

Philadelphia Phillies - 1990

Batter	1	2	3	4	5	6	7	8	9	AB	R	H	RBI	BB	SO	LOB	TOP					
Si Campusano, R OBP: 0.250, SLG: 0.250 (1, 8)										4	1	1	0	0	0	2	Philadelphia Phillies @ Chicago Cubs Wrigley Field, Chicago, IL Tue Apr 10 1990, 3:33 AM CDT Att. 7,791 - Overcast - 37 F					
Tom Herr, S (1, 4)										4	0	0	0	0	1							
John Kruk, L OBP: 0.250, SLG: 0.500 (1, 7)										4	0	1	1	0	0							
Ricky Jordan, R OBP: 0.250, SLG: 0.250 (1, 3)										4	0	1	0	0	0	1						
Von Hayes, L (1, 9)										2	0	0	0	2	0	1						
Dickie Thon, R (1, 6)										4	0	0	0	0	1	4						
Darren Daulton, L OBP: 0.667, SLG: 0.500 Randy Ready, R (9, PH)										2	0	1	0	1	0	0						
Charlie Hayes, R (1, 5)										4	0	0	0	0	0	5						
Bruce Ruffin, S Curt Ford, L (7, PH) Jeff Parrett, R (7, 1)										2	0	0	0	0	0	1						
										1	0	0	0	0	0	1						
										0	0	0	0	0	0	0						
Inning Stats	R: 1 E: 0 K: 1 S: 12	H: 2 LOB: 2 BB: 1 P: 20	R: 0 E: 1 K: 0 S: 10	H: 0 LOB: 1 BB: 1 P: 19	R: 0 E: 0 K: 0 S: 7	H: 0 LOB: 0 BB: 0 P: 12	R: 0 E: 1 K: 0 S: 10	H: 0 LOB: 1 BB: 1 P: 19	R: 0 E: 0 K: 0 S: 6	H: 0 LOB: 0 BB: 0 P: 10	R: 0 E: 0 K: 0 S: 8	H: 1 LOB: 1 BB: 0 P: 14	R: 0 E: 0 K: 0 S: 12	H: 0 LOB: 0 BB: 0 P: 17	R: 0 E: 0 K: 1 S: 15	H: 1 LOB: 2 BB: 1 P: 22	1B: 3 2B: 1 3B: 0 HR: 0	SF: 0 SAC: 0 DP: 1 HBP: 0	WP: 0 PB: 0 SB: 1 CS: 1	PA: 35		
PITCHER	IP	WLS	BF	H	R	ER	SO	BB	IBB	HBP	BLK	WP	HR	S	P	ERA	WHIP					
Mike Bielecki, R ERA: 1.5 Les Lancaster, R ERA: Mitch Williams, L ERA:	(1, 1) (7, 1) (9, 1)	6.0 2.0 1.0	23 7 5	2 1 1	1 0 0	1 0 0	1 0 1	2 0 1	1 0 0	0 0 0	0 0 0	0 0 0	0 0 0	0 18 15	53 27 22	94 27 22	1.50 0.00 0.00	0.667 0.500 2.000				

Batter	1	2	3	4	5	6	7	8	9	AB	R	H	RBI	BB	SO	LOB	BOTTOM				
Jerome Walton, R OBP: 0.500, SLG: 0.500 (1, 8)										4	1	2	0	0	1	1	Philadelphia Phillies @ Chicago Cubs Wrigley Field, Chicago, IL Tue Apr 10 1990, 3:33 AM CDT Att. 7,791 - Overcast - 37 F				
23 Ryne Sandberg, R OBP: 0.500, SLG: 0.500 (1, 4)										4	0	2	0	0	0	0					
Lloyd McClendon, R OBP: 0.250, SLG: 0.333 (1, 7)										3	0	1	1	0	1	1					
Mark Grace, L (1, 3)										3	1	0	0	1	1	2					
Luis Salazar, R OBP: 0.750, SLG: 0.750 (1, 5)										4	0	3	0	0	0	1					
Dwight Smith, L Les Lancaster, R (7, 1) Marvell Wynne, L OBP: 1.000, SLG: 1.000 Mitch Williams, L (9, 1)										3	0	0	0	0	0	3					
Shawon Dunston, R OBP: 0.500, SLG: 0.500 (1, 6)										4	0	2	0	0	1	3					
Joe Girardi, R Dave Clark, L (7, PH) Rick Wrona, R (8, 2)										2	0	0	0	0	0	2					
Mike Bielecki, R Doug Dascenzo, S (7, 9)										1	0	0	0	0	0	1					
										1	0	0	0	0	0	0					
Inning Stats	R: 1 E: 0 K: 0 S: 17	H: 3 LOB: 2 BB: 0 P: 23	R: 0 E: 0 K: 1 S: 10	H: 1 LOB: 1 BB: 0 P: 15	R: 0 E: 0 K: 0 S: 9	H: 1 LOB: 1 BB: 0 P: 16	R: 0 E: 0 K: 0 S: 9	H: 1 LOB: 1 BB: 0 P: 11	R: 0 E: 0 K: 0 S: 8	H: 1 LOB: 0 BB: 0 P: 13	R: 0 E: 0 K: 1 S: 9	H: 1 LOB: 0 BB: 0 P: 13	R: 0 E: 0 K: 2 S: 16	H: 3 LOB: 2 BB: 1 P: 28	1B: 11 2B: 0 3B: 0 HR: 0	SF: 1 SAC: 1 DP: 0 HBP: 0	WP: 1 PB: 0 SB: 0 CS: 1	PA: 35			
PITCHER	IP	WLS	BF	H	R	ER	SO	BB	IBB	HBP	BLK	WP	HR	S	P	ERA	WHIP				
Bruce Ruffin, L ERA: 1.5 Jeff Parrett, R ERA: 4.5	(1, 1) (7, 1)	6.0 2.0	25 9	4 1	1 1	1 1	3 3	0 0	1 0	0 0	0 0	1 0	0 25	41	41	4.50 1.50	2.000 1.167				

AB	31
R	1
H	4
RBI	1
BB	4
SO	2
LOB	16



Batter	1	2	3	4	5	6	7	8	9	AB	R	H	RBI	BB	SO	LOB	TOP								
Sil Campusano, R OBP: 0.333, SLG: 0.250 (1, 8)	4-2 F8 BB SF8 BB	2-2 G3		0-1 BB 1B 2B 1B	2-2 5-3			2-1 5-3		4	2	1	0	1	0	2									
Tom Herr, S OBP: 0.222, SLG: 0.125 (1, 4)	4-1 BB 1-2 BB		1-1 F8	1-1 BB 2B 1B	2-2 F7			0-1 4-3		4	1	1	0	1	0	1									
Carmelo Martinez, R Roger McDowell, R (8, 1)	2-1 F8 2-3		4-0 BLK 1B BB	4-1 2B 1-2 2-3 BB			0-0 F8	2-3 K		3	1	0	0	2	1	2									
Ricky Jordan, R OBP: 0.222, SLG: 0.375 (1, 3)	0-1 SF8		1-1 P3	2-2 2B			1-2 1-3		0-0 F8	4	0	1	3	0	0	1									
Von Hayes, L OBP: 0.778, SLG: 0.333 (1, 9)	4-1 BB 1-2 BB		4-2 1B 1-2 1B BB	4-0 IBB			1-2 1B	4-2 FC6-4 BB		1	1	1	0	4	0	0									
Dickie Thon, R OBP: 0.111, SLG: 0.111 (1, 6)	0-1 F8		2-2 E 1B 1-3 2-H	2-2 F9			3-0 F8	1-1 FC6-4 FC6-4 1-2		5	0	1	1	0	0	7									
Steve Lake, R OBP: 0.400, SLG: 0.400 (1, 2)		1-1 SH1-4 1B	0-0 E8 1-3 3-H 1B	2-1 4-3			1-3 K	1-0 FC6-4 1-2		5	0	2	1	0	1	4									
Charlie Hayes, R (1, 5)		3-2 F8	1-2 F9		4-2 SH1-4 BB		3-1 5-3			3	0	0	0	1	0	3									
Terry Mulholland, R Todd Frohwrth, R Dave Hollins, S Jeff Parrett, L John Kruk, L OBP: 0.250, SLG: 0.500 (8, 7)		1-1 SH1-4		2-2 F8	0-1 SH1-4		0-0 5-3			1	0	0	0	0	0	0									
Inning Stats	R: 1 E: 0 K: 0 S: 10	H: 0 LOB: 2 BB: 3 P: 24	R: 0 E: 0 K: 0 S: 11	H: 1 LOB: 1 BB: 0 P: 18	R: 2 E: 1 K: 0 S: 15	H: 2 LOB: 2 BB: 2 P: 28	R: 2 E: 0 K: 0 S: 19	H: 3 LOB: 3 BB: 2 P: 36	R: 0 E: 0 K: 0 S: 10	H: 0 LOB: 1 BB: 0 P: 18	R: 0 E: 0 K: 1 S: 9	H: 1 LOB: 1 BB: 0 P: 14	R: 0 E: 0 K: 1 S: 6	H: 0 LOB: 0 BB: 0 P: 10	R: 0 E: 0 K: 1 S: 7	H: 0 LOB: 1 BB: 1 P: 11	R: 0 E: 0 K: 0 S: 6	H: 0 LOB: 1 BB: 1 P: 12	1B: 6 2B: 1 3B: 0 HR: 0	SF: 1 SAC: 2 DP: 0 HBP: 0	WP: 0 PB: 0 SB: 0 CS: 0	PA: 43			
PITCHER	IP	WLS	BF	H	R	ER	SO	BB	IBB	HBP	BLK	WP	HR	S	P	ERA	WHIP								
Steve Wilson, L ERA: 13.5	3.1	L	20	5	5	5	0	5	0	0	1	0	0	45	82	13.50	3.000								
Jeff Pico, R ERA:	1.2		9	1	0	0	0	2	1	0	0	0	0	20	42	0.00	1.800								
Paul Assenmacher, L ERA:	2.0		7	1	0	0	1	0	0	0	0	0	0	15	24	0.00	0.500								
Joe Kraemer, L ERA:	1.1		5	0	0	0	1	1	0	0	0	0	0	10	18	0.00	0.750								
Les Lancaster, R ERA:	0.2		2	0	0	0	0	0	0	0	0	0	0	3	5	0.00	0.000								

Philadelphia Phillies @ Chicago Cubs
Wrigley Field, Chicago, IL
Thu Apr 12 1990, 3:33 AM CDT
Sunny - 38 F

AB 31
R 5
H 7
RBI 5
BB 9
SO 2
LOB 20



Batter	1	2	3	4	5	6	7	8	9	AB	R	H	RBI	BB	SO	LOB	BOTTOM								
Jerome Walton, R OBP: 0.222, SLG: 0.222 (1, 8)	1-0 6-3		0-0 5-3			2-1 F9	2-1 P9		1-2 6-3	5	0	0	0	0	0	1									
23 Ryne Sandberg, R OBP: 0.500, SLG: 0.500 (1, 4)	0-1 1B FC4-5 1B		0-0 F7			1-2 E6 2B		3-2 HR 1B		4	3	2	0	0	0	0									
Lloyd McClendon, R OBP: 0.375, SLG: 0.571 (8, 2)	1-1 FC4-5 1-3 1B		1-3 K			3-1 1-H 2B		2-3 K		4	0	2	1	0	2	1									
Andre Dawson, R OBP: 0.250, SLG: 1.000 (1, 9)	1-0 FC4-5 1-2 3-H 1B			2-3 K		2-0 P6		3-1 1-H HR		4	1	1	3	0	1	2									
Mark Grace, L OBP: 0.500, SLG: 0.333 (1, 3)	2-2 P6			0-1 G6-4-3 1B		4-2 BB		0-0 BB 1B		3	0	2	0	1	0	1									
Luis Salazar, R OBP: 0.500, SLG: 0.429 (1, 5)		0-1 F8		2-0 G6-4-3 1-2		1-2 F7		4-1 G1-6-3 BB		3	0	0	0	1	0	3									
Shawon Dunston, R OBP: 0.250, SLG: 0.250 (1, 6)		2-1 1-3			1-1 5-3		1-3 K	0-0 G1-6-3 1-2		4	0	0	0	0	1	2									
Joe Girardi, R OBP: 0.250, SLG: 0.250 (1, 2)		0-0			0-0 P5		1-1	1-2 1-3		2	0	1	0	0	0	0									
Dave Clark, L OBP: 0.500, SLG: 0.500 (7, PH)									1-2 1-3	1	0	1	0	0	0	0									
Joe Kraemer, L (8, 1)										0	0	0	0	0	0	0									
Les Lancaster, R (9, 1)										0	0	0	0	0	0	0									
Dwight Smith, L (9, PH)										1	0	0	0	0	0	0									
Steve Wilson, L Jeff Pico, R Greg Smith, S Paul Assenmacher, L Marvell Wynne, L OBP: 0.333, SLG: 0.333 (8, 7)		2-3 K			1-2 5-3		0-1 P3		1-0 G3	1	0	0	0	0	1	1									
Inning Stats	R: 1 E: 0 K: 0 S: 10	H: 2 LOB: 1 BB: 0 P: 15	R: 0 E: 0 K: 1 S: 8	H: 1 LOB: 0 BB: 0 P: 12	R: 0 E: 0 K: 1 S: 5	H: 0 LOB: 0 BB: 0 P: 6	R: 0 E: 0 K: 1 S: 6	H: 1 LOB: 0 BB: 0 P: 10	R: 0 E: 0 K: 0 S: 7	H: 0 LOB: 0 BB: 0 P: 9	R: 1 E: 1 K: 0 S: 13	H: 1 LOB: 2 BB: 1 P: 26	R: 0 E: 0 K: 1 S: 9	H: 1 LOB: 1 BB: 0 P: 13	R: 0 E: 0 K: 1 S: 11	H: 3 LOB: 1 BB: 1 P: 23	R: 0 E: 0 K: 0 S: 10	H: 0 LOB: 0 BB: 0 P: 13	1B: 7 2B: 1 3B: 0 HR: 1	SF: 0 SAC: 0 DP: 2 HBP: 0	WP: 0 PB: 0 SB: 0 CS: 0	PA: 37			
PITCHER	IP	WLS	BF	H	R	ER	SO	BB	IBB	HBP	BLK	WP	HR	S	P	ERA	WHIP								
Terry Mulholland, L ERA: 1.59	5.2	W	23	5	2	1	3	1	0	0	0	0	0	46	74	1.59	1.059								
Todd Frohwrth, R ERA:	0.1		1	0	0	0	0	0	0	0	0	0	0	3	4	0.00	0.000								
Jeff Parrett, R ERA: 8.1	1.1		7	3	2	2	2	0	0	0	0	0	1	17	29	13.50	2.250								
Roger McDowell, R ERA:	1.2	S	6	1	0	0	0	1	0	0	0	0	0	13	20	0.00	1.200								

Philadelphia Phillies @ Chicago Cubs
Wrigley Field, Chicago, IL
Thu Apr 12 1990, 3:33 AM CDT
Sunny - 38 F

AB 35
R 4
H 9
RBI 4
BB 2
SO 5
LOB 12



Batter	1	2	3	4	5	6	7	8	9	AB	R	H	RBI	BB	SO	LOB	TOP											
Milt Thompson, L OBP: 0.333, SLG: 0.111	F7		G1-3		G4-3					4	1	1	0	1	0	1	St. Louis Cardinals @ Philadelphia Phillies Veterans Stadium, Philadelphia, PA Fri Apr 13 1990, 7:05 PM EDT Att: 32,173 - Unknown - 47 F											
Willie McGee, S OBP: 0.500, SLG: 0.647	HR		G4-3		G4-3					4	2	3	1	1	0	0												
Todd Zeile, R OBP: 0.263, SLG: 0.529	HR		G5-3		G5-3					5	2	2	4	0	0	3												
Pedro Guerrero, R OBP: 0.368, SLG: 0.438 Dave Collins, S (9, PR)	F9				G5-3					5	0	0	0	0	0	2												
Terry Pendleton, S OBP: 0.474, SLG: 0.438	L7				G6-3					0	1	0	0	0	0	0												
Tom Brunansky, R OBP: 0.692, SLG: 1.000										5	1	2	2	0	1	0												
Ozzie Smith, S OBP: 0.235, SLG: 0.167										2	2	1	1	2	1	0												
José Oquendo, S OBP: 0.389, SLG: 0.438										3	0	1	1	1	0	2												
John Tudor, L Vince Coleman, S Bob Tewksbury, R										3	1	1	2	2	1	2												
Inning Stats	R: 2 E: 0 K: 0 S: 13	H: 2 LOB: 0 BB: 0 P: 18	R: 0 E: 0 K: 2 S: 10	H: 1 LOB: 1 BB: 1 P: 20	R: 0 E: 0 K: 0 S: 4	H: 0 LOB: 0 BB: 0 P: 10	R: 0 E: 0 K: 0 S: 8	H: 1 LOB: 1 BB: 0 P: 18	R: 1 E: 0 K: 1 S: 9	H: 1 LOB: 1 BB: 1 P: 18	R: 0 E: 0 K: 1 S: 15	H: 0 LOB: 2 BB: 2 P: 28	R: 0 E: 0 K: 1 S: 7	H: 1 LOB: 1 BB: 1 P: 14	R: 1 E: 0 K: 1 S: 14	H: 1 LOB: 0 BB: 0 P: 21	R: 7 E: 0 K: 1 S: 25	H: 4 LOB: 2 BB: 3 P: 49	1B: 6 2B: 2 3B: 1 HR: 2	SF: 1 SAC: 1 DP: 2 HBP: 1	WP: 0 PB: 0 SB: 0 CS: 0	PA: 45						
PITCHER	IP	WLS	BF	H	R	ER	SO	BB	IBB	HBP	BLK	WP	HR	S	P	ERA	WHIP											
Ken Howell, R ERA: 4.76	(1, 1)	5.2	L	25	5	3	3	2	4	0	1	0	0	1	53	103	4.76	1.588										
Chuck McElroy, L ERA: 7.2	(6, 1)	0.2		4	1	0	0	2	1	0	0	0	0	0	12	21	0.00	3.000										
Jeff Parrett, R ERA: 7.2	(7, 1)	1.2		5	1	1	1	2	0	0	0	0	0	1	15	23	5.40	0.600										
Roger McDowell, R ERA: 27.0	(9, 1)	0.1		7	3	6	6	0	2	0	0	0	0	0	20	37	162.00	15.000										
Brad Moore, R ERA: 5.4	(9, 1)	0.2		4	1	1	1	1	1	0	0	0	0	0	5	12	13.50	3.000										

AB 34
R 11
H 11
RBI 11
BB 8
SO 6
LOB 13



Batter	1	2	3	4	5	6	7	8	9	AB	R	H	RBI	BB	SO	LOB	BOTTOM											
Sil Campusano, R OBP: 0.214, SLG: 0.154 Curt Ford, L	F8		G4-3							3	0	0	0	0	1	2	St. Louis Cardinals @ Philadelphia Phillies Veterans Stadium, Philadelphia, PA Fri Apr 13 1990, 7:05 PM EDT Att: 32,173 - Unknown - 47 F											
Tom Herr, S OBP: 0.308, SLG: 0.182	L8									3	0	1	0	1	0	1												
John Kruk, L OBP: 0.167, SLG: 0.250	F8		G1-3							4	0	0	0	0	0	5												
Ricky Jordan, R OBP: 0.294, SLG: 0.375										4	0	1	0	0	0	0												
Von Hayes, L OBP: 0.529, SLG: 0.200										4	0	0	0	0	0	2												
Dickie Thon, R OBP: 0.222, SLG: 0.176										4	0	2	0	0	0	0												
Charlie Hayes, R OBP: 0.250, SLG: 0.273										4	0	2	0	0	1	1												
Darren Daulton, L OBP: 0.273, SLG: 0.111										3	0	0	0	1	0	3												
Ken Howell, R Chuck McElroy, L Jeff Parrett, R Rod Booker, L Roger McDowell, R Brad Moore, R										2	0	0	0	0	1	2												
Inning Stats	R: 0 E: 0 K: 0 S: 7	H: 0 LOB: 0 BB: 0 P: 9	R: 0 E: 0 K: 0 S: 7	H: 0 LOB: 0 BB: 0 P: 9	R: 0 E: 0 K: 1 S: 12	H: 1 LOB: 3 BB: 2 P: 24	R: 0 E: 0 K: 0 S: 4	H: 0 LOB: 0 BB: 0 P: 5	R: 0 E: 0 K: 0 S: 8	H: 0 LOB: 0 BB: 0 P: 11	R: 0 E: 0 K: 1 S: 11	H: 2 LOB: 2 BB: 0 P: 17	R: 0 E: 0 K: 1 S: 6	H: 1 LOB: 0 BB: 0 P: 6	R: 0 E: 0 K: 0 S: 13	H: 0 LOB: 1 BB: 1 P: 22	R: 0 E: 0 K: 0 S: 13	H: 2 LOB: 2 BB: 0 P: 19	1B: 5 2B: 1 3B: 0 HR: 0	SF: 0 SAC: 0 DP: 1 HBP: 0	WP: 0 PB: 0 SB: 0 CS: 0	PA: 35						
PITCHER	IP	WLS	BF	H	R	ER	SO	BB	IBB	HBP	BLK	WP	HR	S	P	ERA	WHIP											
John Tudor, L ERA: 0.833	(1, 1)	6.0	W	23	3	0	0	2	2	0	0	0	0	0	49	75	0.00	0.833										
Bob Tewksbury, R ERA: 0.833	(7, 1)	3.0	S	12	3	0	0	1	1	0	0	0	0	32	47	0.00	1.333											

AB 32
R 0
H 6
RBI 0
BB 3
SO 3
LOB 16



Batter	1	2	3	4	5	6	7	8	9	AB	R	H	RBI	BB	SO	LOB	TOP										
Lenny Dykstra, L OBP: 0.667, SLG: 1.111	2-1 2B 1B		3-1 HR		0-0 L8		1-3 K		2-1 G6-3	5	2	2	1	0	1	3	Philadelphia Phillies @ Montreal Expos Olympic Stadium, Montreal, QB Mon Apr 16 1990, 7:05 PM EDT Att: 11,063 - Unknown - 71 F AB 35 R 4 H 9 RBI 4 BB 2 SO 7 LOB 15										
Tom Herr, S OBP: 0.417, SLG: 0.591	0-0 1-H 2B		2-1 2B		3-1 G4-3		0-1 G6-3			4	0	2	1	0	0	1											
John Kruk, L OBP: 0.250, SLG: 0.300	0-3 K		3-3 K		0-1 2B 1B		0-3 K2-3			4	1	1	1	0	3	2											
Ricky Jordan, R OBP: 0.276, SLG: 0.308	4-0 BB		0-0 P3		0-1 3-H 1-H 2B		1-0 F8			3	0	1	1	1	0	1											
Von Hayes, L OBP: 0.379, SLG: 0.333	1-2 F7		3-2 G6-3		0-2 F7		1-2 G3-1			4	0	0	0	0	0	4											
Dickie Thon, R OBP: 0.200, SLG: 0.143	1-0 L7				0-0 P5		1-1 F9			4	0	0	0	0	0	2											
Darren Daulton, L OBP: 0.278, SLG: 0.133			3-3 K		2-2 F8		4-0 BB		0-2 L9	2	0	0	0	1	1	0											
Randy Ready, R OBP: 0.364, SLG: 0.143			2-1 P3		0-0 G6-3		1 SAFE 0-0 L9		0-0 1B 1B	4	0	1	0	0	0	1											
Charlie Hayes, R OBP: 0.292, SLG: 0.304			0-3 K		1-2 G4-3 1B 2B		2-3 K		1 SAFE 2-0 1B G6-3 1B	3	1	1	0	0	2	1											
Terry Mulholland, R ERA: 3.0										0	0	0	0	0	0	0											
Jeff Parrett, R ERA: 7.71										0	0	0	0	0	0	0											
Todd Frohwrth, R ERA: 9.0										0	0	0	0	0	0	0											
Chuck McElroy, L ERA: 1.59										0	0	0	0	0	0	0											
Inning Stats	R: 1 E: 0 K: 1 S: 10	H: 2 LOB: 2 BB: 1 P: 18	R: 0 E: 0 K: 2 S: 9	H: 0 LOB: 0 BB: 0 P: 14	R: 1 E: 0 K: 1 S: 13	H: 2 LOB: 1 BB: 0 P: 24	R: 0 E: 0 K: 0 S: 5	H: 0 LOB: 0 BB: 0 P: 7	R: 2 E: 0 K: 0 S: 15	H: 3 LOB: 1 BB: 0 P: 19	R: 0 E: 0 K: 1 S: 6	H: 0 LOB: 1 BB: 1 P: 13	R: 0 E: 0 K: 2 S: 8	H: 0 LOB: 0 BB: 0 P: 9	R: 0 E: 0 K: 0 S: 6	H: 0 LOB: 0 BB: 0 P: 11	R: 0 E: 0 K: 0 S: 7	H: 2 LOB: 2 BB: 0 P: 11	1B: 4 2B: 4 3B: 0 HR: 1	SF: 0 SAC: 0 DP: 1 HBP: 0	WP: 0 PB: 0 SB: 0 CS: 0	PA: 37					
PITCHER	IP	WLS	BF	H	R	ER	SO	BB	IBB	HBP	BLK	WP	HR	S	P	ERA	WHIP										
Oil Can Boyd, R ERA: 5.73	5.0		23	7	4	4	4	1	0	0	0	0	1	52	82	7.20	1.600										
Joe Hesketh, L ERA: 1.69	2.0	W	7	0	0	0	3	1	0	0	0	0	0	14	22	0.00	0.500										
Drew Hall, L ERA: 1.69	1.1		5	1	0	0	0	0	0	0	0	0	0	10	15	0.00	0.750										
Tim Burke, R ERA: 9.0	0.0		1	1	0	0	0	0	0	0	0	0	0	1	3	∞	∞										
Steve Frey, L ERA: 1.59	0.2	S	1	0	0	0	0	0	0	0	0	0	0	2	4	0.00	0.000										

Batter	1	2	3	4	5	6	7	8	9	AB	R	H	RBI	BB	SO	LOB	BOTTOM										
Delino DeShields, L OBP: 0.441, SLG: 0.500	1-1 G4-3 1B		1-3 K		0-0 FC5-4 1B		1 SAFE 0-0 1B 1B		2-0 P6	5	0	3	0	0	1	2	Philadelphia Phillies @ Montreal Expos Olympic Stadium, Montreal, QB Mon Apr 16 1990, 7:05 PM EDT Att: 11,063 - Unknown - 71 F AB 27 R 5 H 8 RBI 5 BB 7 SO 3 LOB 12										
Otis Nixon, S OBP: 0.200, SLG: 0.200	2-0 G4-3				0-0 1B SF9		4-2 1B WP 1B BB			3	1	1	0	0	0	2											
Larry Walker, L OBP: 0.333, SLG: 0.200					0-0 1B SF9		1-2 2-3 BB			0	1	0	0	1	0	0											
Drew Hall, L					0-0 1B SF7		1-2 2-3 BB			0	0	0	0	0	0	0											
Tim Burke, R					3-0 1B SF9 SF7		1-0 1B WP 1B			4	1	2	1	0	0	1											
Steve Frey, R					1-3 1B SF7		1-2 2-3 BB			2	0	0	1	1	0	0											
Tim Raines, S OBP: 0.333, SLG: 0.346	3-1 G5-3				0-0 P3		1-2 2-3 BB			2	0	0	2	1	0	0											
Tim Wallach, R OBP: 0.355, SLG: 0.429					1-1 SF9		2-2 F7			2	0	0	1	1	0	0											
Andres Galarraga, R OBP: 0.400, SLG: 0.261					1-3 3-H SF7		1-0 G4-3			2	0	0	2	1	0	0											
Marquis Grissom, R OBP: 0.276, SLG: 0.346					3-H 4-1 FC6-4 BB		1-2 2-3 3-H BB			3	0	0	0	1	1	3											
Mike Fitzgerald, R OBP: 0.300, SLG: 0.143					0-2 G5-3		2-0 F7			2	0	0	0	2	0	0											
Spike Owen, S OBP: 0.308, SLG: 0.600					4-1 FC6-4 BB		4-1 S BB			4	1	2	1	0	0	3											
Oil Can Boyd, R					2-1 SH3-4 1B		0-0 1B HR			0	0	0	0	0	0	0											
Rex Hudler, R					0-1 SH3-4		1 SAFE 4-2 BB 1B BB			0	0	0	0	0	0	0											
Joe Hesketh, R					1-2 1B BB		1-2 2-3 BB			1	1	0	0	1	0	1											
Junior Neboja, R OBP: 0.333, SLG: 0.333					0-1 P5		4-2 BB 1B BB			0	0	0	0	0	0	0											
Mike Althete, L ERA: 0.500							1-2 2-3 BB			0	0	0	0	0	0	0											
Dave Martinez, L OBP: 0.107, SLG: 0.167							1-2 2-3 BB			1	1	0	0	0	1	1											
Inning Stats	R: 0 E: 0 K: 0 S: 5	H: 1 LOB: 0 BB: 0 P: 11	R: 0 E: 0 K: 0 S: 8	H: 0 LOB: 0 BB: 0 P: 11	R: 0 E: 0 K: 1 S: 10	H: 1 LOB: 1 BB: 0 P: 13	R: 2 E: 0 K: 0 S: 12	H: 2 LOB: 2 BB: 2 P: 28	R: 0 E: 0 K: 0 S: 5	H: 1 LOB: 1 BB: 0 P: 6	R: 0 E: 0 K: 0 S: 9	H: 0 LOB: 0 BB: 0 P: 12	R: 3 E: 0 K: 1 S: 24	H: 3 LOB: 3 BB: 4 P: 44	R: 0 E: 0 K: 1 S: 10	H: 0 LOB: 1 BB: 1 P: 20	1B: 7 2B: 0 3B: 0 HR: 1	SF: 2 SAC: 1 DP: 1 HBP: 0	WP: 1 PB: 0 SB: 4 CS: 0	PA: 37							
PITCHER	IP	WLS	BF	H	R	ER	SO	BB	IBB	HBP	BLK	WP	HR	S	P	ERA	WHIP										
Terry Mulholland, L ERA: 3.0	6.1		26	6	3	3	1	2	0	0	0	0	0	6	15	27.00	12.000										
Jeff Parrett, R ERA: 7.71	0.1	L	4	2	1	1	0	2	0	0	0	0	0	6	15	27.00	12.000										
Todd Frohwrth, R ERA: 9.0	0.1		4	0	1	1	1	3	0	0	0	1	0	17	30	27.00	9.000										
Chuck McElroy, L ERA: 1.59	1.0		3	0	0	0	1	0	0	0	0	0	0	9	15	0.00	0.000										



Batter	1	2	3	4	5	6	7	8	9	AB	R	H	RBI	BB	SO	LOB	TOP								
Lenny Dykstra, L OBP: 0.538, SLG: 0.846 (1, 8)	G4-3		F7				K			4	0	1	0	0	1	1	Philadelphia Phillies @ Montreal Expos Olympic Stadium, Montreal, QB Tue Apr 17 1990, 7:05 PM EDT Att: 8,406 - Dome								
Tom Herr, S OBP: 0.393, SLG: 0.520 (1, 4)	1B		K			G5-3		G6-3		3	0	0	0	1	1	0									
Von Hayes, L OBP: 0.424, SLG: 0.375 (1, 9)	L7-4							K		3	1	2	0	1	1	0									
Ricky Jordan, R OBP: 0.273, SLG: 0.276 (1, 3)								G3		3	0	0	0	0	0	2									
John Kruk, L OBP: 0.261, SLG: 0.391 Randy Ready, R OBP: 0.417, SLG: 0.143 (9, PH)	L7-4									3	0	1	1	0	0	4									
Dickie Thon, R OBP: 0.235, SLG: 0.188 (1, 6)										0	0	0	0	0	0	0									
Charlie Hayes, R OBP: 0.250, SLG: 0.259 (1, 5)										4	0	2	0	0	1	2									
Steve Lake, R OBP: 0.308, SLG: 0.333 (1, 2)										4	0	0	0	0	1	3									
Pat Combs, L Darrel Akerfelds, R Chuck McElroy, L Carmelo Martinez, R Todd Frohwrth, R Don Carman, L Jeff Parrett, R Sil Campuzano, R OBP: 0.266, SLG: 0.143 (9, PH)										1	0	0	0	0	1	0									
Inning Stats	R: 0 E: 0 K: 0 S: 9	H: 1 LOB: 2 BB: 1 P: 17	R: 0 E: 0 K: 1 S: 8	H: 1 LOB: 0 BB: 0 P: 12	R: 0 E: 0 K: 2 S: 11	H: 0 LOB: 0 BB: 0 P: 17	R: 0 E: 0 K: 1 S: 11	H: 1 LOB: 1 BB: 0 P: 18	R: 0 E: 0 K: 0 S: 13	H: 1 LOB: 2 BB: 1 P: 22	R: 1 E: 0 K: 0 S: 10	H: 1 LOB: 1 BB: 1 P: 16	R: 0 E: 0 K: 1 S: 10	H: 1 LOB: 0 BB: 0 P: 13	R: 0 E: 0 K: 1 S: 7	H: 0 LOB: 0 BB: 0 P: 12		R: 0 E: 0 K: 1 S: 10	H: 1 LOB: 2 BB: 0 P: 16	1B: 6 2B: 1 3B: 1 HR: 0	SF: 0 SAC: 1 DP: 1 HBP: 2	WP: 0 PB: 0 SB: 0 CS: 1	PA: 36		
PITCHER	IP	WLS	BF	H	R	ER	SO	BB	IBB	HBP	BLK	WP	HR	S	P	ERA	WHIP								
Mark Gardner, R ERA: 1.42 (1, 1)	5.0		19	4	0	0	4	2	0	1	0	0	0	52	86	0.00	1.200								
Drew Hall, L ERA: 2.45 (6, 1)	2.0	W	9	2	1	1	1	1	0	0	0	0	0	20	29	4.50	1.500								
Steve Frey, L ERA: 1.17 (8, 1)	2.0	S	8	1	0	0	2	0	0	1	0	0	0	17	28	0.00	0.500								

Batter	1	2	3	4	5	6	7	8	9	AB	R	H	RBI	BB	SO	LOB	BOTTOM								
Delino DeShields, L OBP: 0.447, SLG: 0.514 (1, 4)	CS		2B				FC4-6			3	0	1	1	1	0	2	Philadelphia Phillies @ Montreal Expos Olympic Stadium, Montreal, QB Tue Apr 17 1990, 7:05 PM EDT Att: 8,406 - Dome								
Marquis Grissom, R OBP: 0.273, SLG: 0.367 (1, 8)	F8						CS			4	0	1	0	0	1	2									
Tim Raines, S OBP: 0.353, SLG: 0.345 (1, 7)										3	0	1	0	1	1	2									
Tim Wallach, R OBP: 0.343, SLG: 0.387 (1, 5)	FC5-4									3	0	0	0	1	1	4									
Andres Galarraga, R OBP: 0.412, SLG: 0.308 (1, 3)										3	1	1	0	1	2	1									
Larry Walker, L OBP: 0.300, SLG: 0.174 (1, 9)										3	0	0	0	0	2	2									
Nelson Santovenia, R OBP: 0.227, SLG: 0.400 Otis Nixon, S OBP: 0.200, SLG: 0.200 Steve Frey, R (8, 1)										1	0	1	1	1	0	0									
Spike Owen, S OBP: 0.310, SLG: 0.571 (1, 6)										3	0	1	0	0	0	0									
Mark Gardner, R Rex Hudler, R Drew Hall, L Mike Aldrete, L Mike Fitzgerald, R OBP: 0.364, SLG: 0.125 (8, 2)										1	0	0	0	0	1	0									
Inning Stats	R: 0 E: 0 K: 0 S: 8	H: 1 LOB: 1 BB: 1 P: 16	R: 1 E: 0 K: 1 S: 10	H: 1 LOB: 0 BB: 0 P: 18	R: 0 E: 0 K: 3 S: 13	H: 1 LOB: 2 BB: 1 P: 20	R: 0 E: 0 K: 1 S: 8	H: 0 LOB: 1 BB: 1 P: 21	R: 0 E: 0 K: 0 S: 9	H: 1 LOB: 1 BB: 0 P: 12	R: 0 E: 0 K: 1 S: 8	H: 0 LOB: 2 BB: 2 P: 20	R: 1 E: 0 K: 0 S: 7	H: 2 LOB: 1 BB: 0 P: 10	R: 0 E: 1 K: 2 S: 11	H: 1 LOB: 1 BB: 0 P: 18		1B: 4 2B: 3 3B: 0 HR: 0	SF: 1 SAC: 0 DP: 0 HBP: 0	WP: 1 PB: 0 SB: 1 CS: 4	PA: 34				
PITCHER	IP	WLS	BF	H	R	ER	SO	BB	IBB	HBP	BLK	WP	HR	S	P	ERA	WHIP								
Pat Combs, L ERA: 5.63 (1, 1)	5.0		20	4	1	1	5	3	0	0	0	0	0	48	87	1.80	1.400								
Darrel Akerfelds, R ERA: (6, 1)	0.2		3	0	0	0	0	2	0	0	0	0	0	5	16	0.00	3.000								
Chuck McElroy, L ERA: (6, 1)	0.1		1	0	0	0	1	0	0	0	0	0	0	3	4	0.00	0.000								
Todd Frohwrth, R ERA: 13.5 (7, 1)	0.0	L	2	2	1	1	0	0	0	0	0	0	0	3	4	=	=								
Don Carman, L ERA: (7, 1)	0.2		2	0	0	0	0	0	0	0	0	0	0	4	5	0.00	0.000								

Batter	1	2	3	4	5	6	7	8	9	AB	R	H	RBI	BB	SO	LOB	TOP				
Lenny Dykstra, L OBP: 0.500, SLG: 0.778 (1, 8)	F7	2-2 1-2 2-H		1B 2B		P4		L8		5	1	2	1	0	0	0	Philadelphia Phillies @ Montreal Expos Olympic Stadium, Montreal, QB Wed Apr 18, 1990, 7:05 PM EDT Att: 10,096 - Unknown - 70 F				
Tom Herr, S OBP: 0.424, SLG: 0.517 (1, 4)	G4-3 BB	F8		F7		S 1B IBB		G3-4-3 1B		4	0	2	0	1	0	3					
Von Hayes, L OBP: 0.447, SLG: 0.393 (1, 9)	G4-3		WP 1B BB	1-2 2-H 1B		SAFE 1B SAFE 1B		G3-4-3 1-2 1B		4	1	2	1	1	0	2					
Ricky Jordan, R OBP: 0.263, SLG: 0.242 Roger McDowell, R (8, 1)	K		K	F8		4-1 1-2 2-H IBB		G5-3		4	0	0	0	1	2	4					
John Kruk, L OBP: 0.286, SLG: 0.346 (1, 7)		L9-6-4 1B BB	1B BB	G6-3		1-2 F7		G3		3	1	0	0	2	0	3					
Charlie Hayes, R OBP: 0.273, SLG: 0.258 (1, 5)		L9-6-4 1-2 BB	1-3 3-H 1B		G1-3		B5-3		K	4	0	1	1	1	1	0					
Darren Daulton, L OBP: 0.304, SLG: 0.111 (1, 2)		L9-6-4 1-2 2-3	K	BB		4-2 BB		K		3	0	0	0	2	2	4					
Rod Booker, L OBP: 0.400, SLG: 0.250 (1, 6)		0-0 BB 1B		L8		0-0 L8		F8		3	1	1	1	1	0	2					
Ken Howell, R Camelo Martinez, R OBP: 0.500, SLG: 0.222 (8, 3)		3-H 4-2 1B BB		G6-3		2-1 L8		K		3	0	0	0	1	1	5					
		1-2 BB								0	0	0	0	0	0	0					
Inning Stats	R: 0 E: 0 K: 1 S: 10	H: 0 LOB: 1 BB: 1 P: 21	R: 2 E: 0 K: 0 S: 14	H: 2 LOB: 2 BB: 3 P: 31	R: 1 E: 0 K: 2 S: 13	H: 1 LOB: 3 BB: 3 P: 29	R: 1 E: 0 K: 0 S: 10	H: 2 LOB: 1 BB: 0 P: 12	R: 0 E: 0 K: 0 S: 9	H: 0 LOB: 1 BB: 1 P: 16	R: 0 E: 0 K: 1 S: 6	H: 0 LOB: 1 BB: 1 P: 12	R: 0 E: 0 K: 0 S: 6	H: 1 LOB: 1 BB: 0 P: 11	R: 0 E: 0 K: 2 S: 9	H: 0 LOB: 0 BB: 0 P: 12	1B: 7 2B: 2 3B: 0 HR: 0	SF: 0 SAC: 0 DP: 1 HBP: 0	WP: 2 PB: 0 SB: 2 CS: 0	PA: 43	
PITCHER	IP WLS BF H R ER SO BB IBB HBP BLK WP HR S P ERA WHIP	IP WLS BF H R ER SO BB IBB HBP BLK WP HR S P ERA WHIP	IP WLS BF H R ER SO BB IBB HBP BLK WP HR S P ERA WHIP	IP WLS BF H R ER SO BB IBB HBP BLK WP HR S P ERA WHIP	IP WLS BF H R ER SO BB IBB HBP BLK WP HR S P ERA WHIP	IP WLS BF H R ER SO BB IBB HBP BLK WP HR S P ERA WHIP	IP WLS BF H R ER SO BB IBB HBP BLK WP HR S P ERA WHIP	IP WLS BF H R ER SO BB IBB HBP BLK WP HR S P ERA WHIP	IP WLS BF H R ER SO BB IBB HBP BLK WP HR S P ERA WHIP	IP WLS BF H R ER SO BB IBB HBP BLK WP HR S P ERA WHIP	IP WLS BF H R ER SO BB IBB HBP BLK WP HR S P ERA WHIP	IP WLS BF H R ER SO BB IBB HBP BLK WP HR S P ERA WHIP	IP WLS BF H R ER SO BB IBB HBP BLK WP HR S P ERA WHIP	IP WLS BF H R ER SO BB IBB HBP BLK WP HR S P ERA WHIP	IP WLS BF H R ER SO BB IBB HBP BLK WP HR S P ERA WHIP	IP WLS BF H R ER SO BB IBB HBP BLK WP HR S P ERA WHIP	IP WLS BF H R ER SO BB IBB HBP BLK WP HR S P ERA WHIP				
Kevin Gross, R ERA: 3.75 Joe Hesketh, L ERA: Bill Sampen, R ERA: Drew Hall, L ERA: 2.16	(1, 1) (6, 1) (7, 1) (9, 1)	5.0 1.0 2.0 1.0	L 5 2 8 3	27 0 1 0	5 0 1 0	4 0 0 0	4 0 0 0	3 0 1 2	3 0 0 0	7 0 1 0	1 0 0 0	0 0 0 0	0 0 0 0	0 0 0 0	0 0 0 0	0 0 0 0	0 0 0 0	0 0 0 0	0 0 0 0	0 0 0 0	0 0 0 0

AB	33
R	4
H	8
RBI	4
BB	10
SO	6
LOB	23



Batter	1	2	3	4	5	6	7	8	9	AB	R	H	RBI	BB	SO	LOB	BOTTOM					
Delino DeShields, L OBP: 0.488, SLG: 0.526 (1, 4)	F8 E G3 1B			FC5-4 1B		FC4-6 BB		K		3	1	2	0	2	1	0	Philadelphia Phillies @ Montreal Expos Olympic Stadium, Montreal, QB Wed Apr 18, 1990, 7:05 PM EDT Att: 10,096 - Unknown - 70 F					
Marquis Grissom, R OBP: 0.237, SLG: 0.314 (1, 8)	F8 1-3	K		FC5-4 S 1-2		K		G1-3		5	0	0	0	0	2	7						
Tim Raines, S OBP: 0.308, SLG: 0.294 (1, 7)	G3	L7		P5		FC4-6 CS		G5-3		5	0	0	2	0	0	5						
Tim Wallach, R OBP: 0.368, SLG: 0.412 Tom Foley, L (5, 5)	BB 1B		1B	K		CS		F8		3	1	2	0	0	1	1						
Andres Galarraga, R OBP: 0.395, SLG: 0.276 (1, 3)	1B BB		K		G5-3		K			3	0	0	0	1	2	1						
Larry Walker, L OBP: 0.353, SLG: 0.296 (1, 9)	1-3 2-H 1B		S 1B		K		2B			4	0	3	1	0	1	0						
Nelson Santovenia, R OBP: 0.192, SLG: 0.333 (1, 2)	G6-3		K		G6-3		P3			4	0	0	0	0	1	5						
Spike Owen, S OBP: 0.364, SLG: 0.600 (1, 6)		1-2 2B		FC6-4 IBB		BB FC4-6 BB		G4-3		2	1	1	0	2	0	0						
Kevin Gross, R OBP: 0.286, SLG: 0.500 Joe Hesketh, R (6, PH) Mike Aldrete, L OBP: 0.785, SLG: 0.887 Bill Sampen, R (7, PH) Wallace Johnson, S OBP: 0.320, SLG: 0.330 Drew Hall, L (9, PH)	(1, 1) (6, 1) (7, 1) (9, 1)	7.0 2.0	W S	34 6	H R ER SO BB IBB HBP BLK WP HR S P ERA WHIP	H R ER SO BB IBB HBP BLK WP HR S P ERA WHIP	H R ER SO BB IBB HBP BLK WP HR S P ERA WHIP	H R ER SO BB IBB HBP BLK WP HR S P ERA WHIP	H R ER SO BB IBB HBP BLK WP HR S P ERA WHIP	H R ER SO BB IBB HBP BLK WP HR S P ERA WHIP	H R ER SO BB IBB HBP BLK WP HR S P ERA WHIP	H R ER SO BB IBB HBP BLK WP HR S P ERA WHIP	H R ER SO BB IBB HBP BLK WP HR S P ERA WHIP	H R ER SO BB IBB HBP BLK WP HR S P ERA WHIP	H R ER SO BB IBB HBP BLK WP HR S P ERA WHIP	H R ER SO BB IBB HBP BLK WP HR S P ERA WHIP		H R ER SO BB IBB HBP BLK WP HR S P ERA WHIP				
Ken Howell, R ERA: 4.26 Roger McDowell, R ERA: 12.46	(1, 1) (8, 1)	7.0 2.0	W S	34 6	H R ER SO BB IBB HBP BLK WP HR S P ERA WHIP	H R ER SO BB IBB HBP BLK WP HR S P ERA WHIP	H R ER SO BB IBB HBP BLK WP HR S P ERA WHIP	H R ER SO BB IBB HBP BLK WP HR S P ERA WHIP	H R ER SO BB IBB HBP BLK WP HR S P ERA WHIP	H R ER SO BB IBB HBP BLK WP HR S P ERA WHIP	H R ER SO BB IBB HBP BLK WP HR S P ERA WHIP	H R ER SO BB IBB HBP BLK WP HR S P ERA WHIP	H R ER SO BB IBB HBP BLK WP HR S P ERA WHIP	H R ER SO BB IBB HBP BLK WP HR S P ERA WHIP	H R ER SO BB IBB HBP BLK WP HR S P ERA WHIP	H R ER SO BB IBB HBP BLK WP HR S P ERA WHIP		H R ER SO BB IBB HBP BLK WP HR S P ERA WHIP				
Inning Stats	R: 2 E: 1 K: 0 S: 8	H: 3 LOB: 2 BB: 1 P: 18	R: 0 E: 0 K: 1 S: 10	H: 1 LOB: 2 BB: 1 P: 17	R: 0 E: 0 K: 2 S: 11	H: 2 LOB: 3 BB: 1 P: 21	R: 0 E: 0 K: 1 S: 6	H: 1 LOB: 1 BB: 0 P: 9	R: 0 E: 0 K: 1 S: 8	H: 0 LOB: 0 BB: 0 P: 11	R: 1 E: 0 K: 1 S: 8	H: 1 LOB: 1 BB: 2 P: 21	R: 0 E: 0 K: 1 S: 11	H: 1 LOB: 1 BB: 0 P: 15	R: 0 E: 0 K: 1 S: 7	H: 0 LOB: 0 BB: 0 P: 11	R: 0 E: 0 K: 0 S: 4	H: 0 LOB: 0 BB: 0 P: 5	1B: 7 2B: 2 3B: 0 HR: 0	SF: 0 SAC: 0 DP: 0 HBP: 0	WP: 0 PB: 0 SB: 2 CS: 1	PA: 41

AB	35
R	3
H	9
RBI	3
BB	5
SO	8
LOB	23



Batter	1	2	3	4	5	6	7	8	9	AB R H RBI BB SO LOB	TOP											
Delino DeShields, L (1.4) OBP: 0.479, SLG: 0.512	0-0 G6-4-3 BLK 1B		2-3 K		1-0 CS 1B		1-3 K		2-1 L8	5 1 2 0 0 2 2	Montreal Expos @ Philadelphia Phillies Veterans Stadium, Philadelphia, PA Thu Apr 19 1990, 7:05 PM EDT Att. 8,417 - Unknown - 57 F											
Marquis Grissom, R (1.8) OBP: 0.262, SLG: 0.359	1-1 G6-4-3 1B			1-3 K	3-0 CS	2-2 F9 2B	0-3 K			4 1 2 0 0 2 1												
Tim Raines, S (1.7) OBP: 0.302, SLG: 0.289	0-0 G6-4-3			0-0 2B 1B		0-1 F9		1-1 P3		4 1 1 0 0 0 3												
Tim Wallach, R (1.5) OBP: 0.381, SLG: 0.474	2-3 K			0-0 1B FC3-6 2B		0-2 2B		1-1 P2		4 1 2 2 0 1 0												
Andres Galarraga, R (1.3) OBP: 0.429, SLG: 0.313		1-0 G6-4-3 1B		1-2 FC3-6 1B		3-H FC6-4 IBB		2-3 K		3 0 2 0 1 1 0												
Larry Walker, L (1.9) OBP: 0.342, SLG: 0.323		0-0 P2		0-1 FC3-6		1-3 K		0-1 E 2B		4 1 1 1 0 1 4												
Nelson Santovenia, R (1.2) OBP: 0.167, SLG: 0.266		2-2 G6-4-3		2-1 F8		0-0 FC6-4		1-3 K		4 0 0 0 0 1 5												
Spike Owen, S (1.6) OBP: 0.351, SLG: 0.588			1-0 P3		1-1 G5-3		2-2 SH1-4 2B	1-1 E6		4 0 1 0 0 0 0												
Dennis Martinez, R (1.1) ERA:			0-0 L9		0-3 K		1-0 SH1-4	1-3 K		3 0 0 0 0 2 1												
Inning Stats	R: 1 E: 0 K: 1 S: 7	H: 2 LOB: 0 BB: 0 P: 10	R: 0 E: 0 K: 0 S: 6	H: 1 LOB: 0 BB: 0 P: 9	R: 0 E: 0 K: 1 S: 5	H: 0 LOB: 0 BB: 0 P: 8	R: 2 E: 0 K: 1 S: 12	H: 3 LOB: 1 BB: 0 P: 16	R: 0 E: 0 K: 1 S: 6	H: 1 LOB: 0 BB: 0 P: 11	R: 1 E: 0 K: 2 S: 13	H: 2 LOB: 2 BB: 1 P: 20	R: 0 E: 0 K: 1 S: 13	H: 1 LOB: 1 BB: 0 P: 17	R: 0 E: 0 K: 1 S: 8	H: 0 LOB: 0 BB: 0 P: 12	R: 1 E: 1 K: 2 S: 13	H: 1 LOB: 1 BB: 0 P: 18	1B: 6 2B: 5 3B: 0 HR: 0	SF: 0 SAC: 1 DP: 2 HBP: 0	WP: 0 PB: 0 CS: 1	PA: 38
PITCHER	IP WLS BF H R ER SO BB IBB HBP BLK WP HR S P ERA WHIP											PITCHER	IP WLS BF H R ER SO BB IBB HBP BLK WP HR S P ERA WHIP									
Bruce Ruffin, L (1.1) ERA: 2.79	6.0 L 25 9 4 4 5 0 1 0 0 0 0 0 49 74 6.00 1.500																					
Don Carman, L (7.1) ERA:	2.0 7 1 0 0 3 0 0 0 0 0 0 0 21 29 0.00 0.500																					
Chuck McElroy, L (9.1) ERA:	1.0 5 1 1 0 2 0 0 0 0 0 0 0 13 18 0.00 1.000																					

Batter	1	2	3	4	5	6	7	8	9	AB R H RBI BB SO LOB	BOTTOM											
Lenny Dykstra, L (1.8) OBP: 0.455, SLG: 0.667	1-3 K			0-3 K			4-2 E BB		0-1 F8	3 0 0 0 1 2 0	Montreal Expos @ Philadelphia Phillies Veterans Stadium, Philadelphia, PA Thu Apr 19 1990, 7:05 PM EDT Att. 8,417 - Unknown - 57 F											
Tom Herr, S (1.4) OBP: 0.405, SLG: 0.485	0-0 G6-3			0-1 G6-3			0-0 E3	2-2 1B		4 0 1 0 0 0 1												
Von Hayes, L (1.9) OBP: 0.415, SLG: 0.355	1-2 L6			2-0 P6			0-3 K	0-2 F4		3 0 0 0 0 1 2												
Sil Campusano, R (8.9) OBP: 0.188, SLG: 0.133										1 0 0 0 0 0 1												
Carmelo Martinez, R (1.3) OBP: 0.389, SLG: 0.154		0-0 P4			0-0 F8		0-0 P6	3-3 K		4 0 0 0 0 1 3												
John Kruk, L (1.7) OBP: 0.258, SLG: 0.310		0-1 G6-3			2-1 F8		0-1 G1-3			3 0 0 0 0 0 2												
Dickie Thon, R (1.6) OBP: 0.216, SLG: 0.171		1-0 G6-3			1-1 G5-3					3 0 0 0 0 0 0												
Darren Daulton, L (1.2) OBP: 0.308, SLG: 0.190			1-2 P5			0-1 G4-3		2-1 G4-3 2B		3 0 1 0 0 0 0												
Dave Hollins, S (1.5) OBP: 0.250, SLG: 0.250			1-3 K			1-2 F9		2-1 G4-3		3 0 0 0 0 1 1												
Bruce Ruffin, S (1.1) OBP: 0.333, SLG: 0.333			2-3 K			0-0 G4-3		1-3 K		1 0 0 0 0 1 0												
Curt Ford, L (6, PH)										1 0 0 0 0 0 0												
Don Carman, L (7.1)										0 0 0 0 0 0 0												
Rod Booker, L (8, PH)										1 0 0 0 0 1 1												
Chuck McElroy, L (9.1)										0 0 0 0 0 0 0												
Inning Stats	R: 0 E: 0 K: 1 S: 7	H: 0 LOB: 0 BB: 0 P: 9	R: 0 E: 0 K: 0 S: 4	H: 0 LOB: 0 BB: 0 P: 5	R: 0 E: 0 K: 2 S: 11	H: 0 LOB: 0 BB: 0 P: 15	R: 0 E: 0 K: 1 S: 6	H: 0 LOB: 0 BB: 0 P: 8	R: 0 E: 0 K: 0 S: 5	H: 0 LOB: 0 BB: 0 P: 8	R: 0 E: 0 K: 0 S: 6	H: 0 LOB: 0 BB: 0 P: 7	R: 0 E: 1 K: 1 S: 15	H: 0 LOB: 2 BB: 1 P: 19	R: 0 E: 0 K: 1 S: 8	H: 1 LOB: 1 BB: 0 P: 13	R: 0 E: 0 K: 1 S: 12	H: 1 LOB: 1 BB: 0 P: 17	1B: 1 2B: 1 3B: 0 HR: 0	SF: 0 SAC: 0 DP: 0 HBP: 0	WP: 0 PB: 0 CS: 0	PA: 31
PITCHER	IP WLS BF H R ER SO BB IBB HBP BLK WP HR S P ERA WHIP											PITCHER	IP WLS BF H R ER SO BB IBB HBP BLK WP HR S P ERA WHIP									
Dennis Martinez, R (1.1) ERA: 2.25	9.0 W 31 2 0 0 7 1 0 0 0 0 0 0 74 101 0.00 0.333																					

AB	35
R	5
H	11
RBI	3
BB	1
SO	10
LOB	16



AB	30
R	0
H	2
RBI	0
BB	1
SO	7
LOB	11



Batter	1	2	3	4	5	6	7	8	9	10	AB	R	H	RBI	BB	SO	LOB	TOP				
Lenny Dykstra, L OBP: 0.469, SLG: 0.667	(1, 8) F8	(2, 2) 1B		(4, 1) G1-6-3		(6, 3) 6-3		(8, 0) 2B		(10, 2) 1B	6	2	3	1	0	0	1					
Tom Herr, S OBP: 0.383, SLG: 0.452	(1, 4) BB	(2, 1) F8		(4, 0) 2B		(6, 1) 1B		(8, 3) G3		(10, 3) K	5	0	2	0	1	1	4					
Von Hayes, L OBP: 0.412, SLG: 0.425	(1, 9) BB	(2, 1) F9		(4, 2) 1-3		(6, 2) 5-3			(9, 2) 1B	(10, 4) 1B	5	1	2	1	1	0	3					
Ricky Jordan, R OBP: 0.313, SLG: 0.326	(1, 3) L8	(2, 1) 2B		(4, 0) 1B		(6, 1) 5-3			(9, 0) FC3-2	(10, 0) 1B	6	0	4	2	0	0	1					
John Kruk, L OBP: 0.293, SLG: 0.316		(2, 1) 1B		(4, 0) 1B		(6, 1) 4-3			(9, 3) F8	(10, 1) 1B	6	1	2	1	0	0	5					
Charlie Hayes, R OBP: 0.333, SLG: 0.325	(1, 5) 4-3	(2, 1) 4-3		(4, 0) 4-3		(6, 0) 1B			(9, 0) FC3-2	(10, 3) F9	6	1	3	0	0	0	3					
Darren Daulton, L OBP: 0.265, SLG: 0.172	(1, 2) 4-3	(2, 1) 4-3		(4, 0) 4-3		(6, 0) 1B			(9, 3) FC3-2		4	1	1	1	0	0	3					
Jeff Parrett, R (7, 1)											0	0	0	0	0	0	0	AB 49				
Curt Ford, L (9, PH)											1	0	0	0	0	0	3	R 7				
Roger McDowell, R (9, 1)											0	0	0	0	0	0	0	H 19				
Rod Booker, L OBP: 0.250, SLG: 0.143	(1, 6) 4-3	(2, 2) 1-3		(4, 0) 5-3		(6, 0) 6-3			(9, 3) FC5-4		2	0	0	0	0	0	2	RBI 7				
Dickie Thon, R OBP: 0.162, SLG: 0.143	(5, PH) 4-3	(5, 6) 1-3									3	0	0	0	0	0	5	BB 2				
Terry Mulholland, R OBP: 0.400, SLG: 0.600	(1, 1) 1B			(4, 0) 1B		(6, 1) 5-3					1	1	1	1	0	0	0	SO 1				
Don Garciaparra, L OBP: 0.395, SLG: 0.600	(3, 1) 1B										0	0	0	0	0	0	0	LOB 30				
Darrel Akerfelds, R (5, 1)											0	0	0	0	0	0	0					
Randy Ready, R OBP: 0.345, SLG: 0.125	(6, PH) 1B										1	0	0	0	0	0	0					
Chuck McElroy, L OBP: 0.207, SLG: 0.286	(6, 1) 1B										0	0	0	0	0	0	0					
Steve Lake, R OBP: 0.207, SLG: 0.286	(7, 2) 1B										2	0	0	0	0	0	0					
Inning Stats	R: 0 E: 0 K: 0 S: 8	H: 0 LOB: 1 BB: 1 P: 14	R: 5 E: 0 K: 0 S: 17	H: 7 LOB: 2 BB: 0 P: 28	R: 0 E: 0 K: 0 S: 5	H: 0 LOB: 0 BB: 0 P: 7	R: 0 E: 1 K: 0 S: 8	H: 2 LOB: 1 BB: 0 P: 8	R: 0 E: 1 K: 0 S: 9	H: 1 LOB: 2 BB: 0 P: 18	R: 0 E: 0 K: 0 S: 5	H: 1 LOB: 1 BB: 0 P: 13	R: 0 E: 0 K: 0 S: 7	H: 1 LOB: 1 BB: 0 P: 10	R: 0 E: 0 K: 0 S: 17	H: 3 LOB: 3 BB: 0 P: 28	R: 2 E: 0 K: 1 S: 12	H: 3 LOB: 2 BB: 1 P: 20	1B: 16 2B: 3 3B: 0 HR: 0	SF: 0 SAC: 0 DP: 1 HBP: 0	WP: 0 PB: 0 SB: 1 CS: 0	PA: 51
PITCHER	IP	WLS	BF	H	R	ER	SO	BB	IBB	HBP	BLK	WP	HR	S	P	ERA	WHIP					
Jose DeLeon, R ERA: 3.97	(1, 1)	1.0	4	0	0	0	0	1	0	0	0	0	0	8	14	0.00	1.000					
Bob Tewksbury, R ERA: 6.43	(2, 1)	0.1	6	5	5	0	0	0	0	0	0	0	0	9	13	135.00	15.000					
Frank DiPino, L ERA: 3.0	(2, 1)	3.2	16	5	0	0	0	0	0	0	0	0	0	33	48	0.00	1.364					
Ricky Horton, L ERA: 3.0	(6, 1)	2.0	8	2	0	0	0	0	0	0	0	0	0	14	21	0.00	1.000					
John Costello, R ERA: 3.0	(8, 1)	1.0	4	1	0	0	0	0	0	0	0	0	0	7	10	0.00	1.000					

Philadelphia Phillies @ St. Louis Cardinals
Busch Stadium, St. Louis, MO

Sat Apr 21 1990, 7:05 PM CDT
Att: 39,798 - Unknown - 69 F

livebaseballscores.com



Batter	1	2	3	4	5	6	7	8	9	10	AB	R	H	RBI	BB	SO	LOB	BOTTOM				
Vince Coleman, S OBP: 0.283, SLG: 0.256	(1, 7) 4-3		(3, 2) 1B	(4, 0) 1B		(6, 1) E1			(9, 2) E5		4	1	2	0	1	0	0					
Willie McGee, S OBP: 0.400, SLG: 0.490	(1, 8) 2B		(3, 1) 1B	(4, 2) K		(6, 3) K			(9, 4) G6-4-3		4	2	2	0	1	2	2					
Todd Zeile, R OBP: 0.347, SLG: 0.442	(1, 2) SF9		(3, 2) 1B					(8, 1) L5	(9, 2) F4		4	1	2	0	1	0	2					
Pedro Guerrero, R OBP: 0.302, SLG: 0.417	(1, 3) SF9		(3, 0) 1B					(8, 1) 6-3	(9, 2) G6-4-3		4	1	1	5	0	0	3					
Terry Pendleton, S OBP: 0.264, SLG: 0.286	(1, 5) 5-3		(3, 1) 4-3					(8, 2) 4-3			4	1	0	0	1	0	2					
Tom Brunansky, R OBP: 0.405, SLG: 0.419	(1, 9) 1B		(3, 2) L8							(10, 4) 1B	4	0	1	0	1	1	1					
Jose Oquendo, S OBP: 0.356, SLG: 0.316	(1, 4) 1B		(3, 2) P8								4	0	1	0	1	1	2					
Tim Jones, L OBP: 0.400, SLG: 0.200	(1, 6) 4-3										4	0	1	0	1	1	2	AB 37				
Milt Thompson, L OBP: 0.227, SLG: 0.105	(10, PH) G5-4-3										1	0	0	1	0	0	1	R 6				
Jose DeLeon, R ERA: 5.79											0	0	0	0	0	0	0	H 9				
Bob Tewksbury, R ERA: 6.43											0	0	0	0	0	0	0	RBI 6				
Ricky Horton, L ERA: 3.0											0	0	0	0	0	0	0	BB 7				
John Costello, R ERA: 3.0											0	0	0	0	0	0	0	SO 6				
Darrel Akerfelds, R ERA: 3.0											0	0	0	0	0	0	0	LOB 18				
Chuck McElroy, L ERA: 3.0											0	0	0	0	0	0	0					
Ken Dayley, L ERA: 13.5											0	0	0	0	0	0	0					
Scott Terry, R ERA: 13.5											0	0	0	0	0	0	0					
Inning Stats	R: 1 E: 0 K: 0 S: 9	H: 2 LOB: 1 BB: 0 P: 16	R: 0 E: 0 K: 0 S: 8	H: 1 LOB: 1 BB: 1 P: 15	R: 4 E: 0 K: 0 S: 19	H: 4 LOB: 0 BB: 0 P: 30	R: 0 E: 0 K: 2 S: 10	H: 0 LOB: 1 BB: 1 P: 15	R: 0 E: 0 K: 1 S: 9	H: 0 LOB: 0 BB: 0 P: 9	R: 0 E: 1 K: 1 S: 7	H: 1 LOB: 1 BB: 0 P: 7	R: 0 E: 0 K: 0 S: 5	H: 0 LOB: 0 BB: 0 P: 9	R: 0 E: 2 K: 0 S: 9	H: 0 LOB: 1 BB: 1 P: 18	R: 1 E: 0 K: 1 S: 7	H: 1 LOB: 1 BB: 1 P: 13	1B: 7 2B: 1 3B: 0 HR: 1	SF: 1 SAC: 0 DP: 2 HBP: 0	WP: 1 PB: 0 SB: 1 CS: 0	PA: 45
PITCHER	IP	WLS	BF	H	R	ER	SO	BB	IBB	HBP	BLK	WP	HR	S	P	ERA	WHIP					
Terry Mulholland, L ERA: 5.79	(1, 1)	1.0	13	7	5	0	2	2	0	0	0	0	0	19	35	0.00	1.000					
Don Carman, L ERA: 5.79	(3, 1)	2.0	8	0	0	0	2	2	0	0	0	0	0	7	15	0.00	1.000					
Darrel Akerfelds, R ERA: 3.0	(5, 1)	1.0	4	0	0	0	1	1	0	0	0	1	0	8	15	0.00	1.000					
Chuck McElroy, L ERA: 3.0	(6, 1)	1.0	4	1	0	0	1	0	0	0	0	0	0	7	7	0.00	1.000					
Jeff Parrett, R ERA: 3.23	(7, 1)	2.0	7	0	0	0	1	1	0	0	0	0	0	12	24	0.00	0.500					
PITCHER	IP	WLS	BF	H	R	ER	SO	BB	IBB	HBP	BLK	WP	HR	S	P	ERA	WHIP					
Roger McDowell, R ERA: 9.95	(9, 1)	2.0	9	1	1	1	1	2	0	0	0	0	0	16	31	4.50	1.500					

Philadelphia Phillies @ St. Louis Cardinals
Busch Stadium, St. Louis, MO

Sat Apr 21 1990, 7:05 PM CDT
Att: 39,798 - Unknown - 69 F

livebaseballscores.com



Batter	1	2	3	4	5	6	7	8	9	AB	R	H	RBI	BB	SO	LOB	TOP											
Lenny Dykstra, L OBP: 0.404, SLG: 0.521	G4-3		G3-1		G4-3			1B HR HBP	2B 1B	4	2	1	1	0	0	2	Philadelphia Phillies @ Atlanta Braves Atlanta-Fulton County Stadium, Atlanta, GA Fri Apr 27 1990, 7:05 PM EDT Att: 12,598 - Unknown											
Tom Herr, S OBP: 0.381, SLG: 0.517	HR		G6-3			L7		1B HR 1B	2B 1B	5	2	3	2	0	0	0												
Von Hayes, L OBP: 0.437, SLG: 0.400	G5-3			K		G4-3		1B HR 1B	1B IBB	4	1	1	0	1	1	0												
Ricky Jordan, R OBP: 0.328, SLG: 0.351 Carmelo Martinez, R OBP: 0.400, SLG: 0.368	G6-3			G1-3		FC4-6 1B		1B HR 1B	F8	2	0	0	0	0	0	0												
John Kruk, L OBP: 0.304, SLG: 0.385				K		FC4-6 1-2		G6-3		4	0	0	0	0	2	1												
Charlie Hayes, R OBP: 0.310, SLG: 0.278				K		G6-3		L9		4	0	1	0	0	1	0												
Darren Daulton, L OBP: 0.333, SLG: 0.293				FC3-6 BB		1B		1B CS		3	0	1	0	1	1	1												
Rod Booker, L OBP: 0.385, SLG: 0.273				FC3-6 1-2		1B		K		3	1	1	0	1	1	1												
Dennis Cook, L Curt Ford, L Randy Ready, R Jeff Parrett, R				K		K		L5	SH3-4 1-2	2	0	0	0	0	2	2												
Inning Stats	R: 1 H: 1 E: 0 K: 0 S: 7	L: 1 LOB: 0 BB: 0 P: 13	R: 0 H: 0 E: 0 K: 2 S: 10	L: 1 LOB: 1 BB: 1 P: 18	R: 0 H: 0 E: 0 K: 1 S: 9	L: 0 LOB: 0 BB: 0 P: 16	R: 0 H: 0 E: 0 K: 2 S: 10	L: 0 LOB: 0 BB: 0 P: 12	R: 0 H: 2 E: 0 K: 1 S: 11	L: 2 LOB: 2 BB: 0 P: 16	R: 0 H: 1 E: 0 K: 2 S: 9	L: 1 LOB: 0 BB: 0 P: 15	R: 0 H: 1 E: 0 K: 2 S: 9	L: 1 LOB: 0 BB: 0 P: 12	R: 4 H: 3 E: 0 K: 0 S: 8	L: 3 LOB: 0 BB: 0 P: 14		R: 2 H: 2 E: 0 K: 0 S: 9	L: 2 LOB: 2 BB: 2 P: 23	1B: 7 2B: 1 3B: 0 HR: 2	SF: 0 SAC: 1 DP: 0 HBP: 1	WP: 0 PB: 0 SB: 0 CS: 1	PA: 40					
PITCHER	IP	WLS	BF	H	R	ER	SO	BB	IBB	HBP	BLK	WP	HR	S	P	ERA	WHIP											
Marty Clary, R ERA: 3.65	7.0		26	5	1	1	8	1	0	0	0	0	0	1	65	102	1.29	0.857										
Mike Stanton, L ERA: 18.0	0.1	L	4	2	3	3	0	0	0	1	0	0	0	4	7	81.00	6.000											
Rick Luecken, R ERA: 7.45	1.1		9	3	3	3	0	1	1	0	0	0	0	12	28	20.25	3.000											
Dwayne Henry, R ERA: 6.75	0.1		1	0	0	0	0	0	0	0	0	0	0	1	2	0.00	0.000											

AB	35
R	7
H	10
RBI	7
BB	3
SO	8
LOB	9




Batter	1	2	3	4	5	6	7	8	9	AB	R	H	RBI	BB	SO	LOB	BOTTOM										
Ron Gant, R OBP: 0.211, SLG: 0.235	L7			P6	P4			G1-3 2B		4	0	1	0	0	0	0	Philadelphia Phillies @ Atlanta Braves Atlanta-Fulton County Stadium, Atlanta, GA Fri Apr 27 1990, 7:05 PM EDT Att: 12,598 - Unknown										
Mark Lemke, S OBP: 0.238, SLG: 0.300	F9			1B 2B		P3		G1-3		4	1	1	0	0	0	1											
Lonnie Smith, R OBP: 0.316, SLG: 0.367	F8			BB S 2H 1B		F9		G6-3		4	0	1	1	0	0	1											
Jim Presley, R OBP: 0.291, SLG: 0.370		G6-3		P4		1B		F8		4	0	1	0	0	0	1											
Dale Murphy, R OBP: 0.333, SLG: 0.429		G6-3		BB		F8		F8		3	0	1	0	1	0	1											
Jody Davis, R OBP: 0.105, SLG: 0.056		G4-3		BB		F8		F8		3	0	0	0	1	0	1											
Andres Thomas, R OBP: 0.154, SLG: 0.083			K	P3		CS 1B		E6		4	0	1	0	0	1	4											
Greg Olson, R OBP: 0.286, SLG: 0.167 Mike Stanton, L Rick Luecken, R Dwayne Henry, R			F8		P6			K		3	0	0	0	0	1	1											
Tommy Gregg, L OBP: 0.158, SLG: 0.059 Marty Clary, R Ernie Whitt, L			B1-3		F9			F8		2	0	0	0	0	0	0											
Inning Stats	R: 0 H: 0 E: 0 K: 0 S: 6	L: 0 LOB: 0 BB: 0 P: 9	R: 0 H: 0 E: 0 K: 0 S: 5	L: 0 LOB: 0 BB: 0 P: 9	R: 0 H: 0 E: 0 K: 1 S: 8	L: 0 LOB: 0 BB: 0 P: 12	R: 1 H: 2 E: 0 K: 0 S: 16	L: 2 LOB: 2 BB: 2 P: 30	R: 0 H: 0 E: 0 K: 0 S: 5	L: 0 LOB: 0 BB: 0 P: 5	R: 0 H: 1 E: 0 K: 0 S: 11	L: 1 LOB: 1 BB: 0 P: 17	R: 0 H: 1 E: 0 K: 1 S: 6	L: 1 LOB: 0 BB: 0 P: 10	R: 0 H: 1 E: 0 K: 0 S: 11	L: 1 LOB: 1 BB: 0 P: 13		R: 0 H: 1 E: 1 K: 1 S: 10	L: 1 LOB: 2 BB: 0 P: 18	1B: 4 2B: 3 3B: 0 HR: 0	SF: 0 SAC: 0 DP: 1 HBP: 0	WP: 0 PB: 0 SB: 0 CS: 1	PA: 35				
PITCHER	IP	WLS	BF	H	R	ER	SO	BB	IBB	HBP	BLK	WP	HR	S	P	ERA	WHIP										
Dennis Cook, L ERA: 0.66	7.0	W	26	4	1	1	2	2	0	0	0	0	0	57	92	0.00	1.000										
Jeff Parrett, R ERA: 4.41	2.0		9	2	0	0	1	0	0	0	0	0	0	21	31	0.00	1.000										



Batter	1	2	3	4	5	6	7	8	9	AB	R	H	RBI	BB	SO	LOB	TOP								
Lenny Dykstra, L OBP: 0.400, SLG: 0.510 (1, 8)	B4-3			G5-3		SH5-4		G5-4-3 1B		3	0	1	0	0	0	0	Philadelphia Phillies @ Atlanta Braves Atlanta-Fulton County Stadium, Atlanta, GA Sat Apr 28 1990, 7:05 PM EDT Att: 12,659 - Unknown - 75 F								
Tom Herr, S OBP: 0.373, SLG: 0.492 (1, 4)	F9			E5		2B		G5-4-3 1-2		3	0	0	0	1	0	3									
Von Hayes, L OBP: 0.427, SLG: 0.407 (1, 9)	G3			F9		2B				4	0	1	0	0	1	1									
Carmelo Martinez, R OBP: 0.379, SLG: 0.478 (1, 3)		P4		F7		P6				4	1	1	1	0	0	3									
Randy Ready, R OBP: 0.391, SLG: 0.471 Roger McDowell, R (9, 1)	G5-3				E		F9		K	4	1	1	0	0	1	0									
Dickie Thon, R OBP: 0.262, SLG: 0.250 (1, 6)	G4-3			G5-3			G6-4-3 1B		G5-3	4	0	1	0	0	0	1									
Charlie Hayes, R OBP: 0.311, SLG: 0.298 (1, 5)				G6-3	E7 CS		G6-4-3 1-2			3	0	1	1	0	0	1									
Steve Lake, R OBP: 0.250, SLG: 0.316 Darren Daulton, L OBP: 0.333, SLG: 0.293 (8, PR) (8, 2)	F8			F9				G4-1 2B		3	0	1	0	0	0	1									
Terry Mulholland, R OBP: 0.429, SLG: 0.571 Darrel Akerfelds, R (6, 1)				G3		CS SH5-4		G4-1		2	0	1	0	0	0	0									
Sil Campusano, R OBP: 0.222, SLG: 0.176 Jeff Parrett, R (8, 1)										0	0	0	0	0	0	0									
John Kruk, L OBP: 0.304, SLG: 0.385 (9, 7)										0	0	0	0	0	0	0									
Inning Stats	R: 0 E: 0 K: 0 S: 5	H: 0 LOB: 0 BB: 0 P: 9	R: 0 E: 0 K: 0 S: 8	H: 0 LOB: 0 BB: 0 P: 15	R: 0 E: 0 K: 0 S: 8	H: 0 LOB: 0 BB: 0 P: 11	R: 0 E: 1 K: 0 S: 12	H: 0 LOB: 1 BB: 0 P: 18	R: 1 E: 1 K: 0 S: 9	H: 2 LOB: 0 BB: 0 P: 14	R: 0 E: 0 K: 0 S: 9	H: 2 LOB: 2 BB: 1 P: 19	R: 0 E: 0 K: 0 S: 5	H: 1 LOB: 0 BB: 0 P: 8	R: 0 E: 0 K: 0 S: 6	H: 2 LOB: 2 BB: 0 P: 7	R: 1 E: 0 K: 2 S: 14	H: 1 LOB: 0 BB: 0 P: 17	1B: 3 2B: 4 3B: 0 HR: 1	SF: 0 SAC: 1 DP: 2 HBP: 0	WP: 0 PB: 0 SB: 0 CS: 2	PA: 33			
PITCHER	IP	WLS	BF	H	R	ER	SO	BB	IBB	HBP	BLK	WP	HR	S	P	ERA	WHIP								
Tom Glavine, L ERA: 3.62 Joe Boever, R ERA: 3.72	(1, 1)	8.0	29	7	1	1	0	1	0	0	0	0	0	62	101	1.12	1.000								

Batter	1	2	3	4	5	6	7	8	9	AB	R	H	RBI	BB	SO	LOB	BOTTOM								
Ron Gant, R OBP: 0.261, SLG: 0.286 Joe Boever, R (9, 1)	BLK 2B	P2			P4			CS 1B		4	1	2	0	0	0	3	Philadelphia Phillies @ Atlanta Braves Atlanta-Fulton County Stadium, Atlanta, GA Sat Apr 28 1990, 7:05 PM EDT Att: 12,659 - Unknown - 75 F								
Mark Lemke, S OBP: 0.200, SLG: 0.250 (1, 4)	F8			F8	L5-3			F8		4	0	0	0	0	4										
Lonnie Smith, R OBP: 0.311, SLG: 0.358 (1, 7)	K			L7				CS	G6-3	4	0	1	0	0	1										
Jim Presley, R OBP: 0.322, SLG: 0.414 (1, 5)	1B 2B			F8				G5-4-3 1B		4	0	3	1	0	0										
Dale Murphy, R OBP: 0.345, SLG: 0.423 (1, 9)						G5-4-3			G4-3	3	0	1	0	1	2										
Jody Davis, R OBP: 0.095, SLG: 0.050 Tommy Gregg, L OBP: 0.150, SLG: 0.056 (7, PH) (8, 3)	G1-3			G6-4-3				G6-3		2	0	0	0	0	3										
Andres Thomas, R OBP: 0.125, SLG: 0.067 (1, 6)				G5-3				F9		3	0	0	0	0	0										
Greg Olson, R OBP: 0.400, SLG: 0.375 (1, 2)		G6-3						G5-3		2	0	1	0	1	0										
Tom Glavine, L OBP: 0.333, SLG: 0.500 Oddibe McDowell, L OBP: 0.240, SLG: 0.298 (8, PH) (9, 8)				G6-3				G3		1	0	0	0	0	1										
										1	0	0	0	0	0										
Inning Stats	R: 1 E: 0 K: 1 S: 11	H: 3 LOB: 2 BB: 0 P: 17	R: 0 E: 0 K: 0 S: 8	H: 1 LOB: 1 BB: 0 P: 11	R: 0 E: 0 K: 0 S: 6	H: 0 LOB: 0 BB: 0 P: 8	R: 0 E: 0 K: 0 S: 5	H: 0 LOB: 1 BB: 1 P: 12	R: 0 E: 0 K: 0 S: 4	H: 2 LOB: 0 BB: 0 P: 6	R: 0 E: 0 K: 0 S: 6	H: 0 LOB: 0 BB: 0 P: 10	R: 0 E: 0 K: 0 S: 5	H: 1 LOB: 0 BB: 0 P: 9	R: 0 E: 0 K: 0 S: 5	H: 1 LOB: 0 BB: 0 P: 9	1B: 6 2B: 3 3B: 0 HR: 0	SF: 0 SAC: 1 DP: 4 HBP: 0	WP: 0 PB: 0 SB: 0 CS: 1	PA: 33					
PITCHER	IP	WLS	BF	H	R	ER	SO	BB	IBB	HBP	BLK	WP	HR	S	P	ERA	WHIP								
Terry Mulholland, L ERA: 4.66 Darrel Akerfelds, R ERA: Jeff Parrett, R ERA: 4.15 Roger McDowell, R ERA: 7.56	(1, 1)	5.1	22	6	1	1	1	2	0	0	0	0	0	38	64	1.69	1.500								



Batter	1	2	3	4	5	6	7	8	9	AB	R	H	RBI	BB	SO	LOB	TOP					
Lenny Dykstra, L (1, 8) OBP: 0.373, SLG: 0.473	0-1 4-3		0-1 F7		2-1 F7		0-0 L3			4	0	0	0	0	0	1	Philadelphia Phillies @ Atlanta Braves Atlanta-Fulton County Stadium, Atlanta, GA Sun Apr 29 1990, 3:33 AM EDT Att: 11,966 - Sunny - 85 F					
Tom Herr, S (1, 4) OBP: 0.366, SLG: 0.477	2-1 1B 1B		2-2 L4		1-0 F7			1-1 F8		4	1	1	0	0	0	0						
Von Hayes, L (1, 9) OBP: 0.430, SLG: 0.403	1-2 1B 1B		2-3 K		4-1 FC6-4 BB			1-1 F7		3	0	1	0	1	1	0						
Carmelo Martinez, R (1, 3) OBP: 0.364, SLG: 0.444	2-2 G6-4-3 1B			1-3 K	0-0 FC6-4			3-2 P8		4	0	1	1	0	1	1						
John Kruk, L (1, 7) OBP: 0.300, SLG: 0.375	0-0 G6-4-3			0-2 2B 1B		2-1 G2-3			1-0 F7	4	0	1	0	0	0	2						
Charlie Hayes, R (1, 5) OBP: 0.292, SLG: 0.279		1-3 K		1-3 K		2-2 5-3			0-2 F9	4	0	0	0	0	2	1						
Darren Daulton, L (1, 2) OBP: 0.346, SLG: 0.318		4-1 BB		1-0 2B		1-2 F8			3-3 K	3	0	1	0	1	1	0						
Dickie Thon, R (1, 6) OBP: 0.281, SLG: 0.259		0-1 P3		4-0 IBB		2-1 L3 1B				2	0	1	0	1	0	1						
Pat Combs, L (1, 1) OBP: 0.143, SLG: 0.286 Curt Ford, L (7, PH) Don Carman, L (7, 1) OBP: 1.000, SLG: 1.000		0-1 5-3		1-0 4-3		1-0 P6				2	0	0	0	0	0	4						
										1	0	0	0	0	0	1						
										0	0	0	0	0	0	0						
Inning Stats	R: 1 E: 0 K: 0 S: 11	H: 3 LOB: 1 BB: 0 P: 16	R: 0 E: 0 K: 1 S: 10	H: 0 LOB: 1 BB: 1 P: 15	R: 0 E: 0 K: 1 S: 12	H: 0 LOB: 0 BB: 0 P: 16	R: 0 E: 0 K: 2 S: 12	H: 2 LOB: 3 BB: 1 P: 20	R: 0 E: 0 K: 0 S: 5	H: 0 LOB: 1 BB: 1 P: 12	R: 0 E: 0 K: 0 S: 11	H: 0 LOB: 0 BB: 0 P: 16	R: 0 E: 0 K: 0 S: 4	H: 1 LOB: 0 BB: 0 P: 7	R: 0 E: 0 K: 0 S: 7	H: 0 LOB: 0 BB: 0 P: 12	R: 0 E: 0 K: 1 S: 7	H: 0 LOB: 0 BB: 0 P: 11	1B: 5 2B: 2 3B: 0 HR: 0	SF: 0 SAC: 0 DP: 2 HBP: 0	WP: 0 PB: 0 SB: 0 CS: 0	PA: 34
PITCHER Pete Smith, R (1, 1) ERA: 1.91	IP: 9.0 WLS: W BF: 34 H: 6 R: 1 ER: 1 SO: 5 BB: 2 IBB: 1 HBP: 0 BLK: 0 WP: 0 HR: 0 S: 79 P: 125 ERA: 1.00 WHIP: 0.889															PITCHER						

Batter	1	2	3	4	5	6	7	8	9	AB	R	H	RBI	BB	SO	LOB	BOTTOM
Ron Gant, R (1, 8) OBP: 0.259, SLG: 0.280	1-1 SH5-3 1B		1-2 5-3		2-0 F8		0-0 P9			4	0	1	0	0	0	0	Philadelphia Phillies @ Atlanta Braves Atlanta-Fulton County Stadium, Atlanta, GA Sun Apr 29 1990, 3:33 AM EDT Att: 11,966 - Sunny - 85 F
Mark Lemke, S (1, 5) OBP: 0.178, SLG: 0.222	0-0 SH5-3		0-2 6-3		0-1 F8			1-0 1-3		3	0	0	0	0	0	0	
Lonnie Smith, R (1, 7) OBP: 0.323, SLG: 0.345	3-3 K			4-0 1B G3-1 BB		4-2 HR BB		3-1 F9		2	2	0	0	2	1	1	
Jim Presley, R (1, 3) OBP: 0.333, SLG: 0.468	0-1 5-3			2-2 G3-1 BB 1B		1-0 HR HR		2-1 F8		4	1	2	2	0	0	1	
Dale Murphy, R (1, 9) OBP: 0.344, SLG: 0.407		1-3 K		4-2 BB		0-0 F9				2	0	0	0	1	1	0	
Andres Thomas, R (1, 6) OBP: 0.105, SLG: 0.056		1-3 K		1-3 K		0-1 1-3				3	0	0	0	0	2	3	
Greg Olson, R (1, 2) OBP: 0.385, SLG: 0.364		0-0 1B		0-2 G3-1		3-2 G3-1				3	0	1	1	0	0	2	
Jeff Treadway, L (1, 4) OBP: 0.261, SLG: 0.283	0-0 F8			1-2 2-3 3-H 0-0 4-3			3-2 3-1			3	0	0	0	0	0	3	
Pete Smith, R (1, 1) OBP: 0.125, SLG: 0.125			3-2 6-3		0-1 6-3		1-1 F8			3	0	0	0	0	0	0	
										1B: 3 2B: 0 3B: 0 HR: 1	SF: 0 SAC: 1 DP: 0 HBP: 0	WP: 0 PB: 0 SB: 0 CS: 0	PA: 31				
Inning Stats	R: 0 E: 0 K: 1 S: 8	H: 1 LOB: 1 BB: 0 P: 12	R: 0 E: 0 K: 2 S: 12	H: 1 LOB: 0 BB: 0 P: 14	R: 0 E: 0 K: 0 S: 9	H: 0 LOB: 0 BB: 0 P: 13	R: 1 E: 0 K: 1 S: 13	H: 1 LOB: 2 BB: 2 P: 24	R: 0 E: 0 K: 0 S: 5	H: 0 LOB: 0 BB: 0 P: 7	R: 2 E: 0 K: 0 S: 9	H: 1 LOB: 0 BB: 1 P: 17	R: 0 E: 0 K: 0 S: 8	H: 0 LOB: 0 BB: 0 P: 12	R: 0 E: 0 K: 0 S: 5	H: 0 LOB: 0 BB: 0 P: 11	
PITCHER Pat Combs, L (1, 1) ERA: 4.29 Don Carman, L (7, 1) ERA:	IP: 6.0 WLS: L BF: 25 H: 4 R: 3 ER: 3 SO: 4 BB: 3 IBB: 0 HBP: 0 BLK: 0 WP: 0 HR: 1 S: 56 P: 87 ERA: 4.50 WHIP: 1.167															PITCHER	

Batter	1	2	3	4	5	6	7	8	9	AB	R	H	RBI	BB	SO	LOB	TOP											
Lenny Dykstra, L OBP: 0.381, SLG: 0.466	2-1 1B 1B		4-0 BB		0-0 G3			1-1 G6-3		3	1	1	0	1	0	1	Philadelphia Phillies @ Cincinnati Reds Riverfront Stadium, Cincinnati, OH Mon Apr 30 1990, 7:05 PM EDT Att: 17,294 - Unknown - 65 F											
Tom Herr, S OBP: 0.360, SLG: 0.464	0-1 1B 1B		2-1 G1-3			2-2 F7		0-1 G5-3		4	0	1	0	0	0	1												
Von Hayes, L OBP: 0.446, SLG: 0.406	2-2 1B 1B			1-0 G4-3		4-1 FC6 BB		1-0 BB HBP		2	1	1	1	1	0	0												
Ricky Jordan, R OBP: 0.324, SLG: 0.333	0-3 K		2-2 G4-3		0-2 P6		4-0 1B BB		1-2 BB	3	0	0	0	1	1	3												
John Kruk, L OBP: 0.302, SLG: 0.362 Randy Ready, R OBP: 0.417, SLG: 0.500	2-0 CS	0-1 L6	4-2 BB		0-0 FC6		1-2 1B		1-3 2-H 1B	2	0	0	0	1	0	1												
Dickie Thon, R OBP: 0.265, SLG: 0.242		2-1 F7	1-1 BB		2-1 G5-3		0-1 P6			4	0	0	0	0	0	3												
Darren Daulton, L OBP: 0.357, SLG: 0.319		2-3 K		4-0 FC6-4 BB			0-0 1B		0-3 K	3	0	1	0	1	2	0												
Charlie Hayes, R OBP: 0.275, SLG: 0.262			0-1 G1-3		0-0 FC6-4		1-3 K		1-3 K	4	0	0	0	0	2	2												
Ken Howell, R Curt Ford, L Don Carman, L Darrel Akerfelds, R Chuck McElroy, L Jeff Parrett, R Dave Hollins, S	0-3 K	0-3 K		0-3 K		0-3 K		1-3 K		1-3 K	2	0	0	0	0	2		1										
Inning Stats	R: 1 E: 0 K: 1 S: 10	H: 3 LOB: 0 BB: 0 P: 16	R: 0 E: 0 K: 1 S: 7	H: 0 LOB: 0 BB: 0 P: 11	R: 0 E: 0 K: 1 S: 7	H: 0 LOB: 1 BB: 1 P: 13	R: 0 E: 0 K: 0 S: 8	H: 0 LOB: 1 BB: 1 P: 16	R: 0 E: 1 K: 1 S: 5	H: 0 LOB: 1 BB: 1 P: 9	R: 0 E: 0 K: 0 S: 8	H: 0 LOB: 1 BB: 1 P: 14	R: 0 E: 0 K: 2 S: 10	H: 1 LOB: 1 BB: 0 P: 14	R: 1 E: 0 K: 0 S: 9	H: 1 LOB: 2 BB: 1 P: 16		R: 0 E: 0 K: 3 S: 10	H: 0 LOB: 0 BB: 0 P: 12	1B: 5 2B: 0 3B: 0 HR: 0	SF: 0 SAC: 0 DP: 0 HBP: 1	WP: 0 PB: 0 SB: 0 CS: 1	PA: 37					
PITCHER	IP	WLS	BF	H	R	ER	SO	BB	IBB	HBP	BLK	WP	HR	S	P	ERA	WHIP											
Jose Rijo, R ERA: 3.94	(1, 1)	7.0	W	27	4	1	1	6	4	0	0	0	0	0	55	93	1.29	1.143										
Norm Charlton, L ERA: 3.39	(8, 1)	0.2		4	0	1	1	0	1	0	1	0	0	0	4	10	13.50	1.500										
Rob Dibble, R ERA:	(8, 1)	1.1	S	5	1	0	0	3	0	0	0	0	0	0	15	18	0.00	0.750										

Batter	1	2	3	4	5	6	7	8	9	AB	R	H	RBI	BB	SO	LOB	BOTTOM											
Herm Winningham, L OBP: 0.263, SLG: 0.276	1-3 K	3-3 K			1-0 G1-3		0-0 E1			4	0	0	0	0	2	1	Philadelphia Phillies @ Cincinnati Reds Riverfront Stadium, Cincinnati, OH Mon Apr 30 1990, 7:05 PM EDT Att: 17,294 - Unknown - 65 F											
Mariano Duncan, R OBP: 0.483, SLG: 0.776	3-2 E BB 1B		4-2 F8 HBP BB		0-3 K		0-0 P4			3	1	1	0	1	1	2												
Barry Larkin, R OBP: 0.461, SLG: 0.446	4-1 1B 1B		1-2 F8 HBP		0-2 G5-3		2-1 F8			2	1	0	0	1	0	2												
Todd Benzinger, S OBP: 0.408, SLG: 0.441	2-0 E3 1B FC4-6		1-0 F8		1-2 2-3		1-2 L7		0-1 G4-3	4	1	0	0	0	0	4												
Paul O'Neill, L OBP: 0.368, SLG: 0.433	0-1 FC4-6 1B		4-0 L3 IBB		2-0 G4-3		3-1 3B 1B			3	1	2	2	1	0	0												
Ken Griffey, L OBP: 0.222, SLG: 0.250 Billy Hatcher, R OBP: 0.373, SLG: 0.476	1-0 FC4-6		2-2 L3		1-1 F8		1-1 1B 3B			3	0	0	1	0	0	4												
Luis Quinones, S OBP: 0.455, SLG: 0.333	1-2 P6			1-0 G3		3-3 K		1-0 G4-6-3 1B		4	0	1	1	0	1	1												
Jeff Reed, L OBP: 0.143, SLG: 0.571		1-0 G3		2-0 G6-3		3-2 HR		0-0 G4-6-3		4	1	1	1	0	0	1												
Jose Rijo, R Rolando Roomes, R Norm Charlton, S Rob Dibble, L		0-1 G6-3		1-3 K		3-2 E 1B				2	0	0	0	0	1	0												
Inning Stats	R: 3 E: 1 K: 1 S: 14	H: 2 LOB: 1 BB: 1 P: 26	R: 0 E: 0 K: 1 S: 6	H: 0 LOB: 0 BB: 0 P: 10	R: 0 E: 0 K: 0 S: 10	H: 0 LOB: 2 BB: 2 P: 22	R: 0 E: 0 K: 1 S: 5	H: 0 LOB: 0 BB: 0 P: 9	R: 0 E: 0 K: 0 S: 6	H: 0 LOB: 0 BB: 0 P: 10	R: 1 E: 1 K: 1 S: 20	H: 2 LOB: 2 BB: 0 P: 31	R: 2 E: 0 K: 0 S: 9	H: 3 LOB: 0 BB: 0 P: 13	1B: 5 2B: 1 3B: 1 HR: 1	SF: 0 SAC: 0 DP: 2 HBP: 1		WP: 0 PB: 0 SB: 0 CS: 0	PA: 35									
PITCHER	IP	WLS	BF	H	R	ER	SO	BB	IBB	HBP	BLK	WP	HR	S	P	ERA	WHIP											
Ken Howell, R ERA: 3.28	(1, 1)	6.0	L	24	2	3	1	4	2	1	1	0	0	0	48	85	1.50	0.667										
Don Carman, L ERA: 1.08	(7, 1)	0.1		4	2	1	1	1	0	0	0	0	1	17	26	27.00	6.000											
Darrel Akerfelds, R ERA:	(7, 1)	1.0		3	0	0	0	0	0	0	0	0	0	5	7	0.00	0.000											
Chuck McElroy, L ERA: 7.5	(8, 1)	0.0		1	1	0	0	0	0	0	0	0	0	2	5	=	=											
Jeff Parrett, R ERA: 4.5	(8, 1)	0.2		3	2	2	2	0	0	0	0	0	0	5	6	27.00	3.000											



Batter	1	2	3	4	5	6	7	8	9	AB	R	H	RBI	BB	SO	LOB	TOP					
Bill Doran, S OBP: 0.309, SLG: 0.324 (1, 4)										4	0	1	0	1	1	1	Houston Astros @ Philadelphia Phillies Veterans Stadium, Philadelphia, PA Thu May 03 1990, 7:05 PM EDT Att. 13,653 - Cloudy					
Rafael Ramirez, R OBP: 0.286, SLG: 0.307 (1, 6)										4	2	1	2	1	0	3						
Craig Biggio, R OBP: 0.358, SLG: 0.333 (1, 2)										5	2	2	1	0	0	2						
Glenn Davis, R OBP: 0.432, SLG: 0.667 (1, 3)										4	2	2	1	1	0	3						
Ken Caminiti, S OBP: 0.321, SLG: 0.295 (1, 5)										5	1	2	3	0	1	2						
Eric Anthony, L OBP: 0.412, SLG: 0.429 Casey Candaele, S OBP: 0.267, SLG: 0.429 (1, 7) (8, 7)										3	0	2	1	0	0	1						
Glenn Wilson, R OBP: 0.259, SLG: 0.312 (1, 9)										5	1	2	2	0	0	3						
Gerald Young, S OBP: 0.224, SLG: 0.292 (1, 8)										4	1	1	0	0	0	3						
Bill Gullickson, R OBP: 0.200, SLG: 0.200 Juan Agosto, L OBP: 0.268, SLG: 0.302 Dave Smith, R OBP: 0.249, SLG: 0.590 (8, 1) (8, 1) (8, 7) (9, PH) (9, 7)										2	0	0	0	0	0	0						
Inning Stats	R: 2 E: 0 K: 0 S: 14	H: 3 LOB: 2 BB: 2 P: 27	R: 0 E: 0 K: 1 S: 11	H: 0 LOB: 0 BB: 0 P: 17	R: 0 E: 0 K: 0 S: 6	H: 0 LOB: 0 BB: 0 P: 10	R: 0 E: 0 K: 0 S: 6	H: 1 LOB: 1 BB: 0 P: 11	R: 0 E: 0 K: 0 S: 9	H: 0 LOB: 1 BB: 0 P: 13	R: 1 E: 0 K: 0 S: 9	H: 1 LOB: 0 BB: 0 P: 13	R: 1 E: 0 K: 0 S: 14	H: 2 LOB: 1 BB: 0 P: 21	R: 0 E: 0 K: 1 S: 7	H: 0 LOB: 1 BB: 1 P: 12		R: 6 E: 0 K: 0 S: 25	H: 6 LOB: 2 BB: 2 P: 42	1B: 11 2B: 2 3B: 0 HR: 0	SF: 1 SAC: 2 DP: 1 HBP: 0	WP: 1 PB: 0 SB: 0 CS: 0
PITCHER	IP WLS BF H R ER SO BB IBB HBP BLK WP HR S P ERA WHIP																					
Terry Mulholland, L ERA: 4.85	(1, 1) 6.2 L 29 7 4 4 1 2 0 0 0 0 0 0 66 106 5.40 1.350																					
Darrel Akerfelds, R ERA: 4.85	(7, 1) 0.2 3 0 0 0 1 1 0 0 0 0 1 0 8 15 0.00 1.500																					
Don Carman, L ERA: 1.0	(8, 1) 0.2 1 0 0 0 0 0 0 0 0 0 0 0 2 3 0.00 0.000																					
Jeff Parrett, R ERA: 6.64	(9, 1) 0.2 9 5 6 6 0 2 0 0 0 0 0 0 21 37 81.00 10.500																					
Chuck McElroy, L ERA: 6.14	(9, 1) 0.1 2 1 0 0 0 0 0 0 0 0 0 0 4 5 0.00 3.000																					

AB	36
R	10
H	13
RBI	10
BB	5
SO	2
LOB	18



Batter	1	2	3	4	5	6	7	8	9	AB	R	H	RBI	BB	SO	LOB	BOTTOM					
Lenny Dykstra, L OBP: 0.410, SLG: 0.465 (1, 8)										4	1	4	0	1	0	0	Houston Astros @ Philadelphia Phillies Veterans Stadium, Philadelphia, PA Thu May 03 1990, 7:05 PM EDT Att. 13,653 - Cloudy					
Tom Herr, S OBP: 0.389, SLG: 0.518 (1, 4)										5	0	1	1	0	0	5						
Von Hayes, L OBP: 0.439, SLG: 0.455 (1, 9)										5	0	1	1	0	2	3						
Carmelo Martinez, R OBP: 0.375, SLG: 0.548 (1, 3)										5	1	1	1	0	0	3						
John Kruk, L OBP: 0.338, SLG: 0.443 (1, 7)										3	0	1	0	1	0	1						
Dickie Thompson, R OBP: 0.275, SLG: 0.254 Darrel Akerfelds, R OBP: 0.268, SLG: 1.000 Don Carman, L OBP: 1.000, SLG: 1.000 Randy Poffo, R OBP: 0.400, SLG: 0.474 Jeff Parrett, R OBP: 0.249, SLG: 0.590 (8, 1) (8, 1) (8, 1) (8, 1) (8, 1)										3	0	1	0	0	0	0						
Darren Daulton, L OBP: 0.362, SLG: 0.328 (1, 2)										3	0	0	0	1	1	3						
Charlie Hayes, R OBP: 0.269, SLG: 0.257 (1, 5)										4	0	0	0	0	1	1						
Terry Mulholland, R OBP: 0.333, SLG: 0.444 Rod Booker, L OBP: 0.353, SLG: 0.333 (1, 1) (7, 6)										2	0	0	0	0	1	1						
Inning Stats	R: 1 E: 0 K: 0 S: 11	H: 2 LOB: 1 BB: 0 P: 16	R: 0 E: 0 K: 1 S: 6	H: 0 LOB: 0 BB: 0 P: 7	R: 0 E: 0 K: 2 S: 12	H: 0 LOB: 1 BB: 1 P: 18	R: 0 E: 0 K: 0 S: 4	H: 0 LOB: 0 BB: 0 P: 7	R: 0 E: 0 K: 1 S: 6	H: 1 LOB: 2 BB: 1 P: 11	R: 0 E: 0 K: 1 S: 10	H: 1 LOB: 1 BB: 1 P: 18	R: 0 E: 0 K: 0 S: 8	H: 1 LOB: 1 BB: 0 P: 12	R: 1 E: 0 K: 1 S: 10	H: 2 LOB: 1 BB: 0 P: 18		R: 1 E: 0 K: 0 S: 16	H: 3 LOB: 3 BB: 0 P: 19	1B: 7 2B: 2 3B: 0 HR: 1	SF: 0 SAC: 0 DP: 0 HBP: 0	WP: 1 PB: 0 SB: 0 CS: 0
PITCHER	IP WLS BF H R ER SO BB IBB HBP BLK WP HR S P ERA WHIP																					
Bill Gullickson, R ERA: 4.05	(1, 1) 7.1 W 31 6 2 2 4 3 0 0 0 0 0 0 94 122.7																					
Juan Agosto, L ERA: 0.63	(8, 1) 0.0 1 1 0 0 0 0 0 0 0 0 0 0 2 3 ∞ ∞																					
Dave Smith, R ERA: 1.29	(8, 1) 1.2 S 8 3 1 1 1 0 0 0 0 0 1 0 21 29 5.40 1.800																					

AB	37
R	3
H	10
RBI	3
BB	3
SO	5
LOB	18



Batter	1	2	3	4	5	6	7	8	9	AB	R	H	RBI	BB	SO	LOB	TOP			
Juan Samuel, R OBP: 0.298, SLG: 0.315	G5-3	G5-3		F8		F9		K		5	0	2	0	0	1	2	Los Angeles Dodgers @ Philadelphia Phillies Veterans Stadium, Philadelphia, PA Fri May 04 1990, 3:33 AM EDT Att: 8,926 - Unknown - 45 F			
Willie Randolph, R OBP: 0.376, SLG: 0.392	F8	G5-3		BB		BB		G5-3		4	0	1	1	1	0	3				
Kal Daniels, L OBP: 0.481, SLG: 0.594 Jose Gonzalez, R OBP: 0.308, SLG: 0.182	HR		G1-3	BB		L7		F9		3	1	1	1	1	0	2				
Eddie Murray, S OBP: 0.363, SLG: 0.456	2B		G5-3	F9		F9		K		5	0	1	0	0	1	5				
Hubie Brooks, R OBP: 0.250, SLG: 0.394	BB		G1-3		1B SH5-3	K		F9		4	0	1	0	1	1	2				
Mike Sharperson, R OBP: 0.381, SLG: 0.368	K			BB	SH5-3			F9		3	1	1	0	0	1	2				
Rick Dempsey, R OBP: 0.625, SLG: 0.500		FC1-5		BB		P6				3	1	2	0	1	0	0				
Alfredo Griffin, S OBP: 0.376, SLG: 0.407		BB		K		P5		G6-3		4	0	1	0	0	1	4				
Ramon Martinez, R OBP: 0.111, SLG: 0.111 Mickey Hatcher, R OBP: 0.278, SLG: 0.230 Mike Hartley, R OBP: 0.143, SLG: 0.294 Chris Gwynn, L OBP: 0.143, SLG: 0.143 Ray Searage, L OBP: 0.143, SLG: 0.143 Tim Crews, R OBP: 0.143, SLG: 0.143 John Shelby, S OBP: 0.143, SLG: 0.143 Mike Munoz, L OBP: 0.143, SLG: 0.143	FC1-5			BB		F8		P2		1	0	0	0	0	0	2				
Inning Stats	R: 1 E: 0 K: 1 S: 15	H: 2 LOB: 2 BB: 1 P: 25	R: 0 E: 0 K: 0 S: 9	H: 3 LOB: 2 BB: 0 P: 11	R: 0 E: 0 K: 0 S: 9	H: 0 LOB: 0 BB: 0 P: 13	R: 2 E: 0 K: 1 S: 22	H: 3 LOB: 3 BB: 2 P: 33	R: 0 E: 0 K: 0 S: 13	H: 1 LOB: 2 BB: 1 P: 19	R: 0 E: 0 K: 1 S: 15	H: 0 LOB: 0 BB: 0 P: 12	R: 0 E: 0 K: 1 S: 7	H: 0 LOB: 0 BB: 0 P: 11	R: 0 E: 0 K: 1 S: 6	H: 0 LOB: 0 BB: 0 P: 8		1B: 9 2B: 1 3B: 0 HR: 1	SF: 0 SAC: 1 DP: 1 HBP: 0	WP: 0 PB: 0 SB: 1 CS: 0
PITCHER	IP WLS BF H R ER SO BB IBB HBP BLK WP HR S P ERA WHIP	IP WLS BF H R ER SO BB IBB HBP BLK WP HR S P ERA WHIP																		
Pat Combs, L ERA: 4.88	(1, 1) 4.0 23 9 3 3 2 3 0 0 0 0 0 1 56 84 6.75 3.000																			
Darrel Akerfelds, R ERA:	(5, 1) 1.0 6 2 0 0 0 1 0 0 0 0 0 0 18 30 0.00 3.000																			
Don Carman, L ERA: 0.69	(6, 1) 4.0 W 12 0 0 0 3 0 0 0 0 0 0 0 30 46 0.00 0.000																			

AB	36
R	3
H	11
RBI	3
BB	4
SO	5
LOB	24



Batter	1	2	3	4	5	6	7	8	9	AB	R	H	RBI	BB	SO	LOB	BOTTOM			
Lenny Dykstra, L OBP: 0.422, SLG: 0.467	2B	K		K			S	G4-3		4	2	2	0	1	2	2	Los Angeles Dodgers @ Philadelphia Phillies Veterans Stadium, Philadelphia, PA Fri May 04 1990, 3:33 AM EDT Att: 8,926 - Unknown - 45 F			
Tom Herr, S OBP: 0.379, SLG: 0.511	G4-3		F9		G5-3		L8	G4-3		5	1	1	1	0	0	2				
Von Hayes, L OBP: 0.447, SLG: 0.494	G4-3			HR		E4		G5-3		4	2	2	1	1	0	2				
Ricky Jordan, R OBP: 0.333, SLG: 0.344	3B		K		E4					4	2	2	2	0	1	1				
John Kruk, L OBP: 0.346, SLG: 0.466	G6-3		F7		F7					3	1	1	1	1	0	1				
Dickie Thon, R OBP: 0.274, SLG: 0.276	G6-3			K		K				4	0	1	3	0	2	0				
Darren Daulton, L OBP: 0.356, SLG: 0.311	G4-3			K		F7		FC6-4		3	0	0	0	1	1	0				
Charlie Hayes, R OBP: 0.268, SLG: 0.256		K		BB		G6-3		FC6-4		4	0	1	0	0	1	3				
Pat Combs, L OBP: 0.222, SLG: 0.250 Darrel Akerfelds, R ERA: 3.0 Don Carman, L OBP: 0.333, SLG: 0.333		K						K		1	0	0	0	1	1	0				
Inning Stats	R: 4 E: 0 K: 0 S: 16	H: 3 LOB: 0 BB: 1 P: 32	R: 0 E: 0 K: 3 S: 13	H: 0 LOB: 0 BB: 0 P: 17	R: 1 E: 0 K: 1 S: 9	H: 1 LOB: 0 BB: 0 P: 18	R: 0 E: 0 K: 3 S: 16	H: 1 LOB: 2 BB: 1 P: 30	R: 0 E: 0 K: 0 S: 11	H: 1 LOB: 1 BB: 0 P: 18	R: 0 E: 0 K: 1 S: 6	H: 0 LOB: 0 BB: 0 P: 10	R: 3 E: 0 K: 1 S: 12	H: 3 LOB: 3 BB: 3 P: 31	R: 0 E: 0 K: 0 S: 12	H: 1 LOB: 1 BB: 0 P: 20		1B: 6 2B: 2 3B: 1 HR: 1	SF: 0 SAC: 0 DP: 0 HBP: 0	WP: 0 PB: 0 SB: 1 CS: 0
PITCHER	IP WLS BF H R ER SO BB IBB HBP BLK WP HR S P ERA WHIP	IP WLS BF H R ER SO BB IBB HBP BLK WP HR S P ERA WHIP																		
Ramon Martinez, R ERA: 3.48	(1, 1) 3.0 L 14 4 5 5 4 1 0 0 0 0 0 0 16 38 15.00 1.667																			
Mike Hartley, R ERA: 3.0	(4, 1) 1.0 5 1 0 0 3 1 0 0 0 0 0 0 16 30 0.00 2.000																			
Ray Searage, L ERA: 2.25	(5, 1) 1.0 4 1 0 0 0 0 0 0 0 0 0 0 11 18 0.00 1.000																			
Tim Crews, R ERA: 3.86	(6, 1) 2.0 12 3 3 3 2 2 1 0 0 0 0 0 18 41 13.50 2.500																			
Mike Munoz, L ERA:	(8, 1) 1.0 4 1 0 0 0 0 0 0 0 0 0 0 12 20 0.00 1.000																			



Batter	1	2	3	4	5	6	7	8	9	AB	R	H	RBI	BB	SO	LOB	TOP							
Juan Samuel, R (1, 8) OBP: 0.292, SLG: 0.307	1-0 G4-3 1B		2-2 CS 1B		3-2 G6-3		1-2 G5-3		0-1 G6-3	5	0	2	0	0	0	0	Los Angeles Dodgers @ Philadelphia Phillies Veterans Stadium, Philadelphia, PA Sun May 06 1990, 7:05 PM EDT Att: 38,167 - Cloudy - 65 F							
Willie Randolph, R (1, 4) OBP: 0.374, SLG: 0.363	2-1 G4-3		1-2 CS	4-1 G5-3 2B BB		1-0 G6-3	4-1 BB		0-0 F9	3	1	0	0	2	0	1								
Mike Sharperson, R (1, 5) OBP: 0.391, SLG: 0.350	4-0 G6-4-3 BB			1-0 F9		4-2 1B HR BB	0-3 K			2	1	0	0	2	1	2								
Eddie Murray, S (1, 3) OBP: 0.364, SLG: 0.459	0-1 G6-4-3			0-0 G5-3		1-2 HR 1B	1-1 P3			4	1	1	0	0	0	4								
Hubie Brooks, R (1, 9) OBP: 0.269, SLG: 0.471		0-0 G6-3		1-1 2H 3B 2B		1-2 HR		1-0 G6-4-3 1B		4	2	3	4	0	0	0								
Jose Gonzalez, R (1, 7) OBP: 0.375, SLG: 0.500		3-1 F9		0-1 3B		3-2 S FC1-3-5 2B		3-2 G6-4-3		3	0	2	1	0	0	0								
Chris Gwynn, L (8, PH) OBP: 0.222, SLG: 0.278				2H 3B				1-2 G6-4-3		1	0	0	0	0	0	1								
Mike Scioscia, L (1, 2) OBP: 0.310, SLG: 0.446		2-1 G4		0-0 F8		1-2 FC1-2-5 FC5 2H		4-2 BB		3	0	0	0	1	0	2								
Alfredo Griffin, S (1, 6) OBP: 0.367, SLG: 0.398			0-0 G3		0-1 L9	1-2 HBP		0-1 G4-3		3	0	0	0	0	0	1								
John Wetteland, R (6, PH) ERA: 2.95, SLG: 0.222			0-0 G6-3		0-2 F7	3-1 FC5 2-3H		2-2 G3		2	0	0	0	0	0	0								
Mickey Hatcher, R (6, PH) ERA: 2.95, SLG: 0.222										1	0	0	0	0	0	2								
Ray Searage, L (6, 1) ERA: 5.11										0	0	0	0	0	0	0								
Mike Hartley, R (6, 1) ERA: 5.11										0	0	0	0	0	0	0								
Mike Munoz, L (7, 1) ERA: 4.91										0	0	0	0	0	0	0								
Tim Crews, R (7, 1) ERA: 4.5										0	0	0	0	0	0	0								
Lenny Harris, L (7, 5) OBP: 0.278, SLG: 0.265										1	0	0	0	0	0	0								
Inning Stats	R: 0 E: 0 K: 0 S: 5	H: 1 LOB: 1 BB: 1 P: 12	R: 0 E: 0 K: 0 S: 5	H: 0 LOB: 0 BB: 0 P: 10	R: 0 E: 0 K: 0 S: 7	H: 1 LOB: 0 BB: 0 P: 10	R: 2 E: 0 K: 0 S: 8	H: 2 LOB: 1 BB: 1 P: 14	R: 0 E: 0 K: 0 S: 8	H: 0 LOB: 0 BB: 0 P: 11	R: 3 E: 0 K: 0 S: 20	H: 3 LOB: 2 BB: 1 P: 35	R: 0 E: 0 K: 1 S: 9	H: 0 LOB: 1 BB: 1 P: 15	R: 0 E: 0 K: 0 S: 10	H: 1 LOB: 1 BB: 1 P: 18	R: 0 E: 0 K: 0 S: 7	H: 0 LOB: 0 BB: 0 P: 9	1B: 4 2B: 2 3B: 1 HR: 1	SF: 0 SAC: 0 DP: 2 HBP: 1	WP: 0 PB: 0 SB: 2 CS: 1	PA: 39		
PITCHER	IP WLS BF H R ER SO BB IBB HBP BLK WP HR S P ERA WHIP	5.1 24 7 5 5 0 3 0 0 0 0 1 46 80 8.44 1.875	1.2 7 0 0 0 1 1 0 1 0 0 0 16 27 0.00 0.600	2.0 7 1 0 0 0 1 0 0 0 0 0 17 27 0.00 1.000																				

AB	32
R	5
H	8
RBI	5
BB	5
SO	1
LOB	13



Batter	1	2	3	4	5	6	7	8	9	AB	R	H	RBI	BB	SO	LOB	BOTTOM						
Lenny Dykstra, L (1, 8) OBP: 0.435, SLG: 0.476	4-0 F7 BB		1-2 P5			3-2 G4-3	0-0 BB 1B	2-2 L3		4	1	1	1	1	0	1	Los Angeles Dodgers @ Philadelphia Phillies Veterans Stadium, Philadelphia, PA Sun May 06 1990, 7:05 PM EDT Att: 38,167 - Cloudy - 65 F						
Tom Herr, S (1, 4) OBP: 0.359, SLG: 0.474	3-2 F7 1-2		2-3 K			3-2 F8	2-3 K			4	0	0	0	0	2	3							
Von Hayes, L (1, 9) OBP: 0.450, SLG: 0.517	2-1 HR			4-0 S BB		3-1 1B 2B 1B	4-0 HR BB			2	3	2	1	2	0	0							
Ricky Jordan, R (1, 3) OBP: 0.350, SLG: 0.417	2-2 F8			2-0 L9		0-1 2B 1B	0-0 HR			4	2	2	4	0	0	1							
John Kruk, L (1, 7) OBP: 0.333, SLG: 0.443		2-1 G4-3		3-3 K		2-2 1B 2B	3-0 CS 1B			2	0	0	0	0	1	1							
Carmelo Martinez, R (6, PH) OBP: 0.460, SLG: 0.591				1-2 K		1-H 2-H 3-H 2B				2	0	2	2	0	0	0							
Roger McDowell, R (8, 1) ERA: 5.11						1-H 2-H 3-H 2B				0	0	0	0	0	0	0							
Dickie Thon, R (1, 6) OBP: 0.283, SLG: 0.277		0-0 S 1B		0-2 L7		4-2 PO BB	3-3 K			3	0	1	0	1	1	2							
Darren Daulton, L (1, 2) OBP: 0.359, SLG: 0.333		3-3 K			1-2 P6	1-2 PO	1-1 2B 1B	2-2 G5-3 2B		4	1	2	0	0	1	1							
Charlie Hayes, R (1, 5) OBP: 0.267, SLG: 0.268		3-1 G4-3			1-3 K		0-1 1B 2B	2-2 G5-3		4	1	1	0	0	1	2							
Bruce Ruffin, S (1, 1) ERA: 7.62					1-3 K		2-2 1B 2B	2-3 K		2	0	0	0	0	2	0							
Don Carman, L (6, 1) OBP: 0.333, SLG: 0.333							1-3 1B 2B			0	0	0	0	0	0	0							
Curt Ford, L (7, PH) ERA: 4.15							BB HR 1B			0	0	0	0	0	0	0							
Randy Ready, R (7, PH) OBP: 0.407, SLG: 0.476							2-3 HR 1B			2	1	1	1	0	1	1							
Inning Stats	R: 1 E: 0 K: 0 S: 9	H: 1 LOB: 0 BB: 1 P: 20	R: 0 E: 0 K: 1 S: 10	H: 1 LOB: 0 BB: 0 P: 18	R: 0 E: 0 K: 2 S: 12	H: 0 LOB: 0 BB: 0 P: 16	R: 0 E: 0 K: 1 S: 9	H: 0 LOB: 1 BB: 1 P: 18	R: 0 E: 0 K: 2 S: 11	H: 0 LOB: 0 BB: 0 P: 14	R: 2 E: 0 K: 0 S: 19	H: 3 LOB: 1 BB: 1 P: 35	R: 6 E: 0 K: 2 S: 20	H: 6 LOB: 1 BB: 1 P: 35	R: 0 E: 0 K: 1 S: 13	H: 1 LOB: 1 BB: 0 P: 21	1B: 7 2B: 4 3B: 0 HR: 2	SF: 0 SAC: 0 DP: 1 HBP: 0	WP: 0 PB: 0 SB: 2 CS: 1	PA: 38			
PITCHER	IP WLS BF H R ER SO BB IBB HBP BLK WP HR S P ERA WHIP	5.0 18 5 3 2 2 0 2 0 0 0 0 15 26 27.00 4.500	0.2 3 2 2 2 0 1 0 0 0 0 0 8 14 54.00 9.000	0.1 2 2 0 0 0 0 0 0 0 0 0 4 6 ∞ ∞	0.0 2 2 0 0 0 0 0 0 0 0 0 4 6 ∞ ∞	2.0 9 3 4 4 3 1 0 0 0 0 1 25 45 18.00 2.000																	

AB	33
R	9
H	12
RBI	9
BB	4
SO	9
LOB	12



Batter	1	2	3	4	5	6	7	8	9	AB	R	H	RBI	BB	SO	LOB	TOP									
Lenny Dykstra, L OBP: 0.446, SLG: 0.484 Sil Campuzano, R OBP: 0.190, SLG: 0.150	L9	FC4		G3 SF8			E9		P2	5	1	3	1	0	0	2										
Tom Herr, S OBP: 0.397, SLG: 0.461 Rod Booker, L OBP: 0.350, SLG: 0.294	G4-3	SF8		G3	G1-3		G3			4	0	0	1	0	0	4										
Von Hayes, L OBP: 0.425, SLG: 0.500 Curt Ford, L OBP: 0.200, SLG: 0.111		K		SF8			F9		K	3	0	1	1	0	1	2										
Carmelo Martinez, R OBP: 0.393, SLG: 0.542	G5-3			P4	G6-3		FC4-6 BB		K	4	0	0	0	1	1	1										
John Kruk, L OBP: 0.347, SLG: 0.471		E		3B			G4-3		FC4-6	5	2	3	0	0	0	1										
Dickie Thon, R OBP: 0.294, SLG: 0.315	F9			1B	3B		P9		F8	5	2	2	1	0	0	3										
Darren Daulton, L OBP: 0.349, SLG: 0.315		E		P5			P4		G4-3	4	1	0	0	1	0	2										
Charlie Hayes, R OBP: 0.277, SLG: 0.303	E4			FC4			L4			4	3	2	2	1	0	1										
Pat Combs, L OBP: 0.308, SLG: 0.333 Randy Ready, R OBP: 0.414, SLG: 0.478 Terry Mulholland, R OBP: 0.333, SLG: 0.444	SF8			SF8			E7		G5-3	4	1	2	1	0	1	1										
Inning Stats	R: 0 E: 0 K: 0 S: 11	H: 1 LOB: 1 BB: 0 P: 18	R: 3 E: 2 K: 1 S: 16	H: 2 LOB: 2 BB: 1 P: 28	R: 2 E: 0 K: 1 S: 10	H: 3 LOB: 1 BB: 0 P: 16	R: 1 E: 0 K: 0 S: 7	H: 1 LOB: 0 BB: 0 P: 10	R: 2 E: 1 K: 0 S: 16	H: 3 LOB: 2 BB: 1 P: 22	R: 0 E: 0 K: 0 S: 8	H: 0 LOB: 1 BB: 1 P: 18	R: 1 E: 2 K: 0 S: 17	H: 1 LOB: 1 BB: 0 P: 24	R: 0 E: 0 K: 2 S: 14	H: 1 LOB: 1 BB: 0 P: 19	R: 1 E: 0 K: 0 S: 8	H: 1 LOB: 0 BB: 0 P: 14	1B: 9 2B: 2 3B: 1 HR: 1	SF: 2 SAC: 0 DP: 0 HBP: 0	WP: 1 PB: 0 SB: 2 CS: 0	PA: 46				
PITCHER	IP	WLS	BF	H	R	ER	SO	BB	IBB	HBP	BLK	WP	HR	S	P	ERA	WHIP									
Mike Scott, R ERA: 6.27	(1, 1)	4.2	L	27	9	8	4	2	2	0	0	0	0	0	53	87	7.71	2.357								
Dan Schatzeder, L ERA: 1.5	(5, 1)	1.1		6	1	0	0	0	1	0	0	0	0	15	25	0.00	1.500									
Xavier Hernandez, R ERA: 9.0	(7, 1)	3.0		13	3	2	1	2	0	0	0	0	1	1	39	57	3.00	1.000								

Philadelphia Phillies @ Houston Astros
Astrodome, Houston, TX
Wed May 09 1990, 8:05 PM EDT
Att: 11,257 - Dome

AB 41
R 10
H 13
RBI 7
BB 3
SO 4
LOB 17



Batter	1	2	3	4	5	6	7	8	9	AB	R	H	RBI	BB	SO	LOB	BOTTOM								
Eric Yelding, R OBP: 0.315, SLG: 0.333				FC3-6			F8		F9	5	0	2	0	0	0	6									
Rafael Ramirez, R OBP: 0.295, SLG: 0.315	G5-3			P6			L9		P5	4	0	0	0	0	0	5									
Craig Biggio, R OBP: 0.361, SLG: 0.345 Alex Trevino, R OBP: 0.346, SLG: 0.596					G5-4-3 BB				G1-3	2	0	1	0	1	1	0									
Glenn Davis, R OBP: 0.387, SLG: 0.562 Franklin Stubbs, L OBP: 0.346, SLG: 0.596		G5-3		P6			L7		G6-3	4	0	0	0	0	0	4									
Ken Caminiti, S OBP: 0.327, SLG: 0.309 Dan Schatzeder, L OBP: 0.324, SLG: 0.400 Xavier Hernandez, L OBP: 0.297, SLG: 0.214				G5-4-3			K			2	0	0	0	0	1	1									
Eric Anthony, L OBP: 0.357, SLG: 0.273		G3-1							E4	3	0	0	0	0	1	1									
Glenn Wilson, R OBP: 0.250, SLG: 0.277				G4-3			F9			3	0	0	0	1	1	1									
Casey Candaele, S OBP: 0.355, SLG: 0.414				FC3-6			F8		L3	4	0	1	0	0	0	4									
Mike Scott, R ERA: 3.58 Gerald Young, S OBP: 0.233, SLG: 0.268									SF7	0	0	0	0	1	0	0									
Inning Stats	R: 0 E: 0 K: 1 S: 9	H: 1 LOB: 0 BB: 0 P: 11	R: 0 E: 0 K: 1 S: 5	H: 0 LOB: 0 BB: 0 P: 6	R: 0 E: 0 K: 0 S: 9	H: 1 LOB: 1 BB: 1 P: 17	R: 0 E: 0 K: 0 S: 10	H: 0 LOB: 0 BB: 1 P: 17	R: 0 E: 0 K: 0 S: 7	H: 0 LOB: 2 BB: 1 P: 15	R: 0 E: 0 K: 1 S: 11	H: 1 LOB: 1 BB: 0 P: 17	R: 0 E: 0 K: 2 S: 8	H: 0 LOB: 0 BB: 0 P: 11	R: 0 E: 0 K: 0 S: 11	H: 2 LOB: 2 BB: 0 P: 19	R: 1 E: 1 K: 0 S: 9	H: 1 LOB: 2 BB: 1 P: 18	1B: 6 2B: 0 3B: 0 HR: 0	SF: 1 SAC: 0 DP: 1 HBP: 1	WP: 0 PB: 0 SB: 0 CS: 1	PA: 37			
PITCHER	IP	WLS	BF	H	R	ER	SO	BB	IBB	HBP	BLK	WP	HR	S	P	ERA	WHIP								
Pat Combs, L ERA: 4.67	(1, 1)	1.0	W	31	5	0	0	0	3	0	1	0	0	9	18	0.00	2.000								
Terry Mulholland, L ERA: 4.67	(9, 1)	1.0		6	1	1	0	0	1	0	0	0	0	9	18	0.00	2.000								

Philadelphia Phillies @ Houston Astros
Astrodome, Houston, TX
Wed May 09 1990, 8:05 PM EDT
Att: 11,257 - Dome

AB 31
R 1
H 6
RBI 1
BB 4
SO 5
LOB 25



Batter	1	2	3	4	5	6	7	8	9	AB	R	H	RBI	BB	SO	LOB	TOP								
Brett Butler , L (1,8) OBP: 0.403, SLG: 0.392										4	1	1	0	1	2	1	San Francisco Giants @ Philadelphia Phillies Veterans Stadium, Philadelphia, PA Sat May 12 1990, 7:05 PM EDT Att: 24,272 - Unknown								
Rick Parker , R (1,7) OBP: 0.429, SLG: 0.667										2	0	1	0	1	0	0									
Rick Leach , L (7,PH) OBP: 0.389, SLG: 0.310										1	1	1	0	0	0	0									
Greg Litton , R (9,PH) OBP: 0.154, SLG: 0.154										4	2	1	3	1	1	3									
Will Clark , L (1,3) OBP: 0.326, SLG: 0.447										4	1	1	3	1	0	2									
Matt Williams , R (1,5) OBP: 0.355, SLG: 0.531										5	0	1	0	0	0	1									
Kevin Bass , S (1,9) OBP: 0.290, SLG: 0.431										3	0	0	0	0	0	1									
Gary Carter , R (1,2) OBP: 0.317, SLG: 0.314											3	0	0	0	0	1									
Robby Thompson , R (1,4) OBP: 0.256, SLG: 0.330											3	0	1	0	1	0									
Jose Uribe , S (1,6) OBP: 0.371, SLG: 0.424											4	0	1	0	0	4									
Jeff Brantley , R (8,1) OBP: 0.500, SLG: 1.000											0	0	0	0	0	0									
Scott Garrelts , R (1,1)										2	0	0	0	0	0	0									
Mark Bailey , S (6,PH) OBP: 0.250, SLG: 1.000										1	0	0	0	0	3										
Atlee Hammaker , S (6,1) OBP: 0.154, SLG: 0.083										0	0	0	0	0	0										
Dave Anderson , R (8,6) OBP: 0.222, SLG: 0.278										1	1	1	0	0	0										
Inning Stats	R: 0 E: 0 K: 1 S: 6	H: 0 LOB: 0 BB: 0 P: 11	R: 0 E: 0 K: 0 S: 11	H: 2 LOB: 2 BB: 0 P: 15	R: 3 E: 0 K: 0 S: 17	H: 1 LOB: 0 BB: 2 P: 28	R: 0 E: 0 K: 0 S: 4	H: 0 LOB: 0 BB: 0 P: 7	R: 0 E: 0 K: 0 S: 8	H: 1 LOB: 1 BB: 0 P: 12	R: 0 E: 1 K: 0 S: 11	H: 0 LOB: 3 BB: 2 P: 25	R: 0 E: 0 K: 0 S: 8	H: 1 LOB: 1 BB: 1 P: 15	R: 0 E: 0 K: 0 S: 5	H: 1 LOB: 1 BB: 0 P: 10	R: 3 E: 0 K: 1 S: 11	H: 3 LOB: 0 BB: 0 P: 17	1B: 5 2B: 2 3B: 0 HR: 2	SF: 0 SAC: 0 DP: 1 HBP: 1	WP: 0 PB: 0 SB: 0 CS: 0	PA: 41			
PITCHER	IP	WLS	BF	H	R	ER	SO	BB	IBB	HBP	BLK	WP	HR	S	P	ERA	WHIP								
Bruce Ruffin , L (1,1) ERA: 4.43	5.1	L	25	4	3	3	2	4	0	1	0	0	1	52	90	5.06	1.500								
Darrel Akerfelds , R (6,1) ERA:	0.2		3	1	0	0	0	0	0	0	0	0	0	8	12	0.00	1.500								
Jeff Parrett , R (7,1) ERA: 5.33	2.0		7	1	0	0	0	0	1	0	1	0	0	10	21	0.00	0.500								
Don Carman , L (9,1) ERA: 2.45	1.0		6	3	3	3	1	0	0	0	0	0	1	11	17	27.00	3.000								


Batter	1	2	3	4	5	6	7	8	9	AB	R	H	RBI	BB	SO	LOB	BOTTOM								
Lenny Dykstra , L (1,8) OBP: 0.450, SLG: 0.485										4	2	1	0	1	0	1	San Francisco Giants @ Philadelphia Phillies Veterans Stadium, Philadelphia, PA Sat May 12 1990, 7:05 PM EDT Att: 24,272 - Unknown								
Tom Herr , S (1,4) OBP: 0.372, SLG: 0.454										3	0	0	0	1	0	2									
Von Hayes , L (1,9) OBP: 0.419, SLG: 0.515										4	0	1	0	0	1	2									
Ricky Jordan , R (1,3) OBP: 0.351, SLG: 0.424										3	0	1	2	0	0	0									
John Kruk , L (1,7) OBP: 0.333, SLG: 0.447										2	0	0	0	0	1	3									
Carmelo Martinez , R (7,7) OBP: 0.397, SLG: 0.531										1	0	0	0	1	0	0									
Dickie Thon , R (1,6) OBP: 0.315, SLG: 0.316											3	0	2	0	1	0									
Charlie Hayes , R (1,5) OBP: 0.254, SLG: 0.320											3	0	1	0	0	2									
Don Carman , L (9,1) OBP: 0.400, SLG: 0.400											0	0	0	0	0	0									
Steve Lake , R (1,2) OBP: 0.222, SLG: 0.269											3	0	0	0	0	2									
Curt Ford , L (9,PH) OBP: 0.182, SLG: 0.100											1	0	0	0	1	0									
Bruce Ruffin , S (1,1) OBP: 0.143, SLG: 0.143										2	0	0	0	0	0	1									
Darrel Akerfelds , R (6,1) ERA:										0	0	0	0	0	0	0									
Jeff Parrett , R (7,1) ERA:										0	0	0	0	0	0	0									
Dave Hollins , S (7,5) OBP: 0.333, SLG: 0.222										2	0	1	0	0	0	0									
Randy Ready , R (8,PH) OBP: 0.400, SLG: 0.458										1	0	0	0	1	2										
Inning Stats	R: 1 E: 0 K: 1 S: 17	H: 1 LOB: 1 BB: 1 P: 29	R: 0 E: 0 K: 0 S: 7	H: 1 LOB: 0 BB: 0 P: 14	R: 1 E: 0 K: 0 S: 10	H: 2 LOB: 2 BB: 1 P: 13	R: 0 E: 0 K: 0 S: 7	H: 1 LOB: 1 BB: 0 P: 10	R: 0 E: 0 K: 0 S: 6	H: 1 LOB: 1 BB: 0 P: 9	R: 0 E: 0 K: 0 S: 5	H: 1 LOB: 1 BB: 0 P: 8	R: 0 E: 0 K: 2 S: 8	H: 0 LOB: 2 BB: 2 P: 19	R: 0 E: 0 K: 1 S: 9	H: 0 LOB: 0 BB: 0 P: 15	1B: 7 2B: 0 3B: 0 HR: 0	SF: 1 SAC: 0 DP: 0 HBP: 0	WP: 0 PB: 0 SB: 1 CS: 1	PA: 37					
PITCHER	IP	WLS	BF	H	R	ER	SO	BB	IBB	HBP	BLK	WP	HR	S	P	ERA	WHIP								
Scott Garrelts , R (1,1) ERA: 5.6	5.0	W	21	5	2	2	1	2	0	0	0	0	0	15	27	0.00	1.125								
Atlee Hammaker , L (6,1) ERA: 3.0	2.2		11	2	0	0	1	1	0	0	0	0	0	13	24	0.00	0.750								
Jeff Brantley , R (8,1) ERA: 1.99	1.1	S	5	0	0	0	2	1	0	0	0	0	0	13	24	0.00	0.750								


AB	35
R	6
H	9
RBI	6
BB	5
SO	3
LOB	18



AB	32
R	2
H	7
RBI	2
BB	4
SO	4
LOB	15



Batter	1	2	3	4	5	6	7	8	9	AB	R	H	RBI	BB	SO	LOB	TOP					
Brett Butler, L (1, 8) OBP: 0.399, SLG: 0.387	L8			G3-1		1B		B1		4	0	1	0	0	0	0	San Francisco Giants @ Philadelphia Phillies Veterans Stadium, Philadelphia, PA Sun May 13 1990, 3:33 AM EDT Att: 19,631 - Cloudy - 65 F					
Greg Litton, R (1, 7) OBP: 0.294, SLG: 0.471	G5-3			G6-3		1B			HR	4	1	3	1	0	0							
Will Clark, L (1, 3) OBP: 0.316, SLG: 0.433	K			G6-3		F9			F8	4	0	0	0	0	1							
Matt Williams, R (1, 5) OBP: 0.344, SLG: 0.513		G1-3		G4-3			P2		G6-3	4	0	0	0	0	1							
Kevin Bass, S (1, 9) OBP: 0.288, SLG: 0.425		G6-3			G5-3		K			4	0	1	0	0	1							
Gary Carter, R (1, 2) OBP: 0.313, SLG: 0.309		G5-3			G5-3		1B		G6-3	4	0	1	0	0	1							
Robby Thompson, R (1, 4) OBP: 0.250, SLG: 0.321			F9		G6-3		P3			3	0	0	0	0	1							
Jose Uribe, S (1, 6) OBP: 0.359, SLG: 0.409			P2			G4-3		G4-3		3	0	0	0	0	0							
Rick Reuschel, R (1, 1) OBP: 0.222, SLG: 0.278			K			G5-3		F8		2	0	0	0	0	1							
Dave Anderson, R (8, PH) OBP: 0.211, SLG: 0.263										1	0	0	0	0	0							
Steve Bedrosian, R (8, 1)										0	0	0	0	0	0							
Inning Stats	R: 0 E: 0 K: 1 S: 8	H: 0 LOB: 0 BB: 0 P: 13	R: 0 E: 0 K: 0 S: 8	H: 0 LOB: 0 BB: 0 P: 10	R: 0 E: 0 K: 1 S: 7	H: 0 LOB: 0 BB: 0 P: 10	R: 0 E: 0 K: 0 S: 7	H: 1 LOB: 1 BB: 0 P: 7	R: 0 E: 0 K: 0 S: 6	H: 0 LOB: 0 BB: 0 P: 9	R: 0 E: 0 K: 1 S: 11	H: 2 LOB: 2 BB: 0 P: 16	R: 0 E: 0 K: 1 S: 9	H: 1 LOB: 1 BB: 0 P: 13	R: 0 E: 0 K: 0 S: 7	H: 0 LOB: 0 BB: 0 P: 10	R: 1 E: 0 K: 0 S: 7	H: 2 LOB: 1 BB: 0 P: 9	1B: 5 2B: 0 3B: 0 HR: 1	SF: 0 SAC: 0 DP: 0 HBP: 0	WP: 0 PB: 0 SB: 0 CS: 0	PA: 33
PITCHER Dennis Cook, L (1, 1) ERA: 1.46	IP: 9.0 WLS: W BF: 33 H: 6 R: 1 ER: 1 SO: 3 BB: 0 IBB: 0 HBP: 0 BLK: 0 WP: 0 HR: 1 S: 70 P: 97 ERA: 1.00 WHIP: 0.667																					

Batter	1	2	3	4	5	6	7	8	9	AB	R	H	RBI	BB	SO	LOB	BOTTOM					
Lenny Dykstra, L (1, 8) OBP: 0.457, SLG: 0.515	FC6-5 G5-3 1B		G4-3					F8		4	1	2	1	1	0	1	San Francisco Giants @ Philadelphia Phillies Veterans Stadium, Philadelphia, PA Sun May 13 1990, 3:33 AM EDT Att: 19,631 - Cloudy - 65 F					
Randy Ready, R (1, 4) OBP: 0.382, SLG: 0.429	G5-3				BB		HR			4	0	1	2	0	0	1						
Rod Booker, L (8, 4) OBP: 0.350, SLG: 0.294	G5-3		P6				P6			0	0	0	0	0	0	0						
Von Hayes, L (1, 9) OBP: 0.414, SLG: 0.514	FC6-5 FC6-4			G4-3	F6			2B		4	1	1	0	0	0	3						
Ricky Jordan, R (1, 3) OBP: 0.347, SLG: 0.416	FC6-4			F9		2B	K			4	0	1	0	0	1	2						
John Kruk, L (1, 7) OBP: 0.349, SLG: 0.480		BB 1B		G6-3			1B			4	0	3	1	0	0	0						
Dickie Thorn, R (1, 6) OBP: 0.304, SLG: 0.304	L6				F9	G5-3	K			4	0	0	0	0	1	4						
Darren Daulton, L (1, 2) OBP: 0.347, SLG: 0.295		G1-6-3 BB			G4-3			P2		2	0	0	0	2	0	0						
Charlie Hayes, R (1, 5) OBP: 0.292, SLG: 0.317		G1-6-3				BB 1B	K		K	4	1	1	0	0	2	5						
Dennis Cook, L (1, 1) OBP: 0.294, SLG: 0.294			G1-3			BB 1B	P6			4	1	2	0	0	0	3						
Inning Stats	R: 0 E: 0 K: 0 S: 5	H: 1 LOB: 1 BB: 0 P: 8	R: 0 E: 0 K: 0 S: 6	H: 1 LOB: 1 BB: 1 P: 11	R: 0 E: 0 K: 0 S: 4	H: 0 LOB: 0 BB: 0 P: 7	R: 0 E: 0 K: 0 S: 6	H: 0 LOB: 0 BB: 0 P: 8	R: 2 E: 0 K: 1 S: 14	H: 3 LOB: 2 BB: 1 P: 25	R: 0 E: 0 K: 1 S: 11	H: 2 LOB: 3 BB: 1 P: 19	R: 2 E: 0 K: 2 S: 13	H: 3 LOB: 1 BB: 0 P: 20	R: 0 E: 0 K: 1 S: 6	H: 1 LOB: 1 BB: 0 P: 7	R: 0 E: 0 K: 1 S: 6	H: 1 LOB: 1 BB: 0 P: 7	1B: 7 2B: 3 3B: 0 HR: 1	SF: 0 SAC: 0 DP: 1 HBP: 0	WP: 0 PB: 0 SB: 0 CS: 0	PA: 37
PITCHER Rick Reuschel, R (1, 1) ERA: 4.67	IP: 7.0 WLS: L BF: 33 H: 10 R: 4 ER: 4 SO: 3 BB: 2 IBB: 1 HBP: 0 BLK: 0 WP: 0 HR: 1 S: 59 P: 98 ERA: 5.14 WHIP: 1.714																					
Steve Bedrosian, R (8, 1) ERA: 6.09	IP: 1.0 WLS: L BF: 4 H: 1 R: 0 ER: 0 SO: 1 BB: 0 IBB: 0 HBP: 0 BLK: 0 WP: 0 HR: 0 S: 6 P: 7 ERA: 0.00 WHIP: 1.000																					

Batter	1	2	3	4	5	6	7	8	9	AB	R	H	RBI	BB	SO	LOB	TOP					
Lenny Dykstra, L OBP: 0.450, SLG: 0.500	F9			F8	BB			F9		3	0	0	1	1	0	0	Philadelphia Phillies @ San Diego Padres Jack Murphy Stadium, San Diego, CA Mon May 14 1990, 10:05 PM EDT Att: 16,389 - Unknown					
Tom Herr, S OBP: 0.360, SLG: 0.438	F8			F7	G4-3			K		4	0	0	0	0	1	3						
Von Hayes, L OBP: 0.409, SLG: 0.500	G4-3			BB					P6	3	0	0	0	1	0	0						
Ricky Jordan, R OBP: 0.333, SLG: 0.398		P3		F9					G1-3	4	0	0	0	0	0	1						
John Kruk, L OBP: 0.345, SLG: 0.465		K			G5-4-3				G1-3	3	0	0	0	1	1	0						
Dickie Thon, R OBP: 0.297, SLG: 0.295		K			G5-4-3					3	0	0	0	0	2	1						
Darren Daulton, L OBP: 0.347, SLG: 0.296				F6	BB			F7		3	1	1	0	0	0	0						
Charlie Hayes, R OBP: 0.294, SLG: 0.311		P3			BB			L9		2	0	0	0	1	0	0						
Pat Combs, L OBP: 0.286, SLG: 0.308										1	0	0	0	0	1	0						
Curt Ford, L OBP: 0.250, SLG: 0.182										1	0	1	0	0	0	0						
Don Carman, L OBP: 0.400, SLG: 0.400										0	0	0	0	0	0	0						
Dave Hollins, S OBP: 0.318, SLG: 0.211										1	0	0	0	0	0	0						
Darrel Akerfelds, R OBP: 0.297, SLG: 0.211								F9		0	0	0	0	0	0	0						
Inning Stats	R: 0 H: 0 E: 0 K: 0 S: 5	H: 0 LOB: 0 BB: 0 P: 9	R: 0 H: 0 E: 0 K: 2 S: 10	H: 0 LOB: 0 BB: 0 P: 14	R: 0 H: 0 E: 0 K: 1 S: 12	H: 0 LOB: 1 BB: 1 P: 18	R: 0 H: 0 E: 0 K: 0 S: 7	H: 0 LOB: 0 BB: 0 P: 12	R: 1 H: 2 E: 0 K: 0 S: 12	H: 2 LOB: 3 BB: 3 P: 28	R: 0 H: 0 E: 0 K: 0 S: 6	H: 0 LOB: 0 BB: 0 P: 8	R: 0 H: 0 E: 0 K: 1 S: 11	H: 0 LOB: 0 BB: 0 P: 15	R: 0 H: 0 E: 0 K: 1 S: 6	H: 0 LOB: 0 BB: 0 P: 8	R: 0 H: 0 E: 0 K: 0 S: 8	H: 0 LOB: 0 BB: 0 P: 9	1B: 2 2B: 0 3B: 0 HR: 0	SF: 0 SAC: 0 DP: 1 HBP: 0	WP: 0 PB: 0 SB: 0 CS: 0	PA: 32
PITCHER Andy Benes, R ERA: 3.98	IP: 9.0 WLS: W BF: 32 H: 2 R: 1 ER: 1 SO: 5 BB: 4 IBB: 0 HBP: 0 BLK: 0 WP: 0 HR: 0 S: 77 P: 121 ERA: 1.00 WHIP: 0.667															PITCHER						

AB	28
R	1
H	2
RBI	1
BB	4
SO	5
LOB	5



Batter	1	2	3	4	5	6	7	8	9	AB	R	H	RBI	BB	SO	LOB	BOTTOM			
Bip Roberts, S OBP: 0.347, SLG: 0.478	G5-3	L7			HR			G1-3		4	1	1	0	0	0	2	Philadelphia Phillies @ San Diego Padres Jack Murphy Stadium, San Diego, CA Mon May 14 1990, 10:05 PM EDT Att: 16,389 - Unknown			
Tony Gwynn, L OBP: 0.383, SLG: 0.465	CS			F7	HR					4	1	3	2	0	0	0				
Roberto Alomar, S OBP: 0.412, SLG: 0.476	BB				L9			L8		4	1	2	0	0	0	1				
Joe Carter, R OBP: 0.299, SLG: 0.425	L5			HR	F9			F9		4	1	1	2	0	0	1				
Benito Santiago, R OBP: 0.378, SLG: 0.553		K			L8			L6		4	0	0	0	0	2	0				
Shawn Abner, R OBP: 0.364, SLG: 0.300		E		G6-3				S		2	1	0	0	2	0	0				
Mike Pagliarulo, L OBP: 0.392, SLG: 0.429	E3				G1-6-3			G5-3		4	0	1	0	0	0	2				
Garry Templeton, S OBP: 0.264, SLG: 0.373					G1-6-3			F8		3	0	1	1	0	0	1				
Andy Benes, R ERA: 3.85		K			K			G6-3		3	0	0	0	0	2	2				
Inning Stats	R: 0 H: 2 E: 0 K: 0 S: 11	H: 2 LOB: 1 BB: 0 P: 16	R: 1 H: 1 E: 1 K: 2 S: 16	H: 1 LOB: 2 BB: 1 P: 25	R: 2 H: 2 E: 0 K: 0 S: 14	H: 2 LOB: 0 BB: 0 P: 24	R: 0 H: 1 E: 0 K: 1 S: 8	H: 1 LOB: 0 BB: 0 P: 10	R: 2 H: 2 E: 0 K: 1 S: 13	H: 2 LOB: 0 BB: 0 P: 21	R: 0 H: 0 E: 0 K: 0 S: 6	H: 0 LOB: 0 BB: 0 P: 9	R: 0 H: 1 E: 0 K: 0 S: 9	H: 1 LOB: 1 BB: 0 P: 16	R: 0 H: 0 E: 0 K: 0 S: 12	H: 0 LOB: 1 BB: 1 P: 20	1B: 7 2B: 0 3B: 0 HR: 2	SF: 0 SAC: 0 DP: 1 HBP: 0	WP: 0 PB: 0 SB: 1 CS: 1	PA: 34
PITCHER Pat Combs, L ERA: 3.85	IP: 4.0 WLS: L BF: 18 H: 6 R: 3 ER: 3 SO: 2 BB: 1 IBB: 0 HBP: 0 BLK: 0 WP: 0 HR: 1 S: 49 P: 75 ERA: 4.50 WHIP: 1.750															PITCHER				
PITCHER Don Carman, L ERA: 2.95	IP: 3.0 WLS: L BF: 12 H: 3 R: 2 ER: 2 SO: 1 BB: 0 IBB: 0 HBP: 0 BLK: 0 WP: 0 HR: 0 S: 28 P: 46 ERA: 6.00 WHIP: 1.000															PITCHER				
PITCHER Darrel Akerfelds, R ERA: 3.85	IP: 1.0 WLS: L BF: 4 H: 0 R: 0 ER: 0 SO: 0 BB: 1 IBB: 0 HBP: 0 BLK: 0 WP: 0 HR: 0 S: 12 P: 20 ERA: 0.00 WHIP: 1.000															PITCHER				



Batter	1	2	3	4	5	6	7	8	9	AB	R	H	RBI	BB	SO	LOB	TOP					
Lenny Dykstra, L (1, 8) OBP: 0.459, SLG: 0.538	4-0 G3 BB		2-2 F7	0-0 F7			1-2 2B			3	0	1	0	1	0	3	Philadelphia Phillies @ Los Angeles Dodgers Dodger Stadium, Los Angeles, CA Fri May 18 1990, 7:05 PM PDT Att: 34,274 - Unknown - 70 F					
Tom Herr, S (1, 4) OBP: 0.341, SLG: 0.403	1-2 G3		1-0 P5		3-3 K		2-3 K			4	0	0	0	0	2	2						
Von Hayes, L (1, 9) OBP: 0.393, SLG: 0.496	3-1 G3			1-3 K	2-2 F9			2-3 K		4	0	0	0	0	2	1						
Ricky Jordan, R (1, 3) OBP: 0.322, SLG: 0.415	2-3 K			2-0 PB G4-3 2B	1-0 G6-3			1-1 G6-3		4	1	1	0	0	1	1						
John Kruk, L (1, 7) OBP: 0.339, SLG: 0.454		1-1 G3		4-0 G4-3 PB 1B BB		3-3 K		1-0 G6-3		3	1	0	0	1	1	0						
Charlie Hayes, R (1, 5) OBP: 0.305, SLG: 0.325		2-2 1B		2-2 G4-3	1-3 2-H	0-0 P3		1-1 G6-4-3 1B		4	0	2	1	0	0	1						
Dickie Thon, R (1, 6) OBP: 0.299, SLG: 0.298		2-2 F8		2-1 1B	0-2 BB	3-2 F9		0-0 G6-4-3		4	0	1	1	0	0	2						
Steve Lake, R (1, 2) OBP: 0.242, SLG: 0.281		0-1 G6-3		0-2 BB	1-3 1B		0-0 G4-6-3 1B		1-3 K	3	0	2	0	0	0	1						
Randy Ready, R (9, PH) OBP: 0.361, SLG: 0.400										1	0	0	0	0	1	0						
Bruce Ruffin, S (1, 1) OBP: 0.188, SLG: 0.133				0-1 G1-3	4-0 BB		0-1 G4-6-3			1	0	0	0	1	0	0						
Marvin Freeman, R (5, 1)										0	0	0	0	0	0	0						
Curt Ford, L (7, PH) OBP: 0.214, SLG: 0.154										1	0	0	0	0	0	1						
Darrel Akerfelds, R (7, 1)										0	0	0	0	0	0	0						
Inning Stats	R: 0 E: 0 K: 1 S: 8	H: 0 LOB: 1 BB: 1 P: 18	R: 0 E: 0 K: 0 S: 11	H: 1 LOB: 1 BB: 0 P: 16	R: 0 E: 0 K: 0 S: 7	H: 0 LOB: 0 BB: 0 P: 10	R: 2 E: 0 K: 1 S: 16	H: 3 LOB: 3 BB: 2 P: 31	R: 0 E: 0 K: 1 S: 9	H: 0 LOB: 0 BB: 0 P: 15	R: 0 E: 0 K: 1 S: 7	H: 0 LOB: 0 BB: 0 P: 13	R: 0 E: 0 K: 1 S: 11	H: 2 LOB: 1 BB: 0 P: 14	R: 0 E: 0 K: 1 S: 6	H: 0 LOB: 0 BB: 0 P: 10	R: 0 E: 0 K: 1 S: 6	H: 1 LOB: 0 BB: 0 P: 8	1B: 5 2B: 2 3B: 0 HR: 0	SF: 0 SAC: 0 DP: 2 HBP: 0	WP: 0 PB: 1 SB: 0 CS: 0	PA: 35
PITCHER	IP WLS BF H R ER SO BB IBB HBP BLK WP HR S P ERA WHIP																					
Tim Belcher, R (1, 1) ERA: 4.01	7.0 W 29 6 2 2 5 3 0 0 0 0 0 0 69 117 2.57 1.286																					
Jay Howell, R (8, 1) ERA: 3.0	2.0 S 6 1 0 0 2 0 0 0 0 0 0 0 12 18 0.00 0.500																					

Batter	1	2	3	4	5	6	7	8	9	AB	R	H	RBI	BB	SO	LOB	BOTTOM			
Juan Samuel, R (1, 4) OBP: 0.260, SLG: 0.270	2-2 F9		1-1 F7		1-0 SH5-3		1-1 G5-3			3	0	0	0	0	0	0	Philadelphia Phillies @ Los Angeles Dodgers Dodger Stadium, Los Angeles, CA Fri May 18 1990, 7:05 PM PDT Att: 34,274 - Unknown - 70 F			
Jose Gonzalez, R (1, 8) OBP: 0.333, SLG: 0.389	2-1 G6-3			1-1 G4-3	4-0 FC5 G3 IBB		2-0 G5-3			2	0	0	0	1	0	0				
Stan Javier, S (7, PH) OBP: 0.289, SLG: 0.317										1	0	0	0	0	0	0				
Kal Daniels, L (1, 7) OBP: 0.381, SLG: 0.534	2-1 L8			3-2 F8 1B	1-1 G3		0-3 K			4	0	1	1	0	1	2				
Eddie Murray, S (1, 3) OBP: 0.379, SLG: 0.472		0-0 F8		2-1 1B	1-2 2-3 3-H	4-0 IBB		0-0 F7		3	0	1	0	1	0	0				
Hubie Brooks, R (1, 9) OBP: 0.255, SLG: 0.435		2-2 F9		1-1 F8	1-0 FC5		1-2 G5-3			4	0	0	0	0	0	5				
Mike Sharperson, R (1, 5) OBP: 0.400, SLG: 0.358		1-0 L8		0-3 K		0-1 PB CS 1B		2-2 P3		4	1	1	0	0	1	2				
Rick Dempsey, R (1, 2) OBP: 0.500, SLG: 0.846			3-2 HR		1-2 HR		2-2 G5-3			3	2	2	2	0	0	1				
Alfredo Griffin, S (1, 6) OBP: 0.333, SLG: 0.353			2-0 G1-3		3-1 SH5-3 1B G3		1-2 F9			3	1	1	0	0	0	0				
Tim Belcher, R (1, 1) OBP: 0.250, SLG: 0.100			1-1 F9		0-2 G3 SH5-3 1B		0-1 G4-3			3	0	1	0	0	0	0				
Jay Howell, R (8, 1) ERA:										0	0	0	0	0	0	0				
Inning Stats	R: 0 E: 0 K: 0 S: 7	H: 0 LOB: 0 BB: 0 P: 13	R: 0 E: 0 K: 0 S: 7	H: 0 LOB: 0 BB: 0 P: 10	R: 1 E: 0 K: 0 S: 8	H: 1 LOB: 0 BB: 0 P: 15	R: 0 E: 0 K: 1 S: 12	H: 2 LOB: 2 BB: 0 P: 19	R: 2 E: 0 K: 0 S: 13	H: 3 LOB: 3 BB: 2 P: 28	R: 1 E: 0 K: 0 S: 11	H: 1 LOB: 0 BB: 0 P: 13	R: 0 E: 0 K: 1 S: 6	H: 0 LOB: 0 BB: 0 P: 9	R: 0 E: 0 K: 0 S: 8	H: 0 LOB: 0 BB: 0 P: 11	1B: 5 2B: 0 3B: 0 HR: 2	SF: 0 SAC: 1 DP: 0 HBP: 0	WP: 0 PB: 1 SB: 1 CS: 1	PA: 33
PITCHER	IP WLS BF H R ER SO BB IBB HBP BLK WP HR S P ERA WHIP																			
Bruce Ruffin, L (1, 1) ERA: 4.57	4.2 L 22 6 3 3 1 0 2 0 0 0 0 0 2 46 83 5.79 1.286																			
Marvin Freeman, R (5, 1) ERA:	1.1 5 1 1 0 0 0 0 0 0 0 0 0 12 15 0.00 0.750																			
Darrel Akerfelds, R (7, 1) ERA:	2.0 6 0 0 0 1 0 0 0 0 0 0 0 14 20 0.00 0.000																			



Batter	1	2	3	4	5	6	7	8	9	10	11	AB	R	H	RBI	BB	SO	LOB	TOP							
Lenny Dykstra, L OBP: 0.461, SLG: 0.532	E6 G4-6-3		L5	1B		BB FC4-6 1B		G3	1B FC4-6 BB	FC3-2 1B	F7	7	3	3	0	1	0	1								
Tom Herr, S OBP: 0.369, SLG: 0.420	G4-6-3		1B	1B		FC4-6 BB 1B		1B 1B	1B E 1B	FC3-2 1B		7	2	5	3	0	0	4								
Von Hayes, L OBP: 0.395, SLG: 0.484	L8		F8	F9		FC4-6 BB		1B 1B	FC4-6 IBB	P6		5	1	1	0	2	0	6								
Ricky Jordan, R OBP: 0.328, SLG: 0.411	F8			FC5-4 1B 1B	G5-3	FC4-6		1B 1B	FC4-6		FC1-6 1B HBP	6	1	2	2	0	0	4								
Randy Ready, R OBP: 0.257, SLG: 0.375		G5-3		F8	2B BB	F7		1B	G4-3 1B		1B FC1-6 1B	2	0	0	0	1	0	1								
John Kruk, L OBP: 0.352, SLG: 0.459												3	1	2	2	1	0	2								
Charlie Hayes, R OBP: 0.250, SLG: 0.339		G6-3		FC5-4 1B	1-3 2B			BB			FC1-6 1B 3B	4	0	2	0	1	0	2								
Terry Mulholland, R OBP: 0.272, SLG: 0.364				1-2 1B								0	0	0	0	0	0	0								
Carmelo Martinez, R OBP: 0.381, SLG: 0.556				1-2 1B								1	0	0	0	0	1	2								
Roger McDowell, R				1-2 2-3 HR								1	1	0	0	0	0	2								
Dickie Thon, R OBP: 0.306, SLG: 0.314				FC5-4 1B HR	G5-3			L7		BB 1B 1B	G6-3	7	3	3	0	0	0	5								
Steve Lake, R OBP: 0.257, SLG: 0.294				1-2 2-3							1-2 2-3 1B	2	1	1	1	0	0	1								
Darren Daulton, L OBP: 0.327, SLG: 0.278		G6-3		HR 1B		G3		F8		F9	1B FC3-2 1B	5	0	1	0	0	0	7								
Dennis Cook, L OBP: 0.110, SLG: 0.474				HR								2	1	1	3	0	0	0								
Don Carman, L OBP: 0.300, SLG: 0.490												0	0	0	0	0	0	0								
Marvin Freeman, R ERA: 3.27												0	0	0	0	0	0	0								
Curt Ford, L OBP: 0.260, SLG: 0.143												1	0	0	0	0	0	0								
Jeff Parrett, R ERA: 5.86												1	0	0	0	0	0	0								
Dave Hollins, S OBP: 0.254, SLG: 0.220												1	0	0	0	0	0	1								
Darrel Akerfelds, R ERA: 6.45												0	0	0	0	0	0	0								
Rod Booker, L OBP: 0.163, SLG: 0.455												3	1	3	3	0	0	0								
Inning Stats	R: 0 E: 1 K: 0 S: 7	H: 0 LOB: 1 BB: 0 P: 12	R: 0 E: 0 K: 0 S: 7	H: 1 LOB: 1 BB: 0 P: 10	R: 0 E: 0 K: 0 S: 7	H: 1 LOB: 1 BB: 0 P: 11	R: 5 E: 0 K: 0 S: 17	H: 6 LOB: 1 BB: 0 P: 27	R: 0 E: 0 K: 1 S: 14	H: 0 LOB: 1 BB: 1 P: 26	R: 0 E: 0 K: 1 S: 11	H: 0 LOB: 1 BB: 1 P: 20	R: 2 E: 0 K: 0 S: 15	H: 4 LOB: 1 BB: 0 P: 22	R: 4 E: 1 K: 1 S: 15	H: 3 LOB: 2 BB: 3 P: 34	R: 0 E: 0 K: 0 S: 11	H: 3 LOB: 3 BB: 0 P: 13	R: 3 E: 0 K: 0 S: 9	H: 3 LOB: 1 BB: 0 P: 17	1B: 20 2B: 2 3B: 1 HR: 1	SF: 0 SAC: 0 DP: 1 HBP: 1	WP: 0 PB: 0 SB: 1 CS: 0	PA: 64		
PITCHER	IP 4.1	WLS 24	BF 9	H 5	R 5	ER 5	SO 0	BB 0	IBB 0	HBP 0	BLK 0	WP 0	HR 0	S 42	P 70	ERA 10.38	WHIP 2.308									
Fernando Valenzuela, L ERA: 3.33																										
Mike Hartley, R ERA: 3.26																										
Mike Maddux, R ERA: 3.86																										
Tim Crews, R ERA: 4.7																										
Don Aase, R ERA: 4.3																										
PITCHER	IP 0.2	WLS 5	BF 1	H 1	R 1	ER 0	SO 1	BB 0	IBB 0	HBP 0	BLK 0	WP 0	HR 0	S 6	P 18	ERA 0.00	WHIP 1.500									
John Wetteland, R ERA: 7.27																										
Jay Howell, R ERA: 5.63																										

Philadelphia Phillies @ Los Angeles Dodgers
Dodger Stadium, Los Angeles, CA
Sat May 19 1990, 7:05 PM PDT
Att: 44,703 - Unknown

AB 57
R 15
H 24
RBI 14
BB 6
SO 2
LOB 38



Batter	1	2	3	4	5	6	7	8	9	10	11	AB	R	H	RBI	BB	SO	LOB	BOTTOM						
Juan Samuel, R OBP: 0.256, SLG: 0.261	P2			1B HR BB		K		SH1-3	FC1-2 FC6-4		G4-3	5	1	0	0	1	2	5							
Stan Javier, S OBP: 0.308, SLG: 0.304	B2-3		G6-3	HR 1B		F8 BB		1B BB	L7		F7	5	1	1	1	2	0	4							
Kal Daniels, L OBP: 0.315, SLG: 0.556				HR								5	1	2	5	0	0	1							
John Wetteland, R ERA: 7.27												0	0	0	0	0	0	0							
Mickey Hatcher, R ERA: 4.3												0	0	0	0	0	0	0							
Jay Howell, R ERA: 5.63												0	0	0	0	0	0	0							
Eddie Murray, S OBP: 0.377, SLG: 0.461		G6-3		F4		G4-3		G6-4-3		G6-4-3	G4-6-3 1B	5	0	1	0	1	0	3							
Hubie Brooks, R OBP: 0.265, SLG: 0.430												4	2	1	0	1	0	2							
Mike Sharperson, R OBP: 0.413, SLG: 0.375												3	1	2	0	0	0	0							
Lenny Harris, L OBP: 0.313, SLG: 0.333												3	1	2	0	0	0	0							
Rick Dempsey, R OBP: 0.450, SLG: 0.688												3	1	0	0	1	2	4							
Tim Crews, R ERA: 4.7												0	0	0	0	0	0	0							
Don Aase, R ERA: 4.3												0	0	0	0	0	0	0							
John Shelby, S OBP: 0.273, SLG: 0.364												2	0	1	2	0	1	1							
Alfredo Griffin, S OBP: 0.356, SLG: 0.371												5	2	4	2	1	0	1							
Fernando Valenzuela, L ERA: 3.33												2	1	1	0	0	0	0							
Mike Hartley, R ERA: 3.27												0	0	0	0	0	0	0							
Chris Gwynn, L OBP: 0.261, SLG: 0.273												1	0	0	0	0	1	2							
Mike Maddux, L ERA: 3.86												0	0	0	0	0	0	0							
Mike Scioscia, R OBP: 0.315, SLG: 0.441												2	1	0	0	1	0	2							
Inning Stats	R: 0 E: 0 K: 0 S: 6	H: 0 LOB: 0 BB: 0 P: 9	R: 3 E: 1 K: 1 S: 17	H: 3 LOB: 1 BB: 0 P: 25	R: 0 E: 0 K: 0 S: 15	H: 0 LOB: 1 BB: 1 P: 25	R: 5 E: 0 K: 0 S: 16	H: 3 LOB: 0 BB: 2 P: 29	R: 0 E: 0 K: 1 S: 9	H: 2 LOB: 1 BB: 1 P: 17	R: 0 E: 0 K: 1 S: 8	H: 0 LOB: 0 BB: 0 P: 14	R: 2 E: 1 K: 0 S: 8	H: 2 LOB: 2 BB: 1 P: 16	R: 2 E: 1 K: 0 S: 12	H: 2 LOB: 3 BB: 3 P: 27	R: 0 E: 0 K: 1 S: 11	H: 2 LOB: 1 BB: 0 P: 11	R: 0 E: 0 K: 0 S: 11	H: 1 LOB: 1 BB: 0 P: 13	1B: 13 2B: 1 3B: 0 HR: 1	SF: 0 SAC: 1 DP: 2 HBP: 1	WP: 0 PB: 0 SB: 1 CS: 1	PA: 56	
PITCHER	IP 3.2	WLS 20	BF 4	H 2	R 1	ER 0	SO 0	BB 0	IBB 0	HBP 0	BLK 0	WP 0	HR 0	S 7	P 12	ERA 14.73	WHIP 2.182								
Dennis Cook, L ERA: 2.38																									
Don Carman, L ERA: 3.27																									
Marvin Freeman, R ERA: 3.27																									
Jeff Parrett, R ERA: 5.86																									
Darrel Akerfelds, R ERA: 6.45																									
PITCHER	IP 0.2	WLS 2	BF 16	H 5	R 2	ER 2	SO 1	BB 0	IBB 0	HBP 0	BLK 0	WP 0	HR 0	S 27	P 51	ERA 6.00	WHIP 2.000								
Terry Mulholland, L ERA: 3.74																									
Roger McDowell, R ERA: 4.71																									

Philadelphia Phillies @ Los Angeles Dodgers
Dodger Stadium, Los Angeles, CA
Sat May 19 1990, 7:05 PM PDT
Att: 44,703 - Unknown

AB 46
R 12
H 15
RBI 10
BB 8
SO 6
LOB 28



Batter	1	2	3	4	5	6	7	8	9	AB	R	H	RBI	BB	SO	LOB	TOP				
Lenny Dykstra, L OBP: 0.473, SLG: 0.540	4-0 BB			4-0 1B 2B BB	1-1 P6		0-0 2B		4-1 BB	2	1	1	1	3	0	0	Philadelphia Phillies @ Los Angeles Dodgers Dodger Stadium, Los Angeles, CA Sun May 20 1990, 3:33 AM PDT Att: 45,770 - Sunny				
Rod Booker, L OBP: 0.355, SLG: 0.370	3-2 G6-3 1-2f			1-2 F8		0-0 B1-3	3-3 K		1-3 K	5	0	0	0	0	2	4					
Von Hayes, L OBP: 0.398, SLG: 0.485	1-1 F9			2-1 2B 1-3 1B		3-1 1B		1-0 P6		4	0	2	0	0	0	0					
Ricky Jordan, R OBP: 0.333, SLG: 0.422		1-0 G1-3		0-1 2B 1-3 3-H		2-2 1B		1-1 F8		4	0	2	1	0	0	0					
John Kruk, L OBP: 0.357, SLG: 0.451		3-3 K		4-0 IBB		2-3 K		4-2 1B BB		2	0	0	0	2	2	1					
Charlie Hayes, R OBP: 0.326, SLG: 0.369		1-3 K		1-3 K				2-1 1B		4	1	2	1	0	2	3					
Dickie Thorn, R Jeff Parrett, R			0-0 P4	0-1 L4		1-2 L5		2-3 K		4	0	0	0	0	1	5					
Darren Daulton, L OBP: 0.324, SLG: 0.269			2-3 K		3-3 K		4-2 2B BB		3-3 K	3	1	0	0	1	3	0					
Pat Combs, L OBP: 0.250, SLG: 0.267			1-3 K		3-2 G6-3		2-0 F8		0-2 F8	2	0	0	0	0	1	0					
Curt Ford, L OBP: 0.168, SLG: 0.133 Don Carman, L OBP: 0.400, SLG: 0.400 Tom Herr, S OBP: 0.356, SLG: 0.417										1	0	0	0	0	0	1					
Inning Stats	R: 0 E: 0 K: 0 S: 6	H: 0 LOB: 0 BB: 1 P: 14	R: 0 E: 0 K: 2 S: 8	H: 0 LOB: 0 BB: 0 P: 13	R: 0 E: 0 K: 2 S: 8	H: 0 LOB: 0 BB: 0 P: 11	R: 1 E: 0 K: 1 S: 13	H: 2 LOB: 2 BB: 2 P: 25	R: 0 E: 0 K: 1 S: 14	H: 2 LOB: 1 BB: 0 P: 16	R: 2 E: 0 K: 1 S: 12	H: 2 LOB: 1 BB: 1 P: 23	R: 0 E: 0 K: 1 S: 12	H: 1 LOB: 2 BB: 1 P: 22	R: 0 E: 0 K: 2 S: 12	H: 0 LOB: 1 BB: 1 P: 20	1B: 4 2B: 2 3B: 0 HR: 1	SF: 0 SAC: 0 DP: 1 HBP: 0	WP: 0 PB: 0 SB: 1 CS: 1	PA: 38	
PITCHER	IP	WLS	BF	H	R	ER	SO	BB	IBB	HBP	BLK	WP	HR	S	P	ERA	WHIP				
Ramon Martinez, R ERA: 4.04	7.0	W	29	6	3	3	8	3	1	0	0	0	1	70	123	3.86	1.286				
Mike Hartley, R ERA: 3.65	2.0	S	9	1	0	0	3	2	0	0	0	0	0	24	42	0.00	1.500				

Batter	1	2	3	4	5	6	7	8	9	AB	R	H	RBI	BB	SO	LOB	BOTTOM				
Stan Javier, S OBP: 0.333, SLG: 0.327	0-1 G5-3	3-1 CS	2-2 P4	4-0 1B IBB		3-2 1B 2B		4-0 L5-6 BB		3	1	1	1	2	0	0	Philadelphia Phillies @ Los Angeles Dodgers Dodger Stadium, Los Angeles, CA Sun May 20 1990, 3:33 AM PDT Att: 45,770 - Sunny				
Mike Sharperson, R OBP: 0.412, SLG: 0.393	0-0 2B		1-2 G6-3	1-3 K		2-2 1B 1B		3-2 L5-6		5	2	2	1	0	1	4					
Kal Daniels, L OBP: 0.394, SLG: 0.559	4-0 2B BB		3-1 1B	2-2 G4-3		1-2 1B		1-2 1B		3	0	2	1	1	0	3					
Eddie Murray, S OBP: 0.373, SLG: 0.462	0-0 2B		1-2 L8		0-3 K	0-1 F7				4	0	1	1	0	1	2					
Hubie Brooks, R OBP: 0.277, SLG: 0.441	4-0 1B IBB			1-1 1B 2B		1-3 K		2-2 FC6 1B		3	1	2	0	1	1	0					
Mickey Hatcher, R OBP: 0.241, SLG: 0.185 Mike Hartley, R	2-1 L3			4-2 1B BB		1-2 G5-3		2-3 K		3	1	0	0	1	1	4					
Mike Scioscia, L OBP: 0.316, SLG: 0.434		1-0 G3-1		0-0 1B 1B		0-1 L7		0-0 F8		4	0	1	0	0	0	1					
Alfredo Griffin, S OBP: 0.360, SLG: 0.375		1-1 CS SH1-4 1B		1-1 WP 1B		1-2 E6 G2-3 2B		1-2 FC6		4	1	2	2	0	0	1					
Ramon Martinez, R OBP: 0.067, SLG: 0.067 Lenny Harris, L OBP: 0.309, SLG: 0.329		0-0 SH1-4		0-0 K		0-2 G2-3		2-1 F8		2	0	0	0	0	1	3					
Inning Stats	R: 1 E: 0 K: 0 S: 6	H: 2 LOB: 2 BB: 2 P: 16	R: 0 E: 0 K: 0 S: 5	H: 1 LOB: 0 BB: 0 P: 10	R: 0 E: 0 K: 0 S: 12	H: 1 LOB: 1 BB: 0 P: 19	R: 2 E: 0 K: 2 S: 20	H: 3 LOB: 3 BB: 2 P: 34	R: 0 E: 0 K: 2 S: 10	H: 0 LOB: 0 BB: 0 P: 12	R: 3 E: 1 K: 0 S: 19	H: 3 LOB: 1 BB: 0 P: 26	R: 0 E: 0 K: 1 S: 10	H: 1 LOB: 1 BB: 0 P: 15	R: 0 E: 0 K: 0 S: 8	H: 0 LOB: 0 BB: 1 P: 16		1B: 7 2B: 6 3B: 0 HR: 0	SF: 0 SAC: 1 DP: 2 HBP: 0	WP: 1 PB: 0 SB: 1 CS: 1	PA: 39
PITCHER	IP	WLS	BF	H	R	ER	SO	BB	IBB	HBP	BLK	WP	HR	S	P	ERA	WHIP				
Pat Combs, L ERA: 3.77	6.0	L	31	10	6	3	4	2	2	0	0	0	0	12	23	0.00	1.500				
Don Carman, L ERA: 3.09	1.1		6	1	0	0	1	1	0	0	0	0	0	6	8	0.00	0.000				
Jeff Parrett, R ERA: 5.72	0.2		1	0	0	0	0	0	0	0	0	0	0	6	8	0.00	0.000				

Batter	1	2	3	4	5	6	7	8	9	AB R H RBI BB SO LOB	TOP										
Bip Roberts, S (1, 7) OBP: 0.345, SLG: 0.461	G3		G4-3						SH3-4	4 1 2 1 0 0 1	San Diego Padres @ Philadelphia Phillies Veterans Stadium, Philadelphia, PA Mon May 28 1990, 7:05 PM EDT Att: 18,390 - Unknown - 60 F										
Roberto Alomar, S (1, 4) OBP: 0.384, SLG: 0.419	F8			G6-4-3			P5		F 1B	5 1 3 1 0 0 2											
Tony Gwynn, L (1, 9) OBP: 0.373, SLG: 0.459	L9								E9	4 2 3 1 1 0 0											
Joe Carter, R (1, 8) OBP: 0.288, SLG: 0.420		K			G6-4-3		F9		SF8	4 1 1 2 0 1 3											
Benito Santiago, R (1, 2) OBP: 0.336, SLG: 0.493	F8						L6		SF8	4 0 0 1 0 0 5											
Mike Pagliarulo, L (1, 5) OBP: 0.408, SLG: 0.432	G3							L6		4 1 2 2 1 0 0											
Phil Stephenson, L (1, 3) OBP: 0.383, SLG: 0.459										4 1 1 1 1 0 2											
Garry Templeton, S (1, 6) OBP: 0.261, SLG: 0.360										4 1 2 0 0 1 1											
Bruce Hurst, L (1, 1) OBP: 0.158, SLG: 0.059										2 0 0 0 0 1 2											
Mark Grant, R (7, 1)										0 0 0 0 0 0 0											
Fred Lynn, L (9, PH) OBP: 0.319, SLG: 0.381										0 0 0 0 1 0 0											
Joey Cora, S (9, PR) OBP: 0.258, SLG: 0.179										0 1 0 0 0 0 0											
Craig Lefferts, L (9, 1)										0 0 0 0 0 0 0											
Inning Stats	R: 0 E: 0 K: 0 S: 10	H: 0 LOB: 0 BB: 0 P: 14	R: 0 E: 0 K: 1 S: 8	H: 0 LOB: 0 BB: 0 P: 10	R: 0 E: 0 K: 0 S: 7	H: 0 LOB: 1 BB: 1 P: 13	R: 0 E: 0 K: 0 S: 9	H: 2 LOB: 1 BB: 1 P: 13	R: 3 E: 0 K: 0 S: 9	H: 4 LOB: 1 BB: 1 P: 14	R: 1 E: 0 K: 1 S: 12	H: 2 LOB: 1 BB: 0 P: 15	R: 1 E: 0 K: 1 S: 9	H: 2 LOB: 3 BB: 1 P: 16	R: 0 E: 0 K: 1 S: 10	H: 0 LOB: 0 BB: 0 P: 15	R: 4 E: 1 K: 0 S: 16	H: 4 LOB: 2 BB: 1 P: 26	1B: 9 2B: 5 3B: 0 HR: 0	SF: 1 SAC: 2 DP: 1 HBP: 1	WP: 1 PA: 43 PB: 0 SB: 2 CS: 0
PITCHER	IP WLS BF H R ER SO BB IBB HBP BLK WP HR S P ERA WHIP											PITCHER	IP WLS BF H R ER SO BB IBB HBP BLK WP HR S P ERA WHIP								
Ken Howell, R (1, 1) ERA: 3.86	6.0 25 8 4 4 1 2 0 0 0 0 0 55 79 6.00 1.667																				
Darrel Akerfelds, R (7, 1) ERA: 2.41	1.0 7 2 1 1 1 0 1 1 0 0 0 9 16 9.00 2.000																				
Jeff Parrett, R (8, 1) ERA: 5.51	1.0 L 4 0 1 1 1 1 0 0 0 0 0 12 21 9.00 1.000																				
Roger McDowell, R (9, 1) ERA: 5.4	1.0 7 4 3 3 0 0 0 0 0 0 1 0 14 20 27.00 4.000																				

Batter	1	2	3	4	5	6	7	8	9	AB R H RBI BB SO LOB	BOTTOM										
Lenny Dykstra, L (1, 8) OBP: 0.469, SLG: 0.538	K		G3						L3-6	5 0 1 1 0 1 3	San Diego Padres @ Philadelphia Phillies Veterans Stadium, Philadelphia, PA Mon May 28 1990, 7:05 PM EDT Att: 18,390 - Unknown - 60 F										
Tom Herr, S (1, 4) OBP: 0.352, SLG: 0.400	G4-3									4 0 0 0 0 0 2											
Von Hayes, L (1, 9) OBP: 0.411, SLG: 0.494	F9									3 1 1 0 1 0 0											
Ricky Jordan, R (1, 3) OBP: 0.294, SLG: 0.364										4 1 1 0 0 0 1											
Randy Ready, R (1, 7) OBP: 0.397, SLG: 0.400										4 1 2 1 0 1 0											
Charlie Hayes, R (1, 5) OBP: 0.323, SLG: 0.378										3 0 0 0 1 1 3											
Dickie Thon, R (1, 6) OBP: 0.313, SLG: 0.327										3 1 1 1 1 0 1											
Darren Daulton, L (1, 2) OBP: 0.353, SLG: 0.262										2 0 0 0 2 1 2											
Ken Howell, R (1, 1) OBP: 0.187, SLG: 0.176										1 0 0 0 0 1 0											
Si Collins, R (6, PH) OBP: 0.299, SLG: 0.326										1 0 0 0 0 0 1											
Darrel Akerfelds, R (7, 1) ERA: 2.41										0 0 0 0 0 0 0											
John Kruk, L (7, PH) OBP: 0.345, SLG: 0.429										1 1 1 2 0 0 0											
Jeff Parrett, R (8, 1) ERA: 5.51										0 0 0 0 0 0 0											
Roger McDowell, R (9, 1) ERA: 5.4										0 0 0 0 0 0 0											
Rod Booker, L (9, 5) OBP: 0.362, SLG: 0.412										1 0 0 0 0 1 2											
Inning Stats	R: 0 E: 0 K: 1 S: 9	H: 0 LOB: 0 BB: 0 P: 16	R: 0 E: 0 K: 1 S: 8	H: 0 LOB: 1 BB: 1 P: 16	R: 0 E: 0 K: 2 S: 7	H: 0 LOB: 0 BB: 0 P: 10	R: 0 E: 0 K: 0 S: 6	H: 0 LOB: 0 BB: 0 P: 9	R: 0 E: 0 K: 1 S: 8	H: 0 LOB: 0 BB: 0 P: 10	R: 0 E: 0 K: 1 S: 10	H: 0 LOB: 1 BB: 1 P: 21	R: 5 E: 0 K: 0 S: 15	H: 5 LOB: 1 BB: 1 P: 27	R: 0 E: 0 K: 0 S: 7	H: 2 LOB: 1 BB: 0 P: 12	R: 0 E: 0 K: 1 S: 7	H: 0 LOB: 1 BB: 2 P: 19	1B: 6 2B: 1 3B: 1 HR: 0	SF: 0 SAC: 0 DP: 2 HBP: 0	WP: 0 PA: 37 PB: 0 SB: 0 CS: 0
PITCHER	IP WLS BF H R ER SO BB IBB HBP BLK WP HR S P ERA WHIP											PITCHER	IP WLS BF H R ER SO BB IBB HBP BLK WP HR S P ERA WHIP								
Bruce Hurst, L (1, 1) ERA: 4.01	6.2 28 5 5 5 6 3 0 0 0 0 0 62 106 6.75 1.200																				
Mark Grant, R (7, 1) ERA: 5.99	1.1 W 5 2 0 0 0 0 0 0 0 0 0 8 15 0.00 1.500																				
Craig Lefferts, L (9, 1) ERA: 1.61	1.0 4 0 0 0 1 2 0 0 0 0 0 7 19 0.00 2.000																				



Batter	1	2	3	4	5	6	7	8	9	AB	R	H	RBI	BB	SO	LOB	TOP							
Howard Johnson, S (1, 5) OBP: 0.309, SLG: 0.423	0-1 SAFE G6-3	1-2 F2			0-1 F9		1-1 F7		3-1 G4-3	5	0	0	0	0	0	2								
Keith Miller, R (1, 8) OBP: 0.326, SLG: 0.358	1-1 S 2B 1B		3-2 L8		1-0 L8		3-2 G5-3			4	1	1	0	0	0	0								
Gregg Jefferies, S (1, 4) OBP: 0.349, SLG: 0.529	2-0 BLK 1-H 2B		2-2 HR		1-1 CS 1B		1-1 G6-3			4	1	3	2	0	0	0								
Kevin McReynolds, R (1, 7) OBP: 0.348, SLG: 0.417	2-3 K		2-3 K		3-2 CS 1-2		0-0 F9		1-0 G5-3	4	0	0	0	0	2	1								
Darryl Strawberry, L (1, 9) OBP: 0.350, SLG: 0.412	0-0 G3		1-2 F9		2-0 S 1B		4-1 G5-4-3 BB			3	1	1	0	1	0	1								
Mike Marshall, R (1, 3) OBP: 0.271, SLG: 0.417		0-1 HR		4-0 G5-4-3 1B BB		1-2 1B		0-0 G5-4-3 1-2		1	1	1	1	1	0	0								
Tim Teufel, R (6, PH) OBP: 0.267, SLG: 0.381		4-1 BB		0-1 G5-4-3 1B		1-3 K		0-0 G5-3		3	0	1	0	1	1	1								
Kevin Elster, R (1, 6) OBP: 0.274, SLG: 0.331		0-0 L9		0-0 G5-4-3 1-2 2-3		4-0 IBB		1-0 G6-3		3	0	0	0	1	0	3								
Orlando Mercado, R (1, 2)		0-3 K		1-2 G3		0-0 G6-3		4-2 BB		3	0	0	0	0	1	4								
Frank Viola, L (1, 1) OBP: 0.125, SLG: 0.125										0	0	0	0	0	1	0								
Tom O'Malley, L (9, PH) OBP: 0.143, SLG: 0.150										0	0	0	0	0	1	0								
John Franco, L (9, 1)										0	0	0	0	0	0	0								
Inning Stats	R: 1 E: 0 K: 1 S: 9	H: 2 LOB: 1 BB: 0 P: 14	R: 1 E: 0 K: 1 S: 10	H: 1 LOB: 1 BB: 1 P: 15	R: 1 E: 0 K: 1 S: 13	H: 1 LOB: 0 BB: 0 P: 21	R: 0 E: 0 K: 0 S: 6	H: 1 LOB: 1 BB: 1 P: 11	R: 0 E: 0 K: 0 S: 7	H: 1 LOB: 2 BB: 0 P: 12	R: 1 E: 0 K: 1 S: 9	H: 2 LOB: 2 BB: 1 P: 17	R: 0 E: 0 K: 0 S: 9	H: 0 LOB: 0 BB: 1 P: 14	R: 0 E: 0 K: 0 S: 3	H: 0 LOB: 1 BB: 1 P: 8	R: 0 E: 0 K: 0 S: 7	H: 0 LOB: 1 BB: 1 P: 15	1B: 5 2B: 1 3B: 0 HR: 2	SF: 0 SAC: 0 DP: 2 HBP: 0	WP: 0 PB: 0 SB: 2 CS: 1	PA: 38		
PITCHER	IP WLS BF H R ER SO BB IBB HBP BLK WP HR S P ERA WHIP	7.0 L 30 8 4 4 4 2 1 0 1 0 2 63 104 5.14 1.429	2.0 7 0 0 0 0 2 0 0 0 0 0 0 10 23 0.00 1.000																					

New York Mets @ Philadelphia Phillies
Veterans Stadium, Philadelphia, PA
Fri Jun 01 1990, 7:05 PM EDT
Att: 34,457 - Unknown

AB 32
R 4
H 8
RBI 4
BB 5
SO 4
LOB 13





Batter	1	2	3	4	5	6	7	8	9	AB	R	H	RBI	BB	SO	LOB	BOTTOM							
Lenny Dykstra, L (1, 8) OBP: 0.468, SLG: 0.530	0-1 G4-3		2-3 K		1-1 FC5-4 1B		0-1 FC6-4 1B			4	0	2	0	0	1	0								
Tom Herr, S (1, 4) OBP: 0.353, SLG: 0.391	4-2 WP 1B BB		0-0 G5-3 BB 1B		1-2 FC5-4 1-2		0-0 FC6-4 1-2			3	0	1	0	1	0	2								
Von Hayes, L (1, 9) OBP: 0.410, SLG: 0.506	3-1 WP 1-2 1B		4-0 G5-3 BB		2-3 K			2-3 K		3	0	1	0	1	2	1								
Ricky Jordan, R (1, 3) OBP: 0.292, SLG: 0.384	0-0 L8		2-1 G5-3 1-2 2-3		1-1 WP 2B		1-2 G5-3			4	0	1	0	0	0	4								
Randy Ready, R (1, 7) OBP: 0.365, SLG: 0.364	2-2 G6-3 1-2 2-3		2-1 G5-3		0-1 G6-3		2-3 K			4	0	0	0	0	1	5								
Charlie Hayes, R (1, 5) OBP: 0.325, SLG: 0.368		2-0 L4		1-1 G1-3		2-2 L6 2-3		2-1 FC5-4 1B		4	0	1	0	0	0	1								
Dickie Thon, R (1, 6) OBP: 0.310, SLG: 0.318		0-3 K		1-1 F9		1-1 P3		0-1 FC5-4 FC4-6 1-2		4	0	0	0	0	1	2								
Darren Daulton, L (1, 2) OBP: 0.355, SLG: 0.263		1-1 FC6-4 1B		2-1 G3		4-2 G5-4-3 BB		1-0 FC4-6 DI 1-2		3	0	1	0	1	0	1								
Dennis Cook, L (1, 1) OBP: 0.318, SLG: 0.455		2-1 FC6-4		1-1 L9				3-3 K		2	0	0	0	0	0	1								
Jim Vatcher, R (7, PH)										1	0	0	0	0	0	1								
Darrel Akerfelds, R (8, 1)										0	0	0	0	0	0	0								
Dave Hollins, S (9, PH) OBP: 0.320, SLG: 0.364										1	0	0	0	0	1	1								
Inning Stats	R: 0 E: 0 K: 0 S: 10	H: 1 LOB: 2 BB: 1 P: 19	R: 0 E: 0 K: 1 S: 8	H: 1 LOB: 0 BB: 0 P: 13	R: 0 E: 0 K: 1 S: 9	H: 1 LOB: 2 BB: 1 P: 19	R: 0 E: 0 K: 0 S: 6	H: 0 LOB: 0 BB: 0 P: 10	R: 0 E: 0 K: 0 S: 10	H: 1 LOB: 1 BB: 0 P: 15	R: 0 E: 0 K: 0 S: 9	H: 1 LOB: 1 BB: 0 P: 13	R: 0 E: 0 K: 2 S: 10	H: 0 LOB: 0 BB: 0 P: 15	R: 0 E: 0 K: 1 S: 8	H: 1 LOB: 1 BB: 0 P: 14	1B: 6 2B: 1 3B: 0 HR: 0	SF: 0 SAC: 0 DP: 1 HBP: 0	WP: 2 PB: 0 SB: 0 CS: 0	PA: 36				
PITCHER	IP WLS BF H R ER SO BB IBB HBP BLK WP HR S P ERA WHIP	8.0 W 32 6 0 0 5 3 0 0 0 2 0 69 115 0.00 1.125	1.0 4 1 0 0 0 0 0 0 0 0 0 0 8 14 0.00 1.000																					

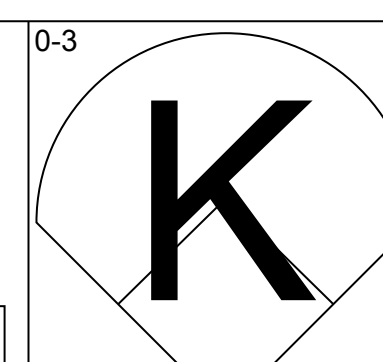
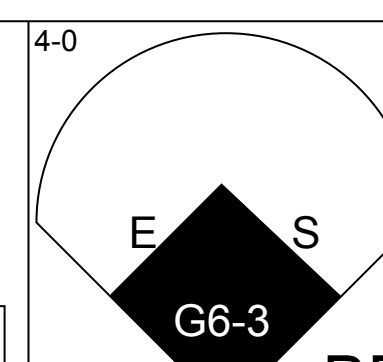
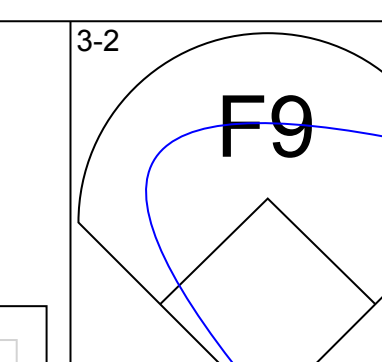
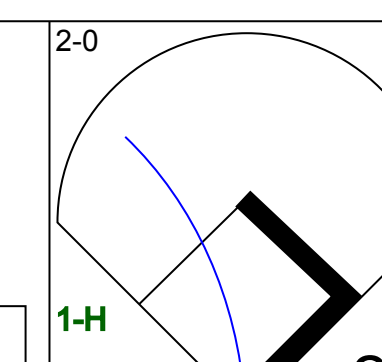
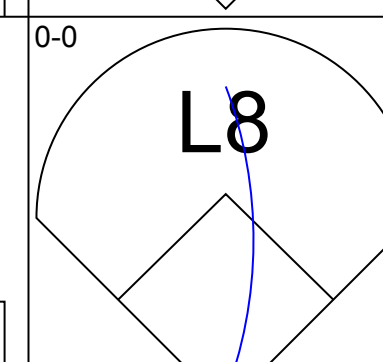
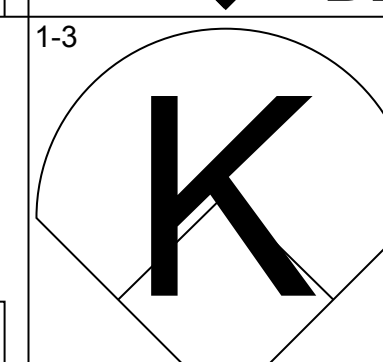
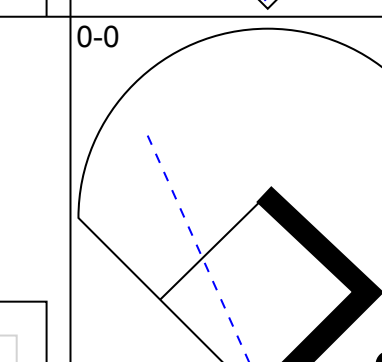
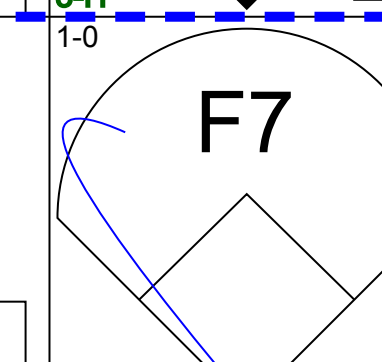
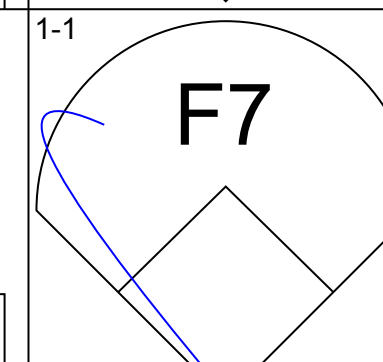
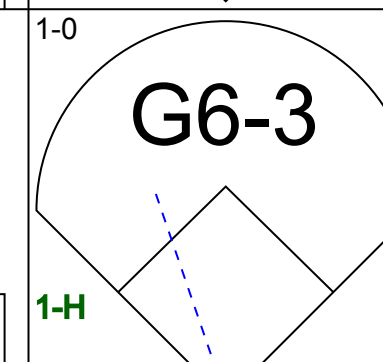
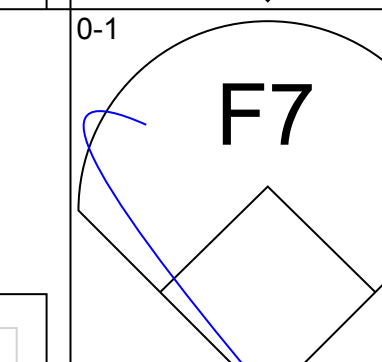
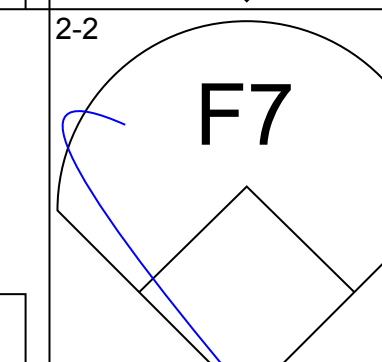

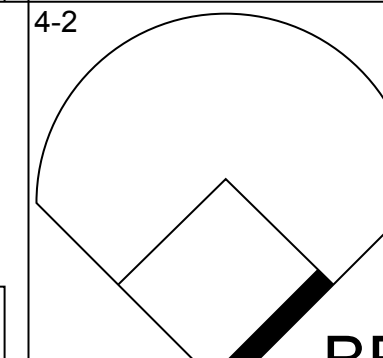



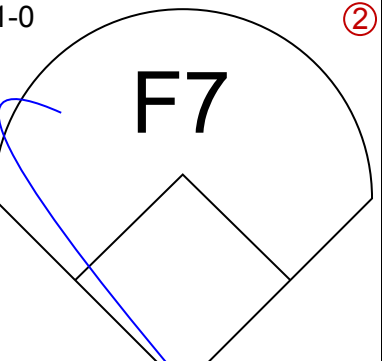







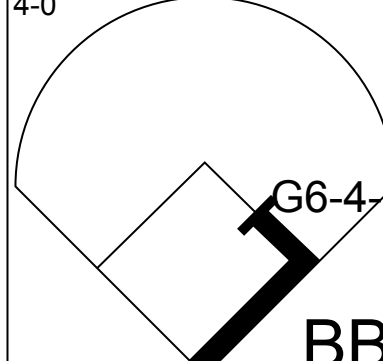





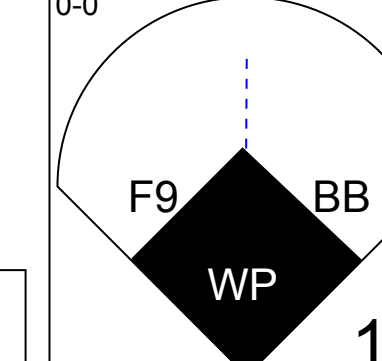
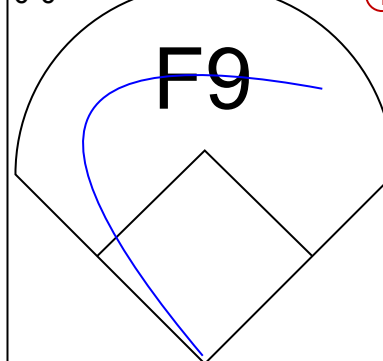
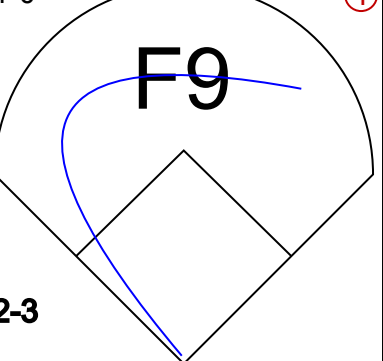

New York Mets @ Philadelphia Phillies
Veterans Stadium, Philadelphia, PA
Fri Jun 01 1990, 7:05 PM EDT
Att: 34,457 - Unknown

AB 33
R 0
H 7
RBI 0
BB 3
SO 6
LOB 19



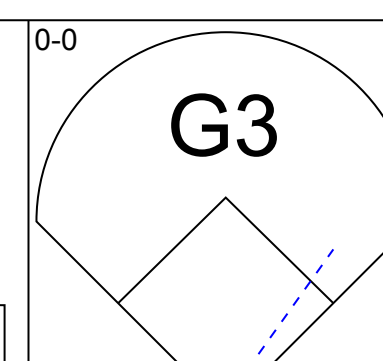
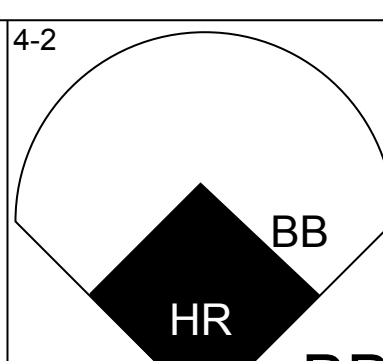
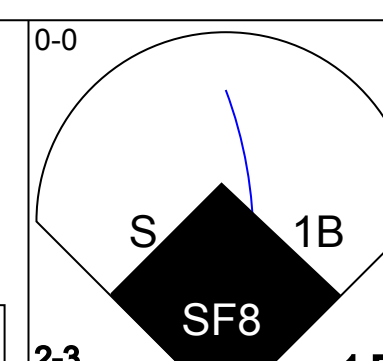
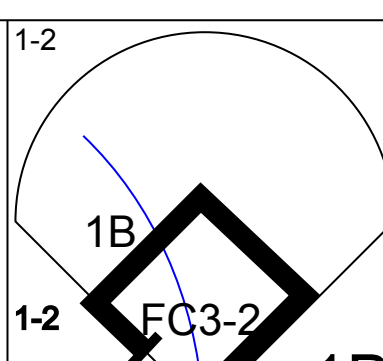
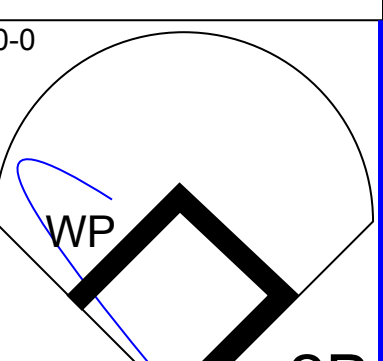
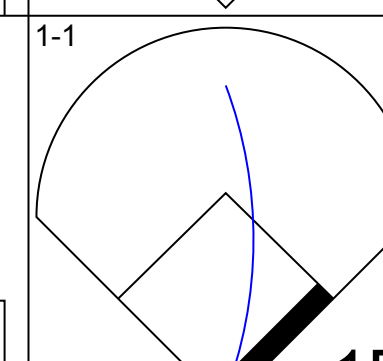
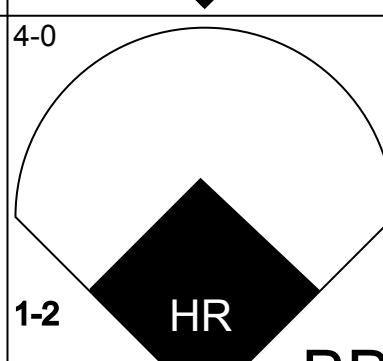
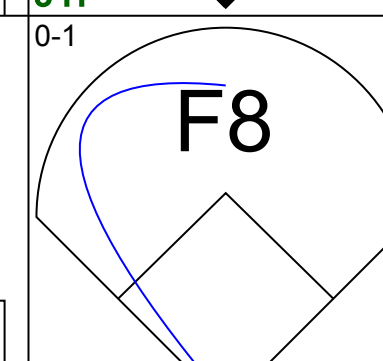
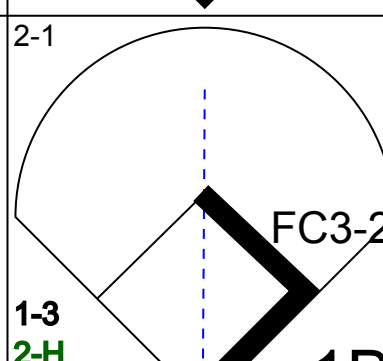
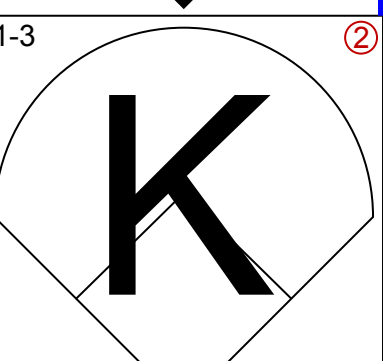
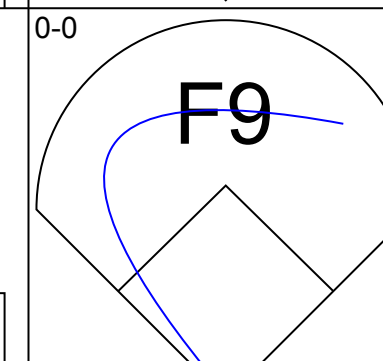
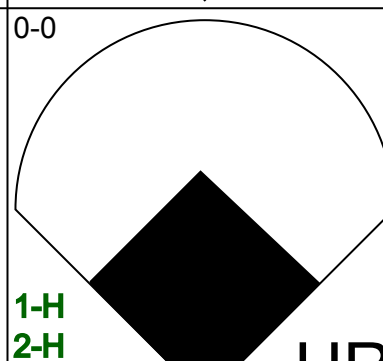
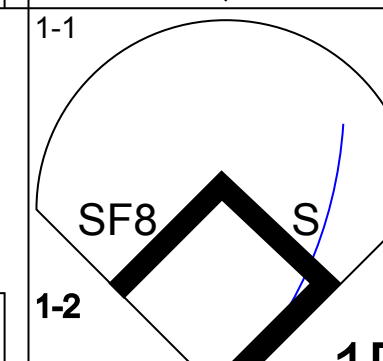
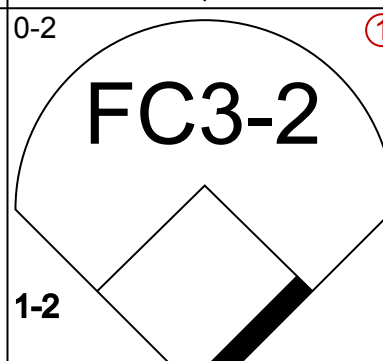
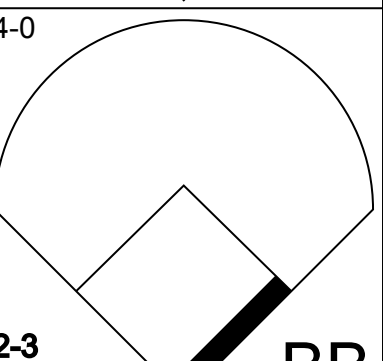
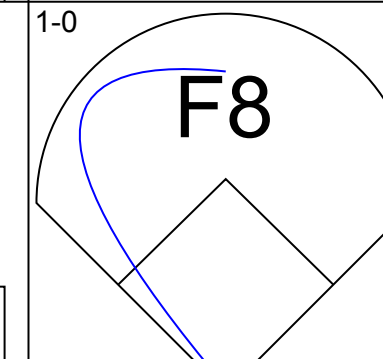
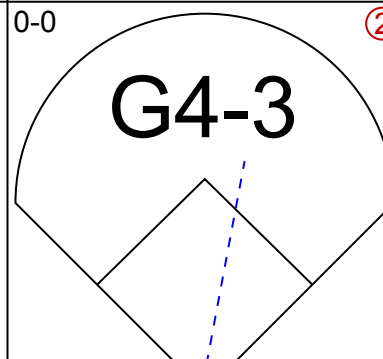
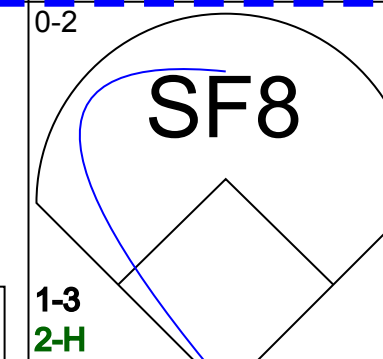
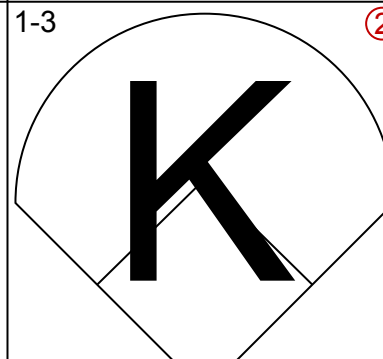
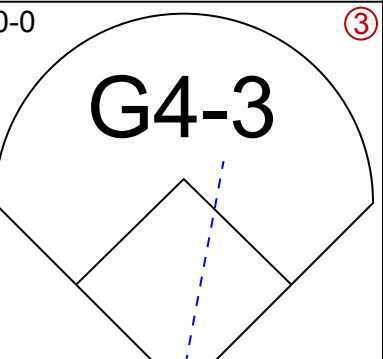
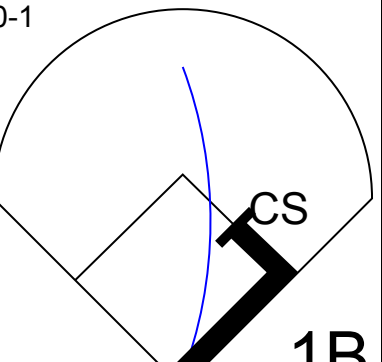
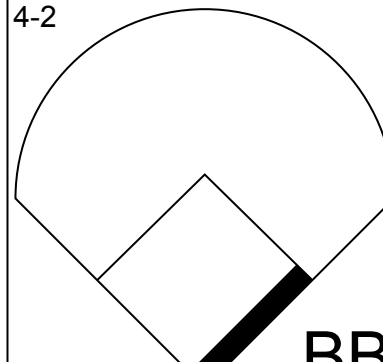
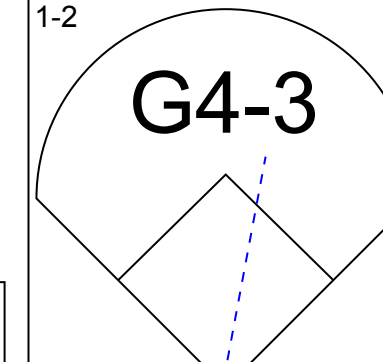
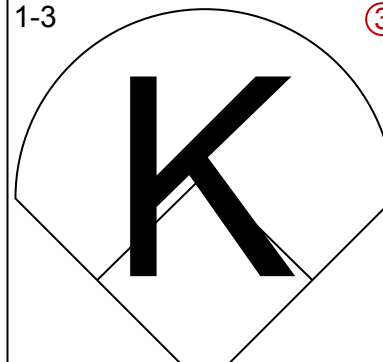

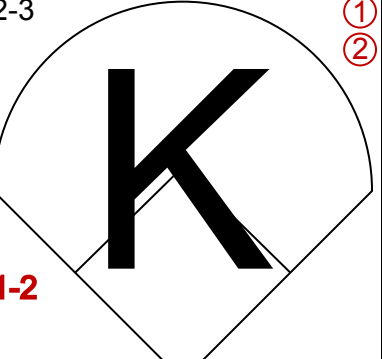
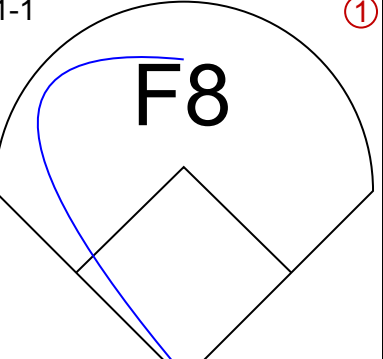


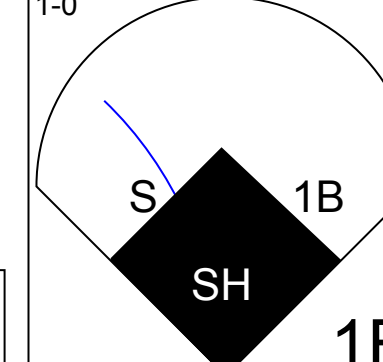
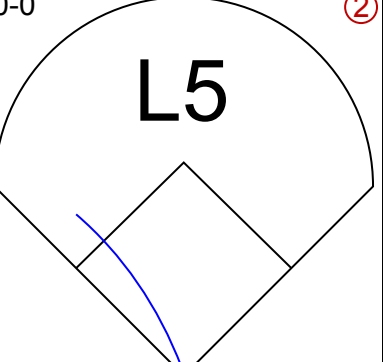


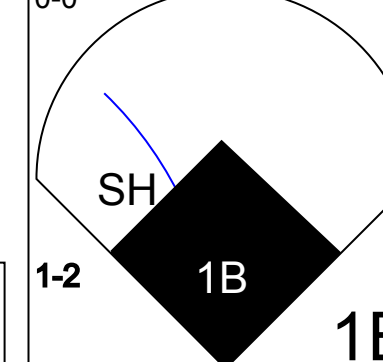
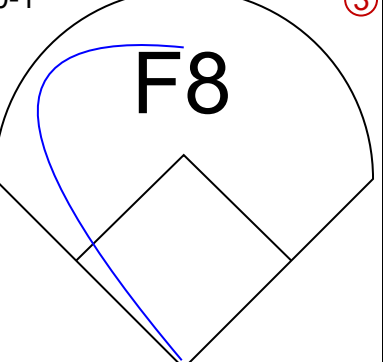

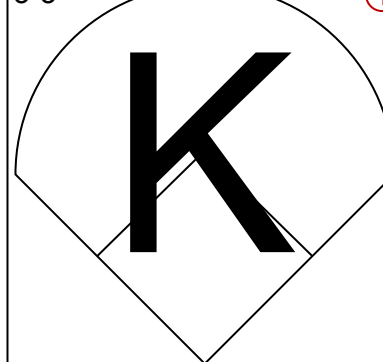
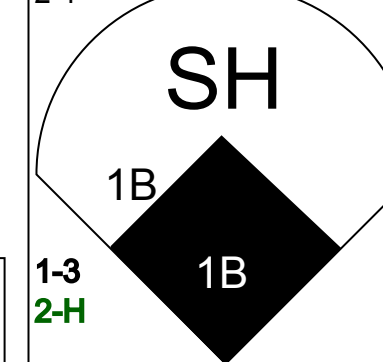
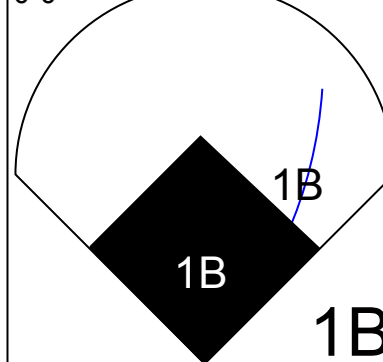
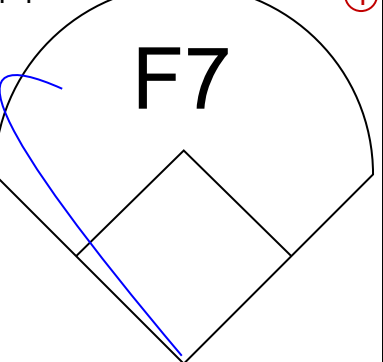
Batter	1	2	3	4	5	6	7	8	9	AB	R	H	RBI	BB	SO	LOB	TOP								
Howard Johnson, S (1, 5) OBP: 0.306, SLG: 0.428	B2		G3	F8			G5-3		1B	5	1	1	0	0	0	1	New York Mets @ Philadelphia Phillies Veterans Stadium, Philadelphia, PA Sat Jun 02 1990, 7:05 PM EDT Att: 41,950 - Unknown - 78 F livebaseballscorecards.com AB 36 R 4 H 9 RBI 4 BB 3 SO 9 LOB 15 								
Daryl Boston, L (1, 8) OBP: 0.397, SLG: 0.615	F8		HR		F7		HR		3B	5	2	3	2	0	0	0									
Gregg Jefferies, S (1, 4) OBP: 0.346, SLG: 0.517	WP		F9		G3		G6-3		G4-3	4	0	0	0	1	0	2									
Darryl Strawberry, L (1, 9) OBP: 0.353, SLG: 0.429	K		HR		K				BB	3	1	1	2	1	2	1									
Kevin McReynolds, R (1, 7) OBP: 0.345, SLG: 0.408		G5-3	FC6-4			K			K	3	0	0	0	1	2	1									
Mike Marshall, R (1, 3) OBP: 0.271, SLG: 0.419	1B		FC6-4		G5-3				K	4	0	1	0	0	1	2									
Mackey Sasser, L (1, 2) OBP: 0.365, SLG: 0.368		2B		FC5-4		FC6-4			G1-6-3	4	0	3	0	0	0	1									
Kevin Elster, R (1, 6) OBP: 0.269, SLG: 0.324		1B		FC5-4		FC6-4			L5	3	0	0	0	0	1	4									
Dave Magadan, L (9, PH) OBP: 0.375, SLG: 0.311	K		FC5-4		FC6-4					1	0	0	0	0	0	0									
Dwight Gooden, R (1, 1) OBP: 0.160, SLG: 0.375			K		K				G1-6-3	2	0	0	0	0	2	3									
Keith Miller, R (7, PH) OBP: 0.322, SLG: 0.354										1	0	0	0	0	1	0									
Jeff Musselman, L (7, 1) OBP: 0.136, SLG: 0.143										0	0	0	0	0	0	0									
Tom O'Malley, L (9, PH) OBP: 0.136, SLG: 0.143										1	0	0	0	0	0	0									
Inning Stats	R: 0 E: 0 K: 1 S: 9	H: 0 LOB: 1 BB: 1 P: 20	R: 0 E: 0 K: 2 S: 11	H: 2 LOB: 2 BB: 0 P: 17	R: 2 E: 0 K: 0 S: 15	H: 2 LOB: 1 BB: 1 P: 22	R: 0 E: 0 K: 1 S: 7	H: 1 LOB: 0 BB: 0 P: 9	R: 0 E: 0 K: 1 S: 12	H: 0 LOB: 0 BB: 0 P: 16	R: 0 E: 0 K: 1 S: 8	H: 1 LOB: 1 BB: 0 P: 16	R: 1 E: 0 K: 1 S: 7	H: 1 LOB: 0 BB: 0 P: 10	R: 0 E: 0 K: 2 S: 7	H: 0 LOB: 1 BB: 1 P: 14	R: 1 E: 0 K: 0 S: 10	H: 2 LOB: 1 BB: 0 P: 16	1B: 5 2B: 1 3B: 1 HR: 2	SF: 0 SAC: 0 DP: 0 HBP: 0	WP: 1 PB: 0 SB: 1 CS: 0	PA: 39			
PITCHER	IP	WLS	BF	H	R	ER	SO	BB	IBB	HBP	BLK	WP	HR	S	P	ERA	WHIP								
Ken Howell, R (1, 1) ERA: 3.86	7.0	W	31	7	3	3	7	3	0	0	0	1	2	69	114	3.86	1.429								
Roger McDowell, R (8, 1) ERA: 5.33	2.0	S	8	2	1	1	2	0	0	0	0	0	0	17	26	4.50	1.000								

Batter	1	2	3	4	5	6	7	8	9	AB	R	H	RBI	BB	SO	LOB	BOTTOM								
Lenny Dykstra, L (1, 8) OBP: 0.477, SLG: 0.542	G1-3		2B						P6	4	2	3	0	1	0	0	New York Mets @ Philadelphia Phillies Veterans Stadium, Philadelphia, PA Sat Jun 02 1990, 7:05 PM EDT Att: 41,950 - Unknown - 78 F livebaseballscorecards.com AB 31 R 5 H 10 RBI 5 BB 3 SO 3 LOB 14 								
Tom Herr, S (1, 4) OBP: 0.350, SLG: 0.394	G1-3		1B		G6-3		G1-3			4	1	1	1	0	0	4									
Von Hayes, L (1, 9) OBP: 0.407, SLG: 0.500	K		SF9		G5-3		G3-1			4	0	1	0	0	1	1									
Ricky Jordan, R (1, 3) OBP: 0.297, SLG: 0.383	1B		K		G5-3		FC6-4		HBP	3	1	1	1	0	1	2									
John Kruk, L (1, 7) OBP: 0.353, SLG: 0.429	1B		SF9		1B		FC6-4		1B	3	0	2	1	1	0	1									
Charlie Hayes, R (1, 5) OBP: 0.316, SLG: 0.361	G4-3		SF9		F8		F8			3	0	0	1	0	0	3									
Dickie Thon, R (1, 6) OBP: 0.303, SLG: 0.311		F9	G5-3				P4		G5-3	4	0	0	0	0	0	2									
Darren Daulton, L (1, 2) OBP: 0.366, SLG: 0.299		G5-6			P5		SH3-4		HR	3	1	2	1	1	0	0									
Ken Howell, R (1, 1) OBP: 0.150, SLG: 0.158					L8					2	0	0	0	0	0	1									
Roger McDowell, R (8, 1) ERA: 5.33		G5-6					SH3-4		K	0	0	0	0	0	0	0									
Rod Booker, L (8, 5) OBP: 0.342, SLG: 0.412										0	0	0	0	0	0	0									
Randy Ready, R (8, PH) OBP: 0.359, SLG: 0.357										1	0	0	0	0	1	0									
Dave Hollins, S (9, 5) OBP: 0.320, SLG: 0.364										0	0	0	0	0	0	0									
Inning Stats	R: 2 E: 0 K: 1 S: 17	H: 3 LOB: 1 BB: 0 P: 23	R: 0 E: 0 K: 0 S: 5	H: 0 LOB: 0 BB: 1 P: 9	R: 2 E: 0 K: 1 S: 16	H: 3 LOB: 2 BB: 1 P: 29	R: 0 E: 0 K: 0 S: 6	H: 1 LOB: 1 BB: 0 P: 11	R: 0 E: 0 K: 0 S: 10	H: 1 LOB: 1 BB: 1 P: 17	R: 0 E: 0 K: 0 S: 5	H: 1 LOB: 2 BB: 1 P: 10	R: 0 E: 0 K: 0 S: 5	H: 0 LOB: 1 BB: 0 P: 7	R: 1 E: 0 K: 1 S: 9	H: 1 LOB: 0 BB: 0 P: 15	1B: 7 2B: 2 3B: 0 HR: 1	SF: 1 SAC: 1 DP: 1 HBP: 1	WP: 0 PB: 0 SB: 3 CS: 0	PA: 37					
PITCHER	IP	WLS	BF	H	R	ER	SO	BB	IBB	HBP	BLK	WP	HR	S	P	ERA	WHIP								
Dwight Gooden, R (1, 1) ERA: 4.37	6.0	L	29	9	4	4	2	2	1	0	0	0	1	14	22	6.00	1.833								
Jeff Musselman, L (7, 1) ERA: 3.05	2.0		8	1	1	1	1	0	0	1	0	0	1	14	22	4.50	0.500								

Batter	1	2	3	4	5	6	7	8	9	AB	R	H	RBI	BB	SO	LOB	TOP			
Howard Johnson, S (1, 5) OBP: 0.310, SLG: 0.432										3	1	1	1	1	1	0	New York Mets @ Philadelphia Phillies Veterans Stadium, Philadelphia, PA Sun Jun 03 1990, 3:33 AM EDT Att. 43,643 - Overcast - 70 F			
Keith Miller, R (1, 8) Daryl Boston, L (8, PH) OBP: 0.323, SLG: 0.365 OBP: 0.352, SLG: 0.606										3	0	1	0	0	1	1				
Gregg Jefferies, S (1, 4) OBP: 0.338, SLG: 0.506										4	0	0	1	0	0	2				
Kevin McReynolds, R (1, 7) OBP: 0.343, SLG: 0.400										3	0	0	0	1	0	0				
Darryl Strawberry, L (1, 9) Julio Machado, R (7, 1) Dave Magadan, L (9, PH) OBP: 0.348, SLG: 0.421 OBP: 0.370, SLG: 0.306										3	0	0	0	0	0	1				
Mike Marshall, R (1, 3) OBP: 0.283, SLG: 0.406											4	0	0	0	0	0				
Mackey Sasser, L (1, 2) Dave Liddell, R (8, PH) OBP: 0.369, SLG: 0.362 OBP: 1.000, SLG: 1.000										1	0	0	0	1	1	0				
Kevin Elster, R (1, 6) OBP: 0.270, SLG: 0.320										2	1	0	0	1	0	1				
Sid Fernandez, L (1, 1) Ron Darling, R (4, 1) Mark Carreon, R (7, 9) OBP: 0.211, SLG: 0.263 OBP: 0.222, SLG: 0.125 OBP: 0.288, SLG: 0.473										1	0	0	0	0	0	0				
										1	0	0	0	0	0	2				
Inning Stats	R: 0 E: 0 K: 1 S: 6	H: 0 LOB: 0 BB: 0 P: 7	R: 0 E: 0 K: 0 S: 4	H: 0 LOB: 0 BB: 0 P: 6	R: 0 E: 0 K: 0 S: 4	H: 0 LOB: 0 BB: 1 P: 12	R: 1 E: 0 K: 1 S: 8	H: 0 LOB: 0 BB: 2 P: 20	R: 0 E: 0 K: 0 S: 6	H: 1 LOB: 1 BB: 0 P: 11	R: 0 E: 0 K: 0 S: 5	H: 0 LOB: 0 BB: 0 P: 11	R: 2 E: 0 K: 0 S: 8	H: 2 LOB: 1 BB: 1 P: 18	R: 0 E: 0 K: 0 S: 5	H: 0 LOB: 0 BB: 0 P: 8	1B: 1 2B: 2 3B: 0 HR: 0	SF: 0 SAC: 0 DP: 1 HBP: 0	WP: 1 PB: 0 SB: 1 CS: 0	PA: 33
PITCHER	IP WLS BF H R ER SO BB IBB HBP BLK WP HR S P ERA WHIP																			
Pat Combs, L (1, 1) ERA: 4.27	7.1 W 28 3 3 2 3 4 0 0 0 0 1 0 45 91 2.46 0.955																			
Jeff Parrett, R (8, 1) ERA: 5.45	1.2 5 0 0 0 0 0 0 0 0 0 0 0 9 15 0.00 0.000																			

AB	29
R	3
H	3
RBI	2
BB	4
SO	3
LOB	8



Batter	1	2	3	4	5	6	7	8	9	AB	R	H	RBI	BB	SO	LOB	BOTTOM			
Lenny Dykstra, L (1, 8) Sil Campusano, R (9, 8) OBP: 0.485, SLG: 0.552 OBP: 0.208, SLG: 0.136										4	2	3	1	1	0	0	New York Mets @ Philadelphia Phillies Veterans Stadium, Philadelphia, PA Sun Jun 03 1990, 3:33 AM EDT Att. 43,643 - Overcast - 70 F			
Tom Herr, S (1, 4) OBP: 0.357, SLG: 0.396										4	1	2	1	1	1	3				
Von Hayes, L (1, 9) OBP: 0.411, SLG: 0.518										4	1	2	4	1	0	3				
Ricky Jordan, R (1, 3) OBP: 0.288, SLG: 0.373										4	0	0	1	0	1	5				
John Kruk, L (1, 7) OBP: 0.356, SLG: 0.427										3	0	1	0	1	1	3				
Charlie Hayes, R (1, 5) OBP: 0.310, SLG: 0.352										4	0	0	0	0	1	2				
Dickie Thon, R (1, 6) OBP: 0.302, SLG: 0.309										4	1	1	0	0	0	0				
Steve Lake, R (1, 2) OBP: 0.250, SLG: 0.262										4	1	1	0	0	0	1				
Pat Combs, L (1, 1) Jeff Parrett, R (8, 1) OBP: 0.263, SLG: 0.278										2	2	1	0	0	1	0				
										1	0	0	0	0	0	0				
Inning Stats	R: 0 E: 0 K: 0 S: 5	H: 1 LOB: 1 BB: 0 P: 7	R: 0 E: 1 K: 1 S: 10	H: 1 LOB: 0 BB: 0 P: 12	R: 3 E: 0 K: 1 S: 16	H: 1 LOB: 1 BB: 3 P: 32	R: 4 E: 1 K: 0 S: 15	H: 4 LOB: 1 BB: 0 P: 20	R: 0 E: 0 K: 0 S: 5	H: 0 LOB: 0 BB: 0 P: 6	R: 1 E: 0 K: 2 S: 15	H: 3 LOB: 2 BB: 0 P: 20	R: 0 E: 0 K: 0 S: 5	H: 0 LOB: 0 BB: 0 P: 7	R: 0 E: 0 K: 1 S: 7	H: 1 LOB: 2 BB: 1 P: 13	1B: 9 2B: 1 3B: 0 HR: 1	SF: 1 SAC: 1 DP: 0 HBP: 0	WP: 1 PB: 0 SB: 3 CS: 1	PA: 40
PITCHER	IP WLS BF H R ER SO BB IBB HBP BLK WP HR S P ERA WHIP																			
Sid Fernandez, L (1, 1) ERA: 3.32	3.1 L 21 7 7 5 2 3 0 0 0 0 0 0 26 33 3.38 1.125																			
Ron Darling, R (4, 1) ERA: 6.0	2.2 11 3 1 1 2 0 0 0 0 0 0 0 12 20 0.00 1.000																			
Julio Machado, R (7, 1) ERA: 1.72	2.0 8 1 0 0 1 1 0 0 0 0 1 0 12 20 0.00 1.000																			

AB	34
R	8
H	11
RBI	7
BB	4
SO	5
LOB	17



Batter	1	2	3	4	5	6	7	8	9	AB	R	H	RBI	BB	SO	LOB	TOP				
Lenny Dykstra, L OBP: 0.496, SLG: 0.546 (1, 8)	F7		G1-3				F7	F7	G4-3	6	1	2	2	0	0	1	Philadelphia Phillies @ St. Louis Cardinals Busch Stadium, St. Louis, MO Tue Jun 05 1990, 7:05 PM CDT Att: 26,522 - Unknown				
Tom Herr, S OBP: 0.354, SLG: 0.387 (1, 4)	G5-3			F7	F8		G4-3	G6-3		4	0	0	0	1	0	3					
Von Hayes, L OBP: 0.414, SLG: 0.517 (1, 9)	G4-3					L9	G4-3			5	1	2	2	0	0	1					
Ricky Jordan, R OBP: 0.298, SLG: 0.374 (1, 3)		K								3	1	1	1	2	1	0					
John Kruk, L OBP: 0.353, SLG: 0.414 Jeff Parrett, R (7, 1) Jim Vatcher, R (8, PH) (8, 7)	G4-3			F7			F6	K		4	1	1	0	0	0	3					
Charlie Hayes, R OBP: 0.326, SLG: 0.368 (1, 5)	F9									4	2	3	1	0	0	0					
Dickie Thon, R OBP: 0.302, SLG: 0.309 (1, 6)										5	1	3	1	0	0	2					
Steve Lake, R OBP: 0.271, SLG: 0.250 Darren Daulton, L OBP: 0.356, SLG: 0.293 (8, PR) (8, 2)	F7									2	0	0	0	2	0	1					
Bruce Ruffin, S OBP: 0.227, SLG: 0.150 Darrel Akerfelds, R Randy Ready, R OBP: 0.345, SLG: 0.345 Don Carman, L OBP: 0.329, SLG: 0.409 Dave Hollins, S OBP: 0.332, SLG: 0.400 Roger McDowell, R (9, 1)	G3									3	0	0	0	0	0	4					
Inning Stats	R: 0 E: 0 K: 0 S: 6	H: 0 LOB: 0 BB: 0 P: 12	R: 0 E: 0 K: 1 S: 7	H: 0 LOB: 0 BB: 0 P: 8	R: 0 E: 0 K: 0 S: 6	H: 1 LOB: 1 BB: 0 P: 10	R: 2 E: 0 K: 0 S: 12	H: 3 LOB: 1 BB: 0 P: 16	R: 0 E: 0 K: 0 S: 6	H: 1 LOB: 3 BB: 1 P: 10	R: 1 E: 0 K: 0 S: 7	H: 2 LOB: 3 BB: 1 P: 17	R: 0 E: 0 K: 0 S: 6	H: 0 LOB: 2 BB: 2 P: 17	R: 4 E: 0 K: 1 S: 15	H: 4 LOB: 2 BB: 2 P: 32		R: 2 E: 0 K: 0 S: 8	H: 2 LOB: 0 BB: 0 P: 12	1B: 10 2B: 2 3B: 0 HR: 1	SF: 0 SAC: 0 DP: 0 HBP: 1
PITCHER	IP WLS BF H R ER SO BB IBB HBP BLK WP HR S P ERA WHIP																				
Joe Magrane, L ERA: 4.14 Scott Terry, R ERA: 9.0 Tom Niedenfuer, R ERA: 1.93 Ken Dayley, L ERA: 3.5 Frank DiPino, L ERA: 4.74	7.0 L 32 7 3 3 1 1 2 1 0 0 0 50 90 3.86 1.143																				

Batter	1	2	3	4	5	6	7	8	9	AB	R	H	RBI	BB	SO	LOB	BOTTOM				
Vince Coleman, S OBP: 0.359, SLG: 0.416 (1, 7)	BLK	K						F6		5	1	2	0	0	2	2	Philadelphia Phillies @ St. Louis Cardinals Busch Stadium, St. Louis, MO Tue Jun 05 1990, 7:05 PM CDT Att: 26,522 - Unknown				
Ozzie Smith, S OBP: 0.321, SLG: 0.267 (1, 6)	G1-3		K					G5-3		3	0	0	0	2	1	1					
Willie McGee, S OBP: 0.354, SLG: 0.403 (1, 8)			K							4	1	0	0	1	1	3					
Pedro Guerrero, R OBP: 0.359, SLG: 0.462 (1, 3)	K									4	1	1	0	1	1	2					
Terry Pendleton, S OBP: 0.279, SLG: 0.344 (1, 5)	F9									5	2	2	3	0	1	3					
Todd Zeile, R OBP: 0.318, SLG: 0.385 (1, 2)										4	1	2	0	1	1	0					
Milt Thompson, L OBP: 0.279, SLG: 0.333 (1, 9)	FC4-6									4	0	2	3	0	1	1					
Rex Hudler, R OBP: 0.295, SLG: 0.238 Denny Walling, L OBP: 0.295, SLG: 0.295 Scott Terry, R OBP: 0.329, SLG: 0.409 Tom Niedenfuer, R Ken Dayley, L Frank DiPino, L	K									3	0	0	0	0	2	3					
Joe Magrane, R OBP: 0.238, SLG: 0.111 José Oquendo, S OBP: 0.328, SLG: 0.252 (7, PH) (8, 4)										2	0	1	0	0	0	0					
Inning Stats	R: 0 E: 0 K: 1 S: 11	H: 1 LOB: 2 BB: 1 P: 18	R: 0 E: 0 K: 2 S: 12	H: 2 LOB: 0 BB: 0 P: 17	R: 0 E: 0 K: 2 S: 12	H: 1 LOB: 1 BB: 0 P: 16	R: 0 E: 0 K: 2 S: 9	H: 0 LOB: 0 BB: 0 P: 15	R: 0 E: 0 K: 1 S: 5	H: 0 LOB: 1 BB: 1 P: 10	R: 0 E: 0 K: 1 S: 15	H: 2 LOB: 2 BB: 0 P: 19	R: 5 E: 0 K: 0 S: 22	H: 3 LOB: 1 BB: 3 P: 41	R: 0 E: 0 K: 0 S: 6	H: 0 LOB: 0 BB: 0 P: 11		R: 1 E: 0 K: 1 S: 7	H: 1 LOB: 0 BB: 0 P: 15	1B: 5 2B: 3 3B: 1 HR: 1	SF: 0 SAC: 0 DP: 0 HBP: 0
PITCHER	IP WLS BF H R ER SO BB IBB HBP BLK WP HR S P ERA WHIP																				
Bruce Ruffin, L ERA: 4.77 Darrel Akerfelds, R ERA: 2.25 Jeff Parrett, R ERA: 5.59 Don Carman, L ERA: 3.69 Roger McDowell, R ERA: 5.46	0.1 2 0 0 0 0 1 0 0 0 0 0 6 10 0.00 3.000																				

Batter	1	2	3	4	5	6	7	8	9	AB	R	H	RBI	BB	SO	LOB	TOP					
Lenny Dykstra, L OBP: 0.489, SLG: 0.545 (1, 8)	F7		BB		IBB		F8 2B		K	3	0	1	1	2	1	0	Philadelphia Phillies @ Chicago Cubs Wrigley Field, Chicago, IL Thu Jun 07 1990, 7:05 PM CDT Att: 29,271 - Unknown					
Tom Herr, S OBP: 0.335, SLG: 0.364 (1, 4)	L8		L5		K		F8		G4-3	5	0	0	0	0	1	5						
Von Hayes, L OBP: 0.417, SLG: 0.503 Ricky Jordan, R OBP: 0.302, SLG: 0.370 (7, 3)	F7				K		G3-1		L4	4	0	0	0	0	1	1						
Ron Jones, L OBP: 0.500, SLG: 1.000 Sil Campusano, R OBP: 0.259, SLG: 0.200 (8, PR) (8, 7)	F7				F8		G3		BB 1B	4	0	1	0	0	0	0						
John Kruk, L OBP: 0.344, SLG: 0.394 (7, 9)	G3-1				G4-3		1B BB		1B BB	2	0	0	0	2	0	0						
Charlie Hayes, R OBP: 0.337, SLG: 0.383 (1, 5)	L4				1B SF7		FC6-4 1B		1B	4	1	3	1	0	0	0						
Dickie Thon, R OBP: 0.308, SLG: 0.315 (1, 6)			PB SH3-4 1B		1B		FC6-4 1-2		K	4	0	2	0	0	1	4						
Darren Daulton, L OBP: 0.369, SLG: 0.310 (1, 2)			K		SF7		SH3-4 WP 2B 1B		IBB	2	1	1	1	1	1	1						
Ken Howell, R OBP: 0.143, SLG: 0.150 (1, 1)			SH3-4		SH3-4		SH3-4		K	1	0	0	0	0	1	2						
Inning Stats	R: 0 E: 0 K: 0 S: 13	H: 0 LOB: 0 BB: 0 P: 20	R: 0 E: 0 K: 0 S: 6	H: 0 LOB: 0 BB: 0 P: 11	R: 0 E: 0 K: 1 S: 14	H: 1 LOB: 2 BB: 1 P: 23	R: 0 E: 0 K: 1 S: 8	H: 0 LOB: 0 BB: 0 P: 12	R: 1 E: 0 K: 1 S: 13	H: 2 LOB: 2 BB: 1 P: 23	R: 0 E: 0 K: 0 S: 15	H: 1 LOB: 2 BB: 1 P: 24	R: 1 E: 0 K: 0 S: 11	H: 2 LOB: 1 BB: 0 P: 16	R: 1 E: 0 K: 2 S: 12	H: 2 LOB: 2 BB: 2 P: 23		R: 0 E: 0 K: 1 S: 5	H: 0 LOB: 0 BB: 0 P: 8	1B: 6 2B: 2 3B: 0 HR: 0	SF: 1 SAC: 3 DP: 0 HBP: 0	WP: 1 PB: 1 SB: 0 CS: 0
PITCHER	IP	WLS	BF	H	R	ER	SO	BB	IBB	HBP	BLK	WP	HR	S	P	ERA	WHIP					
Mike Bielecki, R ERA: 4.0 (1, 1)	6.1	L	28	6	2	2	3	2	1	0	0	1	0	75	123	2.84	1.263					
Paul Assenmacher, L ERA: 3.12 (7, 1)	0.2		4	1	1	1	0	1	0	0	0	0	0	9	14	13.50	3.000					
Les Lancaster, R ERA: 4.15 (8, 1)	2.0		7	1	0	0	3	0	1	0	0	0	0	13	23	0.00	0.500					

Batter	1	2	3	4	5	6	7	8	9	AB	R	H	RBI	BB	SO	LOB	BOTTOM					
Jerome Walton, R OBP: 0.355, SLG: 0.333 (1, 8)	F8		F8		K				K	4	0	0	0	0	2	2	Philadelphia Phillies @ Chicago Cubs Wrigley Field, Chicago, IL Thu Jun 07 1990, 7:05 PM CDT Att: 29,271 - Unknown					
Curtis Wilkerson, S OBP: 0.250, SLG: 0.296 (1, 4)	G3-1		G1-3				G5-3		G6-3	4	0	0	0	0	0	1						
Mark Grace, L OBP: 0.347, SLG: 0.361 (1, 3)	G1-3				BB		2B		F9 G5-3 1B	3	0	2	0	1	0	0						
Andre Dawson, R OBP: 0.382, SLG: 0.654 (1, 9)			HR		K		G6-4-3 IBB		G5-3	3	1	1	1	1	1	2						
Dwight Smith, L OBP: 0.358, SLG: 0.415 Paul Assenmacher, L (7, 1)					K		G6-4-3		F9	3	0	1	0	0	1	3						
Les Lancaster, R OBP: 0.182, SLG: 0.100 (8, 1)			CS 1B		K		1-2		F9	0	0	0	0	0	0	0						
Marvell Wynne, L OBP: 0.197, SLG: 0.179 (9, PH)					K				F9	1	0	0	0	0	0	1						
Hector Villanueva, R OBP: 0.188, SLG: 0.563 (1, 2)			K		K				G6-3	4	0	0	0	0	3	3						
Shawon Dunston, R OBP: 0.317, SLG: 0.497 (1, 6)			K		G3				G5-3	3	0	0	0	0	1	0						
Domingo Ramos, R OBP: 0.294, SLG: 0.308 (1, 5)			F8 SH3 1B		SH3-4 BB				F9	2	0	1	0	1	0	0						
Mike Bielecki, R OBP: 0.350, SLG: 0.316 Dave Clark, L OBP: 0.265, SLG: 0.313 (7, 7)			SH3		SH3-4				G3	0	0	0	0	0	0	0						
Inning Stats	R: 0 E: 0 K: 0 S: 4	H: 0 LOB: 0 BB: 0 P: 7	R: 1 E: 0 K: 2 S: 8	H: 2 LOB: 0 BB: 0 P: 12	R: 0 E: 0 K: 0 S: 10	H: 1 LOB: 1 BB: 0 P: 13	R: 0 E: 0 K: 3 S: 10	H: 0 LOB: 1 BB: 1 P: 18	R: 0 E: 0 K: 1 S: 9	H: 0 LOB: 1 BB: 1 P: 16	R: 0 E: 0 K: 0 S: 4	H: 1 LOB: 1 BB: 1 P: 9	R: 0 E: 0 K: 1 S: 5	H: 0 LOB: 0 BB: 0 P: 5	R: 0 E: 0 K: 1 S: 7	H: 0 LOB: 0 BB: 0 P: 12	R: 0 E: 0 K: 0 S: 6	H: 1 LOB: 1 BB: 0 P: 10	1B: 3 2B: 2 3B: 0 HR: 1	SF: 0 SAC: 2 DP: 2 HBP: 0	WP: 0 PB: 0 SB: 0 CS: 1	PA: 33
PITCHER	IP	WLS	BF	H	R	ER	SO	BB	IBB	HBP	BLK	WP	HR	S	P	ERA	WHIP					
Ken Howell, R ERA: 3.5 (1, 1)	9.0	W	33	5	1	1	8	2	1	0	0	0	1	63	102	1.00	0.778					

AB	30
R	3
H	8
RBI	3
BB	5
SO	6
LOB	13



AB	28
R	1
H	5
RBI	1
BB	3
SO	8
LOB	12



Batter	1	2	3	4	5	6	7	8	9	AB	R	H	RBI	BB	SO	LOB	TOP										
Lenny Dykstra, L OBP: 0.484, SLG: 0.538 Sil Campuzano, R OBP: 0.250, SLG: 0.192	P3	G4-3		G3					F9	4	0	1	0	0	0	4	Philadelphia Phillies @ Chicago Cubs Wrigley Field, Chicago, IL Fri Jun 08 1990, 3:33 AM CDT Att: 32,219 - Sunny - 75 F										
Randy Ready, R OBP: 0.347, SLG: 0.359	K		F7		F7				K	5	0	1	0	0	2	0											
Ron Jones, L OBP: 0.385, SLG: 0.667	K		P5		F7				1B	4	0	0	0	1	1	2											
Ricky Jordan, R OBP: 0.310, SLG: 0.382		1B			F8				F9	5	1	3	0	0	0	0											
John Kruk, L OBP: 0.353, SLG: 0.405 Roger McDowell, R (8, 1)		1B							1B	3	1	2	0	1	0	0											
Charlie Hayes, R OBP: 0.332, SLG: 0.377 Darrel Akerfelds, R Steve Lake, R OBP: 0.286, SLG: 0.267	L5		P2						2B	3	0	0	0	0	0	4											
Dickie Thon, R OBP: 0.307, SLG: 0.314	P2								1B	4	0	1	0	0	0	3											
Darren Daulton, L OBP: 0.368, SLG: 0.305 Jeff Parrett, R Jim Vatchett, R OBP: 0.400, SLG: 0.250									1B	2	0	0	0	1	0	1											
Terry Mulholland, R OBP: 0.222, SLG: 0.278 Don Carman, L OBP: 0.429, SLG: 0.429 Dave Hollins, S OBP: 0.300, SLG: 0.444	E1								F7	1	0	0	0	0	0	2											
									F7	1	0	0	0	0	0	1											
									F7	2	0	0	0	0	0	2											
Inning Stats	R: 0 E: 0 K: 2 S: 11	H: 0 LOB: 0 BB: 0 P: 18	R: 1 E: 1 K: 0 S: 15	H: 2 LOB: 3 BB: 1 P: 27	R: 0 E: 0 K: 0 S: 11	H: 1 LOB: 2 BB: 1 P: 19	R: 0 E: 0 K: 0 S: 9	H: 1 LOB: 1 BB: 0 P: 16	R: 0 E: 0 K: 0 S: 4	H: 0 LOB: 0 BB: 0 P: 10	R: 0 E: 0 K: 0 S: 5	H: 2 LOB: 2 BB: 0 P: 18	R: 1 E: 0 K: 0 S: 12	H: 3 LOB: 2 BB: 1 P: 17	R: 0 E: 0 K: 1 S: 8	H: 1 LOB: 2 BB: 1 P: 18	1B: 8 2B: 2 3B: 0 HR: 0	SF: 0 SAC: 0 DP: 0 HBP: 0	WP: 0 PB: 0 SB: 0 CS: 0	PA: 40							
PITCHER	IP	WLS	BF	H	R	ER	SO	BB	IBB	HBP	BLK	WP	HR	S	P	ERA	WHIP										
Jeff Pico, R ERA: 4.94	7.0	W	30	6	1	0	2	1	1	0	0	0	0	66	118	0.00	1.000										
Dean Wilkins, R ERA: 6.75	1.0		6	3	1	1	0	0	0	0	0	0	0	12	17	9.00	3.000										
Mitch Williams, L ERA: 2.25	1.0		4	1	0	0	1	1	0	0	0	0	0	8	18	0.00	2.000										

AB	37
R	2
H	10
RBI	1
BB	3
SO	3
LOB	19



Batter	1	2	3	4	5	6	7	8	9	AB	R	H	RBI	BB	SO	LOB	BOTTOM										
Jerome Walton, R OBP: 0.364, SLG: 0.339	WP	G4-3	HR						K	3	2	1	1	3	1	1	Philadelphia Phillies @ Chicago Cubs Wrigley Field, Chicago, IL Fri Jun 08 1990, 3:33 AM CDT Att: 32,219 - Sunny - 75 F										
23 Ryne Sandberg, R OBP: 0.381, SLG: 0.507 Curtis Wilkerson, S OBP: 0.287, SLG: 0.301	WP		HR						FC5-4	2	3	2	1	1	0	0											
Shawon Dunston, R OBP: 0.327, SLG: 0.512	E6								FC5-4	4	2	2	5	2	0	1											
Andre Dawson, R OBP: 0.381, SLG: 0.647 Doug Dascenzo, S OBP: 0.226, SLG: 0.306	FC5-4								HBP	2	0	0	0	1	0	1											
Luis Salazar, R OBP: 0.280, SLG: 0.298 Lloyd McClendon, R OBP: 0.268, SLG: 0.256	FC5-4								K	3	1	1	0	0	0	2											
									K	3	0	0	0	0	1	5											
Mark Grace, L OBP: 0.346, SLG: 0.359	G4-6-3									4	2	1	1	1	0	3											
Hector Villanueva, R OBP: 0.286, SLG: 0.714	P2								HR	5	2	3	3	0	0	1											
Domingo Ramos, R OBP: 0.311, SLG: 0.317	K									4	2	2	0	1	1	1											
Jeff Pico, R OBP: 0.500, SLG: 0.333 Dave Clark, L OBP: 0.257, SLG: 0.303 Dean Wilkins, R Mitch Williams, L										3	1	2	1	1	0	2											
										1	0	0	0	0	0	1											
										0	0	0	0	0	0	0											
										0	0	0	0	0	0	0											
Inning Stats	R: 2 E: 1 K: 0 S: 13	H: 1 LOB: 1 BB: 2 P: 24	R: 0 E: 0 K: 1 S: 7	H: 1 LOB: 0 BB: 0 P: 8	R: 9 E: 1 K: 0 S: 21	H: 8 LOB: 0 BB: 1 P: 37	R: 0 E: 0 K: 0 S: 8	H: 1 LOB: 1 BB: 0 P: 13	R: 0 E: 0 K: 1 S: 12	H: 0 LOB: 3 BB: 3 P: 26	R: 2 E: 0 K: 0 S: 11	H: 2 LOB: 3 BB: 3 P: 24	R: 2 E: 0 K: 0 S: 10	H: 2 LOB: 0 BB: 1 P: 19	R: 0 E: 0 K: 2 S: 10	H: 1 LOB: 2 BB: 0 P: 15	1B: 12 2B: 1 3B: 0 HR: 3	SF: 0 SAC: 0 DP: 2 HBP: 1	WP: 2 PB: 0 SB: 0 CS: 0	PA: 50							
PITCHER	IP	WLS	BF	H	R	ER	SO	BB	IBB	HBP	BLK	WP	HR	S	P	ERA	WHIP										
Terry Mulholland, L ERA: 4.83	2.2	L	19	9	9	9	1	2	0	0	0	0	1	37	57	30.38	4.125										
Don Carman, L ERA: 3.97	2.1		13	2	2	2	1	3	1	0	0	0	1	24	51	7.71	2.143										
Darrel Akerfelds, R ERA: 2.77	1.0		8	2	2	2	0	3	0	0	0	0	0	11	24	18.00	5.000										
Jeff Parrett, R ERA: 5.9	1.0		5	2	2	2	0	1	0	0	0	0	1	10	19	18.00	3.000										
Roger McDowell, R ERA: 6.3	1.0		5	1	0	0	2	0	0	1	0	0	0	10	15	0.00	1.000										

AB	39
R	15
H	16
RBI	14
BB	10
SO	4
LOB	26




Batter	1	2	3	4	5	6	7	8	9	10	11	AB	R	H	RBI	BB	SO	LOB	TOP			
Lenny Dykstra, L OBP: 0.485, SLG: 0.533	(1, 8) 3-3 K		(1, 0) G4-3		(1, 1) BB			(1, 0) 1B BB G1-2-3	(1, 2) FC1-2 E 1B		(1, 0) P4	4	0	1	1	2	1	1				
Tom Herr, S OBP: 0.368, SLG: 0.367 Sil Campusano, R OBP: 0.267, SLG: 0.214	(1, 4) 2-1 FC6-4 (8, PR) 1B (8, 7) (9, 9)			(1, 0) G1-3	(1, 0) L4			(1, 1) 1B G1-2-3	(1, 2) E6 FC1-2		(1, 2) 1B	4	0	2	0	0	0	0	1			
Ron Jones, L OBP: 0.438, SLG: 0.667 Jim Vatcher, R OBP: 0.660, SLG: 0.400 Rod Booker, L OBP: 0.350, SLG: 0.400	(1, 7) 1-3 K			(1, 0) HR				(1, 0) 1B G1-2-3	(1, 1) FC1-2		(1, 1) 1B	3	1	2	0	0	0	1	1			
Ricky Jordan, R OBP: 0.307, SLG: 0.394 Roger McDowell, R OBP: 0.280, SLG: 0.261 Steve Lake, R OBP: 0.280, SLG: 0.261 Jeff Parrett, R	(1, 3) 1-2 FC6-4 (9, 1) (11, PH) (11, 1)			(1, 0) HR				(1, 0) 1B G1-2-3	(1, 0) G4-3		(1, 0) L7	5	1	1	2	0	0	0	8			
John Kruk, L OBP: 0.349, SLG: 0.395	(1, 9) 2-3 K			(1, 0) G4-3				(1, 0) 1B			(1, 0) F8	4	0	0	0	1	2	1				
Charlie Hayes, R OBP: 0.328, SLG: 0.372	(1, 5) 0-2 G5-3			(1, 0) 1B				(1, 0) P3			(1, 0) K	5	0	1	0	0	1	4				
Dickie Thon, R OBP: 0.305, SLG: 0.307	(1, 6) 0-3 K			(1, 0) F7				(1, 0) P6			(1, 0) L7	4	1	0	0	1	1	1				
Darren Daulton, L OBP: 0.363, SLG: 0.301	(1, 2) 3-1 G4-3			(1, 0) F8				(1, 0) K			(1, 0) F8	5	0	1	0	0	1	0				
Marvin Freeman, R OBP: 0.290, SLG: 0.429 Darrel Akerfelds, R OBP: 0.351, SLG: 0.354	(1, 1) 2-3 K			(1, 0) K				(1, 0) G4-3			(1, 0) K	2	0	0	0	0	2	0				
Inning Stats	R: 0 E: 0 K: 2 S: 11	H: 1 LOB: 1 BB: 0 P: 17	R: 0 E: 0 K: 2 S: 9	H: 0 LOB: 0 BB: 0 P: 11	R: 0 E: 0 K: 1 S: 6	H: 0 LOB: 0 BB: 0 P: 11	R: 2 E: 0 K: 0 S: 10	H: 3 LOB: 1 BB: 0 P: 16	R: 0 E: 0 K: 1 S: 7	H: 0 LOB: 0 BB: 0 P: 13	R: 0 E: 0 K: 0 S: 8	H: 2 LOB: 3 BB: 2 P: 19	R: 1 E: 1 K: 1 S: 16	H: 2 LOB: 3 BB: 1 P: 27	R: 0 E: 0 K: 1 S: 8	H: 0 LOB: 0 BB: 0 P: 13	R: 0 E: 0 K: 0 S: 10	H: 1 LOB: 3 BB: 2 P: 21	1B: 9 2B: 0 3B: 0 HR: 1	SF: 0 SAC: 0 DP: 1 HBP: 0	WP: 0 PB: 1 SB: 0 CS: 0	PA: 49
PITCHER	IP ERA WLS BF H R ER SO BB IBB HBP BLK WP HR S P ERA WHIP	7.0 4.14 0.0 2 2 0 0 0 0 0 0 0 0 0 0 3 4 ∞ ∞	4.0 4.01 W 19 3 1 1 2 2 2 0 0 0 0 0 39 72 2.25 1.250																			

Philadelphia Phillies @ Chicago Cubs
Wrigley Field, Chicago, IL
Sat Jun 09 1990, 3:33 AM CDT
Att: 33,266 - Sunny - 75 F

livebaseballscores.com

AB 43
R 3
H 10
RBI 3
BB 6
SO 10
LOB 27




Batter	1	2	3	4	5	6	7	8	9	10	11	AB	R	H	RBI	BB	SO	LOB	BOTTOM							
Dwight Smith, L OBP: 0.355, SLG: 0.406 Jerome Walton, R OBP: 0.362, SLG: 0.337	(1, 7) 1-0 F8	(1, 3) K		(1, 2) 1-2 2-3 BB			(1, 0) F7			(1, 0) G5-3		3	0	0	0	1	1	0								
23 Ryne Sandberg, R OBP: 0.361, SLG: 0.577	(1, 4) 0-0 HR	(1, 2) G5-3		(1, 2) P6			(1, 0) CS 1B			(1, 0) F8		5	1	2	1	0	0	3								
Shawn Dunston, R OBP: 0.324, SLG: 0.505	(1, 6) 0-3 K		(1, 0) L7		(1, 0) K		(1, 0) CS	(1, 0) P4			(1, 0) 1B	5	1	1	0	0	2	0								
Andre Dawson, R OBP: 0.381, SLG: 0.639	(1, 9) 1-1 1B 3B		(1, 0) G4-3		(1, 0) G5-3			(1, 0) G5-3			(1, 0) 1B BB	4	1	1	0	1	0	0								
Mark Grace, L OBP: 0.349, SLG: 0.360	(1, 3) 2-2 3B 1B		(1, 0) G1-3		(1, 0) G1-3			(1, 0) G1-6-3			(1, 0) 1B	5	1	2	1	0	0	0								
Marvell Wynne, L OBP: 0.280, SLG: 0.217	(1, 8) 3-1 3B			(1, 1) G3		(1, 0) G3			(1, 0) K			4	0	1	2	0	1	0								
Hector Villanueva, R OBP: 0.333, SLG: 0.696 Joe Girardi, R OBP: 0.300, SLG: 0.361	(1, 2) 2-2 HBP			(1, 2) BB 1B		(1, 0) G5-3			(1, 0) G5-3			2	0	1	0	0	0	0								
Domingo Ramos, R OBP: 0.309, SLG: 0.314	(1, 5) 1-3 K			(1, 2) BB 1B		(1, 0) G4-3			(1, 0) L9			4	0	1	0	0	1	2								
Shawn Boskie, R OBP: 0.299, SLG: 0.429 Mitch Williams, L OBP: 0.167, SLG: 0.091	(1, 1) 2-3 K			(1, 3) K			(1, 0) L3			(1, 0) K		3	0	0	0	0	2	2								
Inning Stats	R: 3 E: 0 K: 2 S: 18	H: 4 LOB: 2 BB: 0 P: 28	R: 0 E: 0 K: 2 S: 9	H: 0 LOB: 0 BB: 0 P: 14	R: 0 E: 0 K: 0 S: 5	H: 0 LOB: 0 BB: 0 P: 6	R: 0 E: 0 K: 1 S: 17	H: 2 LOB: 3 BB: 1 P: 27	R: 0 E: 0 K: 0 S: 7	H: 0 LOB: 0 BB: 0 P: 7	R: 0 E: 0 K: 0 S: 5	H: 0 LOB: 0 BB: 0 P: 8	R: 0 E: 0 K: 0 S: 8	H: 1 LOB: 0 BB: 0 P: 12	R: 0 E: 0 K: 0 S: 4	H: 0 LOB: 0 BB: 0 P: 9	R: 0 E: 0 K: 1 S: 7	H: 0 LOB: 0 BB: 0 P: 9	R: 0 E: 0 K: 1 S: 6	H: 0 LOB: 0 BB: 0 P: 9	R: 1 E: 0 K: 0 S: 6	H: 2 LOB: 2 BB: 1 P: 13	1B: 7 2B: 0 3B: 1 HR: 1	SF: 0 SAC: 0 DP: 0 HBP: 1	WP: 0 PB: 0 SB: 1 CS: 1	PA: 42
PITCHER	IP ERA WLS BF H R ER SO BB IBB HBP BLK WP HR S P ERA WHIP	6.0 3.93 2.0 6 1 0 0 0 1 0 0 0 0 0 1 61 90 4.50 1.167	2.0 2.0 0.0 6 0 0 0 2 0 0 0 0 0 0 0 13 18 0.00 0.000	0.0 L 3 2 1 1 0 1 0 0 0 0 0 0 6 13 =																						

Philadelphia Phillies @ Chicago Cubs
Wrigley Field, Chicago, IL
Sat Jun 09 1990, 3:33 AM CDT
Att: 33,266 - Sunny - 75 F

livebaseballscores.com

AB 38
R 4
H 9
RBI 4
BB 2
SO 8
LOB 7



Batter	1	2	3	4	5	6	7	8	9	AB	R	H	RBI	BB	SO	LOB	TOP						
Lenny Dykstra, L OBP: 0.483, SLG: 0.529	2-3 K	1-0 P5		0-0 FC4-6 2H 1B		0-0 P6			3-1 1B	5	0	2	1	0	1	3	Philadelphia Phillies @ Chicago Cubs Wrigley Field, Chicago, IL Sun Jun 10 1990, 3:33 AM CDT Att: 32,187 - Sunny						
Sil Camposano, R OBP: 0.286, SLG: 0.194	4-1 HR	4-1 BB		3-2 FC4-6 1-2f		1-0 FC6-4 1-2f			2-3 K	3	1	0	0	2	1	4							
Charlie Hayes, R OBP: 0.325, SLG: 0.383	1-0 HR	1-1 G6-3			2-1 F9			2-2 E6 G4-6-3	1-3 K	5	1	1	2	0	1	3							
Ricky Jordan, R OBP: 0.299, SLG: 0.383	1-1 G6-3		2-1 F7		0-2 F4			1-2 G4-6-3 1-2f	1-2 G6-3	5	0	0	0	0	0	2							
Dickie Thon, R OBP: 0.308, SLG: 0.313	0-0 1B		2-3 K		4-2 BB			2-2 G4-3		3	0	1	0	1	1	0							
Dave Hollins, S OBP: 0.286, SLG: 0.406	2-2 2B		0-0 L7		2-2 F5			0-0 G4-3		4	0	1	0	0	0	1							
Jim Vatcher, R OBP: 0.500, SLG: 0.444	2-3 K		0-0 SH1-4 1B		3-1 1B			2-2 G6-3		4	1	2	0	0	1	2							
Steve Lake, R OBP: 0.294, SLG: 0.277		1-1 SH3-4 1B		0-1 F7		0-0 FC6-4 1B		0-1 1B		1	0	1	0	0	0	0							
Darren Daulton, L OBP: 0.388, SLG: 0.309		1-2 SH3-4		0-0 SH1-4		0-0 B5		2-3 K		3	0	2	0	0	0	1							
Bruce Ruffin, S OBP: 0.217, SLG: 0.143		1-2 SH3-4		1-2						1	0	0	0	0	0	2							
Jeff Parrett, R OBP: 0.167, SLG: 0.091		1-2								0	0	0	0	0	0	0							
Ron Jones, L OBP: 0.412, SLG: 0.625										1	0	0	0	0	1	1							
Darrel Akerfelds, R ERA: 3.79		1-2		1-2						0	0	0	0	0	0	0							
Inning Stats	R: 2 E: 0 K: 2 S: 18	H: 3 LOB: 2 BB: 1 P: 30	R: 0 E: 0 K: 0 S: 9	H: 1 LOB: 2 BB: 1 P: 17	R: 0 E: 0 K: 1 S: 6	H: 0 LOB: 0 BB: 0 P: 10	R: 1 E: 0 K: 0 S: 8	H: 2 LOB: 1 BB: 0 P: 11	R: 0 E: 0 K: 0 S: 14	H: 0 LOB: 0 BB: 1 P: 22	R: 0 E: 0 K: 0 S: 6	H: 2 LOB: 2 BB: 0 P: 10	R: 0 E: 1 K: 0 S: 9	H: 0 LOB: 0 BB: 0 P: 14	R: 0 E: 0 K: 1 S: 9	H: 1 LOB: 1 BB: 0 P: 13	R: 0 E: 0 K: 2 S: 13	H: 1 LOB: 1 BB: 0 P: 20	1B: 8 2B: 1 3B: 0 HR: 1	SF: 0 SAC: 2 DP: 1 HBP: 0	WP: 0 PA: 40 PB: 0 SB: 0 CS: 0		
PITCHER	IP WLS BF H R ER SO BB IBB HBP BLK WP HR S P ERA WHIP	6.0 W 30 8 3 3 3 3 0 0 0 0 1 64 105 4.50 1.833	3.0 S 10 2 0 0 3 0 0 0 0 0 0 28 42 0.00 0.667																				

Batter	1	2	3	4	5	6	7	8	9	AB	R	H	RBI	BB	SO	LOB	BOTTOM					
Jerome Walton, R OBP: 0.355, SLG: 0.332	0-0 F9	3-2 G5-3		0-0 G4-3			0-0 SF8			3	0	0	1	0	0	0	Philadelphia Phillies @ Chicago Cubs Wrigley Field, Chicago, IL Sun Jun 10 1990, 3:33 AM CDT Att: 32,187 - Sunny					
23 Ryne Sandberg, R OBP: 0.383, SLG: 0.580	0-3 K		3-2 G5-3 1B		3-1 F8		3-1 PO 1B		2-1 PO 1B	4	1	2	0	0	1	0						
Shawon Dunston, R OBP: 0.323, SLG: 0.500	1-3 K		1-2 G5-3		0-2 P4		1-0 PO 1-2f		0-1 1B	4	0	1	0	0	1	1						
Andre Dawson, R OBP: 0.384, SLG: 0.649		1-1 HR	4-0 1B IBB		1-1 G5-3			2-1 F9		3	2	1	1	1	0	1						
Luis Salazar, R OBP: 0.287, SLG: 0.314		1-1 1B 2B	0-0 1B		1-1 G6-3			2-3 K		4	1	2	1	0	1	1						
Mark Grace, L OBP: 0.352, SLG: 0.362		0-1 HR 1B	1-0 G4-3 1B		1-0 F9			0-0 L3		4	1	2	2	0	0	1						
Lloyd McClendon, R OBP: 0.260, SLG: 0.247		0-2 G6-3	0-1 G4-3		1-2 P5					3	0	0	0	0	0	3						
Joe Girardi, R OBP: 0.312, SLG: 0.395		0-0 HR		0-0 G4-3			0-1 SH5-3 SF8 2B			3	2	2	2	0	0	0						
Steve Wilson, L OBP: 0.154, SLG: 0.154		1-3 K		1-3 K			0-0 SH5-3			2	0	0	0	0	2	0						
Les Lancaster, R OBP: 0.167, SLG: 0.091										0	0	0	0	0	0	0						
Doug Dasencenzo, S OBP: 0.226, SLG: 0.306										0	0	0	0	0	0	0						
Inning Stats	R: 0 E: 0 K: 2 S: 7	H: 0 LOB: 0 BB: 0 P: 8	R: 4 E: 0 K: 1 S: 17	H: 4 LOB: 0 BB: 0 P: 23	R: 2 E: 0 K: 0 S: 11	H: 3 LOB: 1 BB: 1 P: 20	R: 0 E: 0 K: 1 S: 5	H: 0 LOB: 0 BB: 0 P: 6	R: 0 E: 0 K: 0 S: 6	H: 0 LOB: 0 BB: 0 P: 11	R: 0 E: 0 K: 0 S: 6	H: 0 LOB: 0 BB: 0 P: 9	R: 1 E: 0 K: 0 S: 6	H: 2 LOB: 0 BB: 0 P: 9	R: 0 E: 0 K: 1 S: 8	H: 1 LOB: 1 BB: 0 P: 12	1B: 5 2B: 3 3B: 0 HR: 2	SF: 1 SAC: 1 DP: 1 HBP: 0	WP: 0 PA: 34 PB: 0 SB: 0 CS: 0			
PITCHER	IP WLS BF H R ER SO BB IBB HBP BLK WP HR S P ERA WHIP	6.2 L 29 0 0 0 0 0 0 0 0 0 0 0 8 12 0.00 1.000																				



Batter	1	2	3	4	5	6	7	8	9	AB	R	H	RBI	BB	SO	LOB	TOP									
Delino DeShields, L OBP: 0.397, SLG: 0.424	4-1 2B BB		2-3 K			1-0 E BLK SF8 1B		4-0 1B BB		2	1	1	0	2	1	0	Montreal Expos @ Philadelphia Phillies Veterans Stadium, Philadelphia, PA Mon Jun 11 1990, 7:05 PM EDT Cloudy livebaseballscorecards.com									
Spike Owen, S OBP: 0.383, SLG: 0.410	1 SAFE 0-1 HR 2B		3-2 G5-3			1 SAFE 3-2 SF8 1-H		1-2 F9		3	1	1	1	0	0	2										
Mike Fitzgerald, R OBP: 0.352, SLG: 0.453	0-1 2-H HR			1-2 G5-3		4-0 BB		1-1 1-2 1B		3	1	2	3	1	0	0										
Andres Galarraga, R OBP: 0.315, SLG: 0.392	0-1 F8			1-1 G5-3		3-2 F9		3-H 2-3 K		4	0	0	0	0	1	3										
Tim Wallach, R OBP: 0.366, SLG: 0.579	2-3 K			2-3 K			2-1 G4-3		2-1 G6-3	4	0	0	0	0	2	0										
Junior Noboa, R OBP: 0.274, SLG: 0.339		2-1 F8			0-0 F8 1B		1-0 F8		0-0 HR	3	0	1	0	0	0	0										
Larry Walker, L OBP: 0.331, SLG: 0.439										1	1	1	1	0	0	0										
Otis Nixon, S OBP: 0.321, SLG: 0.222		0-1 G6-3		3-2 F8 1-2		3-3 K		4-0 BB		3	0	0	0	1	1	1										
Dave Martinez, L OBP: 0.324, SLG: 0.458		2-0 G3		3-3 K				1-1 F9 SH2-4 1B	3-1 F8	4	1	1	0	0	1	1										
Kevin Gross, R OBP: 0.188, SLG: 0.355			2-2 P8			2-3 K		1 SAFE 0-0 SH2-4	0-1 P9	3	0	0	0	0	1	1										
Inning Stats	R: 2 E: 0 K: 1 S: 10	H: 2 LOB: 0 BB: 1 P: 16	R: 0 E: 0 K: 0 S: 5	H: 0 LOB: 0 BB: 0 P: 9	R: 0 E: 0 K: 1 S: 12	H: 0 LOB: 0 BB: 0 P: 19	R: 0 E: 0 K: 1 S: 8	H: 0 LOB: 0 BB: 0 P: 12	R: 0 E: 0 K: 1 S: 7	H: 1 LOB: 0 BB: 0 P: 13	R: 1 E: 1 K: 1 S: 11	H: 1 LOB: 1 BB: 1 P: 24	R: 0 E: 0 K: 1 S: 6	H: 0 LOB: 0 BB: 0 P: 12	R: 1 E: 0 K: 1 S: 13	H: 2 LOB: 2 BB: 1 P: 22	R: 1 E: 0 K: 0 S: 7	H: 1 LOB: 1 BB: 1 P: 16	1B: 4 2B: 1 3B: 0 HR: 2	SF: 1 SAC: 1 DP: 0 HBP: 0	WP: 0 PB: 0 SB: 0 CS: 0	PA: 36				
PITCHER	IP	WLS	BF	H	R	ER	SO	BB	IBB	HBP	BLK	WP	HR	S	P	ERA	WHIP									
Dennis Cook, L ERA: 3.91	(1, 1)	7.2	L	30	6	4	3	6	3	0	0	1	0	1	69	122	3.52	1.174								
Darrel Akerfelds, R ERA: 2.73	(8, 1)	0.2		4	1	1	1	1	1	0	0	0	0	1	6	14	13.50	3.000								
Don Carman, L ERA: 3.89	(9, 1)	0.2		2	0	0	0	0	0	0	0	0	0	0	4	7	0.00	0.000								

Batter	1	2	3	4	5	6	7	8	9	AB	R	H	RBI	BB	SO	LOB	BOTTOM								
Lenny Dykstra, L OBP: 0.479, SLG: 0.522	1-3 K		4-2 1B BB		1-1 L7			1-0 G3		3	0	0	0	1	1	0	Montreal Expos @ Philadelphia Phillies Veterans Stadium, Philadelphia, PA Mon Jun 11 1990, 7:05 PM EDT Cloudy livebaseballscorecards.com								
Tom Herr, S OBP: 0.341, SLG: 0.370	3-2 S 1B		1 SAFE 0-1 1-3 1B			1-2 G5-3		0-1 L5		4	0	2	0	0	0	0									
Ron Jones, L OBP: 0.429, SLG: 0.556	3-3 K		4-2 1B 1-2 BB			3-3 K		4-1 BB		2	0	0	0	2	2	1									
Ricky Jordan, R OBP: 0.294, SLG: 0.375	1-1 P5		0-3 K			1-1 G6-3		2-3 K		4	0	0	0	0	2	5									
Charlie Hayes, R OBP: 0.324, SLG: 0.381		1-0 F9		2-0 F8			2-0 G4-6-3 1B		1-1 FC4-9-6 BB	4	0	1	0	0	0	1									
Darren Daulton, L OBP: 0.371, SLG: 0.310		2-3 K		2-3 K			2-0 G4-6-3 1B		4-0 BB	3	0	1	0	1	2	0									
Jim Vatcher, R OBP: 0.417, SLG: 0.364		3-2 G3		3-1 G1-3			1-2 G4-6-3		0-1 F9	2	0	0	0	0	0	0									
John Kruk, L OBP: 0.346, SLG: 0.391							1-2 G4-6-3			2	0	0	0	0	0	4									
Rod Booker, L OBP: 0.329, SLG: 0.368			1-0 F8		0-0 P7		3-3 K			3	0	0	0	0	1	1									
Darrel Akerfelds, R OBP: 0.429, SLG: 0.429										0	0	0	0	0	0	0									
Dennis Cook, L OBP: 0.280, SLG: 0.400			0-2 G4-3		0-1 F7			1-3 K		2	0	0	0	0	0	0									
Dickie Thon, R OBP: 0.307, SLG: 0.311										1	0	0	0	0	1	0									
Inning Stats	R: 0 E: 0 K: 2 S: 15	H: 1 LOB: 1 BB: 0 P: 23	R: 0 E: 0 K: 1 S: 8	H: 0 LOB: 0 BB: 0 P: 14	R: 0 E: 0 K: 1 S: 16	H: 1 LOB: 3 BB: 2 P: 25	R: 0 E: 0 K: 1 S: 7	H: 0 LOB: 0 BB: 0 P: 14	R: 0 E: 0 K: 0 S: 5	H: 0 LOB: 0 BB: 0 P: 6	R: 0 E: 0 K: 1 S: 8	H: 0 LOB: 0 BB: 0 P: 13	R: 0 E: 0 K: 1 S: 8	H: 2 LOB: 1 BB: 0 P: 16	R: 0 E: 0 K: 1 S: 6	H: 0 LOB: 0 BB: 0 P: 8	R: 0 E: 0 K: 1 S: 8	H: 0 LOB: 2 BB: 2 P: 19	1B: 4 2B: 0 3B: 0 HR: 0	SF: 0 SAC: 0 DP: 1 HBP: 0	WP: 0 PB: 0 SB: 1 CS: 0	PA: 34			
PITCHER	IP	WLS	BF	H	R	ER	SO	BB	IBB	HBP	BLK	WP	HR	S	P	ERA	WHIP								
Kevin Gross, R ERA: 3.4	(1, 1)	9.0	W	34	4	0	0	9	4	0	0	0	0	81	138	0.00	0.889								

Batter	1	2	3	4	5	6	7	8	9	AB	R	H	RBI	BB	SO	LOB	TOP										
Delino DeShields, L OBP: 0.397, SLG: 0.424 (1, 4)										5	2	2	0	0	1	0	Montreal Expos @ Philadelphia Phillies Veterans Stadium, Philadelphia, PA Mon Jun 11 1990, 7:05 PM EDT Att: 22,700 - Unknown										
Spike Owen, S OBP: 0.376, SLG: 0.404 (1, 6)										5	0	1	0	0	2	1											
Mike Fitzgerald, R OBP: 0.354, SLG: 0.445 (1, 7)										4	0	1	1	1	2	1											
Andres Galarraga, R OBP: 0.318, SLG: 0.399 Oliver Nixon, S OBP: 0.321, SLG: 0.222 (1, 3) (8, PH) (8, 8)										4	0	2	1	0	0	3											
Tim Wallach, R OBP: 0.372, SLG: 0.577 (1, 5)										1	0	0	0	2	0	0											
Junior Noboa, R OBP: 0.277, SLG: 0.328 Mike Aldrete, L OBP: 0.473, SLG: 0.282 (1, 9) (8, PH) (8, 3)										2	0	0	0	1	0	4											
Nelson Santovenia, R OBP: 0.234, SLG: 0.276 (1, 2)										4	0	0	0	0	1	3											
Dave Martinez, L OBP: 0.321, SLG: 0.444 (1, 8) (8, 9)										3	0	0	0	1	0	2											
Chris Nabholz, L Wallace Johnson, S Dale Mohorcic, R Drew Hall, L Larry Walker, L Dave Schmidt, R (1, 1) (6, PH) (6, 1) (6, 1) (8, PH) (8, 1)										2	0	0	0	0	2	0											
Inning Stats	R: 1 E: 0 K: 1 S: 7	H: 2 LOB: 2 BB: 1 P: 11	R: 0 E: 0 K: 1 S: 5	H: 0 LOB: 0 BB: 0 P: 5	R: 1 E: 0 K: 0 S: 5	H: 3 LOB: 2 BB: 1 P: 9	R: 0 E: 0 K: 1 S: 5	H: 0 LOB: 0 BB: 0 P: 5	R: 0 E: 0 K: 2 S: 7	H: 0 LOB: 1 BB: 1 P: 11	R: 0 E: 0 K: 1 S: 5	H: 0 LOB: 2 BB: 2 P: 13	R: 0 E: 0 K: 1 S: 5	H: 0 LOB: 0 BB: 0 P: 5	R: 1 E: 1 K: 2 S: 8	H: 1 LOB: 2 BB: 1 P: 13		R: 0 E: 0 K: 1 S: 5	H: 0 LOB: 0 BB: 0 P: 5	1B: 5 2B: 1 3B: 0 HR: 0	SF: 0 SAC: 0 DP: 1 HBP: 1	WP: 3 PB: 0 SB: 2 CS: 1	PA: 39				
PITCHER	IP	WLS	BF	H	R	ER	SO	BB	IBB	HBP	BLK	WP	HR	S	P	ERA	WHIP										
Pat Combs, L ERA: 4.2 Jeff Parrett, R ERA: 5.88 Don Carman, L ERA: 3.72 (1, 1) (7, 1) (8, 1)	6.0		27	5	2	2	6	3	2	0	0	2	0	34	54	3.00	1.333										

AB	32
R	3
H	6
RBI	2
BB	6
SO	10
LOB	18



Batter	1	2	3	4	5	6	7	8	9	AB	R	H	RBI	BB	SO	LOB	BOTTOM										
Lenny Dykstra, L OBP: 0.469, SLG: 0.509 (1, 8)										5	0	0	0	0	1	3	Montreal Expos @ Philadelphia Phillies Veterans Stadium, Philadelphia, PA Mon Jun 11 1990, 7:05 PM EDT Att: 22,700 - Unknown										
Tom Herr, S OBP: 0.340, SLG: 0.364 (1, 4)										3	0	0	0	1	1	2											
Charlie Hayes, R OBP: 0.322, SLG: 0.378 (1, 5) (5, 3)										4	0	1	0	0	2	0											
Ricky Jordan, R OBP: 0.296, SLG: 0.382 Dave Hollins, S OBP: 0.270, SLG: 0.382 (1, 3) (5, 5)										2	1	1	0	0	1	0											
Dickie Thon, R OBP: 0.306, SLG: 0.310 (1, 6)										4	1	1	1	0	0	0											
Jim Vatcher, R OBP: 0.375, SLG: 0.333 (1, 9)										4	0	1	0	0	0	0											
Sil Campusano, R OBP: 0.289, SLG: 0.182 Rod Booker, L OBP: 0.341, SLG: 0.368 (1, 7) (9, PH)										2	0	0	0	1	0	2											
Darren Daulton, L OBP: 0.376, SLG: 0.313 (1, 2)										2	0	1	0	1	0	1											
Pat Combs, L John Kruk, L Randy Koppitz, R Jeff Parrett, R Don Carman, L Ron Jones, L (1, 1) (6, PH) (6, PH) (7, 1) (8, 1) (9, PH)										1	0	0	0	1	0	0											
Inning Stats	R: 0 E: 0 K: 1 S: 5	H: 0 LOB: 0 BB: 0 P: 5	R: 0 E: 0 K: 1 S: 5	H: 0 LOB: 0 BB: 0 P: 5	R: 0 E: 0 K: 1 S: 6	H: 1 LOB: 2 BB: 1 P: 10	R: 2 E: 0 K: 1 S: 8	H: 3 LOB: 1 BB: 0 P: 8	R: 0 E: 0 K: 1 S: 6	H: 1 LOB: 2 BB: 1 P: 10	R: 0 E: 0 K: 0 S: 3	H: 0 LOB: 2 BB: 2 P: 11	R: 0 E: 0 K: 1 S: 5	H: 0 LOB: 0 BB: 0 P: 5	R: 0 E: 0 K: 0 S: 3	H: 0 LOB: 0 BB: 0 P: 3		R: 0 E: 0 K: 1 S: 5	H: 0 LOB: 1 BB: 1 P: 9	1B: 4 2B: 1 3B: 0 HR: 0	SF: 0 SAC: 1 DP: 0 HBP: 0	WP: 0 PB: 0 SB: 1 CS: 0	PA: 37				
PITCHER	IP	WLS	BF	H	R	ER	SO	BB	IBB	HBP	BLK	WP	HR	S	P	ERA	WHIP										
Chris Nabholz, L ERA: 3.6 Dale Mohorcic, R ERA: 4.5 Drew Hall, L ERA: 3.29 Dave Schmidt, R ERA: 3.2 (1, 1) (6, 1) (6, 1) (8, 1)	5.0		22	5	2	2	5	2	0	0	1	0	0	30	38	3.60	1.400										

AB	31
R	2
H	5
RBI	1
BB	5
SO	7
LOB	13



Batter	1	2	3	4	5	6	7	8	9	AB	R	H	RBI	BB	SO	LOB	TOP								
Delino DeShields, L (1, 4) OBP: 0.398, SLG: 0.432	2-1 G6-3		2-1 L1		4-1 BB		3-2 3B			3	0	1	1	1	0	0	Montreal Expos @ Philadelphia Phillies Veterans Stadium, Philadelphia, PA Tue Jun 12 1990, 7:05 PM EDT Att: 19,169 - Unknown - 74 F								
Dave Martinez, L (1, 8) OBP: 0.318, SLG: 0.437	3-2 1B G6-3		1-0 G4-3		0-1 F8		2-0 P7			4	1	1	0	0	0	3									
Wallace Johnson, S (1, 3) OBP: 0.294, SLG: 0.333	2-1 G6-3		1-0 G1-4-3		1-2 G4-3		4-1 BB			3	0	1	0	1	0	0									
Mike Aldrete, L (1, 7) OBP: 0.475, SLG: 0.302	3-1 G6-3		2-2 CS 1B		2-1 1B		1-1 F7			4	0	2	1	0	0	2									
Tim Wallach, R (1, 5) OBP: 0.366, SLG: 0.566	1-0 G5-3		1-3 K		0-0 P3		1-3 K			4	0	0	0	0	2	4									
Larry Walker, L (1, 9) OBP: 0.320, SLG: 0.423		0-0 G4-3		2-2 G4-3		0-2 G6-3		0-1 P4		4	0	0	0	0	0	2									
Nelson Santovenia, R (1, 2) OBP: 0.243, SLG: 0.260		4-1 FC6-4 BB		0-1 SH2-3 1B		1-1 G6-3		0-2 F7		3	0	1	0	1	0	0									
Tom Foley, L (1, 6) OBP: 0.207, SLG: 0.185		0-2 F7		0-0 F8		2-3 K		0-0 G4-3		4	0	0	0	0	1	2									
Zane Smith, L (1, 1) OBP: 0.238, SLG: 0.381		0-0 FC6-4		0-2 SH2-3		2-0 S 3B 1B		1-1 G4-3		1	0	0	0	0	0	1									
Otis Nixon, S (7, PH) OBP: 0.333, SLG: 0.239										1	1	1	0	0	0	0									
John Costello, R (7, 1) OBP: 0.394, SLG: 0.362										0	0	0	0	0	0	0									
Tim Raines, S (9, PH)										1	0	0	0	0	0	0									
Inning Stats	R: 1 E: 0 K: 0 S: 10	H: 2 LOB: 1 BB: 0 P: 21	R: 0 E: 0 K: 0 S: 6	H: 0 LOB: 1 BB: 1 P: 10	R: 0 E: 0 K: 1 S: 4	H: 0 LOB: 0 BB: 0 P: 8	R: 0 E: 0 K: 1 S: 10	H: 1 LOB: 0 BB: 0 P: 15	R: 0 E: 0 K: 0 S: 9	H: 1 LOB: 1 BB: 0 P: 13	R: 0 E: 0 K: 0 S: 9	H: 1 LOB: 1 BB: 0 P: 12	R: 1 E: 0 K: 1 S: 11	H: 2 LOB: 1 BB: 0 P: 21	R: 0 E: 0 K: 1 S: 8	H: 0 LOB: 1 BB: 1 P: 14	R: 0 E: 0 K: 0 S: 6	H: 0 LOB: 0 BB: 0 P: 7	1B: 6 2B: 0 3B: 1 HR: 0	SF: 0 SAC: 1 DP: 0 HBP: 0	WP: 0 PB: 0 SB: 1 CS: 1	PA: 36			
PITCHER	IP	WLS	BF	H	R	ER	SO	BB	IBB	HBP	BLK	WP	HR	S	P	ERA	WHIP								
Ken Howell, R (1, 1) ERA: 3.38	8.0	W	33	7	2	2	3	3	0	0	0	0	0	67	114	2.25	1.250								
Roger McDowell, R (9, 1) ERA: 5.73	1.0		3	0	0	0	0	0	0	0	0	0	0	6	7	0.00	0.000								

AB	32
R	2
H	7
RBI	2
BB	3
SO	3
LOB	14



Batter	1	2	3	4	5	6	7	8	9	AB	R	H	RBI	BB	SO	LOB	BOTTOM								
Sil Campusano, R (1, 8) OBP: 0.310, SLG: 0.278	1-0 G4-6-3 HBP		2-1 P9		2-2 HR		1-3 K			3	1	1	2	0	1	1	Montreal Expos @ Philadelphia Phillies Veterans Stadium, Philadelphia, PA Tue Jun 12 1990, 7:05 PM EDT Att: 19,169 - Unknown - 74 F								
Tom Herr, S (1, 4) OBP: 0.338, SLG: 0.377	0-2 G4-6-3		2-0 F8		1-1 G3		1-0 HR			4	1	1	2	0	0	1									
Ron Jones, L (1, 9) OBP: 0.385, SLG: 0.455	1-1 G4-3		4-1 BB		3-1 P2		1-1 F8			3	0	0	0	1	0	0									
Charlie Hayes, R (1, 3) OBP: 0.321, SLG: 0.376		0-1 HR 1B	2-3 K		0-1 P3		0-0 L9			4	1	1	0	0	1	1									
Dickie Thon, R (1, 6) OBP: 0.305, SLG: 0.309		1-1 E5 HR		1-0 F8		1-0 FC4-6 1B		1-0 F8		4	1	1	0	0	0	1									
Dave Hollins, S (1, 5) OBP: 0.293, SLG: 0.459		3-2 HR		1-2 G6-3		1-2 P4		4-2 BB		3	1	1	3	1	0	1									
Jim Vatcher, R (1, 7) OBP: 0.300, SLG: 0.263		0-0 L5		3-2 G5-3		0-0 FC4-6		2-2 G4-3		4	0	0	0	0	0	2									
Darren Daulton, L (1, 2) OBP: 0.381, SLG: 0.327		1-2 G4-3		1-0 HR 2B		0-0 FC2-6 1B				3	1	2	0	0	0	0									
Ken Howell, R (1, 1) OBP: 0.125, SLG: 0.130		2-1 G4-3		1-3 K		0-1 FC2-6 HR				3	1	0	0	0	1	2									
Roger McDowell, R (9, 1) ERA: 8.22										0	0	0	0	0	0	0									
Inning Stats	R: 0 E: 0 K: 0 S: 5	H: 0 LOB: 0 BB: 0 P: 7	R: 3 E: 1 K: 0 S: 14	H: 2 LOB: 0 BB: 0 P: 21	R: 0 E: 0 K: 1 S: 7	H: 0 LOB: 1 BB: 1 P: 17	R: 0 E: 0 K: 0 S: 7	H: 0 LOB: 0 BB: 0 P: 12	R: 2 E: 0 K: 1 S: 13	H: 2 LOB: 0 BB: 0 P: 21	R: 0 E: 0 K: 0 S: 6	H: 1 LOB: 1 BB: 0 P: 7	R: 2 E: 0 K: 1 S: 9	H: 2 LOB: 0 BB: 0 P: 12	R: 0 E: 0 K: 0 S: 9	H: 0 LOB: 1 BB: 1 P: 16	1B: 3 2B: 1 3B: 0 HR: 3	SF: 0 SAC: 0 DP: 1 HBP: 1	WP: 0 PB: 0 SB: 1 CS: 0	PA: 34					
PITCHER	IP	WLS	BF	H	R	ER	SO	BB	IBB	HBP	BLK	WP	HR	S	P	ERA	WHIP								
Zane Smith, L (1, 1) ERA: 3.31	6.0	L	25	5	4	4	2	1	0	0	0	0	1	18	28	6.00	1.000								
John Costello, R (7, 1) ERA: 8.22	2.0		9	2	2	2	1	1	0	0	1	0	1	18	28	9.00	1.500								


AB	31
R	7
H	7
RBI	7
BB	2
SO	3
LOB	9



Batter	1	2	3	4	5	6	7	8	9	10	AB	R	H	RBI	BB	SO	LOB										
Delino DeShields, L OBP: 0.394, SLG: 0.424	4-0 G1-6-3 BB		0-0 E4 CS		0-0 L6 2-3		0-0 P6		0-0 F7		4	0	0	0	1	0	5										
Dave Martinez, L OBP: 0.330, SLG: 0.439	0-0 G1-6-3 1-2f		0-0 1B		0-0 FC4-6 1B		0-0 P5		4-0 IBB		4	0	2	0	1	0	2										
Tim Raines, S OBP: 0.369, SLG: 0.356 Junior Notos, R OBP: 0.289, SLG: 0.317	0-0 L7		0-0 L8		0-0 FC4-6 1B		0-0 G4-3		0-3 K		3	1	0	0	0	0	2										
Dave Schmidt, R Drew Hall, L											0	0	0	0	0	0	0										
Mike Aldrete, L OBP: 0.469, SLG: 0.298		4-0 G5-3 BB		0-3 K		0-3 K		0-0 F8		0-0 2B SF9 1B	4	1	1	0	1	2	1										
Tim Wallach, R OBP: 0.371, SLG: 0.570	0-0 G5-3 1-2		4-0 G3-6-3 BB		0-0 1B		0-0 1B		0-0 F9		4	0	2	1	1	0	1										
Larry Walker, L OBP: 0.335, SLG: 0.429	4-0 BB		0-0 G3-6-3 1-2f		0-0 1B		0-0 1B		0-0 1B FC3-2-5-1		3	0	2	0	2	0	1										
Mike Fitzgerald, R OBP: 0.358, SLG: 0.442 Otis Nixon, S OBP: 0.328, SLG: 0.234	0-0 L7		0-0 L7		4-0 SH3-4 BB		0-3 K		0-0 F7		3	0	1	0	1	1	4										
Spike Owen, S OBP: 0.374, SLG: 0.397	0-0 F7		0-0 F7		4-0 L6 SH3-4 BB		0-3 K		0-0 FC3-2-5-1 1B		3	1	0	1	1	1	4										
Dennis Martinez, R OBP: 0.172, SLG: 0.207 Wallace Johnson, S OBP: 0.314, SLG: 0.333 Bill Sampen, R Tom Foley, L OBP: 0.233, SLG: 0.214 Nelson Santovenia, R OBP: 0.241, SLG: 0.277			0-0 G3-1		0-0 SH3-4		4-0 BB		0-0 1B		1	0	0	0	0	0	0										
Inning Stats	R: 0 E: 0 K: 0 S: 2	H: 0 LOB: 0 BB: 1 P: 6	R: 0 E: 0 K: 0 S: 3	H: 0 LOB: 2 BB: 2 P: 11	R: 0 E: 1 K: 0 S: 4	H: 1 LOB: 1 BB: 0 P: 4	R: 0 E: 0 K: 1 S: 4	H: 0 LOB: 0 BB: 1 P: 8	R: 0 E: 0 K: 1 S: 5	H: 0 LOB: 2 BB: 0 P: 10	R: 1 E: 0 K: 2 S: 10	H: 3 LOB: 2 BB: 0 P: 10	R: 0 E: 0 K: 1 S: 5	H: 0 LOB: 0 BB: 0 P: 3	R: 0 E: 0 K: 1 S: 8	H: 3 LOB: 2 BB: 1 P: 12	R: 1 E: 0 K: 0 S: 5	H: 2 LOB: 2 BB: 1 P: 9	1B: 8 2B: 2 3B: 0 HR: 0	SF: 1 SAC: 1 DP: 3 HBP: 0	WP: 0 PB: 0 SB: 2 CS: 1	PA: 45					
PITCHER	IP	WLS	BF	H	R	ER	SO	BB	IBB	HBP	BLK	WP	HR	S	P	ERA	WHIP										
Jose De Jesus, R ERA: 1.5	6.0		25	4	1	1	3	6	0	0	0	0	0	25	49	1.50	1.667										
Don Carman, L ERA: 3.52	2.0		7	0	0	0	1	1	0	0	0	0	0	8	12	0.00	0.500										
Roger McDowell, R ERA: 6.39	1.0	L	9	5	3	3	1	0	1	0	0	0	0	10	14	27.00	5.000										
Darrel Akerfelds, R ERA: 2.64	1.0		4	0	0	0	0	0	1	0	0	0	0	3	7	0.00	0.000										

Montreal Expos @ Philadelphia Phillies
Veterans Stadium, Philadelphia, PA
Wed Jun 13 1990, 7:05 PM EDT
Att: 18,655 - Unknown

AB 34
R 4
H 9
RBI 4
BB 9
SO 5
LOB 27



WP: 0 PA: 45
PB: 0
SB: 2
CS: 1

Batter	1	2	3	4	5	6	7	8	9	10	AB	R	H	RBI	BB	SO	LOB										
Lenny Dykstra, L OBP: 0.464, SLG: 0.500	0-0 F7		0-0 G4-3		4-0 IBB			0-0 G4-3		0-0 G4-3	4	0	0	0	1	0	2										
Tom Herr, S OBP: 0.339, SLG: 0.374	0-0 G1-3			0-0 HR 1B	0-0 G3-1			0-0 G4-3		4-0 IBB	4	1	1	0	1	0	2										
Ron Jones, L OBP: 0.367, SLG: 0.667	0-0 G4-3			0-0 HR				0-0 F7		0-0 F9	5	2	2	3	0	0	3										
Charlie Hayes, R OBP: 0.315, SLG: 0.368		0-0 G6-3		0-0 F9		0-3 K		0-0 B1-3			4	0	0	0	0	1	0										
John Kruk, L OBP: 0.349, SLG: 0.393		0-0 FC6-4 1B		0-0 CS 1B		0-0 G5-3		0-0 F7			4	0	2	0	0	0	0										
Carmelo Martinez, R OBP: 0.343, SLG: 0.492		0-0 FC6-4 FC5-4		0-0 F8		0-3 K		0-0 P4			4	0	0	0	0	1	2										
Dickie Thon, R OBP: 0.308, SLG: 0.309		0-0 FC5-4			0-0 P2		4-0 G3-6 BB		0-0 P4		3	0	1	0	1	0	1										
Darren Daulton, L OBP: 0.378, SLG: 0.320			0-0 G4-3		4-0 SH3-4 BB		0-0 G3-6		0-0 L7		3	0	0	0	1	0	2										
Jose De Jesus, R OBP: 0.315, SLG: 0.368 Don Carman, L ERA: 3.52 Dave Hollins, S ERA: 1.78 Roger McDowell, R ERA: 6.39 Darrel Akerfelds, R ERA: 2.64 Jim Valcher, R OBP: 0.333, SLG: 0.300			0-3 K		0-0 SH3-4		0-0 SH3-4		0-0 G4-3 1B		1	0	0	0	0	0	0										
Inning Stats	R: 0 E: 0 K: 0 S: 3	H: 0 LOB: 0 BB: 0 P: 3	R: 0 E: 0 K: 0 S: 4	H: 1 LOB: 1 BB: 0 P: 4	R: 0 E: 0 K: 1 S: 5	H: 0 LOB: 0 BB: 0 P: 5	R: 2 E: 0 K: 0 S: 5	H: 3 LOB: 0 BB: 0 P: 5	R: 0 E: 0 K: 0 S: 3	H: 0 LOB: 0 BB: 2 P: 11	R: 0 E: 0 K: 1 S: 4	H: 0 LOB: 0 BB: 1 P: 8	R: 0 E: 0 K: 1 S: 5	H: 0 LOB: 0 BB: 0 P: 5	R: 1 E: 0 K: 0 S: 4	H: 1 LOB: 0 BB: 0 P: 4	R: 0 E: 0 K: 0 S: 5	H: 2 LOB: 3 BB: 1 P: 9	1B: 5 2B: 0 3B: 0 HR: 2	SF: 0 SAC: 1 DP: 1 HBP: 0	WP: 0 PB: 0 SB: 0 CS: 1	PA: 39					
PITCHER	IP	WLS	BF	H	R	ER	SO	BB	IBB	HBP	BLK	WP	HR	S	P	ERA	WHIP										
Dennis Martinez, R ERA: 2.64	6.0		23	4	2	2	2	1	0	0	0	0	0	25	33	3.00	0.833										
Bill Sampen, R ERA: 1.78	2.0		6	0	0	0	2	1	0	0	0	0	0	9	13	0.00	0.500										
Dave Schmidt, R ERA: 3.38	1.1	W	7	3	1	1	0	0	0	0	0	0	1	7	7	6.75	2.250										
Drew Hall, L ERA: 3.23	0.2	S	3	0	0	0	0	0	1	0	0	0	0	2	6	0.00	0.000										

Montreal Expos @ Philadelphia Phillies
Veterans Stadium, Philadelphia, PA
Wed Jun 13 1990, 7:05 PM EDT
Att: 18,655 - Unknown

AB 34
R 3
H 7
RBI 3
BB 4
SO 4
LOB 12



WP: 0 PA: 39
PB: 0
SB: 0
CS: 1

Batter	1	2	3	4	5	6	7	8	9	10	AB	R	H	RBI	BB	SO	LOB	TOP						
Jerome Walton, R OBP: 0.363, SLG: 0.330	(1, 8) 4-1 BB	0-0 5-3		1-0 2B		0-0 F8		1-3 K			4	0	1	1	1	1	3							
23 Ryne Sandberg, R OBP: 0.398, SLG: 0.622	(1, 4) 3-1 G6-4-3		1-1 1B	3-2 1B		1-3 K			2-1 F8		5	0	2	0	0	1	1							
Shawon Dunston, R OBP: 0.317, SLG: 0.500	(1, 6) 0-0 2B		0-0 L6			1-3 K			0-0 F8		5	0	1	0	0	1	1							
Andre Dawson, R OBP: 0.394, SLG: 0.668	(1, 9) 2-2 1B		1-1 F7			0-0 HR			4-1 WP		3	1	2	0	0	0	1							
Doug Dascenzo, S OBP: 0.271, SLG: 0.340	(5, 9) 1-3 2B									4-1 BB	1	0	0	0	1	1	0							
Luis Salazar, R OBP: 0.317, SLG: 0.368	(1, 7) 2-1 G6-3		1-1 F8			1-1 HR			1-2 G1-3		4	1	1	0	0	0	3							
Marvell Wynne, L OBP: 0.221, SLG: 0.282	(7, 7) 0-0 G6-3								1-2		1	0	0	0	0	0	1							
Hector Villanueva, R OBP: 0.367, SLG: 0.821	(1, 3) 0-0 6-3			1-0 SF9		1-1 HR				3-2 L9	4	2	2	3	0	0	1							
Mark Grace, L OBP: 0.346, SLG: 0.364	(7, 3) 0-0 6-3										1	0	0	0	0	0	0							
Domingo Ramos, R OBP: 0.324, SLG: 0.302	(1, 5) 1-2 SH1-4		1-1 HBP	1-0 SF9		4-2 FC4-6				1-3 K	1	0	0	1	2	1	0							
Joe Girardi, R OBP: 0.307, SLG: 0.386	(1, 2) 0-0 SH1-4		1-2 1B	3-1 1B		1-0 F8			0-3 K		5	1	3	0	0	1	2							
Steve Wilson, L OBP: 0.133, SLG: 0.133	(1, 1) 1-0 SH1-4		1-0 1B	2-2 2B		1-1 FC4-6			0-1 SH1-3		2	0	0	0	0	0	2							
Les Lancaster, R OBP: 0.143, SLG: 0.077	(8, 1) 0-0 SH1-4			4-3 4-3						3-1 L8	0	0	0	0	0	0	0							
Paul Assenmacher, L OBP: 0.356, SLG: 0.400	(10, PH) 1-2 2-3			2-3		1-2			1-2		0	0	0	0	0	0	1							
Dwight Smith, L OBP: 0.356, SLG: 0.400	(10, 1) 1-2 2-3										0	0	0	0	0	0	0							
Jose Antonio Nunez, R OBP: 0.356, SLG: 0.400	(10, 1) 1-2 2-3										0	0	0	0	0	0	0							
Inning Stats	R: 0 E: 0 K: 0 S: 9	H: 2 LOB: 2 BB: 1 P: 20	R: 0 E: 0 K: 0 S: 6	H: 1 LOB: 2 BB: 0 P: 8	R: 0 E: 0 K: 0 S: 7	H: 1 LOB: 1 BB: 0 P: 10	R: 2 E: 0 K: 0 S: 10	H: 4 LOB: 2 BB: 0 P: 19	R: 3 E: 0 K: 1 S: 15	H: 3 LOB: 1 BB: 1 P: 24	R: 0 E: 0 K: 1 S: 7	H: 0 LOB: 0 BB: 0 P: 9	R: 0 E: 1 K: 1 S: 8	H: 0 LOB: 0 BB: 0 P: 10	R: 0 E: 0 K: 2 S: 10	H: 0 LOB: 1 BB: 1 P: 15	R: 0 E: 0 K: 0 S: 7	H: 0 LOB: 1 BB: 1 P: 14	R: 0 E: 0 K: 1 S: 11	H: 1 LOB: 1 BB: 0 P: 18	1B: 7 2B: 3 3B: 1 HR: 1	SF: 1 SAC: 2 DP: 2 HBP: 1	WP: 1 PA: 45	
PITCHER	IP WLS BF H R ER SO ERA WHIP	IP WLS BF H R ER SO ERA WHIP	IP WLS BF H R ER SO ERA WHIP	IP WLS BF H R ER SO ERA WHIP	IP WLS BF H R ER SO ERA WHIP	IP WLS BF H R ER SO ERA WHIP	IP WLS BF H R ER SO ERA WHIP	IP WLS BF H R ER SO ERA WHIP	IP WLS BF H R ER SO ERA WHIP	IP WLS BF H R ER SO ERA WHIP	IP WLS BF H R ER SO ERA WHIP	IP WLS BF H R ER SO ERA WHIP	IP WLS BF H R ER SO ERA WHIP	IP WLS BF H R ER SO ERA WHIP	IP WLS BF H R ER SO ERA WHIP	IP WLS BF H R ER SO ERA WHIP	IP WLS BF H R ER SO ERA WHIP	IP WLS BF H R ER SO ERA WHIP	IP WLS BF H R ER SO ERA WHIP	IP WLS BF H R ER SO ERA WHIP	IP WLS BF H R ER SO ERA WHIP	IP WLS BF H R ER SO ERA WHIP	IP WLS BF H R ER SO ERA WHIP	IP WLS BF H R ER SO ERA WHIP
Pat Combs, L ERA: 4.43	(1, 1) 7.0	WLS: 34	H: 11	R: 5	ER: 5	SO: 3	BB: 3	IBB: 0	HBP: 1	BLK: 0	WP: 0	HR: 1	S: 64	P: 106	ERA: 6.43	WHIP: 2.000								
Jeff Parrett, R ERA: 3.74	(8, 1) 1.0	WLS: 3	H: 0	R: 0	ER: 0	SO: 2	BB: 0	IBB: 0	HBP: 0	BLK: 0	WP: 0	HR: 0	S: 8	P: 9	ERA: 0.00	WHIP: 0.000								
Darrel Akerfelds, R ERA: 2.48	(9, 1) 2.0	WLS: 8	H: 1	R: 0	ER: 0	SO: 1	BB: 1	IBB: 0	HBP: 0	BLK: 0	WP: 1	HR: 0	S: 18	P: 32	ERA: 0.00	WHIP: 1.000								

Chicago Cubs @ Philadelphia Phillies
Veterans Stadium, Philadelphia, PA
Fri Jun 15 1990, 7:05 PM EDT
Overcast - 80 F

AB 37
R 5
H 12
RBI 5
BB 4
SO 6
LOB 16



Batter	1	2	3	4	5	6	7	8	9	10	AB	R	H	RBI	BB	SO	LOB	BOTTOM						
Lenny Dykstra, L OBP: 0.467, SLG: 0.516	(1, 8) 1-0 F8		0-1 L9			2-2 1B			0-1 1B		5	1	3	2	0	0	1							
Randy Ready, R OBP: 0.350, SLG: 0.366	(1, 7) 3-2 6-3		2-1 P6			2-1 F9			2-2 HR	1-1 1B	5	1	2	0	0	0	2							
Tom Herr, S OBP: 0.336, SLG: 0.375	(1, 4) 0-1 F9			0-0 4-3		1-2 P9			1-0 6-3	0-1 F9	5	1	1	0	0	0	5							
Charlie Hayes, R OBP: 0.313, SLG: 0.379	(1, 5) 1-1 F8		0-0 4-3			3-1 4-3			0-0 HR	0-0 L9	5	1	1	2	0	0	5							
John Kruk, L OBP: 0.355, SLG: 0.396	(1, 9) 2-1 F7		2-2 4-3			2-2 4-3			4-1 BB	4-1 BB	3	1	1	1	2	0	0							
Carmelo Martinez, R OBP: 0.342, SLG: 0.484	(1, 3) 2-0 1B		1-1 F8			2-2 4-3			2-2 F9	1-3 K	3	0	1	0	0	0	1							
Ron Jones, L OBP: 0.275, SLG: 0.643	(8, PH) 0-0 1B		2-1 F7			3-1 4-3			SAFE	SAFE	1	0	0	0	0	0	1							
Darrel Akerfelds, R OBP: 0.302, SLG: 0.447	(9, 1) 0-0 1B		2-0 1B			1-0 L8			SAFE	SAFE	0	0	0	0	0	0	0							
Dave Hollins, S OBP: 0.302, SLG: 0.447	(10, PH) 0-0 1B		3-1 P9			2-1 P4			SAFE	SAFE	0	0	0	0	0	0	3							
Dickie Thon, R OBP: 0.303, SLG: 0.303	(1, 6) 3-1 P9								SAFE	SAFE	4	0	0	0	0	0	3							
Steve Lake, R OBP: 0.291, SLG: 0.275	(1, 2) 1-1 F9		1-1 F9			3-2 F9			0-0 P3	1-1 4-3	4	0	1	0	0	0	1							
Darren Daulton, L OBP: 0.376, SLG: 0.318	(10, PH) 0-0 1B		0-1 FC1-6			2-2 F7			1-1 HR	1-1 1B	1	0	0	0	0	1	3							
Pat Combs, L OBP: 0.261, SLG: 0.238	(1, 1) 0-1 FC1-6									0-0 SH	2	0	0	0	0	0	1							
Jeff Parrett, R ERA: 3.16	(8, 1) 0-0 FC1-6									1-2 2-3	0	0	0	0	0	0	0							
Jim Vatcher, R OBP: 0.417, SLG: 0.391	(9, 9) 1-2 2-3									1-2 2-3 3-H	3	1	3	1	0	0	0							
Inning Stats	R: 0 E: 0 K: 0 S: 6	H: 0 LOB: 0 BB: 10 P: 10	R: 0 E: 0 K: 0 S: 7	H: 1 LOB: 1 BB: 0 P: 15	R: 0 E: 0 K: 0 S: 8	H: 1 LOB: 1 BB: 0 P: 11	R: 1 E: 0 K: 0 S: 7	H: 1 LOB: 0 BB: 0 P: 10	R: 0 E: 0 K: 0 S: 9	H: 0 LOB: 0 BB: 0 P: 16	R: 0 E: 0 K: 0 S: 11	H: 1 LOB: 1 BB: 0 P: 19	R: 0 E: 0 K: 0 S: 6	H: 0 LOB: 1 BB: 1 P: 12	R: 4 E: 0 K: 1 S: 16	H: 4 LOB: 1 BB: 1 P: 26	R: 0 E: 0 K: 0 S: 11	H: 3 LOB: 3 BB: 0 P: 14	R: 1 E: 1 K: 1 S: 8	H: 2 LOB: 3 BB: 1 P: 17	1B: 8 2B: 3 3B: 0 HR: 2	SF: 0 SAC: 1 DP: 0 HBP: 0	WP: 0 PA: 45	
PITCHER	IP WLS BF H R ER SO ERA WHIP	IP WLS BF H R ER SO ERA WHIP	IP WLS BF H R ER SO ERA WHIP	IP WLS BF H R ER SO ERA WHIP	IP WLS BF H R ER SO ERA WHIP	IP WLS BF H R ER SO ERA WHIP	IP WLS BF H R ER SO ERA WHIP	IP WLS BF H R ER SO ERA WHIP	IP WLS BF H R ER SO ERA WHIP	IP WLS BF H R ER SO ERA WHIP	IP WLS BF H R ER SO ERA WHIP	IP WLS BF H R ER SO ERA WHIP	IP WLS BF H R ER SO ERA WHIP	IP WLS BF H R ER SO ERA WHIP	IP WLS BF H R ER SO ERA WHIP	IP WLS BF H R ER SO ERA WHIP	IP WLS BF H R ER SO ERA WHIP	IP WLS BF H R ER SO ERA WHIP	IP WLS BF H R ER SO ERA WHIP	IP WLS BF H R ER SO ERA WHIP	IP WLS BF H R ER SO ERA WHIP	IP WLS BF H R ER SO ERA WHIP	IP WLS BF H R ER SO ERA WHIP	
Steve Wilson, L ERA: 5.3	(1, 1) 7.1	WLS: 30	H: 7	R: 4	ER: 4	SO: 0	BB: 1	IBB: 0	HBP: 0	BLK: 0	WP: 0	HR: 1	S: 62	P: 106	ERA: 4.91	WHIP: 1.091								
Les Lancaster, R ERA: 3.16	(8, 1) 0.0	WLS: 2	H: 1	R: 1	ER: 1	SO: 0	BB: 1	IBB: 0	HBP: 0	BLK: 0	WP: 0	HR: 0	S: 2	P: 6	ERA: 0.00	WHIP: 0.000								
Paul Assenmacher, L ERA: 3.52	(8, 1) 1.2	WLS: 8	H: 3	R: 0	ER: 0	SO: 1	BB: 0	IBB: 0	HBP: 0	BLK: 0	WP: 0	HR: 0	S: 17	P: 21	ERA: 0.00	WHIP: 1.800								
Jose Antonio Nunez, R ERA: 6.48	(10, 1) 0.1	WLS: 5	H: 2	R: 1	ER: 1	SO: 1	BB: 0	IBB: 1	HBP: 0	BLK: 0	WP: 0	HR: 0	S: 8	P: 17	ERA: 27.00	WHIP: 6.000								

Chicago Cubs @ Philadelphia Phillies
Veterans Stadium, Philadelphia, PA
Fri Jun 15 1990, 7:05 PM EDT
Overcast - 80 F


AB 41
R 6
H 13
RBI 6
BB 3
SO 2
LOB 23




Batter	1	2	3	4	5	6	7	8	9	AB	R	H	RBI	BB	SO	LOB	TOP					
Jerome Walton, R (1.8) OBP: 0.361, SLG: 0.325	F9		FC5-4			P3		BB		3	0	0	0	1	0	1	Chicago Cubs @ Philadelphia Phillies Veterans Stadium, Philadelphia, PA Fri Jun 15 1990, 7:05 PM EDT Att: 26,098 - Unknown					
23 Ryne Sandberg, R (1.4) OBP: 0.392, SLG: 0.613	G6-3				F8	G5-3		P3		4	0	0	0	0	0	1						
Shawon Dunston, R (1.6) OBP: 0.320, SLG: 0.500	G6-3			2B	1B	FC6-4	1B		P3	4	0	2	0	0	0	0						
Andre Dawson, R (1.9) OBP: 0.391, SLG: 0.665		P3		2B		FC6-4		P6		4	0	1	0	0	0	1						
Hector Villanueva, R (1.2) OBP: 0.353, SLG: 0.742	G4-3			G6-4-3	IBB			P3		3	0	0	0	1	0	0						
Mark Grace, L (1.3) OBP: 0.342, SLG: 0.359	P5			G6-4-3			L4			3	0	0	0	0	0	3						
Lloyd McClendon, R (1.7) OBP: 0.250, SLG: 0.237			F7			G4-3		G6-3		3	0	0	0	0	0	0						
Curtis Wilkerson, S (1.5) OBP: 0.275, SLG: 0.303			G4-3			P3		K		3	0	0	0	0	1	0						
Mike Bielecki, R (1.1) OBP: 0.364, SLG: 0.300										1	0	0	0	1	1	0						
Domingo Ramos, R (8, PH) OBP: 0.321, SLG: 0.299										1	0	0	0	0	0	0						
Joe Kraemer, L (8.1) OBP: 0.321, SLG: 0.299										0	0	0	0	0	0	0						
Inning Stats	R: 0 E: 0 K: 0 S: 4	H: 0 LOB: 0 BB: 0 P: 8	R: 0 E: 0 K: 0 S: 5	H: 0 LOB: 0 BB: 0 P: 7	R: 0 E: 0 K: 0 S: 10	H: 0 LOB: 1 BB: 1 P: 17	R: 0 E: 0 K: 0 S: 7	H: 2 LOB: 2 BB: 1 P: 14	R: 0 E: 0 K: 1 S: 6	H: 0 LOB: 0 BB: 0 P: 7	R: 0 E: 0 K: 0 S: 10	H: 1 LOB: 1 BB: 0 P: 11	R: 0 E: 0 K: 0 S: 4	H: 0 LOB: 0 BB: 0 P: 7	R: 0 E: 0 K: 1 S: 11	H: 0 LOB: 1 BB: 1 P: 19	R: 0 E: 0 K: 0 S: 6	H: 0 LOB: 0 BB: 0 P: 8	1B: 2 2B: 1 3B: 0 HR: 0	SF: 0 SAC: 0 DP: 1 HBP: 0	WP: 0 PB: 0 SB: 0 CS: 0	PA: 32
PITCHER Bruce Ruffin, L (1.1) ERA: 4.62	IP: 9.0 WLS: W BF: 32 H: 3 R: 0 ER: 0 SO: 2 BB: 2 IBB: 1 HBP: 0 BLK: 0 WP: 0 HR: 0 S: 63 P: 98 ERA: 0.00 WHIP: 0.556															PITCHER						

Batter	1	2	3	4	5	6	7	8	9	AB	R	H	RBI	BB	SO	LOB	BOTTOM			
Lenny Dykstra, L (1.8) OBP: 0.469, SLG: 0.513	G6-3					BB		G4-3		3	1	1	0	2	0	0	Chicago Cubs @ Philadelphia Phillies Veterans Stadium, Philadelphia, PA Fri Jun 15 1990, 7:05 PM EDT Att: 26,098 - Unknown			
Rod Boecker, L (1.4) OBP: 0.327, SLG: 0.333	F7		IBB		IBB	1B		K		4	1	0	1	1	1	3				
Ron Jones, L (1.9) OBP: 0.361, SLG: 0.594	G6-3				L4					4	0	1	0	0	0	3				
Sil Camposano, R (7, PR) OBP: 0.310, SLG: 0.278						BB				0	1	0	0	0	0	0				
Charlie Hayes, R (1.5) OBP: 0.320, SLG: 0.385		F9		G5-3	1B	1B		G4-6-3		4	1	3	2	0	0	0				
John Kruk, L (1.7) OBP: 0.358, SLG: 0.397		G6-3		1B	1B	1B				3	0	1	0	1	0	2				
Jim Vatcher, R (8.7) OBP: 0.417, SLG: 0.391				1B	IBB					0	0	0	0	0	0	0				
Carmelo Martinez, R (1.3) OBP: 0.351, SLG: 0.478				G5-3		1B		WP		3	1	1	2	1	1	2				
Dickie Thon, R (1.6) OBP: 0.306, SLG: 0.307										4	1	2	1	0	1	2				
Darren Daulton, L (1.2) OBP: 0.374, SLG: 0.323				F7		BB		G3-1		4	1	1	0	0	0	2				
Bruce Ruffin, S (1.1) OBP: 0.192, SLG: 0.125				SH3-4		G3		G5-3		3	0	0	0	0	1	2				
Inning Stats	R: 0 E: 0 K: 0 S: 7	H: 0 LOB: 0 BB: 0 P: 11	R: 0 E: 0 K: 1 S: 9	H: 0 LOB: 0 BB: 0 P: 12	R: 0 E: 0 K: 0 S: 7	H: 1 LOB: 2 BB: 1 P: 15	R: 0 E: 0 K: 0 S: 11	H: 2 LOB: 1 BB: 0 P: 16	R: 5 E: 0 K: 1 S: 19	H: 3 LOB: 2 BB: 3 P: 38	R: 0 E: 0 K: 1 S: 10	H: 1 LOB: 1 BB: 0 P: 16	R: 2 E: 0 K: 0 S: 19	H: 3 LOB: 2 BB: 1 P: 29	R: 0 E: 0 K: 1 S: 10	H: 0 LOB: 0 BB: 0 P: 16	1B: 9 2B: 1 3B: 0 HR: 0	SF: 0 SAC: 1 DP: 2 HBP: 0	WP: 2 PB: 0 SB: 0 CS: 0	PA: 38
PITCHER Mike Bielecki, R (1.1) ERA: 5.08	IP: 7.0 WLS: L BF: 35 H: 10 R: 7 ER: 7 SO: 3 BB: 2 IBB: 3 HBP: 0 BLK: 0 WP: 0 HR: 0 S: 62 P: 137 ERA: 9.00 WHIP: 1.714															PITCHER				
Joe Kraemer, L (8.1) ERA: 7.97	IP: 1.0 WLS: L BF: 3 H: 0 R: 0 ER: 0 SO: 1 BB: 0 IBB: 0 HBP: 0 BLK: 0 WP: 0 HR: 0 S: 10 P: 16 ERA: 0.00 WHIP: 0.000															PITCHER				

AB 29
 R 0
 H 3
 RBI 0
 BB 3
 SO 2
 LOB 6



AB 32
 R 7
 H 10
 RBI 6
 BB 5
 SO 4
 LOB 16



Batter	1	2	3	4	5	6	7	8	9	AB	R	H	RBI	BB	SO	LOB	TOP		
Jerome Walton, R OBP: 0.362, SLG: 0.329	4-1 F7 1B BB	3-3 K		2-0 F9			2-2 2B		0-2 G1-3	4	0	1	0	1	1	1	Chicago Cubs @ Philadelphia Phillies Veterans Stadium, Philadelphia, PA Sat Jun 16 1990, 7:05 PM EDT Att: 32,023 - Unknown - 80 F		
23 Ryne Sandberg, R OBP: 0.389, SLG: 0.665	1-2 F9	2-3 K			1-2 F8 S 1B		0-1 G5-3		1-3 K	5	0	1	0	0	2	3			
Shawon Dunston, R OBP: 0.323, SLG: 0.562 Curtis Wilkerson, S OBP: 0.287, SLG: 0.308	0-0 F7 1B		2-2 F9 1B		3-3 K 1B		4-2 BB			1	0	1	0	0	0	0			
Andre Dawson, R OBP: 0.389, SLG: 0.657	2-1 F7 1B		1-0 BB 1B		1-2 F8 1B		2-2 F9			4	0	1	0	0	0	5			
Lloyd McClendon, R OBP: 0.252, SLG: 0.232 Dwight Smith, L OBP: 0.354, SLG: 0.397	4-0 IBB		0-0 F9		0-0 G5-3		1-2 P4			2	0	0	0	1	0	3			
Mark Grace, L OBP: 0.341, SLG: 0.355	1-0 G3-1		4-0 BB 1B		0-0 P5		0-0 G6-3			3	0	0	0	1	0	3			
Domingo Ramos, R OBP: 0.319, SLG: 0.307		3-1 G4-3 1B 2B	2-1 G6-4-3		2-2 L8		1-1 G6-3			4	1	1	0	0	0	3			
Joe Girardi, R OBP: 0.306, SLG: 0.388		2-2 G4-3		0-0 G6-3		0-0 2B		0-0 P6		4	0	1	0	0	0	1			
Greg Maddux, R OBP: 0.069, SLG: 0.036 Dave Clark, L OBP: 0.289, SLG: 0.381	2-2 1B		1-1 F9		0-2 F9		2-1 P7			3	0	1	1	0	0	1			
Inning Stats	R: 0 E: 0 K: 0 S: 8	H: 1 LOB: 3 BB: 2 P: 20	R: 1 E: 0 K: 2 S: 21	H: 2 LOB: 1 BB: 0 P: 33	R: 0 E: 0 K: 0 S: 7	H: 2 LOB: 2 BB: 1 P: 16	R: 0 E: 0 K: 0 S: 4	H: 0 LOB: 0 BB: 0 P: 7	R: 0 E: 0 K: 1 S: 11	H: 1 LOB: 1 BB: 0 P: 13	R: 0 E: 0 K: 0 S: 15	H: 1 LOB: 2 BB: 1 P: 24	R: 0 E: 0 K: 0 S: 4	H: 0 LOB: 0 BB: 0 P: 5	R: 0 E: 0 K: 1 S: 8	H: 0 LOB: 0 BB: 0 P: 11		1B: 5 2B: 3 3B: 0 HR: 0	SF: 0 SAC: 0 DP: 1 HBP: 0
PITCHER	IP WLS BF H R ER SO BB IBB HBP BLK WP HR S P ERA WHIP	IP WLS BF H R ER SO BB IBB HBP BLK WP HR S P ERA WHIP	IP WLS BF H R ER SO BB IBB HBP BLK WP HR S P ERA WHIP	IP WLS BF H R ER SO BB IBB HBP BLK WP HR S P ERA WHIP	IP WLS BF H R ER SO BB IBB HBP BLK WP HR S P ERA WHIP	IP WLS BF H R ER SO BB IBB HBP BLK WP HR S P ERA WHIP	IP WLS BF H R ER SO BB IBB HBP BLK WP HR S P ERA WHIP	IP WLS BF H R ER SO BB IBB HBP BLK WP HR S P ERA WHIP	IP WLS BF H R ER SO BB IBB HBP BLK WP HR S P ERA WHIP	IP WLS BF H R ER SO BB IBB HBP BLK WP HR S P ERA WHIP	IP WLS BF H R ER SO BB IBB HBP BLK WP HR S P ERA WHIP	IP WLS BF H R ER SO BB IBB HBP BLK WP HR S P ERA WHIP	IP WLS BF H R ER SO BB IBB HBP BLK WP HR S P ERA WHIP	IP WLS BF H R ER SO BB IBB HBP BLK WP HR S P ERA WHIP	IP WLS BF H R ER SO BB IBB HBP BLK WP HR S P ERA WHIP	IP WLS BF H R ER SO BB IBB HBP BLK WP HR S P ERA WHIP	IP WLS BF H R ER SO BB IBB HBP BLK WP HR S P ERA WHIP	IP WLS BF H R ER SO BB IBB HBP BLK WP HR S P ERA WHIP	

AB	34
R	1
H	8
RBI	1
BB	4
SO	4
LOB	23



Batter	1	2	3	4	5	6	7	8	9	AB	R	H	RBI	BB	SO	LOB	BOTTOM		
Lenny Dykstra, L OBP: 0.470, SLG: 0.515	1-3 K		0-1 G6-3			1-1 G4-3 2B		4-2 L3 BB		3	1	1	0	1	1	0	Chicago Cubs @ Philadelphia Phillies Veterans Stadium, Philadelphia, PA Sat Jun 16 1990, 7:05 PM EDT Att: 32,023 - Unknown - 80 F		
Tom Herr, S OBP: 0.330, SLG: 0.368	1-0 E6 FC4-6 1B		3-1 L7		1-0 G4-3		0-1 L3			4	0	0	0	0	0	2			
Ron Jones, L OBP: 0.365, SLG: 0.629 Jim Vatcher, R OBP: 0.417, SLG: 0.391	1-1 FC4-6 1B			2-2 G1-3		1-2 3H 2B				3	0	2	1	0	0	0			
Charlie Hayes, R OBP: 0.316, SLG: 0.380	0-0 FC4-6			2-3 K		0-0 P3				3	0	0	0	0	1	3			
John Kruk, L OBP: 0.353, SLG: 0.390	1-3 K			3-3 K			2-2 G3-1			3	0	0	0	0	2	2			
Carmelo Martinez, R OBP: 0.350, SLG: 0.471		1-1 G4-3			2-2 G4-6-3 1B		0-0 G6-3			3	0	1	0	0	0	0			
Darren Daulton, L OBP: 0.373, SLG: 0.342		2-1 F8			0-1 G4-6-3		0-1 HR			3	1	1	1	0	0	1			
Rod Booker, L OBP: 0.308, SLG: 0.311		1-2 G6-3			1-1 G1-3		0-0 G4-3			3	0	0	0	0	0	0			
Dennis Cook, L OBP: 0.280, SLG: 0.400 Don Carman, L OBP: 0.375, SLG: 0.375 Dave Hollins, S OBP: 0.256, SLG: 0.438 Darrel Akerfeldt, R			2-2 G4-3			2-0 P6		2-2 G3		0	0	0	0	0	0	0			
Inning Stats	R: 0 E: 1 K: 2 S: 13	H: 1 LOB: 2 BB: 0 P: 17	R: 0 E: 0 K: 0 S: 7	H: 0 LOB: 0 BB: 0 P: 11	R: 0 E: 0 K: 2 S: 10	H: 0 LOB: 0 BB: 0 P: 17	R: 0 E: 0 K: 0 S: 7	H: 1 LOB: 0 BB: 0 P: 10	R: 1 E: 0 K: 0 S: 8	H: 2 LOB: 1 BB: 0 P: 13	R: 1 E: 0 K: 0 S: 9	H: 1 LOB: 0 BB: 0 P: 11	R: 0 E: 0 K: 0 S: 10	H: 0 LOB: 0 BB: 1 P: 16	R: 0 E: 0 K: 0 S: 10	H: 0 LOB: 0 BB: 0 P: 16		1B: 2 2B: 3 3B: 0 HR: 1	SF: 0 SAC: 0 DP: 2 HBP: 0
PITCHER	IP WLS BF H R ER SO BB IBB HBP BLK WP HR S P ERA WHIP	IP WLS BF H R ER SO BB IBB HBP BLK WP HR S P ERA WHIP	IP WLS BF H R ER SO BB IBB HBP BLK WP HR S P ERA WHIP	IP WLS BF H R ER SO BB IBB HBP BLK WP HR S P ERA WHIP	IP WLS BF H R ER SO BB IBB HBP BLK WP HR S P ERA WHIP	IP WLS BF H R ER SO BB IBB HBP BLK WP HR S P ERA WHIP	IP WLS BF H R ER SO BB IBB HBP BLK WP HR S P ERA WHIP	IP WLS BF H R ER SO BB IBB HBP BLK WP HR S P ERA WHIP	IP WLS BF H R ER SO BB IBB HBP BLK WP HR S P ERA WHIP	IP WLS BF H R ER SO BB IBB HBP BLK WP HR S P ERA WHIP	IP WLS BF H R ER SO BB IBB HBP BLK WP HR S P ERA WHIP	IP WLS BF H R ER SO BB IBB HBP BLK WP HR S P ERA WHIP	IP WLS BF H R ER SO BB IBB HBP BLK WP HR S P ERA WHIP	IP WLS BF H R ER SO BB IBB HBP BLK WP HR S P ERA WHIP	IP WLS BF H R ER SO BB IBB HBP BLK WP HR S P ERA WHIP	IP WLS BF H R ER SO BB IBB HBP BLK WP HR S P ERA WHIP	IP WLS BF H R ER SO BB IBB HBP BLK WP HR S P ERA WHIP		

AB	28
R	2
H	5
RBI	2
BB	1
SO	4
LOB	8



Batter	1	2	3	4	5	6	7	8	9	AB	R	H	RBI	BB	SO	LOB	TOP				
Jerome Walton, R (1, 8) OBP: 0.361, SLG: 0.326 Marvell Wynne, L (7, PH) OBP: 0.228, SLG: 0.329 (7, 8)	G5-3		G5-3				L8		HR	2	0	0	1	0	0	0	Chicago Cubs @ Philadelphia Phillies Veterans Stadium, Philadelphia, PA Sun Jun 17 1990, 7:05 PM EDT Att: 30,338 - Unknown - 81 F livebaseballscorecards.com				
23 Ryne Sandberg, R (1, 4) OBP: 0.392, SLG: 0.593	G5-3		G5-3		K		G5-3		K	5	0	0	0	0	2	2					
Mark Grace, L (1, 3) OBP: 0.342, SLG: 0.356	G1-3			L9					G6-3	5	0	2	0	0	0	0					
Andre Dawson, R (1, 9) OBP: 0.389, SLG: 0.661		F8								5	1	2	0	0	0	4					
Dwight Smith, L (1, 7) OBP: 0.349, SLG: 0.387	G4-3			G5-3			G4-3		G6-3	4	0	0	0	1	0	1					
Curtis Wilkerson, S (1, 5) OBP: 0.293, SLG: 0.313	G6-3									5	0	2	1	0	0	2					
Domingo Ramos, R (1, 6) OBP: 0.325, SLG: 0.324										4	2	2	0	0	0	2					
Joe Girardi, R (1, 2) OBP: 0.315, SLG: 0.393										3	1	2	1	1	0	0					
Jeff Pico, R (1, 1) OBP: 0.462, SLG: 0.364 Paul Assenmacher, L (8, 1) Les Lancaster, R (8, 1) OBP: 0.143, SLG: 0.077										3	0	1	0	0	0	3					
Inning Stats	R: 0 E: 0 K: 0 S: 7	H: 0 LOB: 0 BB: 0 P: 11	R: 0 E: 0 K: 0 S: 6	H: 0 LOB: 0 BB: 0 P: 6	R: 2 E: 1 K: 0 S: 9	H: 2 LOB: 0 BB: 0 P: 14	R: 1 E: 0 K: 0 S: 9	H: 2 LOB: 1 BB: 0 P: 15	R: 0 E: 0 K: 0 S: 8	H: 1 LOB: 2 BB: 1 P: 19	R: 0 E: 0 K: 0 S: 8	H: 1 LOB: 1 BB: 0 P: 15	R: 1 E: 0 K: 0 S: 13	H: 2 LOB: 1 BB: 0 P: 20	R: 1 E: 0 K: 1 S: 12	H: 2 LOB: 2 BB: 1 P: 22		1B: 8 2B: 3 3B: 0 HR: 1	SF: 0 SAC: 1 DP: 0 HBP: 1	WP: 1 PB: 0 SB: 0 CS: 0	PA: 42
PITCHER	IP	WLS	BF	H	R	ER	SO	BB	IBB	HBP	BLK	WP	HR	S	P	ERA	WHIP				
Ken Howell, R (1, 1) ERA: 3.31 Jeff Parrett, R (8, 1) ERA: 5.89	7.0		31	8	3	2	1	0	1	1	0	0	0	58	97	2.57	1.143				

Batter	1	2	3	4	5	6	7	8	9	AB	R	H	RBI	BB	SO	LOB	BOTTOM				
Lenny Dykstra, L (1, 8) OBP: 0.470, SLG: 0.513	G4-6-3 1B BB		G3-1 1B		G4-3		F7			3	1	1	0	1	0	0	Chicago Cubs @ Philadelphia Phillies Veterans Stadium, Philadelphia, PA Sun Jun 17 1990, 7:05 PM EDT Att: 30,338 - Unknown - 81 F livebaseballscorecards.com				
Tom Herr, S (1, 4) OBP: 0.333, SLG: 0.370	G4-6-3 1B		G3-1 1B		K				G6-3	4	0	2	0	0	1	0					
Ron Jones, L (1, 9) OBP: 0.349, SLG: 0.564	G4-6-3 1B		G3-1		G4-3				P7	4	0	0	0	0	0	3					
Charlie Hayes, R (1, 5) OBP: 0.319, SLG: 0.387	G4-6-3 2B		P9							4	1	2	0	0	0	2					
John Kruk, L (1, 7) OBP: 0.362, SLG: 0.399 Randy Ready, R (8, PH) OBP: 0.358, SLG: 0.375 Sil Campuzano, R (8, PR) OBP: 0.310, SLG: 0.278 (9, 7)	G4-6-3 2B									1	1	1	1	2	0	0					
Carmelo Martinez, R (1, 3) OBP: 0.345, SLG: 0.459	G4-6-3 1B									1	0	1	0	0	0	0					
Dickie Thon, R (1, 6) OBP: 0.305, SLG: 0.306										4	0	1	0	0	0	0					
Darren Daulton, L (1, 2) OBP: 0.365, SLG: 0.333										4	0	0	0	0	0	0					
Ken Howell, R (1, 1) ERA: 3.08 Dave Hollins, S (7, PH) OBP: 0.289, SLG: 0.425 Jeff Parrett, R (8, 1) Jim Vatcher, R (8, PH) OBP: 0.400, SLG: 0.375										2	0	0	0	0	2	0					
Inning Stats	R: 3 E: 0 K: 0 S: 8	H: 4 LOB: 1 BB: 1 P: 15	R: 0 E: 0 K: 1 S: 7	H: 0 LOB: 0 BB: 0 P: 12	R: 0 E: 0 K: 1 S: 12	H: 2 LOB: 3 BB: 1 P: 24	R: 0 E: 0 K: 1 S: 6	H: 0 LOB: 0 BB: 0 P: 7	R: 0 E: 0 K: 0 S: 10	H: 1 LOB: 2 BB: 1 P: 19	R: 0 E: 0 K: 0 S: 6	H: 0 LOB: 0 BB: 0 P: 9	R: 0 E: 0 K: 0 S: 10	H: 2 LOB: 2 BB: 0 P: 17	R: 0 E: 0 K: 1 S: 10	H: 0 LOB: 0 BB: 0 P: 16		1B: 7 2B: 2 3B: 0 HR: 0	SF: 0 SAC: 0 DP: 1 HBP: 0	WP: 0 PB: 0 SB: 0 CS: 0	PA: 36
PITCHER	IP	WLS	BF	H	R	ER	SO	BB	IBB	HBP	BLK	WP	HR	S	P	ERA	WHIP				
Jeff Pico, R (1, 1) ERA: 5.08 Paul Assenmacher, L (8, 1) ERA: 3.52 Les Lancaster, R (8, 1) ERA: 5.06	7.2		31	8	3	3	4	2	1	0	0	0	0	63	110	3.52	1.304				

Batter	1	2	3	4	5	6	7	8	9	10	AB	R	H	RBI	BB	SO	LOB	TOP					
Wally Backman, S OBP: 0.379, SLG: 0.437	(1,5) 3-1 SH3-4 1B																						
Jay Bell, R OBP: 0.348, SLG: 0.409	(1,6) 1-1 SH3-4																						
Andy Van Slyke, L OBP: 0.386, SLG: 0.468	(1,8) 2-1 2H 1B																						
Bobby Bonilla, S OBP: 0.327, SLG: 0.566	(1,9) 1-2 F8																						
Barry Bonds, L OBP: 0.399, SLG: 0.593																							
Sid Bream, L OBP: 0.354, SLG: 0.449	(1,3) F7																						
Michael LaValiere, L OBP: 0.385, SLG: 0.344	(1,2) P4																						
Jose Lind, R OBP: 0.363, SLG: 0.405	(1,4) SH3-4 1B																						
Bob Walk, R OBP: 0.196, SLG: 0.150	(1,11) SH3-4																						
Bob Kipper, R ERA: 1.29	(4,1) SH3-4																						
John Cangelosi, S ERA: 2.17	(7,PH) SH3-4																						
Scott Ruskin, R ERA: 2.45	(7,1) SH3-4																						
Stan Belinda, R ERA: 3.07	(8,1) SH3-4																						
R.J. Reynolds, S ERA: 1.36	(8,PH) SH3-4																						
Bill Landrum, R ERA: 1.36	(9,1) SH3-4																						
Inning Stats	R: 0 E: 0 K: 0 S: 9	H: 2 LOB: 1 BB: 0 P: 16	R: 0 E: 0 K: 1 S: 10	H: 0 LOB: 0 BB: 0 P: 14	R: 1 E: 0 K: 0 S: 14	H: 2 LOB: 2 BB: 1 P: 24	R: 0 E: 0 K: 1 S: 11	H: 1 LOB: 0 BB: 1 P: 18	R: 0 E: 0 K: 1 S: 7	H: 0 LOB: 0 BB: 0 P: 9	R: 0 E: 0 K: 0 S: 10	H: 1 LOB: 1 BB: 0 P: 16	R: 0 E: 0 K: 0 S: 8	H: 0 LOB: 0 BB: 0 P: 11	R: 0 E: 0 K: 0 S: 8	H: 1 LOB: 2 BB: 1 P: 14	R: 0 E: 0 K: 0 S: 7	H: 0 LOB: 0 BB: 0 P: 10	R: 0 E: 0 K: 0 S: 7	H: 0 LOB: 2 BB: 2 P: 19	1B: 6 2B: 1 3B: 0 HR: 0	SF: 0 SAC: 2 DP: 0 HBP: 0	WP: 0 PA: 41
PITCHER	IP WLS BF H R ER SO	IP WLS BF H R ER SO	IP WLS BF H R ER SO	IP WLS BF H R ER SO	IP WLS BF H R ER SO	IP WLS BF H R ER SO	IP WLS BF H R ER SO	IP WLS BF H R ER SO	IP WLS BF H R ER SO	IP WLS BF H R ER SO	IP WLS BF H R ER SO	IP WLS BF H R ER SO	IP WLS BF H R ER SO	IP WLS BF H R ER SO	IP WLS BF H R ER SO	IP WLS BF H R ER SO	IP WLS BF H R ER SO	IP WLS BF H R ER SO	IP WLS BF H R ER SO	IP WLS BF H R ER SO	ERA WHIP	ERA WHIP	
Jose De Jesus, R ERA: 1.29	(1,1) 8.0 33 7 1 1 2																					1.12 1.125	
Darrel Akerfelds, R ERA: 2.17	(9,1) 1.2 7 0 0 0 0																					0.00 1.200	
Don Carman, L ERA: 3.19	(10,1) 0.1 1 0 0 0 0																					0.00 0.000	

Pittsburgh Pirates @ Philadelphia Phillies
Veterans Stadium, Philadelphia, PA
Tue Jun 19 1990, 7:05 PM EDT
Att: 29,781 - Unknown - 72 F

AB	34
R	1
H	7
RBI	1
BB	5
SO	2
LOB	20

WP: 0	PA: 41
PB: 0	
SB: 0	
CS: 0	

Batter	1	2	3	4	5	6	7	8	9	10	AB	R	H	RBI	BB	SO	LOB	BOTTOM					
Lenny Dykstra, L OBP: 0.465, SLG: 0.504	(1,8) 0-2 P6																						
Tom Herr, S OBP: 0.335, SLG: 0.371	(1,4) 2-0 FC5 1B																						
Von Hayes, L OBP: 0.421, SLG: 0.497	(1,9) 4-2 FC5 1B																						
Charlie Hayes, R OBP: 0.317, SLG: 0.387	(1,5) 2-0 FC5																						
John Kruk, L OBP: 0.383, SLG: 0.399	(1,3) 3-2 G6-3																						
Ron Jones, L OBP: 0.391, SLG: 0.555	(1,7) 1-1																						
Carmelo Martinez, R ERA: 5.4	(8,PH) 1-1																						
Darrel Akerfelds, R ERA: 2.45	(9,1) 1-1																						
Don Carman, L OBP: 0.375, SLG: 0.375	(10,1) 1-1																						
Randy Ready, R OBP: 0.365, SLG: 0.384	(10,PH) 1-2 2-3																						
Dickie Thon, R OBP: 0.307, SLG: 0.308	(1,6) F7																						
Darren Daulton, L OBP: 0.360, SLG: 0.327	(1,2) P4																						
Jose De Jesus, R ERA: 1.36	(1,1) K																						
Jim Vatcher, R OBP: 0.385, SLG: 0.360	(9,7) K																						
Inning Stats	R: 0 E: 0 K: 0 S: 12	H: 1 LOB: 2 BB: 1 P: 23	R: 0 E: 0 K: 1 S: 10	H: 1 LOB: 1 BB: 0 P: 14	R: 0 E: 0 K: 1 S: 6	H: 0 LOB: 0 BB: 0 P: 12	R: 1 E: 0 K: 0 S: 10	H: 2 LOB: 3 BB: 2 P: 21	R: 0 E: 0 K: 0 S: 10	H: 1 LOB: 1 BB: 0 P: 17	R: 0 E: 0 K: 0 S: 6	H: 0 LOB: 0 BB: 0 P: 11	R: 0 E: 0 K: 1 S: 12	H: 0 LOB: 0 BB: 0 P: 17	R: 0 E: 0 K: 1 S: 10	H: 1 LOB: 2 BB: 1 P: 19	R: 1 E: 0 K: 0 S: 8	H: 3 LOB: 2 BB: 1 P: 16	1B: 9 2B: 1 3B: 0 HR: 0	SF: 0 SAC: 1 DP: 2 HBP: 0	WP: 0 PA: 43		
PITCHER	IP WLS BF H R ER SO	IP WLS BF H R ER SO	IP WLS BF H R ER SO	IP WLS BF H R ER SO	IP WLS BF H R ER SO	IP WLS BF H R ER SO	IP WLS BF H R ER SO	IP WLS BF H R ER SO	IP WLS BF H R ER SO	IP WLS BF H R ER SO	IP WLS BF H R ER SO	IP WLS BF H R ER SO	IP WLS BF H R ER SO	IP WLS BF H R ER SO	IP WLS BF H R ER SO	IP WLS BF H R ER SO	IP WLS BF H R ER SO	IP WLS BF H R ER SO	IP WLS BF H R ER SO	IP WLS BF H R ER SO	ERA WHIP	ERA WHIP	
Bob Walk, R ERA: 3.53	(1,1) 3.0 13 3 0 0 1																					3.00 1.333	
Bob Kipper, L ERA: 5.4	(4,1) 3.0 14 3 0 0 1																					0.00 2.000	
Scott Ruskin, L ERA: 2.45	(7,1) 1.2 5 0 0 0 0																					0.00 0.000	
Stan Belinda, R ERA: 3.07	(8,1) 0.1 1 0 0 0 1																					0.00 0.000	
Bill Landrum, R ERA: 1.36	(9,1) 1.2 L 10 4 1 1 1																					5.40 3.000	

Pittsburgh Pirates @ Philadelphia Phillies
Veterans Stadium, Philadelphia, PA
Tue Jun 19 1990, 7:05 PM EDT
Att: 29,781 - Unknown - 72 F


AB	36
R	2
H	10
RBI	2
BB	6
SO	5
LOB	24

WP: 0	PA: 43
PB: 0	
SB: 1	
CS: 0	

Batter	1	2	3	4	5	6	7	8	9	AB	R	H	RBI	BB	SO	LOB	TOP										
John Cangelosi, S (1, 8) OBP: 0.319, SLG: 0.179	G1-3		FC5-4 BB		G6-3		G1-4-3			3	0	0	0	1	0	1											
Jay Bell, R (1, 6) OBP: 0.343, SLG: 0.402	G5-3		FC5-4			K	K			4	0	0	0	0	2	1											
Gary Redus, R (1, 3) OBP: 0.330, SLG: 0.389	2B		K			F9		F9		4	0	1	0	0	1	1											
Bobby Bonilla, S (1, 9) OBP: 0.330, SLG: 0.580 Sid Bream, L (8, 3) OBP: 0.354, SLG: 0.449	L9			G3-1 SF9 2B		HR		K		4	2	2	1	0	1	1											
R.J. Reynolds, S (1, 7) OBP: 0.345, SLG: 0.347		K		G3-1		1B		G5-3		4	0	1	0	0	1	1											
Don Slaught, R (1, 2) OBP: 0.452, SLG: 0.637		BB		SF9		1B		G6-3		2	0	1	1	1	0	0											
Jeff King, R (1, 5) OBP: 0.255, SLG: 0.310		K		G5-3		1B		G6-3		4	0	0	0	0	1	3											
Jose Lind, R (1, 4) OBP: 0.357, SLG: 0.397		K		G6-3		L9		G4-3		4	0	0	0	0	1	4											
Bob Patterson, R (1, 1)				G1-3		F8				1	0	0	0	0	0	0											
Rick Reed, R (3, 1)										1	0	0	0	0	0	0											
Rafael Belliard, R (7, PH) OBP: 0.375, SLG: 0.300 Doug Bair, R (7, 1)										0	0	0	0	1	0	0											
Mark Ross, R (7, 1)										0	0	0	0	0	0	0											
Inning Stats	R: 0 E: 0 K: 0 S: 6	H: 1 LOB: 1 BB: 0 P: 9	R: 0 E: 0 K: 3 S: 11	H: 0 LOB: 1 BB: 1 P: 19	R: 0 E: 0 K: 1 S: 11	H: 0 LOB: 1 BB: 1 P: 21	R: 1 E: 0 K: 0 S: 7	H: 1 LOB: 0 BB: 0 P: 11	R: 0 E: 0 K: 0 S: 9	H: 0 LOB: 0 BB: 0 P: 17	R: 1 E: 1 K: 1 S: 11	H: 3 LOB: 3 BB: 0 P: 17	R: 0 E: 0 K: 1 S: 10	H: 0 LOB: 0 BB: 1 P: 15	R: 0 E: 0 K: 0 S: 12	H: 0 LOB: 0 BB: 0 P: 20	1B: 2 2B: 2 3B: 0 HR: 1	SF: 1 SAC: 0 DP: 1 HBP: 0	WP: 0 PB: 0 SB: 0 CS: 0	PA: 35							
PITCHER	IP	WLS	BF	H	R	ER	SO	BB	IBB	HBP	BLK	WP	HR	S	P	ERA	WHIP										
Bruce Ruffin, L (1, 1) ERA: 4.39	8.0	W	32	5	2	2	7	3	0	0	0	0	1	72	126	2.25	1.000										
Roger McDowell, R (9, 1) ERA: 6.17	1.0		3	0	0	0	0	0	0	0	0	0	0	12	20	0.00	0.000										

Pittsburgh Pirates @ Philadelphia Phillies
Veterans Stadium, Philadelphia, PA
Wed Jun 20 1990, 3:33 AM EDT
Att: 40,256 - Sunny - 85 F


AB 31
R 2
H 5
RBI 2
BB 3
SO 7
LOB 12



Batter	1	2	3	4	5	6	7	8	9	AB	R	H	RBI	BB	SO	LOB	BOTTOM										
Lenny Dykstra, L (1, 8) OBP: 0.471, SLG: 0.506	G3 1B		WP G6-3 BB		P4		3B			3	3	2	0	2	0	0											
Tom Herr, S (1, 4) OBP: 0.332, SLG: 0.376	G3		G6-3		K		1B		G1-3	5	0	1	3	0	1	2											
Von Hayes, L (1, 9) OBP: 0.427, SLG: 0.500	G3 1B		G5-3 1B		E4 1B		FC5-2 BB			3	2	2	1	1	0	0											
Charlie Hayes, R (1, 5) OBP: 0.316, SLG: 0.385	G3		G5-3		F8 1B		P3			4	0	1	1	0	0	4											
Carmelo Martinez, R (1, 3) OBP: 0.326, SLG: 0.430	L9		G5-3		F8		FC5-2 1B			4	0	0	0	0	0	5											
Randy Ready, R (1, 7) OBP: 0.380, SLG: 0.377 Jim Vatcher, R (8, 7) OBP: 0.385, SLG: 0.360	L8			P5		G5-3		1B		4	0	1	1	0	0	1											
Dickie Thon, R (1, 6) OBP: 0.310, SLG: 0.322			HR	P3		1B		L6		3	1	1	1	1	0	2											
Steve Lake, R (1, 2) OBP: 0.281, SLG: 0.264 Ron Jones, L (6, PH) OBP: 0.383, SLG: 0.571 Darren Daulton, L (7, 2) OBP: 0.358, SLG: 0.325	P3			K		F9		F9		2	0	0	0	0	1	0											
Bruce Ruffin, S (1, 1) OBP: 0.207, SLG: 0.115 Dave Hollins, S (8, PH) OBP: 0.283, SLG: 0.415 Roger McDowell, R (9, 1) ERA:	F9			F7		1B 3B BB		G4-3		2	1	0	0	1	0	0											
Inning Stats	R: 1 E: 0 K: 0 S: 15	H: 2 LOB: 1 BB: 0 P: 26	R: 1 E: 0 K: 0 S: 6	H: 1 LOB: 0 BB: 0 P: 6	R: 1 E: 0 K: 0 S: 10	H: 1 LOB: 1 BB: 1 P: 20	R: 0 E: 0 K: 1 S: 8	H: 0 LOB: 0 BB: 0 P: 10	R: 0 E: 0 K: 1 S: 6	H: 0 LOB: 0 BB: 0 P: 9	R: 1 E: 1 K: 0 S: 8	H: 1 LOB: 2 BB: 1 P: 17	R: 3 E: 0 K: 0 S: 14	H: 3 LOB: 2 BB: 2 P: 30	R: 0 E: 0 K: 0 S: 11	H: 0 LOB: 1 BB: 1 P: 17	1B: 6 2B: 0 3B: 1 HR: 1	SF: 0 SAC: 0 DP: 0 HBP: 0	WP: 1 PB: 0 SB: 2 CS: 0	PA: 38							
PITCHER	IP	WLS	BF	H	R	ER	SO	BB	IBB	HBP	BLK	WP	HR	S	P	ERA	WHIP										
Bob Patterson, L (1, 1) ERA: 4.05	2.1	L	12	4	3	3	0	1	0	0	0	0	1	27	46	11.57	2.143										
Rick Reed, R (3, 1) ERA: 2.79	3.2		14	1	1	0	2	0	1	0	0	0	0	26	42	0.00	0.273										
Doug Bair, R (7, 1) ERA: 4.85	0.0		4	2	3	3	0	2	0	0	0	0	0	8	21	∞	∞										
Mark Ross, R (7, 1) ERA:	2.0		8	1	0	0	0	1	0	0	0	0	0	17	26	0.00	1.000										

Pittsburgh Pirates @ Philadelphia Phillies
Veterans Stadium, Philadelphia, PA
Wed Jun 20 1990, 3:33 AM EDT
Att: 40,256 - Sunny - 85 F

AB 33
R 7
H 8
RBI 7
BB 5
SO 2
LOB 16



Batter	1	2	3	4	5	6	7	8	9	AB	R	H	RBI	BB	SO	LOB	TOP					
Lenny Dykstra, L OBP: 0.470, SLG: 0.502 (1, 8)	4-0 1B 1B BB	2-1 F9		3-2 L9			0-0 FC5-4 1B		0-1 F7	4	1	1	0	1	0	5						
Tom Herr, S OBP: 0.327, SLG: 0.370 (1, 4)	1-1 P9		0-3 K		0-1 L7		2-2 FC5-4 1-2			4	0	0	0	0	1	2						
Von Hayes, L OBP: 0.420, SLG: 0.490 (1, 9)	0-1 P6		2-3 K		1-0 F8		2-3 K			4	0	0	0	0	2	2						
Carmelo Martinez, R OBP: 0.333, SLG: 0.434 (1, 3)	3-2 1B 1-3 1B		2-2 F7		2-0 FC6-4 1B			2-3 K		4	0	2	0	0	1	0						
John Kruk, L OBP: 0.365, SLG: 0.401 (1, 7)	2-1 1-2 3H 1B			0-0 1B 1B 1B	1-1 FC6-4 1-2			2-3 K		4	0	2	1	0	1	1						
Charlie Hayes, R OBP: 0.315, SLG: 0.382 (1, 5)	1-3 K			2-2 1-2 1B 1B	0-0 L8			2-1 F9		4	0	1	0	0	1	2						
Dickie Thon, R OBP: 0.310, SLG: 0.317 (1, 6)		1-3 K		0-0 F9		1-2 P4		4-2 FC3-6 BB		3	0	0	0	1	1	2	AB 34					
Darren Daulton, L OBP: 0.356, SLG: 0.324 (1, 2)		2-2 SH3-4 1B		1-3 K		1-2 F8		0-1 FC3-6 G5-3 1-2		4	0	1	0	0	1	3	R 1					
Ken Howell, R OBP: 0.115, SLG: 0.120 (1, 1)			0-0 SH3-4		1-2 1B		0-1 F7		0-1 G5-3	0	0	0	0	0	0	0	H 8					
Dennis Cook, L OBP: 0.280, SLG: 0.400 (2, 1)					1-2 2-3 1B					1	0	0	0	0	0	0	RBI 1					
Jim Valcher, R OBP: 0.427, SLG: 0.385 (4, PH)										0	0	0	0	0	0	0	BB 2					
Don Carman, L OBP: 0.318, SLG: 0.378 (4, 1)										0	0	0	0	0	0	0	SO 8					
Sil Campasano, R OBP: 0.291, SLG: 0.270 (7, PH)										0	0	0	0	0	0	0	LOB 18					
Jeff Parrett, R OBP: 0.370, SLG: 0.558 (7, 1)					1-2 2-3 1B					1	0	0	0	0	0	1						
Ron Jones, L OBP: 0.370, SLG: 0.558 (9, PH)										1	0	0	0	0	0	1						
Inning Stats	R: 1 E: 0 K: 1 S: 13	H: 2 LOB: 2 BB: 1 P: 24	R: 0 E: 0 K: 1 S: 9	H: 1 LOB: 1 BB: 0 P: 14	R: 0 E: 0 K: 2 S: 11	H: 0 LOB: 0 BB: 0 P: 15	R: 0 E: 0 K: 1 S: 20	H: 3 LOB: 3 BB: 0 P: 27	R: 0 E: 0 K: 0 S: 6	H: 1 LOB: 1 BB: 0 P: 10	R: 0 E: 0 K: 0 S: 8	H: 0 LOB: 0 BB: 0 P: 10	R: 0 E: 0 K: 1 S: 11	H: 1 LOB: 1 BB: 0 P: 15	R: 0 E: 0 K: 2 S: 8	H: 0 LOB: 0 BB: 0 P: 14	R: 0 E: 0 K: 0 S: 9	H: 0 LOB: 1 BB: 1 P: 13	1B: 8 2B: 0 3B: 0 HR: 0	SF: 0 SAC: 1 DP: 0 HBP: 0	WP: 0 PB: 0 SB: 0 CS: 0	PA: 37
PITCHER	IP	WLS	BF	H	R	ER	SO	BB	IBB	HBP	BLK	WP	HR	S	P	ERA	WHIP					
Frank Viola, L ERA: 2.5 (1, 1)	8.0	W	33	8	1	1	8	1	0	0	0	0	0	86	129	1.12	1.125					
Jeff Innis, R ERA: 3.6 (9, 1)	1.0		4	0	0	0	0	1	0	0	0	0	0	9	13	0.00	1.000					

Philadelphia Phillies @ New York Mets
Shea Stadium, Flushing, NY
Fri Jun 22 1990, 7:05 PM EDT
Att: 43,587 - Unknown - 80 F

AB 34
R 1
H 8
RBI 1
BB 2
SO 8
LOB 18



Batter	1	2	3	4	5	6	7	8	9	AB	R	H	RBI	BB	SO	LOB	BOTTOM				
Howard Johnson, S OBP: 0.282, SLG: 0.427 (1, 5)	1-0 F9	1-2 1B 2B		3-3 K		2-1 P3				4	1	1	0	0	1	0					
Dave Magadan, L OBP: 0.456, SLG: 0.482 (1, 3)	4-1 1B BB	3-1 1B WP BB		3-2 G4-3		3-3 K				3	2	1	2	1	1	0					
Gregg Jefferies, S OBP: 0.363, SLG: 0.500 (1, 4)	2-0 1B 1-2 1B	1-0 1B WP 1B		2-1 1B		0-0 F7				4	0	3	0	0	0	0					
Darryl Strawberry, L OBP: 0.397, SLG: 0.519 (1, 9)	1-1 1B G5-4-3 2H 2H	4-0 1B BB		2-0 L4		2-2 F8				3	0	1	1	1	0	1					
Kevin McReynolds, R OBP: 0.365, SLG: 0.490 (1, 7)	1-1 G5-4-3 1-2	4-2 1B BB			2-1 F8			0-0 L8		3	0	0	1	1	0	2					
Darryl Boston, L OBP: 0.356, SLG: 0.516 (1, 8)		1-2 1B F8			3-2 P5			2-1 F7		4	1	1	0	0	0	3					
Mackey Sasser, L OBP: 0.359, SLG: 0.368 (1, 2)		0-0 L7	0-1 G4-3			0-1 F7			0-0 2B	4	0	1	0	0	0	1	AB 32				
Kevin Elster, R OBP: 0.261, SLG: 0.330 (1, 6)		0-0 F9	1-2 F9			1-2 L9		2-3 K		4	0	0	0	0	1	2	R 5				
Frank Viola, L OBP: 0.176, SLG: 0.176 (1, 1)		0-0 E1 2B 1B	0-3 K			1-3 K				3	1	1	0	0	2	0	H 9				
Jeff Innis, R ERA: 5.63 (9, 1)										0	0	0	0	0	0	0	RBI 4				
Inning Stats	R: 1 E: 0 K: 0 S: 7	H: 2 LOB: 1 BB: 1 P: 16	R: 4 E: 1 K: 0 S: 20	H: 5 LOB: 3 BB: 2 P: 37	R: 0 E: 0 K: 1 S: 8	H: 0 LOB: 0 BB: 0 P: 9	R: 0 E: 0 K: 1 S: 10	H: 1 LOB: 1 BB: 0 P: 20	R: 0 E: 0 K: 0 S: 7	H: 0 LOB: 0 BB: 0 P: 12	R: 0 E: 0 K: 1 S: 8	H: 0 LOB: 0 BB: 0 P: 12	R: 0 E: 0 K: 1 S: 10	H: 0 LOB: 0 BB: 0 P: 15	R: 0 E: 0 K: 1 S: 7	H: 1 LOB: 1 BB: 0 P: 11	1B: 7 2B: 2 3B: 0 HR: 0	SF: 0 SAC: 0 DP: 1 HBP: 0	WP: 1 PB: 0 SB: 0 CS: 0	PA: 35	
PITCHER	IP	WLS	BF	H	R	ER	SO	BB	IBB	HBP	BLK	WP	HR	S	P	ERA	WHIP				
Ken Howell, R ERA: 3.76 (1, 1)	1.2	L	12	7	5	0	0	1	0	0	0	0	0	18	33	27.00	4.800				
Dennis Cook, L ERA: 3.46 (2, 1)	1.1		6	0	0	0	1	2	0	0	0	1	0	17	29	0.00	1.500				
Don Carman, L ERA: 2.98 (4, 1)	3.0		10	1	0	0	2	0	0	0	0	0	0	25	44	0.00	0.333				
Jeff Parrett, R ERA: 5.63 (7, 1)	2.0		7	1	0	0	2	0	0	0	0	0	0	17	26	0.00	0.500				

Philadelphia Phillies @ New York Mets
Shea Stadium, Flushing, NY
Fri Jun 22 1990, 7:05 PM EDT
Att: 43,587 - Unknown - 80 F

AB 32
R 5
H 9
RBI 4
BB 3
SO 5
LOB 9



Batter	1	2	3	4	5	6	7	8	9	AB	R	H	RBI	BB	SO	LOB	TOP					
Lenny Dykstra, L (1.8) OBP: 0.462, SLG: 0.488	G4-3		CS BB		S 2B BB		G6-3		G6-3	3	1	0	0	2	0	0						
Randy Ready, R (1.4) OBP: 0.352, SLG: 0.366	F7		BB		L7		P3			4	1	1	0	0	0	0	1					
Don Carman, L (7.1) OBP: 0.375, SLG: 0.375			HR							0	0	0	0	0	0	0	0					
Darren Daulton, L (9.2) OBP: 0.351, SLG: 0.318			1B							0	0	0	0	0	0	0	0					
Roger McDowell, R (9.1)										0	0	0	0	0	0	0	0					
Von Hayes, L (1.9) OBP: 0.410, SLG: 0.472	G6-3		HR BB		F7		F9			3	1	0	0	1	0	1						
Carmelo Martinez, R (1.3) OBP: 0.344, SLG: 0.488		G6-3								3	1	2	4	0	0	0						
John Kruk, L (5.3) OBP: 0.372, SLG: 0.410			HR		2B					0	0	0	0	1	0	0						
Charlie Hayes, R (1.5) OBP: 0.316, SLG: 0.385			HR							4	1	2	0	0	0	2						
Dickie Thon, R (1.6) OBP: 0.305, SLG: 0.316			HR							4	0	1	0	0	1	2						
Jim Vatcher, R (1.7) OBP: 0.387, SLG: 0.345										3	0	0	1	1	0	2						
Steve Lake, R (1.2) OBP: 0.262, SLG: 0.246										4	0	0	0	0	1	2						
Marvin Freeman, R (1.1)										2	0	0	0	0	2	0						
Dave Hollins, S (6.3) ERA: 3.53										1	0	0	0	0	1	1						
Dennis Cook, L (6.1) OBP: 0.280, SLG: 0.400										0	0	0	0	0	0	0						
Jeff Parrett, R (7.1) ERA: 4.66										0	0	0	0	0	0	0						
Tom Herr, S (7.4) ERA: 3.0										1	0	0	0	0	0	0						
Inning Stats	R: 0 E: 0 K: 0 S: 8	H: 0 LOB: 0 BB: 0 P: 14	R: 1 E: 0 K: 0 S: 14	H: 2 LOB: 1 BB: 0 P: 16	R: 3 E: 0 K: 1 S: 21	H: 3 LOB: 1 BB: 2 P: 35	R: 0 E: 0 K: 1 S: 5	H: 0 LOB: 0 BB: 0 P: 8	R: 1 E: 0 K: 0 S: 7	H: 1 LOB: 1 BB: 1 P: 17	R: 0 E: 0 K: 2 S: 10	H: 0 LOB: 1 BB: 1 P: 19	R: 0 E: 0 K: 0 S: 7	H: 0 LOB: 0 BB: 0 P: 12	R: 0 E: 0 K: 0 S: 10	H: 0 LOB: 1 BB: 1 P: 18	R: 0 E: 0 K: 1 S: 11	H: 0 LOB: 0 BB: 0 P: 14	1B: 2 2B: 3 3B: 0 HR: 1	SF: 0 SAC: 0 DP: 0 HBP: 0	WP: 1 PB: 0 SB: 1 CS: 1	PA: 37
PITCHER	IP	WLS	BF	H	R	ER	SO	BB	IBB	HBP	BLK	WP	HR	S	P	ERA	WHIP					
Bob Ojeda, L (1.1) ERA: 3.53	4.2		22	6	5	5	2	3	0	0	0	0	1	54	89	9.64	1.929					
Wally Whitehurst, R (5.1) ERA: 1.96	1.1		5	0	0	0	2	1	0	0	0	0	0	11	20	0.00	0.750					
Jeff Musselman, L (7.1) ERA: 4.66	2.0		7	0	0	0	0	1	0	0	0	1	0	17	30	0.00	0.500					
Jeff Innis, R (9.1) ERA: 3.0	1.0	W	3	0	0	0	1	0	0	0	0	0	0	11	14	0.00	0.000					

Philadelphia Phillies @ New York Mets
Shea Stadium, Flushing, NY
Sun Jun 24 1990, 3:33 AM EDT
Att: 47,836 - Cloudy - 80 F

AB	32
R	5
H	6
RBI	5
BB	5
SO	5
LOB	11



Batter	1	2	3	4	5	6	7	8	9	AB	R	H	RBI	BB	SO	LOB	BOTTOM				
Howard Johnson, S (1.5) OBP: 0.287, SLG: 0.430	G4-3		F8		G6-3		F7		1B 1B	5	1	2	0	0	0	2					
Dave Magadan, L (1.3) OBP: 0.446, SLG: 0.484	G6-3		HR BB		G6-3		F8		BB 1B 1B	4	3	2	0	1	0	1					
Gregg Jefferies, S (1.4) OBP: 0.366, SLG: 0.508	G6-3		HR		F7				BB 1B	5	2	3	4	0	0	1					
Darryl Strawberry, L (1.9) OBP: 0.398, SLG: 0.525	L8		1B		HBP				F8	3	0	1	0	1	0	2					
Kevin McReynolds, R (1.7) OBP: 0.364, SLG: 0.479			L8		F8		L8		1B BB	4	0	0	0	1	1	5					
Daryl Boston, L (1.8) OBP: 0.355, SLG: 0.508									1B BB	2	0	0	0	1	1	0					
Mark Carreon, R (7.3) OBP: 0.330, SLG: 0.567									K	2	0	0	0	0	1	5					
Mackey Sasser, L (1.2) OBP: 0.358, SLG: 0.367										3	0	1	0	0	0	1					
Keith Miller, R (6.3) OBP: 0.325, SLG: 0.356										1	0	0	0	0	0	0					
Jeff Innis, R (9.1) ERA: 5.99										0	0	0	0	0	0	0					
Tim Teufel, R (9.3) OBP: 0.279, SLG: 0.351										1	0	1	2	0	0	0					
Kevin Elster, R (1.6) OBP: 0.263, SLG: 0.330										2	0	0	0	0	1	2					
Tom O'Malley, L (6.5) OBP: 0.325, SLG: 0.568										2	0	1	0	0	0	0					
Bob Ojeda, L (1.1) OBP: 0.401, SLG: 0.520										2	0	0	0	0	0	1					
Wally Whitehurst, R (5.1) ERA: 1.96										0	0	0	0	0	0	0					
Mike Maroth, R (5.3) OBP: 0.333, SLG: 0.333										1	0	0	0	0	1	2					
Jeff Musselman, L (7.1) ERA: 4.66										0	0	0	0	0	0	0					
Orlando Mercado, R (9.2) OBP: 0.294, SLG: 0.433										1	0	0	0	0	0	1					
Inning Stats	R: 1 E: 0 K: 0 S: 9	H: 1 LOB: 0 BB: 0 P: 16	R: 0 E: 1 K: 2 S: 10	H: 0 LOB: 1 BB: 0 P: 16	R: 2 E: 0 K: 0 S: 14	H: 2 LOB: 1 BB: 1 P: 24	R: 0 E: 1 K: 0 S: 9	H: 0 LOB: 1 BB: 1 P: 18	R: 0 E: 0 K: 2 S: 15	H: 2 LOB: 2 BB: 0 P: 23	R: 0 E: 0 K: 0 S: 8	H: 1 LOB: 2 BB: 1 P: 17	R: 0 E: 0 K: 1 S: 13	H: 0 LOB: 0 BB: 0 P: 18	R: 3 E: 0 K: 1 S: 13	H: 4 LOB: 2 BB: 1 P: 23	1B: 8 2B: 1 3B: 1 HR: 1	SF: 0 SAC: 0 DP: 0 HBP: 1	WP: 1 PB: 0 SB: 0 CS: 1	PA: 43	
PITCHER	IP	WLS	BF	H	R	ER	SO	BB	IBB	HBP	BLK	WP	HR	S	P	ERA	WHIP				
Marvin Freeman, R (1.1) ERA: 4.24	5.0		23	4	3	3	2	2	0	1	0	0	0	50	88	5.40	1.200				
Dennis Cook, L (6.1) ERA: 3.4	1.1		8	3	0	0	2	1	0	0	0	0	0	19	33	0.00	3.000				
Jeff Parrett, R (7.1) ERA: 5.99	0.1		1	0	0	0	0	0	0	0	0	0	0	3	6	0.00	0.000				
Don Carman, L (7.1) ERA: 3.28	1.1		6	2	2	2	1	0	0	0	0	0	0	20	28	13.50	1.500				
Roger McDowell, R (9.1) ERA: 6.14	0.2	L	5	2	1	1	1	1	0	0	0	0	0	7	14	13.50	4.500				

Philadelphia Phillies @ New York Mets
Shea Stadium, Flushing, NY
Sun Jun 24 1990, 3:33 AM EDT
Att: 47,836 - Cloudy - 80 F

AB	38
R	6
H	11
RBI	6
BB	4
SO	6
LOB	22



Batter	1	2	3	4	5	6	7	8	9	AB	R	H	RBI	BB	SO	LOB	TOP					
Lenny Dykstra, L (1,8) OBP: 0.459, SLG: 0.484	F7		S 1B		P4			G3-1		4	0	1	0	0	0	0	Philadelphia Phillies @ Pittsburgh Pirates Three Rivers Stadium, Pittsburgh, PA Mon Jun 25 1990, 7:05 PM EDT Att: 29,369 - Unknown - 75 F					
Tom Herr, S (1,4) OBP: 0.315, SLG: 0.356	K		P7			G3-1		P5	4	0	0	0	0	1	1							
Von Hayes, L (1,9) OBP: 0.404, SLG: 0.463	F7		K			4-3		F8	4	0	0	0	0	1	1							
Charlie Hayes, R (1,5)		CS 1B	P4			K		1B	4	0	2	0	0	1	1							
John Kruk, L (1,3) OBP: 0.366, SLG: 0.402	L7			4-3			4-3		4	0	0	0	0	1	2							
Ron Jones, L (1,7) OBP: 0.364, SLG: 0.500	2B BB		P6			L3			2	0	0	0	1	0	0							
Dickie Thon, R (1,6) OBP: 0.305, SLG: 0.321	2B		K			K			3	0	1	0	0	2	0							
Darren Daulton, L (1,2) OBP: 0.351, SLG: 0.314	IBB				K			G3	2	0	0	0	1	1	0							
Jose De Jesus, R (1,1)	K							K	1	0	0	0	0	1	3							
Dennis Cook, L (4,1) OBP: 0.269, SLG: 0.385					F8				1	0	0	0	0	0	0							
Rod Bicker, L (6, PH) OBP: 0.302, SLG: 0.304									1	0	0	0	0	1	0							
Jeff Parrett, R (8,1)									0	0	0	0	0	0	0							
Inning Stats	R: 0 E: 0 K: 1 S: 9	H: 0 LOB: 0 BB: 0 P: 14	R: 0 E: 0 K: 1 S: 12	H: 2 LOB: 3 BB: 2 P: 27	R: 0 E: 0 K: 1 S: 11	H: 1 LOB: 1 BB: 0 P: 13	R: 0 E: 0 K: 1 S: 9	H: 0 LOB: 0 BB: 0 P: 13	R: 0 E: 0 K: 1 S: 6	H: 0 LOB: 0 BB: 0 P: 9	R: 0 E: 0 K: 1 S: 7	H: 0 LOB: 0 BB: 0 P: 10	R: 0 E: 0 K: 1 S: 6	H: 0 LOB: 0 BB: 0 P: 11	R: 0 E: 0 K: 1 S: 5	H: 0 LOB: 0 BB: 0 P: 7	R: 0 E: 0 K: 1 S: 12	H: 1 LOB: 1 BB: 0 P: 17	1B: 3 2B: 1 3B: 0 HR: 0	SF: 0 SAC: 0 DP: 0 HBP: 0	WP: 0 PB: 0 SB: 1 CS: 1	PA: 32
PITCHER Rick Reed, R (1,1) ERA: 1.45	IP: 9.0 WLS: W BF: 32 H: 4 R: 0 ER: 0 SO: 9 BB: 1 IBB: 1 HBP: 0 BLK: 0 WP: 0 HR: 0 S: 77 P: 121 ERA: 0.00 WHIP: 0.556																					

Batter	1	2	3	4	5	6	7	8	9	AB	R	H	RBI	BB	SO	LOB	BOTTOM					
Wally Backman, S (1,5) OBP: 0.362, SLG: 0.409	4-3 SH3-4 WP BB	4-3		L7			P9			3	1	0	0	1	0	2	Philadelphia Phillies @ Pittsburgh Pirates Three Rivers Stadium, Pittsburgh, PA Mon Jun 25 1990, 7:05 PM EDT Att: 29,369 - Unknown - 75 F					
Jeff King, R (8,5) OBP: 0.268, SLG: 0.311									0	0	0	0	0	0	0							
Jay Bell, R (1,6) OBP: 0.337, SLG: 0.400	SH3-4		K		F9			F9	3	0	0	0	0	1	0							
Andy Van Slyke, L (1,8) OBP: 0.383, SLG: 0.460	4-3		G1-6-3 BB		G3			P6	3	0	0	0	1	0	1							
Bobby Bonilla, S (1,9) OBP: 0.311, SLG: 0.548	K		G1-6-3		F7			F8	4	0	0	0	0	1	1							
Barry Bonds, L (1,7) OBP: 0.423, SLG: 0.634		1B 2B		CS WP BB		G3			2	1	1	0	1	0	0							
Sid Bream, L (1,3) OBP: 0.352, SLG: 0.433		FC1-5 BB 2H 1B		E 1B 3B BB		G3			2	1	1	1	1	0	0							
Michael LaValliere, L (1,2) OBP: 0.395, SLG: 0.356		FC1-5 BB		E9 3B 1B		4-3			2	1	1	0	1	0	0							
Jose Lind, R (1,4) OBP: 0.348, SLG: 0.394		K		1H SF7 3B			5-3		3	1	1	2	0	1	2							
Rick Reed, R (1,1)	FC1-5			3H SF7			P3		2	0	0	1	0	0	2							
Inning Stats	R: 1 E: 0 K: 1 S: 8	H: 0 LOB: 0 BB: 1 P: 15	R: 1 E: 0 K: 1 S: 12	H: 2 LOB: 2 BB: 1 P: 23	R: 0 E: 0 K: 1 S: 5	H: 0 LOB: 0 BB: 1 P: 11	R: 3 E: 1 K: 0 S: 11	H: 2 LOB: 0 BB: 2 P: 25	R: 0 E: 0 K: 0 S: 7	H: 0 LOB: 0 BB: 0 P: 10	R: 0 E: 0 K: 0 S: 7	H: 0 LOB: 0 BB: 0 P: 12	R: 0 E: 0 K: 0 S: 4	H: 0 LOB: 0 BB: 0 P: 7	R: 0 E: 0 K: 0 S: 5	H: 0 LOB: 0 BB: 0 P: 10	R: 0 E: 0 K: 0 S: 12	H: 0 LOB: 0 BB: 0 P: 17	1B: 2 2B: 1 3B: 1 HR: 0	SF: 1 SAC: 1 DP: 1 HBP: 0	WP: 2 PB: 0 SB: 0 CS: 1	PA: 31
PITCHER Jose De Jesus, R (1,1) ERA: 2.65	IP: 3.0 WLS: L BF: 15 H: 2 R: 4 ER: 4 SO: 3 BB: 5 IBB: 0 HBP: 0 BLK: 0 WP: 0 HR: 0 S: 27 P: 59 ERA: 12.00 WHIP: 2.333																					
Dennis Cook, L (4,1) ERA: 3.45	4.0 13 2 1 1 0 0 0 0 0 0 0 27 44 2.25 0.500																					
Jeff Parrett, R (8,1) ERA: 5.48	1.0 3 0 0 0 0 0 0 0 0 0 5 10 0.00 0.000																					

Batter	1	2	3	4	5	6	7	8	9	AB	R	H	RBI	BB	SO	LOB	TOP																	
Lenny Dykstra, L (1, 8) OBP: 0.457, SLG: 0.480	F7		P4			G3		1B		4	0	1	0	0	0	0	Philadelphia Phillies @ Pittsburgh Pirates Three Rivers Stadium, Pittsburgh, PA Tue Jun 26 1990, 7:05 PM EDT Att: 25,807 - Unknown																	
Tom Herr, S (1, 4) OBP: 0.318, SLG: 0.358	1B			G3-1		F9		1B		4	0	2	0	0	0																			
Von Hayes, L (1, 9) OBP: 0.398, SLG: 0.454	K			K			F8	K		4	0	0	0	0	3																			
Randy Ready, R (1, 7) OBP: 0.351, SLG: 0.376	K			F7			1B			3	0	1	0	0	1																			
Ron Jones, L (9, PH) OBP: 0.375, SLG: 0.500									BB	0	0	0	0	1	0																			
Jim Vatcher, R (9, FR) OBP: 0.387, SLG: 0.345										0	0	0	0	0	0																			
John Kruk, L (1, 3) OBP: 0.364, SLG: 0.396		G4-3			BB		G6-3		K	3	0	0	0	1	1																			
Dickie Thorn, R (1, 6) OBP: 0.305, SLG: 0.320		K				F8			K	4	0	1	0	0	2																			
Dave Hollins, S (1, 5) OBP: 0.260, SLG: 0.378																																		
Charlie Hayes, R (9, PH) OBP: 0.319, SLG: 0.386		G6-3				P6			F9	3	0	0	0	0	3																			
Darren Daulton, L (1, 2) OBP: 0.346, SLG: 0.309				F9		G4-3			G3	3	0	0	0	0	1																			
Bruce Ruffin, S (1, 1) OBP: 0.188, SLG: 0.103				G4-3			G4-3		G4-3	3	0	0	0	0	0																			
Inning Stats	R: 0 E: 0 K: 2 S: 14	H: 1 LOB: 1 BB: 0 P: 18	R: 0 E: 0 K: 1 S: 8	H: 0 LOB: 0 BB: 0 P: 10	R: 0 E: 0 K: 0 S: 9	H: 0 LOB: 0 BB: 0 P: 15	R: 0 E: 0 K: 1 S: 9	H: 0 LOB: 0 BB: 0 P: 11	R: 0 E: 0 K: 0 S: 7	H: 0 LOB: 1 BB: 1 P: 13	R: 0 E: 0 K: 0 S: 9	H: 2 LOB: 2 BB: 0 P: 12	R: 0 E: 0 K: 1 S: 9	H: 2 LOB: 2 BB: 1 P: 11	R: 0 E: 0 K: 2 S: 10	H: 0 LOB: 1 BB: 1 P: 17	1B: 4 2B: 1 3B: 0 HR: 0	SF: 0 SAC: 0 DP: 0 HBP: 0	WP: 0 PB: 0 CS: 0	PA: 34														
PITCHER	IP WLS BF H R ER SO BB IBB HBP BLK WP HR S P ERA WHIP																																	
Bob Patterson, L (1, 1) ERA: 3.45	7.0	25	3	0	0	4	1	0	0	0	0	0	0	0	63	89	0.00	0.571																
Scott Ruskin, L (8, 1) ERA: 2.9	1.0	W	5	2	0	0	1	0	0	0	0	0	0	0	9	11	0.00	2.000																
Stan Belinda, R (9, 1) ERA: 3.12	1.0	S	4	0	0	0	2	1	0	0	0	0	0	0	10	17	0.00	1.000																

Batter	1	2	3	4	5	6	7	8	9	AB	R	H	RBI	BB	SO	LOB	BOTTOM																
Gary Redus, R (1, 3) OBP: 0.331, SLG: 0.385	G6-3		1B			G5-3		G5-3		4	0	1	0	0	0	1	Philadelphia Phillies @ Pittsburgh Pirates Three Rivers Stadium, Pittsburgh, PA Tue Jun 26 1990, 7:05 PM EDT Att: 25,807 - Unknown																
Stan Belinda, R (9, 1)			1B							0	0	0	0	0	0																		
Jay Bell, R (1, 6) OBP: 0.339, SLG: 0.402	F8		1B			F8		1B		4	0	2	1	0	0																		
Andy Van Slyke, L (1, 8) OBP: 0.385, SLG: 0.461	1B		K			1B		F7		4	0	2	0	0	1																		
Bobby Bonilla, S (1, 9) OBP: 0.308, SLG: 0.542	P4					F8				3	0	0	0	0	2																		
Barry Bonds, L (1, 7) OBP: 0.418, SLG: 0.626		F8				F7		G4-3		3	0	0	0	0	0																		
Don Slaught, R (1, 2) OBP: 0.437, SLG: 0.600		L6				K		B1-3		3	0	0	0	0	1																		
Jeff King, R (1, 5) OBP: 0.262, SLG: 0.304						F8		L7		3	0	0	0	0	0																		
Jose Lind, R (1, 4) OBP: 0.348, SLG: 0.393						F9		G4-3		3	1	1	0	0	0																		
Bob Patterson, R (1, 1)						G4-3				2	0	0	0	0	0																		
Scott Ruskin, R (8, 1)						G4-3				0	0	0	0	0	0																		
John Cangelosi, S (8, PH) OBP: 0.313, SLG: 0.175										0	0	0	0	0	0																		
Sid Bream, L (9, 3) OBP: 0.352, SLG: 0.433								SH3-4		0	0	0	0	0	0																		
Inning Stats	R: 0 E: 0 K: 0 S: 12	H: 1 LOB: 1 BB: 0 P: 15	R: 0 E: 0 K: 0 S: 3	H: 0 LOB: 0 BB: 0 P: 5	R: 0 E: 0 K: 1 S: 11	H: 2 LOB: 2 BB: 0 P: 18	R: 0 E: 0 K: 1 S: 7	H: 0 LOB: 0 BB: 0 P: 9	R: 0 E: 0 K: 0 S: 6	H: 0 LOB: 0 BB: 0 P: 7	R: 0 E: 0 K: 0 S: 5	H: 1 LOB: 1 BB: 0 P: 9	R: 0 E: 0 K: 0 S: 5	H: 0 LOB: 0 BB: 0 P: 7	R: 1 E: 0 K: 0 S: 8	H: 2 LOB: 1 BB: 0 P: 10	1B: 6 2B: 0 3B: 0 HR: 0	SF: 0 SAC: 1 DP: 0 HBP: 0	WP: 0 PB: 0 CS: 0	PA: 30													
PITCHER	IP WLS BF H R ER SO BB IBB HBP BLK WP HR S P ERA WHIP																																
Bruce Ruffin, L (1, 1) ERA: 4.11	8.0	L	30	6	1	1	2	0	0	0	0	0	0	57	80	1.12	0.750																

Batter	1	2	3	4	5	6	7	8	9	AB	R	H	RBI	BB	SO	LOB	TOP										
Lenny Dykstra, L (1,8) OBP: 0.452, SLG: 0.475	F7		F7	F6		CS 1B			1-3	5	0	1	0	0	0	1											
Tom Herr, S (1,4) OBP: 0.317, SLG: 0.356	F7		BB BB 1B	L4		CS	P3			4	1	1	0	0	0	1											
Von Hayes, L (1,9) OBP: 0.399, SLG: 0.450	F4		BB BB 1-2 BB		1B WP HBP		L3			2	1	0	0	1	0	0											
Ron Jones, L (1,7)		K	BB BB 1-2 BB		CS 1B		F9			3	0	1	0	1	1	0											
John Kruk, L (1,3) OBP: 0.370, SLG: 0.397	K		BB BB 1-2 3H		BB		L4-3 1B			2	0	1	1	2	1	0											
Charlie Hayes, R (1,5) OBP: 0.316, SLG: 0.383	1B		F7		F4		L4-3 1B			4	0	1	0	0	0	5											
Dickie Thon, R (1,6) OBP: 0.307, SLG: 0.327	1B				F7		F8			4	1	2	0	0	0	1											
Darren Daulton, L (1,2) OBP: 0.344, SLG: 0.313	F7				2B		F8		F9	4	0	1	1	0	0	2											
Ken Howell, R (1,1) OBP: 0.103, SLG: 0.107					2B				K	3	0	0	0	0	1	1											
Rod Booker, L (9, PH) OBP: 0.296, SLG: 0.298			5-3	6-3		K			K	1	0	0	0	0	1	0											
Inning Stats	R: 0 E: 0 K: 0 S: 3	H: 0 LOB: 0 BB: 0 P: 3	R: 0 E: 0 K: 2 S: 9	H: 2 LOB: 2 BB: 0 P: 9	R: 1 E: 0 K: 0 S: 4	H: 1 LOB: 3 BB: 3 P: 16	R: 1 E: 0 K: 0 S: 5	H: 2 LOB: 1 BB: 0 P: 5	R: 1 E: 0 K: 0 S: 3	H: 1 LOB: 1 BB: 1 P: 8	R: 0 E: 0 K: 1 S: 5	H: 1 LOB: 0 BB: 0 P: 5	R: 0 E: 0 K: 0 S: 3	H: 0 LOB: 0 BB: 0 P: 3	R: 0 E: 0 K: 1 S: 5	H: 1 LOB: 0 BB: 0 P: 3	R: 0 E: 0 K: 1 S: 5	H: 0 LOB: 0 BB: 0 P: 5	1B: 6 2B: 3 3B: 0 HR: 0	SF: 0 SAC: 0 DP: 1 HBP: 1	WP: 1 PB: 0 SB: 0 CS: 2	PA: 38					
PITCHER	IP	WLS	BF	H	R	ER	SO	BB	IBB	HBP	BLK	WP	HR	S	P	ERA	WHIP										
Walt Terrell, R (1,1) ERA: 5.62	5.0		25	6	3	3	2	4	0	1	0	1	0	24	41	5.40	2.000										
Bob Kipper, L (6,1) ERA: 4.74	2.0	W	6	1	0	0	1	0	0	0	0	0	0	8	8	0.00	0.500										
Bill Landrum, R (8,1) ERA: 1.7	2.0	S	6	1	0	0	1	0	0	0	0	0	0	8	8	0.00	0.500										

Philadelphia Phillies @ Pittsburgh Pirates
Three Rivers Stadium, Pittsburgh, PA
Wed Jun 27 1990, 7:05 PM EDT
Att: 40,207 - Unknown - 82 F

AB 32
R 3
H 8
RBI 2
BB 4
SO 4
LOB 11



Batter	1	2	3	4	5	6	7	8	9	AB	R	H	RBI	BB	SO	LOB	BOTTOM										
Wally Backman, S (1,5) OBP: 0.365, SLG: 0.418	F8				FC4-6 2B 4-3		S 2B			4	1	2	2	0	0	1											
Jeff King, R (9,5) OBP: 0.262, SLG: 0.304			1B		4-3 2B		K			0	0	0	0	0	0	0											
Jay Bell, R (1,6) OBP: 0.342, SLG: 0.407	FC4-6 1B		K		4-3 2B		K			4	0	2	0	0	2	2											
Andy Van Slyke, L (1,8) OBP: 0.379, SLG: 0.453	K		K		4-3		F7			4	0	0	1	0	2	4											
Bobby Bonilla, S (1,9) OBP: 0.304, SLG: 0.534	FC4-6				G3		G3			4	0	0	0	0	1	2											
Barry Bonds, L (1,7) OBP: 0.412, SLG: 0.614		6-3			F8		K			4	0	0	0	0	1	0											
Sid Bream, L (1,3) OBP: 0.350, SLG: 0.447		4-3			F9		4-3			4	1	1	1	0	0	0											
Michael LaValliere, L (1,2) OBP: 0.388, SLG: 0.350		BB			2B 1B BB		F8			2	1	0	0	2	0	0											
Jose Lind, R (1,4) OBP: 0.347, SLG: 0.397		K			1B FC4-6 2B		F8			3	1	1	0	0	1	1											
Walt Terrell, L (1,1) OBP: 0.111, SLG: 0.077					K					1	0	0	0	0	1	0											
R.J. Reynolds, S (5, PH) OBP: 0.350, SLG: 0.346					K					1	0	1	1	0	0	0											
Bob Kipper, R (6,1)										0	0	0	0	0	0	0											
Orlando Merced, S (7, PH) OBP: 1.000, SLG: 2.000										1	1	1	0	0	0	0											
Bill Landrum, R (8,1)							2B 2B			0	0	0	0	0	0	0											
Inning Stats	R: 0 E: 0 K: 1 S: 6	H: 1 LOB: 1 BB: 0 P: 6	R: 0 E: 0 K: 1 S: 5	H: 0 LOB: 1 BB: 1 P: 9	R: 0 E: 0 K: 3 S: 10	H: 1 LOB: 1 BB: 0 P: 10	R: 0 E: 0 K: 1 S: 5	H: 0 LOB: 0 BB: 0 P: 5	R: 3 E: 0 K: 0 S: 6	H: 3 LOB: 1 BB: 1 P: 10	R: 0 E: 0 K: 1 S: 5	H: 0 LOB: 0 BB: 0 P: 5	R: 1 E: 0 K: 1 S: 7	H: 2 LOB: 1 BB: 0 P: 7	R: 1 E: 0 K: 0 S: 4	H: 1 LOB: 0 BB: 0 P: 4	R: 1 E: 0 K: 0 S: 4	H: 1 LOB: 0 BB: 0 P: 4	1B: 3 2B: 4 3B: 0 HR: 1	SF: 0 SAC: 0 DP: 0 HBP: 0	WP: 0 PB: 0 SB: 1 CS: 0	PA: 34					
PITCHER	IP	WLS	BF	H	R	ER	SO	BB	IBB	HBP	BLK	WP	HR	S	P	ERA	WHIP										
Ken Howell, R (1,1) ERA: 3.91	8.0	L	34	8	5	5	8	2	0	0	0	0	1	48	56	5.62	1.250										

Philadelphia Phillies @ Pittsburgh Pirates
Three Rivers Stadium, Pittsburgh, PA
Wed Jun 27 1990, 7:05 PM EDT
Att: 40,207 - Unknown - 82 F

AB 32
R 5
H 8
RBI 5
BB 2
SO 8
LOB 10



Batter	1	2	3	4	5	6	7	8	9	AB	R	H	RBI	BB	SO	LOB	TOP					
Eric Yelding, R OBP: 0.321, SLG: 0.296 (1, 8)	G1-3		K		CS			1B		4	0	2	0	0	1	0	Houston Astros @ Philadelphia Phillies Veterans Stadium, Philadelphia, PA Fri Jun 29 1990, 7:05 PM EDT Att: 26,339 - Unknown - 85 F					
Rafael Ramirez, R OBP: 0.299, SLG: 0.330 (1, 6)	G6-3		K2-3		CS	G4-3		L7		4	0	0	0	0	1	1						
Ken Caminiti, S OBP: 0.314, SLG: 0.316 (1, 5)	K			G5-3		G5-3			L3	4	0	0	0	0	1	0						
Glenn Wilson, R OBP: 0.288, SLG: 0.371 (1, 7)		K		G6-3		K		G6-3		4	0	0	0	0	2	0						
Franklin Stubbs, L OBP: 0.318, SLG: 0.478 (1, 3)		G3		BB			F7	FC6-4		4	0	2	0	0	0	0						
Craig Biggio, R OBP: 0.353, SLG: 0.342 (1, 2)		1B		BB			G6-3	FC6-4		2	0	0	0	2	0	1						
Eric Anthony, L OBP: 0.311, SLG: 0.393 (1, 9)		BB		G3			P3			3	0	1	0	0	0	2						
Casey Candaele, S OBP: 0.344, SLG: 0.410 (1, 4)		F9					G5-3			3	0	1	0	0	0	2						
Bill Gullickson, R OBP: 0.219, SLG: 0.167 (1, 1)				F7			B2-6-4			2	0	0	0	0	0	1						
Alex Trevino, R OBP: 0.239, SLG: 0.295 (8, PH)										1	0	0	0	0	1	0						
Dan Schatzeder, L OBP: 0.333, SLG: 0.333 (8, 1)										0	0	0	0	0	0	0						
Inning Stats	R: 0 E: 0 K: 1 S: 12	H: 0 LOB: 0 BB: 0 P: 16	R: 0 E: 0 K: 1 S: 11	H: 1 LOB: 2 BB: 1 P: 20	R: 0 E: 0 K: 2 S: 7	H: 0 LOB: 0 BB: 0 P: 9	R: 0 E: 0 K: 0 S: 8	H: 1 LOB: 2 BB: 1 P: 19	R: 0 E: 0 K: 0 S: 6	H: 2 LOB: 0 BB: 0 P: 7	R: 0 E: 0 K: 0 S: 12	H: 0 LOB: 0 BB: 0 P: 17	R: 0 E: 0 K: 0 S: 8	H: 0 LOB: 0 BB: 0 P: 10	R: 0 E: 0 K: 1 S: 9	H: 1 LOB: 1 BB: 0 P: 12	R: 0 E: 0 K: 0 S: 7	H: 1 LOB: 1 BB: 0 P: 10	1B: 6 2B: 0 3B: 0 HR: 0	SF: 0 SAC: 0 DP: 1 HBP: 0	WP: 0 PB: 0 SB: 0 CS: 1	PA: 34
PITCHER Pat Combs, L ERA: 4.0 (1, 1)	IP: 9.0 WLS: W BF: 33 H: 6 R: 0 ER: 0 SO: 6 BB: 2 IBB: 0 HBP: 0 BLK: 0 WP: 0 HR: 0 S: 80 P: 120 ERA: 0.00 WHIP: 0.889															PITCHER						

Batter	1	2	3	4	5	6	7	8	9	AB	R	H	RBI	BB	SO	LOB	BOTTOM			
Lenny Dykstra, L OBP: 0.453, SLG: 0.485 (1, 8)	G6-4-3		P3		P5			HR		3	1	1	1	1	0	0	Houston Astros @ Philadelphia Phillies Veterans Stadium, Philadelphia, PA Fri Jun 29 1990, 7:05 PM EDT Att: 26,339 - Unknown - 85 F			
Tom Herr, S OBP: 0.313, SLG: 0.351 (1, 4)	G6-4-3		G5-3		F7		G4-3			4	0	0	0	0	0	1				
Ron Jones, L OBP: 0.391, SLG: 0.491 (1, 9)	FC6-4		P5		1B		L8			4	1	2	0	0	0	0				
John Kruk, L OBP: 0.368, SLG: 0.394 (1, 7)	FC6-4			G4-3	1B		G4-3			4	0	1	0	0	0	1				
Charlie Hayes, R OBP: 0.325, SLG: 0.387 (7, 5)		F9		2B	BB		1B			3	0	2	1	1	0	0				
Darren Daulton, L OBP: 0.347, SLG: 0.323 (1, 2)		K		BB			P3			4	0	2	0	0	1	2				
Dave Hollins, S OBP: 0.254, SLG: 0.375 (1, 5)		1B								3	0	1	0	0	1	2				
Sil Campuzano, R OBP: 0.295, SLG: 0.263 (7, 7)		1B		P4			K			1	0	0	0	0	0	1				
Rod Booker, L OBP: 0.310, SLG: 0.300 (1, 6)		1B					L8			3	0	1	0	1	0	1				
Pat Combs, L OBP: 0.214, SLG: 0.192 (1, 1)		F9			G4-3		K			3	0	0	0	0	1	5				
Inning Stats	R: 0 E: 0 K: 0 S: 7	H: 1 LOB: 1 BB: 1 P: 14	R: 0 E: 0 K: 1 S: 13	H: 2 LOB: 2 BB: 0 P: 15	R: 0 E: 0 K: 0 S: 14	H: 0 LOB: 0 BB: 0 P: 21	R: 0 E: 0 K: 0 S: 9	H: 1 LOB: 3 BB: 2 P: 20	R: 1 E: 0 K: 2 S: 13	H: 3 LOB: 2 BB: 0 P: 15	R: 0 E: 0 K: 2 S: 8	H: 0 LOB: 0 BB: 0 P: 11	R: 1 E: 0 K: 0 S: 8	H: 1 LOB: 0 BB: 0 P: 11	R: 0 E: 0 K: 0 S: 5	H: 2 LOB: 1 BB: 0 P: 10	1B: 8 2B: 1 3B: 0 HR: 1	SF: 0 SAC: 0 DP: 1 HBP: 0	WP: 0 PB: 0 SB: 0 CS: 0	PA: 35
PITCHER Bill Gullickson, R ERA: 3.23 (1, 1)	IP: 7.0 WLS: L BF: 31 H: 8 R: 2 ER: 2 SO: 3 BB: 2 IBB: 1 HBP: 0 BLK: 0 WP: 0 HR: 1 S: 72 P: 107 ERA: 2.57 WHIP: 1.429															PITCHER				
Dan Schatzeder, L ERA: 3.29 (8, 1)	IP: 1.0 WLS: L BF: 4 H: 2 R: 0 ER: 0 SO: 0 BB: 0 IBB: 0 HBP: 0 BLK: 0 WP: 0 HR: 0 S: 5 P: 10 ERA: 0.00 WHIP: 2.000															PITCHER				

AB	31
R	0
H	6
RBI	0
BB	2
SO	6
LOB	7



AB	32
R	2
H	10
RBI	2
BB	3
SO	3
LOB	13



Batter	1	2	3	4	5	6	7	8	9	AB	R	H	RBI	BB	SO	LOB	TOP																			
Eric Yelding, R OBP: 0.320, SLG: 0.296 (1, 4)	B2		SF7 1B	K			SH2-3		6-3	4	1	1	0	0	1	0	Houston Astros @ Philadelphia Phillies Veterans Stadium, Philadelphia, PA Sat Jun 30 1990, 7:05 PM EDT Att: 27,111 - Unknown - 84 F																			
Rafael Ramirez, R OBP: 0.301, SLG: 0.329 (1, 6)	6-3		G3-1 1B		F8		IHR BB		K	4	1	1	0	1	1	0																				
Ken Caminiti, S OBP: 0.308, SLG: 0.311 (1, 5)	K		SF7		P4		P4		K	4	0	0	1	0	2	2																				
Franklin Stubbs, L OBP: 0.328, SLG: 0.509 (1, 3)		F8	G3-1 1B		2B		IHR			4	1	3	3	0	0	0																				
Glenn Wilson, R OBP: 0.283, SLG: 0.364 Juan Agosto, L (7, 1)	G6-3		G3-1		1-3		F9			4	0	0	0	0	0	3																				
Craig Biggio, R OBP: 0.355, SLG: 0.346 (8, 7)	2B		IBB			K		F7		3	1	1	0	1	1	0																				
Eric Anthony, L Casey Candaele, S OBP: 0.344, SLG: 0.410 (8, 4)	HR		K		F9		HR			4	2	2	2	0	1	3																				
Rich Gedman, L OBP: 0.362, SLG: 0.315 (1, 2)	HR			4-3		4-3		K		4	1	1	2	0	1	0																				
Mike Scott, R OBP: 0.179, SLG: 0.148 Javier Ortiz, R OBP: 0.438, SLG: 0.500 (7, 7) (8, 9)	6-3			K			SH2-3 IHR 1B		K	2	0	0	0	0	1	0																				
										2	1	1	0	0	1	0																				
Inning Stats	R: 0 E: 0 K: 1 S: 7	H: 0 LOB: 0 BB: 0 P: 12	R: 3 E: 0 K: 0 S: 10	H: 3 LOB: 0 BB: 0 P: 14	R: 1 E: 0 K: 1 S: 12	H: 3 LOB: 3 BB: 1 P: 21	R: 0 E: 0 K: 2 S: 9	H: 0 LOB: 0 BB: 0 P: 13	R: 0 E: 0 K: 1 S: 5	H: 0 LOB: 0 BB: 0 P: 7	R: 3 E: 0 K: 0 S: 9	H: 2 LOB: 0 BB: 1 P: 16	R: 1 E: 0 K: 2 S: 9	H: 1 LOB: 0 BB: 0 P: 13	R: 0 E: 0 K: 2 S: 8	H: 0 LOB: 0 BB: 0 P: 12	1B: 4 2B: 3 3B: 0 HR: 3	SF: 1 SAC: 1 DP: 0 HBP: 0	WP: 0 PA: 39 PB: 0 SB: 0 CS: 0																	
PITCHER	IP	WLS	BF	H	R	ER	SO	BB	IBB	HBP	BLK	WP	HR	S	P	ERA	WHIP	PITCHER		IP	WLS	BF	H	R	ER	SO	BB	IBB	HBP	BLK	WP	HR	S	P	ERA	WHIP
Marvin Freeman, R ERA: 5.33 Terry Mulholland, L ERA: 4.75 Dennis Cook, L ERA: 3.44 Darrel Akerfelds, R ERA: 2.45 Jeff Parrett, R ERA: 5.44	(1, 1)	2.0	L	11	5	4	4	1	0	0	0	0	0	1	21	32	18.00	2.500																		

AB	35
R	8
H	10
RBI	8
BB	2
SO	9
LOB	8



Batter	1	2	3	4	5	6	7	8	9	AB	R	H	RBI	BB	SO	LOB	BOTTOM																			
Lenny Dykstra, L OBP: 0.459, SLG: 0.491 (1, 8)	F9 S 1B		PB 2B	1-3 2H 1B			FC3-6 1B		K	5	1	4	1	0	1	1	Houston Astros @ Philadelphia Phillies Veterans Stadium, Philadelphia, PA Sat Jun 30 1990, 7:05 PM EDT Att: 27,111 - Unknown - 84 F																			
Tom Herr, S OBP: 0.314, SLG: 0.353 (1, 4)	L8		1-3 2H 2B	K		FC3-6				4	0	1	2	1	1	4																				
Ron Jones, L OBP: 0.373, SLG: 0.466 Sil Campusano, R OBP: 0.289, SLG: 0.256 Jeff Parrett, R OBP: 0.340, SLG: 0.483 (8, PH)	F9		F7		F8		L8		K	3	0	0	0	0	0	2																				
John Kruk, L OBP: 0.362, SLG: 0.387 (1, 3)	K		K		5-3					4	0	0	0	0	2	2																				
Charlie Hayes, R OBP: 0.324, SLG: 0.385 (1, 5)	K		P3		F8		FC5-4 1B			4	0	1	0	0	1	1																				
Darren Daulton, L OBP: 0.341, SLG: 0.316 (1, 2)	F9			P4		G3		FC5-4 PB		4	0	0	0	0	0	1																				
Randy Ready, R OBP: 0.337, SLG: 0.360 (1, 7)	E5			F8		5-3		P4		4	0	0	0	0	0	1																				
Rod Booker, L OBP: 0.311, SLG: 0.288 Dave Hollins, S OBP: 0.259, SLG: 0.367 (9, PH)	5-3			1B 1B BB		F8			5-3	2	1	0	0	1	0	1																				
Marvin Freeman, R Terry Mulholland, R Dennis Cook, L Darrel Akerfelds, R Jim Valcher, R (8, 9)			PB 2B 1B	1B 1B			6-3			0	0	0	0	0	0	0																				
										0	0	0	0	0	0	0																				
Inning Stats	R: 0 E: 0 K: 1 S: 11	H: 1 LOB: 1 BB: 0 P: 15	R: 0 E: 1 K: 1 S: 9	H: 0 LOB: 1 BB: 0 P: 9	R: 2 E: 0 K: 1 S: 13	H: 3 LOB: 1 BB: 0 P: 23	R: 1 E: 0 K: 1 S: 18	H: 2 LOB: 2 BB: 1 P: 31	R: 0 E: 0 K: 0 S: 4	H: 0 LOB: 0 BB: 0 P: 6	R: 0 E: 0 K: 0 S: 5	H: 0 LOB: 0 BB: 0 P: 9	R: 0 E: 0 K: 0 S: 5	H: 1 LOB: 1 BB: 0 P: 8	R: 0 E: 0 K: 0 S: 6	H: 1 LOB: 1 BB: 0 P: 10	R: 0 E: 0 K: 2 S: 10	H: 0 LOB: 2 BB: 2 P: 22	1B: 7 2B: 1 3B: 0 HR: 0	SF: 0 SAC: 0 DP: 0 HBP: 0	WP: 0 PA: 39 PB: 2 SB: 1 CS: 0															
PITCHER	IP	WLS	BF	H	R	ER	SO	BB	IBB	HBP	BLK	WP	HR	S	P	ERA	WHIP	PITCHER		IP	WLS	BF	H	R	ER	SO	BB	IBB	HBP	BLK	WP	HR	S	P	ERA	WHIP
Mike Scott, R ERA: 4.28 Juan Agosto, L ERA: 2.39	(1, 1)	6.0	W	26	6	3	2	4	1	0	0	0	0	0	21	40	3.00	1.167																		

AB	36
R	3
H	8
RBI	3
BB	3
SO	6
LOB	16



Batter	1	2	3	4	5	6	7	8	9	AB	R	H	RBI	BB	SO	LOB	TOP					
Eric Yelding, R OBP: 0.326, SLG: 0.303 (1, 4)										5	1	3	0	0	0	2						
Rafael Ramirez, R OBP: 0.303, SLG: 0.335 (1, 6)										5	1	2	1	0	1	3						
Ken Caminiti, S OBP: 0.311, SLG: 0.312 (1, 5)										3	1	1	0	1	0	1						
Franklin Stubbs, L OBP: 0.321, SLG: 0.497 (1, 3)										4	0	0	0	0	2	3						
Glenn Wilson, R OBP: 0.282, SLG: 0.359 (1, 7)										3	0	0	0	1	1	3						
Craig Biggio, R OBP: 0.354, SLG: 0.344 (1, 8)										4	0	1	2	0	0	1						
Eric Anthony, L OBP: 0.320, SLG: 0.422 (1, 9)										3	1	1	0	1	2	2						
Rich Gedman, L OBP: 0.356, SLG: 0.328 (1, 2)										4	0	1	0	0	1	2						
Danny Darwin, R (1, 1)										2	0	0	0	0	2	0						
Javier Ortiz, R OBP: 0.412, SLG: 0.467 (7, PH)										1	0	0	0	0	0	1						
Larry Andersen, R (7, 1)										0	0	0	0	0	0	0						
Dan Schatzeder, L OBP: 0.333, SLG: 0.333 (8, 1)										0	0	0	0	0	0	0						
Terry Puhl, L OBP: 0.290, SLG: 0.241 (9, PH)										1	0	1	1	0	0	0						
Inning Stats	R: 3 E: 0 K: 3 S: 13	H: 4 LOB: 1 BB: 0 P: 13	R: 0 E: 0 K: 2 S: 7	H: 0 LOB: 0 BB: 0 P: 7	R: 0 E: 0 K: 0 S: 3	H: 0 LOB: 0 BB: 0 P: 3	R: 0 E: 0 K: 1 S: 5	H: 0 LOB: 1 BB: 0 P: 9	R: 0 E: 0 K: 1 S: 6	H: 1 LOB: 1 BB: 0 P: 6	R: 0 E: 0 K: 1 S: 5	H: 0 LOB: 0 BB: 0 P: 5	R: 0 E: 0 K: 0 S: 5	H: 3 LOB: 2 BB: 0 P: 5	R: 0 E: 0 K: 0 S: 2	H: 0 LOB: 0 BB: 1 P: 6	R: 1 E: 0 K: 1 S: 7	H: 2 LOB: 2 BB: 1 P: 11	1B: 8 2B: 2 3B: 0 HR: 0	SF: 0 SAC: 0 DP: 0 HBP: 0	WP: 0 PB: 0 SB: 1 CS: 1	PA: 38
PITCHER	IP	WLS	BF	H	R	ER	SO	BB	IBB	HBP	BLK	WP	HR	S	P	ERA	WHIP					
Jose De Jesus, R ERA: 3.13 (1, 1)	6.0		24	5	3	3	8	1	0	0	0	0	0	39	43	4.50	1.000					
Don Carman, L ERA: 3.21 (7, 1)	1.0		5	3	0	0	0	0	0	0	0	0	0	5	5	0.00	3.000					
Roger McDowell, R ERA: 6.05 (8, 1)	2.0	W	9	2	1	1	1	2	0	0	0	0	0	9	17	4.50	2.000					

Houston Astros @ Philadelphia Phillies
Veterans Stadium, Philadelphia, PA

AB 35
R 4
H 10
RBI 4
BB 3
SO 9
LOB 18



Sun Jul 01 1990, 7:05 PM EDT
Att: 27,014 - Unknown


Batter	1	2	3	4	5	6	7	8	9	AB	R	H	RBI	BB	SO	LOB	BOTTOM					
Lenny Dykstra, L OBP: 0.459, SLG: 0.493 (1, 8)										3	1	1	1	1	0	0						
Tom Herr, S OBP: 0.314, SLG: 0.353 (1, 4)										3	0	1	0	0	0	1						
Charlie Hayes, R OBP: 0.323, SLG: 0.383 (1, 3) (9, 5)										4	1	1	0	0	1	2						
John Kruk, L OBP: 0.364, SLG: 0.383 (1, 9) (9, 3)										2	2	0	0	2	0	0						
Randy Ready, R OBP: 0.343, SLG: 0.366 (1, 7)										4	1	2	1	0	0	0						
Darren Daulton, L OBP: 0.339, SLG: 0.321 (1, 2)										3	1	1	3	0	0	0						
Dave Hollins, S OBP: 0.259, SLG: 0.353 (1, 5)										2	1	0	1	1	2	0						
Sil Campusano, R OBP: 0.289, SLG: 0.256 (9, 9)										0	0	0	0	0	0	0						
Rod Booker, L OBP: 0.338, SLG: 0.364 (1, 6)										3	1	2	2	1	0	0						
Jose De Jesus, R (1, 1)										1	0	0	0	0	0	0						
Carmelo Martinez, R OBP: 0.337, SLG: 0.477 (6, PH)										1	0	0	0	0	0	1						
Don Carman, L OBP: 0.375, SLG: 0.375 (7, 1)										0	0	0	0	0	0	0						
Dennis Cook, L OBP: 0.310, SLG: 0.414 (7, PH)										1	0	0	0	0	1	2						
Roger McDowell, R (8, 1)										1	0	0	0	0	1	1						
Inning Stats	R: 0 E: 0 K: 0 S: 3	H: 1 LOB: 0 BB: 0 P: 3	R: 0 E: 0 K: 0 S: 3	H: 0 LOB: 0 BB: 0 P: 3	R: 0 E: 0 K: 1 S: 5	H: 0 LOB: 0 BB: 0 P: 5	R: 0 E: 0 K: 0 S: 3	H: 0 LOB: 0 BB: 0 P: 3	R: 0 E: 0 K: 0 S: 3	H: 0 LOB: 0 BB: 0 P: 3	R: 1 E: 0 K: 1 S: 7	H: 2 LOB: 1 BB: 0 P: 7	R: 2 E: 0 K: 1 S: 7	H: 2 LOB: 2 BB: 2 P: 15	R: 5 E: 0 K: 2 S: 10	H: 3 LOB: 3 BB: 3 P: 22	1B: 4 2B: 3 3B: 1 HR: 0	SF: 2 SAC: 1 DP: 0 HBP: 0	WP: 0 PB: 1 SB: 0 CS: 1	PA: 36		
PITCHER	IP	WLS	BF	H	R	ER	SO	BB	IBB	HBP	BLK	WP	HR	S	P	ERA	WHIP					
Danny Darwin, R ERA: 2.29 (1, 1)	6.0		20	3	1	1	2	0	0	0	0	0	0	24	24	1.50	0.500					
Larry Andersen, R ERA: 2.62 (7, 1)	1.2	L	13	4	6	6	2	2	2	0	0	0	0	13	29	32.40	3.600					
Dan Schatzeder, L ERA: 3.49 (8, 1)	0.1		3	1	1	1	1	0	1	0	0	0	0	4	8	27.00	3.000					


Houston Astros @ Philadelphia Phillies
Veterans Stadium, Philadelphia, PA

AB 28
R 8
H 8
RBI 8
BB 5
SO 5
LOB 7



Sun Jul 01 1990, 7:05 PM EDT
Att: 27,014 - Unknown

Batter	1	2	3	4	5	6	7	8	9	AB	R	H	RBI	BB	SO	LOB	TOP								
Eric Yelding, R OBP: 0.320, SLG: 0.297 (1, 8)	L3		L8		L1-4-3		P6			4	0	0	0	0	0	4	Houston Astros @ Philadelphia Phillies Veterans Stadium, Philadelphia, PA Mon Jul 02 1990, 7:05 PM EDT Att: 32,349 - Unknown - 75 F AB 31 R 1 H 5 RBI 1 BB 4 SO 6 LOB 14 								
Rafael Ramirez, R OBP: 0.298, SLG: 0.329 (1, 6)	G4-3			G5-3		P3	FC6-4			4	0	0	0	0	0	3									
Ken Caminiti, S OBP: 0.310, SLG: 0.314 (1, 5)	K			2B		G1-3		G6-3		4	1	1	0	0	1	0									
Glenn Wilson, R OBP: 0.286, SLG: 0.367 (1, 7)				F9		G4-3		G3-1		4	0	2	1	0	0	0									
Franklin Stubbs, L OBP: 0.319, SLG: 0.488 (1, 3)				WP		G4-3		K		3	0	0	0	1	2	2									
Craig Biggio, R OBP: 0.353, SLG: 0.341 (1, 2)	P2			P6						3	0	0	0	1	0	2									
Eric Anthony, L OBP: 0.312, SLG: 0.411 (1, 9)	G4-3					P4		G6-3		4	0	0	0	0	0	2									
Casey Candaele, S OBP: 0.362, SLG: 0.432 (1, 4)			K			SH1-4				3	0	2	0	1	1	0									
Jim Deshaies, L (1, 1)			K							1	0	0	0	0	1	0									
Bill Doran, S OBP: 0.379, SLG: 0.335 (7, PH)						SH1-4				0	0	0	0	1	0	0									
Danny Darwin, R (7, PR)										0	0	0	0	0	0	0									
Juan Agosto, L (7, 1)										0	0	0	0	0	0	0									
Terry Puhl, L OBP: 0.283, SLG: 0.233 (9, PH)										1	0	0	0	0	1	1									
Inning Stats	R: 0 E: 0 K: 1 S: 10	H: 0 LOB: 0 BB: 0 P: 15	R: 0 E: 0 K: 0 S: 7	H: 0 LOB: 1 BB: 1 P: 13	R: 0 E: 0 K: 2 S: 8	H: 0 LOB: 0 BB: 0 P: 13	R: 1 E: 0 K: 0 S: 11	H: 2 LOB: 1 BB: 0 P: 13	R: 0 E: 0 K: 0 S: 7	H: 1 LOB: 1 BB: 0 P: 8	R: 0 E: 0 K: 1 S: 9	H: 1 LOB: 1 BB: 0 P: 18	R: 0 E: 0 K: 0 S: 9	H: 0 LOB: 3 BB: 3 P: 23	R: 0 E: 0 K: 1 S: 8	H: 0 LOB: 0 BB: 0 P: 11	R: 0 E: 0 K: 1 S: 11	H: 1 LOB: 1 BB: 0 P: 16	1B: 2 2B: 3 3B: 0 HR: 0	SF: 0 SAC: 1 DP: 0 HBP: 0	WP: 1 PB: 1 SB: 1 CS: 0	PA: 36			
PITCHER	IP	WLS	BF	H	R	ER	SO	BB	IBB	HBP	BLK	WP	HR	S	P	ERA	WHIP								
Bruce Ruffin, L ERA: 3.94 (1, 1)	6.1	W	27	4	1	1	4	4	0	0	0	1	0	56	98	1.42	1.263								
Darrel Akerfelds, R ERA: 2.3 (7, 1)	2.2	S	9	1	0	0	2	0	0	0	0	0	0	24	32	0.00	0.375								

Batter	1	2	3	4	5	6	7	8	9	AB	R	H	RBI	BB	SO	LOB	BOTTOM								
Lenny Dykstra, L OBP: 0.463, SLG: 0.491 (1, 8)	2B						G3-1			1	1	0	0	3	0	0	Houston Astros @ Philadelphia Phillies Veterans Stadium, Philadelphia, PA Mon Jul 02 1990, 7:05 PM EDT Att: 32,349 - Unknown - 75 F AB 29 R 5 H 5 RBI 5 BB 4 SO 6 LOB 14 								
Tom Herr, S OBP: 0.313, SLG: 0.355 (1, 4)	1B					K	G5-3			4	1	1	1	0	1	3									
Charlie Hayes, R OBP: 0.322, SLG: 0.381 (1, 5)	1B					P4	F9			4	0	1	0	0	0	1									
Carmelo Martinez, R OBP: 0.324, SLG: 0.457 (1, 3)	K									4	0	0	0	0	2	2									
Randy Ready, R OBP: 0.349, SLG: 0.379 (1, 7)	SF8									2	1	1	1	1	0	0									
Sil Campusano, R OBP: 0.289, SLG: 0.256 (8, PR) (9, 7)										0	1	0	0	0	0	0									
Dickie Thorn, R OBP: 0.303, SLG: 0.321 (1, 6)	G6-3									4	0	0	0	0	1	3									
Jim Vatcher, R OBP: 0.376, SLG: 0.412 (1, 9)										4	1	1	2	0	1	1									
Steve Lake, R OBP: 0.262, SLG: 0.246 (1, 2)	P4									4	0	1	1	0	0	2									
Bruce Ruffin, S OBP: 0.176, SLG: 0.097 (1, 1)										2	0	0	0	0	1	2									
Darrel Akerfelds, R (7, 1)										0	0	0	0	0	0	0									
Inning Stats	R: 2 E: 0 K: 1 S: 14	H: 2 LOB: 1 BB: 1 P: 24	R: 0 E: 1 K: 0 S: 8	H: 0 LOB: 2 BB: 1 P: 14	R: 0 E: 0 K: 1 S: 12	H: 0 LOB: 0 BB: 0 P: 21	R: 0 E: 0 K: 2 S: 11	H: 0 LOB: 0 BB: 0 P: 16	R: 0 E: 0 K: 1 S: 8	H: 0 LOB: 1 BB: 1 P: 13	R: 1 E: 1 K: 1 S: 14	H: 1 LOB: 2 BB: 1 P: 22	R: 0 E: 0 K: 0 S: 8	H: 0 LOB: 0 BB: 0 P: 12	R: 2 E: 0 K: 0 S: 9	H: 2 LOB: 1 BB: 0 P: 14		1B: 2 2B: 2 3B: 0 HR: 1	SF: 1 SAC: 1 DP: 0 HBP: 0	WP: 0 PB: 0 SB: 1 CS: 0	PA: 35				
PITCHER	IP	WLS	BF	H	R	ER	SO	BB	IBB	HBP	BLK	WP	HR	S	P	ERA	WHIP								
Jim Deshaies, L ERA: 4.19 (1, 1)	6.0	L	27	3	3	2	6	3	1	0	0	0	1	67	110	3.00	1.000								
Juan Agosto, L ERA: 2.65 (7, 1)	2.0		8	2	2	2	0	0	0	0	0	0	1	17	26	9.00	1.000								

Batter	1	2	3	4	5	6	7	8	9	AB	R	H	RBI	BB	SO	LOB	TOP				
Lonnie Smith, R OBP: 0.348, SLG: 0.438 (1, 7)	G5-3		FC4-6 BB		1B BB		F8			2	0	0	0	2	0	0	Atlanta Braves @ Philadelphia Phillies Veterans Stadium, Philadelphia, PA Tue Jul 03 1990, 7:05 PM EDT Att: 55,147 - Unknown - 80 F AB 30 R 1 H 5 RBI 1 BB 4 SO 7 LOB 16				
Jeff Treadway, L OBP: 0.333, SLG: 0.449 (1, 4)	F8		FC4-6 1-2f		1B		G4-3			4	0	1	0	0	0	1					
Ron Gant, R OBP: 0.362, SLG: 0.580 (1, 8)	G6-3		F8		K			G6-3 2B		4	0	1	0	0	1	3					
Jim Presley, R OBP: 0.315, SLG: 0.464 (1, 5)			F8 PB 1B		K			G6-3		3	1	1	0	1	1	1					
David Justice, L OBP: 0.345, SLG: 0.405 Francisco Cabrera, R OBP: 0.259, SLG: 0.370 (6, PH) (6, 3)	F8		F8		1B BB			P4		1	0	0	0	1	0	1					
Tommy Gregg, L OBP: 0.238, SLG: 0.240 Dale Murphy, R OBP: 0.308, SLG: 0.395 (6, PH) (6, 9)	F7		F7		G6-4-3 1B			G6-3		2	0	1	0	0	0	1					
Andres Thomas, R OBP: 0.269, SLG: 0.339 Kent Mercker, L OBP: 0.259, SLG: 0.370 (6, PH) (6, 3)	F8		F8		1B BB			P4		2	0	0	0	0	1	2					
Tommy Gregg, L OBP: 0.238, SLG: 0.240 Dale Murphy, R OBP: 0.308, SLG: 0.395 (6, PH) (6, 9)	F7		F7		G6-4-3 1B			G6-3		2	0	1	0	0	0	1					
Andres Thomas, R OBP: 0.269, SLG: 0.339 Kent Mercker, L OBP: 0.259, SLG: 0.370 (6, PH) (6, 3)	F8		F8		1B BB			G6-3		0	0	0	0	0	0	1					
Alexis Infante, R OBP: 0.080, SLG: 0.083 (9, PH)					G6-4-3 1B			K		3	0	1	1	0	0	4					
Jimmy Kremers, L OBP: 0.200, SLG: 0.148 Greg Olson, R OBP: 0.368, SLG: 0.438 (6, PH) (6, 2)	K		K		G6-4-3 1B			F9		2	0	0	0	0	2	1					
Marty Clary, R OBP: 0.353, SLG: 0.437 (6, 6)			K		K			F9		2	0	0	0	0	0	0					
Jeff Blauser, R OBP: 0.353, SLG: 0.437 (6, 6)			K		K			F9		2	0	0	0	0	0	0					
Inning Stats	R: 0 E: 0 K: 0 S: 6	H: 0 LOB: 0 BB: 0 P: 12	R: 1 E: 0 K: 1 S: 14	H: 2 LOB: 1 BB: 0 P: 20	R: 0 E: 0 K: 1 S: 8	H: 0 LOB: 1 BB: 1 P: 15	R: 0 E: 0 K: 1 S: 8	H: 1 LOB: 1 BB: 1 P: 14	R: 0 E: 0 K: 2 S: 12	H: 0 LOB: 2 BB: 1 P: 22	R: 0 E: 0 K: 0 S: 8	H: 0 LOB: 0 BB: 0 P: 12	R: 0 E: 0 K: 0 S: 5	H: 1 LOB: 1 BB: 0 P: 7	R: 0 E: 0 K: 1 S: 9	H: 0 LOB: 0 BB: 0 P: 11		1B: 4 2B: 1 3B: 0 HR: 0	SF: 0 SAC: 0 DP: 1 HBP: 0	WP: 0 PB: 1 SB: 0 CS: 0	PA: 36
PITCHER	IP	WLS	BF	H	R	ER	SO	BB	IBB	HBP	BLK	WP	HR	S	P	ERA		WHIP			
Jeff Parrett, R ERA: 4.94 Dennis Cook, L ERA: 3.29	5.0	W	21	4	1	0	5	3	0	0	0	0	0	48	83	0.00	1.400				
PITCHER	IP	WLS	BF	H	R	ER	SO	BB	IBB	HBP	BLK	WP	HR	S	P	ERA	WHIP				
Jeff Parrett, R ERA: 4.94 Dennis Cook, L ERA: 3.29	4.0	S	15	1	0	0	2	2	0	0	0	0	0	34	55	0.00	0.750				

Batter	1	2	3	4	5	6	7	8	9	AB	R	H	RBI	BB	SO	LOB	BOTTOM					
Lenny Dykstra, L OBP: 0.460, SLG: 0.487 (1, 8)	1B SF8 1B		F8		G5-3		L6			4	1	1	0	0	0	0	Atlanta Braves @ Philadelphia Phillies Veterans Stadium, Philadelphia, PA Tue Jul 03 1990, 7:05 PM EDT Att: 55,147 - Unknown - 80 F AB 30 R 5 H 7 RBI 5 BB 4 SO 7 LOB 10					
Tom Herr, S OBP: 0.316, SLG: 0.368 (1, 4)	1B BB 1B		L7		G4-3		HR			4	2	2	1	0	0	0						
Charlie Hayes, R OBP: 0.321, SLG: 0.378 (1, 5)	SF8		L7		1B BB		K			2	1	0	1	1	1	0						
Carmelo Martinez, R OBP: 0.324, SLG: 0.453 Jim Vatcher, R OBP: 0.368, SLG: 0.400 (6, PR) (7, 9)	K		G6-3		1B BB		F7			3	0	1	0	0	1	1						
John Kruk, L OBP: 0.367, SLG: 0.380 (7, 3)	1B BB		G4-3		1B BB		K			2	0	0	0	2	1	0						
Randy Ready, R OBP: 0.395, SLG: 0.378 (1, 7)	L8		L8		K		1B BB			3	0	1	1	1	1	3						
Dickie Thon, R OBP: 0.306, SLG: 0.324 (1, 6)	K		G4-3		1B		1B			4	0	2	2	0	1	2						
Darren Daulton, L OBP: 0.333, SLG: 0.315 (1, 2)	G4-3		G4-3		F8		F7			4	0	0	0	0	1	4						
Jeff Parrett, R ERA: 5.04 Dennis Cook, L ERA: 3.29 (5, PH) (6, 1)	K		K		G4-3		F7			1	0	0	0	0	1	0						
Inning Stats	R: 2 E: 0 K: 2 S: 15	H: 3 LOB: 2 BB: 1 P: 27	R: 0 E: 0 K: 1 S: 6	H: 0 LOB: 0 BB: 0 P: 13	R: 0 E: 0 K: 0 S: 4	H: 0 LOB: 0 BB: 0 P: 6	R: 0 E: 0 K: 0 S: 6	H: 0 LOB: 0 BB: 0 P: 12	R: 0 E: 0 K: 0 S: 5	H: 0 LOB: 0 BB: 0 P: 8	R: 2 E: 0 K: 2 S: 17	H: 2 LOB: 2 BB: 2 P: 31	R: 1 E: 0 K: 1 S: 10	H: 1 LOB: 0 BB: 0 P: 18	R: 0 E: 0 K: 1 S: 7	H: 1 LOB: 2 BB: 1 P: 16		1B: 6 2B: 0 3B: 0 HR: 1	SF: 1 SAC: 0 DP: 0 HBP: 0	WP: 0 PB: 0 SB: 0 CS: 0	PA: 35	
PITCHER	IP	WLS	BF	H	R	ER	SO	BB	IBB	HBP	BLK	WP	HR	S	P	ERA		WHIP				
Marty Clary, R ERA: 5.04 Kent Mercker, L ERA: 3.39 Charlie Kerfeld, R ERA: 7.0	5.1	L	22	4	4	4	3	2	0	0	0	0	0	42	79	6.75		1.125				
PITCHER	IP	WLS	BF	H	R	ER	SO	BB	IBB	HBP	BLK	WP	HR	S	P	ERA		WHIP				
Marty Clary, R ERA: 5.04 Kent Mercker, L ERA: 3.39 Charlie Kerfeld, R ERA: 7.0	1.2		8	2	1	1	3	1	0	0	0	0	0	7	16	0.00		2.000				

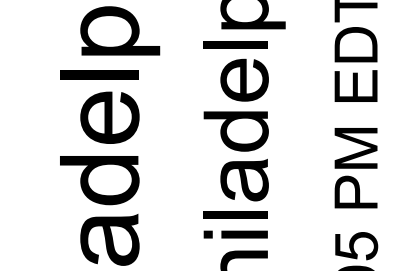
Batter	1	2	3	4	5	6	7	8	9	AB	R	H	RBI	BB	SO	LOB	TOP					
Lonnie Smith, R OBP: 0.350, SLG: 0.431	4-0 WP 1-3 BB		0-0 L4-3			0-0 F9	0-3 K		4-0 BLK BB	3	0	0	0	2	1	4	<p>Atlanta Braves @ Philadelphia Phillies</p> <p>Veterans Stadium, Philadelphia, PA</p> <p>Wed Jul 04 1990, 7:05 PM EDT</p> <p>Att: 18,286 - Unknown</p>					
Andres Thomas, R OBP: 0.295, SLG: 0.328	0-0 1-3		0-0 F9			0-0 F6		4-0 S 1B BB	4	1	0	0	1	0	2							
Ron Gant, R OBP: 0.358, SLG: 0.570	0-3 K			4-0 CS BB		0-0 6-3		0-0 P6	4	0	0	0	1	2	3							
Jim Presley, R OBP: 0.314, SLG: 0.458	0-3 K			0-0 5-3			0-3 K	4-0 BB 1B BB	3	0	0	0	1	2	2							
Dale Murphy, R OBP: 0.314, SLG: 0.409		0-0 F7						0-0 BB	0	2	0	0	0	0	0							
Francisco Cabrera, R OBP: 0.297, SLG: 0.387		0-0 5-3						0-0 BB	3	0	1	0	0	0	0							
David Justice, L OBP: 0.343, SLG: 0.403								0-0 1B PB 5-3 1B	1	1	0	0	0	0	2							
Greg Olson, R OBP: 0.376, SLG: 0.442					0-0 G1-3			0-0 5-3 BB 1-3 2-H 1B	3	0	2	1	1	0	0							
Alexis Infante, R OBP: 0.074, SLG: 0.077					0-3 K			0-0 F8	2	0	0	0	0	1	1							
Jeff Treadway, L OBP: 0.335, SLG: 0.447								0-0 F8	1	0	0	0	1	0	3							
Tom Glavine, L OBP: 0.194, SLG: 0.182									2	0	0	1	1	0	2							
Rick Luecken, R OBP: 0.235, SLG: 0.237									0	0	0	0	0	0	0							
Tommy Gregg, L OBP: 0.235, SLG: 0.237									1	0	0	0	0	0	0							
Joe Boever, R									0	0	0	0	0	0	0							
Inning Stats	R: 0 E: 0 K: 2 S: 7	H: 0 LOB: 1 BB: 1 P: 11	R: 0 E: 0 K: 0 S: 4	H: 1 LOB: 1 BB: 0 P: 4	R: 0 E: 0 K: 0 S: 2	H: 0 LOB: 0 BB: 1 P: 6	R: 1 E: 0 K: 0 S: 3	H: 1 LOB: 0 BB: 1 P: 7	R: 0 E: 0 K: 1 S: 5	H: 0 LOB: 0 BB: 0 P: 5	R: 0 E: 0 K: 0 S: 3	H: 0 LOB: 0 BB: 0 P: 3	R: 2 E: 0 K: 2 S: 9	H: 2 LOB: 3 BB: 2 P: 17	R: 1 E: 0 K: 0 S: 4	H: 1 LOB: 3 BB: 3 P: 16	R: 0 E: 0 K: 1 S: 5	H: 0 LOB: 1 BB: 1 P: 9	1B: 4 2B: 1 3B: 0 HR: 1	SF: 0 SAC: 0 DP: 1 HBP: 0	WP: 1 PB: 1 SB: 1 CS: 1	PA: 39
PITCHER	IP WLS BF H R ER SO BB IBB HBP BLK WP HR S P ERA WHIP																					
Pat Combs, L ERA: 4.02	(1, 1) 6.1 L 24 3 3 3 4 4 0 0 0 0 1 1 28 44 4.26 1.105																					
Marvin Freeman, R ERA: 5.33	(7, 1) 0.0 1 1 0 0 0 0 0 0 0 0 0 0 0 1 1 = =																					
Don Carman, L ERA: 3.19	(7, 1) 0.1 2 0 0 0 0 1 0 0 0 0 0 0 1 5 0.00 3.000																					
Darrel Akerfelds, R ERA: 2.45	(7, 1) 1.0 7 1 1 1 1 3 0 0 0 0 0 0 6 18 9.00 4.000																					
Roger McDowell, R ERA: 5.85	(8, 1) 1.1 5 0 0 0 1 1 0 0 0 1 0 0 6 10 0.00 0.750																					

Batter	1	2	3	4	5	6	7	8	9	AB	R	H	RBI	BB	SO	LOB	BOTTOM			
Lenny Dykstra, L OBP: 0.459, SLG: 0.482	0-0 1-3		4-0 FC6-4 BB		0-0 1-3		4-0 FC4-6 BB		0-0 4-3	3	0	0	0	2	0	0	<p>Atlanta Braves @ Philadelphia Phillies</p> <p>Veterans Stadium, Philadelphia, PA</p> <p>Wed Jul 04 1990, 7:05 PM EDT</p> <p>Att: 18,286 - Unknown</p>			
Tom Herr, S OBP: 0.314, SLG: 0.365	0-3 K		0-0 FC6-4 BB			0-0 1B	0-0 FC4-6 BB		0-0 F9	5	1	1	0	0	1	4				
Randy Ready, R OBP: 0.377, SLG: 0.390	0-0 1B		4-0 1-2 BB			0-0 S 1B	4-0 1-3 1B	4-0 1-2 2-3 BB		2	0	2	0	2	0	0				
Ricky Jordan, R OBP: 0.290, SLG: 0.374	0-0 P4		0-0 P1			0-0 F9	0-0 F9			4	0	0	0	0	0	9				
Roger McDowell, R										0	0	0	0	0	0	0				
Charlie Hayes, R OBP: 0.320, SLG: 0.376		0-0 4-3		0-0 P4		0-0 S 1B		0-3 K		4	0	1	1	0	1	0				
John Kruk, L OBP: 0.386, SLG: 0.376		0-0 5-3		0-0 4-3		0-0 G4-6-3 BB		0-0 E7		2	0	0	0	1	0	0				
Darrel Akerfelds, R ERA: 5.21										0	0	0	0	0	0	0				
Carmelo Martinez, R OBP: 0.321, SLG: 0.448										1	0	0	0	0	0	0				
Dickie Thon, R OBP: 0.301, SLG: 0.319										4	0	0	0	0	1	4				
Darren Daulton, L OBP: 0.332, SLG: 0.313										4	0	1	0	0	0	1				
Pat Combs, L OBP: 0.207, SLG: 0.185										1	0	0	0	0	0	0				
Marvin Freeman, R ERA: 5.21										0	0	0	0	0	0	0				
Don Carman, L OBP: 0.375, SLG: 0.375										0	0	0	0	0	0	0				
Jim Vatcher, R OBP: 0.375, SLG: 0.432										2	0	1	0	0	0	0				
Inning Stats	R: 0 E: 0 K: 1 S: 6	H: 1 LOB: 0 BB: 0 P: 6	R: 0 E: 0 K: 0 S: 3	H: 0 LOB: 0 BB: 0 P: 3	R: 0 E: 0 K: 0 S: 4	H: 1 LOB: 3 BB: 2 P: 12	R: 0 E: 0 K: 0 S: 3	H: 0 LOB: 0 BB: 0 P: 3	R: 0 E: 0 K: 0 S: 5	H: 3 LOB: 2 BB: 1 P: 9	R: 0 E: 0 K: 0 S: 4	H: 1 LOB: 3 BB: 2 P: 12	R: 0 E: 1 K: 2 S: 8	H: 0 LOB: 1 BB: 0 P: 8	R: 0 E: 0 K: 0 S: 3	H: 0 LOB: 0 BB: 0 P: 3	1B: 5 2B: 1 3B: 0 HR: 0	SF: 0 SAC: 1 DP: 1 HBP: 0	WP: 0 PB: 0 SB: 0 CS: 0	PA: 38
PITCHER	IP WLS BF H R ER SO BB IBB HBP BLK WP HR S P ERA WHIP																			
Tom Glavine, L ERA: 3.79	(1, 1) 6.2 W 29 6 1 1 1 1 4 0 0 0 0 0 0 9 13 0.00 0.750																			
Rick Luecken, R ERA: 5.21	(7, 1) 1.1 6 0 0 0 2 1 0 0 0 0 0 0 9 13 0.00 0.750																			
Joe Boever, R ERA: 4.19	(9, 1) 1.0 S 3 0 0 0 0 0 0 0 0 0 0 0 3 3 0.00 0.000																			

AB 27
R 4
H 3
RBI 2
BB 8
SO 6
LOB 19



AB 32
R 1
H 6
RBI 1
BB 5
SO 3
LOB 18



Batter	1	2	3	4	5	6	7	8	9	AB	R	H	RBI	BB	SO	LOB	TOP			
Chris Sabo, R OBP: 0.375, SLG: 0.539 Rob Dibble, L (8, 1)	0-0 P6	1-2 G5-3	0-1 L5		0-1 P5			0-1 P4		5	0	0	0	0	0	2	Cincinnati Reds @ Philadelphia Phillies Veterans Stadium, Philadelphia, PA Thu Jul 05 1990, 7:05 PM EDT Att: 19,961 - Unknown - 70 F			
Norm Charlton, S OBP: 0.600, SLG: 0.500										0	0	0	0	0	0					
Barry Larkin, R OBP: 0.369, SLG: 0.392	1-0 HR	1-1 BB 1B	3-1 G3		0-2 G6-3			0-0 G6-3		5	1	2	1	0	0	2				
Paul O'Neill, L OBP: 0.365, SLG: 0.474	2-2 HR	4-1 BB 2B	3-2 BB 1B		0-0 P5			1-1 BB 1B		4	1	3	2	1	0	0				
Eric Davis, R OBP: 0.346, SLG: 0.475 Herm Winningham, L OBP: 0.291, SLG: 0.375	0-2 HR	1-1 P4	3-3 K		0-2 G1-3			0-0 P3		4	1	0	0	0	1	4				
Hal Morris, L OBP: 0.400, SLG: 0.471	0-0 HR		0-0 BB 2B 1B		1-3 K			0-0 G3-1		5	2	3	3	0	1	0				
Glenn Braggs, R OBP: 0.362, SLG: 0.434	2-2 FC4-6 1B		4-2 BB 1B		1-2 G6-4-3			4-2 BB G5-3		3	1	1	0	2	0	1				
Ron Oester, S OBP: 0.340, SLG: 0.394	2-0 FC4-6 1B		0-0 BB 1B		2-2 E6			0-0 G5-3		5	1	2	1	0	0	2				
Joe Oliver, R OBP: 0.326, SLG: 0.355	2-2 F9		0-0 BB 1B		2-2 F7			2-3 K		5	1	1	1	0	1	4				
Jack Armstrong, R OBP: 0.132, SLG: 0.108 Luis Quinones, S OBP: 0.301, SLG: 0.333		0-0 F9	1-2 BB 1B		0-3 K			1-2 P4		4	1	0	0	0	1	2				
										0	0	0	0	0	0	0				
Inning Stats	R: 4 E: 1 K: 0 S: 18	H: 4 LOB: 1 BB: 0 P: 27	R: 0 E: 0 K: 0 S: 9	H: 1 LOB: 2 BB: 1 P: 16	R: 5 E: 1 K: 1 S: 19	H: 4 LOB: 1 BB: 1 P: 33	R: 0 E: 1 K: 0 S: 17	H: 1 LOB: 1 BB: 0 P: 23	R: 0 E: 0 K: 1 S: 9	H: 0 LOB: 0 BB: 0 P: 9	R: 0 E: 0 K: 0 S: 10	H: 1 LOB: 1 BB: 0 P: 15	R: 0 E: 0 K: 0 S: 6	H: 1 LOB: 1 BB: 1 P: 7	R: 0 E: 0 K: 1 S: 7	H: 0 LOB: 1 BB: 1 P: 13	1B: 7 2B: 3 3B: 0 HR: 2	SF: 0 SAC: 0 DP: 1 HBP: 0	WP: 1 PB: 0 SB: 0 CS: 0	PA: 44
PITCHER	IP WLS BF H R ER SO BB IBB HBP BLK WP HR S P ERA WHIP																			
Ken Howell, R ERA: 4.29	(1, 1) 2.0 L 15 6 6 5 0 2 0 0 0 0 1 2 30 50 22.50 4.000																			
Terry Mulholland, L ERA: 4.35	(3, 1) 5.0 21 5 3 0 3 0 0 0 0 0 0 59 81 0.00 1.000																			
Marvin Freeman, R ERA: 4.94	(8, 1) 2.0 8 1 0 0 1 1 0 0 0 0 0 0 13 20 0.00 1.000																			

AB	41
R	9
H	12
RBI	8
BB	3
SO	4
LOB	18



Batter	1	2	3	4	5	6	7	8	9	AB	R	H	RBI	BB	SO	LOB	BOTTOM					
Lenny Dykstra, L OBP: 0.456, SLG: 0.479 Sil Campusano, R OBP: 0.319, SLG: 0.366	2-1 G4-3		1-0 F8		1-2 BB 1B			3-1 HR		2	0	0	0	0	0	0	Cincinnati Reds @ Philadelphia Phillies Veterans Stadium, Philadelphia, PA Thu Jul 05 1990, 7:05 PM EDT Att: 19,961 - Unknown - 70 F					
Tom Herr, S OBP: 0.311, SLG: 0.361 Rod Booker, L OBP: 0.333, SLG: 0.357	3-2 G6-3		0-0 G4-3		0-0 G3			0-1 G3		3	0	0	0	0	1							
Randy Ready, R OBP: 0.364, SLG: 0.375	2-3 K				1-1 P4			2-1 G5-3		4	0	0	0	0	1	0						
Carmelo Martinez, R OBP: 0.327, SLG: 0.475		0-0 HR			4-2 BB 1B			3-3 K		3	1	1	1	1	2	0						
John Kruk, L OBP: 0.370, SLG: 0.380 Jim Vatcher, R OBP: 0.366, SLG: 0.421		3-2 FC1-6 1B			0-0 FC5-4 1B			1-0 G6-3		3	0	2	0	0	0	0						
Darren Daulton, L OBP: 0.328, SLG: 0.309 Charlie Hayes, R OBP: 0.322, SLG: 0.378		1-1 F7			0-0 F9			2-3 K		3	0	0	0	0	1	3						
Dickie Thon, R OBP: 0.301, SLG: 0.318	1 SAFE	0-0 FC1-6 1B			1-0 FC5-4 1B			0-0 WP 1B		4	0	1	0	0	0	4						
Dave Hollins, S OBP: 0.242, SLG: 0.327	1 SAFE	1-1 F9						1-3 K		4	0	0	0	0	2	3						
Ken Howell, R OBP: 0.103, SLG: 0.107 Terry Mulholland, R OBP: 0.200, SLG: 0.250 Ricky Jordan, R OBP: 0.288, SLG: 0.372 Marvin Freeman, R	(1, 1) 7.0 W 27 7 0 0 0 0 0 0 0 0 0 1 1 58 94 1.29 0.857																					
Rob Dibble, R ERA: 1.7	(8, 1) 1.0 4 1 1 1 1 0 0 0 0 0 0 1 9 16 9.00 1.000																					
Norm Charlton, L ERA: 2.98	(9, 1) 1.0 4 1 0 0 1 0 0 0 0 0 0 0 8 10 0.00 1.000																					
Inning Stats	R: 0 E: 0 K: 1 S: 9	H: 0 LOB: 0 BB: 0 P: 16	R: 1 E: 0 K: 0 S: 9	H: 2 LOB: 1 BB: 0 P: 14	R: 0 E: 0 K: 0 S: 4	H: 0 LOB: 0 BB: 0 P: 7	R: 0 E: 0 K: 0 S: 8	H: 1 LOB: 2 BB: 1 P: 14	R: 0 E: 0 K: 2 S: 10	H: 1 LOB: 1 BB: 0 P: 15	R: 0 E: 0 K: 1 S: 6	H: 0 LOB: 0 BB: 0 P: 12	R: 0 E: 0 K: 1 S: 12	H: 1 LOB: 1 BB: 0 P: 16	R: 1 E: 0 K: 1 S: 9	H: 1 LOB: 0 BB: 0 P: 16	R: 0 E: 0 K: 1 S: 8	H: 1 LOB: 1 BB: 0 P: 10	1B: 5 2B: 0 3B: 0 HR: 2	SF: 0 SAC: 0 DP: 0 HBP: 0	WP: 1 PB: 0 SB: 0 CS: 0	PA: 35
PITCHER	IP WLS BF H R ER SO BB IBB HBP BLK WP HR S P ERA WHIP																					
Jack Armstrong, R ERA: 2.28	(1, 1) 1.0 4 1 1 1 1 0 0 0 0 0 0 1 9 16 9.00 1.000																					

AB	34
R	2
H	7
RBI	2
BB	1
SO	7
LOB	12





Batter	1	2	3	4	5	6	7	8	9	AB	R	H	RBI	BB	SO	LOB	TOP										
Billy Hatcher, R OBP: 0.355, SLG: 0.409 (1, 7)	P2		L8-3 1B			HR		G5-3	G6-3	5	1	2	1	0	0	2	Cincinnati Reds @ Philadelphia Phillies Veterans Stadium, Philadelphia, PA Fri Jul 06 1990, 7:05 PM EDT Att: 28,501 - Unknown - 82 F livebaseballscorecards.com										
Barry Larkin, R OBP: 0.370, SLG: 0.407 (1, 6)	HR		L8-3 1-2			G1-3		G3	2B	4	1	2	1	0	0	1											
Paul O'Neill, L OBP: 0.363, SLG: 0.471 (1, 9)	K					K		G3	1B	4	0	1	0	0	2	1											
Eric Davis, R OBP: 0.344, SLG: 0.470 (1, 8)	1B					K		F7	G6-3	4	0	1	0	0	1	2											
Hal Morris, L OBP: 0.424, SLG: 0.545 (1, 3)	F7					CS		HR	SH1-4 G6-3 1B	4	2	3	1	0	0	1											
Luis Quinones, S OBP: 0.302, SLG: 0.333 (1, 5)		K				P6			SH G5-3 SH1-4	3	0	1	0	0	1	1											
Ron Oester, S OBP: 0.340, SLG: 0.392 (1, 4)		G6-4-3 1B				G6-3		F9	SH1-4	3	0	1	0	0	0	1											
Jeff Reed, L OBP: 0.271, SLG: 0.235 (1, 2)		G6-4-3 1-2				K		K	G5-3 IBB	3	0	0	0	1	2	2											
Danny Jackson, R OBP: 0.048, SLG: 0.048 (1, 1)						G3-1		L8	G5-3	3	0	0	0	0	1	1											
Rob Dibble, L (8, 1)										0	0	0	0	0	0	0											
Ken Griffey, L OBP: 0.263, SLG: 0.340 (9, PH)										1	0	0	1	0	0	2											
Randy Myers, L (9, 1)										0	0	0	0	0	0	0											
Inning Stats	R: 1 E: 0 K: 1 S: 12	H: 2 LOB: 1 BB: 0 P: 23	R: 0 E: 0 K: 1 S: 9	H: 1 LOB: 0 BB: 0 P: 12	R: 0 E: 0 K: 1 S: 6	H: 1 LOB: 0 BB: 0 P: 8	R: 0 E: 0 K: 2 S: 13	H: 1 LOB: 1 BB: 0 P: 22	R: 0 E: 0 K: 1 S: 6	H: 0 LOB: 0 BB: 0 P: 9	R: 1 E: 0 K: 1 S: 8	H: 2 LOB: 0 BB: 0 P: 13	R: 1 E: 0 K: 1 S: 9	H: 2 LOB: 1 BB: 0 P: 14	R: 0 E: 0 K: 0 S: 9	H: 1 LOB: 1 BB: 0 P: 13	R: 1 E: 1 K: 0 S: 7	H: 1 LOB: 2 BB: 1 P: 15	1B: 7 2B: 2 3B: 0 HR: 3	SF: 0 SAC: 2 DP: 2 HBP: 0	WP: 0 PB: 0 SB: 0 CS: 1	PA: 38					
PITCHER	IP	WLS	BF	H	R	ER	SO	BB	IBB	HBP	BLK	WP	HR	S	P	ERA	WHIP										
Jose De Jesus, R ERA: 3.41 (1, 1)	6.0	L	24	9	3	3	6	0	0	0	0	0	3	57	91	4.50	1.500										
Don Carman, L ERA: 3.12 (7, 1)	1.0		3	0	0	0	1	0	0	0	0	0	0	6	10	0.00	0.000										
Roger McDowell, R ERA: 5.57 (8, 1)	2.0		10	2	1	0	0	0	1	0	0	0	0	16	28	0.00	1.000										



Batter	1	2	3	4	5	6	7	8	9	AB	R	H	RBI	BB	SO	LOB	BOTTOM										
Lenny Dykstra, L OBP: 0.462, SLG: 0.477 (1, 8)	E S BB		FC6-4 BB			BB		G6-3		1	0	0	0	4	0	0	Cincinnati Reds @ Philadelphia Phillies Veterans Stadium, Philadelphia, PA Fri Jul 06 1990, 7:05 PM EDT Att: 28,501 - Unknown - 82 F livebaseballscorecards.com										
Tom Herr, S OBP: 0.306, SLG: 0.355 (1, 4)	K		FC6-4 FC6-4 1-2 2-3			F7		K	F8	5	0	0	0	0	2	5											
Randy Ready, R OBP: 0.361, SLG: 0.364 (1, 7)	K		FC6-4 1-2			BB				3	0	0	0	1	2	3											
Carmelo Martinez, R OBP: 0.333, SLG: 0.505 (1, 3)	F8					L8		HR		4	1	2	1	0	0	3											
John Kruk, L OBP: 0.372, SLG: 0.382 (1, 9)						F7		1B		4	0	2	0	0	0	2											
Charlie Hayes, R OBP: 0.316, SLG: 0.373 (1, 5)						G5-3		K	F9	4	0	0	0	0	1	3											
Dickie Thon, R OBP: 0.300, SLG: 0.315 (1, 6)						IBB		G4-3	K	3	0	0	0	1	1	1											
Steve Lake, R OBP: 0.261, SLG: 0.246 (1, 2)						K		G1-3	K	4	0	1	0	0	2	3											
Jose De Jesus, R (1, 1)									K	1	0	0	0	0	0	3											
Don Carman, L OBP: 0.375, SLG: 0.375 (7, 1)						SH1-4		G4-3		0	0	0	0	0	0	0											
Si Camposano, R OBP: 0.313, SLG: 0.357 (7, PH)										1	0	0	0	0	0	0											
Roger McDowell, R (8, 1)										0	0	0	0	0	0	0											
Jim Vatcher, R OBP: 0.357, SLG: 0.410 (9, PH)										1	0	0	0	0	1	0											
Inning Stats	R: 0 E: 0 K: 2 S: 8	H: 0 LOB: 1 BB: 1 P: 15	R: 0 E: 0 K: 0 S: 5	H: 0 LOB: 0 BB: 0 P: 9	R: 0 E: 0 K: 0 S: 11	H: 1 LOB: 2 BB: 1 P: 18	R: 0 E: 0 K: 1 S: 14	H: 2 LOB: 3 BB: 1 P: 25	R: 0 E: 0 K: 0 S: 6	H: 0 LOB: 2 BB: 2 P: 18	R: 0 E: 0 K: 1 S: 10	H: 0 LOB: 0 BB: 0 P: 13	R: 0 E: 0 K: 1 S: 7	H: 0 LOB: 0 BB: 0 P: 11	R: 1 E: 0 K: 2 S: 17	H: 2 LOB: 1 BB: 0 P: 28	R: 0 E: 0 K: 2 S: 13	H: 0 LOB: 1 BB: 1 P: 21	1B: 4 2B: 0 3B: 0 HR: 1	SF: 0 SAC: 1 DP: 0 HBP: 0	WP: 1 PB: 0 SB: 1 CS: 0	PA: 38					
PITCHER	IP	WLS	BF	H	R	ER	SO	BB	IBB	HBP	BLK	WP	HR	S	P	ERA	WHIP										
Danny Jackson, L ERA: 3.11 (1, 1)	7.1	W	32	5	1	1	6	4	1	0	0	0	1	71	128	1.23	1.227										
Rob Dibble, R ERA: 1.68 (8, 1)	0.2		2	0	0	0	1	0	0	0	0	0	0	7	9	0.00	0.000										
Randy Myers, L ERA: 2.22 (9, 1)	1.0	S	4	0	0	0	2	1	0	0	0	0	0	13	21	0.00	1.000										

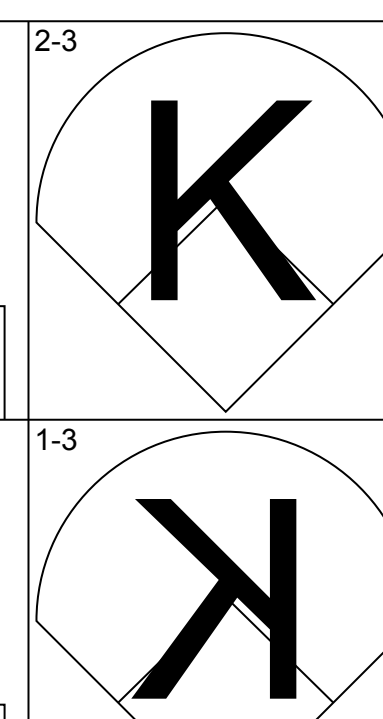
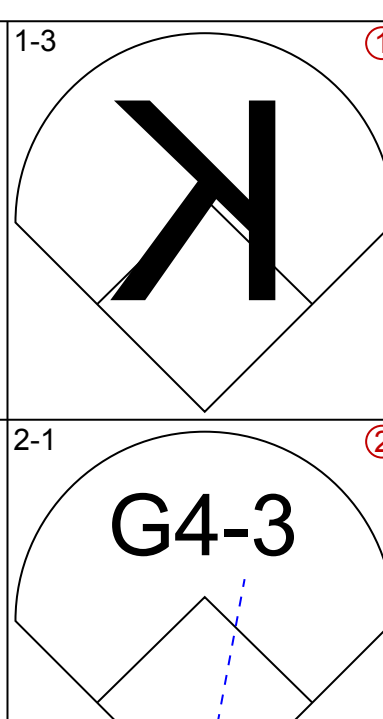
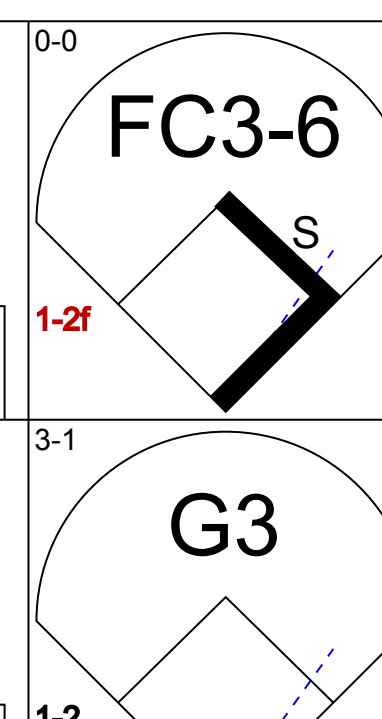
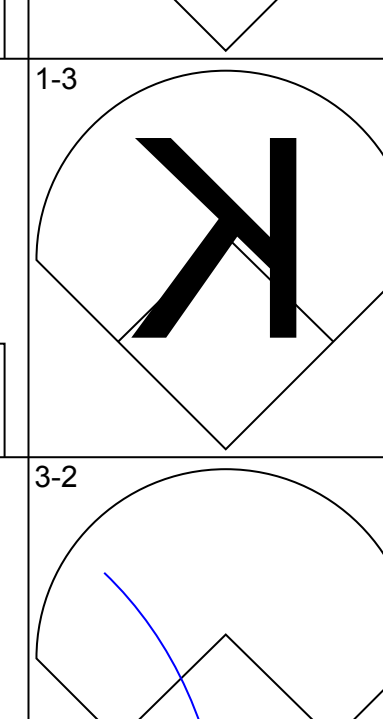
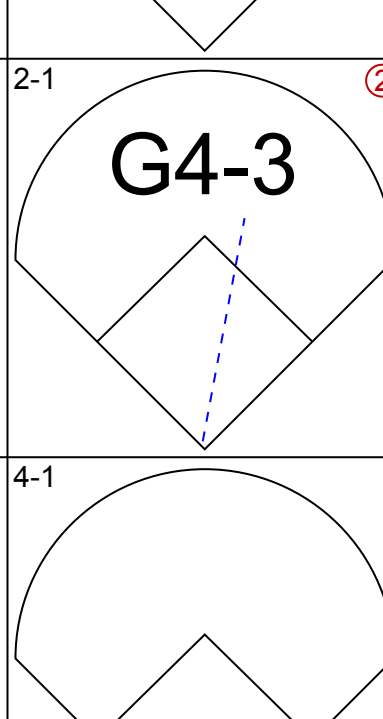
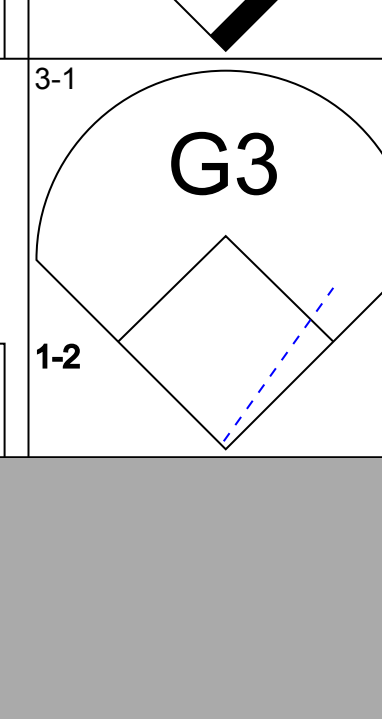
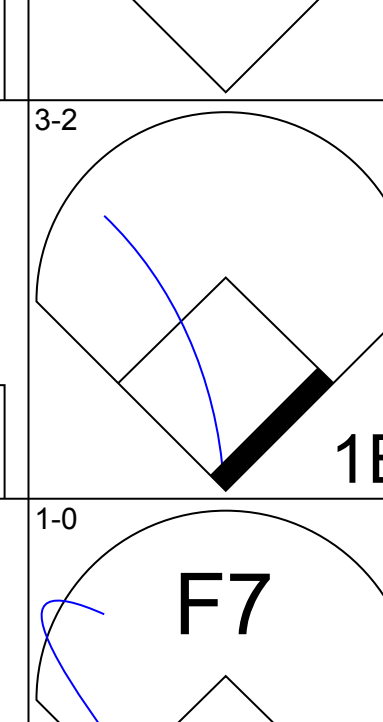
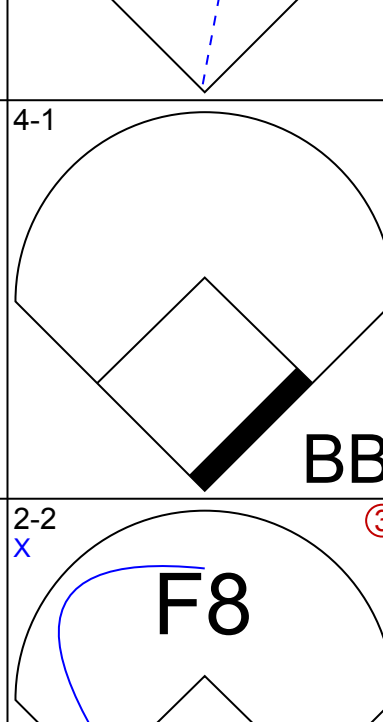
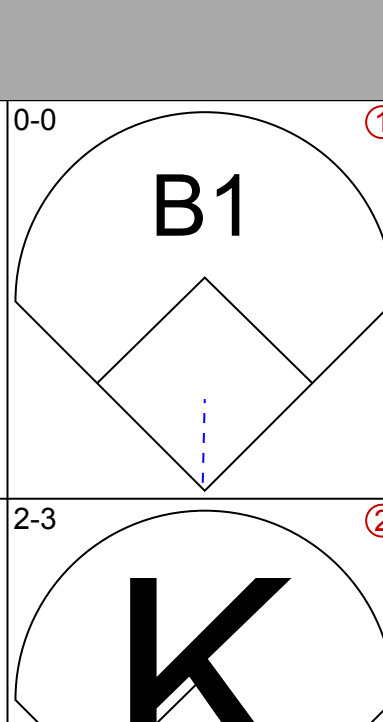
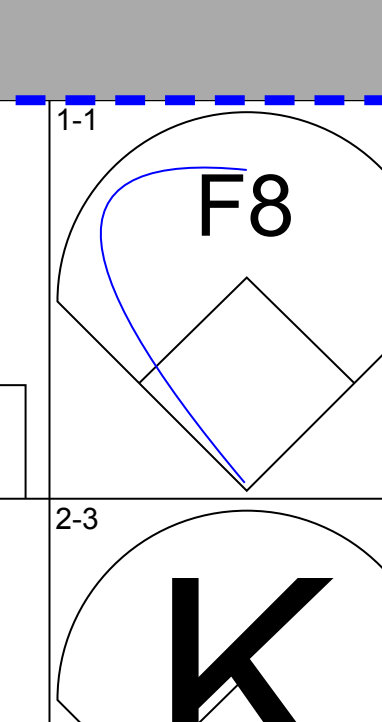
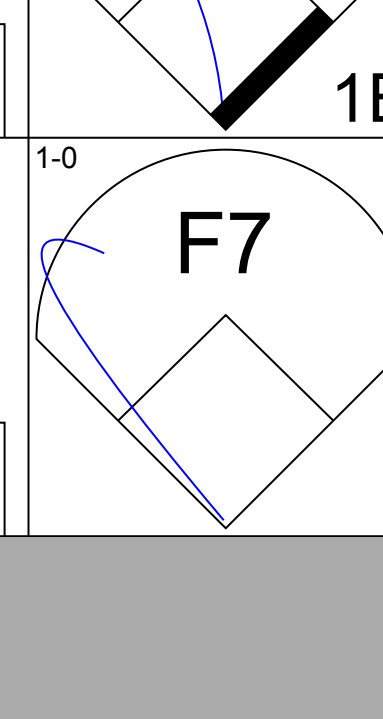
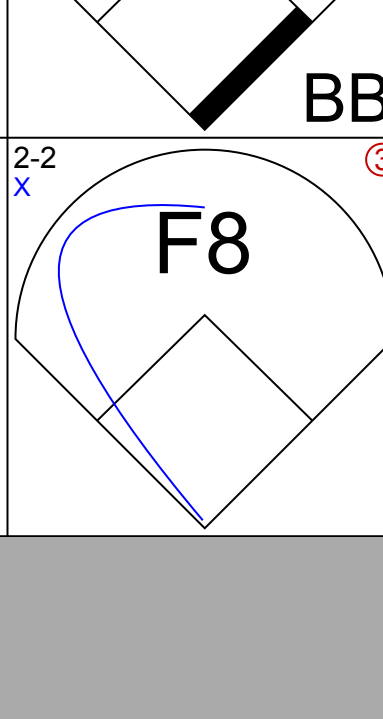
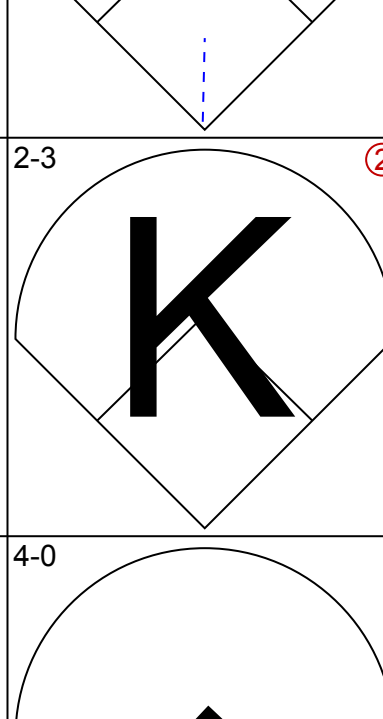
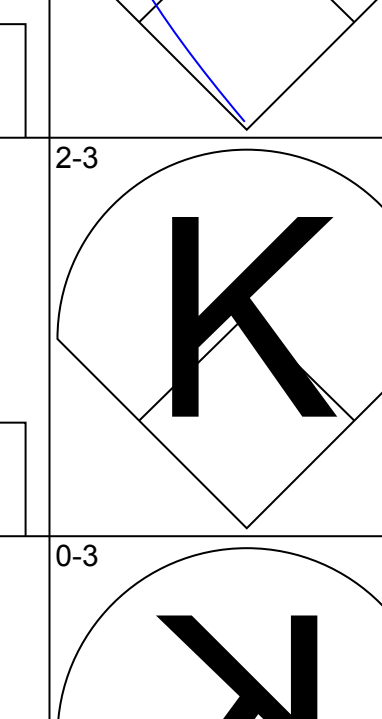
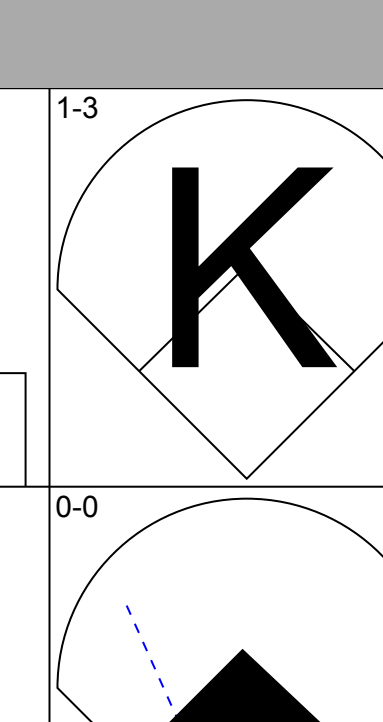
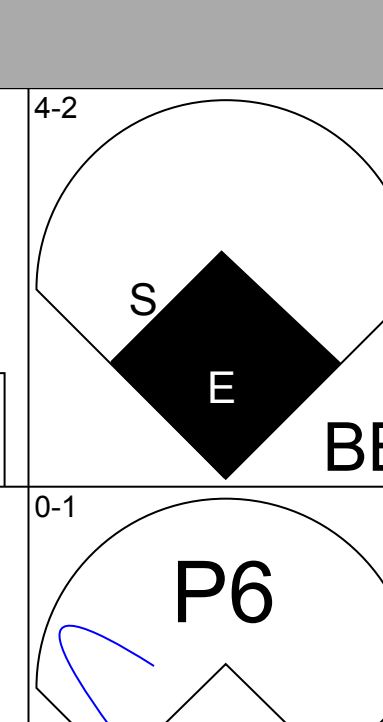
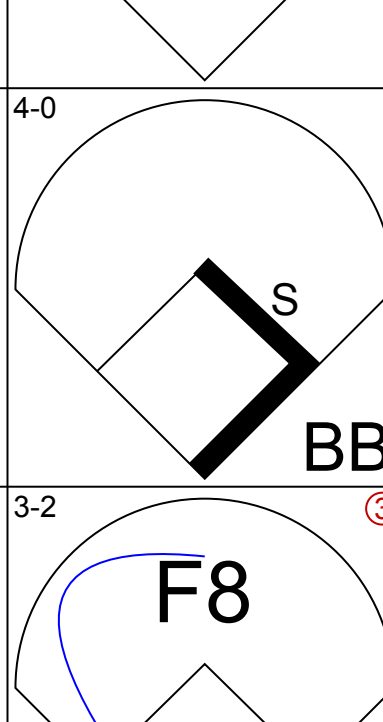
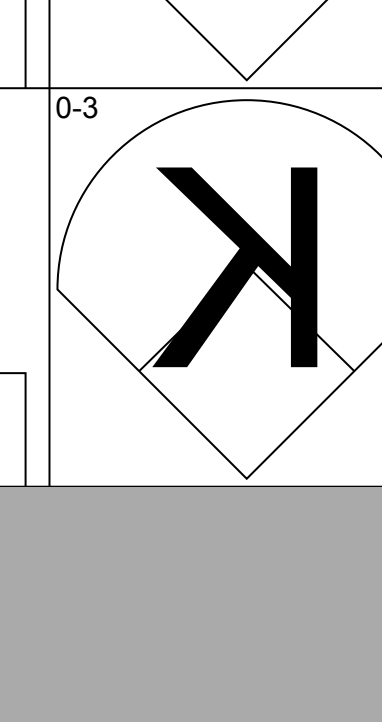
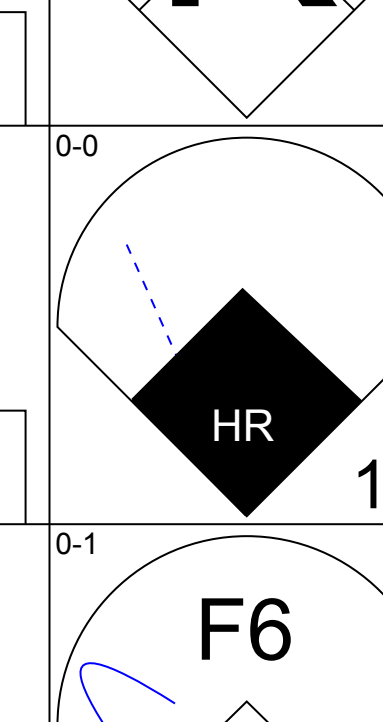
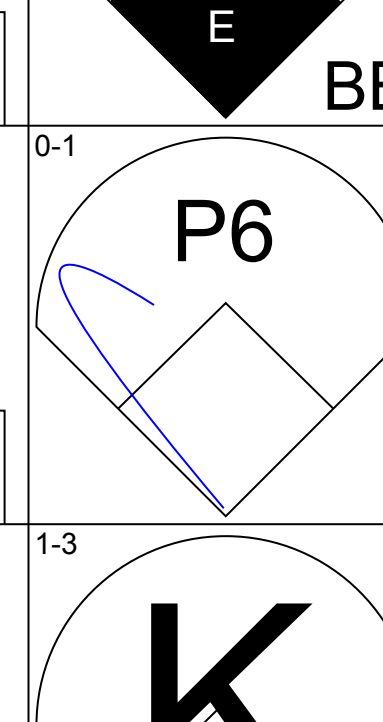
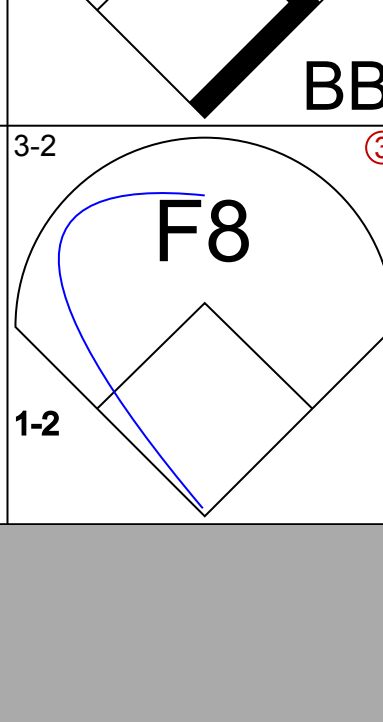
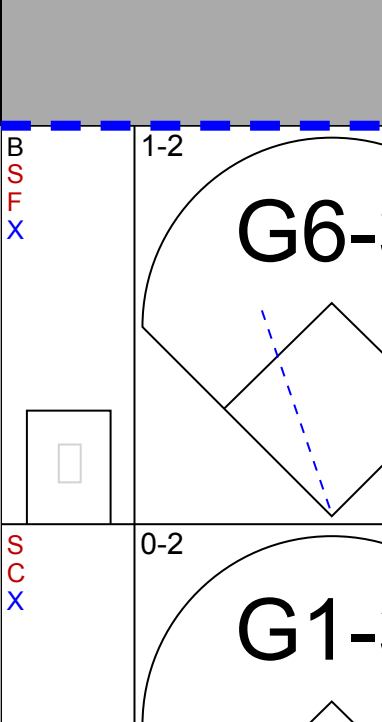
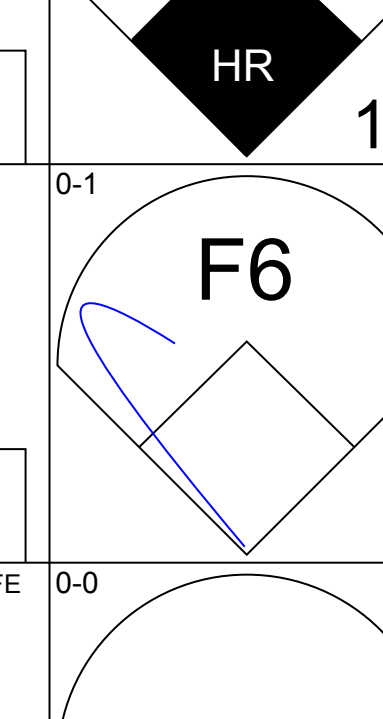
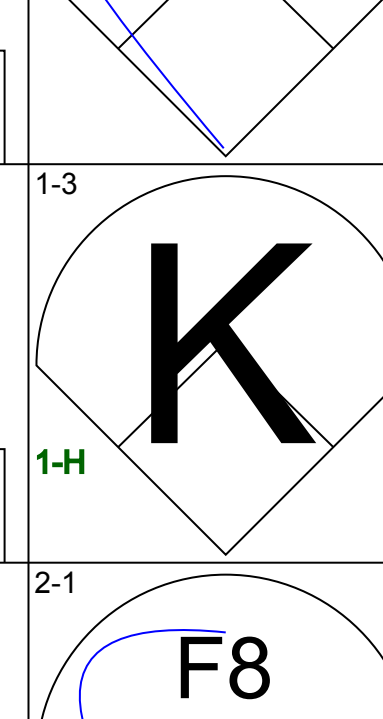
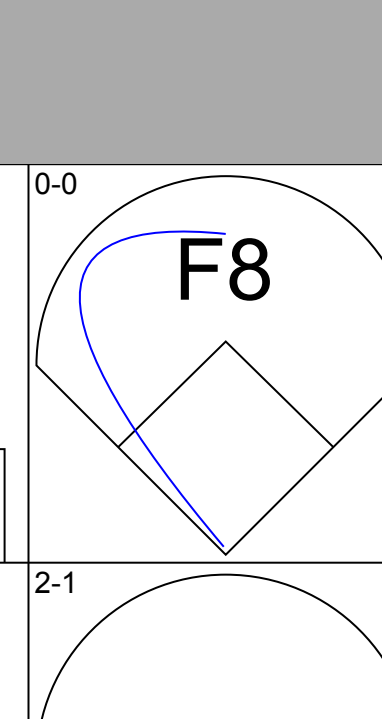
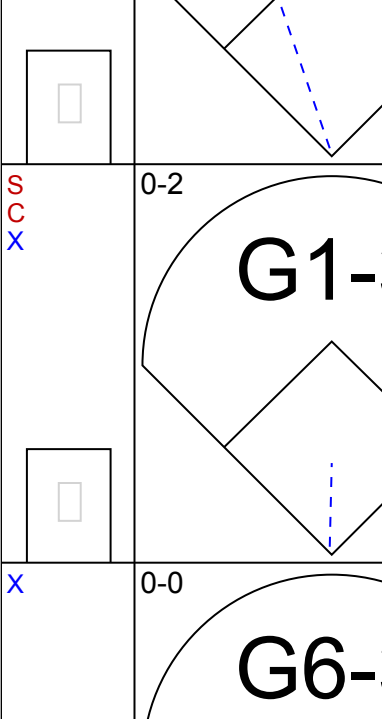
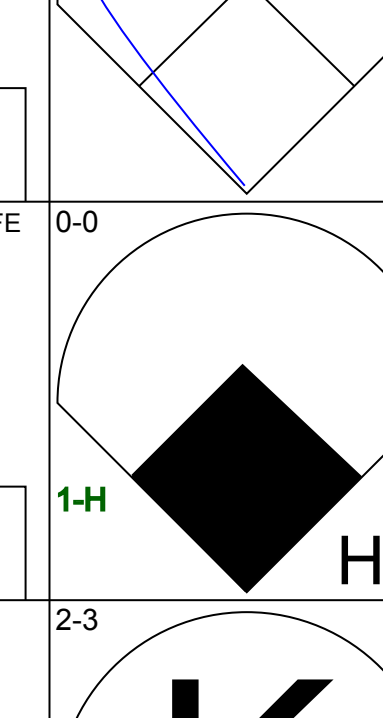
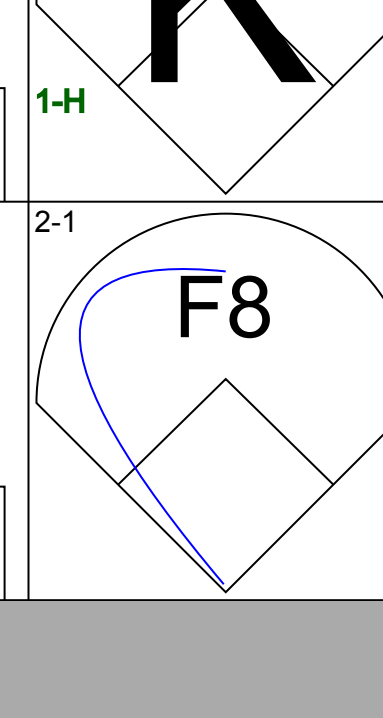
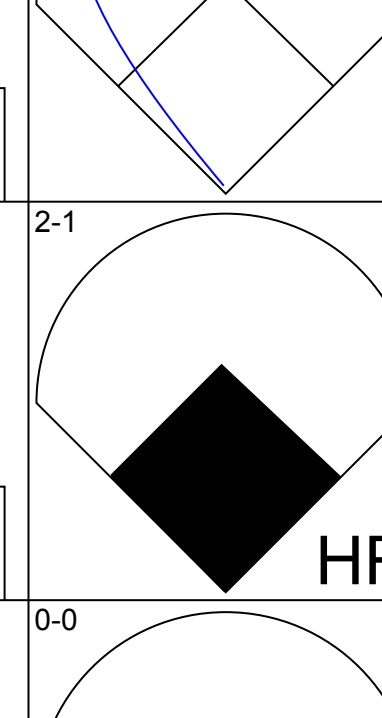
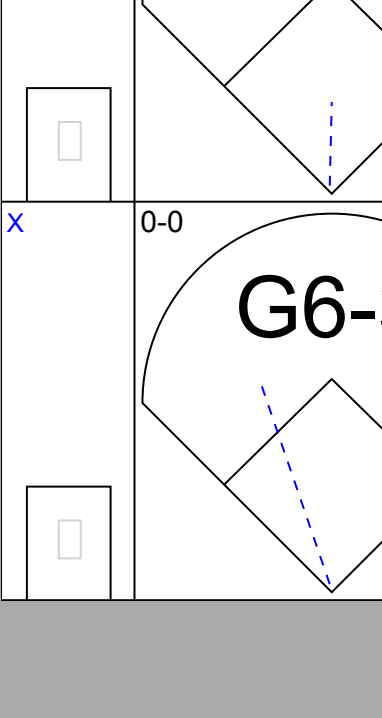
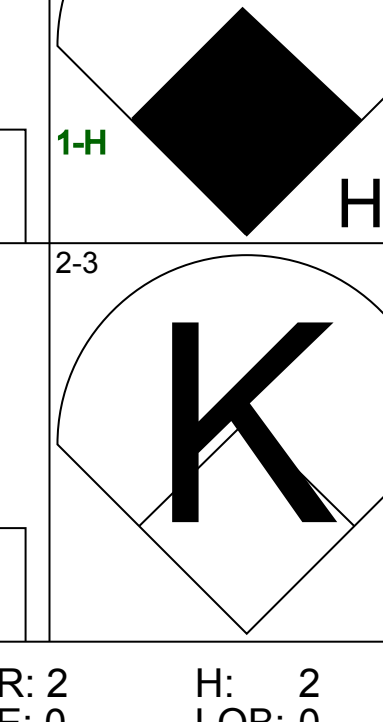
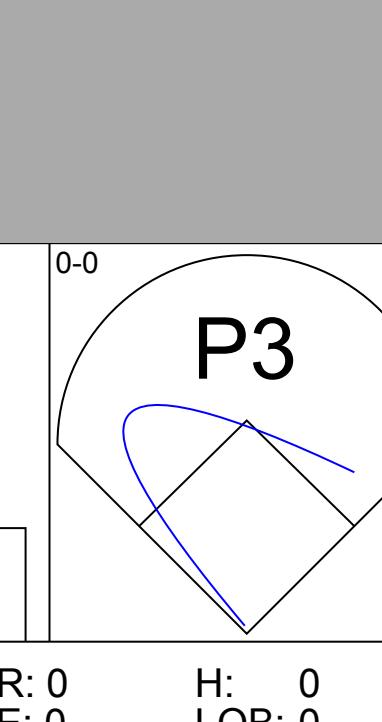


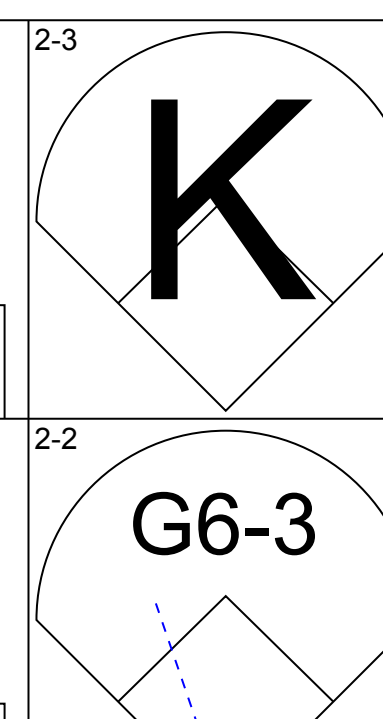
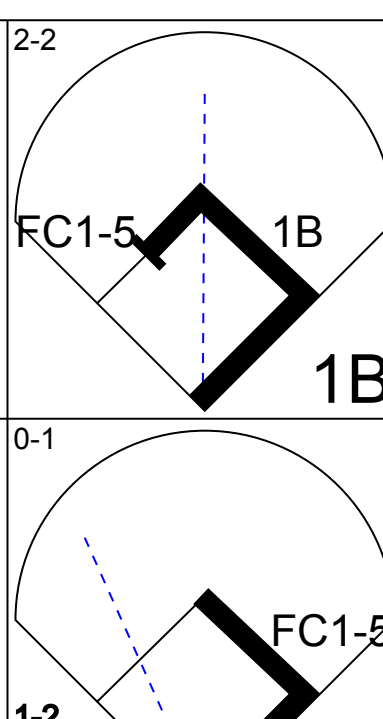
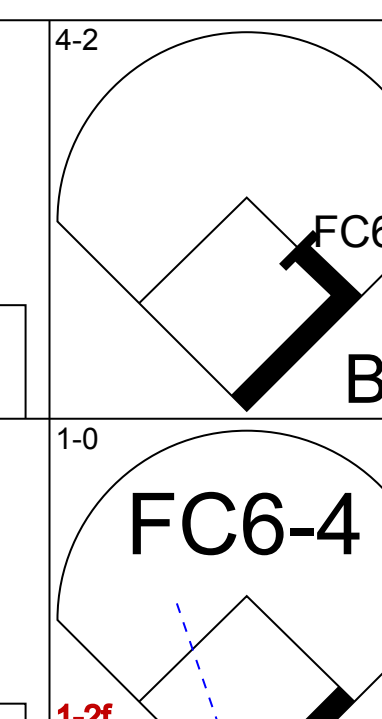
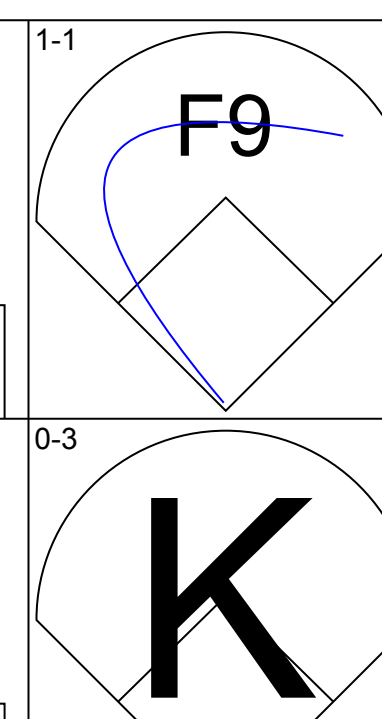
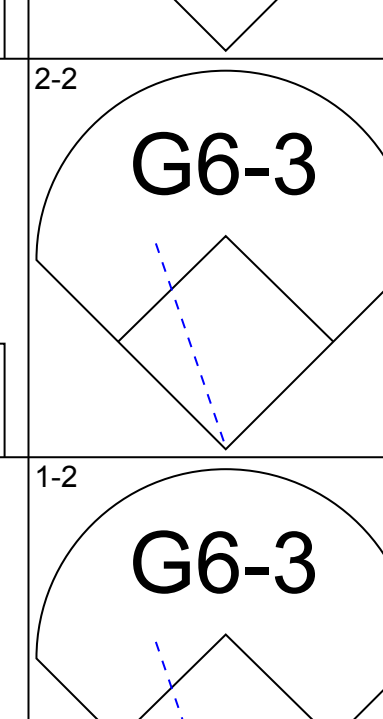
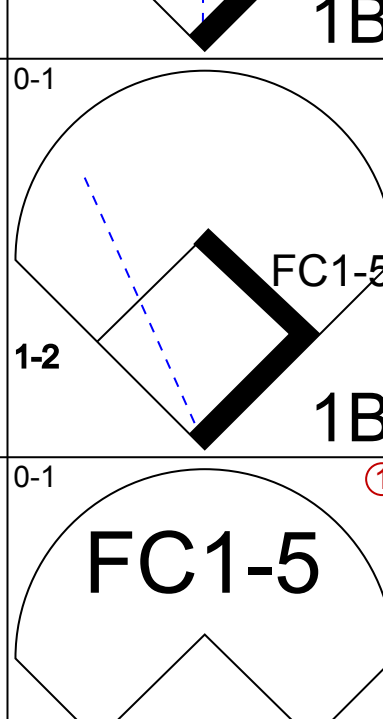
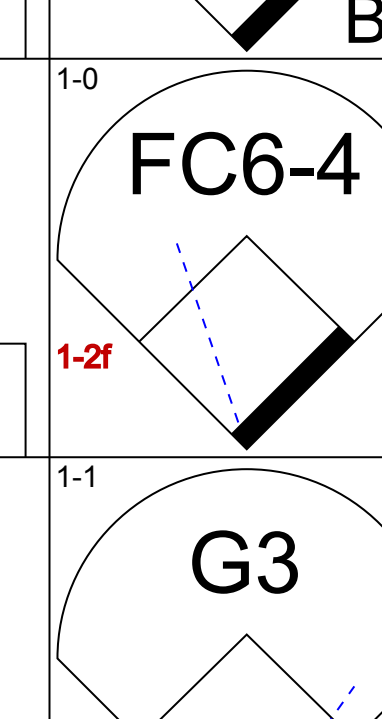
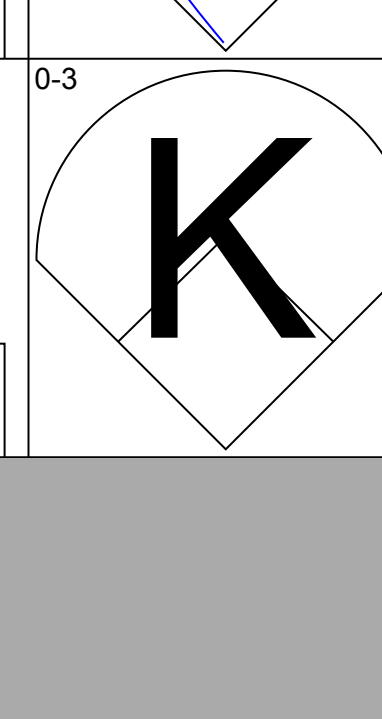
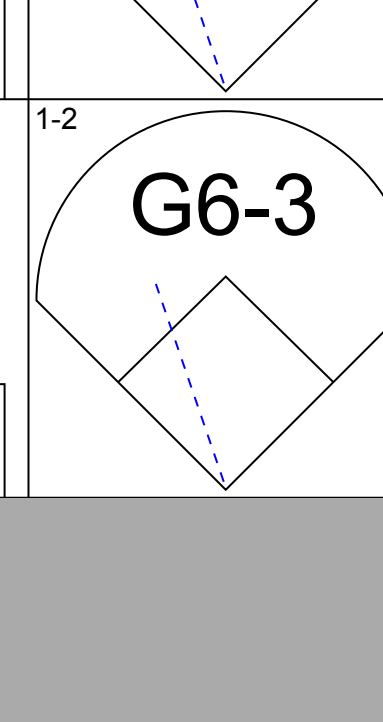
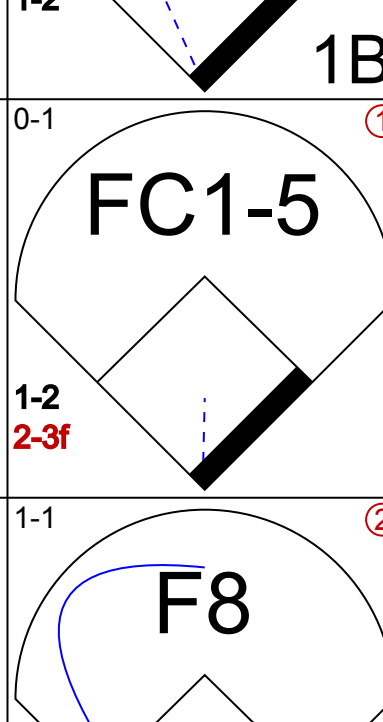
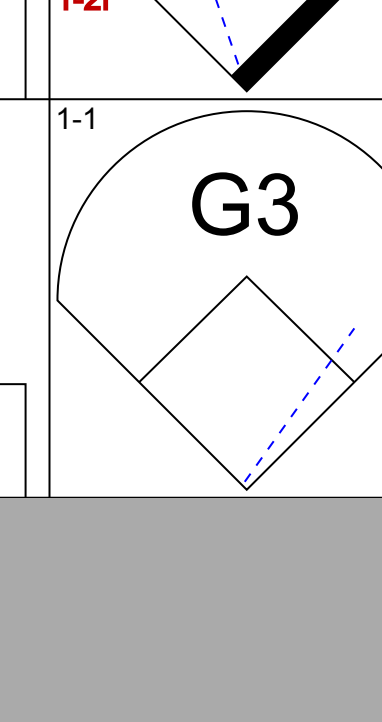
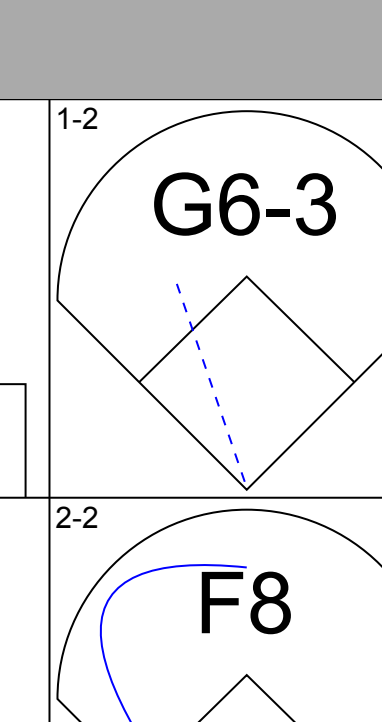
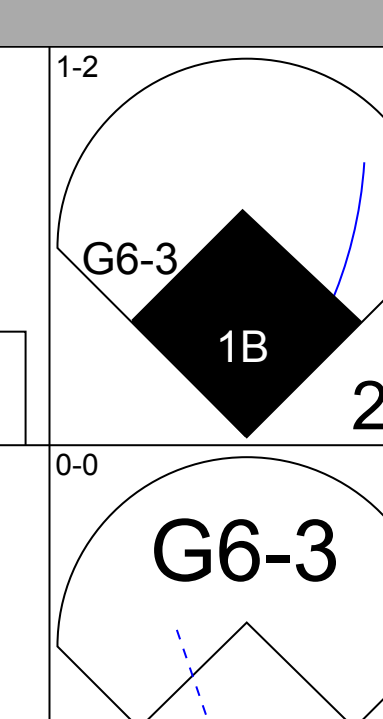
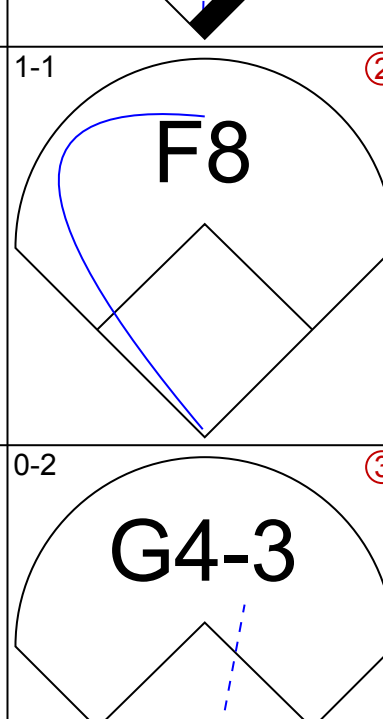
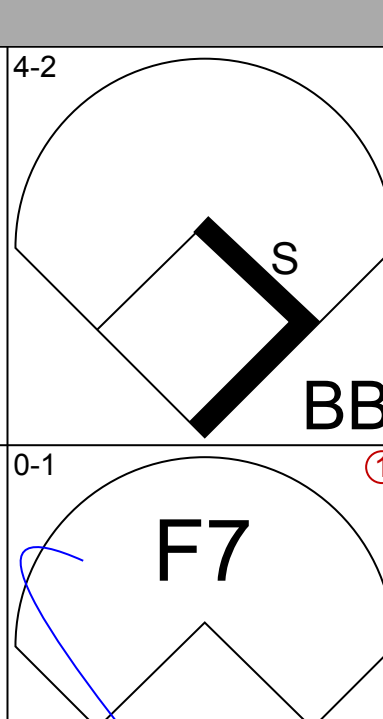
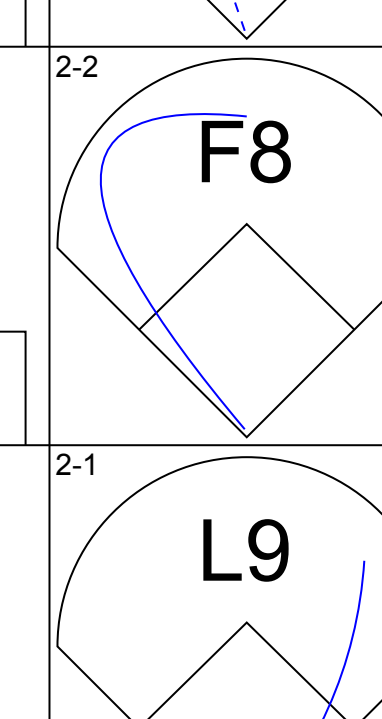
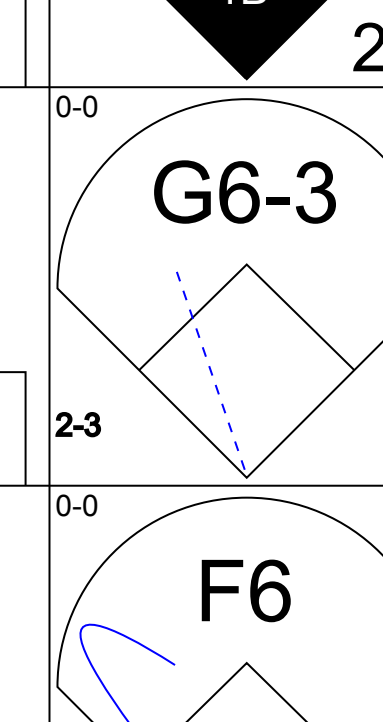
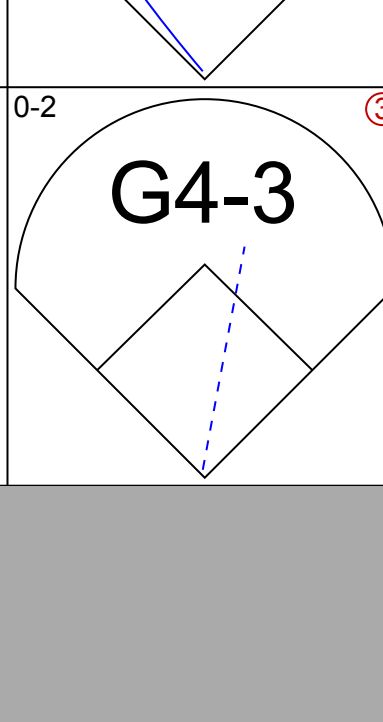
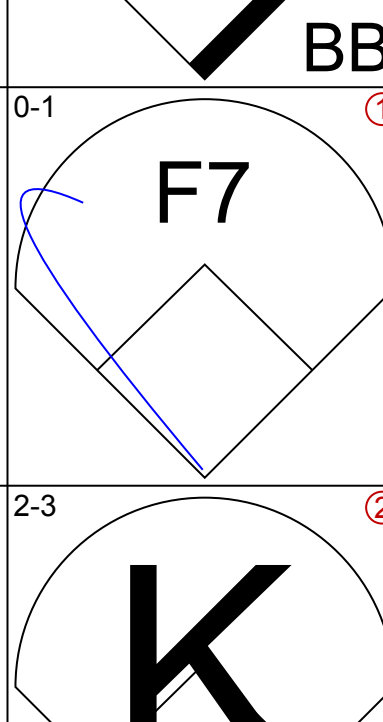
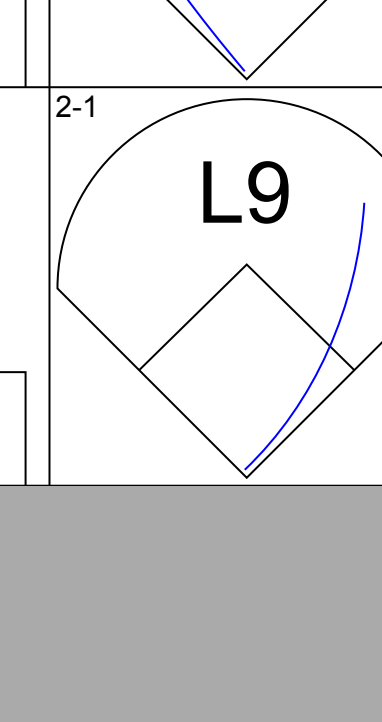
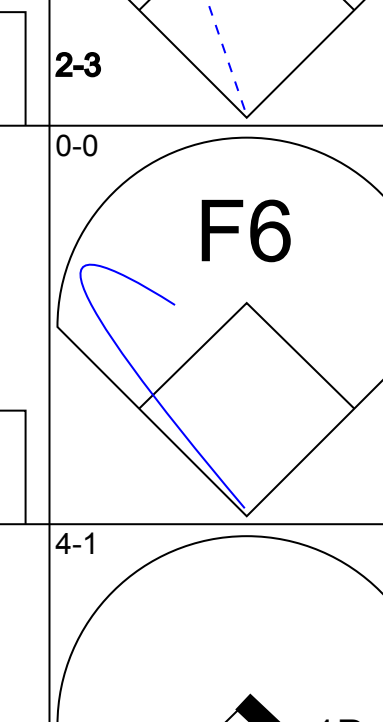
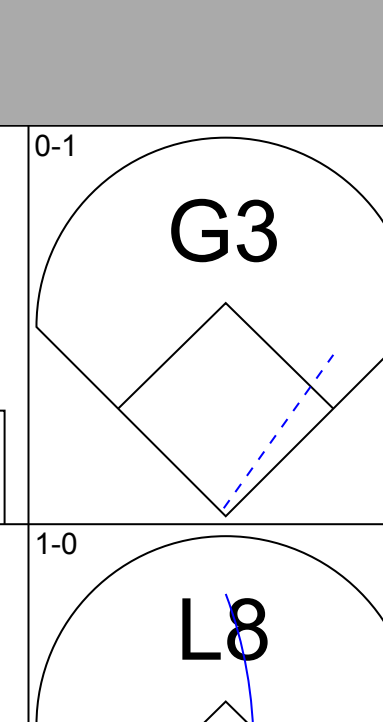
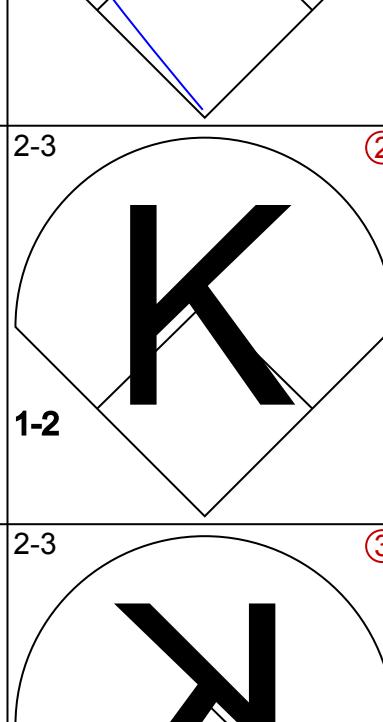
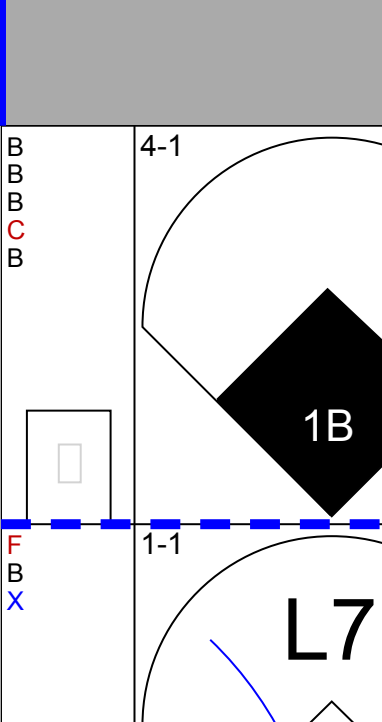
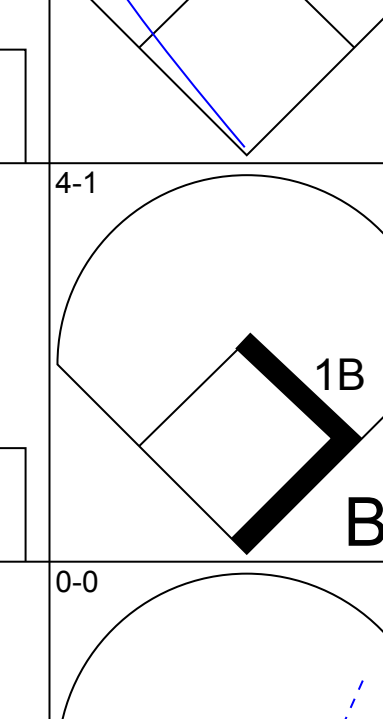
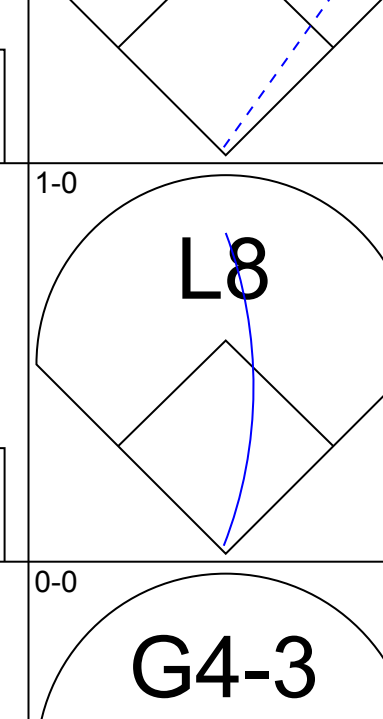
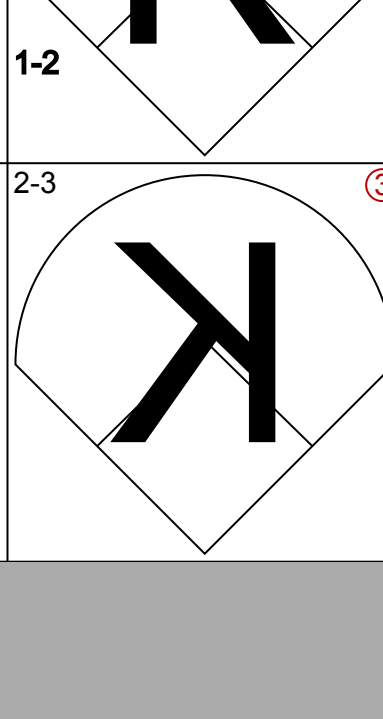
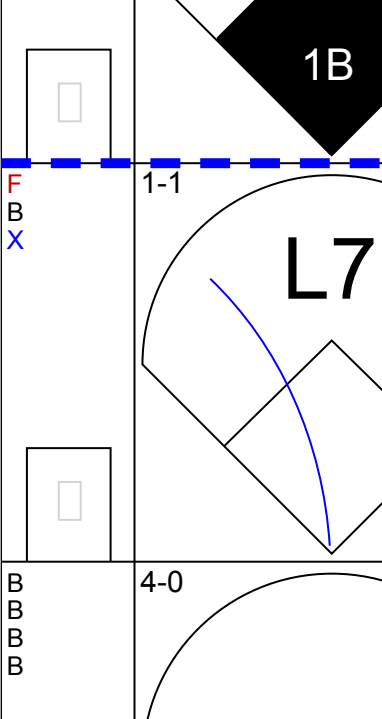
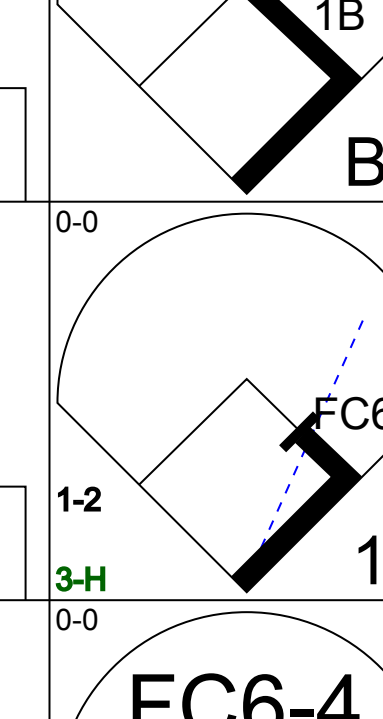
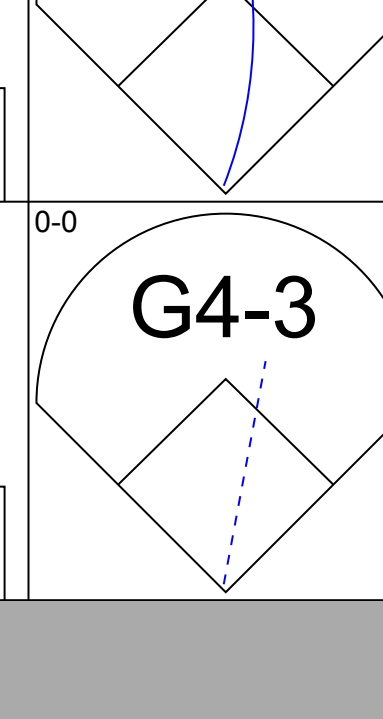
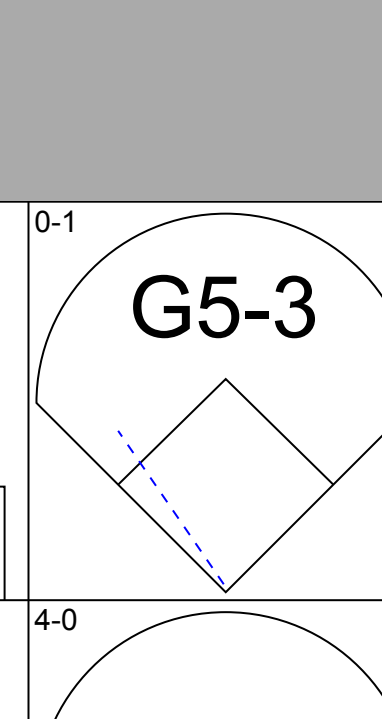
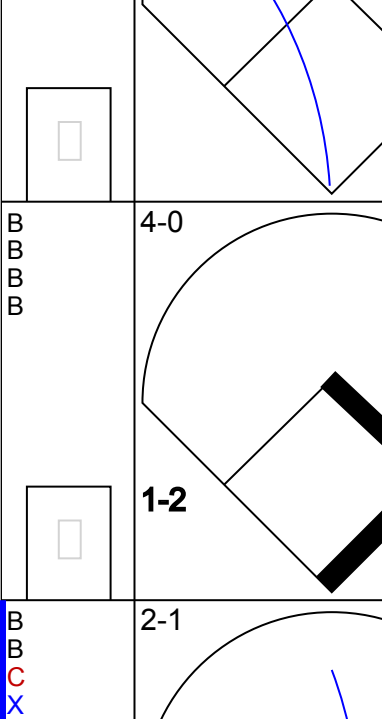
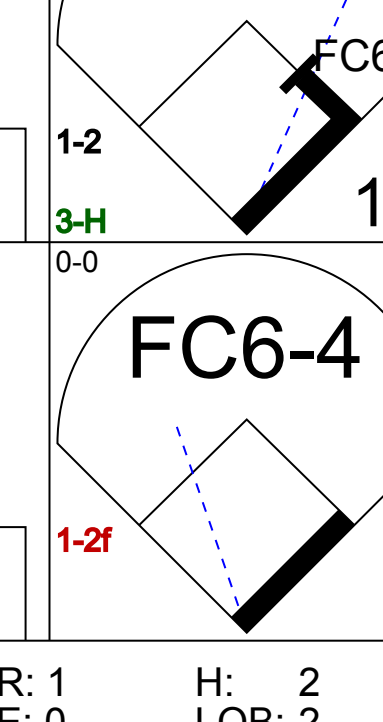
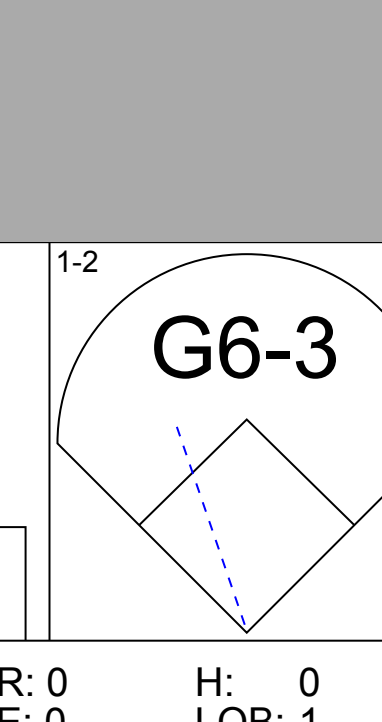
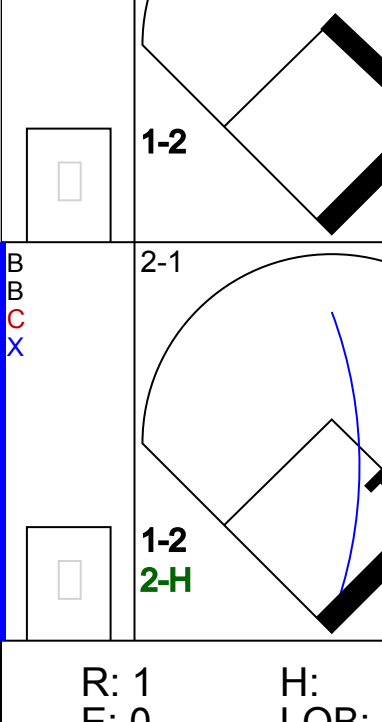
Batter	1	2	3	4	5	6	7	8	9	AB	R	H	RBI	BB	SO	LOB	TOP										
Billy Hatcher, R OBP: 0.353, SLG: 0.405 (1, 7)	0-3 K		2-2 4-3 2B 1B	2-0 6-3		0-0 F8			0-1 P2	5	1	1	0	0	1	3	Cincinnati Reds @ Philadelphia Phillies Veterans Stadium, Philadelphia, PA Sat Jul 07 1990, 7:05 PM EDT Att: 29,515 - Unknown - 75 F AB 34 R 5 H 9 RBI 5 BB 3 SO 4 LOB 16 										
Bary Larkin, R OBP: 0.365, SLG: 0.400 (1, 6)	3-2 F9		2-2 4-3	1-1 4-3			2-1 F8		2-2 P3	5	0	0	0	0	0	3											
Chris Sabo, R OBP: 0.372, SLG: 0.534 (1, 5)	2-2 6-3		0-1 G3		1-2 P6		1-1 FC6-4 1B		0-1 G3	5	0	1	0	0	0	2											
Eric Davis, R OBP: 0.347, SLG: 0.473 (1, 8)		4-2 SH1 1B BB	2-1 1B 2B		0-3 K		2-2 L5			3	2	1	1	1	1	1											
Glenn Braggs, R OBP: 0.365, SLG: 0.433 (1, 9)		0-2 SH1 1B	3-H 1B IBB		2-3 K		1 SAFE 0-1 FC6-4			3	1	1	0	1	1	1											
Hal Morris, L OBP: 0.435, SLG: 0.544 (1, 3)		1-1 SH1	3-2 1B			4-1 1B S FC6-4 BB		3-1 L4		2	1	1	1	1	0	0											
Mariano Duncan, R OBP: 0.353, SLG: 0.480 (1, 4)		2-2 1B	2-2 6-3			3-1 F7		1-1 L3		4	0	1	2	0	0	3											
Joe Oliver, R OBP: 0.329, SLG: 0.358 (1, 2)		2-H 3-H 1B			1-0 SH1-4 1B		0-0 FC6-4 1B		0-1 L8	4	0	2	0	0	1	1											
Rick Mahler, R OBP: 0.167, SLG: 0.222 (1, 1)			1-0 1-3		2-2 SH1-4		0-1 FC6-4		0-0 2B	3	0	1	1	0	0	2											
Inning Stats	R: 0 E: 0 K: 1 S: 16	H: 0 LOB: 0 BB: 0 P: 21	R: 2 E: 0 K: 1 S: 14	H: 2 LOB: 1 BB: 1 P: 22	R: 2 E: 0 K: 0 S: 19	H: 3 LOB: 2 BB: 1 P: 34	R: 0 E: 0 K: 0 S: 7	H: 1 LOB: 1 BB: 0 P: 13	R: 0 E: 0 K: 2 S: 10	H: 0 LOB: 0 BB: 0 P: 13	R: 0 E: 0 K: 0 S: 7	H: 1 LOB: 1 BB: 1 P: 14	R: 0 E: 0 K: 0 S: 9	H: 1 LOB: 1 BB: 0 P: 14	R: 0 E: 0 K: 0 S: 6	H: 0 LOB: 0 BB: 0 P: 10	R: 0 E: 0 K: 0 S: 8	H: 1 LOB: 1 BB: 0 P: 10	1B: 7 2B: 2 3B: 0 HR: 0	SF: 0 SAC: 2 DP: 0 HBP: 0	WP: 0 PA: 39 PB: 0 CS: 0						
PITCHER	IP	WLS	BF	H	R	ER	SO	BB	IBB	HBP	BLK	WP	HR	S	P	ERA	WHIP										
Bruce Ruffin, L ERA: 4.19 (1, 1)	2.2	L	15	5	4	4	2	1	1	0	0	0	0	45	71	13.50	2.250										
Marvin Freeman, R ERA: 4.55 (3, 1)	2.1		8	1	0	0	2	0	0	0	0	0	0	21	32	0.00	0.429										
Dennis Cook, L ERA: 3.29 (6, 1)	3.0		12	2	1	1	0	1	0	0	0	0	0	22	38	3.00	1.000										
Darrel Akerfelds, R ERA: 2.4 (9, 1)	1.0		4	1	0	0	0	0	0	0	0	0	0	8	10	0.00	1.000										

Batter	1	2	3	4	5	6	7	8	9	AB	R	H	RBI	BB	SO	LOB	BOTTOM										
Lenny Dykstra, L OBP: 0.459, SLG: 0.474 (1, 8)	2-1 F8		3-2 F9			2-2 1B L7-2 1B		1-3 K		4	0	1	0	0	1	0	Cincinnati Reds @ Philadelphia Phillies Veterans Stadium, Philadelphia, PA Sat Jul 07 1990, 7:05 PM EDT Att: 29,515 - Unknown - 75 F AB 32 R 0 H 6 RBI 0 BB 1 SO 5 LOB 15 										
Darren Daulton, L OBP: 0.331, SLG: 0.313 (1, 2)	1-2 P6			2-2 4-3		2-0 L7-2 1B		0-0 FC6-4 1B		4	0	2	0	0	0	0											
Tom Herr, S OBP: 0.308, SLG: 0.355 (1, 4)	4-0 WP BB			0-0 1B		0-0 L7-2		0-0 FC6-4		3	0	1	0	1	0	3											
Carmelo Martinez, R OBP: 0.322, SLG: 0.486 (1, 7)	2-3 K			0-1 P6		0-0 6-3			1-2 P6	4	0	0	0	0	1	3											
John Kruk, L OBP: 0.370, SLG: 0.380 (1, 9)		2-0 G3-1		1 SAFE 2-2 G3		0-0 1B		2-2 F7		4	0	1	0	0	0	1											
Ricky Jordan, R OBP: 0.288, SLG: 0.369 (1, 3)		0-0 F8		0-1 FC4-6 1B		1-0 E4		1-3 K		4	0	1	0	0	1	1											
Charlie Hayes, R OBP: 0.314, SLG: 0.369 (1, 5)		1-1 F8			0-1 F9		0-0 F8			3	0	0	0	0	0	3											
Rod Booker, L OBP: 0.319, SLG: 0.339 (1, 6)			0-0 4-3		2-0 FC4-6		0-0 G1-6-4-3			3	0	0	0	0	0	3											
Bruce Ruffin, S OBP: 0.176, SLG: 0.007 (1, 1)			1-3 K		0-1 F7			2-3 K		0	0	0	0	0	0	0											
Marvin Freeman, R OBP: 0.346, SLG: 0.387 (3, 1)										1	0	0	0	0	1	0											
Jim Vatcher, R OBP: 0.346, SLG: 0.400 (5, 1)										1	0	0	0	0	1	0											
Dennis Cook, L OBP: 0.329, SLG: 0.357 (6, 1)										0	0	0	0	0	0	0											
Dave Hollins, S OBP: 0.239, SLG: 0.323 (8, 1)										1	0	0	0	0	1	0											
Darrel Akerfelds, R ERA: 2.4 (9, 1)										0	0	0	0	0	0	0											
Inning Stats	R: 0 E: 0 K: 1 S: 8	H: 0 LOB: 1 BB: 1 P: 17	R: 0 E: 0 K: 0 S: 4	H: 0 LOB: 0 BB: 0 P: 7	R: 0 E: 0 K: 1 S: 8	H: 0 LOB: 0 BB: 0 P: 12	R: 0 E: 0 K: 0 S: 10	H: 1 LOB: 1 BB: 0 P: 14	R: 0 E: 0 K: 0 S: 7	H: 1 LOB: 1 BB: 0 P: 9	R: 0 E: 0 K: 0 S: 6	H: 2 LOB: 1 BB: 0 P: 10	R: 0 E: 1 K: 0 S: 4	H: 1 LOB: 1 BB: 0 P: 5	R: 0 E: 0 K: 2 S: 8	H: 1 LOB: 1 BB: 0 P: 11	R: 0 E: 0 K: 1 S: 11	H: 0 LOB: 0 BB: 0 P: 15	1B: 6 2B: 1 3B: 0 HR: 0	SF: 0 SAC: 0 DP: 2 HBP: 0	WP: 1 PA: 33 PB: 0 CS: 0						
PITCHER	IP	WLS	BF	H	R	ER	SO	BB	IBB	HBP	BLK	WP	HR	S	P	ERA	WHIP										
Rick Mahler, R ERA: 3.97 (1, 1)	9.0	W	33	6	0	0	5	1	0	0	0	1	0	66	100	0.00	0.778										

Batter	1	2	3	4	5	6	7	8	9	AB	R	H	RBI	BB	SO	LOB	TOP																
Billy Hatcher, R OBP: 0.355, SLG: 0.408 (1, 8)	B2		1-3		FC6-2 2B		CS BB			3	0	1	0	1	0	1	Cincinnati Reds @ Philadelphia Phillies Veterans Stadium, Philadelphia, PA Sun Jul 08 1990, 3:33 AM EDT Att: 31,602 - Sunny																
Barry Larkin, R OBP: 0.381, SLG: 0.395 (1, 6)	1-3		L1-5-3		F8		F9			4	0	0	0	0	0	3																	
Hal Morris, L OBP: 0.439, SLG: 0.590 (1, 3)	HR			2B G6-3 1B	FC6-2 2B			F7		4	3	2	1	0	0	1																	
Glenn Braggs, R OBP: 0.367, SLG: 0.445 (1, 7)	4-3			G6-3 2B	1-H 2B			K		4	0	2	1	0	1	0																	
Paul O'Neill, L OBP: 0.362, SLG: 0.467 (1, 9)		L6		K	4-3					4	0	1	0	0	1	3																	
Luis Quinones, S OBP: 0.300, SLG: 0.321 (1, 5)	F6			G6-3 IBB		5-3		L5		3	0	0	0	1	0	1																	
Mariano Duncan, R OBP: 0.347, SLG: 0.471 (1, 4)	4-3			G6-3	G6-3					4	0	0	1	0	0	2																	
Jeff Reed, L OBP: 0.290, SLG: 0.283 (1, 2)																																	
Norm Charlton, S OBP: 0.600, SLG: 0.500 (6, 1)																																	
Ken Griffey, L OBP: 0.259, SLG: 0.333 (9, PH)																																	
Tom Browning, L OBP: 0.130, SLG: 0.111 (1, 1)																																	
Joe Oliver, R OBP: 0.328, SLG: 0.356 (6, 2)																																	
Eric Davis, R OBP: 0.345, SLG: 0.471 (9, PH)																																	
Inning Stats	R: 1 E: 0 K: 0 S: 11	H: 1 LOB: 0 BB: 0 P: 15	R: 0 E: 0 K: 0 S: 6	H: 0 LOB: 0 BB: 0 P: 11	R: 0 E: 0 K: 1 S: 7	H: 1 LOB: 1 BB: 0 P: 10	R: 1 E: 0 K: 1 S: 13	H: 2 LOB: 3 BB: 2 P: 27	R: 1 E: 0 K: 0 S: 14	H: 2 LOB: 1 BB: 0 P: 22	R: 0 E: 0 K: 0 S: 5	H: 0 LOB: 0 BB: 1 P: 7	R: 0 E: 0 K: 0 S: 8	H: 0 LOB: 0 BB: 1 P: 13	R: 0 E: 0 K: 1 S: 8	H: 1 LOB: 1 BB: 0 P: 13	R: 0 E: 0 K: 0 S: 6	H: 0 LOB: 0 BB: 0 P: 9	1B: 2 2B: 3 3B: 1 HR: 1	SF: 0 SAC: 0 DP: 0 HBP: 0	WP: 0 PB: 0 SB: 0 CS: 1	PA: 36											
PITCHER	IP WLS BF H R ER SO BB IBB HBP BLK WP HR S P ERA WHIP																																
Jeff Parrett, R ERA: 4.98 (1, 1)	5.0	23	6	3	3	1	0	2	0	0	0	0	1	51	85	5.40	1.200																
Terry Mulholland, L ERA: 4.28 (6, 1)	1.0	3	0	0	0	0	0	0	0	0	0	0	0	5	7	0.00	0.000																
Darrel Akerfelds, R ERA: 2.25 (7, 1)	3.0	W 10	1	0	0	1	1	0	0	0	0	0	0	22	35	0.00	0.667																

Batter	1	2	3	4	5	6	7	8	9	AB	R	H	RBI	BB	SO	LOB	BOTTOM																
Lenny Dykstra, L OBP: 0.462, SLG: 0.474 (1, 8)	1B		BB		2B 5-3 BB					2	1	1	0	2	0	0	Cincinnati Reds @ Philadelphia Phillies Veterans Stadium, Philadelphia, PA Sun Jul 08 1990, 3:33 AM EDT Att: 31,602 - Sunny																
Randy Ready, R OBP: 0.373, SLG: 0.391 (1, 7)	F9		BB		2B		WP 1B 2B			3	2	2	1	1	0	1																	
Tom Herr, S OBP: 0.307, SLG: 0.353 (1, 4)	G1-6-3 1B		P4		5-3		K			4	0	1	1	0	1	5																	
Carmelo Martinez, R OBP: 0.311, SLG: 0.468 (1, 3)	G1-6-3		K		5-3		1-3			4	0	0	0	0	1	7																	
John Kruk, L OBP: 0.372, SLG: 0.386 (1, 9)	F7		F7		1B 2B		1B			4	0	2	2	0	0	0																	
Charlie Hayes, R OBP: 0.314, SLG: 0.367 (1, 5)	F9		5-3		1B		F9			4	0	1	0	0	0	1																	
Dickie Thon, R OBP: 0.299, SLG: 0.317 (1, 6)	P4		2B		5-3		K			4	0	1	0	0	1	2																	
Steve Lake, R OBP: 0.260, SLG: 0.246 (1, 2)			BB SH3 1B		K		5-3			4	0	1	0	0	1	1																	
Jeff Parrett, R OBP: 0.364, SLG: 0.400 (5, PH)			SH3				K			0	0	0	0	0	0	0																	
Terry Mulholland, R OBP: 0.230, SLG: 0.250 (6, 1)					BB 2B		K			0	0	0	0	0	0	0																	
Dave Hollins, S OBP: 0.234, SLG: 0.316 (6, PH)										1	0	0	0	0	1	0																	
Darrel Akerfelds, R ERA: 2.25 (7, 1)										1	0	0	0	0	1	0																	
Inning Stats	R: 0 E: 0 K: 0 S: 7	H: 2 LOB: 1 BB: 0 P: 8	R: 0 E: 0 K: 0 S: 7	H: 0 LOB: 0 BB: 0 P: 10	R: 0 E: 0 K: 1 S: 11	H: 1 LOB: 2 BB: 2 P: 23	R: 0 E: 0 K: 1 S: 10	H: 1 LOB: 1 BB: 0 P: 15	R: 3 E: 0 K: 0 S: 17	H: 3 LOB: 2 BB: 2 P: 30	R: 0 E: 0 K: 1 S: 6	H: 0 LOB: 0 BB: 0 P: 6	R: 1 E: 0 K: 1 S: 19	H: 2 LOB: 1 BB: 0 P: 27	R: 0 E: 0 K: 2 S: 7	H: 0 LOB: 0 BB: 0 P: 10	1B: 5 2B: 4 3B: 0 HR: 0	SF: 0 SAC: 1 DP: 1 HBP: 0	WP: 1 PB: 0 SB: 0 CS: 0	PA: 36													
PITCHER	IP WLS BF H R ER SO BB IBB HBP BLK WP HR S P ERA WHIP																																
Tom Browning, L ERA: 2.85 (1, 1)	5.0	25	7	3	3	2	4	0	0	0	0	1	0	32	43	3.00	0.667																
Norm Charlton, L ERA: 2.95 (6, 1)	3.0	L 11	2	1	1	4	0	0	0	0	0	0	0	32	43	3.00	0.667																

Batter	1	2	3	4	5	6	7	8	9	AB	R	H	RBI	BB	SO	LOB	TOP					
Lenny Dykstra, L OBP: 0.454, SLG: 0.461 (1, 8)											4	0	0	0	0	2	1	Philadelphia Phillies @ Houston Astros Astrodome, Houston, TX Fri Jul 13 1990, 8:05 PM EDT Att: 15,248 - Dome				
Darren Daulton, L OBP: 0.331, SLG: 0.332 (1, 2)											4	0	0	0	0	1	1					
Tom Herr, S OBP: 0.312, SLG: 0.358 (1, 4)											3	0	1	0	1	0	0					
Von Hayes, L OBP: 0.393, SLG: 0.441 (1, 9)											4	0	0	0	0	2	2					
John Kruk, L OBP: 0.375, SLG: 0.389 (1, 7)											2	1	0	0	2	2	0					
Ricky Jordan, R OBP: 0.282, SLG: 0.360 (1, 3)											4	1	1	0	0	0	2					
Charlie Hayes, R OBP: 0.309, SLG: 0.361 (1, 5)											4	0	0	0	0	1	1					
Dickie Thon, R OBP: 0.301, SLG: 0.341 (1, 6)											4	2	2	3	0	0	0					
Jose De Jesus, R OBP: 0.200, SLG: 0.111 Roger McDowell, R Darrel Akerfelds, R (1, 1) (9, 1) (9, 1)											3	0	1	0	0	1	0					
											0	0	0	0	0	0	0					
Inning Stats	R: 0 E: 0 K: 2 S: 10	H: 1 LOB: 1 BB: 0 P: 17	R: 2 E: 0 K: 2 S: 10	H: 2 LOB: 0 BB: 0 P: 13	R: 0 E: 0 K: 1 S: 9	H: 0 LOB: 0 BB: 1 P: 18	R: 1 E: 1 K: 1 S: 11	H: 0 LOB: 0 BB: 1 P: 18	R: 0 E: 0 K: 0 S: 4	H: 0 LOB: 1 BB: 1 P: 5	R: 0 E: 0 K: 1 S: 9	H: 0 LOB: 1 BB: 1 P: 18	R: 1 E: 0 K: 0 S: 7	H: 2 LOB: 1 BB: 0 P: 12	R: 0 E: 0 K: 2 S: 8	H: 0 LOB: 0 BB: 0 P: 11	R: 0 E: 0 K: 0 S: 7	H: 0 LOB: 0 BB: 0 P: 8	1B: 3 2B: 0 3B: 0 HR: 2	SF: 0 SAC: 0 DP: 0 HBP: 0	WP: 0 PB: 0 SB: 4 CS: 0	PA: 35
PITCHER	IP WLS BF H R ER SO BB IBB HBP BLK WP HR S P ERA WHIP																					
Mike Scott, R ERA: 4.67 (1, 1)	7.0 L 29 5 4 3 7 3 0 0 0 0 0 2 60 101 3.86 1.143																					
Dan Schatzeder, L ERA: 3.35 (8, 1)	1.0 3 0 0 0 2 0 0 0 0 0 0 0 8 11 0.00 0.000																					
Jim Clancy, R ERA: 5.43 (9, 1)	1.0 3 0 0 0 0 0 0 0 0 0 0 0 7 8 0.00 0.000																					

Batter	1	2	3	4	5	6	7	8	9	AB	R	H	RBI	BB	SO	LOB	BOTTOM			
Eric Yelding, R OBP: 0.318, SLG: 0.292 Glenn Wilson, R OBP: 0.284, SLG: 0.350 (1, 6) (9, PH)											3	0	1	0	1	1	1			
Craig Biggio, R OBP: 0.348, SLG: 0.348 (1, 8)											4	0	1	0	0	1	2			
Ken Oberkfell, L OBP: 0.313, SLG: 0.341 (1, 4) (9, 5)											4	0	0	0	0	0	3			
Franklin Stubbs, L OBP: 0.314, SLG: 0.487 (1, 3)											3	1	1	0	1	0	2			
Ken Caminiti, S OBP: 0.312, SLG: 0.321 Jim Clancy, R OBP: 0.231, SLG: 0.231 (1, 5) (9, 1)											4	0	0	0	0	0	4			
Eric Anthony, L OBP: 0.286, SLG: 0.364 (1, 9)											3	1	0	0	1	1	2			
Javier Ortiz, R OBP: 0.417, SLG: 0.563 (1, 7)											3	0	0	0	1	1	2			
Rich Gedman, L OBP: 0.348, SLG: 0.324 (1, 2)											3	0	1	1	1	0	0			
Mike Scott, R OBP: 0.161, SLG: 0.133 Terry Puhl, L OBP: 0.333, SLG: 0.303 Dan Schatzeder, L OBP: 0.333, SLG: 0.333 Casey Candaele, S OBP: 0.361, SLG: 0.409 (1, 1) (7, PH) (8, 1) (9, 4)											2	0	0	0	0	0	2			
											0	0	0	0	1	0	0			
											0	0	0	0	0	0	0			
											1	0	1	1	0	0	0			
Inning Stats	R: 0 E: 0 K: 1 S: 11	H: 0 LOB: 0 BB: 0 P: 16	R: 1 E: 0 K: 0 S: 8	H: 2 LOB: 2 BB: 1 P: 13	R: 0 E: 0 K: 0 S: 12	H: 2 LOB: 0 BB: 0 P: 15	R: 0 E: 0 K: 0 S: 4	H: 0 LOB: 0 BB: 0 P: 5	R: 0 E: 0 K: 2 S: 12	H: 0 LOB: 1 BB: 1 P: 20	R: 0 E: 0 K: 1 S: 7	H: 0 LOB: 1 BB: 1 P: 12	R: 0 E: 0 K: 0 S: 8	H: 0 LOB: 0 BB: 0 P: 13	R: 0 E: 0 K: 0 S: 7	H: 1 LOB: 1 BB: 2 P: 18	1B: 4 2B: 1 3B: 0 HR: 0	SF: 0 SAC: 0 DP: 1 HBP: 0	WP: 0 PB: 0 SB: 1 CS: 0	PA: 37
PITCHER	IP WLS BF H R ER SO BB IBB HBP BLK WP HR S P ERA WHIP																			
Jose De Jesus, R ERA: 3.18 (1, 1)	8.0 W 33 4 2 2 4 5 0 0 0 0 0 0 4 71 114 2.25 1.125																			
Roger McDowell, R ERA: 5.53 (9, 1)	0.1 3 1 0 0 0 1 0 0 0 0 0 0 4 11 0.00 6.000																			
Darrel Akerfelds, R ERA: 2.31 (9, 1)	0.2 S 1 0 0 0 0 0 0 0 0 0 0 0 2 2 0.00 0.000																			

AB 32
R 4
H 5
RBI 3
BB 3
SO 9
LOB 7



AB 31
R 2
H 5
RBI 2
BB 6
SO 4
LOB 20



livebaseballscores.com

livebaseballscores.com

Batter	1	2	3	4	5	6	7	8	9	AB	R	H	RBI	BB	SO	LOB	TOP					
Lenny Dykstra, L (1, 8) OBP: 0.463, SLG: 0.480										3	0	3	0	1	0	0	Philadelphia Phillies @ Houston Astros Astrodome, Houston, TX Sun Jul 15 1990, 4:33 AM EDT Att: 19,616 - Dome					
Rod Booker, L (1, 5) OBP: 0.293, SLG: 0.308										4	0	0	0	0	0	6						
Tom Herr, S (1, 4) OBP: 0.314, SLG: 0.355										4	0	0	0	0	1	1						
Von Hayes, L (1, 9) OBP: 0.394, SLG: 0.437										4	0	0	0	0	1	0						
John Kruk, L (1, 7) OBP: 0.376, SLG: 0.389										4	0	2	0	0	2	0						
Ricky Jordan, R (1, 3) OBP: 0.278, SLG: 0.349										4	1	1	0	0	1	2						
Dickie Thon, R (1, 6) OBP: 0.305, SLG: 0.352										3	0	0	0	1	0	2						
Steve Lake, R (1, 2) OBP: 0.293, SLG: 0.282										4	0	2	0	0	1	1						
Jeff Parrett, R (1, 1) Dennis Cook, L (7, 1) Roger McDowell, R (8, 1)										3	0	0	1	0	1	2	 AB 33 R 1 H 8 RBI 1 BB 2 SO 7 LOB 14					
Inning Stats	R: 0 E: 0 K: 0 S: 6	H: 1 LOB: 0 BB: 0 P: 9	R: 0 E: 0 K: 0 S: 7	H: 1 LOB: 1 BB: 0 P: 12	R: 0 E: 0 K: 1 S: 12	H: 1 LOB: 1 BB: 0 P: 16	R: 0 E: 0 K: 2 S: 8	H: 0 LOB: 0 BB: 0 P: 11	R: 1 E: 0 K: 0 S: 13	H: 3 LOB: 2 BB: 0 P: 17	R: 0 E: 0 K: 1 S: 10	H: 1 LOB: 1 BB: 0 P: 15	R: 0 E: 0 K: 1 S: 8	H: 1 LOB: 2 BB: 1 P: 13	R: 0 E: 0 K: 2 S: 9	H: 0 LOB: 0 BB: 0 P: 12		R: 0 E: 0 K: 0 S: 4	H: 0 LOB: 0 BB: 1 P: 9	1B: 7 2B: 1 3B: 0 HR: 0	SF: 0 SAC: 0 DP: 2 HBP: 0	WP: 0 PB: 0 SB: 1 CS: 0
PITCHER	IP WLS BF H R ER SO BB IBB HBP BLK WP HR S P ERA WHIP																					
Danny Darwin, R (1, 1) ERA: 2.1	7.0 W 29 8 1 1 5 1 0 0 0 0 0 64 93 1.29 1.286																					
Juan Agosto, L (8, 1) ERA: 3.12	2.0 6 0 0 0 2 1 0 0 0 0 0 0 13 21 0.00 0.500																					

Batter	1	2	3	4	5	6	7	8	9	AB	R	H	RBI	BB	SO	LOB	BOTTOM								
Eric Yelding, R (1, 6) OBP: 0.317, SLG: 0.290																	5	0	2	1	0	1	3		
Ken Oberkfell, L (1, 4) OBP: 0.306, SLG: 0.333																	2	0	0	0	0	1	0	0	
Dave Rohde, S (7, PH) OBP: 0.209, SLG: 0.184																	0	0	0	1	0	0	0	0	
Ken Caminiti, S (1, 5) OBP: 0.309, SLG: 0.318																	4	0	0	0	0	1	2	0	
Franklin Stubbs, L (1, 3) OBP: 0.314, SLG: 0.486																	4	2	1	0	0	1	1	0	
Craig Biggio, R (1, 8) OBP: 0.345, SLG: 0.345																	4	0	2	0	0	0	0	0	0
Eric Anthony, L (1, 9) OBP: 0.284, SLG: 0.358																	1	1	0	1	1	1	0	0	
Juan Agosto, L (8, 1)																	1	0	0	0	0	0	2	0	
Javier Ortiz, R (1, 7) OBP: 0.429, SLG: 0.579																	4	1	3	2	0	0	1	0	0
Rich Gedman, L (1, 2) OBP: 0.359, SLG: 0.329																	2	0	1	0	1	0	1	0	0
Carl Nichols, R (7, PR) OBP: 0.697, SLG: 1.000																	1	1	1	0	0	0	0	0	0
Danny Darwin, R (1, 1) Casey Candaele, S (7, PH) OBP: 0.368, SLG: 0.414																	2	0	0	0	0	2	3	0	0
Inning Stats	R: 0 E: 0 K: 1 S: 8	H: 0 LOB: 0 BB: 0 P: 15	R: 0 E: 0 K: 2 S: 10	H: 0 LOB: 0 BB: 0 P: 18	R: 0 E: 0 K: 1 S: 11	H: 1 LOB: 0 BB: 0 P: 15	R: 0 E: 0 K: 2 S: 8	H: 0 LOB: 0 BB: 0 P: 10	R: 1 E: 1 K: 1 S: 13	H: 3 LOB: 2 BB: 0 P: 18	R: 0 E: 0 K: 0 S: 8	H: 1 LOB: 1 BB: 0 P: 11	R: 4 E: 0 K: 0 S: 13	H: 3 LOB: 2 BB: 2 P: 26	R: 1 E: 1 K: 0 S: 14	H: 3 LOB: 3 BB: 0 P: 18	1B: 9 2B: 2 3B: 0 HR: 0	SF: 2 SAC: 1 DP: 0 HBP: 0	WP: 1 PB: 0 SB: 0 CS: 1	PA: 38					
PITCHER	IP WLS BF H R ER SO BB IBB HBP BLK WP HR S P ERA WHIP																								
Jeff Parrett, R (1, 1) ERA: 5.05	6.1 L 26 6 4 4 7 1 0 0 0 0 1 0 64 101 5.68 1.105																								
Dennis Cook, L (7, 1) ERA: 3.34	1.0 7 3 2 1 0 0 0 0 0 0 1 0 14 21 9.00 3.000																								
Roger McDowell, R (8, 1) ERA: 5.2	0.2 4 2 0 0 0 0 0 0 0 0 0 0 7 9 0.00 3.000																								

Batter	1	2	3	4	5	6	7	8	9	AB	R	H	RBI	BB	SO	LOB	TOP							
Lenny Dykstra, L OBP: 0.465, SLG: 0.479 (1, 8)	G5-3			3B BB		2B 1B	G4-3 1B 2B	G4-6-3 BB		3	3	2	1	2	0	0	Philadelphia Phillies @ Atlanta Braves Atlanta-Fulton County Stadium, Atlanta, GA Tue Jul 17 1990, 7:05 PM EDT Att: 8,558 - Unknown - 82 F							
Randy Ready, R OBP: 0.388, SLG: 0.400 John Kruk, L OBP: 0.374, SLG: 0.390 (7, 7)	P9			1-H 3B		L9	G4-3	G4-6-3		3	0	1	1	0	0	1								
Von Hayes, L OBP: 0.397, SLG: 0.440 (1, 9)	G4-3			F8		2B 1B	BB 1B	F8		5	1	2	1	0	0	1								
Carmelo Martinez, R OBP: 0.324, SLG: 0.455 (7, 3)		P3		P5		K	BB	1B BB		3	1	0	0	2	1	3								
Ricky Jordan, R OBP: 0.278, SLG: 0.352 Darrel Akerfelds, R OBP: 0.374, SLG: 0.390 Roger McDowell, R OBP: 0.294, SLG: 0.333 Sil Campuzano, R OBP: 0.294, SLG: 0.333 (8, 1)	F8			G6-3		2B	P6	L4		4	0	1	2	0	0	3								
Dickie Thon, R OBP: 0.315, SLG: 0.360 (1, 6)	G6-3					K		1B 2B		5	2	2	0	0	1	1								
Charlie Hayes, R OBP: 0.313, SLG: 0.377 (1, 5)				G6-4-3 1B		HR	F8	2B 1B		5	1	4	3	0	0	0								
Darren Daulton, L OBP: 0.340, SLG: 0.350 (1, 2)		G6-4-3		L9		L9	1B 2B	FC6-4 BB		4	1	2	1	1	0	1								
Bruce Ruffin, S OBP: 0.147, SLG: 0.091 Marvin Freeman, R OBP: 0.352, SLG: 0.390 Don Carman, L OBP: 0.325, SLG: 0.375 Tom Herr, S OBP: 0.315, SLG: 0.353 (7, 4)	G4-3			G6-3		G6-3	2B 1B	P4 FC6-4		1	0	0	0	0	0	0								
										1	0	0	0	0	0	0								
										3	1	1	0	0	0	4								
Inning Stats	R: 0 E: 0 K: 0 S: 11	H: 0 LOB: 0 BB: 0 P: 17	R: 0 E: 0 K: 0 S: 3	H: 0 LOB: 0 BB: 0 P: 6	R: 0 E: 0 K: 0 S: 7	H: 1 LOB: 0 BB: 0 P: 10	R: 1 E: 0 K: 0 S: 13	H: 1 LOB: 1 BB: 1 P: 24	R: 1 E: 0 K: 0 S: 10	H: 1 LOB: 0 BB: 0 P: 16	R: 2 E: 0 K: 2 S: 15	H: 3 LOB: 1 BB: 0 P: 22	R: 3 E: 0 K: 0 S: 17	H: 4 LOB: 2 BB: 1 P: 31	R: 1 E: 0 K: 0 S: 11	H: 3 LOB: 2 BB: 1 P: 16	R: 2 E: 0 K: 0 S: 21	H: 2 LOB: 2 BB: 2 P: 38	1B: 9 2B: 4 3B: 1 HR: 1	SF: 0 SAC: 0 DP: 2 HBP: 0	WP: 0 PB: 0 SB: 0 CS: 0	PA: 45		
PITCHER	IP WLS BF H R ER SO BB IBB HBP BLK WP HR S P ERA WHIP	6.1 W 28 9 7 7 2 1 0 0 0 0 1 69 113 9.95 1.579	1.0 S 8 4 1 1 0 1 0 0 0 0 0 16 23 9.00 5.000	1.2 S 9 2 2 2 0 3 0 0 0 0 0 23 44 10.80 3.000																				

AB	40
R	10
H	15
RBI	10
BB	5
SO	2
LOB	19



Batter	1	2	3	4	5	6	7	8	9	AB	R	H	RBI	BB	SO	LOB	BOTTOM						
Lonnie Smith, R OBP: 0.373, SLG: 0.454 (1, 7)	HR 1B	1-2 1B		1-H WP 3B	HBP		3B			4	2	4	2	0	0	0	Philadelphia Phillies @ Atlanta Braves Atlanta-Fulton County Stadium, Atlanta, GA Tue Jul 17 1990, 7:05 PM EDT Att: 8,558 - Unknown - 82 F						
Jeff Blauer, R OBP: 0.358, SLG: 0.427 Kent Mercker, L (8, 1)	K	F8		HR 1B	L8		WP BB			4	1	1	0	1	1	4							
Ron Gant, R OBP: 0.360, SLG: 0.585 (1, 8)	1-H HR	L7		HR BB		F7	F9			4	2	1	2	1	0	4							
Jim Presley, R OBP: 0.318, SLG: 0.478 (1, 5)	HR			K	HR	K		G1-3		5	2	2	4	0	2	0							
Dale Murphy, R OBP: 0.308, SLG: 0.401 Mark Grant, R OBP: 0.300, SLG: 0.500 Mark Lemke, S OBP: 0.283, SLG: 0.221 (8, 4)	P3			K		P3		G3		4	0	1	0	0	1	0							
Francisco Cabrera, R OBP: 0.333, SLG: 0.512 David Justice, L OBP: 0.343, SLG: 0.430 (8, 3)	1B			K		K		1B E BB		3	1	2	2	0	1	0							
Andres Thomas, R OBP: 0.256, SLG: 0.299 (1, 6)	G4-3			G5-3	P4		E 1B	E 1B		5	2	2	0	0	0	1							
Greg Olson, R OBP: 0.361, SLG: 0.416 (1, 2)		G6-3	G4-3		P5		E3 F8 3B 1B	E1		5	1	1	0	0	0	0							
Tom Glavine, L OBP: 0.225, SLG: 0.194 Tommy Gregg, L OBP: 0.247, SLG: 0.310 (7, 9)	F8 1B BB			3B 1B	K		F8	G1-3		2	1	1	0	1	1	0							
										2	0	0	0	0	0	2							
Inning Stats	R: 3 E: 0 K: 1 S: 19	H: 4 LOB: 1 BB: 0 P: 27	R: 0 E: 0 K: 0 S: 5	H: 1 LOB: 2 BB: 1 P: 10	R: 2 E: 0 K: 1 S: 13	H: 2 LOB: 0 BB: 0 P: 16	R: 5 E: 0 K: 2 S: 15	H: 4 LOB: 0 BB: 1 P: 26	R: 0 E: 0 K: 1 S: 9	H: 0 LOB: 1 BB: 0 P: 16	R: 0 E: 0 K: 1 S: 9	H: 0 LOB: 0 BB: 0 P: 15	R: 2 E: 1 K: 1 S: 14	H: 3 LOB: 2 BB: 1 P: 26	R: 2 E: 1 K: 0 S: 12	H: 1 LOB: 1 BB: 1 P: 19	1B: 9 2B: 0 3B: 2 HR: 4	SF: 0 SAC: 0 DP: 0 HBP: 1	WP: 2 PB: 0 SB: 0 CS: 0	PA: 45			
PITCHER	IP WLS BF H R ER SO BB IBB HBP BLK WP HR S P ERA WHIP	3.0 L 19 6 2 3 3 2 1 0 0 0 0 1 11 20 27.00 3.000	1.0 S 6 2 3 3 2 1 0 0 0 0 0 0 18 31 0.00 0.000	1.0 S 7 3 2 2 1 1 0 0 0 0 0 14 26 18.00 4.000	1.0 S 6 1 2 0 0 1 0 0 0 0 0 12 19 0.00 2.000																		



Batter	1	2	3	4	5	6	7	8	9	AB	R	H	RBI	BB	SO	LOB	TOP				
Lenny Dykstra, L OBP: 0.459, SLG: 0.467										4	0	0	0	0	2	1	Philadelphia Phillies @ Cincinnati Reds Riverfront Stadium, Cincinnati, OH Fri Jul 20 1990, 7:05 PM EDT Att: 39,394 - Unknown - 76 F				
Dickie Thon, R OBP: 0.305, SLG: 0.348										4	0	0	0	0	0	1					
Randy Ready, R OBP: 0.364, SLG: 0.390										2	0	0	0	1	0	0					
Carmelo Martinez, R OBP: 0.329, SLG: 0.433										3	0	0	0	0	0	1					
Ricky Jordan, R OBP: 0.280, SLG: 0.360										3	0	0	0	0	0	1					
Charlie Hayes, R OBP: 0.312, SLG: 0.373										3	0	1	0	0	1	0					
Steve Lake, R OBP: 0.258, SLG: 0.275										2	0	0	0	0	1	1					
Darren Daulton, L OBP: 0.341, SLG: 0.369										1	0	0	0	0	0	0					
Jim Vatcher, R OBP: 0.333, SLG: 0.364										3	0	0	0	0	0	0					
Jeff Parrett, R OBP: 0.298, SLG: 0.390										1	0	0	0	0	0	0					
Dave Hollins, S OBP: 0.290, SLG: 0.387										1	1	1	1	0	0	0					
Dennis Cook, L OBP: 0.375, SLG: 0.375										0	0	0	0	0	0	0					
Don Carman, L OBP: 0.375, SLG: 0.375										0	0	0	0	0	0	0					
Rod Booker, L OBP: 0.312, SLG: 0.318										0	0	0	0	1	0	0					
Inning Stats	R: 0 E: 0 K: 1 S: 8	H: 0 LOB: 0 BB: 0 P: 13	R: 0 E: 0 K: 0 S: 3	H: 0 LOB: 0 BB: 0 P: 4	R: 0 E: 0 K: 0 S: 7	H: 0 LOB: 0 BB: 0 P: 8	R: 0 E: 0 K: 1 S: 7	H: 0 LOB: 0 BB: 0 P: 8	R: 0 E: 0 K: 1 S: 9	H: 1 LOB: 1 BB: 0 P: 12	R: 1 E: 0 K: 0 S: 5	H: 1 LOB: 0 BB: 0 P: 5	R: 0 E: 0 K: 0 S: 5	H: 0 LOB: 0 BB: 1 P: 11	R: 0 E: 0 K: 1 S: 10	H: 0 LOB: 0 BB: 0 P: 12	R: 0 E: 0 K: 0 S: 6	H: 0 LOB: 0 BB: 1 P: 10	1B: 1 2B: 0 3B: 0 HR: 1	SF: 0 SAC: 0 DP: 2 HBP: 0	WP: 0 PA: 29 PB: 0 SB: 0 CS: 0
PITCHER	IP WLS BF H R ER SO BB IBB HBP BLK WP HR S P ERA WHIP																				
Norm Charlton, L ERA: 2.63	(1, 1) 6.0 W 20 2 1 1 3 0 0 0 0 0 1 39 50 1.50 0.333																				
Rob Dibble, R ERA: 2.09	(7, 1) 3.0 S 9 0 0 0 1 2 0 0 0 0 0 21 33 0.00 0.667																				

AB	27
R	1
H	2
RBI	1
BB	2
SO	4
LOB	5



Batter	1	2	3	4	5	6	7	8	9	AB	R	H	RBI	BB	SO	LOB	BOTTOM		
Billy Hatcher, R OBP: 0.350, SLG: 0.404										4	0	0	0	0	0	4	Philadelphia Phillies @ Cincinnati Reds Riverfront Stadium, Cincinnati, OH Fri Jul 20 1990, 7:05 PM EDT Att: 39,394 - Unknown - 76 F		
Barry Larkin, R OBP: 0.375, SLG: 0.426										3	1	1	0	1	0	1			
Paul O'Neill, L OBP: 0.351, SLG: 0.443										4	0	0	0	0	3	1			
Eric Davis, R OBP: 0.345, SLG: 0.450										3	1	0	0	1	1	1			
Hal Morris, L OBP: 0.432, SLG: 0.556										4	1	3	0	0	0	0			
Chris Sabo, R OBP: 0.369, SLG: 0.511										4	1	1	1	0	1	2			
Mariano Duncan, R OBP: 0.352, SLG: 0.500										4	0	0	0	0	0	4			
Jeff Reed, L OBP: 0.319, SLG: 0.323										3	0	3	2	1	0	0			
Norm Charlton, S OBP: 0.500, SLG: 0.286										1	1	0	0	1	1	1			
Tom Browning, L OBP: 0.140, SLG: 0.143										0	0	0	0	0	0	0			
Rob Dibble, L ERA: 2.91										1	0	0	0	0	0	2			
Inning Stats	R: 0 E: 0 K: 1 S: 6	H: 0 LOB: 1 BB: 1 P: 10	R: 0 E: 0 K: 0 S: 12	H: 0 LOB: 0 BB: 0 P: 15	R: 0 E: 0 K: 1 S: 8	H: 1 LOB: 1 BB: 0 P: 16	R: 2 E: 0 K: 0 S: 17	H: 3 LOB: 2 BB: 1 P: 28	R: 2 E: 1 K: 1 S: 7	H: 1 LOB: 0 BB: 1 P: 12	R: 1 E: 0 K: 1 S: 18	H: 2 LOB: 2 BB: 0 P: 27	R: 0 E: 0 K: 2 S: 7	H: 0 LOB: 0 BB: 0 P: 11	R: 0 E: 0 K: 0 S: 6	H: 1 LOB: 2 BB: 1 P: 15		1B: 8 2B: 0 3B: 0 HR: 0	SF: 0 SAC: 0 DP: 0 HBP: 1
PITCHER	IP WLS BF H R ER SO BB IBB HBP BLK WP HR S P ERA WHIP																		
Jeff Parrett, R ERA: 4.94	(1, 1) 5.0 L 22 5 4 2 3 3 0 0 1 0 1 0 13 20 13.50 3.000																		
Dennis Cook, L ERA: 3.33	(6, 1) 0.2 5 2 1 1 1 0 0 1 0 0 1 0 13 20 13.50 3.000																		
Don Carman, L ERA: 2.91	(6, 1) 2.1 9 1 0 0 2 0 0 1 0 0 1 0 18 33 0.00 0.429																		

AB	31
R	5
H	8
RBI	3
BB	4
SO	6
LOB	16



Batter	1	2	3	4	5	6	7	8	9	AB	R	H	RBI	BB	SO	LOB	TOP			
Lenny Dykstra, L OBP: 0.457, SLG: 0.465	G3		F8 BLK 1B		K			L4		4	1	1	0	0	1	0	Philadelphia Phillies @ Cincinnati Reds Riverfront Stadium, Cincinnati, OH Sat Jul 21 1990, 7:05 PM EDT Att: 34,506 - Unknown livebaseballscorecards.com			
Darren Daulton, L OBP: 0.336, SLG: 0.363	P6		F8				P6	G4-3		4	0	0	0	0	0	1				
Tom Herr, S OBP: 0.325, SLG: 0.363	1B		G3-6-3 1B				G4-3		G1-3	4	0	2	1	0	0	0				
Von Hayes, L OBP: 0.399, SLG: 0.441	FC5 BB 1B		G3-6-3 1B				P5		G4-3	4	0	2	0	0	0	1				
Carmelo Martinez, R OBP: 0.333, SLG: 0.431				G5-3					BLK 1B	3	0	1	0	1	0	1				
Ricky Jordan, R OBP: 0.276, SLG: 0.353	FC5			L9			P4		G6-3	4	0	0	0	0	0	4				
Dickie Thon, R OBP: 0.303, SLG: 0.345				G5-3						3	0	0	0	0	0	0				
Charlie Hayes, R OBP: 0.309, SLG: 0.370			F9		K					3	0	0	0	0	2	0				
Marvin Freeman, R (8, 1)							K			0	0	0	0	0	0	0				
Terry Mulholland, R OBP: 0.154, SLG: 0.192										2	0	0	0	0	1	0				
Darrel Akerfelds, R (7, 1)										0	0	0	0	0	0	0				
Dave Hollins, S OBP: 0.254, SLG: 0.383										1	0	0	0	0	1	0				
Inning Stats	R: 0 E: 0 K: 1 S: 20	H: 2 LOB: 3 BB: 1 P: 29	R: 0 E: 0 K: 1 S: 6	H: 0 LOB: 0 BB: 0 P: 8	R: 1 E: 0 K: 0 S: 8	H: 2 LOB: 0 BB: 0 P: 16	R: 0 E: 0 K: 0 S: 11	H: 0 LOB: 0 BB: 0 P: 15	R: 0 E: 0 K: 2 S: 9	H: 1 LOB: 1 BB: 0 P: 12	R: 0 E: 0 K: 1 S: 7	H: 0 LOB: 0 BB: 0 P: 10	R: 0 E: 0 K: 1 S: 5	H: 0 LOB: 0 BB: 0 P: 7	R: 0 E: 0 K: 0 S: 12	H: 1 LOB: 1 BB: 0 P: 17	1B: 6 2B: 0 3B: 0 HR: 0	SF: 0 SAC: 0 DP: 1 HBP: 0	WP: 0 PB: 0 SB: 0 CS: 0	PA: 33
PITCHER	IP WLS BF H R ER SO BB IBB HBP BLK WP HR S P ERA WHIP	IP WLS BF H R ER SO BB IBB HBP BLK WP HR S P ERA WHIP																		
Jose Rijo, R ERA: 3.42	(1, 1) 6.0 W 23 5 1 1 3 1 0 0 0 0 0 0 64 98 1.50 1.000	(7, 1) 3.0 S 10 1 0 0 2 0 0 0 0 1 0 0 24 34 0.00 0.333																		
Rick Mahler, R ERA: 3.59	(7, 1) 3.0 S 10 1 0 0 2 0 0 0 0 1 0 0 24 34 0.00 0.333																			

Batter	1	2	3	4	5	6	7	8	9	AB	R	H	RBI	BB	SO	LOB	BOTTOM			
Billy Hatcher, R OBP: 0.351, SLG: 0.405	CS BB		2B		F7		G3	K		4	0	1	0	1	1	3	Philadelphia Phillies @ Cincinnati Reds Riverfront Stadium, Cincinnati, OH Sat Jul 21 1990, 7:05 PM EDT Att: 34,506 - Unknown livebaseballscorecards.com			
Barry Larkin, R OBP: 0.373, SLG: 0.423	L7		BB		P2		SH3-4	FC6-4		3	0	0	1	1	0	3				
Eric Davis, R OBP: 0.347, SLG: 0.469	K		K				HR	BLK 2B		4	2	2	1	0	2	4				
Chris Sabo, R OBP: 0.367, SLG: 0.506					E5 1B 1B		F7	2B BB		3	2	0	0	1	0	0				
Glenn Braggs, R OBP: 0.367, SLG: 0.435					K		P3	1B 2B		4	0	2	2	0	1	0				
Todd Benzinger, S OBP: 0.306, SLG: 0.358								1B 2B		3	0	1	0	0	1	2				
Rick Mahler, R OBP: 0.136, SLG: 0.182					K			K		1	0	0	0	0	1	1				
Mariano Duncan, R OBP: 0.354, SLG: 0.500					G6-3		F9	1B 1B		4	0	2	1	0	0	1				
Joe Oliver, R OBP: 0.337, SLG: 0.381					1B		FC3-6-5	1B K		4	1	2	0	0	1	3				
Jose Rijo, R OBP: 0.100, SLG: 0.100								SH 2B		2	0	1	0	0	0	0				
Hal Morris, L OBP: 0.438, SLG: 0.561					G6-3		G6-3	SH SH3-4 1B		1	1	1	0	0	0	0				
Inning Stats	R: 0 E: 0 K: 1 S: 9	H: 0 LOB: 1 BB: 1 P: 17	R: 0 E: 0 K: 1 S: 5	H: 0 LOB: 0 BB: 0 P: 9	R: 0 E: 0 K: 1 S: 11	H: 3 LOB: 3 BB: 1 P: 19	R: 1 E: 1 K: 1 S: 9	H: 2 LOB: 1 BB: 0 P: 11	R: 0 E: 0 K: 0 S: 5	H: 0 LOB: 0 BB: 0 P: 8	R: 1 E: 0 K: 0 S: 10	H: 2 LOB: 1 BB: 0 P: 12	R: 4 E: 1 K: 1 S: 19	H: 3 LOB: 1 BB: 1 P: 30	R: 0 E: 0 K: 2 S: 15	H: 2 LOB: 2 BB: 0 P: 21	1B: 7 2B: 5 3B: 0 HR: 1	SF: 0 SAC: 2 DP: 2 HBP: 0	WP: 0 PB: 0 SB: 0 CS: 1	PA: 38
PITCHER	IP WLS BF H R ER SO BB IBB HBP BLK WP HR S P ERA WHIP	IP WLS BF H R ER SO BB IBB HBP BLK WP HR S P ERA WHIP																		
Terry Mulholland, L ERA: 3.76	(1, 1) 6.0 L 27 8 4 2 4 2 0 0 0 0 0 0 10 17 9.00 3.000	(7, 1) 1.0 6 2 2 1 1 1 0 0 0 0 0 0 10 17 9.00 3.000																		
Darrel Akerfelds, R ERA: 2.8	(7, 1) 1.0 6 2 2 1 1 1 0 0 0 0 0 0 10 17 9.00 3.000	(8, 1) 1.0 5 2 0 0 2 0 0 0 0 0 0 0 15 21 0.00 2.000																		
Marvin Freeman, R ERA: 5.57	(8, 1) 1.0 5 2 0 0 2 0 0 0 0 0 0 0 15 21 0.00 2.000																			

Batter	1	2	3	4	5	6	7	8	9	AB	R	H	RBI	BB	SO	LOB	TOP							
Lenny Dykstra, L OBP: 0.458, SLG: 0.465										4	3	2	0	1	0	1								
Darren Daulton, L OBP: 0.337, SLG: 0.371										5	0	2	2	0	0	2								
Tom Herr, S OBP: 0.323, SLG: 0.363										5	0	1	1	0	0	3								
Von Hayes, L OBP: 0.403, SLG: 0.438										2	1	0	0	3	0	0								
Randy Ready, R OBP: 0.361, SLG: 0.381										3	1	0	0	1	1	2								
Sil Campusano, R OBP: 0.288, SLG: 0.326										1	0	0	0	0	0	1								
Roger McDowell, R OBP: 0.333, SLG: 0.364										0	0	0	0	0	0	0								
Ricky Jordan, R OBP: 0.283, SLG: 0.359										2	0	1	3	1	0	0								
Dickie Thon, R OBP: 0.299, SLG: 0.341										4	0	0	0	0	1	5								
Charlie Hayes, R OBP: 0.311, SLG: 0.372										3	1	1	0	1	0	0								
Jose De Jesus, R OBP: 0.133, SLG: 0.071										3	0	0	0	0	1	2								
Darrel Akerfelds, R OBP: 0.250, SLG: 0.377										0	0	0	0	0	0	0								
Dave Hollins, S OBP: 0.290, SLG: 0.387										1	0	0	0	0	0	0								
Dennis Cook, L OBP: 0.290, SLG: 0.387										0	0	0	0	0	0	0								
Jim Vatcher, R OBP: 0.333, SLG: 0.364										0	0	0	0	0	0	0								
Inning Stats	R: 1 E: 0 K: 1 S: 16	H: 2 LOB: 3 BB: 1 P: 28	R: 1 E: 0 K: 1 S: 10	H: 2 LOB: 1 BB: 0 P: 16	R: 0 E: 0 K: 1 S: 7	H: 0 LOB: 0 BB: 0 P: 8	R: 0 E: 0 K: 0 S: 6	H: 0 LOB: 0 BB: 0 P: 8	R: 3 E: 0 K: 1 S: 10	H: 1 LOB: 1 BB: 3 P: 24	R: 1 E: 0 K: 1 S: 10	H: 2 LOB: 1 BB: 1 P: 14	R: 0 E: 0 K: 0 S: 6	H: 0 LOB: 0 BB: 1 P: 13	R: 0 E: 0 K: 0 S: 3	H: 0 LOB: 0 BB: 0 P: 5	R: 0 E: 0 K: 0 S: 8	H: 0 LOB: 1 BB: 1 P: 18	1B: 2 2B: 5 3B: 0 HR: 0	SF: 0 SAC: 0 DP: 0 HBP: 1	WP: 0 PB: 0 SB: 1 CS: 1	PA: 41		
PITCHER	IP WLS BF H R ER SO BB IBB HBP BLK WP HR S P ERA WHIP	5.0 L 25 5 5 5 2 2 2 2 1 1 0 0 0 16 27 9.00 1.400	2.0 9 2 1 1 1 2 0 0 0 0 0 0 16 27 4.50 2.000	1.0 3 0 0 0 0 0 0 0 0 0 0 0 3 5 0.00 0.000	1.0 4 0 0 0 0 1 0 0 0 0 0 0 8 18 0.00 1.000																			

Philadelphia Phillies @ Cincinnati Reds
Riverfront Stadium, Cincinnati, OH
Sun Jul 22 1990, 3:33 AM EDT
Att: 33,658 - Cloudy - 76 F

AB	33
R	6
H	7
RBI	6
BB	7
SO	3
LOB	16



Batter	1	2	3	4	5	6	7	8	9	AB	R	H	RBI	BB	SO	LOB	BOTTOM						
Herm Winningham, L OBP: 0.284, SLG: 0.352										4	0	0	0	1	1	4							
Mariano Duncan, R OBP: 0.352, SLG: 0.494										3	0	0	0	1	0	3							
Hal Morris, L OBP: 0.441, SLG: 0.570										4	0	2	0	0	0	1							
Paul O'Neill, L OBP: 0.347, SLG: 0.437										4	0	0	0	0	0	2							
Todd Benzinger, S OBP: 0.306, SLG: 0.360										4	0	1	0	0	1	0							
Randy Myers, L OBP: 0.500, SLG: 0.500										0	0	0	0	0	0	0							
Luis Quiñones, S OBP: 0.303, SLG: 0.315										3	1	1	0	1	1	1							
Ron Oester, S OBP: 0.351, SLG: 0.402										3	1	2	0	1	0	1							
Jeff Reed, L OBP: 0.320, SLG: 0.323										3	0	1	1	0	1	2							
Barry Larkin, R OBP: 0.372, SLG: 0.421										1	0	0	0	0	0	1							
Scott Scudder, R OBP: 0.167, SLG: 0.167										1	0	0	0	0	0	2							
Ken Griffey, L OBP: 0.346, SLG: 0.316										1	0	0	0	0	0	0							
Tim Lincecum, R OBP: 0.246, SLG: 0.316										0	0	0	0	0	0	0							
Glenn Braggs, R OBP: 0.198, SLG: 0.438										1	0	1	1	0	0	0							
Tim Birtsas, L OBP: 0.225, SLG: 0.438										0	0	0	0	0	0	0							
Billy Hatcher, R OBP: 0.333, SLG: 0.407										1	0	1	0	0	0	0							
Inning Stats	R: 0 E: 0 K: 0 S: 10	H: 1 LOB: 1 BB: 0 P: 15	R: 0 E: 0 K: 2 S: 10	H: 0 LOB: 2 BB: 2 P: 21	R: 0 E: 0 K: 0 S: 5	H: 0 LOB: 0 BB: 1 P: 13	R: 0 E: 0 K: 0 S: 7	H: 1 LOB: 1 BB: 0 P: 11	R: 0 E: 0 K: 1 S: 9	H: 0 LOB: 0 BB: 0 P: 12	R: 0 E: 0 K: 0 S: 5	H: 0 LOB: 0 BB: 1 P: 10	R: 2 E: 0 K: 0 S: 14	H: 4 LOB: 2 BB: 0 P: 23	R: 0 E: 0 K: 0 S: 5	H: 1 LOB: 0 BB: 0 P: 9	R: 0 E: 1 K: 1 S: 10	H: 2 LOB: 2 BB: 0 P: 14	1B: 6 2B: 3 3B: 0 HR: 0	SF: 0 SAC: 0 DP: 2 HBP: 0	WP: 0 PB: 0 SB: 0 CS: 1	PA: 37	
PITCHER	IP WLS BF H R ER SO BB IBB HBP BLK WP HR S P ERA WHIP	6.1 W 26 5 2 2 3 4 0 0 0 0 0 0 4 7 2.84 1.421	0.2 3 1 0 0 0 0 0 0 0 0 0 0 4 7 0.00 1.500	1.1 5 2 0 0 1 0 0 0 0 0 0 0 10 15 0.00 1.500	0.2 3 1 0 0 0 0 0 0 0 0 0 0 5 8 0.00 1.500																		

Philadelphia Phillies @ Cincinnati Reds
Riverfront Stadium, Cincinnati, OH
Sun Jul 22 1990, 3:33 AM EDT
Att: 33,658 - Cloudy - 76 F

AB	33
R	2
H	9
RBI	2
BB	4
SO	4
LOB	17



Batter	1	2	3	4	5	6	7	8	9	AB	R	H	RBI	BB	SO	LOB	TOP								
Howard Johnson, S (1, 6) Keith Miller, R (8, 4) OBP: 0.312, SLG: 0.449 OBP: 0.338, SLG: 0.349	F8		HR		G3	1B		G4-6-3		2	3	1	0	3	0	0									
Dave Magadan, L (1, 3) Tim Teufel, R (7, 3) OBP: 0.426, SLG: 0.476 OBP: 0.282, SLG: 0.342	2B		HR		K	3B		L6		4	2	3	3	0	1	1									
Gregg Jefferies, S (1, 4) Wally Whitehurst, R (8, 1) Julio Machado, R (9, 1) John Franco, L (9, 1) OBP: 0.349, SLG: 0.476 OBP: 0.200, SLG: 0.200	K		G3		G3	HR		G4-6-3		5	1	1	2	0	1	4									
Darryl Strawberry, L (1, 9) Mark Carreon, R (7, 9) OBP: 0.388, SLG: 0.558 OBP: 0.320, SLG: 0.519	IBB		CS		3B	HR			P3	2	2	2	2	2	0	0									
Kevin McReynolds, R (1, 7) OBP: 0.363, SLG: 0.439	P5		F8		1B	P3			1B	5	1	2	2	0	0	3									
Mackey Sasser, L (1, 2) Todd Hundley, S (9, PR) OBP: 0.387, SLG: 0.503 OBP: 0.216, SLG: 0.250		G6-3			G6-3				2B	5	0	2	1	0	0	1									
Tom O'Malley, L (1, 5) OBP: 0.300, SLG: 0.478		L3			G4-3				1B	5	0	0	0	0	2	2									
Daryl Boston, L (1, 8) OBP: 0.340, SLG: 0.484		1B			F8	2B			K	5	1	2	0	0	1	2									
Sid Fernandez, L (1, 1) Mario Diaz, R (8, PH) OBP: 0.182, SLG: 0.212 OBP: 0.200, SLG: 0.300		K			P6				2B	3	0	0	0	0	2	3									
Inning Stats	R: 0 E: 0 K: 1 S: 12	H: 1 LOB: 2 BB: 1 P: 21	R: 0 E: 0 K: 1 S: 12	H: 1 LOB: 1 BB: 0 P: 17	R: 2 E: 0 K: 0 S: 14	H: 3 LOB: 0 BB: 0 P: 22	R: 0 E: 0 K: 0 S: 9	H: 1 LOB: 1 BB: 0 P: 15	R: 2 E: 0 K: 1 S: 13	H: 1 LOB: 1 BB: 2 P: 24	R: 5 E: 0 K: 2 S: 16	H: 4 LOB: 0 BB: 1 P: 27	R: 0 E: 0 K: 0 S: 6	H: 0 LOB: 2 BB: 0 P: 8	R: 0 E: 0 K: 0 S: 5	H: 1 LOB: 1 BB: 1 P: 11	R: 1 E: 0 K: 2 S: 18	H: 2 LOB: 1 BB: 0 P: 26	1B: 5 2B: 4 3B: 3 HR: 2	SF: 0 SAC: 0 DP: 1 HBP: 0	WP: 0 PB: 0 SB: 1 CS: 1	PA: 44			
PITCHER	IP	WLS	BF	H	R	ER	SO	BB	IBB	HBP	BLK	WP	HR	S	P	ERA	WHIP								
Jeff Parrett, R (1, 1) ERA: 5.09	5.0	L	24	7	4	4	3	1	2	0	0	0	1	60	99	7.20	1.600								
Don Carman, L (6, 1) ERA: 3.57	2.0		11	4	5	5	2	0	1	0	0	0	1	22	35	22.50	2.000								
Joe Boever, R (8, 1) ERA: 4.63	2.0		9	3	1	1	2	1	0	0	0	0	0	23	37	4.50	2.000								

New York Mets @ Philadelphia Phillies
Veterans Stadium, Philadelphia, PA
Wed Jul 25 1990, 7:05 PM EDT
Att: 40,079 - Unknown - 78 F

AB 39
R 10
H 14
RBI 10
BB 5
SO 7
LOB 18



Batter	1	2	3	4	5	6	7	8	9	AB	R	H	RBI	BB	SO	LOB	BOTTOM								
Lenny Dykstra, L (1, 8) OBP: 0.456, SLG: 0.474	E9		2B		F7			K	G4-6-3	6	1	3	0	0	1	4									
Tom Herr, S (1, 4) OBP: 0.329, SLG: 0.373	P4		BB		1B			L6		5	1	3	1	1	0	2									
Von Hayes, L (1, 9) OBP: 0.401, SLG: 0.429	L6		P5		1B			1B		3	1	1	0	2	0	3									
Carmelo Martinez, R (1, 7) Joe Boever, R (8, 1) Rod Booker, R (9, PH) OBP: 0.340, SLG: 0.443 OBP: 0.321, SLG: 0.328	K		F8		F8			1B	1B	4	0	0	0	0	2	7									
Charlie Hayes, R (1, 5) OBP: 0.305, SLG: 0.364		K			P3			1B	1B	5	2	2	1	0	2	2									
Ricky Jordan, R (1, 3) OBP: 0.282, SLG: 0.356		K			K			K	1B	5	1	1	0	0	4	3									
Dickie Thon, R (1, 6) OBP: 0.303, SLG: 0.351		BB			F8			K	1B	4	1	2	1	1	1	0									
Darren Daulton, L (1, 2) Tom Nieto, R (8, 2) OBP: 0.334, SLG: 0.376 OBP: 1.000, SLG: 1.000		G4-3			P5			1B	1B	3	1	1	0	0	0	1									
Jeff Parrett, R (1, 1) Dave Hollins, S (5, PH) Don Carman, L (8, 1) Jim Valchert, R (7, 7) John Kruk, L (9, PH) OBP: 0.318 OBP: 0.246, SLG: 0.371 OBP: 0.376, SLG: 0.375 OBP: 0.320, SLG: 0.348 OBP: 0.377, SLG: 0.394			K		P6			F7	G1-3	1	0	0	0	0	1	0									
Inning Stats	R: 0 E: 1 K: 1 S: 11	H: 0 LOB: 0 BB: 1 P: 15	R: 0 E: 0 K: 2 S: 16	H: 0 LOB: 1 BB: 1 P: 25	R: 0 E: 0 K: 1 S: 11	H: 1 LOB: 2 BB: 1 P: 20	R: 0 E: 0 K: 1 S: 5	H: 0 LOB: 0 BB: 0 P: 7	R: 0 E: 0 K: 3 S: 17	H: 1 LOB: 2 BB: 1 P: 24	R: 2 E: 0 K: 1 S: 16	H: 3 LOB: 1 BB: 1 P: 22	R: 1 E: 0 K: 2 S: 12	H: 3 LOB: 2 BB: 0 P: 16	R: 6 E: 0 K: 0 S: 21	H: 7 LOB: 1 BB: 1 P: 36	1B: 14 2B: 2 3B: 0 HR: 0	SF: 0 SAC: 0 DP: 1 HBP: 0	WP: 0 PB: 0 SB: 1 CS: 0	PA: 47					
PITCHER	IP	WLS	BF	H	R	ER	SO	BB	IBB	HBP	BLK	WP	HR	S	P	ERA	WHIP								
Sid Fernandez, L (1, 1) ERA: 3.18	7.0	W	31	6	2	1	9	4	0	0	0	0	0	23	35	54.00	8.000								
Wally Whitehurst, R (8, 1) ERA: 3.6	1.0		11	8	6	6	2	0	0	0	0	0	0	6	8	*	*								
Julio Machado, R (9, 1) ERA: 3.32	0.0		2	2	0	0	0	0	0	0	0	0	0	4	9	9.00	1.000								
John Franco, L (9, 1) ERA: 2.0	1.0	S	3	0	1	1	0	1	0	0	0	0	0	4	9	9.00	1.000								

New York Mets @ Philadelphia Phillies
Veterans Stadium, Philadelphia, PA
Wed Jul 25 1990, 7:05 PM EDT
Att: 40,079 - Unknown - 78 F

AB 42
R 9
H 16
RBI 7
BB 5
SO 11
LOB 25



Batter	1	2	3	4	5	6	7	8	9	AB	R	H	RBI	BB	SO	LOB	TOP			
Lenny Dykstra, L OBP: 0.456, SLG: 0.470 (1, 8)										4	0	1	0	0	0	0	Philadelphia Phillies @ Pittsburgh Pirates Three Rivers Stadium, Pittsburgh, PA Sat Jul 28 1990, 7:05 PM EDT Att: 37,022 - Unknown - 87 F			
Dickie Thorn, R OBP: 0.313, SLG: 0.360 (1, 6)										4	0	2	0	0	0	1				
Tom Herr, S OBP: 0.329, SLG: 0.378 (1, 4)										4	0	1	0	0	0	2				
Von Hayes, L OBP: 0.393, SLG: 0.428 (1, 9)										4	1	1	1	0	1	4				
Carmelo Martinez, R OBP: 0.352, SLG: 0.447 (1, 7) (9, 3)										2	1	0	0	2	0	0				
Charlie Hayes, R OBP: 0.314, SLG: 0.394 (1, 5)										4	2	2	2	0	0	2				
Ricky Jordan, R OBP: 0.281, SLG: 0.354 Joe Boever, R (9, 1)										4	0	1	0	0	0	0				
Tom Nieto, R OBP: 0.400, SLG: 0.400 Darren Daulton, L OBP: 0.342, SLG: 0.374 (9, PH) (9, 2)										3	0	0	0	0	3	0				
Bruce Ruffin, S OBP: 0.150, SLG: 0.081 Jeff Parrett, R (7, 1) John Kruk, L OBP: 0.376, SLG: 0.378 (9, PH) (9, 7)										3	0	0	0	0	0	0				
Inning Stats	R: 0 E: 0 K: 0 S: 4	H: 1 LOB: 1 BB: 0 P: 4	R: 0 E: 0 K: 0 S: 3	H: 0 LOB: 0 BB: 0 P: 3	R: 0 E: 0 K: 1 S: 5	H: 0 LOB: 0 BB: 0 P: 5	R: 3 E: 0 K: 0 S: 5	H: 2 LOB: 2 BB: 1 P: 9	R: 0 E: 0 K: 1 S: 5	H: 0 LOB: 0 BB: 0 P: 5	R: 0 E: 0 K: 0 S: 4	H: 2 LOB: 2 BB: 1 P: 8	R: 0 E: 0 K: 1 S: 6	H: 1 LOB: 1 BB: 0 P: 6	R: 1 E: 0 K: 0 S: 5	H: 2 LOB: 1 BB: 0 P: 5		1B: 6 2B: 0 3B: 0 HR: 2	SF: 0 SAC: 0 DP: 1 HBP: 0	WP: 0 PB: 0 SB: 2 CS: 0
PITCHER	IP WLS BF H R ER SO BB IBB HBP BLK WP HR S P ERA WHIP	7.0 L 9 3 1 1 1 0 0 0 0 0 2 31 39 3.86 1.000	2.0 L 9 3 1 1 1 0 0 0 0 0 0 11 11 4.50 1.500	PITCHER																

Batter	1	2	3	4	5	6	7	8	9	AB	R	H	RBI	BB	SO	LOB	BOTTOM					
Moises Alou, R OBP: 0.200, SLG: 0.200 R.J. Reynolds, S OBP: 0.361, SLG: 0.370 Bill Landrum, R (8, 1)										3	0	1	0	0	0	1	Philadelphia Phillies @ Pittsburgh Pirates Three Rivers Stadium, Pittsburgh, PA Sat Jul 28 1990, 7:05 PM EDT Att: 37,022 - Unknown - 87 F					
Jay Bell, R OBP: 0.329, SLG: 0.382 (1, 6)										4	0	1	0	0	1	2						
Andy Van Slyke, L OBP: 0.358, SLG: 0.436 (1, 8)										4	1	2	1	0	0	2						
Bobby Bonilla, S OBP: 0.300, SLG: 0.508 (1, 9)										4	1	1	1	0	1	1						
Jeff King, R OBP: 0.282, SLG: 0.351 (1, 5)										4	0	0	0	0	1	0						
Sid Bream, L OBP: 0.346, SLG: 0.435 (1, 3)										3	0	0	0	1	0	0						
Jose Lind, R OBP: 0.344, SLG: 0.398 (1, 4)										3	0	0	0	1	0	0						
Michael LaValliere, L OBP: 0.366, SLG: 0.301 Don Slaught, R OBP: 0.407, SLG: 0.535 (7, PH) (8, 2)										2	0	0	0	0	0	2						
John Smiley, L OBP: 0.167, SLG: 0.107 Gary Redus, R OBP: 0.312, SLG: 0.363 Barry Bonds, L OBP: 0.424, SLG: 0.596 (7, PH) (8, 7)										1	0	0	0	1	1	2						
Inning Stats	R: 0 E: 0 K: 0 S: 4	H: 1 LOB: 1 BB: 0 P: 4	R: 0 E: 0 K: 1 S: 5	H: 0 LOB: 2 BB: 2 P: 13	R: 0 E: 0 K: 0 S: 3	H: 1 LOB: 0 BB: 0 P: 3	R: 1 E: 0 K: 0 S: 4	H: 1 LOB: 0 BB: 0 P: 4	R: 0 E: 0 K: 0 S: 4	H: 1 LOB: 2 BB: 1 P: 8	R: 0 E: 0 K: 1 S: 5	H: 0 LOB: 0 BB: 0 P: 5	R: 1 E: 0 K: 1 S: 7	H: 2 LOB: 1 BB: 0 P: 7	R: 1 E: 0 K: 1 S: 6	H: 1 LOB: 0 BB: 0 P: 6		R: 0 E: 0 K: 0 S: 3	H: 0 LOB: 0 BB: 0 P: 3	1B: 4 2B: 1 3B: 0 HR: 2	SF: 0 SAC: 0 DP: 1 HBP: 0	WP: 0 PB: 0 SB: 1 CS: 0
PITCHER	IP WLS BF H R ER SO BB IBB HBP BLK WP HR S P ERA WHIP	6.1 W 7 2 1 1 2 0 0 0 0 0 1 11 11 5.40 1.200	1.0 S 3 0 0 0 0 0 0 0 0 0 0 3 3 0.00 0.000	PITCHER																		

Batter	1	2	3	4	5	6	7	8	9	AB	R	H	RBI	BB	SO	LOB	TOP					
Lenny Dykstra, L (1,8) OBP: 0.455, SLG: 0.471	G4-3		G4-3		G4-3 2B			F7		4	0	1	0	0	0	0	Philadelphia Phillies @ Pittsburgh Pirates Three Rivers Stadium, Pittsburgh, PA Sun Jul 29 1990, 3:33 AM EDT Att: 33,018 - Sunny - 81 F					
Darren Daulton, L (1,2) OBP: 0.341, SLG: 0.383	HR		K		G4-3 2-3			F7		4	1	1	1	0	1	1						
Tom Herr, S (1,4) OBP: 0.325, SLG: 0.373	G4-3			K	G3			K		4	0	0	0	0	2	1						
Von Hayes, L (1,9) OBP: 0.394, SLG: 0.425	L3			BB	BB			F8		2	0	0	0	2	0	0						
Charlie Hayes, R (1,5) OBP: 0.313, SLG: 0.391		F8		K	BB			BB		3	0	0	0	1	1	2						
John Kruk, L (1,3) OBP: 0.381, SLG: 0.376		G6-3 BB		BB	IBB			BB		1	0	0	0	3	0	1						
Randy Ready, R (1,7) OBP: 0.350, SLG: 0.360		G6-3		BB	BB			BB		3	0	0	0	1	2	3						
Rod Booker, L (1,6) OBP: 0.310, SLG: 0.315		G6-3		G3				F9		4	0	0	0	0	0	6						
Pat Combs, L (1,1) OBP: 0.195, SLG: 0.158			K					F8		2	0	0	0	0	1	0						
Ricky Jordan, R (7, PH) OBP: 0.250, SLG: 0.352										1	0	0	0	0	1	0						
Darrel Akerfeldt, R (7, 1) OBP: 0.250, SLG: 0.250								K		0	0	0	0	0	0	0						
Inning Stats	R: 1 E: 0 K: 0 S: 7	H: 1 LOB: 0 BB: 0 P: 12	R: 0 E: 0 K: 0 S: 8	H: 0 LOB: 1 BB: 1 P: 16	R: 0 E: 0 K: 2 S: 8	H: 0 LOB: 0 BB: 0 P: 12	R: 0 E: 0 K: 2 S: 12	H: 0 LOB: 3 BB: 3 P: 26	R: 0 E: 0 K: 0 S: 7	H: 1 LOB: 1 BB: 0 P: 11	R: 0 E: 0 K: 0 S: 10	H: 0 LOB: 0 BB: 0 P: 17	R: 0 E: 0 K: 2 S: 10	H: 0 LOB: 0 BB: 0 P: 16	R: 0 E: 0 K: 1 S: 7	H: 0 LOB: 0 BB: 0 P: 13	R: 0 E: 0 K: 1 S: 13	H: 0 LOB: 2 BB: 2 P: 27	1B: 0 2B: 1 3B: 0 HR: 1	SF: 0 SAC: 0 DP: 0 HBP: 0	WP: 0 PB: 0 SB: 1 CS: 1	PA: 36
PITCHER Doug Drabek, R (1,1) ERA: 2.94	IP: 9.0 WLS: W BF: 35 H: 2 R: 1 ER: 1 SO: 8 BB: 6 IBB: 1 HBP: 0 BLK: 0 WP: 0 HR: 1 S: 82 P: 150 ERA: 1.00 WHIP: 0.889															PITCHER						

Batter	1	2	3	4	5	6	7	8	9	AB	R	H	RBI	BB	SO	LOB	BOTTOM			
Gary Redus, R (1,3) OBP: 0.313, SLG: 0.358	P3		BB		K			P5		2	0	0	0	1	1	3	Philadelphia Phillies @ Pittsburgh Pirates Three Rivers Stadium, Pittsburgh, PA Sun Jul 29 1990, 3:33 AM EDT Att: 33,018 - Sunny - 81 F			
Sid Bream, L (7, PH) OBP: 0.345, SLG: 0.433										1	0	0	0	0	0	0				
Jay Bell, R (1,6) OBP: 0.326, SLG: 0.378	K		F7		G5-3			F7		4	0	0	0	0	1	1				
Andy Van Slyke, L (1,8) OBP: 0.359, SLG: 0.440				G4-3 1B	F7 2B			G4-3		4	1	2	0	0	0	0				
Bobby Bonilla, S (1,9) OBP: 0.297, SLG: 0.503				G4-3 2-3	K			G3		4	0	0	0	0	2	2				
Barry Bonds, L (1,7) OBP: 0.426, SLG: 0.596		K		S	SF7 1B			F8		2	1	1	1	1	1	0				
Jeff King, R (1,5) OBP: 0.283, SLG: 0.347		L8		BB	BB			F8		2	0	0	0	1	0	1				
Jose Lind, R (1,4) OBP: 0.341, SLG: 0.395		G6-3		SF7 2-H	G6-3			G6-3		2	0	0	1	0	0	0				
Dann Bilardello, R (1,2) OBP: 0.114, SLG: 0.031			L5		BB			F8		2	0	0	0	1	0	0				
Doug Drabek, R (1,1) OBP: 0.200, SLG: 0.229			K		BB			P3		2	0	0	0	1	1	0				
Inning Stats	R: 0 E: 0 K: 2 S: 11	H: 1 LOB: 0 BB: 0 P: 18	R: 0 E: 0 K: 1 S: 7	H: 0 LOB: 0 BB: 0 P: 8	R: 0 E: 0 K: 1 S: 9	H: 0 LOB: 1 BB: 1 P: 16	R: 2 E: 0 K: 1 S: 20	H: 2 LOB: 3 BB: 3 P: 37	R: 0 E: 0 K: 0 S: 8	H: 0 LOB: 0 BB: 0 P: 13	R: 0 E: 0 K: 0 S: 5	H: 0 LOB: 0 BB: 1 P: 13	R: 0 E: 0 K: 0 S: 5	H: 0 LOB: 0 BB: 0 P: 7	R: 0 E: 0 K: 0 S: 6	H: 0 LOB: 0 BB: 0 P: 10	1B: 2 2B: 1 3B: 0 HR: 0	SF: 1 SAC: 0 DP: 0 HBP: 0	WP: 0 PB: 0 SB: 1 CS: 0	PA: 31
PITCHER Pat Combs, L (1,1) ERA: 4.15	IP: 6.0 WLS: L BF: 25 H: 3 R: 2 ER: 2 SO: 6 BB: 5 IBB: 0 HBP: 0 BLK: 0 WP: 0 HR: 0 S: 60 P: 105 ERA: 3.00 WHIP: 1.333															PITCHER				
Darrel Akerfeldt, R (7, 1) ERA: 2.6	IP: 2.0 WLS: 6 BF: 6 H: 0 R: 0 ER: 0 SO: 0 BB: 0 IBB: 0 HBP: 0 BLK: 0 WP: 0 HR: 0 S: 11 P: 17 ERA: 0.00 WHIP: 0.000															PITCHER				


Batter	1	2	3	4	5	6	7	8	9	AB	R	H	RBI	BB	SO	LOB	TOP			
Vince Coleman, S (1, 7) OBP: 0.334, SLG: 0.402	1-3 K		2-3 K		1-1 E 1B		1-3 K			4	1	1	0	0	3	0	St. Louis Cardinals @ Philadelphia Phillies Veterans Stadium, Philadelphia, PA Tue Jul 31 1990, 7:05 PM EDT Att: 25,463 - Unknown			
Ozzie Smith, S (1, 6) OBP: 0.336, SLG: 0.295	2-2 G4-3		0-0 G5-3 1B		0-0 E8 1B		1-1 G4-3			4	1	2	0	0	0	0				
Willie McGee, S (1, 8) OBP: 0.383, SLG: 0.429	0-0 G6-3		0-1 G5-3 1-2		0-2 G4-6-3 1B		0-3 K			4	0	1	2	0	1	1				
Denny Walling, L (1, 3) OBP: 0.264, SLG: 0.245		4-1 HR BB	1-1 G3		1-1 G4-6-3 1-2			2-1 F8		3	1	0	0	1	0	2				
Todd Zeile, R (1, 2) OBP: 0.311, SLG: 0.387		1-0 HR		3-2 P2	1-2			3-1 G1-5-3		4	1	2	2	0	0	0				
Terry Pendleton, S (1, 5) OBP: 0.287, SLG: 0.327		1-2 F8		4-0 S BB	1-0 P4			1-2 L4		3	0	0	0	1	0	1				
José Oquendo, S (1, 4) OBP: 0.343, SLG: 0.306		1-1 G6-3		2-2 F9		0-0 P9			1-1 G4-3	4	0	0	0	0	0	1				
Milt Thompson, L (1, 9) OBP: 0.283, SLG: 0.312		1-3 K		1-2 IBB	2-2 P5			1-0 G3	3	0	0	0	1	1	0					
John Tudor, L (1, 1) Lee Smith, R (8, 1)		3-2 G5-3		1-3 K	2-3 K			0-3 K	3	0	0	0	0	2	3					
										1	0	0	0	0	1	0	AB 33 R 4 H 6 RBI 4 BB 3 SO 8 LOB 8			
Inning Stats	R: 0 E: 0 K: 1 S: 9	H: 0 LOB: 0 BB: 0 P: 12	R: 2 E: 0 K: 1 S: 14	H: 1 LOB: 1 BB: 1 P: 25	R: 0 E: 0 K: 1 S: 9	H: 1 LOB: 1 BB: 0 P: 12	R: 0 E: 0 K: 1 S: 16	H: 0 LOB: 2 BB: 2 P: 29	R: 2 E: 1 K: 0 S: 12	H: 4 LOB: 1 BB: 0 P: 15	R: 0 E: 0 K: 2 S: 8	H: 0 LOB: 0 BB: 0 P: 10	R: 0 E: 0 K: 0 S: 7	H: 0 LOB: 0 BB: 0 P: 13	R: 0 E: 0 K: 1 S: 6	H: 0 LOB: 0 BB: 0 P: 8		1B: 5 2B: 0 3B: 0 HR: 1	SF: 0 SAC: 0 DP: 1 HBP: 0	WP: 1 PB: 0 SB: 1 CS: 0
PITCHER	IP WLS BF H R ER SO BB IBB HBP BLK WP HR S P ERA WHIP																			
Ken Howell, R (1, 1) ERA: 4.47	4.0 L 21 5 4 4 4 2 1 0 0 0 1 1 54 85 9.00 1.750																			
Dennis Cook, L (5, 1) ERA: 3.22	2.0 6 1 0 0 1 0 0 0 0 0 0 0 15 21 0.00 0.500																			
Don Carman, L (7, 1) ERA: 3.45	2.0 6 0 0 0 2 0 0 0 0 0 0 0 15 23 0.00 0.000																			
Roger McDowell, R (9, 1) ERA: 4.99	1.0 3 0 0 0 1 0 0 0 0 0 0 0 6 8 0.00 0.000																			

Batter	1	2	3	4	5	6	7	8	9	AB	R	H	RBI	BB	SO	LOB	BOTTOM					
Lenny Dykstra, L (1, 8) OBP: 0.453, SLG: 0.468	0-2 G6-3			0-1 G3			2-1 F8	1-1		4	0	1	1	0	0	0	St. Louis Cardinals @ Philadelphia Phillies Veterans Stadium, Philadelphia, PA Tue Jul 31 1990, 7:05 PM EDT Att: 25,463 - Unknown					
Darren Daulton, L (1, 2) OBP: 0.340, SLG: 0.379	3-2 G3-1			2-1 G3-1			4-1	2-3 K 1B		3	0	0	0	1	1	2						
Tom Herr, S (1, 4) OBP: 0.322, SLG: 0.369	3-2 G6-3			3-3 K			0-1 F9		3-3 K	4	0	0	0	0	2	1						
Von Hayes, L (1, 9) OBP: 0.389, SLG: 0.419		2-1 F7			1-3 K		1-3 K		0-0 P5	4	0	0	0	0	2	1						
Carmelo Martinez, R (1, 3) OBP: 0.350, SLG: 0.442		0-0 P4			2-2 G5-4-3 1B			2-1 F9	0-0 P4	4	0	1	0	0	0	0						
Charlie Hayes, R (1, 5) OBP: 0.313, SLG: 0.389		0-1 G4-3			0-0 G5-4-3 1-2			4-2 1B BB		2	1	0	0	1	0	1						
John Kruk, L (1, 7) OBP: 0.383, SLG: 0.380			1-3 K			0-2 G6-4-3 1B		1-2 1B BB		3	1	2	0	0	1	0						
Dickie Thon, R (1, 6) OBP: 0.313, SLG: 0.359			0-0 G5-3			2-0 F9		0-0 1B 1B		3	0	1	1	0	0	1						
Ken Howell, R (1, 1) Dennis Cook, L (5, 1) Dave Hollins, S (6, 1) Don Carman, L (7, 1) Ricky Jordan, R (8, 1) Roger McDowell, R (9, 1)			2-1 L8			1-0 G6-4-3 1-2		3-3 1B 2-3 K		1	0	0	0	0	0	0						
										0	0	0	0	0	0	0	AB 30 R 2 H 5 RBI 2 BB 2 SO 7 LOB 9					
Inning Stats	R: 0 E: 0 K: 0 S: 9	H: 0 LOB: 0 BB: 0 P: 15	R: 0 E: 0 K: 0 S: 5	H: 0 LOB: 0 BB: 0 P: 7	R: 0 E: 0 K: 1 S: 6	H: 0 LOB: 0 BB: 0 P: 9	R: 0 E: 0 K: 1 S: 7	H: 0 LOB: 0 BB: 0 P: 12	R: 0 E: 0 K: 1 S: 9	H: 1 LOB: 0 BB: 0 P: 12	R: 0 E: 0 K: 0 S: 5	H: 1 LOB: 0 BB: 0 P: 8	R: 0 E: 0 K: 1 S: 8	H: 0 LOB: 1 BB: 1 P: 15	R: 2 E: 0 K: 2 S: 19	H: 3 LOB: 2 BB: 1 P: 31		R: 0 E: 0 K: 1 S: 6	H: 0 LOB: 0 BB: 0 P: 9	1B: 5 2B: 0 3B: 0 HR: 0	SF: 0 SAC: 0 DP: 2 HBP: 0	WP: 0 PB: 0 SB: 0 CS: 0
PITCHER	IP WLS BF H R ER SO BB IBB HBP BLK WP HR S P ERA WHIP																					
John Tudor, L (1, 1) ERA: 2.65	7.1 W 26 4 2 2 4 2 0 0 0 0 0 0 15 23 0.00 0.600																					
Lee Smith, R (8, 1) ERA: 1.72	1.2 S 6 1 0 0 3 0 0 0 0 0 0 0 0 15 23 0.00 0.600																					

Batter	1	2	3	4	5	6	7	8	9	10	AB	R	H	RBI	BB	SO	LOB	TOP			
Don Slaught, R OBP: 0.410, SLG: 0.535 (1, 2)	P6		2B		B1-3			F7		L6	5	0	2	3	0	0	0				
Jay Bell, R OBP: 0.327, SLG: 0.384 (1, 6)	G5-3		2B		K			F8		L6	5	0	1	0	0	1	2				
Andy Van Slyke, L OBP: 0.373, SLG: 0.470 (1, 8)	F7		P5		G6-3			L9			4	0	0	0	0	0	2				
Bobby Bonilla, S OBP: 0.308, SLG: 0.524 (1, 9)		G3-6-3	IBB		F8			FC4-6		1B	2	0	1	0	2	0	0				
Barry Bonds, L OBP: 0.417, SLG: 0.581 (1, 7)	G3-6-3		K		K			FC4-6		G6-4-3	4	0	0	0	0	2	5				
Jeff King, R OBP: 0.290, SLG: 0.364 (1, 5)	2B		1B		F8			G6-4-3			4	0	2	0	0	0	1				
Sid Bream, L OBP: 0.344, SLG: 0.452 (10, PR)	F8		1B		L8					1B	3	0	0	0	1	1	2				
Gary Redus, R OBP: 0.310, SLG: 0.342 (10, 3)			K							2B	0	1	0	0	0	0	0				
Jose Lind, R OBP: 0.340, SLG: 0.396 (1, 4)			1B		G6-3					2B	4	2	3	0	0	0	0				
Neal Heaton, L OBP: 0.154, SLG: 0.057 (7, 1)			SH1		G6-3					1B	2	0	0	0	0	0	2				
Stan Belinda, R OBP: 0.056, SLG: 0.056 (7, 1)			1B		G4-3					L6	0	0	0	0	0	0	0				
Bob Patterson, R OBP: 0.355, SLG: 0.363 (10, PH)			G2-5-4								1	0	0	0	0	0	2				
R.J. Reynolds, S OBP: 0.143, SLG: 0.286 (10, 1)			2-3f								0	0	0	0	0	0	0				
Ted Power, R OBP: 0.143, SLG: 0.286 (10, 1)											0	0	0	0	0	0	0				
Inning Stats	R: 0 E: 0 K: 0 S: 6	H: 0 LOB: 0 BB: 0 P: 7	R: 0 E: 0 K: 10 S: 10	H: 1 LOB: 1 BB: 1 P: 21	R: 1 E: 0 K: 1 S: 11	H: 3 LOB: 3 BB: 1 P: 21	R: 0 E: 0 K: 1 S: 10	H: 2 LOB: 1 BB: 0 P: 16	R: 0 E: 0 K: 1 S: 7	H: 0 LOB: 0 BB: 0 P: 9	R: 0 E: 0 K: 0 S: 5	H: 0 LOB: 0 BB: 0 P: 8	R: 0 E: 0 K: 0 S: 6	H: 0 LOB: 0 BB: 0 P: 12	R: 0 E: 0 K: 0 S: 8	H: 1 LOB: 0 BB: 0 P: 12	R: 2 E: 0 K: 0 S: 8	H: 2 LOB: 1 BB: 1 P: 13	1B: 6 2B: 4 3B: 0 HR: 0	SF: 0 SAC: 1 DP: 4 HBP: 0	WP: 0 PA: 38 PB: 0 SB: 0 CS: 0
PITCHER	IP 8.0	WLS 30	BF 6	H 1	R 1	ER 1	SO 4	BB 1	IBB 0	HBP 0	BLK 0	WP 0	HR 0	S 60	P 101	ERA 1.12	WHIP 0.875				
Pat Combs, L ERA: 3.93																					
Roger McDowell, R ERA: 4.98																					

Pittsburgh Pirates @ Philadelphia Phillies
Veterans Stadium, Philadelphia, PA
Sat Aug 04 1990, 7:05 PM EDT
Att: 45,305 - Unknown


AB 34
R 3
H 9
RBI 3
BB 3
SO 4
LOB 16



Batter	1	2	3	4	5	6	7	8	9	10	AB	R	H	RBI	BB	SO	LOB	BOTTOM					
Lenny Dykstra, L OBP: 0.442, SLG: 0.466 (1, 8)	G5-3		G3-1			B4-3		L6			4	0	0	0	0	0	0						
Tom Herr, S OBP: 0.327, SLG: 0.377 (1, 4)	G4-3		1B			L3		G6-3			4	0	2	0	0	0	0						
Von Hayes, L OBP: 0.363, SLG: 0.421 (1, 7)	G4-3		K			P3				HR	4	1	1	1	0	1	2						
Dale Murphy, R OBP: 0.312, SLG: 0.416 (1, 9)	G5-3		L6			FC1-6		1B		P3	4	0	1	0	0	0	1						
Carmelo Martinez, R OBP: 0.335, SLG: 0.411 (7, PR)		L5				FC1-6		1B		P6	3	0	0	0	0	0	1						
Sil Campusano, R OBP: 0.291, SLG: 0.327 (8, 3)						1-2f					0	0	0	0	0	0	0						
John Kruk, L OBP: 0.382, SLG: 0.375 (8, 3)											1	0	0	0	0	0	0						
Charlie Hayes, R OBP: 0.306, SLG: 0.380 (1, 5)		2B			F7			F8		G5-3	4	0	1	0	0	0	1						
Dickie Thorn, R OBP: 0.316, SLG: 0.360 (1, 6)			L7								4	0	2	0	0	1	1						
Tom Nieto, R OBP: 0.286, SLG: 0.286 (7, PH)											2	0	0	0	0	0	1						
Darren Daulton, L OBP: 0.348, SLG: 0.395 (8, 2)			G5-3					P2		F7	2	0	0	0	0	0	3						
Pat Combs, L OBP: 0.188, SLG: 0.150 (8, PH)											2	0	0	0	0	2	0						
Randy Ready, R ERA: 3.06											1	0	0	0	0	0	0						
Roger McDowell, R ERA: 2.92											0	0	0	0	0	0	0						
Ricky Jordan, R ERA: 2.7											1	0	0	0	0	0	1						
Inning Stats	R: 0 E: 0 K: 0 S: 7	H: 1 LOB: 1 BB: 0 P: 11	R: 0 E: 0 K: 0 S: 5	H: 1 LOB: 1 BB: 0 P: 7	R: 0 E: 0 K: 2 S: 10	H: 1 LOB: 1 BB: 0 P: 16	R: 0 E: 0 K: 0 S: 8	H: 0 LOB: 0 BB: 0 P: 11	R: 0 E: 0 K: 2 S: 8	H: 0 LOB: 0 BB: 0 P: 10	R: 0 E: 0 K: 0 S: 5	H: 0 LOB: 0 BB: 0 P: 6	R: 0 E: 0 K: 0 S: 6	H: 2 LOB: 2 BB: 0 P: 9	R: 0 E: 0 K: 0 S: 9	H: 0 LOB: 0 BB: 0 P: 13	R: 1 E: 0 K: 0 S: 6	H: 1 LOB: 0 BB: 0 P: 10	R: 0 E: 0 K: 0 S: 10	H: 1 LOB: 0 BB: 0 P: 12	1B: 4 2B: 2 3B: 0 HR: 1	SF: 0 SAC: 0 DP: 1 HBP: 0	WP: 0 PA: 36 PB: 0 SB: 0 CS: 0
PITCHER	IP 6.0	WLS 22	BF 4	H 0	R 0	ER 0	SO 4	BB 0	IBB 0	HBP 0	BLK 0	WP 0	HR 0	S 44	P 64	ERA 0.00	WHIP 0.667						
Neal Heaton, L ERA: 3.71																							
Stan Belinda, R ERA: 3.06																							
Bob Patterson, L ERA: 2.92																							
Ted Power, R ERA: 2.7																							

Pittsburgh Pirates @ Philadelphia Phillies
Veterans Stadium, Philadelphia, PA
Sat Aug 04 1990, 7:05 PM EDT
Att: 45,305 - Unknown

AB 36
R 1
H 7
RBI 1
BB 0
SO 4
LOB 11



Batter	1	2	3	4	5	6	7	8	9	AB	R	H	RBI	BB	SO	LOB	TOP					
Wally Backman, S OBP: 0.363, SLG: 0.393	G6-3	FC4-6		L6		K			FC6-4	5	0	1	0	0	1	2	Pittsburgh Pirates @ Philadelphia Phillies Veterans Stadium, Philadelphia, PA Sun Aug 05 1990, 3:33 AM EDT Att. 40,142 - Overcast - 75 F					
Jay Bell, R OBP: 0.328, SLG: 0.387	WP 2B	FC6-4		G6-3		G4-3 SF8			L9	5	2	2	0	0	0	2						
Andy Van Slyke, L R.J. Reynolds, S OBP: 0.377, SLG: 0.472 OBP: 0.349, SLG: 0.357	S 2B			K		G4-3			FC6-4	1	1	1	0	1	0	0						
Bobby Bonilla, S OBP: 0.307, SLG: 0.521	K			K		F9				4	0	1	1	0	2	3						
Barry Bonds, L OBP: 0.416, SLG: 0.580	2B E			2B		L8				4	2	1	0	1	1	2						
Sid Bream, L OBP: 0.343, SLG: 0.456	E8			2B		K				2	1	1	2	2	1	0						
Michael LaValliere, L OBP: 0.354, SLG: 0.298	G6-3			2B		L9			L9	4	0	1	2	0	0	2						
Jose Lind, R OBP: 0.344, SLG: 0.397				F9		BLK BB			G4-6-3	2	0	1	0	2	0	0						
Bob Walk, R OBP: 0.172, SLG: 0.143				G1		K			G4-6-3	2	0	1	0	0	0	2						
Scott Ruskin, R OBP: 0.333, SLG: 0.833										1	0	0	0	0	1	1						
Bill Landrum, R OBP: 0.288, SLG: 0.362										0	0	0	0	0	0	0						
Jeff King, R OBP: 0.288, SLG: 0.362										1	0	0	0	0	0	2						
Bob Kipper, R										0	0	0	0	0	0	0						
Inning Stats	R: 3 E: 1 K: 1 S: 13	H: 2 LOB: 1 BB: 2 P: 24	R: 0 E: 0 K: 0 S: 8	H: 1 LOB: 1 BB: 0 P: 9	R: 2 E: 0 K: 1 S: 14	H: 3 LOB: 2 BB: 2 P: 29	R: 0 E: 0 K: 1 S: 8	H: 0 LOB: 0 BB: 0 P: 14	R: 0 E: 0 K: 2 S: 5	H: 0 LOB: 0 BB: 1 P: 18	R: 1 E: 0 K: 0 S: 7	H: 1 LOB: 0 BB: 0 P: 14	R: 0 E: 0 K: 0 S: 11	H: 1 LOB: 1 BB: 1 P: 20	R: 0 E: 0 K: 1 S: 22	H: 2 LOB: 2 BB: 0 P: 32	1B: 6 2B: 5 3B: 0 HR: 0	SF: 1 SAC: 0 DP: 2 HBP: 0	WP: 1 PB: 0 SB: 1 CS: 1	PA: 41		
PITCHER	IP WLS BF H R ER SO BB IBB HBP BLK WP HR S P ERA WHIP	Ken Howell, R ERA: 4.84	4.0 2.0 21 6 5 4 3 3 1 0 0 1 0 43 76 9.00 2.250	Don Carman, L ERA: 3.71	5.1 2.0 W 7 0 0 0 3 1 0 0 1 0 0 14 26 0.00 0.500	Darrel Akerfelds, R ERA: 2.84	7.1 1.0 4 1 1 1 0 0 0 0 0 0 7 14 9.00 1.000	Joe Boever, R ERA: 4.71	8.1 2.0 S 9 3 0 0 1 1 0 0 0 0 0 33 52 0.00 2.000													

AB	34
R	6
H	10
RBI	5
BB	6
SO	7
LOB	18



Batter	1	2	3	4	5	6	7	8	9	AB	R	H	RBI	BB	SO	LOB	BOTTOM	
Lenny Dykstra, L OBP: 0.446, SLG: 0.469	FC3-6			BLK HBP		P3			G6-3	4	0	3	0	0	0	0	Pittsburgh Pirates @ Philadelphia Phillies Veterans Stadium, Philadelphia, PA Sun Aug 05 1990, 3:33 AM EDT Att. 40,142 - Overcast - 75 F	
Darren Daulton, L OBP: 0.346, SLG: 0.389	FC3-6			F8		G6-3			G6-3	4	2	0	0	1	0	6		
Von Hayes, L OBP: 0.383, SLG: 0.429	P5			G3-1		G4-3 BB			P3	4	2	1	2	1	0	1		
Dale Murphy, R OBP: 0.315, SLG: 0.419	2B			F9		G6-3 G4-3			K	3	2	1	0	2	1	0		
John Kruk, L OBP: 0.388, SLG: 0.384	2B			F9		G4-3			BB	4	0	3	2	1	0	2		
Tom Herr, S OBP: 0.325, SLG: 0.373	F7			F7		G6-3			G5-3	4	0	0	1	1	0	5		
Dickie Thon, R OBP: 0.317, SLG: 0.364				G5-3		G5-4-3			E5	5	2	2	1	0	0	2		
Charlie Hayes, R OBP: 0.308, SLG: 0.384				G6-3		G6-3			K	4	0	2	0	0	1	2		
Ken Howell, R Randy Rodden, R Don Carman, L Dave Hollins, R Darrel Akerfelds, R Rod Boecker, R Joe Boever, R				G5-4-3		G5-4-3			K	1	0	0	0	0	1	1		
									1B	1	0	0	0	0	0	0		
Inning Stats	R: 2 E: 0 K: 0 S: 11	H: 2 LOB: 1 BB: 1 P: 26	R: 0 E: 0 K: 1 S: 9	H: 2 LOB: 0 BB: 0 P: 14	R: 0 E: 0 K: 0 S: 7	H: 1 LOB: 1 BB: 0 P: 12	R: 2 E: 0 K: 0 S: 19	H: 2 LOB: 1 BB: 0 P: 28	R: 2 E: 0 K: 1 S: 12	H: 3 LOB: 2 BB: 1 P: 22	R: 1 E: 1 K: 1 S: 7	H: 2 LOB: 1 BB: 0 P: 10	R: 0 E: 0 K: 1 S: 9	H: 0 LOB: 2 BB: 2 P: 20	1B: 8 2B: 4 3B: 0 HR: 1	SF: 0 SAC: 0 DP: 2 HBP: 1	WP: 0 PB: 0 SB: 0 CS: 0	PA: 43
PITCHER	IP WLS BF H R ER SO BB IBB HBP BLK WP HR S P ERA WHIP	Bob Walk, R ERA: 3.94	4.0 L 12 4 3 2 1 1 0 0 0 0 0 1 24 40 9.00 2.500	Scott Ruskin, L ERA: 3.11	2.0 4 2 0 0 1 0 0 0 0 0 0 6 9 0.00 2.000	Bill Landrum, R ERA: 2.19	1.0 5 0 0 0 1 2 0 0 0 0 0 0 9 20 0.00 2.000											



Batter	1	2	3	4	5	6	7	8	9	10	AB	R	H	RBI	BB	SO	LOB	TOP	
Gary Redus, R OBP: 0.320, SLG: 0.379 Bary Bonds, L OBP: 0.419, SLG: 0.589 (7.7)	P3		1B		1B		SH1-4 BB		F7		3	0	2	0	0	0	0		
Jay Bell, R OBP: 0.323, SLG: 0.380	P3		F8		P3		SH1-4		F9		4	0	0	0	0	0	3		
Jeff King, R OBP: 0.289, SLG: 0.356	G5-3		G1-3		K		F8			L9	5	0	0	0	0	1	4		
Bobby Bonilla, S OBP: 0.316, SLG: 0.532		F9		F9		L8				1B 2B	4	1	1	0	1	0	0		
R.J. Reynolds, S OBP: 0.357, SLG: 0.370		G4-3		S 1B		BB HR 1B		F8		1B 2B	5	1	3	0	0	0	2		
Sid DREAM, L OBP: 0.355, SLG: 0.465		1B		K		HR BB			F7		4	1	2	1	1	1	1		
Michael LaValiere, L OBP: 0.360, SLG: 0.316		P5		BB		HR		G4-3		IBB	3	1	1	3	2	0	1		
Rafael Bellard, R OBP: 0.299, SLG: 0.314 Bob Ripper, R OBP: 0.299, SLG: 0.314 Stan Belinda, R OBP: 0.299, SLG: 0.314 Wally Backman, S OBP: 0.299, SLG: 0.314 Bob Patterson, L OBP: 0.299, SLG: 0.314 Bill Landrum, R OBP: 0.299, SLG: 0.314			K	L8		K		F7		K	2	0	0	0	0	1	2		
Rick Reed, R OBP: 0.278, SLG: 0.250 Jose Lind, R OBP: 0.339, SLG: 0.390					L9		L9		F9		0	0	0	0	1	0	0		
Inning Stats	R: 0 E: 0 K: 0 S: 6	H: 0 LOB: 0 BB: 0 P: 8	R: 0 E: 0 K: 0 S: 8	H: 1 LOB: 1 BB: 0 P: 14	R: 0 E: 0 K: 1 S: 10	H: 1 LOB: 2 BB: 1 P: 20	R: 0 E: 0 K: 1 S: 12	H: 2 LOB: 1 BB: 1 P: 22	R: 0 E: 0 K: 0 S: 7	H: 0 LOB: 2 BB: 2 P: 17	R: 0 E: 0 K: 0 S: 6	H: 0 LOB: 0 BB: 0 P: 9	R: 0 E: 0 K: 0 S: 4	H: 0 LOB: 0 BB: 0 P: 8	R: 1 E: 0 K: 1 S: 13	H: 3 LOB: 2 BB: 1 P: 20	1B: 7 2B: 1 3B: 0 HR: 1	SF: 0 SAC: 1 DP: 0 HBP: 0	WP: 0 PA: 44
PITCHER	IP WLS BF H R ER SO BB IBB HBP BLK WP HR S P ERA WHIP	IP WLS BF H R ER SO BB IBB HBP BLK WP HR S P ERA WHIP	IP WLS BF H R ER SO BB IBB HBP BLK WP HR S P ERA WHIP	IP WLS BF H R ER SO BB IBB HBP BLK WP HR S P ERA WHIP	IP WLS BF H R ER SO BB IBB HBP BLK WP HR S P ERA WHIP	IP WLS BF H R ER SO BB IBB HBP BLK WP HR S P ERA WHIP	IP WLS BF H R ER SO BB IBB HBP BLK WP HR S P ERA WHIP	IP WLS BF H R ER SO BB IBB HBP BLK WP HR S P ERA WHIP	IP WLS BF H R ER SO BB IBB HBP BLK WP HR S P ERA WHIP	IP WLS BF H R ER SO BB IBB HBP BLK WP HR S P ERA WHIP	IP WLS BF H R ER SO BB IBB HBP BLK WP HR S P ERA WHIP	IP WLS BF H R ER SO BB IBB HBP BLK WP HR S P ERA WHIP	IP WLS BF H R ER SO BB IBB HBP BLK WP HR S P ERA WHIP	IP WLS BF H R ER SO BB IBB HBP BLK WP HR S P ERA WHIP	IP WLS BF H R ER SO BB IBB HBP BLK WP HR S P ERA WHIP	IP WLS BF H R ER SO BB IBB HBP BLK WP HR S P ERA WHIP	IP WLS BF H R ER SO BB IBB HBP BLK WP HR S P ERA WHIP	IP WLS BF H R ER SO BB IBB HBP BLK WP HR S P ERA WHIP	IP WLS BF H R ER SO BB IBB HBP BLK WP HR S P ERA WHIP

Pittsburgh Pirates @ Philadelphia Phillies
Veterans Stadium, Philadelphia, PA
Mon Aug 06 1990, 7:05 PM EDT
Att: 30,827 - Unknown - 78 F


AB 37
R 4
H 9
RBI 4
BB 6
SO 5
LOB 15



Batter	1	2	3	4	5	6	7	8	9	10	AB	R	H	RBI	BB	SO	LOB	BOTTOM					
Lenny Dykstra, L OBP: 0.447, SLG: 0.470	F8		1B 2B		IBB		F8			P6	5	1	2	0	1	0	0						
Darren Daulton, L OBP: 0.346, SLG: 0.388	F8		1B 2B		P3		2B 1B		K		6	1	2	1	0	2	5						
Von Hayes, L OBP: 0.384, SLG: 0.430		S BB	F9		F8		2B		G3		5	0	1	0	1	0	6						
Dale Murphy, R OBP: 0.315, SLG: 0.414	P3		K		G6-3		K		FC4-6 SH1-3 1B		5	0	1	0	0	2	4						
John Kruk, L OBP: 0.392, SLG: 0.387		L9		1B			IBB		SH1-3		3	0	2	1	1	0	0						
Tom Herr, S OBP: 0.324, SLG: 0.369	F6		G1-3		F9		K		FC4-6 IBB		4	0	0	0	1	1	5						
Charlie Hayes, R OBP: 0.307, SLG: 0.382		1B 1B		E5 SH2-4 E		F9		P4		FC4-6 IBB	5	1	1	0	0	0	6						
Rod Booker, L OBP: 0.318, SLG: 0.325 Dickie Thon, R OBP: 0.317, SLG: 0.360				E6 SH2-4		K					2	0	1	0	0	0	1						
Dennis Cook, L OBP: 0.296, SLG: 0.389 Ricky Jordan, L OBP: 0.296, SLG: 0.389 Darrel Akerfelds, R OBP: 0.296, SLG: 0.389 Camelio Martinez, R OBP: 0.296, SLG: 0.389 Sil Campuzano, R OBP: 0.296, SLG: 0.389 Joe Boever, R OBP: 0.296, SLG: 0.389 Randy Ready, R OBP: 0.296, SLG: 0.389 Roger McDowell, R OBP: 0.296, SLG: 0.389				SH2-4		F7				G4-3	1	0	1	1	0	0	0						
Inning Stats	R: 0 E: 0 K: 0 S: 6	H: 0 LOB: 1 BB: 1 P: 17	R: 1 E: 0 K: 0 S: 9	H: 3 LOB: 1 BB: 0 P: 15	R: 2 E: 0 K: 1 S: 14	H: 3 LOB: 1 BB: 1 P: 17	R: 0 E: 2 K: 0 S: 8	H: 0 LOB: 3 BB: 1 P: 15	R: 0 E: 0 K: 0 S: 9	H: 1 LOB: 1 BB: 0 P: 12	R: 0 E: 0 K: 1 S: 8	H: 0 LOB: 0 BB: 0 P: 13	R: 0 E: 0 K: 2 S: 15	H: 2 LOB: 3 BB: 1 P: 28	R: 0 E: 0 K: 2 S: 14	H: 1 LOB: 2 BB: 1 P: 20	R: 0 E: 0 K: 0 S: 11	H: 1 LOB: 3 BB: 2 P: 23	R: 0 E: 0 K: 1 S: 8	H: 0 LOB: 0 BB: 0 P: 13	1B: 9 2B: 2 3B: 0 HR: 0	SF: 0 SAC: 2 DP: 0 HBP: 0	WP: 0 PA: 48
PITCHER	IP WLS BF H R ER SO BB IBB HBP BLK WP HR S P ERA WHIP	IP WLS BF H R ER SO BB IBB HBP BLK WP HR S P ERA WHIP	IP WLS BF H R ER SO BB IBB HBP BLK WP HR S P ERA WHIP	IP WLS BF H R ER SO BB IBB HBP BLK WP HR S P ERA WHIP	IP WLS BF H R ER SO BB IBB HBP BLK WP HR S P ERA WHIP	IP WLS BF H R ER SO BB IBB HBP BLK WP HR S P ERA WHIP	IP WLS BF H R ER SO BB IBB HBP BLK WP HR S P ERA WHIP	IP WLS BF H R ER SO BB IBB HBP BLK WP HR S P ERA WHIP	IP WLS BF H R ER SO BB IBB HBP BLK WP HR S P ERA WHIP	IP WLS BF H R ER SO BB IBB HBP BLK WP HR S P ERA WHIP	IP WLS BF H R ER SO BB IBB HBP BLK WP HR S P ERA WHIP	IP WLS BF H R ER SO BB IBB HBP BLK WP HR S P ERA WHIP	IP WLS BF H R ER SO BB IBB HBP BLK WP HR S P ERA WHIP	IP WLS BF H R ER SO BB IBB HBP BLK WP HR S P ERA WHIP	IP WLS BF H R ER SO BB IBB HBP BLK WP HR S P ERA WHIP	IP WLS BF H R ER SO BB IBB HBP BLK WP HR S P ERA WHIP	IP WLS BF H R ER SO BB IBB HBP BLK WP HR S P ERA WHIP	IP WLS BF H R ER SO BB IBB HBP BLK WP HR S P ERA WHIP	IP WLS BF H R ER SO BB IBB HBP BLK WP HR S P ERA WHIP				

Pittsburgh Pirates @ Philadelphia Phillies
Veterans Stadium, Philadelphia, PA
Mon Aug 06 1990, 7:05 PM EDT
Att: 30,827 - Unknown - 78 F

AB 40
R 3
H 11
RBI 3
BB 6
SO 7
LOB 30



Batter	1	2	3	4	5	6	7	8	9	AB	R	H	RBI	BB	SO	LOB	TOP					
Lenny Dykstra, L OBP: 0.444, SLG: 0.471	F7		K			WP 1B 2B	SF9	K		4	1	1	2	0	2	1	Philadelphia Phillies @ New York Mets Shea Stadium, Flushing, NY Tue Aug 07 1990, 7:05 PM EDT Att: 33,120 - Unknown - 75 F					
Tom Herr, S OBP: 0.325, SLG: 0.369 Rod Booker, L OBP: 0.318, SLG: 0.325	P4		G6-3			2H 1B	F8	E BB 1B		5	0	2	1	0	0	2						
Von Hayes, L OBP: 0.384, SLG: 0.437	K					2H 1B		HR		4	1	1	1	1	2	1						
Dale Murphy, R OBP: 0.313, SLG: 0.412 Sil Campusano, R OBP: 0.296, SLG: 0.320		G1-3				2-3 K	F7	FC5-4 1B	E5	4	0	1	0	0	1	1						
Charlie Hayes, R OBP: 0.305, SLG: 0.380	E5 1B 2B					0-1 F8	1B 1B	F7	G1-3	5	2	1	0	0	0	4						
Dickie Thon, R OBP: 0.318, SLG: 0.361	3-0 1-2 2B 1B					1-0 F7	1B BB 1B	P6	L4	5	1	2	0	0	0	1						
Ricky Jordan, R OBP: 0.276, SLG: 0.351	1-0 1H 2H 2B					0-1 2B	BB SF9 1B	FC5-4	G6-3	5	2	3	2	0	0	1						
Darren Daulton, L OBP: 0.347, SLG: 0.390	3-3 K					2-2 2B 2B	4-0 BB IBB		P5	4	1	1	1	1	2	1						
Jose De Jesus, R OBP: 0.238, SLG: 0.167			K			0-0 G1-3	4-0 BB	4-1 BB 1B E BB		2	1	0	1	2	1	1						
Inning Stats	R: 0 E: 0 K: 1 S: 5	H: 0 LOB: 0 BB: 0 P: 9	R: 1 E: 1 K: 1 S: 9	H: 2 LOB: 1 BB: 0 P: 17	R: 0 E: 0 K: 2 S: 14	H: 0 LOB: 0 BB: 0 P: 19	R: 0 E: 1 K: 1 S: 8	H: 0 LOB: 0 BB: 0 P: 11	R: 3 E: 0 K: 1 S: 13	H: 4 LOB: 1 BB: 0 P: 22	R: 3 E: 0 K: 0 S: 12	H: 3 LOB: 2 BB: 2 P: 24	R: 1 E: 0 K: 0 S: 7	H: 2 LOB: 1 BB: 0 P: 9	R: 1 E: 1 K: 2 S: 16	H: 1 LOB: 3 BB: 2 P: 29		R: 0 E: 0 K: 0 S: 6	H: 0 LOB: 0 BB: 0 P: 8	1B: 7 2B: 4 3B: 0 HR: 1	SF: 1 SAC: 0 DP: 0 HBP: 0	WP: 1 PB: 0 SB: 0 CS: 1
PITCHER	IP WLS BF H R ER SO BB IBB HBP BLK WP HR S P ERA WHIP	IP WLS BF H R ER SO BB IBB HBP BLK WP HR S P ERA WHIP	IP WLS BF H R ER SO BB IBB HBP BLK WP HR S P ERA WHIP	IP WLS BF H R ER SO BB IBB HBP BLK WP HR S P ERA WHIP	IP WLS BF H R ER SO BB IBB HBP BLK WP HR S P ERA WHIP	IP WLS BF H R ER SO BB IBB HBP BLK WP HR S P ERA WHIP	IP WLS BF H R ER SO BB IBB HBP BLK WP HR S P ERA WHIP	IP WLS BF H R ER SO BB IBB HBP BLK WP HR S P ERA WHIP	IP WLS BF H R ER SO BB IBB HBP BLK WP HR S P ERA WHIP	IP WLS BF H R ER SO BB IBB HBP BLK WP HR S P ERA WHIP	IP WLS BF H R ER SO BB IBB HBP BLK WP HR S P ERA WHIP	IP WLS BF H R ER SO BB IBB HBP BLK WP HR S P ERA WHIP	IP WLS BF H R ER SO BB IBB HBP BLK WP HR S P ERA WHIP	IP WLS BF H R ER SO BB IBB HBP BLK WP HR S P ERA WHIP	IP WLS BF H R ER SO BB IBB HBP BLK WP HR S P ERA WHIP	IP WLS BF H R ER SO BB IBB HBP BLK WP HR S P ERA WHIP						
Frank Viola, L ERA: 2.48	5.1 L 24 8 6 5 6 0 0 0 0 1 0 57 89 8.44 1.500	1.2 10 3 2 2 0 1 1 0 0 0 1 11 22 10.80 2.400	2.0 10 1 1 0 2 2 0 0 0 0 0 0 22 37 0.00 1.500																			
Alejandro Pena, R ERA: 4.25																						
Julio Machado, R ERA: 3.49																						

AB	39
R	9
H	12
RBI	8
BB	4
SO	8
LOB	15



Batter	1	2	3	4	5	6	7	8	9	AB	R	H	RBI	BB	SO	LOB	BOTTOM					
Howard Johnson, S OBP: 0.312, SLG: 0.443 Tom O'Malley, L OBP: 0.293, SLG: 0.412	G4-3		L8			G4-3		G4-3		3	0	0	0	0	0	0	Philadelphia Phillies @ New York Mets Shea Stadium, Flushing, NY Tue Aug 07 1990, 7:05 PM EDT Att: 33,120 - Unknown - 75 F					
Dave Magadan, L OBP: 0.414, SLG: 0.469	4-2 BB		G6-3			F7		F7		3	0	0	0	1	0	0						
Gregg Jefferies, S OBP: 0.356, SLG: 0.479	1-2 P2					2-0 P5		G4-3		4	0	0	0	0	0	1						
Darryl Strawberry, L OBP: 0.381, SLG: 0.533 Mark Carreon, R OBP: 0.310, SLG: 0.491	2-3 K					4-1 G6-4-3 BB		0-1 1B		2	0	1	0	1	1	1						
Kevin McReynolds, R OBP: 0.364, SLG: 0.433 Alex Trevino, R OBP: 0.247, SLG: 0.257			K			1-1 G6-4-3		1-3 K		3	0	0	0	0	2	2						
Mackey Sasser, L OBP: 0.379, SLG: 0.500 Julio Machado, R	0-0 P5					1-0 G6-3		0-0 P3		3	0	0	0	0	0	1						
Daryl Boston, L OBP: 0.351, SLG: 0.495	2-2 1B					1-2 G3-1		3-3 K		3	0	1	0	0	1	0						
Mario Diaz, R OBP: 0.143, SLG: 0.200 Alejandro Pena, R OBP: 0.500, SLG: 0.333 Kelvin Torve, L	1-1 G1-3					0-1 G3		1-2 HBP		2	0	0	0	0	0	1						
Frank Viola, L OBP: 0.123, SLG: 0.123 Keith Miller, R OBP: 0.333, SLG: 0.339						2-2 P5		3-2 G5-3		1	0	0	0	0	0	0						
Inning Stats	R: 0 E: 0 K: 1 S: 9	H: 0 LOB: 1 BB: 1 P: 16	R: 0 E: 0 K: 1 S: 10	H: 1 LOB: 0 BB: 0 P: 13	R: 0 E: 0 K: 0 S: 10	H: 0 LOB: 0 BB: 0 P: 15	R: 0 E: 0 K: 0 S: 4	H: 0 LOB: 0 BB: 1 P: 11	R: 0 E: 0 K: 0 S: 6	H: 0 LOB: 0 BB: 0 P: 8	R: 0 E: 0 K: 0 S: 10	H: 0 LOB: 0 BB: 0 P: 14	R: 0 E: 0 K: 1 S: 9	H: 1 LOB: 1 BB: 0 P: 11	R: 0 E: 0 K: 1 S: 9	H: 0 LOB: 1 BB: 0 P: 17		R: 0 E: 0 K: 0 S: 6	H: 0 LOB: 0 BB: 0 P: 7	1B: 2 2B: 0 3B: 0 HR: 0	SF: 0 SAC: 0 DP: 1 HBP: 1	WP: 0 PB: 0 SB: 0 CS: 0
PITCHER	IP WLS BF H R ER SO BB IBB HBP BLK WP HR S P ERA WHIP	IP WLS BF H R ER SO BB IBB HBP BLK WP HR S P ERA WHIP	IP WLS BF H R ER SO BB IBB HBP BLK WP HR S P ERA WHIP	IP WLS BF H R ER SO BB IBB HBP BLK WP HR S P ERA WHIP	IP WLS BF H R ER SO BB IBB HBP BLK WP HR S P ERA WHIP	IP WLS BF H R ER SO BB IBB HBP BLK WP HR S P ERA WHIP	IP WLS BF H R ER SO BB IBB HBP BLK WP HR S P ERA WHIP	IP WLS BF H R ER SO BB IBB HBP BLK WP HR S P ERA WHIP	IP WLS BF H R ER SO BB IBB HBP BLK WP HR S P ERA WHIP	IP WLS BF H R ER SO BB IBB HBP BLK WP HR S P ERA WHIP	IP WLS BF H R ER SO BB IBB HBP BLK WP HR S P ERA WHIP	IP WLS BF H R ER SO BB IBB HBP BLK WP HR S P ERA WHIP	IP WLS BF H R ER SO BB IBB HBP BLK WP HR S P ERA WHIP	IP WLS BF H R ER SO BB IBB HBP BLK WP HR S P ERA WHIP	IP WLS BF H R ER SO BB IBB HBP BLK WP HR S P ERA WHIP	IP WLS BF H R ER SO BB IBB HBP BLK WP HR S P ERA WHIP						
Jose De Jesus, R ERA: 3.13	9.0 W 31 2 0 0 4 2 0 1 0 0 73 112 0.00 0.444																					

AB	28
R	0
H	2
RBI	0
BB	2
SO	4
LOB	8



Batter	1	2	3	4	5	6	7	8	9	AB	R	H	RBI	BB	SO	LOB	TOP				
Lenny Dykstra, L (1, 8) OBP: 0.446, SLG: 0.480	3-2 CS 1B		1-1 1B FC3-6 2B	1-2 1B 2B		1-0 F9		0-0 1-2 3-H 1B		5	1	4	3	0	0	0					
Darren Daulton, L (1, 2) OBP: 0.357, SLG: 0.407	2-1 SAFE SAFE 1B		0-0 FC3-6 1B	3-2 1B			4-2 G4-6-3 1B BB	0-0 L9		3	0	3	0	0	0	0					
Tom Nieto, R (5, 2) OBP: 0.333, SLG: 0.200	1-2 1B		2-3 1B	2-3 1B						1	0	0	0	1	0	2					
Von Hayes, L (1, 7) OBP: 0.383, SLG: 0.432	1-0 F8		1-0 FC3-6 1-2 3-H 2-0	2-0 G4-3			1-2 G4-6-3 1B	1-2 FC6-4 1B		5	0	2	1	0	0	4					
Dale Murphy, R (1, 9) OBP: 0.313, SLG: 0.413	0-0 F8		2-0 P4		1-2 F8		1-2 G4-6-3 2-3	2-0 FC6-4 1B		5	0	1	0	0	0	4					
John Kruk, L (1, 3) OBP: 0.386, SLG: 0.383		3-3 SAFE SAFE SAFE K	3-2 SAFE SAFE SAFE G4-3		1-0 G4-3		1-1 G6-3	2-3 K		4	0	0	0	0	1	2					
Sil Campusano, R (9, PH) OBP: 0.293, SLG: 0.314										1	0	0	0	0	1	2					
Tom Herr, S (1, 4) OBP: 0.325, SLG: 0.367		2-0 G3-1		0-1 1B 2B	1-1 HBP			2-1 G6-3	2-1 FC6-4	4	1	1	0	0	0	2					
Rod Booker, L (9, PR) OBP: 0.318, SLG: 0.325									1-2 2-3	0	0	0	0	0	0	0					
Charlie Hayes, R (1, 5) OBP: 0.306, SLG: 0.379				3-2 HBP 2B	1-3 K			2-1 1B 1B	0-2 G4-3	5	2	3	0	0	1	3					
Dickie Thon, R (1, 6) OBP: 0.316, SLG: 0.357		1-2 FC6-4 HBP		2-2 P6		0-1 F9 1B		2-3 K		3	0	1	0	0	1	3					
Pat Combs, L (1, 1) OBP: 0.178, SLG: 0.143				1-3 K		1-2 F9		0-1 1B		2	0	0	0	0	1	4					
Darrel Akerfelds, R (5, 1) OBP: 0.230, SLG: 0.200						0-0 F9		1-3 1B		1	0	0	0	0	0	1					
Randy Ready, R (8, PH) OBP: 0.342, SLG: 0.353						1-2				0	0	0	0	0	0	0					
Joe Boever, R (8, 1)										0	0	0	0	0	0	0					
Inning Stats	R: 0 E: 0 K: 0 S: 10	H: 2 LOB: 1 BB: 0 P: 16	R: 0 E: 0 K: 1 S: 11	H: 1 LOB: 2 BB: 0 P: 17	R: 1 E: 0 K: 0 S: 8	H: 2 LOB: 1 BB: 0 P: 15	R: 2 E: 0 K: 1 S: 23	H: 4 LOB: 2 BB: 0 P: 35	R: 0 E: 0 K: 1 S: 10	H: 0 LOB: 1 BB: 0 P: 14	R: 0 E: 0 K: 0 S: 14	H: 1 LOB: 1 BB: 1 P: 21	R: 1 E: 0 K: 1 S: 11	H: 3 LOB: 2 BB: 0 P: 17	R: 0 E: 0 K: 1 S: 13	H: 2 LOB: 2 BB: 0 P: 20	1B: 14 2B: 2 3B: 0 HR: 0	SF: 0 SAC: 0 DP: 1 HBP: 2	WP: 0 PB: 0 SB: 0 CS: 1	PA: 43	
PITCHER	IP WLS BF H R ER SO BB IBB HBP BLK WP HR S P ERA WHIP	IP WLS BF H R ER SO BB IBB HBP BLK WP HR S P ERA WHIP	IP WLS BF H R ER SO BB IBB HBP BLK WP HR S P ERA WHIP	IP WLS BF H R ER SO BB IBB HBP BLK WP HR S P ERA WHIP	IP WLS BF H R ER SO BB IBB HBP BLK WP HR S P ERA WHIP	IP WLS BF H R ER SO BB IBB HBP BLK WP HR S P ERA WHIP	IP WLS BF H R ER SO BB IBB HBP BLK WP HR S P ERA WHIP	IP WLS BF H R ER SO BB IBB HBP BLK WP HR S P ERA WHIP	IP WLS BF H R ER SO BB IBB HBP BLK WP HR S P ERA WHIP	IP WLS BF H R ER SO BB IBB HBP BLK WP HR S P ERA WHIP	IP WLS BF H R ER SO BB IBB HBP BLK WP HR S P ERA WHIP	IP WLS BF H R ER SO BB IBB HBP BLK WP HR S P ERA WHIP	IP WLS BF H R ER SO BB IBB HBP BLK WP HR S P ERA WHIP	IP WLS BF H R ER SO BB IBB HBP BLK WP HR S P ERA WHIP	IP WLS BF H R ER SO BB IBB HBP BLK WP HR S P ERA WHIP	IP WLS BF H R ER SO BB IBB HBP BLK WP HR S P ERA WHIP	IP WLS BF H R ER SO BB IBB HBP BLK WP HR S P ERA WHIP	IP WLS BF H R ER SO BB IBB HBP BLK WP HR S P ERA WHIP	IP WLS BF H R ER SO BB IBB HBP BLK WP HR S P ERA WHIP	IP WLS BF H R ER SO BB IBB HBP BLK WP HR S P ERA WHIP	IP WLS BF H R ER SO BB IBB HBP BLK WP HR S P ERA WHIP

Philadelphia Phillies @ New York Mets
Shea Stadium, Flushing, NY
Thu Aug 09 1990, 7:05 PM EDT
Att: 39,240 - Unknown - 78 F

AB	40
R	4
H	16
RBI	4
BB	1
SO	5
LOB	27



Batter	1	2	3	4	5	6	7	8	9	AB	R	H	RBI	BB	SO	LOB	BOTTOM				
Keith Miller, R (1, 8) OBP: 0.337, SLG: 0.339	1-2 P4	0-0 FC4-6			2-1 B5-3	1-3 K		2-3 K		5	0	0	1	0	2	5					
Dave Magadan, L (1, 3) OBP: 0.418, SLG: 0.466	4-1 1B BB	1-3 K			2-0 F9	4-1 BB				2	0	0	0	2	1	4					
Gregg Jefferies, S (1, 4) OBP: 0.356, SLG: 0.478	2-0 F9		2-2 F9 FC9-2 1B		0-1 F8	1-0 F7				4	0	1	0	0	0	5					
Kevin McReynolds, R (1, 7) OBP: 0.365, SLG: 0.435	2-0 1B		3-0 F9		0-1 F9	4-1 FC6-4 BB	1-1 P5			3	0	1	0	1	0	1					
Darryl Strawberry, L (1, 9) OBP: 0.381, SLG: 0.531	3-1 F8		0-1 FC9-2			0-2 FC6-4 HR	1-0 F7			2	0	0	0	0	0	3					
Daryl Boston, L (6, 8) OBP: 0.340, SLG: 0.491						1-2 HR				2	1	0	0	0	0	1					
Howard Johnson, S (1, 6) OBP: 0.312, SLG: 0.445		0-0 F7			1-3 K	3-1 HR	0-0 F7			4	1	1	2	0	1	0					
John Franco, L (8, 1)										0	0	0	0	0	0	0					
Tim Teufel, R (1, 5) OBP: 0.289, SLG: 0.438		4-1 1B BB FC4-6 BB			0-1 P6	2-2 2B 1B		0-1 1B		1	1	0	0	1	0	0					
Tom O'Malley, L (6, 5) OBP: 0.312, SLG: 0.429										2	1	2	0	0	0	0					
Mackey Sasser, L (1, 2) OBP: 0.381, SLG: 0.503		4-0 FC4-6 1B BB			0-2 G3	0-0 2B		1-0 F7		3	1	1	0	1	0	1					
Dwight Gooden, R (1, 1) OBP: 0.228, SLG: 0.286		1-0 FC4-6 1B			1-0 F9 B5-3 HBP	3-2 2B		0-0 P4		1	0	1	0	0	0	0					
Ron Darling, R (5, PR) OBP: 0.285, SLG: 0.160										0	0	0	0	0	0	0					
Bob Ojeda, L (8, 1) OBP: 0.311, SLG: 0.111										0	0	0	0	0	0	0					
Kevin Torpe, L (6, PH) OBP: 0.285, SLG: 0.200										1	0	1	2	0	0	0					
Alejandro Pena, R (7, 1) OBP: 0.292, SLG: 0.323										0	0	0	0	0	0	0					
Mario Diaz, R (8, 6) OBP: 0.150, SLG: 0.190										1	0	0	0	0	0	1					
Inning Stats	R: 0 E: 0 K: 0 S: 8	H: 1 LOB: 2 BB: 1 P: 20	R: 1 E: 0 K: 1 S: 7	H: 1 LOB: 2 BB: 2 P: 17	R: 0 E: 0 K: 1 S: 6	H: 1 LOB: 0 BB: 0 P: 11	R: 0 E: 0 K: 1 S: 8	H: 0 LOB: 0 BB: 0 P: 9	R: 0 E: 0 K: 0 S: 5	H: 0 LOB: 2 BB: 0 P: 10	R: 4 E: 0 K: 1 S: 18	H: 4 LOB: 2 BB: 2 P: 36	R: 0 E: 0 K: 0 S: 4	H: 0 LOB: 0 BB: 0 P: 6	R: 0 E: 0 K: 1 S: 7	H: 1 LOB: 1 BB: 0 P: 10	1B: 5 2B: 3 3B: 0 HR: 1	SF: 0 SAC: 0 DP: 1 HBP: 1	WP: 0 PB: 0 SB: 1 CS: 0	PA: 37	
PITCHER	IP WLS BF H R ER SO BB IBB HBP BLK WP HR S P ERA WHIP	IP WLS BF H R ER SO BB IBB HBP BLK WP HR S P ERA WHIP	IP WLS BF H R ER SO BB IBB HBP BLK WP HR S P ERA WHIP	IP WLS BF H R ER SO BB IBB HBP BLK WP HR S P ERA WHIP	IP WLS BF H R ER SO BB IBB HBP BLK WP HR S P ERA WHIP	IP WLS BF H R ER SO BB IBB HBP BLK WP HR S P ERA WHIP	IP WLS BF H R ER SO BB IBB HBP BLK WP HR S P ERA WHIP	IP WLS BF H R ER SO BB IBB HBP BLK WP HR S P ERA WHIP	IP WLS BF H R ER SO BB IBB HBP BLK WP HR S P ERA WHIP	IP WLS BF H R ER SO BB IBB HBP BLK WP HR S P ERA WHIP	IP WLS BF H R ER SO BB IBB HBP BLK WP HR S P ERA WHIP	IP WLS BF H R ER SO BB IBB HBP BLK WP HR S P ERA WHIP	IP WLS BF H R ER SO BB IBB HBP BLK WP HR S P ERA WHIP	IP WLS BF H R ER SO BB IBB HBP BLK WP HR S P ERA WHIP	IP WLS BF H R ER SO BB IBB HBP BLK WP HR S P ERA WHIP	IP WLS BF H R ER SO BB IBB HBP BLK WP HR S P ERA WHIP	IP WLS BF H R ER SO BB IBB HBP BLK WP HR S P ERA WHIP	IP WLS BF H R ER SO BB IBB HBP BLK WP HR S P ERA WHIP	IP WLS BF H R ER SO BB IBB HBP BLK WP HR S P ERA WHIP	IP WLS BF H R ER SO BB IBB HBP BLK WP HR S P ERA WHIP	IP WLS BF H R ER SO BB IBB HBP BLK WP HR S P ERA WHIP

Philadelphia Phillies @ New York Mets
Shea Stadium, Flushing, NY
Thu Aug 09 1990, 7:05 PM EDT
Att: 39,240 - Unknown - 78 F

AB	31
R	5
H	8
RBI	5
BB	5
SO	4
LOB	21



Batter	1	2	3	4	5	6	7	8	9	AB	R	H	RBI	BB	SO	LOB	TOP								
Lenny Dykstra, L OBP: 0.448, SLG: 0.480 (1, 8)	2-1 G4-3 1B	1-1 F9			1-1 S 1B		3-2 P4		4-1 HR BB	4	1	2	0	1	0	3	Philadelphia Phillies @ Montreal Expos Olympic Stadium, Montreal, QB Fri Aug 10 1990, 7:05 PM EDT Att: 17,904 - Dome - 72 F								
Darren Daulton, L OBP: 0.356, SLG: 0.414 (1, 2)	0-0 G4-3		1-0 F9		4-0 BB		2-2 G6-3		0-0 HR	4	1	1	2	1	0	1									
Von Hayes, L OBP: 0.378, SLG: 0.425 (1, 7)	2-3 K		2-1 P6		1-2 F7			0-3 K	1-2 F9	5	0	0	0	0	2	3									
Dale Murphy, R OBP: 0.312, SLG: 0.411 (1, 9)	1-0 F9		0-0 G5-3			0-0 G3 1B G4-3 1B		0-0 G1-3		4	1	1	0	0	0	1									
John Kruk, L OBP: 0.384, SLG: 0.381 (1, 3)		0-1 G1-3		1-1 L7		0-0 G4-3		2-1 1B 1B		4	0	1	0	0	0	1									
Tom Herr, S OBP: 0.326, SLG: 0.366 (1, 4)		1-2 BB WP HBP		0-1 F8		1-1 G3		3-2 1B 1B		3	0	1	0	0	0	1									
Charlie Hayes, R OBP: 0.305, SLG: 0.377 (1, 5)		1-3 SAFE K		0-0 F8		2-3 1B		0-1 G4-3		4	0	1	1	0	1	3									
Dickie Thon, R OBP: 0.313, SLG: 0.353 (1, 6)		1-3 SAFE K BB		0-0 F7		1-0 F7		1-2 F9		4	0	0	0	0	1	2									
Terry Mulholland, R OBP: 0.135, SLG: 0.139 (7, PH)		4-1 BB BB		0-3 K		0-0 F8		1-3 K		1	0	0	0	1	1	0									
Randy Ready, R OBP: 0.347, SLG: 0.351 (7, 1)		1-2 BB								1	0	0	0	0	0	0									
Roger McDowell, R OBP: 0.340, SLG: 0.407 (9, PH)		1-2 2-3 BB								1	0	0	0	0	0	0									
Inning Stats	R: 0 E: 0 K: 1 S: 7	H: 1 LOB: 1 BB: 0 P: 12	R: 0 E: 0 K: 2 S: 14	H: 0 LOB: 3 BB: 1 P: 22	R: 0 E: 0 K: 0 S: 4	H: 0 LOB: 0 BB: 0 P: 7	R: 0 E: 0 K: 0 S: 5	H: 0 LOB: 0 BB: 0 P: 6	R: 0 E: 0 K: 1 S: 9	H: 1 LOB: 2 BB: 1 P: 15	R: 1 E: 0 K: 0 S: 6	H: 2 LOB: 1 BB: 0 P: 8	R: 0 E: 0 K: 0 S: 11	H: 0 LOB: 0 BB: 0 P: 16	R: 0 E: 0 K: 1 S: 11	H: 2 LOB: 2 BB: 0 P: 16	R: 2 E: 0 K: 1 S: 11	H: 1 LOB: 0 BB: 1 P: 18	1B: 6 2B: 0 3B: 0 HR: 1	SF: 0 SAC: 0 DP: 0 HBP: 1	WP: 1 PB: 0 SB: 1 CS: 0	PA: 39			
PITCHER	IP	WLS	BF	H	R	ER	SO	BB	IBB	HBP	BLK	WP	HR	S	P	ERA	WHIP								
Oil Can Boyd, R ERA: 2.99	(1, 1)	6.0	W	26	4	1	1	4	2	0	1	0	0	45	70	1.50	1.000								
Scott Ruskin, L ERA: 3.25	(7, 1)	1.2		7	2	0	0	1	0	0	0	0	0	20	30	0.00	1.200								
Tim Burke, R ERA: 3.59	(8, 1)	1.0	S	5	1	2	2	1	1	0	0	0	1	10	16	18.00	2.000								
Steve Frey, L ERA: 3.26	(9, 1)	0.1	S	1	0	0	0	0	0	0	0	0	0	3	4	0.00	0.000								

AB 35
R 3
H 7
RBI 3
BB 3
SO 6
LOB 15



Batter	1	2	3	4	5	6	7	8	9	AB	R	H	RBI	BB	SO	LOB	BOTTOM								
Delino DeShields, L OBP: 0.379, SLG: 0.400 (1, 4)	3-2 G4-3	0-0 G4-3		0-1 L8		1-0 SF7				3	0	0	1	0	0	1	Philadelphia Phillies @ Montreal Expos Olympic Stadium, Montreal, QB Fri Aug 10 1990, 7:05 PM EDT Att: 17,904 - Dome - 72 F								
Otis Nixon, S OBP: 0.325, SLG: 0.286 (1, 8)	1-2 L7	2-3 K			3-2 G5-3	3-H G6-3				4	0	0	0	0	1	2									
Tim Raines, S OBP: 0.375, SLG: 0.364 (1, 7)	4-2 1B BB		0-0 1B FC5-4 1B		1-1 1B 1B		3-1 G4-3			3	2	2	0	1	0	0									
Tim Wallach, R OBP: 0.351, SLG: 0.507 (1, 5)	1-0 1B		1-0 SAFE L9		0-1 1B		1-2 G5-3			4	0	2	0	0	0	1									
Andres Galarraga, R OBP: 0.309, SLG: 0.411 (1, 3)	2-2 1B		1-0 SAFE FC5-4 1B		0-0 F7		3-1 G4-3			4	0	2	1	0	0	2									
Marquis Grissom, R OBP: 0.309, SLG: 0.352 (1, 9)	3-1 F8		0-0 FC5-4 FC5-4		0-0 G5-3			0-2 G4-3		4	0	0	1	0	0	5									
Mike Fitzgerald, R OBP: 0.347, SLG: 0.381 (1, 2)		4-1 2B BB	0-0 SAFE FC5-4		1-2 F9		0-0 G3			3	1	0	0	1	0	1									
Spike Owen, S OBP: 0.347, SLG: 0.357 (1, 6)		2-2 G4-3 1-H 2B		2-2 F7		4-1 1B SF7 BB		1-1 G6-3		3	1	1	1	1	0	0									
Oil Can Boyd, R OBP: 0.070, SLG: 0.070 (6, PH)		0-0 B3		1-3 K		0-0 1B				2	0	0	0	0	1	1									
Dave Martinez, L OBP: 0.342, SLG: 0.459 (7, 1)										1	0	1	0	0	0	0									
Scott Ruskin, R OBP: 0.333, SLG: 0.833 (8, 1)										0	0	0	0	0	0	0									
Tim Burke, R OBP: 0.333, SLG: 0.333 (9, 1)										0	0	0	0	0	0	0									
Inning Stats	R: 1 E: 0 K: 0 S: 16	H: 2 LOB: 2 BB: 1 P: 30	R: 1 E: 0 K: 1 S: 14	H: 1 LOB: 1 BB: 1 P: 22	R: 1 E: 0 K: 0 S: 5	H: 2 LOB: 1 BB: 0 P: 7	R: 0 E: 0 K: 1 S: 8	H: 0 LOB: 0 BB: 0 P: 11	R: 0 E: 0 K: 0 S: 10	H: 2 LOB: 2 BB: 0 P: 14	R: 1 E: 0 K: 0 S: 8	H: 1 LOB: 1 BB: 1 P: 16	R: 0 E: 0 K: 0 S: 7	H: 0 LOB: 0 BB: 0 P: 14	R: 0 E: 0 K: 0 S: 6	H: 0 LOB: 0 BB: 0 P: 7	1B: 7 2B: 1 3B: 0 HR: 0	SF: 1 SAC: 0 DP: 0 HBP: 0	WP: 0 PB: 0 SB: 0 CS: 0	PA: 35					
PITCHER	IP	WLS	BF	H	R	ER	SO	BB	IBB	HBP	BLK	WP	HR	S	P	ERA	WHIP								
Terry Mulholland, L ERA: 4.8	(1, 1)	6.0	L	29	8	4	4	2	3	0	0	0	0	61	100	6.00	1.833								
Roger McDowell, R ERA: 4.8	(7, 1)	2.0		6	0	0	0	0	0	0	0	0	0	13	21	0.00	0.000								

AB 31
R 4
H 8
RBI 4
BB 3
SO 2
LOB 13



Batter	1	2	3	4	5	6	7	8	9	AB	R	H	RBI	BB	SO	LOB	TOP								
Randy Ready, R (1, 4) OBP: 0.343, SLG: 0.342	1-2 P2			4-0 2B 1B BB		1-1 F7		2-3 K		3	1	0	0	1	1	0	Philadelphia Phillies @ Montreal Expos Olympic Stadium, Montreal, QB Sun Aug 12 1990, 3:33 AM EDT Att: 29,186 - Dome - 70 F								
Dickie Thon, R (1, 6) OBP: 0.316, SLG: 0.361	0-0 F8			1-2 P4		0-1 HR		0-1 F9		4	1	1	1	0	0	1									
Von Hayes, L (1, 8) OBP: 0.381, SLG: 0.437	1-1 3-1			3-1 1B 2B		4-2 BB		3-3 K		3	1	1	0	1	1	0									
Dale Murphy, R (1, 9) OBP: 0.308, SLG: 0.403		2-1 4-3		3-2 1B		0-0 F9			0-1 P5	4	0	1	2	0	0	1									
Charlie Hayes, R (1, 5) OBP: 0.305, SLG: 0.372		3-3 K		1-0 L6		1-2 F9			0-0 6-3	4	0	0	0	0	1	2									
Carmelo Martinez, R (1, 7) OBP: 0.333, SLG: 0.398		0-1 5-3		2-0 1-3			1-1 F7		3-3 K	4	0	0	0	0	1	1									
Ricky Jordan, R (1, 3) OBP: 0.273, SLG: 0.347			2-0 F8		1-2 6-3		0-1 G3			3	0	0	0	0	0	0									
Tom Nieto, R (1, 2) OBP: 0.333, SLG: 0.167			1-0 F8		3-3 K		4-2 PB BB			2	0	0	0	1	1	0									
Jose De Jesus, R (1, 1) OBP: 0.227, SLG: 0.158			2-2 6-3		1-3 K		2-1 F8			1	0	0	0	0	0	0									
Bruce Ruffin, S (4, 1) OBP: 0.143, SLG: 0.077										1	0	0	0	0	1	0									
Tom Herr, S (7, PH) OBP: 0.323, SLG: 0.363										1	0	0	0	0	0	1									
Dennis Cook, L (7, 1) OBP: 0.306, SLG: 0.389										0	0	0	0	0	0	0									
Roger McDowell, R (7, 1) OBP: 0.306, SLG: 0.389										0	0	0	0	0	0	0									
Inning Stats	R: 0 E: 0 K: 0 S: 8	H: 0 LOB: 0 BB: 0 P: 10	R: 0 E: 0 K: 1 S: 7	H: 0 LOB: 0 BB: 0 P: 12	R: 0 E: 0 K: 0 S: 5	H: 0 LOB: 1 BB: 1 P: 10	R: 2 E: 0 K: 0 S: 11	H: 2 LOB: 1 BB: 1 P: 25	R: 0 E: 0 K: 2 S: 9	H: 0 LOB: 0 BB: 0 P: 14	R: 1 E: 0 K: 0 S: 10	H: 1 LOB: 1 BB: 1 P: 16	R: 0 E: 0 K: 0 S: 9	H: 0 LOB: 0 BB: 1 P: 16	R: 0 E: 0 K: 2 S: 8	H: 0 LOB: 0 BB: 0 P: 13	R: 0 E: 0 K: 1 S: 7	H: 0 LOB: 0 BB: 0 P: 10	1B: 1 2B: 1 3B: 0 HR: 1	SF: 0 SAC: 0 DP: 0 HBP: 0	WP: 0 PB: 1 SB: 0 CS: 0	PA: 33			
PITCHER	IP	WLS	BF	H	R	ER	SO	BB	IBB	HBP	BLK	WP	HR	S	P	ERA	WHIP								
Chris Nabholz, L (1, 1) ERA: 4.35	5.1	W	21	3	3	3	3	2	0	0	0	0	1	46	82	5.06	0.938								
Tim Burke, R (6, 1) ERA: 3.3	3.2	S	12	0	0	0	3	1	0	0	0	0	0	28	44	0.00	0.273								

Batter	1	2	3	4	5	6	7	8	9	AB	R	H	RBI	BB	SO	LOB	BOTTOM								
Delino DeShields, L (1, 4) OBP: 0.382, SLG: 0.398	4-2 HR BB	1-1 CS	4-2 HR BB	2-2 1B 1B			1-0 P5			2	2	1	0	2	0	0	Philadelphia Phillies @ Montreal Expos Olympic Stadium, Montreal, QB Sun Aug 12 1990, 3:33 AM EDT Att: 29,186 - Dome - 70 F								
Dave Martinez, L (1, 8) OBP: 0.347, SLG: 0.481	3-1 HR		3-1 HR	1-2 1B			4-0 S BB BB			3	2	3	5	1	0	0									
Tim Raines, S (1, 7) OBP: 0.376, SLG: 0.371	0-0 F7		3-2 HR	0-0 F8			4-1 S BB			3	1	1	1	1	0	2									
Tim Wallach, R (1, 5) OBP: 0.354, SLG: 0.506	0-0 CS 1B		0-1 P4		2-2 F9		4-1 S BB IBB			3	0	1	0	1	0	0									
Larry Walker, L (1, 9) OBP: 0.306, SLG: 0.420	3-2 S 1B		0-3 K		0-1 4-3		0-2 G6-4-3			3	0	1	0	0	1	0									
Marquis Grissom, R (7, PH) OBP: 0.313, SLG: 0.356										0	0	0	0	0	0	0									
Mike Aldrete, L (7, PH) OBP: 0.379, SLG: 0.302										0	0	0	0	0	0	3									
Otis Nixon, S (8, 8) OBP: 0.322, SLG: 0.284	1-2 1B									0	0	0	0	0	0	0									
Andres Galarraga, R (1, 3) OBP: 0.309, SLG: 0.408	3-3 K		0-0 6-3		2-3 K			0-3 K		4	0	0	0	0	3	1									
Jerry Goff, L (1, 2) OBP: 0.389, SLG: 0.356		4-2 CS BB		2-1 F7		2-3 K		1-1 G4-6-3 1B		3	0	1	0	1	1	0									
Spike Owen, S (1, 6) OBP: 0.343, SLG: 0.351		1-3 K		1-1 G3		1-2 P4		3-2 G4-6-3		4	0	0	0	0	1	2									
Chris Nabholz, L (1, 1) ERA: 3.66		0-3 K		4-1 1B BB		1-3 K				1	1	0	0	1	1	1									
Tim Burke, R (6, 1) OBP: 0.250, SLG: 0.250										1	0	0	0	0	1	0									
Inning Stats	R: 2 E: 0 K: 1 S: 16	H: 3 LOB: 1 BB: 1 P: 29	R: 0 E: 0 K: 2 S: 14	H: 0 LOB: 0 BB: 1 P: 20	R: 3 E: 0 K: 1 S: 15	H: 2 LOB: 0 BB: 1 P: 25	R: 1 E: 0 K: 0 S: 12	H: 2 LOB: 2 BB: 1 P: 22	R: 0 E: 0 K: 1 S: 9	H: 0 LOB: 0 BB: 0 P: 13	R: 0 E: 0 K: 2 S: 9	H: 0 LOB: 0 BB: 0 P: 13	R: 0 E: 0 K: 0 S: 6	H: 0 LOB: 2 BB: 3 P: 19	R: 0 E: 0 K: 1 S: 8	H: 1 LOB: 0 BB: 0 P: 12	R: 0 E: 0 K: 1 S: 7	H: 0 LOB: 0 BB: 0 P: 10	1B: 5 2B: 0 3B: 0 HR: 3	SF: 0 SAC: 0 DP: 2 HBP: 0	WP: 0 PB: 0 SB: 4 CS: 2	PA: 36			
PITCHER	IP	WLS	BF	H	R	ER	SO	BB	IBB	HBP	BLK	WP	HR	S	P	ERA	WHIP								
Jose De Jesus, R (1, 1) ERA: 3.66	3.0	L	15	5	5	5	4	3	0	0	0	0	0	30	48	3.00	1.000								
Bruce Ruffin, L (4, 1) ERA: 5.11	3.0		12	2	1	1	3	1	0	0	0	0	0	30	48	3.00	1.000								
Dennis Cook, L (7, 1) ERA: 3.28	0.1		4	0	0	0	0	2	1	0	0	0	0	3	16	0.00	6.000								
Roger McDowell, R (7, 1) ERA: 4.67	1.2		4	1	0	0	1	0	0	0	0	0	0	11	15	0.00	0.600								

Batter	1	2	3	4	5	6	7	8	9	10	11	12	13	AB	R	H	RBI	BB	SO	LOB	TOP						
Rick Parker, R OBP: 0.314, SLG: 0.366 Brett Butler, L OBP: 0.385, SLG: 0.348	P6		5-3		F8		F8			E 1B			5-3	4	0	0	0	0	0	2							
Dave Anderson, R OBP: 0.336, SLG: 0.427	F7		FC5-4 1B		3B 1B		6-3			E1 G4-6-3			1B	6	1	3	0	0	0	2							
Will Clark, L OBP: 0.352, SLG: 0.455	1B		K		1-H 3-H 3B		4-3			G4-6-3 1-2			F8	6	0	2	2	0	1	4							
Kevin Mitchell, R OBP: 0.315, SLG: 0.388 Jeff Brantley, R OBP: 0.327, SLG: 0.429 Francisco Oliveras, R OBP: 0.325, SLG: 0.397 Bill Bathe, R OBP: 0.303, SLG: 0.407 Steve Bedrosian, R OBP: 0.315, SLG: 0.351	K		FC5-4		5-3		F8			G4-3 BB			F8	4	0	0	0	0	0	1	3						
Matt Williams, R OBP: 0.316, SLG: 0.477		K		K		6-3		K		G4-3 1-2				5	0	0	0	0	3	1							
Greg Litton, R OBP: 0.262, SLG: 0.299		K		4-3			F9			F8				5	0	0	0	0	1	0							
Gary Carter, R OBP: 0.336, SLG: 0.431		E5 1B		F3			G3			K			F9	5	1	0	0	0	1	0							
Jose Uribe, S OBP: 0.299, SLG: 0.323		2-H 1B				4-3				4-3			G3	5	0	2	1	0	0	0							
Michael LaCoss, R OBP: 0.091, SLG: 0.182 Mark Thurmond, L OBP: 0.315, SLG: 0.286		5-3				1B 3B 2B		K		4-3			L8	3	1	1	0	0	1	2							
Inning Stats	R: 0 E: 0 K: 1 S: 6	H: 1 LOB: 1 BB: 0 P: 6	R: 1 E: 1 K: 2 S: 9	H: 1 LOB: 1 BB: 0 P: 9	R: 0 E: 0 K: 1 S: 5	H: 0 LOB: 0 BB: 0 P: 5	R: 2 E: 0 K: 0 S: 6	H: 3 LOB: 1 BB: 0 P: 6	R: 0 E: 0 K: 0 S: 3	H: 0 LOB: 0 BB: 0 P: 3	R: 0 E: 0 K: 1 S: 6	H: 1 LOB: 1 BB: 0 P: 6	R: 0 E: 0 K: 0 S: 5	H: 0 LOB: 0 BB: 0 P: 5	R: 0 E: 1 K: 0 S: 4	H: 1 LOB: 1 BB: 0 P: 4	R: 0 E: 0 K: 0 S: 2	H: 0 LOB: 0 BB: 1 P: 6	R: 0 E: 0 K: 0 S: 3	H: 0 LOB: 0 BB: 0 P: 3	R: 0 E: 0 K: 0 S: 4	H: 1 LOB: 1 BB: 0 P: 4	1B: 7 2B: 1 3B: 1 HR: 0	SF: 0 SAC: 0 DP: 2 HBP: 0	WP: 0 PB: 0 SB: 0 CS: 0	PA: 49	
PITCHER	IP 7.0	WLS 29	BF 6	H 7	R 3	ER 2	SO 6	BB 0	IBB 0	HBP 0	BLK 0	WP 0	HR 0	S 41	P 41	ERA 2.57	WHIP 1.000										
Pat Combs, L ERA: 3.81	2.0	6	0	0	0	2	0	0	0	0	0	0	0	10	10	0.00	0.000										
Joe Beever, R ERA: 4.13	1.0	4	1	0	0	0	0	0	0	0	0	0	0	4	4	0.00	1.000										
Roger McDowell, R ERA: 4.15	2.0	6	0	0	0	0	1	0	0	0	0	0	0	5	9	0.00	0.500										
Darrel Akerfelds, R ERA: 3.03	1.0	W	4	1	0	0	0	0	0	0	0	0	0	4	4	0.00	1.000										

San Francisco Giants @ Philadelphia Phillies
Veterans Stadium, Philadelphia, PA
Tue Aug 14 1990, 7:05 PM EDT
Att. 29,538 - Unknown - 80 F

AB 48
R 3
H 9
RBI 3
BB 1
SO 8
LOB 15

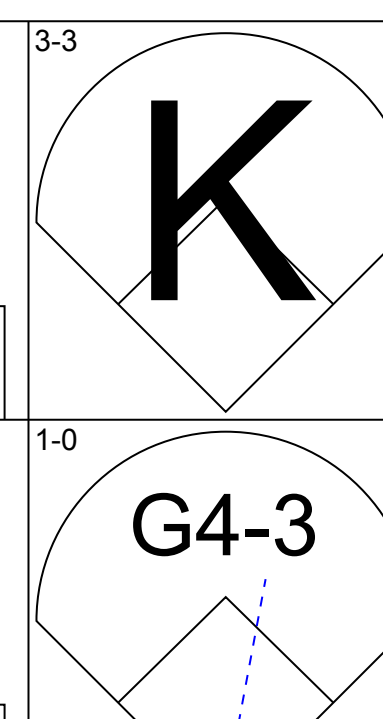
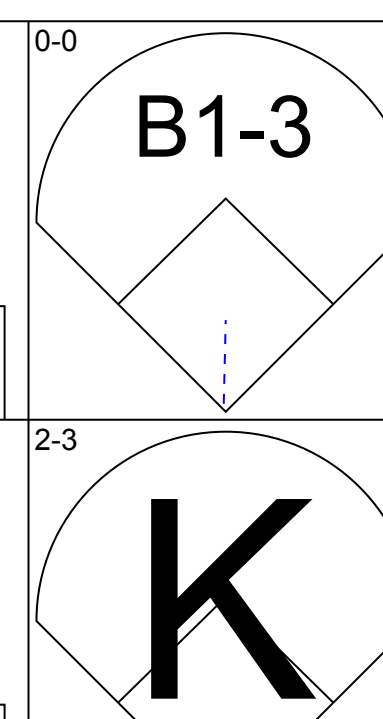
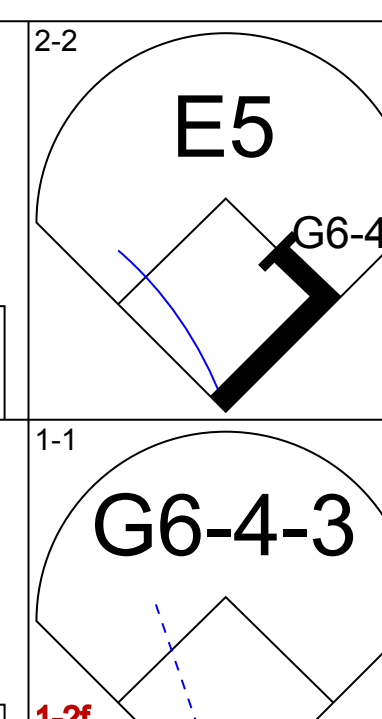
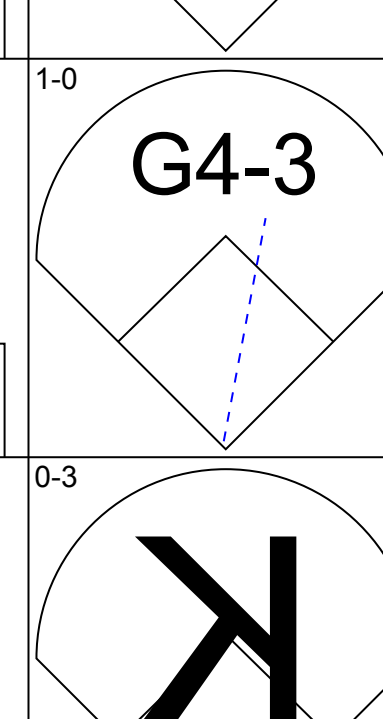
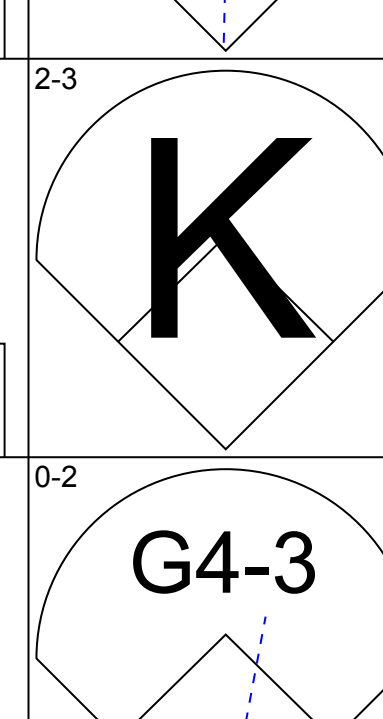
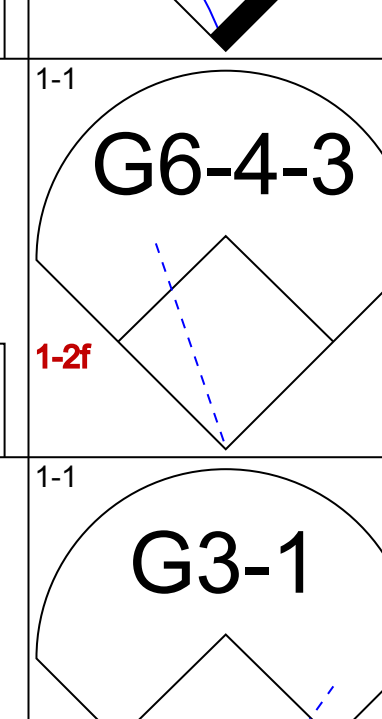
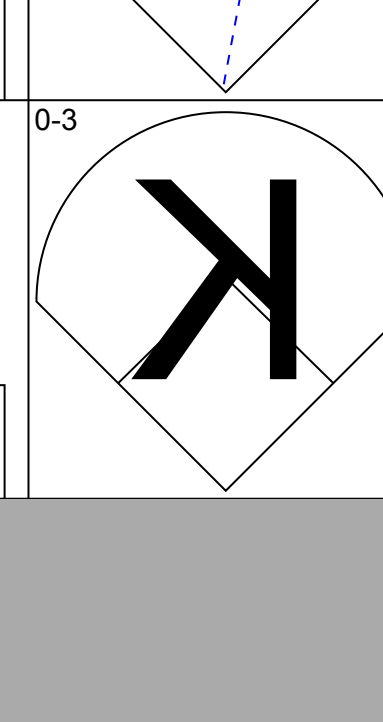
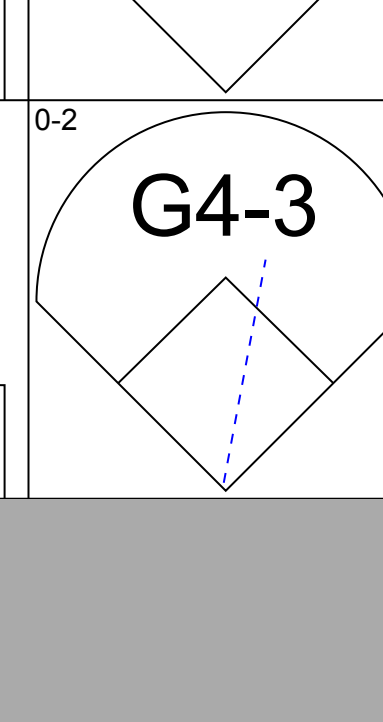
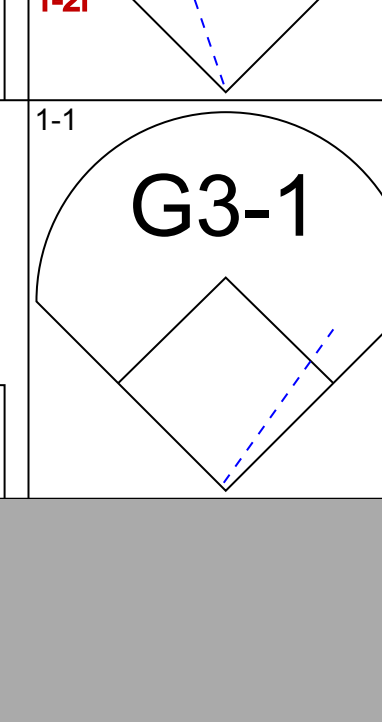
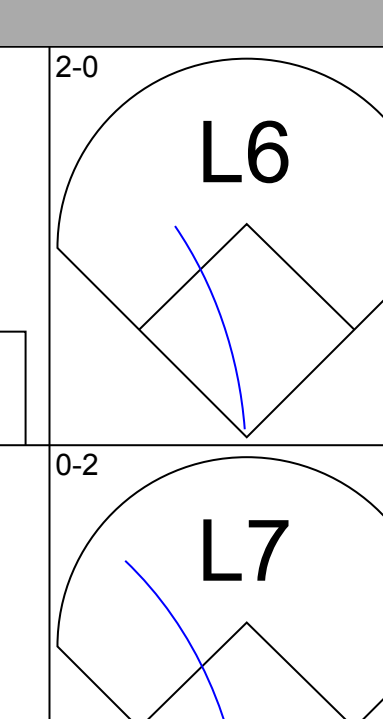
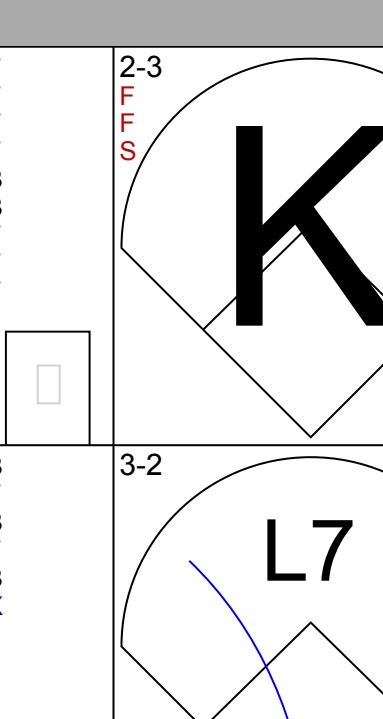
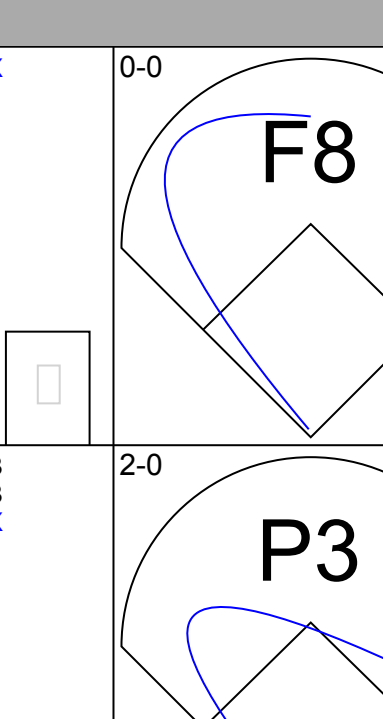
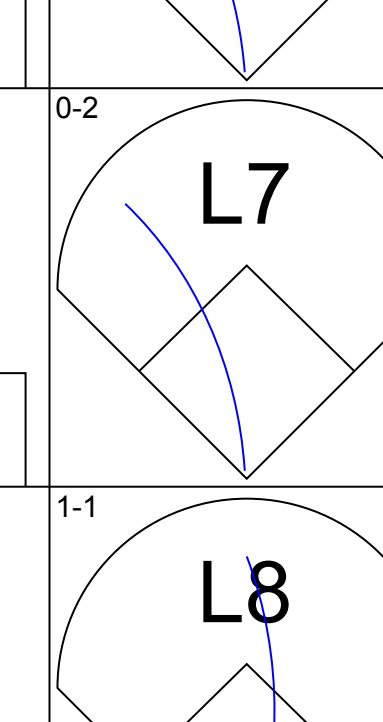
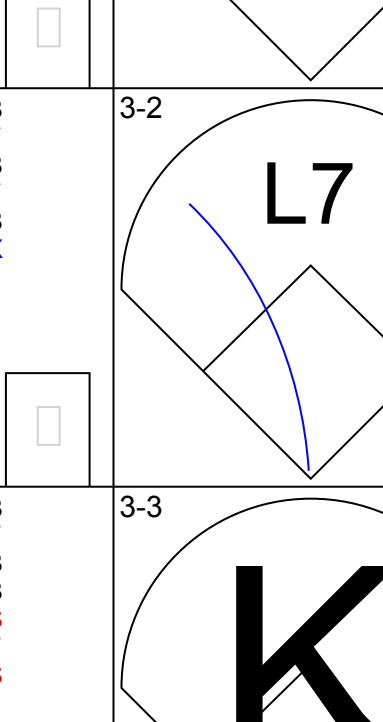
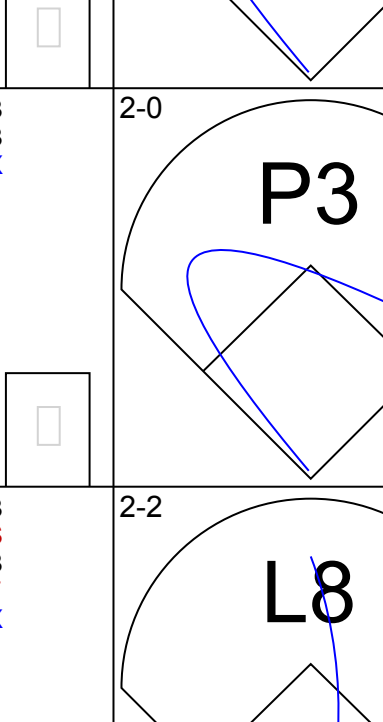
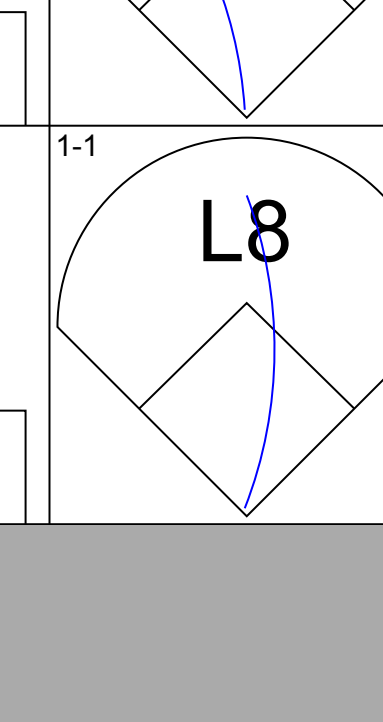
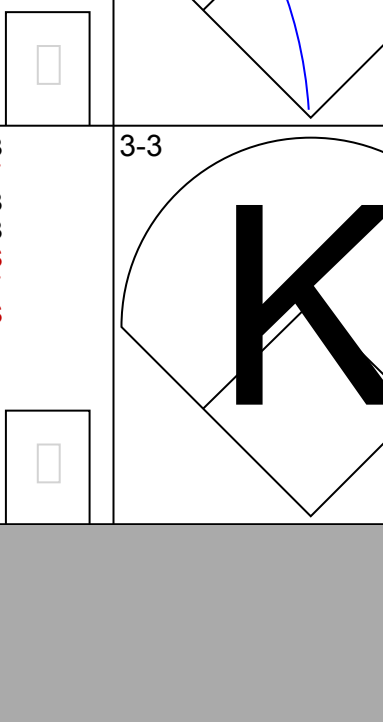
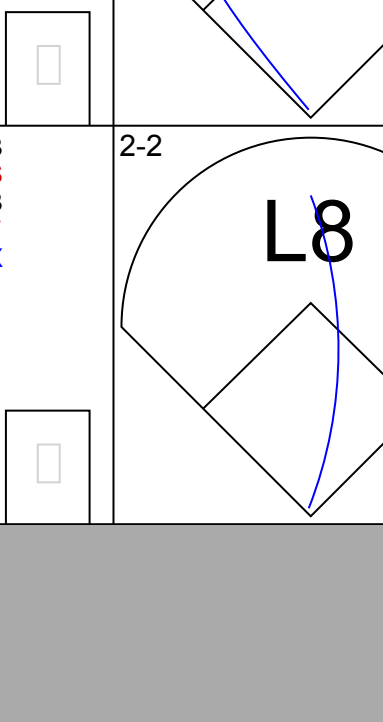
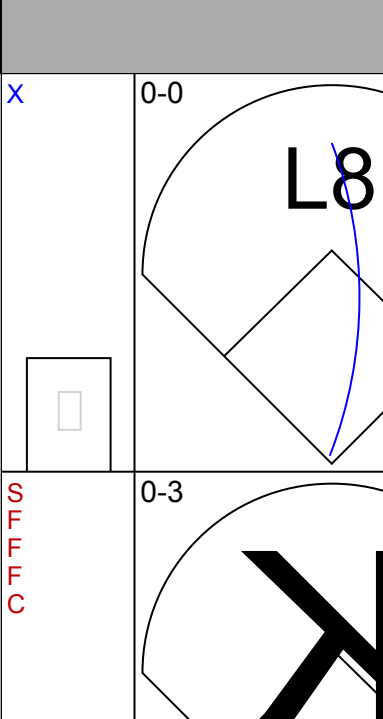
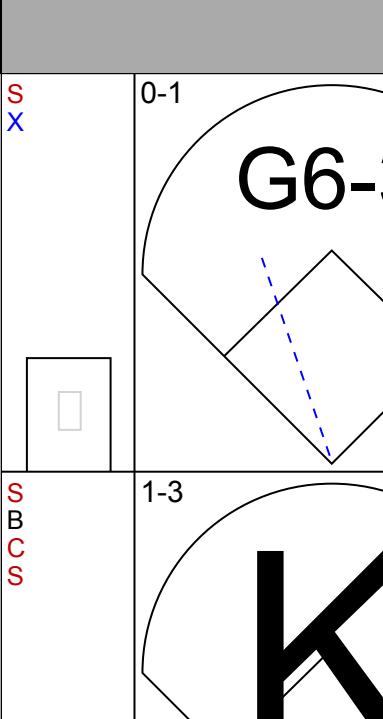
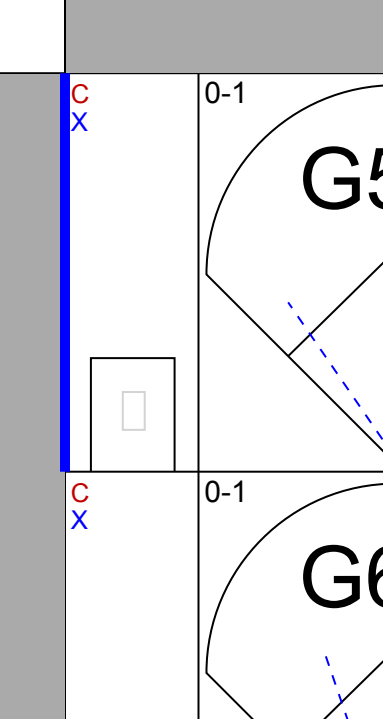
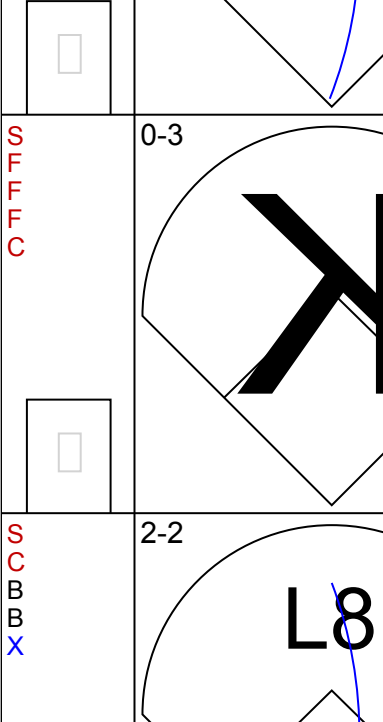
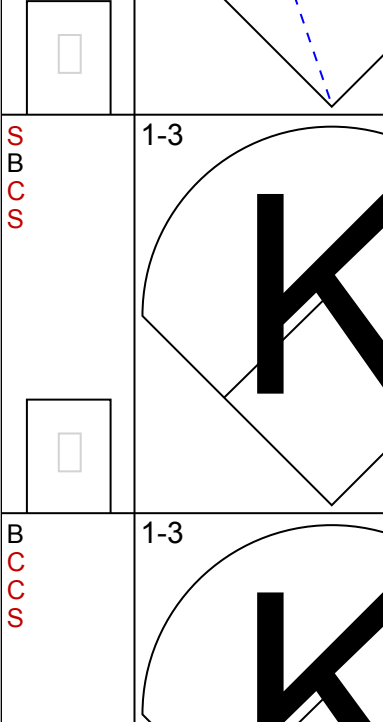
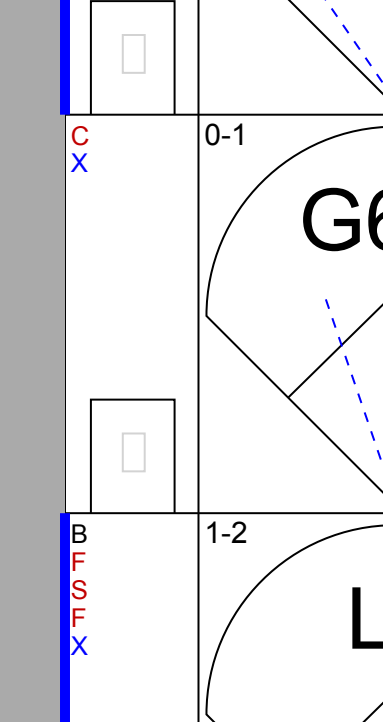
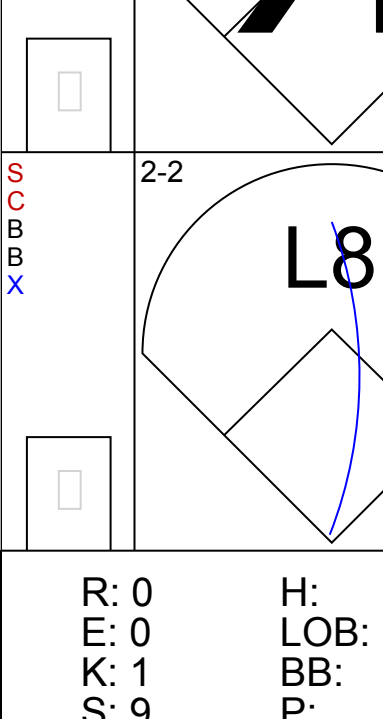
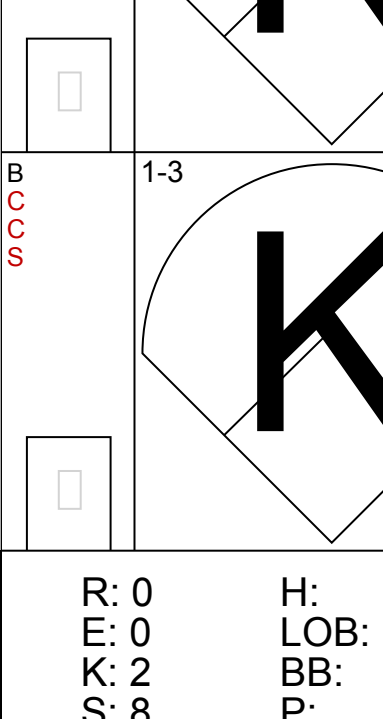
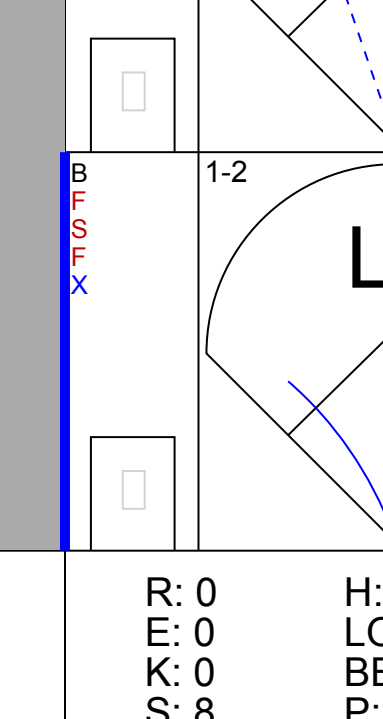


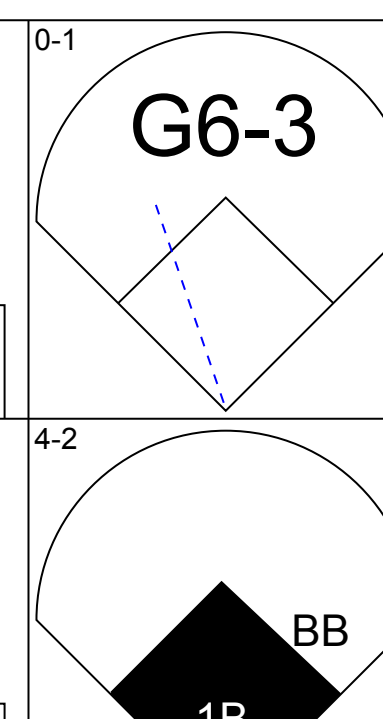
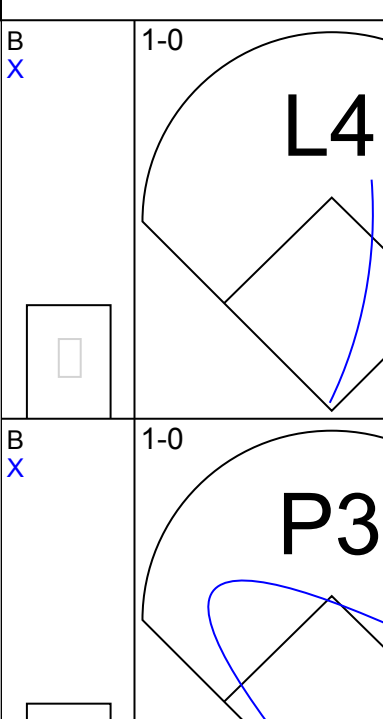
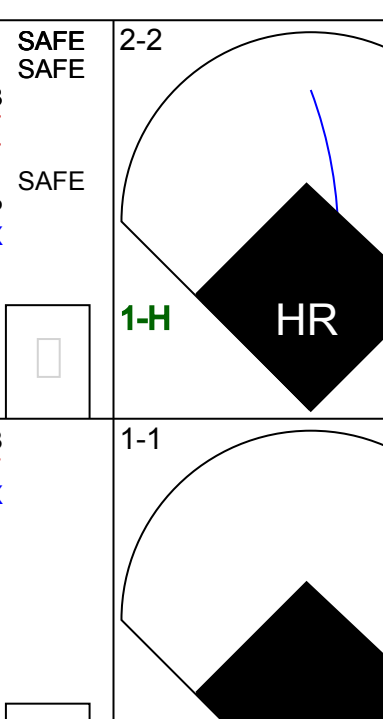
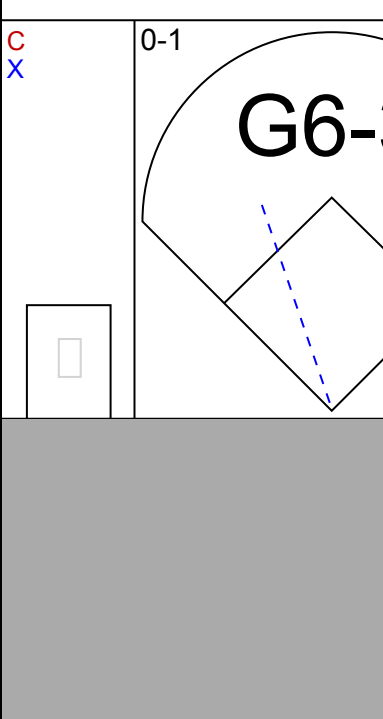
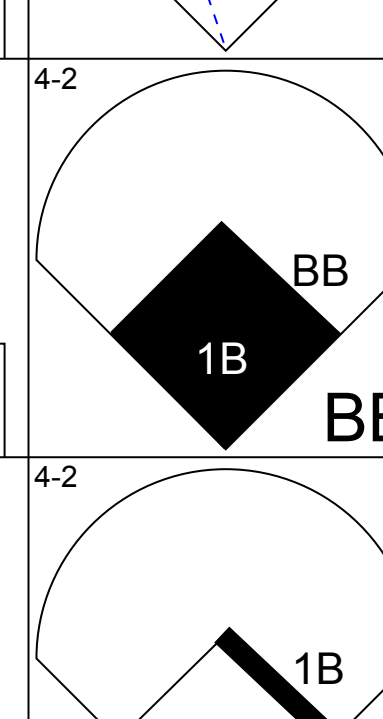
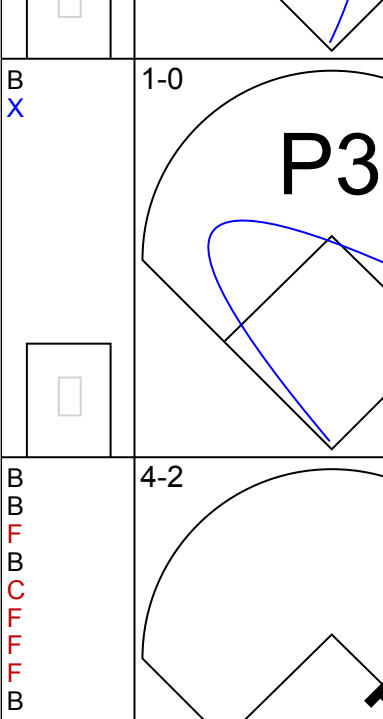
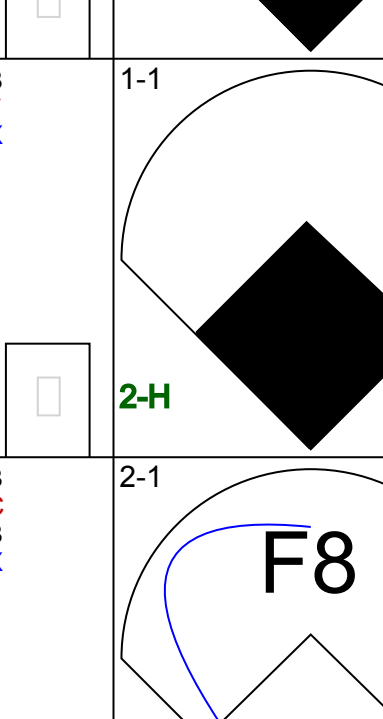

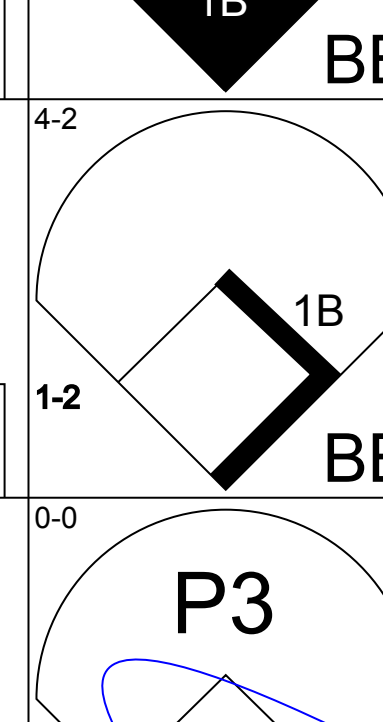
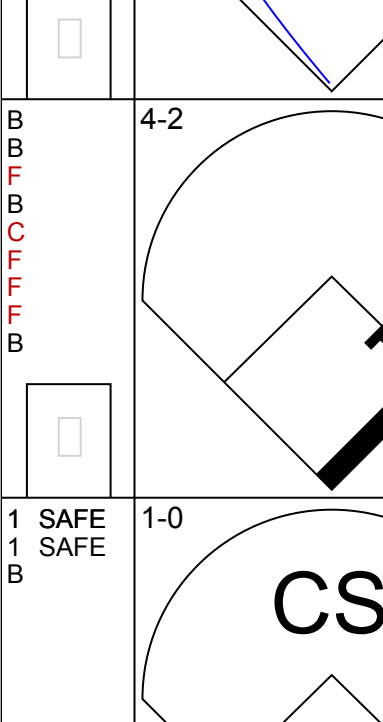
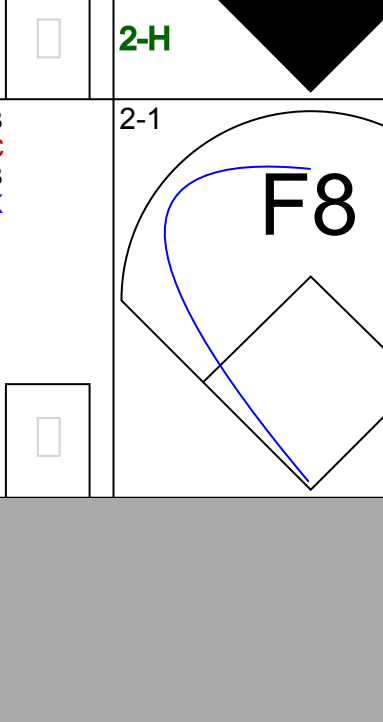
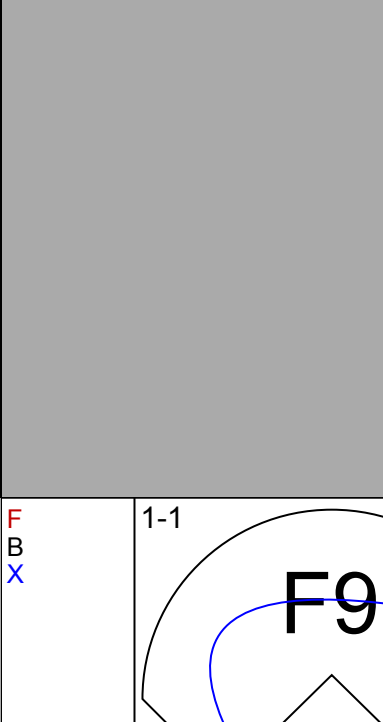
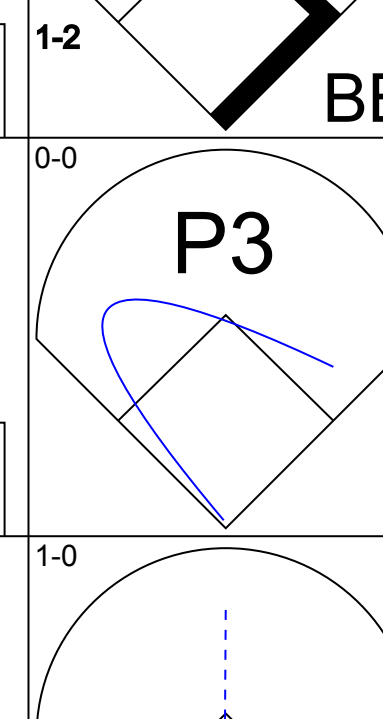
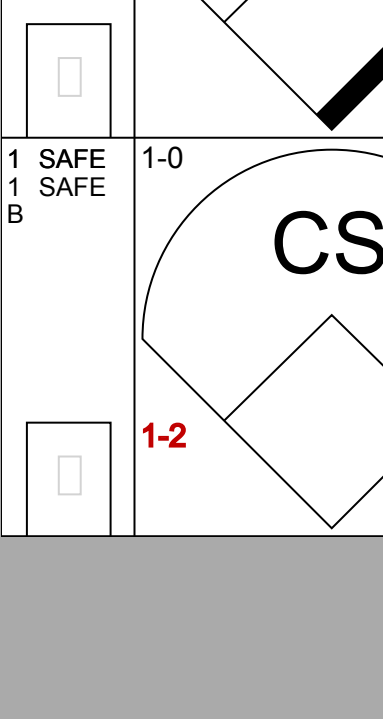
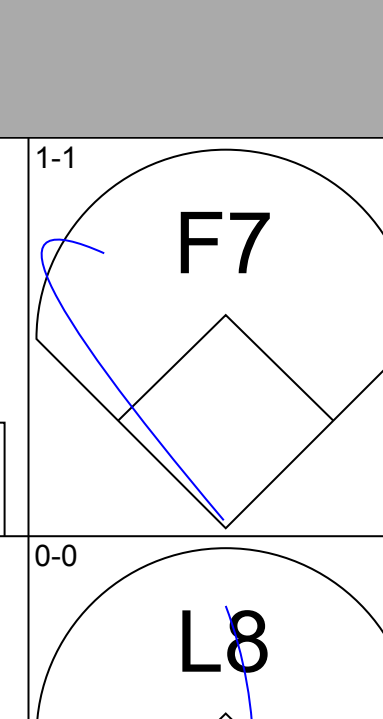
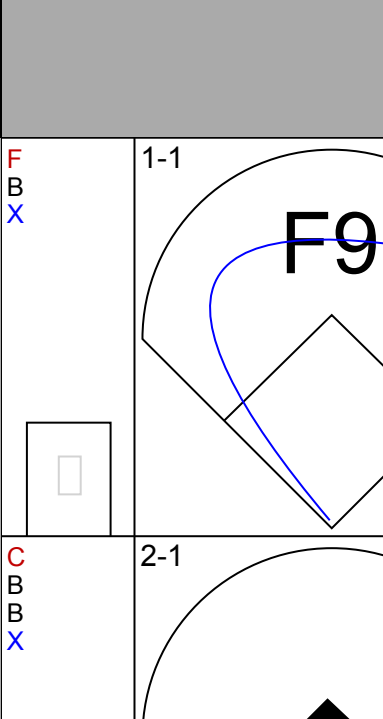
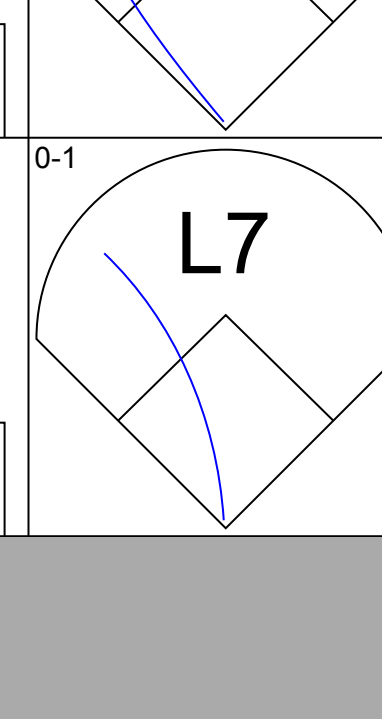
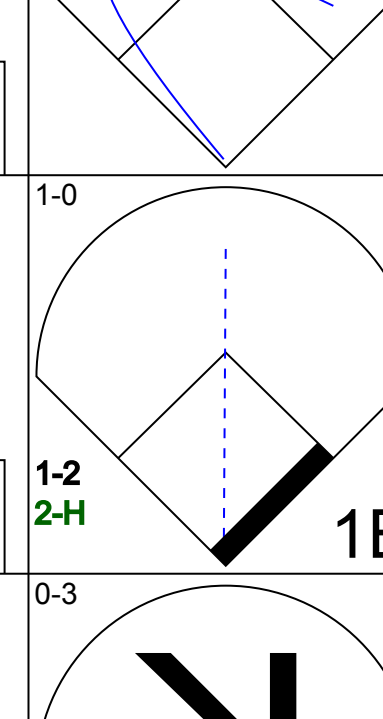
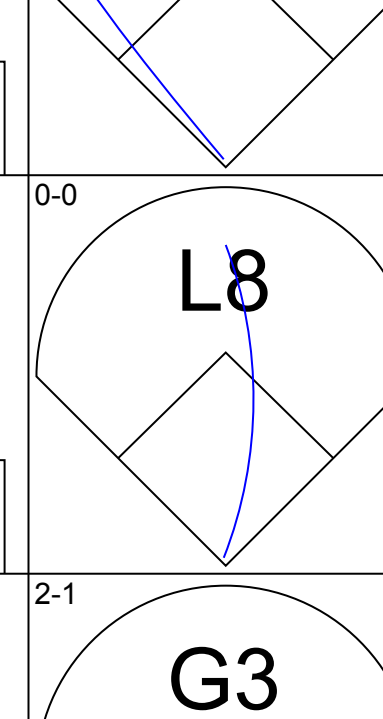

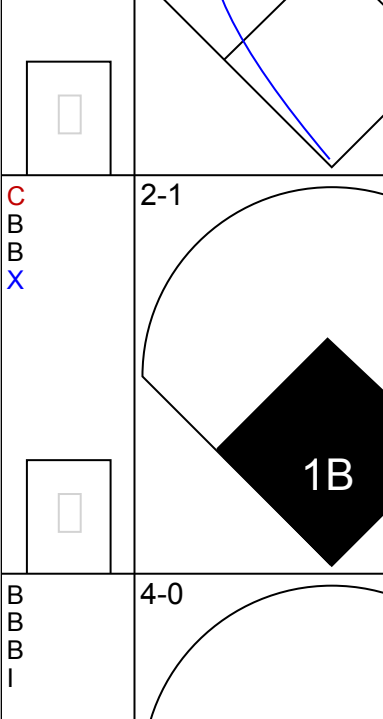
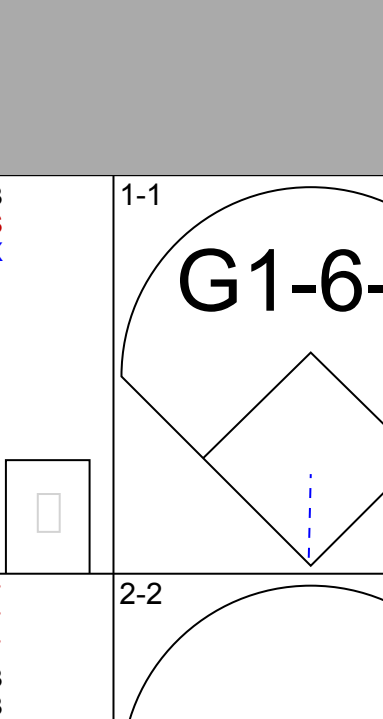
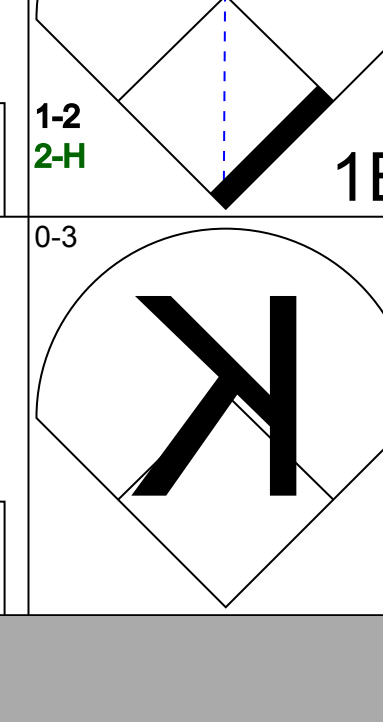
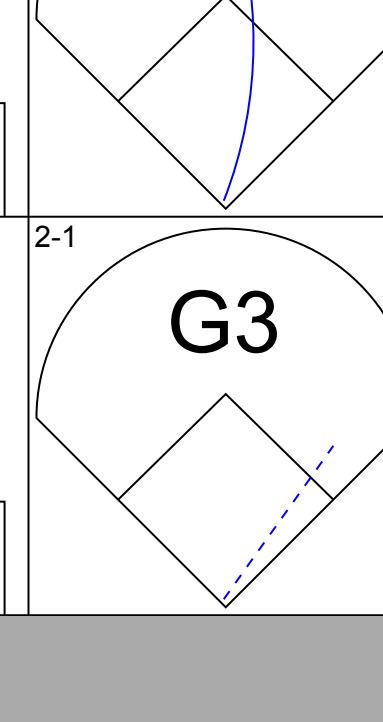

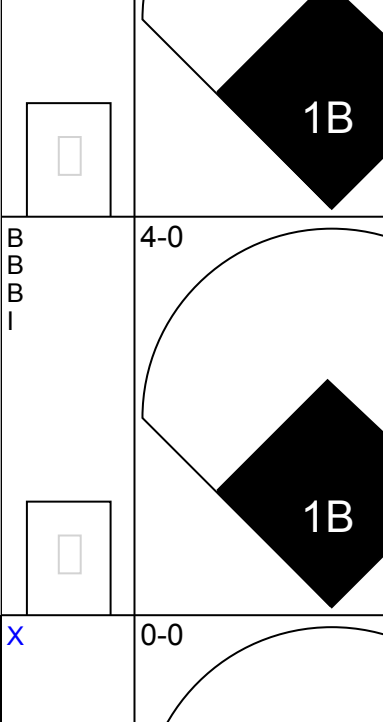
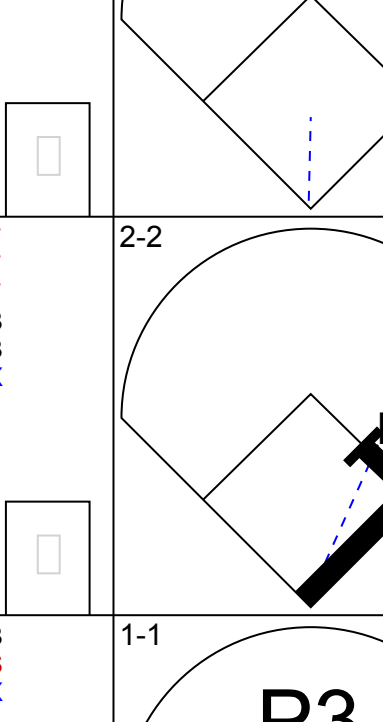
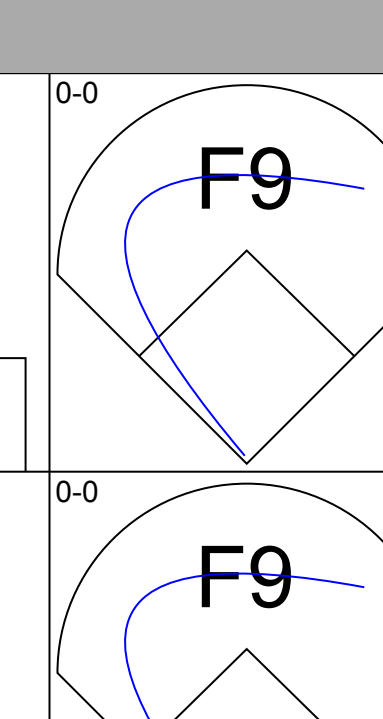
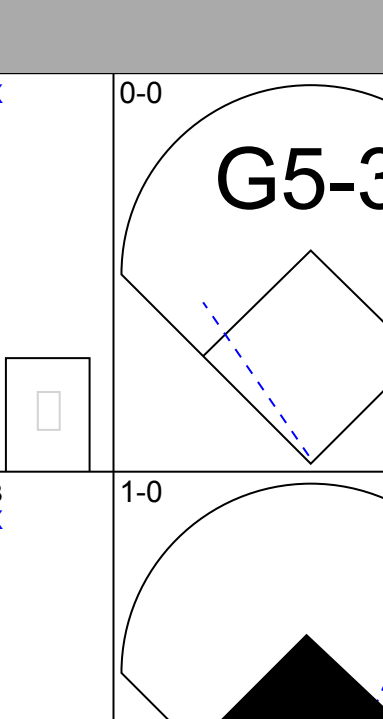
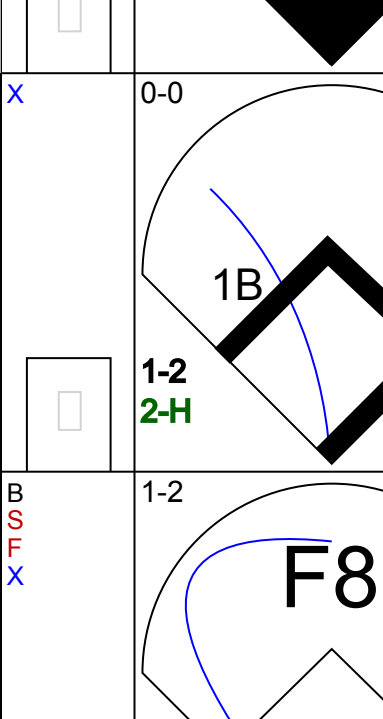
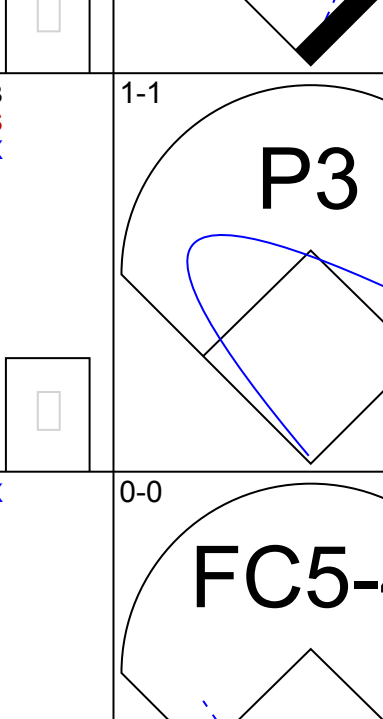
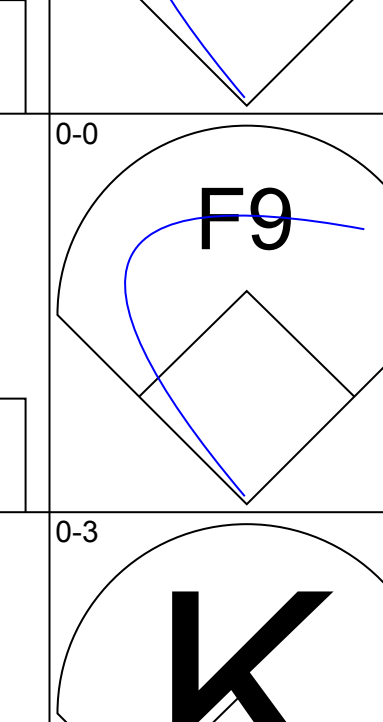
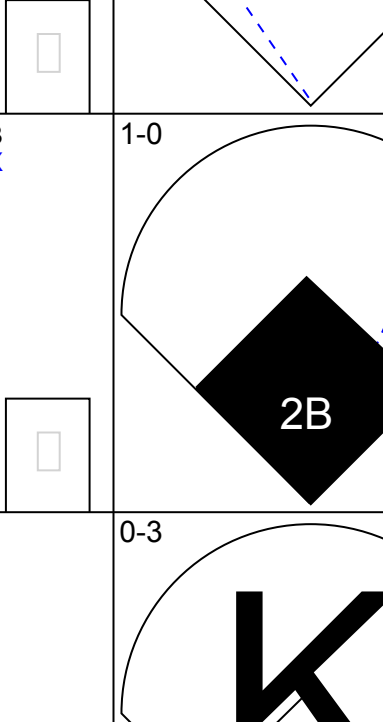
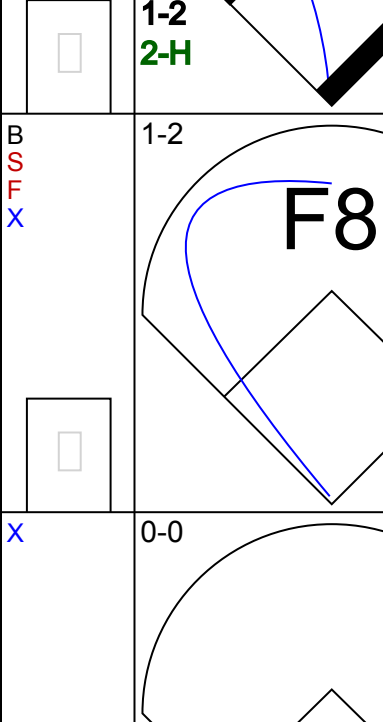
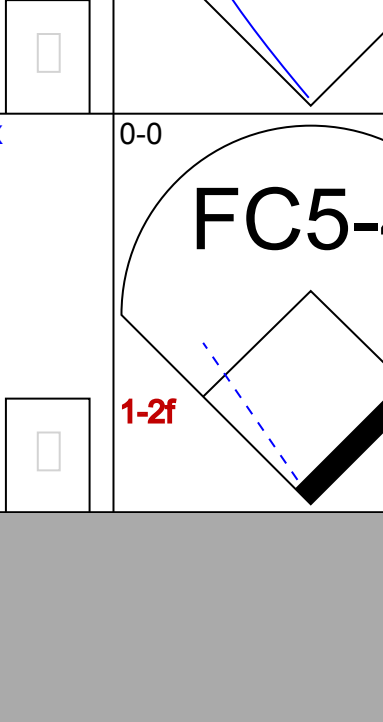
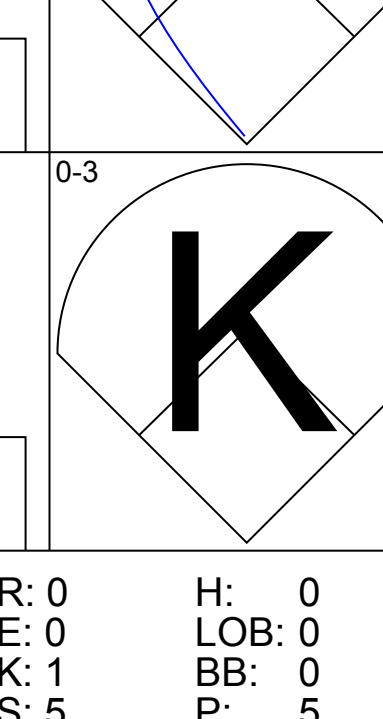
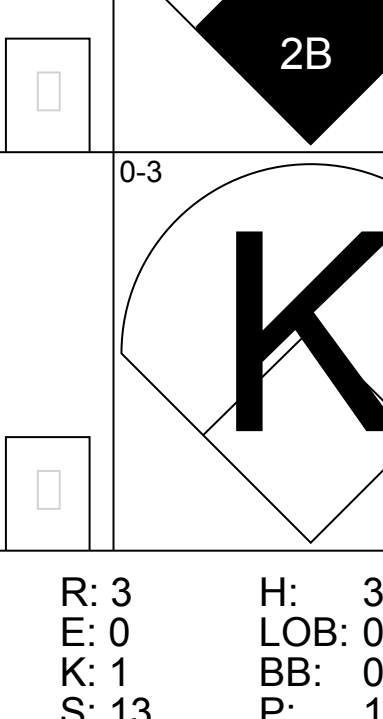
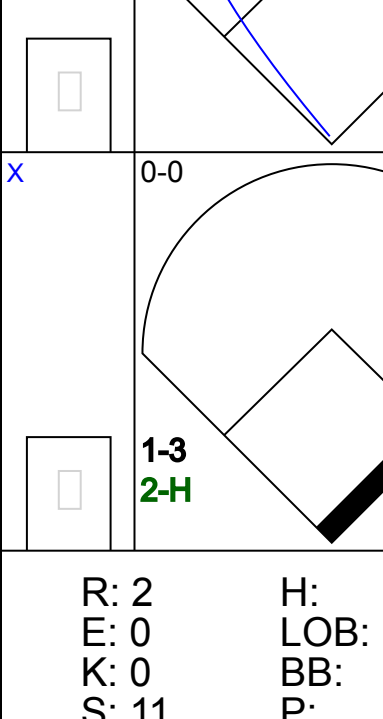

Batter	1	2	3	4	5	6	7	8	9	10	11	12	13	AB	R	H	RBI	BB	SO	LOB	BOTTOM						
Lenny Dykstra, L OBP: 0.448, SLG: 0.475	2B SF8 BB		F7 BB		4-3		4-3			SH1-4 1B			G3	4	1	1	1	3	0	2							
Darren Daulton, L OBP: 0.359, SLG: 0.417	1-3 2B		F7 1-2		F9		L8			3-H 1B			F9	6	0	2	0	0	0	6							
Von Hayes, L OBP: 0.394, SLG: 0.444	P5		1B 1B		G3		K			1-2 2-3			1B	6	1	3	0	1	1	2							
Dale Murphy, R OBP: 0.309, SLG: 0.402	SF8		1B 1B				F9			1B BB			3B 1B	4	0	1	1	2	1	5							
John Kruk, L OBP: 0.382, SLG: 0.374	4-3		1-2 1B				F8			FC3-2-5-3 1B			6-3	6	0	2	1	1	0	4							
Tom Herr, S OBP: 0.320, SLG: 0.359 Red Booker, L OBP: 0.319, SLG: 0.326		4-3	L7				4-3			1-2 3-H 1B			K	4	0	0	0	0	0	4							
Charlie Hayes, R OBP: 0.350, SLG: 0.366		4-3			6-3		E6 FC3-6			K			F3	7	0	0	0	0	2	6							
Dickie Thon, R OBP: 0.320, SLG: 0.360		S BB			6-3		FC3-6 E WP			E 1B BB			BB 1B	4	1	1	0	3	0	4							
Pat Costello, L ERA: 2.26 Randy Jones, L ERA: 2.59 Jeff Brantley, R ERA: 1.59 Francisco Oliveras, R ERA: 3.38 Steve Bedrosian, R ERA: 5.28		0-3 K			K		4-0 E BB			SH1-4 1B			1-2 BB 1B	2	0	0	0	0	0	1	1						
Inning Stats	R: 1 E: 0 K: 0 S: 4	H: 1 LOB: 1 BB: 1 P: 8	R: 0 E: 0 K: 1 S: 5	H: 0 LOB: 1 BB: 0 P: 9	R: 1 E: 0 K: 0 S: 5	H: 3 LOB: 2 BB: 1 P: 9	R: 0 E: 0 K: 0 S: 3	H: 0 LOB: 0 BB: 0 P: 3	R: 0 E: 2 K: 0 S: 4	H: 0 LOB: 2 BB: 1 P: 8	R: 0 E: 0 K: 2 S: 8	H: 1 LOB: 2 BB: 1 P: 12	R: 1 E: 1 K: 1 S: 7	H: 1 LOB: 3 BB: 2 P: 15	R: 0 E: 0 K: 1 S: 7	H: 2 LOB: 3 BB: 1 P: 11	R: 0 E: 0 K: 2 S: 8	H: 1 LOB: 3 BB: 2 P: 16	R: 0 E: 0 K: 1 S: 7	H: 2 LOB: 2 BB: 0 P: 7	R: 1 E: 0 K: 0 S: 3	H: 1 LOB: 1 BB: 1 P: 7	1B: 10 2B: 1 3B: 1 HR: 0	SF: 1 SAC: 1 DP: 0 HBP: 0	WP: 2 PB: 0 SB: 2 CS: 0	PA: 63	
PITCHER	IP 6.1	WLS 27	BF 4	H 2	R 2	ER 2	SO 2	BB 4	IBB 0	HBP 0	BLK 0	WP 1	HR 0	S 27	P 43	ERA 2.84	WHIP 1.263										
Michael LaCoss, R ERA: 2.26	1.0	3	0	0	0	1	0	0	0	0	0	0	0	5	5	0.00	0.000										
Mark Thurmond, L ERA: 2.59	2.2	17	4	1	1	3	3	1	0	0	0	0	0	19	35	3.38	2.625										
Jeff Brantley, R ERA: 1.59	2.0	11	3	0	0	0	0	2	0	0	0	0	0	15	23	0.00	1.500										
Francisco Oliveras, R ERA: 3.38	0.2	L	5	1	1	1	0	0	1	0	0	0	0	3	7	13.50	1.500										

San Francisco Giants @ Philadelphia Phillies
Veterans Stadium, Philadelphia, PA
Tue Aug 14 1990, 7:05 PM EDT
Att. 29,538 - Unknown - 80 F

AB 50
R 4
H 12
RBI 3
BB 11
SO 9
LOB 39



Batter	1	2	3	4	5	6	7	8	9	AB	R	H	RBI	BB	SO	LOB	TOP					
Rick Parker, R OBP: 0.305, SLG: 0.354 (1, 8)										3	0	0	0	0	1	0	San Francisco Giants @ Philadelphia Phillies Veterans Stadium, Philadelphia, PA Wed Aug 15 1990, 7:05 PM EDT Att: 32,156 - Unknown - 75 F					
Dave Anderson, R OBP: 0.325, SLG: 0.410 Kelly Downs, R (7, 1)										3	0	0	0	0	1	1						
Will Clark, L OBP: 0.349, SLG: 0.451 (1, 3)										3	0	0	0	0	1	0						
Kevin Mitchell, R OBP: 0.368, SLG: 0.555 (1, 7)										3	0	0	0	0	1	0						
Matt Williams, R OBP: 0.314, SLG: 0.473 (1, 5)										3	0	0	0	0	0	0						
Greg Litton, R OBP: 0.256, SLG: 0.292 (1, 9)										3	0	0	0	0	1	0						
Terry Kennedy, L OBP: 0.343, SLG: 0.376 Bill Bathe, R OBP: 0.361, SLG: 0.467 (9, PH)										2	0	0	0	0	0	0						
Jose Uribe, S OBP: 0.296, SLG: 0.320 (1, 6)										3	0	0	0	0	2	0						
Don Robinson, R OBP: 0.156, SLG: 0.244 Mike Kingery, L OBP: 0.315, SLG: 0.286 Gary Carter, R OBP: 0.335, SLG: 0.429 (9, PH)										2	0	0	0	0	1	0						
Inning Stats	R: 0 H: 0 E: 0 K: 2 S: 8	H: 0 R: 0 ER: 0 LOB: 0 BB: 0 P: 12	R: 0 H: 0 E: 0 K: 0 S: 6	H: 0 R: 0 ER: 0 LOB: 0 BB: 0 P: 9	R: 0 H: 0 E: 0 K: 1 S: 9	H: 0 R: 0 ER: 0 LOB: 0 BB: 0 P: 11	R: 0 H: 0 E: 0 K: 1 S: 7	H: 0 R: 0 ER: 0 LOB: 0 BB: 0 P: 9	R: 0 H: 0 E: 0 K: 2 S: 17	H: 0 R: 0 ER: 0 LOB: 0 BB: 0 P: 25	R: 0 H: 0 E: 0 K: 2 S: 8	H: 0 R: 0 ER: 0 LOB: 0 BB: 0 P: 10	R: 0 H: 0 E: 0 K: 0 S: 7	H: 0 R: 0 ER: 0 LOB: 0 BB: 0 P: 11	R: 0 H: 0 E: 0 K: 0 S: 5	H: 0 R: 0 ER: 0 LOB: 0 BB: 0 P: 9	R: 0 H: 0 E: 0 K: 0 S: 8	H: 0 R: 0 ER: 0 LOB: 0 BB: 0 P: 9	1B: 0 2B: 0 3B: 0 HR: 0	SF: 0 SAC: 0 DP: 1 HBP: 0	WP: 0 PB: 0 SB: 0 CS: 0	PA: 27
PITCHER Terry Mulholland, L ERA: 3.99 (1, 1)	IP: 9.0 WLS: W BF: 27 H: 0 R: 0 ER: 0 SO: 8 BB: 0 IBB: 0 HBP: 0 BLK: 0 WP: 0 HR: 0 S: 75 P: 105 ERA: 0.00 WHIP: 0.000															PITCHER						

Batter	1	2	3	4	5	6	7	8	9	AB	R	H	RBI	BB	SO	LOB	BOTTOM	
Lenny Dykstra, L OBP: 0.447, SLG: 0.475 (1, 8)										4	1	1	1	0	0	2	San Francisco Giants @ Philadelphia Phillies Veterans Stadium, Philadelphia, PA Wed Aug 15 1990, 7:05 PM EDT Att: 32,156 - Unknown - 75 F	
Darren Daulton, L OBP: 0.361, SLG: 0.426 (1, 2)										3	2	1	2	1	0	0		
Von Hayes, L OBP: 0.385, SLG: 0.441 (1, 7)										2	0	0	0	2	0	0		
Dale Murphy, R OBP: 0.307, SLG: 0.398 (1, 9)										4	0	0	0	0	0	2		
John Kruk, L OBP: 0.383, SLG: 0.379 (1, 3)										4	1	2	1	0	0	0		
Tom Herr, S OBP: 0.322, SLG: 0.359 (1, 4)										3	1	1	0	1	1	2		
Charlie Hayes, R OBP: 0.300, SLG: 0.365 (1, 5)										4	0	1	1	0	0	1		
Dickie Thon, R OBP: 0.320, SLG: 0.359 (1, 6)										4	1	1	0	0	0	3		
Terry Mulholland, R OBP: 0.150, SLG: 0.154 (1, 1)										3	0	1	1	0	2	1		
Inning Stats	R: 1 H: 1 E: 0 K: 1 S: 12	H: 1 R: 0 ER: 0 LOB: 2 BB: 2 P: 21	R: 0 H: 0 E: 0 K: 1 S: 5	H: 0 R: 0 ER: 0 LOB: 0 BB: 0 P: 5	R: 0 H: 0 E: 0 K: 0 S: 7	H: 0 R: 0 ER: 0 LOB: 0 BB: 1 P: 14	R: 3 H: 3 E: 0 K: 1 S: 13	H: 3 R: 0 ER: 0 LOB: 0 BB: 0 P: 18	R: 2 H: 3 E: 0 K: 0 S: 11	H: 3 R: 0 ER: 0 LOB: 2 BB: 1 P: 19	R: 0 H: 0 E: 0 K: 0 S: 6	H: 0 R: 0 ER: 0 LOB: 0 BB: 0 P: 9	R: 0 H: 1 E: 0 K: 0 S: 9	H: 1 R: 0 ER: 0 LOB: 1 BB: 0 P: 13	1B: 5 2B: 2 3B: 0 HR: 1	SF: 0 SAC: 0 DP: 0 HBP: 0	WP: 0 PB: 0 SB: 0 CS: 1	PA: 36
PITCHER Don Robinson, R ERA: 3.99 Kelly Downs, R ERA: 1.5 (7, 1)	IP: 6.0 WLS: L BF: 28 H: 7 R: 6 ER: 6 SO: 3 BB: 3 IBB: 1 HBP: 0 BLK: 0 WP: 0 HR: 1 S: 53 P: 85 ERA: 9.00 WHIP: 1.667															PITCHER		

AB	27
R	0
H	0
RBI	0
BB	0
SO	8
LOB	1



AB	31
R	6
H	8
RBI	6
BB	4
SO	3
LOB	11



Batter	1	2	3	4	5	6	7	8	9	AB	R	H	RBI	BB	SO	LOB	TOP										
Brett Butler, L OBP: 0.387, SLG: 0.348 (1, 8)										3	1	1	0	1	1	0	San Francisco Giants @ Philadelphia Phillies Veterans Stadium, Philadelphia, PA Thu Aug 16 1990, 3:33 AM EDT Att: 37,340 - Unknown - 81 F										
Dave Anderson, R OBP: 0.341, SLG: 0.415 (1, 4)										4	0	2	1	1	0	4											
Will Clark, L OBP: 0.350, SLG: 0.450 (1, 3)										4	0	1	2	1	2	5											
Kevin Mitchell, R OBP: 0.369, SLG: 0.550 (1, 7)										3	0	0	0	2	0	1											
Matt Williams, R OBP: 0.313, SLG: 0.470 (1, 5)										5	1	1	0	0	0	4											
Greg Litton, R OBP: 0.254, SLG: 0.289 (1, 9)										5	1	1	0	0	2	2											
Terry Kennedy, L OBP: 0.345, SLG: 0.378 (1, 2)										4	0	2	1	0	0	2											
Jose Uribe, S OBP: 0.293, SLG: 0.317 (1, 6)										4	0	0	0	0	0	3											
John Burkett, R OBP: 0.163, SLG: 0.068 (6, PH)										0	0	0	0	1	0	0											
Rick Parker, R OBP: 0.331, SLG: 0.354 Francisco Oliveras, R OBP: 0.295, SLG: 0.392 Ernest Riles, L OBP: 0.325, SLG: 0.392 Mark Thurmond, L OBP: 0.345, SLG: 0.366 (8, PH)										0	0	1	0	0	0	0											
Inning Stats	R: 0 E: 0 K: 1 S: 6	H: 1 LOB: 1 BB: 0 P: 6	R: 2 E: 0 K: 1 S: 8	H: 3 LOB: 3 BB: 1 P: 13	R: 0 E: 0 K: 0 S: 3	H: 0 LOB: 0 BB: 0 P: 3	R: 0 E: 0 K: 0 S: 4	H: 2 LOB: 2 BB: 1 P: 8	R: 0 E: 0 K: 0 S: 3	H: 0 LOB: 2 BB: 2 P: 11	R: 0 E: 0 K: 0 S: 5	H: 0 LOB: 0 BB: 0 P: 5	R: 0 E: 0 K: 1 S: 8	H: 1 LOB: 1 BB: 0 P: 8	R: 0 E: 0 K: 1 S: 5	H: 0 LOB: 0 BB: 0 P: 5	1B: 8 2B: 1 3B: 0 HR: 0	SF: 0 SAC: 1 DP: 1 HBP: 1	WP: 1 PB: 0 SB: 0 CS: 0	PA: 42							
PITCHER	IP	WLS	BF	H	R	ER	SO	BB	IBB	HBP	BLK	WP	HR	S	P	ERA	WHIP										
Jason Grimsley, R ERA: 3.27	4.0		22	6	2	2	2	4	0	1	0	1	0	21	38	4.50	2.500										
Dennis Cook, L ERA: 3.36	1.2		9	1	2	2	0	3	0	0	0	0	0	6	18	10.80	2.400										
Darrel Akerfelds, R ERA: 3.01	0.1		1	0	0	0	0	0	0	0	0	0	0	1	1	0.00	0.000										
Joe Boever, R ERA: 3.99	2.0		7	1	0	0	3	0	0	0	0	0	0	13	13	0.00	0.500										
Roger McDowell, R ERA: 4.52	1.0	W	3	0	0	0	1	0	0	0	0	0	0	5	5	0.00	0.000										
Batter	1	2	3	4	5	6	7	8	9	AB	R	H	RBI	BB	SO	LOB	BOTTOM										
Lenny Dykstra, L OBP: 0.448, SLG: 0.478 (1, 8)										4	2	2	0	1	0	0	San Francisco Giants @ Philadelphia Phillies Veterans Stadium, Philadelphia, PA Thu Aug 16 1990, 3:33 AM EDT Att: 37,340 - Unknown - 81 F										
Darren Daulton, L OBP: 0.387, SLG: 0.431 (1, 2)										3	2	2	2	2	0	0											
Von Hayes, L OBP: 0.383, SLG: 0.448 (1, 7)										4	1	1	3	0	1	4											
Carmelo Martinez, R OBP: 0.344, SLG: 0.409 (1, 3)										4	0	3	1	0	0	0											
John Kruk, L OBP: 0.381, SLG: 0.377 (1, 9)										4	0	1	0	0	0	2											
Tom Herr, S OBP: 0.321, SLG: 0.358 (1, 4)										4	0	1	0	0	0	3											
Charlie Hayes, R OBP: 0.300, SLG: 0.366 (1, 5)										4	0	1	0	0	1	1											
Dickie Thon, R OBP: 0.319, SLG: 0.356 (1, 6)										3	0	0	0	1	0	1											
Jason Grimsley, R OBP: 0.408, SLG: 0.250 Dennis Cook, L OBP: 0.297, SLG: 0.378 Darrel Akerfelds, R OBP: 0.295, SLG: 0.392 Dale Murphy, R OBP: 0.345, SLG: 0.366 Joe Boever, R OBP: 0.345, SLG: 0.366 Randy Ready, R OBP: 0.345, SLG: 0.366 Roger McDowell, R OBP: 0.345, SLG: 0.366 (1, 1) (5, 1) (6, PH) (7, 1) (8, PH) (9, 1)										1	1	0	0	1	0	1											
Inning Stats	R: 2 E: 0 K: 0 S: 6	H: 4 LOB: 1 BB: 0 P: 6	R: 0 E: 1 K: 0 S: 4	H: 0 LOB: 3 BB: 2 P: 12	R: 0 E: 0 K: 0 S: 3	H: 2 LOB: 1 BB: 0 P: 3	R: 2 E: 0 K: 1 S: 7	H: 2 LOB: 1 BB: 1 P: 11	R: 0 E: 0 K: 1 S: 6	H: 1 LOB: 1 BB: 0 P: 6	R: 0 E: 0 K: 1 S: 5	H: 0 LOB: 0 BB: 0 P: 5	R: 0 E: 0 K: 0 S: 3	H: 0 LOB: 0 BB: 0 P: 3	R: 0 E: 0 K: 1 S: 6	H: 1 LOB: 2 BB: 1 P: 10		R: 2 E: 0 K: 0 S: 2	H: 1 LOB: 0 BB: 1 P: 6	1B: 7 2B: 3 3B: 0 HR: 1	SF: 1 SAC: 0 DP: 2 HBP: 0	WP: 0 PB: 0 SB: 1 CS: 0	PA: 39				
PITCHER	IP	WLS	BF	H	R	ER	SO	BB	IBB	HBP	BLK	WP	HR	S	P	ERA	WHIP										
John Burkett, R ERA: 3.44	5.0		25	9	4	4	2	3	0	0	0	0	0	26	38	7.20	2.400										
Francisco Oliveras, R ERA: 3.12	2.0		6	0	0	0	1	0	0	0	0	0	0	8	8	0.00	0.000										
Mark Thurmond, L ERA: 2.88	1.1	L	8	2	2	2	1	1	1	0	0	0	1	8	16	13.50	2.250										

Batter	1	2	3	4	5	6	7	8	9	AB	R	H	RBI	BB	SO	LOB	TOP				
Lenny Dykstra, L OBP: 0.444, SLG: 0.472 (1, 8)	2-2 G3	2-2 F9		2-0 F9		2-1 G1-3		0-0 L9		5	0	0	0	0	0	4	Philadelphia Phillies @ San Diego Padres Jack Murphy Stadium, San Diego, CA Fri Aug 17 1990, 10:05 PM EDT Att: 18,488 - Unknown livebaseballscores.com				
Darren Daulton, L OBP: 0.397, SLG: 0.429 (1, 2)	4-0 1B BB		1-0 G3	0-0 G4-3		1-1 BB 1B		3-2 G3		4	0	1	1	1	0	1					
Von Hayes, L OBP: 0.383, SLG: 0.445 (1, 7)	3-1 F9		2-0 G4-3		2-2 G6-3 1B	3-H 4-0 BB 1B		2-2 F8		4	0	1	0	1	0	1					
Dale Murphy, R OBP: 0.307, SLG: 0.404 (1, 9)	2-2 1B		0-0 HR		0-1 G6-3 1-2	2-3 K		1-1 G5-6-3		5	1	2	1	0	1	3					
John Kruk, L OBP: 0.379, SLG: 0.372 (1, 3)	0-0 F8		4-2 1B BB		1-0 E6 S		1-0 G3		1-3 K	4	0	0	0	1	1	2					
Tom Herr, S OBP: 0.325, SLG: 0.361 (1, 4)		0-3 K	0-2 1B		4-1 1-2 BB		1-1 2B		0-0 L6	4	0	2	0	1	1	0					
Charlie Hayes, R OBP: 0.299, SLG: 0.363 (1, 5)		4-1 BB BB	0-0 F8		0-0 L4		2-3 K			3	0	0	0	1	1	5					
Dickie Thon, R OBP: 0.325, SLG: 0.367 (1, 6)		4-0 1-2 BB		0-0 FC1-5 2B		1-1 1B 3B		4-0 IBB		2	1	2	0	2	0	0					
Jose De Jesus, R OBP: 0.192, SLG: 0.130 (1, 1)		0-3 K	0-0 FC1-5		0-0 F8		0-3 K			4	0	0	0	0	2	6					
Inning Stats	R: 0 E: 0 K: 0 S: 9	H: 1 LOB: 2 BB: 1 P: 20	R: 0 E: 0 K: 2 S: 10	H: 0 LOB: 2 BB: 2 P: 20	R: 1 E: 0 K: 0 S: 11	H: 2 LOB: 1 BB: 0 P: 18	R: 0 E: 0 K: 0 S: 4	H: 1 LOB: 1 BB: 0 P: 6	R: 0 E: 1 K: 1 S: 8	H: 1 LOB: 2 BB: 1 P: 15	R: 0 E: 0 K: 2 S: 10	H: 1 LOB: 2 BB: 1 P: 18	R: 0 E: 0 K: 0 S: 8	H: 0 LOB: 0 BB: 0 P: 13	R: 0 E: 0 K: 1 S: 6	H: 0 LOB: 0 BB: 0 P: 8		1B: 4 2B: 2 3B: 1 HR: 1	SF: 0 SAC: 0 DP: 1 HBP: 0	WP: 0 PB: 0 SB: 1 CS: 0	PA: 42
PITCHER	IP	WLS	BF	H	R	ER	SO	BB	IBB	HBP	BLK	WP	HR	S	P	ERA	WHIP				
Calvin Schiraldi, R ERA: 3.99 (1, 1)	6.0	L	31	7	2	2	3	6	0	0	0	0	1	53	100	3.00	2.167				
Greg Harris, R ERA: 2.36 (7, 1)	2.0		8	1	0	0	2	0	1	0	0	0	0	18	31	0.00	0.500				
Eric Show, R ERA: 5.91 (9, 1)	1.0		3	0	0	0	1	0	0	0	0	0	0	6	8	0.00	0.000				

Batter	1	2	3	4	5	6	7	8	9	AB	R	H	RBI	BB	SO	LOB	BOTTOM				
Roberto Alomar, S OBP: 0.351, SLG: 0.383 (1, 4)	0-2 1B G6-3		1-1 1B		1-3 K			2-1 G6-3		4	1	2	0	0	1	1	Philadelphia Phillies @ San Diego Padres Jack Murphy Stadium, San Diego, CA Fri Aug 17 1990, 10:05 PM EDT Att: 18,488 - Unknown livebaseballscores.com				
Gary Templeton, S OBP: 0.279, SLG: 0.364 (1, 6)	0-0 L7		0-0 L8		0-0 G4-3			2-3 K		4	0	0	0	0	1	2					
Tony Gwynn, L OBP: 0.366, SLG: 0.429 (1, 9)	2-1 G6-3 1B		0-0 G1-3		1-0 L8			0-1 E S 1B		4	0	2	0	0	0	1					
Joe Carter, R OBP: 0.292, SLG: 0.419 (1, 7)	1-1 G6-3		1-1 G6-3		1-1 G6-3			3-3 K		4	0	0	1	0	1	2					
Benito Santiago, R OBP: 0.366, SLG: 0.488 (1, 2)	0-2 L7		0-1 G6-3		0-0 G6-4-3 1B			0-0 G4-3		4	0	1	0	0	0	2					
Jack Clark, R OBP: 0.431, SLG: 0.543 (1, 3)		3-3 K	0-0 L9		1-2 G6-4-3			1-2 G6-4-3		3	0	0	0	0	1	1					
Mike Pagliarulo, L OBP: 0.328, SLG: 0.356 (1, 5)		2-1 G5-3		1-3 K		0-0 P5				3	0	0	0	0	1	0					
Shawn Abner, R OBP: 0.306, SLG: 0.333 (1, 8)		1-1 L8		2-2 G5-3				0-0 G6-3		3	0	0	0	0	0	0					
Calvin Schiraldi, R OBP: 0.250, SLG: 0.467 (1, 1)			0-3 K		0-0 2B			0-3 K		2	0	1	0	0	1	0					
Greg Harris, R OBP: 0.100, SLG: 0.300 (7, 1)										0	0	0	0	0	0	0					
Bip Roberts, S OBP: 0.353, SLG: 0.410 (8, PH)										1	0	0	0	0	1	0					
Eric Show, R OBP: 0.208, SLG: 0.250 (9, 1)										0	0	0	0	0	0	0					
Inning Stats	R: 1 E: 0 K: 0 S: 11	H: 2 LOB: 1 BB: 0 P: 14	R: 0 E: 0 K: 1 S: 7	H: 0 LOB: 0 BB: 0 P: 13	R: 0 E: 0 K: 1 S: 7	H: 1 LOB: 1 BB: 0 P: 8	R: 0 E: 0 K: 0 S: 5	H: 0 LOB: 0 BB: 0 P: 6	R: 0 E: 0 K: 2 S: 11	H: 1 LOB: 1 BB: 0 P: 15	R: 0 E: 0 K: 0 S: 4	H: 0 LOB: 0 BB: 0 P: 6	R: 0 E: 0 K: 1 S: 7	H: 0 LOB: 0 BB: 0 P: 9	R: 0 E: 1 K: 2 S: 10	H: 1 LOB: 1 BB: 0 P: 15	1B: 5 2B: 1 3B: 0 HR: 0	SF: 0 SAC: 0 DP: 1 HBP: 0	WP: 0 PB: 0 SB: 1 CS: 0	PA: 32	
PITCHER	IP	WLS	BF	H	R	ER	SO	BB	IBB	HBP	BLK	WP	HR	S	P	ERA	WHIP				
Jose De Jesus, R ERA: 3.35 (1, 1)	9.0	W	32	6	1	1	7	0	0	0	0	0	0	67	92	1.00	0.667				

Batter	1	2	3	4	5	6	7	8	9	AB	R	H	RBI	BB	SO	LOB	TOP										
Lenny Dykstra, L (1, 8) OBP: 0.441, SLG: 0.469	1-2 P6		0-0 F8 G6-3 1B		2-1 G3		3-2 G4-3		0-0 F8	5	0	1	0	0	0	0											
Darren Daulton, L (1, 2) OBP: 0.366, SLG: 0.425	4-0 G6-3 BB		2-1 G6-3		1-0 G4-3		0-0 F8			3	0	0	0	1	0	1											
Von Hayes, L (1, 7) OBP: 0.382, SLG: 0.442	2-2 G6-3		0-1 F8		4-1 S BB		2-3 K			3	0	0	0	1	1	2											
Dale Murphy, R (1, 9) OBP: 0.307, SLG: 0.402		2-3 K	0-3 K		3-1 G5-3			1-1 G4-6-3 1B		4	0	1	0	0	2	2											
John Kruk, L (1, 3) OBP: 0.383, SLG: 0.383	2-2 1B 3B			0-0 2B G6-3 1B		1-1 BB 1B		2-2 G4-6-3		4	2	3	0	0	0	1											
Randy Ready, R (1, 4) OBP: 0.342, SLG: 0.333	1-2 F8			1-1 F9		2-0 F8		4-2 BB		3	0	0	0	1	0	3											
Charlie Hayes, R (1, 5) OBP: 0.303, SLG: 0.368	1-1 1B			1-2 1B		4-0 BB		2-3 K		3	0	2	1	1	1	1											
Dickie Thon, R (1, 6) OBP: 0.324, SLG: 0.366	2-0 1B			0-0 G6-3		2-3 K		1-1 F8		4	0	1	1	0	1	3											
Tommy Greene, R (1, 1) Darrel Akerfeldts, R (6, 1) Tom Herr, S (9, PH) OBP: 0.324, SLG: 0.361	1-2 P3			0-0 F8		1-1 G5-6-3		2-3 K		3	0	0	0	0	0	5											
Inning Stats	R: 0 E: 0 K: 0 S: 6	H: 0 LOB: 0 BB: 1 P: 13	R: 1 E: 0 K: 1 S: 17	H: 3 LOB: 2 BB: 0 P: 26	R: 0 E: 0 K: 1 S: 8	H: 1 LOB: 1 BB: 0 P: 10	R: 1 E: 0 K: 0 S: 9	H: 2 LOB: 1 BB: 0 P: 11	R: 0 E: 0 K: 0 S: 6	H: 0 LOB: 1 BB: 1 P: 16	R: 0 E: 0 K: 1 S: 10	H: 1 LOB: 2 BB: 1 P: 20	R: 0 E: 0 K: 1 S: 7	H: 0 LOB: 0 BB: 0 P: 12	R: 0 E: 0 K: 1 S: 11	H: 1 LOB: 1 BB: 1 P: 20	R: 0 E: 0 K: 1 S: 7	H: 0 LOB: 0 BB: 0 P: 10	1B: 6 2B: 1 3B: 1 HR: 0	SF: 0 SAC: 0 DP: 2 HBP: 0	WP: 0 PB: 0 SB: 1 CS: 0	PA: 37					
PITCHER	IP	WLS	BF	H	R	ER	SO	BB	IBB	HBP	BLK	WP	HR	S	P	ERA	WHIP										
Andy Benes, R (1, 1) ERA: 3.69	6.0	W	27	7	2	2	3	3	0	0	0	0	0	56	96	3.00	1.667										
Rich Rodriguez, L (7, 1) ERA: 2.95	1.0		3	0	0	0	1	0	0	0	0	0	0	7	12	0.00	0.000										
Greg Harris, R (8, 1) ERA: 2.34	1.0		4	1	0	0	1	1	0	0	0	0	0	11	20	0.00	2.000										
Craig Lefferts, L (9, 1) ERA: 2.53	1.0	S	3	0	0	0	1	0	0	0	0	0	0	7	10	0.00	0.000										

Philadelphia Phillies @ San Diego Padres
Jack Murphy Stadium, San Diego, CA
Sat Aug 18 1990, 10:05 PM EDT
Att: 35,145 - Unknown

AB 33
R 2
H 8
RBI 2
BB 4
SO 6
LOB 18



Batter	1	2	3	4	5	6	7	8	9	AB	R	H	RBI	BB	SO	LOB	BOTTOM										
Bip Roberts, S (1, 7) OBP: 0.360, SLG: 0.406	1-2 G6-3		1-0 F7			0-0 F8	1-2 G4-3			4	0	0	0	0	0	1											
Roberto Alomar, S (1, 4) OBP: 0.348, SLG: 0.379	2-2 G4-3			1-1 G4-3		2-2 G4-3	1-1 L7			4	0	0	0	0	0	1											
Tony Gwynn, L (1, 9) OBP: 0.369, SLG: 0.432	3-2 1B			0-2 G5-3 1B		0-0 HR 1B		2-1 F7		4	1	3	0	0	0	0											
Jack Clark, R (1, 3) OBP: 0.429, SLG: 0.550	0-1 G6-3			0-0 G5-3		3-2 HR		1-3 K		4	1	1	3	0	1	2											
Joe Carter, R (1, 8) OBP: 0.290, SLG: 0.416		1-1 G6-3		1-1 G4-3		0-1 E6 1B		0-1 L8		4	1	0	0	0	0	1											
Benito Santiago, R (1, 2) OBP: 0.365, SLG: 0.484		2-2 P3			1-2 F8	4-1 1B BB				2	0	0	0	1	0	0											
Mike Pagliarulo, L (1, 5) OBP: 0.331, SLG: 0.360		2-2 CS 1B			0-1 F8	0-0 1B		1-3 1B		3	0	2	1	0	0	0											
Garry Templeton, S (1, 6) OBP: 0.277, SLG: 0.361		1-2 CS	0-2 G1-3		3-1 G4-3	1-2 F8				3	0	0	0	0	0	2											
Andy Benes, R (1, 1) Phil Stieghemeyer, L (6, PH) Rich Rodriguez, L (7, 1) Shawn Abner, R (7, PH) Greg Harris, R (8, 1) Craig Lefferts, L (9, 1) OBP: 0.106, SLG: 0.089 OBP: 0.340, SLG: 0.395 OBP: 0.102, SLG: 0.330 OBP: 0.250, SLG: 0.250			1-0 L6			0-0 1B HR G4-3 1B		3-1 G6-3		1	0	0	0	0	0	0											
Inning Stats	R: 0 E: 0 K: 0 S: 17	H: 1 LOB: 1 BB: 0 P: 23	R: 0 E: 0 K: 0 S: 12	H: 1 LOB: 0 BB: 0 P: 18	R: 0 E: 0 K: 0 S: 6	H: 0 LOB: 0 BB: 0 P: 8	R: 0 E: 0 K: 0 S: 8	H: 1 LOB: 1 BB: 0 P: 10	R: 0 E: 0 K: 0 S: 7	H: 0 LOB: 0 BB: 0 P: 11	R: 4 E: 1 K: 0 S: 19	H: 4 LOB: 2 BB: 1 P: 29	R: 0 E: 0 K: 0 S: 8	H: 0 LOB: 0 BB: 0 P: 13	R: 0 E: 0 K: 1 S: 7	H: 0 LOB: 0 BB: 0 P: 10	R: 0 E: 0 K: 1 S: 7	H: 0 LOB: 0 BB: 0 P: 10	1B: 6 2B: 0 3B: 0 HR: 1	SF: 0 SAC: 0 DP: 0 HBP: 0	WP: 0 PB: 0 SB: 1 CS: 1	PA: 33					
PITCHER	IP	WLS	BF	H	R	ER	SO	BB	IBB	HBP	BLK	WP	HR	S	P	ERA	WHIP										
Tommy Greene, R (1, 1) ERA: 7.0	5.2	L	23	6	4	3	0	0	0	0	0	0	0	64	89	4.76	1.059										
Darrel Akerfeldts, R (6, 1) ERA: 2.92	2.1		9	1	0	0	1	1	0	0	0	0	0	20	33	0.00	0.857										

Philadelphia Phillies @ San Diego Padres
Jack Murphy Stadium, San Diego, CA
Sat Aug 18 1990, 10:05 PM EDT
Att: 35,145 - Unknown

AB 31
R 4
H 7
RBI 4
BB 1
SO 1
LOB 7



Batter	1	2	3	4	5	6	7	8	9	AB	R	H	RBI	BB	SO	LOB	TOP					
Lenny Dykstra, L OBP: 0.442, SLG: 0.468 (1, 8)										3	1	1	0	0	1	0	Philadelphia Phillies @ San Diego Padres Jack Murphy Stadium, San Diego, CA Sun Aug 19 1990, 6:33 AM EDT Att: 22,627 - Sunny					
Tom Herr, S OBP: 0.324, SLG: 0.360 (1, 4)										3	0	1	0	0	0	2						
Von Hayes, L OBP: 0.381, SLG: 0.439 (1, 7)										4	0	1	1	0	0	0						
Dale Murphy, R OBP: 0.304, SLG: 0.399 (1, 9)										4	0	0	0	0	0	2						
Carmelo Martinez, R OBP: 0.343, SLG: 0.405 Roger McDowell, R (8, 1)										4	0	1	0	0	0	0						
Charlie Hayes, R OBP: 0.305, SLG: 0.371 (1, 5)										4	1	2	0	0	1	1						
Dickie Thon, R OBP: 0.324, SLG: 0.365 (1, 6)										4	1	1	0	0	0	1						
Tom Nieto, R OBP: 0.294, SLG: 0.143 Randy Ready, R OBP: 0.341, SLG: 0.331 Darren Daulton, L OBP: 0.365, SLG: 0.424 (1, 2) (7, PH) (7, 2)										2	0	0	0	0	0	1						
Pat Combs, L OBP: 0.187, SLG: 0.133 Don Carman, L OBP: 0.337, SLG: 0.330 Darrel Akerfelds, R OBP: 0.292, SLG: 0.250 Dave Hollins, S OBP: 0.292, SLG: 0.339 Joe Boever, R (8, 1) Sil Campuzano, R OBP: 0.300, SLG: 0.323 Dennis Cook, L OBP: 0.297, SLG: 0.378 John Kruk, L OBP: 0.362, SLG: 0.382 (8, 3)										1	0	0	0	0	0	1						
Inning Stats	R: 0 E: 0 K: 1 S: 7	H: 0 LOB: 0 BB: 0 P: 11	R: 0 E: 0 K: 0 S: 6	H: 0 LOB: 0 BB: 0 P: 12	R: 0 E: 0 K: 1 S: 6	H: 0 LOB: 0 BB: 0 P: 9	R: 1 E: 0 K: 0 S: 8	H: 0 LOB: 0 BB: 0 P: 16	R: 0 E: 1 K: 0 S: 10	H: 1 LOB: 1 BB: 0 P: 17	R: 0 E: 0 K: 0 S: 10	H: 2 LOB: 2 BB: 0 P: 18	R: 2 E: 2 K: 0 S: 14	H: 3 LOB: 3 BB: 0 P: 22	R: 0 E: 0 K: 1 S: 7	H: 1 LOB: 1 BB: 0 P: 12		R: 0 E: 0 K: 2 S: 10	H: 1 LOB: 1 BB: 0 P: 15	1B: 7 2B: 2 3B: 0 HR: 0	SF: 0 SAC: 1 DP: 1 HBP: 1	WP: 0 PB: 0 SB: 1 CS: 1
PITCHER	IP WLS BF H R ER SO BB IBB HBP BLK WP HR S P ERA WHIP																					
Dennis Rasmussen, L ERA: 4.47 Eric Show, R ERA: 5.84 Rich Rodriguez, L ERA: 2.84 (1, 1) (8, 1) (9, 1)	7.0 L 29 6 3 1 2 0 0 0 1 0 0 0 0 61 105 1.29 0.857																					



Batter	1	2	3	4	5	6	7	8	9	AB	R	H	RBI	BB	SO	LOB	BOTTOM					
Bip Roberts, S OBP: 0.361, SLG: 0.404 Eric Show, R OBP: 0.208, SLG: 0.250 Darrin Jackson, R OBP: 0.242, SLG: 0.305 Phil Stephenson, L OBP: 0.338, SLG: 0.362 Rich Rodriguez, L (1, 5) (8, 1) (8, PH) (8, PH) (9, 1)										2	1	0	0	2	0	1	Philadelphia Phillies @ San Diego Padres Jack Murphy Stadium, San Diego, CA Sun Aug 19 1990, 6:33 AM EDT Att: 22,627 - Sunny					
Roberto Alomar, R OBP: 0.350, SLG: 0.379 (1, 4)										3	0	1	0	2	1	2						
Tony Gwynn, L OBP: 0.367, SLG: 0.429 (1, 9)										5	0	1	0	0	0	6						
Jack Clark, R OBP: 0.428, SLG: 0.545 (1, 3)										4	0	1	1	1	1	6						
Joe Carter, R OBP: 0.291, SLG: 0.414 (1, 7)										4	1	1	0	1	0	3						
Gary Templeton, S OBP: 0.277, SLG: 0.360 (1, 6)										4	0	1	1	0	0	3						
Mark Parent, R OBP: 0.286, SLG: 0.323 Benito Santiago, R OBP: 0.364, SLG: 0.481 (1, 2) (8, PH) (9, 2)										2	0	0	0	1	0	1						
Shawn Abner, R OBP: 0.309, SLG: 0.336 (1, 8)										4	0	2	0	0	0	1						
Dennis Rasmussen, L OBP: 0.313, SLG: 0.326 Mike Pagliarulo, L OBP: 0.333, SLG: 0.362 (1, 1) (8, 5)										2	0	0	0	1	1	3						
Inning Stats	R: 0 E: 1 K: 1 S: 11	H: 1 LOB: 1 BB: 0 P: 18	R: 0 E: 0 K: 0 S: 14	H: 1 LOB: 2 BB: 1 P: 23	R: 1 E: 0 K: 1 S: 16	H: 1 LOB: 1 BB: 1 P: 30	R: 0 E: 0 K: 0 S: 8	H: 0 LOB: 0 BB: 0 P: 12	R: 0 E: 0 K: 0 S: 7	H: 0 LOB: 2 BB: 2 P: 18	R: 1 E: 0 K: 1 S: 10	H: 2 LOB: 1 BB: 0 P: 11	R: 0 E: 0 K: 0 S: 11	H: 0 LOB: 3 BB: 3 P: 25	R: 0 E: 0 K: 0 S: 9	H: 2 LOB: 1 BB: 0 P: 13		R: 0 E: 0 K: 0 S: 8	H: 1 LOB: 1 BB: 1 P: 15	1B: 8 2B: 0 3B: 0 HR: 0	SF: 0 SAC: 0 DP: 2 HBP: 0	WP: 1 PB: 0 SB: 1 CS: 2
PITCHER	IP WLS BF H R ER SO BB IBB HBP BLK WP HR S P ERA WHIP																					
Pat Combs, L ERA: 3.75 Don Carman, L ERA: 4.21 Darrel Akerfelds, R ERA: 2.91 Joe Boever, R ERA: 4.07 Dennis Cook, L ERA: 3.32 (1, 1) (5, 1) (5, 1) (6, 1) (7, 1)	4.1 20 3 1 1 2 4 0 0 0 0 0 0 0 4 7 0.00 0.000																					
Roger McDowell, R ERA: 4.41 (8, 1)	1.2 S 5 1 0 0 0 0 1 0 0 0 0 0 0 0 0 0.00 1.200																					



Batter	1	2	3	4	5	6	7	8	9	AB	R	H	RBI	BB	SO	LOB	TOP					
Lenny Dykstra, L OBP: 0.439, SLG: 0.465 Si Campuzano, R OBP: 0.295, SLG: 0.315 (7, 8)	G4-3		G5-3		K		F8			3	0	0	0	0	1	2						
Darren Daulton, L OBP: 0.366, SLG: 0.428 (1, 2)	1B		G5-3			G4-3 1B	2B	P9		4	1	2	0	0	0	0						
Von Hayes, L OBP: 0.377, SLG: 0.434 (1, 7)	L8			F8		G4-3		F8		4	0	0	0	0	0	2						
Dale Murphy, R OBP: 0.303, SLG: 0.397 (1, 9)	K			K		1B	1B	G6-3		4	0	1	1	0	2	1						
John Kruk, L OBP: 0.378, SLG: 0.377 (1, 3)		G4-3		G6-3		F8		G4-3		4	0	0	0	0	0	1						
Tom Herr, S OBP: 0.323, SLG: 0.359 (1, 4)		G6-3			G6-3		1B	F8		4	0	1	0	0	0	0						
Charlie Hayes, R OBP: 0.307, SLG: 0.375 (1, 5)		2B		E6 1B	1B	G4-3		P3		4	0	2	0	0	0	2						
Dickie Thon, R OBP: 0.324, SLG: 0.365 (1, 6)		K2-3			1B		G1-3			3	0	1	0	0	1	1						
Terry Mulholland, R OBP: 0.140, SLG: 0.143 (1, 1)			F9		K		K			3	0	0	0	0	2	2						
Inning Stats	R: 0 E: 0 K: 1 S: 11	H: 1 LOB: 1 BB: 0 P: 19	R: 0 E: 0 K: 1 S: 9	H: 1 LOB: 1 BB: 0 P: 16	R: 0 E: 0 K: 0 S: 8	H: 0 LOB: 0 BB: 0 P: 12	R: 0 E: 0 K: 1 S: 6	H: 0 LOB: 0 BB: 0 P: 9	R: 0 E: 1 K: 2 S: 10	H: 2 LOB: 2 BB: 0 P: 14	R: 1 E: 0 K: 0 S: 11	H: 3 LOB: 2 BB: 0 P: 16	R: 0 E: 0 K: 1 S: 7	H: 0 LOB: 0 BB: 0 P: 9	R: 0 E: 0 K: 0 S: 4	H: 0 LOB: 0 BB: 0 P: 6	R: 0 E: 0 K: 0 S: 8	H: 0 LOB: 0 BB: 0 P: 11	1B: 5 2B: 2 3B: 0 HR: 0	SF: 0 SAC: 0 DP: 0 HBP: 0	WP: 0 PB: 0 SB: 1 CS: 0	PA: 34
PITCHER	IP	WLS	BF	H	R	ER	SO	BB	IBB	HBP	BLK	WP	HR	S	P	ERA	WHIP					
Mike Morgan, R ERA: 3.29 Jim Gott, R ERA: 2.58	(1, 1)	7.0	28	7	1	1	6	0	0	0	0	0	0	62	95	1.29	1.000					
(8, 1)	2.0	W	6	0	0	0	0	0	0	0	0	0	0	12	17	0.00	0.000					

Philadelphia Phillies @ Los Angeles Dodgers
Dodger Stadium, Los Angeles, CA
Mon Aug 20 1990, 7:05 PM PDT
Att: 28,112 - Unknown

AB	34
R	1
H	7
RBI	1
BB	0
SO	6
LOB	11



Batter	1	2	3	4	5	6	7	8	9	AB	R	H	RBI	BB	SO	LOB	BOTTOM						
Jose Offerman, S OBP: 0.444, SLG: 0.778 (1, 6)	1B	K			F9		K			4	1	1	0	0	2	2							
Stan Javier, S OBP: 0.368, SLG: 0.376 (1, 8)	1B		P4			G6-3		G4-3		4	0	1	0	0	0	0							
Kal Daniels, L OBP: 0.380, SLG: 0.506 (1, 7)	G4-3		G4-3			1B		K		4	0	1	1	0	1	1							
Eddie Murray, S OBP: 0.394, SLG: 0.502 (1, 3)	IBB		P6			1B	FC6-4 1B	1B		3	0	2	0	1	0	0							
Hubie Brooks, R OBP: 0.301, SLG: 0.431 (1, 9)	P3			G4-3		K		G6-3		4	0	0	0	0	1	5							
Mickey Hatcher, R OBP: 0.269, SLG: 0.263 (1, 5)	G4-3			F8		FC6-4 1-2		F9		4	0	0	0	0	0	4							
Mike Sharperson, R OBP: 0.396, SLG: 0.391 (1, 4)		1B		F9			F9	HR		4	1	2	1	0	0	0							
Rick Dempsey, R OBP: 0.307, SLG: 0.313 Mike Scioscia, L OBP: 0.338, SLG: 0.407 (7, 2)	F7			G5-3			F7			2	0	0	0	0	0	1							
Mike Morgan, R OBP: 0.105, SLG: 0.073 Juan Samuel, R OBP: 0.301, SLG: 0.334 Jim Gott, R (8, 1)	B3			G6-3			3B			1	0	1	0	0	0	0							
Inning Stats	R: 1 E: 0 K: 0 S: 10	H: 2 LOB: 2 BB: 1 P: 19	R: 0 E: 0 K: 1 S: 9	H: 1 LOB: 1 BB: 0 P: 9	R: 0 E: 0 K: 0 S: 10	H: 0 LOB: 0 BB: 0 P: 19	R: 0 E: 0 K: 0 S: 8	H: 0 LOB: 0 BB: 0 P: 11	R: 0 E: 0 K: 1 S: 10	H: 2 LOB: 2 BB: 0 P: 16	R: 0 E: 0 K: 1 S: 11	H: 1 LOB: 1 BB: 0 P: 15	R: 0 E: 0 K: 1 S: 9	H: 1 LOB: 1 BB: 0 P: 14	R: 1 E: 0 K: 0 S: 2	H: 1 LOB: 0 BB: 0 P: 6	1B: 6 2B: 0 3B: 1 HR: 1	SF: 0 SAC: 0 DP: 0 HBP: 0	WP: 1 PB: 0 SB: 0 CS: 0	PA: 34			
PITCHER	IP	WLS	BF	H	R	ER	SO	BB	IBB	HBP	BLK	WP	HR	S	P	ERA	WHIP						
Terry Mulholland, L ERA: 3.87	(1, 1)	8.1	L	34	8	2	2	4	0	1	0	0	1	1	72	115	2.16	0.960					

Philadelphia Phillies @ Los Angeles Dodgers
Dodger Stadium, Los Angeles, CA
Mon Aug 20 1990, 7:05 PM PDT
Att: 28,112 - Unknown

AB	33
R	2
H	8
RBI	2
BB	1
SO	4
LOB	14



Batter	1	2	3	4	5	6	7	8	9	AB	R	H	RBI	BB	SO	LOB	TOP										
Lenny Dykstra, L (1, 8) OBP: 0.442, SLG: 0.466 Si Campusano, R (8, 8) OBP: 0.286, SLG: 0.304	4-0 S S BB		0-1 E S FC3-2 1B		2-2 F9			0-1 2B 1B	F9 G5-3	3	1	2	0	1	0	0											
Darren Daulton, L (1, 2) OBP: 0.363, SLG: 0.423 Tom Nieto, R (8, 2) OBP: 0.333, SLG: 0.143	2-2 P3		0-0 F9		0-2 P4			0-0 P5	4-0 2B BB	4	0	0	0	0	0	4											
Von Hayes, L (1, 7) OBP: 0.377, SLG: 0.435	1-3 K		4-2 FC3-2 BB		2-2 L6			2-2 FC6 2B	3-2 E6 2B HR	4	1	1	3	1	1	3											
Dale Murphy, R (1, 9) OBP: 0.302, SLG: 0.397	1-3 K		1-1 FC3-2		2-1 F9			0-0 FC6 FC6-4	1-2 HR 2B	5	1	1	2	0	1	4											
Charlie Hayes, R (1, 5) OBP: 0.304, SLG: 0.372 Roger McDowell, R (8, 1)			0-1 L9		0-0 F9			1-1 FC6-4	2-0 HR	4	0	0	0	0	0	3											
John Kruk, L (9, PH) OBP: 0.380, SLG: 0.388										1	1	1	3	0	0	0											
Tom Herr, S (1, 4) OBP: 0.323, SLG: 0.358 Rod Booker, L (7, 4) OBP: 0.333, SLG: 0.333	4-2 E S 1B BB				2-2 F7			1-1 G4-3		2	1	0	0	1	0	0											
Carmelo Martinez, R (1, 3) OBP: 0.339, SLG: 0.405 Don Carman, L (9, 1) OBP: 0.333, SLG: 0.333	1-3 K		0-0 L7					2-1 P4	E6 1B	5	1	1	1	0	1	2											
Dickie Thon, R (1, 6) OBP: 0.325, SLG: 0.365	1-3 K		1-3 K					0-0 F9	BB E 1B	5	1	2	2	0	1	1											
Jason Grimsley, R (1, 1) OBP: 0.333, SLG: 0.300 Bruce Ruffin, S (4, 1) OBP: 0.147, SLG: 0.376 Darrel Akerfelds, R (5, 1) OBP: 0.200, SLG: 0.200 Dennis Cook, L (5, 1) OBP: 0.299, SLG: 0.378 Joe Boever, R (7, 1) OBP: 0.303, SLG: 0.302 Dave Hollins, S (8, PH) OBP: 0.253, SLG: 0.302			1-2 F8					3-2 F8	BB E 1B	1	0	0	0	0	0	1											
Inning Stats	R: 0 E: 0 K: 2 S: 9	H: 0 LOB: 1 BB: 1 P: 17	R: 1 E: 1 K: 1 S: 13	H: 1 LOB: 1 BB: 1 P: 21	R: 0 E: 0 K: 0 S: 8	H: 1 LOB: 2 BB: 1 P: 13	R: 0 E: 0 K: 1 S: 8	H: 0 LOB: 0 BB: 0 P: 11	R: 0 E: 0 K: 0 S: 8	H: 0 LOB: 0 BB: 0 P: 14	R: 0 E: 0 K: 0 S: 5	H: 0 LOB: 0 BB: 0 P: 8	R: 2 E: 0 K: 0 S: 11	H: 3 LOB: 1 BB: 0 P: 14	R: 9 E: 2 K: 0 S: 25	H: 6 LOB: 2 BB: 3 P: 50	1B: 7 2B: 3 3B: 0 HR: 1	SF: 0 SAC: 0 DP: 0 HBP: 0	WP: 0 PA: 46 PB: 0 SB: 5 CS: 0								
PITCHER	IP	WLS	BF	H	R	ER	SO	BB	IBB	HBP	BLK	WP	HR	S	P	ERA	WHIP										
Mike Hartley, R (1, 1) ERA: 2.75	6.0		23	2	1	1	4	3	0	0	0	0	0	55	90	1.50	0.833										
Don Aase, R (7, 1) ERA: 3.99	2.0		9	3	2	2	0	0	0	0	0	0	0	16	22	9.00	1.500										
Dave Walsh, L (9, 1) ERA: 7.2	0.1		7	2	6	4	0	2	0	0	0	0	0	12	27	108.00	12.000										
Tim Crews, R (9, 1) ERA: 2.91	0.0	L	3	3	2	0	0	0	0	0	0	0	1	5	8	∞	∞										
Jay Howell, R (9, 1) ERA: 2.44	0.2		4	1	1	0	0	0	1	0	0	0	0	8	15	0.00	1.500										

Philadelphia Phillies @ Los Angeles Dodgers
Dodger Stadium, Los Angeles, CA
Tue Aug 21 1990, 7:05 PM PDT
Att: 39,682 - Unknown

AB 40
R 12
H 11
RBI 12
BB 6
SO 4
LOB 22



Batter	1	2	3	4	5	6	7	8	9	AB	R	H	RBI	BB	SO	LOB	BOTTOM										
Lenny Harris, L (1, 4) OBP: 0.342, SLG: 0.366 Juan Samuel, R (6, PH) OBP: 0.300, SLG: 0.332	1-2 G3		0-2 L1-3 1B		0-0 G3			1-0 G3		4	0	2	2	0	0	0											
Kirk Gibson, L (1, 8) OBP: 0.371, SLG: 0.468 Jose Gonzalez, R (7, 8) OBP: 0.270, SLG: 0.423	4-2 1B BB		2-0 L1-3		0-1 K E			2-0 F7	0-1 P3	3	1	1	0	1	1	1											
Kal Daniels, L (1, 7) OBP: 0.384, SLG: 0.508 Stan Javier, S (5, PH) OBP: 0.367, SLG: 0.375	2-2 1B		4-2 1B BB		1-2 K E			2-0 E6 2B	1-1 FC4-6 1B	2	2	2	0	1	0	0											
Eddie Murray, S (1, 3) OBP: 0.395, SLG: 0.501 Mickey Hatcher, R (6, 3) OBP: 0.273, SLG: 0.277	0-3 K		3-1 1B BB		1-2 K E			0-1 2B	1-0 P9	3	2	1	0	1	1	4											
Hubie Brooks, R (1, 9) OBP: 0.303, SLG: 0.429 Chris Gwynn, L (7, 9) OBP: 0.296, SLG: 0.360	2-1 F8		4-2 1B		0-1 E5 FC			1-3 K	0-1 FC4-6	2	1	0	1	2	0	4											
Mike Scioscia, L (1, 2) OBP: 0.342, SLG: 0.414 Rick Dempsey, R (7, 2) OBP: 0.304, SLG: 0.310			2-1 1B G4-6-3		2-2 1B			1-1 G4-3		4	2	3	4	0	0	3											
Mike Sharperson, R (1, 5) OBP: 0.396, SLG: 0.391			3-1 1B G4-6-3		1-0 L7			0-0 FC6 SH 1B	2-1 F9	5	1	2	1	0	0	3											
Alfredo Griffin, S (1, 6) OBP: 0.285, SLG: 0.288 Don Aase, R (7, 1) ERA: 5.28 Fernando Valenzuela, L (8, PH) OBP: 0.265, SLG: 0.305 Dave Walsh, L (9, 1) OBP: 0.303, SLG: 0.302 Tim Crews, R (9, 1) OBP: 0.303, SLG: 0.302 Jay Howell, R (9, 1) OBP: 0.303, SLG: 0.302			3-2 G4-6-3		1-2 G4-3			1-0 F8	1-0 1B	4	1	1	1	0	0	2											
Mike Hartley, R (1, 1) OBP: 0.200, SLG: 0.200 Jose Offerman, S (6, PH) OBP: 0.364, SLG: 0.636			0-3 K		0-3 K			1-3 K	1-3 K	2	1	0	0	0	2	0											
Inning Stats	R: 0 E: 0 K: 1 S: 13	H: 1 LOB: 2 BB: 1 P: 22	R: 1 E: 0 K: 0 S: 10	H: 2 LOB: 0 BB: 0 P: 18	R: 2 E: 0 K: 0 S: 16	H: 3 LOB: 2 BB: 2 P: 32	R: 0 E: 0 K: 1 S: 8	H: 0 LOB: 0 BB: 0 P: 9	R: 2 E: 2 K: 1 S: 28	H: 5 LOB: 3 BB: 2 P: 48	R: 0 E: 0 K: 1 S: 6	H: 1 LOB: 1 BB: 0 P: 7	R: 0 E: 1 K: 1 S: 9	H: 1 LOB: 2 BB: 0 P: 15	R: 0 E: 0 K: 1 S: 8	H: 1 LOB: 1 BB: 0 P: 13	R: 0 E: 0 K: 0 S: 7	H: 1 LOB: 1 BB: 0 P: 9	1B: 13 2B: 3 3B: 0 HR: 0	SF: 0 SAC: 1 DP: 2 HBP: 0	WP: 0 PA: 50 PB: 1 SB: 0 CS: 0						
PITCHER	IP	WLS	BF	H	R	ER	SO	BB	IBB	HBP	BLK	WP	HR	S	P	ERA	WHIP										
Jason Grimsley, R (1, 1) ERA: 4.5	3.0		16	6	3	3	2	3	0	0	0	0	0	17	26	9.00	3.000										
Bruce Ruffin, L (4, 1) ERA: 5.28	1.0		8	2	5	4	2	1	0	0	0	0	0	4	6	∞	∞										
Darrel Akerfelds, R (5, 1) ERA: 3.27	0.0		3	1	0	0	0	0	0	0	0	0	0	4	6	∞	∞										
Dennis Cook, L (5, 1) ERA: 3.27	2.0		10	3	3	1	1	0	1	0	0	0	0	21	32	4.50	1.500										
Joe Boever, R (7, 1) ERA: 4.01	1.0		5	1	0	0	1	0	0	0	0	0	0	9	15	0.00	1.000										
PITCHER	IP	WLS	BF	H	R	ER	SO	BB	IBB	HBP	BLK	WP	HR	S	P	ERA	WHIP										
Roger McDowell, R (8, 1) ERA: 4.34	1.0		4	1	0	0	0	0	0	0	0	0	0	7	9	0.00	1.000										
Don Carman, L (9, 1) ERA: 4.15	1.0	S	4	1	0	0	0	0	0	0	0	0	0	7	9	0.00	1.000										

Philadelphia Phillies @ Los Angeles Dodgers
Dodger Stadium, Los Angeles, CA
Tue Aug 21 1990, 7:05 PM PDT
Att: 39,682 - Unknown

AB 44
R 11
H 15
RBI 10
BB 5
SO 7
LOB 29



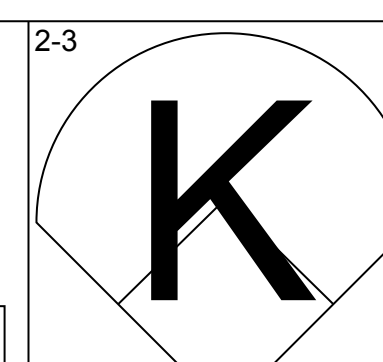
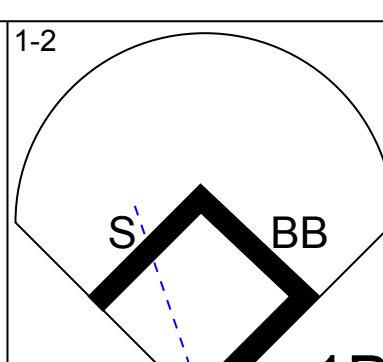
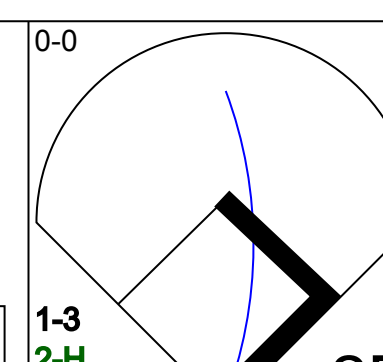
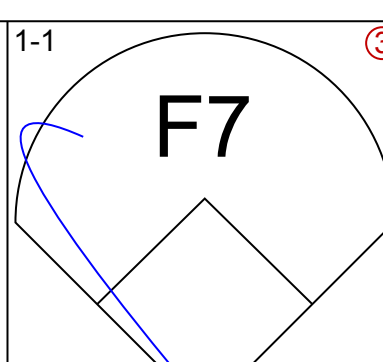
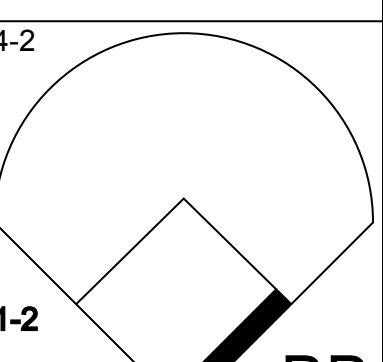
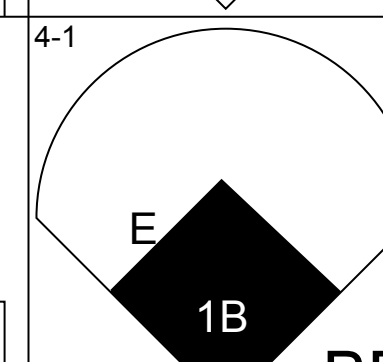
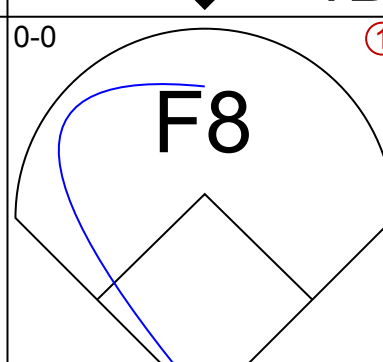
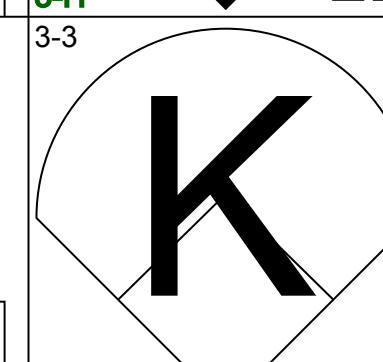
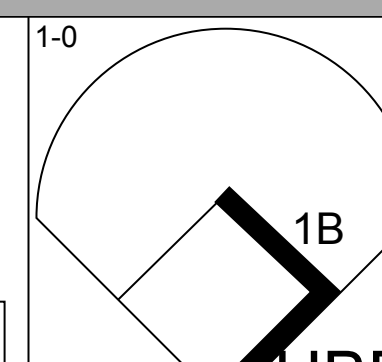
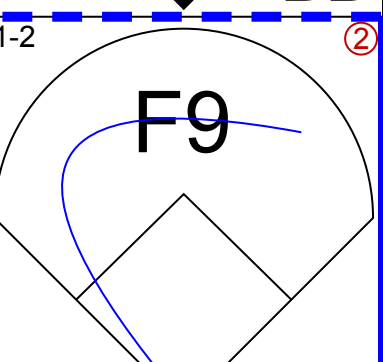
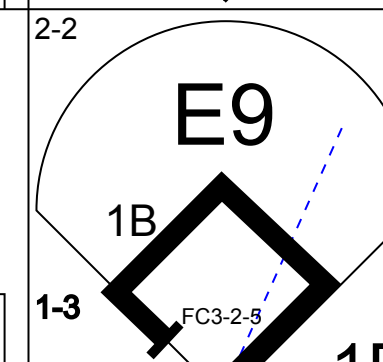
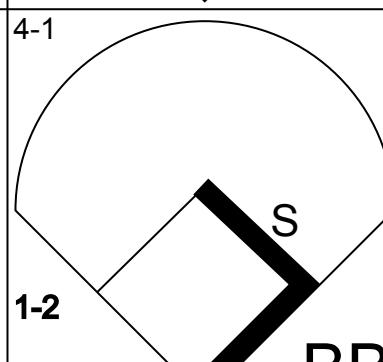
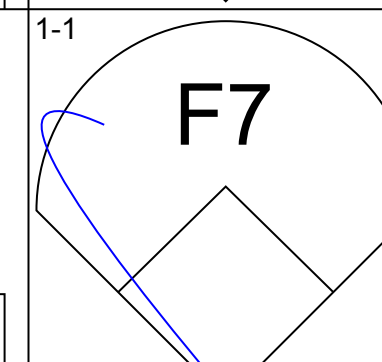
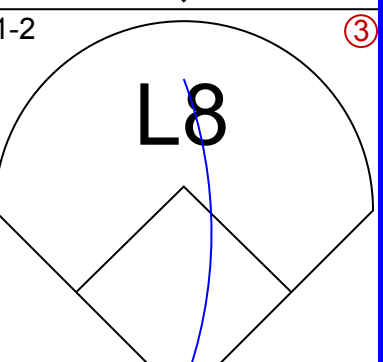
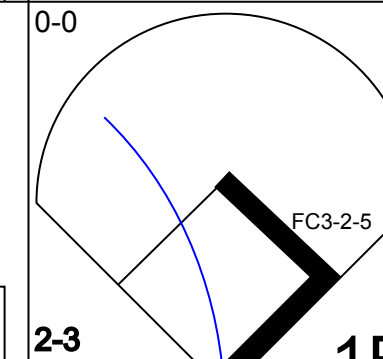
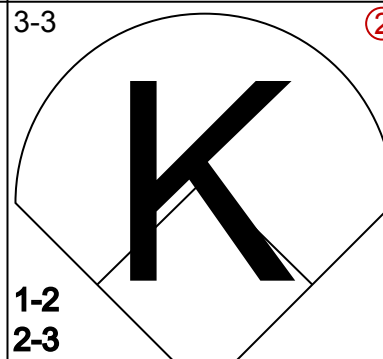
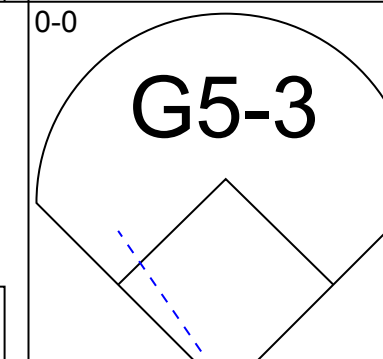
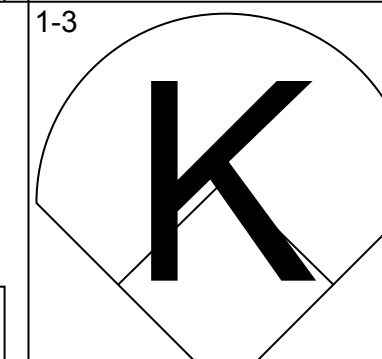

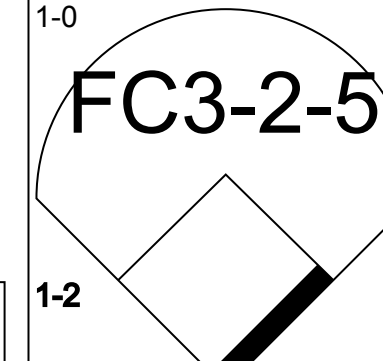
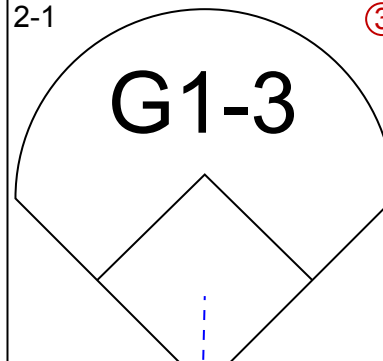
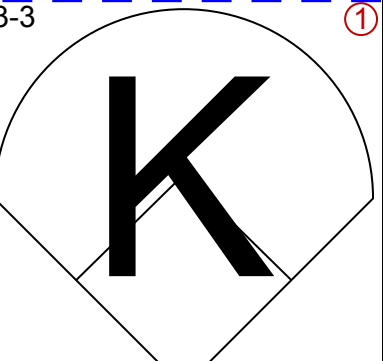
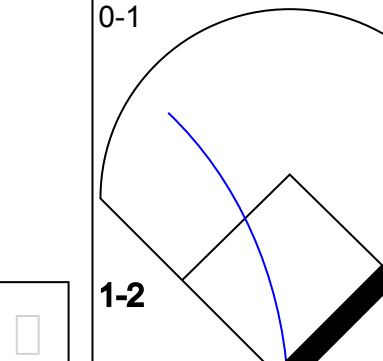
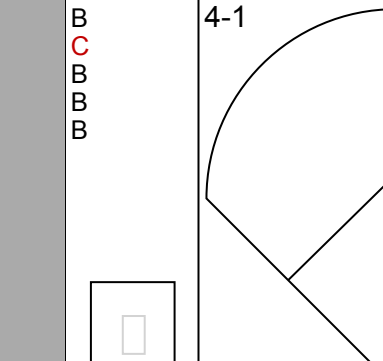
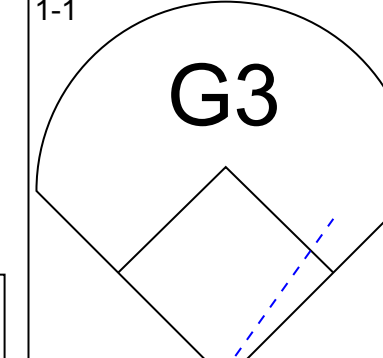
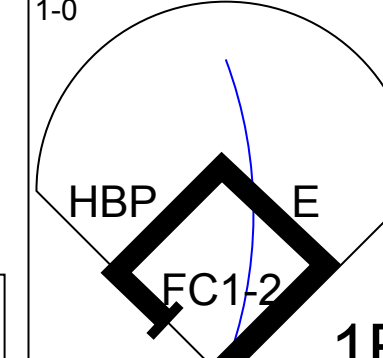
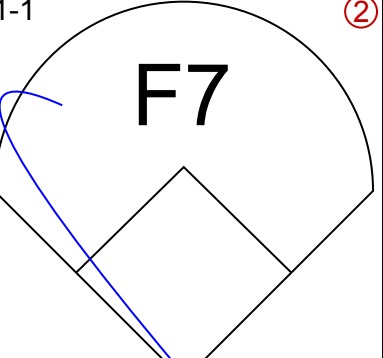
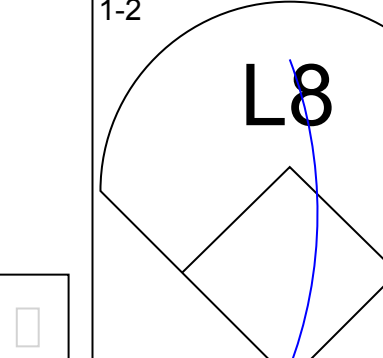
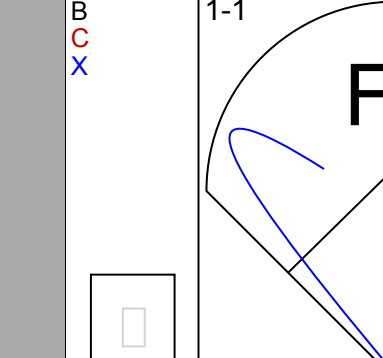
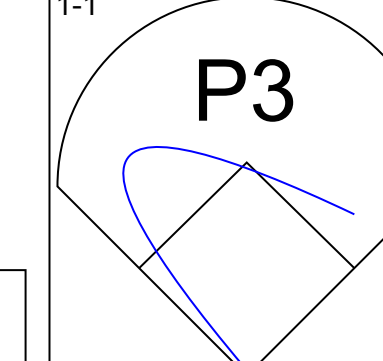
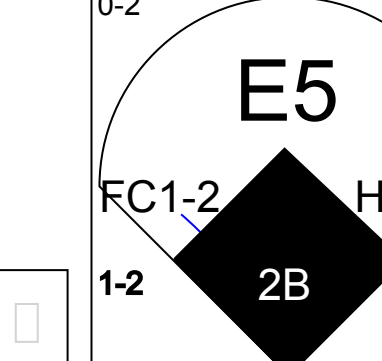
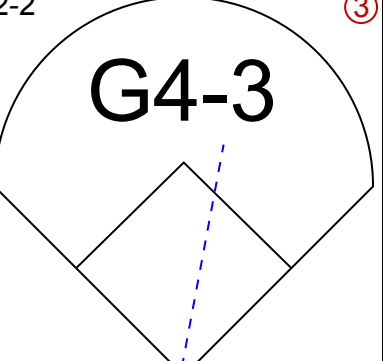
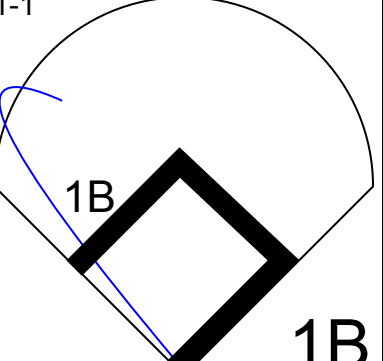
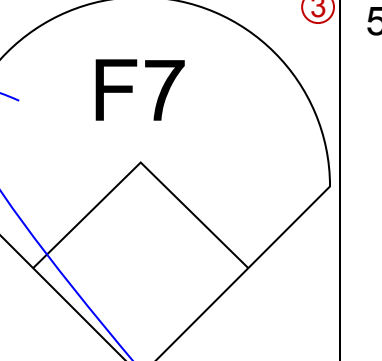
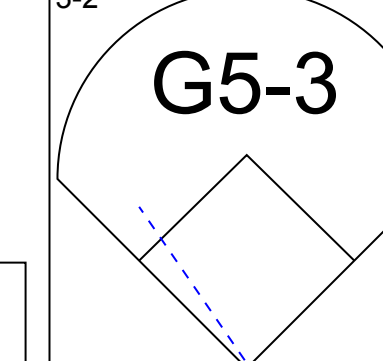
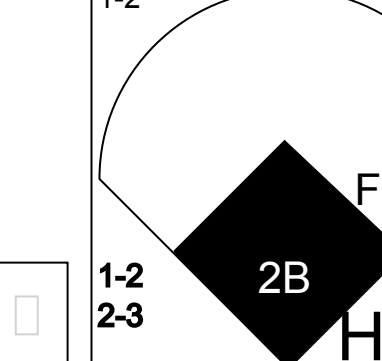
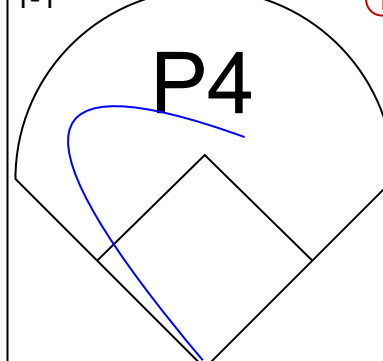
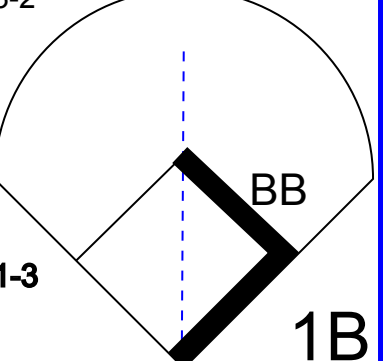
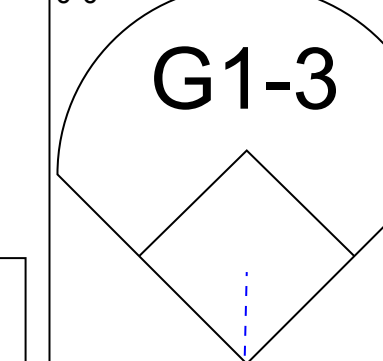
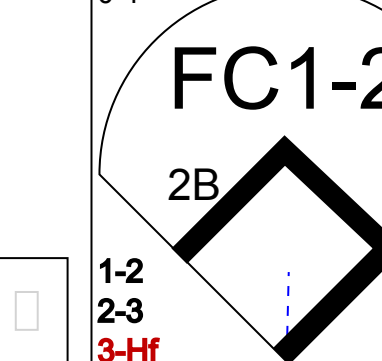
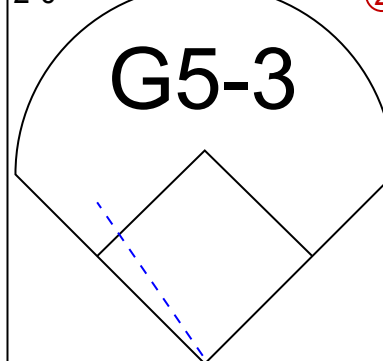
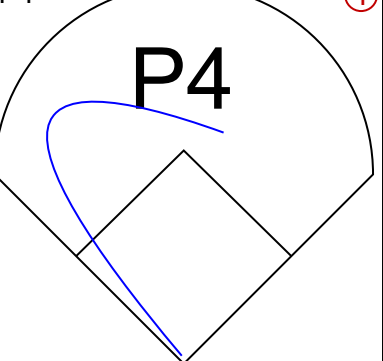
Batter	1	2	3	4	5	6	7	8	9	AB	R	H	RBI	BB	SO	LOB	TOP							
Lenny Dykstra, L OBP: 0.440, SLG: 0.464 (1, 8)	F7		P6			FC3-6 1B		L9		4	1	1	0	0	0	0	Philadelphia Phillies @ Los Angeles Dodgers Dodger Stadium, Los Angeles, CA Wed Aug 22 1990, 7:05 PM PDT Att: 27,934 - Unknown							
Darren Daulton, L OBP: 0.364, SLG: 0.422 (1, 2)	P3			K		FC3-6 BB		BB		3	1	1	0	1	1	0								
Von Hayes, L OBP: 0.376, SLG: 0.431 Carmelo Martínez, R OBP: 0.342, SLG: 0.405 (1, 7) (6, PR) (6, 3)	K			G3-1		FC3-6 1B		BB		3	0	0	0	0	1	2								
Dale Murphy, R OBP: 0.306, SLG: 0.400 (1, 9)				K		1-2 2-3		BB		4	0	3	2	0	1	0								
John Kruk, L OBP: 0.378, SLG: 0.387 (1, 3) (6, 7)	K					1B		L7		4	0	1	0	0	2	5								
Tom Herr, S OBP: 0.321, SLG: 0.354 (1, 4)	FC3-6				F8			L3		4	0	0	0	0	0	2								
Charlie Hayes, R OBP: 0.301, SLG: 0.368 (1, 5)	K				F7			K		4	0	0	0	0	2	2								
Rod Booker, L OBP: 0.320, SLG: 0.318 Joe Boever, R (9, 1) Roger McDowell, R (9, 1)			F9		G6-3			G4-3		4	0	0	0	0	0	1								
Jose De Jesus, R OBP: 0.179, SLG: 0.120 Randy Ready, R OBP: 0.339, SLG: 0.329 Don Carman, L OBP: 0.333, SLG: 0.333 Dickie Thon, R OBP: 0.325, SLG: 0.365 (1, 1) (8, PH) (8, 1) (9, 6)	K					K		G5-3		2	0	0	0	0	2	0								
Inning Stats	R: 0 E: 0 K: 1 S: 7	H: 0 LOB: 0 BB: 0 P: 11	R: 0 E: 0 K: 2 S: 10	H: 1 LOB: 1 BB: 0 P: 13	R: 0 E: 0 K: 1 S: 5	H: 0 LOB: 0 BB: 0 P: 8	R: 0 E: 0 K: 2 S: 7	H: 0 LOB: 0 BB: 0 P: 13	R: 0 E: 0 K: 0 S: 9	H: 1 LOB: 1 BB: 0 P: 16	R: 1 E: 0 K: 1 S: 14	H: 2 LOB: 2 BB: 1 P: 20	R: 0 E: 0 K: 0 S: 6	H: 0 LOB: 0 BB: 0 P: 8	R: 1 E: 0 K: 1 S: 10	H: 2 LOB: 2 BB: 1 P: 21		R: 0 E: 0 K: 1 S: 5	H: 0 LOB: 0 BB: 0 P: 7	1B: 6 2B: 0 3B: 0 HR: 0	SF: 0 SAC: 0 DP: 0 HBP: 0	WP: 0 PB: 0 SB: 0 CS: 0	PA: 35	
PITCHER	IP	WLS	BF	H	R	ER	SO	BB	IBB	HBP	BLK	WP	HR	S	P	ERA	WHIP							
Jim Neidinger, R ERA: 2.7 (1, 1)	7.2		31	6	2	2	8	2	0	0	0	0	0	66	106	2.35	1.043							
Dave Walsh, L ERA: 6.75 (8, 1)	0.1		1	0	0	0	0	0	0	0	0	0	0	2	4	0.00	0.000							
Jim Gott, R ERA: 2.52 (9, 1)	1.0	W	3	0	0	0	1	0	0	0	0	0	0	5	7	0.00	0.000							

Batter	1	2	3	4	5	6	7	8	9	AB	R	H	RBI	BB	SO	LOB	BOTTOM							
Lenny Harris, L OBP: 0.339, SLG: 0.363 Juan Samuel, R OBP: 0.300, SLG: 0.332 (1, 4) (8, PH) (9, 4)	G6-3		L4		F9			SH1-3		3	0	0	0	0	0	3	Philadelphia Phillies @ Los Angeles Dodgers Dodger Stadium, Los Angeles, CA Wed Aug 22 1990, 7:05 PM PDT Att: 27,934 - Unknown							
Kirk Gibson, L OBP: 0.365, SLG: 0.459 (1, 8)	K		G4-6-3			K		P3		4	0	0	0	0	2	3								
Kal Daniels, L OBP: 0.383, SLG: 0.504 Jim Gott, R (1, 7) (9, 1)	G6-3			G6-3		G4-3 BB		F7		3	0	0	0	1	0	1								
Eddie Murray, S OBP: 0.394, SLG: 0.498 (1, 3)				G4-3		G4-3		G3-1		3	1	0	0	1	0	1								
Hubie Brooks, R OBP: 0.303, SLG: 0.426 (1, 9)		F7		F8		L8		BB		3	1	0	0	1	0	2								
Mike Scioscia, L OBP: 0.346, SLG: 0.416 (1, 2)		1B			FC5-6 1B		G3	SH		3	0	2	0	1	0	0								
Mike Sharperson, R OBP: 0.399, SLG: 0.392 (1, 5)		BB			FC5-6 BB		L8	SH		2	0	1	1	1	0	0								
Alfredo Griffin, S OBP: 0.269, SLG: 0.266 Stan Javier, S OBP: 0.366, SLG: 0.375 (1, 6) (9, PH)	G5-4-3				F8		K	SF7		3	0	0	0	1	4	0								
Jim Neidinger, S OBP: 0.182, SLG: 0.100 Dave Walsh, L (8, 1) Mickey Hatcher, R OBP: 0.279, SLG: 0.284 Jose Gonzalez, R OBP: 0.270, SLG: 0.423 (9, 7)				G4-6-3 1B		FC5-6		SH1-3 WP		2	0	1	0	0	0	2								
Inning Stats	R: 0 E: 0 K: 1 S: 12	H: 0 LOB: 0 BB: 0 P: 16	R: 1 E: 0 K: 0 S: 7	H: 1 LOB: 2 BB: 1 P: 18	R: 0 E: 0 K: 0 S: 7	H: 1 LOB: 0 BB: 0 P: 12	R: 0 E: 0 K: 0 S: 8	H: 0 LOB: 0 BB: 0 P: 9	R: 0 E: 0 K: 1 S: 12	H: 1 LOB: 2 BB: 1 P: 20	R: 0 E: 0 K: 1 S: 10	H: 0 LOB: 0 BB: 0 P: 15	R: 1 E: 0 K: 0 S: 8	H: 1 LOB: 1 BB: 0 P: 15	R: 1 E: 1 K: 0 S: 11	H: 1 LOB: 2 BB: 1 P: 16		1B: 5 2B: 0 3B: 0 HR: 0	SF: 1 SAC: 2 DP: 2 HBP: 0	WP: 2 PB: 0 SB: 0 CS: 0	PA: 35			
PITCHER	IP	WLS	BF	H	R	ER	SO	BB	IBB	HBP	BLK	WP	HR	S	P	ERA	WHIP							
Jose De Jesus, R ERA: 3.17 (1, 1)	7.0		26	3	1	1	3	4	0	0	0	0	0	68	109	1.29	1.000							
Don Carman, L ERA: 4.22 (8, 1)	1.0		4	1	1	1	0	0	0	0	0	2	0	8	15	9.00	1.000							
Joe Boever, R ERA: 3.98 (9, 1)	0.1	L	3	1	1	0	0	1	0	0	0	0	0	6	11	0.00	6.000							
Roger McDowell, R ERA: 4.32 (9, 1)	0.1		2	0	0	0	0	0	0	0	0	0	0	5	5	0.00	0.000							

AB	33
R	2
H	6
RBI	2
BB	2
SO	9
LOB	12

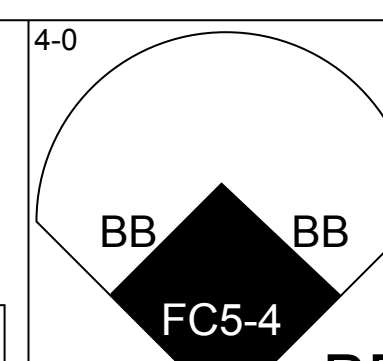
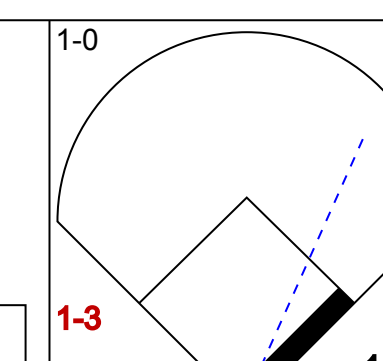
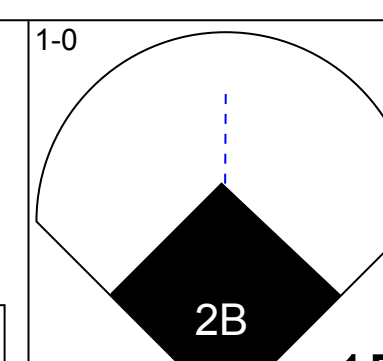
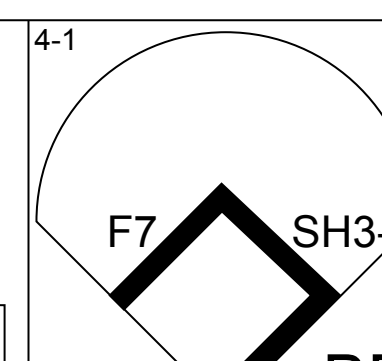

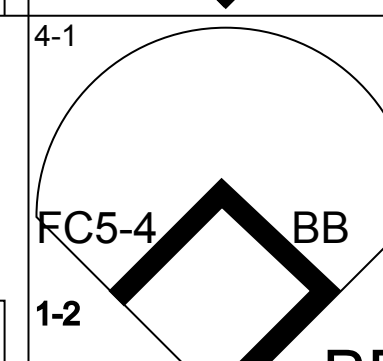
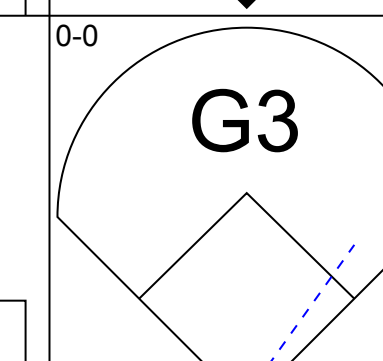
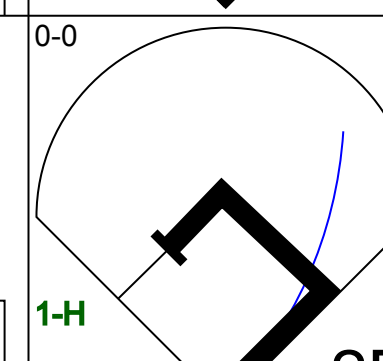
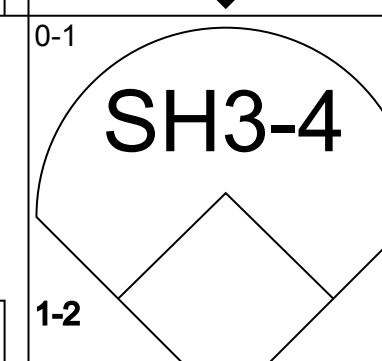

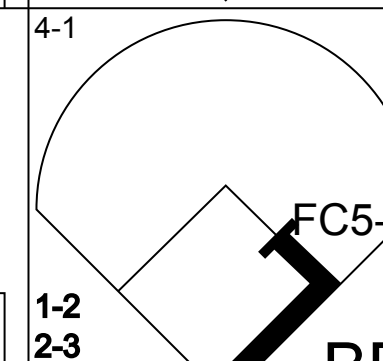
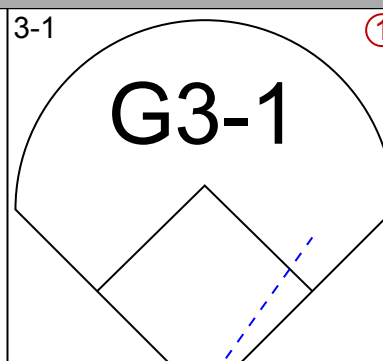
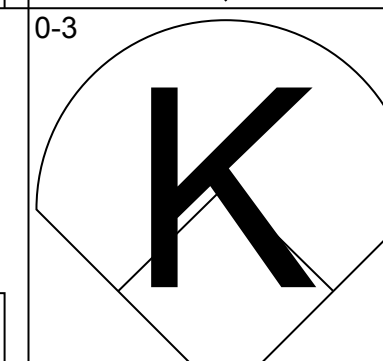
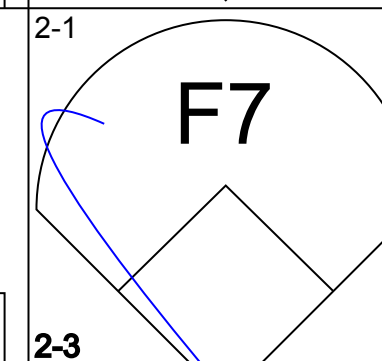
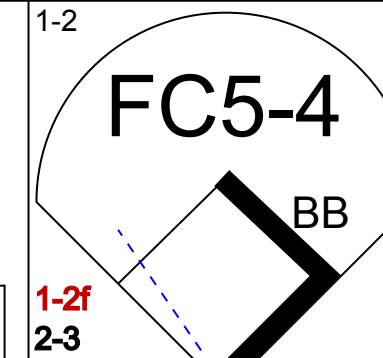
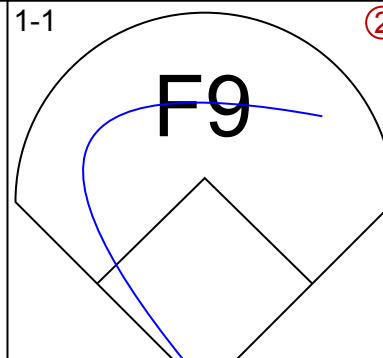
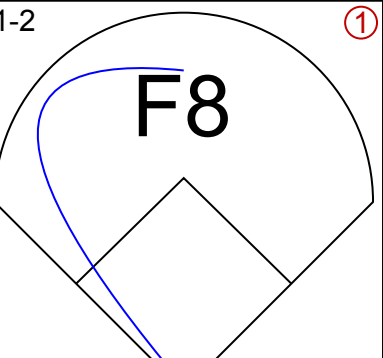
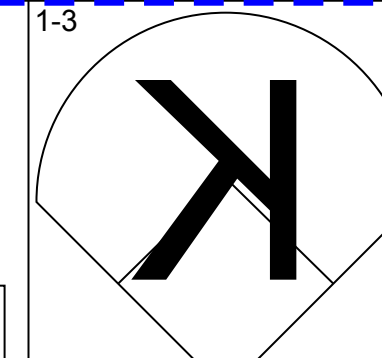
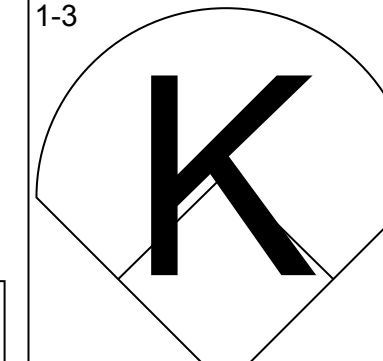
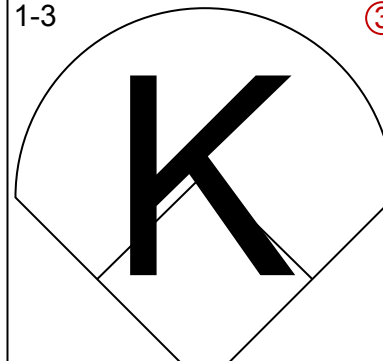
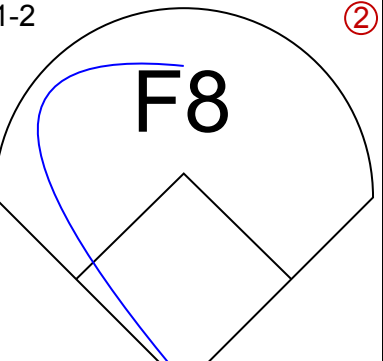
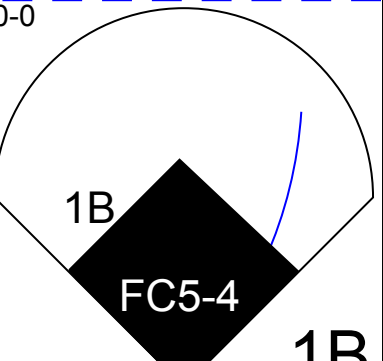
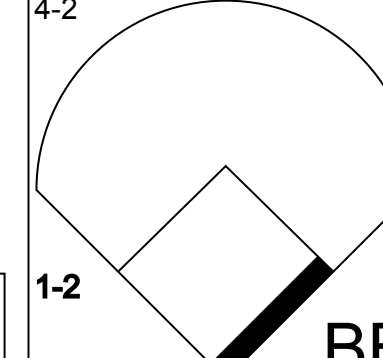
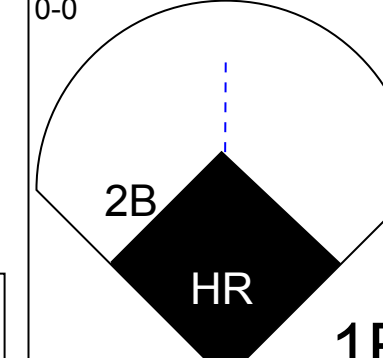
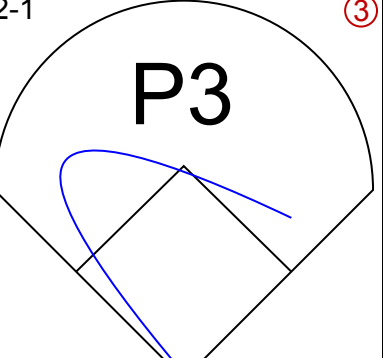
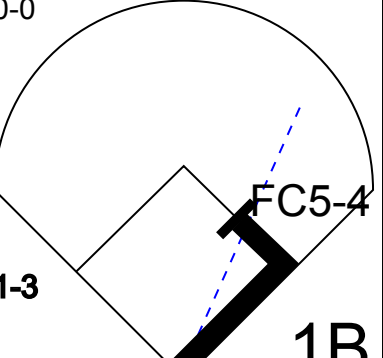

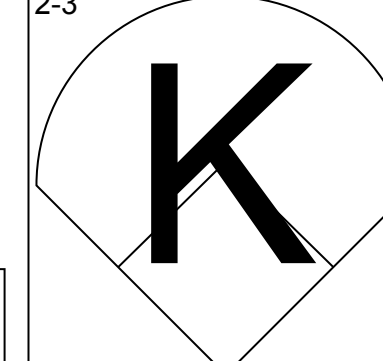
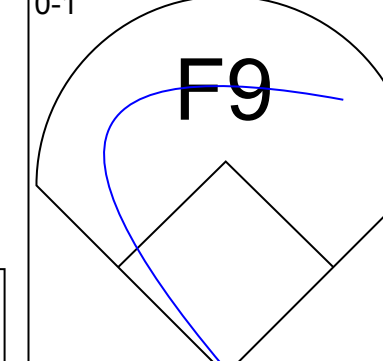
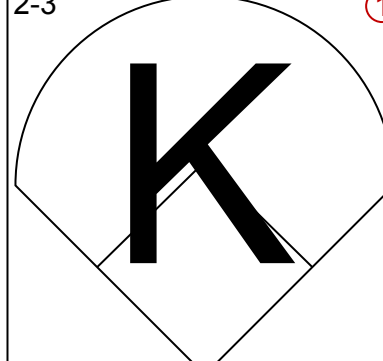
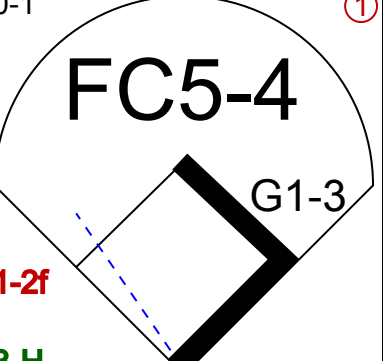

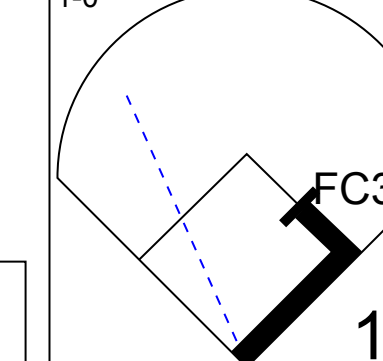
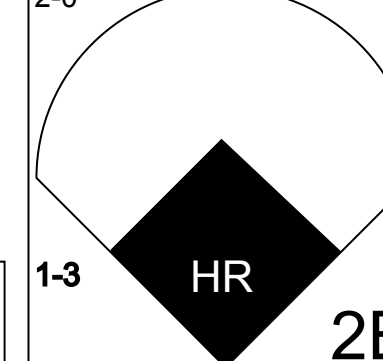

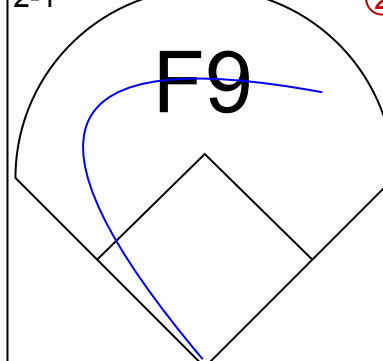
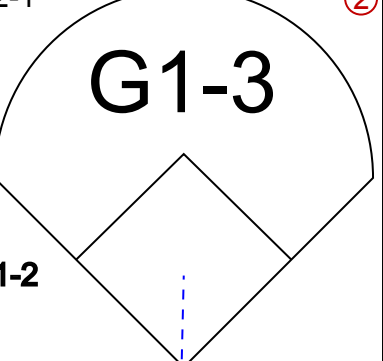
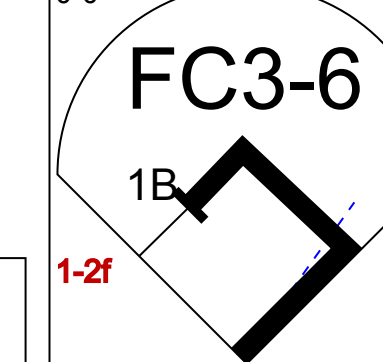
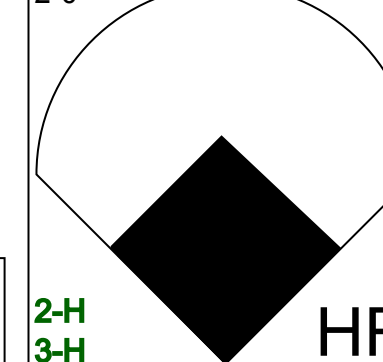
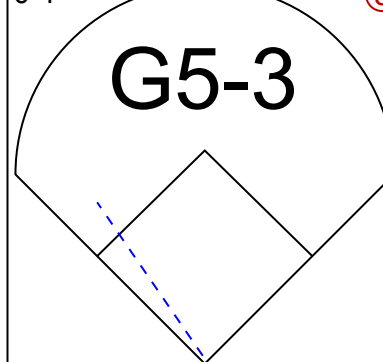
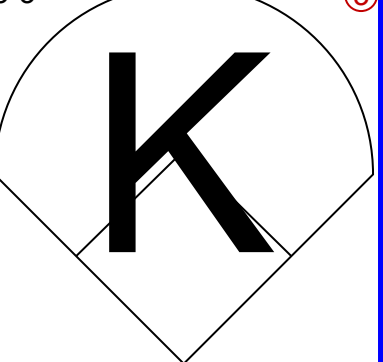


AB	27
R	3
H	5
RBI	2
BB	5
SO	3
LOB	16

Batter	1	2	3	4	5	6	7	8	9	AB	R	H	RBI	BB	SO	LOB	TOP			
Lenny Dykstra, L OBP: 0.442, SLG: 0.467 (1, 8)										4	0	2	2	1	1	0	Philadelphia Phillies @ San Francisco Giants Candlestick Park, San Francisco, CA Thu Aug 23 1990, 10:05 PM EDT Att: 13,918 - Unknown - 60 F			
Darren Daulton, L OBP: 0.365, SLG: 0.419 Randy Ready, R OBP: 0.337, SLG: 0.327 Tom Nieto, R OBP: 0.333, SLG: 0.143 (1, 2) (8, PH) (8, 2)										2	1	0	0	1	1	3				
Von Hayes, L OBP: 0.377, SLG: 0.431 Joe Boever, R (1, 7) (8, 1)										3	0	1	0	2	0	4				
Dale Murphy, R OBP: 0.305, SLG: 0.398 (1, 9)										5	0	1	1	0	2	6				
John Kruk, L OBP: 0.379, SLG: 0.385 (1, 3) (8, 7)										4	0	1	0	1	1	4				
Tom Herr, S OBP: 0.319, SLG: 0.353 (1, 4)										5	0	1	0	0	0	5				
Dickie Thon, R OBP: 0.323, SLG: 0.363 (1, 6)										5	1	1	0	0	0	2				
Dave Hollins, S OBP: 0.265, SLG: 0.351 Rod Booker, L OBP: 0.320, SLG: 0.318 (1, 5) (8, PH) (8, 5)										3	1	1	0	0	0	0				
Tommy Greene, R Dennis Cook, L OBP: 0.297, SLG: 0.376 Charles Johnson, R OBP: 0.285, SLG: 0.367 Bruce Ruffin, L OBP: 0.285, SLG: 0.367 Darrel Akerfelds, R OBP: 0.300, SLG: 0.395 Carmelo Martinez, R OBP: 0.341, SLG: 0.453 (1, 1) (4, 1) (8, PH) (8, 1) (7, 1) (8, PH) (8, 3)										2	0	0	0	0	0	3				
Inning Stats	R: 1 E: 1 K: 1 S: 11	H: 2 LOB: 2 BB: 1 P: 21	R: 0 E: 0 K: 0 S: 8	H: 0 LOB: 0 BB: 0 P: 12	R: 0 E: 0 K: 1 S: 12	H: 1 LOB: 2 BB: 1 P: 22	R: 2 E: 1 K: 1 S: 13	H: 2 LOB: 3 BB: 1 P: 22	R: 0 E: 0 K: 0 S: 5	H: 0 LOB: 0 BB: 0 P: 9	R: 0 E: 0 K: 1 S: 10	H: 1 LOB: 2 BB: 0 P: 14	R: 0 E: 0 K: 0 S: 17	H: 2 LOB: 3 BB: 1 P: 28	R: 0 E: 0 K: 0 S: 7	H: 0 LOB: 1 BB: 1 P: 14		1B: 7 2B: 1 3B: 0 HR: 0	SF: 0 SAC: 0 DP: 0 HBP: 2	WP: 0 PB: 0 SB: 2 CS: 0
PITCHER	IP WLS BF H R ER SO BB IBB HBP BLK WP HR S P ERA WHIP	IP WLS BF H R ER SO BB IBB HBP BLK WP HR S P ERA WHIP	IP WLS BF H R ER SO BB IBB HBP BLK WP HR S P ERA WHIP	IP WLS BF H R ER SO BB IBB HBP BLK WP HR S P ERA WHIP	IP WLS BF H R ER SO BB IBB HBP BLK WP HR S P ERA WHIP	IP WLS BF H R ER SO BB IBB HBP BLK WP HR S P ERA WHIP	IP WLS BF H R ER SO BB IBB HBP BLK WP HR S P ERA WHIP	IP WLS BF H R ER SO BB IBB HBP BLK WP HR S P ERA WHIP	IP WLS BF H R ER SO BB IBB HBP BLK WP HR S P ERA WHIP	IP WLS BF H R ER SO BB IBB HBP BLK WP HR S P ERA WHIP	IP WLS BF H R ER SO BB IBB HBP BLK WP HR S P ERA WHIP	IP WLS BF H R ER SO BB IBB HBP BLK WP HR S P ERA WHIP	IP WLS BF H R ER SO BB IBB HBP BLK WP HR S P ERA WHIP	IP WLS BF H R ER SO BB IBB HBP BLK WP HR S P ERA WHIP	IP WLS BF H R ER SO BB IBB HBP BLK WP HR S P ERA WHIP	IP WLS BF H R ER SO BB IBB HBP BLK WP HR S P ERA WHIP	IP WLS BF H R ER SO BB IBB HBP BLK WP HR S P ERA WHIP			

AB	36
R	3
H	8
RBI	3
BB	5
SO	5
LOB	32



Batter	1	2	3	4	5	6	7	8	9	AB	R	H	RBI	BB	SO	LOB	BOTTOM			
Brett Butler, L OBP: 0.386, SLG: 0.350 (1, 8)										2	2	2	0	2	0	0	Philadelphia Phillies @ San Francisco Giants Candlestick Park, San Francisco, CA Thu Aug 23 1990, 10:05 PM EDT Att: 13,918 - Unknown - 60 F			
Mike Kingsley, L OBP: 0.320, SLG: 0.308 (1, 9)										2	0	1	1	1	0	1				
Will Clark, L OBP: 0.350, SLG: 0.450 (1, 3)										3	0	0	0	1	1	1				
Kevin Mitchell, R OBP: 0.371, SLG: 0.545 (1, 7)										4	0	0	1	0	1	3				
Matt Williams, R OBP: 0.318, SLG: 0.484 (1, 5)										4	1	1	0	0	2	2				
Terry Kennedy, L OBP: 0.351, SLG: 0.385 (1, 2)										3	1	2	0	1	0	0				
Robby Thompson, R OBP: 0.302, SLG: 0.395 (1, 4)										4	0	0	1	0	2	5				
Dave Anderson, R OBP: 0.347, SLG: 0.432 (1, 6)										4	1	2	0	0	0	1				
Kelly Downs, R Ernest Riles, L OBP: 0.291, SLG: 0.477 Francisco Oliveras, R OBP: 0.285, SLG: 0.429 Jeff Brantley, R OBP: 0.303, SLG: 0.429 Mark Thurmond, L OBP: 0.303, SLG: 0.429 Bill Bathe, R OBP: 0.303, SLG: 0.429 Steve Bedrosian, R OBP: 0.303, SLG: 0.429 (1, 1) (4, PH) (8, 1) (8, 1) (8, 1) (8, PH) (8, 1)										1	0	0	0	0	0	1				
Inning Stats	R: 1 E: 0 K: 2 S: 15	H: 0 LOB: 3 BB: 4 P: 35	R: 0 E: 0 K: 0 S: 4	H: 2 LOB: 1 BB: 0 P: 6	R: 0 E: 0 K: 1 S: 7	H: 0 LOB: 0 BB: 0 P: 12	R: 4 E: 0 K: 1 S: 10	H: 5 LOB: 0 BB: 0 P: 15	R: 0 E: 0 K: 0 S: 10	H: 0 LOB: 0 BB: 0 P: 14	R: 0 E: 0 K: 1 S: 9	H: 0 LOB: 1 BB: 1 P: 15	R: 1 E: 0 K: 1 S: 9	H: 2 LOB: 1 BB: 0 P: 14	R: 0 E: 0 K: 0 S: 7	H: 0 LOB: 0 BB: 0 P: 14		1B: 6 2B: 2 3B: 0 HR: 1	SF: 0 SAC: 1 DP: 0 HBP: 0	WP: 0 PB: 0 SB: 0 CS: 0
PITCHER	IP WLS BF H R ER SO BB IBB HBP BLK WP HR S P ERA WHIP	IP WLS BF H R ER SO BB IBB HBP BLK WP HR S P ERA WHIP	IP WLS BF H R ER SO BB IBB HBP BLK WP HR S P ERA WHIP	IP WLS BF H R ER SO BB IBB HBP BLK WP HR S P ERA WHIP	IP WLS BF H R ER SO BB IBB HBP BLK WP HR S P ERA WHIP	IP WLS BF H R ER SO BB IBB HBP BLK WP HR S P ERA WHIP	IP WLS BF H R ER SO BB IBB HBP BLK WP HR S P ERA WHIP	IP WLS BF H R ER SO BB IBB HBP BLK WP HR S P ERA WHIP	IP WLS BF H R ER SO BB IBB HBP BLK WP HR S P ERA WHIP	IP WLS BF H R ER SO BB IBB HBP BLK WP HR S P ERA WHIP	IP WLS BF H R ER SO BB IBB HBP BLK WP HR S P ERA WHIP	IP WLS BF H R ER SO BB IBB HBP BLK WP HR S P ERA WHIP	IP WLS BF H R ER SO BB IBB HBP BLK WP HR S P ERA WHIP	IP WLS BF H R ER SO BB IBB HBP BLK WP HR S P ERA WHIP	IP WLS BF H R ER SO BB IBB HBP BLK WP HR S P ERA WHIP	IP WLS BF H R ER SO BB IBB HBP BLK WP HR S P ERA WHIP	IP WLS BF H R ER SO BB IBB HBP BLK WP HR S P ERA WHIP			

AB	30
R	6
H	9
RBI	6
BB	5
SO	7
LOB	15



Batter	1	2	3	4	5	6	7	8	9	AB	R	H	RBI	BB	SO	LOB	TOP
Lenny Dykstra, L OBP: 0.441, SLG: 0.473 (1,8)										4	1	3	1	1	0	0	Philadelphia Phillies @ San Francisco Giants Candlestick Park, San Francisco, CA Sat Aug 25 1990, 6:33 AM EDT Att: 28,208 - Unknown
Darren Daulton, L OBP: 0.364, SLG: 0.416 (1,2)										5	1	1	0	0	1	5	
Von Hayes, L OBP: 0.380, SLG: 0.431 (1,7)										4	0	1	0	1	0	2	
Dale Murphy, R OBP: 0.305, SLG: 0.395 (1,9)										5	0	1	1	0	2	3	
John Kruk, L OBP: 0.384, SLG: 0.386 (1,3)										3	0	0	0	2	1	5	
Charlie Hayes, R OBP: 0.302, SLG: 0.369 (1,5)										4	0	2	0	0	0	3	
Dickie Thon, R OBP: 0.322, SLG: 0.366 (1,6)										4	0	1	0	0	1	5	
Rod Booker, L OBP: 0.324, SLG: 0.322 Roger McDowell, R (8,1)										4	0	2	0	0	0	2	
Terry Mulholland, R OBP: 0.130, SLG: 0.133 Joe Boever, R (7,1)										3	0	0	0	0	1	2	
Don Carman, L OBP: 0.333, SLG: 0.333 Tom Herr, S OBP: 0.320, SLG: 0.353 (8,4)										0	0	0	0	0	0	0	
Inning Stats	R: 1 E: 0 K: 0 S: 4	H: 1 LOB: 0 BB: 0 P: 4	R: 0 E: 0 K: 1 S: 5	H: 1 LOB: 0 BB: 0 P: 5	R: 0 E: 0 K: 0 S: 4	H: 1 LOB: 2 BB: 0 P: 10	R: 0 E: 0 K: 1 S: 6	H: 3 LOB: 2 BB: 0 P: 6	R: 0 E: 0 K: 2 S: 8	H: 1 LOB: 2 BB: 1 P: 12	R: 0 E: 0 K: 1 S: 6	H: 1 LOB: 2 BB: 1 P: 10	R: 0 E: 0 K: 1 S: 7	H: 2 LOB: 3 BB: 1 P: 11	1B: 9 2B: 3 3B: 0 HR: 1	SF: 0 SAC: 0 DP: 2 HBP: 0	WP: 0 PA: 41 PB: 0 SB: 0 CS: 0
PITCHER	IP WLS BF H R ER SO BB IBB HBP BLK WP HR S P ERA WHIP																
Don Robinson, R ERA: 3.73 (1,1)	6.1 W 28 9 2 2 3 2 0 0 0 0 0 1 32 40 2.84 1.737																
Mark Thurmond, L ERA: 3.25 (7,1)	0.2 S 2 0 0 0 1 0 0 0 0 0 0 0 4 4 0.00 0.000																
Jeff Brantley, R ERA: 1.54 (8,1)	2.0 S 11 3 0 0 2 1 1 0 0 0 0 0 13 21 0.00 2.000																

Batter	1	2	3	4	5	6	7	8	9	AB	R	H	RBI	BB	SO	LOB	BOTTOM		
Brett Butler, L OBP: 0.385, SLG: 0.350 (1,8)										3	2	1	1	1	1	0	Philadelphia Phillies @ San Francisco Giants Candlestick Park, San Francisco, CA Sat Aug 25 1990, 6:33 AM EDT Att: 28,208 - Unknown		
Greg Litton, R OBP: 0.284, SLG: 0.304 (1,9)										3	0	1	1	0	1	0			
Will Clark, L OBP: 0.348, SLG: 0.447 (1,3)										4	0	0	0	0	1	2			
Kevin Mitchell, R OBP: 0.373, SLG: 0.552 Mike Kingery, L OBP: 0.323, SLG: 0.311 (8,7)										3	0	0	0	0	0	0			
Matt Williams, R OBP: 0.320, SLG: 0.495 (1,5)										4	1	1	1	0	1	1			
Gary Carter, R OBP: 0.331, SLG: 0.413 Scott Garrelts, R OBP: 0.100, SLG: 0.086 Terry Kennedy, L OBP: 0.351, SLG: 0.385 (8,2)										3	0	1	0	0	1	0			
Robby Thompson, R OBP: 0.308, SLG: 0.397 (1,4)										1	1	1	0	1	0	0			
Mike Benjamin, R (1,6)										3	0	0	0	0	0	4			
Don Robinson, R OBP: 0.137, SLG: 0.216 Mark Thurmond, L (7,1)										2	0	0	0	0	1	1			
Bill Bathe, R OBP: 0.317, SLG: 0.400 Jeff Brantley, R OBP: 0.286, SLG: 0.429 (8,1)										0	0	0	0	0	0	0			
Inning Stats	R: 0 E: 0 K: 1 S: 5	H: 0 LOB: 0 BB: 0 P: 5	R: 0 E: 0 K: 1 S: 5	H: 0 LOB: 0 BB: 0 P: 5	R: 2 E: 0 K: 2 S: 9	H: 2 LOB: 1 BB: 1 P: 13	R: 1 E: 0 K: 1 S: 7	H: 2 LOB: 1 BB: 0 P: 7	R: 0 E: 0 K: 1 S: 5	H: 0 LOB: 0 BB: 0 P: 5	R: 0 E: 0 K: 0 S: 3	H: 0 LOB: 0 BB: 0 P: 3	R: 0 E: 0 K: 0 S: 4	H: 1 LOB: 2 BB: 0 P: 4	R: 1 E: 0 K: 0 S: 4	H: 1 LOB: 1 BB: 1 P: 8	1B: 5 2B: 0 3B: 0 HR: 1	SF: 0 SAC: 2 DP: 0 HBP: 0	WP: 1 PA: 32 PB: 0 SB: 0 CS: 0
PITCHER	IP WLS BF H R ER SO BB IBB HBP BLK WP HR S P ERA WHIP																		
Terry Mulholland, L ERA: 3.88 (1,1)	1.0 L 25 5 3 3 6 1 0 0 0 0 0 0 3 7 9.00 1.000																		
Joe Boever, R ERA: 4.14 (7,1)	1.0 4 0 1 1 0 1 0 0 0 0 0 0 3 7 9.00 1.000																		
Don Carman, L ERA: 4.23 (8,1)	0.1 2 1 0 0 0 0 0 0 0 0 0 0 2 2 0.00 3.000																		
Roger McDowell, R ERA: 4.24 (8,1)	0.1 1 0 0 0 0 0 0 0 0 0 0 0 1 1 0.00 0.000																		

Batter	1	2	3	4	5	6	7	8	9	AB	R	H	RBI	BB	SO	LOB	TOP										
Lenny Harris, L (1,4) OBP: 0.332, SLG: 0.353 Juan Samuel, R (6,PH) OBP: 0.296, SLG: 0.327	F8	3-1			L6	E5	6-3		L7	3	0	0	0	0	0	1											
Chris Gwynn, L (1,7) OBP: 0.310, SLG: 0.435	HR		F7		F8	HR	K			5	2	2	5	0	1	0											
Kirk Gibson, L (1,8) OBP: 0.364, SLG: 0.455 Jose Gonzalez, R (8,PH) OBP: 0.284, SLG: 0.455	4-3		1-4-3		1B	2B		1B	2B	5	2	3	0	0	0	0											
Eddie Murray, S (1,3) OBP: 0.395, SLG: 0.499	G3		PO		F8	4-3		G6-3	1B	5	0	2	0	0	0	2											
Hubie Brooks, R (1,9) OBP: 0.312, SLG: 0.439		HR						G6-3	1B	4	3	3	1	1	0	1											
Mike Scioscia, L (1,2) OBP: 0.347, SLG: 0.417 Rick Dempsey, R (8,PH) OBP: 0.311, SLG: 0.311	HR		PO		F8			5-3		2	2	1	2	1	0	0											
Mike Sharperson, R (1,5) OBP: 0.390, SLG: 0.381	6-3				1-4-3				F9	4	0	1	0	0	0	0											
Alfredo Griffin, S (1,6) OBP: 0.269, SLG: 0.263 Tim Crews, R (6,1)	P6								K	3	1	1	0	1	0	2											
Fernando Valenzuela, L (1,1) OBP: 0.305, SLG: 0.404 Mickey Hatcher, R (8,PH) OBP: 0.297, SLG: 0.292 Jose Offerman, S (6,6) OBP: 0.292, SLG: 0.364					4-3					2	0	1	0	0	0	1											
Inning Stats	R: 1 E: 0 K: 0 S: 4	H: 1 LOB: 0 BB: 0 P: 4	R: 2 E: 0 K: 0 S: 6	H: 3 LOB: 1 BB: 0 P: 6	R: 0 E: 0 K: 0 S: 3	H: 1 LOB: 1 BB: 1 P: 7	R: 0 E: 0 K: 0 S: 4	H: 1 LOB: 1 BB: 0 P: 4	R: 0 E: 0 K: 0 S: 10	H: 6 LOB: 2 BB: 2 P: 19	R: 0 E: 0 K: 1 S: 5	H: 0 LOB: 0 BB: 0 P: 5	R: 1 E: 0 K: 0 S: 4	H: 2 LOB: 0 BB: 0 P: 4	R: 0 E: 0 K: 1 S: 5	H: 0 LOB: 1 BB: 1 P: 9	1B: 6 2B: 6 3B: 0 HR: 3	SF: 0 SAC: 1 DP: 1 HBP: 1	WP: 0 PB: 0 SB: 0 CS: 0	PA: 47							
PITCHER	IP	WLS	BF	H	R	ER	SO	BB	IBB	HBP	BLK	WP	HR	S	P	ERA	WHIP										
Tommy Greene, R (1,1) ERA: 7.71	2.0	L	10	4	3	3	0	0	0	0	0	0	2	10	10	13.50	2.000										
Dennis Cook, L (3,1) ERA: 3.53	3.1		17	5	4	4	0	1	2	0	0	0	0	14	26	10.80	1.800										
Darrel Akerfelds, R (6,1) ERA: 3.55	0.0		3	2	2	1	0	0	0	0	0	0	1	3	3	∞	∞										
Don Carman, L (6,1) ERA: 4.24	2.2		12	4	3	1	1	0	0	1	0	0	0	13	14	3.38	1.500										
Joe Boever, R (9,1) ERA: 4.98	1.0		4	0	0	0	1	1	0	0	0	0	0	5	9	0.00	1.000										
Batter	1	2	3	4	5	6	7	8	9	AB	R	H	RBI	BB	SO	LOB	BOTTOM										
Lenny Dykstra, L (1,8) OBP: 0.436, SLG: 0.465 Joe Boever, R (9,1)	F8				F8			G3		4	0	1	0	0	0	0											
Darren Daulton, L (1,2) OBP: 0.362, SLG: 0.410	K		1B		F9		4-3		F9	4	0	0	0	0	1	1											
Von Hayes, L (1,7) OBP: 0.378, SLG: 0.432	6-3			HR		F5		P6		4	1	1	0	0	0	0											
Dale Murphy, R (1,9) OBP: 0.306, SLG: 0.402		5-3		HR		6-3		L4		4	1	1	2	0	0	0											
Carmelo Martinez, R (1,3) OBP: 0.339, SLG: 0.404		4-3		5-3			K			3	0	1	0	0	1	0											
Tom Herr, S (1,4) OBP: 0.319, SLG: 0.351		4-3		K			F8			3	0	0	0	0	1	1											
Charlie Hayes, R (1,5) OBP: 0.300, SLG: 0.364		P6		5-3			4-3			3	0	0	0	0	1	1											
Dickie Thon, R (1,6) OBP: 0.320, SLG: 0.362			G3					K		3	0	1	0	0	1	0											
Tommy Greene, R (1,1) ERA: 3.99 Dennis Cook, L (3,1) ERA: 3.53 Darrel Akerfelds, R (6,1) ERA: 3.55 Don Carman, L (6,1) ERA: 4.24 Dave Hollins, S (8,PH) OBP: 0.273, SLG: 0.346 Sil Campuzano, R (9,8) OBP: 0.296, SLG: 0.326			P6		G5-6-3		4-3			0	0	0	0	0	0	0											
Inning Stats	R: 0 E: 0 K: 1 S: 5	H: 0 LOB: 0 BB: 0 P: 5	R: 0 E: 0 K: 0 S: 4	H: 1 LOB: 1 BB: 0 P: 4	R: 0 E: 0 K: 0 S: 4	H: 1 LOB: 1 BB: 0 P: 4	R: 2 E: 0 K: 1 S: 7	H: 2 LOB: 0 BB: 0 P: 7	R: 0 E: 0 K: 0 S: 3	H: 1 LOB: 0 BB: 0 P: 3	R: 0 E: 0 K: 0 S: 3	H: 0 LOB: 0 BB: 0 P: 3	R: 0 E: 0 K: 1 S: 5	H: 0 LOB: 0 BB: 0 P: 5	R: 0 E: 0 K: 1 S: 5	H: 0 LOB: 0 BB: 0 P: 5	R: 0 E: 0 K: 0 S: 3	H: 0 LOB: 0 BB: 0 P: 3	1B: 3 2B: 1 3B: 0 HR: 1	SF: 0 SAC: 0 DP: 1 HBP: 0	WP: 0 PB: 0 SB: 0 CS: 0	PA: 31					
PITCHER	IP	WLS	BF	H	R	ER	SO	BB	IBB	HBP	BLK	WP	HR	S	P	ERA	WHIP										
Fernando Valenzuela, L (1,1) ERA: 3.99	5.0	W	19	5	2	2	2	0	0	0	0	0	0	23	23	3.60	1.000										
Tim Crews, R (6,1) ERA: 2.68	4.0	S	12	0	0	0	2	0	0	0	0	0	0	16	16	0.00	0.000										

Los Angeles Dodgers @ Philadelphia Phillies
Veterans Stadium, Philadelphia, PA
Wed Aug 29 1990, 7:05 PM EDT
Att: 18,545 - Unknown - 70 F

AB 40
R 12
H 15
RBI 10
BB 4
SO 2
LOB 10

WP: 0 PA: 47
PB: 0
SB: 0
CS: 0

Los Angeles Dodgers @ Philadelphia Phillies
Veterans Stadium, Philadelphia, PA
Wed Aug 29 1990, 7:05 PM EDT
Att: 18,545 - Unknown - 70 F

AB 31
R 2
H 5
RBI 2
BB 0
SO 4
LOB 4

WP: 0 PA: 31
PB: 0
SB: 0
CS: 0



Batter	1	2	3	4	5	6	7	8	9	AB	R	H	RBI	BB	SO	LOB	TOP			
Stan Javier, S OBP: 0.354, SLG: 0.367										5	1	1	0	0	1	7	Los Angeles Dodgers @ Philadelphia Phillies Veterans Stadium, Philadelphia, PA Thu Aug 30 1990, 7:05 PM EDT Att: 24,160 - Unknown - 80 F			
Jose Gonzalez, R OBP: 0.291, SLG: 0.469										4	1	2	1	0	1	1				
Mike Sharperson, R OBP: 0.385, SLG: 0.375 Lenny Harris, L OBP: 0.331, SLG: 0.352										4	0	0	0	0	1	2				
Eddie Murray, S OBP: 0.395, SLG: 0.497										4	1	1	1	1	0	1				
Hubie Brooks, R OBP: 0.313, SLG: 0.440										5	0	2	1	0	1	1				
Mike Scioscia, L OBP: 0.350, SLG: 0.418										2	0	1	0	2	0	2				
Juan Samuel, R OBP: 0.298, SLG: 0.325										2	0	0	0	2	1	4				
Alfredo Griffin, S OBP: 0.269, SLG: 0.263 Chris Gwynn, L OBP: 0.308, SLG: 0.431 Jose Offerman, S OBP: 0.292, SLG: 0.364										3	0	1	0	0	1	4				
Ramon Martinez, R OBP: 0.121, SLG: 0.095 Kirk Gibson, L OBP: 0.363, SLG: 0.453 Jim Gott, R Dave Walsh, L										0	0	0	0	1	0	0				
Inning Stats	R: 1 E: 0 K: 0 S: 10	H: 1 LOB: 0 BB: 0 P: 17	R: 0 E: 0 K: 2 S: 17	H: 1 LOB: 3 BB: 2 P: 32	R: 0 E: 0 K: 0 S: 10	H: 1 LOB: 1 BB: 0 P: 16	R: 0 E: 0 K: 0 S: 6	H: 0 LOB: 2 BB: 2 P: 21	R: 1 E: 0 K: 2 S: 19	H: 3 LOB: 2 BB: 0 P: 26	R: 1 E: 0 K: 0 S: 15	H: 1 LOB: 2 BB: 2 P: 32	R: 0 E: 0 K: 0 S: 10	H: 0 LOB: 0 BB: 0 P: 15	R: 0 E: 0 K: 0 S: 5	H: 0 LOB: 0 BB: 0 P: 7		1B: 5 2B: 2 3B: 1 HR: 0	SF: 1 SAC: 1 DP: 1 HBP: 1	WP: 0 PB: 0 SB: 0 CS: 0
PITCHER	IP WLS BF H R ER SO BB IBB HBP BLK WP HR S P ERA WHIP																			
Pat Combs, L ERA: 4.16	(1, 1)	3.1	18	3	1	1	2	4	0	0	1	0	0	0	0	40	81	2.70	2.100	
Darrel Akerfelds, R ERA: 3.54	(4, 1)	2.2	11	4	1	1	3	0	0	0	0	0	0	0	30	41	3.38	1.500		
Joe Boever, R ERA: 4.09	(7, 1)	2.0	L	9	1	1	2	1	1	0	0	0	0	0	25	47	4.50	1.000		
Roger McDowell, R ERA: 4.16	(9, 1)	1.0		3	0	0	0	0	0	0	0	0	0	0	5	7	0.00	0.000		

Batter	1	2	3	4	5	6	7	8	9	AB	R	H	RBI	BB	SO	LOB	BOTTOM			
Lenny Dykstra, L OBP: 0.436, SLG: 0.464										5	1	2	0	0	0	3	Los Angeles Dodgers @ Philadelphia Phillies Veterans Stadium, Philadelphia, PA Thu Aug 30 1990, 7:05 PM EDT Att: 24,160 - Unknown - 80 F			
Darren Daulton, L OBP: 0.365, SLG: 0.414										4	0	2	0	1	0	0				
Von Hayes, L OBP: 0.376, SLG: 0.430										4	0	1	1	0	0	1				
Dale Murphy, R OBP: 0.309, SLG: 0.404										5	1	3	0	0	0	1				
John Kruk, L OBP: 0.382, SLG: 0.390										5	0	1	0	0	0	4				
Tom Herr, S OBP: 0.320, SLG: 0.351										3	0	1	1	1	0	0				
Charlie Hayes, R OBP: 0.297, SLG: 0.361										4	0	0	0	0	1	5				
Dickie Thon, R OBP: 0.321, SLG: 0.362										3	0	1	0	1	0	2				
Pat Combs, L ERA: 4.16 Darrel Akerfelds, R ERA: 3.54 Rod Boepke, R ERA: 2.45 Joe Boever, R ERA: 4.09 Randy Ready, R ERA: 3.27 Roger McDowell, R ERA: 4.16	(1, 1)	(4, 1)	(5, PH)	(7, 1)	(8, PH)	(9, 1)				1	0	0	0	0	1	0				
Inning Stats	R: 1 E: 0 K: 0 S: 16	H: 3 LOB: 3 BB: 1 P: 29	R: 0 E: 0 K: 1 S: 9	H: 2 LOB: 0 BB: 0 P: 12	R: 1 E: 0 K: 0 S: 17	H: 3 LOB: 2 BB: 0 P: 22	R: 0 E: 0 K: 1 S: 9	H: 0 LOB: 1 BB: 1 P: 16	R: 0 E: 0 K: 0 S: 5	H: 1 LOB: 1 BB: 0 P: 12	R: 0 E: 0 K: 0 S: 8	H: 1 LOB: 1 BB: 0 P: 12	R: 0 E: 0 K: 1 S: 13	H: 1 LOB: 2 BB: 1 P: 20	R: 0 E: 0 K: 0 S: 9	H: 1 LOB: 1 BB: 0 P: 14		1B: 11 2B: 1 3B: 0 HR: 0	SF: 1 SAC: 0 DP: 0 HBP: 0	WP: 0 PB: 0 SB: 0 CS: 0
PITCHER	IP WLS BF H R ER SO BB IBB HBP BLK WP HR S P ERA WHIP																			
Ramon Martinez, R ERA: 3.02	(1, 1)	7.0	W	32	10	2	2	2	0	0	0	0	0	0	69	112	2.57	1.714		
Jim Gott, R ERA: 2.4	(8, 1)	1.2		8	2	0	0	1	1	0	0	0	0	0	20	29	0.00	1.800		
Dave Walsh, L ERA: 6.0	(9, 1)	0.1	S	1	0	0	0	0	0	0	0	0	0	2	5	0.00	0.000			

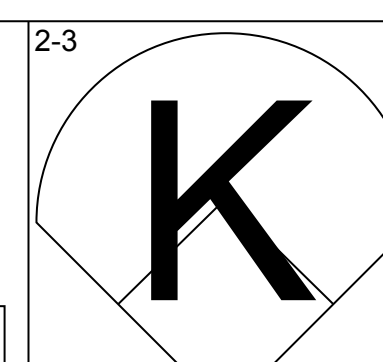
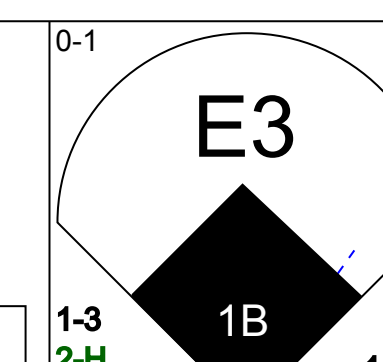
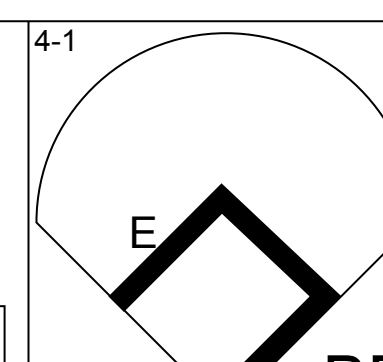
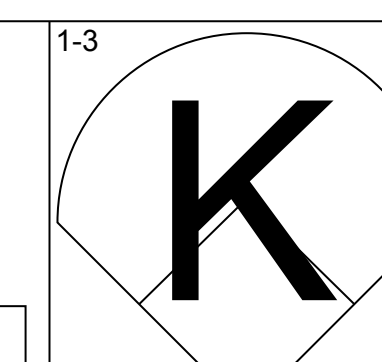
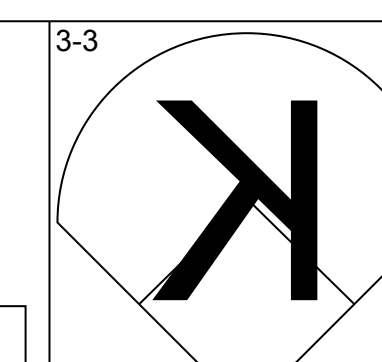
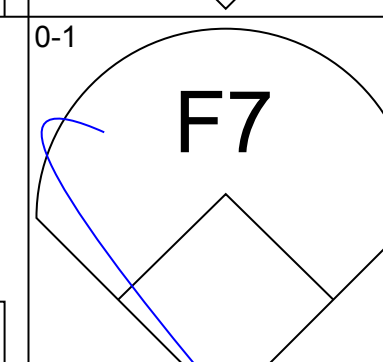
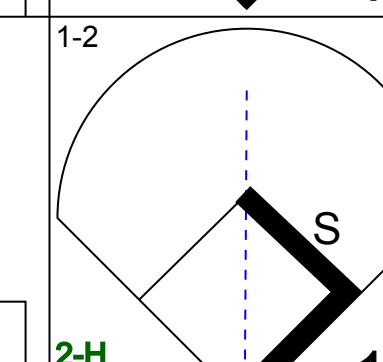
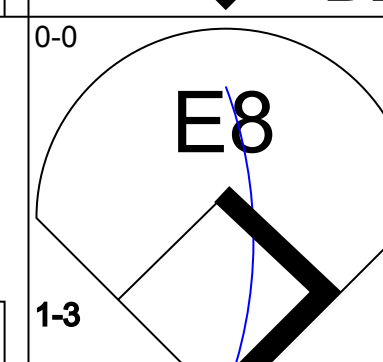
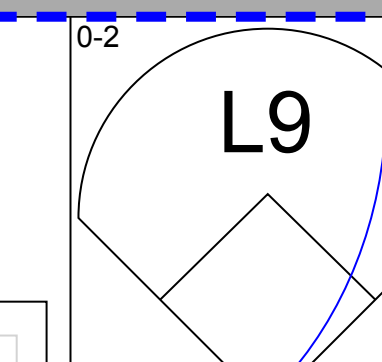
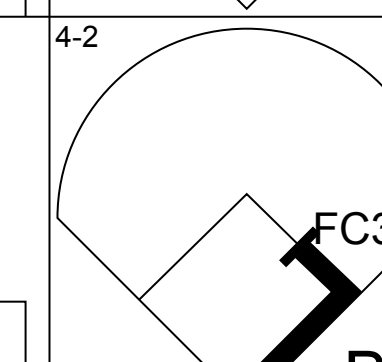
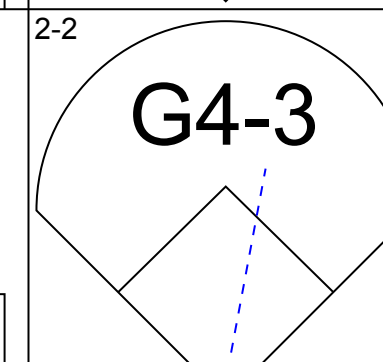
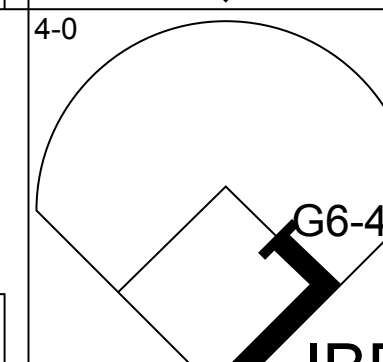
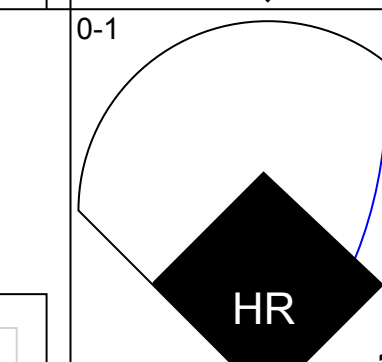
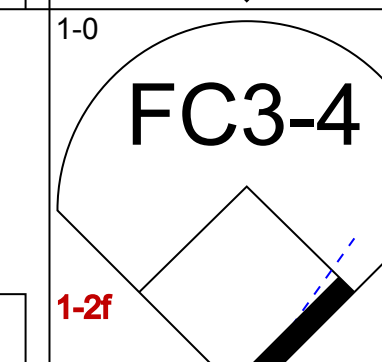
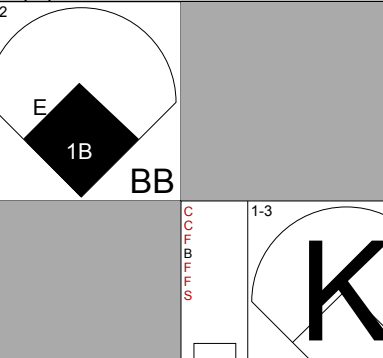
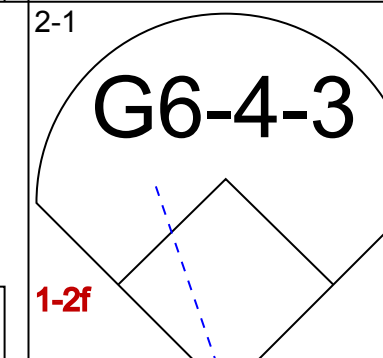
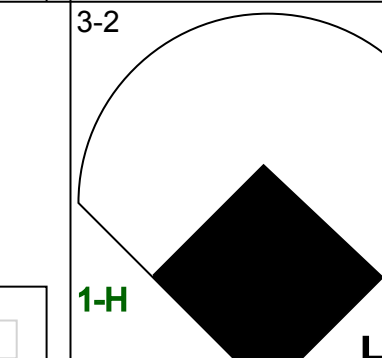
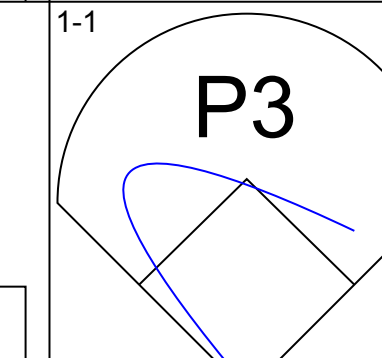
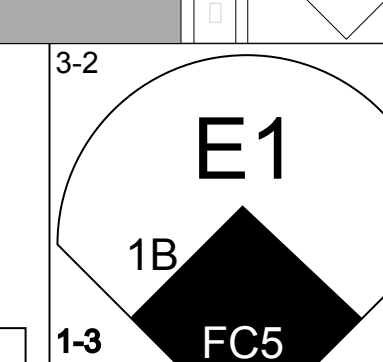
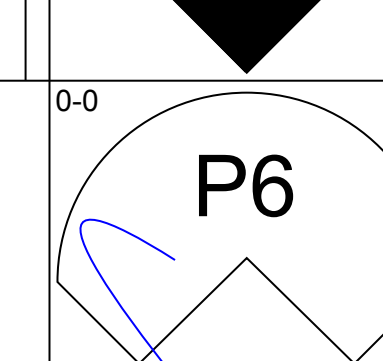
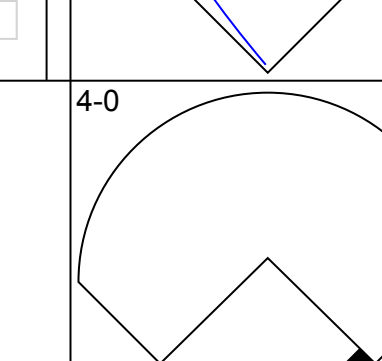
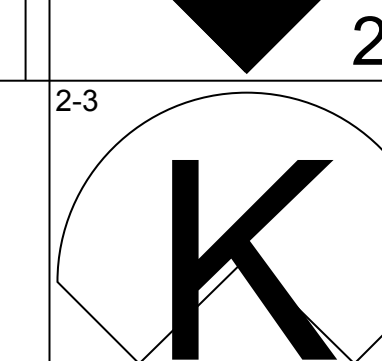
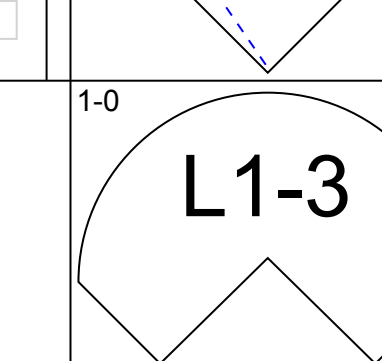
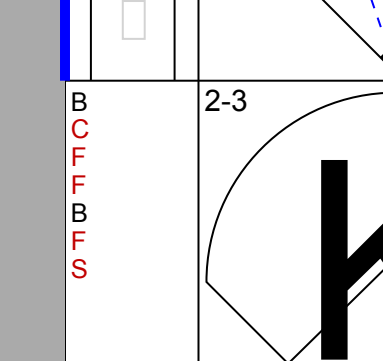

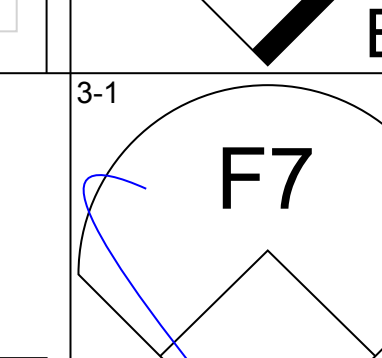
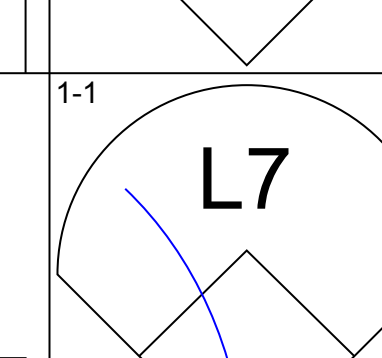
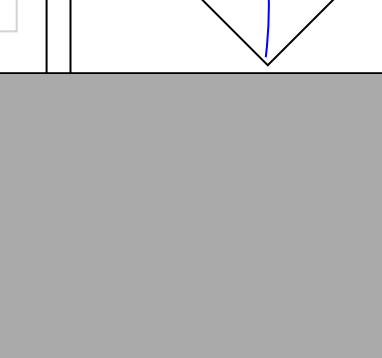
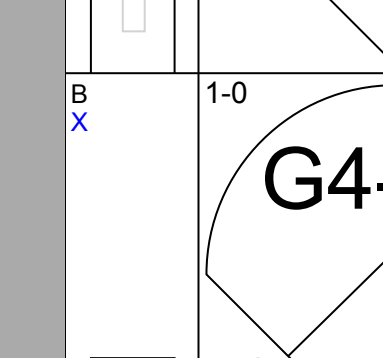
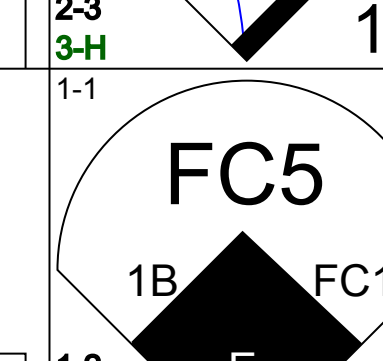
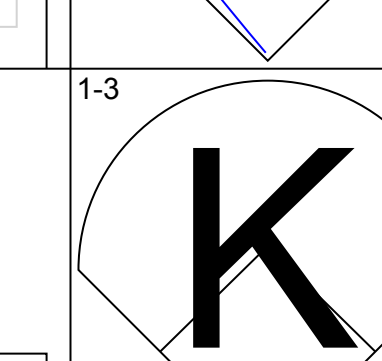
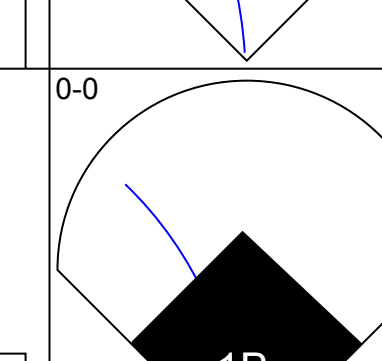
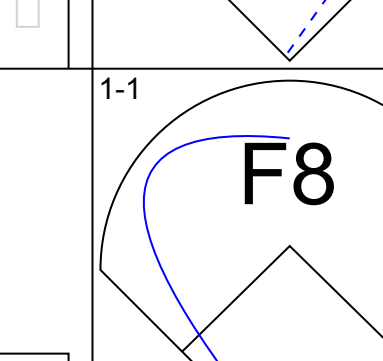
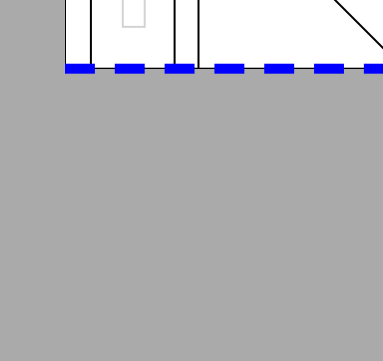
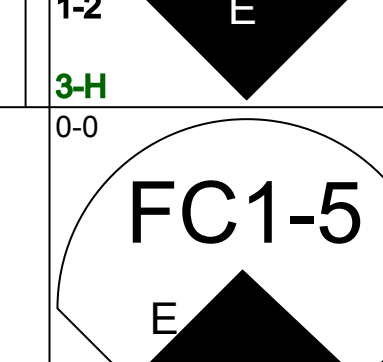
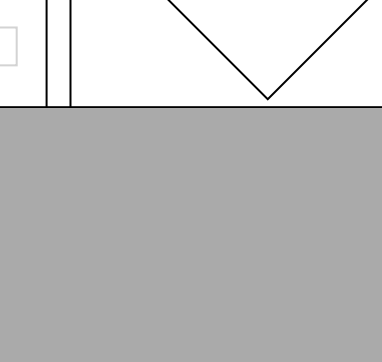
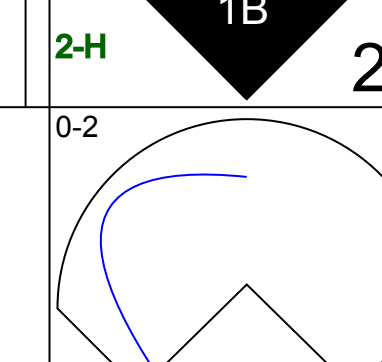
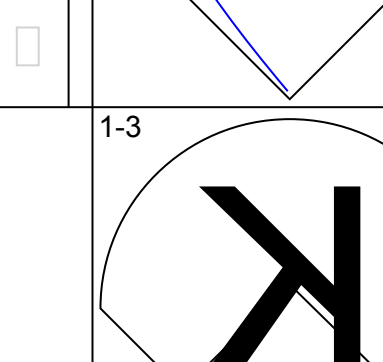
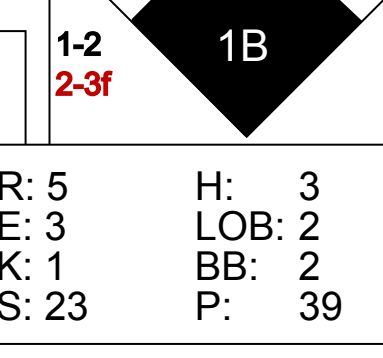
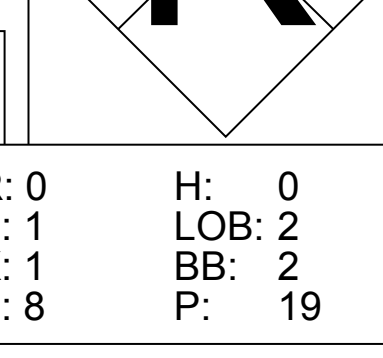
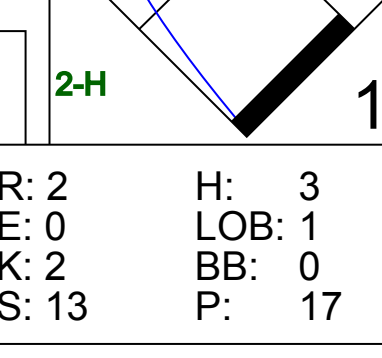
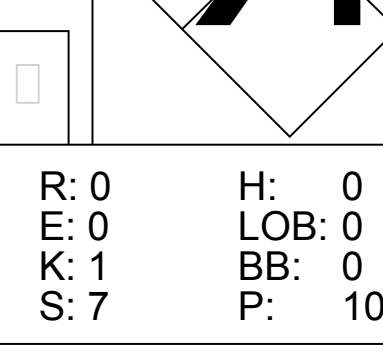
Batter	1	2	3	4	5	6	7	8	9	AB	R	H	RBI	BB	SO	LOB	TOP			
Bip Roberts, S OBP: 0.371, SLG: 0.427 (1, 5)										4	0	3	0	1	0	3	San Diego Padres @ Philadelphia Phillies Veterans Stadium, Philadelphia, PA Fri Aug 31 1990, 7:05 PM EDT Att: 23,286 - Unknown - 78 F			
Roberto Alomar, S OBP: 0.342, SLG: 0.375 (1, 4)										5	0	0	0	0	2	4				
Tony Gwynn, L OBP: 0.361, SLG: 0.416 (1, 9)										5	1	2	0	0	0	2				
Jack Clark, R OBP: 0.432, SLG: 0.553 (1, 3)										3	0	1	0	1	0	2				
Joe Carter, R OBP: 0.285, SLG: 0.400 (1, 7) (8, 8)										3	0	1	1	0	0	1				
Benito Santiago, R OBP: 0.353, SLG: 0.466 (1, 2)										4	0	1	0	0	0	3				
Garry Templeton, S OBP: 0.284, SLG: 0.370 (1, 6)										4	0	1	0	0	0	3				
Shawn Abner, R OBP: 0.295, SLG: 0.320 (1, 8)										3	0	0	0	1	1	3				
Dennis Rasmussen, L OBP: 0.308, SLG: 0.306 (1, 1) (8, PH)										1	1	0	0	1	0	0				
Jerald Clark, R OBP: 0.256, SLG: 0.367 (6, PH)										0	0	0	0	1	0	0				
Allee Hamaker, S OBP: 0.111, SLG: 0.059 (6, 1)										0	0	0	0	0	0	0				
Greg Harris, R OBP: 0.100, SLG: 0.300 (8, 1)										0	0	0	0	0	0	0				
Fred Lynn, L OBP: 0.310, SLG: 0.370 (8, 7)										1	0	0	0	0	0	0				
Inning Stats	R: 0 E: 0 K: 0 S: 3	H: 1 LOB: 0 BB: 0 P: 3	R: 0 E: 0 K: 0 S: 3	H: 0 LOB: 1 BB: 1 P: 7	R: 0 E: 0 K: 0 S: 3	H: 0 LOB: 1 BB: 1 P: 7	R: 1 E: 0 K: 1 S: 8	H: 3 LOB: 2 BB: 0 P: 8	R: 1 E: 1 K: 1 S: 6	H: 1 LOB: 3 BB: 2 P: 10	R: 0 E: 0 K: 0 S: 4	H: 1 LOB: 0 BB: 0 P: 5	R: 0 E: 0 K: 0 S: 4	H: 1 LOB: 1 BB: 0 P: 4	R: 0 E: 0 K: 0 S: 4	H: 1 LOB: 1 BB: 0 P: 4	1B: 7 2B: 1 3B: 1 HR: 0	SF: 1 SAC: 0 DP: 2 HBP: 0	WP: 0 PA: 39 PB: 0 SB: 0 CS: 0	
PITCHER	IP	WLS	BF	H	R	ER	SO	BB	IBB	HBP	BLK	WP	HR	S	P	ERA	WHIP			
Terry Mulholland, L ERA: 3.77 (1, 1)	6.1		30	7	2	1	3	4	1	0	0	0	0	31	51	1.42	1.737			
Darrel Akerfelds, R ERA: 3.51 (7, 1)	0.2		1	0	0	0	0	0	0	0	0	0	0	1	1	0.00	0.000			
Roger McDowell, R ERA: 4.05 (8, 1)	2.0	W	8	2	0	0	0	0	0	0	0	0	0	8	8	0.00	1.000			

Batter	1	2	3	4	5	6	7	8	9	AB	R	H	RBI	BB	SO	LOB	BOTTOM			
Lenny Dykstra, L OBP: 0.436, SLG: 0.465 (1, 8)										4	0	2	0	0	0	0	San Diego Padres @ Philadelphia Phillies Veterans Stadium, Philadelphia, PA Fri Aug 31 1990, 7:05 PM EDT Att: 23,286 - Unknown - 78 F			
Randy Ready, R OBP: 0.340, SLG: 0.331 (1, 4)										4	1	2	1	0	1	1				
Von Hayes, L OBP: 0.377, SLG: 0.429 (1, 7)										3	1	1	0	1	0	1				
Dale Murphy, R OBP: 0.308, SLG: 0.405 (1, 9)										4	1	1	0	0	1	5				
John Kruk, L OBP: 0.385, SLG: 0.395 (1, 3)										3	0	2	2	1	1	0				
Dickie Thon, R OBP: 0.318, SLG: 0.358 (1, 6)										4	0	0	1	0	2	3				
Darren Daulton, L OBP: 0.364, SLG: 0.412 (1, 2)										4	0	1	0	0	1	2				
Charlie Hayes, R OBP: 0.297, SLG: 0.361 (1, 5)										3	1	1	0	0	1	2				
Terry Mulholland, R OBP: 0.128, SLG: 0.130 ERA: 4.35 (1, 1)										1	0	0	0	0	0	0				
Darrel Akerfelds, R OBP: 0.157, SLG: 0.157 (7, PH)										0	0	0	0	0	0	0				
Wes Chamberlain, R (7, PH)										1	0	0	0	0	1	0				
Roger McDowell, R (8, 1)										0	0	0	0	0	0	0				
Inning Stats	R: 0 E: 0 K: 1 S: 5	H: 1 LOB: 0 BB: 0 P: 5	R: 0 E: 0 K: 2 S: 8	H: 1 LOB: 2 BB: 1 P: 12	R: 0 E: 0 K: 0 S: 3	H: 0 LOB: 0 BB: 0 P: 3	R: 1 E: 1 K: 0 S: 5	H: 2 LOB: 1 BB: 0 P: 5	R: 1 E: 0 K: 0 S: 6	H: 4 LOB: 2 BB: 0 P: 6	R: 0 E: 0 K: 2 S: 7	H: 0 LOB: 0 BB: 0 P: 7	R: 0 E: 0 K: 1 S: 5	H: 0 LOB: 0 BB: 0 P: 5	R: 2 E: 0 K: 2 S: 9	H: 2 LOB: 1 BB: 1 P: 13	1B: 8 2B: 2 3B: 0 HR: 0	SF: 0 SAC: 1 DP: 1 HBP: 0	WP: 0 PA: 34 PB: 0 SB: 0 CS: 1	
PITCHER	IP	WLS	BF	H	R	ER	SO	BB	IBB	HBP	BLK	WP	HR	S	P	ERA	WHIP			
Dennis Rasmussen, L ERA: 4.35 (1, 1)	5.0		22	8	2	2	3	1	0	0	0	0	0	27	31	3.60	1.800			
Allee Hamaker, L ERA: 4.23 (6, 1)	2.0	L	8	1	2	2	3	1	0	0	0	0	0	13	17	9.00	1.000			
Greg Harris, R ERA: 2.56 (8, 1)	1.0		4	1	0	0	2	0	0	0	0	0	0	8	8	0.00	1.000			

Batter	1	2	3	4	5	6	7	8	9	AB	R	H	RBI	BB	SO	LOB	TOP										
Roberto Alomar, S OBP: 0.344, SLG: 0.380 (1, 4)	0-0 HR		4-0 BB		2-1 P2		0-1 SH1-4		1-0 4-3	3	1	1	1	0	1		San Diego Padres @ Philadelphia Phillies Veterans Stadium, Philadelphia, PA Sat Sep 01 1990, 7:05 PM EDT Att: 25,008 - Unknown										
Gary Templeton, S OBP: 0.281, SLG: 0.365 (1, 6)	0-0 F8		1-1 P8		0-0 1B		0-3 K		2-2 G3	5	0	1	0	0	1	3											
Tony Gwynn, L OBP: 0.359, SLG: 0.414 (1, 9)	0-0 1B		3-2 4-3		0-0 L8		0-2 P3			4	0	1	0	0	0	5											
Joe Carter, R OBP: 0.284, SLG: 0.397 (1, 7)	0-0 F3		1-1 L4		0-0 F8			4-0 G3 BB		3	0	0	0	1	0	3											
Phil Stephenson, L OBP: 0.326, SLG: 0.338 (1, 3)	0-0 P5			1-1 L3		4-2 BB 1B		2-1 G3		3	0	0	0	1	0	2											
Mike Pagliarulo, L OBP: 0.329, SLG: 0.343 (1, 5)		0-0 G6-4-3 1B		4-0 BB G6-3		0-0 1B		4-0 IBB		2	0	2	0	2	0	0											
Mark Parent, R OBP: 0.289, SLG: 0.321 (1, 2)		0-0 L8		0-1 G6-3		0-0 F7		1-0 P5		3	0	0	0	0	0	4											
Fred Lynn, L OBP: 0.313, SLG: 0.363 (8, PH)										1	0	0	0	0	0	2											
Benito Santiago, R OBP: 0.348, SLG: 0.458 (8, 2)										0	0	0	0	0	0	0											
Shawn Abner, R OBP: 0.286, SLG: 0.309 (1, 8)		0-0 G6-4-3			2-3 K		2-2 P5		1-1 F7	4	0	0	0	0	1	5											
Derek Lilliquist, L OBP: 0.314, SLG: 0.471 (1, 1)			1-2 BB 1B		4-1 BB 1B		4-2 SH1-4 BB		1-3 K	1	0	1	0	1	0	0											
Bip Roberts, S OBP: 0.373, SLG: 0.424 (7, PH)										0	0	0	0	1	0	0											
Rich Rodriguez, L OBP: 0.281, SLG: 0.361 (9, PH)										0	0	0	0	0	0	0											
Jerald Clark, R OBP: 0.281, SLG: 0.361 (9, PH)										1	0	0	0	0	1	0											
Inning Stats	R: 1 E: 0 K: 0 S: 5	H: 2 LOB: 1 BB: 0 P: 5	R: 0 E: 0 K: 0 S: 3	H: 1 LOB: 0 BB: 0 P: 3	R: 0 E: 0 K: 0 S: 11	H: 1 LOB: 2 BB: 1 P: 21	R: 0 E: 0 K: 0 S: 4	H: 0 LOB: 0 BB: 1 P: 9	R: 0 E: 0 K: 1 S: 9	H: 1 LOB: 2 BB: 1 P: 17	R: 0 E: 0 K: 0 S: 9	H: 1 LOB: 2 BB: 1 P: 15	R: 0 E: 0 K: 1 S: 12	H: 0 LOB: 1 BB: 1 P: 16	R: 0 E: 0 K: 0 S: 5	H: 0 LOB: 2 BB: 2 P: 17	R: 0 E: 0 K: 1 S: 8	H: 0 LOB: 0 BB: 0 P: 12	R: 0 E: 0 K: 1 S: 8	H: 0 LOB: 0 BB: 0 P: 12	1B: 5 2B: 0 3B: 0 HR: 1	SF: 0 SAC: 1 DP: 2 HBP: 0	WP: 0 PA: 38 PB: 0 SB: 1 CS: 0				
PITCHER	IP	WLS	BF	H	R	ER	SO	BB	IBB	HBP	BLK	WP	HR	S	P	ERA	WHIP										
Tommy Greene, R ERA: 6.44	(1, 1)	6.0	27	6	1	1	1	5	0	0	0	0	1	43	76	1.50	1.833										
Don Carman, L ERA: 4.18	(7, 1)	1.0	3	0	0	0	1	0	0	0	0	0	0	10	10	0.00	0.000										
Darrel Akerfelds, R ERA: 3.47	(8, 1)	1.0	W	5	0	0	0	1	1	0	0	0	0	5	17	0.00	1.000										
Roger McDowell, R ERA: 4.0	(9, 1)	1.0	S	3	0	0	0	0	0	0	0	0	0	8	12	0.00	0.000										

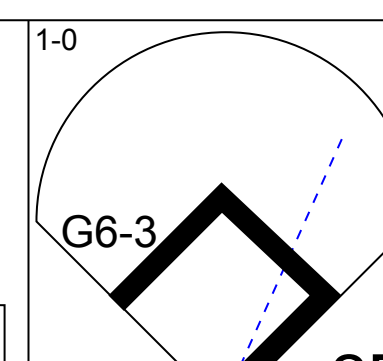
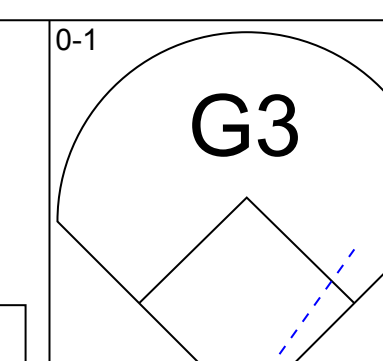
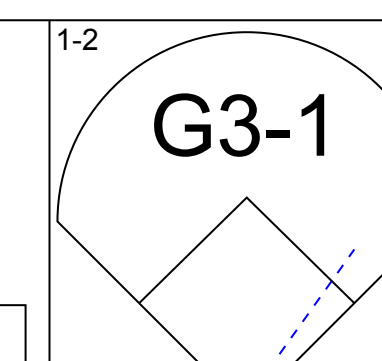
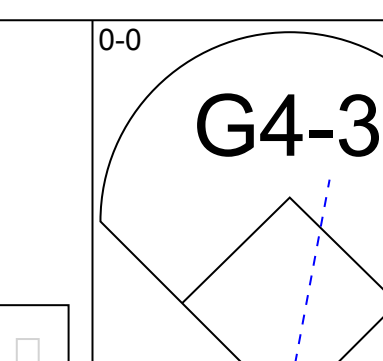
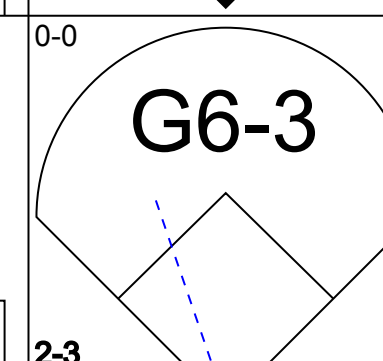
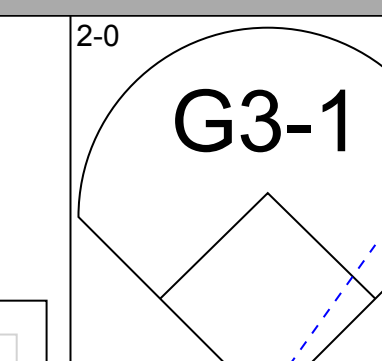
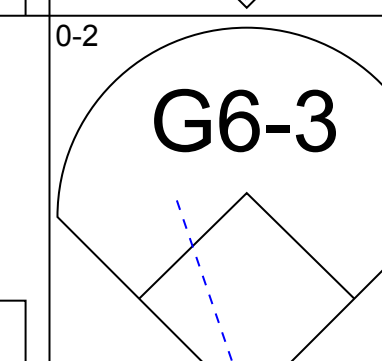
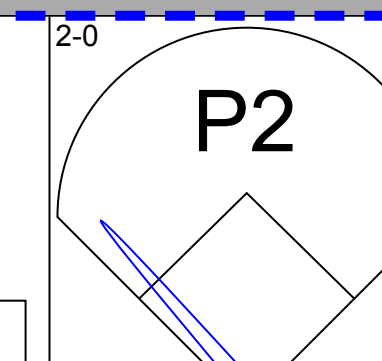
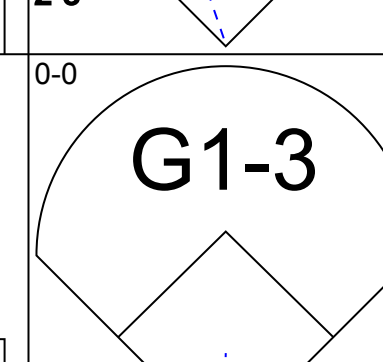
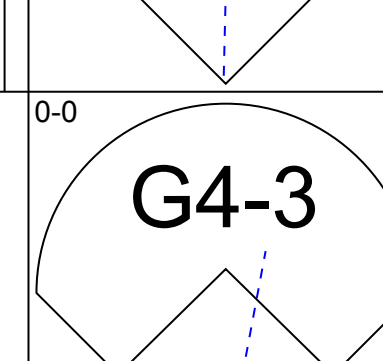
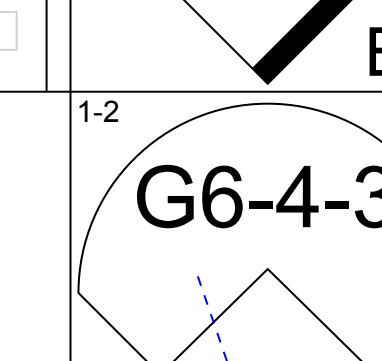
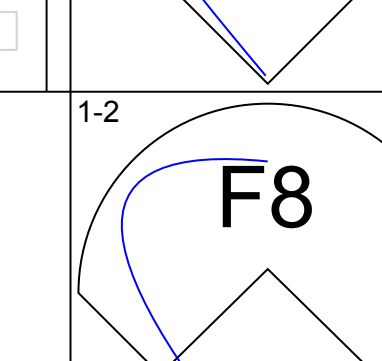
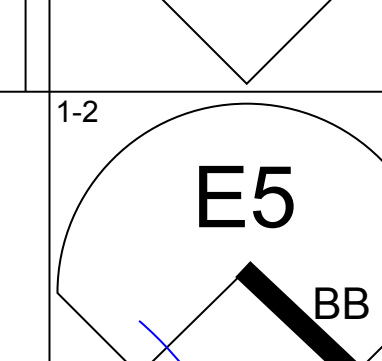
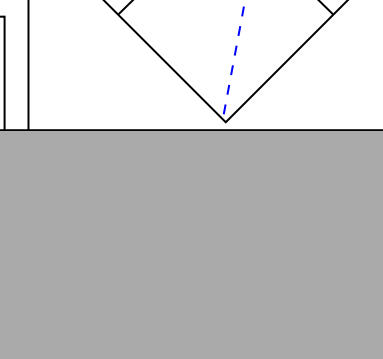
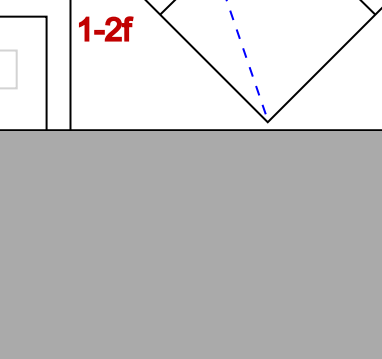
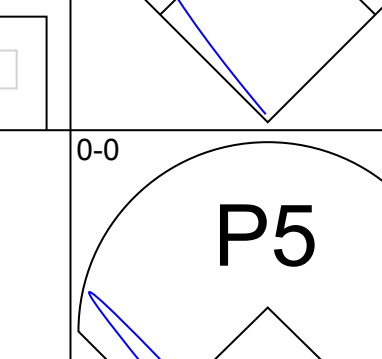
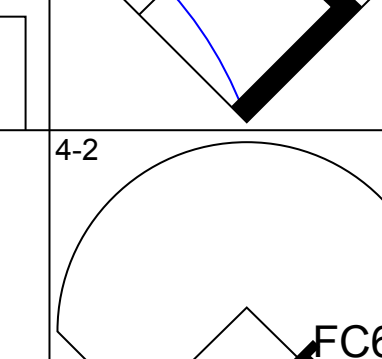
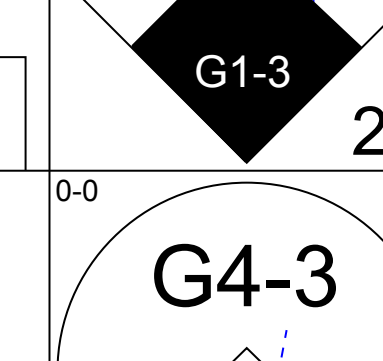
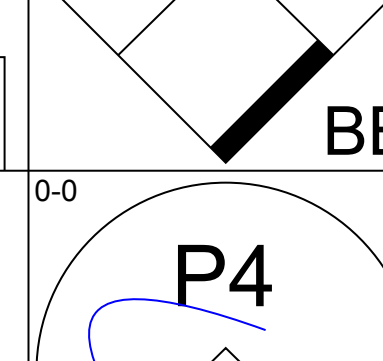
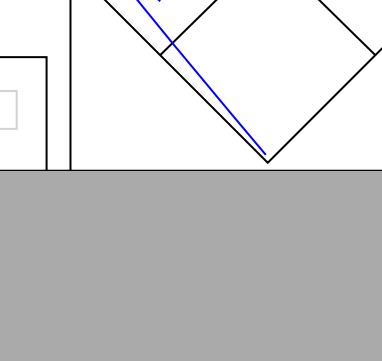
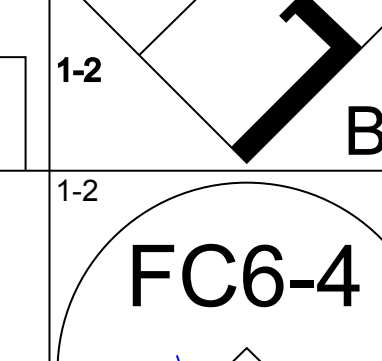
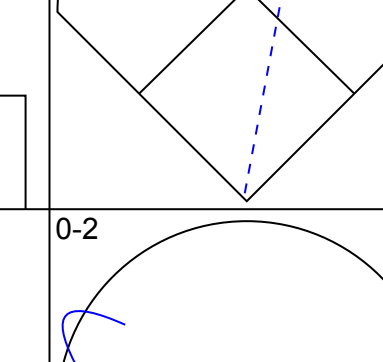
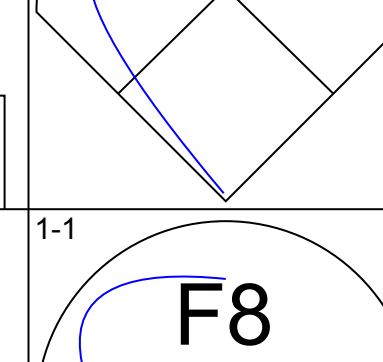
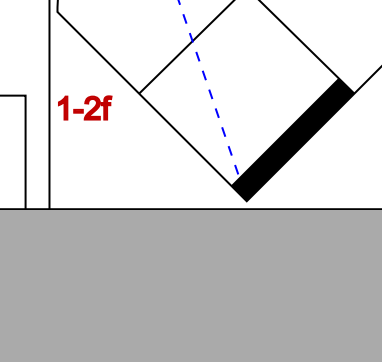
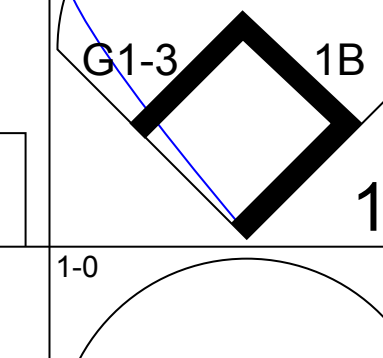
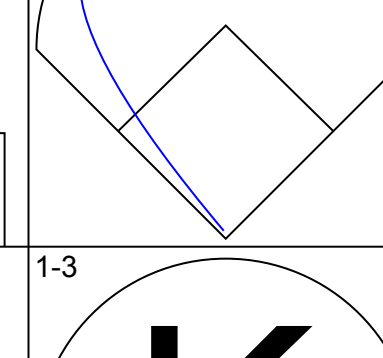
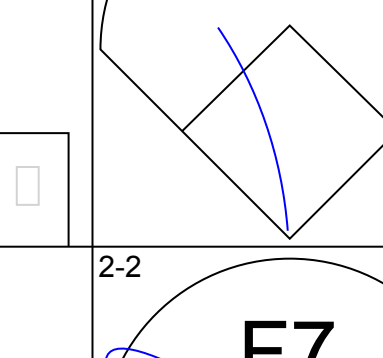
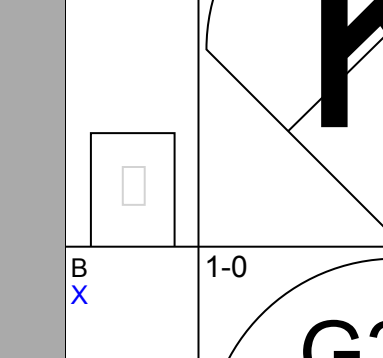
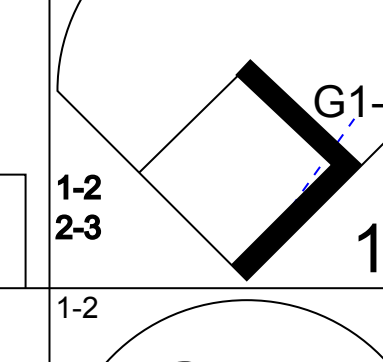

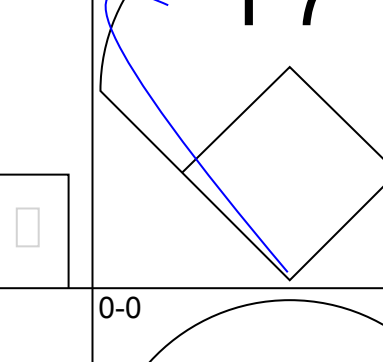
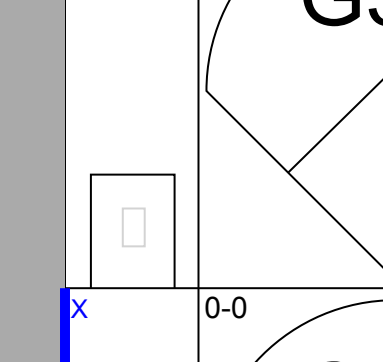
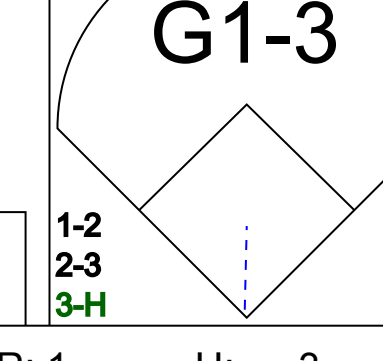
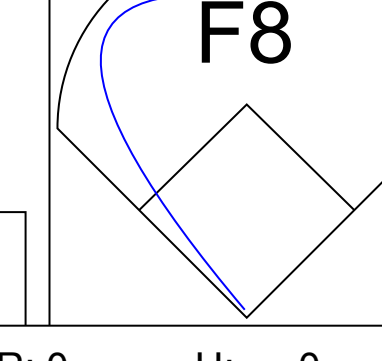
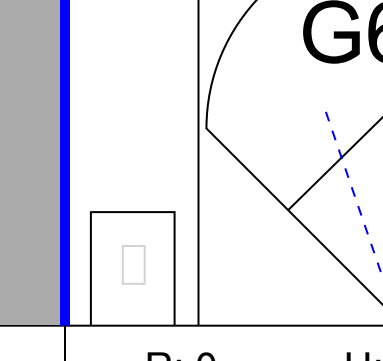
Batter	1	2	3	4	5	6	7	8	9	AB	R	H	RBI	BB	SO	LOB	BOTTOM										
Lenny Dykstra, L OBP: 0.435, SLG: 0.463 (1, 8)	0-0 F8		2-2 1B		2-2 L7		2-1 1B		4-0 2-0 0-0 0-1	4	0	2	0	0	0	1	San Diego Padres @ Philadelphia Phillies Veterans Stadium, Philadelphia, PA Sat Sep 01 1990, 7:05 PM EDT Att: 25,008 - Unknown										
Dickie Thon, R OBP: 0.319, SLG: 0.361 (1, 6)	0-0 2B		1-1 1B		3-1 P3		2-0 4-3			4	0	2	0	0	0	2											
Von Hayes, L OBP: 0.376, SLG: 0.424 (1, 7)	0-3 K		2-3 K			1-1 HBP 2B		2-1 P3		3	1	0	0	0	2	2											
Dale Murphy, R OBP: 0.311, SLG: 0.407 (1, 9)	4-0 BB			0-1 L4		2-1 F9		2-0 4-3		3	0	0	0	1	0	1											
John Kruk, L OBP: 0.384, SLG: 0.395 (1, 3)	0-0 F3			0-3 K		2-0 2B		4-1 BB 1B		3	1	1	1	1	1	2											
Charlie Hayes, R OBP: 0.299, SLG: 0.363 (1, 5)		2-3 K		0-0 FC4-6 1B		0-0 F8		1-1 1B		4	0	2	0	0	1	1											
Darren Daulton, L OBP: 0.364, SLG: 0.412 (1, 2)		1-1 4-3		2-2 FC4-6		0-1 P4		0-0 1B		4	0	1	1	0	0	2											
Mickey Morandini, L OBP: 0.333, SLG: 0.333 (1, 4)		0-0 F8			1-1 SH1-4 1B		3-2 4-3		2-3 K	4	0	1	0	0	1	2											
Roger McDowell, R OBP: 0.327, SLG: 0.319 (9, 1)										0	0	0	0	0	0	0											
Tommy Greene, R ERA: 6.44	(1, 1)	6.0	25	6	1	1	4	1	0	1	0	0	0	0	0	0											
Don Carman, L OBP: 0.333, SLG: 0.333	(7, 1)	1.0	L	10	3	1	1	1	0	0	0	0	0	0	0	0											
Wes Chamberlain, R OBP: 0.167, SLG: 0.167	(7, PH)	1.0								1	0	0	0	0	0	0											
Darrel Akerfelds, R OBP: 0.167, SLG: 0.167	(8, 1)	1.0								0	0	0	0	0	0	0											
Rod Booker, L OBP: 0.327, SLG: 0.319	(9, 4)	1.0								0	0	0	0	0	0	0											
Inning Stats	R: 0 E: 0 K: 1 S: 6	H: 1 LOB: 2 BB: 1 P: 10	R: 0 E: 0 K: 1 S: 6	H: 0 LOB: 0 BB: 0 P: 9	R: 0 E: 0 K: 1 S: 10	H: 2 LOB: 1 BB: 0 P: 17	R: 0 E: 0 K: 1 S: 10	H: 1 LOB: 1 BB: 0 P: 12	R: 0 E: 0 K: 0 S: 8	H: 1 LOB: 1 BB: 0 P: 14	R: 1 E: 0 K: 0 S: 7	H: 1 LOB: 1 BB: 0 P: 12	R: 0 E: 0 K: 0 S: 8	H: 1 LOB: 1 BB: 0 P: 18	R: 1 E: 0 K: 1 S: 11	H: 2 LOB: 2 BB: 1 P: 22	1B: 7 2B: 2 3B: 0 HR: 0	SF: 0 SAC: 1 DP: 0 HBP: 1	WP: 0 PA: 35 PB: 0 SB: 0 CS: 0								
PITCHER	IP	WLS	BF	H	R	ER	SO	BB	IBB	HBP	BLK	WP	HR	S	P	ERA	WHIP										
Derek Lilliquist, L ERA: 5.91	(1, 1)	6.0	L	10	3	1	1	1	0	0	0	0	0	19	40	4.50	2.000										
Rich Rodriguez, L ERA: 2.73	(7, 1)	2.0																									



Batter	1	2	3	4	5	6	7	8	9	AB	R	H	RBI	BB	SO	LOB	TOP			
Bip Roberts, S OBP: 0.373, SLG: 0.422 (1, 6)		 1B		 BB						4	1	1	0	1	3	1	San Diego Padres @ Philadelphia Phillies Veterans Stadium, Philadelphia, PA Sun Sep 02 1990, 3:33 AM EDT Att: 33,498 - Sunny - 90 F			
Roberto Alomar, S OBP: 0.344, SLG: 0.379 (1, 4)		 1B						 BB		4	0	1	2	1	0	1				
Tony Gwynn, L OBP: 0.361, SLG: 0.413 (1, 9)				 IBB			 1B	 1-2f		3	1	1	0	2	0	1				
Jack Clark, R OBP: 0.431, SLG: 0.555 (8, PH)				 1-2f			 1H			3	2	1	2	1	1	5				
Jerald Clark, R OBP: 0.277, SLG: 0.355 (8, 3)										1	0	0	0	0	0	1				
Joe Carter, R OBP: 0.284, SLG: 0.398 (8, 7)		 1B FC5			 2B				 1B	4	2	1	0	0	0	1				
Darrin Jackson, R OBP: 0.250, SLG: 0.311 (8, 7)										1	0	1	0	0	0	0				
Benito Santiago, R OBP: 0.345, SLG: 0.451 (1, 2)										4	0	0	0	1	2	4				
Mike Pagliarulo, L OBP: 0.327, SLG: 0.341 (1, 5)		 1B							 1-2f	5	0	1	1	0	0	3				
Shawn Abner, R OBP: 0.285, SLG: 0.314 (1, 8)		 1B FC1-5 E			 2B					4	2	1	2	0	1	2				
Ed Whitson, R OBP: 0.153, SLG: 0.207 (8, 1)		 1B								4	1	1	1	0	2	2				
Atlee Hammaker, S OBP: 0.111, SLG: 0.059 (9, 1)										0	0	0	0	0	0	0				
Craig Lefferts, L OBP: 0.250, SLG: 0.250 (9, 1)										0	0	0	0	0	0	0				
Inning Stats	R: 0 E: 0 K: 1 S: 9	H: 0 LOB: 0 BB: 0 P: 13	R: 5 E: 3 K: 1 S: 23	H: 3 LOB: 2 BB: 2 P: 39	R: 0 E: 0 K: 1 S: 7	H: 0 LOB: 1 BB: 1 P: 16	R: 0 E: 1 K: 1 S: 8	H: 0 LOB: 2 BB: 2 P: 19	R: 2 E: 0 K: 2 S: 13	H: 3 LOB: 1 BB: 0 P: 17	R: 2 E: 0 K: 0 S: 12	H: 2 LOB: 0 BB: 0 P: 17	R: 0 E: 0 K: 1 S: 7	H: 0 LOB: 0 BB: 0 P: 10	R: 0 E: 0 K: 1 S: 8	H: 0 LOB: 1 BB: 1 P: 17	1B: 6 2B: 2 3B: 0 HR: 1	SF: 0 SAC: 0 DP: 2 HBP: 0	WP: 0 PB: 0 SB: 1 CS: 0	PA: 43
PITCHER	IP	WLS	BF	H	R	ER	SO	BB	IBB	HBP	BLK	WP	HR	S	P	ERA	WHIP			
Jose De Jesus, R ERA: 3.32 (1, 1)	5.0	L	28	6	7	2	6	3	2	0	0	0	0	60	104	3.60	1.800			
Dennis Cook, L ERA: 3.51 (6, 1)	4.0		15	3	2	2	3	1	0	0	0	0	1	36	59	4.50	1.000			

AB	37
R	9
H	9
RBI	8
BB	6
SO	9
LOB	21



Batter	1	2	3	4	5	6	7	8	9	AB	R	H	RBI	BB	SO	LOB	BOTTOM			
Lenny Dykstra, L OBP: 0.434, SLG: 0.463 (1, 8)	 2B									4	0	1	0	0	0	4	San Diego Padres @ Philadelphia Phillies Veterans Stadium, Philadelphia, PA Sun Sep 02 1990, 3:33 AM EDT Att: 33,498 - Sunny - 90 F			
Darren Daulton, L OBP: 0.362, SLG: 0.409 (8, PH)										3	0	0	0	0	0	1				
Randy Ready, R OBP: 0.332, SLG: 0.322 (9, 7)										1	0	0	0	0	0	0				
Von Hayes, L OBP: 0.375, SLG: 0.422 (1, 7)					 BB					2	0	0	0	1	0	1				
Tom Nieto, R OBP: 0.318, SLG: 0.167 (9, 2)										1	0	0	0	0	1	0				
Dale Murphy, R OBP: 0.309, SLG: 0.405 (1, 9)					 1-2f			 BB		3	0	0	0	0	0	2				
Sil Campusano, R OBP: 0.294, SLG: 0.300 (7, 9)										1	0	0	0	0	0	0				
John Kruk, L OBP: 0.387, SLG: 0.398 (1, 3)		 1B 2B						 BB		2	1	1	0	2	0	0				
Charlie Hayes, R OBP: 0.296, SLG: 0.362 (1, 5)								 1-2f		4	0	1	0	0	0	4				
Mickey Morandini, L OBP: 0.300, SLG: 0.300 (1, 4)		 1B								4	0	1	0	0	1	2				
Rod Booker, L OBP: 0.324, SLG: 0.316 (1, 6)		 1B								4	0	1	0	0	1	2				
Jose De Jesus, R OBP: 0.161, SLG: 0.107 (5, PH)										1	0	0	1	0	0	2				
Dennis Cook, L OBP: 0.300, SLG: 0.375 (6, 1)										1	0	0	0	0	0	0				
Dickie Thon, R OBP: 0.319, SLG: 0.360 (9, PH)										1	0	0	0	0	0	0				
Inning Stats	R: 0 E: 0 K: 0 S: 4	H: 1 LOB: 1 BB: 0 P: 5	R: 1 E: 0 K: 0 S: 11	H: 3 LOB: 2 BB: 0 P: 14	R: 0 E: 0 K: 0 S: 7	H: 0 LOB: 0 BB: 1 P: 14	R: 0 E: 0 K: 1 S: 7	H: 0 LOB: 1 BB: 1 P: 13	R: 0 E: 0 K: 0 S: 8	H: 0 LOB: 0 BB: 0 P: 10	R: 0 E: 0 K: 0 S: 7	H: 0 LOB: 2 BB: 0 P: 9	R: 0 E: 1 K: 1 S: 14	H: 0 LOB: 2 BB: 1 P: 23	R: 0 E: 0 K: 1 S: 5	H: 0 LOB: 0 BB: 0 P: 6	1B: 4 2B: 2 3B: 0 HR: 0	SF: 0 SAC: 0 DP: 1 HBP: 0	WP: 0 PB: 0 SB: 0 CS: 0	PA: 36
PITCHER	IP	WLS	BF	H	R	ER	SO	BB	IBB	HBP	BLK	WP	HR	S	P	ERA	WHIP			
Ed Whitson, R ERA: 2.31 (1, 1)	1.0	W	5	0	0	0	1	1	0	0	0	0	0	14	23	0.00	1.000			
Atlee Hammaker, L ERA: 4.17 (8, 1)	1.0		3	0	0	0	1	0	0	0	0	0	0	5	6	0.00	0.000			



Batter	1	2	3	4	5	6	7	8	9	AB	R	H	RBI	BB	SO	LOB	TOP					
Lenny Dykstra, L (1, 8) OBP: 0.434, SLG: 0.464	F8		1B			FC4-6 1B			K	4	0	2	1	0	1	0	Philadelphia Phillies @ Pittsburgh Pirates Three Rivers Stadium, Pittsburgh, PA Mon Sep 03 1990, 3:33 AM EDT Att: 23,854 - Sunny - 75 F					
Mickey Morandini, L (1, 4) OBP: 0.231, SLG: 0.231	K		F7			FC4-6			G6-3	3	0	0	0	0	1	1						
Don Carman, L (6, 1) OBP: 0.333, SLG: 0.333	K									0	0	0	0	0	0	0						
Joe Boever, R (8, 1) OBP: 0.330, SLG: 0.320										0	0	0	0	0	0	0						
Randy Ready, R (9, PH) OBP: 0.330, SLG: 0.320										1	0	0	0	0	0	0						
Von Hayes, L (1, 7) OBP: 0.373, SLG: 0.418	F8			G4-3		K			G3-1	4	0	0	0	0	1	1						
Dale Murphy, R (1, 9) OBP: 0.307, SLG: 0.402		F9		K						3	0	0	0	0	1	0						
John Kruk, L (1, 3) OBP: 0.385, SLG: 0.395	F7			G3-1					F8	3	0	0	0	0	0	0						
Darren Daulton, L (1, 2) OBP: 0.362, SLG: 0.408					L3				G4-3	3	0	1	0	0	0	0						
Dickie Thon, R (1, 6) OBP: 0.317, SLG: 0.358									P4	3	0	0	0	0	0	1						
Rod Booker, L (1, 5) OBP: 0.325, SLG: 0.327			SH1-4 1B 2B						G6-3	3	1	1	0	0	1	0						
Bruce Ruffin, S (1, 1) OBP: 0.133, SLG: 0.071										0	0	0	0	0	0	0						
Charlie Hayes, R (6, PH) OBP: 0.297, SLG: 0.361			SH1-4						F9	2	0	0	0	0	1	0						
Inning Stats	R: 0 E: 0 K: 1 S: 11	H: 0 LOB: 0 BB: 0 P: 13	R: 0 E: 0 K: 0 S: 10	H: 1 LOB: 1 BB: 0 P: 15	R: 1 E: 0 K: 0 S: 7	H: 2 LOB: 0 BB: 0 P: 9	R: 0 E: 0 K: 1 S: 10	H: 0 LOB: 0 BB: 0 P: 14	R: 0 E: 0 K: 1 S: 7	H: 0 LOB: 1 BB: 0 P: 9	R: 0 E: 0 K: 2 S: 11	H: 1 LOB: 1 BB: 0 P: 17	R: 0 E: 0 K: 0 S: 9	H: 0 LOB: 0 BB: 0 P: 12	R: 0 E: 0 K: 0 S: 5	H: 0 LOB: 0 BB: 0 P: 5	R: 0 E: 0 K: 1 S: 11	H: 0 LOB: 0 BB: 0 P: 15	1B: 3 2B: 1 3B: 0 HR: 0	SF: 0 SAC: 1 DP: 0 HBP: 0	WP: 0 PB: 0 SB: 0 CS: 0	PA: 30
PITCHER Doug Drabek, R (1, 1) ERA: 2.69	IP: 9.0 WLS: W BF: 30 H: 4 R: 1 ER: 1 SO: 6 BB: 0 IBB: 0 HBP: 0 BLK: 0 WP: 0 HR: 0 S: 81 P: 109 ERA: 1.00 WHIP: 0.444															PITCHER						

Batter	1	2	3	4	5	6	7	8	9	AB	R	H	RBI	BB	SO	LOB	BOTTOM			
Gary Redus, R (1, 7) OBP: 0.345, SLG: 0.409	1B 1B BB									2	1	0	0	1	1	3	Philadelphia Phillies @ Pittsburgh Pirates Three Rivers Stadium, Pittsburgh, PA Mon Sep 03 1990, 3:33 AM EDT Att: 23,854 - Sunny - 75 F			
Barry Bonds, L (7, 7) OBP: 0.410, SLG: 0.564										1	0	0	0	0	0	0				
Jay Bell, R (1, 6) OBP: 0.322, SLG: 0.377	1B SF9 1B		FC6-5-6 1B		L4					4	2	2	0	0	0	2				
Andy Van Slyke, L (1, 8) OBP: 0.368, SLG: 0.447										4	0	1	1	0	2	3				
Bobby Bonilla, S (1, 9) OBP: 0.332, SLG: 0.547										4	1	2	1	0	0	1				
Jeff King, R (1, 5) OBP: 0.275, SLG: 0.404	SF9									3	0	2	2	0	0	0				
Don Slaught, R (1, 2) OBP: 0.378, SLG: 0.468	CS		K							3	0	0	0	1	3	1				
Sid Bream, L (1, 3) OBP: 0.359, SLG: 0.460										3	0	0	0	1	0	1				
Jose Lind, R (1, 4) OBP: 0.310, SLG: 0.354										3	0	1	0	1	1	3				
Doug Drabek, R (1, 1) OBP: 0.233, SLG: 0.235										3	0	1	0	1	1	2				
Inning Stats	R: 2 E: 0 K: 1 S: 11	H: 2 LOB: 1 BB: 1 P: 21	R: 0 E: 0 K: 1 S: 10	H: 0 LOB: 0 BB: 0 P: 16	R: 1 E: 0 K: 1 S: 13	H: 2 LOB: 1 BB: 0 P: 19	R: 0 E: 0 K: 1 S: 8	H: 0 LOB: 0 BB: 0 P: 10	R: 0 E: 0 K: 2 S: 12	H: 1 LOB: 2 BB: 2 P: 26	R: 0 E: 0 K: 0 S: 7	H: 1 LOB: 1 BB: 0 P: 10	R: 1 E: 0 K: 2 S: 16	H: 2 LOB: 2 BB: 1 P: 31	R: 0 E: 0 K: 0 S: 5	H: 0 LOB: 0 BB: 0 P: 15	1B: 5 2B: 4 3B: 0 HR: 0	SF: 1 SAC: 0 DP: 0 HBP: 0	WP: 0 PB: 0 SB: 0 CS: 1	PA: 37
PITCHER Bruce Ruffin, L (1, 1) ERA: 5.17	IP: 5.0 WLS: L BF: 20 H: 5 R: 3 ER: 3 SO: 3 BB: 2 IBB: 1 HBP: 0 BLK: 0 WP: 0 HR: 0 S: 48 P: 77 ERA: 5.40 WHIP: 1.400															PITCHER				
Don Carman, L (6, 1) ERA: 4.19	2.0 11 3 1 1 2 1 1 0 0 0 0 22 41 4.50 2.000																			
Joe Boever, R (8, 1) ERA: 3.86	1.0 5 1 0 0 2 0 1 0 0 0 0 13 26 0.00 1.000																			

AB	29
R	1
H	4
RBI	1
BB	0
SO	6
LOB	3



Batter	1	2	3	4	5	6	7	8	9	AB	R	H	RBI	BB	SO	LOB	TOP					
Lenny Dykstra, L OBP: 0.434, SLG: 0.462	4-2 S 2B BB	2-2 G4-3		1-0 E8 1B		3-2 G3			2-3 K	4	2	1	1	1	1	2	Philadelphia Phillies @ Pittsburgh Pirates Three Rivers Stadium, Pittsburgh, PA Tue Sep 04 1990, 7:05 PM EDT Att: 16,868 - Unknown					
Darren Daulton, L OBP: 0.382, SLG: 0.416	1-2 F7	1-0 HR		1-2 G3-6-3 1B		3-2 G4-3			2-2 G3-1	5	1	2	3	0	0	3						
Von Hayes, L OBP: 0.376, SLG: 0.423	0-1 HR 2B	3-H 1B		3-2 G3-6-3 1-2			0-2 G6-4-3 1B			4	1	3	1	0	0	1						
Dale Murphy, R OBP: 0.309, SLG: 0.409	0-1 HR	3-2 G6-3			3-1 E 1B			0-1 G6-4-3 1-2		4	1	2	2	0	0	2						
John Kruk, L OBP: 0.384, SLG: 0.393	2-2 BB 1B		1-0 F7		1 SAFE 0-3 K			1-1 F7		4	0	1	0	0	1	1						
Charlie Hayes, R OBP: 0.297, SLG: 0.358	4-0 G6-4-3 BB		2-3 K		1-0 E4 G6-3			1-0 F9		3	0	0	0	1	1	1						
Dickie Thon, R OBP: 0.314, SLG: 0.355	1-1 G6-4-3 1-2		0-0 B1-3		1-0 G6-3 1-2			0-1 F8		4	0	0	0	0	0	4						
Mickey Morandini, L OBP: 0.250, SLG: 0.200		2-2 F8		4-0 SH3-4 E BB		2-1 L7		0-1 F8		2	1	0	0	1	0	0						
Randy Ready, R OBP: 0.328, SLG: 0.318										1	0	0	0	0	0	0						
Pat Combs, L OBP: 0.180, SLG: 0.170		2-2 G4-3 HR 2B		2-0 SH3-4 1-2		1-2 G3 1B			1-1 G5-3	1	1	1	0	0	0	0						
Don Carman, L OBP: 0.333, SLG: 0.333										0	0	0	0	0	0	0						
Dave Hollins, S OBP: 0.228, SLG: 0.258										0	0	0	0	0	0	0						
Jason Gruber, R OBP: 0.147, SLG: 0.167										0	0	0	0	0	0	0						
Darrel Akerfelds, R OBP: 0.157, SLG: 0.157										0	0	0	0	0	0	0						
Tommy Greene, R OBP: 0.147, SLG: 0.147										0	0	0	0	0	0	0						
Wes Chamberlain, R OBP: 0.147, SLG: 0.147										0	0	0	0	0	0	0						
Inning Stats	R: 3 E: 0 K: 0 S: 18	H: 3 LOB: 1 BB: 2 P: 30	R: 2 E: 0 K: 0 S: 18	H: 3 LOB: 1 BB: 0 P: 30	R: 0 E: 0 K: 1 S: 5	H: 0 LOB: 0 BB: 0 P: 8	R: 2 E: 1 K: 0 S: 11	H: 2 LOB: 0 BB: 1 P: 22	R: 0 E: 0 K: 1 S: 7	H: 1 LOB: 1 BB: 0 P: 12	R: 0 E: 0 K: 0 S: 12	H: 1 LOB: 2 BB: 0 P: 21	R: 0 E: 0 K: 0 S: 7	H: 0 LOB: 0 BB: 0 P: 8	R: 0 E: 0 K: 0 S: 5	H: 0 LOB: 0 BB: 0 P: 6	R: 0 E: 0 K: 1 S: 9	H: 0 LOB: 0 BB: 0 P: 14	1B: 7 2B: 2 3B: 0 HR: 2	SF: 0 SAC: 1 DP: 4 HBP: 0	WP: 0 PB: 0 SB: 2 CS: 0	PA: 38
PITCHER	IP WLS BF H R ER SO BB IBB HBP BLK WP HR S P ERA WHIP	IP WLS BF H R ER SO BB IBB HBP BLK WP HR S P ERA WHIP	IP WLS BF H R ER SO BB IBB HBP BLK WP HR S P ERA WHIP	IP WLS BF H R ER SO BB IBB HBP BLK WP HR S P ERA WHIP	IP WLS BF H R ER SO BB IBB HBP BLK WP HR S P ERA WHIP	IP WLS BF H R ER SO BB IBB HBP BLK WP HR S P ERA WHIP	IP WLS BF H R ER SO BB IBB HBP BLK WP HR S P ERA WHIP	IP WLS BF H R ER SO BB IBB HBP BLK WP HR S P ERA WHIP	IP WLS BF H R ER SO BB IBB HBP BLK WP HR S P ERA WHIP	IP WLS BF H R ER SO BB IBB HBP BLK WP HR S P ERA WHIP	IP WLS BF H R ER SO BB IBB HBP BLK WP HR S P ERA WHIP	IP WLS BF H R ER SO BB IBB HBP BLK WP HR S P ERA WHIP	IP WLS BF H R ER SO BB IBB HBP BLK WP HR S P ERA WHIP	IP WLS BF H R ER SO BB IBB HBP BLK WP HR S P ERA WHIP	IP WLS BF H R ER SO BB IBB HBP BLK WP HR S P ERA WHIP	IP WLS BF H R ER SO BB IBB HBP BLK WP HR S P ERA WHIP	IP WLS BF H R ER SO BB IBB HBP BLK WP HR S P ERA WHIP					
Bob Walk, R ERA: 3.98	2.0	13	6	5	5	0	2	0	0	0	0	0	0	0	0	0	22.50	4.000				
Mike York, R ERA: 1.0	2.0	8	2	2	1	1	1	0	0	0	0	0	0	0	0	0	4.50	1.500				
Bill Landrum, R ERA: 2.38	2.0	W	8	2	0	1	0	0	0	0	0	0	0	0	0	0	0.00	1.000				
Bob Patterson, L ERA: 3.13	3.0	S	9	1	0	1	0	0	0	0	0	0	0	0	0	0	0.00	0.333				

Batter	1	2	3	4	5	6	7	8	9	AB	R	H	RBI	BB	SO	LOB	BOTTOM			
Jeff King, R OBP: 0.277, SLG: 0.402	0-1 F7		4-0 2B G6-3 BB		0-0 BB 1B	2-2 G6-3		1-0 G4-3		4	2	1	0	1	0	1	Philadelphia Phillies @ Pittsburgh Pirates Three Rivers Stadium, Pittsburgh, PA Tue Sep 04 1990, 7:05 PM EDT Att: 16,868 - Unknown			
Jay Bell, R OBP: 0.322, SLG: 0.378	2-2 G6-3		2-1 1B		1-3 K	1-0 E HR HBP		1-1 G1-3		4	2	1	0	0	1	1				
Andy Van Slyke, L OBP: 0.367, SLG: 0.443	3-1 G3-1		2-2 L3		4-1 1B SF9 BB	0-0 FC3 HR		2-2 L8		4	2	0	1	1	0	3				
Bobby Bonilla, S OBP: 0.333, SLG: 0.552		3-2 G5-3	0-2 G5-3		3-2 HR 1B	1-2 HR		1-2 HR		4	2	2	5	0	0	1				
Barry Bonds, L OBP: 0.409, SLG: 0.563		2-3 K	1-2 S 1B		1-0 SF9	2-0 F7				3	0	1	2	0	1	0				
Carmelo Martinez, R OBP: 0.339, SLG: 0.422		1-1 E 2B	1-3 K		1-2 HR	0-3 K				4	2	2	2	0	2	1				
Bob Patterson, R OBP: 0.056, SLG: 0.056			1-2 K		1-2 HR					0	0	0	0	0	0	0				
Don Slaught, R OBP: 0.380, SLG: 0.466		4-0 E BB		0-0 P4	1-2 E5 FC5-4		1-1 FC5-4 1B			3	0	1	0	1	0	0				
Jose Lind, R OBP: 0.310, SLG: 0.353		2-2 E9 1B		0-1 G4	1-0 FC5-4		2-2 FC5-4 L3			4	0	1	1	0	0	2				
Bob Walk, R ERA: 3.98	4.1	22	6	6	3	0	3	0	0	0	0	0	0	0	0	0		12.46	2.077	
Don Carman, L ERA: 4.27	0.2	4	1	1	1	0	0	1	9	13	13.50	1.500								
Darrel Akerfelds, R ERA: 3.71	2.0	L	10	3	4	3	1	0	1	22	13.50	1.500								
Tommy Greene, R ERA: 6.23	1.0	3	0	0	0	0	0	0	8	12	0.00	0.000								
Inning Stats	R: 0 E: 0 K: 0 S: 7	H: 0 LOB: 0 BB: 0 P: 12	R: 1 E: 1 K: 1 S: 13	H: 2 LOB: 2 BB: 1 P: 27	R: 2 E: 0 K: 1 S: 15	H: 2 LOB: 1 BB: 1 P: 25	R: 0 E: 0 K: 0 S: 6	H: 0 LOB: 0 BB: 0 P: 7	R: 4 E: 1 K: 1 S: 21	H: 3 LOB: 1 BB: 1 P: 33	R: 4 E: 1 K: 1 S: 15	H: 2 LOB: 0 BB: 0 P: 23	R: 0 E: 0 K: 0 S: 7	H: 1 LOB: 0 BB: 0 P: 13	R: 0 E: 0 K: 0 S: 8	H: 0 LOB: 0 BB: 0 P: 12	1B: 5 2B: 4 3B: 0 HR: 2	SF: 1 SAC: 0 DP: 1 HBP: 1	WP: 0 PB: 0 SB: 1 CS: 0	PA: 39
PITCHER	IP WLS BF H R ER SO BB IBB HBP BLK WP HR S P ERA WHIP	IP WLS BF H R ER SO BB IBB HBP BLK WP HR S P ERA WHIP	IP WLS BF H R ER SO BB IBB HBP BLK WP HR S P ERA WHIP	IP WLS BF H R ER SO BB IBB HBP BLK WP HR S P ERA WHIP	IP WLS BF H R ER SO BB IBB HBP BLK WP HR S P ERA WHIP	IP WLS BF H R ER SO BB IBB HBP BLK WP HR S P ERA WHIP	IP WLS BF H R ER SO BB IBB HBP BLK WP HR S P ERA WHIP	IP WLS BF H R ER SO BB IBB HBP BLK WP HR S P ERA WHIP	IP WLS BF H R ER SO BB IBB HBP BLK WP HR S P ERA WHIP	IP WLS BF H R ER SO BB IBB HBP BLK WP HR S P ERA WHIP	IP WLS BF H R ER SO BB IBB HBP BLK WP HR S P ERA WHIP	IP WLS BF H R ER SO BB IBB HBP BLK WP HR S P ERA WHIP	IP WLS BF H R ER SO BB IBB HBP BLK WP HR S P ERA WHIP	IP WLS BF H R ER SO BB IBB HBP BLK WP HR S P ERA WHIP	IP WLS BF H R ER SO BB IBB HBP BLK WP HR S P ERA WHIP	IP WLS BF H R ER SO BB IBB HBP BLK WP HR S P ERA WHIP				
Pat Combs, L ERA: 4.43	0.2	4	1	1	1	0	0	1	9	13	13.50	1.500								
Darrel Akerfelds, R ERA: 3.71	2.0	L	10	3	4	3	1	0	1	22	13.50	1.500								
Tommy Greene, R ERA: 6.23	1.0	3	0	0	0	0	0	0	8	12	0.00	0.000								

Batter	1	2	3	4	5	6	7	8	9	AB	R	H	RBI	BB	SO	LOB	TOP			
Doug Dascenzo, S (1, 7) OBP: 0.313, SLG: 0.365 Gary Varsho, L (9, PH) OBP: 0.297, SLG: 0.333	K		G5-3			B3			F9	3	0	0	0	0	1	0				
23 Ryne Sandberg, R (1, 4) OBP: 0.342, SLG: 0.534	P6		K			F8			G6-3	4	0	0	0	0	1	0				
Shawon Dunston, R (1, 6) OBP: 0.301, SLG: 0.456	K			P3			F3		G1-3	4	0	0	0	0	1	0				
Andre Dawson, R (1, 9) OBP: 0.354, SLG: 0.523		2B G4-3 1B		K					G6-3 1B	3	1	2	0	0	1	0				
Lloyd McClendon, R (1, 3) OBP: 0.256, SLG: 0.217	P6		G5-3						G6-3	3	0	0	0	0	0	2				
Jerome Walton, R (1, 8) OBP: 0.358, SLG: 0.331		G4-3 2B			L4				G6-3	3	0	1	0	0	0	1				
Domingo Ramos, R (1, 5) OBP: 0.326, SLG: 0.308		G4-3			L9				FC3-6 1B	3	0	1	1	0	0	1				
Joe Girardi, R (1, 2) OBP: 0.317, SLG: 0.367		2-3 3-H 1-2 L6			L5				FC3-6 G4-6-3 1-2	3	0	0	0	0	0	2				
Mike Harkey, R (1, 1) OBP: 0.278, SLG: 0.321 Bill Long, R (7, 1) Curtis Wilkerson, S (8, PH) Steve Wilson, L (8, 1) Mitch Williams, L (8, 1) Les Lancaster, R (8, 1) OBP: 0.198, SLG: 0.259			K			L8			G4-6-3 1-2	2	0	0	0	0	0	1				
	R: 0 H: 0 E: 0 LOB: 0 K: 2 BB: 0 S: 13 P: 15	R: 1 H: 2 E: 0 LOB: 1 K: 0 BB: 0 S: 8 P: 13	R: 0 H: 0 E: 0 LOB: 0 K: 2 BB: 0 S: 10 P: 15	R: 0 H: 0 E: 0 LOB: 0 K: 1 BB: 0 S: 8 P: 10	R: 0 H: 0 E: 0 LOB: 0 K: 0 BB: 0 S: 4 P: 7	R: 0 H: 0 E: 0 LOB: 0 K: 0 BB: 0 S: 5 P: 6	R: 0 H: 1 E: 0 LOB: 1 K: 0 BB: 0 S: 7 P: 13	R: 0 H: 1 E: 0 LOB: 0 K: 0 BB: 0 S: 8 P: 13	R: 0 H: 0 E: 0 LOB: 0 K: 0 BB: 0 S: 6 P: 8	1B: 3 SF: 0 2B: 1 SAC: 0 3B: 0 DP: 1 HR: 0 HBP: 0	WP: 0 PA: 30 PB: 0 SB: 0 CS: 0									
	PITCHER	IP	WLS	BF	H	R	ER	SO	BB	IBB	HBP	BLK	WP	HR	S	P	ERA	WHIP		
	Terry Mulholland, L (1, 1) ERA: 3.62	8.0	W	27	4	1	1	5	0	0	0	0	0	0	63	92	1.12	0.500		
	Roger McDowell, R (9, 1) ERA: 3.94	1.0	S	3	0	0	0	0	0	0	0	0	0	0	6	8	0.00	0.000		

Chicago Cubs @ Philadelphia Phillies
Veterans Stadium, Philadelphia, PA
Wed Sep 05 1990, 7:05 PM EDT
Att: 16,177 - Unknown - 75 F

AB 30
R 1
H 4
RBI 1
BB 0
SO 5
LOB 7



Batter	1	2	3	4	5	6	7	8	9	AB	R	H	RBI	BB	SO	LOB	BOTTOM			
Lenny Dykstra, L (1, 8) OBP: 0.433, SLG: 0.460	F7		K			B3		E2 2B 1B		4	1	1	1	0	1	0				
Darren Daulton, L (1, 2) OBP: 0.361, SLG: 0.417	P3			K		F7		BB 2B		4	1	1	1	0	1	0				
Von Hayes, L (1, 7) OBP: 0.377, SLG: 0.421	F8			G3		SH1-3 BB		BB 1B BB		2	1	0	0	2	0	0				
Dale Murphy, R (1, 9) OBP: 0.308, SLG: 0.407		F7		F8			SH1-3 BB	F7		3	0	0	0	1	0	2				
John Kruk, L (1, 3) OBP: 0.385, SLG: 0.396		F8			G4-3 2B	SH1-3		1B BB		2	0	1	0	1	0	0				
Charlie Hayes, R (1, 5) OBP: 0.300, SLG: 0.359					G4-3		G4-6-3 IBB	FC6-4 1B		2	0	1	2	2	0	1				
Dickie Thon, R (1, 6) OBP: 0.312, SLG: 0.352		G1-3			G4-3		G4-6-3 1-2	FC6-4		4	0	0	0	0	0	7				
Mickey Morandini, L (1, 4) OBP: 0.222, SLG: 0.176 Ricky Jordan, R (8, PH) OBP: 0.276, SLG: 0.350 Louie Meadows, L (8, PH) OBP: 0.250, SLG: 0.143 Rod Booker, L (9, 4) OBP: 0.325, SLG: 0.327			K					SH3-4 E 1B		2	0	0	0	0	2	1				
Terry Mulholland, R (1, 1) OBP: 0.122, SLG: 0.125 Randy Ready, R (8, PH) OBP: 0.339, SLG: 0.318 Roger McDowell, R (9, 1)			G5-3			G4-3		SH3-4		2	0	0	0	0	0	0				
	R: 0 H: 0 E: 0 LOB: 0 K: 0 BB: 0 S: 10 P: 14	R: 0 H: 0 E: 0 LOB: 1 K: 0 BB: 1 S: 10 P: 17	R: 0 H: 0 E: 0 LOB: 0 K: 2 BB: 0 S: 10 P: 13	R: 0 H: 0 E: 0 LOB: 0 K: 1 BB: 0 S: 5 P: 6	R: 0 H: 1 E: 0 LOB: 1 K: 1 BB: 0 S: 8 P: 13	R: 0 H: 0 E: 0 LOB: 0 K: 0 BB: 0 S: 5 P: 9	R: 0 H: 0 E: 0 LOB: 2 K: 0 BB: 3 S: 4 P: 20	R: 4 H: 4 E: 1 LOB: 2 K: 0 BB: 2 S: 13 P: 27	R: 0 H: 0 E: 0 LOB: 0 K: 0 BB: 0 S: 6 P: 8	1B: 3 SF: 0 2B: 2 SAC: 2 3B: 0 DP: 1 HR: 0 HBP: 0	WP: 0 PA: 34 PB: 0 SB: 0 CS: 0									
	PITCHER	IP	WLS	BF	H	R	ER	SO	BB	IBB	HBP	BLK	WP	HR	S	P	ERA	WHIP		
	Mike Harkey, R (1, 1) ERA: 3.26	6.1		24	1	0	0	0	3	1	0	0	0	0	50	87	0.00	0.632		
	Bill Long, R (7, 1) ERA: 3.44	0.2	L	1	0	0	0	0	0	0	0	0	0	2	5	0.00	0.000			
	Steve Wilson, L (8, 1) ERA: 4.68	0.1		3	2	3	3	0	0	0	0	0	0	5	7	81.00	6.000			
	Mitch Williams, L (8, 1) ERA: 3.16	0.0		2	1	0	0	0	1	0	0	0	0	2	8	∞	∞			
	Les Lancaster, R (8, 1) ERA: 5.19	0.2		4	1	1	1	0	1	0	0	0	0	6	12	13.50	3.000			

Chicago Cubs @ Philadelphia Phillies
Veterans Stadium, Philadelphia, PA
Wed Sep 05 1990, 7:05 PM EDT
Att: 16,177 - Unknown - 75 F

AB 26
R 4
H 5
RBI 4
BB 6
SO 4
LOB 11



Batter	1	2	3	4	5	6	7	8	9	AB	R	H	RBI	BB	SO	LOB	TOP						
Jerome Walton, R OBP: 0.358, SLG: 0.332	F7		F7		F7	F7		S		5	0	2	2	0	0	0	Chicago Cubs @ Philadelphia Phillies Veterans Stadium, Philadelphia, PA Thu Sep 06 1990, 7:05 PM EDT Att: 13,849 - Unknown - 80 F						
23 Ryne Sandberg, R OBP: 0.345, SLG: 0.537 Greg Smith, S	1B		1B		K	BB		K		2	1	2	0	0	0	0							
Mark Grace, L OBP: 0.368, SLG: 0.410	F9		HBP		F8					4	0	2	2	1	0	1							
Dwight Smith, L OBP: 0.331, SLG: 0.382 Doug Dascenzo, S	1B		HBP						F8	2	1	1	0	1	0	3							
Derrick May, L	G3		K		K				P5	1	0	0	0	0	0	1							
Lloyd McClendon, R OBP: 0.254, SLG: 0.215 Marvell Wynne, L OBP: 0.261, SLG: 0.335			K		K				5-3	3	1	0	0	1	1	2							
Damon Berryhill, S Dave Pavias, R Mitch Williams, L		K	G3-1			BB				0	0	0	0	0	0	0							
Shawon Dunston, R OBP: 0.298, SLG: 0.453		K			P6					4	0	0	0	0	1	2							
Domingo Ramos, R OBP: 0.329, SLG: 0.368		1B			P4				4-3	3	1	1	0	1	0	0							
Jose Antonio Nunez, R Joe Girardi, R OBP: 0.316, SLG: 0.366		K			K				P4	2	1	0	1	1	2	1							
Inning Stats	R: 0 H: 2 E: 0 K: 0 S: 7	H: 2 LOB: 2 BB: 0 P: 12	R: 0 H: 1 E: 0 K: 3 S: 12	H: 1 LOB: 1 BB: 0 P: 15	R: 1 H: 2 E: 0 K: 1 S: 11	H: 2 LOB: 2 BB: 0 P: 16	R: 0 H: 0 E: 0 K: 1 S: 5	H: 0 LOB: 0 BB: 0 P: 7	R: 0 H: 0 E: 0 K: 1 S: 7	H: 0 LOB: 0 BB: 0 P: 10	R: 4 H: 1 E: 0 K: 0 S: 13	H: 3 LOB: 3 BB: 6 P: 44	R: 0 H: 0 E: 0 K: 0 S: 5	H: 0 LOB: 0 BB: 0 P: 8	R: 0 H: 1 E: 0 K: 1 S: 10	H: 1 LOB: 1 BB: 0 P: 13		R: 0 H: 1 E: 0 K: 0 S: 9	H: 1 LOB: 1 BB: 0 P: 16	1B: 7 2B: 1 3B: 0 HR: 0	SF: 0 SAC: 0 DP: 0 HBP: 1	WP: 0 PB: 0 SB: 1 CS: 0	PA: 42
PITCHER	IP	WLS	BF	H	R	ER	SO	BB	IBB	HBP	BLK	WP	HR	S	P	ERA		WHIP					
Jason Grimsley, R ERA: 4.26	5.2	L	28	6	5	5	6	4	0	1	0	0	0	52	90	7.94	1.765						
Chuck Malone, R	1.1		6	0	0	0	0	2	0	0	0	0	0	8	22	0.00	1.500						
Joe Boever, R	1.0		4	1	0	0	1	0	0	0	0	0	0	10	13	0.00	1.000						
Chuck McElroy, L ERA: 5.4	1.0		4	1	0	0	0	0	0	0	0	0	0	9	16	0.00	1.000						

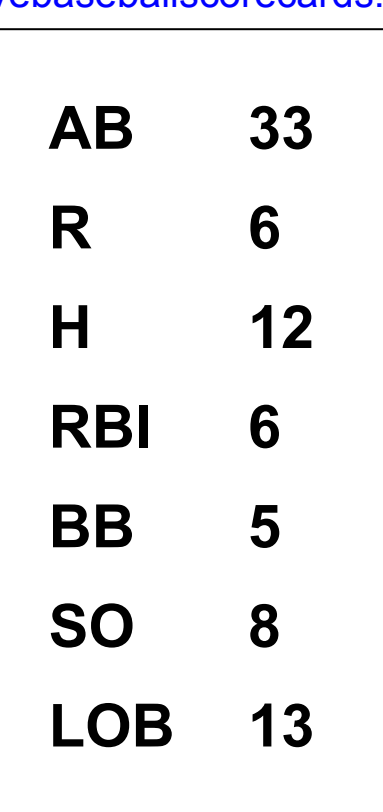
Batter	1	2	3	4	5	6	7	8	9	AB	R	H	RBI	BB	SO	LOB	BOTTOM						
Lenny Dykstra, L OBP: 0.432, SLG: 0.458	L8		F7			6-3			4-3	4	0	1	1	1	0	0	Chicago Cubs @ Philadelphia Phillies Veterans Stadium, Philadelphia, PA Thu Sep 06 1990, 7:05 PM EDT Att: 13,849 - Unknown - 80 F						
Mickey Morandini, L OBP: 0.286, SLG: 0.167 Dave Hollins, S	SH1-3		F7			BB			K	1	0	0	0	2	0	0							
Von Hayes, L OBP: 0.374, SLG: 0.417	L8				K					4	0	0	0	0	2	5							
Dale Murphy, R OBP: 0.306, SLG: 0.403	K				K				L8	4	0	0	0	0	3	2							
Darren Daulton, L OBP: 0.362, SLG: 0.416					F8				P6	3	0	1	0	1	0	0							
Charlie Hayes, R OBP: 0.300, SLG: 0.358					K				K	4	1	1	0	0	3	2							
Ricky Jordan, R OBP: 0.279, SLG: 0.353					6-3				5-3	3	1	1	0	0	0	1							
Rod Booker, L OBP: 0.333, SLG: 0.337 Dickie Thon, R OBP: 0.311, SLG: 0.351					F8				P8	3	0	2	1	0	0	1							
Jason Grimsley, R OBP: 0.206, SLG: 0.111 Chuck Malone, R Louie Meadows, L Joe Boever, R Chuck McElroy, L Randy Ready, R OBP: 0.327, SLG: 0.317					6-3				K	2	0	0	0	0	0	1							
Inning Stats	R: 0 H: 0 E: 1 K: 1 S: 7	H: 1 LOB: 1 BB: 1 P: 14	R: 0 H: 1 E: 0 K: 1 S: 10	H: 1 LOB: 0 BB: 0 P: 12	R: 0 H: 0 E: 0 K: 2 S: 8	H: 0 LOB: 0 BB: 0 P: 13	R: 0 H: 1 E: 0 K: 1 S: 10	H: 1 LOB: 1 BB: 0 P: 13	R: 0 H: 0 E: 0 K: 2 S: 9	H: 0 LOB: 3 BB: 1 P: 13	R: 2 H: 4 E: 0 K: 0 S: 13	H: 4 LOB: 3 BB: 1 P: 23	R: 0 H: 0 E: 0 K: 1 S: 11	H: 0 LOB: 2 BB: 1 P: 20	R: 0 H: 0 E: 0 K: 2 S: 10	H: 0 LOB: 0 BB: 0 P: 14		1B: 5 2B: 1 3B: 0 HR: 0	SF: 0 SAC: 1 DP: 0 HBP: 1	WP: 0 PB: 0 SB: 1 CS: 0	PA: 38		
PITCHER	IP	WLS	BF	H	R	ER	SO	BB	IBB	HBP	BLK	WP	HR	S	P	ERA		WHIP					
Jose Antonio Nunez, R ERA: 5.77	6.2	W	28	6	2	2	7	2	0	0	0	0	0	58	84	2.70		1.200					
Dave Pavias, R ERA: 10.8	0.0		1	0	0	0	0	1	0	0	0	0	0	2	6	-	-						
Mitch Williams, L ERA: 3.02	2.1	S	9	0	0	0	3	1	0	1	0	0	0	23	37	0.00	0.429						

Batter	1	2	3	4	5	6	7	8	9	AB	R	H	RBI	BB	SO	LOB	TOP										
Gregg Jefferies, S (1, 5) OBP: 0.342, SLG: 0.453	F7		F7			G4-3		F7		4	0	0	0	0	0	1	New York Mets @ Philadelphia Phillies Veterans Stadium, Philadelphia, PA Sun Sep 09 1990, 3:33 AM EDT Att: 36,502 - Cloudy - 78 F										
Keith Miller, R (1, 8) OBP: 0.335, SLG: 0.328 Daryl Boston, L (9, PH) OBP: 0.322, SLG: 0.421	G5-3			G4-3			HR		F7	3	1	1	0	0	0	0											
Dave Magadan, L (1, 3) OBP: 0.423, SLG: 0.456	G3-1				K		HR		G4-3	4	1	1	2	0	1	0											
Kevin McReynolds, R (1, 7) OBP: 0.352, SLG: 0.443		F8			L4				L8	4	0	0	0	0	0	0											
Darryl Strawberry, L (1, 9) OBP: 0.371, SLG: 0.514	L3									3	0	2	0	0	0	0											
Tim Lincecum, R (1, 4) OBP: 0.311, SLG: 0.482	G1-3									3	0	0	0	0	0	2											
Howard Johnson, S (1, 6) OBP: 0.312, SLG: 0.434						G5-4-3				3	0	1	0	0	1	2											
Charlie O'Brien, R (1, 2) OBP: 0.260, SLG: 0.267 Keith Hughes, L (8, PH) Ron Darling, R (8, 1) OBP: 0.226, SLG: 0.143			P2				K			2	0	0	0	0	1	1											
Sid Fernandez, L (1, 1) OBP: 0.192, SLG: 0.212 Alejandro Pena, R (7, 1) OBP: 0.333, SLG: 0.200 Tom O'Malley, L (8, PH) OBP: 0.282, SLG: 0.386 Todd Hundley, S (8, 2) OBP: 0.254, SLG: 0.276			G6-3							2	0	0	0	0	0	1											
Inning Stats	R: 0 E: 0 K: 0 S: 6	H: 0 LOB: 0 BB: 0 P: 9	R: 0 E: 0 K: 0 S: 4	H: 0 LOB: 0 BB: 0 P: 7	R: 0 E: 0 K: 0 S: 12	H: 1 LOB: 1 BB: 0 P: 17	R: 0 E: 0 K: 1 S: 6	H: 0 LOB: 0 BB: 0 P: 9	R: 0 E: 0 K: 0 S: 5	H: 1 LOB: 0 BB: 0 P: 6	R: 2 E: 0 K: 1 S: 12	H: 3 LOB: 1 BB: 0 P: 22	R: 0 E: 0 K: 2 S: 8	H: 0 LOB: 0 BB: 0 P: 14	R: 0 E: 0 K: 0 S: 10	H: 0 LOB: 0 BB: 0 P: 19		1B: 3 2B: 1 3B: 0 HR: 1	SF: 0 SAC: 0 DP: 1 HBP: 0	WP: 0 PB: 0 SB: 0 CS: 0	PA: 31						
PITCHER	IP	WLS	BF	H	R	ER	SO	BB	IBB	HBP	BLK	WP	HR	S	P	ERA	WHIP										
Pat Combs, L (1, 1) ERA: 4.34 Joe Boever, R (8, 1) ERA: 3.66	7.0	W	25	5	2	2	3	0	0	0	0	0	1	57	89	2.57	0.714										

AB	31
R	2
H	5
RBI	2
BB	0
SO	5
LOB	7



Batter	1	2	3	4	5	6	7	8	9	AB	R	H	RBI	BB	SO	LOB	BOTTOM										
Lenny Dykstra, L (1, 8) OBP: 0.433, SLG: 0.456	BB		F7			G6-4-3		FC6		3	0	1	0	2	0	2	New York Mets @ Philadelphia Phillies Veterans Stadium, Philadelphia, PA Sun Sep 09 1990, 3:33 AM EDT Att: 36,502 - Cloudy - 78 F										
Dickie Thon, R (1, 6) OBP: 0.310, SLG: 0.349	F9			2B		G6-4-3		FC6		4	2	1	1	1	0	4											
Randy Ready, R (1, 4) OBP: 0.332, SLG: 0.319 Darren Daulton, L (7, PH) OBP: 0.362, SLG: 0.415	G4-6-3			P4						2	0	1	0	1	0	1											
Dale Murphy, R (1, 9) OBP: 0.308, SLG: 0.404	G4-6-3									4	0	2	0	0	1	3											
Ricky Jordan, R (1, 3) OBP: 0.276, SLG: 0.353 John Kruk, L (7, PH) OBP: 0.383, SLG: 0.394	F9									3	0	1	1	0	0	2											
Charlie Hayes, R (1, 5) OBP: 0.295, SLG: 0.362	K									4	1	1	1	0	2	1											
Wes Chamberlain, R (1, 7) OBP: 0.143, SLG: 0.143 Joe Boever, R (8, 1) ERA: 3.66	K									3	1	1	0	0	2	0											
Tom Nieto, R (1, 2) OBP: 0.320, SLG: 0.190 Rod Booker, L (7, PR) OBP: 0.331, SLG: 0.327										3	0	1	0	0	2	0											
Pat Combs, L (1, 1) ERA: 3.42 Von Hayes, L (7, PH) OBP: 0.376, SLG: 0.425										1	1	1	1	1	0	0											
Inning Stats	R: 0 E: 0 K: 0 S: 9	H: 0 LOB: 1 BB: 2 P: 20	R: 0 E: 0 K: 2 S: 11	H: 0 LOB: 0 BB: 0 P: 18	R: 0 E: 0 K: 2 S: 7	H: 0 LOB: 0 BB: 0 P: 9	R: 1 E: 0 K: 2 S: 13	H: 1 LOB: 1 BB: 1 P: 21	R: 0 E: 0 K: 2 S: 9	H: 0 LOB: 0 BB: 0 P: 14	R: 0 E: 0 K: 0 S: 14	H: 3 LOB: 2 BB: 0 P: 21	R: 4 E: 0 K: 0 S: 21	H: 7 LOB: 2 BB: 0 P: 29	R: 1 E: 0 K: 0 S: 12	H: 1 LOB: 2 BB: 2 P: 26		1B: 9 2B: 2 3B: 0 HR: 1	SF: 0 SAC: 0 DP: 2 HBP: 0	WP: 0 PB: 0 SB: 0 CS: 0	PA: 38						
PITCHER	IP	WLS	BF	H	R	ER	SO	BB	IBB	HBP	BLK	WP	HR	S	P	ERA	WHIP										
Sid Fernandez, L (1, 1) ERA: 3.42 Alejandro Pena, R (7, 1) ERA: 3.56 Ron Darling, R (8, 1) ERA: 4.47	6.2	L	29	8	5	5	8	3	0	0	0	0	0	6	9	0.00	9.000										



Batter	1	2	3	4	5	6	7	8	9	AB	R	H	RBI	BB	SO	LOB	TOP					
Gary Redus, R OBP: 0.351, SLG: 0.431 Wally Backman, S OBP: 0.377, SLG: 0.396 Sid Gream, L OBP: 0.361, SLG: 0.464	1-2 HR		1-1 P3		0-2 F8 2B		1-2 G3 2B		4-2 1B SH1-4 SF7 BB	4	1	3	1	0	0	1	Pittsburgh Pirates @ Philadelphia Phillies Veterans Stadium, Philadelphia, PA Mon Sep 10 1990, 7:05 PM EDT Att: 18,970 - Unknown - 81 F					
Jay Bell, R OBP: 0.319, SLG: 0.369	1-2 G5-3		1-1 G5-3		2-2 F8		0-0 B2		1-2 SH1-4	4	0	0	0	0	0	3						
Jeff King, R OBP: 0.278, SLG: 0.423	2-2 F9		3-2 F9		0-2 F8		2-2 G3		3-2 1B	5	0	1	0	0	0	3						
Bobby Bonilla, S OBP: 0.331, SLG: 0.543	1-1 1B			1-0 P5		0-0 G6-3		2-2 FC4-6 HBP	0-2 SF7	3	0	1	1	0	0	0						
Barry Bonds, L OBP: 0.406, SLG: 0.559	2-1 F8			2-2 F8		0-0 HR		1-1 FC4-6	3-1 F8	5	1	1	1	0	0	4						
R.J. Reynolds, S OBP: 0.388, SLG: 0.365		4-1 G4-6-3 BB		4-1 1B BB		0-2 F9		2-2 F9		2	0	0	0	2	0	0						
Don Slaught, R OBP: 0.351, SLG: 0.467 Andy Van Slyke, L OBP: 0.364, SLG: 0.448 Dann Biliarello, R OBP: 0.114, SLG: 0.031 Michael LaValliere, L OBP: 0.374, SLG: 0.355	0-0 F9	1 SAFE SAFE SAFE	1-0 1B	1-0 2B		1-0 K		2-3 K		3	0	2	0	0	0	1						
Jose Lind, R OBP: 0.307, SLG: 0.347	2-2 G4-6-3	1 SAFE SAFE	1-0 F9	1-2 1B		4-0 IBB		1-2 1B		3	0	1	0	1	0	3						
Zane Smith, L OBP: 0.190, SLG: 0.276 Steve Carter, L (8, PH) Bill Landrum, R (8, 1) Jerry Reuss, L (8, 1) Stan Belinda, R (8, 1)			0-1 G5-3 1B		0-1 G4-3		0-0 L8		0-3 K	3	0	1	0	0	0	2						
Inning Stats	R: 1 E: 0 K: 0 S: 13	H: 2 LOB: 1 BB: 0 P: 20	R: 0 E: 0 K: 0 S: 5	H: 0 LOB: 0 BB: 1 P: 11	R: 0 E: 0 K: 0 S: 10	H: 1 LOB: 1 BB: 0 P: 15	R: 0 E: 0 K: 0 S: 7	H: 1 LOB: 2 BB: 1 P: 16	R: 0 E: 0 K: 0 S: 13	H: 2 LOB: 2 BB: 1 P: 12	R: 0 E: 0 K: 0 S: 11	H: 1 LOB: 2 BB: 0 P: 17	R: 0 E: 0 K: 2 S: 14	H: 1 LOB: 1 BB: 0 P: 19	R: 1 E: 0 K: 0 S: 13	H: 1 LOB: 1 BB: 1 P: 22		1B: 5 2B: 3 3B: 0 HR: 2	SF: 1 SAC: 1 DP: 1 HBP: 1	WP: 0 PB: 0 SB: 0 CS: 0	PA: 41	
PITCHER	IP WLS BF H R ER SO BB IBB HBP BLK WP HR S P ERA WHIP	7.0 32 8 2 2 0 2 1 1 0 0 2 66 106 2.57 1.429	1.0 L 5 1 1 1 2 1 0 0 0 0 17 26 9.00 2.000	1.0 4 1 0 0 0 0 0 0 0 0 0 10 15 0.00 1.000																		

AB	34
R	3
H	10
RBI	3
BB	4
SO	2
LOB	18



Batter	1	2	3	4	5	6	7	8	9	AB	R	H	RBI	BB	SO	LOB	BOTTOM						
Lenny Dykstra, L OBP: 0.430, SLG: 0.452	0-1 G6-3		3-1 F7		0-0 G6-3		1-1 FC6-4		0-0 F9	5	0	0	0	0	0	1	Pittsburgh Pirates @ Philadelphia Phillies Veterans Stadium, Philadelphia, PA Mon Sep 10 1990, 7:05 PM EDT Att: 18,970 - Unknown - 81 F						
Randy Ready, R OBP: 0.332, SLG: 0.319 Louis Meadows, L OBP: 0.283, SLG: 0.125 Mickey Morandini, L OBP: 0.286, SLG: 0.167	0-1 G5-3		2-2 P6		2-2 G6-3 1B		3-2 G4-3			3	0	1	0	0	0	0							
Von Hayes, L OBP: 0.377, SLG: 0.424	4-2 1B BB		0-1 G4-3		0-1 G6-3		0-0 WP BB FC1-2 1B			3	0	1	0	1	0	1							
Dale Murphy, R OBP: 0.312, SLG: 0.405	2-1 1-2 1B			2-0 G5-4-3 1B		1-3 K		4-1 FC1-2 WP BB		3	0	2	0	1	1	0							
Ricky Jordan, R OBP: 0.274, SLG: 0.349 John Kruk, L OBP: 0.385, SLG: 0.394	0-2 F9			0-0 G5-4-3		0-0 F9		4-2 FC1-2 BB		3	0	0	0	0	0	3							
Charlie Hayes, R OBP: 0.295, SLG: 0.362 Rod Booker, L OBP: 0.328, SLG: 0.324		1-0 G4-3		3-2 2B 1B		2-3 K		1-2 FC1-2		3	1	1	0	0	1	0							
Darren Daulton, L OBP: 0.361, SLG: 0.416		0-3 K		0-0 1-H 2B			2-1 G3		1-1 F9	4	0	1	1	0	1	3							
Dickie Thon, R OBP: 0.311, SLG: 0.355		0-1 HR		4-0 IBB			0-0 G4-3		1-3 K	3	1	1	1	1	1	0							
Terry Mulholland, R OBP: 0.116, SLG: 0.120 Wes Chamberlain, R OBP: 0.125, SLG: 0.125 Joe Boever, R (8, 1) Roger McDowell, R (8, 1) Dave Hollins, S OBP: 0.280, SLG: 0.349		2-3 K		0-3 K			1-0 E5 FC6-4		1-2 P4	2	0	0	0	0	2	2							
Inning Stats	R: 0 E: 0 K: 0 S: 11	H: 1 LOB: 2 BB: 1 P: 17	R: 1 E: 0 K: 2 S: 9	H: 1 LOB: 0 BB: 0 P: 12	R: 0 E: 0 K: 0 S: 7	H: 0 LOB: 0 BB: 0 P: 12	R: 1 E: 0 K: 1 S: 9	H: 3 LOB: 2 BB: 1 P: 18	R: 0 E: 0 K: 0 S: 7	H: 1 LOB: 0 BB: 0 P: 9	R: 0 E: 0 K: 2 S: 7	H: 0 LOB: 0 BB: 0 P: 10	R: 0 E: 1 K: 0 S: 6	H: 0 LOB: 1 BB: 0 P: 10	R: 0 E: 0 K: 0 S: 15	H: 1 LOB: 3 BB: 2 P: 28		R: 0 E: 0 K: 1 S: 7	H: 0 LOB: 0 BB: 0 P: 9	1B: 5 2B: 1 3B: 0 HR: 1	SF: 0 SAC: 0 DP: 2 HBP: 0	WP: 1 PB: 0 SB: 0 CS: 0	PA: 37
PITCHER	IP WLS BF H R ER SO BB IBB HBP BLK WP HR S P ERA WHIP	7.0 28 8 2 2 5 1 0 0 0 0 0 5 12 0.00 6.000	0.1 3 1 0 0 0 1 0 0 0 0 1 0 5 9 ∞ ∞	1.2 W 5 0 0 0 1 0 0 0 0 0 0 12 16 0.00 0.000																			

AB	33
R	2
H	7
RBI	2
BB	4
SO	6
LOB	13



Batter	1	2	3	4	5	6	7	8	9	AB	R	H	RBI	BB	SO	LOB	TOP			
Wally Backman, S (1, 4) OBP: 0.376, SLG: 0.402										3	1	1	1	0	2	0	Pittsburgh Pirates @ Philadelphia Phillies Veterans Stadium, Philadelphia, PA Tue Sep 11 1990, 7:05 PM EDT Att: 20,289 - Unknown - 80 F			
Lloyd McClendon, R (7, PH) OBP: 0.258, SLG: 0.248										1	1	1	2	0	0	0				
Rafael Belliard, R (7, 4) OBP: 0.308, SLG: 0.283										0	0	0	0	0	0	0				
Mark Ryal, L (9, PH) OBP: 0.100, SLG: 0.100										1	0	0	0	0	0	3				
Ted Power, R (9, 1) OBP: 0.125, SLG: 0.250										0	0	0	0	0	0	0				
Jay Bell, R (1, 6) OBP: 0.317, SLG: 0.365										5	0	0	1	0	2	4				
Andy Van Slyke, L (1, 8) OBP: 0.363, SLG: 0.444										4	0	0	0	1	1	2				
Bobby Bonilla, S (1, 9) OBP: 0.332, SLG: 0.543										4	0	2	1	0	0	0				
Barry Bonds, L (1, 7) OBP: 0.407, SLG: 0.560										3	0	1	0	1	0	2				
Sid Bream, L (1, 3) OBP: 0.360, SLG: 0.467										4	0	1	0	0	0	3				
Michael LaValliere, L (1, 2) OBP: 0.373, SLG: 0.359										3	0	1	0	0	0	2				
John Cangelosi, S (7, PH) OBP: 0.294, SLG: 0.205										0	1	0	0	0	0	0				
Dann Biliardo, R (7, 2) OBP: 0.139, SLG: 0.031										0	0	0	0	1	0	0				
Jeff King, R (1, 5) OBP: 0.280, SLG: 0.421										2	1	0	0	2	0	1				
Randy Tomlin, L (1, 1) OBP: 0.050, SLG: 0.100										2	1	0	0	0	2					
R.J. Reynolds, S (7, PH) OBP: 0.366, SLG: 0.363										1	0	0	0	0	2					
Neal Heaton, L (7, 1) OBP: 0.128, SLG: 0.047										0	0	0	0	0	0	0				
Jose Lind, R (9, PH) OBP: 0.307, SLG: 0.347										0	0	0	0	0	0	0				
Inning Stats	R: 0 E: 0 K: 2 S: 9	H: 0 LOB: 0 BB: 0 P: 16	R: 0 E: 0 K: 0 S: 11	H: 1 LOB: 1 BB: 1 P: 19	R: 2 E: 0 K: 0 S: 14	H: 3 LOB: 2 BB: 1 P: 21	R: 0 E: 0 K: 0 S: 6	H: 1 LOB: 1 BB: 1 P: 12	R: 0 E: 0 K: 3 S: 9	H: 0 LOB: 0 BB: 0 P: 13	R: 0 E: 0 K: 0 S: 15	H: 2 LOB: 1 BB: 0 P: 24	R: 0 E: 0 K: 0 S: 7	H: 1 LOB: 1 BB: 0 P: 11	R: 1 E: 1 K: 0 S: 14	H: 0 LOB: 2 BB: 2 P: 25	1B: 2 2B: 3 3B: 2 HR: 1	SF: 0 SAC: 1 DP: 2 HBP: 0	WP: 0 PB: 0 SB: 0 CS: 0	PA: 39
PITCHER	IP WLS BF H R ER SO BB IBB HBP BLK WP HR S P ERA WHIP	IP WLS BF H R ER SO BB IBB HBP BLK WP HR S P ERA WHIP																		
Jason Grimsley, R (1, 1) ERA: 4.46	2.2 L 13 4 2 2 2 2 0 0 0 0 0 0 28 49 6.75 2.250	Joe Boever, R (9, 1) ERA: 3.72	0.2 2 0 0 0 0 0 0 0 0 0 0 0 1 39 61 4.15 0.692	Chuck McElroy, L (9, 1) ERA: 7.0	0.1 1 0 0 0 0 0 0 0 0 0 0 0 7 11 0.00 1.000	Chuck Malone, R (9, 1) ERA: 3.86	0.0 2 0 1 0 0 2 0 0 0 0 0 0 5 13 ∞ ∞	Tommy Greene, R (9, 1) ERA: 6.61	0.0 1 0 0 0 0 0 0 0 0 0 0 0 1 2 ∞ ∞											

AB	33
R	5
H	8
RBI	5
BB	5
SO	5
LOB	21



Batter	1	2	3	4	5	6	7	8	9	AB	R	H	RBI	BB	SO	LOB	BOTTOM			
Lenny Dykstra, L (1, 8) OBP: 0.428, SLG: 0.451										4	0	1	0	0	0	1	Pittsburgh Pirates @ Philadelphia Phillies Veterans Stadium, Philadelphia, PA Tue Sep 11 1990, 7:05 PM EDT Att: 20,289 - Unknown - 80 F			
Randy Ready, R (1, 4) OBP: 0.326, SLG: 0.312										4	0	0	0	0	0	2				
Chuck McElroy, L (9, 1) ERA: 7.0										0	0	0	0	0	0	0				
Von Hayes, L (1, 7) OBP: 0.376, SLG: 0.421										3	0	0	0	1	1	2				
Dale Murphy, R (1, 9) OBP: 0.311, SLG: 0.404										4	0	1	0	0	0	1				
John Kruk, L (1, 3) OBP: 0.384, SLG: 0.400										4	1	1	1	0	1	1				
Charlie Hayes, R (1, 5) OBP: 0.303, SLG: 0.365										4	0	3	0	0	1	0				
Dickie Thon, R (1, 6) OBP: 0.309, SLG: 0.353										3	0	0	0	0	0	3				
Tom Nieto, R (1, 2) OBP: 0.286, SLG: 0.167										3	0	0	0	0	0	1				
Jason Grimsley, R (1, 1) ERA: 2.26										0	0	0	0	0	0	0				
Dennis Cook, L (9, 1) ERA: 3.59										2	0	1	0	0	0	0				
Don Carman, L (9, 1) ERA: 4.22										0	0	0	0	0	0	0				
Sil Campanario, R (9, PH) OBP: 0.333, SLG: 0.333										1	0	0	0	0	0	0				
Chuck Malone, R (9, 1) ERA: 3.86										0	0	0	0	0	0	0				
Tommy Greene, R (9, 1) ERA: 6.61										0	0	0	0	0	0	0				
Joe Boever, R (9, 1) ERA: 3.72										0	0	0	0	0	0	0				
Rod Rooken, R (9, 4) OBP: 0.326, SLG: 0.324										0	0	0	0	0	0	0				
Inning Stats	R: 0 E: 0 K: 0 S: 9	H: 0 LOB: 1 BB: 1 P: 16	R: 1 E: 0 K: 0 S: 10	H: 2 LOB: 0 BB: 0 P: 15	R: 0 E: 0 K: 0 S: 10	H: 1 LOB: 1 BB: 0 P: 16	R: 0 E: 0 K: 0 S: 8	H: 1 LOB: 1 BB: 0 P: 11	R: 0 E: 0 K: 2 S: 13	H: 1 LOB: 0 BB: 0 P: 20	R: 0 E: 0 K: 0 S: 6	H: 1 LOB: 0 BB: 0 P: 11	R: 0 E: 0 K: 0 S: 11	H: 1 LOB: 1 BB: 0 P: 15	R: 0 E: 0 K: 1 S: 8	H: 0 LOB: 0 BB: 0 P: 11	1B: 6 2B: 0 3B: 0 HR: 1	SF: 0 SAC: 0 DP: 2 HBP: 0	WP: 0 PB: 0 SB: 0 CS: 0	PA: 33
PITCHER	IP WLS BF H R ER SO BB IBB HBP BLK WP HR S P ERA WHIP	IP WLS BF H R ER SO BB IBB HBP BLK WP HR S P ERA WHIP																		
Randy Tomlin, L (1, 1) ERA: 2.13	6.0 W 23 5 1 1 2 2 1 0 0 0 0 0 1 54 84 1.50 1.000	Neal Heaton, L (7, 1) ERA: 3.34	2.0 7 2 0 0 0 0 0 0 0 0 0 0 0 17 26 0.00 1.000	Ted Power, R (9, 1) ERA: 3.1	1.0 3 0 0 0 0 1 0 0 0 0 0 0 0 8 11 0.00 0.000															

AB	32
R	1
H	7
RBI	1
BB	1
SO	3
LOB	11



Batter	1	2	3	4	5	6	7	8	9	AB	R	H	RBI	BB	SO	LOB	TOP					
Lenny Dykstra, L OBP: 0.426, SLG: 0.448	G4-3		G4-3		F7		WP BB		G1-3	5	0	1	1	0	0	2	Philadelphia Phillies @ Chicago Cubs Wrigley Field, Chicago, IL Thu Sep 13 1990, 3:33 AM CDT Att: 15,495 - Cloudy - 80 F					
Darren Daulton, L OBP: 0.363, SLG: 0.420	L3		L3		L3		K		G3	5	0	2	2	0	1	2						
Von Hayes, L OBP: 0.376, SLG: 0.420	L3		G3		K		SF9		1B	4	0	1	1	0	1	2						
Dale Murphy, R OBP: 0.312, SLG: 0.409		HR			F9		L4		G6-3	4	1	1	1	1	0	1						
John Kruk, L OBP: 0.383, SLG: 0.399		G4-3			G3-1		K			4	0	1	0	0	2	2						
Charlie Hayes, R OBP: 0.301, SLG: 0.361	G4-3				F8		FC6-4		G5-3	3	0	0	0	1	0	1						
Dickie Thon, R OBP: 0.310, SLG: 0.356	FC5-2				BB		FC6-4		G3	4	1	2	0	0	0	2						
Mickey Morandini, L OBP: 0.306, SLG: 0.281	2B				F7		1B		G3	4	1	2	0	0	0	2						
Bruce Ruffin, S OBP: 0.128, SLG: 0.066	G5-3				F7		1B		L5	1	0	0	0	0	0	2						
Dave Hollins, S OBP: 0.204, SLG: 0.340					2B		SF9			0	1	0	0	0	0	0						
Ricky Jordan, R OBP: 0.276, SLG: 0.361					2B					0	0	0	0	0	0	0						
Joe Boever, R OBP: 0.295, SLG: 0.311					2B					0	0	0	0	0	0	0						
Randy Ready, R OBP: 0.295, SLG: 0.311					2B					0	0	0	0	0	0	1						
Roger McDowell, R OBP: 0.295, SLG: 0.311					2B					0	0	0	0	0	0	0						
Inning Stats	R: 0 E: 0 K: 0 S: 8	H: 1 LOB: 0 BB: 0 P: 14	R: 1 E: 0 K: 0 S: 10	H: 3 LOB: 2 BB: 0 P: 20	R: 0 E: 0 K: 0 S: 9	H: 0 LOB: 0 BB: 0 P: 15	R: 0 E: 0 K: 0 S: 4	H: 0 LOB: 0 BB: 0 P: 8	R: 2 E: 0 K: 1 S: 12	H: 2 LOB: 1 BB: 1 P: 20	R: 0 E: 0 K: 1 S: 8	H: 0 LOB: 1 BB: 1 P: 14	R: 2 E: 0 K: 2 S: 21	H: 3 LOB: 2 BB: 1 P: 34	R: 0 E: 0 K: 0 S: 10	H: 1 LOB: 1 BB: 0 P: 14	R: 0 E: 0 K: 0 S: 10	H: 1 LOB: 1 BB: 0 P: 19	1B: 7 2B: 4 3B: 0 HR: 1	SF: 1 SAC: 0 DP: 1 HBP: 0	WP: 2 PB: 0 SB: 0 CS: 0	PA: 40
PITCHER	IP WLS BF H R ER SO BB IBB HBP BLK WP HR S P ERA WHIP																					
Rick Sutcliffe, R ERA: 4.35	(1, 1) 4.2 20 6 3 3 0 1 0 0 0 0 1 1 40 73 5.79 1.500																					
Steve Wilson, L ERA: 4.81	(5, 1) 1.1 8 3 2 2 2 1 0 0 0 0 0 0 23 34 13.50 3.000																					
Paul Assenmacher, L ERA: 5.07	(7, 1) 2.0 W 8 1 0 0 2 1 0 0 0 0 1 0 19 32 0.00 1.000																					
Les Lancaster, R ERA: 4.98	(9, 1) 1.0 S 4 1 0 0 0 0 0 0 0 0 0 0 0 10 19 0.00 1.000																					

Batter	1	2	3	4	5	6	7	8	9	AB	R	H	RBI	BB	SO	LOB	BOTTOM			
Jerome Walton, R OBP: 0.360, SLG: 0.335	2B		P4		G6-3				FC5	5	1	2	1	0	0	2	Philadelphia Phillies @ Chicago Cubs Wrigley Field, Chicago, IL Thu Sep 13 1990, 3:33 AM CDT Att: 15,495 - Cloudy - 80 F			
23 Ryne Sandberg, R OBP: 0.350, SLG: 0.547	G5-3		2B		F8		P2		G5-3	5	1	1	0	0	5					
Mark Grace, L OBP: 0.374, SLG: 0.417	2B		1B		E		G1-4-3		1B	4	2	4	2	0	0	0				
Andre Dawson, R OBP: 0.357, SLG: 0.532	2B		F8		E		G1-4-3		P5	4	1	2	1	0	0	2				
Luis Salazar, R OBP: 0.310, SLG: 0.418	L9		E6		1B		G5-3		K	4	0	0	1	0	1	3				
Shawon Dunston, R OBP: 0.293, SLG: 0.444	L5		F8		P6		F7		F7	4	0	0	0	0	0	4				
Joe Girardi, R OBP: 0.312, SLG: 0.359	K		FC6		1B		K		E	4	1	2	1	0	0	0				
Doug Dascenzo, S OBP: 0.314, SLG: 0.354	BB		FC6		1B		F9		FC5	2	0	0	0	2	0	2				
Rick Sutcliffe, L ERA: 5.33	G3				G6-3		1B		E7	2	0	0	0	0	0	1				
Steve Wilson, L OBP: 0.235, SLG: 0.194									FC5	0	0	0	0	1	0	0				
Paul Assenmacher, L ERA: 3.67									FC5	0	0	0	0	0	0	0				
Dwight Smith, L OBP: 0.333, SLG: 0.381									FC5	1	0	0	0	0	0	2				
Les Lancaster, R OBP: 0.198, SLG: 0.059										0	0	0	0	0	0	0				
Inning Stats	R: 2 E: 0 K: 0 S: 10	H: 3 LOB: 0 BB: 0 P: 16	R: 0 E: 0 K: 1 S: 8	H: 0 LOB: 1 BB: 1 P: 14	R: 3 E: 1 K: 0 S: 16	H: 4 LOB: 2 BB: 0 P: 25	R: 0 E: 0 K: 0 S: 7	H: 0 LOB: 0 BB: 0 P: 11	R: 0 E: 0 K: 1 S: 15	H: 1 LOB: 1 BB: 1 P: 24	R: 0 E: 0 K: 1 S: 13	H: 1 LOB: 1 BB: 1 P: 22	R: 0 E: 0 K: 1 S: 7	H: 1 LOB: 1 BB: 0 P: 12	R: 1 E: 1 K: 0 S: 11	H: 1 LOB: 1 BB: 1 P: 17	1B: 6 2B: 5 3B: 0 HR: 0	SF: 0 SAC: 0 DP: 1 HBP: 0	WP: 0 PB: 0 SB: 0 CS: 0	PA: 38
PITCHER	IP WLS BF H R ER SO BB IBB HBP BLK WP HR S P ERA WHIP																			
Bruce Ruffin, L ERA: 5.33	(1, 1) 4.0 20 7 5 4 1 1 0 0 0 0 0 0 41 66 9.00 2.000																			
Steve Ontiveros, R ERA: 3.67	(5, 1) 2.0 9 2 0 0 1 1 0 0 0 0 0 0 28 46 0.00 1.500																			
Joe Boever, R ERA: 3.67	(7, 1) 1.0 4 1 0 0 1 0 0 0 0 0 0 0 7 12 0.00 1.000																			
Roger McDowell, R ERA: 3.84	(8, 1) 1.0 L 5 1 1 0 0 1 0 0 0 0 0 0 11 17 0.00 2.000																			

Batter	1	2	3	4	5	6	7	8	9	AB	R	H	RBI	BB	SO	LOB	TOP											
Lenny Dykstra, L OBP: 0.427, SLG: 0.448 (1, 8)										4	1	2	1	1	0	1	Philadelphia Phillies @ New York Mets Shea Stadium, Flushing, NY Fri Sep 14 1990, 7:05 PM EDT Att: 36,339 - Unknown - 74 F											
Dickie Thon, R OBP: 0.307, SLG: 0.352 (1, 6)										5	0	0	0	0	2	5												
Von Hayes, L OBP: 0.377, SLG: 0.421 (1, 7)										4	0	1	1	1	0	2												
Dale Murphy, R OBP: 0.313, SLG: 0.413 (1, 9)										4	2	1	1	1	2	3												
Ricky Jordan, R OBP: 0.276, SLG: 0.358 (8, PH)										2	0	0	0	1	0	0												
John Kruk, L OBP: 0.385, SLG: 0.401 (8, 3)										1	0	1	0	0	0	0												
Darren Daulton, L OBP: 0.360, SLG: 0.416 (1, 2)										4	0	0	0	0	2	4												
Charlie Hayes, R OBP: 0.302, SLG: 0.361 (1, 5)										3	1	1	1	1	2	0												
Mickey Morandini, L OBP: 0.300, SLG: 0.257 (1, 4)										3	0	0	0	1	2	2												
Pat Combs, L OBP: 0.179, SLG: 0.170 (1, 1)										4	0	1	0	0	3	2												
Inning Stats	R: 0 E: 0 K: 1 S: 7	H: 0 LOB: 0 BB: 0 P: 13	R: 0 E: 0 K: 1 S: 7	H: 0 LOB: 0 BB: 0 P: 8	R: 0 E: 0 K: 3 S: 14	H: 0 LOB: 0 BB: 0 P: 17	R: 1 E: 0 K: 2 S: 15	H: 1 LOB: 2 BB: 2 P: 31	R: 1 E: 0 K: 1 S: 10	H: 1 LOB: 2 BB: 2 P: 22	R: 0 E: 0 K: 2 S: 9	H: 1 LOB: 1 BB: 0 P: 16	R: 0 E: 0 K: 2 S: 9	H: 1 LOB: 1 BB: 0 P: 12	R: 1 E: 0 K: 0 S: 22	H: 2 LOB: 2 BB: 1 P: 32	R: 0 E: 0 K: 1 S: 10	H: 1 LOB: 2 BB: 1 P: 20	1B: 5 2B: 1 3B: 0 HR: 1	SF: 0 SAC: 0 DP: 0 HBP: 0	WP: 0 PB: 0 SB: 0 CS: 0	PA: 40						
PITCHER	IP	WLS	BF	H	R	ER	SO	BB	IBB	HBP	BLK	WP	HR	S	P	ERA	WHIP											
Sid Fernandez, L ERA: 3.49	(1, 1)	7.1	L	31	4	4	4	12	5	0	0	0	0	1	81	133	4.91	1.227										
Alejandro Pena, R ERA: 3.56	(8, 1)	0.0		1	1	0	0	0	0	0	0	0	0	0	3	4												
Dan Schatzeder, L ERA: 2.37	(8, 1)	0.2		3	1	0	0	0	0	0	0	0	0	9	14	0.00	1.500											
Wally Whitehurst, R ERA: 3.51	(9, 1)	1.0		5	1	0	0	1	1	0	0	0	0	10	20	0.00	2.000											

AB	34
R	4
H	7
RBI	4
BB	6
SO	13
LOB	19



Batter	1	2	3	4	5	6	7	8	9	AB	R	H	RBI	BB	SO	LOB	BOTTOM										
Keith Miller, R OBP: 0.336, SLG: 0.327 (1, 8)										3	0	0	0	1	0	1	Philadelphia Phillies @ New York Mets Shea Stadium, Flushing, NY Fri Sep 14 1990, 7:05 PM EDT Att: 36,339 - Unknown - 74 F										
Tom Herr, S OBP: 0.325, SLG: 0.358 (1, 4)										4	0	2	0	0	0	1											
Dave Magadan, L OBP: 0.419, SLG: 0.450 (1, 3)										3	0	0	0	1	0	3											
Darryl Strawberry, L OBP: 0.368, SLG: 0.524 (1, 9)										4	0	0	0	0	2	3											
Kevin McReynolds, R OBP: 0.351, SLG: 0.445 (1, 7)										4	0	0	0	0	1	2											
Gregg Jefferies, S OBP: 0.338, SLG: 0.444 (1, 5)										4	0	0	0	0	1	1											
Howard Johnson, S OBP: 0.311, SLG: 0.433 (1, 6)										3	1	1	1	0	0	0											
Charlie O'Brien, R OBP: 0.264, SLG: 0.270 (1, 2)										3	0	0	0	0	0	0											
Sid Fernandez, L OBP: 0.204, SLG: 0.222 (8, 1)										2	0	1	0	0	1	0											
Alejandro Pena, R OBP: 0.333, SLG: 0.200 (8, 1)										0	0	0	0	0	0	0											
Dan Schatzeder, L OBP: 0.250, SLG: 0.250 (8, 1)										0	0	0	0	0	0	0											
Tim Teufel, R OBP: 0.307, SLG: 0.475 (8, PH)										1	0	0	0	0	0	0											
Wally Whitehurst, R OBP: 0.296, SLG: 0.266 (9, 1)										0	0	0	0	0	0	0											
Inning Stats	R: 0 E: 0 K: 1 S: 10	H: 1 LOB: 1 BB: 0 P: 14	R: 1 E: 0 K: 1 S: 11	H: 1 LOB: 0 BB: 0 P: 18	R: 0 E: 0 K: 2 S: 8	H: 0 LOB: 1 BB: 1 P: 15	R: 0 E: 0 K: 0 S: 6	H: 1 LOB: 1 BB: 0 P: 6	R: 0 E: 0 K: 0 S: 9	H: 1 LOB: 1 BB: 0 P: 15	R: 0 E: 0 K: 0 S: 5	H: 0 LOB: 0 BB: 0 P: 9	R: 0 E: 1 K: 0 S: 7	H: 0 LOB: 1 BB: 0 P: 9	R: 0 E: 0 K: 0 S: 7	H: 0 LOB: 0 BB: 0 P: 9	1B: 2 2B: 1 3B: 0 HR: 1	SF: 0 SAC: 0 DP: 0 HBP: 0	WP: 0 PB: 0 SB: 0 CS: 1	PA: 34							
PITCHER	IP	WLS	BF	H	R	ER	SO	BB	IBB	HBP	BLK	WP	HR	S	P	ERA	WHIP										
Pat Combs, L ERA: 4.16	(1, 1)	9.0	W	33	4	1	1	5	2	0	0	0	1	71	113	1.00	0.667										

AB	31
R	1
H	4
RBI	1
BB	2
SO	5
LOB	11



Batter	1	2	3	4	5	6	7	8	9	AB	R	H	RBI	BB	SO	LOB	TOP			
Lenny Dykstra, L (1, 8) OBP: 0.428, SLG: 0.446										2	0	0	1	2	1	0	Philadelphia Phillies @ New York Mets Shea Stadium, Flushing, NY Sat Sep 15 1990, 3:33 AM EDT Att: 45,202 - Sunny - 69 F			
Dickie Thon, R (1, 6) OBP: 0.395, SLG: 0.349										4	0	0	0	0	1	4				
John Kruk, L (1, 7) OBP: 0.381, SLG: 0.397										4	0	0	0	0	1	1				
Dale Murphy, R (1, 9) OBP: 0.316, SLG: 0.422										4	1	3	1	0	1	1				
Ricky Jordan, R (1, 3)										4	1	1	0	0	0	2				
Darren Daulton, L (1, 2) OBP: 0.359, SLG: 0.415										4	0	1	0	0	2	1				
Charlie Hayes, R (1, 5) OBP: 0.302, SLG: 0.360										4	0	1	0	0	1	2				
Randy Ready, R (1, 4) OBP: 0.327, SLG: 0.307										2	0	0	0	2	0	0				
Louie Meadows, L (9, PR) OBP: 0.273, SLG: 0.158										0	0	0	0	0	0	0				
Terry Mulholland, R (1, 1) OBP: 0.113, SLG: 0.115										2	0	0	0	0	2	3				
Dave Hollins, S (7, PH) OBP: 0.251, SLG: 0.341										1	0	0	0	0	1	0				
Joe Boever, R (7, 1)										0	0	0	0	0	0	0				
Von Hayes, L (9, PH) OBP: 0.376, SLG: 0.420										1	0	0	0	0	1	2				
Inning Stats	R: 0 H: 0 E: 0 K: 2 S: 13	H: 0 LOB: 1 BB: 1 P: 20	R: 1 H: 2 E: 0 K: 2 S: 13	H: 2 LOB: 3 BB: 2 P: 27	R: 0 H: 1 E: 0 K: 1 S: 9	LOB: 1 BB: 0 P: 13	R: 0 H: 0 E: 0 K: 1 S: 13	H: 0 LOB: 0 BB: 0 P: 18	R: 0 H: 1 E: 0 K: 1 S: 10	LOB: 0 BB: 0 P: 14	R: 0 H: 0 E: 0 K: 1 S: 9	H: 0 LOB: 0 BB: 0 P: 12	R: 0 H: 0 E: 0 K: 1 S: 6	H: 0 LOB: 0 BB: 0 P: 8	R: 1 H: 2 E: 0 K: 2 S: 20	H: 2 LOB: 2 BB: 1 P: 31	1B: 5 2B: 0 3B: 0 HR: 1	SF: 0 SAC: 0 DP: 1 HBP: 0	WP: 0 PB: 0 SB: 0 CS: 0	PA: 36
PITCHER	IP	WLS	BF	H	R	ER	SO	BB	IBB	HBP	BLK	WP	HR	S	P	ERA	WHIP			
Frank Viola, L (1, 1) ERA: 2.55	8.0	W	31	5	2	2	9	3	0	0	0	0	1	80	123	2.25	1.000			
John Franco, L (9, 1) ERA: 2.27	1.0	S	5	1	0	0	2	1	0	0	0	0	0	19	30	0.00	2.000			


AB	32
R	2
H	6
RBI	2
BB	4
SO	11
LOB	16




Batter	1	2	3	4	5	6	7	8	9	AB	R	H	RBI	BB	SO	LOB	BOTTOM			
Keith Miller, R (1, 8) OBP: 0.339, SLG: 0.324										2	1	0	0	2	0	0	Philadelphia Phillies @ New York Mets Shea Stadium, Flushing, NY Sat Sep 15 1990, 3:33 AM EDT Att: 45,202 - Sunny - 69 F			
Dave Magadan, L (1, 3) OBP: 0.417, SLG: 0.448										4	1	1	0	0	0	2				
Tom Herr, S (1, 4) OBP: 0.324, SLG: 0.356										3	1	0	0	1	0	0				
Darryl Strawberry, L (1, 9) OBP: 0.369, SLG: 0.524										4	0	2	0	0	0	3				
Kevin McReynolds, R (1, 7) OBP: 0.350, SLG: 0.444										1	0	0	0	0	1	1				
Pat Tabler, R (3, 7) OBP: 0.344, SLG: 0.365										2	0	2	2	0	0	0				
Daryl Boston, L (7, PH) OBP: 0.324, SLG: 0.429										1	0	0	0	0	0	1				
Gregg Jefferies, S (1, 5) OBP: 0.337, SLG: 0.442										2	0	0	1	1	0	3				
Howard Johnson, S (1, 6) OBP: 0.313, SLG: 0.434										4	1	2	0	0	0	3				
Charlie O'Brien, R (1, 2) OBP: 0.264, SLG: 0.266										3	0	0	0	1	1	2				
Frank Viola, L (1, 1) OBP: 0.145, SLG: 0.145										3	0	0	0	0	1	3				
John Franco, L (9, 1)										0	0	0	0	0	0	0				
Inning Stats	R: 0 H: 0 E: 0 K: 0 S: 7	H: 1 LOB: 3 BB: 2 P: 11	R: 0 H: 1 E: 0 K: 2 S: 13	H: 1 LOB: 3 BB: 2 P: 23	R: 3 H: 2 E: 0 K: 0 S: 10	LOB: 1 BB: 2 P: 24	R: 0 H: 0 E: 0 K: 0 S: 4	H: 0 LOB: 0 BB: 0 P: 5	R: 0 H: 1 E: 1 K: 0 S: 7	LOB: 1 BB: 1 P: 11	R: 0 H: 0 E: 1 K: 0 S: 11	H: 0 LOB: 1 BB: 0 P: 18	R: 0 H: 1 E: 0 K: 1 S: 9	H: 1 LOB: 0 BB: 0 P: 10	R: 0 H: 0 E: 0 K: 1 S: 9	H: 1 LOB: 0 BB: 0 P: 10	1B: 7 2B: 0 3B: 0 HR: 0	SF: 1 SAC: 1 DP: 1 HBP: 0	WP: 1 PB: 0 SB: 0 CS: 1	PA: 36
PITCHER	IP	WLS	BF	H	R	ER	SO	BB	IBB	HBP	BLK	WP	HR	S	P	ERA	WHIP			
Terry Mulholland, L (1, 1) ERA: 3.61	6.0	L	29	4	4	3	2	3	2	0	0	0	0	54	99	4.50	1.500			
Joe Boever, R (7, 1) ERA: 3.58	2.0		7	1	0	0	1	0	0	0	0	0	0	20	28	0.00	0.500			

AB	29
R	4
H	7
RBI	3
BB	5
SO	3
LOB	18



Batter	1	2	3	4	5	6	7	8	9	AB	R	H	RBI	BB	SO	LOB	TOP					
Lenny Dykstra, L (1, 8) OBP: 0.426, SLG: 0.444	G3		P4		G3		G4-3	G6-4-3 1B		5	0	1	0	0	0	0	Philadelphia Phillies @ New York Mets Shea Stadium, Flushing, NY Sun Sep 16 1990, 3:33 AM EDT Att: 44,813 - Cloudy - 70 F					
Rod Boaker, L (1, 6) OBP: 0.331, SLG: 0.328	K		CS 1B		L9		2B 1B	G6-4-3 1-2		5	1	2	0	0	1	2						
Von Hayes, L (1, 7) OBP: 0.376, SLG: 0.422	K		CS 1-2		F8		1B 2B			5	1	2	1	0	2	0						
Dale Murphy, R (1, 9) OBP: 0.318, SLG: 0.421		P6			FC6-4 3B		1B 2B			3	1	1	1	2	0	0						
John Kruk, L (1, 3) OBP: 0.382, SLG: 0.407	HR 3B		1B 3B		FC6-4 1B		G4-3			5	2	2	1	0	0	3						
Darren Daulton, L (1, 2) OBP: 0.362, SLG: 0.425	HR		1B		1B		F8			4	2	3	3	0	0	0						
Dave Hollins, S (1, 5) OBP: 0.280, SLG: 0.371	K		P6		G3-1		HR			4	1	1	2	0	1	1						
Mickey Morandini, L (1, 4) OBP: 0.295, SLG: 0.256	K		1B		K		G6-3			4	0	1	0	0	2	0						
Jose De Jesus, R (1, 1) OBP: 0.184, SLG: 0.118			G1-3		K		K			4	0	1	0	0	2	2						
Roger McDowell, R (8, 1)							1B PB 1B			0	0	0	0	0	0	0						
Inning Stats	R: 0 E: 0 K: 2 S: 11	H: 0 LOB: 0 BB: 0 P: 14	R: 2 E: 0 K: 2 S: 13	H: 2 LOB: 0 BB: 0 P: 19	R: 0 E: 0 K: 0 S: 8	H: 1 LOB: 0 BB: 0 P: 10	R: 2 E: 0 K: 1 S: 18	H: 3 LOB: 2 BB: 1 P: 29	R: 0 E: 0 K: 1 S: 6	H: 0 LOB: 0 BB: 0 P: 11	R: 2 E: 0 K: 1 S: 12	H: 3 LOB: 1 BB: 0 P: 16	R: 2 E: 0 K: 0 S: 11	H: 4 LOB: 1 BB: 0 P: 16	R: 0 E: 0 K: 1 S: 6	H: 0 LOB: 0 BB: 0 P: 9	1B: 9 2B: 1 3B: 2 HR: 2	SF: 0 SAC: 0 DP: 1 HBP: 0	WP: 0 PB: 1 SB: 0 CS: 1	PA: 42		
PITCHER	IP WLS BF H R ER SO BB IBB HBP BLK WP HR S P ERA WHIP	IP WLS BF H R ER SO BB IBB HBP BLK WP HR S P ERA WHIP	IP WLS BF H R ER SO BB IBB HBP BLK WP HR S P ERA WHIP	IP WLS BF H R ER SO BB IBB HBP BLK WP HR S P ERA WHIP	IP WLS BF H R ER SO BB IBB HBP BLK WP HR S P ERA WHIP	IP WLS BF H R ER SO BB IBB HBP BLK WP HR S P ERA WHIP	IP WLS BF H R ER SO BB IBB HBP BLK WP HR S P ERA WHIP	IP WLS BF H R ER SO BB IBB HBP BLK WP HR S P ERA WHIP	IP WLS BF H R ER SO BB IBB HBP BLK WP HR S P ERA WHIP	IP WLS BF H R ER SO BB IBB HBP BLK WP HR S P ERA WHIP	IP WLS BF H R ER SO BB IBB HBP BLK WP HR S P ERA WHIP	IP WLS BF H R ER SO BB IBB HBP BLK WP HR S P ERA WHIP	IP WLS BF H R ER SO BB IBB HBP BLK WP HR S P ERA WHIP	IP WLS BF H R ER SO BB IBB HBP BLK WP HR S P ERA WHIP	IP WLS BF H R ER SO BB IBB HBP BLK WP HR S P ERA WHIP	IP WLS BF H R ER SO BB IBB HBP BLK WP HR S P ERA WHIP	IP WLS BF H R ER SO BB IBB HBP BLK WP HR S P ERA WHIP	IP WLS BF H R ER SO BB IBB HBP BLK WP HR S P ERA WHIP	IP WLS BF H R ER SO BB IBB HBP BLK WP HR S P ERA WHIP	IP WLS BF H R ER SO BB IBB HBP BLK WP HR S P ERA WHIP	IP WLS BF H R ER SO BB IBB HBP BLK WP HR S P ERA WHIP	IP WLS BF H R ER SO BB IBB HBP BLK WP HR S P ERA WHIP
David Cone, R (1, 1) ERA: 3.56	4.0	L	18	6	4	4	5	1	0	0	0	0	0	0	0	0	9.00	1.750				
Bob Ojeda, L (5, 1) ERA: 3.73	1.0	5	1	0	0	0	0	0	1	0	1	0	0	6	14	0.00	1.000					
Ron Darling, R (6, 1) ERA: 4.63	2.0	11	5	4	4	2	0	0	0	0	1	23	30	18.00	2.500							
Dan Schatzeder, L (8, 1) ERA: 2.3	2.0	7	2	0	0	1	0	0	0	0	0	14	22	0.00	1.000							

Batter	1	2	3	4	5	6	7	8	9	AB	R	H	RBI	BB	SO	LOB	BOTTOM					
Howard Johnson, S (1, 6) OBP: 0.312, SLG: 0.431	1B G6-4-3 BB		F7		K			P6		3	1	0	0	1	1	2	Philadelphia Phillies @ New York Mets Shea Stadium, Flushing, NY Sun Sep 16 1990, 3:33 AM EDT Att: 44,813 - Cloudy - 70 F					
Tom Herr, S (1, 4) OBP: 0.326, SLG: 0.356	G6-4-3 1B		K		G4-3		1B BB			3	1	1	0	1	1	0						
Dave Magadan, L (1, 3) OBP: 0.314, SLG: 0.445	G6-4-3 1-2 3-H		G4-3		F7		SF7			3	0	0	1	0	0	1						
Darryl Strawberry, L (1, 9) OBP: 0.370, SLG: 0.524	K		1B		G4-3		1B			4	0	2	1	0	1	0						
Kevin McReynolds, R (1, 7) OBP: 0.347, SLG: 0.441	F6		P6		F8		F8			4	0	0	0	0	0	2						
Gregg Jefferies, S (1, 5) OBP: 0.338, SLG: 0.443	G3 BB		L4		2B		K			3	0	1	0	1	1	1						
Daryl Boston, L (1, 8) OBP: 0.323, SLG: 0.426	G3		WP G3 BB		K		K			3	0	0	0	1	1	2						
Mackey Sasser, L (1, 2) OBP: 0.345, SLG: 0.431	K		G3		G3		G4-3			3	0	0	0	0	1	3						
David Cone, L (1, 1) OBP: 0.224, SLG: 0.200			G6-3		K		PB BB SF7 BB			1	0	0	0	0	0	0						
Bob Ojeda, L (5, 1) OBP: 0.138, SLG: 0.172										0	0	0	0	0	0	0						
Keith Hughes, L (5, PH)										0	0	0	0	0	1	1						
Ron Darling, R (8, 1) OBP: 0.226, SLG: 0.143										0	0	0	0	0	0	0						
Dan Schatzeder, L (8, 1) OBP: 0.296, SLG: 0.250										0	0	0	0	0	0	0						
Todd Hundley, S (8, 2) OBP: 0.296, SLG: 0.276										0	1	0	0	1	0	0						
Tom O'Malley, L (8, PH) OBP: 0.277, SLG: 0.379										1	0	0	0	0	0	0						
Inning Stats	R: 1 E: 0 K: 1 S: 11	H: 1 LOB: 1 BB: 1 P: 20	R: 0 E: 0 K: 1 S: 14	H: 0 LOB: 1 BB: 1 P: 25	R: 0 E: 0 K: 1 S: 11	H: 0 LOB: 0 BB: 0 P: 17	R: 0 E: 0 K: 0 S: 11	H: 1 LOB: 1 BB: 0 P: 13	R: 0 E: 0 K: 2 S: 9	H: 0 LOB: 0 BB: 1 P: 17	R: 0 E: 0 K: 0 S: 5	H: 0 LOB: 0 BB: 0 P: 8	R: 0 E: 0 K: 1 S: 9	H: 1 LOB: 1 BB: 0 P: 14	R: 2 E: 0 K: 0 S: 10	H: 1 LOB: 1 BB: 2 P: 25	R: 0 E: 0 K: 1 S: 9	H: 0 LOB: 0 BB: 0 P: 14	1B: 3 2B: 1 3B: 0 HR: 0	SF: 1 SAC: 0 DP: 1 HBP: 0	WP: 1 PB: 1 SB: 0 CS: 0	PA: 35
PITCHER	IP WLS BF H R ER SO BB IBB HBP BLK WP HR S P ERA WHIP	IP WLS BF H R ER SO BB IBB HBP BLK WP HR S P ERA WHIP	IP WLS BF H R ER SO BB IBB HBP BLK WP HR S P ERA WHIP	IP WLS BF H R ER SO BB IBB HBP BLK WP HR S P ERA WHIP	IP WLS BF H R ER SO BB IBB HBP BLK WP HR S P ERA WHIP	IP WLS BF H R ER SO BB IBB HBP BLK WP HR S P ERA WHIP	IP WLS BF H R ER SO BB IBB HBP BLK WP HR S P ERA WHIP	IP WLS BF H R ER SO BB IBB HBP BLK WP HR S P ERA WHIP	IP WLS BF H R ER SO BB IBB HBP BLK WP HR S P ERA WHIP	IP WLS BF H R ER SO BB IBB HBP BLK WP HR S P ERA WHIP	IP WLS BF H R ER SO BB IBB HBP BLK WP HR S P ERA WHIP	IP WLS BF H R ER SO BB IBB HBP BLK WP HR S P ERA WHIP	IP WLS BF H R ER SO BB IBB HBP BLK WP HR S P ERA WHIP	IP WLS BF H R ER SO BB IBB HBP BLK WP HR S P ERA WHIP	IP WLS BF H R ER SO BB IBB HBP BLK WP HR S P ERA WHIP	IP WLS BF H R ER SO BB IBB HBP BLK WP HR S P ERA WHIP	IP WLS BF H R ER SO BB IBB HBP BLK WP HR S P ERA WHIP	IP WLS BF H R ER SO BB IBB HBP BLK WP HR S P ERA WHIP	IP WLS BF H R ER SO BB IBB HBP BLK WP HR S P ERA WHIP	IP WLS BF H R ER SO BB IBB HBP BLK WP HR S P ERA WHIP	IP WLS BF H R ER SO BB IBB HBP BLK WP HR S P ERA WHIP	IP WLS BF H R ER SO BB IBB HBP BLK WP HR S P ERA WHIP
Jose De Jesus, R (1, 1) ERA: 3.46	7.1	W	29	3	3	2	6	5	0	0	0	0	0	0	0	0	2.46	1.091				
Roger McDowell, R (8, 1) ERA: 3.79	1.2	6	1	0	0	1	0	0	0	0	0	15	24	0.00	0.600							

Batter	1	2	3	4	5	6	7	8	9	AB	R	H	RBI	BB	SO	LOB	TOP								
Lenny Dykstra, L (1, 8) OBP: 0.423, SLG: 0.440	0-2 L4	0-0 1-3		2-2 L5			3-1 6-3		0-0 G3	5	0	0	0	0	0	2									
Mickey Morandini, L (1, 4) OBP: 0.266, SLG: 0.227	0-2 3-1		0-2 6-3	0-0 6-3			1-2 L8		3-3 K	5	0	0	0	0	1	0									
Von Hayes, L (1, 7) OBP: 0.375, SLG: 0.419	3-1 3-1		0-2 1B HR		1-3 K		1-0 L3		2-3 K	5	1	1	0	0	2	0									
Dale Murphy, R (1, 9) OBP: 0.320, SLG: 0.422		0-0 4-3 1B 1B	0-0 1-2 HR 1B		0-1 F7			1-3 K		4	2	2	0	0	1	0									
John Kruk, L (1, 3) OBP: 0.385, SLG: 0.416		0-1 F8	0-0 1-1 HR		1-1 1B			4-1 1B BB SF7 BB		3	2	2	3	1	0	1									
Darren Daulton, L (1, 2) OBP: 0.365, SLG: 0.425		1-2 1B 4-3 1B	2-2 1B HBP		0-0 4-3			4-0 1B 1-2 BB		2	1	1	0	1	0	1									
Dickie Thon, R (1, 6) OBP: 0.305, SLG: 0.348		1-2 4-3	0-3 K			2-1 F9		0-0 1-2 2-3 1B		4	0	1	0	0	1	3									
Dave Hollins, S (1, 5) OBP: 0.279, SLG: 0.370		1-2 1B 2-3 1B	0-0 G3			1-3 K		3-2 SF7		3	0	1	2	0	1	1									
Jason Grimsley, R (1, 1) OBP: 0.250, SLG: 0.182		0-0 2-3 3-H 1B		0-0 6-3		1-2 F3		1-3 K		2	0	1	1	0	0	0									
Wes Chamberlain, R (6, PH) OBP: 0.100, SLG: 0.100										1	0	0	0	0	0	0									
Steve Ontiveros, R (6, PH)										0	0	0	0	0	0	0									
Darrin Fletcher, L (8, PH)										1	0	0	0	0	1	2									
Joe Boever, R (8, 1)										0	0	0	0	0	0	0									
Inning Stats	R: 0 E: 0 K: 0 S: 10	H: 0 LOB: 0 BB: 0 P: 13	R: 2 E: 0 K: 0 S: 14	H: 4 LOB: 2 BB: 0 P: 17	R: 3 E: 0 K: 1 S: 14	H: 3 LOB: 1 BB: 0 P: 16	R: 0 E: 0 K: 0 S: 5	H: 0 LOB: 0 BB: 0 P: 7	R: 0 E: 0 K: 1 S: 8	H: 1 LOB: 1 BB: 0 P: 10	R: 0 E: 0 K: 1 S: 11	H: 0 LOB: 0 BB: 0 P: 15	R: 0 E: 0 K: 0 S: 6	H: 0 LOB: 0 BB: 0 P: 11	R: 1 E: 0 K: 2 S: 13	H: 1 LOB: 2 BB: 2 P: 26	R: 0 E: 0 K: 2 S: 7	H: 0 LOB: 0 BB: 0 P: 12	1B: 8 2B: 0 3B: 0 HR: 1	SF: 1 SAC: 0 DP: 0 HBP: 1	WP: 0 PB: 0 SB: 0 CS: 0	PA: 39			
PITCHER	IP	WLS	BF	H	R	ER	SO	BB	IBB	HBP	BLK	WP	HR	S	P	ERA	WHIP								
Bob Tewksbury, R (1, 1) ERA: 3.16	5.0	L	24	8	5	5	2	0	0	1	0	0	1	51	63	9.00	1.600								
Ken Dayley, L (6, 1) ERA: 3.09	2.0		6	0	0	0	1	0	0	0	0	0	0	17	26	0.00	0.000								
Ernie Camacho, R (8, 1) ERA: 5.02	2.0	S	9	1	1	1	4	2	0	0	0	0	0	20	38	4.50	1.500								

Philadelphia Phillies @ St. Louis Cardinals
 Busch Stadium, St. Louis, MO
 Tue Sep 18 1990, 7:05 PM CDT
 Att: 15,588 - Unknown - 64 F

AB	35
R	6
H	9
RBI	6
BB	2
SO	7
LOB	10

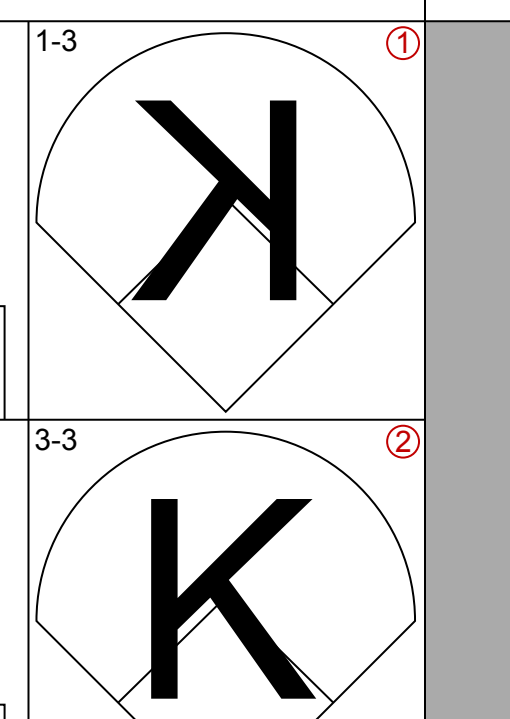
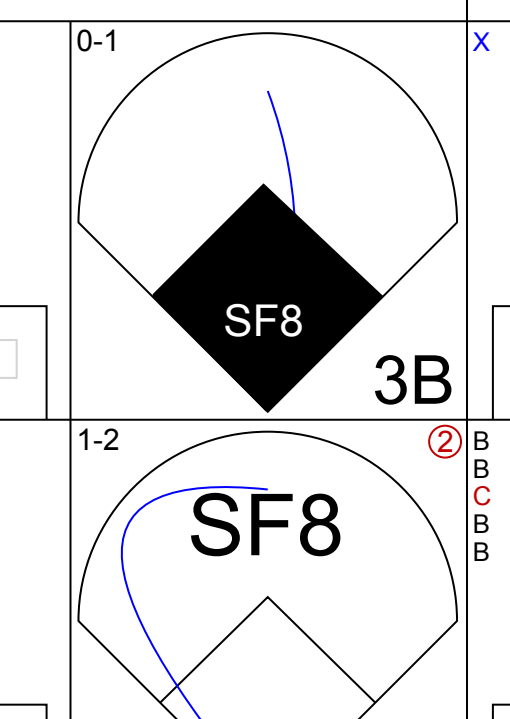
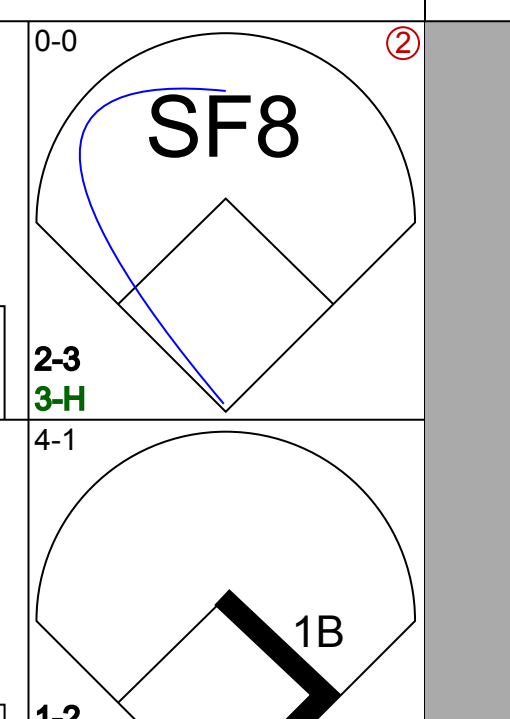
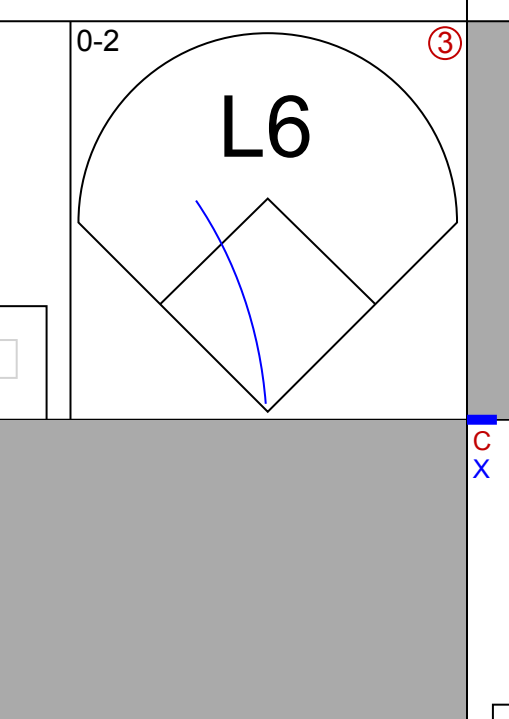
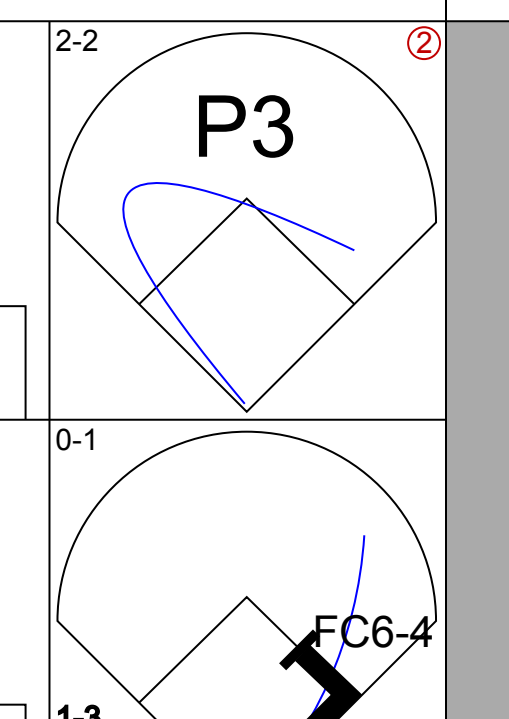
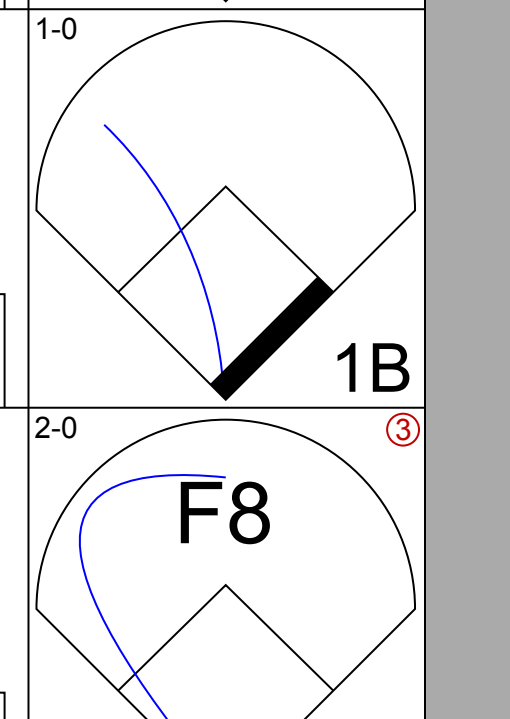
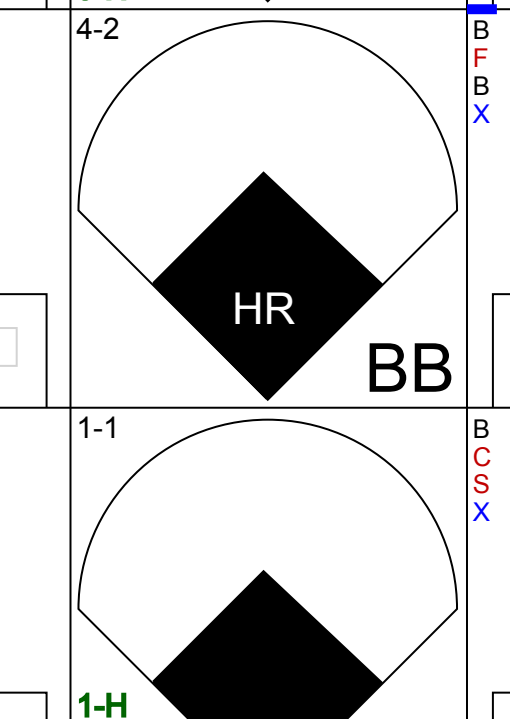
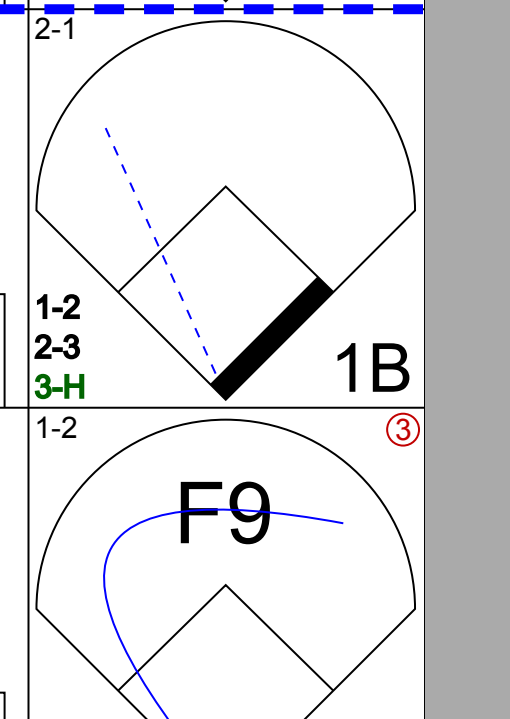

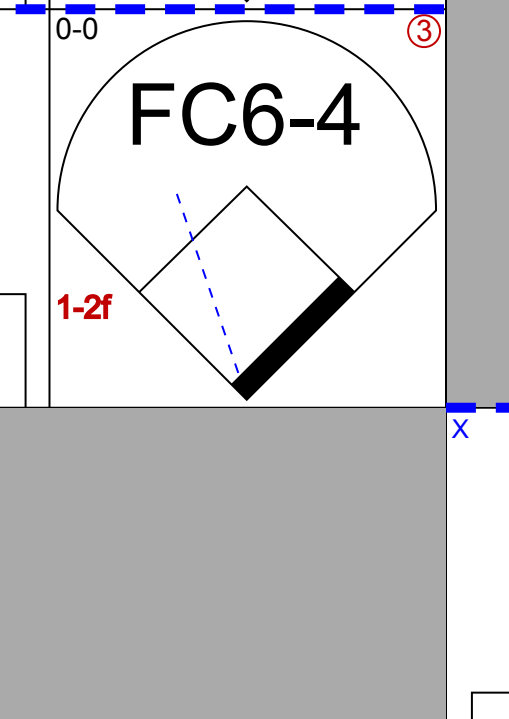
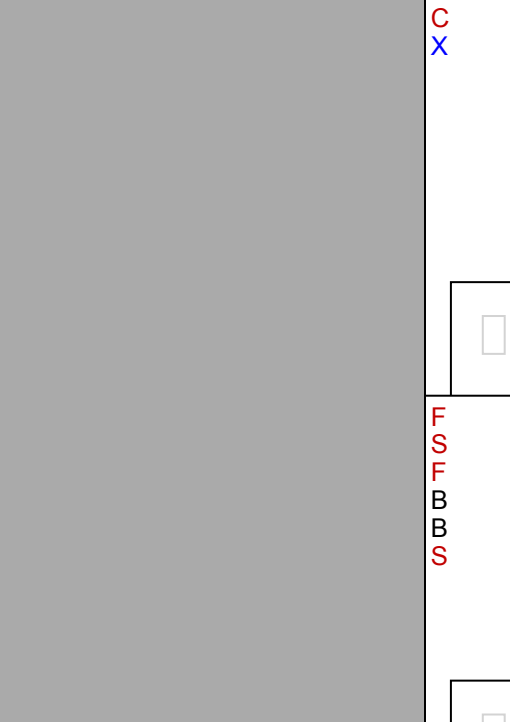
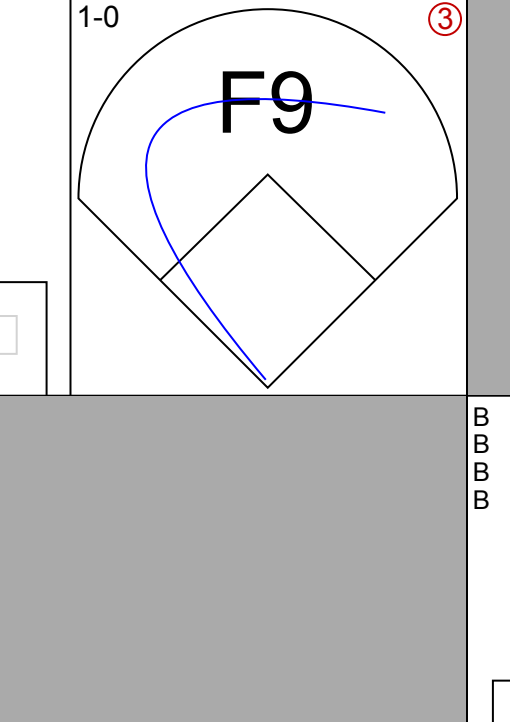
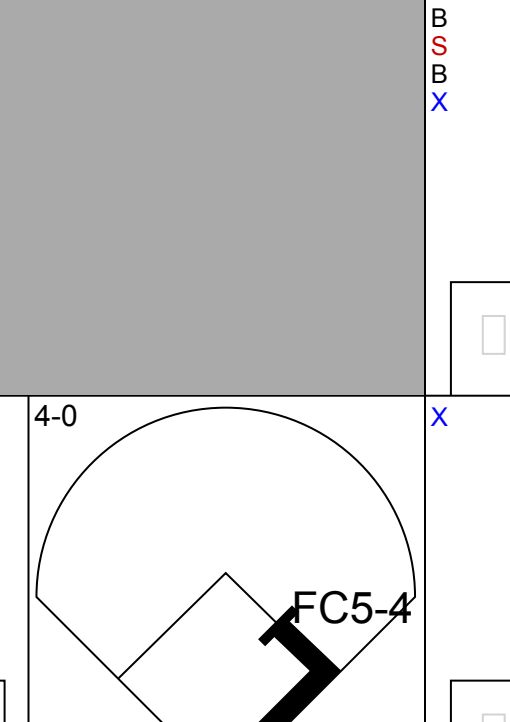

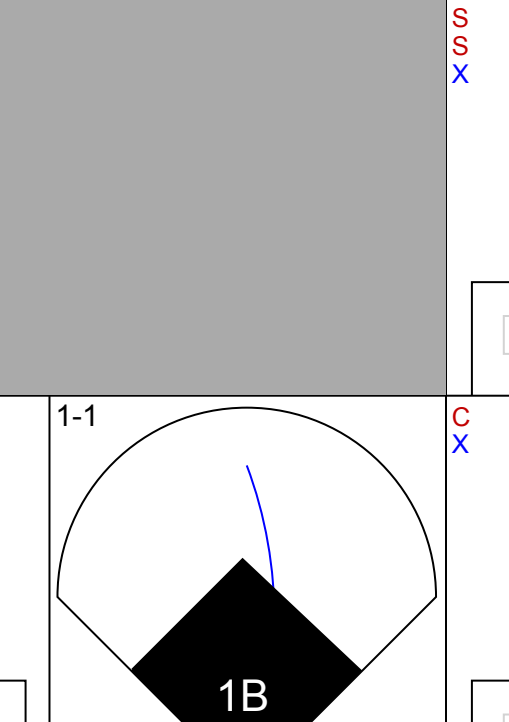
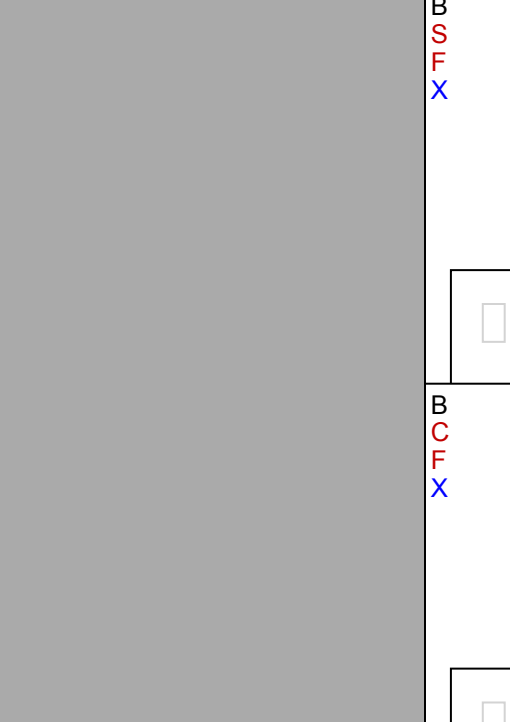
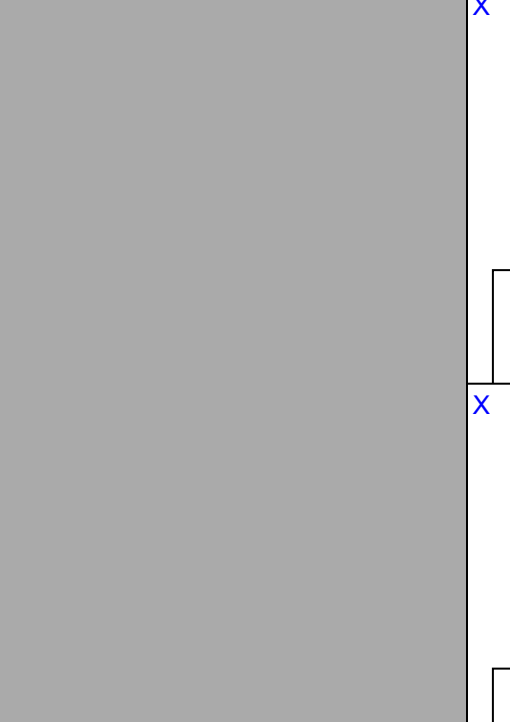
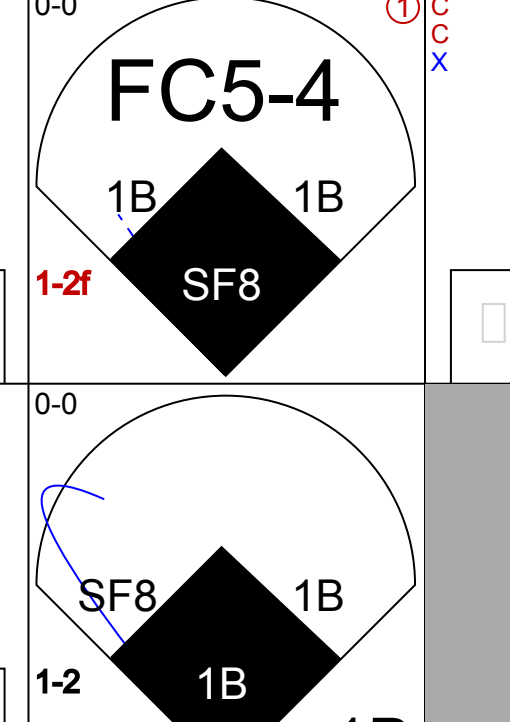
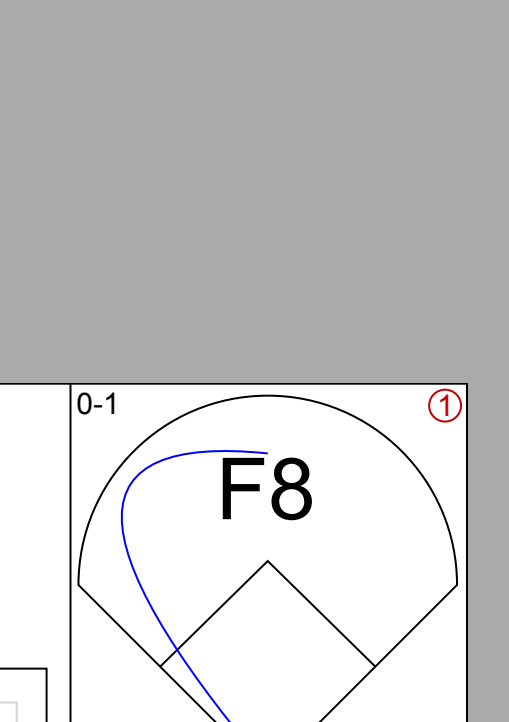
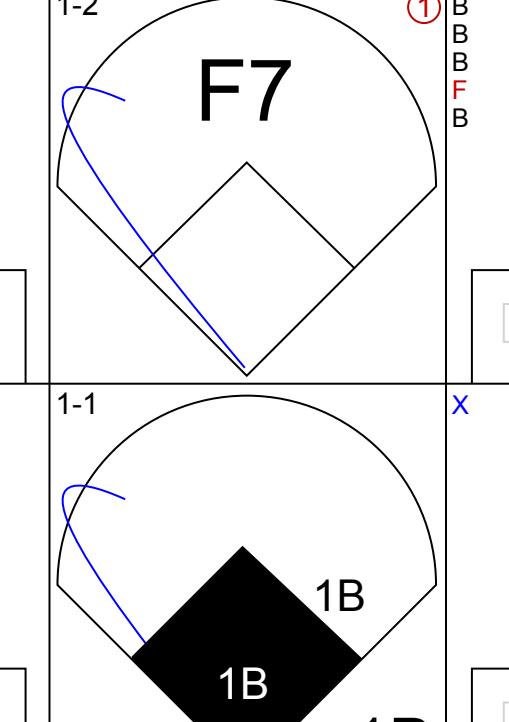
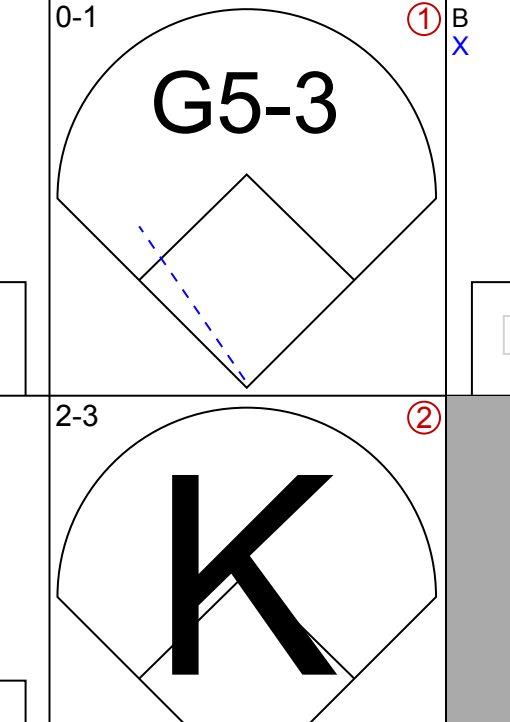
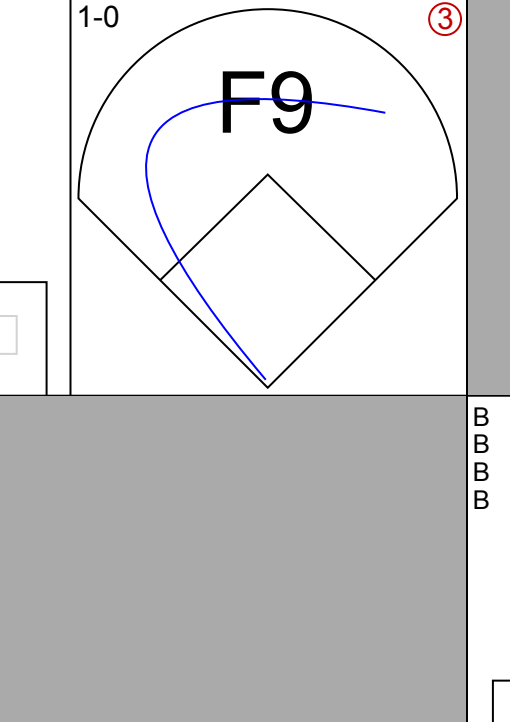
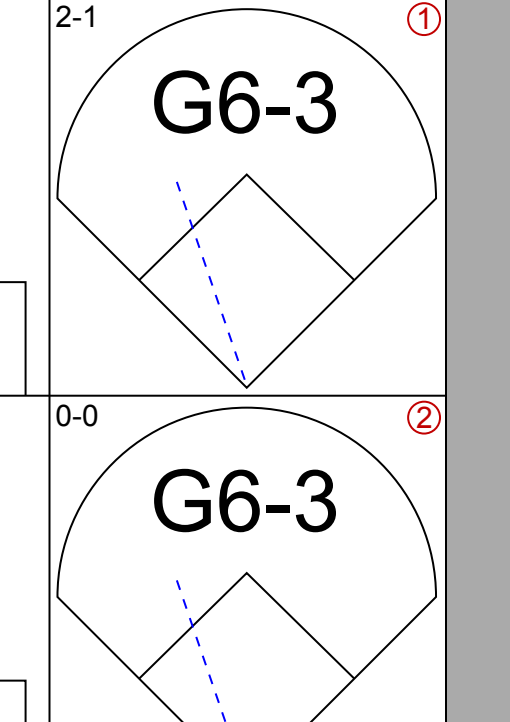

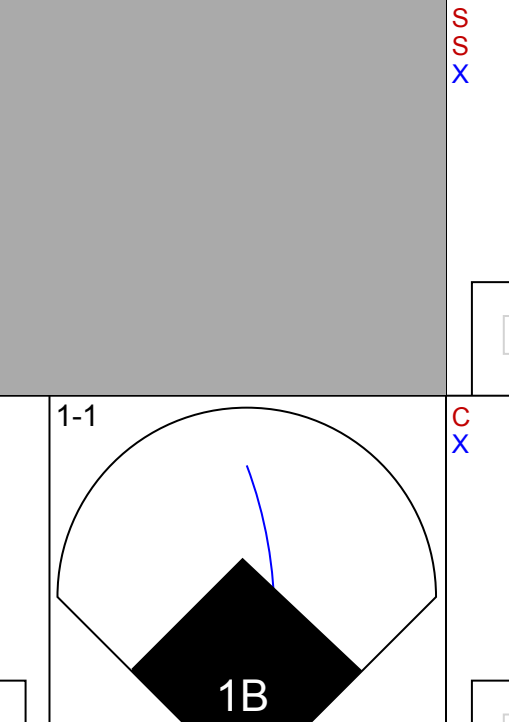
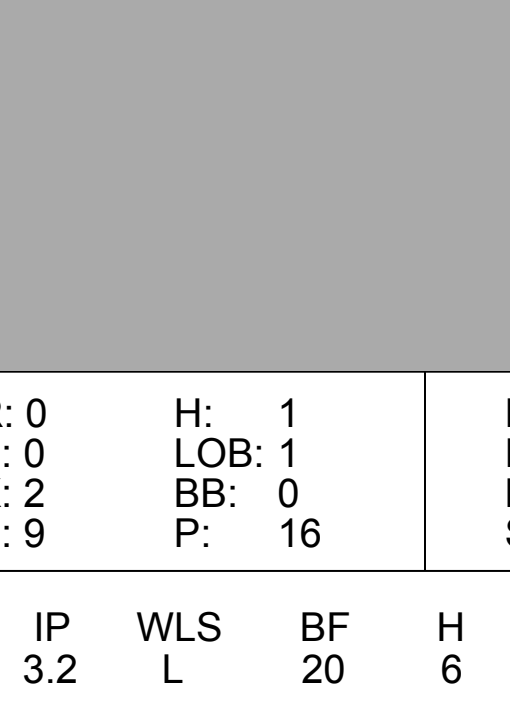
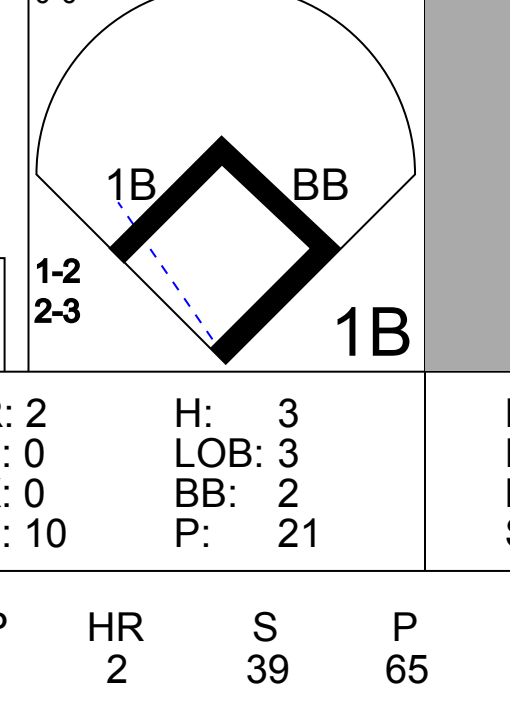
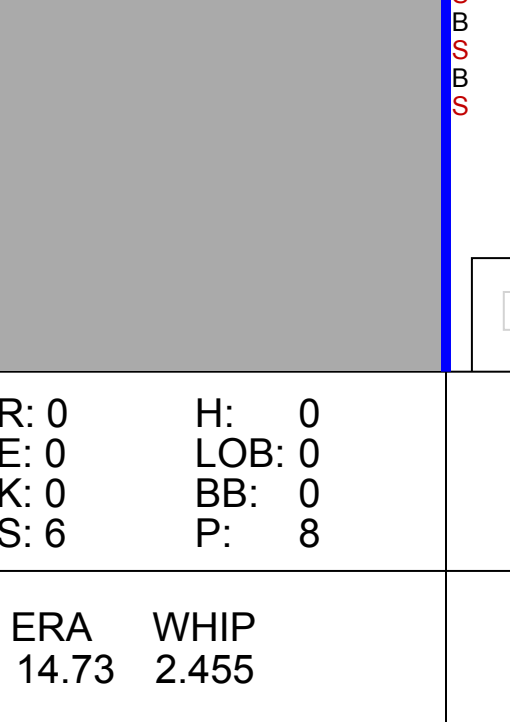
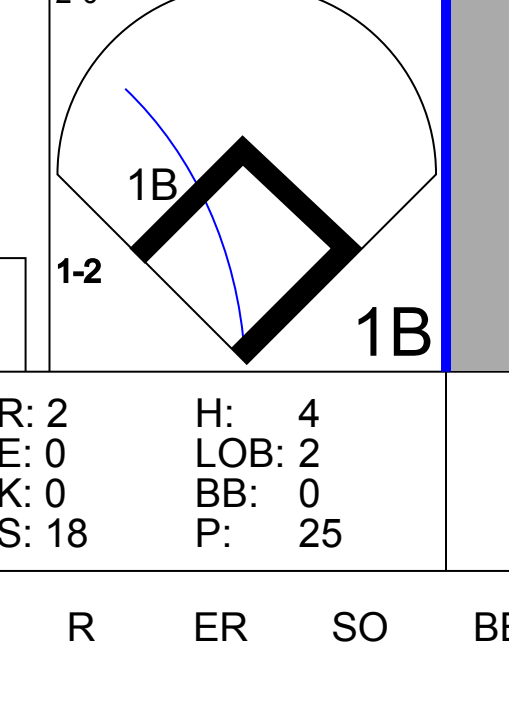
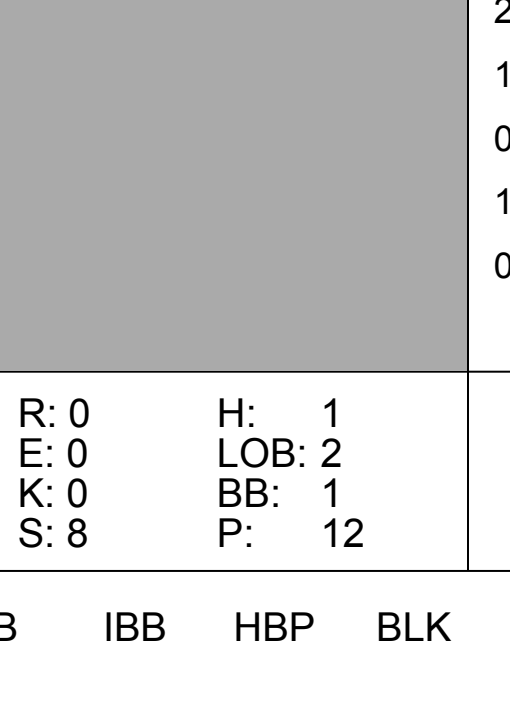
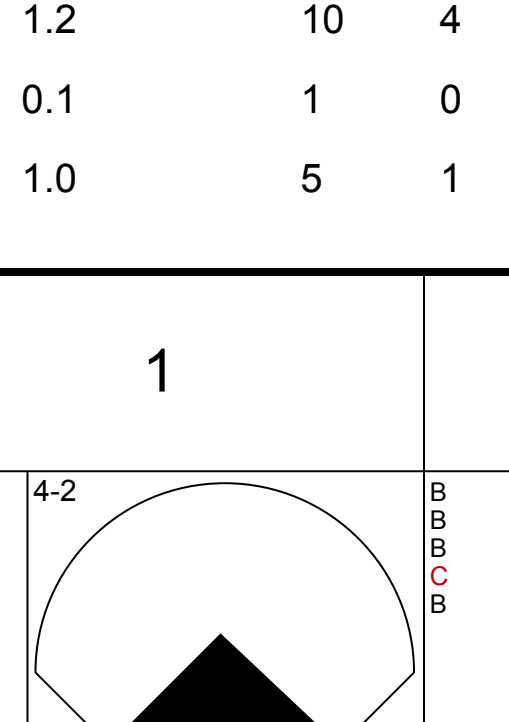
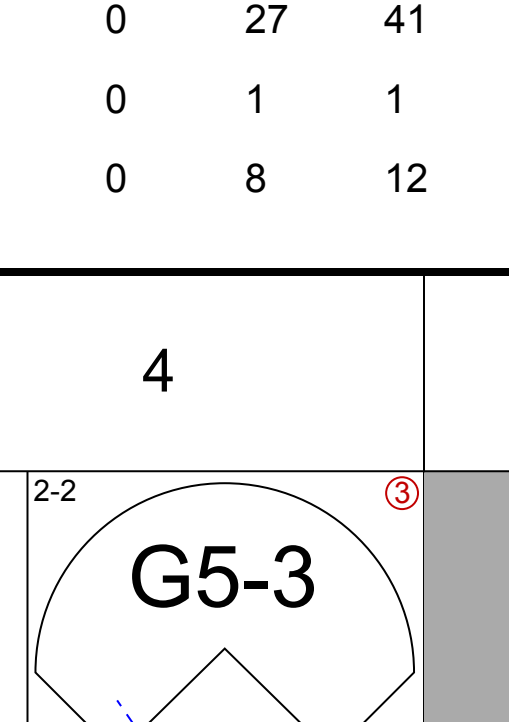

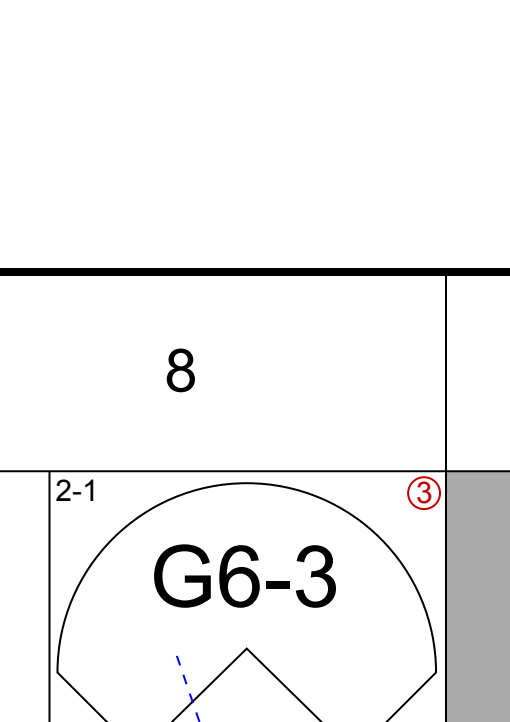
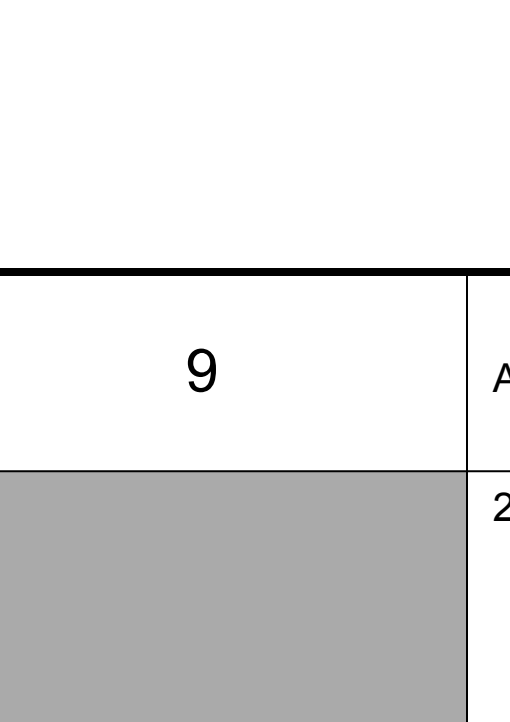
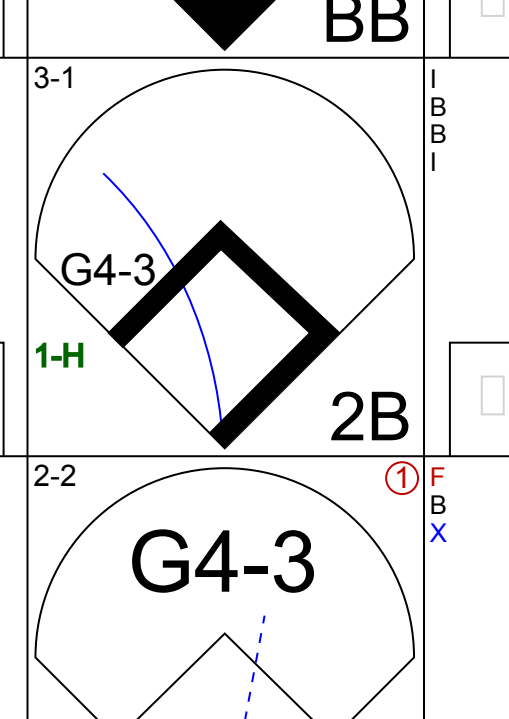
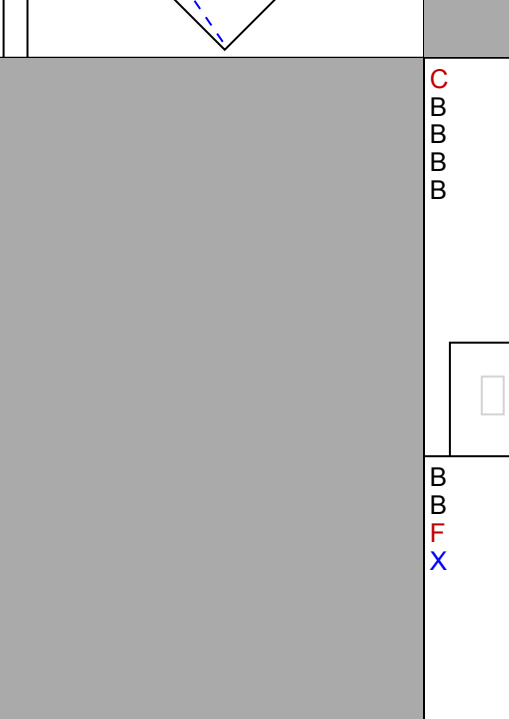
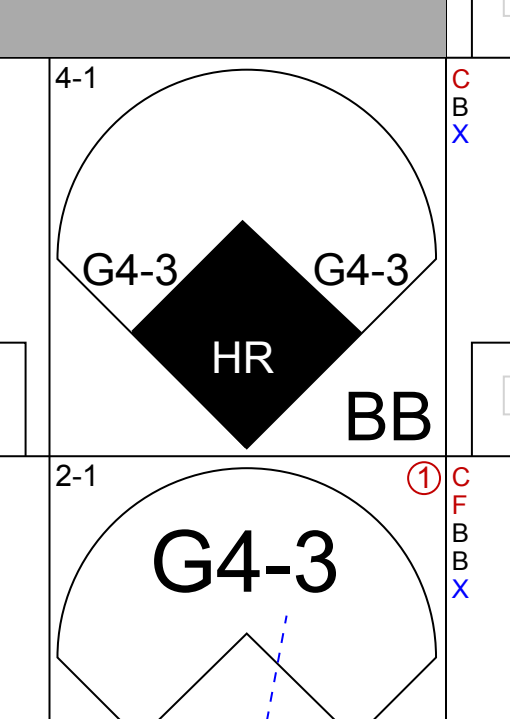
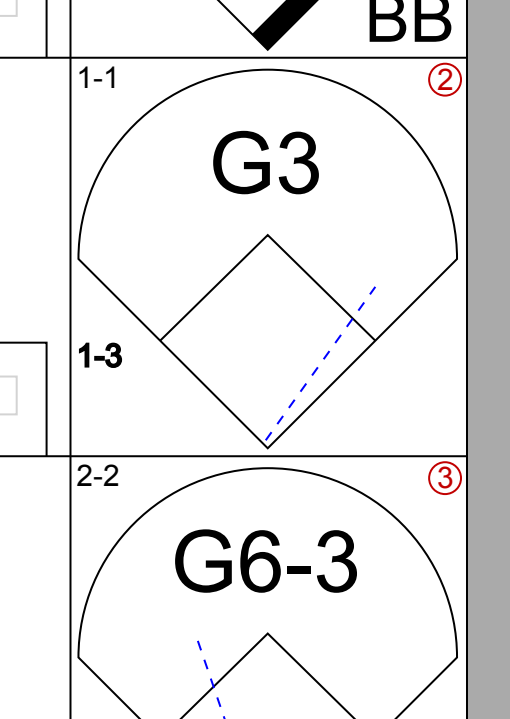
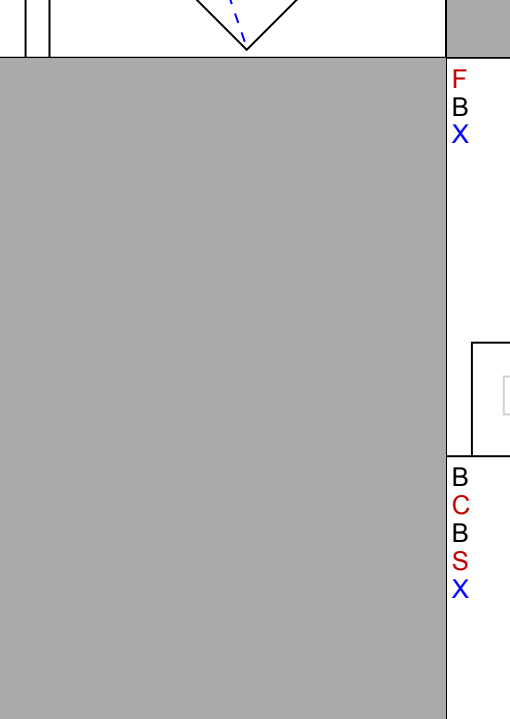
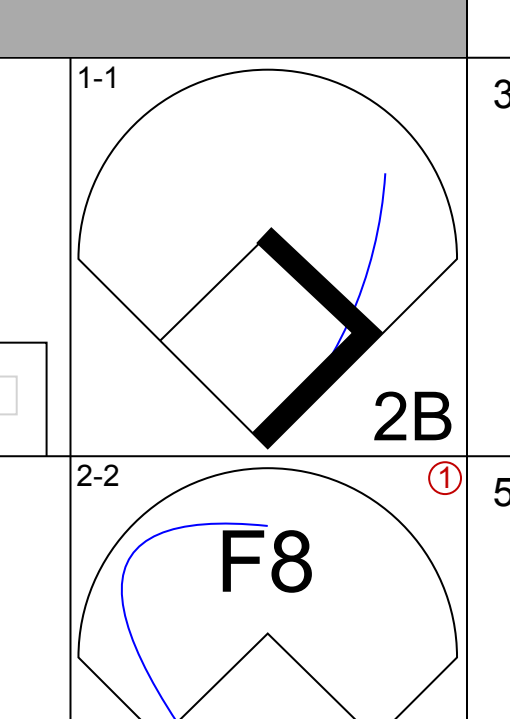
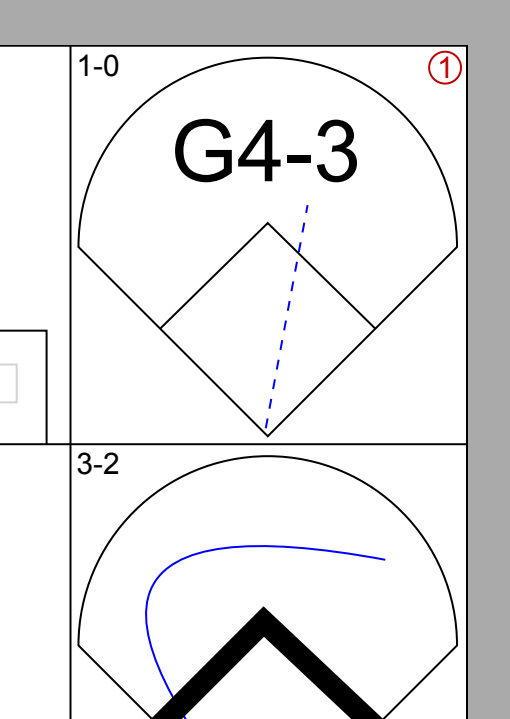
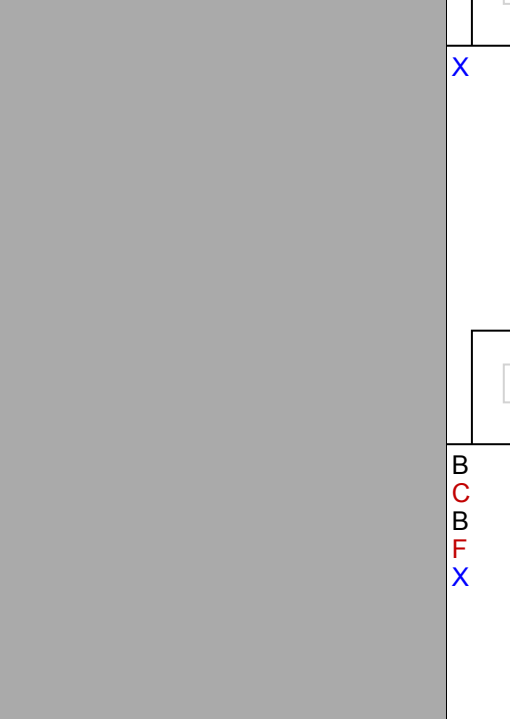
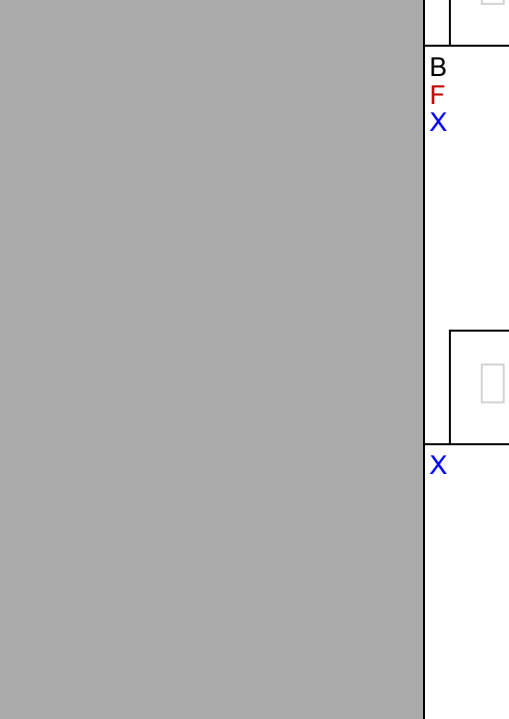
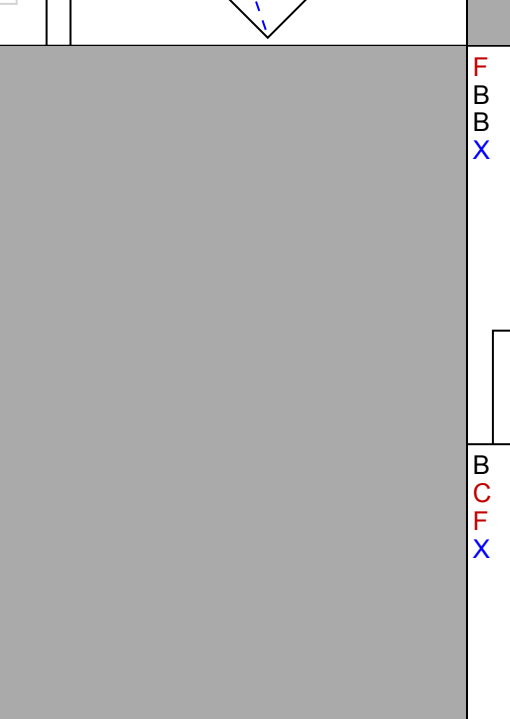
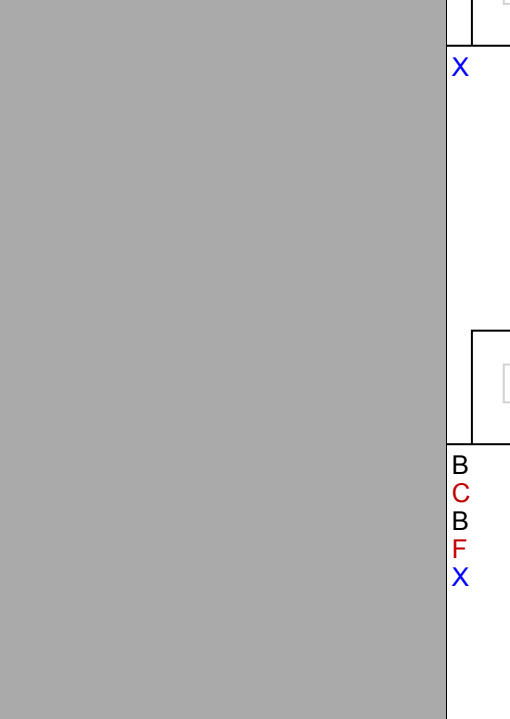
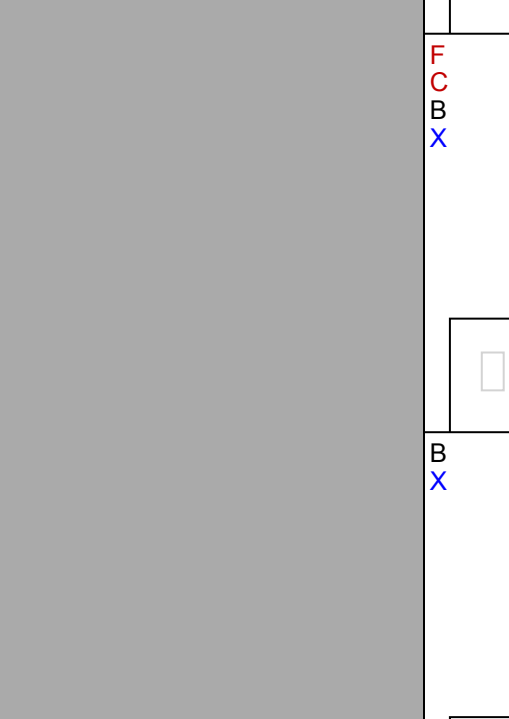
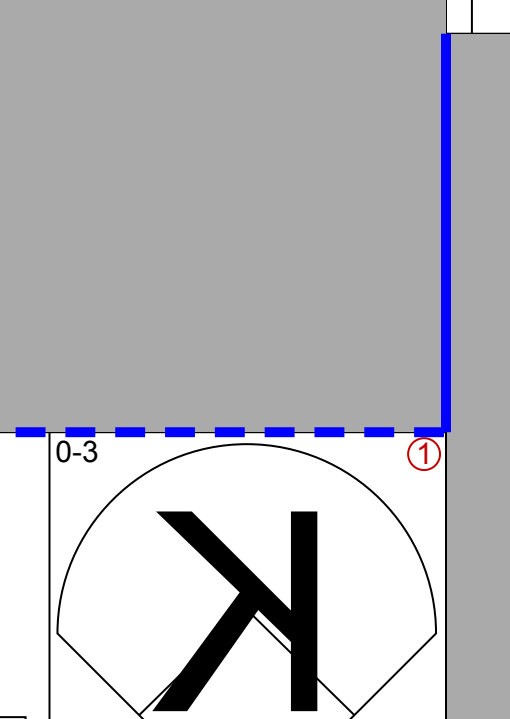
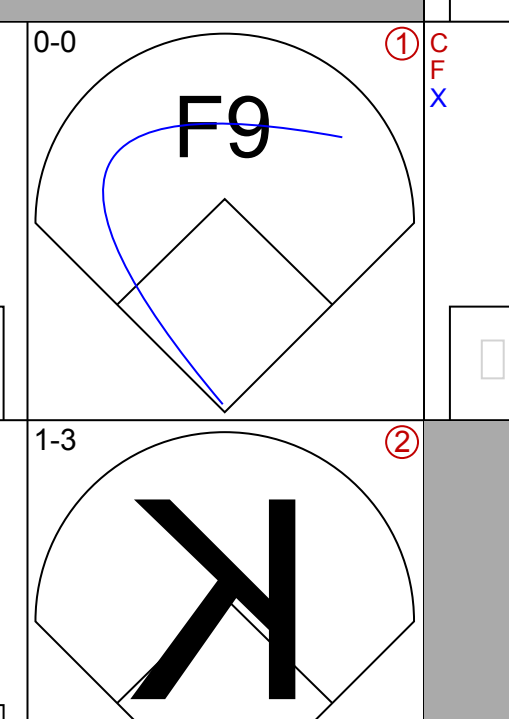
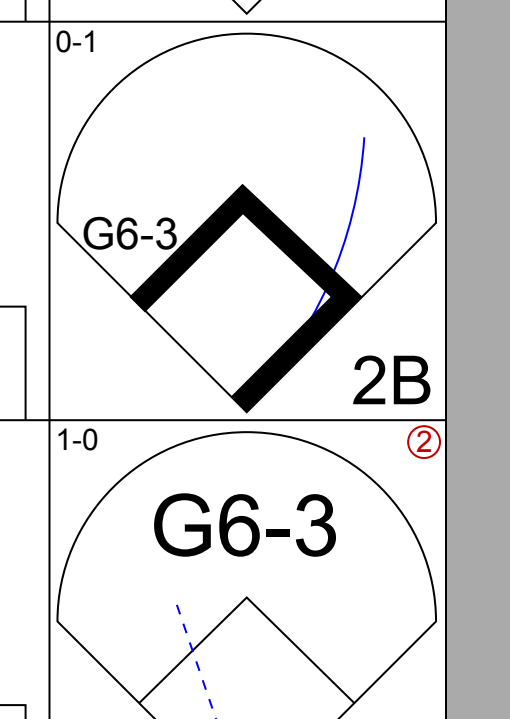
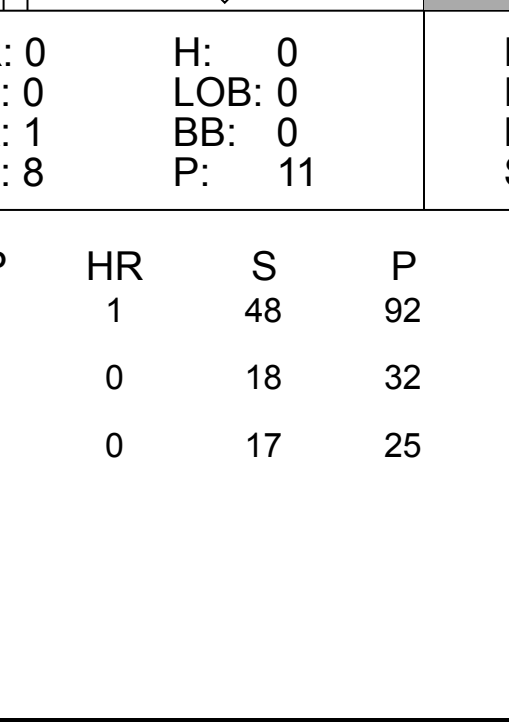
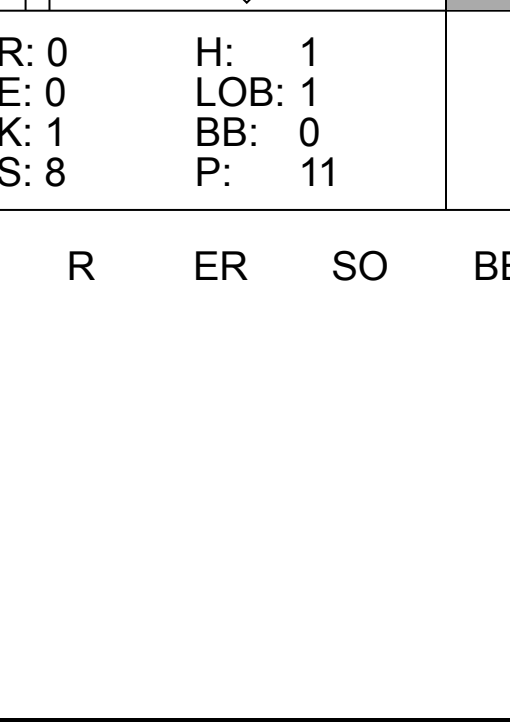


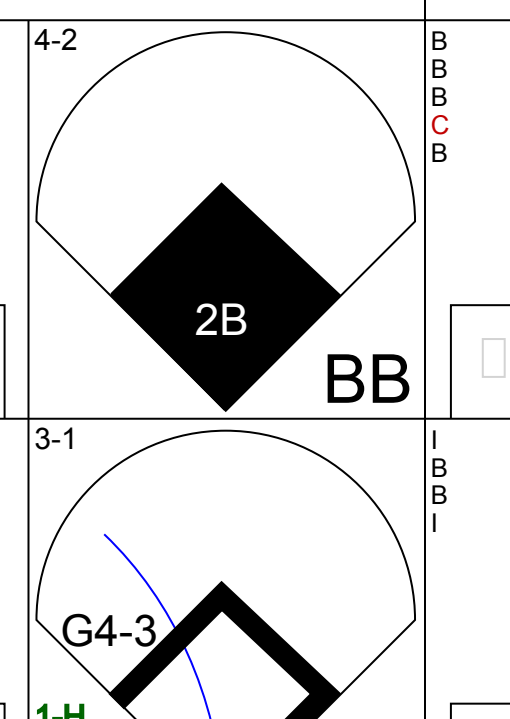
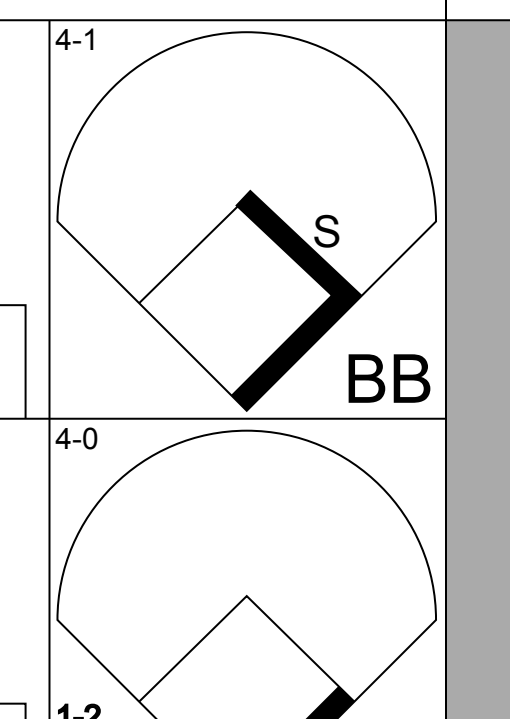
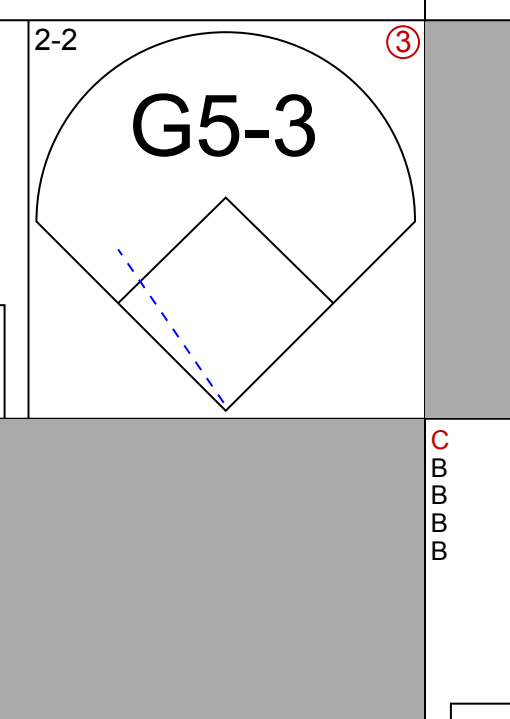
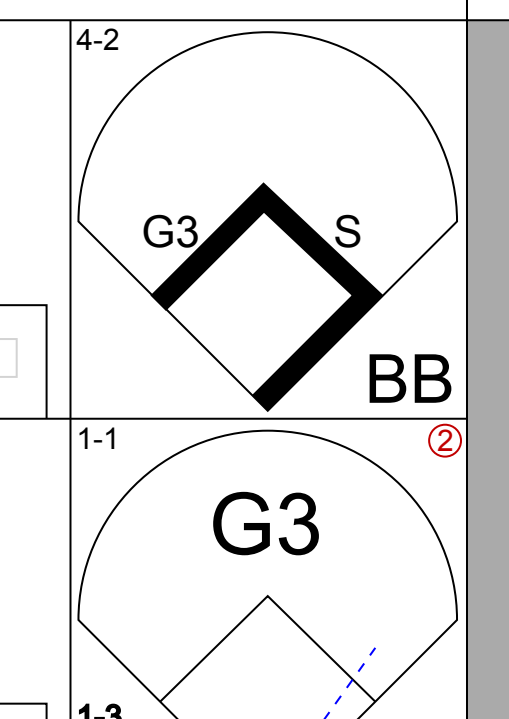
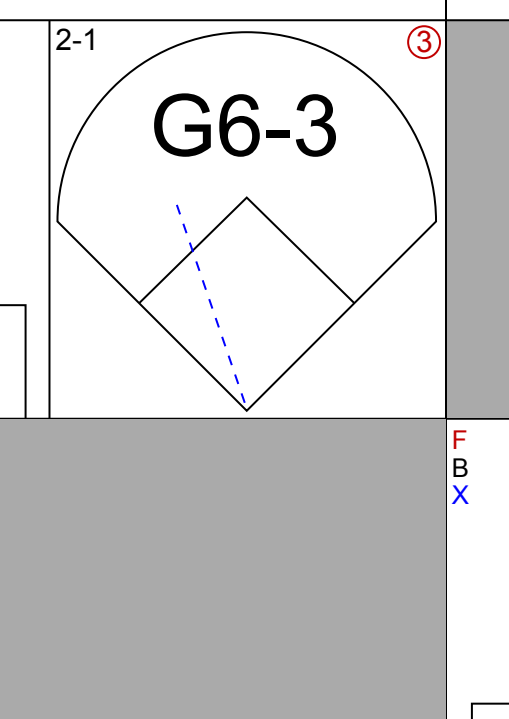
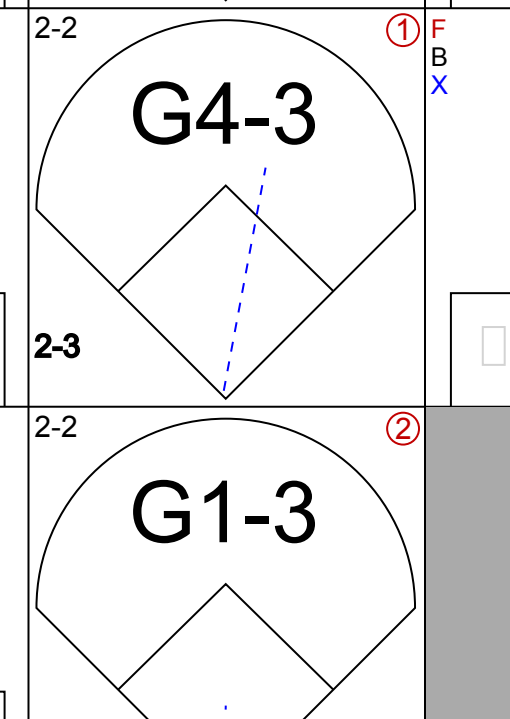
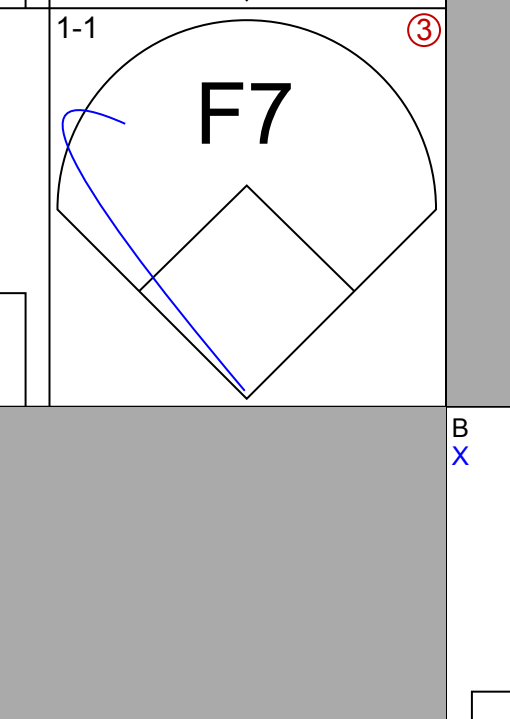
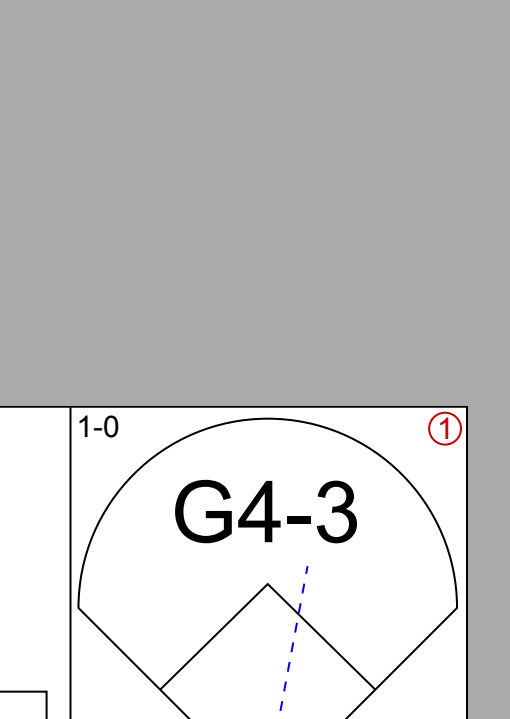
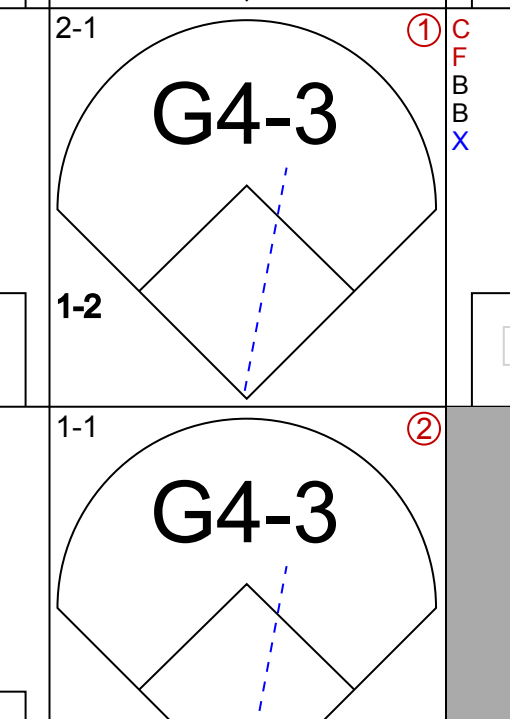
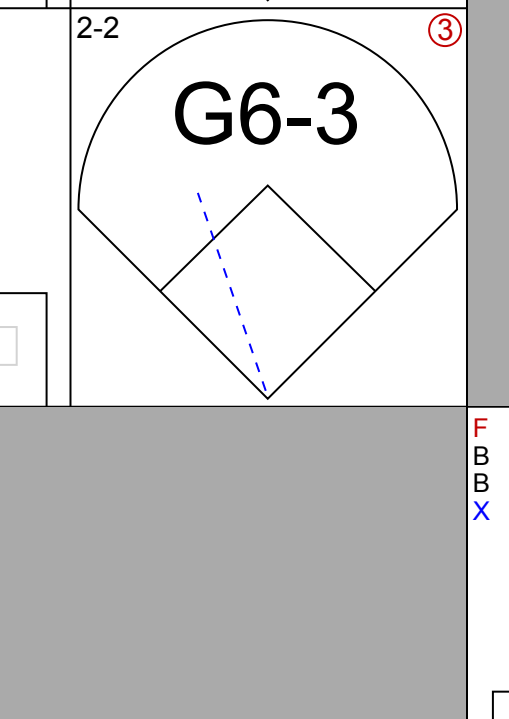
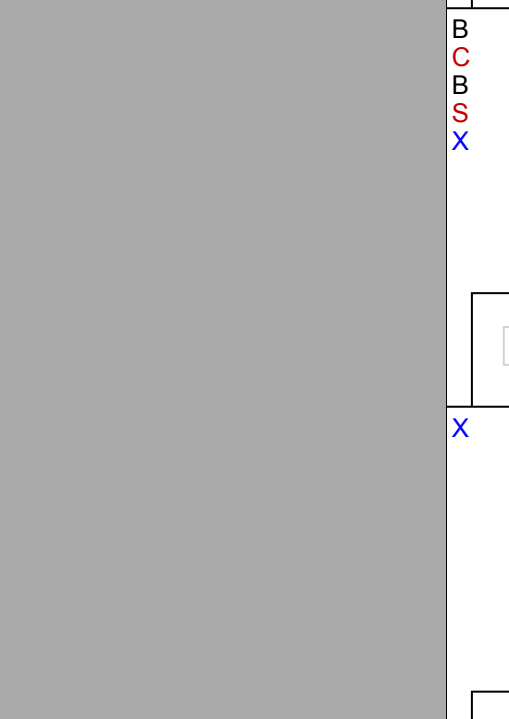
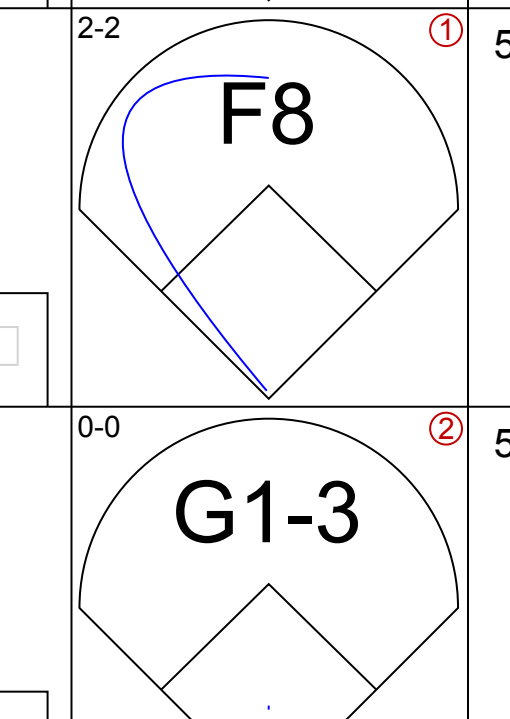
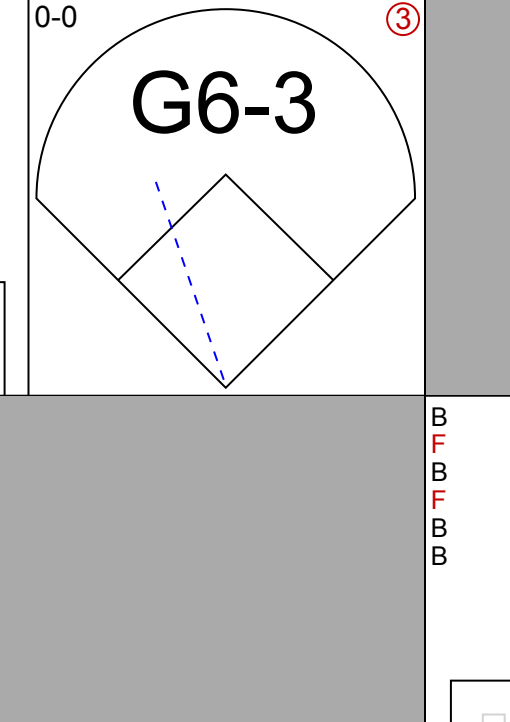
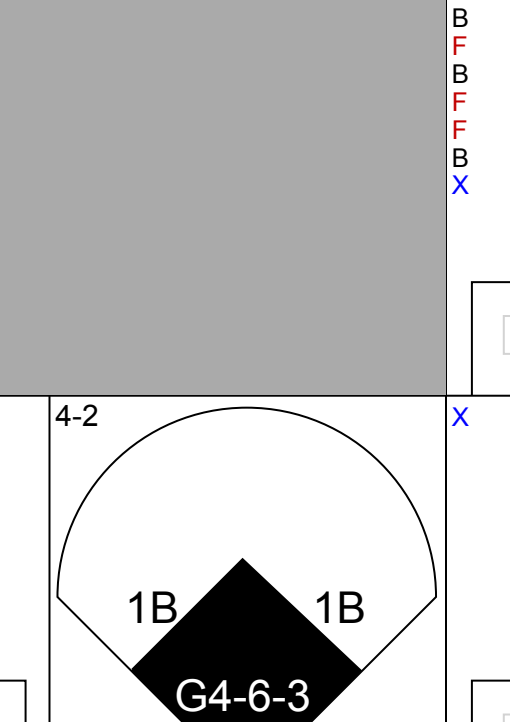
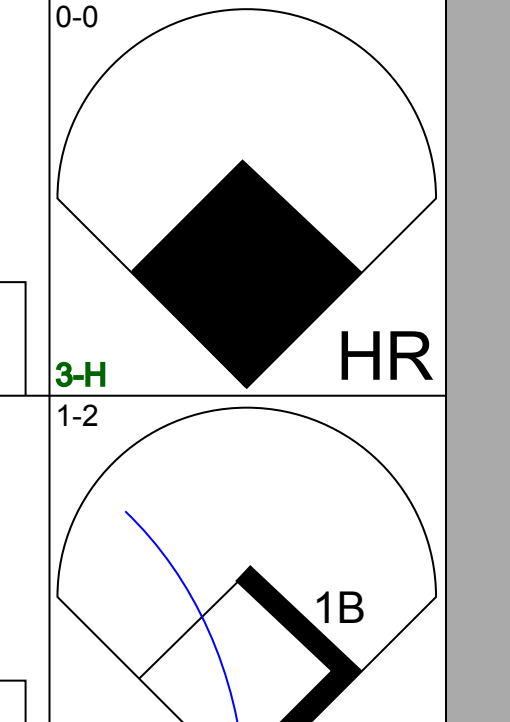

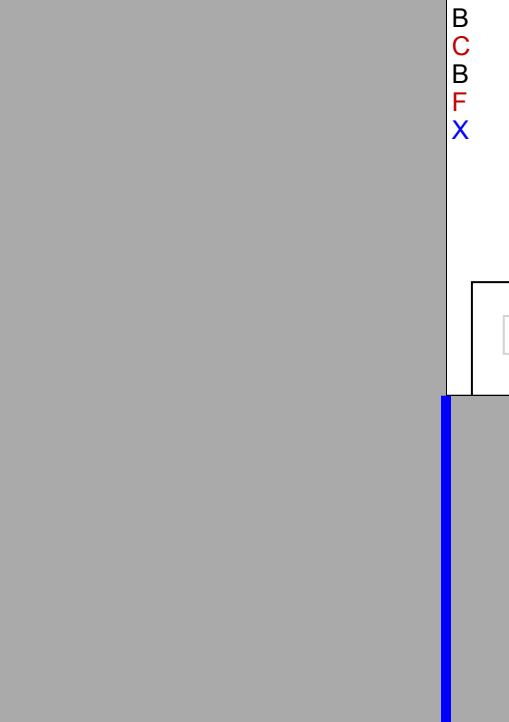
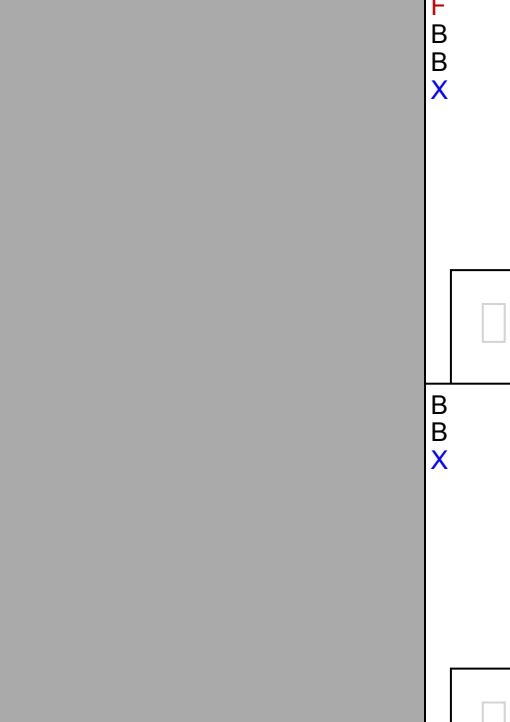
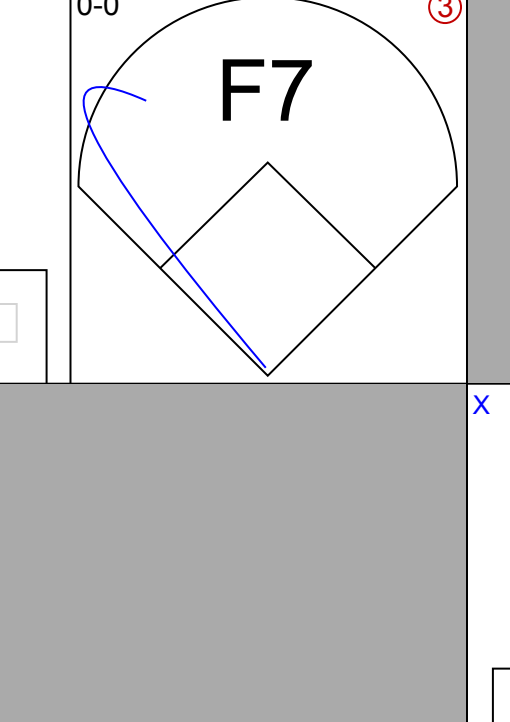
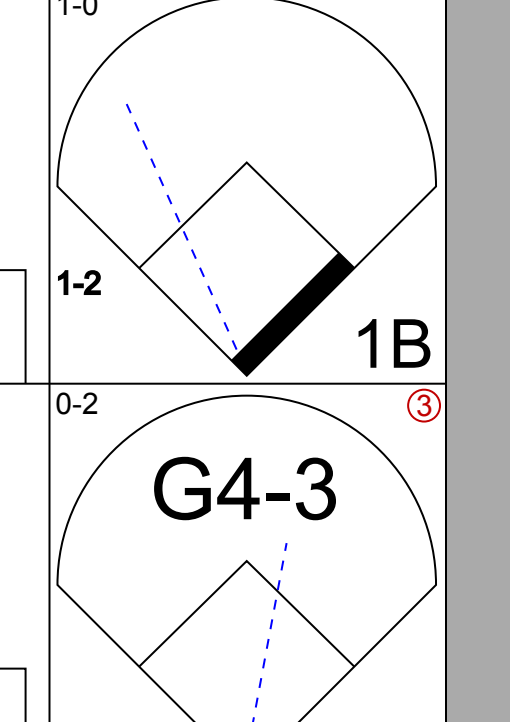

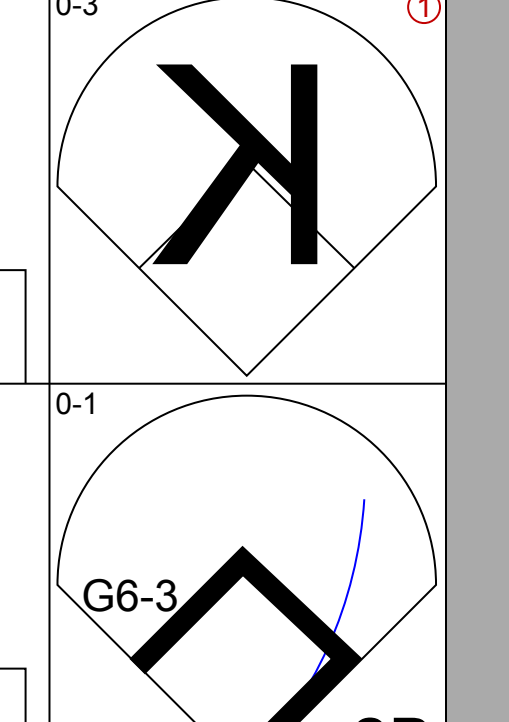
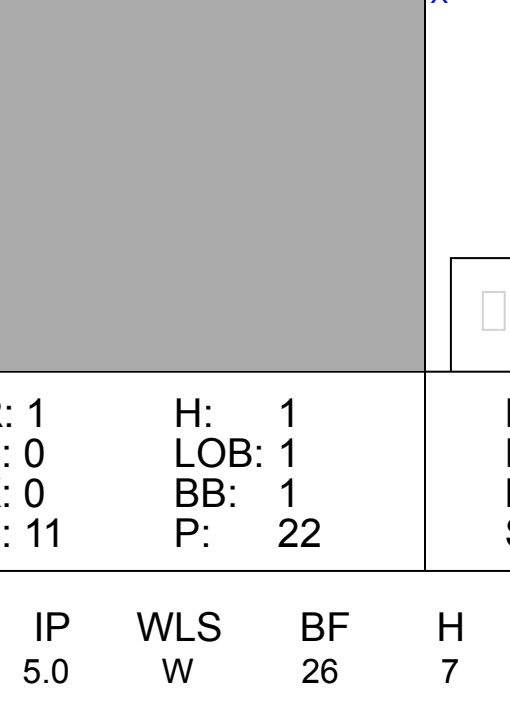
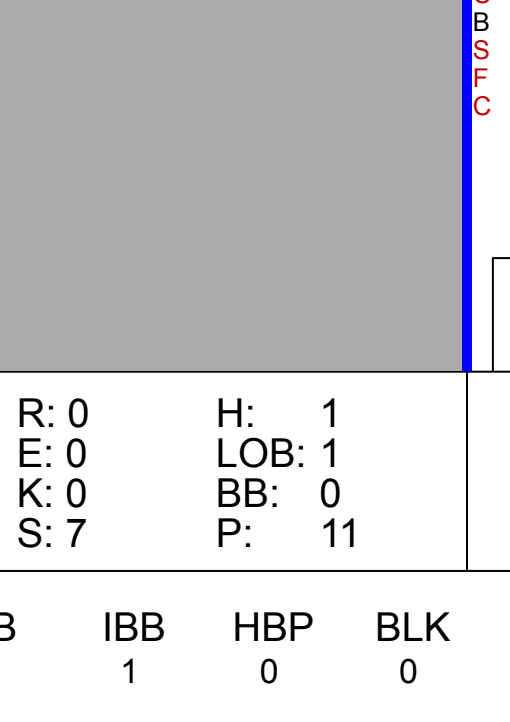
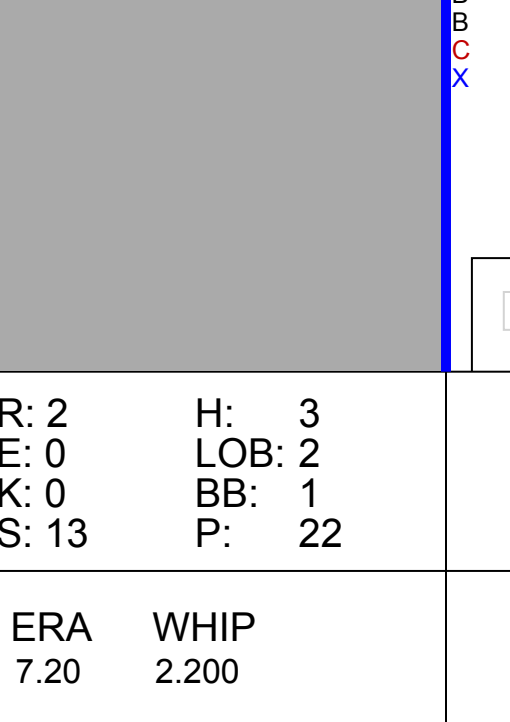
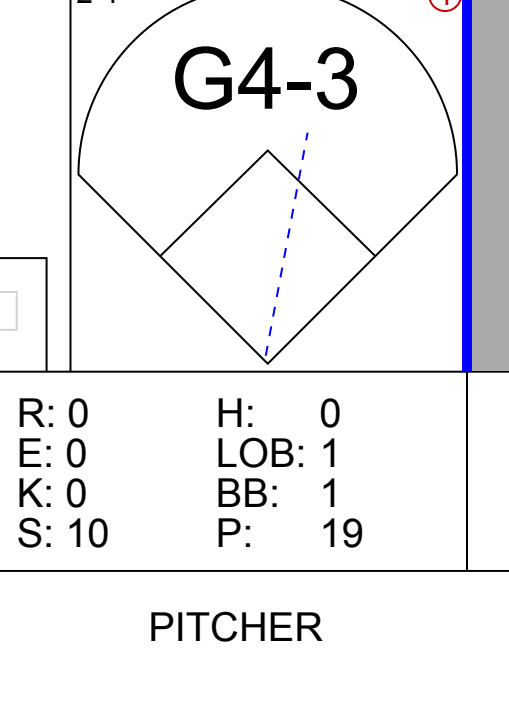
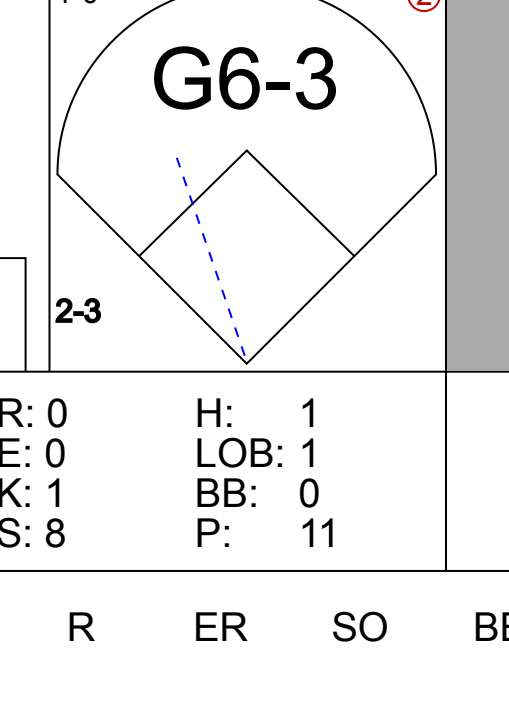



Batter	1	2	3	4	5	6	7	8	9	AB	R	H	RBI	BB	SO	LOB	BOTTOM								
Ozzie Smith, S (1, 6) OBP: 0.335, SLG: 0.303	2-2 G3	3-2 F8		2-0 F8		0-0 5-3 1B	1-0 4-3			5	0	1	0	0	0	7									
Todd Zeile, R (1, 5) OBP: 0.326, SLG: 0.393	4-2 BB		4-2 G6-4-3 2B BB	4-1 1-2 2-3 BB		3-1 5-3 1B	1-2 L5			2	1	0	0	3	0	1									
Ray Lankford, L (1, 8) OBP: 0.364, SLG: 0.495	1-0 F8		4-2 1-2 2-3 BB	2-3 K		0-3 K	3-2 G3			4	0	0	0	1	2	5									
Pedro Guerrero, R (1, 3) OBP: 0.341, SLG: 0.438	3-3 K		2-1 G6-4-3 1-2 2-3		1-0 5-3	0-0 F8	2-2 F9			5	0	0	0	0	1	4									
Felix Jose, S (1, 9) OBP: 0.306, SLG: 0.372		0-0 F5	0-2 WP 2B		0-0 1B E 1B		0-3 K		4-2 BLK BB	4	1	2	1	1	1	0									
Milt Thompson, L (1, 7) OBP: 0.290, SLG: 0.312		4-1 BB BB	3-2 F9		0-1 E7 WP 1B		0-3 K		1-2 F9	4	0	1	0	1	1	2									
Tom Pagnozzi, R (1, 2) OBP: 0.317, SLG: 0.344	1 SAFE	4-1 BB BB		3-2 L5		0-0 F8		0-3 BB 1B		4	1	1	0	1	1	2									
José Oquendo, S (1, 4) OBP: 0.359, SLG: 0.325		4-0 BB BB		2-1 BB 1B		4-2 BB 1B		4-1 BB 1B	3-2 L8	2	0	1	0	3	0	1									
Bob Tewksbury, R (1, 1) OBP: 0.290, SLG: 0.211										2	0	1	0	0	1	3									
Gerónimo Flores, S (5, PH) OBP: 0.266, SLG: 0.266										1	0	0	0	0	0	0									
Ken Dayley, L (8, 1) OBP: 0.266, SLG: 0.266										0	0	0	0	0	0	0									
Denny Walling, L (7, PH) OBP: 0.266, SLG: 0.266										1	0	1	1	0	0	0									
Dave Collins, S (7, PH) OBP: 0.266, SLG: 0.266										0	0	0	0	0	0	0									
Ernie Camacho, R (8, 1)										0	0	0	0	0	0	0									
Inning Stats	R: 0 E: 0 K: 1 S: 12	H: 0 LOB: 1 BB: 1 P: 22	R: 0 E: 0 K: 1 S: 10	H: 0 LOB: 3 BB: 3 P: 25	R: 1 E: 0 K: 0 S: 15	H: 1 LOB: 2 BB: 2 P: 28	R: 0 E: 0 K: 1 S: 14	H: 2 LOB: 3 BB: 1 P: 27	R: 1 E: 1 K: 1 S: 12	H: 2 LOB: 2 BB: 1 P: 19	R: 0 E: 0 K: 1 S: 7	H: 1 LOB: 0 BB: 0 P: 10	R: 1 E: 0 K: 2 S: 13	H: 2 LOB: 2 BB: 1 P: 19	R: 0 E: 0 K: 0 S: 13	H: 0 LOB: 0 BB: 0 P: 19	R: 0 E: 0 K: 1 S: 12	H: 0 LOB: 1 BB: 1 P: 20	1B: 7 2B: 1 3B: 0 HR: 0	SF: 0 SAC: 0 DP: 1 HBP: 0	WP: 2 PB: 0 SB: 0 CS: 0	PA: 44			
PITCHER	IP	WLS	BF	H	R	ER	SO	BB	IBB	HBP	BLK	WP	HR	S	P	ERA	WHIP								
Jason Grimsley, R (1, 1) ERA: 4.35	5.0	W	27	5	2	2	4	8	0	0	0	0	0	63	121	3.60	2.600								
Steve Ontiveros, R (6, 1) ERA: 2.25	2.0		10	3	1	1	3	1	0	0	0	0	0	20	29	4.50	2.000								
Joe Boever, R (8, 1) ERA: 3.49	2.0	S	7	0	0	0	1	1	0	0	1	0	0	25	39	0.00	0.500								

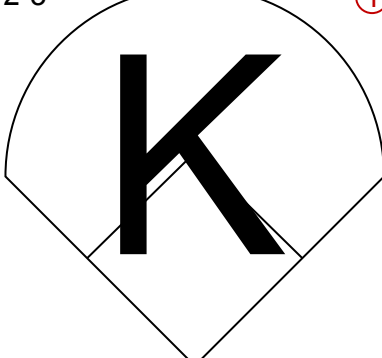
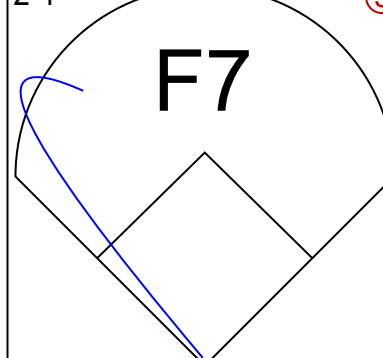
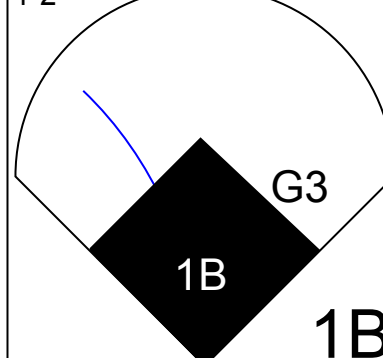
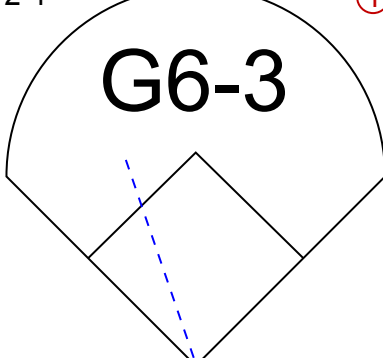
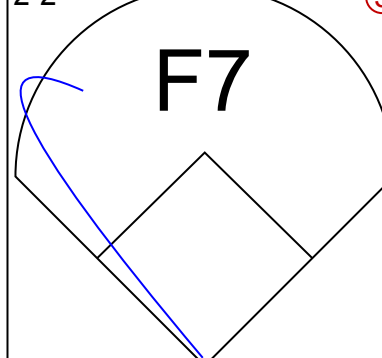
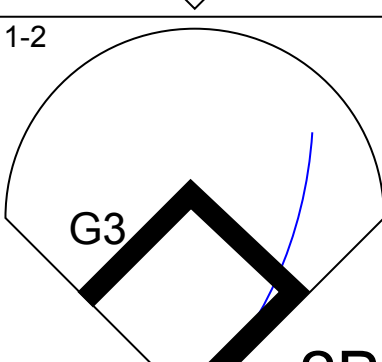
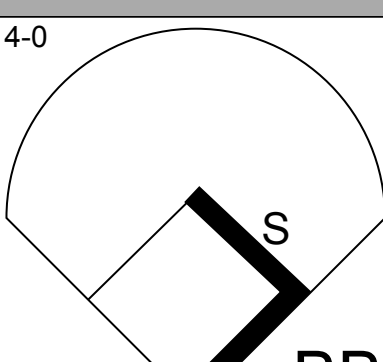
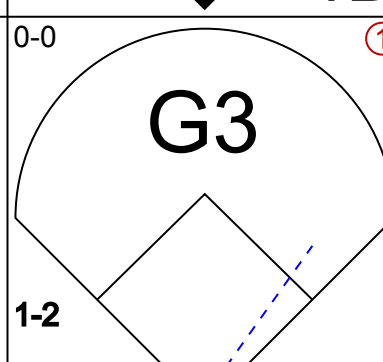
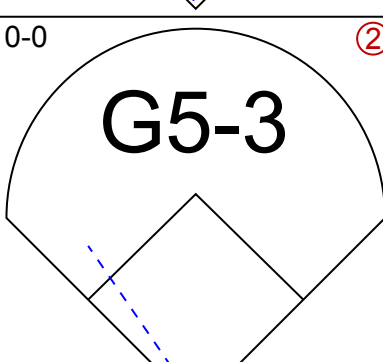
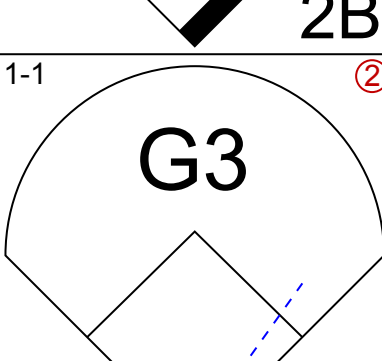
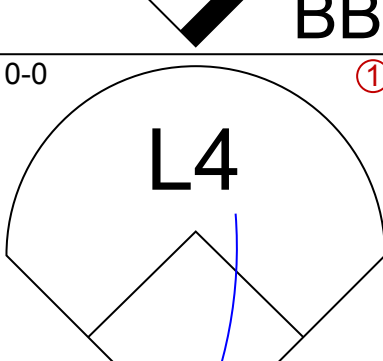
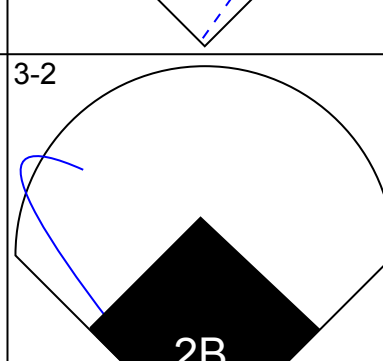
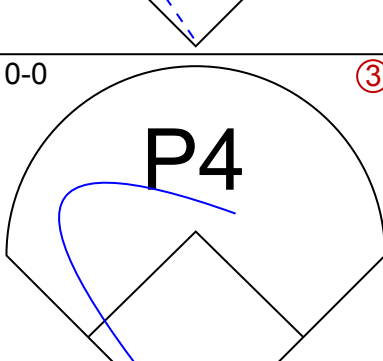
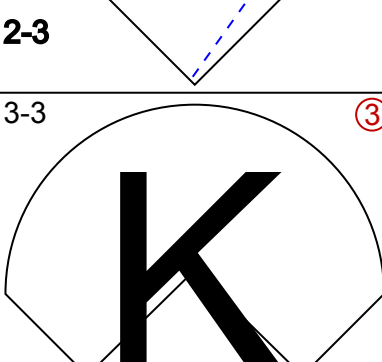
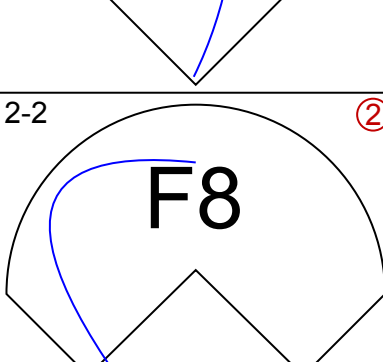
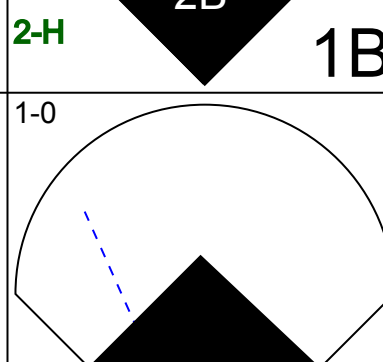
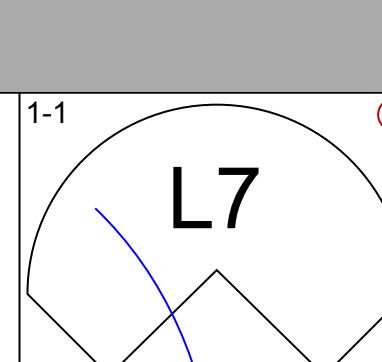
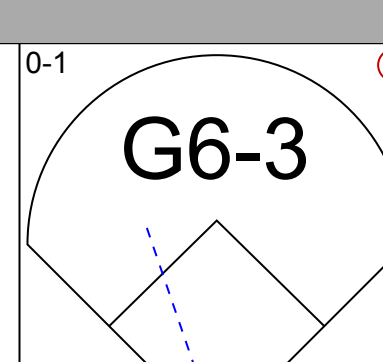
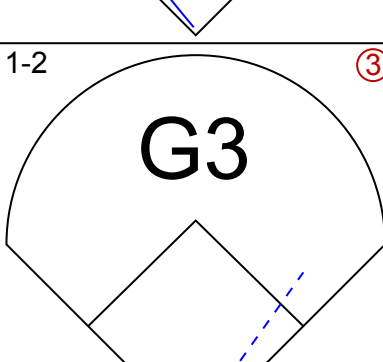
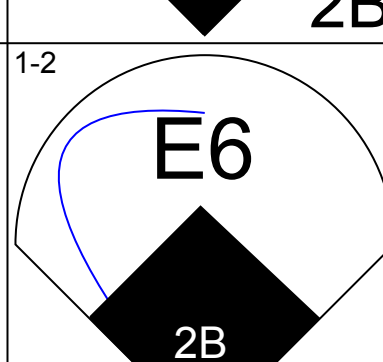
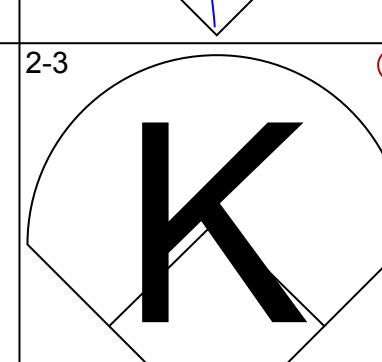
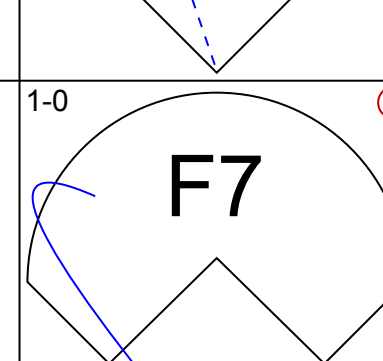
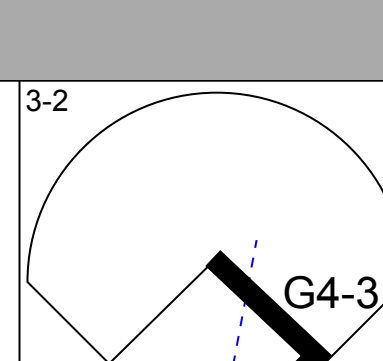
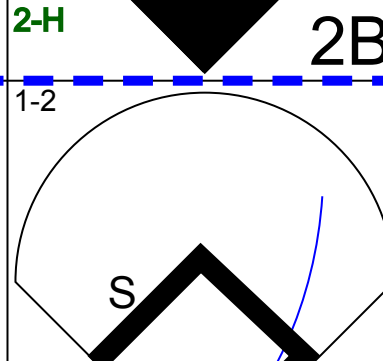
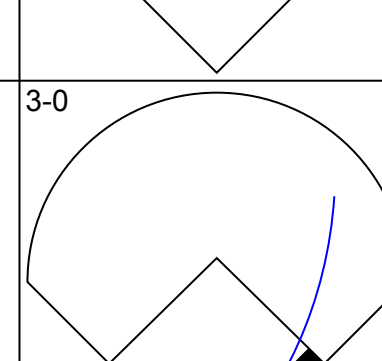
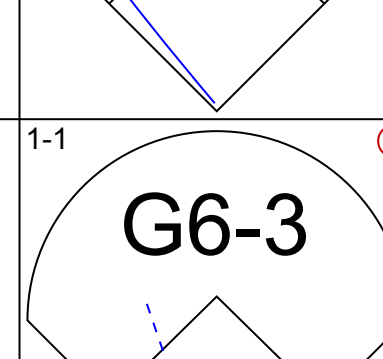
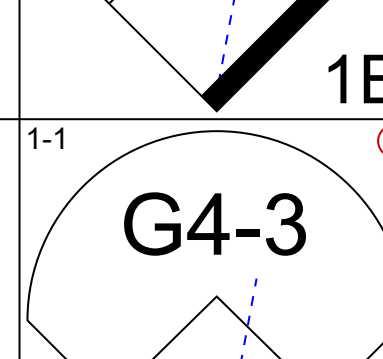
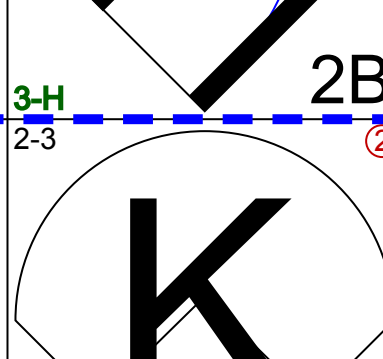
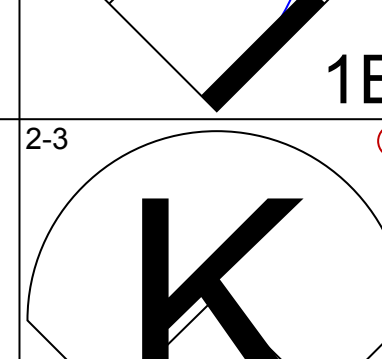
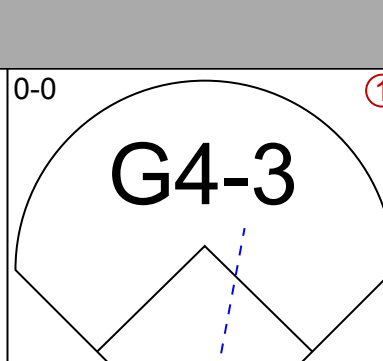
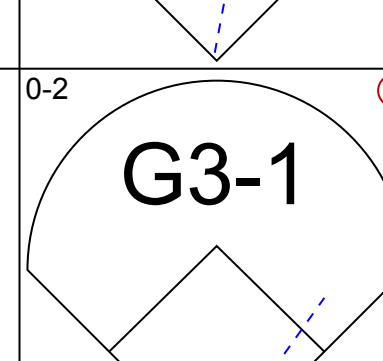
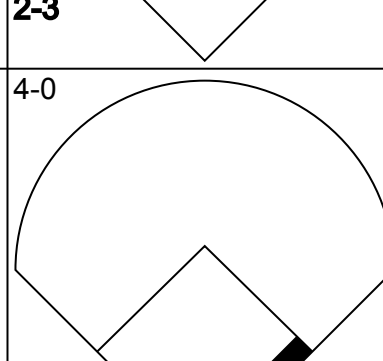
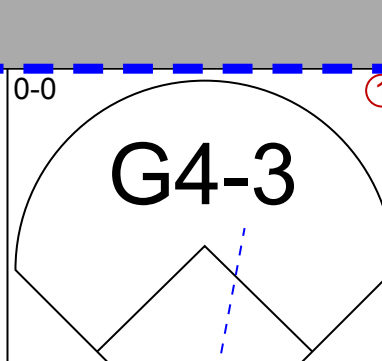
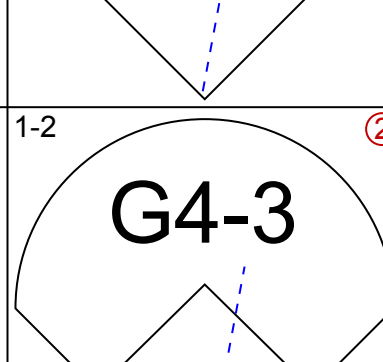
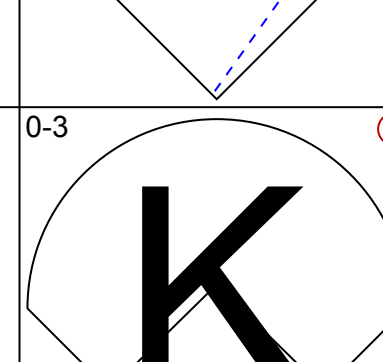
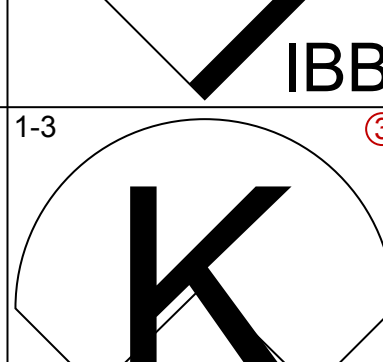
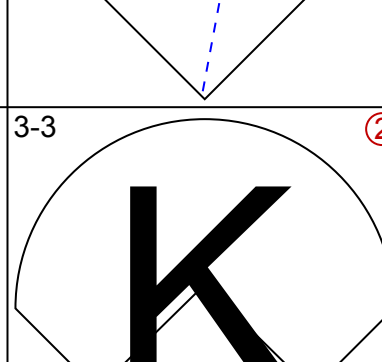
Philadelphia Phillies @ St. Louis Cardinals
 Busch Stadium, St. Louis, MO
 Tue Sep 18 1990, 7:05 PM CDT
 Att: 15,588 - Unknown - 64 F

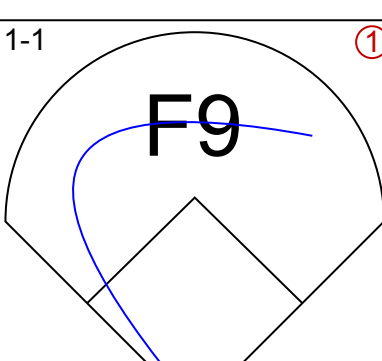
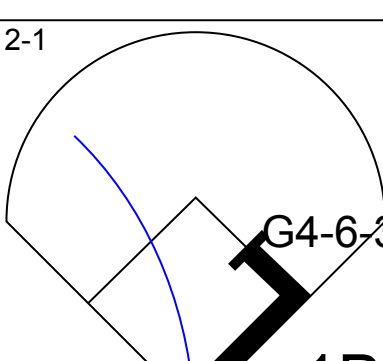
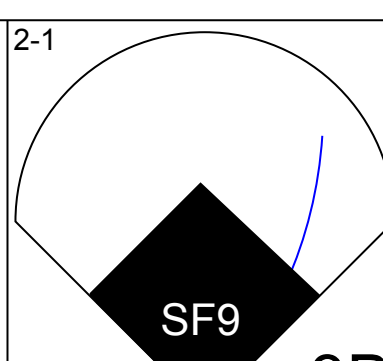
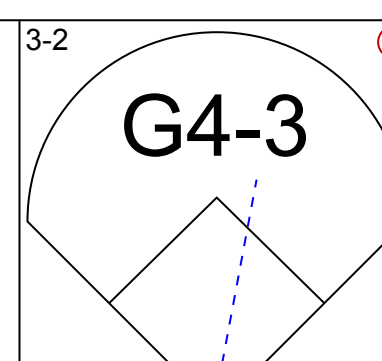
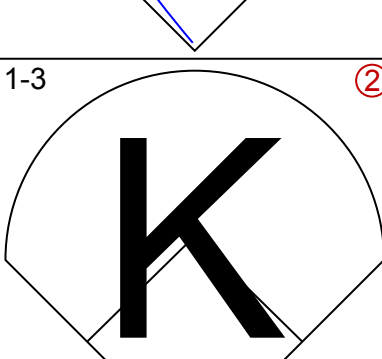
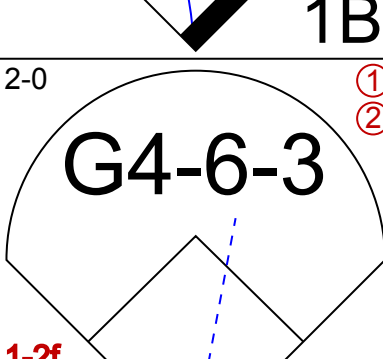
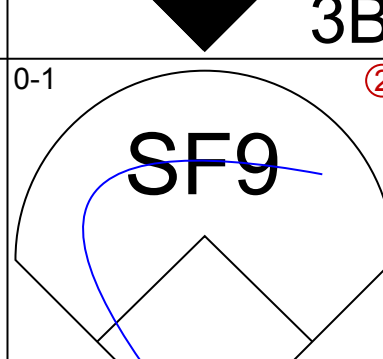
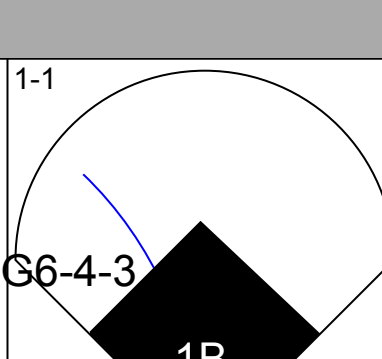
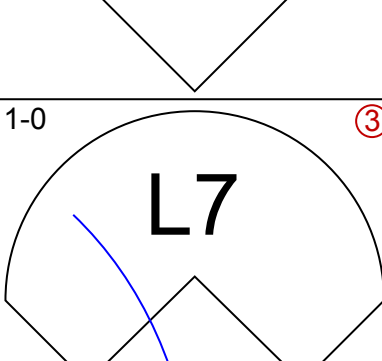
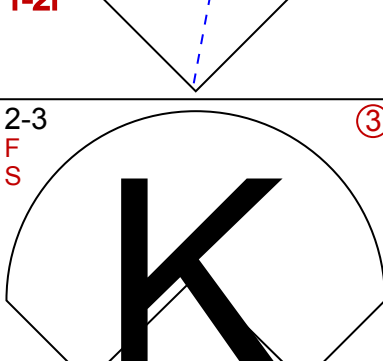
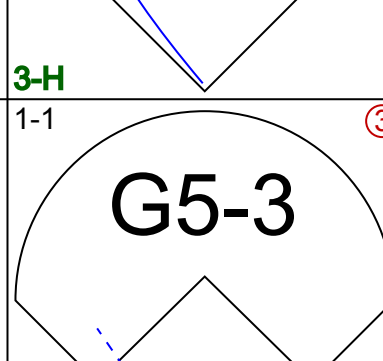
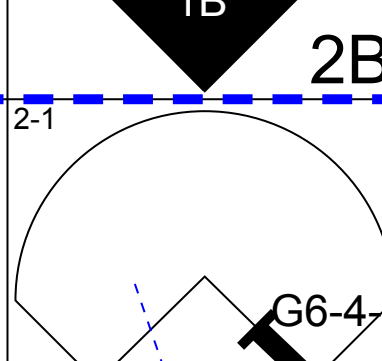
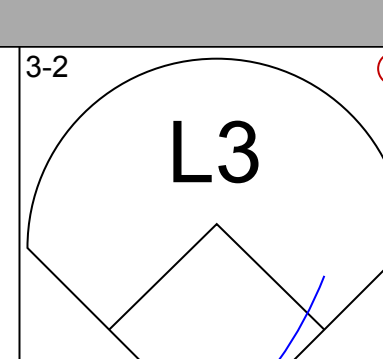
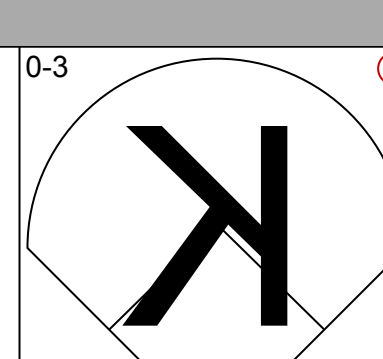
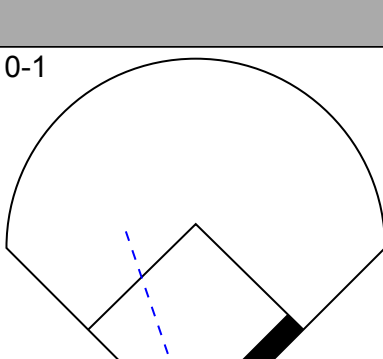
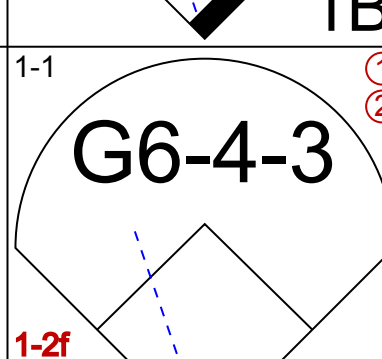
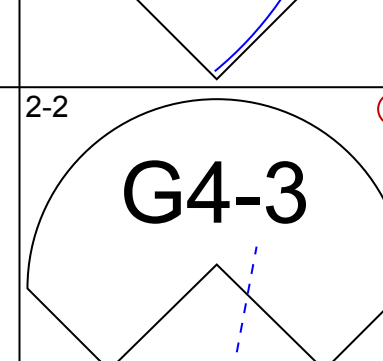
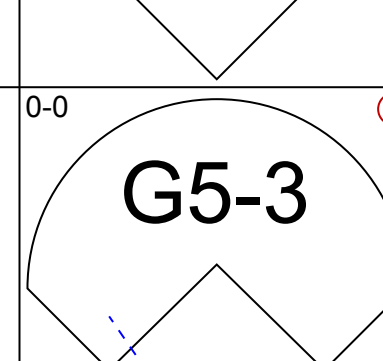
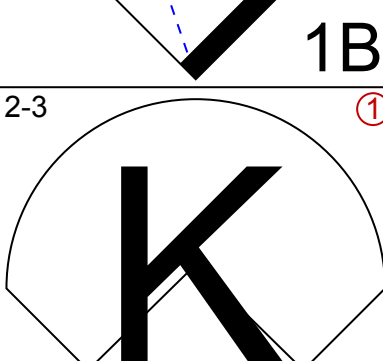
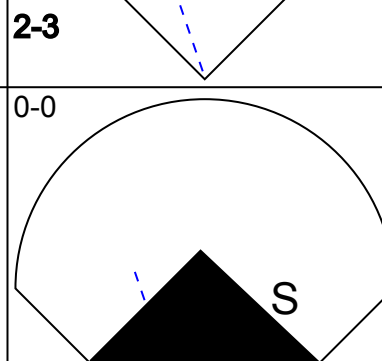
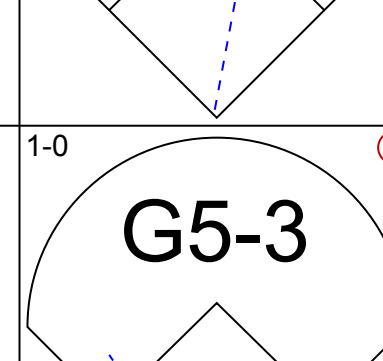
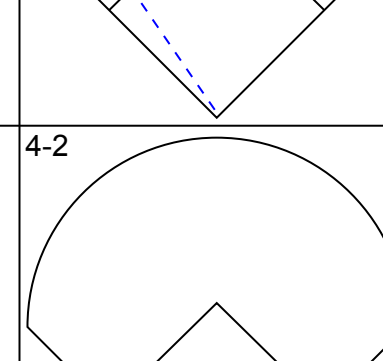
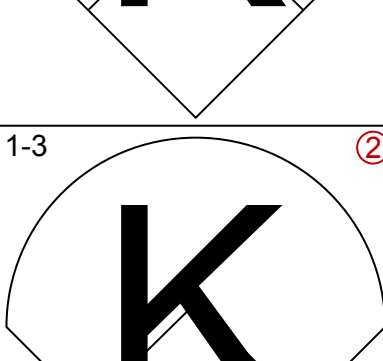
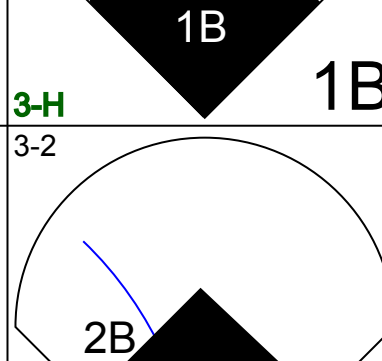
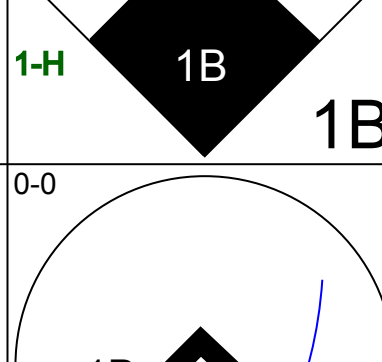
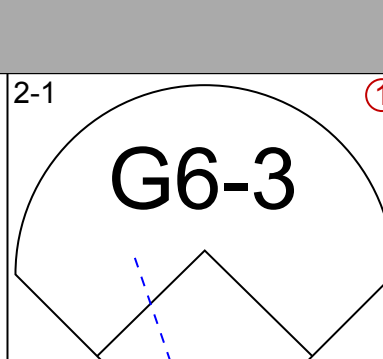
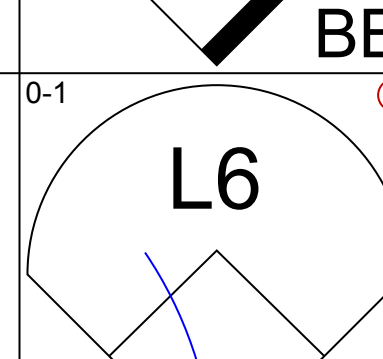
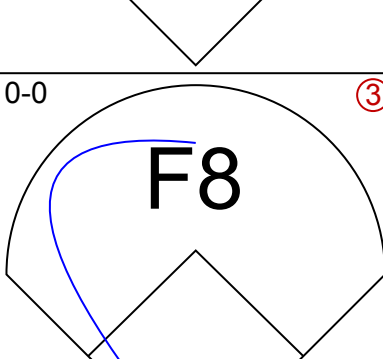
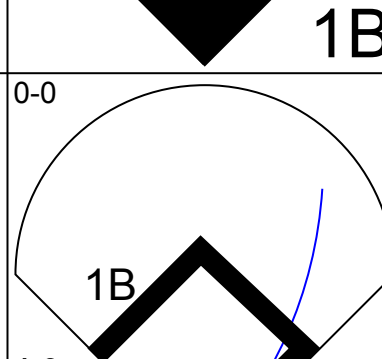
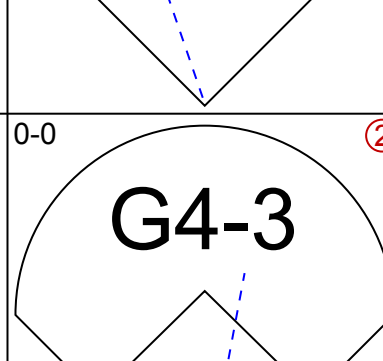
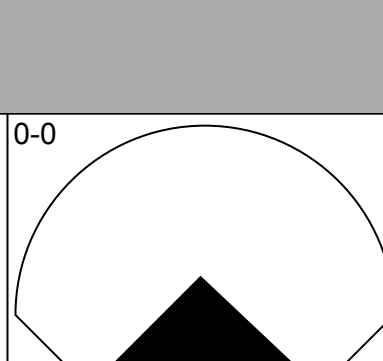
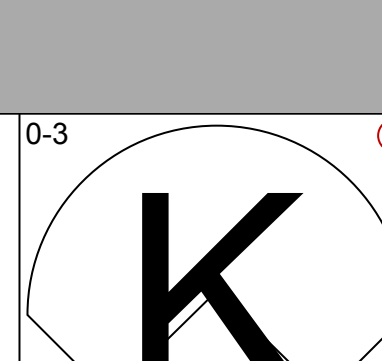
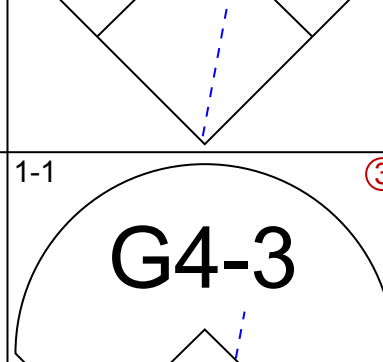
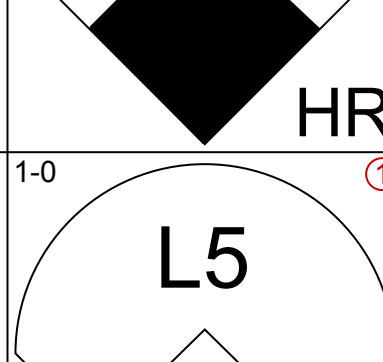
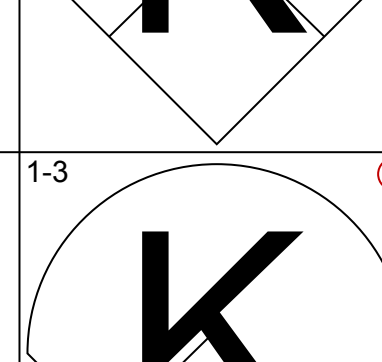
AB	34
R	3
H	8
RBI	2
BB	10
SO	8
LOB	27



Batter	1	2	3	4	5	6	7	8	9	AB	R	H	RBI	BB	SO	LOB	TOP				
Sil Campusano, R OBP: 0.270, SLG: 0.318 (1, 8)										4	1	1	1	0	1	2	Philadelphia Phillies @ St. Louis Cardinals Busch Stadium, St. Louis, MO Wed Sep 19 1990, 7:05 PM CDT Att: 15,828 - Unknown - 65 F				
Randy Ready, R OBP: 0.329, SLG: 0.308 (1, 4)										3	0	1	2	1	1	0					
Charlie Hayes, R OBP: 0.304, SLG: 0.361 (1, 5)										4	1	2	1	1	0	2					
Dale Murphy, R OBP: 0.322, SLG: 0.430 (1, 9)										4	1	2	2	1	0	4					
Ricky Jordan, R OBP: 0.272, SLG: 0.351 (1, 3)										5	0	0	0	0	0	2					
Dickie Thon, R OBP: 0.306, SLG: 0.352 (1, 6)										4	1	1	0	1	1	1					
Wes Chamberlain, R OBP: 0.200, SLG: 0.357 (1, 7)										4	2	1	1	1	0	2					
Darrin Fletcher, L OBP: 0.286, SLG: 0.286 (1, 2)										5	2	2	1	0	0	2					
Pat Combs, L OBP: 0.190, SLG: 0.182 (1, 1)										2	0	1	0	0	1	0					
Louie Meadows, L OBP: 0.291, SLG: 0.150 (6, PH)										1	0	0	0	0	1	0					
Darrel Akerfelds, R OBP: 0.167, SLG: 0.167 (6, 1)										0	0	0	0	0	0	0					
John Kruk, L OBP: 0.386, SLG: 0.418 (8, PH)										1	0	1	0	0	0	0					
Roger McDowell, R (8, 1)										0	0	0	0	0	0	0					
Inning Stats	R: 0 E: 0 K: 2 S: 9	H: 1 LOB: 1 BB: 0 P: 16	R: 1 E: 0 K: 1 S: 12	H: 1 LOB: 0 BB: 0 P: 16	R: 3 E: 0 K: 1 S: 13	H: 2 LOB: 0 BB: 1 P: 20	R: 2 E: 0 K: 0 S: 10	H: 3 LOB: 3 BB: 2 P: 21	R: 0 E: 0 K: 1 S: 8	H: 0 LOB: 0 BB: 0 P: 10	R: 0 E: 0 K: 0 S: 10	H: 0 LOB: 1 BB: 1 P: 17	R: 2 E: 0 K: 0 S: 18	H: 4 LOB: 2 BB: 0 P: 25	R: 0 E: 0 K: 0 S: 8	H: 1 LOB: 2 BB: 1 P: 12	1B: 7 2B: 1 3B: 2 HR: 2	SF: 2 SAC: 0 DP: 0 HBP: 0	WP: 0 PB: 0 SB: 0 CS: 0	PA: 44	
PITCHER	IP	WLS	BF	H	R	ER	SO	BB	IBB	HBP	BLK	WP	HR	S	P	ERA	WHIP				
Joe Magrane, L ERA: 3.78 (1, 1)	3.2	L	20	6	6	6	4	3	0	0	0	0	2	39	65	14.73	2.455				
Scott Terry, R ERA: 4.53 (4, 1)	2.1		8	1	0	0	1	0	0	0	0	0	0	19	26	0.00	0.429				
Omar Olivares, R ERA: 3.41 (7, 1)	1.2		10	4	2	2	0	1	0	0	0	0	0	27	41	10.80	3.000				
Mike Perez, R ERA: 1.04 (8, 1)	0.1		1	0	0	0	0	0	0	0	0	0	0	1	1	0.00	0.000				
Lee Smith, R ERA: 2.12 (9, 1)	1.0		5	1	0	0	0	1	0	0	0	0	0	8	12	0.00	2.000				

Batter	1	2	3	4	5	6	7	8	9	AB	R	H	RBI	BB	SO	LOB	BOTTOM					
Bernard Gilkey, R OBP: 0.269, SLG: 0.182 (1, 7)										2	1	0	0	3	0	1	Philadelphia Phillies @ St. Louis Cardinals Busch Stadium, St. Louis, MO Wed Sep 19 1990, 7:05 PM CDT Att: 15,828 - Unknown - 65 F					
Todd Zeile, R OBP: 0.330, SLG: 0.399 (1, 5)										3	1	2	1	2	0	1						
Ray Lankford, L OBP: 0.348, SLG: 0.471 (1, 8)										5	0	0	0	0	0	7						
Pedro Guerrero, R OBP: 0.338, SLG: 0.433 (1, 3)										5	0	0	0	0	0	3						
Felix Jose, S OBP: 0.308, SLG: 0.384 (1, 9)										5	1	2	2	0	0	2						
Geronimo Pena, S OBP: 0.391, SLG: 0.364 (1, 4)										3	1	1	0	1	0	1						
Mike Perez, R (8, 1)										0	0	0	0	0	0	0						
Lee Smith, R (9, 1)										0	0	0	0	0	0	0						
Ozzie Smith, S OBP: 0.336, SLG: 0.305 (1, 6)										4	0	2	0	0	1	1						
Tom Pagnozzi, R OBP: 0.320, SLG: 0.353 (1, 2)										4	0	2	0	0	0	2						
Joe Magrane, R OBP: 0.182, SLG: 0.173 (1, 1)										1	0	0	0	0	0	2						
Scott Terry, R OBP: 0.455, SLG: 0.545 (4, 1)										1	0	0	0	0	1	0						
Milt Thompson, L OBP: 0.290, SLG: 0.311 (6, PH)										1	0	0	0	0	0	0						
Omar Olivares, R OBP: 0.143, SLG: 0.462 (7, 1)										0	0	0	0	0	0	0						
Jose Quijando, S OBP: 0.329, SLG: 0.324 (8, 4)										1	0	0	0	0	0	1						
Inning Stats	R: 1 E: 0 K: 0 S: 11	H: 1 LOB: 1 BB: 1 P: 22	R: 1 E: 0 K: 0 S: 9	H: 2 LOB: 3 BB: 3 P: 26	R: 0 E: 0 K: 0 S: 7	H: 1 LOB: 1 BB: 0 P: 11	R: 0 E: 0 K: 1 S: 8	H: 0 LOB: 0 BB: 0 P: 11	R: 2 E: 0 K: 0 S: 13	H: 3 LOB: 2 BB: 1 P: 22	R: 0 E: 0 K: 0 S: 10	H: 0 LOB: 1 BB: 1 P: 19	R: 0 E: 0 K: 0 S: 8	H: 0 LOB: 0 BB: 0 P: 13	R: 0 E: 0 K: 1 S: 8	H: 1 LOB: 1 BB: 0 P: 11	R: 0 E: 0 K: 0 S: 9	H: 1 LOB: 1 BB: 0 P: 14	1B: 4 2B: 3 3B: 1 HR: 1	SF: 0 SAC: 0 DP: 1 HBP: 0	WP: 0 PB: 0 SB: 2 CS: 0	PA: 41
PITCHER	IP	WLS	BF	H	R	ER	SO	BB	IBB	HBP	BLK	WP	HR	S	P	ERA	WHIP					
Pat Combs, L ERA: 4.25 (1, 1)	5.0	W	26	7	4	4	1	4	1	0	0	0	0	48	92	7.20	2.200					
Darrel Akerfelds, R ERA: 3.87 (6, 1)	2.0		7	0	0	0	0	1	0	0	0	0	0	18	32	0.00	0.500					
Roger McDowell, R ERA: 3.67 (8, 1)	2.0		8	2	0	0	1	0	0	0	0	0	0	17	25	0.00	1.000					

Batter	1	2	3	4	5	6	7	8	9	AB	R	H	RBI	BB	SO	LOB	TOP								
Lenny Dykstra, L OBP: 0.421, SLG: 0.438 (1, 8)										5	1	1	0	0	1	0	Philadelphia Phillies @ St. Louis Cardinals Busch Stadium, St. Louis, MO Thu Sep 20 1990, 7:05 PM CDT Att: 14,744 - Unknown - 70 F								
Mickey Morandini, L OBP: 0.263, SLG: 0.255 (1, 4)										3	0	1	0	1	0	1									
Von Hayes, L OBP: 0.374, SLG: 0.418 (1, 7)										4	1	1	1	0	0	2									
Dale Murphy, R OBP: 0.321, SLG: 0.431 (1, 9)										4	1	1	1	0	1	2									
John Kruk, L OBP: 0.385, SLG: 0.418 (1, 3)										4	1	1	1	0	1	1									
Darren Daulton, L OBP: 0.369, SLG: 0.431 (1, 2)										4	0	3	1	0	0	0									
Charlie Hayes, R OBP: 0.302, SLG: 0.358 (1, 5)										4	0	0	0	0	2	3									
Rod Booker, L OBP: 0.328, SLG: 0.319 (1, 6)										3	0	0	0	1	0	1									
Terry Mulholland, R OBP: 0.105, SLG: 0.107 Roger McDowell, R (9, 1)										4	0	0	0	0	3	3									
										0	0	0	0	0	0	0									
Inning Stats	R: 0 E: 0 K: 2 S: 16	H: 1 LOB: 0 BB: 0 P: 23	R: 0 E: 0 K: 0 S: 5	H: 0 LOB: 0 BB: 0 P: 7	R: 0 E: 0 K: 0 S: 6	H: 0 LOB: 0 BB: 0 P: 9	R: 0 E: 0 K: 0 S: 8	H: 0 LOB: 1 BB: 1 P: 15	R: 0 E: 0 K: 1 S: 12	H: 1 LOB: 1 BB: 0 P: 16	R: 4 E: 1 K: 2 S: 24	H: 5 LOB: 2 BB: 1 P: 38	R: 0 E: 0 K: 0 S: 4	H: 0 LOB: 0 BB: 0 P: 6	R: 0 E: 0 K: 2 S: 10	H: 1 LOB: 1 BB: 0 P: 18	R: 0 E: 0 K: 1 S: 7	H: 0 LOB: 0 BB: 0 P: 12	1B: 4 2B: 4 3B: 0 HR: 0	SF: 0 SAC: 0 DP: 0 HBP: 0	WP: 0 PB: 0 SB: 2 CS: 0	PA: 37			
PITCHER	IP	WLS	BF	H	R	ER	SO	BB	IBB	HBP	BLK	WP	HR	S	P	ERA	WHIP								
Bryn Smith, R ERA: 4.38 (1, 1)	5.1		23	6	4	4	3	1	0	0	0	0	0	61	90	6.75	1.312								
Tim Sherrill, L ERA: 7.36 (6, 1)	0.0		1	1	0	0	0	0	0	0	0	0	0	3	4	∞	∞								
Tom Niedenfuer, R ERA: 3.46 (6, 1)	0.2		3	0	0	0	2	0	1	0	0	0	0	7	14	0.00	0.000								
Frank DiPino, L ERA: 4.72 (7, 1)	2.0		7	1	0	0	2	0	0	0	0	0	0	14	24	0.00	0.500								
Mike Perez, R ERA: 0.93 (9, 1)	1.0	W	3	0	0	0	1	0	0	0	0	0	0	7	12	0.00	0.000								

Batter	1	2	3	4	5	6	7	8	9	AB	R	H	RBI	BB	SO	LOB	BOTTOM								
Bernard Gilkey, R OBP: 0.300, SLG: 0.308 (1, 7)										4	1	2	0	0	0	0	Philadelphia Phillies @ St. Louis Cardinals Busch Stadium, St. Louis, MO Thu Sep 20 1990, 7:05 PM CDT Att: 14,744 - Unknown - 70 F								
Todd Zeile, R OBP: 0.330, SLG: 0.400 (1, 5)										3	1	1	1	0	1	1									
Rex Hudler, R OBP: 0.335, SLG: 0.471 (1, 8)										4	0	1	0	0	1	0									
Pedro Guerrero, R OBP: 0.337, SLG: 0.431 (1, 3)											4	0	1	0	0	1		2							
Felix Jose, S OBP: 0.307, SLG: 0.383 (1, 9)											4	1	1	1	0	1		1							
Gerónimo Peña, S OBP: 0.385, SLG: 0.333 Mike Perez, R (9, 1)											2	0	0	0	1	1		1							
Denny Walling, L OBP: 0.271, SLG: 0.290 Dave Collins, S OBP: 0.382, SLG: 0.255 (9, PH)											0	0	0	0	0	0									
Ozzie Smith, S OBP: 0.335, SLG: 0.306 (1, 6)											4	0	1	0	0	0	2								
Ray Stephens, R OBP: 0.333, SLG: 1.333 Ray Lankford, L OBP: 0.354, SLG: 0.476 (9, PH)										3	1	1	1	0	1	0									
Bryn Smith, R OBP: 0.287, SLG: 0.265 Tim Sherrill, L OBP: 0.105, SLG: 0.107 Tom Niedenfuer, R OBP: 0.330, SLG: 0.310 Mike Thompson, L OBP: 0.302, SLG: 0.292 Frank DiPino, L OBP: 0.302, SLG: 0.292 Craig Wilson, R OBP: 0.319, SLG: 0.324 José Quiñones, S OBP: 0.356, SLG: 0.324 (9, 4)										1	0	0	0	0	0	0									
Inning Stats	R: 0 E: 0 K: 1 S: 6	H: 0 LOB: 0 BB: 0 P: 9	R: 0 E: 0 K: 0 S: 8	H: 0 LOB: 0 BB: 0 P: 14	R: 0 E: 0 K: 0 S: 5	H: 0 LOB: 0 BB: 0 P: 8	R: 0 E: 0 K: 1 S: 12	H: 1 LOB: 0 BB: 0 P: 18	R: 0 E: 0 K: 0 S: 8	H: 0 LOB: 1 BB: 1 P: 12	R: 2 E: 0 K: 0 S: 8	H: 2 LOB: 0 BB: 0 P: 12	R: 0 E: 0 K: 2 S: 11	H: 1 LOB: 1 BB: 0 P: 14	R: 0 E: 0 K: 2 S: 10	H: 0 LOB: 0 BB: 0 P: 14	R: 3 E: 0 K: 0 S: 12	H: 6 LOB: 2 BB: 0 P: 20	1B: 6 2B: 2 3B: 1 HR: 1	SF: 1 SAC: 0 DP: 2 HBP: 0	WP: 0 PB: 0 SB: 1 CS: 0	PA: 35			
PITCHER	IP	WLS	BF	H	R	ER	SO	BB	IBB	HBP	BLK	WP	HR	S	P	ERA	WHIP								
Terry Mulholland, L ERA: 3.86 (1, 1)	8.0		29	5	3	3	7	1	0	0	0	0	0	70	104	3.38	0.750								
Roger McDowell, R ERA: 3.86 (9, 1)	0.2	L	6	5	2	2	0	0	0	0	0	0	0	10	17	27.00	7.500								

Batter	1	2	3	4	5	6	7	8	9	AB	R	H	RBI	BB	SO	LOB	TOP			
Tim Raines, S OBP: 0.377, SLG: 0.389	F7		FC6 BB		F7		K		CS 1B	4	0	1	0	1	1	1	Montreal Expos @ Philadelphia Phillies Veterans Stadium, Philadelphia, PA Sat Sep 22 1990, 7:05 PM EDT Att: 17,215 - Unknown AB 32 R 2 H 7 RBI 1 BB 4 SO 7 LOB 15			
Dave Martinez, L OBP: 0.332, SLG: 0.440	CS 1B		FC6 1-2		F9			4-3	CS 1-2	4	0	1	0	0	0	3				
Delino DeShields, L OBP: 0.379, SLG: 0.406	K 1-2			F9		WP E 4-3 1B		1B	1B	4	1	2	0	0	1	1				
Tim Wallach, R OBP: 0.348, SLG: 0.484		F3		5-3		4-3		1B	BB 1B	4	0	1	0	0	0	1				
Larry Walker, L OBP: 0.317, SLG: 0.432	K			2B		K		BB	BB	3	0	1	0	1	2	1				
Andres Galarraga, R OBP: 0.300, SLG: 0.405	K			6-3		E6 2-H		K		4	0	0	0	0	2	4				
Nelson Santovenia, R OBP: 0.273, SLG: 0.296 Mike Fitzgerald, R OBP: 0.366, SLG: 0.395 Orlando Mercado, R OBP: 0.290, SLG: 0.322			K		6-3	1-3		6-3		3	0	0	0	0	1	1				
Spike Owen, S OBP: 0.338, SLG: 0.347			SH1-4 BB		2B BB		F9		F7	2	1	0	0	2	0	0				
Scott Anderson, R Jerry Goff, L Mel Rojas, R Otis Nixon, S Scott Ruskin, L Tim Burke, R Mike Alonzo, L			SH1-4		2B		B1		G3	0	0	0	0	0	0	0				
			1-2		1-H 2B					1	0	1	1	0	0	0				
Inning Stats	R: 0 E: 0 K: 1 S: 6	H: 1 LOB: 0 BB: 0 P: 9	R: 0 E: 0 K: 2 S: 8	H: 0 LOB: 0 BB: 0 P: 10	R: 0 E: 0 K: 1 S: 8	H: 0 LOB: 2 BB: 2 P: 20	R: 0 E: 0 K: 0 S: 8	H: 1 LOB: 1 BB: 0 P: 13	R: 1 E: 0 K: 0 S: 9	H: 1 LOB: 1 BB: 1 P: 17	R: 0 E: 0 K: 1 S: 9	H: 0 LOB: 0 BB: 0 P: 14	R: 0 E: 0 K: 1 S: 12	H: 2 LOB: 3 BB: 1 P: 22	R: 0 E: 0 K: 0 S: 8	H: 1 LOB: 0 BB: 0 P: 14	1B: 5 2B: 2 3B: 0 HR: 0	SF: 0 SAC: 1 DP: 0 HBP: 0	WP: 1 PB: 0 SB: 0 CS: 2	PA: 38
PITCHER	IP WLS BF H R ER SO	IP WLS BF H R ER SO	IP WLS BF H R ER SO	IP WLS BF H R ER SO	IP WLS BF H R ER SO	IP WLS BF H R ER SO	IP WLS BF H R ER SO	IP WLS BF H R ER SO	IP WLS BF H R ER SO	IP WLS BF H R ER SO	IP WLS BF H R ER SO	IP WLS BF H R ER SO	IP WLS BF H R ER SO	IP WLS BF H R ER SO	IP WLS BF H R ER SO	IP WLS BF H R ER SO	ERA WHIP	ERA WHIP		
Tommy Greene, R ERA: 5.79	6.0	W	25	4	2	1	5	3	0	0	0	0	1	0	49	86	1.50	1.167		
Darrel Akerfelds, R ERA: 3.79	1.1		6	2	0	0	1	0	0	0	0	0	0	0	13	20	0.00	1.500		
Don Carman, L ERA: 4.34	0.0		1	0	0	0	0	1	0	0	0	0	0	0	1	5	∞	∞		
Joe Boever, R ERA: 3.42	0.2		2	0	0	0	1	0	0	0	0	0	0	0	7	11	0.00	0.000		
Roger McDowell, R ERA: 3.74	1.0	S	3	1	0	0	0	0	0	0	0	0	0	0	8	14	0.00	1.000		

Batter	1	2	3	4	5	6	7	8	9	AB	R	H	RBI	BB	SO	LOB	BOTTOM			
Lenny Dykstra, L OBP: 0.422, SLG: 0.441	S BB		F9 SF9 1B	4-3			E5 1B			3	1	1	1	1	0	0	Montreal Expos @ Philadelphia Phillies Veterans Stadium, Philadelphia, PA Sat Sep 22 1990, 7:05 PM EDT Att: 17,215 - Unknown AB 31 R 3 H 8 RBI 3 BB 3 SO 5 LOB 19			
Darren Daulton, L OBP: 0.365, SLG: 0.424	F8		F9		BB		F8			3	0	0	0	1	0	3				
Von Hayes, L OBP: 0.374, SLG: 0.418	K		SF9		F8		F8		1B	3	0	1	1	0	1	2				
Dale Murphy, R OBP: 0.323, SLG: 0.430	K		2B BB		F9		F9			3	0	0	0	1	1	4				
John Kruk, L OBP: 0.391, SLG: 0.425		FC1-6 1B	2B		G3			1-3 1B		4	0	3	0	0	0	1				
Dickey Thon, R OBP: 0.309, SLG: 0.353	FC1-6 1-2		5-3			L3 1B		1-3		4	0	1	0	0	0	4				
Dave Hollins, S OBP: 0.273, SLG: 0.351 Charlie Hayes, R OBP: 0.301, SLG: 0.357	K				K		L3		F8	4	0	0	0	0	2	3				
Mickey Morandini, L Darrel Akerfelds, R Don Carman, L Joe Boever, R Louie Meadows, L Roger McDowell, R							L5		K	0	0	0	0	0	0	0				
										3	1	1	1	0	0	1				
										0	0	0	0	0	0	0				
										0	0	0	0	0	0	0				
										1	0	0	0	0	0	0				
										0	0	0	0	0	0	0				
Inning Stats	R: 0 E: 0 K: 2 S: 10	H: 0 LOB: 1 BB: 1 P: 16	R: 0 E: 0 K: 1 S: 15	H: 1 LOB: 1 BB: 0 P: 21	R: 2 E: 0 K: 0 S: 18	H: 3 LOB: 2 BB: 1 P: 29	R: 1 E: 0 K: 1 S: 8	H: 1 LOB: 0 BB: 0 P: 11	R: 0 E: 0 K: 0 S: 4	H: 0 LOB: 1 BB: 1 P: 10	R: 0 E: 0 K: 0 S: 6	H: 1 LOB: 0 BB: 0 P: 12	R: 0 E: 1 K: 0 S: 10	H: 1 LOB: 2 BB: 0 P: 15	R: 0 E: 0 K: 1 S: 7	H: 1 LOB: 1 BB: 0 P: 13	1B: 5 2B: 3 3B: 0 HR: 1	SF: 1 SAC: 0 DP: 1 HBP: 0	WP: 0 PB: 0 SB: 3 CS: 0	PA: 35
PITCHER	IP WLS BF H R ER SO	IP WLS BF H R ER SO	IP WLS BF H R ER SO	IP WLS BF H R ER SO	IP WLS BF H R ER SO	IP WLS BF H R ER SO	IP WLS BF H R ER SO	IP WLS BF H R ER SO	IP WLS BF H R ER SO	IP WLS BF H R ER SO	IP WLS BF H R ER SO	IP WLS BF H R ER SO	IP WLS BF H R ER SO	IP WLS BF H R ER SO	IP WLS BF H R ER SO	IP WLS BF H R ER SO	ERA WHIP	ERA WHIP		
Scott Anderson, R ERA: 3.75	4.0	L	19	5	3	3	4	2	0	0	0	0	0	0	10	22	0.00	1.000		
Mel Rojas, R ERA: 3.19	2.0		7	1	0	0	0	1	0	0	0	0	0	0	9	14	0.00	1.500		
Scott Ruskin, L ERA: 2.96	0.2		4	1	0	0	0	0	0	0	0	0	0	0	8	14	0.00	0.750		
Tim Burke, R ERA: 2.89	1.1		5	1	0	0	1	0	0	0	0	0	0	0	8	14	0.00	0.750		

Batter	1	2	3	4	5	6	7	8	9	10	11	12	13	14	15	16	AB	R	H	RBI	BB	SO	LOB	TOP			
Tim Raines, S OBP: 0.381, SLG: 0.390 (1, 7)	4-3						4-3					6-3					6	0	3	0	2	0	2				
Dave Martinez, L OBP: 0.288, SLG: 0.435 (7, 1)	4-3		BB				4-3							SH3-4			4	0	0	0	0	0	3				
Tom Foley, L OBP: 0.282, SLG: 0.253 (9, 6)	4-3						P6							SH3-4			2	0	0	0	1	0	3				
Delino DeShields, L OBP: 0.380, SLG: 0.403 (1, 4)	K		3-1				F3										5	0	1	1	2	1	3				
Tim Wallach, R OBP: 0.345, SLG: 0.480 (1, 5)		4-3					1-3										7	0	1	0	0	0	6				
Larry Walker, L OBP: 0.312, SLG: 0.425 (1, 9)		4-3					F3										7	0	0	0	0	1	1				
Andres Galarraga, R OBP: 0.303, SLG: 0.408 (1, 3)																	6	0	3	0	1	1	0				
Mike Fitzgerald, R OBP: 0.302, SLG: 0.387 (1, 2)																	6	0	0	0	1	2	4				
John Oler, R OBP: 0.285, SLG: 0.350 (1, 1)																											
Oil Can Boyd, R OBP: 0.302, SLG: 0.052 (7, PH)																											
Otis Nixon, S OBP: 0.329, SLG: 0.302 (7, 8)																											
Inning Stats	R: 0 E: 1 K: 1 S: 7	H: 0 LOB: 0 BB: 0 P: 14	R: 0 E: 0 K: 1 S: 16	H: 1 LOB: 1 BB: 0 P: 23	R: 0 E: 0 K: 0 S: 14	H: 0 LOB: 2 BB: 2 P: 26	R: 0 E: 0 K: 1 S: 8	H: 1 LOB: 2 BB: 1 P: 18	R: 0 E: 0 K: 0 S: 6	H: 0 LOB: 0 BB: 0 P: 9	R: 0 E: 0 K: 0 S: 6	H: 0 LOB: 0 BB: 0 P: 12	R: 0 E: 0 K: 1 S: 6	H: 2 LOB: 2 BB: 1 P: 18	R: 0 E: 0 K: 0 S: 7	H: 1 LOB: 2 BB: 1 P: 19	R: 0 E: 0 K: 0 S: 6	H: 0 LOB: 1 BB: 1 P: 14	R: 0 E: 0 K: 0 S: 7	H: 0 LOB: 0 BB: 0 P: 16	R: 0 E: 0 K: 0 S: 7	H: 2 LOB: 1 BB: 0 P: 9	1B: 9 2B: 1 3B: 0 HR: 0	SF: 0 DP: 2 HBP: 0	WP: 1 PB: 0 SB: 0 CS: 0	PA: 65	
PITCHER	IP 7.0	WLS 29	BF 6	H 0	R 0	ER 0	SO 3	BB 5	IBB 0	HBP 0	BLK 0	WP 0	HR 0	S 66	P 121	ERA 0.00	WHIP 1.143										
Jason Grimsley, R ERA: 3.00																											
Steve Ontiveros, R ERA: 1.5																											
Joe Boeaver, R ERA: 3.4																											
Darrel Akerfelds, R ERA: 3.70																											
Don Carman, L ERA: 4.17																											

Montreal Expos @ Philadelphia Phillies
Veterans Stadium, Philadelphia, PA
Sun Sep 23 1990, 3:33 AM EDT
Att: 25,715 - Sunny - 65 F

AB 53
R 10
H 1
RBI 1
BB 9
SO 6
LOB 29



Batter	1	2	3	4	5	6	7	8	9	10	11	12	13	14	15	16	AB	R	H	RBI	BB	SO	LOB	BOTTOM						
Lenny Dykstra, L OBP: 0.420, SLG: 0.438 (1, 8)	K							3-1									5	0	0	0	2	1	3							
Rod Booker, L OBP: 0.321, SLG: 0.311 (8, PH)	1-3							5-3									3	0	0	0	0	0	4							
Dickie Thorn, R OBP: 0.307, SLG: 0.350 (9, 6)	1-3							5-3									4	0	0	0	0	0	1							
Von Hayes, L OBP: 0.377, SLG: 0.417 (1, 7)																	4	1	1	0	3	0	0							
John Kruk, L OBP: 0.388, SLG: 0.419 (10, 3)	L8																6	0	0	0	1	1	3							
Charlie Hayes, R OBP: 0.301, SLG: 0.356 (1, 5)																	7	0	2	1	0	0	1							
Darrin Fletcher, L OBP: 0.200, SLG: 0.200 (7, PH)																	2	0	0	0	0	1	1							
Sal Campuzano, R OBP: 0.287, SLG: 0.313 (8, 2)																	0	0	0	0	0	0	0							
Tom Nieto, R OBP: 0.287, SLG: 0.154 (9, PH)																	1	1	0	0	2	0	0							
Dale Murphy, R OBP: 0.324, SLG: 0.429 (10, 9)																	3	0	1	0	0	1	0							
Ricky Jordan, R OBP: 0.272, SLG: 0.354 (9, PH)																	3	0	0	0	0	1	0							
Darren Daulton, L OBP: 0.363, SLG: 0.421 (10, 2)																	3	0	0	0	0	1	4							
Mickey Morandini, L OBP: 0.275, SLG: 0.310 (7, PH)																	2	0	1	0	0	0	1							
Wes Chamberlain, R OBP: 0.285, SLG: 0.310 (8, 1)																	1	0	0	0	0	0	0							
Steve Ontiveros, R ERA: 1.5																	0	0	0	0	0	0	0							
Lucas Matlock, L OBP: 0.285, SLG: 0.310 (10, 1)																	0	0	0	0	0	0	0							
Joe Boeaver, R ERA: 3.4																	0	0	0	0	0	0	0							
Dave Hollins, S OBP: 0.275, SLG: 0.275 (10, 1)																	1	0	1	1	0	0	0							
Darrel Akerfelds, R ERA: 3.70																	0	0	0	0	0	0	0							
Don Carman, L ERA: 4.17																	1	0	0	0	0	1	0							
Jason Grimsley, R OBP: 0.314, SLG: 0.154 (8, 4)																	2	0	0	0	0	0	2							
Randy Ready, R OBP: 0.333, SLG: 0.310 (1, 1)																	3	0	1	0	1	1	0							
Inning Stats	R: 0 E: 0 K: 1 S: 15	H: 0 LOB: 1 BB: 1 P: 21	R: 0 E: 0 K: 0 S: 4	H: 0 LOB: 0 BB: 0 P: 5	R: 0 E: 0 K: 0 S: 4	H: 1 LOB: 1 BB: 1 P: 9	R: 0 E: 0 K: 1 S: 8	H: 0 LOB: 1 BB: 1 P: 13	R: 0 E: 0 K: 0 S: 5	H: 1 LOB: 2 BB: 1 P: 12	R: 0 E: 0 K: 0 S: 7	H: 0 LOB: 0 BB: 0 P: 9	R: 0 E: 0 K: 3 S: 12	H: 0 LOB: 0 BB: 0 P: 20	R: 0 E: 0 K: 0 S: 6	H: 0 LOB: 0 BB: 0 P: 12	R: 0 E: 0 K: 1 S: 8	H: 0 LOB: 0 BB: 0 P: 14	R: 0 E: 0 K: 1 S: 14	H: 1 LOB: 1 BB: 2 P: 19	R: 0 E: 0 K: 0 S: 6	H: 0 LOB: 0 BB: 0 P: 8	R: 0 E: 0 K: 0 S: 7	H: 1 LOB: 1 BB: 0 P: 17	R: 1 E: 0 K: 0 S: 2	H: 1 LOB: 2 BB: 2 P: 12	1B: 6 2B: 2 3B: 0 HR: 0	SF: 0 DP: 2 HBP: 0	WP: 2 PB: 0 SB: 3 CS: 0	PA: 59
PITCHER	IP 6.0	WLS 23	BF 9	H 2	R 0	ER 0	SO 2	BB 3	IBB 1	HBP 0	BLK 0	WP 0	HR 0	S 43	P 69	ERA 0.00	WHIP 0.833													
Oil Can Boyd, R ERA: 2.75																														
Steve Frey, L ERA: 2.22																														
Tim Burke, R ERA: 2.58																														
Dale Mohorovic, R ERA: 3.38																														
Kevin Gross, R ERA: 4.54																														
PITCHER	IP 7.0	WLS 16	BF 1	H 1	R 1	ER 1	SO 1	BB 0	IBB 0	HBP 0	BLK 0	WP 0	HR 0	S 1	P 9	ERA 7.0	WHIP =													
Howard Farmer, R ERA: 7.0																														
Bill Sampen, R ERA: 3.13																														

Montreal Expos @ Philadelphia Phillies
Veterans Stadium, Philadelphia, PA
Sun Sep 23 1990, 3:33 AM EDT
Att: 25,715 - Sunny - 65 F

AB 50
R 7
H 7
RBI 2
BB 9
SO 9
LOB 23




Batter	1	2	3	4	5	6	7	8	9	AB	R	H	RBI	BB	SO	LOB	TOP					
Tim Raines, S OBP: 0.378, SLG: 0.387	F9		G5-3			G6-3		G5-3		4	0	0	0	0	0	2	Montreal Expos @ Philadelphia Phillies Veterans Stadium, Philadelphia, PA Mon Sep 24 1990, 7:05 PM EDT Att: 11,527 - Unknown - 65 F livebaseballscorecards.com					
Delino DeShields, L OBP: 0.379, SLG: 0.402	G3			1B		G4-3		G6-3		4	0	1	0	0	0	0						
Andres Calarraga, R OBP: 0.391, SLG: 0.495	F9			P2		P4		K		4	0	0	0	0	1	1						
Tim Wallach, R OBP: 0.343, SLG: 0.476		G6-3		G6-3		G4-3		F8		4	0	0	0	0	0	1						
Marquis Grissom, R OBP: 0.314, SLG: 0.339	P3			K		P3				3	0	0	0	0	1	1						
Otis Nixon, S OBP: 0.325, SLG: 0.298					P2					3	0	0	0	0	0	0						
Dale Mohoric, R OBP: 0.125, SLG: 0.125	B1-3					F7				0	0	0	0	0	0	0						
Orlando Mercado, R OBP: 0.291, SLG: 0.323			L7			1B		F8		3	0	1	0	0	0	0						
Spike Owen, S OBP: 0.339, SLG: 0.350						F8		FC5-4 1B		3	0	2	0	0	0	1						
Brian Barnes, L OBP: 0.200, SLG: 0.200			K			K		FC5-4 1-2		2	0	0	0	0	2	2						
Inning Stats	R: 0 H: 0 E: 0 K: 0 S: 6	H: 0 LOB: 0 BB: 0 P: 10	R: 0 H: 0 E: 0 K: 0 S: 5	H: 0 LOB: 0 BB: 0 P: 7	R: 0 H: 1 E: 0 K: 1 S: 8	H: 1 LOB: 1 BB: 0 P: 12	R: 0 H: 1 E: 0 K: 1 S: 8	H: 1 LOB: 1 BB: 0 P: 14	R: 0 H: 1 E: 0 K: 1 S: 9	H: 1 LOB: 1 BB: 0 P: 13	R: 0 H: 0 E: 0 K: 0 S: 5	H: 0 LOB: 0 BB: 0 P: 7	R: 0 H: 0 E: 0 K: 0 S: 7	H: 0 LOB: 0 BB: 0 P: 10	R: 0 H: 1 E: 0 K: 1 S: 8	H: 1 LOB: 1 BB: 0 P: 14	R: 0 H: 0 E: 0 K: 1 S: 9	H: 0 LOB: 0 BB: 0 P: 13	1B: 3 2B: 1 3B: 0 HR: 0	SF: 0 SAC: 0 DP: 0 HBP: 0	WP: 0 PB: 0 SB: 1 CS: 0	PA: 31
PITCHER Pat Combs, L ERA: 4.03	IP: 9.0 WLS: W BF: 31 H: 4 R: 0 ER: 0 SO: 4 BB: 0 IBB: 0 HBP: 0 BLK: 0 WP: 0 HR: 0 S: 65 P: 100 ERA: 0.00 WHIP: 0.444															PITCHER Pat Combs, L ERA: 4.03						

Batter	1	2	3	4	5	6	7	8	9	AB	R	H	RBI	BB	SO	LOB	BOTTOM					
Sil Campusano, R OBP: 0.266, SLG: 0.310	K		F6		K	1B				4	0	1	0	0	2	0	Montreal Expos @ Philadelphia Phillies Veterans Stadium, Philadelphia, PA Mon Sep 24 1990, 7:05 PM EDT Att: 11,527 - Unknown - 65 F livebaseballscorecards.com					
Randy Ready, R OBP: 0.332, SLG: 0.305	K		L4		WP 1B BB	P2				3	1	0	0	1	1	2						
Charlie Hayes, R OBP: 0.301, SLG: 0.355	G5-3				K			G5-3		4	0	1	0	0	1	1						
Dale Murphy, R OBP: 0.324, SLG: 0.428		F7		K		1B		K		4	0	1	1	0	2	1						
Ricky Jordan, R OBP: 0.275, SLG: 0.356		FC6-4 1B 1B			1B	K		G5-3		4	1	2	0	0	1	1						
Dickie Thon, R OBP: 0.308, SLG: 0.352		FC6-4 1B			1B	G6-3		G5-3		4	0	2	0	0	0	0						
Wes Chamberlain, R OBP: 0.200, SLG: 0.316		FC6-4 1B			K	1B		G5-3		4	1	1	0	0	1	4						
Tom Nieto, R OBP: 0.265, SLG: 0.167		FC6-4 1B			F9	K		G4-3		4	0	1	1	0	1	3						
Pat Combs, L OBP: 0.197, SLG: 0.190		FC6-4 1-2			F9	1B				3	0	1	1	0	0	4						
Inning Stats	R: 0 H: 0 E: 0 K: 2 S: 8	H: 0 LOB: 0 BB: 0 P: 14	R: 1 H: 3 E: 0 K: 0 S: 12	H: 3 LOB: 2 BB: 0 P: 17	R: 0 H: 1 E: 0 K: 1 S: 7	H: 1 LOB: 1 BB: 0 P: 12	R: 0 H: 2 E: 0 K: 1 S: 9	H: 2 LOB: 2 BB: 0 P: 12	R: 1 H: 1 E: 0 K: 3 S: 15	H: 1 LOB: 1 BB: 1 P: 24	R: 1 H: 3 E: 0 K: 1 S: 13	H: 3 LOB: 2 BB: 0 P: 24	R: 0 H: 0 E: 0 K: 1 S: 6	H: 0 LOB: 0 BB: 0 P: 7	R: 0 H: 0 E: 0 K: 0 S: 4	H: 0 LOB: 0 BB: 0 P: 8	R: 0 H: 0 E: 0 K: 0 S: 4	H: 0 LOB: 0 BB: 0 P: 8	1B: 10 2B: 0 3B: 0 HR: 0	SF: 0 SAC: 0 DP: 0 HBP: 0	WP: 1 PB: 0 SB: 3 CS: 0	PA: 35
PITCHER Brian Barnes, L ERA: 3.79	IP: 6.0 WLS: L BF: 29 H: 10 R: 3 ER: 3 SO: 8 BB: 1 IBB: 0 HBP: 0 BLK: 0 WP: 1 HR: 0 S: 64 P: 103 ERA: 4.50 WHIP: 1.833															PITCHER Dale Mohoric, R ERA: 3.24						

AB	31
R	0
H	4
RBI	0
BB	0
SO	4
LOB	9


AB	34
R	3
H	10
RBI	3
BB	1
SO	9
LOB	16



Batter	1	2	3	4	5	6	7	8	9	AB	R	H	RBI	BB	SO	LOB	TOP										
Bernard Gilkey, R (1, 7) OBP: 0.333, SLG: 0.405	2-2 SF8 3B		0-0 L9			1-2 G6-3			2-2 2B	4	1	2	0	0	0	0											
Gerónimo Pena, S (1, 4) OBP: 0.345, SLG: 0.308 Ray Lankford, L (8, 8) OBP: 0.345, SLG: 0.455	0-0 SF8			0-0 F8			0-2 F9		1-3 K	2	0	0	1	0	0	0											
Felix Jose, S (1, 8) OBP: 0.309, SLG: 0.383	1-2 P4			1-2 G4-3			3-2 G5-3			3	0	0	0	0	0	0											
Pedro Guerrero, R (1, 3) OBP: 0.336, SLG: 0.427 Rod Brewer, L (9, 3)	2-2 L8			0-0 G6-3			2-2 L4			3	0	0	0	0	0	0											
Rex Hudler, R (1, 5) OBP: 0.325, SLG: 0.453 Mike Perez, R (8, 1) Ken Dayley, L (9, 1)		1-1 G5-3			0-2 P3			0-2 F7		3	0	0	0	0	0	0											
Craig Wilson, R (1, 9) OBP: 0.308, SLG: 0.282	0-2 P8			0-0 F7			0-1 G5-3			3	0	0	0	0	0	0											
Ozzie Smith, S (1, 6) OBP: 0.332, SLG: 0.303	1-0 G6-3			0-0 G6-3			1-0 F7			3	0	0	0	0	0	0											
Ray Stephens, R (1, 2) OBP: 0.167, SLG: 0.667			1-0 G4-3			1-1 L9		1-2 G3-1		3	0	0	0	0	0	0											
Joe Magrane, R (1, 1) OBP: 0.175, SLG: 0.167 José Oquendo, S (8, 4) OBP: 0.353, SLG: 0.319			1-3 K		3-2 F9		1-1 G6-3			2	0	0	0	0	1	0											
Inning Stats	R: 1 E: 0 K: 0 S: 13	H: 1 LOB: 0 BB: 0 P: 18	R: 0 E: 0 K: 0 S: 6	H: 0 LOB: 0 BB: 0 P: 8	R: 0 E: 0 K: 1 S: 5	H: 0 LOB: 0 BB: 0 P: 7	R: 0 E: 0 K: 0 S: 5	H: 0 LOB: 0 BB: 0 P: 6	R: 0 E: 0 K: 0 S: 5	H: 0 LOB: 0 BB: 0 P: 5	R: 0 E: 0 K: 0 S: 8	H: 0 LOB: 0 BB: 0 P: 13	R: 0 E: 0 K: 0 S: 11	H: 0 LOB: 0 BB: 0 P: 16	R: 0 E: 0 K: 0 S: 9	H: 0 LOB: 0 BB: 0 P: 10	R: 0 E: 0 K: 1 S: 12	H: 1 LOB: 1 BB: 0 P: 17	1B: 0 2B: 1 3B: 1 HR: 0	SF: 1 SAC: 0 DP: 0 HBP: 0	WP: 0 PB: 0 SB: 0 CS: 0	PA: 29					
PITCHER	IP	WLS	BF	H	R	ER	SO	BB	IBB	HBP	BLK	WP	HR	S	P	ERA	WHIP										
Terry Mulholland, L (1, 1) ERA: 3.48	9.0	L	29	2	1	1	2	0	0	0	0	0	0	74	100	1.00	0.222										

St. Louis Cardinals @ Philadelphia Phillies
Veterans Stadium, Philadelphia, PA
Tue Sep 25 1990, 7:05 PM EDT
Att: 13,615 - Unknown


AB 28
R 1
H 2
RBI 1
BB 0
SO 2
LOB 1



Batter	1	2	3	4	5	6	7	8	9	AB	R	H	RBI	BB	SO	LOB	BOTTOM										
Sil Campuzano, R (1, 8) OBP: 0.286, SLG: 0.342	2-1 1B	1-1 P2			1-1 FC1-6 2B		1-0 P9		0-1 FC5-4 1B	5	0	3	0	0	0	2											
Randy Ready, R (1, 4) OBP: 0.329, SLG: 0.303	1-0 P3		1-0 G5-3		1-2 F7		0-1 FC5-4 1B		0-0 FC5-4 1-2	5	0	1	0	0	0	3											
Charlie Hayes, R (1, 5) OBP: 0.299, SLG: 0.352	2-1 E5 1B		3-2 P4		1-1 FC1-6 2-3		2-1 FC5-4 1-2			4	0	0	0	0	0	3											
Dale Murphy, R (1, 9) OBP: 0.323, SLG: 0.426	1-0 1B		0-0 L8		3-2 P9			2-3 K		4	0	1	0	0	1	1											
Ricky Jordan, R (1, 3) OBP: 0.275, SLG: 0.354 Louie Meadows, L (8, PR) OBP: 0.231, SLG: 0.130 John Kruk, L (9, 3) OBP: 0.388, SLG: 0.419	1-2 G6-3			0-0 G5-3		1-0 F8		1-2 L6-4 BB 1B		4	0	1	0	0	0	2											
Darren Daulton, L (1, 2) OBP: 0.364, SLG: 0.419		0-2 G4-3		2-2 F7		4-2 FC5-4 BB		4-1 SAFE SAFE 1-2 BB		2	0	0	0	2	0	0											
Dickie Thon, R (1, 6) OBP: 0.310, SLG: 0.353		0-0 S 1B 1B		0-0 1B 1B		0-0 F8		2-1 L6-4 2-3		4	0	2	0	0	0	3											
Wes Chamberlain, R (1, 7) OBP: 0.261, SLG: 0.364 Rod Booker, L (9, PH) OBP: 0.321, SLG: 0.311 Dave Hollins, S (9, PH) OBP: 0.277, SLG: 0.354	1-0 S 1B	1-0 S 1B		0-0 1B		0-1 FC5-4 1-2		1-1 F9		3	0	2	0	0	0	1											
Terry Mulholland, R (1, 1) OBP: 0.100, SLG: 0.102 Von Hayes, L (9, PH) OBP: 0.376, SLG: 0.416		0-3 K		1-1 F8		0-3 K		3-3 K		3	0	0	0	0	2	4											
Inning Stats	R: 0 E: 1 K: 0 S: 10	H: 2 LOB: 2 BB: 0 P: 17	R: 0 E: 0 K: 1 S: 12	H: 2 LOB: 0 BB: 0 P: 14	R: 0 E: 0 K: 0 S: 6	H: 0 LOB: 0 BB: 0 P: 10	R: 0 E: 0 K: 0 S: 8	H: 2 LOB: 2 BB: 0 P: 11	R: 0 E: 0 K: 0 S: 10	H: 1 LOB: 1 BB: 0 P: 16	R: 0 E: 0 K: 0 S: 6	H: 0 LOB: 1 BB: 1 P: 11	R: 0 E: 0 K: 1 S: 8	H: 1 LOB: 0 BB: 0 P: 11	R: 0 E: 0 K: 1 S: 9	H: 1 LOB: 2 BB: 1 P: 18	R: 0 E: 0 K: 1 S: 8	H: 1 LOB: 1 BB: 0 P: 12	1B: 9 2B: 2 3B: 0 HR: 0	SF: 0 SAC: 0 DP: 1 HBP: 0	WP: 0 PB: 0 SB: 2 CS: 0	PA: 38					
PITCHER	IP	WLS	BF	H	R	ER	SO	BB	IBB	HBP	BLK	WP	HR	S	P	ERA	WHIP										
Joe Magrane, L (1, 1) ERA: 3.64 Mike Perez, R (8, 1) ERA: 0.64 Ken Dayley, L (9, 1) ERA: 2.97	7.0	W	30	8	0	0	2	1	0	0	0	0	0	60	90	0.00	1.286										
	1.0	S	4	1	0	0	1	1	0	0	0	0	0	9	18	0.00	2.000										
	1.0	S	4	1	0	0	1	0	0	0	0	0	0	8	12	0.00	1.000										

St. Louis Cardinals @ Philadelphia Phillies
Veterans Stadium, Philadelphia, PA
Tue Sep 25 1990, 7:05 PM EDT
Att: 13,615 - Unknown

AB 36
R 0
H 10
RBI 0
BB 2
SO 4
LOB 19



Batter	1	2	3	4	5	6	7	8	9	AB	R	H	RBI	BB	SO	LOB	TOP								
Bernard Gilkey, R (1, 7) OBP: 0.340, SLG: 0.415										4	1	1	0	1	1	2									
Ozzie Smith, S (1, 6) OBP: 0.331, SLG: 0.301										3	0	0	0	1	1	1									
Tim Jones, L (7, FR) OBP: 0.286, SLG: 0.316										1	1	0	0	0	0	2									
Ray Lankford, L (1, 8) OBP: 0.363, SLG: 0.455										2	1	1	0	3	0	1									
Pedro Guerrero, R (1, 3) OBP: 0.336, SLG: 0.425										2	0	0	0	0	0	2									
Rod Brewer, L (5, 3) OBP: 0.125, SLG: 0.125										2	0	1	2	0	0	2									
Felix Jose, S (1, 9) OBP: 0.310, SLG: 0.386										5	1	2	2	0	1	4									
Todd Zeile, R (1, 5) OBP: 0.332, SLG: 0.405										4	1	3	2	1	1	2									
Geronimo Pena, S (1, 4) OBP: 0.304, SLG: 0.286										2	2	0	0	2	1	2									
José Oquendo, S (8, 4) OBP: 0.352, SLG: 0.318										1	0	0	0	0	0	1									
Tom Pagnozzi, R (1, 2) OBP: 0.315, SLG: 0.351										5	1	2	1	0	2	3									
Bryn Smith, R (1, 1) OBP: 0.263, SLG: 0.270										3	0	1	1	0	0	1									
Craig Wilson, R (8, PH) OBP: 0.306, SLG: 0.279										1	0	0	0	0	1	1									
Frank DiPino, L (8, 1) OBP: 0.250, SLG: 0.500										1	0	0	0	0	1	1									
Inning Stats	R: 0 E: 0 K: 0 S: 3	H: 0 LOB: 1 BB: 1 P: 7	R: 2 E: 1 K: 1 S: 7	H: 2 LOB: 1 BB: 1 P: 11	R: 2 E: 0 K: 0 S: 4	H: 2 LOB: 0 BB: 1 P: 8	R: 0 E: 0 K: 0 S: 3	H: 0 LOB: 0 BB: 0 P: 3	R: 0 E: 0 K: 2 S: 8	H: 1 LOB: 2 BB: 0 P: 9	R: 1 E: 0 K: 1 S: 5	H: 1 LOB: 1 BB: 2 P: 13	R: 1 E: 0 K: 2 S: 8	H: 1 LOB: 2 BB: 2 P: 16	R: 2 E: 0 K: 1 S: 8	H: 3 LOB: 2 BB: 1 P: 12	R: 0 E: 0 K: 2 S: 8	H: 1 LOB: 1 BB: 0 P: 8	1B: 7 2B: 4 3B: 0 HR: 1	SF: 0 SAC: 0 DP: 1 HBP: 1	WP: 1 PB: 0 SB: 1 CS: 3	PA: 46			
PITCHER	IP	WLS	BF	H	R	ER	SO	BB	IBB	HBP	BLK	WP	HR	S	P	ERA	WHIP								
Jose De Jesus, R (1, 1) ERA: 3.7	5.0	L	23	5	4	4	3	3	0	1	0	0	1	25	38	7.20	1.600								
Chuck Malone, R (6, 1) ERA: 4.25	1.0		6	1	2	2	1	3	0	0	0	1	0	5	17	18.00	4.000								
Bruce Ruffin, L (7, 1) ERA: 5.38	2.0		12	4	2	2	3	2	0	0	0	0	0	16	24	9.00	3.000								
Chuck McElroy, L (9, 1) ERA: 5.25	1.0		4	1	0	0	2	0	0	0	0	0	0	8	8	0.00	1.000								

St. Louis Cardinals @ Philadelphia Phillies
Veterans Stadium, Philadelphia, PA
Wed Sep 26 1990, 7:05 PM EDT
Att: 12,443 - Unknown - 65 F

AB 36
R 8
H 11
RBI 8
BB 8
SO 9
LOB 25



Batter	1	2	3	4	5	6	7	8	9	AB	R	H	RBI	BB	SO	LOB	BOTTOM								
Lenny Dykstra, L (1, 8) OBP: 0.418, SLG: 0.435										4	0	0	0	0	0	0									
Darren Daulton, L (1, 2) OBP: 0.365, SLG: 0.420										4	0	2	0	0	0	0									
Von Hayes, L (1, 7) OBP: 0.375, SLG: 0.413										3	0	0	0	1	0	1									
Dale Murphy, R (1, 9) OBP: 0.322, SLG: 0.424										3	0	0	0	0	1	2									
John Kruk, L (1, 3) OBP: 0.388, SLG: 0.418										3	0	1	0	0	0	0									
Charlie Hayes, R (1, 5) OBP: 0.299, SLG: 0.352										3	1	1	0	0	0	1									
Rod Booker, L (1, 6) OBP: 0.314, SLG: 0.304										3	0	0	0	0	2	1									
Mickey Morandini, L (1, 4) OBP: 0.273, SLG: 0.300										3	0	1	1	0	0	0									
Jose De Jesus, R (1, 1) OBP: 0.173, SLG: 0.108										1	0	0	0	0	0	1									
Darwin Fitcher, L (5, PH) OBP: 0.182, SLG: 0.182										1	0	0	0	0	0	0									
Chuck Malone, R (8, 1) OBP: 0.306, SLG: 0.279										0	0	0	0	0	0	0									
Bruce Ruffin, S (7, 1) OBP: 0.263, SLG: 0.270										0	0	0	0	0	0	0									
Dave Hollins, S (8, PH) OBP: 0.250, SLG: 0.500										1	0	0	0	0	1	0									
Chuck McElroy, L (9, 1) ERA: 5.25										0	0	0	0	0	0	0									
Inning Stats	R: 0 E: 0 K: 0 S: 3	H: 1 LOB: 1 BB: 1 P: 7	R: 1 E: 0 K: 0 S: 5	H: 2 LOB: 0 BB: 0 P: 5	R: 0 E: 0 K: 0 S: 3	H: 0 LOB: 0 BB: 0 P: 3	R: 0 E: 0 K: 1 S: 5	H: 1 LOB: 0 BB: 0 P: 5	R: 0 E: 0 K: 0 S: 3	H: 0 LOB: 0 BB: 0 P: 3	R: 0 E: 0 K: 2 S: 7	H: 0 LOB: 0 BB: 0 P: 7	R: 0 E: 0 K: 0 S: 3	H: 0 LOB: 0 BB: 0 P: 3	1B: 5 2B: 0 3B: 0 HR: 0	SF: 0 SAC: 0 DP: 3 HBP: 0	WP: 0 PB: 0 SB: 0 CS: 0	PA: 30							
PITCHER	IP	WLS	BF	H	R	ER	SO	BB	IBB	HBP	BLK	WP	HR	S	P	ERA	WHIP								
Bryn Smith, R (1, 1) ERA: 4.22	7.0	W	24	5	1	1	2	1	0	0	0	0	0	27	31	1.29	0.857								
Frank DiPino, L (8, 1) ERA: 4.5	2.0		6	0	0	0	2	0	0	0	0	0	0	10	10	0.00	0.000								


St. Louis Cardinals @ Philadelphia Phillies
Veterans Stadium, Philadelphia, PA
Wed Sep 26 1990, 7:05 PM EDT
Att: 12,443 - Unknown - 65 F


AB 29
R 1
H 5
RBI 1
BB 1
SO 4
LOB 6



Batter	1	2	3	4	5	6	7	8	9	AB	R	H	RBI	BB	SO	LOB	TOP										
Bernard Gilkey, R (1, 7) OBP: 0.373, SLG: 0.467										4	1	3	0	0	0	0	St. Louis Cardinals @ Philadelphia Phillies Veterans Stadium, Philadelphia, PA Thu Sep 27 1990, 7:05 PM EDT Att: 9,119 - Unknown										
Gerónimo Peña, S (1, 4) OBP: 0.324, SLG: 0.250										4	0	0	0	0	2	2											
José Oquendo, S (8, 4) OBP: 0.352, SLG: 0.318										0	0	0	0	0	0	0											
Ray Lankford, L (1, 8) OBP: 0.367, SLG: 0.474										4	1	2	1	0	0	1											
Felix Jose, S (1, 9) OBP: 0.311, SLG: 0.385										3	0	1	1	1	0	1											
Todd Zeile, R (1, 5) OBP: 0.330, SLG: 0.402										4	0	0	0	0	1	3											
Rod Brewer, L (1, 3) OBP: 0.167, SLG: 0.167										4	1	1	0	0	1	1											
Tom Pagnozzi, R (1, 2) OBP: 0.319, SLG: 0.359										4	0	2	1	0	0	0											
Dave Collins, S (9, PR) OBP: 0.382, SLG: 0.255										0	0	0	0	0	0	0											
Tim Jones, L (1, 6) OBP: 0.277, SLG: 0.305										4	0	0	0	0	0	2											
Jose DeLeon, R (1, 1) OBP: 0.123, SLG: 0.143										0	0	0	0	0	0	0											
Omar Olivares, R (2, 1) OBP: 0.125, SLG: 0.400										2	0	0	0	0	0	1											
Mitt Thompson, L (8, PH) OBP: 0.289, SLG: 0.311										1	0	0	0	0	0	0											
Mike Perez, R (8, 1) OBP: 0.289, SLG: 0.311										0	0	0	0	0	0	0											
Inning Stats	R: 1 E: 0 K: 0 S: 8	H: 2 LOB: 1 BB: 0 P: 13	R: 0 E: 0 K: 1 S: 5	H: 0 LOB: 0 BB: 0 P: 9	R: 0 E: 0 K: 1 S: 9	H: 0 LOB: 0 BB: 0 P: 14	R: 0 E: 0 K: 0 S: 9	H: 0 LOB: 1 BB: 1 P: 15	R: 0 E: 0 K: 0 S: 9	H: 2 LOB: 0 BB: 0 P: 16	R: 0 E: 0 K: 0 S: 9	H: 2 LOB: 0 BB: 0 P: 18	R: 0 E: 0 K: 0 S: 5	H: 0 LOB: 0 BB: 0 P: 8	R: 0 E: 0 K: 1 S: 7	H: 1 LOB: 1 BB: 0 P: 12	R: 1 E: 0 K: 1 S: 14	H: 2 LOB: 1 BB: 0 P: 20	1B: 5 2B: 4 3B: 0 HR: 0	SF: 0 SAC: 0 DP: 0 HBP: 0	WP: 0 PA: 37 PB: 0 SB: 1 CS: 2						
PITCHER	IP	WLS	BF	H	R	ER	SO	BB	IBB	HBP	BLK	WP	HR	S	P	ERA	WHIP										
Tommy Greene, R (1, 1) ERA: 5.28	7.0	W	26	6	2	2	2	1	0	0	0	0	0	54	93	2.57	1.000										
Joe Boever, R (8, 1) ERA: 3.43	2.0	S	9	3	1	1	2	0	0	0	0	0	0	21	32	4.50	1.500										

Batter	1	2	3	4	5	6	7	8	9	AB	R	H	RBI	BB	SO	LOB	BOTTOM										
Lenny Dykstra, L (1, 8) OBP: 0.418, SLG: 0.434										1	1	0	1	2	0	0	St. Louis Cardinals @ Philadelphia Phillies Veterans Stadium, Philadelphia, PA Thu Sep 27 1990, 7:05 PM EDT Att: 9,119 - Unknown										
Darren Daulton, L (1, 2) OBP: 0.366, SLG: 0.419										3	1	1	0	1	0	1											
John Kruk, L (1, 7) OBP: 0.386, SLG: 0.419										4	0	1	2	0	2	2											
Dale Murphy, R (1, 9) OBP: 0.321, SLG: 0.423										4	0	1	0	0	2	1											
Charlie Hayes, R (1, 5) OBP: 0.297, SLG: 0.351										2	0	0	1	0	0	0											
Dave Hollins, S (6, 5) OBP: 0.272, SLG: 0.347										1	0	0	0	0	0	0											
Ricky Jordan, R (1, 3) OBP: 0.275, SLG: 0.354										3	0	1	0	0	0	2											
Dickie Thon, R (1, 6) OBP: 0.308, SLG: 0.351										3	1	0	0	0	0	1											
Mickey Morandini, L (1, 4) OBP: 0.261, SLG: 0.286										3	0	0	0	0	0	1											
Tommy Greene, R (1, 1) OBP: 0.182, SLG: 0.273										2	1	1	0	0	1	0											
Louie Meadows, L (7, PH) OBP: 0.222, SLG: 0.125										1	0	0	0	0	0	0											
Joe Boever, R (8, 1) ERA: 0.77										0	0	0	0	0	0	0											
Inning Stats	R: 1 E: 0 K: 1 S: 10	H: 1 LOB: 2 BB: 2 P: 23	R: 3 E: 1 K: 1 S: 13	H: 3 LOB: 1 BB: 0 P: 23	R: 0 E: 0 K: 1 S: 8	H: 0 LOB: 0 BB: 1 P: 19	R: 0 E: 0 K: 1 S: 6	H: 0 LOB: 0 BB: 0 P: 9	R: 0 E: 0 K: 0 S: 6	H: 0 LOB: 0 BB: 0 P: 8	R: 0 E: 0 K: 0 S: 4	H: 0 LOB: 0 BB: 0 P: 8	R: 0 E: 0 K: 1 S: 12	H: 0 LOB: 0 BB: 0 P: 17	1B: 4 2B: 1 3B: 0 HR: 0	SF: 2 SAC: 0 DP: 1 HBP: 0	WP: 0 PA: 32 PB: 0 SB: 1 CS: 0										
PITCHER	IP	WLS	BF	H	R	ER	SO	BB	IBB	HBP	BLK	WP	HR	S	P	ERA	WHIP										
Jose DeLeon, R (1, 1) ERA: 4.43	1.2	L	12	4	4	1	1	2	0	0	0	0	0	20	40	5.40	3.600										
Omar Olivares, R (2, 1) ERA: 2.92	5.1		17	1	0	0	3	1	0	0	0	0	0	33	59	0.00	0.375										
Mike Perez, R (8, 1) ERA: 0.77	1.0		3	0	0	0	1	0	0	0	0	0	0	12	17	0.00	0.000										

Batter	1	2	3	4	5	6	7	8	9	AB	R	H	RBI	BB	SO	LOB	TOP								
Lenny Dykstra, L OBP: 0.418, SLG: 0.439	G3	G5-3			HR		FC6-4 1B		G6-3	5	1	2	1	0	0	1	Philadelphia Phillies @ Montreal Expos Olympic Stadium, Montreal, QB Fri Sep 28 1990, 7:05 PM EDT Att: 8,230 - Dome livebaseballscorecards.com AB 37 R 5 H 11 RBI 5 BB 0 SO 8 LOB 12 								
Darin Fletcher, L OBP: 0.200, SLG: 0.267	K		F8 1B 2B		G3		FC6-4 G3 1-2			4	1	1	0	0	1	1									
John Kruk, L OBP: 0.388, SLG: 0.428			F8		HR		G3			3	1	2	1	0	0	1									
Louie Meadows, L OBP: 0.214, SLG: 0.120			2-3				2-3			1	0	0	0	0	0	1									
Sil Campusano, R OBP: 0.286, SLG: 0.342	1B									0	0	0	0	0	0	0									
Ricky Jordan, R OBP: 0.275, SLG: 0.353	F9		G5-4-3 1B		F7		G6-3			4	0	1	1	0	0	2									
Charlie Hayes, R OBP: 0.295, SLG: 0.348		K	G5-4-3		G6-3			F8		4	0	0	0	0	1	1									
Dickie Thon, R OBP: 0.309, SLG: 0.354		HR 2B		K		FC4-6 1B		L7		4	1	2	0	0	1	0									
Wes Chamberlain, R OBP: 0.296, SLG: 0.500					F7			K		4	1	2	2	0	1	1									
Roger McDowell, R OBP: 0.296, SLG: 0.500		HR								0	0	0	0	0	0	0									
Mickey Morandini, L OBP: 0.247, SLG: 0.269		K		K		FC4-6 1-2		K		4	0	0	0	0	3	2									
Jason Grimsley, R OBP: 0.250, SLG: 0.200										2	0	1	0	0	0	1									
Darren Daulton, L OBP: 0.366, SLG: 0.419					G1-3			F7		1	0	0	0	0	1	1									
Steve Ontiveros, R OBP: 0.273, SLG: 0.273										0	0	0	0	0	0	0									
Don Carman, L OBP: 0.273, SLG: 0.273										0	0	0	0	0	0	0									
Dale Murphy, R OBP: 0.321, SLG: 0.422		1B								1	0	0	0	0	0	0									
Inning Stats	R: 0 E: 0 K: 1 S: 9	H: 1 LOB: 1 BB: 0 P: 12	R: 2 E: 0 K: 2 S: 12	H: 3 LOB: 1 BB: 0 P: 15	R: 1 E: 0 K: 0 S: 8	H: 2 LOB: 0 BB: 0 P: 9	R: 0 E: 0 K: 2 S: 12	H: 1 LOB: 1 BB: 0 P: 17	R: 2 E: 0 K: 0 S: 7	H: 2 LOB: 0 BB: 0 P: 11	R: 0 E: 0 K: 1 S: 9	H: 1 LOB: 1 BB: 0 P: 14	R: 0 E: 1 K: 0 S: 8	H: 1 LOB: 1 BB: 0 P: 11	R: 0 E: 0 K: 1 S: 8	H: 0 LOB: 0 BB: 0 P: 14	R: 0 E: 0 K: 1 S: 9	H: 0 LOB: 0 BB: 0 P: 13	1B: 6 2B: 2 3B: 0 HR: 3	SF: 0 SAC: 0 DP: 1 HBP: 0	WP: 0 PB: 0 SB: 2 CS: 0	PA: 37			
PITCHER	IP	WLS	BF	H	R	ER	SO	BB	IBB	HBP	BLK	WP	HR	S	P	ERA	WHIP								
Oil Can Boyd, R ERA: 2.93	4.1	L	21	9	5	5	5	0	0	0	0	0	3	45	61	10.38	2.077								
Bill Sampen, R ERA: 3.02	2.2		10	2	0	0	1	0	0	0	0	0	0	20	28	0.00	0.750								
Dale Mohorcic, R ERA: 3.06	1.0		3	0	0	0	1	0	0	0	0	0	0	8	14	0.00	0.000								
Steve Frey, L ERA: 2.18	1.0		3	0	0	0	1	0	0	0	0	0	0	9	13	0.00	0.000								

Batter	1	2	3	4	5	6	7	8	9	AB	R	H	RBI	BB	SO	LOB	BOTTOM								
Otis Nixon, S OBP: 0.322, SLG: 0.294	G3		G4-3 S BB		F8		L8		S G3 G4-3 1B	4	1	1	0	1	0	3	Philadelphia Phillies @ Montreal Expos Olympic Stadium, Montreal, QB Fri Sep 28 1990, 7:05 PM EDT Att: 8,230 - Dome livebaseballscorecards.com AB 37 R 4 H 9 RBI 4 BB 6 SO 9 LOB 24 								
Spike Owen, S OBP: 0.337, SLG: 0.344										1	0	0	0	2	0	1									
Delino DeShields, L OBP: 0.376, SLG: 0.396			G4-3				G3-1		G3	2	0	0	0	0	0	3									
Mike Aldrete, L OBP: 0.384, SLG: 0.319										4	1	1	1	1	2	3									
Tim Wallach, R OBP: 0.343, SLG: 0.478	F9									5	2	2	2	0	1	2									
Larry Walker, L OBP: 0.320, SLG: 0.425	K									4	0	2	0	1	1	2									
Jerry Coff, L OBP: 0.343, SLG: 0.310										3	0	0	0	0	3	1									
Moises Alou, R OBP: 0.187, SLG: 0.187										1	0	0	0	0	0	1									
Orlando Merced, R OBP: 0.286, SLG: 0.316										0	0	0	0	0	0	0									
Junior Noboa, R OBP: 0.294, SLG: 0.306										0	0	0	0	0	0	0									
Johnny Parrotes, R OBP: 0.222, SLG: 0.125										0	0	0	0	0	0	0									
Mike Fitzgerald, R OBP: 0.187, SLG: 0.187										2	0	0	0	0	0	1									
Bill Sampen, R ERA: 3.33										0	0	0	0	0	0	0									
Dave Martinez, L OBP: 0.187, SLG: 0.187										1	0	0	0	0	0	0									
Rolando Nicorico, R OBP: 0.240, SLG: 0.338										1	0	1	0	0	0	0									
Tim Lincecum, S OBP: 0.279, SLG: 0.387										0	0	0	0	0	0	0									
Steve Frey, R OBP: 0.321, SLG: 0.422										1	0	1	1	0	0	0									
Markus Grissom, R OBP: 0.318, SLG: 0.342										1	0	1	1	0	0	0									
Tom Foley, L OBP: 0.272, SLG: 0.244										5	0	0	0	0	1	5									
Oil Can Boyd, R OBP: 0.051, SLG: 0.051										1	0	0	0	0	1	0									
Andres Galarraga, R OBP: 0.300, SLG: 0.460										2	0	1	0	1	0	2									
Inning Stats	R: 0 E: 0 K: 1 S: 11	H: 0 LOB: 2 BB: 0 P: 22	R: 0 E: 0 K: 1 S: 6	H: 0 LOB: 0 BB: 0 P: 9	R: 0 E: 0 K: 2 S: 9	H: 0 LOB: 1 BB: 1 P: 19	R: 0 E: 0 K: 2 S: 11	H: 1 LOB: 1 BB: 0 P: 17	R: 0 E: 0 K: 1 S: 6	H: 0 LOB: 2 BB: 2 P: 18	R: 0 E: 0 K: 1 S: 8	H: 0 LOB: 0 BB: 0 P: 11	R: 0 E: 1 K: 0 S: 11	H: 1 LOB: 2 BB: 0 P: 15	R: 2 E: 0 K: 1 S: 27	H: 3 LOB: 2 BB: 1 P: 40	R: 2 E: 0 K: 0 S: 20	H: 4 LOB: 3 BB: 0 P: 24	1B: 8 2B: 0 3B: 0 HR: 1	SF: 0 SAC: 0 DP: 0 HBP: 1	WP: 1 PB: 0 SB: 5 CS: 0	PA: 44			
PITCHER	IP	WLS	BF	H	R	ER	SO	BB	IBB	HBP	BLK	WP	HR	S	P	ERA	WHIP								
Jason Grimsley, R ERA: 3.33	5.0	W	21	11	0	0	7	5	0	0	0	0	0	43	85	0.00	1.200								
Steve Ontiveros, R ERA: 3.33	2.0		11	3	2	2	1	1	0	0	0	0	1	29	44	9.00	2.000								
Don Carman, L ERA: 4.15	0.1		1	0	0	0	0	0	0	0	0	0	0	8	11	0.00	0.000								
Roger McDowell, R ERA: 3.87	1.2	S	11	5	2	2	1	0	0	1	0	0	0	29	35	10.80	3.000								

Batter	1	2	3	4	5	6	7	8	9	AB	R	H	RBI	BB	SO	LOB	TOP			
Lenny Dykstra, L (1.8) OBP: 0.416, SLG: 0.436	G4-3		G4-3			F8			F7	4	0	0	0	0	0	0	Philadelphia Phillies @ Montreal Expos Olympic Stadium, Montreal, QB Sat Sep 29 1990, 7:05 PM EDT Att: 8,985 - Dome			
Randy Ready, R (1.4) OBP: 0.328, SLG: 0.302	G6-3			2B	1B	G6-3			G5-3	4	1	1	0	0	0					
Wes Chamberlain, R (1.7) OBP: 0.258, SLG: 0.433	K			L8		K			G6-3	4	0	0	0	0	2					
Dale Murphy, R (1.9) OBP: 0.321, SLG: 0.423		G5-3		1B	2B	G6-3				3	0	1	1	0	0					
Ricky Jordan, R (1.3) OBP: 0.275, SLG: 0.353	E4			G6-4-3	1B	G4-3				3	0	1	0	0	0					
Dickie Thon, R (1.6) OBP: 0.308, SLG: 0.352	F9			G6-4-3	1-2	G1-3				3	0	0	0	0	3					
Dave Hollins, S (1.5) OBP: 0.265, SLG: 0.337	F8					G5-3			L6	3	0	0	0	0	1					
Darrin Fletcher, L (1.2) OBP: 0.176, SLG: 0.235 (8, PH)			P2			G3-1			F9	2	0	0	0	0	0					
Pat Combs, L (1.1) OBP: 0.190, SLG: 0.183			G5-3			G3-1			G6-3	2	0	0	0	0	0					
Charlie Hayes, R (8, PH) OBP: 0.255, SLG: 0.348										1	0	0	0	0	0					
Darrel Akerfeldt, R (8.1) OBP: 0.167, SLG: 0.167										0	0	0	0	0	0					
Inning Stats	R: 0 E: 0 K: 1 S: 8	H: 0 LOB: 0 BB: 0 P: 15	R: 0 E: 1 K: 0 S: 9	H: 0 LOB: 1 BB: 0 P: 11	R: 0 E: 0 K: 0 S: 10	H: 0 LOB: 0 BB: 0 P: 15	R: 1 E: 0 K: 0 S: 8	H: 3 LOB: 1 BB: 0 P: 13	R: 0 E: 0 K: 1 S: 8	H: 0 LOB: 0 BB: 0 P: 13	R: 0 E: 0 K: 0 S: 8	H: 0 LOB: 0 BB: 0 P: 13	R: 0 E: 0 K: 0 S: 6	H: 0 LOB: 0 BB: 0 P: 10	R: 0 E: 0 K: 0 S: 6	H: 0 LOB: 0 BB: 0 P: 11	1B: 2 2B: 1 3B: 0 HR: 0	SF: 0 SAC: 0 DP: 1 HBP: 0	WP: 0 PB: 0 SB: 0 CS: 0	PA: 30
PITCHER Brian Barnes, L (1.1) ERA: 2.89	IP: 9.0 WLS: W BF: 30 H: 3 R: 1 ER: 1 SO: 2 BB: 0 IBB: 0 HBP: 0 BLK: 0 WP: 0 HR: 0 S: 72 P: 116 ERA: 1.00 WHIP: 0.333																			

Batter	1	2	3	4	5	6	7	8	9	AB	R	H	RBI	BB	SO	LOB	BOTTOM			
Otis Nixon, S (1.8) OBP: 0.321, SLG: 0.297	G6-3	F9			G4-3		G6-3		G6-3	4	1	1	0	0	0	1	Philadelphia Phillies @ Montreal Expos Olympic Stadium, Montreal, QB Sat Sep 29 1990, 7:05 PM EDT Att: 8,985 - Dome			
Moises Alou, R (1.9) OBP: 0.250, SLG: 0.375	1B		G6-4-3	2B	1B	G4-3	G6-3		G6-3	4	2	2	0	0	1					
Marquis Grissom, R (1.7) OBP: 0.321, SLG: 0.342	S		G6-4-3	BB	BB	G4-3	G3-1		G3-1	3	1	1	2	1	0					
Tim Wallach, R (1.5) OBP: 0.341, SLG: 0.475	G6-3		G6-4-3			F8			P4	4	0	0	0	0	3					
Andres Galarraga, R (1.3) OBP: 0.303, SLG: 0.406	2B		2B			K			1B	4	1	3	2	0	1					
Nelson Santovenia, R (1.2) OBP: 0.214, SLG: 0.297	G6-3		F9			K			1B	4	0	1	0	0	1					
Spike Owen, S (1.6) OBP: 0.337, SLG: 0.342		L8-3			P2	E5			K	3	0	0	0	1	2					
Johnny Paredes, R (1.4) OBP: 0.308, SLG: 0.182		L8-3			F9				1B	3	0	1	1	1	0					
Brian Barnes, L (1.1) ERA: 4.07					G3				K	3	0	0	0	1	2					
Inning Stats	R: 2 E: 0 K: 0 S: 10	H: 3 LOB: 1 BB: 0 P: 18	R: 0 E: 0 K: 0 S: 4	H: 0 LOB: 2 BB: 2 P: 18	R: 1 E: 0 K: 0 S: 12	H: 2 LOB: 1 BB: 1 P: 21	R: 0 E: 0 K: 0 S: 5	H: 0 LOB: 0 BB: 0 P: 7	R: 1 E: 0 K: 0 S: 8	H: 1 LOB: 0 BB: 0 P: 9	R: 0 E: 1 K: 3 S: 13	H: 0 LOB: 2 BB: 1 P: 23	R: 0 E: 0 K: 0 S: 6	H: 0 LOB: 0 BB: 0 P: 7	R: 1 E: 0 K: 2 S: 14	H: 3 LOB: 2 BB: 0 P: 22		1B: 5 2B: 4 3B: 1 HR: 0	SF: 0 SAC: 0 DP: 2 HBP: 0	WP: 0 PB: 0 SB: 1 CS: 0
PITCHER Pat Combs, L (1.1) ERA: 4.07	IP: 7.0 WLS: L BF: 30 H: 7 R: 4 ER: 4 SO: 3 BB: 3 IBB: 1 HBP: 0 BLK: 0 WP: 0 HR: 0 S: 58 P: 103 ERA: 5.14 WHIP: 1.286																			
PITCHER Darrel Akerfeldt, R (8.1) ERA: 3.82	IP: 1.0 WLS: L BF: 6 H: 3 R: 1 ER: 1 SO: 2 BB: 0 IBB: 0 HBP: 0 BLK: 0 WP: 0 HR: 0 S: 14 P: 22 ERA: 9.00 WHIP: 3.000																			



Batter	1	2	3	4	5	6	7	8	9	AB	R	H	RBI	BB	SO	LOB	TOP								
Sil Campusano, R OBP: 0.270, SLG: 0.321 (1, 8)										4	0	0	0	0	1	1	Philadelphia Phillies @ Montreal Expos Olympic Stadium, Montreal, QB Sun Sep 30 1990, 3:33 AM EDT Att: 17,464 - Dome								
Randy Ready, R OBP: 0.331, SLG: 0.307 (1, 4)										3	1	1	0	1	0	0									
Wes Chamberlain, R OBP: 0.286, SLG: 0.471 (1, 7)										4	1	2	1	0	0	1									
Dale Murphy, R OBP: 0.319, SLG: 0.420 (1, 9)										4	0	0	0	0	0	3									
Charlie Hayes, R OBP: 0.293, SLG: 0.346 (1, 5)										3	0	0	1	0	1	0									
Darren Daulton, L OBP: 0.367, SLG: 0.417 (1, 2)										2	0	0	0	2	2	0									
Dickie Thon, R OBP: 0.308, SLG: 0.353 (1, 6)										3	0	1	0	0	1	2									
Dave Hollins, S OBP: 0.258, SLG: 0.327 (1, 3)										3	0	0	0	0	0	3									
John Kruk, L OBP: 0.385, SLG: 0.428 (8, 3)										0	0	0	0	0	0	0									
Terry Mulholland, R OBP: 0.111, SLG: 0.113 (1, 1)										3	0	1	0	0	1	1									
Inning Stats	R: 0 E: 1 K: 0 S: 6	H: 0 LOB: 1 BB: 1 P: 13	R: 0 E: 0 K: 0 S: 6	H: 0 LOB: 1 BB: 1 P: 12	R: 0 E: 0 K: 1 S: 7	H: 0 LOB: 0 BB: 0 P: 11	R: 1 E: 0 K: 1 S: 7	H: 1 LOB: 0 BB: 0 P: 12	R: 0 E: 0 K: 0 S: 6	H: 1 LOB: 1 BB: 0 P: 10	R: 1 E: 0 K: 0 S: 6	H: 2 LOB: 0 BB: 0 P: 10	R: 0 E: 0 K: 1 S: 8	H: 1 LOB: 2 BB: 1 P: 14	R: 0 E: 0 K: 1 S: 8	H: 0 LOB: 0 BB: 0 P: 12	R: 0 E: 0 K: 2 S: 12	H: 0 LOB: 0 BB: 0 P: 16	1B: 2 2B: 3 HR: 0	SF: 1 SAC: 0 DP: 1 HBP: 0	WP: 0 PB: 0 SB: 0 CS: 1	PA: 33			
PITCHER	IP	WLS	BF	H	R	ER	SO	BB	IBB	HBP	BLK	WP	HR	S	P	ERA	WHIP								
Chris Nabholz, L ERA: 2.83 (1, 1)	8.0	L	30	5	2	2	4	3	0	0	0	0	0	55	94	2.25	1.000								
Tim Burke, R ERA: 2.52 (9, 1)	1.0		3	0	0	0	2	0	0	0	0	0	0	12	16	0.00	0.000								

AB	29
R	2
H	5
RBI	2
BB	3
SO	6
LOB	11



Batter	1	2	3	4	5	6	7	8	9	AB	R	H	RBI	BB	SO	LOB	BOTTOM								
Otis Nixon, S OBP: 0.320, SLG: 0.301 (1, 8)										4	0	1	0	0	0	1	Philadelphia Phillies @ Montreal Expos Olympic Stadium, Montreal, QB Sun Sep 30 1990, 3:33 AM EDT Att: 17,464 - Dome								
Moises Alou, R OBP: 0.200, SLG: 0.300 (1, 9)										4	0	0	0	0	1	0									
Marquis Grissom, R OBP: 0.320, SLG: 0.351 (1, 7)										4	1	1	1	0	0	0									
Tim Wallach, R OBP: 0.341, SLG: 0.473 (1, 5)										4	0	1	0	0	0	0									
Andres Galarraga, R OBP: 0.302, SLG: 0.404 (1, 3)										3	0	0	0	0	0	1									
Orlando Mercado, R OBP: 0.287, SLG: 0.316 (1, 2)										3	0	1	0	0	0	0									
Spike Owen, S OBP: 0.335, SLG: 0.339 (1, 6)										3	0	0	0	0	0	2									
Johnny Paredes, R OBP: 0.313, SLG: 0.286 (1, 4)										3	0	1	0	0	0	2									
Chris Nabholz, L OBP: 0.237, SLG: 0.333 (1, 1)										2	0	0	0	0	0	1									
Rolando Roomes, R OBP: 0.333, SLG: 0.200 (8, PH)										1	0	0	0	0	1	0									
Tim Burke, R OBP: 0.333, SLG: 0.200 (9, 1)										0	0	0	0	0	0	0									
Inning Stats	R: 0 E: 0 K: 1 S: 8	H: 0 LOB: 0 BB: 0 P: 8	R: 0 E: 0 K: 0 S: 18	H: 2 LOB: 2 BB: 0 P: 26	R: 0 E: 0 K: 0 S: 8	H: 0 LOB: 0 BB: 0 P: 9	R: 1 E: 0 K: 0 S: 9	H: 1 LOB: 0 BB: 0 P: 13	R: 0 E: 0 K: 0 S: 7	H: 1 LOB: 1 BB: 0 P: 10	R: 0 E: 0 K: 0 S: 6	H: 0 LOB: 0 BB: 0 P: 8	R: 0 E: 0 K: 0 S: 9	H: 0 LOB: 0 BB: 0 P: 14	R: 0 E: 0 K: 1 S: 9	H: 1 LOB: 0 BB: 0 P: 10	R: 0 E: 0 K: 0 S: 3	H: 0 LOB: 0 BB: 0 P: 5	1B: 2 2B: 2 HR: 1	SF: 0 SAC: 0 DP: 0 HBP: 0	WP: 0 PB: 0 SB: 0 CS: 1	PA: 32			
PITCHER	IP	WLS	BF	H	R	ER	SO	BB	IBB	HBP	BLK	WP	HR	S	P	ERA	WHIP								
Terry Mulholland, L ERA: 3.34 (1, 1)	9.0	W	31	5	1	1	2	0	0	0	0	0	1	77	103	1.00	0.556								

AB	31
R	1
H	5
RBI	1
BB	0
SO	2
LOB	7



Batter	1	2	3	4	5	6	7	8	9	AB	R	H	RBI	BB	SO	LOB	TOP										
Doug Dascenzo, S (1, 8) OBP: 0.307, SLG: 0.349 Gary Varsho, L (9, FH) OBP: 0.277, SLG: 0.348	2-2 3-1 3B		4-1 23 HR BB			0-0 F8 BB 1B		1-1 2B 1B	0-1 4-3	3	3	3	0	1	0	0											
23 Ryne Sandberg, R (1, 4) OBP: 0.354, SLG: 0.599 Curtis Wilkerson, S (5, 4) OBP: 0.239, SLG: 0.246	1-3 K		0-0 1-H HR			1-0 F3		4-2 2B 1B		2	1	1	2	0	1	1											
Mark Grace, L (1, 3) OBP: 0.374, SLG: 0.416	0-0 3-1		3-0 F7			4-0 1-2 BB		0-0 4-3 8-2 2B		3	0	1	3	1	0	0											
Andre Dawson, R (1, 9) OBP: 0.357, SLG: 0.634 Jose Antonio Nunez, R (8, 1)	1-1 P4			1-0 6-3		1-1 F8		0-0 4-3		4	0	0	1	0	0	3											
Derrick May, L (1, 7) OBP: 0.273, SLG: 0.340		0-2 F5		0-0 F7		1-0 P6		0-0 8-2		4	0	0	0	0	0	3											
Luis Salazar, R (1, 5) Shawon Dunston, R (9, PR) OBP: 0.285, SLG: 0.429	1-0 G3-6 1B			2-1 P6			1-2 5-3		1-2 S 1B	4	0	2	0	0	0	0											
Greg Smith, S (1, 6) OBP: 0.263, SLG: 0.343	0-0 G3-6			0-0 P3		2-2 F8		1-2 F9		4	0	0	0	0	0	2											
Damon Berryhill, S (1, 2) OBP: 0.254, SLG: 0.321			2-3 K		2-3 K		2-2 G3		0-1 F8	4	0	0	0	0	2	1											
Kevin Coffman, R (1, 1) OBP: 0.200, SLG: 0.200 Randy Kramer, R (5, 1)	0-2 F8			2-2 F9			4-0 BB 1B 2B BB		4-2 BB	2	0	0	0	0	0	0											
Domingo Ramos, R (8, PH) OBP: 0.344, SLG: 0.318 Dwight Smith, L (8, 9) OBP: 0.333, SLG: 0.378										0	0	0	0	0	0	0											
Inning Stats	R: 1 E: 0 K: 1 S: 9	H: 1 LOB: 0 BB: 0 P: 13	R: 0 E: 0 K: 0 S: 5	H: 1 LOB: 0 BB: 0 P: 6	R: 2 E: 0 K: 1 S: 12	H: 1 LOB: 0 BB: 1 P: 21	R: 0 E: 0 K: 0 S: 4	H: 0 LOB: 0 BB: 0 P: 7	R: 0 E: 0 K: 1 S: 8	H: 0 LOB: 0 BB: 0 P: 12	R: 0 E: 0 K: 0 S: 5	H: 1 LOB: 2 BB: 1 P: 12	R: 0 E: 0 K: 0 S: 17	H: 0 LOB: 0 BB: 0 P: 22	R: 3 E: 0 K: 0 S: 7	H: 2 LOB: 0 BB: 2 P: 16	R: 0 E: 0 K: 0 S: 15	H: 1 LOB: 2 BB: 1 P: 21	1B: 4 2B: 2 3B: 1 HR: 1	SF: 0 SAC: 0 DP: 2 HBP: 0	WP: 0 PA: 37 PB: 0 SB: 1 CS: 0						
PITCHER	IP	WLS	BF	H	R	ER	SO	BB	IBB	HBP	BLK	WP	HR	S	P	ERA	WHIP										
Jose De Jesus, R (1, 1) ERA: 3.74	6.0	W	23	4	3	3	3	2	0	0	0	0	1	43	71	4.50	1.000										
Darrel Akerfeldts, R (7, 1) ERA: 3.77	1.0		3	0	0	0	0	0	0	0	0	0	0	5	14	∞	∞										
Chuck McLeroy, L (8, 1) ERA: 7.5	0.0		4	2	3	3	0	2	0	0	0	0	0	15	21	0.00	1.200										
Joe Boever, R (8, 1) ERA: 3.36	1.2		6	1	0	0	0	1	0	0	0	0	0	15	21	0.00	1.200										
Roger McDowell, R (9, 1) ERA: 3.98	0.1	S	1	0	0	0	0	0	0	0	0	0	0	2	2	0.00	0.000										

Chicago Cubs @ Philadelphia Phillies
Veterans Stadium, Philadelphia, PA
Mon Oct 01 1990, 7:05 PM EDT
Att: 9,041 - Unknown

AB 32
R 6
H 7
RBI 6
BB 5
SO 3
LOB 13



Batter	1	2	3	4	5	6	7	8	9	AB	R	H	RBI	BB	SO	LOB	BOTTOM										
Lenny Dykstra, L (1, 8) OBP: 0.419, SLG: 0.442	3-1 SF9 3B					4-0 FC6-4 WP 3B BB		1-1 1B 1B		3	2	3	1	1	0	0											
Darren Daulton, L (1, 2) OBP: 0.366, SLG: 0.417	3-0 SF9					4-1 FC6-4 1-2 BB		2-1 FC6-4 1-3 1B		2	0	1	1	1	0	1											
Wes Chamberlain, R (1, 7) OBP: 0.282, SLG: 0.447	3-H 2B 1B					2-0 FC6-4 1-2 3B		0-0 FC6-4 1-2		4	2	1	0	0	0	5											
John Kruk, L (1, 9) OBP: 0.389, SLG: 0.435	2-1 1-H 1B 2B					3-2 SAFE 1B 3B		0-0 3-1		4	2	2	3	0	0	0											
Ricky Jordan, R (1, 3) OBP: 0.278, SLG: 0.354	2-1 WP 2H 1B					1-1 G6-4-3 1B		1-1 6-3		4	0	2	1	0	1	1											
Charlie Hayes, R (1, 5) OBP: 0.292, SLG: 0.345 Chuck McLeroy, L (8, 1) OBP: 0.187, SLG: 0.115 Joe Boever, R (8, 1) OBP: 0.187, SLG: 0.167 Roger McDowell, R (9, 1) OBP: 0.256, SLG: 0.324	2-2 F8					0-2 G6-4-3		2-3 K		4	0	1	1	0	1	2											
Dickie Thon, R (1, 6) OBP: 0.306, SLG: 0.351	0-0 F8					1-1 F7		0-0 L3		4	0	0	0	0	0	2											
Mickey Morandini, L (1, 4) OBP: 0.247, SLG: 0.268		2-2 SH1-4 1B 1B				0-0 F5		0-0 3-1		4	1	1	0	0	0	0											
Jose De Jesus, R (1, 1) OBP: 0.167, SLG: 0.105 Louie Meadows, L (6, PH) OBP: 0.207, SLG: 0.115 Darrel Akerfeldts, R (7, 1) OBP: 0.187, SLG: 0.167 Dave Hollins, S (8, 5) OBP: 0.256, SLG: 0.324	1-0 SH1-4					1-1 6-3		1-0 P6		1	0	0	0	0	0	0											
Inning Stats	R: 3 E: 0 K: 0 S: 12	H: 4 LOB: 1 BB: 0 P: 24	R: 1 E: 0 K: 0 S: 10	H: 2 LOB: 1 BB: 0 P: 17	R: 0 E: 0 K: 0 S: 4	H: 1 LOB: 0 BB: 0 P: 5	R: 0 E: 0 K: 0 S: 5	H: 0 LOB: 0 BB: 0 P: 7	R: 3 E: 0 K: 1 S: 14	H: 2 LOB: 1 BB: 2 P: 29	R: 0 E: 0 K: 0 S: 7	H: 2 LOB: 2 BB: 0 P: 11	R: 0 E: 0 K: 1 S: 6	H: 0 LOB: 0 BB: 0 P: 9	R: 0 E: 0 K: 0 S: 6	H: 0 LOB: 0 BB: 0 P: 8	1B: 8 2B: 1 3B: 2 HR: 0	SF: 1 SAC: 1 DP: 1 HBP: 0	WP: 3 PA: 36 PB: 0 SB: 0 CS: 0								
PITCHER	IP	WLS	BF	H	R	ER	SO	BB	IBB	HBP	BLK	WP	HR	S	P	ERA	WHIP										
Kevin Coffman, R (1, 1) ERA: 11.29	4.0	L	20	4	1	1	2	0	0	0	0	0	0	26	40	3.00	1.333										
Randy Kramer, R (5, 1) ERA: 4.5	3.0		13	4	1	1	2	0	0	0	0	0	0	6	8	0.00	0.000										
Jose Antonio Nunez, R (8, 1) ERA: 6.53	1.0		3	0	0	0	0	0	0	0	0	0	0	6	8	0.00	0.000										

Chicago Cubs @ Philadelphia Phillies
Veterans Stadium, Philadelphia, PA
Mon Oct 01 1990, 7:05 PM EDT
Att: 9,041 - Unknown

AB 32
R 7
H 11
RBI 7
BB 2
SO 2
LOB 11



Batter	1	2	3	4	5	6	7	8	9	AB	R	H	RBI	BB	SO	LOB	TOP					
Doug Dasenczo, S (1, 8) OBP: 0.310, SLG: 0.349	1-1 G3 1B		4-1 F8 2B BB		0-0 F7			1-1 4-3		3	2	1	0	1	0	0						
Greg Smith, S (1, 4) OBP: 0.282, SLG: 0.333	0-2 F9		0-1 F8 1-2		1-2 1B			3-2 1-3		4	0	1	0	0	0	2						
Mark Grace, L (1, 3) OBP: 0.373, SLG: 0.415	2-2 G3 1-2		1-1 F8		1-0 4-3			1-1 1B		4	0	1	0	0	0	3						
Andre Dawson, R (1, 9) OBP: 0.358, SLG: 0.535	1-0 2B 1B		2-1					1-1 5-3		1	1	1	1	0	0	0						
Dwight Smith, L (1, 9) OBP: 0.333, SLG: 0.381										3	0	1	1	0	1	1						
Derrick May, L (1, 7) OBP: 0.271, SLG: 0.351	0-2 1-H 2B		0-0 F7					0-0 G3		4	0	1	1	0	0	1						
Luis Salazar, R (1, 5) OBP: 0.293, SLG: 0.388								2-0 F7		4	0	0	0	0	1	1						
Shawon Dunston, R (1, 6) OBP: 0.283, SLG: 0.426		2-2 4-3						1-2 5-3		4	0	0	0	0	1	0						
Joe Girardi, R (1, 2) OBP: 0.298, SLG: 0.340			0-3 K		1-2 6-3			1-0 5-3		3	0	0	0	0	1	0						
Mike Bielecki, R (1, 1) OBP: 0.200, SLG: 0.163			3-3 K					3-1 F9		2	0	0	0	0	2	0						
Gary Varsho, L (7, PH) OBP: 0.271, SLG: 0.340										1	0	0	0	0	0	0						
Dave Pavias, R (7, 1)										0	0	0	0	0	0	0						
Mitch Williams, L (9, 1)										0	0	0	0	0	0	0						
Inning Stats	R: 2 E: 0 K: 1 S: 19	H: 3 LOB: 1 BB: 0 P: 26	R: 0 E: 0 K: 2 S: 10	H: 0 LOB: 0 BB: 0 P: 15	R: 1 E: 0 K: 0 S: 8	H: 1 LOB: 1 BB: 1 P: 15	R: 0 E: 0 K: 1 S: 9	H: 0 LOB: 0 BB: 0 P: 12	R: 0 E: 0 K: 1 S: 8	H: 1 LOB: 1 BB: 0 P: 12	R: 0 E: 0 K: 0 S: 11	H: 0 LOB: 0 BB: 0 P: 17	R: 0 E: 0 K: 0 S: 6	H: 0 LOB: 0 BB: 0 P: 12	R: 0 E: 0 K: 0 S: 9	H: 1 LOB: 1 BB: 0 P: 15	R: 0 E: 0 K: 0 S: 5	H: 0 LOB: 0 BB: 0 P: 8	1B: 4 2B: 2 3B: 0 HR: 0	SF: 0 SAC: 0 DP: 0 HBP: 0	WP: 0 PB: 0 SB: 0 CS: 0	PA: 34
PITCHER	IP WLS BF H R ER SO BB IBB HBP BLK WP HR S P ERA WHIP	7.0 L 27 5 3 3 6 1 0 0 0 0 0 71 109 3.86 0.857	2.0 7 1 0 0 0 0 0 0 0 0 0 0 14 23 0.00 0.500	PITCHER										IP WLS BF H R ER SO BB IBB HBP BLK WP HR S P ERA WHIP								
Tommy Greene, R (1, 1) ERA: 5.08																						
Steve Ontiveros, R (8, 1) ERA: 2.7																						

Chicago Cubs @ Philadelphia Phillies
Veterans Stadium, Philadelphia, PA
Tue Oct 02 1990, 7:05 PM EDT
Att: 9,940 - Unknown


AB 33
R 3
H 6
RBI 3
BB 1
SO 6
LOB 8



Batter	1	2	3	4	5	6	7	8	9	AB	R	H	RBI	BB	SO	LOB	BOTTOM					
Lenny Dykstra, L (1, 8) OBP: 0.418, SLG: 0.441	1-0 4-3		2-2 L4		1-1 E7 1-3 1B			3-1 F9		4	0	1	0	0	0	2						
Rod Boeker, L (1, 6) OBP: 0.306, SLG: 0.295	1-3 K		1-1 L7		1-0 4-3			1-3 K		4	0	0	0	0	2	3						
Wes Chamberlain, R (1, 7) OBP: 0.279, SLG: 0.452	1-0 2B				0-0 L9			2-2 G3		4	0	1	0	0	0	0						
Dale Murphy, R (1, 9) OBP: 0.318, SLG: 0.418	3-2 F8				4-1 G6-4-3 BB			2-3 K		3	0	0	0	1	2	1						
Ricky Jordan, R (1, 3) OBP: 0.278, SLG: 0.353			2-1 F9		0-1 G6-4-3			1-0 1B		4	0	1	0	0	1	1						
Charlie Hayes, R (1, 5) OBP: 0.293, SLG: 0.348					1-0 1B 2B			1-1 F7		2	1	1	0	0	0	0						
Dave Hollins, S (6, 5) OBP: 0.252, SLG: 0.318										2	0	0	0	0	0	1						
Darrin Fletcher, L (1, 2) OBP: 0.190, SLG: 0.200			3-3 K					1-3 G3		3	0	0	0	1	2	1						
Mickey Morandini, L (1, 4) OBP: 0.284, SLG: 0.320					1-1 SH1-4 1B			3-2 E 2H 1B		4	0	4	1	0	0	0						
Tommy Greene, R (1, 1) OBP: 0.167, SLG: 0.250					0-0 SH1-4			0-0 F9 2B		1	0	0	0	0	0	1						
John Kruk, L (7, PH) OBP: 0.388, SLG: 0.434										1	0	0	0	0	0	1						
Steve Ontiveros, R (8, 1) ERA: 2.11										0	0	0	0	0	0	0						
Darren Daulton, L (9, PH) OBP: 0.368, SLG: 0.417										0	0	0	0	0	0	0						
Randy Ready, R (9, PH) OBP: 0.329, SLG: 0.306										1	0	0	0	0	0	2						
Inning Stats	R: 0 E: 0 K: 1 S: 8	H: 1 LOB: 1 BB: 0 P: 14	R: 0 E: 0 K: 1 S: 8	H: 0 LOB: 0 BB: 0 P: 13	R: 0 E: 0 K: 0 S: 8	H: 1 LOB: 1 BB: 0 P: 12	R: 0 E: 0 K: 0 S: 4	H: 0 LOB: 0 BB: 1 P: 8	R: 1 E: 1 K: 1 S: 12	H: 3 LOB: 2 BB: 0 P: 20	R: 0 E: 0 K: 1 S: 9	H: 1 LOB: 1 BB: 0 P: 15	R: 0 E: 0 K: 0 S: 6	H: 1 LOB: 1 BB: 0 P: 11	R: 0 E: 0 K: 2 S: 10	H: 0 LOB: 0 BB: 0 P: 11	R: 0 E: 0 K: 1 S: 9	H: 1 LOB: 2 BB: 1 P: 17	1B: 5 2B: 3 3B: 0 HR: 0	SF: 0 SAC: 1 DP: 1 HBP: 0	WP: 0 PB: 0 SB: 0 CS: 0	PA: 36
PITCHER	IP WLS BF H R ER SO BB IBB HBP BLK WP HR S P ERA WHIP	6.0 W 24 6 1 1 4 1 0 0 0 0 0 23 36 0.00 1.125	2.2 S 11 2 0 0 3 1 0 0 0 0 0 2 3 0.00 0.000	PITCHER										IP WLS BF H R ER SO BB IBB HBP BLK WP HR S P ERA WHIP								
Mike Bielecki, R (1, 1) ERA: 4.93																						
Dave Pavias, R (7, 1) ERA: 2.11																						
Mitch Williams, L (9, 1) ERA: 3.93																						

Chicago Cubs @ Philadelphia Phillies
Veterans Stadium, Philadelphia, PA
Tue Oct 02 1990, 7:05 PM EDT
Att: 9,940 - Unknown

AB 33
R 1
H 8
RBI 1
BB 2
SO 7
LOB 13



Batter	1	2	3	4	5	6	7	8	9	AB	R	H	RBI	BB	SO	LOB	TOP																					
Doug Dascenzo, S OBP: 0.312, SLG: 0.344 (1, 8)	L3		FC6		P3		BB IBB		S BB	3	0	0	1	2	0	3	Chicago Cubs @ Philadelphia Phillies Veterans Stadium, Philadelphia, PA Wed Oct 03 1990, 7:05 PM EDT Att: 11,889 - Unknown																					
Greg Smith, S OBP: 0.234, SLG: 0.295 (1, 6)	F7		G4-3		F8		K		G3	5	0	0	0	0	1	7																						
Mark Grace, L OBP: 0.372, SLG: 0.413 (1, 3)	F7			G4-3		G3		BB		3	0	0	1	1	0	0																						
Dwight Smith, L OBP: 0.329, SLG: 0.376 (1, 9)		K		G4-3		F9		K		4	0	0	0	0	2	3																						
Derrick May, L OBP: 0.270, SLG: 0.344 Marvell Wynne, L OBP: 0.264, SLG: 0.333 (1, 7) (8, 8)	G3-1			G3		K			G4-3 1B	4	0	1	0	0	1	0																						
Domingo Ramos, R OBP: 0.342, SLG: 0.314 (1, 5)	L8				K		BB 1B		G4-3	3	1	0	0	1	1	1																						
Curtis Wilkerson, S OBP: 0.249, SLG: 0.258 (1, 4)			G6-3 FC6 2B		BB 1B BB		BB 1B		K	3	3	2	0	1	1	0																						
Joe Girardi, R OBP: 0.300, SLG: 0.344 (1, 2)			G6-3		BB 1B		BB 1B		K	4	0	2	1	0	1	1																						
Greg Maddux, R OBP: 0.165, SLG: 0.145 Gary Varsho, L OBP: 0.265, SLG: 0.333 Paul Assenmacher, L (9, 1) (9, 1)			K FC6		BB 1B		K		G4-3	3	0	1	1	0	2	3																						
Inning Stats	R: 0 E: 0 K: 0 S: 4	H: 0 LOB: 0 BB: 0 P: 4	R: 0 E: 0 K: 1 S: 7	H: 0 LOB: 0 BB: 0 P: 11	R: 1 E: 1 K: 1 S: 13	H: 1 LOB: 1 BB: 0 P: 17	R: 0 E: 0 K: 0 S: 3	H: 0 LOB: 0 BB: 0 P: 4	R: 1 E: 0 K: 1 S: 8	H: 2 LOB: 2 BB: 1 P: 17	R: 0 E: 0 K: 1 S: 6	H: 0 LOB: 0 BB: 0 P: 9	R: 2 E: 0 K: 3 S: 16	H: 2 LOB: 3 BB: 3 P: 28	R: 0 E: 0 K: 1 S: 8	H: 1 LOB: 0 BB: 0 P: 14		R: 0 E: 0 K: 1 S: 9	H: 0 LOB: 1 BB: 1 P: 18	1B: 4 2B: 2 3B: 0 HR: 0	SF: 0 SAC: 0 DP: 1 HBP: 0	WP: 1 PB: 0 SB: 1 CS: 0	PA: 38															
PITCHER	IP	WLS	BF	H	R	ER	SO	BB	IBB	HBP	BLK	WP	HR	S	P	ERA	WHIP	PITCHER				IP	WLS	BF	H	R	ER	SO	BB	IBB	HBP	BLK	WP	HR	S	P	ERA	WHIP
Jason Grimsley, R ERA: 3.3 (1, 1)	6.0		23	3	2	2	4	1	0	0	0	1	0	41	62	3.00	0.667																					
Chuck McElroy, L ERA: 7.71 (7, 1)	2.0	L	11	3	2	2	4	2	1	0	0	0	0	24	42	9.00	2.500																					
Chuck Malone, R ERA: 3.68 (9, 1)	1.0		4	0	0	0	1	1	0	0	0	0	0	9	18	0.00	1.000																					

AB 33
R 4
H 6
RBI 4
BB 5
SO 9
LOB 18



Batter	1	2	3	4	5	6	7	8	9	AB	R	H	RBI	BB	SO	LOB	BOTTOM																					
Sil Campuzano, R OBP: 0.269, SLG: 0.318 (1, 8)	K		1B			G5-3			K	4	0	1	0	0	2	1	Chicago Cubs @ Philadelphia Phillies Veterans Stadium, Philadelphia, PA Wed Oct 03 1990, 7:05 PM EDT Att: 11,889 - Unknown																					
Mickey Morandini, L OBP: 0.294, SLG: 0.329 (1, 4)	K		G1-3			E 1B		E 1B	G2-6-3 1B	4	2	2	0	0	1	1																						
Wes Chamberlain, R OBP: 0.298, SLG: 0.478 (1, 7) (7, 9)	BB 2B				K	E 1B		E 1B	G2-6-3	4	1	2	0	0	1	1																						
John Kruk, L OBP: 0.386, SLG: 0.431 Chuck McElroy, L (7, 1)	G3-1				K	E4 1B		E6		3	0	0	0	0	1	3																						
Darren Daulton, L OBP: 0.367, SLG: 0.416 Chuck Malone, R (9, 1)					K	1-2 2-3		E 1B		0	0	0	0	0	0	0																						
Ricky Jordan, R OBP: 0.277, SLG: 0.352 (1, 3)		G6-3			K	1-3 2-3 3-H		L4		4	0	1	2	0	1	1																						
Dickie Thon, R OBP: 0.305, SLG: 0.350 Rod Booker, L OBP: 0.301, SLG: 0.290 (1, 6) (6, 6)	K				G6-3	G1-3		K		2	0	0	0	0	1	0																						
Dave Hollins, S OBP: 0.252, SLG: 0.316 (1, 5)		L3			G3-1			BB 1B	G5-3	4	0	1	0	0	0	0																						
Darrin Fletcher, L OBP: 0.167, SLG: 0.174 Randy Ready, R OBP: 0.332, SLG: 0.309 (9, PH) (9, PH)			P6		G4-3	P6		G4-6-3 1B		3	0	0	0	0	0	1																						
Jason Grimsley, R OBP: 0.235, SLG: 0.188 Louie Meadows, L OBP: 0.194, SLG: 0.107 (6, PH) (7, 7)			K			P5		F9		1	0	0	0	0	1	0																						
Dale Murphy, R OBP: 0.318, SLG: 0.417 (9, PH)								BB 1B		2	0	0	0	0	0	1																						
Inning Stats	R: 0 E: 0 K: 2 S: 13	H: 1 LOB: 1 BB: 0 P: 20	R: 0 E: 0 K: 1 S: 9	H: 0 LOB: 0 BB: 0 P: 16	R: 0 E: 0 K: 1 S: 11	H: 1 LOB: 1 BB: 0 P: 18	R: 0 E: 0 K: 3 S: 9	H: 0 LOB: 0 BB: 0 P: 11	R: 0 E: 0 K: 0 S: 5	H: 0 LOB: 0 BB: 0 P: 7	R: 2 E: 1 K: 0 S: 13	H: 3 LOB: 2 BB: 0 P: 16	R: 0 E: 0 K: 1 S: 13	H: 1 LOB: 1 BB: 0 P: 17	R: 1 E: 2 K: 1 S: 13	H: 1 LOB: 1 BB: 0 P: 21	R: 0 E: 0 K: 0 S: 4	H: 1 LOB: 0 BB: 0 P: 6	1B: 7 2B: 1 3B: 0 HR: 0	SF: 0 SAC: 0 DP: 1 HBP: 0	WP: 0 PB: 0 SB: 0 CS: 0	PA: 36																
PITCHER	IP	WLS	BF	H	R	ER	SO	BB	IBB	HBP	BLK	WP	HR	S	P	ERA	WHIP	PITCHER				IP	WLS	BF	H	R	ER	SO	BB	IBB	HBP	BLK	WP	HR	S	P	ERA	WHIP
Greg Maddux, R ERA: 3.46 (1, 1)	8.0	W	33	7	3	0	9	0	0	0	0	0	0	86	126	0.00	0.875																					
Paul Assenmacher, L ERA: 2.8 (9, 1)	1.0	S	3	1	0	0	0	0	0	0	0	0	0	4	6	0.00	1.000																					

AB 36
R 3
H 8
RBI 2
BB 0
SO 9
LOB 14

