

Philadelphia Phillies - 1991

Batter	1	2	3	4	5	6	7	8	9	AB	R	H	RBI	BB	SO	LOB	TOP										
Lenny Dykstra, L (1.8)	F8		P4			F7		G4-6-3		4	0	0	0	0	0	2	Philadelphia Phillies @ New York Mets Shea Stadium, Flushing, NY Mon Apr 08 1991, 3:33 AM EDT Att: 49,276 - Cloudy - 89 F										
Darren Daulton, L (1.2) OBP: 0.250, SLG: 0.250	K			P4		1B		F8		4	0	1	0	0	1	0											
Von Hayes, L (1.7) OBP: 0.250, SLG: 0.250	K			CS		F9			G4-3	4	0	1	0	0	1	1											
Dale Murphy, R (1.9) OBP: 0.250, SLG: 0.250		K		1B					K	4	0	1	0	0	3	1											
John Kruk, L (1.3) OBP: 0.250, SLG: 1.000		G4-3				HR			G6-3	4	1	1	1	0	0	2											
Charlie Hayes, R (1.5)		F8				E5				3	0	0	0	0	0	0											
Dickie Thon, R (1.6)			K			G4-6-3				2	0	0	0	1	1	0											
Wally Backman, S (1.4) OBP: 0.333, SLG: 0.333						G4-6-3				3	0	1	0	0	1	2											
Terry Mulholland, R (1.1) John Morris, L (8. PH) Joe Boeever, R (8.1) Mitch Williams, L (8.1)			FC3-6			K				2	0	0	0	0	1	2											
										1	0	1	0	0	0	0											
										0	0	0	0	0	0	0											
										0	0	0	0	0	0	0											
Inning Stats	R: 0 E: 0 K: 2 S: 9	H: 0 LOB: 0 BB: 0 P: 13	R: 0 E: 0 K: 1 S: 6	H: 0 LOB: 0 BB: 0 P: 8	R: 0 E: 0 K: 1 S: 12	H: 1 LOB: 1 BB: 0 P: 18	R: 0 E: 0 K: 1 S: 5	H: 1 LOB: 0 BB: 0 P: 6	R: 1 E: 1 K: 1 S: 10	H: 1 LOB: 1 BB: 1 P: 18	R: 0 E: 0 K: 0 S: 7	H: 2 LOB: 2 BB: 0 P: 12	R: 0 E: 0 K: 1 S: 7	H: 0 LOB: 0 BB: 0 P: 10	R: 0 E: 0 K: 0 S: 10	H: 1 LOB: 0 BB: 0 P: 12	R: 0 E: 0 K: 1 S: 7	H: 0 LOB: 0 BB: 0 P: 9	1B: 5 2B: 0 3B: 0 HR: 1	SF: 0 SAC: 0 DP: 2 HBP: 0	WP: 0 PB: 0 SB: 1 CS: 1	PA: 32					
PITCHER	IP	WLS	BF	H	R	ER	SO	BB	IBB	HBP	BLK	WP	HR	S	P	ERA	WHIP										
Dwight Gooden, R (1.1) ERA: 1.13	8.0	W	29	6	1	1	7	1	0	0	0	0	1	66	97	1.12	0.875										
John Franco, L (9.1) ERA:	1.0	S	3	0	0	0	1	0	0	0	0	0	0	7	9	0.00	0.000										

Batter	1	2	3	4	5	6	7	8	9	AB	R	H	RBI	BB	SO	LOB	BOTTOM										
Vince Coleman, S (1.8) OBP: 0.500, SLG: 0.750	2B		P3			P3				4	1	2	0	0	0	1	Philadelphia Phillies @ New York Mets Shea Stadium, Flushing, NY Mon Apr 08 1991, 3:33 AM EDT Att: 49,276 - Cloudy - 89 F										
Gregg Jefferies, S (1.5) OBP: 0.250, SLG: 0.500	G3-1		K			G6-3				4	0	1	1	0	1	3											
Dave Magadan, L (1.3)	F7		FC4-6			F7				4	0	0	0	0	0	3											
Hubie Brooks, R (1.9) OBP: 0.333, SLG: 0.667	G3-1					F9				3	1	1	0	0	0	1											
Howard Johnson, S (1.6)	K					F9				3	0	0	0	0	1	2											
Kevin McReynolds, R (1.7) Mark Carreon, R (6.7)		P2				G5-3				2	0	0	0	0	0	1											
Tom Herr, S (1.4)		K								2	0	0	0	1	1	0											
Charlie O'Brien, R (1.2)		F8				F7				3	0	0	0	0	0	1											
Dwight Gooden, R (1.1) Daryl Boston, L (8. PH) John Franco, L (9.1)										2	0	1	0	0	0	0											
										1	0	1	0	0	0	0											
										0	0	0	0	0	0	0											
Inning Stats	R: 1 E: 0 K: 1 S: 18	H: 2 LOB: 1 BB: 0 P: 24	R: 0 E: 0 K: 1 S: 8	H: 0 LOB: 0 BB: 0 P: 15	R: 0 E: 0 K: 1 S: 9	H: 1 LOB: 1 BB: 0 P: 12	R: 1 E: 0 K: 0 S: 10	H: 1 LOB: 1 BB: 1 P: 17	R: 0 E: 0 K: 0 S: 4	H: 0 LOB: 0 BB: 0 P: 5	R: 0 E: 0 K: 0 S: 6	H: 0 LOB: 0 BB: 0 P: 6	R: 0 E: 0 K: 0 S: 9	H: 0 LOB: 0 BB: 0 P: 11	R: 0 E: 0 K: 0 S: 7	H: 2 LOB: 1 BB: 0 P: 10	R: 0 E: 0 K: 0 S: 7	H: 0 LOB: 0 BB: 0 P: 10	1B: 3 2B: 4 3B: 0 HR: 0	SF: 0 SAC: 0 DP: 1 HBP: 0	WP: 0 PB: 0 SB: 2 CS: 0	PA: 30					
PITCHER	IP	WLS	BF	H	R	ER	SO	BB	IBB	HBP	BLK	WP	HR	S	P	ERA	WHIP										
Terry Mulholland, L (1.1) ERA: 2.97	7.0	L	26	4	2	2	3	1	0	0	0	0	0	64	90	2.57	0.714										
Joe Boeever, R (8.1) ERA:	0.2		3	2	0	0	0	0	0	0	0	0	0	6	8	0.00	3.000										
Mitch Williams, L (8.1) ERA:	0.1		1	0	0	0	0	0	0	0	0	0	0	1	2	0.00	0.000										

Batter	1	2	3	4	5	6	7	8	9	10	AB	R	H	RBI	BB	SO	LOB	TOP
Lenny Dykstra, L OBP: 0.222, SLG: 0.125	4-1 CS BB		F8		G6-3 1B		G3-1		F7		4	0	1	0	1	0	0	Philadelphia Phillies @ New York Mets Shea Stadium, Flushing, NY Tue Apr 09 1991, 3:33 AM EDT Att. 16,013 - Cloudy - 79 F
Darren Daulton, L OBP: 0.222, SLG: 0.222	3-3 SAFE				G6-3		F8				5	0	1	0	0	2	2	
Von Hayes, L OBP: 0.444, SLG: 0.500	1-1 1B				K				F8		4	0	2	0	1	1	2	
Dale Murphy, R OBP: 0.111, SLG: 0.111	2-2 SAFE SAFE				K		F9			G6-3	5	0	0	0	0	2	4	
John Kruk, L OBP: 0.333, SLG: 0.667		0-1 F7			F7						5	1	2	0	0	1	0	
Charlie Hayes, R OBP: 0.286, SLG: 0.286	1-1 FC5-4 1B				PB 1B		G6-3		SH3-4 1B		4	0	2	0	0	0	1	
Joe Boever, R (10, 1)										F7	4	0	0	0	0	0	0	
Dickie Thon, R (1, 6)	1-1 SAFE 1B FC5-4				F9		K		G5-3		4	0	0	0	0	1	4	
Randy Ready, R OBP: 0.750, SLG: 0.667	1-2 1B								G5-3		3	0	2	1	1	0	1	
Roger McDowell, R (8, 1)											0	0	0	0	0	0	0	
Dave Hollins, S (10, 5)	1-3 1B										0	0	0	0	0	0	0	
Jason Grimsley, R (1, 1)	0-3 K				IBB						3	0	0	0	0	1	5	
Mitch Williams, L (7, 1)					G4-3		G6-3			G6-3	0	0	0	0	0	0	0	
Wally Backman, S OBP: 0.250, SLG: 0.250											1	0	0	0	0	0	0	
Inning Stats	R: 0 E: 0 K: 1 S: 10	H: 1 LOB: 1 BB: 1 P: 20	R: 0 E: 0 K: 1 S: 12	H: 2 LOB: 2 BB: 0 P: 15	R: 0 E: 0 K: 2 S: 11	H: 1 LOB: 2 BB: 1 P: 21	R: 0 E: 0 K: 1 S: 12	H: 1 LOB: 1 BB: 0 P: 20	R: 1 E: 0 K: 1 S: 15	H: 2 LOB: 1 BB: 0 P: 18	R: 0 E: 0 K: 0 S: 5	H: 1 LOB: 1 BB: 0 P: 8	R: 0 E: 0 K: 1 S: 7	H: 1 LOB: 0 BB: 0 P: 9	1B: 9 2B: 2 3B: 0 HR: 0	SF: 0 SAC: 1 DP: 1 HBP: 0	WP: 0 PB: 1 SB: 0 CS: 1	PA: 42
PITCHER	IP WLS BF H R ER SO BB IBB HBP BLK WP HR S P ERA WHIP	6.0 1.1 6 1 0 0 1 1 0 0 0 0 0 0 12 22 0.00 1.500	7.1 1.1 6 1 0 0 0 0 0 0 0 0 0 0 3 4 0.00 0.000	8.1 2.0 7 1 0 0 1 0 0 0 0 0 0 0 18 30 0.00 0.500														


AB	38
R	1
H	10
RBI	1
BB	3
SO	8
LOB	19



Batter	1	2	3	4	5	6	7	8	9	10	AB	R	H	RBI	BB	SO	LOB	BOTTOM		
Vince Coleman, S OBP: 0.222, SLG: 0.333	1-1 G1-3		G3		K		F8-2		G1-3		5	0	0	0	1	2	Philadelphia Phillies @ New York Mets Shea Stadium, Flushing, NY Tue Apr 09 1991, 3:33 AM EDT Att. 16,013 - Cloudy - 79 F			
Gregg Jefferies, S OBP: 0.111, SLG: 0.222	1-3 K		K		L4					F7	5	0	0	0	0	2		0		
Dave Magadan, L (1, 3)	2-3 K				FC5-4 BB						2	0	0	0	3	2		0		
Hubie Brooks, R OBP: 0.500, SLG: 1.143		2-1 F8 2B			FC5-4						4	1	2	1	1	0		2		
Howard Johnson, S (1, 6)		1-3 K			K						4	0	0	0	0	3		4		
Mark Carreon, R OBP: 0.250, SLG: 0.250		1-1 F8									3	0	1	0	0	2				
Pete Schourek, L (7, 1)											0	0	0	0	0	0				
Jeff Innis, R (8, 1)											0	0	0	0	0	0				
Tim Teufel, R (8, PH)											1	0	0	0	0	2				
Doug Simons, L (9, 1)											0	0	0	0	0	0				
Tom Herr, S (1, 4)		4-0 S IBB			P9					F9	3	0	0	0	1	0	1			
Charlie O'Brien, R OBP: 0.333, SLG: 0.200		4-2 IBB									2	0	1	0	1	1				
Keith Miller, R (7, PR)											0	0	0	0	0	0				
Rick Cerone, R OBP: 1.000, SLG: 4.000											1	1	1	1	0	0				
Frank Viola, L (1, 1)		0-3 K									2	0	0	0	0	2	3			
Daryl Boston, L OBP: 0.667, SLG: 0.500											1	0	0	0	1	0	0			
Inning Stats	R: 0 E: 0 K: 2 S: 8	H: 0 LOB: 0 BB: 0 P: 12	R: 0 E: 0 K: 2 S: 14	H: 1 LOB: 3 BB: 2 P: 26	R: 0 E: 0 K: 1 S: 8	H: 0 LOB: 1 BB: 1 P: 18	R: 0 E: 0 K: 2 S: 14	H: 1 LOB: 1 BB: 0 P: 19	R: 0 E: 0 K: 2 S: 10	H: 0 LOB: 1 BB: 1 P: 13	R: 0 E: 0 K: 0 S: 5	H: 1 LOB: 2 BB: 2 P: 16	R: 0 E: 0 K: 1 S: 10	H: 1 LOB: 0 BB: 0 P: 12	R: 1 E: 0 K: 1 S: 7	H: 1 LOB: 0 BB: 0 P: 10	1B: 2 2B: 2 3B: 0 HR: 2	SF: 0 SAC: 0 DP: 1 HBP: 0	WP: 2 PB: 0 SB: 2 CS: 0	PA: 40
PITCHER	IP WLS BF H R ER SO BB IBB HBP BLK WP HR S P ERA WHIP	6.1 1.1 5 0 0 0 1 2 0 0 0 0 0 0 10 21 0.00 1.500	7.1 1.1 5 1 1 1 0 0 0 0 0 0 0 1 11 16 6.75 0.750	8.1 0.2 3 1 1 1 1 0 0 0 0 0 0 1 7 10 13.50 1.500																

AB	33
R	2
H	5
RBI	2
BB	7
SO	11
LOB	17



Batter	1	2	3	4	5	6	7	8	9	AB	R	H	RBI	BB	SO	LOB	TOP					
Lenny Dykstra, L OBP: 0.500, SLG: 0.630	G3		PB 3B		G3			K2-3		4	1	1	2	0	1	0	Philadelphia Phillies @ Chicago Cubs Wrigley Field, Chicago, IL Mon Apr 15 1991, 7:05 PM CDT Att: 27,794 - Sunny - 64 F					
Wally Backman, S OBP: 0.250, SLG: 0.167	L8		BB		K			F9		2	0	0	0	1	1	0						
Ricky Jordan, R OBP: 0.333, SLG: 0.667			BB							1	0	0	0	0	0	0						
Randy Ready, R OBP: 0.556, SLG: 0.429			BB							0	0	0	0	0	0	0						
Von Hayes, L OBP: 0.364, SLG: 0.308	P6		K					K		4	0	0	0	0	3	1						
Dale Murphy, R OBP: 0.290, SLG: 0.357			K		G5-3			K		4	1	1	1	0	2	1						
John Kruk, L OBP: 0.364, SLG: 0.600	G3-1							F8		3	0	1	0	1	0	0						
Darren Daulton, L OBP: 0.313, SLG: 0.286										3	0	0	0	1	1	2						
Dickie Thon, R OBP: 0.296, SLG: 0.280								SH1-4 BB		3	0	0	0	0	2	1						
Charlie Hayes, R OBP: 0.148, SLG: 0.148										3	1	1	0	0	1	2						
Jason Grimsley, R Tommy Greene, R John Morris, L Darrel Akerfelds, R Mitch Williams, L										1	1	0	0	1	0	0						
										0	0	0	0	0	0	0						
Inning Stats	R: 0 E: 0 K: 0 S: 5	H: 0 LOB: 0 BB: 0 P: 9	R: 0 E: 0 K: 2 S: 8	H: 0 LOB: 0 BB: 0 P: 10	R: 3 E: 0 K: 2 S: 15	H: 2 LOB: 1 BB: 2 P: 26	R: 0 E: 0 K: 0 S: 8	H: 1 LOB: 1 BB: 0 P: 11	R: 0 E: 0 K: 1 S: 8	H: 0 LOB: 0 BB: 0 P: 11	R: 0 E: 0 K: 2 S: 7	H: 0 LOB: 0 BB: 0 P: 12	R: 0 E: 0 K: 1 S: 11	H: 0 LOB: 1 BB: 1 P: 18	R: 0 E: 0 K: 2 S: 9	H: 0 LOB: 0 BB: 0 P: 14	R: 1 E: 0 K: 1 S: 11	H: 1 LOB: 0 BB: 1 P: 19	1B: 2 2B: 0 3B: 1 HR: 1	SF: 0 SAC: 1 DP: 1 HBP: 0	WP: 0 PB: 1 SB: 0 CS: 0	PA: 34
PITCHER	IP WLS BF H R ER SO BB IBB HBP BLK WP HR S P ERA WHIP																					
Greg Maddux, R ERA: 1.2	(1, 1) 7.0 W 27 3 3 2 8 3 0 0 0 0 0 0 62 97 2.57 0.857																					
Paul Assenmacher, L ERA: 8.1	(8, 1) 1.0 3 0 0 0 2 0 0 0 0 0 0 9 14 0.00 0.000																					
Dave Smith, R ERA: 3.0	(9, 1) 1.0 S 4 1 1 1 1 1 0 0 0 0 0 1 11 19 9.00 2.000																					

Batter	1	2	3	4	5	6	7	8	9	AB	R	H	RBI	BB	SO	LOB	BOTTOM			
Doug Dascenzo, S OBP: 0.429, SLG: 0.353	23 WP 2B		FC6-4 23 WP 1B		G3			FC6-4 1B		4	2	2	0	0	0	2	Philadelphia Phillies @ Chicago Cubs Wrigley Field, Chicago, IL Mon Apr 15 1991, 7:05 PM CDT Att: 27,794 - Sunny - 64 F			
23 Ryne Sandberg, R OBP: 0.287, SLG: 0.269	K		1B WP BB		P6			F9		3	1	0	0	1	1	2				
Mark Grace, L OBP: 0.414, SLG: 0.520			1B WP 1B		G3			K		3	0	1	1	1	1	2				
George Bell, R OBP: 0.200, SLG: 0.241	FC5-4 BB		G6-3 WP 1B							4	0	0	0	0	0	3				
Paul Assenmacher, L Dave Smith, R	FC5-4		G6-3					FC6-4		0	0	0	0	0	0	0				
Andre Dawson, R OBP: 0.345, SLG: 0.423	P3		K							3	2	1	1	1	1	2				
Damon Berryhill, S OBP: 0.238, SLG: 0.450	P6				K					4	0	0	0	0	1	1				
Shawon Dunston, R OBP: 0.333, SLG: 0.480	G5-3									3	0	1	0	1	0	0				
Gary Scott, R OBP: 0.360, SLG: 0.250	F7				G1-6-3					4	0	1	1	0	1	1				
Greg Maddux, R Luis Salazar, R										3	0	2	0	0	0	2				
										0	0	0	0	0	0	0				
Inning Stats	R: 1 E: 0 K: 1 S: 10	H: 1 LOB: 1 BB: 1 P: 22	R: 0 E: 0 K: 0 S: 7	H: 0 LOB: 0 BB: 0 P: 12	R: 2 E: 0 K: 1 S: 15	H: 2 LOB: 1 BB: 1 P: 28	R: 0 E: 0 K: 1 S: 6	H: 0 LOB: 0 BB: 1 P: 12	R: 0 E: 0 K: 0 S: 12	H: 1 LOB: 1 BB: 0 P: 13	R: 1 E: 0 K: 0 S: 11	H: 2 LOB: 2 BB: 1 P: 24	R: 0 E: 0 K: 1 S: 11	H: 1 LOB: 1 BB: 0 P: 18	R: 1 E: 0 K: 1 S: 12	H: 1 LOB: 0 BB: 0 P: 20	1B: 5 2B: 2 3B: 0 HR: 1	SF: 0 SAC: 0 DP: 1 HBP: 0	WP: 4 PB: 0 SB: 2 CS: 0	PA: 35
PITCHER	IP WLS BF H R ER SO BB IBB HBP BLK WP HR S P ERA WHIP																			
Jason Grimsley, R ERA: 3.0	(1, 1) 5.2 L 26 6 4 4 4 4 0 0 0 0 0 0 2 3 0.00 0.000																			
Tommy Greene, R ERA: 6.43	(6, 1) 0.1 1 0 0 0 0 0 0 0 0 0 0 2 3 0.00 0.000																			
Darrel Akerfelds, R ERA: 6.75	(7, 1) 0.1 2 1 0 0 0 0 0 0 0 0 0 5 10 0.00 3.000																			
Mitch Williams, L ERA: 1.59	(7, 1) 1.2 6 1 1 1 2 0 0 0 0 0 0 1 18 28 5.40 6.600																			

Batter	1	2	3	4	5	6	7	8	9	AB	R	H	RBI	BB	SO	LOB	TOP					
Lenny Dykstra, L (1, 8) OBP: 0.479, SLG: 0.553	F7		1B		G4-3			G5-3		4	0	1	0	0	0	0						
Darren Daulton, L (1, 2) OBP: 0.297, SLG: 0.225	F9		K			K		HBP 1B		4	0	1	0	0	2	1						
Von Hayes, L (1, 7) OBP: 0.319, SLG: 0.263	P6		P5			K		HBP		3	0	0	0	0	1	1						
Dale Murphy, R (1, 9) OBP: 0.289, SLG: 0.429		K			G3-1 SF9 2B			F8		4	1	2	0	0	1	2						
John Kruk, L (1, 3) OBP: 0.298, SLG: 0.429	FC4-6 1B BB				G3-1			L8		3	0	0	0	1	0	4						
Dickie Thon, R (1, 6) OBP: 0.282, SLG: 0.278	FC4-6 1B				SF9			L6		3	0	1	1	0	1	0						
Wally Backman, S (1, 4) OBP: 0.241, SLG: 0.154	FC4-6 FC6-4				F8			F8		3	0	0	0	1	0	2						
Dave Hollins, S (1, 5)	FC6-4				K			K		4	0	0	0	0	3	3						
Terry Mulholland, R (1, 1) Rod Booker, L (7, PH) Joe Boever, R (7, 1)			K		G5-3			L5		2	0	0	0	0	1	0						
										1	0	0	0	0	0	1						
										0	0	0	0	0	0	0						
Inning Stats	R: 0 E: 0 K: 0 S: 6	H: 0 LOB: 0 BB: 0 P: 12	R: 0 E: 0 K: 1 S: 8	H: 1 LOB: 2 BB: 1 P: 14	R: 0 E: 0 K: 2 S: 10	H: 1 LOB: 0 BB: 0 P: 15	R: 1 E: 0 K: 0 S: 4	H: 1 LOB: 0 BB: 0 P: 6	R: 0 E: 0 K: 1 S: 8	H: 0 LOB: 0 BB: 0 P: 12	R: 0 E: 0 K: 2 S: 13	H: 1 LOB: 1 BB: 0 P: 18	R: 0 E: 0 K: 2 S: 12	H: 0 LOB: 1 BB: 1 P: 17	R: 0 E: 0 K: 0 S: 8	H: 1 LOB: 2 BB: 0 P: 13	R: 0 E: 0 K: 1 S: 6	H: 0 LOB: 0 BB: 0 P: 9	1B: 4 2B: 1 3B: 0 HR: 0	SF: 1 SAC: 0 DP: 0 HBP: 1	WP: 0 PB: 0 SB: 1 CS: 0	PA: 35
PITCHER	IP	WLS	BF	H	R	ER	SO	BB	IBB	HBP	BLK	WP	HR	S	P	ERA	WHIP					
Bob Tewksbury, R (1, 1) ERA: 4.09	7.0	W	27	4	1	1	8	2	0	0	0	0	0	61	94	1.29	0.857					
Juan Agosto, L (8, 1) ERA: 8.31	0.1		3	1	0	0	0	0	0	1	0	0	0	4	6	0.00	3.000					
Lee Smith, R (8, 1) ERA: 2.84	1.2	S	5	0	0	0	1	0	0	0	0	0	0	10	16	0.00	0.000					

Philadelphia Phillies @ St. Louis Cardinals
 Busch Stadium, St. Louis, MO
 Fri Apr 19 1991, 7:05 PM CDT
 Att: 21,468 - Cloudy - 54 F

AB 31
 R 1
 H 5
 RBI 1
 BB 2
 SO 9
 LOB 14



Batter	1	2	3	4	5	6	7	8	9	AB	R	H	RBI	BB	SO	LOB	BOTTOM					
Bernard Gilkey, R (1, 7) OBP: 0.333, SLG: 0.300	F9		BB			G6-3	K			3	0	0	0	1	1	1						
Ozzie Smith, S (1, 6) OBP: 0.270, SLG: 0.206	G4-6-3 1B		FC5			1B		G5-3		4	1	2	0	0	0	2						
Ray Lankford, L (1, 8) OBP: 0.278, SLG: 0.188	G4-6-3				F8	1B		P5		4	1	1	0	0	0	1						
Pedro Guerrero, R (1, 3) OBP: 0.356, SLG: 0.524		F9			F7	P9		L7		4	0	0	0	0	0	2						
Felix Jose, S (1, 9) OBP: 0.390, SLG: 0.514		G4-3			F8	1B		E IBB		2	1	0	0	1	0	0						
Todd Zeile, R (1, 5) OBP: 0.359, SLG: 0.447		G1-3			FC5-4 1B	E6 1B				3	0	2	2	0	0	0						
Tom Pagnozzi, R (1, 2) OBP: 0.286, SLG: 0.290			G5-3		P9	G4-3				3	0	0	0	0	0	2						
José Oquendo, S (1, 4) OBP: 0.342, SLG: 0.333			P6		P4			F7		3	0	0	0	0	0	1						
Bob Tewksbury, R (1, 1) Milt Thompson, L (7, PH) Juan Agosto, L (8, 1) Lee Smith, R (8, 1)			FC5-4 BB 1B		FC5-4 1B			CS BB		2	0	1	0	0	0	1						
										0	0	0	0	0	0	0						
										0	0	0	0	0	0	0						
Inning Stats	R: 0 E: 0 K: 0 S: 10	H: 1 LOB: 0 BB: 0 P: 12	R: 0 E: 0 K: 0 S: 5	H: 0 LOB: 0 BB: 0 P: 7	R: 0 E: 0 K: 0 S: 10	H: 1 LOB: 2 BB: 1 P: 19	R: 0 E: 0 K: 0 S: 7	H: 0 LOB: 0 BB: 0 P: 9	R: 0 E: 0 K: 0 S: 8	H: 1 LOB: 1 BB: 0 P: 12	R: 3 E: 1 K: 0 S: 11	H: 3 LOB: 1 BB: 1 P: 24	R: 0 E: 0 K: 1 S: 8	H: 0 LOB: 0 BB: 1 P: 13	R: 0 E: 0 K: 0 S: 13	H: 0 LOB: 0 BB: 0 P: 19	1B: 6 2B: 0 3B: 0 HR: 0	SF: 0 SAC: 0 DP: 1 HBP: 0	WP: 0 PB: 0 SB: 1 CS: 1	PA: 31		
PITCHER	IP	WLS	BF	H	R	ER	SO	BB	IBB	HBP	BLK	WP	HR	S	P	ERA	WHIP					
Terry Mulholland, L (1, 1) ERA: 2.61	6.0	L	25	6	3	2	0	1	1	0	0	0	0	51	83	3.00	1.167					
Joe Boever, R (7, 1) ERA: 3.72	2.0		6	0	0	0	1	1	0	0	0	0	0	21	32	0.00	0.500					

Philadelphia Phillies @ St. Louis Cardinals
 Busch Stadium, St. Louis, MO
 Fri Apr 19 1991, 7:05 PM CDT
 Att: 21,468 - Cloudy - 54 F

AB 28
 R 3
 H 6
 RBI 2
 BB 3
 SO 1
 LOB 10



Batter	1	2	3	4	5	6	7	8	9	AB	R	H	RBI	BB	SO	LOB	TOP										
Lenny Dykstra, L OBP: 0.471, SLG: 0.561 John Morris, L OBP: 0.375, SLG: 0.429	2-1 G4-3 2B		1-0 F9		1-1 P6		0-1 2B		2-1 FC5-4	3	0	1	0	0	0	0											
Darren Daulton, L OBP: 0.245, SLG: 0.205	2-0 G4-3 2-3		0-0 G4-3		2-2 G4-3		2-1 G6-3			4	0	0	0	0	0	2											
Von Hayes, L OBP: 0.333, SLG: 0.293	4-2 FC6-4 BB		0-0 2B		3-2 F8			3-1 G3		3	0	1	0	1	0	0											
Ricky Jordan, R OBP: 0.250, SLG: 0.500	2-2 P2		0-0 G6-3		0-3 K			2-1 2B		4	0	1	0	0	1	3											
John Kruk, L OBP: 0.320, SLG: 0.444 Wes Chamberlain, R OBP: 0.250, SLG: 0.400	1-1 FC6-4 1-2			2-2 E7 PB 1B		3-1 1B		1-2 P5		3	0	2	0	0	0	2											
Charlie Hayes, R OBP: 0.125, SLG: 0.200		0-3 K		1-1 F7		0-1 P9		0-3 K		4	0	0	0	0	2	3											
Dickie Thon, R OBP: 0.279, SLG: 0.256		1-1 F7		2-2 P6			1-1 G6-3		4-0 FC5-4 BB	3	0	0	0	1	0	1											
Wally Backman, S OBP: 0.273, SLG: 0.143		4-1 BB		1-2 F7			4-1 G5-3 2B BB		2-3 K	2	1	0	0	2	1	2											
Jason Grimsley, R Tommy Greene, R OBP: 0.400, SLG: 0.400 Dave Hollins, S OBP: 0.250, SLG: 0.250		0-0 P8			1-1 P8		0-1 G5-3		1-2 F9	0	0	0	0	0	0	0											
Inning Stats	R: 0 E: 0 K: 0 S: 10	H: 1 LOB: 2 BB: 1 P: 21	R: 0 E: 0 K: 1 S: 7	H: 0 LOB: 1 BB: 1 P: 12	R: 0 E: 0 K: 0 S: 4	H: 1 LOB: 1 BB: 0 P: 5	R: 0 E: 1 K: 0 S: 12	H: 0 LOB: 0 BB: 0 P: 18	R: 0 E: 0 K: 1 S: 7	H: 1 LOB: 1 BB: 0 P: 11	R: 1 E: 0 K: 0 S: 9	H: 1 LOB: 1 BB: 1 P: 16	R: 0 E: 0 K: 1 S: 10	H: 1 LOB: 1 BB: 0 P: 16	R: 0 E: 0 K: 1 S: 8	H: 0 LOB: 1 BB: 1 P: 17	1B: 2 2B: 4 3B: 0 HR: 0	SF: 0 SAC: 0 DP: 0 HBP: 0	WP: 0 PB: 1 SB: 0 CS: 0	PA: 37							
PITCHER	IP	WLS	BF	H	R	ER	SO	BB	IBB	HBP	BLK	WP	HR	S	P	ERA	WHIP										
Jose DeLeon, R ERA: 1.56	6.0	W	24	4	0	0	2	2	0	0	0	0	0	52	85	0.00	1.000										
Omar Olivares, R ERA: 5.14	3.0	S	13	2	1	1	2	2	0	0	0	0	0	27	49	3.00	1.333										

Philadelphia Phillies @ St. Louis Cardinals
Busch Stadium, St. Louis, MO
Sat Apr 20 1991, 7:05 PM CDT
Cloudy - 50 F

AB 33
R 1
H 6
RBI 1
BB 4
SO 4
LOB 18



Batter	1	2	3	4	5	6	7	8	9	AB	R	H	RBI	BB	SO	LOB	BOTTOM										
Milt Thompson, L OBP: 0.556, SLG: 0.533	4-1 G3-1 WP BB		0-1 F8		1-1 G6-4-3 3B 1B			1-1 G4-3		4	2	1	1	1	0	1											
Ozzie Smith, S OBP: 0.282, SLG: 0.205	3-2 G3-1 1-3		2-1 F9		0-0 F9		0-0 L7		2-0 F7	5	1	1	0	0	0	2											
Ray Lankford, L OBP: 0.364, SLG: 0.400	2-2 E HBP 3H		2-2 SF7 1B		0-0 3B		1-1 F7			4	2	3	1	0	0	0											
Pedro Guerrero, R OBP: 0.367, SLG: 0.511 Omar Olivares, R	4-0 HBP SF9 BB		2-0 F9		0-0 F9		1-3 K			3	2	1	1	1	1	1											
Felix Jose, S OBP: 0.400, SLG: 0.541 Rex Hudler, R OBP: 0.400, SLG: 0.389	4-2 SF9 3B HBP		1-1 SF7		0-0 F9		2-0 G6-3 WP 2B			2	1	1	1	0	0	0											
Todd Zeile, R OBP: 0.390, SLG: 0.487 Craig Wilson, R OBP: 0.250, SLG: 0.250	1-2 3B HBP		3-2 E8		0-0 L9		0-0 G6-3		2-3 G6-3	1	2	1	2	0	0	0											
Rich Gedman, L	1-0 SF9		0-0 P7		0-2 L9		2-0 F8			3	0	0	1	0	0	1											
José Oquendo, S OBP: 0.381, SLG: 0.424 Gerónimo Peña, S OBP: 0.333, SLG: 0.143	3-1 G5-3		1-0 SH1-4 1B 1B		4-2 G6-4-3 BB		3-1 G3			3	1	2	2	1	0	1											
Jose DeLeon, R Gerald Perry, L OBP: 0.500, SLG: 1.000	1-0 G5-3		0-0 SH1-4		0-3 K		2-0 F8			2	0	0	0	0	1	2											
Inning Stats	R: 5 E: 1 K: 0 S: 16	H: 2 LOB: 1 BB: 2 P: 39	R: 4 E: 1 K: 0 S: 18	H: 4 LOB: 0 BB: 0 P: 27	R: 2 E: 0 K: 0 S: 7	H: 3 LOB: 1 BB: 0 P: 9	R: 0 E: 0 K: 0 S: 5	H: 0 LOB: 0 BB: 0 P: 5	R: 0 E: 0 K: 1 S: 8	H: 0 LOB: 0 BB: 1 P: 13	R: 0 E: 0 K: 1 S: 6	H: 0 LOB: 0 BB: 0 P: 8	R: 1 E: 0 K: 0 S: 7	H: 1 LOB: 1 BB: 0 P: 13	R: 0 E: 0 K: 0 S: 4	H: 0 LOB: 0 BB: 0 P: 9	1B: 6 2B: 2 3B: 2 HR: 0	SF: 2 SAC: 1 DP: 1 HBP: 2	WP: 2 PB: 0 SB: 2 CS: 0	PA: 38							
PITCHER	IP	WLS	BF	H	R	ER	SO	BB	IBB	HBP	BLK	WP	HR	S	P	ERA	WHIP										
Jason Grimsley, R ERA: 6.57	0.1	L	6	1	5	5	0	2	0	0	0	1	0	59	93	7.04	1.304										
Tommy Greene, R ERA: 6.75	7.2		32	9	7	6	2	1	0	0	0	1	0	59	93	7.04	1.304										

Philadelphia Phillies @ St. Louis Cardinals
Busch Stadium, St. Louis, MO
Sat Apr 20 1991, 7:05 PM CDT
Cloudy - 50 F

AB 30
R 12
H 10
RBI 9
BB 3
SO 2
LOB 9



Batter	1	2	3	4	5	6	7	8	9	10	AB	R	H	RBI	BB	SO	LOB	TOP			
Lenny Dykstra, L OBP: 0.456, SLG: 0.522 (1, 8)	1-2 HR 1B	G4-3			E3 1B 1B		P5	E3		4-0 IBB	5	2	1	0	1	0	1				
Randy Ready, R OBP: 0.381, SLG: 0.316 (1, 4)	0-0 P3		G5-3		1B 1B		F8 1B 1B	G1-3		1-3 K	6	0	2	0	0	1	5				
John Kruk, L OBP: 0.345, SLG: 0.520 (1, 7)	0-0 HR		1B 1B		P7		1-1 BB 1B		0-1 L6		5	2	3	2	0	0	2				
Dale Murphy, R OBP: 0.280, SLG: 0.391 (1, 9)	1-1 G5-3		1B BB		K		0-0 F8		0-0 F8		4	0	0	0	1	1	4				
Ricky Jordan, R OBP: 0.355, SLG: 0.583 (1, 3)	1-0 2B		F9		FC6-4 1B		4-0 FC6-4 BB		0-1 G6-3		4	1	2	1	1	0	2				
Rod Booker, L OBP: 0.333, SLG: 0.444 (1, 6)	2-0 2B		1B		FC6-4		1-0 FC6-4			2-2 G4-3	5	0	2	2	0	0	5				
Dave Hollins, S (1, 5)	1-0 G4-3																				
John Morris, L OBP: 0.333, SLG: 0.375 (8, PH)																		AB 43			
Roger McDowell, R (8, 1)																		R 6			
Von Hayes, L OBP: 0.348, SLG: 0.293 (10, PH)																		H 12			
Mitch Williams, L (10, 1)																		RBI 6			
Steve Lake, R (1, 2)																		BB 4			
Darren Daulton, L OBP: 0.255, SLG: 0.239 (8, 2)		P3																SO 5			
Dave LaPoint, L (1, 1)																		LOB 21			
Darrel Akerfelds, R (4, 1)		G4-3																			
Charlie Hayes, R OBP: 0.143, SLG: 0.214 (8, 5)																					
Inning Stats	R: 3 E: 0 K: 0 S: 11	H: 4 LOB: 1 BB: 0 P: 17	R: 0 E: 0 K: 0 S: 8	H: 0 LOB: 0 BB: 0 P: 12	R: 1 E: 0 K: 0 S: 9	H: 2 LOB: 2 BB: 1 P: 14	R: 0 E: 0 K: 1 S: 9	H: 0 LOB: 0 BB: 0 P: 9	R: 1 E: 1 K: 1 S: 11	H: 2 LOB: 2 BB: 0 P: 16	R: 0 E: 0 K: 0 S: 7	H: 2 LOB: 3 BB: 1 P: 18	R: 0 E: 1 K: 0 S: 8	H: 1 LOB: 2 BB: 0 P: 11	R: 0 E: 0 K: 0 S: 5	H: 0 LOB: 0 BB: 0 P: 5	R: 1 E: 0 K: 2 S: 19	H: 1 LOB: 2 BB: 2 P: 34	1B: 8 2B: 3 3B: 0 HR: 1	SF: 0 SAC: 0 DP: 0 HBP: 0	WP: 0 PA: 47 PB: 0 SB: 0 CS: 0
PITCHER	IP WLS BF H R ER SO ERA WHIP	IP WLS BF H R ER SO ERA WHIP	IP WLS BF H R ER SO ERA WHIP	IP WLS BF H R ER SO ERA WHIP	IP WLS BF H R ER SO ERA WHIP	IP WLS BF H R ER SO ERA WHIP	IP WLS BF H R ER SO ERA WHIP	IP WLS BF H R ER SO ERA WHIP	IP WLS BF H R ER SO ERA WHIP	IP WLS BF H R ER SO ERA WHIP	IP WLS BF H R ER SO ERA WHIP	IP WLS BF H R ER SO ERA WHIP	IP WLS BF H R ER SO ERA WHIP	IP WLS BF H R ER SO ERA WHIP	IP WLS BF H R ER SO ERA WHIP	IP WLS BF H R ER SO ERA WHIP	IP WLS BF H R ER SO ERA WHIP	IP WLS BF H R ER SO ERA WHIP	IP WLS BF H R ER SO ERA WHIP		
Bryn Smith, R ERA: 4.05 (1, 1)	6.0	27	8	5	4	3	BB: 1 IBB: 0 HBP: 0 BLK: 0	WP: 0 HR: 1 S: 55 P: 78	6.00	1.500											
Scott Terry, R ERA: (7, 1)	2.0	11	3	0	0	0	BB: 1 IBB: 0 HBP: 0 BLK: 0	WP: 0 HR: 0 S: 18 P: 29	0.00	2.000											
Juan Agosto, L ERA: 7.71 (9, 1)	0.1	1	0	0	0	0	BB: 0 IBB: 0 HBP: 0 BLK: 0	WP: 0 HR: 2 S: 2 P: 2	0.00	0.000											
Cris Carpenter, R ERA: 1.5 (9, 1)	1.2	8	1	1	1	2	BB: 1 IBB: 0 HBP: 0 BLK: 0	WP: 0 HR: 0 S: 22 P: 37	5.40	1.200											

Philadelphia Phillies @ St. Louis Cardinals
 Busch Stadium, St. Louis, MO
 Sat Apr 20 1991, 7:05 PM CDT
 Att: 27,482 - Cloudy - 48 F

AB	43
R	6
H	12
RBI	6
BB	4
SO	5
LOB	21



Batter	1	2	3	4	5	6	7	8	9	10	AB	R	H	RBI	BB	SO	LOB	BOTTOM			
Bernard Gilkey, R OBP: 0.353, SLG: 0.279 (1, 7)	2-1 G6-3		F8		BB BB		4-1 BB	F9		4-2 CS BB	3	0	0	0	3	0	1				
Gerónimo Peña, S OBP: 0.359, SLG: 0.510 (1, 4)	1-3 K		1-0 2B 1B		FC6-4 BB		1-2 SF8		4-0 IBB	1-0 CS	1	1	0	0	1	1	0				
Ray Lankford, L OBP: 0.301, SLG: 0.400 (8, PH)			HBP		1-2 BB		3-H G6-3		1-2 F9		5	1	1	0	0	1	7				
Rex Hudler, R OBP: 0.360, SLG: 0.391 (1, 8)	1-3 K2-3		1B 2B		FC6-4		G6-3		F9												
Pedro Guerrero, R OBP: 0.369, SLG: 0.510 (9, PR)			FC6-4 1B BB		FC5-4 1B		F8		K		4	1	2	2	1	1	0				
Ozzie Smith, S OBP: 0.262, SLG: 0.205 (10, 6)			2-H 3-H 1B		S		G4-3		L7		5	1	1	0	0	0	2				
Felix Jose, S OBP: 0.350, SLG: 0.500 (1, 9)			FC6-4 1B		1-2r E		G4-3		G4-3												
Craig Wilson, R OBP: 0.222, SLG: 0.125 (1, 5)			F7		G6-3		F8		BB		4	0	0	0	1	0	4				
Tom Pagnozzi, R OBP: 0.275, SLG: 0.278 (1, 2)			FC6-4 1B		G1-3		G6-3		G4-3		5	1	1	0	0	0	5				
José Quiendo, S OBP: 0.413, SLG: 0.444 (10, 4)			1-2r 2-3 1B		SH1-4 1B		SH1-4 1B		SH1-4 BB		3	0	2	1	1	0	0				
Bryn Smith, R (1, 1)			F9		SH1-4		SH1-4 BB		SH1-4		1	0	0	0	0	0	2				
Milt Thompson, L OBP: 0.550, SLG: 0.500 (7, 8)							BB BB				1	0	0	0	1	1	0				
Inning Stats	R: 0 E: 0 K: 2 S: 9	H: 0 LOB: 0 BB: 0 P: 13	R: 1 E: 0 K: 0 S: 8	H: 2 LOB: 2 BB: 1 P: 18	R: 3 E: 0 K: 0 S: 8	H: 2 LOB: 0 BB: 0 P: 13	R: 0 E: 0 K: 0 S: 11	H: 1 LOB: 3 BB: 2 P: 21	R: 0 E: 0 K: 0 S: 4	H: 1 LOB: 0 BB: 0 P: 6	R: 1 E: 0 K: 1 S: 10	H: 1 LOB: 1 BB: 1 P: 17	R: 0 E: 0 K: 0 S: 7	H: 0 LOB: 2 BB: 2 P: 18	R: 0 E: 0 K: 0 S: 8	H: 1 LOB: 2 BB: 0 P: 10	R: 0 E: 0 K: 1 S: 9	H: 0 LOB: 0 BB: 1 P: 18	1B: 6 2B: 1 3B: 0 HR: 0	SF: 1 SAC: 3 DP: 0 HBP: 1	WP: 0 PA: 47 PB: 0 SB: 1 CS: 1
PITCHER	IP WLS BF H R ER SO ERA WHIP	IP WLS BF H R ER SO ERA WHIP	IP WLS BF H R ER SO ERA WHIP	IP WLS BF H R ER SO ERA WHIP	IP WLS BF H R ER SO ERA WHIP	IP WLS BF H R ER SO ERA WHIP	IP WLS BF H R ER SO ERA WHIP	IP WLS BF H R ER SO ERA WHIP	IP WLS BF H R ER SO ERA WHIP	IP WLS BF H R ER SO ERA WHIP	IP WLS BF H R ER SO ERA WHIP	IP WLS BF H R ER SO ERA WHIP	IP WLS BF H R ER SO ERA WHIP	IP WLS BF H R ER SO ERA WHIP	IP WLS BF H R ER SO ERA WHIP	IP WLS BF H R ER SO ERA WHIP	IP WLS BF H R ER SO ERA WHIP	IP WLS BF H R ER SO ERA WHIP			
Dave LaPoint, L ERA: 16.2 (1, 1)	3.2	20	5	4	3	2	BB: 3 IBB: 0 HBP: 0 BLK: 0	WP: 0 HR: 0 S: 33 P: 61	16.20	2.182											
Darrel Akerfelds, R ERA: 4.09 (4, 1)	3.1	14	1	1	1	1	BB: 3 IBB: 0 HBP: 0 BLK: 0	WP: 0 HR: 0 S: 28 P: 51	2.70	1.200											
Roger McDowell, R ERA: 3.97 (8, 1)	2.0	9	1	0	0	0	BB: 1 IBB: 0 HBP: 0 BLK: 0	WP: 0 HR: 0 S: 15 P: 28	0.00	1.000											
Mitch Williams, L ERA: 2.16 (10, 1)	1.0	3	0	0	0	1	BB: 0 IBB: 0 HBP: 0 BLK: 0	WP: 0 HR: 0 S: 9 P: 18	0.00	1.000											

Philadelphia Phillies @ St. Louis Cardinals
 Busch Stadium, St. Louis, MO
 Sat Apr 20 1991, 7:05 PM CDT
 Att: 27,482 - Cloudy - 48 F

AB	32
R	5
H	7
RBI	4
BB	9
SO	4
LOB	21



Batter	1	2	3	4	5	6	7	8	9	AB	R	H	RBI	BB	SO	LOB	TOP
Vince Coleman, S (1, 8) OBP: 0.397, SLG: 0.333	G5-3	K					G6-3			4	1	1	0	1	1	1	New York Mets @ Philadelphia Phillies Veterans Stadium, Philadelphia, PA Tue Apr 23 1991, 7:05 PM EDT Att: 20,187 - Cloudy - 64 F
Tom Herr, S (1, 4) OBP: 0.377, SLG: 0.289	FC6-4 BB		G4-3		G4-3		F7		L7	4	0	0	0	1	0	4	
Dave Magadan, L (1, 3) OBP: 0.368, SLG: 0.233	FC6-4 BB		G4-3		G3			K		3	0	0	1	1	1	0	
Hubie Brooks, R (1, 9) Daryl Boston, L (8, 9) OBP: 0.419, SLG: 0.618 OBP: 0.259, SLG: 0.280	FC6-4 BB				F8			K		3	0	0	0	0	1	2	
Howard Johnson, S (1, 5) OBP: 0.311, SLG: 0.429					HBP			K		0	0	0	0	0	0	0	
Kevin McReynolds, R (1, 7) OBP: 0.077, SLG: 0.080	F7		G1-6-3			WP SF7 BB				1	1	0	0	3	0	1	
Kevin Elster, R (1, 6) OBP: 0.370, SLG: 0.696					P2		F8		G4-3	4	0	0	0	0	0	4	
Charlie O'Brien, R (1, 2) OBP: 0.300, SLG: 0.192		G1-3					SF7		G5-3	2	0	0	1	1	0	0	
Ron Darling, R (1, 1) Gregg Jefferies, S (7, PH) Doug Simons, L (7, 1) Mark Carreon, R (9, PH) John Franco, L (9, 1) OBP: 0.286, SLG: 0.429 OBP: 0.345, SLG: 0.277		F8			F7		G5-3		1B BB	4	0	1	0	0	0	1	
					F7				1B	2	0	1	0	0	0	1	
							F8		BB	1	0	0	0	0	0	0	
									BB	0	0	0	0	0	0	0	
									BB	0	0	0	0	0	0	0	
									BB	0	0	0	0	0	0	0	
									BB	0	0	0	0	0	0	0	
									BB	0	0	0	0	0	0	0	
									BB	0	0	0	0	0	0	0	
Inning Stats	R: 0 E: 0 K: 0 S: 10	H: 0 LOB: 3 BB: 3 P: 29	R: 0 E: 0 K: 1 S: 8	H: 1 LOB: 1 BB: 0 P: 13	R: 0 E: 0 K: 0 S: 9	H: 0 LOB: 1 BB: 0 P: 13	R: 1 E: 0 K: 0 S: 8	H: 0 LOB: 0 BB: 1 P: 15	R: 1 E: 0 K: 0 S: 8	H: 0 LOB: 0 BB: 1 P: 17	R: 0 E: 0 K: 2 S: 7	H: 0 LOB: 0 BB: 1 P: 15	R: 0 E: 0 K: 0 S: 16	H: 2 LOB: 3 BB: 1 P: 28	1B: 2 2B: 1 3B: 0 HR: 0	SF: 1 SAC: 0 DP: 0 HBP: 1	WP: 1 PA: 39 PB: 1 SB: 1 CS: 1
PITCHER	IP WLS BF H R ER SO BB IBB HBP BLK WP HR S P ERA WHIP																
Jason Grimsley, R (1, 1) ERA: 4.91	6.0 L 26 1 2 1 1 6 0 1 0 1 0 47 100 1.50 1.167																
Joe Boever, R (7, 1) ERA: 4.53	2.0 6 0 0 0 2 1 0 0 0 0 0 15 28 0.00 0.500																
Roger McDowell, R (9, 1) ERA: 0.68	1.0 6 2 0 0 0 1 0 0 0 0 0 16 28 0.00 3.000																

AB 28
R 2
H 3
RBI 2
BB 8
SO 3
LOB 14



Batter	1	2	3	4	5	6	7	8	9	AB	R	H	RBI	BB	SO	LOB	BOTTOM		
Lenny Dykstra, L (1, 8) OBP: 0.439, SLG: 0.509	G4-6-3		L6-3					G3-1		4	0	2	0	0	0	2	New York Mets @ Philadelphia Phillies Veterans Stadium, Philadelphia, PA Tue Apr 23 1991, 7:05 PM EDT Att: 20,187 - Cloudy - 64 F		
Rod Boaker, L (1, 6) Randy Ready, R (9, PH) OBP: 0.250, SLG: 0.333 OBP: 0.370, SLG: 0.292	G4-6-3				P6		G3		G6-3	3	0	0	0	0	0	2			
John Kruk, L (1, 3) OBP: 0.333, SLG: 0.491	G1-3				G4-3			G4-3		4	0	1	0	0	0	0			
Dale Murphy, R (1, 9) OBP: 0.259, SLG: 0.360					F9			F8		4	0	0	0	0	1	1			
Von Hayes, L (1, 7) OBP: 0.361, SLG: 0.283					K			2B BB		1	1	0	0	3	1	0			
Charlie Hayes, R (1, 5) OBP: 0.160, SLG: 0.240					F9					4	0	1	1	0	0	3			
Mickey Morandini, L (1, 4) OBP: 0.333, SLG: 0.333					L7					3	0	1	0	0	1	1			
Steve Lake, R (1, 2) OBP: 0.167, SLG: 0.167								F9		3	0	1	0	0	0	0			
Jason Grimsley, R (1, 1) Jim Lindeman, R (6, PH) Joe Boever, R (7, 1) Ricky Jordan, R (8, PH) Roger McDowell, R (9, 1) OBP: 0.421, SLG: 0.588					K					1	0	0	0	0	1	2			
										1	0	0	0	0	0	0			
										0	0	0	0	0	0	0			
										0	0	0	0	0	0	0			
										0	0	0	0	0	0	0			
										0	0	0	0	0	0	0			
										0	0	0	0	0	0	0			
										0	0	0	0	0	0	0			
Inning Stats	R: 0 E: 0 K: 0 S: 7	H: 1 LOB: 0 BB: 0 P: 13	R: 0 E: 0 K: 0 S: 4	H: 0 LOB: 0 BB: 1 P: 9	R: 0 E: 1 K: 1 S: 10	H: 2 LOB: 1 BB: 0 P: 18	R: 0 E: 0 K: 0 S: 6	H: 0 LOB: 0 BB: 0 P: 10	R: 0 E: 0 K: 0 S: 11	H: 1 LOB: 1 BB: 0 P: 7	R: 1 E: 0 K: 1 S: 11	H: 1 LOB: 1 BB: 1 P: 20	R: 0 E: 0 K: 0 S: 7	H: 0 LOB: 0 BB: 0 P: 10	R: 0 E: 0 K: 1 S: 12	H: 1 LOB: 2 BB: 1 P: 25	1B: 4 2B: 4 3B: 0 HR: 0	SF: 0 SAC: 0 DP: 3 HBP: 0	WP: 0 PA: 33 PB: 0 SB: 0 CS: 0
PITCHER	IP WLS BF H R ER SO BB IBB HBP BLK WP HR S P ERA WHIP																		
Ron Darling, R (1, 1) ERA: 2.33	6.0 W 20 4 0 0 2 1 0 0 0 0 0 43 77 0.00 0.833																		
Doug Simons, L (7, 1) ERA: 1.08	2.0 8 1 1 1 1 1 0 0 0 0 0 18 30 4.50 1.000																		
John Franco, L (9, 1) ERA: 1.69	1.0 S 5 1 0 0 1 1 0 0 0 0 0 12 25 0.00 2.000																		

AB 30
R 1
H 6
RBI 1
BB 3
SO 4
LOB 11



Batter	1	2	3	4	5	6	7	8	9	AB	R	H	RBI	BB	SO	LOB	TOP								
Vince Coleman, S (1, 8) OBP: 0.382, SLG: 0.357	L4		F8		FC5-2 1B	FC6-4				5	1	1	0	0	0	5	New York Mets @ Philadelphia Phillies Veterans Stadium, Philadelphia, PA Wed Apr 24 1991, 7:05 PM EDT Att: 15,214 - Cloudy - 51 F								
Tom Herr, S (1, 4) OBP: 0.397, SLG: 0.293	G5-3									3	1	1	1	2	1										
Dave Magadan, L (1, 3) OBP: 0.387, SLG: 0.271	F8									5	1	3	1	0	0	1									
Hubie Brooks, R (1, 9) Daryl Boston, L (7, 9) OBP: 0.383, SLG: 0.553 OBP: 0.250, SLG: 0.269			F9		K	G3				4	0	0	0	0	1	5									
Howard Johnson, S (1, 5) OBP: 0.300, SLG: 0.385			K		P3					4	1	0	0	1	2	3									
Kevin McReynolds, R (1, 7) OBP: 0.161, SLG: 0.276			F8		F7					4	2	2	4	1	0	2									
Kevin Elster, R (1, 6) OBP: 0.344, SLG: 0.607					F7					4	2	2	4	1	0	2									
Charlie O'Brien, R (1, 2) OBP: 0.324, SLG: 0.233			K		G6-3					5	0	1	0	0	0	1									
Wally Whitehurst, R (1, 1) Tim Teufel, R (6, PH) Gregg Jefferies, S (6, PH) Pete Schourek, L (6, 1) Alejandro Pena, R (9, 1) OBP: 0.400, SLG: 0.500 ERA: 3.12 OBP: 0.339, SLG: 0.271 ERA: 5.27 ERA: 3.27					G5-3					4	0	2	1	0	1	0									
Inning Stats	R: 0 E: 0 K: 0 S: 7	H: 0 LOB: 0 BB: 0 P: 12	R: 0 E: 0 K: 1 S: 8	H: 0 LOB: 0 BB: 0 P: 12	R: 0 E: 0 K: 1 S: 10	H: 1 LOB: 1 BB: 0 P: 15	R: 0 E: 0 K: 1 S: 9	H: 1 LOB: 2 BB: 1 P: 15	R: 2 E: 1 K: 0 S: 14	H: 3 LOB: 2 BB: 0 P: 18	R: 1 E: 0 K: 1 S: 12	H: 2 LOB: 1 BB: 1 P: 24	R: 3 E: 0 K: 0 S: 10	H: 1 LOB: 0 BB: 2 P: 24	R: 0 E: 0 K: 1 S: 12	H: 1 LOB: 1 BB: 0 P: 21		R: 1 E: 0 K: 1 S: 10	H: 2 LOB: 1 BB: 0 P: 15	1B: 7 2B: 2 3B: 1 HR: 1	SF: 0 SAC: 1 DP: 0 HBP: 0	WP: 1 PB: 0 SB: 0 CS: 0	PA: 43		
PITCHER	IP	WLS	BF	H	R	ER	SO	BB	IBB	HBP	BLK	WP	HR	S	P	ERA	WHIP								
Terry Mulholland, L (1, 1) Darrel Akerfelds, R (6, 1) Mitch Williams, L (9, 1) ERA: 3.12 ERA: 5.27 ERA: 3.27	5.1		26	7	3	3	3	2	0	0	0	0	0	55	86	5.06	1.688								

Batter	1	2	3	4	5	6	7	8	9	AB	R	H	RBI	BB	SO	LOB	BOTTOM								
Lenny Dykstra, L (1, 8) OBP: 0.443, SLG: 0.559					G4-3					4	1	2	1	0	0	1	New York Mets @ Philadelphia Phillies Veterans Stadium, Philadelphia, PA Wed Apr 24 1991, 7:05 PM EDT Att: 15,214 - Cloudy - 51 F								
Mickey Morandini, L (1, 4) Darrel Akerfelds, R (9, 1) Mitch Williams, L (9, 1) OBP: 0.286, SLG: 0.286										4	1	1	0	0	0	2									
John Kruk, L (1, 3) OBP: 0.328, SLG: 0.475										4	0	1	0	0	1	2									
Dale Murphy, R (1, 9) OBP: 0.276, SLG: 0.358										3	0	1	0	1	0	1									
Von Hayes, L (1, 7) OBP: 0.354, SLG: 0.265										3	1	0	0	1	1	2									
Charlie Hayes, R (1, 5) OBP: 0.185, SLG: 0.278										4	0	2	1	0	1	0									
Rod Booker, L (1, 6) OBP: 0.200, SLG: 0.267										3	0	0	0	0	1	2									
Steve Lake, R (1, 2) OBP: 0.111, SLG: 0.111										3	0	0	0	0	0	1									
Terry Mulholland, R (1, 1) Darrel Akerfelds, R (6, 1) Randy Ready, R (8, PH) Alejandro Pena, R (9, 4) OBP: 0.393, SLG: 0.292 ERA: 3.36										2	0	0	0	0	1	0									
Inning Stats	R: 2 E: 0 K: 0 S: 12	H: 3 LOB: 0 BB: 0 P: 18	R: 0 E: 0 K: 1 S: 6	H: 0 LOB: 0 BB: 0 P: 9	R: 0 E: 0 K: 0 S: 9	H: 1 LOB: 0 BB: 0 P: 15	R: 1 E: 0 K: 0 S: 9	H: 2 LOB: 1 BB: 1 P: 16	R: 0 E: 0 K: 1 S: 5	H: 0 LOB: 0 BB: 0 P: 9	R: 0 E: 0 K: 1 S: 7	H: 0 LOB: 1 BB: 1 P: 14	R: 0 E: 0 K: 1 S: 6	H: 1 LOB: 0 BB: 0 P: 9	R: 0 E: 0 K: 1 S: 10	H: 0 LOB: 1 BB: 1 P: 18		R: 0 E: 0 K: 0 S: 6	H: 0 LOB: 0 BB: 0 P: 8	1B: 5 2B: 2 3B: 0 HR: 1	SF: 0 SAC: 0 DP: 3 HBP: 0	WP: 0 PB: 0 SB: 0 CS: 1	PA: 33		
PITCHER	IP	WLS	BF	H	R	ER	SO	BB	IBB	HBP	BLK	WP	HR	S	P	ERA	WHIP								
Wally Whitehurst, R (1, 1) Pete Schourek, L (6, 1) Alejandro Pena, R (9, 1) ERA: 4.0 ERA: 2.79 ERA: 3.36	5.0		19	6	3	3	2	1	0	0	0	0	0	41	67	5.40	1.400								



Batter	1	2	3	4	5	6	7	8	9	AB	R	H	RBI	BB	SO	LOB	TOP					
Vince Coleman, S OBP: 0.394, SLG: 0.339	4-0 BB WP BB BB	4-2 E S BB		3-1 G3-1			2-3 K		2-2 FC6-4 1-2	3	1	0	0	2	1	4						
Tom Herr, S OBP: 0.387, SLG: 0.273	4-1 WP BB SF7 BB	1 SAFE 2-2 F7			2-3 K			1-0 F8		3	1	0	0	1	1	1						
Dave Magadan, L OBP: 0.394, SLG: 0.275	4-0 WP 2B BB		0-2 P6		1-0 G4-3			0-0 FC6-4 1B		3	1	1	0	1	0	0						
Hubie Brooks, R OBP: 0.353, SLG: 0.500	3-2 G5-3		2-1 F7		1-0 F8			1-2 FC6-4 1B		4	0	0	0	0	0	3						
Doug Simons, L Jeff Innis, R	1-2 3-H SF7		1-2 F9				1-0 F7	1-0 L6		3	0	0	1	0	0	1						
Kevin McReynolds, R OBP: 0.171, SLG: 0.303	0-1 2B			0-0 F7		1-3 K		3-3 K		4	0	1	1	0	2	0						
Kevin Elster, R OBP: 0.361, SLG: 0.581	1-2 G6-3		2-2 SH5-4 1B		2-3 K			4-2 BB BB		3	0	1	0	1	1	1						
Charlie O'Brien, R OBP: 0.324, SLG: 0.219		0-0 F8		4-2 SH5-4 1B			0-0 F8	4-1 FC6-4 BB		2	0	0	0	1	0	0						
Tim Teufel, R OBP: 0.182, SLG: 0.100				1-2 BB				1-2 BB		0	0	0	0	1	0	0						
Keith Miller, R OBP: 0.429, SLG: 0.500				1-2 SH5-4			0-1 L9	2-3 K		2	0	0	0	0	0	0						
Dwight Gooden, R OBP: 0.222, SLG: 0.222		3-2 G5-3		1-2 SH5-4						1	0	0	0	0	1	2						
Daryl Boston, L OBP: 0.250, SLG: 0.269										0	0	0	0	0	0	0						
Mark Carreon, R OBP: 0.333, SLG: 0.429										1	0	0	0	0	1	2						
Inning Stats	R: 3 E: 0 K: 0 S: 18	H: 1 LOB: 1 BB: 3 P: 34	R: 0 E: 0 K: 0 S: 12	H: 0 LOB: 1 BB: 1 P: 20	R: 0 E: 0 K: 0 S: 8	H: 0 LOB: 0 BB: 0 P: 11	R: 0 E: 0 K: 0 S: 10	H: 1 LOB: 2 BB: 1 P: 20	R: 0 E: 0 K: 2 S: 5	H: 0 LOB: 0 BB: 0 P: 9	R: 0 E: 0 K: 1 S: 7	H: 0 LOB: 0 BB: 0 P: 11	R: 0 E: 0 K: 1 S: 7	H: 0 LOB: 0 BB: 0 P: 9	R: 0 E: 0 K: 2 S: 6	H: 1 LOB: 1 BB: 2 P: 9	R: 0 E: 0 K: 2 S: 13	H: 0 LOB: 2 BB: 2 P: 28	1B: 2 2B: 1 3B: 0 HR: 0	SF: 1 SAC: 1 DP: 0 HBP: 0	WP: 1 PB: 0 SB: 1 CS: 0	PA: 37
PITCHER	IP WLS BF H R ER SO BB IBB HBP BLK WP HR S P ERA WHIP																					
Pat Combs, L ERA: 6.1	(1, 1) 0.0 3 0 3 3 0 3 0 0 0 0 0 0 1 13 ∞ ∞																					
Tommy Greene, R ERA: 5.3	(1, 1) 4.0 16 2 0 0 0 2 0 0 0 0 1 0 47 72 0.00 1.000																					
Joe Boever, R ERA: 3.68	(5, 1) 3.0 9 0 0 0 4 0 0 0 0 0 0 0 19 29 0.00 0.000																					
Roger McDowell, R ERA: 0.63	(8, 1) 1.0 W 4 1 0 0 0 0 0 0 0 0 0 0 6 9 0.00 1.000																					
Mitch Williams, L ERA: 3.0	(9, 1) 1.0 S 5 0 0 0 2 2 0 0 0 0 0 0 0 13 28 0.00 2.000																					

New York Mets @ Philadelphia Phillies
Veterans Stadium, Philadelphia, PA
Thu Apr 25 1991, 7:05 PM EDT
Att: 22,099 - Cloudy - 69 F

AB 28
R 3
H 3
RBI 2
BB 7
SO 6
LOB 12



Batter	1	2	3	4	5	6	7	8	9	AB	R	H	RBI	BB	SO	LOB	BOTTOM			
Lenny Dykstra, L OBP: 0.427, SLG: 0.531	1-3 K		0-0 E6 BLK		1-2 F7		2-2 E 1B 1B	3-1 F8		5	0	1	0	0	1	2				
Mickey Morandini, L OBP: 0.273, SLG: 0.200	2-2 G6-3		1 SAFE 1-3 K		4-1 BB		3-3 K	0-0 FC6-4 1B		3	0	0	0	1	2	3				
Roger McDowell, R	(8, 1) (9, 9)							1-2 FC6-4 1B		1	0	1	1	0	0	0				
Dale Murphy, R OBP: 0.288, SLG: 0.370			1-2 K				3-2 E 1B	0-1 FC6-4		4	1	1	1	1	0	3				
John Kruk, L OBP: 0.333, SLG: 0.460	0-1 G6-3			4-2 1B 1B BB		1-1 F7	3-2 E 1B	0-1 FC6-4		0	0	0	0	0	0	0				
Mitch Williams, L	(9, 1)						1-2 2-H 1B	1-2 FC6-4		4	1	1	0	0	2	3				
Ricky Jordan, R OBP: 0.391, SLG: 0.524		2-3 K		0-0 1B 1B		1 SAFE 1-3 K	0-0 E5	1-2 2-3 K		4	1	1	0	0	2	3				
Von Hayes, L OBP: 0.333, SLG: 0.245		3-2 F8		0-0 P3		1-0 G3	2-1 L8			4	0	0	0	0	5					
Darren Daulton, L OBP: 0.283, SLG: 0.278		1-1 2B		1-2 FC4-6 1B		0-1 F9		4-2 1B BB		3	1	2	0	1	0	0				
Charlie Hayes, R OBP: 0.224, SLG: 0.310		1-0 P4		0-2 FC4-6 1B		3-1 CS 1B		0-1 F8 1B 1B		4	1	3	2	0	0	1				
Rod Booker, L OBP: 0.158, SLG: 0.211			0-3 K		1-2 FC4-6		1-0 CS	0-0 G4-3	2-3 K	4	0	0	0	0	2	4				
Pat Combs, L OBP: 0.276, SLG: 0.667	(1, 1)		0-0 L4		3-3 K		4-2 1B BB	1-1 1B		0	0	0	0	0	0	0				
Tommy Greene, R OBP: 0.333, SLG: 0.333	(1, 1)									1	0	0	0	0	0	0				
John Morris, R OBP: 0.271, SLG: 0.300	(4, PH)									0	0	0	0	0	1	2				
Joe Boever, R OBP: 0.224, SLG: 0.143	(5, 1)									0	0	0	0	0	0	0				
Wally Backman, S OBP: 0.244, SLG: 0.320	(7, PH)									0	1	0	0	0	0	0				
Randy Ready, R OBP: 0.144, SLG: 0.320	(8, PH) (9, 4)									1	0	1	1	0	0	0				
Inning Stats	R: 0 E: 0 K: 1 S: 9	H: 0 LOB: 0 BB: 0 P: 12	R: 0 E: 0 K: 1 S: 9	H: 1 LOB: 0 BB: 0 P: 16	R: 0 E: 1 K: 2 S: 10	H: 0 LOB: 1 BB: 0 P: 11	R: 2 E: 0 K: 1 S: 15	H: 3 LOB: 2 BB: 1 P: 23	R: 0 E: 0 K: 0 S: 10	H: 0 LOB: 1 BB: 1 P: 17	R: 0 E: 0 K: 0 S: 5	H: 1 LOB: 0 BB: 0 P: 10	R: 1 E: 1 K: 1 S: 19	H: 2 LOB: 3 BB: 1 P: 33	R: 2 E: 0 K: 1 S: 17	H: 3 LOB: 2 BB: 1 P: 27	1B: 9 2B: 1 3B: 0 HR: 0	SF: 0 SAC: 0 DP: 0 HBP: 0	WP: 0 PB: 0 SB: 0 CS: 1	PA: 40
PITCHER	IP WLS BF H R ER SO BB IBB HBP BLK WP HR S P ERA WHIP																			
Dwight Gooden, R ERA: 2.32	(1, 1) 7.0 32 7 3 3 7 3 0 0 1 0 0 0 14 22 3.86 1.429																			
Doug Simons, L ERA: 3.0	(8, 1) 0.2 L 5 2 2 2 1 1 0 0 0 0 0 0 3 3 27.00 4.500																			
Jeff Innis, R ERA: 4.15	(8, 1) 0.1 2 1 0 0 0 0 0 0 0 0 0 0 3 3 0.00 3.000																			


New York Mets @ Philadelphia Phillies
Veterans Stadium, Philadelphia, PA
Thu Apr 25 1991, 7:05 PM EDT
Att: 22,099 - Cloudy - 69 F

AB 35
R 5
H 10
RBI 5
BB 4
SO 8
LOB 23



Batter	1	2	3	4	5	6	7	8	9	AB	R	H	RBI	BB	SO	LOB	TOP										
Bip Roberts, S (1,4) OBP: 0.397, SLG: 0.365	4-0 1B G4-3	4-0 1B BB		4-1 BB			3-2 G6-3		4-1 BB	1	1	0	0	4	0	0	San Diego Padres @ Philadelphia Phillies Veterans Stadium, Philadelphia, PA Fri Apr 26 1991, 7:05 PM EDT Att: 19,363 - Cloudy - 69 F										
Tony Fernandez, S (1,6) OBP: 0.394, SLG: 0.389	3-2 G4-3 S	2-2 1B		1-2 G3			0-0 1B 2B		1-0 G6-3	5	1	3	2	0	0	3											
Tony Gwynn, L (1,9) OBP: 0.405, SLG: 0.507	3-2 G4-3	F8			0-0 CS 1B		2-2 1B			4	0	2	2	0	0	3											
Fred McGriff, L (1,3) OBP: 0.432, SLG: 0.431				0-0 L9		3-2 G5-4-3 1B		1-1 G3		4	0	1	0	0	1	2											
Benito Santiago, R (1,2) OBP: 0.304, SLG: 0.368				0-1 G5-3		0-0 G5-4-3 1B			0-1 F9	4	0	0	0	0	1	2											
Jerald Clark, R (1,7) OBP: 0.362, SLG: 0.435		1-2 G6-3		2-1 F8			3-2 P3		3-3 K	4	0	0	0	0	1	0											
Paul Faries, R (1,5) OBP: 0.278, SLG: 0.267		4-0 1B BB		4-1 WP SH1-4 BB			0-3 K		1-1 G6-3	2	1	0	0	2	1	0											
Larry Andersen, R (8,1) Mike Maddux, L (9,1)										0	0	0	0	0	0	0											
Shawn Abner, R (1,8) OBP: 0.327, SLG: 0.319		1-1 SH1-4 1B		1-1 P2			2-2 F7		1-0 F9	4	1	1	0	0	0	1											
Bruce Hurst, L (1,1) Garry Templeton, S (8,5) OBP: 0.138, SLG: 0.107		1-1 SH1-4		0-1 SH1-4			3-3 K		0-2 G3-1	1	0	0	0	0	1	0											
Inning Stats	R: 1 E: 0 K: 2 S: 14	H: 1 LOB: 1 BB: 1 P: 27	R: 2 E: 0 K: 0 S: 14	H: 2 LOB: 2 BB: 2 P: 30	R: 0 E: 0 K: 0 S: 5	H: 0 LOB: 0 BB: 2 P: 7	R: 0 E: 0 K: 0 S: 9	H: 0 LOB: 2 BB: 2 P: 19	R: 0 E: 0 K: 1 S: 11	H: 0 LOB: 0 BB: 0 P: 16	R: 1 E: 0 K: 1 S: 14	H: 2 LOB: 1 BB: 1 P: 23	R: 0 E: 0 K: 1 S: 7	H: 0 LOB: 0 BB: 1 P: 11	R: 0 E: 0 K: 0 S: 6	H: 0 LOB: 1 BB: 1 P: 12	1B: 6 2B: 1 3B: 0 HR: 0	SF: 0 SAC: 2 DP: 1 HBP: 0	WP: 1 PB: 0 SB: 1 CS: 1	PA: 38							
PITCHER	IP	WLS	BF	H	R	ER	SO	BB	IBB	HBP	BLK	WP	HR	S	P	ERA	WHIP										
Jose De Jesus, R (1,1) ERA: 5.4	7.0	L	31	7	4	4	4	5	0	0	0	1	0	72	130	5.14	1.714										
Darrel Akerfelds, R (8,1) ERA: 4.6	2.0		7	0	0	0	1	1	0	0	0	0	0	13	23	0.00	0.500										

Batter	1	2	3	4	5	6	7	8	9	AB	R	H	RBI	BB	SO	LOB	BOTTOM										
Lenny Dykstra, L (1,8) OBP: 0.418, SLG: 0.507	4-2 F7-6-3 BB		1-1 L7				3-2 L6		1-2 F9	3	0	0	0	1	0	0	San Diego Padres @ Philadelphia Phillies Veterans Stadium, Philadelphia, PA Fri Apr 26 1991, 7:05 PM EDT Att: 19,363 - Cloudy - 69 F										
Dickie Thon, R (1,6) OBP: 0.288, SLG: 0.283	0-0 F7-6-3 1-2		4-0 BB				0-0 FC6-4 1B		2-3 K	3	0	1	0	1	1	1											
Randy Ready, R (1,4) OBP: 0.394, SLG: 0.286	1-1 F7		4-2 FC6-4 BB				1-2 FC6-4 1-2		0-1 F7	3	0	0	0	1	0	1											
Ricky Jordan, R (1,3) OBP: 0.333, SLG: 0.440		0-0 F8	1-1 FC6-4				0-1 F8		2-2 G5-3	4	0	0	0	0	0	2											
Dale Murphy, R (1,9) OBP: 0.302, SLG: 0.379		2-1 1B 1B		1-1 FC5-4 1B			0-0 G5-3		2-3 K	4	0	2	0	0	1	0											
Charlie Hayes, R (1,5) OBP: 0.226, SLG: 0.306		1 SAFE K		0-0 F8			2-3 K		0-0 1B	4	0	1	0	0	2	2											
Jim Lindeman, R (1,7) OBP: 0.500, SLG: 0.500		1-2 1B		2-3 K			2-2 FC6-4 1B		1-3 K	3	0	2	0	0	1	1											
Von Hayes, L (9, PH) OBP: 0.329, SLG: 0.241		1-3 1B								1	0	0	0	0	1	1											
Steve Lake, R (1,2) OBP: 0.083, SLG: 0.083		2-3 K		0-0 FC5-4			0-1 FC6-4 L3			3	0	0	0	0	1	4											
Jose De Jesus, R (1,1) John Kruk, L (7, PH) Darrel Akerfelds, R (8,1)				0-2 F9			0-0 L3			2	0	0	0	0	1	0											
Inning Stats	R: 0 E: 0 K: 0 S: 5	H: 0 LOB: 0 BB: 1 P: 10	R: 0 E: 0 K: 2 S: 13	H: 2 LOB: 2 BB: 0 P: 18	R: 0 E: 0 K: 0 S: 9	H: 0 LOB: 2 BB: 2 P: 19	R: 0 E: 0 K: 1 S: 9	H: 1 LOB: 1 BB: 0 P: 12	R: 0 E: 0 K: 1 S: 10	H: 1 LOB: 1 BB: 0 P: 15	R: 0 E: 0 K: 1 S: 7	H: 0 LOB: 0 BB: 0 P: 9	R: 0 E: 0 K: 0 S: 6	H: 1 LOB: 0 BB: 0 P: 8	R: 0 E: 0 K: 1 S: 8	H: 0 LOB: 0 BB: 0 P: 11	R: 0 E: 0 K: 2 S: 12	H: 1 LOB: 1 BB: 0 P: 17	1B: 6 2B: 2 3B: 0 HR: 0	SF: 0 SAC: 0 DP: 2 HBP: 0	WP: 0 PB: 0 SB: 0 CS: 0	PA: 34					
PITCHER	IP	WLS	BF	H	R	ER	SO	BB	IBB	HBP	BLK	WP	HR	S	P	ERA	WHIP										
Bruce Hurst, L (1,1) ERA: 2.17	7.0	W	27	5	0	0	5	3	0	0	0	0	0	59	91	0.00	1.143										
Larry Andersen, R (8,1) ERA: 2.25	1.0		3	0	0	0	1	0	0	0	0	0	0	8	11	0.00	0.000										
Mike Maddux, R (9,1) ERA: 2.25	1.0		4	1	0	0	2	0	0	0	0	0	0	12	17	0.00	1.000										



Batter	1	2	3	4	5	6	7	8	9	AB	R	H	RBI	BB	SO	LOB	TOP										
Paul Faries, R OBP: 0.292, SLG: 0.250 (1, 4)										3	0	0	0	1	1	1	San Diego Padres @ Philadelphia Phillies Veterans Stadium, Philadelphia, PA Sun Apr 28 1991, 7:05 PM EDT Att: 39,332 - Cloudy - 66 F										
Tony Fernandez, S OBP: 0.333, SLG: 0.346 (1, 6)										3	0	0	0	1	2	1											
Tony Gwynn, L OBP: 0.398, SLG: 0.500 (1, 9)										4	0	1	0	0	0	3											
Fred McGriff, L OBP: 0.446, SLG: 0.431 (1, 3)										3	1	1	0	1	1	1											
Benito Santiago, R OBP: 0.295, SLG: 0.351 (1, 2)										4	0	0	0	0	3	3											
Jerald Clark, R OBP: 0.364, SLG: 0.456 (1, 7)										1	1	1	2	2	0	0											
Marty Barrett, R OBP: 0.300, SLG: 0.700 Garry Templeton, S (2, PH) OBP: 0.121, SLG: 0.094 (2, 5)										0	0	0	0	0	0	0											
Shawn Abner, R OBP: 0.288, SLG: 0.278 (1, 8)										3	0	0	0	0	1	1											
Eric Nolte, L OBP: 0.125, SLG: 0.125 Wes Gardner, R (2, 1)										0	0	0	0	0	0	0											
Darrin Jackson, R (6, PH) OBP: 0.400, SLG: 0.611 Rich Rodriguez, L (6, 1)										1	0	0	0	0	1	0											
										0	0	0	0	1	0	0											
Inning Stats	R: 0 E: 0 K: 0 S: 9	H: 0 LOB: 0 BB: 2 P: 20	R: 0 E: 0 K: 0 S: 13	H: 1 LOB: 1 BB: 1 P: 18	R: 0 E: 0 K: 1 S: 7	H: 0 LOB: 0 BB: 0 P: 13	R: 0 E: 0 K: 3 S: 11	H: 1 LOB: 0 BB: 0 P: 16	R: 0 E: 0 K: 0 S: 4	H: 0 LOB: 0 BB: 1 P: 11	R: 2 E: 0 K: 2 S: 12	H: 1 LOB: 0 BB: 1 P: 23	R: 0 E: 0 K: 1 S: 7	H: 0 LOB: 0 BB: 0 P: 8	R: 0 E: 0 K: 1 S: 7	H: 0 LOB: 0 BB: 0 P: 9	1B: 2 2B: 1 3B: 1 HR: 1	SF: 0 SAC: 0 DP: 2 HBP: 0	WP: 2 PB: 0 SB: 1 CS: 0	PA: 32							
PITCHER	IP	WLS	BF	H	R	ER	SO	BB	IBB	HBP	BLK	WP	HR	S	P	ERA	WHIP										
Jason Grimsley, R ERA: 4.26 Tommy Greene, R ERA: 4.79	(1, 1) (8, 1)	7.0 2.0	W 6	26 0	3 0	2 0	7 2	6 0	0 0	0 0	0 0	2 0	0 0	14 17	115 17	2.57 0.00	1.286 0.000										

AB	26
R	2
H	3
RBI	2
BB	6
SO	9
LOB	13



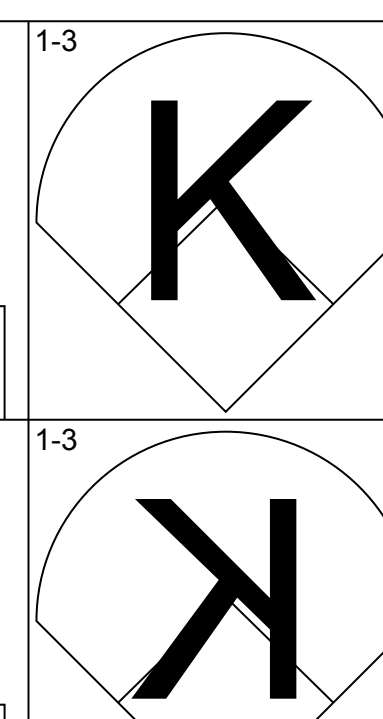
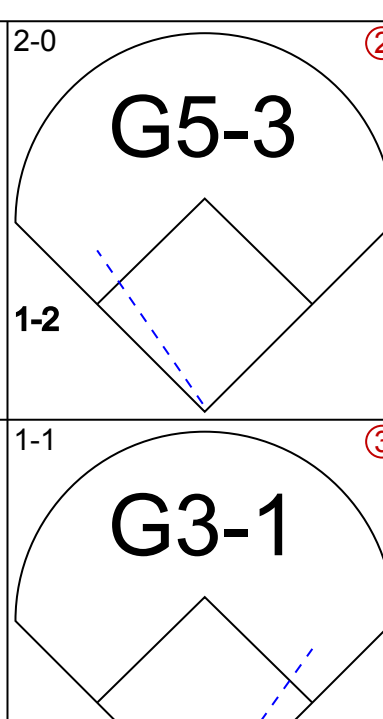
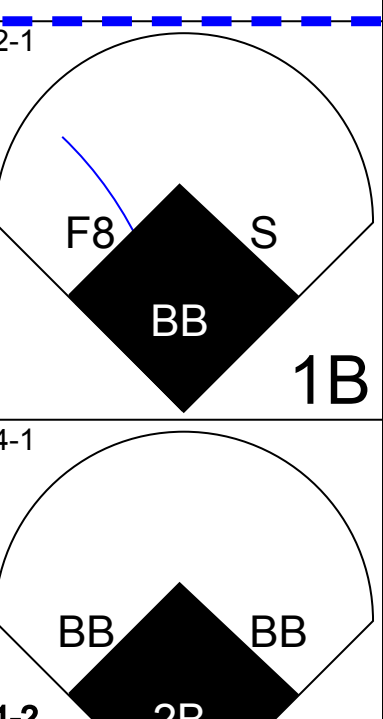
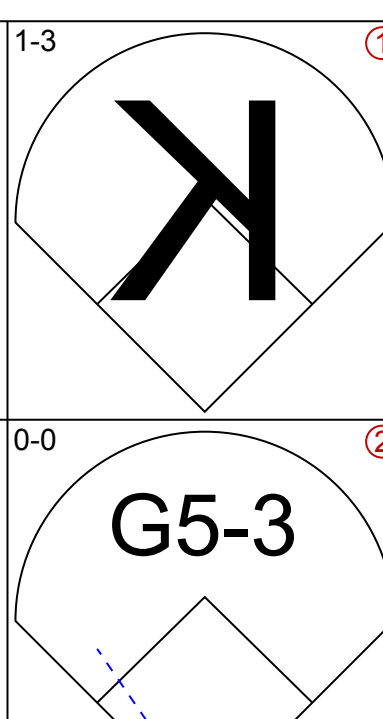
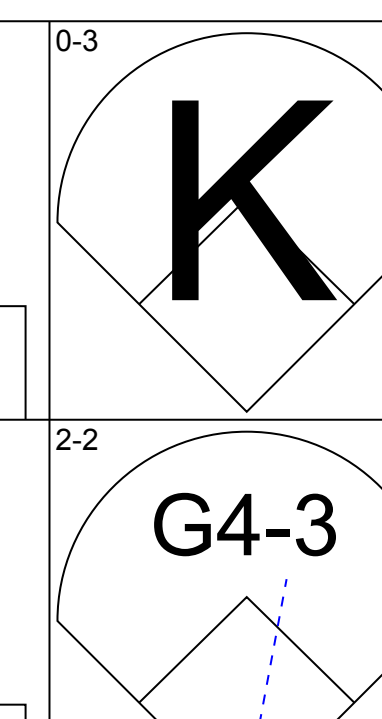
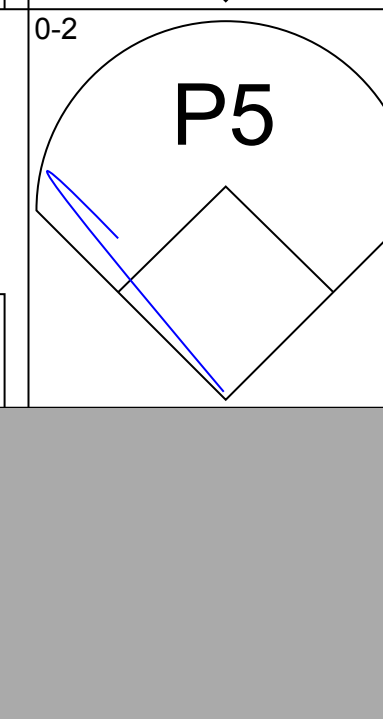

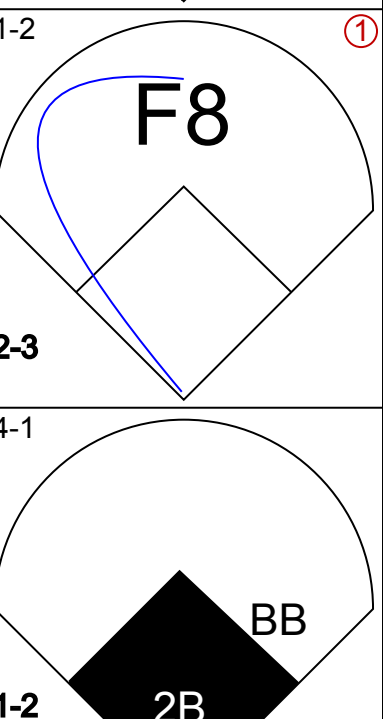
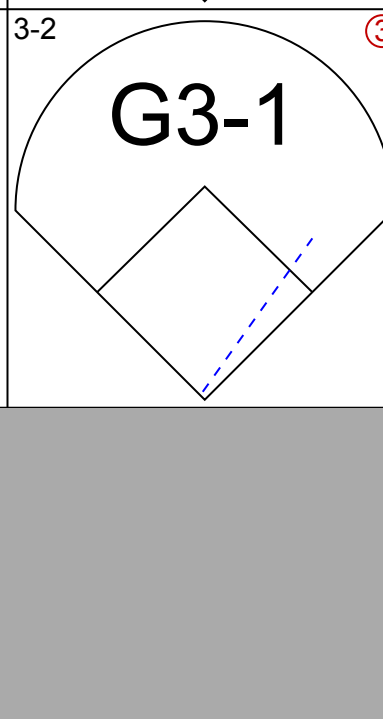


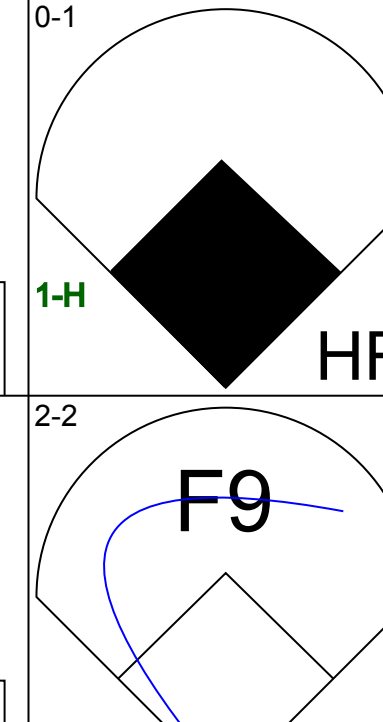
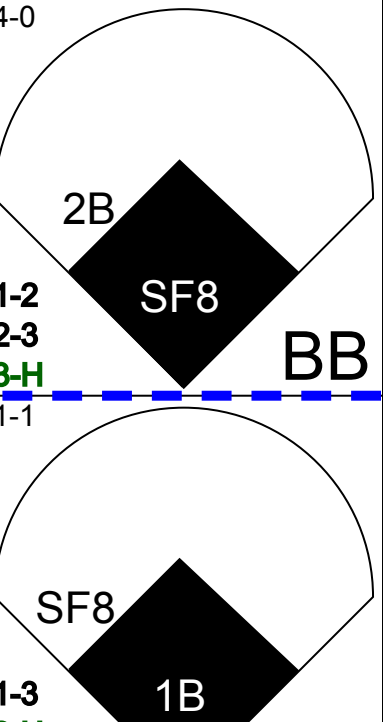

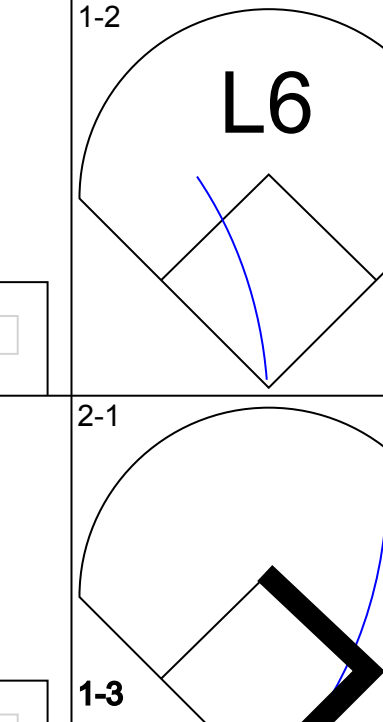
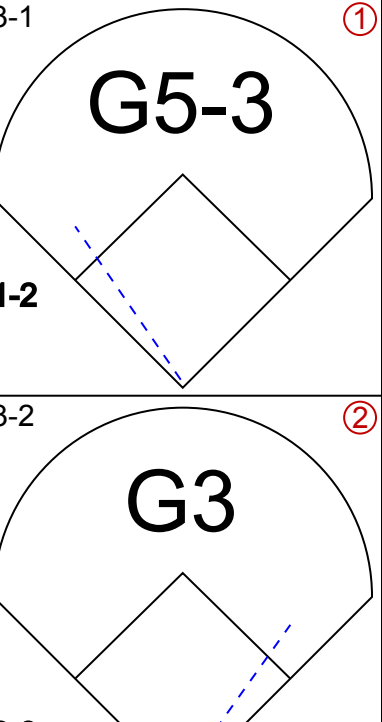
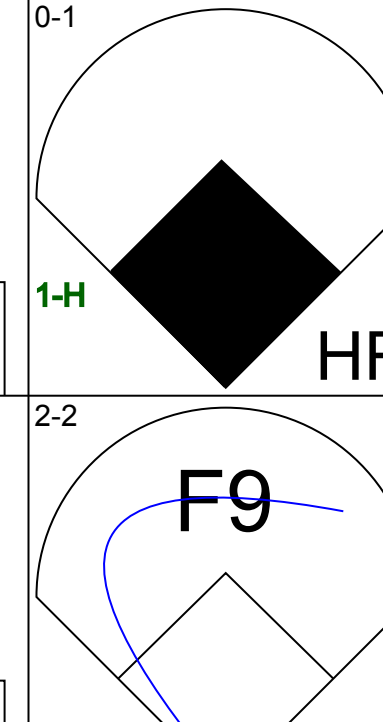
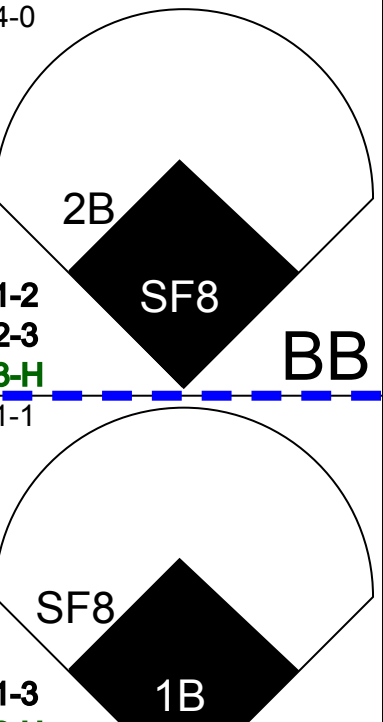
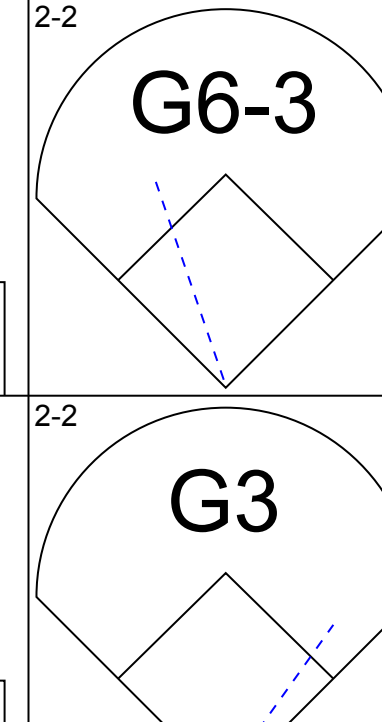
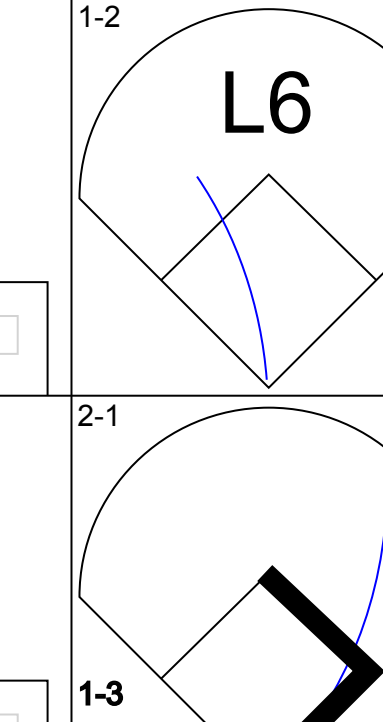
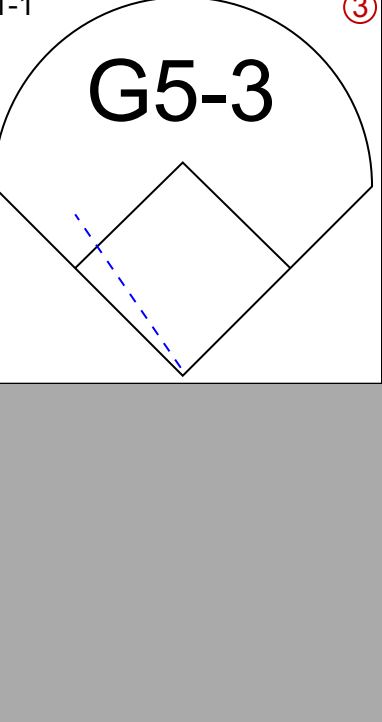
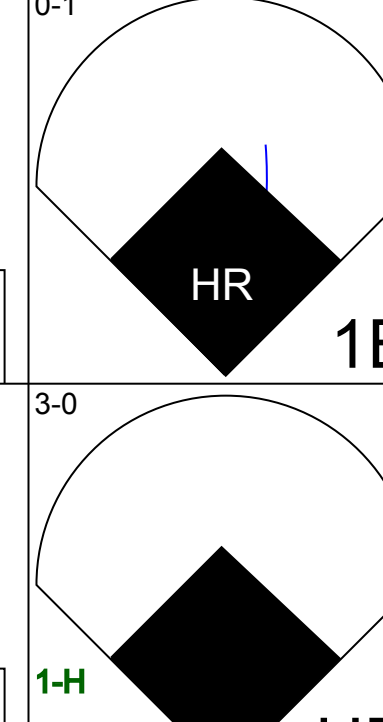
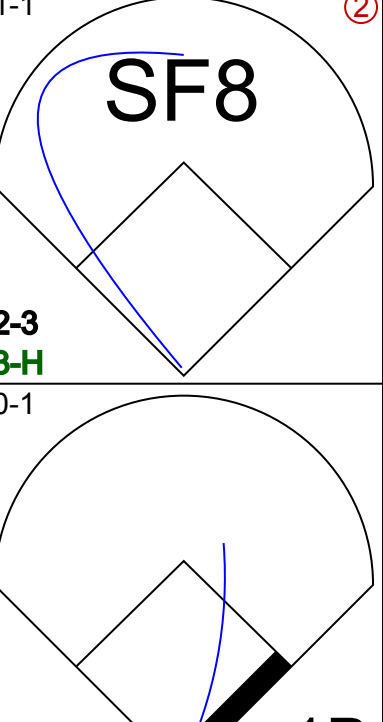



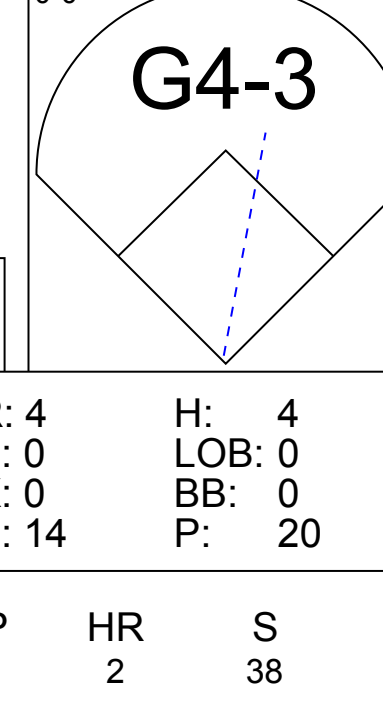
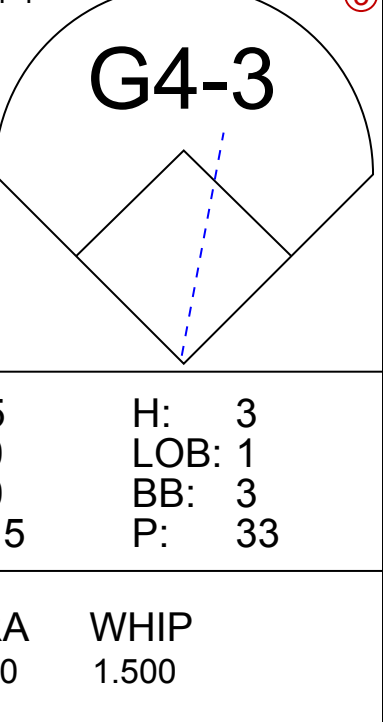

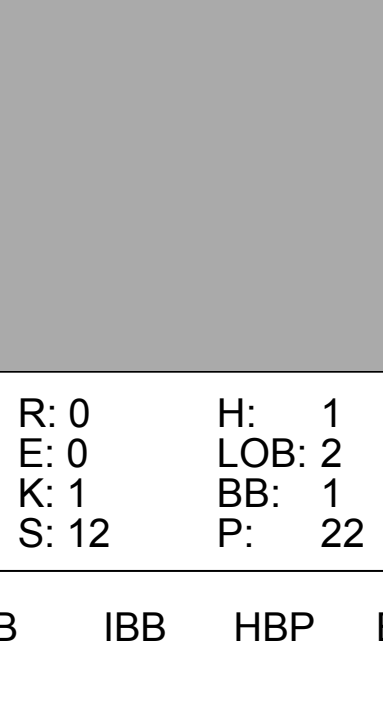
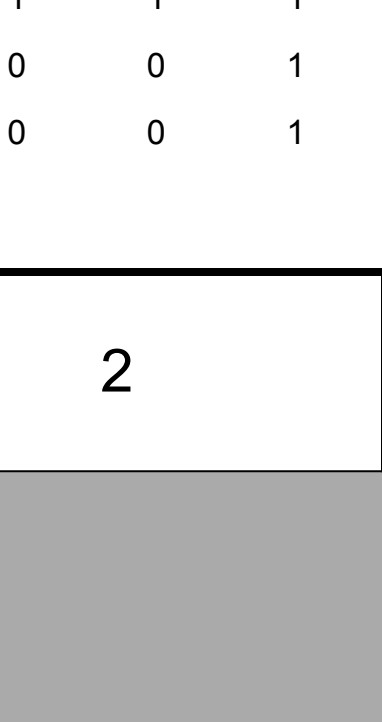
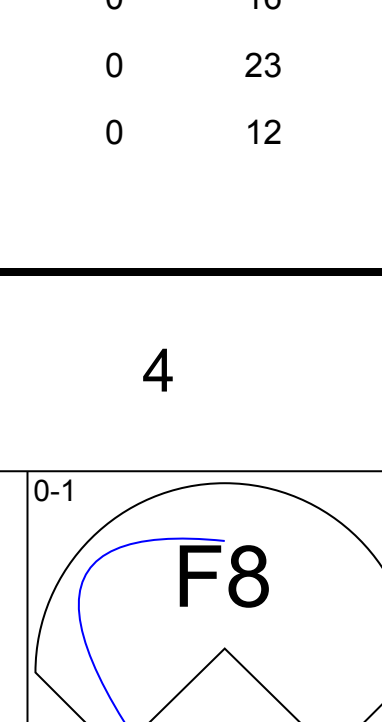
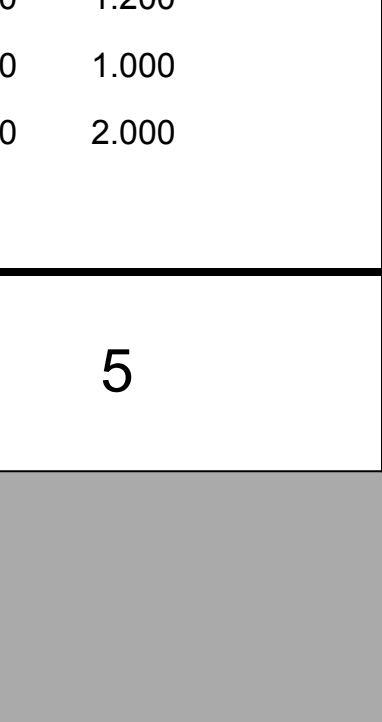
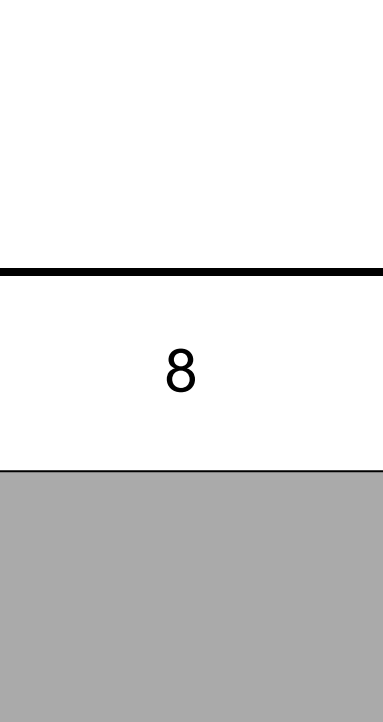
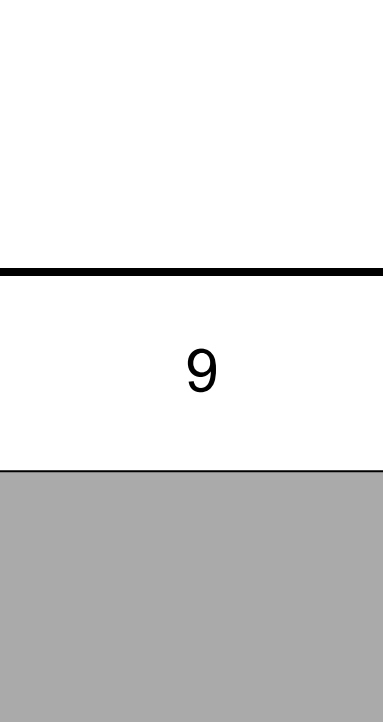
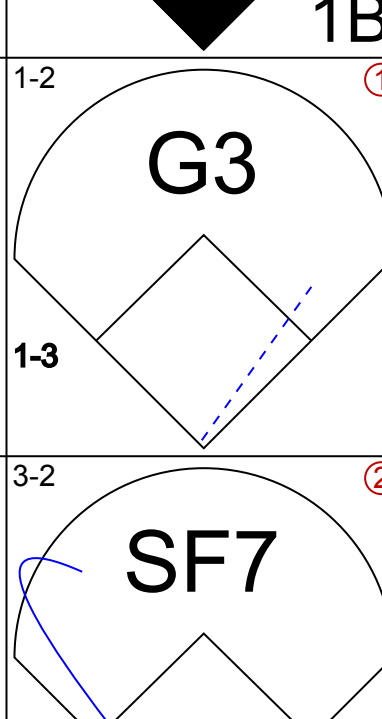

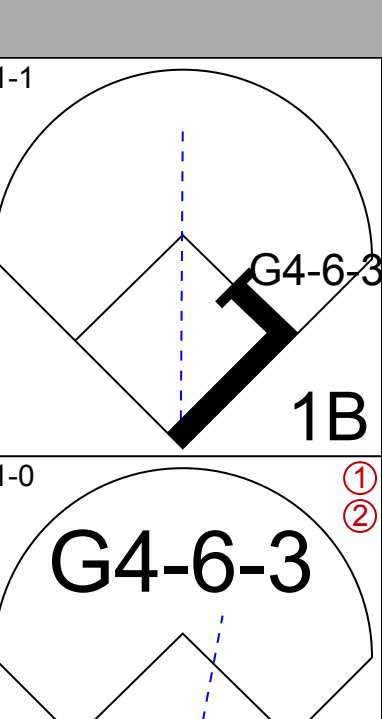
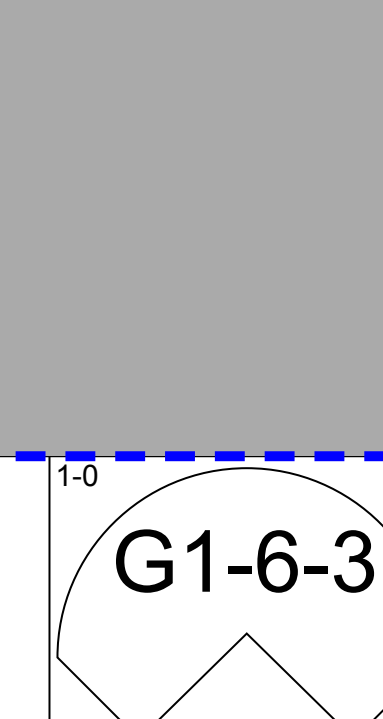
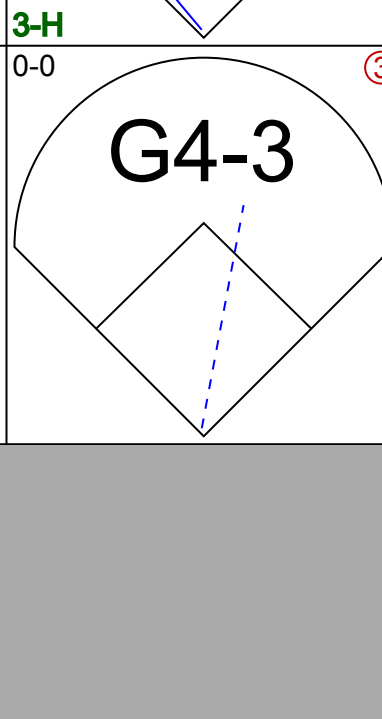
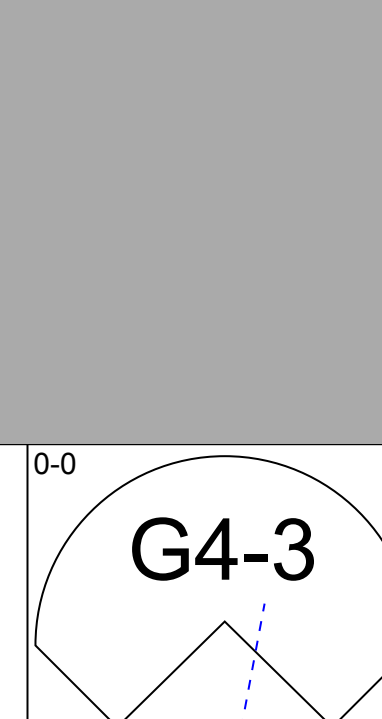
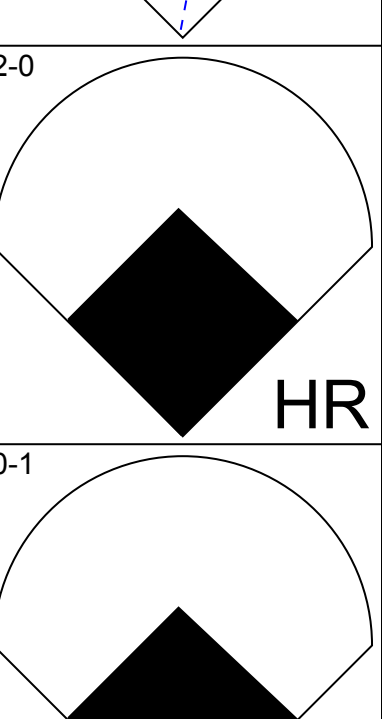
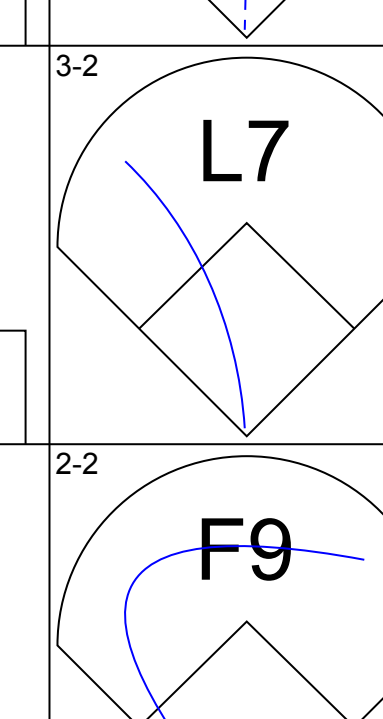
Batter	1	2	3	4	5	6	7	8	9	AB	R	H	RBI	BB	SO	LOB	BOTTOM										
Lenny Dykstra, L OBP: 0.427, SLG: 0.500 (1, 8)										2	2	1	0	2	0	0	San Diego Padres @ Philadelphia Phillies Veterans Stadium, Philadelphia, PA Sun Apr 28 1991, 7:05 PM EDT Att: 39,332 - Cloudy - 66 F										
Von Hayes, L OBP: 0.313, SLG: 0.238 (1, 7)										3	0	0	1	0	0	3											
Ricky Jordan, R OBP: 0.333, SLG: 0.433 (1, 3)										3	2	1	1	1	0	0											
Dale Murphy, R OBP: 0.310, SLG: 0.379 (1, 9)										4	1	2	2	0	0	0											
Randy Ready, R OBP: 0.368, SLG: 0.273 Tommy Greene, R OBP: 0.333, SLG: 0.333 (8, 1)										4	1	1	1	0	1	1											
Charlie Hayes, R OBP: 0.239, SLG: 0.357 (1, 5)										4	1	2	3	0	1	1											
Dickie Thon, R OBP: 0.305, SLG: 0.346 (1, 6)										3	1	2	1	1	0	0											
Steve Lake, R OBP: 0.125, SLG: 0.125 (1, 2)										4	0	1	0	0	0	3											
Jason Grimsley, R OBP: 0.222, SLG: 0.125 Mickey Morandini, L OBP: 0.313, SLG: 0.267 (8, 4)										3	1	1	0	0	0	1											
										1	0	0	0	0	0	1											
Inning Stats	R: 5 E: 0 K: 0 S: 15	H: 4 LOB: 0 BB: 2 P: 34	R: 3 E: 0 K: 0 S: 16	H: 4 LOB: 1 BB: 0 P: 25	R: 0 E: 0 K: 0 S: 6	H: 0 LOB: 0 BB: 0 P: 8	R: 0 E: 0 K: 0 S: 4	H: 0 LOB: 0 BB: 0 P: 6	R: 0 E: 0 K: 2 S: 10	H: 0 LOB: 0 BB: 0 P: 15	R: 1 E: 0 K: 0 S: 4	H: 2 LOB: 1 BB: 1 P: 10	R: 0 E: 0 K: 0 S: 4	H: 0 LOB: 0 BB: 0 P: 9	R: 0 E: 0 K: 0 S: 5	H: 1 LOB: 1 BB: 1 P: 11	1B: 6 2B: 3 3B: 0 HR: 2	SF: 1 SAC: 0 DP: 3 HBP: 0	WP: 2 PB: 0 SB: 1 CS: 0	PA: 36							
PITCHER	IP	WLS	BF	H	R	ER	SO	BB	IBB	HBP	BLK	WP	HR	S	P	ERA	WHIP										
Eric Nolte, L ERA: 8.53 Wes Gardner, R ERA: 9.0 Rich Rodriguez, L ERA: 3.46	(1, 1) (2, 1) (6, 1)	1.1 3.2 3.0	L 12 12	7 1 3	8 0 1	8 0 1	8 2 0	8 0 0	0 0 0	0 0 0	0 0 0	0 0 1	1 0 1	25 26 13	48 40 30	54.00 0.00 3.00	6.750 0.273 1.667										

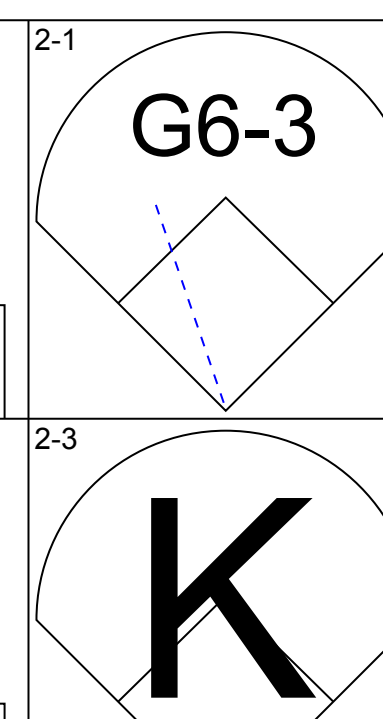
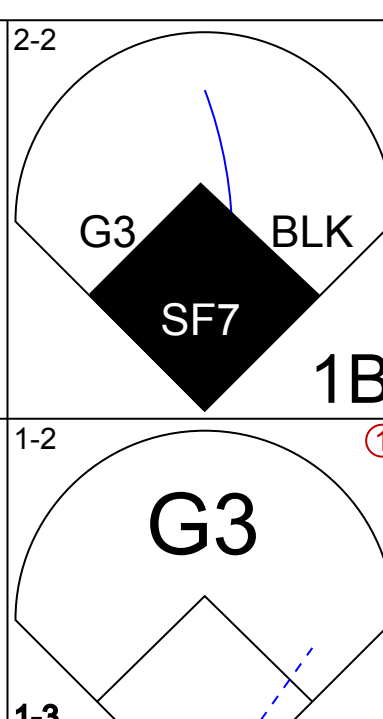
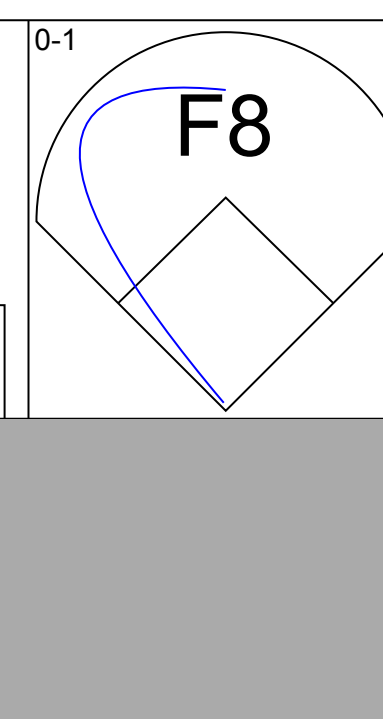
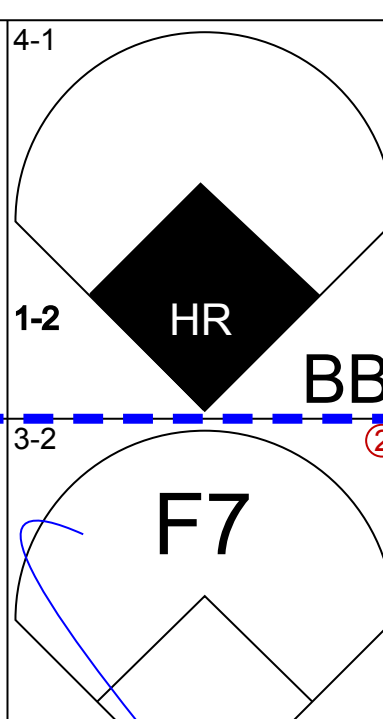
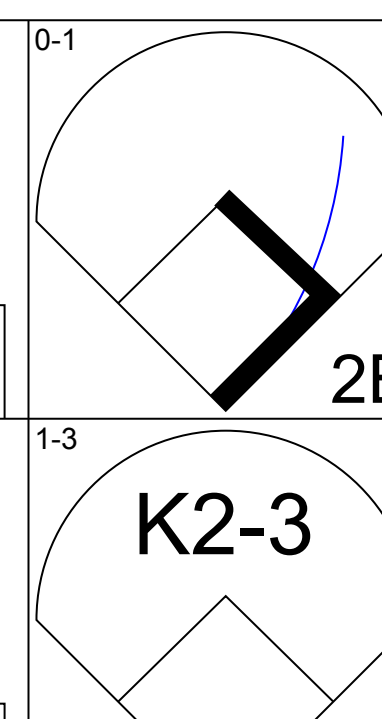
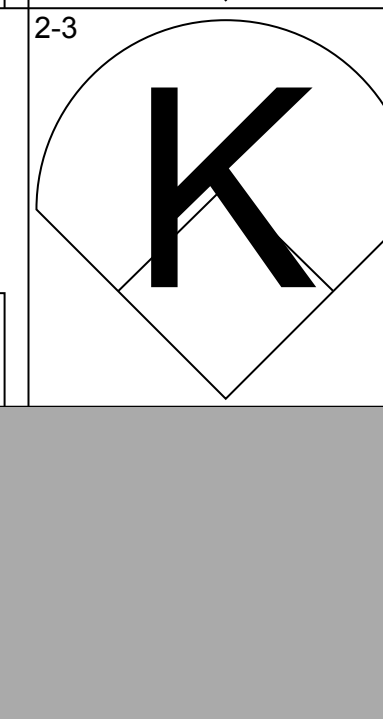
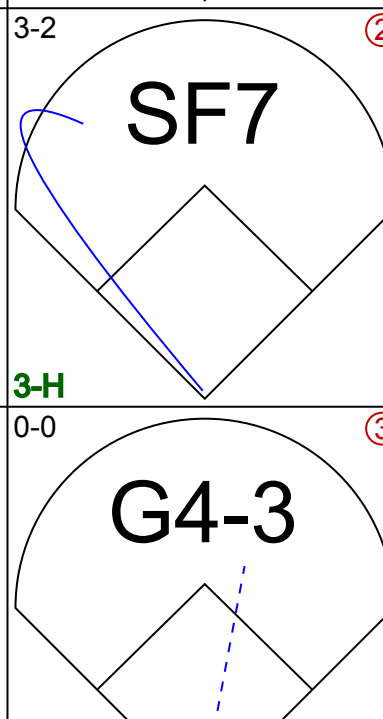
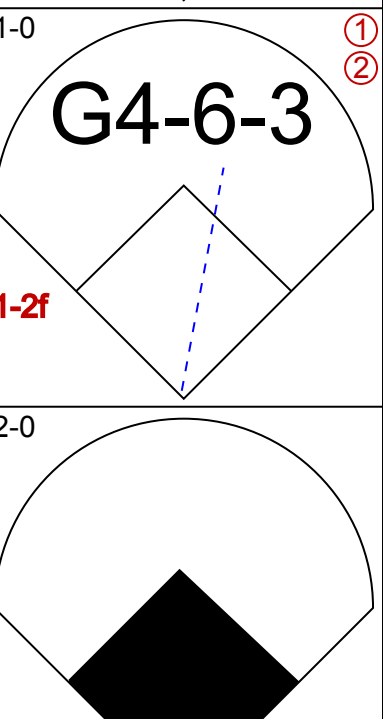
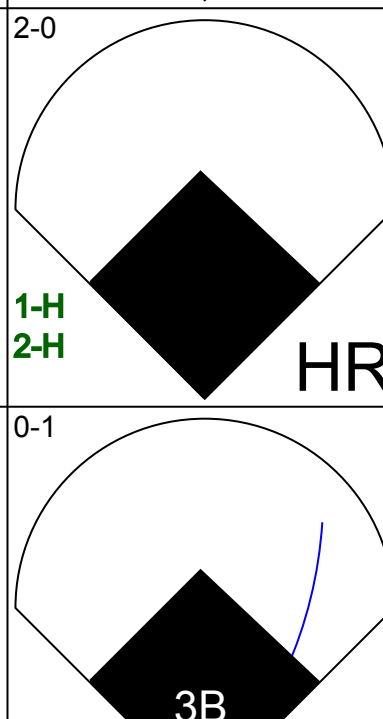



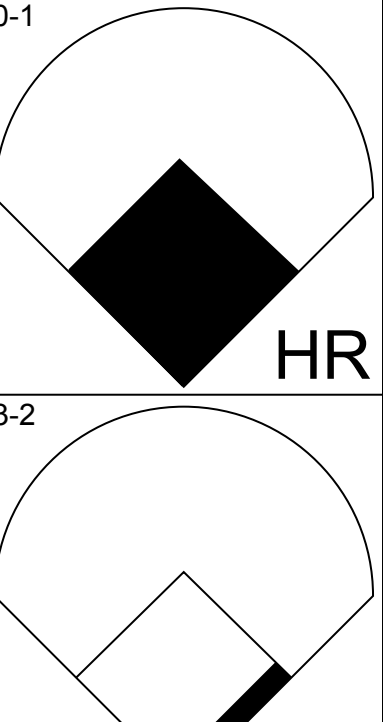
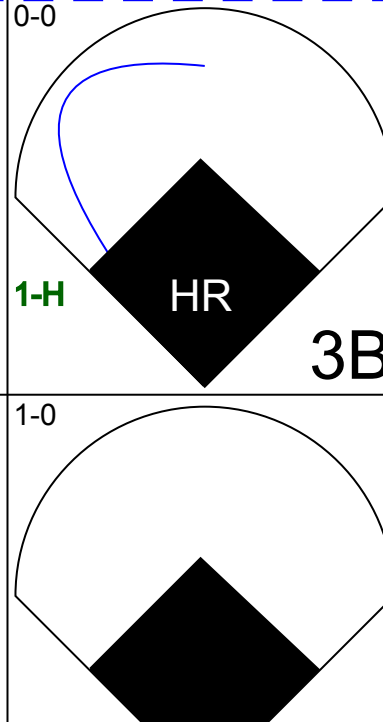
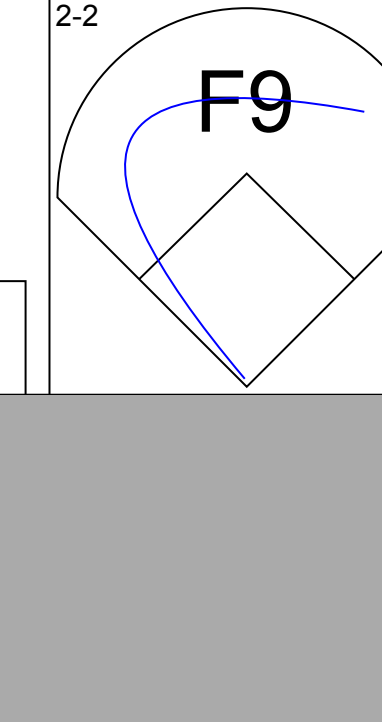
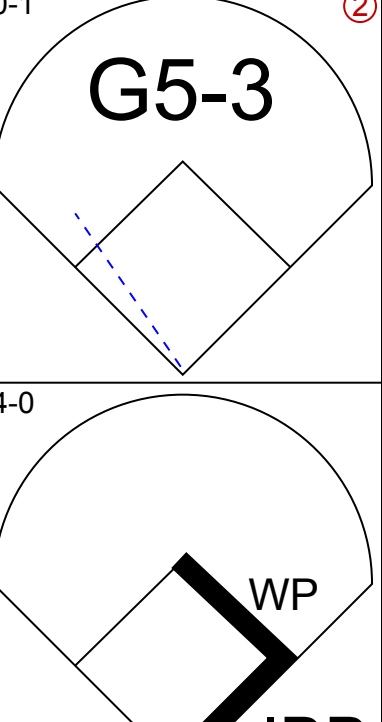

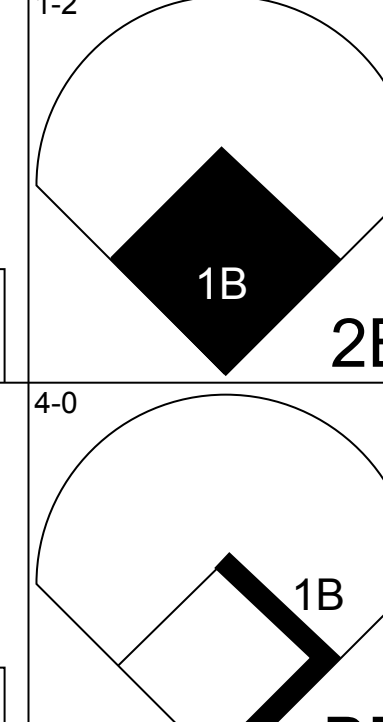
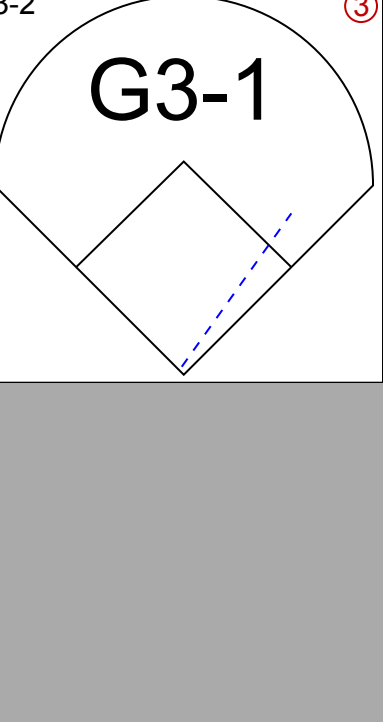
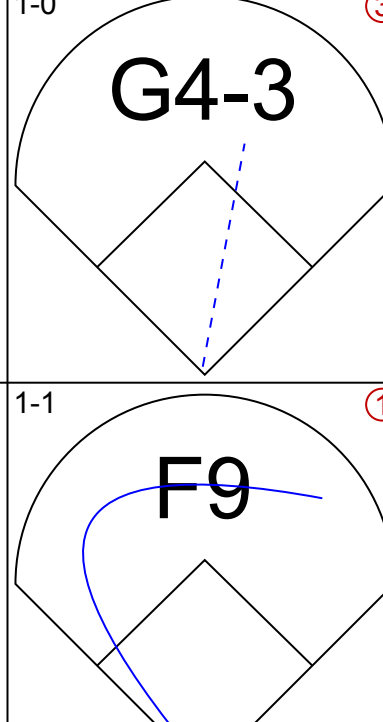

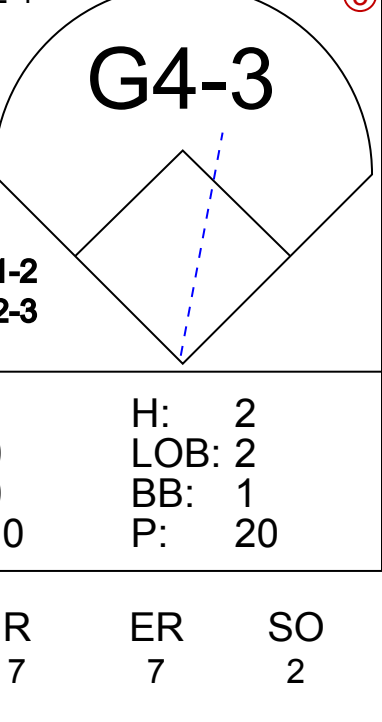
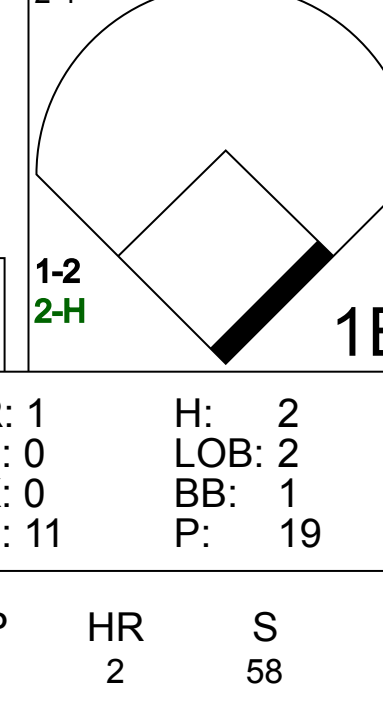
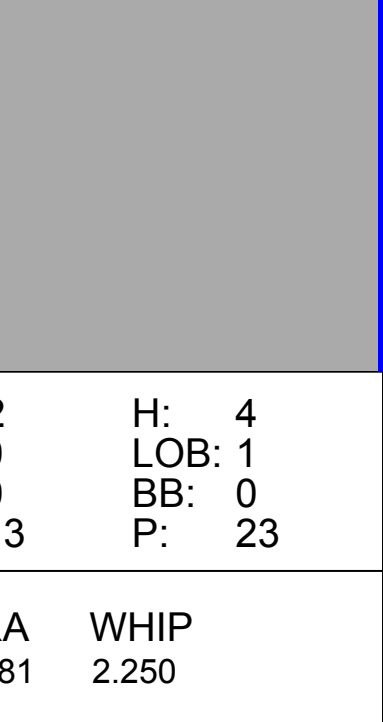
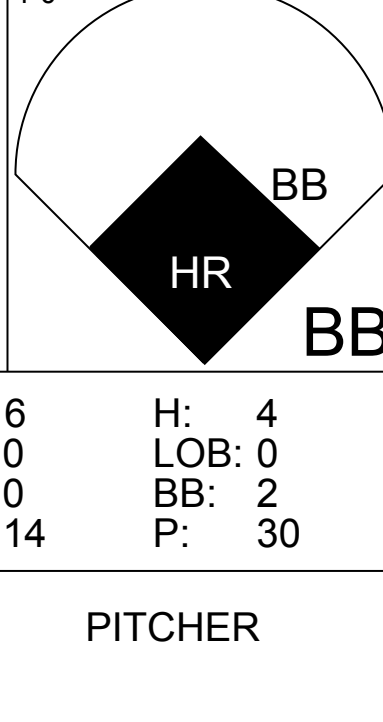
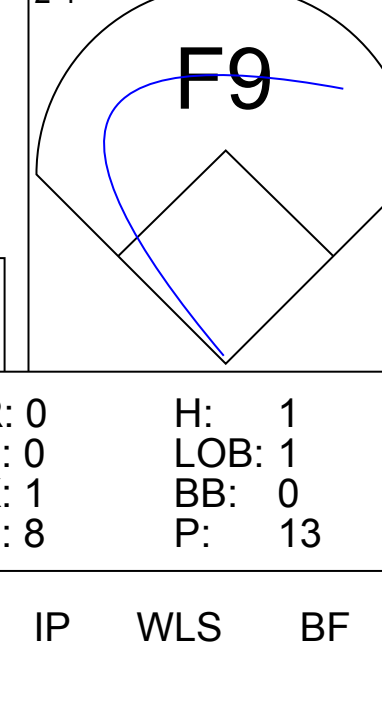
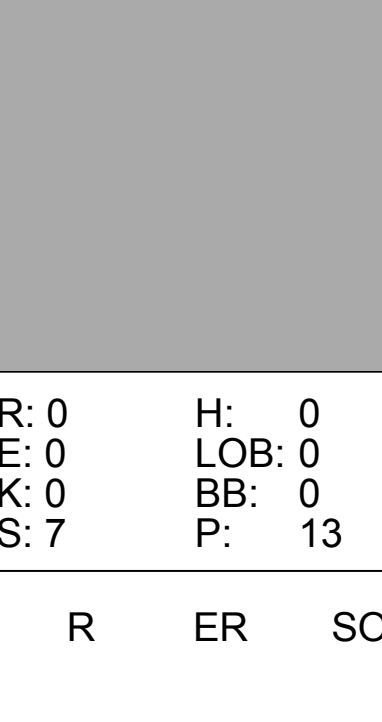


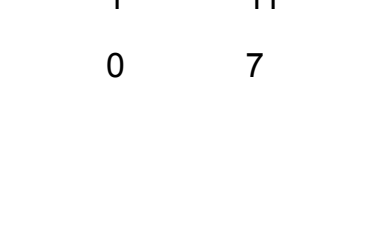



AB	31
R	9
H	11
RBI	9
BB	4
SO	2
LOB	10



Batter	1	2	3	4	5	6	7	8	9	AB	R	H	RBI	BB	SO	LOB	TOP	
Bip Roberts, S (1, 4) OBP: 0.391, SLG: 0.329	1-1 F9		1-1 G6-3		1-0 F8		1-2 P4			4	0	0	0	0	0	0	San Diego Padres @ Philadelphia Phillies Veterans Stadium, Philadelphia, PA Mon Apr 29 1991, 7:05 PM EDT Att: 12,359 - Cloudy - 60 F	
Tony Fernandez, S (1, 6) OBP: 0.319, SLG: 0.329	2-3 K		3-2 F8		1-2 P6		0-1 F7			4	0	0	0	0	1	0		
Tony Gwynn, L (1, 9) OBP: 0.379, SLG: 0.475	1-0 L7			1-1 F7		2-1 L8		0-1 G3		4	0	0	0	0	0	0		
Benito Santiago, R (1, 2) OBP: 0.293, SLG: 0.358		2-2 P4		1-0 1B		0-3 K		0-0 P3		4	1	1	0	0	1	0		
Fred McGriff, L (1, 3) OBP: 0.437, SLG: 0.420		3-2 F8		2-1 2B		2-2 G6-3		2-3 K		4	0	1	1	0	1	0		
Jerald Clark, R (1, 7) OBP: 0.370, SLG: 0.458		1-2 1B		0-0 1B			0-0 P3		2-2 F8		4	0	2	0	0	0		
Darrin Jackson, R (1, 8) OBP: 0.391, SLG: 0.550		3-3 K		4-2 1B			2-0 G5-3			2	0	0	0	1	1	1		
Garry Templeton, S (1, 5) OBP: 0.167, SLG: 0.200			1-0 G4-3		0-0 G6-4-3		2-2 1B			3	1	2	0	0	0	3		
Ed Whitson, R (1, 1) Marty Barrett, R (7, PH) Mike Maddux, L (7, 1)			2-0 G4-3		1-1 F9		2-1 P3			2	0	0	1	0	0	0		
Inning Stats	R: 0 E: 0 K: 1 S: 6	H: 0 LOB: 0 BB: 0 P: 10	R: 0 E: 0 K: 1 S: 18	H: 1 LOB: 1 BB: 0 P: 27	R: 1 E: 0 K: 0 S: 7	H: 3 LOB: 2 BB: 1 P: 14	R: 0 E: 0 K: 0 S: 9	H: 0 LOB: 0 BB: 0 P: 17	R: 0 E: 0 K: 1 S: 8	H: 1 LOB: 1 BB: 0 P: 12	R: 0 E: 0 K: 0 S: 7	H: 0 LOB: 0 BB: 0 P: 8	R: 0 E: 0 K: 1 S: 8	H: 0 LOB: 0 BB: 0 P: 12	1B: 4 2B: 1 3B: 1 HR: 0	SF: 0 SAC: 0 DP: 1 HBP: 0	WP: 0 PA: 33 PB: 0 SB: 0 CS: 0	
PITCHER	IP	WLS	BF	H	R	ER	SO	BB	IBB	HBP	BLK	WP	HR	S	P	ERA	WHIP	
Terry Mulholland, L (1, 1) ERA: 2.97	8.0	W	30	6	2	2	3	1	0	0	0	0	0	71	113	2.25	0.875	
Mitch Williams, L (9, 1) ERA: 2.77	1.0		3	0	0	0	1	0	0	0	0	0	0	8	12	0.00	0.000	

Batter	1	2	3	4	5	6	7	8	9	AB	R	H	RBI	BB	SO	LOB	BOTTOM		
Lenny Dykstra, L (1, 8) OBP: 0.426, SLG: 0.513	0-0 F8		0-1 F8		4-1 BB		1-1 G5-3		1-0 SF7	4	1	1	1	1	0	0	San Diego Padres @ Philadelphia Phillies Veterans Stadium, Philadelphia, PA Mon Apr 29 1991, 7:05 PM EDT Att: 12,359 - Cloudy - 60 F		
Wally Backman, S (1, 4) Mitch Williams, L (9, 1)	2-1 2B		1-2 G4-3		1-1 G4-3		1-2 1B		3-1 SF7	4	2	3	1	0	0	2			
Von Hayes, L (1, 7) OBP: 0.306, SLG: 0.250	1 SAFE 1-3 2B		2-1 G4-3		1-1 P6		1-2 L9		3-H G4-3	5	0	1	0	0	0	2			
Dale Murphy, R (1, 9) OBP: 0.316, SLG: 0.429	0-2 SF8		1-0 HR		0-0 E		0-1 L5		0-2 G2-3	4	2	2	3	0	0	1			
John Kruk, L (1, 3) OBP: 0.363, SLG: 0.466	3-H F7		1-0 FC6-4		2-0 E3		2-3 K			4	1	2	0	0	1	1			
Charlie Hayes, R (1, 5) OBP: 0.240, SLG: 0.342		1-2 G5-3		2-1 FC6-4		3-1 E6		4-1 WP		3	0	0	1	1	0	2			
Darren Daulton, L (1, 2) OBP: 0.294, SLG: 0.267		0-0 P4		0-1 G6-3		1-2 1B		4-2 G6-4-3		3	0	1	0	1	0	0			
Dickie Thon, R (1, 6) OBP: 0.317, SLG: 0.364		0-0 S		0-0 SH3-4		0-2 SF9		0-0 G6-4-3		3	0	2	1	0	0	2			
Terry Mulholland, R (1, 1) Mickey Morandini, L (9, 4) OBP: 0.313, SLG: 0.267		3-3 K		1-0 SH3-4		1-0 G4-3		0-3 K		3	1	0	0	0	2	3			
Inning Stats	R: 1 E: 0 K: 0 S: 11	H: 2 LOB: 1 BB: 0 P: 15	R: 0 E: 0 K: 1 S: 9	H: 1 LOB: 0 BB: 0 P: 13	R: 2 E: 0 K: 0 S: 12	H: 3 LOB: 1 BB: 0 P: 19	R: 0 E: 0 K: 0 S: 7	H: 1 LOB: 2 BB: 1 P: 13	R: 2 E: 2 K: 0 S: 14	H: 3 LOB: 2 BB: 0 P: 21	R: 0 E: 0 K: 0 S: 11	H: 1 LOB: 1 BB: 0 P: 14	R: 0 E: 0 K: 1 S: 7	H: 0 LOB: 2 BB: 2 P: 17	R: 2 E: 0 K: 1 S: 11	H: 1 LOB: 0 BB: 0 P: 15	1B: 8 2B: 2 3B: 1 HR: 1	SF: 3 SAC: 1 DP: 1 HBP: 0	WP: 2 PA: 40 PB: 0 SB: 1 CS: 0
PITCHER	IP	WLS	BF	H	R	ER	SO	BB	IBB	HBP	BLK	WP	HR	S	P	ERA	WHIP		
Ed Whitson, R (1, 1) ERA: 4.28	6.0	L	31	11	5	4	1	1	0	0	0	0	0	64	95	6.00	2.000		
Mike Maddux, R (7, 1) ERA: 3.96	2.0		9	1	2	2	2	2	0	0	0	2	0	18	32	9.00	1.500		

Batter	1	2	3	4	5	6	7	8	9	AB	R	H	RBI	BB	SO	LOB	TOP					
Robby Thompson, R OBP: 0.317, SLG: 0.452 (1, 4)										5	1	1	0	0	3	3	San Francisco Giants @ Philadelphia Phillies Veterans Stadium, Philadelphia, PA Tue Apr 30 1991, 7:05 PM EDT Att: 15,500 - Cloudy - 74 F					
Willie McGee, S OBP: 0.356, SLG: 0.491 (1, 8)										4	1	0	0	1	1	3						
Will Clark, L OBP: 0.402, SLG: 0.584 (1, 3)										5	0	0	0	0	0	2						
Kevin Mitchell, R OBP: 0.346, SLG: 0.612 (1, 7)										3	2	2	0	2	0	0						
Matt Williams, R OBP: 0.310, SLG: 0.436 (1, 5)										4	2	1	3	1	0	2						
Kevin Bass, S OBP: 0.300, SLG: 0.324 (1, 9)										5	1	2	2	0	0	1						
Steve Decker, R OBP: 0.319, SLG: 0.444 (1, 2)										4	1	1	1	0	1	3						
Dave Anderson, R OBP: 0.476, SLG: 0.619 (1, 6)										3	1	3	3	1	0	0						
Bud Black, L OBP: 0.300, SLG: 0.300 (8, 1)										3	0	0	0	0	1	2						
Francisco Oliveras, R OBP: 0.300, SLG: 0.300 (8, 1)										0	0	0	0	0	0	0						
Jeff Brantley, R OBP: 0.300, SLG: 0.300 (8, PH)										0	0	0	0	0	0	0						
Mark Leonard, L OBP: 0.300, SLG: 0.300 (8, PH)										0	0	0	0	0	0	0						
Jose Uribe, S OBP: 0.300, SLG: 0.300 (8, PH)										0	0	0	0	0	0	0						
Don Robinson, R OBP: 0.300, SLG: 0.300 (8, 1)										0	0	0	0	0	0	0						
Inning Stats	R: 0 E: 0 K: 2 S: 9	H: 0 LOB: 0 BB: 0 P: 11	R: 0 E: 0 K: 0 S: 8	H: 1 LOB: 1 BB: 0 P: 15	R: 0 E: 0 K: 1 S: 7	H: 0 LOB: 1 BB: 1 P: 16	R: 4 E: 0 K: 0 S: 14	H: 4 LOB: 0 BB: 0 P: 20	R: 5 E: 0 K: 0 S: 15	H: 3 LOB: 1 BB: 3 P: 33	R: 0 E: 0 K: 1 S: 8	H: 0 LOB: 0 BB: 0 P: 12	R: 0 E: 0 K: 0 S: 10	H: 0 LOB: 0 BB: 0 P: 16	R: 0 E: 0 K: 1 S: 13	H: 2 LOB: 2 BB: 1 P: 19	R: 0 E: 0 K: 1 S: 12	H: 1 LOB: 2 BB: 1 P: 22	1B: 6 2B: 3 3B: 0 HR: 2	SF: 1 SAC: 0 DP: 0 HBP: 0	WP: 1 PB: 0 SB: 1 CS: 0	PA: 43
PITCHER	IP	WLS	BF	H	R	ER	SO	BB	IBB	HBP	BLK	WP	HR	S	P	ERA	WHIP					
Pat Combs, L ERA: 6.91 (1, 1)	4.0		18	5	4	4	3	1	0	0	0	1	2	38	62	9.00	1.500					
Darrel Akerfelds, R ERA: 6.88 (5, 1)	0.1	5	5	4	4	4	0	3	0	0	0	0	0	7	22	108.00	12.000					
Joe Boever, R ERA: 3.44 (5, 1)	1.2	W	7	2	1	1	1	0	0	0	0	0	0	16	23	5.40	1.200					
Roger McDowell, R ERA: 0.98 (7, 1)	2.0		8	2	0	0	1	0	0	0	0	0	0	23	35	0.00	1.000					
Mitch Williams, L ERA: 2.57 (9, 1)	1.0	S	5	1	0	0	1	1	0	0	0	0	0	12	22	0.00	2.000					

Batter	1	2	3	4	5	6	7	8	9	AB	R	H	RBI	BB	SO	LOB	BOTTOM				
Lenny Dykstra, L OBP: 0.434, SLG: 0.524 (1, 8)										4	2	2	0	1	0	2	San Francisco Giants @ Philadelphia Phillies Veterans Stadium, Philadelphia, PA Tue Apr 30 1991, 7:05 PM EDT Att: 15,500 - Cloudy - 74 F				
Dickie Thon, R OBP: 0.309, SLG: 0.350 (1, 6)										5	0	1	0	0	2	4					
John Kruk, L OBP: 0.353, SLG: 0.494 (1, 7) (7, 3)										4	1	1	4	0	1	1					
Dale Murphy, R OBP: 0.333, SLG: 0.480 (1, 9)										5	3	3	1	0	0	0					
Ricky Jordan, R OBP: 0.351, SLG: 0.588 (1, 3)										4	2	2	2	0	0	1					
Roger McDowell, R (7, 1)										0	0	0	0	0	0	0					
Wally Backman, S OBP: 0.357, SLG: 0.286 (8, PH)										1	0	0	0	0	0	0					
Mitch Williams, L (9, 1)										0	0	0	0	0	0	0					
Charlie Hayes, R OBP: 0.295, SLG: 0.416 (1, 5)										4	1	3	3	0	0	0					
Darren Daulton, L OBP: 0.292, SLG: 0.281 (1, 2)										4	1	1	0	0	0	2					
Randy Ready, R OBP: 0.381, SLG: 0.257 (1, 4)										2	0	0	0	2	0	0					
Mickey Morandini, L OBP: 0.313, SLG: 0.267 (8, 4)										0	0	0	0	0	0	0					
Pat Combs, L OBP: 0.300, SLG: 0.500 (1, 1)										1	0	0	0	0	0	2					
Jim Lindeman, R OBP: 0.200, SLG: 0.200 (4, PH)										1	0	1	0	0	0	0					
Darrel Akerfelds, R OBP: 0.200, SLG: 0.200 (5, 1)										0	0	0	0	0	0	0					
Joe Boever, R OBP: 0.200, SLG: 0.200 (5, 1)										0	0	0	0	0	0	0					
John Morris, L OBP: 0.286, SLG: 0.250 (5, PH) (7, 7)										1	1	0	0	1	0	0					
Inning Stats	R: 0 E: 0 K: 2 S: 9	H: 0 LOB: 0 BB: 0 P: 15	R: 1 E: 0 K: 0 S: 10	H: 2 LOB: 2 BB: 1 P: 20	R: 1 E: 0 K: 0 S: 12	H: 1 LOB: 0 BB: 0 P: 17	R: 1 E: 0 K: 0 S: 11	H: 2 LOB: 2 BB: 1 P: 19	R: 2 E: 0 K: 0 S: 13	H: 4 LOB: 1 BB: 0 P: 23	R: 6 E: 0 K: 1 S: 8	H: 4 LOB: 0 BB: 2 P: 30	R: 0 E: 0 K: 1 S: 10	H: 1 LOB: 1 BB: 0 P: 13	R: 0 E: 0 K: 0 S: 7	H: 0 LOB: 0 BB: 0 P: 13	1B: 6 2B: 3 3B: 1 HR: 4	SF: 1 SAC: 0 DP: 1 HBP: 0	WP: 1 PB: 0 SB: 0 CS: 0	PA: 41	
PITCHER	IP	WLS	BF	H	R	ER	SO	BB	IBB	HBP	BLK	WP	HR	S	P	ERA	WHIP				
Bud Black, L ERA: 5.09 (1, 1)	5.1		28	7	7	7	2	3	1	0	1	1	2	58	106	11.81	2.250				
Francisco Oliveras, R ERA: 3.38 (6, 1)	0.1	3	2	1	1	1	0	0	0	0	0	0	1	8	13	27.00	6.000				
Jeff Brantley, R ERA: 3.6 (6, 1)	1.1	L	7	3	3	3	1	0	0	0	0	0	1	11	18	20.25	2.250				
Don Robinson, R ERA: 3.86 (8, 1)	1.0		3	0	0	0	0	0	0	0	0	0	0	7	13	0.00	0.000				

AB	37
R	9
H	11
RBI	9
BB	5
SO	6
LOB	16



AB	36
R	11
H	14
RBI	11
BB	4
SO	3
LOB	12



Batter	1	2	3	4	5	6	7	8	9	AB	R	H	RBI	BB	SO	LOB	TOP				
Robby Thompson, R OBP: 0.314, SLG: 0.434	F8		HBP		K			P6		3	0	0	0	0	1	3					
Willie McGee, S OBP: 0.348, SLG: 0.475	G3-1		F7			G5-4-3 1B		G4-3		4	0	1	0	0	0	2					
Will Clark, L OBP: 0.396, SLG: 0.568	F9			P5		F9		1B		4	0	1	1	0	0	1					
Kevin Mitchell, R OBP: 0.329, SLG: 0.577		K		F8		G5-4-3 1-2		1B		4	0	0	0	0	2	2					
Matt Williams, R OBP: 0.295, SLG: 0.415		G5-3		K			G5-3		P3	4	0	0	0	0	1	0					
Kevin Bass, S OBP: 0.298, SLG: 0.321					F9		K		G1-3	4	0	1	0	0	1	0					
Steve Decker, R OBP: 0.316, SLG: 0.424		FC6-4 1B			K			BB	G4-3	3	0	0	0	1	1	1					
Dave Anderson, R OBP: 0.462, SLG: 0.565			F7		BB		L8			2	0	0	0	1	0	1					
Michael LaCoss, R OBP: 0.333, SLG: 0.250										1	0	0	0	0	1	0					
Trevor Wilson, L OBP: 0.246, SLG: 0.354			K							0	0	0	0	0	0	0					
Mike Kingery, L OBP: 0.246, SLG: 0.354										0	0	0	0	0	0	0					
Don Robinson, R OBP: 0.246, SLG: 0.354										0	0	0	0	0	0	0					
Mike Felder, S OBP: 0.465, SLG: 0.497										1	1	1	0	0	0	0					
Dave Righetti, L OBP: 0.246, SLG: 0.354								G4-3 1B		0	0	0	0	0	0	0					
Inning Stats	R: 0 E: 0 K: 0 S: 12	H: 0 LOB: 0 BB: 0 P: 19	R: 0 E: 0 K: 1 S: 7	H: 1 LOB: 1 BB: 0 P: 10	R: 0 E: 0 K: 1 S: 8	H: 0 LOB: 1 BB: 0 P: 17	R: 0 E: 0 K: 1 S: 6	H: 0 LOB: 0 BB: 0 P: 9	R: 0 E: 0 K: 2 S: 11	H: 0 LOB: 2 BB: 2 P: 25	R: 0 E: 0 K: 1 S: 5	H: 0 LOB: 1 BB: 1 P: 10	R: 0 E: 0 K: 1 S: 14	H: 2 LOB: 1 BB: 0 P: 23	R: 0 E: 0 K: 0 S: 8	H: 0 LOB: 0 BB: 0 P: 13	1B: 4 2B: 0 3B: 0 HR: 0	SF: 0 SAC: 0 DP: 1 HBP: 1	WP: 0 PB: 0 SB: 0 CS: 0	PA: 34	
PITCHER	IP	WLS	BF	H	R	ER	SO	BB	IBB	HBP	BLK	WP	HR	S	P	ERA	WHIP				
Tommy Greene, R ERA: 3.71	(1, 1)	6.0	W	22	2	0	0	5	2	0	1	0	0	50	90	0.00	0.667				
Joe Boever, R ERA: 3.54	(7, 1)	2.0		9	2	1	1	2	1	0	0	0	0	19	33	4.50	1.500				
Roger McDowell, R ERA: 0.93	(9, 1)	1.0	S	3	0	0	0	0	0	0	0	0	0	8	13	0.00	0.000				

San Francisco Giants @ Philadelphia Phillies
Veterans Stadium, Philadelphia, PA
Wed May 01 1991, 3:33 AM EDT
Att: 17,281 - Cloudy - 74 F

AB 30
R 1
H 4
RBI 1
BB 3
SO 7
LOB 10



Batter	1	2	3	4	5	6	7	8	9	AB	R	H	RBI	BB	SO	LOB	BOTTOM				
Lenny Dykstra, L OBP: 0.427, SLG: 0.506	G4-3			FC4-6 BB		P6				3	0	0	0	1	0	1					
Von Hayes, L OBP: 0.303, SLG: 0.239	G4-3	G3					K			3	0	0	0	1	1	3					
John Kruk, L OBP: 0.348, SLG: 0.506	K				F8		G4-3			4	1	1	0	0	1	2					
Dale Murphy, R OBP: 0.341, SLG: 0.474							G6-3			3	1	1	1	1	1	2					
Darren Daulton, L OBP: 0.289, SLG: 0.279		F8		K		G6-3				4	0	1	0	0	1	2					
Charlie Hayes, R OBP: 0.253, SLG: 0.395		FC4-6 BB		G4-3		G6-3		L8		4	1	0	0	0	3						
Mickey Morandini, L OBP: 0.350, SLG: 0.278						P6		F7		3	1	1	1	1	0	1					
Dickie Thon, R OBP: 0.306, SLG: 0.344								L7		4	0	1	1	0	0	2					
Tommy Greene, R OBP: 0.500, SLG: 0.500										2	0	2	1	0	0	0					
John Morris, L OBP: 0.287, SLG: 0.231										1	0	0	0	0	0	0					
Joe Boever, R ERA: 2.92										0	0	0	0	0	0	0					
Roger McDowell, R ERA: 2.89										0	0	0	0	0	0	0					
Inning Stats	R: 0 E: 0 K: 1 S: 9	H: 0 LOB: 0 BB: 0 P: 16	R: 2 E: 0 K: 0 S: 15	H: 2 LOB: 3 BB: 3 P: 32	R: 2 E: 0 K: 1 S: 15	H: 3 LOB: 1 BB: 0 P: 20	R: 0 E: 0 K: 1 S: 13	H: 1 LOB: 2 BB: 1 P: 23	R: 0 E: 0 K: 0 S: 6	H: 0 LOB: 0 BB: 0 P: 11	R: 0 E: 0 K: 0 S: 9	H: 0 LOB: 0 BB: 0 P: 12	R: 0 E: 0 K: 1 S: 7	H: 0 LOB: 0 BB: 0 P: 13	R: 0 E: 0 K: 0 S: 9	H: 1 LOB: 1 BB: 0 P: 15	1B: 6 2B: 0 3B: 1 HR: 0	SF: 0 SAC: 0 DP: 0 HBP: 0	WP: 0 PB: 0 SB: 2 CS: 0	PA: 35	
PITCHER	IP	WLS	BF	H	R	ER	SO	BB	IBB	HBP	BLK	WP	HR	S	P	ERA	WHIP				
Michael LaCoss, R ERA: 7.71	(1, 1)	2.0	L	13	4	4	4	1	0	0	0	0	0	27	52	18.00	3.500				
Trevor Wilson, L ERA: 6.0	(3, 1)	2.0		9	2	0	0	2	1	0	0	0	0	25	39	0.00	1.500				
Don Robinson, R ERA: 2.92	(5, 1)	3.0		9	0	0	0	1	0	0	0	0	0	22	36	0.00	0.000				
Dave Righetti, L ERA: 2.89	(8, 1)	1.0		4	1	0	0	0	0	0	0	0	0	9	15	0.00	1.000				

San Francisco Giants @ Philadelphia Phillies
Veterans Stadium, Philadelphia, PA
Wed May 01 1991, 3:33 AM EDT
Att: 17,281 - Cloudy - 74 F

AB 31
R 4
H 7
RBI 4
BB 4
SO 4
LOB 16



Batter	1	2	3	4	5	6	7	8	9	AB	R	H	RBI	BB	SO	LOB	TOP				
Brett Butler, L OBP: 0.383, SLG: 0.424 (1, 8)	L6	SF9 2B	E4			F8		1B		5	0	2	1	0	0	1	Los Angeles Dodgers @ Philadelphia Phillies Veterans Stadium, Philadelphia, PA Fri May 03 1991, 7:05 PM EDT Att: 29,364 - Sunny - 65 F				
Juan Samuel, R OBP: 0.323, SLG: 0.500 (1, 4)	K	SF9	G4-3			K		1B		4	0	1	1	0	2	2					
Daryl Strawberry, L OBP: 0.330, SLG: 0.367 (1, 9)	HR	F9				K		1B		5	1	1	0	0	2	3					
Eddie Murray, S OBP: 0.397, SLG: 0.525 (1, 3)	HR	K				L7		1B		5	1	2	2	0	1	1					
Kal Daniels, L OBP: 0.275, SLG: 0.356 Stan Javier, S OBP: 0.182, SLG: 0.143 (1, 7) (7, 7)	1B		FC3-6 1B			F7		P5		4	0	2	0	0	0	0					
Mike Scioscia, L OBP: 0.367, SLG: 0.406 (1, 2)	P6		FC3-6 1B			G3		P4		4	1	0	0	1	0	3					
Lenny Harris, L OBP: 0.354, SLG: 0.279 (1, 5)		1B	FC6-4 BB			G4-3		1B		3	1	2	0	2	0	1					
Alfredo Griffin, S OBP: 0.222, SLG: 0.203 (1, 6)	1B	2B	1B			FC6-4		F9		5	2	1	0	0	0	5					
Ramon Martinez, R OBP: 0.333, SLG: 0.286 (1, 1)	2B	SF9	1B			K		G1-3		4	1	2	2	0	1	1					
Inning Stats	R: 2 E: 0 K: 1 S: 12	H: 3 LOB: 1 BB: 0 P: 17	R: 3 E: 0 K: 1 S: 13	H: 4 LOB: 1 BB: 0 P: 18	R: 2 E: 1 K: 0 S: 12	H: 2 LOB: 2 BB: 1 P: 24	R: 0 E: 0 K: 1 S: 9	H: 0 LOB: 0 BB: 0 P: 14	R: 0 E: 0 K: 2 S: 8	H: 0 LOB: 1 BB: 1 P: 14	R: 0 E: 0 K: 0 S: 7	H: 0 LOB: 1 BB: 1 P: 15	R: 0 E: 0 K: 0 S: 10	H: 2 LOB: 2 BB: 0 P: 14	R: 0 E: 0 K: 0 S: 16	H: 2 LOB: 2 BB: 0 P: 24	1B: 11 2B: 1 3B: 0 HR: 1	SF: 1 SAC: 0 DP: 0 HBP: 0	WP: 0 PB: 0 SB: 0 CS: 0	PA: 44	
PITCHER	IP	WLS	BF	H	R	ER	SO	BB	IBB	HBP	BLK	WP	HR	S	P	ERA	WHIP				
Danny Cox, R ERA: 6.48 (1, 1)	1.1	L	11	7	5	5	1	0	0	0	0	0	1	21	30	33.75	5.250				
Pat Combs, L ERA: 6.0 (2, 1)	3.2		16	2	2	1	3	2	0	0	0	0	0	31	55	2.46	1.091				
Darrel Akerfelds, R ERA: 5.85 (6, 1)	3.0		12	2	0	0	2	1	0	0	0	0	0	25	43	0.00	1.000				
Joe Boever, R ERA: 3.38 (9, 1)	1.0		5	2	0	0	0	0	0	0	0	0	0	16	24	0.00	2.000				
Batter	1	2	3	4	5	6	7	8	9	AB	R	H	RBI	BB	SO	LOB	BOTTOM				
Lenny Dykstra, L OBP: 0.411, SLG: 0.483 (1, 8)	L8		G1-3			F8		F7		4	0	0	0	0	0	3	Los Angeles Dodgers @ Philadelphia Phillies Veterans Stadium, Philadelphia, PA Fri May 03 1991, 7:05 PM EDT Att: 29,364 - Sunny - 65 F				
Wally Backman, S OBP: 0.348, SLG: 0.263 (1, 4)	L5					F7		F7		3	0	0	0	1	0	0					
John Kruk, L OBP: 0.333, SLG: 0.482 Joe Boever, R (9, 1)	G6-3					G6-3		F8		4	0	0	0	0	0	2					
Dale Murphy, R OBP: 0.348, SLG: 0.481 (1, 9)						P6		K		3	0	1	0	1	1	0					
Von Hayes, L OBP: 0.290, SLG: 0.227 (1, 7)	L7					P5		F8		4	0	0	0	0	0	2					
Charlie Hayes, R OBP: 0.253, SLG: 0.400 (1, 5)	K					FC6-4 2B		G1-3		4	1	1	0	0	1	2					
Darren Daulton, L OBP: 0.291, SLG: 0.271 (1, 2)	P6					FC6-4 BB		K		2	0	0	0	1	1	1					
Dickie Thon, R OBP: 0.307, SLG: 0.343 (1, 6)						F8		FC6-4 1B		3	0	1	0	0	0	2					
Danny Cox, R ERA: 6.48 (1, 1)						K		P6		0	0	0	0	0	0	0					
Pat Combs, L ERA: 6.0 (2, 1)						FC6-4 1B				1	0	0	0	1	0	0					
John Morris, R ERA: 5.85 (6, 1)										1	0	1	0	0	0	0					
Darrel Akerfelds, R ERA: 5.85 (6, 1)										0	0	0	0	0	0	0					
Ricky Jordan, R OBP: 0.342, SLG: 0.571 (9, 3)										1	0	0	0	0	0	1					
Inning Stats	R: 0 E: 0 K: 0 S: 7	H: 0 LOB: 0 BB: 0 P: 9	R: 0 E: 0 K: 1 S: 14	H: 1 LOB: 1 BB: 0 P: 24	R: 0 E: 0 K: 1 S: 9	H: 0 LOB: 0 BB: 0 P: 12	R: 0 E: 0 K: 0 S: 5	H: 0 LOB: 0 BB: 0 P: 10	R: 0 E: 0 K: 1 S: 7	H: 0 LOB: 0 BB: 0 P: 10	R: 0 E: 0 K: 1 S: 5	H: 0 LOB: 0 BB: 0 P: 8	R: 0 E: 0 K: 0 S: 6	H: 1 LOB: 2 BB: 1 P: 13	R: 0 E: 0 K: 0 S: 6	H: 0 LOB: 0 BB: 1 P: 14	1B: 2 2B: 2 3B: 0 HR: 0	SF: 0 SAC: 0 DP: 1 HBP: 0	WP: 0 PB: 0 SB: 0 CS: 0	PA: 33	
PITCHER	IP	WLS	BF	H	R	ER	SO	BB	IBB	HBP	BLK	WP	HR	S	P	ERA	WHIP				
Ramon Martinez, R ERA: 1.89 (1, 1)	9.0	W	33	4	1	1	4	3	0	0	0	0	0	72	122	1.00	0.778				

AB	40
R	7
H	13
RBI	6
BB	3
SO	6
LOB	18



AB	30
R	1
H	4
RBI	1
BB	3
SO	4
LOB	13



Batter	1	2	3	4	5	6	7	8	9	AB	R	H	RBI	BB	SO	LOB	TOP										
Brett Butler, L OBP: 0.369, SLG: 0.404 (1, 8)	G5-3		FC3-6				F7	FC6-4		5	1	1	0	0	0	3	Los Angeles Dodgers @ Philadelphia Phillies Veterans Stadium, Philadelphia, PA Sun May 05 1991, 3:33 AM EDT Att: 44,160 - Sunny - 73 F										
Juan Samuel, R OBP: 0.324, SLG: 0.515 (1, 4)	K		E3				FC6-4		P6	5	0	2	1	0	1	1											
Daryl Strawberry, L OBP: 0.320, SLG: 0.345 (1, 9)			G4-3				K		K	4	0	0	0	1	2	4											
Eddie Murray, S OBP: 0.364, SLG: 0.471 (1, 3)	PO						F8	FC6-4	L7	5	0	1	0	0	1	1											
Kal Daniels, L OBP: 0.271, SLG: 0.346 Stan Javier, S OBP: 0.231, SLG: 0.200 (1, 7) (8, 7)			K				G3		K	4	0	1	0	0	2	1											
Lenny Harris, L OBP: 0.377, SLG: 0.313 (1, 5)			FC4-6				1B		1B	4	2	2	0	0	1	2											
Mike Scioscia, L OBP: 0.361, SLG: 0.411 (1, 2)			K				1B		1B	4	0	2	0	0	1	2											
Alfredo Griffin, S OBP: 0.237, SLG: 0.219 (1, 6)							G3			4	0	2	2	0	0	0											
Mike Morgan, R OBP: 0.143, SLG: 0.143 Chris Gwynn, L OBP: 0.438, SLG: 0.308 John Candelaria, L Jay Howell, R (1, 1) (8, PH) (8, 1) (8, 1)							K		F8	3	0	1	0	0	1	2											
Inning Stats	R: 0 E: 0 K: 1 S: 7	H: 0 LOB: 0 BB: 1 P: 15	R: 0 E: 0 K: 2 S: 9	H: 1 LOB: 1 BB: 0 P: 14	R: 0 E: 1 K: 0 S: 9	H: 1 LOB: 2 BB: 0 P: 13	R: 0 E: 0 K: 2 S: 12	H: 1 LOB: 1 BB: 0 P: 19	R: 1 E: 0 K: 1 S: 14	H: 2 LOB: 1 BB: 0 P: 22	R: 1 E: 0 K: 0 S: 11	H: 3 LOB: 2 BB: 0 P: 17	R: 0 E: 0 K: 1 S: 16	H: 1 LOB: 1 BB: 0 P: 22	R: 1 E: 0 K: 1 S: 13	H: 3 LOB: 2 BB: 0 P: 20		R: 0 E: 0 K: 1 S: 10	H: 0 LOB: 0 BB: 0 P: 18	1B: 12 2B: 0 3B: 0 HR: 0	SF: 0 SAC: 0 DP: 0 HBP: 0	WP: 0 PB: 0 SB: 4 CS: 0	PA: 41				
PITCHER	IP	WLS	BF	H	R	ER	SO	BB	IBB	HBP	BLK	WP	HR	S	P	ERA	WHIP										
Jason Grimsley, R ERA: 4.02	(1, 1)	6.0	27	8	2	2	6	1	0	0	0	0	0	62	100	3.00	1.500										
Roger McDowell, R ERA: 0.99	(7, 1)	1.0	4	1	0	0	1	0	0	0	0	0	0	16	22	0.00	1.000										
Joe Boever, R ERA: 3.47	(8, 1)	2.0	L	9	3	1	1	2	0	0	0	0	0	23	38	4.50	1.500										

AB	39
R	3
H	12
RBI	3
BB	1
SO	9
LOB	18



Batter	1	2	3	4	5	6	7	8	9	AB	R	H	RBI	BB	SO	LOB	BOTTOM										
Lenny Dykstra, L OBP: 0.422, SLG: 0.479 (1, 8)	L9			G4-3			F7		G3	4	1	1	0	1	0	1	Los Angeles Dodgers @ Philadelphia Phillies Veterans Stadium, Philadelphia, PA Sun May 05 1991, 3:33 AM EDT Att: 44,160 - Sunny - 73 F										
Mickey Morandini, L OBP: 0.333, SLG: 0.273 (1, 4)				E4			F8			4	0	1	0	0	1	4											
John Kruk, L OBP: 0.337, SLG: 0.473 (1, 7)				G4-3			1B		K	4	0	1	0	0	1	3											
Ricky Jordan, R OBP: 0.391, SLG: 0.581 (1, 3)							G1-3			4	0	2	1	0	1	1											
Darren Daulton, L OBP: 0.289, SLG: 0.260 (1, 2)							G3-1		K	3	0	0	0	1	2	1											
Charlie Hayes, R OBP: 0.253, SLG: 0.441 (1, 5)							1B		F7	4	1	1	0	0	0	3											
John Morris, L OBP: 0.350, SLG: 0.444 (1, 9)				L7			G3-1			4	0	2	1	0	0	0											
Dickie Thon, R OBP: 0.305, SLG: 0.329 Wally Backman, S OBP: 0.340, SLG: 0.256 (1, 6) (9, PH)							G5-3		L7	3	0	1	0	0	1	0											
Jason Grimsley, R OBP: 0.182, SLG: 0.100 Roger McDowell, R Von Hayes, L OBP: 0.287, SLG: 0.224 Joe Boever, R (1, 1) (7, PH) (8, 1)				G4-3			L7		G5-3	2	0	0	0	0	1	0											
Dale Murphy, R OBP: 0.351, SLG: 0.464 (9, PH)										1	0	0	0	0	0	1											
Inning Stats	R: 0 E: 0 K: 0 S: 8	H: 1 LOB: 0 BB: 0 P: 11	R: 0 E: 0 K: 2 S: 7	H: 0 LOB: 0 BB: 0 P: 13	R: 0 E: 0 K: 1 S: 9	H: 0 LOB: 0 BB: 0 P: 14	R: 1 E: 1 K: 0 S: 11	H: 2 LOB: 2 BB: 1 P: 19	R: 0 E: 0 K: 1 S: 6	H: 0 LOB: 0 BB: 0 P: 10	R: 0 E: 0 K: 0 S: 10	H: 1 LOB: 1 BB: 0 P: 15	R: 1 E: 0 K: 1 S: 16	H: 3 LOB: 3 BB: 1 P: 27	R: 0 E: 0 K: 2 S: 12	H: 1 LOB: 1 BB: 0 P: 14	R: 0 E: 0 K: 0 S: 8	H: 1 LOB: 1 BB: 0 P: 14	1B: 7 2B: 0 3B: 2 HR: 0	SF: 0 SAC: 0 DP: 2 HBP: 0	WP: 0 PB: 0 SB: 0 CS: 0	PA: 37					
PITCHER	IP	WLS	BF	H	R	ER	SO	BB	IBB	HBP	BLK	WP	HR	S	P	ERA	WHIP										
Mike Morgan, R ERA: 1.4	(1, 1)	7.0	W	29	7	2	1	5	2	0	0	0	0	67	109	1.29	1.286										
John Candelaria, L ERA: 3.86	(8, 1)	0.2	3	1	0	0	2	0	0	0	0	0	0	8	8	0.00	1.500										
Jay Howell, R ERA: 2.7	(8, 1)	1.1	S	5	1	0	0	0	0	0	0	0	0	12	20	0.00	0.750										

AB	35
R	2
H	9
RBI	2
BB	2
SO	7
LOB	17



Batter	1	2	3	4	5	6	7	8	9	AB	R	H	RBI	BB	SO	LOB	TOP		
Von Hayes, L OBP: 0.293, SLG: 0.225	G4-3	G4-3			P5		BB 1B		BB	4	0	1	0	1	0	1	Philadelphia Phillies @ San Diego Padres Jack Murphy Stadium, San Diego, CA Tue May 07 1991, 10:05 PM EDT Att: 23,172 - Sunny - 72 F		
Randy Ready, R OBP: 0.431, SLG: 0.300	1B BB		1B BB		K		FC4-6 BB		L8	2	0	0	0	3	1	1			
John Kruk, L OBP: 0.349, SLG: 0.480	SAFE 1-2		SAFE 1-2		1B		P6		G3	5	0	3	0	0	0	3			
Dale Murphy, R OBP: 0.347, SLG: 0.455	K		G6-4-3		G6-4-3		FC4-6			4	0	1	0	0	1	5			
Ricky Jordan, R OBP: 0.380, SLG: 0.574	FC6-4				L8				L8	4	1	1	0	0	0	4			
Charlie Hayes, R OBP: 0.253, SLG: 0.433		G5-3		G3		F8			FC6-4 1B	4	0	1	0	0	0	1			
Dickie Thon, R OBP: 0.314, SLG: 0.342		BB S		2B		F9			FC6-4	3	1	1	1	1	0	1			
Steve Lake, R OBP: 0.083, SLG: 0.083	G6-3		L9		L8				G1-3	4	0	0	0	0	0	3			
Jose De Jesus, R Tommy Greene, R Wally Ritchie, L Jim Lindeman, R Joe Boever, R Wally Backman, S			G5-3		G5-3		F8		G4-3	2	0	1	1	0	0	1			
Inning Stats	R: 0 E: 0 K: 1 S: 11	H: 1 LOB: 2 BB: 1 P: 18	R: 1 E: 0 K: 0 S: 12	H: 1 LOB: 1 BB: 23 P: 23	R: 0 E: 0 K: 0 S: 6	H: 1 LOB: 0 BB: 1 P: 12	R: 1 E: 0 K: 0 S: 10	H: 2 LOB: 1 BB: 0 P: 13	R: 0 E: 0 K: 0 S: 6	H: 0 LOB: 2 BB: 0 P: 9	R: 0 E: 0 K: 0 S: 5	H: 1 LOB: 2 BB: 1 P: 11	R: 0 E: 0 K: 0 S: 6	H: 1 LOB: 1 BB: 1 P: 12	R: 0 E: 0 K: 0 S: 8	H: 0 LOB: 1 BB: 1 P: 15		1B: 7 2B: 2 3B: 0 HR: 0	SF: 0 SAC: 0 DP: 1 HBP: 0
PITCHER	IP WLS BF H R ER SO BB IBB HBP BLK WP HR S P ERA WHIP	IP WLS BF H R ER SO BB IBB HBP BLK WP HR S P ERA WHIP	IP WLS BF H R ER SO BB IBB HBP BLK WP HR S P ERA WHIP	IP WLS BF H R ER SO BB IBB HBP BLK WP HR S P ERA WHIP	IP WLS BF H R ER SO BB IBB HBP BLK WP HR S P ERA WHIP	IP WLS BF H R ER SO BB IBB HBP BLK WP HR S P ERA WHIP	IP WLS BF H R ER SO BB IBB HBP BLK WP HR S P ERA WHIP	IP WLS BF H R ER SO BB IBB HBP BLK WP HR S P ERA WHIP	IP WLS BF H R ER SO BB IBB HBP BLK WP HR S P ERA WHIP	IP WLS BF H R ER SO BB IBB HBP BLK WP HR S P ERA WHIP	IP WLS BF H R ER SO BB IBB HBP BLK WP HR S P ERA WHIP	IP WLS BF H R ER SO BB IBB HBP BLK WP HR S P ERA WHIP	IP WLS BF H R ER SO BB IBB HBP BLK WP HR S P ERA WHIP	IP WLS BF H R ER SO BB IBB HBP BLK WP HR S P ERA WHIP	IP WLS BF H R ER SO BB IBB HBP BLK WP HR S P ERA WHIP	IP WLS BF H R ER SO BB IBB HBP BLK WP HR S P ERA WHIP			

AB	34
R	2
H	9
RBI	2
BB	5
SO	2
LOB	20



Batter	1	2	3	4	5	6	7	8	9	AB	R	H	RBI	BB	SO	LOB	BOTTOM		
Bip Roberts, S OBP: 0.364, SLG: 0.330	L7		G5-3		1B 1B	1B 2H		E8 1B		5	1	3	2	0	0	0	Philadelphia Phillies @ San Diego Padres Jack Murphy Stadium, San Diego, CA Tue May 07 1991, 10:05 PM EDT Att: 23,172 - Sunny - 72 F		
Tony Fernandez, S OBP: 0.290, SLG: 0.315	G3		F9		L7		K		F8	5	0	0	0	0	1	6			
Tony Gwynn, L OBP: 0.381, SLG: 0.462	1B				L9		G3			4	0	2	1	0	0	2			
Fred McGriff, L OBP: 0.434, SLG: 0.547	G3				F7		G3			4	0	1	1	0	0	1			
Benito Santiago, R OBP: 0.288, SLG: 0.386		F9		1B PB BB	FC5		K			3	0	0	0	1	1	2			
Jim Presley, R OBP: 0.222, SLG: 0.225					P5		F8			4	0	2	0	0	0	2			
Craig Lefferts, L		G1-3		1B						0	0	0	0	0	0	0			
Marty Barrett, R OBP: 0.438		G1-3			G1-3				G6-3	1	0	0	0	0	0	1			
Darrin Jackson, R OBP: 0.308, SLG: 0.382										3	1	1	0	0	0	2			
Shawn Abner, R OBP: 0.260, SLG: 0.243		G5-3								4	1	1	0	0	0	2			
Bruce Hurst, L OBP: 0.308, SLG: 0.182										2	1	1	0	0	1	0			
Rich Rodriguez, L										0	0	0	0	0	0	0			
Larry Andersen, R										0	0	0	0	0	0	0			
Garry Templeton, S OBP: 0.182, SLG: 0.209										1	0	1	0	0	0	0			
Inning Stats	R: 0 E: 0 K: 0 S: 14	H: 1 LOB: 0 BB: 0 P: 23	R: 0 E: 0 K: 0 S: 11	H: 1 LOB: 0 BB: 0 P: 16	R: 0 E: 0 K: 1 S: 10	H: 0 LOB: 0 BB: 0 P: 13	R: 0 E: 0 K: 0 S: 9	H: 1 LOB: 2 BB: 1 P: 21	R: 3 E: 0 K: 0 S: 15	H: 4 LOB: 2 BB: 0 P: 23	R: 1 E: 0 K: 1 S: 10	H: 3 LOB: 2 BB: 0 P: 18	R: 0 E: 0 K: 1 S: 11	H: 0 LOB: 0 BB: 0 P: 13	R: 0 E: 1 K: 0 S: 8	H: 2 LOB: 2 BB: 0 P: 14	1B: 10 2B: 2 3B: 0 HR: 0	SF: 0 SAC: 1 DP: 0 HBP: 0	WP: 1 PA: 38 PB: 1 SB: 0 CS: 0
PITCHER	IP WLS BF H R ER SO BB IBB HBP BLK WP HR S P ERA WHIP	IP WLS BF H R ER SO BB IBB HBP BLK WP HR S P ERA WHIP	IP WLS BF H R ER SO BB IBB HBP BLK WP HR S P ERA WHIP	IP WLS BF H R ER SO BB IBB HBP BLK WP HR S P ERA WHIP	IP WLS BF H R ER SO BB IBB HBP BLK WP HR S P ERA WHIP	IP WLS BF H R ER SO BB IBB HBP BLK WP HR S P ERA WHIP	IP WLS BF H R ER SO BB IBB HBP BLK WP HR S P ERA WHIP	IP WLS BF H R ER SO BB IBB HBP BLK WP HR S P ERA WHIP	IP WLS BF H R ER SO BB IBB HBP BLK WP HR S P ERA WHIP	IP WLS BF H R ER SO BB IBB HBP BLK WP HR S P ERA WHIP	IP WLS BF H R ER SO BB IBB HBP BLK WP HR S P ERA WHIP	IP WLS BF H R ER SO BB IBB HBP BLK WP HR S P ERA WHIP	IP WLS BF H R ER SO BB IBB HBP BLK WP HR S P ERA WHIP	IP WLS BF H R ER SO BB IBB HBP BLK WP HR S P ERA WHIP	IP WLS BF H R ER SO BB IBB HBP BLK WP HR S P ERA WHIP	IP WLS BF H R ER SO BB IBB HBP BLK WP HR S P ERA WHIP			

AB	36
R	4
H	12
RBI	4
BB	1
SO	3
LOB	18



Batter	1	2	3	4	5	6	7	8	9	AB	R	H	RBI	BB	SO	LOB	TOP										
Von Hayes, L (1, 8) OBP: 0.292, SLG: 0.237	0-0 B3-1		3-1 2B 1B			0-2 L6		4-2 HBP		3	1	1	0	0	0	0											
Randy Ready, R (1, 4) OBP: 0.433, SLG: 0.333 Darrel Akerfelds, R (8, 1) Wally Ritchie, L (8, 1)	3-2 G4-3		3-2 1-H 2B			4-0 1B BB		3-2 F7		3	0	1	1	1	1	0	2										
John Kruk, L (1, 7) OBP: 0.359, SLG: 0.472 Jim Lindeman, R (4, 7) John Morris, L (8, FH) OBP: 0.333, SLG: 0.421	3-0 G3		1-3 K			1-1 G6-4-3 1B		2-3 K		2	0	0	0	0	1	1											
Dale Murphy, R (1, 9) OBP: 0.342, SLG: 0.434		2-0 FC6-4 1B				0-2 G6-3		2-3 K		4	0	1	0	0	1	4											
Ricky Jordan, R (1, 3) OBP: 0.381, SLG: 0.683		2-2 FC6-4 1-2				0-0 G6-3		1-1 G5-3		1	0	0	0	0	0	1											
Charlie Hayes, R (1, 5) OBP: 0.255, SLG: 0.427		0-1 L9				0-0 F9		2-2 G5-3		4	0	1	0	0	0	1											
Dickie Thon, R (1, 6) OBP: 0.333, SLG: 0.382		1-1 F9				0-0 G6-3		2-1 BLK 1B		4	0	2	0	0	0	1											
Steve Lake, R (1, 2) OBP: 0.094, SLG: 0.094 Darin Fletcher, L (9, FH) OBP: 0.200, SLG: 0.200			1-0 G6-3			1-1 F9		1-0 G5-3		3	0	0	0	0	0	1											
Jason Grimsley, R (1, 1) OBP: 0.154, SLG: 0.083 Joe Boever, R (6, 1) Wally Backman, S (8, FH) OBP: 0.340, SLG: 0.244			1-3 K			1-1 G3		4-2 HBP BB		2	0	0	0	0	1	0											
Inning Stats	R: 0 E: 0 K: 0 S: 5	H: 0 LOB: 0 BB: 0 P: 11	R: 0 E: 0 K: 0 S: 10	H: 1 LOB: 1 BB: 0 P: 15	R: 1 E: 0 K: 2 S: 12	H: 2 LOB: 1 BB: 0 P: 21	R: 0 E: 0 K: 0 S: 5	H: 0 LOB: 0 BB: 0 P: 5	R: 0 E: 0 K: 0 S: 7	H: 0 LOB: 0 BB: 0 P: 7	R: 0 E: 0 K: 0 S: 7	H: 1 LOB: 1 BB: 1 P: 13	R: 0 E: 0 K: 0 S: 8	H: 1 LOB: 1 BB: 0 P: 14	R: 0 E: 0 K: 2 S: 14	H: 0 LOB: 2 BB: 1 P: 29	R: 0 E: 0 K: 1 S: 12	H: 2 LOB: 2 BB: 0 P: 20	1B: 6 2B: 1 3B: 0 HR: 0	SF: 0 SAC: 0 DP: 1 HBP: 1	WP: 0 PB: 0 SB: 0 CS: 0	PA: 36					
PITCHER	IP	WLS	BF	H	R	ER	SO	BB	IBB	HBP	BLK	WP	HR	S	P	ERA	WHIP										
Bob Ojeda, L (1, 1) ERA: 4.33	7.0	W	28	5	1	1	2	2	0	1	1	0	0	57	99	1.29	1.000										
Jay Howell, R (8, 1) ERA: 2.03	1.1		6	2	0	0	2	0	0	0	0	0	0	15	27	0.00	1.500										
John Candelaria, L (9, 1) ERA: 3.38	0.2	S	2	0	0	0	1	0	0	0	0	0	0	6	9	0.00	0.000										

Philadelphia Phillies @ Los Angeles Dodgers
Dodger Stadium, Los Angeles, CA
Fri May 10 1991, 7:05 PM PDT
Att: 44,255 - Cloudy - 67 F

AB	33
R	1
H	7
RBI	1
BB	2
SO	5
LOB	17



Batter	1	2	3	4	5	6	7	8	9	AB	R	H	RBI	BB	SO	LOB	BOTTOM										
Brett Butler, L (1, 8) OBP: 0.376, SLG: 0.396	2-2 FC4-6 G5-3 1B		4-2 FC6-4 BB			4-2 BB		1-2 FC4-6		3	0	1	0	2	0	1											
Juan Samuel, R (1, 4) OBP: 0.326, SLG: 0.487	1-1 G5-3		0-0 FC6-4			1-3 K		0-0 L9		4	0	0	0	1	1	6											
Darryl Strawberry, L (1, 9) OBP: 0.316, SLG: 0.354	4-1 FC4-6 BB		2-0 G4-3			1-1 G3		2-3 K		4	1	0	0	1	1	2											
Eddie Murray, S (1, 3) OBP: 0.382, SLG: 0.550	3-1 FC4-6		3-3 K			1-0 1B		2-1 HR		4	1	2	2	0	1	2											
Chris Gwynn, L (1, 7) OBP: 0.400, SLG: 0.294 John Candelaria, L (9, 1)	1-2 G1-3		0-2 1B			3-2 F9		0-2 G5-3		4	0	1	0	0	0	3											
Lenny Harris, L (1, 6) OBP: 0.393, SLG: 0.357		0-0 BB G6-4-3 1B				0-0 G4-3		0-1 2B		4	1	3	0	0	0	1											
Mike Scioscia, L (1, 2) OBP: 0.368, SLG: 0.370		4-1 G6-4-3 BB				4-1 1B BB		4-0 IBB		1	0	0	0	3	0	2											
Jeff Hamilton, R (1, 5) OBP: 0.286, SLG: 0.298		4-1 G6-4-3 BB				3-2 1B BB		2-3 K		3	0	1	0	1	1	2											
Bob Ojeda, L (1, 1) ERA: 3.72 Joe Boever, R (8, 1) Stan Javier, S (8, 7) OBP: 0.286, SLG: 0.333	1-2 G6-4-3		1-2 L4-3			0-0 L4-3		1-1 FC4-6 1B		3	0	0	0	0	0	4											
Inning Stats	R: 0 E: 0 K: 0 S: 11	H: 1 LOB: 2 BB: 3 P: 22	R: 0 E: 0 K: 0 S: 9	H: 1 LOB: 2 BB: 3 P: 22	R: 0 E: 0 K: 1 S: 10	H: 1 LOB: 1 BB: 0 P: 16	R: 0 E: 0 K: 1 S: 12	H: 1 LOB: 2 BB: 2 P: 24	R: 0 E: 0 K: 0 S: 11	H: 2 LOB: 2 BB: 0 P: 15	R: 0 E: 0 K: 1 S: 6	H: 0 LOB: 0 BB: 0 P: 10	R: 2 E: 0 K: 0 S: 13	H: 2 LOB: 2 BB: 2 P: 25	R: 0 E: 0 K: 1 S: 10	H: 1 LOB: 1 BB: 0 P: 14	1B: 7 2B: 2 3B: 0 HR: 1	SF: 0 SAC: 0 DP: 2 HBP: 0	WP: 0 PB: 0 SB: 0 CS: 0	PA: 39							
PITCHER	IP	WLS	BF	H	R	ER	SO	BB	IBB	HBP	BLK	WP	HR	S	P	ERA	WHIP										
Jason Grimsley, R (1, 1) ERA: 3.72	5.0		10	2	2	2	1	1	1	0	0	0	1	19	35	9.00	1.500										
Darrel Akerfelds, R (8, 1) ERA: 5.66	0.2	3	1	0	0	0	0	0	0	0	0	0	0	7	9	0.00	1.500										
Wally Ritchie, L (8, 1) ERA:	0.1	1	0	0	0	0	1	0	0	0	0	0	0	3	5	0.00	0.000										

Philadelphia Phillies @ Los Angeles Dodgers
Dodger Stadium, Los Angeles, CA
Fri May 10 1991, 7:05 PM PDT
Att: 44,255 - Cloudy - 67 F

AB	31
R	3
H	9
RBI	2
BB	8
SO	4
LOB	23



Batter	1	2	3	4	5	6	7	8	9	AB	R	H	RBI	BB	SO	LOB	TOP										
Mickey Morandini, L (1.4) OBP: 0.281, SLG: 0.233 Jim Lindeman, R (8, PH) OBP: 0.444, SLG: 0.444 (8, 7)	G5-3		G5-3		F7			K		3	0	0	0	0	0	0											
John Morris, L (1.7) OBP: 0.333, SLG: 0.409 Randy Ready, R (8, PH) OBP: 0.443, SLG: 0.333 (8, 4)	K		1B		F8			G6-4-3 BB		3	0	1	0	0	1	0											
Von Hayes, L (1.8) OBP: 0.282, SLG: 0.227	G3		F9		K			G6-4-3 1-2		4	0	0	0	0	1	2											
Dale Murphy, R (1.9) OBP: 0.348, SLG: 0.466		G5-3	P4		FC5-4 1B				HR	4	1	2	1	0	0	1											
Ricky Jordan, R (1.3) OBP: 0.373, SLG: 0.656		FC5-4 1B			G6-3			G3-1		4	0	1	0	0	0	1											
Charlie Hayes, R (1.5) OBP: 0.255, SLG: 0.421	FC5-4 2B		L6-3 1B					K		4	1	1	0	0	1	1											
Darrin Fletcher, L (1.2) OBP: 0.222, SLG: 0.333	L6-3 1B		L6-3 1B					G5-3		4	0	1	1	0	0	1											
Dickie Thon, R (1.6) OBP: 0.343, SLG: 0.385								F8		4	0	1	1	0	0	1											
Pat Combs, L (1.1) OBP: 0.375, SLG: 0.286 Wally Backman, S (7, PH) OBP: 0.333, SLG: 0.238 Roger McDowell, R (7, 1)	IBB							G1-3		2	0	1	0	1	1	0											
								F7		2	0	0	0	0	1	2											
										1	0	0	0	0	0	1											
										0	0	0	0	0	0	0											
Inning Stats	R: 0 E: 0 K: 1 S: 6	H: 0 LOB: 0 BB: 0 P: 9	R: 1 E: 0 K: 1 S: 15	H: 2 LOB: 2 BB: 1 P: 27	R: 0 E: 0 K: 0 S: 9	H: 1 LOB: 1 BB: 0 P: 13	R: 0 E: 0 K: 0 S: 3	H: 1 LOB: 0 BB: 0 P: 6	R: 0 E: 0 K: 1 S: 11	H: 0 LOB: 0 BB: 0 P: 15	R: 0 E: 0 K: 0 S: 7	H: 1 LOB: 1 BB: 0 P: 9	R: 0 E: 0 K: 0 S: 8	H: 1 LOB: 1 BB: 0 P: 13	R: 0 E: 0 K: 1 S: 5	H: 0 LOB: 0 BB: 1 P: 11	R: 1 E: 0 K: 1 S: 9	H: 1 LOB: 0 BB: 0 P: 12	1B: 5 2B: 2 3B: 0 HR: 1	SF: 0 SAC: 0 DP: 2 HBP: 0	WP: 0 PB: 0 SB: 0 CS: 0	PA: 34					
PITCHER	IP	WLS	BF	H	R	ER	SO	BB	IBB	HBP	BLK	WP	HR	S	P	ERA	WHIP										
Mike Morgan, R (1.1) ERA: 1.38	7.0	W	27	6	1	1	4	0	1	0	0	0	0	59	92	1.29	0.857										
John Candelaria, L (8.1) ERA: 2.54	1.0		3	0	0	0	1	1	0	0	0	0	0	5	11	0.00	1.000										
Jay Howell, R (9.1) ERA: 2.51	1.0	S	4	1	1	1	1	0	0	0	0	0	1	9	12	9.00	1.000										

Philadelphia Phillies @ Los Angeles Dodgers
 Dodger Stadium, Los Angeles, CA
 Sat May 11 1991, 7:05 PM PDT
 Att: 40,335 - Sunny - 66 F

AB	32
R	2
H	7
RBI	2
BB	2
SO	6
LOB	9



Batter	1	2	3	4	5	6	7	8	9	AB	R	H	RBI	BB	SO	LOB	BOTTOM										
Brett Butler, L (1.8) OBP: 0.377, SLG: 0.391	1B BB		L5		B1-3		G4-3 SH3-4 1B	G4-3		4	0	1	0	1	0	1											
Juan Samuel, R (1.4) OBP: 0.326, SLG: 0.483	K		G5-3		S 1B		SH3-4			3	1	1	0	0	1	1											
Daryl Strawberry, L (1.9) OBP: 0.314, SLG: 0.350	S 1B		F7		K		G4-3			4	0	1	0	0	1	2											
Eddie Murray, S (1.3) OBP: 0.387, SLG: 0.542	K				E 1B		E5			3	1	1	0	1	1	2											
Gary Carter, R (1.2) OBP: 0.211, SLG: 0.389 Mike Scioscia, L (7, PH) OBP: 0.365, SLG: 0.366 (8, 2)	G5-3				K2-3		G1-3			3	0	0	0	0	1	4											
										1	0	0	0	0	0	2											
Stan Javier, S (1.7) OBP: 0.313, SLG: 0.355			FC1-4 1B		E 1B		P3			4	0	2	1	0	0	0											
Jeff Hamilton, R (1.5) OBP: 0.269, SLG: 0.280 Lenny Harris, L (8, PH) OBP: 0.403, SLG: 0.368 (9, 5)			P2		K		K			3	0	0	0	0	2	2											
										1	1	1	0	0	0	0											
Jose Offerman, S (1.6) OBP: 0.500, SLG: 0.667			FC1-4 1-2							3	0	1	0	1	1	2											
Mike Morgan, R (1.1) OBP: 0.118, SLG: 0.118 John Candelaria, L (8.1) Chris Gwynn, L (8, PH) OBP: 0.428, SLG: 0.389 Jay Howell, R (9.1)			G1-3		G6-3		K2-3			3	0	0	0	0	1	4											
										0	0	0	0	0	0	0											
										1	0	1	1	0	0	0											
										0	0	0	0	0	0	0											
Inning Stats	R: 0 E: 0 K: 2 S: 11	H: 1 LOB: 2 BB: 1 P: 18	R: 0 E: 0 K: 0 S: 11	H: 1 LOB: 0 BB: 0 P: 19	R: 0 E: 0 K: 0 S: 5	H: 0 LOB: 0 BB: 0 P: 7	R: 1 E: 0 K: 2 S: 17	H: 2 LOB: 2 BB: 1 P: 27	R: 1 E: 1 K: 1 S: 10	H: 1 LOB: 1 BB: 0 P: 15	R: 0 E: 0 K: 2 S: 9	H: 1 LOB: 1 BB: 0 P: 13	R: 0 E: 0 K: 0 S: 11	H: 1 LOB: 2 BB: 1 P: 17	R: 1 E: 0 K: 1 S: 9	H: 2 LOB: 1 BB: 0 P: 15	1B: 7 2B: 2 3B: 0 HR: 0	SF: 0 SAC: 1 DP: 0 HBP: 0	WP: 0 PB: 0 SB: 4 CS: 0	PA: 37							
PITCHER	IP	WLS	BF	H	R	ER	SO	BB	IBB	HBP	BLK	WP	HR	S	P	ERA	WHIP										
Pat Combs, L (1.1) ERA: 4.5	6.0	L	27	6	2	0	7	2	0	0	0	0	0	63	99	0.00	1.333										
Roger McDowell, R (7.1) ERA: 1.07	2.0		10	3	1	1	1	0	1	0	0	0	0	20	32	4.50	1.500										

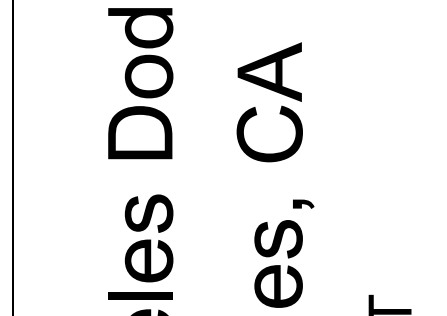
Philadelphia Phillies @ Los Angeles Dodgers
 Dodger Stadium, Los Angeles, CA
 Sat May 11 1991, 7:05 PM PDT
 Att: 40,335 - Sunny - 66 F

AB	33
R	3
H	9
RBI	2
BB	3
SO	8
LOB	20



Batter	1	2	3	4	5	6	7	8	9	AB	R	H	RBI	BB	SO	LOB	TOP					
Von Hayes, L (1, 8) OBP: 0.287, SLG: 0.245				FC4-6 S E 1-2		P6		E9 2B		5	2	2	0	0	0	3	Philadelphia Phillies @ Los Angeles Dodgers Dodger Stadium, Los Angeles, CA Sun May 12 1991, 3:33 AM PDT Att: 33,208 - Cloudy - 72 F					
Wally Backman, S (1, 4) OBP: 0.339, SLG: 0.239		G4-3		G3-1		G3-1		BB		4	1	1	0	1	0	0						
Ricky Jordan, R (1, 3) OBP: 0.361, SLG: 0.647		G4-3				P5		K		4	0	1	1	0	1	2						
Dale Murphy, R (1, 9) OBP: 0.342, SLG: 0.454		L9		L9						5	1	1	0	0	0	1						
Charlie Hayes, R (1, 5) OBP: 0.273, SLG: 0.419						F7				3	0	1	1	2	0	0						
Dickie Thon, R (1, 6) OBP: 0.346, SLG: 0.385				L5		WP S 2B				5	2	2	1	0	1	2						
Darrin Fletcher, L (1, 2) OBP: 0.308, SLG: 0.462				FC6-4 BB		F9 1-H 2B				4	1	2	2	0	0	2						
John Morris, L (1, 7) OBP: 0.321, SLG: 0.385				G4-3		F9		K		4	0	1	0	0	1	2						
Jose De Jesus, R (1, 1) OBP: 0.308, SLG: 0.250						K		P3		3	0	2	1	0	1	1						
Wally Ritchie, L (6, 1)										0	0	0	0	0	0	0						
Roger McDowell, R (7, 1)										1	0	0	0	0	0	0						
Mitch Williams, L (9, 1)										0	0	0	0	0	0	0						
Inning Stats	R: 5 E: 0 K: 0 S: 31	H: 8 LOB: 2 BB: 0 P: 46	R: 0 E: 0 K: 0 S: 6	H: 0 LOB: 0 BB: 0 P: 12	R: 0 E: 0 K: 0 S: 9	H: 0 LOB: 1 BB: 1 P: 16	R: 1 E: 0 K: 0 S: 13	H: 2 LOB: 1 BB: 0 P: 22	R: 1 E: 0 K: 1 S: 10	H: 2 LOB: 1 BB: 0 P: 14	R: 0 E: 0 K: 0 S: 5	H: 0 LOB: 0 BB: 0 P: 5	R: 0 E: 0 K: 1 S: 10	H: 0 LOB: 1 BB: 1 P: 19	R: 0 E: 1 K: 2 S: 13	H: 1 LOB: 2 BB: 1 P: 23	R: 0 E: 0 K: 0 S: 4	H: 0 LOB: 0 BB: 0 P: 8	1B: 10 2B: 3 3B: 0 HR: 0	SF: 1 SAC: 0 DP: 0 HBP: 0	WP: 2 PB: 0 SB: 3 CS: 0	PA: 42
PITCHER	IP WLS BF H R ER SO BB IBB HBP BLK WP HR S P ERA WHIP	IP WLS BF H R ER SO BB IBB HBP BLK WP HR S P ERA WHIP																				
Tim Belcher, R (1, 1) ERA: 3.41	0.2	L	7	6	5	5	0	0	0	0	0	0	0	0	22	32	67.50	9.000				
Tim Crews, R (1, 1) ERA: 4.32	3.1	15	4	1	1	0	1	0	0	0	0	0	0	0	37	64	2.70	1.500				
Mike Hartley, R (5, 1) ERA: 1.93	3.0	12	2	1	1	2	1	0	0	0	2	0	0	25	38	3.00	1.000					
Jim Gott, R (8, 1) ERA: 1.72	2.0	8	1	0	0	2	1	0	0	0	0	0	0	17	31	0.00	1.000					

Batter	1	2	3	4	5	6	7	8	9	AB	R	H	RBI	BB	SO	LOB	BOTTOM					
Brett Butler, L (1, 8) OBP: 0.370, SLG: 0.377				FC4-6 S E 1-2 2-3 3-H						4	1	0	1	1	0	2	Philadelphia Phillies @ Los Angeles Dodgers Dodger Stadium, Los Angeles, CA Sun May 12 1991, 3:33 AM PDT Att: 33,208 - Cloudy - 72 F					
Juan Samuel, R (1, 4) OBP: 0.331, SLG: 0.483				K						4	1	1	0	1	2	2						
Darryl Strawberry, L (1, 9) OBP: 0.333, SLG: 0.353										2	0	1	1	3	1	0						
Eddie Murray, S (1, 3) OBP: 0.392, SLG: 0.540				FC4-6 G3						4	0	2	1	0	0	3						
Chris Gwynn, L (1, 7) OBP: 0.400, SLG: 0.333				G3						3	0	0	0	1	1	5						
Jim Gott, R (8, 1)										0	0	0	0	0	0	0						
Lenny Harris, L (1, 5) OBP: 0.379, SLG: 0.344										4	0	0	0	0	3	4						
Mike Scioscia, L (1, 2) OBP: 0.367, SLG: 0.361										1	1	0	0	1	1	0						
Gary Carter, R (6, PH) OBP: 0.190, SLG: 0.350										2	0	0	0	0	0	0						
Jose Offerman, S (1, 6) OBP: 0.375, SLG: 0.333										3	0	0	0	1	1	0						
Tim Belcher, R (1, 1) OBP: 0.182, SLG: 0.273										0	0	0	0	0	0	0						
Tim Crews, R (1, 1) ERA: 3.69										0	0	0	0	1	0	0						
Jose Gonzalez, R (4, PH)										1	0	0	0	0	0	0						
Mike Hartley, R (5, 1)										0	0	0	0	0	0	0						
Barry Lyons, R (7, PH)										1	0	0	0	0	0	0						
Stan Javier, S (8, 7) OBP: 0.303, SLG: 0.344										1	0	0	0	0	0	0						
Inning Stats	R: 0 E: 1 K: 1 S: 15	H: 1 LOB: 2 BB: 1 P: 27	R: 1 E: 0 K: 1 S: 10	H: 0 LOB: 2 BB: 3 P: 26	R: 0 E: 0 K: 1 S: 13	H: 0 LOB: 1 BB: 1 P: 21	R: 0 E: 0 K: 2 S: 8	H: 0 LOB: 0 BB: 0 P: 14	R: 1 E: 0 K: 0 S: 12	H: 0 LOB: 3 BB: 3 P: 25	R: 0 E: 0 K: 1 S: 7	H: 0 LOB: 0 BB: 0 P: 11	R: 1 E: 0 K: 1 S: 17	H: 3 LOB: 3 BB: 1 P: 29	R: 0 E: 0 K: 0 S: 6	H: 0 LOB: 0 BB: 0 P: 10	R: 0 E: 0 K: 2 S: 12	H: 0 LOB: 0 BB: 0 P: 16	1B: 3 2B: 1 3B: 0 HR: 0	SF: 0 SAC: 0 DP: 1 HBP: 0	WP: 1 PB: 0 SB: 1 CS: 0	PA: 39
PITCHER	IP WLS BF H R ER SO BB IBB HBP BLK WP HR S P ERA WHIP	IP WLS BF H R ER SO BB IBB HBP BLK WP HR S P ERA WHIP																				
Jose De Jesus, R (1, 1) ERA: 5.22	5.0	W	23	1	2	2	5	8	0	0	0	0	0	0	58	113	3.60	1.800				
Wally Ritchie, L (6, 1) ERA: 3.69	1.2	7	2	1	1	1	0	0	0	0	0	0	0	16	24	5.40	1.200					
Roger McDowell, R (7, 1) ERA: 1.01	1.1	6	1	0	0	1	1	0	0	0	0	0	0	14	26	0.00	1.500					
Mitch Williams, L (9, 1) ERA: 2.12	1.0	3	0	0	0	2	0	0	0	0	0	0	0	12	16	0.00	0.000					



Batter	1	2	3	4	5	6	7	8	9	AB	R	H	RBI	BB	SO	LOB	TOP					
Von Hayes, L OBP: 0.287, SLG: 0.252	G4-3		K			G4-6-3			K	4	0	0	0	0	2	3	Philadelphia Phillies @ San Francisco Giants Candlestick Park, San Francisco, CA Wed May 15 1991, 6:33 AM EDT Att: 12,661 - Sunny - 66 F					
Randy Ready, R OBP: 0.446, SLG: 0.333	G6-4-3 1B				P7	P2			BB 2B BB	3	1	1	0	1	0	0						
Ricky Jordan, R OBP: 0.372, SLG: 0.608	G6-4-3				K				2B BB	3	0	1	0	1	1	1						
Dale Murphy, R OBP: 0.321, SLG: 0.446		F4					G1-4-3 1B		K	4	0	1	0	0	1	4						
Charlie Hayes, R OBP: 0.269, SLG: 0.408	L6				F8		K		BB 2B	4	0	1	2	0	1	1						
Dickie Thon, R OBP: 0.322, SLG: 0.356	G5-3							G1-3	G5-3	4	0	0	0	0	0	2						
Jim Lindeman, R OBP: 0.385, SLG: 0.462			G6-3			G4-3			K	3	0	0	0	0	1	0						
Steve Lake, R OBP: 0.086, SLG: 0.086			G5-3			F8			F8	3	0	0	0	0	0	0						
Jason Grimsley, R John Morris, L Tommy Greene, R Wally Ritchie, L Darrel Akerfelds, R John Kruk, L									BB 2B BB	0	0	0	0	1	0	0						
Inning Stats	R: 0 E: 0 K: 0 S: 9	H: 1 LOB: 0 BB: 0 P: 11	R: 0 E: 0 K: 0 S: 5	H: 0 LOB: 0 BB: 0 P: 6	R: 0 E: 0 K: 1 S: 14	H: 0 LOB: 1 BB: 1 P: 23	R: 0 E: 0 K: 1 S: 11	H: 1 LOB: 1 BB: 0 P: 18	R: 0 E: 0 K: 0 S: 8	H: 0 LOB: 0 BB: 0 P: 14	R: 0 E: 0 K: 0 S: 4	H: 1 LOB: 0 BB: 0 P: 6	R: 0 E: 0 K: 1 S: 6	H: 1 LOB: 0 BB: 0 P: 9	R: 0 E: 0 K: 1 S: 8	H: 0 LOB: 0 BB: 0 P: 10		R: 2 E: 0 K: 2 S: 17	H: 1 LOB: 2 BB: 3 P: 32	1B: 4 2B: 1 3B: 0 HR: 0	SF: 0 SAC: 0 DP: 3 HBP: 0	WP: 0 PB: 0 SB: 0 CS: 0
PITCHER	IP WLS BF H R ER SO BB IBB HBP BLK WP HR S P ERA WHIP	8.2 W 32 5 2 2 6 4 0 0 0 0 0 0 77 123 2.08 1.038	0.1 S 1 0 0 0 0 0 0 0 0 0 0 0 5 6 0.00 0.000	PITCHER																		

Batter	1	2	3	4	5	6	7	8	9	AB	R	H	RBI	BB	SO	LOB	BOTTOM			
Mike Felder, S OBP: 0.357, SLG: 0.392	G4-3		G4-3			G3			F9	4	0	0	0	0	0	1	Philadelphia Phillies @ San Francisco Giants Candlestick Park, San Francisco, CA Wed May 15 1991, 6:33 AM EDT Att: 12,661 - Sunny - 66 F			
Kevin Bass, S OBP: 0.271, SLG: 0.265	G4-3		K			G3			BB	3	0	0	0	1	1	0				
Will Clark, L OBP: 0.363, SLG: 0.556	G6-3					FC6-4 1B			G4-3	4	1	2	1	0	0	2				
Kevin Mitchell, R OBP: 0.378, SLG: 0.581		G6-3							E6 3B 1B	2	0	0	0	0	0	0				
Mike Kingery, L Willie McGee, S			G6-3			FC6-4				1	0	0	0	0	0	1				
Matt Williams, R OBP: 0.235, SLG: 0.333									G6-3	1	1	1	0	0	0	1				
Terry Kennedy, L OBP: 0.324, SLG: 0.471									BB 1B 2B	4	1	3	2	0	0	0				
Robby Thompson, R OBP: 0.328, SLG: 0.457									G5-3	3	0	0	0	1	0	2				
Dave Anderson, R OBP: 0.397, SLG: 0.404									B1-3 IBB	3	0	1	1	1	0	2				
Bud Black, L Jeff Brantley, R									L8	4	0	1	0	0	0	5				
Inning Stats	R: 0 E: 0 K: 0 S: 7	H: 0 LOB: 0 BB: 0 P: 13	R: 2 E: 0 K: 0 S: 12	H: 3 LOB: 1 BB: 0 P: 21	R: 1 E: 0 K: 1 S: 7	H: 1 LOB: 0 BB: 0 P: 11	R: 0 E: 0 K: 0 S: 9	H: 1 LOB: 2 BB: 1 P: 18	R: 0 E: 0 K: 0 S: 7	H: 0 LOB: 0 BB: 0 P: 11	R: 0 E: 0 K: 0 S: 9	H: 1 LOB: 1 BB: 1 P: 18	R: 0 E: 0 K: 0 S: 7	H: 1 LOB: 2 BB: 1 P: 14	R: 1 E: 1 K: 0 S: 7	H: 2 LOB: 2 BB: 1 P: 14	1B: 5 2B: 2 3B: 1 HR: 1	SF: 0 SAC: 0 DP: 0 HBP: 0	WP: 0 PB: 0 SB: 0 CS: 0	PA: 36
PITCHER	IP WLS BF H R ER SO BB IBB HBP BLK WP HR S P ERA WHIP	5.0 L 22 6 3 3 1 1 0 0 0 0 0 0 13 24 0.00 1.200	1.2 7 1 0 0 0 0 0 0 0 0 0 0 0 8 11 13.50 3.000	0.2 4 2 1 1 0 0 0 0 0 0 0 0 0 2 8 0.00 0.000	PITCHER															

Batter	1	2	3	4	5	6	7	8	9	AB	R	H	RBI	BB	SO	LOB	TOP					
Von Hayes, L (1, 8) OBP: 0.288, SLG: 0.256										4	0	0	0	0	2	1	Philadelphia Phillies @ Montreal Expos Olympic Stadium, Montreal, QB Tue May 21 1991, 7:05 PM EDT Att: 12,002 - Dome - 70 F					
Dickie Thon, R (1, 6) OBP: 0.323, SLG: 0.352										4	0	2	0	0	0	0						
John Kruk, L (1, 7) OBP: 0.361, SLG: 0.473										1	0	0	0	3	0	0						
Dale Murphy, R (1, 9) OBP: 0.307, SLG: 0.438										4	0	1	0	0	0	4						
Ricky Jordan, R (1, 3)										4	0	1	0	0	0	2						
Charlie Hayes, R (1, 5) OBP: 0.257, SLG: 0.370										3	0	0	0	0	1	2						
Darrin Fletcher, L (1, 2) OBP: 0.257, SLG: 0.343										3	0	0	0	0	0	0						
Mickey Morandini, L (1, 4) OBP: 0.300, SLG: 0.239										3	0	0	0	0	0	0						
Jason Grimsley, R (1, 1) OBP: 0.188, SLG: 0.071										2	0	0	0	0	0	0						
Wally Backman, S (8, PH) OBP: 0.333, SLG: 0.286										1	0	1	0	0	0	0						
Joe Boever, R (8, 1)										0	0	0	0	0	0	0						
Inning Stats	R: 0 E: 0 K: 1 S: 8	H: 1 LOB: 1 BB: 1 P: 12	R: 0 E: 0 K: 0 S: 5	H: 0 LOB: 0 BB: 0 P: 8	R: 0 E: 0 K: 0 S: 12	H: 0 LOB: 0 BB: 0 P: 17	R: 0 E: 0 K: 1 S: 8	H: 2 LOB: 2 BB: 1 P: 15	R: 0 E: 0 K: 0 S: 6	H: 0 LOB: 0 BB: 0 P: 7	R: 0 E: 0 K: 0 S: 7	H: 0 LOB: 0 BB: 0 P: 8	R: 0 E: 0 K: 0 S: 4	H: 0 LOB: 0 BB: 0 P: 8	R: 0 E: 0 K: 1 S: 10	H: 1 LOB: 1 BB: 0 P: 13	R: 0 E: 0 K: 0 S: 6	H: 1 LOB: 1 BB: 1 P: 13	1B: 4 2B: 1 3B: 0 HR: 0	SF: 0 SAC: 0 DP: 2 HBP: 0	WP: 0 PB: 1 SB: 0 CS: 0	PA: 32
PITCHER Dennis Martinez, R (1, 1) ERA: 1.73	IP: 9.0 WLS: W BF: 32 H: 5 R: 0 ER: 0 SO: 3	BB: 3 IBB: 0 HBP: 0 BLK: 0	WP: 0 HR: 0 S: 66 P: 101	ERA: 0.00 WHIP: 0.889	PITCHER										IP: 9.0 WLS: W BF: 32 H: 5 R: 0 ER: 0 SO: 3	BB: 3 IBB: 0 HBP: 0 BLK: 0	WP: 0 HR: 0 S: 66 P: 101	ERA: 0.00 WHIP: 0.889				

Batter	1	2	3	4	5	6	7	8	9	AB	R	H	RBI	BB	SO	LOB	BOTTOM			
Delino DeShields, L (1, 4) OBP: 0.365, SLG: 0.388										2	0	0	0	2	2	0	Philadelphia Phillies @ Montreal Expos Olympic Stadium, Montreal, QB Tue May 21 1991, 7:05 PM EDT Att: 12,002 - Dome - 70 F			
Marquis Grissom, R (1, 8) OBP: 0.344, SLG: 0.474										4	1	2	0	0	0	1				
Ivan Calderon, R (1, 7) OBP: 0.349, SLG: 0.442										4	0	1	0	0	0	2				
Andres Galarraga, R (1, 3) OBP: 0.319, SLG: 0.389										4	0	0	0	0	0	3				
Larry Walker, L (1, 9) OBP: 0.311, SLG: 0.402										3	1	2	1	0	0	0				
Tim Lincecum, R (1, 5) OBP: 0.287, SLG: 0.302										4	0	0	0	0	1	3				
Ron Hassey, L (1, 2) OBP: 0.389, SLG: 0.391										2	0	1	1	1	0	0				
Spike Owen, S (1, 6) OBP: 0.317, SLG: 0.312										2	0	0	0	1	2	2				
Dennis Martinez, R (1, 1) OBP: 0.174, SLG: 0.261										3	1	1	0	0	0	2				
Inning Stats	R: 0 E: 0 K: 1 S: 5	H: 0 LOB: 0 BB: 0 P: 7	R: 1 E: 0 K: 0 S: 8	H: 2 LOB: 2 BB: 1 P: 22	R: 0 E: 0 K: 0 S: 5	H: 0 LOB: 0 BB: 1 P: 11	R: 0 E: 0 K: 1 S: 9	H: 1 LOB: 2 BB: 1 P: 17	R: 1 E: 0 K: 0 S: 9	H: 2 LOB: 1 BB: 1 P: 18	R: 0 E: 0 K: 1 S: 8	H: 0 LOB: 0 BB: 0 P: 13	R: 0 E: 0 K: 2 S: 8	H: 0 LOB: 0 BB: 0 P: 11	R: 1 E: 0 K: 0 S: 9	H: 2 LOB: 1 BB: 0 P: 14	1B: 4 2B: 3 3B: 0 HR: 0	SF: 1 SAC: 0 DP: 1 HBP: 0	WP: 0 PB: 0 SB: 2 CS: 1	PA: 33
PITCHER Jason Grimsley, R (1, 1) ERA: 3.72	IP: 7.0 WLS: L BF: 28 H: 5 R: 2 ER: 2 SO: 2	BB: 2 IBB: 2 HBP: 0 BLK: 0	WP: 0 HR: 0 S: 52 P: 99	ERA: 2.57 WHIP: 1.000	PITCHER										IP: 7.0 WLS: L BF: 28 H: 5 R: 2 ER: 2 SO: 2	BB: 2 IBB: 2 HBP: 0 BLK: 0	WP: 0 HR: 0 S: 52 P: 99	ERA: 2.57 WHIP: 1.000		
Joe Boever, R (8, 1) ERA: 3.28	IP: 1.0 WLS: L BF: 5 H: 2 R: 1 ER: 1 SO: 0	BB: 0 IBB: 0 HBP: 0 BLK: 0	WP: 0 HR: 0 S: 9 P: 14	ERA: 9.00 WHIP: 2.000	PITCHER										IP: 1.0 WLS: L BF: 5 H: 2 R: 1 ER: 1 SO: 0	BB: 0 IBB: 0 HBP: 0 BLK: 0	WP: 0 HR: 0 S: 9 P: 14	ERA: 9.00 WHIP: 2.000		



Batter	1	2	3	4	5	6	7	8	9	AB	R	H	RBI	BB	SO	LOB	TOP																																																																																																																																																																																																																																																																																											
Von Hayes, L OBP: 0.298, SLG: 0.257	1-3 K		4-1 SF7 1B	4-2 1B E		1-1 G4-6-3			3-2 E5 1B	3	3	1	0	2	1	1	Philadelphia Phillies @ Montreal Expos Olympic Stadium, Montreal, QB Wed May 22 1991, 7:05 PM EDT Att: 15,331 - Dome - 70 F																																																																																																																																																																																																																																																																																											
Randy Ready, R OBP: 0.444, SLG: 0.333	1-1 G6-3		1-2 1B SF9	3-2 E5 2B			2-2 G4-3	0-1 F8	5	2	2	1	0	0	1																																																																																																																																																																																																																																																																																													
John Kruk, L OBP: 0.369, SLG: 0.485 John Morris, L OBP: 0.353, SLG: 0.406	4-0 2B BB		0-1 SF7	0-1 2B			2-1 G4-3	1-0 FC6-4 1B	3	1	2	3	1	0	0																																																																																																																																																																																																																																																																																													
Dale Murphy, R OBP: 0.316, SLG: 0.451	1-9 SAFE 1-H 2B		1-3 3-H 1B	0-0 G4-3			3-2 1B	2-2 P3	5	0	3	2	0	0	2																																																																																																																																																																																																																																																																																													
Ricky Jordan, R OBP: 0.345, SLG: 0.520	1-3 K		2-1 SF9		0-2 G6-3		0-3 K	0-0 FC6-4	4	0	0	1	0	2	3																																																																																																																																																																																																																																																																																													
Charlie Hayes, R OBP: 0.250, SLG: 0.360		0-0 P3	3-1 FC5-4		0-3 K			1-1 F9	4	0	0	0	0	1	1																																																																																																																																																																																																																																																																																													
Dickie Thon, R OBP: 0.314, SLG: 0.341		2-3 K		1-0 F9	0-2 F9			1-0 G5-3	4	0	0	0	0	1	0																																																																																																																																																																																																																																																																																													
Steve Lake, R OBP: 0.143, SLG: 0.122		0-3 K		0-0 FC1-6 1B		4-1 G4-6-3 BB		1-0 1B	3	0	2	0	1	1	0																																																																																																																																																																																																																																																																																													
Pat Combs, L OBP: 0.308, SLG: 0.182			4-0 1B SF7 BB	1-1 FC1-6 BB		0-3 K		0-1 G4-3	3	2	0	0	1	1	3																																																																																																																																																																																																																																																																																													
Inning Stats	R: 1 E: 0 K: 2 S: 11	H: 1 LOB: 1 BB: 1 P: 21	R: 0 E: 0 K: 2 S: 7	H: 0 LOB: 0 BB: 0 P: 9	R: 3 E: 0 K: 0 S: 11	H: 2 LOB: 1 BB: 2 P: 22	R: 3 E: 1 K: 0 S: 12	H: 3 LOB: 1 BB: 1 P: 21	R: 0 E: 0 K: 1 S: 9	H: 0 LOB: 0 BB: 0 P: 9	R: 0 E: 0 K: 1 S: 12	H: 1 LOB: 1 BB: 0 P: 19	R: 0 E: 0 K: 0 S: 6	H: 1 LOB: 1 BB: 0 P: 9	R: 1 E: 1 K: 0 S: 17	H: 2 LOB: 1 BB: 0 P: 23	1B: 8 2B: 2 3B: 0 HR: 0	SF: 2 SAC: 0 DP: 1 HBP: 0	WP: 0 PB: 0 CS: 0	PA: 41																																																																																																																																																																																																																																																																																								
PITCHER	IP WLS BF H R ER SO	IP WLS BF H R ER SO	IP WLS BF H R ER SO	IP WLS BF H R ER SO	IP WLS BF H R ER SO	IP WLS BF H R ER SO	IP WLS BF H R ER SO	IP WLS BF H R ER SO	IP WLS BF H R ER SO	IP WLS BF H R ER SO	IP WLS BF H R ER SO	IP WLS BF H R ER SO	IP WLS BF H R ER SO	IP WLS BF H R ER SO	IP WLS BF H R ER SO	IP WLS BF H R ER SO	ERA WHIP	ERA WHIP																																																																																																																																																																																																																																																																																										
Brian Barnes, L ERA: 8.38	(1, 1) 3.2 L 21 6 7 7 4	(4, 1) 1.1 4 0 0 0 1	(6, 1) 2.0 7 1 0 0 2	(8, 1) 1.0 4 1 0 0 0	(9, 1) 1.0 5 2 1 0 0	(1, 1) 3.2 L 21 6 7 7 4	(4, 1) 1.1 4 0 0 0 1	(6, 1) 2.0 7 1 0 0 2	(8, 1) 1.0 4 1 0 0 0	(9, 1) 1.0 5 2 1 0 0	(1, 1) 3.2 L 21 6 7 7 4	(4, 1) 1.1 4 0 0 0 1	(6, 1) 2.0 7 1 0 0 2	(8, 1) 1.0 4 1 0 0 0	(9, 1) 1.0 5 2 1 0 0	(1, 1) 3.2 L 21 6 7 7 4	(4, 1) 1.1 4 0 0 0 1	(6, 1) 2.0 7 1 0 0 2	(8, 1) 1.0 4 1 0 0 0	(9, 1) 1.0 5 2 1 0 0	(1, 1) 3.2 L 21 6 7 7 4	(4, 1) 1.1 4 0 0 0 1	(6, 1) 2.0 7 1 0 0 2	(8, 1) 1.0 4 1 0 0 0	(9, 1) 1.0 5 2 1 0 0	(1, 1) 3.2 L 21 6 7 7 4	(4, 1) 1.1 4 0 0 0 1	(6, 1) 2.0 7 1 0 0 2	(8, 1) 1.0 4 1 0 0 0	(9, 1) 1.0 5 2 1 0 0	(1, 1) 3.2 L 21 6 7 7 4	(4, 1) 1.1 4 0 0 0 1	(6, 1) 2.0 7 1 0 0 2	(8, 1) 1.0 4 1 0 0 0	(9, 1) 1.0 5 2 1 0 0	(1, 1) 3.2 L 21 6 7 7 4	(4, 1) 1.1 4 0 0 0 1	(6, 1) 2.0 7 1 0 0 2	(8, 1) 1.0 4 1 0 0 0	(9, 1) 1.0 5 2 1 0 0	(1, 1) 3.2 L 21 6 7 7 4	(4, 1) 1.1 4 0 0 0 1	(6, 1) 2.0 7 1 0 0 2	(8, 1) 1.0 4 1 0 0 0	(9, 1) 1.0 5 2 1 0 0	(1, 1) 3.2 L 21 6 7 7 4	(4, 1) 1.1 4 0 0 0 1	(6, 1) 2.0 7 1 0 0 2	(8, 1) 1.0 4 1 0 0 0	(9, 1) 1.0 5 2 1 0 0	(1, 1) 3.2 L 21 6 7 7 4	(4, 1) 1.1 4 0 0 0 1	(6, 1) 2.0 7 1 0 0 2	(8, 1) 1.0 4 1 0 0 0	(9, 1) 1.0 5 2 1 0 0	(1, 1) 3.2 L 21 6 7 7 4	(4, 1) 1.1 4 0 0 0 1	(6, 1) 2.0 7 1 0 0 2	(8, 1) 1.0 4 1 0 0 0	(9, 1) 1.0 5 2 1 0 0	(1, 1) 3.2 L 21 6 7 7 4	(4, 1) 1.1 4 0 0 0 1	(6, 1) 2.0 7 1 0 0 2	(8, 1) 1.0 4 1 0 0 0	(9, 1) 1.0 5 2 1 0 0	(1, 1) 3.2 L 21 6 7 7 4	(4, 1) 1.1 4 0 0 0 1	(6, 1) 2.0 7 1 0 0 2	(8, 1) 1.0 4 1 0 0 0	(9, 1) 1.0 5 2 1 0 0	(1, 1) 3.2 L 21 6 7 7 4	(4, 1) 1.1 4 0 0 0 1	(6, 1) 2.0 7 1 0 0 2	(8, 1) 1.0 4 1 0 0 0	(9, 1) 1.0 5 2 1 0 0	(1, 1) 3.2 L 21 6 7 7 4	(4, 1) 1.1 4 0 0 0 1	(6, 1) 2.0 7 1 0 0 2	(8, 1) 1.0 4 1 0 0 0	(9, 1) 1.0 5 2 1 0 0	(1, 1) 3.2 L 21 6 7 7 4	(4, 1) 1.1 4 0 0 0 1	(6, 1) 2.0 7 1 0 0 2	(8, 1) 1.0 4 1 0 0 0	(9, 1) 1.0 5 2 1 0 0	(1, 1) 3.2 L 21 6 7 7 4	(4, 1) 1.1 4 0 0 0 1	(6, 1) 2.0 7 1 0 0 2	(8, 1) 1.0 4 1 0 0 0	(9, 1) 1.0 5 2 1 0 0	(1, 1) 3.2 L 21 6 7 7 4	(4, 1) 1.1 4 0 0 0 1	(6, 1) 2.0 7 1 0 0 2	(8, 1) 1.0 4 1 0 0 0	(9, 1) 1.0 5 2 1 0 0	(1, 1) 3.2 L 21 6 7 7 4	(4, 1) 1.1 4 0 0 0 1	(6, 1) 2.0 7 1 0 0 2	(8, 1) 1.0 4 1 0 0 0	(9, 1) 1.0 5 2 1 0 0	(1, 1) 3.2 L 21 6 7 7 4	(4, 1) 1.1 4 0 0 0 1	(6, 1) 2.0 7 1 0 0 2	(8, 1) 1.0 4 1 0 0 0	(9, 1) 1.0 5 2 1 0 0	(1, 1) 3.2 L 21 6 7 7 4	(4, 1) 1.1 4 0 0 0 1	(6, 1) 2.0 7 1 0 0 2	(8, 1) 1.0 4 1 0 0 0	(9, 1) 1.0 5 2 1 0 0	(1, 1) 3.2 L 21 6 7 7 4	(4, 1) 1.1 4 0 0 0 1	(6, 1) 2.0 7 1 0 0 2	(8, 1) 1.0 4 1 0 0 0	(9, 1) 1.0 5 2 1 0 0	(1, 1) 3.2 L 21 6 7 7 4	(4, 1) 1.1 4 0 0 0 1	(6, 1) 2.0 7 1 0 0 2	(8, 1) 1.0 4 1 0 0 0	(9, 1) 1.0 5 2 1 0 0	(1, 1) 3.2 L 21 6 7 7 4	(4, 1) 1.1 4 0 0 0 1	(6, 1) 2.0 7 1 0 0 2	(8, 1) 1.0 4 1 0 0 0	(9, 1) 1.0 5 2 1 0 0	(1, 1) 3.2 L 21 6 7 7 4	(4, 1) 1.1 4 0 0 0 1	(6, 1) 2.0 7 1 0 0 2	(8, 1) 1.0 4 1 0 0 0	(9, 1) 1.0 5 2 1 0 0	(1, 1) 3.2 L 21 6 7 7 4	(4, 1) 1.1 4 0 0 0 1	(6, 1) 2.0 7 1 0 0 2	(8, 1) 1.0 4 1 0 0 0	(9, 1) 1.0 5 2 1 0 0	(1, 1) 3.2 L 21 6 7 7 4	(4, 1) 1.1 4 0 0 0 1	(6, 1) 2.0 7 1 0 0 2	(8, 1) 1.0 4 1 0 0 0	(9, 1) 1.0 5 2 1 0 0	(1, 1) 3.2 L 21 6 7 7 4	(4, 1) 1.1 4 0 0 0 1	(6, 1) 2.0 7 1 0 0 2	(8, 1) 1.0 4 1 0 0 0	(9, 1) 1.0 5 2 1 0 0	(1, 1) 3.2 L 21 6 7 7 4	(4, 1) 1.1 4 0 0 0 1	(6, 1) 2.0 7 1 0 0 2	(8, 1) 1.0 4 1 0 0 0	(9, 1) 1.0 5 2 1 0 0	(1, 1) 3.2 L 21 6 7 7 4	(4, 1) 1.1 4 0 0 0 1	(6, 1) 2.0 7 1 0 0 2	(8, 1) 1.0 4 1 0 0 0	(9, 1) 1.0 5 2 1 0 0	(1, 1) 3.2 L 21 6 7 7 4	(4, 1) 1.1 4 0 0 0 1	(6, 1) 2.0 7 1 0 0 2	(8, 1) 1.0 4 1 0 0 0	(9, 1) 1.0 5 2 1 0 0	(1, 1) 3.2 L 21 6 7 7 4	(4, 1) 1.1 4 0 0 0 1	(6, 1) 2.0 7 1 0 0 2	(8, 1) 1.0 4 1 0 0 0	(9, 1) 1.0 5 2 1 0 0	(1, 1) 3.2 L 21 6 7 7 4	(4, 1) 1.1 4 0 0 0 1	(6, 1) 2.0 7 1 0 0 2	(8, 1) 1.0 4 1 0 0 0	(9, 1) 1.0 5 2 1 0 0	(1, 1) 3.2 L 21 6 7 7 4	(4, 1) 1.1 4 0 0 0 1	(6, 1) 2.0 7 1 0 0 2	(8, 1) 1.0 4 1 0 0 0	(9, 1) 1.0 5 2 1 0 0	(1, 1) 3.2 L 21 6 7 7 4	(4, 1) 1.1 4 0 0 0 1	(6, 1) 2.0 7 1 0 0 2	(8, 1) 1.0 4 1 0 0 0	(9, 1) 1.0 5 2 1 0 0	(1, 1) 3.2 L 21 6 7 7 4	(4, 1) 1.1 4 0 0 0 1	(6, 1) 2.0 7 1 0 0 2	(8, 1) 1.0 4 1 0 0 0	(9, 1) 1.0 5 2 1 0 0	(1, 1) 3.2 L 21 6 7 7 4	(4, 1) 1.1 4 0 0 0 1	(6, 1) 2.0 7 1 0 0 2	(8, 1) 1.0 4 1 0 0 0	(9, 1) 1.0 5 2 1 0 0	(1, 1) 3.2 L 21 6 7 7 4	(4, 1) 1.1 4 0 0 0 1	(6, 1) 2.0 7 1 0 0 2	(8, 1) 1.0 4 1 0 0 0	(9, 1) 1.0 5 2 1 0 0	(1, 1) 3.2 L 21 6 7 7 4	(4, 1) 1.1 4 0 0 0 1	(6, 1) 2.0 7 1 0 0 2	(8, 1) 1.0 4 1 0 0 0	(9, 1) 1.0 5 2 1 0 0	(1, 1) 3.2 L 21 6 7 7 4	(4, 1) 1.1 4 0 0 0 1	(6, 1) 2.0 7 1 0 0 2	(8, 1) 1.0 4 1 0 0 0	(9, 1) 1.0 5 2 1 0 0	(1, 1) 3.2 L 21 6 7 7 4	(4, 1) 1.1 4 0 0 0 1	(6, 1) 2.0 7 1 0 0 2	(8, 1) 1.0 4 1 0 0 0	(9, 1) 1.0 5 2 1 0 0	(1, 1) 3.2 L 21 6 7 7 4	(4, 1) 1.1 4 0 0 0 1	(6, 1) 2.0 7 1 0 0 2	(8, 1) 1.0 4 1 0 0 0	(9, 1) 1.0 5 2 1 0 0	(1, 1) 3.2 L 21 6 7 7 4	(4, 1) 1.1 4 0 0 0 1	(6, 1) 2.0 7 1 0 0 2	(8, 1) 1.0 4 1 0 0 0	(9, 1) 1.0 5 2 1 0 0	(1, 1) 3.2 L 21 6 7 7 4	(4, 1) 1.1 4 0 0 0 1	(6, 1) 2.0 7 1 0 0 2	(8, 1) 1.0 4 1 0 0 0	(9, 1) 1.0 5 2 1 0 0	(1, 1) 3.2 L 21 6 7 7 4	(4, 1) 1.1 4 0 0 0 1	(6, 1) 2.0 7 1 0 0 2	(8, 1) 1.0 4 1 0 0 0	(9, 1) 1.0 5 2 1 0 0	(1, 1) 3.2 L 21 6 7 7 4	(4, 1) 1.1 4 0 0 0 1	(6, 1) 2.0 7 1 0 0 2	(8, 1) 1.0 4 1 0 0 0	(9, 1) 1.0 5 2 1 0 0	(1, 1) 3.2 L 21 6 7 7 4	(4, 1) 1.1 4 0 0 0 1	(6, 1) 2.0 7 1 0 0 2	(8, 1) 1.0 4 1 0 0 0	(9, 1) 1.0 5 2 1 0 0	(1, 1) 3.2 L 21 6 7 7 4	(4, 1) 1.1 4 0 0 0 1	(6, 1) 2.0 7 1 0 0 2	(8, 1) 1.0 4 1 0 0 0	(9, 1) 1.0 5 2 1 0 0	(1, 1) 3.2 L 21 6 7 7 4	(4, 1) 1.1 4 0 0 0 1	(6, 1) 2.0 7 1 0 0 2	(8, 1) 1.0 4 1 0 0 0	(9, 1) 1.0 5 2 1 0 0	(1, 1) 3.2 L 21 6 7 7 4	(4, 1) 1.1 4 0 0 0 1	(6, 1) 2.0 7 1 0 0 2	(8, 1) 1.0 4 1 0 0 0	(9, 1) 1.0 5 2 1 0 0	(1, 1) 3.2 L 21 6 7 7 4	(4, 1) 1.1 4 0 0 0 1	(6, 1) 2.0 7 1 0 0 2	(8, 1) 1.0 4 1 0 0 0	(9, 1) 1.0 5 2 1 0 0	(1, 1) 3.2 L 21 6 7 7 4	(4, 1) 1.1 4 0 0 0 1	(6, 1) 2.0 7 1 0 0 2	(8, 1) 1.0 4 1 0 0 0	(9, 1) 1.0 5 2 1 0 0	(1, 1) 3.2 L 21 6 7 7 4	(4, 1) 1.1 4 0 0 0 1	(6, 1) 2.0 7 1 0 0 2	(8, 1) 1.0 4 1 0 0 0	(9, 1) 1.0 5 2 1 0 0	(1, 1) 3.2 L 21 6 7 7 4	(4, 1) 1.1 4 0 0 0 1	(6, 1) 2.0 7 1 0 0 2	(8, 1) 1.0 4 1 0 0 0	(9, 1) 1.0 5 2 1 0 0	(1, 1) 3.2 L 21 6 7 7 4	(4, 1) 1.1 4 0 0 0 1	(6, 1) 2.0 7 1 0 0 2	(8, 1) 1.0 4 1 0 0 0	(9, 1) 1.0 5 2 1 0 0	(1, 1) 3.2 L 21 6 7 7 4	(4, 1) 1.1 4 0 0 0 1	(6, 1) 2.0 7 1 0 0 2	(8, 1) 1.0 4 1 0 0 0	(9, 1) 1.0 5 2 1 0 0	(1, 1) 3.2 L 21 6 7 7 4	(4, 1) 1.1 4 0 0 0 1	(6, 1) 2.0 7 1 0 0 2	(8, 1) 1.0 4 1 0 0 0	(9, 1) 1.0 5 2 1 0 0	(1, 1) 3.2 L 21 6 7 7 4	(4, 1) 1.1 4 0 0 0 1	(6, 1) 2.0 7 1 0 0 2	(8, 1) 1.0 4 1 0 0 0	(9, 1) 1.0 5 2 1 0 0	(1, 1) 3.2 L 21 6 7 7 4	(4, 1) 1.1 4 0 0 0 1	(6, 1) 2.0 7 1 0 0 2	(8, 1) 1.0 4 1 0 0 0	(9, 1

Batter	1	2	3	4	5	6	7	8	9	AB	R	H	RBI	BB	SO	LOB	TOP										
Wally Backman, S OBP: 0.329, SLG: 0.283	G4-3		F8				G4-3			4	0	1	0	0	0	0	Philadelphia Phillies @ Montreal Expos Olympic Stadium, Montreal, QB Thu May 23 1991, 3:33 AM EDT Att: 8,833 - Dome - 70 F										
Rod Booker, L OBP: 0.241, SLG: 0.276	K		1B				L9			4	0	1	0	0	2	1											
John Kruk, L OBP: 0.372, SLG: 0.489	WP 3B		L8				4-2 BB			3	1	1	0	1	0	1											
Ricky Jordan, R OBP: 0.351, SLG: 0.538	2H 3B		1-2 1B				F8			4	0	2	1	0	0	2											
Von Hayes, L OBP: 0.297, SLG: 0.264	L9		G4-3							4	1	1	0	0	0	3											
Darvin Fletcher, L OBP: 0.256, SLG: 0.359			G4-3				F8			4	0	1	1	0	0	0											
Dickie Thon, R OBP: 0.305, SLG: 0.331			G6-3				K			4	0	0	0	0	1	1											
John Morris, L OBP: 0.368, SLG: 0.400			1B				K			3	0	1	0	1	1	0											
Tommy Greene, R OBP: 0.308, SLG: 0.308			P3				K			4	0	0	0	0	2	3											
Inning Stats	R: 1 E: 0 K: 1 S: 8	H: 2 LOB: 1 BB: 0 P: 15	R: 0 E: 0 K: 0 S: 11	H: 1 LOB: 1 BB: 0 P: 15	R: 0 E: 0 K: 0 S: 10	H: 2 LOB: 2 BB: 0 P: 14	R: 0 E: 0 K: 2 S: 8	H: 0 LOB: 0 BB: 0 P: 11	R: 0 E: 0 K: 1 S: 10	H: 1 LOB: 2 BB: 1 P: 18	R: 0 E: 0 K: 0 S: 7	H: 0 LOB: 0 BB: 0 P: 8	R: 0 E: 0 K: 1 S: 6	H: 0 LOB: 0 BB: 0 P: 11	R: 0 E: 0 K: 1 S: 6	H: 0 LOB: 0 BB: 0 P: 12	R: 1 E: 0 K: 0 S: 9	H: 2 LOB: 1 BB: 1 P: 17	1B: 4 2B: 3 3B: 1 HR: 0	SF: 0 SAC: 0 DP: 0 HBP: 0	WP: 1 PB: 0 CS: 1 SB: 0	PA: 36					
PITCHER	IP	WLS	BF	H	R	ER	SO	BB	IBB	HBP	BLK	WP	HR	S	P	ERA	WHIP										
Oil Can Boyd, R ERA: 3.65	(1, 1)	8.0	L 31	6	1	1	6	1	0	0	0	1	0	68	104	1.12	0.875										
Scott Ruskin, L ERA: 1.93	(9, 1)	0.0	2	2	1	1	0	0	0	0	0	0	0	6	8	∞	∞										
Barry Jones, R ERA: 2.45	(9, 1)	1.0	3	0	0	0	0	0	1	0	0	0	0	3	9	0.00	0.000										

AB	34
R	2
H	8
RBI	2
BB	2
SO	6
LOB	11



Batter	1	2	3	4	5	6	7	8	9	AB	R	H	RBI	BB	SO	LOB	BOTTOM										
Delino DeShields, L OBP: 0.365, SLG: 0.383	G4-3		G5-3					SH5-3		2	0	0	0	1	0	0	Philadelphia Phillies @ Montreal Expos Olympic Stadium, Montreal, QB Thu May 23 1991, 3:33 AM EDT Att: 8,833 - Dome - 70 F										
Marquis Grissom, R OBP: 0.338, SLG: 0.460	K		K				K			4	0	0	0	0	3	2											
Ivan Calderon, R OBP: 0.358, SLG: 0.441	S BB		G6-3					L3		2	0	0	0	2	0	1											
Andres Galarraga, R OBP: 0.313, SLG: 0.387	K						K			4	0	0	0	0	3	2											
Larry Walker, L OBP: 0.293, SLG: 0.376							P6			4	0	0	0	0	2	0											
Tim Lincecum, R OBP: 0.292, SLG: 0.294							F9			2	0	0	0	2	0	0											
Ron Hassey, L OBP: 0.386, SLG: 0.375							L4			2	0	0	0	1	0	1											
Spike Owen, S OBP: 0.298, SLG: 0.291							G6-3			3	0	0	0	0	1	3											
Oil Can Boyd, R OBP: 0.167, SLG: 0.118							K			2	0	0	0	0	1	2											
Eric Bullock, L OBP: 0.308, SLG: 0.292							K			0	0	0	0	1	0	0											
Scott Ruskin, R ERA: 1.93										0	0	0	0	0	0	0											
Barry Jones, R ERA: 2.45										0	0	0	0	0	0	0											
Inning Stats	R: 0 E: 0 K: 2 S: 14	H: 0 LOB: 1 BB: 1 P: 23	R: 0 E: 0 K: 1 S: 10	H: 0 LOB: 2 BB: 2 P: 18	R: 0 E: 0 K: 1 S: 8	H: 0 LOB: 0 BB: 0 P: 12	R: 0 E: 0 K: 0 S: 7	H: 0 LOB: 0 BB: 0 P: 9	R: 0 E: 0 K: 1 S: 6	H: 0 LOB: 0 BB: 0 P: 10	R: 0 E: 0 K: 2 S: 10	H: 0 LOB: 1 BB: 2 P: 20	R: 0 E: 0 K: 2 S: 13	H: 0 LOB: 1 BB: 1 P: 19	R: 0 E: 0 K: 0 S: 3	H: 0 LOB: 1 BB: 1 P: 8	R: 0 E: 0 K: 1 S: 7	H: 0 LOB: 0 BB: 0 P: 11	1B: 0 2B: 0 3B: 0 HR: 0	SF: 0 SAC: 1 DP: 0 HBP: 0	WP: 0 PB: 0 CS: 1 SB: 2	PA: 33					
PITCHER	IP	WLS	BF	H	R	ER	SO	BB	IBB	HBP	BLK	WP	HR	S	P	ERA	WHIP										
Tommy Greene, R ERA: 2.53	(1, 1)	9.0	W 33	0	0	0	10	7	0	0	0	0	0	78	130	0.00	0.778										

AB	25
R	0
H	0
RBI	0
BB	7
SO	10
LOB	11



Batter	1	2	3	4	5	6	7	8	9	AB	R	H	RBI	BB	SO	LOB	TOP			
Delino DeShields, L OBP: 0.367, SLG: 0.364 (1, 4)	1-0 2B HR HBP	4-0 F8 1B S BB		2-2 F8	2-3 K			0-1 F7		3	2	0	0	1	1	2	Montreal Expos @ Philadelphia Phillies Veterans Stadium, Philadelphia, PA Mon May 27 1991, 7:05 PM EDT Att: 18,028 - Cloudy - 89 F			
Marquis Grissom, R OBP: 0.331, SLG: 0.444 (1, 8)	1-0 HR 2B	1-1 F8		2-2 F8		0-0 E5 L8 S 1B		2-1 P4		5	2	1	0	0	0	1				
Ivan Calderon, R OBP: 0.365, SLG: 0.484 Dave Martinez, L OBP: 0.277, SLG: 0.299 (8, 7)	2-2 HR	1-0 F9 S 1B		1-2 HR		1-0 L8		2-2 G5-3		5	2	3	5	0	0	1				
Tim Wallach, R OBP: 0.286, SLG: 0.292 (1, 5)	2-2 HR SF8 2B	3-1 F9 1B		3-2 E6		2-3 K			0-0 G6-3	5	1	1	0	0	1	2				
Mike Fitzgerald, R OBP: 0.600, SLG: 0.500 (1, 2)	4-2 BB	2-1 G6-3		3-1 G6-3		2-0 1B			2-2 1B SF9 1B	4	1	2	1	1	0	2				
Larry Walker, L OBP: 0.310, SLG: 0.367 (1, 9)	0-0 E3 1-2 2-3		2-1 P5		0-1 G4-3		0-0 F9		3-2 1B	5	0	1	0	0	0	3				
Nelson Santovenia, R OBP: 0.250, SLG: 0.405 (1, 3)	1-0 SF8		1-2 P7		1-3 K WP BB			1-0 G6-3	0-0 SF9	3	0	0	2	0	1	0				
Spike Owen, S OBP: 0.308, SLG: 0.291 Tom Foley, L OBP: 0.237, SLG: 0.291 (3, PR) (3, 6)	3-2 P7		2-2 HBP		1-3 K			1-1 P6	3-2 F9	1	0	0	0	0	0	2				
Chris Nabholz, L OBP: 0.125, SLG: 0.067 Junior Noboa, R OBP: 0.382, SLG: 0.545 Tim Burke, R (7, PH) Scott Ruskin, R (8, 1)	1-1 G5-3		2-2 G4-3		4-2 WP BB		2-2 G5-3			2	0	0	0	1	0	3				
Inning Stats	R: 4 E: 1 K: 0 S: 20	H: 3 LOB: 2 BB: 1 P: 35	R: 1 E: 0 K: 0 S: 8	H: 1 LOB: 1 BB: 1 P: 18	R: 0 E: 0 K: 0 S: 12	H: 0 LOB: 1 BB: 0 P: 19	R: 1 E: 1 K: 0 S: 14	H: 1 LOB: 1 BB: 1 P: 25	R: 0 E: 0 K: 3 S: 16	H: 0 LOB: 2 BB: 1 P: 24	R: 1 E: 1 K: 1 S: 8	H: 1 LOB: 0 BB: 0 P: 12	R: 0 E: 0 K: 0 S: 7	H: 0 LOB: 0 BB: 0 P: 11	R: 0 E: 0 K: 0 S: 9	H: 2 LOB: 0 BB: 0 P: 16		1B: 4 2B: 2 3B: 0 HR: 2	SF: 2 SAC: 0 DP: 0 HBP: 2	WP: 2 PB: 0 SB: 3 CS: 0
PITCHER	IP WLS BF H R ER SO BB IBB HBP BLK WP HR S P ERA WHIP	IP WLS BF H R ER SO BB IBB HBP BLK WP HR S P ERA WHIP																		
Pat Combs, L ERA: 3.83 (1, 1)	1.1 L 11 3 5 5 0 2 0 1 0 0 1 22 42 33.75 3.750																			
Darrel Akerfelds, R ERA: 4.45 (2, 1)	4.2 22 3 2 1 4 1 0 1 0 2 1 56 91 1.93 0.857																			
Wally Ritchie, L ERA: 3.12 (7, 1)	3.0 11 2 1 1 0 0 0 0 0 0 0 23 38 3.00 0.667																			

AB	37
R	8
H	8
RBI	8
BB	3
SO	4
LOB	18



Batter	1	2	3	4	5	6	7	8	9	AB	R	H	RBI	BB	SO	LOB	BOTTOM			
Von Hayes, L OBP: 0.297, SLG: 0.268 (1, 8)	3-2 F7			1-2 S 1B		1-2 P5		2-0 L4-6		4	1	1	0	0	0	2	Montreal Expos @ Philadelphia Phillies Veterans Stadium, Philadelphia, PA Mon May 27 1991, 7:05 PM EDT Att: 18,028 - Cloudy - 89 F			
Randy Ready, R OBP: 0.446, SLG: 0.348 Wally Ritchie, L (7, 1)	2-1 P5			3-3 K		4-2 BB			0-0 G5-3 1B	2	0	0	0	1	1	1				
Jim Lindeman, R OBP: 0.440, SLG: 0.478 (9, PH)				1-2 K						1	0	1	0	0	0	0				
John Kruk, L OBP: 0.384, SLG: 0.470 (1, 7)	1-3 K			2-2 1B 2H		3-2 L7			2-2 L4	4	0	1	1	0	1	2				
Dale Murphy, R OBP: 0.298, SLG: 0.419 (1, 9)				0-2 G1-4-3 1B				0-3 K		4	0	1	0	0	2	1				
Ricky Jordan, R OBP: 0.328, SLG: 0.500 (1, 3)				1-3 G1-4-3				1-1 G5-3		4	0	0	0	0	0	3				
Charlie Hayes, R OBP: 0.231, SLG: 0.331 (1, 5)				1-2 G6-3				2-2 F8		3	0	0	0	0	0	0				
Darren Daulton, L OBP: 0.289, SLG: 0.244 Steve Lake, R OBP: 0.163, SLG: 0.146 (7, 2)				1-3 K		2-3 K			0-0 F9	2	0	0	0	0	2	0				
Dickie Thon, R OBP: 0.290, SLG: 0.308 (1, 6)				0-0 G4-3					4-0 L4-6 1B BB	2	0	0	0	1	0	0				
Pat Combs, L OBP: 0.308, SLG: 0.182 Darrel Akerfelds, R Wally Backman, S OBP: 0.312, SLG: 0.289 (7, 4)				2-3 K		0-1 G4-3			1-2 1B	0	0	0	0	0	0	0				
Inning Stats	R: 0 E: 0 K: 1 S: 8	H: 0 LOB: 0 BB: 0 P: 14	R: 0 E: 0 K: 1 S: 9	H: 0 LOB: 0 BB: 0 P: 10	R: 0 E: 0 K: 2 S: 7	H: 0 LOB: 0 BB: 0 P: 10	R: 1 E: 0 K: 1 S: 14	H: 3 LOB: 1 BB: 0 P: 21	R: 0 E: 0 K: 0 S: 12	H: 0 LOB: 1 BB: 1 P: 20	R: 0 E: 0 K: 1 S: 8	H: 0 LOB: 0 BB: 0 P: 11	R: 0 E: 0 K: 0 S: 7	H: 1 LOB: 1 BB: 1 P: 14	R: 0 E: 0 K: 0 S: 10	H: 1 LOB: 1 BB: 0 P: 12	1B: 5 2B: 1 3B: 0 HR: 0	SF: 0 SAC: 0 DP: 2 HBP: 0	WP: 0 PB: 0 SB: 1 CS: 0	PA: 32
PITCHER	IP WLS BF H R ER SO BB IBB HBP BLK WP HR S P ERA WHIP	IP WLS BF H R ER SO BB IBB HBP BLK WP HR S P ERA WHIP																		
Chris Nabholz, L ERA: 3.96 (1, 1)	6.0 W 21 3 1 1 6 1 0 0 0 0 0 14 22 0.00 1.500																			
Tim Burke, R ERA: 3.77 (7, 1)	1.1 6 1 0 0 1 1 0 0 0 0 0 0 14 22 0.00 1.500																			
Scott Ruskin, L ERA: 1.77 (8, 1)	1.2 5 1 0 0 0 0 0 0 0 0 0 0 11 15 0.00 0.600																			

AB	30
R	1
H	5
RBI	1
BB	2
SO	7
LOB	9



Batter	1	2	3	4	5	6	7	8	9	AB R H RBI BB SO LOB	TOP									
Delino DeShields, L OBP: 0.365, SLG: 0.361 (1, 4)	2-2 CS 1B		2-2 G3-1			0-1 F8			2-0 G3	4 0 1 0 0 0 0	Montreal Expos @ Philadelphia Phillies Veterans Stadium, Philadelphia, PA Tue May 28 1991, 7:05 PM EDT Att: 16,850 - Cloudy - 89 F									
Marquis Grissom, R OBP: 0.325, SLG: 0.445 (1, 8)	3-2 SAFE 2B			0-0 L5		2-3 K			1-2 G6-3	4 0 1 0 0 1 0										
Ivan Calderon, R OBP: 0.359, SLG: 0.475 Bill Sampen, R OBP: 0.750, SLG: 0.750 (8, 1)	2-3 K			2-2 G6-3			2-3 K			3 0 0 0 0 2 1 0 0 0 0 0 0 0										
Ron Hassey, L OBP: 0.369, SLG: 0.364 Gilberto Reyes, R OBP: 0.335, SLG: 0.306 (1, 2)	0-0 G1-3			1-2 G6-3			1-0 G4-3			3 0 0 0 0 0 1 0 0 0 0 0 0 0										
Larry Walker, L OBP: 0.304, SLG: 0.359 (1, 3)		1-2 L8			2-3 K		0-3 K			3 0 0 0 0 2 0										
Tim Lincecum, R OBP: 0.281, SLG: 0.287 (1, 5)		2-3 K			0-1 L7			0-0 F8		3 0 0 0 0 1 0										
Dave Martinez, L OBP: 0.278, SLG: 0.300 (1, 9)		3-3 K			1-1 1B			1-0 G3		3 0 1 0 0 1 0										
Tom Foley, L OBP: 0.226, SLG: 0.276 (1, 6)			1-3 K		1-1 G3			0-0 G4-3		3 0 0 0 0 1 1										
Oil Can Boyd, R OBP: 0.158, SLG: 0.111 Eric Bullock, L OBP: 0.296, SLG: 0.280 Steve Frey, R (6, PH)			3-3 K			0-0 G6-3			1-1 P4	1 0 0 0 0 1 0 1 0 0 0 0 0 0 0 0 0 0 0 0 0 1 0 0 0 0 0 0										
Junior Noboa, R OBP: 0.371, SLG: 0.529 (8, 7)																				
Inning Stats	R: 0 E: 0 K: 1 S: 16	H: 2 LOB: 1 BB: 0 P: 21	R: 0 E: 0 K: 2 S: 10	H: 0 LOB: 0 BB: 0 P: 16	R: 0 E: 0 K: 2 S: 10	H: 0 LOB: 0 BB: 0 P: 16	R: 0 E: 0 K: 1 S: 10	H: 1 LOB: 1 BB: 0 P: 14	R: 0 E: 0 K: 1 S: 6	H: 0 LOB: 0 BB: 0 P: 8	R: 0 E: 0 K: 2 S: 7	H: 0 LOB: 0 BB: 0 P: 10	R: 0 E: 0 K: 0 S: 3	H: 0 LOB: 0 BB: 0 P: 4	R: 0 E: 0 K: 0 S: 7	H: 0 LOB: 0 BB: 0 P: 11	1B: 2 2B: 1 3B: 0 HR: 0	SF: 0 SAC: 0 DP: 0 HBP: 0	WP: 0 PB: 0 SB: 1 CS: 1	PA: 29
PITCHER Tommy Greene, R ERA: 2.09 (1, 1)	IP: 9.0 WLS: W BF: 29 H: 3 R: 0 ER: 0 SO: 9 BB: 0 IBB: 0 HBP: 0 BLK: 0 WP: 0 HR: 0 S: 76 P: 110 ERA: 0.00 WHIP: 0.333											PITCHER IP: WLS: BF: H: R: ER: SO: BB: IBB: HBP: BLK: WP: HR: S: P: ERA: WHIP								

AB	29
R	0
H	3
RBI	0
BB	0
SO	9
LOB	3



Batter	1	2	3	4	5	6	7	8	9	AB R H RBI BB SO LOB	BOTTOM									
Von Hayes, L OBP: 0.299, SLG: 0.278 (1, 8)	0-1 F7		1-1 L3		0-0 1B SF7 2B	1-1 G6-3		1-0 2B 2B 1B		5 2 2 1 0 0 0	Montreal Expos @ Philadelphia Phillies Veterans Stadium, Philadelphia, PA Tue May 28 1991, 7:05 PM EDT Att: 16,850 - Cloudy - 89 F									
Mickey Morandini, L OBP: 0.377, SLG: 0.273 (1, 4)	2-0 P6		2-2 F7		0-1 FC1-6 1B		0-1 G4-3	0-2 2B 2B		5 1 2 0 0 0 0										
John Kruk, L OBP: 0.365, SLG: 0.461 (1, 7)	4-2 FC4-6 BB		1-0 F7		0-0 FC1-6 1B HR		1-1 G4-3	4-0 2B SF8 IBB		3 2 0 0 2 0 2										
Dale Murphy, R OBP: 0.501, SLG: 0.428 (1, 9)	1-2 FC4-6			1-1 E6 1B 1B	2-2 SF7		1-1 E 1B	2-2 2B 2B		4 2 2 3 0 0 1										
Ricky Jordan, R OBP: 0.339, SLG: 0.534 (1, 3)			0-0 HR	0-2 1B 1B	2-1 HR 1B		0-2 E7 1B	0-1 SF8		4 3 3 2 0 0 0										
Darin Fletcher, L OBP: 0.261, SLG: 0.413 (1, 2)		1-0 G3-1		0-0 F8	1-2 HR HR		1-1 1B	1-1 F8		5 1 2 4 0 0 3										
Charlie Hayes, R OBP: 0.225, SLG: 0.323 (1, 5)		0-3 K		2-1 P4	2-1 P3		1-0 F7			4 0 0 0 0 1 3										
Dickie Thon, R OBP: 0.289, SLG: 0.306 (1, 6)		1-2 E6		1-0 1B	0-0 1B		0-0 L7	1-3 K G6-3 1B		4 1 1 1 0 1 0										
Tommy Greene, R OBP: 0.235, SLG: 0.235 (1, 1)		0-3 K		1-2 F8	0-0 F8		1-2 G5-3	3-1 G6-3		4 0 0 0 0 1 4										
Inning Stats	R: 0 E: 0 K: 0 S: 8	H: 0 LOB: 1 BB: 1 P: 15	R: 1 E: 1 K: 2 S: 11	H: 1 LOB: 1 BB: 0 P: 13	R: 0 E: 0 K: 0 S: 9	H: 0 LOB: 0 BB: 0 P: 13	R: 1 E: 1 K: 0 S: 10	H: 2 LOB: 2 BB: 0 P: 14	R: 4 E: 0 K: 0 S: 16	H: 4 LOB: 0 BB: 0 P: 22		R: 0 E: 0 K: 0 S: 6	H: 0 LOB: 0 BB: 0 P: 8	R: 2 E: 1 K: 0 S: 13	H: 2 LOB: 1 BB: 0 P: 17	R: 4 E: 0 K: 1 S: 19	H: 3 LOB: 1 BB: 1 P: 31	1B: 7 2B: 3 3B: 0 HR: 2	SF: 2 SAC: 0 DP: 0 HBP: 0	WP: 1 PB: 0 SB: 1 CS: 0
PITCHER Oil Can Boyd, R ERA: 4.09 Steve Frey, L ERA: 3.66 Bill Sampen, R ERA: 4.13 (1, 1)	IP: 5.0 WLS: L BF: 25 H: 7 R: 6 ER: 5 SO: 2 BB: 1 IBB: 0 HBP: 0 BLK: 0 WP: 0 HR: 2 S: 54 P: 77 ERA: 9.00 WHIP: 1.600											PITCHER IP: WLS: BF: H: R: ER: SO: BB: IBB: HBP: BLK: WP: HR: S: P: ERA: WHIP								

AB	38
R	12
H	12
RBI	11
BB	2
SO	3
LOB	13




Batter	1	2	3	4	5	6	7	8	9	AB R H RBI BB SO LOB	TOP									
Orlando Merced, S OBP: 0.454, SLG: 0.571 (1, 3)	4-1 1B SH2-4 SF7 BB		3-2 G4-3		1-1 BB SH1-4 WP 1B	3-2 G4-3			1-1 1B	4 2 2 0 1 0 1	Pittsburgh Pirates @ Philadelphia Phillies Veterans Stadium, Philadelphia, PA Fri May 31 1991, 7:05 PM EDT Att: 25,652 - Cloudy - 88 F									
Jay Bell, R OBP: 0.289, SLG: 0.411 (1, 6)	1-1 SH2-4		0-0 3B 1B	1-1 SH1-4	0-1 F8			1-3 K	3 1 1 0 0 1 2											
Andy Van Slyke, L OBP: 0.342, SLG: 0.418 (1, 8)	2-2 WP 1B		2-2 1-H 3B	1-1 L6			0-1 G6-3	1-3 K	5 0 2 1 0 1 2											
Bobby Bonilla, S OBP: 0.394, SLG: 0.494 (7, 5)	0-1 SF7		0-0 G3	4-0 WP BB IBB			2-1 G4-3	2-2 G5-3	3 0 0 1 1 0 2											
Barry Bonds, L OBP: 0.325, SLG: 0.382 (1, 7)	1-2 G3			2-1 F8	4-2 WP BB		4-2 BB		2 0 0 0 2 0 1											
Jeff King, R OBP: 0.333, SLG: 0.345 Neal Heaton, L OBP: 0.333, SLG: 0.667 Bill Landrum, R (9, 1)		0-0 G6-3		0-0 HR	1-2 P6		1-2 F8		4 1 1 1 0 0 3 0 0 0 0 0 0 0 0 0 0 0 0 0 0											
Michael LaValliere, L OBP: 0.304, SLG: 0.317 (1, 2)		1-1 G1-3		4-1 BB		1-1 F8		1-1 F7	3 0 0 0 1 0 0											
Jose Lind, R OBP: 0.289, SLG: 0.358 (1, 4)		1-0 G6-3		3-2 L7		4-2 1B BB		0-0 G4-3	3 1 0 0 1 0 1											
Bob Walk, R OBP: 0.286, SLG: 0.714 Stan Belinda, R (6, 1)			1-0 L6	0-3 K		0-0 G4-3 1-H 1B		3-3 K	3 0 1 1 0 1 1 0 0 0 0 0 0 0 1 0 0 0 0 1 0											
Mitch Webster, S OBP: 0.278, SLG: 0.271 (7, 9)																				
Inning Stats	R: 1 E: 0 K: 0 S: 12	H: 1 LOB: 1 BB: 1 P: 20	R: 0 E: 0 K: 0 S: 4	H: 0 LOB: 0 BB: 0 P: 6	R: 1 E: 0 K: 0 S: 13	H: 2 LOB: 1 BB: 0 P: 17	R: 1 E: 0 K: 1 S: 11	H: 1 LOB: 1 BB: 1 P: 20	R: 1 E: 0 K: 0 S: 10	H: 1 LOB: 2 BB: 2 P: 21	R: 0 E: 0 K: 0 S: 10	H: 0 LOB: 1 BB: 1 P: 17	R: 0 E: 0 K: 1 S: 6	H: 0 LOB: 0 BB: 0 P: 10	R: 0 E: 0 K: 2 S: 11	H: 1 LOB: 1 BB: 0 P: 16	1B: 5 2B: 0 3B: 1 HR: 1	SF: 1 SAC: 2 DP: 0 HBP: 0	WP: 2 PB: 0 SB: 0 CS: 0	PA: 40
PITCHER	IP WLS BF H R ER SO BB IBB HBP BLK WP HR S P ERA WHIP											PITCHER	IP WLS BF H R ER SO BB IBB HBP BLK WP HR S P ERA WHIP							
Jason Grimsley, R ERA: 4.58 Wally Ritchie, L ERA: 2.89 Joe Boever, R ERA: 3.6 Darrel Akerfelds, R ERA: 4.3	(1, 1) (5, 1) (6, 1) (9, 1)	4.1 L 20 5 4 4 1 2 0 0 0 0 1 1 43 67 8.31 1.615																		

Batter	1	2	3	4	5	6	7	8	9	AB R H RBI BB SO LOB	BOTTOM											
Von Hayes, L OBP: 0.292, SLG: 0.271 (1, 8)	3-2 FC6-4 1B		1-1 F7			1-3 K		0-0 B1-3		4 0 1 0 0 1 0	Pittsburgh Pirates @ Philadelphia Phillies Veterans Stadium, Philadelphia, PA Fri May 31 1991, 7:05 PM EDT Att: 25,652 - Cloudy - 88 F											
Mickey Morandini, L OBP: 0.363, SLG: 0.295 (1, 4)	1-1 FC6-4 1-2		4-0 BB			0-2 G3-1 1B		2-1 1B	3 0 2 0 1 0 1													
John Kruk, L OBP: 0.351, SLG: 0.441 (1, 7)	2-3 K		2-1 G3			2-1 G3-1		1-1 F8	4 0 0 0 0 1 4													
Dale Murphy, R OBP: 0.306, SLG: 0.430 (1, 9)	0-0 G6-3			1-3 K		4-2 BB		0-0 1B	3 0 1 0 1 1 1													
Ricky Jordan, R OBP: 0.328, SLG: 0.512 (1, 3)		0-1 G6-3		1-0 F7		1-3 K		1-0 F9	4 0 0 0 0 1 3													
Darin Fletcher, L OBP: 0.245, SLG: 0.365 (1, 2)		2-1 G5-3		2-3 K		2-3 K		2-2 P5	4 0 0 0 0 2 1													
Charlie Hayes, R OBP: 0.228, SLG: 0.339 (1, 5)		0-2 G6-3			0-1 L9		0-0 P6	0-0 G5-3	4 0 0 0 0 0 1													
Dickie Thon, R OBP: 0.285, SLG: 0.320 (1, 6)			0-1 HR		1-0 G5-3		0-1 G1-3		3 1 1 1 0 0 0													
Jason Grimsley, R ERA: 3.09 Stan Belinda, R ERA: 5.24 Neal Heaton, L ERA: 1.35 Bill Landrum, R ERA: 1.44	(1, 1) (6, 1) (7, 1) (9, 1)	5.2 W 21 3 1 1 4 1 0 0 0 0 0 0 6 11 0.00 3.000																				
Inning Stats	R: 0 E: 1 K: 1 S: 10	H: 1 LOB: 1 BB: 0 P: 16	R: 0 E: 0 K: 0 S: 7	H: 0 LOB: 0 BB: 0 P: 9	R: 1 E: 0 K: 0 S: 8	H: 1 LOB: 1 BB: 1 P: 17	R: 0 E: 0 K: 2 S: 8	H: 0 LOB: 0 BB: 0 P: 12	R: 0 E: 0 K: 0 S: 8	H: 0 LOB: 0 BB: 0 P: 11		R: 0 E: 0 K: 2 S: 15	H: 1 LOB: 2 BB: 1 P: 23	R: 0 E: 0 K: 1 S: 8	H: 0 LOB: 0 BB: 0 P: 10	R: 0 E: 0 K: 0 S: 6	H: 1 LOB: 1 BB: 0 P: 10	R: 0 E: 0 K: 0 S: 8	H: 1 LOB: 1 BB: 0 P: 11	1B: 4 2B: 0 3B: 0 HR: 1	SF: 0 SAC: 0 DP: 0 HBP: 0	WP: 0 PB: 0 SB: 0 CS: 0
PITCHER	IP WLS BF H R ER SO BB IBB HBP BLK WP HR S P ERA WHIP											PITCHER	IP WLS BF H R ER SO BB IBB HBP BLK WP HR S P ERA WHIP									

Batter	1	2	3	4	5	6	7	8	9	AB	R	H	RBI	BB	SO	LOB	TOP								
Orlando Merced, S OBP: 0.439, SLG: 0.542 (1, 3)	F7		K				G4-3	FC4-6		4	0	0	0	1	1	1									
Jay Bell, R OBP: 0.295, SLG: 0.404 (1, 6)	K			K	K		S 1B		F7	4	1	0	0	1	3	3									
Andy Van Slyke, L OBP: 0.355, SLG: 0.425 (1, 8)	K			G6-3			HR BB	2B 1B		4	2	2	1	1	1	0									
Bobby Bonilla, S OBP: 0.389, SLG: 0.491 (1, 5)		F9					F8			4	0	1	0	1	1	2									
Barry Bonds, L OBP: 0.347, SLG: 0.424 (1, 7)		S 1B			K					4	2	3	3	1	1	1									
Mitch Webster, S OBP: 0.286, SLG: 0.280 (1, 9)		F9					WP 1B			5	0	2	1	0	2	4									
Michael LaValliere, L OBP: 0.309, SLG: 0.321 (1, 2)			P3				WP 1B		F7	5	0	2	0	0	0	2									
Curtis Wilkerson, S OBP: 0.314, SLG: 0.313 (1, 4)				F7			F8	F7	G4-3	4	0	0	0	0	0	3									
Doug Drabek, R OBP: 0.340, SLG: 0.280 (7, PH)										2	0	0	0	0	1	2									
Neal Heaton, L OBP: 0.327, SLG: 0.327 (7, 1)										1	0	0	0	0	0	0									
Bob Walk, R OBP: 0.300, SLG: 0.750 (8, 1)										1	0	0	0	0	0	0									
Bob Patterson, R OBP: 0.300, SLG: 0.714 (8, 1)										0	0	0	0	0	0	0									
Jeff King, R OBP: 0.337, SLG: 0.341 (9, 9)										0	0	0	0	0	0	0									
Inning Stats	R: 0 E: 0 K: 2 S: 8	H: 0 LOB: 0 BB: 0 P: 12	R: 0 E: 0 K: 0 S: 6	H: 1 LOB: 1 BB: 0 P: 14	R: 0 E: 0 K: 2 S: 7	H: 0 LOB: 0 BB: 0 P: 8	R: 0 E: 0 K: 2 S: 11	H: 0 LOB: 1 BB: 1 P: 20	R: 0 E: 0 K: 1 S: 14	H: 2 LOB: 3 BB: 1 P: 26	R: 2 E: 0 K: 1 S: 11	H: 2 LOB: 1 BB: 2 P: 19	R: 1 E: 0 K: 0 S: 18	H: 2 LOB: 2 BB: 2 P: 33	R: 0 E: 0 K: 0 S: 11	H: 1 LOB: 1 BB: 0 P: 14	R: 2 E: 0 K: 1 S: 16	H: 3 LOB: 1 BB: 0 P: 22	1B: 8 2B: 2 3B: 0 HR: 1	SF: 0 SAC: 0 DP: 0 HBP: 0	WP: 1 PB: 0 SB: 2 CS: 0	PA: 43			
PITCHER	IP	WLS	BF	H	R	ER	SO	BB	IBB	HBP	BLK	WP	HR	S	P	ERA	WHIP								
Tommy Greene, R ERA: 2.18 (1, 1)	6.0		26	5	2	2	8	3	0	0	0	1	1	57	99	3.00	1.333								
Roger McDowell, R ERA: 1.99 (7, 1)	2.0		11	3	1	1	1	1	1	0	0	0	0	29	47	4.50	2.000								
Mitch Williams, L ERA: 3.42 (9, 1)	1.0	L	6	3	2	2	1	0	0	0	0	0	0	16	22	18.00	3.000								

Pittsburgh Pirates @ Philadelphia Phillies
Veterans Stadium, Philadelphia, PA
Sun Jun 02 1991, 3:33 AM EDT
Att: 36,185 - Sunny - 88 F

AB 38
R 5
H 11
RBI 5
BB 5
SO 10
LOB 18



Batter	1	2	3	4	5	6	7	8	9	AB	R	H	RBI	BB	SO	LOB	BOTTOM								
Wally Backman, S OBP: 0.317, SLG: 0.292 (1, 5)	E5 SF7 1B									3	1	1	0	0	2	2									
Charlie Hayes, R OBP: 0.226, SLG: 0.333 (7, PH)										2	0	1	0	0	0	0									
Mickey Morandini, L OBP: 0.397, SLG: 0.308 (1, 4)	SF7									4	0	2	1	0	0	1									
John Kruk, L OBP: 0.351, SLG: 0.453 (1, 7)	L6									5	0	2	0	0	0	2									
Ricky Jordan, R OBP: 0.317, SLG: 0.496 (1, 3)	K									4	0	1	0	0	1	2									
Von Hayes, L OBP: 0.300, SLG: 0.273 (1, 8)		G6-3								2	1	0	0	2	1	0									
Darin Fletcher, L OBP: 0.241, SLG: 0.368 (1, 2)		G3-1								3	0	1	0	0	0	3									
John Morris, L OBP: 0.362, SLG: 0.372 (1, 9)										2	1	1	0	1	0	0									
Randy Ready, R OBP: 0.455, SLG: 0.366 (8, PH)										1	0	1	0	0	0	0									
Mitch Williams, L (9, 1)										0	0	0	0	0	0	0									
Rod Booker, L OBP: 0.250, SLG: 0.281 (1, 6)										3	0	1	0	0	0	2									
Dale Murphy, R OBP: 0.305, SLG: 0.424 (8, PH)										1	0	0	1	0	0	1									
Tommy Greene, R OBP: 0.263, SLG: 0.263 (1, 1)										2	0	1	1	0	1	2									
Jim Lindeman, R OBP: 0.423, SLG: 0.458 (6, PH)										1	0	0	0	0	1	0									
Roger McDowell, R (7, 1)										0	0	0	0	0	0	0									
Dickie Thon, R OBP: 0.288, SLG: 0.323 (8, PH)										1	0	0	0	0	1	1									
Inning Stats	R: 1 E: 1 K: 1 S: 8	H: 1 LOB: 0 BB: 0 P: 13	R: 1 E: 0 K: 1 S: 13	H: 2 LOB: 2 BB: 1 P: 23	R: 0 E: 0 K: 0 S: 5	H: 1 LOB: 0 BB: 0 P: 7	R: 0 E: 0 K: 2 S: 11	H: 2 LOB: 2 BB: 0 P: 15	R: 0 E: 0 K: 1 S: 10	H: 2 LOB: 3 BB: 1 P: 22	R: 0 E: 0 K: 1 S: 8	H: 0 LOB: 0 BB: 0 P: 12	R: 0 E: 0 K: 0 S: 9	H: 2 LOB: 1 BB: 0 P: 14	R: 1 E: 0 K: 1 S: 11	H: 1 LOB: 1 BB: 1 P: 18	R: 0 E: 0 K: 0 S: 9	H: 1 LOB: 0 BB: 0 P: 14	1B: 10 2B: 2 3B: 0 HR: 0	SF: 1 SAC: 1 DP: 3 HBP: 0	WP: 0 PB: 0 SB: 0 CS: 0	PA: 39			
PITCHER	IP	WLS	BF	H	R	ER	SO	BB	IBB	HBP	BLK	WP	HR	S	P	ERA	WHIP								
Doug Drabek, R ERA: 3.24 (1, 1)	6.0		27	8	2	1	6	1	0	0	0	0	0	55	92	1.50	1.500								
Neal Heaton, L ERA: 1.69 (7, 1)	1.1		6	2	1	1	0	1	0	0	0	0	0	14	23	6.75	2.250								
Bob Walk, R ERA: 3.0 (8, 1)	0.2	W	4	2	0	0	1	0	0	0	0	0	0	11	16	0.00	3.000								
Bob Patterson, L ERA: 5.49 (9, 1)	1.0	S	2	0	0	0	0	0	0	0	0	0	0	4	7	0.00	0.000								

Pittsburgh Pirates @ Philadelphia Phillies
Veterans Stadium, Philadelphia, PA
Sun Jun 02 1991, 3:33 AM EDT
Att: 36,185 - Sunny - 88 F

AB 34
R 3
H 12
RBI 3
BB 3
SO 7
LOB 16



Batter	1	2	3	4	5	6	7	8	9	AB	R	H	RBI	BB	SO	LOB	TOP				
Dickie Thon, R OBP: 0.286, SLG: 0.331 (1, 6)	F9		F8		F8		P4		SF9	5	1	1	1	0	0	3	Philadelphia Phillies @ Atlanta Braves Atlanta-Fulton County Stadium, Atlanta, GA Tue Jun 04 1991, 7:05 PM EDT Att: 30,165 - Cloudy - 72 F				
Randy Ready, R Darrel Akerfeldts, R Jim Lindeman, R Jim Lindeman, R OBP: 0.429, SLG: 0.480 (5, 1) (8, 9)	F9		K		G4-3			FC4-6	SF9	3	0	0	0	0	1	2					
John Kruk, L OBP: 0.347, SLG: 0.446 (1, 7)	G6-3		F7			G6-4-3		FC4-6	L6	5	1	1	0	0	0	2					
Dale Murphy, R Wally Ritchie, L Joe Boever, R OBP: 0.296, SLG: 0.414 (8, 1) (8, 1)		G3-1		G6-3		K		F8		4	0	0	0	0	1	2					
Ricky Jordan, R OBP: 0.322, SLG: 0.511 (1, 3)		1B		G5-3		G6-4-3		1B		4	1	2	1	0	0	1					
Von Hayes, L OBP: 0.314, SLG: 0.289 (1, 8)										4	1	4	1	0	0	0					
Charlie Hayes, R OBP: 0.221, SLG: 0.326 (1, 5)					F8			E5	L4	4	0	0	0	0	1	5					
Steve Lake, R OBP: 0.145, SLG: 0.130 (1, 2)		G3-1			F7			FC5-4		4	0	0	1	0	1	3					
Terry Mulholland, R Rick Schu, R Jose De Jesus, R Wally Backman, S OBP: 0.138, SLG: 0.074 (3, PH) OBP: 0.333, SLG: 0.333 (3, 1) OBP: 0.329, SLG: 0.307 (5, 4)								FC3-6		0	0	0	0	0	0	0					
										1	0	1	0	0	0	0					
										3	1	2	0	0	0	1					
Inning Stats	R: 0 E: 0 K: 0 S: 5	H: 0 LOB: 0 BB: 0 P: 8	R: 0 E: 0 K: 1 S: 14	H: 2 LOB: 2 BB: 0 P: 23	R: 0 E: 0 K: 1 S: 9	H: 1 LOB: 1 BB: 0 P: 14	R: 0 E: 0 K: 0 S: 5	H: 1 LOB: 1 BB: 0 P: 7	R: 0 E: 0 K: 1 S: 7	H: 1 LOB: 0 BB: 0 P: 10	R: 1 E: 1 K: 0 S: 13	H: 1 LOB: 1 BB: 0 P: 17	R: 2 E: 0 K: 0 S: 13	H: 3 LOB: 1 BB: 0 P: 19	R: 2 E: 0 K: 1 S: 13	H: 2 LOB: 0 BB: 0 P: 22	1B: 9 2B: 2 3B: 1 HR: 0	SF: 1 SAC: 0 DP: 1 HBP: 0	WP: 1 PB: 0 SB: 0 CS: 0	PA: 39	
PITCHER	IP WLS BF H R ER SO BB IBB HBP BLK WP HR S P ERA WHIP	IP WLS BF H R ER SO BB IBB HBP BLK WP HR S P ERA WHIP	IP WLS BF H R ER SO BB IBB HBP BLK WP HR S P ERA WHIP	IP WLS BF H R ER SO BB IBB HBP BLK WP HR S P ERA WHIP	IP WLS BF H R ER SO BB IBB HBP BLK WP HR S P ERA WHIP	IP WLS BF H R ER SO BB IBB HBP BLK WP HR S P ERA WHIP	IP WLS BF H R ER SO BB IBB HBP BLK WP HR S P ERA WHIP	IP WLS BF H R ER SO BB IBB HBP BLK WP HR S P ERA WHIP	IP WLS BF H R ER SO BB IBB HBP BLK WP HR S P ERA WHIP	IP WLS BF H R ER SO BB IBB HBP BLK WP HR S P ERA WHIP	IP WLS BF H R ER SO BB IBB HBP BLK WP HR S P ERA WHIP	IP WLS BF H R ER SO BB IBB HBP BLK WP HR S P ERA WHIP	IP WLS BF H R ER SO BB IBB HBP BLK WP HR S P ERA WHIP	IP WLS BF H R ER SO BB IBB HBP BLK WP HR S P ERA WHIP	IP WLS BF H R ER SO BB IBB HBP BLK WP HR S P ERA WHIP	IP WLS BF H R ER SO BB IBB HBP BLK WP HR S P ERA WHIP	IP WLS BF H R ER SO BB IBB HBP BLK WP HR S P ERA WHIP	IP WLS BF H R ER SO BB IBB HBP BLK WP HR S P ERA WHIP	IP WLS BF H R ER SO BB IBB HBP BLK WP HR S P ERA WHIP	IP WLS BF H R ER SO BB IBB HBP BLK WP HR S P ERA WHIP	IP WLS BF H R ER SO BB IBB HBP BLK WP HR S P ERA WHIP

AB	38
R	5
H	12
RBI	5
BB	0
SO	4
LOB	19



Batter	1	2	3	4	5	6	7	8	9	AB	R	H	RBI	BB	SO	LOB	BOTTOM				
Ron Gant, R OBP: 0.280, SLG: 0.450 (1, 8)	G4-3	G5-3	K		K		G6-3			5	1	1	0	0	2	3	Philadelphia Phillies @ Atlanta Braves Atlanta-Fulton County Stadium, Atlanta, GA Tue Jun 04 1991, 7:05 PM EDT Att: 30,165 - Cloudy - 72 F				
Terry Pendleton, S Mark Lemke, S OBP: 0.385, SLG: 0.525 (6, 5) (6, 5)	G4-3	G5-3	K		G1-3		G3			4	0	0	0	0	1	4					
Lonnie Smith, R Otis Nixon, S OBP: 0.440, SLG: 0.433 (6, PR) OBP: 0.436, SLG: 0.398 (7, 7)		E6		F8		E6		1B		3	2	1	1	0	0	0					
Danny Heep, L OBP: 0.600, SLG: 0.667 (8, PR) (9, 7)	HR	1B		F8		CS		2B		0	0	0	0	0	0	0					
David Justice, L OBP: 0.393, SLG: 0.511 (1, 9)	HR	2B		F8		K		2B		3	3	2	0	2	1	1					
Jeff Blauser, R OBP: 0.357, SLG: 0.427 (1, 4)	HR	1B		F8		1B		SF8-6		4	2	3	6	1	0	2					
Brian Hunter, R Sid Bream, L OBP: 0.300, SLG: 0.125 (6, PH) OBP: 0.327, SLG: 0.504 (7, 3)	1B	G6-3		P4		1B		SF8-6		2	0	0	0	1	0	3					
Greg Olson, R OBP: 0.337, SLG: 0.337 (1, 2)	L4			P4		1B		G3		5	0	1	1	0	0	4					
Rafael Belliard, R OBP: 0.294, SLG: 0.291 (1, 6)	FC6-4					F9				4	0	3	0	0	0	2					
Tom Glavine, L Juan Berenguer, R OBP: 0.346, SLG: 0.273 (8, 1)	FC6-4							F8		2	0	0	0	1	0	2					
										0	0	0	0	0	0	0					
Inning Stats	R: 4 E: 0 K: 0 S: 17	H: 4 LOB: 2 BB: 2 P: 32	R: 2 E: 1 K: 0 S: 11	H: 2 LOB: 1 BB: 0 P: 17	R: 0 E: 0 K: 2 S: 14	H: 1 LOB: 2 BB: 1 P: 23	R: 0 E: 0 K: 0 S: 11	H: 0 LOB: 2 BB: 1 P: 21	R: 0 E: 0 K: 1 S: 14	H: 1 LOB: 1 BB: 0 P: 26	R: 1 E: 1 K: 1 S: 14	H: 2 LOB: 2 BB: 1 P: 19	R: 0 E: 0 K: 0 S: 6	H: 0 LOB: 0 BB: 0 P: 11	R: 2 E: 0 K: 0 S: 6	H: 2 LOB: 1 BB: 0 P: 11	1B: 8 2B: 4 3B: 0 HR: 1	SF: 1 SAC: 1 DP: 1 HBP: 2	WP: 0 PB: 0 SB: 0 CS: 1	PA: 43	
PITCHER	IP WLS BF H R ER SO BB IBB HBP BLK WP HR S P ERA WHIP	IP WLS BF H R ER SO BB IBB HBP BLK WP HR S P ERA WHIP	IP WLS BF H R ER SO BB IBB HBP BLK WP HR S P ERA WHIP	IP WLS BF H R ER SO BB IBB HBP BLK WP HR S P ERA WHIP	IP WLS BF H R ER SO BB IBB HBP BLK WP HR S P ERA WHIP	IP WLS BF H R ER SO BB IBB HBP BLK WP HR S P ERA WHIP	IP WLS BF H R ER SO BB IBB HBP BLK WP HR S P ERA WHIP	IP WLS BF H R ER SO BB IBB HBP BLK WP HR S P ERA WHIP	IP WLS BF H R ER SO BB IBB HBP BLK WP HR S P ERA WHIP	IP WLS BF H R ER SO BB IBB HBP BLK WP HR S P ERA WHIP	IP WLS BF H R ER SO BB IBB HBP BLK WP HR S P ERA WHIP	IP WLS BF H R ER SO BB IBB HBP BLK WP HR S P ERA WHIP	IP WLS BF H R ER SO BB IBB HBP BLK WP HR S P ERA WHIP	IP WLS BF H R ER SO BB IBB HBP BLK WP HR S P ERA WHIP	IP WLS BF H R ER SO BB IBB HBP BLK WP HR S P ERA WHIP	IP WLS BF H R ER SO BB IBB HBP BLK WP HR S P ERA WHIP	IP WLS BF H R ER SO BB IBB HBP BLK WP HR S P ERA WHIP	IP WLS BF H R ER SO BB IBB HBP BLK WP HR S P ERA WHIP	IP WLS BF H R ER SO BB IBB HBP BLK WP HR S P ERA WHIP	IP WLS BF H R ER SO BB IBB HBP BLK WP HR S P ERA WHIP	IP WLS BF H R ER SO BB IBB HBP BLK WP HR S P ERA WHIP



Batter	1	2	3	4	5	6	7	8	9	AB	R	H	RBI	BB	SO	LOB	TOP				
Wally Backman, S OBP: 0.337, SLG: 0.310 Charlie Hayes, R OBP: 0.224, SLG: 0.323	2-1 BB 1B 1B	1-0 FC6-4 1B		3-1 G4-3		3-1 F7		1-2 G3-1		4	1	2	0	0	0	2					
Mickey Morandini, L OBP: 0.373, SLG: 0.324	0-1 1B BB SF7 1B	1-0 FC6-4 1B		1-0 G4-3			2-2 L6		4-2 E S BB	4	1	1	0	1	0	1					
John Kruk, L OBP: 0.344, SLG: 0.455	3-2 F7		1-0 F9		3-1 G3		1-0 1B 3B		1-2 G6-3	5	1	1	0	0	0	3					
Dale Murphy, R OBP: 0.302, SLG: 0.422 Mitch Williams, L	4-1 1B BB 1-2 2-3 SH		1-1 HR		0-1 G6-3		1-1 1B		0-3 K	4	1	2	2	1	1	1					
Von Hayes, L OBP: 0.309, SLG: 0.284	0-0 1B		4-1 S BB		1-1 G3		3-H 1-1 1B		1-0 F9	4	0	1	1	1	0	2					
Ricky Jordan, R OBP: 0.338, SLG: 0.510	1-0 SF7		2-3 K		0-1 1B 1B		1-0 G5-3			3	0	1	1	0	1	2					
Darrin Fletcher, L OBP: 0.246, SLG: 0.359	3-H 2-3 K		2-1 G3		0-0 F7		1-2 FC1-6 1B			4	0	1	0	0	1	4					
Dickie Thon, R OBP: 0.296, SLG: 0.358		1-0 SH1-4 1B 1B		0-0 HR		3-1 F8		0-0 FC1-6 S	4	1	2	1	0	0	2						
Tommy Greene, R OBP: 0.273, SLG: 0.273 Jim Lindeman, R OBP: 0.424, SLG: 0.467 Roger McDowell, R John Morris, L OBP: 0.347, SLG: 0.356		0-0 SH1-4		1-2 G6-3		2-1 1B		2-2 F8	2	0	1	0	0	0	0						
Inning Stats	R: 2 E: 0 K: 1 S: 13	H: 3 LOB: 2 BB: 1 P: 25	R: 0 E: 0 K: 0 S: 4	H: 2 LOB: 1 BB: 0 P: 7	R: 1 E: 0 K: 1 S: 9	H: 1 LOB: 1 BB: 1 P: 19	R: 1 E: 0 K: 0 S: 8	H: 1 LOB: 0 BB: 0 P: 13	R: 0 E: 0 K: 0 S: 6	H: 0 LOB: 0 BB: 0 P: 10	R: 0 E: 0 K: 0 S: 9	H: 2 LOB: 2 BB: 0 P: 17	R: 1 E: 0 K: 0 S: 9	H: 2 LOB: 1 BB: 0 P: 15	R: 0 E: 0 K: 0 S: 14	H: 1 LOB: 1 BB: 0 P: 18	R: 0 E: 0 K: 1 S: 10	H: 0 LOB: 1 BB: 1 P: 16	1B: 9 2B: 0 3B: 1 HR: 2	SF: 1 SAC: 1 DP: 0 HBP: 0	WP: 0 PA: 41 PB: 0 SB: 3 CS: 0
PITCHER	IP WLS BF H R ER SO BB IBB HBP BLK WP HR S P ERA WHIP	IP WLS BF H R ER SO BB IBB HBP BLK WP HR S P ERA WHIP	IP WLS BF H R ER SO BB IBB HBP BLK WP HR S P ERA WHIP	IP WLS BF H R ER SO BB IBB HBP BLK WP HR S P ERA WHIP	IP WLS BF H R ER SO BB IBB HBP BLK WP HR S P ERA WHIP	IP WLS BF H R ER SO BB IBB HBP BLK WP HR S P ERA WHIP	IP WLS BF H R ER SO BB IBB HBP BLK WP HR S P ERA WHIP	IP WLS BF H R ER SO BB IBB HBP BLK WP HR S P ERA WHIP	IP WLS BF H R ER SO BB IBB HBP BLK WP HR S P ERA WHIP	IP WLS BF H R ER SO BB IBB HBP BLK WP HR S P ERA WHIP	IP WLS BF H R ER SO BB IBB HBP BLK WP HR S P ERA WHIP	IP WLS BF H R ER SO BB IBB HBP BLK WP HR S P ERA WHIP	IP WLS BF H R ER SO BB IBB HBP BLK WP HR S P ERA WHIP	IP WLS BF H R ER SO BB IBB HBP BLK WP HR S P ERA WHIP	IP WLS BF H R ER SO BB IBB HBP BLK WP HR S P ERA WHIP	IP WLS BF H R ER SO BB IBB HBP BLK WP HR S P ERA WHIP	IP WLS BF H R ER SO BB IBB HBP BLK WP HR S P ERA WHIP	IP WLS BF H R ER SO BB IBB HBP BLK WP HR S P ERA WHIP	IP WLS BF H R ER SO BB IBB HBP BLK WP HR S P ERA WHIP	IP WLS BF H R ER SO BB IBB HBP BLK WP HR S P ERA WHIP	IP WLS BF H R ER SO BB IBB HBP BLK WP HR S P ERA WHIP

Philadelphia Phillies @ Cincinnati Reds
Riverfront Stadium, Cincinnati, OH

AB 36
R 5
H 12
RBI 5
BB 3
SO 3
LOB 19



WP: 0 PA: 41
PB: 0
SB: 3
CS: 0

Batter	1	2	3	4	5	6	7	8	9	AB	R	H	RBI	BB	SO	LOB	BOTTOM				
Bill Doran, S OBP: 0.386, SLG: 0.324	1-1 1B 2B	2-0 BB 1B		2-2 E HR 1B		3-1 F9		2-2 G1-3		5	2	3	0	0	0	1					
Barry Larkin, R OBP: 0.347, SLG: 0.491	0-1 2B 1B	4-1 1B BB		1-1 E3 HR		2-3 K		3-2 F9		4	1	1	0	1	1	2					
Paul O'Neill, L OBP: 0.363, SLG: 0.549	1-1 F7	0-0 G4-1		1-0 HR		3-2 F9			4-1 G5-4-3 BB BB	4	1	1	3	1	0	5					
Eric Davis, R OBP: 0.382, SLG: 0.439	3-1 2B		0-3 K		2-1 F8		1-0 G6-3		4-0 G5-4-3 BB	4	0	1	1	1	1	0					
Chris Sabo, R OBP: 0.329, SLG: 0.415	1-0 P6		1-1 2B		0-3 K		1-2 1B		1-2 G5-4-3	5	0	2	0	0	1	4					
Todd Benzinger, S OBP: 0.200, SLG: 0.267	1-2 G4-3		0-1 F8		3-3 K		0-0 F8		1-2 P4	5	0	0	0	0	1	5					
Jeff Reed, L OBP: 0.350, SLG: 0.362		1-0 G4-3		1-0 G3-1		0-0 2B		2-2 P4		4	0	1	0	0	0	2					
Billy Hatcher, R OBP: 0.279, SLG: 0.328		0-1 G4-3		0-0 F8		4-0 IBB		0-1 G6-3		3	0	0	0	1	0	0					
Jack Armstrong, R OBP: 0.056, SLG: 0.056 Don Carman, L Keith Brown, S Herm Winningham, L OBP: 0.290, SLG: 0.316 Rob Dibble, L		1-2 BB 1B 1B		0-0 G5-3		1-3 K		1-2 G1-3 1B		3	0	1	0	0	1	2					
Inning Stats	R: 1 E: 0 K: 0 S: 12	H: 3 LOB: 2 BB: 0 P: 19	R: 0 E: 0 K: 0 S: 9	H: 2 LOB: 3 BB: 1 P: 17	R: 0 E: 0 K: 1 S: 8	H: 1 LOB: 1 BB: 0 P: 10	R: 3 E: 1 K: 0 S: 11	H: 2 LOB: 0 BB: 0 P: 17	R: 0 E: 0 K: 3 S: 10	H: 1 LOB: 2 BB: 1 P: 18	R: 0 E: 0 K: 1 S: 9	H: 0 LOB: 0 BB: 0 P: 17	R: 0 E: 0 K: 0 S: 9	H: 1 LOB: 1 BB: 0 P: 12	R: 0 E: 0 K: 0 S: 11	H: 1 LOB: 1 BB: 0 P: 17	R: 0 E: 0 K: 0 S: 6	H: 0 LOB: 1 BB: 2 P: 16	1B: 7 2B: 3 3B: 0 HR: 1	SF: 0 SAC: 0 DP: 1 HBP: 0	WP: 0 PA: 42 PB: 0 SB: 0 CS: 0
PITCHER	IP WLS BF H R ER SO BB IBB HBP BLK WP HR S P ERA WHIP	IP WLS BF H R ER SO BB IBB HBP BLK WP HR S P ERA WHIP	IP WLS BF H R ER SO BB IBB HBP BLK WP HR S P ERA WHIP	IP WLS BF H R ER SO BB IBB HBP BLK WP HR S P ERA WHIP	IP WLS BF H R ER SO BB IBB HBP BLK WP HR S P ERA WHIP	IP WLS BF H R ER SO BB IBB HBP BLK WP HR S P ERA WHIP	IP WLS BF H R ER SO BB IBB HBP BLK WP HR S P ERA WHIP	IP WLS BF H R ER SO BB IBB HBP BLK WP HR S P ERA WHIP	IP WLS BF H R ER SO BB IBB HBP BLK WP HR S P ERA WHIP	IP WLS BF H R ER SO BB IBB HBP BLK WP HR S P ERA WHIP	IP WLS BF H R ER SO BB IBB HBP BLK WP HR S P ERA WHIP	IP WLS BF H R ER SO BB IBB HBP BLK WP HR S P ERA WHIP	IP WLS BF H R ER SO BB IBB HBP BLK WP HR S P ERA WHIP	IP WLS BF H R ER SO BB IBB HBP BLK WP HR S P ERA WHIP	IP WLS BF H R ER SO BB IBB HBP BLK WP HR S P ERA WHIP	IP WLS BF H R ER SO BB IBB HBP BLK WP HR S P ERA WHIP	IP WLS BF H R ER SO BB IBB HBP BLK WP HR S P ERA WHIP	IP WLS BF H R ER SO BB IBB HBP BLK WP HR S P ERA WHIP	IP WLS BF H R ER SO BB IBB HBP BLK WP HR S P ERA WHIP	IP WLS BF H R ER SO BB IBB HBP BLK WP HR S P ERA WHIP	IP WLS BF H R ER SO BB IBB HBP BLK WP HR S P ERA WHIP

Philadelphia Phillies @ Cincinnati Reds
Riverfront Stadium, Cincinnati, OH

AB 38
R 4
H 11
RBI 4
BB 4
SO 5
LOB 21



WP: 0 PA: 42
PB: 0
SB: 0
CS: 0

Batter	1	2	3	4	5	6	7	8	9	AB	R	H	RBI	BB	SO	LOB	TOP					
Wally Backman, S OBP: 0.330, SLG: 0.303	1-2 G3-1 1B		2-2 G4-3		1-0 F7			0-2 F7		4	0	1	0	0	0	1						
Mickey Morandini, L OBP: 0.354, SLG: 0.302	0-1 G3-1		0-3 K			1-1 P6		1-1 L7		4	0	0	0	0	1	2						
John Kruk, L OBP: 0.357, SLG: 0.497	2-1 F8			2-0 E G3-1 1B		0-0 HR		3-1 G4-3		4	2	2	1	0	0	1						
Dale Murphy, R OBP: 0.303, SLG: 0.415		0-0 F8		0-0 E7 G3-1 G4-3		0-2 F8		0-2 L6		4	1	0	0	0	0	1						
Von Hayes, L OBP: 0.315, SLG: 0.304		4-2 BB BB		1-0 G3-1		1-0 F7		1-0 G4-3		3	0	0	1	1	0	1						
John Morris, L OBP: 0.315, SLG: 0.320	2-1 P6		1-1 G4-3				0-1 G4-3		2-3 K	4	0	0	1	0	1	1						
Darrin Fletcher, L OBP: 0.250, SLG: 0.343	4-0 BB		3-H 1-1 G6-3				1-2 G1-3			2	0	0	0	1	0	0						
Dickie Thon, R OBP: 0.287, SLG: 0.344	1-3 K				0-0 F9		1-0 F8			3	0	0	0	0	1	2						
Andy Ashby, R Rick Schu, R Bruce Ruffin, S Jim Lindeman, R Darrel Akerfelds, R			1-3 K		0-3 K		1-0 1B			1	0	0	0	0	1	0						
Inning Stats	R: 0 E: 0 K: 0 S: 7	H: 1 LOB: 0 BB: 0 P: 10	R: 0 E: 0 K: 1 S: 11	H: 0 LOB: 2 BB: 2 P: 21	R: 0 E: 0 K: 2 S: 10	H: 0 LOB: 0 BB: 0 P: 13	R: 2 E: 1 K: 0 S: 7	H: 1 LOB: 0 BB: 0 P: 12	R: 0 E: 0 K: 1 S: 5	H: 0 LOB: 0 BB: 0 P: 6	R: 1 E: 0 K: 0 S: 7	H: 1 LOB: 0 BB: 0 P: 9	R: 0 E: 0 K: 0 S: 7	H: 0 LOB: 0 BB: 0 P: 9	R: 0 E: 0 K: 1 S: 8	H: 1 LOB: 0 BB: 0 P: 13	R: 0 E: 0 K: 1 S: 8	H: 0 LOB: 0 BB: 0 P: 11	1B: 3 2B: 0 3B: 0 HR: 1	SF: 0 SAC: 0 DP: 0 HBP: 0	WP: 0 PB: 0 SB: 0 CS: 0	PA: 33
PITCHER Jose Rijo, R ERA: 3.0	IP: 9.0 WLS: W BF: 33 H: 4 R: 3 ER: 1 SO: 5 BB: 2 IBB: 0 HBP: 0 BLK: 0 WP: 0 HR: 1 S: 70 P: 104 ERA: 1.00 WHIP: 0.667															PITCHER						

Philadelphia Phillies @ Cincinnati Reds
Riverfront Stadium, Cincinnati, OH
Mon Jun 10 1991, 3:33 AM EDT
Att: 27,567 - Cloudy - 82 F

AB 31
R 3
H 4
RBI 3
BB 2
SO 5
LOB 9



Batter	1	2	3	4	5	6	7	8	9	AB	R	H	RBI	BB	SO	LOB	BOTTOM			
Bill Doran, S OBP: 0.412, SLG: 0.366	1-2 P6		0-1 BB HR 1B	0-0 G4-3		1-1 G3-1 1B		1-0 WP 2B		5	1	3	2	0	0	2				
Barry Larkin, R OBP: 0.377, SLG: 0.525	0-1 G4-3		4-0 HR BB		2-1 S PB 1B	1-2 G3-1 1B		4-2 WP BB		3	2	2	0	2	0	0				
Paul O'Neill, L OBP: 0.363, SLG: 0.556	1-2 G5-3		0-0 1-H 2-H HR		1-2 2B 1B	0-0 G3-1 1B		0-1 F7		5	2	2	4	0	0	4				
Hal Morris, L OBP: 0.326, SLG: 0.458		1-3 K	0-0 F8		2-3 K	0-0 G4-3		3-2 F7		5	0	0	0	0	2	5				
Chris Sabo, R OBP: 0.332, SLG: 0.433		2-2 P5		0-3 K	1-0 1B 2B		1-1 F7			4	1	1	0	0	1	0				
Glenn Braggs, R Herm Winningham, L		2-3 K		4-1 2B BB	4-0 1B IBB		0-0 G6-3			2	1	0	0	2	1	0				
Jeff Reed, L OBP: 0.344, SLG: 0.363			0-2 G3	0-0 SH1-4 1-H 2B	0-2 G3-6-3 1B		2-1 P4			4	0	2	3	0	0	0				
Billy Hatcher, R OBP: 0.291, SLG: 0.343			0-0 1B 2B	4-0 SH1-4 BB	1-0 G3-6-3			4-1 SH1-4 2B BB		2	2	1	0	2	0	2				
Jose Rijo, R OBP: 0.241, SLG: 0.241			1-3 K	0-1 SH1-4		0-1 G6-3		0-2 SH1-4		2	0	0	0	0	1	1				
Inning Stats	R: 0 E: 0 K: 0 S: 13	H: 0 LOB: 0 BB: 0 P: 15	R: 0 E: 0 K: 2 S: 9	H: 0 LOB: 0 BB: 0 P: 14	R: 4 E: 0 K: 1 S: 11	H: 3 LOB: 0 BB: 1 P: 16	R: 1 E: 0 K: 1 S: 9	H: 1 LOB: 2 BB: 2 P: 17	R: 3 E: 0 K: 1 S: 14	H: 4 LOB: 1 BB: 1 P: 25	R: 0 E: 0 K: 0 S: 9	H: 2 LOB: 0 BB: 0 P: 11	R: 0 E: 0 K: 0 S: 5	H: 0 LOB: 0 BB: 0 P: 8	R: 1 E: 0 K: 0 S: 12	H: 1 LOB: 2 BB: 2 P: 24	1B: 6 2B: 4 3B: 0 HR: 1	SF: 0 SAC: 2 DP: 1 HBP: 0	WP: 1 PB: 1 SB: 1 CS: 0	PA: 40
PITCHER Andy Ashby, R Bruce Ruffin, L Darrel Akerfelds, R	IP: 4.0 WLS: L BF: 15 H: 6 R: 3 ER: 3 SO: 1 BB: 0 IBB: 0 HBP: 0 BLK: 0 WP: 0 HR: 0 S: 28 P: 44 ERA: 9.00 WHIP: 2.000															PITCHER				

Philadelphia Phillies @ Cincinnati Reds
Riverfront Stadium, Cincinnati, OH
Mon Jun 10 1991, 3:33 AM EDT
Att: 27,567 - Cloudy - 82 F

AB 32
R 9
H 11
RBI 9
BB 6
SO 5
LOB 14



Batter	1	2	3	4	5	6	7	8	9	10	11	AB	R	H	RBI	BB	SO	LOB	TOP									
Wally Backman, S OBP: 0.327, SLG: 0.293 Charlie Hayes, R OBP: 0.220, SLG: 0.318	(1, 5) BB 4-2 CS BB		(1, 5) BB E6			(1, 5) BB L8		(1, 5) BB G4-3		(1, 5) BB P3	(1, 5) BB F8	3	0	0	0	1	0	2										
Mickey Morandini, L OBP: 0.347, SLG: 0.227	(1, 4) CS K		(1, 4) CS L9			(1, 4) CS G4-3		(1, 4) CS G4-3		(1, 4) CS G4-6-3	(1, 4) CS F8	5	0	1	0	0	0	1	3									
John Kruk, L OBP: 0.355, SLG: 0.493	(1, 7) CS K		(1, 7) CS K			(1, 7) CS G4-3		(1, 7) CS G4-3		(1, 7) CS G4-6-3	(1, 7) CS G4-6-3	4	0	1	0	0	1	2										
Dale Murphy, R OBP: 0.307, SLG: 0.416		(1, 9) CS G6-4-3		(1, 9) CS G3-6		(1, 9) CS G3-6		(1, 9) CS K		(1, 9) CS G5-3		4	0	2	0	0	1	0										
Von Hayes, L OBP: 0.310, SLG: 0.298	(1, 8) CS F7		(1, 8) CS F7			(1, 8) CS G3-6		(1, 8) CS K		(1, 8) CS K		4	0	0	0	0	2	3										
Ricky Jordan, R OBP: 0.328, SLG: 0.487 Steve Lake, R OBP: 0.172, SLG: 0.159	(1, 3) CS G6-4-3		(1, 3) CS G6-4-3			(1, 3) CS G6-3		(1, 3) CS F9		(1, 3) CS F9		4	0	0	0	0	0	2										
Darrin Fletcher, L OBP: 0.250, SLG: 0.338 Rod Booker, L OBP: 0.242, SLG: 0.273	(1, 2) CS G3-1		(1, 2) CS G3-1			(1, 2) CS F7		(1, 2) CS G4-3		(1, 2) CS K		4	0	1	0	0	0	0										
Dickie Thon, R OBP: 0.286, SLG: 0.342 Roger McDowell, R OBP: 0.242, SLG: 0.273	(1, 6) CS SH2-4		(1, 6) CS SH2-4			(1, 6) CS K		(1, 6) CS E6		(1, 6) CS F8		4	0	1	0	0	1	1										
Pat Combs, L OBP: 0.235, SLG: 0.133 John Morris, L OBP: 0.315, SLG: 0.320 Jim Lindeman, R OBP: 0.465, SLG: 0.500	(1, 1) CS SH2-4		(1, 1) CS SH2-4			(1, 1) CS G5-3		(1, 1) CS K		(1, 1) CS G4-3		2	0	0	0	0	1	1										
Inning Stats	R: 0 E: 0 K: 2 S: 9	H: 0 LOB: 0 BB: 1 P: 15	R: 0 E: 0 K: 0 S: 8	H: 1 LOB: 0 BB: 0 P: 13	R: 0 E: 1 K: 0 S: 11	H: 1 LOB: 2 BB: 0 P: 17	R: 0 E: 0 K: 0 S: 6	H: 2 LOB: 1 BB: 0 P: 6	R: 0 E: 0 K: 1 S: 6	H: 0 LOB: 0 BB: 0 P: 7	R: 0 E: 0 K: 0 S: 8	H: 0 LOB: 0 BB: 0 P: 12	R: 0 E: 1 K: 1 S: 9	H: 0 LOB: 1 BB: 0 P: 14	R: 0 E: 0 K: 0 S: 6	H: 1 LOB: 0 BB: 0 P: 9	R: 0 E: 0 K: 1 S: 12	H: 1 LOB: 1 BB: 0 P: 18	R: 0 E: 0 K: 0 S: 9	H: 0 LOB: 0 BB: 0 P: 11	1B: 6 2B: 0 3B: 0 HR: 0	SF: 0 SAC: 1 DP: 3 HBP: 0	WP: 0 PB: 0 SB: 0 CS: 1	PA: 38				
PITCHER	IP ERA: 4.0	WLS W	BF 3	H 0	R 0	ER 0	SO 7	BB 0	IBB 0	HBP 0	BLK 0	WP 0	HR 0	S 9	P 122	ERA 0.00	WHIP 0.000											
Mark Portugal, R ERA: 4.0	(1, 1)	1.0	W	3	0	0	0	0	0	0	0	0	0	0	9	11	0.00	0.000										
Al Osuna, L ERA: 3.16	(11, 1)																											

Philadelphia Phillies @ Houston Astros
Astrodome, Houston, TX
Tue Jun 11 1991, 8:05 PM EDT
Att. 7,953 - Dome - 70 F

AB 36
R 0
H 6
RBI 0
BB 1
SO 7
LOB 14



Batter	1	2	3	4	5	6	7	8	9	10	11	AB	R	H	RBI	BB	SO	LOB	BOTTOM									
Eric Yelding, R OBP: 0.289, SLG: 0.330	(1, 6) BB G4-3		(1, 6) BB F7			(1, 6) BB G5-3		(1, 6) BB G5-3		(1, 6) BB K		3	0	1	0	2	0	1										
Casey Candaele, S OBP: 0.312, SLG: 0.372	(1, 4) CS G4-3		(1, 4) CS G4-3			(1, 4) CS G4-3		(1, 4) CS G4-3		(1, 4) CS K		5	0	1	0	0	1	6										
Craig Biggio, R OBP: 0.373, SLG: 0.401	(1, 2) CS K		(1, 2) CS G6-3			(1, 2) CS G6-3		(1, 2) CS G6-3		(1, 2) CS K		5	0	1	0	0	2	1										
Ken Caminiti, S OBP: 0.297, SLG: 0.349	(1, 5) CS G5-3		(1, 5) CS P3			(1, 5) CS F8		(1, 5) CS K		(1, 5) CS K		5	1	1	0	0	1	1										
5 Jeff Bagwell, R OBP: 0.370, SLG: 0.414	(1, 3) CS G6-3		(1, 3) CS L3			(1, 3) CS F7		(1, 3) CS F7		(1, 3) CS F7		4	0	1	0	1	0	0										
Javier Ortiz, R OBP: 0.333, SLG: 0.333 Steve Finley, L OBP: 0.330, SLG: 0.427	(1, 7) CS G3		(1, 7) CS G3			(1, 7) CS F7		(1, 7) CS F7		(1, 7) CS F7		3	0	1	0	0	0	1										
Mark Davidson, R OBP: 0.348, SLG: 0.286 Ken Oberkfell, L OBP: 0.429, SLG: 0.316	(1, 9) CS G4-3		(1, 9) CS G4-3			(1, 9) CS F8		(1, 9) CS K		(1, 9) CS K		4	0	1	0	0	1	2										
Gerald Young, S OBP: 0.250, SLG: 0.250 Luis Gonzalez, L OBP: 0.280, SLG: 0.449	(1, 8) CS F7		(1, 8) CS F7			(1, 8) CS G6-4-3		(1, 8) CS G6-4-3		(1, 8) CS F8		3	0	0	0	0	0	1										
Mark Portugal, R OBP: 0.333, SLG: 0.283 Eric Anthony, L OBP: 0.179, SLG: 0.200 Al Osuna, R ERA: 3.16	(1, 1) CS F7		(1, 1) CS F7			(1, 1) CS G6-3		(1, 1) CS G6-3		(1, 1) CS K		3	0	1	0	0	0	0										
Inning Stats	R: 0 E: 0 K: 1 S: 8	H: 0 LOB: 1 BB: 1 P: 15	R: 0 E: 0 K: 0 S: 5	H: 0 LOB: 0 BB: 0 P: 7	R: 0 E: 0 K: 0 S: 11	H: 1 LOB: 1 BB: 0 P: 18	R: 0 E: 0 K: 0 S: 6	H: 0 LOB: 0 BB: 0 P: 10	R: 0 E: 0 K: 0 S: 6	H: 2 LOB: 2 BB: 0 P: 10	R: 0 E: 0 K: 1 S: 6	H: 0 LOB: 1 BB: 0 P: 14	R: 0 E: 0 K: 0 S: 7	H: 0 LOB: 0 BB: 0 P: 11	R: 0 E: 0 K: 1 S: 14	H: 1 LOB: 3 BB: 2 P: 26	R: 1 E: 0 K: 1 S: 11	H: 2 LOB: 3 BB: 2 P: 21	1B: 6 2B: 2 3B: 0 HR: 0	SF: 0 SAC: 0 DP: 1 HBP: 0	WP: 1 PB: 0 SB: 0 CS: 1	PA: 43						
PITCHER	IP ERA: 3.92	WLS L	BF 11	H 3	R 1	ER 1	SO 3	BB 3	IBB 1	HBP 0	BLK 0	WP 0	HR 0	S 61	P 104	ERA 6.75	WHIP 4.500											
Pat Combs, L ERA: 3.92	(1, 1)	1.1	L	11	3	1	3	3	1	0	0	0	0	0	25	47	6.75	4.500										
Roger McDowell, R ERA: 1.9	(10, 1)																											

Philadelphia Phillies @ Houston Astros
Astrodome, Houston, TX
Tue Jun 11 1991, 8:05 PM EDT
Att. 7,953 - Dome - 70 F

AB 37
R 1
H 8
RBI 1
BB 6
SO 6
LOB 15



Batter	1	2	3	4	5	6	7	8	9	AB	R	H	RBI	BB	SO	LOB	TOP				
Dickie Thon, R OBP: 0.292, SLG: 0.340 Ron Jones, L OBP: 1.000, SLG: 1.000 Rod Booker, L OBP: 0.242, SLG: 0.273	F9			FC4-6 BB		BB BB		G6-3 1B		1	0	0	0	2	0	0	Philadelphia Phillies @ Houston Astros Astrodome, Houston, TX Wed Jun 12 1991, 8:05 PM EDT Att: 8,374 - Dome - 70 F				
Mickey Morandini, L OBP: 0.343, SLG: 0.287	F9			FC4-6 1B				G6-3		3	0	0	0	1	0	2					
John Kruk, L OBP: 0.353, SLG: 0.488	K			G6-4-3 1B		F7		F7		4	0	1	0	0	1	4					
Dale Murphy, R OBP: 0.301, SLG: 0.408		P4		G6-4-3			P5		K	4	0	0	0	0	1	2					
Ricky Jordan, R OBP: 0.320, SLG: 0.475	K				P3		K		L8	4	0	0	0	0	2	0					
Charlie Hayes, R OBP: 0.215, SLG: 0.312	K				K		F7		F7	4	0	0	0	0	2	0					
Von Hayes, L OBP: 0.310, SLG: 0.299				G4-3	G5-3			1B 1B		3	1	1	0	0	0	0					
Steve Lake, R OBP: 0.167, SLG: 0.154 Jim Lindeman, R OBP: 0.477, SLG: 0.513 Darrin Fletcher, L OBP: 0.250, SLG: 0.338		P6				P4		G6-3 1B		2	0	0	0	0	0	0					
Tommy Greene, R OBP: 0.250, SLG: 0.250 Rick Schu, R OBP: 0.182, SLG: 0.200 Joe Boever, R		P4				L7		G6-3		2	0	0	0	0	0	0					
Inning Stats	R: 0 E: 0 K: 1 S: 8	H: 0 LOB: 0 BB: 0 P: 14	R: 0 E: 0 K: 2 S: 8	H: 0 LOB: 0 BB: 0 P: 13	R: 0 E: 0 K: 0 S: 8	H: 0 LOB: 0 BB: 0 P: 10	R: 0 E: 0 K: 0 S: 14	H: 1 LOB: 1 BB: 0 P: 23	R: 0 E: 0 K: 1 S: 6	H: 0 LOB: 0 BB: 2 P: 10	R: 0 E: 0 K: 1 S: 8	H: 0 LOB: 0 BB: 0 P: 12	R: 2 E: 0 K: 0 S: 11	H: 3 LOB: 2 BB: 0 P: 17	R: 0 E: 0 K: 1 S: 6	H: 0 LOB: 0 BB: 0 P: 8		1B: 4 2B: 0 3B: 0 HR: 0	SF: 0 SAC: 0 DP: 1 HBP: 0	WP: 0 PB: 0 SB: 0 CS: 0	PA: 33
PITCHER	IP	WLS	BF	H	R	ER	SO	BB	IBB	HBP	BLK	WP	HR	S	P	ERA	WHIP				
Jim Deshaies, L ERA: 6.0	(1, 1)	7.1	27	3	2	2	5	3	0	0	0	0	0	70	115	2.46	0.818				
Mike Capel, R ERA: 3.38	(8, 1)	0.0	1	1	0	0	0	0	0	0	0	0	0	2	5	∞	∞				
Al Osuna, L ERA: 2.96	(8, 1)	1.2	W	5	0	0	1	0	0	0	0	0	0	11	14	0.00	0.000				

Batter	1	2	3	4	5	6	7	8	9	AB	R	H	RBI	BB	SO	LOB	BOTTOM					
Steve Finley, L OBP: 0.332, SLG: 0.429	G5-4-3 1B	SF7			G4-3			G6-3		4	0	2	2	0	0	0	Philadelphia Phillies @ Houston Astros Astrodome, Houston, TX Wed Jun 12 1991, 8:05 PM EDT Att: 8,374 - Dome - 70 F					
Craig Biggio, R OBP: 0.370, SLG: 0.398	G5-4-3 1B	K			L5			1B		4	0	1	0	0	1	3						
Luis Gonzalez, L OBP: 0.284, SLG: 0.457	3B			G4-3		L8		1B		3	0	1	0	1	0	0						
Eric Anthony, L OBP: 0.156, SLG: 0.172 Gerald Young, S OBP: 0.250, SLG: 0.250	F7			K		P5		G3		4	0	0	0	0	1	3						
5 Jeff Bagwell, R OBP: 0.373, SLG: 0.416		1B 1B		K		L8				4	2	2	0	0	1	0						
Ken Caminiti, S OBP: 0.298, SLG: 0.349	1B 1B	1B 1B		F8		K				3	1	1	0	0	1	0						
Eric Yelding, R OBP: 0.290, SLG: 0.330	1B 1B			K		G6-3				3	0	1	1	0	1	0						
Casey Candaele, S OBP: 0.310, SLG: 0.369	1B 1B			G4-3		F8				4	0	1	0	0	1	2						
Jim Deshaies, L OBP: 0.211, SLG: 0.118 Mike Capel, R Al Osuna, R Rafael Ramirez, R OBP: 0.291, SLG: 0.266 Ken Oberkfell, L OBP: 0.440, SLG: 0.316	K				K			G1-3		2	0	0	0	0	2	3						
Inning Stats	R: 0 E: 0 K: 0 S: 12	H: 2 LOB: 1 BB: 0 P: 17	R: 2 E: 0 K: 2 S: 16	H: 4 LOB: 2 BB: 0 P: 27	R: 0 E: 0 K: 2 S: 8	H: 0 LOB: 0 BB: 0 P: 11	R: 0 E: 0 K: 1 S: 12	H: 0 LOB: 0 BB: 0 P: 18	R: 0 E: 0 K: 1 S: 8	H: 0 LOB: 0 BB: 0 P: 12	R: 0 E: 0 K: 0 S: 6	H: 0 LOB: 0 BB: 0 P: 10	R: 0 E: 0 K: 1 S: 9	H: 0 LOB: 0 BB: 0 P: 10	R: 0 E: 0 K: 0 S: 8	H: 1 LOB: 2 BB: 1 P: 13		R: 1 E: 0 K: 1 S: 13	H: 2 LOB: 3 BB: 2 P: 29	1B: 8 2B: 0 3B: 1 HR: 0	SF: 1 SAC: 1 DP: 1 HBP: 0	WP: 0 PB: 0 SB: 1 CS: 0
PITCHER	IP	WLS	BF	H	R	ER	SO	BB	IBB	HBP	BLK	WP	HR	S	P	ERA	WHIP					
Tommy Greene, R ERA: 2.13 Joe Boever, R ERA: 4.1	(1, 1)	7.0	L	26	3	1	2	1	1	1	2	0	0	0	0	0	2.57	0.857				
	(8, 1)	1.2	L	11	3	1	1	1	2	0	0	0	0	21	42	5.40	2.400					

Batter	1	2	3	4	5	6	7	8	9	AB	R	H	RBI	BB	SO	LOB	TOP			
Wally Backman, S (1, 4) OBP: 0.330, SLG: 0.284	4-0 E BB	1-0 G4-3		0-2 P4		4-2 BB		3-2 G4-3		3	1	0	0	2	0	1				
John Morris, L (1, 9) OBP: 0.322, SLG: 0.315	0-2 E4 E		4-2 E BLK BB	1-0 WP G4-3 1B		2-2 G3		1-3 K		4	2	1	0	1	1	2				
John Kruk, L (1, 3) OBP: 0.354, SLG: 0.483	1-3 K		4-2 BB E BB	1-0 G4-3		2-0 BB 1B		1-0 F7		4	1	1	0	1	1	3				
Von Hayes, L (1, 8) OBP: 0.304, SLG: 0.292	0-0 E1 FC6-4		0-1 E3 BB BB	3-0 F7		2-3 K		0-1 F8		5	1	0	1	0	1	5				
Jim Lindeman, R (1, 7) OBP: 0.458, SLG: 0.476	0-0 FC6-4		2-1 F9		0-0 G5-3		4-2 BB			3	0	0	0	1	0	4				
Rick Schu, R (1, 5) OBP: 0.214, SLG: 0.167	0-0 G6-3		4-0 BB		2-3 K		2-3 K			2	0	0	1	1	1	1				
Ron Jones, L (7, PH) OBP: 0.500, SLG: 0.500			1-2 2-3 3-H BB							1	0	0	0	0	1	2				
Charlie Hayes, R (7, 5) OBP: 0.215, SLG: 0.312										0	0	0	0	0	0	0				
Darrin Fletcher, L (1, 2) OBP: 0.250, SLG: 0.325		2-2 G3		4-2 BB		3-1 G4-3		3-2 G1		3	0	0	1	1	0	2				
Rod Booker, L (1, 6) OBP: 0.216, SLG: 0.250		2-0 G4-3		1-2 SF9		0-0 L8		2-1 G6-3		3	0	0	1	0	0	0				
Jose De Jesus, R (1, 1) OBP: 0.238, SLG: 0.200		1-2 1B		2-3 K		2-3 K		0-1 F9		3	0	1	0	0	2	2				
Ricky Jordan, R (8, PH) OBP: 0.318, SLG: 0.472										1	0	0	0	0	0	0				
Mitch Williams, L (8, 1)										0	0	0	0	0	0	0				
Inning Stats	R: 2 E: 3 K: 1 S: 10	H: 0 LOB: 1 BB: 1 P: 15	R: 0 E: 0 K: 0 S: 10	H: 1 LOB: 1 BB: 0 P: 16	R: 3 E: 1 K: 1 S: 19	H: 0 LOB: 2 BB: 4 P: 40	R: 0 E: 0 K: 0 S: 6	H: 1 LOB: 1 BB: 0 P: 11	R: 0 E: 0 K: 1 S: 6	H: 0 LOB: 1 BB: 1 P: 18	R: 0 E: 0 K: 2 S: 13	H: 1 LOB: 2 BB: 1 P: 26	R: 0 E: 0 K: 0 S: 8	H: 0 LOB: 0 BB: 0 P: 13	R: 0 E: 0 K: 1 S: 6	H: 0 LOB: 0 BB: 0 P: 8	1B: 3 2B: 0 3B: 0 HR: 0	SF: 1 SAC: 0 DP: 0 HBP: 0	WP: 1 PA: 40 PB: 0 SB: 0 CS: 0	
PITCHER	IP	WLS	BF	H	R	ER	SO	BB	IBB	HBP	BLK	WP	HR	S	P	ERA	WHIP			
Darryl Kile, R (1, 1) ERA: 4.62	4.0	L	22	2	5	1	2	5	0	0	1	1	0	45	82	2.25	1.750			
Jim Corsi, R (5, 1) ERA: 3.72	2.0		7	0	0	0	2	1	0	0	0	0	0	16	29	0.00	0.500			
Curt Schilling, R (7, 1) ERA: 4.83	3.0		11	1	0	0	3	1	0	0	0	0	0	27	47	0.00	0.667			

Philadelphia Phillies @ Houston Astros
Astrodome, Houston, TX
Thu Jun 13 1991, 4:33 AM EDT
Att: 14,362 - Dome - 70 F

AB	32
R	5
H	3
RBI	4
BB	7
SO	7
LOB	22



Batter	1	2	3	4	5	6	7	8	9	AB	R	H	RBI	BB	SO	LOB	BOTTOM			
Steve Finley, L (1, 8) OBP: 0.326, SLG: 0.423	2-2 L5		1-1 B1-3	0-0 P6		2-1 FC4-6			0-0 S 1B	5	0	1	0	0	1	5				
Eric Yelding, R (1, 6) OBP: 0.285, SLG: 0.327	1-3 K		0-1 E2 1B			0-0 F8			1-0 F9	5	0	1	1	0	1	1				
Craig Biggio, R (1, 2) OBP: 0.376, SLG: 0.403	0-0 E5 1B		0-1 FC6 1B			2-3 K			3-2 K 1B	5	1	3	0	0	1	1				
Luis Gonzalez, L (1, 7) OBP: 0.279, SLG: 0.448	1-1 E4 5 CS 2H		3-2 FC6 5 BB 1-2			2-0 F7			1-0 F8	4	0	0	0	0	0	1				
5 Jeff Bagwell, R (1, 3) OBP: 0.375, SLG: 0.420	1-1 CS		4-2 P2			2-0 P2			0-2 G4-3	3	1	1	0	1	0	0				
Ken Caminiti, S (1, 5) OBP: 0.301, SLG: 0.352		0-0 2B 1B	1-3 K			0-0 P2			1-2 1B	4	0	2	0	0	1	2				
Eric Anthony, L (1, 9) OBP: 0.145, SLG: 0.156		0-3 K		0-0 G4-3		0-0 F9			0-3 K	3	0	0	0	0	1	2				
Mark Davidson, R (8, PH) OBP: 0.343, SLG: 0.281										1	0	0	0	0	1	1				
Casey Candaele, S (1, 4) OBP: 0.320, SLG: 0.380		1-1 2B		4-1 2B 1B BB		0-1 FC4-6 1B			0-1 F8	3	1	2	1	1	0	1				
Darryl Kile, R (1, 1) ERA: 4.62				0-1 E 2B		2-1 F7			2-1 F9	1	0	0	0	0	0	2				
Javier Ortiz, R (4, PH) OBP: 0.299, SLG: 0.750										1	1	1	0	0	0	0				
Jim Corsi, R (5, 1) ERA: 3.72										0	0	0	0	0	0	0				
Gerard Young, S (6, PH) OBP: 0.343, SLG: 0.343										1	0	0	0	0	0	1				
Curt Schilling, R (7, 1) ERA: 4.83										0	0	0	0	0	0	0				
Rafael Ramirez, R (8, PH) OBP: 0.237, SLG: 0.233										1	0	0	0	0	0	0				
Inning Stats	R: 1 E: 2 K: 1 S: 11	H: 1 LOB: 0 BB: 0 P: 15	R: 1 E: 0 K: 2 S: 15	H: 3 LOB: 2 BB: 0 P: 21	R: 0 E: 1 K: 0 S: 9	H: 1 LOB: 1 BB: 1 P: 13	R: 0 E: 0 K: 0 S: 3	H: 0 LOB: 0 BB: 0 P: 7	R: 0 E: 0 K: 0 S: 7	H: 1 LOB: 1 BB: 0 P: 11	R: 0 E: 0 K: 1 S: 6	H: 0 LOB: 0 BB: 0 P: 9	R: 0 E: 0 K: 1 S: 11	H: 1 LOB: 1 BB: 0 P: 12	R: 0 E: 0 K: 0 S: 8	H: 2 LOB: 1 BB: 0 P: 14	1B: 8 2B: 3 3B: 0 HR: 0	SF: 0 SAC: 0 DP: 0 HBP: 0	WP: 0 PA: 40 PB: 0 SB: 1 CS: 1	
PITCHER	IP	WLS	BF	H	R	ER	SO	BB	IBB	HBP	BLK	WP	HR	S	P	ERA	WHIP			
Jose De Jesus, R (1, 1) ERA: 3.76	7.0	W	31	8	4	2	5	2	0	0	0	0	0	64	98	2.57	1.429			
Mitch Williams, L (8, 1) ERA: 2.89	2.0	S	8	3	0	0	1	0	0	0	0	0	0	19	26	0.00	1.500			

Philadelphia Phillies @ Houston Astros
Astrodome, Houston, TX
Thu Jun 13 1991, 4:33 AM EDT
Att: 14,362 - Dome - 70 F

AB	37
R	4
H	11
RBI	2
BB	2
SO	6
LOB	17



Batter	1	2	3	4	5	6	7	8	9	AB	R	H	RBI	BB	SO	LOB	TOP										
Bill Doran, S OBP: 0.411, SLG: 0.366 (1, 4)	G3-1 1-2		P6 1-2					G1-4-3 BB 4-2		3	0	1	0	1	0	1	Cincinnati Reds @ Philadelphia Phillies Veterans Stadium, Philadelphia, PA Sat Jun 15 1991, 7:05 PM EDT Att: 32,075 - Sunny - 95 F										
Billy Hatcher, R OBP: 0.298, SLG: 0.344 (1, 8) (8, 7)	WP G3 1B HBP 2-1		F8 0-1				F7 1-1	P1 0-0		3	1	0	0	0	0	3											
Barry Larkin, R OBP: 0.407, SLG: 0.543 (1, 6)	G3 WP 1B 1-2		HR 1-H 0-1				K 0-3	G1-4-3 1-2		4	1	2	2	0	1	1											
Paul O'Neill, L OBP: 0.348, SLG: 0.530 (1, 9)	G3 1-2		K 0-3				F8 2-2	P6 2-2		4	0	0	1	0	1	1											
Hal Morris, L OBP: 0.316, SLG: 0.434 (1, 3)	P5 3-2		K 0-3				L8 0-0	G4-3 1-2		4	0	0	0	0	1	1											
Todd Benzinger, S OBP: 0.228, SLG: 0.242 Herm Winningham, L OBP: 0.299, SLG: 0.323 (1, 7) (8, 8)	F9 0-1		K 0-3				K 0-3	G4-3 0-2		3	0	0	0	0	2	0											
Jeff Reed, L OBP: 0.346, SLG: 0.358 (1, 2)	L7 3-2		K 0-3				F7 2-2			3	0	0	0	0	1	0											
Luis Quinones, S OBP: 0.235, SLG: 0.260 (1, 5)	L3 3-1		K 1-3				BB 4-1			2	0	0	0	1	1	0											
Jose Rijo, R OBP: 0.250, SLG: 0.250 Rob Dibble, L (9, 1)	HR 1B 0-0		G6-3 0-1				G4-3 2-2			3	1	1	0	0	0	1											
										0	0	0	0	0	0	0											
Inning Stats	R: 1 E: 0 K: 0 S: 14	H: 1 LOB: 1 BB: 0 P: 22	R: 0 E: 0 K: 0 S: 10	H: 0 LOB: 0 BB: 0 P: 16	R: 2 E: 0 K: 1 S: 11	H: 2 LOB: 0 BB: 0 P: 12	R: 0 E: 0 K: 3 S: 9	H: 0 LOB: 0 BB: 0 P: 9	R: 0 E: 0 K: 1 S: 9	H: 1 LOB: 1 BB: 0 P: 12	R: 0 E: 0 K: 1 S: 8	H: 0 LOB: 1 BB: 0 P: 10	R: 0 E: 0 K: 1 S: 11	H: 0 LOB: 1 BB: 1 P: 19	R: 0 E: 0 K: 0 S: 5	H: 0 LOB: 0 BB: 1 P: 9	R: 0 E: 0 K: 0 S: 10	H: 0 LOB: 0 BB: 0 P: 13	1B: 3 2B: 0 3B: 0 HR: 1	SF: 0 SAC: 0 DP: 1 HBP: 1	WP: 1 PB: 0 SB: 0 CS: 0	PA: 33					
PITCHER	IP	WLS	BF	H	R	ER	SO	BB	IBB	HBP	BLK	WP	HR	S	P	ERA	WHIP										
Andy Ashby, R ERA: 8.0 (1, 1)	5.0	L	20	4	3	3	5	0	0	1	0	1	1	53	71	5.40	0.800										
Bruce Ruffin, L ERA: 3.95 (6, 1)	3.0		10	0	0	0	2	2	0	0	0	0	0	24	38	0.00	0.667										
Joe Boever, R ERA: 4.01 (9, 1)	1.0		3	0	0	0	0	0	0	0	0	0	0	10	13	0.00	0.000										

AB	30
R	3
H	4
RBI	3
BB	2
SO	7
LOB	8



Batter	1	2	3	4	5	6	7	8	9	AB	R	H	RBI	BB	SO	LOB	BOTTOM										
Dickie Thon, R OBP: 0.295, SLG: 0.338 (1, 6)	K 3-3		F8 1-2					F9 1-1		4	0	0	0	0	1	0	Cincinnati Reds @ Philadelphia Phillies Veterans Stadium, Philadelphia, PA Sat Jun 15 1991, 7:05 PM EDT Att: 32,075 - Sunny - 95 F										
Mickey Morandini, L OBP: 0.527, SLG: 0.275 Joe Boever, R (1, 4) (9, 1)	F8 2-2		K 0-3				G6-3 0-0	G4-3 1-0		4	0	0	0	0	1	0											
John Kruk, L OBP: 0.347, SLG: 0.470 (1, 3)	1B 2-2		G4-3 2-2				L8 3-1	K 1-3		4	0	1	0	0	1	0											
Dale Murphy, R OBP: 0.300, SLG: 0.418 (1, 9)	G6-3 1-0		K 1-3				1B 0-2	L8 0-1		4	0	1	0	0	1	1											
Wes Chamberlain, R OBP: 0.333, SLG: 0.444 (1, 7)			BLK 1B 0-2				G6-3 0-0	2B 0-2		4	0	2	0	0	0	1											
Charlie Hayes, R OBP: 0.216, SLG: 0.311 Ron Jones, L OBP: 0.500, SLG: 0.333 Rod Booker, L OBP: 0.216, SLG: 0.250 (1, 5) (9, PH) (9, PR)	K 2-3		K 1-3				G4-3 0-0	FC6-4 BB 4-2		3	0	0	0	0	2	2											
Darrin Fletcher, L OBP: 0.317, SLG: 0.338 Ricky Jordan, R OBP: 0.315, SLG: 0.464 (1, 2) (9, PH)	K 2-3		K 2-3				G4-3 1-2	P3 2-2		3	1	1	0	0	1	1											
Sil Campusano, R (1, 8)	K 0-3		G4-3 0-0				L8 2-3	FC6-4 1-2		1	0	0	0	0	0	2											
Andy Ashby, R John Morris, L OBP: 0.317, SLG: 0.309 Bruce Ruffin, S Wally Backman, S OBP: 0.324, SLG: 0.278 (1, 1) (5, PH) (6, 1) (8, PH)	K 3-3		K 0-3				G3 2-1	K 1-3		1	0	0	0	0	1	0											
										1	0	0	1	0	0	0											
										0	0	0	0	0	0	0											
										1	0	0	0	0	1	0											
Inning Stats	R: 0 E: 0 K: 1 S: 12	H: 1 LOB: 1 BB: 0 P: 20	R: 0 E: 0 K: 3 S: 13	H: 1 LOB: 1 BB: 0 P: 17	R: 0 E: 0 K: 2 S: 11	H: 0 LOB: 0 BB: 0 P: 15	R: 0 E: 1 K: 2 S: 11	H: 0 LOB: 1 BB: 0 P: 15	R: 0 E: 0 K: 0 S: 7	H: 1 LOB: 0 BB: 0 P: 10	R: 0 E: 0 K: 0 S: 8	H: 1 LOB: 1 BB: 0 P: 11	R: 0 E: 0 K: 0 S: 9	H: 0 LOB: 0 BB: 0 P: 11	R: 0 E: 0 K: 1 S: 6	H: 0 LOB: 0 BB: 0 P: 9	R: 0 E: 0 K: 1 S: 15	H: 1 LOB: 2 BB: 1 P: 20	1B: 3 2B: 2 3B: 0 HR: 0	SF: 0 SAC: 0 DP: 0 HBP: 0	WP: 0 PB: 0 SB: 0 CS: 0	PA: 34					
PITCHER	IP	WLS	BF	H	R	ER	SO	BB	IBB	HBP	BLK	WP	HR	S	P	ERA	WHIP										
Jose Rijo, R ERA: 2.82 Rob Dibble, R ERA: 1.35 (1, 1) (9, 1)	8.2	W	32	5	1	1	10	0	0	0	1	0	0	85	117	1.04	0.577										
	0.1	S	2	0	0	0	0	1	0	0	0	0	0	7	11	0.00	3.000										

AB	33
R	1
H	5
RBI	1
BB	1
SO	10
LOB	9



Batter	1	2	3	4	5	6	7	8	9	AB	R	H	RBI	BB	SO	LOB	TOP						
Billy Hatcher, R OBP: 0.291, SLG: 0.335 Randy Myers, L OBP: 0.500, SLG: 0.500 Don Carman, L										4	0	0	0	0	2	2	Cincinnati Reds @ Philadelphia Phillies Veterans Stadium, Philadelphia, PA Sun Jun 16 1991, 3:33 AM EDT Att: 41,905 - Cloudy - 97 F						
Mariano Duncan, R OBP: 0.245, SLG: 0.281 Bill Doran, S OBP: 0.412, SLG: 0.362										2	1	0	0	2	0	0							
Barry Larkin, R OBP: 0.413, SLG: 0.563										4	2	2	1	1	1	2							
Chris Sabo, R OBP: 0.343, SLG: 0.444										4	0	0	0	1	2	4							
Glenn Braggs, R OBP: 0.339, SLG: 0.415										3	2	1	3	2	0	0							
Chris Jones, R OBP: 0.636, SLG: 0.636										5	2	3	0	0	1	2							
Todd Benzinger, S OBP: 0.229, SLG: 0.234 Ted Power, R										3	0	0	0	1	0	3							
Paul O'Neill, L OBP: 0.351, SLG: 0.530										0	0	0	0	1	0	0							
Joe Oliver, R OBP: 0.273, SLG: 0.263 Herm Winningham, L OBP: 0.309, SLG: 0.333 Jeff Reed, L OBP: 0.343, SLG: 0.358										2	0	1	1	1	0	3							
Norm Charlton, S OBP: 0.045, SLG: 0.091 Hal Morris, L OBP: 0.323, SLG: 0.437										3	0	0	0	0	2	4							
										1	0	1	0	1	0	0							
Inning Stats	R: 0 E: 0 K: 2 S: 9	H: 0 LOB: 0 BB: 13	R: 0 E: 0 K: 1 S: 12	H: 0 LOB: 2 BB: 3 P: 27	R: 0 E: 0 K: 2 S: 17	H: 0 LOB: 2 BB: 2 P: 29	R: 1 E: 0 K: 1 S: 15	H: 2 LOB: 2 BB: 1 P: 25	R: 3 E: 0 K: 1 S: 22	H: 3 LOB: 2 BB: 2 P: 37	R: 1 E: 0 K: 1 S: 8	H: 1 LOB: 0 BB: 0 P: 12	R: 0 E: 0 K: 0 S: 10	H: 0 LOB: 0 BB: 0 P: 15	R: 1 E: 0 K: 0 S: 7	H: 2 LOB: 1 BB: 1 P: 14		R: 2 E: 1 K: 0 S: 15	H: 2 LOB: 3 BB: 2 P: 30	1B: 7 2B: 1 3B: 0 HR: 2	SF: 1 SAC: 1 DP: 2 HBP: 0	WP: 2 PB: 0 SB: 1 CS: 0	PA: 47
PITCHER	IP WLS BF H R ER SO BB IBB HBP BLK WP HR S P ERA WHIP																						
Pat Combs, L ERA: 4.22	(1, 1) 4.1 23 4 4 4 7 7 0 0 0 1 1 70 120 8.31 2.538																						
Joe Boever, R ERA: 3.98	(5, 1) 2.2 11 2 1 1 1 0 1 0 0 0 1 23 38 3.38 0.750																						
Roger McDowell, R ERA: 1.93	(8, 1) 2.0 L 13 4 3 1 0 2 1 0 0 1 0 22 44 4.50 3.000																						

AB	34
R	8
H	10
RBI	7
BB	11
SO	8
LOB	23



Batter	1	2	3	4	5	6	7	8	9	AB	R	H	RBI	BB	SO	LOB	BOTTOM						
Sil Campusano, R OBP: 0.346, SLG: 0.468										4	0	0	0	0	0	2	Cincinnati Reds @ Philadelphia Phillies Veterans Stadium, Philadelphia, PA Sun Jun 16 1991, 3:33 AM EDT Att: 41,905 - Cloudy - 97 F						
Wally Backman, S OBP: 0.330, SLG: 0.290 Roger McDowell, R										3	1	1	1	1	0	1							
John Kruk, L OBP: 0.346, SLG: 0.468										1	0	0	0	0	0	0							
Ricky Jordan, R OBP: 0.323, SLG: 0.468										5	1	3	2	0	0	2							
Wes Chamberlain, R OBP: 0.308, SLG: 0.615										4	1	1	2	0	1	2							
Jim Lindeman, R OBP: 0.462, SLG: 0.478										4	0	2	0	0	2	0							
Dickie Thorn, R OBP: 0.294, SLG: 0.333										3	1	0	0	1	2	2							
Charlie Hayes, R OBP: 0.279, SLG: 0.311 Ron Jones, L OBP: 0.400, SLG: 0.250 Rod Booker, L OBP: 0.216, SLG: 0.250										3	0	1	0	0	1	1							
Steve Lake, R OBP: 0.167, SLG: 0.155 Dale Murphy, R OBP: 0.303, SLG: 0.421 Darrin Fletcher, L OBP: 0.253, SLG: 0.338										3	0	1	1	0	0	0							
Pat Combs, L OBP: 0.278, SLG: 0.133 Joe Boever, R OBP: 1.000, SLG: 1.000 John Morris, L OBP: 0.329, SLG: 0.321 Mickey Morandini, L OBP: 0.325, SLG: 0.272										1	0	1	0	0	0	0							
										1	0	1	0	0	0	0							
Inning Stats	R: 0 E: 0 K: 0 S: 6	H: 1 LOB: 1 BB: 0 P: 8	R: 0 E: 0 K: 2 S: 11	H: 1 LOB: 0 BB: 0 P: 16	R: 4 E: 0 K: 1 S: 16	H: 3 LOB: 0 BB: 0 P: 23	R: 0 E: 0 K: 0 S: 9	H: 0 LOB: 0 BB: 0 P: 12	R: 0 E: 0 K: 0 S: 5	H: 1 LOB: 1 BB: 1 P: 9	R: 1 E: 0 K: 1 S: 7	H: 2 LOB: 2 BB: 1 P: 12	R: 1 E: 0 K: 1 S: 9	H: 2 LOB: 1 BB: 0 P: 14	R: 0 E: 0 K: 2 S: 15	H: 2 LOB: 2 BB: 0 P: 24		R: 0 E: 0 K: 0 S: 10	H: 0 LOB: 0 BB: 0 P: 13	1B: 10 2B: 3 3B: 0 HR: 1	SF: 0 SAC: 1 DP: 2 HBP: 1	WP: 0 PB: 0 SB: 0 CS: 1	PA: 39
PITCHER	IP WLS BF H R ER SO BB IBB HBP BLK WP HR S P ERA WHIP																						
Norm Charlton, L ERA: 4.25	(1, 1) 6.0 26 8 5 5 4 2 0 0 0 0 0 54 80 7.50 1.667																						
Ted Power, R ERA: 3.14	(7, 1) 1.2 9 4 1 1 3 0 0 0 0 0 0 22 35 5.40 2.400																						
Randy Myers, L ERA: 2.91	(8, 1) 0.2 W 2 0 0 0 0 0 0 0 0 0 0 6 8 0.00 0.000																						
Don Carman, L ERA: 5.24	(9, 1) 0.2 S 2 0 0 0 0 0 0 0 0 0 0 6 8 0.00 0.000																						


AB	35
R	6
H	12
RBI	6
BB	2
SO	7
LOB	13




Batter	1	2	3	4	5	6	7	8	9	AB	R	H	RBI	BB	SO	LOB	TOP																	
Otis Nixon, S <small>OBP: 0.423, SLG: 0.389</small> (1, 7)	F7		F7		F7			2H 1B		4	0	1	0	0	0	0	Atlanta Braves @ Philadelphia Phillies Veterans Stadium, Philadelphia, PA Mon Jun 17 1991, 7:05 PM EDT Att: 18,517 - Cloudy - 81 F																	
Terry Pendleton, S <small>OBP: 0.374, SLG: 0.500</small> (1, 5)	F8			1B		K		G4-3		4	1	1	0	0	1																			
Ron Gant, R <small>OBP: 0.294, SLG: 0.480</small> (1, 8)	K			1B		CS			S WP HBP	3	1	2	0	0	1																			
David Justice, L <small>OBP: 0.388, SLG: 0.529</small> (1, 9)		P6		1B		G3-1			K	4	1	1	1	0	1																			
Sid Bream, L <small>OBP: 0.333, SLG: 0.503</small> Lonnie Smith, R <small>OBP: 0.412, SLG: 0.392</small> (9, PH)	F8			1B					K	3	0	1	1	0	0																			
Jeff Treadway, L <small>OBP: 0.372, SLG: 0.437</small> Brian Hunter, R <small>OBP: 0.296, SLG: 0.458</small> (9, PH)				G4-6-3					K	1	0	0	0	0	1																			
Greg Olson, R <small>OBP: 0.336, SLG: 0.368</small> (1, 2)	G4-3			1B					K	3	0	1	0	0	0																			
Rafael Belliard, R <small>OBP: 0.272, SLG: 0.266</small> Tommy Gregg, L <small>OBP: 0.425, SLG: 0.389</small> Juan Berenguer, R (8, 1)			G3					SH2-4	BB	2	0	0	0	0	1																			
Steve Avery, L <small>OBP: 0.300, SLG: 0.296</small> Randy St. Claire, R (5, 1)								SH2-4		2	0	0	0	0	2																			
Jeff Blauser, R <small>OBP: 0.359, SLG: 0.465</small> (8, 6)										0	0	0	0	0	0																			
Inning Stats	R: 0 E: 0 K: 1 S: 7	H: 0 LOB: 0 BB: 0 P: 12	R: 0 E: 0 K: 0 S: 12	H: 1 LOB: 1 BB: 0 P: 14	R: 0 E: 0 K: 1 S: 6	H: 0 LOB: 0 BB: 0 P: 8	R: 3 E: 0 K: 0 S: 15	H: 4 LOB: 0 BB: 0 P: 18	R: 0 E: 0 K: 1 S: 8	H: 0 LOB: 0 BB: 0 P: 10	R: 0 E: 0 K: 0 S: 12	H: 1 LOB: 0 BB: 0 P: 15	R: 0 E: 0 K: 0 S: 7	H: 0 LOB: 0 BB: 0 P: 12	R: 0 E: 0 K: 0 S: 5	H: 1 LOB: 1 BB: 1 P: 10	R: 0 E: 0 K: 3 S: 10	H: 0 LOB: 1 BB: 0 P: 15	1B: 7 2B: 0 3B: 0 HR: 0	SF: 0 SAC: 1 DP: 1 HBP: 1	WP: 1 PB: 0 SB: 1 CS: 1	PA: 33												
PITCHER	IP WLS BF H R ER SO BB IBB HBP BLK WP HR S P ERA WHIP																																	
Tommy Greene, R <small>ERA: 2.28</small> (1, 1)	7.1		27	6	3	3	5	1	0	0	0	0	0	0	69	96	3.68	0.955																
Mitch Williams, L <small>ERA: 2.73</small> (8, 1)	1.2	W	6	1	0	0	3	0	0	1	0	1	0	13	18	0.00	0.600																	

Batter	1	2	3	4	5	6	7	8	9	AB	R	H	RBI	BB	SO	LOB	BOTTOM																	
Dickie Thon, R <small>OBP: 0.298, SLG: 0.337</small> (1, 6)	G4-3		F8		G5-3		CS			4	0	2	0	0	0																			
Mickey Morandini, L <small>OBP: 0.322, SLG: 0.271</small> (1, 4)	G4-3		L6		FC5-4		F7			4	0	1	0	0	0	2																		
Wes Chamberlain, R <small>OBP: 0.294, SLG: 0.529</small> (1, 7)	HR		F7		FC5-4		G3-1			4	1	1	0	0	0	1																		
John Kruk, L <small>OBP: 0.344, SLG: 0.477</small> (1, 3)	HR		G4-3		K					4	1	1	2	0	2	1																		
Dale Murphy, R <small>OBP: 0.310, SLG: 0.439</small> (1, 9)	L6			1B		SH3-4		HR		3	1	2	1	1	0	0																		
Charlie Hayes, R <small>OBP: 0.220, SLG: 0.310</small> (1, 5)			L9		F7		SH3-4			4	0	1	0	0	1	1																		
Steve Lake, R <small>OBP: 0.187, SLG: 0.176</small> (1, 2)						SH3-4		P4		3	0	2	0	0	0	0																		
Sil Campusano, R (1, 8)			F9		K		K			3	0	0	0	0	2	5																		
Tommy Greene, R <small>OBP: 0.259, SLG: 0.370</small> Mitch Williams, L (8, 1)			G3		HR		K			3	1	1	1	0	1	3																		
Inning Stats	R: 2 E: 0 K: 0 S: 12	H: 3 LOB: 0 BB: 0 P: 15	R: 0 E: 0 K: 0 S: 7	H: 1 LOB: 1 BB: 0 P: 11	R: 0 E: 0 K: 0 S: 6	H: 0 LOB: 0 BB: 0 P: 7	R: 0 E: 0 K: 1 S: 10	H: 2 LOB: 2 BB: 0 P: 12	R: 1 E: 0 K: 1 S: 11	H: 2 LOB: 1 BB: 0 P: 16	R: 0 E: 0 K: 2 S: 12	H: 1 LOB: 2 BB: 1 P: 17	R: 0 E: 0 K: 0 S: 11	H: 1 LOB: 0 BB: 0 P: 17	R: 1 E: 0 K: 2 S: 11	H: 1 LOB: 0 BB: 0 P: 19	1B: 8 2B: 0 3B: 0 HR: 3	SF: 0 SAC: 1 DP: 1 HBP: 0	WP: 0 PB: 0 SB: 0 CS: 1	PA: 34														
PITCHER	IP WLS BF H R ER SO BB IBB HBP BLK WP HR S P ERA WHIP																																	
Steve Avery, L <small>ERA: 3.9</small> (1, 1)	4.1		20	8	3	3	1	0	0	0	0	0	0	41	54	6.23	1.846																	
Randy St. Claire, R <small>ERA: 3.95</small> (5, 1)	2.2		10	2	0	0	3	1	0	0	0	0	0	28	41	0.00	1.125																	
Juan Berenguer, R <small>ERA: 2.61</small> (8, 1)	1.0	L	4	1	1	1	2	0	0	0	0	0	0	1	11	19	9.00	1.000																

AB 30
R 3
H 7
RBI 2
BB 1
SO 8
LOB 7



AB 32
R 4
H 11
RBI 4
BB 1
SO 6
LOB 13



livebaseballscores.com

livebaseballscores.com

Batter	1	2	3	4	5	6	7	8	9	AB	R	H	RBI	BB	SO	LOB	TOP																															
Otis Nixon, S <small>OBP: 0.411, SLG: 0.376</small> (1, 7)	G5-3		G6-3	F7			L8		K	5	0	0	0	0	1	3																																
Terry Pendleton, S <small>OBP: 0.395, SLG: 0.486</small> (1, 5)	K		G4-3		G2-3			G4-3	F8	5	0	0	0	0	1	0																																
Ron Gant, R <small>OBP: 0.301, SLG: 0.480</small> (1, 8)			L8		G5-3			BB 2B	1B	4	1	2	0	1	0	0																																
David Justice, L <small>OBP: 0.385, SLG: 0.520</small> (1, 9)	K			G3	K			2B 1B	P4	4	1	0	0	1	2	2																																
Sid Bream, L <small>OBP: 0.335, SLG: 0.503</small> Brian Hunter, R <small>OBP: 0.310, SLG: 0.500</small> (4, PR)		F8		2B 1B		G6-3		1B 2B		2	0	1	0	0	0	0																																
Jeff Treadway, L <small>OBP: 0.385, SLG: 0.467</small> (1, 4)		G3 2B		1B 2B		F9		BB 1B		4	0	3	2	0	0	0																																
Greg Olson, R <small>OBP: 0.341, SLG: 0.361</small> (1, 2)		G3 BB		1B BB		K2-3		F9		2	0	0	0	2	1	1																																
Rafael Belliard, R <small>OBP: 0.271, SLG: 0.264</small> Jeff Blauser, R <small>OBP: 0.365, SLG: 0.465</small> (4, PH)		G3		1B		P2		BB		1	0	0	0	0	0	2																																
Pete Smith, R <small>OBP: 0.273, SLG: 0.200</small> Rick Mahler, R <small>OBP: 0.106, SLG: 0.100</small> Tommy Sisk, R <small>OBP: 0.247, SLG: 0.248</small> Marvin Freeman, R <small>OBP: 0.346, SLG: 0.338</small> Mark Lemke, S <small>OBP: 0.346, SLG: 0.338</small> Mike Stanton, L <small>OBP: 0.346, SLG: 0.338</small> Lonnie Smith, R <small>OBP: 0.346, SLG: 0.338</small> Kent Mercker, L <small>OBP: 0.346, SLG: 0.338</small> (1, 1)		K		P6		P4		L4		0	0	0	0	0	0	0																																
Inning Stats	R: 0 H: 0 E: 0 K: 2 S: 11	H: 0 LOB: 1 BB: 1 P: 20	R: 0 H: 1 E: 0 K: 1 S: 13	H: 1 LOB: 2 BB: 1 P: 24	R: 0 H: 0 E: 0 K: 0 S: 7	H: 0 LOB: 0 BB: 0 P: 10	R: 1 H: 3 E: 0 K: 0 S: 12	H: 3 LOB: 3 BB: 1 P: 21	R: 0 H: 0 E: 0 K: 1 S: 9	H: 0 LOB: 0 BB: 0 P: 14	R: 0 H: 0 E: 0 K: 0 S: 7	H: 0 LOB: 0 BB: 0 P: 13	R: 3 H: 3 E: 0 K: 0 S: 13	H: 3 LOB: 2 BB: 2 P: 27	R: 0 H: 1 E: 0 K: 1 S: 10	H: 1 LOB: 1 BB: 0 P: 17	1B: 5 2B: 3 3B: 0 HR: 0	SF: 0 SAC: 0 DP: 0 HBP: 0	WP: 0 PA: 40 FB: 0 SB: 0 CS: 0																													
PITCHER	Jose De Jesus, R <small>ERA: 3.9</small> (1, 1)	Joe Boever, R <small>ERA: 3.86</small> (8, 1)															PITCHER	Jose De Jesus, R <small>ERA: 3.9</small> (1, 1)	Joe Boever, R <small>ERA: 3.86</small> (8, 1)															PITCHER														
	IP: 7.1	WLS: W	BF: 33	H: 7	R: 4	ER: 4	SO: 5	BB: 4	IBB: 0	HBP: 0	BLK: 0	WP: 0	HR: 0	S: 74	P: 127	ERA: 4.91	WHIP: 1.500															IP: 7.1	WLS: W	BF: 33	H: 7	R: 4	ER: 4	SO: 5	BB: 4	IBB: 0	HBP: 0	BLK: 0	WP: 0	HR: 0	S: 74	P: 127	ERA: 4.91	WHIP: 1.500

Atlanta Braves @ Philadelphia Phillies
 Veterans Stadium, Philadelphia, PA
 Tue Jun 18 1991, 7:05 PM EDT
 Att: 12,405 - Cloudy - 63 F

AB 35
 R 4
 H 8
 RBI 4
 BB 5
 SO 6
 LOB 15



Batter	1	2	3	4	5	6	7	8	9	AB	R	H	RBI	BB	SO	LOB	BOTTOM																															
Wally Backman, S <small>OBP: 0.345, SLG: 0.337</small> Charlie Hayes, R <small>OBP: 0.219, SLG: 0.309</small> (1, 5)	1B 2B	1B G3-4-1 2B		G4-3 2B		G4-3		F9		4	2	3	0	0	0	0																																
Mickey Morandini, L <small>OBP: 0.317, SLG: 0.288</small> (1, 4)	1B 2B	G6-3		G4-3		E3 1B WP		K		5	2	1	0	0	1	2																																
Wes Chamberlain, R <small>OBP: 0.333, SLG: 0.524</small> (1, 7)	BB 1B	G3-4 1B		K		K		K		4	1	2	1	0	2	2																																
John Kruk, L <small>OBP: 0.350, SLG: 0.480</small> (1, 3)	1B BB FC4-6 1B	G3-4-1 1B		HR BB		1B		1B		3	2	2	3	1	0	1																																
Dale Murphy, R <small>OBP: 0.305, SLG: 0.449</small> (1, 9)	K	G6-3		HR		K		K		4	1	1	2	0	2	4																																
Darren Daulton, L <small>OBP: 0.287, SLG: 0.235</small> (1, 2)	FC4-6 1B BB		K		E3 FC4-6		K			3	0	0	0	1	2	0																																
Sil Campusano, R <small>OBP: 0.071, SLG: 0.071</small> (1, 8)	FC4-6 1B		L8		F8		F7			4	0	1	1	0	0	1																																
Rod Booker, L <small>OBP: 0.195, SLG: 0.225</small> (1, 6)	FC4-6		G1-3		FC4-6		F8			4	0	0	1	0	0	3																																
Jose De Jesus, R <small>OBP: 0.208, SLG: 0.174</small> Joe Boever, R <small>OBP: 0.500, SLG: 0.500</small> (8, 1)	F9		K		K		G4-3			3	0	0	0	0	2	3																																
Inning Stats	R: 4 H: 5 E: 0 K: 1 S: 18	H: 5 LOB: 2 BB: 1 P: 35	R: 1 H: 2 E: 0 K: 0 S: 13	H: 2 LOB: 1 BB: 0 P: 21	R: 0 H: 0 E: 0 K: 1 S: 7	H: 0 LOB: 0 BB: 0 P: 8	R: 0 H: 1 E: 0 K: 2 S: 16	H: 1 LOB: 1 BB: 0 P: 23	R: 2 H: 1 E: 1 K: 1 S: 16	H: 1 LOB: 1 BB: 1 P: 29	R: 1 H: 1 E: 1 K: 2 S: 13	H: 1 LOB: 1 BB: 0 P: 19	R: 0 H: 0 E: 0 K: 1 S: 7	H: 0 LOB: 0 BB: 0 P: 9	R: 0 H: 0 E: 0 K: 1 S: 14	H: 0 LOB: 0 BB: 0 P: 18	1B: 6 2B: 3 3B: 0 HR: 1	SF: 0 SAC: 0 DP: 0 HBP: 0	WP: 1 PA: 38 FB: 0 SB: 0 CS: 0																													
PITCHER	Pete Smith, R <small>ERA: 4.4</small> (1, 1)	Rick Mahler, R <small>ERA: 3.67</small> (1, 1)	Marvin Freeman, R <small>ERA: 3.66</small> (4, 1)	Mike Stanton, L <small>ERA: 4.18</small> (7, 1)	Kent Mercker, L <small>ERA: 2.17</small> (8, 1)															PITCHER	Pete Smith, R <small>ERA: 4.4</small> (1, 1)	Rick Mahler, R <small>ERA: 3.67</small> (1, 1)	Marvin Freeman, R <small>ERA: 3.66</small> (4, 1)	Mike Stanton, L <small>ERA: 4.18</small> (7, 1)	Kent Mercker, L <small>ERA: 2.17</small> (8, 1)															PITCHER								
	IP: 0.1	WLS: L	BF: 7	H: 5	R: 4	ER: 4	SO: 1	BB: 0	IBB: 0	HBP: 0	BLK: 0	WP: 0	HR: 0	S: 12	P: 26	ERA: 108.00	WHIP: 18.000															IP: 0.1	WLS: L	BF: 7	H: 5	R: 4	ER: 4	SO: 1	BB: 0	IBB: 0	HBP: 0	BLK: 0	WP: 0	HR: 0	S: 12	P: 26	ERA: 108.00	WHIP: 18.000

Atlanta Braves @ Philadelphia Phillies
 Veterans Stadium, Philadelphia, PA
 Tue Jun 18 1991, 7:05 PM EDT
 Att: 12,405 - Cloudy - 63 F

AB 36
 R 8
 H 10
 RBI 8
 BB 2
 SO 9
 LOB 16



Batter	1	2	3	4	5	6	7	8	9	AB	R	H	RBI	BB	SO	LOB	TOP				
Ron Gant, R OBP: 0.299, SLG: 0.474 (1, 8)	G6-3		1-2 CS 1B	K		F9			FC6-4 1B	5	1	1	0	0	1	3					
Terry Pendleton, S OBP: 0.361, SLG: 0.478 (1, 5)	P5		3-3 1-2	K		K			BB 1B	5	1	1	1	1	0	2	1				
Lonnie Smith, R OBP: 0.403, SLG: 0.402 Otis Nixon, S OBP: 0.414, SLG: 0.376 (8, 7)	G5-3			HR 3B	G1-4-3				BB 2B HBP	4	1	1	0	0	0	1	0				
David Justice, L OBP: 0.389, SLG: 0.530 (1, 9)		G4-3		HR					BB 2B	3	2	1	2	1	0	0					
Jeff Blauser, R OBP: 0.371, SLG: 0.477 (1, 4)	1B WP 1B			2B 1B		F7			BB 2B	5	1	3	3	0	1	1					
Brian Hunter, R OBP: 0.324, SLG: 0.467 (1, 3)	1B			1B		L7			BB	4	0	1	0	1	0	1					
Greg Olson, R OBP: 0.343, SLG: 0.379 (1, 2)	K			G6-3 1B 2B		1B 1B 2B			F8	5	2	2	1	0	1	4					
Rafael Belliard, R OBP: 0.271, SLG: 0.264 (1, 6)	G1-3			G6-3		CS S 1B			G3	4	0	1	0	0	0	3					
Tom Glavine, L OBP: 0.389, SLG: 0.344 Juan Berenguer, R (9, 1)			K	1B		1-3 3H 1B			FC6-4 1B	4	0	3	2	0	1	0					
Inning Stats	R: 0 E: 0 K: 0 S: 6	H: 0 LOB: 0 BB: 0 P: 10	R: 0 E: 0 K: 1 S: 21	H: 2 LOB: 2 BB: 0 P: 26	R: 0 E: 0 K: 2 S: 10	H: 1 LOB: 1 BB: 0 P: 14	R: 4 E: 0 K: 1 S: 17	H: 5 LOB: 1 BB: 0 P: 24	R: 0 E: 0 K: 1 S: 12	H: 0 LOB: 1 BB: 0 P: 21	R: 0 E: 0 K: 1 S: 7	H: 0 LOB: 0 BB: 0 P: 9	R: 0 E: 0 K: 1 S: 5	H: 0 LOB: 0 BB: 0 P: 9	R: 4 E: 0 K: 0 S: 11	H: 3 LOB: 2 BB: 2 P: 24	1B: 9 2B: 4 3B: 1 HR: 1	SF: 0 SAC: 0 DP: 1 HBP: 2	WP: 1 PB: 0 SB: 2 CS: 2	PA: 43	
PITCHER	IP	WLS	BF	H	R	ER	SO	BB	IBB	HBP	BLK	WP	HR	S	P	ERA	WHIP				
Terry Mulholland, L ERA: 4.08 (1, 1)	3.2	L	18	8	4	4	3	0	0	0	0	1	1	51	69	9.82	2.182				
Darrel Akerfelds, R ERA: 4.17 (4, 1)	1.1		5	0	0	0	2	0	0	1	0	0	0	15	26	0.00	0.000				
Bruce Ruffin, L ERA: 4.0 (6, 1)	2.0		8	3	1	1	1	0	0	0	0	0	0	16	22	4.50	1.500				
Roger McDowell, R ERA: 2.42 (8, 1)	1.2		8	2	3	3	1	0	0	1	0	0	0	12	20	16.20	1.200				
Joe Boever, R ERA: 4.0 (9, 1)	0.1		4	1	1	1	0	2	0	0	0	0	0	4	13	27.00	9.000				

Atlanta Braves @ Philadelphia Phillies
Veterans Stadium, Philadelphia, PA
Wed Jun 19 1991, 3:33 AM EDT
Att: 23,989 - Cloudy - 67 F

AB 39
R 9
H 14
RBI 9
BB 2
SO 7
LOB 13



Batter	1	2	3	4	5	6	7	8	9	AB	R	H	RBI	BB	SO	LOB	BOTTOM					
Dickie Thon, R OBP: 0.296, SLG: 0.333 (1, 6)	K		G3-1			FC1-6 1B	L9		P3	5	0	1	0	0	1	4						
Mickey Morandini, L OBP: 0.307, SLG: 0.259 (1, 4)	K		K			FC1-6 WP 1B		G4-3		4	1	0	0	0	2	1						
Wes Chamberlain, R OBP: 0.280, SLG: 0.440 (1, 7)	K			K		P6		F8		4	0	0	0	0	2	1						
John Kruk, L OBP: 0.349, SLG: 0.474 (1, 3)		E8 2B		G6-3		1B WP BB		K		3	1	0	0	1	1	0						
Dale Murphy, R OBP: 0.313, SLG: 0.447 (1, 9)	P3			K		1-2 BB			FC5-4 BB	3	0	1	1	1	1	1						
Charlie Hayes, R OBP: 0.224, SLG: 0.317 (1, 5)						1-3 2H 1B			FC5-4 1B 1B	4	0	2	1	0	0	3						
Steve Lake, R OBP: 0.114, SLG: 0.169 (1, 2) Ron Jones, L OBP: 0.500, SLG: 0.400 (9, PH)					K				1B 1B	3	0	0	0	0	3	2						
Sil Campusano, R OBP: 0.118, SLG: 0.063 (1, 8) John Morris, L OBP: 0.339, SLG: 0.333 (9, PH)					P3				1B 1B	1	0	1	0	0	0	0						
Terry Mulholland, R OBP: 0.114, SLG: 0.063 (1, 1) Darrel Akerfelds, R (5, PH) Jim Lindeman, R OBP: 0.320, SLG: 0.488 (8, 1) Bruce Ruffin, L (7, PH) Wally Backman, S OBP: 0.342, SLG: 0.333 (8, 1) Roger McDowell, R (9, 1) Joe Boever, R OBP: 0.500, SLG: 0.500 (9, PH) Darren Daulton, R OBP: 0.266, SLG: 0.232 (9, PH)			K						P6	1	0	0	0	0	1	0						
Inning Stats	R: 0 E: 0 K: 3 S: 9	H: 0 LOB: 0 BB: 0 P: 13	R: 1 E: 1 K: 2 S: 13	H: 1 LOB: 1 BB: 0 P: 24	R: 0 E: 0 K: 2 S: 10	H: 0 LOB: 0 BB: 0 P: 15	R: 0 E: 0 K: 2 S: 9	H: 0 LOB: 0 BB: 0 P: 10	R: 0 E: 0 K: 1 S: 12	H: 1 LOB: 1 BB: 0 P: 17	R: 1 E: 0 K: 0 S: 11	H: 2 LOB: 2 BB: 1 P: 17	R: 0 E: 0 K: 1 S: 13	H: 0 LOB: 1 BB: 1 P: 21	R: 0 E: 0 K: 1 S: 6	H: 0 LOB: 0 BB: 0 P: 8	R: 0 E: 0 K: 0 S: 16	H: 2 LOB: 3 BB: 1 P: 27	1B: 5 2B: 1 3B: 0 HR: 0	SF: 0 SAC: 0 DP: 0 HBP: 0	WP: 1 PB: 0 SB: 0 CS: 0	PA: 37
PITCHER	IP	WLS	BF	H	R	ER	SO	BB	IBB	HBP	BLK	WP	HR	S	P	ERA	WHIP					
Tom Glavine, L ERA: 2.18 (1, 1)	8.0	W	32	4	2	0	12	3	0	0	0	0	0	83	129	0.00	0.875					
Juan Berenguer, R ERA: 2.54 (9, 1)	1.0		5	2	0	0	0	0	0	0	0	0	0	16	23	0.00	2.000					

Atlanta Braves @ Philadelphia Phillies
Veterans Stadium, Philadelphia, PA
Wed Jun 19 1991, 3:33 AM EDT
Att: 23,989 - Cloudy - 67 F

AB 34
R 2
H 6
RBI 2
BB 3
SO 12
LOB 19



Batter	1	2	3	4	5	6	7	8	9	AB	R	H	RBI	BB	SO	LOB	TOP					
Steve Finley, L (1, 8) OBP: 0.338, SLG: 0.424	2-2 CS 1B		3-3 K		1-0 2H 2B	1-0 F8		4-1 BB		4	0	2	1	1	1	3	Houston Astros @ Philadelphia Phillies Veterans Stadium, Philadelphia, PA Sun Jun 23 1991, 3:33 AM EDT Att: 23,455 - Cloudy - 65 F					
Casay Candaele, S (1, 4) OBP: 0.308, SLG: 0.355	2-3 K			1-2 G4-3	0-1 G3		0-0 G4-3	0-0 L6		5	0	0	0	0	1	4						
Craig Biggio, R (1, 2) OBP: 0.380, SLG: 0.393	1-2 G4-3			1-1 G1-4-3 5 1B		4-1 F8 1B BB	1-0 F8	4-2 S 1B BB		3	2	1	0	2	0	0						
Luis Gonzalez, L (1, 7) OBP: 0.294, SLG: 0.434		1-3 K		2-2 G1-4-3		2-1 1B BB	1-0 P6	2-1 S 1B BB		5	1	2	0	0	1	1						
5 Jeff Bagwell, R (1, 3) OBP: 0.369, SLG: 0.415		2-0 G6-3 WP 1B		0-0 1B		0-0 F9		3-2 2B 2B	3-3 K	5	1	3	1	0	1	4						
Ken Caminiti, S (1, 5) OBP: 0.292, SLG: 0.343		1-1 G6-3		1-2 L9		1-1 F8		0-0 F7	0-3 K	5	0	0	0	0	1	7						
Eric Anthony, L (1, 9) Rafael Ramirez, R (9, PH) Gerald Young, S (9, 8) OBP: 0.250, SLG: 0.298	2-2 G4-3			1-1 G4-3		4-0 BB 1B BB		4-0 2B IBB	3-3 K	2	1	0	0	2	0	1						
Eric Yelding, R (1, 6) OBP: 0.280, SLG: 0.312			1-1 P4		0-0 2B 2B	1-0 BB		3-2 P3		4	1	2	1	0	0	2						
Darryl Kile, R (1, 1) Ken Oberkfell, L (8, PH) Al Osuna, R (8, 1) Jim Clancy, R (8, 1)			3-3 K		1-3 K		1-2 BB	2-2 1B	2-2 1B	2	0	0	1	1	2	1						
Inning Stats	R: 0 E: 0 K: 1 S: 9	H: 1 LOB: 0 BB: 0 P: 14	R: 0 E: 0 K: 1 S: 9	H: 1 LOB: 1 BB: 0 P: 15	R: 0 E: 0 K: 2 S: 8	H: 0 LOB: 0 BB: 0 P: 15	R: 1 E: 0 K: 0 S: 12	H: 2 LOB: 1 BB: 0 P: 17	R: 1 E: 0 K: 1 S: 9	H: 2 LOB: 1 BB: 0 P: 12	R: 2 E: 0 K: 0 S: 10	H: 2 LOB: 3 BB: 3 P: 27	R: 0 E: 0 K: 0 S: 3	H: 0 LOB: 0 BB: 0 P: 5	R: 2 E: 0 K: 0 S: 12	H: 2 LOB: 2 BB: 2 P: 28		R: 0 E: 0 K: 3 S: 15	H: 1 LOB: 2 BB: 1 P: 27	1B: 7 2B: 5 3B: 0 HR: 0	SF: 0 SAC: 0 DP: 1 HBP: 0	WP: 1 PB: 0 SB: 1 CS: 1
PITCHER	IP WLS BF H R ER SO BB IBB HBP BLK WP HR S P ERA WHIP	IP WLS BF H R ER SO BB IBB HBP BLK WP HR S P ERA WHIP	IP WLS BF H R ER SO BB IBB HBP BLK WP HR S P ERA WHIP	IP WLS BF H R ER SO BB IBB HBP BLK WP HR S P ERA WHIP	IP WLS BF H R ER SO BB IBB HBP BLK WP HR S P ERA WHIP	IP WLS BF H R ER SO BB IBB HBP BLK WP HR S P ERA WHIP	IP WLS BF H R ER SO BB IBB HBP BLK WP HR S P ERA WHIP	IP WLS BF H R ER SO BB IBB HBP BLK WP HR S P ERA WHIP	IP WLS BF H R ER SO BB IBB HBP BLK WP HR S P ERA WHIP	IP WLS BF H R ER SO BB IBB HBP BLK WP HR S P ERA WHIP	IP WLS BF H R ER SO BB IBB HBP BLK WP HR S P ERA WHIP	IP WLS BF H R ER SO BB IBB HBP BLK WP HR S P ERA WHIP	IP WLS BF H R ER SO BB IBB HBP BLK WP HR S P ERA WHIP	IP WLS BF H R ER SO BB IBB HBP BLK WP HR S P ERA WHIP	IP WLS BF H R ER SO BB IBB HBP BLK WP HR S P ERA WHIP	IP WLS BF H R ER SO BB IBB HBP BLK WP HR S P ERA WHIP	IP WLS BF H R ER SO BB IBB HBP BLK WP HR S P ERA WHIP	IP WLS BF H R ER SO BB IBB HBP BLK WP HR S P ERA WHIP	IP WLS BF H R ER SO BB IBB HBP BLK WP HR S P ERA WHIP			

AB	37
R	6
H	11
RBI	6
BB	6
SO	8
LOB	25



Batter	1	2	3	4	5	6	7	8	9	AB	R	H	RBI	BB	SO	LOB	BOTTOM		
Wally Backman, S (1, 5) OBP: 0.343, SLG: 0.347 Mitch Williams, L (9, 1)	4-0 E BLK BB		0-1 G4-3 1B		1-0 2B		2-2 G3	2-2 FC4-6		4	0	2	0	1	0	2	Houston Astros @ Philadelphia Phillies Veterans Stadium, Philadelphia, PA Sun Jun 23 1991, 3:33 AM EDT Att: 23,455 - Cloudy - 65 F		
Mickey Morandini, L (1, 4) OBP: 0.312, SLG: 0.276	3-2 SAFE F7		0-0 G4-3		4-1 BB		4-2 BB	2-1 L8		3	0	0	0	2	0	2			
Wes Chamberlain, R (1, 7) OBP: 0.341, SLG: 0.465	2-0 E5		3-2 G5-3		1-1 P6		0-0 F7	0-1 F7		5	0	0	0	0	0	5			
John Kruk, L (1, 9) OBP: 0.346, SLG: 0.467	0-3 K		1-0 F8		2-0 L8		1-0 F7	3-3 K		5	0	0	0	0	2	5			
Ricky Jordan, R (1, 3) OBP: 0.323, SLG: 0.470	2-0 P6			1-1 G5-3		0-2 G5-3		1-0 1B 2B		4	1	1	0	0	0	2			
Darren Daulton, L (1, 2) OBP: 0.296, SLG: 0.301		1-1 HR		1-0 HR		4-1 BB		1-2 E 1B		3	3	3	3	1	0	0			
Dickie Thon, R (1, 6) OBP: 0.295, SLG: 0.336		1-0 L5		0-3 K		0-0 L4		1-2 E6 1B		4	0	1	0	0	1	1			
John Morris, L (1, 8) OBP: 0.324, SLG: 0.308 Dale Murphy, R (8, PH) Sili Campuzano, R (8, PR) OBP: 0.174, SLG: 0.136		2-3 K		2-1 F7		0-2 F7		4-0 FC4-6 BB		3	0	0	0	0	1	1			
Jose De Jesus, R (1, 1) Darrel Akerfelds, R (7, PH) Jim Lindeman, R (8, 1) Joe Boever, R (8, 1) Ron Jones, L (8, PH) Charlie Hayes, R (9, 5) OBP: 0.192, SLG: 0.160		2-2 P4			0-3 K		2-2 F8	2-2 F9		2	0	0	0	0	1	0			
Inning Stats	R: 0 E: 1 K: 1 S: 13	H: 0 LOB: 2 BB: 1 P: 24	R: 1 E: 0 K: 1 S: 9	H: 1 LOB: 0 BB: 0 P: 15	R: 0 E: 0 K: 0 S: 8	H: 1 LOB: 1 BB: 0 P: 12	R: 1 E: 0 K: 1 S: 8	H: 1 LOB: 0 BB: 0 P: 12	R: 0 E: 0 K: 0 S: 9	H: 0 LOB: 1 BB: 1 P: 17	R: 0 E: 0 K: 0 S: 16	H: 3 LOB: 2 BB: 1 P: 28	R: 0 E: 0 K: 1 S: 7	H: 0 LOB: 0 BB: 0 P: 12	1B: 3 2B: 2 3B: 0 HR: 2	SF: 0 SAC: 0 DP: 0 HBP: 0		WP: 0 PB: 0 SB: 0 CS: 0	PA: 40
PITCHER	IP WLS BF H R ER SO BB IBB HBP BLK WP HR S P ERA WHIP	IP WLS BF H R ER SO BB IBB HBP BLK WP HR S P ERA WHIP	IP WLS BF H R ER SO BB IBB HBP BLK WP HR S P ERA WHIP	IP WLS BF H R ER SO BB IBB HBP BLK WP HR S P ERA WHIP	IP WLS BF H R ER SO BB IBB HBP BLK WP HR S P ERA WHIP	IP WLS BF H R ER SO BB IBB HBP BLK WP HR S P ERA WHIP	IP WLS BF H R ER SO BB IBB HBP BLK WP HR S P ERA WHIP	IP WLS BF H R ER SO BB IBB HBP BLK WP HR S P ERA WHIP	IP WLS BF H R ER SO BB IBB HBP BLK WP HR S P ERA WHIP	IP WLS BF H R ER SO BB IBB HBP BLK WP HR S P ERA WHIP	IP WLS BF H R ER SO BB IBB HBP BLK WP HR S P ERA WHIP	IP WLS BF H R ER SO BB IBB HBP BLK WP HR S P ERA WHIP	IP WLS BF H R ER SO BB IBB HBP BLK WP HR S P ERA WHIP	IP WLS BF H R ER SO BB IBB HBP BLK WP HR S P ERA WHIP	IP WLS BF H R ER SO BB IBB HBP BLK WP HR S P ERA WHIP	IP WLS BF H R ER SO BB IBB HBP BLK WP HR S P ERA WHIP	IP WLS BF H R ER SO BB IBB HBP BLK WP HR S P ERA WHIP	IP WLS BF H R ER SO BB IBB HBP BLK WP HR S P ERA WHIP	IP WLS BF H R ER SO BB IBB HBP BLK WP HR S P ERA WHIP

AB	35
R	4
H	7
RBI	3
BB	5
SO	5
LOB	20



Batter	1	2	3	4	5	6	7	8	9	AB	R	H	RBI	BB	SO	LOB	TOP										
Wally Backman, S OBP: 0.343, SLG: 0.347 Charlie Hayes, R OBP: 0.226, SLG: 0.317	E	E6		G4-3		HBP		G4-3		3	1	1	0	0	0	1	Philadelphia Phillies @ St. Louis Cardinals Busch Stadium, St. Louis, MO Tue Jun 25 1991, 7:05 PM CDT Att: 30,798 - Cloudy - 90 F										
Mickey Morandini, L OBP: 0.316, SLG: 0.290	E3			G3				G5-3		5	2	2	1	0	0	1											
Wes Chamberlain, R Darrel Akerfelds, R										2	1	1	1	1	1	2											
Bruce Ruffin, S Ron Jones, L Roger McDowell, R		K								0	0	0	0	0	0	0											
John Kruk, L OBP: 0.354, SLG: 0.482										3	1	2	5	2	0	2											
Dale Murphy, R OBP: 0.315, SLG: 0.442										4	0	2	0	1	0	3											
Darren Daulton, L OBP: 0.283, SLG: 0.286										5	0	0	0	0	1	4											
Dickie Thon, R OBP: 0.289, SLG: 0.329										5	0	0	0	0	2	3											
John Morris, L OBP: 0.329, SLG: 0.303 Sil Campuzano, R OBP: 0.160, SLG: 0.125										1	1	0	0	1	0	1											
Ricky Jordan, R OBP: 0.327, SLG: 0.473										2	0	0	0	0	0	0											
Danny Cox, R OBP: 0.143, SLG: 0.077 Joe Boever, R OBP: 0.500, SLG: 0.500 Jim Lindeman, R OBP: 0.431, SLG: 0.442										0	0	0	0	0	0	0											
Inning Stats	R: 4 E: 1 K: 0 S: 13	H: 3 LOB: 0 BB: 1 P: 25	R: 1 E: 1 K: 2 S: 17	H: 1 LOB: 2 BB: 1 P: 25	R: 0 E: 0 K: 1 S: 7	H: 1 LOB: 0 BB: 0 P: 10	R: 0 E: 0 K: 1 S: 8	H: 0 LOB: 0 BB: 0 P: 10	R: 0 E: 0 K: 0 S: 9	H: 1 LOB: 2 BB: 2 P: 19	R: 3 E: 0 K: 0 S: 10	H: 4 LOB: 1 BB: 0 P: 12	R: 0 E: 0 K: 1 S: 7	H: 0 LOB: 0 BB: 0 P: 13	R: 1 E: 1 K: 0 S: 12	H: 1 LOB: 2 BB: 1 P: 22	R: 0 E: 0 K: 1 S: 12	H: 1 LOB: 1 BB: 0 P: 18	1B: 9 2B: 2 3B: 0 HR: 1	SF: 0 SAC: 0 DP: 1 HBP: 1	WP: 0 PB: 0 SB: 0 CS: 1	PA: 45					
PITCHER	IP	WLS	BF	H	R	ER	SO	BB	IBB	HBP	BLK	WP	HR	S	P	ERA	WHIP										
Jose DeLeon, R ERA: 2.87	4.1		23	6	5	3	4	4	0	0	0	0	1	51	85	6.23	2.308										
Mark Grater, R ERA:	0.2		2	0	0	0	0	0	0	0	0	0	0	3	4	0.00	0.000										
Juan Agosto, L ERA: 5.48	1.0		7	4	3	3	0	0	0	1	0	0	0	10	12	27.00	4.000										
Scott Terry, R ERA: 1.28	2.0	W	9	1	1	0	1	0	1	0	0	0	0	19	35	0.00	0.500										
Lee Smith, R ERA: 2.31	1.0	S	4	1	0	0	1	0	0	0	0	0	0	12	18	0.00	1.000										

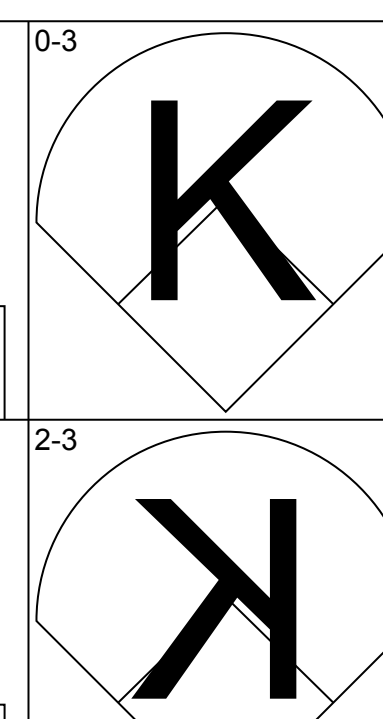
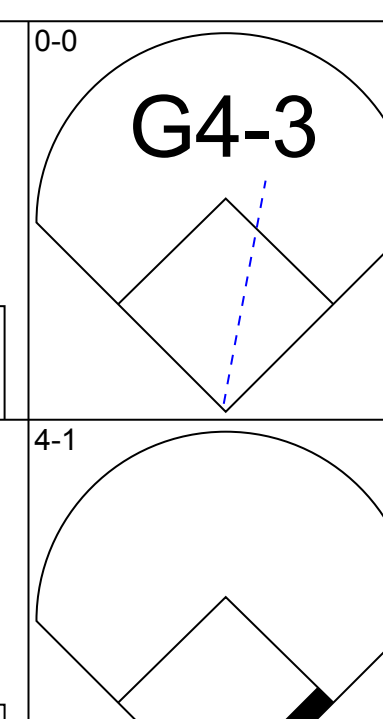
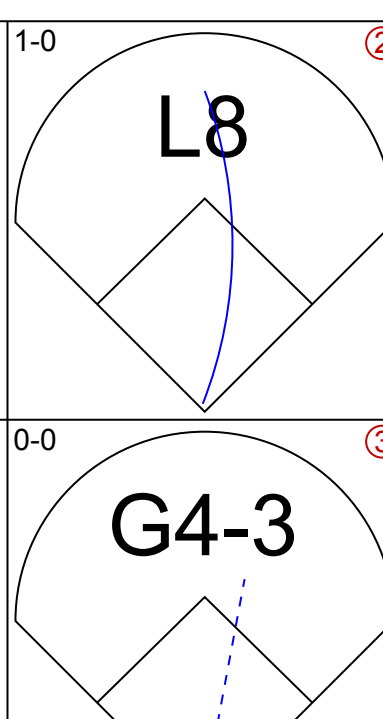
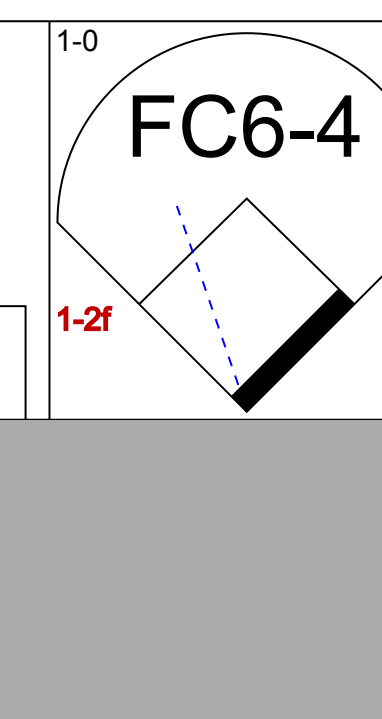
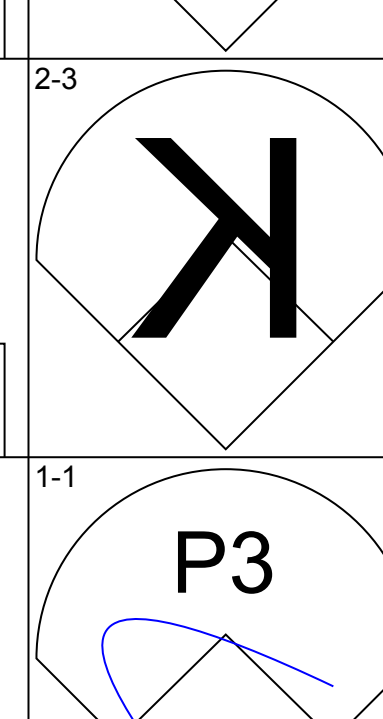
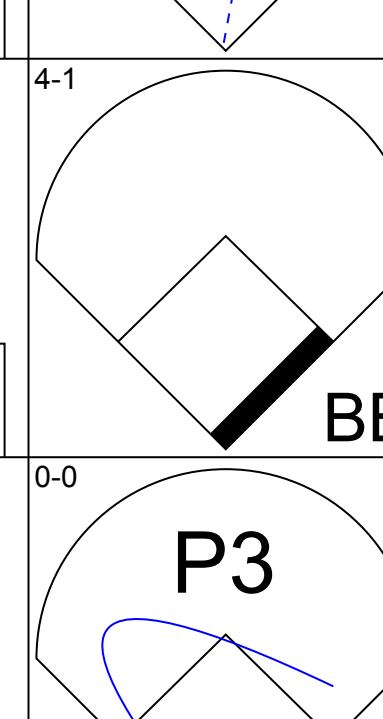
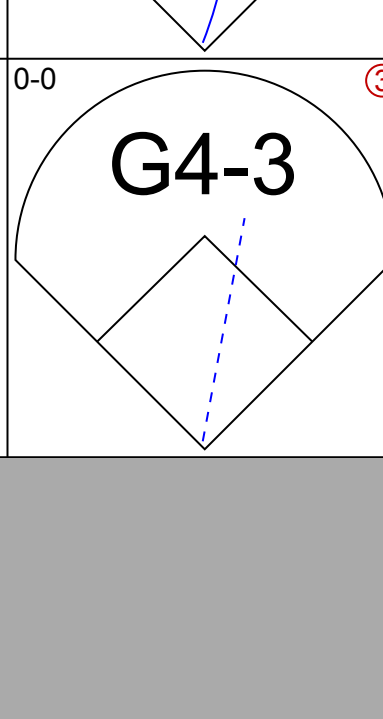
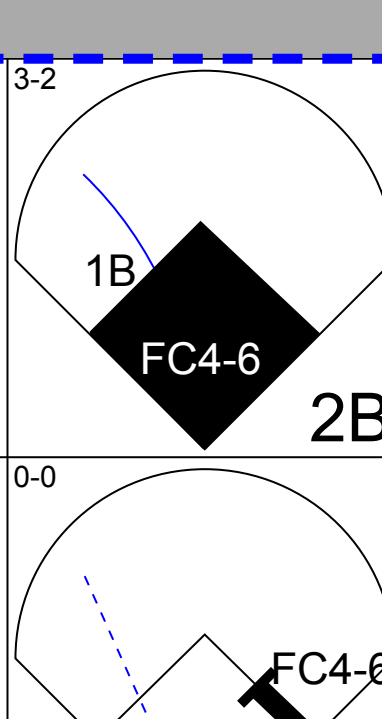
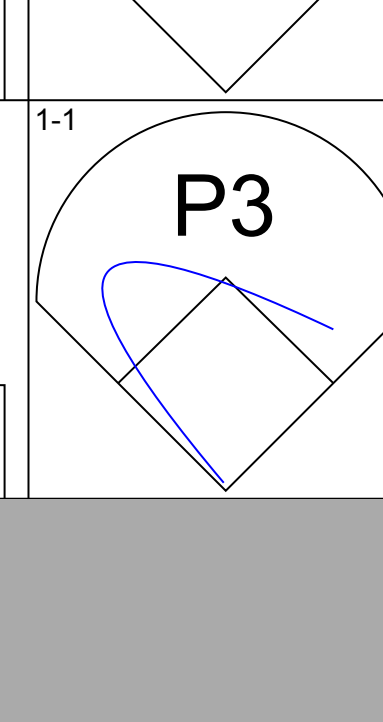
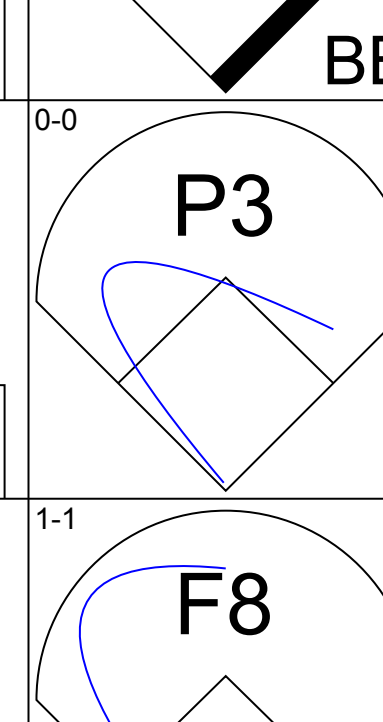
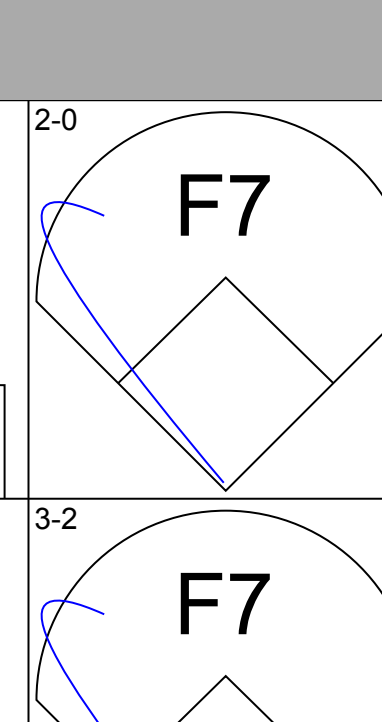
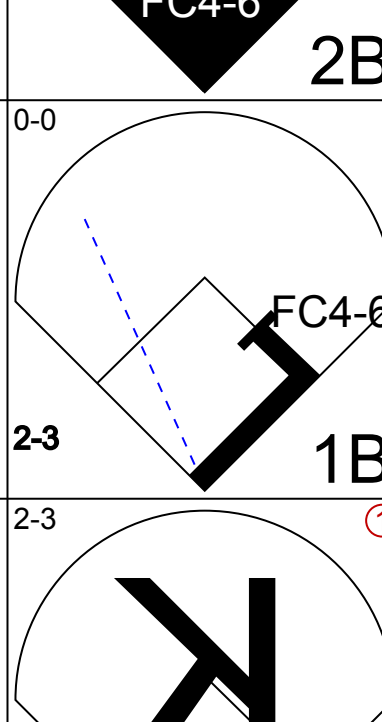
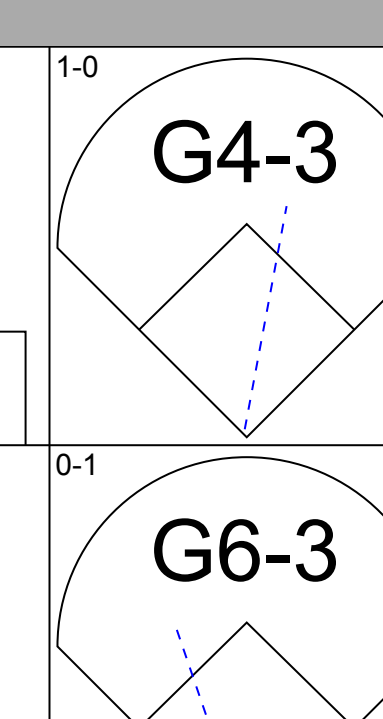
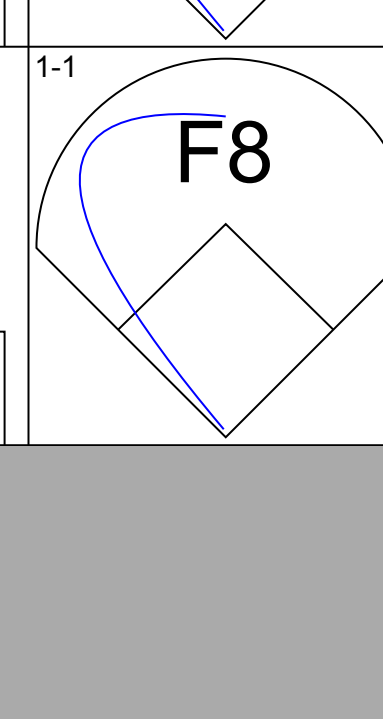
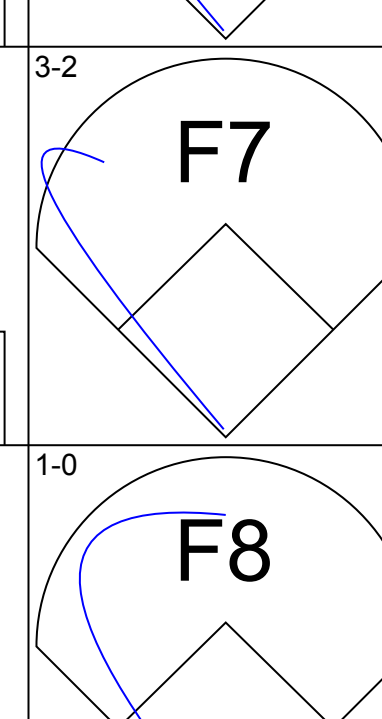
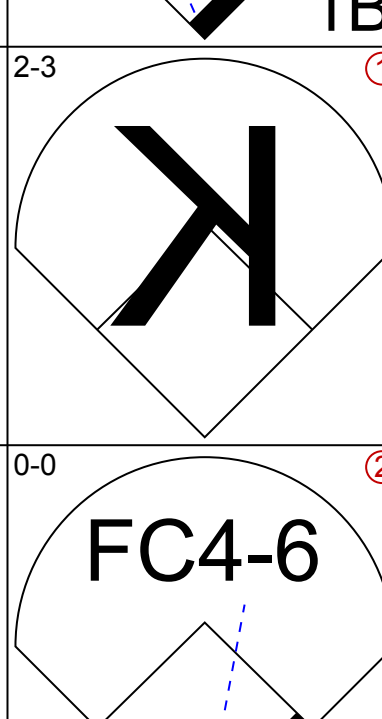
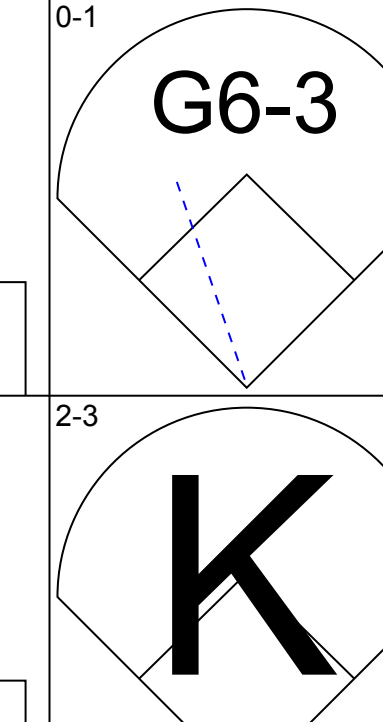
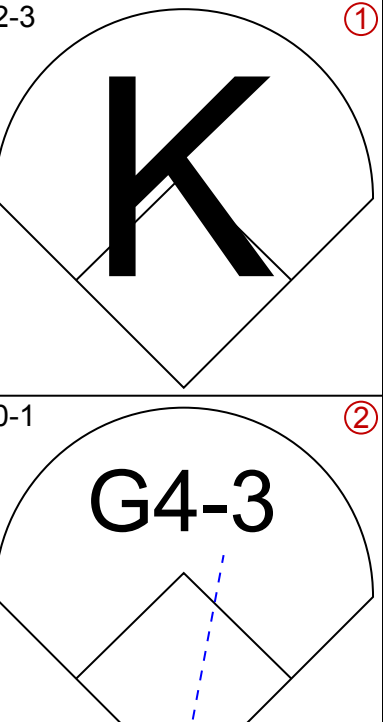
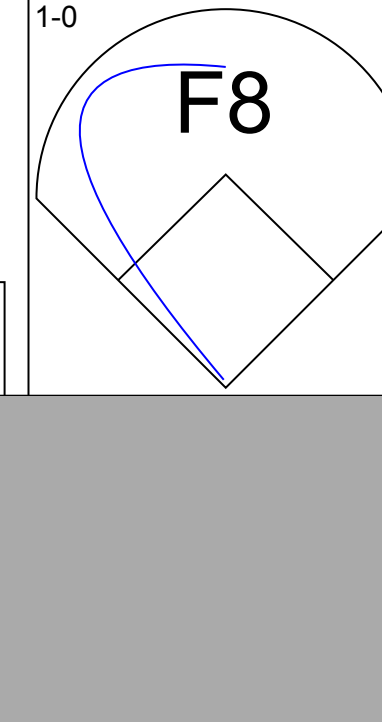
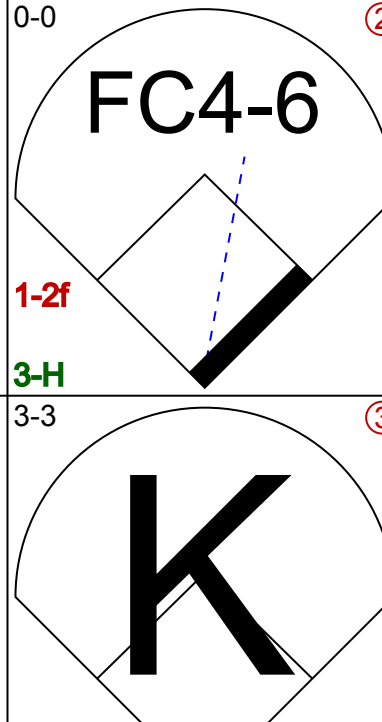
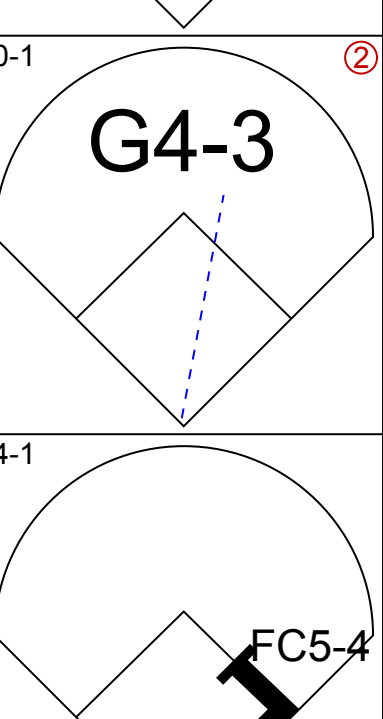
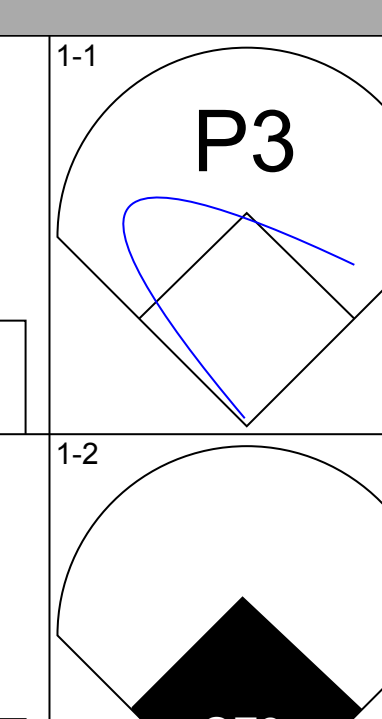
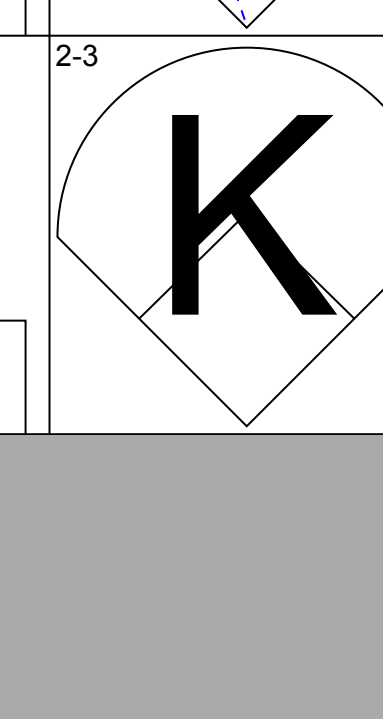

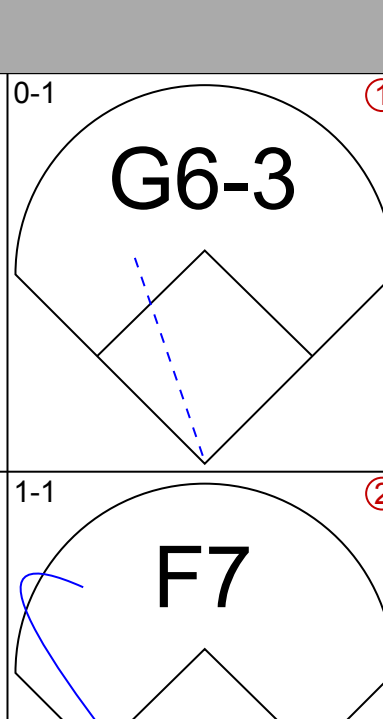
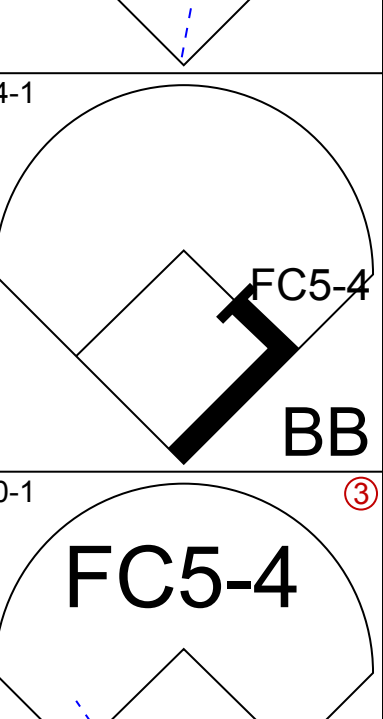
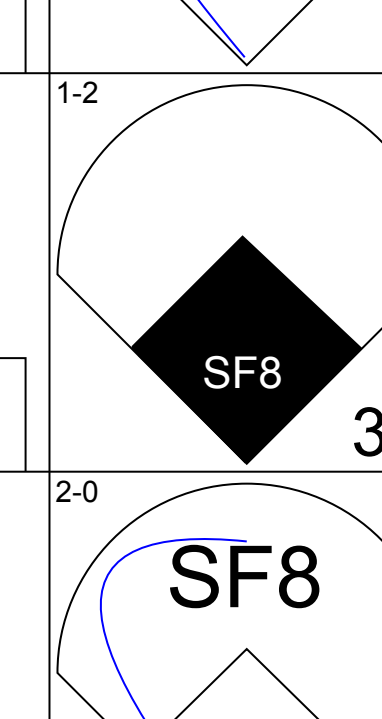
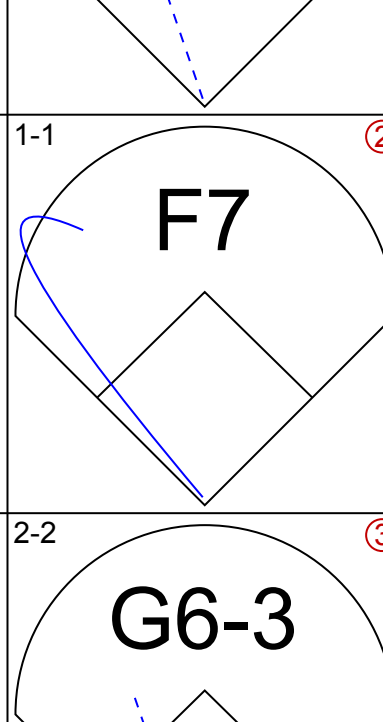
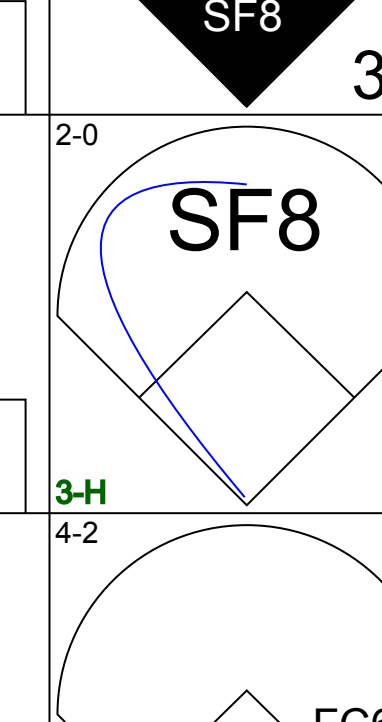
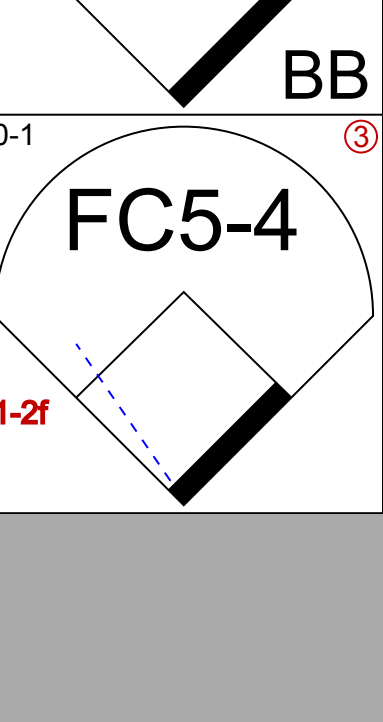
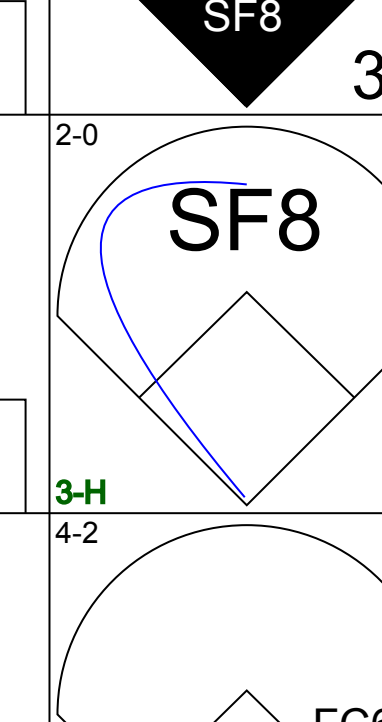
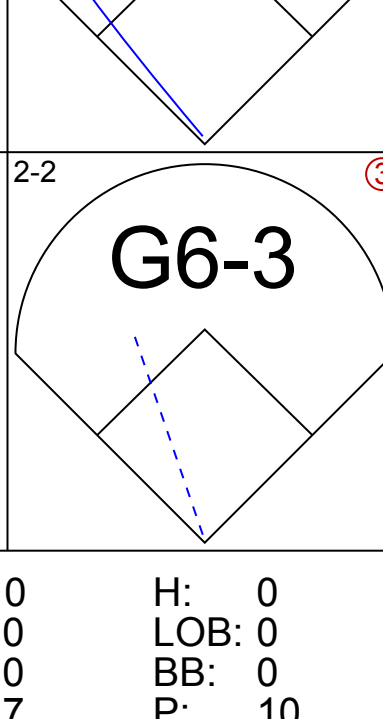
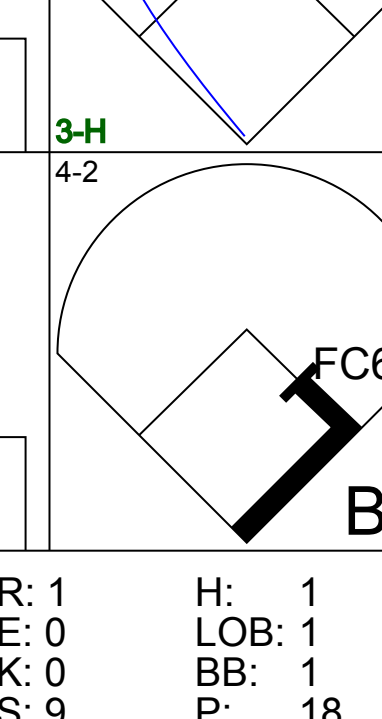
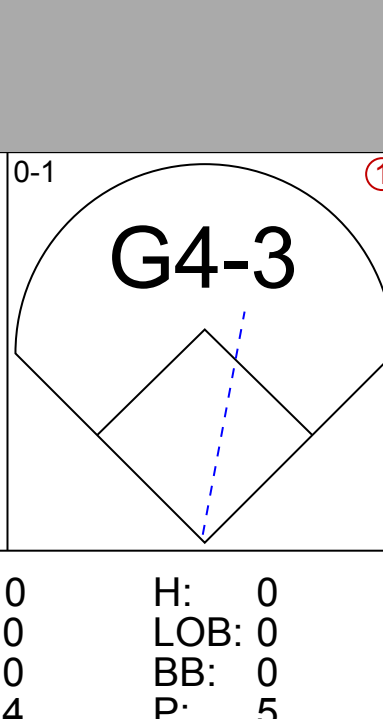
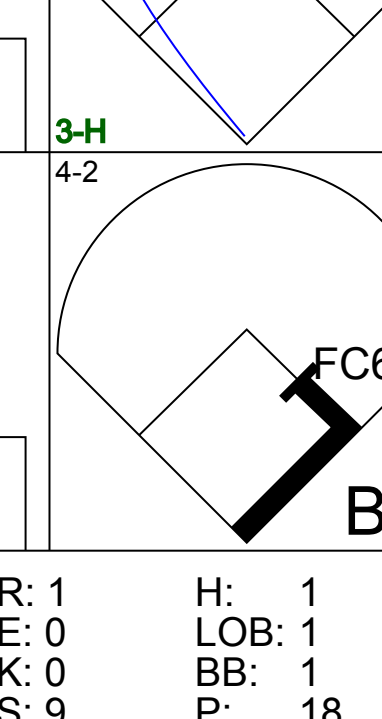
Batter	1	2	3	4	5	6	7	8	9	AB	R	H	RBI	BB	SO	LOB	BOTTOM										
Milt Thompson, L OBP: 0.398, SLG: 0.525	F8		P6		G3	F8		SH1-4		4	0	0	0	0	0	5	Philadelphia Phillies @ St. Louis Cardinals Busch Stadium, St. Louis, MO Tue Jun 25 1991, 7:05 PM CDT Att: 30,798 - Cloudy - 90 F										
Ozzie Smith, S OBP: 0.418, SLG: 0.377	K		F8		S	1B		FC4-6		5	1	3	4	0	1	1											
Ray Lankford, L OBP: 0.292, SLG: 0.321	G3-1				S	1B		FC4-6		4	2	1	2	1	0	3											
Pedro Guerrero, R OBP: 0.335, SLG: 0.354 Lee Smith, R					S	1B		P9		4	1	2	3	1	0	1											
Felix Jose, S OBP: 0.393, SLG: 0.446					FC6-4	1B		P9		0	0	0	0	0	0	0											
Todd Zeile, R OBP: 0.337, SLG: 0.371					FC6-4	1B				3	0	1	0	1	1	2											
Tom Pagnozzi, R OBP: 0.293, SLG: 0.322					F8	G5-4-3		G6-4-3		4	0	0	0	0	1	4											
José Oquendo, S OBP: 0.355, SLG: 0.288 Gerónimo Peña, S OBP: 0.319, SLG: 0.370					F8	G5-4-3				4	1	1	0	0	0	2											
Jose DeLeon, R OBP: 0.077, SLG: 0.077 Mark Grater, R					L4					0	0	0	0	0	0	0											
Luis Alícea, S OBP: 0.445, SLG: 0.444 Juan Agosto, L Gerald Perry, L OBP: 0.315, SLG: 0.500 Scott Terry, R OBP: 0.500, SLG: 0.500 Craig Wilson, R OBP: 0.252, SLG: 0.195					SH3	1B		E3		2	2	1	0	2	0	1											
Inning Stats	R: 0 E: 0 K: 1 S: 6	H: 0 LOB: 0 BB: 0 P: 8	R: 0 E: 0 K: 1 S: 9	H: 1 LOB: 0 BB: 0 P: 14	R: 0 E: 0 K: 0 S: 6	H: 1 LOB: 1 BB: 0 P: 11	R: 1 E: 0 K: 0 S: 10	H: 1 LOB: 1 BB: 1 P: 16	R: 5 E: 0 K: 0 S: 12	H: 4 LOB: 0 BB: 2 P: 28	R: 1 E: 0 K: 0 S: 16	H: 2 LOB: 2 BB: 1 P: 27	R: 0 E: 0 K: 1 S: 9	H: 0 LOB: 0 BB: 0 P: 14	R: 3 E: 2 K: 0 S: 17	H: 3 LOB: 2 BB: 0 P: 25	1B: 9 2B: 1 3B: 1 HR: 1	SF: 0 SAC: 2 DP: 2 HBP: 0	WP: 0 PB: 0 SB: 3 CS: 0	PA: 40							
PITCHER	IP	WLS	BF	H	R	ER	SO	BB	IBB	HBP	BLK	WP	HR	S	P	ERA	WHIP										
Danny Cox, R ERA: 3.88	4.1		21	6	5	5	2	2	0	0	0	0	1	3	9	10.38	1.846										
Joe Boever, R ERA: 4.37	0.2		3	1	1	1	0	1	0	0	0	0	1	3	9	13.50	3.000										
Darrel Akerfelds, R ERA: 4.22	0.1		3	1	1	1	0	1	0	0	0	0	0	6	12	27.00	6.000										
Bruce Ruffin, L ERA: 1.89	1.2		6	1	0	0	1	1	0	0	0	0	0	19	29	0.00	1.200										
Roger McDowell, R ERA: 2.7	1.0	L	7	3	3	2	0	0	0	0	0	0	0	17	25	18.00	3.000										



Batter	1	2	3	4	5	6	7	8	9	AB	R	H	RBI	BB	SO	LOB	TOP										
Wally Backman, S OBP: 0.333, SLG: 0.336 (1, 5)	G1-3		G3-6-1			F8	L8			4	0	0	0	0	0	4	Philadelphia Phillies @ St. Louis Cardinals Busch Stadium, St. Louis, MO Wed Jun 26 1991, 7:05 PM CDT Att: 25,706 - Sunny - 88 F										
Mickey Morandini, L OBP: 0.320, SLG: 0.289 (1, 4)	L4			WP G6-3		2B	BB			3	1	1	0	1	1	0											
Wes Chamberlain, R OBP: 0.365, SLG: 0.469 (1, 7)	P5			G1-3		F8	L4-6			4	0	1	0	0	0	2											
John Kruk, L OBP: 0.357, SLG: 0.486 Ricky Jordan, R OBP: 0.325, SLG: 0.470 (6, 3)			G5-4-3		G6-3		L4-6			2	0	1	1	1	0	0											
Dale Murphy, R OBP: 0.315, SLG: 0.445 Sil Campusano, R OBP: 0.154, SLG: 0.120 (6, 8)	G5-4-3			2H		2B				3	0	1	0	0	0	3											
Darren Daulton, L OBP: 0.274, SLG: 0.275 (1, 2)	G3-1				G4-3					4	0	0	0	0	0	1											
John Morris, L OBP: 0.325, SLG: 0.314 (6, 9)			P5		G3		1B			4	0	1	0	0	0	0											
Rod Booker, L OBP: 0.239, SLG: 0.267 (1, 6)					G3					3	0	2	0	0	0	0											
Pat Combs, L OBP: 0.278, SLG: 0.133 Bruce Ruffin, S (1, 1)					G1-3					0	0	0	0	0	0	0											
Jim Lindeman, R OBP: 0.424, SLG: 0.434 Darrel Akerfelds, R (5, 1)							K			1	0	0	0	0	0	0											
Inning Stats	R: 0 E: 0 K: 0 S: 4	H: 0 LOB: 0 BB: 6	R: 0 E: 0 K: 0 S: 6	H: 0 LOB: 0 BB: 11	R: 0 E: 0 K: 0 S: 8	H: 1 LOB: 1 BB: 13	R: 1 E: 0 K: 0 S: 11	H: 2 LOB: 1 BB: 16	R: 0 E: 0 K: 0 S: 5	H: 0 LOB: 0 BB: 7	R: 0 E: 0 K: 1 S: 10	H: 2 LOB: 2 BB: 1	R: 0 E: 0 K: 1 S: 11	H: 1 LOB: 0 BB: 10	R: 0 E: 0 K: 1 S: 7	H: 0 LOB: 0 BB: 10	1B: 2 2B: 6 3B: 0 HR: 0	SF: 0 SAC: 0 DP: 3 HBP: 0	WP: 1 PB: 0 SB: 0 CS: 0	PA: 34							
PITCHER	IP	WLS	BF	H	R	ER	SO	BB	IBB	HBP	BLK	WP	HR	S	P	ERA	WHIP										
Bryn Smith, R ERA: 3.81 (1, 1)	6.2	W	27	6	1	1	1	3	0	0	0	1	0	51	82	1.35	1.350										
Bob McClure, L ERA: 8.18 (7, 1)	1.1		4	1	0	0	1	0	0	0	0	0	0	12	18	0.00	0.750										
Cris Carpenter, R ERA: 3.44 (9, 1)	1.0		3	0	0	0	1	0	0	0	0	0	0	7	10	0.00	0.000										

Batter	1	2	3	4	5	6	7	8	9	AB	R	H	RBI	BB	SO	LOB	BOTTOM										
Rex Hudler, R OBP: 0.323, SLG: 0.409 (1, 7)						G5-3				5	3	2	1	1	1	5	Philadelphia Phillies @ St. Louis Cardinals Busch Stadium, St. Louis, MO Wed Jun 26 1991, 7:05 PM CDT Att: 25,706 - Sunny - 88 F										
Ozzie Smith, S OBP: 0.423, SLG: 0.390 Luis Alcega, S OBP: 0.462, SLG: 0.545 (6, 4)	BB	G6-3		F8			1B			3	2	2	2	1	0	0											
Ray Lankford, L OBP: 0.290, SLG: 0.316 (1, 8)	BB	G3		F8			1B			4	1	0	0	1	1	3											
Pedro Guerrero, R OBP: 0.333, SLG: 0.354 Gerald Perry, L OBP: 0.324, SLG: 0.517 Cris Carpenter, R OBP: 0.500, SLG: 0.500 (1, 3)	SF8			G5-3			G3			3	0	1	1	0	1	2											
Felix Jose, S OBP: 0.395, SLG: 0.445 Milt Thompson, L OBP: 0.403, SLG: 0.529 (7, 3)	SF8						1B			1	1	1	0	0	0	0											
Felix Jose, S OBP: 0.395, SLG: 0.445 Milt Thompson, L OBP: 0.403, SLG: 0.529 (9, 1)	SF8						1B			3	2	1	1	1	0	1											
Todd Zeile, R OBP: 0.343, SLG: 0.379 Craig Wilson, R OBP: 0.217, SLG: 0.190 (1, 5)	SF8			G5-3			G3			3	1	2	2	1	0	0											
Tom Pagnozzi, R OBP: 0.295, SLG: 0.326 (7, 5)	1B						1B			1	1	0	0	0	0	2											
Tom Pagnozzi, R OBP: 0.295, SLG: 0.326 (1, 2)	SF8			F9			F9			4	0	2	3	0	0	1											
José Oquendo, S OBP: 0.366, SLG: 0.295 (6, 6)	1B									3	1	2	1	2	0	1											
Bryn Smith, R OBP: 0.235, SLG: 0.219 Bob McClure, R (7, 1)							SH1-4			3	0	1	2	0	1	3											
Rich Gedman, L OBP: 0.154, SLG: 0.176 (6, PH)										0	0	0	0	0	0	0											
Inning Stats	R: 5 E: 0 K: 1 S: 14	H: 1 LOB: 2 BB: 6	R: 0 E: 0 K: 0 S: 7	H: 1 LOB: 0 BB: 12	R: 0 E: 0 K: 1 S: 12	H: 1 LOB: 1 BB: 19	R: 3 E: 0 K: 0 S: 10	H: 4 LOB: 1 BB: 0	R: 2 E: 0 K: 2 S: 12	H: 2 LOB: 1 BB: 23	R: 1 E: 0 K: 0 S: 9	H: 3 LOB: 3 BB: 12	R: 3 E: 0 K: 0 S: 16	H: 4 LOB: 1 BB: 27	R: 0 E: 0 K: 0 S: 5	H: 0 LOB: 0 BB: 9	1B: 10 2B: 5 3B: 1 HR: 0	SF: 2 SAC: 1 DP: 0 HBP: 0	WP: 0 PB: 0 SB: 0 CS: 0	PA: 47							
PITCHER	IP	WLS	BF	H	R	ER	SO	BB	IBB	HBP	BLK	WP	HR	S	P	ERA	WHIP										
Pat Combs, L ERA: 4.9 (1, 1)	0.1	L	6	0	5	5	0	5	0	0	0	0	0	7	27	135.00	15.000										
Bruce Ruffin, L ERA: 2.78 (1, 1)	3.2		19	7	3	3	2	0	1	0	0	0	0	36	58	7.36	1.909										
Darrel Akerfelds, R ERA: 5.01 (5, 1)	4.0		22	9	6	6	2	1	0	0	0	0	0	42	71	13.50	2.500										

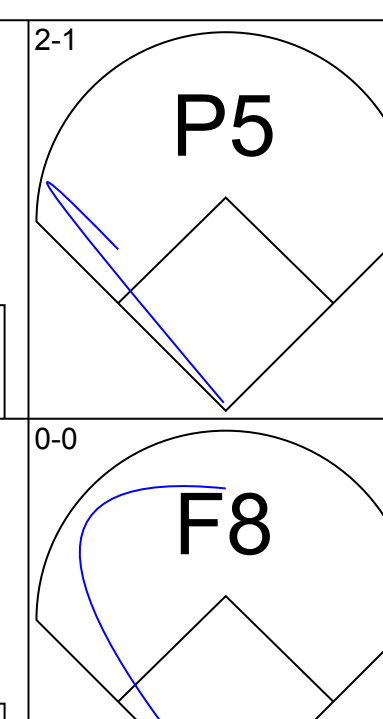
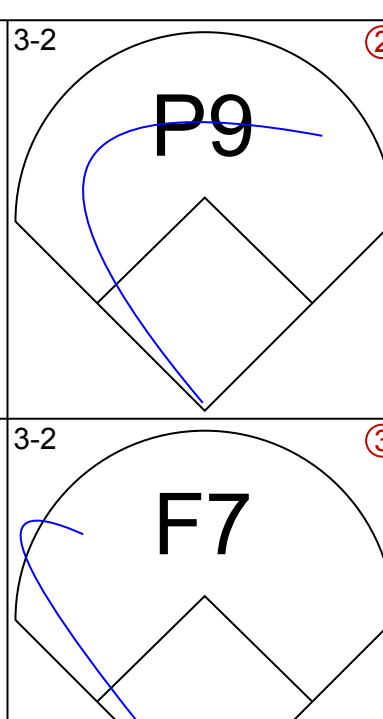
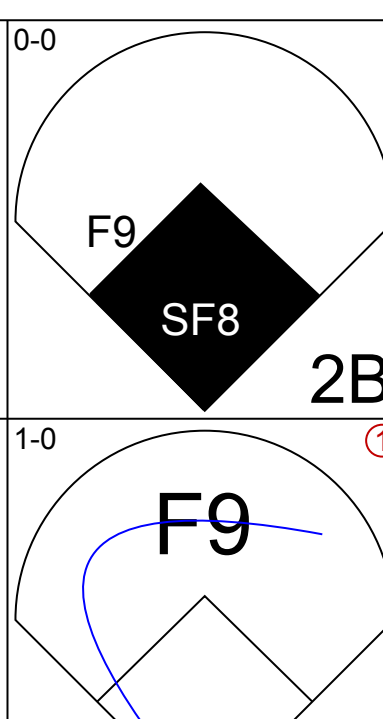
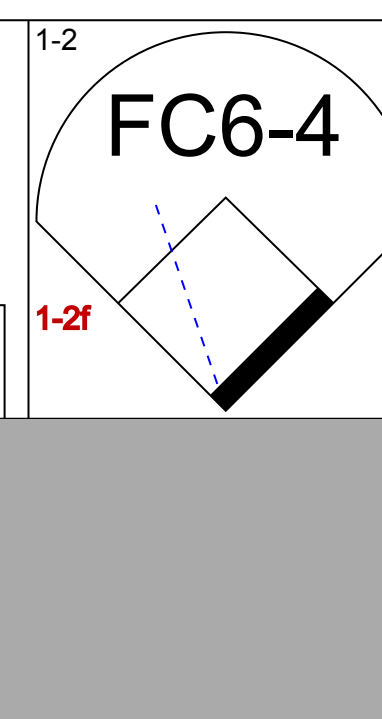
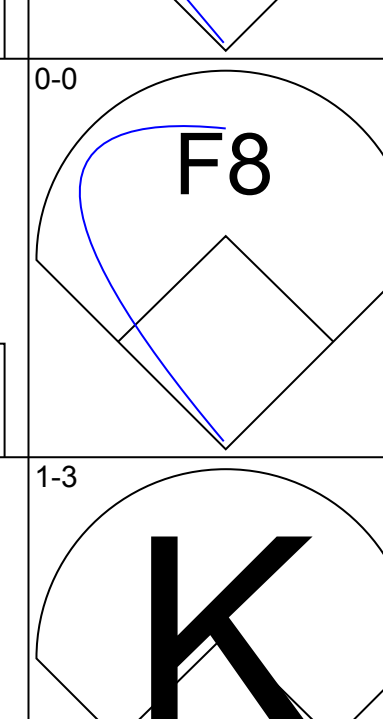
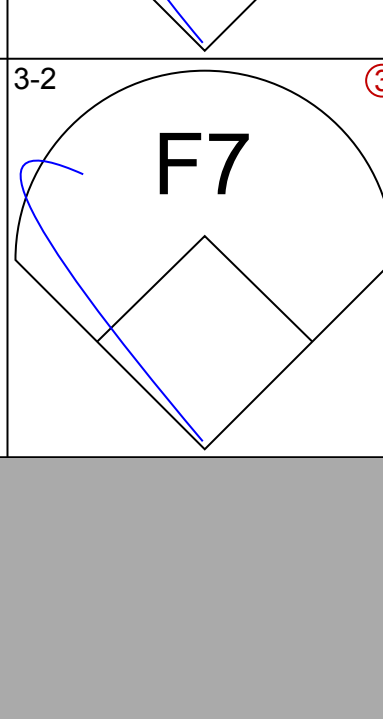
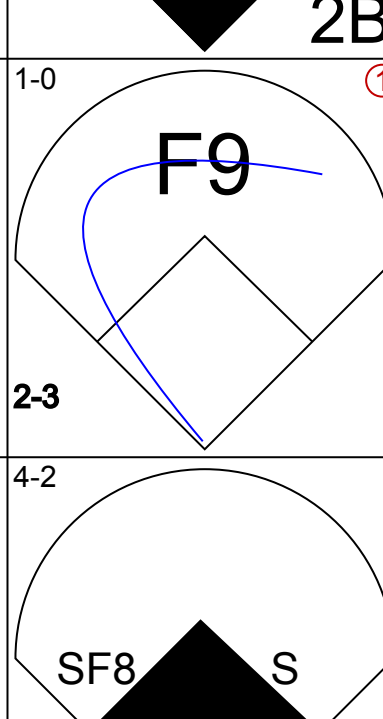
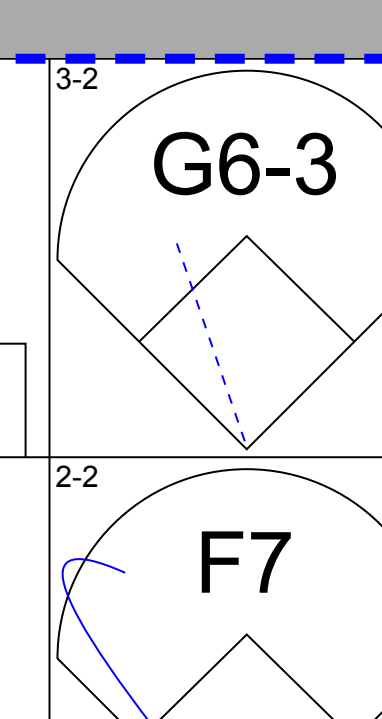
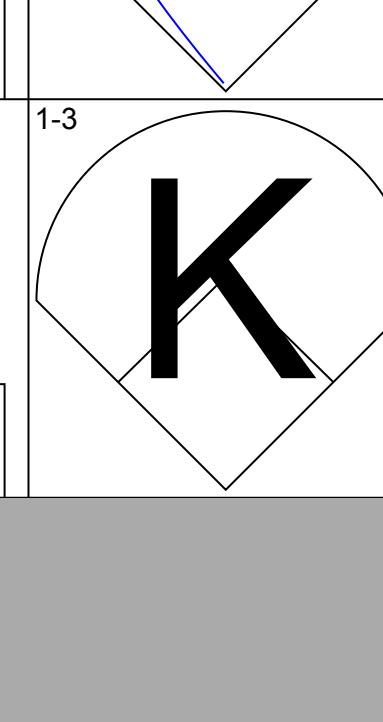
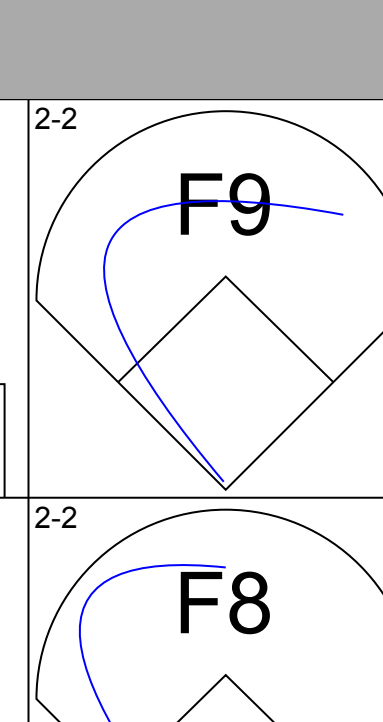
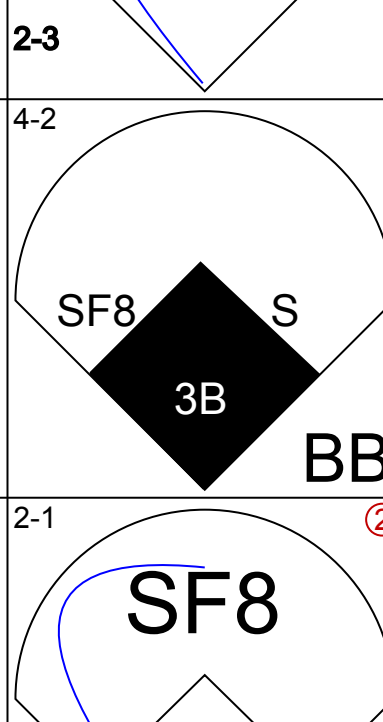
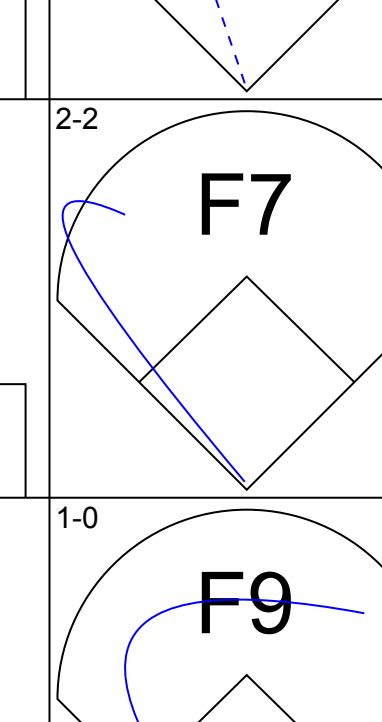
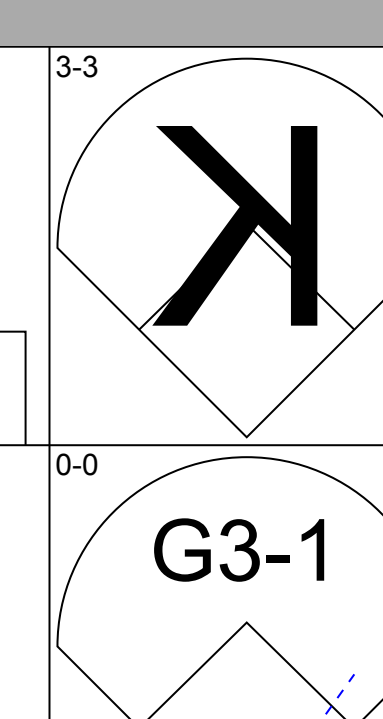
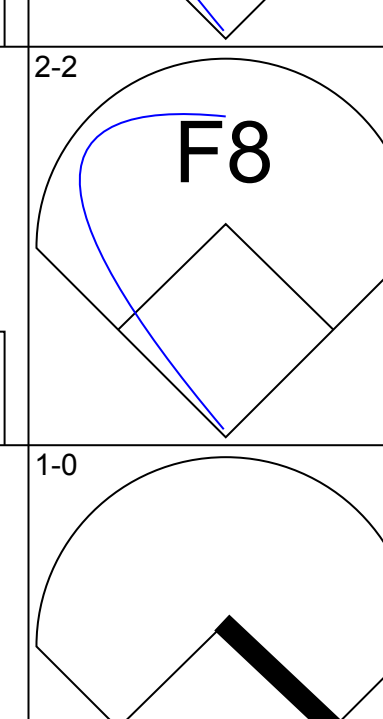
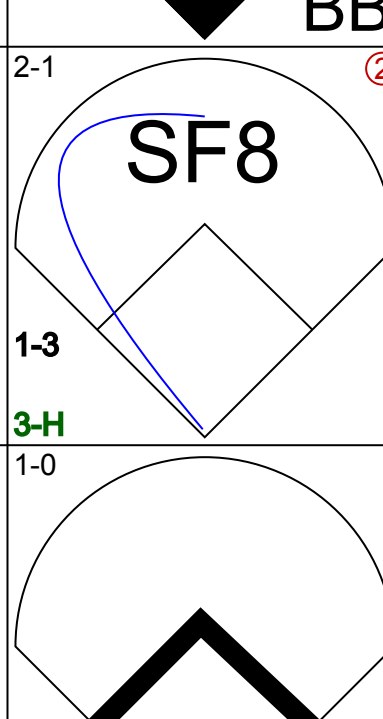
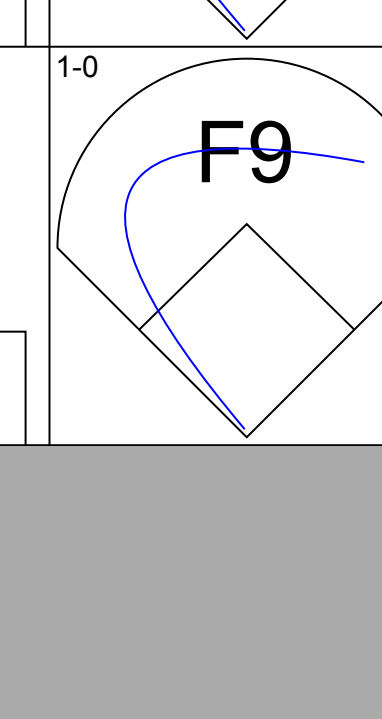
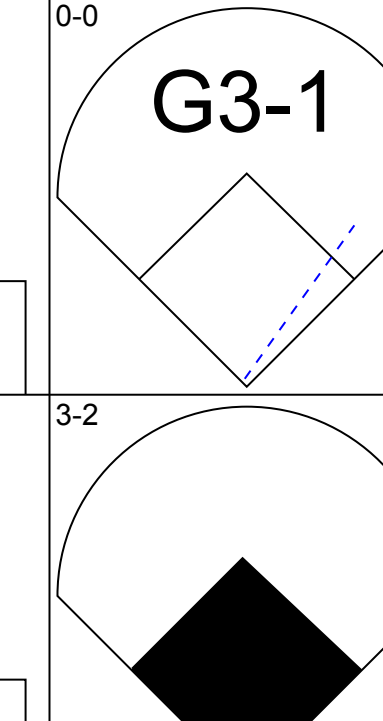
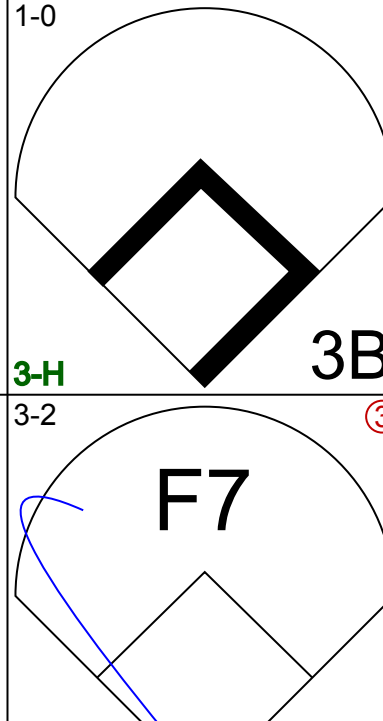
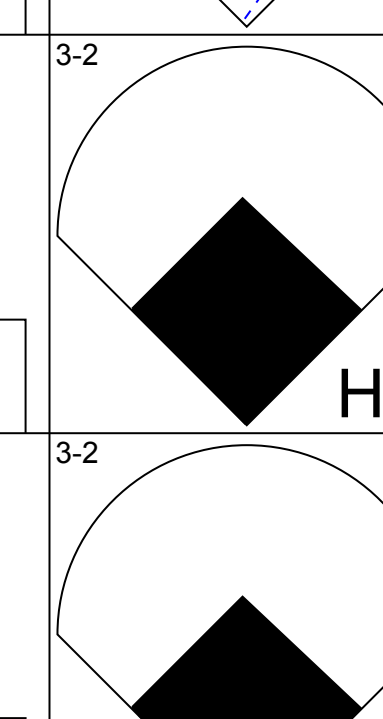
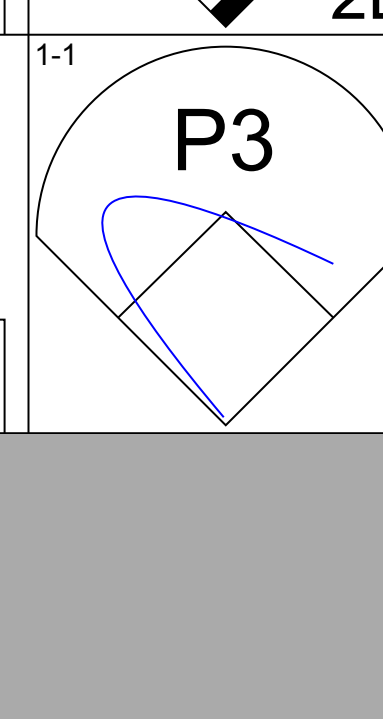
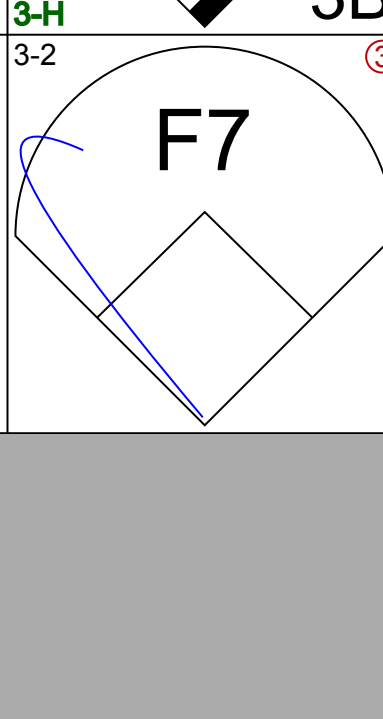
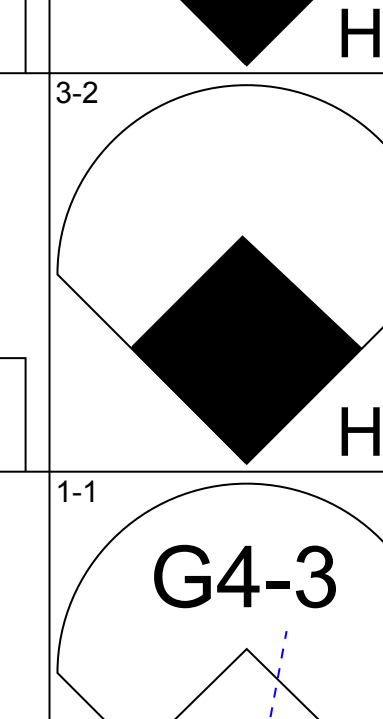
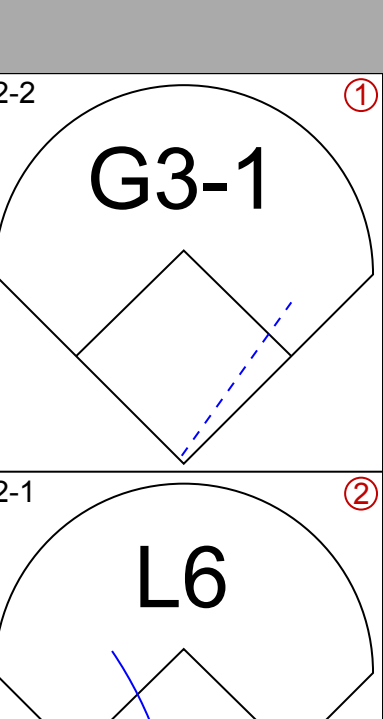
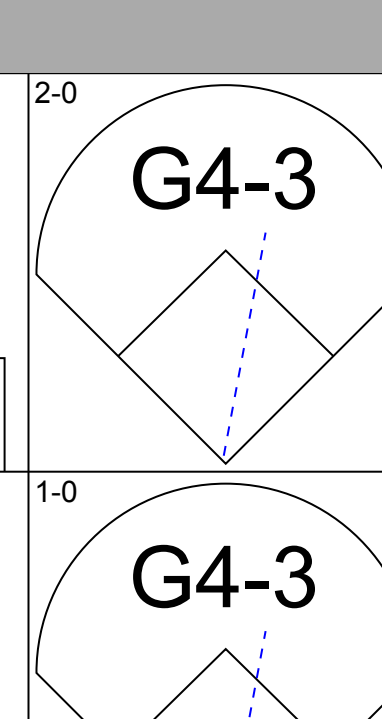
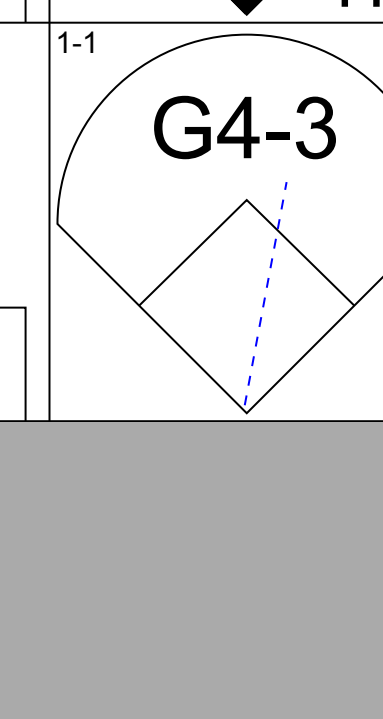
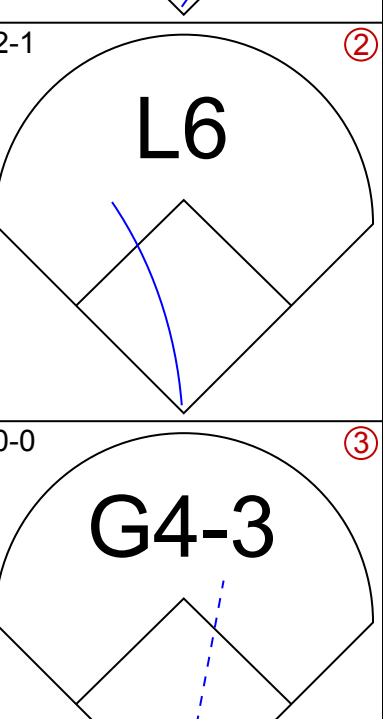
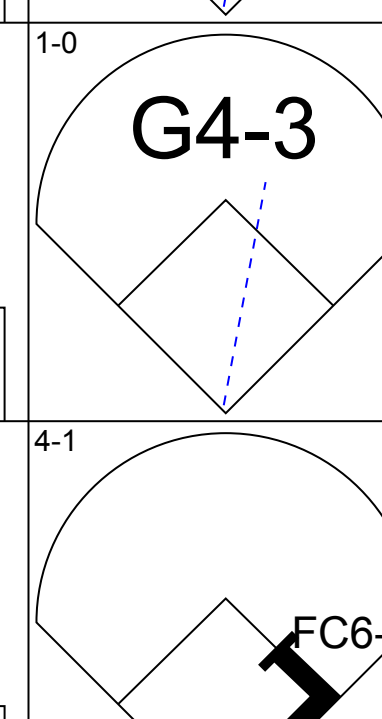
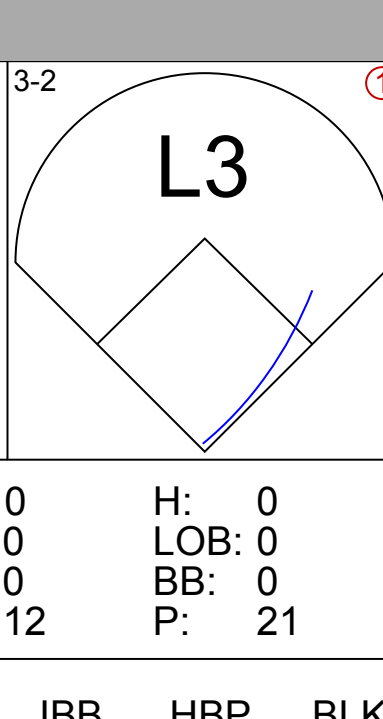
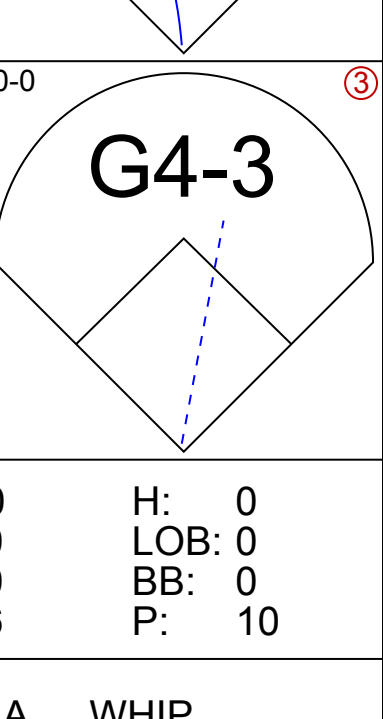
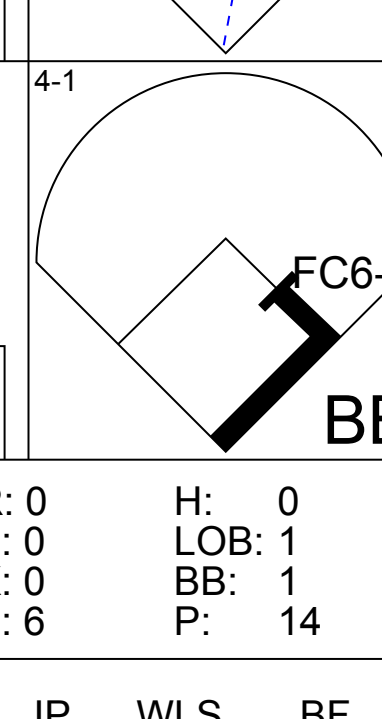


Batter	1	2	3	4	5	6	7	8	9	AB	R	H	RBI	BB	SO	LOB	TOP								
Wally Backman, S (1,5) OBP: 0.324, SLG: 0.326										4	0	0	0	0	1	1									
Mickey Morandini, L (1,4) OBP: 0.325, SLG: 0.297										3	1	1	0	1	1	0									
Wes Chamberlain, R (1,7) OBP: 0.357, SLG: 0.453										4	0	1	0	0	0	1									
John Kruk, L (1,3) OBP: 0.352, SLG: 0.478										4	0	0	0	0	1	3									
Dale Murphy, R (1,9) OBP: 0.311, SLG: 0.438										4	0	0	1	0	1	1									
John Morris, L (1,8) OBP: 0.313, SLG: 0.301										3	0	0	0	0	1	0									
Ricky Jordan, R (9,PH) OBP: 0.323, SLG: 0.467										1	0	0	0	0	1	1									
Dickie Thon, R (1,6) OBP: 0.294, SLG: 0.339										2	1	1	0	1	0	0									
Steve Lake, R (1,2) OBP: 0.169, SLG: 0.159										2	0	0	0	0	0	1									
Darren Daulton, L (8,PH) OBP: 0.271, SLG: 0.275										0	0	0	1	0	0	0									
Tommy Greene, R (1,1) OBP: 0.281, SLG: 0.355										2	0	0	0	0	0	0									
Ron Jones, L (8,PH) OBP: 0.455, SLG: 0.444										0	0	0	0	1	0	0									
Mitch Williams, L (8,1)										0	0	0	0	0	0	0									
Inning Stats	R: 0 E: 0 K: 2 S: 9	H: 0 LOB: 0 BB: 0 P: 12	R: 0 E: 0 K: 1 S: 6	H: 0 LOB: 0 BB: 0 P: 9	R: 0 E: 0 K: 0 S: 7	H: 0 LOB: 0 BB: 0 P: 10	R: 0 E: 0 K: 0 S: 5	H: 0 LOB: 1 BB: 1 P: 10	R: 0 E: 0 K: 1 S: 8	H: 0 LOB: 1 BB: 1 P: 14	R: 0 E: 0 K: 0 S: 4	H: 0 LOB: 0 BB: 0 P: 5	R: 0 E: 0 K: 0 S: 5	H: 0 LOB: 0 BB: 0 P: 11	R: 1 E: 0 K: 0 S: 9	H: 1 LOB: 1 BB: 1 P: 18	R: 1 E: 0 K: 2 S: 16	H: 2 LOB: 1 BB: 0 P: 24	1B: 1 2B: 1 3B: 1 HR: 0	SF: 1 SAC: 0 DP: 0 HBP: 0	WP: 0 PB: 0 SB: 0 CS: 0	PA: 33			
PITCHER	IP	WLS	BF	H	R	ER	SO	BB	IBB	HBP	BLK	WP	HR	S	P	ERA	WHIP								
Ken Hill, R (1,1) ERA: 3.34	8.0	W	28	1	1	1	4	3	0	0	0	0	0	53	89	1.12	0.500								
Lee Smith, R (9,1) ERA: 2.5	1.0	S	5	2	1	1	2	0	0	0	0	0	0	16	24	9.00	2.000								

Philadelphia Phillies @ St. Louis Cardinals
 Busch Stadium, St. Louis, MO
 Thu Jun 27 1991, 3:33 AM CDT
 Att: 26,419 - Sunny - 85 F

AB	29
R	2
H	3
RBI	2
BB	3
SO	6
LOB	8



Batter	1	2	3	4	5	6	7	8	9	AB	R	H	RBI	BB	SO	LOB	BOTTOM								
Milt Thompson, L (1,7) OBP: 0.399, SLG: 0.528										4	1	1	0	0	0	1									
Ozzie Smith, S (1,6) OBP: 0.417, SLG: 0.383										4	0	0	0	0	0	1									
Ray Lankford, L (1,8) OBP: 0.290, SLG: 0.311										3	1	0	0	1	1	0									
Pedro Guerrero, R (1,3) OBP: 0.329, SLG: 0.349										3	0	0	1	0	1	0									
Lee Smith, R (9,1)										0	0	0	0	0	0	0									
Felix Jose, S (1,9) OBP: 0.398, SLG: 0.460										3	0	2	1	0	0	0									
Todd Zeile, R (1,5) OBP: 0.343, SLG: 0.390										3	1	1	1	0	0	2									
Rich Gedman, L (1,2) OBP: 0.167, SLG: 0.270										3	1	1	1	0	0	0									
José Oquendo, S (1,4) OBP: 0.361, SLG: 0.290										3	0	0	0	0	0	0									
Ken Hill, R (1,1) OBP: 0.125, SLG: 0.034										2	0	0	0	1	0	0									
Rex Hudler, R (9,3) OBP: 0.323, SLG: 0.409										0	0	0	0	0	0	0									
Inning Stats	R: 0 E: 0 K: 1 S: 6	H: 2 LOB: 0 BB: 0 P: 9	R: 2 E: 0 K: 1 S: 13	H: 2 LOB: 0 BB: 0 P: 23	R: 0 E: 0 K: 0 S: 12	H: 0 LOB: 0 BB: 0 P: 21	R: 0 E: 0 K: 0 S: 11	H: 1 LOB: 1 BB: 0 P: 17	R: 0 E: 0 K: 0 S: 6	H: 0 LOB: 0 BB: 0 P: 10	R: 2 E: 0 K: 0 S: 13	H: 2 LOB: 1 BB: 1 P: 23	R: 0 E: 0 K: 0 S: 6	H: 0 LOB: 1 BB: 1 P: 14	R: 0 E: 0 K: 0 S: 7	H: 0 LOB: 0 BB: 0 P: 13	1B: 0 2B: 2 3B: 1 HR: 2	SF: 1 SAC: 0 DP: 0 HBP: 0	WP: 0 PB: 0 SB: 1 CS: 0	PA: 31					
PITCHER	IP	WLS	BF	H	R	ER	SO	BB	IBB	HBP	BLK	WP	HR	S	P	ERA	WHIP								
Tommy Greene, R (1,1) ERA: 2.59	7.0	L	28	5	4	4	2	2	0	0	0	0	0	67	117	5.14	1.000								
Mitch Williams, L (8,1) ERA: 2.67	1.0		3	0	0	0	0	0	0	0	0	0	0	7	13	0.00	0.000								

Philadelphia Phillies @ St. Louis Cardinals
 Busch Stadium, St. Louis, MO
 Thu Jun 27 1991, 3:33 AM CDT
 Att: 26,419 - Sunny - 85 F

AB	28
R	4
H	5
RBI	4
BB	2
SO	2
LOB	4



Batter	1	2	3	4	5	6	7	8	9	AB	R	H	RBI	BB	SO	LOB	TOP				
Mickey Morandini, L (1.4) OBP: 0.323, SLG: 0.303	L6		HR	G5-3			F7			4	1	1	0	0	0	0	Philadelphia Phillies @ New York Mets Shea Stadium, Flushing, NY Fri Jun 28 1991, 7:05 PM EDT Att: 33,511 - Sunny - 89 F				
Charlie Hayes, R (1.5) OBP: 0.226, SLG: 0.329	G5-3		HR				G6-3			4	1	1	3	0	1	0					
Wes Chamberlain, R (1.7) OBP: 0.350, SLG: 0.439	G6-3		G5-3				P4			4	0	1	0	0	0	0					
John Kruk, L (1.3) OBP: 0.354, SLG: 0.484		3B	1B				G3			3	2	1	0	1	0	1					
Dale Murphy, R (1.9) OBP: 0.313, SLG: 0.447		SF8	FC6-4				F8			4	1	2	2	0	1	1					
Darren Daulton, L (1.2) OBP: 0.270, SLG: 0.276	SF8		P2							3	0	1	1	0	0	2					
Dickie Thon, R (1.6) OBP: 0.289, SLG: 0.333	F7		FC6-4				F9			4	0	0	0	0	0	2					
John Morris, L (1.8) OBP: 0.298, SLG: 0.286	G3						G1-3			4	0	0	0	0	0	1					
Jose De Jesus, R (1.1) OBP: 0.200, SLG: 0.172			HR				K			4	1	1	0	0	2	0					
Inning Stats	R: 0 E: 0 K: 0 S: 7	H: 0 LOB: 0 BB: 0 P: 10	R: 2 E: 0 K: 0 S: 7	H: 1 LOB: 0 BB: 1 P: 13	R: 4 E: 0 K: 0 S: 20	H: 5 LOB: 1 BB: 0 P: 28	R: 0 E: 0 K: 1 S: 12	H: 0 LOB: 0 BB: 0 P: 16	R: 0 E: 0 K: 1 S: 6	H: 1 LOB: 0 BB: 0 P: 10	R: 0 E: 0 K: 1 S: 6	H: 0 LOB: 0 BB: 0 P: 8	R: 0 E: 0 K: 1 S: 13	H: 1 LOB: 1 BB: 0 P: 18	R: 0 E: 0 K: 0 S: 5	H: 0 LOB: 0 BB: 0 P: 8	1B: 4 2B: 1 3B: 2 HR: 1	SF: 1 SAC: 0 DP: 0 HBP: 0	WP: 0 PB: 0 SB: 1 CS: 0	PA: 36	
PITCHER	IP	WLS	BF	H	R	ER	SO	BB	IBB	HBP	BLK	WP	HR	S	P	ERA	WHIP				
Ron Darling, R (1.1) ERA: 4.43	2.1	L	13	5	6	6	0	1	0	0	0	0	1	31	47	23.14	2.571				
Pete Schourek, L (3.1) ERA: 4.88	5.2		20	3	0	0	4	0	0	0	0	0	0	46	64	0.00	0.529				
Doug Simons, L (9.1) ERA: 4.4	1.0		3	0	0	0	0	0	0	0	0	0	0	5	8	0.00	0.000				

AB	34
R	6
H	8
RBI	6
BB	1
SO	4
LOB	7



Batter	1	2	3	4	5	6	7	8	9	AB	R	H	RBI	BB	SO	LOB	BOTTOM					
Daryl Boston, L (1.8) OBP: 0.280, SLG: 0.333			CS				K			3	0	1	0	1	1	1	Philadelphia Phillies @ New York Mets Shea Stadium, Flushing, NY Fri Jun 28 1991, 7:05 PM EDT Att: 33,511 - Sunny - 89 F					
Dave Magadan, L (1.3) OBP: 0.378, SLG: 0.342	F9		F8				L6			4	1	1	0	0	0	2						
Gregg Jefferies, S (1.4) OBP: 0.342, SLG: 0.400			F7							2	1	1	2	2	0	0						
Kevin McReynolds, R (1.7) OBP: 0.347, SLG: 0.446	F9						G5-3			4	0	0	0	0	0	3						
Howard Johnson, S (1.5) OBP: 0.338, SLG: 0.517	P4						F8			4	0	0	0	0	0	2						
Hubie Brooks, R (1.9) OBP: 0.352, SLG: 0.495			P6				F8			4	0	0	0	0	1	0						
Mackey Sasser, L (1.2) OBP: 0.353, SLG: 0.540			FC6-4							2	0	1	0	1	0	0						
Kevin Elster, R (1.6) OBP: 0.317, SLG: 0.373	F9						FC5-4			3	0	0	0	0	0	2						
Ron Darling, R (1.1) OBP: 0.133, SLG: 0.233			FC6-4							1	0	0	0	0	0	1						
Pete Schourek, L (3.1)										1	0	0	0	0	1	1						
Kelvin Torve, L (8, PH)										1	0	0	0	0	0	0						
Doug Simons, L (9.1)										0	0	0	0	0	0	0						
Inning Stats	R: 0 E: 0 K: 0 S: 10	H: 1 LOB: 2 BB: 1 P: 18	R: 0 E: 0 K: 0 S: 9	H: 0 LOB: 1 BB: 1 P: 16	R: 0 E: 0 K: 0 S: 6	H: 0 LOB: 0 BB: 1 P: 13	R: 0 E: 0 K: 0 S: 6	H: 0 LOB: 0 BB: 0 P: 10	R: 0 E: 0 K: 2 S: 12	H: 1 LOB: 1 BB: 0 P: 22	R: 0 E: 0 K: 0 S: 7	H: 0 LOB: 0 BB: 1 P: 14	R: 0 E: 0 K: 1 S: 6	H: 0 LOB: 0 BB: 0 P: 8	R: 0 E: 0 K: 0 S: 6	H: 0 LOB: 0 BB: 0 P: 8	R: 2 E: 0 K: 0 S: 8	H: 2 LOB: 0 BB: 0 P: 8	1B: 2 2B: 1 3B: 0 HR: 1	SF: 0 SAC: 0 DP: 1 HBP: 0	WP: 0 PB: 0 SB: 0 CS: 1	PA: 33
PITCHER	IP	WLS	BF	H	R	ER	SO	BB	IBB	HBP	BLK	WP	HR	S	P	ERA	WHIP					
Jose De Jesus, R (1.1) ERA: 3.86	9.0	W	33	4	2	2	3	4	0	0	0	0	1	70	117	2.00	0.889					

AB	29
R	2
H	4
RBI	2
BB	4
SO	3
LOB	12



Batter	1	2	3	4	5	6	7	8	9	AB	R	H	RBI	BB	SO	LOB	TOP			
Mickey Morandini, L (1.4)	G5-3		K		G3			G6-3		4	0	1	0	0	1	1	Philadelphia Phillies @ New York Mets Shea Stadium, Flushing, NY Sat Jun 29 1991, 7:05 PM EDT Att: 46,244 - Cloudy - 93 F			
Charlie Hayes, R (1.5)	G5-3		G5-4-3 1B		P2			G6-3		4	0	1	0	0	0	2				
Wes Chamberlain, R (1.7)	1B		G5-4-3 1B		F8			L7		4	0	1	0	0	0	2				
John Kruk, L (1.3)	K		G5-3		F7			K		1	0	0	0	0	1	1				
Ricky Jordan, R (1.3)	K		G5-3		F7			K		3	0	0	0	0	1	1				
Dale Murphy, R (1.9)		2B	F7		G5-3			F7		4	0	1	0	0	0	0				
Darren Daulton, L (1.2)	K		1B		G6-3			DI BB		3	0	1	0	1	1	1				
Dickie Thon, R (1.6)	K		F9		G2-3 1B			F8		4	0	1	0	0	1	3				
John Morris, L (1.8)	IBB		G3 SH1-4 1B		G2-3			K		3	0	1	0	1	1	2				
Terry Mulholland, R (1.1)	G5-3		SH1-4		G4-3					1	0	0	0	0	0	2				
Joe Boever, R (5.1)										0	0	0	0	0	0	0				
Ron Jones, L (7. PH)										1	0	0	0	0	0	1				
Darrel Akerfelds, R (7.1)										0	0	0	0	0	0	0				
Inning Stats	R: 0 E: 0 K: 1 S: 10	H: 1 LOB: 1 BB: 0 P: 17	R: 0 E: 0 K: 2 S: 10	H: 1 LOB: 2 BB: 1 P: 20	R: 0 E: 0 K: 1 S: 8	H: 1 LOB: 0 BB: 0 P: 12	R: 0 E: 0 K: 0 S: 14	H: 1 LOB: 1 BB: 0 P: 19	R: 0 E: 0 K: 0 S: 7	H: 0 LOB: 0 BB: 0 P: 12	R: 0 E: 0 K: 0 S: 9	H: 1 LOB: 1 BB: 0 P: 16	R: 0 E: 0 K: 1 S: 7	H: 1 LOB: 1 BB: 0 P: 8	R: 0 E: 0 K: 1 S: 9	H: 0 LOB: 1 BB: 1 P: 19	1B: 6 2B: 1 3B: 0 HR: 0	SF: 0 SAC: 1 DP: 1 HBP: 0	WP: 0 PB: 0 SB: 0 CS: 0	PA: 35
PITCHER	IP WLS BF H R ER SO BB IBB HBP BLK WP HR S P ERA WHIP																			
Wally Whitehurst, R (1.1)	5.0 W 20 5 0 0 4 0 1 0 0 0 0 0 49 79 0.00 1.000																			
Jeff Innis, R (6.1)	3.0 11 2 0 0 1 0 0 0 0 0 0 0 23 36 0.00 0.667																			
Alejandro Pena, R (9.1)	1.0 4 0 0 0 1 1 0 0 0 0 0 0 9 19 0.00 1.000																			

Batter	1	2	3	4	5	6	7	8	9	AB	R	H	RBI	BB	SO	LOB	BOTTOM			
Garry Templeton, S (1.5)	K		G6-3		E SF7 1B		G4-3			4	1	1	1	0	1	0	Philadelphia Phillies @ New York Mets Shea Stadium, Flushing, NY Sat Jun 29 1991, 7:05 PM EDT Att: 46,244 - Cloudy - 93 F			
Dave Magadan, L (1.3)	F7		FC6-4 1B		E3		2B		4	0	2	0	0	0	1					
Hubie Brooks, R (1.9)	BB		F8		SF7		L8		2	0	0	1	1	0	2					
Daryl Boston, L (8.8)	BB		F9		K		IBB		0	0	0	0	0	0	0					
Kevin McReynolds, R (1.7)	F9		K		IBB		HR		3	1	1	1	1	1	2					
Mark Carreon, R (1.8)	F9		FC6-4		K		K		4	0	0	0	0	2	3					
Tom Herr, S (1.4)	G5-3		G6-3		1B 1B E 1B		F7		4	1	1	0	0	0	0					
Rick Cerone, R (1.2)	K		G6-3		E G6-3 1B		G6-3		3	1	1	0	1	1	0					
Kevin Elster, R (1.6)	G6-3		G6-3		E1 1B 1B		G6-3		4	1	1	0	0	0	1					
Wally Whitehurst, R (1.1)	G4-3		G4-3		G6-3		K		1	0	0	0	0	0	0					
Gregg Jefferies, S (5. PH)									1	0	0	1	0	0	1					
Jeff Innis, R (6.1)									1	0	0	0	0	1	0					
Alejandro Pena, R (9.1)									0	0	0	0	0	0	0					
Inning Stats	R: 0 E: 0 K: 1 S: 7	H: 0 LOB: 1 BB: 1 P: 15	R: 0 E: 0 K: 1 S: 7	H: 0 LOB: 0 BB: 0 P: 12	R: 0 E: 0 K: 0 S: 5	H: 0 LOB: 0 BB: 0 P: 8	R: 0 E: 0 K: 1 S: 12	H: 1 LOB: 1 BB: 0 P: 17	R: 4 E: 2 K: 1 S: 18	H: 4 LOB: 2 BB: 1 P: 29	R: 0 E: 0 K: 0 S: 8	H: 0 LOB: 0 BB: 0 P: 14	R: 0 E: 0 K: 1 S: 8	H: 1 LOB: 1 BB: 0 P: 13	R: 1 E: 0 K: 1 S: 12	H: 1 LOB: 1 BB: 1 P: 21	1B: 5 2B: 1 3B: 0 HR: 1	SF: 1 SAC: 0 DP: 0 HBP: 0	WP: 0 PB: 0 SB: 0 CS: 0	PA: 35
PITCHER	IP WLS BF H R ER SO BB IBB HBP BLK WP HR S P ERA WHIP																			
Terry Mulholland, L (1.1)	4.1 L 20 5 4 3 3 1 0 0 0 0 0 0 43 68 6.23 1.385																			
Joe Boever, R (5.1)	1.2 6 0 0 0 1 0 1 0 0 0 0 0 14 27 0.00 0.000																			
Darrel Akerfelds, R (7.1)	2.0 9 2 1 1 2 1 0 0 0 0 0 1 20 34 4.50 1.500																			

Batter	1	2	3	4	5	6	7	8	9	AB	R	H	RBI	BB	SO	LOB	TOP								
Ozzie Smith, S OBP: 0.410, SLG: 0.375 (1, 6)										4	0	0	0	1	2	4	St. Louis Cardinals @ Philadelphia Phillies Veterans Stadium, Philadelphia, PA Mon Jul 01 1991, 7:05 PM EDT Att: 17,281 - Cloudy - 82 F								
Todd Zeile, R OBP: 0.355, SLG: 0.401 (1, 5)										4	0	1	1	1	0	2									
Ray Lankford, L OBP: 0.292, SLG: 0.329 (1, 8)										4	0	0	0	0	1	6									
Pedro Guerrero, R OBP: 0.336, SLG: 0.354 (1, 3)										4	0	1	0	0	0	3									
Felix Jose, S OBP: 0.397, SLG: 0.462 (1, 9)										4	0	1	0	0	1	2									
Rex Hudler, R OBP: 0.317, SLG: 0.398 (1, 7)										4	0	1	0	0	2	3									
Tom Pagnozzi, R OBP: 0.303, SLG: 0.345 (1, 2)										4	1	3	0	0	0	1									
José Oquendo, S OBP: 0.357, SLG: 0.293 (7, PR)										3	0	2	0	0	1	1									
Gerónimo Peña, S OBP: 0.312, SLG: 0.361 (7, 4)										1	0	0	0	0	0	2									
Bryn Smith, R OBP: 0.250, SLG: 0.235 (1, 1)										2	0	1	0	0	0	2									
Cris Carpenter, R OBP: 0.500, SLG: 0.500 (9, PH)										0	0	0	0	0	0	0									
Milt Thompson, L OBP: 0.425, SLG: 0.529 (9, PH)										1	0	0	0	0	0	0									
Lee Smith, R OBP: 0.425, SLG: 0.529 (9, PH)										0	0	0	0	0	0	0									
Inning Stats	R: 0 E: 0 K: 1 S: 11	H: 0 LOB: 0 BB: 0 P: 18	R: 0 E: 1 K: 0 S: 7	H: 0 LOB: 0 BB: 0 P: 8	R: 0 E: 0 K: 0 S: 12	H: 2 LOB: 2 BB: 0 P: 16	R: 0 E: 0 K: 1 S: 12	H: 1 LOB: 1 BB: 0 P: 13	R: 1 E: 0 K: 2 S: 14	H: 3 LOB: 3 BB: 1 P: 22	R: 0 E: 0 K: 0 S: 7	H: 1 LOB: 0 BB: 0 P: 11	R: 0 E: 0 K: 1 S: 11	H: 1 LOB: 2 BB: 1 P: 19	R: 0 E: 0 K: 2 S: 12	H: 2 LOB: 2 BB: 0 P: 13	R: 0 E: 0 K: 0 S: 7	H: 0 LOB: 0 BB: 0 P: 11	1B: 9 2B: 1 3B: 0 HR: 0	SF: 0 SAC: 1 DP: 1 HBP: 0	WP: 0 PB: 0 SB: 2 CS: 1	PA: 38			
PITCHER	IP	WLS	BF	H	R	ER	SO	BB	IBB	HBP	BLK	WP	HR	S	P	ERA	WHIP								
Bruce Ruffin, L ERA: 2.35 (1, 1)	8.0	L	35	10	1	1	7	2	0	0	0	0	0	86	120	1.12	1.500								
Joe Boever, R ERA: 4.07 (9, 1)	1.0		3	0	0	0	0	0	0	0	0	0	0	7	11	0.00	0.000								

Batter	1	2	3	4	5	6	7	8	9	AB	R	H	RBI	BB	SO	LOB	BOTTOM								
Sil Campusano, R OBP: 0.152, SLG: 0.219 (1, 8)										3	0	0	0	0	1	1	St. Louis Cardinals @ Philadelphia Phillies Veterans Stadium, Philadelphia, PA Mon Jul 01 1991, 7:05 PM EDT Att: 17,281 - Cloudy - 82 F								
John Kruk, L OBP: 0.349, SLG: 0.475 (9, PH)										4	0	0	0	0	0	1									
Mickey Morandini, L OBP: 0.314, SLG: 0.295 (1, 4)										4	0	0	0	0	0	1									
Ricky Jordan, R OBP: 0.324, SLG: 0.472 (1, 3)										4	0	2	0	0	0	0									
Dale Murphy, R OBP: 0.308, SLG: 0.440 (1, 9)										4	0	0	0	0	1	2									
Darren Daulton, L OBP: 0.271, SLG: 0.270 (1, 2)										3	0	0	0	0	0	1									
Charlie Hayes, R OBP: 0.233, SLG: 0.326 (1, 5)										3	0	1	0	0	0	1									
Dickie Thon, R OBP: 0.287, SLG: 0.341 (1, 6)										3	0	0	0	0	0	1									
John Morris, L OBP: 0.323, SLG: 0.307 (1, 7)										3	0	1	0	0	0	0									
Bruce Ruffin, S ERA: 3.55 (1, 1)										1	0	0	0	0	1	0									
Ron Jones, L OBP: 0.357, SLG: 0.333 (8, PH)										1	0	0	0	0	0	0									
Joe Boever, R OBP: 0.500, SLG: 0.500 (9, 1)										0	0	0	0	0	0	0									
Inning Stats	R: 0 E: 0 K: 0 S: 5	H: 0 LOB: 0 BB: 0 P: 9	R: 0 E: 0 K: 0 S: 8	H: 0 LOB: 0 BB: 0 P: 11	R: 0 E: 0 K: 1 S: 7	H: 0 LOB: 0 BB: 0 P: 10	R: 0 E: 0 K: 0 S: 11	H: 0 LOB: 0 BB: 0 P: 15	R: 0 E: 0 K: 0 S: 8	H: 1 LOB: 1 BB: 0 P: 10	R: 0 E: 0 K: 1 S: 8	H: 1 LOB: 1 BB: 0 P: 14	R: 0 E: 0 K: 0 S: 8	H: 1 LOB: 1 BB: 0 P: 9	R: 0 E: 0 K: 0 S: 4	H: 0 LOB: 0 BB: 0 P: 4	R: 0 E: 0 K: 2 S: 16	H: 1 LOB: 1 BB: 0 P: 21	1B: 3 2B: 0 3B: 1 HR: 0	SF: 0 SAC: 1 DP: 0 HBP: 0	WP: 0 PB: 0 SB: 0 CS: 0	PA: 31			
PITCHER	IP	WLS	BF	H	R	ER	SO	BB	IBB	HBP	BLK	WP	HR	S	P	ERA	WHIP								
Bryn Smith, R ERA: 3.55 (1, 1)	7.0	W	24	3	0	0	2	0	0	0	0	0	0	55	78	0.00	0.429								
Cris Carpenter, R ERA: 3.26 (8, 1)	1.0		3	0	0	0	0	0	0	0	0	0	0	4	4	0.00	0.000								
Lee Smith, R ERA: 2.43 (9, 1)	1.0	S	4	1	0	0	2	0	0	0	0	0	0	16	21	0.00	1.000								

Batter	1	2	3	4	5	6	7	8	9	AB	R	H	RBI	BB	SO	LOB	TOP				
Ozzie Smith, S OBP: 0.407, SLG: 0.369 (1, 6)	F8		G3		G6-3		G4-3		BB	4	1	0	0	1	0	1	St. Louis Cardinals @ Philadelphia Phillies Veterans Stadium, Philadelphia, PA Tue Jul 02 1991, 7:05 PM EDT Att: 16,847 - Cloudy - 80 F				
Todd Zeile, R OBP: 0.359, SLG: 0.404 (1, 5)	P6			1B	1B				BB	5	0	3	1	0	1	0					
Ray Lankford, L OBP: 0.297, SLG: 0.347 (1, 8)	G3			HR	G3				1B	5	2	3	2	0	0	1					
Pedro Guerrero, R OBP: 0.337, SLG: 0.363 (1, 3)		P3			HR				F7	4	1	1	1	1	0	2					
Felix Jose, S OBP: 0.399, SLG: 0.466 (1, 9)		BB			2B					2	1	1	1	1	1	0					
Milt Thompson, L OBP: 0.414, SLG: 0.514 Lee Smith, R (8, 1)					G4-3					4	0	0	0	0	1	3					
Tom Pagnozzi, R OBP: 0.306, SLG: 0.351 (1, 2)					2B					0	0	0	0	0	0	0					
José Oquendo, S OBP: 0.357, SLG: 0.294 (1, 4)										4	1	2	1	0	0	1					
Ken Hill, R OBP: 0.118, SLG: 0.032 Scott Terry, R OBP: 0.250, SLG: 0.250 Rex Hudler, R OBP: 0.314, SLG: 0.394 (8, 1)										3	0	1	0	0	1	1					
Ken Hill, R OBP: 0.118, SLG: 0.032 Scott Terry, R OBP: 0.250, SLG: 0.250 Rex Hudler, R OBP: 0.314, SLG: 0.394 (8, 7)										2	0	0	0	0	0	0					
Inning Stats	R: 0 E: 0 K: 0 S: 9	H: 0 LOB: 0 BB: 0 P: 14	R: 0 E: 0 K: 0 S: 10	H: 0 LOB: 1 BB: 1 P: 18	R: 0 E: 0 K: 0 S: 9	H: 0 LOB: 0 BB: 0 P: 11	R: 3 E: 0 K: 1 S: 13	H: 5 LOB: 1 BB: 0 P: 17	R: 0 E: 0 K: 0 S: 7	H: 0 LOB: 0 BB: 0 P: 9	R: 0 E: 0 K: 0 S: 7	H: 1 LOB: 1 BB: 0 P: 9	R: 1 E: 1 K: 2 S: 17	H: 1 LOB: 1 BB: 1 P: 30	R: 2 E: 0 K: 0 S: 11	H: 3 LOB: 2 BB: 1 P: 21	1B: 7 2B: 2 3B: 0 HR: 2	SF: 1 SAC: 2 DP: 0 HBP: 0	WP: 1 PB: 0 SB: 3 CS: 0	PA: 40	
PITCHER	IP	WLS	BF	H	R	ER	SO	BB	IBB	HBP	BLK	WP	HR	S	P	ERA	WHIP				
Tommy Greene, R ERA: 2.74 Darrel Akerfelds, R ERA: 5.26 (1, 1)	8.0	L	33	8	4	4	4	2	0	0	0	1	2	80	121	4.50	1.250				
Darrel Akerfelds, R ERA: 5.26 (9, 1)	1.0		7	3	2	2	0	1	0	0	0	0	0	11	21	18.00	4.000				

AB	34
R	6
H	11
RBI	6
BB	3
SO	4
LOB	10



Batter	1	2	3	4	5	6	7	8	9	AB	R	H	RBI	BB	SO	LOB	BOTTOM					
Wally Backman, S OBP: 0.342, SLG: 0.331 (1, 5)	K									2	0	0	0	2	1	1	St. Louis Cardinals @ Philadelphia Phillies Veterans Stadium, Philadelphia, PA Tue Jul 02 1991, 7:05 PM EDT Att: 16,847 - Cloudy - 80 F					
Mickey Morandini, L OBP: 0.318, SLG: 0.300 (1, 4)										4	0	2	0	0	0	2						
Ricky Jordan, R OBP: 0.318, SLG: 0.462 (1, 3)										4	0	0	0	0	1	4						
John Kruk, L OBP: 0.344, SLG: 0.468 (1, 7)										4	0	0	0	0	1	1						
Dale Murphy, R OBP: 0.304, SLG: 0.434 (1, 9)										4	0	0	0	0	0	0						
Darren Daulton, L OBP: 0.286, SLG: 0.301 (1, 2)										2	1	1	1	2	1	0						
Dickie Thon, R OBP: 0.288, SLG: 0.341 (1, 6)										3	0	1	0	0	0	2						
John Morris, L OBP: 0.323, SLG: 0.300 (1, 8)										2	0	0	0	1	0	1						
Tommy Greene, R OBP: 0.285, SLG: 0.333 Ron Jones, L OBP: 0.333, SLG: 0.308 Darrel Akerfelds, R (8, 1)										2	0	0	0	0	0	0						
Tommy Greene, R OBP: 0.285, SLG: 0.333 Ron Jones, L OBP: 0.333, SLG: 0.308 Darrel Akerfelds, R (9, 1)										1	0	0	0	0	1	1						
Inning Stats	R: 0 E: 0 K: 1 S: 11	H: 1 LOB: 1 BB: 0 P: 18	R: 0 E: 0 K: 0 S: 9	H: 0 LOB: 1 BB: 1 P: 14	R: 0 E: 0 K: 0 S: 7	H: 0 LOB: 0 BB: 1 P: 15	R: 0 E: 0 K: 1 S: 6	H: 0 LOB: 0 BB: 0 P: 7	R: 1 E: 0 K: 0 S: 8	H: 2 LOB: 0 BB: 0 P: 13	R: 0 E: 0 K: 0 S: 7	H: 0 LOB: 0 BB: 1 P: 13	R: 0 E: 0 K: 1 S: 10	H: 0 LOB: 1 BB: 1 P: 17	R: 0 E: 0 K: 1 S: 10	H: 1 LOB: 2 BB: 1 P: 19	R: 0 E: 0 K: 1 S: 8	H: 0 LOB: 0 BB: 0 P: 12	1B: 3 2B: 1 3B: 0 HR: 1	SF: 0 SAC: 0 DP: 2 HBP: 0	WP: 0 PB: 0 SB: 0 CS: 0	PA: 33
PITCHER	IP	WLS	BF	H	R	ER	SO	BB	IBB	HBP	BLK	WP	HR	S	P	ERA	WHIP					
Ken Hill, R ERA: 3.19 Scott Terry, R ERA: 1.2 Lee Smith, R ERA: 2.35 (1, 1)	7.0	W	25	3	1	1	3	4	0	0	0	0	1	58	97	1.29	1.000					
Scott Terry, R ERA: 1.2 (8, 1)	0.2		4	1	0	0	1	1	0	0	0	0	0	9	17	0.00	3.000					
Lee Smith, R ERA: 2.35 (8, 1)	1.1	S	4	0	0	0	1	0	0	0	0	0	0	9	14	0.00	0.000					


AB	28
R	1
H	4
RBI	1
BB	5
SO	5
LOB	12



Batter	1	2	3	4	5	6	7	8	9	AB	R	H	RBI	BB	SO	LOB	TOP				
Ray Lankford, L OBP: 0.292, SLG: 0.340	G4-3		K		P6	K		G4-3	G4-3	5	0	0	0	0	2	1					
Ozzie Smith, S OBP: 0.411, SLG: 0.378 Gerónimo Peña, S OBP: 0.309, SLG: 0.357	1B		1B		HR	2B		G4-3	K	4	2	3	0	0	0	0					
Todd Zeile, R OBP: 0.356, SLG: 0.399	P6		G5-3		HR	BB		G1-3	F7	4	1	0	0	1	0	2					
Pedro Guerrero, R OBP: 0.339, SLG: 0.376 Gerald Perry, L OBP: 0.315, SLG: 0.516	F9		1B		HR	HR		E8		4	1	2	4	0	0	1					
Felix Jose, S OBP: 0.397, SLG: 0.461		FC4-6 BB	F9		F7			K		3	0	0	0	1	1	2					
Milt Thompson, L OBP: 0.404, SLG: 0.500	FC4-6 1B				K	L8		G4-3		4	0	0	0	0	1	1					
Tom Pagnozzi, R OBP: 0.309, SLG: 0.354	F8		G4-3		G5-4-3 1B			G4-3	S 1B	4	0	2	0	0	0	1					
José Oquendo, S OBP: 0.359, SLG: 0.298			G5-4-3		1B			K		4	0	2	0	0	1	2					
Omar Olivares, R OBP: 0.286, SLG: 0.300 Cris Carpenter, R OBP: 0.500, SLG: 0.500 Bob McClure, R OBP: 0.250, SLG: 0.250 Scott Terry, R OBP: 0.250, SLG: 0.250 Lee Smith, R OBP: 0.315, SLG: 0.516	P6		1B		K			G6-3		4	0	1	0	0	1	4					
Inning Stats	R: 0 E: 0 K: 0 S: 9	H: 1 LOB: 1 BB: 0 P: 13	R: 0 E: 0 K: 0 S: 10	H: 1 LOB: 2 BB: 1 P: 17	R: 1 E: 0 K: 1 S: 13	H: 2 LOB: 1 BB: 0 P: 23	R: 0 E: 0 K: 2 S: 11	H: 1 LOB: 1 BB: 0 P: 16	R: 3 E: 0 K: 0 S: 13	H: 2 LOB: 1 BB: 1 P: 23	R: 0 E: 1 K: 1 S: 7	H: 0 LOB: 1 BB: 0 P: 12	R: 0 E: 0 K: 1 S: 13	H: 1 LOB: 1 BB: 0 P: 16	R: 0 E: 0 K: 1 S: 11	H: 0 LOB: 0 BB: 0 P: 15	1B: 8 2B: 1 3B: 0 HR: 1	SF: 0 SAC: 0 DP: 1 HBP: 0	WP: 0 PB: 0 SB: 2 CS: 0	PA: 39	
PITCHER	IP WLS BF H R ER SO BB IBB HBP BLK WP HR S P ERA WHIP	IP WLS BF H R ER SO BB IBB HBP BLK WP HR S P ERA WHIP	IP WLS BF H R ER SO BB IBB HBP BLK WP HR S P ERA WHIP	IP WLS BF H R ER SO BB IBB HBP BLK WP HR S P ERA WHIP	IP WLS BF H R ER SO BB IBB HBP BLK WP HR S P ERA WHIP	IP WLS BF H R ER SO BB IBB HBP BLK WP HR S P ERA WHIP	IP WLS BF H R ER SO BB IBB HBP BLK WP HR S P ERA WHIP	IP WLS BF H R ER SO BB IBB HBP BLK WP HR S P ERA WHIP	IP WLS BF H R ER SO BB IBB HBP BLK WP HR S P ERA WHIP	IP WLS BF H R ER SO BB IBB HBP BLK WP HR S P ERA WHIP	IP WLS BF H R ER SO BB IBB HBP BLK WP HR S P ERA WHIP	IP WLS BF H R ER SO BB IBB HBP BLK WP HR S P ERA WHIP	IP WLS BF H R ER SO BB IBB HBP BLK WP HR S P ERA WHIP	IP WLS BF H R ER SO BB IBB HBP BLK WP HR S P ERA WHIP	IP WLS BF H R ER SO BB IBB HBP BLK WP HR S P ERA WHIP	IP WLS BF H R ER SO BB IBB HBP BLK WP HR S P ERA WHIP	IP WLS BF H R ER SO BB IBB HBP BLK WP HR S P ERA WHIP	IP WLS BF H R ER SO BB IBB HBP BLK WP HR S P ERA WHIP	IP WLS BF H R ER SO BB IBB HBP BLK WP HR S P ERA WHIP	IP WLS BF H R ER SO BB IBB HBP BLK WP HR S P ERA WHIP	IP WLS BF H R ER SO BB IBB HBP BLK WP HR S P ERA WHIP

St. Louis Cardinals @ Philadelphia Phillies
Veterans Stadium, Philadelphia, PA
Wed Jul 03 1991, 7:05 PM EDT
Att: 50,156 - Cloudy - 74 F


AB 37
R 4
H 10
RBI 4
BB 2
SO 7
LOB 14



Batter	1	2	3	4	5	6	7	8	9	AB	R	H	RBI	BB	SO	LOB	BOTTOM				
Mickey Morandini, L OBP: 0.315, SLG: 0.293	F7		FC4-6 G4-6-3		K			2B BB	F9	4	0	0	0	1	1	2					
Charlie Hayes, R OBP: 0.233, SLG: 0.329	E5 CS		G4-6-3		F9			2B		4	0	1	0	0	0	1					
Ricky Jordan, R OBP: 0.317, SLG: 0.458	K				G6-3			L5		4	1	1	0	0	1	3					
John Kruk, L OBP: 0.340, SLG: 0.461		L7			P5			F7		4	0	0	0	0	0	3					
Dale Murphy, R OBP: 0.303, SLG: 0.429		K			1B BB			L7		3	0	0	0	1	2	2					
Darren Daulton, L OBP: 0.292, SLG: 0.328		2B BB			F7			G4-3		3	2	1	1	1	0	2					
Dickie Thon, R OBP: 0.291, SLG: 0.348		1H 2B			1B			K		4	0	2	2	0	2	0					
John Morris, L OBP: 0.330, SLG: 0.301		G6-3			IBB			K		3	0	1	0	1	1	1					
Jose De Jesus, R OBP: 0.219, SLG: 0.194 Ron Jones, L OBP: 0.313, SLG: 0.286 Wally Ritchie, L OBP: 0.340, SLG: 0.328					K			K		2	0	1	0	0	1	0					
Inning Stats	R: 0 E: 1 K: 1 S: 8	H: 0 LOB: 1 BB: 0 P: 16	R: 1 E: 0 K: 1 S: 9	H: 1 LOB: 1 BB: 1 P: 17	R: 0 E: 0 K: 0 S: 6	H: 1 LOB: 0 BB: 0 P: 6	R: 1 E: 0 K: 1 S: 15	H: 2 LOB: 2 BB: 2 P: 27	R: 0 E: 0 K: 1 S: 10	H: 0 LOB: 0 BB: 0 P: 17	R: 0 E: 0 K: 3 S: 10	H: 0 LOB: 0 BB: 0 P: 13	R: 0 E: 0 K: 0 S: 8	H: 1 LOB: 2 BB: 1 P: 16	R: 1 E: 0 K: 2 S: 15	H: 2 LOB: 1 BB: 0 P: 21	1B: 4 2B: 3 3B: 0 HR: 1	SF: 0 SAC: 0 DP: 2 HBP: 0	WP: 0 PB: 0 SB: 0 CS: 1	PA: 37	
PITCHER	IP WLS BF H R ER SO BB IBB HBP BLK WP HR S P ERA WHIP	IP WLS BF H R ER SO BB IBB HBP BLK WP HR S P ERA WHIP	IP WLS BF H R ER SO BB IBB HBP BLK WP HR S P ERA WHIP	IP WLS BF H R ER SO BB IBB HBP BLK WP HR S P ERA WHIP	IP WLS BF H R ER SO BB IBB HBP BLK WP HR S P ERA WHIP	IP WLS BF H R ER SO BB IBB HBP BLK WP HR S P ERA WHIP	IP WLS BF H R ER SO BB IBB HBP BLK WP HR S P ERA WHIP	IP WLS BF H R ER SO BB IBB HBP BLK WP HR S P ERA WHIP	IP WLS BF H R ER SO BB IBB HBP BLK WP HR S P ERA WHIP	IP WLS BF H R ER SO BB IBB HBP BLK WP HR S P ERA WHIP	IP WLS BF H R ER SO BB IBB HBP BLK WP HR S P ERA WHIP	IP WLS BF H R ER SO BB IBB HBP BLK WP HR S P ERA WHIP	IP WLS BF H R ER SO BB IBB HBP BLK WP HR S P ERA WHIP	IP WLS BF H R ER SO BB IBB HBP BLK WP HR S P ERA WHIP	IP WLS BF H R ER SO BB IBB HBP BLK WP HR S P ERA WHIP	IP WLS BF H R ER SO BB IBB HBP BLK WP HR S P ERA WHIP	IP WLS BF H R ER SO BB IBB HBP BLK WP HR S P ERA WHIP	IP WLS BF H R ER SO BB IBB HBP BLK WP HR S P ERA WHIP	IP WLS BF H R ER SO BB IBB HBP BLK WP HR S P ERA WHIP	IP WLS BF H R ER SO BB IBB HBP BLK WP HR S P ERA WHIP	IP WLS BF H R ER SO BB IBB HBP BLK WP HR S P ERA WHIP

St. Louis Cardinals @ Philadelphia Phillies
Veterans Stadium, Philadelphia, PA
Wed Jul 03 1991, 7:05 PM EDT
Att: 50,156 - Cloudy - 74 F

AB 33
R 3
H 7
RBI 3
BB 4
SO 10
LOB 18



Batter	1	2	3	4	5	6	7	8	9	AB	R	H	RBI	BB	SO	LOB	TOP										
Geronimo Pena, S (1, 4) OBP: 0.296, SLG: 0.341	1-1 P3		2-2 F7			0-3 K		2-2 P2		4	0	0	0	0	1	1	St. Louis Cardinals @ Philadelphia Phillies Veterans Stadium, Philadelphia, PA Thu Jul 04 1991, 7:05 PM EDT Att: 14,921 - Cloudy - 79 F										
Ray Lankford, L (1, 8) OBP: 0.298, SLG: 0.335	0-3 K		0-0 G3-1			0-3 K		0-2 L7		4	0	0	0	0	2	1											
Todd Zeile, R (1, 5) OBP: 0.355, SLG: 0.394	4-1 BB			2-3 K		1-3 K		0-3 K		3	0	0	0	1	3	0											
Pedro Guerrero, R (1, 3) OBP: 0.338, SLG: 0.378	1-3 K			1-3 K			0-0 SF9 1B 2B		3-2 G6-3	4	1	1	0	0	2	1											
Felix Jose, S (1, 9)		1-0 F7		0-3 K			0-2 1B 2-3 1B		0-0 1B	4	0	2	0	0	1	0											
Tom Pagnozzi, R (1, 2) OBP: 0.308, SLG: 0.354		1-3 K			0-0 L5-4 1B		1-0 SF9		1-3 K	3	0	1	1	0	2	1											
Rex Hudler, R (1, 7) OBP: 0.312, SLG: 0.388		2-2 G4-3			1-2 F8 1B		1-2 3-H 1-2 1B		0-1 G5-3	4	0	1	0	0	0	2											
José Oquendo, S (1, 6) OBP: 0.368, SLG: 0.302			1-1 SH3 1B		4-2 BB 1-2 BB		4-2 BB 1-2 BB			1	0	1	0	2	0	0											
Bob Tewksbury, R (1, 1) OBP: 0.214, SLG: 0.214			1-0 SH3		0-0 L5-4 2-3		2-3 K			0	0	0	0	0	0	0											
Luis Alicaia, S (5, PH) OBP: 0.400, SLG: 0.462										1	0	0	0	0	0	2											
Willie Fraser, R (5, 1) OBP: 0.204, SLG: 0.178										0	0	0	0	0	0	0											
Craig Wilson, R (7, PH) OBP: 0.204, SLG: 0.178										1	0	0	0	0	1	2											
Juan Agosto, L (7, 1)										0	0	0	0	0	0	0											
Inning Stats	R: 0 E: 0 K: 2 S: 9	H: 0 LOB: 1 BB: 1 P: 15	R: 0 E: 0 K: 1 S: 8	H: 0 LOB: 0 BB: 0 P: 12	R: 0 E: 0 K: 0 S: 7	H: 1 LOB: 1 BB: 0 P: 11	R: 0 E: 0 K: 3 S: 9	H: 0 LOB: 0 BB: 0 P: 12	R: 0 E: 0 K: 0 S: 10	H: 1 LOB: 1 BB: 1 P: 14	R: 0 E: 0 K: 3 S: 10	H: 0 LOB: 0 BB: 0 P: 11	R: 1 E: 0 K: 1 S: 15	H: 3 LOB: 2 BB: 1 P: 23	R: 0 E: 0 K: 1 S: 9	H: 0 LOB: 0 BB: 0 P: 11	R: 0 E: 0 K: 1 S: 9	H: 1 LOB: 1 BB: 0 P: 13	1B: 5 2B: 2 3B: 0 HR: 0	SF: 1 SAC: 1 DP: 1 HBP: 0	WP: 0 PB: 0 SB: 0 CS: 0	PA: 34					
PITCHER	IP	WLS	BF	H	R	ER	SO	BB	IBB	HBP	BLK	WP	HR	S	P	ERA	WHIP										
Terry Mulholland, L (1, 1) ERA: 3.89	9.0	W	34	6	1	1	12	3	0	0	0	0	0	85	122	1.00	1.000										

AB	29
R	1
H	6
RBI	1
BB	3
SO	12
LOB	10



Batter	1	2	3	4	5	6	7	8	9	AB	R	H	RBI	BB	SO	LOB	BOTTOM										
Mickey Morandini, L (1, 4) OBP: 0.314, SLG: 0.292	1-0 CS 1B		0-1 L1		3-1 G4-3		2-2 FC9-6 2-3			4	0	1	0	0	0	1	St. Louis Cardinals @ Philadelphia Phillies Veterans Stadium, Philadelphia, PA Thu Jul 04 1991, 7:05 PM EDT Att: 14,921 - Cloudy - 79 F										
Charlie Hayes, R (1, 5) OBP: 0.230, SLG: 0.324	3-1 P5		0-0 E5 HR		1-2 G5-3			2-2 L5		4	1	0	0	0	0	1											
Ricky Jordan, R (1, 3) OBP: 0.324, SLG: 0.483	2-2 2B 1B		2-1 2-H HR			0-0 F7		2-1 G3 1B 2B		4	3	3	2	0	0	0											
John Kruk, L (1, 7) OBP: 0.342, SLG: 0.463	1-0 HR 2B		1-0 L3			4-0 S 1B BB		0-2 G3		3	2	1	1	1	0	1											
Sil Campusano, R (9, 8) OBP: 0.152, SLG: 0.219	1-H HR 2B							2-3 G3		0	0	0	0	0	0	0											
Dale Murphy, R (1, 9) OBP: 0.306, SLG: 0.441	0-1 HR 2-H HR		3-1 P8			2-1 L9		1-0 1B		4	1	2	3	0	0	1											
Darren Daulton, L (1, 2) OBP: 0.291, SLG: 0.325	1-0 G4-3			2-1 F8		1-2 1-H 1B		1-1 G4-3		4	0	1	1	0	0	1											
Dickie Thon, R (1, 6) OBP: 0.288, SLG: 0.344		1-0 L8		2-2 L9		1-1 G5-3				3	0	0	0	0	0	1											
John Morris, L (1, 8) OBP: 0.330, SLG: 0.302		0-1 G3		0-1 G4-3			0-0 FC9-6 1B WP			3	0	1	0	0	0	0											
Terry Mulholland, R (1, 1) ERA: 5.4		0-1 L8			2-2 L4		2-3 K			3	0	0	0	0	1	1											
Inning Stats	R: 3 E: 0 K: 0 S: 12	H: 4 LOB: 0 BB: 0 P: 18	R: 0 E: 0 K: 0 S: 5	H: 0 LOB: 0 BB: 0 P: 6	R: 2 E: 1 K: 0 S: 8	H: 1 LOB: 0 BB: 0 P: 14	R: 0 E: 0 K: 0 S: 7	H: 0 LOB: 0 BB: 0 P: 11	R: 0 E: 0 K: 0 S: 8	H: 0 LOB: 0 BB: 0 P: 14	R: 1 E: 0 K: 0 S: 8	H: 1 LOB: 1 BB: 1 P: 16	R: 0 E: 0 K: 1 S: 7	H: 1 LOB: 0 BB: 0 P: 11	R: 1 E: 0 K: 0 S: 11	H: 2 LOB: 1 BB: 0 P: 17	1B: 5 2B: 3 3B: 0 HR: 2	SF: 0 SAC: 0 DP: 1 HBP: 0	WP: 1 PB: 0 SB: 2 CS: 1	PA: 33							
PITCHER	IP	WLS	BF	H	R	ER	SO	BB	IBB	HBP	BLK	WP	HR	S	P	ERA	WHIP										
Bob Tewksbury, R (1, 1) ERA: 2.99	4.0	L	17	5	5	4	0	0	0	0	0	0	2	32	49	9.00	1.250										
Willie Fraser, R (5, 1) ERA: 6.39	2.0		8	1	1	1	0	1	0	0	0	0	0	16	30	4.50	1.000										
Juan Agosto, L (7, 1) ERA: 5.4	2.0		8	3	1	1	1	0	0	0	0	1	0	18	28	4.50	1.500										

AB	32
R	7
H	9
RBI	7
BB	1
SO	1
LOB	7



Batter	1	2	3	4	5	6	7	8	9	AB	R	H	RBI	BB	SO	LOB	TOP				
Keith Miller, R OBP: 0.377, SLG: 0.483	P2		F9 1B	BB 2B		G5-3		L8		5	2	2	2	0	0	0					
Dave Magadan, L OBP: 0.373, SLG: 0.332	K		F9 1B	BB 2B					F7	3	1	0	0	2	1	1					
Kevin McReynolds, R OBP: 0.360, SLG: 0.459	F9		1B	BB 2B		G6-3			K	5	1	2	3	0	1	1					
Howard Johnson, S OBP: 0.353, SLG: 0.547		P2	1B		P6				G6-3	5	0	1	0	0	0	1					
Hubie Brooks, R OBP: 0.354, SLG: 0.471	F7		1B			G3 HBP			G6-3	3	0	1	1	0	0	0					
Mackey Sasser, L OBP: 0.333, SLG: 0.500		G5-3	L7			G3			P4	4	0	0	0	0	0	3					
Daryl Boston, L OBP: 0.322, SLG: 0.404			2B	BB	G4-3 S 1B				HR	2	3	1	1	2	0	1					
Garry Templeton, S OBP: 0.255, SLG: 0.340			1B	2B	F8	G3			G4-3	4	1	1	1	0	0	2					
David Cone, L OBP: 0.220, SLG: 0.162			K		G4-3				G5-3	4	0	0	0	0	1	2					
Jeff Innis, R (9, 1)						G4-3				0	0	0	0	0	0	0					
Inning Stats	R: 0 E: 0 K: 1 S: 7	H: 0 LOB: 0 BB: 0 P: 11	R: 0 E: 0 K: 0 S: 8	H: 0 LOB: 0 BB: 0 P: 13	R: 4 E: 1 K: 1 S: 17	H: 5 LOB: 2 BB: 1 P: 27	R: 3 E: 0 K: 0 S: 18	H: 2 LOB: 1 BB: 2 P: 31	R: 0 E: 0 K: 0 S: 7	H: 0 LOB: 1 BB: 0 P: 13	R: 0 E: 0 K: 0 S: 4	H: 0 LOB: 0 BB: 0 P: 7	R: 1 E: 0 K: 0 S: 7	H: 1 LOB: 0 BB: 0 P: 9	R: 0 E: 0 K: 1 S: 11	H: 0 LOB: 0 BB: 0 P: 17	1B: 5 2B: 2 3B: 0 HR: 1	SF: 0 SAC: 0 DP: 0 HBP: 1	WP: 0 PB: 0 SB: 1 CS: 0	PA: 40	
PITCHER	IP WLS BF H R ER SO BB IBB HBP BLK WP HR S P ERA WHIP	IP WLS BF H R ER SO BB IBB HBP BLK WP HR S P ERA WHIP	IP WLS BF H R ER SO BB IBB HBP BLK WP HR S P ERA WHIP	IP WLS BF H R ER SO BB IBB HBP BLK WP HR S P ERA WHIP	IP WLS BF H R ER SO BB IBB HBP BLK WP HR S P ERA WHIP	IP WLS BF H R ER SO BB IBB HBP BLK WP HR S P ERA WHIP	IP WLS BF H R ER SO BB IBB HBP BLK WP HR S P ERA WHIP	IP WLS BF H R ER SO BB IBB HBP BLK WP HR S P ERA WHIP	IP WLS BF H R ER SO BB IBB HBP BLK WP HR S P ERA WHIP	IP WLS BF H R ER SO BB IBB HBP BLK WP HR S P ERA WHIP	IP WLS BF H R ER SO BB IBB HBP BLK WP HR S P ERA WHIP	IP WLS BF H R ER SO BB IBB HBP BLK WP HR S P ERA WHIP	IP WLS BF H R ER SO BB IBB HBP BLK WP HR S P ERA WHIP	IP WLS BF H R ER SO BB IBB HBP BLK WP HR S P ERA WHIP	IP WLS BF H R ER SO BB IBB HBP BLK WP HR S P ERA WHIP	IP WLS BF H R ER SO BB IBB HBP BLK WP HR S P ERA WHIP	IP WLS BF H R ER SO BB IBB HBP BLK WP HR S P ERA WHIP	IP WLS BF H R ER SO BB IBB HBP BLK WP HR S P ERA WHIP	IP WLS BF H R ER SO BB IBB HBP BLK WP HR S P ERA WHIP	IP WLS BF H R ER SO BB IBB HBP BLK WP HR S P ERA WHIP	IP WLS BF H R ER SO BB IBB HBP BLK WP HR S P ERA WHIP
Tommy Greene, R ERA: 3.01	2.2	L	14	5	4	4	2	1	0	0	0	0	0	0	0	0	13.50	2.250			
Amalio Carreno, R ERA: 11.57	2.1		12	2	3	3	0	2	0	1	0	0	0	0	0	0	26	45	11.57	1.714	
Tim Mauser, R ERA: 3.0	3.0		11	1	1	1	0	1	0	0	0	0	0	1	19	31	3.00	0.667			
Mitch Williams, L ERA: 2.89	1.0		3	0	0	0	1	0	0	0	0	0	0	0	11	17	0.00	0.000			

New York Mets @ Philadelphia Phillies
Veterans Stadium, Philadelphia, PA
Sun Jul 07 1991, 3:33 AM EDT
Att: 35,444 - Cloudy - 71 F

AB	35
R	8
H	8
RBI	8
BB	4
SO	3
LOB	11



Batter	1	2	3	4	5	6	7	8	9	AB	R	H	RBI	BB	SO	LOB	BOTTOM					
Wally Backman, S OBP: 0.338, SLG: 0.326	K		G4-3			G4-1 1B			K	4	0	1	0	0	2	1						
John Morris, L OBP: 0.327, SLG: 0.294	K					G4-1			G3-1	4	0	1	0	0	1	2						
Ricky Jordan, R OBP: 0.312, SLG: 0.475	K					F9				4	1	1	1	0	1	2						
John Kruk, L OBP: 0.340, SLG: 0.455									HR	3	0	0	0	0	1	1						
Jim Lindeman, R OBP: 0.400, SLG: 0.407									K	1	0	0	0	0	1	0						
Dale Murphy, R OBP: 0.317, SLG: 0.447		G6-3							G1-3	3	0	0	0	1	1	1						
Darren Daulton, L OBP: 0.293, SLG: 0.310						L9			F8	2	1	0	0	2	0	1						
Charlie Hayes, R OBP: 0.234, SLG: 0.326									BB	4	0	1	1	0	0	2						
Rod Booker, L OBP: 0.224, SLG: 0.250									2B	2	0	0	0	0	0	0						
Tim Mauser, R (6, 1)									P4	0	0	0	0	0	0	0						
Ron Jones, L OBP: 0.278, SLG: 0.250										1	0	0	0	0	0	0						
Mitch Williams, L (9, 1)										0	0	0	0	0	0	0						
Wes Chamberlain, R OBP: 0.333, SLG: 0.409										1	0	0	0	0	0	1						
Tommy Greene, R OBP: 0.285, SLG: 0.333										0	0	0	0	0	0	0						
Amalio Carreno, R (3, 1)										1	0	0	0	0	1	0						
Mickey Morandini, L OBP: 0.314, SLG: 0.295										2	0	1	0	0	0	0						
Inning Stats	R: 0 E: 0 K: 3 S: 11	H: 0 LOB: 0 BB: 0 P: 15	R: 0 E: 0 K: 0 S: 6	H: 0 LOB: 1 BB: 1 P: 13	R: 0 E: 0 K: 1 S: 9	H: 0 LOB: 0 BB: 0 P: 13	R: 0 E: 0 K: 2 S: 9	H: 1 LOB: 1 BB: 0 P: 10	R: 0 E: 0 K: 0 S: 4	H: 0 LOB: 0 BB: 0 P: 6	R: 0 E: 0 K: 0 S: 8	H: 1 LOB: 1 BB: 0 P: 12	R: 0 E: 0 K: 0 S: 9	H: 0 LOB: 1 BB: 1 P: 17	R: 0 E: 0 K: 1 S: 8	H: 1 LOB: 1 BB: 0 P: 13	R: 2 E: 0 K: 1 S: 17	H: 2 LOB: 1 BB: 1 P: 26	1B: 2 2B: 2 3B: 0 HR: 1	SF: 0 SAC: 0 DP: 0 HBP: 0	WP: 0 PB: 0 SB: 0 CS: 0	PA: 35
PITCHER	IP WLS BF H R ER SO BB IBB HBP BLK WP HR S P ERA WHIP	IP WLS BF H R ER SO BB IBB HBP BLK WP HR S P ERA WHIP	IP WLS BF H R ER SO BB IBB HBP BLK WP HR S P ERA WHIP	IP WLS BF H R ER SO BB IBB HBP BLK WP HR S P ERA WHIP	IP WLS BF H R ER SO BB IBB HBP BLK WP HR S P ERA WHIP	IP WLS BF H R ER SO BB IBB HBP BLK WP HR S P ERA WHIP	IP WLS BF H R ER SO BB IBB HBP BLK WP HR S P ERA WHIP	IP WLS BF H R ER SO BB IBB HBP BLK WP HR S P ERA WHIP	IP WLS BF H R ER SO BB IBB HBP BLK WP HR S P ERA WHIP	IP WLS BF H R ER SO BB IBB HBP BLK WP HR S P ERA WHIP	IP WLS BF H R ER SO BB IBB HBP BLK WP HR S P ERA WHIP	IP WLS BF H R ER SO BB IBB HBP BLK WP HR S P ERA WHIP	IP WLS BF H R ER SO BB IBB HBP BLK WP HR S P ERA WHIP	IP WLS BF H R ER SO BB IBB HBP BLK WP HR S P ERA WHIP	IP WLS BF H R ER SO BB IBB HBP BLK WP HR S P ERA WHIP	IP WLS BF H R ER SO BB IBB HBP BLK WP HR S P ERA WHIP	IP WLS BF H R ER SO BB IBB HBP BLK WP HR S P ERA WHIP	IP WLS BF H R ER SO BB IBB HBP BLK WP HR S P ERA WHIP	IP WLS BF H R ER SO BB IBB HBP BLK WP HR S P ERA WHIP	IP WLS BF H R ER SO BB IBB HBP BLK WP HR S P ERA WHIP	IP WLS BF H R ER SO BB IBB HBP BLK WP HR S P ERA WHIP	
David Cone, R ERA: 2.84	8.2	W	34	5	2	2	8	3	0	0	0	0	0	0	0	0	2.08	0.923				
Jeff Innis, R ERA: 2.41	0.1		1	0	0	0	0	0	0	0	0	0	0	0	3	3	0.00	0.000				

New York Mets @ Philadelphia Phillies
Veterans Stadium, Philadelphia, PA
Sun Jul 07 1991, 3:33 AM EDT
Att: 35,444 - Cloudy - 71 F

AB	32
R	2
H	5
RBI	2
BB	3
SO	8
LOB	11



Batter	1	2	3	4	5	6	7	8	9	AB	R	H	RBI	BB	SO	LOB	TOP								
Mike Felder, S (1, 8) OBP: 0.332, SLG: 0.352	G4-3 BB		G6-3			F7		F7		3	0	0	0	1	0	0	San Francisco Giants @ Philadelphia Phillies Veterans Stadium, Philadelphia, PA Fri Jul 12 1991, 7:05 PM EDT Att: 21,221 - Cloudy - 82 F								
Robby Thompson, R (1, 4) OBP: 0.344, SLG: 0.441	G4-3					FC4-6 1B		P4		4	0	2	0	0	0	1									
Will Clark, L (1, 3) OBP: 0.347, SLG: 0.510			L3			FC4-6 FC6-4 1-2		E8		3	0	0	0	1	0	2									
Kevin Mitchell, R (1, 7) OBP: 0.366, SLG: 0.558	P4				K	FC6-4 1-2		K		4	0	0	0	0	2	4									
Mark Leonard, L (1, 9) OBP: 0.281, SLG: 0.357 Matt Williams, R (9, PH) OBP: 0.273, SLG: 0.407	K				CS 1B			L3		3	0	1	0	0	1	2									
Greg Litton, R (1, 5) OBP: 0.220, SLG: 0.257					G6-3 1-2			F8		3	0	0	0	0	0	1									
Steve Decker, R (1, 2) OBP: 0.266, SLG: 0.337								F8		3	0	0	0	0	0	0									
Mike Benjamin, R (1, 6) OBP: 0.137, SLG: 0.152 Tony Perezchica, R (8, PH) OBP: 0.297, SLG: 0.389 Dave Righetti, L (8, 1)								F9		2	0	0	0	0	2	0									
Bud Black, L (1, 1) OBP: 0.205, SLG: 0.227 Kelly Downs, R (6, 1) Dave Anderson, R (8, PH) OBP: 0.301, SLG: 0.326					L7			F8		1	0	0	0	0	0	0									
										2	0	0	0	0	0	0									
										0	0	0	0	0	0	0									
										1	0	0	0	0	0	0									
										2	0	0	0	0	0	0									
										0	0	0	0	0	0	0									
										1	0	0	0	0	0	0									
Inning Stats	R: 0 H: 0 E: 0 K: 1 S: 14	H: 0 LOB: 2 BB: 2 P: 26	R: 0 H: 0 E: 0 K: 1 S: 8	H: 0 LOB: 0 BB: 0 P: 10	R: 0 H: 1 E: 0 K: 0 S: 7	H: 1 LOB: 1 BB: 0 P: 10	R: 0 H: 1 E: 0 K: 1 S: 9	H: 1 LOB: 0 BB: 0 P: 17	R: 0 H: 0 E: 0 K: 1 S: 8	H: 0 LOB: 0 BB: 0 P: 9	R: 0 H: 1 E: 0 K: 0 S: 10	H: 1 LOB: 1 BB: 0 P: 12	R: 0 H: 0 E: 0 K: 0 S: 8	H: 0 LOB: 0 BB: 0 P: 13	R: 0 H: 0 E: 0 K: 0 S: 9	H: 0 LOB: 1 BB: 0 P: 14	R: 0 H: 0 E: 1 K: 2 S: 15	H: 0 LOB: 1 BB: 0 P: 21	1B: 3 2B: 0 3B: 0 HR: 0	SF: 0 SAC: 0 DP: 0 HBP: 0	WP: 0 PB: 0 SB: 1 CS: 1	PA: 32			
PITCHER	IP	WLS	BF	H	R	ER	SO	BB	IBB	HBP	BLK	WP	HR	S	P	ERA	WHIP								
Tommy Greene, R (1, 1) ERA: 2.86	5.1	W	20	3	0	0	4	2	0	0	0	0	0	52	80	0.00	0.938								
Wally Ritchie, L (6, 1) ERA: 2.5	2.2		8	0	0	0	0	0	0	0	0	0	0	21	31	0.00	0.000								
Mitch Williams, L (9, 1) ERA: 2.77	1.0	S	4	0	0	0	2	0	0	0	0	0	0	15	21	0.00	0.000								

Batter	1	2	3	4	5	6	7	8	9	AB	R	H	RBI	BB	SO	LOB	BOTTOM								
Dickie Thon, R (1, 6) OBP: 0.280, SLG: 0.332	G3		L8			G1-4-3		G1-3		4	0	0	0	0	0	2	San Francisco Giants @ Philadelphia Phillies Veterans Stadium, Philadelphia, PA Fri Jul 12 1991, 7:05 PM EDT Att: 21,221 - Cloudy - 82 F								
Randy Ready, R (1, 4) OBP: 0.412, SLG: 0.313	G5-3		F8			G6-3		F8		4	0	0	0	0	0	2									
Wes Chamberlain, R (1, 7) OBP: 0.316, SLG: 0.384	F8					G5-3		G6-3		3	0	0	0	0	0	0									
John Kruk, L (1, 3) OBP: 0.345, SLG: 0.470			G4-3			G6-3 2B		K		3	0	1	0	0	1	0									
Dale Murphy, R (1, 9) OBP: 0.313, SLG: 0.437			P3			G6-3		G5-3		3	0	0	0	0	0	1									
Dave Hollins, S (1, 5) OBP: 0.190, SLG: 0.056			BB 1B			P6		P5		3	0	1	0	0	0	1									
Darren Daulton, L (1, 2) OBP: 0.293, SLG: 0.326			BB 1B			HR		F7		2	1	1	1	1	0	0									
Jim Lindeman, R (1, 8) OBP: 0.408, SLG: 0.397 John Morris, L (8, PR) OBP: 0.325, SLG: 0.291			G4-3			G6-3		SH1-4 BB		2	0	0	0	1	0	2									
Tommy Greene, R (1, 1) OBP: 0.250, SLG: 0.314 Wally Ritchie, L (6, 1) Wally Backman, S (8, PH) OBP: 0.338, SLG: 0.326 Mitch Williams, L (9, 1)						F7		G6-3		2	0	0	0	0	0	0									
								SH1-4		0	0	0	0	0	0	0									
										0	0	0	0	0	0	0									
										0	0	0	0	0	0	0									
										0	0	0	0	0	0	0									
										0	0	0	0	0	0	0									
										0	0	0	0	0	0	0									
Inning Stats	R: 0 H: 0 E: 0 K: 0 S: 7	H: 1 LOB: 2 BB: 1 P: 15	R: 0 H: 0 E: 0 K: 0 S: 5	H: 0 LOB: 0 BB: 0 P: 9	R: 0 H: 1 E: 0 K: 0 S: 18	H: 1 LOB: 1 BB: 0 P: 26	R: 1 H: 1 E: 0 K: 0 S: 9	H: 1 LOB: 0 BB: 0 P: 12	R: 0 H: 0 E: 0 K: 1 S: 6	H: 0 LOB: 0 BB: 0 P: 9	R: 0 H: 0 E: 0 K: 0 S: 5	H: 0 LOB: 0 BB: 0 P: 10	R: 0 H: 0 E: 0 K: 0 S: 7	H: 0 LOB: 2 BB: 1 P: 13	R: 0 H: 0 E: 0 K: 0 S: 7	H: 0 LOB: 1 BB: 1 P: 13	1B: 1 2B: 1 3B: 0 HR: 1	SF: 0 SAC: 1 DP: 0 HBP: 0	WP: 0 PB: 0 SB: 0 CS: 0	PA: 29					
PITCHER	IP	WLS	BF	H	R	ER	SO	BB	IBB	HBP	BLK	WP	HR	S	P	ERA	WHIP								
Bud Black, L (1, 1) ERA: 3.85	5.0	L	19	3	1	1	0	1	0	0	0	0	0	46	71	1.80	0.800								
Kelly Downs, R (6, 1) ERA: 3.79	2.0		6	0	0	0	1	0	0	0	0	0	0	11	19	0.00	0.000								
Dave Righetti, L (8, 1) ERA: 3.95	1.0		4	0	0	0	0	1	0	0	0	0	0	7	13	0.00	1.000								

livebaseballscores.com



Batter	1	2	3	4	5	6	7	8	9	AB	R	H	RBI	BB	SO	LOB	TOP					
Darren Lewis, R OBP: 0.400, SLG: 0.500 (1, 8)	4-2 1B BB		1-2 G5-3		2-2 P5	2-2 G4-3		2-1 E9 2B		4	1	1	1	1	0	1						
Robby Thompson, R OBP: 0.341, SLG: 0.436 (1, 4)	1-1 1B		2-2 P3		2-3 K		3-3 K	1-0 G5-3		5	0	1	0	0	2	1						
Will Clark, L OBP: 0.354, SLG: 0.517 (1, 3)	2-0 1B		4-1 BB		3-1 1B		0-3 K		2-1 2B	4	1	3	1	1	1	0						
Kevin Mitchell, R OBP: 0.367, SLG: 0.557 (1, 7)	3-3 K		0-0 L6		0-1 P2		4-2 1B BB		1-1 1B 2B	4	1	1	1	1	1	4						
Matt Williams, R OBP: 0.278, SLG: 0.413 (1, 5)	0-3 K			0-2 PB SH1-3 2B		1-0 2B 1B	1-2 1B		0-3 K	5	2	3	0	0	2	3						
Mark Leonard, L OBP: 0.280, SLG: 0.364 (9, PH)	0-2 G1-3			0-1 P2		2-1 1B 2B	1-0 F8		1-2 F7	4	1	1	0	0	0	5						
Greg Litton, R OBP: 0.218, SLG: 0.255 (9, 9)										1	0	0	0	0	0	1						
Kirt Manwaring, R OBP: 0.357, SLG: 0.308 (1, 2)		1-2 G6-3		4-0 SH1-3 BB		1-0 G6-3		0-1 F7	3-2 1B	4	0	1	2	1	0	1						
Mike Benjamin, R OBP: 0.145, SLG: 0.145 (6, PH)		2-1 G6-3		1-1 SH1-3		2-2 1B		2-2 P4	1-3 K	1	0	0	1	0	0	0						
Mike Kingsry, L OBP: 0.257, SLG: 0.257 (6, 1)										1	0	0	1	0	0	0						
Rod Beck, R OBP: 0.351, SLG: 0.351 (6, 1)										0	0	0	0	0	0	0						
Mike Felder, S OBP: 0.265, SLG: 0.265 (6, 1)										1	0	0	0	0	0	0						
Francisco Oliveras, R OBP: 0.265, SLG: 0.265 (6, 1)										0	0	0	0	0	0	0						
Tony Perzichica, R OBP: 0.265, SLG: 0.265 (6, 1)										1	0	0	0	0	0	1						
Dave Righetti, L OBP: 0.265, SLG: 0.265 (6, 1)										0	0	0	0	0	0	0						
John Burkett, R OBP: 0.118, SLG: 0.121 (6, PH)										2	0	0	0	0	0	2						
Dave Anderson, R OBP: 0.304, SLG: 0.336 (6, 6)										2	1	1	0	0	0	1						
Inning Stats	R: 1 E: 0 K: 2 S: 14	H: 2 LOB: 2 BB: 1 P: 24	R: 0 E: 0 K: 1 S: 8	H: 0 LOB: 0 BB: 0 P: 14	R: 0 E: 0 K: 0 S: 9	H: 0 LOB: 1 BB: 1 P: 16	R: 1 E: 0 K: 1 S: 10	H: 1 LOB: 1 BB: 1 P: 15	R: 0 E: 0 K: 0 S: 10	H: 1 LOB: 1 BB: 0 P: 17	R: 2 E: 0 K: 0 S: 13	H: 3 LOB: 1 BB: 0 P: 22	R: 0 E: 0 K: 2 S: 12	H: 1 LOB: 2 BB: 1 P: 21	R: 1 E: 1 K: 0 S: 9	H: 2 LOB: 1 BB: 0 P: 14	R: 2 E: 0 K: 2 S: 18	H: 3 LOB: 1 BB: 0 P: 26	1B: 7 2B: 8 3B: 0 HR: 0	SF: 0 SAC: 1 DP: 0 HBP: 0	WP: 0 PB: 1 CS: 2 CS: 0	PA: 44
PITCHER	IP	WLS	BF	H	R	ER	SO	BB	IBB	HBP	BLK	WP	HR	S	P	ERA	WHIP					
Jose De Jesus, R ERA: 3.93 (1, 1)	3.0		13	2	1	1	3	2	0	0	0	0	0	31	54	3.00	1.333					
Tim Lincecum, R ERA: 5.09 (4, 1)	2.1		13	5	3	2	2	1	0	0	0	0	0	27	45	7.71	2.571					
Joe Boever, R ERA: 4.1 (6, 1)	2.2		12	3	1	1	2	1	0	0	0	0	0	27	44	3.38	1.500					
Wally Ritchie, L ERA: 3.5 (9, 1)	0.2	L	5	3	2	2	1	0	0	0	0	0	0	15	22	27.00	4.500					
Amalio Carreno, R ERA: 10.13 (9, 1)	0.1		1	0	0	0	1	0	0	0	0	0	0	3	4	0.00	0.000					

San Francisco Giants @ Philadelphia Phillies
Veterans Stadium, Philadelphia, PA
Sat Jul 13 1991, 7:05 PM EDT
Att: 23,017 - Cloudy - 83 F

AB	39
R	7
H	13
RBI	7
BB	4
SO	9
LOB	19



Batter	1	2	3	4	5	6	7	8	9	AB	R	H	RBI	BB	SO	LOB	BOTTOM					
Mickey Morandini, L OBP: 0.313, SLG: 0.294 (9, PH)	2-2 F9		1-1 G4-6-3 1B		2-2 F8		2-3 K		3-2 F9	4	0	1	0	0	1	1						
Randy Ready, R OBP: 0.409, SLG: 0.310 (9, PH)										1	0	0	0	0	0	0						
John Morris, L OBP: 0.314, SLG: 0.280 (9, PH)	2-0 L8		1-1 SAFE G4-6-3		1-1 L7		2-3 K		2-1 F8	4	0	0	0	0	1	1						
Charlie Hayes, R OBP: 0.233, SLG: 0.324 (9, PH)										1	0	0	0	0	0	0						
Wes Chamberlain, R OBP: 0.313, SLG: 0.390 (1, 7)	1-3 K		3-2 1B 2B		0-0 G6-3		1-0 L5			4	0	1	0	0	1	0						
John Kruk, L OBP: 0.350, SLG: 0.478 (1, 3)		0-1 2B SF7 1B	1-2 1B		2-2 1B 2B		0-3 K			4	2	3	0	0	1	0						
Darren Daulton, L OBP: 0.298, SLG: 0.338 (1, 2)	1-3 2B	1-0 SAFE SAFE	0-1 F9		1-1 HR 1B		2-1 F8			4	1	2	1	0	0	2						
Dave Hollins, S OBP: 0.240, SLG: 0.333 (1, 5)	0-1 SF7			0-1 G6-3 1B 2B	2-0 HR		2-2 G4-3			3	2	2	3	0	0	0						
Jim Lindeman, R OBP: 0.392, SLG: 0.379 (1, 9)		3-1 P4		1-0 G6-3	2-1 F7		1-0 1B			3	0	0	0	0	0	2						
Joe Boever, R OBP: 0.500, SLG: 0.500 (8, PH)										0	0	0	0	0	0	0						
Ricky Jordan, R OBP: 0.315, SLG: 0.477 (8, PH)										1	0	1	0	0	0	0						
Wally Ritchie, L OBP: 0.315, SLG: 0.477 (9, 1)										0	0	0	0	0	0	0						
Amalio Carreno, R OBP: 0.245, SLG: 0.255 (1, 6)		4-0 IBB		1-0 G1-3 1B	0-0 L9		2-2 L3			3	0	1	1	1	0	1						
Jose De Jesus, R OBP: 0.212, SLG: 0.188 (1, 1)			0-3 K		3-1 G1-3		0-1 G5-3			1	0	0	0	0	1	2						
Tim Mauser, R OBP: 0.311, SLG: 0.434 (6, 9)										2	0	0	0	0	1	0						
Dale Murphy, R OBP: 0.311, SLG: 0.434 (6, 9)										2	0	0	0	0	1	0						
Inning Stats	R: 0 E: 0 K: 1 S: 7	H: 0 LOB: 0 BB: 0 P: 12	R: 1 E: 0 K: 1 S: 11	H: 2 LOB: 1 BB: 1 P: 16	R: 0 E: 0 K: 0 S: 11	H: 3 LOB: 0 BB: 0 P: 18	R: 1 E: 0 K: 0 S: 9	H: 2 LOB: 1 BB: 0 P: 13	R: 3 E: 0 K: 0 S: 11	H: 3 LOB: 0 BB: 0 P: 19	R: 0 E: 0 K: 1 S: 6	H: 0 LOB: 0 BB: 0 P: 11	R: 0 E: 0 K: 2 S: 7	H: 0 LOB: 0 BB: 0 P: 10	R: 0 E: 0 K: 0 S: 9	H: 1 LOB: 1 BB: 0 P: 16	R: 0 E: 0 K: 1 S: 8	H: 0 LOB: 0 BB: 0 P: 13	1B: 6 2B: 4 3B: 0 HR: 1	SF: 1 SAC: 0 DP: 1 HBP: 0	WP: 0 PB: 0 SB: 0 CS: 0	PA: 38
PITCHER	IP	WLS	BF	H	R	ER	SO	BB	IBB	HBP	BLK	WP	HR	S	P	ERA	WHIP					
John Burkett, R ERA: 3.33 (1, 1)	5.0		25	10	5	5	2	0	1	0	0	0	0	49	78	9.00	2.000					
Rod Beck, R ERA: 7.0 (6, 1)	2.0		6	0	0	0	3	0	0	0	0	0	0	13	21	0.00	0.000					
Francisco Oliveras, R ERA: 2.7 (8, 1)	1.0	W	4	1	0	0	0	0	0	0	0	0	0	9	16	0.00	1.000					
Dave Righetti, L ERA: 3.86 (9, 1)	1.0	S	3	0	0	0	1	0	0	0	0	0	0	8	13	0.00	0.000					

San Francisco Giants @ Philadelphia Phillies
Veterans Stadium, Philadelphia, PA
Sat Jul 13 1991, 7:05 PM EDT
Att: 23,017 - Cloudy - 83 F

AB	36
R	5
H	11
RBI	5
BB	1
SO	6
LOB	10



Batter	1	2	3	4	5	6	7	8	9	AB	R	H	RBI	BB	SO	LOB	TOP										
Brett Butler , L (1, 8) OBP: 0.405, SLG: 0.336	G6-3	3B	F8						FC4-6	4	1	2	1	2	0	0	Los Angeles Dodgers @ Philadelphia Phillies Veterans Stadium, Philadelphia, PA Mon Jul 15 1991, 7:05 PM EDT Att: 31,262 - Sunny - 85 F										
Mike Sharperson , R (1, 5) Lenny Harris , L (7, PH) John Candelaria , L (7, 1) Jim Gott , R (8, 1) Chris Gwynn , L (9, PH) OBP: 0.326, SLG: 0.442	F9	1B							FC4-6	4	1	2	3	0	1	3											
Juan Samuel , R (1, 4) OBP: 0.356, SLG: 0.451	HR	G4-3	G6-3						F8	6	1	1	1	0	0	9											
Eddie Murray , S (1, 3) OBP: 0.329, SLG: 0.396	WP	1B							P3	5	0	1	0	1	0	4											
Darryl Strawberry , L (1, 9) OBP: 0.343, SLG: 0.404										4	1	2	1	1	0	0											
Gary Carter , R (1, 2) OBP: 0.325, SLG: 0.390	P6									4	0	1	1	0	0	2											
Mitch Webster , S (1, 7) OBP: 0.250, SLG: 0.288										4	1	2	0	1	1	3											
Alfredo Griffin , S (1, 6) Stan Javier , S (8, PH) OBP: 0.272, SLG: 0.321										2	1	0	0	2	0	3											
Orel Hershiser , R (1, 1) Dennis Cook , L (4, 1) Mike Hartley , R (5, 1) Tim Crews , R (7, PH) Dave Hansen , L (7, 9) OBP: 0.375, SLG: 0.500		SH	L9						WP	1	1	0	0	0	0	0											
Inning Stats	R: 1 E: 0 K: 0 S: 13	H: 2 LOB: 2 BB: 1 P: 23	R: 5 E: 1 K: 0 S: 26	H: 4 LOB: 3 BB: 3 P: 54	R: 0 E: 0 K: 0 S: 12	H: 1 LOB: 1 BB: 0 P: 19	R: 0 E: 0 K: 0 S: 6	H: 0 LOB: 0 BB: 0 P: 7	R: 0 E: 0 K: 1 S: 10	H: 1 LOB: 3 BB: 2 P: 19	R: 1 E: 0 K: 1 S: 8	H: 1 LOB: 0 BB: 0 P: 13	R: 0 E: 0 K: 0 S: 13	H: 2 LOB: 3 BB: 1 P: 21	R: 0 E: 0 K: 0 S: 10	H: 1 LOB: 1 BB: 0 P: 17		R: 1 E: 0 K: 0 S: 12	H: 1 LOB: 1 BB: 1 P: 20	1B: 8 2B: 2 3B: 2 HR: 1	SF: 1 SAC: 1 DP: 0 HBP: 0	WP: 2 PB: 0 SB: 1 CS: 0	PA: 49				
PITCHER	IP	WLS	BF	H	R	ER	SO	BB	IBB	HBP	BLK	WP	HR	S	P	ERA	WHIP										
Bruce Ruffin , L (1, 1) ERA: 3.35	1.0		11	4	6	5	0	3	0	0	0	1	1	23	47	45.00	7.000										
Wally Ritchie , L (2, 1) ERA: 3.0	3.0		13	3	0	0	0	1	0	0	0	0	0	34	56	0.00	1.333										
Steve Searcy , L (5, 1) ERA: 8.23	2.0	W	10	2	1	1	3	2	0	0	0	0	0	18	32	4.50	2.000										
Joe Boever , R (7, 1) ERA: 3.97	2.0		10	3	0	0	0	1	0	0	0	0	0	23	38	0.00	2.000										
Mitch Williams , L (9, 1) ERA: 2.93	1.0	S	5	1	1	1	0	1	0	0	0	1	0	12	20	9.00	2.000										

Batter	1	2	3	4	5	6	7	8	9	AB	R	H	RBI	BB	SO	LOB	BOTTOM										
Lenny Dykstra , L (1, 8) OBP: 0.421, SLG: 0.475	L8		G4-3	F8						5	1	2	0	0	0	3	Los Angeles Dodgers @ Philadelphia Phillies Veterans Stadium, Philadelphia, PA Mon Jul 15 1991, 7:05 PM EDT Att: 31,262 - Sunny - 85 F										
Mickey Morandini , L (1, 4) Randy Ready , R (4, PH) Steve Searcy , L (5, 1) John Morris , L (6, PH) Charlie Hayes , R (7, 5) OBP: 0.314, SLG: 0.275 OBP: 0.232, SLG: 0.323	F9	S	G3	K					F9	1	1	0	0	1	0	0											
Wes Chamberlain , R (1, 7) Mitch Williams , L (9, 1) OBP: 0.315, SLG: 0.388	1B		G5-3						G4-6-3	4	0	1	0	1	2	1											
John Kruk , L (1, 3) OBP: 0.353, SLG: 0.478	F9									4	2	2	0	1	0	3											
Dale Murphy , R (1, 9) OBP: 0.316, SLG: 0.439										4	2	3	2	1	1	0											
Dave Hollins , S (1, 5) Joe Boever , R (7, 1) Jim Lindeman , R (9, 7) OBP: 0.303, SLG: 0.346 OBP: 0.500, SLG: 0.500 OBP: 0.395, SLG: 0.371	G4-3									3	1	0	0	0	1	6											
Darren Daulton , L (1, 2) OBP: 0.303, SLG: 0.364										4	1	2	5	0	1	0											
Dickie Thon , R (1, 6) OBP: 0.287, SLG: 0.345										4	1	2	0	0	1	0											
Bruce Ruffin , S (1, 1) Wally Ritchie , L (2, 1) Ricky Jordan , R (4, PH) Wally Backman , S (5, 4) OBP: 0.317, SLG: 0.480 OBP: 0.331, SLG: 0.322										0	0	0	0	0	0	0											
Inning Stats	R: 1 E: 0 K: 0 S: 14	H: 1 LOB: 2 BB: 2 P: 28	R: 0 E: 0 K: 0 S: 9	H: 0 LOB: 0 BB: 0 P: 15	R: 0 E: 0 K: 0 S: 7	H: 0 LOB: 0 BB: 0 P: 12	R: 2 E: 0 K: 2 S: 18	H: 4 LOB: 3 BB: 1 P: 34	R: 4 E: 0 K: 1 S: 14	H: 3 LOB: 0 BB: 0 P: 26	R: 1 E: 0 K: 1 S: 14	H: 2 LOB: 2 BB: 1 P: 27	R: 1 E: 0 K: 1 S: 12	H: 2 LOB: 1 BB: 0 P: 18	R: 0 E: 0 K: 1 S: 6	H: 1 LOB: 0 BB: 0 P: 8		1B: 10 2B: 1 3B: 1 HR: 1	SF: 1 SAC: 0 DP: 1 HBP: 1	WP: 0 PB: 0 SB: 2 CS: 0	PA: 41						
PITCHER	IP	WLS	BF	H	R	ER	SO	BB	IBB	HBP	BLK	WP	HR	S	P	ERA	WHIP										
Orel Hershiser , R (1, 1) ERA: 4.1	3.1		18	5	3	3	0	3	0	0	0	0	0	42	80	8.10	2.400										
Dennis Cook , L (4, 1) ERA: 1.8	0.1		1	0	0	0	0	0	0	0	0	0	0	1	3	0.00	0.000										
Mike Hartley , R (4, 1) ERA: 4.47	0.2		5	2	3	3	2	0	0	1	0	0	0	16	21	40.50	3.000										
Tim Crews , R (5, 1) ERA: 3.31	1.2	L	9	3	2	2	2	0	1	0	0	0	1	22	38	10.80	1.800										
John Candelaria , L (7, 1) ERA: 2.08	1.0		5	2	1	1	1	0	0	0	0	0	0	12	18	9.00	2.000										

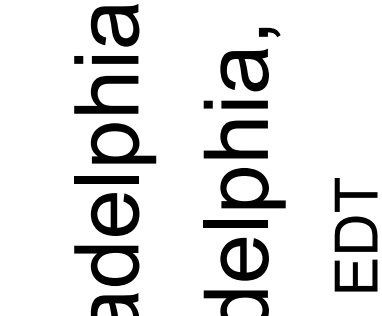
Batter	1	2	3	4	5	6	7	8	9	AB	R	H	RBI	BB	SO	LOB	TOP			
Brett Butler , L (1, 8) OBP: 0.404, SLG: 0.333	G5-3		F7		L6-4			G6-3		3	0	0	0	1	0	0	Los Angeles Dodgers @ Philadelphia Phillies Veterans Stadium, Philadelphia, PA Tue Jul 16 1991, 7:05 PM EDT Att: 28,622 - Cloudy - 86 F			
Mike Sharperson , R (1, 5) OBP: 0.380, SLG: 0.407	FC5-4		P3					G1-3		3	0	1	0	1	0	0				
Juan Samuel , R (1, 4) OBP: 0.352, SLG: 0.445	K				G6-3		L6-4	F9		4	0	0	0	0	1	3				
Eddie Murray , S (1, 3) OBP: 0.325, SLG: 0.391	FC5-4				E5			F7		4	1	0	0	0	0	1				
Darryl Strawberry , L (1, 9) OBP: 0.342, SLG: 0.401		G4-3			P6			P5		4	0	1	0	0	0	1				
Gary Carter , R (1, 2) OBP: 0.329, SLG: 0.407		1B			1B			K		4	0	2	1	0	1	1				
Mitch Webster , S (1, 7) OBP: 0.250, SLG: 0.287		F7			2H			F8		4	0	1	0	0	0	2				
Alfredo Griffin , S (1, 6) OBP: 0.280, SLG: 0.267					G1-3			G6-4-3		3	0	2	0	0	0	2				
Bob Ojeda , L (1, 1) OBP: 0.235, SLG: 0.281										2	0	0	0	0	1	0				
Lenny Harris , L (7, PH) OBP: 0.356, SLG: 0.332			K					G6-4-3		1	0	0	0	0	0	1				
Jim Gott , R (7, 1)										0	0	0	0	0	0	0				
Inning Stats	R: 0 E: 0 K: 1 S: 9	H: 0 LOB: 1 BB: 1 P: 13	R: 0 E: 0 K: 0 S: 10	H: 2 LOB: 2 BB: 0 P: 17	R: 0 E: 0 K: 1 S: 8	H: 0 LOB: 0 BB: 0 P: 11	R: 1 E: 1 K: 0 S: 14	H: 2 LOB: 2 BB: 0 P: 18	R: 0 E: 0 K: 1 S: 7	H: 0 LOB: 0 BB: 0 P: 11	R: 0 E: 0 K: 0 S: 11	H: 1 LOB: 0 BB: 0 P: 13	R: 0 E: 0 K: 0 S: 10	H: 0 LOB: 0 BB: 0 P: 12	R: 0 E: 0 K: 0 S: 6	H: 1 LOB: 1 BB: 0 P: 8	1B: 5 2B: 3 3B: 0 HR: 0	SF: 0 SAC: 0 DP: 2 HBP: 0	WP: 0 PB: 0 SB: 1 CS: 0	PA: 34
PITCHER Terry Mulholland , L (1, 1) ERA: 3.51	IP: 9.0 WLS: W BF: 34 H: 7 R: 1 ER: 0 SO: 3 BB: 2 IBB: 0 HBP: 0 BLK: 0 WP: 0 HR: 0 S: 80 P: 114 ERA: 0.00 WHIP: 1.000																			

Batter	1	2	3	4	5	6	7	8	9	AB	R	H	RBI	BB	SO	LOB	BOTTOM			
Lenny Dykstra , L (1, 8) OBP: 0.432, SLG: 0.481	G3-1		CS		FC3-6		P3-1			3	0	2	0	0	0	0	Los Angeles Dodgers @ Philadelphia Phillies Veterans Stadium, Philadelphia, PA Tue Jul 16 1991, 7:05 PM EDT Att: 28,622 - Cloudy - 86 F			
Randy Ready , R (1, 4) OBP: 0.393, SLG: 0.293	F7		HR		FC3-6		P3-1			4	1	1	0	0	0	3				
Wes Chamberlain , R (1, 7) OBP: 0.333, SLG: 0.438	F8		HR		1B					4	1	3	3	0	0	0				
John Kruk , L (1, 3) OBP: 0.349, SLG: 0.471		G1			P5		F7			4	0	0	0	0	1	3				
Dale Murphy , R (1, 9) OBP: 0.316, SLG: 0.434		1B			G6-3		P2			3	0	0	0	1	0	2				
Dave Hollins , S (1, 5) OBP: 0.351, SLG: 0.379		BB			FC1-6		S			3	0	2	0	0	1	0				
Darren Daulton , L (1, 2) OBP: 0.296, SLG: 0.354		1B			K		F9			4	0	0	0	0	1	4				
Dickie Thon , R (1, 6) OBP: 0.284, SLG: 0.342		F9			FC1-6		K			3	0	0	0	0	1	4				
Terry Mulholland , R (1, 1) OBP: 0.111, SLG: 0.070					G1-3		FC3-6			3	1	1	0	0	0	1				
Inning Stats	R: 0 E: 0 K: 0 S: 6	H: 0 LOB: 0 BB: 0 P: 11	R: 0 E: 0 K: 0 S: 8	H: 1 LOB: 2 BB: 1 P: 16	R: 2 E: 0 K: 1 S: 12	H: 3 LOB: 0 BB: 0 P: 18	R: 0 E: 0 K: 1 S: 8	H: 1 LOB: 1 BB: 0 P: 9	R: 1 E: 0 K: 0 S: 12	H: 2 LOB: 2 BB: 0 P: 20	R: 0 E: 0 K: 1 S: 8	H: 0 LOB: 1 BB: 0 P: 13	R: 0 E: 0 K: 0 S: 5	H: 2 LOB: 1 BB: 0 P: 10	R: 0 E: 0 K: 1 S: 5	H: 0 LOB: 0 BB: 0 P: 9	1B: 8 2B: 1 3B: 0 HR: 1	SF: 0 SAC: 0 DP: 1 HBP: 2	WP: 0 PB: 0 SB: 1 CS: 1	PA: 34
PITCHER Bob Ojeda , L (1, 1) ERA: 3.3	IP: 6.0 WLS: L BF: 27 H: 7 R: 3 ER: 3 SO: 3 BB: 1 IBB: 0 HBP: 2 BLK: 0 WP: 0 HR: 1 S: 54 P: 87 ERA: 4.50 WHIP: 1.333																			
Jim Gott , R (7, 1) ERA: 3.09	IP: 2.0 WLS: 7 BF: 7 H: 2 R: 0 ER: 0 SO: 1 BB: 0 IBB: 0 HBP: 0 BLK: 0 WP: 0 HR: 0 S: 10 P: 19 ERA: 0.00 WHIP: 1.000																			

AB 32
R 1
H 7
RBI 1
BB 2
SO 3
LOB 11



AB 31
R 3
H 9
RBI 3
BB 1
SO 4
LOB 17



Batter	1	2	3	4	5	6	7	8	9	AB	R	H	RBI	BB	SO	LOB	TOP					
Brett Butler, L OBP: 0.404, SLG: 0.332	F9		G5-3		F9			G6-3	FC5-4	4	1	1	0	1	0	0	Los Angeles Dodgers @ Philadelphia Phillies Veterans Stadium, Philadelphia, PA Wed Jul 17 1991, 3:33 AM EDT Att: 33,651 - Sunny - 88 F					
Juan Samuel, R OBP: 0.356, SLG: 0.446	K			FC6-4		F9		G6-3	FC5-4	4	1	2	0	1	1	2						
Chris Gwynn, L OBP: 0.315, SLG: 0.425 Mitch Webster, S OBP: 0.248, SLG: 0.285	G3			F8		F9		K		3	0	0	0	0	0	2						
Eddie Murray, S OBP: 0.325, SLG: 0.392		K		FC6-4		G5-3		G6-3		4	0	1	2	0	1	2						
Darryl Strawberry, L OBP: 0.352, SLG: 0.404										1	0	1	0	3	0	0						
Lenny Harris, L OBP: 0.380, SLG: 0.330 Mike Sharperson, R OBP: 0.376, SLG: 0.402										1	0	0	0	2	0	2						
Gary Carter, R OBP: 0.321, SLG: 0.396										1	0	0	0	0	0	2						
Alfredo Griffin, S OBP: 0.279, SLG: 0.266										4	0	0	0	0	1	4						
Mike Morgan, R OBP: 0.267, SLG: 0.266 Dave Hollins, L OBP: 0.333, SLG: 0.444 John Candelaria, L OBP: 0.271, SLG: 0.311 Tim Crews, R OBP: 0.271, SLG: 0.311 Dennis Cook, L OBP: 0.271, SLG: 0.311 Mike Hartley, R OBP: 0.271, SLG: 0.311 Stan Javier, S OBP: 0.271, SLG: 0.311										2	0	0	0	0	1	0						
Inning Stats	R: 0 E: 0 K: 1 S: 8	H: 0 LOB: 0 BB: 0 P: 11	R: 0 E: 0 K: 1 S: 8	H: 1 LOB: 1 BB: 1 P: 16	R: 0 E: 0 K: 1 S: 7	H: 0 LOB: 0 BB: 0 P: 9	R: 0 E: 0 K: 0 S: 13	H: 0 LOB: 3 BB: 3 P: 28	R: 0 E: 0 K: 0 S: 5	H: 0 LOB: 1 BB: 1 P: 10	R: 1 E: 0 K: 0 S: 10	H: 2 LOB: 1 BB: 1 P: 19	R: 0 E: 0 K: 2 S: 7	H: 0 LOB: 0 BB: 0 P: 8	R: 1 E: 0 K: 1 S: 11	H: 1 LOB: 2 BB: 2 P: 27		R: 0 E: 0 K: 0 S: 16	H: 2 LOB: 2 BB: 0 P: 21	1B: 5 2B: 1 3B: 0 HR: 0	SF: 0 SAC: 0 DP: 1 HBP: 0	WP: 0 PB: 0 SB: 1 CS: 0
PITCHER	IP	WLS	BF	H	R	ER	SO	BB	IBB	HBP	BLK	WP	HR	S	P	ERA	WHIP					
Tommy Greene, R ERA: 2.85	7.0	W	29	4	2	2	5	5	1	0	0	0	0	61	110	2.57	1.286					
Mitch Williams, L ERA: 2.79	2.0	S	9	2	0	0	1	1	0	0	0	0	0	24	39	0.00	1.500					

AB	31
R	2
H	6
RBI	2
BB	7
SO	6
LOB	17



Batter	1	2	3	4	5	6	7	8	9	AB	R	H	RBI	BB	SO	LOB	BOTTOM				
Lenny Dykstra, L OBP: 0.431, SLG: 0.477	G3	F8			F9		G5-4-3	3B		5	2	2	0	0	0	2	Los Angeles Dodgers @ Philadelphia Phillies Veterans Stadium, Philadelphia, PA Wed Jul 17 1991, 3:33 AM EDT Att: 33,651 - Sunny - 88 F				
Mickey Morandini, L OBP: 0.314, SLG: 0.303	E1		F7		G3		SH	L5		4	0	1	1	0	0	0					
Wes Chamberlain, R OBP: 0.316, SLG: 0.415	P6		G5-3		L6		G5-4-3	L5		5	0	0	0	0	0	4					
John Kruk, L OBP: 0.351, SLG: 0.470			F8				F8	2B		3	1	1	0	1	0	0					
Dale Murphy, R OBP: 0.315, SLG: 0.435	FC6-4			G5-3		K		BB		4	0	1	1	0	1	2					
Dave Hollins, S OBP: 0.415, SLG: 0.594		G4-3		G4-3				2B		3	1	3	1	1	0	0					
Darren Daulton, L OBP: 0.301, SLG: 0.354				K		G4-3		1B		3	0	1	1	1	1	2					
Dickie Thon, R OBP: 0.287, SLG: 0.341		G4-3						BB		3	0	1	0	1	0	4					
Tommy Greene, R OBP: 0.256, SLG: 0.297 Mitch Williams, L OBP: 0.232, SLG: 0.322					G5-3					2	0	0	0	1	1	4					
Charlie Hayes, R OBP: 0.232, SLG: 0.322								F6		1	0	0	0	0	0	0					
Inning Stats	R: 0 E: 1 K: 0 S: 13	H: 1 LOB: 2 BB: 0 P: 20	R: 0 E: 0 K: 1 S: 10	H: 1 LOB: 1 BB: 1 P: 16	R: 0 E: 0 K: 0 S: 8	H: 0 LOB: 0 BB: 0 P: 15	R: 0 E: 0 K: 0 S: 8	H: 1 LOB: 2 BB: 1 P: 19	R: 0 E: 0 K: 0 S: 4	H: 0 LOB: 0 BB: 0 P: 6	R: 1 E: 0 K: 2 S: 18	H: 3 LOB: 2 BB: 3 P: 26	R: 2 E: 0 K: 0 S: 10	H: 2 LOB: 3 BB: 3 P: 27	R: 1 E: 0 K: 0 S: 8	H: 2 LOB: 0 BB: 0 P: 12	1B: 5 2B: 4 3B: 1 HR: 1	SF: 0 SAC: 1 DP: 2 HBP: 0	WP: 0 PB: 0 SB: 0 CS: 0	PA: 39	
PITCHER	IP	WLS	BF	H	R	ER	SO	BB	IBB	HBP	BLK	WP	HR	S	P	ERA	WHIP				
Mike Morgan, R ERA: 2.47	6.0		27	6	1	1	3	1	0	0	0	0	0	7	16	27.00	3.000				
John Candelaria, L ERA: 2.92	0.2	L	4	1	2	2	0	1	0	0	0	0	0	1	5	∞	∞				
Tim Crews, R ERA: 3.31	0.0		2	1	0	0	0	0	1	0	0	0	0	1	5	∞	∞				
Dennis Cook, L ERA: 1.8	0.0		1	0	0	0	0	1	0	0	0	0	0	1	5	∞	∞				
Mike Hartley, R ERA: 4.53	1.1		5	2	1	1	0	0	0	0	0	0	0	9	13	6.75	1.500				

AB	33
R	4
H	10
RBI	4
BB	5
SO	3
LOB	18



Batter	1	2	3	4	5	6	7	8	9	AB	R	H	RBI	BB	SO	LOB	TOP					
Lenny Dykstra, L (1.8) OBP: 0.425, SLG: 0.469	G4-3		G4-3			F9				4	0	1	0	0	0	1	Philadelphia Phillies @ San Diego Padres Jack Murphy Stadium, San Diego, CA Fri Jul 19 1991, 10:05 PM EDT Att: 21,621 - Cloudy - 68 F					
Mickey Morandini, L (1.4) OBP: 0.308, SLG: 0.296	F7		F7			G1-3	L7			4	0	0	0	0	0	2						
Wes Chamberlain, R (1.7) OBP: 0.314, SLG: 0.498	G5-3					F8				4	1	1	0	0	0	0						
John Kruk, L (1.3) OBP: 0.353, SLG: 0.469						K				3	1	1	0	1	1	0						
Dale Murphy, R (1.9) OBP: 0.314, SLG: 0.431	L9					P4				3	1	0	0	1	0	1						
Dave Hollins, S (1.5) OBP: 0.422, SLG: 0.667 Mitch Williams, L (9.1)	F8									4	1	2	4	0	1	1						
Darren Daulton, L (1.2) OBP: 0.299, SLG: 0.351	P3									4	0	1	0	0	0	1						
Dickie Thon, R (1.6) OBP: 0.286, SLG: 0.340										4	0	1	0	0	0	2						
Jose De Jesus, R (1.1) OBP: 0.194, SLG: 0.171 Charlie Hayes, R (9.5)										3	0	0	0	0	2	2						
										0	0	0	0	0	0	0						
Inning Stats	R: 0 E: 0 K: 0 S: 7	H: 0 LOB: 0 BB: 0 P: 9	R: 0 E: 0 K: 0 S: 9	H: 1 LOB: 1 BB: 0 P: 11	R: 0 E: 1 K: 0 S: 7	H: 1 LOB: 1 BB: 0 P: 8	R: 0 E: 0 K: 1 S: 7	H: 0 LOB: 0 BB: 0 P: 10	R: 0 E: 0 K: 1 S: 6	H: 2 LOB: 1 BB: 0 P: 7	R: 4 E: 0 K: 0 S: 13	H: 2 LOB: 0 BB: 2 P: 25	R: 0 E: 0 K: 1 S: 8	H: 1 LOB: 1 BB: 0 P: 10	R: 0 E: 0 K: 0 S: 6	H: 0 LOB: 0 BB: 0 P: 8	R: 0 E: 0 K: 1 S: 6	H: 0 LOB: 0 BB: 0 P: 8	1B: 6 2B: 0 3B: 0 HR: 1	SF: 0 SAC: 0 DP: 1 HBP: 0	WP: 0 PB: 0 SB: 1 CS: 0	PA: 35
PITCHER	IP WLS BF H R ER SO BB IBB HBP BLK WP HR S P ERA WHIP																					
Dennis Rasmussen, L (1.1) ERA: 2.9	8.0 L 32 7 4 4 3 2 0 0 0 0 0 1 63 88 4.50 1.125																					
Mike Maddux, R (9.1) ERA: 2.4	1.0 3 0 0 0 1 0 0 0 0 0 0 0 6 8 0.00 0.000																					

Batter	1	2	3	4	5	6	7	8	9	AB	R	H	RBI	BB	SO	LOB	BOTTOM					
Bip Roberts, S (1.4) OBP: 0.335, SLG: 0.318	FC4-6		F7			G6-3				4	0	2	0	0	0	0	Philadelphia Phillies @ San Diego Padres Jack Murphy Stadium, San Diego, CA Fri Jul 19 1991, 10:05 PM EDT Att: 21,621 - Cloudy - 68 F					
Tony Fernandez, S (1.6) OBP: 0.345, SLG: 0.367	FC4-6		G3			F8				4	0	0	0	0	0	2						
Tony Gwynn, L (1.9) OBP: 0.374, SLG: 0.459	G6-3					F7				3	0	0	0	1	0	1						
Fred McGriff, L (1.3) OBP: 0.403, SLG: 0.492	F7					G4-3				3	0	1	0	1	0	1						
Jerald Clark, R (1.7) OBP: 0.351, SLG: 0.440						FC6-4				4	1	1	1	0	1	4						
Benito Santiago, R (1.2) OBP: 0.271, SLG: 0.392	L8					L6				4	0	0	0	0	0	4						
Tim Lincecum, R (1.5) OBP: 0.326, SLG: 0.315	F9									3	0	0	0	0	0	0						
Thomas Howard, S (1.8) OBP: 0.309, SLG: 0.321	G5-3									3	0	0	0	0	1	0						
Dennis Rasmussen, L (1.1) OBP: 0.231, SLG: 0.208 Phil Stephenson, L (8. PH)										2	0	0	0	0	1	0						
Mike Maddux, L (9.1) OBP: 0.375, SLG: 0.167										1	0	0	0	0	0	0						
										0	0	0	0	0	0	0						
Inning Stats	R: 0 E: 0 K: 0 S: 7	H: 1 LOB: 1 BB: 0 P: 11	R: 1 E: 0 K: 0 S: 9	H: 1 LOB: 0 BB: 0 P: 15	R: 0 E: 0 K: 1 S: 8	H: 0 LOB: 0 BB: 0 P: 12	R: 0 E: 0 K: 0 S: 5	H: 1 LOB: 1 BB: 0 P: 10	R: 0 E: 0 K: 1 S: 9	H: 0 LOB: 0 BB: 0 P: 15	R: 0 E: 0 K: 0 S: 11	H: 0 LOB: 0 BB: 0 P: 16	R: 0 E: 0 K: 1 S: 8	H: 0 LOB: 0 BB: 0 P: 12	R: 0 E: 0 K: 0 S: 6	H: 0 LOB: 0 BB: 0 P: 8	R: 0 E: 0 K: 0 S: 8	H: 1 LOB: 3 BB: 2 P: 19	1B: 3 2B: 0 3B: 0 HR: 1	SF: 0 SAC: 0 DP: 0 HBP: 0	WP: 0 PB: 0 SB: 0 CS: 0	PA: 33
PITCHER	IP WLS BF H R ER SO BB IBB HBP BLK WP HR S P ERA WHIP																					
Jose De Jesus, R (1.1) ERA: 3.68	8.1 W 30 4 1 1 3 1 0 0 0 0 0 1 66 106 1.08 0.600																					
Mitch Williams, L (9.1) ERA: 2.74	0.2 S 3 0 0 0 0 1 0 0 0 0 0 0 5 12 0.00 1.500																					

Batter	1	2	3	4	5	6	7	8	9	AB R H RBI BB SO LOB	TOP									
Lenny Dykstra, L (1,8) OBP: 0.432, SLG: 0.475	0-1 P6		0-1 S 1B		1-0 G4-3			1-1 SH1-4 1B	1-1	5 1 3 0 0 0 0	Philadelphia Phillies @ San Diego Padres Jack Murphy Stadium, San Diego, CA Sat Jul 20 1991, 10:05 PM EDT Att: 15,882 - Cloudy - 68 F									
Mickey Morandini, L (1,4) OBP: 0.302, SLG: 0.290	0-1 G3-1		2-3 K		3-1 E3			0-0 SH1-4 1-2	3-2 F7	4 0 0 0 0 1 2										
Wes Chamberlain, R (1,7) OBP: 0.311, SLG: 0.402	2-3 K		2-2 F7		1-2 G5-3			1-2		4 1 1 1 0 1 2										
John Kruk, L (1,3) OBP: 0.354, SLG: 0.485		0-0 HR	2-3 K			1-1 G4-3		0-0		4 2 2 2 0 1 1										
Dale Murphy, R (1,9) OBP: 0.310, SLG: 0.425	1-0 L9			0-1 F8		1-0 G5-3		1-3		4 0 0 0 0 1 1										
Dave Hollins, S (1,5) OBP: 0.408, SLG: 0.675	2-3 K			0-1 G4-3		0-0 G3		0-1		4 0 1 1 0 1 0										
Darren Daulton, L (1,2) OBP: 0.304, SLG: 0.355	1-0			1-1			0-2 F8	0-3		4 0 2 0 0 1 1										
Dickie Thon, R (1,6) OBP: 0.286, SLG: 0.339	0-2			0-3 K			2-0 F8		0-0 L8	4 0 1 0 0 1 1										
Bruce Ruffin, S (1,1)	1-3 K				2-3 K		3-3 K		0-3 K	4 0 0 0 0 4 2										
Inning Stats	R: 0 H: 0 E: 0 K: 1 S: 7	H: 0 R: 0 ER: 0 LOB: 0 BB: 0 P: 9	R: 1 H: 3 E: 0 K: 2 S: 14	H: 3 R: 0 ER: 0 LOB: 1 BB: 0 P: 19	R: 0 H: 1 E: 0 K: 1 S: 13	H: 1 R: 0 ER: 0 LOB: 1 BB: 0 P: 19	R: 0 H: 0 E: 0 K: 0 S: 4	H: 0 R: 0 ER: 0 LOB: 0 BB: 0 P: 6	R: 0 H: 0 E: 0 K: 1 S: 11	H: 0 R: 0 ER: 0 LOB: 0 BB: 0 P: 17		R: 0 H: 0 E: 0 K: 0 S: 4	H: 0 R: 0 ER: 0 LOB: 0 BB: 0 P: 12	R: 3 H: 4 E: 0 K: 2 S: 16	H: 4 R: 0 ER: 0 LOB: 1 BB: 0 P: 19	R: 0 H: 1 E: 0 K: 1 S: 10	H: 1 R: 0 ER: 0 LOB: 1 BB: 0 P: 14	1B: 7 2B: 0 3B: 2 HR: 1	SF: 0 SAC: 1 DP: 0 HBP: 0	WP: 0 PB: 0 SB: 1 CS: 0
PITCHER	IP WLS BF H R ER SO BB IBB HBP BLK WP HR S P ERA WHIP											IP WLS BF H R ER SO BB IBB HBP BLK WP HR S P ERA WHIP								
Greg Harris, R (1,1) ERA: 1.93	7.0 L 27 5 1 1 8 0 0 0 0 0 1 65 92 1.29 0.714																			
Craig Lefferts, L (8,1) ERA: 4.51	1.0 7 4 3 3 2 0 0 0 0 0 0 16 19 27.00 4.000																			
John Costello, R (9,1) ERA: 3.05	1.0 4 1 0 0 1 0 0 0 0 0 0 10 14 0.00 1.000																			

AB	37
R	4
H	10
RBI	4
BB	0
SO	11
LOB	10



Batter	1	2	3	4	5	6	7	8	9	AB R H RBI BB SO LOB	BOTTOM											
Bip Roberts, S (1,4) OBP: 0.331, SLG: 0.313	0-1 L9		0-0 F8		3-2 G4-3			2-2 G6-3		4 0 0 0 0 0 0	Philadelphia Phillies @ San Diego Padres Jack Murphy Stadium, San Diego, CA Sat Jul 20 1991, 10:05 PM EDT Att: 15,882 - Cloudy - 68 F											
Tony Fernandez, S (1,6) OBP: 0.341, SLG: 0.363	1-2 F7		1-3 K			1-0 G6-3		0-0 L4		4 0 0 0 0 1 0												
Tony Gwynn, L (1,9) OBP: 0.372, SLG: 0.455	4-0		1-2 L4			1-0 F8		3-2 G3-1		3 0 0 0 1 0 0												
Fred McGriff, L (1,3) OBP: 0.398, SLG: 0.485	1-0 G4-3			1-3 K		0-0 G1-3			2-3 K	4 0 0 0 0 2 1												
Jerald Clark, R (1,7) OBP: 0.349, SLG: 0.441		3-2 L3		0-1			1-2 G5-3		3-3 K	4 0 1 0 0 1 0												
Benito Santiago, R (1,2) OBP: 0.288, SLG: 0.387		2-1 F9		1-3 K			2-2 G1-3		0-0 E6 FC6-4	4 0 0 0 0 1 1												
Tim Lincecum, R (1,5) OBP: 0.331, SLG: 0.318		4-2		0-1 L9			2-0		0-0 FC6-4 1-2	2 0 1 0 1 0 1												
Paul Fieries, R (7, PR) OBP: 0.271, SLG: 0.214										1 0 0 0 0 0 1												
Darrin Jackson, R (1,8) OBP: 0.304, SLG: 0.480		4-2			0-1 P3		0-1 E5			2 0 0 0 1 0 1												
Greg Harris, R (1,1) OBP: 0.100, SLG: 0.100		0-3 K			0-0 B1-3		3-1 P3			2 0 0 0 0 1 2												
Scott Coolbaugh, R (7, PH) OBP: 0.299, SLG: 0.297										1 0 0 0 0 0 2												
Craig Lefferts, L (8,1) ERA: 4.51										0 0 0 0 0 0 0												
John Costello, R (9,1) ERA: 3.05										0 0 0 0 0 0 0												
Inning Stats	R: 0 H: 0 E: 0 K: 0 S: 9	H: 0 R: 0 ER: 0 LOB: 2 BB: 1 P: 15	R: 0 H: 0 E: 0 K: 1 S: 15	H: 0 R: 0 ER: 0 LOB: 0 BB: 0 P: 28	R: 0 H: 0 E: 0 K: 1 S: 10	H: 0 R: 0 ER: 0 LOB: 1 BB: 0 P: 12	R: 0 H: 1 E: 0 K: 2 S: 10	H: 1 R: 0 ER: 0 LOB: 2 BB: 0 P: 12	R: 0 H: 0 E: 0 K: 0 S: 8	H: 0 R: 0 ER: 0 LOB: 0 BB: 0 P: 11	R: 0 H: 0 E: 0 K: 0 S: 3	H: 0 R: 0 ER: 0 LOB: 0 BB: 0 P: 5	R: 0 H: 1 E: 1 K: 0 S: 11	H: 1 R: 0 ER: 0 LOB: 2 BB: 0 P: 19	R: 0 H: 0 E: 0 K: 0 S: 7	H: 0 R: 0 ER: 0 LOB: 0 BB: 0 P: 12	R: 0 H: 0 E: 1 K: 2 S: 11	H: 0 R: 0 ER: 0 LOB: 1 BB: 0 P: 16	1B: 1 2B: 1 3B: 0 HR: 0	SF: 0 SAC: 0 DP: 0 HBP: 0	WP: 0 PB: 0 SB: 1 CS: 0	PA: 34
PITCHER	IP WLS BF H R ER SO BB IBB HBP BLK WP HR S P ERA WHIP											IP WLS BF H R ER SO BB IBB HBP BLK WP HR S P ERA WHIP										
Bruce Ruffin, L (1,1) ERA: 2.7	9.0 W 34 2 0 0 6 3 0 0 0 0 0 84 130 0.00 0.556																					

AB	31
R	0
H	2
RBI	0
BB	3
SO	6
LOB	9



Batter	1	2	3	4	5	6	7	8	9	AB	R	H	RBI	BB	SO	LOB	TOP					
Lenny Dykstra, L OBP: 0.420, SLG: 0.459	G3		G3		K		G3-1			4	0	0	0	0	1	0	Philadelphia Phillies @ San Diego Padres Jack Murphy Stadium, San Diego, CA Sun Jul 21 1991, 6:33 AM EDT Att: 18,053 - Cloudy - 68 F					
Dickie Thon, R OBP: 0.282, SLG: 0.334	F9		G4-3			L3		K		4	0	0	0	0	1	0						
Wes Chamberlain, R OBP: 0.318, SLG: 0.400	L7			G5-3 HR	1B	FC5 1B		L7		3	1	1	0	1	0	0						
Ricky Jordan, R OBP: 0.316, SLG: 0.476		G5-3		L8		BB FC5 1B		G6-3		4	0	1	0	0	0	1						
Dale Murphy, R OBP: 0.310, SLG: 0.421	FC6-4 1B		G5-3		FC5 BB			P3		3	0	0	0	1	0	3						
Dave Hollins, S OBP: 0.453, SLG: 0.767	FC6-4 1B		HR		BB			1B		3	1	3	2	1	0	0						
Darren Daulton, L OBP: 0.297, SLG: 0.346	FC6-4		P5		F9			F8		4	0	0	0	0	0	6						
Mickey Morandini, L OBP: 0.298, SLG: 0.286	L8				G6-3		G4-3		G6-3	3	0	0	0	0	0	2						
Jim Lindeman, R OBP: 0.380, SLG: 0.366										1	0	0	0	0	0	1						
Terry Mulholland, R OBP: 0.104, SLG: 0.065			F8		P2		K			3	0	0	0	0	1	0						
Steve Searcy, L OBP: 0.500, SLG: 0.500										0	0	0	0	0	0	0						
Joe Boever, R OBP: 0.500, SLG: 0.500										0	0	0	0	0	0	0						
Inning Stats	R: 0 E: 0 K: 0 S: 8	H: 0 LOB: 0 BB: 0 P: 12	R: 0 E: 0 K: 0 S: 11	H: 1 LOB: 2 BB: 1 P: 17	R: 0 E: 0 K: 0 S: 7	H: 0 LOB: 0 BB: 0 P: 12	R: 2 E: 0 K: 0 S: 11	H: 2 LOB: 0 BB: 0 P: 15	R: 0 E: 0 K: 1 S: 7	H: 0 LOB: 0 BB: 0 P: 10	R: 0 E: 0 K: 0 S: 11	H: 1 LOB: 3 BB: 2 P: 21	R: 0 E: 0 K: 1 S: 6	H: 0 LOB: 0 BB: 0 P: 8	R: 0 E: 0 K: 0 S: 6	H: 0 LOB: 0 BB: 0 P: 6	R: 0 E: 0 K: 0 S: 7	H: 1 LOB: 1 BB: 0 P: 11	1B: 4 2B: 0 3B: 0 HR: 1	SF: 0 SAC: 0 DP: 0 HBP: 0	WP: 0 PB: 0 SB: 0 CS: 0	PA: 35
PITCHER Bruce Hurst, L ERA: 3.2	IP: 9.0 WLS: W BF: 35 H: 5 R: 2 ER: 2 SO: 3 BB: 3 IBB: 0 HBP: 0 BLK: 0 WP: 0 HR: 1 S: 74 P: 112 ERA: 2.00 WHIP: 0.889																					

Batter	1	2	3	4	5	6	7	8	9	AB	R	H	RBI	BB	SO	LOB	BOTTOM			
Darrin Jackson, R OBP: 0.296, SLG: 0.465	P5		L4			G5-3	P3			4	0	0	0	0	0	2	Philadelphia Phillies @ San Diego Padres Jack Murphy Stadium, San Diego, CA Sun Jul 21 1991, 6:33 AM EDT Att: 18,053 - Cloudy - 68 F			
Tony Fernandez, S OBP: 0.338, SLG: 0.359	K		K			G6-3		G1-3		4	0	0	0	0	2	1				
Tony Gwynn, L OBP: 0.371, SLG: 0.458	G4-3			G6-3		G4-3		BLK 3B		4	1	1	0	0	0	0				
Fred McGriff, L OBP: 0.402, SLG: 0.498		G6-3		1B		FC6-4 1B		HR		4	1	3	1	0	0	0				
Jerald Clark, R OBP: 0.344, SLG: 0.433	G5-3		K		FC6-4 1B		G4-3			4	1	0	0	0	1	2				
Benito Santiago, R OBP: 0.270, SLG: 0.388	1B		L9		L9		L5			4	1	2	0	0	0	1				
Tim Lincecum, R OBP: 0.331, SLG: 0.325	K			G6-3		2B		2B		3	1	1	1	0	1	1				
Scott Coolbaugh, R OBP: 0.301, SLG: 0.314			SH5-4 2B		K		G4-3 2B			3	0	2	2	0	1	0				
Bruce Hurst, L OBP: 0.170, SLG: 0.093			SH5-4		G5-3		G4-3			2	0	0	0	0	0	1				
Inning Stats	R: 0 E: 0 K: 1 S: 11	H: 0 LOB: 0 BB: 0 P: 13	R: 0 E: 0 K: 1 S: 9	H: 1 LOB: 1 BB: 0 P: 13	R: 0 E: 0 K: 1 S: 8	H: 1 LOB: 1 BB: 0 P: 14	R: 0 E: 0 K: 1 S: 12	H: 1 LOB: 1 BB: 0 P: 19	R: 0 E: 0 K: 0 S: 4	H: 0 LOB: 0 BB: 0 P: 5	R: 3 E: 0 K: 0 S: 16	H: 4 LOB: 1 BB: 0 P: 24	R: 2 E: 0 K: 0 S: 12	H: 2 LOB: 0 BB: 0 P: 19	R: 0 E: 0 K: 0 S: 12	H: 0 LOB: 0 BB: 0 P: 19		1B: 4 2B: 3 3B: 1 HR: 1	SF: 0 SAC: 1 DP: 0 HBP: 0	WP: 0 PB: 0 SB: 0 CS: 0
PITCHER Terry Mulholland, L ERA: 3.98 Steve Searcy, L ERA: 8.44 Joe Boever, R ERA: 9.99	IP: 7.1 WLS: L BF: 30 H: 8 R: 4 ER: 4 SO: 5 BB: 4 IBB: 0 HBP: 0 BLK: 0 WP: 0 HR: 0 S: 72 P: 103 ERA: 4.91 WHIP: 1.091																			

Batter	1	2	3	4	5	6	7	8	9	AB R H RBI BB SO LOB	TOP											
Lenny Dykstra, L (1, 8) OBP: 0.431, SLG: 0.466	3-2 F8 E 1B		1-1 G3 1B		1-2 WP 1B		4-2 P3-4 BB		0-3 K	4 1 3 0 1 1 1	Philadelphia Phillies @ Los Angeles Dodgers Dodger Stadium, Los Angeles, CA Wed Jul 24 1991, 7:05 PM PDT Att: 36,127 - Sunny - 71 F											
Mickey Morandini, L (1, 4) OBP: 0.239, SLG: 0.239 Randy Ready, R (9, PH) OBP: 0.389, SLG: 0.230	0-2 FC 1-2		0-2 G3		2-1 1-H 1B		0-0 P3-4 1-2	2-3 K	4 0 1 1 0 0 3 1 0 0 0 0 1 1													
Wes Chamberlain, R (1, 7) OBP: 0.311, SLG: 0.389	3-3 K		0-3 K		3-2 P5		0-2 G3		4 0 0 0 0 2 4													
John Kruk, L (1, 3) OBP: 0.348, SLG: 0.473	1-0 F8 2-3		0-0 G4-3			3-3 K		1-3 K	4 0 0 0 0 2 3													
Dave Hollins, S (1, 5) OBP: 0.435, SLG: 0.680	2-3 K			0-0 G3		4-0 1B G2-3 BB		1-3 K	3 0 0 0 1 2 2													
Dale Murphy, R (1, 9) OBP: 0.308, SLG: 0.417		1-0 F8		3-1 G6-3		0-0 G2-3		1-0 1B	4 0 1 0 0 0 1													
Darren Daulton, L (1, 2) OBP: 0.309, SLG: 0.345		2-2 G4-3		2-2 P6		4-0 1B IBB		3-3 K	3 0 0 0 1 1 1													
Dickie Thon, R (1, 6) OBP: 0.284, SLG: 0.332		0-1 1B			0-0 P2	1-0 1B		0-1 G6-3	4 0 2 0 0 0 0													
Jose De Jesus, R (1, 1) OBP: 0.179, SLG: 0.158 Ricky Jordan, R (9, PH) OBP: 0.319, SLG: 0.476 Steve Seary, L (9, 1)	0-3 K		0-3 K		0-3 K	1-3 K		4-2 BB	3 0 0 0 0 3 4 0 0 0 0 1 0 0 0 0 0 0 0 0 0													
Inning Stats	R: 0 E: 1 K: 2 S: 13	H: 1 LOB: 2 BB: 0 P: 22	R: 0 E: 0 K: 1 S: 10	H: 1 LOB: 1 BB: 0 P: 13	R: 0 E: 0 K: 1 S: 9	H: 1 LOB: 1 BB: 0 P: 10	R: 0 E: 0 K: 0 S: 6	H: 0 LOB: 0 BB: 0 P: 11	R: 1 E: 0 K: 1 S: 15	H: 2 LOB: 1 BB: 0 P: 20		R: 0 E: 0 K: 0 S: 8	H: 1 LOB: 3 BB: 2 P: 21	R: 0 E: 0 K: 3 S: 12	H: 0 LOB: 0 BB: 1 P: 12	R: 0 E: 0 K: 3 S: 12	H: 1 LOB: 1 BB: 0 P: 18	R: 0 E: 0 K: 2 S: 13	H: 0 LOB: 1 BB: 1 P: 19	1B: 7 2B: 1 3B: 0 HR: 0	SF: 0 SAC: 0 DP: 1 HBP: 0	WP: 1 PB: 0 SB: 0 CS: 0
PITCHER	IP WLS BF H R ER SO BB IBB HBP BLK WP HR S P ERA WHIP											PITCHER	IP WLS BF H R ER SO BB IBB HBP BLK WP HR S P ERA WHIP									
Tim Belcher, R (1, 1) ERA: 2.87 John Candelaria, L (8, 1) ERA: 2.45	7.0 W: 8 L: 1 S: 2	30 R: 1 ER: 1 SO: 7 BB: 2 IBB: 1 HBP: 0 BLK: 0	6 R: 0 ER: 0 SO: 5 BB: 1 IBB: 0 HBP: 0 BLK: 0	1 R: 0 ER: 0 SO: 0 BB: 0 IBB: 0 HBP: 0 BLK: 0	0 R: 0 ER: 0 SO: 25 BB: 0 IBB: 0 HBP: 0 BLK: 0	69 R: 0 ER: 0 SO: 37 BB: 0 IBB: 0 HBP: 0 BLK: 0	109 ERA: 1.29 WHIP: 1.143											109 ERA: 0.00 WHIP: 1.000				

AB	34
R	1
H	7
RBI	1
BB	4
SO	12
LOB	20



Batter	1	2	3	4	5	6	7	8	9	AB R H RBI BB SO LOB	BOTTOM											
Brett Butler, L (1, 8) OBP: 0.406, SLG: 0.339	4-2 CS BB		4-0 BB		4-2 FC4-6 BB			3-2 SF8 3B		1 1 1 0 3 0 0	Philadelphia Phillies @ Los Angeles Dodgers Dodger Stadium, Los Angeles, CA Wed Jul 24 1991, 7:05 PM PDT Att: 36,127 - Sunny - 71 F											
Juan Samuel, R (1, 4) OBP: 0.345, SLG: 0.433	3-2 L4 1-2		2-1 F9		0-0 FC4-6 1-2		2-3 K		4 0 0 0 0 1 4													
Eddie Murray, S (1, 3) OBP: 0.314, SLG: 0.385	0-3 K		0-1 F7		0-0 G3		0-0 SF8		3 0 0 1 0 1 1													
Darryl Strawberry, L (1, 9) OBP: 0.357, SLG: 0.434		3-2 G4-3 S 1B		2-3 K		4-2 CS BB		3-H 2-2 G4-3	3 0 1 0 1 1 0													
Kal Daniels, L (1, 7) OBP: 0.335, SLG: 0.422 Stan Javier, S (9, PR) OBP: 0.260, SLG: 0.305		2-3 K		0-0 1B		1-3 K		2-1 SH1-4 SF7 2B	4 0 2 0 0 2 2 0 1 0 0 0 0 0													
Lenny Harris, L (1, 5) OBP: 0.384, SLG: 0.345 Mike Sharperson, R (9, PH) OBP: 0.384, SLG: 0.395		0-0 G4-3		3-2 F9 1B		4-1 SH3-4 BB		2-1 SH1-4	2 0 0 0 1 0 2 0 0 0 0 0 0 0													
Mike Scioscia, L (1, 2) OBP: 0.375, SLG: 0.402		4-0 BB		3-1 F8		1-0 SH3-4		0-1 SF7	1 0 0 1 1 0 1													
Alfredo Griffin, S (1, 6) OBP: 0.287, SLG: 0.278		1-0 F9			0-1 G4-3		0-2 F8		3 0 0 0 0 0 3													
Tim Belcher, R (1, 1) OBP: 0.171, SLG: 0.195 Chris Gwynn, L (7, PH) OBP: 0.314, SLG: 0.419 John Candelaria, L (8, 1)			0-3 K		1-2 L4		0-1 L9		2 0 0 0 0 1 0 1 0 0 0 0 0 1 0 0 0 0 0 0 0													
Inning Stats	R: 0 E: 0 K: 1 S: 11	H: 0 LOB: 0 BB: 1 P: 17	R: 0 E: 0 K: 1 S: 8	H: 1 LOB: 2 BB: 1 P: 18	R: 0 E: 0 K: 1 S: 7	H: 0 LOB: 1 BB: 1 P: 13	R: 0 E: 0 K: 1 S: 12	H: 1 LOB: 0 BB: 0 P: 20	R: 0 E: 0 K: 0 S: 11	H: 0 LOB: 1 BB: 1 P: 16		R: 0 E: 0 K: 1 S: 7	H: 0 LOB: 1 BB: 1 P: 12	R: 0 E: 0 K: 0 S: 7	H: 0 LOB: 1 BB: 1 P: 12	R: 1 E: 0 K: 1 S: 15	H: 1 LOB: 0 BB: 0 P: 21	R: 1 E: 0 K: 0 S: 6	H: 1 LOB: 1 BB: 0 P: 10	1B: 2 2B: 2 3B: 1 HR: 0	SF: 2 SAC: 2 DP: 1 HBP: 0	WP: 0 PB: 0 SB: 1 CS: 2
PITCHER	IP WLS BF H R ER SO BB IBB HBP BLK WP HR S P ERA WHIP											PITCHER	IP WLS BF H R ER SO BB IBB HBP BLK WP HR S P ERA WHIP									
Jose De Jesus, R (1, 1) ERA: 3.48 Steve Seary, L (9, 1) ERA: 8.52	0.2 W: 3 L: 1 S: 1	3 R: 1 ER: 1 SO: 0 BB: 0 IBB: 0 HBP: 0 BLK: 0	1 R: 0 ER: 0 SO: 0 BB: 0 IBB: 0 HBP: 0 BLK: 0	1 R: 0 ER: 0 SO: 0 BB: 0 IBB: 0 HBP: 0 BLK: 0	0 R: 0 ER: 0 SO: 6 BB: 0 IBB: 0 HBP: 0 BLK: 0	6 R: 0 ER: 0 SO: 10 BB: 0 IBB: 0 HBP: 0 BLK: 0	10 ERA: 13.50 WHIP: 1.500											10 ERA: 0.00 WHIP: 1.000				

AB	24
R	2
H	4
RBI	2
BB	6
SO	6
LOB	14



Batter	1	2	3	4	5	6	7	8	9	AB	R	H	RBI	BB	SO	LOB	TOP					
Lenny Dykstra, L (1,8) OBP: 0.427, SLG: 0.459	F9		S 1B		F8			F7		4	0	1	0	0	0	1	Philadelphia Phillies @ Los Angeles Dodgers Dodger Stadium, Los Angeles, CA Thu Jul 25 1991, 7:05 PM PDT Att: 39,626 - Sunny - 70 F					
Wally Backman, S (1,4) OBP: 0.323, SLG: 0.313	G6-3		K			G6-3		G6-3		4	0	0	0	0	1	2						
Wes Chamberlain, R (1,7) OBP: 0.309, SLG: 0.385	1B		K			L4			L7	4	0	1	0	0	1	1						
John Kruk, L (1,3) OBP: 0.344, SLG: 0.467	K			K		F8			L9	4	0	0	0	0	2	1						
Dale Murphy, R (1,9)		F8		F7			P2		1B 1B	4	0	1	0	0	0	0						
Darren Daulton, L (1,2) OBP: 0.313, SLG: 0.345		E4 WP					K		1B 1B	3	0	1	0	1	1	0						
Charlie Hayes, R (1,5) OBP: 0.228, SLG: 0.317		K		G6-3			L5		P3	4	0	0	0	0	1	4						
Dickie Thon, R (1,6) OBP: 0.284, SLG: 0.335		G4-3			G5-3				2B	3	0	1	0	0	0	1						
Bruce Ruffin, S (1,1) Roger McDowell, R (8,1)			K		K			K		3	0	0	0	0	3	1						
										0	0	0	0	0	0	0						
Inning Stats	R: 0 E: 0 K: 1 S: 8	H: 1 LOB: 1 BB: 0 P: 12	R: 0 E: 1 K: 1 S: 10	H: 0 LOB: 1 BB: 0 P: 14	R: 0 E: 0 K: 3 S: 13	H: 1 LOB: 1 BB: 0 P: 22	R: 0 E: 0 K: 1 S: 10	H: 0 LOB: 1 BB: 1 P: 16	R: 0 E: 0 K: 1 S: 6	H: 0 LOB: 0 BB: 0 P: 9	R: 0 E: 0 K: 0 S: 9	H: 0 LOB: 0 BB: 0 P: 13	R: 0 E: 0 K: 1 S: 6	H: 0 LOB: 0 BB: 0 P: 7	R: 0 E: 0 K: 1 S: 12	H: 1 LOB: 1 BB: 0 P: 20	R: 0 E: 0 K: 0 S: 14	H: 2 LOB: 2 BB: 0 P: 22	1B: 4 2B: 1 3B: 0 HR: 0	SF: 0 SAC: 0 DP: 0 HBP: 0	WP: 1 PB: 0 SB: 1 CS: 0	PA: 34
PITCHER Ramon Martinez, R (1,1) ERA: 2.33	IP: 9.0 WLS: W BF: 34 H: 5 R: 0 ER: 0 SO: 9 BB: 1 IBB: 0 HBP: 0 BLK: 0 WP: 1 HR: 0 S: 88 P: 135 ERA: 0.00 WHIP: 0.667															PITCHER						

Batter	1	2	3	4	5	6	7	8	9	AB	R	H	RBI	BB	SO	LOB	BOTTOM			
Brett Butler, L (1,8) OBP: 0.408, SLG: 0.341	K				F8					4	0	2	0	1	1	0	Philadelphia Phillies @ Los Angeles Dodgers Dodger Stadium, Los Angeles, CA Thu Jul 25 1991, 7:05 PM PDT Att: 39,626 - Sunny - 70 F			
Juan Samuel, R (1,4) OBP: 0.346, SLG: 0.430	G6-4-3 1B		K			P3	L6	E6		5	0	1	0	0	1	5				
Eddie Murray, S (1,3) OBP: 0.316, SLG: 0.386	G6-4-3 1-2			G4-3 1B		G5-3			F7	5	1	2	0	0	0	3				
Darryl Strawberry, L (1,9) OBP: 0.359, SLG: 0.439		G1-3		K		1B 1B		1B 1B		4	1	2	0	0	1	1				
Kal Daniels, L (1,7) OBP: 0.340, SLG: 0.427 Mitch Webster, S (8, PR) OBP: 0.258, SLG: 0.313		G6-3		G4-3 1B				1B FC		4	0	3	1	0	0	0				
Gary Carter, R (1,2) OBP: 0.322, SLG: 0.404 Mike Scioscia, L (8, PH) OBP: 0.378, SLG: 0.405		F7		G4-3		G5-3		E FC	FC6-4 1B	3	0	0	0	0	0	4				
Mike Sharperson, R (1,5) OBP: 0.362, SLG: 0.393 Lenny Harris, L (8, PH) OBP: 0.362, SLG: 0.343			FC6-4 1B	L7			G4-3	FC		1	0	0	1	0	0	1				
Alfredo Griffin, S (1,6) OBP: 0.287, SLG: 0.278			L7		F9		L8	FC6-4 1B		4	0	1	0	0	0	1				
Ramon Martinez, R (1,1) OBP: 0.140, SLG: 0.122		FC6-4 BB		K				FC6-4 1B		4	1	1	1	0	1	2				
Inning Stats	R: 0 E: 0 K: 1 S: 7	H: 1 LOB: 0 BB: 0 P: 10	R: 0 E: 0 K: 0 S: 7	H: 0 LOB: 0 BB: 0 P: 11	R: 0 E: 0 K: 1 S: 15	H: 1 LOB: 2 BB: 1 P: 23	R: 0 E: 0 K: 1 S: 11	H: 2 LOB: 2 BB: 0 P: 16	R: 0 E: 0 K: 1 S: 8	H: 0 LOB: 0 BB: 0 P: 11	R: 0 E: 0 K: 0 S: 8	H: 2 LOB: 2 BB: 0 P: 14	R: 0 E: 0 K: 0 S: 8	H: 2 LOB: 2 BB: 0 P: 12	R: 5 E: 2 K: 0 S: 16	H: 6 LOB: 2 BB: 0 P: 27	1B: 13 2B: 1 3B: 0 HR: 0	SF: 0 SAC: 0 DP: 1 HBP: 0	WP: 0 PB: 0 SB: 0 CS: 0	PA: 39
PITCHER Bruce Ruffin, L (1,1) ERA: 2.85 Roger McDowell, R (8,1) ERA: 3.25	IP: 7.0 WLS: L BF: 32 H: 11 R: 3 ER: 3 SO: 4 BB: 1 IBB: 0 HBP: 0 BLK: 0 WP: 0 HR: 0 S: 67 P: 102 ERA: 3.86 WHIP: 1.714															PITCHER				

AB 33
R 0
H 5
RBI 0
BB 1
SO 9
LOB 11



AB 38
R 5
H 14
RBI 4
BB 1
SO 4
LOB 19



Batter	1	2	3	4	5	6	7	8	9	AB	R	H	RBI	BB	SO	LOB	TOP			
Lenny Dykstra, L OBP: 0.429, SLG: 0.457 (1, 8)										3	1	1	0	1	0	1	Philadelphia Phillies @ San Francisco Giants Candlestick Park, San Francisco, CA Fri Jul 26 1991, 10:05 PM EDT Att: 15,083 - Cloudy - 61 F			
Mickey Morandini, L OBP: 0.307, SLG: 0.300 (1, 4)										3	0	2	0	1	0	1				
Wes Chamberlain, R OBP: 0.299, SLG: 0.372 (1, 7)										4	0	0	1	0	1	5				
John Kruk, L OBP: 0.343, SLG: 0.474 (1, 3)										4	1	1	1	0	1	2				
Dale Murphy, R OBP: 0.304, SLG: 0.409 (1, 9)										4	0	0	0	0	2	2				
Darren Daulton, L OBP: 0.308, SLG: 0.339 Steve Lake, R OBP: 0.188, SLG: 0.221 (7, 2)											3	0	0	0	0	0				
Charlie Hayes, R OBP: 0.226, SLG: 0.313 Joe Boever, R OBP: 0.500, SLG: 0.500 (7, 1)										3	0	0	0	0	1	0				
Dickie Thon, R OBP: 0.281, SLG: 0.332 (1, 6)										3	0	0	0	0	0	0				
Terry Mulholland, R OBP: 0.100, SLG: 0.063 Wally Backman, S OBP: 0.327, SLG: 0.313 (7, 5)										2	0	0	0	0	1	0				
Inning Stats	R: 1 E: 0 K: 1 S: 9	H: 2 LOB: 1 BB: 0 P: 14	R: 0 E: 0 K: 1 S: 10	H: 0 LOB: 0 BB: 0 P: 14	R: 0 E: 0 K: 0 S: 7	H: 0 LOB: 1 BB: 2 P: 18	R: 1 E: 0 K: 1 S: 10	H: 1 LOB: 0 BB: 0 P: 16	R: 0 E: 0 K: 1 S: 6	H: 1 LOB: 1 BB: 0 P: 12	R: 0 E: 0 K: 0 S: 4	H: 0 LOB: 0 BB: 0 P: 7	R: 0 E: 0 K: 1 S: 10	H: 0 LOB: 1 BB: 1 P: 17	R: 0 E: 0 K: 1 S: 7	H: 0 LOB: 0 BB: 0 P: 11	1B: 2 2B: 1 3B: 0 HR: 1	SF: 0 SAC: 0 DP: 1 HBP: 0	WP: 0 PB: 0 SB: 1 CS: 0	PA: 33
PITCHER	IP WLS BF H R ER SO BB IBB HBP BLK WP HR S P ERA WHIP																			
Kelly Downs, R ERA: 3.32 (1, 1)	5.1 W 21 4 2 2 4 2 0 0 0 0 1 45 76 3.38 1.125																			
Bryan Hickerson, L ERA: 2.77 (6, 1)	0.1 1 0 0 0 1 0 0 0 0 0 0 3 4 0.00 0.000																			
Francisco Oliveras, R ERA: 2.77 (6, 1)	0.1 1 0 0 0 0 0 0 0 0 0 0 1 3 0.00 0.000																			
Jeff Brantley, R ERA: 3.05 (7, 1)	2.0 7 0 0 0 1 1 0 0 0 0 0 14 24 0.00 0.500																			
Dave Righetti, L ERA: 3.91 (9, 1)	1.0 S 3 0 0 0 1 0 0 0 0 0 0 7 11 0.00 0.000																			

Batter	1	2	3	4	5	6	7	8	9	AB	R	H	RBI	BB	SO	LOB	BOTTOM			
Darren Lewis, R OBP: 0.464, SLG: 0.422 (1, 8)										4	0	1	0	1	1	2	Philadelphia Phillies @ San Francisco Giants Candlestick Park, San Francisco, CA Fri Jul 26 1991, 10:05 PM EDT Att: 15,083 - Cloudy - 61 F			
Robby Thompson, R OBP: 0.346, SLG: 0.458 (1, 4)										5	2	3	1	0	1	5				
Will Clark, L OBP: 0.347, SLG: 0.507 (1, 3)										4	0	0	0	0	3	3				
Kevin Mitchell, R OBP: 0.360, SLG: 0.555 Dave Righetti, L (9, 1)										4	1	2	1	0	0	2				
Matt Williams, R OBP: 0.288, SLG: 0.451 (1, 5)										4	0	1	1	0	1	3				
Kevin Bass, S OBP: 0.308, SLG: 0.365 Mike Felder, S (8, PR) (9, 9)										4	0	2	0	0	0	1				
Kirt Manwaring, R OBP: 0.333, SLG: 0.313 (1, 2)										3	0	1	0	0	2	2				
Jose Uribe, S OBP: 0.252, SLG: 0.243 (1, 6)										4	0	2	0	0	0	2				
Kelly Downs, R OBP: 0.287, SLG: 0.287 Bryan Hickerson, L Francisco Oliveras, R Dave Anderson, R Jeff Brantley, R Mike Kingery, L (1, 1) (6, 1) (6, PR) (7, 1) (8, PR) (9, 7)										1	0	0	0	0	0	0				
Inning Stats	R: 2 E: 0 K: 2 S: 20	H: 4 LOB: 2 BB: 0 P: 29	R: 0 E: 0 K: 0 S: 6	H: 0 LOB: 0 BB: 0 P: 11	R: 1 E: 0 K: 2 S: 18	H: 2 LOB: 1 BB: 0 P: 26	R: 0 E: 0 K: 0 S: 9	H: 0 LOB: 0 BB: 0 P: 12	R: 0 E: 0 K: 1 S: 10	H: 1 LOB: 1 BB: 0 P: 17	R: 0 E: 0 K: 1 S: 14	H: 2 LOB: 2 BB: 0 P: 24	R: 0 E: 0 K: 0 S: 14	H: 1 LOB: 3 BB: 2 P: 22	R: 0 E: 0 K: 0 S: 14	H: 1 LOB: 2 BB: 2 P: 22	1B: 9 2B: 2 3B: 0 HR: 1	SF: 0 SAC: 2 DP: 0 HBP: 0	WP: 1 PB: 0 SB: 1 CS: 0	PA: 38
PITCHER	IP WLS BF H R ER SO BB IBB HBP BLK WP HR S P ERA WHIP																			
Terry Mulholland, L ERA: 3.61 (1, 1)	6.1 L 30 11 3 3 8 0 0 0 0 0 1 87 130 4.26 1.737																			
Joe Boever, R ERA: 3.84 (7, 1)	1.2 8 1 0 0 0 1 1 0 0 0 0 18 29 0.00 1.200																			

AB	30
R	2
H	4
RBI	2
BB	3
SO	7
LOB	11



Batter	1	2	3	4	5	6	7	8	9	AB	R	H	RBI	BB	SO	LOB	TOP										
Wally Backman, S (1, 5) OBP: 0.333, SLG: 0.315 Randy Ready, R (9, PH) OBP: 0.386, SLG: 0.287	1-0 G4-3 1B		4-0 G1-6-3 BB			2-1 G6-3			2-2 F9	2	0	1	0	1	0	0											
Mickey Morandini, L (1, 4) OBP: 0.303, SLG: 0.295 Dave Hollins, S (9, PH) OBP: 0.444, SLG: 0.686	1-2 G4-3 1-2f		1-1 G1-6-3 1-2f			3-1 L3			0-1 1B	3	0	0	0	0	0	3											
Lenny Dykstra, L (1, 8) OBP: 0.430, SLG: 0.454	4-0 BB			3-2 FC6-2 1B		3-2 G3			3-3 1B	3	0	1	0	1	1	1											
John Kruk, L (1, 3) OBP: 0.340, SLG: 0.468	1-2 G4-3			2-3 K			1-0 F8		3-3 K	4	0	0	0	0	2	3											
Dale Murphy, R (1, 9) OBP: 0.501, SLG: 0.406		0-1 G5-3		3-2 FC6-2 1-H			1-1 G6-3			3	0	0	0	0	0	1											
Darren Daulton, L (1, 2) OBP: 0.304, SLG: 0.333	0-2 F9			0-3 K			0-1 P2			3	0	0	0	0	1	1											
Wes Chamberlain, R (1, 7) OBP: 0.292, SLG: 0.363	3-0 F9				0-0 G5-3			3-3 K		3	0	0	0	0	1	0											
Charlie Hayes, R (1, 6) OBP: 0.227, SLG: 0.311			4-2 SH1-3 BB		2-2 F9			2-2 F8		2	0	0	0	1	0	0											
Danny Cox, R (1, 1) OBP: 0.158, SLG: 0.059 Roger McDowell, R (5, 1) Ricky Jordan, R (8, PH) OBP: 0.317, SLG: 0.474 Mitch Williams, L (8, 1)	1-1 SH1-3 1-2		1-1 SH1-3		0-2 G6-3			1-1 G6-3		1	0	0	0	0	0	0											
Inning Stats	R: 0 E: 0 K: 0 S: 7	H: 1 LOB: 1 BB: 1 P: 15	R: 0 E: 0 K: 0 S: 6	H: 0 LOB: 0 BB: 0 P: 9	R: 0 E: 0 K: 0 S: 7	H: 0 LOB: 1 BB: 2 P: 17	R: 0 E: 0 K: 2 S: 14	H: 1 LOB: 1 BB: 0 P: 22	R: 0 E: 0 K: 0 S: 7	H: 0 LOB: 0 BB: 0 P: 9	R: 0 E: 0 K: 0 S: 5	H: 0 LOB: 0 BB: 0 P: 7	R: 0 E: 0 K: 1 S: 8	H: 0 LOB: 0 BB: 0 P: 14	R: 0 E: 0 K: 2 S: 11	H: 1 LOB: 1 BB: 0 P: 19	1B: 3 2B: 0 3B: 0 HR: 0	SF: 0 SAC: 1 DP: 2 HBP: 0	WP: 0 PB: 0 SB: 2 CS: 0	PA: 31							
PITCHER	IP	WLS	BF	H	R	ER	SO	BB	IBB	HBP	BLK	WP	HR	S	P	ERA	WHIP										
Paul McClellan, R (1, 1) Francisco Oliveras, R (8, 1) Dave Righetti, L (9, 1)	7.0	W	24	2	0	0	2	3	0	0	0	0	0	53	94	0.00	0.714										
																		AB	R	H	RBI	BB	SO	LOB	BOTTOM		

Philadelphia Phillies @ San Francisco Giants
Candlestick Park, San Francisco, CA
Sat Jul 27 1991, 6:33 AM EDT
Att: 26,132 - Sunny - 80 F



AB 27
R 0
H 3
RBI 0
BB 3
SO 5
LOB 9

Batter	1	2	3	4	5	6	7	8	9	AB	R	H	RBI	BB	SO	LOB	BOTTOM										
Darren Lewis, R (1, 8) OBP: 0.467, SLG: 0.429	2-2 G4-3 1B		2-1 B5-3		1-2 SH1-4 1B		1-3 K			4	0	2	0	0	1	0											
Kevin Bass, S (1, 9) Francisco Oliveras, R (8, 1) Mike Kingery, L (9, 7)	3-2 L1		4-2 CS BB		1-1 SH1-4		1-0 F9			2	0	0	0	1	0	1											
Will Clark, L (1, 3) Dave Anderson, R (8, PR) OBP: 0.304, SLG: 0.333	2-1 G4-3		1-2 F7		4-0 IBB			1-0 1B HBP		2	0	0	0	1	0	2											
Kevin Mitchell, R (1, 7) Dave Righetti, L (9, 1)	1-3 K			1-1 G5-3		1-2 P4		0-1 L9		4	0	0	0	0	1	5											
Matt Williams, R (1, 5) OBP: 0.290, SLG: 0.460		0-2 E5 BB E		2-1 HR		0-0 G3-1		1-1 1B		4	2	2	1	0	0	3											
Robby Thompson, R (1, 4) OBP: 0.348, SLG: 0.467	4-1 FC3-6 BB			3-1 HR		3-2 G4-3		3-1 P6		3	1	1	1	1	0	2											
Steve Decker, R (1, 2) OBP: 0.274, SLG: 0.330	1-0 F9			1-1 G5-3		2-2 G5-3		2-3 K		4	0	0	0	0	1	4											
Jose Uribe, S (1, 6) OBP: 0.246, SLG: 0.236	1-0 FC3-6 1-2H 2H			0-1 G4-3		2-0 F7				3	0	0	0	0	0	1											
Paul McClellan, R (1, 1) Mike Felder, S (7, PH)	0-0 G4-3				0-1 SH1-4 1B		1-1 L7			2	0	1	0	0	0	1											
Inning Stats	R: 0 E: 0 K: 1 S: 12	H: 1 LOB: 1 BB: 0 P: 20	R: 1 E: 2 K: 0 S: 7	H: 0 LOB: 1 BB: 1 P: 13	R: 0 E: 0 K: 0 S: 10	H: 0 LOB: 0 BB: 1 P: 17	R: 2 E: 0 K: 0 S: 10	H: 2 LOB: 0 BB: 0 P: 17	R: 0 E: 0 K: 0 S: 12	H: 2 LOB: 3 BB: 1 P: 20	R: 0 E: 0 K: 0 S: 8	H: 0 LOB: 0 BB: 0 P: 15	R: 0 E: 0 K: 1 S: 6	H: 0 LOB: 0 BB: 0 P: 9	R: 0 E: 0 K: 1 S: 10	H: 1 LOB: 2 BB: 0 P: 17	1B: 4 2B: 0 3B: 0 HR: 2	SF: 0 SAC: 1 DP: 0 HBP: 1	WP: 0 PB: 0 SB: 1 CS: 1	PA: 34							
PITCHER	IP	WLS	BF	H	R	ER	SO	BB	IBB	HBP	BLK	WP	HR	S	P	ERA	WHIP										
Danny Cox, R (1, 1) Roger McDowell, R (5, 1) Mitch Williams, L (8, 1)	4.1	L	21	5	3	2	1	2	0	0	0	0	0	20	31	0.00	1.615										
																		AB	R	H	RBI	BB	SO	LOB	BOTTOM		

Philadelphia Phillies @ San Francisco Giants
Candlestick Park, San Francisco, CA
Sat Jul 27 1991, 6:33 AM EDT
Att: 26,132 - Sunny - 80 F



AB 29
R 3
H 6
RBI 2
BB 3
SO 3
LOB 19

Batter	1	2	3	4	5	6	7	8	9	AB	R	H	RBI	BB	SO	LOB	TOP					
Lenny Dykstra, L (1, 8) OBP: 0.420, SLG: 0.441	L8		P6		F7			L7		4	0	0	0	0	0	3	Philadelphia Phillies @ San Francisco Giants Candlestick Park, San Francisco, CA Sun Jul 28 1991, 6:33 AM EDT Att: 36,268 - Sunny - 78 F					
Darren Daulton, L (1, 2) OBP: 0.296, SLG: 0.326	F7		P6			P2		F8		4	0	0	0	0	0	1						
Dave Hollins, S (1, 5) OBP: 0.433, SLG: 0.709	HR			K		F8		L3		4	1	1	1	0	1							
Ricky Jordan, R (1, 3) OBP: 0.312, SLG: 0.466	F8			F9		G6-3			K	4	0	0	0	0	1	0						
Dale Murphy, R (1, 9) OBP: 0.304, SLG: 0.405 John Morris, L (9, PR) OBP: 0.309, SLG: 0.270		K					FC6-4 BB	G3 BB	1B	3	0	1	0	1	1	0						
Randy Ready, R (1, 4) OBP: 0.376, SLG: 0.278 Wally Backman, S (9, PH) OBP: 0.337, SLG: 0.315	P4				G5-3		FC6-4 G5-3 1-2f	G3 BB		3	0	0	0	0	0	1						
Wes Chamberlain, R (1, 7) OBP: 0.291, SLG: 0.367		2B			P3		G5-3	G3		4	0	1	0	0	0	3						
Dickie Thon, R (1, 6) OBP: 0.281, SLG: 0.331		G5-3				1B		F9		4	0	1	0	0	0	5						
Tommy Greene, R (1, 1) OBP: 0.295, SLG: 0.333 John Kruk, L (8, PH) OBP: 0.341, SLG: 0.470 Joe Boever, R (8, 1) OBP: 0.500, SLG: 0.500			G4-3						1B	2	0	1	0	0	0	0						
										1	0	1	0	0	0	0						
										0	0	0	0	0	0	0						
Inning Stats	R: 1 E: 0 K: 0 S: 14	H: 1 LOB: 0 BB: 0 P: 22	R: 0 E: 0 K: 1 S: 11	H: 1 LOB: 1 BB: 0 P: 16	R: 0 E: 0 K: 0 S: 6	H: 0 LOB: 0 BB: 0 P: 11	R: 0 E: 0 K: 1 S: 9	H: 0 LOB: 0 BB: 0 P: 12	R: 0 E: 0 K: 0 S: 6	H: 2 LOB: 2 BB: 0 P: 11	R: 0 E: 0 K: 0 S: 6	H: 0 LOB: 0 BB: 0 P: 10	R: 0 E: 0 K: 0 S: 12	H: 0 LOB: 1 BB: 1 P: 21	R: 0 E: 0 K: 0 S: 10	H: 1 LOB: 1 BB: 0 P: 16	R: 0 E: 0 K: 1 S: 11	H: 1 LOB: 3 BB: 1 P: 18	1B: 4 2B: 1 3B: 0 HR: 1	SF: 0 SAC: 0 DP: 0 HBP: 0	WP: 0 PB: 0 SB: 0 CS: 0	PA: 35
PITCHER	IP WLS BF H R ER SO BB IBB HBP BLK WP HR S P ERA WHIP																					
Bud Black, L (1, 1) ERA: 3.47	6.2 W 25 4 1 1 2 1 0 0 0 0 1 63 102 1.35 0.750																					
Jeff Brantley, R (7, 1) ERA: 2.95	2.1 S 10 2 0 0 1 1 0 0 0 0 0 22 35 0.00 1.286																					

Batter	1	2	3	4	5	6	7	8	9	AB	R	H	RBI	BB	SO	LOB	BOTTOM					
Darren Lewis, R (1, 8) OBP: 0.453, SLG: 0.404	G3				G6-3		K			3	0	0	0	1	1	0	Philadelphia Phillies @ San Francisco Giants Candlestick Park, San Francisco, CA Sun Jul 28 1991, 6:33 AM EDT Att: 36,268 - Sunny - 78 F					
Dave Anderson, R (1, 3) OBP: 0.303, SLG: 0.327	K			CS BB	G4-3		P6			3	0	0	0	1	1	0						
Kevin Bass, S (1, 9) OBP: 0.309, SLG: 0.362 Mike Felder, S (7, 9) OBP: 0.322, SLG: 0.341	F9			FC5 1B BB	G4-3					3	0	1	0	0	1	1						
										1	0	1	0	0	0	0						
Kevin Mitchell, R (1, 7) OBP: 0.356, SLG: 0.558		HR			1B		F9			4	1	2	1	0	1	2						
Matt Williams, R (1, 5) OBP: 0.292, SLG: 0.471		2B			FC5			P7		4	1	2	1	0	0	2						
Robby Thompson, R (1, 4) OBP: 0.344, SLG: 0.461	L5				F9		E3 FC5-4	G4-3		4	0	0	0	0	0	1						
Kirt Manwaring, R (1, 2) OBP: 0.300, SLG: 0.278	L6				F9		FC5-4	F9		4	0	0	0	0	0	2						
Jose Uribe, S (1, 6) OBP: 0.256, SLG: 0.241							K			2	0	1	0	1	1	1						
Bud Black, L (1, 1) OBP: 0.196, SLG: 0.235 Jeff Brantley, R (7, 1) ERA: 3.78							G5-3			3	0	0	0	0	1	4						
										0	0	0	0	0	0	0						
Inning Stats	R: 0 E: 0 K: 1 S: 7	H: 0 LOB: 0 BB: 0 P: 8	R: 1 E: 0 K: 1 S: 11	H: 2 LOB: 2 BB: 1 P: 20	R: 0 E: 0 K: 1 S: 14	H: 1 LOB: 2 BB: 2 P: 24	R: 0 E: 0 K: 0 S: 9	H: 1 LOB: 1 BB: 0 P: 14	R: 0 E: 0 K: 1 S: 10	H: 1 LOB: 1 BB: 0 P: 14	R: 1 E: 0 K: 1 S: 12	H: 1 LOB: 1 BB: 0 P: 16	R: 0 E: 0 K: 2 S: 11	H: 1 LOB: 1 BB: 0 P: 13	R: 0 E: 0 K: 0 S: 5	H: 0 LOB: 0 BB: 0 P: 7	R: 0 E: 0 K: 0 S: 5	H: 0 LOB: 0 BB: 0 P: 7	1B: 4 2B: 1 3B: 0 HR: 2	SF: 0 SAC: 0 DP: 0 HBP: 0	WP: 0 PB: 0 SB: 0 CS: 1	PA: 34
PITCHER	IP WLS BF H R ER SO BB IBB HBP BLK WP HR S P ERA WHIP																					
Tommy Greene, R (1, 1) ERA: 2.98	7.0 L 31 7 2 2 6 3 0 0 0 0 0 2 74 109 2.57 1.429																					
Joe Boever, R (8, 1) ERA: 3.78	1.0 3 0 0 0 0 0 0 0 0 0 0 5 7 0.00 0.000																					

AB 33
R 1
H 6
RBI 1
BB 2
SO 3
LOB 14



AB 31
R 2
H 7
RBI 2
BB 3
SO 6
LOB 13



Batter	1	2	3	4	5	6	7	8	9	AB	R	H	RBI	BB	SO	LOB	TOP										
Bip Roberts, S (1,4) OBP: 0.346, SLG: 0.338	4-0 G4-6-3 1B BB		0-2 3-H 2B		0-0 G4-3		4-1 1B FC1-2-5-2 BB		3-2 FC6-4 1B	3	0	2	1	2	0	0	San Diego Padres @ Philadelphia Phillies Veterans Stadium, Philadelphia, PA Tue Jul 30 1991, 7:05 PM EDT Att: 22,946 - Cloudy - 77 F										
Tim Lincecum, R (1,5) OBP: 0.326, SLG: 0.318	2-2 G4-6-3 1B		1-2 G6-3		0-0 G4-3 2B		1-1 P2		1-3 K	5	0	2	0	0	1	3											
Tony Gwynn, L (1,9) OBP: 0.363, SLG: 0.446	2-1 G4-6-3		1-2 G3		1-1 G4-3		0-0 FC1-2-5-2 1B		1-2 FC6-4	5	0	1	0	0	0	5											
Fred McGriff, L (1,3) OBP: 0.404, SLG: 0.494	1-1 G3				0-0 2B 1B		2-0 FC1-2-5-2			3	0	1	0	1	0	3											
Jerald Clark, R (1,7) OBP: 0.330, SLG: 0.409		1-0 L7			1-3 K		0-0 G4-3		3-H F8	4	0	0	0	0	1	5											
Benito Santiago, R (1,2) OBP: 0.272, SLG: 0.382		2-2 F8			2-1 2B		4-1 L4-6 SH1-4 BB		4-1 G6-4-3 BB	2	0	1	0	2	0	0											
Craig Shipley, R (1,6) OBP: 0.154, SLG: 0.231		1-1 F8			3-2 F7		0-1 SH1-4		0-3 K	3	0	0	0	0	1	3											
Thomas Howard, S (1,8) OBP: 0.325, SLG: 0.327					0-1 SH5-4 2B		4-2 BB		0-0 G6-4-3	2	1	1	0	2	0	1											
Dennis Rasmussen, L (1,1) OBP: 0.214, SLG: 0.192					1-0 SH5-4		1-1 L4-6		2-3 K	2	0	0	0	0	0	5											
Jose Melendez, R (7,1) OBP: 0.152, SLG: 0.067					2-3		2-3			0	0	0	0	0	0	0											
Darin Jackson, R (9,PH) OBP: 0.314, SLG: 0.486										1	0	0	0	0	1	0											
Inning Stats	R: 0 E: 0 K: 0 S: 7	H: 1 LOB: 1 BB: 1 P: 16	R: 0 E: 0 K: 0 S: 6	H: 0 LOB: 0 BB: 0 P: 10	R: 1 E: 0 K: 0 S: 12	H: 2 LOB: 1 BB: 0 P: 15	R: 0 E: 0 K: 1 S: 12	H: 2 LOB: 3 BB: 1 P: 23	R: 0 E: 0 K: 0 S: 8	H: 0 LOB: 1 BB: 2 P: 17	R: 0 E: 0 K: 0 S: 7	H: 1 LOB: 2 BB: 1 P: 15	R: 0 E: 0 K: 1 S: 5	H: 0 LOB: 0 BB: 1 P: 9	R: 0 E: 0 K: 2 S: 15	H: 1 LOB: 1 BB: 0 P: 22	1B: 4 2B: 5 3B: 0 HR: 0	SF: 0 SAC: 2 DP: 3 HBP: 0	WP: 0 PB: 0 SB: 0 CS: 0	PA: 39							
PITCHER	IP	WLS	BF	H	R	ER	SO	BB	IBB	HBP	BLK	WP	HR	S	P	ERA	WHIP										
Jose De Jesus, R (1,1) ERA: 3.3	8.0	W	35	7	1	1	2	6	1	0	0	0	0	64	117	1.12	1.625										
Mitch Williams, L (9,1) ERA: 2.7	1.0	S	4	1	0	0	2	0	0	0	0	0	0	15	22	0.00	1.000										

AB 30
R 1
H 8
RBI 1
BB 7
SO 4
LOB 25



Batter	1	2	3	4	5	6	7	8	9	AB	R	H	RBI	BB	SO	LOB	BOTTOM										
Lenny Dykstra, L (1,8) OBP: 0.419, SLG: 0.435	4-2 S BB		1-1 FC3-6 S 1-2		3-3 K		4-2 1B 2B BB		0-2 G5-3	2	0	0	0	1	1	1	San Diego Padres @ Philadelphia Phillies Veterans Stadium, Philadelphia, PA Tue Jul 30 1991, 7:05 PM EDT Att: 22,946 - Cloudy - 77 F										
Jim Lindeman, R (6,8) OBP: 0.383, SLG: 0.361			1 SAFE 4-2 BB		4-2 BB		0-0 P2			2	0	0	0	2	1	2											
Mitch Williams, L (9,1) ERA: 2.7			1 SAFE 0-1 G5-3		2-1 F7		1-1 2B 1B			4	0	1	0	0	1	4											
Darren Daulton, L (1,2) OBP: 0.302, SLG: 0.322	1-3 K		1 SAFE 4-2 BB		4-2 BB		0-0 P2			2	0	0	0	2	1	2											
Dave Hollins, S (1,5) OBP: 0.423, SLG: 0.678	3-3 1 SAFE 1 SAFE 1 SAFE 1-2 K		0-1 G5-3		2-1 F7		1-1 2B 1B			4	0	1	0	0	1	4											
John Kruk, L (1,3) OBP: 0.340, SLG: 0.470	3-2 L7				2-0 L8		1-1 F7		0-0 2B	4	0	1	1	0	0	1											
Dale Murphy, R (1,9) OBP: 0.300, SLG: 0.400			0-1 F9		0-1 P3		3-1 G5-3		2-3 K	4	0	0	0	0	1	2											
Randy Ready, R (1,4) OBP: 0.380, SLG: 0.280			0-1 G5-3		1-2 E5 1B		2-2 2B 1B		4-0 IBB	3	1	1	0	1	0	0											
Wes Chamberlain, R (1,7) OBP: 0.297, SLG: 0.379			0-1 P4		1-1 FC5-4 1B		0-0 2B		1-2 F7	4	0	2	1	0	0	3											
Dickie Thon, R (1,6) OBP: 0.281, SLG: 0.328			0-0 F9		0-0 FC5-4		4-0 IBB			3	0	0	0	1	0	2											
Jose De Jesus, R (1,1) OBP: 0.190, SLG: 0.171			1-2 FC3-6 1B		3-2 G4-3		0-0 G4-3		0-0 G4-3	3	0	1	0	0	0	2											
John Morris, L (8,PH) OBP: 0.306, SLG: 0.268										1	0	0	0	0	0	0											
Inning Stats	R: 0 E: 0 K: 2 S: 14	H: 0 LOB: 1 BB: 1 P: 25	R: 0 E: 0 K: 0 S: 6	H: 0 LOB: 0 BB: 0 P: 6	R: 0 E: 0 K: 0 S: 13	H: 1 LOB: 2 BB: 1 P: 19	R: 0 E: 1 K: 0 S: 10	H: 1 LOB: 2 BB: 0 P: 14	R: 0 E: 0 K: 1 S: 13	H: 0 LOB: 1 BB: 1 P: 25	R: 1 E: 0 K: 0 S: 10	H: 2 LOB: 2 BB: 1 P: 20	R: 1 E: 0 K: 1 S: 14	H: 2 LOB: 3 BB: 2 P: 26	R: 0 E: 0 K: 0 S: 6	H: 0 LOB: 0 BB: 0 P: 6	1B: 4 2B: 2 3B: 0 HR: 0	SF: 0 SAC: 0 DP: 0 HBP: 0	WP: 0 PB: 0 SB: 2 CS: 0	PA: 37							
PITCHER	IP	WLS	BF	H	R	ER	SO	BB	IBB	HBP	BLK	WP	HR	S	P	ERA	WHIP										
Dennis Rasmussen, L (1,1) ERA: 3.02	6.1	L	31	6	2	2	3	4	1	0	0	0	0	73	121	2.84	1.579										
Jose Melendez, R (7,1) ERA: 3.12	1.2		6	0	0	0	1	0	1	0	0	0	0	13	20	0.00	0.000										

AB 31
R 2
H 6
RBI 2
BB 6
SO 4
LOB 17



Batter	1	2	3	4	5	6	7	8	9	AB	R	H	RBI	BB	SO	LOB	TOP								
Bip Roberts, S OBP: 0.342, SLG: 0.333 (1, 4)										4	0	0	0	0	1	2									
Darin Jackson, R OBP: 0.325, SLG: 0.500 (1, 8)										4	2	3	0	0	1	0									
Tony Gwynn, L OBP: 0.364, SLG: 0.447 (1, 9)										4	1	2	1	0	0	1									
Fred McGriff, L OBP: 0.400, SLG: 0.488 (1, 3)										4	0	0	0	0	2	4									
Bento Santiago, R OBP: 0.272, SLG: 0.384 (1, 2)										3	0	1	2	0	0	1									
Tim Lincecum, R OBP: 0.324, SLG: 0.313 Jack Howell, L OBP: 0.301, SLG: 0.305 (9, PH)										3	0	0	0	0	1	2									
Kevin Ward, R OBP: 0.286, SLG: 0.350 (1, 7)										4	0	1	0	0	2	1									
Craig Shipley, R OBP: 0.235, SLG: 0.294 (1, 6)										4	0	2	0	0	0	1									
Greg Harris, R OBP: 0.154, SLG: 0.083 Rich Rodriguez, L OBP: 0.259, SLG: 0.407 Jerald Clark, R OBP: 0.259, SLG: 0.407 John Costello, R OBP: 0.259, SLG: 0.407 Mike Maddux, L OBP: 0.333, SLG: 0.200 (9, PH)										1	0	0	0	0	0	0									
Inning Stats	R: 0 E: 0 K: 2 S: 9	H: 0 LOB: 0 BB: 0 P: 12	R: 0 E: 1 K: 2 S: 12	H: 0 LOB: 1 BB: 0 P: 20	R: 0 E: 0 K: 0 S: 4	H: 0 LOB: 0 BB: 0 P: 6	R: 1 E: 0 K: 0 S: 9	H: 2 LOB: 1 BB: 0 P: 13	R: 0 E: 0 K: 1 S: 14	H: 1 LOB: 1 BB: 0 P: 14	R: 1 E: 0 K: 1 S: 14	H: 2 LOB: 1 BB: 0 P: 21	R: 0 E: 0 K: 1 S: 12	H: 1 LOB: 1 BB: 0 P: 19	R: 1 E: 0 K: 2 S: 11	H: 2 LOB: 0 BB: 0 P: 16	R: 0 E: 0 K: 2 S: 9	H: 1 LOB: 1 BB: 0 P: 14	1B: 7 2B: 2 3B: 0 HR: 0	SF: 1 SAC: 1 DP: 1 HBP: 0	WP: 0 PB: 0 SB: 0 CS: 0	PA: 36			
PITCHER	IP	WLS	BF	H	R	ER	SO	BB	IBB	HBP	BLK	WP	HR	S	P	ERA	WHIP								
Bruce Ruffin, L ERA: 2.82 (1, 1)	7.0	W	28	6	2	2	7	0	0	0	0	0	0	69	105	2.57	0.857								
Roger McDowell, R ERA: 3.2 (8, 1)	1.0		4	2	1	1	1	0	0	0	0	0	0	11	16	9.00	2.000								
Joe Boever, R ERA: 3.73 (9, 1)	1.0		4	1	0	0	2	0	0	0	0	0	0	9	14	0.00	1.000								

San Diego Padres @ Philadelphia Phillies
Veterans Stadium, Philadelphia, PA
Wed Jul 31 1991, 7:05 PM EDT
Att: 24,779 - Cloudy - 82 F

AB	34
R	3
H	9
RBI	3
BB	0
SO	10
LOB	14



Batter	1	2	3	4	5	6	7	8	9	AB	R	H	RBI	BB	SO	LOB	BOTTOM								
Lenny Dykstra, L OBP: 0.407, SLG: 0.421 (1, 8)										5	0	0	0	0	1	2									
Darren Daulton, L OBP: 0.300, SLG: 0.324 (1, 2)										5	1	1	0	0	2	0									
Dave Hollins, S OBP: 0.413, SLG: 0.645 Roger McDowell, R ERA: 3.2 Joe Boever, R ERA: 3.73 (9, 1)										3	1	0	0	1	0	1									
John Kruk, L OBP: 0.342, SLG: 0.469 (1, 3)										3	3	1	0	1	0	1									
Dale Murphy, R OBP: 0.302, SLG: 0.407 (1, 9)										4	2	2	2	0	0	2									
Wes Chamberlain, R OBP: 0.317, SLG: 0.441 (1, 7)										4	2	4	6	0	0	0									
Mickey Morandini, L OBP: 0.311, SLG: 0.310 (1, 4)										3	0	3	1	0	0	0									
Dickie Thon, R OBP: 0.280, SLG: 0.325 (1, 6)										3	0	0	0	1	0	3									
Bruce Ruffin, S Charlie Hayes, R OBP: 0.226, SLG: 0.310 (8, 5)										2	0	0	0	0	1	3									
Inning Stats	R: 0 E: 0 K: 1 S: 7	H: 0 LOB: 0 BB: 0 P: 15	R: 0 E: 0 K: 0 S: 6	H: 1 LOB: 0 BB: 0 P: 10	R: 0 E: 0 K: 1 S: 9	H: 1 LOB: 1 BB: 0 P: 12	R: 3 E: 1 K: 1 S: 13	H: 2 LOB: 2 BB: 2 P: 27	R: 0 E: 0 K: 0 S: 5	H: 0 LOB: 0 BB: 0 P: 6	R: 3 E: 0 K: 0 S: 13	H: 4 LOB: 1 BB: 0 P: 19	R: 3 E: 0 K: 0 S: 13	H: 3 LOB: 1 BB: 1 P: 21	R: 0 E: 0 K: 1 S: 5	H: 0 LOB: 0 BB: 0 P: 7	1B: 5 2B: 4 3B: 0 HR: 2	SF: 1 SAC: 1 DP: 0 HBP: 0	WP: 2 PB: 0 SB: 0 CS: 1	PA: 39					
PITCHER	IP	WLS	BF	H	R	ER	SO	BB	IBB	HBP	BLK	WP	HR	S	P	ERA	WHIP								
Greg Harris, R ERA: 2.89 (6, 1)	5.0	L	24	7	6	3	3	1	0	0	0	0	0	6	9	0.00	1.000								
Rich Rodriguez, L ERA: 3.41 (7, 1)	1.0		4	1	0	0	0	0	0	0	0	1	0	13	21	27.00	3.000								
John Costello, R ERA: 3.38 (8, 1)	1.0		3	0	0	0	1	0	0	0	0	0	0	5	7	0.00	0.000								

San Diego Padres @ Philadelphia Phillies
Veterans Stadium, Philadelphia, PA
Wed Jul 31 1991, 7:05 PM EDT
Att: 24,779 - Cloudy - 82 F

AB	33
R	9
H	11
RBI	9
BB	3
SO	4
LOB	12



Batter	1	2	3	4	5	6	7	8	9	AB	R	H	RBI	BB	SO	LOB	TOP											
Lenny Dykstra, L OBP: 0.403, SLG: 0.417										4	0	1	0	0	0	0	Philadelphia Phillies @ Montreal Expos Olympic Stadium, Montreal, QB Thu Aug 01 1991, 7:05 PM EDT Att: 24,953 - Cloudy - 70 F											
Darren Daulton, L OBP: 0.299, SLG: 0.319										3	1	0	0	1	0	1												
Dave Hollins, S OBP: 0.430, SLG: 0.662										3	0	2	0	1	0	0												
Charlie Hayes, R OBP: 0.226, SLG: 0.310										0	0	0	0	0	0	0												
John Kruk, L OBP: 0.344, SLG: 0.469										4	1	2	1	0	0	2												
Dale Murphy, R OBP: 0.502, SLG: 0.404										3	1	0	0	1	0	3												
Wes Chamberlain, R OBP: 0.322, SLG: 0.464										4	1	2	3	0	1	0												
Mickey Morandini, L OBP: 0.310, SLG: 0.309										4	0	1	0	0	2	2												
Dickie Thon, R OBP: 0.277, SLG: 0.321										4	0	0	0	0	0	1												
Terry Mulholland, R OBP: 0.094, SLG: 0.059										3	0	0	0	0	3	0												
Inning Stats	R: 0 E: 0 K: 0 S: 5	H: 1 LOB: 1 BB: 1 P: 11	R: 0 E: 0 K: 2 S: 11	H: 0 LOB: 0 BB: 0 P: 17	R: 0 E: 0 K: 1 S: 10	H: 0 LOB: 0 BB: 0 P: 14	R: 4 E: 0 K: 0 S: 15	H: 4 LOB: 0 BB: 1 P: 25	R: 0 E: 0 K: 1 S: 7	H: 2 LOB: 2 BB: 1 P: 23	R: 0 E: 0 K: 1 S: 14	H: 0 LOB: 0 BB: 0 P: 18	R: 0 E: 0 K: 0 S: 12	H: 1 LOB: 1 BB: 0 P: 18	R: 0 E: 0 K: 1 S: 7	H: 0 LOB: 0 BB: 0 P: 12	1B: 6 2B: 2 3B: 0 HR: 1	SF: 0 SAC: 0 DP: 2 HBP: 0	WP: 0 PB: 0 SB: 0 CS: 1	PA: 35								
PITCHER	IP	WLS	BF	H	R	ER	SO	BB	IBB	HBP	BLK	WP	HR	S	P	ERA	WHIP											
Mark Gardner, R ERA: 3.25	(1, 1)	6.0	L	25	7	4	4	4	3	0	0	0	0	1	59	99	6.00	1.667										
Mel Rojas, R ERA: 4.5	(7, 1)	2.0		7	1	0	0	1	0	0	0	0	0	0	26	36	0.00	0.500										
Barry Jones, R ERA: 3.79	(9, 1)	1.0		3	0	0	0	1	0	0	0	0	0	7	12	0.00	0.000											

AB	32
R	4
H	8
RBI	4
BB	3
SO	6
LOB	9



Batter	1	2	3	4	5	6	7	8	9	AB	R	H	RBI	BB	SO	LOB	BOTTOM										
Marquis Grissom, R OBP: 0.312, SLG: 0.356										4	1	1	0	0	1	2	Philadelphia Phillies @ Montreal Expos Olympic Stadium, Montreal, QB Thu Aug 01 1991, 7:05 PM EDT Att: 24,953 - Cloudy - 70 F										
Delino DeShields, L OBP: 0.397, SLG: 0.344										4	0	1	1	0	0	1											
Ivan Calderon, R OBP: 0.372, SLG: 0.465										4	0	0	0	0	0	1											
Tim Wallach, R OBP: 0.311, SLG: 0.352										4	0	0	0	0	0	1											
Andres Galarraga, R OBP: 0.285, SLG: 0.325										4	0	0	0	0	2	1											
Dave Martinez, L OBP: 0.305, SLG: 0.371										3	0	0	0	0	0	0											
Gilberto Reyes, R OBP: 0.272, SLG: 0.254										3	0	0	0	0	3	0											
Spike Owen, S OBP: 0.311, SLG: 0.324										2	0	1	0	1	0	0											
Mark Gardner, R OBP: 0.061, SLG: 0.061	(1, 1)									2	0	0	0	0	1	2											
Mel Rojas, R	(7, 1)									0	0	0	0	0	0	0											
Junior Noboa, R OBP: 0.250, SLG: 0.316	(8, PH)									1	0	0	0	0	0	1											
Barry Jones, R	(9, 1)									0	0	0	0	0	0	0											
Inning Stats	R: 1 E: 0 K: 0 S: 11	H: 2 LOB: 1 BB: 0 P: 15	R: 0 E: 0 K: 1 S: 12	H: 1 LOB: 1 BB: 0 P: 17	R: 0 E: 0 K: 1 S: 15	H: 0 LOB: 0 BB: 0 P: 20	R: 0 E: 0 K: 0 S: 7	H: 0 LOB: 0 BB: 0 P: 10	R: 0 E: 1 K: 2 S: 9	H: 0 LOB: 1 BB: 0 P: 12	R: 0 E: 0 K: 0 S: 6	H: 0 LOB: 0 BB: 0 P: 9	R: 0 E: 0 K: 2 S: 9	H: 0 LOB: 1 BB: 1 P: 11	R: 0 E: 0 K: 0 S: 8	H: 0 LOB: 1 BB: 1 P: 14	R: 0 E: 0 K: 1 S: 5	H: 0 LOB: 0 BB: 0 P: 7	1B: 2 2B: 0 3B: 1 HR: 0	SF: 0 SAC: 0 DP: 0 HBP: 0	WP: 0 PB: 0 SB: 0 CS: 0	PA: 32					
PITCHER	IP	WLS	BF	H	R	ER	SO	BB	IBB	HBP	BLK	WP	HR	S	P	ERA	WHIP										
Terry Mulholland, L ERA: 3.46	(1, 1)	9.0	W	32	3	1	1	7	1	0	0	0	0	82	115	1.00	0.444										

AB	31
R	1
H	3
RBI	1
BB	1
SO	7
LOB	9



Batter	1	2	3	4	5	6	7	8	9	10	11	AB	R	H	RBI	BB	SO	LOB	TOP			
Lenny Dykstra, L OBP: 0.406, SLG: 0.422	F8		L3		1B 2B		G3-1		1B		G4-3 BB	5	1	2	1	1	0	0				
Darren Daulton, L OBP: 0.289, SLG: 0.318	G4-3		F8					K	K		G4-3	4	0	1	1	0	1	0				
Ricky Jordan, R OBP: 0.311, SLG: 0.464												1	0	0	0	0	1	2				
Mitch Williams, L (9, 1)												0	0	0	0	0	0	0				
Tommy Greene, R OBP: 0.289, SLG: 0.326												1	0	0	0	0	0	1				
Mike Hartley, R (11, 1)												0	0	0	0	0	0	0				
Wes Chamberlain, R OBP: 0.329, SLG: 0.476	2B BB				G1-3			1B 1B	FC5		F9	5	2	2	0	1	0	4				
John Kruk, L OBP: 0.350, SLG: 0.474								K			F9 SH3-4 1B	3	0	2	1	2	1	0				
Dale Murphy, R OBP: 0.299, SLG: 0.399												4	0	0	0	0	0	4				
Joe Boever, R OBP: 0.500, SLG: 0.500	G5-3				L9			G4-3	P5		SH3-4	0	0	0	0	0	0	0				
Jim Lindeman, R OBP: 0.383, SLG: 0.361												0	0	0	0	0	0	0				
Charlie Hayes, R OBP: 0.229, SLG: 0.312					F8			G5-3			F9	5	0	2	0	0	0	2				
Mickey Morandini, L OBP: 0.308, SLG: 0.305												3	0	0	0	0	0	2				
Randy Read, R OBP: 0.362, SLG: 0.277					G5-3				F8			1	1	0	0	1	1	1				
Dickie Thon, R OBP: 0.282, SLG: 0.343												5	2	3	2	0	0	1				
Danny Cox, R OBP: 0.160, SLG: 0.093												2	0	0	0	0	0	2				
Wally Ritchie, L OBP: 0.288, SLG: 0.313												1	0	0	0	0	0	1				
John Morris, L OBP: 0.308, SLG: 0.288												0	0	0	0	0	0	0				
Dave Hollins, R OBP: 0.182, SLG: 0.092												1	0	0	0	0	0	2				
Steve Lake, R OBP: 0.188, SLG: 0.079												1	0	0	0	0	0	0				
Inning Stats	R: 1 E: 0 K: 0 S: 8	H: 1 LOB: 1 BB: 1 P: 17	R: 0 E: 0 K: 0 S: 8	H: 1 LOB: 0 BB: 0 P: 11	R: 0 E: 0 K: 1 S: 6	H: 0 LOB: 0 BB: 0 P: 10	R: 1 E: 0 K: 0 S: 7	H: 1 LOB: 1 BB: 1 P: 13	R: 1 E: 0 K: 1 S: 8	H: 1 LOB: 0 BB: 0 P: 10	R: 0 E: 0 K: 1 S: 9	H: 2 LOB: 2 BB: 1 P: 18	R: 0 E: 0 K: 1 S: 11	H: 1 LOB: 1 BB: 1 P: 15	R: 1 E: 0 K: 0 S: 14	H: 1 LOB: 1 BB: 1 P: 25	1B: 7 2B: 3 3B: 1 HR: 2	SF: 0 SAC: 1 DP: 1 HBP: 0	WP: 0 PB: 1 SB: 1 CS: 0	PA: 48		
PITCHER	IP ERA WLS BF H R ER SO BB IBB HBP BLK WP HR S P ERA WHIP	PITCHER										IP ERA WLS BF H R ER SO BB IBB HBP BLK WP HR S P ERA WHIP										
Dennis Martinez, R ERA: 2.18	1.1	7.0	0.1	3	1	0	0	1	1	0	0	0	0	0	0	0	0	0	5	11	0.00	6.000
Scott Ruskin, L ERA: 2.53	(8, 1)		0.2	2	1	0	0	0	0	0	0	0	0	0	0	4	7	0.00	1.500			
Barry Jones, R ERA: 3.75	(8, 1)		2.0	10	3	1	1	2	1	0	0	0	0	0	24	36	4.50	2.000				
Jeff Fassero, L ERA: 1.59	(9, 1)		1.0	L	5	1	1	1	0	1	0	0	0	1	14	25	9.00	2.000				
Mel Rojas, R ERA: 4.86	(11, 1)																					

Philadelphia Phillies @ Montreal Expos
Olympic Stadium, Montreal, QB
Fri Aug 02 1991, 7:05 PM EDT
Att: 18,638 - Cloudy - 74 F

AB 42
R 6
H 12
RBI 5
BB 5
SO 7
LOB 19



Batter	1	2	3	4	5	6	7	8	9	10	11	AB	R	H	RBI	BB	SO	LOB	BOTTOM				
Delino DeShields, L OBP: 0.368, SLG: 0.343	G4-3		K		1B CS		K				BLK BB	4	0	1	0	1	2	0					
Marquis Grissom, R OBP: 0.313, SLG: 0.356	L5				CS			G6-3			K	5	1	2	0	0	1	1					
Dave Martinez, L OBP: 0.299, SLG: 0.364	G3				G6-3			F7	G4-3		F7	5	0	0	0	0	0	3					
Ivan Calderon, R OBP: 0.373, SLG: 0.474												4	1	2	2	0	0	0					
Jeff Fassero, L (9, 1)												0	0	0	0	0	0	0					
Spike Owen, S OBP: 0.310, SLG: 0.323												1	0	0	0	0	0	1					
Mel Rojas, R (11, 1)												0	0	0	0	0	0	0					
Tim Wallach, R OBP: 0.310, SLG: 0.353												5	0	1	0	0	0	1					
Larry Walker, L OBP: 0.319, SLG: 0.410												5	1	1	1	0	1	2					
Ron Hassey, L OBP: 0.310, SLG: 0.346												2	0	0	0	0	0	1					
Junior Noboa, R OBP: 0.297, SLG: 0.313	G4-3											1	0	0	0	0	0	0					
Gilberto Reyes, R OBP: 0.277, SLG: 0.254												0	0	0	0	1	0	0					
Eric Bullock, L OBP: 0.323, SLG: 0.379												1	0	0	0	0	0	1					
Mike Fitzgerald, R OBP: 0.217, SLG: 0.222												4	2	3	2	0	1	1					
Bret Barberie, S OBP: 0.379, SLG: 0.708												2	0	0	0	0	0	1					
Dennis Martinez, R OBP: 0.140, SLG: 0.161												1	0	0	0	0	0	0					
Kenny Williams, R OBP: 0.288, SLG: 0.418												0	0	0	0	0	0	0					
Scott Ruskin, R (8, 1)												0	0	0	0	0	0	0					
Barry Jones, R (8, 1)												0	0	0	0	0	0	0					
Andres Galarraga, R OBP: 0.284, SLG: 0.324												1	0	0	0	1	2						
Inning Stats	R: 0 E: 0 K: 0 S: 7	H: 0 LOB: 0 BB: 0 P: 11	R: 0 E: 0 K: 0 S: 9	H: 1 LOB: 1 BB: 0 P: 12	R: 1 E: 0 K: 1 S: 11	H: 2 LOB: 1 BB: 0 P: 16	R: 1 E: 0 K: 0 S: 8	H: 1 LOB: 0 BB: 0 P: 13	R: 1 E: 0 K: 1 S: 12	H: 2 LOB: 1 BB: 0 P: 20	R: 1 E: 0 K: 1 S: 9	H: 1 LOB: 0 BB: 0 P: 14	R: 1 E: 0 K: 0 S: 15	H: 2 LOB: 1 BB: 0 P: 23	R: 0 E: 0 K: 1 S: 7	H: 0 LOB: 1 BB: 1 P: 12	R: 0 E: 0 K: 1 S: 11	H: 0 LOB: 0 BB: 0 P: 16	1B: 5 2B: 1 3B: 0 HR: 4	SF: 0 SAC: 0 DP: 1 HBP: 0	WP: 0 PB: 0 SB: 4 CS: 1	PA: 44	
PITCHER	IP ERA WLS BF H R ER SO BB IBB HBP BLK WP HR S P ERA WHIP	PITCHER										IP ERA WLS BF H R ER SO BB IBB HBP BLK WP HR S P ERA WHIP											
Danny Cox, R ERA: 4.62	(1, 1)	6.0	1.0	4	1	1	1	0	0	0	0	0	0	0	0	0	0	0	1	9	14	9.00	1.000
Wally Ritchie, L ERA: 3.13	(7, 1)		1.0	4	1	1	1	0	0	0	0	0	0	1	15	23	9.00	1.000					
Joe Boever, R ERA: 3.8	(8, 1)		2.0	W	8	0	0	0	3	2	0	0	0	0	16	29	0.00	1.000					
Mitch Williams, L ERA: 2.59	(9, 1)		1.0	S	3	0	0	0	1	0	0	0	0	0	11	16	0.00	0.000					
Mike Hartley, R ERA: 4.34	(11, 1)																						

Philadelphia Phillies @ Montreal Expos
Olympic Stadium, Montreal, QB
Fri Aug 02 1991, 7:05 PM EDT
Att: 18,638 - Cloudy - 74 F

AB 41
R 5
H 10
RBI 5
BB 2
SO 7
LOB 13



Batter	1	2	3	4	5	6	7	8	9	AB	R	H	RBI	BB	SO	LOB	TOP				
Lenny Dykstra, L (1, 8) OBP: 0.398, SLG: 0.412	P4		L4		F9		F8			4	0	0	0	0	0	1	Philadelphia Phillies @ Montreal Expos Olympic Stadium, Montreal, QB Sat Aug 03 1991, 7:05 PM EDT Att: 21,939 - Cloudy - 72 F				
Randy Ready, R (1, 4) OBP: 0.370, SLG: 0.267 Joe Boever, R (8, 1) OBP: 0.500, SLG: 0.500	K		P2		K			L7	4	0	0	0	0	2	1						
Wes Chamberlain, R (1, 7) OBP: 0.327, SLG: 0.466	K		1B HR		F8			G5-3	3	1	0	0	1	1	0						
John Kruk, L (1, 3) OBP: 0.351, SLG: 0.477								G3	4	2	2	1	0	0	0						
Dale Murphy, R (1, 9) OBP: 0.301, SLG: 0.407								G3-1	3	2	1	3	1	0	1						
Charlie Hayes, R (1, 5) OBP: 0.233, SLG: 0.318								F7	4	1	2	1	0	0	1						
Dickie Thon, R (1, 6) OBP: 0.279, SLG: 0.339								1B HR	4	1	2	1	0	0	1						
Steve Lake, R (1, 2) OBP: 0.188, SLG: 0.220								F8	4	0	0	0	0	1	2						
Tommy Greene, R (1, 1) OBP: 0.292, SLG: 0.326 Mickey Morandini, L (8, 4) OBP: 0.355, SLG: 0.303								1B	4	0	0	0	0	1	2						
Inning Stats	R: 0 E: 0 K: 2 S: 8	H: 0 LOB: 0 BB: 0 P: 13	R: 2 E: 2 K: 0 S: 9	H: 2 LOB: 0 BB: 0 P: 14	R: 4 E: 1 K: 0 S: 14	H: 3 LOB: 0 BB: 1 P: 26	R: 0 E: 0 K: 1 S: 6	H: 0 LOB: 0 BB: 0 P: 7	R: 0 E: 0 K: 1 S: 7	H: 1 LOB: 1 BB: 0 P: 13	R: 0 E: 0 K: 0 S: 3	H: 0 LOB: 0 BB: 0 P: 6	R: 0 E: 0 K: 0 S: 4	H: 0 LOB: 0 BB: 0 P: 6	R: 1 E: 0 K: 0 S: 12	H: 1 LOB: 1 BB: 1 P: 21	1B: 4 2B: 2 3B: 0 HR: 1	SF: 0 SAC: 0 DP: 0 HBP: 0	WP: 2 PB: 0 SB: 0 CS: 0	PA: 36	
PITCHER	IP	WLS	BF	H	R	ER	SO	BB	IBB	HBP	BLK	WP	HR	S	P	ERA	WHIP				
Brian Barnes, L (1, 1) ERA: 5.06	7.0	L	28	6	6	5	5	1	0	0	1	0	1	56	89	6.43	1.000				
David Wainhouse, R (8, 1) ERA: 4.5	2.0		8	1	1	1	0	1	0	0	0	2	0	16	27	4.50	1.000				

Batter	1	2	3	4	5	6	7	8	9	AB	R	H	RBI	BB	SO	LOB	BOTTOM					
Delino DeShields, L (1, 4) OBP: 0.368, SLG: 0.341	CS BB		F8		F7				K	3	0	0	0	2	1	1	Philadelphia Phillies @ Montreal Expos Olympic Stadium, Montreal, QB Sat Aug 03 1991, 7:05 PM EDT Att: 21,939 - Cloudy - 72 F					
Marquis Grissom, R (1, 8) OBP: 0.310, SLG: 0.352	K		P3		G3		F7			4	0	0	0	0	1	4						
Dave Martinez, L (1, 9) OBP: 0.306, SLG: 0.388	2B		2B				F7			4	1	3	1	0	0	0						
Ivan Calderon, R (1, 7) OBP: 0.369, SLG: 0.468	F8		G6-3				K			4	0	0	0	0	1	2						
Tim Wallach, R (1, 5) OBP: 0.309, SLG: 0.350					P6		F9			3	0	0	0	1	1	0						
Larry Walker, L (1, 3) OBP: 0.321, SLG: 0.411							G4-3			4	0	2	0	0	0	0						
Bret Barberie, S (1, 6) OBP: 0.364, SLG: 0.643										4	0	1	0	0	1	3						
Gilberto Reyes, R (1, 2) OBP: 0.277, SLG: 0.254										4	0	1	0	0	1	3						
Brian Barnes, L (1, 1) OBP: 0.276, SLG: 0.125 Tom Foley, L (7, PH) OBP: 0.234, SLG: 0.314 David Wainhouse, L (8, 1) OBP: 0.333, SLG: 0.379 Junior Noboa, R (8, PR) OBP: 0.247, SLG: 0.313										2	0	0	0	0	2	2						
										1	0	0	0	0	1	2						
										0	0	0	0	0	0	0						
										0	0	0	0	1	0	0						
										0	0	0	0	0	0	0						
Inning Stats	R: 0 E: 0 K: 1 S: 6	H: 1 LOB: 1 BB: 1 P: 13	R: 0 E: 0 K: 1 S: 12	H: 1 LOB: 2 BB: 1 P: 21	R: 0 E: 0 K: 0 S: 5	H: 1 LOB: 1 BB: 0 P: 9	R: 0 E: 0 K: 0 S: 12	H: 1 LOB: 0 BB: 0 P: 16	R: 0 E: 0 K: 1 S: 9	H: 0 LOB: 0 BB: 0 P: 13	R: 0 E: 0 K: 1 S: 7	H: 0 LOB: 0 BB: 0 P: 10	R: 0 E: 0 K: 1 S: 18	H: 2 LOB: 3 BB: 1 P: 30	R: 1 E: 0 K: 1 S: 10	H: 1 LOB: 0 BB: 0 P: 12	R: 0 E: 0 K: 3 S: 12	H: 0 LOB: 1 BB: 1 P: 22	1B: 4 2B: 2 3B: 0 HR: 1	SF: 0 SAC: 0 DP: 0 HBP: 0	WP: 0 PB: 0 SB: 0 CS: 1	PA: 37
PITCHER	IP	WLS	BF	H	R	ER	SO	BB	IBB	HBP	BLK	WP	HR	S	P	ERA	WHIP					
Tommy Greene, R (1, 1) ERA: 2.82	7.0	W	29	6	0	0	5	3	0	0	0	0	1	69	112	0.00	1.286					
Joe Boever, R (8, 1) ERA: 3.82	2.0		8	1	1	1	4	1	0	0	0	0	1	22	34	4.50	1.000					



Batter	1	2	3	4	5	6	7	8	9	10	AB	R	H	RBI	BB	SO	LOB	TOP		
Lenny Dykstra, L OBP: 0.308, SLG: 0.412 (1, 8)	G4-3		L6					F9		2B	5	1	2	1	0	0	0			
Darren Daulton, L OBP: 0.293, SLG: 0.311 Dale Murphy, R OBP: 0.303, SLG: 0.412 (10, PH)	F7			F8	G4-3			K		FC5-4 1-H	4	0	0	0	0	1	2			
Wes Chamberlain, R OBP: 0.335, SLG: 0.470 (1, 7)	BB			K				2B		FC5-4	3	0	1	0	2	2	0			
Ricky Jordan, R OBP: 0.309, SLG: 0.458 (1, 3)	G4-3			L3				K		FC5-4	5	0	1	0	0	1	4			
Charlie Hayes, R OBP: 0.229, SLG: 0.312 (1, 5)			F7		E5			F9		G6-3	5	1	0	0	0	1	3			
Randy Ready, R OBP: 0.386, SLG: 0.259 (1, 4)	F7				G5-3			FC6-4		BB	3	0	0	0	1	0	2			
Jim Lindeman, R OBP: 0.381, SLG: 0.351 John Kruk, L OBP: 0.350, SLG: 0.476 Mitch Williams, L (9, 1)	G1-3				SH1-4			K		F7	2	1	0	0	1	1	0			
Dickie Thon, R OBP: 0.278, SLG: 0.338 (1, 6)			K					P4		G6-3	4	0	1	1	0	1	1			
Jose De Jesus, R OBP: 0.182, SLG: 0.163 John Morris, L OBP: 0.306, SLG: 0.268 Dave Hollins, S OBP: 0.420, SLG: 0.642 Steve Lake, R OBP: 0.168, SLG: 0.220 (10, 2)	G1-3				SH1-4			G5-3		F9	2	0	0	0	0	0	0			
Inning Stats	R: 0 E: 0 K: 0 S: 9	H: 0 LOB: 1 BB: 1 P: 21	R: 0 E: 0 K: 0 S: 5	H: 0 LOB: 0 BB: 0 P: 9	R: 0 E: 0 K: 1 S: 13	H: 0 LOB: 0 BB: 0 P: 20	R: 0 E: 0 K: 1 S: 7	H: 1 LOB: 1 BB: 0 P: 11	R: 2 E: 1 K: 0 S: 13	H: 2 LOB: 2 BB: 1 P: 23	R: 0 E: 0 K: 1 S: 9	H: 0 LOB: 0 BB: 0 P: 7	R: 0 E: 0 K: 0 S: 9	H: 0 LOB: 1 BB: 1 P: 17	R: 1 E: 0 K: 1 S: 16	H: 2 LOB: 2 BB: 1 P: 30	1B: 4 2B: 2 3B: 0 HR: 0	SF: 0 SAC: 1 DP: 0 HBP: 0	WP: 0 PB: 0 SB: 2 CS: 0	PA: 41
PITCHER	IP	WLS	BF	H	R	ER	SO	BB	IBB	HBP	BLK	WP	HR	S	P	ERA	WHIP			
Chris Haney, L ERA: 3.24	7.0		27	3	2	0	4	2	0	0	0	0	0	62	104	0.00	0.714			
Scott Ruskin, L ERA: 2.49	0.2		3	1	0	0	1	0	0	0	0	0	0	7	13	0.00	1.500			
Barry Jones, R ERA: 3.67	1.1		5	0	0	0	1	1	0	0	0	0	0	13	23	0.00	0.750			
Jeff Fassero, L ERA: 1.8	10.1	L	6	2	1	1	1	1	0	0	0	0	0	16	30	9.00	3.000			

Philadelphia Phillies @ Montreal Expos
Olympic Stadium, Montreal, QB
Sun Aug 04 1991, 3:33 AM EDT
Att: 17,976 - Overcast - 73 F

AB 36
R 3
H 6
RBI 3
BB 4
SO 7
LOB 13



Batter	1	2	3	4	5	6	7	8	9	10	AB	R	H	RBI	BB	SO	LOB	BOTTOM				
Delino DeShields, L OBP: 0.368, SLG: 0.338 (1, 4)	1B		G6-3					F7		FC3-2	3	1	0	0	2	0	3					
Marquis Grissom, R OBP: 0.306, SLG: 0.348 (1, 8)	K				F9			F7		P3	5	0	0	0	0	2	5					
Dave Martinez, L OBP: 0.307, SLG: 0.392 (1, 9)	P6				2B			S		1B	5	0	2	1	0	1	1					
Ivan Calderon, R OBP: 0.370, SLG: 0.466 (1, 7)	1B				L3			K		F9	4	1	1	0	1	1	2					
Tim Wallach, R OBP: 0.310, SLG: 0.351 (1, 5)	G5-3				1B			G4-3		K	5	0	2	0	0	1	3					
Larry Walker, L OBP: 0.324, SLG: 0.410 (1, 3)	F7				1B			K		SH	3	0	1	1	1	1	1					
Mike Fitzgerald, R OBP: 0.213, SLG: 0.217 (1, 2)	F9				P6			G4-3		SH	3	0	0	0	0	0	3					
Spike Owen, S OBP: 0.308, SLG: 0.321 Bret Barberie, S OBP: 0.371, SLG: 0.621 (8, 6)	K2-3				K			G1-3		FC3-2	2	0	0	0	0	2	2					
Chris Haney, L OBP: 0.182, SLG: 0.163 Tom Finley, L OBP: 0.306, SLG: 0.268 Scott Ruskin, L OBP: 0.350, SLG: 0.476 Barry Jones, R OBP: 0.420, SLG: 0.642 Junior Noboa, R OBP: 0.168, SLG: 0.220 Jeff Fassero, L OBP: 0.182, SLG: 0.163 (10, 1)	F8				G4-3			F7		P4	2	0	0	0	0	0	0					
Inning Stats	R: 0 E: 0 K: 1 S: 14	H: 1 LOB: 2 BB: 1 P: 20	R: 0 E: 0 K: 1 S: 8	H: 0 LOB: 0 BB: 0 P: 10	R: 0 E: 0 K: 1 S: 6	H: 0 LOB: 0 BB: 0 P: 11	R: 1 E: 0 K: 2 S: 15	H: 2 LOB: 2 BB: 1 P: 27	R: 1 E: 0 K: 0 S: 6	H: 1 LOB: 1 BB: 0 P: 11	R: 0 E: 0 K: 0 S: 12	H: 0 LOB: 0 BB: 0 P: 19	R: 0 E: 0 K: 1 S: 9	H: 1 LOB: 1 BB: 0 P: 14	R: 0 E: 1 K: 0 S: 13	H: 0 LOB: 3 BB: 2 P: 26	R: 0 E: 0 K: 1 S: 10	H: 0 LOB: 0 BB: 0 P: 14	1B: 5 2B: 1 3B: 0 HR: 0	SF: 0 SAC: 1 DP: 1 HBP: 0	WP: 0 PB: 0 SB: 2 CS: 0	PA: 41
PITCHER	IP	WLS	BF	H	R	ER	SO	BB	IBB	HBP	BLK	WP	HR	S	P	ERA	WHIP					
Jose De Jesus, R ERA: 3.23	8.0		32	6	2	2	7	3	0	0	0	0	0	75	121	2.25	1.125					
Mitch Williams, L ERA: 2.49	2.0	W	9	0	0	0	1	1	1	0	0	0	0	23	40	0.00	0.500					

Philadelphia Phillies @ Montreal Expos
Olympic Stadium, Montreal, QB
Sun Aug 04 1991, 3:33 AM EDT
Att: 17,976 - Overcast - 73 F

AB 35
R 2
H 6
RBI 2
BB 5
SO 8
LOB 23



Batter	1	2	3	4	5	6	7	8	9	10	11	AB	R	H	RBI	BB	SO	LOB	TOP							
Chico Walker, S OBP: 0.360, SLG: 0.380	(1, 8) X 0-0 G6-3		(4, 2) X 23 BB 1B SF8		(1, 8) X 0-0 F8		(3, 8) X 0-0 L6		(4, 2) X 2-3 BB		(2, 8) X 3-1 L9	4	1	0	0	2	0	2								
Mark Grace, L OBP: 0.361, SLG: 0.387	(1, 3) X 0-0 1B		(1, 2) X 23 BB 1B		(2, 1) X 2-1 23 CS 1B			(1, 2) X 0-1 F7	(3, 8) X 0-0 F8		(3, 8) X 0-1 G4-3	6	0	3	0	0	0	4								
23 Ryne Sandberg, R OBP: 0.399, SLG: 0.505	(1, 4) C 1-3 K		(1, 2) X 1-2 2-3 BB		(2, 6) X 3-3 K			(1, 2) X 0-1 L5-4 1B		(1, 2) X 1-2 G3		4	0	1	0	1	2	2								
Andre Dawson, R OBP: 0.317, SLG: 0.497	(1, 9) B 2-3 K		(1, 2) X 3-0 SF8		(1, 1) X 1-1 1B			(1, 2) X 4-0 1B		(1, 2) X 1-2 BB		(1, 2) X 1-1 F7	3	0	1	1	1	1								
George Bell, R OBP: 0.328, SLG: 0.481		(1, 7) X 1-0 1B	(1, 3) X 1-1 P3		(1, 1) X 2-0 P3			(1, 2) X 0-0 L5-4		(1, 2) X 4-1 FC6-4 BB		4	0	1	0	1	0	5								
Luis Salazar, R OBP: 0.330, SLG: 0.482	(1, 5) C 0-2 2B		(1, 2) X 2-0 F9		(1, 2) X 2-0 P4			(1, 3) X 1-3 K		(1, 2) X 2-2 FC6-4		4	0	1	0	0	1	1								
Jose Vizcaino, S OBP: 0.292, SLG: 0.318	(9, 5) S 0-0 1B											1	0	0	0	0	0	1								
Shawon Dunston, R OBP: 0.267, SLG: 0.367	(1, 6) C 1-1 F9		(1, 1) X 0-1 1B		(1, 3) X 2-1 F9			(1, 2) X 1-2 WP 2B 1B			(1, 4) X 4-1 S BB	4	1	2	0	1	0	2								
Rick Wilkins, L OBP: 0.313, SLG: 0.390	(1, 2) B 2-3 K		(1, 1) X 2-3 K		(1, 2) X 0-0 G3			(1, 2) X 1-2 P6		(1, 2) X 3-2 HBP		4	0	0	0	0	2	3								
Rick Sutcliffe, L OBP: 0.154, SLG: 0.154	(1, 1) B 0-0 F8		(1, 2) X 3-2 F8		(1, 3) X 0-3 K			(1, 2) X 1-2 S 2B			(1, 3) X 0-1 P3	1	0	0	0	0	0	0								
Steve Wilson, L OBP: 0.154, SLG: 0.154	(3, 1) B 0-0 F8											1	0	0	0	0	0	1								
Doug DeCrombie, S OBP: 0.154, SLG: 0.154	(7, 1) B 0-0 F8											1	0	0	0	0	0	0								
Chuck McEroy, L OBP: 0.233, SLG: 0.300	(7, 1) B 0-0 F8											1	0	0	0	0	0	0								
Dwight Gooden, L OBP: 0.174, SLG: 0.199	(8, 1) B 0-0 F8											1	0	0	0	0	0	0								
Paul Assamacher, L OBP: 0.099, SLG: 0.099	(8, 1) B 0-0 F8											1	0	0	0	0	0	0								
Jerome Walton, R OBP: 0.083, SLG: 0.343	(11, 1) B 0-0 F8											1	0	0	0	0	0	2								
Les Lancaster, R OBP: 0.195, SLG: 0.289	(11, 1) B 0-0 F8											1	0	0	0	0	0	0								
Inning Stats	R: 0 E: 0 K: 2 S: 8	H: 1 LOB: 1 BB: 0 P: 11	R: 0 E: 0 K: 1 S: 9	H: 2 LOB: 1 BB: 0 P: 13	R: 1 E: 0 K: 2 S: 14	H: 1 LOB: 2 BB: 2 P: 26	R: 0 E: 0 K: 2 S: 9	H: 1 LOB: 1 BB: 0 P: 13	R: 0 E: 0 K: 0 S: 6	H: 0 LOB: 0 BB: 0 P: 6	R: 0 E: 0 K: 0 S: 6	H: 1 LOB: 1 BB: 1 P: 11	R: 1 E: 0 K: 1 S: 15	H: 2 LOB: 2 BB: 1 P: 25	R: 0 E: 0 K: 0 S: 9	H: 0 LOB: 1 BB: 1 P: 17	R: 0 E: 0 K: 0 S: 9	H: 0 LOB: 2 BB: 1 P: 19	1B: 8 2B: 4 3B: 0 HR: 0	SF: 1 SAC: 0 DP: 2 HBP: 1	WP: 1 PB: 0 SB: 3 CS: 1	PA: 47				
PITCHER	IP ERA WLS BF H R ER SO BB IBB HBP BLK WP HR S P ERA WHIP	7.1 2.65 0.2 1 0 0 0 0 0 0 0 0 0 0 0 1 1 0.00 0.000	8 31 0 0 0 0 0 0 0 0 0 0 0 0 0 14 24 13.50 4.500	3 103 0 1 1 0 0 0 0 0 0 0 0 0 0 10 18 0.00 0.750	3 103 0 1 1 0 0 0 0 0 0 0 0 0 0 9 19 0.00 1.000																					
Bruce Ruffin, L ERA: 2.65	(1, 1)																									
Mike Hartley, R ERA: 4.3	(8, 1)																									
Joe Boever, R ERA: 3.91	(9, 1)																									
Wally Ritchie, L ERA: 2.96	(9, 1)																									
Mitch Williams, L ERA: 2.44	(11, 1)																									
Batter	1	2	3	4	5	6	7	8	9	10	11	AB	R	H	RBI	BB	SO	LOB	BOTTOM							
Lenny Dykstra, L OBP: 0.396, SLG: 0.423	(1, 8) B 3-2 L4	(1, 0) X 1-0 F8		(1, 2) X 0-0 F9			(1, 3) X 3-2 P8				(1, 4) X 4-1 1B HR BB	5	2	1	1	1	0	2								
Darren Daulton, L OBP: 0.299, SLG: 0.313	(1, 2) B 4-2 G5-3 1B BB	(1, 1) X 3-1 1SAFE 1B	(1, 2) X 1-2 2-3 1B		(1, 2) X 1-2 F9		(1, 3) X 1-3 K		(1, 3) X 2-3 K		(1, 3) X 0-0 1B HR IBB	5	1	2	0	1	2	0								
Wes Chamberlain, R OBP: 0.341, SLG: 0.485	(1, 7) F 0-1 G5-3 1B		(1, 3) X 3-3 K		(1, 3) X 0-1 L8		(1, 4) X 4-1 BB BB		(1, 4) X 4-1 BB		(1, 3) X 1-3 K	4	0	1	0	2	2	5								
John Kruk, L OBP: 0.353, SLG: 0.473	(1, 3) B 2-2 G5-3 1B	(1, 3) X 2-3 K		(1, 2) X 2-2 G5-4-3 1B		(1, 2) X 4-2 BB BB		(1, 2) X 4-2 BB BB		(1, 1) X 1-1 F8		4	1	1	0	2	1	6								
Dale Murphy, R OBP: 0.306, SLG: 0.423	(1, 9) F 4-2 BB		(1, 3) X 3-1 2B		(1, 1) X 1SAFE 1SAFE G5-4-3 1-2		(1, 3) X 3-3 K		(1, 3) X 0-0 P6		(1, 1) X 1-1 HR IBB	5	1	2	4	1	1	4								
Charlie Hayes, R OBP: 0.228, SLG: 0.310	(1, 5) B 2-0 G6-3		(1, 2) X 2-2 G6-3		(1, 3) X 2-1 G4-3			(1, 3) X 3-3 K			(1, 2) X 2-1 G3 SH3 1B	5	0	1	0	0	1	4								
Mickey Morandini, L OBP: 0.305, SLG: 0.304	(1, 4) C 0-1 2B		(1, 2) X 1-2 P4		(1, 2) X 1-2 G3			(1, 2) X 3-2 G4-3			(1, 0) X 1-0 SH3	3	1	1	0	0	0	1								
Randy Ready, R OBP: 0.304, SLG: 0.257	(8, 1) B (9, 4) B 0-0 1B										(1, 2) X 1-2 1B	1	0	0	0	0	0	0								
Dickie Thon, R OBP: 0.283, SLG: 0.343	(1, 6) B 1SAFE 1SAFE 1B		(1, 4) X 0-0 1B 2B		(1, 2) X 3-2 L7			(1, 1) X 1-1 1B			(1, 2) X 2-3 G3	4	0	2	1	1	0	1								
Bruce Ruffin, S ERA: 6.64	(1, 1)		(1, 4) X 4-2 1B 2B		(1, 3) X 2-3 K			(1, 1) X 1-1 G4-3			(1, 3) X 1-1 F8	2	0	0	0	1	2	2								
Steve Wilson, L ERA: 2.7	(3, 1)											0	0	0	0	0	0	0								
Chuck McEroy, L ERA: 1.6	(7, 1)											0	0	0	0	0	0	0								
Paul Assamacher, L ERA: 3.46	(9, 1)											0	0	0	0	0	0	0								
Dave Hollins, S ERA: 3.46	(10, 1)											0	0	0	0	0	0	0								
Mitch Williams, L ERA: 4.15	(11, 1)											0	0	0	0	0	0	0								
Inning Stats	R: 0 E: 0 K: 0 S: 14	H: 1 LOB: 3 BB: 2 P: 29	R: 1 E: 0 K: 2 S: 16	H: 3 LOB: 3 BB: 1 P: 29	R: 0 E: 0 K: 1 S: 11	H: 1 LOB: 2 BB: 1 P: 22	R: 0 E: 0 K: 0 S: 6	H: 0 LOB: 0 BB: 0 P: 7	R: 0 E: 0 K: 0 S: 7	H: 0 LOB: 0 BB: 2 P: 12	R: 0 E: 0 K: 1 S: 10	H: 0 LOB: 2 BB: 2 P: 16	R: 0 E: 0 K: 2 S: 13	H: 0 LOB: 0 BB: 2 P: 28	R: 0 E: 0 K: 1 S: 12	H: 1 LOB: 1 BB: 0 P: 20	R: 1 E: 0 K: 1 S: 8	H: 1 LOB: 1 BB: 1 P: 15	R: 0 E: 0 K: 0 S: 7	H: 1 LOB: 1 BB: 0 P: 11	R: 4 E: 0 K: 1 S: 7	H: 2 LOB: 0 BB: 2 P: 17	1B: 7 2B: 2 3B: 0 HR: 2	SF: 0 SAC: 1 DP: 1 HBP: 0	WP: 0 PB: 0 SB: 0 CS: 0	PA: 50
PITCHER	IP ERA WLS BF H R ER SO BB IBB HBP BLK WP HR S P ERA WHIP	4.0 2.7 2.0 9 2 1 0 3 2 0 0 0 0 0 1 15 26 4.50 1.500	2.0 14 2 1 0 0 2 0 0 0 0 0 0 0 0 34 57 0.00 0.500	2.0 9 1 0 0 0 3 2 0 0 0 0 0 0 25 48 0.00 1.500	2.0 9 2 1 1 1 1 1 0 0 0 0 0 0 15 26 4.50 1.500	0.1 L 5 2 4 4 1 1 1 0 0 0 0 0 1 7 17 108.00 9.000																				

Chicago Cubs @ Philadelphia Phillies
Veterans Stadium, Philadelphia, PA
Tue Aug 06 1991, 7:05 PM EDT
Att: 26,562 - Cloudy - 81 F

AB	39
R	2
H	10
RBI	2
BB	6
SO	7
LOB	24



Chicago Cubs @ Philadelphia Phillies
Veterans Stadium, Philadelphia, PA
Tue Aug 06 1991, 7:05 PM EDT
Att: 26,562 - Cloudy - 81 F

AB	40
R	6
H	11
RBI	6
BB	9
SO	9
LOB	27



Batter	1	2	3	4	5	6	7	8	9	AB	R	H	RBI	BB	SO	LOB	TOP			
Chico Walker, S OBP: 0.347, SLG: 0.364 (1, 5)	P3		B5-3		F7		F7			4	0	0	0	0	0	1	Chicago Cubs @ Philadelphia Phillies Veterans Stadium, Philadelphia, PA Thu Aug 08 1991, 3:33 AM EDT Att: 32,232 - Cloudy - 85 F			
Ced Landrum, L OBP: 0.273, SLG: 0.256 (1, 8)	G3				G6-3		G6-3			4	0	1	1	0	0	0				
Steve Wilson, L (7, 1)										0	0	0	0	0	0	0				
Mark Grace, L OBP: 0.357, SLG: 0.397 (1, 3)	G1-3		L6					K		4	0	1	0	0	1	1				
23 Ryne Sandberg, R OBP: 0.396, SLG: 0.508 Luis Salazar, R OBP: 0.335, SLG: 0.503 (5, 5)		K			F9					3	0	1	0	0	1	0				
George Bell, R OBP: 0.329, SLG: 0.479 Jerome Walton, R OBP: 0.281, SLG: 0.340 (5, 8)	P4				G6-3		P4			3	0	0	0	0	0	2				
Dwight Smith, L OBP: 0.279, SLG: 0.381 (1, 9)										3	0	1	0	1	1	1				
Rick Wilkins, L OBP: 0.311, SLG: 0.383 (1, 2)	G1-3									3	0	0	0	1	0	1				
Jose Vizcaino, S OBP: 0.299, SLG: 0.318 (1, 6)										3	1	1	0	1	0	0				
Danny Jackson, R OBP: 0.143, SLG: 0.143 Andre Dawson, R OBP: 0.315, SLG: 0.492 Heathcliff Slocumb, R Doug Descenzo, S OBP: 0.310, SLG: 0.301 (7, 7)										0	0	0	0	0	0	0				
Inning Stats	R: 0 E: 0 K: 0 S: 6	H: 0 LOB: 0 BB: 0 P: 7	R: 0 E: 0 K: 1 S: 10	H: 1 LOB: 1 BB: 0 P: 15	R: 1 E: 0 K: 0 S: 9	H: 1 LOB: 1 BB: 1 P: 19	R: 0 E: 0 K: 0 S: 16	H: 1 LOB: 3 BB: 2 P: 30	R: 0 E: 0 K: 0 S: 13	H: 2 LOB: 2 BB: 0 P: 21	R: 0 E: 0 K: 0 S: 4	H: 0 LOB: 0 BB: 0 P: 4	R: 0 E: 0 K: 2 S: 12	H: 1 LOB: 1 BB: 0 P: 20	R: 0 E: 0 K: 1 S: 5	H: 0 LOB: 0 BB: 0 P: 8	1B: 5 2B: 1 3B: 0 HR: 0	SF: 0 SAC: 1 DP: 0 HBP: 0	WP: 0 PB: 0 SB: 1 CS: 0	PA: 36
PITCHER	IP WLS BF H R ER SO BB IBB HBP BLK WP HR S P ERA WHIP																			
Danny Cox, R ERA: 4.28	(1, 1)	7.0 W 29 5 1 1 1 3 0 0 0 0 0 0 61 100 1.29 1.143																		
Steve Searcy, L ERA: 8.14	(8, 1)	2.0 7 1 0 0 3 0 0 0 0 0 0 0 17 28 0.00 0.500																		

AB	32
R	1
H	6
RBI	1
BB	3
SO	4
LOB	10



Batter	1	2	3	4	5	6	7	8	9	AB	R	H	RBI	BB	SO	LOB	BOTTOM			
Lenny Dykstra, L OBP: 0.406, SLG: 0.429 John Morris, L OBP: 0.304, SLG: 0.265 (5, FR)	G4-3									2	2	1	0	2	0	0	Chicago Cubs @ Philadelphia Phillies Veterans Stadium, Philadelphia, PA Thu Aug 08 1991, 3:33 AM EDT Att: 32,232 - Cloudy - 85 F			
Randy Ready, R OBP: 0.374, SLG: 0.259 Steve Searcy, L (8, 1)										1	2	0	1	3	0	0				
Wes Chamberlain, R OBP: 0.343, SLG: 0.470 (1, 7)	F8									5	1	1	0	0	1	5				
Ricky Jordan, R OBP: 0.313, SLG: 0.457 (1, 3)	FC6-4									4	3	2	1	1	0	3				
Charlie Hayes, R OBP: 0.231, SLG: 0.313 (1, 5)										5	1	2	4	0	1	3				
Jim Lindeman, R OBP: 0.393, SLG: 0.372 (1, 9)										4	1	2	1	1	0	2				
Dickie Thon, R OBP: 0.286, SLG: 0.347 (1, 6)	F8									5	0	3	2	0	0	3				
Steve Lake, R OBP: 0.189, SLG: 0.219 (1, 2)										5	0	1	1	0	2	4				
Danny Cox, R OBP: 0.125, SLG: 0.045 Wally Backman, S OBP: 0.333, SLG: 0.311 (7, PH)	G3									3	1	0	0	0	1	2				
Inning Stats	R: 2 E: 0 K: 0 S: 12	H: 1 LOB: 2 BB: 3 P: 28	R: 0 E: 0 K: 0 S: 5	H: 0 LOB: 0 BB: 0 P: 6	R: 3 E: 0 K: 1 S: 16	H: 4 LOB: 2 BB: 1 P: 20	R: 4 E: 0 K: 2 S: 19	H: 2 LOB: 1 BB: 3 P: 42	R: 1 E: 1 K: 0 S: 11	H: 1 LOB: 1 BB: 0 P: 17	R: 0 E: 0 K: 0 S: 8	H: 1 LOB: 1 BB: 0 P: 15	R: 0 E: 0 K: 0 S: 6	H: 0 LOB: 0 BB: 0 P: 12	R: 1 E: 0 K: 2 S: 19	H: 3 LOB: 2 BB: 0 P: 25		1B: 9 2B: 3 3B: 0 HR: 0	SF: 1 SAC: 0 DP: 0 HBP: 0	WP: 0 PB: 1 SB: 4 CS: 0
PITCHER	IP WLS BF H R ER SO BB IBB HBP BLK WP HR S P ERA WHIP																			
Danny Jackson, L ERA: 6.18	(1, 1)	3.0 L 18 5 5 4 1 4 0 0 0 0 0 0 33 54 12.00 3.000																		
Heathcliff Slocumb, R ERA: 3.72	(4, 1)	3.0 17 4 5 4 2 2 1 0 0 0 0 0 38 74 12.00 2.000																		
Steve Wilson, L ERA: 3.0	(7, 1)	2.0 9 3 1 1 2 0 0 0 0 0 0 0 25 37 4.50 1.500																		

AB	36
R	11
H	12
RBI	10
BB	7
SO	5
LOB	22



Batter	1	2	3	4	5	6	7	8	9	AB	R	H	RBI	BB	SO	LOB	TOP										
Delino DeShields, L OBP: 0.372, SLG: 0.340 (1, 4)	F8		1B BB		F9 1B 1B		F7	G4-3 BB		3	1	1	1	2	0	0	Montreal Expos @ Philadelphia Phillies Veterans Stadium, Philadelphia, PA Fri Aug 09 1991, 7:05 PM EDT Att: 13,297 - Cloudy - 76 F										
Dave Martinez, L OBP: 0.306, SLG: 0.388 Jeff Fassero, L (8, 1)	F8		FC6-4 1B		1B 1B		E6 2B	G4-3 1-2f		5	1	2	0	0	0	3											
Ivan Calderon, R OBP: 0.365, SLG: 0.462 (1, 7)	G6-3		FC6-4 1-2f		F9 2-3		1B 2B		1-3	5	1	1	1	0	1	5											
Tim Wallach, R OBP: 0.309, SLG: 0.356 (1, 5)		K			F8 1-3 3-H 1B		2-1 2H 1B		2-2	5	0	3	2	0	1	0											
Larry Walker, L OBP: 0.331, SLG: 0.426 (8, 8)		K			G6-3 1B		F7		0-2	4	0	1	0	0	1	3											
Ron Hassey, L OBP: 0.311, SLG: 0.346 Marquis Grissom, R OBP: 0.304, SLG: 0.347 Gilberto Reyes, R OBP: 0.275, SLG: 0.255 (8, 2)	G4-3				G6-3 1-2		G3-6-3 1B	G4-3	2-3	3	0	1	0	0	0	1											
Bret Barberie, S OBP: 0.404, SLG: 0.553 (1, 6)			FC4-6 BB		K		K	1B BB 1B	2-1	3	1	1	0	2	1	3											
Tom Foley, L OBP: 0.286, SLG: 0.304 Spike Owen, S OBP: 0.310, SLG: 0.323 David Wainhouse, L Eric Bullock, L OBP: 0.328, SLG: 0.373 (8, 9)			FC4-6 1B SH1-4 1-2f		K		G3-6-3 1-2f	BB BB 1B	1-1 SAFE	3	0	0	0	0	1	4											
Brian Barnes, L OBP: 0.289, SLG: 0.115 Mel Rojas, R Scott Ruskin, R Barry Jones, R Andres Galarraga, R OBP: 0.336, SLG: 0.323 (8, 3)			SH1-4		B5-3		K	BB 1-2	4-0 SAFE	2	0	0	0	0	0	0											
Inning Stats	R: 0 E: 0 K: 0 S: 8	H: 0 LOB: 0 BB: 0 P: 13	R: 0 E: 0 K: 2 S: 11	H: 0 LOB: 0 BB: 0 P: 17	R: 0 E: 0 K: 0 S: 9	H: 1 LOB: 3 BB: 2 P: 20	R: 0 E: 0 K: 1 S: 13	H: 1 LOB: 2 BB: 1 P: 22	R: 1 E: 0 K: 0 S: 16	H: 3 LOB: 2 BB: 0 P: 19	R: 0 E: 0 K: 1 S: 8	H: 1 LOB: 0 BB: 0 P: 12	R: 2 E: 1 K: 1 S: 17	H: 2 LOB: 1 BB: 0 P: 26	R: 1 E: 0 K: 0 S: 13	H: 2 LOB: 2 BB: 2 P: 27		R: 0 E: 0 K: 2 S: 12	H: 1 LOB: 2 BB: 0 P: 21	1B: 9 2B: 2 3B: 0 HR: 0	SF: 0 SAC: 1 DP: 2 HBP: 1	WP: 0 PB: 0 SB: 0 CS: 0	PA: 43				
PITCHER	IP	WLS	BF	H	R	ER	SO	BB	IBB	HBP	BLK	WP	HR	S	P	ERA	WHIP										
Tommy Greene, R ERA: 2.75 Wally Ritchie, L ERA: 3.29 Mitch Williams, L ERA: 2.32	(1, 1)	7.0	32	8	3	1	5	3	0	0	0	0	0	82	129	1.29	1.571										
	(8, 1)	0.1	3	2	1	1	0	0	0	0	0	0	0	7	13	27.00	6.000										
	(8, 1)	1.2	W	8	1	0	0	2	0	1	0	0	0	18	35	0.00	1.800										

AB	36
R	4
H	11
RBI	4
BB	5
SO	7
LOB	21



Batter	1	2	3	4	5	6	7	8	9	AB	R	H	RBI	BB	SO	LOB	BOTTOM										
Lenny Dykstra, L OBP: 0.410, SLG: 0.424 (1, 8)	G3		G3-6 BB		S BB		2B BB	K		2	1	0	0	3	1	3	Montreal Expos @ Philadelphia Phillies Veterans Stadium, Philadelphia, PA Fri Aug 09 1991, 7:05 PM EDT Att: 13,297 - Cloudy - 76 F										
Darren Daulton, L OBP: 0.299, SLG: 0.316 Ricky Jordan, R OBP: 0.316, SLG: 0.463 Steve Lake, R OBP: 0.189, SLG: 0.219 (8, 2)	K		G3-6 1-2f		P6 1-2		2B		1-1 SAFE	3	0	0	0	0	1	2											
Wes Chamberlain, R OBP: 0.335, SLG: 0.459 (1, 7)	P4				G6-3		P4 G6-3		0-0 SAFE	4	0	0	0	0	0	1											
John Kruk, L OBP: 0.355, SLG: 0.478 (1, 3)		F8			FC6-4 1B		F8	E 1B SF7 BB	4-1 SAFE	3	1	1	0	1	0	0											
Dale Murphy, R OBP: 0.305, SLG: 0.425 (1, 9)		BB BB			F9		G6-3	K	2-3	3	0	0	0	1	1	2											
Charlie Hayes, R OBP: 0.234, SLG: 0.319 (1, 5)		K			FC6-4 1-2f		G4-3 2B	E8 BB 1B	0-0 SAFE	4	1	2	0	0	1	2											
Randy Ready, R OBP: 0.378, SLG: 0.254 (1, 4)		FC5 BB			G6-3		F7	BB BB	4-0 SAFE	2	0	0	0	2	0	1											
Dickie Thon, R OBP: 0.285, SLG: 0.347 (1, 6)		FC5 1-2f			G5-3		G4-3 2B 1B	SF7	0-1 SAFE	3	1	1	1	0	0	2											
Tommy Greene, R OBP: 0.300, SLG: 0.396 Dave Hollins, S OBP: 0.405, SLG: 0.614 Wally Ritchie, L Mitch Williams, L (8, 1)		F9			HR		G4-3	BB	4-0 SAFE	2	1	1	1	0	0	0											
Inning Stats	R: 0 E: 0 K: 1 S: 8	H: 0 LOB: 0 BB: 0 P: 12	R: 0 E: 0 K: 1 S: 14	H: 0 LOB: 2 BB: 2 P: 25	R: 0 E: 0 K: 0 S: 7	H: 0 LOB: 0 BB: 1 P: 16	R: 0 E: 0 K: 0 S: 5	H: 1 LOB: 1 BB: 0 P: 12	R: 1 E: 0 K: 0 S: 9	H: 1 LOB: 1 BB: 1 P: 20	R: 0 E: 0 K: 0 S: 6	H: 0 LOB: 0 BB: 0 P: 9	R: 3 E: 0 K: 0 S: 11	H: 3 LOB: 1 BB: 1 P: 21	R: 1 E: 1 K: 2 S: 10	H: 1 LOB: 3 BB: 3 P: 26		R: 0 E: 0 K: 2 S: 12	H: 1 LOB: 2 BB: 0 P: 21	1B: 3 2B: 2 3B: 0 HR: 1	SF: 1 SAC: 0 DP: 1 HBP: 0	WP: 0 PB: 0 SB: 1 CS: 0	PA: 37				
PITCHER	IP	WLS	BF	H	R	ER	SO	BB	IBB	HBP	BLK	WP	HR	S	P	ERA	WHIP										
Brian Barnes, L ERA: 4.91 Mel Rojas, R ERA: 5.5 Scott Ruskin, L ERA: 2.64 Barry Jones, R ERA: 3.48 David Wainhouse, R ERA: 6.75	(1, 1)	6.1	25	3	2	2	2	4	0	0	0	0	0	3	5	0.00	3.000										
	(7, 1)	0.1	2	1	0	0	0	0	0	0	0	0	0	3	5	0.00	3.000										
	(7, 1)	0.0	1	0	0	0	0	1	0	0	0	0	0	4	∞	∞											
	(7, 1)	0.1	2	1	2	2	0	0	0	0	0	0	0	4	6	54.00	3.000										
	(8, 1)	0.2	L	6	1	1	1	3	0	0	0	0	0	7	21	13.50	6.000										

AB	28
R	5
H	6
RBI	5
BB	8
SO	4
LOB	15



Batter	1	2	3	4	5	6	7	8	9	AB	R	H	RBI	BB	SO	LOB	TOP										
Delino DeShields, L OBP: 0.375, SLG: 0.344 (1, 4)	4-2 CS BB		2-2 CS 1B		1-1 F7		0-1 G6-3		2-2 2B	4	0	2	0	1	0	0	Montreal Expos @ Philadelphia Phillies Veterans Stadium, Philadelphia, PA Sat Aug 10 1991, 7:05 PM EDT Att: 31,006 - Sunny - 83 F										
Dave Martinez, L OBP: 0.305, SLG: 0.384 Marquis Grissom, R OBP: 0.303, SLG: 0.346 (1, 8)	2-1 E3		0-0 F8		4-0 BB		3-2 F9		1-2 G6-3	3	0	0	0	1	0	2											
Ivan Calderon, R OBP: 0.364, SLG: 0.460 (1, 7)	3-1 F8		2-1 CS 1B		1-1 F8		3-2 G5-3			4	0	1	0	0	0	2											
Tim Wallach, R OBP: 0.309, SLG: 0.355 (1, 5)	0-2 P6		3-3 K		2-0 E 1B SF8		0-0 F9			4	1	1	0	0	1	3											
Larry Walker, L OBP: 0.336, SLG: 0.437 (1, 9)		2-2 FC4-6 2B		0-1 G4-3		1-2 E4 SF8 1B		0-2 2B		4	0	3	0	0	0	0											
Andres Galarraga, R OBP: 0.286, SLG: 0.318 (1, 3)		1-0 FC4-6 HBP		1-3 K		3-2 G5-3		0-1 F8		3	0	0	0	0	1	3											
Bret Barberie, S OBP: 0.373, SLG: 0.512 Mel Rojas, R (8, 1)		0-1 FC4-6 BB		0-0 F8		2-1 SF8		3-2 P5		3	0	0	1	0	0	3											
Mike Fitzgerald, R OBP: 0.228, SLG: 0.244 (1, 2)		4-0 G4-6-3 BB		0-0 HR		0-0 IBB		0-0 B1-3		2	1	1	1	2	0	0											
Chris Haney, L OBP: 0.100, SLG: 0.100 Ron Kestner, L OBP: 0.208, SLG: 0.343 Scott Ruskin, R Barry Jones, R Tom Foley, L OBP: 0.326, SLG: 0.304 Spike Owen, S OBP: 0.300, SLG: 0.322 (11, 1)		0-0 G4-6-3		1-1 G4-3		2-1 P5		1-1 G6-3		2	0	0	0	0	0	3											
Inning Stats	R: 0 E: 1 K: 0 S: 9	H: 0 LOB: 1 BB: 1 P: 18	R: 0 E: 0 K: 0 S: 7	H: 1 LOB: 2 BB: 1 P: 14	R: 0 E: 0 K: 1 S: 9	H: 2 LOB: 2 BB: 0 P: 16	R: 0 E: 0 K: 1 S: 6	H: 0 LOB: 0 BB: 0 P: 7	R: 1 E: 0 K: 0 S: 7	H: 1 LOB: 1 BB: 1 P: 14	R: 1 E: 1 K: 0 S: 12	H: 2 LOB: 2 BB: 1 P: 26	R: 0 E: 0 K: 0 S: 9	H: 0 LOB: 0 BB: 0 P: 15	R: 0 E: 0 K: 0 S: 9	H: 1 LOB: 1 BB: 0 P: 12		R: 0 E: 0 K: 0 S: 9	H: 1 LOB: 1 BB: 0 P: 13	1B: 4 2B: 4 3B: 0 HR: 1	SF: 1 SAC: 0 DP: 2 HBP: 1	WP: 0 PB: 0 SB: 0 CS: 3	PA: 38				
PITCHER	IP	WLS	BF	H	R	ER	SO	BB	IBB	HBP	BLK	WP	HR	S	P	ERA	WHIP										
Jose De Jesus, R ERA: 3.12 (1, 1)	7.0	W	30	6	2	1	2	3	1	1	0	0	1	59	110	1.29	1.286										
Mike Hartley, R ERA: 4.09 (8, 1)	1.0		4	1	0	0	0	0	0	0	0	0	0	9	12	0.00	1.000										
Mitch Williams, L ERA: 2.28 (9, 1)	1.0	S	4	1	0	0	0	0	0	0	0	0	0	9	13	0.00	1.000										

AB	32
R	2
H	8
RBI	2
BB	4
SO	2
LOB	19



Batter	1	2	3	4	5	6	7	8	9	AB	R	H	RBI	BB	SO	LOB	BOTTOM										
Lenny Dykstra, L OBP: 0.414, SLG: 0.441 (1, 8)	0-0 G3		4-2 G3-6-3 BB		2-1 3B		2-1 E8 1B 2B		1-3 K	4	1	2	0	1	1	3	Montreal Expos @ Philadelphia Phillies Veterans Stadium, Philadelphia, PA Sat Aug 10 1991, 7:05 PM EDT Att: 31,006 - Sunny - 83 F										
Darren Daulton, L OBP: 0.294, SLG: 0.310 (1, 2)	0-1 F9		3-2 G3-6-3 1-2F		2-0 P3		2-2 F8			4	0	0	0	0	0	3											
Wes Chamberlain, R OBP: 0.333, SLG: 0.454 (1, 7)	2-1 F8		2-2 P3		0-0 G6-3		0-1 2-H 1B			4	0	1	1	0	0	1											
John Kruk, L OBP: 0.356, SLG: 0.475 (1, 3)		4-2 FC5 1B BB		4-0 BB BB		1-0 F7		1-2 L5		2	0	0	0	2	0	1											
Dale Murphy, R OBP: 0.313, SLG: 0.425 (1, 9)		0-1 F9 FC5		4-1 BB BB		4-2 2B BB		0-3 K		2	2	1	0	2	1	0											
Charlie Hayes, R OBP: 0.236, SLG: 0.325 (1, 5)		1-0 FC5 2B		1-3 K		1-1 L6-4 1-H 2B		0-0 FC4-6 BB 1B		4	0	2	1	0	1	4											
Randy Ready, R OBP: 0.381, SLG: 0.250 (1, 4)		2-2 F9		4-2 G6-4-3 BB		0-1 L6-4		4-1 FC4-6 BB		2	0	0	0	2	0	3											
Dickie Thon, R OBP: 0.285, SLG: 0.349 (1, 6)		0-1 2B		0-1 G6-4-3		0-1 L7		0-0 FC4-6 BB		4	0	1	1	0	0	5											
Jose De Jesus, R OBP: 0.174, SLG: 0.156 Dave Hollins, S OBP: 0.412, SLG: 0.614 Mike Hartley, R Wally Backman, S OBP: 0.337, SLG: 0.311 Mitch Williams, L (9, 1)		1-3 3-H 2-3 K		1-3 K		4-0 2B E BB		4-1 BB		2	0	0	0	0	2	2											
Inning Stats	R: 0 E: 0 K: 0 S: 5	H: 0 LOB: 0 BB: 0 P: 7	R: 1 E: 0 K: 1 S: 13	H: 2 LOB: 1 BB: 1 P: 22	R: 0 E: 0 K: 1 S: 10	H: 0 LOB: 2 BB: 3 P: 23	R: 0 E: 0 K: 1 S: 7	H: 1 LOB: 1 BB: 0 P: 12	R: 1 E: 0 K: 0 S: 10	H: 1 LOB: 0 BB: 1 P: 18	R: 2 E: 1 K: 0 S: 12	H: 2 LOB: 1 BB: 1 P: 21	R: 0 E: 0 K: 2 S: 10	H: 1 LOB: 3 BB: 2 P: 19	1B: 3 2B: 4 3B: 1 HR: 0	SF: 0 SAC: 0 DP: 3 HBP: 0		WP: 0 PB: 0 SB: 0 CS: 0	PA: 37								
PITCHER	IP	WLS	BF	H	R	ER	SO	BB	IBB	HBP	BLK	WP	HR	S	P	ERA	WHIP										
Chris Haney, L ERA: 3.05 (1, 1)	5.0		21	3	1	1	3	5	0	0	0	0	0	48	85	1.80	1.600										
Scott Ruskin, L ERA: 3.13 (6, 1)	1.2	L	8	2	3	3	0	2	0	0	0	0	0	17	33	16.20	2.400										
Barry Jones, R ERA: 3.46 (7, 1)	0.1		2	1	0	0	0	0	0	0	0	0	0	5	6	0.00	3.000										
Mel Rojas, R ERA: 5.21 (8, 1)	1.0		6	1	0	0	2	2	0	0	0	0	0	10	19	0.00	3.000										

AB	28
R	4
H	7
RBI	3
BB	9
SO	5
LOB	22



Batter	1	2	3	4	5	6	7	8	9	AB	R	H	RBI	BB	SO	LOB	TOP									
Delino DeShields, L OBP: 0.374, SLG: 0.344 (1, 4)	1-2 G4-6-3 1B		2-1 G3			2-1 F8		2-2 FC4-6 S 2B		4	1	1	1	0	0	2	Montreal Expos @ Philadelphia Phillies Veterans Stadium, Philadelphia, PA Sun Aug 11 1991, 3:33 AM EDT Att: 35,274 - Sunny - 77 F AB 28 R 4 H 5 RBI 4 BB 6 SO 4 LOB 11									
Spike Owen, S OBP: 0.311, SLG: 0.328 Jeff Fassero, L (8, 1)	2-1 F7		2-3 3-H F7			2-1 HR 1B		3-1 1-H 2B		4	1	2	1	0	0	2										
Larry Walker, L OBP: 0.335, SLG: 0.445 (1, 9)	2-2 G4-6-3 1-2			2-3 K		1-0 1-H HR		1-3 K		4	1	1	2	0	2	2										
Ivan Calderon, R OBP: 0.360, SLG: 0.455 (1, 7)		1-2 G5-3		0-1 G5-3		0-1 G5-3		1-2 G3		4	0	0	0	0	0	1										
Tim Wallach, R OBP: 0.306, SLG: 0.351 (1, 5)		0-3 K		0-0 F9		0-0 P3			0-0 F7	4	0	0	0	0	1	0										
Andres Galaraga, R OBP: 0.285, SLG: 0.314 (1, 3)		0-1 L8			0-0 G6-3		4-2 L5-3 BB		2-0 F7	3	0	0	0	1	0	0										
Marquis Grissom, R OBP: 0.308, SLG: 0.350 (1, 8)			4-0 SH1-4 S BB		0-0 CS 2B		1-0 F9		4-2 S BB	2	1	1	0	2	0	1										
Gilberto Reyes, R OBP: 0.285, SLG: 0.255 Dave Martinez, L OBP: 0.304, SLG: 0.383 Mel Rojas, R (7, PH)			4-2 G3 SH1-4 BB		4-2 2B		3-1 SAFE L5-3		2-3 SAFE K	0	0	0	0	2	0	0										
Tom Foley, L OBP: 0.304, SLG: 0.304 Bret Barberie, S OBP: 0.365, SLG: 0.500 (9, PH)			1-2 BB		2-3 BB		1-2 BB		1-2 BB	1	0	0	0	0	0	1										
Chris Nabholz, L OBP: 0.111, SLG: 0.077 Mike Fitzgerald, R OBP: 0.233, SLG: 0.244 (7, 2)			0-0 SH1-4		1-1 G4-3			4-2 FC4-6 BB		1	0	0	0	0	0	1										
Inning Stats	R: 0 E: 0 K: 0 S: 8	H: 1 LOB: 0 BB: 0 P: 13	R: 0 E: 0 K: 1 S: 8	H: 0 LOB: 0 BB: 0 P: 9	R: 1 E: 0 K: 0 S: 7	H: 0 LOB: 1 BB: 2 P: 17	R: 0 E: 0 K: 1 S: 6	H: 0 LOB: 0 BB: 1 P: 8	R: 0 E: 0 K: 0 S: 8	H: 1 LOB: 1 BB: 1 P: 13	R: 2 E: 0 K: 0 S: 8	H: 2 LOB: 0 BB: 0 P: 13	R: 0 E: 0 K: 0 S: 7	H: 0 LOB: 1 BB: 1 P: 15	R: 1 E: 0 K: 1 S: 17	H: 1 LOB: 1 BB: 1 P: 27		R: 0 E: 0 K: 1 S: 7	H: 0 LOB: 1 BB: 1 P: 15	1B: 2 2B: 3 3B: 0 HR: 1	SF: 0 SAC: 1 DP: 2 HBP: 0	WP: 0 PB: 0 SB: 4 CS: 1	PA: 35			
PITCHER	IP	WLS	BF	H	R	ER	SO	BB	IBB	HBP	BLK	WP	HR	S	P	ERA		WHIP								
Bruce Ruffin, L ERA: 2.8 Joe Boever, R ERA: 3.98 Wally Ritchie, L ERA: 3.2 Mike Hartley, R ERA: 4.06 Mitch Williams, L ERA: 2.24	6.0		23	4	3	3	2	3	0	0	0	0	1	45	73	4.50		1.167								
	1.0		4	0	1	1	0	2	0	0	0	0	0	10	22	9.00		2.000								
	0.2		3	1	0	0	1	0	0	0	0	0	0	11	16	0.00		1.500								
	0.1	W	1	0	0	0	0	0	0	0	0	0	0	3	4	0.00	0.000									
	1.0	S	4	0	0	0	1	1	0	0	0	0	0	7	15	0.00	1.000									

Batter	1	2	3	4	5	6	7	8	9	AB	R	H	RBI	BB	SO	LOB	BOTTOM									
Lenny Dykstra, L OBP: 0.407, SLG: 0.432 (1, 8)	1-2 F9		1-3 K		0-3 K		3-2 G4-3			4	0	0	0	0	2	1	Montreal Expos @ Philadelphia Phillies Veterans Stadium, Philadelphia, PA Sun Aug 11 1991, 3:33 AM EDT Att: 35,274 - Sunny - 77 F AB 30 R 5 H 7 RBI 3 BB 4 SO 4 LOB 13									
Randy Ready, R OBP: 0.391, SLG: 0.269 (1, 4)	2-2 G4-3 WP 2B		0-1 1B		2-2 L6		4-2 FC6-4 BB			3	1	2	0	1	0	1										
Wes Chamberlain, R OBP: 0.332, SLG: 0.446 (1, 7)	0-0 G4-3		3-2 SAFE G6-3		4-0 FC6-4 BB		1-3 SAFE K			3	0	0	0	1	1	3										
Ricky Jordan, R OBP: 0.311, SLG: 0.456 Mike Hartley, R (8, 1) Darren Daulton, L OBP: 0.294, SLG: 0.310 (9, 2)	1-0 G2-3 3-H			0-0 F8		0-1 FC6-4 1B 2B		0-2 FC6-4 1-2		4	1	0	0	0	0	2										
Charlie Hayes, R OBP: 0.241, SLG: 0.327 (1, 5)		1-0 F9		1-0 G5-3		1-2 2B 1B		1-0 G6-3 SH1-4 WP 1B		4	2	2	0	0	0	0										
Jim Lindeman, R OBP: 0.413, SLG: 0.400 (1, 9)		2-0 1B		4-2 FC6-4 BB		1-0 1B 2B		2-1 SAFE SH1-4		2	1	2	2	1	0	0										
Dickie Thon, R OBP: 0.282, SLG: 0.345 (1, 6)		0-0 F9		1-2 FC6-4 1-2		0-0 F9		0-2 G6-3		4	0	0	0	0	0	4										
Steve Lake, R OBP: 0.193, SLG: 0.215 Dale Murphy, R OBP: 0.313, SLG: 0.424 Mitch Williams, L (9, 1)		0-0 F9			1-2 E8		4-0 1B IBB		2-3 K	2	0	0	0	1	0	1										
Bruce Ruffin, S (1, 1) Dave Hollins, S (6, PH) Joe Boever, R OBP: 0.500, SLG: 0.500 Wally Ritchie, L (8, 1) John Kruk, L OBP: 0.356, SLG: 0.475 (8, 3)			1-1 G1-3		2-2 B1-4		3-1 1-3 2-H 1B		3-H	2	0	0	0	0	0	1										
Inning Stats	R: 1 E: 0 K: 0 S: 9	H: 1 LOB: 1 BB: 0 P: 13	R: 0 E: 0 K: 0 S: 4	H: 1 LOB: 1 BB: 0 P: 7	R: 0 E: 0 K: 1 S: 10	H: 0 LOB: 1 BB: 1 P: 15	R: 0 E: 0 K: 0 S: 7	H: 0 LOB: 1 BB: 1 P: 13	R: 0 E: 0 K: 0 S: 12	H: 0 LOB: 1 BB: 0 P: 17	R: 3 E: 0 K: 0 S: 10	H: 3 LOB: 2 BB: 2 P: 23	R: 0 E: 0 K: 1 S: 16	H: 0 LOB: 1 BB: 1 P: 24	R: 1 E: 0 K: 1 S: 11	H: 1 LOB: 0 BB: 0 P: 16		1B: 5 2B: 2 3B: 0 HR: 0	SF: 0 SAC: 1 DP: 0 HBP: 0	WP: 2 PB: 0 SB: 0 CS: 0	PA: 35					
PITCHER	IP	WLS	BF	H	R	ER	SO	BB	IBB	HBP	BLK	WP	HR	S	P	ERA		WHIP								
Chris Nabholz, L ERA: 4.59 Mel Rojas, R ERA: 4.95 Jeff Fassero, L ERA: 1.98	6.0		27	6	4	4	2	2	1	0	0	0	1	52	88	6.00		1.333								
	1.0		4	0	0	0	1	1	0	0	0	0	0	16	24	0.00		1.000								
	1.0	L	4	1	1	1	1	0	0	0	0	1	0	11	16	9.00		1.000								

Batter	1	2	3	4	5	6	7	8	9	AB	R	H	RBI	BB	SO	LOB	TOP			
Delino DeShields, L OBP: 0.371, SLG: 0.340	E6 1B		G5-3		G6-3			K		4	0	0	0	0	1	0	Montreal Expos @ Philadelphia Phillies Veterans Stadium, Philadelphia, PA Mon Aug 12 1991, 7:05 PM EDT Att: 31,001 - Cloudy - 82 F			
Spike Owen, S OBP: 0.314, SLG: 0.331	G3-6-1 1B		K					K		4	1	2	0	0	2	0				
Ivan Calderon, R OBP: 0.364, SLG: 0.455	F7									2	0	1	0	2	0	2				
Tim Wallach, R OBP: 0.303, SLG: 0.348	G3-6-1		F7					L9		4	0	0	0	0	1	6				
Larry Walker, L OBP: 0.337, SLG: 0.446					F8					4	0	2	1	0	0	0				
Andres Galarraga, R OBP: 0.260, SLG: 0.308		P3			G5-3			G6-3		4	0	0	0	0	0	3				
Marquis Grissom, R OBP: 0.307, SLG: 0.349					G4-3			G5-3		4	0	1	0	0	0	0				
Gilberto Reyes, R OBP: 0.279, SLG: 0.250		F7			F7			F8		3	0	0	0	0	0	2				
Dennis Martinez, R OBP: 0.133, SLG: 0.153		F8			L1			G1-4-3		3	0	0	0	0	0	2				
Inning Stats	R: 0 E: 1 K: 0 S: 10	H: 1 LOB: 1 BB: 0 P: 13	R: 0 E: 0 K: 0 S: 12	H: 2 LOB: 2 BB: 0 P: 18	R: 0 E: 0 K: 1 S: 7	H: 0 LOB: 1 BB: 1 P: 13	R: 0 E: 0 K: 0 S: 6	H: 0 LOB: 0 BB: 0 P: 10	R: 0 E: 0 K: 1 S: 5	H: 3 LOB: 1 BB: 0 P: 24	R: 0 E: 0 K: 0 S: 7	H: 0 LOB: 1 BB: 0 P: 10	R: 0 E: 0 K: 2 S: 11	H: 0 LOB: 1 BB: 1 P: 16	R: 0 E: 0 K: 0 S: 7	H: 0 LOB: 0 BB: 0 P: 8	1B: 6 2B: 0 3B: 0 HR: 0	SF: 0 SAC: 0 DP: 2 HBP: 0	WP: 0 PB: 0 SB: 0 CS: 0	PA: 34
PITCHER Terry Mulholland, L ERA: 3.38	IP: 9.0 WLS: W BF: 34	H: 6 R: 1 ER: 1 SO: 4	BB: 2 IBB: 0 HBP: 0 BLK: 0	WP: 0 HR: 0 S: 80 P: 122	ERA: 1.00 WHIP: 0.889															

AB	32
R	1
H	6
RBI	1
BB	2
SO	4
LOB	15



Batter	1	2	3	4	5	6	7	8	9	AB	R	H	RBI	BB	SO	LOB	BOTTOM			
Lenny Dykstra, L OBP: 0.404, SLG: 0.429	G5-3		G3		F7			E9 1B		4	0	1	1	0	0	0	Montreal Expos @ Philadelphia Phillies Veterans Stadium, Philadelphia, PA Mon Aug 12 1991, 7:05 PM EDT Att: 31,001 - Cloudy - 82 F			
Darren Daulton, L OBP: 0.294, SLG: 0.306	E1 1B		G4-3					K		3	1	0	0	1	1	1				
Wes Chamberlain, R OBP: 0.325, SLG: 0.436	K		G5-3		G6-3			P2		4	0	0	0	0	1	2				
John Kruk, L OBP: 0.357, SLG: 0.472	1B BB				G4-3			G6-3		2	0	0	0	2	0	0				
Dale Murphy, R OBP: 0.312, SLG: 0.422					F8			G6-3		4	0	1	1	0	0	1				
Charlie Hayes, R OBP: 0.244, SLG: 0.335								G1-3		4	0	2	0	0	1	2				
Mickey Morandini, L OBP: 0.303, SLG: 0.296			F9					F9		3	0	0	0	1	1	2				
Dickie Thon, R OBP: 0.282, SLG: 0.345			G6-3		F9					3	1	1	0	0	0	2				
Terry Mulholland, R OBP: 0.086, SLG: 0.054					G6-3			G6-3		3	0	0	0	0	1	1				
Inning Stats	R: 1 E: 2 K: 2 S: 12	H: 1 LOB: 2 BB: 1 P: 23	R: 0 E: 0 K: 1 S: 8	H: 0 LOB: 0 BB: 0 P: 14	R: 0 E: 0 K: 0 S: 6	H: 0 LOB: 0 BB: 0 P: 11	R: 0 E: 0 K: 0 S: 9	H: 1 LOB: 2 BB: 1 P: 17	R: 0 E: 0 K: 0 S: 8	H: 0 LOB: 1 BB: 1 P: 19	R: 0 E: 0 K: 0 S: 3	H: 0 LOB: 0 BB: 0 P: 7	R: 1 E: 1 K: 1 S: 13	H: 2 LOB: 1 BB: 0 P: 17	R: 0 E: 0 K: 1 S: 9	H: 1 LOB: 2 BB: 1 P: 17	1B: 3 2B: 2 3B: 0 HR: 0	SF: 0 SAC: 0 DP: 0 HBP: 0	WP: 0 PB: 0 SB: 1 CS: 0	PA: 34
PITCHER Dennis Martinez, R ERA: 2.13	IP: 8.0 WLS: L BF: 34	H: 5 R: 2 ER: 1 SO: 5	BB: 4 IBB: 0 HBP: 0 BLK: 0	WP: 0 HR: 0 S: 68 P: 125	ERA: 1.12 WHIP: 1.125															

AB	30
R	2
H	5
RBI	2
BB	4
SO	5
LOB	11



Batter	1	2	3	4	5	6	7	8	9	AB	R	H	RBI	BB	SO	LOB	TOP			
Lenny Dykstra, L OBP: 0.406, SLG: 0.424	1-2 G6-3		4-2 E BB		0-1 G4-3		4-2 BB			2	1	0	0	2	0	0	Philadelphia Phillies @ Pittsburgh Pirates Three Rivers Stadium, Pittsburgh, PA Tue Aug 13 1991, 7:05 PM EDT Att: 22,584 - Cloudy - 84 F			
Darren Daulton, L OBP: 0.290, SLG: 0.303	2-1 G5-3		0-1 SF8		2-2 F9		0-1 G1-2-3			2	0	0	1	0	0	0				
Ricky Jordan, R OBP: 0.310, SLG: 0.454										1	0	0	0	0	0	3				
Steve Lake, R OBP: 0.193, SLG: 0.215										0	0	0	0	0	0	0				
Wes Chamberlain, R OBP: 0.328, SLG: 0.438	0-1 1B		0-1 E8 1B		2-1 F7			0-0 P4		4	0	2	0	0	0	0				
John Kruk, L OBP: 0.359, SLG: 0.473	3-1 F7		1-2 P5		0-2 FC6-4 1B			1-1 FC6-4 1B		4	0	2	0	0	0	2				
Dale Murphy, R OBP: 0.311, SLG: 0.420		3-1 G4-6-3 1B	1-0 P3		1-2 FC6-4 1B			1-2 FC6-4 1B		4	0	1	0	0	0	3				
Charlie Hayes, R OBP: 0.241, SLG: 0.331		2-2 G4-6-3 1B		1-0 F8		2-0 FC6-4		2-2 FC6-4		4	0	0	0	0	0	3				
Mickey Morandini, L OBP: 0.302, SLG: 0.295		1-0 G5-3		1-1 G1-3			1-1 BB G1-2-3 1B		0-2 G5-3	4	0	1	0	0	0	0				
Dickie Thon, R OBP: 0.285, SLG: 0.347			0-1 E5 SH SF8 1B		1-2 G6-3		1-2 BB 1B		0-1 F9	4	1	2	0	0	0	0				
Danny Cox, R OBP: 0.120, SLG: 0.043			1-0 SH 1B BB E		1-2 G4-3		2-1 F7		0-3 K	1	1	0	0	0	0	0				
Steve Searcy, L										0	0	0	0	0	0	0				
Dave Hollins, S OBP: 0.414, SLG: 0.611										1	0	0	0	0	0	2				
Wally Ritchie, L										0	0	0	0	0	0	0				
Wally Backman, S OBP: 0.335, SLG: 0.309										1	0	0	0	0	1	0				
Inning Stats	R: 0 E: 0 K: 0 S: 11	H: 1 LOB: 1 BB: 0 P: 17	R: 0 E: 0 K: 0 S: 8	H: 1 LOB: 0 BB: 0 P: 14	R: 3 E: 2 K: 0 S: 14	H: 2 LOB: 1 BB: 1 P: 21	R: 0 E: 0 K: 0 S: 7	H: 0 LOB: 0 BB: 0 P: 10	R: 0 E: 0 K: 0 S: 9	H: 1 LOB: 1 BB: 0 P: 14	R: 0 E: 0 K: 0 S: 12	H: 2 LOB: 2 BB: 1 P: 20	R: 0 E: 1 K: 0 S: 10	H: 1 LOB: 1 BB: 0 P: 14	R: 0 E: 0 K: 1 S: 8	H: 0 LOB: 0 BB: 0 P: 8	1B: 8 2B: 0 3B: 0 HR: 0	SF: 1 SAC: 1 DP: 2 HBP: 0	WP: 0 PB: 0 SB: 1 CS: 0	PA: 36
PITCHER	IP WLS BF H R ER SO	IP WLS BF H R ER SO	IP WLS BF H R ER SO	IP WLS BF H R ER SO	IP WLS BF H R ER SO	IP WLS BF H R ER SO	IP WLS BF H R ER SO	IP WLS BF H R ER SO	IP WLS BF H R ER SO	IP WLS BF H R ER SO	IP WLS BF H R ER SO	IP WLS BF H R ER SO	IP WLS BF H R ER SO	IP WLS BF H R ER SO	IP WLS BF H R ER SO	IP WLS BF H R ER SO	ERA WHIP	ERA WHIP		
Doug Drabek, R ERA: 3.28	6.1 W 27	7 3 1 0	1 0 0 0	1 0 0 0	0 0 0 0	0 0 3 7	∞ ∞	∞ ∞	0.00 0.600	0.00 0.000										
Bob Kipper, L ERA: 4.15	1.2 S 3	0 0 0 0	0 0 0 1	0 0 0 0	0 0 0 0	0 0 12 16	0.00 0.000	0.00 0.000												
Roger Mason, R ERA: 4.02	1.0 S 3	0 0 0 0	0 0 0 1	0 0 0 0	0 0 0 0	0 0 8 8	0.00 0.000	0.00 0.000												

AB	32
R	3
H	8
RBI	1
BB	2
SO	1
LOB	13



Batter	1	2	3	4	5	6	7	8	9	AB	R	H	RBI	BB	SO	LOB	BOTTOM			
Orlando Merced, S OBP: 0.385, SLG: 0.416	1-0 G1-3	0-2 E5 1B		3-1 2B G3-1 1B		3-1 G6-3		2-3 K		5	1	2	0	0	1	0	Philadelphia Phillies @ Pittsburgh Pirates Three Rivers Stadium, Pittsburgh, PA Tue Aug 13 1991, 7:05 PM EDT Att: 22,584 - Cloudy - 84 F			
Jay Bell, R OBP: 0.323, SLG: 0.424	4-2 FC6-4 BB	0-1 G4-3		2-2 G3-1 2B		2-2 F7				3	0	1	0	1	0	2				
Andy Van Slyke, L OBP: 0.351, SLG: 0.437	2-1 FC6-4 1B		0-0 G3-1	1-0 G3-1		1-2 F9				4	0	0	1	0	0	2				
Bobby Bonilla, S OBP: 0.376, SLG: 0.490	1-2 1B		1-0 1B SF7 1B		0-0 G4-3		2-2 F8			4	1	2	0	0	0	1				
Barry Bonds, L OBP: 0.401, SLG: 0.529	0-1 F8		0-0 1B	1-3 1B		3-2 P6 1B		0-0 F7		4	0	2	0	0	0	2				
Cecil Espy, S OBP: 0.217, SLG: 0.273		1-1 G1-3 SF8 2B	0-0 SF7		1-0 P6		2-1 1B			2	1	1	1	0	0	1				
John Wehner, R OBP: 0.429, SLG: 0.444					1-2 1B					1	0	1	0	0	0	0				
Don Slaught, R OBP: 0.295, SLG: 0.306		3-2 G1-3	0-0 1B		4-0 3B BB		3-3 K			3	1	1	0	1	1	2				
Jose Lind, R OBP: 0.294, SLG: 0.335		2-2 SF8	0-0 G4-3		2-1 1B			1-0 G6-3		3	0	1	2	0	0	2				
Doug Drabek, R OBP: 0.190, SLG: 0.207					2-1 P9			1-2 G4-3		3	0	1	0	0	1	1				
Bob Kipper, R										0	0	0	0	0	0	0				
Roger Mason, R										0	0	0	0	0	0	0				
Gary Redus, R OBP: 0.323, SLG: 0.374										1	0	0	0	0	0	0				
Stan Belinda, R ERA: 4.02										0	0	0	0	0	0	0				
Inning Stats	R: 0 E: 0 K: 0 S: 11	H: 1 LOB: 2 BB: 1 P: 19	R: 1 E: 1 K: 0 S: 15	H: 3 LOB: 2 BB: 0 P: 22	R: 1 E: 0 K: 0 S: 6	H: 3 LOB: 2 BB: 0 P: 7	R: 1 E: 0 K: 0 S: 9	H: 2 LOB: 1 BB: 0 P: 17	R: 1 E: 0 K: 1 S: 9	H: 2 LOB: 1 BB: 1 P: 19	R: 0 E: 0 K: 0 S: 8	H: 0 LOB: 0 BB: 0 P: 14	R: 0 E: 0 K: 1 S: 9	H: 1 LOB: 1 BB: 0 P: 16	R: 0 E: 0 K: 1 S: 7	H: 0 LOB: 0 BB: 0 P: 11	1B: 9 2B: 2 3B: 1 HR: 0	SF: 2 SAC: 0 DP: 0 HBP: 0	WP: 0 PB: 0 SB: 0 CS: 0	PA: 37
PITCHER	IP WLS BF H R ER SO	IP WLS BF H R ER SO	IP WLS BF H R ER SO	IP WLS BF H R ER SO	IP WLS BF H R ER SO	IP WLS BF H R ER SO	IP WLS BF H R ER SO	IP WLS BF H R ER SO	IP WLS BF H R ER SO	IP WLS BF H R ER SO	IP WLS BF H R ER SO	IP WLS BF H R ER SO	IP WLS BF H R ER SO	IP WLS BF H R ER SO	IP WLS BF H R ER SO	IP WLS BF H R ER SO	ERA WHIP	ERA WHIP		
Danny Cox, R ERA: 4.5	4.2 L 26	11 4 4 0	4 0 0 0	4 0 0 1	0 0 0 0	0 0 11 17	0.00 0.000	0.00 0.000												
Steve Searcy, L ERA: 7.91	1.1 4	0 0 0 0	0 0 0 1	0 0 0 0	0 0 0 0	0 0 16 27	0.00 0.500													
Wally Ritchie, L ERA: 2.96	2.0 7	1 0 0 2	0 0 0 2	0 0 0 0	0 0 0 0	0 0 16 27	0.00 0.500													



Batter	1	2	3	4	5	6	7	8	9	AB	R	H	RBI	BB	SO	LOB	TOP					
Lenny Dykstra, L (1,8) OBP: 0.408, SLG: 0.446										4	1	2	0	0	0	2	Philadelphia Phillies @ Pittsburgh Pirates Three Rivers Stadium, Pittsburgh, PA Wed Aug 14 1991, 7:05 PM EDT Att: 42,501 - Cloudy - 81 F					
Randy Ready, R (1,4) OBP: 0.397, SLG: 0.270										3	0	1	1	0	0	1						
Wes Chamberlain, R (1,7) OBP: 0.322, SLG: 0.429										4	0	0	0	0	1	2						
John Kruk, L (1,3) OBP: 0.358, SLG: 0.478										4	1	1	1	0	1	2						
Dale Murphy, R (1,9) OBP: 0.313, SLG: 0.424										4	1	2	0	0	2	0						
Charlie Hayes, R (1,5) OBP: 0.241, SLG: 0.333										4	0	1	0	0	0	2						
Darren Daulton, L (1,2) OBP: 0.286, SLG: 0.297										4	0	0	0	0	0	2						
Dickie Thon, R (1,6) OBP: 0.285, SLG: 0.349										3	0	1	1	0	0	1						
Tommy Greene, R (1,1) OBP: 0.308, SLG: 0.388										1	0	0	0	1	0	1						
Dave Hollins, S (7, PH) OBP: 0.409, SLG: 0.603										1	0	0	0	0	1	0						
Steve Searcy, L (7, 1)										0	0	0	0	0	0	0						
Mike Hartley, R (8, 1)										0	0	0	0	0	0	0						
Inning Stats	R: 2 E: 0 K: 2 S: 15	H: 2 LOB: 0 BB: 0 P: 26	R: 0 E: 0 K: 0 S: 10	H: 1 LOB: 1 BB: 0 P: 16	R: 0 E: 0 K: 1 S: 9	H: 1 LOB: 1 BB: 0 P: 12	R: 1 E: 0 K: 0 S: 13	H: 2 LOB: 2 BB: 1 P: 20	R: 0 E: 0 K: 0 S: 5	H: 1 LOB: 0 BB: 0 P: 6	R: 0 E: 0 K: 0 S: 8	H: 1 LOB: 0 BB: 0 P: 11	R: 0 E: 0 K: 1 S: 8	H: 0 LOB: 0 BB: 0 P: 15	R: 0 E: 0 K: 0 S: 5	H: 0 LOB: 0 BB: 0 P: 11	R: 0 E: 0 K: 1 S: 12	H: 0 LOB: 0 BB: 0 P: 17	1B: 2 2B: 4 3B: 2 HR: 1	SF: 1 SAC: 0 DP: 2 HBP: 0	WP: 1 PB: 0 SB: 0 CS: 0	PA: 34
PITCHER	IP WLS BF H R ER SO BB IBB HBP BLK WP HR S P ERA WHIP																					
John Smiley, L (1, 1) ERA: 3.38	6.0 W 25 8 3 3 3 1 0 0 0 0 1 1 60 91 4.50 1.500																					
Roger Mason, R (7, 1) ERA	2.0 6 0 0 0 1 0 0 0 0 0 0 0 13 26 0.00 0.000																					
Stan Belinda, R (9, 1) ERA: 3.95	1.0 S 3 0 0 0 1 0 0 0 0 0 0 0 12 17 0.00 0.000																					

Batter	1	2	3	4	5	6	7	8	9	AB	R	H	RBI	BB	SO	LOB	BOTTOM			
Orlando Merced, S (1,3) OBP: 0.387, SLG: 0.415										3	1	1	0	1	2	1	Philadelphia Phillies @ Pittsburgh Pirates Three Rivers Stadium, Pittsburgh, PA Wed Aug 14 1991, 7:05 PM EDT Att: 42,501 - Cloudy - 81 F			
Jay Bell, R (1,6) OBP: 0.325, SLG: 0.423										3	2	1	0	1	0	1				
Andy Van Slyke, L (1,8) OBP: 0.350, SLG: 0.435										4	1	1	1	0	2	1				
Bobby Bonilla, S (1,5) OBP: 0.377, SLG: 0.493										4	1	2	2	0	0	1				
Barry Bonds, L (1,7) OBP: 0.402, SLG: 0.530										3	0	1	1	1	1	1				
Gary Varsho, L (1,9) OBP: 0.321, SLG: 0.395										3	0	0	0	0	1	2				
Roger Mason, R (7, 1)										0	0	0	0	0	0	0				
Lloyd McClendon, R (8, PH) OBP: 0.391, SLG: 0.538										1	0	1	1	0	0	0				
Stan Belinda, R (9, 1)										0	0	0	0	0	0	0				
Michael LaValliere, L (1,2) OBP: 0.347, SLG: 0.356										3	0	0	0	1	1	1				
Curtis Wilkerson, S (1,4) OBP: 0.248, SLG: 0.276										2	0	0	0	0	2	0				
Jose Lind, R (7, 4) OBP: 0.296, SLG: 0.336										2	0	1	0	0	0	3				
John Smiley, L (1, 1) OBP: 0.184, SLG: 0.130										2	0	0	0	0	2	0				
John Wehner, R (7, 5) OBP: 0.423, SLG: 0.438										1	0	0	0	0	0	1				
Inning Stats	R: 0 E: 0 K: 2 S: 8	H: 0 LOB: 0 BB: 0 P: 11	R: 0 E: 0 K: 2 S: 10	H: 0 LOB: 0 BB: 0 P: 17	R: 0 E: 0 K: 3 S: 10	H: 0 LOB: 0 BB: 0 P: 14	R: 4 E: 0 K: 0 S: 10	H: 4 LOB: 0 BB: 1 P: 17	R: 0 E: 0 K: 0 S: 9	H: 1 LOB: 1 BB: 0 P: 16	R: 0 E: 0 K: 1 S: 9	H: 1 LOB: 1 BB: 0 P: 11	R: 0 E: 0 K: 1 S: 10	H: 1 LOB: 3 BB: 3 P: 25	R: 1 E: 0 K: 1 S: 10	H: 1 LOB: 3 BB: 0 P: 25	1B: 5 2B: 3 3B: 0 HR: 0	SF: 0 SAC: 0 DP: 0 HBP: 0	WP: 0 PB: 0 SB: 0 CS: 1	PA: 35
PITCHER	IP WLS BF H R ER SO BB IBB HBP BLK WP HR S P ERA WHIP																			
Tommy Greene, R (1, 1) ERA: 2.88	6.0 L 24 6 4 4 9 1 0 0 0 0 0 0 15 26 5.40 1.200																			
Steve Searcy, L (7, 1) ERA: 7.92	1.2 8 1 1 1 2 1 1 0 0 0 0 0 4 10 0.00 3.000																			
Mike Hartley, R (8, 1) ERA: 4.04	0.1 3 1 0 0 0 0 0 1 0 0 0 0 0 4 10 0.00 3.000																			

Batter	1	2	3	4	5	6	7	8	9	AB	R	H	RBI	BB	SO	LOB	TOP										
Lenny Dykstra, L OBP: 0.401, SLG: 0.436										4	0	0	0	0	1	1	Philadelphia Phillies @ Chicago Cubs Wrigley Field, Chicago, IL Fri Aug 16 1991, 3:33 AM CDT Att: 34,547 - Sunny - 86 F										
Mickey Morandini, L OBP: 0.303, SLG: 0.293										4	0	0	0	0	1	0											
Wes Chamberlain, R OBP: 0.318, SLG: 0.416										4	0	1	0	0	2	0											
John Kruk, L OBP: 0.363, SLG: 0.484										3	0	2	0	0	0	0											
Joe Boever, R OBP: 0.500, SLG: 0.500										0	0	0	0	0	0	0											
Wally Backman, S OBP: 0.331, SLG: 0.305										1	0	0	0	0	0	1											
Dale Murphy, R OBP: 0.312, SLG: 0.420										3	0	0	0	0	0	2											
John Morris, L OBP: 0.302, SLG: 0.263										1	0	0	0	0	0	1											
Charlie Hayes, R OBP: 0.236, SLG: 0.328										4	0	0	0	0	2	3											
Darren Daulton, L OBP: 0.297, SLG: 0.317										3	1	3	1	0	0	0											
Dickie Thon, R OBP: 0.287, SLG: 0.353										3	0	0	0	0	1	3											
Bruce Ruffin, S OBP: 0.309, SLG: 0.452										0	0	0	0	0	0	0											
Steve Searcy, L										2	0	0	0	0	1	1											
Ricky Jordan, R										1	0	0	0	0	1	0											
Inning Stats	R: 0 E: 0 K: 1 S: 7	H: 0 LOB: 0 BB: 0 P: 11	R: 0 E: 1 K: 1 S: 13	H: 2 LOB: 2 BB: 0 P: 21	R: 0 E: 0 K: 0 S: 4	H: 0 LOB: 0 BB: 0 P: 5	R: 0 E: 0 K: 2 S: 12	H: 1 LOB: 1 BB: 0 P: 18	R: 0 E: 0 K: 1 S: 10	H: 0 LOB: 1 BB: 0 P: 17	R: 0 E: 0 K: 2 S: 8	H: 0 LOB: 0 BB: 0 P: 11	R: 1 E: 0 K: 1 S: 8	H: 1 LOB: 0 BB: 0 P: 13	R: 0 E: 0 K: 1 S: 9	H: 0 LOB: 1 BB: 0 P: 14	R: 0 E: 0 K: 0 S: 6	H: 1 LOB: 1 BB: 0 P: 9	1B: 4 2B: 1 3B: 0 HR: 1	SF: 0 SAC: 0 DP: 0 HBP: 0	WP: 0 PB: 0 SB: 0 CS: 0	PA: 33					
PITCHER	IP	WLS	BF	H	R	ER	SO	BB	IBB	HBP	BLK	WP	HR	S	P	ERA	WHIP										
Rick Sutcliffe, R ERA: 5.17	8.0	W	29	5	1	1	9	0	0	0	0	0	1	71	110	1.12	0.625										
Les Lancaster, R ERA: 4.03	1.0		4	1	0	0	0	0	0	0	0	0	0	6	9	0.00	1.000										

Batter	1	2	3	4	5	6	7	8	9	AB	R	H	RBI	BB	SO	LOB	BOTTOM										
Jerome Walton, R OBP: 0.280, SLG: 0.345										5	2	2	1	0	0	2	Philadelphia Phillies @ Chicago Cubs Wrigley Field, Chicago, IL Fri Aug 16 1991, 3:33 AM CDT Att: 34,547 - Sunny - 86 F										
Mark Grace, L OBP: 0.370, SLG: 0.405										4	2	1	0	1	2	0											
23 Ryne Sandberg, R OBP: 0.386, SLG: 0.491										5	1	1	1	0	0	1											
Andre Dawson, R OBP: 0.310, SLG: 0.477										4	1	3	0	0	1	0											
Ced Landrum, L OBP: 0.292, SLG: 0.261										1	0	0	0	0	1	0											
George Bell, R OBP: 0.327, SLG: 0.478										4	1	2	2	0	1	1											
Doug Dasenczo, S OBP: 0.308, SLG: 0.295										0	0	0	0	0	0	0											
Luis Salazar, R OBP: 0.322, SLG: 0.495										4	1	1	3	0	0	2											
Jose Vizcaino, S										0	0	0	0	0	0	0											
Shawon Dunston, R OBP: 0.275, SLG: 0.378										3	1	1	0	1	1	0											
Joe Girardi, R OBP: 0.276, SLG: 0.200										3	0	2	1	1	0	1											
Rick Sutcliffe, L OBP: 0.111, SLG: 0.118										2	0	0	0	0	0	2											
Les Lancaster, R OBP: 0.192, SLG: 0.269										0	0	0	0	0	0	0											
Inning Stats	R: 6 E: 0 K: 0 S: 22	H: 6 LOB: 1 BB: 1 P: 38	R: 0 E: 0 K: 1 S: 11	H: 2 LOB: 0 BB: 0 P: 19	R: 0 E: 0 K: 0 S: 6	H: 0 LOB: 1 BB: 1 P: 15	R: 0 E: 0 K: 1 S: 7	H: 0 LOB: 0 BB: 0 P: 9	R: 1 E: 1 K: 1 S: 9	H: 2 LOB: 1 BB: 0 P: 14	R: 1 E: 1 K: 1 S: 10	H: 1 LOB: 1 BB: 1 P: 16	R: 0 E: 0 K: 1 S: 9	H: 1 LOB: 1 BB: 0 P: 13	R: 1 E: 0 K: 2 S: 12	H: 1 LOB: 0 BB: 0 P: 19	R: 1 E: 0 K: 2 S: 12	H: 1 LOB: 0 BB: 0 P: 19	1B: 11 2B: 0 3B: 0 HR: 2	SF: 0 SAC: 2 DP: 0 HBP: 0	WP: 0 PB: 0 SB: 0 CS: 0	PA: 40					
PITCHER	IP	WLS	BF	H	R	ER	SO	BB	IBB	HBP	BLK	WP	HR	S	P	ERA	WHIP										
Bruce Ruffin, L ERA: 3.51	0.1	L	8	6	6	6	0	1	0	0	0	0	0	19	31	162.00	21.000										
Steve Searcy, L ERA: 7.04	5.1		23	5	2	0	2	2	0	0	0	0	0	43	77	0.00	1.312										
Joe Boever, R ERA: 3.97	2.1		9	2	1	1	4	0	0	0	0	0	1	24	35	3.86	0.857										

AB 33
R 1
H 6
RBI 1
BB 0
SO 9
LOB 12



AB 35
R 9
H 13
RBI 8
BB 3
SO 6
LOB 9



Batter	1	2	3	4	5	6	7	8	9	AB	R	H	RBI	BB	SO	LOB	TOP								
Lenny Dykstra, L (1, 8) OBP: 0.397, SLG: 0.435	P8			SH4-3 2B		G4-3	F8		P5	5	0	1	0	0	0	2	Philadelphia Phillies @ Chicago Cubs Wrigley Field, Chicago, IL Sat Aug 17 1991, 3:33 AM CDT Att: 33,223 - Cloudy - 78 F								
Mickey Morandini, L (1, 4) OBP: 0.307, SLG: 0.298	G5-3			SH4-3 2-3				HR 1B		3	1	2	0	0	0	0									
Wes Chamberlain, R (1, 7) OBP: 0.316, SLG: 0.428	G4-3			G5-3		F8		HR 1-H		4	1	1	2	0	0	2									
John Kruk, L (1, 3) OBP: 0.359, SLG: 0.479			G4-3	G5-3		G3		F8		4	0	0	0	0	0	2									
Dale Murphy, R (1, 9) OBP: 0.311, SLG: 0.426	F9				G6-3			G6-3		4	1	1	1	0	0	0									
Charlie Hayes, R (1, 5) OBP: 0.235, SLG: 0.324	G4-3				F9		G6-3	F9		4	0	0	0	0	0	0									
Darren Daulton, L (1, 2) OBP: 0.304, SLG: 0.348			G4-3			HR		HR		3	2	2	2	1	0	0									
Dickie Thon, R (1, 6) OBP: 0.287, SLG: 0.352			G6-3				G5-3	F8		4	0	1	0	0	0	1									
Terry Mulholland, R (1, 1) OBP: 0.097, SLG: 0.067			F9			L1			P3	4	0	1	0	0	0	2									
Mitch Williams, L (9, 1)										0	0	0	0	0	0	0									
Inning Stats	R: 0 E: 0 K: 0 S: 8	H: 0 LOB: 0 BB: 0 P: 12	R: 0 E: 0 K: 0 S: 9	H: 0 LOB: 0 BB: 0 P: 14	R: 0 E: 0 K: 0 S: 7	H: 0 LOB: 0 BB: 0 P: 11	R: 0 E: 0 K: 0 S: 9	H: 1 LOB: 1 BB: 0 P: 13	R: 1 E: 0 K: 0 S: 8	H: 2 LOB: 1 BB: 0 P: 13	R: 0 E: 0 K: 0 S: 9	H: 1 LOB: 1 BB: 0 P: 11	R: 2 E: 0 K: 0 S: 14	H: 3 LOB: 1 BB: 0 P: 22	R: 2 E: 0 K: 0 S: 13	H: 2 LOB: 0 BB: 0 P: 15	R: 0 E: 0 K: 0 S: 4	H: 0 LOB: 1 BB: 1 P: 10	1B: 4 2B: 1 3B: 0 HR: 4	SF: 0 SAC: 1 DP: 0 HBP: 0	WP: 0 PB: 0 SB: 0 CS: 0	PA: 37			
PITCHER	IP	WLS	BF	H	R	ER	SO	BB	IBB	HBP	BLK	WP	HR	S	P	ERA	WHIP								
Mike Bielecki, R (1, 1) ERA: 3.96	7.0	L	28	7	3	3	0	0	0	0	0	0	3	64	96	3.86	1.000								
Steve Wilson, L (8, 1) ERA: 4.39	0.1		3	2	2	2	0	0	0	0	0	0	1	9	11	54.00	6.000								
Shawn Boskie, R (8, 1) ERA: 5.18	1.2		6	0	0	0	0	1	0	0	0	0	0	8	14	0.00	0.600								

Batter	1	2	3	4	5	6	7	8	9	AB	R	H	RBI	BB	SO	LOB	BOTTOM								
Jerome Walton, R (1, 8) OBP: 0.280, SLG: 0.341	G6-3								F9	3	0	0	0	1	1	2	Philadelphia Phillies @ Chicago Cubs Wrigley Field, Chicago, IL Sat Aug 17 1991, 3:33 AM CDT Att: 33,223 - Cloudy - 78 F								
Hector Villanueva, R (9, PH) OBP: 0.322, SLG: 0.446				BB					F9	1	0	0	0	0	0	2									
Mark Grace, L (1, 3) OBP: 0.397, SLG: 0.401	G4-3			L4		K		G4-3		4	0	0	0	0	1	1									
23 Ryne Sandberg, R (1, 4) OBP: 0.382, SLG: 0.486	L9				G1-3			G5-3		4	0	0	0	0	0	0									
Andre Dawson, R (1, 9) OBP: 0.309, SLG: 0.478			G6-3		K			G6-3		4	1	1	0	0	1	0									
George Bell, R (1, 7) OBP: 0.331, SLG: 0.481			FC6-4 1B		G4-3			G6-3		4	0	3	1	0	0	0									
Luis Salazar, R (1, 5) OBP: 0.321, SLG: 0.491			K				F7		G4-6-3	4	0	1	0	0	1	2									
Shawn Dunston, R (1, 6) OBP: 0.277, SLG: 0.385			FC6-4 1-2							4	1	2	0	0	0	3									
Joe Girardi, R (1, 2) OBP: 0.303, SLG: 0.214					F8			G5-3		3	0	1	1	1	0	0									
Mike Bielecki, R (1, 1) OBP: 0.105, SLG: 0.056										2	0	0	0	0	2	2									
Doug Dasenczo, S (7, PH) OBP: 0.307, SLG: 0.293										1	0	0	0	0	0	0									
Steve Wilson, L (8, 1) ERA: 3.31										0	0	0	0	0	0	0									
Shawn Boskie, R (8, 1) OBP: 0.278, SLG: 0.364										0	0	0	0	0	0	0									
Chico Walker, S (9, PH) OBP: 0.346, SLG: 0.360										0	0	0	0	1	0	0									
Inning Stats	R: 0 E: 0 K: 0 S: 6	H: 0 LOB: 0 BB: 0 P: 7	R: 0 E: 0 K: 1 S: 9	H: 1 LOB: 0 BB: 0 P: 11	R: 0 E: 0 K: 1 S: 7	H: 0 LOB: 1 BB: 1 P: 13	R: 0 E: 0 K: 1 S: 7	H: 0 LOB: 0 BB: 0 P: 10	R: 0 E: 0 K: 2 S: 12	H: 1 LOB: 2 BB: 1 P: 18	R: 1 E: 0 K: 0 S: 13	H: 3 LOB: 0 BB: 0 P: 18	R: 0 E: 0 K: 0 S: 6	H: 0 LOB: 0 BB: 0 P: 11	R: 0 E: 0 K: 0 S: 5	H: 0 LOB: 0 BB: 0 P: 5	R: 1 E: 0 K: 0 S: 13	H: 3 LOB: 2 BB: 1 P: 20	1B: 6 2B: 1 3B: 1 HR: 0	SF: 0 SAC: 0 DP: 1 HBP: 0	WP: 0 PB: 0 SB: 0 CS: 0	PA: 37			
PITCHER	IP	WLS	BF	H	R	ER	SO	BB	IBB	HBP	BLK	WP	HR	S	P	ERA	WHIP								
Terry Mulholland, L (1, 1) ERA: 3.31	8.2	W	35	8	2	2	6	2	0	0	0	0	0	73	101	2.08	1.154								
Mitch Williams, L (9, 1) ERA: 2.15	0.1	S	2	0	0	0	0	1	0	0	0	0	0	5	12	0.00	3.000								

Batter	1	2	3	4	5	6	7	8	9	AB	R	H	RBI	BB	SO	LOB	TOP					
Orlando Merced, S OBP: 0.391, SLG: 0.427	3-3 K		3-2 HR		4-2 G1-3 BB		3-2 L6	1-1 F8		4	1	1	1	1	1	1						
Jay Bell, R OBP: 0.326, SLG: 0.422	0-0 L3		1-2 P1		1-2 G1-3		1-3 K2-3		1-2 BB 1B	5	1	1	0	0	1	1						
Andy Van Slyke, L OBP: 0.354, SLG: 0.445	0-3 K		2-2 F8		2-3 K		1-2 BB 2B		2-0 F7	5	0	1	0	0	2	2						
Bobby Bonilla, S OBP: 0.392, SLG: 0.518		1-1 HR 2B		1-2 G4-3 BB 1B	0-2 G6-3		4-0 BB IBB		4-2 FC4-6 1B 1-2 BB	3	1	2	0	2	0	1						
Barry Bonds, L OBP: 0.404, SLG: 0.532		0-2 HR 2H		4-2 G4-3 BB 1-2 BB		4-1 1B SF9 BB	4-0 BB	1-2 BB	2-0 FC4-6 1B 1-2 2H	2	2	2	3	3	0	0						
Gary Varsho, L OBP: 0.317, SLG: 0.389		2-3 K		1-3 K		2-3 K	3-2 F7		1-2 FC4-6 1B 1-2 2-3	2	0	0	0	0	2	2						
John Wehner, R OBP: 0.383, SLG: 0.398										3	0	0	0	0	1	6						
Michael LaValliere, L OBP: 0.342, SLG: 0.350		1-0 G4-3		3-2 G4-3		0-2 1B			2-1 G1-3	4	0	1	0	0	0	2						
Don Slaughter, R OBP: 0.306, SLG: 0.333										1	0	0	0	0	0	2						
Jose Lind, R OBP: 0.301, SLG: 0.337		2-2 F9		4-0 IBB		0-0 SF9			2-1 1B	2	0	1	1	1	0	0						
John Smiley, L OBP: 0.173, SLG: 0.122			0-3 K	0-3 K					3-2 F8	3	0	0	0	0	3	4						
Cecil Espy, S OBP: 0.233, SLG: 0.276									1-2 F8	1	0	0	0	0	0	1						
Stan Belinda, R OBP: 0.233, SLG: 0.276										0	0	0	0	0	0	0						
Inning Stats	R: 0 E: 0 K: 2 S: 7	H: 0 LOB: 0 BB: 0 P: 10	R: 2 E: 0 K: 1 S: 13	H: 2 LOB: 0 BB: 0 P: 19	R: 1 E: 0 K: 1 S: 15	H: 1 LOB: 0 BB: 0 P: 21	R: 0 E: 0 K: 2 S: 20	H: 1 LOB: 3 BB: 2 P: 33	R: 0 E: 0 K: 1 S: 12	H: 0 LOB: 1 BB: 1 P: 19	R: 1 E: 0 K: 2 S: 11	H: 1 LOB: 1 BB: 1 P: 18	R: 0 E: 0 K: 1 S: 14	H: 1 LOB: 3 BB: 2 P: 30	R: 0 E: 0 K: 0 S: 11	H: 1 LOB: 1 BB: 0 P: 19	R: 1 E: 0 K: 0 S: 11	H: 2 LOB: 2 BB: 1 P: 22	1B: 5 2B: 2 3B: 0 HR: 2	SF: 1 SAC: 0 DP: 0 HBP: 0	WP: 0 PB: 0 SB: 1 CS: 0	PA: 43
PITCHER	IP	WLS	BF	H	R	ER	SO	BB	IBB	HBP	BLK	WP	HR	S	P	ERA	WHIP					
Tommy Greene, R ERA: 3.0	(1, 1)	6.0	27	5	4	4	9	3	1	0	0	0	2	78	120	6.00	1.333					
Wally Ritchie, L ERA: 2.59	(7, 1)	0.2	5	1	0	0	1	1	1	0	0	0	0	10	23	0.00	3.000					
Joe Boever, R ERA: 3.96	(7, 1)	0.1	1	0	0	0	0	0	0	0	0	0	0	4	7	0.00	0.000					
Mike Hartley, R ERA: 4.48	(8, 1)	1.1	7	2	1	1	0	1	0	0	0	0	0	17	32	6.75	2.250					
Steve Searcy, L ERA: 6.99	(9, 1)	0.2	W	3	1	0	0	0	0	0	0	0	0	5	9	0.00	1.500					

Pittsburgh Pirates @ Philadelphia Phillies
Veterans Stadium, Philadelphia, PA

AB 35
R 5
H 9
RBI 5
BB 7
SO 10
LOB 22



WP: 0 PA: 43
PB: 0
SB: 1
CS: 0

Tue Aug 20 1991, 7:05 PM EDT
Att: 23,336 - Cloudy - 72 F

Batter	1	2	3	4	5	6	7	8	9	AB	R	H	RBI	BB	SO	LOB	BOTTOM					
Lenny Dykstra, L OBP: 0.397, SLG: 0.443	1-1 S SF7 2B		0-1 G1-3		0-0 P4		2-2 G6-3			4	1	1	0	0	0	1						
Randy Ready, R OBP: 0.390, SLG: 0.289	4-2 S BB		2-2 F9		0-1 HR 3B			0-2 L1		3	1	1	1	1	0	0						
Wes Chamberlain, R OBP: 0.326, SLG: 0.457	2-3 K		0-0 1B		0-0 HR			1-3 K		4	1	2	2	0	2	2						
John Kruk, L OBP: 0.355, SLG: 0.474	2-2 SF7 1-2 2H		0-0 G3		3-1 G4-3			1-3 K		3	0	0	1	0	1	1						
Dale Murphy, R OBP: 0.307, SLG: 0.419	0-3 K			0-0 G6-3			1-1 G5-3		1-2 HR 1B	4	0	1	0	0	1	1						
John Morris, L OBP: 0.299, SLG: 0.261										0	1	0	0	0	0	0						
Charlie Hayes, R OBP: 0.237, SLG: 0.325			1-3 K	0-2 L3 1B		2-2 CS 1B			0-0 F9	4	0	2	0	0	1	1						
Darren Daulton, L OBP: 0.297, SLG: 0.339			1-1 G6-3	0-0 L3		3-3 K			2-2 F9	4	0	0	0	0	1	3						
Dickie Thon, R OBP: 0.294, SLG: 0.364		1-0 1B			0-0 3B 1B				1-1 HR	4	2	3	2	0	0	0						
Tommy Greene, R ERA: 2.36, SLG: 0.373	(1, 1)	7.0	28	8	4	3	5	1	0	0	0	0	0	0	0	0						
Wally Ritchie, L ERA: 2.59	(7, 1)	0.2	5	1	0	0	1	1	1	0	0	0	0	0	0	0						
Joe Boever, R ERA: 3.96	(7, 1)	0.1	1	0	0	0	0	0	0	0	0	0	0	0	0	0						
Jim Lindeman, R OBP: 0.266, SLG: 0.300	(7, PH)									1	0	0	0	0	0	0						
Mike Hartley, R ERA: 4.48	(8, 1)	1.1	7	2	1	1	0	1	0	0	0	0	0	0	0	0						
Steve Searcy, L ERA: 6.99	(9, 1)	0.2	W	3	1	0	0	0	0	0	0	0	0	0	0	0						
Inning Stats	R: 1 E: 0 K: 2 S: 18	H: 1 LOB: 1 BB: 1 P: 27	R: 0 E: 0 K: 2 S: 9	H: 1 LOB: 1 BB: 0 P: 15	R: 0 E: 0 K: 0 S: 8	H: 1 LOB: 1 BB: 0 P: 10	R: 0 E: 0 K: 0 S: 5	H: 1 LOB: 0 BB: 0 P: 5	R: 3 E: 0 K: 0 S: 9	H: 3 LOB: 0 BB: 0 P: 13	R: 0 E: 0 K: 1 S: 8	H: 1 LOB: 1 BB: 0 P: 14	R: 0 E: 0 K: 0 S: 8	H: 0 LOB: 0 BB: 0 P: 12	R: 0 E: 0 K: 2 S: 11	H: 0 LOB: 0 BB: 0 P: 13	R: 2 E: 0 K: 0 S: 11	H: 2 LOB: 1 BB: 0 P: 15	1B: 6 2B: 3 3B: 1 HR: 2	SF: 1 SAC: 0 DP: 2 HBP: 0	WP: 0 PB: 0 SB: 2 CS: 1	PA: 35
PITCHER	IP	WLS	BF	H	R	ER	SO	BB	IBB	HBP	BLK	WP	HR	S	P	ERA	WHIP					
John Smiley, L ERA: 3.4	(1, 1)	7.0	28	8	4	3	5	1	0	0	0	0	1	65	96	3.86	1.286					
Stan Belinda, R ERA: 4.09	(8, 1)	1.2	L	7	2	2	2	0	0	0	0	0	1	22	28	10.80	1.200					

Pittsburgh Pirates @ Philadelphia Phillies
Veterans Stadium, Philadelphia, PA

AB 33
R 6
H 10
RBI 6
BB 1
SO 7
LOB 11



WP: 0 PA: 35
PB: 0
SB: 2
CS: 1

Tue Aug 20 1991, 7:05 PM EDT
Att: 23,336 - Cloudy - 72 F

Batter	1	2	3	4	5	6	7	8	9	AB	R	H	RBI	BB	SO	LOB	TOP								
Orlando Merced, S OBP: 0.387, SLG: 0.421 Gary Redus, R OBP: 0.322, SLG: 0.387	1-1 B5-3	1-3 K		3-1 G3		2-0 F7		0-0 S 1B		4	0	0	0	0	1	3									
Jay Bell, R OBP: 0.323, SLG: 0.417	2-3 K		2-3 K		0-0 G5-3		2-3 K	3-3 K		5	0	0	0	0	4	1									
Andy Van Slyke, L OBP: 0.354, SLG: 0.441	4-1 WP 1B BB		4-1 BB BB		0-0 F8		1-0 G3		0-1 L6	3	0	0	0	2	0	0									
Bobby Bonilla, S OBP: 0.392, SLG: 0.515	0-0 WP 1B		0-3 K		2-2 P6		3-1 P5		4-2 BB	4	0	1	0	1	1	1									
Barry Bonds, L OBP: 0.406, SLG: 0.530	4-0 1B		4-0 BB		0-0 S FC5-4 1B			0-1 G4-3	1-3 K	3	1	1	0	2	1	1									
Michael LaValliere, L OBP: 0.340, SLG: 0.349 Don Slaught, R OBP: 0.304, SLG: 0.331	1-2 2-3 G3-1		0-3 K		2-1 F8		1-2 2B 1B		0-3 K	4	1	1	0	0	1	6									
John Wehner, R OBP: 0.398, SLG: 0.418		0-1 SH2-4 1B		2-3 K		4-2 FC5-4 BB		1-0 2B 1B		3	1	2	0	1	1	0									
Jose Lind, R OBP: 0.298, SLG: 0.333		1-0 F8		1-3 K		1-2 FC5-4 2B WP		0-0 P4		4	1	0	1	0	1	4									
Randy Tomlin, L OBP: 0.190, SLG: 0.171 Roger Mason, R OBP: 0.258, SLG: 0.333 Neal Heaton, L OBP: 0.320, SLG: 0.417 Gary Varsho, L OBP: 0.321, SLG: 0.400 Bob Kipper, R OBP: 0.304, SLG: 0.331 Bill Landrum, R	0-0 SH2-4		4-2 BB		0-0 WP 2B		1-0 1B 2B			0	0	0	0	1	0	0									
Inning Stats	R: 0 E: 0 K: 1 S: 8	H: 1 LOB: 3 BB: 2 P: 20	R: 0 E: 0 K: 1 S: 7	H: 1 LOB: 1 BB: 0 P: 9	R: 0 E: 0 K: 3 S: 11	H: 0 LOB: 2 BB: 2 P: 21	R: 0 E: 0 K: 2 S: 16	H: 0 LOB: 1 BB: 1 P: 26	R: 0 E: 0 K: 0 S: 5	H: 0 LOB: 0 BB: 0 P: 7	R: 2 E: 0 K: 0 S: 11	H: 2 LOB: 1 BB: 1 P: 20	R: 0 E: 0 K: 1 S: 6	H: 0 LOB: 0 BB: 0 P: 12	R: 3 E: 0 K: 1 S: 11	H: 4 LOB: 1 BB: 1 P: 18	R: 0 E: 0 K: 2 S: 10	H: 0 LOB: 1 BB: 1 P: 15	1B: 5 2B: 3 3B: 0 HR: 0	SF: 0 SAC: 1 DP: 0 HBP: 0	WP: 2 PB: 0 SB: 3 CS: 0	PA: 42			
PITCHER	IP	WLS	BF	H	R	ER	SO	BB	IBB	HBP	BLK	WP	HR	S	P	ERA	WHIP								
Jose De Jesus, R ERA: 3.4	7.2		36	7	5	5	8	5	1	0	0	2	0	71	126	5.87	1.565								
Mitch Williams, L ERA: 2.19	1.1	W	6	1	0	0	3	1	0	0	0	0	0	14	22	0.00	1.500								

Pittsburgh Pirates @ Philadelphia Phillies
Veterans Stadium, Philadelphia, PA
Wed Aug 21 1991, 7:05 PM EDT
Att: 35,591 - Cloudy - 79 F

AB	34
R	5
H	8
RBI	4
BB	7
SO	11
LOB	17



Batter	1	2	3	4	5	6	7	8	9	AB	R	H	RBI	BB	SO	LOB	BOTTOM								
Lenny Dykstra, L OBP: 0.401, SLG: 0.447	1-1 WP 1B G4-3		2-2 F9 2B 1B		2-3 K		0-0 F9		0-2 1B S 1B	5	2	3	0	0	1	1									
Randy Ready, R OBP: 0.391, SLG: 0.301	2-2 G4-3 WP 1B		1-1 SAFE F9		0-1 2B 2B		1-1 G6-3		1-2 G5-3	5	1	2	1	0	0	4									
Wes Chamberlain, R OBP: 0.328, SLG: 0.460	1-3 K		0-0 G5-3 2B		0-0 F7		1-0 S 1B 1B		0-1 P3	5	0	2	1	0	1	5									
John Kruk, L OBP: 0.360, SLG: 0.474	2-2 G4-3		4-1 HBP		4-0 2B IBB		1-1 1B 1B		4-0 1B IBB	2	1	1	1	2	0	1									
Dale Murphy, R OBP: 0.307, SLG: 0.420 Mitch Williams, L ERA: 2.19	2-2 G5-3		1-0 G5-3		1-1 2B		0-3 K2-3		2-2 1B	4	0	1	2	0	1	5									
Wally Backman, S OBP: 0.335, SLG: 0.310			2-3 F9		1-1 2B		2-3 1B		1-2 2B 1B	1	0	1	1	0	0	0									
Charlie Hayes, R OBP: 0.235, SLG: 0.321		2-1 G5-3		2-2 P3		0-3 K		1-2 F7		4	0	0	0	0	1	1									
Darren Daulton, L OBP: 0.297, SLG: 0.335		3-2 HBP		2-3 K		3-2 G3		1-1 F9		3	0	0	0	0	1	0									
Dickie Thon, R OBP: 0.291, SLG: 0.360		1-0 F9		1-3 K		2-1 F9		1-1 G5-3		4	0	0	0	0	1	1									
Jose De Jesus, R OBP: 0.173, SLG: 0.140 John Morris, L OBP: 0.259, SLG: 0.261 Ricky Jordan, R OBP: 0.358, SLG: 0.450 Braulio Castillo, R OBP: 0.500, SLG: 0.333 Bill Landrum, R		1-3 K		4-2 WP 2B BB		1-3 K			0-0 1B 2B	2	1	0	0	1	2	1									
Inning Stats	R: 1 E: 0 K: 1 S: 14	H: 2 LOB: 1 BB: 0 P: 22	R: 0 E: 0 K: 1 S: 8	H: 0 LOB: 0 BB: 0 P: 15	R: 1 E: 0 K: 0 S: 9	H: 2 LOB: 1 BB: 0 P: 18	R: 0 E: 0 K: 2 S: 11	H: 0 LOB: 0 BB: 0 P: 16	R: 3 E: 0 K: 2 S: 15	H: 2 LOB: 1 BB: 2 P: 26	R: 0 E: 0 K: 1 S: 9	H: 0 LOB: 0 BB: 0 P: 15	R: 0 E: 0 K: 1 S: 9	H: 2 LOB: 2 BB: 0 P: 12	R: 0 E: 0 K: 0 S: 7	H: 0 LOB: 0 BB: 0 P: 10	R: 1 E: 0 K: 0 S: 12	H: 3 LOB: 3 BB: 1 P: 19	1B: 7 2B: 4 3B: 0 HR: 0	SF: 0 SAC: 0 DP: 1 HBP: 2	WP: 2 PB: 0 SB: 3 CS: 0	PA: 41			
PITCHER	IP	WLS	BF	H	R	ER	SO	BB	IBB	HBP	BLK	WP	HR	S	P	ERA	WHIP								
Randy Tomlin, L ERA: 2.56	4.1		20	5	4	4	5	1	0	2	0	2	0	50	85	8.31	1.385								
Roger Mason, R ERA: 1.5	0.2		4	1	1	1	1	0	1	0	0	0	0	7	12	13.50	1.500								
Neal Heaton, L ERA: 3.6	2.0		8	2	0	0	2	0	0	0	0	0	0	18	27	0.00	1.000								
Bob Kipper, L ERA: 4.26	1.0	L	5	2	1	1	0	0	0	0	0	0	0	11	14	9.00	2.000								
Bill Landrum, R ERA: 2.61	0.2		4	1	0	0	0	0	1	0	0	0	0	8	15	0.00	1.500								

Pittsburgh Pirates @ Philadelphia Phillies
Veterans Stadium, Philadelphia, PA
Wed Aug 21 1991, 7:05 PM EDT
Att: 35,591 - Cloudy - 79 F

AB	36
R	6
H	11
RBI	6
BB	3
SO	8
LOB	19



Batter	1	2	3	4	5	6	7	8	9	AB	R	H	RBI	BB	SO	LOB	TOP		
Mickey Morandini, L (1.4)	4-1 BB		0-1 G4-1			3-2 G4-3		1-0 BB		3	0	1	0	1	0	1	Philadelphia Phillies @ Cincinnati Reds Riverfront Stadium, Cincinnati, OH Tue Aug 27 1991, 7:05 PM EDT Att: 17,787 - Cloudy - 83 F		
Dickie Thon, R (1.6)	1-0 F8		0-2 P6			0-0 G4-3		0-0 P4		4	0	0	0	0	0	4			
Wes Chamberlain, R (1.7)	2-2 G5-3			1-0 G3-6-3 1B			0-0 B5-3		4-2 1B BB	3	1	1	0	1	0	1			
John Kruk, L (1.3)	2-2 G4-3			0-0 G3-6-3 1-2			0-1 F7		1-2 G3-1 1B	4	0	1	0	0	0	2			
Dale Murphy, R (1.9)		3-0 G6-3		3-1 G6-3			1-1 HR		0-3 K	4	1	1	1	0	1	2			
Darren Daulton, L (1.2)		2-2 P6			2-1 G4-3		0-1 P4		3-2 G3-1 1B	4	0	1	1	0	0	0			
Charlie Hayes, R (1.5)		3-2 G6-3			0-1 G5-3			3-2 1B 1B	0-1 G3-1	4	0	1	0	0	0	2			
Braulio Castillo, R (1.8)			1-2 G4-1 SH3-4 1B		1-0 P4			3-2 F8	2-0 L6	3	0	1	0	0	0	1			
Wally Backman, S (9. PH)								0-1 F9		1	0	0	0	0	0	2			
Bruce Ruffin, S (1.1)			2-0 SH3-4				1-3 K		1-2 F9	1	0	0	0	0	1	0			
Ricky Jordan, R (8. PH)										1	0	0	0	0	0	1			
Wally Ritchie, L (8.1)										0	0	0	0	0	0	0			
Inning Stats	R: 0 E: 0 K: 0 S: 8	H: 0 LOB: 1 BB: 1 P: 17	R: 0 E: 0 K: 0 S: 8	H: 0 LOB: 0 BB: 0 P: 16	R: 0 E: 0 K: 0 S: 9	H: 1 LOB: 1 BB: 0 P: 12	R: 0 E: 0 K: 0 S: 4	H: 1 LOB: 0 BB: 0 P: 8	R: 0 E: 0 K: 1 S: 8	H: 0 LOB: 0 BB: 0 P: 12	R: 1 E: 0 K: 0 S: 7	H: 1 LOB: 0 BB: 0 P: 8	R: 0 E: 0 K: 0 S: 11	H: 2 LOB: 2 BB: 0 P: 19	R: 1 E: 0 K: 1 S: 18	H: 2 LOB: 2 BB: 1 P: 28	1B: 6 2B: 0 3B: 0 HR: 1	SF: 0 SAC: 1 DP: 1 HBP: 0	WP: 0 PA: 35 PB: 0 SB: 1 CS: 0
PITCHER	IP WLS BF H R ER SO BB IBB HBP BLK WP HR S P ERA WHIP	7.0 W 24 3 1 1 1 1 0 0 0 0 1 49 81 1.29 0.571	0.2 L 4 2 0 0 0 0 0 0 0 0 0 10 18 0.00 3.000	1.1 S 7 2 1 1 1 1 0 0 0 0 0 19 29 6.75 2.250															

Batter	1	2	3	4	5	6	7	8	9	AB	R	H	RBI	BB	SO	LOB	BOTTOM
Chris Jones, R (1.9)	2-3 K		0-1 G6-3		0-2 F7			1-3 K		4	0	0	0	0	2	0	Philadelphia Phillies @ Cincinnati Reds Riverfront Stadium, Cincinnati, OH Tue Aug 27 1991, 7:05 PM EDT Att: 17,787 - Cloudy - 83 F
Barry Larkin, R (1.6)	1-0 F8		2-3 K			0-1 F9		1-1 S 1B SF8 1B		4	1	1	0	0	1	0	
Chris Sabo, R (1.5)	2-2 L6			0-0 1B 1B		3-1 G6-3		0-1 S 1B		4	1	2	0	0	0	0	
Eric Davis, R (1.8)		1-0 WP 3B 2B		1-1 F9		2-3 K		2-0 SF8		3	1	1	1	0	1	1	
Herm Winningham, L (9.8)								2-H SF8		0	0	0	0	0	0	0	
Carmelo Martinez, R (1.3)		0-0 F8		0-2 1B		1-3 1B		3-0 F9		4	1	2	0	0	0	2	
Mariano Duncan, R (1.4)		2-1 2-H 3B		1-0 G5-4-3 1B		1-2 3-H G5-4-3		2-0 SH1-4 2-H 1B		3	0	3	3	0	0	0	
Joe Oliver, R (1.2)		2-3 K2-3		3-0 G5-4-3 1-2		0-0 G5-4-3		1-1 SH1-4		2	0	0	0	0	1	3	
Billy Hatcher, R (1.7)		1-1 G4-3			1-0 F9		2-1 L4			3	0	0	0	0	0	2	
Scott Scudder, R (1.1)			1-3 K		0-0 G6-3		0-1 F8			2	0	0	0	0	1	0	
Luis Quinones, S (7. PH)										1	0	0	0	0	0	1	
Ted Power, R (8.1)										0	0	0	0	0	0	0	
Rob Dibble, L (8.1)										0	0	0	0	0	0	0	
Inning Stats	R: 0 E: 0 K: 1 S: 9	H: 0 LOB: 0 BB: 0 P: 14	R: 1 E: 0 K: 1 S: 9	H: 2 LOB: 1 BB: 0 P: 15	R: 0 E: 0 K: 2 S: 9	H: 0 LOB: 0 BB: 0 P: 12	R: 1 E: 0 K: 0 S: 10	H: 3 LOB: 1 BB: 0 P: 12	R: 0 E: 0 K: 1 S: 7	H: 0 LOB: 0 BB: 0 P: 12	R: 1 E: 0 K: 0 S: 10	H: 2 LOB: 1 BB: 0 P: 16	R: 1 E: 0 K: 1 S: 9	H: 2 LOB: 1 BB: 0 P: 16	1B: 6 2B: 2 3B: 1 HR: 0	SF: 1 SAC: 1 DP: 1 HBP: 0	WP: 1 PA: 32 PB: 0 SB: 2 CS: 0
PITCHER	IP WLS BF H R ER SO BB IBB HBP BLK WP HR S P ERA WHIP	7.0 L 27 7 3 3 3 0 0 0 0 0 0 9 16 9.00 2.000															

AB	32
R	2
H	7
RBI	2
BB	2
SO	2
LOB	16



Batter	1	2	3	4	5	6	7	8	9	AB	R	H	RBI	BB	SO	LOB	TOP										
Steve Finley, L (1,8) OBP: 0.342, SLG: 0.428 (7,9)	L1		1B 5 2B BB	G3			G6-3 5 G6-3 1B F8		F9	4	2	1	0	1	0	1											
Craig Biggio, R (1,2) OBP: 0.367, SLG: 0.378	1B		1B 5 2B 1B				F8		G6-3	5	2	2	0	0	1	1											
5 Jeff Bagwell, R (1,3) OBP: 0.385, SLG: 0.434	G5-3		1B 1-3 1-1				G6-3		G6-3	5	1	1	1	0	1	2											
Ken Caminiti, S (1,5) OBP: 0.312, SLG: 0.394	1B		1B 3-H 1-1				1B			4	0	3	4	0	1	0											
Javier Ortiz, R (1,9) OBP: 0.400, SLG: 0.411 Gerald Young, S (7,8) OBP: 0.291, SLG: 0.257	K		G5-3				1B BB		K	3	0	0	0	1	2	2											
Mark Davidson, R (1,7) OBP: 0.297, SLG: 0.333			G4-3				1B BB		F8	4	0	1	0	0	0	0											
Andujar Cedeno, R (1,6) OBP: 0.276, SLG: 0.411							1B FC4-6 1-2			4	0	2	0	0	1	0											
Casey Candaele, S (1,4) OBP: 0.318, SLG: 0.367							1B FC4-6 1-2		1B	3	0	0	0	1	0	3											
Mark Portugal, R (1,1) OBP: 0.328, SLG: 0.270							1B G4-3		K	4	0	1	0	0	1	4											
Inning Stats	R: 1 E: 0 K: 1 S: 10	H: 2 LOB: 1 BB: 0 P: 18	R: 0 E: 0 K: 1 S: 7	H: 0 LOB: 1 BB: 1 P: 15	R: 3 E: 0 K: 0 S: 14	H: 3 LOB: 0 BB: 1 P: 25	R: 0 E: 0 K: 0 S: 6	H: 1 LOB: 1 BB: 0 P: 12	R: 0 E: 0 K: 3 S: 9	H: 0 LOB: 0 BB: 0 P: 12	R: 0 E: 0 K: 0 S: 8	H: 2 LOB: 2 BB: 1 P: 17	R: 1 E: 0 K: 1 S: 10	H: 2 LOB: 1 BB: 0 P: 11	R: 0 E: 0 K: 1 S: 11	H: 1 LOB: 1 BB: 0 P: 14	R: 0 E: 0 K: 0 S: 7	H: 0 LOB: 0 BB: 0 P: 7	1B: 9 2B: 1 3B: 1 HR: 0	SF: 0 SAC: 0 DP: 0 HBP: 0	WP: 0 PA: 39 PB: 0 SB: 1 CS: 0						
PITCHER	IP	WLS	BF	H	R	ER	SO	BB	IBB	HBP	BLK	WP	HR	S	P	ERA	WHIP										
Danny Cox, R (1,1) ERA: 4.8	5.0	L	22	6	4	4	5	2	0	0	0	0	0	46	82	7.20	1.600										
Joe Boever, R (6,1) ERA: 3.8	3.0		14	5	1	1	2	1	0	0	0	0	0	29	42	3.00	2.000										
Wally Ritchie, L (9,1) ERA: 2.63	1.0		3	0	0	0	0	0	0	0	0	0	0	7	7	0.00	0.000										

Houston Astros @ Philadelphia Phillies
Veterans Stadium, Philadelphia, PA
Thu Aug 29 1991, 7:05 PM EDT
Att: 20,321 - Cloudy - 92 F

AB	36
R	5
H	11
RBI	5
BB	3
SO	7
LOB	13



Batter	1	2	3	4	5	6	7	8	9	AB	R	H	RBI	BB	SO	LOB	BOTTOM										
Mickey Morandini, L (1,4) OBP: 0.307, SLG: 0.297	G2-3		F7				F7		P6	4	0	0	0	0	0	2											
Dickie Thon, R (1,6) OBP: 0.286, SLG: 0.357	K						1B FC1-6		F9	4	0	1	0	0	2	1											
Wes Chamberlain, R (1,7) OBP: 0.331, SLG: 0.466	G6-3						1B P3			4	1	2	1	0	0	1											
John Kruk, L (1,3) OBP: 0.357, SLG: 0.465							1B FC1-6 1-2		F7	4	0	0	0	0	1	2											
Dale Murphy, R (1,9) OBP: 0.308, SLG: 0.419							F7			4	0	1	0	0	1	1											
Darren Daulton, L (1,2) OBP: 0.299, SLG: 0.345							F7		1B	4	0	1	0	0	1	1											
Charlie Hayes, R (1,5) OBP: 0.237, SLG: 0.351							F8 2B		F8	4	0	1	0	0	1	1											
Braulio Castillo, R (1,8) OBP: 0.235, SLG: 0.250							F8 2B		F9	4	0	0	0	0	0	2											
Danny Cox, R (1,1) OBP: 0.167, SLG: 0.107							F8 2B		F8	4	0	0	0	0	0	2											
Rick Schu, R (5,PH) OBP: 0.188, SLG: 0.143							F8 2B		F8	4	0	0	0	0	0	2											
Joe Boever, R (6,1) OBP: 0.500, SLG: 0.500							F8 2B		F8	4	0	0	0	0	0	2											
Wally Backman, S (8,PH) OBP: 0.348, SLG: 0.317							F8 2B		F8	4	0	0	0	0	0	2											
Wally Ritchie, L (9,1)							F8 2B		F8	4	0	0	0	0	0	2											
Inning Stats	R: 0 E: 0 K: 1 S: 7	H: 0 LOB: 0 BB: 0 P: 11	R: 0 E: 0 K: 2 S: 9	H: 0 LOB: 0 BB: 0 P: 14	R: 0 E: 0 K: 0 S: 10	H: 1 LOB: 1 BB: 0 P: 17	R: 0 E: 0 K: 0 S: 8	H: 1 LOB: 1 BB: 0 P: 13	R: 0 E: 0 K: 1 S: 9	H: 1 LOB: 1 BB: 0 P: 12	R: 0 E: 0 K: 1 S: 8	H: 1 LOB: 1 BB: 0 P: 11	R: 0 E: 0 K: 1 S: 9	H: 0 LOB: 0 BB: 0 P: 11	R: 0 E: 1 K: 0 S: 10	H: 0 LOB: 1 BB: 0 P: 12	R: 0 E: 0 K: 0 S: 7	H: 2 LOB: 1 BB: 0 P: 13	1B: 4 2B: 1 3B: 0 HR: 1	SF: 0 SAC: 0 DP: 0 HBP: 0	WP: 0 PA: 34 PB: 0 SB: 0 CS: 0						
PITCHER	IP	WLS	BF	H	R	ER	SO	BB	IBB	HBP	BLK	WP	HR	S	P	ERA	WHIP										
Mark Portugal, R (1,1) ERA: 4.14	9.0	W	34	6	1	1	6	0	0	0	0	0	1	78	114	1.00	0.667										

Houston Astros @ Philadelphia Phillies
Veterans Stadium, Philadelphia, PA
Thu Aug 29 1991, 7:05 PM EDT
Att: 20,321 - Cloudy - 92 F

AB	34
R	1
H	6
RBI	1
BB	0
SO	6
LOB	13



Batter	1	2	3	4	5	6	7	8	9	AB	R	H	RBI	BB	SO	LOB	TOP
Otis Nixon, S <small>OBP: 0.369, SLG: 0.320</small> 										3	0	0	0	2	3	3	Atlanta Braves @ Philadelphia Phillies Veterans Stadium, Philadelphia, PA Sat Aug 31 1991, 7:05 PM EDT Att: 30,259 - Cloudy - 91 F
Jeff Treadway, L <small>OBP: 0.375, SLG: 0.427</small> Mark Wohlers, R <small>(7, 1)</small>										4	0	1	0	0	1	2	
Keith Mitchell, R <small>OBP: 0.404, SLG: 0.472</small>										1	0	0	0	0	0	2	
Terry Pendleton, S <small>OBP: 0.356, SLG: 0.500</small>										4	0	0	0	0	2	3	
Ron Gant, R <small>OBP: 0.330, SLG: 0.509</small>										3	0	0	0	1	2	1	
David Justice, L <small>OBP: 0.374, SLG: 0.514</small>										3	0	1	0	1	0	3	
Sid Bream, L <small>OBP: 0.333, SLG: 0.489</small> Brian Hunter, R <small>OBP: 0.295, SLG: 0.440</small>										3	0	0	0	1	1	1	
Francisco Cabrera, R <small>OBP: 0.305, SLG: 0.466</small>										4	0	2	0	0	2	2	
Rafael Belliard, R <small>OBP: 0.277, SLG: 0.274</small> Jeff Blauser, R <small>OBP: 0.356, SLG: 0.417</small>										3	0	0	0	0	2	3	
Armando Reynoso, R <small>OBP: 0.267, SLG: 0.318</small> Alejandro Pena, R <small>OBP: 0.344, SLG: 0.333</small> Tommy Gregg, L <small>OBP: 0.336, SLG: 0.403</small> Kent Mercker, L <small>OBP: 0.321, SLG: 0.403</small> Lonnie Smith, R <small>OBP: 0.321, SLG: 0.337</small> Mark Lemke, S <small>OBP: 0.321, SLG: 0.337</small>										0	0	0	0	1	0	0	
Inning Stats	R: 0 H: 1 E: 0 K: 3 S: 12	H: 1 LOB: 1 BB: 0 P: 19	R: 0 H: 0 E: 0 K: 3 S: 13	H: 1 LOB: 3 BB: 2 P: 26	R: 0 H: 0 E: 0 K: 1 S: 9	H: 0 LOB: 0 BB: 0 P: 15	R: 0 H: 1 E: 0 K: 1 S: 8	H: 1 LOB: 1 BB: 0 P: 13	R: 0 H: 0 E: 0 K: 2 S: 8	H: 0 LOB: 3 BB: 3 P: 13	R: 0 H: 0 E: 0 K: 1 S: 9	H: 0 LOB: 0 BB: 0 P: 17	R: 0 H: 0 E: 0 K: 3 S: 12	H: 0 LOB: 1 BB: 1 P: 19	R: 0 H: 1 E: 0 K: 2 S: 13	LOB: 2 SF: 0 2B: 2 3B: 0 HR: 0	WP: 0 PA: 38 FB: 0 SB: 0 CS: 0
PITCHER	IP: 8.0 WLS: W BF: 33 H: 3 R: 0 ER: 0 SO: 13 BB: 6 IBB: 0 HBP: 0 BLK: 0 WP: 0 HR: 0 S: 84 P: 150 ERA: 0.00 WHIP: 1.125	IP: 1.0 WLS: 5 BF: 1 H: 0 R: 0 ER: 0 SO: 2 BB: 1 IBB: 0 HBP: 0 BLK: 0 WP: 0 HR: 0 S: 13 P: 25 ERA: 0.00 WHIP: 2.000															

Batter	1	2	3	4	5	6	7	8	9	AB	R	H	RBI	BB	SO	LOB	BOTTOM	
Mickey Morandini, L <small>OBP: 0.313, SLG: 0.308</small>										3	1	2	0	1	0	1	Atlanta Braves @ Philadelphia Phillies Veterans Stadium, Philadelphia, PA Sat Aug 31 1991, 7:05 PM EDT Att: 30,259 - Cloudy - 91 F	
Dickie Thon, R <small>OBP: 0.287, SLG: 0.357</small>										4	0	2	2	0	1	2		
Wes Chamberlain, R <small>OBP: 0.336, SLG: 0.460</small>										3	1	1	0	1	0	1		
John Kruk, L <small>OBP: 0.360, SLG: 0.468</small>										2	1	1	1	2	1	0		
Ricky Jordan, R <small>OBP: 0.299, SLG: 0.447</small> Braulio Castillo, R <small>OBP: 0.211, SLG: 0.222</small>										4	0	1	1	0	0	5		
Dale Murphy, R <small>OBP: 0.505, SLG: 0.412</small>										3	0	0	0	1	0	3		
Darren Daulton, L <small>OBP: 0.296, SLG: 0.351</small>										4	1	1	1	0	2	1		
Charlie Hayes, R <small>OBP: 0.240, SLG: 0.352</small>										4	1	2	0	0	0	1		
Jose De Jesus, R <small>OBP: 0.164, SLG: 0.132</small> Wally Backman, S <small>OBP: 0.344, SLG: 0.315</small> Joe Boever, R <small>OBP: 0.500, SLG: 0.500</small>										2	0	0	0	0	2	1		
Inning Stats	R: 2 H: 2 E: 0 K: 0 S: 9	H: 2 LOB: 2 BB: 0 P: 19	R: 0 H: 0 E: 0 K: 0 S: 11	H: 0 LOB: 0 BB: 0 P: 19	R: 1 H: 3 E: 0 K: 1 S: 17	H: 3 LOB: 3 BB: 1 P: 26	R: 2 H: 3 E: 0 K: 0 S: 6	H: 3 LOB: 1 BB: 0 P: 11	R: 0 H: 1 E: 0 K: 2 S: 12	H: 1 LOB: 1 BB: 0 P: 16	R: 0 H: 1 E: 0 K: 1 S: 6	H: 1 LOB: 2 BB: 1 P: 10	R: 0 H: 0 E: 0 K: 2 S: 11	H: 0 LOB: 1 BB: 1 P: 21	R: 0 H: 1 E: 0 K: 2 S: 11	LOB: 7 SF: 0 2B: 1 3B: 1 HR: 1		WP: 1 PA: 37 FB: 0 SB: 0 CS: 0
PITCHER	IP: 2.1 WLS: L BF: 13 H: 5 R: 3 ER: 3 SO: 1 BB: 2 IBB: 0 HBP: 0 BLK: 0 WP: 0 HR: 1 S: 32 P: 58 ERA: 11.57 WHIP: 3.000	IP: 1.2 WLS: 7 BF: 3 H: 2 R: 2 ER: 2 SO: 0 BB: 0 IBB: 0 HBP: 0 BLK: 0 WP: 0 HR: 0 S: 20 P: 28 ERA: 0.00 WHIP: 0.500	IP: 2.0 WLS: 9 BF: 1 H: 0 R: 0 ER: 0 SO: 3 BB: 1 IBB: 0 HBP: 0 BLK: 0 WP: 0 HR: 0 S: 17 P: 31 ERA: 0.00 WHIP: 1.000															

Batter	1	2	3	4	5	6	7	8	9	10	AB	R	H	RBI	BB	SO	LOB	TOP			
Lonnie Smith, R OBP: 0.388, SLG: 0.412 Otis Nixon, S OBP: 0.320, SLG: 0.320	(1, 7) 0-3 K		(1, 0) G4-3 HR 2B		(1, 2) 2B		(3, 2) F7		(0, 0) SH1-3		4	1	2	0	0	1	1				
Jeff Blauser, R OBP: 0.397, SLG: 0.414 Rafael Belliard, R OBP: 0.277, SLG: 0.274 Francisco Cabrera, R OBP: 0.260, SLG: 0.481 Mark Wohlers, R (9, 1)	(1, 6) 4-2 2B BB		(2, 1) G4-3		(1, 0) G5-3		(0, 3) K		(3, 3) K		3	1	0	0	1	1	3				
Terry Pendleton, S OBP: 0.356, SLG: 0.505	(1, 5) 1-3 K		(3, 2) HR		(1, 0) F7		(1, 0) FC5-4 1B		(0, 1) G5-3		5	1	2	2	0	1	3				
Ron Gant, R OBP: 0.329, SLG: 0.508	(1, 8) 1-2 2B		(0, 0) F8		(2, 1) F8		(2, 0) FC5-4 2B		(2, 2) F7		5	1	1	1	0	0	2				
David Justice, L OBP: 0.371, SLG: 0.512	(1, 9) 2-2 L6		(2, 2) 2B		(3, 2) G3-1		(3, 1) G3		(2, 0) G4-3		5	0	1	0	0	0	2				
Brian Hunter, R OBP: 0.305, SLG: 0.452		(3, 1) G6-3 G5-3 1B	(1, 1) F7		(1, 0) G4-6-3 1B		(1, 0) 2B		(0, 2) BB		5	0	4	1	0	0	1				
Greg Olson, R OBP: 0.330, SLG: 0.371		(2, 1) G5-3		(1, 3) K		(0, 2) G4-6-3 1B		(4, 2) FC5-4 BB		(4, 0) BB	3	0	0	0	2	1	2				
Mark Lemke, S OBP: 0.320, SLG: 0.339		(0, 0) G6-3		(0, 0) P4		(1, 0) 2B		(1, 0) FC5-4		(0, 0) P3	5	0	1	0	0	0	5				
Charlie Leibrandt, R OBP: 0.082, SLG: 0.086 Jim Clancy, R (7, 1) Mike Stanton, L OBP: 0.271, SLG: 0.667 Keith Mitchell, R OBP: 0.414, SLG: 0.472 Vinny Castilla, R (9, 6)	(1, 1) 0-0 G6-3		(0, 3) K		(0, 3) K		(0, 3) K		(4, 1) SH1-3 BB		3	0	0	0	0	2	2				
Inning Stats	R: 1 E: 0 K: 2 S: 15	H: 1 LOB: 1 BB: 1 P: 23	R: 0 E: 0 K: 0 S: 6	H: 1 LOB: 1 BB: 0 P: 11	R: 2 E: 0 K: 0 S: 14	H: 3 LOB: 1 BB: 0 P: 23	R: 0 E: 0 K: 2 S: 7	H: 0 LOB: 0 BB: 0 P: 8	R: 0 E: 0 K: 0 S: 9	H: 1 LOB: 0 BB: 0 P: 12	R: 0 E: 0 K: 2 S: 11	H: 1 LOB: 1 BB: 0 P: 15	R: 1 E: 0 K: 0 S: 8	H: 2 LOB: 2 BB: 1 P: 20	R: 0 E: 0 K: 1 S: 7	H: 0 LOB: 1 BB: 1 P: 14	R: 0 E: 0 K: 0 S: 8	H: 1 LOB: 2 BB: 1 P: 16	1B: 4 2B: 6 3B: 0 HR: 1	SF: 0 SAC: 1 DP: 1 HBP: 0	WP: 0 PA: 44
PITCHER	IP 7.0	WLS 29	H 8	R 3	ER 3	SO 6	BB 1	IBB 0	HBP 0	BLK 0	WP 0	HR 1	S 69	P 105	ERA 3.86	WHIP 1.286					
Bruce Ruffin, L ERA: 3.58																					
Steve Searcy, L ERA: 6.75	(8, 1)	1.0	6	2	1	1	0	1	0	0	0	0	8	20	9.00	3.000					
Mitch Williams, L ERA: 2.15	(9, 1)	2.0	W	9	1	0	0	1	2	0	0	0	15	30	0.00	1.500					

Atlanta Braves @ Philadelphia Phillies
Veterans Stadium, Philadelphia, PA
Sun Sep 01 1991, 3:33 AM EDT
Att. 25,141 - Sunny - 72 F

AB 39
R 4
H 11
RBI 4
BB 4
SO 7
LOB 22



Batter	1	2	3	4	5	6	7	8	9	10	AB	R	H	RBI	BB	SO	LOB	BOTTOM					
Randy Ready, R OBP: 0.391, SLG: 0.304	(1, 4) 3-3 K		(2, 1) P2		(4, 2) BB		(4, 1) BB		(1, 2) SH1-4 1B		3	0	1	0	2	1	1						
Dickie Thon, R OBP: 0.285, SLG: 0.354	(1, 6) 1-1 G5-3		(1, 2) G4-3		(0, 1) L9		(3, 2) F8		(0, 1) SH1-4		4	0	0	0	0	0	4						
Wes Chamberlain, R OBP: 0.330, SLG: 0.451	(1, 7) 1-1 P4			(0, 2) G5-3		(0, 0) L8		(1, 1) F8	(0, 3) K		5	0	0	0	0	1	1						
John Kruk, L OBP: 0.365, SLG: 0.473	(1, 8) 1-2 S 1B			(3, 1) HR 2B		(3, 3) K		(1, 0) 2B 1B	(4, 0) IBB		4	2	3	0	1	1	0						
Ricky Jordan, R OBP: 0.301, SLG: 0.457	(1, 3) 0-1 F8			(1, 0) HR		(1, 0) 1B		(1, 0) F8	(0, 0) F7		5	1	2	2	0	0	4						
Date Murphy, R OBP: 0.304, SLG: 0.413 John Morris, L OBP: 0.295, SLG: 0.283	(1, 9) 3-3 K			(2, 1) G5-3		(1, 2) G5-3		(1, 2) 1B 2B		(2, 2) HR	4	0	1	1	0	1	2						
Charlie Hayes, R OBP: 0.240, SLG: 0.351	(1, 5) 3-1 P3			(2, 2) G6-3							4	0	1	1	0	1	1						
Steve Lake, R OBP: 0.203, SLG: 0.224 Darren Daulton, L OBP: 0.298, SLG: 0.353	(1, 2) 0-0 SH1-4 1B				(0, 1) F9						3	0	1	0	0	0	0						
Bruce Ruffin, S											1	0	0	0	0	1	0						
Jim Lindeman, R OBP: 0.412, SLG: 0.393 Steve Searcy, L (8, 1) Rick Schu, R OBP: 0.157, SLG: 0.125 Mitch Williams, L (9, 1)	(7, 1) 0-1 SH1-4										1	0	1	0	0	0	0						
Inning Stats	R: 0 E: 0 K: 1 S: 7	H: 0 LOB: 0 BB: 0 P: 12	R: 0 E: 0 K: 1 S: 11	H: 1 LOB: 1 BB: 0 P: 18	R: 0 E: 0 K: 0 S: 8	H: 1 LOB: 1 BB: 0 P: 11	R: 2 E: 0 K: 0 S: 11	H: 2 LOB: 0 BB: 0 P: 19	R: 0 E: 0 K: 1 S: 9	H: 0 LOB: 1 BB: 1 P: 13	R: 0 E: 0 K: 1 S: 10	H: 1 LOB: 2 BB: 0 P: 15	R: 0 E: 0 K: 1 S: 18	H: 1 LOB: 2 BB: 1 P: 30	R: 2 E: 0 K: 1 S: 21	H: 4 LOB: 3 BB: 0 P: 32	R: 0 E: 0 K: 1 S: 9	H: 1 LOB: 2 BB: 1 P: 14	R: 1 E: 0 K: 0 S: 5	H: 1 LOB: 0 BB: 0 P: 7	1B: 8 2B: 2 3B: 0 HR: 2	SF: 0 SAC: 2 DP: 0 HBP: 0	WP: 0 PA: 42
PITCHER	IP 6.2	WLS 27	H 6	R 2	ER 2	SO 5	BB 1	IBB 0	HBP 0	BLK 0	WP 0	HR 1	S 68	P 105	ERA 2.70	WHIP 1.050							
Charlie Leibrandt, L ERA: 3.51																							
Jim Clancy, R ERA: 3.15	(7, 1)	1.0	7	3	2	2	0	1	0	0	0	0	17	29	18.00	4.000							
Mike Stanton, L ERA: 2.44	(8, 1)	0.1	2	1	0	0	1	0	0	0	0	0	10	16	0.00	3.000							
Mark Wohlers, R ERA: 1.08	(9, 1)	1.0	L	6	2	1	1	1	0	1	0	1	14	21	9.00	2.000							

Atlanta Braves @ Philadelphia Phillies
Veterans Stadium, Philadelphia, PA
Sun Sep 01 1991, 3:33 AM EDT
Att. 25,141 - Sunny - 72 F

AB 37
R 5
H 12
RBI 5
BB 3
SO 7
LOB 16



Batter	1	2	3	4	5	6	7	8	9	AB R H RBI BB SO LOB	TOP	
Mariano Duncan, R OBP: 0.287, SLG: 0.394 (1, 4)										5 1 3 0 0 0 1	Cincinnati Reds @ Philadelphia Phillies Veterans Stadium, Philadelphia, PA Mon Sep 02 1991, 7:05 PM EDT Att: 15,175 - Cloudy - 74 F	
Hal Morris, L OBP: 0.367, SLG: 0.474 (1, 3)										3 1 0 0 1 1 2		
Barry Larkin, R OBP: 0.378, SLG: 0.513 (1, 6)										4 1 1 0 0 0 0		
Chris Sabo, R OBP: 0.360, SLG: 0.512 (1, 5)										4 1 1 2 0 0 0		
Eric Davis, R OBP: 0.372, SLG: 0.413 (1, 8)										4 0 0 0 0 2 2		
Carmelo Martinez, R OBP: 0.320, SLG: 0.356 Norm Charlton, S OBP: 0.043, SLG: 0.087 (1, 7)										4 0 1 0 0 3 2 0 0 0 0 0 0 0		
Paul O'Neill, L OBP: 0.353, SLG: 0.487 (1, 9)										3 1 0 0 1 2 1		
Joe Oliver, R OBP: 0.267, SLG: 0.368 (1, 2)										3 0 2 3 1 0 0		
Tom Browning, L Kip Gross, R Chris Jones, R Mitt Hill, R Luis Quinones, S Ted Power, R Bill Doran, S (1, 1)										1 0 0 0 0 0 1 0 0 0 0 0 0 0 0 0 1 0 0 0 0 0 0 1 0 0 0 0 0 0 0 0 1 0 0 0 0 0 1 1 0 0 0 0 0 0 0 0 1 0 0 0 0 0 1 1		
Inning Stats	R: 0 H: 1 E: 0 LOB: 0 K: 0 BB: 0 S: 4 P: 8	R: 0 H: 1 E: 0 LOB: 1 K: 1 BB: 0 S: 12 P: 21	R: 0 H: 1 E: 0 LOB: 1 K: 1 BB: 0 S: 8 P: 14	R: 0 H: 0 E: 0 LOB: 0 K: 1 BB: 0 S: 8 P: 12	R: 0 H: 1 E: 0 LOB: 1 K: 1 BB: 0 S: 6 P: 7	R: 5 H: 4 E: 0 LOB: 1 K: 2 BB: 2 S: 18 P: 32	R: 0 H: 0 E: 0 LOB: 0 K: 1 BB: 0 S: 6 P: 10	R: 0 H: 0 E: 0 LOB: 0 K: 2 BB: 1 S: 15 P: 21	R: 0 H: 0 E: 0 LOB: 1 K: 2 BB: 1 S: 9 P: 16	1B: 6 SF: 0 2B: 2 SAC: 0 3B: 0 DP: 1 HR: 0 HBP: 0		WP: 0 PA: 37 PB: 0 SB: 0 CS: 0
PITCHER	IP WLS BF H R ER SO BB IBB HBP BLK WP HR S P ERA WHIP	IP WLS BF H R ER SO BB IBB HBP BLK WP HR S P ERA WHIP										
Terry Mulholland, L ERA: 3.75 Joe Boever, R ERA: 3.65 Mitch Williams, L ERA: 2.13 (1, 1)	5.2 W 26 2.1 7 1.0 S 4	8 5 5 5 0 0 0 4 0 0 0 2	2 0 0 0 0 0 0 0 1 0 0 0	0 0 0 0 0 0 0 0 0 0 0 0	0 0 53 89 0 0 24 36 0 0 9 16	7.94 1.765 0.00 0.000 0.00 1.000						

Batter	1	2	3	4	5	6	7	8	9	AB R H RBI BB SO LOB	BOTTOM	
Randy Ready, R OBP: 0.391, SLG: 0.303 (1, 4)										4 1 1 2 1 0 0	Cincinnati Reds @ Philadelphia Phillies Veterans Stadium, Philadelphia, PA Mon Sep 02 1991, 7:05 PM EDT Att: 15,175 - Cloudy - 74 F	
Dickie Thon, R OBP: 0.287, SLG: 0.362 (1, 6)										4 1 2 2 0 0 1		
Wes Chamberlain, R OBP: 0.329, SLG: 0.446 (1, 7)										3 0 0 0 1 0 2		
John Kruk, L OBP: 0.362, SLG: 0.468 (1, 8)										4 0 0 0 0 0 2		
Ricky Jordan, R OBP: 0.304, SLG: 0.457 Braulio Castillo, R OBP: 0.211, SLG: 0.222 (1, 3)										4 2 2 0 0 1 0 0 0 0 0 0 0 0		
Dale Murphy, R OBP: 0.310, SLG: 0.427 (1, 9)										4 2 4 2 0 0 0		
Charlie Hayes, R OBP: 0.240, SLG: 0.349 (1, 5)										4 1 1 1 0 0 2		
Darren Daulton, L OBP: 0.297, SLG: 0.355 (1, 2)										4 1 1 1 0 1 1		
Terry Mulholland, R OBP: 0.104, SLG: 0.077 Joe Boever, R OBP: 0.333, SLG: 0.333 Rick Schu, R OBP: 0.153, SLG: 0.118 Mitch Williams, L (1, 1)										2 0 0 0 0 2 2 1 0 0 0 0 0 0 1 0 0 0 0 1 0 0 0 0 0 0 0 0		
Inning Stats	R: 0 H: 0 E: 0 LOB: 1 K: 0 BB: 1 S: 9 P: 17	R: 2 H: 2 E: 0 LOB: 0 K: 1 BB: 0 S: 12 P: 17	R: 0 H: 0 E: 0 LOB: 1 K: 0 BB: 1 S: 5 P: 10	R: 6 H: 6 E: 0 LOB: 0 K: 1 BB: 0 S: 18 P: 30	R: 0 H: 1 E: 0 LOB: 1 K: 1 BB: 0 S: 10 P: 17	R: 0 H: 1 E: 0 LOB: 1 K: 0 BB: 0 S: 7 P: 11	R: 0 H: 1 E: 0 LOB: 1 K: 0 BB: 0 S: 7 P: 9	R: 0 H: 0 E: 0 LOB: 0 K: 2 BB: 0 S: 12 P: 20	1B: 7 SF: 0 2B: 2 SAC: 0 3B: 0 DP: 0 HR: 2 HBP: 0	WP: 0 PA: 37 PB: 0 SB: 0 CS: 0		
PITCHER	IP WLS BF H R ER SO BB IBB HBP BLK WP HR S P ERA WHIP	IP WLS BF H R ER SO BB IBB HBP BLK WP HR S P ERA WHIP										
Tom Browning, L ERA: 4.15 Kip Gross, R ERA: 3.8 Mitt Hill, R ERA: 2.66 Ted Power, R ERA: 3.24 Norm Charlton, L ERA: 3.44 (1, 1)	3.1 L 19 0.2 3 1.0 4 2.0 8 1.0 3	7 7 7 2 1 1 1 0 0 0 0 1 0 0 0 0 0 0 0 2	2 0 0 0 0 0 0 0 0 0 0 0	0 1 39 65 0 1 5 9 0 0 10 17 0 0 14 20 0 0 12 20								

Batter	1	2	3	4	5	6	7	8	9	AB	R	H	RBI	BB	SO	LOB	TOP					
Von Hayes, L OBP: 0.307, SLG: 0.286 (1, 8)	G3		P6			1B BB		K		3	1	0	0	1	1	0	Philadelphia Phillies @ Houston Astros Astrodome, Houston, TX Fri Sep 06 1991, 8:05 PM EDT Att. 7,868 - Dome - 70 F					
Mickey Morandini, L OBP: 0.312, SLG: 0.315 Randy Ready, R OBP: 0.386, SLG: 0.295 (1, 4) (8, PH) (8, 4)	K			K		BB 1B		P3		3	0	1	0	0	2	0						
Dave Hollins, S OBP: 0.396, SLG: 0.580 (1, 5)	G5-3					1B		P3		4	0	2	0	0	0	0						
John Kruk, L OBP: 0.363, SLG: 0.468 (1, 3)		1B		K		BB		K		3	0	1	1	1	2	1						
Dale Murphy, R OBP: 0.307, SLG: 0.421 (1, 9)	K			K		P2		L9		4	0	0	0	0	2	5						
Darren Daulton, L OBP: 0.297, SLG: 0.365 Darrin Fletcher, L OBP: 0.253, SLG: 0.338 Ricky Jordan, R OBP: 0.299, SLG: 0.448 (1, 2) (8, 2) (8, PH)	F8					G3		K		3	0	0	0	0	0	4						
Wes Chamberlain, R OBP: 0.320, SLG: 0.430 (1, 7)	K									3	0	0	0	0	3	1						
Dickie Thon, R OBP: 0.284, SLG: 0.360 (1, 6)			P3			F8		K		3	0	0	0	0	1	0						
Jose De Jesus, R OBP: 0.155, SLG: 0.125 (1, 1)	K							K		3	0	0	0	0	3	0						
Inning Stats	R: 0 E: 0 K: 1 S: 6	H: 0 LOB: 0 BB: 0 P: 8	R: 0 E: 0 K: 2 S: 12	H: 1 LOB: 1 BB: 0 P: 15	R: 0 E: 0 K: 1 S: 6	H: 0 LOB: 0 BB: 0 P: 8	R: 0 E: 0 K: 3 S: 18	H: 1 LOB: 1 BB: 0 P: 26	R: 0 E: 0 K: 1 S: 10	H: 0 LOB: 0 BB: 0 P: 15	R: 1 E: 0 K: 3 S: 11	H: 2 LOB: 3 BB: 2 P: 22	R: 0 E: 0 K: 3 S: 9	H: 0 LOB: 0 BB: 0 P: 9	R: 0 E: 0 K: 1 S: 8	H: 0 LOB: 0 BB: 0 P: 11		R: 0 E: 0 K: 2 S: 9	H: 0 LOB: 0 BB: 0 P: 14	1B: 3 2B: 1 3B: 0 HR: 0	SF: 0 SAC: 0 DP: 0 HBP: 0	WP: 0 PB: 0 SB: 0 CS: 0
PITCHER	IP	WLS	BF	H	R	ER	SO	BB	IBB	HBP	BLK	WP	HR	S	P	ERA	WHIP					
Pete Harnisch, R ERA: 2.49 Al Osuna, L ERA: 2.39	(1, 1)	7.0	W	27	4	1	1	12	2	0	0	0	0	72	103	1.29	0.857					
(8, 1)	2.0	S	6	0	0	0	3	0	0	0	0	0	0	17	25	0.00	0.000					

AB	31
R	1
H	4
RBI	1
BB	2
SO	15
LOB	11



Batter	1	2	3	4	5	6	7	8	9	AB	R	H	RBI	BB	SO	LOB	BOTTOM						
Steve Finley, L OBP: 0.343, SLG: 0.427 (1, 8) (8, 9)	P2		P3			G4-3		1B 5 2B		4	1	1	0	0	0	1	Philadelphia Phillies @ Houston Astros Astrodome, Houston, TX Fri Sep 06 1991, 8:05 PM EDT Att. 7,868 - Dome - 70 F						
Craig Biggio, R OBP: 0.368, SLG: 0.376 (1, 2)	F8					P3		1B		4	0	1	0	0	1	1							
5 Jeff Bagwell, R OBP: 0.387, SLG: 0.449 (1, 3)	HR					E4 PB		1B		4	1	3	2	0	0	0							
Ken Caminiti, S OBP: 0.311, SLG: 0.384 (1, 5)	G3					G4-6-3 1B		2B		2	0	0	0	2	0	1							
Mark Davidson, R OBP: 0.285, SLG: 0.300 (1, 9) (8, 7)	F9					P6		K		4	0	0	0	0	2	4							
Casey Candaele, S OBP: 0.318, SLG: 0.371 (1, 7) (8, 4)	K					G4-3		G4-3		4	0	0	0	0	2	4							
Andujar Cedeno, R OBP: 0.275, SLG: 0.416 (1, 6)	K							HR		2	1	1	1	1	1	0							
Andy Mota, R OBP: 0.227, SLG: 0.333 Gerald Young, S OBP: 0.296, SLG: 0.259 (1, 4) (8, 8)	L7					K		K		3	0	0	0	0	2	3							
Pete Harnisch, S OBP: 0.169, SLG: 0.130 Jose Tolentino, L OBP: 0.353, SLG: 0.531 Al Osuna, R (8, 1)	BB					K		F8		1	0	0	0	1	1	0							
Inning Stats	R: 1 E: 0 K: 0 S: 5	H: 1 LOB: 0 BB: 0 P: 10	R: 0 E: 0 K: 2 S: 8	H: 0 LOB: 0 BB: 0 P: 12	R: 0 E: 0 K: 1 S: 6	H: 0 LOB: 1 BB: 1 P: 12	R: 0 E: 1 K: 3 S: 20	H: 0 LOB: 3 BB: 2 P: 34	R: 0 E: 0 K: 1 S: 10	H: 0 LOB: 0 BB: 0 P: 15	R: 0 E: 0 K: 0 S: 7	H: 1 LOB: 0 BB: 0 P: 11	R: 1 E: 0 K: 1 S: 8	H: 1 LOB: 0 BB: 0 P: 12	R: 1 E: 0 K: 1 S: 16	H: 3 LOB: 2 BB: 1 P: 28		1B: 3 2B: 1 3B: 0 HR: 2	SF: 0 SAC: 0 DP: 1 HBP: 0	WP: 1 PB: 1 SB: 1 CS: 0	PA: 33		
PITCHER	IP	WLS	BF	H	R	ER	SO	BB	IBB	HBP	BLK	WP	HR	S	P	ERA	WHIP						
Jose De Jesus, R ERA: 3.35	(1, 1)	8.0	L	33	6	3	3	9	3	1	0	0	1	2	80	134	3.38	1.125					

AB	29
R	3
H	6
RBI	3
BB	4
SO	9
LOB	14



Batter	1	2	3	4	5	6	7	8	9	AB	R	H	RBI	BB	SO	LOB	TOP				
Mickey Morandini, L (1.4) OBP: 0.311, SLG: 0.312	1-3 K		1-3 K					3-2 F7		3	0	0	0	1	2	1	Philadelphia Phillies @ Houston Astros Astrodome, Houston, TX Sat Sep 07 1991, 8:05 PM EDT Att. 12,952 - Dome - 70 F				
Von Hayes, L (1.8) OBP: 0.306, SLG: 0.286	3-1 G3-1			1-2 G4-3		1-0 F9 1B BB		0-0 G6-3		4	0	1	0	0	0	0					
Dave Hollins, S (1.5) OBP: 0.390, SLG: 0.565	0-0 G3			1-1 P5		0-0 F9		3-2 1B		4	0	1	0	0	0	2					
John Kruk, L (1.3) OBP: 0.364, SLG: 0.469		3-3 K		3-1 2B		4-0 1B		0-3 K		3	0	1	0	1	2	1					
Dale Murphy, R (1.9) OBP: 0.305, SLG: 0.418	1-3 K			0-1 G5-3		1-3 K			3-1 G5-3	4	0	0	0	0	2	4					
Darin Fletcher, L (1.2) OBP: 0.241, SLG: 0.321	0-2 G5-3				0-0 G4-3		1-0 F7		1-3 K	4	0	0	0	0	1	0					
Wes Chamberlain, R (1.7) OBP: 0.319, SLG: 0.431			1-1 L7		0-0 F8		3-1 G4-3 2B		0-1 G5-3	4	0	1	0	0	0	0					
Dickie Thon, R (1.6) OBP: 0.285, SLG: 0.359			1-1 SH3-4 1B		0-1 G5-3		0-0 G4-3			3	0	1	0	0	0	1					
Bruce Ruffin, S (1.1) Joe Boever, R (8.1) OBP: 0.333, SLG: 0.333			0-0 SH3-4			2-2 G4-3		1-3 K		2	0	0	0	0	1	1					
			1-2							0	0	0	0	0	0	0					
Inning Stats	R: 0 E: 0 K: 1 S: 6	H: 0 LOB: 0 BB: 0 P: 10	R: 0 E: 0 K: 2 S: 10	H: 0 LOB: 0 BB: 0 P: 14	R: 0 E: 0 K: 1 S: 8	H: 1 LOB: 1 BB: 0 P: 11	R: 0 E: 0 K: 0 S: 12	H: 1 LOB: 1 BB: 0 P: 17	R: 0 E: 0 K: 1 S: 11	H: 0 LOB: 0 BB: 2 P: 4	R: 0 E: 0 K: 1 S: 7	H: 1 LOB: 1 BB: 0 P: 12	R: 0 E: 0 K: 1 S: 10	H: 1 LOB: 1 BB: 0 P: 16	R: 0 E: 0 K: 1 S: 7	H: 0 LOB: 0 BB: 0 P: 11	1B: 3 2B: 2 3B: 0 HR: 0	SF: 0 SAC: 1 DP: 0 HBP: 0	WP: 0 PB: 0 SB: 0 CS: 0	PA: 34	
PITCHER	IP WLS BF H R ER SO BB IBB HBP BLK WP HR S P ERA WHIP	IP WLS BF H R ER SO BB IBB HBP BLK WP HR S P ERA WHIP	IP WLS BF H R ER SO BB IBB HBP BLK WP HR S P ERA WHIP	IP WLS BF H R ER SO BB IBB HBP BLK WP HR S P ERA WHIP	IP WLS BF H R ER SO BB IBB HBP BLK WP HR S P ERA WHIP	IP WLS BF H R ER SO BB IBB HBP BLK WP HR S P ERA WHIP	IP WLS BF H R ER SO BB IBB HBP BLK WP HR S P ERA WHIP	IP WLS BF H R ER SO BB IBB HBP BLK WP HR S P ERA WHIP	IP WLS BF H R ER SO BB IBB HBP BLK WP HR S P ERA WHIP	IP WLS BF H R ER SO BB IBB HBP BLK WP HR S P ERA WHIP	IP WLS BF H R ER SO BB IBB HBP BLK WP HR S P ERA WHIP	IP WLS BF H R ER SO BB IBB HBP BLK WP HR S P ERA WHIP	IP WLS BF H R ER SO BB IBB HBP BLK WP HR S P ERA WHIP	IP WLS BF H R ER SO BB IBB HBP BLK WP HR S P ERA WHIP	IP WLS BF H R ER SO BB IBB HBP BLK WP HR S P ERA WHIP	IP WLS BF H R ER SO BB IBB HBP BLK WP HR S P ERA WHIP	IP WLS BF H R ER SO BB IBB HBP BLK WP HR S P ERA WHIP	IP WLS BF H R ER SO BB IBB HBP BLK WP HR S P ERA WHIP	IP WLS BF H R ER SO BB IBB HBP BLK WP HR S P ERA WHIP	IP WLS BF H R ER SO BB IBB HBP BLK WP HR S P ERA WHIP	IP WLS BF H R ER SO BB IBB HBP BLK WP HR S P ERA WHIP

AB	31
R	0
H	5
RBI	0
BB	2
SO	8
LOB	10



Batter	1	2	3	4	5	6	7	8	9	AB	R	H	RBI	BB	SO	LOB	BOTTOM				
Steve Finley, L (1.8) OBP: 0.340, SLG: 0.424	0-3 K		3-2 E6		0-1 G1-3		1-1 G6-3			4	0	0	0	0	1	4	Philadelphia Phillies @ Houston Astros Astrodome, Houston, TX Sat Sep 07 1991, 8:05 PM EDT Att. 12,952 - Dome - 70 F				
Craig Biggio, R (1.2) OBP: 0.369, SLG: 0.377	2-1 FC5-4 1B		3-1 L7			0-0 F7		0-1 1B 5 BB BB		4	1	2	0	0	0	1					
5 Jeff Bagwell, R (1.3) OBP: 0.386, SLG: 0.446	3-1 F8			2-3 K		2-2 G5-3		4-0 BB 1B SF9 BB		3	1	0	0	1	1						
Ken Caminiti, S (1.5) OBP: 0.313, SLG: 0.387	0-2 FC5-4			0-0 G5-3		1-1 2B		0-0 BB 3B 1B		4	1	2	0	0	0	1					
Mike Simms, R (1.9) Gerald Young, S (7.8) OBP: 0.301, SLG: 0.259		0-1 F8		0-3 K		0-1 G4-3		4-0 3B BB		3	0	0	0	0	1	1					
Casey Candaele, S (1.7) OBP: 0.320, SLG: 0.371		1-0 P4					2-2 1B BB	0-0 SF9		2	1	1	1	1	0	0					
Andujar Cedeno, R (1.6) OBP: 0.287, SLG: 0.437		2-0 G4-3			0-0 1B		1-1 E1 FC3-5 1B	1-1 3B BB		4	1	3	2	0	0	0					
Andy Mota, R (1.4) OBP: 0.231, SLG: 0.320			1-0 G1-6-3		3-3 K		0-0 FC3-5 1B	0-0 G6-3		4	0	1	2	0	1	2					
Darryl Kile, R (1.1) Rob Mallicoat, L (8.1) Jose Tolentino, L (8. PH) Xavier Hernandez, L (9.1) OBP: 0.343, SLG: 0.515			2-0 L8		1-3 K		1-2 FC3-5 G6-3	1-1 F9		3	0	0	0	0	1	4					
							1-2 2-3			0	0	0	0	0	0	0					
Inning Stats	R: 0 E: 0 K: 1 S: 10	H: 1 LOB: 1 BB: 0 P: 15	R: 0 E: 0 K: 0 S: 4	H: 0 LOB: 0 BB: 0 P: 7	R: 0 E: 1 K: 0 S: 7	H: 0 LOB: 1 BB: 0 P: 16	R: 0 E: 0 K: 2 S: 7	H: 0 LOB: 0 BB: 0 P: 9	R: 0 E: 0 K: 0 S: 8	H: 1 LOB: 1 BB: 0 P: 11	R: 1 E: 1 K: 0 S: 10	H: 3 LOB: 1 BB: 0 P: 15	R: 5 E: 0 K: 0 S: 11	H: 3 LOB: 0 BB: 2 P: 23	R: 0 E: 0 K: 0 S: 7	H: 0 LOB: 0 BB: 0 P: 11	1B: 7 2B: 1 3B: 1 HR: 0	SF: 1 SAC: 0 DP: 1 HBP: 0	WP: 0 PB: 0 SB: 0 CS: 0	PA: 36	
PITCHER	IP WLS BF H R ER SO BB IBB HBP BLK WP HR S P ERA WHIP	IP WLS BF H R ER SO BB IBB HBP BLK WP HR S P ERA WHIP	IP WLS BF H R ER SO BB IBB HBP BLK WP HR S P ERA WHIP	IP WLS BF H R ER SO BB IBB HBP BLK WP HR S P ERA WHIP	IP WLS BF H R ER SO BB IBB HBP BLK WP HR S P ERA WHIP	IP WLS BF H R ER SO BB IBB HBP BLK WP HR S P ERA WHIP	IP WLS BF H R ER SO BB IBB HBP BLK WP HR S P ERA WHIP	IP WLS BF H R ER SO BB IBB HBP BLK WP HR S P ERA WHIP	IP WLS BF H R ER SO BB IBB HBP BLK WP HR S P ERA WHIP	IP WLS BF H R ER SO BB IBB HBP BLK WP HR S P ERA WHIP	IP WLS BF H R ER SO BB IBB HBP BLK WP HR S P ERA WHIP	IP WLS BF H R ER SO BB IBB HBP BLK WP HR S P ERA WHIP	IP WLS BF H R ER SO BB IBB HBP BLK WP HR S P ERA WHIP	IP WLS BF H R ER SO BB IBB HBP BLK WP HR S P ERA WHIP	IP WLS BF H R ER SO BB IBB HBP BLK WP HR S P ERA WHIP	IP WLS BF H R ER SO BB IBB HBP BLK WP HR S P ERA WHIP	IP WLS BF H R ER SO BB IBB HBP BLK WP HR S P ERA WHIP	IP WLS BF H R ER SO BB IBB HBP BLK WP HR S P ERA WHIP	IP WLS BF H R ER SO BB IBB HBP BLK WP HR S P ERA WHIP	IP WLS BF H R ER SO BB IBB HBP BLK WP HR S P ERA WHIP	IP WLS BF H R ER SO BB IBB HBP BLK WP HR S P ERA WHIP

AB	32
R	6
H	9
RBI	6
BB	3
SO	5
LOB	14



Batter	1	2	3	4	5	6	7	8	9	AB	R	H	RBI	BB	SO	LOB	TOP					
Wally Backman, S (1, 4) OBP: 0.349, SLG: 0.327	F7		G4-6-3 1B			FC6-4		P2		5	0	2	0	0	0	3	Philadelphia Phillies @ Houston Astros Astrodome, Houston, TX Sun Sep 08 1991, 4:33 AM EDT Att. 7,847 - Dome - 70 F					
Von Hayes, L (1, 9) OBP: 0.312, SLG: 0.297	1B	2B	L9			K		1B	1B	5	2	3	0	0	1	2						
Dave Hollins, S (1, 5) Charlie Hayes, R (8, 5) OBP: 0.241, SLG: 0.348	2H	1B	G4-6-3			P6		2B	1B	5	1	2	1	0	0	3						
John Kruk, L (1, 8) OBP: 0.365, SLG: 0.470	K					1-2		2B	1B	0	0	0	0	0	0	0						
Ricky Jordan, R (1, 3) Braulio Castillo, R (7, PR) OBP: 0.200, SLG: 0.211						G4-3		BB	1B	4	0	2	2	0	0	1						
Wes Chamberlain, R (1, 7) OBP: 0.320, SLG: 0.426						G5-3		1B	2B	1	0	0	0	0	1	0						
Steve Lake, R (1, 2) OBP: 0.220, SLG: 0.240						G5-3				3	0	0	1	2	1	1						
Kim Batiste, R (1, 6) OBP: 0.500, SLG: 0.333						G6-3				3	0	1	0	1	0	3						
Terry Mulholland, R (1, 1) OBP: 0.099, SLG: 0.072						K				4	0	0	0	0	4	5						
Inning Stats	R: 1 E: 0 K: 1 S: 9	H: 2 LOB: 0 BB: 0 P: 18	R: 0 E: 0 K: 1 S: 10	H: 2 LOB: 2 BB: 0 P: 17	R: 0 E: 0 K: 0 S: 4	H: 1 LOB: 0 BB: 0 P: 7	R: 1 E: 0 K: 0 S: 14	H: 2 LOB: 1 BB: 0 P: 20	R: 0 E: 0 K: 2 S: 9	H: 1 LOB: 1 BB: 0 P: 16	R: 1 E: 0 K: 1 S: 11	H: 1 LOB: 3 BB: 3 P: 25	R: 2 E: 0 K: 2 S: 16	H: 4 LOB: 2 BB: 0 P: 25	R: 0 E: 0 K: 1 S: 11	H: 1 LOB: 1 BB: 1 P: 17		R: 0 E: 0 K: 2 S: 7	H: 0 LOB: 1 BB: 1 P: 15	1B: 11 2B: 3 3B: 0 HR: 0	SF: 0 SAC: 0 DP: 1 HBP: 0	WP: 0 PB: 0 SB: 2 CS: 0
PITCHER	IP	WLS	BF	H	R	ER	SO	BB	IBB	HBP	BLK	WP	HR	S	P	ERA	WHIP					
Ryan Bowen, R (1, 1) ERA: 4.85	5.0	L	21	8	2	2	4	0	0	0	0	0	0	46	78	3.60	1.600					
Curt Schilling, R (6, 1) ERA: 4.32	1.2		13	5	3	3	3	2	1	0	0	0	0	24	45	16.20	4.200					
Jim Corsi, R (7, 1) ERA: 3.78	1.1		5	1	0	0	1	0	0	0	0	0	0	14	22	0.00	0.750					
Dwayne Henry, R (9, 1) ERA: 3.13	1.0		4	0	0	0	2	1	0	0	0	0	0	7	15	0.00	1.000					

AB	39
R	5
H	14
RBI	5
BB	4
SO	10
LOB	23



Batter	1	2	3	4	5	6	7	8	9	AB	R	H	RBI	BB	SO	LOB	BOTTOM					
Gerald Young, S (1, 8) OBP: 0.300, SLG: 0.258	F7		1-2 1B			K			G6-3	4	0	1	0	0	1	0	Philadelphia Phillies @ Houston Astros Astrodome, Houston, TX Sun Sep 08 1991, 4:33 AM EDT Att. 7,847 - Dome - 70 F					
Craig Biggio, R (1, 2) OBP: 0.366, SLG: 0.373	K		F9			F7		F7	4	0	0	0	0	1	2							
5 Jeff Bagwell, R (1, 3) OBP: 0.383, SLG: 0.442	P6					L5		L1	4	0	0	0	0	0	0							
Ken Caminiti, S (1, 5) OBP: 0.313, SLG: 0.387						P4		P6	3	0	1	0	0	0	0							
Mark Davidson, R (1, 9) OBP: 0.279, SLG: 0.293						K2-3		F9	3	0	0	0	0	1	1							
Casey Candaele, S (1, 7) OBP: 0.318, SLG: 0.369						G4-3		F9	3	0	0	0	0	0	1							
Andujar Cedeno, R (1, 6) OBP: 0.287, SLG: 0.435						P3		G5-3	3	0	1	0	0	0	0							
Andy Mota, R (1, 4) OBP: 0.207, SLG: 0.286						G5-3		F9	3	0	0	0	0	0	1							
Ryan Bowen, R (1, 1) Mike Simms, R (5, PR) Curt Schilling, R (6, 1) Jim Corsi, R (7, 1) Rafael Ramirez, R (8, PR) Dwayne Henry, R (9, 1)						F9		F9	0	0	0	0	1	0	0							
Inning Stats	R: 0 E: 0 K: 1 S: 8	H: 0 LOB: 0 BB: 0 P: 13	R: 0 E: 0 K: 0 S: 10	H: 1 LOB: 0 BB: 0 P: 15	R: 0 E: 0 K: 0 S: 14	H: 1 LOB: 2 BB: 1 P: 25	R: 0 E: 0 K: 1 S: 7	H: 0 LOB: 0 BB: 0 P: 9	R: 0 E: 0 K: 1 S: 10	H: 1 LOB: 1 BB: 0 P: 13	R: 0 E: 0 K: 1 S: 7	H: 0 LOB: 0 BB: 0 P: 9	R: 0 E: 0 K: 0 S: 5	H: 0 LOB: 0 BB: 0 P: 9	R: 0 E: 0 K: 1 S: 6	H: 0 LOB: 0 BB: 0 P: 9		R: 0 E: 0 K: 0 S: 7	H: 0 LOB: 0 BB: 0 P: 11	1B: 3 2B: 0 3B: 0 HR: 0	SF: 0 SAC: 0 DP: 1 HBP: 0	WP: 0 PB: 0 SB: 0 CS: 0
PITCHER	IP	WLS	BF	H	R	ER	SO	BB	IBB	HBP	BLK	WP	HR	S	P	ERA	WHIP					
Terry Mulholland, L (1, 1) ERA: 3.58	9.0	W	30	3	0	0	4	1	0	0	0	0	0	74	113	0.00	0.444					



Batter	1	2	3	4	5	6	7	8	9	AB	R	H	RBI	BB	SO	LOB	TOP									
Wally Backman, S (1,4) OBP: 0.342, SLG: 0.320	G5-3		L7		FC6-4			F8		4	0	0	0	0	0	2	Philadelphia Phillies @ St. Louis Cardinals Busch Stadium, St. Louis, MO Mon Sep 09 1991, 7:05 PM CDT Att: 16,597 - Sunny - 93 F									
Von Hayes, L (1,9) OBP: 0.307, SLG: 0.292	L8			G3		G3		G4-3		4	0	0	0	0	0											
Dave Hollins, S (1,3) OBP: 0.404, SLG: 0.559					CS 1B		F9		HR 1B	3	1	2	0	1	0											
John Kruk, L (1,8) OBP: 0.366, SLG: 0.469	G3-1				FC5-4 BB				F8	3	0	1	0	1	0	2										
Wes Chamberlain, R (1,7) OBP: 0.316, SLG: 0.420		L4			FC5-4				K	4	0	0	0	0	1	3										
Charlie Hayes, R (1,5) OBP: 0.241, SLG: 0.355							G5-3			4	1	1	2	0	1	0										
Steve Lake, R (1,2) OBP: 0.214, SLG: 0.234									HR	3	0	0	0	0	2	0										
Dale Murphy, R (8, PH) OBP: 0.304, SLG: 0.417							P5		G5-3	1	0	0	0	0	0	0										
Dickie Thon, R (1,6) OBP: 0.285, SLG: 0.359					G5-3					3	0	1	0	0	1	0										
Andy Ashby, R (1,1) OBP: 0.250, SLG: 0.250										2	0	1	0	0	1	0										
Danny Cox, R (5,1) OBP: 0.167, SLG: 0.107										0	0	0	0	0	0	0										
Ron Jones, L (8, PH) OBP: 0.263, SLG: 0.235										1	0	0	0	0	0	0										
Mitch Williams, L (8,1) OBP: 0.263, SLG: 0.235										0	0	0	0	0	0	0										
Inning Stats	R: 0 H: 0 E: 0 K: 0 S: 15	H: 0 LOB: 1 BB: 1 P: 27	R: 0 H: 0 E: 0 K: 2 S: 8	H: 0 LOB: 0 BB: 0 P: 14	R: 0 H: 0 E: 0 K: 1 S: 8	H: 0 LOB: 0 BB: 0 P: 13	R: 0 H: 1 E: 0 K: 0 S: 8	H: 1 LOB: 1 BB: 1 P: 15	R: 0 H: 2 E: 0 K: 0 S: 10	H: 2 LOB: 2 BB: 0 P: 14	R: 0 H: 1 E: 0 K: 0 S: 8	H: 1 LOB: 1 BB: 0 P: 16	R: 0 H: 0 E: 0 K: 2 S: 10	H: 0 LOB: 0 BB: 0 P: 11	R: 0 H: 0 E: 0 K: 0 S: 5	H: 0 LOB: 0 BB: 0 P: 11	R: 2 H: 2 E: 0 K: 1 S: 11	H: 2 LOB: 2 BB: 0 P: 16	1B: 5 2B: 0 3B: 0 HR: 1	SF: 0 SAC: 0 DP: 0 HBP: 0	WP: 0 PB: 0 SB: 0 CS: 1	PA: 34				
PITCHER	IP WLS BF H R ER SO BB IBB HBP BLK WP HR S P ERA WHIP	8.2 W 33 6 2 2 6 2 0 0 0 0 0 1 82 136 2.08 0.923	0.1 S 1 0 0 0 0 0 0 0 0 0 0 0 1 1 0.00 0.000																							

AB	32
R	2
H	6
RBI	2
BB	2
SO	6
LOB	7



Batter	1	2	3	4	5	6	7	8	9	AB	R	H	RBI	BB	SO	LOB	BOTTOM								
Ray Lankford, L (1,8) OBP: 0.286, SLG: 0.372	G4-3		K		F7			K		4	0	0	0	0	2	1	Philadelphia Phillies @ St. Louis Cardinals Busch Stadium, St. Louis, MO Mon Sep 09 1991, 7:05 PM CDT Att: 16,597 - Sunny - 93 F								
Ozzie Smith, S (1,6) OBP: 0.390, SLG: 0.369	F7			G6-3						4	0	2	0	0	0										
Todd Zeile, R (1,5) OBP: 0.339, SLG: 0.396					CS 1B			2B		3	0	0	0	1	1										
Pedro Guerrero, R (1,3) OBP: 0.318, SLG: 0.349										4	0	0	0	0	1	2									
Rod Brewer, L (9,3) OBP: 0.250, SLG: 0.250	G3-1				F8			K		0	0	0	0	0	0										
Felix Jose, S (1,9) OBP: 0.371, SLG: 0.437										3	1	1	0	0	1	0									
Milt Thompson, L (1,7) OBP: 0.401, SLG: 0.491										3	2	2	1	0	0	0									
Tom Pagnozzi, R (1,2) OBP: 0.309, SLG: 0.345										3	1	2	2	0	0	0									
José Oquendo, S (1,4) OBP: 0.367, SLG: 0.315										3	0	0	0	0	0	2									
Omar Olivares, R (1,1) OBP: 0.256, SLG: 0.286										3	0	1	1	0	1	0									
Lee Smith, R (9,1) OBP: 0.256, SLG: 0.286										0	0	0	0	0	0	0									
Inning Stats	R: 0 H: 0 E: 0 K: 0 S: 10	H: 0 LOB: 1 BB: 1 P: 18	R: 0 H: 0 E: 0 K: 0 S: 8	H: 0 LOB: 0 BB: 0 P: 12	R: 0 H: 0 E: 0 K: 2 S: 8	H: 0 LOB: 0 BB: 0 P: 12	R: 0 H: 0 E: 0 K: 0 S: 4	H: 0 LOB: 0 BB: 0 P: 7	R: 3 H: 5 E: 0 K: 0 S: 21	H: 5 LOB: 1 BB: 0 P: 32	R: 0 H: 0 E: 0 K: 1 S: 7	H: 0 LOB: 0 BB: 0 P: 12	R: 1 H: 2 E: 0 K: 0 S: 7	H: 2 LOB: 0 BB: 0 P: 9	R: 0 H: 1 E: 0 K: 3 S: 10	H: 1 LOB: 1 BB: 0 P: 14	1B: 5 2B: 2 3B: 0 HR: 1	SF: 0 SAC: 0 DP: 0 HBP: 0	WP: 0 PB: 0 SB: 0 CS: 2	PA: 32					
PITCHER	IP WLS BF H R ER SO BB IBB HBP BLK WP HR S P ERA WHIP	4.2 L 20 5 3 3 3 2 1 0 0 0 0 1 16 26 3.86 0.857	2.1 7 2 1 1 1 0 0 0 0 0 0 0 0 10 14 0.00 1.000																						

AB	30
R	4
H	8
RBI	4
BB	1
SO	6
LOB	6



Batter	1	2	3	4	5	6	7	8	9	AB	R	H	RBI	BB	SO	LOB	TOP				
Kim Batiste, R OBP: 0.444, SLG: 0.375 (1, 6)	G1-3	G4-3				FC3-6 1B 2B	CS		K	5	1	2	0	0	1	1	Philadelphia Phillies @ St. Louis Cardinals Busch Stadium, St. Louis, MO Tue Sep 10 1991, 7:05 PM CDT Att: 16,210 - Cloudy - 89 F				
Randy Ready, R OBP: 0.386, SLG: 0.298 (1, 4)	1B	L7			F8	CS	K		1B	5	0	2	0	0	1	2					
Dave Hollins, S OBP: 0.497, SLG: 0.557 Braulio Castillo, R OBP: 0.190, SLG: 0.200 (1, 3) (7, 8)	1B				K				F9	4	0	2	0	0	2	0					
John Kruk, L OBP: 0.363, SLG: 0.464 (1, 8) (7, 3)	F8				K	FC3-6 2B 1B				4	1	0	0	0	1	4					
Dale Murphy, R OBP: 0.504, SLG: 0.417 (1, 9)	K				E5				F8	4	1	1	1	0	1	2					
Charlie Hayes, R OBP: 0.246, SLG: 0.361 (1, 5)		SH1-3 2B			G1-3				FC4-6 1B	4	1	3	2	0	0	1					
Wes Chamberlain, R OBP: 0.313, SLG: 0.415 (1, 7)		SH1-3			L5	G1-3			FC4-6 1B	3	0	0	0	0	0	2					
Steve Lake, R OBP: 0.215, SLG: 0.242 (1, 2)		2B			G6-3				P9	4	1	1	1	0	0	1					
Tommy Greene, R OBP: 0.281, SLG: 0.350 Mitch Williams, L (9, 1)		2B			G6-3				G5-3	4	0	1	1	0	1	0					
Inning Stats	R: 0 E: 0 K: 1 S: 11	H: 2 LOB: 2 BB: 0 P: 17	R: 2 E: 0 K: 0 S: 15	H: 3 LOB: 1 BB: 0 P: 19	R: 0 E: 1 K: 2 S: 13	H: 0 LOB: 1 BB: 0 P: 20	R: 0 E: 0 K: 0 S: 3	H: 0 LOB: 0 BB: 0 P: 6	R: 3 E: 0 K: 1 S: 13	H: 4 LOB: 1 BB: 0 P: 18	R: 0 E: 0 K: 2 S: 9	H: 0 LOB: 0 BB: 0 P: 14	R: 0 E: 0 K: 1 S: 6	H: 1 LOB: 1 BB: 0 P: 8	R: 0 E: 0 K: 1 S: 12	H: 1 LOB: 1 BB: 0 P: 15	1B: 8 2B: 4 3B: 0 HR: 0	SF: 0 SAC: 1 DP: 0 HBP: 0	WP: 0 PB: 0 SB: 0 CS: 1	PA: 40	
PITCHER	IP	WLS	BF	H	R	ER	SO	BB	IBB	HBP	BLK	WP	HR	S	P	ERA	WHIP				
Rheal Cormier, L ERA: 4.42 (1, 1)	6.0	L	28	10	5	5	4	0	0	0	0	0	0	62	94	7.50	1.667				
Willie Fraser, R ERA: 5.64 (7, 1)	2.0		7	1	0	0	2	0	0	0	0	0	0	15	22	0.00	0.500				
Scott Terry, R ERA: 2.84 (9, 1)	1.0		4	1	0	0	1	0	0	0	0	0	0	12	15	0.00	1.000				

AB	38
R	5
H	12
RBI	5
BB	0
SO	7
LOB	14



Batter	1	2	3	4	5	6	7	8	9	AB	R	H	RBI	BB	SO	LOB	BOTTOM					
Ray Lankford, L OBP: 0.283, SLG: 0.368 (1, 8)	F9		F7			F7			G4-3	4	0	0	0	0	0	0	Philadelphia Phillies @ St. Louis Cardinals Busch Stadium, St. Louis, MO Tue Sep 10 1991, 7:05 PM CDT Att: 16,210 - Cloudy - 89 F					
Ozzie Smith, S OBP: 0.392, SLG: 0.374 (1, 6)	G3-1				G6-3 SF9 2B	1B			1B	4	2	3	0	0	0	0						
Todd Zeile, R OBP: 0.336, SLG: 0.393 (1, 5)	F9				G6-3	P4			L8	4	0	0	0	0	0	3						
Pedro Guerrero, R OBP: 0.317, SLG: 0.349 (1, 3)		F9			SF9				PB	3	0	1	1	0	1	0						
Felix Jose, S OBP: 0.372, SLG: 0.437 (1, 9)		G3 1B			K				P3	4	0	2	0	0	1	1						
Milt Thompson, L OBP: 0.397, SLG: 0.486 Craig Wilson, R OBP: 0.257, SLG: 0.224 (1, 7) (9, PH)		G3			G6-3	L7			K	3	0	0	0	0	0	2						
Tom Pagnozzi, R OBP: 0.307, SLG: 0.343 (1, 2)		G6-3			G4-3					3	0	0	0	0	0	2						
José Oquendo, S OBP: 0.365, SLG: 0.312 (1, 4)					P9	K			F9	3	0	0	0	0	1	0						
Rheal Cormier, L OBP: 0.273, SLG: 0.273 Luis Alicea, S OBP: 0.308, SLG: 0.261 Willie Fraser, R (6, PH) (7, 1)					P8				K	1	0	0	0	0	1	0						
Gerald Perry, L OBP: 0.321, SLG: 0.418 Scott Terry, R OBP: 0.143, SLG: 0.143 (8, PH) (9, 1)									K	0	0	0	0	0	1	0						
Inning Stats	R: 0 E: 0 K: 0 S: 11	H: 0 LOB: 0 BB: 0 P: 15	R: 0 E: 0 K: 0 S: 10	H: 1 LOB: 1 BB: 0 P: 17	R: 0 E: 0 K: 0 S: 6	H: 0 LOB: 0 BB: 0 P: 9	R: 1 E: 0 K: 1 S: 11	H: 1 LOB: 0 BB: 0 P: 16	R: 0 E: 0 K: 1 S: 10	H: 0 LOB: 0 BB: 0 P: 15	R: 0 E: 0 K: 1 S: 8	H: 1 LOB: 1 BB: 0 P: 14	R: 0 E: 0 K: 1 S: 10	H: 1 LOB: 1 BB: 0 P: 13	R: 0 E: 0 K: 1 S: 8	H: 0 LOB: 0 BB: 0 P: 11	R: 1 E: 0 K: 1 S: 17	H: 2 LOB: 1 BB: 0 P: 22	1B: 5 2B: 1 3B: 0 HR: 0	SF: 1 SAC: 0 DP: 0 HBP: 0	WP: 0 PB: 1 SB: 0 CS: 0	PA: 33
PITCHER	IP	WLS	BF	H	R	ER	SO	BB	IBB	HBP	BLK	WP	HR	S	P	ERA	WHIP					
Tommy Greene, R ERA: 3.16 (1, 1)	8.1		31	6	2	1	5	0	0	0	0	0	0	82	120	1.08	0.720					
Mitch Williams, L ERA: 2.09 (9, 1)	0.2	S	2	0	0	0	1	0	0	0	0	0	0	9	12	0.00	0.000					



Batter	1	2	3	4	5	6	7	8	9	AB	R	H	RBI	BB	SO	LOB	TOP									
Delino DeShields, L OBP: 0.368, SLG: 0.349	L3		1B		E6		F9		K	4	1	0	0	1	1	0	Montreal Expos @ Philadelphia Phillies Veterans Stadium, Philadelphia, PA Wed Sep 11 1991, 7:05 PM EDT Att: 13,501 - Cloudy - 79 F									
Spike Owen, S OBP: 0.324, SLG: 0.349	P6		1B		G5-3		G1-4-3		2B	3	0	2	0	2	0	0										
Dave Martinez, L OBP: 0.325, SLG: 0.404	P6		1B		G5-3		K		F9	5	0	1	1	0	1	4										
Tim Wallach, R OBP: 0.289, SLG: 0.329		G5-3	F8		F8				F8	5	0	0	0	0	0	4										
Larry Walker, L OBP: 0.346, SLG: 0.455		E3	F8						P6	4	1	1	0	0	0	2										
Marquis Grissom, R OBP: 0.313, SLG: 0.373					G6-3				E6	3	2	2	0	1	0	0										
John Vander Wal, L OBP: 0.371, SLG: 0.571					G6-3				E6	2	0	0	1	1	1	2										
Ivan Calderon, R OBP: 0.367, SLG: 0.483					G6-3				K	1	1	1	2	0	0	0										
Barry Jones, R OBP: 0.285, SLG: 0.323					G6-3				K	0	0	0	0	0	0	0										
Nelson Santovenia, R OBP: 0.254, SLG: 0.387					G6-3				K	1	1	1	1	0	0	0										
Chris Haney, L OBP: 0.095, SLG: 0.095					G6-3					3	0	0	0	0	0	1										
Bill Sampen, R OBP: 0.429, SLG: 0.429										0	0	0	0	0	0	0										
Andres Galarraga, R OBP: 0.285, SLG: 0.323										1	1	1	1	0	0	0										
Inning Stats	R: 0 E: 1 K: 0 S: 6	H: 1 LOB: 1 BB: 0 P: 12	R: 0 E: 1 K: 1 S: 12	H: 0 LOB: 2 BB: 1 P: 22	R: 1 E: 0 K: 0 S: 10	H: 1 LOB: 2 BB: 2 P: 24	R: 1 E: 0 K: 0 S: 5	H: 1 LOB: 1 BB: 0 P: 6	R: 0 E: 1 K: 0 S: 12	H: 0 LOB: 1 BB: 1 P: 22	R: 1 E: 1 K: 0 S: 15	H: 2 LOB: 1 BB: 1 P: 27	R: 0 E: 0 K: 1 S: 7	H: 0 LOB: 0 BB: 0 P: 12	R: 2 E: 1 K: 0 S: 12	H: 1 LOB: 0 BB: 0 P: 18	R: 1 E: 0 K: 1 S: 11	H: 2 LOB: 1 BB: 0 P: 19	1B: 4 2B: 1 3B: 1 HR: 2	SF: 0 SAC: 0 DP: 1 HBP: 0	WP: 2 PB: 0 CS: 4 SB: 1	PA: 40				
PITCHER	IP	WLS	BF	H	R	ER	SO	BB	IBB	HBP	BLK	WP	HR	S	P	ERA	WHIP									
Jose De Jesus, R ERA: 3.34	(1, 1)	6.0	L	27	5	3	2	1	5	0	0	0	2	0	60	113	3.00	1.667								
Wally Ritchie, L ERA: 2.7	(7, 1)	2.2	L	12	3	3	1	2	0	0	0	0	0	2	29	48	3.38	1.125								
Joe Boever, R ERA: 3.9	(9, 1)	0.1		1	0	0	0	0	0	0	0	0	0	0	1	1	0.00	0.000								

AB	35
R	6
H	8
RBI	5
BB	5
SO	3
LOB	17



Batter	1	2	3	4	5	6	7	8	9	AB	R	H	RBI	BB	SO	LOB	BOTTOM									
Randy Ready, R OBP: 0.396, SLG: 0.321	2B		1B			G5-6-3			FC4-6	4	1	3	0	1	0	2	Montreal Expos @ Philadelphia Phillies Veterans Stadium, Philadelphia, PA Wed Sep 11 1991, 7:05 PM EDT Att: 13,501 - Cloudy - 79 F									
Dickie Thon, R OBP: 0.284, SLG: 0.358	F8		L9		G1				G3-6-3	5	0	1	1	0	0	5										
Dave Hollins, S OBP: 0.407, SLG: 0.545									FC4-6	4	0	1	0	1	1	2										
John Kruk, L OBP: 0.359, SLG: 0.459									G3-6-3	5	0	0	0	0	0	5										
Dale Murphy, R OBP: 0.305, SLG: 0.422									G3-6-3	4	2	2	0	0	0	2										
Charlie Hayes, R OBP: 0.246, SLG: 0.363									G3-6-3	4	0	1	1	0	1	1										
Wes Chamberlain, R OBP: 0.309, SLG: 0.410									G3-6-3	4	0	0	1	0	1	1										
Steve Lake, R OBP: 0.226, SLG: 0.252									G3-6-3	3	1	2	0	0	1	0										
Wally Backman, S OBP: 0.414, SLG: 0.318									G3-6-3	1	0	0	0	0	0	0										
Darrin Fletcher, L OBP: 0.241, SLG: 0.321									G3-6-3	0	0	0	0	0	0	0										
Jose De Jesus, R OBP: 0.167, SLG: 0.138									G3-6-3	2	0	1	1	0	1	0										
Jim Lindeman, R OBP: 0.414, SLG: 0.388									G3-6-3	0	0	0	0	1	0	0										
Wally Ritchie, L ERA: 3.96									G3-6-3	0	0	0	0	0	0	0										
Joe Boever, R OBP: 0.333, SLG: 0.333									G3-6-3	0	0	0	0	0	0	0										
Von Hayes, L OBP: 0.310, SLG: 0.299									G3-6-3	1	1	1	0	0	0	0										
Inning Stats	R: 0 E: 0 K: 0 S: 6	H: 1 LOB: 2 BB: 1 P: 14	R: 0 E: 0 K: 2 S: 8	H: 0 LOB: 0 BB: 0 P: 17	R: 0 E: 0 K: 1 S: 10	H: 2 LOB: 2 BB: 0 P: 17	R: 2 E: 1 K: 0 S: 12	H: 3 LOB: 2 BB: 1 P: 21	R: 1 E: 0 K: 1 S: 13	H: 2 LOB: 1 BB: 0 P: 19	R: 0 E: 0 K: 0 S: 8	H: 1 LOB: 1 BB: 1 P: 15	R: 0 E: 0 K: 0 S: 7	H: 0 LOB: 0 BB: 0 P: 11	R: 0 E: 0 K: 1 S: 15	H: 0 LOB: 0 BB: 0 P: 22	R: 2 E: 0 K: 0 S: 11	H: 3 LOB: 0 BB: 0 P: 16	1B: 6 2B: 6 3B: 0 HR: 0	SF: 0 SAC: 0 DP: 2 HBP: 0	WP: 0 PB: 0 CS: 0	PA: 40				
PITCHER	IP	WLS	BF	H	R	ER	SO	BB	IBB	HBP	BLK	WP	HR	S	P	ERA	WHIP									
Chris Haney, L ERA: 3.57	(1, 1)	5.0	L	27	9	3	2	4	3	0	0	0	0	0	55	101	3.60	2.400								
Bill Sampen, R ERA: 3.96	(6, 1)	2.0	W	5	0	0	0	0	0	0	0	0	0	9	13	0.00	0.000									
Barry Jones, R ERA: 3.39	(8, 1)	2.0	S	8	3	2	2	1	0	0	0	0	0	26	38	9.00	1.500									

AB	37
R	5
H	12
RBI	4
BB	3
SO	5
LOB	18



Batter	1	2	3	4	5	6	7	8	9	AB R H RBI BB SO LOB	TOP																	
Delino DeShields, L OBP: 0.369, SLG: 0.348 (1, 4)	F8	G4-3 FC3-2 1B		G5-3 BB		G6-3			K	4 0 1 0 1 1 0	Montreal Expos @ Philadelphia Phillies Veterans Stadium, Philadelphia, PA Thu Sep 12 1991, 7:05 PM EDT Att. 13,243 - Sunny - 74 F																	
Spike Owen, S OBP: 0.322, SLG: 0.350 (1, 6)	1B	FC3-2 G4-3		G5-3		G6-3			G4-3	5 1 1 0 0 0 4																		
Marquis Grissom, R OBP: 0.313, SLG: 0.372 (1, 8)	1B	G4-3		F8			G5-3		1B	4 1 1 1 1 0 3																		
Tim Wallach, R OBP: 0.290, SLG: 0.332 (1, 5)	2B	K			1B		G5-3		G6-3	5 2 2 1 0 1 3																		
Larry Walker, L OBP: 0.350, SLG: 0.468 Dave Martinez, L OBP: 0.325, SLG: 0.404 (8, 9)	G6-3 1H 2H 2B		G1-3		G6-3 1B					4 1 3 3 0 0 0 0 0 0 0 0 0 0																		
Nelson Santovenia, R OBP: 0.254, SLG: 0.379 (1, 2)	G6-3			FC6-4 1B	G6-3					4 0 1 1 0 1 2																		
Andres Galarraga, R OBP: 0.261, SLG: 0.319 (1, 3)	F8			FC6-4 1B	L6				P5	4 0 0 0 0 0 3																		
Kenny Williams, R OBP: 0.296, SLG: 0.413 (1, 7)		1B BB FC3-2 1B		F9	K				K	4 0 1 0 0 2 2																		
Chris Nabholz, L OBP: 0.156, SLG: 0.095 Mel Rojas, R (8, 1)		FC3-2 1B BB		G4-3					G4-3	3 1 0 0 1 1 0 0 0 0 0 0 0 0																		
Inning Stats	R: 3 E: 0 K: 0 S: 18	H: 3 LOB: 1 BB: 1 P: 30	R: 1 E: 0 K: 1 S: 12	H: 2 LOB: 2 BB: 1 P: 25	R: 0 E: 0 K: 0 S: 7	H: 1 LOB: 1 BB: 0 P: 7	R: 0 E: 0 K: 0 S: 7	H: 0 LOB: 1 BB: 1 P: 14	R: 1 E: 0 K: 1 S: 11	H: 2 LOB: 1 BB: 0 P: 18		R: 0 E: 0 K: 1 S: 11	H: 0 LOB: 0 BB: 0 P: 15	R: 1 E: 0 K: 1 S: 11	H: 1 LOB: 0 BB: 0 P: 18	R: 0 E: 0 K: 1 S: 7	H: 0 LOB: 0 BB: 0 P: 10	R: 0 E: 0 K: 1 S: 9	H: 1 LOB: 1 BB: 0 P: 14	1B: 6 2B: 3 3B: 0 HR: 1	SF: 0 SAC: 0 DP: 0 HBP: 0	WP: 0 PB: 0 SB: 0 CS: 0	PA: 40					
PITCHER	IP WLS BF H R ER SO BB IBB HBP BLK WP HR S P ERA WHIP											PITCHER	IP WLS BF H R ER SO BB IBB HBP BLK WP HR S P ERA WHIP															
Bruce Ruffin, L ERA: 3.81 Cliff Brantley, R ERA: 5.63 Mike Hartley, R ERA: 4.54 Danny Cox, R ERA: 4.85	(1, 1) (2, 1) (6, 1) (9, 1)	1.0 4.0 3.0 1.0	WLS L 16 3	BF 10 3 1	H 5 1 0	R 4 1 0	ER 4 1 0	SO 0 2 1	BB 2 1 0	IBB 0 0 0	HBP 0 0 0	BLK 0 0 0	WP 0 0 0	HR 0 32 29	S 23 50 43	P 44 50 43	ERA 36.00 2.25 3.00	WHIP 7.000 1.000 0.333										

AB	37
R	6
H	10
RBI	6
BB	3
SO	6
LOB	17




Batter	1	2	3	4	5	6	7	8	9	AB R H RBI BB SO LOB	BOTTOM																		
Randy Ready, R OBP: 0.398, SLG: 0.321 (1, 4)	G5-3 1B		F8			F7		G6-4-3 1B BB		3 1 1 0 1 0 0	Montreal Expos @ Philadelphia Phillies Veterans Stadium, Philadelphia, PA Thu Sep 12 1991, 7:05 PM EDT Att. 13,243 - Sunny - 74 F																		
Dickie Thon, R OBP: 0.286, SLG: 0.359 (1, 6)	K		G5-3			G6-4-3 1B		G6-4-3 1B		4 0 2 0 0 1 1																			
Wes Chamberlain, R OBP: 0.305, SLG: 0.404 (1, 7)	G5-3		G5-3			G6-4-3		G6-4-3		4 0 0 0 0 0 4																			
John Kruk, L OBP: 0.361, SLG: 0.459 (1, 8)	G4-3			F7		1B		1B	BB	3 0 1 0 1 0 1																			
Dale Murphy, R OBP: 0.307, SLG: 0.423 (1, 9)		F9		G5-3		1B		1B	1B	4 0 2 1 0 0 0																			
Charlie Hayes, R OBP: 0.246, SLG: 0.360 (1, 5)		1B BB		L6		F7		G5-3		3 0 0 0 1 0 4																			
Rick Schu, R OBP: 0.130, SLG: 0.095 Wally Backman, S OBP: 0.338, SLG: 0.316 (9, PH)		F9			K		K		K	3 0 0 0 0 2 3 1 0 0 0 0 1 0																			
Steve Lake, R OBP: 0.228, SLG: 0.254 Ron Jones, L OBP: 0.250, SLG: 0.222 (9, PH)					P3		G6-3		G1-3	3 0 1 0 0 0 2 1 0 0 0 0 0 0																			
Bruce Ruffin, S Cliff Brantley, R Kim Batiste, R Mike Hartley, R Jim Lindeman, R Danny Cox, R Von Hayes, L	(1, 1) (2, 1) (5, PH) (6, 1) (8, PH) (9, 1) (9, PH)	7.2 1.1	WLS W 5	BF 31 5	H 7 1	R 2 0	ER 2 0	SO 4 1	BB 2 0	IBB 0 0		HBP 0 0	BLK 0 0	WP 0 0	HR 0 10	S 64 10	P 104 16	ERA 2.35 0.00	WHIP 1.304 0.750										
Inning Stats	R: 0 E: 0 K: 1 S: 9	H: 1 LOB: 1 BB: 0 P: 12	R: 0 E: 0 K: 0 S: 9	H: 1 LOB: 2 BB: 1 P: 16	R: 0 E: 0 K: 0 S: 8	H: 0 LOB: 0 BB: 0 P: 12	R: 0 E: 0 K: 0 S: 4	H: 0 LOB: 0 BB: 0 P: 10	R: 0 E: 0 K: 2 S: 9	H: 0 LOB: 0 BB: 0 P: 14		R: 0 E: 0 K: 0 S: 6	H: 1 LOB: 0 BB: 0 P: 7	R: 0 E: 0 K: 1 S: 12	H: 2 LOB: 2 BB: 0 P: 16	R: 2 E: 0 K: 0 S: 10	H: 3 LOB: 2 BB: 2 P: 20	R: 0 E: 0 K: 1 S: 7	H: 0 LOB: 0 BB: 0 P: 13	1B: 8 2B: 0 3B: 0 HR: 0	SF: 0 SAC: 0 DP: 2 HBP: 0	WP: 0 PB: 0 SB: 0 CS: 0	PA: 36						
PITCHER	IP WLS BF H R ER SO BB IBB HBP BLK WP HR S P ERA WHIP											PITCHER	IP WLS BF H R ER SO BB IBB HBP BLK WP HR S P ERA WHIP																
Chris Nabholz, L ERA: 4.01 Mel Rojas, R ERA: 4.59	(1, 1) (8, 1)	7.2 1.1	WLS W 5	BF 31 5	H 7 1	R 2 0	ER 2 0	SO 4 1	BB 2 0	IBB 0 0	HBP 0 0	BLK 0 0	WP 0 0	HR 0 10	S 64 10	P 104 16	ERA 2.35 0.00	WHIP 1.304 0.750											


AB	33
R	2
H	8
RBI	1
BB	3
SO	5
LOB	17



Batter	1	2	3	4	5	6	7	8	9	AB	R	H	RBI	BB	SO	LOB	TOP				
Gary Redus, R OBP: 0.331, SLG: 0.412 (1, 3)	G5-3		F4		FC6-4	E7		P2		5	0	1	1	0	0	3	Pittsburgh Pirates @ Philadelphia Phillies Veterans Stadium, Philadelphia, PA Fri Sep 13 1991, 7:05 PM EDT Att: 29,107 - Cloudy - 79 F				
Jay Bell, R OBP: 0.328, SLG: 0.432 (1, 6)	K		L6		G4-3	K			F7	5	0	0	0	0	2	3					
Andy Van Slyke, L OBP: 0.356, SLG: 0.455 (1, 8)	2B			K		2B	K		K	5	1	2	0	0	3	0					
Bobby Bonilla, S OBP: 0.386, SLG: 0.502 (1, 9)	G6-3			F8		2B	K		2B	4	2	1	1	1	1	1					
Barry Bonds, L OBP: 0.397, SLG: 0.492 (1, 7)	F8			G3-1		G4-3			2B	4	1	1	0	1	0	1					
Steve Buechele, R OBP: 0.331, SLG: 0.437 (1, 5)	K				1B	2B	G5-3		2B	5	2	3	3	0	1	1					
Don Slaught, R OBP: 0.350, SLG: 0.387 (1, 2)	FC6-4				1B	3B		L8	B5-3	3	1	1	1	1	0	1					
Jose Lind, R OBP: 0.313, SLG: 0.350 (1, 4)	FC6-4				1B	SF8				4	1	3	1	0	0	1					
Bob Walk, R Lloyd McClendon, R Neal Heaton, L Craig Williams, R Bob Patterson, L Roger Mason, R Tom Proctor, R Stan Belinda, R Rosario Rodriguez, R	K				P6	SF8		L5		1	0	0	0	0	0	0					
Inning Stats	R: 0 E: 0 K: 1 S: 12	H: 1 LOB: 1 BB: 0 P: 19	R: 0 E: 0 K: 1 S: 8	H: 0 LOB: 1 BB: 0 P: 11	R: 0 E: 0 K: 1 S: 6	H: 0 LOB: 0 BB: 0 P: 10	R: 0 E: 0 K: 1 S: 5	H: 0 LOB: 0 BB: 0 P: 8	R: 1 E: 0 K: 0 S: 16	H: 2 LOB: 2 BB: 1 P: 30	R: 5 E: 1 K: 1 S: 24	H: 6 LOB: 1 BB: 0 P: 35	R: 0 E: 0 K: 2 S: 12	H: 1 LOB: 1 BB: 0 P: 19	R: 0 E: 0 K: 0 S: 9	H: 1 LOB: 1 BB: 0 P: 15		R: 2 E: 0 K: 1 S: 12	H: 1 LOB: 1 BB: 2 P: 23	1B: 6 2B: 5 3B: 1 HR: 0	SF: 1 SAC: 0 DP: 0 HBP: 1
PITCHER	IP	WLS	BF	H	R	ER	SO	BB	IBB	HBP	BLK	WP	HR	S	P	ERA	WHIP				
Terry Mulholland, L ERA: 3.71 (1, 1)	5.1	25	7	5	5	4	1	0	0	0	0	0	0	60	96	8.44	1.500				
Joe Boever, R ERA: 3.97 (6, 1)	0.2	4	2	1	1	1	0	0	0	0	0	0	0	11	17	13.50	3.000				
Steve Searcy, L ERA: 0.51 (7, 1)	2.0	8	2	0	0	2	0	0	0	0	0	0	0	21	34	0.00	1.000				
Mitch Williams, L ERA: 2.29 (9, 1)	1.0	L 6	1	2	2	1	2	0	0	0	0	0	0	12	23	18.00	3.000				

Batter	1	2	3	4	5	6	7	8	9	AB	R	H	RBI	BB	SO	LOB	BOTTOM					
Mickey Morandini, L OBP: 0.313, SLG: 0.311 (1, 4)	F7		1B	F8		G3-1	1B		L6	4	2	1	0	1	0	0	Pittsburgh Pirates @ Philadelphia Phillies Veterans Stadium, Philadelphia, PA Fri Sep 13 1991, 7:05 PM EDT Att: 29,107 - Cloudy - 79 F					
Wes Chamberlain, R OBP: 0.313, SLG: 0.411 (1, 7)	FC3-6		E		1B	G4-3	G3-1		K	5	2	4	0	0	1	0						
Von Hayes, L OBP: 0.314, SLG: 0.304 (1, 8)	FC3-6		E		1B	G3-1				5	2	3	1	0	0	3						
John Kruk, L OBP: 0.359, SLG: 0.456 (1, 3)	1B		E3		1B	G4-3			F7	5	0	1	1	0	1	6						
Dale Murphy, R OBP: 0.308, SLG: 0.424 (1, 9)	1B		E5		1B	G6-3				4	0	2	3	0	0	3						
Charlie Hayes, R OBP: 0.244, SLG: 0.356 (1, 5)	P3		G6-3		G4-6-3				F9	4	0	0	0	0	0	6						
Darrin Fletcher, L OBP: 0.242, SLG: 0.318 (1, 2)						G4-3				4	0	1	0	0	0	1						
John Morris, L OBP: 0.293, SLG: 0.281 (6, PR)			P5							0	0	0	0	0	0	0						
Dickie Thon, R OBP: 0.286, SLG: 0.359 (9, 6)										0	0	0	0	0	0	0						
Kim Batiste, R OBP: 0.385, SLG: 0.333 (1, 6)										3	0	1	0	0	0	0						
Wally Backman, S OBP: 0.242, SLG: 0.316 (8, PH)										0	0	0	0	1	0	0						
Steve Lake, R OBP: 0.228, SLG: 0.254 (9, 2)										0	0	0	0	0	0	0						
Terry Mulholland, R ERA: 3.03 (1, 1)	4.0	19	5	3	3	1	1	0	0	0	0	0	0	0	0	0						
Neal Heaton, L ERA: 3.94 (5, 1)	1.0	5	3	1	1	1	0	0	0	0	0	0	0	0	0	0						
Bob Patterson, L ERA: 3.81 (6, 1)	1.2	7	3	1	1	0	0	0	0	0	0	0	0	0	0	0						
Roger Mason, R ERA: 2.42 (7, 1)	0.1	1	0	0	0	0	0	0	0	0	0	0	0	0	0	0						
Stan Belinda, R ERA: 3.73 (8, 1)	1.2	W 6	1	0	0	1	1	0	0	0	0	0	0	0	0	0						
Inning Stats	R: 1 E: 0 K: 0 S: 10	H: 3 LOB: 2 BB: 0 P: 18	R: 0 E: 0 K: 1 S: 6	H: 0 LOB: 0 BB: 0 P: 7	R: 3 E: 2 K: 0 S: 9	H: 2 LOB: 1 BB: 1 P: 16	R: 0 E: 0 K: 0 S: 6	H: 0 LOB: 0 BB: 0 P: 9	R: 1 E: 0 K: 1 S: 13	H: 3 LOB: 1 BB: 0 P: 20	R: 0 E: 0 K: 0 S: 7	H: 1 LOB: 0 BB: 0 P: 11	R: 1 E: 0 K: 0 S: 8	H: 2 LOB: 1 BB: 0 P: 11	R: 0 E: 0 K: 0 S: 9	H: 1 LOB: 2 BB: 1 P: 16	R: 0 E: 0 K: 1 S: 12	H: 1 LOB: 1 BB: 0 P: 19	1B: 13 2B: 0 3B: 0 HR: 0	SF: 0 SAC: 0 DP: 4 HBP: 0	WP: 0 PA: 40 PB: 0 SB: 0 CS: 0	
PITCHER	IP	WLS	BF	H	R	ER	SO	BB	IBB	HBP	BLK	WP	HR	S	P	ERA	WHIP					
Rosario Rodriguez, L ERA: 0.96 (9, 1)	0.1	S 2	0	0	0	0	0	0	0	0	0	0	0	0	0	0	0.00	3.000				

Batter	1	2	3	4	5	6	7	8	9	AB R H RBI BB SO LOB	TOP									
Orlando Merced, S OBP: 0.379, SLG: 0.409	F7		FC3-6 HBP 1B		L3			HR BB	G4-3	4 1 1 0 1 0 0	Pittsburgh Pirates @ Philadelphia Phillies Veterans Stadium, Philadelphia, PA Sat Sep 14 1991, 7:05 PM EDT Att: 27,412 - Cloudy - 71 F									
Jay Bell, R OBP: 0.327, SLG: 0.429	F6		FC3-6 HBP		G3			P6	K	4 0 0 0 0 1 1										
Andy Van Slyke, L OBP: 0.356, SLG: 0.459	K		FC3-6		G3-1			HR		4 1 1 2 0 1 2										
Bobby Bonilla, S OBP: 0.386, SLG: 0.501		1B BB G3-6-1 1B	K		L8			BB 1B BB		3 2 1 0 1 1 2										
Barry Bonds, L OBP: 0.399, SLG: 0.495		G3-6-1 1B BB		F9 SF9 2B		P5		1B BB		2 1 1 0 2 0 0										
Steve Buechele, R OBP: 0.333, SLG: 0.436		G3-6-1 1B		BB		K		P4		3 0 1 0 1 1 2										
Michael LaValliere, L OBP: 0.344, SLG: 0.348		G3-6-1		F9		F7		1B		4 0 1 1 0 0 4										
Jose Lind, R OBP: 0.311, SLG: 0.348		G6-3		SF9		G6-3		G5-3		3 0 0 1 0 0 3										
John Smiley, L OBP: 0.154, SLG: 0.113			G5-3	G6-3		G1-3			P5	4 0 0 0 0 0 1 0 0 0 0 0 0 0										
Vicente Palacios, R OBP: 0.071, SLG: 0.071																				
Inning Stats	R: 0 E: 0 K: 1 S: 6	H: 0 LOB: 0 BB: 0 P: 10	R: 1 E: 0 K: 0 S: 9	H: 2 LOB: 1 BB: 1 P: 17	R: 0 E: 0 K: 1 S: 10	H: 1 LOB: 2 BB: 0 P: 15	R: 1 E: 0 K: 0 S: 9	H: 1 LOB: 1 BB: 1 P: 16	R: 0 E: 0 K: 0 S: 5	H: 0 LOB: 0 BB: 0 P: 5	R: 0 E: 0 K: 0 S: 7	H: 0 LOB: 0 BB: 0 P: 10	R: 3 E: 0 K: 0 S: 14	H: 2 LOB: 2 BB: 3 P: 29	R: 0 E: 0 K: 1 S: 5	H: 0 LOB: 0 BB: 0 P: 11	1B: 4 2B: 1 3B: 0 HR: 1	SF: 1 SAC: 0 DP: 1 HBP: 1	WP: 0 PB: 0 SB: 0 CS: 0	PA: 38
PITCHER	IP WLS BF H R ER SO BB IBB HBP BLK WP HR S P ERA WHIP											IP WLS BF H R ER SO BB IBB HBP BLK WP HR S P ERA WHIP								
Andy Ashby, R ERA: 6.86	(1, 1) 7.1 L 31 5 5 5 3 4 0 0 0 0 0 1 59 97 6.14 1.227																			
Wally Ritchie, L ERA: 2.66	(8, 1) 0.2 4 1 0 0 0 1 0 0 0 0 0 0 7 13 0.00 3.000																			
Mike Hartley, R ERA: 4.48	(9, 1) 1.0 3 0 0 0 0 1 0 0 0 0 0 0 5 11 0.00 0.000																			

Batter	1	2	3	4	5	6	7	8	9	AB R H RBI BB SO LOB	BOTTOM									
Randy Ready, R OBP: 0.395, SLG: 0.320	F8		G5-3			G5-3			HR 1B	4 1 1 0 0 0 1	Pittsburgh Pirates @ Philadelphia Phillies Veterans Stadium, Philadelphia, PA Sat Sep 14 1991, 7:05 PM EDT Att: 27,412 - Cloudy - 71 F									
Von Hayes, L OBP: 0.309, SLG: 0.299	K			G3		G4-3			K	4 0 0 0 0 2 2										
Wes Chamberlain, R OBP: 0.315, SLG: 0.422	K			G4-3				HR		4 1 2 2 0 1 0										
John Kruk, L OBP: 0.360, SLG: 0.457				G4-3		FC3-6 FC5-4 1B		WP BB		3 0 1 0 1 0 1										
Dale Murphy, R OBP: 0.306, SLG: 0.420		G5-3			G5-3	FC5-4 2B		P4		4 1 0 0 0 0 3										
Charlie Hayes, R OBP: 0.244, SLG: 0.358		F7			F7			K		4 0 1 1 0 1 2										
Dickie Thon, R OBP: 0.284, SLG: 0.357		L7			F9			F7		3 0 0 0 0 0 1										
Steve Lake, R OBP: 0.230, SLG: 0.270				G1-3				P3		3 0 1 0 0 0 0										
Andy Ashby, R OBP: 0.167, SLG: 0.167									P3	2 0 0 0 0 2 1 0 0 0 0 0 0 0 1 0 0 0 0 0 0 0 0 0 0 0 0 0										
Wally Ritchie, L ERA: 3.35	(8, 1)			K																
Jim Lindeman, R OBP: 0.416, SLG: 0.391	(8, PH)																			
Mike Hartley, R ERA: 4.08	(9, 1)																			
Inning Stats	R: 0 E: 0 K: 2 S: 11	H: 0 LOB: 0 BB: 0 P: 15	R: 0 E: 0 K: 0 S: 8	H: 1 LOB: 1 BB: 0 P: 13	R: 0 E: 0 K: 1 S: 7	H: 0 LOB: 0 BB: 0 P: 10	R: 0 E: 0 K: 0 S: 5	H: 0 LOB: 0 BB: 0 P: 9	R: 0 E: 0 K: 1 S: 9	H: 1 LOB: 1 BB: 0 P: 11	R: 1 E: 0 K: 0 S: 4	H: 2 LOB: 1 BB: 0 P: 7	R: 0 E: 0 K: 0 S: 8	H: 0 LOB: 0 BB: 0 P: 12	R: 2 E: 0 K: 2 S: 13	H: 2 LOB: 1 BB: 1 P: 22	1B: 2 2B: 2 3B: 1 HR: 1	SF: 0 SAC: 0 DP: 0 HBP: 0	WP: 1 PB: 0 SB: 0 CS: 0	PA: 33
PITCHER	IP WLS BF H R ER SO BB IBB HBP BLK WP HR S P ERA WHIP											IP WLS BF H R ER SO BB IBB HBP BLK WP HR S P ERA WHIP								
John Smiley, L ERA: 3.35	(1, 1) 8.1 W 31 6 3 3 5 1 0 0 0 0 0 1 66 97 3.24 0.840																			
Vicente Palacios, R ERA: 4.08	(9, 1) 0.2 S 2 0 0 0 0 1 0 0 0 0 0 1 0 5 10 0.00 0.000																			

Batter	1	2	3	4	5	6	7	8	9	AB	R	H	RBI	BB	SO	LOB	TOP								
Scott Bullett, L (1, 8) Andy Van Slyke, L (8, FH) OBP: 0.354, SLG: 0.457										2	1	0	0	0	2	0	Pittsburgh Pirates @ Philadelphia Phillies Veterans Stadium, Philadelphia, PA Sun Sep 15 1991, 3:33 AM EDT Att: 35,560 - Cloudy - 76 F								
Gary Varsho, L (1, 7) OBP: 0.330, SLG: 0.416										4	1	2	2	0	1	0									
Curtis Wilkerson, S (1, 5) OBP: 0.233, SLG: 0.242										4	1	1	0	0	0	1									
Bobby Bonilla, S (1, 9) OBP: 0.387, SLG: 0.500										3	0	1	0	1	0	1									
Orlando Merced, S (1, 3) OBP: 0.375, SLG: 0.405										4	0	0	0	0	1	2									
Michael LaValliere, L (1, 2) Don Slaughter, R (9, FH) OBP: 0.349, SLG: 0.385										2	0	1	0	1	0	0									
Jose Lind, R (1, 4) OBP: 0.310, SLG: 0.347										4	0	1	0	0	1	3									
Carlos Garcia, R (1, 6) Jay Bell, R (9, FH) OBP: 0.327, SLG: 0.429										3	0	0	0	0	2	3									
Randy Tomlin, L (1, 1) Bob Kipper, R (8, 1) Lloyd McClelland, R (9, FH) OBP: 0.377, SLG: 0.479										3	0	0	0	0	2	0									
Inning Stats	R: 0 E: 0 K: 1 S: 11	H: 0 LOB: 0 BB: 0 P: 17	R: 0 E: 0 K: 2 S: 14	H: 0 LOB: 2 BB: 2 P: 26	R: 2 E: 0 K: 0 S: 12	H: 1 LOB: 0 BB: 0 P: 18	R: 0 E: 0 K: 2 S: 11	H: 1 LOB: 1 BB: 0 P: 13	R: 0 E: 0 K: 3 S: 11	H: 0 LOB: 0 BB: 0 P: 16	R: 1 E: 0 K: 0 S: 7	H: 2 LOB: 0 BB: 0 P: 10	R: 0 E: 0 K: 0 S: 5	H: 0 LOB: 0 BB: 0 P: 5	R: 0 E: 0 K: 0 S: 6	H: 1 LOB: 1 BB: 0 P: 12		R: 0 E: 1 K: 0 S: 11	H: 1 LOB: 3 BB: 1 P: 18	1B: 5 2B: 0 3B: 0 HR: 1	SF: 0 SAC: 0 DP: 1 HBP: 1	WP: 0 PB: 0 SB: 0 CS: 0	PA: 37		
PITCHER	IP	WLS	BF	H	R	ER	SO	BB	IBB	HBP	BLK	WP	HR	S	P	ERA	WHIP								
Tommy Greene, R (1, 1) ERA: 3.18	7.2	W	30	5	3	3	9	2	0	1	0	0	1	75	112	3.52	0.913								
Mitch Williams, L (8, 1) ERA: 2.25	1.1	S	7	1	0	0	0	1	0	0	0	0	0	13	23	0.00	1.500								

Batter	1	2	3	4	5	6	7	8	9	AB	R	H	RBI	BB	SO	LOB	BOTTOM								
Kim Batiste, R (1, 6) OBP: 0.333, SLG: 0.294										5	1	1	1	0	1	4	Pittsburgh Pirates @ Philadelphia Phillies Veterans Stadium, Philadelphia, PA Sun Sep 15 1991, 3:33 AM EDT Att: 35,560 - Cloudy - 76 F								
Randy Ready, R (1, 4) OBP: 0.396, SLG: 0.318										4	1	1	0	1	0	2									
Wes Chamberlain, R (1, 7) OBP: 0.316, SLG: 0.425										5	1	2	3	0	0	1									
John Kruk, L (1, 3) OBP: 0.360, SLG: 0.459										5	1	2	0	0	1	2									
Dale Murphy, R (1, 9) Mitch Williams, L (8, 1) OBP: 0.307, SLG: 0.425										4	2	2	1	0	0	1									
Charlie Hayes, R (1, 5) OBP: 0.245, SLG: 0.359										4	0	0	0	1	1	3									
Steve Lake, R (1, 2) OBP: 0.238, SLG: 0.277										4	1	2	1	0	1	4									
Braulio Castillo, R (1, 8) OBP: 0.200, SLG: 0.208										4	0	1	1	0	0	3									
Tommy Greene, R (1, 1) John Morris, L (8, 9) OBP: 0.299, SLG: 0.365										3	0	2	0	0	0	1									
Inning Stats	R: 0 E: 0 K: 0 S: 7	H: 0 LOB: 0 BB: 0 P: 9	R: 2 E: 0 K: 1 S: 15	H: 3 LOB: 1 BB: 0 P: 20	R: 0 E: 0 K: 0 S: 9	H: 1 LOB: 0 BB: 0 P: 18	R: 1 E: 1 K: 2 S: 13	H: 2 LOB: 2 BB: 0 P: 13	R: 0 E: 0 K: 1 S: 11	H: 1 LOB: 1 BB: 0 P: 16	R: 1 E: 0 K: 0 S: 14	H: 3 LOB: 0 BB: 0 P: 17	R: 0 E: 0 K: 0 S: 7	H: 2 LOB: 2 BB: 1 P: 13	R: 4 E: 2 K: 1 S: 18	H: 2 LOB: 1 BB: 1 P: 26		1B: 9 2B: 5 3B: 0 HR: 0	SF: 0 SAC: 0 DP: 1 HBP: 0	WP: 0 PB: 0 SB: 0 CS: 0	PA: 42				
PITCHER	IP	WLS	BF	H	R	ER	SO	BB	IBB	HBP	BLK	WP	HR	S	P	ERA	WHIP								
Randy Tomlin, L (1, 1) ERA: 3.03	7.1	L	37	13	6	5	4	0	0	0	1	0	0	83	114	6.14	1.773								
Bob Kipper, L (8, 1) ERA: 4.8	0.2		5	1	2	0	1	1	0	0	0	0	0	11	18	0.00	3.000								

Batter	1	2	3	4	5	6	7	8	9	AB	R	H	RBI	BB	SO	LOB	TOP								
Ray Lankford, L (1, 8) OBP: 0.293, SLG: 0.386	1-2 G3 1B		3-1 SH5-3 S 1B		0-1 G4-3 2-3 K			3-3 K		4	2	2	0	0	1	1	St. Louis Cardinals @ Philadelphia Phillies Veterans Stadium, Philadelphia, PA Tue Sep 17 1991, 7:05 PM EDT Att: 14,059 - Cloudy - 86 F								
Ozzie Smith, S (1, 6) OBP: 0.388, SLG: 0.370	2-1 G3		0-1 SH5-3 1-3		2-3 K			2-1 F9		3	0	0	0	0	1	2									
Todd Zeile, R (1, 5) OBP: 0.347, SLG: 0.407	3-2 S 2-H 1B 1B		3-2 SF9 3-H 2-1		0-3 K			1-2 FC5-4 1B		3	0	2	2	0	1	0									
Pedro Guerrero, R (1, 3) OBP: 0.315, SLG: 0.343	1-2 BB 1-H 1B		2-1 G1-3		2-0 G5-3			1-3 K		4	0	1	0	0	1	1									
Felix Jose, S (1, 9) OBP: 0.369, SLG: 0.439	4-2 BB 1-2			0-1 FC5-4 1B				2-0 FC5-4 1-2		3	0	1	0	1	1	1									
Milt Thompson, L (1, 7) OBP: 0.378, SLG: 0.459	1-0 G1-3			0-0 FC5-4 CS 1-2				1-2 F9		3	0	0	0	0	0	3									
Craig Wilson, R (8, PH) OBP: 0.235, SLG: 0.205				2-3 K				0-0 G5-3		2	0	0	0	1	1	1									
Geronomo Pena, S (1, 4) OBP: 0.297, SLG: 0.399		4-1 BB L8-3		2-3 K				0-1 G4-3 SH3-4 1B		3	0	1	0	0	0	1									
Tom Pagnozzi, R (1, 2) OBP: 0.307, SLG: 0.344		2-1 L8-3 1-2		0-1 G4-3 SH3-4 1B				0-1 G4-3		3	0	1	0	0	0	1									
Ken Hill, R (1, 1) OBP: 0.149, SLG: 0.091				0-3 K				0-3 K		1	0	0	0	0	1	0									
Rex Hudler, R (8, PH) OBP: 0.276, SLG: 0.330										1	0	0	0	0	1	0									
Juan Agosto, L (8, 1) OBP: 0.333, SLG: 0.333										0	0	0	0	0	0	0									
Inning Stats	R: 1 E: 0 K: 0 S: 14	H: 3 LOB: 2 BB: 1 P: 26	R: 0 E: 0 K: 1 S: 7	H: 0 LOB: 0 BB: 1 P: 12	R: 1 E: 0 K: 0 S: 9	H: 1 LOB: 0 BB: 0 P: 17	R: 0 E: 0 K: 1 S: 6	H: 1 LOB: 0 BB: 0 P: 8	R: 0 E: 0 K: 1 S: 8	H: 0 LOB: 1 BB: 0 P: 10	R: 0 E: 0 K: 0 S: 7	H: 0 LOB: 0 BB: 0 P: 9	R: 0 E: 0 K: 0 S: 7	H: 0 LOB: 0 BB: 0 P: 8	R: 0 E: 0 K: 2 S: 9	H: 0 LOB: 0 BB: 0 P: 14	R: 0 E: 0 K: 1 S: 12	H: 1 LOB: 1 BB: 0 P: 17	1B: 7 2B: 7 3B: 0 HR: 0	SF: 1 2B: 1 3B: 0 HBP: 0	WP: 0 PB: 0 SB: 2 CS: 1	PA: 33			
PITCHER	IP WLS BF H R ER SO BB IBB HBP BLK WP HR S P ERA WHIP	7.0 W 26 6 2 2 5 2 0 0 0 0 0 0 58 90 2.57 1.143	2.0 S 7 1 0 0 3 0 0 0 0 0 0 0 21 31 0.00 0.500																						

AB	28
R	2
H	7
RBI	2
BB	2
SO	8
LOB	11



Batter	1	2	3	4	5	6	7	8	9	AB	R	H	RBI	BB	SO	LOB	BOTTOM							
Wally Backman, S (1, 4) OBP: 0.348, SLG: 0.316	1-0 L7		0-1 G3			4-2 1B BB G5-3 BB	1-0 1B			3	1	1	0	1	0	0	St. Louis Cardinals @ Philadelphia Phillies Veterans Stadium, Philadelphia, PA Tue Sep 17 1991, 7:05 PM EDT Att: 14,059 - Cloudy - 86 F							
Mitch Williams, L (8, 1) OBP: 0.284, SLG: 0.358	2-1 FC1 2B		0-3 K			0-0 L8	0-3 K			4	0	1	0	0	2	2								
Wes Chamberlain, R (1, 7) OBP: 0.318, SLG: 0.420	0-0 FC1 2-3			0-1 F9		4-0 G5-3 1B WP BB	1-2 F7			3	1	0	0	1	0	2								
John Kruk, L (1, 3) OBP: 0.362, SLG: 0.463	2-2 G5-3			3-1 2B		0-1 WP G5-3 1B 1B	1-0 FC6-5 2B			4	1	3	0	0	0	1								
Dale Murphy, R (1, 9) OBP: 0.303, SLG: 0.418		0-0 G6-3		2-3 K		1-2 G5-3	0-0 FC6-5 G4-3 HBP			4	0	0	1	0	1	4								
Charlie Hayes, R (1, 5) OBP: 0.246, SLG: 0.358	1-0 F9			1-2 G4-3		1-2 2-3 3-H 2-2	1-0 G4-3 HBP			3	0	1	1	0	0	1								
Darrin Fletcher, L (1, 2) OBP: 0.242, SLG: 0.313	2-2 1B				1-0 G3			2-2 G4-3		4	0	1	0	0	0	3								
Braulio Castillo, R (1, 8) OBP: 0.172, SLG: 0.179	3-3 K				1-0 F9			2-3 K		4	0	0	0	0	2	3								
Cliff Brantley, R (1, 1) OBP: 0.412, SLG: 0.578					2-3 F9					2	0	0	0	0	1	0								
Mickey Morandini, L (8, 4) OBP: 0.312, SLG: 0.310						2-3 K				1	1	1	1	0	0	0								
Inning Stats	R: 0 E: 0 K: 0 S: 7	H: 1 LOB: 1 BB: 0 P: 12	R: 0 E: 0 K: 1 S: 10	H: 1 LOB: 0 BB: 0 P: 16	R: 0 E: 0 K: 1 S: 7	H: 0 LOB: 0 BB: 0 P: 8	R: 0 E: 0 K: 1 S: 11	H: 1 LOB: 1 BB: 0 P: 17	R: 0 E: 0 K: 1 S: 5	H: 0 LOB: 0 BB: 0 P: 9	R: 3 E: 0 K: 0 S: 13	H: 2 LOB: 1 BB: 2 P: 26	R: 1 E: 0 K: 1 S: 13	H: 2 LOB: 1 BB: 0 P: 19	R: 0 E: 0 K: 1 S: 8	H: 1 LOB: 2 BB: 0 P: 14	1B: 4 2B: 3 3B: 0 HR: 1	SF: 0 SAC: 0 DP: 0 HBP: 1	WP: 1 PB: 0 SB: 0 CS: 0	PA: 35				
PITCHER	IP WLS BF H R ER SO BB IBB HBP BLK WP HR S P ERA WHIP	7.0 L 30 7 4 4 5 2 0 0 0 0 0 0 66 107 5.14 1.286	1.0 5 1 0 0 1 0 0 0 1 0 0 0 0 8 14 0.00 1.000																					

AB	32
R	4
H	8
RBI	3
BB	2
SO	6
LOB	16



Batter	1	2	3	4	5	6	7	8	9	AB	R	H	RBI	BB	SO	LOB	TOP					
Marquis Grissom, R OBP: 0.308, SLG: 0.362	1-3 K		0-1 P3			0-3 K			0-3 K	4	0	0	0	0	3	1						
Spike Owen, S OBP: 0.315, SLG: 0.340	1-1 P4			1-0 G5-3			1-3 K			3	0	0	0	0	1	0						
Junior Noboa, R OBP: 0.250, SLG: 0.305	0-0 G6-3			1-1 G3			2-1 G6-3			3	0	0	0	0	0	0						
Tim Wallach, R OBP: 0.287, SLG: 0.326		2-2 FC4-6 1B		0-1 P3			1-2 L6			3	0	1	0	0	0	0						
Larry Walker, L OBP: 0.350, SLG: 0.472		1-1 FC4-6 G6-3 1-2			0-3 K			1-3 K		3	0	0	0	0	2	1						
Nelson Santovenia, R OBP: 0.241, SLG: 0.359		3-2 G6-3 1-2			0-3 K			1-0 G6-3		3	0	0	0	0	1	1						
Kenny Williams, R OBP: 0.303, SLG: 0.402			0-0 1B		1-2 G5-3			0-1 P5		3	0	1	0	0	0	0						
Gilberto Reyes, R OBP: 0.289, SLG: 0.262			0-3 K			0-0 F8			0-0 F9	2	0	0	0	0	1	1						
Mike Fitzgerald, R OBP: 0.259, SLG: 0.285										1	0	0	0	0	0	0						
Dennis Martinez, R OBP: 0.167, SLG: 0.211			1-3 K			1-2 G6-3			3-3 K	2	0	0	0	0	1	1						
Ivan Calderon, R OBP: 0.367, SLG: 0.481										1	0	0	0	0	1	0						
Inning Stats	R: 0 E: 0 K: 1 S: 6	H: 0 LOB: 0 BB: 0 P: 8	R: 0 E: 0 K: 0 S: 10	H: 1 LOB: 0 BB: 0 P: 16	R: 0 E: 0 K: 2 S: 9	H: 1 LOB: 1 BB: 0 P: 10	R: 0 E: 0 K: 0 S: 5	H: 0 LOB: 0 BB: 0 P: 7	R: 0 E: 0 K: 2 S: 9	H: 0 LOB: 0 BB: 0 P: 10	R: 0 E: 0 K: 1 S: 9	H: 0 LOB: 0 BB: 0 P: 10	R: 0 E: 0 K: 1 S: 9	H: 0 LOB: 0 BB: 0 P: 13	R: 0 E: 0 K: 1 S: 6	H: 0 LOB: 0 BB: 0 P: 8	R: 0 E: 0 K: 2 S: 13	H: 0 LOB: 0 BB: 0 P: 16	1B: 2 2B: 0 3B: 0 HR: 0	SF: 0 SAC: 0 DP: 0 HBP: 0	WP: 0 PB: 0 SB: 0 CS: 0	PA: 28
PITCHER Terry Mulholland, L ERA: 3.55	IP: 9.0 WLS: W BF: 28	H: 2 R: 0 ER: 0 SO: 10	BB: 0 IBB: 0 HBP: 0 BLK: 0	WP: 0 HR: 0 S: 76 P: 98	ERA: 0.00 WHIP: 0.222																	

Montreal Expos @ Philadelphia Phillies
Veterans Stadium, Philadelphia, PA
Wed Sep 18, 1991, 7:05 PM EDT
Att: 5,963 - Cloudy - 82 F

AB 28
R 0
H 2
RBI 0
BB 0
SO 10
LOB 5



Batter	1	2	3	4	5	6	7	8	9	AB	R	H	RBI	BB	SO	LOB	BOTTOM			
Wally Backman, S OBP: 0.351, SLG: 0.317	2-2 F8		1-1 G3-1		1-2 FC5-4 BB		3-2 1B			3	0	1	0	1	0	0				
Mickey Morandini, L OBP: 0.312, SLG: 0.310										0	0	0	0	0	0	0				
Dickie Thon, R OBP: 0.283, SLG: 0.357	1-1 S G6-3 1B		0-1 G5-3		0-0 FC5-4 1-2 2-3		0-0 G5-3			4	0	1	0	0	0	3				
Wes Chamberlain, R OBP: 0.314, SLG: 0.415	2-2 G6-3 1-2			2-2 P5	3-2 F9			2-1 F7		4	0	0	0	0	0	3				
John Kruk, L OBP: 0.362, SLG: 0.462	3-3 K			2-1 F7		2-2 WP 1B		1-1 G4-3		4	0	1	0	0	1	1				
Dale Murphy, R OBP: 0.302, SLG: 0.417		2-1 1B CS 1B		1-2 E6 1B		0-0 F9		2-3 K		4	1	1	0	0	1	1				
Charlie Hayes, R OBP: 0.251, SLG: 0.359			0-3 K		0-0 FC4-6 1-2 1B	4-2 G4-6-3 BB				2	0	1	0	1	1	1				
Darrin Fletcher, L OBP: 0.245, SLG: 0.313		0-2 CS 1B		0-0 FC4-6 1-2		1-2 G4-6-3				3	0	1	0	0	0	4				
Braulio Castillo, R OBP: 0.188, SLG: 0.194		2-3 K			1-2 FC5-4 1B		2-1 L7			3	0	1	0	0	1	1				
Terry Mulholland, R OBP: 0.092, SLG: 0.068			2-1 F9		2-3 K		0-0 G1-3			3	0	0	0	0	1	1				
Inning Stats	R: 0 E: 0 K: 1 S: 12	H: 1 LOB: 1 BB: 0 P: 20	R: 1 E: 0 K: 2 S: 11	H: 2 LOB: 0 BB: 0 P: 15	R: 0 E: 0 K: 0 S: 6	H: 0 LOB: 0 BB: 0 P: 9	R: 0 E: 1 K: 0 S: 12	H: 1 LOB: 2 BB: 0 P: 17	R: 0 E: 0 K: 1 S: 12	H: 1 LOB: 2 BB: 1 P: 22	R: 0 E: 0 K: 0 S: 10	H: 1 LOB: 1 BB: 1 P: 17	R: 0 E: 0 K: 0 S: 8	H: 1 LOB: 1 BB: 0 P: 13	R: 0 E: 0 K: 1 S: 7	H: 0 LOB: 0 BB: 0 P: 12	1B: 7 2B: 0 3B: 0 HR: 0	SF: 0 SAC: 0 DP: 1 HBP: 0	WP: 1 PB: 0 SB: 2 CS: 2	PA: 32
PITCHER Dennis Martinez, R ERA: 2.35	IP: 8.0 WLS: L BF: 32	H: 7 R: 1 ER: 1 SO: 5	BB: 2 IBB: 0 HBP: 0 BLK: 0	WP: 1 HR: 0 S: 78 P: 125	ERA: 1.12 WHIP: 1.125															

Montreal Expos @ Philadelphia Phillies
Veterans Stadium, Philadelphia, PA
Wed Sep 18, 1991, 7:05 PM EDT
Att: 5,963 - Cloudy - 82 F

AB 30
R 1
H 7
RBI 0
BB 2
SO 5
LOB 15



Batter	1	2	3	4	5	6	7	8	9	10	AB	R	H	RBI	BB	SO	LOB	TOP							
Delino DeShields, L OBP: 0.359, SLG: 0.343	F8		WP SF8 1B BB	S		G4-3			B1-3		4	1	1	1	1	0	0								
Dave Martinez, L OBP: 0.325, SLG: 0.401	2B		1B WP 1B	F9					G6-3		5	2	3	0	0	0	1								
John Vander Wal, L OBP: 0.227, SLG: 0.500	P6		WP 1B	K							4	0	0	0	0	3	5								
Ivan Calderon, R OBP: 0.388, SLG: 0.482			K								1	0	1	0	0	0	0								
Kenny Williams, R OBP: 0.303, SLG: 0.402			1B								0	0	0	0	0	0	0								
Tim Wallach, R OBP: 0.290, SLG: 0.328	2B		WP 1B HBP			G6-3			L8		3	0	1	1	1	0	0								
Larry Walker, L OBP: 0.349, SLG: 0.470	K		SF8						G4-3		4	0	1	1	0	1	3								
Marquis Grissom, R OBP: 0.309, SLG: 0.364			G3								5	0	2	0	0	0	1								
Mike Fitzgerald, R OBP: 0.267, SLG: 0.278	K		2B								4	0	0	0	1	2	3								
Jeff Fassero, L (10, 1)			K								0	0	0	0	0	0	0								
Spike Owen, S OBP: 0.313, SLG: 0.343	G3		G3								5	1	1	0	0	1	3								
Brian Barnes, L OBP: 0.229, SLG: 0.088			G6-3								3	0	0	0	0	1	2								
Mel Rojas, R (8, 9)											0	0	0	0	0	0	0								
Eric Bullock, L OBP: 0.132, SLG: 0.328											0	0	0	0	0	0	0								
Barry Jones, R (8, 1)											0	0	0	0	0	0	0								
Scott Ruskin, R (10, 2)											0	0	0	0	0	0	0								
Nelson Santovenia, R OBP: 0.241, SLG: 0.399											0	0	0	0	0	0	0								
Inning Stats	R: 1 E: 0 K: 1 S: 10	H: 2 LOB: 1 BB: 0 P: 13	R: 0 E: 0 K: 1 S: 8	H: 1 LOB: 1 BB: 0 P: 14	R: 2 E: 0 K: 2 S: 16	H: 2 LOB: 2 BB: 1 P: 28	R: 1 E: 0 K: 1 S: 11	H: 2 LOB: 1 BB: 0 P: 13	R: 0 E: 0 K: 0 S: 5	H: 1 LOB: 2 BB: 1 P: 19	R: 0 E: 0 K: 2 S: 9	H: 1 LOB: 1 BB: 0 P: 14	R: 0 E: 0 K: 0 S: 5	H: 0 LOB: 0 BB: 0 P: 8	R: 0 E: 0 K: 1 S: 6	H: 0 LOB: 0 BB: 0 P: 10	R: 0 E: 0 K: 0 S: 7	H: 1 LOB: 2 BB: 1 P: 15	R: 0 E: 0 K: 0 S: 7	H: 0 LOB: 0 BB: 0 P: 10	1B: 6 2B: 3 3B: 1 HR: 0	SF: 1 SAC: 0 DP: 0 HBP: 1	WP: 2 PB: 0 SB: 3 CS: 0	PA: 44	
PITCHER	IP	WLS	BF	H	R	ER	SO	BB	IBB	HBP	BLK	WP	HR	S	P	ERA	WHIP								
Andy Ashby, R ERA: 7.4	3.1		19	7	4	4	4	1	0	0	0	2	0	40	63	10.80	2.400								
Steve Searcy, L ERA: 6.16	4.1		7	1	0	0	1	1	0	0	0	0	0	17	24	0.00	1.200								
Bruce Ruffin, L ERA: 3.62	2.0		7	1	0	0	2	0	0	0	0	0	0	14	22	0.00	0.500								
Joe Boever, R ERA: 3.93	1.0		3	0	0	0	1	0	0	0	0	0	0	6	10	0.00	0.000								
Wally Ritchie, L ERA: 2.6	1.0		5	1	0	0	0	0	1	0	0	0	0	9	15	0.00	1.000								

Montreal Expos @ Philadelphia Phillies
Veterans Stadium, Philadelphia, PA
Thu Sep 19 1991, 7:05 PM EDT
Att. 5,297 - Cloudy - 57 F

AB	39
R	4
H	10
RBI	3
BB	3
SO	8
LOB	18



Batter	1	2	3	4	5	6	7	8	9	10	AB	R	H	RBI	BB	SO	LOB	BOTTOM							
Randy Ready, R OBP: 0.396, SLG: 0.313	F8					G6-3					3	0	0	0	2	0	0								
Mitch Williams, L (10, 1)											0	0	0	0	0	0	0								
Dickie Thon, R OBP: 0.283, SLG: 0.355	K		K						L7		5	0	1	0	0	3	1								
Wes Chamberlain, R OBP: 0.312, SLG: 0.409	K		K								4	1	0	0	1	3	3								
John Kruk, L OBP: 0.367, SLG: 0.474			G6-4-3 1B BB			G6-4-3 1B					4	2	4	2	1	0	0								
Dale Murphy, R OBP: 0.305, SLG: 0.416			G6-4-3 1B			G6-4-3 1B					5	1	2	0	0	1	2								
Charlie Hayes, R OBP: 0.257, SLG: 0.368			G6-4-3 1B			FC4-6 1B					3	1	2	1	2	0	2								
Steve Like, R OBP: 0.145, SLG: 0.285											3	0	1	1	0	0	1								
John Morris, L OBP: 0.290, SLG: 0.278											0	0	0	0	0	0	0								
Ricky Jordan, R OBP: 0.247, SLG: 0.451			WP								1	0	0	0	0	0	2								
Wally Ritchie, L (10, 4)			2B								0	0	0	0	0	0	0								
Mickey Morandini, L OBP: 0.311, SLG: 0.359											1	0	0	0	0	0	2								
Braulio Castillo, R OBP: 0.176, SLG: 0.182											2	0	0	0	0	1	1								
Dave Hollins, S OBP: 0.409, SLG: 0.573											1	0	0	0	0	0	1								
Darwin Fletcher, L OBP: 0.250, SLG: 0.317											2	0	1	1	0	0	0								
Andy Ashby, R ERA: 4.17	5.2		25	6	4	4	6	3	0	0	1	2	54	100	6.35	1.588									
Mel Rojas, R ERA: 4.15	1.1		4	0	0	0	1	0	0	0	0	0	10	13	0.00	0.000									
Barry Jones, R ERA: 3.47	0.2		4	1	0	0	1	1	0	0	0	0	12	21	0.00	3.000									
Scott Ruskin, L ERA: 4.58	1.2		9	3	1	1	2	1	1	0	0	0	22	39	5.40	2.400									
Jeff Fassero, L ERA: 1.8	0.1		2	1	0	0	0	0	0	0	0	0	4	8	0.00	3.000									
Inning Stats	R: 0 E: 0 K: 2 S: 8	H: 0 LOB: 0 BB: 0 P: 12	R: 1 E: 0 K: 1 S: 12	H: 2 LOB: 1 BB: 1 P: 23	R: 0 E: 0 K: 3 S: 12	H: 0 LOB: 1 BB: 1 P: 22	R: 0 E: 0 K: 0 S: 6	H: 2 LOB: 1 BB: 0 P: 13	R: 0 E: 0 K: 0 S: 5	H: 0 LOB: 0 BB: 0 P: 8	R: 3 E: 1 K: 0 S: 14	H: 2 LOB: 1 BB: 1 P: 25	R: 0 E: 0 K: 1 S: 7	H: 0 LOB: 0 BB: 0 P: 10	R: 0 E: 0 K: 1 S: 14	H: 1 LOB: 2 BB: 1 P: 24	R: 0 E: 0 K: 2 S: 15	H: 1 LOB: 2 BB: 1 P: 23	R: 1 E: 0 K: 0 S: 9	H: 3 LOB: 2 BB: 1 P: 21	1B: 7 2B: 2 3B: 0 HR: 2	SF: 0 SAC: 0 DP: 2 HBP: 0	WP: 1 PB: 0 SB: 0 CS: 0	PA: 44	
PITCHER	IP	WLS	BF	H	R	ER	SO	BB	IBB	HBP	BLK	WP	HR	S	P	ERA	WHIP								
Brian Barnes, L ERA: 4.17	5.2		25	6	4	4	6	3	0	0	0	1	2	54	100	6.35	1.588								

Montreal Expos @ Philadelphia Phillies
Veterans Stadium, Philadelphia, PA
Thu Sep 19 1991, 7:05 PM EDT
Att. 5,297 - Cloudy - 57 F

AB	38
R	5
H	11
RBI	5
BB	6
SO	10
LOB	15



Batter	1	2	3	4	5	6	7	8	9	AB	R	H	RBI	BB	SO	LOB	TOP	
Randy Ready, R (1.4) Mickey Morandini, L (8.4) OBP: 0.396, SLG: 0.315 OBP: 0.310, SLG: 0.308	F8		E BB E	3B		F7		P3	K	5	2	2	0	0	0	0	1	
Dickie Thon, R (1.6) OBP: 0.286, SLG: 0.361	G5-3		E BB E	P4		S BB		HR		3	2	1	1	2	0	1		
Wes Chamberlain, R (1.7) OBP: 0.314, SLG: 0.415	F8		E BB E	E6 1B	1B	K		1B SF8 1B		5	3	2	1	0	1	3		
John Kruk, L (1.3) OBP: 0.368, SLG: 0.474		K	E3 1B	FC5-4 1B	1B	K		FC5-4 1B		5	1	2	1	0	2	3		
Dale Murphy, R (1.9) John Morris, L (8.9) OBP: 0.306, SLG: 0.420 OBP: 0.290, SLG: 0.278	1B	FC5-4 1B	FC5-4 1B	G4-3		FC6-5 1B		SF8		3	0	2	2	1	0	1		
Charlie Hayes, R (1.5) OBP: 0.282, SLG: 0.372	2B		FC5-4 1B			FC6-5 1B		FC5-4		5	0	4	1	0	0	1		
Darrin Fletcher, L (1.2) OBP: 0.239, SLG: 0.302	K		FC5-4 1B	K		P5		G4-3		5	0	0	1	0	2	7		
Braulio Castillo, R (1.8) OBP: 0.154, SLG: 0.188	G1-3		K			FC6-5 1B		G4-3		5	0	0	0	0	1	7		
Tommy Greene, R (1.1) OBP: 0.306, SLG: 0.382			G4-3	G5-3		K		1B		5	0	2	0	0	1	1		
Inning Stats	R: 0 H: 0 E: 0 K: 0 S: 7	H: 0 R: 0 ER: 0 LOB: 0 BB: 0 P: 11	H: 2 R: 0 ER: 0 LOB: 2 BB: 0 P: 20	H: 3 R: 4 ER: 2 LOB: 3 BB: 1 P: 30	H: 3 R: 2 ER: 0 LOB: 1 BB: 0 P: 21	H: 1 R: 0 ER: 0 LOB: 1 BB: 0 P: 9	H: 0 R: 0 ER: 0 LOB: 1 BB: 1 P: 22	H: 2 R: 0 ER: 0 LOB: 2 BB: 1 P: 24	H: 3 R: 0 ER: 0 LOB: 1 BB: 0 P: 15	1B: 11 2B: 2 3B: 1 HR: 1	SF: 1 SAC: 0 DP: 0 HBP: 0	WP: 0 PB: 0 SB: 1 CS: 0	PA: 46					
PITCHER	IP WLS BF H R ER SO BB IBB HBP BLK WP HR S P ERA WHIP																	
Randy Tomlin, L (1.1) ERA: 3.05	5.0 L 27 9 6 2 5 1 0 0 0 0 0 0 57 91 3.60 2.000																	
Vicente Patacos, R (6.1) ERA: 3.97	2.0 9 2 0 0 2 2 0 0 0 0 0 0 26 46 0.00 2.000																	
Bob Kipper, L (8.1) ERA: 4.95	2.0 10 4 2 2 1 0 0 0 0 0 0 1 30 44 9.00 2.000																	

Philadelphia Phillies @ Pittsburgh Pirates
Three Rivers Stadium, Pittsburgh, PA
Fri Sep 20 1991, 7:05 PM EDT
Att: 22,691 - Sunny - 56 F

AB 42
R 8
H 15
RBI 7
BB 3
SO 8
LOB 25



Batter	1	2	3	4	5	6	7	8	9	AB	R	H	RBI	BB	SO	LOB	BOTTOM
Orlando Merced, S (1.3) OBP: 0.367, SLG: 0.398	F7		F7		K		L4			4	0	0	0	0	1	0	
Jay Bell, R (1.6) Carlos Garcia, R (9.6) OBP: 0.324, SLG: 0.422	F7		L6		F8			F8		4	0	0	0	0	0	0	
Cecil Espy, S (1.8) OBP: 0.303, SLG: 0.383	S BB			2B SF9 2B		K		G4-3		3	1	1	0	1	1	0	
Bobby Bonilla, S (1.9) Scott Bulett, L (9.9) OBP: 0.389, SLG: 0.502	G6-3			SF9 G6-3 2B		G4-3 1B		F8		3	2	1	0	1	0	1	
Barry Bonds, L (1.7) Lloyd McClendon, R (9.7) OBP: 0.401, SLG: 0.498 OBP: 0.375, SLG: 0.475	L7			SF9		G4-3		G5-3		2	0	0	1	0	0	1	
Steve Buechele, R (1.5) OBP: 0.337, SLG: 0.451	K			G6-3		1B		FC6-4 1B		4	0	2	2	0	1	0	
Michael LaValliere, L (1.2) OBP: 0.361, SLG: 0.366	1B			FC4-6 BB		P4		L7		3	0	1	0	1	0	2	
Jose Lind, R (1.4) OBP: 0.306, SLG: 0.341	F7			FC4-6		F8		FC6-4		4	0	0	0	0	0	3	
Randy Tomlin, L (1.1) Gary Varsho, L (6. PH) Vicente Patacos, R (6.1) Curtis Wilkerson, S (7. PH) Bob Kipper, R (8.1) OBP: 0.196, SLG: 0.200 OBP: 0.323, SLG: 0.406 OBP: 0.371, SLG: 0.091 OBP: 0.240, SLG: 0.264	L5				B4-3		F8			1	0	0	0	0	0	0	
Inning Stats	R: 0 H: 0 E: 0 K: 0 S: 9	H: 1 R: 0 ER: 0 LOB: 1 BB: 0 P: 12	H: 0 R: 0 ER: 0 LOB: 0 BB: 0 P: 12	H: 2 R: 2 ER: 0 LOB: 1 BB: 1 P: 24	H: 0 R: 0 ER: 0 LOB: 0 BB: 0 P: 8	H: 1 R: 0 ER: 0 LOB: 1 BB: 1 P: 21	H: 0 R: 0 ER: 0 LOB: 0 BB: 0 P: 12	H: 0 R: 0 ER: 0 LOB: 0 BB: 0 P: 11	H: 1 R: 0 ER: 0 LOB: 1 BB: 0 P: 16	1B: 3 2B: 2 3B: 0 HR: 0	SF: 1 SAC: 0 DP: 0 HBP: 0	WP: 0 PB: 0 SB: 1 CS: 0	PA: 35				
PITCHER	IP WLS BF H R ER SO BB IBB HBP BLK WP HR S P ERA WHIP																
Tommy Greene, R (1.1) ERA: 3.17	9.0 W 35 5 3 3 3 3 0 0 0 0 0 0 87 133 3.00 0.889																

Philadelphia Phillies @ Pittsburgh Pirates
Three Rivers Stadium, Pittsburgh, PA
Fri Sep 20 1991, 7:05 PM EDT
Att: 22,691 - Sunny - 56 F

AB 31
R 3
H 5
RBI 3
BB 3
SO 3
LOB 7



Batter	1	2	3	4	5	6	7	8	9	AB	R	H	RBI	BB	SO	LOB	TOP					
Randy Ready, R OBP: 0.393, SLG: 0.319										4	0	1	0	0	1	0	Philadelphia Phillies @ Pittsburgh Pirates Three Rivers Stadium, Pittsburgh, PA Sat Sep 21 1991, 7:05 PM EDT Att: 27,162 - Sunny - 60 F					
Dickie Thon, R OBP: 0.285, SLG: 0.360										4	0	1	0	0	0	1						
Wes Chamberlain, R OBP: 0.310, SLG: 0.410										4	0	0	0	0	0	3						
Dave Hollins, S OBP: 0.403, SLG: 0.561										4	0	1	0	0	0	3						
Dale Murphy, R OBP: 0.304, SLG: 0.417										3	0	0	0	0	1	1						
Charlie Hayes, R OBP: 0.281, SLG: 0.370										3	0	0	0	0	0	0						
Darrin Fletcher, L OBP: 0.250, SLG: 0.312										3	0	2	0	0	0	0						
Braulio Castillo, R OBP: 0.167, SLG: 0.195										3	0	1	0	0	0	1						
Jose De Jesus, R OBP: 0.161, SLG: 0.133										2	0	0	0	0	0	2						
Jim Lindeman, R OBP: 0.408, SLG: 0.382										1	0	0	0	0	0	0						
Steve Searcy, L OBP: 0.333, SLG: 0.333										0	0	0	0	0	0	0						
Joe Boever, R OBP: 0.333, SLG: 0.333										0	0	0	0	0	0	0						
Inning Stats	R: 0 E: 1 K: 0 S: 7	H: 1 LOB: 1 BB: 0 P: 10	R: 0 E: 0 K: 1 S: 18	H: 2 LOB: 2 BB: 0 P: 28	R: 0 E: 0 K: 0 S: 4	H: 0 LOB: 0 BB: 0 P: 9	R: 0 E: 0 K: 0 S: 4	H: 1 LOB: 0 BB: 0 P: 4	R: 0 E: 0 K: 0 S: 5	H: 1 LOB: 0 BB: 0 P: 8	R: 0 E: 0 K: 0 S: 7	H: 0 LOB: 1 BB: 0 P: 11	R: 0 E: 0 K: 0 S: 4	H: 0 LOB: 0 BB: 0 P: 6	R: 0 E: 0 K: 1 S: 9	H: 0 LOB: 0 BB: 0 P: 12	R: 0 E: 0 K: 0 S: 5	H: 0 LOB: 0 BB: 0 P: 9	1B: 4 2B: 3 3B: 0 HR: 0	SF: 0 SAC: 0 DP: 3 HBP: 0	WP: 0 PB: 0 CS: 0	PA: 31
PITCHER Zane Smith, L ERA: 3.04	IP: 9.0 WLS: W BF: 31 H: 6 R: 0 ER: 0 SO: 2 BB: 0 IBB: 0 HBP: 0 BLK: 0 WP: 0 HR: 0 S: 63 P: 97 ERA: 0.00 WHIP: 0.667															PITCHER						

Batter	1	2	3	4	5	6	7	8	9	AB	R	H	RBI	BB	SO	LOB	BOTTOM					
Orlando Merced, S OBP: 0.367, SLG: 0.397										4	1	1	0	1	0	2	Philadelphia Phillies @ Pittsburgh Pirates Three Rivers Stadium, Pittsburgh, PA Sat Sep 21 1991, 7:05 PM EDT Att: 27,162 - Sunny - 60 F					
Lloyd McClendon, R OBP: 0.375, SLG: 0.475										0	0	0	0	0	0	0						
Jay Bell, R OBP: 0.325, SLG: 0.426										4	2	2	0	0	0	0						
Andy Van Slyke, L OBP: 0.359, SLG: 0.455										3	1	2	1	1	1	1						
Bobby Bonilla, S OBP: 0.388, SLG: 0.500										4	1	1	1	0	1	3						
Cecil Espy, S OBP: 0.303, SLG: 0.383										0	0	0	0	0	0	0						
Barry Bonds, L OBP: 0.402, SLG: 0.501										3	1	1	1	1	1	0						
Steve Buechele, R OBP: 0.335, SLG: 0.447										4	0	0	0	0	1	3						
Michael LaValliere, L OBP: 0.365, SLG: 0.369										3	1	2	1	1	1	0						
Jose Lind, R OBP: 0.305, SLG: 0.340										4	0	1	1	0	0	2						
Zane Smith, L OBP: 0.236, SLG: 0.239										4	0	1	0	0	0	0						
Inning Stats	R: 0 E: 0 K: 0 S: 9	H: 1 LOB: 1 BB: 0 P: 16	R: 0 E: 0 K: 1 S: 9	H: 0 LOB: 1 BB: 1 P: 17	R: 3 E: 0 K: 1 S: 13	H: 4 LOB: 1 BB: 0 P: 19	R: 0 E: 0 K: 0 S: 5	H: 1 LOB: 0 BB: 0 P: 8	R: 0 E: 0 K: 0 S: 4	H: 0 LOB: 0 BB: 1 P: 12	R: 0 E: 0 K: 1 S: 7	H: 0 LOB: 0 BB: 0 P: 10	R: 0 E: 0 K: 0 S: 5	H: 0 LOB: 0 BB: 1 P: 10	R: 4 E: 1 K: 2 S: 19	H: 5 LOB: 2 BB: 1 P: 35	R: 0 E: 0 K: 2 S: 19	H: 0 LOB: 0 BB: 1 P: 35	1B: 9 2B: 0 3B: 2 HR: 0	SF: 0 SAC: 0 DP: 1 HBP: 0	WP: 1 PB: 0 CS: 1	PA: 38
PITCHER Jose De Jesus, R ERA: 3.44	IP: 7.0 WLS: L BF: 28 H: 6 R: 3 ER: 3 SO: 3 BB: 3 IBB: 0 HBP: 0 BLK: 0 WP: 1 HR: 0 S: 52 P: 92 ERA: 3.86 WHIP: 1.286															PITCHER						
Steve Searcy, L ERA: 5.52	0.1	4	2	3	3	1	1	0	0	0	0	8	17	81.00	9.000							
Joe Boever, R ERA: 3.9	0.2	5	3	1	0	1	0	0	0	0	0	11	18	0.00	4.500							



Batter	1	2	3	4	5	6	7	8	9	AB	R	H	RBI	BB	SO	LOB	TOP					
Mickey Morandini, L (1.4)	G4-3		G6-3		G6-3			G1-6-3		4	0	0	0	0	0	2	Philadelphia Phillies @ Pittsburgh Pirates Three Rivers Stadium, Pittsburgh, PA Sun Sep 22 1991, 3:33 AM EDT Att: 33,662 - Cloudy - 67 F					
Von Hayes, L (1.9)	F9 WP 2B		G4-3			F7		P5		4	1	1	0	0	0							
Wes Chamberlain, R (1.7)	F9			K		G6-3			E S 1B	4	0	1	0	0	1							
John Kruk, L (1.8)			G4-3			K			K	4	0	1	0	0	2	1						
Dave Hollins, S (1.3)	G3			F8			G4-3		G3	4	0	0	0	0	0	2						
Charlie Hayes, R (1.5)		G6-3			E 1B 1B		P4		K	4	0	1	0	0	1	1						
Darrin Fletcher, L (1.2)		F8								3	0	2	0	0	0	0						
Kim Batiste, R (1.6)			F9							2	0	0	0	0	1	2						
Ron Jones, L (7. PH)										1	0	1	0	0	0	0						
Wally Ritchie, L (7.1)										0	0	0	0	0	0	0						
Danny Cox, R (8.1)										0	0	0	0	0	0	0						
Cliff Brantley, R (1.1)										2	0	0	0	0	2	2						
Bruce Ruffin, S (5.1)				K						0	0	0	0	0	0	0						
Mike Hartley, R (5.1)										0	0	0	0	0	0	0						
Dickie Thon, R (7.6)										1	0	0	0	0	1	0						
Inning Stats	R: 1 E: 0 K: 0 S: 10	H: 2 LOB: 1 BB: 0 P: 16	R: 0 E: 0 K: 0 S: 8	H: 0 LOB: 0 BB: 0 P: 10	R: 0 E: 0 K: 1 S: 6	H: 0 LOB: 0 BB: 0 P: 9	R: 0 E: 0 K: 1 S: 9	H: 0 LOB: 0 BB: 0 P: 12	R: 0 E: 1 K: 2 S: 11	H: 2 LOB: 2 BB: 0 P: 14	R: 0 E: 0 K: 0 S: 7	H: 0 LOB: 0 BB: 0 P: 12	R: 0 E: 0 K: 0 S: 5	H: 2 LOB: 2 BB: 0 P: 8	R: 0 E: 0 K: 1 S: 6	H: 0 LOB: 0 BB: 0 P: 8	R: 0 E: 0 K: 2 S: 9	H: 1 LOB: 1 BB: 0 P: 16	1B: 5 2B: 2 3B: 0 HR: 0	SF: 0 SAC: 0 DP: 0 HBP: 0	WP: 1 PB: 0 SB: 1 CS: 0	PA: 33
PITCHER	IP WLS BF H R ER SO BB IBB HBP BLK WP HR S P ERA WHIP																					
Doug Drabek, R (1.1)	9.0 W 33 7 1 1 8 0 0 0 0 1 0 71 105 1.00 0.778																					

Batter	1	2	3	4	5	6	7	8	9	AB	R	H	RBI	BB	SO	LOB	BOTTOM					
Orlando Merced, S (1.3)	BB HBP SF9 BB		G4-3			F8 1B FC		BB		1	2	0	0	3	0	0	Philadelphia Phillies @ Pittsburgh Pirates Three Rivers Stadium, Pittsburgh, PA Sun Sep 22 1991, 3:33 AM EDT Att: 33,662 - Cloudy - 67 F					
Jay Bell, R (1.6)			G3					G3		0	0	0	0	0	0	0						
Curtis Wilkerson, S (3.6)	SF9 BB HBP					BB E 1B				3	0	1	0	0	0	2						
Andy Van Slyke, L (1.8)	K					F8		P6		4	0	1	0	0	1	4						
Bobby Bonilla, S (1.9)						FC BB		G6-3		2	0	0	1	2	0	1						
Barry Bonds, L (1.7)	BB									2	0	0	1	1	0	2						
Steve Buechele, R (1.5)	SF9					G5-3 BB		G6-3		2	0	0	1	1	0	2						
Steve Buechele, R (1.5)	K					G5-3				4	0	0	0	0	2	5						
Don Slaught, R (1.2)			K							2	0	0	0	1	1	0						
Jose Lind, R (1.4)			F9							4	0	0	0	0	2	2						
Doug Drabek, R (1.1)			K							3	0	1	0	0	2	1						
Inning Stats	R: 1 E: 0 K: 2 S: 12	H: 0 LOB: 2 BB: 2 P: 24	R: 0 E: 0 K: 2 S: 13	H: 0 LOB: 0 BB: 0 P: 20	R: 0 E: 0 K: 0 S: 8	H: 1 LOB: 2 BB: 1 P: 17	R: 0 E: 0 K: 3 S: 11	H: 0 LOB: 1 BB: 0 P: 14	R: 1 E: 1 K: 0 S: 14	H: 1 LOB: 2 BB: 2 P: 30	R: 0 E: 0 K: 1 S: 9	H: 1 LOB: 1 BB: 1 P: 17	R: 0 E: 0 K: 0 S: 12	H: 0 LOB: 0 BB: 0 P: 15	R: 0 E: 0 K: 0 S: 8	H: 0 LOB: 0 BB: 1 P: 13	R: 0 E: 0 K: 0 S: 8	H: 0 LOB: 0 BB: 1 P: 13	1B: 3 2B: 1 3B: 0 HR: 0	SF: 1 SAC: 0 DP: 2 HBP: 2	WP: 0 PB: 0 SB: 0 CS: 0	PA: 35
PITCHER	IP WLS BF H R ER SO BB IBB HBP BLK WP HR S P ERA WHIP																					
Cliff Brantley, R (1.1)	4.1 L 22 2 2 2 7 4 0 0 0 0 0 0 53 95 4.15 1.385																					
Bruce Ruffin, L (5.1)	0.0 1 0 0 0 0 1 0 0 0 0 0 0 2 6 ∞ ∞																					
Mike Hartley, R (5.1)	1.2 6 1 0 0 1 1 0 0 0 0 0 0 12 21 0.00 1.200																					
Wally Ritchie, L (7.1)	1.0 3 0 0 0 0 0 0 0 0 0 0 0 12 15 0.00 0.000																					
Danny Cox, R (8.1)	1.0 3 0 0 0 0 1 0 0 0 0 0 0 8 13 0.00 1.000																					

Batter	1	2	3	4	5	6	7	8	9	AB	R	H	RBI	BB	SO	LOB	TOP								
Mickey Morandini, L OBP: 0.312, SLG: 0.314 (1, 4)	4-1 PB BLK BB		2-2 G6-3		0-1 G1-3 3B		1-2 1-3 1B			3	1	2	0	1	0	0	Philadelphia Phillies @ Chicago Cubs Wrigley Field, Chicago, IL Mon Sep 23 1991, 7:05 PM CDT Att: 16,141 - Cloudy - 63 F								
Von Hayes, L OBP: 0.303, SLG: 0.296 (1, 8)	2-3 SAFE SAFE K		2-0 L8		0-0 G1-3		0-2 G3-1			4	0	0	1	0	1	3									
Wes Chamberlain, R OBP: 0.309, SLG: 0.407 (1, 7)	2-3 K		0-1 HR 1B		0-1 G1-3			3-2 G3		4	1	1	0	0	1	1									
John Kruk, L OBP: 0.366, SLG: 0.476 Mitch Williams, L (8, 1)	3-1 F7		2-0 HR		1-0 G3			2-2 G4-3		4	1	1	2	0	0	1									
Dave Hollins, S OBP: 0.379, SLG: 0.522 (8, 3)		3-2 L3	1-3 K		0-0 G3-1			1-0 L7		4	0	0	0	0	1	0									
Dale Murphy, R OBP: 0.302, SLG: 0.414 (1, 9)		1-2 G6-3		1-1 G6-3		0-1 G1-3			3-1 G5-3	4	0	0	0	0	0	0									
Darrin Fletcher, L OBP: 0.261, SLG: 0.319 (1, 2)		2-2 1B 1B		0-0 G1-3			1-1 F8		1-1 F9	4	0	1	0	0	0	0									
Dickie Thon, R OBP: 0.287, SLG: 0.361 (1, 6)		1-0 1B 1-2 1B		1-1 G6-3			1-0 1B S 1B		1-1 E5 FC6-4	4	0	2	0	0	0	0									
Terry Mulholland, R Joe Boever, R John Morris, L Mike Hartley, R Ron Jones, L Steve Searcy, L Charlie Hayes, R (1, 1) (3, 1) (5, PH) (5, 1) (7, PH) (7, 1) (8, 5)		0-0 G1-3			0-0 G6-3		2-3 K		2-2 FC6-4 1-2	1	0	0	0	0	0	2									
Inning Stats	R: 0 E: 0 K: 2 S: 11	H: 0 LOB: 1 BB: 1 P: 22	R: 0 E: 0 K: 0 S: 14	H: 2 LOB: 2 BB: 0 P: 21	R: 2 E: 0 K: 1 S: 10	H: 2 LOB: 0 BB: 0 P: 17	R: 0 E: 0 K: 0 S: 5	H: 0 LOB: 0 BB: 0 P: 7	R: 1 E: 0 K: 0 S: 6	H: 1 LOB: 0 BB: 0 P: 6	R: 0 E: 0 K: 0 S: 4	H: 0 LOB: 0 BB: 0 P: 5	R: 0 E: 0 K: 1 S: 15	H: 2 LOB: 2 BB: 0 P: 20	R: 0 E: 0 K: 0 S: 9	H: 0 LOB: 0 BB: 0 P: 15		R: 0 E: 1 K: 0 S: 9	H: 0 LOB: 1 BB: 0 P: 16	1B: 5 2B: 0 3B: 1 HR: 1	SF: 0 SAC: 0 DP: 0 HBP: 0	WP: 0 PB: 1 SB: 1 CS: 0	PA: 36		
PITCHER	IP WLS BF H R ER SO BB IBB HBP BLK WP HR S P ERA WHIP	8.0 W 32 7 3 3 4 1 0 0 0 0 1 74 113 3.38 1.000	1.0 4 0 0 0 0 0 0 0 0 0 0 0 9 16 0.00 0.000																						

AB	35
R	3
H	7
RBI	3
BB	1
SO	4
LOB	9



Batter	1	2	3	4	5	6	7	8	9	AB	R	H	RBI	BB	SO	LOB	BOTTOM								
Doug Dascenzo, S OBP: 0.331, SLG: 0.322 (1, 8) (9, 7)	2-1 F8	0-0 FC4-6 1B 23 1B 1-2		1-1 23 WP 23 1B 1B	1-0 G4-3		0-0 G6-3			5	2	1	0	0	0	3	Philadelphia Phillies @ Chicago Cubs Wrigley Field, Chicago, IL Mon Sep 23 1991, 7:05 PM CDT Att: 16,141 - Cloudy - 63 F								
Mark Grace, L OBP: 0.351, SLG: 0.380 (1, 3)	1-1 23 E 1B	1-0 23 1B 1B		0-0 23 WP 23 1B 1B		1-2 G6-3		2-1 F7		5	2	3	0	0	0	0									
23 Ryne Sandberg, R Jose Vizcaino, S OBP: 0.360, SLG: 0.487 OBP: 0.284, SLG: 0.298 (1, 4) (8, 4)	1-2 E8 1B	1-0 1B 1B		3-1 G5-3 1H 2H		0-1 F9		0-1 G5-3 E 1B		4	1	3	3	0	0	0									
Andre Dawson, R OBP: 0.301, SLG: 0.489 (1, 9)	4-2 HR BB	2-2 P5		0-2 P6		0-2 G5-3		0-0 E4 G5-3		4	1	0	0	1	0	4									
George Bell, R Bob Scanlan, R OBP: 0.327, SLG: 0.473 OBP: 0.080, SLG: 0.042 (1, 7) (9, 1)	2-2 HR 1B	2-2 G6-3		0-2 G5-3			1-3 K	1-1 G5-3		5	1	1	2	0	1	5									
Hector Villanueva, R OBP: 0.339, SLG: 0.531 (1, 2)	3-3 K		2-1 FC6-4 1B	1-0 G5-3			4-1 2B FC BB	0-0 F9		4	1	1	0	1	1	5									
Luis Salazar, R OBP: 0.296, SLG: 0.444 (1, 5)	0-1 1H 2H HR		0-3 K		2-2 L5		0-0 FC G4-3 2B			4	2	2	3	0	1	1									
Rey Sanchez, R OBP: 0.167, SLG: 0.167 (1, 6)	1-1 F8		2-2 F8		1-0 1B		1-2 FC G4-3			4	0	1	1	0	0	2									
Greg Maddux, R Jerome Walton, R OBP: 0.212, SLG: 0.262 OBP: 0.264, SLG: 0.324 (1, 1) (8, 8)		1-2 FC4-6 1B	0-0 FC6-4		2-3 K		1-2 G4-3			4	0	1	1	0	1	3									
Inning Stats	R: 5 E: 1 K: 1 S: 19	H: 4 LOB: 0 BB: 1 P: 33	R: 1 E: 0 K: 0 S: 14	H: 3 LOB: 2 BB: 0 P: 21	R: 0 E: 0 K: 1 S: 10	H: 1 LOB: 1 BB: 0 P: 14	R: 2 E: 0 K: 0 S: 13	H: 3 LOB: 1 BB: 0 P: 18	R: 0 E: 0 K: 0 S: 8	H: 1 LOB: 1 BB: 0 P: 14	R: 0 E: 0 K: 0 S: 9	H: 0 LOB: 0 BB: 0 P: 10	R: 2 E: 0 K: 1 S: 13	H: 1 LOB: 1 BB: 1 P: 19	R: 0 E: 1 K: 0 S: 8	H: 1 LOB: 2 BB: 0 P: 11		1B: 11 2B: 2 3B: 0 HR: 1	SF: 0 SAC: 0 DP: 0 HBP: 0	WP: 1 PB: 0 SB: 0 CS: 0	PA: 42				
PITCHER	IP WLS BF H R ER SO BB IBB HBP BLK WP HR S P ERA WHIP	2.0 L 14 4 2 2 1 0 0 0 0 0 1 23 32 9.00 2.000	2.0 7 1 0 0 1 0 0 0 0 0 0 0 17 24 0.00 0.500	1.0 6 1 2 2 1 1 0 0 0 0 0 0 13 19 18.00 2.000	1.0 5 1 0 0 0 0 0 0 0 0 0 0 8 11 0.00 1.000																				

AB	40
R	10
H	14
RBI	10
BB	2
SO	4
LOB	23



Batter	1	2	3	4	5	6	7	8	9	AB	R	H	RBI	BB	SO	LOB	TOP				
Mickey Morandini, L (1.4) OBP: 0.313, SLG: 0.319	1-2 1B 2B	2-2 G3			0-0 P5		0-2 P5		1-0 G4-3 1B	5	1	2	0	0	0	0					
Von Hayes, L (1.8) OBP: 0.305, SLG: 0.296	1-1 1B 2B 1B		1-1 G1-3		2-3 K		4-0 BB		0-1 G4-3 1-3	4	1	1	0	1	1	1					
Wes Chamberlain, R (1.7) OBP: 0.310, SLG: 0.496	0-0 2B SF9 1B		1-0 E BB 1B		0-0 G6-3		1-1 P7		1-3 K	5	2	2	1	0	1	2					
John Kruk, L (1.3) OBP: 0.367, SLG: 0.475	1-3 K		4-2 E2 1B BB		1-1 S 1B		1-0 L9			3	0	1	0	1	1	2					
Dave Hollins, S (1.5) OBP: 0.390, SLG: 0.546	3-2 2B		3-2 G4-3 1B		2-2 F9		1-2 WP 2B			4	0	3	2	0	0	1					
Braulio Castillo, R (8.8) OBP: 0.167, SLG: 0.195	1-3 2H 2B		1-3 G4-3 1B		4-2 BB		2-1 G5-3			2	0	0	1	1	0	3					
Dale Murphy, R (1.9) OBP: 0.302, SLG: 0.413	SF9		2-2 G4-3		1-2 BB		1-1 L7		4-1 FC5-4 BB	3	0	0	0	1	0	3					
Mitch Williams, L (8.1)	3-H		1-2 1-2																		
Darrin Fletcher, L (1.2) OBP: 0.260, SLG: 0.311	F9		1-0 F8		1-1 L7		1-1 L7		2-0 FC5-4 BB	4	0	0	0	0	1	4					
Dickie Thon, R (1.6) OBP: 0.284, SLG: 0.358		0-0 P4		0-0 F9		1-3 K		2-0 FC5-4 BB		4	0	0	0	0	1	4					
Andy Ashby, R (1.1) OBP: 0.100, SLG: 0.100		2-3 K		1-3 K			2-3 K		0-0 G6-3	3	0	0	0	0	3	0					
Charlie Hayes, R (8.5) OBP: 0.260, SLG: 0.367										1	0	0	0	0	0	0					
Inning Stats	R: 3 E: 0 K: 1 S: 18	H: 4 LOB: 1 BB: 0 P: 27	R: 0 E: 0 K: 1 S: 9	H: 0 LOB: 0 BB: 0 P: 13	R: 1 E: 1 K: 0 S: 11	H: 2 LOB: 1 BB: 1 P: 22	R: 0 E: 0 K: 1 S: 5	H: 0 LOB: 0 BB: 0 P: 7	R: 0 E: 0 K: 1 S: 12	H: 1 LOB: 2 BB: 1 P: 21	R: 0 E: 0 K: 1 S: 9	H: 0 LOB: 1 BB: 1 P: 16	R: 0 E: 0 K: 0 S: 9	H: 1 LOB: 2 BB: 1 P: 19	R: 0 E: 0 K: 1 S: 10	H: 1 LOB: 0 BB: 0 P: 12	1B: 6 2B: 3 3B: 0 HR: 0	SF: 1 SAC: 0 DP: 1 HBP: 0	WP: 1 PB: 0 SB: 2 CS: 0	PA: 39	
PITCHER	IP WLS BF H R ER SO	IP WLS BF H R ER SO	IP WLS BF H R ER SO	IP WLS BF H R ER SO	IP WLS BF H R ER SO	IP WLS BF H R ER SO	IP WLS BF H R ER SO	IP WLS BF H R ER SO	IP WLS BF H R ER SO	IP WLS BF H R ER SO	IP WLS BF H R ER SO	IP WLS BF H R ER SO	IP WLS BF H R ER SO	IP WLS BF H R ER SO	IP WLS BF H R ER SO	IP WLS BF H R ER SO	ERA WHIP	ERA WHIP	ERA WHIP	ERA WHIP	
Mike Bielecki, R (1.1) ERA: 4.5	5.0 L 21 6 4 4 4																				
Les Lancaster, R (8.1) ERA: 3.66	2.0 9 1 0 0 2																				
Heathcliff Slocumb, R (8.1) ERA: 3.45	2.0 9 2 0 0 1																				

Philadelphia Phillies @ Chicago Cubs
Wrigley Field, Chicago, IL
Tue Sep 24 1991, 7:05 PM CDT
Att: 19,694 - Sunny - 54 F

AB	34
R	4
H	9
RBI	4
BB	4
SO	7
LOB	16



Batter	1	2	3	4	5	6	7	8	9	AB	R	H	RBI	BB	SO	LOB	BOTTOM					
Chico Walker, S (1.8) OBP: 0.323, SLG: 0.347	1-3 K		0-1 P6		4-2 23 G4-3 BB		1-0 G4-6-3		2-2 SF8	3	0	0	1	1	1	2						
Mark Grace, L (1.3) OBP: 0.350, SLG: 0.378	4-1 BB		0-2 F9		0-2 L8			1-1 SAFE G4-3	2-3 K	4	0	0	0	1	1	4						
23 Ryne Sandberg, R (1.4) OBP: 0.377, SLG: 0.484	3-2 L8		1-2 G6-3		3-1 G4-3			2-1 G4-3		4	0	0	0	0	0	3						
Andre Dawson, R (1.9) OBP: 0.301, SLG: 0.487	0-1 G3-1			0-0 L7	1-0 G1-3			2-2 1B		4	0	1	0	0	0	2						
George Bell, R (1.7) OBP: 0.324, SLG: 0.469		2-1 G6-3		0-2 G4-3		0-0 L7		0-1 SAFE F9		4	0	0	0	0	0	1						
Damon Berryhill, S (1.2) OBP: 0.240, SLG: 0.318		4-2 BB		3-2 BB 1B		2-1 G4-3			0-1 SAFE F8	3	0	1	0	1	0	0						
Luis Salazar, R (1.5) OBP: 0.299, SLG: 0.441		1-2 F8		4-1 BB		0-1 F9			4-0 BB SF8 BB	2	1	0	0	2	0	1						
Rey Sanchez, R (1.6) OBP: 0.188, SLG: 0.133		0-3 K		1-2 BB			0-0 G6-3		4-0 SF8 BB	3	0	0	0	1	1	3						
Mike Bielecki, R (1.1) Derricks, M (5. Ph) Les Lancaster, R (8.1) Dwight Smith, L (7. Ph) Heathcliff Slocumb, R (8.1) Hector Villanueva, R (8. Ph) Ced Landrum, L (8. Ph)			4-2 BB		1-0 HR			0-0 G4-6-3 1B	4-1 BB	0	0	0	0	1	0	0						
Inning Stats	R: 0 E: 0 K: 1 S: 10	H: 0 LOB: 1 BB: 1 P: 18	R: 0 E: 0 K: 1 S: 12	H: 0 LOB: 1 BB: 1 P: 19	R: 0 E: 0 K: 0 S: 10	H: 0 LOB: 1 BB: 1 P: 15	R: 0 E: 0 K: 0 S: 12	H: 1 LOB: 2 BB: 1 P: 20	R: 1 E: 0 K: 0 S: 10	H: 1 LOB: 1 BB: 1 P: 19	R: 0 E: 0 K: 0 S: 5	H: 0 LOB: 0 BB: 0 P: 7	R: 0 E: 0 K: 0 S: 3	H: 1 LOB: 0 BB: 0 P: 4	R: 0 E: 0 K: 0 S: 9	H: 1 LOB: 1 BB: 0 P: 14	R: 1 E: 0 K: 1 S: 12	H: 0 LOB: 2 BB: 3 P: 28	1B: 3 2B: 0 3B: 0 HR: 1	SF: 1 SAC: 0 DP: 1 HBP: 0	WP: 0 PB: 0 SB: 0 CS: 0	PA: 38
PITCHER	IP WLS BF H R ER SO	IP WLS BF H R ER SO	IP WLS BF H R ER SO	IP WLS BF H R ER SO	IP WLS BF H R ER SO	IP WLS BF H R ER SO	IP WLS BF H R ER SO	IP WLS BF H R ER SO	IP WLS BF H R ER SO	IP WLS BF H R ER SO	IP WLS BF H R ER SO	IP WLS BF H R ER SO	IP WLS BF H R ER SO	IP WLS BF H R ER SO	IP WLS BF H R ER SO	IP WLS BF H R ER SO	ERA WHIP	ERA WHIP	ERA WHIP	ERA WHIP		
Andy Ashby, R (1.1) ERA: 6.03	7.0 W 28 3 1 1 2																					
Mitch Williams, L (8.1) ERA: 2.2	2.0 S 10 1 1 1 1																					

Philadelphia Phillies @ Chicago Cubs
Wrigley Field, Chicago, IL
Tue Sep 24 1991, 7:05 PM CDT
Att: 19,694 - Sunny - 54 F

AB	29
R	2
H	4
RBI	2
BB	8
SO	3
LOB	16



Batter	1	2	3	4	5	6	7	8	9	AB	R	H	RBI	BB	SO	LOB	TOP								
Mickey Morandini, L (1.4) OBP: 0.320, SLG: 0.325	0-1 1B	3-2 1B		4-0 HR BB		2-1 1B		0-0 G4-3		4	1	3	0	1	0	1									
Von Hayes, L (1.8) OBP: 0.303, SLG: 0.294 Mitch Williams, L (9.1)	1-1 1B		3-2 F8	2-1 F7		1-0 L3		1-3 K		5	0	1	0	0	1	3									
Wes Chamberlain, R (1.7) OBP: 0.309, SLG: 0.402	2-1 P6		1-0 G4-3	4-0 HR BB		0-0 F8		0-0 G5-3		4	1	0	0	1	0	2									
John Kruk, L (1.3) OBP: 0.367, SLG: 0.486	0-0 F8		2-0 HR	0-0 HR			2-3 K		2-2 F7		5	2	2	5	0	1	2								
Dave Hollins, S (1.5) OBP: 0.386, SLG: 0.537 Bruce Ruffin, S (7.1)	1-1 P6		0-0 HR	0-1 G3-1			3-2 G3-1				4	0	1	0	0	2									
Danny Cox, R (7.1) OBP: 0.187, SLG: 0.107 Braulio Castillo, R (9.8) OBP: 0.167, SLG: 0.195			1B	G3-1							0	0	0	0	0	0									
Dale Murphy, R (1.9) OBP: 0.305, SLG: 0.414		4-0 FC4-6 E BB	1-1 FC5-4 1B		0-0 1B		1-3 K				3	0	2	0	1	1	0								
Dickie Thon, R (1.6) OBP: 0.284, SLG: 0.357	0-1 F8		1-1 FC5-4 1B		1-2 F7		2-1 FC3-6 1B				4	0	1	0	0	4									
Steve Lake, R (1.2) OBP: 0.233, SLG: 0.277	1-2 E5 FC4-6		1-2 P3	1-2 K		1-3 K		0-0 FC3-6		4	0	0	0	0	1	3									
Tommy Greene, R (1.1) OBP: 0.307, SLG: 0.380 Charlie Hayes, R (7.5) OBP: 0.259, SLG: 0.366	2-0 FC4-6 1B		1-2 BB HR 1B	0-2 L8		1-2 F8					3	1	1	0	0	3									
Inning Stats	R: 0 E: 0 K: 0 S: 9	H: 2 LOB: 2 BB: 0 P: 13	R: 0 E: 1 K: 0 S: 11	H: 1 LOB: 2 BB: 1 P: 21	R: 1 E: 0 K: 0 S: 11	H: 3 LOB: 2 BB: 0 P: 19	R: 4 E: 0 K: 0 S: 11	H: 2 LOB: 0 BB: 2 P: 23	R: 0 E: 0 K: 1 S: 10	H: 1 LOB: 1 BB: 0 P: 12	R: 0 E: 0 K: 0 S: 4	H: 1 LOB: 0 BB: 0 P: 7	R: 0 E: 0 K: 2 S: 11	H: 0 LOB: 0 BB: 0 P: 17	R: 0 E: 0 K: 0 S: 7	H: 1 LOB: 1 BB: 0 P: 10	R: 0 E: 0 K: 1 S: 8	H: 0 LOB: 0 BB: 0 P: 11	1B: 9 2B: 1 3B: 0 HR: 2	SF: 0 SAC: 0 DP: 1 HBP: 0	WP: 0 PB: 0 SB: 0 CS: 0	PA: 40			
PITCHER	IP	WLS	BF	H	R	ER	SO	BB	IBB	HBP	BLK	WP	HR	S	P	ERA	WHIP								
Shawn Boskie, R (1.1) ERA: 5.2	5.0	L	27	9	5	5	1	3	0	0	0	0	2	52	88	9.00	2.400								
Les Lancaster, R (6.1) ERA: 3.61	2.0		6	1	0	0	2	0	0	0	0	0	0	15	24	0.00	0.500								
Chuck McElroy, L (6.1) ERA: 1.89	2.0		7	1	0	0	1	0	0	0	0	0	0	15	21	0.00	0.500								

Philadelphia Phillies @ Chicago Cubs
Wrigley Field, Chicago, IL
Wed Sep 25 1991, 3:33 AM CDT
Att: 9,892 - Cloudy - 55 F

AB	37
R	5
H	11
RBI	5
BB	3
SO	4
LOB	21



Batter	1	2	3	4	5	6	7	8	9	AB	R	H	RBI	BB	SO	LOB	BOTTOM								
Jerome Walton, R (1.8) OBP: 0.270, SLG: 0.327	1-1 F9		0-1 1B		2-3 K 23 BB		3-1 FC3-6 1B		4-0 BB		4	0	2	0	1	1	0								
Mark Grace, L (1.3) OBP: 0.347, SLG: 0.374	3-2 P5		1 SAFE 1 SAFE 1 SAFE F7		3-1 F9		2-2 FC3-6		1 SAFE 1 SAFE 1 SAFE G4-3		5	0	0	0	0	6									
23 Ryne Sandberg, R (1.4) OBP: 0.376, SLG: 0.482	0-2 G1-3		1-0 P2		4-0 FC6-4 BB		2-2 SF9				2	0	0	1	1	0	2								
Andre Dawson, R (1.9) OBP: 0.300, SLG: 0.491		0-1 F8		0-0 HR		1-0 FC6-4		0-1 G6-3			4	1	1	1	0	3									
George Bell, R (1.7) OBP: 0.323, SLG: 0.468 Derrick May, L (5.7) OBP: 0.250, SLG: 0.455		1-3 K		3-3 K		1-1 G3		2-1 G6-3			2	0	0	0	0	2	0								
Hector Villanueva, R (1.2) OBP: 0.346, SLG: 0.545		4-1 BB		2-3 K		3-2 HR		3-2 F8			3	1	1	1	1	1	0								
Luis Salazar, R (1.5) OBP: 0.295, SLG: 0.435		2-3 K		1-0 P2		0-2 F7		3-0 P4			4	0	0	0	0	1	1								
Rey Sanchez, R (1.6) OBP: 0.200, SLG: 0.158			1-2 1B SH3-4 1B		0-0 G6-3		3-1 L7		1-3 K		4	0	1	0	0	1	0								
Shawn Boskie, R (1.1) OBP: 0.250, SLG: 0.324 Rick Wilkins, L (5. PH) OBP: 0.209, SLG: 0.354 Les Lancaster, R (6.1) OBP: 0.185, SLG: 0.259 Doug Dascenzo, S (7. PH) OBP: 0.321, SLG: 0.352 Chuck McElroy, L (8. PH) OBP: 0.259, SLG: 0.444 Chico Walker, S (9. PH) OBP: 0.322, SLG: 0.340			0-1 SH3-4 1B		3-2 HR		2-0 FC3-6 23 SF9 1B HBP		2-2 G4-3		0	0	0	0	0	0	0								
Inning Stats	R: 0 E: 0 K: 0 S: 9	H: 0 LOB: 0 BB: 0 P: 13	R: 0 E: 0 K: 2 S: 9	H: 0 LOB: 1 BB: 1 P: 16	R: 0 E: 0 K: 0 S: 13	H: 2 LOB: 2 BB: 0 P: 18	R: 1 E: 0 K: 2 S: 9	H: 1 LOB: 0 BB: 0 P: 15	R: 1 E: 0 K: 1 S: 10	H: 1 LOB: 2 BB: 1 P: 23	R: 1 E: 0 K: 0 S: 10	H: 1 LOB: 0 BB: 0 P: 17	R: 1 E: 0 K: 0 S: 10	H: 1 LOB: 1 BB: 0 P: 19	R: 0 E: 0 K: 0 S: 6	H: 0 LOB: 0 BB: 0 P: 14	R: 0 E: 0 K: 1 S: 9	H: 0 LOB: 1 BB: 1 P: 17	1B: 3 2B: 0 3B: 0 HR: 3	SF: 1 SAC: 1 DP: 0 HBP: 1	WP: 1 PB: 0 SB: 0 CS: 0	PA: 38			
PITCHER	IP	WLS	BF	H	R	ER	SO	BB	IBB	HBP	BLK	WP	HR	S	P	ERA	WHIP								
Tommy Greene, R (1.1) ERA: 3.21	6.0	W	26	5	3	3	5	2	0	0	0	0	3	60	102	4.50	1.167								
Bruce Ruffin, L (7.1) ERA: 3.69	0.1		3	1	1	1	0	0	0	1	0	0	0	5	12	27.00	3.000								
Danny Cox, R (7.1) ERA: 4.72	1.2		5	0	0	0	0	0	0	0	0	0	0	11	21	0.00	0.000								
Mitch Williams, L (9.1) ERA: 2.17	1.0	S	4	0	0	0	1	1	0	0	0	0	0	9	17	0.00	1.000								

Philadelphia Phillies @ Chicago Cubs
Wrigley Field, Chicago, IL
Wed Sep 25 1991, 3:33 AM CDT
Att: 9,892 - Cloudy - 55 F

AB	32
R	4
H	6
RBI	4
BB	3
SO	6
LOB	12



Batter	1	2	3	4	5	6	7	8	9	AB	R	H	RBI	BB	SO	LOB	TOP				
Randy Ready, R (1,4) OBP: 0.391, SLG: 0.323 Steve Searcy, L (7,1)										4	0	1	0	0	1	2	Philadelphia Phillies @ New York Mets Shea Stadium, Flushing, NY Fri Sep 27 1991, 7:05 PM EDT Att: 13,680 - Cloudy - 58 F				
Joe Boever, R (8,1) OBP: 0.333, SLG: 0.333 Ricky Jordan, R (9,PH) OBP: 0.300, SLG: 0.449										0	0	0	0	0	0	0					
Von Hayes, L (1,8) OBP: 0.288, SLG: 0.288										5	0	0	0	0	1	3					
Wes Chamberlain, R (1,7) OBP: 0.308, SLG: 0.398										3	1	0	0	1	2	0					
John Kruk, L (1,3) OBP: 0.368, SLG: 0.485										3	1	1	0	1	1	0					
Dave Hollins, S (1,5) OBP: 0.382, SLG: 0.524										3	1	0	0	1	1	3					
Dale Murphy, R (1,9) OBP: 0.505, SLG: 0.417										4	1	3	2	0	0	1					
Dickie Thon, R (1,6) OBP: 0.282, SLG: 0.354										4	0	0	0	0	2	4					
Steve Lake, R (1,2) OBP: 0.230, SLG: 0.273 Jim Lindeman, R (7,PH) OBP: 0.408, SLG: 0.382 Wally Backman, S (7,PH) OBP: 0.350, SLG: 0.313										2	0	0	0	0	2	0					
Jose De Jesus, R (1,1) OBP: 0.159, SLG: 0.131 Bruce Ruffin, S (3,1)										1	0	0	0	0	1	0					
Ron Jones, L (7,PH) OBP: 0.240, SLG: 0.261 Darin Fletcher, L (7,2) OBP: 0.260, SLG: 0.311 Charlie Hayes, R (9,PH) OBP: 0.255, SLG: 0.366										1	0	0	0	0	1	0					
Inning Stats	R: 0 E: 0 K: 2 S: 8	H: 0 LOB: 0 BB: 0 P: 14	R: 0 E: 0 K: 1 S: 11	H: 0 LOB: 1 BB: 1 P: 21	R: 0 E: 0 K: 2 S: 9	H: 0 LOB: 0 BB: 0 P: 12	R: 2 E: 0 K: 1 S: 15	H: 2 LOB: 1 BB: 0 P: 23	R: 0 E: 0 K: 2 S: 9	H: 0 LOB: 0 BB: 0 P: 13	R: 0 E: 0 K: 0 S: 11	H: 1 LOB: 2 BB: 1 P: 24	R: 0 E: 0 K: 2 S: 10	H: 0 LOB: 0 BB: 0 P: 15	R: 2 E: 2 K: 1 S: 19	H: 1 LOB: 2 BB: 1 P: 32	1B: 4 2B: 1 3B: 0 HR: 0	SF: 0 SAC: 0 DP: 0 HBP: 0	WP: 0 PB: 0 SB: 1 CS: 0	PA: 38	
PITCHER	IP	WLS	BF	H	R	ER	SO	BB	IBB	HBP	BLK	WP	HR	S	P	ERA	WHIP				
Pete Schourek, L (1,1) ERA: 4.42	6.1	W	25	4	2	2	10	2	0	0	0	0	0	66	108	2.84	0.947				
Tim Burke, R (7,1) ERA: 3.59	1.2		8	1	2	0	2	2	0	0	0	0	0	22	42	0.00	1.800				
John Franco, L (9,1) ERA: 2.77	1.0	S	5	0	0	0	1	0	0	0	0	0	0	13	19	0.00	0.000				

Batter	1	2	3	4	5	6	7	8	9	AB	R	H	RBI	BB	SO	LOB	BOTTOM				
Daryl Boston, L (1,8) OBP: 0.356, SLG: 0.410										5	1	2	0	0	2	0	Philadelphia Phillies @ New York Mets Shea Stadium, Flushing, NY Fri Sep 27 1991, 7:05 PM EDT Att: 13,680 - Cloudy - 58 F				
Keith Miller, R (1,4) OBP: 0.331, SLG: 0.372										3	1	1	0	1	1	0					
Gregg Jefferies, S (1,5) OBP: 0.335, SLG: 0.377										3	0	0	0	1	0	4					
Howard Johnson, S (1,9) OBP: 0.345, SLG: 0.540										2	1	0	0	2	2	1					
Mackey Sasser, L (1,7) OBP: 0.292, SLG: 0.418										3	1	1	1	1	1	3					
Chris Donnels, L (1,3) OBP: 0.310, SLG: 0.200 Mark Carreon, R (5,PH) OBP: 0.290, SLG: 0.321										1	1	0	0	1	1	2					
Terry McDaniel, S (7,PR) OBP: 0.227, SLG: 0.238										2	0	2	2	0	0	0					
Todd Hundley, S (1,2) OBP: 0.213, SLG: 0.262										4	1	1	2	0	1	3					
Jeff Gardner, L (1,6) OBP: 0.310, SLG: 0.208										3	0	0	1	0	2	0					
Pete Schourek, L (1,1) OBP: 0.190, SLG: 0.158 Tim Burke, R (7,1) ERA: 3.74 John Franco, L (9,1) ERA: 2.77										3	0	0	0	0	2	0					
Inning Stats	R: 0 E: 0 K: 2 S: 11	H: 0 LOB: 0 BB: 0 P: 17	R: 4 E: 0 K: 0 S: 16	H: 2 LOB: 0 BB: 2 P: 34	R: 0 E: 0 K: 2 S: 9	H: 0 LOB: 2 BB: 2 P: 20	R: 0 E: 0 K: 1 S: 9	H: 0 LOB: 0 BB: 0 P: 14	R: 2 E: 0 K: 1 S: 9	H: 2 LOB: 2 BB: 2 P: 22	R: 0 E: 0 K: 2 S: 13	H: 2 LOB: 0 BB: 0 P: 21	R: 0 E: 0 K: 2 S: 12	H: 1 LOB: 2 BB: 0 P: 19	R: 0 E: 0 K: 3 S: 15	H: 0 LOB: 0 BB: 0 P: 22	1B: 5 2B: 1 3B: 1 HR: 0	SF: 1 SAC: 0 DP: 0 HBP: 0	WP: 1 PB: 0 SB: 1 CS: 1	PA: 37	
PITCHER	IP	WLS	BF	H	R	ER	SO	BB	IBB	HBP	BLK	WP	HR	S	P	ERA	WHIP				
Jose De Jesus, R (1,1) ERA: 3.54	2.2	L	14	4	2	2	5	1	1	0	0	1	0	34	60	5.40	1.500				
Bruce Ruffin, L (3,1) ERA: 3.74	3.1		16	4	2	2	5	1	1	0	0	1	0	34	60	5.40	1.500				
Steve Searcy, L (7,1) ERA: 6.59	1.0		4	1	0	0	2	0	0	0	0	0	0	12	19	0.00	1.000				
Joe Boever, R (8,1) ERA: 3.97	1.0		3	0	0	0	3	0	0	0	0	0	0	15	22	0.00	0.000				

AB	34
R	4
H	5
RBI	2
BB	4
SO	13
LOB	21



Batter	1	2	3	4	5	6	7	8	9	AB	R	H	RBI	BB	SO	LOB	TOP										
Randy Ready, R OBP: 0.387, SLG: 0.325 (1, 4)										5	1	1	0	0	1	6	Philadelphia Phillies @ New York Mets Shea Stadium, Flushing, NY Sun Sep.29 1991, 7:05 PM EDT Att: 16,573 - Cloudy - 67 F										
Von Hayes, L OBP: 0.302, SLG: 0.291 (1, 8) (8, 9)										4	0	1	1	0	0	1											
Wes Chamberlain, R OBP: 0.307, SLG: 0.406 (1, 7)										4	1	1	1	0	1	2											
John Kruk, L OBP: 0.367, SLG: 0.488 (1, 3)										4	0	0	0	0	0	0											
Dale Murphy, R OBP: 0.511, SLG: 0.424 Braulio Castillo, R OBP: 0.167, SLG: 0.195 (8, PR) (8, 8)										3	1	2	1	1	0	0											
Charlie Hayes, R OBP: 0.256, SLG: 0.362 (1, 5)										4	0	0	0	0	1	2											
Dickie Thon, R OBP: 0.282, SLG: 0.353 (1, 6)										4	0	1	0	0	0	1											
Steve Lake, R OBP: 0.232, SLG: 0.275 Jim Lindeman, R OBP: 0.413, SLG: 0.389 (9, PH)										3	0	1	0	0	0	2											
Terry Mulholland, R OBP: 0.101, SLG: 0.078 Ricky Jordan, R OBP: 0.302, SLG: 0.451 Kim Batiste, R OBP: 0.304, SLG: 0.273 (9, PH) (9, PH)										2	0	1	0	0	0	1											
Inning Stats	R: 1 E: 0 K: 1 S: 10	H: 2 LOB: 0 BB: 0 P: 17	R: 1 E: 1 K: 1 S: 14	H: 2 LOB: 2 BB: 0 P: 23	R: 0 E: 0 K: 0 S: 8	H: 0 LOB: 0 BB: 0 P: 13	R: 0 E: 0 K: 0 S: 5	H: 1 LOB: 1 BB: 0 P: 10	R: 0 E: 0 K: 0 S: 8	H: 0 LOB: 0 BB: 0 P: 13	R: 0 E: 0 K: 0 S: 8	H: 1 LOB: 1 BB: 0 P: 11	R: 1 E: 0 K: 0 S: 8	H: 1 LOB: 1 BB: 1 P: 17	R: 0 E: 0 K: 0 S: 7	H: 2 LOB: 2 BB: 0 P: 11		1B: 6 2B: 3 3B: 0 HR: 2	SF: 0 SAC: 1 DP: 2 HBP: 0	WP: 1 PB: 0 SB: 0 CS: 1	PA: 37						
PITCHER	IP	WLS	BF	H	R	ER	SO	BB	IBB	HBP	BLK	WP	HR	S	P	ERA	WHIP										
Frank Viola, L ERA: 3.98 (1, 1)	7.0	W	28	7	2	2	3	0	0	0	0	1	1	61	101	2.57	1.000										
Tim Burke, R ERA: 3.43 (8, 1)	1.0		5	1	1	1	0	1	0	0	0	0	1	8	17	9.00	2.000										
John Franco, L ERA: 2.72 (9, 1)	1.0	S	4	2	0	0	0	0	0	0	0	0	0	7	11	0.00	2.000										

Batter	1	2	3	4	5	6	7	8	9	AB	R	H	RBI	BB	SO	LOB	BOTTOM										
Keith Miller, R OBP: 0.328, SLG: 0.378 (1, 4)										3	0	1	3	0	0	0	Philadelphia Phillies @ New York Mets Shea Stadium, Flushing, NY Sun Sep.29 1991, 7:05 PM EDT Att: 16,573 - Cloudy - 67 F										
Kevin Elster, R OBP: 0.315, SLG: 0.354 (1, 6)										4	0	1	0	0	0	2											
Gregg Jefferies, S OBP: 0.336, SLG: 0.376 (1, 5)										3	0	1	0	1	0	1											
Howard Johnson, S OBP: 0.344, SLG: 0.536 (1, 9)										4	0	0	0	0	2	2											
Mark Carreon, R OBP: 0.284, SLG: 0.314 John Franco, L (9, 1)										4	0	0	0	0	0	0											
Chris Donnels, L OBP: 0.325, SLG: 0.227 (1, 3)										3	1	2	0	0	0	0											
Todd Hundley, S OBP: 0.189, SLG: 0.229 (1, 2)										2	1	0	0	0	1	0											
Terry McDaniel, S OBP: 0.241, SLG: 0.250 (9, 7)										3	1	2	0	0	0	1											
Frank Viola, L OBP: 0.155, SLG: 0.159 Garry Templeton, S OBP: 0.240, SLG: 0.301 Tim Burke, R (8, 1)										1	0	0	0	0	1	2											
Daryl Boston, L OBP: 0.353, SLG: 0.406 (9, 8)										0	1	0	0	1	0	0											
Inning Stats	R: 0 E: 0 K: 1 S: 9	H: 0 LOB: 1 BB: 1 P: 17	R: 0 E: 0 K: 0 S: 7	H: 0 LOB: 0 BB: 0 P: 11	R: 1 E: 1 K: 0 S: 9	H: 2 LOB: 1 BB: 0 P: 14	R: 0 E: 0 K: 1 S: 11	H: 1 LOB: 0 BB: 0 P: 16	R: 1 E: 1 K: 2 S: 17	H: 1 LOB: 1 BB: 0 P: 25	R: 0 E: 0 K: 0 S: 3	H: 0 LOB: 0 BB: 0 P: 5	R: 2 E: 0 K: 0 S: 15	H: 2 LOB: 1 BB: 1 P: 23	R: 0 E: 0 K: 0 S: 5	H: 1 LOB: 0 BB: 0 P: 9	1B: 5 2B: 2 3B: 0 HR: 0	SF: 1 SAC: 2 DP: 0 HBP: 0	WP: 1 PB: 1 SB: 0 CS: 1	PA: 33							
PITCHER	IP	WLS	BF	H	R	ER	SO	BB	IBB	HBP	BLK	WP	HR	S	P	ERA	WHIP										
Terry Mulholland, L ERA: 3.75 (1, 1)	8.0	L	32	7	4	3	4	2	0	0	0	1	0	76	120	3.38	1.125										

AB	35
R	3
H	10
RBI	3
BB	1
SO	3
LOB	15



Batter	1	2	3	4	5	6	7	8	9	AB	R	H	RBI	BB	SO	LOB	TOP					
Chico Walker, S OBP: 0.316, SLG: 0.339	G6-3		F9		F9		G6-3		G4-3	5	1	1	0	0	0	0	Chicago Cubs @ Philadelphia Phillies Veterans Stadium, Philadelphia, PA Mon Sep 30 1991, 7:05 PM EDT Att: 12,109 - Sunny - 61 F					
Ced Landrum, L OBP: 0.342, SLG: 0.333	G5-3		P5				G5-3		SF8	2	0	0	0	1	0	0						
Doug Dasenczo, S OBP: 0.331, SLG: 0.321										1	0	0	1	0	0	0						
Mark Grace, L OBP: 0.349, SLG: 0.373										3	0	1	0	2	0	1						
23 Ryne Sandberg, R OBP: 0.375, SLG: 0.483	K		L5		FC5-4					3	1	0	0	2	1	3						
Andre Dawson, R OBP: 0.301, SLG: 0.484										4	1	2	1	1	0	0						
Derrick May, L OBP: 0.231, SLG: 0.417										0	0	0	0	0	0	0						
Hector Villanueva, R OBP: 0.354, SLG: 0.554										5	1	2	0	0	1	4						
Paul Assenmacher, L OBP: 0.400, SLG: 0.250										0	0	0	0	0	0	0						
Bob Scanlan, R OBP: 0.080, SLG: 0.042										0	0	0	0	0	0	0						
Luis Salazar, R OBP: 0.296, SLG: 0.429										4	0	2	2	0	0	2						
Shawon Dunston, R OBP: 0.294, SLG: 0.410										3	0	1	1	0	0	2						
Shawn Boskie, R OBP: 0.238, SLG: 0.308										2	0	0	0	0	0	3						
Dwight Smith, L OBP: 0.277, SLG: 0.335										0	0	0	0	0	0	0						
Jerome Walton, R OBP: 0.354, SLG: 0.453										1	0	0	0	0	0	1						
Les Lancaster, R OBP: 0.148, SLG: 0.255										0	0	0	0	0	0	0						
Rey Sanchez, R OBP: 0.333, SLG: 0.238										0	1	0	0	1	0	0						
Rick Wilkins, L OBP: 0.307, SLG: 0.350										0	0	0	0	0	0	0						
Inning Stats	R: 0 E: 0 K: 1 S: 8	H: 0 LOB: 1 BB: 1 P: 14	R: 0 E: 0 K: 1 S: 9	H: 2 LOB: 2 BB: 0 P: 13	R: 0 E: 0 K: 0 S: 11	H: 1 LOB: 1 BB: 0 P: 16	R: 1 E: 0 K: 0 S: 8	H: 1 LOB: 1 BB: 1 P: 13	R: 0 E: 0 K: 0 S: 8	H: 0 LOB: 0 BB: 2 P: 21	R: 1 E: 0 K: 0 S: 12	H: 2 LOB: 1 BB: 0 P: 18	R: 0 E: 0 K: 0 S: 8	H: 0 LOB: 0 BB: 0 P: 16	R: 1 E: 0 K: 0 S: 16	H: 1 LOB: 1 BB: 1 P: 24	R: 2 E: 0 K: 0 S: 17	H: 2 LOB: 2 BB: 2 P: 32	1B: 7 2B: 2 3B: 0 HR: 0	SF: 2 SAC: 0 DP: 0 HBP: 0	WP: 1 PB: 0 SB: 0 CS: 1	PA: 42
PITCHER	IP WLS BF H R ER SO BB IBB HBP BLK WP HR S P ERA WHIP																					
Andy Ashby, R ERA: 5.59	(1, 1) 5.2 26 6 2 2 2 4 0 0 0 0 1 0 53 91 3.18 1.765																					
Bruce Ruffin, L ERA: 3.7	(6, 1) 1.1 4 0 0 0 0 0 0 0 0 0 0 0 11 20 0.00 0.000																					
Mitch Williams, L ERA: 2.45	(8, 1) 1.1 8 2 3 3 0 2 0 0 0 0 0 0 25 41 20.25 3.000																					
Wally Ritchie, L ERA: 2.42	(9, 1) 0.2 W 4 1 0 0 0 1 0 0 0 0 0 0 8 15 0.00 3.000																					

AB	33
R	5
H	9
RBI	5
BB	7
SO	2
LOB	16



Batter	1	2	3	4	5	6	7	8	9	AB	R	H	RBI	BB	SO	LOB	BOTTOM					
Mickey Morandini, L OBP: 0.318, SLG: 0.325	K		G3-1		G5-3		FC4-6			4	1	1	0	0	1	2	Chicago Cubs @ Philadelphia Phillies Veterans Stadium, Philadelphia, PA Mon Sep 30 1991, 7:05 PM EDT Att: 12,109 - Sunny - 61 F					
Randy Ready, R OBP: 0.390, SLG: 0.325										0	1	0	0	1	0	0						
Von Hayes, L OBP: 0.305, SLG: 0.289										2	0	0	0	2	0	2						
Ricky Jordan, R OBP: 0.394, SLG: 0.453										1	0	1	0	0	0	0						
Braulio Castillo, R OBP: 0.167, SLG: 0.195										0	1	0	0	0	0	0						
Wes Chamberlain, R OBP: 0.310, SLG: 0.416										4	3	2	3	0	1	2						
John Kruk, L OBP: 0.367, SLG: 0.487										4	0	1	0	1	2	4						
Dave Hollins, S OBP: 0.375, SLG: 0.504										3	0	0	0	1	0	3						
Mitch Williams, L ERA: 3.7										0	0	0	0	0	0	0						
Wally Ritchie, L ERA: 2.45										1	0	1	1	0	0	0						
Jim Lindeman, R OBP: 0.419, SLG: 0.396										1	0	1	1	0	0	0						
Dale Murphy, R OBP: 0.313, SLG: 0.424										3	0	1	1	2	1	0						
Darrin Fletcher, L OBP: 0.252, SLG: 0.307										4	0	0	0	0	1	5						
Wally Backman, S OBP: 0.349, SLG: 0.313										0	0	0	1	0	0	0						
Dickie Thon, R OBP: 0.283, SLG: 0.354										4	0	2	0	0	0	2						
Andy Ashby, R OBP: 0.091, SLG: 0.091										1	0	0	0	0	0	0						
Bruce Ruffin, S ERA: 3.7										0	0	0	0	1	0	0						
Charlie Hayes, R OBP: 0.256, SLG: 0.362										1	0	0	0	0	0	1						
Inning Stats	R: 0 E: 0 K: 2 S: 11	H: 0 LOB: 0 BB: 1 P: 19	R: 0 E: 0 K: 0 S: 5	H: 0 LOB: 0 BB: 0 P: 8	R: 0 E: 0 K: 0 S: 14	H: 1 LOB: 1 BB: 0 P: 20	R: 1 E: 0 K: 0 S: 10	H: 2 LOB: 2 BB: 0 P: 17	R: 2 E: 0 K: 1 S: 23	H: 2 LOB: 3 BB: 3 P: 46	R: 0 E: 0 K: 0 S: 5	H: 0 LOB: 0 BB: 1 P: 11	R: 0 E: 0 K: 1 S: 13	H: 0 LOB: 1 BB: 1 P: 20	R: 0 E: 0 K: 1 S: 14	H: 1 LOB: 0 BB: 0 P: 18	R: 3 E: 0 K: 1 S: 14	H: 3 LOB: 2 BB: 2 P: 26	1B: 7 2B: 1 3B: 0 HR: 1	SF: 1 SAC: 1 DP: 0 HBP: 1	WP: 0 PB: 0 SB: 1 CS: 0	PA: 44
PITCHER	IP WLS BF H R ER SO BB IBB HBP BLK WP HR S P ERA WHIP																					
Shawn Boskie, R ERA: 5.23	(1, 1) 4.2 24 5 3 3 2 4 0 1 0 0 0 0 4 7 0.00 0.000																					
Yorkis Perez, L ERA: 3.9	(5, 1) 0.1 1 0 0 0 0 0 0 0 0 0 0 0 4 7 0.00 0.000																					
Les Lancaster, R ERA: 3.29	(6, 1) 3.0 11 1 0 0 2 2 0 0 0 0 0 0 32 49 0.00 1.000																					
Paul Assenmacher, L ERA: 3.29	(9, 1) 0.1 L 5 3 3 3 1 1 0 0 0 0 0 0 10 17 81.00 12.000																					
Bob Scanlan, R ERA: 3.9	(9, 1) 0.1 2 0 0 0 0 0 1 0 0 0 0 0 4 9 0.00 3.000																					

AB	32
R	6
H	9
RBI	6
BB	8
SO	6
LOB	21



Batter	1	2	3	4	5	6	7	8	9	10	11	12	13	AB	R	H	RBI	BB	SO	LOB	TOP	
Jerome Walton, R OBP: 0.275, SLG: 0.330														5	1	1	0	1	2	2		
Ced Landrum, L OBP: 0.320, SLG: 0.312 Rey Sanchez, R OBP: 0.333, SLG: 0.238														5	1	0	0	1	2	1		
Mark Grace, L OBP: 0.347, SLG: 0.373														6	1	1	2	0	1	1		
23 Ryne Sandberg, R OBP: 0.376, SLG: 0.488														5	2	2	2	1	3	0		
Andre Dawson, R OBP: 0.301, SLG: 0.482														5	0	1	0	1	1	1		
Hector Villanueva, R OBP: 0.301, SLG: 0.547 Rick Wilkins, L OBP: 0.307, SLG: 0.350 Doug Descenzo, S OBP: 0.330, SLG: 0.319 Joe Girardi, R OBP: 0.275, SLG: 0.222														4	0	1	1	0	0	1		
Luis Salazar, R OBP: 0.294, SLG: 0.426														5	0	1	0	0	0	2		
Shawon Dunston, R OBP: 0.293, SLG: 0.407 Derrick May, L OBP: 0.251, SLG: 0.417														5	0	1	0	0	0	3		
Frank Castillo, R OBP: 0.189, SLG: 0.143 Dwight Smith, L OBP: 0.127, SLG: 0.284 Chuck McElroy, L OBP: 0.127, SLG: 0.284 Bob Scanlan, R OBP: 0.118, SLG: 0.291 Paul Assenmacher, L OBP: 0.400, SLG: 0.250														2	0	1	0	0	0	0		
Inning Stats	R: 4 E: 0 K: 0 S: 21	H: 5 LOB: 1 BB: 1 P: 33	R: 0 E: 0 K: 0 S: 9	H: 0 LOB: 1 BB: 1 P: 16	R: 0 E: 0 K: 1 S: 13	H: 1 LOB: 1 BB: 0 P: 19	R: 0 E: 0 K: 1 S: 9	H: 1 LOB: 1 BB: 0 P: 11	R: 0 E: 0 K: 2 S: 8	H: 0 LOB: 0 BB: 0 P: 12	R: 0 E: 0 K: 0 S: 4	H: 0 LOB: 1 BB: 1 P: 16	R: 0 E: 0 K: 0 S: 6	H: 0 LOB: 0 BB: 0 P: 8	R: 0 E: 0 K: 1 S: 8	H: 0 LOB: 0 BB: 0 P: 9	1B: 6 2B: 2 3B: 0 HR: 1	SF: 0 SAC: 1 DP: 1 HBP: 0	WIP: 0 PB: 0 SB: 2 CS: 0	PA: 51		
PITCHER	IP Tommy Greene, R ERA: 3.38	WLS Danny Cox, R ERA: 4.57	BF Mike Hartley, R ERA: 4.17	H Joe Boever, R ERA: 3.88	R Mitch Williams, L ERA: 2.4	ER Tommy Greene, R ERA: 3.38	SO Danny Cox, R ERA: 4.57	BB Mike Hartley, R ERA: 4.17	HBP Joe Boever, R ERA: 3.88	BLK Mitch Williams, L ERA: 2.4	WP Tommy Greene, R ERA: 3.38	HR Danny Cox, R ERA: 4.57	S Mike Hartley, R ERA: 4.17	P Joe Boever, R ERA: 3.88	ERA Mitch Williams, L ERA: 2.4	WHIP Tommy Greene, R ERA: 3.38						

Chicago Cubs @ Philadelphia Phillies
Veterans Stadium, Philadelphia, PA
Tue Oct 01 1991, 7:05 PM EDT
Att. 12,291 - Cloudy - 72 F

AB 46
R 5
H 9
RBI 5
BB 4
SO 9
LOB 12



Batter	1	2	3	4	5	6	7	8	9	10	11	12	13	AB	R	H	RBI	BB	SO	LOB	BOTTOM	
Mickey Morandini, L OBP: 0.317, SLG: 0.334 Jim Lindeman, R OBP: 0.415, SLG: 0.391 Steve Lake, R OBP: 0.237, SLG: 0.286														4	0	1	0	0	0	0		
Von Hayes, L OBP: 0.354, SLG: 0.286 Chris Phillips, R OBP: 0.227, SLG: 0.363 Miguel Williams, L OBP: 0.127, SLG: 0.284 Kim Batters, R OBP: 0.127, SLG: 0.284 Bruce Ruffin, S OBP: 0.127, SLG: 0.284 John Morris, L OBP: 0.275, SLG: 0.222														3	1	0	0	1	0	1		
Wes Chamberlain, R OBP: 0.310, SLG: 0.411														6	1	1	0	1	1	5		
John Kruk, L OBP: 0.371, SLG: 0.491														6	1	4	2	1	1	2		
Dave Hollins, S OBP: 0.367, SLG: 0.489														6	1	1	1	0	2	3		
Dale Murphy, R OBP: 0.315, SLG: 0.426														5	0	2	2	1	0	3		
Darrin Fletcher, L OBP: 0.246, SLG: 0.300 Randy Ready, R OBP: 0.385, SLG: 0.320														3	0	0	0	0	0	4		
Dickie Thon, R OBP: 0.282, SLG: 0.350														5	1	0	0	1	1	5		
Tommy Greene, R ERA: 3.38 Danny Cox, R ERA: 4.57 Chuck McElroy, L ERA: 1.97 Bob Scanlan, R ERA: 3.87 Paul Assenmacher, L ERA: 3.3	IP Frank Castillo, R ERA: 4.35	WLS Chuck McElroy, L ERA: 1.97	BF Bob Scanlan, R ERA: 3.87	H Paul Assenmacher, L ERA: 3.3	R Tommy Greene, R ERA: 3.38	ER Danny Cox, R ERA: 4.57	SO Chuck McElroy, L ERA: 1.97	BB Bob Scanlan, R ERA: 3.87	HBP Paul Assenmacher, L ERA: 3.3	BLK Tommy Greene, R ERA: 3.38	WP Danny Cox, R ERA: 4.57	HR Chuck McElroy, L ERA: 1.97	S Bob Scanlan, R ERA: 3.87	P Paul Assenmacher, L ERA: 3.3	ERA Tommy Greene, R ERA: 3.38	WHIP Danny Cox, R ERA: 4.57						

Chicago Cubs @ Philadelphia Phillies
Veterans Stadium, Philadelphia, PA
Tue Oct 01 1991, 7:05 PM EDT
Att. 12,291 - Cloudy - 72 F

AB 51
R 6
H 13
RBI 6
BB 5
SO 7
LOB 29



Batter	1	2	3	4	5	6	7	8	9	AB	R	H	RBI	BB	SO	LOB	TOP		
Doug Dascenzo, S OBP: 0.328, SLG: 0.315	4-2 SH3-4 BB		2-2 P3		2-1 G4-3		1-3 K			3	0	0	0	1	1	4			
Ced Landrum, L OBP: 0.318, SLG: 0.300	0-1 SH3-4		2-1 L4			3-2 G4-3		1-0 G4-3		3	0	0	0	0	0	1			
Mark Grace, L OBP: 0.346, SLG: 0.371	3-3 K			4-1 G5-4-3 BB		3-2 G4-3		0-0 F7		3	0	0	0	1	1	1			
23 Ryne Sandberg, R OBP: 0.376, SLG: 0.485	3-2 P5			4-0 G5-4-3 BB		3-2 L8		2-1 G4-3		3	0	0	0	1	0	1			
Andre Dawson, R OBP: 0.299, SLG: 0.478		2-0 F7		1-0 G5-4-3			0-0 L4		3-3 K		4	0	0	0	0	1	2		
Hector Villanueva, R OBP: 0.345, SLG: 0.535		3-1 F7		1-2 P5			1-2 F8		0-0 F7		4	0	0	0	0	0	1		
Luis Salazar, R OBP: 0.294, SLG: 0.424		0-3 K			0-2 G4-3		0-2 1B		2-2 L5		4	1	1	0	0	1	0		
Jose Vizcaino, S OBP: 0.283, SLG: 0.297											0	0	0	0	0	0	0		
Rey Sanchez, R OBP: 0.370, SLG: 0.261			4-2 P3 SH1-4 BB		0-1 G5-3		1-0 1B		1-3 1B		2	0	1	0	1	0	0		
Greg Maddux, R OBP: 0.225, SLG: 0.264			1-1 SH1-4		4-0 BB		1-2 1B		1-2 1B		1	0	1	1	1	0	0		
Inning Stats	R: 0 H: 0 E: 0 K: 1 S: 12	H: 0 LOB: 1 BB: 1 P: 22	R: 0 H: 0 E: 0 K: 1 S: 6	H: 0 LOB: 0 BB: 0 P: 11	R: 0 H: 0 E: 0 K: 0 S: 10	H: 0 LOB: 1 BB: 2 P: 19	R: 0 H: 0 E: 0 K: 0 S: 6	H: 0 LOB: 1 BB: 1 P: 16	R: 0 H: 0 E: 0 K: 0 S: 9	H: 0 LOB: 1 BB: 1 P: 15	R: 0 H: 3 E: 0 K: 1 S: 17	H: 3 LOB: 2 BB: 0 P: 21	R: 0 H: 0 E: 0 K: 0 S: 4	H: 0 LOB: 0 BB: 0 P: 7	R: 0 H: 0 E: 0 K: 1 S: 7	H: 0 LOB: 0 BB: 0 P: 12	1B: 3 2B: 0 3B: 0 HR: 0	SF: 0 SAC: 2 DP: 1 HBP: 0	WP: 0 PA: 34 PB: 0 SB: 0 CS: 0
PITCHER Jose De Jesus, R ERA: 3.42	IP: 9.0 WLS: L BF: 34	H: 3 R: 1 ER: 1 SO: 4	BB: 5 IBB: 0 HBP: 0 BLK: 0	WP: 0 HR: 0 S: 83 P: 144	ERA: 1.00 WHIP: 0.889														

Chicago Cubs @ Philadelphia Phillies
Veterans Stadium, Philadelphia, PA

AB 27
R 1
H 3
RBI 1
BB 5
SO 4
LOB 10



Wed Oct 02 1991, 7:05 PM EDT
Att: 13,680 - Cloudy - 72 F

Batter	1	2	3	4	5	6	7	8	9	AB	R	H	RBI	BB	SO	LOB	BOTTOM				
Mickey Morandini, L OBP: 0.313, SLG: 0.320	1-1 G4-3		2-1 G4-3			2-0 F9		1-0 F8		4	0	0	0	0	0	2					
Von Hayes, L OBP: 0.303, SLG: 0.285	1-1 G4-3			1-3 K		0-1 F8		0-0 1B		4	0	1	0	0	1	1					
Wes Chamberlain, R OBP: 0.307, SLG: 0.407	0-2 L6			1-3 K		0-0 F8		0-0 P3		4	0	0	0	0	1	1					
John Kruk, L OBP: 0.369, SLG: 0.488		1-3 K		3-2 F7		1-1 G3-1				3	0	0	0	0	1	0					
Dave Hollins, S OBP: 0.360, SLG: 0.479		3-2 F8			1-3 K		0-1 F7			3	0	0	0	0	1	0					
Dale Murphy, R OBP: 0.313, SLG: 0.423		0-0 G5-3			1-1 G6-3			0-0 G3-1		3	0	0	0	0	0	0					
Darrin Fletcher, L OBP: 0.241, SLG: 0.293			0-0 G6-3		1-1 G5-3			1-3 K		3	0	0	0	0	1	0					
Dickie Thon, R OBP: 0.284, SLG: 0.352			2-2 SH1 1B			2-2 SH 1B		1-0 F9		3	0	2	0	0	0	0					
Jose De Jesus, R OBP: 0.156, SLG: 0.129			0-0 SH1			0-3 K				1	0	0	0	0	1	1					
Wally Backman, S OBP: 0.346, SLG: 0.310			1-2 SH1					0-1 F7		1	0	0	0	0	0	0					
Inning Stats	R: 0 H: 0 E: 0 K: 0 S: 7	H: 0 LOB: 0 BB: 0 P: 9	R: 0 H: 0 E: 0 K: 1 S: 7	H: 0 LOB: 0 BB: 0 P: 11	R: 0 H: 1 E: 0 K: 0 S: 7	H: 1 LOB: 1 BB: 0 P: 11	R: 0 H: 0 E: 0 K: 2 S: 11	H: 0 LOB: 0 BB: 0 P: 16	R: 0 H: 0 E: 0 K: 1 S: 7	H: 0 LOB: 0 BB: 0 P: 10	R: 0 H: 1 E: 0 K: 1 S: 9	H: 1 LOB: 1 BB: 0 P: 13	R: 0 H: 0 E: 0 K: 0 S: 5	H: 0 LOB: 0 BB: 0 P: 6	R: 0 H: 0 E: 0 K: 1 S: 5	H: 0 LOB: 0 BB: 0 P: 7	R: 0 H: 1 E: 0 K: 0 S: 5	H: 1 LOB: 1 BB: 0 P: 6	1B: 3 2B: 0 3B: 0 HR: 0	SF: 0 SAC: 1 DP: 0 HBP: 0	WP: 0 PA: 30 PB: 0 SB: 1 CS: 0
PITCHER Greg Maddux, R ERA: 3.47	IP: 9.0 WLS: W BF: 30	H: 3 R: 0 ER: 0 SO: 6	BB: 0 IBB: 0 HBP: 0 BLK: 0	WP: 0 HR: 0 S: 63 P: 89	ERA: 0.00 WHIP: 0.333																

Chicago Cubs @ Philadelphia Phillies
Veterans Stadium, Philadelphia, PA

AB 29
R 0
H 3
RBI 0
BB 0
SO 6
LOB 5



Wed Oct 02 1991, 7:05 PM EDT
Att: 13,680 - Cloudy - 72 F

Batter	1	2	3	4	5	6	7	8	9	AB	R	H	RBI	BB	SO	LOB	TOP					
Keith Miller, R (1,4) OBP: 0.338, SLG: 0.385	P3			P3		F7		B3		4	0	0	0	0	0	1	New York Mets @ Philadelphia Phillies Veterans Stadium, Philadelphia, PA Sat Oct 05 1991, 3:33 AM EDT Att: 22,281 - Cloudy - 81 F					
Garry Templeton, S (1,6) OBP: 0.246, SLG: 0.304	P4			G6-3		FC6-4 1B		1B		4	0	2	0	0	0	0						
Howard Johnson, S (1,9) OBP: 0.343, SLG: 0.538	K			2B		K		K		4	0	1	0	0	3	3						
Kevin McReynolds, R (1,8) OBP: 0.319, SLG: 0.414		G4-3		L5		FC6-4 1-2		G4-3		4	0	0	0	0	0	4						
Mark Carreon, R (1,7) OBP: 0.297, SLG: 0.331		G1-3				F9 E 1B		SH1-3 1B		4	0	3	0	0	0	0						
Gregg Jefferies, S (1,5) OBP: 0.335, SLG: 0.373		G4-3				F9 1-3		SH1-3 1B		4	0	1	0	0	0	2						
Chris Donnels, L (1,3) OBP: 0.333, SLG: 0.247				L7		G3		SH1-3		3	0	0	0	0	0	2						
Charlie O'Brien, R (1,2) OBP: 0.278, SLG: 0.262				F8		K		F7		3	0	0	0	0	1	3						
Rick Cerone, R (9, PH) OBP: 0.360, SLG: 0.357										1	0	0	0	0	0	1						
Anthony Young, R (1,1) OBP: 0.143, SLG: 0.214				B1-3				G4-3		2	0	1	0	0	0	0						
Kevin Elster, R (7, PH) OBP: 0.318, SLG: 0.351										1	0	0	0	0	0	2						
Jeff Innis, R (7, 1)										0	0	0	0	0	0	0						
Inning Stats	R: 0 E: 0 K: 1 S: 6	H: 0 LOB: 0 BB: 0 P: 11	R: 0 E: 0 K: 0 S: 13	H: 0 LOB: 0 BB: 0 P: 18	R: 0 E: 0 K: 0 S: 6	H: 0 LOB: 0 BB: 0 P: 10	R: 0 E: 0 K: 0 S: 11	H: 1 LOB: 1 BB: 0 P: 13	R: 0 E: 1 K: 1 S: 10	H: 1 LOB: 1 BB: 0 P: 17	R: 0 E: 0 K: 1 S: 16	H: 2 LOB: 2 BB: 0 P: 22	R: 0 E: 0 K: 0 S: 10	H: 2 LOB: 2 BB: 0 P: 11	R: 0 E: 0 K: 1 S: 7	H: 1 LOB: 1 BB: 0 P: 8	R: 0 E: 0 K: 0 S: 9	H: 1 LOB: 1 BB: 0 P: 11	1B: 7 2B: 1 3B: 0 HR: 0	SF: 0 SAC: 1 DP: 0 HBP: 0	WP: 0 PB: 0 SB: 0 CS: 0	PA: 35
PITCHER Terry Mulholland, L (1,1) ERA: 3.61	IP: 9.0 WLS: W BF: 35 H: 8 R: 0 ER: 0 SO: 4 BB: 0 IBB: 0 HBP: 0 BLK: 0 WP: 0 HR: 0 S: 88 P: 121 ERA: 0.00 WHIP: 0.889															PITCHER						

Batter	1	2	3	4	5	6	7	8	9	AB	R	H	RBI	BB	SO	LOB	BOTTOM			
Mickey Morandini, L (1,4) OBP: 0.311, SLG: 0.317	G3			G3		G3-6 1-2				3	0	0	0	0	0	1	New York Mets @ Philadelphia Phillies Veterans Stadium, Philadelphia, PA Sat Oct 05 1991, 3:33 AM EDT Att: 22,281 - Cloudy - 81 F			
Dickie Thon, R (1,6) OBP: 0.283, SLG: 0.351	G1-3			F9		F9				3	0	0	0	0	0	0				
Wes Chamberlain, R (1,7) OBP: 0.301, SLG: 0.398	G1-3			G4-3				K		3	0	0	0	0	1	0				
John Kruk, L (1,3) OBP: 0.367, SLG: 0.483			K		G6-3			G3-1		3	0	0	0	0	1	0				
Dave Hollins, S (1,5) OBP: 0.379, SLG: 0.507					P9			P5		3	0	1	0	0	0	0				
Charlie Hayes, R (8, 5) OBP: 0.257, SLG: 0.363					G6-4-3 1B					0	0	0	0	0	0	0				
Dale Murphy, R (1,9) OBP: 0.311, SLG: 0.419					G6-4-3 1-2			G4-1		2	1	0	0	1	0	1				
Darrin Fletcher, L (1,2) OBP: 0.255, SLG: 0.309					F9					3	0	2	0	0	0	0				
Braulio Castillo, R (1,8) OBP: 0.200, SLG: 0.245					G5-3			F7		3	0	1	1	0	0	1				
Terry Mulholland, R (1,1) OBP: 0.110, SLG: 0.088					G5-3			G5-3		3	0	1	0	0	0	1				
Inning Stats	R: 0 E: 0 K: 0 S: 7	H: 0 LOB: 0 BB: 0 P: 11	R: 0 E: 0 K: 1 S: 7	H: 1 LOB: 0 BB: 0 P: 11	R: 0 E: 0 K: 0 S: 6	H: 0 LOB: 0 BB: 0 P: 11	R: 0 E: 0 K: 0 S: 4	H: 0 LOB: 0 BB: 0 P: 5	R: 1 E: 0 K: 0 S: 9	H: 2 LOB: 2 BB: 1 P: 20	R: 0 E: 0 K: 0 S: 4	H: 1 LOB: 0 BB: 0 P: 7	R: 0 E: 0 K: 1 S: 8	H: 0 LOB: 0 BB: 0 P: 12	R: 0 E: 0 K: 0 S: 7	H: 1 LOB: 1 BB: 0 P: 10	1B: 3 2B: 2 3B: 0 HR: 0	SF: 0 SAC: 0 DP: 2 HBP: 0	WP: 0 PB: 0 SB: 0 CS: 0	PA: 27
PITCHER Anthony Young, R (1,1) ERA: 3.1	IP: 6.0 WLS: L BF: 20 H: 4 R: 1 ER: 1 SO: 1 BB: 1 IBB: 0 HBP: 0 BLK: 0 WP: 0 HR: 0 S: 37 P: 65 ERA: 1.50 WHIP: 0.833															PITCHER				
PITCHER Jeff Innis, R (7, 1) ERA: 2.66	IP: 2.0 WLS: 7 BF: 7 H: 1 R: 0 ER: 0 SO: 1 BB: 0 IBB: 0 HBP: 0 BLK: 0 WP: 0 HR: 0 S: 15 P: 22 ERA: 0.00 WHIP: 0.500															PITCHER				

AB	34
R	0
H	8
RBI	0
BB	0
SO	4
LOB	18

AB	26
R	1
H	5
RBI	1
BB	1
SO	2
LOB	4



Batter	1	2	3	4	5	6	7	8	9	AB	R	H	RBI	BB	SO	LOB	TOP									
Daryl Boston, L (1,8) OBP: 0.350, SLG: 0.416										5	2	2	1	0	1	1	New York Mets @ Philadelphia Phillies Veterans Stadium, Philadelphia, PA Sun Oct 06 1991, 3:33 AM EDT Att: 29,676 - Cloudy - 59 F									
Keith Miller, R (1,4) OBP: 0.345, SLG: 0.411										5	3	4	2	0	0	0										
Howard Johnson, S (1,9) OBP: 0.342, SLG: 0.535										5	0	1	1	0	1	2										
Kevin McReynolds, R (1,7) OBP: 0.322, SLG: 0.416										3	1	2	0	1	0	1										
Gregg Jefferies, S (1,5) OBP: 0.336, SLG: 0.374										4	1	2	2	0	0	3										
Chris Donnels, L (1,3) OBP: 0.330, SLG: 0.247										4	0	1	1	0	1	1										
Jeff Gardner, L (1,6) OBP: 0.238, SLG: 0.162										4	0	0	0	0	2	1										
Charlie O'Brien, R (1,2)										4	0	0	0	0	2	0										
David Cone, L (1,1) OBP: 0.179, SLG: 0.125										3	0	0	0	1	0	0										
Inning Stats	R: 3 H: 4 E: 0 K: 2 S: 17	H: 0 LOB: 1 BB: 0 P: 26	R: 0 H: 0 E: 0 K: 1 S: 7	H: 0 LOB: 0 BB: 0 P: 13	R: 1 H: 2 E: 0 K: 0 S: 11	H: 0 LOB: 1 BB: 0 P: 17	R: 0 H: 0 E: 0 K: 0 S: 3	H: 0 LOB: 0 BB: 0 P: 3	R: 1 H: 1 E: 0 K: 1 S: 18	H: 1 LOB: 1 BB: 1 P: 30	R: 0 H: 0 E: 0 K: 2 S: 7	H: 0 LOB: 0 BB: 0 P: 11	R: 1 H: 3 E: 0 K: 0 S: 10	H: 2 LOB: 2 BB: 1 P: 19	R: 0 H: 0 E: 0 K: 1 S: 6	H: 0 LOB: 0 BB: 0 P: 9		R: 1 H: 2 E: 0 K: 0 S: 9	H: 2 LOB: 0 BB: 0 P: 14	1B: 7 2B: 3 3B: 1 HR: 2	SF: 0 SAC: 0 DP: 1 HBP: 0	WP: 3 PB: 1 CS: 0	PA: 39			
PITCHER	IP WLS BF H R ER SO BB IBB HBP BLK WP HR S P ERA WHIP	IP WLS BF H R ER SO BB IBB HBP BLK WP HR S P ERA WHIP	IP WLS BF H R ER SO BB IBB HBP BLK WP HR S P ERA WHIP	IP WLS BF H R ER SO BB IBB HBP BLK WP HR S P ERA WHIP	IP WLS BF H R ER SO BB IBB HBP BLK WP HR S P ERA WHIP	IP WLS BF H R ER SO BB IBB HBP BLK WP HR S P ERA WHIP	IP WLS BF H R ER SO BB IBB HBP BLK WP HR S P ERA WHIP	IP WLS BF H R ER SO BB IBB HBP BLK WP HR S P ERA WHIP	IP WLS BF H R ER SO BB IBB HBP BLK WP HR S P ERA WHIP	IP WLS BF H R ER SO BB IBB HBP BLK WP HR S P ERA WHIP	IP WLS BF H R ER SO BB IBB HBP BLK WP HR S P ERA WHIP	IP WLS BF H R ER SO BB IBB HBP BLK WP HR S P ERA WHIP	IP WLS BF H R ER SO BB IBB HBP BLK WP HR S P ERA WHIP	IP WLS BF H R ER SO BB IBB HBP BLK WP HR S P ERA WHIP	IP WLS BF H R ER SO BB IBB HBP BLK WP HR S P ERA WHIP	IP WLS BF H R ER SO BB IBB HBP BLK WP HR S P ERA WHIP	IP WLS BF H R ER SO BB IBB HBP BLK WP HR S P ERA WHIP	IP WLS BF H R ER SO BB IBB HBP BLK WP HR S P ERA WHIP	IP WLS BF H R ER SO BB IBB HBP BLK WP HR S P ERA WHIP	IP WLS BF H R ER SO BB IBB HBP BLK WP HR S P ERA WHIP	IP WLS BF H R ER SO BB IBB HBP BLK WP HR S P ERA WHIP	IP WLS BF H R ER SO BB IBB HBP BLK WP HR S P ERA WHIP	IP WLS BF H R ER SO BB IBB HBP BLK WP HR S P ERA WHIP	IP WLS BF H R ER SO BB IBB HBP BLK WP HR S P ERA WHIP	IP WLS BF H R ER SO BB IBB HBP BLK WP HR S P ERA WHIP	IP WLS BF H R ER SO BB IBB HBP BLK WP HR S P ERA WHIP
Andy Ashby, R (1,1) ERA: 6.0	5.0	L	23	7	5	5	4	1	0	0	0	0	2	1	56	89	9.00	1.600								
Bruce Ruffin, L (6,1) ERA: 3.73	2.0	9	3	1	1	2	1	0	0	0	0	1	0	17	30	4.50	2.000									
Wally Ritchie, L (8,1) ERA: 2.5	2.0	7	2	1	1	1	0	0	0	0	0	0	1	15	23	4.50	1.000									

AB	37
R	7
H	12
RBI	7
BB	2
SO	7
LOB	9



Batter	1	2	3	4	5	6	7	8	9	AB	R	H	RBI	BB	SO	LOB	BOTTOM								
Kim Batiste, R (1,6) OBP: 0.250, SLG: 0.222										4	0	0	0	0	4	0	New York Mets @ Philadelphia Phillies Veterans Stadium, Philadelphia, PA Sun Oct 06 1991, 3:33 AM EDT Att: 29,676 - Cloudy - 59 F								
Mickey Morandini, L (1,4) OBP: 0.313, SLG: 0.317										3	0	1	0	1	1	0									
Wes Chamberlain, R (1,7) OBP: 0.300, SLG: 0.399										4	0	1	0	0	3	2									
Dale Murphy, R (1,9) OBP: 0.309, SLG: 0.415										4	0	0	0	0	2	2									
Dave Hollins, S (1,5) OBP: 0.378, SLG: 0.510										3	0	1	0	0	1	0									
Ricky Jordan, R (1,3) OBP: 0.304, SLG: 0.452										2	0	0	0	0	2	1									
Bruce Ruffin, S (6,1)										0	0	0	0	0	0	0									
Ron Jones, L (7, PH) OBP: 0.214, SLG: 0.231										1	0	0	0	0	0	0									
Wally Ritchie, L (8,1)										0	0	0	0	0	0	0									
Braulio Castillo, R (1,8) OBP: 0.189, SLG: 0.231										3	0	0	0	0	2	1									
Doug Lindsey, R (1,2)										3	0	0	0	0	3	1									
Andy Ashby, R (1,1) OBP: 0.083, SLG: 0.083										1	0	0	0	0	0	0									
Jim Lindeman, R (6,3) OBP: 0.413, SLG: 0.389										2	0	0	0	0	1	0									
Inning Stats	R: 0 H: 0 E: 0 K: 3 S: 16	H: 1 LOB: 1 BB: 0 P: 27	R: 0 H: 1 E: 0 K: 3 S: 12	H: 0 LOB: 0 BB: 0 P: 15	R: 0 H: 0 E: 0 K: 1 S: 13	H: 0 LOB: 0 BB: 0 P: 17	R: 0 H: 0 E: 0 K: 3 S: 11	H: 0 LOB: 0 BB: 0 P: 17	R: 0 H: 1 E: 0 K: 3 S: 11	H: 1 LOB: 1 BB: 0 P: 17	R: 0 H: 0 E: 0 K: 0 S: 5	H: 0 LOB: 0 BB: 0 P: 8	R: 0 H: 0 E: 0 K: 2 S: 7	H: 0 LOB: 0 BB: 0 P: 13	R: 0 H: 1 E: 0 K: 2 S: 10	H: 1 LOB: 1 BB: 0 P: 15	1B: 1 2B: 2 3B: 0 HR: 0	SF: 0 SAC: 0 DP: 0 HBP: 0	WP: 0 PB: 0 CS: 0	PA: 31					
PITCHER	IP WLS BF H R ER SO BB IBB HBP BLK WP HR S P ERA WHIP	IP WLS BF H R ER SO BB IBB HBP BLK WP HR S P ERA WHIP	IP WLS BF H R ER SO BB IBB HBP BLK WP HR S P ERA WHIP	IP WLS BF H R ER SO BB IBB HBP BLK WP HR S P ERA WHIP	IP WLS BF H R ER SO BB IBB HBP BLK WP HR S P ERA WHIP	IP WLS BF H R ER SO BB IBB HBP BLK WP HR S P ERA WHIP	IP WLS BF H R ER SO BB IBB HBP BLK WP HR S P ERA WHIP	IP WLS BF H R ER SO BB IBB HBP BLK WP HR S P ERA WHIP	IP WLS BF H R ER SO BB IBB HBP BLK WP HR S P ERA WHIP	IP WLS BF H R ER SO BB IBB HBP BLK WP HR S P ERA WHIP	IP WLS BF H R ER SO BB IBB HBP BLK WP HR S P ERA WHIP	IP WLS BF H R ER SO BB IBB HBP BLK WP HR S P ERA WHIP	IP WLS BF H R ER SO BB IBB HBP BLK WP HR S P ERA WHIP	IP WLS BF H R ER SO BB IBB HBP BLK WP HR S P ERA WHIP	IP WLS BF H R ER SO BB IBB HBP BLK WP HR S P ERA WHIP	IP WLS BF H R ER SO BB IBB HBP BLK WP HR S P ERA WHIP	IP WLS BF H R ER SO BB IBB HBP BLK WP HR S P ERA WHIP	IP WLS BF H R ER SO BB IBB HBP BLK WP HR S P ERA WHIP	IP WLS BF H R ER SO BB IBB HBP BLK WP HR S P ERA WHIP	IP WLS BF H R ER SO BB IBB HBP BLK WP HR S P ERA WHIP	IP WLS BF H R ER SO BB IBB HBP BLK WP HR S P ERA WHIP	IP WLS BF H R ER SO BB IBB HBP BLK WP HR S P ERA WHIP	IP WLS BF H R ER SO BB IBB HBP BLK WP HR S P ERA WHIP	IP WLS BF H R ER SO BB IBB HBP BLK WP HR S P ERA WHIP	IP WLS BF H R ER SO BB IBB HBP BLK WP HR S P ERA WHIP
David Cone, R (1,1) ERA: 3.29	9.0	W	31	3	0	0	19	1	0	0	0	0	0	0	94	141	0.00	0.444							

