



Philadelphia Phillies - 1992

Batter	1	2	3	4	5	6	7	8	9	AB	R	H	RBI	BB	SO	LOB	TOP									
Shawon Dunston, R OBP: 0.400, SLG: 0.400	L7		L6						F8	5	1	2	0	0	0	0	Chicago Cubs @ Philadelphia Phillies Veterans Stadium, Philadelphia, PA Tue Apr 07 1992, 3:33 AM EDT Att: 60,431 - Cloudy - 62 F									
Sammy Sosa, R OBP: 0.200, SLG: 0.400	F8		K						B1-3	5	0	1	1	0	2	1										
23 Ryne Sandberg, R OBP: 0.400, SLG: 0.333	FC5-4								E S HBP	3	0	1	1	0	0	1										
Andre Dawson, R OBP: 0.400, SLG: 0.400	FC5-4								G6-3	5	1	2	0	0	1	3										
Mark Grace, L OBP: 0.500, SLG: 1.333									G6-3	3	1	1	2	1	1	4										
Hector Villanueva, R Doug Dascenzo, S										3	0	0	0	1	0	0										
Luis Salazar, R Joe Girardi, R										3	0	1	0	1	0	2										
Gary Scott, R OBP: 0.500, SLG: 0.333										3	0	1	0	1	0	2										
Greg Maddux, R Dwight Smith, L Heathcliff Slocumb, R Chuck McElroy, L										3	1	1	0	0	0	1	AB 34 R 4 H 10 RBI 4 BB 4 SO 4 LOB 15 									
Inning Stats	R: 0 E: 0 K: 0 S: 7	H: 1 LOB: 1 BB: 0 P: 8	R: 0 E: 0 K: 0 S: 3	H: 0 LOB: 1 BB: 3 P: 18	R: 0 E: 0 K: 1 S: 10	H: 0 LOB: 0 BB: 0 P: 15	R: 2 E: 0 K: 0 S: 11	H: 3 LOB: 1 BB: 0 P: 15	R: 2 E: 0 K: 2 S: 16	H: 3 LOB: 1 BB: 0 P: 24	R: 0 E: 0 K: 0 S: 10	H: 0 LOB: 1 BB: 1 P: 17	R: 0 E: 1 K: 1 S: 9	H: 2 LOB: 2 BB: 0 P: 10	R: 0 E: 0 K: 0 S: 7	H: 1 LOB: 1 BB: 0 P: 9		R: 0 E: 0 K: 0 S: 7	H: 0 LOB: 1 BB: 0 P: 11	1B: 8 2B: 1 3B: 0 HR: 1	SF: 1 SAC: 0 DP: 2 HBP: 1	WP: 0 PB: 0 SB: 1 CS: 0	PA: 41			
PITCHER	IP	WLS	BF	H	R	ER	SO	BB	IBB	HBP	BLK	WP	HR	S	P	ERA		WHIP								
Terry Mulholland, L ERA: 5.14	7.0	L	32	9	4	4	4	4	0	0	0	0	1	66	107	5.14		1.857								
Barry Jones, R ERA:	2.0		8	1	0	0	0	0	0	1	0	0	0	14	20	0.00		0.500								

Batter	1	2	3	4	5	6	7	8	9	AB	R	H	RBI	BB	SO	LOB	BOTTOM									
Lenny Dykstra, L OBP: 0.500, SLG: 0.333	WP 1B HBP		1B 1B						G3	3	2	1	0	0	1	0	Chicago Cubs @ Philadelphia Phillies Veterans Stadium, Philadelphia, PA Tue Apr 07 1992, 3:33 AM EDT Att: 60,431 - Cloudy - 62 F									
Mariano Duncan, R	K		K						FC3-6 1B	4	0	1	0	0	2	3										
Dave Hollins, S	F7		1B 2-H						FC3-6 1-2	3	0	1	1	0	0	2										
John Kruk, L OBP: 0.500, SLG: 0.500	CS 2H 1B		1-3 2H 1B						F8	4	0	2	2	0	1	2										
Dale Murphy, R	CS 1-2		P3						G6-3 K	4	0	0	0	0	1	3										
Darren Daulton, L			G4-3						K	4	0	0	0	0	1	0										
Wes Chamberlain, R			G5-3						G3	4	0	0	0	0	1	0										
Mickey Morandini, L Ruben Amaro Jr, S			SH1-4 1B						F8	3	1	2	0	0	1	0										
Terry Mulholland, R Dale Sveum, S Barry Jones, R			SH1-4 1-2						F8	1	0	0	0	0	1	1	AB 32 R 3 H 7 RBI 3 BB 0 SO 9 LOB 11 									
Inning Stats	R: 1 E: 0 K: 1 S: 11	H: 1 LOB: 0 BB: 0 P: 17	R: 0 E: 0 K: 0 S: 5	H: 0 LOB: 0 BB: 0 P: 8	R: 2 E: 0 K: 1 S: 17	H: 4 LOB: 2 BB: 0 P: 23	R: 0 E: 0 K: 1 S: 7	H: 1 LOB: 1 BB: 0 P: 12	R: 0 E: 0 K: 1 S: 8	H: 0 LOB: 0 BB: 0 P: 10	R: 0 E: 0 K: 1 S: 7	H: 0 LOB: 0 BB: 0 P: 10	R: 0 E: 0 K: 2 S: 10	H: 1 LOB: 0 BB: 0 P: 13	R: 0 E: 0 K: 1 S: 5	H: 0 LOB: 0 BB: 0 P: 7		1B: 7 2B: 0 3B: 0 HR: 0	SF: 0 SAC: 1 DP: 0 HBP: 2	WP: 1 PB: 0 SB: 0 CS: 1	PA: 36					
PITCHER	IP	WLS	BF	H	R	ER	SO	BB	IBB	HBP	BLK	WP	HR	S	P	ERA		WHIP								
Greg Maddux, R ERA: 3.86	7.0	W	28	6	3	3	6	0	0	2	0	0	0	62	92	3.86		0.857								
Heathcliff Slocumb, R ERA:	0.1		2	1	0	0	0	0	0	0	0	0	0	4	5	0.00		3.000								
Chuck McElroy, L ERA:	1.2	S	5	0	0	0	3	0	0	0	0	0	0	11	15	0.00		0.000								

Batter	1	2	3	4	5	6	7	8	9	AB	R	H	RBI	BB	SO	LOB	TOP		
Shawon Dunston, R OBP: 0.357, SLG: 0.308 (1, 6)	1-2 G1-6-3 1B			0-1 L8	1-0 P3			0-2 G4-3		4	0	1	0	0	0	2			
Sammy Sosa, R OBP: 0.357, SLG: 0.385 (1, 8)	1-0 G1-6-3			2-2 23 1B				0-2 G6-3	2-3 K	4	0	1	0	0	1	1			
23 Ryne Sandberg, R OBP: 0.357, SLG: 0.667 (1, 4)	0-0 P6			3-2 G6-3	1-2 G6-3			1-3 K	2-1 F7	4	0	0	0	0	1	1			
Andre Dawson, R OBP: 0.231, SLG: 0.231 (1, 9)		2-2 G6-3		2-0 G6-3				3-2 F8	2-2 L8	4	0	0	0	0	0	1			
Mark Grace, L OBP: 0.364, SLG: 0.556 (1, 3)		1-1 G1-3-1			1-0 G3 1B			4-1 FC4-6 BB		2	1	1	0	1	0	0			
Rick Wilkins, L OBP: 0.167, SLG: 0.167 (1, 2)		1-0 G6-3			0-3 K			1-2 FC4-6 G4-3		3	0	0	0	0	1	2			
Dwight Smith, L (1, 7)				1-0 F7	0-0 G3			0-0 G4-3		3	0	0	0	0	0	2			
Gary Scott, R OBP: 0.273, SLG: 0.111 (1, 5)				3-3 K	4-0 1B BB			0-1 G6-3		2	0	0	0	1	1	0			
Mike Morgan, R OBP: 0.500, SLG: 0.500 Paul Assenmacher, L (6, 1) Bob Scanlan, R (6, 1) Chico Walker, S (8, PH) Ken Patterson, L (8, 1)				2-2 G6-3	3-2 1-2 2-H 1B			0-0 G1-3		2	0	0	1	0	0	0			
Inning Stats	R: 0 E: 0 K: 0 S: 7	H: 1 LOB: 0 BB: 0 P: 9	R: 0 E: 0 K: 0 S: 6	H: 0 LOB: 0 BB: 0 P: 10	R: 0 E: 0 K: 1 S: 8	H: 0 LOB: 0 BB: 0 P: 14	R: 0 E: 0 K: 0 S: 10	H: 1 LOB: 1 BB: 0 P: 17	R: 1 E: 0 K: 1 S: 9	H: 2 LOB: 2 BB: 1 P: 18	R: 0 E: 0 K: 0 S: 5	H: 0 LOB: 0 BB: 1 P: 10	R: 0 E: 0 K: 0 S: 6	H: 0 LOB: 0 BB: 0 P: 6	R: 0 E: 0 K: 1 S: 8	H: 0 LOB: 0 BB: 0 P: 14	1B: 4 2B: 0 3B: 0 HR: 0	SF: 0 SAC: 0 DP: 2 HBP: 0	WP: 0 PA: 31 PB: 0 SB: 1 CS: 0
PITCHER	IP WLS BF H R ER SO BB IBB HBP BLK WP HR S P ERA WHIP	IP WLS BF H R ER SO BB IBB HBP BLK WP HR S P ERA WHIP	IP WLS BF H R ER SO BB IBB HBP BLK WP HR S P ERA WHIP	IP WLS BF H R ER SO BB IBB HBP BLK WP HR S P ERA WHIP	IP WLS BF H R ER SO BB IBB HBP BLK WP HR S P ERA WHIP	IP WLS BF H R ER SO BB IBB HBP BLK WP HR S P ERA WHIP	IP WLS BF H R ER SO BB IBB HBP BLK WP HR S P ERA WHIP	IP WLS BF H R ER SO BB IBB HBP BLK WP HR S P ERA WHIP	IP WLS BF H R ER SO BB IBB HBP BLK WP HR S P ERA WHIP	IP WLS BF H R ER SO BB IBB HBP BLK WP HR S P ERA WHIP	IP WLS BF H R ER SO BB IBB HBP BLK WP HR S P ERA WHIP	IP WLS BF H R ER SO BB IBB HBP BLK WP HR S P ERA WHIP	IP WLS BF H R ER SO BB IBB HBP BLK WP HR S P ERA WHIP	IP WLS BF H R ER SO BB IBB HBP BLK WP HR S P ERA WHIP	IP WLS BF H R ER SO BB IBB HBP BLK WP HR S P ERA WHIP	IP WLS BF H R ER SO BB IBB HBP BLK WP HR S P ERA WHIP	IP WLS BF H R ER SO BB IBB HBP BLK WP HR S P ERA WHIP	IP WLS BF H R ER SO BB IBB HBP BLK WP HR S P ERA WHIP	
Danny Cox, R ERA: 1.5 (1, 1)	6.0 W 22	4 1 1 3	1 1 1 3	1 1 1 3	1 1 1 3	1 1 1 3	1 1 1 3	1 1 1 3	1 1 1 3	1.50 0.833									
Barry Jones, R ERA: (7, 1)	2.0 6	0 0 0 0	0 0 0 0	0 0 0 0	0 0 0 0	0 0 0 0	0 0 0 0	0 0 0 0	0 0 0 0	0.00 0.500									
Mitch Williams, L ERA: (9, 1)	1.0 3	0 0 0 0	0 0 0 0	0 0 0 0	0 0 0 0	0 0 0 0	0 0 0 0	0 0 0 0	0 0 0 0	0.00 0.000									

Chicago Cubs @ Philadelphia Phillies
Veterans Stadium, Philadelphia, PA
Thu Apr 09 1992, 7:05 PM EDT
Att: 14,149 - Cloudy - 58 F

AB	29
R	1
H	4
RBI	1
BB	2
SO	4
LOB	9



Batter	1	2	3	4	5	6	7	8	9	AB	R	H	RBI	BB	SO	LOB	BOTTOM		
Ruben Amaro Jr., S OBP: 0.500, SLG: 1.000 (1, 8) (8, 9)	1-1 G4-6-3 HBP		1-3 K		0-0 G4-3	3-2 G1-3				3	0	0	0	0	1	3			
Mariano Duncan, R OBP: 0.231, SLG: 0.167 (1, 6)	0-2 G4-6-3			0-3 K		1-2 BB 1B		0-1 G1-3		4	1	1	0	0	1	1			
Dave Hollins, S OBP: 0.615, SLG: 1.125 (1, 5)	4-1 BB			1-0 F9		4-0 1B BB		0-1 HR		2	2	1	1	2	0	0			
John Kruk, L OBP: 0.538, SLG: 0.538 (1, 3)	0-0 G4-3			1-1 HR 1B		1-2 2B 1B		2-3 K		4	2	2	1	0	1	1			
Dale Murphy, R OBP: 0.167, SLG: 0.417 Julio Peguero, S (8, 8)		0-1 G1-3		1-1 HR		3-2 2B 1B		0-0 F9		4	2	2	3	0	0	0			
Darren Daulton, L OBP: 0.167, SLG: 0.182 (1, 2)		1-3 K		2-3 K		3-3 K		2-0 G4-3		4	0	0	0	0	3	2			
Wes Chamberlain, R OBP: 0.333, SLG: 0.750 (1, 7)		0-3 K			0-0 G4-3 2B	0-0 1B 2B		2-2 L1		4	0	2	1	0	1	0			
Mickey Morandini, L OBP: 0.429, SLG: 0.333 (1, 4)			1-2 G5-3		1-0 G4-3	2-3 K		4-1 BB		3	0	0	0	1	1	3			
Danny Cox, R (1, 1)			1-3 K		2-3 K	0-2 1B		3-2 F8		2	0	0	0	0	2	1			
Jim Lindeman, R OBP: 1.000, SLG: 1.000 Barry Jones, R (7, 1) Kim Batiste, R (8, PH) Mitch Williams, L (9, 1)										1	0	1	1	0	0	0			
Inning Stats	R: 0 E: 0 K: 0 S: 6	H: 0 LOB: 1 BB: 1 P: 11	R: 0 E: 0 K: 2 S: 8	H: 0 LOB: 0 BB: 0 P: 9	R: 0 E: 0 K: 2 S: 9	H: 0 LOB: 0 BB: 0 P: 12	R: 2 E: 0 K: 2 S: 11	H: 2 LOB: 0 BB: 0 P: 16	R: 0 E: 0 K: 1 S: 6	H: 1 LOB: 1 BB: 0 P: 9	R: 4 E: 0 K: 2 S: 33	H: 5 LOB: 2 BB: 1 P: 50	R: 1 E: 0 K: 1 S: 8	H: 1 LOB: 0 BB: 0 P: 10	R: 0 E: 0 K: 0 S: 11	H: 0 LOB: 1 BB: 1 P: 22	1B: 5 2B: 2 3B: 0 HR: 2	SF: 0 SAC: 0 DP: 1 HBP: 1	WP: 0 PA: 36 PB: 0 SB: 0 CS: 0
PITCHER	IP WLS BF H R ER SO BB IBB HBP BLK WP HR S P ERA WHIP	IP WLS BF H R ER SO BB IBB HBP BLK WP HR S P ERA WHIP	IP WLS BF H R ER SO BB IBB HBP BLK WP HR S P ERA WHIP	IP WLS BF H R ER SO BB IBB HBP BLK WP HR S P ERA WHIP	IP WLS BF H R ER SO BB IBB HBP BLK WP HR S P ERA WHIP	IP WLS BF H R ER SO BB IBB HBP BLK WP HR S P ERA WHIP	IP WLS BF H R ER SO BB IBB HBP BLK WP HR S P ERA WHIP	IP WLS BF H R ER SO BB IBB HBP BLK WP HR S P ERA WHIP	IP WLS BF H R ER SO BB IBB HBP BLK WP HR S P ERA WHIP	IP WLS BF H R ER SO BB IBB HBP BLK WP HR S P ERA WHIP	IP WLS BF H R ER SO BB IBB HBP BLK WP HR S P ERA WHIP	IP WLS BF H R ER SO BB IBB HBP BLK WP HR S P ERA WHIP	IP WLS BF H R ER SO BB IBB HBP BLK WP HR S P ERA WHIP	IP WLS BF H R ER SO BB IBB HBP BLK WP HR S P ERA WHIP	IP WLS BF H R ER SO BB IBB HBP BLK WP HR S P ERA WHIP	IP WLS BF H R ER SO BB IBB HBP BLK WP HR S P ERA WHIP	IP WLS BF H R ER SO BB IBB HBP BLK WP HR S P ERA WHIP		
Mike Morgan, R ERA: 18.2 (1, 1)	5.0 L 23	6 6 6 7	6 6 6 7	6 6 6 7	6 6 6 7	6 6 6 7	6 6 6 7	6 6 6 7	6 6 6 7	10.80 1.600									
Paul Assenmacher, L ERA: (6, 1)	0.2 3	1 0 0 2	0 0 0 0	0 0 0 0	0 0 0 0	0 0 0 0	0 0 0 0	0 0 0 0	0 0 0 0	0.00 1.500									
Bob Scanlan, R ERA: 3.86 (6, 1)	1.1 6	2 1 1 1	0 0 0 0	0 0 0 0	0 0 0 0	0 0 0 0	0 0 0 0	0 0 0 0	0 0 0 0	6.75 1.500									
Ken Patterson, L ERA: 21.6 (8, 1)	1.0 4	0 0 0 0	0 0 0 0	0 0 0 0	0 0 0 0	0 0 0 0	0 0 0 0	0 0 0 0	0 0 0 0	0.00 1.000									

Chicago Cubs @ Philadelphia Phillies
Veterans Stadium, Philadelphia, PA
Thu Apr 09 1992, 7:05 PM EDT
Att: 14,149 - Cloudy - 58 F

AB	32
R	7
H	9
RBI	7
BB	3
SO	10
LOB	12



Batter	1	2	3	4	5	6	7	8	9	AB	R	H	RBI	BB	SO	LOB	TOP							
Jeff King, R (1, 3)										3	0	0	0	1	1	0								
Jay Bell, R (1, 6) OBP: 0.412, SLG: 0.357										3	1	1	0	1	0	1								
Andy Van Slyke, L (1, 8) OBP: 0.353, SLG: 0.286										4	0	1	0	0	2	2								
Lloyd McClendon, R (1, 9) OBP: 0.333, SLG: 1.000										2	1	1	1	0	1	0								
Cecil Espy, S (6, 9) OBP: 1.000, SLG: 1.333										1	0	1	0	0	0	0								
Barry Bonds, L (1, 7)										3	1	1	1	1	0	2								
Steve Buechele, R (1, 5) OBP: 0.467, SLG: 0.333										3	0	1	1	1	1	2								
Tom Prince, R (1, 2)										4	0	0	0	0	1	2								
Jose Lind, R (1, 4) OBP: 0.200, SLG: 0.200										4	0	1	0	0	0	0								
Randy Tomlin, L (1, 1)										3	0	0	0	0	2	2								
Roger Mason, R (7, 1)										0	0	0	0	0	0	0								
Kirk Gibson, L (9, PH) OBP: 0.300, SLG: 0.125										1	0	0	0	0	1	0								
Stan Belinda, R (9, 1)										0	0	0	0	0	0	0								
Inning Stats	R: 1 E: 0 K: 1 S: 10	H: 1 LOB: 1 BB: 1 P: 20	R: 0 E: 0 K: 1 S: 6	H: 0 LOB: 0 BB: 0 P: 9	R: 0 E: 0 K: 2 S: 10	H: 0 LOB: 1 BB: 1 P: 18	R: 1 E: 0 K: 2 S: 13	H: 2 LOB: 2 BB: 1 P: 23	R: 0 E: 0 K: 1 S: 8	H: 0 LOB: 0 BB: 0 P: 13	R: 1 E: 0 K: 0 S: 4	H: 2 LOB: 0 BB: 0 P: 6	R: 0 E: 0 K: 0 S: 8	H: 0 LOB: 0 BB: 0 P: 13	R: 0 E: 0 K: 1 S: 11	H: 2 LOB: 2 BB: 1 P: 20	R: 0 E: 0 K: 1 S: 6	H: 0 LOB: 0 BB: 0 P: 11	1B: 4 2B: 2 3B: 0 HR: 1	SF: 1 SAC: 0 DP: 2 HBP: 0	WP: 1 PB: 0 SB: 0 CS: 0	PA: 36		
PITCHER	IP	WLS	BF	H	R	ER	SO	BB	IBB	HBP	BLK	WP	HR	S	P	ERA	WHIP							
Kyle Abbott, L (1, 1) ERA: 3.86	7.0	L	28	5	3	3	7	3	0	0	0	1	1	59	102	3.86	1.143							
Wally Ritchie, L (8, 1) ERA:	0.2		4	2	0	0	0	0	1	0	0	0	0	8	17	0.00	3.000							
Curt Schilling, R (8, 1) ERA:	1.1		4	0	0	0	2	0	0	0	0	0	0	9	14	0.00	0.000							

Pittsburgh Pirates @ Philadelphia Phillies
Veterans Stadium, Philadelphia, PA

AB 31
R 3
H 7
RBI 3
BB 4
SO 9
LOB 11



WP: 1 PA: 36
PB: 0
SB: 0
CS: 0

Batter	1	2	3	4	5	6	7	8	9	AB	R	H	RBI	BB	SO	LOB	BOTTOM							
Ruben Amaro Jr. S (1, 8) OBP: 0.467, SLG: 0.727										3	0	0	0	2	0	0								
Mariano Duncan, R (1, 4) OBP: 0.294, SLG: 0.200										3	0	1	0	0	0	2								
Dave Hollins, S (1, 5) OBP: 0.529, SLG: 0.818										3	0	0	0	0	1	3								
John Kruk, L (1, 3) OBP: 0.471, SLG: 0.471										4	0	1	0	0	0	0								
Dale Murphy, R (1, 9) OBP: 0.188, SLG: 0.333										3	0	0	0	1	0	2								
Wes Chamberlain, R (1, 7) OBP: 0.313, SLG: 0.625										4	0	1	0	0	0	2								
Darren Daulton, L (1, 2) OBP: 0.188, SLG: 0.143										3	1	0	0	1	2	2								
Kim Batiste, R (1, 6) OBP: 0.250, SLG: 0.250										3	0	1	0	0	0	1								
Wally Backman, S (9, PH) OBP: 0.500, SLG: 0.500										1	0	0	0	0	1	0								
Kyle Abbott, L (1, 1)										1	0	0	0	0	1	0								
Jim Lindeman, R (7, PH) OBP: 1.000, SLG: 2.500										1	1	1	2	0	0	0								
Wally Ritchie, L (8, 1)										0	0	0	0	0	0	0								
Curt Schilling, R (8, 1)										0	0	0	0	0	0	0								
Mickey Morandini, L (9, PH) OBP: 0.375, SLG: 0.286										1	0	0	0	0	1	0								
Inning Stats	R: 0 E: 0 K: 0 S: 6	H: 0 LOB: 0 BB: 0 P: 9	R: 0 E: 0 K: 0 S: 8	H: 0 LOB: 1 BB: 1 P: 16	R: 0 E: 0 K: 1 S: 14	H: 1 LOB: 2 BB: 1 P: 24	R: 0 E: 0 K: 0 S: 5	H: 0 LOB: 0 BB: 0 P: 7	R: 0 E: 0 K: 0 S: 10	H: 1 LOB: 2 BB: 1 P: 20	R: 0 E: 0 K: 0 S: 6	H: 1 LOB: 1 BB: 0 P: 11	R: 2 E: 0 K: 1 S: 14	H: 1 LOB: 1 BB: 1 P: 27	R: 0 E: 0 K: 1 S: 8	H: 1 LOB: 1 BB: 0 P: 13	R: 0 E: 0 K: 2 S: 12	H: 0 LOB: 0 BB: 0 P: 15	1B: 4 2B: 0 3B: 0 HR: 1	SF: 0 SAC: 1 DP: 1 HBP: 2	WP: 0 PB: 0 SB: 0 CS: 0	PA: 37		
PITCHER	IP	WLS	BF	H	R	ER	SO	BB	IBB	HBP	BLK	WP	HR	S	P	ERA	WHIP							
Randy Tomlin, L (1, 1) ERA: 2.7	6.2	W	28	4	2	2	2	4	0	1	0	0	0	13	23	0.00	0.750							
Roger Mason, R (7, 1) ERA:	1.1		6	1	0	0	2	0	0	1	0	0	0	13	23	0.00	0.750							
Stan Belinda, R (9, 1) ERA:	1.0	S	3	0	0	0	2	0	0	0	0	0	0	12	15	0.00	0.000							

Pittsburgh Pirates @ Philadelphia Phillies
Veterans Stadium, Philadelphia, PA

AB 30
R 2
H 5
RBI 2
BB 4
SO 6
LOB 12



WP: 0 PA: 37
PB: 0
SB: 0
CS: 0

Batter	1	2	3	4	5	6	7	8	9	AB	R	H	RBI	BB	SO	LOB	TOP				
Kirk Gibson, L (1, 9) OBP: 0.267, SLG: 0.154	F8		L6			PB BB 1B	G3		P6	5	0	1	0	0	0	3					
Jay Bell, R (1, 6) OBP: 0.318, SLG: 0.263	K			G5-6-3		F9		G6-3	L3	5	0	0	0	0	1	2					
Andy Van Slyke, L (1, 8) OBP: 0.333, SLG: 0.235	P2			L6		PB BB 1-2		F7		3	0	0	0	0	1	0					
Cecil Espy, S (8, 8) OBP: 1.000, SLG: 1.333										0	0	0	0	0	0	0					
Barry Bonds, L (1, 7) OBP: 0.421, SLG: 0.867		F8			2-1	P5				4	1	1	1	0	0	2					
Lloyd McClendon, R (8, 7) OBP: 0.333, SLG: 1.000				HR				F7		0	0	0	0	0	0	0					
Orlando Merced, S (1, 3) OBP: 0.091, SLG: 0.091				G4-3		G4-3			K	4	1	1	0	0	1	2					
Steve Buechele, R (1, 5) OBP: 0.421, SLG: 0.375										4	1	1	1	0	2	1					
Michael LaValliere, L (1, 2) OBP: 0.300, SLG: 0.444										3	0	2	0	0	0	1					
Jeff King, R (9, PH) OBP: 0.200, SLG: 0.333										1	1	1	1	0	0	0					
Jose Lind, R (1, 4) OBP: 0.158, SLG: 0.167				G6-3		G1-3		G4-3	SF8	3	0	0	1	0	0	2					
Doug Drabek, R (1, 1) OBP: 0.250, SLG: 0.250										2	0	0	0	0	1	1					
Gary Varsho, L (7, PH) OBP: 0.500, SLG: 0.500										1	0	1	0	0	0	0					
Miguel Batista, R (7, 1) OBP: 0.500, SLG: 0.500										0	0	0	0	0	0	0					
Gary Redus, R (9, PH) OBP: 0.500, SLG: 0.500										0	0	0	0	1	0	0					
Inning Stats	R: 0 H: 0 E: 0 K: 1 S: 9	H: 0 LOB: 0 BB: 0 P: 16	R: 0 H: 1 E: 0 K: 1 S: 10	LOB: 1 BB: 0 P: 19	R: 0 H: 0 E: 0 K: 1 S: 10	LOB: 0 BB: 0 P: 14	R: 1 H: 1 E: 0 K: 0 S: 6	LOB: 1 BB: 0 P: 11	R: 0 H: 1 E: 0 K: 0 S: 10	LOB: 2 BB: 1 P: 18	R: 0 H: 2 E: 0 K: 0 S: 9	LOB: 2 BB: 0 P: 14	R: 0 H: 0 E: 0 K: 1 S: 6	LOB: 0 BB: 0 P: 12	R: 3 H: 2 E: 0 K: 1 S: 20	LOB: 1 BB: 1 P: 38	1B: 4 2B: 2 3B: 1 HR: 1	SF: 1 SAC: 0 DP: 0 HBP: 0	WP: 1 PB: 1 SB: 1 CS: 0	PA: 38	
PITCHER	IP	WLS	BF	H	R	ER	SO	BB	IBB	HBP	BLK	WP	HR	S	P	ERA	WHIP				
Andy Ashby, R (1, 1) ERA: 1.5	6.0	W	23	4	1	1	4	1	0	0	0	0	1	61	102	1.50	0.833				
Barry Jones, R (7, 1) ERA:	2.0		8	2	0	0	0	0	0	0	0	0	0	15	26	0.00	1.000				
Mitch Williams, L (9, 1) ERA: 13.5	1.0		7	2	3	3	1	1	0	0	0	1	0	20	38	27.00	3.000				

Pittsburgh Pirates @ Philadelphia Phillies
Veterans Stadium, Philadelphia, PA
Sat Apr 11 1992, 7:05 PM EDT
Att: 24,967 - Cloudy - 59 F

AB	35
R	4
H	8
RBI	4
BB	2
SO	5
LOB	14



Batter	1	2	3	4	5	6	7	8	9	AB	R	H	RBI	BB	SO	LOB	BOTTOM				
Ruben Amaro Jr, S (1, 8) OBP: 0.450, SLG: 0.800	G6-3			1B FC BB				K		4	2	1	2	1	2	3					
Mariano Duncan, R (1, 6) OBP: 0.273, SLG: 0.200	L6			K				G4-3		5	0	1	0	0	1	4					
Dave Hollins, S (1, 5) OBP: 0.524, SLG: 0.714	G6-3									3	1	1	0	1	0	0					
John Kruk, L (1, 3) OBP: 0.429, SLG: 0.429										4	2	1	1	0	0	3					
Dale Murphy, R (1, 9) OBP: 0.211, SLG: 0.333										3	1	1	1	0	0	1					
Barry Jones, R (7, 1) ERA:										1	0	0	0	0	0	2					
Mitch Williams, L (9, 1) ERA:										0	0	0	0	0	0	0					
Darren Daulton, L (1, 2) OBP: 0.250, SLG: 0.188										2	0	1	1	1	1	0					
Wes Chamberlain, R (1, 7) OBP: 0.300, SLG: 0.550										4	0	1	2	0	1	2					
Mickey Morandini, L (1, 4) OBP: 0.333, SLG: 0.273										4	0	1	0	0	1	2					
Andy Ashby, R (1, 1) ERA:										2	0	0	0	0	2	0					
Julio Peguero, S (7, 8) ERA:										0	1	0	0	2	0	0					
Inning Stats	R: 0 H: 0 E: 0 K: 0 S: 6	H: 0 LOB: 0 BB: 0 P: 11	R: 0 H: 0 E: 0 K: 1 S: 7	LOB: 0 BB: 0 P: 11	R: 0 H: 0 E: 0 K: 2 S: 8	LOB: 0 BB: 0 P: 11	R: 4 H: 3 E: 0 K: 1 S: 14	LOB: 1 BB: 2 P: 28	R: 0 H: 0 E: 0 K: 2 S: 7	LOB: 0 BB: 0 P: 8	R: 1 H: 1 E: 1 K: 1 S: 9	LOB: 1 BB: 0 P: 13	R: 2 H: 2 E: 0 K: 0 S: 16	LOB: 2 BB: 2 P: 32	R: 0 H: 2 E: 1 K: 1 S: 12	LOB: 3 BB: 1 P: 22	1B: 7 2B: 1 3B: 0 HR: 1	SF: 1 SAC: 0 DP: 1 HBP: 0	WP: 1 PB: 0 SB: 0 CS: 0	PA: 38	
PITCHER	IP	WLS	BF	H	R	ER	SO	BB	IBB	HBP	BLK	WP	HR	S	P	ERA	WHIP				
Doug Drabek, R (1, 1) ERA: 2.57	6.0	L	25	4	5	4	7	2	0	0	0	1	0	51	82	6.00	1.000				
Miguel Batista, R (7, 1) ERA: 9.0	2.0		13	4	2	2	1	3	0	0	0	0	1	28	54	9.00	3.500				

Pittsburgh Pirates @ Philadelphia Phillies
Veterans Stadium, Philadelphia, PA
Sat Apr 11 1992, 7:05 PM EDT
Att: 24,967 - Cloudy - 59 F


AB	32
R	7
H	8
RBI	7
BB	5
SO	8
LOB	17



Batter	1	2	3	4	5	6	7	8	9	AB	R	H	RBI	BB	SO	LOB	TOP
Gary Redus, R OBP: 0.375, SLG: 0.167 Cecil Espy, S OBP: 1.000, SLG: 1.250	F8		G5-3			FC6-4 1B	1B		L5-4 BB BB	3	0	1	0	0	0	0	
Jay Bell, R OBP: 0.333, SLG: 0.261	BB 1B		P3			FC6-4 BB HR	K		BB	4	2	1	0	1	1	2	
Jeff King, R OBP: 0.200, SLG: 0.231	P3		G5-3			HR BB	P6		L5-4	4	1	0	0	1	0	4	
Barry Bonds, L OBP: 0.478, SLG: 1.000	1B E BB					HR			BB	2	2	1	3	2	1	0	
Lloyd McClendon, R OBP: 0.571, SLG: 1.000	E7 1-H 2-H 1B					HR	2B		BB	4	1	3	1	0	1	0	
Steve Buechele, R OBP: 0.348, SLG: 0.300	P3					HR	K		P3	4	0	0	0	0	2	3	
Tom Prince, R			F7			FC5 BB	K		K	3	0	0	0	1	2	2	
Jose Lind, R OBP: 0.130, SLG: 0.136			G5-3			FC5	F8		G1-3	4	0	0	0	0	0	4	
Zane Smith, L			G1-3			G6-3			K	4	0	0	0	0	1	0	
Inning Stats	R: 3 H: 2 E: 1 LOB: 0 K: 0 S: 15	H: 0 R: 0 ER: 0 SO: 7	H: 0 R: 0 ER: 0 SO: 12	H: 0 R: 0 ER: 0 SO: 9	H: 0 R: 0 ER: 0 SO: 15	H: 0 R: 0 ER: 0 SO: 11	H: 3 R: 3 ER: 0 SO: 26	H: 1 R: 0 ER: 0 SO: 15	H: 1 R: 0 ER: 0 SO: 32	H: 0 R: 0 ER: 0 SO: 14	1B: 5 2B: 2 3B: 0 HR: 1	SF: 0 SAC: 0 DP: 1 HBP: 0	WP: 0 PB: 0 SB: 0 CS: 0	PA: 39			
PITCHER	IP WLS BF H R ER SO BB IBB HBP BLK WP HR S P ERA WHIP																
Terry Mulholland, L ERA: 5.54	(1, 1) 6.0 L 26 5 6 4 5 3 0 0 0 0 0 1 71 114 6.00 1.333																
Cliff Brantley, R ERA:	(7, 1) 2.0 9 2 0 0 2 1 0 0 0 0 0 0 28 47 0.00 1.500																
Steve Searcy, L ERA:	(9, 1) 1.0 4 0 0 0 1 2 0 0 0 0 0 0 5 14 0.00 2.000																

Pittsburgh Pirates @ Philadelphia Phillies
Veterans Stadium, Philadelphia, PA
Sun Apr 12 1992, 3:33 AM EDT
Att: 32,624 - Cloudy - 58 F


AB 33
R 6
H 7
RBI 4
BB 6
SO 8
LOB 15



Batter	1	2	3	4	5	6	7	8	9	AB	R	H	RBI	BB	SO	LOB	BOTTOM
Ruben Amaro Jr, S OBP: 0.417, SLG: 0.842	P4		HR					G5-3		4	1	1	1	0	1	0	
Mariano Duncan, R OBP: 0.231, SLG: 0.167	G5-3		G6-3			G6-3		F9		4	0	0	0	0	0	0	
Dave Hollins, S OBP: 0.480, SLG: 0.588	HBP		G6-3			G5-3		G6-3		3	0	0	0	0	0	0	
John Kruk, L OBP: 0.400, SLG: 0.400	K					G6-3		G6-3		4	0	1	0	0	1	1	
Dale Murphy, R OBP: 0.217, SLG: 0.318			FC6-4 1B			L8		K		4	0	1	0	0	1	1	
Wes Chamberlain, R OBP: 0.304, SLG: 0.565	F9		K			1B 2B		BB		3	0	1	0	0	1	2	
Steve Lake, R OBP: 0.333, SLG: 0.333	F8		G5-3			G6-4-3 1B		G6-4-3 1B		3	0	1	0	0	0	2	
Kim Batiste, R OBP: 0.143, SLG: 0.143	FC6-4					G4-3		G6-4-3		3	0	0	0	0	0	3	
Terry Mulholland, R Cliff Brantley, R Jeff Grotewold, L Steve Searcy, L			K			G2-3		K		2	0	0	0	0	1	0	
Inning Stats	R: 0 H: 0 E: 0 LOB: 1 K: 1 S: 9	H: 1 R: 0 ER: 0 SO: 7	H: 1 R: 0 ER: 0 SO: 8	H: 1 R: 0 ER: 0 SO: 18	H: 1 R: 0 ER: 0 SO: 14	H: 0 R: 0 ER: 0 SO: 12	H: 0 R: 0 ER: 0 SO: 9	H: 2 R: 0 ER: 0 SO: 12	H: 0 R: 0 ER: 0 SO: 9	H: 0 R: 0 ER: 0 SO: 7	1B: 3 2B: 1 3B: 0 HR: 1	SF: 0 SAC: 0 DP: 1 HBP: 1	WP: 0 PB: 0 SB: 0 CS: 0	PA: 32			
PITCHER	IP WLS BF H R ER SO BB IBB HBP BLK WP HR S P ERA WHIP																
Zane Smith, L ERA: 1.69	(1, 1) 9.0 W 32 5 1 1 6 0 0 1 0 0 0 1 72 102 1.00 0.556																

Pittsburgh Pirates @ Philadelphia Phillies
Veterans Stadium, Philadelphia, PA
Sun Apr 12 1992, 3:33 AM EDT
Att: 32,624 - Cloudy - 58 F

AB 31
R 1
H 5
RBI 1
BB 0
SO 6
LOB 9



Batter	1	2	3	4	5	6	7	8	9	AB	R	H	RBI	BB	SO	LOB	TOP
Ruben Amaro Jr. S OBP: 0.448, SLG: 0.826 (1, 8) (7, 9)	4-2 B S 2B BB	1-2 P5		2-2 1B SF7 1B		2-1 2B		1-3 K		4	2	2	0	1	1	2	
Mariano Duncan, R OBP: 0.286, SLG: 0.214 (1, 4)	1-0 1B 2B	1-1 HBP		0-1 F8		0-1 G6-3		0-2 G4-3		4	1	1	1	0	0	2	
Dave Hollins, S OBP: 0.433, SLG: 0.500 (1, 5)	0-3 K	2-3 K		0-0 SF7 1B		2-2 L5		0-0 G6-3		5	0	1	0	0	2	4	
John Kruk, L OBP: 0.433, SLG: 0.429 (1, 3)	4-2 1B BB		1-3 K	2-2 SF7		0-1 G6-4-3 1B		2-1 1B		3	0	2	1	1	1	0	
Dale Murphy, R OBP: 0.222, SLG: 0.308 Barry Jones, R (7, 1)	0-1 1B		0-2 E1 1B BB	1-2 G6-3		1-0 G6-4-3		2-2 G3		4	0	1	1	0	0	2	
Wally Backman, S OBP: 0.333, SLG: 0.333 Mitch Williams, L (9, 1)	1-2 2-H 1B		1-2 2-3 1B	3-2 G6-3		1-2 G6-3		1-2 G6-3		4	0	0	0	0	0	1	
Wes Chamberlain, R OBP: 0.295, SLG: 0.481 (1, 7)	0-2 P3		1-2 K		1-2 L4		0-2 G6-3			4	0	0	0	0	1	3	
Darren Daulton, L OBP: 0.250, SLG: 0.158 (1, 2)	1-2 G3		4-2 1B BB	1-2 G6-3		1-2 G6-3		3-2 F8		3	0	0	0	1	0	2	
Kim Batiste, R OBP: 0.273, SLG: 0.273 (1, 6)		1-3 K	1-2 FC6-4 1B	2-3 K		2-3 K		0-1 1B		4	0	2	0	0	2	0	
Tommy Greene, R OBP: 0.200, SLG: 0.200 Curt Schilling, R Julio Peguero, S (7, 8)	3-2 HBP 1B		3-2 FC6-4	1-0 G4-3		0-0 G4-3		1-1 P2		2	0	1	0	0	0	3	
Inning Stats	R: 2 H: 2 E: 0 K: 1 S: 22	WLS: 2 BF: 22 LOB: 2 P: 32	H: 0 R: 0 ER: 0 K: 2 S: 16	H: 1 R: 0 ER: 0 LOB: 2 BB: 0 P: 24	H: 1 R: 0 ER: 0 LOB: 3 BB: 1 P: 28	H: 2 R: 1 ER: 0 LOB: 1 BB: 0 S: 12	H: 0 R: 0 ER: 0 LOB: 0 BB: 0 P: 13	H: 1 R: 0 ER: 0 LOB: 1 BB: 0 S: 8	H: 1 R: 0 ER: 0 LOB: 0 BB: 0 P: 7	H: 1 R: 0 ER: 0 LOB: 1 BB: 0 P: 16	H: 1 R: 0 ER: 0 LOB: 1 BB: 0 P: 16	1B: 8 2B: 2 3B: 0 HR: 0	SF: 1 SAC: 0 DP: 1 HBP: 1	WP: 0 PB: 0 SB: 1 CS: 0	PA: 41		
PITCHER	IP WLS BF H R ER SO BB IBB HBP BLK WP HR S P ERA WHIP	IP WLS BF H R ER SO BB IBB HBP BLK WP HR S P ERA WHIP	IP WLS BF H R ER SO BB IBB HBP BLK WP HR S P ERA WHIP	IP WLS BF H R ER SO BB IBB HBP BLK WP HR S P ERA WHIP	IP WLS BF H R ER SO BB IBB HBP BLK WP HR S P ERA WHIP	IP WLS BF H R ER SO BB IBB HBP BLK WP HR S P ERA WHIP	IP WLS BF H R ER SO BB IBB HBP BLK WP HR S P ERA WHIP	IP WLS BF H R ER SO BB IBB HBP BLK WP HR S P ERA WHIP	IP WLS BF H R ER SO BB IBB HBP BLK WP HR S P ERA WHIP	IP WLS BF H R ER SO BB IBB HBP BLK WP HR S P ERA WHIP	IP WLS BF H R ER SO BB IBB HBP BLK WP HR S P ERA WHIP	IP WLS BF H R ER SO BB IBB HBP BLK WP HR S P ERA WHIP	IP WLS BF H R ER SO BB IBB HBP BLK WP HR S P ERA WHIP	IP WLS BF H R ER SO BB IBB HBP BLK WP HR S P ERA WHIP	IP WLS BF H R ER SO BB IBB HBP BLK WP HR S P ERA WHIP	IP WLS BF H R ER SO BB IBB HBP BLK WP HR S P ERA WHIP	

Philadelphia Phillies @ New York Mets
Shea Stadium, Flushing, NY
Mon Apr 13 1992, 7:05 PM EDT
Att: 14,810 - Sunny - 47 F

AB	36
R	3
H	10
RBI	3
BB	3
SO	7
LOB	20



Batter	1	2	3	4	5	6	7	8	9	AB	R	H	RBI	BB	SO	LOB	BOTTOM
Daryl Boston, L OBP: 0.286, SLG: 0.385 Dave Gallagher, R OBP: 0.273, SLG: 0.222 (9, PH)	0-0 B1-3		3-2 1B S 1B	1-3 K		3-2 F9			3-2 F7	4	1	1	0	0	1	2	
Willie Randolph, R OBP: 0.333, SLG: 0.444 (1, 4)	1-2 G4-3		2-2 F8	1-1 G3		2-2 F8			3-2 F8	5	0	0	0	0	0	2	
Bobby Bonilla, S OBP: 0.417, SLG: 0.533 (1, 9)	4-1 BB BB		4-0 1B BB	1-2 1B BB		1-1 P6		0-1 F7	2-1 2B	3	1	1	0	2	0	0	
Howard Johnson, S OBP: 0.229, SLG: 0.333 (1, 8)	4-1 BB		1-0 S 1B	2-3 K		2-3 K		0-0 PO 1B	0-2 F7	4	0	2	0	1	1	1	
Eddie Murray, S OBP: 0.344, SLG: 0.259 (1, 3)	2-2 P4		0-3 K	4-2 BB		4-2 BB		1-2 PO	2-1 F8	3	0	0	0	1	1	5	
Bill Peotta, R OBP: 0.250, SLG: 0.259 (1, 5)		0-1 F8	0-0 S 1B	1-3 K		1-3 K		1-3 K		4	0	1	2	0	2	1	
Dick Schofield, R OBP: 0.375, SLG: 0.286 (1, 6)		2-2 G5-3	2-3 K	1-2 2-3 K		0-3 K		0-0 BB 1B		4	0	1	0	0	2	2	
Todd Hundley, S OBP: 0.250, SLG: 0.143 Dave Magadan, L Charlie O'Brien, R OBP: 0.429, SLG: 0.667 (8, PH) (9, 2)	2-2 E4		3-3 K	3-3 K		3-1 G3		1-2 BB	4-2 BB	3	0	0	0	0	1	0	
Sid Fernandez, L Wally Whitehurst, R Mackey Sasser, L Paul Gibson, R Junior Noboa, R Jeff Innis, R (1, 1) (4, 1) (6, PH) (7, 1) (8, PH) (9, 1)	3-3 K		4-0 BB		0-2 1B		0-0 P3			1	0	0	0	0	1	1	
Inning Stats	R: 0 H: 0 E: 0 K: 0 S: 9	H: 0 R: 0 ER: 0 LOB: 1 BB: 2 P: 20	R: 0 H: 0 ER: 1 K: 1 S: 13	H: 0 R: 0 ER: 0 LOB: 1 BB: 0 P: 20	R: 2 H: 3 E: 0 K: 2 S: 14	H: 0 R: 0 ER: 0 LOB: 1 BB: 1 P: 20	R: 0 H: 0 E: 0 K: 2 S: 11	H: 0 R: 0 ER: 0 LOB: 1 BB: 1 P: 21	R: 0 H: 1 E: 0 K: 1 S: 17	H: 1 R: 0 ER: 0 LOB: 0 BB: 0 P: 9	H: 1 R: 0 ER: 0 LOB: 2 BB: 1 P: 18	H: 1 R: 0 ER: 0 LOB: 1 BB: 0 P: 21	1B: 6 2B: 1 3B: 0 HR: 0	SF: 0 SAC: 0 DP: 0 HBP: 0	WP: 0 PB: 0 SB: 3 CS: 0	PA: 41	
PITCHER	IP WLS BF H R ER SO BB IBB HBP BLK WP HR S P ERA WHIP	IP WLS BF H R ER SO BB IBB HBP BLK WP HR S P ERA WHIP	IP WLS BF H R ER SO BB IBB HBP BLK WP HR S P ERA WHIP	IP WLS BF H R ER SO BB IBB HBP BLK WP HR S P ERA WHIP	IP WLS BF H R ER SO BB IBB HBP BLK WP HR S P ERA WHIP	IP WLS BF H R ER SO BB IBB HBP BLK WP HR S P ERA WHIP	IP WLS BF H R ER SO BB IBB HBP BLK WP HR S P ERA WHIP	IP WLS BF H R ER SO BB IBB HBP BLK WP HR S P ERA WHIP	IP WLS BF H R ER SO BB IBB HBP BLK WP HR S P ERA WHIP	IP WLS BF H R ER SO BB IBB HBP BLK WP HR S P ERA WHIP	IP WLS BF H R ER SO BB IBB HBP BLK WP HR S P ERA WHIP	IP WLS BF H R ER SO BB IBB HBP BLK WP HR S P ERA WHIP	IP WLS BF H R ER SO BB IBB HBP BLK WP HR S P ERA WHIP	IP WLS BF H R ER SO BB IBB HBP BLK WP HR S P ERA WHIP	IP WLS BF H R ER SO BB IBB HBP BLK WP HR S P ERA WHIP	IP WLS BF H R ER SO BB IBB HBP BLK WP HR S P ERA WHIP	

Philadelphia Phillies @ New York Mets
Shea Stadium, Flushing, NY
Mon Apr 13 1992, 7:05 PM EDT
Att: 14,810 - Sunny - 47 F

AB	34
R	2
H	7
RBI	2
BB	6
SO	9
LOB	16



Batter	1	2	3	4	5	6	7	8	9	AB	R	H	RBI	BB	SO	LOB	TOP								
Ruben Amaro Jr. S OBP: 0.319, SLG: 0.487	1-3 K		2-0 F9		0-1 G6-3		1-2 F7			4	0	0	0	0	1	2									
Mickey Morandini L OBP: 0.400, SLG: 0.500	0-1 G6-3		0-3 K		1-1 G1-3			3-2 1B		4	0	1	0	0	1	2									
Dave Hollins S OBP: 0.375, SLG: 0.368	1-3 K		2-1 1B		4-2 CS		1-1 F9			3	0	1	1	1	1	1									
John Kruk L OBP: 0.447, SLG: 0.512		2-2 G3-6-3	1-1 1B		0-1 CS	2-1 L6		0-0 1B		4	0	3	1	0	0	0									
Jim Lindeman R OBP: 0.333, SLG: 0.833 Mitch Williams L (8.1)		0-0 G3-6-3	1-3 K		1-3 K			1-3 K		4	0	0	0	0	3	5									
Mariano Duncan R OBP: 0.340, SLG: 0.349		2-0 1B		2-2 G6-4-3		1-2 1B		3-2 G1-3		4	0	3	0	0	0	2									
Steve Lake R OBP: 0.143, SLG: 0.143	3-2 P3			0-0 G6-4-3		2-3 K				4	0	0	0	0	1	3									
Julio Peguero S OBP: 0.500, SLG: 0.333			1-1 F9	1-0 E3		1-1 G6-4-3		1-3 K		4	1	2	0	0	1	0									
Tommy Greene R Cliff Brantley R Steve Searcy L Jeff Grotewold L Wally Ritchie L Wes Chamberlain R			0-0 1B	1-0 G4-3		1-1 G6-4-3		0-3 K		2	1	1	0	0	0	1									
Inning Stats	R: 0 E: 0 K: 2 S: 8	H: 0 LOB: 0 BB: 0 P: 10	R: 0 E: 0 K: 0 S: 10	H: 2 LOB: 1 BB: 0 P: 17	R: 2 E: 0 K: 2 S: 16	H: 4 LOB: 2 BB: 0 P: 23	R: 0 E: 1 K: 0 S: 6	H: 1 LOB: 1 BB: 0 P: 10	R: 0 E: 0 K: 0 S: 7	H: 0 LOB: 0 BB: 1 P: 12	R: 0 E: 0 K: 2 S: 11	H: 1 LOB: 0 BB: 0 P: 17	R: 0 E: 0 K: 0 S: 7	H: 1 LOB: 0 BB: 0 P: 10	R: 0 E: 0 K: 1 S: 15	H: 2 LOB: 2 BB: 0 P: 23	R: 0 E: 0 K: 2 S: 12	H: 0 LOB: 0 BB: 0 P: 13	1B: 11 2B: 0 3B: 0 HR: 0	SF: 0 SAC: 0 DP: 3 HBP: 0	WP: 0 PB: 0 SB: 0 CS: 1	PA: 37			
PITCHER	IP	WLS	BF	H	R	ER	SO	BB	IBB	HBP	BLK	WP	HR	S	P	ERA	WHIP								
Zane Smith L ERA: 2.14	5.0	W	21	7	2	2	4	1	0	0	0	0	0	47	72	3.60	1.600								
Vicente Patacos R ERA: 6.0	2.0		7	2	0	0	2	0	0	0	0	0	0	18	27	0.00	1.000								
Jerry Don Gleaton L ERA:	1.0		5	2	0	0	1	0	0	0	0	0	0	15	23	0.00	2.000								
Denny Neagle L ERA: 3.86	1.0		3	0	0	0	2	0	0	0	0	0	0	12	13	0.00	0.000								

Philadelphia Phillies @ Pittsburgh Pirates
Three Rivers Stadium, Pittsburgh, PA
Sat Apr 18 1992, 3:33 AM EDT
Att: 23,411 - Cloudy - 70 F

AB	35
R	2
H	11
RBI	2
BB	1
SO	9
LOB	17



Batter	1	2	3	4	5	6	7	8	9	AB	R	H	RBI	BB	SO	LOB	BOTTOM								
Kirk Gibson L OBP: 0.211, SLG: 0.118	1-1 F7	0-1 SH		2-2 G3	1-1 FC4-2		0-1 G3			4	0	0	0	0	0	2									
Jay Bell R OBP: 0.422, SLG: 0.242	4-2 1B	1-2 G4-6-3		3-2 F7	4-1 1B		4-1 BB			2	1	0	0	3	0	1									
Andy Van Slyke L OBP: 0.282, SLG: 0.206	2-2 BB	0-2 G3			1-2 P3		2-2 P4			5	2	2	0	0	0	4									
Barry Bonds L OBP: 0.439, SLG: 0.781	4-0 FC		2-3 K		0-0 HR		0-1 F7	3-0 WP		3	1	1	2	1	1	0									
Orlando Merced S OBP: 0.273, SLG: 0.111	4-1 FC		2-1 F7		3-2 WP		3-1 G6-3	4-2 G6-4-3		3	1	1	1	2	0	0									
Jeff King R OBP: 0.143, SLG: 0.154	1-2 FC		2-1 1B		0-0 F7		1-0 F8	0-0 P6		5	0	1	1	0	0	5									
Michael LaValliere L OBP: 0.474, SLG: 0.500	1-2 K		0-1 1B		4-0 WP		0-0 F7	0-2 G6-4-3		4	1	1	0	1	1	5									
Jose Lind R OBP: 0.216, SLG: 0.235	2-2 P7		0-1 FC6-4		3-1 3B		1-2 1B			4	2	2	0	0	0	5									
Zane Smith L Cecil Evers R Vicente Patacos R Gary Redus R Jerry Don Gleaton L Denny Neagle L		1-2 SH		0-0 L8	1-2 FC4-2		2-1 G3			2	1	1	0	0	0	0									
Inning Stats	R: 2 E: 0 K: 1 S: 22	H: 1 LOB: 3 BB: 3 P: 43	R: 1 E: 1 K: 0 S: 15	H: 1 LOB: 0 BB: 0 P: 17	R: 0 E: 0 K: 1 S: 11	H: 2 LOB: 2 BB: 0 P: 17	R: 0 E: 0 K: 0 S: 8	H: 0 LOB: 0 BB: 0 P: 13	R: 5 E: 0 K: 0 S: 18	H: 5 LOB: 2 BB: 2 P: 37	R: 0 E: 0 K: 0 S: 5	H: 0 LOB: 0 BB: 1 P: 9	R: 1 E: 0 K: 0 S: 12	H: 2 LOB: 2 BB: 1 P: 21	R: 0 E: 0 K: 0 S: 7	H: 0 LOB: 1 BB: 1 P: 14	1B: 7 2B: 1 3B: 2 HR: 1	SF: 0 SAC: 1 DP: 2 HBP: 1	WP: 2 PB: 0 SB: 1 CS: 0	PA: 43					
PITCHER	IP	WLS	BF	H	R	ER	SO	BB	IBB	HBP	BLK	WP	HR	S	P	ERA	WHIP								
Tommy Greene R ERA: 7.07	4.0	L	23	7	6	6	2	3	0	0	0	1	0	9	22	27.00	6.000								
Cliff Brantley R ERA: 7.5	0.2		6	2	2	2	0	2	0	0	0	0	0	9	22	27.00	6.000								
Steve Searcy L ERA:	1.1		4	0	0	0	0	0	0	0	0	0	0	7	14	0.00	0.000								
Wally Ritchie L ERA: 1.83	1.0		6	2	1	1	0	1	0	0	0	0	0	12	21	9.00	3.000								
Mitch Williams L ERA: 6.75	0.1		4	0	0	0	0	1	0	1	0	0	0	7	14	0.00	1.000								

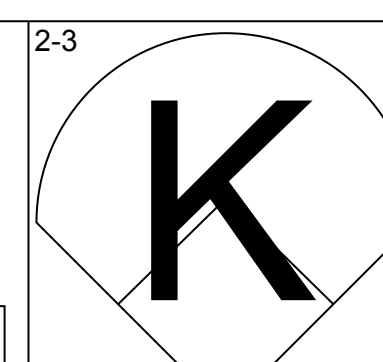
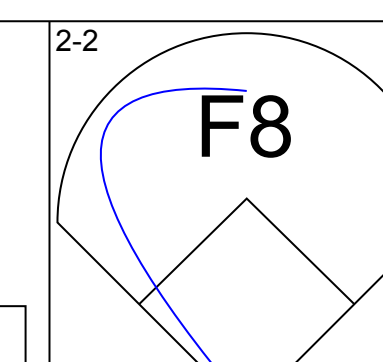
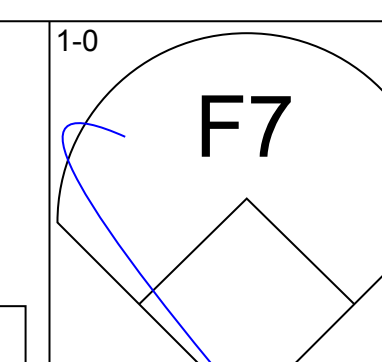
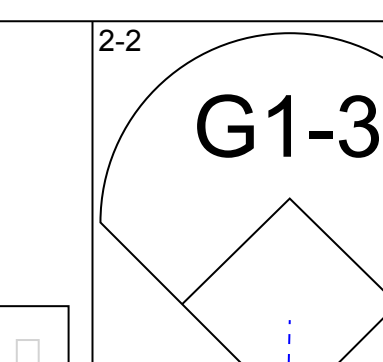
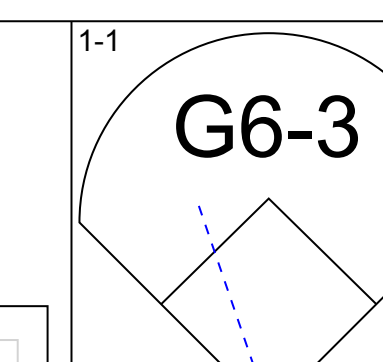
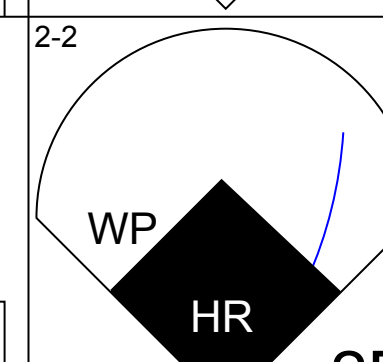
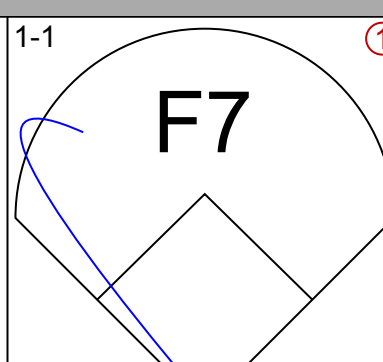
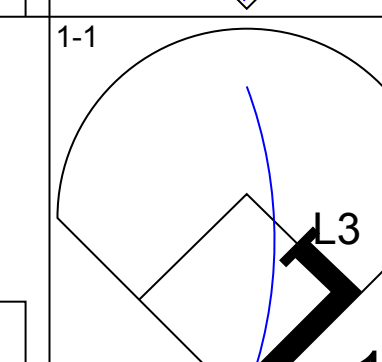
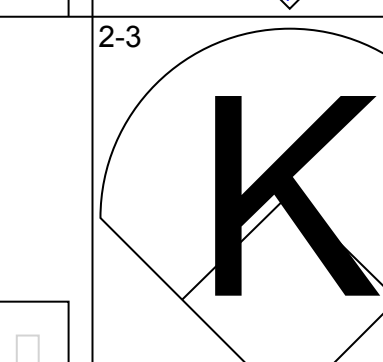
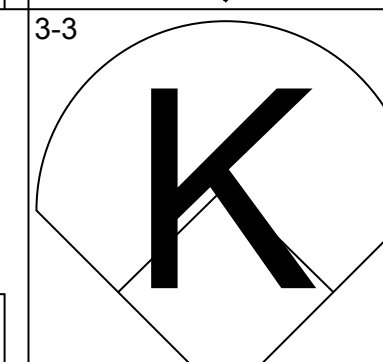
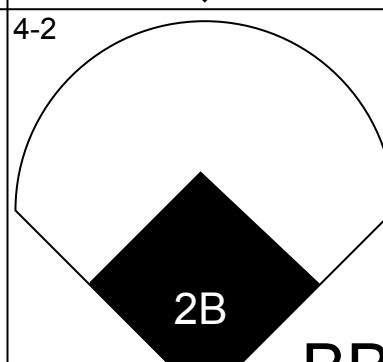
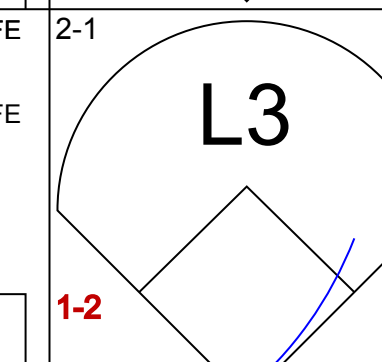
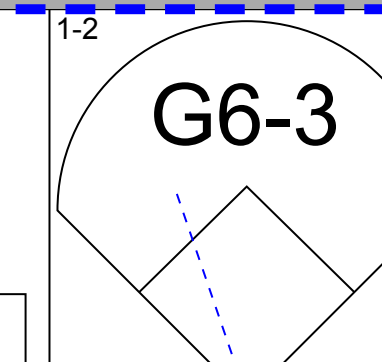
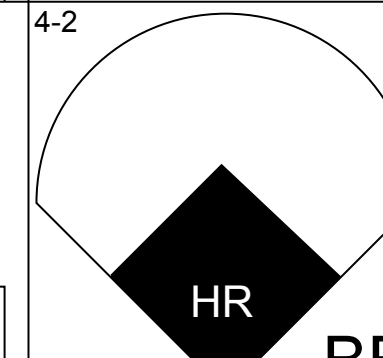
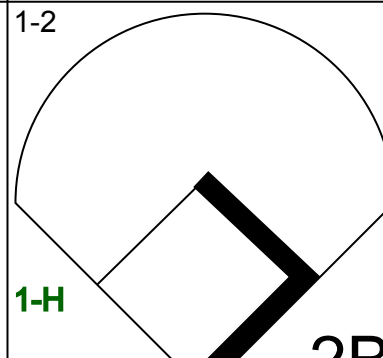

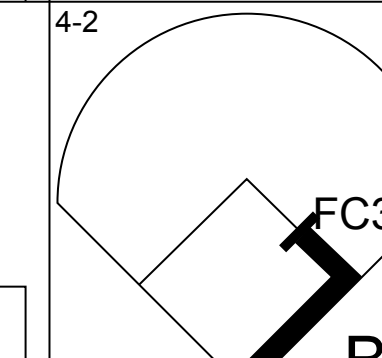
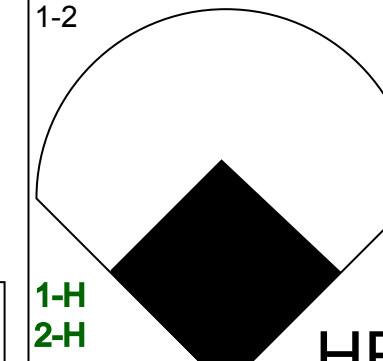
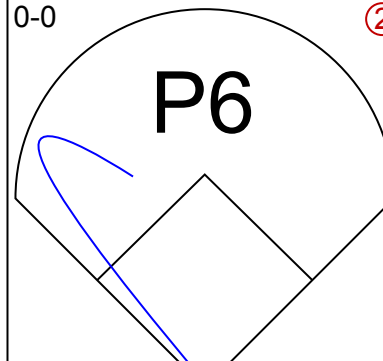

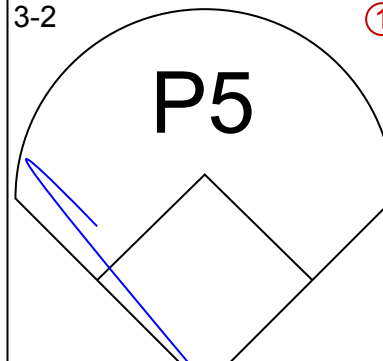
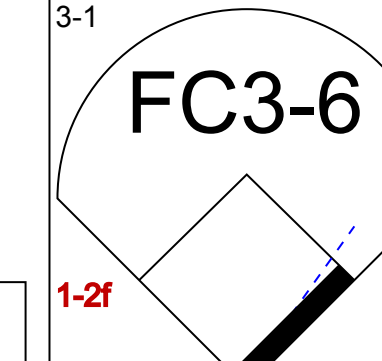
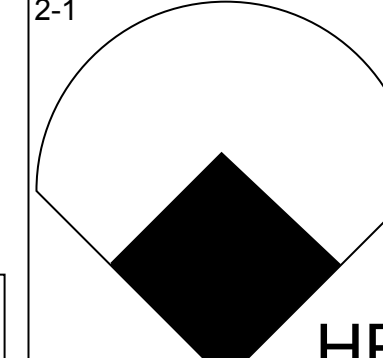
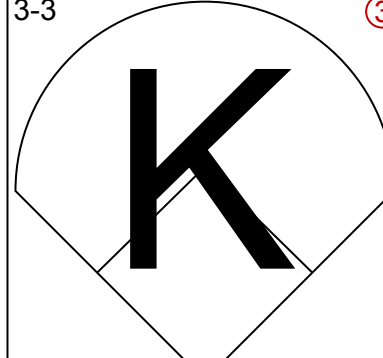

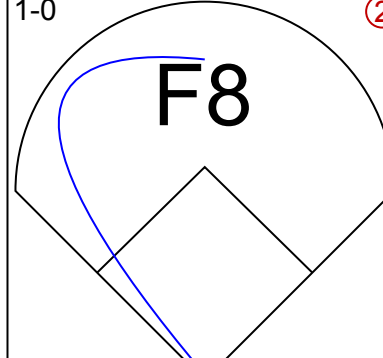
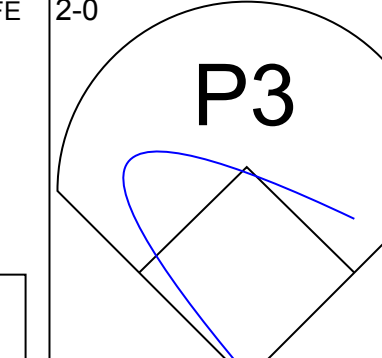
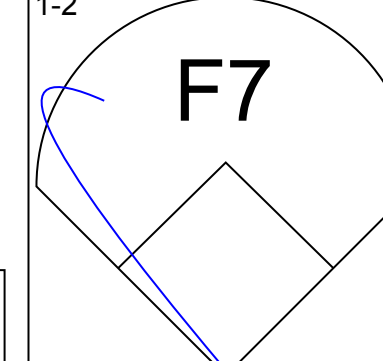
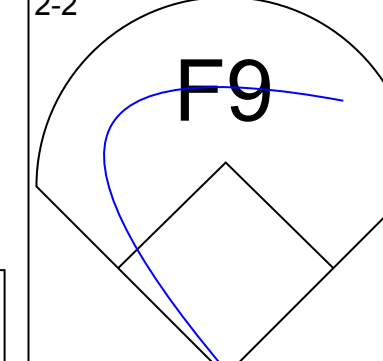
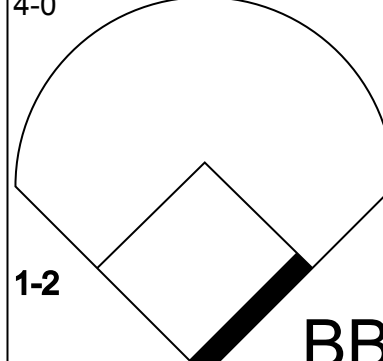
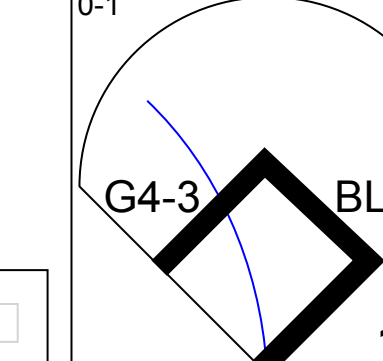
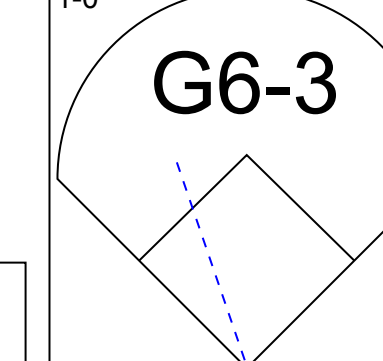
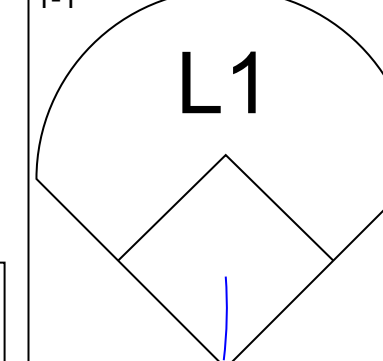
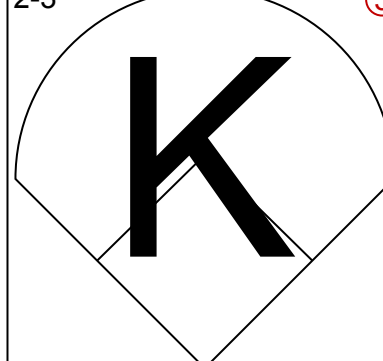
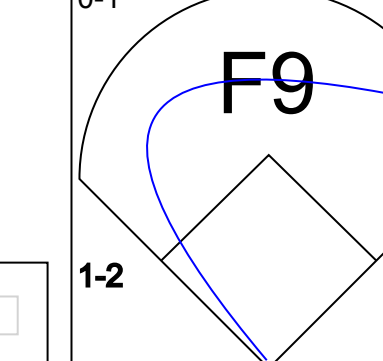
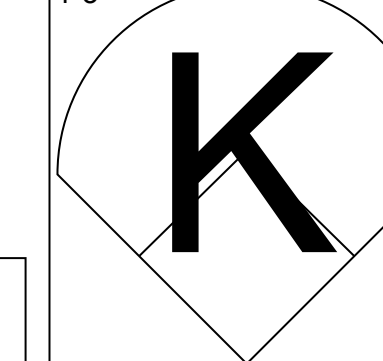
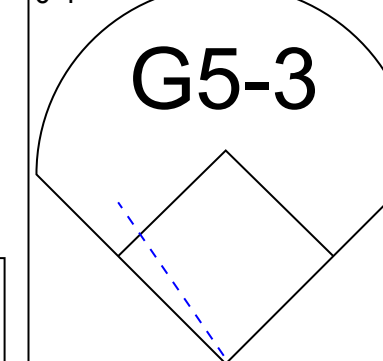
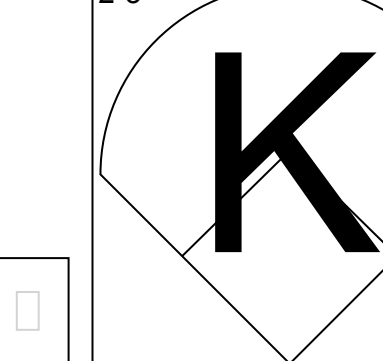
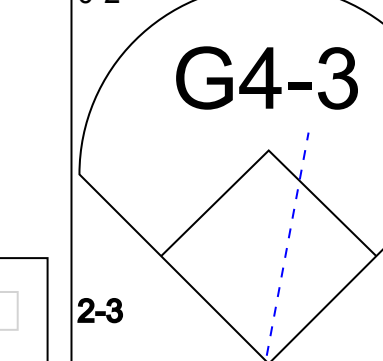
Philadelphia Phillies @ Pittsburgh Pirates
Three Rivers Stadium, Pittsburgh, PA
Sat Apr 18 1992, 3:33 AM EDT
Att: 23,411 - Cloudy - 70 F

AB	34
R	9
H	11
RBI	8
BB	7
SO	2
LOB	22



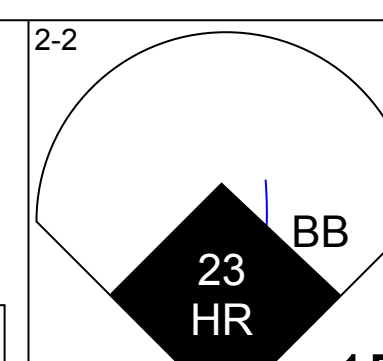
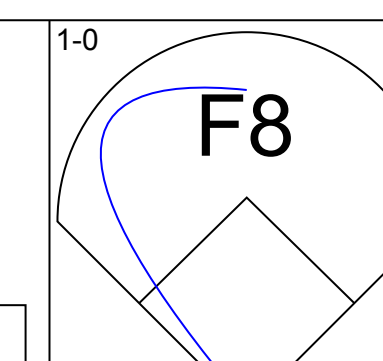
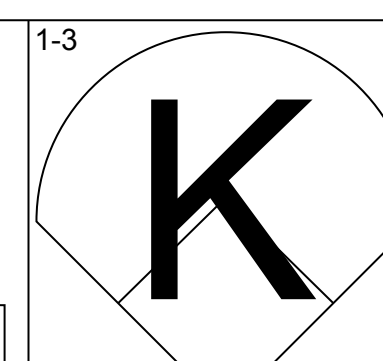
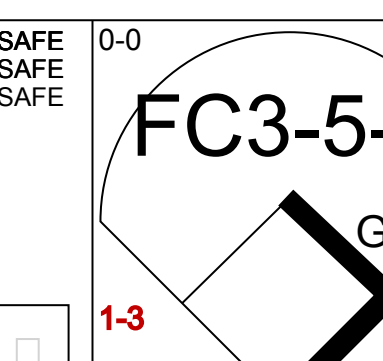
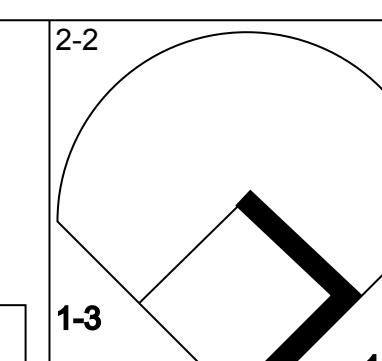
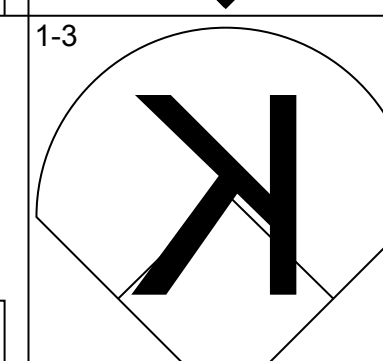
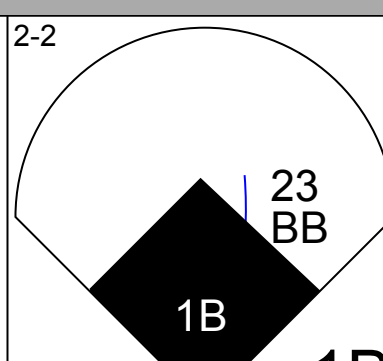
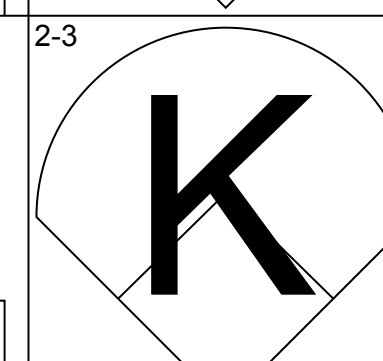

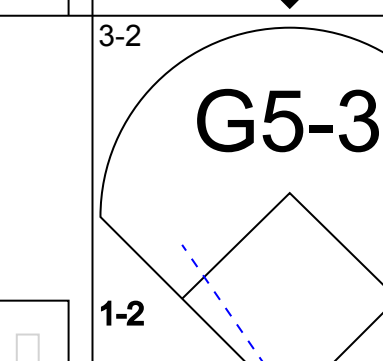
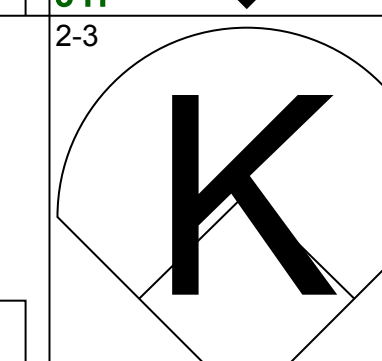
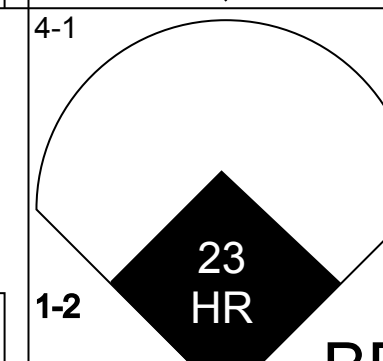
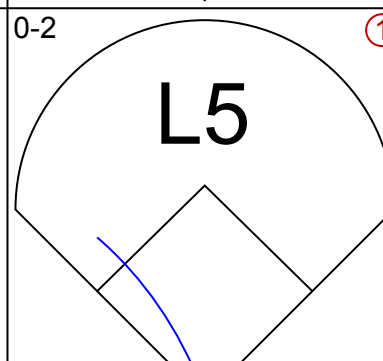
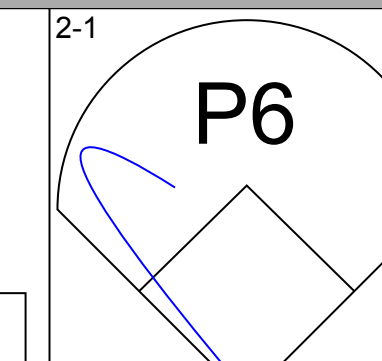
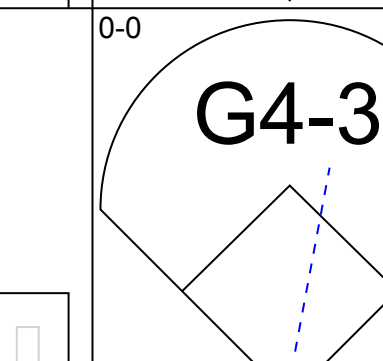
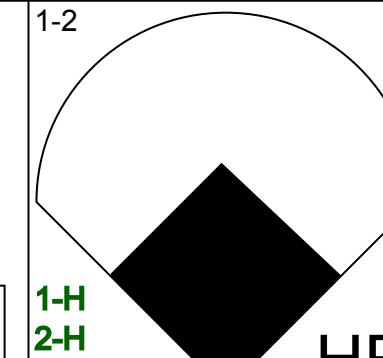
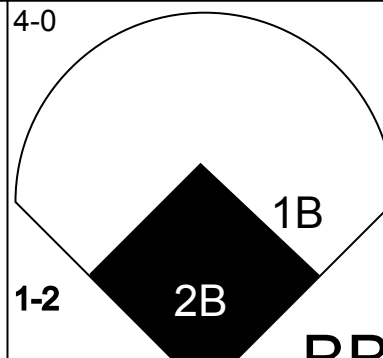

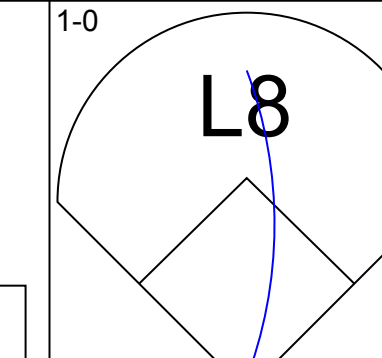
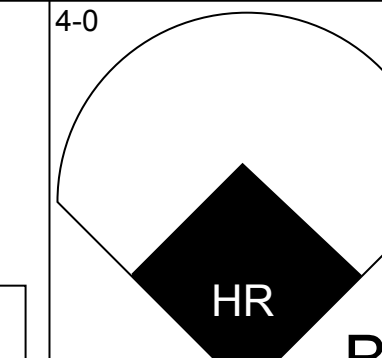
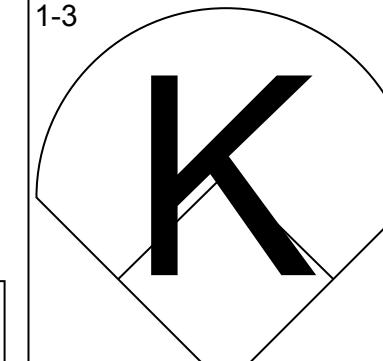
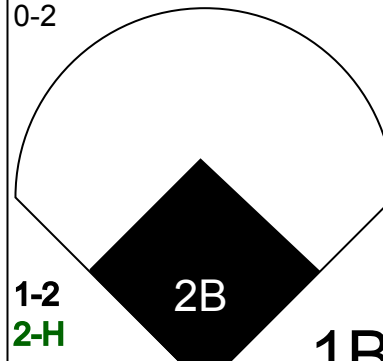
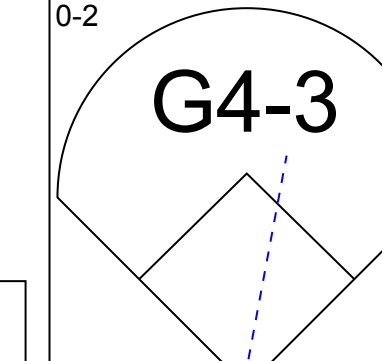
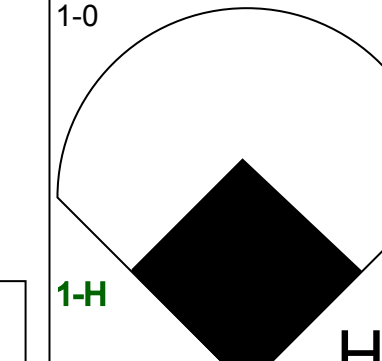
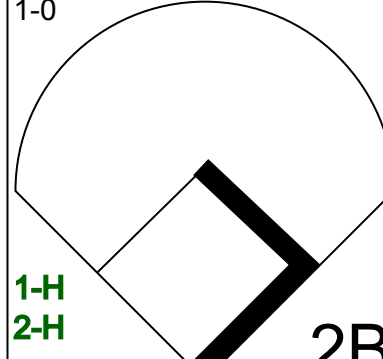
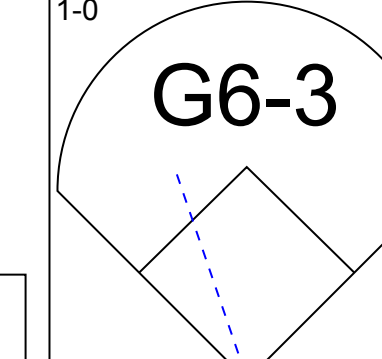

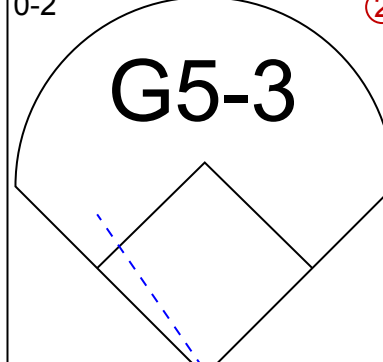
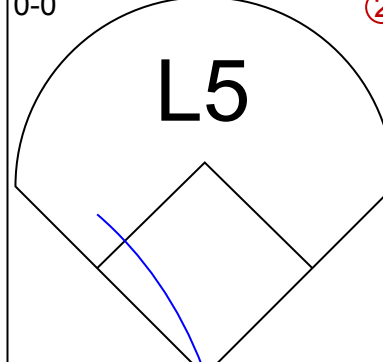
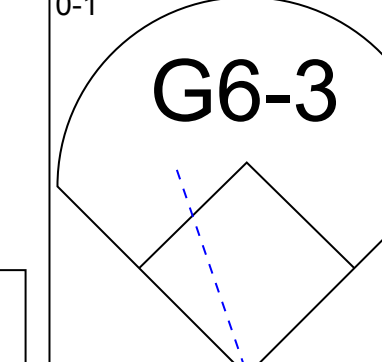
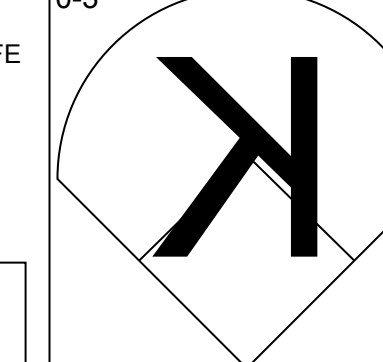
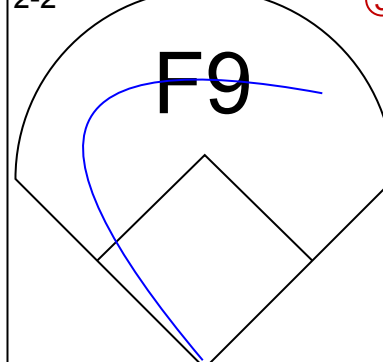
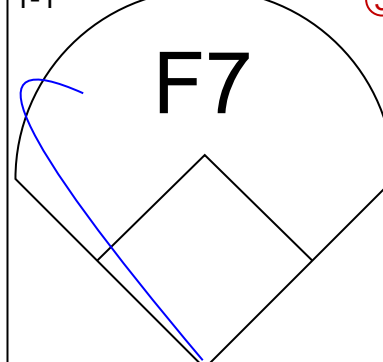
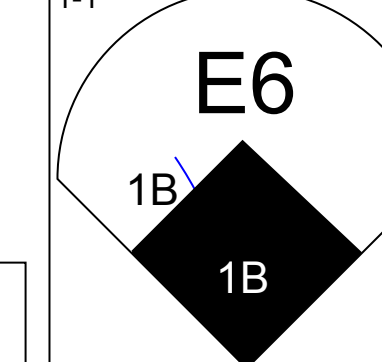



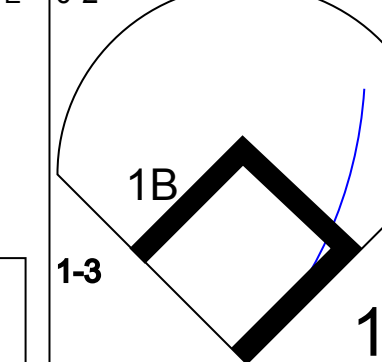
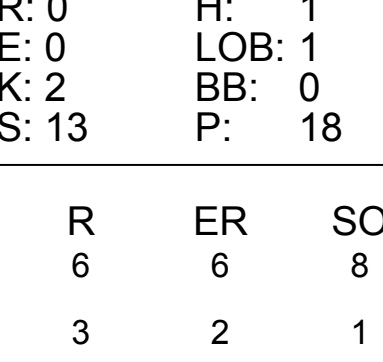
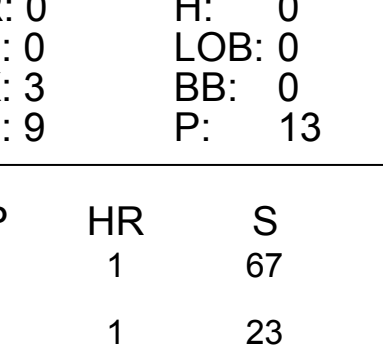
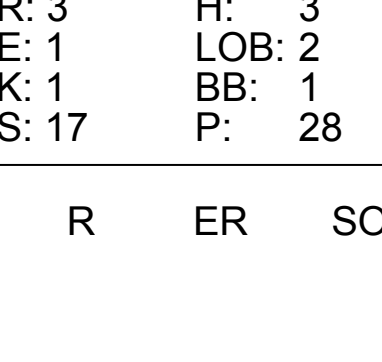
Batter	1	2	3	4	5	6	7	8	9	AB	R	H	RBI	BB	SO	LOB	TOP								
Ruben Amaro Jr. S OBP: 0.300, SLG: 0.452 Steve Searcy, L (5, 1)	F8		G3		E5		K		FC6-4	3	0	0	0	0	0	1	Philadelphia Phillies @ Pittsburgh Pirates Three Rivers Stadium, Pittsburgh, PA Sun Apr 19 1992, 3:33 AM EDT Att: 11,812 - Sunny - 85 F								
Jeff Grotewold, L OBP: 0.250, SLG: 0.250 Cliff Brantley, R (7, 1)										0	0	0	0	0	0	0									
Wally Backman, S OBP: 0.250, SLG: 0.250 Mickey Morandini, L OBP: 0.362, SLG: 0.469	1B		G4-3		F8				G4-3	4	0	1	0	0	0	2									
Dave Hollins, S OBP: 0.365, SLG: 0.341									G6-3	3	0	0	0	1	0	0									
John Kruk, L OBP: 0.431, SLG: 0.478	G4-6-3				G6-3		F7			3	0	0	0	1	0	2									
Darren Daulton, L OBP: 0.341, SLG: 0.300										3	0	0	0	1	2	1									
Mariano Duncan, R OBP: 0.353, SLG: 0.370										3	0	1	0	0	1	1									
Wes Chamberlain, R OBP: 0.222, SLG: 0.341										4	0	0	0	0	1	2									
Julio Peguero, S OBP: 0.417, SLG: 0.222										3	0	0	0	1	1	3									
Danny Cox, R Jim Lindeman, R OBP: 0.333, SLG: 0.667										0	0	0	0	0	0	0									
Inning Stats	R: 0 E: 0 K: 0 S: 9	H: 1 LOB: 1 BB: 1 P: 15	R: 0 E: 0 K: 3 S: 11	H: 0 LOB: 1 BB: 0 P: 16	R: 0 E: 0 K: 0 S: 7	H: 0 LOB: 0 BB: 0 P: 9	R: 0 E: 0 K: 0 S: 10	H: 0 LOB: 1 BB: 1 P: 20	R: 0 E: 2 K: 1 S: 10	H: 0 LOB: 2 BB: 0 P: 18	R: 0 E: 0 K: 0 S: 5	H: 0 LOB: 0 BB: 0 P: 7	R: 0 E: 1 K: 1 S: 11	H: 1 LOB: 2 BB: 0 P: 17	R: 0 E: 0 K: 1 S: 8	H: 0 LOB: 1 BB: 1 P: 16	R: 0 E: 0 K: 1 S: 8	H: 1 LOB: 2 BB: 1 P: 14	1B: 2 2B: 1 3B: 0 HR: 0	SF: 0 SAC: 0 DP: 1 HBP: 1	WP: 0 PB: 0 CS: 0	PA: 37			
PITCHER	IP	WLS	BF	H	R	ER	SO	BB	IBB	HBP	BLK	WP	HR	S	P	ERA	WHIP								
Bob Walk, R ERA: 2.76	(1, 1)	3.2	14	1	0	0	3	2	0	1	0	0	0	34	55	0.00	0.818								
Bob Patterson, L ERA:	(4, 1)	3.1	W	14	1	0	0	2	0	0	0	0	0	29	47	0.00	0.300								
Roger Mason, R ERA:	(8, 1)	2.0	9	1	0	0	2	2	0	0	0	0	0	16	30	0.00	1.500								

Batter	1	2	3	4	5	6	7	8	9	AB	R	H	RBI	BB	SO	LOB	BOTTOM								
Kirk Gibson, L OBP: 0.250, SLG: 0.182	F7	G6-3			G4-3					5	0	2	0	0	0	3	Philadelphia Phillies @ Pittsburgh Pirates Three Rivers Stadium, Pittsburgh, PA Sun Apr 19 1992, 3:33 AM EDT Att: 11,812 - Sunny - 85 F								
Jay Bell, R OBP: 0.420, SLG: 0.263										5	1	2	0	0	1	2									
Andy Van Slyke, L OBP: 0.349, SLG: 0.270 Cecil Espy, S OBP: 0.750, SLG: 1.091	1B									3	3	3	1	1	0	0									
Gary Varsho, L OBP: 0.375, SLG: 1.000 Lloyd McClendon, R OBP: 0.692, SLG: 1.200	1B									3	1	1	2	0	0	4									
Orlando Merced, S OBP: 0.296, SLG: 0.136										2	1	1	1	0	0	1									
Steve Buechele, R OBP: 0.366, SLG: 0.378										4	2	3	3	1	0	0									
Michael LaValliere, L OBP: 0.433, SLG: 0.550 Roger Mason, R (8, 1)										4	0	1	2	0	1	3									
Jeff King, R OBP: 0.242, SLG: 0.207										0	0	0	0	1	0	0									
Bob Walk, R ERA: 6.92 Steve Searcy, L ERA: 7.2 Cliff Brantley, R ERA: 6.75										3	1	2	0	2	0	1									
Inning Stats	R: 3 E: 1 K: 1 S: 20	H: 4 LOB: 1 BB: 0 P: 31	R: 0 E: 0 K: 0 S: 5	H: 1 LOB: 0 BB: 0 P: 8	R: 2 E: 0 K: 0 S: 10	H: 1 LOB: 1 BB: 2 P: 21	R: 1 E: 0 K: 2 S: 14	H: 3 LOB: 2 BB: 0 P: 18	R: 1 E: 0 K: 0 S: 5	H: 2 LOB: 2 BB: 1 P: 15	R: 3 E: 0 K: 0 S: 12	H: 3 LOB: 1 BB: 1 P: 22	R: 0 E: 0 K: 1 S: 8	H: 2 LOB: 1 BB: 0 P: 13	R: 1 E: 0 K: 0 S: 12	H: 1 LOB: 2 BB: 2 P: 24		1B: 13 2B: 1 3B: 1 HR: 2	SF: 0 SAC: 0 DP: 2 HBP: 0	WP: 0 PB: 0 CS: 0	PA: 45				
PITCHER	IP	WLS	BF	H	R	ER	SO	BB	IBB	HBP	BLK	WP	HR	S	P	ERA	WHIP								
Danny Cox, R ERA: 6.92	(1, 1)	4.0	L	22	9	6	5	3	2	0	0	0	0	49	78	11.25	2.750								
Steve Searcy, L ERA: 7.2	(5, 1)	2.0	13	5	4	4	0	2	0	0	0	0	0	17	37	18.00	3.500								
Cliff Brantley, R ERA: 6.75	(7, 1)	2.0	10	3	1	1	1	2	0	0	0	0	1	20	37	4.50	2.500								

Batter	1	2	3	4	5	6	7	8	9	AB	R	H	RBI	BB	SO	LOB	TOP			
Mickey Morandini, L (1,4) OBP: 0.367, SLG: 0.413										5	0	0	0	0	1	1	Philadelphia Phillies @ Chicago Cubs Wrigley Field, Chicago, IL Wed Apr 22 1992, 3:33 AM CDT Att: 8,167 - Cloudy - 40 F			
Mariano Duncan, R (1,7) OBP: 0.359, SLG: 0.414										4	1	2	0	0	1	0				
Dave Hollins, S (1,5) OBP: 0.344, SLG: 0.294										3	1	0	0	1	1	2				
John Kruk, L (1,3) OBP: 0.453, SLG: 0.473										1	1	1	1	3	0	0				
Darren Daulton, L (1,2) OBP: 0.296, SLG: 0.310										4	1	1	3	0	0	3				
Wes Chamberlain, R (1,9) OBP: 0.211, SLG: 0.357										4	1	1	1	0	1	3				
Ruben Amaro Jr, S (1,8) OBP: 0.306, SLG: 0.392										3	0	1	0	1	0	0				
Kim Batiste, R (1,6) OBP: 0.294, SLG: 0.273										4	0	0	0	0	1	3				
Terry Mulholland, R (1,1) OBP: 0.125, SLG: 0.250										2	0	0	0	0	1	0				
Jeff Grotewold, L (7, PH) OBP: 0.296, SLG: 0.296										1	0	0	0	0	1	0				
Barry Jones, R (7, PH)										0	0	0	0	0	0	0				
Wally Backman, S (9, PH) OBP: 0.300, SLG: 0.300										1	0	0	0	0	0	1				
Inning Stats	R: 4 E: 0 K: 2 S: 21	H: 3 LOB: 0 BB: 1 P: 36	R: 0 E: 0 K: 1 S: 7	H: 0 LOB: 0 BB: 0 P: 11	R: 1 E: 0 K: 1 S: 15	H: 1 LOB: 1 BB: 1 P: 24	R: 0 E: 0 K: 0 S: 7	H: 0 LOB: 0 BB: 0 P: 10	R: 0 E: 0 K: 1 S: 5	H: 0 LOB: 0 BB: 2 P: 9	R: 0 E: 0 K: 1 S: 12	H: 0 LOB: 0 BB: 0 P: 18	R: 0 E: 0 K: 0 S: 10	H: 0 LOB: 1 BB: 1 P: 20	R: 0 E: 0 K: 0 S: 10	H: 1 LOB: 1 BB: 0 P: 11	1B: 2 2B: 3 3B: 0 HR: 2	SF: 0 SAC: 0 DP: 1 HBP: 0	WP: 1 PB: 0 SB: 0 CS: 0	PA: 37
PITCHER	IP WLS BF H R ER SO BB IBB HBP BLK WP HR S P ERA WHIP																			
Shawn Boskie, R (1,1) ERA: 3.86	5.0 W 21 5 5 5 4 2 0 0 0 1 2 55 90 9.00 1.400																			
Ken Patterson, L (6,1) ERA: 9.82	2.0 8 0 0 0 3 2 0 0 0 0 0 21 41 0.00 1.000																			
Paul Assenmacher, L (8,1) ERA: 3.0	1.0 4 0 0 0 0 1 0 0 0 0 0 10 20 0.00 1.000																			
Bob Scanlan, R (9,1) ERA: 1.23	1.0 4 1 0 0 0 0 0 0 0 1 0 0 10 11 0.00 1.000																			

AB 32
R 5
H 6
RBI 5
BB 5
SO 7
LOB 13



Batter	1	2	3	4	5	6	7	8	9	AB	R	H	RBI	BB	SO	LOB	BOTTOM	
Shawn Dunston, R (1,6) OBP: 0.333, SLG: 0.378										5	1	2	1	0	1	2	Philadelphia Phillies @ Chicago Cubs Wrigley Field, Chicago, IL Wed Apr 22 1992, 3:33 AM CDT Att: 8,167 - Cloudy - 40 F	
Sammy Sosa, R (1,8) OBP: 0.293, SLG: 0.278										5	1	1	0	0	3	4		
Mark Grace, L (1,3) OBP: 0.340, SLG: 0.435										3	1	0	0	1	0	2		
23 Ryne Sandberg, R (1,4) OBP: 0.339, SLG: 0.500										2	3	1	3	2	0	0		
Andre Dawson, R (1,9) OBP: 0.341, SLG: 0.564										4	2	2	3	0	1	0		
Bob Scanlan, R (9,1)										0	0	0	0	0	0	0		
Hector Villanueva, R (1,2) OBP: 0.333, SLG: 0.476										4	0	1	2	0	1	0		
Doug Dascenzo, S (1,7) OBP: 0.417, SLG: 0.364										4	0	1	0	0	0	1		
Gary Scott, R (1,5) OBP: 0.140, SLG: 0.171										4	1	0	0	0	1	2		
Shawn Boskie, R (1,1) ERA: 6.04										2	0	0	0	0	2	1		
Ken Patterson, L (6,1) ERA: 9.82										0	0	0	0	0	0	0		
Dwight Smith, L (7, PH) OBP: 0.296, SLG: 0.394										1	0	1	0	0	0	0		
Paul Assenmacher, L (8,1)										0	0	0	0	0	0	0		
Derrick May, L (9, PH) OBP: 1.000, SLG: 1.000										1	0	1	0	0	0	0		
Inning Stats	R: 3 E: 0 K: 3 S: 18	H: 2 LOB: 0 BB: 1 P: 29	R: 0 E: 0 K: 2 S: 13	H: 1 LOB: 1 BB: 0 P: 18	R: 3 E: 0 K: 0 S: 17	H: 3 LOB: 1 BB: 1 P: 26	R: 0 E: 0 K: 3 S: 9	H: 0 LOB: 0 BB: 0 P: 13	R: 0 E: 0 K: 0 S: 4	H: 0 LOB: 0 BB: 0 P: 5	R: 0 E: 0 K: 0 S: 6	H: 1 LOB: 1 BB: 0 P: 9	R: 3 E: 1 K: 1 S: 17	H: 3 LOB: 2 BB: 1 P: 28	1B: 7 2B: 1 3B: 0 HR: 2	SF: 0 SAC: 0 DP: 0 HBP: 0	WP: 0 PB: 0 SB: 0 CS: 0	PA: 38
PITCHER	IP WLS BF H R ER SO BB IBB HBP BLK WP HR S P ERA WHIP																	
Terry Mulholland, L (1,1) ERA: 6.04	6.0 L 26 4 3 2 1 2 0 0 0 1 0 1 67 100 9.00 1.333																	
Barry Jones, R (7,1) ERA: 4.38	2.0 12 4 3 2 1 1 0 0 0 1 0 1 23 37 9.00 2.500																	

AB 35
R 9
H 10
RBI 9
BB 3
SO 9
LOB 12



Batter	1	2	3	4	5	6	7	8	9	AB	R	H	RBI	BB	SO	LOB	TOP					
Willie Randolph, R OBP: 0.400, SLG: 0.407	L9		G2-3				1B		G6-3	5	0	2	0	0	0	1						
Dick Schofield, R OBP: 0.396, SLG: 0.375	K			1B	FC5-2	2B			B1-3	5	0	1	0	0	2	2						
Bobby Bonilla, S OBP: 0.408, SLG: 0.429	K			BB	FC5-2	1B			1B	4	1	2	0	1	1	0						
Howard Johnson, S OBP: 0.292, SLG: 0.391		F8		FC5-2	BB		HR		2B	4	2	2	1	1	0	2						
Eddie Murray, S OBP: 0.386, SLG: 0.424	G3-1								CS	2	0	1	2	2	0	0						
Rodney McCray, R (8, PR)										0	0	0	0	0	0	0						
Mackey Sasser, L OBP: 0.294, SLG: 0.375	G1-3									2	0	0	0	0	1	3						
Dave Gallagher, R OBP: 0.343, SLG: 0.393										2	0	0	0	0	0	2						
Daryl Boston, L OBP: 0.343, SLG: 0.357			F8							2	0	0	0	0	0	3						
Todd Hundley, S OBP: 0.310, SLG: 0.462				P6			F7			1	0	0	0	1	0	1						
Dave Magadan, L OBP: 0.292, SLG: 0.250										4	0	1	0	0	2	2						
Anthony Young, R OBP: 0.100, SLG: 0.100										2	0	0	0	0	2	1						
Junior Noboa, R OBP: 0.273, SLG: 0.200										1	0	0	0	0	1	0						
Paul Gibson, R (7, 1)										0	0	0	0	0	0	0						
Charlie O'Brien, R OBP: 0.367, SLG: 0.440										1	0	0	0	0	0	2						
Wally Whitehurst, R (8, 1)										0	0	0	0	0	0	0						
Inning Stats	R: 0 E: 0 K: 2 S: 7	H: 0 LOB: 0 BB: 0 P: 12	R: 0 E: 0 K: 0 S: 7	H: 0 LOB: 0 BB: 0 P: 10	R: 0 E: 0 K: 1 S: 9	H: 1 LOB: 1 BB: 0 P: 11	R: 0 E: 0 K: 1 S: 10	H: 2 LOB: 3 BB: 1 P: 17	R: 0 E: 0 K: 2 S: 13	H: 1 LOB: 1 BB: 0 P: 18	R: 1 E: 0 K: 0 S: 16	H: 1 LOB: 1 BB: 1 P: 29	R: 0 E: 0 K: 2 S: 11	H: 1 LOB: 1 BB: 0 P: 13	R: 2 E: 1 K: 1 S: 22	H: 1 LOB: 2 BB: 3 P: 38	R: 0 E: 0 K: 0 S: 8	H: 2 LOB: 1 BB: 0 P: 14	1B: 5 2B: 3 HR: 1	SF: 0 SAC: 0 DP: 0 HBP: 0	WP: 0 PB: 0 SB: 3 CS: 1	PA: 41
PITCHER	IP	WLS	BF	H	R	ER	SO	BB	IBB	HBP	BLK	WP	HR	S	P	ERA	WHIP					
Danny Cox, R ERA: 5.4	5.1		23	5	1	1	6	2	0	0	0	0	1	55	86	1.69	1.312					
Wally Ritchie, L ERA: 1.59	1.0		3	0	0	0	1	0	0	0	0	0	0	11	16	0.00	0.000					
Barry Jones, R ERA: 4.85	0.2		4	1	1	1	1	0	0	0	0	0	0	11	16	13.50	3.000					
Mitch Williams, L ERA: 5.63	2.0	W	10	3	1	1	1	2	0	0	0	0	0	26	44	4.50	2.500					

New York Mets @ Philadelphia Phillies
Veterans Stadium, Philadelphia, PA

AB 35
R 3
H 9
RBI 3
BB 5
SO 9
LOB 19



WP: 0 PA: 41
PB: 0
SB: 3
CS: 1

New York Mets @ Philadelphia Phillies
Veterans Stadium, Philadelphia, PA

AB 35
R 4
H 10
RBI 4
BB 4
SO 9
LOB 12



WP: 0 PA: 39
PB: 0
SB: 1
CS: 0

Batter	1	2	3	4	5	6	7	8	9	AB	R	H	RBI	BB	SO	LOB	BOTTOM					
Lenny Dykstra, L OBP: 0.556, SLG: 0.500	G4-3		G4-3	FC5-4			G6-3		1B	3	0	1	0	2	0	0						
Mariano Duncan, R OBP: 0.338, SLG: 0.397	K		F8	FC5-4			G6-3		1B	5	0	1	0	0	1	3						
Dave Hollins, S OBP: 0.365, SLG: 0.305	K			S					1B	4	1	2	1	1	2	0						
John Kruk, L OBP: 0.479, SLG: 0.492										2	0	2	1	0	0	0						
Ruben Amaro Jr., S OBP: 0.299, SLG: 0.364					G1-3		P4			2	0	0	0	0	0	2						
Dale Sveum, S OBP: 0.222, SLG: 0.143			FC3-6							4	1	0	0	0	3	2						
Darren Daulton, L OBP: 0.302, SLG: 0.380							F7		F7	4	1	2	1	0	0	0						
Wes Chamberlain, R OBP: 0.231, SLG: 0.375										3	0	0	0	0	0	2						
Barry Jones, R										0	0	0	0	0	0	0						
Mitch Williams, L OBP: 1.000, SLG: 1.000										0	0	0	0	0	0	0						
Kim Batiste, R OBP: 0.282, SLG: 0.342										1	0	0	0	0	0	0						
Mickey Morandini, L OBP: 0.362, SLG: 0.400										4	0	1	0	0	2	1						
Danny Cox, R OBP: 0.167, SLG: 0.167										2	0	1	1	0	0	2						
Wally Ritchie, L (6, 1)										0	0	0	0	0	0	0						
Jim Lindeman, R OBP: 0.357, SLG: 0.500										1	1	0	0	1	1	0						
Inning Stats	R: 0 E: 0 K: 2 S: 9	H: 0 LOB: 0 BB: 0 P: 13	R: 1 E: 0 K: 0 S: 9	H: 3 LOB: 2 BB: 0 P: 13	R: 1 E: 0 K: 1 S: 10	H: 2 LOB: 1 BB: 0 P: 15	R: 0 E: 0 K: 1 S: 8	H: 2 LOB: 2 BB: 1 P: 14	R: 0 E: 0 K: 2 S: 9	H: 0 LOB: 0 BB: 0 P: 13	R: 0 E: 0 K: 0 S: 7	H: 0 LOB: 0 BB: 0 P: 11	R: 0 E: 0 K: 1 S: 11	H: 1 LOB: 2 BB: 1 P: 19	R: 0 E: 0 K: 1 S: 5	H: 0 LOB: 0 BB: 0 P: 9	R: 1 E: 0 K: 1 S: 12	H: 2 LOB: 3 BB: 2 P: 22	1B: 7 2B: 2 HR: 0	SF: 0 SAC: 0 DP: 0 HBP: 0	WP: 0 PB: 0 SB: 1 CS: 0	PA: 39
PITCHER	IP	WLS	BF	H	R	ER	SO	BB	IBB	HBP	BLK	WP	HR	S	P	ERA	WHIP					
Anthony Young, R ERA: 2.96	6.0		26	7	3	3	6	1	0	0	0	0	0	52	79	4.50	1.333					
Paul Gibson, L ERA: 8.64	1.0		5	1	0	0	1	1	0	0	0	0	0	11	19	0.00	2.000					
Wally Whitehurst, R ERA: 1.8	1.1	L	8	2	1	1	2	2	0	0	0	0	0	17	31	6.75	3.000					

WP: 0 PA: 39
PB: 0
SB: 1
CS: 0

Batter	1	2	3	4	5	6	7	8	9	AB	R	H	RBI	BB	SO	LOB	TOP															
Willie Randolph, R (1,4) OBP: 0.406, SLG: 0.404	G4-3		1B BB		2-2 BLK 1B		F8			3	2	1	0	1	0	0																
Dave Magadan, L (1,5) OBP: 0.327, SLG: 0.313	2B		1B		2-1 1B		L8			4	1	3	1	0	0	0																
Bobby Bonilla, S (1,9) Rodney McCray, R (8,9)	P2		1B		1-1 1B		K			4	0	2	1	0	0	1																
Howard Johnson, S (1,8) OBP: 0.289, SLG: 0.397	2B		1B		2-1 F7-4		L1			4	0	1	1	0	1	4																
Eddie Murray, S (1,3) OBP: 0.365, SLG: 0.397	G3		P3		1-2 G4-3		K			4	0	0	0	0	1	3																
Daryl Boston, L (1,7) OBP: 0.308, SLG: 0.313		L7			2-3 K		K			4	0	0	0	0	3	0																
Todd Hundley, S (1,2) OBP: 0.273, SLG: 0.400		K			2-2 G6-3		F8			4	0	0	0	0	2	0																
Kevin Baez, R (1,6)					1-2 F9					3	0	0	0	0	0	0																
Dick Schofield, R (9,6) OBP: 0.396, SLG: 0.375					2-2 P4		G5-3			0	0	0	0	0	0	0																
Sid Fernandez, L (1,1)					0-2 F8					3	0	0	0	0	1	0																
Jeff Innis, R (7,1)							F7			0	0	0	0	0	0	0																
John Franco, L (9,1)										0	0	0	0	0	0	0																
Inning Stats	R: 1 E: 0 K: 0 S: 15	H: 2 LOB: 1 BB: 0 P: 23	R: 0 E: 0 K: 1 S: 8	H: 0 LOB: 0 BB: 0 P: 11	R: 1 E: 0 K: 1 S: 11	H: 2 LOB: 2 BB: 1 P: 18	R: 0 E: 0 K: 1 S: 11	H: 0 LOB: 0 BB: 0 P: 16	R: 1 E: 0 K: 1 S: 12	H: 3 LOB: 1 BB: 0 P: 19	R: 0 E: 0 K: 1 S: 7	H: 0 LOB: 0 BB: 0 P: 10	R: 0 E: 0 K: 1 S: 4	H: 0 LOB: 0 BB: 0 P: 5	R: 0 E: 0 K: 3 S: 8	H: 0 LOB: 0 BB: 0 P: 12	R: 0 E: 0 K: 3 S: 9	H: 0 LOB: 0 BB: 0 P: 12	1B: 5 2B: 3 3B: 0 HR: 0	SF: 0 SAC: 0 DP: 1 HBP: 0	WP: 0 PB: 0 CS: 0	PA: 34										
PITCHER	IP WLS BF H R ER SO BB IBB HBP BLK WP HR S P ERA WHIP	IP WLS BF H R ER SO BB IBB HBP BLK WP HR S P ERA WHIP															IP WLS BF H R ER SO BB IBB HBP BLK WP HR S P ERA WHIP															
Kyle Abbott, L (1,1) ERA: 5.76	7.0	L	28	7	3	3	5	1	0	0	0	1	0	0	68	102	3.86	1.143														
Curt Schilling, R (8,1) ERA: 2.45	2.0		6	0	0	0	4	0	0	0	0	0	0	0	17	24	0.00	0.000														

New York Mets @ Philadelphia Phillies
Veterans Stadium, Philadelphia, PA
Sat Apr 25 1992, 7:05 PM EDT
Att: 29,374 - Cloudy - 56 F

AB 33
R 3
H 7
RBI 3
BB 1
SO 9
LOB 8



Batter	1	2	3	4	5	6	7	8	9	AB	R	H	RBI	BB	SO	LOB	BOTTOM															
Lenny Dykstra, L (1,8) OBP: 0.538, SLG: 0.444	S 1B BB		P5		1-0 P4			SH2-4 1B		3	1	1	0	1	0	0																
Mariano Duncan, R (1,4) OBP: 0.338, SLG: 0.394	S 1B		K		0-1 P2		SH2-4			3	0	1	1	0	1	0																
Dave Hollins, S (1,5) OBP: 0.359, SLG: 0.290	K		F8		0-1 F9		G1-6-3 HBP			3	0	0	0	0	1	1																
John Kruk, L (1,3) OBP: 0.453, SLG: 0.462	P3				0-1 F7		G1-6-3			4	0	0	0	0	1	3																
Wes Chamberlain, R (1,7) OBP: 0.232, SLG: 0.358			K		1-3 K					3	0	0	0	1	2	0																
Jim Lindeman, R (1,9) OBP: 0.276, SLG: 0.375			G1-3		0-2 G5-3					4	0	0	0	0	2	2																
Steve Lake, R (1,2) OBP: 0.200, SLG: 0.600			K		1-2 HR					3	1	2	1	0	1	0																
Darren Daulton, L (7, PR) OBP: 0.297, SLG: 0.373							BB 1B			1	0	0	0	0	0	0																
Kim Batiste, R (1,6) OBP: 0.286, SLG: 0.325			K		3-3 K					2	0	0	0	1	2	0																
Kyle Abbott, L (1,1)					1-3 K					2	0	0	0	0	2	0																
Dale Sveum, S (7, PH) Curt Schilling, R (8,1)							F8			1	0	0	0	0	0	2																
										0	0	0	0	0	0	0																
Inning Stats	R: 1 E: 0 K: 2 S: 12	H: 1 LOB: 2 BB: 2 P: 24	R: 0 E: 0 K: 3 S: 11	H: 0 LOB: 0 BB: 0 P: 13	R: 0 E: 0 K: 1 S: 7	H: 0 LOB: 0 BB: 0 P: 11	R: 0 E: 0 K: 2 S: 10	H: 0 LOB: 0 BB: 0 P: 11	R: 1 E: 0 K: 2 S: 12	H: 1 LOB: 2 BB: 1 P: 18	R: 0 E: 0 K: 1 S: 6	H: 0 LOB: 0 BB: 0 P: 6	R: 0 E: 0 K: 1 S: 9	H: 1 LOB: 2 BB: 1 P: 15	R: 0 E: 0 K: 0 S: 7	H: 1 LOB: 1 BB: 0 P: 12	R: 0 E: 0 K: 1 S: 8	H: 0 LOB: 0 BB: 0 P: 12	1B: 3 2B: 0 3B: 0 HR: 1	SF: 0 SAC: 1 DP: 1 HBP: 1	WP: 0 PB: 0 CS: 0	PA: 34										
PITCHER	IP WLS BF H R ER SO BB IBB HBP BLK WP HR S P ERA WHIP	IP WLS BF H R ER SO BB IBB HBP BLK WP HR S P ERA WHIP															IP WLS BF H R ER SO BB IBB HBP BLK WP HR S P ERA WHIP															
Sid Fernandez, L (1,1) ERA: 6.38	6.2	W	26	3	2	2	11	3	0	0	0	0	0	0	66	97	2.70	0.900														
Jeff Innis, R (7,1) ERA: 2.7	1.1		5	1	0	0	0	0	0	1	0	0	0	0	8	13	0.00	0.750														
John Franco, L (9,1) ERA:	1.0	S	3	0	0	0	1	0	0	0	0	0	0	0	8	12	0.00	0.000														

New York Mets @ Philadelphia Phillies
Veterans Stadium, Philadelphia, PA
Sat Apr 25 1992, 7:05 PM EDT
Att: 29,374 - Cloudy - 56 F

AB 29
R 2
H 4
RBI 2
BB 3
SO 12
LOB 8



Batter	1	2	3	4	5	6	7	8	9	AB	R	H	RBI	BB	SO	LOB	TOP				
Junior Noboa, R OBP: 0.296, SLG: 0.174 Rodney McCray, R (9, FR)	G4-3		FC4-6			FC5			1B	3	0	0	1	2	0	3	New York Mets @ Philadelphia Phillies Veterans Stadium, Philadelphia, PA Sun Apr 26 1992, 3:33 AM EDT Att: 44,194 - Cloudy - 54 F				
Dave Magadan, L OBP: 0.316, SLG: 0.302 Kevin Baez, R (9, FR)	G4-3		L4				G3-1		BB	5	0	1	0	0	0	4					
Bobby Bonilla, S OBP: 0.388, SLG: 0.403	F7				G4-3		G4-3		F9	5	0	0	0	0	1	2					
Howard Johnson, S OBP: 0.313, SLG: 0.443		HR					P4			2	2	1	1	0	0	0					
Eddie Murray, S OBP: 0.359, SLG: 0.388					P4		G6-3		F9	4	0	1	0	0	0	2					
Mackey Sasser, L OBP: 0.300, SLG: 0.368 Daryl Boston, L OBP: 0.300, SLG: 0.303	G4-6-3								G4-3	3	1	1	0	0	0	1					
Chris Donnels, L (1, 4)	G4-3									1	0	0	0	0	0	0					
Charlie O'Brien, R OBP: 0.412, SLG: 0.423										3	1	0	0	1	0	0					
Dwight Gooden, R OBP: 0.500, SLG: 0.500 Wally Whitehurst, R Paul Gibson, R Willie Randolph, R OBP: 0.400, SLG: 0.397										1	0	0	1	3	1	0					
										3	0	2	1	0	0	1					
Inning Stats	R: 0 E: 0 K: 0 S: 5	H: 0 LOB: 0 BB: 0 P: 10	R: 1 E: 0 K: 0 S: 8	H: 2 LOB: 0 BB: 0 P: 14	R: 0 E: 0 K: 0 S: 5	H: 0 LOB: 1 BB: 1 P: 12	R: 3 E: 0 K: 0 S: 13	H: 2 LOB: 3 BB: 3 P: 32	R: 0 E: 0 K: 0 S: 8	H: 1 LOB: 2 BB: 1 P: 15	R: 0 E: 0 K: 0 S: 8	H: 0 LOB: 0 BB: 0 P: 11	R: 0 E: 0 K: 1 S: 10	H: 0 LOB: 0 BB: 0 P: 15	R: 0 E: 0 K: 1 S: 7	H: 1 LOB: 2 BB: 1 P: 15	1B: 5 2B: 0 3B: 0 HR: 1	SF: 0 SAC: 0 DP: 1 HBP: 2	WP: 0 PB: 0 SB: 0 CS: 0	PA: 39	
PITCHER	IP	WLS	BF	H	R	ER	SO	BB	IBB	HBP	BLK	WP	HR	S	P	ERA	WHIP				
Andy Ashby, R ERA: 4.02	3.2		15	3	3	3	0	1	0	1	0	0	1	23	45	7.36	1.091				
Steve Searcy, L ERA: 9.0	0.0		4	1	1	1	0	3	0	0	0	0	0	6	19	∞	∞				
Cliff Brantley, R ERA: 5.23	2.1		9	1	0	0	0	1	0	0	0	0	0	17	32	0.00	0.857				
Barry Jones, R ERA: 4.2	2.0	W	7	0	0	0	1	0	0	1	0	0	0	18	26	0.00	0.000				
Mitch Williams, L ERA: 5.0	1.0	S	4	1	0	0	1	1	0	0	0	0	0	7	15	0.00	2.000				

AB	31
R	4
H	6
RBI	4
BB	6
SO	2
LOB	13




Batter	1	2	3	4	5	6	7	8	9	AB	R	H	RBI	BB	SO	LOB	BOTTOM				
Lenny Dykstra, L OBP: 0.389, SLG: 0.286	G3									5	0	0	1	0	0	4	New York Mets @ Philadelphia Phillies Veterans Stadium, Philadelphia, PA Sun Apr 26 1992, 3:33 AM EDT Att: 44,194 - Cloudy - 54 F				
Mariano Duncan, R OBP: 0.346, SLG: 0.413	1B									4	2	2	0	0	1	2					
Dave Hollins, S OBP: 0.366, SLG: 0.318	1B									4	2	2	1	0	1	2					
John Kruk, L OBP: 0.456, SLG: 0.464	1B									4	0	2	2	0	1	0					
Dale Sveum, S OBP: 0.143, SLG: 0.083	K									4	0	0	0	0	2	3					
Darren Daulton, L OBP: 0.309, SLG: 0.370										3	0	1	1	1	0	1					
Ruben Amaro Jr, S OBP: 0.282, SLG: 0.339	K									4	0	0	0	0	1	3					
Mickey Morandini, L OBP: 0.387, SLG: 0.441										4	1	3	0	0	0	0					
Andy Ashby, R Steve Searcy, L Cliff Brantley, R Jeff Grotewold, L Barry Jones, R Wes Chamberlain, R Mitch Williams, L										0	0	0	0	0	0	0					
										1	0	1	0	0	0	0					
Inning Stats	R: 2 E: 0 K: 2 S: 17	H: 4 LOB: 2 BB: 0 P: 28	R: 0 E: 1 K: 1 S: 11	H: 1 LOB: 2 BB: 0 P: 18	R: 0 E: 0 K: 0 S: 9	H: 0 LOB: 1 BB: 1 P: 17	R: 1 E: 0 K: 0 S: 7	H: 1 LOB: 0 BB: 0 P: 10	R: 0 E: 0 K: 2 S: 8	H: 0 LOB: 0 BB: 0 P: 11	R: 0 E: 0 K: 0 S: 11	H: 2 LOB: 2 BB: 0 P: 22	R: 2 E: 0 K: 1 S: 11	H: 3 LOB: 0 BB: 0 P: 16	R: 0 E: 0 K: 0 S: 6	H: 1 LOB: 1 BB: 0 P: 9	1B: 9 2B: 3 3B: 0 HR: 0	SF: 0 SAC: 2 DP: 0 HBP: 0	WP: 0 PB: 0 SB: 1 CS: 1	PA: 38	
PITCHER	IP	WLS	BF	H	R	ER	SO	BB	IBB	HBP	BLK	WP	HR	S	P	ERA	WHIP				
Dwight Gooden, R ERA: 3.18	6.0		28	8	3	3	5	1	0	0	0	0	0	63	106	4.50	1.500				
Wally Whitehurst, R ERA: 3.6	0.0	L	2	2	2	2	0	0	0	0	0	0	0	4	7	∞	∞				
Paul Gibson, L ERA: 6.97	2.0		7	2	0	0	1	0	0	0	0	0	0	13	18	0.00	1.000				



Batter	1	2	3	4	5	6	7	8	9	AB	R	H	RBI	BB	SO	LOB	TOP				
Lenny Dykstra, L OBP: 0.292, SLG: 0.200										6	0	0	0	0	2	4	Philadelphia Phillies @ San Diego Padres Jack Murphy Stadium, San Diego, CA Mon Apr 27 1992, 10:05 PM EDT Att: 11,998 - Sunny - 78 F livebaseballscorecards.com				
Mariano Duncan, R OBP: 0.368, SLG: 0.444 Mitch Williams, L OBP: 1.000, SLG: 1.000										6	3	4	1	0	0	0					
Dave Hollins, S OBP: 0.386, SLG: 0.394										5	2	3	5	1	2	2					
John Kruk, L OBP: 0.471, SLG: 0.466										4	1	2	1	2	1	1					
Dale Sveum, S OBP: 0.211, SLG: 0.176 Darrin Chapin, R OBP: 0.384, SLG: 0.300 Mickey Morandini, L OBP: 0.387, SLG: 0.441										5	1	2	1	0	0	5					
Wes Chamberlain, R OBP: 0.240, SLG: 0.397										5	2	1	1	0	0	2					
Darren Daulton, L OBP: 0.315, SLG: 0.390										5	2	2	1	0	1	0					
Kim Batiste, R OBP: 0.304, SLG: 0.341										4	0	2	1	0	0	0					
Terry Mulholland, R OBP: 0.182, SLG: 0.273 Curt Schilling, R OBP: 0.354, SLG: 0.300 Wally Backman, S OBP: 0.278, SLG: 0.333 Ruben Amaro, Jr., S OBP: 0.278, SLG: 0.333										3	0	1	0	0	0	1					
Inning Stats	R: 2 E: 0 K: 2 S: 17	H: 3 LOB: 1 BB: 0 P: 26	R: 0 E: 0 K: 0 S: 9	H: 1 LOB: 1 BB: 0 P: 13	R: 4 E: 1 K: 0 S: 16	H: 3 LOB: 1 BB: 2 P: 32	R: 1 E: 0 K: 1 S: 11	H: 2 LOB: 1 BB: 0 P: 13	R: 1 E: 0 K: 1 S: 8	H: 1 LOB: 0 BB: 0 P: 12	R: 0 E: 0 K: 0 S: 11	H: 2 LOB: 2 BB: 0 P: 19	R: 4 E: 1 K: 1 S: 18	H: 3 LOB: 2 BB: 2 P: 34	R: 0 E: 0 K: 0 S: 6	H: 1 LOB: 1 BB: 0 P: 11		R: 0 E: 0 K: 1 S: 8	H: 1 LOB: 1 BB: 0 P: 12	1B: 12 2B: 3 3B: 0 HR: 2	SF: 0 SAC: 1 DP: 0 HBP: 0
PITCHER	IP WLS BF H R ER SO BB IBB HBP BLK WP HR S P ERA WHIP	IP WLS BF H R ER SO BB IBB HBP BLK WP HR S P ERA WHIP	PITCHER Rich Rodriguez, L ERA: 1.93 IP: 2.0, WLS: 8, BF: 2, H: 0, R: 0, ER: 0, SO: 1, BB: 0, IBB: 0, HBP: 0, BLK: 0, WP: 0, HR: 0, S: 14, P: 23, ERA: 0.00, WHIP: 1.000																		

Batter	1	2	3	4	5	6	7	8	9	AB	R	H	RBI	BB	SO	LOB	BOTTOM				
Tony Fernandez, S OBP: 0.368, SLG: 0.417										5	1	3	0	0	2	1	Philadelphia Phillies @ San Diego Padres Jack Murphy Stadium, San Diego, CA Mon Apr 27 1992, 10:05 PM EDT Att: 11,998 - Sunny - 78 F livebaseballscorecards.com				
Tony Gwynn, L OBP: 0.402, SLG: 0.446										4	1	0	0	1	0	3					
Gary Sheffield, R OBP: 0.420, SLG: 0.534										4	1	1	0	1	1	3					
Fred McGriff, L OBP: 0.402, SLG: 0.589										3	2	0	0	2	0	1					
Benito Santiago, R OBP: 0.244, SLG: 0.293										5	1	3	1	0	0	0					
Darrin Jackson, R OBP: 0.234, SLG: 0.300										5	2	2	3	0	2	3					
Jerald Clark, R OBP: 0.225, SLG: 0.351										3	1	2	3	0	0	1					
Kurt Stillwell, S OBP: 0.281, SLG: 0.364										3	0	1	1	0	0	2					
Bruce Hurst, L OBP: 0.265, SLG: 0.273 Mike Maddux, L ERA: 7.26 Tim Lincecum, R OBP: 0.303, SLG: 0.300 Jose Melendez, R ERA: 1.4 Pat Clements, R ERA: 7.2 Larry Andersen, L ERA: 7.71 Oscar Azocar, L OBP: 0.206, SLG: 0.111 Rich Rodriguez, L ERA: 1.93										1	0	0	0	0	1	1					
Inning Stats	R: 0 E: 0 K: 1 S: 6	H: 1 LOB: 0 BB: 0 P: 11	R: 0 E: 0 K: 1 S: 11	H: 1 LOB: 1 BB: 0 P: 17	R: 0 E: 0 K: 2 S: 11	H: 1 LOB: 0 BB: 0 P: 14	R: 2 E: 1 K: 1 S: 12	H: 3 LOB: 2 BB: 1 P: 20	R: 5 E: 0 K: 1 S: 16	H: 3 LOB: 1 BB: 2 P: 33	R: 0 E: 0 K: 0 S: 14	H: 1 LOB: 1 BB: 1 P: 21	R: 2 E: 0 K: 0 S: 14	H: 2 LOB: 0 BB: 0 P: 21	R: 0 E: 0 K: 1 S: 7	H: 0 LOB: 0 BB: 0 P: 11		R: 0 E: 0 K: 0 S: 7	H: 0 LOB: 0 BB: 0 P: 12	1B: 9 2B: 1 3B: 1 HR: 1	SF: 1 SAC: 0 DP: 1 HBP: 1
PITCHER	IP WLS BF H R ER SO BB IBB HBP BLK WP HR S P ERA WHIP	IP WLS BF H R ER SO BB IBB HBP BLK WP HR S P ERA WHIP	PITCHER Terry Mulholland, L ERA: 7.26 IP: 4.1, WLS: 24, BF: 7, H: 5, R: 7, ER: 7, SO: 3, BB: 3, IBB: 0, HBP: 1, BLK: 0, WP: 0, HR: 0, S: 50, P: 84, ERA: 14.54, WHIP: 2.769																		

Batter	1	2	3	4	5	6	7	8	9	AB	R	H	RBI	BB	SO	LOB	TOP						
Lenny Dykstra, L (1,8) OBP: 0.250, SLG: 0.167	G4-3		G4-3		G4-3		F8			4	0	0	0	0	0	0	Philadelphia Phillies @ San Diego Padres Jack Murphy Stadium, San Diego, CA Tue Apr 28 1992, 10:05 PM EDT Att: 10,181 - Cloudy - 78 F						
Mariano Duncan, R (1,6) OBP: 0.352, SLG: 0.424	K		L4		G6-3		G3			4	0	0	0	0	1	0							
Dave Hollins, S (1,5) OBP: 0.370, SLG: 0.373	L9		G4-3		K		K			4	0	0	0	0	2	0							
John Kruk, L (1,3) OBP: 0.472, SLG: 0.481										4	2	2	0	0	0	0							
Darren Daulton, L (1,2) OBP: 0.325, SLG: 0.387										3	2	1	0	1	1	1							
Wes Chamberlain, R (1,7) OBP: 0.228, SLG: 0.377										4	0	0	0	0	0	4							
Ruben Amaro Jr, S (1,9) OBP: 0.276, SLG: 0.328										4	1	1	1	0	0	1							
Mickey Morandini, L (1,4) OBP: 0.409, SLG: 0.508										4	1	3	4	0	0	0							
Tommy Greene, R (1,1) Wally Backman, S (6,PH) Wally Ritchie, L (6,1) Barry Jones, R (7,1) Jim Lindeman, R (9,PH) Curt Schilling, R (9,1)										2	0	0	0	0	0	1		 AB 35 R 6 H 7 RBI 5 BB 1 SO 5 LOB 9					
Inning Stats	R: 0 E: 0 K: 1 S: 7	H: 0 LOB: 0 BB: 0 P: 13	R: 2 E: 0 K: 1 S: 16	H: 2 LOB: 1 BB: 1 P: 25	R: 0 E: 0 K: 0 S: 8	H: 0 LOB: 0 BB: 0 P: 13	R: 3 E: 1 K: 0 S: 16	H: 2 LOB: 0 BB: 0 P: 21	R: 0 E: 0 K: 1 S: 7	H: 0 LOB: 0 BB: 0 P: 9	R: 1 E: 0 K: 0 S: 9	H: 3 LOB: 2 BB: 0 P: 16	R: 0 E: 0 K: 1 S: 9	H: 0 LOB: 0 BB: 0 P: 11	R: 0 E: 0 K: 1 S: 10	H: 0 LOB: 0 BB: 0 P: 16			R: 0 E: 0 K: 0 S: 7	H: 0 LOB: 0 BB: 0 P: 11	1B: 5 2B: 1 3B: 0 HR: 1	SF: 0 SAC: 0 DP: 0 HBP: 0	WP: 0 PB: 0 SB: 0 CS: 0
PITCHER	IP	WLS	BF	H	R	ER	SO	BB	IBB	HBP	BLK	WP	HR	S	P	ERA	WHIP						
Dave Eiland, R (1,1) ERA: 3.86	5.2		25	6	6	3	3	1	0	0	0	0	1	59	90	4.76	1.235						
Mike Maddux, R (6,1) ERA	1.1		5	1	0	0	1	0	0	0	0	0	0	13	18	0.00	0.750						
Pat Clements, L (8,1) ERA: 5.14	2.0	W	6	0	0	0	1	0	0	0	0	0	0	17	27	0.00	0.000						

Batter	1	2	3	4	5	6	7	8	9	AB	R	H	RBI	BB	SO	LOB	BOTTOM					
Tony Fernandez, S (1,6) OBP: 0.370, SLG: 0.416	K	P6						G4-3		5	0	2	0	0	1	1	Philadelphia Phillies @ San Diego Padres Jack Murphy Stadium, San Diego, CA Tue Apr 28 1992, 10:05 PM EDT Att: 10,181 - Cloudy - 78 F					
Tony Gwynn, L (1,9) OBP: 0.412, SLG: 0.455	F8 1B		1B BB		F7	G6-4-3 1B		F8 1B		5	2	3	0	0	0	2						
Gary Sheffield, R (1,5) OBP: 0.419, SLG: 0.513	1B F8 BB		P6			P5		F8		3	0	0	0	2	0	2						
Fred McGriff, L (1,3) OBP: 0.402, SLG: 0.566	F8		1B BB		F8		P5	FC5 IBB		3	1	0	0	2	0	3						
Benito Santiago, R (1,2) OBP: 0.265, SLG: 0.313			S E 1B		F8		BB S 1B	FC5		5	1	3	1	0	0	2						
Darin Jackson, R (1,8) OBP: 0.256, SLG: 0.400	P6		E 2B 1B							5	3	3	4	0	0	3						
Jerald Clark, R (1,7) OBP: 0.238, SLG: 0.351		K	P3							3	0	1	0	1	1	1						
Kurt Stillwell, S (1,4) OBP: 0.305, SLG: 0.404										2	0	2	1	0	0	0						
Tim Teufel, R (5,4) OBP: 0.314, SLG: 0.290										1	0	0	0	1	0	1						
Dave Eiland, R (1,1) OBP: 0.167, SLG: 0.667										2	0	0	0	0	0	2						
Mike Maddux, L (6,1)										0	0	0	0	0	0	0						
Kevin Ward, R (7,PH) OBP: 0.333, SLG: 0.500										0	0	0	0	0	0	0						
Oscar Azocar, L (7,PH) OBP: 0.182, SLG: 0.100										1	0	0	0	0	0	3						
Pat Clements, R (8,1)										0	0	0	0	0	0	0						
Inning Stats	R: 1 E: 0 K: 1 S: 11	H: 2 LOB: 2 BB: 1 P: 21	R: 0 E: 0 K: 1 S: 7	H: 1 LOB: 0 BB: 0 P: 10	R: 4 E: 0 K: 0 S: 18	H: 4 LOB: 1 BB: 1 P: 32	R: 0 E: 0 K: 0 S: 4	H: 1 LOB: 1 BB: 1 P: 10	R: 1 E: 0 K: 0 S: 13	H: 2 LOB: 1 BB: 0 P: 16	R: 0 E: 0 K: 0 S: 6	H: 1 LOB: 0 BB: 0 P: 12	R: 0 E: 0 K: 0 S: 16	H: 1 LOB: 3 BB: 2 P: 28	R: 0 E: 0 K: 0 S: 9	H: 1 LOB: 2 BB: 1 P: 16	R: 1 E: 0 K: 0 S: 1	H: 1 LOB: 0 BB: 0 P: 2	1B: 11 2B: 1 3B: 0 HR: 2	SF: 0 SAC: 1 DP: 1 HBP: 0	WP: 0 PB: 0 SB: 2 CS: 1	PA: 42
PITCHER	IP	WLS	BF	H	R	ER	SO	BB	IBB	HBP	BLK	WP	HR	S	P	ERA	WHIP					
Tommy Greene, R (1,1) ERA: 6.23	5.0		27	10	6	6	2	3	0	0	0	0	1	53	89	10.80	2.600					
Wally Ritchie, L (6,1) ERA: 1.23	1.2		8	2	0	0	0	2	0	0	0	0	0	19	34	0.00	2.400					
Barry Jones, R (7,1) ERA: 3.86	1.1		6	1	0	0	0	0	1	0	0	0	0	12	22	0.00	0.750					
Curt Schilling, R (9,1) ERA: 2.76	0.0	L	1	1	1	1	0	0	0	0	0	0	1	1	2	∞	∞					

Batter	1	2	3	4	5	6	7	8	9	AB	R	H	RBI	BB	SO	LOB	TOP					
Lenny Dykstra, L OBP: 0.273, SLG: 0.241										5	0	2	1	0	0	2	Philadelphia Phillies @ Los Angeles Dodgers Dodger Stadium, Los Angeles, CA Wed Apr 29 1992, 7:05 PM PDT Att: 36,639 - Overcast - 75 F					
Mariano Duncan, R OBP: 0.344, SLG: 0.422										5	1	1	0	0	1	4						
Dave Hollins, S OBP: 0.371, SLG: 0.367										4	1	1	0	0	0	1						
John Kruk, L OBP: 0.468, SLG: 0.469										4	2	1	0	1	0	2						
Dale Sveum, S OBP: 0.261, SLG: 0.200										3	1	1	1	1	0	1						
Barry Jones, R										0	0	0	0	0	0	0						
Mitch Williams, L OBP: 1.000, SLG: 1.000										0	0	0	0	0	0	0						
Darren Daulton, L OBP: 0.333, SLG: 0.394										4	1	2	3	0	0	1						
Mickey Morandini, L OBP: 0.400, SLG: 0.485										3	0	0	0	1	0	0						
Kim Batiste, R OBP: 0.280, SLG: 0.313										4	1	0	1	0	1	1						
Danny Cox, R OBP: 0.111, SLG: 0.111										3	0	0	0	0	3	3						
Ruben Amaro Jr, S OBP: 0.273, SLG: 0.323										1	0	0	0	0	0	0						
Inning Stats	R: 0 E: 0 K: 0 S: 9	H: 1 LOB: 1 BB: 0 P: 15	R: 0 E: 0 K: 0 S: 7	H: 0 LOB: 0 BB: 0 P: 10	R: 0 E: 0 K: 1 S: 7	H: 0 LOB: 0 BB: 0 P: 10	R: 5 E: 3 K: 2 S: 19	H: 3 LOB: 2 BB: 2 P: 31	R: 0 E: 0 K: 0 S: 8	H: 0 LOB: 1 BB: 1 P: 15	R: 1 E: 1 K: 1 S: 8	H: 1 LOB: 1 BB: 0 P: 11	R: 1 E: 0 K: 0 S: 14	H: 2 LOB: 1 BB: 0 P: 23	R: 0 E: 0 K: 1 S: 5	H: 0 LOB: 0 BB: 0 P: 7	R: 0 E: 0 K: 0 S: 9	H: 1 LOB: 1 BB: 0 P: 14	1B: 6 2B: 2 3B: 0 HR: 0	SF: 0 SAC: 0 DP: 1 HBP: 1	WP: 1 PB: 0 SB: 0 CS: 0	PA: 40
PITCHER	IP WLS BF H R ER SO BB IBB HBP BLK WP HR S P ERA WHIP																					
Orel Hershiser, R ERA: 4.13	(1, 1) 5.0 L 24 4 5 3 3 3 0 0 1 0 0 50 81 5.40 1.400																					
Tim Crews, R ERA: 7.5	(6, 1) 2.0 9 3 2 1 1 0 0 0 0 1 0 22 34 4.50 1.500																					
Jim Gott, R ERA: 1.32	(8, 1) 2.0 7 1 0 0 1 0 0 0 0 0 0 14 21 0.00 0.500																					

Batter	1	2	3	4	5	6	7	8	9	AB	R	H	RBI	BB	SO	LOB	BOTTOM					
Brett Butler, L OBP: 0.386, SLG: 0.432										4	0	2	1	1	1	1	Philadelphia Phillies @ Los Angeles Dodgers Dodger Stadium, Los Angeles, CA Wed Apr 29 1992, 7:05 PM PDT Att: 36,639 - Overcast - 75 F					
Lenny Harris, L OBP: 0.386, SLG: 0.340										4	0	1	0	0	0	1						
Eric Karros, R OBP: 0.316, SLG: 0.514										1	0	1	1	0	0	0						
Darryl Strawberry, L OBP: 0.397, SLG: 0.447										4	0	1	0	1	0	5						
Eric Davis, R OBP: 0.398, SLG: 0.521										5	0	0	0	0	3	5						
Todd Benzinger, S OBP: 0.220, SLG: 0.300										4	0	1	0	0	2	1						
Dave Hansen, L OBP: 0.194, SLG: 0.265										4	1	1	0	0	0	1						
Mike Scioscia, L OBP: 0.297, SLG: 0.286										2	2	1	0	2	0	0						
Jose Offerman, S OBP: 0.284, SLG: 0.311										4	0	1	0	0	1	3						
Orel Hershiser, R ERA: 4.13	(1, 1) 5.0 L 24 4 5 3 3 3 0 0 1 0 0 50 81 5.40 1.400																					
Stan Javier, S ERA: 2.27, SLG: 0.190	(5, PH) 2.0 9 3 2 1 1 0 0 0 0 1 0 22 34 4.50 1.500																					
Tim Crews, R ERA: 3.57	(6, 1) 2.0 7 1 0 0 1 0 0 0 0 0 0 14 21 0.00 0.500																					
Mitch Webster, S ERA: 3.57	(7, PH) 2.0 7 1 0 0 1 0 0 0 0 0 0 14 21 0.00 0.500																					
Jim Gott, R ERA: 1.32	(8, 1) 2.0 7 1 0 0 1 0 0 0 0 0 0 14 21 0.00 0.500																					
Mike Sharperson, R OBP: 0.420, SLG: 0.330	(9, PH) 2.0 7 1 0 0 1 0 0 0 0 0 0 14 21 0.00 0.500																					
Inning Stats	R: 0 E: 0 K: 0 S: 9	H: 1 LOB: 1 BB: 0 P: 14	R: 0 E: 0 K: 1 S: 7	H: 0 LOB: 0 BB: 0 P: 11	R: 0 E: 0 K: 1 S: 11	H: 2 LOB: 2 BB: 0 P: 16	R: 0 E: 0 K: 1 S: 6	H: 0 LOB: 0 BB: 0 P: 10	R: 0 E: 0 K: 2 S: 10	H: 1 LOB: 1 BB: 0 P: 17	R: 0 E: 0 K: 2 S: 9	H: 0 LOB: 1 BB: 1 P: 19	R: 2 E: 0 K: 0 S: 14	H: 2 LOB: 1 BB: 1 P: 22	R: 0 E: 0 K: 1 S: 10	H: 1 LOB: 1 BB: 0 P: 12	R: 0 E: 0 K: 0 S: 18	H: 2 LOB: 3 BB: 2 P: 35	1B: 7 2B: 2 3B: 0 HR: 0	SF: 1 SAC: 0 DP: 0 HBP: 0	WP: 0 PB: 0 SB: 0 CS: 0	PA: 40
PITCHER	IP WLS BF H R ER SO BB IBB HBP BLK WP HR S P ERA WHIP																					
Danny Cox, R ERA: 4.68	(1, 1) 6.2 W 28 6 2 2 7 2 0 0 0 0 0 64 107 2.70 1.200																					
Barry Jones, R ERA: 3.57	(7, 1) 1.1 5 1 0 0 1 0 0 0 0 0 0 12 14 0.00 0.750																					
Mitch Williams, L ERA: 4.91	(9, 1) 1.0 7 2 1 1 0 2 0 0 0 0 0 0 18 35 9.00 4.000																					

AB	36
R	7
H	8
RBI	6
BB	3
SO	5
LOB	15



AB	35
R	3
H	9
RBI	3
BB	4
SO	8
LOB	20



Batter	1	2	3	4	5	6	7	8	9	AB	R	H	RBI	BB	SO	LOB	TOP				
Lenny Dykstra, L OBP: 0.243, SLG: 0.212 (1, 8)	F7		G6-3			P4		G4-3		4	0	0	0	0	0	0					
Mariano Duncan, R OBP: 0.330, SLG: 0.404 (1, 7)	G5-3		F9			P3		K		4	0	0	0	0	1	0					
Dave Hollins, S OBP: 0.366, SLG: 0.361 (1, 5)	F8			G3-1		K			G1-6-3 1B	4	0	1	0	0	1	0					
John Kruk, L OBP: 0.469, SLG: 0.464 (1, 9)		G5-4-3 BB		G3-1			1B 1B		G1-6-3 1-2	3	1	1	0	1	0	1					
Dale Sveum, S OBP: 0.259, SLG: 0.208 (1, 3)	G5-4-3 1-2			G3-1			L4-3 1B		K	4	0	1	0	0	1	1					
Darren Daulton, L OBP: 0.345, SLG: 0.420 (1, 2)		2B			2-2 1B		L4-3 1-2			3	0	2	0	0	0	2					
Mickey Morandini, L OBP: 0.411, SLG: 0.485 (1, 4)		FC6-4 BB				K				2	0	1	1	1	1	1					
Kim Batiste, R OBP: 0.264, SLG: 0.294 (1, 6)		FC6-4 1-2			F7		K2-3			3	0	0	0	0	1	4					
Kyle Abbott, L Wes Chamberlain, R (8, PH) Curt Schilling, R (8, 1)			G3			K		F8		2	0	0	0	0	1	1					
										1	0	0	0	0	0	0					
										0	0	0	0	0	0	0					
Inning Stats	R: 0 E: 0 K: 0 S: 6	H: 0 LOB: 0 BB: 0 P: 8	R: 0 E: 0 K: 0 S: 9	H: 1 LOB: 2 BB: 2 P: 21	R: 0 E: 0 K: 0 S: 5	H: 0 LOB: 0 BB: 0 P: 9	R: 0 E: 0 K: 0 S: 6	H: 0 LOB: 0 BB: 0 P: 10	R: 0 E: 0 K: 1 S: 7	H: 0 LOB: 0 BB: 0 P: 10	R: 1 E: 0 K: 1 S: 12	H: 3 LOB: 1 BB: 0 P: 17	R: 0 E: 0 K: 1 S: 7	H: 0 LOB: 0 BB: 0 P: 10	R: 0 E: 0 K: 1 S: 9	H: 1 LOB: 0 BB: 0 P: 12	1B: 5 2B: 2 3B: 0 HR: 0	SF: 0 SAC: 0 DP: 3 HBP: 0	WP: 0 PB: 0 SB: 0 CS: 0	PA: 32	
PITCHER	IP	WLS	BF	H	R	ER	SO	BB	IBB	HBP	BLK	WP	HR	S	P	ERA	WHIP				
Bill Swift, R ERA: 1.54 Bryan Hickerson, L ERA: 0.77 Dave Righetti, L ERA: 4.82	6.0	W	23	4	1	1	3	2	0	0	0	0	0	48	83	1.50	1.000				
	2.0		6	1	0	0	2	0	0	0	0	0	0	16	22	0.00	0.500				
	1.0	S	3	1	0	0	1	0	0	0	0	0	0	9	12	0.00	1.000				

Philadelphia Phillies @ San Francisco Giants
Candlestick Park, San Francisco, CA
Sat May 02 1992, 6:33 AM EDT
Att. 12,157 - Sunny - 80 F

AB	30
R	1
H	6
RBI	1
BB	2
SO	6
LOB	10



Batter	1	2	3	4	5	6	7	8	9	AB	R	H	RBI	BB	SO	LOB	BOTTOM				
Darren Lewis, R OBP: 0.393, SLG: 0.358 (1, 8)	G3		1B FC4-6 1B	F8			P4			4	1	1	0	0	0	2					
John Patterson, S OBP: 0.278, SLG: 0.294 (1, 4)	1B 2B BB		K		G6-3		P6			3	1	0	0	1	1	1					
Will Clark, L OBP: 0.456, SLG: 0.500 (1, 3)	2B 1-3 1B		FC4-6 1B		WP BB		G1-3			3	0	2	0	1	0	0					
Kevin Bass, S OBP: 0.391, SLG: 0.524 (1, 7)			FC4-6 S	F8				S 1B		4	0	2	2	0	0	2					
Matt Williams, R OBP: 0.211, SLG: 0.388 (1, 5)	P3		K		G5-3			F9		4	0	0	0	0	1	5					
Willie McGee, S OBP: 0.333, SLG: 0.300 (1, 9)	G6-3			G4-3		K		F7		4	0	0	0	0	1	3					
Royce Clayton, R OBP: 0.267, SLG: 0.269 (1, 6)		F7		F9		F8		K		4	0	0	0	0	1	1					
Kirt Manwaring, R OBP: 0.322, SLG: 0.286 (1, 2)		K		1B 1B		FC5-4 1B				3	0	2	0	0	1	0					
Bill Swift, R OBP: 0.278, SLG: 0.389 Bryan Hickerson, L Dave Righetti, L		F8			1-2 1B		FC5-4 1-2			3	0	1	0	0	0	1					
										0	0	0	0	0	0	0					
										0	0	0	0	0	0	0					
Inning Stats	R: 1 E: 0 K: 0 S: 14	H: 2 LOB: 2 BB: 1 P: 24	R: 0 E: 0 K: 1 S: 6	H: 0 LOB: 0 BB: 0 P: 7	R: 1 E: 0 K: 2 S: 10	H: 2 LOB: 1 BB: 0 P: 15	R: 0 E: 0 K: 0 S: 12	H: 2 LOB: 2 BB: 0 P: 19	R: 0 E: 0 K: 1 S: 14	H: 1 LOB: 1 BB: 0 P: 23	R: 0 E: 0 K: 0 S: 8	H: 0 LOB: 0 BB: 0 P: 10	R: 0 E: 0 K: 1 S: 9	H: 1 LOB: 1 BB: 0 P: 13	R: 0 E: 0 K: 1 S: 9	H: 0 LOB: 0 BB: 0 P: 12	1B: 7 2B: 1 3B: 0 HR: 0	SF: 0 SAC: 0 DP: 0 HBP: 0	WP: 1 PB: 0 SB: 2 CS: 0	PA: 34	
PITCHER	IP	WLS	BF	H	R	ER	SO	BB	IBB	HBP	BLK	WP	HR	S	P	ERA	WHIP				
Kyle Abbott, L ERA: 5.06 Curt Schilling, R ERA: 2.6	7.0	L	30	7	2	2	4	2	0	0	0	1	0	70	112	2.57	1.286				
	1.0		4	1	0	0	1	0	0	0	0	0	0	9	13	0.00	1.000				

Philadelphia Phillies @ San Francisco Giants
Candlestick Park, San Francisco, CA
Sat May 02 1992, 6:33 AM EDT
Att. 12,157 - Sunny - 80 F

AB	32
R	2
H	8
RBI	2
BB	2
SO	5
LOB	15



Batter	1	2	3	4	5	6	7	8	9	AB	R	H	RBI	BB	SO	LOB	TOP						
Brett Butler, L (1, 8) OBP: 0.391, SLG: 0.433	2-1 L6-3 1B	1-0 FC4-6			1-2 SH1-3 E 1B	0-3 K		3-3 K		5	1	2	0	0	2	6							
Lenny Harris, L (1, 4) OBP: 0.377, SLG: 0.333	1-1 L6-3		2-2 L8		1-0 SH1-3 1B	0-0 FC4-6		2-2 CS 1B		4	0	1	0	0	0	2							
Daryl Strawberry, L (1, 9) OBP: 0.352, SLG: 0.446	1-2 F8		2-0		2-1 E1 1B		0-0 G5-4-3 1B	4-2 WP BLK BB		3	1	1	1	0	0	0							
Stan Javier, S (5, 9)					3-H 2-1 PB 1B		0-1 G5-4-3	1-2 K		1	0	1	0	1	0	0							
Eric Davis, R (1, 7) OBP: 0.370, SLG: 0.475		0-0 F9	2-0 P3		2-1 PB 1B		1-2 G5-4-3	2-3 K		5	0	1	1	0	1	3							
Eric Karros, R (1, 3) OBP: 0.326, SLG: 0.548		2-3 K	4-2		2-3 K		1-0 F9	0-1 P6		3	0	0	0	1	2	1							
John Candelaria, L (7, 1)					1-2 K					0	0	0	0	0	0	0							
Dave Anderson, R (8, 6)										1	0	0	0	0	0	1							
Dave Hansen, L (1, 5) OBP: 0.225, SLG: 0.250		4-2 1B BB	1-3 K		4-0 IBB			2-2 G1-3		2	1	0	0	2	1	2							
Mike Scioscia, L (1, 2) OBP: 0.294, SLG: 0.294		4-1 1B BB			1-2 G6-3		1-3 K2-3	0-3 K		0	0	0	0	1	0	0							
Carlos Hernandez, R (3, 2) OBP: 0.313, SLG: 0.286										3	0	0	0	0	2	2							
Jose Offerman, S (1, 6) OBP: 0.315, SLG: 0.346		0-0			1-1 F7		1-1 FC1-6 1B	1-1 1B		4	0	3	0	0	0	0							
Roger McDowell, R (8, 1)		1-2 2-3 1B								0	0	0	0	0	0	0							
Ramon Martinez, R (1, 1) OBP: 0.250, SLG: 0.250		1-2			1-1 G5-3		0-0 FC1-6	3-1 1B		3	0	1	1	0	0	1							
Kevin Cross, R (7, 1) OBP: 0.250, SLG: 0.143							1-2 FC4-6 1B	1-3 1B		0	0	0	0	0	0	0							
Todd Benzinger, S (7, 3) OBP: 0.233, SLG: 0.310		1-2 2-3 3-H 1B								1	0	1	0	0	0	0							
Inning Stats	R: 0 E: 0 K: 0 S: 8	H: 1 LOB: 0 BB: 0 P: 11	R: 1 E: 0 K: 1 S: 13	H: 2 LOB: 3 BB: 2 P: 25	R: 0 E: 0 K: 1 S: 11	H: 1 LOB: 2 BB: 1 P: 22	R: 0 E: 0 K: 0 S: 7	H: 0 LOB: 0 BB: 0 P: 10	R: 2 E: 1 K: 2 S: 17	H: 2 LOB: 2 BB: 1 P: 29	R: 0 E: 0 K: 1 S: 7	H: 1 LOB: 1 BB: 0 P: 8	R: 0 E: 0 K: 0 S: 4	H: 1 LOB: 0 BB: 0 P: 5	R: 0 E: 0 K: 2 S: 17	H: 2 LOB: 2 BB: 0 P: 26	R: 0 E: 0 K: 1 S: 15	H: 1 LOB: 1 BB: 1 P: 23	1B: 10 2B: 2 3B: 0 HR: 0	SF: 0 SAC: 1 DP: 2 HBP: 0	WP: 1 PB: 1 SB: 1 CS: 1	PA: 41	
PITCHER	IP	WLS	BF	H	R	ER	SO	BB	IBB	HBP	BLK	WP	HR	S	P	ERA	WHIP						
Danny Cox, R (1, 1) ERA: 4.5	5.0	L	25	6	3	2	4	3	1	0	0	0	0	56	97	3.60	1.800						
Wally Ritchie, L (6, 1) ERA: 0.99	2.0	7	2	0	0	1	0	0	0	0	0	0	0	11	13	0.00	1.000						
Barry Jones, R (8, 1) ERA: 3.38	1.0	5	2	0	0	2	0	0	0	0	0	0	0	17	26	0.00	2.000						
Mitch Williams, L (9, 1) ERA: 4.5	1.0	4	1	0	0	1	1	0	0	1	1	0	0	15	23	0.00	2.000						

Los Angeles Dodgers @ Philadelphia Phillies
Veterans Stadium, Philadelphia, PA

AB 35
R 3
H 11
RBI 3
BB 5
SO 8
LOB 18



Wed May 06 1992, 7:05 PM EDT
Att: 21,679 - Sunny - 58 F

Batter	1	2	3	4	5	6	7	8	9	AB	R	H	RBI	BB	SO	LOB	BOTTOM						
Lenny Dykstra, L (1, 8) OBP: 0.250, SLG: 0.217	2-2 G4-3		0-0 G3		3-2 P5		4-0 G4-3 BB		0-0 G6-3	4	0	0	0	1	0	0							
Mariano Duncan, R (1, 7) OBP: 0.357, SLG: 0.495	2-2 2B		1-0 2B		2-3 K		1-0 G4-3		2-1 G4-3	5	0	2	0	0	1	2							
Dave Hollins, S (1, 5) OBP: 0.395, SLG: 0.374	1-3 K		4-0 BB		2-2 G4-3		4-1 BB			2	0	0	0	2	1	1							
John Kruk, L (1, 3) OBP: 0.450, SLG: 0.432	1-0 F7		2-3 K		4-1 BB		2-3 K			3	0	0	0	1	2	6							
Dale Sveum, S (1, 6) OBP: 0.325, SLG: 0.294		3-2 BB 1B	1-3 K		1-3 K			4-2 BB		3	0	1	0	1	2	3							
Darren Daulton, L (1, 2) OBP: 0.361, SLG: 0.405		4-0 BB			0-0 G4-3 1B		1-1 P5	3-2 P2		3	0	1	0	1	0	2							
Mickey Morandini, L (1, 4) OBP: 0.400, SLG: 0.457		0-3 K			2-3 K		0-2 2B 1B	3-3 K		3	1	1	0	0	2	3							
Wes Chamberlain, R (8, PH) OBP: 0.233, SLG: 0.381										1	0	0	0	0	1	1							
Ruben Amaro Jr, S (1, 9) OBP: 0.278, SLG: 0.325		1-1 L4			2-1 G4-3		3-2 P2	1-3 K		4	0	0	0	0	1	5							
Mitch Williams, L (9, 1) OBP: 1.000, SLG: 1.000					1-2					0	0	0	0	0	0	0							
Danny Cox, R (1, 1) ERA: 4.5		0-3 K			3-3 K		1-2 G4-3 2B		0-3 K	1	0	0	0	0	1	2							
Jeff Grotzowski, L (5, PH) OBP: 0.100, SLG: 0.100										1	0	0	0	0	1	0							
Wally Ritchie, L (6, 1) ERA: 0.99										0	0	0	0	0	0	0							
Wally Backman, S (7, PH) OBP: 0.360, SLG: 0.417										1	0	1	1	0	0	0							
Barry Jones, R (8, 1) ERA: 3.38										0	0	0	0	0	0	0							
Jim Lindeman, R (9, 9) OBP: 0.226, SLG: 0.333										1	0	0	0	0	1	0							
Inning Stats	R: 0 E: 0 K: 1 S: 11	H: 1 LOB: 1 BB: 0 P: 17	R: 0 E: 0 K: 2 S: 16	H: 1 LOB: 2 BB: 1 P: 24	R: 0 E: 0 K: 2 S: 8	H: 1 LOB: 0 BB: 0 P: 16	R: 0 E: 0 K: 1 S: 6	H: 1 LOB: 0 BB: 0 P: 10	R: 0 E: 0 K: 2 S: 12	H: 0 LOB: 0 BB: 0 P: 20	R: 0 E: 0 K: 1 S: 9	H: 0 LOB: 1 BB: 1 P: 17	R: 1 E: 0 K: 2 S: 16	H: 2 LOB: 2 BB: 2 P: 31	R: 0 E: 0 K: 2 S: 15	H: 0 LOB: 1 BB: 1 P: 26	R: 0 E: 0 K: 1 S: 6	H: 0 LOB: 0 BB: 0 P: 8	1B: 3 2B: 3 3B: 0 HR: 0	SF: 0 SAC: 0 DP: 1 HBP: 0	WP: 0 PB: 0 SB: 0 CS: 0	PA: 38	
PITCHER	IP	WLS	BF	H	R	ER	SO	BB	IBB	HBP	BLK	WP	HR	S	P	ERA	WHIP						
Ramon Martinez, R (1, 1) ERA: 3.25	6.1	W	28	6	1	1	9	4	0	0	0	0	0	73	123	1.42	1.579						
Kevin Cross, R (7, 1) ERA: 3.96	0.1	2	0	0	0	0	1	0	0	0	0	0	0	2	7	0.00	3.000						
John Candelaria, L (7, 1) ERA: 1.17	0.2	3	0	0	0	1	1	0	0	0	0	0	0	9	18	0.00	1.500						
Roger McDowell, R (8, 1) ERA: 1.38	1.2	S	5	0	0	0	3	0	0	0	0	0	0	15	21	0.00	0.000						

Los Angeles Dodgers @ Philadelphia Phillies
Veterans Stadium, Philadelphia, PA

AB 32
R 1
H 6
RBI 1
BB 6
SO 13
LOB 25



Wed May 06 1992, 7:05 PM EDT
Att: 21,679 - Sunny - 58 F

Batter	1	2	3	4	5	6	7	8	9	AB	R	H	RBI	BB	SO	LOB	TOP			
Tony Fernandez, S OBP: 0.350, SLG: 0.391	2-1 2B		2-1 HR 1B		4-2 BB		2-2 HR 1B		2-3 K	4	2	3	0	1	1	0	San Diego Padres @ Philadelphia Phillies Veterans Stadium, Philadelphia, PA Fri May 08 1992, 7:05 PM EDT Att: 8,798 - Cloudy - 56 F			
Tony Gwynn, L OBP: 0.396, SLG: 0.451	1-2 F7		2-1 HR 1B		1-0 F8		1-1 HR			4	2	2	2	0	0	2				
Gary Sheffield, R OBP: 0.393, SLG: 0.500	1-3 K		1-0 HR		0-0 L5		0-1 G5-3			4	1	1	3	0	1	2				
Fred McGriff, L OBP: 0.384, SLG: 0.585	1-3 K		1-2 G4-3			2-2 G4-3		3-2 HR		4	1	1	1	0	1	1				
Bento Santiago, R OBP: 0.252, SLG: 0.306		2-2 G1-3		0-1 G4-3		0-0 F8		1-1 P4		4	0	0	0	0	0	0				
Darin Jackson, R OBP: 0.285, SLG: 0.375		2-3 K		1-2 G6-3		4-0 BB		1-3 K		3	0	0	0	1	2	0				
Jerald Clark, R OBP: 0.254, SLG: 0.327		2-3 K		1-1 1B		2-3 K		2-1 F8		4	0	1	0	0	2	1				
Kurt Stillwell, S OBP: 0.272, SLG: 0.346			3-1 P3		3-3 K		1-1 P2		2-0 P3	4	0	0	0	0	1	1				
Bruce Hurst, L OBP: 0.200, SLG: 0.214			2-3 K		0-3 K		0-2 P3		1-3 K	2	0	0	0	0	2	0				
Jose Melendez, R OBP: 0.200, SLG: 0.143										0	0	0	0	0	0	0				
Oscar Azocar, L OBP: 0.200, SLG: 0.143										1	0	0	0	0	0	0				
Mike Maddux, L OBP: 0.200, SLG: 0.143										0	0	0	0	0	0	0				
Randy Myers, L OBP: 0.200, SLG: 0.143										1	0	0	0	0	1	0				
Inning Stats	R: 0 E: 0 K: 2 S: 14	H: 1 LOB: 1 BB: 0 P: 19	R: 0 E: 0 K: 2 S: 10	H: 0 LOB: 0 BB: 0 P: 16	R: 3 E: 0 K: 1 S: 13	H: 3 LOB: 0 BB: 0 P: 24	R: 0 E: 0 K: 1 S: 10	H: 1 LOB: 1 BB: 0 P: 15	R: 0 E: 0 K: 1 S: 8	H: 0 LOB: 1 BB: 1 P: 15	R: 2 E: 0 K: 0 S: 12	H: 2 LOB: 0 BB: 0 P: 16	R: 1 E: 0 K: 0 S: 12	H: 1 LOB: 0 BB: 0 P: 19	R: 0 E: 0 K: 2 S: 8	H: 0 LOB: 0 BB: 0 P: 13	1B: 4 2B: 1 3B: 0 HR: 3	SF: 0 SAC: 0 DP: 0 HBP: 0	WP: 0 PB: 0 SB: 1 CS: 0	PA: 37
PITCHER	IP WLS BF H R ER SO BB IBB HBP BLK WP HR S P ERA WHIP	IP WLS BF H R ER SO BB IBB HBP BLK WP HR S P ERA WHIP	IP WLS BF H R ER SO BB IBB HBP BLK WP HR S P ERA WHIP	IP WLS BF H R ER SO BB IBB HBP BLK WP HR S P ERA WHIP	IP WLS BF H R ER SO BB IBB HBP BLK WP HR S P ERA WHIP	IP WLS BF H R ER SO BB IBB HBP BLK WP HR S P ERA WHIP	IP WLS BF H R ER SO BB IBB HBP BLK WP HR S P ERA WHIP	IP WLS BF H R ER SO BB IBB HBP BLK WP HR S P ERA WHIP	IP WLS BF H R ER SO BB IBB HBP BLK WP HR S P ERA WHIP	IP WLS BF H R ER SO BB IBB HBP BLK WP HR S P ERA WHIP	IP WLS BF H R ER SO BB IBB HBP BLK WP HR S P ERA WHIP	IP WLS BF H R ER SO BB IBB HBP BLK WP HR S P ERA WHIP	IP WLS BF H R ER SO BB IBB HBP BLK WP HR S P ERA WHIP	IP WLS BF H R ER SO BB IBB HBP BLK WP HR S P ERA WHIP	IP WLS BF H R ER SO BB IBB HBP BLK WP HR S P ERA WHIP	IP WLS BF H R ER SO BB IBB HBP BLK WP HR S P ERA WHIP				
Kyle Abbott, L ERA: 4.97	6.0	25	5	3	3	8	2	0	0	0	0	0	0	0	0	0	4.50	1.167		
Curt Schilling, R ERA: 3.47	2.0	L	9	3	3	3	1	0	0	0	0	0	0	0	0	0	13.50	1.500		
Wally Ritchie, L ERA: 0.87	1.0		3	0	0	0	2	0	0	0	0	0	0	0	0	0	0.00	0.000		

Batter	1	2	3	4	5	6	7	8	9	AB	R	H	RBI	BB	SO	LOB	BOTTOM					
Lenny Dykstra, L OBP: 0.263, SLG: 0.280	0-3 K	1-0 F9		1-1 P2		2-1 HR		4-2 1B BB		4	1	1	2	1	1	4	San Diego Padres @ Philadelphia Phillies Veterans Stadium, Philadelphia, PA Fri May 08 1992, 7:05 PM EDT Att: 8,798 - Cloudy - 56 F					
Mariano Duncan, R OBP: 0.350, SLG: 0.482	2-1 G5-3		1-0 P5	2-2 F7		0-0 F9		2-2 1B		5	0	1	1	0	0	1						
Dave Hollins, S OBP: 0.387, SLG: 0.358	4-2 BB		2-2 L5		2-3 K	2-3 K		0-1 P5		4	0	0	0	1	2	2						
Wally Ritchie, L OBP: 0.457, SLG: 0.434	0-1 F8		4-1 BB		0-0 G6-3 1B		2-1 F7		3-1 1B 1B	4	0	2	0	1	0	1						
Dale Murphy, R OBP: 0.242, SLG: 0.313		2-1 F9	1-1 L7		2-1 G6-3 1B		1-3 K		0-3 K	5	0	1	0	0	2	2						
Wes Chamberlain, R OBP: 0.220, SLG: 0.360		1-2 G4-3		2-3 K	0-1 G6-3		3-3 K		0-3 K	5	0	0	0	0	3	3						
Darren Daulton, L OBP: 0.373, SLG: 0.452		0-0 BB 1B		3-2 HR	2-3 K		2-2 F9		2-1 1B	5	1	3	1	0	1	2						
Kim Batiste, R OBP: 0.310, SLG: 0.345	1-1 BB 1B		3-2 2B		0-0 HR 1B		4-2 BB 1B		0-3 K	4	3	3	0	1	1	2						
Kyle Abbott, L OBP: 0.200, SLG: 0.222	4-1 BB 1B		0-0 2B		2-1 P4		3-3 K			1	0	1	1	1	0	0						
Jim Lindeman, R OBP: 0.238, SLG: 0.316	1-2 BB 1B									1	0	0	0	0	0	1						
Dale Sveum, S OBP: 0.317, SLG: 0.286	1-2 BB		2-H 2B							0	0	0	0	0	0	0						
Inning Stats	R: 0 E: 0 K: 1 S: 10	H: 0 LOB: 1 BB: 1 P: 16	R: 0 E: 0 K: 0 S: 10	H: 2 LOB: 3 BB: 1 P: 19	R: 0 E: 0 K: 0 S: 11	H: 0 LOB: 1 BB: 1 P: 19	R: 2 E: 0 K: 2 S: 18	H: 3 LOB: 1 BB: 0 P: 29	R: 0 E: 0 K: 1 S: 11	H: 2 LOB: 2 BB: 0 P: 17	R: 2 E: 0 K: 1 S: 9	H: 2 LOB: 0 BB: 0 P: 15	R: 0 E: 0 K: 2 S: 8	H: 0 LOB: 0 BB: 0 P: 14	R: 1 E: 0 K: 1 S: 19	H: 1 LOB: 2 BB: 2 P: 34	R: 0 E: 0 K: 3 S: 14	H: 2 LOB: 2 BB: 0 P: 19	1B: 8 2B: 2 3B: 0 HR: 2	SF: 0 SAC: 0 DP: 0 HBP: 0	WP: 0 PB: 0 SB: 0 CS: 0	PA: 44
PITCHER	IP WLS BF H R ER SO BB IBB HBP BLK WP HR S P ERA WHIP	IP WLS BF H R ER SO BB IBB HBP BLK WP HR S P ERA WHIP	IP WLS BF H R ER SO BB IBB HBP BLK WP HR S P ERA WHIP	IP WLS BF H R ER SO BB IBB HBP BLK WP HR S P ERA WHIP	IP WLS BF H R ER SO BB IBB HBP BLK WP HR S P ERA WHIP	IP WLS BF H R ER SO BB IBB HBP BLK WP HR S P ERA WHIP	IP WLS BF H R ER SO BB IBB HBP BLK WP HR S P ERA WHIP	IP WLS BF H R ER SO BB IBB HBP BLK WP HR S P ERA WHIP	IP WLS BF H R ER SO BB IBB HBP BLK WP HR S P ERA WHIP	IP WLS BF H R ER SO BB IBB HBP BLK WP HR S P ERA WHIP	IP WLS BF H R ER SO BB IBB HBP BLK WP HR S P ERA WHIP	IP WLS BF H R ER SO BB IBB HBP BLK WP HR S P ERA WHIP	IP WLS BF H R ER SO BB IBB HBP BLK WP HR S P ERA WHIP	IP WLS BF H R ER SO BB IBB HBP BLK WP HR S P ERA WHIP	IP WLS BF H R ER SO BB IBB HBP BLK WP HR S P ERA WHIP	IP WLS BF H R ER SO BB IBB HBP BLK WP HR S P ERA WHIP						
Bruce Hurst, L ERA: 4.81	5.1	28	9	4	4	4	3	0	0	0	0	0	0	0	0	0	6.75	2.250				
Jose Melendez, R ERA: 1.37	0.2	W	2	0	0	0	1	0	0	0	0	0	0	0	0	0	0.00	0.000				
Mike Maddux, R ERA: 1.37	1.0		3	0	0	0	2	0	0	0	0	0	0	0	0	0	0.00	0.000				
Randy Myers, L ERA: 4.67	2.0	S	11	3	1	1	4	2	0	0	0	0	0	0	0	0	4.50	2.500				

Batter	1	2	3	4	5	6	7	8	9	AB	R	H	RBI	BB	SO	LOB	TOP					
Tony Fernandez, S (1.6) OBP: 0.352, SLG: 0.400	G4-3		S 1B 2B		S 1B 1B		K		G4-3	5	2	2	0	0	1	0	San Diego Padres @ Philadelphia Phillies Veterans Stadium, Philadelphia, PA Sat May 09 1992, 7:05 PM EDT Att: 23,070 - Cloudy - 65 F					
Tony Gwynn, L (1.9) OBP: 0.406, SLG: 0.452	G4-3		S 1B		1B BB		1B S E 1B		F7	4	1	2	1	1	0	0						
Gary Sheffield, R (1.5) OBP: 0.394, SLG: 0.495	F8		G4-3		BB		E 1B		F7	5	1	2	1	0	0	1						
Fred McGriff, L (1.3) OBP: 0.403, SLG: 0.615		L9 S FC1-2 1B		1B	FC4-6 BB		E6 3B			3	1	3	2	1	0	0						
Bento Santiago, R (1.2) OBP: 0.244, SLG: 0.296	L9		L9		K FC4-6		G5-3			4	0	0	0	0	1	5						
Darin Jackson, R (1.8) OBP: 0.256, SLG: 0.361	FC1-5-2				P6		K		P4	4	0	0	0	0	1	2						
Jerald Clark, R (1.7) OBP: 0.246, SLG: 0.315	L9				K		G1-3		G5-3	4	0	0	0	0	1	2						
Kurt Stillwell, S (1.4) OBP: 0.271, SLG: 0.354			L4		G4-3		K		1B 2B	4	0	1	0	0	1	0						
Craig Lefferts, L (1.1) Oscar Azocar, L (8, PH) Pat Clements, R Randy Myers, L	F9		F9		K		P5		1B	3	0	0	0	0	1	0						
Inning Stats	R: 0 E: 0 K: 0 S: 6	H: 0 LOB: 0 BB: 0 P: 11	R: 0 E: 0 K: 0 S: 8	H: 1 LOB: 1 BB: 0 P: 11	R: 1 E: 0 K: 0 S: 11	H: 2 LOB: 1 BB: 0 P: 18	R: 0 E: 0 K: 2 S: 11	H: 1 LOB: 1 BB: 0 P: 13	R: 1 E: 0 K: 1 S: 12	H: 2 LOB: 3 BB: 2 P: 26	R: 0 E: 0 K: 2 S: 11	H: 0 LOB: 0 BB: 0 P: 14	R: 3 E: 1 K: 1 S: 15	H: 3 LOB: 0 BB: 0 P: 25	R: 0 E: 0 K: 0 S: 10	H: 2 LOB: 1 BB: 0 P: 12		R: 0 E: 0 K: 0 S: 4	H: 0 LOB: 0 BB: 0 P: 5	1B: 8 2B: 2 3B: 1 HR: 0	SF: 0 SAC: 0 DP: 0 HBP: 0	WP: 0 PB: 0 SB: 5 CS: 0
PITCHER	IP WLS BF H R ER SO BB IBB HBP BLK WP HR S P ERA WHIP																					
Cliff Brantley, R (1.1) ERA: 4.91	6.2 L 30 8 4 4 6 2 0 0 0 0 0 0 70 111 5.40 1.500																					
Wally Ritchie, L (7.1) ERA: 0.94	0.1 2 1 1 0 0 0 0 0 0 0 0 0 4 7 0.00 3.000																					
Barry Jones, R (8.1) ERA: 3.2	1.0 4 2 0 0 0 0 0 0 0 0 0 0 10 12 0.00 2.000																					
Mitch Williams, L (9.1) ERA: 4.15	1.0 3 0 0 0 0 0 0 0 0 0 0 0 4 5 0.00 0.000																					

Batter	1	2	3	4	5	6	7	8	9	AB	R	H	RBI	BB	SO	LOB	BOTTOM					
Lenny Dykstra, L (1.8) OBP: 0.246, SLG: 0.259	G1-3		P2						G3	4	0	0	0	0	0	1	San Diego Padres @ Philadelphia Phillies Veterans Stadium, Philadelphia, PA Sat May 09 1992, 7:05 PM EDT Att: 23,070 - Cloudy - 65 F					
Mariano Duncan, R (1.4) OBP: 0.339, SLG: 0.466	K2-3				G5-3		G6-3		K	4	0	0	0	0	2	0						
Dave Hollins, S (1.5) OBP: 0.390, SLG: 0.357	G5-3				FC4-6 BB		P5		1B 1B	3	0	1	0	1	0	0						
John Kruk, L (1.3) OBP: 0.450, SLG: 0.427			G6-4-3 1B		FC4-6 FC6-4		G3-1		K	4	0	1	0	0	1	2						
Dale Murphy, R (1.9) OBP: 0.270, SLG: 0.417	G6-4-3				FC6-4		HR		1B	4	1	2	1	0	0	2						
Ruben Amaro Jr, S (1.7) OBP: 0.277, SLG: 0.321	F8				1B		G5-3		F9	4	0	1	0	0	0	2						
Steve Lake, R (1.2) OBP: 0.286, SLG: 0.571			K		F8		2B		L5	4	0	1	0	0	1	3						
Kim Batiste, R (1.6) OBP: 0.295, SLG: 0.328			F7		F7		F9			3	0	0	0	0	0	2						
Cliff Brantley, R (1.1) ERA: 4.8 Wally Ritchie, L Barry Jones, R Jim Lindeman, R (8, PH) Mitch Williams, L	F8				1B		F8			2	0	1	0	0	0	1						
Inning Stats	R: 0 E: 0 K: 1 S: 9	H: 0 LOB: 0 BB: 0 P: 11	R: 0 E: 0 K: 0 S: 8	H: 1 LOB: 0 BB: 0 P: 12	R: 0 E: 0 K: 1 S: 11	H: 1 LOB: 1 BB: 0 P: 18	R: 0 E: 0 K: 0 S: 6	H: 0 LOB: 1 BB: 1 P: 11	R: 0 E: 0 K: 0 S: 9	H: 1 LOB: 1 BB: 0 P: 16	R: 0 E: 0 K: 0 S: 5	H: 0 LOB: 0 BB: 0 P: 8	R: 1 E: 0 K: 0 S: 8	H: 2 LOB: 1 BB: 0 P: 16	R: 0 E: 0 K: 1 S: 7	H: 0 LOB: 0 BB: 0 P: 9		R: 0 E: 0 K: 1 S: 13	H: 2 LOB: 2 BB: 0 P: 19	1B: 5 2B: 1 3B: 0 HR: 1	SF: 0 SAC: 0 DP: 1 HBP: 0	WP: 0 PB: 0 SB: 0 CS: 0
PITCHER	IP WLS BF H R ER SO BB IBB HBP BLK WP HR S P ERA WHIP																					
Craig Lefferts, L (1.1) ERA: 4.8	7.0 W 26 5 1 1 1 1 0 0 0 0 0 0 15 21 0.00 1.500																					
Pat Clements, L (8.1) ERA: 2.92	1.1 6 2 0 0 2 0 0 0 0 0 0 0 15 21 0.00 1.500																					
Randy Myers, L (9.1) ERA: 4.5	0.2 S 2 0 0 0 0 0 0 0 0 0 0 0 5 7 0.00 0.000																					



Batter	1	2	3	4	5	6	7	8	9	AB	R	H	RBI	BB	SO	LOB	TOP					
Tony Fernandez, S (1, 6) OBP: 0.357, SLG: 0.403	L9	BB 1B		G6-3			BB 1B			4	0	2	0	0	0	0	San Diego Padres @ Philadelphia Phillies Veterans Stadium, Philadelphia, PA Sun May 10 1992, 3:33 AM EDT Att: 28,130 - Cloudy - 60 F					
Tony Gwynn, L (1, 9) OBP: 0.401, SLG: 0.442	G6-3	BB 1 SAFE 1 SAFE 1 B	FC5 BB		G5-3		G4-3			3	0	0	0	1	0	1						
Gary Sheffield, R (1, 5) OBP: 0.397, SLG: 0.495	HR	1B	FC5		P5			G4-6-3 1B		4	1	2	0	0	0	3						
Fred McGriff, L (1, 3) OBP: 0.414, SLG: 0.646	HR	1B	FC5-4 1B		CS 1B			K		4	1	3	2	0	1	1						
Bento Santiago, R (1, 2) OBP: 0.236, SLG: 0.286	G6-3		P6		CS 1-2			G4-6-3 1-2		4	0	0	0	0	0	2						
Kevin Ward, R (1, 8)		G6-3	L6		G4-3				P3	4	0	0	0	0	0	1						
Jerald Clark, R (1, 7) OBP: 0.246, SLG: 0.313		G5-3	FC5-4 1-2		G5-3				1B 1B	4	0	1	0	0	0	1						
Kurt Stillwell, S (1, 4) OBP: 0.281, SLG: 0.360		2B 1B		G4-3			G5-3		G6-4-3 1B	4	1	2	0	0	0	0						
Greg Harris, R (1, 1) OBP: 0.286, SLG: 0.308		1B		G5-3			P3		G6-4-3 1-2	2	0	1	1	0	0	0						
Tim Teufel, R (7, PH) OBP: 0.347, SLG: 0.302										1	0	0	0	0	0	0						
Rich Rodriguez, L (7, 1)										0	0	0	0	0	0	0						
Darrin Jackson, R (9, PH) OBP: 0.254, SLG: 0.358		1-H 2B								1	0	0	0	0	0	2						
Inning Stats	R: 2 E: 0 K: 0 S: 12	H: 2 LOB: 0 BB: 0 P: 15	R: 1 E: 0 K: 0 S: 11	H: 3 LOB: 3 BB: 1 P: 21	R: 0 E: 0 K: 0 S: 10	H: 1 LOB: 1 BB: 0 P: 15	R: 0 E: 0 K: 0 S: 9	H: 0 LOB: 0 BB: 0 P: 10	R: 0 E: 0 K: 0 S: 8	H: 1 LOB: 0 BB: 0 P: 14	R: 0 E: 0 K: 0 S: 6	H: 0 LOB: 0 BB: 0 P: 8	R: 0 E: 0 K: 0 S: 7	H: 1 LOB: 1 BB: 0 P: 10	R: 0 E: 0 K: 1 S: 5	H: 1 LOB: 0 BB: 0 P: 8	R: 0 E: 0 K: 0 S: 9	H: 2 LOB: 1 BB: 0 P: 12	1B: 9 2B: 1 3B: 0 HR: 1	SF: 0 SAC: 0 DP: 2 HBP: 0	WP: 0 PB: 0 SB: 0 CS: 1	PA: 37
PITCHER Terry Mulholland, L (1, 1) ERA: 5.48	IP: 9.0 WLS: W BF: 36 H: 11 R: 3 ER: 3 SO: 1 BB: 1 IBB: 0 HBP: 0 BLK: 0 WP: 0 HR: 1 S: 77 P: 113 ERA: 3.00 WHIP: 1.333															PITCHER						

AB	35
R	3
H	11
RBI	3
BB	1
SO	1
LOB	11



Batter	1	2	3	4	5	6	7	8	9	AB	R	H	RBI	BB	SO	LOB	BOTTOM			
Lenny Dykstra, L (1, 8) OBP: 0.258, SLG: 0.259	K		P3	F9		HR BB		FC4-6 1B		4	1	1	1	1	1	2	San Diego Padres @ Philadelphia Phillies Veterans Stadium, Philadelphia, PA Sun May 10 1992, 3:33 AM EDT Att: 28,130 - Cloudy - 60 F			
Mariano Duncan, R (1, 7) OBP: 0.333, SLG: 0.480	F8		F8		F7	1-H 2-H HR		FC4-6 FC6		5	1	1	4	0	0	1				
Dave Hollins, S (1, 5) OBP: 0.391, SLG: 0.373	BB			F7	1B 3B	G4-3		FC6		4	1	1	0	1	0	1				
John Kruk, L (1, 3) OBP: 0.460, SLG: 0.434	BB			BB BB G3 1B	3-H 1B		G4-3			3	1	2	1	1	0	0				
Dale Sveum, S (1, 6) OBP: 0.289, SLG: 0.256	G3			G3	K		K			4	0	0	0	0	2	4				
Darren Daulton, L (1, 2) OBP: 0.377, SLG: 0.448		G4-6-3 1B		BB BB 1B BB		G1-3		G4-3		3	1	1	0	1	0	1				
Mickey Morandini, L (1, 4) OBP: 0.405, SLG: 0.462	G4-6-3 1-2			BB BB 1B BB		E1 HR		G4-3 1B 1B		3	3	1	0	1	0	1				
Ruben Amaro Jr, S (1, 9) OBP: 0.276, SLG: 0.310	G3-1			1B BB		G1-3		G4-3		3	0	0	1	1	0	2				
Terry Mulholland, R (1, 1) OBP: 0.158, SLG: 0.211			F9	1-3 2-H 3-H 1B		F7		E3 1B FC4-6		4	1	1	2	0	0	2				
Inning Stats	R: 0 E: 0 K: 1 S: 13	H: 0 LOB: 2 BB: 2 P: 29	R: 0 E: 0 K: 0 S: 7	H: 1 LOB: 0 BB: 0 P: 12	R: 0 E: 0 K: 0 S: 6	H: 0 LOB: 0 BB: 0 P: 12	R: 3 E: 0 K: 0 S: 18	H: 2 LOB: 2 BB: 3 P: 33	R: 1 E: 0 K: 1 S: 11	H: 2 LOB: 1 BB: 0 P: 17	R: 3 E: 0 K: 0 S: 11	H: 1 LOB: 0 BB: 1 P: 18	R: 0 E: 0 K: 1 S: 6	H: 0 LOB: 0 BB: 0 P: 11	R: 2 E: 1 K: 0 S: 13	H: 2 LOB: 1 BB: 0 P: 21	1B: 6 2B: 0 3B: 1 HR: 1	SF: 0 SAC: 0 DP: 1 HBP: 0	WP: 0 PB: 0 SB: 1 CS: 0	PA: 39
PITCHER Greg Harris, R (1, 1) ERA: 3.26	IP: 6.0 WLS: L BF: 30 H: 6 R: 7 ER: 4 SO: 2 BB: 0 IBB: 0 HBP: 0 BLK: 0 WP: 0 HR: 1 S: 66 P: 121 ERA: 6.00 WHIP: 2.000															PITCHER				
Rich Rodriguez, L (7, 1) ERA: 2.03	IP: 2.0 WLS: L BF: 9 H: 2 R: 2 ER: 1 SO: 1 BB: 0 IBB: 0 HBP: 0 BLK: 0 WP: 0 HR: 0 S: 19 P: 32 ERA: 4.50 WHIP: 1.000															PITCHER				

AB	33
R	9
H	8
RBI	9
BB	6
SO	3
LOB	14



Batter	1	2	3	4	5	6	7	8	9	10	AB	R	H	RBI	BB	SO	LOB	TOP			
Darren Lewis, R OBP: 0.353, SLG: 0.312 (1, 8)	P4		L8			G2-3			1B	BB	5	1	2	0	1	0	2	San Francisco Giants @ Philadelphia Phillies Veterans Stadium, Philadelphia, PA Mon May 11 1992, 7:05 PM EDT Att. 15,905 - Cloudy - 68 F			
Willie McGee, S OBP: 0.344, SLG: 0.319 (1, 9)	F9		E6				L4		1B	BB	6	1	2	1	0	1	3				
Will Clark, L OBP: 0.437, SLG: 0.517 (1, 3)	BB		G4-3				K		G3	BB	4	1	1	1	2	1	3				
Kevin Bass, S OBP: 0.300, SLG: 0.419 (1, 7)	K		G3-1				F8		G6-3	K	5	0	0	1	0	2	7				
Matt Williams, R OBP: 0.303, SLG: 0.491 (1, 5)							L8				3	2	1	1	2	0	0				
Greg Litton, R OBP: 0.095, SLG: 0.095 (9, 1)											4	0	0	0	0	2	3				
Dave Burba, R (9, 1)	F8						K		G4-3		0	0	0	0	0	0	0				
Kirt Manwaring, R OBP: 0.369, SLG: 0.324 Jose Uribe, S OBP: 0.235, SLG: 0.500 (8, 6)	G5-3										3	0	1	1	1	0	0				
Royce Clayton, R OBP: 0.306, SLG: 0.351 Jim McNamara, L OBP: 0.314, SLG: 0.344 (8, 2)											0	2	0	0	1	0	0				
John Burkett, R OBP: 0.124, SLG: 0.187 Bryan Hickerson, L OBP: 0.265, SLG: 0.382 Rod Beck, R OBP: 0.188, SLG: 0.314 (8, 4)											1	0	0	0	0	1	1				
Inning Stats	R: 0 E: 0 K: 1 S: 8	H: 0 LOB: 1 BB: 1 P: 14	R: 1 E: 0 K: 12 S: 12	H: 2 LOB: 1 BB: 0 P: 18	R: 0 E: 1 K: 1 S: 7	H: 0 LOB: 0 BB: 0 P: 8	R: 4 E: 1 K: 0 S: 13	H: 3 LOB: 0 BB: 1 P: 20	R: 0 E: 0 K: 1 S: 11	H: 1 LOB: 2 BB: 1 P: 19	R: 0 E: 0 K: 1 S: 8	H: 0 LOB: 0 BB: 0 P: 12	R: 2 E: 0 K: 0 S: 11	H: 1 LOB: 1 BB: 1 P: 19	R: 0 E: 0 K: 0 S: 13	H: 2 LOB: 3 BB: 3 P: 22	R: 1 E: 1 K: 2 S: 15	H: 0 LOB: 3 BB: 3 P: 29	1B: 7 2B: 0 3B: 1 HR: 1	SF: 1 SAC: 5 DP: 0 HBP: 0	WP: 0 PA: 49 PB: 0 SB: 0 CS: 0
PITCHER	IP	WLS	BF	H	R	ER	SO	BB	IBB	HBP	BLK	WP	HR	S	P	ERA	WHIP				
Danny Cox, R ERA: 4.63 Curt Schilling, R ERA: 3.2 Barry Jones, R ERA: 3.92 Wally Ritchie, L ERA: 0.77 Mitch Williams, L ERA: 3.99	5.0	2.0	1.0	1.0	1.0	1.0	1.0	1.0	1.0	1.0	1.0	1.0	1.0	1.0	1.0	5.40	1.400				

AB	35
R	8
H	9
RBI	6
BB	8
SO	7
LOB	22



Batter	1	2	3	4	5	6	7	8	9	10	AB	R	H	RBI	BB	SO	LOB	BOTTOM					
Lenny Dykstra, L OBP: 0.282, SLG: 0.274 (1, 8)	K					G4-3					4	0	2	1	1	1	0	San Francisco Giants @ Philadelphia Phillies Veterans Stadium, Philadelphia, PA Mon May 11 1992, 7:05 PM EDT Att. 15,905 - Cloudy - 68 F					
Mariano Duncan, R OBP: 0.336, SLG: 0.472 (8, 4)	K		G5-3								4	0	1	0	1	2	2						
Dave Hollins, S OBP: 0.376, SLG: 0.355 Mitch Williams, L OBP: 1.000, SLG: 1.000 (10, 1)	F8										5	0	0	0	0	0	4						
John Kruk, L OBP: 0.485, SLG: 0.505 (1, 3)											5	3	3	2	0	0	0						
Dale Murphy, R OBP: 0.236, SLG: 0.366 (1, 9)											5	0	0	0	0	2	1						
Darren Daulton, L OBP: 0.378, SLG: 0.457 (1, 2)											5	2	2	0	0	2	0						
Dale Sveum, S OBP: 0.286, SLG: 0.279 (10, 5)	F8										4	1	1	1	0	0	1						
Mickey Morandini, L OBP: 0.298, SLG: 0.450 Ricky Jordan, R OBP: 0.265, SLG: 0.382 Barry Jones, R OBP: 0.188, SLG: 0.314 Wally Ritchie, L OBP: 0.265, SLG: 0.382 Kim Balfanz, R OBP: 0.265, SLG: 0.382 (10, 4)											2	0	0	0	0	0	0						
Danny Cox, R OBP: 0.091, SLG: 0.091 Jeff Grolewold, L OBP: 0.354, SLG: 0.300 Curt Schilling, R OBP: 0.265, SLG: 0.382 Ruben Amaro Jr, S OBP: 0.290, SLG: 0.310 (8, 7)											1	0	0	0	0	1	0						
Inning Stats	R: 0 E: 0 K: 2 S: 8	H: 0 LOB: 0 BB: 0 P: 11	R: 1 E: 0 K: 1 S: 8	H: 1 LOB: 0 BB: 0 P: 15	R: 0 E: 0 K: 1 S: 7	H: 0 LOB: 1 BB: 1 P: 13	R: 1 E: 0 K: 1 S: 12	H: 1 LOB: 0 BB: 0 P: 17	R: 0 E: 0 K: 0 S: 5	H: 1 LOB: 0 BB: 0 P: 10	R: 0 E: 0 K: 0 S: 6	H: 1 LOB: 0 BB: 0 P: 8	R: 4 E: 0 K: 2 S: 17	H: 4 LOB: 1 BB: 1 P: 26	R: 0 E: 0 K: 1 S: 6	H: 0 LOB: 0 BB: 0 P: 10	R: 1 E: 1 K: 0 S: 16		H: 2 LOB: 3 BB: 3 P: 30	R: 0 E: 0 K: 0 S: 7	H: 0 LOB: 0 BB: 0 P: 12	1B: 4 2B: 3 3B: 0 HR: 2	SF: 1 SAC: 0 DP: 1 HBP: 0
PITCHER	IP	WLS	BF	H	R	ER	SO	BB	IBB	HBP	BLK	WP	HR	S	P	ERA	WHIP						
John Burkett, R ERA: 5.1 Bryan Hickerson, L ERA: 1.72 Rod Beck, R ERA: 1.88 Dave Righetti, L ERA: 4.61 Dave Burba, R ERA: 2.79	6.1	0.2	1.0	1.0	1.0	1.0	1.0	1.0	1.0	1.0	1.0	1.0	1.0	1.0	1.0	7.11	1.105						



Batter	1	2	3	4	5	6	7	8	9	AB	R	H	RBI	BB	SO	LOB	TOP								
Darren Lewis, R OBP: 0.361, SLG: 0.326	3-2 L8-3 1B		1-2 S 1B		1-1 SF4		2-2 1B SF7	2-2 G6-3		4	2	3	1	0	0	0									
Willie McGee, S OBP: 0.346, SLG: 0.322	0-0 F9		1-0 1B		0-0 P6		0-0 1B SF7		1-3 K	5	1	2	1	0	1	2									
Will Clark, L OBP: 0.429, SLG: 0.508	3-1 L8-3		0-0 G4-3			1-1 BB 1B	0-0 SF7		0-3 K	4	1	1	1	0	1	2									
Kevin Bass, S OBP: 0.294, SLG: 0.397		3-2 G4-3		1-2 P3		4-2 1B BB G1-3	0-3 K		0-0 L7	4	1	0	0	1	1	1									
Matt Williams, R OBP: 0.302, SLG: 0.482		0-3 K		1-3 K		1-3 K	2-0 2B 1B			4	1	1	1	0	3	2									
Kirt Manwaring, R OBP: 0.386, SLG: 0.342		4-2 BB		1-2 L5		4-1 G1-3 1B BB	1-1 2B			2	0	1	1	2	0	0									
Greg Litton, R OBP: 0.130, SLG: 0.130		2-0 P3			1-1 SH2-4 SF4 1B	0-1 G1-3 1B	2-2 F8			2	1	1	0	0	0	1									
Mike Felder, S OBP: 0.340, SLG: 0.367						1-2 2-3 3-H				2	0	1	1	0	0	1									
Jose Uribe, S OBP: 0.238, SLG: 0.421			1-2 G3		4-0 SH2-4 BB	1-2 G1-3		3-2 G1-3		3	0	0	1	1	0	2									
Bill Swift, R OBP: 0.227, SLG: 0.318			3-2 F8		0-0 SH2-4	1-3 K		1-3 K		1	0	0	0	0	0	0									
Chris James, R OBP: 0.289, SLG: 0.194					1-2 2-3					1	0	0	0	0	1	2									
Bryan Hickerson, L OBP: 0.303, SLG: 0.347										0	0	0	0	0	0	0									
Royce Clayton, R OBP: 0.303, SLG: 0.347										1	0	0	0	0	1	0									
Michael Jackson, R OBP: 0.303, SLG: 0.347										0	0	0	0	0	0	0									
Inning Stats	R: 0 E: 0 K: 0 S: 6	H: 1 LOB: 0 BB: 0 P: 12	R: 0 E: 0 K: 1 S: 15	H: 0 LOB: 1 BB: 24 P: 24	R: 1 E: 0 K: 0 S: 12	H: 2 LOB: 1 BB: 0 P: 18	R: 0 E: 0 K: 1 S: 9	H: 0 LOB: 0 BB: 0 P: 12	R: 1 E: 0 K: 0 S: 6	H: 1 LOB: 1 BB: 1 P: 12	R: 2 E: 0 K: 2 S: 17	H: 2 LOB: 2 BB: 2 P: 29	R: 3 E: 0 K: 1 S: 14	H: 4 LOB: 1 BB: 0 P: 21	R: 0 E: 0 K: 1 S: 11	H: 0 LOB: 0 BB: 0 P: 17	R: 0 E: 0 K: 2 S: 7	H: 0 LOB: 0 BB: 0 P: 8	1B: 9 2B: 2 3B: 0 HR: 0	SF: 2 SAC: 1 DP: 1 HBP: 0	WP: 0 PB: 0 SB: 1 CS: 0	PA: 40			
PITCHER	IP	WLS	BF	H	R	ER	SO	BB	IBB	HBP	BLK	WP	HR	S	P	ERA	WHIP								
Tommy Greene, R ERA: 6.32	(1, 1)	5.1	24	5	4	4	3	4	0	0	0	0	0	57	97	6.75	1.688								
Barry Jones, R ERA: 4.91	(6, 1)	1.1	L	9	5	3	3	2	0	0	0	0	0	19	26	20.25	3.750								
Wally Ritchie, L ERA: 0.75	(7, 1)	0.1		1	0	0	0	0	0	0	0	0	0	3	5	0.00	0.000								
Steve Searcy, L ERA: 6.43	(8, 1)	2.0		6	0	0	0	3	0	0	0	0	0	18	25	0.00	0.000								

San Francisco Giants @ Philadelphia Phillies
Veterans Stadium, Philadelphia, PA
Tue May 12 1992, 7:05 PM EDT
Att. 16,247 - Sunny - 73 F

AB	33
R	7
H	10
RBI	7
BB	4
SO	8
LOB	13



Batter	1	2	3	4	5	6	7	8	9	AB	R	H	RBI	BB	SO	LOB	BOTTOM								
Lenny Dykstra, L OBP: 0.293, SLG: 0.288	0-1 G4-3		1-1 G5-4-3 1B		1-2 1B		1-3 K			4	0	2	0	0	1	0									
Mariano Duncan, R OBP: 0.326, SLG: 0.458	3-2 G5-3		0-1 G5-4-3 1-2		0-0 P1			2-1 G6-3		4	0	0	0	0	0	2									
Dave Hollins, S OBP: 0.380, SLG: 0.369	3-1 1B 2B		0-0 F8		1-0 F8			1-2 2B 1B		4	2	2	0	0	0	1									
John Kruk, L OBP: 0.466, SLG: 0.500	1-1 2B 1B			4-0 HR BB	0-0 G4-3			2-3 K		3	2	1	1	1	1	2									
Darren Daulton, L OBP: 0.391, SLG: 0.521	0-0 2B			3-2 HR		1-1 G6-3		1-1 2B		4	1	3	4	0	0	0									
Dale Murphy, R OBP: 0.217, SLG: 0.333	0-2 G5-3			1-0 F9		0-2 L6		1-1 F9		4	0	0	0	0	0	2									
Dale Sveum, S OBP: 0.264, SLG: 0.255		3-2 G4-3		2-2 P6		0-3 K			2-3 K	4	0	0	0	0	2	0									
Mickey Morandini, L OBP: 0.389, SLG: 0.440		0-0 G6-3		3-1 1B			2-2 G3-1		1-3 K	4	0	1	0	0	1	0									
Tommy Greene, R OBP: 0.143, SLG: 0.143	(1, 1)			2-2 G5-3			1-3 K		3-2 G3	2	0	0	0	0	1	1									
Barry Jones, R ERA: 1.78	(6, 1)									0	0	0	0	0	0	0									
Wally Ritchie, L ERA: 1.53	(7, 1)									0	0	0	0	0	0	0									
Kim Batiste, R OBP: 0.286, SLG: 0.322	(7, PH)									0	0	0	0	0	1	0									
Steve Searcy, L OBP: 0.307, SLG: 0.385	(8, PH)									1	0	0	0	0	0	0									
Inning Stats	R: 2 E: 0 K: 0 S: 15	H: 3 LOB: 1 BB: 0 P: 22	R: 0 E: 0 K: 1 S: 7	H: 0 LOB: 0 BB: 0 P: 12	R: 0 E: 0 K: 0 S: 5	H: 1 LOB: 0 BB: 0 P: 6	R: 2 E: 0 K: 0 S: 12	H: 2 LOB: 1 BB: 1 P: 27	R: 0 E: 0 K: 1 S: 8	H: 0 LOB: 0 BB: 0 P: 9	R: 0 E: 0 K: 2 S: 10	H: 0 LOB: 0 BB: 0 P: 14	R: 1 E: 0 K: 1 S: 12	H: 2 LOB: 1 BB: 0 P: 19	R: 0 E: 0 K: 2 S: 10	H: 0 LOB: 0 BB: 0 P: 16	1B: 5 2B: 3 3B: 0 HR: 1	SF: 0 SAC: 0 DP: 1 HBP: 0	WP: 0 PB: 0 SB: 0 CS: 0	PA: 36					
PITCHER	IP	WLS	BF	H	R	ER	SO	BB	IBB	HBP	BLK	WP	HR	S	P	ERA	WHIP								
Bill Swift, R ERA: 1.78	(1, 1)	5.0	22	7	4	4	1	1	0	0	0	0	0	45	75	7.20	1.600								
Bryan Hickerson, L ERA: 1.53	(6, 1)	2.0	W	6	0	0	0	3	0	0	0	0	0	18	23	0.00	0.000								
Michael Jackson, R ERA: 2.95	(8, 1)	2.0	S	8	2	1	1	3	0	0	0	0	0	22	35	4.50	1.000								

San Francisco Giants @ Philadelphia Phillies
Veterans Stadium, Philadelphia, PA
Tue May 12 1992, 7:05 PM EDT
Att. 16,247 - Sunny - 73 F

AB	35
R	5
H	9
RBI	5
BB	1
SO	7
LOB	8



Batter	1	2	3	4	5	6	7	8	9	AB	R	H	RBI	BB	SO	LOB	TOP									
Darren Lewis, R OBP: 0.349, SLG: 0.313	3-3 K	1-2 G3			0-0 F8	1-0 F9			2-3 K	5	0	0	0	0	2	2										
Willie McGee, S OBP: 0.336, SLG: 0.311	1-3 K		1-3 K		1-2 G4-3		0-3 K			4	0	0	0	0	3	0										
Will Clark, L OBP: 0.430, SLG: 0.508	1-2 1B		1-1 G5-3		0-0 1B		1-3 K			4	0	2	0	0	1	0										
Chris James, R OBP: 0.268, SLG: 0.176	0-3 K		2-0 F9		1-3 K		1-1 G3			3	0	0	0	0	2	2										
Mike Felder, S OBP: 0.333, SLG: 0.360										1	0	0	0	0	0	0										
Matt Williams, R OBP: 0.308, SLG: 0.534		0-0 HR		1-3 K		2-1 HR		2-0 F8		4	2	2	2	0	1	0										
Kirt Manwaring, R OBP: 0.391, SLG: 0.375		1-0 F7		1-0 G6-3 3B		1-2 HR		2-1 G3-1		4	2	2	0	0	0	0										
Royce Clayton, R OBP: 0.313, SLG: 0.343		4-2 SH1-4 1B BB		4-2 G6-3 S BB		1-3 K		1-2 G3		1	0	0	0	2	1	1										
Jose Uribe, S OBP: 0.227, SLG: 0.400										1	0	0	0	0	0	0										
Greg Litton, R OBP: 0.185, SLG: 0.296	1 SAFE 0-0 SH1-4 1B		3-2 G6-3		2-1 SAFE HR			3-3 K		4	1	2	3	0	1	1										
Trevor Wilson, L OBP: 0.222, SLG: 0.250	1-2 SH1-4		0-1 L6		2-3 K			1-2 G4-3		2	0	0	0	0	1	1										
Rod Beck, R OBP: 0.291, SLG: 0.392										0	0	0	0	0	0	0										
Kevin Bass, S OBP: 0.291, SLG: 0.392										1	0	0	0	0	0	0										
Jeff Brantley, R OBP: 0.291, SLG: 0.392										0	0	0	0	0	0	0										
Inning Stats	R: 0 E: 0 K: 3 S: 14	H: 1 LOB: 1 BB: 0 P: 19	R: 1 E: 0 K: 0 S: 13	H: 2 LOB: 2 BB: 1 P: 20	R: 0 E: 0 K: 1 S: 7	H: 0 LOB: 0 BB: 0 P: 11	R: 1 E: 0 K: 1 S: 14	H: 1 LOB: 1 BB: 0 P: 23	R: 0 E: 0 K: 1 S: 8	H: 1 LOB: 1 BB: 0 P: 10	R: 3 E: 0 K: 2 S: 16	H: 3 LOB: 0 BB: 0 P: 25	R: 0 E: 0 K: 2 S: 8	H: 0 LOB: 0 BB: 0 P: 10	R: 0 E: 0 K: 0 S: 6	H: 0 LOB: 0 BB: 0 P: 11	R: 0 E: 0 K: 1 S: 15	H: 0 LOB: 0 BB: 0 P: 21	1B: 4 2B: 0 3B: 1 HR: 3	SF: 0 SAC: 1 DP: 0 HBP: 0	WP: 0 PB: 0 SB: 1 CS: 0	PA: 37				
PITCHER	IP	WLS	BF	H	R	ER	SO	BB	IBB	HBP	BLK	WP	HR	S	P	ERA	WHIP									
Kyle Abbott, L ERA: 5.32	(1, 1)	6.0	L	28	8	5	5	8	2	0	0	0	0	3	72	108	7.50	1.667								
Curt Schilling, R ERA: 2.66	(7, 1)	3.0		9	0	0	0	4	0	0	0	0	0	29	42	0.00	0.000									

San Francisco Giants @ Philadelphia Phillies
Veterans Stadium, Philadelphia, PA
Wed May 13 1992, 7:05 PM EDT
Att: 21,211 - Cloudy - 73 F

AB 34
R 5
H 8
RBI 5
BB 2
SO 12
LOB 7



Batter	1	2	3	4	5	6	7	8	9	AB	R	H	RBI	BB	SO	LOB	BOTTOM									
Lenny Dykstra, L OBP: 0.304, SLG: 0.304	2-2 G3 1B E 1B		0-1 F9-1 1B		1-1 SF8			2-1 G6-3		3	1	2	1	0	0	0										
Mariano Duncan, R OBP: 0.317, SLG: 0.444	2-0 F8		2-3 K		3-H 2-0 G6-4-3			1-3 K		4	0	0	0	0	2	3										
Dave Hollins, S OBP: 0.376, SLG: 0.365	1 SAFE 1 SAFE 1 SAFE E G3 1B		0-0 F9-1		0-3 K			0-1 F8		4	0	1	0	0	1	1										
John Kruk, L OBP: 0.460, SLG: 0.487	0-0 G3			1-3 K		4-1 BB		1-0 L8		3	0	0	0	1	1	2										
Ricky Jordan, R	0-0 E1			0-2 L9		0-0 L7		3-2 L9		4	0	0	0	0	0	2										
Dale Murphy, R OBP: 0.204, SLG: 0.313	2-3 3-H K		2-3 K		1-1 G5-3			2-2 F7		3	0	0	0	0	2	3										
Curt Schilling, R										0	0	0	0	0	0	0										
Wally Backman, S OBP: 0.333, SLG: 0.357										1	0	0	0	0	0	0										
Darren Daulton, L OBP: 0.390, SLG: 0.515		2-2 P5			2-2 2B 1B		1-3 K			3	1	1	0	0	1	0										
Kim Batiste, R OBP: 0.288, SLG: 0.339		1-1 F9			0-1 1B SF8 2B		0-3 K			3	1	1	0	0	1	0										
Kyle Abbott, L OBP: 0.250, SLG: 0.273			2-3 K		0-0 G6-4-3 1B		0-3 K			2	0	1	1	0	1	0										
Ruben Amaro Jr, S OBP: 0.287, SLG: 0.306										1	0	0	0	0	1	0										
Inning Stats	R: 1 E: 1 K: 1 S: 10	H: 2 LOB: 2 BB: 0 P: 16	R: 0 E: 0 K: 1 S: 9	H: 0 LOB: 0 BB: 0 P: 14	R: 0 E: 0 K: 1 S: 7	H: 1 LOB: 0 BB: 0 P: 8	R: 0 E: 0 K: 2 S: 10	H: 0 LOB: 0 BB: 0 P: 13	R: 2 E: 0 K: 0 S: 9	H: 3 LOB: 0 BB: 0 P: 14	R: 0 E: 0 K: 1 S: 7	H: 0 LOB: 1 BB: 1 P: 12	R: 0 E: 0 K: 3 S: 10	H: 0 LOB: 0 BB: 0 P: 11	R: 0 E: 0 K: 1 S: 8	H: 0 LOB: 0 BB: 0 P: 11	R: 0 E: 0 K: 0 S: 8	H: 0 LOB: 0 BB: 0 P: 14	1B: 5 2B: 2 3B: 0 HR: 0	SF: 1 SAC: 0 DP: 2 HBP: 0	WP: 0 PB: 0 SB: 0 CS: 0	PA: 33				
PITCHER	IP	WLS	BF	H	R	ER	SO	BB	IBB	HBP	BLK	WP	HR	S	P	ERA	WHIP									
Trevor Wilson, L ERA: 4.32	(1, 1)	5.1	W	22	6	3	2	6	1	0	0	0	0	0	49	73	3.38	1.312								
Rod Beck, R ERA: 1.69	(6, 1)	2.2		8	0	0	0	4	0	0	0	0	0	21	26	0.00	0.000									
Jeff Brantley, R ERA: 1.15	(9, 1)	1.0	S	3	0	0	0	0	0	0	0	0	0	8	14	0.00	0.000									

San Francisco Giants @ Philadelphia Phillies
Veterans Stadium, Philadelphia, PA
Wed May 13 1992, 7:05 PM EDT
Att: 21,211 - Cloudy - 73 F

AB 31
R 3
H 6
RBI 2
BB 1
SO 10
LOB 11



Batter	1	2	3	4	5	6	7	8	9	AB R H RBI BB SO LOB	TOP												
Lenny Dykstra, L OBP: 0.298, SLG: 0.288	P7	G6-3				FC3-6		F9		4 0 0 0 1 0 3	Philadelphia Phillies @ Cincinnati Reds Riverfront Stadium, Cincinnati, OH Fri May 15 1992, 7:05 PM EDT Att: 32,819 - Sunny - 78 F												
Mariano Duncan, R OBP: 0.313, SLG: 0.436	S 1B		K	K		G5-3		K	5 1 1 0 0 3 4														
Dave Hollins, S OBP: 0.390, SLG: 0.373	1B SF8		G5-3				FC6-4 BB	BB HR	3 2 2 2 2 0 0														
John Kruk, L OBP: 0.458, SLG: 0.479			F8	G4-3			FC6-4 G4-3	HR BB	4 1 1 0 1 0 4														
Ricky Jordan, R OBP: 0.200, SLG: 0.556	SF8			2B 1B	G6-3		G4-3	HR	4 2 2 4 0 0 1														
Dale Murphy, R OBP: 0.208, SLG: 0.327	G4-3			2B	G1-3		G5-3	1B	4 1 1 0 0 0 2														
Ruben Amaro Jr, S OBP: 0.294, SLG: 0.314				2B				1B	1 0 1 0 0 0 0														
Darren Daulton, L OBP: 0.398, SLG: 0.534				G5-3 BB	K			K	4 1 2 2 1 2 1														
Steve Scarson, R OBP: 0.400, SLG: 0.250		F8		BB G5-3		G5-3		K 1B	4 0 1 0 1 1 2														
Terry Mulholland, R OBP: 0.167, SLG: 0.208			K	G5-3				K F7	5 0 1 0 0 2 6														
Inning Stats	R: 2 E: 0 K: 0 S: 11	H: 3 LOB: 1 BB: 0 P: 16	R: 0 E: 0 K: 1 S: 15	H: 0 LOB: 1 BB: 1 P: 24	R: 0 E: 0 K: 1 S: 8	H: 0 LOB: 0 BB: 0 P: 13	R: 3 E: 0 K: 1 S: 20	H: 3 LOB: 3 BB: 3 P: 39	R: 0 E: 0 K: 1 S: 7	H: 0 LOB: 0 BB: 0 P: 10	R: 0 E: 0 K: 0 S: 6	H: 0 LOB: 1 BB: 1 P: 10	R: 0 E: 0 K: 2 S: 9	H: 1 LOB: 1 BB: 1 P: 12	R: 0 E: 0 K: 2 S: 15	H: 1 LOB: 2 BB: 1 P: 23	R: 3 E: 0 K: 2 S: 15	H: 4 LOB: 2 BB: 1 P: 23	1B: 8 2B: 3 3B: 0 HR: 1	SF: 1 SAC: 0 DP: 0 HBP: 0	WP: 0 PB: 0 CS: 2 PA: 45		
PITCHER	IP WLS BF H R ER SO BB IBB HBP BLK WP HR S P ERA WHIP											IP WLS BF H R ER SO BB IBB HBP BLK WP HR S P ERA WHIP											
Tom Browning, L ERA: 6.02	3.0 L 16 6 5 5 2 1 0 0 0 0 0 0 41 65 15.00 2.333																						
Dwayne Henry, R ERA: 3.43	2.0 9 0 0 0 2 2 1 0 0 0 0 20 37 0.00 1.000																						
Mitt Hill, R ERA:	2.0 8 1 0 0 2 1 0 0 0 0 0 13 20 0.00 1.000																						
Norm Charlton, L ERA: 2.21	1.0 4 1 0 0 2 0 0 0 0 0 0 9 12 0.00 1.000																						
Scott Ruskin, L ERA: 7.24	1.0 8 4 3 3 2 1 0 0 0 0 1 15 23 27.00 5.000																						
Batter	1	2	3	4	5	6	7	8	9	AB R H RBI BB SO LOB	BOTTOM												
Bip Roberts, S OBP: 0.365, SLG: 0.349	G6-3		K		G6-3			1B BB		3 0 0 0 1 1 1	Philadelphia Phillies @ Cincinnati Reds Riverfront Stadium, Cincinnati, OH Fri May 15 1992, 7:05 PM EDT Att: 32,819 - Sunny - 78 F												
Jacob Brumfield, R OBP: 0.194, SLG: 0.138	E6 FC1-6		K			P3		P6	4 0 0 0 0 1 2														
Barry Larkin, R OBP: 0.320, SLG: 0.292	FC1-6 FC5-4			F8 1B		F8			4 0 2 0 0 0 1														
Chris Sabo, R OBP: 0.278, SLG: 0.370	FC5-4			1B		F8		F7	4 0 1 0 0 0 3														
Glenn Braggs, R OBP: 0.279, SLG: 0.250		G5-3		F8		F8		G5-3	4 0 0 0 0 0 2														
Darnell Coles, R OBP: 0.350, SLG: 0.579	F8		P7				FC6-4 1B	F8	4 0 1 0 0 0 2														
Paul O'Neill, L OBP: 0.436, SLG: 0.504	G4-3		F7			K		P5	4 0 0 0 0 1 3														
Joe Oliver, R OBP: 0.291, SLG: 0.379					K2-3		FC6-4		3 0 1 0 0 1 1														
Tom Browning, L OBP: 0.226, SLG: 0.287								G6-3	1 0 0 0 0 1 1														
Freddie Benavides, R OBP: 0.244, SLG: 0.320									0 0 0 0 0 0 0														
Mitt Hill, R ERA:									0 0 0 0 0 0 0														
Norm Charlton, S OBP: 0.305, SLG: 0.395									0 0 0 0 0 0 0														
Bill Doran, S OBP: 0.305, SLG: 0.395									0 0 0 0 0 0 0														
Scott Ruskin, R ERA:									1 0 0 0 0 0 0														
Inning Stats	R: 0 E: 1 K: 0 S: 5	H: 0 LOB: 0 BB: 0 P: 9	R: 0 E: 0 K: 0 S: 5	H: 0 LOB: 0 BB: 0 P: 9	R: 0 E: 0 K: 3 S: 17	H: 1 LOB: 1 BB: 0 P: 21	R: 0 E: 0 K: 0 S: 8	H: 2 LOB: 2 BB: 0 P: 14	R: 0 E: 0 K: 1 S: 11	H: 0 LOB: 0 BB: 0 P: 12	R: 0 E: 0 K: 0 S: 10	H: 0 LOB: 0 BB: 0 P: 13	R: 0 E: 0 K: 1 S: 12	H: 1 LOB: 1 BB: 0 P: 17	R: 0 E: 0 K: 0 S: 7	H: 1 LOB: 2 BB: 1 P: 14	R: 0 E: 0 K: 0 S: 4	H: 0 LOB: 0 BB: 0 P: 6	R: 0 E: 0 K: 0 S: 4	H: 0 LOB: 0 BB: 0 P: 6	1B: 5 2B: 0 3B: 0 HR: 0	SF: 0 SAC: 0 DP: 0 HBP: 0	WP: 0 PB: 0 CS: 0 PA: 34
PITCHER	IP WLS BF H R ER SO BB IBB HBP BLK WP HR S P ERA WHIP											IP WLS BF H R ER SO BB IBB HBP BLK WP HR S P ERA WHIP											
Terry Mulholland, L ERA: 4.61	9.0 W 34 5 0 0 5 1 0 0 0 0 0 79 115 0.00 0.667																						

AB	38
R	8
H	12
RBI	8
BB	6
SO	8
LOB	23



AB	33
R	0
H	5
RBI	0
BB	1
SO	5
LOB	16



Batter	1	2	3	4	5	6	7	8	9	AB	R	H	RBI	BB	SO	LOB	TOP								
Lenny Dykstra, L (1, 8) OBP: 0.315, SLG: 0.289	4-1 G4-3 S 1B BB	2-2 E 1B		4-0 BB BB		1-0 FC4-6 CS 1-2			1-2 G4-3	3	2	1	0	2	0	1									
Mariano Duncan, R (1, 7) OBP: 0.309, SLG: 0.434	2-1 G4-3	2-2 E9 1B 2B 1-H 2-H		0-0 F9		3-2 G6-3 1-2			0-1 E5 1B	5	2	1	2	0	0	4									
Dave Hollins, S (1, 5) OBP: 0.397, SLG: 0.372	4-1 F8 1B BB	1-2 1B		4-1 1-2 2-3 BB			0-1 F7		1-1 P6	3	0	1	1	2	0	1									
John Kruk, L (1, 9) OBP: 0.456, SLG: 0.476	1-0 1-2 3-H 1B	G4-3		2-1 G3			1-0 F7		1-0 1B	5	0	2	2	0	0	4									
Ricky Jordan, R (1, 3) OBP: 0.133, SLG: 0.357	0-0 F8 2-3		0-0 P4		2-3 K		3-2 P4		1-3 K	5	0	0	0	0	2	3									
Dale Sveum, S (1, 6) OBP: 0.246, SLG: 0.235	2-3 K		2-1 F9		1-0 F8			1-2 G4-3		4	0	0	0	0	1	2									
Mickey Morandini, L (1, 4) OBP: 0.378, SLG: 0.425 Steve Scarsone, R (8, PH) OBP: 0.333, SLG: 0.200 (8, 4)		0-2 G3	1-3 K		2-3 K			1-3 K		3	0	0	0	0	2	0									
Steve Lake, R (1, 2) OBP: 0.333, SLG: 0.556		2-0 F7		0-0 BB SH3-4 1B		1-1 G5-3		0-1 FC6-4 1B		4	0	2	0	0	0	0									
Cliff Brantley, R (1, 1) OBP: 0.400, SLG: 0.400 Wally Ritchie, L (5, 1) Barry Jones, R (7, 1) Dale Murphy, R (8, PH) Mitch Williams, L (8, 1)		0-0 1B E 1B		0-0 SH3-4		4-1 FC4-6 BB		0-2 FC6-4 1-2		1	1	1	0	0	0	0									
Inning Stats	R: 1 E: 0 K: 1 S: 9	H: 1 LOB: 2 BB: 2 P: 22	R: 3 E: 1 K: 0 S: 16	H: 4 LOB: 1 BB: 0 P: 26	R: 0 E: 0 K: 1 S: 8	H: 0 LOB: 0 BB: 0 P: 11	R: 0 E: 0 K: 0 S: 6	H: 1 LOB: 3 BB: 2 P: 16	R: 0 E: 0 K: 2 S: 10	H: 0 LOB: 0 BB: 1 P: 15	R: 0 E: 0 K: 0 S: 7	H: 0 LOB: 1 BB: 1 P: 16	R: 0 E: 0 K: 0 S: 6	H: 0 LOB: 0 BB: 0 P: 10	R: 0 E: 0 K: 1 S: 12	H: 1 LOB: 1 BB: 0 P: 14	R: 1 E: 1 K: 1 S: 12	H: 1 LOB: 1 BB: 0 P: 16	1B: 7 2B: 1 3B: 0 HR: 0	SF: 0 SAC: 1 DP: 0 HBP: 0	WP: 0 PB: 0 SB: 1 CS: 1	PA: 41			
PITCHER	IP WLS BF H R ER SO BB IBB HBP BLK WP HR S P ERA WHIP	7.0 W 32 6 4 3 4 5 0 0 0 0 0 0 62 116 3.86 1.571	1.0 L 4 1 0 0 1 0 0 0 0 0 0 0 12 14 0.00 1.000	1.0 S 5 1 1 0 1 0 0 0 0 0 0 0 12 16 0.00 1.000																					

Philadelphia Phillies @ Cincinnati Reds
Riverfront Stadium, Cincinnati, OH
Sat May 16 1992, 7:05 PM EDT
Att: 42,382 - Cloudy - 84 F

AB	35
R	5
H	8
RBI	5
BB	5
SO	6
LOB	16



Batter	1	2	3	4	5	6	7	8	9	AB	R	H	RBI	BB	SO	LOB	BOTTOM							
Bip Roberts, S (1, 7) OBP: 0.366, SLG: 0.346	1-1 G6-3		4-1 1B BB		0-1 E FC3-6 1B 3-H	3-2 F8		1-3 K		4	1	1	1	1	1	2								
Dave Martinez, L (1, 8) OBP: 0.351, SLG: 0.301 Glenn Braggs, R (7, PH) OBP: 0.274, SLG: 0.246 Norm Charlton, S (8, 1) Darnell Coles, R (8, PH) OBP: 0.381, SLG: 0.600 Rob Dibble, L (9, 1) OBP: 1.000, SLG: 1.000		4-0 G5-4-3 BB	0-0 FC3-6 E	1-3 1B	1-2 1B		0-1 G6-3	1-2 1B 2-H		2	0	2	1	1	0	0								
Barry Larkin, R (1, 6) OBP: 0.313, SLG: 0.300	1-0 G5-4-3 1-2		1-2 G5-3		2-2 E6 FC3-6 1-2 2-3		2-1 F8 2B	0-3 K		5	1	1	0	0	1	7								
Paul O'Neill, L (1, 9) OBP: 0.431, SLG: 0.492		4-2 G4-3 BB		2-2 G3-1	0-1 FC3-6 BB 1-2 2-3 3-H		0-1 F8			3	0	0	1	1	0	3								
Hal Morris, L (1, 3) OBP: 0.357, SLG: 0.378		0-0 G4-3 1-2		1-0 G4-3	4-2 BB		0-0 WP 2B			3	0	1	1	1	0	1								
Chris Sabo, R (1, 5) OBP: 0.277, SLG: 0.364		1-1 F8		0-2 1B	1-0 F8		3-1 G6-3 2-3			4	0	1	0	0	0	4								
Bill Doran, S (1, 4) OBP: 0.303, SLG: 0.374			2-2 E1 G6-3 1B	2-2 G3		0-0 F8		4-1 SH3-4 1B BB		3	2	0	0	1	0	1								
Joe Oliver, R (1, 2) OBP: 0.292, SLG: 0.378			2-3 K2-3		0-1 G4-3 WP 1B 1B	2-1 F9		1-0 SH3-4		3	1	1	0	0	1	1								
Tim Belcher, R (1, 1) OBP: 0.056, SLG: 0.222 Jacob Brumfield, R (8, 8) OBP: 0.219, SLG: 0.138			1-2 G6-3 2-3		3-1 G4-3 1-3	1-2 HR		4-1 1B BB		3	1	1	1	0	0	2								
Inning Stats	R: 0 E: 0 K: 0 S: 3	H: 0 LOB: 0 BB: 1 P: 9	R: 0 E: 0 K: 0 S: 6	H: 0 LOB: 0 BB: 1 P: 11	R: 1 E: 1 K: 1 S: 17	H: 1 LOB: 2 BB: 1 P: 27	R: 0 E: 0 K: 0 S: 11	H: 1 LOB: 1 BB: 0 P: 16	R: 2 E: 1 K: 0 S: 16	H: 3 LOB: 3 BB: 1 P: 26	R: 1 E: 0 K: 0 S: 10	H: 1 LOB: 1 BB: 0 P: 16	R: 1 E: 0 K: 0 S: 9	H: 2 LOB: 1 BB: 0 P: 14	R: 1 E: 0 K: 2 S: 14	H: 1 LOB: 2 BB: 2 P: 25	1B: 6 2B: 2 3B: 0 HR: 1	SF: 0 SAC: 1 DP: 2 HBP: 0	WP: 2 PB: 0 SB: 1 CS: 0	PA: 39				
PITCHER	IP WLS BF H R ER SO BB IBB HBP BLK WP HR S P ERA WHIP	4.1 L 21 3 2 2 0 1 0 0 0 0 1 22 35 7.71 1.714	2.1 L 11 3 2 2 0 1 0 0 0 0 0 2 5 0.00 0.000	1.0 6 1 1 1 2 2 0 0 0 0 0 0 14 25 9.00 3.000																				

Philadelphia Phillies @ Cincinnati Reds
Riverfront Stadium, Cincinnati, OH
Sat May 16 1992, 7:05 PM EDT
Att: 42,382 - Cloudy - 84 F

AB	32
R	6
H	9
RBI	6
BB	6
SO	3
LOB	21



Batter	1	2	3	4	5	6	7	8	9	AB R H RBI BB SO LOB	TOP									
Lenny Dykstra, L OBP: 0.330, SLG: 0.309	F8		E 1B SF7 1B		G5-4-3 1B		F8		G5-2-3 1B	5 1 3 1 0 0 0	Philadelphia Phillies @ Cincinnati Reds Riverfront Stadium, Cincinnati, OH Sun May 17 1992, 3:33 AM EDT Att: 29,783 - Cloudy - 81 F									
Mariano Duncan, R OBP: 0.318, SLG: 0.440	S 1B		E 1B		G5-4-3 1-2			K	G5-2-3 1B	5 0 3 1 0 1 1										
Dave Hollins, S OBP: 0.397, SLG: 0.384	K		SF7		K			1B	G5-2-3 1B	4 1 2 2 0 2 1										
John Kruk, L OBP: 0.460, SLG: 0.477 Ruben Amaro Jr., S OBP: 0.296, SLG: 0.318	G6-3		FC5-4 BB					G1-4-3 2H 1B	G5-2-3 1B	2 0 1 0 1 0 1 2 0 1 1 0 0 3										
Ricky Jordan, R OBP: 0.100, SLG: 0.263	G6-3		FC5-4 1-2					G1-4-3 1B	G4-3	5 0 0 0 0 1 6										
Dale Murphy, R OBP: 0.190, SLG: 0.298	K				F9			K		4 0 0 0 0 3 2										
Steve Lake, R OBP: 0.409, SLG: 0.591	1B				1B				BB 1B	4 1 3 0 0 0 1										
Kim Batiste, R OBP: 0.275, SLG: 0.323 Mickey Morandini, L OBP: 0.383, SLG: 0.425	G4-3				L7				1B BB BB	3 0 0 0 0 0 2 0 1 0 0 1 0 0										
Brad Brink, R Dale Sveum, S Steve Seary, L Mike Hartley, R Wally Backman, S Mitch Williams, L			K		K		K		1B 1B BB	2 0 0 0 0 0 2 1 0 0 0 0 1 0 0 0 0 0 0 0 0 0 0 0 0 0 0 0 0 1 0 0 1 0 0 0 0 0 0 0 0 0										
Inning Stats	R: 0 E: 0 K: 1 S: 11	H: 1 LOB: 1 BB: 0 P: 14	R: 0 E: 0 K: 1 S: 12	H: 1 LOB: 1 BB: 0 P: 15	R: 1 E: 2 K: 1 S: 14	H: 2 LOB: 2 BB: 1 P: 22	R: 0 E: 0 K: 1 S: 11	H: 1 LOB: 1 BB: 0 P: 14	R: 0 E: 0 K: 2 S: 10	H: 1 LOB: 1 BB: 0 P: 16		R: 0 E: 0 K: 1 S: 11	H: 0 LOB: 0 BB: 0 P: 15	R: 1 E: 0 K: 2 S: 16	H: 2 LOB: 1 BB: 0 P: 22	R: 3 E: 0 K: 0 S: 15	H: 4 LOB: 2 BB: 2 P: 31	1B: 12 2B: 1 3B: 0 HR: 0	SF: 1 SAC: 0 DP: 2 HBP: 0	WP: 0 PB: 0 SB: 2 CS: 0
PITCHER	IP WLS BF H R ER SO BB IBB HBP BLK WP HR S P ERA WHIP											IP WLS BF H R ER SO BB IBB HBP BLK WP HR S P ERA WHIP								
Greg Swindell, L ERA: 3.44	(1, 1) 7.1 31 9 2 1 9 1 0 0 0 0 0 85 116 1.23 1.364																			
Rob Dibble, R ERA: 4.05	(8, 1) 0.2 L 7 3 3 3 1 2 0 0 0 0 0 0 15 31 40.50 7.500																			
Norm Charlton, L ERA: 2.01	(9, 1) 1.0 3 1 0 0 0 0 0 0 0 0 0 0 8 13 0.00 1.000																			

AB	37
R	5
H	13
RBI	5
BB	3
SO	10
LOB	18



Batter	1	2	3	4	5	6	7	8	9	AB R H RBI BB SO LOB	BOTTOM											
Bip Roberts, S OBP: 0.369, SLG: 0.351 Jacob Brumfield, R OBP: 0.212, SLG: 0.133	G4-3				P6				P4	4 0 2 2 0 0 0 1 0 0 0 0 0 0	Philadelphia Phillies @ Cincinnati Reds Riverfront Stadium, Cincinnati, OH Sun May 17 1992, 3:33 AM EDT Att: 29,783 - Cloudy - 81 F											
Dave Martinez, L OBP: 0.340, SLG: 0.291	G3				P6				SH1-4 1B	3 0 0 0 0 0 2												
Barry Larkin, R OBP: 0.321, SLG: 0.301	F9				G4-6-3 1B				BB	3 0 1 0 1 1 2												
Paul O'Neill, L OBP: 0.426, SLG: 0.479			F8		G4-6-3 1-2				G3	3 1 0 0 1 0 2												
Chris Sabo, R OBP: 0.299, SLG: 0.407			HBP BB 1B						F7	4 1 3 0 0 0 0												
Hal Morris, L OBP: 0.342, SLG: 0.350			HBP BB 1B						F7	3 1 0 0 1 0 2												
Bill Doran, S OBP: 0.302, SLG: 0.378			1B HBP BB						F8	4 0 1 0 0 0 4												
Joe Oliver, R OBP: 0.300, SLG: 0.370			1B HBP		G6-3				P4	2 1 0 1 1 1 0												
Greg Swindell, L OBP: 0.136, SLG: 0.190 Rob Dibble, L OBP: 1.000, SLG: 1.000 Norm Charlton, S			1B HBP						K	3 0 1 1 0 1 2 0 0 0 0 0 0 0 0 0 0 0 0 0 0												
Darnell Coles, R OBP: 0.364, SLG: 0.571			1B		K				K	1 0 0 0 0 1 0												
Inning Stats	R: 0 E: 0 K: 0 S: 5	H: 0 LOB: 0 BB: 0 P: 8	R: 4 E: 0 K: 1 S: 19	H: 3 LOB: 2 BB: 2 P: 35	R: 0 E: 0 K: 0 S: 9	H: 1 LOB: 1 BB: 0 P: 13	R: 0 E: 0 K: 1 S: 6	H: 0 LOB: 0 BB: 0 P: 7	R: 0 E: 0 K: 0 S: 10	H: 1 LOB: 2 BB: 1 P: 17	R: 0 E: 0 K: 0 S: 6	H: 2 LOB: 2 BB: 1 P: 12	R: 0 E: 0 K: 0 S: 6	H: 1 LOB: 1 BB: 1 P: 12	R: 0 E: 0 K: 2 S: 3	H: 0 LOB: 0 BB: 0 P: 5	R: 0 E: 0 K: 2 S: 9	H: 0 LOB: 0 BB: 0 P: 11	1B: 5 2B: 3 3B: 0 HR: 0	SF: 0 SAC: 1 DP: 1 HBP: 1	WP: 0 PB: 0 SB: 0 CS: 2	PA: 37
PITCHER	IP WLS BF H R ER SO BB IBB HBP BLK WP HR S P ERA WHIP											IP WLS BF H R ER SO BB IBB HBP BLK WP HR S P ERA WHIP										
Brad Brink, R ERA: 6.0	(1, 1) 6.0 27 4 1 0 0 0 1 0 0 0 0 0 6 12 0.00 2.000																					
Steve Seary, L ERA: 5.63	(7, 1) 1.0 4 1 0 0 0 0 0 0 0 0 0 0 3 5 0.00 0.000																					
Mike Hartley, R ERA:	(8, 1) 1.0 W 3 0 0 0 0 0 0 0 0 0 0 0 3 5 0.00 0.000																					
Mitch Williams, L ERA: 3.94	(9, 1) 1.0 S 3 0 0 0 0 2 0 0 0 0 0 0 9 11 0.00 0.000																					

AB	31
R	4
H	8
RBI	4
BB	4
SO	4
LOB	14



Batter	1	2	3	4	5	6	7	8	9	AB	R	H	RBI	BB	SO	LOB	TOP		
Craig Biggio, R OBP: 0.363, SLG: 0.430 (1, 4)	F8		F9				F8		F8	5	0	1	1	0	0	1	Houston Astros @ Philadelphia Phillies Veterans Stadium, Philadelphia, PA Mon May 18 1992, 7:05 PM EDT Att: 17,309 - Cloudy - 73 F		
Steve Finley, L OBP: 0.317, SLG: 0.421 (1, 8)	G3		1B		L6		1B		1B	5	0	3	0	0	0	1			
Jeff Bagwell, R OBP: 0.309, SLG: 0.371 (1, 3)	F9		BB		G5-3		FC5-4		G3-6-1	4	0	0	0	1	0	4			
Pete Incaviglia, R OBP: 0.284, SLG: 0.339 (1, 7)		1B BB G6-4-3	F8				F8			3	2	1	0	1	0	3			
Eric Anthony, L OBP: 0.358, SLG: 0.383 (8, 9)		1B BB G6-4-3			L8		FC3-6 1B		G3	3	0	1	1	1	0	0			
Chris Jones, R OBP: 0.286, SLG: 0.250 (8, 9)										0	0	0	0	0	0	0			
Casey Candaele, S OBP: 0.226, SLG: 0.255 (1, 6) (8, 5)			1B		K		F8		1B	4	0	2	0	0	1	1			
Scott Servais, R OBP: 0.182, SLG: 0.205 (1, 2)		G6-4-3			P6		FC3-6 2B		K	4	1	0	0	0	1	4			
Juan Guerrero, R OBP: 0.227, SLG: 0.211 Joe Boever, R (8, 1)			F9		SH1-4 2B BB		1B		P6	3	1	1	1	1	0	2			
Jimmy Jones, R OBP: 0.250, SLG: 0.250 Rob Mallicoat, L (7, 1)					SH1-4 2B BB		1B			0	0	0	0	0	0	0			
Rafael Ramirez, R OBP: 0.220, SLG: 0.255 (8, 6)			P9				P3		E6 1B	1	0	0	0	0	0	0			
Inning Stats	R: 0 E: 0 K: 0 S: 12	H: 0 LOB: 0 BB: 0 P: 17	R: 1 E: 0 K: 0 S: 10	H: 1 LOB: 1 BB: 2 P: 22	R: 0 E: 0 K: 0 S: 14	H: 1 LOB: 2 BB: 1 P: 24	R: 0 E: 0 K: 1 S: 9	H: 0 LOB: 0 BB: 0 P: 13	R: 1 E: 0 K: 0 S: 12	H: 3 LOB: 1 BB: 0 P: 19	R: 0 E: 0 K: 0 S: 8	H: 1 LOB: 1 BB: 0 P: 11	R: 0 E: 0 K: 1 S: 8	H: 1 LOB: 1 BB: 0 P: 12	R: 0 E: 1 K: 0 S: 9	H: 1 LOB: 1 BB: 0 P: 10	1B: 6 2B: 3 3B: 0 HR: 0	SF: 0 SAC: 1 DP: 2 HBP: 0	WP: 0 PA: 39 PB: 0 SB: 1 CS: 0
PITCHER	IP WLS BF H R ER SO BB IBB HBP BLK WP HR S P ERA WHIP																		
Kyle Abbott, L ERA: 5.44 Danny Cox, R ERA: 4.46 Wally Ritchie, L ERA: 1.76 Barry Jones, R ERA: 4.63	(1, 1) (6, 1) (8, 1) (9, 1)	5.2 1.1 1.0 1.0	L 5 4 4	26 1 1 1	6 1 1 0	4 0 0 0	1 0 1 0	1 0 0 0	0 0 0 0	0 0 0 0	0 0 0 0	0 0 0 0	0 0 0 0	0 0 0 0	0 0 0 0	0 0 0 0	6.35 0.00 0.00 0.00	1.765 0.750 1.000 1.000	

Batter	1	2	3	4	5	6	7	8	9	AB	R	H	RBI	BB	SO	LOB	BOTTOM				
Lenny Dykstra, L OBP: 0.337, SLG: 0.353 (1, 8)	L4			HR		P8		FC6-4 1B		4	1	2	1	0	0	0	Houston Astros @ Philadelphia Phillies Veterans Stadium, Philadelphia, PA Mon May 18 1992, 7:05 PM EDT Att: 17,309 - Cloudy - 73 F				
Mariano Duncan, R OBP: 0.311, SLG: 0.429 (1, 7)	G6-3			G6-3		L8		FC6-4 1B		4	0	0	0	0	0	1					
Dave Hollins, S OBP: 0.388, SLG: 0.372 (1, 5)	L4			K		F7		F8		4	0	0	0	0	1	1					
John Kruk, L OBP: 0.461, SLG: 0.485 (1, 3)		K		1B				1B 2B		4	1	2	0	0	1	0					
Darren Daulton, L OBP: 0.394, SLG: 0.523 (1, 2)		F8		K				F9		4	0	1	1	0	1	1					
Dale Murphy, R OBP: 0.177, SLG: 0.279 (1, 9)		F8				K		F8		4	0	0	0	0	1	1					
Mickey Morandini, L OBP: 0.371, SLG: 0.411 (1, 4)				K		G3		L6		3	0	0	0	0	1	1					
Kim Batiste, R OBP: 0.278, SLG: 0.338 Wally Ritchie, L Barry Jones, R (8, 1) (9, 1)				G4-3				P3		3	0	1	0	0	0	1					
Kyle Abbott, L OBP: 0.214, SLG: 0.231 Danny Cox, R OBP: 0.091, SLG: 0.091 Dale Sveum, S OBP: 0.237, SLG: 0.226 (8, 6)				G6-3		G3		G5-3		2	0	0	0	0	0	1					
Inning Stats	R: 0 E: 0 K: 0 S: 7	H: 0 LOB: 0 BB: 0 P: 10	R: 0 E: 0 K: 1 S: 7	H: 0 LOB: 0 BB: 0 P: 11	R: 0 E: 0 K: 1 S: 7	H: 0 LOB: 0 BB: 0 P: 12	R: 1 E: 0 K: 2 S: 12	H: 2 LOB: 1 BB: 0 P: 22	R: 0 E: 0 K: 1 S: 10	H: 1 LOB: 1 BB: 0 P: 14	R: 0 E: 0 K: 0 S: 6	H: 0 LOB: 0 BB: 0 P: 8	R: 1 E: 0 K: 0 S: 10	H: 2 LOB: 1 BB: 0 P: 17	R: 0 E: 0 K: 0 S: 8	H: 1 LOB: 1 BB: 0 P: 13		R: 0 E: 0 K: 0 S: 9	H: 0 LOB: 0 BB: 0 P: 16	1B: 3 2B: 2 3B: 0 HR: 1	SF: 0 SAC: 0 DP: 0 HBP: 0
PITCHER	IP WLS BF H R ER SO BB IBB HBP BLK WP HR S P ERA WHIP																				
Jimmy Jones, R ERA: 2.7 Rob Mallicoat, L ERA: 0.93 Joe Boever, R ERA: 2.3	(1, 1) (7, 1) (8, 1)	6.0 1.1 1.2	W 6 S	22 2 5	4 2 0	2 0 0	2 0 0	5 0 0	0 0 0	0 0 0	0 0 0	0 0 0	0 0 0	0 0 0	0 0 0	0 0 0	3.00 0.00 0.00	0.667 1.500 0.000			

Batter	1	2	3	4	5	6	7	8	9	AB	R	H	RBI	BB	SO	LOB	TOP										
Craig Biggio, R OBP: 0.360, SLG: 0.422	0-3 K		0-0 P3		1-0 F7			4-1 2B 5 HR BB		3	1	0	0	1	1	1	Houston Astros @ Philadelphia Phillies Veterans Stadium, Philadelphia, PA Tue May 19 1992, 7:05 PM EDT Att. 15,299 - Sunny - 67 F										
Steve Finley, L OBP: 0.321, SLG: 0.426	1-2 G6-3		2-2 E6			4-0 1B S BB		1-2 5 HR 2B		3	1	1	0	1	0	1											
5 Jeff Bagwell, R OBP: 0.307, SLG: 0.388	2-3 K		0-1 F8			0-0 F9		0-0 HR		4	1	1	3	0	1	3											
Eric Anthony, L OBP: 0.333, SLG: 0.353		0-0 F7		3-1 G4-3		0-2 F8		2-2 G5-3		4	0	0	0	0	0	1											
Luis Gonzalez, L OBP: 0.206, SLG: 0.232		2-2 1B		1-1 L6		1-2 1B		0-0 P5		4	0	2	0	0	0	0											
Juan Guerrero, R OBP: 0.248, SLG: 0.227 Xavier Hernandez, L OBP: 0.360, SLG: 0.489 Ken Caminiti, S OBP: 0.360, SLG: 0.489 Al Osuna, R OBP: 0.292, SLG: 0.336	1-0 L7		0-1 1B		1-3 K		3-2 CS 1B			3	0	1	0	0	1	3											
Casey Candaele, S OBP: 0.227, SLG: 0.248	1-1 G3		1-0 G3			4-2 G4-6-3 BB		1-0 CS	3-2 F9	3	0	0	0	1	0	2											
Eddie Taubensee, L OBP: 0.263, SLG: 0.216 Pete Incaviglia, R OBP: 0.292, SLG: 0.336			4-2 FC3-6 BB		2-2 G3-1		0-0 G4-6-3		2-3 K	2	0	0	0	1	0	1											
Butch Henry, L OBP: 0.091, SLG: 0.364 Rafael Ramirez, R OBP: 0.212, SLG: 0.245			1-0 FC3-6 E		1-3 K		0-1 G6-3		3-3 K	2	0	0	0	0	1	1											
Inning Stats	R: 0 E: 0 K: 2 S: 12	H: 0 LOB: 0 BB: 0 P: 15	R: 0 E: 0 K: 0 S: 10	H: 1 LOB: 1 BB: 0 P: 14	R: 0 E: 1 K: 0 S: 9	H: 0 LOB: 2 BB: 1 P: 16	R: 0 E: 0 K: 0 S: 7	H: 1 LOB: 1 BB: 0 P: 12	R: 0 E: 0 K: 1 S: 14	H: 0 LOB: 0 BB: 1 P: 20	R: 0 E: 0 K: 0 S: 5	H: 0 LOB: 0 BB: 1 P: 9	R: 3 E: 0 K: 0 S: 13	H: 3 LOB: 0 BB: 1 P: 24	R: 0 E: 0 K: 2 S: 12	H: 0 LOB: 0 BB: 0 P: 20		1B: 4 2B: 1 3B: 0 HR: 1	SF: 0 SAC: 0 DP: 1 HBP: 0	WP: 0 PB: 0 SB: 1 CS: 1	PA: 37						
PITCHER	IP	WLS	BF	H	R	ER	SO	BB	IBB	HBP	BLK	WP	HR	S	P	ERA	WHIP										
Curt Schilling, R ERA: 2.36	(1, 1)	6.0	W	24	3	0	0	4	2	0	0	0	0	61	90	0.00	0.833										
Barry Jones, R ERA: 5.55	(7, 1)	1.0		6	2	3	3	0	2	0	0	0	1	10	19	27.00	4.000										
Mitch Williams, L ERA: 3.5	(8, 1)	2.0	S	6	1	0	0	2	0	0	0	0	0	20	34	0.00	0.500										

AB	32
R	3
H	6
RBI	3
BB	4
SO	6
LOB	13



Batter	1	2	3	4	5	6	7	8	9	AB	R	H	RBI	BB	SO	LOB	BOTTOM										
Lenny Dykstra, L OBP: 0.333, SLG: 0.341	2-2 P7		2-2 F8		1-1 F8	4-0 IBB				3	0	0	0	1	0	0	Houston Astros @ Philadelphia Phillies Veterans Stadium, Philadelphia, PA Tue May 19 1992, 7:05 PM EDT Att. 15,299 - Sunny - 67 F										
Ruben Amaro Jr, S OBP: 0.306, SLG: 0.319	2-1 CS 1B		0-1 G6-3		4-2 S HR BB	1-1 F7				3	1	1	0	1	0	2											
Dave Hollins, S OBP: 0.396, SLG: 0.436	1-1 1-2 2B		3-2 HR		1-1 1-H HR		2-1 G4-3			4	2	3	3	0	0	0											
John Kruk, L OBP: 0.462, SLG: 0.481	4-1 BB		2-1 1B		0-1 G4-3		0-0 F8			3	0	1	0	1	0	0											
Mariano Duncan, R OBP: 0.303, SLG: 0.418	0-0 F7		3-3 K		1-2 F8		0-0 G1-3			4	0	0	0	0	1	3											
Darren Daulton, L OBP: 0.405, SLG: 0.536		1-1 G1-3 1B		4-1 FC6-4 BB		0-0 1B 2B		3-3 K		3	1	2	0	1	1	0											
Steve Scarsone, R OBP: 0.200, SLG: 0.111		1-3 K		2-2 FC6-4		0-0 P3		0-0 P6		4	0	0	0	0	1	3											
Kim Batiste, R OBP: 0.263, SLG: 0.319		0-0 G1-3		0-1 F9		0-0 L8		1-2 P5		4	0	0	0	0	0	3											
Curt Schilling, R Ricky Jordan, R OBP: 0.143, SLG: 0.300 Barry Jones, R OBP: 1.000, SLG: 1.000	1-2 G4-3		0-3 K		0-0 2-H 1B					2	0	0	0	0	1	2											
Inning Stats	R: 0 E: 0 K: 0 S: 10	H: 2 LOB: 2 BB: 1 P: 19	R: 0 E: 0 K: 1 S: 10	H: 1 LOB: 0 BB: 0 P: 13	R: 1 E: 0 K: 1 S: 13	H: 2 LOB: 1 BB: 0 P: 23	R: 0 E: 0 K: 1 S: 11	H: 0 LOB: 1 BB: 1 P: 17	R: 2 E: 0 K: 0 S: 11	H: 1 LOB: 0 BB: 1 P: 18	R: 1 E: 0 K: 0 S: 6	H: 2 LOB: 2 BB: 1 P: 11	R: 0 E: 0 K: 0 S: 4	H: 0 LOB: 0 BB: 0 P: 6	R: 0 E: 0 K: 1 S: 7	H: 0 LOB: 0 BB: 0 P: 11		1B: 4 2B: 2 3B: 0 HR: 2	SF: 0 SAC: 0 DP: 0 HBP: 0	WP: 0 PB: 0 SB: 1 CS: 1	PA: 35						
PITCHER	IP	WLS	BF	H	R	ER	SO	BB	IBB	HBP	BLK	WP	HR	S	P	ERA	WHIP										
Butch Henry, L ERA: 4.6	(1, 1)	5.2	L	26	7	4	4	3	3	0	0	0	0	7	14	0.00	0.750										
Xavier Hernandez, R ERA: 2.0	(6, 1)	1.1		6	1	0	0	0	0	1	0	0	0	7	11	0.00	0.000										
Al Osuna, L ERA: 3.06	(8, 1)	1.0		3	0	0	0	1	0	0	0	0	0	7	11	0.00	0.000										

AB	31
R	4
H	8
RBI	4
BB	4
SO	4
LOB	13



Batter	1	2	3	4	5	6	7	8	9	AB R H RBI BB SO LOB	TOP								
Craig Biggio, R OBP: 0.362, SLG: 0.418 (1, 4)	G5-3		K		FC5-4		L7		BB	4 0 1 0 1 1 0	Houston Astros @ Philadelphia Phillies Veterans Stadium, Philadelphia, PA Wed May 20 1992, 7:05 PM EDT Att: 16,048 - Sunny - 74 F								
Steve Finley, L OBP: 0.318, SLG: 0.419 (1, 8)	1B		G3		L4		G4-3		P6	5 1 1 0 0 0 4									
5 Jeff Bagwell, R OBP: 0.304, SLG: 0.382 (1, 3)	1B		K		FC5-4				P9	5 0 1 0 0 1 4									
Pete Incaviglia, R OBP: 0.289, SLG: 0.342 (1, 7)	P4				G4-3		P4			4 0 2 0 0 0 2									
Eric Anthony, L OBP: 0.328, SLG: 0.345 (1, 9)	1B				F7		G6-3		P7	4 0 1 1 0 0 2									
Juan Guerrero, R OBP: 0.241, SLG: 0.231 (1, 5)	FC6-4				G4-3		2B		G4-3	4 0 1 0 0 0 4									
Scott Servais, R OBP: 0.213, SLG: 0.239 (9, PH)			K						BB	2 0 1 0 0 1 0									
Rafael Ramirez, R OBP: 0.226, SLG: 0.280 (9, PR)					HBP				2B	1 0 1 0 0 0 0									
Luis Gonzalez, L OBP: 0.206, SLG: 0.232 (9, PR)									BB	0 0 0 0 0 0 0									
Andujar Cedeno, R OBP: 0.274, SLG: 0.314 (6, 1)									K	3 0 0 0 0 0 4									
Joe Boever, R OBP: 0.353, SLG: 0.478 (9, PH)	G5-3				P4		G1-3		K	0 0 0 0 0 0 0									
Ken Caminiti, S OBP: 0.231, SLG: 0.246 (6, 6)									BB	1 0 0 0 0 1 1									
Darryl Kile, R OBP: 0.286, SLG: 0.091 (6, 1)									BB	2 0 0 0 0 0 0									
Rob Mallicoat, L OBP: 0.231, SLG: 0.246 (6, 6)							G6-3		BB	1 0 0 0 1 0 0									
Casey Candaele, S OBP: 0.231, SLG: 0.246 (6, 6)									BB	0 0 0 0 0 0 0									
Inning Stats	R: 1 E: 0 K: 0 S: 17	H: 3 LOB: 2 BB: 0 P: 25	R: 0 E: 0 K: 2 S: 9	H: 0 LOB: 0 BB: 0 P: 12	R: 0 E: 0 K: 2 S: 8	H: 1 LOB: 2 BB: 0 P: 14	R: 0 E: 0 K: 0 S: 10	H: 1 LOB: 1 BB: 0 P: 12	R: 0 E: 0 K: 0 S: 14	H: 2 LOB: 2 BB: 0 P: 16	R: 0 E: 0 K: 0 S: 11	H: 1 LOB: 1 BB: 0 P: 15	R: 0 E: 0 K: 1 S: 11	H: 1 LOB: 3 BB: 2 P: 22	1B: 7 2B: 2 3B: 0 HR: 0	SF: 0 SAC: 0 DP: 0 HBP: 1	WP: 0 PB: 0 SB: 0 CS: 0	PA: 39	
PITCHER	IP WLS BF H R ER SO BB IBB HBP BLK WP HR S P ERA WHIP																		
Terry Mulholland, L ERA: 4.15 (1, 1)	8.1 W 36 9 1 1 6 1 0 1 0 0 0 92 130 1.08 1.200																		
Mitch Williams, L ERA: 3.38 (9, 1)	0.2 S 3 0 0 0 0 1 0 0 0 0 0 0 5 11 0.00 1.500																		

AB	36
R	1
H	9
RBI	1
BB	2
SO	6
LOB	21



Batter	1	2	3	4	5	6	7	8	9	AB R H RBI BB SO LOB	BOTTOM									
Lenny Dykstra, L OBP: 0.346, SLG: 0.348 (1, 8)	G6-3		CS		G5-3		K		BB	4 1 2 0 1 1 3	Houston Astros @ Philadelphia Phillies Veterans Stadium, Philadelphia, PA Wed May 20 1992, 7:05 PM EDT Att: 16,048 - Sunny - 74 F									
Mariano Duncan, R OBP: 0.294, SLG: 0.405 (1, 7)	G4-3		K		G5-3		P6		K	5 0 0 0 0 2 7										
Dave Hollins, S OBP: 0.399, SLG: 0.445 (1, 5)	1B		P2		2B		F8			4 0 2 1 0 0 3										
John Kruk, L OBP: 0.463, SLG: 0.486 (1, 3)					G4-3		G3			3 1 1 0 1 0 0										
Darren Daulton, L OBP: 0.407, SLG: 0.540 (1, 2)					BB		L4			3 0 1 1 1 0 2										
Ruben Amaro Jr, S OBP: 0.304, SLG: 0.316 (1, 9)					BB		G3			4 0 1 0 0 0 3										
Mickey Morandini, L OBP: 0.376, SLG: 0.409 (1, 4)					L8		BB		G1-3	3 0 1 0 1 0 2										
Kim Batiste, R OBP: 0.275, SLG: 0.320 (1, 6)					FC5		BB		K	3 0 1 0 1 1 2										
Terry Mulholland, R OBP: 0.214, SLG: 0.222 (1, 1)					FC5		BB		1B	3 0 1 0 1 0 5										
Mitch Williams, L OBP: 1.000, SLG: 1.000 (9, 1)					FC5		BB		1B	0 0 0 0 0 0 0										
Inning Stats	R: 0 E: 0 K: 0 S: 11	H: 1 LOB: 1 BB: 0 P: 15	R: 1 E: 0 K: 0 S: 6	H: 2 LOB: 2 BB: 1 P: 11	R: 0 E: 0 K: 1 S: 7	H: 0 LOB: 0 BB: 1 P: 14	R: 0 E: 0 K: 0 S: 14	H: 1 LOB: 3 BB: 2 P: 26	R: 1 E: 0 K: 0 S: 15	H: 2 LOB: 2 BB: 1 P: 27	R: 0 E: 0 K: 1 S: 10	H: 2 LOB: 3 BB: 1 P: 20	R: 0 E: 0 K: 0 S: 3	H: 0 LOB: 0 BB: 0 P: 5	R: 0 E: 0 K: 2 S: 11	H: 2 LOB: 2 BB: 0 P: 14	1B: 7 2B: 3 3B: 0 HR: 0	SF: 0 SAC: 0 DP: 0 HBP: 0	WP: 0 PB: 0 SB: 0 CS: 1	PA: 38
PITCHER	IP WLS BF H R ER SO BB IBB HBP BLK WP HR S P ERA WHIP																			
Darryl Kile, R ERA: 3.13 (1, 1)	5.0 L 26 8 2 2 1 1 0 0 0 0 0 0 55 98 3.60 2.600																			
Rob Mallicoat, L ERA: 9.5 (6, 1)	0.1 2 0 0 0 1 1 0 0 0 0 0 0 5 11 0.00 3.000																			
Joe Boever, R ERA: 2.1 (6, 1)	2.2 10 2 0 0 2 0 0 0 0 0 0 0 17 23 0.00 0.750																			

AB	32
R	2
H	10
RBI	2
BB	6
SO	4
LOB	27



Batter	1	2	3	4	5	6	7	8	9	AB	R	H	RBI	BB	SO	LOB	TOP										
Bip Roberts, S OBP: 0.369, SLG: 0.362 (1, 7)	1-1 BB PB 1B	1-0 G6-4-3 1-2 2-3 3-H		3-1 F8		0-1 F7			2-2 1B	5	0	2	0	0	0	2	Cincinnati Reds @ Philadelphia Phillies Veterans Stadium, Philadelphia, PA Fri May 22 1992, 7:05 PM EDT Att: 22,028 - Sunny - 88 F										
Dave Martinez, L OBP: 0.349, SLG: 0.284 Billy Hatcher, R OBP: 0.300, SLG: 0.375 (1, 8) (9, PH)	4-1 BB BB	2-2 S 1B		1-2 G4-3			2-2 G4-3		0-0 F8	3	0	1	1	1	0	0											
Barry Larkin, R OBP: 0.337, SLG: 0.355 (1, 6)	0-0 F8	3-H K		1-0 F9			1-0 G3		2-2 1B	5	0	1	0	0	1	3											
Paul O'Neill, L OBP: 0.429, SLG: 0.462 (1, 9)	4-2 BB BB		4-0 G3-1 G3 BB		1-1 G6-4-3 1B		4-2 BB		1-3 K	2	0	1	0	3	1	2											
Chris Sabo, R OBP: 0.307, SLG: 0.413 Dwayne Henry, R (7, 1)	1-0 F9		0-1 G3		3-1 G6-4-3		3-2 G6-3		1-3 K	4	0	0	0	0	0	6											
Glenn Braggs, R OBP: 0.286, SLG: 0.231 (9, PH)			1-2		1-2					0	0	0	0	0	0	0											
Hal Morris, L OBP: 0.365, SLG: 0.345 (1, 3)	1-1 L7		1-0 E6 G3-1		4-2 BB				3-2 G4-3	3	0	0	0	1	0	4											
Bill Doran, S OBP: 0.315, SLG: 0.405 (1, 4)		3-2 E BB G6-4-3 1B		2-2 G3-1		2-2 F7			1-2 G1-3	4	1	1	0	0	0	3											
Joe Oliver, R OBP: 0.311, SLG: 0.352 (1, 2)		3-0 G6-4-3 E 1B BB		4-0 FC6 IBB		1-1 P5		1-1 FC6-4 1B		2	1	1	0	2	0	0											
Tim Belcher, R OBP: 0.050, SLG: 0.200 Jeff Branson, L OBP: 0.198, SLG: 0.286 Scott Ruskin, R (6, 1) Darnell Coles, R OBP: 0.333, SLG: 0.517 (7, 5)	2-2 FC G6-4-3		2-1 FC6		2-1 L8			1-0 FC6-4		2	0	0	0	0	0	5											
Inning Stats	R: 0 E: 0 K: 0 S: 9	H: 1 LOB: 3 BB: 2 P: 20	R: 2 E: 1 K: 1 S: 16	H: 2 LOB: 1 BB: 1 P: 28	R: 0 E: 0 K: 0 S: 8	H: 0 LOB: 3 BB: 2 P: 21	R: 0 E: 0 K: 0 S: 7	H: 0 LOB: 0 BB: 0 P: 12	R: 0 E: 0 K: 0 S: 14	H: 1 LOB: 1 BB: 1 P: 24	R: 0 E: 0 K: 0 S: 6	H: 0 LOB: 0 BB: 0 P: 9	R: 0 E: 0 K: 0 S: 12	H: 0 LOB: 1 BB: 1 P: 22	R: 0 E: 0 K: 0 S: 9	H: 1 LOB: 1 BB: 0 P: 15	R: 0 E: 0 K: 2 S: 17	H: 2 LOB: 2 BB: 0 P: 23	1B: 7 2B: 0 3B: 0 HR: 0	SF: 0 SAC: 0 DP: 2 HBP: 0	WP: 0 PB: 1 SB: 1 CS: 0	PA: 41					
PITCHER	IP	WLS	BF	H	R	ER	SO	BB	IBB	HBP	BLK	WP	HR	S	P	ERA	WHIP										
Cliff Brantley, R ERA: 3.51	(1, 1)	7.0	W	32	4	2	0	1	6	1	0	0	0	72	136	0.00	1.429										
Wally Ritchie, L ERA: 1.56	(8, 1)	2.0		9	3	0	0	2	0	0	0	0	0	26	38	0.00	1.500										

AB	34
R	2
H	7
RBI	1
BB	7
SO	3
LOB	29



Batter	1	2	3	4	5	6	7	8	9	AB	R	H	RBI	BB	SO	LOB	BOTTOM										
Lenny Dykstra, L OBP: 0.330, SLG: 0.330 (1, 8)	1-1 F9		2-1 G3		0-1 F8	0-1 F9		0-2 G3-1		5	0	0	0	0	0	1	Cincinnati Reds @ Philadelphia Phillies Veterans Stadium, Philadelphia, PA Fri May 22 1992, 7:05 PM EDT Att: 22,028 - Sunny - 88 F										
Mariano Duncan, R OBP: 0.297, SLG: 0.405 (1, 7)	3-2 BB 1B		0-1 P3		1-2 S 2B 1B	1-2 G5-3		1-3 K		5	1	2	0	0	1	1											
Dave Hollins, S OBP: 0.410, SLG: 0.464 (1, 5)	4-2 SAFE SAFE BB		4-1 1B BB		1-0 HR 2B		0-1 2B 2B	3-2 F8		3	3	2	1	2	0	0											
John Kruk, L OBP: 0.470, SLG: 0.511 (1, 3)	0-0 F7		1-1 E 1B		0-0 HR		4-1 2B BB			3	3	2	2	1	0	2											
Darren Daulton, L OBP: 0.417, SLG: 0.552 (1, 2)	1-3 K		1-1 E8 1B		4-0 G3-1 BB		3-2 S 2B			3	1	2	3	1	1	2											
Ruben Amaro Jr, S OBP: 0.293, SLG: 0.303 (1, 9)		3-2 P6	0-0 P5		3-2 G3-1		2-2 G6-3			4	0	0	0	0	0	3											
Mickey Morandini, L OBP: 0.361, SLG: 0.406 (1, 4)	1-1 1B			2-3 K	3-3 K		4-2 BB			3	0	1	0	1	2	1											
Kim Batiste, R OBP: 0.274, SLG: 0.321 (1, 6)	2-2 SAFE SAFE F9			1-0 G6-3		2-2 F9 SH2-4 1B		0-0 SF8		3	0	1	1	0	0	1											
Cliff Brantley, R ERA: 4.26 Dale Sveum, S ERA: 8.4 Wally Ritchie, L ERA: 3.12 (1, 1) (7, PH) (8, 1)	1-3 K		1-3 G6-3		3-2 G6-3		0-1 SH2-4 G3			2	0	0	0	0	1	1											
Inning Stats	R: 0 E: 0 K: 1 S: 12	H: 1 LOB: 2 BB: 1 P: 21	R: 0 E: 0 K: 1 S: 12	H: 1 LOB: 0 BB: 0 P: 19	R: 2 E: 1 K: 0 S: 10	H: 2 LOB: 1 BB: 1 P: 18	R: 0 E: 0 K: 1 S: 8	H: 0 LOB: 0 BB: 0 P: 14	R: 3 E: 0 K: 0 S: 11	H: 3 LOB: 1 BB: 1 P: 25	R: 0 E: 0 K: 0 S: 15	H: 1 LOB: 0 BB: 0 P: 14	R: 3 E: 0 K: 0 S: 15	H: 2 LOB: 1 BB: 2 P: 30	R: 0 E: 0 K: 1 S: 9	H: 0 LOB: 0 BB: 0 P: 13		1B: 6 2B: 3 3B: 0 HR: 1	SF: 1 SAC: 1 DP: 0 HBP: 0	WP: 0 PB: 0 SB: 2 CS: 0	PA: 39						
PITCHER	IP	WLS	BF	H	R	ER	SO	BB	IBB	HBP	BLK	WP	HR	S	P	ERA	WHIP										
Tim Belcher, R ERA: 4.26	(1, 1)	5.0	L	25	7	5	4	4	3	0	0	0	0	22	38	20.25	3.750										
Scott Ruskin, L ERA: 8.4	(6, 1)	1.1		9	3	3	3	0	2	0	0	0	0	13	19	0.00	0.000										
Dwayne Henry, R ERA: 3.12	(7, 1)	1.2		5	0	0	0	1	0	0	0	0	0	13	19	0.00	0.000										

AB	32
R	8
H	10
RBI	7
BB	5
SO	5
LOB	13



Batter	1	2	3	4	5	6	7	8	9	AB	R	H	RBI	BB	SO	LOB	TOP					
Bip Roberts, S (1.7) OBP: 0.370, SLG: 0.369 Jacob Brumfield, R (8.7) OBP: 0.212, SLG: 0.133	G1-3		1-2 1B			G3	G6-3	3B 2B		5	1	2	2	0	0	1	Cincinnati Reds @ Philadelphia Phillies Veterans Stadium, Philadelphia, PA Sat May 23 1992, 7:05 PM EDT Att: 26,332 - Sunny - 92 F					
Dave Martinez, L (1.8) OBP: 0.342, SLG: 0.300	L8		F8			F8	G3	1B 3B		5	1	1	1	0	0	2						
Barry Larkin, R (1.6) OBP: 0.339, SLG: 0.351	BB		L8			G4-3	K	1B		4	0	1	1	1	1	2						
Paul O'Neill, L (1.9) OBP: 0.422, SLG: 0.452 Glenn Braggs, R (6.9) OBP: 0.274, SLG: 0.227	F9		G6-3			G6-3	1B BB	K		3	0	0	0	0	0	3						
Chris Sabo, R (1.5) OBP: 0.314, SLG: 0.438 Darnell Coles, R (8.5) OBP: 0.355, SLG: 0.633			K			K				4	1	2	1	0	2	0						
Hal Morris, L (1.3) OBP: 0.397, SLG: 0.373	CS G3 1B		1B			1B	CS 1B	SH1-4 1B	G3-1	4	3	3	1	1	0	0						
Bill Doran, S (1.4) OBP: 0.318, SLG: 0.400	G3 1-H		1B			F9		F7		4	0	1	1	1	0	2						
Joe Oliver, R (1.2) OBP: 0.315, SLG: 0.348	F7					P5				4	2	1	0	1	1	3						
Greg Swindell, L (1.1) OBP: 0.192, SLG: 0.280			1B			F9		SH1-4	G6-3	4	0	2	2	0	0	3						
Inning Stats	R: 0 E: 0 K: 0 S: 5	H: 0 LOB: 1 BB: 1 P: 12	R: 1 E: 0 K: 1 S: 8	H: 1 LOB: 0 BB: 0 P: 16	R: 0 E: 0 K: 0 S: 10	H: 2 LOB: 2 BB: 0 P: 15	R: 0 E: 0 K: 1 S: 16	H: 2 LOB: 2 BB: 0 P: 21	R: 0 E: 0 K: 0 S: 6	H: 0 LOB: 0 BB: 0 P: 7	R: 3 E: 0 K: 0 S: 15	H: 3 LOB: 1 BB: 1 P: 23	R: 1 E: 0 K: 1 S: 10	H: 1 LOB: 0 BB: 1 P: 20	R: 4 E: 0 K: 1 S: 15	H: 4 LOB: 1 BB: 1 P: 22		R: 1 E: 0 K: 1 S: 11	H: 1 LOB: 1 BB: 1 P: 20	1B: 9 2B: 2 3B: 2 HR: 1	SF: 0 SAC: 1 DP: 0 HBP: 0	WP: 0 PB: 0 SB: 2 CS: 2
PITCHER	IP WLS BF H R ER SO BB IBB HBP BLK WP HR S P ERA WHIP																					
Brad Brink, R (1.1) ERA: 5.4	5.2 L 27 8 4 3 2 1 1 0 0 0 0 0 0 0 0 0 4.76 1.588																					
Steve Searcy, L (6.1) ERA: 5.4	0.1 1 0 0 0 0 0 0 0 0 0 0 0 0 0 0 0 0.00 0.000																					
Danny Cox, R (7.1) ERA: 5.4	2.0 12 5 5 5 2 2 0 0 0 0 0 0 0 25 42 22.50 3.500																					
Mike Hartley, R (9.1) ERA: 4.5	1.0 5 1 1 1 1 1 0 0 0 0 0 1 11 20 9.00 2.000																					

Batter	1	2	3	4	5	6	7	8	9	AB	R	H	RBI	BB	SO	LOB	BOTTOM					
Lenny Dykstra, L (1.8) OBP: 0.336, SLG: 0.337 Mike Hartley, R (9.1)	S 1B		G3			G1-6-3 1B		K		4	0	2	0	0	1	1	Cincinnati Reds @ Philadelphia Phillies Veterans Stadium, Philadelphia, PA Sat May 23 1992, 7:05 PM EDT Att: 26,332 - Sunny - 92 F					
Mariano Duncan, R (1.7) OBP: 0.291, SLG: 0.395	K					G1-6-3 1-2		K		4	0	0	0	0	2	2						
Dave Hollins, S (1.5) OBP: 0.407, SLG: 0.458	K					L5		1B		4	0	1	0	0	1	1						
John Kruk, L (1.9) OBP: 0.459, SLG: 0.497	G5-3					G3-1		K		4	0	0	0	0	1	2						
Ricky Jordan, R (1.3) OBP: 0.125, SLG: 0.261	G1-3					G4-3		P4		3	0	0	0	0	0	1						
Steve Lake, R (1.2) OBP: 0.440, SLG: 0.600	G4-3 1B					WP 1B		G4-3		3	0	2	0	0	0	1						
Kim Batiste, R (1.6) OBP: 0.276, SLG: 0.321	G4-3					G6-3		1B		3	0	1	0	0	0	2						
Mickey Morandini, L (1.4) OBP: 0.370, SLG: 0.394			L8			G4-3		F8		3	0	0	0	0	0	2						
Brad Brink, R (1.1) Steve Searcy, L (6.1) Ruben Amaro, Jr. S (6.9) OBP: 0.309, SLG: 0.399 Danny Cox, R (7.1) OBP: 0.300, SLG: 0.278 Dale Sveum, S (8.9) Julio Peguero, S (9.8) OBP: 0.147, SLG: 0.222	G6-3					L7		P6		1	0	0	0	0	0	0						
Inning Stats	R: 0 E: 0 K: 2 S: 8	H: 1 LOB: 0 BB: 0 P: 10	R: 0 E: 0 K: 0 S: 9	H: 1 LOB: 0 BB: 0 P: 11	R: 0 E: 0 K: 0 S: 12	H: 0 LOB: 0 BB: 0 P: 16	R: 0 E: 0 K: 0 S: 4	H: 0 LOB: 0 BB: 0 P: 4	R: 0 E: 0 K: 0 S: 12	H: 1 LOB: 1 BB: 0 P: 18	R: 0 E: 0 K: 0 S: 5	H: 1 LOB: 0 BB: 0 P: 6	R: 0 E: 0 K: 1 S: 12	H: 1 LOB: 1 BB: 0 P: 14	R: 0 E: 0 K: 1 S: 12	H: 1 LOB: 1 BB: 0 P: 20		R: 0 E: 0 K: 1 S: 7	H: 0 LOB: 0 BB: 0 P: 8	1B: 6 2B: 0 3B: 0 HR: 0	SF: 0 SAC: 0 DP: 2 HBP: 0	WP: 1 PB: 0 SB: 1 CS: 0
PITCHER	IP WLS BF H R ER SO BB IBB HBP BLK WP HR S P ERA WHIP																					
Greg Swindell, L (1.1) ERA: 2.95	9.0 W 31 6 0 0 5 0 0 0 0 0 1 0 81 107 0.00 0.667																					

Batter	1	2	3	4	5	6	7	8	9	AB	R	H	RBI	BB	SO	LOB	TOP								
Bip Roberts, S (1, 7) OBP: 0.371, SLG: 0.363	1-3 K		0-0 F7		4-1 WP BB		4-2 FC5-4 BB	1-0 G3		3	0	0	0	2	1	1	Cincinnati Reds @ Philadelphia Phillies Veterans Stadium, Philadelphia, PA Sun May 24, 1992, 3:33 AM EDT Att: 30,954 - Sunny - 86 F								
Norm Charlton, S (9, 1)										0	0	0	0	0	0										
Dave Martinez, L (1, 8) OBP: 0.333, SLG: 0.291	3-2 P6		2-2 G4-6-3		3-2 L9		1-0 FC5-4 1B		4-2 G6-4-3 BB	3	0	0	0	0	0	2									
Glenn Bragg, R (7, PH) OBP: 0.280, SLG: 0.224										1	1	0	1	1	0	1									
Barry Larkin, R (1, 6) OBP: 0.342, SLG: 0.347	0-0 F9			2-2 G3-4 2B 1B		2-2 G4-3		1-2 1B 2B IBB	1-0 G6-4-3 2B	4	2	1	0	1	0	1									
Paul O'Neill, L (1, 9) OBP: 0.421, SLG: 0.450		1-0 S 1B		0-0 G3-4-1		1-1 G3		2-1 2B 1B	1-3 K	5	1	2	1	0	1	1									
Chris Sabo, R (1, 5) OBP: 0.312, SLG: 0.424		1-0 F7		3-3 K		1-3 K		4-0 2B BB		3	1	0	0	1	2	2									
Hal Morris, L (1, 3) OBP: 0.417, SLG: 0.460		1-2 L7		0-0 2B						4	1	3	4	0	0	1									
Bill Doran, S (1, 4) OBP: 0.322, SLG: 0.394		4-2 BB		1-3 K						2	1	0	0	2	1	2									
Dwayne Henry, R (7, 1) Jacob Brumfield, R (9, 8) OBP: 0.212, SLG: 0.133										0	0	0	0	0	0	0									
Joe Oliver, R (1, 2) OBP: 0.305, SLG: 0.336	2-3 K			2-2 F8		2-3 K		2-2 F9		4	0	0	0	0	2	4									
Jose Rijo, R (1, 1) OBP: 0.188, SLG: 0.188			1-2 G4-6-3 1B		0-0 G3-1		1-2 E 2B		0-2 G4-3	2	0	1	0	0	0	0									
Jeff Branson, L (7, PH) OBP: 0.222, SLG: 0.375										2	1	1	1	0	0	0									
Inning Stats	R: 0 E: 0 K: 1 S: 8	H: 0 LOB: 0 BB: 0 P: 12	R: 0 E: 0 K: 1 S: 10	H: 1 LOB: 2 BB: 1 P: 19	R: 0 E: 0 K: 0 S: 7	H: 1 LOB: 0 BB: 0 P: 10	R: 1 E: 0 K: 2 S: 15	H: 2 LOB: 1 BB: 0 P: 21	R: 0 E: 0 K: 0 S: 9	H: 0 LOB: 1 BB: 1 P: 17	R: 0 E: 0 K: 1 S: 9	H: 0 LOB: 0 BB: 0 P: 13	R: 7 E: 1 K: 1 S: 20	H: 4 LOB: 1 BB: 4 P: 43	R: 0 E: 0 K: 0 S: 7	H: 0 LOB: 0 BB: 0 P: 10	R: 0 E: 0 K: 1 S: 8	H: 0 LOB: 0 BB: 1 P: 14	1B: 4 2B: 3 3B: 1 HR: 0	SF: 0 SAC: 0 DP: 2 HBP: 0	WP: 1 PB: 0 SB: 1 CS: 0	PA: 40			
PITCHER	IP	WLS	BF	H	R	ER	SO	BB	IBB	HBP	BLK	WP	HR	S	P	ERA	WHIP								
Curt Schilling, R (1, 1) ERA: 3.1	6.1	L	28	6	5	5	6	4	0	0	0	1	0	69	114	7.11	1.579								
Wally Ritchie, L (7, 1) ERA: 2.55	0.1		3	1	0	0	0	0	1	0	0	0	0	3	10	0.00	3.000								
Barry Jones, R (7, 1) ERA: 5.61	1.1		6	1	3	3	0	1	0	0	0	0	0	13	21	20.25	1.500								
Mitch Williams, L (9, 1) ERA: 3.2	1.0		3	0	0	0	1	1	0	0	0	0	0	8	14	0.00	1.000								

Batter	1	2	3	4	5	6	7	8	9	AB	R	H	RBI	BB	SO	LOB	BOTTOM								
Lenny Dykstra, L (1, 8) OBP: 0.325, SLG: 0.324	1-0 G6-3		1-1 P6		0-0 F7			0-0 P5		4	0	0	0	0	0	1	Cincinnati Reds @ Philadelphia Phillies Veterans Stadium, Philadelphia, PA Sun May 24, 1992, 3:33 AM EDT Att: 30,954 - Sunny - 86 F								
Wally Backman, S (1, 4) OBP: 0.350, SLG: 0.333	1-1 L8			2-2 FC3-6 1B		3-2 F7		2-2 F7		4	0	1	0	0	0	1									
Mitch Williams, L (9, 1) OBP: 1.000, SLG: 1.000				1-1 FC3-6 G3 WP 1B		2-1 F7		0-0 G4-3		4	1	0	0	0	1	2									
Dave Hollins, S (1, 5) OBP: 0.398, SLG: 0.446	3-3 K			4-2 G3 1B BB		2-3 K			1-1 HR	3	2	1	1	1	1	0									
John Kruk, L (1, 3) OBP: 0.460, SLG: 0.514		1-1 G3		0-0 G3					2-3 K	3	0	0	0	1	1	2									
Darren Daulton, L (1, 2) OBP: 0.413, SLG: 0.538		4-2 BB		1-2 2-3					3-1 L9	4	0	0	0	1	1	2									
Mariano Duncan, R (1, 7) OBP: 0.301, SLG: 0.403		1-2 P6		1-0 2H 3H 1B		0-2 FC5-4 1B			3-2 2B 1B	4	0	3	2	0	0	1									
Ruben Amaro Jr, S (1, 9) OBP: 0.289, SLG: 0.308		3-3 K		3-3 K		3-2 FC5-4			1-0 2B	4	0	1	0	0	2	3									
Kim Batiste, R (1, 6) OBP: 0.264, SLG: 0.306			0-2 G6-3		1-2 G6-3		1-2 F7		2-3 K	4	0	0	0	0	1	3									
Curt Schilling, R (1, 1) Wally Ritchie, L (7, 1) Barry Jones, R (7, 1) Mickey Morandini, L (8, PH) OBP: 0.376, SLG: 0.394 Dale Sveum, S (9, PH) OBP: 0.220, SLG: 0.214			0-3 K		0-3 K			4-2 BB	0-1 L7	2	0	0	0	0	2	0									
Inning Stats	R: 0 E: 0 K: 1 S: 6	H: 0 LOB: 0 BB: 0 P: 11	R: 0 E: 0 K: 1 S: 11	H: 0 LOB: 1 BB: 1 P: 20	R: 0 E: 0 K: 1 S: 8	H: 0 LOB: 0 BB: 0 P: 9	R: 2 E: 0 K: 1 S: 15	H: 2 LOB: 1 BB: 1 P: 26	R: 0 E: 0 K: 1 S: 7	H: 0 LOB: 0 BB: 0 P: 8	R: 0 E: 0 K: 1 S: 13	H: 0 LOB: 0 BB: 0 P: 20	R: 0 E: 0 K: 0 S: 11	H: 1 LOB: 0 BB: 0 P: 18	R: 0 E: 0 K: 0 S: 9	H: 0 LOB: 1 BB: 1 P: 15	R: 1 E: 0 K: 2 S: 16	H: 3 LOB: 2 BB: 0 P: 25	1B: 4 2B: 1 3B: 0 HR: 1	SF: 0 SAC: 0 DP: 0 HBP: 0	WP: 1 PB: 0 SB: 0 CS: 0	PA: 36			
PITCHER	IP	WLS	BF	H	R	ER	SO	BB	IBB	HBP	BLK	WP	HR	S	P	ERA	WHIP								
Jose Rijo, R (1, 1) ERA: 3.83	6.0	W	22	2	2	2	6	2	0	0	0	1	0	60	94	3.00	0.667								
Dwayne Henry, R (7, 1) ERA: 2.89	2.0		8	1	0	0	0	1	0	0	0	0	0	20	33	0.00	1.000								
Norm Charlton, L (9, 1) ERA: 2.81	1.0		6	3	1	1	2	0	0	0	0	0	1	16	25	9.00	3.000								

AB	33
R	8
H	8
RBI	7
BB	7
SO	7
LOB	15



Batter	1	2	3	4	5	6	7	8	9	AB	R	H	RBI	BB	SO	LOB	TOP		
Deion Sanders, L (1, 8) OBP: 0.355, SLG: 0.512 Otis Nixon, S (8, PH) OBP: 0.435, SLG: 0.430										3	0	0	0	0	1	1	Atlanta Braves @ Philadelphia Phillies Veterans Stadium, Philadelphia, PA Tue May 26 1992, 7:05 PM EDT Att: 11,295 - Overcast - 53 F		
Terry Pendleton, S (1, 5) OBP: 0.326, SLG: 0.487										4	0	0	0	0	0				
Ron Gant, R (1, 7) OBP: 0.366, SLG: 0.466										2	1	0	0	2	1				
David Justice, L (1, 9) OBP: 0.293, SLG: 0.297										4	0	0	0	0	2				
Sid Bream, L (1, 3) OBP: 0.367, SLG: 0.370 Brian Hunter, R (7, PH) OBP: 0.252, SLG: 0.426										2	0	0	0	0	0				
Damon Berryhill, S (1, 2) OBP: 0.250, SLG: 0.441 Mark Lemke, S (8, PR) OBP: 0.226, SLG: 0.266										2	0	0	0	1	0				
Jeff Blauser, R (1, 4) OBP: 0.286, SLG: 0.354										4	0	1	0	0	3				
Rafael Belliard, R (1, 6) OBP: 0.252, SLG: 0.230 Lonnie Smith, R (8, PH) OBP: 0.192, SLG: 0.091 Mike Stanton, L (8, 1) OBP: 1.000, SLG: 1.000										2	0	0	0	1	1				
Mike Bielecki, R (1, 1) OBP: 0.143, SLG: 0.143 Jerry Willard, L (8, PH) OBP: 0.350, SLG: 0.684 Charlie Leibrandt, R (6, 1) OBP: 0.118, SLG: 0.125 Greg Olson, R (8, PH) OBP: 0.320, SLG: 0.333										1	0	0	0	0	0				
Inning Stats	R: 0 E: 0 K: 1 S: 8	H: 0 LOB: 0 BB: 0 P: 11	R: 0 E: 0 K: 0 S: 8	H: 0 LOB: 0 BB: 0 P: 13	R: 0 E: 0 K: 1 S: 9	H: 0 LOB: 0 BB: 0 P: 13	R: 0 E: 0 K: 1 S: 6	H: 1 LOB: 1 BB: 0 P: 11	R: 0 E: 0 K: 1 S: 7	H: 0 LOB: 1 BB: 1 P: 17	R: 0 E: 0 K: 1 S: 16	H: 0 LOB: 2 BB: 2 P: 29	R: 2 E: 1 K: 2 S: 18	H: 1 LOB: 1 BB: 1 P: 31	1B: 1 2B: 0 3B: 1 HR: 0	SF: 0 SAC: 0 DP: 0 HBP: 0		WP: 0 PA: 34 PB: 0 SB: 1 CS: 0	
PITCHER	IP	WLS	BF	H	R	ER	SO	BB	IBB	HBP	BLK	WP	HR	S	P	ERA	WHIP		
Don Robinson, R (1, 1) ERA: 1.61	6.0	W	19	1	0	0	5	0	0	0	0	0	0	49	77	0.00	0.167		
Mike Hartley, R (7, 1) ERA: 3.95	0.1		2	0	0	0	0	1	0	0	0	0	0	1	5	0.00	3.000		
Wally Ritchie, L (7, 1) ERA: 2.45	0.2		2	0	0	0	1	0	0	0	0	0	0	6	12	0.00	0.000		
Mitch Williams, L (8, 1) ERA: 2.86	2.0	S	11	1	2	0	3	3	0	0	1	0	0	34	60	0.00	2.000		

Batter	1	2	3	4	5	6	7	8	9	AB	R	H	RBI	BB	SO	LOB	BOTTOM		
Lenny Dykstra, L (1, 8) OBP: 0.336, SLG: 0.375										4	0	1	1	0	0	2	Atlanta Braves @ Philadelphia Phillies Veterans Stadium, Philadelphia, PA Tue May 26 1992, 7:05 PM EDT Att: 11,295 - Overcast - 53 F		
Mariano Duncan, R (1, 7) OBP: 0.298, SLG: 0.402										4	0	2	0	0	1	1			
Dave Hollins, S (1, 5) OBP: 0.386, SLG: 0.429										4	0	1	0	0	0	2			
John Kruk, L (1, 9) OBP: 0.467, SLG: 0.507										2	0	0	0	2	1	1			
Darren Daulton, L (1, 2) OBP: 0.420, SLG: 0.556										3	1	1	1	1	2	2			
Ricky Jordan, R (1, 3) OBP: 0.188, SLG: 0.323 Julio Peguero, S (8, PR) OBP: 0.417, SLG: 0.222										4	1	2	0	0	0	4			
Mickey Morandini, L (1, 4) OBP: 0.371, SLG: 0.425										4	2	2	3	0	1	0			
Kim Batiste, R (1, 6) OBP: 0.265, SLG: 0.304										4	0	1	0	0	0	2			
Don Robinson, R (1, 1) OBP: 0.500, SLG: 0.500 Steve Scarosone, R (6, PH) OBP: 0.182, SLG: 0.100 Mike Hartley, R (7, 1) ERA: 3.95 Wally Ritchie, L (7, 1) ERA: 2.45 Mitch Williams, L (8, 1) OBP: 0.500, SLG: 0.500										2	0	1	0	0	1	1			
Inning Stats	R: 0 E: 0 K: 0 S: 10	H: 1 LOB: 3 BB: 2 P: 22	R: 0 E: 0 K: 1 S: 9	H: 2 LOB: 1 BB: 0 P: 12	R: 0 E: 0 K: 1 S: 9	H: 1 LOB: 1 BB: 1 P: 19	R: 2 E: 0 K: 2 S: 18	H: 3 LOB: 1 BB: 0 P: 26	R: 0 E: 0 K: 1 S: 8	H: 1 LOB: 1 BB: 0 P: 14	R: 0 E: 0 K: 1 S: 8	H: 0 LOB: 0 BB: 0 P: 10	R: 0 E: 0 K: 0 S: 7	H: 0 LOB: 0 BB: 0 P: 13	R: 3 E: 0 K: 2 S: 18	H: 3 LOB: 1 BB: 0 P: 27		1B: 5 2B: 5 3B: 0 HR: 2	SF: 0 SAC: 0 DP: 2 HBP: 0
PITCHER	IP	WLS	BF	H	R	ER	SO	BB	IBB	HBP	BLK	WP	HR	S	P	ERA	WHIP		
Mike Bielecki, R (1, 1) ERA: 3.09	5.0	L	24	8	2	2	5	3	0	0	0	0	0	54	93	3.60	2.200		
Charlie Leibrandt, L (6, 1) ERA: 4.62	2.0		6	0	0	0	1	0	0	0	0	0	0	15	23	0.00	0.000		
Mike Stanton, L (8, 1) ERA: 6.61	1.0		6	3	3	3	2	0	0	0	0	0	1	18	27	27.00	3.000		



Batter	1	2	3	4	5	6	7	8	9	AB	R	H	RBI	BB	SO	LOB	TOP							
Otis Nixon, S <small>OBP: 0.418, SLG: 0.407</small> (1, 9)	G1-6-3		G6-3		G4-3		SF8 1B BB	FC 1B	K	5	1	0	0	1	1	4								
Deion Sanders, L <small>OBP: 0.371, SLG: 0.519</small> (1, 8)	FC4-6 1B		G4-3		2B 1B		1B E BB	1B		4	2	3	2	1	0	0								
Lonnie Smith, R <small>OBP: 0.214, SLG: 0.167</small> Juan Berenguer, R <small>OBP: 0.373, SLG: 0.483</small> (8, 7)	FC4-6 BB		1B		2B		SF8	K		3	0	2	2	1	1	3								
Terry Pendleton, S <small>OBP: 0.330, SLG: 0.487</small> (1, 5)	FC4-6 BB		1B		F8		E8 1B	SF8		4	0	2	2	0	0	3								
Sid Bream, L <small>OBP: 0.360, SLG: 0.354</small> (1, 3)	1B				P2		G4-3	L7	L8	4	0	0	0	1	0	3								
Damon Berryhill, S <small>OBP: 0.248, SLG: 0.429</small> (1, 2)	K				G4-6-3 1B		G4-3	K		5	0	1	0	0	2	4								
Jeff Blauer, R <small>OBP: 0.294, SLG: 0.370</small> Mark Lemke, S <small>OBP: 0.224, SLG: 0.264</small> (8, 4)			F7		G4-6-3 1B		G4-3	1B 1B	G4-3	4	1	2	0	0	0	1	AB 38							
Rafael Belliard, R <small>OBP: 0.266, SLG: 0.248</small> (1, 6)			F7				G4-3 1B BB	K	1B 1B	1	0	0	0	0	0	0	R 9							
Tom Glavine, L <small>OBP: 0.310, SLG: 0.321</small> Ron Gant, R <small>OBP: 0.373, SLG: 0.483</small> (8, 7)			G1-3				SH3-4		1B E 1B	2	1	1	0	0	0	0	H 15							
Inning Stats	R: 0 E: 0 K: 1 S: 15	H: 1 LOB: 3 BB: 2 P: 29	R: 0 E: 0 K: 0 S: 6	H: 0 LOB: 0 BB: 0 P: 8	R: 0 E: 0 K: 0 S: 12	H: 2 LOB: 2 BB: 0 P: 19	R: 0 E: 0 K: 0 S: 5	H: 1 LOB: 0 BB: 0 P: 10	R: 2 E: 0 K: 1 S: 9	H: 2 LOB: 1 BB: 1 P: 16	R: 0 E: 0 K: 1 S: 8	H: 1 LOB: 1 BB: 0 P: 11	R: 3 E: 1 K: 1 S: 14	H: 2 LOB: 1 BB: 2 P: 28	R: 3 E: 1 K: 1 S: 17	H: 4 LOB: 2 BB: 0 P: 25	R: 1 E: 0 K: 1 S: 8	H: 2 LOB: 1 BB: 0 P: 8	1B: 11 2B: 3 3B: 1 HR: 0	SF: 2 SAC: 1 DP: 1 HBP: 0	WP: 0 PB: 0 SB: 1 CS: 0	PA: 46		
PITCHER	IP WLS BF H R ER SO BB IBB HBP BLK WP HR S P ERA WHIP	IP WLS BF H R ER SO BB IBB HBP BLK WP HR S P ERA WHIP	IP WLS BF H R ER SO BB IBB HBP BLK WP HR S P ERA WHIP	IP WLS BF H R ER SO BB IBB HBP BLK WP HR S P ERA WHIP	IP WLS BF H R ER SO BB IBB HBP BLK WP HR S P ERA WHIP	IP WLS BF H R ER SO BB IBB HBP BLK WP HR S P ERA WHIP	IP WLS BF H R ER SO BB IBB HBP BLK WP HR S P ERA WHIP	IP WLS BF H R ER SO BB IBB HBP BLK WP HR S P ERA WHIP	IP WLS BF H R ER SO BB IBB HBP BLK WP HR S P ERA WHIP	IP WLS BF H R ER SO BB IBB HBP BLK WP HR S P ERA WHIP	IP WLS BF H R ER SO BB IBB HBP BLK WP HR S P ERA WHIP	IP WLS BF H R ER SO BB IBB HBP BLK WP HR S P ERA WHIP	IP WLS BF H R ER SO BB IBB HBP BLK WP HR S P ERA WHIP	IP WLS BF H R ER SO BB IBB HBP BLK WP HR S P ERA WHIP	IP WLS BF H R ER SO BB IBB HBP BLK WP HR S P ERA WHIP	IP WLS BF H R ER SO BB IBB HBP BLK WP HR S P ERA WHIP	IP WLS BF H R ER SO BB IBB HBP BLK WP HR S P ERA WHIP	IP WLS BF H R ER SO BB IBB HBP BLK WP HR S P ERA WHIP	IP WLS BF H R ER SO BB IBB HBP BLK WP HR S P ERA WHIP	IP WLS BF H R ER SO BB IBB HBP BLK WP HR S P ERA WHIP	IP WLS BF H R ER SO BB IBB HBP BLK WP HR S P ERA WHIP	IP WLS BF H R ER SO BB IBB HBP BLK WP HR S P ERA WHIP	IP WLS BF H R ER SO BB IBB HBP BLK WP HR S P ERA WHIP	IP WLS BF H R ER SO BB IBB HBP BLK WP HR S P ERA WHIP
Cliff Brantley, R <small>ERA: 3.89</small> (1, 1)	6.0	L	29	8	5	4	2	5	0	0	0	0	0	0	0	0	0	0	0	61	109	6.00	2.167	
Barry Jones, R <small>ERA: 5.4</small> (7, 1)	1.0		4	1	0	0	1	0	0	0	0	0	0	0	0	0	0	0	0	8	12	0.00	1.000	
Steve Searcy, L <small>ERA: 6.75</small> (8, 1)	1.0		8	4	3	2	1	0	0	0	0	0	0	0	0	0	0	0	0	17	25	18.00	4.000	
Mike Hartley, R <small>ERA: 5.4</small> (9, 1)	1.0		5	2	1	1	1	0	0	0	0	0	0	0	0	0	0	0	0	8	8	9.00	2.000	

Atlanta Braves @ Philadelphia Phillies
 Veterans Stadium, Philadelphia, PA
 Wed May 27 1992, 7:05 PM EDT
 Att: 23,695 - Cloudy - 65 F

AB	38
R	9
H	15
RBI	8
BB	5
SO	5
LOB	19

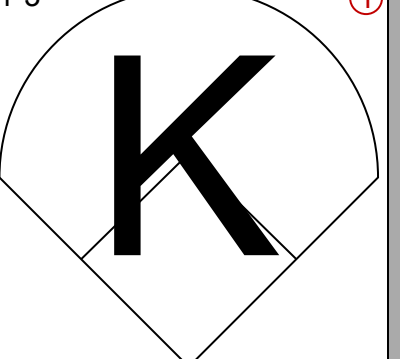
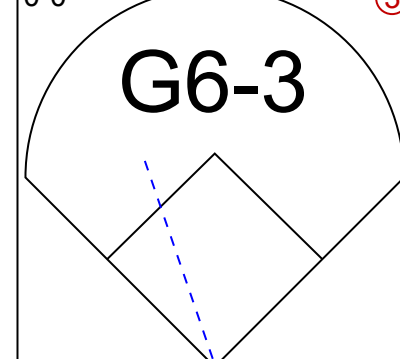
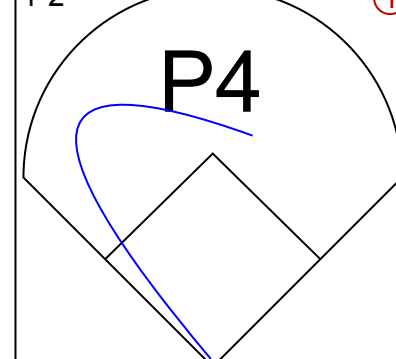
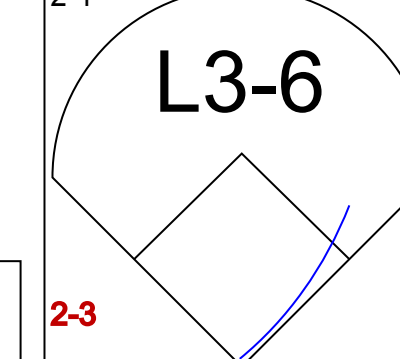
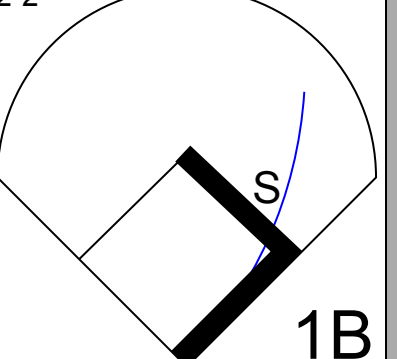
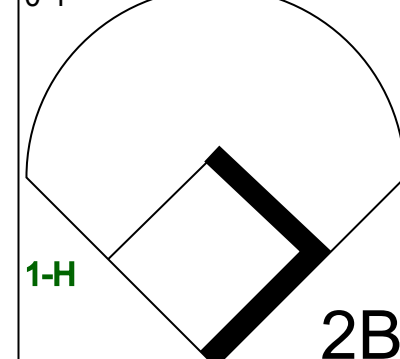
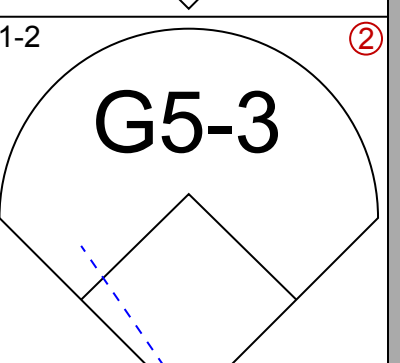
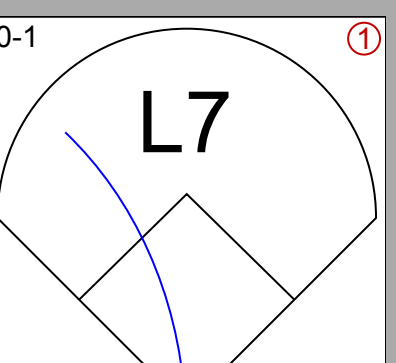
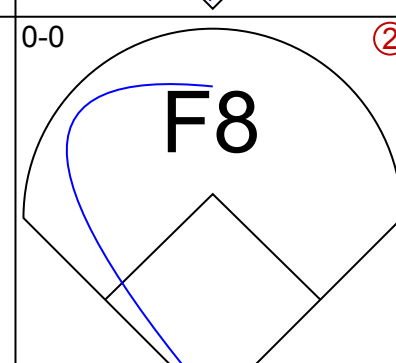
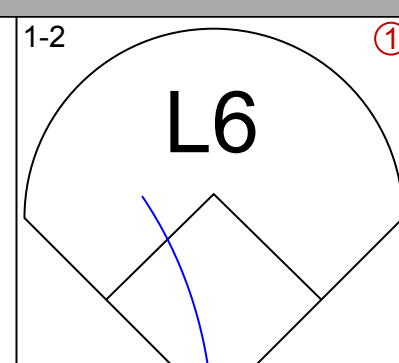
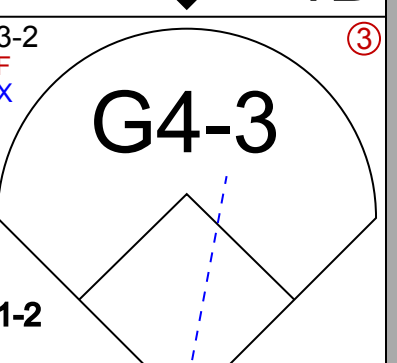
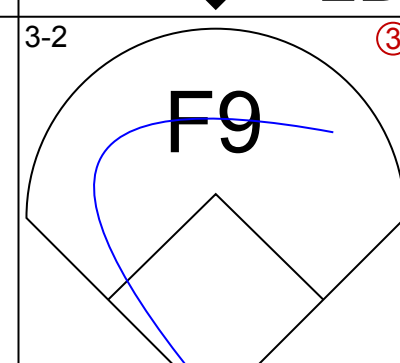
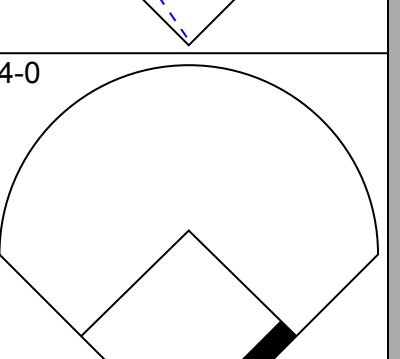
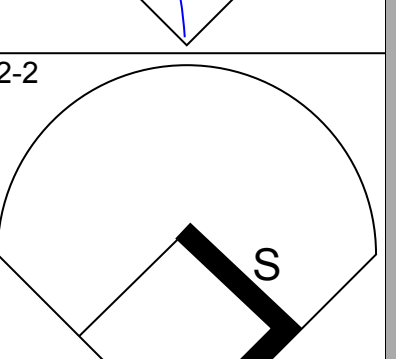
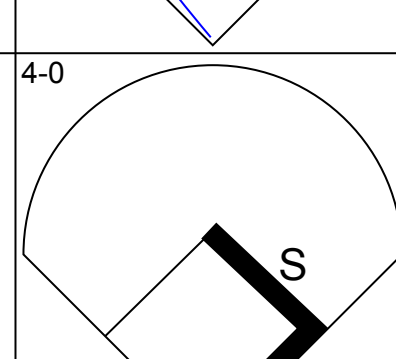
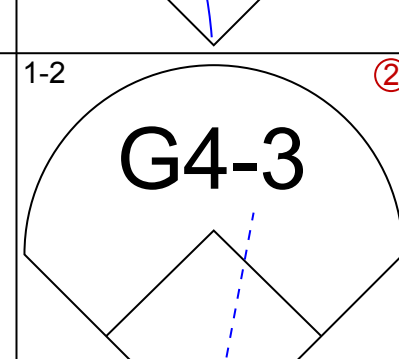
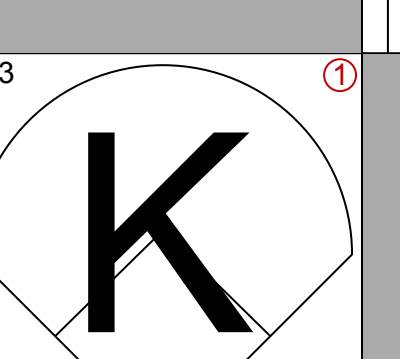


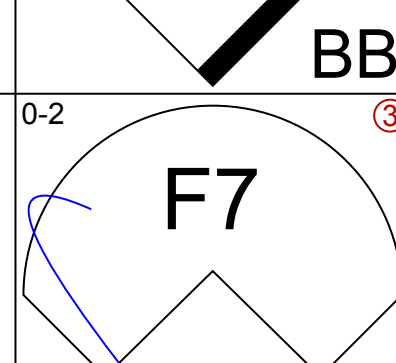
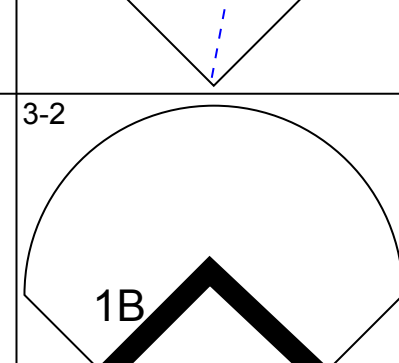

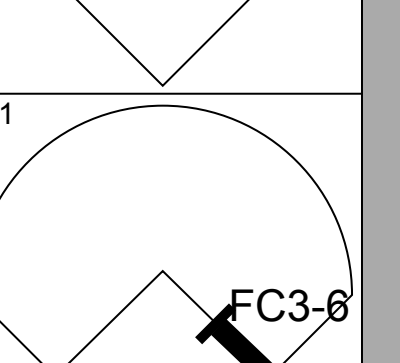
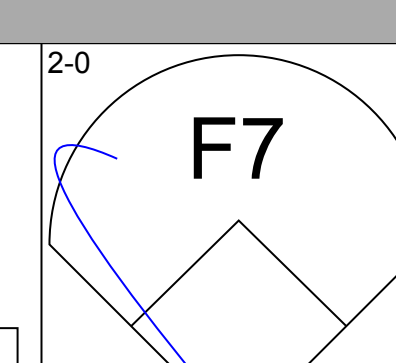
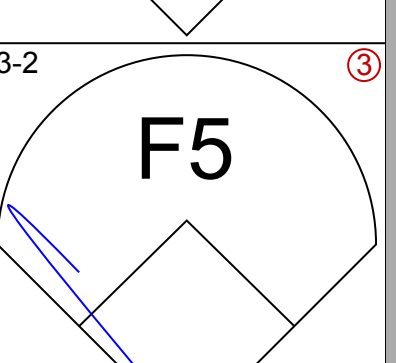
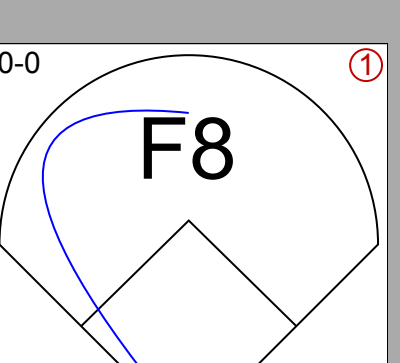
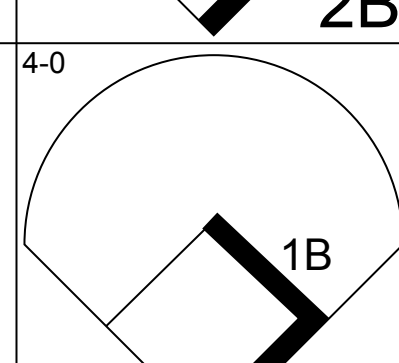

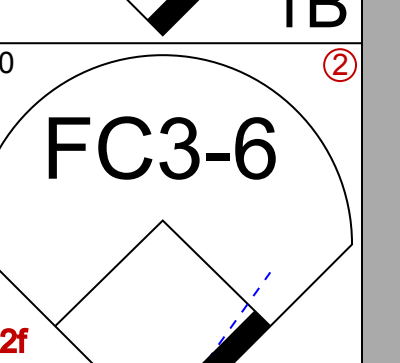
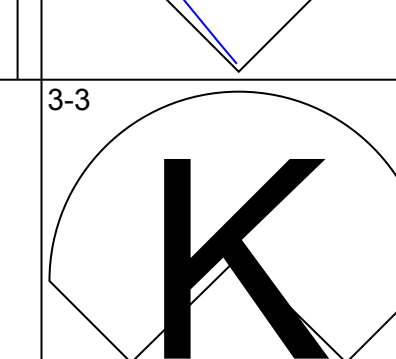
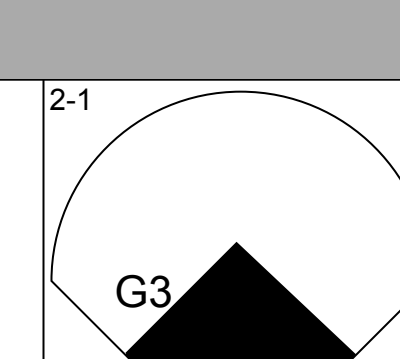
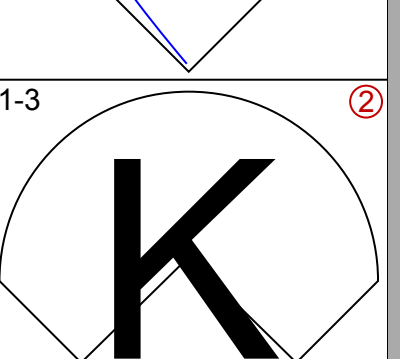
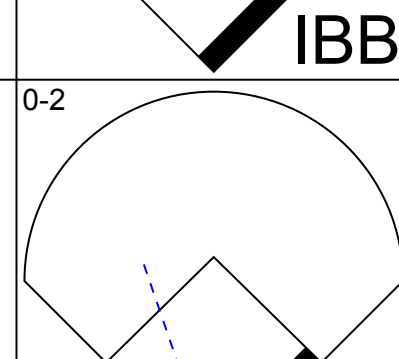

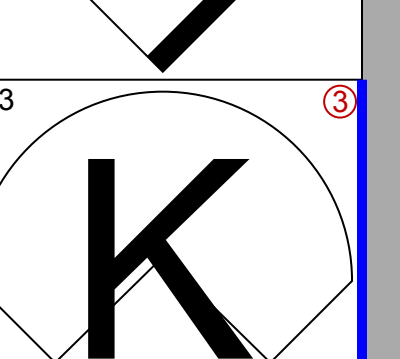
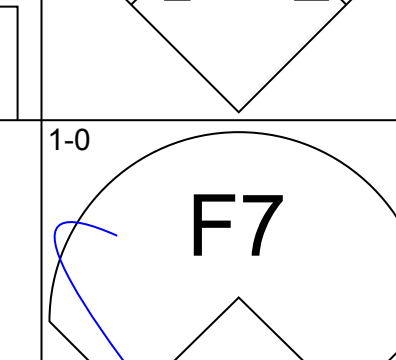
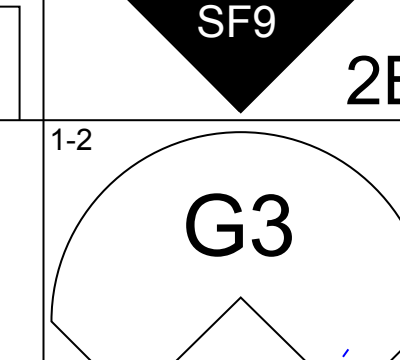
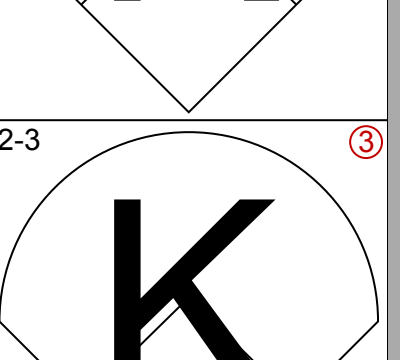
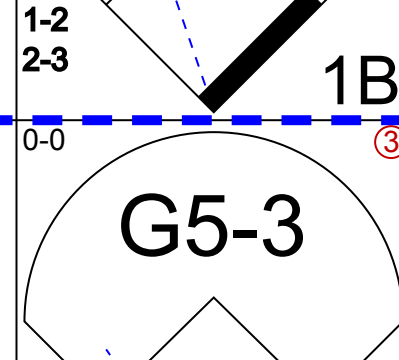

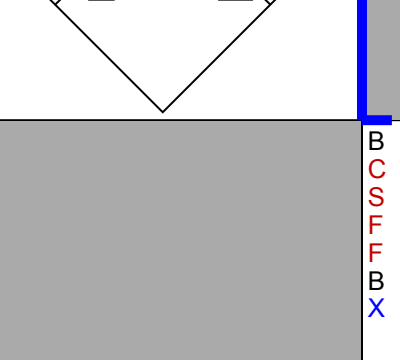
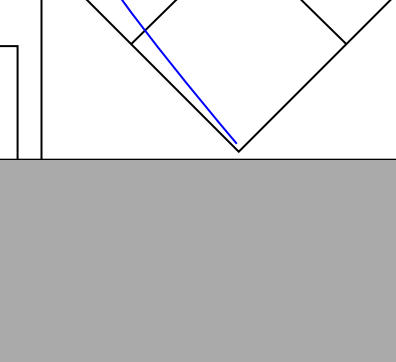
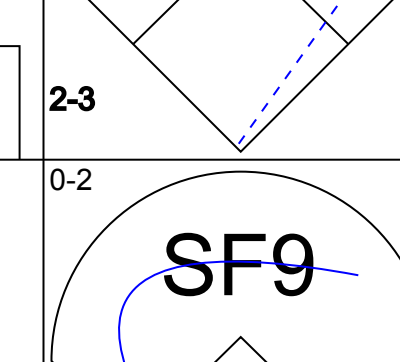
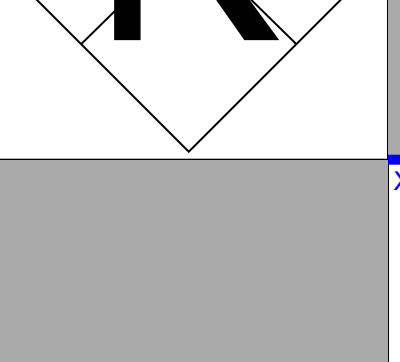
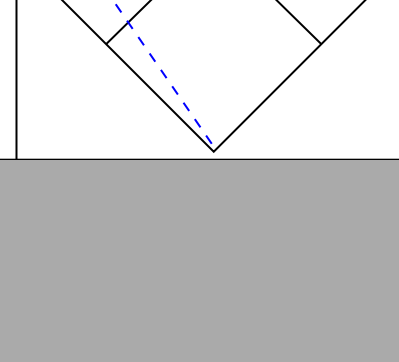
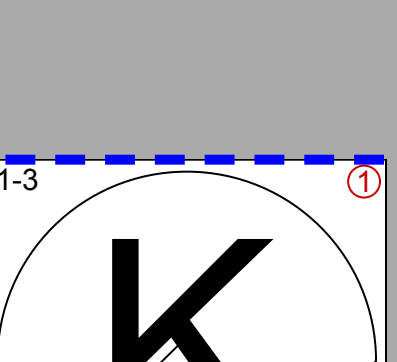
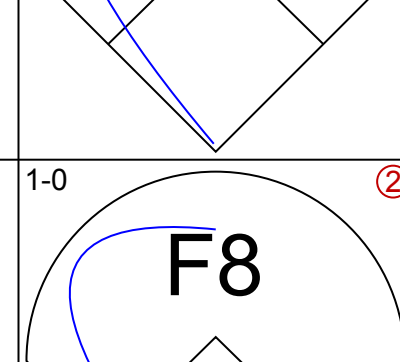
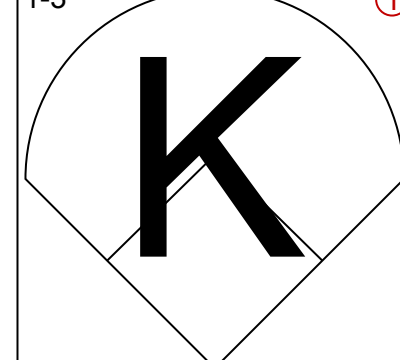
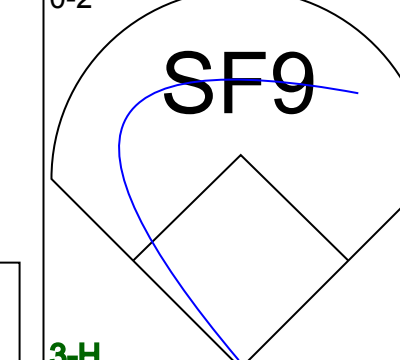
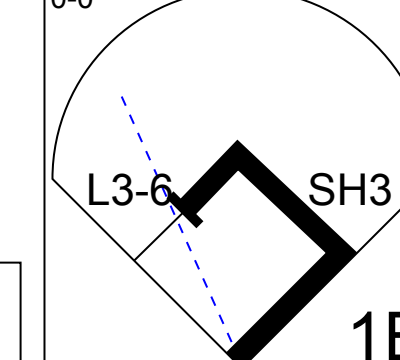

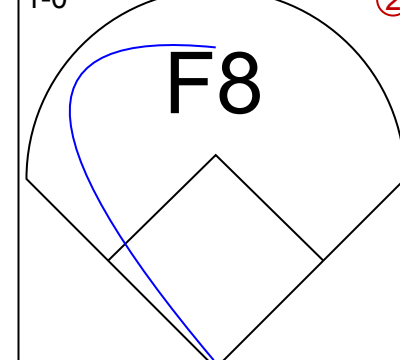
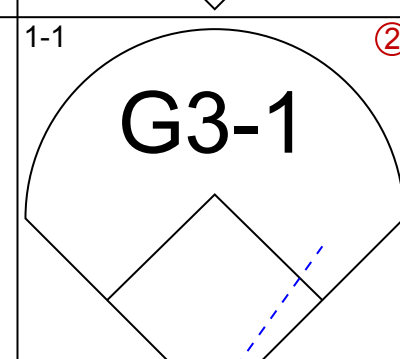
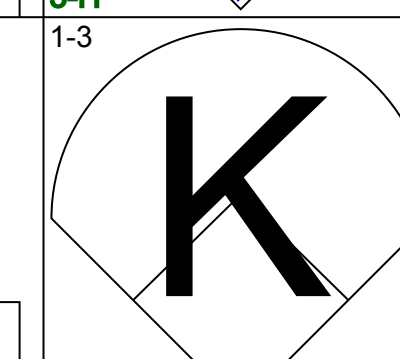
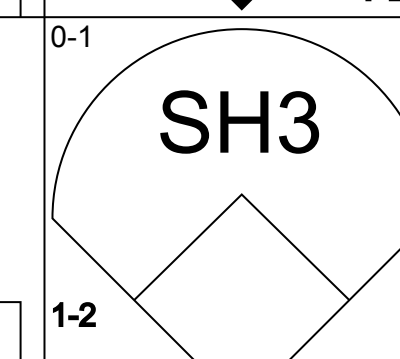
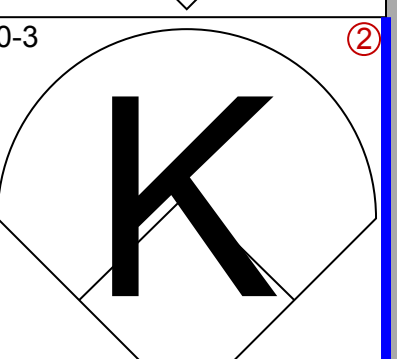
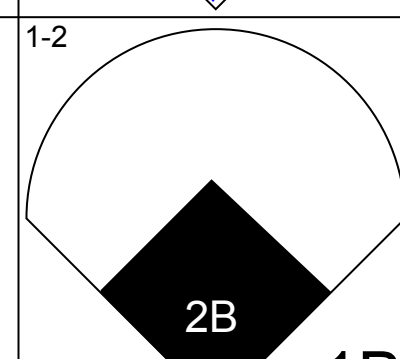
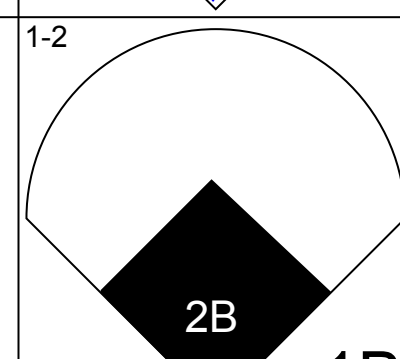


Batter	1	2	3	4	5	6	7	8	9	AB	R	H	RBI	BB	SO	LOB	BOTTOM						
Lenny Dykstra, L <small>OBP: 0.333, SLG: 0.365</small> (1, 8)	WP 1B BB		F9		F9		G3			3	1	0	0	1	0	1							
Mariano Duncan, R <small>OBP: 0.297, SLG: 0.404</small> (1, 7)	F9		G6-3				K			4	0	1	0	0	1	1							
Dave Hollins, S <small>OBP: 0.389, SLG: 0.428</small> (1, 5)	K				E5 G4-3 WP 1B		G5-3			3	1	1	0	1	1	1							
John Kruk, L <small>OBP: 0.468, SLG: 0.506</small> (1, 9)	2H 1B				G4-3		2B 1B			4	1	2	1	0	1	3							
Ricky Jordan, R <small>OBP: 0.194, SLG: 0.343</small> (1, 3)	L4				K		2B			4	0	1	1	0	1	4							
Darren Daulton, L <small>OBP: 0.422, SLG: 0.551</small> (1, 2)			G6-3 1B		P5		2B BB			3	0	1	0	1	0	2							
Kim Batiste, R <small>OBP: 0.257, SLG: 0.295</small> Wally Backman, S <small>OBP: 0.381, SLG: 0.333</small> (8, PH)			G6-3		G4-3		P4			3	0	0	0	0	0	3	AB 32						
Mickey Morandini, L <small>OBP: 0.367, SLG: 0.418</small> (1, 4)			F7		FC2-6 1B		F7			4	0	1	0	0	1	1	R 3						
Cliff Brantley, R <small>OBP: 0.222, SLG: 0.222</small> Barry Jones, R <small>OBP: 0.287, SLG: 0.355</small> Ruben Amaro Jr., S <small>OBP: 0.287, SLG: 0.355</small> Steve Searcy, L <small>OBP: 0.287, SLG: 0.355</small> Mike Hartley, R <small>OBP: 0.287, SLG: 0.355</small> Dale Sveum, S <small>OBP: 0.222, SLG: 0.211</small> (8, PH)			K		FC2-6 1B		P3			2	0	0	0	0	1	1	H 7						
Inning Stats	R: 1 E: 0 K: 1 S: 12	H: 1 LOB: 1 BB: 1 P: 21	R: 0 E: 0 K: 0 S: 7	H: 1 LOB: 0 BB: 0 P: 10	R: 0 E: 0 K: 1 S: 11	H: 0 LOB: 0 BB: 0 P: 14	R: 1 E: 1 K: 1 S: 12	H: 1 LOB: 0 BB: 0 P: 18	R: 0 E: 0 K: 0 S: 7	H: 1 LOB: 1 BB: 0 P: 10	R: 1 E: 0 K: 1 S: 12	H: 2 LOB: 2 BB: 1 P: 21	R: 0 E: 0 K: 0 S: 5	H: 0 LOB: 0 BB: 0 P: 9	R: 0 E: 0 K: 1 S: 13	H: 1 LOB: 2 BB: 1 P: 22	R: 0 E: 0 K: 1 S: 9	H: 0 LOB: 0 BB: 1 P: 17	1B: 5 2B: 2 3B: 0 HR: 0	SF: 0 SAC: 0 DP: 2 HBP: 0	WP: 2 PB: 0 SB: 1 CS: 0	PA: 36	
PITCHER	IP WLS BF H R ER SO BB IBB HBP BLK WP HR S P ERA WHIP	IP WLS BF H R ER SO BB IBB HBP BLK WP HR S P ERA WHIP	IP WLS BF H R ER SO BB IBB HBP BLK WP HR S P ERA WHIP	IP WLS BF H R ER SO BB IBB HBP BLK WP HR S P ERA WHIP	IP WLS BF H R ER SO BB IBB HBP BLK WP HR S P ERA WHIP	IP WLS BF H R ER SO BB IBB HBP BLK WP HR S P ERA WHIP	IP WLS BF H R ER SO BB IBB HBP BLK WP HR S P ERA WHIP	IP WLS BF H R ER SO BB IBB HBP BLK WP HR S P ERA WHIP	IP WLS BF H R ER SO BB IBB HBP BLK WP HR S P ERA WHIP	IP WLS BF H R ER SO BB IBB HBP BLK WP HR S P ERA WHIP	IP WLS BF H R ER SO BB IBB HBP BLK WP HR S P ERA WHIP	IP WLS BF H R ER SO BB IBB HBP BLK WP HR S P ERA WHIP	IP WLS BF H R ER SO BB IBB HBP BLK WP HR S P ERA WHIP	IP WLS BF H R ER SO BB IBB HBP BLK WP HR S P ERA WHIP	IP WLS BF H R ER SO BB IBB HBP BLK WP HR S P ERA WHIP	IP WLS BF H R ER SO BB IBB HBP BLK WP HR S P ERA WHIP	IP WLS BF H R ER SO BB IBB HBP BLK WP HR S P ERA WHIP	IP WLS BF H R ER SO BB IBB HBP BLK WP HR S P ERA WHIP	IP WLS BF H R ER SO BB IBB HBP BLK WP HR S P ERA WHIP	IP WLS BF H R ER SO BB IBB HBP BLK WP HR S P ERA WHIP	IP WLS BF H R ER SO BB IBB HBP BLK WP HR S P ERA WHIP	IP WLS BF H R ER SO BB IBB HBP BLK WP HR S P ERA WHIP	IP WLS BF H R ER SO BB IBB HBP BLK WP HR S P ERA WHIP
Tom Glavine, L <small>ERA: 3.03</small> (1, 1)	7.0	W	28	6	3	2	4	2	0	0	0	0	0	0	0	0	0	0	0	66	103	2.57	1.143
Juan Berenguer, R <small>ERA: 2.45</small> (8, 1)	2.0		8	1	0	0	2	2	0	0	0	0	0	0	0	0	0	0	0	22	39	0.00	1.500

Atlanta Braves @ Philadelphia Phillies
 Veterans Stadium, Philadelphia, PA
 Wed May 27 1992, 7:05 PM EDT
 Att: 23,695 - Cloudy - 65 F

AB	32
R	3
H	7
RBI	2
BB	4
SO	6
LOB	18

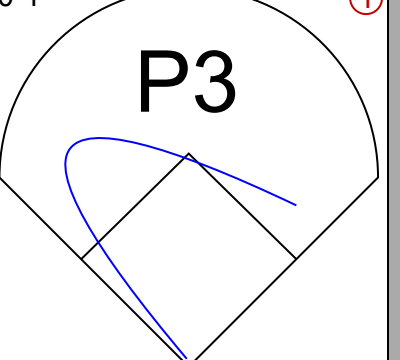
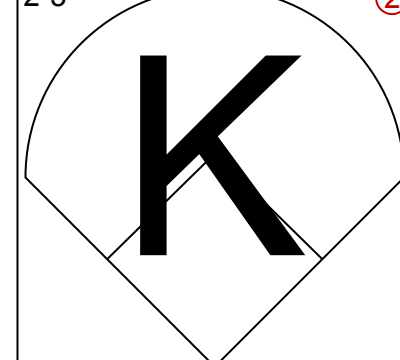
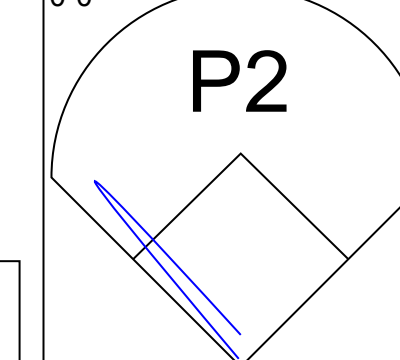
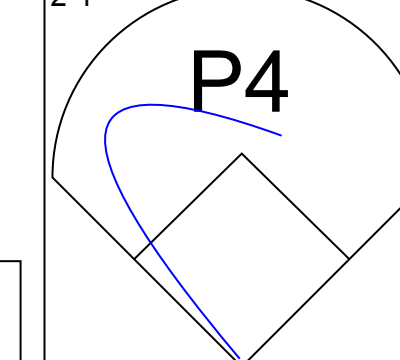
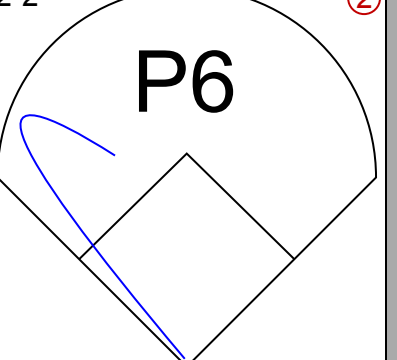
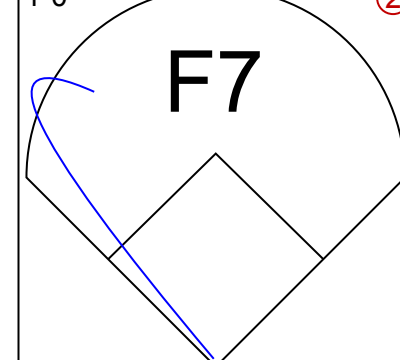
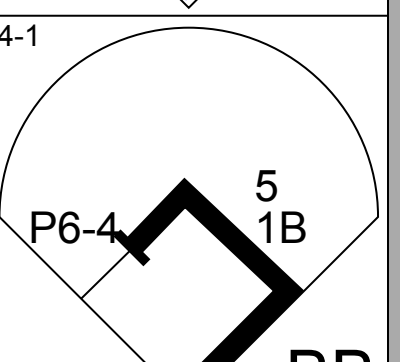
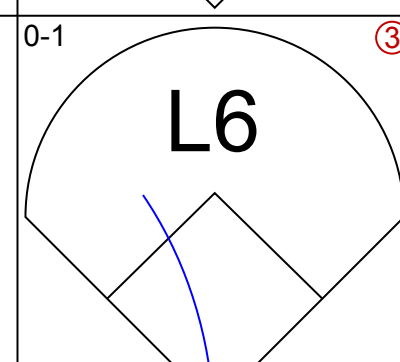
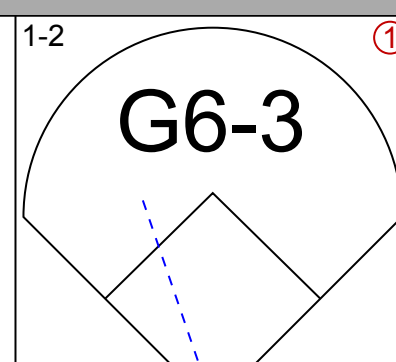
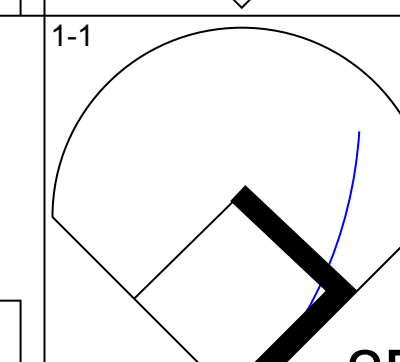
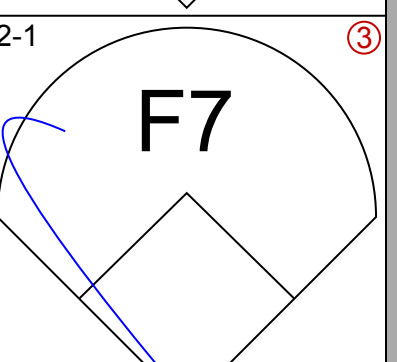
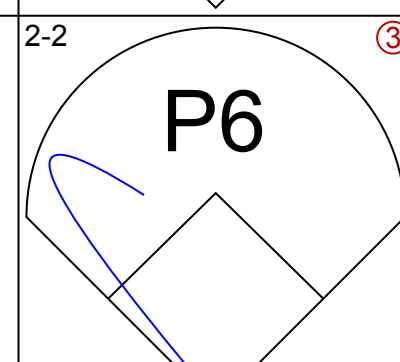
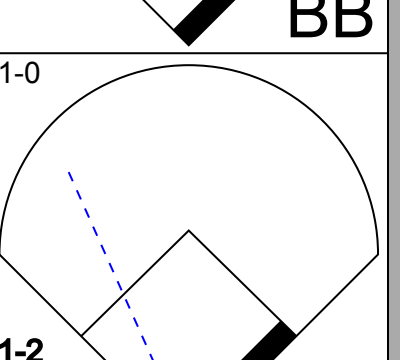
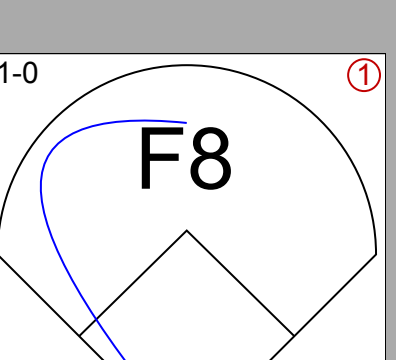
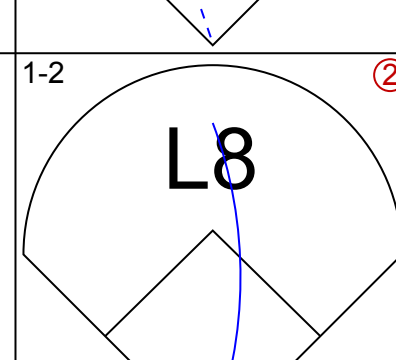
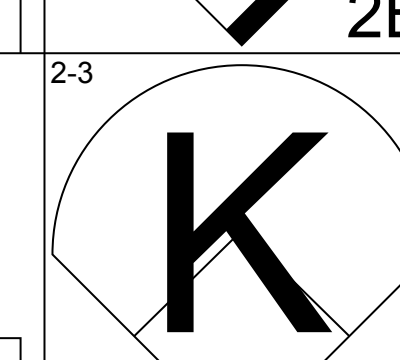
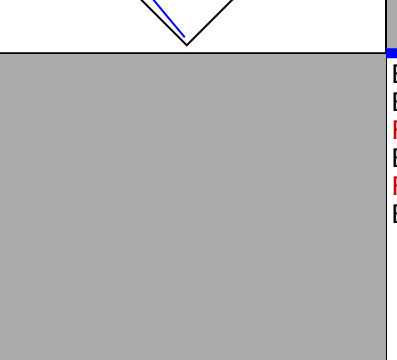
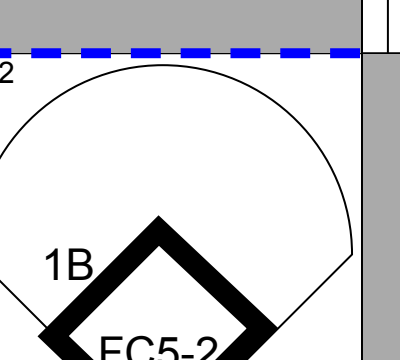
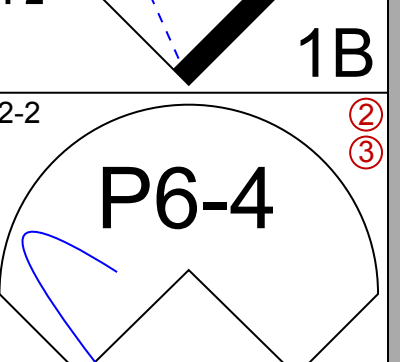
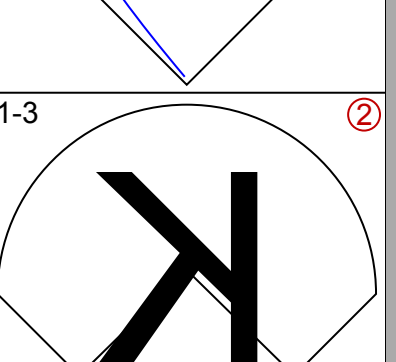
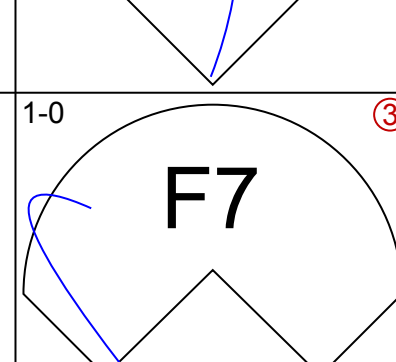
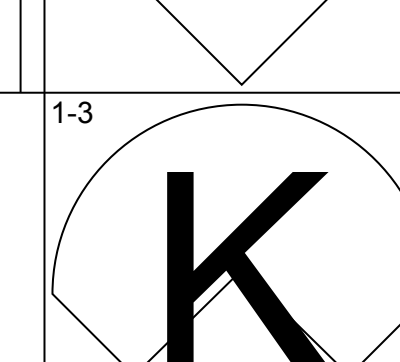

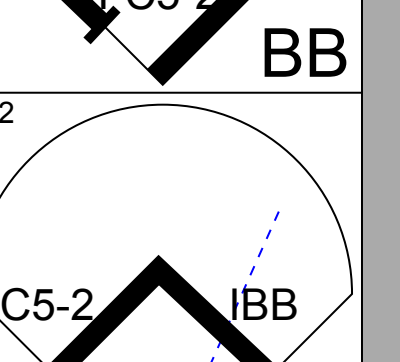
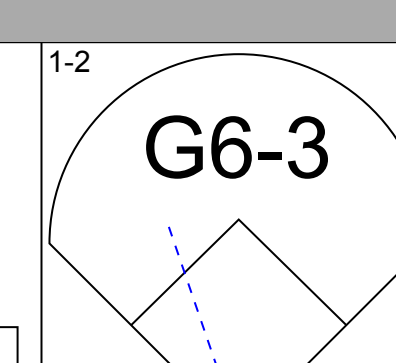
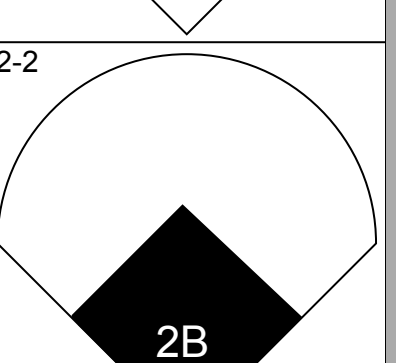
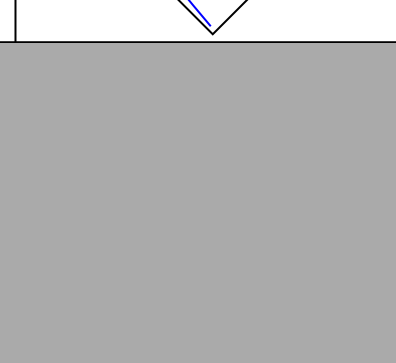
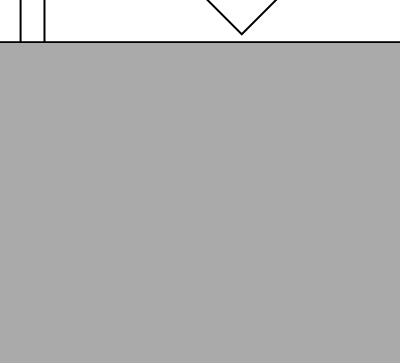

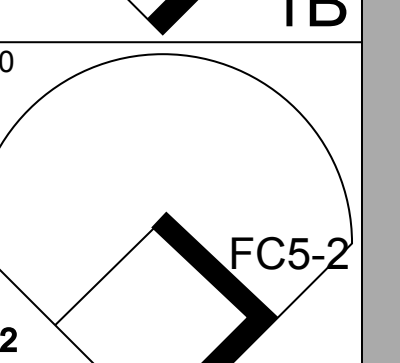
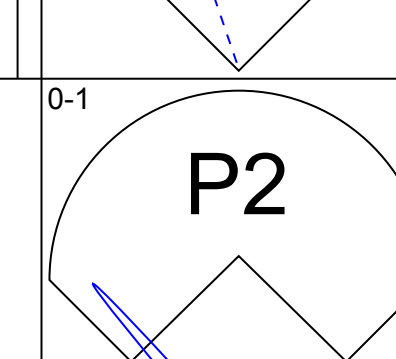
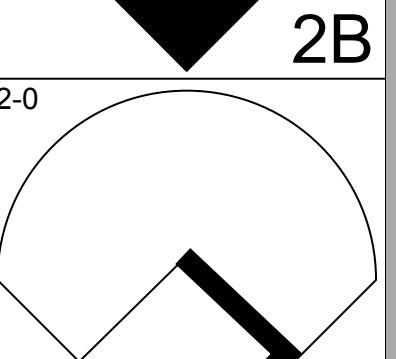



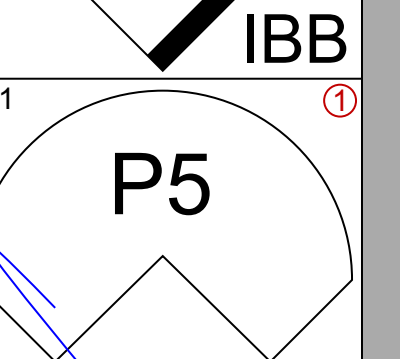
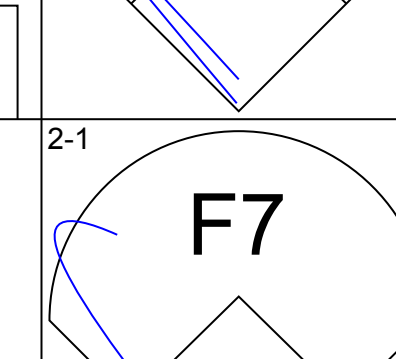
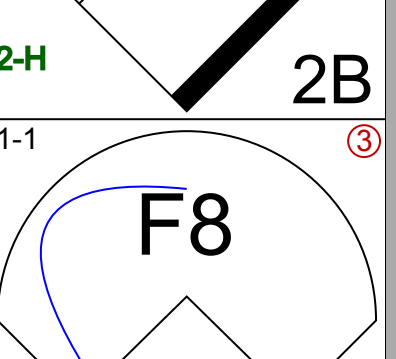



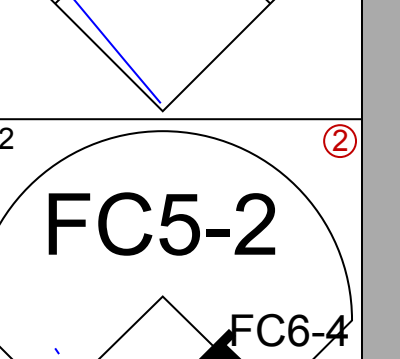
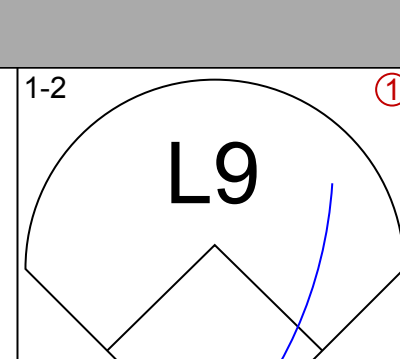
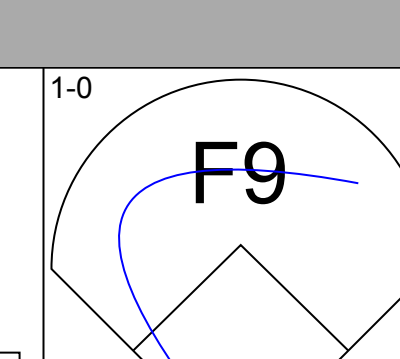
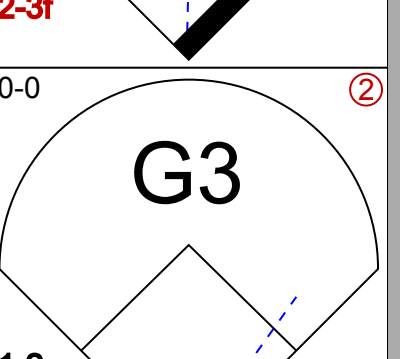
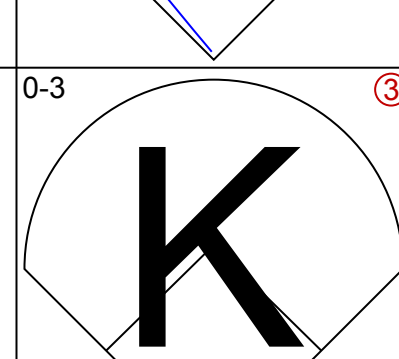
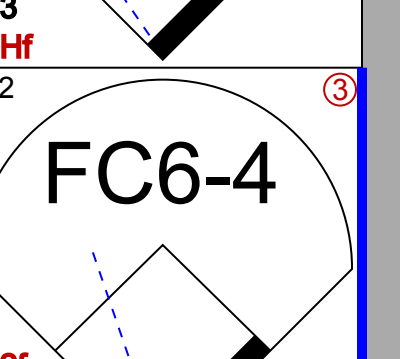
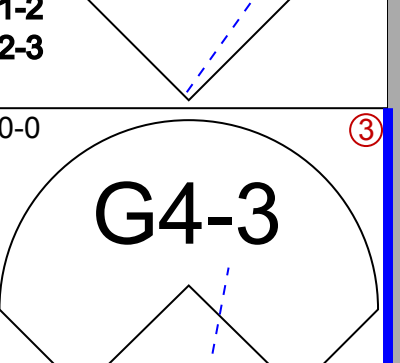
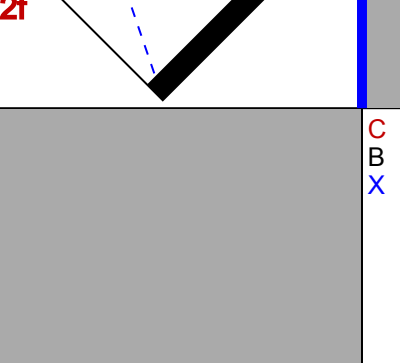
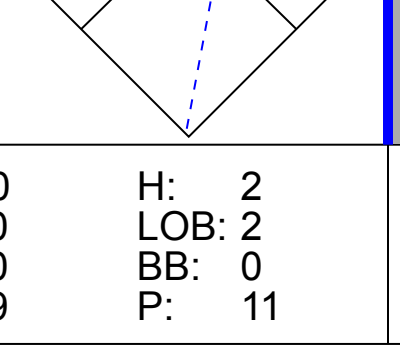
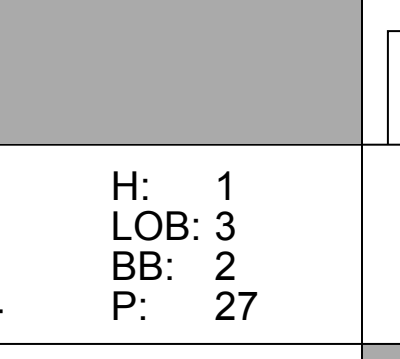


Batter	1	2	3	4	5	6	7	8	9	10	11	12	AB	R	H	RBI	BB	SO	LOB	TOP									
Lenny Dykstra, L OBP: 0.333, SLG: 0.372													6	0	2	1	0	1	1										
Mariano Duncan, R OBP: 0.289, SLG: 0.392													6	0	0	0	0	0	2										
Dave Hollins, S OBP: 0.394, SLG: 0.422													2	0	0	0	2	1	0										
John Kruk, L OBP: 0.466, SLG: 0.509													5	0	2	0	0	2	3										
Darren Daulton, L OBP: 0.415, SLG: 0.534													4	0	0	0	1	0	2										
Ricky Jordan, R OBP: 0.229, SLG: 0.385													4	1	2	0	0	2	0										
Mitch Williams, L OBP: 0.500, SLG: 0.500													0	0	0	0	0	0	0										
Wally Backman, S OBP: 0.384, SLG: 0.316													1	0	0	0	0	1	1										
Barry Jones, R OBP: 0.364, SLG: 0.316													0	0	0	0	0	0	0										
Mickey Morandini, L OBP: 0.352, SLG: 0.400													5	0	0	0	0	1	4										
Kim Batisse, R OBP: 0.255, SLG: 0.293													4	0	1	1	0	2	0										
Curt Schilling, R OBP: 0.417, SLG: 0.222													2	0	0	0	0	1	0										
Julio Peguero, S OBP: 0.219, SLG: 0.207													0	0	0	0	0	0	0										
Dale Sveum, S OBP: 0.219, SLG: 0.207													1	0	0	0	0	1	0										
Ruben Amaro Jr. S OBP: 0.293, SLG: 0.311													1	1	1	0	0	0	0										
Inning Stats	R: 0 E: 0 K: 2 S: 14	H: 0 LOB: 1 BB: 1 P: 20	R: 0 E: 0 K: 1 S: 6	H: 0 LOB: 0 BB: 0 P: 12	R: 0 E: 0 K: 1 S: 6	H: 0 LOB: 0 BB: 0 P: 8	R: 0 E: 0 K: 1 S: 12	H: 0 LOB: 0 BB: 0 P: 18	R: 1 E: 0 K: 1 S: 12	H: 1 LOB: 0 BB: 0 P: 16	R: 0 E: 0 K: 2 S: 7	H: 0 LOB: 0 BB: 0 P: 13	R: 0 E: 0 K: 0 S: 5	H: 1 LOB: 0 BB: 0 P: 7	R: 0 E: 0 K: 0 S: 13	H: 2 LOB: 3 BB: 1 P: 22	R: 0 E: 0 K: 2 S: 17	H: 1 LOB: 1 BB: 0 P: 23	R: 0 E: 0 K: 2 S: 9	H: 1 LOB: 1 BB: 0 P: 17	R: 1 E: 0 K: 0 S: 14	H: 2 LOB: 1 BB: 0 P: 21	1B: 5 2B: 4 3B: 0 HR: 0	SF: 1 SAC: 1 DP: 1 HBP: 1	WP: 0 PB: 0 SB: 3 CS: 0	PA: 47			
PITCHER	IP WLS BF H R ER SO BB IBB HBP BLK WP HR S P ERA WHIP	7.0 1.2 8 3 0 0 0 0 1 0 0 0 0 0 17 28 0.00 1.800	0.1 1 0 0 0 0 0 0 0 0 0 0 0 0 1 1 0.00 0.000	2.0 8 2 0 0 4 0 0 0 0 0 0 0 0 26 40 0.00 1.000	1.0 L 5 2 1 1 0 0 0 0 0 0 0 0 14 21 9.00 2.000	PITCHER																							
Pete Harnisch, R ERA: 4.0	7.0	1.2	8	3	0	0	0	0	0	0	0	0	0	0	0	17	28	0.00	1.800										
Joe Boever, R ERA: 2.02	0.1	1	0	0	0	0	0	0	0	0	0	0	0	0	0	1	1	0.00	0.000										
Rob Mallicoat, L ERA: 2.7	2.0	8	2	0	0	4	0	0	0	0	0	0	0	0	0	26	40	0.00	1.000										
Doug Jones, R ERA: 2.62	1.0	L	5	2	1	1	0	0	0	0	0	0	0	0	0	14	21	9.00	2.000										
Al Osuna, L ERA: 3.32																													

Philadelphia Phillies @ Houston Astros
Astrodome, Houston, TX
Fri May 29 1992, 8:05 PM EDT
Att. 10,815 - Dome - 70 F

AB 41
R 2
H 8
RBI 2
BB 3
SO 12
LOB 13



Batter	1	2	3	4	5	6	7	8	9	10	11	12	AB	R	H	RBI	BB	SO	LOB	BOTTOM									
Craig Biggio, R OBP: 0.365, SLG: 0.427													6	0	0	0	0	1	1										
Steve Finley, L OBP: 0.326, SLG: 0.437													5	0	1	0	1	0	1										
5 Jeff Bagwell, R OBP: 0.335, SLG: 0.389													4	0	1	0	1	1	1										
Eric Anthony, L OBP: 0.304, SLG: 0.376													5	0	1	0	0	2	3										
Ken Caminiti, S OBP: 0.333, SLG: 0.403													3	1	2	0	2	0	0										
Pete Incaviglia, R OBP: 0.302, SLG: 0.357													5	0	2	1	0	1	4										
Eddie Taubensee, L OBP: 0.265, SLG: 0.231													5	0	0	0	0	0	7										
Andujar Caldero, R OBP: 0.226, SLG: 0.256													2	0	0	0	0	0	0										
Doug Jones, R OBP: 0.360, SLG: 0.520													0	0	0	0	0	0	0										
Al Osuna, R OBP: 0.360, SLG: 0.520													1	0	0	0	0	0	3										
Pete Harnisch, S ERA: 2.77	8.0	7	0	0	2	1	0	0	0	0	0	0	2	0	0	0	0	0	0										
Benny Distefano, L OBP: 0.360, SLG: 0.273	0.1	1	0	0	0	0	0	0	0	0	0	0	0	0	0	0	0	0	0										
Joe Boever, R ERA: 2.63	2.0	W	9	1	0	0	0	0	0	0	0	0	21	38	0.00	0.500													
Rob Mallicoat, L ERA: 2.62	1.0	L	5	2	1	1	0	0	0	0	0	0	14	21	9.00	2.000													
Rafael Ramirez, R OBP: 0.238, SLG: 0.283																													
Inning Stats	R: 0 E: 0 K: 0 S: 7	H: 1 LOB: 1 BB: 1 P: 14	R: 0 E: 0 K: 0 S: 8	H: 0 LOB: 0 BB: 0 P: 11	R: 0 E: 1 K: 1 S: 14	H: 0 LOB: 1 BB: 0 P: 19	R: 1 E: 0 K: 1 S: 10	H: 2 LOB: 1 BB: 0 P: 17	R: 0 E: 0 K: 0 S: 4	H: 0 LOB: 0 BB: 0 P: 5	R: 0 E: 0 K: 0 S: 7	H: 0 LOB: 0 BB: 0 P: 10	R: 0 E: 0 K: 2 S: 9	H: 2 LOB: 2 BB: 0 P: 11	R: 0 E: 0 K: 2 S: 10	H: 1 LOB: 1 BB: 0 P: 16	R: 0 E: 0 K: 0 S: 7	H: 0 LOB: 1 BB: 1 P: 14	R: 0 E: 0 K: 2 S: 9	H: 0 LOB: 0 BB: 0 P: 14	R: 0 E: 0 K: 0 S: 14	H: 1 LOB: 3 BB: 2 P: 27	R: 0 E: 0 K: 0 S: 7	H: 0 LOB: 0 BB: 0 P: 11	1B: 4 2B: 4 3B: 0 HR: 0	SF: 0 SAC: 0 DP: 1 HBP: 0	WP: 0 PB: 0 SB: 0 CS: 0	PA: 47	
PITCHER	IP WLS BF H R ER SO BB IBB HBP BLK WP HR S P ERA WHIP	8.0 7 31 6 1 1 4 1 0 0 0 0 0 0 69 103 1.12 0.875	0.1 1 0 0 0 0 0 0 0 0 0 0 0 0 1 1 0.00 0.500	2.0 W 9 1 0 0 0 1 1 0 0 0 0 0 21 38 0.00 0.500	1.0 L 5 2 1 1 0 0 0 0 0 0 0 0 14 21 9.00 2.000	PITCHER																							
Curt Schilling, R ERA: 2.77	8.0	7	31	6	1	1	4	1	0	0	0	0	0	0	0	69	103	1.12	0.875										
Mitch Williams, L ERA: 2.63	0.1	1	0	0	0	0	0	0	0	0	0	0	0	0	0	1	1	0.00	0.500										
Barry Jones, R ERA: 5.02	2.0	W	9	1	0	0	0	0	0	0	0	0	21	38	0.00	0.500													

Philadelphia Phillies @ Houston Astros
Astrodome, Houston, TX
Fri May 29 1992, 8:05 PM EDT
Att. 10,815 - Dome - 70 F

AB 43
R 1
H 7
RBI 1
BB 4
SO 6
LOB 25



Batter	1	2	3	4	5	6	7	8	9	AB	R	H	RBI	BB	SO	LOB	TOP					
Lenny Dykstra, L OBP: 0.329, SLG: 0.360 (1, 8)										4	1	0	0	1	1	0	Philadelphia Phillies @ Houston Astros Astrodome, Houston, TX Sat May 30 1992, 8:05 PM EDT Att: 16,046 - Dome - 70 F					
Mariano Duncan, R OBP: 0.293, SLG: 0.394 (1, 7)										4	2	2	0	0	0	0						
Dave Hollins, S OBP: 0.391, SLG: 0.418 (1, 5)										4	0	1	0	0	0	3						
John Kruk, L OBP: 0.462, SLG: 0.500 (1, 9)										3	1	0	0	1	1	2						
Darren Daulton, L OBP: 0.429, SLG: 0.541 (1, 2)										2	0	2	2	2	0	0						
Ricky Jordan, R OBP: 0.205, SLG: 0.349 (1, 3)										4	0	0	1	0	0	6						
Mickey Morandini, L OBP: 0.349, SLG: 0.395 (1, 4)										4	0	1	1	0	0	3						
Kim Batiste, R OBP: 0.248, SLG: 0.284 Wally Backman, S OBP: 0.348, SLG: 0.300 (9, PH)										3	0	0	0	0	1	2						
Terry Mulholland, R OBP: 0.176, SLG: 0.182 Mike Hartley, R OBP: 0.215, SLG: 0.203 (9, PH)										0	0	0	0	0	0	0						
Inning Stats	R: 3 E: 0 K: 0 S: 13	H: 3 LOB: 2 BB: 2 P: 27	R: 0 E: 0 K: 0 S: 7	H: 0 LOB: 0 BB: 0 P: 13	R: 0 E: 0 K: 0 S: 7	H: 1 LOB: 2 BB: 1 P: 16	R: 0 E: 0 K: 2 S: 7	H: 0 LOB: 0 BB: 0 P: 10	R: 1 E: 0 K: 0 S: 10	H: 2 LOB: 1 BB: 0 P: 17	R: 0 E: 0 K: 1 S: 5	H: 0 LOB: 0 BB: 0 P: 6	R: 0 E: 0 K: 0 S: 6	H: 0 LOB: 0 BB: 0 P: 7	R: 0 E: 0 K: 1 S: 8	H: 0 LOB: 1 BB: 1 P: 15		R: 0 E: 0 K: 1 S: 9	H: 0 LOB: 0 BB: 0 P: 13	1B: 6 2B: 0 3B: 0 HR: 0	SF: 0 SAC: 0 DP: 0 HBP: 0	WP: 1 PB: 0 SB: 1 CS: 0
PITCHER	IP WLS BF H R ER SO BB IBB HBP BLK WP HR S P ERA WHIP																					
Jimmy Jones, R ERA: 3.55 Rob Murphy, L ERA: 3.52 Joe Boever, R ERA: 1.98 Doug Jones, R ERA: 2.55	(1, 1) (7, 1) (8, 1) (9, 1)	6.0 1.1 0.2 1.0	W 5 0 S	27 0 0 3	H 6 0 0	R 4 0 0	ER 4 0 0	SO 3 1 0 1	BB 1 0 0 0	IBB 2 0 0 0	HBP 0 0 0 0	BLK 0 0 0 0	WP 1 0 0 0	HR 0 0 0 0	S 49 10 4 9	P 89 16 6 13	ERA 6.00 0.00 0.00 0.00	WHIP 1.167 0.750 0.000 0.000				

AB	33
R	4
H	6
RBI	4
BB	4
SO	5
LOB	16



Batter	1	2	3	4	5	6	7	8	9	AB	R	H	RBI	BB	SO	LOB	BOTTOM						
Craig Biggio, R OBP: 0.373, SLG: 0.439 (1, 4)										4	1	3	1	0	1	1	Philadelphia Phillies @ Houston Astros Astrodome, Houston, TX Sat May 30 1992, 8:05 PM EDT Att: 16,046 - Dome - 70 F						
Steve Finley, L OBP: 0.327, SLG: 0.430 (1, 8)										3	1	0	0	0	2								
5 Jeff Bagwell, R OBP: 0.333, SLG: 0.391 (1, 3)										4	1	1	2	0	0	1							
Pete Incaviglia, R OBP: 0.301, SLG: 0.354 (1, 7)										4	0	1	0	0	3	2							
Eric Anthony, L OBP: 0.313, SLG: 0.375 Chris Jones, R OBP: 0.267, SLG: 0.231 (8, 9)										3	0	1	0	1	0	2							
Rafael Ramirez, R OBP: 0.254, SLG: 0.297 (1, 6)										4	1	2	1	0	0	1							
Scott Servais, R OBP: 0.290, SLG: 0.339 (1, 2)										2	1	1	0	0	0	1							
Juan Guerrero, R OBP: 0.243, SLG: 0.212 (1, 5)										3	0	1	1	1	1	1							
Jimmy Jones, R ERA: 4.07 Cassey Casper, S OBP: 0.218, SLG: 0.224 Rob Murphy, L OBP: 0.267, SLG: 0.231 Joe Boever, R OBP: 0.215, SLG: 0.203 Benny Distefano, L OBP: 0.349, SLG: 0.395 Doug Jones, R OBP: 0.215, SLG: 0.203 (9, 1)	(1, 1) (6, PH) (7, 1) (8, 1) (9, 1)	6.0 2.0	L 8	28 1	H 10 0	R 5 0	ER 5 0	SO 5 2	BB 1 0	IBB 1 0	HBP 1 1	BLK 0 0	WP 0 0	HR 0 0	S 14 8	P 26 20		ERA 4.07 0.00 0.00 0.00	WHIP 2.000 0.500	1B: 8 2B: 4 3B: 0 HR: 0	SF: 0 SAC: 1 DP: 1 HBP: 2	WP: 0 PB: 0 SB: 0 CS: 1	PA: 37
PITCHER	IP WLS BF H R ER SO BB IBB HBP BLK WP HR S P ERA WHIP																						

AB	31
R	5
H	11
RBI	5
BB	2
SO	7
LOB	15



Batter	1	2	3	4	5	6	7	8	9	10	11	AB	R	H	RBI	BB	SO	LOB	TOP									
Lenny Dykstra, L OBP: 0.342, SLG: 0.369 (1, 8)	0-2 S 1B		1-3 K		1-0 1B			2-1 G3		3-1 HBP	2-2 1B	5	1	3	2	0	1	0										
Ruben Amaro Jr, S OBP: 0.295, SLG: 0.306 (1, 7)	2-2 CS 1B			2-2 F7		1-1 G5-3		3-3 K2-3		4-0 BB	0-0 G5-3	5	0	1	1	1	1	2										
Dave Hollins, S OBP: 0.391, SLG: 0.432 (1, 5)	3-3 K			2-0 HR		1-0 HBP			3-3 K			4	1	1	1	0	3	3										
John Kruk, L OBP: 0.470, SLG: 0.506 (1, 9)	2-3 K			1-0 1B		2-2 HBP			3-2 FC5-4 1B		4-2 SH5-3 WP 1B	4	2	3	0	1	1	0										
Ricky Jordan, R OBP: 0.224, SLG: 0.340 (1, 3)		0-0 F8		2-2 SF8 1B		0-0 F9			0-2 FC5-4 1B		4-0 1B SH5-3 BB	4	1	1	0	1	0	2										
Mariano Duncan, R OBP: 0.288, SLG: 0.390 Mickey Morandini, L OBP: 0.354, SLG: 0.400 (1, 4) (8, 4)	2-3 K			0-2 SF8		1-1 G5-3			2-1 1B		1-0 SH5-3	2	0	0	1	0	1	0										
Sieve Lake, R OBP: 0.393, SLG: 0.536 Darren Daulton, L OBP: 0.430, SLG: 0.537 (1, 2) (9, PH) (9, 2)	0-0 G4-3			1-2 3-H SF8		0-3 K			1-2 1B		1-2 2-3 1B	3	0	0	0	0	1	1										
Kim Batiste, R OBP: 0.246, SLG: 0.280 (1, 6)		2-2 G4-3		0-0 P4		2-2 G6-3			0-2 F9		0-2 1B SH5-3 1B	5	0	1	1	0	0	0										
Don Robinson, R Wally Blackman, S Mickey Morandini, L Dave Stewart, R Barry Jones, R Steve Scarsone, R Wally Ritchie, L (1, 1) (8, PH) (8, 1) (9, PH) (9, 1) (10, PH) (11, PH) (11, 1)			1-1 G6-3		2-1 G6-3			2-2 G4-3		3-3 K	1-3 K	2	0	0	0	0	0	0										
Inning Stats	R: 1 E: 0 K: 2 S: 14	H: 2 LOB: 0 BB: 0 P: 21	R: 0 E: 0 K: 1 S: 5	H: 0 LOB: 0 BB: 0 P: 7	R: 0 E: 0 K: 1 S: 9	H: 0 LOB: 0 BB: 0 P: 13	R: 2 E: 0 K: 0 S: 13	H: 3 LOB: 1 BB: 0 P: 20	R: 0 E: 0 K: 0 S: 4	H: 1 LOB: 1 BB: 0 P: 7	R: 0 E: 0 K: 1 S: 10	H: 0 LOB: 0 BB: 0 P: 13	R: 0 E: 0 K: 1 S: 8	H: 0 LOB: 0 BB: 0 P: 15	R: 0 E: 0 K: 2 S: 14	H: 2 LOB: 2 BB: 0 P: 23	R: 0 E: 0 K: 2 S: 10	H: 0 LOB: 2 BB: 1 P: 20	R: 3 E: 0 K: 1 S: 17	H: 2 LOB: 2 BB: 3 P: 32	1B: 10 2B: 0 3B: 0 HR: 1	SF: 1 SAC: 1 DP: 0 HBP: 2	WP: 1 PB: 0 SB: 2 CS: 1	PA: 47				
PITCHER	IP ERA WLS BF H R ER SO BB IBB HBP BLK WP HR S P ERA WHIP	7.0 4.89 2.0 6 3 3 4 23 7 0 0 0 0 0 0 18 78 4.50 1.167	7.1 2.0 0.2 4 2 0 0 2 0 0 0 0 0 0 0 11 28 0.00 3.000	8.1 2.32 0.2 6 0 0 0 3 1 0 1 0 0 0 0 13 24 0.00 0.750	9.1 2.45 1.1 6 0 0 0 3 1 0 1 0 0 0 0 17 32 27.00 4.000	11.1 4.96 1.0 L 8 2 3 3 1 2 1 0 0 1 0 17 32 27.00 4.000																						

Philadelphia Phillies @ Houston Astros
Astrodome, Houston, TX
Sun May 31 1992, 4:33 AM EDT
Att. 14,846 - Dome - 70 F

AB 39
R 6
H 11
RBI 6
BB 4
SO 11
LOB 13



Batter	1	2	3	4	5	6	7	8	9	10	11	AB	R	H	RBI	BB	SO	LOB	BOTTOM									
Craig Biggio, R OBP: 0.367, SLG: 0.431 (1, 4)	1-2 SF7 1B				0-2 G5-3			2-1 P6	3-2 P4		1-2 F8	6	1	1	0	0	0	4										
Steve Finley, L OBP: 0.329, SLG: 0.426 (1, 8)	1-2 F8		1-0 F7		2-0 F7			4-2 5 2B	3-2 1B			4	1	1	0	1	0	1										
5 Jeff Bagwell, R OBP: 0.335, SLG: 0.388 (1, 3)	0-1 FC		4-2 BB			2-1 E S 1B		1-2 F8		2-2 G5-3		4	0	1	0	1	0	2										
Eric Anthony, L OBP: 0.307, SLG: 0.380 (1, 9)	1-2 SF7		1-1 P6			0-3 K		0-1 BB		1-1 G4-3		4	0	1	2	0	1	2										
Pete Incaviglia, R Xavier Hernandez, L Juan Guzman, R Jose Alvarez, R Rob Mottoccat, L Benny Distefano, L Rob Murphy, L (1, 7) (7, 1) (8, PH) (8, 1) (9, 1) (10, PH) (11, 1)	0-1 F7		1-3 K			2-0 F7		4-1 BB		0-1 F8		3	0	0	0	0	0	1	3									
Ken Caminiti, S OBP: 0.360, SLG: 0.421 (1, 5)		2-1 2B 1B		2-0 1B				1-2 BB		4-2 BB		4	1	3	0	1	1	1										
Rafael Ramirez, R OBP: 0.260, SLG: 0.304 (1, 6)		1-1 G6-3 2B		0-1 F9				0-3 K		3-2 G6-3		5	0	1	1	0	1	5										
Eddie Taubensee, L OBP: 0.258, SLG: 0.224 Chris Jones, R OBP: 0.281, SLG: 0.225 Scott Servais, R OBP: 0.286, SLG: 0.333 (1, 2) (9, PH) (10, 2)	0-1 F8		0-1 L3					0-0 F9		2-1 G4-3		3	0	0	0	0	0	2										
Butch Henry, L OBP: 0.197, SLG: 0.333 Casey Candaele, S OBP: 0.228, SLG: 0.234 (1, 1) (7, 7)		1-0 G6-3		1-2 G5-3				1-0 L6		2-1 1B		2	0	0	0	0	0	1										
Inning Stats	R: 1 E: 1 K: 0 S: 15	H: 1 LOB: 1 BB: 0 P: 18	R: 1 E: 0 K: 0 S: 10	H: 2 LOB: 1 BB: 0 P: 15	R: 0 E: 0 K: 1 S: 11	H: 0 LOB: 0 BB: 0 P: 18	R: 0 E: 0 K: 0 S: 5	H: 1 LOB: 0 BB: 0 P: 7	R: 0 E: 0 K: 2 S: 9	H: 1 LOB: 1 BB: 0 P: 15	R: 0 E: 0 K: 1 S: 6	H: 0 LOB: 0 BB: 0 P: 7	R: 1 E: 0 K: 0 S: 17	H: 1 LOB: 3 BB: 3 P: 36	R: 0 E: 0 K: 0 S: 10	H: 2 LOB: 2 BB: 0 P: 20	R: 0 E: 0 K: 0 S: 7	H: 0 LOB: 0 BB: 0 P: 10	R: 0 E: 0 K: 0 S: 15	H: 2 LOB: 2 BB: 0 P: 20	1B: 8 2B: 3 3B: 0 HR: 0	SF: 1 SAC: 0 DP: 1 HBP: 0	WP: 0 PB: 0 SB: 3 CS: 0	PA: 46				
PITCHER	IP ERA WLS BF H R ER SO BB IBB HBP BLK WP HR S P ERA WHIP	7.0 1.53 2.0 11 3 1 1 4 3 0 0 0 0 0 0 7 10 0.00 3.000	10.1 1.0 1.0 3 0 0 0 0 0 0 0 0 0 0 7 10 0.00 0.000	11.1 1.0 1.0 5 2 0 0 0 0 0 0 0 0 0 15 20 0.00 2.000																								

Philadelphia Phillies @ Houston Astros
Astrodome, Houston, TX
Sun May 31 1992, 4:33 AM EDT
Att. 14,846 - Dome - 70 F

AB 41
R 3
H 10
RBI 3
BB 4
SO 4
LOB 22



Batter	1	2	3	4	5	6	7	8	9	AB	R	H	RBI	BB	SO	LOB	TOP					
Lenny Dykstra, L OBP: 0.351, SLG: 0.373										4	2	2	0	1	1	0	Philadelphia Phillies @ Atlanta Braves Atlanta-Fulton County Stadium, Atlanta, GA Mon Jun 01 1992, 7:05 PM EDT Att: 25,647 - Cloudy - 71 F					
Mariano Duncan, R OBP: 0.286, SLG: 0.385										5	0	1	1	0	0	5						
Dave Hollins, S OBP: 0.396, SLG: 0.434										4	0	2	1	1	0	2						
John Kruk, L OBP: 0.468, SLG: 0.500										4	0	1	1	1	1	2		3				
Ricky Jordan, R OBP: 0.222, SLG: 0.327										5	1	1	0	0	0	5						
Darren Daulton, L OBP: 0.429, SLG: 0.536										4	1	1	0	1	0	1						
Kim Batiste, R OBP: 0.237, SLG: 0.270										4	1	0	1	0	0	2						
Mickey Morandini, L OBP: 0.351, SLG: 0.393										2	1	0	1	1	1	2						
Cliff Brantley, R OBP: 0.222, SLG: 0.222										0	0	0	0	0	0	0						
Ben Rivera, R OBP: 0.200, SLG: 0.313										1	0	0	0	0	1	0						
Ruben Amaro Jr, S OBP: 0.200, SLG: 0.313										1	0	1	1	0	0	0						
Steve Searcy, L OBP: 0.200, SLG: 0.313										0	0	0	0	0	0	0						
Don Robinson, R OBP: 0.200, SLG: 0.313										1	0	0	0	0	1	0						
Mike Hartley, R OBP: 0.200, SLG: 0.313										0	0	0	0	0	0	0						
Inning Stats	R: 1 E: 0 K: 0 S: 7	H: 3 LOB: 1 BB: 0 P: 10	R: 0 E: 1 K: 1 S: 11	H: 0 LOB: 3 BB: 2 P: 27	R: 0 E: 0 K: 0 S: 5	H: 0 LOB: 0 BB: 1 P: 12	R: 0 E: 0 K: 1 S: 7	H: 0 LOB: 0 BB: 1 P: 10	R: 0 E: 0 K: 0 S: 11	H: 1 LOB: 2 BB: 1 P: 23	R: 3 E: 1 K: 1 S: 20	H: 3 LOB: 2 BB: 1 P: 34	R: 2 E: 0 K: 1 S: 12	H: 2 LOB: 0 BB: 0 P: 16	R: 0 E: 0 K: 1 S: 10	H: 0 LOB: 0 BB: 0 P: 18	R: 0 E: 0 K: 1 S: 7	H: 0 LOB: 0 BB: 0 P: 8	1B: 8 2B: 1 3B: 0 HR: 0	SF: 1 SAC: 1 DP: 1 HBP: 0	WP: 0 PB: 0 SB: 0 CS: 0	PA: 42
PITCHER	IP WLS BF H R ER SO BB IBB HBP BLK WP HR S P ERA WHIP	5.1 W 27 5 4 1 2 4 1 0 0 0 0 48 98 1.69 1.688	0.1 3 2 0 0 0 0 0 0 0 0 0 9 12 0.00 6.000	2.1 9 2 2 2 3 0 0 0 0 0 0 26 40 7.71 0.857	1.0 S 3 0 0 0 1 0 0 0 0 0 0 7 8 0.00 0.000	PITCHER IP WLS BF H R ER SO BB IBB HBP BLK WP HR S P ERA WHIP																
Tom Glavine, L ERA: 2.94																						
Mike Bielecki, R ERA: 3.07																						
Mike Stanton, L ERA: 6.75																						
Mark Wohlers, R ERA:																						

AB	35
R	6
H	9
RBI	6
BB	5
SO	6
LOB	20



Batter	1	2	3	4	5	6	7	8	9	AB	R	H	RBI	BB	SO	LOB	BOTTOM					
Otis Nixon, S OBP: 0.417, SLG: 0.417										5	1	2	0	0	0	1	Philadelphia Phillies @ Atlanta Braves Atlanta-Fulton County Stadium, Atlanta, GA Mon Jun 01 1992, 7:05 PM EDT Att: 25,647 - Cloudy - 71 F					
Terry Pendleton, S OBP: 0.344, SLG: 0.514										5	2	3	0	0	1	3						
Ron Gant, R OBP: 0.372, SLG: 0.479										3	1	1	0	1	0	1						
David Justice, L OBP: 0.312, SLG: 0.308										4	1	1	2	0	0	2						
Sid Bream, L OBP: 0.354, SLG: 0.370										4	0	1	2	0	1	0						
Greg Olson, R OBP: 0.315, SLG: 0.320										4	1	0	0	0	0	1						
Mark Lemke, S OBP: 0.252, SLG: 0.284										3	1	1	0	1	0	0						
Rafael Belliard, R OBP: 0.270, SLG: 0.248										3	0	1	0	1	0	2						
Tom Glavine, L OBP: 0.323, SLG: 0.333										2	0	1	2	0	1	2						
Mike Bielecki, R OBP: 0.143, SLG: 0.143										0	0	0	0	0	0	0						
Mike Stanton, L OBP: 0.500, SLG: 0.500										1	0	0	0	0	0	0						
Deion Sanders, L OBP: 0.377, SLG: 0.528										1	0	0	0	0	1	1						
Mark Wohlers, R ERA:										0	0	0	0	0	0	0						
Inning Stats	R: 0 E: 0 K: 0 S: 6	H: 1 LOB: 1 BB: 0 P: 10	R: 0 E: 0 K: 1 S: 9	H: 1 LOB: 2 BB: 1 P: 19	R: 6 E: 0 K: 1 S: 18	H: 6 LOB: 2 BB: 2 P: 34	R: 0 E: 0 K: 0 S: 6	H: 0 LOB: 0 BB: 0 P: 9	R: 0 E: 0 K: 0 S: 8	H: 0 LOB: 0 BB: 0 P: 12	R: 1 E: 1 K: 0 S: 10	H: 2 LOB: 1 BB: 0 P: 14	R: 0 E: 0 K: 1 S: 5	H: 0 LOB: 0 BB: 0 P: 8	R: 0 E: 0 K: 1 S: 13	H: 1 LOB: 1 BB: 0 P: 17	R: 0 E: 0 K: 1 S: 7	H: 0 LOB: 0 BB: 0 P: 8	1B: 9 2B: 2 3B: 0 HR: 0	SF: 0 SAC: 0 DP: 0 HBP: 0	WP: 0 PB: 0 SB: 0 CS: 0	PA: 38
PITCHER	IP WLS BF H R ER SO BB IBB HBP BLK WP HR S P ERA WHIP	2.1 L 16 2 0 0 1 0 0 0 0 0 0 24 35 0.00 0.750	1.0 5 2 1 0 0 0 0 0 0 0 0 10 14 0.00 2.000	2.0 7 1 0 0 2 0 0 0 0 0 0 18 25 0.00 0.500	PITCHER IP WLS BF H R ER SO BB IBB HBP BLK WP HR S P ERA WHIP																	
Cliff Brantley, R ERA: 4.97																						
Ben Rivera, R ERA: 4.0																						
Steve Searcy, L ERA: 6.1																						
Mike Hartley, R ERA: 2.45																						

AB	35
R	7
H	11
RBI	6
BB	3
SO	4
LOB	13



Batter	1	2	3	4	5	6	7	8	9	AB	R	H	RBI	BB	SO	LOB	TOP								
Ray Lankford, L (1, 8) OBP: 0.376, SLG: 0.414	0-1 G6-3 1B			1-2 F8		3-3 K	1-0 L8		2-2 L4-6	5	0	1	0	0	1	4									
Ozzie Smith, S (1, 6) OBP: 0.359, SLG: 0.328	1-0 G6-3			1-1 F		3-2 G4-3	0-0 G4-3		0-3 K	5	0	1	0	0	1	4									
Felix Jose, S (1, 9) OBP: 0.393, SLG: 0.496	0-1 F8			1-3 K		0-1 1B			1-3 K	4	0	1	0	0	2	1									
Andres Galarraga, R (1, 3) OBP: 0.250, SLG: 0.245		1-3 K		3-2 F8		1-0 P3			2-2 G3	4	0	0	0	0	1	2									
Pedro Guerrero, R (1, 7) OBP: 0.282, SLG: 0.303		1-2 P3			0-1 F7		2-2 1B		2-1 2B	3	0	1	0	0	0	0									
Bernard Gilkey, R (7, PR) OBP: 0.370, SLG: 0.407										1	1	1	0	0	0	0									
Todd Zeile, R (1, 5) OBP: 0.327, SLG: 0.337		3-2 G5-3			3-2 HR		3-2 1B		1-1 G6-3	4	2	2	0	0	0	1									
Tom Pagnozzi, R (1, 2) OBP: 0.328, SLG: 0.408				3-2 G4-3		2-1 HR			4-2 HBP	3	2	2	3	1	0	0									
José Oquendo, S (1, 4) OBP: 0.400, SLG: 0.500				3-2 P5		2-3 K			4-1 L4-6	3	0	1	1	1	1	0									
Bob Tewksbury, R (1, 1) OBP: 0.077, SLG: 0.040				1-2 P6		0-0 G2			1-1 HBP	3	0	0	0	0	0	2									
Bob McClure, R (7, 1) ERA: 4.31										0	0	0	0	0	0	0									
Mike Perez, R (7, 1) ERA: 2.11										0	0	0	0	0	0	0									
Todd Worrell, R (8, 1) ERA: 4.91										0	0	0	0	0	0	0									
Juan Agosto, L (8, 1) OBP: 0.076, SLG: 0.042										0	0	0	0	0	0	0									
Inning Stats	R: 0 E: 0 K: 0 S: 5	H: 1 LOB: 0 BB: 0 P: 6	R: 0 E: 0 K: 1 S: 10	H: 0 LOB: 0 BB: 0 P: 15	R: 0 E: 0 K: 0 S: 12	H: 0 LOB: 0 BB: 0 P: 19	R: 0 E: 1 K: 1 S: 12	H: 1 LOB: 1 BB: 0 P: 18	R: 2 E: 0 K: 1 S: 17	H: 2 LOB: 2 BB: 0 P: 24	R: 0 E: 0 K: 1 S: 9	H: 1 LOB: 1 BB: 0 P: 16	R: 3 E: 1 K: 0 S: 15	H: 4 LOB: 1 BB: 0 P: 22	R: 0 E: 0 K: 1 S: 11	H: 1 LOB: 1 BB: 0 P: 17	R: 0 E: 0 K: 1 S: 10	H: 0 LOB: 2 BB: 2 P: 21	1B: 6 2B: 4 3B: 0 HR: 1	SF: 0 SAC: 0 DP: 1 HBP: 1	WP: 0 PB: 0 SB: 0 CS: 0	PA: 38			
PITCHER	IP	WLS	BF	H	R	ER	SO	BB	IBB	HBP	BLK	WP	HR	S	P	ERA	WHIP								
Terry Mulholland, L (1, 1) ERA: 4.31	6.0		26	9	5	5	4	0	0	0	0	0	1	77	116	7.50	1.500								
Wally Ritchie, L (7, 1) ERA: 2.11	1.0		3	0	0	0	0	0	0	0	0	0	0	3	4	0.00	0.000								
Bary Jones, R (8, 1) ERA: 4.91	1.0	W	4	1	0	0	1	0	0	0	0	0	0	11	17	0.00	1.000								
Mitch Williams, L (9, 1) ERA: 3.41	1.0	S	5	0	0	0	1	2	0	1	0	0	0	10	21	0.00	2.000								

St. Louis Cardinals @ Philadelphia Phillies
Veterans Stadium, Philadelphia, PA
Fri Jun 05 1992, 7:05 PM EDT
Att: 12,128 - Cloudy - 66 F

AB	35
R	5
H	10
RBI	4
BB	2
SO	6
LOB	14



Batter	1	2	3	4	5	6	7	8	9	AB	R	H	RBI	BB	SO	LOB	BOTTOM								
Lenny Dykstra, L (1, 8) OBP: 0.339, SLG: 0.361	1-0 F8				0-0 F7		0-2 SF7			3	0	0	1	0	0	1									
Mariano Duncan, R (1, 7) OBP: 0.284, SLG: 0.379	2-2 S			0-2 G5-3		0-0 1B	1-3 K			4	1	2	0	0	1	1									
Dave Hollins, S (1, 5) OBP: 0.398, SLG: 0.432	1-2 HR			3-2 F7		1-3 K			3-2 1B	4	2	2	1	0	1	2									
John Kruk, L (1, 9) OBP: 0.466, SLG: 0.503	2-3 K			1-1 G6-3		1-1 F8			2-2 HR	4	1	1	0	0	1	3									
Darren Daulton, L (1, 2) OBP: 0.423, SLG: 0.577	1-2 HR			2-0 F8		1-0 F7			0-0 HR	4	2	2	5	0	0	0									
Ricky Jordan, R (1, 3) OBP: 0.277, SLG: 0.381	3-0 FC5-4			0-1 FC4-6		2-3 K			4-0 G4-3	3	0	2	0	0	1	0									
Ruben Amaro Jr, S (7, 9) OBP: 0.314, SLG: 0.310									WP	0	0	0	0	1	0	0									
Mickey Morandini, L (1, 4) OBP: 0.329, SLG: 0.361	0-1 FC5-4			0-2 FC4-6		1-0 G6-3			0-3 K	4	0	0	0	0	1	3									
Kim Batiste, R (1, 6) OBP: 0.248, SLG: 0.287		2-2 G6-3		0-0 G5-3			0-2 1B		1-1 G4-3	3	0	1	0	0	0	1									
Dale Sveum, S (7, PR) OBP: 0.209, SLG: 0.197							1-2 SF7		1-3 G6-3	1	1	0	0	0	0	1									
Terry Mulholland, R (1, 1) OBP: 0.184, SLG: 0.176										1	0	0	0	1	1	0									
Wally Ritchie, L (7, 1) ERA: 3.57										0	0	0	0	0	0	0									
Tom Marsh, R (7, PR) ERA: 1.000										0	0	0	0	0	0	0									
Barry Jones, R (8, 1) ERA: 4.91										0	0	0	0	0	0	0									
Jeff Grotewold, L (8, PR) ERA: 3.74										0	0	0	0	0	0	1									
Mitch Williams, L (9, 1) OBP: 0.000, SLG: 0.000										0	0	0	0	0	0	0									
Inning Stats	R: 3 E: 0 K: 1 S: 17	H: 4 LOB: 1 BB: 0 P: 27	R: 0 E: 0 K: 1 S: 12	H: 0 LOB: 0 BB: 0 P: 17	R: 0 E: 0 K: 0 S: 11	H: 0 LOB: 0 BB: 0 P: 15	R: 0 E: 0 K: 0 S: 7	H: 1 LOB: 1 BB: 0 P: 9	R: 0 E: 0 K: 1 S: 8	H: 1 LOB: 2 BB: 1 P: 14	R: 0 E: 0 K: 1 S: 6	H: 0 LOB: 0 BB: 0 P: 10	R: 1 E: 0 K: 1 S: 14	H: 2 LOB: 1 BB: 0 P: 16	R: 3 E: 0 K: 1 S: 15	H: 3 LOB: 1 BB: 1 P: 26	1B: 8 2B: 1 3B: 0 HR: 2	SF: 1 SAC: 0 DP: 0 HBP: 0	WP: 1 PB: 0 SB: 1 CS: 0	PA: 36					
PITCHER	IP	WLS	BF	H	R	ER	SO	BB	IBB	HBP	BLK	WP	HR	S	P	ERA	WHIP								
Bob Tewksbury, R (1, 1) ERA: 2.09	6.0		26	7	4	4	4	1	0	0	0	0	0	8	9	0.00	1.500								
Bob McClure, L (7, 1) ERA: 3.57	0.2		2	1	0	0	0	0	0	0	0	0	0	8	9	0.00	1.500								
Mike Perez, R (7, 1) ERA: 1.03	0.1		1	0	0	0	1	0	0	0	0	0	0	3	4	0.00	0.000								
Todd Worrell, R (8, 1) ERA: 3.74	0.0	L	4	3	3	3	0	1	0	0	0	0	1	9	18	∞	∞								
Juan Agosto, L (8, 1) ERA: 5.28	1.0		3	0	0	0	1	0	0	0	0	1	0	6	8	0.00	0.000								

St. Louis Cardinals @ Philadelphia Phillies
Veterans Stadium, Philadelphia, PA
Fri Jun 05 1992, 7:05 PM EDT
Att: 12,128 - Cloudy - 66 F

AB	33
R	7
H	11
RBI	7
BB	2
SO	6
LOB	13



Batter	1	2	3	4	5	6	7	8	9	AB	R	H	RBI	BB	SO	LOB	TOP						
Ray Lankford, L OBP: 0.381, SLG: 0.433	1-1 1B	0-2 F9			1-2 2B		1-1 1B		1-3 K	5	1	3	0	0	1	2							
Ozzie Smith, S OBP: 0.355, SLG: 0.324	2-0 1B 2B 1B	1-0 P4			1-1 B1-3		0-1 G6-3		1-0 F8	5	1	1	1	0	0	3							
Felix Jose, S OBP: 0.386, SLG: 0.485	1-1 2B 1B	0-1 L8			2-2 G4-3			1-2 G4-3	1-2 P4	5	1	1	0	0	0	2							
Andres Galarraga, R OBP: 0.286, SLG: 0.275	1-1 2B SF7 HBP				1-2 F9			0-0 F9 2B		4-0 1B BB	2	1	1	0	1	0							
Pedro Guerrero, R OBP: 0.284, SLG: 0.311	0-0 1B 2B				0-0 G5-3			0-1 F9		3-3 K	3	1	1	2	0	0	1						
Bernard Gilkey, R OBP: 0.366, SLG: 0.402	1-3 2H 3H				0-0 G6-3			2-3 P6		1-1 1B	4	0	1	0	0	0	3						
Todd Zeile, R OBP: 0.325, SLG: 0.335	0-2 P4				0-0 G6-3			1-1 P6		2-0 1B	3	0	0	1	0	0	3						
Tom Pagnozzi, R OBP: 0.321, SLG: 0.401	2-1 SF7				2-2 F9			0-0 G6-3		1-0 F7	3	0	0	1	0	0	3						
José Oquendo, S OBP: 0.444, SLG: 0.429	0-1 FC5-4 1B				2-1 F7			1-1 P6		4-2 F8 BB	3	0	1	1	1	0	0						
Mark Clark, R Juan Agosto, L Milt Thompson, L Bob McClure, R Cris Carpenter, R Gerónimo Peña, S	1-1 FC5-4 1B				0-3 K			0-2 CS 1B		4-2 BB	2	0	0	0	0	0	1						
Inning Stats	R: 5 E: 1 K: 0 S: 16	H: 5 LOB: 1 BB: 0 P: 24	R: 0 E: 0 K: 0 S: 8	H: 0 LOB: 0 BB: 0 P: 9	R: 0 E: 0 K: 0 S: 5	H: 0 LOB: 0 BB: 0 P: 6	R: 0 E: 0 K: 1 S: 10	H: 0 LOB: 0 BB: 0 P: 14	R: 0 E: 0 K: 0 S: 6	H: 1 LOB: 1 BB: 0 P: 7	R: 0 E: 0 K: 0 S: 11	H: 2 LOB: 1 BB: 0 P: 12	R: 0 E: 0 K: 1 S: 8	H: 1 LOB: 2 BB: 1 P: 19	R: 0 E: 0 K: 1 S: 13	H: 0 LOB: 2 BB: 2 P: 24	1B: 6 2B: 3 3B: 1 HR: 0	SF: 1 SAC: 0 DP: 0 HBP: 1	WP: 0 PA: 39 CS: 1				
PITCHER	IP WLS BF H R ER SO BB IBB HBP BLK WP HR S P ERA WHIP	IP WLS BF H R ER SO BB IBB HBP BLK WP HR S P ERA WHIP	IP WLS BF H R ER SO BB IBB HBP BLK WP HR S P ERA WHIP	IP WLS BF H R ER SO BB IBB HBP BLK WP HR S P ERA WHIP	IP WLS BF H R ER SO BB IBB HBP BLK WP HR S P ERA WHIP	IP WLS BF H R ER SO BB IBB HBP BLK WP HR S P ERA WHIP	IP WLS BF H R ER SO BB IBB HBP BLK WP HR S P ERA WHIP	IP WLS BF H R ER SO BB IBB HBP BLK WP HR S P ERA WHIP	IP WLS BF H R ER SO BB IBB HBP BLK WP HR S P ERA WHIP	IP WLS BF H R ER SO BB IBB HBP BLK WP HR S P ERA WHIP	IP WLS BF H R ER SO BB IBB HBP BLK WP HR S P ERA WHIP	IP WLS BF H R ER SO BB IBB HBP BLK WP HR S P ERA WHIP	IP WLS BF H R ER SO BB IBB HBP BLK WP HR S P ERA WHIP	IP WLS BF H R ER SO BB IBB HBP BLK WP HR S P ERA WHIP	IP WLS BF H R ER SO BB IBB HBP BLK WP HR S P ERA WHIP	IP WLS BF H R ER SO BB IBB HBP BLK WP HR S P ERA WHIP	IP WLS BF H R ER SO BB IBB HBP BLK WP HR S P ERA WHIP						
Don Robinson, R ERA: 2.55	(1, 1)	6.0	25	7	5	5	1	0	0	0	1	0	0	0	0	0	0	0	0	53	72	7.50	1.167
Mike Hartley, R ERA: 1.53	(7, 1)	2.0	W	9	3	0	0	1	1	0	0	0	0	0	0	0	0	0	0	19	31	0.00	2.000
Mitch Williams, L ERA: 3.3	(9, 1)	1.0	S	5	0	0	0	1	2	0	0	0	0	0	0	0	0	0	0	13	24	0.00	2.000

St. Louis Cardinals @ Philadelphia Phillies
Veterans Stadium, Philadelphia, PA
Sat Jun 06 1992, 7:05 PM EDT
Att: 28,257 - Cloudy - 83 F

livebaseballscorecards.com

AB 34
R 5
H 10
RBI 5
BB 3
SO 3
LOB 16



Batter	1	2	3	4	5	6	7	8	9	AB	R	H	RBI	BB	SO	LOB	BOTTOM						
Lenny Dykstra, L OBP: 0.335, SLG: 0.362	0-1 F7	2-1 P3		2-1 P3		1-2 F8		3-2 2B		5	0	1	2	0	0	1							
Mariano Duncan, R OBP: 0.286, SLG: 0.384	1-1 G6-3		0-0 1B 1B		0-1 G6-3 WP 2B		3-2 F7	0-0 G6-3		5	2	2	0	0	0	1							
Dave Hollins, S OBP: 0.396, SLG: 0.429	3-2 1B		1 SAFE 2 SAFE 1 SAFE	2-1 F7		2-1 G6-3		0-0 L8		4	0	1	0	0	0	2							
John Kruk, L OBP: 0.471, SLG: 0.513	0-0 1B		0-1 1B		2-0 G1-3		2-1 1B		2-0 2B	4	0	3	0	0	0	0							
Darren Daulton, L OBP: 0.419, SLG: 0.569	1-3 K		1-2 1B		0-0 G3		1-3 K			4	0	1	1	0	2	3							
Dale Sveum, S OBP: 0.211, SLG: 0.188		2-0 F8		2-3 K		0-0 G3		4-2 FC3-5 SH1-4 BB		3	0	0	0	1	1	2							
Ruben Amaro Jr, S OBP: 0.321, SLG: 0.345		3-2 HR		3-3 K		2-0 3B 1B		1-0 SH1-4		3	2	2	1	0	1	2							
Mickey Morandini, L OBP: 0.327, SLG: 0.372		0-2 G4-3		1-2 F8		2-2 SF8 3B		0-1 FC3-5 1B 2B		4	2	1	1	0	0	1							
Don Robinson, R Jeff Grotzowski, L Ricky Jordan, R Mike Hartley, R Tom Marsh, R Mitch Williams, L		2-0 2B		1-2 G6-3		2-0 SF8		0-2 2B 1B		2	0	1	0	0	0	0							
Inning Stats	R: 0 E: 0 K: 1 S: 11	H: 2 LOB: 2 BB: 0 P: 16	R: 1 E: 0 K: 0 S: 12	H: 2 LOB: 1 BB: 0 P: 21	R: 1 E: 0 K: 2 S: 16	H: 3 LOB: 2 BB: 0 P: 24	R: 0 E: 0 K: 0 S: 10	H: 0 LOB: 0 BB: 0 P: 14	R: 1 E: 0 K: 0 S: 6	H: 1 LOB: 0 BB: 0 P: 10	R: 2 E: 0 K: 0 S: 9	H: 2 LOB: 0 BB: 0 P: 16	R: 0 E: 0 K: 1 S: 9	H: 1 LOB: 1 BB: 0 P: 15	R: 2 E: 0 K: 0 S: 16	H: 2 LOB: 1 BB: 1 P: 24	1B: 7 2B: 4 3B: 1 HR: 1	SF: 1 SAC: 1 DP: 0 HBP: 0	WP: 1 PA: 38 CS: 0				
PITCHER	IP WLS BF H R ER SO BB IBB HBP BLK WP HR S P ERA WHIP	IP WLS BF H R ER SO BB IBB HBP BLK WP HR S P ERA WHIP	IP WLS BF H R ER SO BB IBB HBP BLK WP HR S P ERA WHIP	IP WLS BF H R ER SO BB IBB HBP BLK WP HR S P ERA WHIP	IP WLS BF H R ER SO BB IBB HBP BLK WP HR S P ERA WHIP	IP WLS BF H R ER SO BB IBB HBP BLK WP HR S P ERA WHIP	IP WLS BF H R ER SO BB IBB HBP BLK WP HR S P ERA WHIP	IP WLS BF H R ER SO BB IBB HBP BLK WP HR S P ERA WHIP	IP WLS BF H R ER SO BB IBB HBP BLK WP HR S P ERA WHIP	IP WLS BF H R ER SO BB IBB HBP BLK WP HR S P ERA WHIP	IP WLS BF H R ER SO BB IBB HBP BLK WP HR S P ERA WHIP	IP WLS BF H R ER SO BB IBB HBP BLK WP HR S P ERA WHIP	IP WLS BF H R ER SO BB IBB HBP BLK WP HR S P ERA WHIP	IP WLS BF H R ER SO BB IBB HBP BLK WP HR S P ERA WHIP	IP WLS BF H R ER SO BB IBB HBP BLK WP HR S P ERA WHIP	IP WLS BF H R ER SO BB IBB HBP BLK WP HR S P ERA WHIP	IP WLS BF H R ER SO BB IBB HBP BLK WP HR S P ERA WHIP						
Mark Clark, R ERA: 8.44	(1, 1)	5.1		10	5	5	3	0	0	0	0	0	0	0	0	0	0	0	0	60	94	8.44	1.875
Juan Agosto, L ERA: 5.16	(6, 1)	0.2		0	0	0	0	0	0	0	0	0	0	0	0	0	0	0	0	4	7	0.00	0.000
Bob McClure, L ERA: 3.72	(7, 1)	1.2	L	7	1	1	1	1	1	0	0	0	0	0	0	0	0	0	0	15	26	5.40	1.200
Cris Carpenter, R ERA: 3.41	(8, 1)	0.1		3	2	1	1	0	0	0	0	0	0	0	0	0	0	0	0	10	13	27.00	6.000

St. Louis Cardinals @ Philadelphia Phillies
Veterans Stadium, Philadelphia, PA
Sat Jun 06 1992, 7:05 PM EDT
Att: 28,257 - Cloudy - 83 F

livebaseballscorecards.com

AB 35
R 7
H 13
RBI 6
BB 1
SO 4
LOB 12



Batter	1	2	3	4	5	6	7	8	9	AB	R	H	RBI	BB	SO	LOB	TOP					
Ray Lankford, L (1, 8) OBP: 0.377, SLG: 0.427	F7		G4-3			K	F7		1B	5	0	1	1	0	1	1	St. Louis Cardinals @ Philadelphia Phillies Veterans Stadium, Philadelphia, PA Sun Jun 07 1992, 7:05 PM EDT Att: 24,512 - Cloudy - 84 F					
Ozzie Smith, S (1, 6) OBP: 0.361, SLG: 0.328	G6-3		G4-3			G6-3		G4-6-3	1B	4	0	2	2	1	0	0						
Felix Jose, S (1, 9) OBP: 0.380, SLG: 0.474	G6-3		G4-3			1B		G4-6-3	1B	5	0	1	0	0	0	4						
Andres Galarraga, R (1, 3) OBP: 0.283, SLG: 0.291		G5-3		G4-3		G5-3		2B		4	0	1	0	0	0	1						
Pedro Guerrero, R (1, 7) OBP: 0.283, SLG: 0.310 Todd Worrell, R (8, 1) Lee Smith, R (9, 1)		1B		F9			K	F9		4	0	1	0	0	1	1						
Todd Zeile, R (1, 5) OBP: 0.324, SLG: 0.333	P3			G6-3					K	4	1	1	0	0	1	1						
Tom Pagnozzi, R (1, 2) OBP: 0.325, SLG: 0.403					G6-3				K	4	1	2	0	0	1	0						
José Oquendo, S (1, 4) OBP: 0.364, SLG: 0.333 Milt Thompson, L (7, PH) Geronimo Pena, S (7, 4) OBP: 0.522, SLG: 0.900										2	0	0	0	0	0	2						
Donovan Osborne, S (1, 1) OBP: 0.160, SLG: 0.240 Gerald Perry, L (7, PH) Mike Perez, R (7, 1) Bernard Gilkey, R (8, 7) OBP: 0.372, SLG: 0.402										1	0	0	1	0	0	1						
Inning Stats	R: 0 E: 0 K: 0 S: 6	H: 0 LOB: 0 BB: 1 P: 13	R: 0 E: 0 K: 0 S: 9	H: 2 LOB: 2 BB: 0 P: 16	R: 1 E: 0 K: 0 S: 12	H: 1 LOB: 0 BB: 0 P: 17	R: 0 E: 0 K: 0 S: 6	H: 0 LOB: 0 BB: 0 P: 10	R: 0 E: 0 K: 1 S: 10	H: 0 LOB: 0 BB: 0 P: 13	R: 0 E: 0 K: 1 S: 8	H: 1 LOB: 1 BB: 0 P: 13	R: 2 E: 1 K: 1 S: 11	H: 3 LOB: 1 BB: 0 P: 16	R: 0 E: 0 K: 0 S: 8	H: 2 LOB: 1 BB: 0 P: 14		R: 2 E: 0 K: 2 S: 16	H: 3 LOB: 2 BB: 1 P: 26	1B: 9 2B: 2 3B: 1 HR: 0	SF: 0 SAC: 0 DP: 2 HBP: 0	WP: 0 PB: 0 SB: 0 CS: 0
PITCHER	IP	WLS	BF	H	R	ER	SO	BB	IBB	HBP	BLK	WP	HR	S	P	ERA	WHIP					
Brad Brink, R (1, 1) ERA: 3.8	7.0		29	8	3	2	3	1	0	0	0	0	0	65	103	2.57	1.286					
Barry Jones, R (8, 1) ERA: 4.79	1.0		3	1	0	0	0	0	0	0	0	0	0	5	9	0.00	1.000					
Bob Ayrault, R (9, 1) ERA: 27.0	0.2	L	4	1	2	2	2	1	0	0	0	0	0	9	14	27.00	3.000					
Wally Ritchie, L (9, 1) ERA: 2.08	0.1		3	2	0	0	0	0	0	0	0	0	0	7	12	0.00	6.000					

Batter	1	2	3	4	5	6	7	8	9	AB	R	H	RBI	BB	SO	LOB	BOTTOM					
Lenny Dykstra, L (1, 8) OBP: 0.337, SLG: 0.359	K		FC4-6			P2			FC6-4	4	0	1	0	1	1	3	St. Louis Cardinals @ Philadelphia Phillies Veterans Stadium, Philadelphia, PA Sun Jun 07 1992, 7:05 PM EDT Att: 24,512 - Cloudy - 84 F					
Mariano Duncan, R (1, 4) OBP: 0.284, SLG: 0.379	G6-3		F9				G4-3		FC6-4	5	1	1	0	0	0	2						
Dave Hollins, S (1, 5) OBP: 0.396, SLG: 0.425	K									4	0	1	0	1	2	2						
John Kruk, L (1, 9) OBP: 0.461, SLG: 0.500		G6-3	G4-3							5	0	0	0	0	2	6						
Ricky Jordan, R (1, 3) OBP: 0.282, SLG: 0.397					E5	G4-3				5	2	2	1	0	1	2						
Darren Daulton, L (1, 2) OBP: 0.419, SLG: 0.582							K			5	1	2	2	0	1	3						
Tom Marsh, R (1, 7) OBP: 0.800, SLG: 0.750 Wally Backman, S (8, PH) OBP: 0.346, SLG: 0.304										2	0	1	0	0	0	0						
Dale Sveum, S (1, 6) OBP: 0.213, SLG: 0.179										3	0	0	0	1	1	3						
Brad Brink, R (1, 1) Barry Jones, R (8, 1) Jeff Grotewold, L (8, PH) OBP: 0.308, SLG: 0.250 Bob Ayrault, R (9, 1) Wally Ritchie, L (9, 1)										1	0	0	0	0	0	0						
Inning Stats	R: 0 E: 0 K: 2 S: 11	H: 0 LOB: 0 BB: 0 P: 19	R: 0 E: 0 K: 1 S: 11	H: 1 LOB: 2 BB: 0 P: 15	R: 0 E: 0 K: 0 S: 10	H: 1 LOB: 2 BB: 0 P: 16	R: 2 E: 1 K: 0 S: 9	H: 1 LOB: 0 BB: 0 P: 12	R: 0 E: 0 K: 1 S: 8	H: 1 LOB: 2 BB: 1 P: 13	R: 0 E: 0 K: 1 S: 9	H: 1 LOB: 2 BB: 1 P: 17	R: 0 E: 0 K: 1 S: 8	H: 0 LOB: 0 BB: 0 P: 10	R: 1 E: 0 K: 1 S: 16	H: 2 LOB: 1 BB: 0 P: 23		R: 1 E: 0 K: 1 S: 11	H: 2 LOB: 2 BB: 1 P: 18	1B: 7 2B: 1 3B: 0 HR: 1	SF: 0 SAC: 1 DP: 0 HBP: 2	WP: 0 PB: 0 SB: 0 CS: 0
PITCHER	IP	WLS	BF	H	R	ER	SO	BB	IBB	HBP	BLK	WP	HR	S	P	ERA	WHIP					
Donovan Osborne, L (1, 1) ERA: 2.95	6.0		28	5	2	1	5	2	0	2	0	0	0	8	92	1.50	1.167					
Mike Perez, R (7, 1) ERA: 1.0	1.0		3	0	0	0	1	0	0	0	0	0	0	8	10	0.00	0.000					
Todd Worrell, R (8, 1) ERA: 3.97	1.0	W	5	2	1	1	1	0	0	0	0	0	0	16	23	9.00	2.000					
Lee Smith, R (9, 1) ERA: 3.27	1.0	S	6	2	1	1	1	1	0	0	0	0	0	11	18	9.00	3.000					

AB	37
R	5
H	12
RBI	4
BB	2
SO	5
LOB	11

AB	36
R	4
H	9
RBI	4
BB	3
SO	8
LOB	22



Batter	1	2	3	4	5	6	7	8	9	AB	R	H	RBI	BB	SO	LOB	TOP			
Jeff King, R OBP: 0.242, SLG: 0.316 (1, 3)	F7		G5-3			G1-3		G6-3		4	0	0	0	0	0	1				
Jay Bell, R OBP: 0.343, SLG: 0.332 (1, 6)	2B		G4-3			L6		G6-3		4	0	1	0	0	0	0				
Andy Van Slyke, L OBP: 0.431, SLG: 0.490 (1, 8)	F7					G6-3		G6-3		4	0	0	0	0	0	1				
Barry Bonds, L OBP: 0.440, SLG: 0.604 (1, 7)	IBB					F9		L9		3	0	0	0	1	1	0				
Orlando Merced, S OBP: 0.352, SLG: 0.346 (1, 9)	F8					G3				3	0	1	0	0	0	2				
Steve Buechele, R OBP: 0.348, SLG: 0.433 (1, 5)		P8				F8				3	0	0	0	0	0	1				
Michael LaValliere, L OBP: 0.349, SLG: 0.302 (1, 2)	G4-1					F7		G4-3 2B		3	0	1	0	0	0	0				
Jose Lind, R OBP: 0.291, SLG: 0.310 Victor Cole, S (8, 1)	G6-3					G6-3		F9		3	0	0	0	0	0	1				
Vicente Palacios, R OBP: 0.083, SLG: 0.083 (3, PH) Gary Varsho, L OBP: 0.251, SLG: 0.400 (3, 1) Jerry Don Gleaton, L OBP: 0.143, SLG: 0.143 (8, PH) Carlos Garcia, R OBP: 0.143, SLG: 0.143 (8, 4)			P5			F7		G4-3		0	0	0	0	0	0	0				
										1	0	0	0	0	0	0				
										1	0	0	0	0	0	0				
										1	0	0	0	0	0	1				
Inning Stats	R: 0 E: 0 K: 0 S: 6	H: 1 LOB: 2 BB: 1 P: 14	R: 0 E: 0 K: 0 S: 9	H: 0 LOB: 0 BB: 0 P: 13	R: 0 E: 0 K: 0 S: 10	H: 0 LOB: 0 BB: 0 P: 14	R: 0 E: 0 K: 1 S: 15	H: 1 LOB: 1 BB: 0 P: 22	R: 0 E: 0 K: 0 S: 16	H: 0 LOB: 0 BB: 0 P: 21	R: 0 E: 0 K: 0 S: 6	H: 0 LOB: 0 BB: 0 P: 7	R: 0 E: 0 K: 0 S: 11	H: 1 LOB: 1 BB: 0 P: 19	R: 0 E: 0 K: 0 S: 9	H: 0 LOB: 0 BB: 0 P: 10	1B: 0 2B: 3 3B: 0 HR: 0	SF: 0 SAC: 0 DP: 0 HBP: 0	WP: 0 PB: 0 SB: 0 CS: 0	PA: 31
PITCHER Curt Schilling, R ERA: 2.09 (1, 1)	IP: 9.0 WLS: W BF: 31 H: 3 R: 0 ER: 0 SO: 1 BB: 0 IBB: 1 HBP: 0 BLK: 0 WP: 0 HR: 0 S: 88 P: 128 ERA: 0.00 WHIP: 0.333															PITCHER	IP: 9.0 WLS: W BF: 31 H: 3 R: 0 ER: 0 SO: 1 BB: 0 IBB: 1 HBP: 0 BLK: 0 WP: 0 HR: 0 S: 88 P: 128 ERA: 0.00 WHIP: 0.333			

Pittsburgh Pirates @ Philadelphia Phillies
Veterans Stadium, Philadelphia, PA
Mon Jun 08 1992, 7:05 PM EDT
Att: 21,040 - Cloudy - 82 F

AB 30
R 0
H 3
RBI 0
BB 1
SO 1
LOB 7



Batter	1	2	3	4	5	6	7	8	9	AB	R	H	RBI	BB	SO	LOB	BOTTOM			
Lenny Dykstra, L OBP: 0.355, SLG: 0.375 (1, 8)	G3-6 BB	HR 1B		1B		1B		1B		4	1	4	0	1	0	0				
Mariano Duncan, R OBP: 0.287, SLG: 0.393 (1, 7)	F9	1-H 3-H HR		1B		K		F9		5	1	2	3	0	1	3				
Dave Hollins, S OBP: 0.389, SLG: 0.416 (1, 5)	G3-6 1-2	F9		F7		K		K		4	0	0	0	0	1	3				
John Kruk, L OBP: 0.457, SLG: 0.495 (1, 3)		F9 WP 1B	G6-3	K		G4-3		G4-3		4	1	1	0	0	1	2				
Darren Daulton, L OBP: 0.415, SLG: 0.593 (1, 2)	F9	F9	F9		F8	HR		HR		4	1	1	1	0	0	1				
Ruben Amaro Jr. S OBP: 0.333, SLG: 0.358 (1, 9)	FC5-4 1B	1B	1B	1B		G6-3		1B		4	0	3	1	0	0	0				
Mickey Morandini, L OBP: 0.325, SLG: 0.369 (1, 4)	FC5-4 WP 1B	1B	1B	1B		G4-3		G4-3		4	1	1	0	0	0	2				
Dale Sveum, S OBP: 0.215, SLG: 0.183 (1, 6)	WP 2B	1B	F9		F8			P5		4	1	1	0	0	0	2				
Curt Schilling, R OBP: 0.063, SLG: 0.125 (1, 1)	1B HR 2B		K			G6-3		G1-3		4	1	1	2	0	1	0				
Inning Stats	R: 0 E: 0 K: 0 S: 4	H: 0 LOB: 0 BB: 1 P: 11	R: 6 E: 0 K: 0 S: 22	H: 6 LOB: 0 BB: 0 P: 33	R: 0 E: 0 K: 0 S: 12	H: 2 LOB: 2 BB: 0 P: 20	R: 0 E: 0 K: 2 S: 15	H: 2 LOB: 2 BB: 0 P: 20	R: 0 E: 0 K: 0 S: 9	H: 0 LOB: 0 BB: 0 P: 13	R: 0 E: 0 K: 1 S: 9	H: 1 LOB: 1 BB: 0 P: 11	R: 1 E: 0 K: 1 S: 11	H: 2 LOB: 1 BB: 0 P: 21	R: 0 E: 0 K: 0 S: 4	H: 1 LOB: 1 BB: 0 P: 6	1B: 11 2B: 1 3B: 0 HR: 2	SF: 0 SAC: 0 DP: 1 HBP: 0	WP: 2 PB: 0 SB: 0 CS: 0	PA: 38
PITCHER Vicente Palacios, R ERA: 4.05 Jerry Don Gleaton, L ERA: 4.34 Victor Cole, R ERA: 15.43 (1, 1) (3, 1) (8, 1)	IP: 2.0 WLS: L BF: 12 H: 6 R: 6 ER: 6 SO: 6 BB: 1 IBB: 0 HBP: 0 BLK: 0 WP: 1 HR: 1 S: 26 P: 44 ERA: 27.00 WHIP: 3.500															PITCHER	IP: 2.0 WLS: L BF: 12 H: 6 R: 6 ER: 6 SO: 6 BB: 1 IBB: 0 HBP: 0 BLK: 0 WP: 1 HR: 1 S: 26 P: 44 ERA: 27.00 WHIP: 3.500			

Pittsburgh Pirates @ Philadelphia Phillies
Veterans Stadium, Philadelphia, PA
Mon Jun 08 1992, 7:05 PM EDT
Att: 21,040 - Cloudy - 82 F

AB 37
R 7
H 14
RBI 7
BB 1
SO 4
LOB 13



Batter	1	2	3	4	5	6	7	8	9	AB	R	H	RBI	BB	SO	LOB	TOP												
Jeff King, R OBP: 0.241, SLG: 0.309 (1, 3)	L6		K	1B		FC		G4-3		4	1	0	0	0	1	2	Pittsburgh Pirates @ Philadelphia Phillies Veterans Stadium, Philadelphia, PA Tue Jun 09 1992, 7:05 PM EDT Att: 29,138 - Sunny - 79 F												
Jay Bell, R OBP: 0.344, SLG: 0.330 (1, 6)	K		WP 1B			G1-3		K		4	0	1	2	1	2														
Andy Van Slyke, L OBP: 0.430, SLG: 0.492 (1, 8)	G6-3		WP 1B					K		5	0	2	3	0	1	2													
Barry Bonds, L OBP: 0.439, SLG: 0.595 (1, 7)		G3				G4-3			K	3	0	0	0	2	1	0													
Orlando Merced, S OBP: 0.348, SLG: 0.336 (1, 9)		BB BB	G3-6-1			F7			P4	4	0	0	0	1	1	5													
Steve Buechele, R OBP: 0.358, SLG: 0.439 Denny Neagle, L (9, 1)		BB BB		L7		FC6-4		G4-3		2	0	1	0	3	0	0													
Michael LaValliere, L OBP: 0.350, SLG: 0.293 (1, 2)						FC6-4			BB	0	0	0	0	0	0	0													
Jose Lind, R OBP: 0.296, SLG: 0.314 (1, 4)		G6-4-3				FC6-4		G4-3		3	0	0	0	2	1	3													
Doug Drabek, R OBP: 0.100, SLG: 0.133 Cecl Espy, S OBP: 0.337, SLG: 0.397 Bob Patterson, R OBP: 0.500, SLG: 0.600 Roger Mason, R (9, 1)										4	2	2	0	0	0	4													
Lloyd McClendon, R OBP: 0.392, SLG: 0.375 (9, 3)										3	2	1	0	0	0	3													
Inning Stats	R: 0 E: 0 K: 1 S: 7	H: 0 LOB: 0 BB: 0 P: 8	R: 0 E: 0 K: 0 S: 6	H: 0 LOB: 2 BB: 3 P: 23	R: 1 E: 0 K: 1 S: 11	H: 2 LOB: 2 BB: 2 P: 25	R: 2 E: 0 K: 0 S: 10	H: 2 LOB: 2 BB: 1 P: 23	R: 0 E: 1 K: 1 S: 10	H: 1 LOB: 1 BB: 0 P: 12	R: 0 E: 0 K: 2 S: 9	H: 0 LOB: 0 BB: 0 P: 14	R: 0 E: 0 K: 2 S: 10	H: 0 LOB: 1 BB: 1 P: 19	R: 0 E: 0 K: 2 S: 10	H: 0 LOB: 1 BB: 1 P: 19	1B: 5 2B: 2 3B: 0 HR: 0	SF: 0 SAC: 0 DP: 2 HBP: 1	WP: 2 PB: 0 SB: 0 CS: 0	PA: 43									
PITCHER	IP	WLS	BF	H	R	ER	SO	BB	IBB	HBP	BLK	WP	HR	S	P	ERA	WHIP												
Ben Rivera, R ERA: 3.98 Cliff Brantley, R ERA: 5.08 Mike Hartley, R ERA: 1.74 Bob Ayrault, R ERA: 6.75 Wally Ritchie, L ERA: 1.99	2.1		13	2	1	1	2	4	1	0	0	1	0	22	54	3.86	2.571												
Lenny Dykstra, L OBP: 0.351, SLG: 0.370 (1, 8)	G6-3		G4-3			E8		E6												5	1	1	1	0	0	1	Pittsburgh Pirates @ Philadelphia Phillies Veterans Stadium, Philadelphia, PA Tue Jun 09 1992, 7:05 PM EDT Att: 29,138 - Sunny - 79 F		
Mariano Duncan, R OBP: 0.285, SLG: 0.389 (1, 7)	G1-3		K			E		K												5	0	1	0	0	2	1			
Dave Hollins, S OBP: 0.385, SLG: 0.411 (1, 5)	F9					FC		B5-3												5	0	1	0	0	1	2			
John Kruk, L OBP: 0.460, SLG: 0.495 (1, 3)		2B	G6-3			G1-6-3														4	0	2	1	1	0	3			
Darren Daulton, L OBP: 0.415, SLG: 0.602 (1, 2)	P6					FC3-2		FC3-6												4	1	1	1	1	1	3			
Ruben Amaro Jr. S OBP: 0.331, SLG: 0.362 (1, 9)						FC3-2		F7												4	0	1	0	0	1	4			
Mickey Morandini, L OBP: 0.316, SLG: 0.359 (1, 4)		K				G4-3														4	0	0	0	0	1	5			
Dale Sveum, S OBP: 0.217, SLG: 0.176 (1, 6)								K												3	0	0	0	1	1	0			
Ben Rivera, R Cliff Brantley, R Jeff Crivello, L Mike Hartley, R Tom Marsh, R Bob Ayrault, R Ricky Jordan, R Wally Ritchie, L	6.0	W	29	7	3	3	5	0	0	0	0	0	0	1	75	125	4.50	1.167											
Inning Stats	R: 0 E: 0 K: 0 S: 7	H: 0 LOB: 0 BB: 0 P: 11	R: 0 E: 0 K: 1 S: 15	H: 2 LOB: 3 BB: 1 P: 28	R: 0 E: 0 K: 1 S: 8	H: 1 LOB: 1 BB: 0 P: 12	R: 1 E: 0 K: 1 S: 19	H: 1 LOB: 0 BB: 0 P: 29	R: 2 E: 2 K: 0 S: 17	H: 3 LOB: 3 BB: 1 P: 29	R: 0 E: 1 K: 2 S: 9	H: 0 LOB: 1 BB: 0 P: 16	R: 0 E: 0 K: 0 S: 7	H: 1 LOB: 1 BB: 0 P: 11	R: 0 E: 0 K: 0 S: 13	H: 1 LOB: 1 BB: 0 P: 18	R: 0 E: 0 K: 2 S: 9	H: 0 LOB: 1 BB: 1 P: 14	1B: 5 2B: 3 3B: 0 HR: 1	SF: 0 SAC: 0 DP: 0 HBP: 0	WP: 0 PB: 0 SB: 0 CS: 0	PA: 41							
PITCHER	IP	WLS	BF	H	R	ER	SO	BB	IBB	HBP	BLK	WP	HR	S	P	ERA	WHIP												
Doug Drabek, R ERA: 3.04 Bob Patterson, L ERA: 2.1 Roger Mason, R ERA: 3.19 Denny Neagle, L ERA: 4.5	2.0		8	2	0	0	0	0	0	0	0	0	0	20	29	0.00	1.000												
	0.2	S	3	0	0	0	1	1	0	0	0	0	0	6	10	0.00	1.500												
	0.1	S	1	0	0	0	1	0	0	0	0	0	0	3	4	0.00	0.000												

AB 33
R 5
H 7
RBI 5
BB 9
SO 7
LOB 22



AB 38
R 3
H 9
RBI 3
BB 3
SO 7
LOB 22



Batter	1	2	3	4	5	6	7	8	9	AB	R	H	RBI	BB	SO	LOB	TOP										
Lenny Dykstra, L OBP: 0.348, SLG: 0.358	F8			F8		1B		B2-6-3		3	1	1	1	2	0	0	Philadelphia Phillies @ St. Louis Cardinals Busch Stadium, St. Louis, MO Fri Jun 12, 1992, 7:05 PM CDT Att: 35,719 - Sunny - 85 F										
Ruben Amaro Jr, S OBP: 0.329, SLG: 0.353	F8	K		G6-3		1B		B2-6-3		5	0	1	0	0	1	3											
Dave Hollins, S OBP: 0.378, SLG: 0.401	G5-3			B1-3		E7		P5		5	1	1	0	0	0	2											
John Kruk, L OBP: 0.457, SLG: 0.500		E4		1B		1B		FC5-4		5	3	3	1	0	0	1											
Mariano Duncan, R OBP: 0.290, SLG: 0.389		SF8		G4-3		L4		G6-3		5	1	3	2	0	0	2											
Mitch Williams, L OBP: 0.500, SLG: 0.500		1B		1B		1B		G6-3		0	0	0	0	0	0	0											
Darren Daulton, L OBP: 0.422, SLG: 0.620	1B	1B		G4-3		K		K		4	2	2	2	1	2	1											
Tom Marsh, R OBP: 0.286, SLG: 0.250	SF8			G4-3		P3		F9		4	0	0	1	0	0	3											
Kim Batiste, R OBP: 0.237, SLG: 0.273	L4			P9		P3		F8		4	0	0	0	0	0	5											
Don Robinson, R OBP: 0.333, SLG: 0.444				K		F9		K		2	0	1	1	0	1	0											
Mike Hartley, R ERA: 3.01										1	0	0	0	0	0	0											
Wally Ritchie, L ERA: 1.64										1	0	0	0	0	1	0											
Barry Jones, R ERA: 4.46										0	0	0	0	0	0	0											
Mickey Morandini, L OBP: 0.314, SLG: 0.356										0	0	0	0	0	0	0											
Inning Stats	R: 0 E: 0 K: 0 S: 6	H: 0 LOB: 0 BB: 0 P: 12	R: 3 E: 1 K: 1 S: 23	H: 3 LOB: 2 BB: 1 P: 31	R: 1 E: 0 K: 0 S: 10	H: 3 LOB: 0 BB: 0 P: 17	R: 0 E: 0 K: 1 S: 6	H: 0 LOB: 0 BB: 0 P: 8	R: 2 E: 1 K: 1 S: 13	H: 2 LOB: 1 BB: 0 P: 21	R: 1 E: 0 K: 0 S: 21	H: 1 LOB: 0 BB: 0 P: 11	R: 0 E: 0 K: 0 S: 6	H: 1 LOB: 1 BB: 1 P: 10	R: 0 E: 0 K: 1 S: 5	H: 0 LOB: 0 BB: 0 P: 7	1B: 9 2B: 2 3B: 0 HR: 1	SF: 1 SAC: 0 DP: 1 HBP: 0	WP: 0 PB: 0 SB: 0 CS: 0	PA: 43							
PITCHER	IP	WLS	BF	H	R	ER	SO	BB	IBB	HBP	BLK	WP	HR	S	P	ERA	WHIP										
Donovan Osborne, L ERA: 3.01	4.1	L	24	8	6	2	3	1	0	0	0	0	0	54	83	4.15	2.077										
Cris Carpenter, R ERA: 3.12	0.2		2	0	0	0	0	0	0	0	0	0	0	4	6	0.00	0.000										
Jose DeLeon, R ERA: 4.35	1.0		6	2	1	1	0	1	0	0	0	0	0	21	34	9.00	3.000										
Bob McClure, L ERA: 3.57	2.0		8	2	1	1	1	1	0	0	0	0	1	13	21	4.50	1.500										
Mike Perez, R ERA: 0.66	1.0		3	0	0	0	1	0	0	0	0	0	0	5	7	0.00	0.000										

Batter	1	2	3	4	5	6	7	8	9	AB	R	H	RBI	BB	SO	LOB	BOTTOM										
Geronimo Pena, S OBP: 0.468, SLG: 0.737	G3		F7			G6-3				4	2	2	1	0	0	3	Philadelphia Phillies @ St. Louis Cardinals Busch Stadium, St. Louis, MO Fri Jun 12, 1992, 7:05 PM CDT Att: 35,719 - Sunny - 85 F										
Ozzie Smith, S OBP: 0.358, SLG: 0.329	G3		1B		F9		G4-3		P5	5	1	2	2	0	0	2											
Ray Lankford, L OBP: 0.378, SLG: 0.419	S		1B		F9		P6		FC6-4	4	0	2	1	1	0	1											
Felix Jose, S OBP: 0.381, SLG: 0.478	P4		G4-3		CS				FC6-4	4	0	1	1	1	0	5											
Todd Zeile, R OBP: 0.336, SLG: 0.349	G6-3		G5-3		G6-3		F7			4	0	0	0	0	0	3											
Pedro Guerrero, R OBP: 0.287, SLG: 0.308		F7		P3		1B		G5-3		4	0	1	0	0	0	0											
Mike Perez, R ERA: 0.66										0	0	0	0	0	0	0											
Andres Galarraga, R OBP: 0.297, SLG: 0.290		F9		F9		1B		G4-3		4	0	1	0	0	0	0											
Tom Pagnozzi, R OBP: 0.322, SLG: 0.388		P6			1B	2B		P3		3	1	1	0	1	0	0											
Donovan Osborne, S OBP: 0.154, SLG: 0.231										1	0	0	0	0	0	0											
Cris Carpenter, R OBP: 0.200, SLG: 0.200										0	0	0	0	0	0	0											
Mit Thornton, L OBP: 0.338, SLG: 0.458										1	1	1	0	0	0	0											
Jose DeLeon, R ERA: 4.35										0	0	0	0	0	0	0											
Gerald Perry, L OBP: 0.310, SLG: 0.321										1	0	0	0	0	0	3											
Bob McClure, R ERA: 3.57										0	0	0	0	0	0	0											
Bernard Gilkey, R OBP: 0.287, SLG: 0.233										1	0	0	0	0	1	0											
Inning Stats	R: 1 E: 0 K: 0 S: 8	H: 2 LOB: 1 BB: 0 P: 13	R: 0 E: 0 K: 0 S: 8	H: 0 LOB: 0 BB: 0 P: 11	R: 0 E: 0 K: 0 S: 7	H: 2 LOB: 0 BB: 0 P: 9	R: 0 E: 0 K: 0 S: 16	H: 0 LOB: 0 BB: 1 P: 28	R: 0 E: 0 K: 0 S: 12	H: 3 LOB: 2 BB: 0 P: 19	R: 0 E: 0 K: 0 S: 11	H: 0 LOB: 0 BB: 1 P: 20	R: 0 E: 0 K: 0 S: 10	H: 0 LOB: 0 BB: 0 P: 14	R: 0 E: 0 K: 1 S: 10	H: 0 LOB: 2 BB: 1 P: 19	1B: 9 2B: 2 3B: 0 HR: 0	SF: 0 SAC: 0 DP: 1 HBP: 1	WP: 0 PB: 0 SB: 2 CS: 1	PA: 40							
PITCHER	IP	WLS	BF	H	R	ER	SO	BB	IBB	HBP	BLK	WP	HR	S	P	ERA	WHIP										
Don Robinson, R ERA: 3.4	4.1		22	8	5	5	0	1	0	0	0	0	0	47	73	10.38	2.077										
Mike Hartley, R ERA: 1.64	0.2		4	3	0	0	0	0	0	0	0	0	0	10	17	0.00	4.500										
Wally Ritchie, L ERA: 1.78	2.0	W	6	0	0	0	0	1	0	0	0	0	0	16	26	0.00	0.500										
Barry Jones, R ERA: 4.46	1.0		3	0	0	0	0	0	0	0	0	0	0	10	14	0.00	0.000										
Mitch Williams, L ERA: 3.0	1.0	S	5	0	0	0	1	1	0	1	0	0	0	10	19	0.00	1.000										

AB	39
R	8
H	12
RBI	8
BB	3
SO	5
LOB	17



AB	36
R	5
H	11
RBI	5
BB	3
SO	1
LOB	17



Batter	1	2	3	4	5	6	7	8	9	AB	R	H	RBI	BB	SO	LOB	TOP
Lenny Dykstra, L OBP: 0.346, SLG: 0.362 (1, 8)	G3		1B FC3-2		F8		F8		BB BB	4	0	1	0	1	0	1	Philadelphia Phillies @ Pittsburgh Pirates Three Rivers Stadium, Pittsburgh, PA Mon Jun 15 1992, 7:05 PM EDT Att: 23,581 - Cloudy - 80 F
Ruben Amaro Jr, S OBP: 0.333, SLG: 0.352 (1, 9)	G6-3		1B FC3-2		G4-3			G5-3	BB BB	3	0	0	1	2	0	0	
Dave Hollins, S OBP: 0.382, SLG: 0.415 (1, 5)	2B 1B		1B FC3-2		G5-3			HR	P4	5	2	3	1	0	0	3	
John Kruk, L OBP: 0.448, SLG: 0.491 (1, 3)	2B 1H		FC3-2 G4-6-3		K			G3		4	1	1	1	0	1	3	
Mariano Duncan, R OBP: 0.303, SLG: 0.404 (1, 4)	2B 2H		G4-6-3					G4-3		3	0	1	1	1	0	3	
Darren Daulton, L OBP: 0.408, SLG: 0.588 (1, 2)	G4-3				G4-3					3	0	0	0	1	0	2	
Tom Marsh, R OBP: 0.364, SLG: 0.550 (1, 7)		F8			P3			G4-3 2B	BB FC1-5	4	1	2	0	0	0	0	
Dale Sveum, S OBP: 0.211, SLG: 0.185 (1, 6)	G3				K			G4-3	K	4	0	0	0	0	2	3	
Terry Mulholland, R OBP: 0.167, SLG: 0.150 (1, 1)	G4-3				K			K	FC1-5 BB	4	0	0	0	0	2	3	
Inning Stats	R: 2 H: 3 E: 0 K: 0 S: 16	L: 32 LOB: 1 BB: 0 P: 21	R: 0 H: 0 E: 0 K: 0 S: 7	R: 0 H: 2 E: 0 K: 0 S: 15	R: 0 H: 0 E: 0 K: 1 S: 7	R: 0 H: 0 E: 0 K: 1 S: 9	R: 0 H: 0 E: 0 K: 1 S: 9	R: 0 H: 1 E: 0 K: 1 S: 8	R: 1 H: 1 E: 0 K: 0 S: 8	R: 1 H: 1 E: 0 K: 1 S: 14	H: 3 LOB: 3 BB: 3 P: 30	1B: 4 2B: 3 3B: 0 HR: 1	SF: 0 SAC: 0 DP: 1 HBP: 0	WP: 0 PB: 0 SB: 0 CS: 0	PA: 39	AB 34 R 4 H 8 RBI 4 BB 5 SO 5 LOB 18	
PITCHER	IP WLS BF H R ER SO BB IBB HBP BLK WP HR S P ERA WHIP																
Zane Smith, L ERA: 3.19 Bob Patterson, L ERA: 2.73	(1, 1)	(9, 1)															

Batter	1	2	3	4	5	6	7	8	9	AB	R	H	RBI	BB	SO	LOB	BOTTOM
Cecil Espy, S OBP: 0.311, SLG: 0.365 (1, 8)	G5-3		G5-3		FC6-4			G5-3		4	0	0	0	0	0	1	Philadelphia Phillies @ Pittsburgh Pirates Three Rivers Stadium, Pittsburgh, PA Mon Jun 15 1992, 7:05 PM EDT Att: 23,581 - Cloudy - 80 F
Jay Bell, R OBP: 0.344, SLG: 0.328 (1, 6)	G6-3 1B BB		K				F9			2	1	0	0	2	1	0	
Jeff King, R OBP: 0.240, SLG: 0.318 Bob Patterson, R OBP: 0.500, SLG: 0.600 (1, 3) (9, 1)	G6-3				CS E 1B		L5			4	0	1	0	0	0	2	
Lloyd McClendon, R OBP: 0.381, SLG: 0.370 (1, 7)	2H FC6 1B				1 SAFE 4-2 1B		L5			3	0	2	1	1	0	0	
Orlando Merced, S OBP: 0.347, SLG: 0.342 (1, 9)	FC6				P8		G3			4	0	1	0	0	0	4	
Steve Buechele, R OBP: 0.344, SLG: 0.415 (1, 5)	F8				K		G6-3			4	0	0	0	0	1	3	
Don Slaught, R OBP: 0.426, SLG: 0.517 (1, 2)	K						F9			3	0	0	0	0	1	0	
Jose Lind, R OBP: 0.286, SLG: 0.298 (1, 4)	G3-1						L8			3	0	0	0	0	0	0	
Zane Smith, L OBP: 0.167, SLG: 0.200 John Wehner, R (8, PH) (9, 3)	G5-3				G5-3			K		2	0	1	0	0	0	0	
Inning Stats	R: 1 H: 1 E: 0 K: 0 S: 7	L: 33 LOB: 1 BB: 1 P: 17	R: 0 H: 0 E: 0 K: 1 S: 8	R: 0 H: 0 E: 0 K: 1 S: 8	R: 0 H: 1 E: 1 K: 1 S: 9	R: 0 H: 1 E: 0 K: 0 S: 7	R: 0 H: 1 E: 0 K: 0 S: 7	R: 0 H: 0 E: 0 K: 0 S: 12	R: 0 H: 0 E: 0 K: 1 S: 9	R: 0 H: 1 E: 0 K: 0 S: 7	H: 3 LOB: 1 BB: 1 P: 8	1B: 4 2B: 2 3B: 0 HR: 0	SF: 0 SAC: 0 DP: 2 HBP: 0	WP: 0 PB: 0 SB: 0 CS: 1	PA: 33	AB 30 R 1 H 5 RBI 1 BB 3 SO 4 LOB 10	
PITCHER	IP WLS BF H R ER SO BB IBB HBP BLK WP HR S P ERA WHIP																
Terry Mulholland, L ERA: 3.77	(1, 1)																



Batter	1	2	3	4	5	6	7	8	9	AB	R	H	RBI	BB	SO	LOB	TOP
Lenny Dykstra, L OBP: 0.348, SLG: 0.364 Cliff Brantley, R OBP: 0.222, SLG: 0.222	(1, 8) 2-1 G4-3		(1, 8) 3-1 G3			(1, 8) 2-2 1B		(1, 8) 0-0 F7		4	0	1	0	0	0	2	
Ruben Amaro Jr, S OBP: 0.326, SLG: 0.338	(1, 9) 0-0 F8		(1, 9) 1-1 G1-3			(1, 9) 1-3 K		(1, 9) 1-1 1B FC4-6 1B		4	1	1	0	0	1	2	
Dave Hollins, S OBP: 0.379, SLG: 0.408	(1, 5) 0-2 G4-3		(1, 5) 0-2 F8			(1, 5) 0-1 P5		(1, 5) 0-1 FC4-6 1B 1-2 2-H 1B		4	0	1	1	0	0	2	
John Kruk, L OBP: 0.450, SLG: 0.496						(1, 3) 1-1 G5-3		(1, 3) 3-2 FC4-6 1B 1-2 2-3 1B		4	0	2	0	0	0	1	
Mariano Duncan, R OBP: 0.307, SLG: 0.419								(1, 4) 0-0 FC4-6		4	0	1	1	0	0	2	
Darren Daulton, L OBP: 0.410, SLG: 0.584 Steve Lake, R OBP: 0.353, SLG: 0.471	(1, 2) 1-2 1B (7, 2) 1-2 2-3 1B							(1, 2) 0-0 F7		3	0	2	0	0	1	0	
Tom Marsh, R OBP: 0.345, SLG: 0.462	(1, 7) 1-1 L6							(1, 7) 0-0 G1-3		3	0	1	0	1	0	4	
Kim Batiste, R OBP: 0.224, SLG: 0.257	(1, 6) 0-1 G4-3							(1, 6) 0-0 FC3-6 1B G5-4-3		4	0	0	0	0	0	5	
Don Robinson, R OBP: 0.364, SLG: 0.545 Bob Ayrault, R	(1, 1) 1-0 G3							(1, 1) 1-1 G5-4-3		2	0	1	0	0	0	1	
Ricky Jordan, R OBP: 0.316, SLG: 0.431	(8, PH) 1-0 G3							(8, PH) 1-1 1B 1B		2	1	1	0	0	0	1	
Inning Stats	R: 0 H: 0 E: 0 LOB: 0 K: 0 BB: 0 S: 6 P: 8	R: 0 H: 3 E: 0 LOB: 2 K: 0 BB: 0 S: 7 P: 10	R: 0 H: 1 E: 0 LOB: 1 K: 0 BB: 0 S: 8 P: 13	R: 0 H: 0 E: 0 LOB: 0 K: 1 BB: 0 S: 9 P: 16	R: 0 H: 1 E: 0 LOB: 0 K: 0 BB: 0 S: 4 P: 5	R: 0 H: 1 E: 0 LOB: 1 K: 1 BB: 0 S: 12 P: 16	R: 0 H: 1 E: 0 LOB: 1 K: 0 BB: 0 S: 10 P: 13	R: 2 H: 4 E: 0 LOB: 2 K: 0 BB: 0 S: 12 P: 17	R: 0 H: 0 E: 0 LOB: 0 K: 0 BB: 1 S: 3 P: 10	1B: 9 SF: 0 2B: 3 SAC: 0 3B: 0 DP: 3 HR: 0 HBP: 0	WP: 0 PA: 36 PB: 0 SB: 0 CS: 0						
PITCHER	IP WLS BF H R ER SO BB IBB HBP BLK WP HR S P ERA WHIP																
Randy Tomlin, L ERA: 3.11	(1, 1) 7.1 W 31 11 2 2 2 0 0 0 0 0 0 66 96 2.46 1.500																
Victor Cole, R ERA: 9.0	(8, 1) 1.2 5 0 0 0 0 1 0 0 0 0 0 5 12 0.00 0.600																

Philadelphia Phillies @ Pittsburgh Pirates
Three Rivers Stadium, Pittsburgh, PA
Wed Jun 17 1992, 7:05 PM EDT
Att: 24,854 - Sunny - 83 F

AB 35
R 2
H 11
RBI 2
BB 1
SO 2
LOB 22



Batter	1	2	3	4	5	6	7	8	9	AB	R	H	RBI	BB	SO	LOB	BOTTOM
Gary Varsho, L OBP: 0.286, SLG: 0.409	(1, 7) 0-0 HR									4	2	1	2	0	1	2	
Jay Bell, R OBP: 0.343, SLG: 0.342	(1, 6) 1-2 G3									3	0	0	1	0	0	0	
Andy Van Slyke, L OBP: 0.365, SLG: 0.516 Cecil Espy, S OBP: 0.302, SLG: 0.344	(1, 8) 4-1 1B (8, 8) BB									3	1	0	0	1	0	0	
Orlando Merced, S OBP: 0.352, SLG: 0.351	(1, 9) 1-0 E 1-3 1B									4	1	2	0	0	1	0	
Michael LaValliere, L OBP: 0.353, SLG: 0.330	(1, 2) 2-2 SF7									3	1	1	3	0	0	0	
Steve Buechele, R OBP: 0.343, SLG: 0.405	(1, 5) 3-H F9									4	1	0	0	0	0	1	
Jeff King, R OBP: 0.249, SLG: 0.342										3	1	2	2	1	0	0	
John Wehner, R OBP: 0.250, SLG: 0.375										4	1	1	0	0	0	2	
Randy Tomlin, L ERA: 4.23 Victor Cole, S ERA: 5.01	(1, 1) 0-0 SH5-4									2	0	1	0	0	0	1	
Inning Stats	R: 2 H: 2 E: 0 LOB: 1 K: 0 BB: 1 S: 14 P: 24	R: 2 H: 2 E: 0 LOB: 0 K: 0 BB: 0 S: 11 P: 17	R: 0 H: 0 E: 0 LOB: 0 K: 1 BB: 0 S: 6 P: 11	R: 0 H: 0 E: 0 LOB: 0 K: 0 BB: 0 S: 8 P: 14	R: 1 H: 1 E: 0 LOB: 0 K: 0 BB: 0 S: 6 P: 10	R: 3 H: 3 E: 1 LOB: 1 K: 1 BB: 0 S: 13 P: 16	R: 0 H: 0 E: 0 LOB: 0 K: 0 BB: 0 S: 8 P: 10	R: 0 H: 0 E: 0 LOB: 1 K: 0 BB: 1 S: 6 P: 12	1B: 3 SF: 2 2B: 2 SAC: 1 3B: 0 DP: 0 HR: 3 HBP: 0	WP: 0 PA: 35 PB: 0 SB: 2 CS: 0							
PITCHER	IP WLS BF H R ER SO BB IBB HBP BLK WP HR S P ERA WHIP																
Don Robinson, R ERA: 4.23	(1, 1) 5.0 L 23 7 7 6 1 0 0 0 0 0 0 3 49 82 10.80 1.600																
Bob Ayrault, R ERA: 2.35	(6, 1) 2.0 8 1 1 0 1 0 0 0 0 0 0 0 17 20 0.00 0.500																
Cliff Brantley, R ERA: 5.01	(8, 1) 1.0 4 0 0 0 0 0 1 0 0 0 0 0 6 12 0.00 1.000																

Philadelphia Phillies @ Pittsburgh Pirates
Three Rivers Stadium, Pittsburgh, PA
Wed Jun 17 1992, 7:05 PM EDT
Att: 24,854 - Sunny - 83 F

AB 30
R 8
H 8
RBI 8
BB 2
SO 2
LOB 6



Batter	1	2	3	4	5	6	7	8	9	AB	R	H	RBI	BB	SO	LOB	TOP																	
Jose Vizcaino, S OBP: 0.235, SLG: 0.268	P6		23 1B		F8		G3 2H	SH1-4		4	1	2	1	0	0	0	Chicago Cubs @ Philadelphia Phillies Veterans Stadium, Philadelphia, PA Thu Jun 18 1992, 7:05 PM EDT Att: 32,860 - Cloudy - 77 F																	
Doug Dasenczo, S OBP: 0.313, SLG: 0.283	L8		F7		23 FC1-6 BB		G3	F8		4	0	0	0	1	0	3																		
23 Ryne Sandberg, R OBP: 0.370, SLG: 0.483			F7		FC1-6 CS		K	F9		4	0	1	1	1	1	3																		
Andre Dawson, R OBP: 0.320, SLG: 0.478	F8		F9		CS	G5-3		E5		4	0	0	0	0	2																			
Mark Grace, L OBP: 0.420, SLG: 0.480		G4-3		F8		PB 1B				4	0	2	0	0	0	0																		
Derrick May, L OBP: 0.281, SLG: 0.282		G6-3		P2		P2		K		3	0	0	0	0	1																			
Jerome Walton, R OBP: 0.273, SLG: 0.164								K		1	0	0	0	1	2																			
Hector Villanueva, R OBP: 0.225, SLG: 0.269						L7		P3		3	1	1	0	1	0	3																		
Luis Salazar, R OBP: 0.246, SLG: 0.256								K		4	0	1	1	0	2	3																		
Chuck McElroy, L OBP: 0.750, SLG: 1.500								K		0	0	0	0	0	0	0																		
Frank Castillo, R OBP: 0.037, SLG: 0.037					G5-3					2	0	0	0	0	1	1																		
Dwight Smith, L OBP: 0.294, SLG: 0.321										1	1	1	0	0	0	0																		
Paul Assenmacher, L OBP: 0.273, SLG: 0.164										0	0	0	0	0	0	0																		
Bob Scanlan, R OBP: 0.273, SLG: 0.164										0	0	0	0	0	0	0																		
Doug Strange, S OBP: 0.260, SLG: 0.232										0	0	0	0	1	0	0																		
Inning Stats	R: 0 E: 0 K: 0 S: 6	H: 0 LOB: 1 BB: 1 P: 11	R: 0 E: 0 K: 1 S: 11	H: 0 LOB: 1 BB: 1 P: 18	R: 1 E: 0 K: 0 S: 11	H: 2 LOB: 1 BB: 0 P: 17	R: 1 E: 0 K: 1 S: 14	H: 2 LOB: 1 BB: 0 P: 21	R: 0 E: 0 K: 0 S: 4	H: 0 LOB: 0 BB: 0 P: 9	R: 0 E: 0 K: 0 S: 7	H: 1 LOB: 1 BB: 0 P: 11	R: 1 E: 0 K: 1 S: 9	H: 2 LOB: 1 BB: 0 P: 12	R: 0 E: 1 K: 2 S: 11	H: 1 LOB: 2 BB: 1 P: 17	R: 0 E: 0 K: 0 S: 6	H: 0 LOB: 1 BB: 1 P: 14	1B: 5 2B: 3 3B: 0 HR: 0	SF: 0 SAC: 1 DP: 0 HBP: 0	WP: 0 PB: 1 SB: 0 CS: 1	PA: 40												
PITCHER	IP WLS BF H R ER SO BB IBB HBP BLK WP HR S P ERA WHIP																																	
Curt Schilling, R ERA: 2.55	7.0	30	7	3	3	3	3	0	0	0	0	0	0	0	62	99	3.86	1.429																
Wally Ritchie, L ERA: 2.7	0.0	2	1	0	0	0	0	0	0	0	0	0	0	3	5	∞	∞																	
Mike Hartley, R ERA: 1.88	1.0	W	3	0	0	2	0	0	0	0	0	0	0	8	12	0.00	0.000																	
Mitch Williams, L ERA: 2.75	1.0	S	4	0	0	0	1	0	0	0	0	0	0	6	14	0.00	1.000																	

AB	34
R	3
H	8
RBI	3
BB	4
SO	5
LOB	18




Batter	1	2	3	4	5	6	7	8	9	AB	R	H	RBI	BB	SO	LOB	BOTTOM																
Lenny Dykstra, L OBP: 0.354, SLG: 0.382	G1-3 1B		F7				SF8			4	0	3	3	0	0	0	Chicago Cubs @ Philadelphia Phillies Veterans Stadium, Philadelphia, PA Thu Jun 18 1992, 7:05 PM EDT Att: 32,860 - Cloudy - 77 F																
Mariano Duncan, R OBP: 0.305, SLG: 0.415	G1-3		F9		K		E	K		5	0	1	0	0	2	4																	
Dave Hollins, S OBP: 0.377, SLG: 0.405	K				L8	G4-3		E9		4	0	1	0	0	1	3																	
John Kruk, L OBP: 0.451, SLG: 0.491					G4-3		G6-3			2	0	0	0	2	0	0																	
Darren Daulton, L OBP: 0.411, SLG: 0.578					G4-3		G6-3			2	0	0	0	2	0	5																	
Wes Chamberlain, R OBP: 0.221, SLG: 0.355					FC6-4 BB		G3-1			2	0	0	0	2	0	5																	
Tom Marsh, R OBP: 0.303, SLG: 0.490					FC6-4		G5-4-3 1B		F9	4	0	1	0	0	1	1																	
Tom Marsh, R OBP: 0.303, SLG: 0.490							G6-3			4	0	0	0	0	2																		
Mickey Morandini, L OBP: 0.320, SLG: 0.363							G5-4-3		G6-3	4	0	0	0	0	2																		
Mickey Morandini, L OBP: 0.320, SLG: 0.363							G6-3		G6-3	4	3	3	0	0	0	0																	
Curt Schilling, R ERA: 3.02	6.0	25	5	1	1	4	3	0	0	0	0	0	0	68	105	1.50	1.333																
Paul Assenmacher, L ERA: 1.98	1.0	7	3	1	1	0	0	1	0	0	0	0	0	20	30	9.00	3.000																
Bob Scanlan, R ERA: 2.28	0.2	L	4	2	2	2	0	0	0	0	0	0	0	9	13	27.00	3.000																
Chuck McElroy, L ERA: 2.48	0.1	2	1	0	0	1	0	0	0	0	0	0	0	8	13	0.00	3.000																
Inning Stats	R: 0 E: 0 K: 1 S: 13	H: 1 LOB: 2 BB: 1 P: 23	R: 0 E: 0 K: 1 S: 8	H: 0 LOB: 0 BB: 0 P: 10	R: 0 E: 0 K: 1 S: 8	H: 0 LOB: 0 BB: 0 P: 10	R: 0 E: 0 K: 0 S: 10	H: 0 LOB: 1 BB: 1 P: 15	R: 1 E: 0 K: 1 S: 19	H: 3 LOB: 2 BB: 0 P: 29	R: 0 E: 0 K: 0 S: 10	H: 1 LOB: 1 BB: 1 P: 18	R: 1 E: 1 K: 0 S: 20	H: 3 LOB: 3 BB: 1 P: 30	R: 2 E: 0 K: 1 S: 17	H: 3 LOB: 1 BB: 0 P: 26	1B: 7 2B: 4 3B: 0 HR: 0	SF: 1 SAC: 0 DP: 1 HBP: 0	WP: 0 PB: 0 SB: 1 CS: 0	PA: 38													
PITCHER	IP WLS BF H R ER SO BB IBB HBP BLK WP HR S P ERA WHIP																																
Frank Castillo, R ERA: 3.02	6.0	25	5	1	1	4	3	0	0	0	0	0	0	68	105	1.50	1.333																
Paul Assenmacher, L ERA: 1.98	1.0	7	3	1	1	0	0	1	0	0	0	0	0	20	30	9.00	3.000																
Bob Scanlan, R ERA: 2.28	0.2	L	4	2	2	2	0	0	0	0	0	0	0	9	13	27.00	3.000																
Chuck McElroy, L ERA: 2.48	0.1	2	1	0	0	1	0	0	0	0	0	0	0	8	13	0.00	3.000																


AB	33
R	4
H	11
RBI	3
BB	4
SO	5
LOB	16



Batter	1	2	3	4	5	6	7	8	9	AB	R	H	RBI	BB	SO	LOB	TOP			
Jose Vizcaino, S OBP: 0.227, SLG: 0.259	G3		K		F8		P6		G3	5	0	0	0	0	1	1	Chicago Cubs @ Philadelphia Phillies Veterans Stadium, Philadelphia, PA Fri Jun 19 1992, 7:05 PM EDT Att: 20,732 - Cloudy - 75 F			
Doug Dasenczo, S OBP: 0.317, SLG: 0.289	F9		1B		G6-3		1B		G4-3	5	0	2	0	0	0	1				
23 Ryne Sandberg, R OBP: 0.369, SLG: 0.483	G6-3		G5-3			1B HR	L4			4	1	1	0	0	0	2				
Andrew Dawson, R OBP: 0.319, SLG: 0.474		F8		G6-3		HR	F8			4	1	1	0	0	0	1				
Dwight Smith, L OBP: 0.294, SLG: 0.321						HR				0	0	0	0	0	0	0				
Mark Grace, L OBP: 0.417, SLG: 0.476		HR		F7		F7		F8		4	1	1	0	0	0	2				
Derrick May, L OBP: 0.277, SLG: 0.351		HR					G3			4	2	3	5	0	0	0				
Rick Wilkins, L OBP: 0.333, SLG: 0.296				F8						4	0	2	0	0	1	1				
Paul Assenmacher, L OBP: 1.000, SLG: 4.000						G4-3	1B			0	0	0	0	0	0	0				
Jim Bullinger, R OBP: 1.000, SLG: 4.000										0	0	0	0	0	0	0				
Luis Salazar, R OBP: 0.246, SLG: 0.256		P3				SH3	G4-3		FC6-4	4	0	1	0	0	0	2				
Danny Jackson, R OBP: 0.071, SLG: 0.071										2	0	0	0	0	2	1				
Jeff Robinson, R OBP: 0.342, SLG: 0.307			K		SH3		K		K	0	0	0	0	0	0	0				
Joe Girardi, R OBP: 0.342, SLG: 0.307										1	0	0	0	0	1	0				
Inning Stats	R: 0 E: 0 K: 0 S: 10	H: 0 LOB: 0 BB: 0 P: 14	R: 2 E: 0 K: 1 S: 12	H: 2 LOB: 0 BB: 0 P: 22	R: 0 E: 0 K: 2 S: 11	H: 1 LOB: 1 BB: 0 P: 15	R: 0 E: 0 K: 0 S: 6	H: 1 LOB: 1 BB: 0 P: 10	R: 0 E: 0 K: 0 S: 8	H: 1 LOB: 1 BB: 0 P: 13	R: 3 E: 0 K: 1 S: 14	H: 4 LOB: 1 BB: 0 P: 23	R: 0 E: 0 K: 0 S: 7	H: 1 LOB: 1 BB: 0 P: 11	R: 0 E: 0 K: 0 S: 7	H: 0 LOB: 0 BB: 0 P: 11	1B: 8 2B: 1 3B: 0 HR: 2	SF: 0 SAC: 1 DP: 0 HBP: 0	WP: 0 PB: 0 SB: 0 CS: 0	PA: 38
PITCHER	IP WLS BF H R ER SO BB IBB HBP BLK WP HR S P ERA WHIP																			
Brad Brink, R ERA: 4.46	(1, 1) 5.1 L 25 9 5 5 3 0 0 0 0 0 0 2 54 87 8.44 1.688																			
Bob Ayrault, R ERA: 1.93	(6, 1) 1.2 6 1 0 0 1 0 0 0 0 0 0 15 19 0.00 0.600																			
Wally Ritchie, L ERA: 2.63	(8, 1) 0.2 3 1 0 0 0 0 0 0 0 0 0 6 8 0.00 1.500																			
Barry Jones, R ERA: 4.08	(8, 1) 1.1 4 0 0 0 1 0 0 0 0 0 0 8 14 0.00 0.000																			

Batter	1	2	3	4	5	6	7	8	9	AB	R	H	RBI	BB	SO	LOB	BOTTOM					
Lenny Dykstra, L OBP: 0.355, SLG: 0.382	G6-3	P5			G3		FC4-6		1B	5	0	2	0	0	0	2	Chicago Cubs @ Philadelphia Phillies Veterans Stadium, Philadelphia, PA Fri Jun 19 1992, 7:05 PM EDT Att: 20,732 - Cloudy - 75 F					
Mariano Duncan, R OBP: 0.303, SLG: 0.409	E		K		G3-1		FC4-6		G5-3	4	0	0	0	1	1	3						
Dave Hollins, S OBP: 0.375, SLG: 0.407	K		G5-3				K			4	0	1	0	0	2	3						
Ricky Jordan, R OBP: 0.309, SLG: 0.408	E5		G6-3				K		FC5-4	3	0	0	0	1	1	2						
Wes Chamberlain, R OBP: 0.222, SLG: 0.351	G5-3				HR		K		P3	4	1	1	0	0	1	3						
Darren Daulton, L OBP: 0.409, SLG: 0.587		F7		HR		G4-3		K		4	1	1	2	0	1	1						
Tom Marsh, R OBP: 0.297, SLG: 0.364					F8		G4-3		FC5-4	3	0	0	0	1	0	1						
Dale Sveum, S OBP: 0.227, SLG: 0.186					F9				G5-3	2	0	0	0	2	0	0						
Brad Brink, R ERA: 4.46	(1, 1) 5.1 L 25 9 5 5 3 0 0 0 0 0 0 2 54 87 8.44 1.688																					
Bob Ayrault, R ERA: 1.93	(6, 1) 1.2 6 1 0 0 1 0 0 0 0 0 0 15 19 0.00 0.600																					
Ruben Amaro Jr., S OBP: 0.324, SLG: 0.335	(7, PH) 0.3 S 1 0 0 0 0 0 0 0 0 0 0 2 2 0.00 0.750																					
Wally Ritchie, L ERA: 2.63	(8, 1) 0.2 3 1 0 0 0 0 0 0 0 0 0 6 8 0.00 1.500																					
Barry Jones, R ERA: 4.08	(8, PH) 1.1 4 0 0 0 1 0 0 0 0 0 0 8 14 0.00 0.000																					
Inning Stats	R: 0 E: 1 K: 1 S: 7	H: 0 LOB: 2 BB: 1 P: 12	R: 0 E: 0 K: 1 S: 13	H: 0 LOB: 2 BB: 2 P: 25	R: 0 E: 0 K: 1 S: 6	H: 0 LOB: 0 BB: 0 P: 10	R: 2 E: 0 K: 0 S: 11	H: 2 LOB: 0 BB: 0 P: 15	R: 0 E: 0 K: 1 S: 7	H: 1 LOB: 1 BB: 0 P: 11	R: 0 E: 0 K: 1 S: 6	H: 0 LOB: 0 BB: 0 P: 11	R: 0 E: 0 K: 2 S: 12	H: 1 LOB: 2 BB: 1 P: 24	R: 0 E: 0 K: 1 S: 7	H: 0 LOB: 1 BB: 1 P: 15	R: 0 E: 0 K: 0 S: 11	H: 1 LOB: 1 BB: 0 P: 15	1B: 3 2B: 1 3B: 0 HR: 1	SF: 0 SAC: 0 DP: 0 HBP: 0	WP: 0 PB: 0 SB: 0 CS: 0	PA: 38
PITCHER	IP WLS BF H R ER SO BB IBB HBP BLK WP HR S P ERA WHIP																					
Danny Jackson, L ERA: 4.63	(1, 1) 6.1 W 28 4 2 2 6 4 0 0 0 0 0 0 57 99 2.84 1.263																					
Jeff Robinson, R ERA: 1.66	(7, 1) 1.0 4 0 0 0 1 1 0 0 0 0 0 7 15 0.00 1.000																					
Paul Assenmacher, L ERA: 1.88	(8, 1) 1.1 5 1 0 0 1 0 0 0 0 0 0 14 22 0.00 0.750																					
Jim Bullinger, R ERA: 3.95	(9, 1) 0.1 S 1 0 0 0 0 0 0 0 0 0 0 2 2 0.00 0.000																					

Batter	1	2	3	4	5	6	7	8	9	AB R H RBI BB SO LOB	TOP												
Lenny Dykstra, L (1,8) OBP: 0.353, SLG: 0.373	1-2 G4-1		1-1 FC3-2		0-3 K		0-0 P9		2-0 1B FC4-6 1B	5 1 1 0 0 1 4	Philadelphia Phillies @ Montreal Expos Olympic Stadium, Montreal, QB Tue Jun 23 1992, 7:05 PM EDT Att: 30,313 - Dome - 70 F livebaseballscores.com AB 36 R 5 H 10 RBI 5 BB 4 SO 3 LOB 19 												
Mariano Duncan, R (1,4) OBP: 0.311, SLG: 0.412	2-2 P3		0-1 G5-3			2-0 1B 3B	1-0 F9		3-1 F8	5 1 1 0 0 0 3													
Dave Hollins, S (1,5) OBP: 0.377, SLG: 0.424	2-0 G5-3			1-0 P4		0-0 F8	0-1 F7		2-1 FC4-6 1B	5 0 1 0 0 0 1													
Darren Daulton, L (1,2) OBP: 0.410, SLG: 0.573		3-2 P3		1-0 F9		4-2 1B 2B BB		2-2 G6-3	1-1 FC4-6 FC5-4	4 1 0 1 1 0 1													
Ricky Jordan, R (1,3) OBP: 0.286, SLG: 0.366		1-3 K		0-2 G1-3		1-1 SAFE 1-2 2B 1B		1-2 2B 1B	1-2 FC5-4	5 2 2 1 0 1 1													
Wes Chamberlain, R (1,7) OBP: 0.235, SLG: 0.348		0-1 F9			0-0 FC6-4 1B	0-1 F8		1-0 1B 2B		4 0 2 1 0 0 2													
Ruben Amaro Jr, S (1,9) OBP: 0.316, SLG: 0.337			2-1 SH1-4 FC3-2 2B		0-1 SAFE 1-2 FC6-4 1B	3-2 1B 2B		0-0 G3		4 0 2 2 0 0 2													
Dale Sveum, S (1,6) OBP: 0.245, SLG: 0.176			4-1 FC3-2 SH1-4 BB		3-2 SAFE F9	4-0 IBB		4-0 FC6 IBB		1 0 0 0 3 0 1													
Curt Schilling, R (1,1) OBP: 0.130, SLG: 0.174			2-1 SH1-4		0-1 1-2 1B	0-3 K		0-1 FC6		3 0 1 0 0 1 4													
Inning Stats	R: 0 E: 0 K: 0 S: 7	H: 0 LOB: 0 BB: 0 P: 12	R: 0 E: 0 K: 1 S: 8	H: 0 LOB: 0 BB: 0 P: 12	R: 0 E: 0 K: 0 S: 9	H: 1 LOB: 2 BB: 1 P: 18	R: 0 E: 0 K: 0 S: 5	H: 0 LOB: 0 BB: 0 P: 7	R: 0 E: 0 K: 1 S: 12	H: 2 LOB: 2 BB: 0 P: 15	R: 3 E: 0 K: 1 S: 17	H: 3 LOB: 2 BB: 2 P: 31	R: 0 E: 0 K: 0 S: 4	H: 0 LOB: 0 BB: 0 P: 5	R: 1 E: 0 K: 0 S: 11	H: 2 LOB: 2 BB: 1 P: 19	R: 1 E: 0 K: 0 S: 8	H: 2 LOB: 1 BB: 0 P: 16	1B: 6 2B: 3 3B: 1 HR: 0	SF: 0 SAC: 1 DP: 0 HBP: 0	WP: 0 PB: 0 SB: 1 CS: 0	PA: 41	
PITCHER	IP WLS BF H R ER SO BB IBB HBP BLK WP HR S P ERA WHIP											PITCHER	IP WLS BF H R ER SO BB IBB HBP BLK WP HR S P ERA WHIP										
Chris Nabholz, L (1,1) ERA: 3.87	7.0 L 30 6 3 3 3 2 1 0 0 0 0 62 100 3.86 1.143																						
Pete Young, R (8,1) ERA: 1.93	2.0 11 4 2 2 0 0 1 0 0 0 0 19 35 9.00 2.000																						

Batter	1	2	3	4	5	6	7	8	9	AB R H RBI BB SO LOB	BOTTOM												
Marquis Grissom, R (1,8) OBP: 0.336, SLG: 0.416	2-2 G6-4-3 1B		2-2 S 1B		1-0 P5		1-0 2B			4 0 3 0 0 0 0	Philadelphia Phillies @ Montreal Expos Olympic Stadium, Montreal, QB Tue Jun 23 1992, 7:05 PM EDT Att: 30,313 - Dome - 70 F livebaseballscores.com AB 31 R 0 H 6 RBI 0 BB 3 SO 5 LOB 14 												
Delino DeShields, L (1,4) OBP: 0.345, SLG: 0.356	0-0 G6-4-3 1-2		4-1 1-2 BB		1-3 K		3-2 G6-3			3 0 0 0 1 1 3													
Moises Alou, R (1,9) OBP: 0.346, SLG: 0.483	2-1 F9		2-1 F8			0-1 1B		3-1 F8		4 0 1 0 0 0 3													
Darrin Fletcher, L (1,2) OBP: 0.235, SLG: 0.266		1-3 K		2-2 P4		2-0 SAFE F7		2-2 F7		4 0 0 0 0 1 1													
Tim Wallach, R (1,5) OBP: 0.316, SLG: 0.353		1-0 G4-3		2-2 G3 1B		0-2 P2		0-1 F9		4 0 1 0 0 0 1													
Matt Stairs, L (1,7) OBP: 0.297, SLG: 0.207		1-3 K		2-2 G3		0-0 P4			2-1 F7	4 0 0 0 0 1 2													
Spike Owen, S (1,6) OBP: 0.333, SLG: 0.424			4-0 1B SH1-4 BB		4-2 BB			0-1 G3		2 0 0 0 2 0 0													
Archi Cianfrocco, R (1,3) OBP: 0.268, SLG: 0.383			1-3 K		1-3 K		2-2 2B 1B		3-2 G5-3	4 0 1 0 0 2 3													
Chris Nabholz, L (1,1) OBP: 0.107, SLG: 0.179			0-0 SH1-4		0-2 G3-1		2-2 F7			1 0 0 0 0 0 0													
John Vander Wal, L (7,PH) OBP: 0.319, SLG: 0.313										1 0 0 0 0 0 1													
Pete Young, R (8,1) ERA: 1.93										0 0 0 0 0 0 0													
Inning Stats	R: 0 E: 0 K: 0 S: 6	H: 1 LOB: 0 BB: 0 P: 10	R: 0 E: 0 K: 2 S: 7	H: 0 LOB: 0 BB: 0 P: 10	R: 0 E: 0 K: 1 S: 10	H: 1 LOB: 2 BB: 2 P: 23	R: 0 E: 0 K: 1 S: 17	H: 1 LOB: 2 BB: 1 P: 28	R: 0 E: 0 K: 1 S: 7	H: 0 LOB: 0 BB: 0 P: 9	R: 0 E: 0 K: 0 S: 13	H: 1 LOB: 1 BB: 0 P: 9	R: 0 E: 0 K: 0 S: 8	H: 2 LOB: 2 BB: 0 P: 21	R: 0 E: 0 K: 0 S: 8	H: 0 LOB: 0 BB: 0 P: 13	R: 0 E: 0 K: 0 S: 10	H: 0 LOB: 0 BB: 0 P: 15	1B: 5 2B: 1 3B: 0 HR: 0	SF: 0 SAC: 1 DP: 1 HBP: 0	WP: 0 PB: 0 SB: 1 CS: 0	PA: 35	
PITCHER	IP WLS BF H R ER SO BB IBB HBP BLK WP HR S P ERA WHIP											PITCHER	IP WLS BF H R ER SO BB IBB HBP BLK WP HR S P ERA WHIP										
Curt Schilling, R (1,1) ERA: 2.28	9.0 W 35 6 0 0 5 3 0 0 0 0 0 85 138 0.00 1.000																						

Batter	1	2	3	4	5	6	7	8	9	AB	R	H	RBI	BB	SO	LOB	TOP				
Lenny Dykstra, L (1, 8) Ricky Jordan, R (7, 7) OBP: 0.360, SLG: 0.381 OBP: 0.283, SLG: 0.362	3-2 SH2-3 2B	4-0 FC6-4 BB			0-0 G1-3		1-0 BB 1B		0-0 G1-3	3	1	2	0	1	0	0					
Mariano Duncan, R (1, 6) OBP: 0.307, SLG: 0.406	0-0 SH2-3 2-3	0-1 FC6-4 1-2			0-1 G5-3		0-1 P4		2-0 G6-3	4	0	0	0	0	0	4					
Dave Hollins, S (1, 5) OBP: 0.376, SLG: 0.419	1-3 K2-3				3-2 F8		4-2 BB 1-2 2-3			3	0	0	0	1	1	1					
John Kruk, L (1, 3) Ben Rivera, R (7, 1) OBP: 0.451, SLG: 0.496	2-1 BB 3-H 2B				3-1 F7		3-2 FC5-4 1B		2-3 K	4	0	2	1	0	1	3					
Darren Daulton, L (1, 2) Steve Lake, R (8, 2) OBP: 0.342, SLG: 0.474	4-2 BB				1-0 E4		4-2 FC5-4 BB		0-0 S 1B	2	0	1	0	2	0	0					
Wes Chamberlain, R (1, 7) OBP: 0.227, SLG: 0.336	0-0 F9				0-1 F9		1-2 FC5-4 G4-6-3 1-2 2-3		0-2 F9	4	0	0	0	0	0	6					
Ruben Amaro Jr, S (1, 9) OBP: 0.310, SLG: 0.329					3-1 G1-6-3		1-0 G4-6-3 1-2		3-2 F8	4	0	0	0	0	0	3					
Mickey Morandini, L (1, 4) OBP: 0.319, SLG: 0.367					2-1 G4-3 3B		0-1 G4-3		0-2 G3	4	0	1	0	0	0	1					
Mickey Weston, R (1, 1) Bob Ayrault, R (4, 1) Wally Ritchie, L (6, 1) Jeff Grotewold, L (7, PH) OBP: 0.333, SLG: 0.316					0-3 K		0-3 K		2-0 BB 1B	2	0	0	0	0	2	1					
Inning Stats	R: 1 E: 0 K: 1 S: 12	H: 2 LOB: 2 BB: 1 P: 22	R: 0 E: 0 K: 1 S: 9	H: 1 LOB: 2 BB: 1 P: 18	R: 0 E: 1 K: 0 S: 7	H: 0 LOB: 1 BB: 0 P: 13	R: 0 E: 0 K: 1 S: 8	H: 0 LOB: 0 BB: 0 P: 9	R: 0 E: 0 K: 0 S: 8	H: 1 LOB: 1 BB: 1 P: 18	R: 0 E: 0 K: 1 S: 11	H: 2 LOB: 3 BB: 1 P: 20	R: 0 E: 0 K: 0 S: 10	H: 1 LOB: 1 BB: 0 P: 13	R: 0 E: 0 K: 0 S: 6	H: 0 LOB: 0 BB: 0 P: 11	1B: 4 2B: 2 3B: 1 HR: 0	SF: 0 SAC: 1 DP: 1 HBP: 0	WP: 0 PB: 0 SB: 2 CS: 0	PA: 38	
PITCHER	IP WLS BF H R ER SO BB IBB HBP BLK WP HR S P ERA WHIP	IP WLS BF H R ER SO BB IBB HBP BLK WP HR S P ERA WHIP	IP WLS BF H R ER SO BB IBB HBP BLK WP HR S P ERA WHIP	IP WLS BF H R ER SO BB IBB HBP BLK WP HR S P ERA WHIP	IP WLS BF H R ER SO BB IBB HBP BLK WP HR S P ERA WHIP	IP WLS BF H R ER SO BB IBB HBP BLK WP HR S P ERA WHIP	IP WLS BF H R ER SO BB IBB HBP BLK WP HR S P ERA WHIP	IP WLS BF H R ER SO BB IBB HBP BLK WP HR S P ERA WHIP	IP WLS BF H R ER SO BB IBB HBP BLK WP HR S P ERA WHIP	IP WLS BF H R ER SO BB IBB HBP BLK WP HR S P ERA WHIP	IP WLS BF H R ER SO BB IBB HBP BLK WP HR S P ERA WHIP	IP WLS BF H R ER SO BB IBB HBP BLK WP HR S P ERA WHIP	IP WLS BF H R ER SO BB IBB HBP BLK WP HR S P ERA WHIP	IP WLS BF H R ER SO BB IBB HBP BLK WP HR S P ERA WHIP	IP WLS BF H R ER SO BB IBB HBP BLK WP HR S P ERA WHIP	IP WLS BF H R ER SO BB IBB HBP BLK WP HR S P ERA WHIP	IP WLS BF H R ER SO BB IBB HBP BLK WP HR S P ERA WHIP	IP WLS BF H R ER SO BB IBB HBP BLK WP HR S P ERA WHIP	IP WLS BF H R ER SO BB IBB HBP BLK WP HR S P ERA WHIP	IP WLS BF H R ER SO BB IBB HBP BLK WP HR S P ERA WHIP	IP WLS BF H R ER SO BB IBB HBP BLK WP HR S P ERA WHIP

Philadelphia Phillies @ Montreal Expos
Olympic Stadium, Montreal, QB
Wed Jun 24 1992, 3:33 AM EDT
Att: 17,422 - Dome - 70 F

AB 33
R 1
H 7
RBI 1
BB 4
SO 4
LOB 19



Batter	1	2	3	4	5	6	7	8	9	AB	R	H	RBI	BB	SO	LOB	BOTTOM				
Delino DeShields, L (1, 4) OBP: 0.351, SLG: 0.368	3-2 S 1B				0-0 2B 1B	3-2 S 2B		3-3 K		5	2	4	1	0	1	1					
Moises Alou, R (1, 9) OBP: 0.348, SLG: 0.496	2-2 G5-3 1-2				0-1 F9	3-2 1B 2B		0-1 FC6-4 1-2		5	1	2	3	0	0	3					
Marquis Grissom, R (1, 8) OBP: 0.338, SLG: 0.413	4-0 G4-6-3 BB				1-1 1B G4-3 HBP	2-3 K G4-3		1-1 G4-3		2	1	0	0	1	1	2					
John Vander Wal, L (1, 7) OBP: 0.316, SLG: 0.310	0-0 G4-6-3 1-2				0-0 F7			0-0 G4-3		4	0	1	2	0	0	2					
Tim Wallach, R (1, 5) OBP: 0.311, SLG: 0.347					2-2 L5			1-2 F8		4	0	0	1	0	0	1					
Darin Fletcher, L (1, 2) OBP: 0.250, SLG: 0.269					1-2 G6-3 3-H			3-2 FC3-5 HBP 1B		3	0	1	0	1	0	1					
Gary Carter, R (1, 3) Archi Cianfrocco, R (6, PH) OBP: 0.266, SLG: 0.380					1-2 G5-3			1-0 L4		2	0	0	0	0	0	0					
Tom Foley, L (1, 6) OBP: 0.209, SLG: 0.177					3-2 F7			0-0 F8		4	0	0	0	0	0	2					
Ken Hill, R (1, 1) Mel Rojas, R (7, 1) Matt Stairs, L (6, PH) John Wetteland, R (9, 1) OBP: 0.300, SLG: 0.429 OBP: 0.200, SLG: 0.200 OBP: 0.316, SLG: 0.233 OBP: 0.316, SLG: 0.233					1-2 1B 2B			0-0 FC3-5 1B 2B HR		3	3	2	1	0	0	2					
Inning Stats	R: 0 E: 0 K: 0 S: 10	H: 1 LOB: 1 BB: 1 P: 19	R: 0 E: 0 K: 0 S: 9	H: 0 LOB: 0 BB: 0 P: 12	R: 4 E: 0 K: 0 S: 17	H: 4 LOB: 1 BB: 0 P: 26	R: 1 E: 0 K: 0 S: 11	H: 2 LOB: 1 BB: 0 P: 19	R: 0 E: 0 K: 1 S: 7	H: 0 LOB: 0 BB: 0 P: 11	R: 3 E: 0 K: 0 S: 16	H: 3 LOB: 2 BB: 0 P: 26	R: 0 E: 0 K: 1 S: 8	H: 0 LOB: 1 BB: 1 P: 16	R: 0 E: 0 K: 1 S: 11	H: 1 LOB: 1 BB: 0 P: 16	1B: 7 2B: 3 3B: 0 HR: 1	SF: 0 SAC: 0 DP: 1 HBP: 2	WP: 0 PB: 0 SB: 2 CS: 0	PA: 38	
PITCHER	IP WLS BF H R ER SO BB IBB HBP BLK WP HR S P ERA WHIP	IP WLS BF H R ER SO BB IBB HBP BLK WP HR S P ERA WHIP	IP WLS BF H R ER SO BB IBB HBP BLK WP HR S P ERA WHIP	IP WLS BF H R ER SO BB IBB HBP BLK WP HR S P ERA WHIP	IP WLS BF H R ER SO BB IBB HBP BLK WP HR S P ERA WHIP	IP WLS BF H R ER SO BB IBB HBP BLK WP HR S P ERA WHIP	IP WLS BF H R ER SO BB IBB HBP BLK WP HR S P ERA WHIP	IP WLS BF H R ER SO BB IBB HBP BLK WP HR S P ERA WHIP	IP WLS BF H R ER SO BB IBB HBP BLK WP HR S P ERA WHIP	IP WLS BF H R ER SO BB IBB HBP BLK WP HR S P ERA WHIP	IP WLS BF H R ER SO BB IBB HBP BLK WP HR S P ERA WHIP	IP WLS BF H R ER SO BB IBB HBP BLK WP HR S P ERA WHIP	IP WLS BF H R ER SO BB IBB HBP BLK WP HR S P ERA WHIP	IP WLS BF H R ER SO BB IBB HBP BLK WP HR S P ERA WHIP	IP WLS BF H R ER SO BB IBB HBP BLK WP HR S P ERA WHIP	IP WLS BF H R ER SO BB IBB HBP BLK WP HR S P ERA WHIP	IP WLS BF H R ER SO BB IBB HBP BLK WP HR S P ERA WHIP	IP WLS BF H R ER SO BB IBB HBP BLK WP HR S P ERA WHIP	IP WLS BF H R ER SO BB IBB HBP BLK WP HR S P ERA WHIP	IP WLS BF H R ER SO BB IBB HBP BLK WP HR S P ERA WHIP	IP WLS BF H R ER SO BB IBB HBP BLK WP HR S P ERA WHIP

Philadelphia Phillies @ Montreal Expos
Olympic Stadium, Montreal, QB
Wed Jun 24 1992, 3:33 AM EDT
Att: 17,422 - Dome - 70 F

AB 34
R 8
H 11
RBI 8
BB 2
SO 3
LOB 15



Batter	1	2	3	4	5	6	7	8	9	AB R H RBI BB SO LOB	TOP									
Lenny Dykstra, L (1, 8) OBP: 0.359, SLG: 0.378	3-2 2B HBP		4-0 CS BB		1-1 L4		3-1 G4-3		1-2 P6	3 1 0 0 1 0 0	Philadelphia Phillies @ Chicago Cubs Wrigley Field, Chicago, IL Sat Jun 27 1992, 3:33 AM CDT Att: 35,309 - Sunny - 60 F									
Mariano Duncan, R (1, 4) OBP: 0.311, SLG: 0.414	1 SAFE 1-2 1-H 2B		2-2 F9		2-3 K		2-1 1B		1-0 1B 2B	5 1 3 1 0 1 1										
Dave Hollins, S (1, 5) OBP: 0.375, SLG: 0.431	1-1 F8			2-1 HR	1-0 1B		1-2 F9		1-3 K	5 1 2 1 0 1 3										
John Kruk, L (1, 3) OBP: 0.455, SLG: 0.494	3-1 L4		2-1 2B SF8 1B	1-3 1B	2-2 1B		2-2 1B		4-0 1B IBB	4 1 3 0 1 0 1										
Ricky Jordan, R (1, 7) Mike Hartley, R (7, 1) Wally Backman, S (9, PH) Mitch Williams, L (9, 1) OBP: 0.500, SLG: 0.500	0-1 G6-3		0-0 2B	1-3 2B	0-0 F7		0-2 G1-3		3-2 1B IBB	4 0 1 0 0 0 5 0 0 0 0 0 0 0 1 0 1 1 0 0 0 0 0 0 0 0 0 0										
Darren Daulton, L (1, 2) OBP: 0.405, SLG: 0.553		3-2 L9		1-1 P7		2-0 G4-6-3 1B		0-1 G4-3	1-0 L9	5 0 1 0 0 0 4										
Wes Chamberlain, R (1, 9) OBP: 0.252, SLG: 0.398		0-1 G5-3		0-0 SF8		0-1 G4-6-3 1B		1-0 HR		3 1 2 2 0 0 0										
Dale Sveum, S (1, 6) OBP: 0.243, SLG: 0.168		2-2 G5-3		3-H 4-0 IBB		1-0 G4-6-3		1-2 G3		3 0 0 0 1 0 2										
Pat Combs, L (1, 1) Ruben Amaro Jr, S (7, 9) OBP: 0.307, SLG: 0.322			2-1 P3	1-2 G3		1-1 F8		3-3 K		3 0 0 0 0 0 3 1 0 0 0 0 1 0										
Inning Stats	R: 1 E: 0 K: 0 S: 11	H: 1 LOB: 1 BB: 0 P: 19	R: 0 E: 0 K: 0 S: 9	H: 0 LOB: 0 BB: 0 P: 14	R: 0 E: 0 K: 0 S: 5	H: 0 LOB: 0 BB: 1 P: 13	R: 2 E: 0 K: 0 S: 11	H: 3 LOB: 2 BB: 1 P: 21	R: 0 E: 0 K: 1 S: 10	H: 2 LOB: 2 BB: 0 P: 10		R: 0 E: 0 K: 0 S: 13	H: 2 LOB: 2 BB: 0 P: 21	R: 1 E: 0 K: 1 S: 11	H: 1 LOB: 0 BB: 0 P: 16	R: 1 E: 0 K: 1 S: 12	H: 2 LOB: 2 BB: 1 P: 23	1B: 8 2B: 3 3B: 0 HR: 2	SF: 1 SAC: 0 DP: 1 HBP: 1	WP: 0 PB: 0 SB: 0 CS: 1
PITCHER	IP WLS BF H R ER SO BB IBB HBP BLK WP HR S P ERA WHIP											IP WLS BF H R ER SO BB IBB HBP BLK WP HR S P ERA WHIP								
Dennis Rasmussen, L (1, 1) ERA: 10.3	4.0 18 4 3 3 0 1 1 1 1 0 0 0 1 36 67 6.75 1.250																			
Jeff Robinson, R (5, 1) ERA: 1.33	3.0 14 6 0 0 1 0 0 0 0 0 0 0 1 29 47 0.00 2.000																			
Chuck McElroy, L (8, 1) ERA: 2.5	1.1 L 5 1 1 1 1 0 0 0 0 0 0 1 14 20 6.75 0.750																			
Bob Scanlan, R (9, 1) ERA: 2.45	0.2 5 2 1 1 1 1 0 1 0 0 0 0 0 9 19 13.50 3.000																			

Batter	1	2	3	4	5	6	7	8	9	AB R H RBI BB SO LOB	BOTTOM											
Jose Vizcaino, S (1, 5) OBP: 0.233, SLG: 0.264	1-1 G6-3		2-2 23 S 1B		1-0 G3		2-2 G1-3			4 1 1 0 0 0 1	Philadelphia Phillies @ Chicago Cubs Wrigley Field, Chicago, IL Sat Jun 27 1992, 3:33 AM CDT Att: 35,309 - Sunny - 60 F											
Doug Dasencenzo, S (1, 8) OBP: 0.281, SLG: 0.267	1-1 G5-3		3-3 K			2-2 23 2B SF7 2B		0-2 L4		4 1 1 0 0 1 2												
23 Ryne Sandberg, R (1, 4) OBP: 0.352, SLG: 0.465	1-1 G4-3		1-2 1-H 2-H 1B			1-0 2B		2-1 L9		4 0 2 2 0 0 0												
Andre Dawson, R (1, 9) OBP: 0.316, SLG: 0.464		3-2 G6-3	0-0 L6			1-1 SF7		0-2 G6-3		3 0 0 1 0 0 1												
Mark Grace, L (1, 3) OBP: 0.416, SLG: 0.463		0-0 G4-3		0-1 G4-3		0-1 P4		2-1 PB 1B		4 1 1 0 0 0 1												
Luis Salazar, R (1, 7) OBP: 0.257, SLG: 0.289		0-1 1B		1-0 G6-3		1-3 K		1-3 K		4 0 1 0 0 2 2												
Joe Girardi, R (1, 2) OBP: 0.353, SLG: 0.314		2-3 K		2-3 K			1-0 SH1-4 1B		0-0 1B	4 0 2 1 0 2 1												
Rey Sanchez, R (1, 6) OBP: 0.222, SLG: 0.365			2-1 23 S 23 S SH2-4 1B			0-0 L7		2-0 SH1-4		3 1 1 0 0 0 1												
Dennis Rasmussen, L (1, 1) Jeff Robinson, R (5, 1) Hector Villanueva, R (7, PH) Chuck McElroy, L (8, 1) Bob Scanlan, R (9, 1) Gary Scott, R (9, PH) OBP: 0.189, SLG: 0.200			1-2 SH2-4		1-2 G4-3		1-3 K		1-3 K	0 0 0 0 0 0 0 1 0 0 0 0 0 0 1 0 0 0 0 0 1 0 0 0 0 0 0 0 0 0 0 0 0 0 0 1 0 0 0 0 1 1												
Inning Stats	R: 0 E: 0 K: 0 S: 6	H: 0 LOB: 0 BB: 0 P: 9	R: 0 E: 0 K: 1 S: 10	H: 1 LOB: 1 BB: 0 P: 15	R: 2 E: 0 K: 1 S: 16	H: 3 LOB: 1 BB: 0 P: 25	R: 0 E: 0 K: 1 S: 7	H: 0 LOB: 0 BB: 0 P: 10	R: 0 E: 0 K: 0 S: 5	H: 0 LOB: 0 BB: 0 P: 7		R: 1 E: 0 K: 1 S: 12	H: 2 LOB: 1 BB: 0 P: 17	R: 0 E: 0 K: 1 S: 9	H: 1 LOB: 1 BB: 0 P: 15	R: 0 E: 0 K: 0 S: 8	H: 0 LOB: 0 BB: 0 P: 10	R: 1 E: 0 K: 2 S: 10	H: 2 LOB: 1 BB: 0 P: 13	1B: 7 2B: 2 3B: 0 HR: 0	SF: 1 SAC: 2 DP: 0 HBP: 0	WP: 0 PB: 1 SB: 2 CS: 0
PITCHER	IP WLS BF H R ER SO BB IBB HBP BLK WP HR S P ERA WHIP											IP WLS BF H R ER SO BB IBB HBP BLK WP HR S P ERA WHIP										
Pat Combs, L (1, 1) ERA: 3.97	6.1 26 7 3 3 4 0 0 0 0 0 0 0 15 20 4.26 1.105																					
Mike Hartley, R (7, 1) ERA: 1.42	1.2 W 5 0 0 0 1 0 0 0 0 0 0 0 15 20 0.00 0.000																					
Mitch Williams, L (9, 1) ERA: 2.52	1.0 S 5 2 1 0 2 0 0 0 0 0 0 0 10 13 0.00 2.000																					

AB	37
R	5
H	13
RBI	5
BB	3
SO	3
LOB	19



Batter	1	2	3	4	5	6	7	8	9	AB	R	H	RBI	BB	SO	LOB	TOP																					
Lenny Dykstra, L (1,8) OBP: 0.356, SLG: 0.375 Ruben Amaro Jr, S (4,8) OBP: 0.304, SLG: 0.318	F8		G6-3			K			G3	2	0	0	0	0	0	0																						
Mariano Duncan, R (1,6) OBP: 0.307, SLG: 0.408	G6-3		K			G3			P3	4	0	0	0	0	1	0																						
Dave Hollins, S (1,5) OBP: 0.373, SLG: 0.439	F8			G6-3					G3	4	1	1	1	0	0	0																						
John Kruk, L (1,3) OBP: 0.455, SLG: 0.510		2B		G3					HR	4	2	2	1	0	0	0																						
Darren Daulton, L (1,2) OBP: 0.404, SLG: 0.555		2H	2B	G3-1					P6	3	0	1	1	0	0	0																						
Ricky Jordan, R (1,7) OBP: 0.271, SLG: 0.353			K			P5			G6-3	3	0	0	0	0	1	1																						
Wes Chamberlain, R (1,9) OBP: 0.246, SLG: 0.389		F7		L4					G1-3	3	0	0	0	0	0	1																						
Mickey Morandini, L (1,4) OBP: 0.319, SLG: 0.368		G3-1		L5					G3-1	3	0	0	0	0	0	1																						
Curt Schilling, R (1,1) OBP: 0.125, SLG: 0.167 Jeff Grotewold, L (6,PH) OBP: 0.304, SLG: 0.286 Bob Ayrault, R (6,1) Wally Backman, S (8,PH) OBP: 0.371, SLG: 0.323 Wally Ritchie, L (8,1)			G2-3			G4-3			G3	1	0	0	0	0	0	0																						
Inning Stats	R: 0 E: 0 K: 0 S: 8	H: 0 LOB: 0 BB: 0 P: 13	R: 1 E: 0 K: 1 S: 13	H: 2 LOB: 1 BB: 0 P: 18	R: 0 E: 0 K: 1 S: 8	H: 0 LOB: 0 BB: 0 P: 8	R: 0 E: 0 K: 0 S: 5	H: 0 LOB: 0 BB: 0 P: 10	R: 0 E: 0 K: 0 S: 5	H: 0 LOB: 0 BB: 0 P: 8	R: 0 E: 0 K: 0 S: 8	H: 0 LOB: 0 BB: 0 P: 11	R: 1 E: 0 K: 0 S: 9	H: 1 LOB: 0 BB: 0 P: 13	R: 0 E: 0 K: 0 S: 8	H: 0 LOB: 0 BB: 0 P: 12	R: 1 E: 0 K: 0 S: 8	H: 1 LOB: 0 BB: 0 P: 15	1B: 0 2B: 2 3B: 0 HR: 2	SF: 0 SAC: 0 DP: 0 HBP: 0	WP: 0 PB: 0 SB: 0 CS: 0	PA: 31																
PITCHER	IP	WLS	BF	H	R	ER	SO	BB	IBB	HBP	BLK	WP	HR	S	P	ERA	WHIP	PITCHER				IP	WLS	BF	H	R	ER	SO	BB	IBB	HBP	BLK	WP	HR	S	P	ERA	WHIP
Frank Castillo, R (1,1) ERA: 3.23 Paul Assenmacher, L (9,1) ERA: 1.8	8.2	W	30	4	3	3	3	0	0	0	0	0	2	70	104	3.12	0.462																					

Philadelphia Phillies @ Chicago Cubs
Wrigley Field, Chicago, IL
Sun Jun 28 1992, 3:33 AM CDT
Att: 32,418 - Sunny - 67 F

AB 31
R 3
H 4
RBI 3
BB 0
SO 3
LOB 3



Batter	1	2	3	4	5	6	7	8	9	AB	R	H	RBI	BB	SO	LOB	BOTTOM																					
Jose Vizcaino, S (1,5) OBP: 0.244, SLG: 0.276	B5-3		SH	E		2B				3	2	0	1	0	0																							
Doug Dasenango, S (1,8) OBP: 0.278, SLG: 0.279	K		L7	E4		G3			L8	5	1	1	1	0	1	5																						
23 Ryne Sandberg, R (1,4) OBP: 0.354, SLG: 0.469	K		1B	2B	1B				P4	4	0	2	2	0	1	0																						
Andre Dawson, R (1,9) OBP: 0.311, SLG: 0.456		K	P3	G1-3					K	4	0	0	0	0	2	2																						
Mark Grace, L (1,3) OBP: 0.417, SLG: 0.461		G4-3	1B	BB		G4-3			1B	3	0	1	0	1	0	0																						
Derrick May, L (1,7) OBP: 0.277, SLG: 0.344		2B	1B			K			P6	4	0	2	0	0	1	1																						
Rick Wilkins, L (1,2) OBP: 0.321, SLG: 0.462	F9		G4-3			G4-3			SH3-4	4	0	1	0	0	0	4																						
Rey Sanchez, R (1,6) OBP: 0.224, SLG: 0.357			SH	1B		L6			K	4	1	1	0	0	1	1																						
Frank Castillo, R (1,1) OBP: 0.097, SLG: 0.067 Paul Assenmacher, L (9,1)			SH	K		G4-3			SH3-4	2	1	0	0	0	1	0																						
Inning Stats	R: 0 E: 0 K: 2 S: 8	H: 0 LOB: 0 BB: 0 P: 10	R: 0 E: 0 K: 1 S: 10	H: 1 LOB: 1 BB: 0 P: 15	R: 3 E: 1 K: 0 S: 14	H: 3 LOB: 3 BB: 1 P: 24	R: 2 E: 1 K: 1 S: 19	H: 3 LOB: 1 BB: 0 P: 24	R: 0 E: 0 K: 1 S: 6	H: 0 LOB: 0 BB: 0 P: 7	R: 0 E: 0 K: 0 S: 8	H: 1 LOB: 1 BB: 0 P: 12	R: 0 E: 0 K: 1 S: 12	H: 1 LOB: 1 BB: 0 P: 15	R: 0 E: 0 K: 1 S: 9	H: 1 LOB: 2 BB: 1 P: 15	1B: 6 2B: 3 3B: 1 HR: 0	SF: 0 SAC: 3 DP: 0 HBP: 0	WP: 0 PB: 0 SB: 0 CS: 0	PA: 38																		
PITCHER	IP	WLS	BF	H	R	ER	SO	BB	IBB	HBP	BLK	WP	HR	S	P	ERA	WHIP	PITCHER				IP	WLS	BF	H	R	ER	SO	BB	IBB	HBP	BLK	WP	HR	S	P	ERA	WHIP
Curt Schilling, R (1,1) ERA: 2.55 Bob Ayrault, R (6,1) ERA: 2.3 Wally Ritchie, L (8,1) ERA: 2.83	5.0	L	25	7	5	4	5	1	0	0	0	0	0	0	20	27	0.00	1.000																				

Philadelphia Phillies @ Chicago Cubs
Wrigley Field, Chicago, IL
Sun Jun 28 1992, 3:33 AM CDT
Att: 32,418 - Sunny - 67 F

AB 33
R 5
H 10
RBI 3
BB 2
SO 7
LOB 13



Batter	1	2	3	4	5	6	7	8	9	AB	R	H	RBI	BB	SO	LOB	TOP								
Delino DeShields, L OBP: 0.359, SLG: 0.375 (1.4)	G4-3		PO 1B		K			G6-3		4	0	1	1	0	1	0	Montreal Expos @ Philadelphia Phillies Veterans Stadium, Philadelphia, PA Mon Jun 29 1992, 7:05 PM EDT Att: 27,426 - Sunny - 81 F								
Marquis Grissom, R OBP: 0.342, SLG: 0.420 (1.8)	K		L9			F8		F7		4	0	0	0	0	1										
Moises Alou, R OBP: 0.364, SLG: 0.518 (1.7)	G1-3		PO 1-2		BB BB	FC6-4 1B		G6-3		3	0	1	0	1	0										
Larry Walker, L OBP: 0.341, SLG: 0.514 (1.9)		G4-3		1B 1-2 SF7 BB		FC6-4 1-2		G1-3		3	1	0	0	1	0										
Tim Wallach, R OBP: 0.318, SLG: 0.353 (1.5)		1B		SF7 1B		F8		P4		4	0	2	0	0	0										
Gary Carter, R OBP: 0.315, SLG: 0.365 (1.2)	P4			SF7 1-2			F8		2B	3	1	1	1	0	0										
Spike Owen, S OBP: 0.336, SLG: 0.427 (1.6)	L4			G4-3			G5-3		2B 1B	4	1	1	1	0	0										
Archi Cianfrocco, R OBP: 0.273, SLG: 0.389 (1.3)			SH5-4 1B 2B		L4				2B 1B	4	1	3	1	0	0										
Chris Nabholz, L OBP: 0.103, SLG: 0.172 Jeff Fassero, L ERA: 3.65 (6.1)					P6					1	0	0	0	0	0										
Bret Barberie, S OBP: 0.266, SLG: 0.246 Bill Sampen, R Sergio Valdez, R Darren Reed, R OBP: 0.200, SLG: 0.354 (7.1)			SH5-4 2-3				K		K	0	0	0	0	0	0										
Inning Stats	R: 0 E: 0 K: 1 S: 7	H: 0 LOB: 0 BB: 0 P: 9	R: 0 E: 0 K: 0 S: 6	H: 1 LOB: 1 BB: 0 P: 8	R: 1 E: 0 K: 0 S: 6	H: 2 LOB: 0 BB: 0 P: 11	R: 1 E: 0 K: 0 S: 13	H: 1 LOB: 1 BB: 2 P: 23	R: 0 E: 0 K: 1 S: 7	H: 0 LOB: 0 BB: 0 P: 12	R: 0 E: 0 K: 0 S: 5	H: 1 LOB: 1 BB: 0 P: 8	R: 0 E: 0 K: 1 S: 8	H: 1 LOB: 0 BB: 0 P: 13	R: 0 E: 0 K: 0 S: 5	H: 0 LOB: 0 BB: 0 P: 9	R: 2 E: 0 K: 1 S: 14	H: 3 LOB: 1 BB: 0 P: 19	1B: 6 2B: 3 3B: 0 HR: 0	SF: 1 SAC: 1 DP: 0 HBP: 0	WP: 0 PB: 0 SB: 0 CS: 0	PA: 37			
PITCHER	IP	WLS	BF	H	R	ER	SO	BB	IBB	HBP	BLK	WP	HR	S	P	ERA	WHIP								
Terry Mulholland, L ERA: 3.65 (1.1)	8.2	W	34	8	4	4	3	2	0	0	0	0	0	64	102	4.15	1.154								
Mitch Williams, L ERA: 2.5 (9.1)	0.1	S	2	1	0	0	1	0	0	0	0	0	0	7	10	0.00	3.000								

AB	32
R	4
H	9
RBI	4
BB	2
SO	4
LOB	8



Batter	1	2	3	4	5	6	7	8	9	AB	R	H	RBI	BB	SO	LOB	BOTTOM								
Ruben Amaro Jr., S OBP: 0.307, SLG: 0.313 (1.8)	K		F8		BB		G4-3	CS BB		3	0	0	0	2	1	0	Montreal Expos @ Philadelphia Phillies Veterans Stadium, Philadelphia, PA Mon Jun 29 1992, 7:05 PM EDT Att: 27,426 - Sunny - 81 F								
Mariano Duncan, R OBP: 0.307, SLG: 0.406 (1.7)	G5-3		P3		K		1B	CS		4	1	1	0	0	1	2									
Dave Hollins, S OBP: 0.375, SLG: 0.436 (1.5)	K				K		1B BB	1B BB		2	2	0	0	2	2	0									
John Kruk, L OBP: 0.452, SLG: 0.506 (1.3)		G4-3		K		1B BB	F7			4	1	1	0	0	1	2									
Wes Chamberlain, R OBP: 0.261, SLG: 0.395 (1.9)		P5		BB		2B 1B	WP 1B			3	0	2	2	1	0	0									
Darren Daulton, L OBP: 0.405, SLG: 0.550 (1.2)		BB BB		F9		K	1B BB			2	0	0	0	2	1	3									
Dale Sveum, S OBP: 0.261, SLG: 0.194 (1.6)		BB BB		SH5-4 1B		E 2B	F7			3	1	2	1	1	0	2									
Mickey Morandini, L OBP: 0.318, SLG: 0.362 (1.4)					K			L7		3	0	0	0	1	2	3									
Terry Mulholland, R OBP: 0.167, SLG: 0.152 Mitch Williams, L OBP: 0.500, SLG: 0.500 (9.1)					SH5-4 1-2		FC3-2-1-9			3	0	0	0	0	2	2									
Inning Stats	R: 0 E: 0 K: 2 S: 9	H: 0 LOB: 0 BB: 0 P: 13	R: 0 E: 0 K: 1 S: 13	H: 0 LOB: 2 BB: 2 P: 23	R: 0 E: 0 K: 1 S: 9	H: 0 LOB: 0 BB: 0 P: 14	R: 0 E: 0 K: 2 S: 8	H: 0 LOB: 1 BB: 1 P: 18	R: 0 E: 0 K: 2 S: 14	H: 1 LOB: 2 BB: 1 P: 21	R: 3 E: 1 K: 1 S: 15	H: 3 LOB: 1 BB: 2 P: 23	R: 2 E: 0 K: 0 S: 12	H: 2 LOB: 2 BB: 2 P: 29	R: 0 E: 0 K: 1 S: 7	H: 0 LOB: 0 BB: 1 P: 12	1B: 5 2B: 2 3B: 0 HR: 0	SF: 0 SAC: 1 DP: 1 HBP: 0	WP: 2 PB: 0 SB: 2 CS: 1	PA: 38					
PITCHER	IP	WLS	BF	H	R	ER	SO	BB	IBB	HBP	BLK	WP	HR	S	P	ERA	WHIP								
Chris Nabholz, L ERA: 3.86 (1.1)	5.0	L	22	2	2	2	8	5	0	0	0	0	0	56	97	3.60	1.400								
Jeff Fassero, L ERA: 2.79 (6.1)	1.0	L	5	2	1	0	1	0	1	0	0	0	0	12	15	0.00	2.000								
Bill Sampen, R ERA: 3.32 (7.1)	0.2		5	2	2	2	0	1	0	0	0	0	0	10	21	27.00	4.500								
Sergio Valdez, R ERA: (7.1)	1.1		5	0	0	0	1	2	0	0	0	1	0	9	20	0.00	1.500								



Batter	1	2	3	4	5	6	7	8	9	AB	R	H	RBI	BB	SO	LOB	TOP								
Delino DeShields, L OBP: 0.360, SLG: 0.379 (1.4)	F8		K					L7		5	1	2	1	0	1	3	Montreal Expos @ Philadelphia Phillies Veterans Stadium, Philadelphia, PA Tue Jun 30 1992, 7:05 PM EDT Att: 22,282 - Cloudy - 87 F								
Marquis Grissom, R OBP: 0.346, SLG: 0.419 (1.8)	HR		CS					P3		3	1	1	0	2	0	3									
John Vander Wal, L OBP: 0.337, SLG: 0.364 (1.7)	HR		1B							3	2	2	3	2	1	1									
Larry Walker, L OBP: 0.343, SLG: 0.527 (1.9)	L3		G4-3							4	1	2	2	0	0	1									
Tim Wallach, R OBP: 0.320, SLG: 0.351 (1.5)	G5-3									4	0	1	0	1	0	0									
Darin Fletcher, L OBP: 0.228, SLG: 0.243 (1.2)		L8								5	0	0	1	0	0	5									
Archi Cianfrocco, R OBP: 0.271, SLG: 0.383 (1.3)		K								5	0	1	0	0	1	2									
Spike Owen, S OBP: 0.333, SLG: 0.422 (1.6)		F7								5	0	1	0	0	0	4									
Ken Hill, R OBP: 0.333, SLG: 0.484 (1.1)										3	2	2	0	0	1	0									
Bret Barberie, S OBP: 0.354, SLG: 0.244 (8, PH)										1	0	0	0	0	1	2									
Mel Rojas, R OBP: 0.200, SLG: 0.200 (8.1)			1B							0	0	0	0	0	0	0									
Inning Stats	R: 2 E: 0 K: 0 S: 6	H: 1 LOB: 0 BB: 1 P: 13	R: 0 E: 0 K: 1 S: 8	H: 0 LOB: 0 BB: 0 P: 12	R: 1 E: 0 K: 1 S: 10	H: 3 LOB: 1 BB: 0 P: 18	R: 0 E: 0 K: 0 S: 4	H: 0 LOB: 0 BB: 0 P: 8	R: 1 E: 0 K: 1 S: 15	H: 2 LOB: 1 BB: 0 P: 28	R: 1 E: 0 K: 0 S: 10	H: 2 LOB: 1 BB: 0 P: 18	R: 1 E: 0 K: 1 S: 18	H: 1 LOB: 3 BB: 3 P: 35	R: 0 E: 1 K: 1 S: 10	H: 1 LOB: 2 BB: 1 P: 16	R: 1 E: 1 K: 0 S: 12	H: 2 LOB: 2 BB: 1 P: 19	1B: 7 2B: 3 3B: 0 HR: 2	SF: 1 SAC: 0 DP: 1 HBP: 0	WP: 0 PB: 0 SB: 1 CS: 1	PA: 44			
PITCHER	IP	WLS	BF	H	R	ER	SO	BB	IBB	HBP	BLK	WP	HR	S	P	ERA	WHIP								
Mike Williams, R ERA: 7.71 (1.1)	4.2	L	20	6	4	4	2	1	0	0	0	0	1	38	21	7.71	1.500								
Wally Ritchie, L ERA: 3.0 (5.1)	1.1		6	2	1	1	1	0	0	0	0	0	1	15	26	6.75	1.500								
Bob Ayrault, R ERA: 2.7 (7.1)	1.0		7	1	1	1	1	3	0	0	0	0	0	18	35	9.00	4.000								
Ben Rivera, R ERA: 3.99 (8.1)	2.0		11	3	1	1	1	1	0	0	0	0	0	22	35	4.50	2.000								

AB	38
R	7
H	12
RBI	7
BB	5
SO	5
LOB	21





Batter	1	2	3	4	5	6	7	8	9	AB	R	H	RBI	BB	SO	LOB	BOTTOM								
Ruben Amaro Jr, S OBP: 0.306, SLG: 0.308 (1.8)	G4-3		G3							3	1	0	0	0	0	1	Montreal Expos @ Philadelphia Phillies Veterans Stadium, Philadelphia, PA Tue Jun 30 1992, 7:05 PM EDT Att: 22,282 - Cloudy - 87 F								
Mariano Duncan, R OBP: 0.306, SLG: 0.408 (1.7)	G4-3									4	0	1	0	0	0	0									
John Kruk, L OBP: 0.453, SLG: 0.502 (1.3)	G3									2	0	0	0	2	0	0									
Darren Daulton, L OBP: 0.403, SLG: 0.547 (1.2)										3	0	1	1	0	1	0									
Dave Hollins, S OBP: 0.373, SLG: 0.433 (1.5)										4	0	1	0	0	0	4									
Wes Chamberlain, R OBP: 0.288, SLG: 0.429 (1.9)										4	1	2	1	0	0	3									
Dale Sveum, S OBP: 0.281, SLG: 0.188 (1.6)										3	0	0	0	1	0	2									
Mickey Morandini, L OBP: 0.311, SLG: 0.354 (1.4)										4	0	0	0	0	0	2									
Mike Williams, R ERA: 7.71 (1.1)										1	0	0	0	0	1	0									
Wally Ritchie, L ERA: 3.0 (5.1)										0	0	0	0	0	0	0									
Jeff Grotewold, L OBP: 0.266, SLG: 0.273 (6, PH)										1	0	0	0	0	0	0									
Bob Ayrault, R ERA: 2.7 (7.1)										0	0	0	0	0	0	0									
Wally Backman, S OBP: 0.301, SLG: 0.313 (7, PH)										1	0	0	0	0	0	1									
Ben Rivera, R ERA: 3.99 (8.1)										1	0	0	0	0	0	0									
Ricky Jordan, R OBP: 0.295, SLG: 0.350 (9, PH)										0	0	0	0	0	0	0									
Inning Stats	R: 0 E: 0 K: 0 S: 7	H: 0 LOB: 0 BB: 0 P: 12	R: 0 E: 0 K: 1 S: 8	H: 1 LOB: 1 BB: 0 P: 14	R: 0 E: 0 K: 1 S: 8	H: 0 LOB: 0 BB: 0 P: 9	R: 0 E: 0 K: 0 S: 11	H: 0 LOB: 0 BB: 0 P: 17	R: 0 E: 0 K: 0 S: 9	H: 1 LOB: 1 BB: 0 P: 10	R: 1 E: 0 K: 0 S: 9	H: 1 LOB: 2 BB: 1 P: 16	R: 1 E: 0 K: 0 S: 7	H: 1 LOB: 1 BB: 1 P: 13	R: 0 E: 0 K: 0 S: 9	H: 1 LOB: 2 BB: 1 P: 15	R: 0 E: 0 K: 0 S: 5	H: 0 LOB: 0 BB: 0 P: 7	1B: 2 2B: 2 3B: 0 HR: 1	SF: 1 SAC: 0 DP: 0 HBP: 1	WP: 0 PB: 0 SB: 0 CS: 0	PA: 36			
PITCHER	IP	WLS	BF	H	R	ER	SO	BB	IBB	HBP	BLK	WP	HR	S	P	ERA	WHIP								
Ken Hill, R ERA: 2.61 (1.1)	7.0	W	28	4	2	2	2	2	0	1	0	0	0	14	22	0.00	1.000								
Mel Rojas, R ERA: 1.27 (8.1)	2.0		8	1	0	0	0	1	0	0	0	0	0	14	22	0.00	1.000								



Batter	1	2	3	4	5	6	7	8	9	AB R H RBI BB SO LOB	TOP											
Delino DeShields, L (1,4) OBP: 0.367, SLG: 0.387										5 2 4 0 0 1 0	Montreal Expos @ Philadelphia Phillies Veterans Stadium, Philadelphia, PA Wed Jul 01 1992, 7:05 PM EDT Att: 41,222 - Overcast - 83 F											
Marquis Grissom, R (1,8) OBP: 0.344, SLG: 0.416										4 1 1 1 0 2 3												
Moises Alou, R (1,7) OBP: 0.352, SLG: 0.500										5 0 0 0 0 2 4												
Larry Walker, L (1,9) OBP: 0.345, SLG: 0.526										4 0 2 2 0 0 0												
Tim Wallach, R (1,5) OBP: 0.322, SLG: 0.348										2 0 0 1 2 0 1												
Spike Owen, S (1,6) OBP: 0.328, SLG: 0.413										4 0 0 0 0 1 5												
Gary Carter, R (1,2)										4 1 1 0 0 0 0												
Archi Cianfrocco, R (1,3) OBP: 0.270, SLG: 0.392										4 1 1 1 0 1 0												
Dennis Martinez, R (1,1) OBP: 0.184, SLG: 0.184										2 0 0 0 0 2 0												
Bret Barberie, S (7,PH) OBP: 0.358, SLG: 0.244										0 1 0 0 1 0 0												
Jeff Fassero, L (7,1)										1 0 0 0 0 1 0												
John Wetteland, R (8,1)										0 0 0 0 0 0 0												
Inning Stats	R: 2 E: 0 K: 0 S: 13	H: 3 LOB: 1 BB: 0 P: 24	R: 0 E: 0 K: 1 S: 10	H: 0 LOB: 0 BB: 0 P: 14	R: 1 E: 0 K: 0 S: 6	H: 1 LOB: 0 BB: 0 P: 10	R: 0 E: 0 K: 0 S: 6	H: 0 LOB: 0 BB: 0 P: 11	R: 0 E: 0 K: 1 S: 10	H: 1 LOB: 1 BB: 0 P: 15	R: 0 E: 0 K: 0 S: 7	H: 0 LOB: 1 BB: 1 P: 14	R: 3 E: 0 K: 3 S: 24	H: 4 LOB: 3 BB: 2 P: 41	R: 0 E: 0 K: 2 S: 9	H: 0 LOB: 0 BB: 0 P: 17	R: 0 E: 0 K: 3 S: 10	H: 0 LOB: 0 BB: 0 P: 12	1B: 8 2B: 0 3B: 1 HR: 0	SF: 1 SAC: 0 DP: 0 HBP: 0	WP: 1 PB: 0 SB: 2 CS: 0	PA: 39
PITCHER	IP WLS BF H R ER SO BB IBB HBP BLK WP HR S P ERA WHIP											IP WLS BF H R ER SO BB IBB HBP BLK WP HR S P ERA WHIP										
Kyle Abbott, L (1,1) ERA: 5.61	6.0 L 27 7 6 5 2 2 0 0 0 0 1 0 60 104 7.50 1.500																					
Barry Jones, R (7,1) ERA: 3.95	1.0 6 2 0 0 3 1 0 0 0 0 0 0 16 25 0.00 3.000																					
Mike Hartley, R (8,1) ERA: 1.29	2.0 6 0 0 0 5 0 0 0 0 0 0 0 19 29 0.00 0.000																					


Batter	1	2	3	4	5	6	7	8	9	AB R H RBI BB SO LOB	BOTTOM											
Ruben Amaro Jr. S (1,8) OBP: 0.303, SLG: 0.305										5 0 1 0 0 1 1	Montreal Expos @ Philadelphia Phillies Veterans Stadium, Philadelphia, PA Wed Jul 01 1992, 7:05 PM EDT Att: 41,222 - Overcast - 83 F											
Mariano Duncan, R (1,7) OBP: 0.302, SLG: 0.403										4 0 0 0 0 1 2												
John Kruk, L (1,3) OBP: 0.454, SLG: 0.512										3 1 1 1 1 1 2												
Darren Daulton, L (1,2) OBP: 0.404, SLG: 0.550										4 1 2 0 0 2 0												
Dave Hollins, S (1,5) OBP: 0.372, SLG: 0.434										4 1 1 0 0 0 3												
Wes Chamberlain, R (1,9) OBP: 0.275, SLG: 0.431										4 0 2 1 0 0 1												
Dale Sveum, S (1,6) OBP: 0.252, SLG: 0.181										4 0 0 0 0 0 3												
Mickey Morandini, L (1,4) OBP: 0.315, SLG: 0.357										4 0 2 0 0 0 0												
Kyle Abbott, L (1,1) OBP: 0.158, SLG: 0.167										2 0 0 0 0 1 1												
Barry Jones, R (7,1)										0 0 0 0 0 0 0												
Steve Lake, R (7,PH) OBP: 0.333, SLG: 0.462										1 0 0 0 0 0 1												
Mike Hartley, R (8,1)										0 0 0 0 0 0 0												
Wally Backman, S (8,PH) OBP: 0.351, SLG: 0.303										1 0 0 0 0 1 0												
Inning Stats	R: 0 E: 0 K: 0 S: 11	H: 1 LOB: 2 BB: 1 P: 20	R: 0 E: 0 K: 0 S: 7	H: 1 LOB: 0 BB: 0 P: 10	R: 0 E: 0 K: 1 S: 7	H: 0 LOB: 0 BB: 0 P: 8	R: 0 E: 0 K: 2 S: 12	H: 1 LOB: 1 BB: 0 P: 19	R: 0 E: 0 K: 1 S: 9	H: 1 LOB: 1 BB: 0 P: 15	R: 2 E: 1 K: 0 S: 13	H: 2 LOB: 1 BB: 0 P: 25	R: 0 E: 0 K: 0 S: 9	H: 2 LOB: 2 BB: 0 P: 17	R: 1 E: 1 K: 1 S: 11	H: 1 LOB: 0 BB: 0 P: 16	R: 0 E: 0 K: 2 S: 11	H: 0 LOB: 0 BB: 0 P: 15	1B: 6 2B: 2 3B: 0 HR: 1	SF: 0 SAC: 0 DP: 2 HBP: 0	WP: 0 PB: 0 SB: 0 CS: 0	PA: 37
PITCHER	IP WLS BF H R ER SO BB IBB HBP BLK WP HR S P ERA WHIP											IP WLS BF H R ER SO BB IBB HBP BLK WP HR S P ERA WHIP										
Dennis Martinez, R (1,1) ERA: 2.85	6.0 W 25 6 2 1 4 1 0 0 0 0 0 0 59 97 1.50 1.167																					
Jeff Fassero, L (7,1) ERA: 2.72	1.1 8 3 1 0 1 0 0 0 0 0 0 0 17 27 0.00 2.250																					
John Wetteland, R (8,1) ERA: 4.86	1.2 S 4 0 0 0 2 0 0 0 0 0 0 0 14 21 0.00 0.000																					


Batter	1	2	3	4	5	6	7	8	9	AB	R	H	RBI	BB	SO	LOB	TOP						
Stan Javier, S OBP: 0.311, SLG: 0.318 (1, 8)	F7			F9		G3				4	0	1	0	0	0	1	Philadelphia Phillies @ Los Angeles Dodgers Dodger Stadium, Los Angeles, CA Fri Jul 03 1992, 3:33 AM PDT Cloudy - 80 F						
Mariano Duncan, R OBP: 0.303, SLG: 0.402 (1, 4)	G4-3			G6-4-3 1B			FC5-4 2B	G5-3		4	1	2	0	0	0	2							
Dave Hollins, S OBP: 0.362, SLG: 0.421 (1, 5)	K			G6-4-3 1-2f			G5-3		F8	4	0	0	0	0	1	2							
John Kruk, L OBP: 0.447, SLG: 0.498 (1, 3)		G1-3			K		E5 FC5-4 2-3		F7	4	0	0	0	0	1	1							
Wes Chamberlain, R OBP: 0.278, SLG: 0.432 (1, 9)		G3-6-3 1B			F9		FC5-4 1-2f			4	0	2	1	0	0	1							
Darren Daulton, L OBP: 0.399, SLG: 0.536 (1, 2)		G3-6-3 1-2f			F7		P5 3-2		P6	4	0	0	0	0	0	3							
Ricky Jordan, R OBP: 0.261, SLG: 0.340 (1, 7)			G5-3			K		G6-3		3	0	0	0	0	1	0							
Dale Sveum, S OBP: 0.262, SLG: 0.194 (1, 6)			K			WP 1B		FC4-6 1B		3	0	2	0	0	1	0							
Curt Schilling, R OBP: 0.115, SLG: 0.154 Ruben Amaro Jr, S (8, PH) Wally Ritchie, L (8, 1)	G1-3					F2		FC4-6 1B		2	0	0	0	0	0	1							
										1	0	0	0	0	0	1							
										0	0	0	0	0	0	0							
Inning Stats	R: 0 E: 0 K: 1 S: 10	H: 0 LOB: 0 BB: 0 P: 18	R: 0 E: 0 K: 0 S: 5	H: 1 LOB: 0 BB: 0 P: 8	R: 0 E: 0 K: 1 S: 7	H: 0 LOB: 0 BB: 0 P: 9	R: 0 E: 0 K: 0 S: 7	H: 1 LOB: 0 BB: 0 P: 10	R: 0 E: 0 K: 1 S: 9	H: 0 LOB: 0 BB: 0 P: 15	R: 0 E: 0 K: 1 S: 13	H: 1 LOB: 1 BB: 0 P: 20	R: 0 E: 0 K: 0 S: 15	H: 2 LOB: 2 BB: 0 P: 25	R: 0 E: 0 K: 0 S: 7	H: 1 LOB: 1 BB: 0 P: 10	1B: 6 2B: 1 3B: 0 HR: 0	SF: 0 SAC: 0 DP: 2 HBP: 0	WP: 1 PB: 0 SB: 0 CS: 0	PA: 33			
PITCHER Bob Ojeda, L ERA: 3.24 (1, 1)	IP: 9.0 WLS: W BF: 33 H: 7 R: 1 ER: 0 SO: 4 BB: 0 IBB: 0 HBP: 0 BLK: 0 WP: 1 HR: 0 S: 83 P: 131 ERA: 0.00 WHIP: 0.778											PITCHER	IP: 9.0 WLS: W BF: 33 H: 7 R: 1 ER: 0 SO: 4 BB: 0 IBB: 0 HBP: 0 BLK: 0 WP: 1 HR: 0 S: 83 P: 131 ERA: 0.00 WHIP: 0.778										

Batter	1	2	3	4	5	6	7	8	9	AB	R	H	RBI	BB	SO	LOB	BOTTOM						
Brett Butler, L OBP: 0.378, SLG: 0.362 (1, 8)	FC1-5 1B BB			P2 1B			B2-3			3	1	1	0	1	0	1	Philadelphia Phillies @ Los Angeles Dodgers Dodger Stadium, Los Angeles, CA Fri Jul 03 1992, 3:33 AM PDT Cloudy - 80 F						
Mike Sharperson, R OBP: 0.443, SLG: 0.458 (1, 4)	FC1-5 1B		E5 G6-3 SF8 1B		G4-3 1B		P4			4	2	3	0	0	0	0							
Lenny Harris, L OBP: 0.328, SLG: 0.316 (1, 9)	FC1-5 1B		G6-3		G4-3		G6-3			4	1	0	0	0	0	4							
Eric Davis, R OBP: 0.321, SLG: 0.345 (1, 7)	K		SF8		K		G6-3			3	0	0	1	0	2	3							
Eric Karros, R OBP: 0.301, SLG: 0.455 (1, 3)	E9 1B		F8		G3		P4			4	0	1	1	0	0	1							
Dave Hansen, L OBP: 0.288, SLG: 0.333 Dave Anderson, R (9, 5)	K			FC6-4 G6-3 1B		G3-1		F7		4	1	1	0	0	1	1							
										0	0	0	0	0	0	0							
Mike Scioscia, L OBP: 0.284, SLG: 0.289 (1, 2)		K				E6 G4-3				3	0	1	0	0	1	0							
Jose Offerman, S OBP: 0.325, SLG: 0.329 (1, 6)		K		FC6-4 G6-3		G4-3				3	0	0	0	0	1	3							
Bob Ojeda, L OBP: 0.143, SLG: 0.185 (1, 1)		G5-3		G6-3		P8				3	0	0	1	0	0	2							
Inning Stats	R: 2 E: 1 K: 2 S: 15	H: 2 LOB: 1 BB: 1 P: 21	R: 0 E: 0 K: 2 S: 8	H: 0 LOB: 0 BB: 0 P: 12	R: 2 E: 1 K: 0 S: 7	H: 2 LOB: 0 BB: 0 P: 9	R: 0 E: 0 K: 0 S: 13	H: 2 LOB: 1 BB: 0 P: 22	R: 0 E: 0 K: 1 S: 10	H: 1 LOB: 1 BB: 0 P: 16	R: 0 E: 0 K: 0 S: 11	H: 0 LOB: 0 BB: 0 P: 18	R: 0 E: 0 K: 0 S: 5	H: 0 LOB: 0 BB: 0 P: 8	R: 0 E: 0 K: 0 S: 5	H: 0 LOB: 0 BB: 0 P: 9	1B: 7 2B: 0 3B: 0 HR: 0	SF: 1 SAC: 0 DP: 0 HBP: 0	WP: 0 PB: 0 SB: 0 CS: 0	PA: 33			
PITCHER Curt Schilling, R ERA: 2.85 Wally Ritchie, L ERA: 2.9 (8, 1)	IP: 7.0 WLS: L BF: 30 H: 7 R: 5 ER: 3 SO: 5 BB: 1 IBB: 0 HBP: 0 BLK: 0 WP: 0 HR: 0 S: 69 P: 106 ERA: 3.86 WHIP: 1.143											PITCHER	IP: 7.0 WLS: L BF: 30 H: 7 R: 5 ER: 3 SO: 5 BB: 1 IBB: 0 HBP: 0 BLK: 0 WP: 0 HR: 0 S: 69 P: 106 ERA: 3.86 WHIP: 1.143										

Batter	1	2	3	4	5	6	7	8	9	AB	R	H	RBI	BB	SO	LOB	TOP					
Stan Javier, S (1, 8) OBP: 0.333, SLG: 0.324										2	0	1	0	2	0	1	Philadelphia Phillies @ Los Angeles Dodgers Dodger Stadium, Los Angeles, CA Fri Jul 03 1992, 7:05 PM PDT Att: 34,713 - Cloudy - 74 F					
Wally Backman, S (1, 4) OBP: 0.341, SLG: 0.297										4	0	1	0	0	1	3						
Dave Hollins, S (1, 5) OBP: 0.358, SLG: 0.415										4	0	0	0	0	1	4						
John Kruk, L (1, 3) OBP: 0.444, SLG: 0.492										3	0	0	0	1	2	1						
Wes Chamberlain, R (1, 9) OBP: 0.276, SLG: 0.429										1	0	0	0	0	0	0						
Ruben Amaro Jr, S (2, 9) OBP: 0.307, SLG: 0.303										1	0	0	0	1	0	3						
Darren Daulton, L (9, PH) OBP: 0.397, SLG: 0.534										1	0	0	0	0	0	0						
Mariano Duncan, R (1, 6) OBP: 0.299, SLG: 0.397										4	0	0	0	0	0	1						
Ricky Jordan, R (1, 7) OBP: 0.254, SLG: 0.330										3	0	0	0	0	2	2						
Steve Lake, R (1, 2) OBP: 0.310, SLG: 0.429										3	0	0	0	0	2	1						
Don Robinson, R (1, 1) OBP: 0.357, SLG: 0.500										3	0	1	0	0	2	1						
Wally Ritchie, L (8, 1)										0	0	0	0	0	0	0						
Barry Jones, R (8, 1)										0	0	0	0	0	0	0						
Inning Stats	R: 0 E: 0 K: 2 S: 8	H: 0 LOB: 1 BB: 1 P: 18	R: 0 E: 0 K: 1 S: 11	H: 0 LOB: 0 BB: 0 P: 14	R: 0 E: 0 K: 1 S: 8	H: 1 LOB: 0 BB: 0 P: 13	R: 0 E: 0 K: 1 S: 5	H: 1 LOB: 0 BB: 0 P: 9	R: 0 E: 0 K: 2 S: 13	H: 0 LOB: 1 BB: 1 P: 19	R: 0 E: 1 K: 1 S: 13	H: 1 LOB: 3 BB: 1 P: 20	R: 0 E: 2 K: 1 S: 17	H: 0 LOB: 1 BB: 0 P: 26	R: 0 E: 0 K: 0 S: 7	H: 0 LOB: 0 BB: 1 P: 16	R: 0 E: 0 K: 1 S: 7	H: 0 LOB: 0 BB: 0 P: 9	1B: 3 2B: 0 3B: 0 HR: 0	SF: 0 SAC: 0 DP: 4 HBP: 0	WP: 0 PB: 0 SB: 1 CS: 0	PA: 33
PITCHER Pedro Astacio, R (1, 1) ERA:	IP: 9.0 WLS: W BF: 33 H: 3 R: 0 ER: 0 SO: 10 BB: 4 IBB: 0 HBP: 0 BLK: 0 WP: 0 HR: 0 S: 89 P: 144 ERA: 0.00 WHIP: 0.778															PITCHER						

Batter	1	2	3	4	5	6	7	8	9	AB	R	H	RBI	BB	SO	LOB	BOTTOM			
Brett Butler, L (1, 8) OBP: 0.377, SLG: 0.360										4	1	1	0	0	1	4	Philadelphia Phillies @ Los Angeles Dodgers Dodger Stadium, Los Angeles, CA Fri Jul 03 1992, 7:05 PM PDT Att: 34,713 - Cloudy - 74 F			
Mike Sharperson, R (1, 4) OBP: 0.441, SLG: 0.453										2	0	0	0	1	0	2				
Lenny Harris, L (1, 5) OBP: 0.323, SLG: 0.311										3	0	0	1	0	0	1				
Eric Davis, R (1, 7) OBP: 0.316, SLG: 0.339										3	0	0	0	0	1	1				
Eric Karros, R (1, 3) OBP: 0.301, SLG: 0.458										3	1	1	0	0	0	0				
Todd Benzinger, S (1, 9) OBP: 0.281, SLG: 0.337										3	0	0	0	0	0	1				
Mitch Webster, S (8, 9) OBP: 0.347, SLG: 0.422										0	0	0	0	0	0	0				
Mike Scioscia, L (1, 2) OBP: 0.284, SLG: 0.291										2	0	1	1	0	0	0				
Dave Anderson, R (1, 6) OBP: 0.288, SLG: 0.435										3	0	2	0	0	0	0				
Pedro Astacio, R (1, 1) ERA:										2	0	0	0	0	0	1				
Inning Stats	R: 1 E: 0 K: 1 S: 8	H: 1 LOB: 0 BB: 0 P: 11	R: 1 E: 0 K: 0 S: 6	H: 1 LOB: 0 BB: 0 P: 9	R: 0 E: 0 K: 0 S: 4	H: 0 LOB: 0 BB: 0 P: 6	R: 0 E: 0 K: 0 S: 6	H: 0 LOB: 0 BB: 0 P: 7	R: 0 E: 0 K: 1 S: 13	H: 2 LOB: 2 BB: 0 P: 14	R: 0 E: 0 K: 0 S: 4	H: 0 LOB: 0 BB: 1 P: 8	R: 0 E: 0 K: 0 S: 5	H: 0 LOB: 0 BB: 0 P: 6	R: 0 E: 1 K: 0 S: 7	H: 1 LOB: 1 BB: 0 P: 10	1B: 4 2B: 1 3B: 0 HR: 0	SF: 1 SAC: 2 DP: 2 HBP: 0	WP: 0 PB: 0 SB: 1 CS: 0	PA: 29
PITCHER Don Robinson, R (1, 1) ERA: 4.01	IP: 7.0 WLS: L BF: 27 H: 5 R: 2 ER: 2 SO: 2 BB: 1 IBB: 0 HBP: 0 BLK: 0 WP: 0 HR: 0 S: 49 P: 64 ERA: 2.57 WHIP: 0.857															PITCHER				
Wally Ritchie, L (8, 1) ERA: 2.87	0.1	1	0	0	0	0	0	0	0	0	0	3	4	0.00	0.000					
Barry Jones, R (8, 1) ERA: 3.89	0.2	1	0	0	0	0	0	0	0	0	0	1	3	0.00	0.000					

Batter	1	2	3	4	5	6	7	8	9	AB	R	H	RBI	BB	SO	LOB	TOP										
Stan Javier, S OBP: 0.333, SLG: 0.307 (1, 8)	G4-3 S BB	E9 1-H FC1-2 1B		P4		F9		F9		4	0	1	0	1	0	1	Philadelphia Phillies @ Los Angeles Dodgers Dodger Stadium, Los Angeles, CA Sun Jul 05 1992, 3:33 AM PDT Att: 31,024 - Sunny - 84 F										
Ruben Amaro Jr, S OBP: 0.304, SLG: 0.299 (1, 9)	G4-3	FC1-2				G6-4-3		G4-3		5	1	1	0	0	0	3											
Mariano Duncan, R OBP: 0.304, SLG: 0.399 (1, 6)	K		G5-3						G4-3	5	1	2	0	0	1	1											
John Kruk, L OBP: 0.444, SLG: 0.504 (1, 3)	F8									5	2	2	0	0	1	2											
Darren Daulton, L OBP: 0.395, SLG: 0.535 (1, 2)										4	1	1	2	1	2	2											
Ricky Jordan, R OBP: 0.254, SLG: 0.325 (1, 7)										4	1	2	0	0	0	2											
Dale Sveum, S OBP: 0.254, SLG: 0.216 (1, 5)										4	1	1	2	0	1	4											
Mickey Morandini, L OBP: 0.321, SLG: 0.366 (1, 4)										4	1	1	1	0	2	3											
Mike Williams, R OBP: 0.400, SLG: 0.400 (1, 1)										4	1	2	1	0	2	0											
Inning Stats	R: 0 E: 0 K: 1 S: 9	H: 0 LOB: 1 BB: 1 P: 17	R: 3 E: 1 K: 0 S: 12	H: 4 LOB: 1 BB: 0 P: 20	R: 2 E: 0 K: 0 S: 13	H: 2 LOB: 0 BB: 0 P: 23	R: 0 E: 0 K: 1 S: 7	H: 0 LOB: 0 BB: 0 P: 10	R: 4 E: 1 K: 1 S: 12	H: 3 LOB: 0 BB: 1 P: 24	R: 0 E: 0 K: 3 S: 22	H: 3 LOB: 3 BB: 0 P: 31	R: 0 E: 0 K: 1 S: 7	H: 0 LOB: 0 BB: 0 P: 12	R: 0 E: 0 K: 2 S: 8	H: 0 LOB: 0 BB: 0 P: 12		1B: 9 2B: 2 3B: 0 HR: 2	SF: 0 SAC: 0 DP: 2 HBP: 0	WP: 0 PB: 0 SB: 2 CS: 0	PA: 41						
PITCHER	IP	WLS	BF	H	R	ER	SO	BB	IBB	HBP	BLK	WP	HR	S	P	ERA	WHIP										
Ramon Martinez, R ERA: 3.8 (1, 1)	5.0	L	26	9	9	4	3	2	0	0	0	0	2	53	94	7.20	2.200										
Steve Wilson, L ERA: 3.75 (6, 1)	3.0		12	4	0	0	4	0	0	0	0	0	0	34	51	0.00	1.333										
Jim Gott, R ERA: 1.81 (9, 1)	1.0		3	0	0	0	2	0	0	0	0	0	0	8	12	0.00	0.000										

Batter	1	2	3	4	5	6	7	8	9	AB	R	H	RBI	BB	SO	LOB	BOTTOM										
Brett Butler, L OBP: 0.373, SLG: 0.354 (1, 8)	E6		L5							3	0	0	0	0	0	1	Philadelphia Phillies @ Los Angeles Dodgers Dodger Stadium, Los Angeles, CA Sun Jul 05 1992, 3:33 AM PDT Att: 31,024 - Sunny - 84 F										
Steve Wilson, L (6, 1)										0	0	0	0	0	0	0											
Juan Samuel, R OBP: 0.317, SLG: 0.283 (8, PH)										1	0	0	0	0	0	0											
Jim Gott, R (9, 1)										0	0	0	0	0	0	0											
Mike Sharperson, R OBP: 0.425, SLG: 0.433 (1, 4)	P3		G4-3							4	0	0	0	0	0	1											
Lenny Harris, L OBP: 0.318, SLG: 0.306 (1, 9)										3	0	0	0	0	0	1											
Todd Benzinger, S OBP: 0.255, SLG: 0.328 (7, 9)	F7		F9							1	0	0	0	0	0	0											
Eric Davis, R OBP: 0.317, SLG: 0.356 (1, 7)										2	0	0	0	0	0	1											
Mitch Webster, S OBP: 0.347, SLG: 0.419 (6, 8)	G4-3									2	0	0	0	0	0	0											
Eric Karros, R OBP: 0.295, SLG: 0.459 (1, 3)										4	2	1	1	0	0	0											
Mike Scioscia, L OBP: 0.284, SLG: 0.296 (1, 2)										4	1	1	0	0	0	0											
Dave Hansen, L OBP: 0.289, SLG: 0.333 (1, 5)										3	0	1	1	0	0	1											
Jose Offerman, S OBP: 0.321, SLG: 0.322 (1, 6)										2	0	0	1	1	0	1											
Ramon Martinez, R OBP: 0.125, SLG: 0.125 (1, 1)										1	0	0	0	0	1	0											
Henry Rodriguez, L (5, PH) (6, 7)										2	0	0	0	0	0	1											
Inning Stats	R: 0 E: 1 K: 0 S: 9	H: 0 LOB: 1 BB: 0 P: 12	R: 2 E: 1 K: 1 S: 10	H: 1 LOB: 0 BB: 0 P: 12	R: 0 E: 0 K: 0 S: 7	H: 0 LOB: 0 BB: 0 P: 12	R: 0 E: 0 K: 0 S: 8	H: 0 LOB: 0 BB: 0 P: 14	R: 0 E: 0 K: 0 S: 10	H: 0 LOB: 1 BB: 1 P: 17	R: 0 E: 0 K: 0 S: 6	H: 0 LOB: 0 BB: 0 P: 7	R: 0 E: 0 K: 0 S: 6	H: 1 LOB: 1 BB: 0 P: 8	R: 0 E: 0 K: 0 S: 6	H: 0 LOB: 0 BB: 0 P: 8		R: 1 E: 0 K: 0 S: 8	H: 1 LOB: 0 BB: 0 P: 13	1B: 1 2B: 1 3B: 0 HR: 1	SF: 0 SAC: 0 DP: 0 HBP: 0	WP: 0 PB: 0 SB: 0 CS: 0	PA: 33				
PITCHER	IP	WLS	BF	H	R	ER	SO	BB	IBB	HBP	BLK	WP	HR	S	P	ERA	WHIP										
Mike Williams, R ERA: 3.29 (1, 1)	9.0	W	33	3	3	1	1	1	0	0	0	0	1	70	103	1.00	0.444										

Batter	1	2	3	4	5	6	7	8	9	AB	R	H	RBI	BB	SO	LOB	TOP				
Stan Javier, S (1, 8) OBP: 0.333, SLG: 0.279	4-0 BB		0-1 L9		0-2 L9		0-3 K		0-0 L7	4	0	0	0	1	1	1					
Mariano Duncan, R (1, 4) OBP: 0.296, SLG: 0.390	1-1 P2		0-0 F9		3-2 F9		1-3 K			4	0	0	0	0	1	2					
Dave Hollins, S (1, 5) OBP: 0.359, SLG: 0.418	1-3 K			0-0 F8		1-3 K		2-2 G6-3		4	0	0	0	0	2	1					
John Kruk, L (1, 3) OBP: 0.445, SLG: 0.509	2-3 K			3-2 FC6-4 1B		1-0 HR 1B		1-3 K		4	1	2	0	0	2	1					
Ricky Jordan, R (1, 7)		2-2 P3		0-0 FC6-4 1B		1-1 HR		0-3 K		4	2	1	2	0	1	1					
Ruben Amaro Jr, S (1, 9) OBP: 0.309, SLG: 0.326		2-0 G5-3		1-0 1B HBP		1-2 L7		2-2 HR 1B		3	1	1	0	0	0	0					
Dale Sveum, S (1, 6) OBP: 0.257, SLG: 0.246		0-2 P3		0-0 1-2 2-H 1B		0-3 K		1-2 HR 1B		4	1	2	3	0	1	0					
Steve Lake, R (1, 2) OBP: 0.283, SLG: 0.391			1-0 F8	0-1 P3		2-3 K		1-0 L8		4	0	0	0	0	1	2					
Don Robinson, R (1, 1) Jeff Grotzowski, L (7, PH) Wally Ritchie, L (7, 1) Barry Jones, R (7, 1) Bob Ayrault, R (8, 1) Wally Backman, S (8, PH) OBP: 0.333, SLG: 0.289			3-2 1B		0-0 F8		1-1 HR		1-3 K	2	0	1	0	0	0	0					
Inning Stats	R: 0 E: 0 K: 2 S: 8	H: 0 LOB: 1 BB: 1 P: 16	R: 0 E: 0 K: 0 S: 7	H: 0 LOB: 0 BB: 0 P: 11	R: 0 E: 0 K: 0 S: 10	H: 1 LOB: 1 BB: 0 P: 14	R: 1 E: 0 K: 0 S: 9	H: 2 LOB: 2 BB: 0 P: 13	R: 0 E: 0 K: 2 S: 13	H: 2 LOB: 0 BB: 0 P: 17	R: 1 E: 0 K: 3 S: 14	H: 1 LOB: 0 BB: 0 P: 18	R: 0 E: 0 K: 2 S: 9	H: 0 LOB: 0 BB: 0 P: 12	R: 2 E: 0 K: 1 S: 13	H: 2 LOB: 0 BB: 0 P: 18	1B: 5 2B: 0 3B: 0 HR: 3	SF: 0 SAC: 0 DP: 0 HBP: 1	WP: 0 PB: 0 SB: 0 CS: 0	PA: 37	
PITCHER	IP WLS BF H R ER SO BB IBB HBP BLK WP HR S P ERA WHIP	IP WLS BF H R ER SO BB IBB HBP BLK WP HR S P ERA WHIP	IP WLS BF H R ER SO BB IBB HBP BLK WP HR S P ERA WHIP	IP WLS BF H R ER SO BB IBB HBP BLK WP HR S P ERA WHIP	IP WLS BF H R ER SO BB IBB HBP BLK WP HR S P ERA WHIP	IP WLS BF H R ER SO BB IBB HBP BLK WP HR S P ERA WHIP	IP WLS BF H R ER SO BB IBB HBP BLK WP HR S P ERA WHIP	IP WLS BF H R ER SO BB IBB HBP BLK WP HR S P ERA WHIP	IP WLS BF H R ER SO BB IBB HBP BLK WP HR S P ERA WHIP	IP WLS BF H R ER SO BB IBB HBP BLK WP HR S P ERA WHIP	IP WLS BF H R ER SO BB IBB HBP BLK WP HR S P ERA WHIP	IP WLS BF H R ER SO BB IBB HBP BLK WP HR S P ERA WHIP	IP WLS BF H R ER SO BB IBB HBP BLK WP HR S P ERA WHIP	IP WLS BF H R ER SO BB IBB HBP BLK WP HR S P ERA WHIP	IP WLS BF H R ER SO BB IBB HBP BLK WP HR S P ERA WHIP	IP WLS BF H R ER SO BB IBB HBP BLK WP HR S P ERA WHIP	IP WLS BF H R ER SO BB IBB HBP BLK WP HR S P ERA WHIP	IP WLS BF H R ER SO BB IBB HBP BLK WP HR S P ERA WHIP	IP WLS BF H R ER SO BB IBB HBP BLK WP HR S P ERA WHIP	IP WLS BF H R ER SO BB IBB HBP BLK WP HR S P ERA WHIP	IP WLS BF H R ER SO BB IBB HBP BLK WP HR S P ERA WHIP

Philadelphia Phillies @ San Francisco Giants
Candlestick Park, San Francisco, CA
Tue Jul 07 1992, 10:05 PM EDT
Att: 13,571 - Sunny - 70 F

AB	35
R	6
H	8
RBI	6
BB	1
SO	10
LOB	8



Batter	1	2	3	4	5	6	7	8	9	AB	R	H	RBI	BB	SO	LOB	BOTTOM				
Mike Felder, S (1, 8) OBP: 0.312, SLG: 0.367	1-2 1B	1-0 L3			2-0 2B		2-2 G5-3	0-2 2B		5	2	3	0	0	0	1					
Willie McGee, S (1, 9) OBP: 0.351, SLG: 0.360	0-0 1B		1-1 G4-3 1B		0-1 G6-3		1-2 E3 1B	2-3 K		5	2	2	0	0	1	2					
Will Clark, L (1, 3) OBP: 0.418, SLG: 0.500	1-2 2B		0-0 G4-3		2-3 K		4-1 1B BB	0-2 2B		4	2	2	2	1	1	2					
Mark Leonard, L (1, 7) Kirt Manwaring, R (7, 2) OBP: 0.273, SLG: 0.444 OBP: 0.333, SLG: 0.335	3-2 G3 SF9 2B		2-0 F7		1-3 K		1-2 P6	2-3 K		3	1	1	2	0	1	1					
Matt Williams, R (1, 5) OBP: 0.271, SLG: 0.385	0-2 G3		0-1 F8		0-0 HR		0-0 E 1B	1-3 2-H 3B 1B		4	2	2	2	0	0	2					
Robby Thompson, R (1, 4) OBP: 0.343, SLG: 0.378	1-0 SF9			2-0 F9		1-1 1B	1-1 E8 3B 1B			3	1	2	2	0	0	0					
Craig Colbert, R (1, 2) Michael Jackson, R (7, 1) Chris James, R (7, PH) Jeff Brantley, R (8, 1) OBP: 0.214, SLG: 0.160 OBP: 0.262, SLG: 0.309 OBP: 1.000, SLG: 1.000	0-3 K			0-0 L8		1-1 F7	3-2 2-H 3-H 3B			3	0	0	0	0	1	1					
Mike Benjamin, R (1, 6) OBP: 0.118, SLG: 0.176		0-0 P3		3-2 F8		0-0 1B	0-0 G5-3			4	0	1	0	0	0	1					
Jim Pena, L (1, 1) Kevin Bass, S (6, PH) OBP: 0.500, SLG: 0.500 OBP: 0.303, SLG: 0.417		0-2 L3 1B			1-2 P6	1-0 P6	2-2 F8			2	0	1	0	0	0	0					
Inning Stats	R: 4 E: 0 K: 1 S: 22	H: 4 LOB: 0 BB: 0 P: 28	R: 0 E: 0 K: 0 S: 5	H: 1 LOB: 0 BB: 0 P: 6	R: 0 E: 0 K: 0 S: 6	H: 1 LOB: 1 BB: 0 P: 9	R: 0 E: 0 K: 0 S: 5	H: 0 LOB: 0 BB: 0 P: 10	R: 0 E: 0 K: 1 S: 9	H: 1 LOB: 1 BB: 0 P: 14	R: 1 E: 0 K: 1 S: 10	H: 3 LOB: 2 BB: 0 P: 14	R: 4 E: 2 K: 0 S: 18	H: 3 LOB: 1 BB: 1 P: 33	R: 1 E: 0 K: 2 S: 16	H: 2 LOB: 1 BB: 0 P: 22	1B: 10 2B: 4 3B: 1 HR: 1	SF: 1 SAC: 0 DP: 1 HBP: 0	WP: 0 PB: 0 SB: 0 CS: 0	PA: 40	
PITCHER	IP WLS BF H R ER SO BB IBB HBP BLK WP HR S P ERA WHIP	IP WLS BF H R ER SO BB IBB HBP BLK WP HR S P ERA WHIP	IP WLS BF H R ER SO BB IBB HBP BLK WP HR S P ERA WHIP	IP WLS BF H R ER SO BB IBB HBP BLK WP HR S P ERA WHIP	IP WLS BF H R ER SO BB IBB HBP BLK WP HR S P ERA WHIP	IP WLS BF H R ER SO BB IBB HBP BLK WP HR S P ERA WHIP	IP WLS BF H R ER SO BB IBB HBP BLK WP HR S P ERA WHIP	IP WLS BF H R ER SO BB IBB HBP BLK WP HR S P ERA WHIP	IP WLS BF H R ER SO BB IBB HBP BLK WP HR S P ERA WHIP	IP WLS BF H R ER SO BB IBB HBP BLK WP HR S P ERA WHIP	IP WLS BF H R ER SO BB IBB HBP BLK WP HR S P ERA WHIP	IP WLS BF H R ER SO BB IBB HBP BLK WP HR S P ERA WHIP	IP WLS BF H R ER SO BB IBB HBP BLK WP HR S P ERA WHIP	IP WLS BF H R ER SO BB IBB HBP BLK WP HR S P ERA WHIP	IP WLS BF H R ER SO BB IBB HBP BLK WP HR S P ERA WHIP	IP WLS BF H R ER SO BB IBB HBP BLK WP HR S P ERA WHIP	IP WLS BF H R ER SO BB IBB HBP BLK WP HR S P ERA WHIP	IP WLS BF H R ER SO BB IBB HBP BLK WP HR S P ERA WHIP	IP WLS BF H R ER SO BB IBB HBP BLK WP HR S P ERA WHIP	IP WLS BF H R ER SO BB IBB HBP BLK WP HR S P ERA WHIP	IP WLS BF H R ER SO BB IBB HBP BLK WP HR S P ERA WHIP

Philadelphia Phillies @ San Francisco Giants
Candlestick Park, San Francisco, CA
Tue Jul 07 1992, 10:05 PM EDT
Att: 13,571 - Sunny - 70 F

AB	38
R	10
H	15
RBI	10
BB	1
SO	5
LOB	15



Batter	1	2	3	4	5	6	7	8	9	AB	R	H	RBI	BB	SO	LOB	TOP				
Stan Javier, S OBP: 0.349, SLG: 0.300 (1, 8)	F7		1B		1B		G3-6-3			4	0	3	0	0	0	0	Philadelphia Phillies @ San Francisco Giants Candlestick Park, San Francisco, CA Wed Jul 08 1992, 6:33 AM EDT Att: 14,922 - Sunny - 87 F				
Wally Backman, S OBP: 0.326, SLG: 0.286 (1, 4)	G4-3		1B		1B		G3-6-3			4	0	1	0	0	1	3					
Dave Hollins, S OBP: 0.357, SLG: 0.416 (1, 5)	G4-3		1B		L7			G4-3		4	0	1	1	0	0	2					
John Kruk, L OBP: 0.443, SLG: 0.503 (1, 3)		K	F7			G4-3		G4-3		3	0	0	0	1	1	2					
Darren Daulton, L OBP: 0.388, SLG: 0.518 (1, 2)					G4-3		P5	G4-3		4	0	1	0	0	0	1					
Ricky Jordan, R OBP: 0.252, SLG: 0.338 (1, 7)					K		L7			4	0	0	0	0	3	1					
Ruben Amaro Jr., S OBP: 0.304, SLG: 0.320 (1, 9)					F7					4	0	0	0	0	1	1					
Mickey Morandini, L OBP: 0.327, SLG: 0.371 (1, 6)			1B			G4-3				4	2	3	0	0	0	0					
Curt Schilling, R OBP: 0.111, SLG: 0.148 (7, PH)			SH3-4							1	0	0	0	0	1	0					
Jeff Grotewold, L OBP: 0.345, SLG: 0.667 (7, PH)			SH3-4							1	1	1	2	0	0	0					
Mike Hartley, R OBP: 0.353, SLG: 0.471 (9, PH)										1	0	0	0	0	0	1					
Don Robinson, R OBP: 0.353, SLG: 0.471 (9, PH)										1	0	0	0	0	0	1					
Inning Stats	R: 0 E: 0 K: 0 S: 6	H: 0 LOB: 0 BB: 0 P: 7	R: 0 E: 0 K: 2 S: 13	H: 1 LOB: 1 BB: 0 P: 20	R: 1 E: 0 K: 1 S: 16	H: 3 LOB: 2 BB: 0 P: 24	R: 0 E: 0 K: 1 S: 5	H: 0 LOB: 0 BB: 0 P: 7	R: 0 E: 0 K: 1 S: 9	H: 2 LOB: 2 BB: 0 P: 11	R: 2 E: 0 K: 0 S: 16	H: 3 LOB: 0 BB: 0 P: 23	R: 0 E: 0 K: 2 S: 5	H: 0 LOB: 0 BB: 1 P: 13	R: 0 E: 0 K: 2 S: 9	H: 1 LOB: 1 BB: 0 P: 13	1B: 9 2B: 0 3B: 0 HR: 1	SF: 0 SAC: 1 DP: 2 HBP: 0	WP: 0 PB: 0 SB: 0 CS: 0	PA: 36	
PITCHER	IP	WLS	BF	H	R	ER	SO	BB	IBB	HBP	BLK	WP	HR	S	P	ERA	WHIP				
John Burkett, R ERA: 4.07	7.0		29	9	3	3	5	0	0	0	0	0	1	71	103	3.86	1.286				
Michael Jackson, R ERA: 2.54	1.0	W	3	0	0	0	0	1	0	0	0	0	0	5	13	0.00	1.000				
Rod Beck, R ERA: 2.24	1.0	S	4	1	0	0	2	0	0	0	0	0	0	9	13	0.00	1.000				

AB	34
R	3
H	10
RBI	3
BB	1
SO	7
LOB	11



Batter	1	2	3	4	5	6	7	8	9	AB	R	H	RBI	BB	SO	LOB	BOTTOM				
Mike Felder, S OBP: 0.305, SLG: 0.358 (1, 8)	L3		K			F8	G4-3			4	0	0	0	0	1	1	Philadelphia Phillies @ San Francisco Giants Candlestick Park, San Francisco, CA Wed Jul 08 1992, 6:33 AM EDT Att: 14,922 - Sunny - 87 F				
Kevin Bass, S OBP: 0.306, SLG: 0.423 (1, 9)			P5			E6		BB		4	1	2	0	0	0	0					
Will Clark, L OBP: 0.422, SLG: 0.502 (1, 3)					F7			FC5-4		3	1	2	0	1	0	0					
Cory Snyder, R OBP: 0.325, SLG: 0.518 (1, 7)					G5-3			FC5-4		4	1	1	1	0	1	3					
Matt Williams, R OBP: 0.277, SLG: 0.396 (1, 5)					L6			FC5-4		3	0	2	1	1	0	0					
Robby Thompson, R OBP: 0.342, SLG: 0.390 (1, 4)								FC5-4		4	1	1	2	0	1	4					
Craig Colbert, R OBP: 0.219, SLG: 0.143 (9, 1)										3	0	0	0	1	0	3					
Jose Uribe, S OBP: 0.289, SLG: 0.378 (1, 6)										2	0	0	0	0	0	1					
John Burkett, R OBP: 0.125, SLG: 0.069 (7, PH)										2	0	0	0	0	1	0					
Mark Leonard, L OBP: 0.250, SLG: 0.400 (8, 1)										1	0	0	0	0	1	1					
Michael Jackson, R OBP: 0.333, SLG: 0.335 (9, 2)										0	0	0	0	0	0	0					
Inning Stats	R: 0 E: 0 K: 1 S: 11	H: 2 LOB: 1 BB: 0 P: 14	R: 0 E: 0 K: 0 S: 8	H: 1 LOB: 1 BB: 0 P: 14	R: 0 E: 0 K: 2 S: 9	H: 0 LOB: 0 BB: 0 P: 12	R: 0 E: 0 K: 0 S: 9	H: 0 LOB: 0 BB: 0 P: 12	R: 1 E: 1 K: 1 S: 21	H: 3 LOB: 1 BB: 0 P: 28	R: 0 E: 0 K: 1 S: 6	H: 0 LOB: 1 BB: 1 P: 10	R: 1 E: 0 K: 0 S: 9	H: 1 LOB: 2 BB: 2 P: 21	R: 0 E: 0 K: 2 S: 9	H: 1 LOB: 1 BB: 0 P: 21	1B: 5 2B: 1 3B: 1 HR: 1	SF: 0 SAC: 1 DP: 0 HBP: 0	WP: 1 PB: 1 SB: 0 CS: 2	PA: 34	
PITCHER	IP	WLS	BF	H	R	ER	SO	BB	IBB	HBP	BLK	WP	HR	S	P	ERA	WHIP				
Curt Schilling, R ERA: 2.75	6.0		24	7	3	3	4	0	0	0	0	0	1	69	99	4.50	1.167				
Mike Hartley, R ERA: 2.19	2.0	L	10	1	1	1	1	2	1	0	0	0	0	15	31	4.50	1.500				

AB	30
R	4
H	8
RBI	4
BB	3
SO	5
LOB	13



Batter	1	2	3	4	5	6	7	8	9	AB	R	H	RBI	BB	SO	LOB	TOP					
Stan Javier, S OBP: 0.333, SLG: 0.284 (1, 8)										5	0	0	0	0	2	4	Philadelphia Phillies @ San Diego Padres Jack Murphy Stadium, San Diego, CA Thu Jul 09 1992, 6:33 AM EDT Att: 17,528 - Sunny - 84 F livebaseballscorecards.com					
Ruben Amaro Jr., S OBP: 0.304, SLG: 0.318 (1, 9)										4	0	1	0	0	0	1						
Dave Hollins, S OBP: 0.356, SLG: 0.424 (1, 5)										4	1	1	1	0	0	2						
John Kruk, L OBP: 0.446, SLG: 0.502 (1, 3)										1	0	0	0	3	0	1						
Darren Daulton, L OBP: 0.387, SLG: 0.512 (1, 2)										3	0	0	0	1	3	3						
Mariano Duncan, R OBP: 0.295, SLG: 0.389 (1, 7)										4	0	1	0	0	2	4						
Dale Sveum, S OBP: 0.264, SLG: 0.254 (1, 6)										4	0	2	0	0	0	1						
Mickey Morandini, L OBP: 0.327, SLG: 0.371 Wes Chamberlain, R OBP: 0.276, SLG: 0.424 (1, 4) (9, PH)										3	0	1	0	0	1	3						
Terry Mulholland, R OBP: 0.170, SLG: 0.140 Ricky Jordan, R OBP: 0.257, SLG: 0.344 (9, PH)										1	0	0	0	1	1	0						
Inning Stats	R: 0 E: 0 K: 1 S: 7	H: 0 LOB: 0 BB: 0 P: 11	R: 0 E: 0 K: 3 S: 19	H: 1 LOB: 2 BB: 1 P: 30	R: 0 E: 0 K: 1 S: 6	H: 0 LOB: 1 BB: 1 P: 15	R: 0 E: 0 K: 2 S: 10	H: 0 LOB: 1 BB: 1 P: 19	R: 0 E: 0 K: 1 S: 10	H: 1 LOB: 0 BB: 0 P: 12	R: 1 E: 0 K: 0 S: 14	H: 1 LOB: 2 BB: 0 P: 26	R: 0 E: 0 K: 0 S: 6	H: 1 LOB: 1 BB: 0 P: 9	R: 0 E: 0 K: 1 S: 12	H: 1 LOB: 1 BB: 0 P: 16		R: 0 E: 0 K: 1 S: 15	H: 2 LOB: 2 BB: 0 P: 18	1B: 6 2B: 1 3B: 0 HR: 1	SF: 0 SAC: 1 DP: 1 HBP: 0	WP: 0 PB: 0 SB: 0 CS: 1
PITCHER	IP WLS BF H R ER SO BB IBB HBP BLK WP HR S P ERA WHIP																					
Jim Deshaies, L ERA: 1.59 Jose Melendez, R ERA: 3.09 Randy Myers, L ERA: 5.71	(1, 1) 5.2 W 23 3 1 1 8 5 0 0 0 0 0 1 64 111 1.59 1.412	(6, 1) 1.2 7 2 0 0 0 0 0 0 0 0 0 0 15 22 0.00 1.200	(8, 1) 1.2 S 7 2 0 0 2 0 0 0 0 0 0 0 20 23 0.00 1.200																			

Batter	1	2	3	4	5	6	7	8	9	AB	R	H	RBI	BB	SO	LOB	BOTTOM			
Tony Fernandez, S OBP: 0.363, SLG: 0.392 (1, 6)										4	0	0	0	0	1	0	Philadelphia Phillies @ San Diego Padres Jack Murphy Stadium, San Diego, CA Thu Jul 09 1992, 6:33 AM EDT Att: 17,528 - Sunny - 84 F livebaseballscorecards.com			
Tony Gwynn, L OBP: 0.386, SLG: 0.441 (1, 9)										4	0	1	0	0	0	1				
Gary Sheffield, R OBP: 0.380, SLG: 0.535 (1, 5)										3	0	2	0	0	0	1				
Fred McGriff, L OBP: 0.439, SLG: 0.602 (1, 3)										3	0	1	0	0	0	2				
Darrin Jackson, R OBP: 0.302, SLG: 0.425 (1, 8)										3	0	0	0	0	1	2				
Dan Walters, R OBP: 0.314, SLG: 0.420 (1, 2)										3	2	2	1	0	0	0				
Jerald Clark, R OBP: 0.262, SLG: 0.331 (1, 7)										3	1	2	2	0	1	0				
Kurt Stillwell, S OBP: 0.276, SLG: 0.288 (1, 4)										3	0	0	0	0	0	0				
Jim Deshaies, L Jose Melendez, R Randy Myers, L	(1, 1) 8.0 L 29 8 3 3 6 0 0 0 0 0 0 0 2 65 90 3.38 1.000	(6, 1) 0.0 0 0 0 0 0 0 0 0 0 0 0 0 0 0 0 0 0	(8, 1) 0.0 0 0 0 0 0 0 0 0 0 0 0 0 0 0 0 0 0																	
Inning Stats	R: 0 E: 1 K: 0 S: 7	H: 1 LOB: 1 BB: 0 P: 11	R: 2 E: 0 K: 1 S: 10	H: 2 LOB: 0 BB: 0 P: 12	R: 0 E: 0 K: 0 S: 10	H: 1 LOB: 0 BB: 0 P: 12	R: 1 E: 0 K: 1 S: 9	H: 3 LOB: 0 BB: 0 P: 17	R: 0 E: 0 K: 1 S: 7	H: 0 LOB: 0 BB: 0 P: 10	R: 0 E: 0 K: 0 S: 5	H: 1 LOB: 1 BB: 0 P: 6	R: 0 E: 0 K: 1 S: 8	H: 0 LOB: 0 BB: 0 P: 11	R: 0 E: 0 K: 2 S: 9	H: 0 LOB: 0 BB: 0 P: 11		1B: 5 2B: 2 3B: 0 HR: 2	SF: 0 SAC: 0 DP: 2 HBP: 0	WP: 0 PB: 0 SB: 0 CS: 1
PITCHER	IP WLS BF H R ER SO BB IBB HBP BLK WP HR S P ERA WHIP																			

Batter	1	2	3	4	5	6	7	8	9	AB	R	H	RBI	BB	SO	LOB	TOP			
Stan Javier, S OBP: 0.328, SLG: 0.280	L9	G6-4-3			K	FC6-4			BB HBP 1B	5	1	1	0	0	1	4				
Mariano Duncan, R OBP: 0.297, SLG: 0.406	K			HR	HR		F8		K	5	2	2	2	0	2	1				
Dave Hollins, S OBP: 0.357, SLG: 0.420			P6		K		K		BB HBP 1B	3	1	0	0	1	2	0				
John Kruk, L OBP: 0.449, SLG: 0.500	K		K		HR				1B HBP BB	3	1	1	0	2	2	1				
Wes Chamberlain, R OBP: 0.280, SLG: 0.442		L8	G6-3		HR		K		BB	5	1	2	4	0	1	1				
Darren Daulton, L OBP: 0.387, SLG: 0.508		1B 1B		P5	K			G4-3	BB	4	1	1	0	1	1	0				
Ruben Amaro Jr, S OBP: 0.305, SLG: 0.320		1B 1B		FC3-6 1B		F8		G4-3	L7	5	0	2	0	0	0	3				
Mickey Morandini, L OBP: 0.326, SLG: 0.368		1B		FC3-6		K		K		4	0	1	0	0	2	1				
Mitch Williams, L OBP: 0.500, SLG: 0.500		1B		1-2 2-3						0	0	0	0	0	0	0				
Mike Williams, R OBP: 0.500, SLG: 0.500				G4-3					G4-3	3	0	2	1	0	0	1				
Barry Jones, R OBP: 0.319, SLG: 0.279										0	0	0	0	0	0	0				
Wally Ritchie, L OBP: 0.319, SLG: 0.279										0	0	0	0	0	0	0				
Bob Ayrault, R OBP: 0.319, SLG: 0.279										0	0	0	0	0	0	0				
Wally Backman, S OBP: 0.319, SLG: 0.279										1	0	0	0	0	0	0				
Inning Stats	R: 0 E: 0 K: 2 S: 13	H: 0 LOB: 1 BB: 1 P: 20	R: 1 E: 0 K: 0 S: 12	H: 4 LOB: 2 BB: 0 P: 17	R: 1 E: 0 K: 1 S: 11	H: 1 LOB: 0 BB: 0 P: 15	R: 0 E: 0 K: 0 S: 11	H: 1 LOB: 1 BB: 0 P: 16	R: 3 E: 0 K: 3 S: 17	H: 2 LOB: 0 BB: 1 P: 30	R: 0 E: 0 K: 1 S: 21	H: 1 LOB: 0 BB: 0 P: 30	R: 0 E: 0 K: 1 S: 7	H: 0 LOB: 0 BB: 0 P: 10	R: 2 E: 0 K: 1 S: 20	H: 2 LOB: 3 BB: 2 P: 36	1B: 9 2B: 0 3B: 0 HR: 3	SF: 0 SAC: 0 DP: 1 HBP: 1	WP: 0 PB: 0 SB: 0 CS: 0	PA: 43
PITCHER	IP WLS BF H R ER SO BB IBB HBP BLK WP HR S P ERA WHIP																			
Bruce Hurst, L ERA: 3.25	(1, 1) 5.0 W 24 8 5 5 6 2 0 0 0 0 0 3 64 98 9.00 2.000																			
Rich Rodriguez, L ERA: 2.24	(6, 1) 1.0 W 4 1 0 0 1 0 0 0 0 0 0 0 21 30 0.00 1.000																			
Mike Maddux, R ERA: 1.82	(7, 1) 1.0 4 1 0 0 2 0 0 0 0 0 0 11 15 0.00 1.000																			
Larry Andersen, R ERA: 4.34	(8, 1) 1.2 7 1 2 2 2 0 0 1 0 0 0 18 27 10.80 0.600																			
Randy Myers, L ERA: 5.66	(9, 1) 0.1 S 4 1 0 0 0 2 0 0 0 0 0 0 9 19 0.00 9.000																			

Philadelphia Phillies @ San Diego Padres
Jack Murphy Stadium, San Diego, CA
Fri Jul 10 1992, 10:05 PM EDT
Att: 35,376 - Cloudy - 78 F

AB 38
R 7
H 12
RBI 7
BB 4
SO 11
LOB 12



Batter	1	2	3	4	5	6	7	8	9	AB	R	H	RBI	BB	SO	LOB	BOTTOM			
Tony Fernandez, S OBP: 0.361, SLG: 0.390	B4-3		F7		G6-3 G4-3 2H 1B	SH3		K		4	0	1	1	0	1	0				
Tony Gwynn, L OBP: 0.387, SLG: 0.440					G4-3	L4		L6		5	0	2	0	0	0	3				
Gary Sheffield, R OBP: 0.381, SLG: 0.540										5	0	2	2	0	1	3				
Fred McGriff, L OBP: 0.435, SLG: 0.593					G4-3	L9		F7		4	0	0	0	1	0	3				
Darrin Jackson, R OBP: 0.306, SLG: 0.428			G6-3		G6-3 2B 1B	BB 1B 1B		SH1-4 E 1B		5	3	3	0	0	0	2				
Dan Walters, R OBP: 0.323, SLG: 0.426					G6-3			SH1-4		3	1	2	0	0	0	1				
Jerald Clark, R OBP: 0.269, SLG: 0.339			L9			1B BB 1B		E7 G4-3 2H 1B		3	1	2	1	1	0	1				
Kurt Stillwell, S OBP: 0.276, SLG: 0.287			F8		G4-3	SH3 2B 1B		G4-3		4	1	1	2	0	0	3				
Bruce Hurst, L OBP: 0.133, SLG: 0.140										1	0	0	0	0	0	0				
Rich Rodriguez, L OBP: 0.296, SLG: 0.247										1	1	1	0	0	0	0				
Phil Stephenson, L OBP: 0.306, SLG: 0.300										0	0	0	0	0	0	0				
Mike Maddux, L OBP: 0.296, SLG: 0.300										0	0	0	0	0	0	0				
Kevin Ward, R OBP: 0.296, SLG: 0.300										0	0	0	0	0	0	0				
Larry Andersen, R OBP: 0.296, SLG: 0.300										0	0	0	0	0	0	0				
Randy Myers, L OBP: 0.296, SLG: 0.300										0	0	0	0	0	0	0				
Inning Stats	R: 0 E: 0 K: 1 S: 9	H: 1 LOB: 0 BB: 0 P: 15	R: 0 E: 0 K: 0 S: 10	H: 1 LOB: 1 BB: 0 P: 15	R: 0 E: 0 K: 0 S: 8	H: 1 LOB: 1 BB: 0 P: 13	R: 1 E: 0 K: 0 S: 11	H: 2 LOB: 1 BB: 0 P: 17	R: 1 E: 0 K: 0 S: 10	H: 2 LOB: 1 BB: 0 P: 13	R: 5 E: 0 K: 0 S: 19	H: 5 LOB: 1 BB: 1 P: 28	R: 1 E: 1 K: 0 S: 8	H: 2 LOB: 1 BB: 0 P: 10	R: 0 E: 0 K: 1 S: 8	H: 1 LOB: 2 BB: 1 P: 13	1B: 11 2B: 4 3B: 0 HR: 0	SF: 0 SAC: 2 DP: 0 HBP: 0	WP: 0 PB: 0 SB: 0 CS: 0	PA: 41
PITCHER	IP WLS BF H R ER SO BB IBB HBP BLK WP HR S P ERA WHIP																			
Mike Williams, R ERA: 4.34	(1, 1) 5.0 L 3 2 1 1 0 1 0 0 0 0 0 0 3 7 ∞ ∞																			
Barry Jones, R ERA: 4.63	(6, 1) 1.2 8 3 3 2 0 0 0 0 0 0 0 15 18 10.80 1.800																			
Wally Ritchie, L ERA: 2.67	(7, 1) 0.1 1 0 0 0 0 0 0 0 0 0 0 1 1 0.00 0.000																			
Bob Ayrault, R ERA: 4.29	(8, 1) 1.0 5 1 0 0 1 1 0 0 0 0 0 8 13 0.00 2.000																			

Philadelphia Phillies @ San Diego Padres
Jack Murphy Stadium, San Diego, CA
Fri Jul 10 1992, 10:05 PM EDT
Att: 35,376 - Cloudy - 78 F

AB 37
R 8
H 15
RBI 7
BB 2
SO 2
LOB 17



Batter	1	2	3	4	5	6	7	8	9	AB	R	H	RBI	BB	SO	LOB	TOP					
Jose Offerman, S (1, 6) OBP: 0.333, SLG: 0.332	F8			F9		1B 2B		HR 1B		4	3	2	0	1	0	0	Los Angeles Dodgers @ Philadelphia Phillies Veterans Stadium, Philadelphia, PA Thu Jul 16 1992, 3:33 AM EDT Att: 34,566 - Cloudy - 81 F					
Brett Butler, L (1, 8) OBP: 0.382, SLG: 0.351	F7			1B		K		K		5	0	2	2	0	2	2						
Mike Sharperson, R (1, 5) OBP: 0.428, SLG: 0.449	F8			1B		1B		HR		4	1	2	2	1	1	2						
Darryl Strawberry, L (1, 9) OBP: 0.320, SLG: 0.414		G3-1		P2		1-2 2H		F8		4	0	1	1	0	0	2						
Mitch Webster, S (8, 9) OBP: 0.340, SLG: 0.415						1B		1-2 2H		1	0	1	1	0	0	0						
Eric Davis, R (1, 7) OBP: 0.309, SLG: 0.335		P4		G5-3		K		G5-3		5	0	0	0	0	2	6						
Jim Gott, R (9, 1)										0	0	0	0	0	0	0						
Eric Karros, R (1, 3) OBP: 0.289, SLG: 0.427										4	0	1	0	0	1	0						
Juan Samuel, R (1, 4) OBP: 0.320, SLG: 0.321		PO		F8		G5-3				4	1	2	0	0	0	0						
Lenny Harris, L (9, 4) OBP: 0.314, SLG: 0.303								1B		0	0	0	0	0	0	0						
Carlos Hernandez, R (1, 2) OBP: 0.314, SLG: 0.267				F8		L5		F7		4	1	1	1	0	0	1						
Tom Candiotti, R (1, 1) OBP: 0.128, SLG: 0.105										3	0	0	0	0	1	1						
Todd Benzinger, S (9, PH) ERA: 3.52				G3						1	1	1	0	0	0	0						
Roger McDowell, R (9, 1) OBP: 0.275, SLG: 0.350						G6-3		K		0	0	0	0	0	0	0						
John Candelaria, L (9, 1) OBP: 0.143, SLG: 0.143										0	0	0	0	0	0	0						
Tom Goodwin, L (9, 7) OBP: 0.143, SLG: 0.143										0	0	0	0	0	0	0						
Inning Stats	R: 0 E: 0 K: 0 S: 9	H: 0 LOB: 0 BB: 0 P: 14	R: 0 E: 0 K: 0 S: 5	H: 1 LOB: 0 BB: 0 P: 7	R: 0 E: 0 K: 0 S: 3	H: 0 LOB: 0 BB: 0 P: 4	R: 0 E: 0 K: 0 S: 12	H: 2 LOB: 2 BB: 0 P: 19	R: 0 E: 0 K: 1 S: 7	H: 0 LOB: 0 BB: 0 P: 9	R: 1 E: 0 K: 2 S: 12	H: 2 LOB: 2 BB: 1 P: 21	R: 0 E: 0 K: 1 S: 7	H: 1 LOB: 0 BB: 0 P: 11	R: 2 E: 0 K: 1 S: 14	H: 2 LOB: 0 BB: 0 P: 19	R: 4 E: 0 K: 2 S: 20	H: 5 LOB: 2 BB: 1 P: 33	1B: 8 2B: 4 3B: 0 HR: 1	SF: 0 SAC: 0 DP: 0 HBP: 0	WP: 0 PB: 0 SB: 0 CS: 0	PA: 42
PITCHER	IP WLS BF H R ER SO BB IBB HBP BLK WP HR S P ERA WHIP																					
Terry Mulholland, L (1, 1) ERA: 3.52	8.0 L 32 8 3 3 5 1 0 0 0 0 0 1 69 104 3.38 1.125																					
Mitch Williams, L (9, 1) ERA: 3.27	0.1 6 4 4 4 0 1 0 0 0 0 0 0 13 22 108.00 15.000																					
Mike Hartley, R (9, 1) ERA: 2.36	0.2 3 1 0 0 2 0 0 0 0 0 0 0 7 11 0.00 1.500																					

Batter	1	2	3	4	5	6	7	8	9	AB	R	H	RBI	BB	SO	LOB	BOTTOM					
Lenny Dykstra, L (1, 8) OBP: 0.361, SLG: 0.377	G4-3			1B		F8		PB SH1-4 SF9 1B		4	2	2	0	1	0	0	Los Angeles Dodgers @ Philadelphia Phillies Veterans Stadium, Philadelphia, PA Thu Jul 16 1992, 3:33 AM EDT Att: 34,566 - Cloudy - 81 F					
Mariano Duncan, R (1, 7) OBP: 0.300, SLG: 0.411	K			K		G6-3		SH1-4		4	1	1	1	0	2	1						
Dave Hollins, S (1, 5) OBP: 0.359, SLG: 0.419	G4-3			1B				K		5	1	2	0	0	1	3						
John Kruk, L (1, 3) OBP: 0.446, SLG: 0.492				K				1B 2B		3	0	1	2	1	2	1						
Darren Daulton, L (1, 2) OBP: 0.378, SLG: 0.491				K				K		4	0	1	0	1	2	5						
Wes Chamberlain, R (1, 9) OBP: 0.276, SLG: 0.432				K				WP 1B		5	0	2	1	0	1	1						
Mickey Morandini, L (1, 4) OBP: 0.319, SLG: 0.355				K				1B		3	0	0	0	1	1	4						
Joe Milette, R (1, 6) OBP: 0.500, SLG: 0.500				K				K		2	0	0	0	0	0	3						
Jeff Grotzow, L (8, PH) ERA: 2.95				K						1	0	0	0	0	0	0						
Mitch Williams, L (9, 1) ERA: 2.95				K						0	0	0	0	0	0	0						
Mike Hartley, R (9, 1) ERA: 1.93				K						0	0	0	0	0	0	0						
Terry Mulholland, R (1, 1) OBP: 0.161, SLG: 0.132										3	0	0	0	0	1	3						
Stan Javier, S (9, 7) ERA: 1.93				P2						1	1	1	0	0	0	0						
Inning Stats	R: 0 E: 0 K: 1 S: 9	H: 2 LOB: 2 BB: 0 P: 15	R: 0 E: 0 K: 1 S: 11	H: 2 LOB: 2 BB: 0 P: 17	R: 0 E: 0 K: 2 S: 15	H: 1 LOB: 2 BB: 2 P: 28	R: 0 E: 0 K: 1 S: 7	H: 0 LOB: 0 BB: 1 P: 14	R: 0 E: 0 K: 0 S: 10	H: 0 LOB: 0 BB: 0 P: 15	R: 1 E: 0 K: 3 S: 19	H: 2 LOB: 3 BB: 1 P: 30	R: 1 E: 0 K: 1 S: 11	H: 1 LOB: 0 BB: 0 P: 16	R: 0 E: 0 K: 0 S: 5	H: 0 LOB: 0 BB: 0 P: 8	R: 3 E: 1 K: 1 S: 21	H: 4 LOB: 1 BB: 0 P: 27	1B: 8 2B: 2 3B: 0 HR: 0	SF: 1 SAC: 1 DP: 1 HBP: 1	WP: 1 PB: 1 SB: 0 CS: 0	PA: 42
PITCHER	IP WLS BF H R ER SO BB IBB HBP BLK WP HR S P ERA WHIP																					
Tom Candiotti, R (1, 1) ERA: 2.93	8.0 W 35 6 2 1 9 4 0 0 0 0 0 0 9 14 54.00 9.000																					
Roger McDowell, R (9, 1) ERA: 2.95	0.1 4 3 3 2 0 0 0 0 0 0 0 0 9 14 54.00 9.000																					
John Candelaria, L (9, 1) ERA: 1.15	0.1 2 1 0 0 1 0 0 0 0 0 0 0 5 6 0.00 3.000																					
Jim Gott, R (9, 1) ERA: 1.93	0.1 S 1 0 0 0 0 0 0 0 0 0 0 0 7 7 0.00 0.000																					

Batter	1	2	3	4	5	6	7	8	9	AB	R	H	RBI	BB	SO	LOB	TOP			
Jose Offerman, S OBP: 0.334, SLG: 0.331	1-1 BB SH1-3 1B	1-3 K			4-2 G6-3 SH1-3 BB		0-0 F8		1-3 K	4	1	1	0	1	2	0				
Brett Butler, L OBP: 0.383, SLG: 0.352	0-1 SH1-3		0-1 E 1B		0-1 SH1-3		2-1 G4-3			2	1	1	0	0	0	0				
Mike Sharperson, R OBP: 0.427, SLG: 0.444 Dave Hansen, L OBP: 0.309, SLG: 0.350	4-2 BB 1B		1-0 E6 FC5-4 1B		1-2 G6-3			0-1 G4-3		2	1	0	0	1	0	2				
Darryl Strawberry, L OBP: 0.333, SLG: 0.420 Tom Goodwin, L OBP: 0.143, SLG: 0.143	2-3 K		3-2 FC5-4 1B		4-0 BB			0-0 1B 1B		3	0	2	1	1	1	2				
Eric Davis, R OBP: 0.308, SLG: 0.330	4-1 1B BB		3-1 FC5-4 G6-4-3		0-0 L6			2-3 K		3	0	0	0	1	1	5				
Eric Karros, R OBP: 0.292, SLG: 0.428	0-1 1-3 2-H 3-H 1B		1-1 G6-4-3		1-1 G6-3			2-2 1B		4	0	2	2	0	0	2				
Lenny Harris, L OBP: 0.309, SLG: 0.299 Tim Crews, R OBP: 0.274, SLG: 0.348 Jay Howell, R OBP: 0.315, SLG: 0.316	1-2 F8		1-1 G1-3		1-2 G6-3			0-2 G3		3	0	0	0	0	0	2				
Mike Scioscia, L OBP: 0.279, SLG: 0.286		2-2 P5	0-1 G6-3		1-2 G5-3			1-1 G3-1		4	0	0	0	0	0	0				
Orel Hershiser, R OBP: 0.190, SLG: 0.293 Steve Wilson, L OBP: 0.315, SLG: 0.316	0-0 G6-3		0-2 G5-3				0-1 G1-4-3		1-2 G2-3	2	0	0	0	0	0	0				
Juan Samuel, R OBP: 0.315, SLG: 0.316										2	0	0	0	0	0	0				
Inning Stats	R: 2 E: 0 K: 1 S: 18	H: 2 LOB: 2 BB: 2 P: 30	R: 0 E: 0 K: 1 S: 8	H: 0 LOB: 0 BB: 0 P: 11	R: 1 E: 1 K: 0 S: 11	H: 2 LOB: 1 BB: 0 P: 19	R: 0 E: 0 K: 0 S: 7	H: 0 LOB: 0 BB: 0 P: 8	R: 0 E: 0 K: 0 S: 9	H: 0 LOB: 2 BB: 2 P: 18	R: 0 E: 0 K: 0 S: 5	H: 0 LOB: 0 BB: 0 P: 7	R: 0 E: 0 K: 1 S: 13	H: 2 LOB: 2 BB: 0 P: 17	R: 0 E: 0 K: 1 S: 8	H: 0 LOB: 0 BB: 0 P: 11	1B: 6 2B: 0 3B: 0 HR: 0	SF: 0 SAC: 2 DP: 1 HBP: 0	WP: 0 PB: 0 SB: 0 CS: 0	PA: 37
PITCHER Curt Schilling, R ERA: 2.77	IP: 9.0 WLS: W BF: 37	H: 6 R: 3 ER: 3 SO: 4	BB: 4 IBB: 0 HBP: 0 BLK: 0	WP: 0 HR: 0 S: 89 P: 134	ERA: 3.00 WHIP: 1.111	PITCHER										IP: 9.0 WLS: W BF: 37	H: 6 R: 3 ER: 3 SO: 4	BB: 4 IBB: 0 HBP: 0 BLK: 0	WP: 0 HR: 0 S: 89 P: 134	ERA: 3.00 WHIP: 1.111

Los Angeles Dodgers @ Philadelphia Phillies
 Veterans Stadium, Philadelphia, PA
 Fri Jul 17 1992, 7:05 PM EDT
 Att: 50,606 - Cloudy - 82 F

AB	31
R	3
H	6
RBI	3
BB	4
SO	4
LOB	15



Batter	1	2	3	4	5	6	7	8	9	AB	R	H	RBI	BB	SO	LOB	BOTTOM			
Lenny Dykstra, L OBP: 0.365, SLG: 0.379	0-0 G6-4-3 1B		4-1 S 1B BB		0-0 G3-1		2-1 F9		1-0 HR 1B	4	2	2	0	1	0	2				
Mariano Duncan, R OBP: 0.296, SLG: 0.406	2-1 G6-4-3		0-0 F9		0-1 E6 1B 2B		3-2 E4 SF		1-3 K	5	2	0	0	0	1	4				
Dave Hollins, S OBP: 0.365, SLG: 0.432	1-1 L5		2-1 BB 1B		2-1 2B 1B		4-0 SF E IBB		3-1 HR	4	3	3	3	1	0	0				
John Kruk, L OBP: 0.446, SLG: 0.495		1-2 F9 1B 1B	1-0 F7		3-2 WP 1B 2B		1-1 SF E		2-1 F7	4	2	2	3	0	0	1				
Darren Daulton, L OBP: 0.384, SLG: 0.504	0-0 1B F9 1B		4-2 FC6-4 BB		4-0 1B WP IBB		0-3 K		0-2 HR	3	1	2	1	2	1	2				
Wes Chamberlain, R OBP: 0.285, SLG: 0.434	1-0 F9		0-0 FC6-4		1-2 G5-4-3 1B		4-0 E IBB		2-1 FC6-4 1B	4	0	2	1	1	0	4				
Mickey Morandini, L OBP: 0.316, SLG: 0.351	1-0 2-3 3-H 1B		0-0 B2-3		2-3 K		1-2 E3		1-1 FC6-4 FC5-4	5	0	1	1	0	1	5				
Joe Milette, R OBP: 0.250, SLG: 0.143	1-3 K		1-2 SH1-4 1B		0-0 G5-4-3		1-3 K		0-0 FC5-4	5	0	1	0	0	2	8				
Curt Schilling, R OBP: 0.129, SLG: 0.133	0-2 G4-3		1-0 SH1-4		4-2 SF BB		0-3 K		1-3 K	3	1	0	0	1	2	3				
Inning Stats	R: 0 E: 0 K: 0 S: 5	H: 1 LOB: 0 BB: 0 P: 8	R: 1 E: 0 K: 1 S: 13	H: 3 LOB: 2 BB: 0 P: 17	R: 1 E: 0 K: 0 S: 9	H: 1 LOB: 2 BB: 2 P: 20	R: 0 E: 0 K: 0 S: 6	H: 1 LOB: 1 BB: 0 P: 8	R: 3 E: 1 K: 2 S: 15	H: 3 LOB: 3 BB: 1 P: 27	R: 3 E: 3 K: 2 S: 30	H: 0 LOB: 3 BB: 3 P: 50	R: 2 E: 0 K: 2 S: 12	H: 2 LOB: 0 BB: 0 P: 19	R: 1 E: 0 K: 1 S: 12	H: 2 LOB: 1 BB: 0 P: 16	1B: 10 2B: 1 3B: 0 HR: 2	SF: 1 SAC: 1 DP: 2 HBP: 0	WP: 1 PB: 0 SB: 1 CS: 0	PA: 45
PITCHER Orel Hershiser, R ERA: 3.62 Steve Wilson, L ERA: 3.24 Tim Crews, R ERA: 5.21 Jay Howell, R ERA: 1.84	IP: 4.0 WLS: L BF: 24	H: 9 R: 5 ER: 4 SO: 1	BB: 2 IBB: 1 HBP: 0 BLK: 0	WP: 0 HR: 0 S: 43 P: 73	ERA: 9.00 WHIP: 2.750	PITCHER										IP: 4.0 WLS: L BF: 24	H: 9 R: 5 ER: 4 SO: 1	BB: 2 IBB: 1 HBP: 0 BLK: 0	WP: 0 HR: 0 S: 43 P: 73	ERA: 9.00 WHIP: 2.750

Los Angeles Dodgers @ Philadelphia Phillies
 Veterans Stadium, Philadelphia, PA
 Fri Jul 17 1992, 7:05 PM EDT
 Att: 50,606 - Cloudy - 82 F

AB	37
R	11
H	13
RBI	9
BB	6
SO	7
LOB	29



Batter	1	2	3	4	5	6	7	8	9	AB	R	H	RBI	BB	SO	LOB	TOP						
Jose Offerman, S OBP: 0.338, SLG: 0.333 (1, 6)										4	0	2	0	1	1	1	Los Angeles Dodgers @ Philadelphia Phillies Veterans Stadium, Philadelphia, PA Sat Jul 18 1992, 7:05 PM EDT Att: 33,892 - Cloudy - 82 F						
Brett Butler, L OBP: 0.388, SLG: 0.356 Tom Goodwin, L OBP: 0.125, SLG: 0.125 (1, 8) (8, 8)										2	0	2	0	2	0	0							
Mike Sharperson, R OBP: 0.426, SLG: 0.443 Dave Hansen, L OBP: 0.311, SLG: 0.348 (1, 5) (7, PH) (7, 5)										3	0	1	0	0	0	5							
Darryl Strawberry, L OBP: 0.329, SLG: 0.414 Mitch Webster, S OBP: 0.336, SLG: 0.409 (1, 9) (4, 9)										2	0	0	0	0	1	1							
Eric Davis, R OBP: 0.307, SLG: 0.325 (1, 7)										3	1	0	0	1	1	2							
Eric Karros, R OBP: 0.295, SLG: 0.440 (1, 3)										4	1	2	2	0	0	0							
Juan Samuel, R OBP: 0.305, SLG: 0.305 (1, 4)										4	0	0	0	0	0	1							
Carlos Hernandez, R OBP: 0.311, SLG: 0.294 (1, 2)										4	1	1	1	0	2	1							
Ramon Martinez, R OBP: 0.136, SLG: 0.139 Steve Wilson, L OBP: 0.335, SLG: 0.333 Todd Sanchez, R OBP: 0.277, SLG: 0.258 Tim Crews, R OBP: 0.125, SLG: 0.125 Jim Gott, R OBP: 0.125, SLG: 0.125 Lenny Harris, L OBP: 0.207, SLG: 0.207 Roger McDowell, R OBP: 0.125, SLG: 0.125 (1, 1) (3, 1) (6, PH) (6, 1) (7, 1) (8, PH) (8, 1)										1	0	0	0	0	0	0							
Inning Stats	R: 0 E: 0 K: 0 S: 11	H: 2 LOB: 1 BB: 0 P: 20	R: 0 E: 0 K: 1 S: 7	H: 0 LOB: 0 BB: 0 P: 12	R: 0 E: 0 K: 0 S: 11	H: 1 LOB: 2 BB: 1 P: 21	R: 0 E: 0 K: 1 S: 7	H: 0 LOB: 0 BB: 0 P: 11	R: 0 E: 0 K: 1 S: 11	H: 2 LOB: 3 BB: 1 P: 22	R: 3 E: 0 K: 1 S: 16	H: 3 LOB: 1 BB: 1 P: 28	R: 0 E: 0 K: 0 S: 6	H: 1 LOB: 1 BB: 1 P: 12	R: 0 E: 0 K: 2 S: 15	H: 1 LOB: 1 BB: 0 P: 20		R: 0 E: 0 K: 0 S: 7	H: 0 LOB: 0 BB: 1 P: 12	1B: 7 2B: 1 3B: 0 HR: 2	SF: 0 SAC: 0 DP: 2 HBP: 0	WP: 0 PB: 0 SB: 0 CS: 1	PA: 39
PITCHER	IP WLS BF H R ER SO BB IBB HBP BLK WP HR S P ERA WHIP	IP WLS BF H R ER SO BB IBB HBP BLK WP HR S P ERA WHIP	IP WLS BF H R ER SO BB IBB HBP BLK WP HR S P ERA WHIP	IP WLS BF H R ER SO BB IBB HBP BLK WP HR S P ERA WHIP	IP WLS BF H R ER SO BB IBB HBP BLK WP HR S P ERA WHIP	IP WLS BF H R ER SO BB IBB HBP BLK WP HR S P ERA WHIP	IP WLS BF H R ER SO BB IBB HBP BLK WP HR S P ERA WHIP	IP WLS BF H R ER SO BB IBB HBP BLK WP HR S P ERA WHIP	IP WLS BF H R ER SO BB IBB HBP BLK WP HR S P ERA WHIP	IP WLS BF H R ER SO BB IBB HBP BLK WP HR S P ERA WHIP	IP WLS BF H R ER SO BB IBB HBP BLK WP HR S P ERA WHIP	IP WLS BF H R ER SO BB IBB HBP BLK WP HR S P ERA WHIP	IP WLS BF H R ER SO BB IBB HBP BLK WP HR S P ERA WHIP	IP WLS BF H R ER SO BB IBB HBP BLK WP HR S P ERA WHIP	IP WLS BF H R ER SO BB IBB HBP BLK WP HR S P ERA WHIP	IP WLS BF H R ER SO BB IBB HBP BLK WP HR S P ERA WHIP	IP WLS BF H R ER SO BB IBB HBP BLK WP HR S P ERA WHIP	IP WLS BF H R ER SO BB IBB HBP BLK WP HR S P ERA WHIP	IP WLS BF H R ER SO BB IBB HBP BLK WP HR S P ERA WHIP	IP WLS BF H R ER SO BB IBB HBP BLK WP HR S P ERA WHIP	IP WLS BF H R ER SO BB IBB HBP BLK WP HR S P ERA WHIP	IP WLS BF H R ER SO BB IBB HBP BLK WP HR S P ERA WHIP	IP WLS BF H R ER SO BB IBB HBP BLK WP HR S P ERA WHIP

AB	34
R	3
H	10
RBI	3
BB	5
SO	6
LOB	16



Batter	1	2	3	4	5	6	7	8	9	AB	R	H	RBI	BB	SO	LOB	BOTTOM						
Lenny Dykstra, L OBP: 0.366, SLG: 0.380 Ruben Amaro Jr, S OBP: 0.305, SLG: 0.316 (1, 8) (7, 7)										5	0	2	2	0	0	1	Los Angeles Dodgers @ Philadelphia Phillies Veterans Stadium, Philadelphia, PA Sat Jul 18 1992, 7:05 PM EDT Att: 33,892 - Cloudy - 82 F						
Stan Javier, S OBP: 0.328, SLG: 0.279 (1, 7) (8, 8)										5	1	1	0	1	1	4							
Dave Hollins, S OBP: 0.371, SLG: 0.445 (1, 5)										4	3	3	2	1	0	0							
John Kruk, L OBP: 0.449, SLG: 0.495 Ricky Jordan, R OBP: 0.292, SLG: 0.336 (1, 3) (7, PH) (8, 3)										2	2	1	2	2	0	0							
Darren Daulton, L OBP: 0.384, SLG: 0.498 (1, 2)										3	1	0	0	2	0	3							
Wes Chamberlain, R OBP: 0.288, SLG: 0.438 (1, 9)										5	2	2	1	0	0	3							
Mickey Morandini, L OBP: 0.321, SLG: 0.374 (1, 4)										5	2	3	3	0	0	0							
Joe Milette, R OBP: 0.385, SLG: 0.333 (1, 6)										5	1	3	2	0	0	2							
Kyle Abbott, L OBP: 0.136, SLG: 0.139 Barry Jones, R OBP: 0.345, SLG: 0.677 Jeff Grotewold, L OBP: 0.125, SLG: 0.125 Mike Hartley, R OBP: 0.207, SLG: 0.207 Wally Backman, S OBP: 0.321, SLG: 0.374 Wally Ritchie, L OBP: 0.125, SLG: 0.125 (1, 1) (6, 1) (7, PH) (8, 1) (8, PH) (8, 1)										1	0	0	0	0	1	2							
Inning Stats	R: 0 E: 0 K: 0 S: 7	H: 0 LOB: 0 BB: 0 P: 12	R: 3 E: 0 K: 1 S: 14	H: 3 LOB: 2 BB: 2 P: 27	R: 4 E: 0 K: 0 S: 20	H: 3 LOB: 1 BB: 2 P: 34	R: 1 E: 0 K: 0 S: 15	H: 1 LOB: 0 BB: 0 P: 24	R: 0 E: 0 K: 0 S: 6	H: 0 LOB: 0 BB: 0 P: 7	R: 2 E: 0 K: 1 S: 13	H: 3 LOB: 1 BB: 0 P: 21	R: 4 E: 0 K: 0 S: 20	H: 5 LOB: 3 BB: 2 P: 33	R: 0 E: 0 K: 2 S: 11	H: 2 LOB: 2 BB: 0 P: 15		R: 0 E: 0 K: 0 S: 7	H: 0 LOB: 0 BB: 1 P: 12	1B: 13 2B: 1 3B: 2 HR: 1	SF: 0 SAC: 1 DP: 0 HBP: 0	WP: 1 PB: 0 SB: 0 CS: 0	PA: 47
PITCHER	IP WLS BF H R ER SO BB IBB HBP BLK WP HR S P ERA WHIP	IP WLS BF H R ER SO BB IBB HBP BLK WP HR S P ERA WHIP	IP WLS BF H R ER SO BB IBB HBP BLK WP HR S P ERA WHIP	IP WLS BF H R ER SO BB IBB HBP BLK WP HR S P ERA WHIP	IP WLS BF H R ER SO BB IBB HBP BLK WP HR S P ERA WHIP	IP WLS BF H R ER SO BB IBB HBP BLK WP HR S P ERA WHIP	IP WLS BF H R ER SO BB IBB HBP BLK WP HR S P ERA WHIP	IP WLS BF H R ER SO BB IBB HBP BLK WP HR S P ERA WHIP	IP WLS BF H R ER SO BB IBB HBP BLK WP HR S P ERA WHIP	IP WLS BF H R ER SO BB IBB HBP BLK WP HR S P ERA WHIP	IP WLS BF H R ER SO BB IBB HBP BLK WP HR S P ERA WHIP	IP WLS BF H R ER SO BB IBB HBP BLK WP HR S P ERA WHIP	IP WLS BF H R ER SO BB IBB HBP BLK WP HR S P ERA WHIP	IP WLS BF H R ER SO BB IBB HBP BLK WP HR S P ERA WHIP	IP WLS BF H R ER SO BB IBB HBP BLK WP HR S P ERA WHIP	IP WLS BF H R ER SO BB IBB HBP BLK WP HR S P ERA WHIP	IP WLS BF H R ER SO BB IBB HBP BLK WP HR S P ERA WHIP	IP WLS BF H R ER SO BB IBB HBP BLK WP HR S P ERA WHIP	IP WLS BF H R ER SO BB IBB HBP BLK WP HR S P ERA WHIP	IP WLS BF H R ER SO BB IBB HBP BLK WP HR S P ERA WHIP	IP WLS BF H R ER SO BB IBB HBP BLK WP HR S P ERA WHIP	IP WLS BF H R ER SO BB IBB HBP BLK WP HR S P ERA WHIP	IP WLS BF H R ER SO BB IBB HBP BLK WP HR S P ERA WHIP

AB	40
R	14
H	17
RBI	13
BB	6
SO	4
LOB	19



Batter	1	2	3	4	5	6	7	8	9	AB	R	H	RBI	BB	SO	LOB	TOP			
Jose Offerman, S (1, 6) OBP: 0.339, SLG: 0.341	B1-3		1B	F8			G6-3		BB	5	1	2	0	0	0	0	Los Angeles Dodgers @ Philadelphia Phillies Veterans Stadium, Philadelphia, PA Sun Jul 19 1992, 3:33 AM EDT Att: 33,215 - Cloudy - 85 F			
Brett Butler, L (1, 8) OBP: 0.395, SLG: 0.362	SF7		BB	BB	G6-3		B3		BB	3	3	2	1	2	0					
Eric Davis, R (1, 7) OBP: 0.309, SLG: 0.324	E6		BB	G6-3			L7		BB	4	1	1	0	1	0	2				
Darryl Strawberry, L (1, 9) OBP: 0.325, SLG: 0.404	SF7		G6-3				G6-3		F9	3	0	0	1	1	0	4				
Eric Karros, R (1, 3) OBP: 0.291, SLG: 0.434	FC6-4		G6-3				F7		K	4	0	0	0	0	1	3				
Lenny Harris, L (1, 4) OBP: 0.316, SLG: 0.310		G1-3					G1-3			4	0	3	1	0	0	0				
Dave Hansen, L (1, 5) OBP: 0.304, SLG: 0.339		P6		G6-3			P1		K	4	0	0	0	0	1	3				
Mike Scioscia, L (1, 2) OBP: 0.284, SLG: 0.288							G1-3			2	0	1	0	1	0	1				
Mitch Webster, S (9, PH) OBP: 0.340, SLG: 0.409										0	0	0	0	1	0	0				
Bob Ojeda, L (1, 1) OBP: 0.125, SLG: 0.161										2	0	0	0	0	0	2				
Todd Benzinger, S (6, PH) OBP: 0.276, SLG: 0.354										1	0	0	0	0	0	1				
Jay Howell, R (6, 1) OBP: 0.302, SLG: 0.303										0	0	0	0	0	0	1				
Juan Samuel, R (9, PH) OBP: 0.302, SLG: 0.303										1	0	0	0	0	0	1				
Inning Stats	R: 1 E: 1 K: 0 S: 9	H: 1 LOB: 1 BB: 0 P: 15	R: 0 E: 0 K: 0 S: 6	H: 0 LOB: 1 BB: 1 P: 14	R: 3 E: 0 K: 0 S: 11	H: 4 LOB: 1 BB: 1 P: 20	R: 0 E: 0 K: 0 S: 6	H: 1 LOB: 0 BB: 0 P: 10	R: 1 E: 1 K: 0 S: 7	H: 0 LOB: 0 BB: 1 P: 11	R: 0 E: 0 K: 0 S: 6	H: 1 LOB: 1 BB: 0 P: 8	R: 0 E: 0 K: 2 S: 11	H: 1 LOB: 1 BB: 0 P: 15	R: 0 E: 0 K: 0 S: 16	H: 1 LOB: 3 BB: 3 P: 34	1B: 6 2B: 3 3B: 1 HR: 0	SF: 1 SAC: 0 DP: 3 HBP: 0	WP: 0 PB: 0 SB: 2 CS: 0	PA: 40
PITCHER	IP WLS BF H R ER SO BB IBB HBP BLK WP HR S P ERA WHIP																			
Mike Williams, R (1, 1) ERA: 4.94	5.0	W 23	6	5	4	0	0	3	0	0	0	0	0	0	0	39	70	7.20	1.800	
Wally Ritchie, L (6, 1) ERA: 2.53	1.0	W 4	1	0	0	0	0	0	0	0	0	0	0	0	6	8	0.00	1.000		
Mike Hartley, R (7, 1) ERA: 2.12	2.0	S 7	1	0	0	2	0	0	0	0	0	0	0	15	23	0.00	0.500			
Mitch Williams, L (9, 1) ERA: 3.2	1.0	S 6	1	0	0	0	3	0	0	0	0	0	0	16	34	0.00	4.000			

Batter	1	2	3	4	5	6	7	8	9	AB	R	H	RBI	BB	SO	LOB	BOTTOM			
Lenny Dykstra, L (1, 8) OBP: 0.366, SLG: 0.382	G6-3		E		2B		FC		G4-3	4	1	1	2	1	0	0	Los Angeles Dodgers @ Philadelphia Phillies Veterans Stadium, Philadelphia, PA Sun Jul 19 1992, 3:33 AM EDT Att: 33,215 - Cloudy - 85 F			
Stan Javier, S (1, 7) OBP: 0.323, SLG: 0.284	P8		E5		2B		F7		F8	5	1	1	0	0	0	2				
Dave Hollins, S (1, 5) OBP: 0.373, SLG: 0.447			F9							3	1	1	2	1	0	2				
Mitch Williams, L (9, 1) OBP: 0.500, SLG: 0.500	G5-3		F9		1B		PB		1B	0	0	0	0	0	0	0				
Ricky Jordan, R (1, 3) OBP: 0.254, SLG: 0.336			F7				F9			3	1	1	0	0	0	1				
John Kruk, L (6, PH) OBP: 0.452, SLG: 0.497					FC5-4					1	0	1	0	1	0	0				
Wes Chamberlain, R (1, 9) OBP: 0.291, SLG: 0.437					SF9					1	0	1	0	1	0	0				
Mariano Duncan, R (1, 4) OBP: 0.295, SLG: 0.404					1B					5	0	2	1	0	1	5				
Steve Lake, R (1, 2) OBP: 0.280, SLG: 0.375					1B					4	0	1	0	0	2	2				
Joe Milette, R (1, 6) OBP: 0.412, SLG: 0.375					FC5-4					4	0	1	0	0	2	2				
Steve Lake, R (1, 2) OBP: 0.280, SLG: 0.375					1B					2	1	0	1	1	0	2				
Joe Milette, R (1, 6) OBP: 0.412, SLG: 0.375					SH2-4					4	1	2	0	0	0	2				
Mike Williams, R (1, 1) OBP: 0.500, SLG: 0.500										0	0	0	0	0	0	0				
Rubén Amaro, Jr., S (5, PH) OBP: 0.306, SLG: 0.315										1	0	0	0	0	0	0				
Wally Ritchie, L (6, 1) ERA: 2.53										0	0	0	0	0	0	0				
Wally Backman, S (6, PH) OBP: 0.227, SLG: 0.289										0	0	0	0	0	0	0				
Mike Hartley, R (7, 1) ERA: 2.12										1	0	0	0	0	0	1				
Dale Sveum, S (9, 5) OBP: 0.303, SLG: 0.254										0	0	0	0	0	0	0				
Inning Stats	R: 0 E: 0 K: 0 S: 6	H: 0 LOB: 0 BB: 0 P: 9	R: 0 E: 0 K: 1 S: 8	H: 0 LOB: 0 BB: 0 P: 12	R: 1 E: 1 K: 0 S: 8	H: 1 LOB: 2 BB: 1 P: 16	R: 1 E: 0 K: 0 S: 6	H: 2 LOB: 1 BB: 0 P: 10	R: 3 E: 0 K: 0 S: 15	H: 4 LOB: 2 BB: 1 P: 22	R: 1 E: 1 K: 0 S: 10	H: 1 LOB: 3 BB: 2 P: 22	R: 0 E: 0 K: 1 S: 9	H: 1 LOB: 2 BB: 0 P: 16	R: 0 E: 0 K: 1 S: 9	H: 1 LOB: 2 BB: 0 P: 15	1B: 7 2B: 3 3B: 0 HR: 0	SF: 1 SAC: 2 DP: 0 HBP: 1	WP: 1 PB: 2 SB: 0 CS: 0	PA: 41
PITCHER	IP WLS BF H R ER SO BB IBB HBP BLK WP HR S P ERA WHIP																			
Bob Ojeda, L (1, 1) ERA: 3.31	5.0	L 25	7	5	5	1	0	2	0	0	0	0	0	0	43	69	9.00	1.800		
Jay Howell, R (6, 1) ERA: 1.6	3.0	L 16	3	1	1	2	0	2	1	0	1	0	28	53	3.00	1.000				



Batter	1	2	3	4	5	6	7	8	9	AB	R	H	RBI	BB	SO	LOB	TOP											
Tony Fernandez, S (1, 6) OBP: 0.350, SLG: 0.370	L4		F7			G6-3			G6-3	4	0	0	0	0	0	0	San Diego Padres @ Philadelphia Phillies Veterans Stadium, Philadelphia, PA Mon Jul 20 1992, 7:05 PM EDT Att: 20,795 - Cloudy - 86 F											
Tony Gwynn, L (1, 9) OBP: 0.389, SLG: 0.441	G4-3		F8			G5-4-3 BB			1B 1B	3	1	1	0	1	0	0												
Gary Sheffield, R (1, 5) OBP: 0.386, SLG: 0.556	P4				L7	G5-4-3 1-2			G3 1B 1B	4	0	1	0	0	0	1												
Fred McGriff, L (1, 3) OBP: 0.429, SLG: 0.587		HR			K				F7 G3 1B	4	1	2	2	0	1	0												
Darrin Jackson, R (1, 8) OBP: 0.306, SLG: 0.421		K			L6				G6-3 G3 1B	4	0	0	0	0	1	2												
Benito Santiago, R (1, 2) OBP: 0.279, SLG: 0.350					G5-3 BB 1B				L5	3	0	1	0	1	0	2												
Jerald Clark, R (1, 7) OBP: 0.286, SLG: 0.366									CS BB	2	0	1	0	1	0	0												
Kurt Stillwell, S (1, 4) OBP: 0.280, SLG: 0.317					G5-3 2-3				F7	3	0	0	0	0	1	3												
Jim Deshaies, L (1, 1) Oscar Azocar, L (8, PH) Rich Rodriguez, L (8, 1) Randy Myers, L (9, 1)			L1						G4-3	2	0	0	0	0	1	1												
										1	0	0	0	0	0	0												
										0	0	0	0	0	0	0												
										0	0	0	0	0	0	0												
Inning Stats	R: 0 E: 0 K: 0 S: 7	H: 0 LOB: 0 BB: 0 P: 12	R: 1 E: 0 K: 1 S: 13	H: 2 LOB: 1 BB: 1 P: 24	R: 0 E: 0 K: 1 S: 6	H: 0 LOB: 0 BB: 0 P: 7	R: 0 E: 0 K: 1 S: 5	H: 0 LOB: 0 BB: 0 P: 7	R: 0 E: 0 K: 2 S: 8	H: 1 LOB: 1 BB: 0 P: 12	R: 0 E: 0 K: 0 S: 5	H: 0 LOB: 0 BB: 1 P: 12	R: 0 E: 0 K: 0 S: 7	H: 0 LOB: 0 BB: 1 P: 15	R: 0 E: 0 K: 0 S: 8	H: 0 LOB: 0 BB: 0 P: 12	R: 1 E: 0 K: 0 S: 18	H: 3 LOB: 2 BB: 0 P: 25	1B: 4 2B: 1 3B: 0 HR: 1	SF: 0 SAC: 0 DP: 2 HBP: 0	WP: 0 PB: 0 SB: 0 CS: 1	PA: 34						
PITCHER	IP	WLS	BF	H	R	ER	SO	BB	IBB	HBP	BLK	WP	HR	S	P	ERA	WHIP											
Greg Mathews, L (1, 1) ERA: 1.29	7.0		24	3	1	1	4	3	0	0	0	0	0	1	51	89	1.29	0.857										
Barry Jones, R (8, 1) ERA: 4.5	2.0	L	9	3	1	1	0	0	0	0	0	0	0	0	26	37	4.50	1.500										

AB	30
R	2
H	6
RBI	2
BB	3
SO	4
LOB	9



Batter	1	2	3	4	5	6	7	8	9	AB	R	H	RBI	BB	SO	LOB	BOTTOM										
Lenny Dykstra, L (1, 8) OBP: 0.365, SLG: 0.379	L8		P7		P6				S 1B	4	0	1	0	0	0	0	San Diego Padres @ Philadelphia Phillies Veterans Stadium, Philadelphia, PA Mon Jul 20 1992, 7:05 PM EDT Att: 20,795 - Cloudy - 86 F										
Mariano Duncan, R (1, 4) OBP: 0.295, SLG: 0.403	FC5-4 1B		G6-3		G4-3				F8	4	0	1	0	0	0	1											
Dave Hollins, S (1, 5) OBP: 0.372, SLG: 0.448	FC5-4 2B 1-2				1B FC4-6 2B				G6-3	4	1	1	0	0	0	2											
John Kruk, L (1, 3) OBP: 0.455, SLG: 0.503									F8	4	0	3	0	0	0	0											
Wes Chamberlain, R (1, 9) OBP: 0.285, SLG: 0.428									BB BB 1B	4	0	3	0	0	0	0											
Darren Daulton, L (1, 2) OBP: 0.386, SLG: 0.495									F9	4	0	0	1	0	0	4											
Stan Javier, S (1, 7) OBP: 0.319, SLG: 0.280									K	2	0	0	0	2	1	1											
Barry Jones, R (8, 1) Ricky Jordan, R (9, PH) Mickey Morandini, L (9, PR)										2	0	0	0	0	0	2											
Joe Milette, R (1, 6) OBP: 0.350, SLG: 0.316										0	0	0	0	0	0	0											
Jeff Grotewold, L (9, PH) OBP: 0.382, SLG: 0.677										0	0	0	0	1	0	0											
Greg Mathews, R (1, 1) Ruben Amaro Jr, S (8, 7)										3	0	0	0	0	0	3											
										0	0	0	0	1	0	0											
										0	0	0	0	0	0	0											
										0	0	0	0	0	0	0											
Inning Stats	R: 0 E: 0 K: 0 S: 13	H: 2 LOB: 2 BB: 0 P: 21	R: 0 E: 0 K: 0 S: 7	H: 0 LOB: 0 BB: 0 P: 10	R: 0 E: 0 K: 1 S: 8	H: 0 LOB: 0 BB: 0 P: 11	R: 1 E: 0 K: 0 S: 14	H: 2 LOB: 2 BB: 1 P: 22	R: 0 E: 0 K: 0 S: 6	H: 0 LOB: 0 BB: 0 P: 9	R: 0 E: 0 K: 0 S: 3	H: 0 LOB: 0 BB: 1 P: 9	R: 0 E: 0 K: 1 S: 9	H: 1 LOB: 1 BB: 0 P: 12	R: 0 E: 0 K: 1 S: 14	H: 1 LOB: 3 BB: 2 P: 28	1B: 4 2B: 2 3B: 0 HR: 0	SF: 0 SAC: 1 DP: 0 HBP: 0	WP: 0 PB: 0 SB: 2 CS: 1	PA: 36							
PITCHER	IP	WLS	BF	H	R	ER	SO	BB	IBB	HBP	BLK	WP	HR	S	P	ERA	WHIP										
Jim Deshaies, L (1, 1) ERA: 1.42	7.0		26	4	1	1	1	2	0	0	0	0	0	9	12	0.00	1.000										
Rich Rodriguez, L (8, 1) ERA: 2.07	1.0	W	4	1	0	0	1	0	0	0	0	0	0	9	12	0.00	1.000										
Randy Myers, L (9, 1) ERA: 5.28	1.0	S	6	1	0	0	1	2	0	0	0	0	0	14	28	0.00	3.000										

AB	31
R	1
H	6
RBI	1
BB	4
SO	3
LOB	16




Batter	1	2	3	4	5	6	7	8	9	AB	R	H	RBI	BB	SO	LOB	TOP				
Kurt Stillwell, S OBP: 0.280, SLG: 0.316 (1, 4)	F9		F7				F7										4 0 1 0 0 0 2				
Tony Gwynn, L OBP: 0.388, SLG: 0.442 (1, 9)	P7		1B				G1-3										4 1 1 1 0 0 2				
Gary Sheffield, R OBP: 0.388, SLG: 0.558 (1, 5)	P6		1B														4 1 2 1 0 0 0				
Fred McGriff, L OBP: 0.427, SLG: 0.589 (1, 3)		K	G1-3														4 1 1 1 0 1 1				
Jerald Clark, R OBP: 0.282, SLG: 0.361 (1, 7)	G6-3						F9										4 0 0 0 0 0 1				
Benito Santiago, R OBP: 0.287, SLG: 0.356 (1, 2)	FC5-4						SF9										2 0 2 1 1 0 0				
Kevin Ward, R OBP: 0.277, SLG: 0.273 Darrin Jackson, R OBP: 0.305, SLG: 0.419 (8, 8)	1B						F8										3 0 0 0 0 1 2				
Craig Shipley, R OBP: 0.242, SLG: 0.262 (1, 6)																	1 0 0 0 0 0 1				
Bruce Hurst, L OBP: 0.122, SLG: 0.128 Randy Myers, L (9, 1)																	4 1 2 0 0 0 1				
Inning Stats	R: 0 E: 0 K: 0 S: 4	H: 0 LOB: 0 BB: 0 P: 6	R: 0 E: 0 K: 1 S: 8	H: 1 LOB: 1 BB: 0 P: 11	R: 2 E: 0 K: 1 S: 15	H: 3 LOB: 1 BB: 0 P: 19	R: 0 E: 0 K: 1 S: 5	H: 1 LOB: 0 BB: 0 P: 11	R: 0 E: 0 K: 1 S: 11	H: 1 LOB: 1 BB: 0 P: 13	R: 2 E: 0 K: 0 S: 8	H: 2 LOB: 1 BB: 0 P: 9	R: 0 E: 0 K: 0 S: 9	H: 1 LOB: 1 BB: 0 P: 12	R: 0 E: 0 K: 0 S: 9	H: 0 LOB: 0 BB: 0 P: 11	R: 0 E: 0 K: 0 S: 8	H: 0 LOB: 1 BB: 1 P: 16	1B: 5 2B: 3 3B: 1 HR: 0	SF: 1 SAC: 1 DP: 0 HBP: 0	WP: 0 PA: 36 PB: 0 CS: 0
PITCHER	IP	WLS	BF	H	R	ER	SO	BB	IBB	HBP	BLK	WP	HR	S	P	ERA	WHIP				
Terry Mulholland, L ERA: 3.97 Bob Ayrault, R ERA: 3.8 (9, 1)	8.0	L	32	9	4	4	4	0	0	0	0	0	0	69	92	4.50	1.125				

San Diego Padres @ Philadelphia Phillies
Veterans Stadium, Philadelphia, PA
Tue Jul 21 1992, 7:05 PM EDT
Att: 19,829 - Cloudy - 85 F

livebaseballscores.com

AB 33
R 4
H 9
RBI 4
BB 1
SO 4
LOB 12



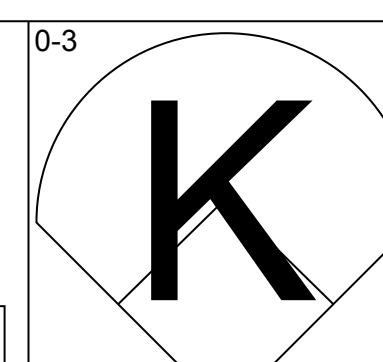
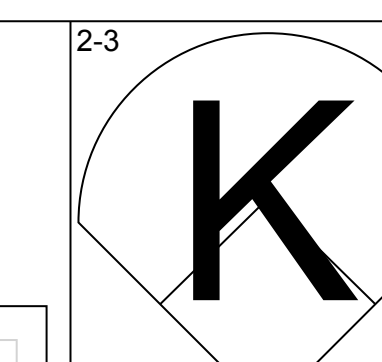
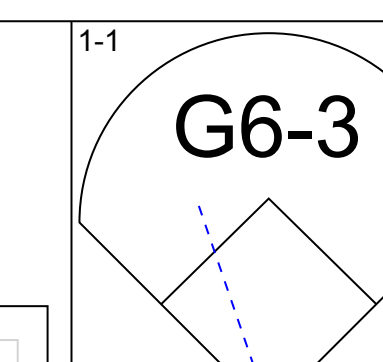
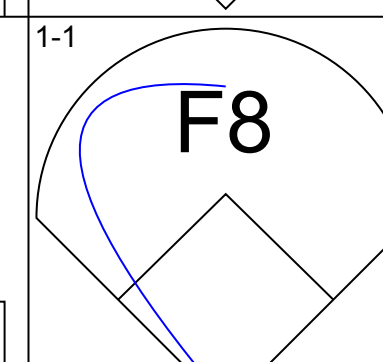
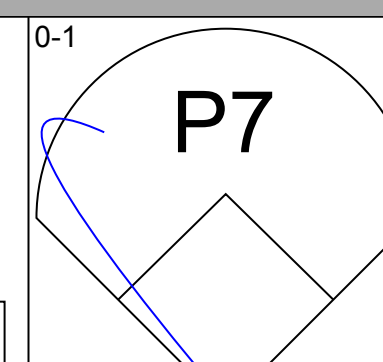
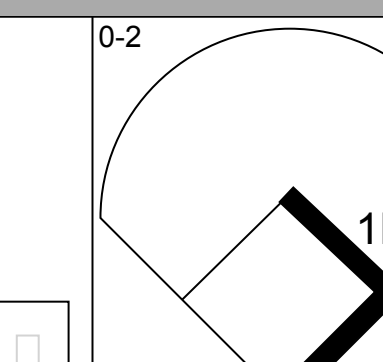
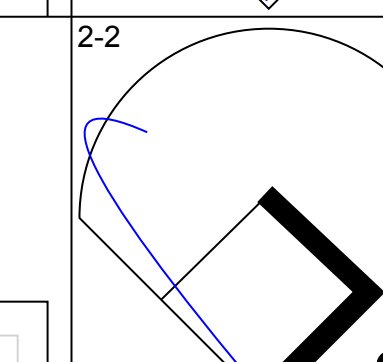
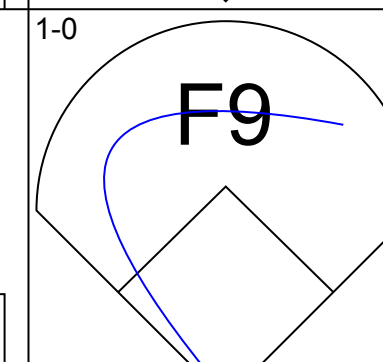
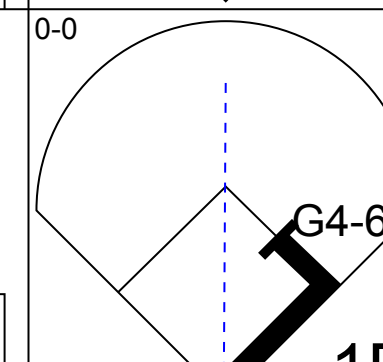
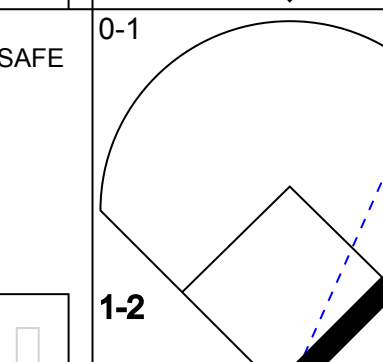
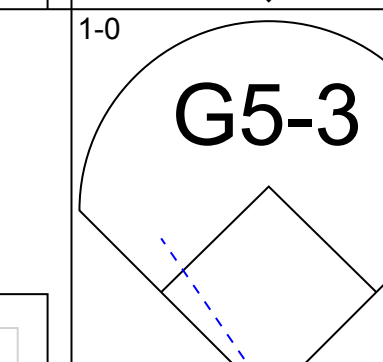
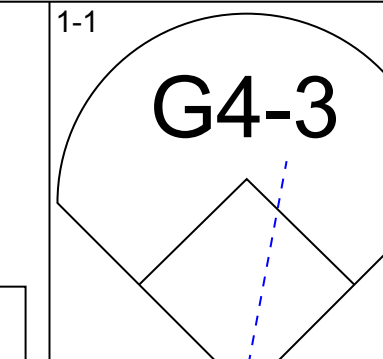
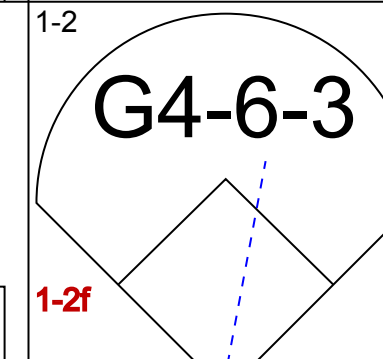
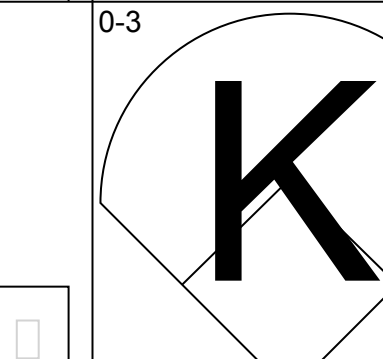
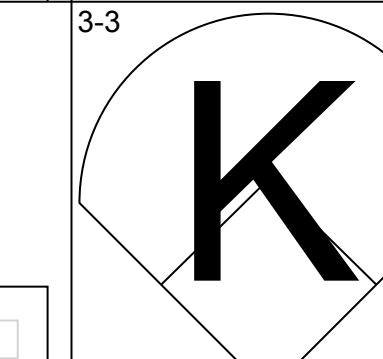
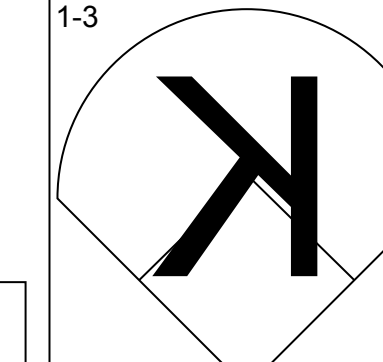
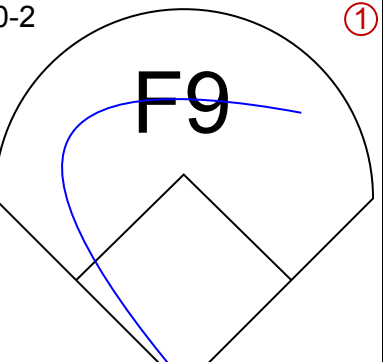
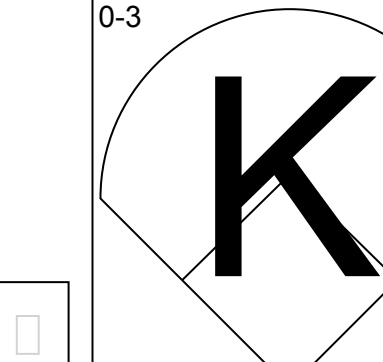
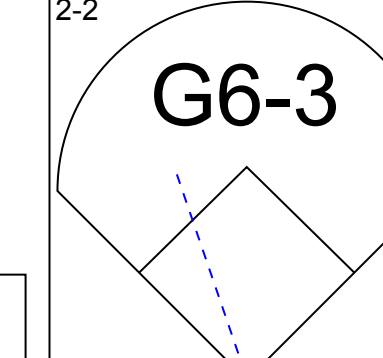
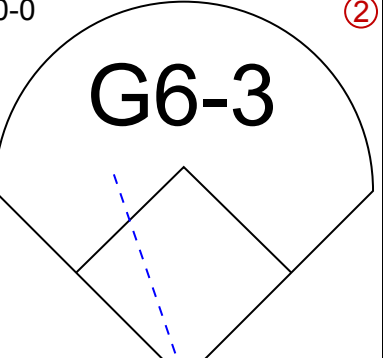
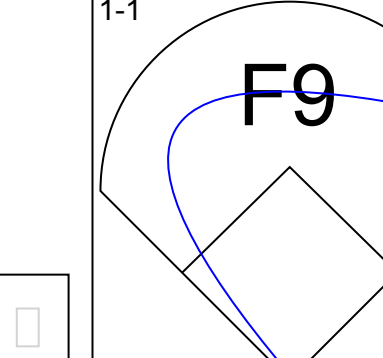
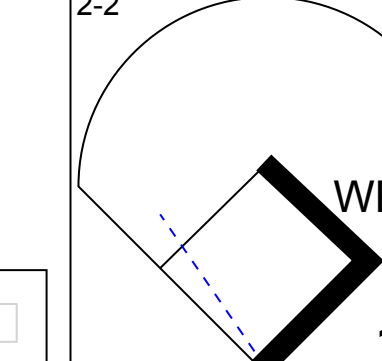
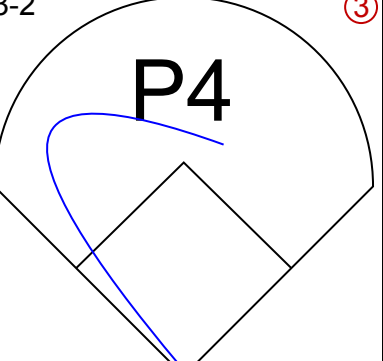
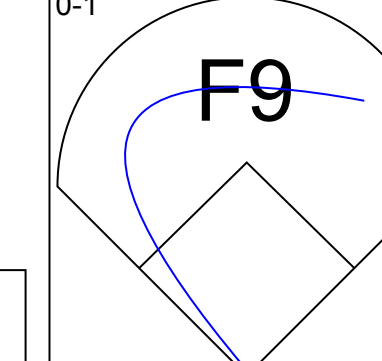
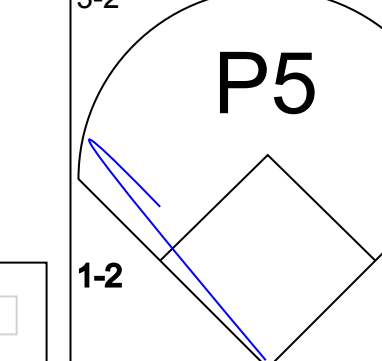
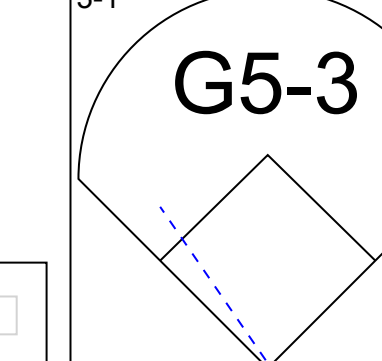
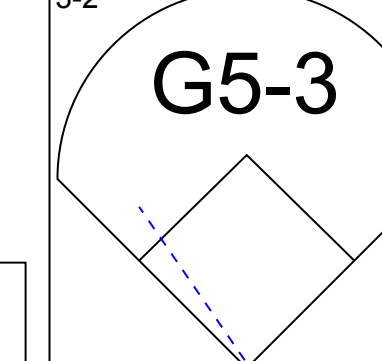
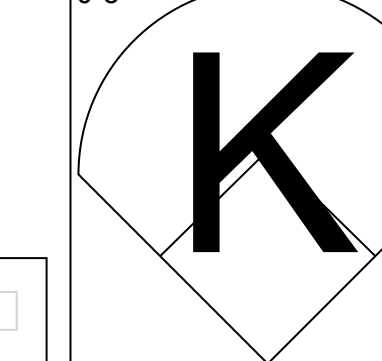
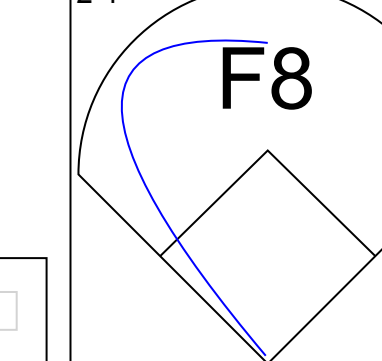
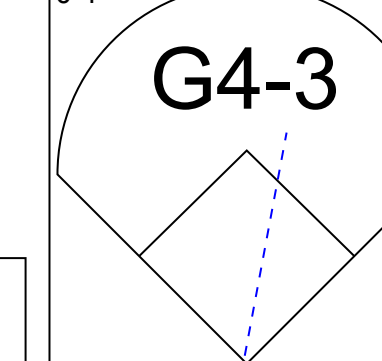
Batter	1	2	3	4	5	6	7	8	9	AB	R	H	RBI	BB	SO	LOB	BOTTOM				
Lenny Dykstra, L OBP: 0.370, SLG: 0.385 (1, 8)	S		1B					F7									4 1 3 0 0 0 0				
Mariano Duncan, R OBP: 0.295, SLG: 0.401 (1, 4)	K						F9										4 0 1 0 0 1 2				
Dave Hollins, S OBP: 0.373, SLG: 0.451 (1, 5)	F8		G5-4-3				G4-3										4 0 2 1 0 0 3				
John Kruk, L OBP: 0.450, SLG: 0.497 (1, 3)	F7						G4-3										4 1 0 0 0 0 3				
Wes Chamberlain, R OBP: 0.284, SLG: 0.429 (1, 9)																	4 1 1 0 0 1 1				
Darren Daulton, L OBP: 0.384, SLG: 0.491 (1, 2)	G6-3						G3										4 0 1 1 0 0 1				
Stan Javier, S OBP: 0.324, SLG: 0.287 (1, 7)	G6-3																4 0 2 1 0 0 1				
Joe Milette, R OBP: 0.304, SLG: 0.273 Ricky Jordan, R OBP: 0.237, SLG: 0.333 (9, PH)	K																3 0 0 0 0 1 2				
Terry Mulholland, R OBP: 0.155, SLG: 0.127 Ruben Amaro Jr, S OBP: 0.301, SLG: 0.311 Bob Ayrault, R (9, 1)			G5-3				P9										2 0 0 0 0 0 0				
Inning Stats	R: 0 E: 0 K: 1 S: 12	H: 1 LOB: 1 BB: 0 P: 17	R: 0 E: 0 K: 1 S: 11	H: 1 LOB: 0 BB: 0 P: 15	R: 0 E: 0 K: 0 S: 13	H: 2 LOB: 1 BB: 0 P: 19	R: 0 E: 0 K: 0 S: 8	H: 0 LOB: 0 BB: 0 P: 10	R: 0 E: 0 K: 0 S: 5	H: 1 LOB: 0 BB: 0 P: 6	R: 1 E: 0 K: 1 S: 12	H: 2 LOB: 1 BB: 0 P: 15	R: 0 E: 0 K: 0 S: 5	H: 0 LOB: 0 BB: 0 P: 7	R: 0 E: 0 K: 0 S: 6	H: 0 LOB: 0 BB: 0 P: 8	R: 2 E: 0 K: 0 S: 17	H: 3 LOB: 1 BB: 0 P: 23	1B: 8 2B: 2 3B: 0 HR: 0	SF: 0 SAC: 0 DP: 2 HBP: 0	WP: 0 PA: 35 PB: 0 CS: 0
PITCHER	IP	WLS	BF	H	R	ER	SO	BB	IBB	HBP	BLK	WP	HR	S	P	ERA	WHIP				
Bruce Hurst, L ERA: 3.52 Randy Myers, L ERA: 5.2 (9, 1)	8.1	S	3	1	0	0	0	0	0	0	0	0	0	11	15	0.00	1.500				

San Diego Padres @ Philadelphia Phillies
Veterans Stadium, Philadelphia, PA
Tue Jul 21 1992, 7:05 PM EDT
Att: 19,829 - Cloudy - 85 F

livebaseballscores.com

AB 35
R 3
H 10
RBI 3
BB 0
SO 3
LOB 14

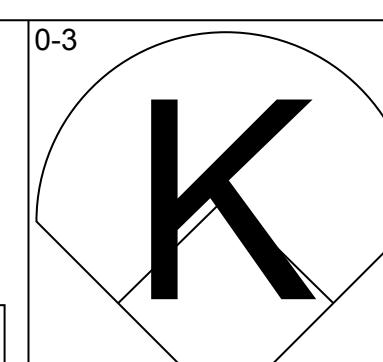
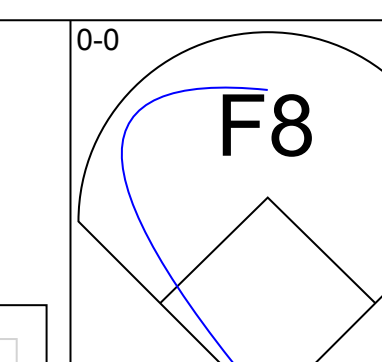
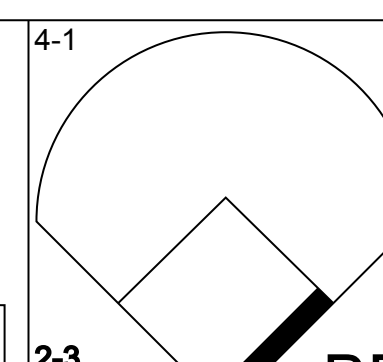
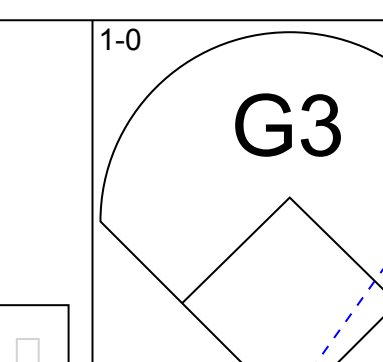
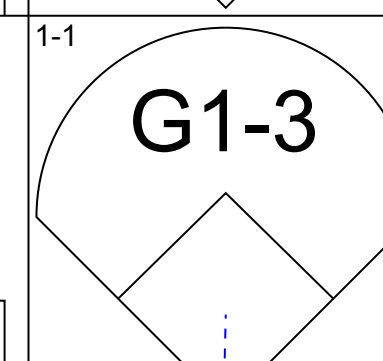
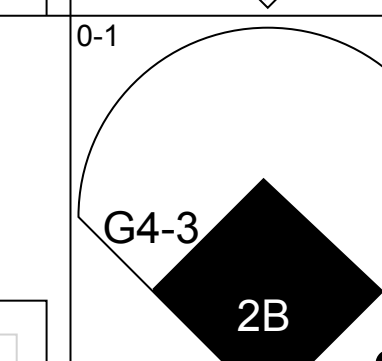
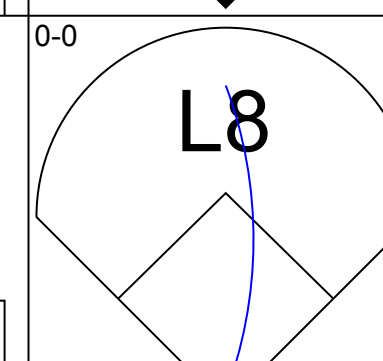
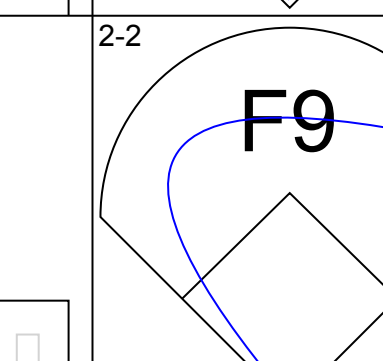
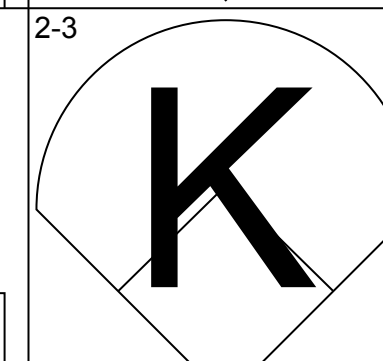
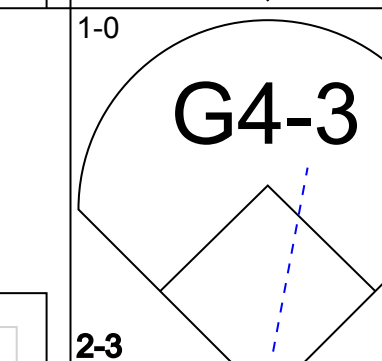
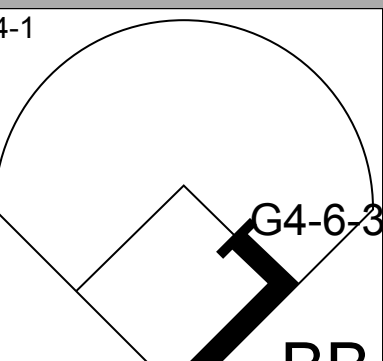
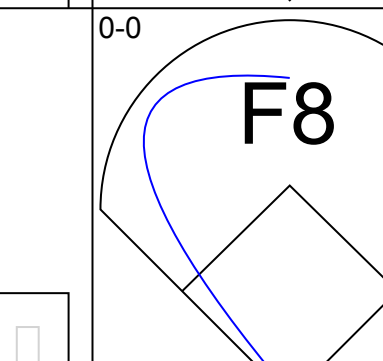
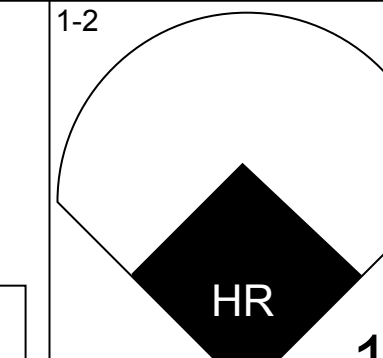
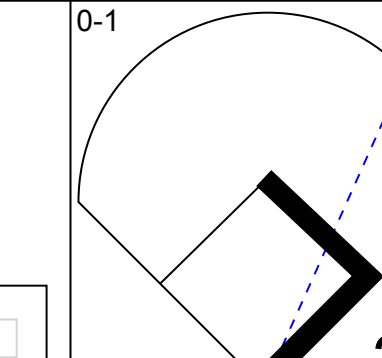
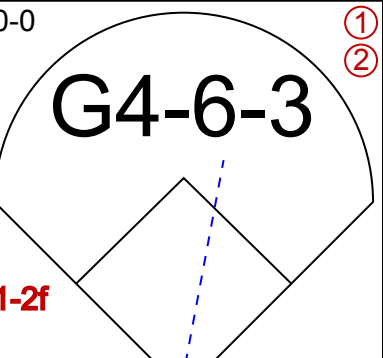
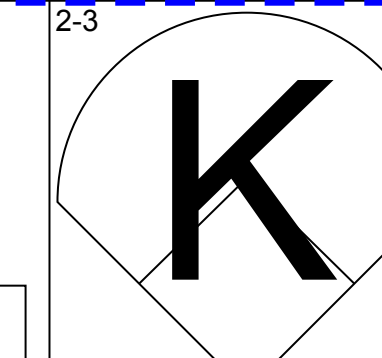
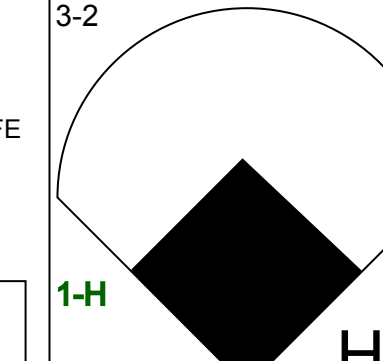
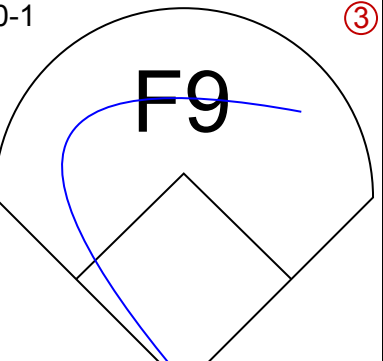
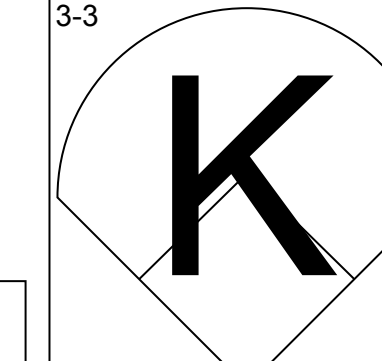
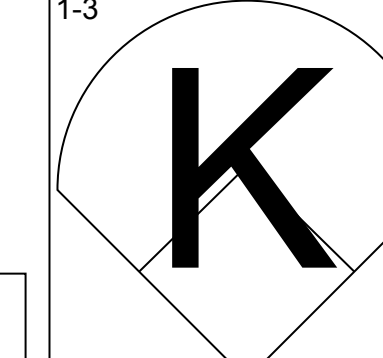
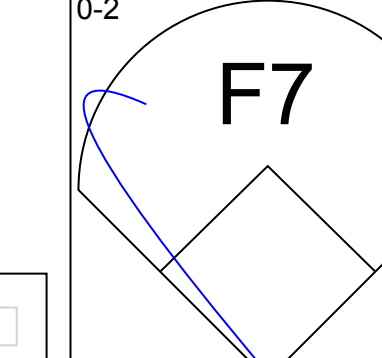
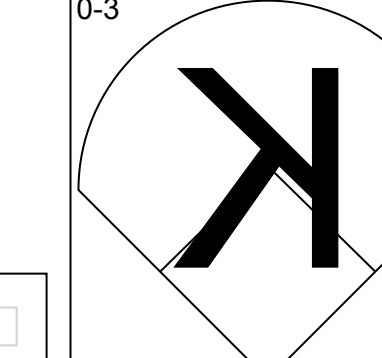
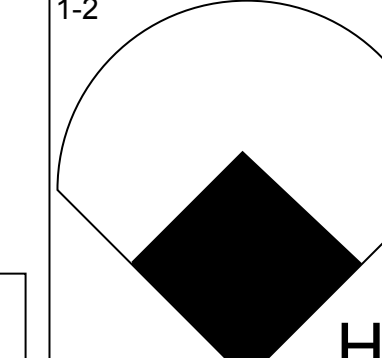
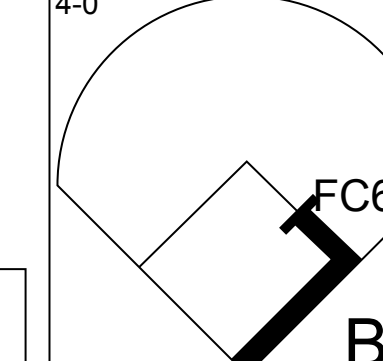
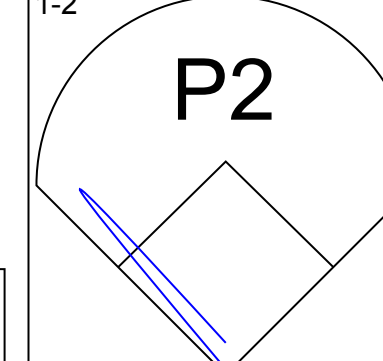
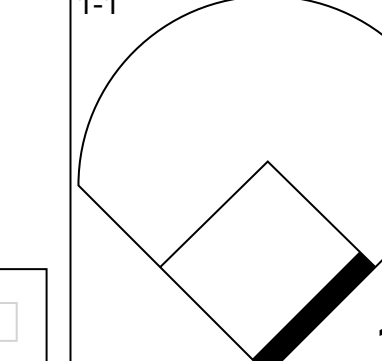
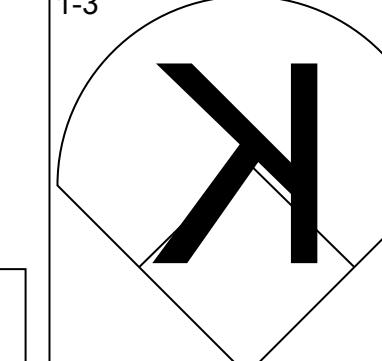
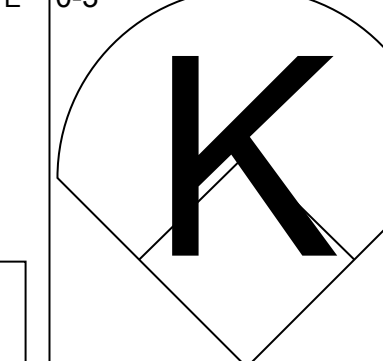
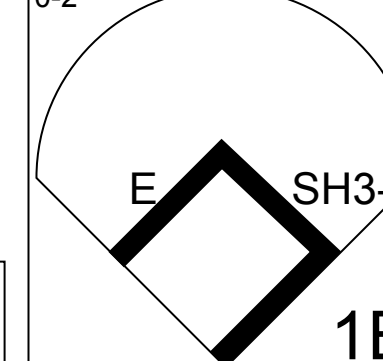
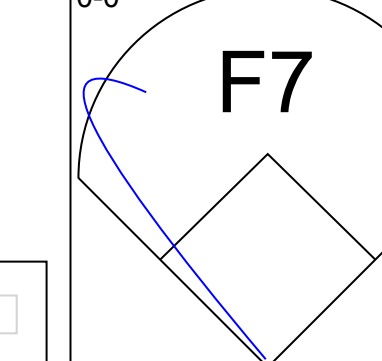
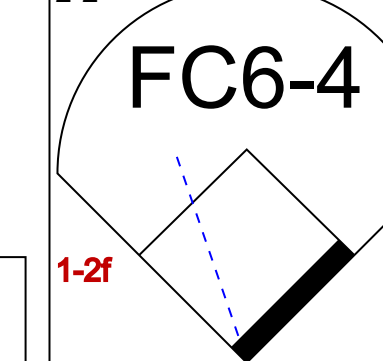
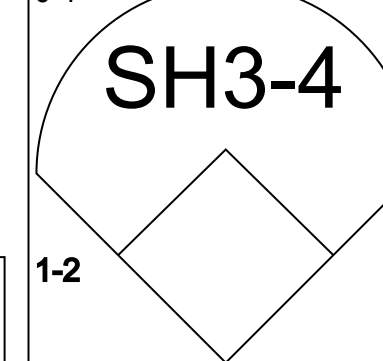
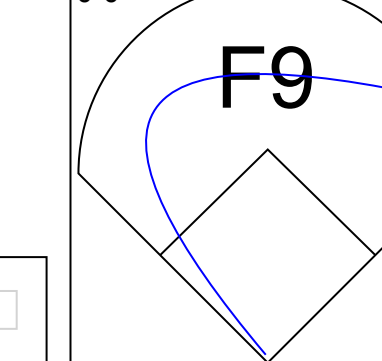


Batter	1	2	3	4	5	6	7	8	9	AB	R	H	RBI	BB	SO	LOB	TOP		
Tony Fernandez, S OBP: 0.347, SLG: 0.366										4	0	0	0	0	3	1			
Tony Gwynn, L OBP: 0.393, SLG: 0.445										4	0	2	0	0	0	0			
Gary Sheffield, R OBP: 0.389, SLG: 0.557										4	0	2	0	0	0	1			
Fred McGriff, L OBP: 0.423, SLG: 0.581										4	0	0	0	0	2	4			
Darrin Jackson, R OBP: 0.302, SLG: 0.416										3	0	0	0	0	2	2			
Benito Santiago, R OBP: 0.283, SLG: 0.351										3	0	0	0	0	0	2			
Jerald Clark, R OBP: 0.283, SLG: 0.361										3	0	1	0	0	0	0			
Tim Teufel, R OBP: 0.333, SLG: 0.392										3	0	0	0	0	0	1			
Andy Benes, R OBP: 0.200, SLG: 0.195										2	0	0	0	0	1	1			
Oscar Azocar, L OBP: 0.263, SLG: 0.256										1	0	0	0	0	0	0			
Larry Andersen, R OBP: 0.263, SLG: 0.256										0	0	0	0	0	0	0			
Inning Stats	R: 0 E: 0 K: 1 S: 6	H: 0 LOB: 0 BB: 0 P: 8	R: 0 E: 0 K: 1 S: 8	H: 0 LOB: 0 BB: 0 P: 12	R: 0 E: 0 K: 2 S: 15	H: 1 LOB: 1 BB: 0 P: 22	R: 0 E: 0 K: 0 S: 7	H: 1 LOB: 0 BB: 0 P: 8	R: 0 E: 0 K: 0 S: 8	H: 0 LOB: 0 BB: 0 P: 11	R: 0 E: 0 K: 2 S: 13	H: 2 LOB: 2 BB: 0 P: 14	R: 0 E: 0 K: 0 S: 10	H: 0 LOB: 0 BB: 0 P: 13	R: 0 E: 0 K: 1 S: 9	H: 1 LOB: 1 BB: 0 P: 16	1B: 4 2B: 1 3B: 0 HR: 0	SF: 0 SAC: 0 DP: 1 HBP: 0	WP: 1 PA: 31
PITCHER Curt Schilling, R ERA: 2.57	IP: 9.0 WLS: W BF: 31 H: 5 R: 0 ER: 0 SO: 8 BB: 0 IBB: 0 HBP: 0 BLK: 0 WP: 1 HR: 0 S: 83 P: 116 ERA: 0.00 WHIP: 0.556															PITCHER			

San Diego Padres @ Philadelphia Phillies
Veterans Stadium, Philadelphia, PA
Wed Jul 22 1992, 7:05 PM EDT
Att: 26,062 - Cloudy - 77 F

AB 31
R 0
H 5
RBI 0
BB 0
SO 8
LOB 12

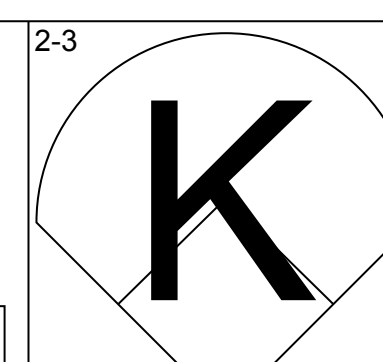
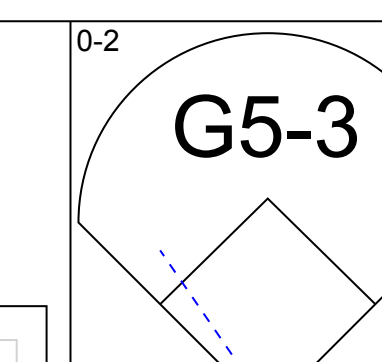
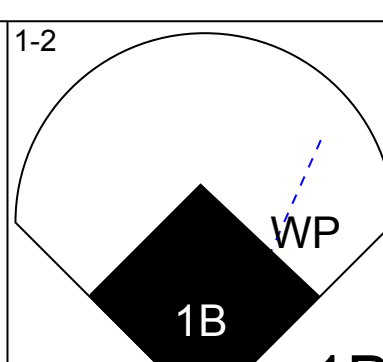
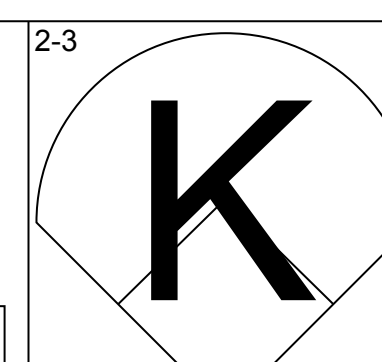
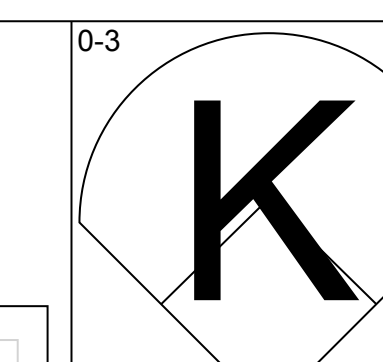
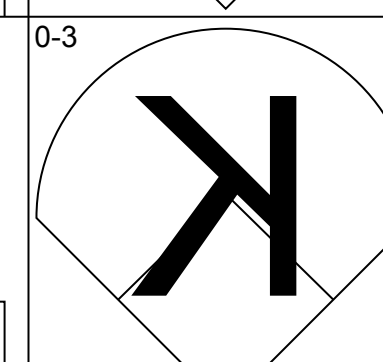
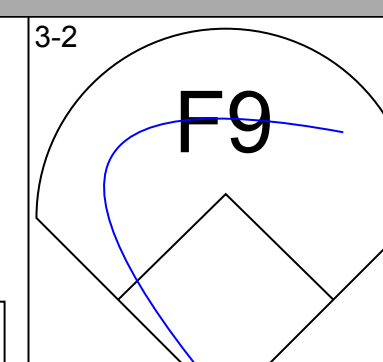
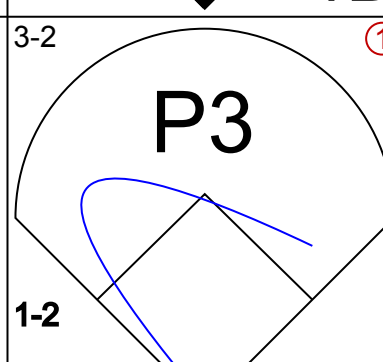
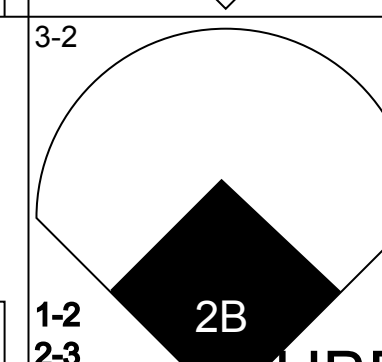
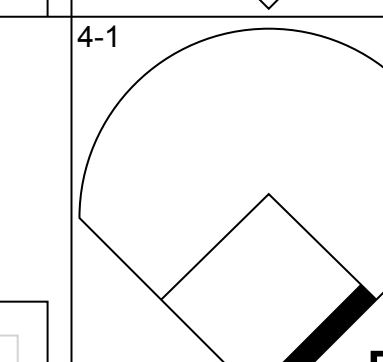
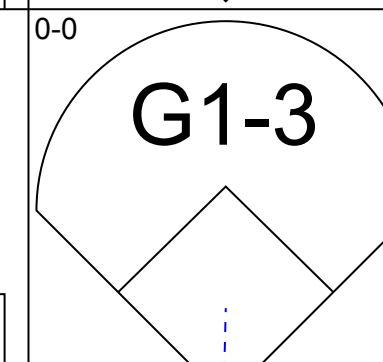
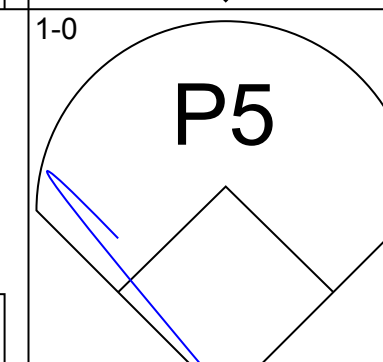
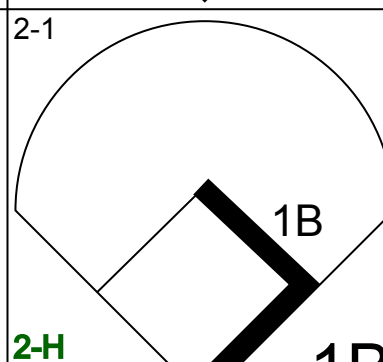
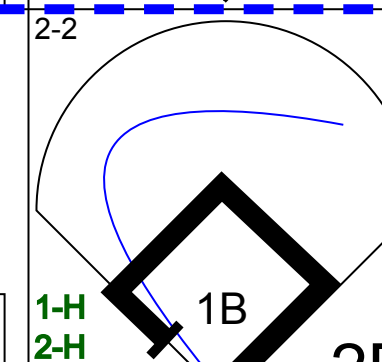
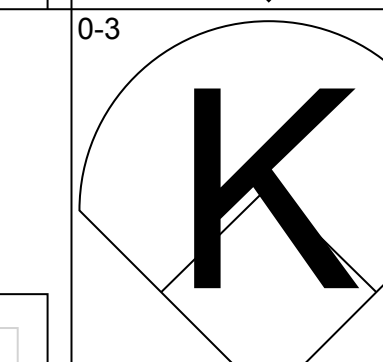
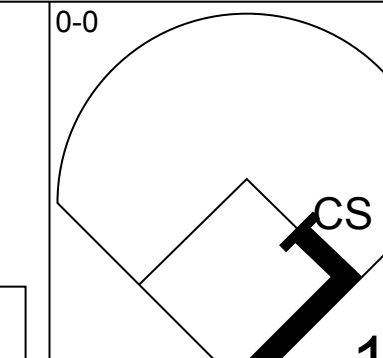
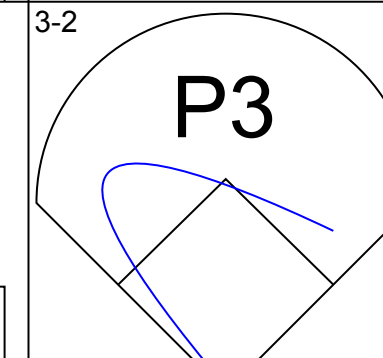
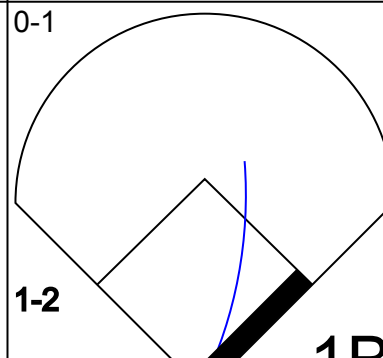
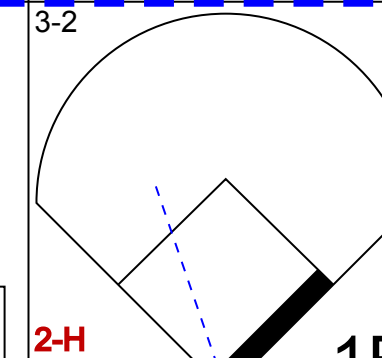
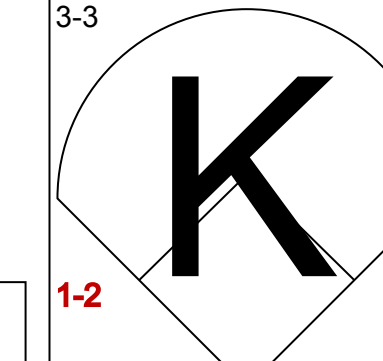
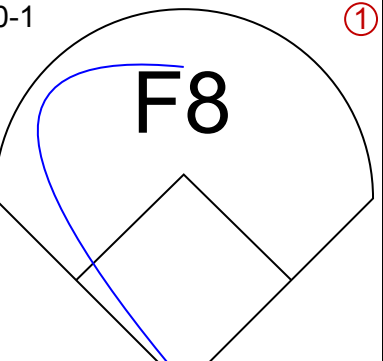
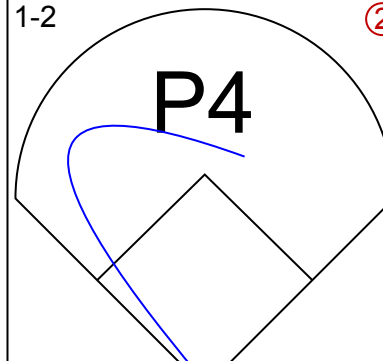
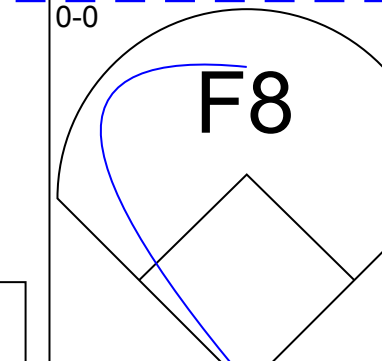
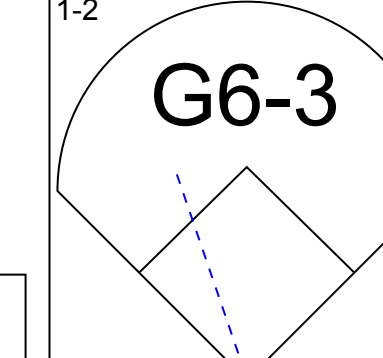
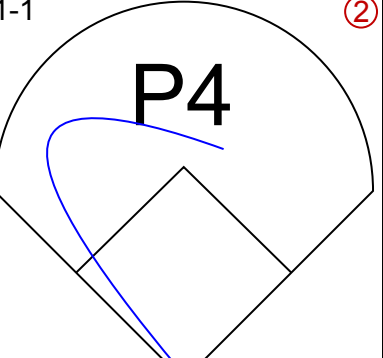
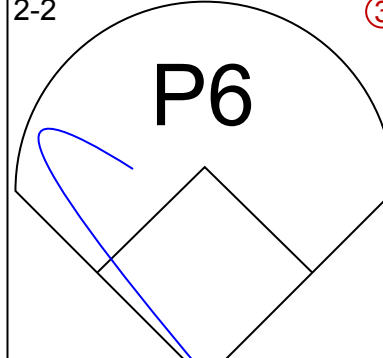
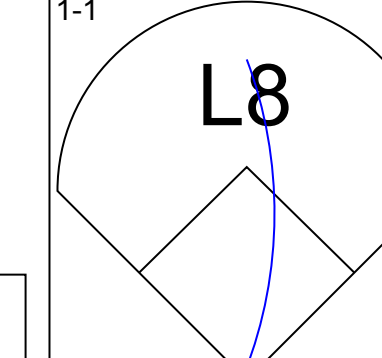
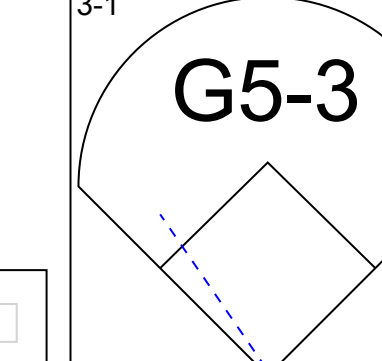
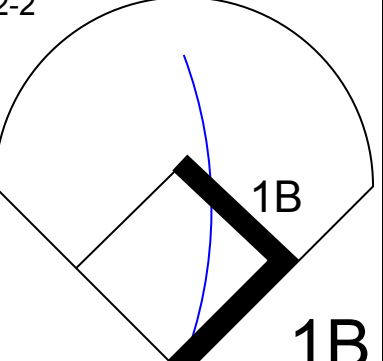
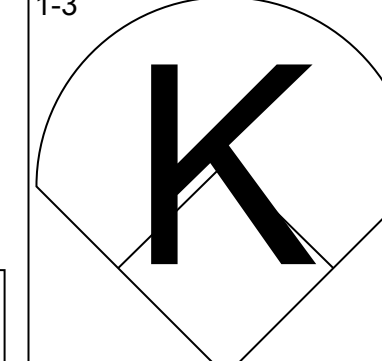
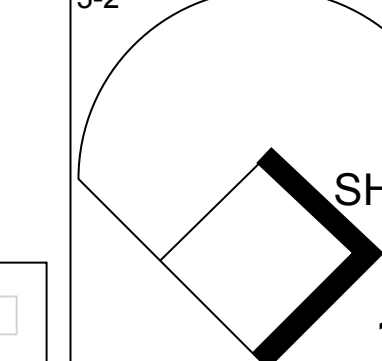
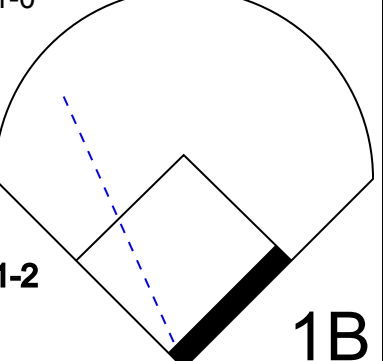
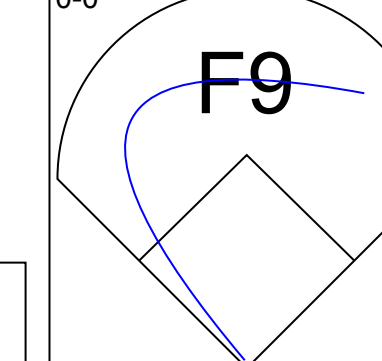
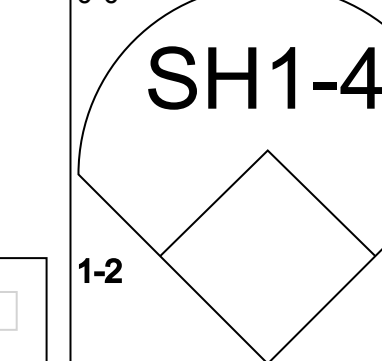
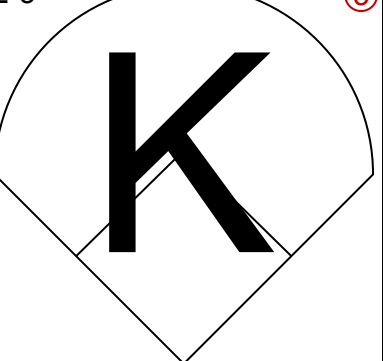
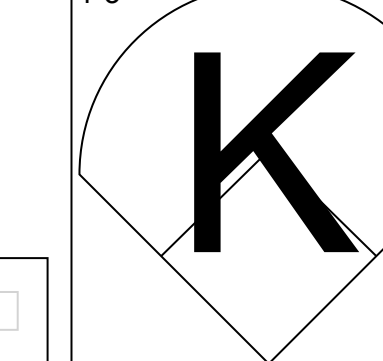



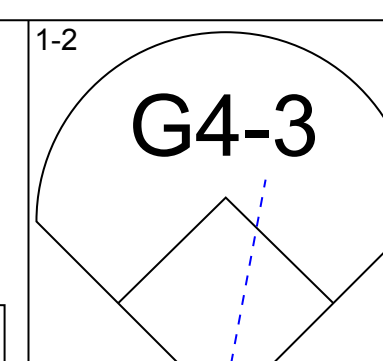
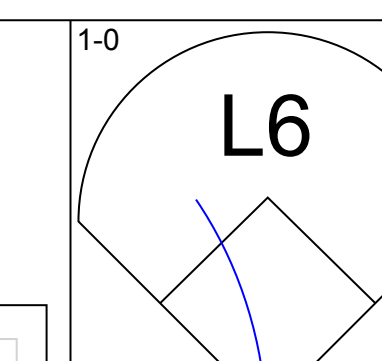
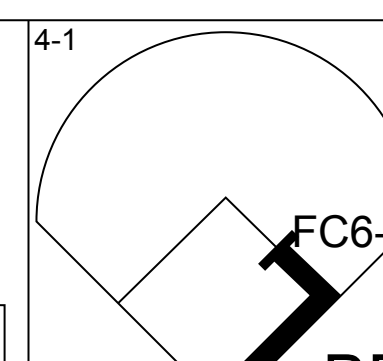
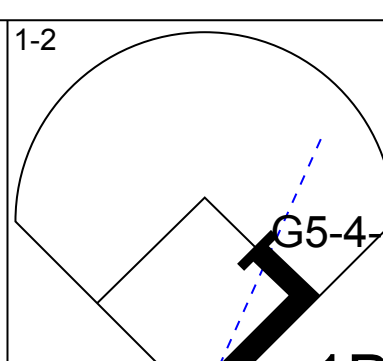
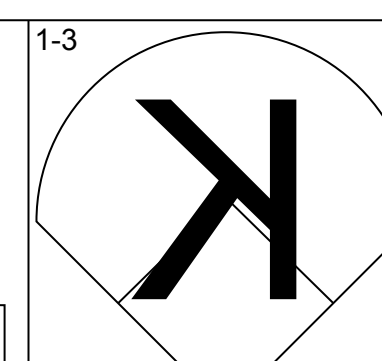
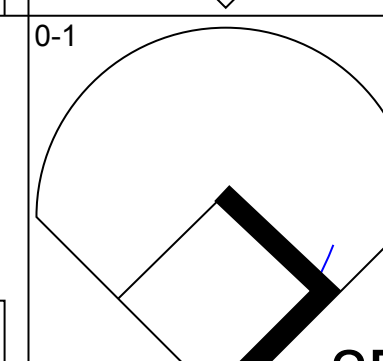
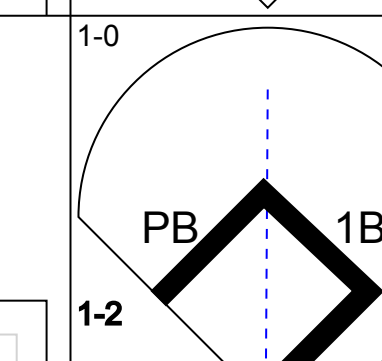
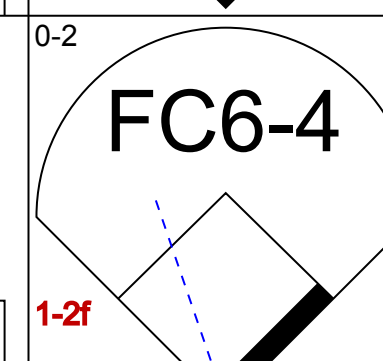
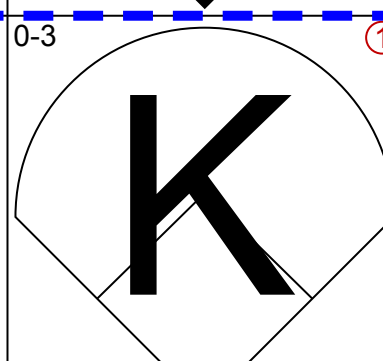
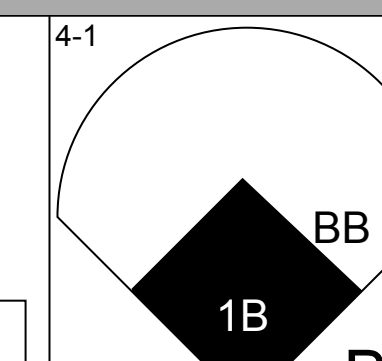
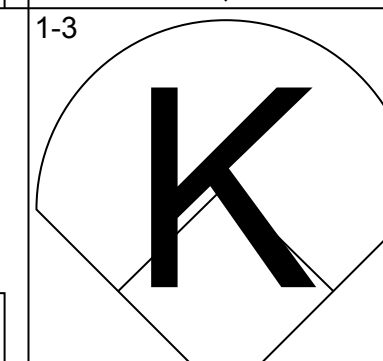
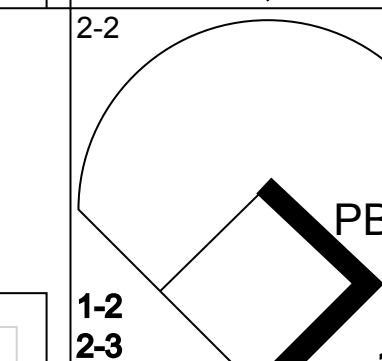
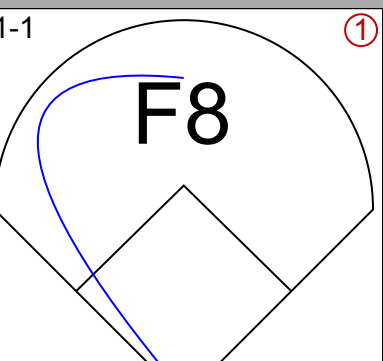
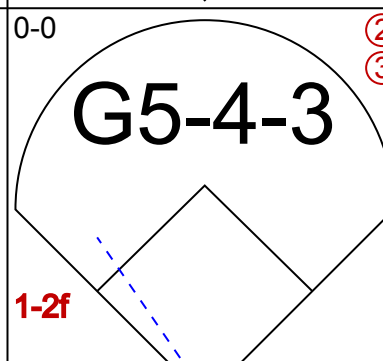
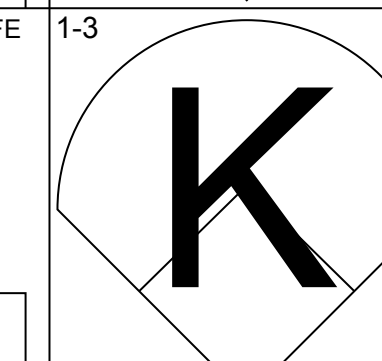
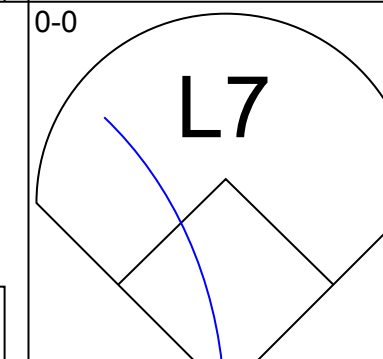
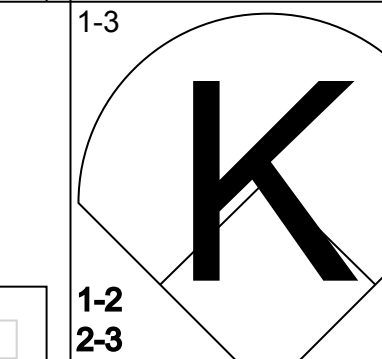
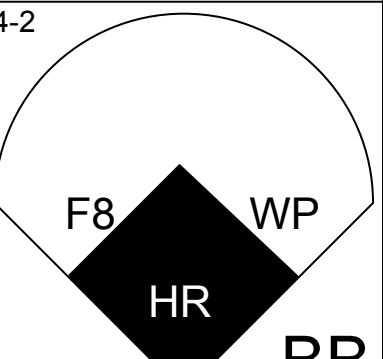
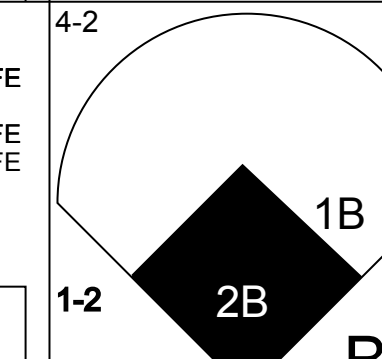
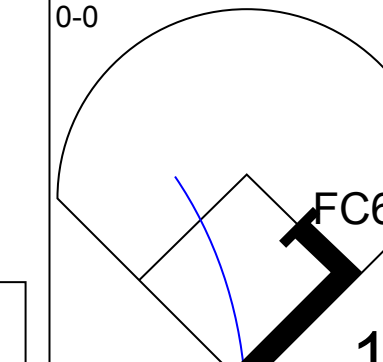
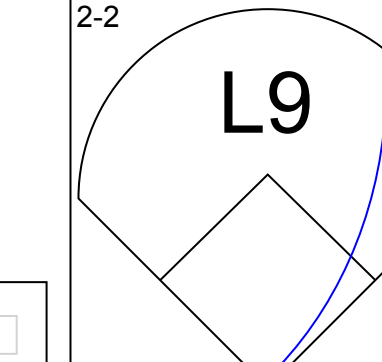
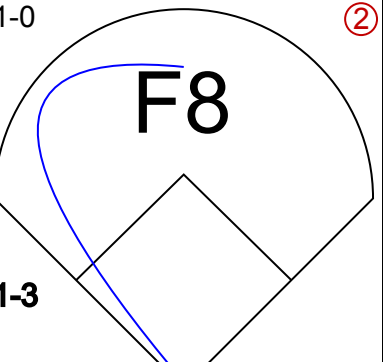
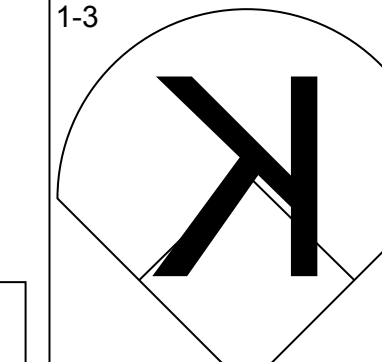
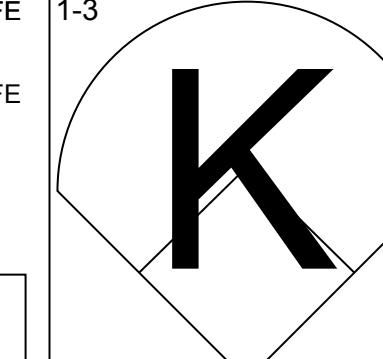
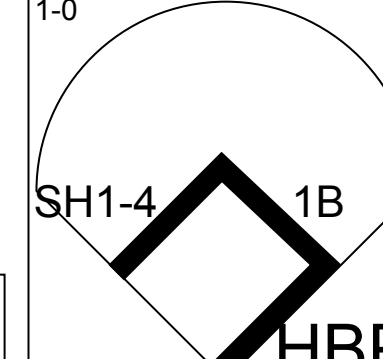
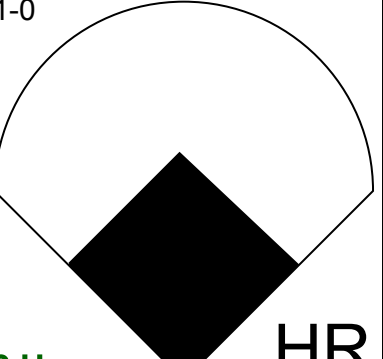
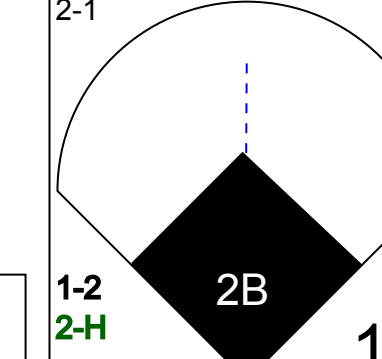

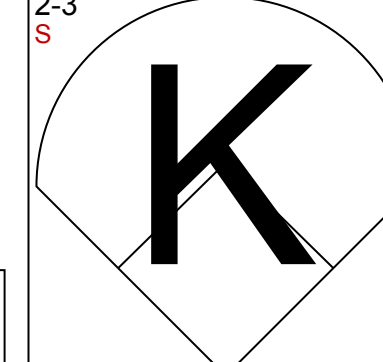
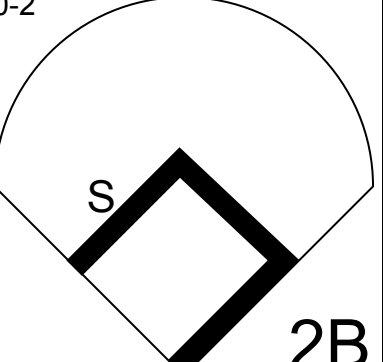
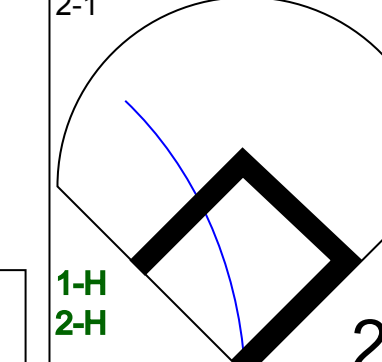

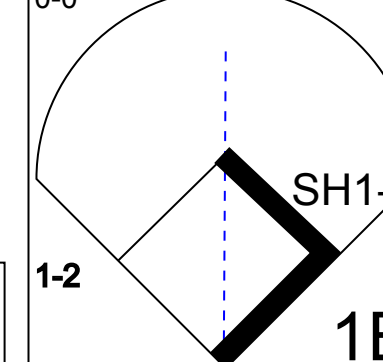
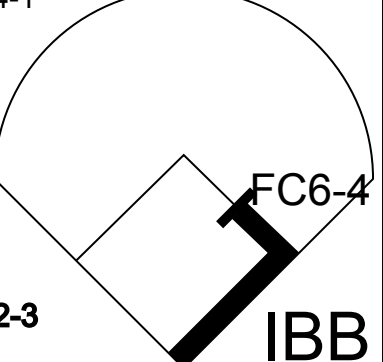
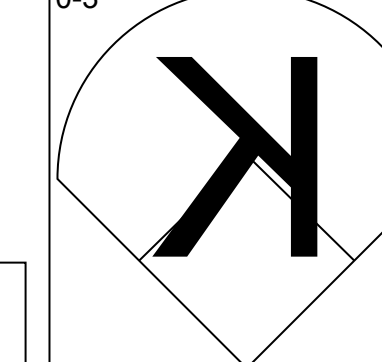

Batter	1	2	3	4	5	6	7	8	9	AB	R	H	RBI	BB	SO	LOB	BOTTOM
Lenny Dykstra, L OBP: 0.368, SLG: 0.381										3	0	0	0	1	1	0	
Mariano Duncan, R OBP: 0.294, SLG: 0.402										4	1	1	0	0	0	2	
Dave Hollins, S OBP: 0.372, SLG: 0.447										3	0	0	0	1	1	1	
John Kruk, L OBP: 0.451, SLG: 0.500										4	1	2	1	0	1	1	
Darren Daulton, L OBP: 0.385, SLG: 0.500										3	1	1	2	1	1	0	
Wes Chamberlain, R OBP: 0.284, SLG: 0.441										4	1	1	1	0	2	2	
Mickey Morandini, L OBP: 0.324, SLG: 0.373										3	0	1	0	1	1	0	
Joe Milette, R OBP: 0.308, SLG: 0.280										3	0	1	0	0	1	2	
Curt Schilling, R OBP: 0.121, SLG: 0.125										2	0	0	0	0	2		
Inning Stats	R: 0 E: 0 K: 2 S: 9	H: 0 LOB: 0 BB: 0 P: 12	R: 2 E: 0 K: 2 S: 17	H: 2 LOB: 1 BB: 1 P: 28	R: 1 E: 0 K: 0 S: 10	H: 2 LOB: 2 BB: 1 P: 15	R: 0 E: 0 K: 0 S: 10	H: 1 LOB: 2 BB: 1 P: 15	R: 0 E: 0 K: 1 S: 7	H: 1 LOB: 1 BB: 0 P: 8	R: 0 E: 0 K: 0 S: 7	H: 0 LOB: 0 BB: 0 P: 10	R: 1 E: 0 K: 3 S: 14	H: 1 LOB: 0 BB: 0 P: 21	1B: 3 2B: 2 3B: 0 HR: 2	SF: 0 SAC: 1 DP: 1 HBP: 0	WP: 0 PA: 34
PITCHER Andy Benes, R ERA: 3.66 Larry Andersen, R ERA: 4.56	IP: 7.0 WLS: L BF: 30 H: 6 R: 3 ER: 3 SO: 3 BB: 3 IBB: 0 HBP: 0 BLK: 0 WP: 0 HR: 1 S: 64 P: 96 ERA: 3.86 WHIP: 1.286															PITCHER	

San Diego Padres @ Philadelphia Phillies
Veterans Stadium, Philadelphia, PA
Wed Jul 22 1992, 7:05 PM EDT
Att: 26,062 - Cloudy - 77 F

AB 29
R 4
H 7
RBI 4
BB 4
SO 8
LOB 10



Batter	1	2	3	4	5	6	7	8	9	AB	R	H	RBI	BB	SO	LOB	TOP										
Willie McGee, S OBP: 0.343, SLG: 0.354 (1, 8)										5	1	1	0	0	3	3	San Francisco Giants @ Philadelphia Phillies Veterans Stadium, Philadelphia, PA Fri Jul 24, 1992, 7:05 PM EDT Att: 20,580 - Cloudy - 67 F										
Robby Thompson, R OBP: 0.348, SLG: 0.402 (1, 4)										3	1	0	0	1	1												
Will Clark, L OBP: 0.397, SLG: 0.477 Mike Felder, S OBP: 0.307, SLG: 0.348 (7, PR) (7, 8)										4	0	2	4	0	0	0											
Chris James, R OBP: 0.321, SLG: 0.416 (1, 7)										4	0	3	0	0	0	0											
Cory Snyder, R OBP: 0.326, SLG: 0.478 (7, 3)										4	0	0	0	0	1	3											
Matt Williams, R OBP: 0.276, SLG: 0.382 (1, 5)										4	0	0	0	0	0	2											
Craig Colbert, R OBP: 0.220, SLG: 0.196 (1, 2)										4	0	2	0	0	1	0											
Jose Uribe, S OBP: 0.325, SLG: 0.383 (1, 6)										4	1	3	0	0	0	1											
Trevor Wilson, L OBP: 0.133, SLG: 0.074 Bryan Hickerson, L OBP: 0.345, SLG: 0.627 Mark Leonard, L OBP: 0.345, SLG: 0.627 Michael Jackson, R OBP: 0.345, SLG: 0.627 Dave Righetti, L OBP: 0.345, SLG: 0.627 Jeff Brantley, R OBP: 0.345, SLG: 0.627 Kevin Bass, L OBP: 0.345, SLG: 0.627 (1, 1) (6, 1) (7, PR) (7, 1) (7, 1) (7, 1) (7, 1)										1	0	0	0	0	1	2											
Inning Stats	R: 0 E: 0 K: 2 S: 7	H: 0 LOB: 0 BB: 0 P: 9	R: 0 E: 0 K: 1 S: 8	H: 1 LOB: 0 BB: 0 P: 12	R: 0 E: 0 K: 0 S: 10	H: 1 LOB: 1 BB: 0 P: 16	R: 0 E: 0 K: 0 S: 8	H: 0 LOB: 0 BB: 0 P: 15	R: 0 E: 0 K: 1 S: 12	H: 2 LOB: 2 BB: 0 P: 18	R: 1 E: 0 K: 0 S: 16	H: 3 LOB: 2 BB: 0 P: 25	R: 3 E: 0 K: 2 S: 25	H: 3 LOB: 2 BB: 1 P: 40	R: 0 E: 0 K: 0 S: 6	H: 1 LOB: 1 BB: 0 P: 8			R: 0 E: 0 K: 3 S: 10	H: 0 LOB: 1 BB: 1 P: 15	1B: 10 2B: 2 3B: 0 HR: 0	SF: 0 SAC: 1 DP: 1 HBP: 1	WP: 1 PB: 0 SB: 0 CS: 1	PA: 39			
PITCHER	IP	WLS	BF	H	R	ER	SO	BB	IBB	HBP	BLK	WP	HR	S	P	ERA	WHIP										
Kyle Abbott, L ERA: 4.89 Mike Hartley, R ERA: 2.97 Wally Ritchie, L ERA: 2.63 Barry Jones, R ERA: 4.47 Mitch Williams, L ERA: 3.09	(1, 1) (7, 1) (7, 1) (7, 1) (8, 1)	6.0 0.2 0.0 0.1 2.0	24 5 1 W S	7 1 1 1 1	1 3 0 0 0	1 3 0 0 0	4 2 0 0 3	0 1 0 0 1	0 0 0 0 0	0 0 0 0 0	0 1 0 0 0	0 0 0 0 0	1 0 0 0 0	0 14 6 5 16	95 24 8 8 23	1.50 40.50 ∞ 0.00 0.00	1.167 3.000 ∞ 3.000 1.000										

Batter	1	2	3	4	5	6	7	8	9	AB	R	H	RBI	BB	SO	LOB	BOTTOM										
Lenny Dykstra, L OBP: 0.369, SLG: 0.379 (1, 8)										4	0	1	0	1	1	3	San Francisco Giants @ Philadelphia Phillies Veterans Stadium, Philadelphia, PA Fri Jul 24, 1992, 7:05 PM EDT Att: 20,580 - Cloudy - 67 F										
Mariano Duncan, R OBP: 0.298, SLG: 0.406 (1, 4) (8, 6)										4	1	2	0	1	1	4											
Dave Hollins, S OBP: 0.370, SLG: 0.444 (1, 5)										5	0	1	0	0	2	3											
John Kruk, L OBP: 0.453, SLG: 0.498 (1, 3)										3	3	1	0	2	1	3											
Wes Chamberlain, R OBP: 0.282, SLG: 0.435 (1, 9)										5	0	1	0	0	2	6											
Darren Daulton, L OBP: 0.391, SLG: 0.517 (1, 2)										4	2	3	4	0	1	1											
Stan Javier, S OBP: 0.333, SLG: 0.310 (1, 7)										4	1	2	2	0	1	2											
Joe Milette, R OBP: 0.345, SLG: 0.296 Jeff Grotewold, L OBP: 0.400, SLG: 0.688 Mickey Morandini, L OBP: 0.352, SLG: 0.372 (1, 6) (7, PH) (7, PR) (8, 4)										2	0	1	0	1	0	1											
Inning Stats	R: 0 E: 0 K: 1 S: 12	H: 1 LOB: 1 BB: 0 P: 14	R: 0 E: 0 K: 1 S: 7	H: 1 LOB: 0 BB: 0 P: 9	R: 1 E: 0 K: 2 S: 14	H: 2 LOB: 0 BB: 0 P: 22	R: 0 E: 0 K: 1 S: 14	H: 1 LOB: 3 BB: 1 P: 24	R: 2 E: 0 K: 0 S: 14	H: 2 LOB: 2 BB: 2 P: 27	R: 0 E: 0 K: 1 S: 9	H: 1 LOB: 0 BB: 0 P: 10	R: 2 E: 0 K: 2 S: 19	H: 4 LOB: 2 BB: 0 P: 29	R: 3 E: 0 K: 3 S: 17	H: 2 LOB: 1 BB: 2 P: 31			1B: 9 2B: 4 3B: 0 HR: 1	SF: 0 SAC: 1 DP: 1 HBP: 2	WP: 1 PB: 2 SB: 1 CS: 0	PA: 44					
PITCHER	IP	WLS	BF	H	R	ER	SO	BB	IBB	HBP	BLK	WP	HR	S	P	ERA		WHIP									
Trevor Wilson, L ERA: 4.06 Bryan Hickerson, L ERA: 2.82 Michael Jackson, R ERA: 2.83 Dave Righetti, L ERA: 5.59 Jeff Brantley, R ERA: 3.6	(1, 1) (6, 1) (7, 1) (7, 1) (7, 1) (7, 1)	5.0 1.0 0.2 0.0 1.1	28 2 4 L 9	8 0 2 2 3	3 0 2 2 3	2 0 2 0 3	5 1 2 0 4	0 0 1 0 0	0 0 0 0 0	0 0 0 0 0	0 1 1 0 0	0 0 0 0 0	0 0 0 0 0	4 11 3 4 22	102 19 4 4 37	3.60 27.00 ∞ ∞ 20.25	2.000 3.000 ∞ ∞ 3.750										

Batter	1	2	3	4	5	6	7	8	9	AB	R	H	RBI	BB	SO	LOB	TOP			
Mike Felder, S OBP: 0.308, SLG: 0.369	0-0 HR		0-2 1B		3-1 G5-3			1-2 G5-3		4	1	2	1	0	0	0	San Francisco Giants @ Philadelphia Phillies Veterans Stadium, Philadelphia, PA Sun Jul 26 1992, 3:33 AM EDT Att: 27,370 - Cloudy - 77 F			
Robby Thomson, R OBP: 0.347, SLG: 0.401	0-0 P6		1-0 F7		2-2 2B			1-0 L7		4	0	1	0	0	0	1				
Willie McGee, S OBP: 0.343, SLG: 0.366	0-2 G4-3			0-3 K	1-1 F8			1-3 K		4	0	0	0	0	2	1				
Chris James, R OBP: 0.322, SLG: 0.418	1-2 E3			0-1 1B 1B				0-0 L7		4	1	1	0	0	1	0				
Cory Snyder, R OBP: 0.323, SLG: 0.473	0-1 PO	0-2 G6-4-3 1B		0-1 F9				2-0 F8	1-1 F9	4	0	1	0	0	0	1				
Greg Litton, R OBP: 0.269, SLG: 0.295		1-0 F7		1-2 1B				2-2 F9	3-1 F8	4	0	1	0	0	0	1				
Craig Colbert, R OBP: 0.211, SLG: 0.189		0-0 G6-4-3 1-2		1-3 2-H 1B				0-1 F8		3	0	1	1	0	0	1				
Jose Uribe, S OBP: 0.311, SLG: 0.364			2-3 K	1-3 K				1-3 K		3	0	0	0	0	3	2				
Dave Righetti, L (7, 1)										0	0	0	0	0	0	0				
Pat Rapp, R (1, 1)			0-3 K		1-3 K			1-1 F8		1	0	0	0	0	1	0				
Jim Pena, L OBP: 0.333, SLG: 0.333										1	0	0	0	0	1	0				
Mike Benjamin, R OBP: 0.219, SLG: 0.375										1	0	0	0	0	0	0				
Inning Stats	R: 1 E: 1 K: 0 S: 9	H: 1 LOB: 0 BB: 0 P: 10	R: 0 E: 0 K: 0 S: 5	H: 1 LOB: 0 BB: 0 P: 6	R: 0 E: 0 K: 2 S: 12	H: 1 LOB: 1 BB: 0 P: 15	R: 1 E: 0 K: 2 S: 15	H: 3 LOB: 2 BB: 0 P: 16	R: 0 E: 0 K: 1 S: 11	H: 0 LOB: 0 BB: 0 P: 18	R: 0 E: 0 K: 1 S: 9	H: 0 LOB: 0 BB: 0 P: 11	R: 0 E: 0 K: 1 S: 10	H: 0 LOB: 0 BB: 0 P: 13	R: 0 E: 0 K: 0 S: 5	H: 0 LOB: 0 BB: 0 P: 9	1B: 5 2B: 1 3B: 0 HR: 1	SF: 0 SAC: 0 DP: 1 HBP: 0	WP: 0 PB: 0 SB: 0 CS: 0	PA: 34
PITCHER Terry Mulholland, L ERA: 3.48	IP: 9.0 W: 7 L: 2 ER: 2 SO: 8 BB: 0 IBB: 0 HBP: 0 BLK: 0 WP: 0 HR: 1 S: 85 P: 114 ERA: 2.00 WHIP: 0.778																			

AB	33
R	2
H	7
RBI	2
BB	0
SO	8
LOB	7



Batter	1	2	3	4	5	6	7	8	9	AB	R	H	RBI	BB	SO	LOB	BOTTOM			
Lenny Dykstra, L OBP: 0.377, SLG: 0.399	4-2 S 1B BB	2-2 G6-3		1-1 HR		4-1 1B BB				2	2	1	1	2	0	0	San Francisco Giants @ Philadelphia Phillies Veterans Stadium, Philadelphia, PA Sun Jul 26 1992, 3:33 AM EDT Att: 27,370 - Cloudy - 77 F			
Mariano Duncan, R OBP: 0.299, SLG: 0.401	4-2 S 1B BB		4-1 S 2B BB	2-2 G1-3		0-2 1B				2	2	1	0	2	0	0				
Dave Hollins, S OBP: 0.369, SLG: 0.440	0-2 F8 1-H 2-H		1-3 K	2-3 K		3-2 F9				4	1	1	2	0	2	3				
John Kruk, L OBP: 0.453, SLG: 0.495	4-1 FC4-3-6 BB		4-1 S 2B IBB	1-2 2B IBB		0-3 K		3-2 F8		2	1	0	0	2	1	0				
Wes Chamberlain, R OBP: 0.285, SLG: 0.440	1-0 F8		0-2 S 1B 2B	0-2 S 1B 2B		1-0 2B		2-3 K		4	1	2	2	0	1	2				
Stan Javier, S OBP: 0.322, SLG: 0.298	1-1 FC4-3-6		1-1 L6	2-3 K		2-3 K		3-2 G6-3		4	0	0	1	0	1	3				
Mickey Morandini, L OBP: 0.321, SLG: 0.365	1-2 P5		0-2 2-H 1B	1-2 1B		1-1 F7				4	0	1	1	0	0	2				
Steve Lake, R OBP: 0.259, SLG: 0.346		1-1 G4-3	1-0 G1-3			0-2 G5-3		0-0 G5-3		4	0	0	0	0	0	1				
Terry Mulholland, R OBP: 0.145, SLG: 0.119		0-3 K		2-2 G6-3		1-1 G1-6-3		0-0 F9		4	0	0	0	0	1	0				
Inning Stats	R: 3 E: 0 K: 0 S: 16	H: 1 LOB: 1 BB: 3 P: 30	R: 0 E: 0 K: 1 S: 10	H: 0 LOB: 0 BB: 0 P: 13	R: 3 E: 0 K: 1 S: 14	H: 2 LOB: 1 BB: 2 P: 24	R: 1 E: 0 K: 1 S: 11	H: 1 LOB: 0 BB: 0 P: 18	R: 0 E: 0 K: 2 S: 9	H: 1 LOB: 1 BB: 0 P: 13	R: 0 E: 0 K: 0 S: 16	H: 1 LOB: 2 BB: 1 P: 24	R: 0 E: 0 K: 1 S: 10	H: 0 LOB: 0 BB: 0 P: 18	R: 0 E: 0 K: 0 S: 3	H: 0 LOB: 0 BB: 0 P: 5		1B: 3 2B: 2 3B: 0 HR: 1	SF: 0 SAC: 0 DP: 0 HBP: 0	WP: 0 PB: 0 SB: 4 CS: 0
PITCHER Pat Rapp, R ERA: 7.2	IP: 2.1 W: 1 L: 14 ER: 6 SO: 2 BB: 4 IBB: 1 HBP: 0 BLK: 0 WP: 0 HR: 0 S: 35 P: 61 ERA: 23.14 WHIP: 2.571																			
Jim Pena, L ERA: 3.18	3.2 L: 16 ER: 4 SO: 1 BB: 0 IBB: 0 HBP: 0 BLK: 0 WP: 0 HR: 1 S: 41 P: 61 ERA: 2.46 WHIP: 1.364																			
Dave Righetti, L ERA: 5.36	2.0 L: 6 ER: 0 SO: 0 BB: 0 IBB: 0 HBP: 0 BLK: 0 WP: 0 HR: 0 S: 13 P: 23 ERA: 0.00 WHIP: 0.000																			

AB	30
R	7
H	6
RBI	7
BB	6
SO	6
LOB	11



Batter	1	2	3	4	5	6	7	8	9	AB	R	H	RBI	BB	SO	LOB	TOP			
Vince Coleman, S OBP: 0.391, SLG: 0.415 (1, 7)	G3		P1		G3												4 0 1 0 0 0 1			
Dave Magadan, L OBP: 0.401, SLG: 0.353 (1, 5)	G5-3		FC4-6			K											4 0 0 0 0 1 2			
Howard Johnson, S OBP: 0.331, SLG: 0.342 (1, 9)			P3														4 0 2 0 0 1 1			
Eddie Murray, S OBP: 0.317, SLG: 0.395 (1, 3)	G6-3				K												4 0 0 0 0 1 2			
Mackey Sasser, L OBP: 0.289, SLG: 0.333 (1, 2)			G4-3														4 0 1 0 0 0 0			
Bill Pecota, R OBP: 0.309, SLG: 0.289 (1, 4)					FC6-4												4 0 1 0 0 0 2			
Dick Schofield, R Paul Gibson, R (1, 6)																	3 0 0 0 0 0 2			
Pat Howell, S Tom Filer, R Chico Walker, S OBP: 0.308, SLG: 0.372 (5, PH)			F9														0 0 0 0 0 0 0			
Bret Saberhagen, R Daryl Boston, L OBP: 0.297, SLG: 0.401 (5, PH)																	2 0 0 0 0 1 1			
Inning Stats	R: 0 E: 0 K: 0 S: 8	H: 1 LOB: 1 BB: 0 P: 12	R: 0 E: 0 K: 1 S: 9	H: 1 LOB: 1 BB: 0 P: 14	R: 0 E: 0 K: 0 S: 13	H: 1 LOB: 1 BB: 0 P: 17	R: 0 E: 0 K: 1 S: 9	H: 0 LOB: 0 BB: 0 P: 11	R: 0 E: 0 K: 1 S: 7	H: 1 LOB: 0 BB: 0 P: 10	R: 0 E: 0 K: 0 S: 6	H: 0 LOB: 0 BB: 0 P: 8	R: 0 E: 0 K: 1 S: 10	H: 1 LOB: 1 BB: 0 P: 16	R: 0 E: 1 K: 1 S: 10	H: 0 LOB: 1 BB: 0 P: 18	1B: 6 2B: 0 3B: 0 HR: 0	SF: 0 SAC: 0 DP: 1 HBP: 0	WP: 0 PB: 1 SB: 0 CS: 0	PA: 33
PITCHER Curt Schilling, R ERA: 2.39 (1, 1)	IP: 9.0 WLS: W BF: 33 H: 6 R: 0 ER: 0 SO: 5 BB: 0 IBB: 0 HBP: 0 BLK: 0 WP: 0 HR: 0 S: 77 P: 114 ERA: 0.00 WHIP: 0.667															PITCHER IP: 9.0 WLS: W BF: 33 H: 6 R: 0 ER: 0 SO: 5 BB: 0 IBB: 0 HBP: 0 BLK: 0 WP: 0 HR: 0 S: 77 P: 114 ERA: 0.00 WHIP: 0.667				

New York Mets @ Philadelphia Phillies
Veterans Stadium, Philadelphia, PA
Mon Jul 27 1992, 7:05 PM EDT
Att: 29,138 - Cloudy - 81 F

AB	33
R	0
H	6
RBI	0
BB	0
SO	5
LOB	11



Batter	1	2	3	4	5	6	7	8	9	AB	R	H	RBI	BB	SO	LOB	BOTTOM			
Lenny Dykstra, L OBP: 0.376, SLG: 0.394 (1, 8)		G6-4-3		G6-3													3 1 0 0 1 0 3			
Mariano Duncan, R OBP: 0.300, SLG: 0.400 (1, 7)																	3 2 1 0 1 0 1			
Dave Hollins, S OBP: 0.368, SLG: 0.436 (1, 5)																	3 0 0 0 1 0 3			
John Kruk, L OBP: 0.453, SLG: 0.492 (1, 3)																	2 1 0 0 2 1 1			
Darren Daulton, L OBP: 0.390, SLG: 0.518 (1, 2)																	4 1 1 3 0 0 2			
Wes Chamberlain, R OBP: 0.280, SLG: 0.431 (1, 9)																	4 0 0 0 0 2 2			
Mickey Morandini, L OBP: 0.321, SLG: 0.365 (1, 4)																	3 0 1 0 0 1 0			
Joe Milette, R OBP: 0.343, SLG: 0.281 (1, 6)																	3 0 1 0 0 0 1			
Curt Schilling, R OBP: 0.167, SLG: 0.171 (1, 1)																	3 0 2 0 0 1 1			
Inning Stats	R: 4 E: 0 K: 1 S: 16	H: 2 LOB: 1 BB: 3 P: 32	R: 0 E: 0 K: 0 S: 8	H: 1 LOB: 0 BB: 0 P: 13	R: 0 E: 0 K: 2 S: 9	H: 0 LOB: 1 BB: 1 P: 18	R: 0 E: 0 K: 1 S: 11	H: 1 LOB: 0 BB: 0 P: 13	R: 1 E: 1 K: 0 S: 8	H: 1 LOB: 0 BB: 0 P: 10	R: 0 E: 0 K: 1 S: 8	H: 0 LOB: 0 BB: 0 P: 12	R: 0 E: 0 K: 0 S: 6	H: 1 LOB: 1 BB: 0 P: 8	R: 0 E: 0 K: 0 S: 7	H: 0 LOB: 1 BB: 1 P: 13	1B: 5 2B: 0 3B: 1 HR: 0	SF: 0 SAC: 0 DP: 2 HBP: 0	WP: 1 PB: 1 SB: 1 CS: 0	PA: 33
PITCHER Bret Saberhagen, R ERA: 3.98 Tom Filer, R ERA: 1.99 Paul Gibson, L ERA: 5.44 (5, 1)	IP: 3.0 WLS: L BF: 10 H: 2 R: 1 ER: 0 SO: 1 BB: 0 IBB: 0 HBP: 0 BLK: 0 WP: 1 HR: 0 S: 22 P: 30 ERA: 0.00 WHIP: 0.667															PITCHER IP: 3.0 WLS: L BF: 10 H: 2 R: 1 ER: 0 SO: 1 BB: 0 IBB: 0 HBP: 0 BLK: 0 WP: 1 HR: 0 S: 22 P: 30 ERA: 0.00 WHIP: 0.667				

New York Mets @ Philadelphia Phillies
Veterans Stadium, Philadelphia, PA
Mon Jul 27 1992, 7:05 PM EDT
Att: 29,138 - Cloudy - 81 F

AB	28
R	5
H	6
RBI	3
BB	5
SO	5
LOB	14



Batter	1	2	3	4	5	6	7	8	9	AB	R	H	RBI	BB	SO	LOB	TOP				
Vince Coleman, S OBP: 0.391, SLG: 0.418 (1, 8)	G6-3		G3				P6		G4-3 2B	4	2	1	0	1	0	1	New York Mets @ Philadelphia Phillies Veterans Stadium, Philadelphia, PA Tue Jul 28 1992, 7:05 PM EDT Att: 32,872 - Sunny - 77 F				
Dave Magadan, L OBP: 0.396, SLG: 0.361 (1, 5)	F8		F7				L3		G4-3 2-3	5	1	1	3	0	0	2					
Howard Johnson, S OBP: 0.332, SLG: 0.339 (1, 7)	F8		K						G4-3 2B	3	2	0	0	2	1	0					
Eddie Murray, S OBP: 0.323, SLG: 0.406 (9, PR)									G4-3	5	1	4	2	0	0	1					
Pat Howell, S OBP: 0.167, SLG: 0.125 Mackey Sasser, L OBP: 0.289, SLG: 0.333 (9, 3)		G4-3 1B		G6-4-3 1B					G4-3 1-H	0	0	0	0	0	0	0					
Daryl Boston, L OBP: 0.299, SLG: 0.407 (1, 9)	G4-3			F8					G4-3 1-H 3-H	5	1	2	1	0	1	3					
Bill Peotta, R OBP: 0.309, SLG: 0.286 Chico Walker, S OBP: 0.306, SLG: 0.369 Dick Schofield, R OBP: 0.312, SLG: 0.283 (8, 6)		FC3-6 1B		G6-4-3 1-2					F9 2-H	2	0	0	0	1	0	3					
Willie Randolph, R OBP: 0.342, SLG: 0.321 (1, 4)									F9 2-3	1	0	0	0	0	0	1					
Todd Hundley, S OBP: 0.253, SLG: 0.328 (1, 2)		FC3-6 1-2							G4-3	5	0	2	2	0	1	3					
David Cone, L OBP: 0.140, SLG: 0.111 Dave Gallagher, R OBP: 0.258, SLG: 0.306 Lee Guetterman, L OBP: 0.148, SLG: 0.115 (8, 1)									G4-3	4	1	2	0	0	0	2					
Anthony Young, R OBP: 0.148, SLG: 0.115 (9, 1)										2	0	1	0	0	0	2					
Inning Stats	R: 0 E: 0 K: 0 S: 5	H: 0 LOB: 0 BB: 0 P: 8	R: 1 E: 0 K: 0 S: 11	H: 2 LOB: 2 BB: 1 P: 17	R: 0 E: 0 K: 1 S: 9	H: 0 LOB: 0 BB: 0 P: 14	R: 0 E: 0 K: 0 S: 5	H: 1 LOB: 0 BB: 0 P: 11	R: 3 E: 0 K: 0 S: 11	H: 2 LOB: 1 BB: 0 P: 20	R: 0 E: 0 K: 0 S: 15	H: 1 LOB: 1 BB: 0 P: 13	R: 2 E: 0 K: 1 S: 15	H: 3 LOB: 2 BB: 1 P: 27	R: 2 E: 0 K: 1 S: 16	H: 2 LOB: 2 BB: 2 P: 27		1B: 8 2B: 5 3B: 0 HR: 1	SF: 0 SAC: 1 DP: 2 HBP: 0	WP: 0 PB: 0 SB: 0 CS: 0	PA: 43
PITCHER	IP	WLS	BF	H	R	ER	SO	BB	IBB	HBP	BLK	WP	HR	S	P	ERA		WHIP			
Mike Williams, R ERA: 5.34 (1, 1)	5.0		21	5	4	4	1	2	0	0	0	0	1	41	70	7.20	1.400				
Mike Hartley, R ERA: 2.97 (6, 1)	1.0		4	2	0	0	1	0	0	0	0	0	0	15	20	0.00	2.000				
Barry Jones, R ERA: 4.64 (7, 1)	1.2	L	10	4	2	2	0	1	0	0	0	0	0	19	36	10.80	3.000				
Wally Ritchie, L ERA: 3.0 (8, 1)	1.1		8	2	2	2	2	2	0	0	0	0	0	19	31	13.50	3.000				

AB	37
R	8
H	13
RBI	8
BB	5
SO	4
LOB	20



Batter	1	2	3	4	5	6	7	8	9	AB	R	H	RBI	BB	SO	LOB	BOTTOM					
Lenny Dykstra, L OBP: 0.379, SLG: 0.396 (1, 8)	E HR		K				L8			4	1	2	0	1	1	2	New York Mets @ Philadelphia Phillies Veterans Stadium, Philadelphia, PA Tue Jul 28 1992, 7:05 PM EDT Att: 32,872 - Sunny - 77 F					
Mariano Duncan, R OBP: 0.299, SLG: 0.398 (1, 7)	F9								F9	5	1	1	0	0	0	4						
Dave Hollins, S OBP: 0.369, SLG: 0.434 (1, 5)										4	1	1	1	1	0	3						
John Kruk, L OBP: 0.450, SLG: 0.487 (1, 3)	FC									4	1	0	0	1	1	4						
Darren Daulton, L OBP: 0.391, SLG: 0.526 (1, 2)										3	1	1	4	1	0	0						
Wes Chamberlain, R OBP: 0.279, SLG: 0.430 (1, 9)	P3									3	0	1	1	0	0	0						
Mickey Morandini, L OBP: 0.317, SLG: 0.360 (1, 4)										3	0	0	0	0	1	2						
Joe Milette, R OBP: 0.316, SLG: 0.257 Jim Lindeman, R OBP: 0.291, SLG: 0.333 (9, PH)										3	0	0	0	0	2	1						
Mike Williams, R OBP: 0.400, SLG: 0.400 Mike Hartley, R OBP: 0.289, SLG: 0.289 Wally Backman, S OBP: 0.289, SLG: 0.289 Barry Jones, R OBP: 0.289, SLG: 0.289 Wally Ritchie, L OBP: 0.289, SLG: 0.289 Ricky Jordan, R OBP: 0.289, SLG: 0.289 (9, PH)										2	0	0	0	0	1	0						
Inning Stats	R: 4 E: 1 K: 1 S: 8	H: 1 LOB: 1 BB: 1 P: 19	R: 0 E: 0 K: 1 S: 6	H: 0 LOB: 0 BB: 0 P: 8	R: 1 E: 0 K: 0 S: 10	H: 1 LOB: 2 BB: 2 P: 20	R: 0 E: 0 K: 2 S: 12	H: 1 LOB: 1 BB: 0 P: 17	R: 0 E: 0 K: 1 S: 11	H: 0 LOB: 0 BB: 0 P: 17	R: 0 E: 0 K: 2 S: 9	H: 0 LOB: 0 BB: 0 P: 14	R: 0 E: 0 K: 0 S: 6	H: 0 LOB: 0 BB: 0 P: 9	R: 1 E: 0 K: 1 S: 11	H: 3 LOB: 2 BB: 0 P: 17		1B: 6 2B: 0 3B: 0 HR: 1	SF: 1 SAC: 1 DP: 0 HBP: 1	WP: 0 PB: 0 SB: 3 CS: 0	PA: 40	
PITCHER	IP	WLS	BF	H	R	ER	SO	BB	IBB	HBP	BLK	WP	HR	S	P	ERA		WHIP				
David Cone, R ERA: 2.71 (1, 1)	7.0	W	31	4	5	4	1	0	0	0	0	0	1	66	115	5.14		1.143				
Lee Guetterman, L ERA: 5.92 (8, 1)	1.0		4	1	1	1	0	0	0	0	0	0	0	8	13	9.00		1.000				
Anthony Young, R ERA: 4.34 (9, 1)	1.0	S	5	2	0	0	1	0	0	0	0	0	0	9	13	0.00	2.000					

AB	33
R	6
H	7
RBI	6
BB	4
SO	10
LOB	15



Batter	1	2	3	4	5	6	7	8	9	AB	R	H	RBI	BB	SO	LOB	TOP						
Vince Coleman, S (1, 8) OBP: 0.380, SLG: 0.405										4	0	0	0	0	1	0							
Dave Magadan, L (1, 5) OBP: 0.402, SLG: 0.362										2	0	1	0	2	0	0							
Howard Johnson, S (1, 7) OBP: 0.333, SLG: 0.339										3	1	1	0	1	1	2							
Bobby Bonilla, S (1, 3) OBP: 0.367, SLG: 0.431										4	0	1	0	0	0	4							
Dave Gallagher, R (1, 9) OBP: 0.267, SLG: 0.337										4	0	2	1	0	0	3							
Bill Peotta, R (1, 4) OBP: 0.303, SLG: 0.279										4	0	0	0	0	2	3							
Todd Hundley, S (1, 2) OBP: 0.258, SLG: 0.351										4	2	2	1	0	1	1							
Dick Schofield, R (1, 6) OBP: 0.311, SLG: 0.282										4	0	1	0	0	1	0							
Sid Fernandez, L (1, 1) Chico Walker, S (7, PH) Jeff Innis, R (7, 1) Lee Guetterman, L (8, 1) Wally Whitehurst, R (8, 1) Charlie O'Brien, R (8, PH)										2	0	0	0	0	0	1							
Inning Stats	R: 0 E: 0 K: 1 S: 15	H: 1 LOB: 2 BB: 1 P: 22	R: 0 E: 0 K: 2 S: 7	H: 0 LOB: 0 BB: 0 P: 10	R: 0 E: 0 K: 0 S: 10	H: 0 LOB: 0 BB: 0 P: 11	R: 1 E: 0 K: 0 S: 7	H: 1 LOB: 1 BB: 1 P: 15	R: 0 E: 0 K: 1 S: 9	H: 0 LOB: 0 BB: 0 P: 17	R: 0 E: 0 K: 0 S: 11	H: 2 LOB: 2 BB: 1 P: 17	R: 1 E: 0 K: 0 S: 6	H: 2 LOB: 0 BB: 0 P: 11	R: 0 E: 0 K: 1 S: 9	H: 1 LOB: 1 BB: 0 P: 14	R: 1 E: 0 K: 3 S: 14	H: 1 LOB: 0 BB: 0 P: 19	1B: 5 2B: 1 3B: 1 HR: 1	SF: 0 SAC: 0 DP: 1 HBP: 0	WP: 0 PB: 0 SB: 0 CS: 0	PA: 36	
PITCHER	IP WLS BF H R ER SO BB IBB HBP BLK WP HR S P ERA WHIP																						
Kyle Abbott, L (1, 1) ERA: 4.73	7.0	28	6	2	2	4	3	0	0	0	0	0	0	65	103	2.57	1.286						
Mitch Williams, L (8, 1) ERA: 3.73	2.0	W 8	2	1	1	4	0	0	0	0	0	1	23	33	4.50	1.000							

New York Mets @ Philadelphia Phillies
Veterans Stadium, Philadelphia, PA
Wed Jul 29 1992, 3:33 AM EDT
Att: 39,691 - Sunny - 82 F

AB 33
R 3
H 8
RBI 2
BB 3
SO 8
LOB 14



Batter	1	2	3	4	5	6	7	8	9	AB	R	H	RBI	BB	SO	LOB	BOTTOM						
Lenny Dykstra, L (1, 8) OBP: 0.378, SLG: 0.394										4	1	1	0	0	1	1							
Mariano Duncan, R (1, 4) OBP: 0.299, SLG: 0.397										4	1	1	0	0	0	3							
Dave Hollins, S (1, 5) OBP: 0.372, SLG: 0.449										3	2	2	4	1	0	0							
Ricky Jordan, R (1, 3) OBP: 0.258, SLG: 0.333										3	0	1	1	0	1	1							
Wes Chamberlain, R (1, 9) OBP: 0.288, SLG: 0.433										3	0	2	1	1	0	0							
Todd Pratt, R (1, 2) Mitch Williams, L (8, 1) Stan Javier, S (1, 7) Joe Milette, R (1, 6) Mickey Morandini, L (8, PH)										3	0	0	0	0	1	2							
Stan Javier, S (1, 7) Joe Milette, R (1, 6) Mickey Morandini, L (8, PH)										4	0	0	0	0	1	3							
Joe Milette, R (1, 6) Mickey Morandini, L (8, PH)										2	0	1	0	0	0	0							
Kyle Abbott, L (1, 1) Darren Daulton, L (8, 2)										1	0	0	0	0	1	0							
Inning Stats	R: 0 E: 0 K: 1 S: 7	H: 0 LOB: 0 BB: 0 P: 11	R: 0 E: 0 K: 2 S: 10	H: 1 LOB: 1 BB: 0 P: 16	R: 0 E: 0 K: 0 S: 14	H: 1 LOB: 0 BB: 0 P: 18	R: 1 E: 0 K: 1 S: 13	H: 2 LOB: 1 BB: 0 P: 15	R: 0 E: 0 K: 1 S: 6	H: 0 LOB: 0 BB: 0 P: 7	R: 1 E: 0 K: 0 S: 12	H: 1 LOB: 0 BB: 1 P: 17	R: 0 E: 0 K: 0 S: 9	H: 0 LOB: 0 BB: 0 P: 10	R: 4 E: 0 K: 1 S: 17	H: 5 LOB: 2 BB: 1 P: 30	1B: 8 2B: 1 3B: 1 HR: 1	SF: 1 SAC: 1 DP: 1 HBP: 0	WP: 0 PB: 0 SB: 0 CS: 1	PA: 35			
PITCHER	IP WLS BF H R ER SO BB IBB HBP BLK WP HR S P ERA WHIP																						
Sid Fernandez, L (1, 1) ERA: 2.75	6.0	22	5	2	2	5	1	0	0	0	0	0	0	62	84	3.00	1.000						
Lee Guetterman, L (8, 1) ERA: 3.1	0.1	5	4	3	3	0	0	0	0	0	1	10	14	81.00	12.000								
Wally Whitehurst, R (8, 1) ERA: 2.71	0.2	3	0	0	0	1	1	0	0	0	0	5	12	0.00	1.500								

New York Mets @ Philadelphia Phillies
Veterans Stadium, Philadelphia, PA
Wed Jul 29 1992, 3:33 AM EDT
Att: 39,691 - Sunny - 82 F

AB 30
R 6
H 10
RBI 6
BB 2
SO 6
LOB 12



Batter	1	2	3	4	5	6	7	8	9	AB	R	H	RBI	BB	SO	LOB	TOP				
Lenny Dykstra, L OBP: 0.376, SLG: 0.404	P5		HR		K		SF8			3	1	1	2	0	1	1	Philadelphia Phillies @ Montreal Expos Olympic Stadium, Montreal, QB Thu Jul 30 1992, 7:05 PM EDT Att: 28,106 - Dome - 70 F				
Mariano Duncan, R OBP: 0.298, SLG: 0.394 Bob Ayrault, R Jay Baller, R	G6-3		P4				G5-3			3	0	0	0	1	0	1					
Dave Hollins, S OBP: 0.369, SLG: 0.444	G1-3			G3-1	L3			G3-1		4	0	0	0	0	0	2					
John Kruk, L OBP: 0.448, SLG: 0.484										4	0	1	0	0	1	0					
Darren Daulton, L OBP: 0.394, SLG: 0.531										4	0	2	0	0	1	0					
Wes Chamberlain, R OBP: 0.283, SLG: 0.425										4	0	0	0	0	1	3					
Mickey Morandini, L OBP: 0.319, SLG: 0.365										4	0	1	0	0	0	3					
Joe Milette, R OBP: 0.333, SLG: 0.282 Wally Backman, S OBP: 0.346, SLG: 0.283										2	0	1	0	0	0	0					
Greg Mathews, R Cliff Brantley, R OBP: 0.206, SLG: 0.200 Jeff Grotewold, L OBP: 0.405, SLG: 0.676										1	1	0	0	0	1	1					
										2	0	1	0	0	1	1					
Inning Stats	R: 0 E: 0 K: 0 S: 8	H: 0 LOB: 0 BB: 0 P: 14	R: 0 E: 0 K: 1 S: 12	H: 1 LOB: 1 BB: 0 P: 15	R: 1 E: 0 K: 1 S: 11	H: 1 LOB: 0 BB: 0 P: 14	R: 0 E: 0 K: 0 S: 11	H: 2 LOB: 2 BB: 0 P: 19	R: 0 E: 0 K: 2 S: 13	H: 1 LOB: 2 BB: 1 P: 20	R: 1 E: 0 K: 0 S: 14	H: 1 LOB: 1 BB: 1 P: 25	R: 0 E: 0 K: 1 S: 6	H: 0 LOB: 0 BB: 0 P: 10	R: 0 E: 0 K: 2 S: 13	H: 1 LOB: 1 BB: 0 P: 17	1B: 4 2B: 2 3B: 0 HR: 1	SF: 1 SAC: 0 DP: 0 HBP: 0	WP: 0 PB: 0 SB: 1 CS: 0	PA: 36	
PITCHER	IP	WLS	BF	H	R	ER	SO	BB	IBB	HBP	BLK	WP	HR	S	P	ERA	WHIP				
Mark Gardner, R ERA: 3.6	6.1	W	27	6	2	2	4	2	0	0	0	0	1	71	109	2.84	1.263				
Mel Rojas, R ERA: 1.15	2.2		9	1	0	0	3	0	0	0	0	0	0	22	31	0.00	0.375				

Batter	1	2	3	4	5	6	7	8	9	AB	R	H	RBI	BB	SO	LOB	BOTTOM				
Delino DeShields, L OBP: 0.380, SLG: 0.415	CS			SH		G6-3		G3		3	1	1	0	1	0	0	Philadelphia Phillies @ Montreal Expos Olympic Stadium, Montreal, QB Thu Jul 30 1992, 7:05 PM EDT Att: 28,106 - Dome - 70 F				
Marquis Grissom, R OBP: 0.326, SLG: 0.400 Moises Alou, R OBP: 0.347, SLG: 0.486	1B	BB								2	1	1	0	1	1	2					
Darren Reed, R OBP: 0.313, SLG: 0.526	HR									4	1	2	2	0	0	2					
Larry Walker, L OBP: 0.340, SLG: 0.516	HR									4	2	1	2	0	1	4					
Tim Wallach, R OBP: 0.305, SLG: 0.324	G1-3									3	0	0	1	0	0	2					
Greg Coltrane, R OBP: 0.333, SLG: 0.432 Archi Cianfrocco, R OBP: 0.274, SLG: 0.362										3	1	1	1	1	0	2					
Gary Carter, R OBP: 0.292, SLG: 0.316										4	0	0	0	0	0	3					
Wil Cordero, R OBP: 0.407, SLG: 0.333										4	0	1	1	0	1	1					
Mark Gardner, R OBP: 0.200, SLG: 0.216 Mel Rojas, R OBP: 0.111, SLG: 0.111										1	1	0	0	1	0	0					
										1	0	0	0	0	1	0					
Inning Stats	R: 2 E: 0 K: 0 S: 8	H: 2 LOB: 0 BB: 1 P: 16	R: 1 E: 0 K: 1 S: 8	H: 1 LOB: 2 BB: 2 P: 21	R: 2 E: 1 K: 0 S: 9	H: 2 LOB: 1 BB: 0 P: 16	R: 2 E: 1 K: 1 S: 16	H: 2 LOB: 2 BB: 1 P: 25	R: 0 E: 0 K: 0 S: 5	H: 0 LOB: 0 BB: 0 P: 8	R: 0 E: 0 K: 0 S: 8	H: 0 LOB: 1 BB: 0 P: 13	R: 0 E: 1 K: 0 S: 5	H: 0 LOB: 0 BB: 0 P: 5	R: 0 E: 0 K: 2 S: 8	H: 0 LOB: 0 BB: 0 P: 17	1B: 4 2B: 2 3B: 0 HR: 1	SF: 1 SAC: 2 DP: 1 HBP: 1	WP: 1 PB: 0 SB: 0 CS: 1	PA: 37	
PITCHER	IP	WLS	BF	H	R	ER	SO	BB	IBB	HBP	BLK	WP	HR	S	P	ERA	WHIP				
Greg Mathews, L ERA: 3.63	2.1	L	15	5	5	4	1	3	0	0	1	0	0	21	46	15.43	3.429				
Cliff Brantley, R ERA: 4.53	3.2		16	2	2	1	1	1	0	1	0	1	0	33	53	2.46	0.818				
Bob Ayrault, R ERA: 3.65	1.0		3	0	0	0	0	0	0	0	0	0	0	5	5	0.00	0.000				
Jay Baller, R ERA:	1.0		3	0	0	0	2	0	0	0	0	0	0	8	17	0.00	0.000				

Batter	1	2	3	4	5	6	7	8	9	AB	R	H	RBI	BB	SO	LOB	TOP										
Lenny Dykstra, L (1, 8) OBP: 0.377, SLG: 0.407	G6-3		E 2B		1B P5-2 1B		F8		G3	5	0	2	0	0	0	0	Philadelphia Phillies @ Montreal Expos Olympic Stadium, Montreal, QB Fri Jul 31 1992, 7:05 PM EDT Att: 30,470 - Dome - 70 F										
Stan Javier, S (1, 7) OBP: 0.329, SLG: 0.292	P8		BB		1B		E BB		L1-6 BB	2	1	1	0	3	0	0											
Dave Hollins, S (1, 5) OBP: 0.367, SLG: 0.444	PB 2B		K		K		G5-3		L1-6	5	0	1	0	0	2	5											
John Kruk, L (1, 3) OBP: 0.444, SLG: 0.478	K		E4 FC5-4		P5-2		G4-3			4	0	0	0	0	1	5											
Darren Daulton, L (1, 2) OBP: 0.397, SLG: 0.542		HR	K						FC4-6 BB 1B	3	1	2	1	0	1	3											
Wes Chamberlain, R (1, 9) OBP: 0.282, SLG: 0.420	K		FC5-4				L8		FC4-6 BB	3	0	0	0	1	1	4											
Mickey Morandini, L (1, 4) OBP: 0.319, SLG: 0.363	FC6-4 1B				G6-3		K		F9	4	0	1	0	0	1	3											
Joe Milette, R (1, 6) OBP: 0.326, SLG: 0.262	P3		L4		L4		IBB		FC4-6 FC3	3	0	0	0	1	0	3											
Terry Mulholland, R (1, 1) OBP: 0.136, SLG: 0.111	FC6-4		K		K		F9		FC3	4	0	0	0	0	1	5											
Inning Stats	R: 0 E: 0 K: 1 S: 12	H: 1 LOB: 1 BB: 0 P: 17	R: 1 E: 0 K: 1 S: 12	H: 2 LOB: 1 BB: 0 P: 20	R: 0 E: 1 K: 2 S: 10	H: 1 LOB: 3 BB: 1 P: 18	R: 0 E: 0 K: 1 S: 6	H: 0 LOB: 0 BB: 0 P: 8	R: 0 E: 0 K: 1 S: 8	H: 2 LOB: 1 BB: 0 P: 12	R: 0 E: 0 K: 1 S: 12	H: 0 LOB: 0 BB: 1 P: 25	R: 1 E: 0 K: 0 S: 7	H: 0 LOB: 0 BB: 1 P: 15	R: 0 E: 0 K: 0 S: 11	H: 1 LOB: 2 BB: 1 P: 17	R: 0 E: 0 K: 0 S: 12	H: 0 LOB: 0 BB: 1 P: 18	1B: 4 2B: 4 3B: 0 HR: 1	SF: 0 SAC: 0 DP: 2 HBP: 1	WP: 0 PB: 1 SB: 5 CS: 0	PA: 39					
PITCHER	IP	WLS	BF	H	R	ER	SO	BB	IBB	HBP	BLK	WP	HR	S	P	ERA	WHIP										
Brian Barnes, L (1, 1) ERA: 2.15	6.0	L	27	6	1	1	7	1	1	1	0	0	1	60	100	1.50	1.167										
Jeff Fassero, L (7, 1) ERA: 3.3	1.0		5	1	1	0	0	1	0	0	0	0	0	10	20	0.00	2.000										
Bill Sampen, R (8, 1) ERA: 2.98	2.0		7	0	0	0	0	2	0	0	0	0	0	20	30	0.00	1.000										

Batter	1	2	3	4	5	6	7	8	9	AB	R	H	RBI	BB	SO	LOB	BOTTOM										
Delino DeShields, L (1, 4) OBP: 0.381, SLG: 0.419	G3		F7			1B				4	0	2	0	0	0	0	Philadelphia Phillies @ Montreal Expos Olympic Stadium, Montreal, QB Fri Jul 31 1992, 7:05 PM EDT Att: 30,470 - Dome - 70 F										
Moises Alou, R (1, 8) OBP: 0.345, SLG: 0.481	1B		F8			P3		F9		4	0	1	0	0	0	2											
Darren Reed, R (1, 7) OBP: 0.294, SLG: 0.492	P2				G5-3		F9		G5-3	4	0	0	0	0	0	2											
Larry Walker, L (1, 9) OBP: 0.336, SLG: 0.509	F8				G1-3		G4-3		G4-3	4	0	0	0	0	0	2											
Tim Wallach, R (1, 5) OBP: 0.305, SLG: 0.323		FC6-4 1B			G6-3		F8		G6-3	4	0	1	0	0	0	0											
Greg Colbrunn, R (1, 3) OBP: 0.313, SLG: 0.404		K			G5-3		F4			3	0	0	0	0	1	1											
Gary Carter, R (1, 2) OBP: 0.286, SLG: 0.311		F7			G4-3		G3			3	0	0	0	0	0	1											
Wil Cordero, R (1, 6) OBP: 0.400, SLG: 0.333		FC6-4							L9	3	0	1	0	0	0	1											
Brian Barnes, L (1, 1) OBP: 0.231, SLG: 0.167					B1-3				G1-3	2	0	0	0	0	1	1											
Jeff Fassero, L (7, 1)										0	0	0	0	0	0	0											
Bill Sampen, R (8, 1)										0	0	0	0	0	0	0											
Rob Natal, R (8, 2)										1	0	0	0	0	0	0											
Inning Stats	R: 0 E: 0 K: 0 S: 12	H: 1 LOB: 1 BB: 0 P: 16	R: 0 E: 0 K: 1 S: 8	H: 1 LOB: 1 BB: 0 P: 13	R: 0 E: 0 K: 0 S: 8	H: 0 LOB: 0 BB: 0 P: 13	R: 0 E: 0 K: 0 S: 9	H: 0 LOB: 0 BB: 0 P: 12	R: 0 E: 0 K: 1 S: 8	H: 1 LOB: 1 BB: 0 P: 11	R: 0 E: 0 K: 0 S: 7	H: 1 LOB: 1 BB: 0 P: 12	R: 0 E: 0 K: 0 S: 5	H: 0 LOB: 0 BB: 0 P: 8	R: 0 E: 0 K: 0 S: 14	H: 1 LOB: 1 BB: 0 P: 21	R: 0 E: 0 K: 0 S: 4	H: 0 LOB: 0 BB: 0 P: 6	1B: 4 2B: 1 3B: 0 HR: 0	SF: 0 SAC: 0 DP: 0 HBP: 0	WP: 0 PB: 0 SB: 0 CS: 0	PA: 32					
PITCHER	IP	WLS	BF	H	R	ER	SO	BB	IBB	HBP	BLK	WP	HR	S	P	ERA	WHIP										
Terry Mulholland, L (1, 1) ERA: 3.3	9.0	W	32	5	0	0	2	0	0	0	0	0	0	75	112	0.00	0.556										

Batter	1	2	3	4	5	6	7	8	9	AB	R	H	RBI	BB	SO	LOB	TOP			
Lenny Dykstra, L OBP: 0.377, SLG: 0.407	0-0 1B HR	2-1 WP S			2-1 G5-3		0-0 G6-3		3-3 K	5	1	2	0	0	1	0	Philadelphia Phillies @ Montreal Expos Olympic Stadium, Montreal, QB Sat Aug 01 1992, 7:05 PM EDT Att: 30,511 - Dome - 70 F			
Stan Javier, S OBP: 0.321, SLG: 0.284	0-1 G4-6-3	1-1 G4-3			1-3 K		1-3 K			4	0	0	0	0	2	2				
Dave Hollins, S OBP: 0.370, SLG: 0.444	0-0 HR BB		4-2 1B BB		1-2 G4-3			4-0 F8 1B BB		2	1	1	0	2	0	0				
John Kruk, L OBP: 0.449, SLG: 0.486	4-2 HR BB		1-2 G5-4-3 1B		2-0 1B 2B			1-1 1 SAFE 1B		3	1	3	0	1	0	0				
Darren Daulton, L OBP: 0.393, SLG: 0.535	0-3 K		1-0 P5		0-1 G5-3			2-0 F8		4	0	0	0	0	1	8				
Wes Chamberlain, R OBP: 0.286, SLG: 0.434	1-0 HR		0-0 G5-4-3		1-0 1B			1-3 K		4	1	2	4	0	1	4				
Mickey Morandini, L OBP: 0.317, SLG: 0.362	1-3 K				0-0 L3			1-2 F8		4	0	1	0	0	1	2				
Joe Milette, R OBP: 0.300, SLG: 0.239		0-0 G5-3		2-1 G6-3		0-0 G5-4-3		1-2 P4		4	0	0	0	0	0	3				
Curt Schilling, R OBP: 0.154, SLG: 0.158		1-3 K		0-1 G6-3			1-2 G1-3		1-0 F9	3	0	0	0	0	1	0				
Mitch Williams, L OBP: 0.333, SLG: 0.333										0	0	0	0	0	0	0				
Jim Lindeman, R OBP: 0.250, SLG: 0.318										1	0	0	0	0	0	0				
Inning Stats	R: 4 E: 0 K: 2 S: 15	H: 3 LOB: 0 BB: 1 P: 21	R: 0 E: 0 K: 1 S: 8	H: 1 LOB: 1 BB: 0 P: 12	R: 0 E: 0 K: 0 S: 9	H: 1 LOB: 1 BB: 1 P: 15	R: 0 E: 0 K: 0 S: 5	H: 0 LOB: 0 BB: 0 P: 7	R: 0 E: 0 K: 1 S: 7	H: 3 LOB: 2 BB: 0 P: 10	R: 0 E: 0 K: 1 S: 8	H: 0 LOB: 0 BB: 0 P: 10	R: 0 E: 0 K: 1 S: 10	H: 1 LOB: 2 BB: 0 P: 18	R: 0 E: 0 K: 1 S: 8	H: 0 LOB: 0 BB: 0 P: 13	1B: 7 2B: 1 3B: 0 HR: 1	SF: 0 SAC: 0 DP: 2 HBP: 0	WP: 1 PB: 0 SB: 1 CS: 0	PA: 37
PITCHER	IP WLS BF H R ER SO BB IBB HBP BLK WP HR S P ERA WHIP	IP WLS BF H R ER SO BB IBB HBP BLK WP HR S P ERA WHIP	IP WLS BF H R ER SO BB IBB HBP BLK WP HR S P ERA WHIP	IP WLS BF H R ER SO BB IBB HBP BLK WP HR S P ERA WHIP	IP WLS BF H R ER SO BB IBB HBP BLK WP HR S P ERA WHIP	IP WLS BF H R ER SO BB IBB HBP BLK WP HR S P ERA WHIP	IP WLS BF H R ER SO BB IBB HBP BLK WP HR S P ERA WHIP	IP WLS BF H R ER SO BB IBB HBP BLK WP HR S P ERA WHIP	IP WLS BF H R ER SO BB IBB HBP BLK WP HR S P ERA WHIP	IP WLS BF H R ER SO BB IBB HBP BLK WP HR S P ERA WHIP	IP WLS BF H R ER SO BB IBB HBP BLK WP HR S P ERA WHIP	IP WLS BF H R ER SO BB IBB HBP BLK WP HR S P ERA WHIP	IP WLS BF H R ER SO BB IBB HBP BLK WP HR S P ERA WHIP	IP WLS BF H R ER SO BB IBB HBP BLK WP HR S P ERA WHIP	IP WLS BF H R ER SO BB IBB HBP BLK WP HR S P ERA WHIP	IP WLS BF H R ER SO BB IBB HBP BLK WP HR S P ERA WHIP	IP WLS BF H R ER SO BB IBB HBP BLK WP HR S P ERA WHIP	IP WLS BF H R ER SO BB IBB HBP BLK WP HR S P ERA WHIP		
Ken Hill, R ERA: 2.92	7.0	L	30	8	4	4	5	3	0	0	0	0	1	1	60	91	5.14	1.571		
Mel Rojas, R ERA: 1.13	1.0	4	1	0	0	1	0	0	0	0	0	0	0	0	10	14	0.00	1.000		
John Wetteland, R ERA: 3.54	1.0	3	0	0	0	1	0	0	0	0	0	0	0	0	8	13	0.00	0.000		

AB	34
R	4
H	9
RBI	4
BB	3
SO	7
LOB	19



Batter	1	2	3	4	5	6	7	8	9	AB	R	H	RBI	BB	SO	LOB	BOTTOM					
Delino DeShields, L OBP: 0.383, SLG: 0.420	3-2 G1-3		2-2 G4-3			1-2 2B 1B		2-1 B5-3 1B		4	1	2	1	0	0	0	Philadelphia Phillies @ Montreal Expos Olympic Stadium, Montreal, QB Sat Aug 01 1992, 7:05 PM EDT Att: 30,511 - Dome - 70 F					
Marquis Grissom, R OBP: 0.325, SLG: 0.401	0-0 G6-3			0-0 P6		1-1 1H 2B		1 SAFE 2-0 F7		4	0	1	1	0	0	1						
John Wetteland, R OBP: 0.200, SLG: 0.200										0	0	0	0	0	0	0						
Bret Barberie, S OBP: 0.371, SLG: 0.299	2-2 G3			2-1 1B		2-2 L8		0-0 B5-3		4	0	1	0	0	0	2						
Larry Walker, L OBP: 0.332, SLG: 0.503				1-2 F7		1-0 F8		0-1 P6		4	0	0	0	0	1	3						
John Vander Wal, L OBP: 0.328, SLG: 0.337		4-1 BB		1-0 F7						2	0	0	0	1	0	1						
Gary Carter, R OBP: 0.287, SLG: 0.310										1	0	0	0	0	0	0						
Tim Lincecum, R OBP: 0.304, SLG: 0.322		1-0 P6			3-2 G5-3		1-0 1B		0-1 G6-3	4	0	1	0	0	0	1						
Darrin Fletcher, L OBP: 0.271, SLG: 0.300		1-1 L4			0-0 L8					3	0	0	0	0	0	2						
Greg Colbrunn, R OBP: 0.327, SLG: 0.404										0	0	0	0	1	0	0						
Wil Cordero, R OBP: 0.375, SLG: 0.310					0-1 F9					2	0	0	0	0	1	0						
Darren Reed, R OBP: 0.290, SLG: 0.484										1	0	0	0	0	1	1						
Tom Foley, L OBP: 0.240, SLG: 0.226										0	0	0	0	0	0	0						
Archi Cianfrocco, R OBP: 0.273, SLG: 0.361										1	0	0	0	0	0	1						
Ken Hill, R OBP: 0.326, SLG: 0.452					0-0 G5-3					2	0	0	0	0	1	0						
Mel Rojas, R OBP: 0.111, SLG: 0.111										0	0	0	0	0	0	0						
Moises Alou, R OBP: 0.348, SLG: 0.489										1	1	1	0	0	0	0						
Inning Stats	R: 0 E: 0 K: 0 S: 8	H: 0 LOB: 0 BB: 0 P: 13	R: 0 E: 0 K: 1 S: 7	H: 0 LOB: 1 BB: 1 P: 14	R: 0 E: 0 K: 0 S: 6	H: 0 LOB: 0 BB: 0 P: 8	R: 0 E: 0 K: 0 S: 8	H: 1 LOB: 0 BB: 0 P: 12	R: 0 E: 0 K: 1 S: 7	H: 0 LOB: 0 BB: 0 P: 11	R: 1 E: 0 K: 1 S: 14	H: 2 LOB: 1 BB: 0 P: 20	R: 0 E: 0 K: 1 S: 6	H: 1 LOB: 1 BB: 0 P: 8	R: 1 E: 0 K: 0 S: 7	H: 2 LOB: 1 BB: 0 P: 11	R: 0 E: 0 K: 0 S: 11	H: 0 LOB: 1 BB: 1 P: 18	1B: 4 2B: 2 3B: 0 HR: 0	SF: 0 SAC: 0 DP: 0 HBP: 0	WP: 0 PB: 0 SB: 0 CS: 0	PA: 35
PITCHER	IP WLS BF H R ER SO BB IBB HBP BLK WP HR S P ERA WHIP	IP WLS BF H R ER SO BB IBB HBP BLK WP HR S P ERA WHIP	IP WLS BF H R ER SO BB IBB HBP BLK WP HR S P ERA WHIP	IP WLS BF H R ER SO BB IBB HBP BLK WP HR S P ERA WHIP	IP WLS BF H R ER SO BB IBB HBP BLK WP HR S P ERA WHIP	IP WLS BF H R ER SO BB IBB HBP BLK WP HR S P ERA WHIP	IP WLS BF H R ER SO BB IBB HBP BLK WP HR S P ERA WHIP	IP WLS BF H R ER SO BB IBB HBP BLK WP HR S P ERA WHIP	IP WLS BF H R ER SO BB IBB HBP BLK WP HR S P ERA WHIP	IP WLS BF H R ER SO BB IBB HBP BLK WP HR S P ERA WHIP	IP WLS BF H R ER SO BB IBB HBP BLK WP HR S P ERA WHIP	IP WLS BF H R ER SO BB IBB HBP BLK WP HR S P ERA WHIP	IP WLS BF H R ER SO BB IBB HBP BLK WP HR S P ERA WHIP	IP WLS BF H R ER SO BB IBB HBP BLK WP HR S P ERA WHIP	IP WLS BF H R ER SO BB IBB HBP BLK WP HR S P ERA WHIP	IP WLS BF H R ER SO BB IBB HBP BLK WP HR S P ERA WHIP	IP WLS BF H R ER SO BB IBB HBP BLK WP HR S P ERA WHIP	IP WLS BF H R ER SO BB IBB HBP BLK WP HR S P ERA WHIP				
Curt Schilling, R ERA: 2.4	7.0	W	28	8	2	2	4	1	0	0	0	0	0	0	59	91	2.57	1.000				
Mitch Williams, L ERA: 3.59	2.0	S	7	0	0	0	0	1	0	0	0	0	0	0	15	24	0.00	0.500				



Batter	1	2	3	4	5	6	7	8	9	AB	R	H	RBI	BB	SO	LOB	TOP				
Lenny Dykstra, L (1,8) OBP: 0.375, SLG: 0.405	G4-3		G3-1			G1-3		F9									4 0 1 0 0 0 2				
Mariano Duncan, R (1,4) OBP: 0.296, SLG: 0.392	F8			G4-3		G1-3		FC6-4									4 0 1 0 0 0 1				
Dave Hollins, S (1,5)	L5			E6				F9									4 0 1 0 0 0 1				
Ricky Jordan, R (1,3) John Kruk, L (9,PH) OBP: 0.260, SLG: 0.340 OBP: 0.446, SLG: 0.484		SH1-3		G4-6-3			L9										3 0 1 0 0 0 2 1 0 0 0 0 1 1				
Wes Chamberlain, R (1,9)		SH1-3		G6-3			G6-4-3										3 0 0 0 0 0 3				
Todd Pratt, R (1,2) Mickey Morandini, L (8,PH) OBP: 0.187, SLG: 0.167 OBP: 0.317, SLG: 0.362		FC5-2-5				G4-3		FC5-4									3 0 1 0 0 0 1 0 0 0 0 0 0 0				
Stan Javier, S (1,7)		G4-3				G5-3		FC5-4									3 0 0 0 0 0 2				
Joe Milette, R (1,6) Jim Lindeman, R (8,PH) Mike Hartley, R (8,1)			P2			G5-3											2 0 0 0 0 0 0 0 0 0 0 1 0 0 0 0 0 0 0 0 0				
Ben Rivera, R (1,1) Darren Daulton, L (8,PH) OBP: 0.392, SLG: 0.533			G1-3			G4-3		K									2 0 0 0 0 0 0 1 0 0 0 0 1 2				
Inning Stats	R: 0 E: 0 K: 0 S: 8	H: 0 LOB: 0 BB: 0 P: 13	R: 0 E: 0 K: 0 S: 5	H: 1 LOB: 1 BB: 0 P: 6	R: 0 E: 0 K: 0 S: 4	H: 0 LOB: 0 BB: 0 P: 6	R: 0 E: 1 K: 0 S: 6	H: 0 LOB: 1 BB: 0 P: 11	R: 0 E: 0 K: 0 S: 5	H: 0 LOB: 0 BB: 0 P: 8	R: 0 E: 0 K: 0 S: 5	H: 1 LOB: 0 BB: 0 P: 7	R: 0 E: 0 K: 1 S: 14	H: 1 LOB: 2 BB: 0 P: 22	R: 0 E: 0 K: 1 S: 10	H: 1 LOB: 1 BB: 0 P: 12	1B: 4 2B: 1 3B: 0 HR: 0	SF: 0 SAC: 1 DP: 1 HBP: 0	WP: 0 PB: 0 SB: 0 CS: 1	PA: 32	
PITCHER	IP	WLS	BF	H	R	ER	SO	BB	IBB	HBP	BLK	WP	HR	S	P	ERA	WHIP				
Chris Nabholz, L (1,1) ERA: 3.55	8.0	W	28	4	0	0	1	1	0	0	0	0	0	52	81	0.00	0.625				
John Wetteland, R (9,1) ERA: 3.47	1.0	S	4	1	0	0	1	0	0	0	0	0	0	10	12	0.00	1.000				

Philadelphia Phillies @ Montreal Expos
Olympic Stadium, Montreal, QB
Sun Aug 02 1992, 3:33 AM EDT
Att: 28,645 - Dome - 70 F

AB	30
R	0
H	5
RBI	0
BB	1
SO	2
LOB	15



Batter	1	2	3	4	5	6	7	8	9	AB	R	H	RBI	BB	SO	LOB	BOTTOM				
Delino DeShields, L (1,4) OBP: 0.384, SLG: 0.425	F8-2		SH3			S		K									2 1 1 0 1 1 1				
Marquis Grissom, R (1,8) OBP: 0.325, SLG: 0.399	F8-2		G5-3			K											3 0 0 0 1 1 3				
Moises Alou, R (1,7)	G6-3		F9			K		K									4 0 0 0 0 2 4				
Larry Walker, L (1,9) OBP: 0.335, SLG: 0.506		G3		F9													2 0 1 1 1 0 0				
Bret Barberie, S (1,5)		G3		G3													2 0 0 0 0 0 1				
Tim Lincecum, R (1,3)		K		G5-3													3 0 0 0 0 2 2				
Darrin Fletcher, L (1,2) OBP: 0.280, SLG: 0.303						G6-3		L6-5									2 0 1 0 1 0 1				
Wil Cordero, R (1,6) OBP: 0.343, SLG: 0.281						G6-3		F7									3 0 0 0 0 1 3				
Chris Nabholz, L (1,1) John Vander Wal, L (8,PH) John Wetteland, R (9,1) OBP: 0.093, SLG: 0.140 OBP: 0.332, SLG: 0.337 OBP: 0.200, SLG: 0.200			SH3														2 0 1 0 0 0 0 0 0 0 0 1 0 0 0 0 0 0 0 0 0				
Inning Stats	R: 0 E: 0 K: 0 S: 9	H: 1 LOB: 0 BB: 0 P: 12	R: 0 E: 0 K: 2 S: 10	H: 0 LOB: 2 BB: 2 P: 23	R: 0 E: 0 K: 0 S: 7	H: 1 LOB: 1 BB: 0 P: 11	R: 0 E: 0 K: 0 S: 8	H: 0 LOB: 0 BB: 0 P: 14	R: 0 E: 0 K: 2 S: 11	H: 1 LOB: 1 BB: 1 P: 19	R: 0 E: 0 K: 1 S: 8	H: 0 LOB: 0 BB: 0 P: 11	R: 0 E: 0 K: 2 S: 10	H: 0 LOB: 2 BB: 2 P: 22	R: 0 E: 0 K: 2 S: 10	H: 0 LOB: 2 BB: 2 P: 22	1B: 2 2B: 3 3B: 1 HR: 0	SF: 0 SAC: 1 DP: 3 HBP: 1	WP: 0 PB: 0 SB: 5 CS: 0	PA: 30	
PITCHER	IP	WLS	BF	H	R	ER	SO	BB	IBB	HBP	BLK	WP	HR	S	P	ERA	WHIP				
Ben Rivera, R (1,1) ERA: 3.23	7.0	L	25	4	1	1	5	3	0	1	0	0	0	60	99	1.29	1.000				
Mike Hartley, R (8,1) ERA: 2.75	1.0		5	0	0	0	2	2	0	0	0	0	0	10	22	0.00	2.000				

Philadelphia Phillies @ Montreal Expos
Olympic Stadium, Montreal, QB
Sun Aug 02 1992, 3:33 AM EDT
Att: 28,645 - Dome - 70 F

AB	23
R	1
H	4
RBI	1
BB	5
SO	7
LOB	15



Batter	1	2	3	4	5	6	7	8	9	AB	R	H	RBI	BB	SO	LOB	TOP					
Lenny Dykstra, L (1,8) OBP: 0.371, SLG: 0.399	1-1 G6-3		1-0 P6			0-0 G4-3		0-0 F8		4	0	0	0	0	0	0	Philadelphia Phillies @ St. Louis Cardinals Busch Stadium, St. Louis, MO Mon Aug 03 1992, 7:05 PM CDT Att: 25,092 - Cloudy - 81 F					
Mariano Duncan, R (1,7) OBP: 0.295, SLG: 0.389	2-3 K				0-1 F8	1-2 G4-3			1-1 F8	4	0	0	0	0	1	0						
Dave Hollins, S (1,5)	2-2 P6				2-2 P4		3-1 L7		1-1 P6	4	0	0	0	0	0	0						
John Kruk, L (1,3) OBP: 0.446, SLG: 0.481		1-1 L6			0-1 1B		1-3 K		2-2 F8	4	0	1	0	0	1	0						
Darren Daulton, L (1,2) OBP: 0.394, SLG: 0.544		2-0 1B			0-1 F8		2-1 HR			3	1	2	1	0	0	1						
Wes Chamberlain, R (1,9) OBP: 0.283, SLG: 0.427		0-1 1B				0-1 G4-3			2-2 1B	3	0	1	0	0	0	1						
Mickey Morandini, L (1,4) OBP: 0.313, SLG: 0.357		1-0 L8				2-1 P6			1-2 L3	3	0	0	0	0	0	2						
Joe Milette, R (1,6) OBP: 0.278, SLG: 0.220			2-1 G6-3			0-0 B1-3			3-2 L7	2	0	0	0	0	0	0						
Stan Javier, S (8, PH) OBP: 0.313, SLG: 0.276										1	0	0	0	0	0	0						
Kyle Abbott, L (1,1) OBP: 0.111, SLG: 0.115			1-3 K						0-1 L7	1	0	0	0	0	1	0						
Jeff Grotewold, L (6, PH) OBP: 0.395, SLG: 0.657										1	0	0	0	0	0	0						
Cliff Brantley, R (6, PH) OBP: 0.200, SLG: 0.200										0	0	0	0	0	0	0						
Wally Backman, S (8, PH)										1	0	0	0	0	0	0						
Jay Baller, R (8,1)										0	0	0	0	0	0	0						
Inning Stats	R: 0 E: 0 K: 1 S: 9	H: 0 LOB: 0 BB: 0 P: 14	R: 0 E: 0 K: 0 S: 6	H: 1 LOB: 1 BB: 0 P: 10	R: 0 E: 0 K: 1 S: 6	H: 0 LOB: 0 BB: 0 P: 10	R: 0 E: 0 K: 0 S: 9	H: 1 LOB: 1 BB: 0 P: 11	R: 0 E: 0 K: 0 S: 5	H: 0 LOB: 0 BB: 0 P: 7	R: 0 E: 0 K: 0 S: 7	H: 0 LOB: 0 BB: 0 P: 9	R: 1 E: 0 K: 1 S: 14	H: 2 LOB: 1 BB: 0 P: 23	R: 0 E: 0 K: 0 S: 7	H: 0 LOB: 0 BB: 0 P: 10	R: 0 E: 0 K: 0 S: 9	H: 0 LOB: 0 BB: 0 P: 13	1B: 3 2B: 0 3B: 0 HR: 1	SF: 0 SAC: 0 DP: 0 HBP: 0	WP: 0 PB: 0 SB: 0 CS: 0	PA: 31
PITCHER	IP WLS BF H R ER SO BB IBB HBP BLK WP HR S P ERA WHIP																					
Bob Tewksbury, R (1,1) ERA: 1.92	8.0 W 28 4 1 1 3 0 0 0 0 0 1 63 94 1.12 0.500																					
Lee Smith, R (9,1) ERA: 3.15	1.0 S 3 0 0 0 0 0 0 0 0 0 0 9 13 0.00 0.000																					

AB	31
R	1
H	4
RBI	1
BB	0
SO	3
LOB	4



Batter	1	2	3	4	5	6	7	8	9	AB	R	H	RBI	BB	SO	LOB	BOTTOM						
Bernard Gilkey, R (1,7) OBP: 0.357, SLG: 0.391	2-2 F9					3-2 F8			4-1 BB	2	0	0	0	2	0	0	Philadelphia Phillies @ St. Louis Cardinals Busch Stadium, St. Louis, MO Mon Aug 03 1992, 7:05 PM CDT Att: 25,092 - Cloudy - 81 F						
Ozzie Smith, S (1,6) OBP: 0.371, SLG: 0.336	3-2 1B	0-1 G4-3			0-2 1B		1-0 F9			4	2	2	0	0	0	4							
Ray Lankford, L (1,8) OBP: 0.374, SLG: 0.468	2-1 1B		1-0 L1		2-2 1B			3-3 K		4	0	2	2	0	1	0							
Felix Jose, S (1,9) OBP: 0.347, SLG: 0.424	1-3 K		0-1 G6-3		2-2 L8			2-0 L7		4	0	0	0	0	1	2							
Andres Galarraga, R (1,3) OBP: 0.265, SLG: 0.344	1-2 G4-3		1-3 K			0-0 P3		0-2 P4		4	0	0	0	0	1	1							
Todd Zeile, R (1,5) OBP: 0.340, SLG: 0.359			0-0 G5-3		0-1 1B			0-0 P6		3	0	1	0	0	0	0							
Tom Pagnozzi, R (1,2) OBP: 0.310, SLG: 0.399		3-2 L4			2-2 L8-3		2-1 P2			3	0	0	0	0	0	1							
Luis Alicea, S (1,4) OBP: 0.339, SLG: 0.419		1-1 BB			3-2 G5-3			4-1 CS		2	0	1	0	1	0	0							
Bob Tewksbury, R (1,1) ERA: 4.67		4-1 BB						2-3 K		2	0	0	0	1	1	1							
Lee Smith, R (9,1) ERA: 3.15		1-2 BB								0	0	0	0	0	0	0							
Inning Stats	R: 1 E: 0 K: 1 S: 18	H: 2 LOB: 1 BB: 0 P: 27	R: 0 E: 0 K: 0 S: 9	H: 1 LOB: 3 BB: 2 P: 21	R: 0 E: 0 K: 1 S: 6	H: 0 LOB: 0 BB: 0 P: 8	R: 0 E: 0 K: 0 S: 9	H: 1 LOB: 0 BB: 0 P: 14	R: 1 E: 0 K: 0 S: 15	H: 2 LOB: 1 BB: 0 P: 22	R: 0 E: 0 K: 0 S: 4	H: 0 LOB: 0 BB: 0 P: 6	R: 0 E: 0 K: 1 S: 6	H: 0 LOB: 1 BB: 2 P: 17	R: 0 E: 0 K: 1 S: 7	H: 0 LOB: 0 BB: 0 P: 12		R: 0 E: 0 K: 1 S: 9	H: 0 LOB: 0 BB: 0 P: 13	1B: 5 2B: 2 3B: 0 HR: 0	SF: 0 SAC: 0 DP: 1 HBP: 0	WP: 0 PB: 0 SB: 1 CS: 1	PA: 32
PITCHER	IP WLS BF H R ER SO BB IBB HBP BLK WP HR S P ERA WHIP																						
Kyle Abbott, L (1,1) ERA: 4.67	5.0 L 22 6 2 2 2 2 2 0 0 0 0 10 23 0.00 1.000																						
Cliff Brantley, R (6,1) ERA: 4.64	2.0 7 0 0 0 1 2 0 0 0 0 0 0 10 23 0.00 1.000																						
Jay Baller, R (8,1) ERA: 3.15	1.0 3 0 0 0 1 0 0 0 0 0 0 0 7 12 0.00 0.000																						

AB	28
R	2
H	6
RBI	2
BB	4
SO	4
LOB	9



Batter	1	2	3	4	5	6	7	8	9	AB	R	H	RBI	BB	SO	LOB	TOP										
Lenny Dykstra, L OBP: 0.375, SLG: 0.404 (1, 8)										5	0	2	1	0	2	0	Philadelphia Phillies @ St. Louis Cardinals Busch Stadium, St. Louis, MO Wed Aug 05 1992, 3:33 AM CDT Att: 27,396 - Cloudy - 78 F										
Mariano Duncan, R OBP: 0.292, SLG: 0.383 (1, 6)										5	0	1	0	0	0	1											
Dave Hollins, S OBP: 0.367, SLG: 0.436 (1, 5)										5	1	2	0	0	2	3											
John Kruk, L OBP: 0.444, SLG: 0.479 (1, 3)										4	1	1	1	1	2	4											
Darren Daulton, L OBP: 0.394, SLG: 0.540 (1, 2)										3	1	0	0	1	1	1											
Wes Chamberlain, R OBP: 0.294, SLG: 0.446 (1, 9)										3	0	2	1	1	0	0											
Stan Javier, S OBP: 0.322, SLG: 0.277 (1, 7)										2	0	0	0	2	1	1											
Mickey Morandini, L OBP: 0.308, SLG: 0.351 (1, 4)										4	0	0	0	0	1	5											
Terry Mulholland, R OBP: 0.134, SLG: 0.109 (1, 1)										1	0	0	0	0	0	0											
Inning Stats	R: 0 E: 0 K: 2 S: 9	H: 0 LOB: 0 BB: 0 P: 15	R: 0 E: 0 K: 0 S: 9	H: 0 LOB: 0 BB: 1 P: 14	R: 0 E: 0 K: 1 S: 7	H: 0 LOB: 0 BB: 0 P: 7	R: 0 E: 0 K: 1 S: 7	H: 1 LOB: 1 BB: 0 P: 10	R: 0 E: 0 K: 0 S: 8	H: 0 LOB: 0 BB: 2 P: 21	R: 3 E: 0 K: 1 S: 17	H: 3 LOB: 2 BB: 2 P: 36	R: 1 E: 0 K: 0 S: 9	H: 2 LOB: 1 BB: 0 P: 14	R: 0 E: 0 K: 2 S: 9	H: 1 LOB: 1 BB: 0 P: 11		R: 0 E: 0 K: 3 S: 12	H: 2 LOB: 2 BB: 0 P: 17	1B: 6 2B: 3 3B: 0 HR: 0	SF: 0 SAC: 0 DP: 1 HBP: 0	WP: 1 PB: 0 CS: 1	PA: 40				
PITCHER	IP	WLS	BF	H	R	ER	SO	BB	IBB	HBP	BLK	WP	HR	S	P	ERA	WHIP										
Jose DeLeon, R ERA: 4.33 (1, 1)	5.2		23	3	3	3	5	4	0	0	0	0	0	53	92	4.76	1.235										
Cris Carpenter, R ERA: 3.13 (6, 1)	0.1		3	1	0	0	0	1	0	0	0	1	0	4	11	0.00	6.000										
Donovan Osborne, L ERA: 3.85 (7, 1)	1.0	W	5	2	1	1	0	0	0	0	0	0	0	9	14	9.00	2.000										
Todd Worrell, R ERA: 3.26 (8, 1)	1.0		4	1	0	0	2	0	0	0	0	0	0	9	11	0.00	1.000										
Lee Smith, R ERA: 3.09 (9, 1)	1.0	S	5	2	0	0	3	0	0	0	0	0	0	12	17	0.00	2.000										

Batter	1	2	3	4	5	6	7	8	9	AB	R	H	RBI	BB	SO	LOB	BOTTOM										
Bernard Gilkey, R OBP: 0.359, SLG: 0.399 (1, 7)										4	1	1	0	1	0	1	Philadelphia Phillies @ St. Louis Cardinals Busch Stadium, St. Louis, MO Wed Aug 05 1992, 3:33 AM CDT Att: 27,396 - Cloudy - 78 F										
Ozzie Smith, S OBP: 0.375, SLG: 0.339 (1, 6)										5	1	3	0	0	1	4											
Ray Lankford, L OBP: 0.373, SLG: 0.467 (1, 8)										2	0	0	1	1	2	1											
Andres Galarraga, R OBP: 0.269, SLG: 0.354 (1, 3)										4	1	1	0	0	1	3											
Felix Jose, S OBP: 0.351, SLG: 0.438 (1, 9)										4	0	1	2	0	1	2											
Craig Wilson, R OBP: 0.353, SLG: 0.348 (1, 5)										4	1	1	0	0	0	1											
Tom Pagnozzi, R OBP: 0.308, SLG: 0.398 (1, 2)										4	0	1	0	0	1	1											
Luis Alicea, S OBP: 0.347, SLG: 0.429 (1, 4)										3	1	1	1	1	0	1											
Jose DeLeon, R OBP: 0.134, SLG: 0.109 (1, 1)										2	0	0	0	0	0	0											
Inning Stats	R: 0 E: 0 K: 1 S: 9	H: 1 LOB: 1 BB: 0 P: 12	R: 0 E: 0 K: 0 S: 9	H: 1 LOB: 1 BB: 0 P: 14	R: 3 E: 0 K: 0 S: 15	H: 4 LOB: 1 BB: 0 P: 22	R: 0 E: 0 K: 0 S: 5	H: 0 LOB: 0 BB: 0 P: 9	R: 0 E: 0 K: 2 S: 10	H: 1 LOB: 2 BB: 1 P: 16	R: 2 E: 0 K: 3 S: 10	H: 3 LOB: 1 BB: 0 P: 28	R: 0 E: 0 K: 3 S: 10	H: 0 LOB: 0 BB: 0 P: 16	R: 0 E: 1 K: 0 S: 14	H: 0 LOB: 3 BB: 2 P: 24		1B: 7 2B: 2 3B: 1 HR: 0	SF: 1 SAC: 0 DP: 0 HBP: 0	WP: 0 PB: 0 CS: 0	PA: 38						
PITCHER	IP	WLS	BF	H	R	ER	SO	BB	IBB	HBP	BLK	WP	HR	S	P	ERA	WHIP										
Terry Mulholland, L ERA: 3.39 (1, 1)	3.0		15	6	3	3	1	0	0	0	0	0	0	33	48	9.00	2.000										
Cliff Brantley, R ERA: 4.56 (4, 1)	1.0		3	0	0	0	0	0	0	0	0	0	0	5	9	0.00	0.000										
Bob Ayrault, R ERA: 4.05 (5, 1)	2.0	L	11	4	2	2	2	1	0	0	0	0	0	30	44	9.00	2.500										
Jay Baller, R ERA: 1.8 (7, 1)	2.0		9	0	0	0	3	2	0	0	0	0	0	24	40	0.00	1.000										

Batter	1	2	3	4	5	6	7	8	9	AB	R	H	RBI	BB	SO	LOB	TOP											
Delino DeShields, L OBP: 0.390, SLG: 0.442	G6-3		P4			HR		L8		5	2	2	4	0	0	1	Montreal Expos @ Philadelphia Phillies Veterans Stadium, Philadelphia, PA Thu Aug 06 1992, 7:05 PM EDT Att: 18,848 - Sunny - 79 F											
Marquis Grissom, R OBP: 0.323, SLG: 0.403	1B			HR	1B	G5-3		K		5	2	3	1	0	1													
Moises Alou, R OBP: 0.347, SLG: 0.488	F9			SF8	1B		2B	P6		4	1	2	1	1	0													
Larry Walker, L OBP: 0.338, SLG: 0.507	P5			SF8	1B		1B	K2-3		4	0	2	0	1	1													
Bret Barberie, S OBP: 0.376, SLG: 0.304	G4-3			K	F9			K		4	0	0	0	0	2													
Darin Fletcher, L OBP: 0.276, SLG: 0.290	K			SF8		L8		G4-6-3		2	0	0	1	1	0													
Spike Owen, S OBP: 0.332, SLG: 0.384	F8			G3		FC1-5		G4-6-3		4	0	1	0	0	0													
Archi Cianfrocco, R OBP: 0.276, SLG: 0.366			G6-3			K		FC1-5		4	1	2	0	0	1													
Ken Hill, R OBP: 0.306, SLG: 0.422						K				3	1	0	0	0	2													
Jeff Fassero, L OBP: 0.091, SLG: 0.091						K		FC1-5		0	0	0	0	0	0													
Mel Rojas, R OBP: 0.200, SLG: 0.200								P3		0	0	0	0	0	0													
Inning Stats	R: 0 E: 0 K: 0 S: 12	H: 1 LOB: 1 BB: 0 P: 16	R: 0 E: 0 K: 1 S: 7	H: 0 LOB: 0 BB: 0 P: 8	R: 0 E: 0 K: 1 S: 8	H: 0 LOB: 0 BB: 0 P: 13	R: 2 E: 1 K: 1 S: 13	H: 2 LOB: 1 BB: 1 P: 24	R: 2 E: 0 K: 0 S: 15	H: 3 LOB: 2 BB: 1 P: 27	R: 3 E: 0 K: 0 S: 12	H: 3 LOB: 0 BB: 0 P: 18	R: 0 E: 0 K: 1 S: 9	H: 2 LOB: 2 BB: 1 P: 17	R: 0 E: 0 K: 1 S: 9	H: 1 LOB: 1 BB: 0 P: 11	R: 0 E: 0 K: 1 S: 11	H: 0 LOB: 0 BB: 0 P: 21	1B: 7 2B: 2 3B: 0 HR: 3	SF: 1 SAC: 0 DP: 1 HBP: 1	WP: 0 PB: 0 SB: 2 CS: 1	PA: 42						
PITCHER	IP	WLS	BF	H	R	ER	SO	BB	IBB	HBP	BLK	WP	HR	S	P	ERA	WHIP											
Curt Schilling, R ERA: 2.68	(1, 1)	5.2	L	28	9	7	6	5	1	1	0	0	0	3	64	103	9.53	1.765										
Cliff Brantley, R ERA: 4.53	(6, 1)	0.1		1	0	0	0	0	0	0	0	0	0	0	3	3	0.00	0.000										
Mike Hartley, R ERA: 3.09	(7, 1)	2.0		9	3	0	2	0	1	0	0	0	0	18	28	0.00	1.500											
Mitch Williams, L ERA: 4.17	(9, 1)	1.0		3	0	0	0	1	0	0	0	0	0	11	21	0.00	0.000											

Batter	1	2	3	4	5	6	7	8	9	AB	R	H	RBI	BB	SO	LOB	BOTTOM											
Lenny Dykstra, L OBP: 0.381, SLG: 0.410	FC3-6		BB			F7		FC6-4		5	0	4	1	0	0	0	Montreal Expos @ Philadelphia Phillies Veterans Stadium, Philadelphia, PA Thu Aug 06 1992, 7:05 PM EDT Att: 18,848 - Sunny - 79 F											
Mariano Duncan, R OBP: 0.291, SLG: 0.380	1B		1B			G3-1		FC6-4		4	0	0	0	1	0													
Dave Hollins, S OBP: 0.365, SLG: 0.432	BB		F9			FC5-4		1B		4	0	0	0	1	0													
Darren Daulton, L OBP: 0.397, SLG: 0.539	1B		BB			FC5-4		1B		4	0	0	0	1	3													
John Kruk, L OBP: 0.443, SLG: 0.481	K		BB			F7				4	0	0	0	1	2													
Wes Chamberlain, R OBP: 0.288, SLG: 0.437	FC3-6		BB			K				4	1	2	0	1	0													
John Kruk, L OBP: 0.443, SLG: 0.481	1B		L8			2B		1B		4	1	2	0	1	0													
John Kruk, L OBP: 0.443, SLG: 0.481	1B		L5			1B		1B		5	1	2	0	0	0													
Wes Chamberlain, R OBP: 0.288, SLG: 0.437	FC3-6		L8			1B		1B		5	1	2	0	0	0													
Stan Javier, S OBP: 0.330, SLG: 0.283	1B		F8			FC1-4-6		1B		5	1	2	0	0	0													
Wes Chamberlain, R OBP: 0.288, SLG: 0.437	K		G6-3			G5-3		F8		5	0	0	0	0	2													
Stan Javier, S OBP: 0.330, SLG: 0.283	K		K			K		K		4	2	2	1	1	2													
Mickey Morandini, L OBP: 0.311, SLG: 0.360	1B		3B			E		1B		4	0	2	2	0	0													
Curt Schilling, R ERA: 2.99	(1, 1)	5.1	W	26	8	4	3	4	2	0	0	0	0	0	0	2												
Jeff Fassero, L ERA: 3.16	(6, 1)	1.1		6	2	0	0	1	0	0	0	0	0	0	0	0												
Mel Rojas, R ERA: 1.22	(7, 1)	1.1		6	1	0	0	0	1	0	0	0	0	0	0	0												
John Wetteland, R ERA: 3.27	(9, 1)	1.0	S	5	1	0	0	3	1	0	0	0	0	0	0	0												
Inning Stats	R: 0 E: 0 K: 1 S: 10	H: 1 LOB: 2 BB: 1 P: 18	R: 0 E: 0 K: 2 S: 13	H: 1 LOB: 1 BB: 0 P: 19	R: 0 E: 0 K: 0 S: 9	H: 1 LOB: 1 BB: 1 P: 17	R: 1 E: 0 K: 0 S: 9	H: 2 LOB: 1 BB: 0 P: 11	R: 0 E: 0 K: 1 S: 8	H: 0 LOB: 0 BB: 0 P: 13	R: 3 E: 1 K: 1 S: 18	H: 4 LOB: 2 BB: 0 P: 27	R: 0 E: 0 K: 0 S: 10	H: 1 LOB: 1 BB: 0 P: 17	R: 0 E: 0 K: 0 S: 13	H: 1 LOB: 2 BB: 1 P: 22	R: 0 E: 0 K: 3 S: 13	H: 1 LOB: 2 BB: 1 P: 21	1B: 10 2B: 1 3B: 1 HR: 0	SF: 0 SAC: 0 DP: 0 HBP: 0	WP: 0 PB: 0 SB: 1 CS: 0	PA: 43						
PITCHER	IP	WLS	BF	H	R	ER	SO	BB	IBB	HBP	BLK	WP	HR	S	P	ERA	WHIP											
Ken Hill, R ERA: 2.99	(1, 1)	5.1	W	26	8	4	3	4	2	0	0	0	0	0	0	2	5.06	1.875										
Jeff Fassero, L ERA: 3.16	(6, 1)	1.1		6	2	0	0	1	0	0	0	0	0	0	0	0	0.00	1.500										
Mel Rojas, R ERA: 1.22	(7, 1)	1.1		6	1	0	0	0	1	0	0	0	0	0	0	0	0.00	1.500										
John Wetteland, R ERA: 3.27	(9, 1)	1.0	S	5	1	0	0	3	1	0	0	0	0	0	0	0	0.00	2.000										

Batter	1	2	3	4	5	6	7	8	9	AB	R	H	RBI	BB	SO	LOB	TOP				
Delino DeShields, L (1.4) OBP: 0.389, SLG: 0.440	F9		PO			F8		B1-3		4	0	1	1	0	0	1					
Marquis Grissom, R (1.8) OBP: 0.322, SLG: 0.400	F7		PO	G6-3					F8	3	0	0	0	1	0	0					
Moises Alou, R (1.7) OBP: 0.341, SLG: 0.478	L8			F8					G5-3	4	0	0	0	0	1	2					
Larry Walker, L (1.9) OBP: 0.334, SLG: 0.501		P2		P5					L8	4	0	0	0	0	1	0					
Bret Barberie, S (1.5) OBP: 0.371, SLG: 0.299		K			G3				F7	3	0	0	0	0	1	0					
Darwin Fletcher, L (1.2) OBP: 0.277, SLG: 0.298		G4-3			G3					3	0	1	0	0	0	0					
Spike Owen, S (1.6) OBP: 0.329, SLG: 0.380			F9		P4				F9	3	0	0	0	0	0	1					
Archi Cianfrocco, R (1.3) OBP: 0.276, SLG: 0.370			G4-3	1B	2B			F8	F8	3	1	1	0	0	0	0					
Chris Nabholz, L (1.1) OBP: 0.111, SLG: 0.156			G4-3						G4-3	2	0	1	0	0	0	1					
Sergio Valdez, R (7.1) OBP: 0.333, SLG: 0.339										0	0	0	0	0	0	0					
John Vander Wal, L (8. PH) OBP: 0.333, SLG: 0.339										1	0	0	0	0	0	0					
Pete Young, R (8.1)										0	0	0	0	0	0	0					
Inning Stats	R: 0 E: 0 K: 0 S: 9	H: 0 LOB: 0 BB: 0 P: 12	R: 0 E: 0 K: 1 S: 7	H: 0 LOB: 0 BB: 0 P: 11	R: 1 E: 0 K: 0 S: 17	H: 2 LOB: 0 BB: 0 P: 26	R: 0 E: 0 K: 0 S: 9	H: 0 LOB: 0 BB: 0 P: 12	R: 0 E: 0 K: 1 S: 12	H: 1 LOB: 2 BB: 1 P: 22	R: 0 E: 0 K: 1 S: 9	H: 1 LOB: 1 BB: 0 P: 15	R: 0 E: 0 K: 0 S: 4	H: 0 LOB: 0 BB: 0 P: 5	R: 0 E: 0 K: 0 S: 6	H: 0 LOB: 0 BB: 0 P: 13	1B: 2 2B: 2 3B: 0 HR: 0	SF: 0 SAC: 0 DP: 0 HBP: 0	WP: 0 PB: 0 SB: 0 CS: 0	PA: 32	
PITCHER	IP	WLS	BF	H	R	ER	SO	BB	IBB	HBP	BLK	WP	HR	S	P	ERA	WHIP				
Ben Rivera, R (1.1) ERA: 2.87	8.0	W	28	4	1	1	3	1	0	0	0	0	0	74	115	1.12	0.625				
Mitch Williams, L (9.1) ERA: 4.09	1.0	S	3	0	0	0	0	0	0	0	0	0	0	6	13	0.00	0.000				

Montreal Expos @ Philadelphia Phillies
Veterans Stadium, Philadelphia, PA
Fri Aug 07 1992, 7:05 PM EDT
Att: 22,673 - Sunny - 79 F

AB	30
R	1
H	4
RBI	1
BB	1
SO	3
LOB	5



Batter	1	2	3	4	5	6	7	8	9	AB	R	H	RBI	BB	SO	LOB	BOTTOM				
Lenny Dykstra, L (1.8) OBP: 0.385, SLG: 0.422	HR		L3			G6-4-3			SH1-3	3	1	2	1	1	0	1					
Stan Javier, S (1.7) OBP: 0.330, SLG: 0.284	F8		FC4-6		G6-4-3			SH1-3		3	0	1	0	0	0	1					
Dave Hollins, S (1.5) OBP: 0.366, SLG: 0.434	K		FC4-6							3	0	1	0	1	1	2					
Darren Daulton, L (1.2) OBP: 0.393, SLG: 0.533	K		G1-3						F8	4	0	0	0	0	2	5					
Ricky Jordan, R (1.3) OBP: 0.263, SLG: 0.359		G5-3							G5-3	4	2	2	1	0	0	2					
John Kruk, L (9.3) OBP: 0.443, SLG: 0.481				1B	2B	1B			HR	0	0	0	0	0	0	0					
Wes Chamberlain, R (1.9) OBP: 0.287, SLG: 0.434		G6-3						F8		4	0	1	0	0	0	0					
Mariano Duncan, R (1.4) OBP: 0.295, SLG: 0.385										4	0	3	1	0	0	0					
Mitch Williams, L (9.1) OBP: 0.333, SLG: 0.333										0	0	0	0	0	0	0					
Joe Milette, R (1.6) OBP: 0.246, SLG: 0.193		G4-3			P3				G4-3	4	0	0	0	0	0	3					
Ben Rivera, R (1.1) ERA: 3.58										2	0	0	0	1	1	2					
Mickey Morandini, L (9.4) ERA: 2.53			FC4-6							0	0	0	0	0	0	0					
Inning Stats	R: 1 E: 0 K: 2 S: 17	H: 1 LOB: 0 BB: 0 P: 24	R: 0 E: 0 K: 0 S: 8	H: 1 LOB: 1 BB: 0 P: 9	R: 0 E: 0 K: 0 S: 9	H: 1 LOB: 2 BB: 1 P: 16	R: 1 E: 0 K: 1 S: 14	H: 3 LOB: 1 BB: 0 P: 17	R: 0 E: 0 K: 1 S: 11	H: 1 LOB: 1 BB: 1 P: 17	R: 1 E: 0 K: 0 S: 11	H: 2 LOB: 1 BB: 0 P: 15	R: 0 E: 0 K: 0 S: 11	H: 1 LOB: 2 BB: 1 P: 20	R: 0 E: 0 K: 0 S: 8	H: 0 LOB: 0 BB: 0 P: 10	1B: 6 2B: 2 3B: 0 HR: 2	SF: 0 SAC: 1 DP: 1 HBP: 0	WP: 0 PB: 0 SB: 0 CS: 0	PA: 35	
PITCHER	IP	WLS	BF	H	R	ER	SO	BB	IBB	HBP	BLK	WP	HR	S	P	ERA	WHIP				
Chris Nabholz, L (7.1) ERA: 3.58	6.1	L	29	10	3	3	4	2	0	0	0	0	0	75	106	4.26	1.895				
Sergio Valdez, R (7.1) ERA: 2.53	0.2		3	0	0	0	0	1	0	0	0	0	0	6	12	0.00	1.500				
Pete Young, R (8.1) ERA: 4.02	1.0		3	0	0	0	0	0	0	0	0	0	0	8	10	0.00	0.000				

Montreal Expos @ Philadelphia Phillies
Veterans Stadium, Philadelphia, PA
Fri Aug 07 1992, 7:05 PM EDT
Att: 22,673 - Sunny - 79 F

AB	31
R	3
H	10
RBI	3
BB	3
SO	4
LOB	16



Batter	1	2	3	4	5	6	7	8	9	AB R H RBI BB SO LOB	TOP									
Delino DeShields, L (1.4) OBP: 0.387, SLG: 0.436	2-1 F7		3-1 P2		2-0 HBP		2-2 G1-3		1-1 G3	4 0 0 0 0 0 1	Montreal Expos @ Philadelphia Phillies Veterans Stadium, Philadelphia, PA Sat Aug 08 1992, 7:05 PM EDT Att: 26,338 - Cloudy - 79 F									
Marquis Grissom, R (1.8) OBP: 0.323, SLG: 0.405	0-0 G1-3		4-0 CS BB		2-3 K		1-0 HR		2-1 P3	4 1 1 2 1 1 2										
Moises Alou, R (1.7) OBP: 0.333, SLG: 0.467	3-2 F8		3-2 G6-3		2-0 L7		1-0 F7		0-3 K	5 0 0 0 0 1 3										
Larry Walker, L (1.9) OBP: 0.341, SLG: 0.510		0-0 3B 1B		2-0 F8 WP 2B		0-0 CS 1B		2-1 1B SF8 1B		4 3 4 0 0 0 0										
Tim Wallach, R (1.5) OBP: 0.305, SLG: 0.328		2-3 K		0-0 F8		3-3 K		1-1 SF8 1B		4 0 1 0 0 2 3										
Spike Owen, S (1.6) OBP: 0.334, SLG: 0.393		2-2 1-H SF8 3B		1-0 F8		2-2 1B		2-1 1B		4 1 3 1 0 0 0										
Gary Carter, R (1.2) OBP: 0.290, SLG: 0.321		1-1 SF8		3-H F8		2-1 F7		2-0 SF8		2 0 0 2 0 0 1										
Archi Cianfrocco, R (1.3) OBP: 0.272, SLG: 0.364		1-0 E6			0-0 G6-3		1-2 F9		2-3 3-H K	4 0 0 0 0 1 2										
Dennis Martinez, R (1.1) OBP: 0.226, SLG: 0.226		1-3 K			0-2 HBP 1B		1-1 G1-3 HR 1B		1-0 L9	4 1 2 0 0 1 3										
Inning Stats	R: 0 E: 0 K: 0 S: 6	H: 0 LOB: 0 BB: 0 P: 11	R: 2 E: 1 K: 2 S: 14	H: 2 LOB: 1 BB: 0 P: 21	R: 0 E: 0 K: 0 S: 6	H: 0 LOB: 0 BB: 1 P: 16	R: 1 E: 0 K: 0 S: 4	H: 1 LOB: 0 BB: 0 P: 8	R: 0 E: 0 K: 1 S: 9	H: 2 LOB: 1 BB: 0 P: 16	R: 2 E: 0 K: 0 S: 11	H: 2 LOB: 0 BB: 0 P: 17	R: 1 E: 0 K: 1 S: 12	H: 3 LOB: 2 BB: 0 P: 21	R: 0 E: 0 K: 1 S: 8	H: 0 LOB: 0 BB: 0 P: 11	1B: 8 2B: 2 3B: 1 HR: 1	SF: 2 SAC: 0 DP: 1 HBP: 1	WP: 1 PB: 0 CS: 2	PA: 39
PITCHER	IP WLS BF H R ER SO BB IBB HBP BLK WP HR S P ERA WHIP											PITCHER	IP WLS BF H R ER SO BB IBB HBP BLK WP HR S P ERA WHIP							
Kyle Abbott, L (1.1) ERA: 4.78	7.0 L 30 8 5 5 4 1 0 1 0 0 1 1 63 108 6.43 1.286																			
Cliff Brantley, R (8.1) ERA: 4.51	1.0 6 3 1 1 1 0 0 0 0 0 0 0 12 21 9.00 3.000																			
Bob Ayrault, R (9.1) ERA: 3.9	1.0 3 0 0 0 1 0 0 0 0 0 0 0 8 11 0.00 0.000																			

Batter	1	2	3	4	5	6	7	8	9	AB R H RBI BB SO LOB	BOTTOM									
Lenny Dykstra, L (1.8) OBP: 0.380, SLG: 0.417	2-2 G4-3		2-1 F7			0-1 G5-3			1-2 G4-3	4 0 0 0 0 0 1	Montreal Expos @ Philadelphia Phillies Veterans Stadium, Philadelphia, PA Sat Aug 08 1992, 7:05 PM EDT Att: 26,338 - Cloudy - 79 F									
Mickey Morandini, L (1.4) OBP: 0.307, SLG: 0.355	1-1 F9		1-1 F8			1-0 G6-3			0-0 G4-3	4 0 0 0 0 0 1										
Dave Hollins, S (1.5) OBP: 0.363, SLG: 0.430	3-1 G4-3				2-2 F7		1-2 G6-3		1-0 E1 1B	4 1 0 0 0 0 0										
Darren Daulton, L (1.2) OBP: 0.391, SLG: 0.530		0-0 G3		1-2 L5			2-0 P4		2-2 1B DI 1B	4 0 1 1 0 0 0										
John Kruk, L (1.3) OBP: 0.444, SLG: 0.481		3-2 FC4-6 1B		2-2 G1-4-3			1-0 G1-3		2-1 1B	4 0 2 0 0 0 0										
Wes Chamberlain, R (1.9) OBP: 0.283, SLG: 0.427		2-3 K			1-1 G3		0-0 G4-3		2-2 P9	4 0 0 0 0 1 3										
Stan Javier, S (1.7) OBP: 0.324, SLG: 0.278		1-0 FC4-6			0-1 G6-3				0-0 G3-1	3 0 0 0 0 0 1										
Joe Milette, R (1.6) OBP: 0.270, SLG: 0.207			4-0 SH2-4 BB		0-0 1B				0-1 G4-3	1 0 1 0 1 0 0										
Dale Sveum, S (8. PH) OBP: 0.261, SLG: 0.252					1-3 K				1-1 G4-3	1 0 0 0 0 0 0										
Kyle Abbott, L (1.1) OBP: 0.107, SLG: 0.111										1 0 0 0 0 1 1										
Cliff Brantley, R (8.1) OBP: 0.206, SLG: 0.200										0 0 0 0 0 0 0										
Jeff Grotewold, L (6. PH) OBP: 0.357, SLG: 0.590										1 0 0 0 0 0 0										
Bob Ayrault, R (9.1)										0 0 0 0 0 0 0										
Inning Stats	R: 0 E: 0 K: 0 S: 7	H: 0 LOB: 0 BB: 0 P: 13	R: 0 E: 0 K: 1 S: 8	H: 1 LOB: 1 BB: 0 P: 14	R: 0 E: 0 K: 0 S: 5	H: 0 LOB: 1 BB: 1 P: 12	R: 0 E: 0 K: 0 S: 13	H: 0 LOB: 0 BB: 0 P: 18	R: 0 E: 0 K: 1 S: 8	H: 1 LOB: 1 BB: 0 P: 10	R: 0 E: 0 K: 0 S: 6	H: 0 LOB: 0 BB: 0 P: 6	R: 0 E: 0 K: 0 S: 5	H: 0 LOB: 0 BB: 0 P: 6	R: 1 E: 1 K: 0 S: 15	H: 2 LOB: 2 BB: 0 P: 23	1B: 4 2B: 0 3B: 0 HR: 0	SF: 0 SAC: 1 DP: 0 HBP: 0	WP: 0 PB: 0 CS: 0	PA: 33
PITCHER	IP WLS BF H R ER SO BB IBB HBP BLK WP HR S P ERA WHIP											PITCHER	IP WLS BF H R ER SO BB IBB HBP BLK WP HR S P ERA WHIP							
Dennis Martinez, R (1.1) ERA: 2.75	9.0 W 33 4 1 0 2 1 0 0 0 0 0 0 70 110 0.00 0.556																			

Batter	1	2	3	4	5	6	7	8	9	AB	R	H	RBI	BB	SO	LOB	TOP										
Delino DeShields, L (1.4) OBP: 0.385, SLG: 0.436	1-2 G3		0-1 G4-3 2B		2-2 F8	2-1 F8	2-3 K			5	0	1	0	0	1	4	Montreal Expos @ Philadelphia Phillies Veterans Stadium, Philadelphia, PA Sun Aug 09 1992, 3:33 AM EDT Att: 25,683 - Cloudy - 85 F										
Marquis Grissom, R (1.8) OBP: 0.320, SLG: 0.401	3-2 G6-3		2-3 K		2-2 G5-3	1-2 L4		3-2 P2		5	0	0	0	0	1	3											
Moises Alou, R (1.7) OBP: 0.339, SLG: 0.467	1-2 2B 1B		1-1 G4-3		4-0 BB		0-0 G3 SF9 1B	1-2 G6-3		4	2	2	0	1	0	1											
Larry Walker, L (1.9) OBP: 0.339, SLG: 0.508	0-0 1-H 2B		2-2 F8		0-1 P8		2-2 G3	2-3 K		5	0	1	1	0	1	3											
Tim Wallach, R (1.5) OBP: 0.301, SLG: 0.325	0-2 F9			2-0 F8		0-0 G6-3	1-0 SF9		3-2 L7	4	0	0	1	0	0	1											
Spike Owen, S (1.6) OBP: 0.342, SLG: 0.398		3-1 G4-3 2B		4-1 1B BB		4-1 HR BB	3-0 BB BB 1B BB		1-3 K	2	2	1	0	3	1	0											
Gary Carter, R (1.2) OBP: 0.296, SLG: 0.335		1-1 G4-3		2-2 P3		2-0 HR	4-0 BB BB 1B BB		4-2 BB	3	2	1	2	2	0	2											
Archi Cianfrocco, R (1.3) OBP: 0.278, SLG: 0.366		1-1 FC5-2-6		2-0 1B		0-0 PB BB 1B	4-1 1B BB 2-3 BB		0-3 K	4	0	2	0	1	1	2											
Mark Gardner, R (1.1) OBP: 0.205, SLG: 0.205		0-3 K		0-0 P4		4-1 PB BB	1-2 BB 1B			2	0	0	0	1	1	3											
John Vander Wal, L (7, PH) OBP: 0.337, SLG: 0.343						1-2 BB				1	0	1	2	0	0	0											
Mel Rojas, R (7.1) OBP: 0.091, SLG: 0.091							1-3 2-H 3-H 1B			0	0	0	0	0	0	0											
Inning Stats	R: 1 E: 0 K: 0 S: 13	H: 2 LOB: 1 BB: 0 P: 18	R: 0 E: 0 K: 1 S: 9	H: 1 LOB: 1 BB: 0 P: 14	R: 0 E: 0 K: 1 S: 10	H: 1 LOB: 1 BB: 0 P: 15	R: 0 E: 0 K: 0 S: 8	H: 1 LOB: 2 BB: 1 P: 18	R: 0 E: 0 K: 0 S: 8	H: 0 LOB: 1 BB: 1 P: 16	R: 2 E: 0 K: 0 S: 10	H: 2 LOB: 2 BB: 2 P: 23	R: 3 E: 0 K: 1 S: 15	H: 2 LOB: 3 BB: 3 P: 33	R: 0 E: 0 K: 2 S: 10	H: 0 LOB: 1 BB: 1 P: 24	1B: 5 2B: 3 3B: 0 HR: 1	SF: 1 SAC: 0 DP: 0 HBP: 0	WP: 0 PB: 1 SB: 1 CS: 0	PA: 44							
PITCHER	IP	WLS	BF	H	R	ER	SO	BB	IBB	HBP	BLK	WP	HR	S	P	ERA	WHIP										
Greg Mathews, L (1.1) ERA: 3.72	5.2	L	28	7	3	3	2	4	0	0	0	0	1	55	100	4.76	1.941										
Jay Baller, R (6.1) ERA: 5.0	1.0		7	1	3	3	0	3	0	0	0	0	0	9	25	27.00	4.000										
Bob Ayrault, R (7.1) ERA: 3.86	0.1		2	1	0	0	1	0	0	0	0	0	0	9	12	0.00	3.000										
Cliff Brantley, R (8.1) ERA: 4.45	2.0		7	0	0	0	3	1	0	0	0	0	0	26	40	0.00	0.500										

AB	35
R	6
H	9
RBI	6
BB	8
SO	6
LOB	19



Batter	1	2	3	4	5	6	7	8	9	AB	R	H	RBI	BB	SO	LOB	BOTTOM										
Lenny Dykstra, L (1.8) OBP: 0.376, SLG: 0.412	0-1 G3	1-0 G4-3			1-0 L6			3-2 G3		4	0	0	0	0	0	1	Montreal Expos @ Philadelphia Phillies Veterans Stadium, Philadelphia, PA Sun Aug 09 1992, 3:33 AM EDT Att: 25,683 - Cloudy - 85 F										
Mariano Duncan, R (1.4) OBP: 0.292, SLG: 0.382	1-2 E1 1B	3-3 K			0-1 P6			1-3 K		4	1	0	0	0	2	1											
Dave Hollins, S (1.5) OBP: 0.360, SLG: 0.425	3-3 K		1-1 P4		1-0 G3			1-0 P8		4	0	0	0	0	1	1											
John Kruk, L (1.7) OBP: 0.442, SLG: 0.477	4-1 1B BB		1-2 F9		1-0 G3-1			3-2 G3		3	0	0	0	1	0	0											
Ricky Jordan, R (1.3) OBP: 0.268, SLG: 0.363	0-0 1-2 2-H 1B		3-2 F9		0-1 FC6-4 1B			1-0 G5-3		4	0	2	1	0	0	0											
Wes Chamberlain, R (1.9) OBP: 0.276, SLG: 0.420	3-3 K		1-0 F9		0-2 FC6-4			1-2 G5-3		4	0	0	0	0	1	3											
Todd Pratt, R (1.2) OBP: 0.222, SLG: 0.556		2-0 HR		3-2 G4-3			0-3 K			3	1	1	1	0	1	0											
Joe Milette, R (1.6) OBP: 0.262, SLG: 0.200		1-0 L3		2-2 P3			1-1 P6			2	0	0	0	0	0	0											
Mickey Morandini, L (7, PH) OBP: 0.306, SLG: 0.354										1	0	0	0	0	0	0											
Greg Mathews, R (1.1) ERA: 3.81		4-2 BB			2-3 K			2-3 K		1	0	0	0	1	1	0											
Jay Baller, R (6.1)										0	0	0	0	0	0	0											
Bob Ayrault, R (7.1)										0	0	0	0	0	0	0											
Jeff Grotewold, L (7, PH) OBP: 0.349, SLG: 0.575										1	0	0	0	0	1	0											
Cliff Brantley, R (8.1) OBP: 0.200, SLG: 0.200										0	0	0	0	0	0	0											
Inning Stats	R: 1 E: 1 K: 2 S: 15	H: 1 LOB: 2 BB: 1 P: 26	R: 1 E: 0 K: 1 S: 8	H: 1 LOB: 1 BB: 1 P: 19	R: 0 E: 0 K: 0 S: 8	H: 0 LOB: 0 BB: 0 P: 13	R: 0 E: 0 K: 0 S: 10	H: 0 LOB: 0 BB: 0 P: 16	R: 0 E: 0 K: 1 S: 6	H: 0 LOB: 0 BB: 0 P: 9	R: 0 E: 0 K: 0 S: 7	H: 1 LOB: 1 BB: 0 P: 9	R: 0 E: 0 K: 2 S: 8	H: 0 LOB: 0 BB: 0 P: 11	R: 0 E: 0 K: 1 S: 11	H: 0 LOB: 0 BB: 0 P: 16	R: 0 E: 0 K: 0 S: 9	H: 0 LOB: 0 BB: 0 P: 14	1B: 2 2B: 0 3B: 0 HR: 1	SF: 0 SAC: 0 DP: 0 HBP: 0	WP: 0 PB: 0 SB: 1 CS: 0	PA: 33					
PITCHER	IP	WLS	BF	H	R	ER	SO	BB	IBB	HBP	BLK	WP	HR	S	P	ERA	WHIP										
Mark Gardner, R (1.1) ERA: 3.81	6.0	W	24	3	2	1	4	2	0	0	0	0	1	54	92	1.50	0.833										
Mel Rojas, R (7.1) ERA: 1.16	3.0	S	9	0	0	0	3	0	0	0	0	0	0	28	41	0.00	0.000										

AB	31
R	2
H	3
RBI	2
BB	2
SO	7
LOB	6





Batter	1	2	3	4	5	6	7	8	9	10	AB	R	H	RBI	BB	SO	LOB	TOP				
Bernard Gilkey, R OBP: 0.368, SLG: 0.418 (1, 7)	F7		SH1-3 BB		HR		F7			1B	4	2	2	2	1	0	1	St. Louis Cardinals @ Philadelphia Phillies Veterans Stadium, Philadelphia, PA Wed Aug 12 1992, 7:05 PM EDT Att. 19,807 - Cloudy - 80 F				
Ozzie Smith, S OBP: 0.367, SLG: 0.330 (1, 6)	G6-3		SH1-3		B2-3			G5-3		F8	4	0	0	0	0	0	1					
Ray Lankford, L OBP: 0.367, SLG: 0.462 (1, 8)	FC6-4 1B		L4		G6-3			L9		1B	5	0	2	1	0	0	2					
Andres Galaraga, R OBP: 0.266, SLG: 0.352 (1, 3)	FC6-4		L8					F8		K	5	0	0	0	0	1	4					
Tracy Woodson, R OBP: 0.333, SLG: 0.333 (1, 5)		1B			P3			G4-3		L8	4	0	1	0	0	0	0					
Mitt Thompson, L OBP: 0.357, SLG: 0.423 (9, PH)	F7				G4-6-3 BB			K		K	2	0	0	0	1	1	1					
Felix Jose, S OBP: 0.346, SLG: 0.447 (9, 9)											1	0	0	0	0	1	0					
Luis Alcega, S OBP: 0.358, SLG: 0.438 (1, 4)	F8				G4-6-3			CS 1B		1B	4	0	2	0	0	0	2					
Tom Pagnozzi, R OBP: 0.305, SLG: 0.390 (1, 2)	P4							1-2 BB		K	3	0	0	0	1	1	2					
Omar Olivares, R OBP: 0.308, SLG: 0.373 (8, 1)																			AB 36 R 3 H 10 RBI 3 BB 3 SO 5 LOB 14			
Bob McClure, R (8, 1)																						
Todd Worrell, R (9, 1)																						
Rex Hudler, R OBP: 0.266, SLG: 0.352 (10, PH)			SH1-3 BB																			
Lee Smith, R (10, 1)																						
Inning Stats	R: 0 E: 0 K: 0 S: 9	H: 1 LOB: 1 BB: 0 P: 12	R: 0 E: 0 K: 0 S: 9	H: 1 LOB: 1 BB: 0 P: 12	R: 0 E: 0 K: 0 S: 9	H: 1 LOB: 2 BB: 1 P: 15	R: 0 E: 0 K: 0 S: 7	H: 0 LOB: 0 BB: 1 P: 14	R: 2 E: 0 K: 1 S: 11	H: 2 LOB: 0 BB: 0 P: 18	R: 0 E: 0 K: 1 S: 7	H: 1 LOB: 1 BB: 1 P: 15	R: 0 E: 0 K: 1 S: 13	H: 0 LOB: 0 BB: 0 P: 18	R: 0 E: 0 K: 2 S: 8	H: 1 LOB: 1 BB: 0 P: 13	R: 1 E: 0 K: 1 S: 13	H: 3 LOB: 1 BB: 0 P: 20		1B: 9 2B: 0 3B: 0 HR: 1	SF: 0 SAC: 1 DP: 1 HBP: 0	WP: 0 PA: 40 PB: 0 SB: 1 CS: 1
PITCHER	IP 8.0	WLS 31	BF 6	H 2	R 2	ER 2	SO 2	BB 3	IBB 0	HBP 0	BLK 0	WP 0	HR 1	S 73	P 111	ERA 2.25	WHIP 1.125					
Curt Schilling, R ERA: 2.68 (1, 1)																						
Mitch Williams, L ERA: 4.14 (9, 1)																						

Batter	1	2	3	4	5	6	7	8	9	10	AB	R	H	RBI	BB	SO	LOB	BOTTOM			
Lenny Dykstra, L OBP: 0.372, SLG: 0.404 (1, 8)	K		FC6-5			G4-3		2B 1B		G4-3	5	1	1	0	0	1	1	St. Louis Cardinals @ Philadelphia Phillies Veterans Stadium, Philadelphia, PA Wed Aug 12 1992, 7:05 PM EDT Att. 19,807 - Cloudy - 80 F			
Stan Javier, S OBP: 0.330, SLG: 0.293 (1, 7)	G3-1		K			G3		1H 2B		1B	5	0	2	1	0	1	1				
John Kruk, L OBP: 0.435, SLG: 0.470 (1, 3)	L4				G1-3 1B			G4-3		L7	5	0	1	0	0	1	2				
Darren Daulton, L OBP: 0.388, SLG: 0.535 (1, 2)		HR			P4			G1-3		G4-3	4	1	1	1	0	0	1				
Dave Hollins, S OBP: 0.360, SLG: 0.429 (1, 5)	G4-3				G1-3			BB		G4-3	3	0	0	0	1	0	1				
Wes Chamberlain, R OBP: 0.282, SLG: 0.423 (1, 9)	K				P5			P3		1B	4	0	1	0	0	1	2				
Mariano Duncan, R OBP: 0.296, SLG: 0.387 (9, 6)	F8					G1-3		L7		DI 1B	4	0	1	0	0	0	1				
Joe Milette, R OBP: 0.271, SLG: 0.203 (1, 6)																					
Mickey Morandini, L OBP: 0.306, SLG: 0.353 (8, PH)			FC6-5 SH2-4 1B			K		G4-6-3 1B		K	2	0	1	0	0	1	0				
Curt Schilling, R OBP: 0.143, SLG: 0.146 (8, PH)																					
Jeff Grolewold, L OBP: 0.333, SLG: 0.548 (9, 1)			SH2-4			G6-3		G4-6-3		P4	1	0	0	0	0	0	0				
Mitch Williams, L OBP: 0.333, SLG: 0.333 (9, 1)																					
Ricky Jordan, R OBP: 0.265, SLG: 0.358 (10, PH)																					
Inning Stats	R: 0 E: 0 K: 1 S: 9	H: 0 LOB: 0 BB: 0 P: 16	R: 1 E: 0 K: 1 S: 10	H: 1 LOB: 0 BB: 0 P: 16	R: 0 E: 0 K: 1 S: 7	H: 1 LOB: 1 BB: 0 P: 7	R: 0 E: 0 K: 0 S: 7	H: 1 LOB: 1 BB: 0 P: 13	R: 0 E: 0 K: 1 S: 5	H: 0 LOB: 0 BB: 0 P: 8	R: 0 E: 0 K: 0 S: 8	H: 0 LOB: 1 BB: 1 P: 10	R: 1 E: 0 K: 0 S: 13	H: 3 LOB: 1 BB: 0 P: 24	R: 0 E: 0 K: 1 S: 18	H: 2 LOB: 2 BB: 0 P: 24	R: 0 E: 0 K: 0 S: 10	H: 1 LOB: 1 BB: 0 P: 13	1B: 7 2B: 1 3B: 0 HR: 1	SF: 0 SAC: 1 DP: 1 HBP: 0	WP: 0 PA: 39 PB: 0 SB: 0 CS: 0
PITCHER	IP 7.2	WLS 29	BF 6	H 2	R 2	ER 2	SO 5	BB 1	IBB 0	HBP 0	BLK 0	WP 0	HR 1	S 60	P 101	ERA 2.35	WHIP 0.913				
Omar Olivares, R ERA: 3.6 (8, 1)																					
Bob McClure, L ERA: 2.61 (8, 1)																					
Todd Worrell, R ERA: 3.05 (9, 1)																					
Lee Smith, R ERA: 3.2 (10, 1)																					

St. Louis Cardinals @ Philadelphia Phillies
Veterans Stadium, Philadelphia, PA
 Wed Aug 12 1992, 7:05 PM EDT
 Att. 19,807 - Cloudy - 80 F



Batter	1	2	3	4	5	6	7	8	9	AB	R	H	RBI	BB	SO	LOB	TOP										
Bip Roberts, S OBP: 0.375, SLG: 0.386 (1, 4)	G6-3		E5 1B		F9	P3		E4		5	0	1	0	0	0	3	Cincinnati Reds @ Philadelphia Phillies Veterans Stadium, Philadelphia, PA Tue Aug 18 1992, 7:05 PM EDT Cloudy - 80 F										
Reggie Sanders, R OBP: 0.359, SLG: 0.494 (1, 8)	HR		L7					K2-3		5	2	3	1	0	1	2											
Barry Larkin, R OBP: 0.385, SLG: 0.452 (1, 6)	G6-3				G1 1B			SH1-3 1B		2	1	1	0	3	0	0											
Darnell Coles, R OBP: 0.333, SLG: 0.508 (1, 3)					G1 1B			SH1-3 BB		3	0	1	0	1	2	5											
Glenn Braggs, R OBP: 0.332, SLG: 0.381 (1, 7)	PO	G6-3			F7			1B		4	1	1	1	1	1	2											
Chris Sabo, R OBP: 0.300, SLG: 0.421 (1, 5)		P2			G1			HR		5	2	3	3	0	0	2											
Paul O'Neill, L OBP: 0.358, SLG: 0.388 (1, 9)	G3-1				P5			HR		5	0	0	0	0	0	5											
Joe Oliver, R OBP: 0.313, SLG: 0.382 (1, 2)					P4			HR		4	0	0	0	1	3	2											
Greg Swindell, L OBP: 0.153, SLG: 0.171 (1, 1)					L8			L8		5	0	2	0	0	0	0											
Inning Stats	R: 1 E: 0 K: 0 S: 6	H: 2 LOB: 0 BB: 0 P: 8	R: 0 E: 0 K: 0 S: 8	H: 0 LOB: 0 BB: 0 P: 11	R: 0 E: 1 K: 1 S: 9	H: 1 LOB: 1 BB: 0 P: 11	R: 0 E: 0 K: 0 S: 9	H: 1 LOB: 2 BB: 1 P: 17	R: 0 E: 0 K: 1 S: 15	H: 2 LOB: 3 BB: 1 P: 20	R: 2 E: 0 K: 1 S: 14	H: 2 LOB: 2 BB: 2 P: 29	R: 0 E: 1 K: 2 S: 13	H: 0 LOB: 2 BB: 0 P: 23	R: 2 E: 0 K: 1 S: 12	H: 2 LOB: 0 BB: 0 P: 15		1B: 7 2B: 2 3B: 0 HR: 3	SF: 0 SAC: 1 DP: 0 HBP: 0	WP: 1 PB: 0 CS: 1 S: 0	PA: 46						
PITCHER	IP	WLS	BF	H	R	ER	SO	BB	IBB	HBP	BLK	WP	HR	S	P	ERA	WHIP										
Terry Mulholland, L ERA: 3.62 (1, 1)	6.1	L	33	10	4	4	3	2	3	0	0	1	1	65	104	5.68	1.895										
Kyle Abbott, L ERA: 4.66 (7, 1)	0.2		2	0	0	0	1	0	0	0	0	0	0	6	10	0.00	0.000										
Cliff Brantley, R ERA: 4.37 (8, 1)	1.0		5	0	0	0	2	1	0	0	0	0	0	13	23	0.00	1.000										
Jay Ballew, R ERA: 7.71 (9, 1)	1.0		5	2	2	2	1	0	0	0	0	0	2	12	15	18.00	2.000										

Batter	1	2	3	4	5	6	7	8	9	AB	R	H	RBI	BB	SO	LOB	BOTTOM										
Stan Javier, S OBP: 0.324, SLG: 0.294 (1, 7)	F8				P2			FC6-4		4	0	0	0	0	1	1	Cincinnati Reds @ Philadelphia Phillies Veterans Stadium, Philadelphia, PA Tue Aug 18 1992, 7:05 PM EDT Cloudy - 80 F										
Mariano Duncan, R OBP: 0.290, SLG: 0.380 (1, 4)	K				P3			K		4	0	1	0	0	2	1											
Dave Hollins, S OBP: 0.357, SLG: 0.424 (1, 5)	K				2B			L8		4	0	1	0	0	1	2											
John Kruk, L OBP: 0.434, SLG: 0.468 (1, 3)					G3			1B		4	0	1	0	0	0	2											
Wes Chamberlain, R OBP: 0.285, SLG: 0.422 Ruben Amaro Jr, S OBP: 0.302, SLG: 0.310 (7, PR) (8, 9)	L8				G4-3 2B			P9		3	0	2	0	0	0	0											
Todd Pratt, R OBP: 0.231, SLG: 0.462 (1, 2)	K				K			1B		4	0	1	0	0	2	2											
Braulio Castillo, R (1, 8)					G4-3			K		4	0	0	0	0	2	4											
Juan Bell, R OBP: 0.250, SLG: 0.100 (1, 6)					L9			F9		3	0	0	0	1	0	4											
Terry Mulholland, R OBP: 0.129, SLG: 0.104 Kyle Abbott, L OBP: 0.197, SLG: 0.111 Cliff Brantley, R OBP: 0.207, SLG: 0.200 Ricky Jordan, R OBP: 0.289, SLG: 0.363 Jay Ballew, R (9, 1)	P6				P2			FC6-4 1B		2	0	0	0	0	0	2											
Inning Stats	R: 0 E: 0 K: 2 S: 12	H: 0 LOB: 0 BB: 0 P: 18	R: 0 E: 0 K: 1 S: 7	H: 0 LOB: 0 BB: 0 P: 11	R: 0 E: 0 K: 1 S: 9	H: 0 LOB: 0 BB: 0 P: 15	R: 0 E: 0 K: 0 S: 5	H: 1 LOB: 1 BB: 0 P: 8	R: 0 E: 0 K: 1 S: 8	H: 1 LOB: 2 BB: 0 P: 15	R: 0 E: 0 K: 1 S: 9	H: 1 LOB: 1 BB: 0 P: 14	R: 0 E: 0 K: 0 S: 11	H: 1 LOB: 2 BB: 0 P: 15	R: 0 E: 0 K: 1 S: 7	H: 1 LOB: 0 BB: 0 P: 12		R: 0 E: 0 K: 1 S: 14	H: 2 LOB: 2 BB: 0 P: 20	1B: 4 2B: 3 3B: 0 HR: 0	SF: 0 SAC: 0 DP: 0 HBP: 0	WP: 0 PB: 0 CS: 0 S: 0	PA: 35				
PITCHER	IP	WLS	BF	H	R	ER	SO	BB	IBB	HBP	BLK	WP	HR	S	P	ERA	WHIP										
Greg Swindell, L ERA: 2.56 (1, 1)	9.0	W	35	7	0	0	8	0	1	0	1	0	0	82	128	0.00	0.778										

Batter	1	2	3	4	5	6	7	8	9	AB	R	H	RBI	BB	SO	LOB	TOP					
Dave Martinez, L (1, 3) OBP: 0.323, SLG: 0.328	G3		G4-3			F8		K		4	0	0	0	0	1	2	Cincinnati Reds @ Philadelphia Phillies Veterans Stadium, Philadelphia, PA Tue Aug 18 1992, 7:05 PM EDT Att: 27,202 - Sunny - 77 F					
Reggie Sanders, R (1, 8) OBP: 0.357, SLG: 0.489	F7				CS BB	FC5-4		K		3	0	0	0	1	1	2						
Barry Larkin, R (1, 6) OBP: 0.384, SLG: 0.448	L9				SAFE	G6-3		G6-3		3	0	0	0	1	0	2						
Paul O'Neill, L (1, 9) OBP: 0.355, SLG: 0.383		F7			G4-3			E5		4	0	0	0	0	0	2						
Glenn Braggs, R (1, 7) OBP: 0.331, SLG: 0.384		E1				K		F7		4	1	1	0	0	1	3						
Jeff Branson, L (1, 5) OBP: 0.371, SLG: 0.439		K				L7				4	0	1	0	0	1	1						
Bill Doran, S (1, 4) OBP: 0.320, SLG: 0.358		G3						F9		3	0	0	1	1	0	2						
Rick Wrona, R (1, 2) OBP: 0.150, SLG: 0.150			L8					G5-3		4	0	0	0	0	1	2						
Jose Rijo, R (1, 1) OBP: 0.204, SLG: 0.245			G3							2	0	1	0	0	0	0						
Bip Roberts, S (8, PH) OBP: 0.376, SLG: 0.388										1	0	1	0	0	0	0						
Tom Bolton, L (8, 1)										0	0	0	0	0	0	0						
Inning Stats	R: 0 E: 0 K: 0 S: 4	H: 0 LOB: 0 BB: 0 P: 6	R: 0 E: 1 K: 1 S: 11	H: 0 LOB: 1 BB: 0 P: 15	R: 0 E: 0 K: 0 S: 8	H: 0 LOB: 0 BB: 1 P: 10	R: 0 E: 0 K: 0 S: 10	H: 0 LOB: 0 BB: 1 P: 17	R: 0 E: 0 K: 2 S: 13	H: 0 LOB: 1 BB: 1 P: 20	R: 0 E: 1 K: 0 S: 14	H: 1 LOB: 3 BB: 1 P: 24	R: 0 E: 0 K: 0 S: 6	H: 0 LOB: 0 BB: 0 P: 8	R: 0 E: 0 K: 2 S: 11	H: 1 LOB: 1 BB: 0 P: 14	R: 1 E: 0 K: 0 S: 8	H: 2 LOB: 1 BB: 0 P: 11	1B: 3 2B: 1 3B: 0 HR: 0	SF: 0 SAC: 0 DP: 0 HBP: 0	WP: 0 PB: 0 SB: 0 CS: 1	PA: 35
PITCHER Curt Schilling, R (1, 1) ERA: 2.57	IP: 9.0 WLS: W BF: 35 H: 4 R: 1 ER: 1 SO: 5 BB: 3 IBB: 0 HBP: 0 BLK: 0 WP: 0 HR: 0 S: 85 P: 125 ERA: 1.00 WHIP: 0.778															PITCHER						


AB	32
R	1
H	4
RBI	1
BB	3
SO	5
LOB	16




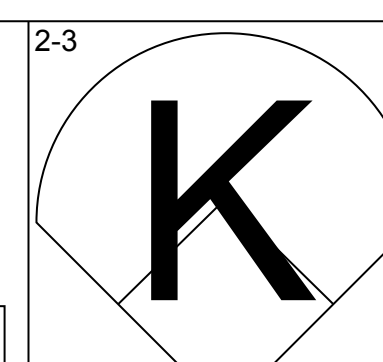
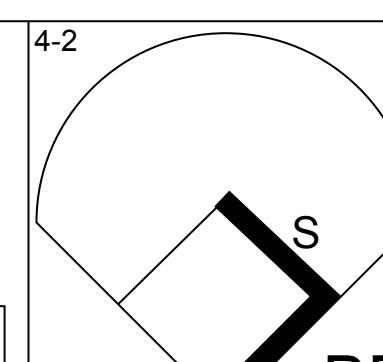
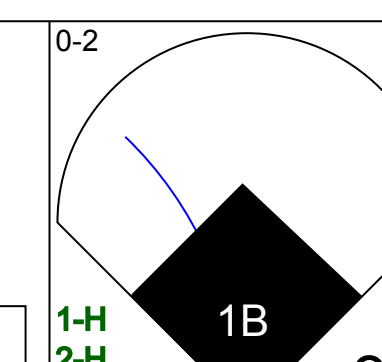
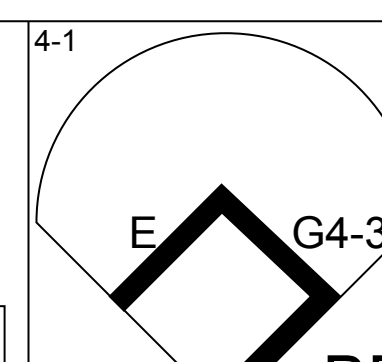
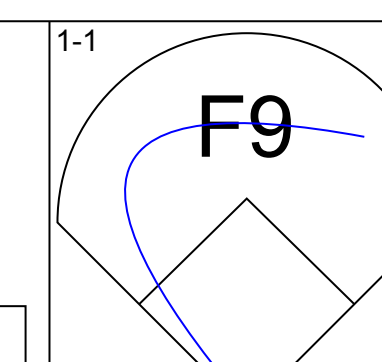
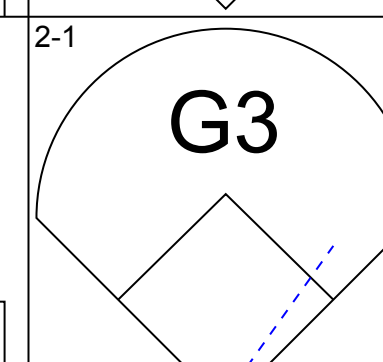
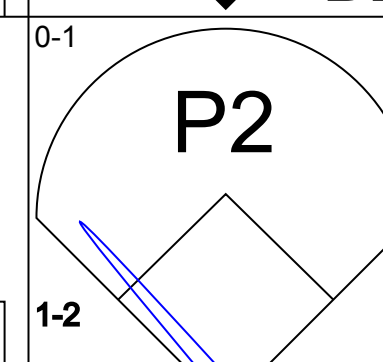
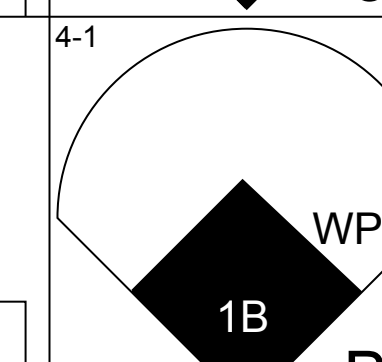
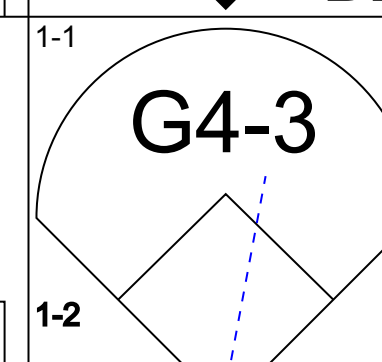
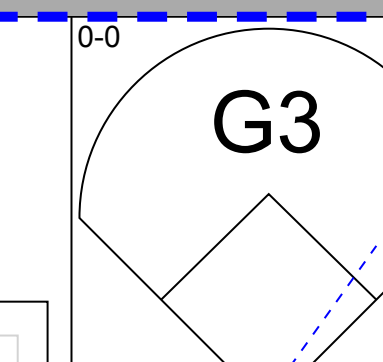
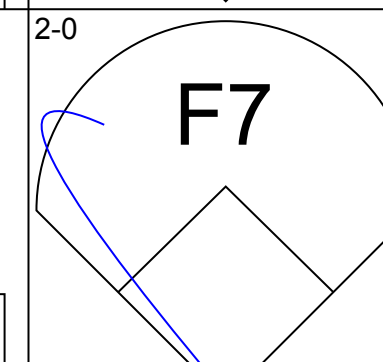
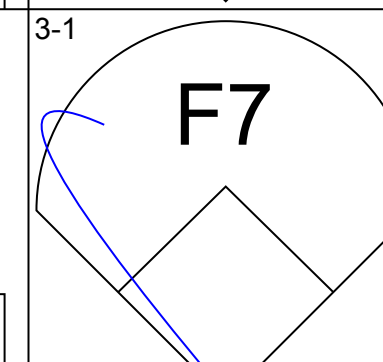
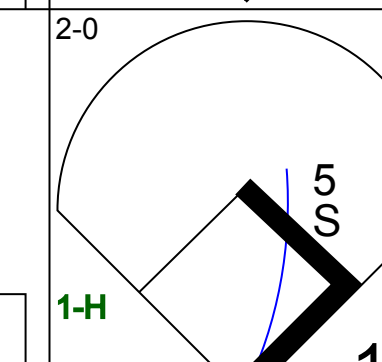
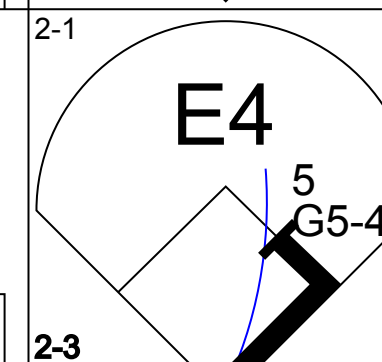
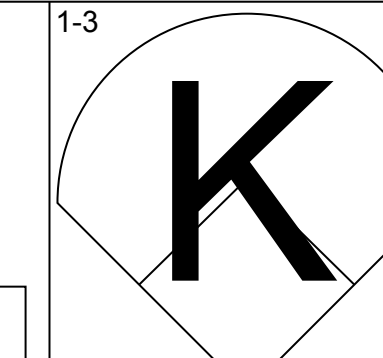
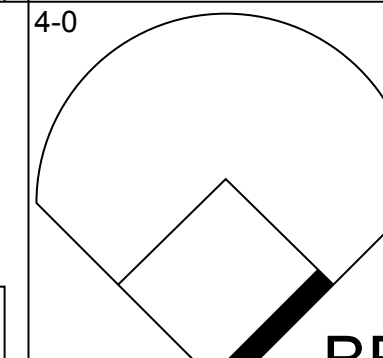
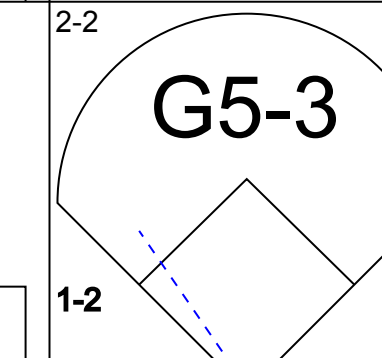
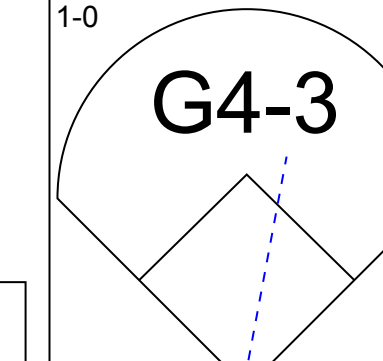
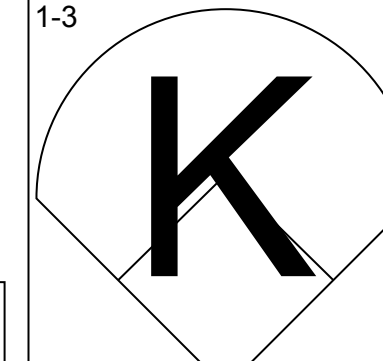
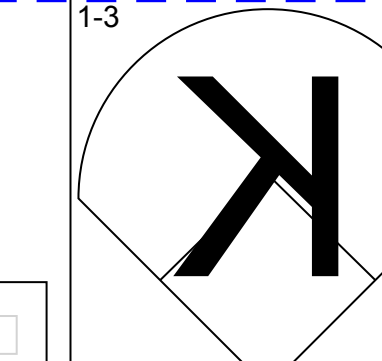
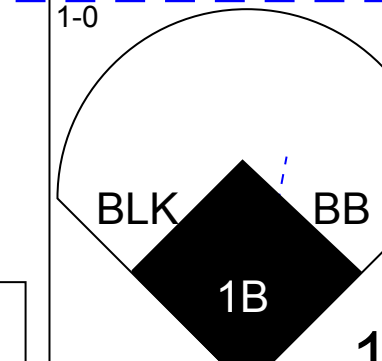
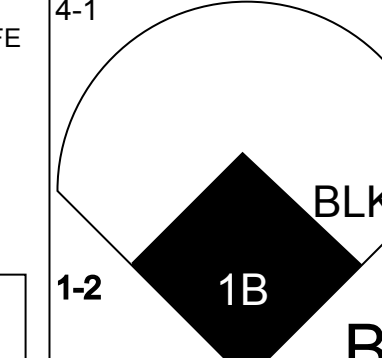
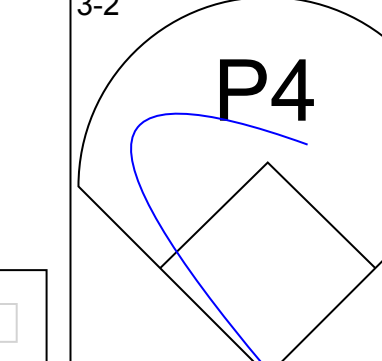
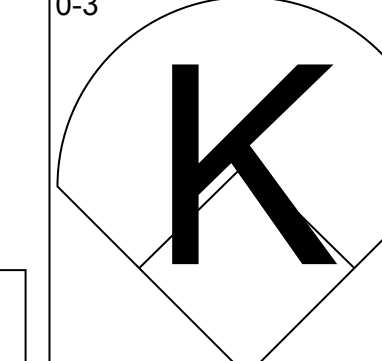
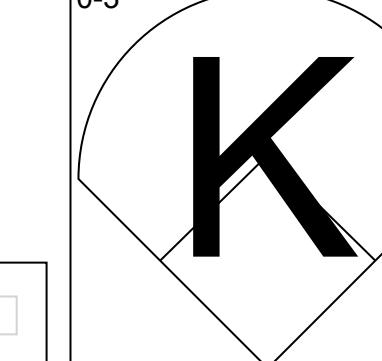
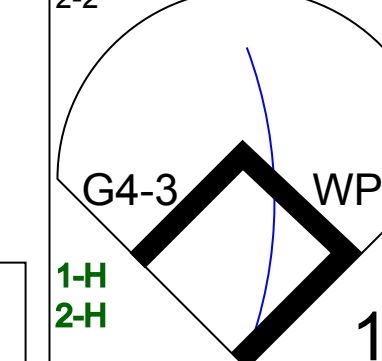
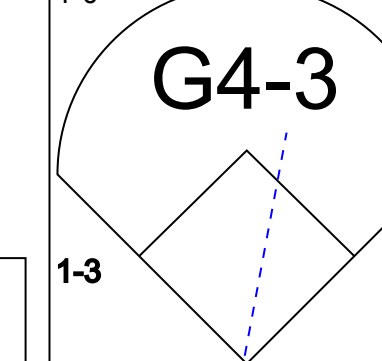
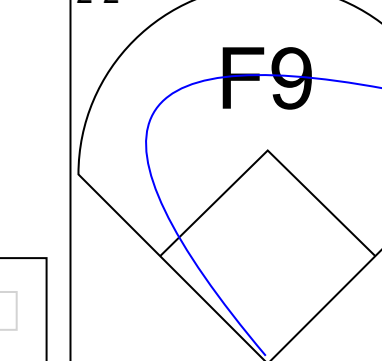
Batter	1	2	3	4	5	6	7	8	9	AB	R	H	RBI	BB	SO	LOB	BOTTOM					
Ruben Amaro Jr, S (1, 9) OBP: 0.298, SLG: 0.305	L7		G3			K		G4-3		4	0	0	0	0	1	2	Cincinnati Reds @ Philadelphia Phillies Veterans Stadium, Philadelphia, PA Tue Aug 18 1992, 7:05 PM EDT Att: 27,202 - Sunny - 77 F					
Mickey Morandini, L (1, 4) OBP: 0.308, SLG: 0.355	E 1B				L7			G4-3		4	1	2	0	0	0	0						
John Kruk, L (1, 3) OBP: 0.432, SLG: 0.464	F8				G4-3			F7		3	0	0	0	1	0	2						
Darren Daulton, L (1, 2) OBP: 0.391, SLG: 0.545	F9				G4-3			G4-3		4	2	1	1	0	0	2						
Dave Hollins, S (1, 5) OBP: 0.358, SLG: 0.432		G3-1				G4-3		E S 1B		4	1	2	3	0	0	0						
Stan Javier, S (1, 7) OBP: 0.322, SLG: 0.293		G3				E 2B 1B		K		4	1	1	0	0	1	1						
Braulio Castillo, R (1, 8) OBP: 0.143, SLG: 0.286		G5-3				G1 1B 2B		K		3	1	1	1	0	1	1						
Juan Bell, R (1, 6) OBP: 0.200, SLG: 0.077					K			G1		3	0	0	0	0	2	1						
Curt Schilling, R (1, 1) OBP: 0.178, SLG: 0.182					G3			G4-3		3	0	2	1	0	0	0						
Inning Stats	R: 0 E: 1 K: 0 S: 9	H: 1 LOB: 1 BB: 0 P: 15	R: 0 E: 0 K: 0 S: 5	H: 0 LOB: 0 BB: 0 P: 9	R: 0 E: 0 K: 1 S: 6	H: 0 LOB: 0 BB: 0 P: 7	R: 0 E: 0 K: 0 S: 8	H: 0 LOB: 0 BB: 0 P: 11	R: 2 E: 1 K: 1 S: 15	H: 3 LOB: 1 BB: 0 P: 22	R: 2 E: 0 K: 2 S: 15	H: 3 LOB: 1 BB: 0 P: 19	R: 0 E: 0 K: 1 S: 7	H: 1 LOB: 0 BB: 0 P: 9	R: 2 E: 0 K: 0 S: 13	H: 1 LOB: 0 BB: 1 P: 23		R: 2 E: 0 K: 0 S: 13	H: 1 LOB: 0 BB: 1 P: 23	1B: 6 2B: 1 3B: 1 HR: 1	SF: 0 SAC: 0 DP: 1 HBP: 0	WP: 0 PB: 0 SB: 1 CS: 0
PITCHER Jose Rijo, R (1, 1) ERA: 3.1	IP: 7.0 WLS: L BF: 28 H: 8 R: 4 ER: 4 SO: 5 BB: 0 IBB: 0 HBP: 0 BLK: 0 WP: 0 HR: 0 S: 65 P: 92 ERA: 5.14 WHIP: 1.143															PITCHER						
Tom Bolton, L (8, 1) ERA: 4.5	IP: 1.0 WLS: L BF: 5 H: 1 R: 2 ER: 2 SO: 0 BB: 1 IBB: 0 HBP: 0 BLK: 0 WP: 0 HR: 1 S: 13 P: 23 ERA: 18.00 WHIP: 2.000															PITCHER						

AB	32
R	6
H	9
RBI	6
BB	1
SO	5
LOB	9



Batter	1	2	3	4	5	6	7	8	9	AB	R	H	RBI	BB	SO	LOB	TOP										
Bip Roberts, S (1, 5) OBP: 0.377, SLG: 0.387	1-1 G4-3	1-1 P2		0-1 FC6-4			4-0 G4-6-3 BB		2-2 1B	4	0	1	0	1	0	3	Cincinnati Reds @ Philadelphia Phillies Veterans Stadium, Philadelphia, PA Wed Aug 19 1992, 3:33 AM EDT Att: 30,184 - Sunny - 80 F AB 32 R 3 H 6 RBI 3 BB 5 SO 8 LOB 17 										
Jeff Branson, L (1, 4) OBP: 0.379, SLG: 0.450 Cesar Hernandez, R (9, PH) OBP: 0.345, SLG: 0.448	4-1 FC5-4 BB		1-1 P5		0-0 G4-3 SF7 2B		2-2 G4-6-3 1-2		1-3 K	3	1	1	0	1	0	1											
Barry Larkin, R (1, 6) OBP: 0.383, SLG: 0.445	0-0 FC5-4 1-2		4-1 F8 E BB		0-0 G4-3 2-3		2-0 P2			3	0	0	0	1	0	2											
Glenn Briggs, R (1, 7) OBP: 0.329, SLG: 0.378	0-3 K		1-0 FC F8 1-2		4-0 BB			2-2 F9		3	0	0	0	1	1	2											
Paul O'Neill, L (1, 9) OBP: 0.352, SLG: 0.380		0-3 K	1-0 F8 1-2 2-3		0-0 SF7			2-3 K		3	0	0	1	0	2	2											
Reggie Sanders, R (1, 8) OBP: 0.359, SLG: 0.504		3-2 1B 2B	1-3 K		3-3 SAFE K			1-0 HR		4	2	2	1	0	2	3											
Bill Doran, S (1, 3) Norm Charlton, S (8, 1) OBP: 0.250, SLG: 0.250		4-2 E 1B BB		2-2 P3			2-2 F8		1-2 F8	3	0	0	0	1	0	0											
Joe Oliver, R (1, 2) OBP: 0.312, SLG: 0.380		1-0 P3		1-2 FC6-4 1B			0-0 P6		2-1 F9	4	0	1	0	0	0	2											
Chris Hammond, L (1, 1) OBP: 0.286, SLG: 0.286 Steve Foster, R (4, 1) OBP: 0.220, SLG: 0.290 Freddie Benavides, R (6, PH) OBP: 0.268, SLG: 0.222 Scott Bankhead, R (8, 1) OBP: 0.250, SLG: 0.222 Rob Dibble, R (7, 1) OBP: 0.292, SLG: 0.233 Darnell Coles, R (8, 3) OBP: 0.231, SLG: 0.292		2-2 E9 1B		1-3 K			3-2 G4-3		1-3 K	2	0	1	1	0	1	1											
Inning Stats	R: 0 E: 0 K: 1 S: 9	H: 0 LOB: 1 BB: 1 P: 14	R: 1 E: 1 K: 1 S: 16	H: 2 LOB: 2 BB: 1 P: 27	R: 0 E: 1 K: 1 S: 8	H: 0 LOB: 2 BB: 1 P: 16	R: 0 E: 0 K: 1 S: 12	H: 1 LOB: 1 BB: 0 P: 16	R: 1 E: 0 K: 1 S: 8	H: 1 LOB: 0 BB: 1 P: 15	R: 0 E: 0 K: 0 S: 7	H: 0 LOB: 0 BB: 0 P: 12	R: 0 E: 0 K: 0 S: 5	H: 0 LOB: 0 BB: 1 P: 13	R: 1 E: 0 K: 1 S: 10	H: 1 LOB: 0 BB: 0 P: 16		R: 0 E: 0 K: 2 S: 12	H: 1 LOB: 1 BB: 0 P: 18	1B: 3 2B: 2 3B: 0 HR: 1	SF: 1 SAC: 0 DP: 1 HBP: 0	WP: 0 PB: 0 SB: 0 CS: 0	PA: 38				
PITCHER	IP	WLS	BF	H	R	ER	SO	BB	IBB	HBP	BLK	WP	HR	S	P	ERA	WHIP										
Ben Rivera, R (1, 1) ERA: 2.71	7.0	W	30	4	2	2	5	5	0	0	0	0	0	65	113	2.57	1.286										
Mike Hartley, R (8, 1) ERA: 3.15	1.0		4	1	1	1	1	0	0	0	0	0	1	10	16	9.00	1.000										
Mitch Williams, L (9, 1) ERA: 4.01	1.0		4	1	0	0	2	0	0	0	0	0	0	12	18	0.00	1.000										

Batter	1	2	3	4	5	6	7	8	9	AB	R	H	RBI	BB	SO	LOB	BOTTOM										
Ruben Amaro Jr, S (1, 9) OBP: 0.297, SLG: 0.312	2-1 G1-3		0-1 F8		0-0 HR 3B		2-1 F8			4	1	1	0	0	0	0	Cincinnati Reds @ Philadelphia Phillies Veterans Stadium, Philadelphia, PA Wed Aug 19 1992, 3:33 AM EDT Att: 30,184 - Sunny - 80 F AB 33 R 9 H 10 RBI 9 BB 2 SO 11 LOB 9 										
Mariano Duncan, R (1, 4) OBP: 0.291, SLG: 0.386	4-2 HR BB		3-2 F9		0-1 HR		2-3 K			3	2	1	2	1	1	0											
Dave Hollins, S (1, 5) OBP: 0.361, SLG: 0.440	1-2 HR		1-0 HR HBP		0-1 F8			1-0 BB 1B		3	3	2	2	0	0	0											
Darren Daulton, L (1, 2) OBP: 0.392, SLG: 0.552	3-2 P6		1-0 HR		0-3 K			4-0 BB 1B		3	2	1	2	1	1	0											
Ricky Jordan, R (1, 3) OBP: 0.269, SLG: 0.366	0-1 G5-3		2-1 G3		1-3 K			1-2 BB		4	1	1	2	0	1	0											
Stan Javier, S (1, 7) OBP: 0.330, SLG: 0.309		1-1 2B 1B		2-2 FC5-4 1B			1-3 K		0-2 2B	4	0	3	1	0	1	0											
Braulio Castillo, R (1, 8) OBP: 0.091, SLG: 0.182		1-1 F8		3-1 FC5-4 1-2			2-2 G5-3		3-3 K	4	0	0	0	0	1	3											
Juan Bell, R (1, 6) OBP: 0.211, SLG: 0.176		0-0 K 2B		1-3 K			2-2 G4-3		0-3 K	4	0	1	0	0	2	2											
Ben Rivera, R (1, 1) OBP: 0.133, SLG: 0.071 Jeff Grotewold, L (7, PH) OBP: 0.340, SLG: 0.545 Mike Hartley, R (8, 1) OBP: 0.268, SLG: 0.200 Joe Milette, R (8, PH) OBP: 0.268, SLG: 0.200 Mitch Williams, L (9, 1) OBP: 0.333, SLG: 0.333		0-3 K		1-3 K			1-3 K2-3		0-3 K	2	0	0	0	0	2	3											
Inning Stats	R: 2 E: 0 K: 0 S: 12	H: 1 LOB: 0 BB: 1 P: 22	R: 0 E: 0 K: 1 S: 8	H: 2 LOB: 0 BB: 0 P: 10	R: 2 E: 0 K: 2 S: 9	H: 1 LOB: 1 BB: 0 P: 16	R: 0 E: 0 K: 2 S: 12	H: 1 LOB: 0 BB: 0 P: 19	R: 2 E: 0 K: 1 S: 11	H: 2 LOB: 0 BB: 0 P: 12	R: 0 E: 0 K: 1 S: 12	H: 0 LOB: 0 BB: 0 P: 17	R: 0 E: 0 K: 2 S: 9	H: 0 LOB: 0 BB: 0 P: 14	R: 3 E: 0 K: 3 S: 15	H: 3 LOB: 1 BB: 1 P: 23		1B: 3 2B: 3 3B: 1 HR: 3	SF: 0 SAC: 0 DP: 0 HBP: 1	WP: 0 PB: 0 SB: 0 CS: 0	PA: 36						
PITCHER	IP	WLS	BF	H	R	ER	SO	BB	IBB	HBP	BLK	WP	HR	S	P	ERA	WHIP										
Chris Hammond, L (1, 1) ERA: 4.2	3.0	L	15	5	4	4	1	1	0	0	0	0	0	20	26	9.00	1.000										
Steve Foster, R (4, 1) ERA: 2.79	2.0		8	2	2	2	4	0	0	0	0	0	1	20	26	9.00	1.000										
Scott Bankhead, R (6, 1) ERA: 2.54	1.0		3	0	0	0	1	0	0	0	0	0	0	12	17	0.00	0.000										
Rob Dibble, R (7, 1) ERA: 3.31	1.0		3	0	0	0	2	0	0	0	0	0	0	9	14	0.00	0.000										
Norm Charlton, L (8, 1) ERA: 2.78	1.0		7	3	3	3	3	1	0	0	0	0	0	15	23	27.00	4.000										

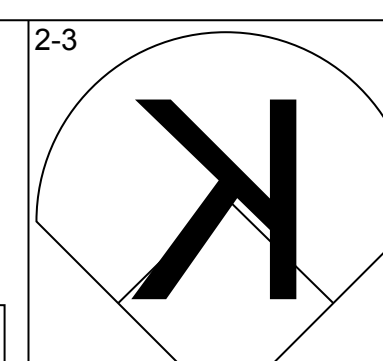
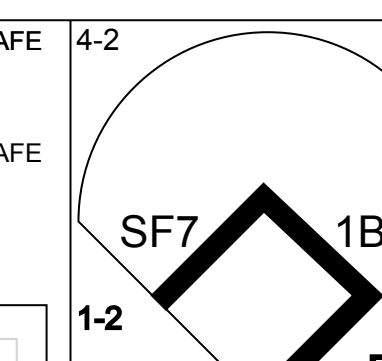
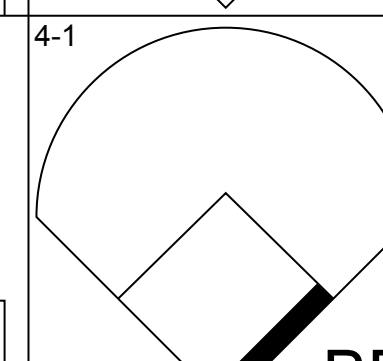
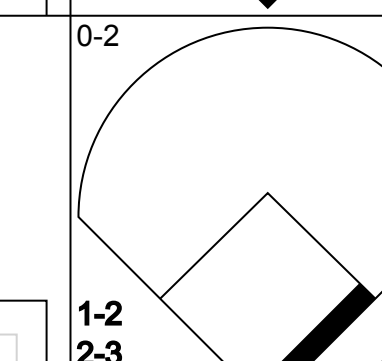
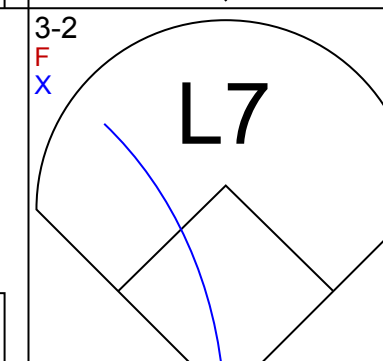
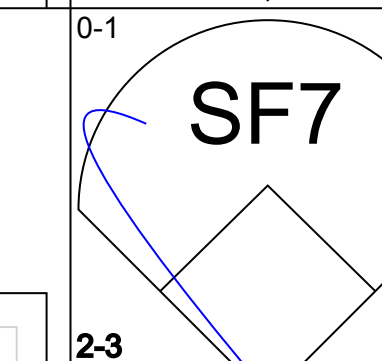
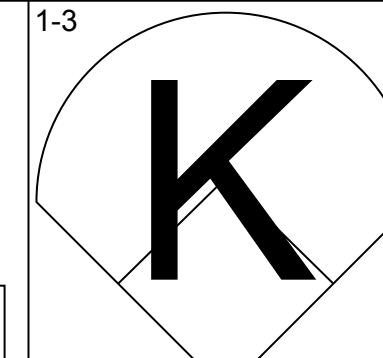
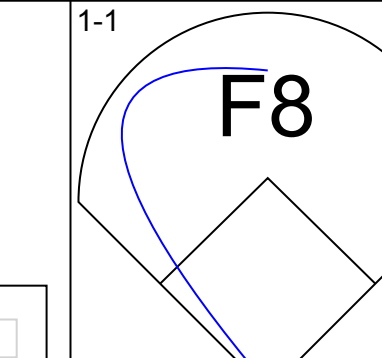
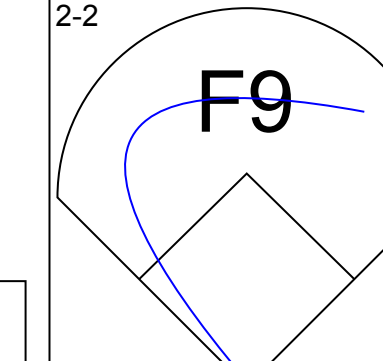
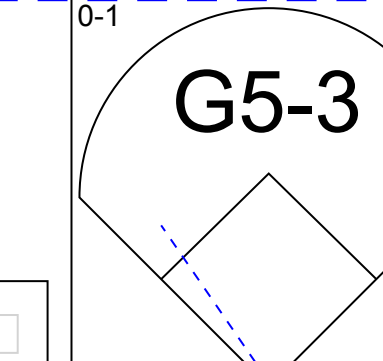
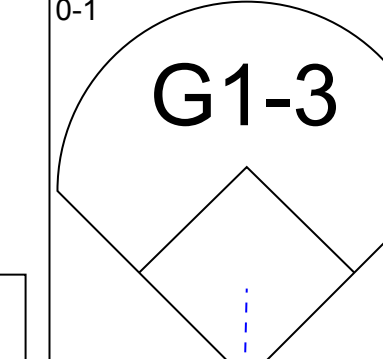
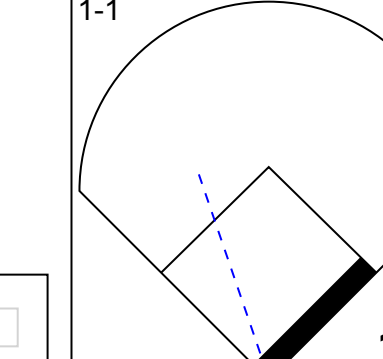
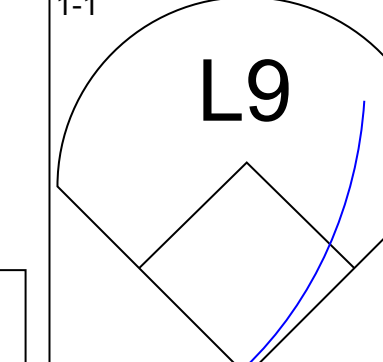
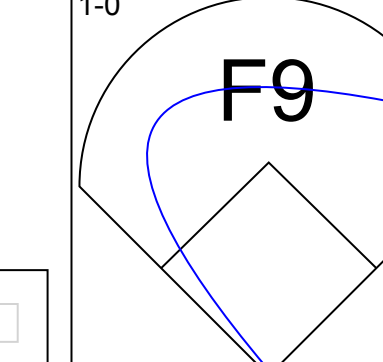
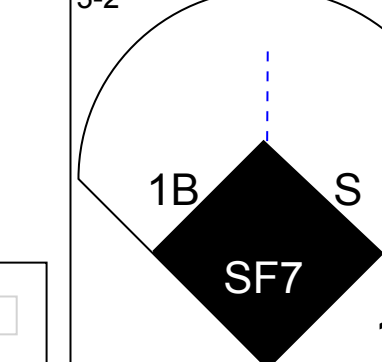
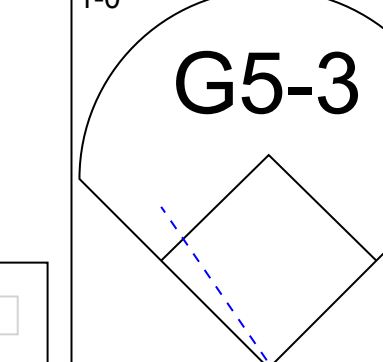
Batter	1	2	3	4	5	6	7	8	9	AB	R	H	RBI	BB	SO	LOB	TOP					
Craig Biggio, R OBP: 0.381, SLG: 0.383 (1, 4)										3	1	1	2	2	1	2						
Steve Finley, L OBP: 0.327, SLG: 0.380 (1, 8)										4	1	0	0	1	0	2						
Luis Gonzalez, L OBP: 0.307, SLG: 0.408 (1, 7)										5	0	2	2	0	0	2						
5 Jeff Bagwell, R OBP: 0.345, SLG: 0.401 (1, 3)										4	0	0	0	1	2	4						
Ernest Riles, L OBP: 0.212, SLG: 0.250 (1, 5)																						
Pete Incaviglia, R OBP: 0.318, SLG: 0.424 (8, PR)																						
Gerald Young, S OBP: 0.250, SLG: 0.122 (8, 9)																						
Juan Guerrero, R OBP: 0.279, SLG: 0.318 (1, 6)										4	0	0	0	0	2	3						
Eddie Taubensee, L OBP: 0.268, SLG: 0.308 (1, 2)										3	1	2	2	1	1	0						
Brian Williams, R OBP: 0.174, SLG: 0.217 (1, 1)										3	1	1	0	0	1	2						
Eric Anthony, L OBP: 0.296, SLG: 0.407 (8, PH)										1	0	0	0	0	0	1						
Rob Murphy, L (8, 1)										0	0	0	0	0	0	0						
Joe Boever, R (9, 1)										0	0	0	0	0	0	0						
Inning Stats	R: 0 E: 0 K: 1 S: 6	H: 0 LOB: 0 BB: 0 P: 12	R: 0 E: 0 K: 1 S: 6	H: 0 LOB: 0 BB: 0 P: 10	R: 0 E: 0 K: 1 S: 9	H: 0 LOB: 0 BB: 0 P: 14	R: 0 E: 0 K: 1 S: 10	H: 0 LOB: 2 BB: 2 P: 22	R: 4 E: 0 K: 1 S: 18	H: 4 LOB: 1 BB: 1 P: 33	R: 0 E: 0 K: 2 S: 17	H: 1 LOB: 2 BB: 1 P: 22	R: 0 E: 1 K: 0 S: 8	H: 0 LOB: 1 BB: 1 P: 15	R: 2 E: 0 K: 1 S: 13	H: 2 LOB: 2 BB: 1 P: 22	R: 0 E: 0 K: 1 S: 8	H: 1 LOB: 1 BB: 0 P: 14	1B: 7 2B: 0 3B: 1 HR: 0	SF: 0 SAC: 0 DP: 1 HBP: 0	WP: 2 PB: 0 SB: 3 CS: 0	PA: 41
PITCHER	IP	WLS	BF	H	R	ER	SO	BB	IBB	HBP	BLK	WP	HR	S	P	ERA	WHIP					
Andy Ashby, R ERA: 5.18 (1, 1)	5.0	L	22	4	4	4	5	3	0	0	0	1	0	49	91	7.20	1.400					
Kyle Abbott, L ERA: 4.59 (8, 1)	2.0		9	1	0	0	2	2	0	0	0	0	0	25	37	0.00	1.500					
Cliff Brantley, R ERA: 4.6 (8, 1)	1.0		6	2	2	2	1	1	0	0	1	1	0	13	22	18.00	3.000					
Greg Mathews, L ERA: 3.6 (9, 1)	1.0		4	1	0	0	1	0	0	0	0	0	0	8	14	0.00	1.000					

Houston Astros @ Philadelphia Phillies
Veterans Stadium, Philadelphia, PA

AB 35
R 6
H 8
RBI 6
BB 6
SO 9
LOB 19



WP: 2 PA: 41
PB: 0
SB: 3
CS: 0

Batter	1	2	3	4	5	6	7	8	9	AB	R	H	RBI	BB	SO	LOB	BOTTOM					
Ruben Amaro Jr. S OBP: 0.297, SLG: 0.308 (1, 9)										3	0	0	0	1	2	3						
Stan Javier, S OBP: 0.333, SLG: 0.309 (1, 7)										3	0	1	0	1	0	2						
John Kruk, L OBP: 0.429, SLG: 0.461 (1, 3)										3	0	0	1	0	0	3						
Darren Daulton, L OBP: 0.388, SLG: 0.545 (1, 2)										4	0	0	0	0	2	3						
Dave Hollins, S OBP: 0.358, SLG: 0.436 (1, 5)										4	0	0	0	0	1	0						
Mariano Duncan, R OBP: 0.293, SLG: 0.387 (1, 4)										4	0	2	0	0	0	0						
Braulio Castillo, R OBP: 0.133, SLG: 0.200 (1, 8)										4	0	1	0	0	1	2						
Juan Bell, R OBP: 0.261, SLG: 0.238 (1, 6)										4	1	2	0	0	0	2						
Andy Ashby, R ERA: 5.18 (1, 1)										1	0	0	0	0	1	1						
Jeff Grotewold, L OBP: 0.296, SLG: 0.545 (5, PH)										0	0	0	0	0	0	0						
Kyle Abbott, L OBP: 0.107, SLG: 0.111 (8, 1)										0	0	0	0	0	0	0						
Ricky Jordan, R OBP: 0.107, SLG: 0.364 (7, PH)										1	0	0	0	0	0	1						
Cliff Brantley, R OBP: 0.292, SLG: 0.200 (8, 1)										0	0	0	0	0	0	0						
Greg Mathews, R (9, 1)										0	0	0	0	0	0	0						
Inning Stats	R: 0 E: 0 K: 2 S: 14	H: 0 LOB: 1 BB: 1 P: 24	R: 0 E: 0 K: 0 S: 8	H: 0 LOB: 0 BB: 0 P: 11	R: 1 E: 0 K: 1 S: 18	H: 2 LOB: 1 BB: 1 P: 26	R: 0 E: 0 K: 2 S: 7	H: 1 LOB: 1 BB: 0 P: 9	R: 0 E: 0 K: 1 S: 10	H: 1 LOB: 2 BB: 1 P: 16	R: 0 E: 0 K: 1 S: 9	H: 0 LOB: 0 BB: 0 P: 14	R: 0 E: 0 K: 0 S: 7	H: 1 LOB: 1 BB: 0 P: 10	R: 0 E: 0 K: 0 S: 4	H: 0 LOB: 0 BB: 0 P: 6	R: 0 E: 0 K: 0 S: 6	H: 1 LOB: 1 BB: 0 P: 9	1B: 6 2B: 1 3B: 0 HR: 0	SF: 1 SAC: 0 DP: 1 HBP: 0	WP: 0 PB: 0 SB: 1 CS: 0	PA: 35
PITCHER	IP	WLS	BF	H	R	ER	SO	BB	IBB	HBP	BLK	WP	HR	S	P	ERA	WHIP					
Brian Williams, R ERA: 3.59 (1, 1)	7.0	W	28	5	1	1	7	3	0	0	0	0	0	73	110	1.29	1.143					
Rob Murphy, L ERA: 5.02 (8, 1)	1.0		3	0	0	0	0	0	0	0	0	0	0	4	6	0.00	0.000					
Joe Boever, R ERA: 2.64 (9, 1)	1.0		4	1	0	0	0	0	0	0	0	0	0	6	9	0.00	1.000					

Houston Astros @ Philadelphia Phillies
Veterans Stadium, Philadelphia, PA

AB 31
R 1
H 6
RBI 1
BB 3
SO 7
LOB 17



WP: 0 PA: 35
PB: 0
SB: 1
CS: 0

Batter	1	2	3	4	5	6	7	8	9	AB	R	H	RBI	BB	SO	LOB	TOP			
Craig Biggio, R OBP: 0.383, SLG: 0.384 (1, 4)	4-0 1B BB	0-0 L7						0-1 G4-3									3 1 0 0 1 0 0			
Steve Finley, L OBP: 0.326, SLG: 0.378 (1, 8)	1-1 1B 5 1B BB		1-1 G6-3					4-2 G3 5 1B BB									3 1 1 0 1 0 0			
Luis Gonzalez, L OBP: 0.308, SLG: 0.406 (1, 7)	0-0 1B		2-2 F7					0-1 F8									4 0 1 1 0 0 1			
5 Jeff Bagwell, R OBP: 0.350, SLG: 0.413 (1, 3)	0-1 FC6-4 1B		1-1 L8					0-1 G3 1B									4 0 2 1 0 0 0			
Ken Caminiti, S OBP: 0.345, SLG: 0.420 (1, 5)	1-3 K							0-1 G3									4 0 0 0 0 2 4			
Pete Incaviglia, R OBP: 0.317, SLG: 0.429 Gerald Young, S OBP: 0.283, SLG: 0.156 (9, PR) (9, 9)	0-3 K		1-1 P4					2-0 F8									3 0 0 0 0 1 1 4 0 1 0 0 0 0 0 0			
Juan Guerrero, R OBP: 0.288, SLG: 0.304 (1, 6)	1-2 FC6-4 1-2		1-2 G6-3					1-2 L3									4 0 0 0 0 0 2			
Scott Servais, R OBP: 0.246, SLG: 0.228 (1, 2)			0-0 F8					2-2 F9									4 0 0 0 0 0 1			
Jimmy Jones, R OBP: 0.229, SLG: 0.156 Eric Anthony, L OBP: 0.302, SLG: 0.407 Al Osuna, R Xavier Hernandez, L Doug Jones, R (7, PH) (7, 1) (8, 1) (9, 1)	2-3 K		3-3 K					2-1 F8									2 0 0 0 0 2 0 1 0			
Inning Stats	R: 2 H: 3 E: 0 K: 2 S: 16	H: 3 LOB: 2 BB: 1 P: 23	R: 0 H: 0 E: 0 K: 1 S: 5	H: 0 LOB: 0 BB: 0 P: 7	R: 0 H: 0 E: 0 K: 0 S: 8	H: 0 LOB: 0 BB: 0 P: 12	R: 0 H: 0 E: 0 K: 0 S: 8	H: 0 LOB: 0 BB: 0 P: 10	R: 0 H: 1 E: 0 K: 1 S: 11	H: 2 LOB: 2 BB: 1 P: 17	R: 0 H: 0 E: 0 K: 0 S: 6	H: 0 LOB: 0 BB: 0 P: 9	R: 0 H: 0 E: 0 K: 1 S: 4	H: 0 LOB: 0 BB: 0 P: 6	R: 1 H: 0 E: 2 K: 1 S: 13	H: 0 LOB: 1 BB: 1 P: 18	1B: 4 2B: 0 3B: 0 HR: 0	SF: 0 SAC: 0 DP: 0 HBP: 0	WP: 0 PB: 0 SB: 0 CS: 0	PA: 35
PITCHER Curt Schilling, R ERA: 2.54 (1, 1)	IP: 9.0 WLS: L BF: 35 H: 4 R: 3 ER: 2 SO: 5 BB: 3 IBB: 0 HBP: 0 BLK: 0 WP: 0 HR: 0 S: 80 P: 116 ERA: 2.00 WHIP: 0.778																			

Houston Astros @ Philadelphia Phillies
Veterans Stadium, Philadelphia, PA
Sun Aug 23 1992, 3:33 AM EDT
Att: 27,130 - Sunny - 83 F

AB	32
R	3
H	4
RBI	2
BB	3
SO	5
LOB	12



Batter	1	2	3	4	5	6	7	8	9	AB	R	H	RBI	BB	SO	LOB	BOTTOM			
Stan Javier, S OBP: 0.336, SLG: 0.315 (1, 8)	3-2 G4-3		3-1 G3-1						4-1 BB								4 0 0 0 1 0 0			
Mickey Morandini, L OBP: 0.307, SLG: 0.356 (1, 4)	0-0 L7		2-2 2B					0-1 F7									5 0 1 0 0 0 2			
John Kruk, L OBP: 0.429, SLG: 0.465 (1, 9)	1-1 HR		4-1 BB					2-2 G1-3									2 1 1 1 2 0 0			
Darren Daulton, L OBP: 0.387, SLG: 0.542 (1, 2)	2-3 K		0-3 K					0-0 E 2B									4 0 1 0 0 2 3			
Dave Hollins, S OBP: 0.356, SLG: 0.437 (1, 5)			1-2 F7					4-1 E BB									3 0 0 0 1 1 3			
Ricky Jordan, R OBP: 0.271, SLG: 0.379 (1, 3)			1-2 G3 1B					0-0 E4 FC6-4									4 0 1 0 0 0 3			
Ruben Amaro Jr, S OBP: 0.302, SLG: 0.314 (1, 7)			0-0 G3 1B					1-3 K									4 0 2 0 0 1 3			
Juan Bell, R OBP: 0.267, SLG: 0.321 Mariano Duncan, R OBP: 0.296, SLG: 0.392 (9, PH) (9, PH)			1-0 G3					1-0 FC6-4									3 0 0 0 0 0 5 1 0 0 0 0 0 1			
Curt Schilling, R OBP: 0.167, SLG: 0.170 Jeff Grotewold, L OBP: 0.347, SLG: 0.533 (1, 1) (9, PH)			1-2 F7					3-3 K									3 0 0 0 0 1 2 1 0 0 0 0 0 1			
Inning Stats	R: 1 H: 1 E: 0 K: 1 S: 10	H: 1 LOB: 0 BB: 0 P: 16	R: 0 H: 2 E: 0 K: 0 S: 12	H: 2 LOB: 0 BB: 0 P: 16	R: 0 H: 1 E: 0 K: 1 S: 12	H: 1 LOB: 2 BB: 1 P: 24	R: 0 H: 0 E: 0 K: 0 S: 7	H: 0 LOB: 0 BB: 0 P: 12	R: 0 H: 1 E: 1 K: 1 S: 10	H: 1 LOB: 3 BB: 1 P: 18	R: 0 H: 0 E: 0 K: 1 S: 6	H: 0 LOB: 0 BB: 0 P: 9	R: 0 H: 0 E: 0 K: 1 S: 9	H: 0 LOB: 1 BB: 1 P: 14	R: 0 H: 1 E: 0 K: 0 S: 12	H: 1 LOB: 2 BB: 1 P: 18	1B: 3 2B: 2 3B: 0 HR: 1	SF: 0 SAC: 0 DP: 0 HBP: 0	WP: 0 PB: 0 SB: 1 CS: 0	PA: 38
PITCHER Jimmy Jones, R ERA: 3.94 Al Osuna, L ERA: 3.7 Xavier Hernandez, R ERA: 2.29 Doug Jones, R ERA: 2.17 (1, 1) (7, 1) (8, 1) (9, 1)	IP: 6.0 WLS: W BF: 26 H: 5 R: 1 ER: 1 SO: 4 BB: 2 IBB: 0 HBP: 0 BLK: 0 WP: 0 HR: 0 S: 10 P: 17 ERA: 0.00 WHIP: 1.167																			

Houston Astros @ Philadelphia Phillies
Veterans Stadium, Philadelphia, PA
Sun Aug 23 1992, 3:33 AM EDT
Att: 27,130 - Sunny - 83 F

AB	34
R	1
H	6
RBI	1
BB	4
SO	5
LOB	23




Batter	1	2	3	4	5	6	7	8	9	AB	R	H	RBI	BB	SO	LOB	TOP					
Stan Javier, S OBP: 0.333, SLG: 0.309 (1, 7)	G5-3		G5-3		E8 G6-3		1B 2B BB		K	4	2	0	0	1	1	2	Philadelphia Phillies @ Cincinnati Reds Riverfront Stadium, Cincinnati, OH Mon Aug 24 1992, 7:05 PM EDT Att: 22,946 - Cloudy - 82 F					
Mariano Duncan, R OBP: 0.295, SLG: 0.390 (1, 4)	1B		G4-3		G6-3		F9		K	5	0	1	1	0	1	3						
John Kruk, L OBP: 0.431, SLG: 0.467 (1, 9)	1B				G1-3		2B 1B		G6-3	5	1	3	0	0	0	2						
Dave Hollins, S OBP: 0.355, SLG: 0.438 (1, 5)	K				L4		2B			4	0	1	1	0	1	3						
Darren Daulton, L OBP: 0.388, SLG: 0.548 (1, 2)	K				HR		FC6-4 BB		L1	3	1	1	2	1	1	2						
Ricky Jordan, R OBP: 0.265, SLG: 0.371 (1, 3)			F9		F7		FC6-4		K	4	0	0	0	0	1	1						
Braulio Castillo, R OBP: 0.193, SLG: 0.273 (1, 8)			G4-3				L8		K	3	1	1	0	0	0	1						
Kyle Abbott, L OBP: 0.107, SLG: 0.111 (6, 1)					1B				K	0	0	0	0	0	0	0						
Todd Pratt, R OBP: 0.214, SLG: 0.429 (8, PH)					3B					1	0	0	0	0	1	0						
Bob Ayrault, R (8, 1)										0	0	0	0	0	0	0						
Juan Bell, R OBP: 0.294, SLG: 0.344 (1, 6)			G5-3		FC6-4 1B		K		1B	4	0	2	1	0	1	1						
Ben Rivera, R OBP: 0.125, SLG: 0.067 (1, 1)					G6-3		F9		1B	1	0	0	0	0	0	0						
Cliff Brantley, R OBP: 0.200, SLG: 0.200 (3, 1)					FC6-4					0	0	0	0	0	0	0						
Tom Marsh, R OBP: 0.293, SLG: 0.351 (4, PH)										1	0	0	0	0	0	1						
Jay Baller, R (4, 1)										0	0	0	0	0	0	0						
Ruben Amaro Jr, S OBP: 0.303, SLG: 0.315 (6, 7)									1B	2	0	1	0	0	0	0						
Inning Stats	R: 0 E: 0 K: 2 S: 14	H: 2 LOB: 2 BB: 0 P: 19	R: 0 E: 0 K: 0 S: 8	H: 0 LOB: 0 BB: 0 P: 12	R: 0 E: 0 K: 0 S: 5	H: 0 LOB: 0 BB: 0 P: 10	R: 3 E: 0 K: 0 S: 16	H: 4 LOB: 1 BB: 0 P: 22	R: 1 E: 1 K: 0 S: 8	H: 0 LOB: 0 BB: 1 P: 13	R: 0 E: 0 K: 1 S: 12	H: 0 LOB: 1 BB: 1 P: 18	R: 1 E: 0 K: 0 S: 10	H: 2 LOB: 2 BB: 1 P: 18	R: 0 E: 0 K: 2 S: 8	H: 0 LOB: 0 BB: 0 P: 12	R: 0 E: 0 K: 13 S: 13	H: 2 LOB: 2 BB: 0 P: 17	1B: 7 2B: 1 3B: 1 HR: 1	SF: 0 SAC: 0 DP: 0 HBP: 0	WP: 0 PB: 0 SB: 0 CS: 0	PA: 39
PITCHER	IP WLS BF H R ER SO BB IBB HBP BLK WP HR S P ERA WHIP	5.0 W 22 6 4 3 2 0 0 0 0 0 1 51 76 5.40 1.200	2.0 S 9 2 1 1 1 2 0 0 0 0 0 22 36 4.50 2.000	2.0 S 8 2 0 0 4 0 0 0 0 0 0 21 29 0.00 1.000	PITCHER										IP WLS BF H R ER SO BB IBB HBP BLK WP HR S P ERA WHIP							
Chris Hammond, L ERA: 4.25 (1, 1)											5.0 W 22 6 4 3 2 0 0 0 0 0 1 51 76 5.40 1.200											
Scott Bankhead, R ERA: 2.56 (6, 1)											2.0 S 9 2 1 1 1 2 0 0 0 0 0 22 36 4.50 2.000											
Norm Charlton, L ERA: 2.66 (8, 1)											2.0 S 8 2 0 0 4 0 0 0 0 0 0 21 29 0.00 1.000											


AB	37
R	5
H	10
RBI	5
BB	2
SO	7
LOB	16



Batter	1	2	3	4	5	6	7	8	9	AB	R	H	RBI	BB	SO	LOB	BOTTOM				
Bip Roberts, S OBP: 0.375, SLG: 0.397 (1, 7)	G3 1B 2B		P5					G3		5	3	3	2	0	0	0	Philadelphia Phillies @ Cincinnati Reds Riverfront Stadium, Cincinnati, OH Mon Aug 24 1992, 7:05 PM EDT Att: 22,946 - Cloudy - 82 F				
Bill Doran, S OBP: 0.318, SLG: 0.348 (1, 4)	G3		1B BB				P4	G3		3	1	0	0	2	0	1					
Barry Larkin, R OBP: 0.385, SLG: 0.451 (1, 6)	G6-3 1B		1B 1B		CS		1B BB	S BB		3	2	3	3	2	0	0					
Hal Morris, L OBP: 0.364, SLG: 0.412 (1, 3)	G6-3		1B FC1-2 1B				K	G1-3		5	0	2	1	0	1	2					
Paul O'Neill, L OBP: 0.357, SLG: 0.385 (1, 9)			G6-3		FC1-2 BB 1B		BB BB	F8		3	1	1	1	1	0	2					
Reggie Sanders, R OBP: 0.363, SLG: 0.493 (1, 8)			K		FC1-2 BB		1B BB	FC4-6		2	0	0	0	2	1	2					
Darnell Coles, R OBP: 0.319, SLG: 0.482 (1, 5)	G6-3		G6-3		FC1-2		F8	G6-4-3 1B		4	0	1	0	0	0	5					
Joe Oliver, R OBP: 0.313, SLG: 0.377 (1, 2)			1B		G3-1		1B	G6-4-3		4	1	2	1	0	0	4					
Chris Hammond, L OBP: 0.279, SLG: 0.278 (1, 1)			SH3		G3-1		P6	K		1	0	0	0	0	0	0					
Jeff Branson, L OBP: 0.347, SLG: 0.406 (6, PH)										1	0	0	0	0	0	2					
Scott Bankhead, R OBP: 0.222, SLG: 0.222 (6, 1)										0	0	0	0	0	0	0					
Freddie Benavides, R OBP: 0.270, SLG: 0.316 (7, PH)										1	0	0	0	0	1	0					
Norm Charlton, S OBP: 0.250, SLG: 0.250 (8, 1)										0	0	0	0	0	0	0					
Inning Stats	R: 1 E: 0 K: 0 S: 10	H: 2 LOB: 0 BB: 0 P: 13	R: 0 E: 0 K: 1 S: 8	H: 0 LOB: 0 BB: 0 P: 14	R: 4 E: 0 K: 0 S: 19	H: 5 LOB: 3 BB: 2 P: 34	R: 0 E: 0 K: 0 S: 8	H: 0 LOB: 0 BB: 1 P: 18	R: 2 E: 0 K: 1 S: 13	H: 2 LOB: 2 BB: 2 P: 25	R: 1 E: 0 K: 0 S: 9	H: 2 LOB: 1 BB: 1 P: 18	R: 0 E: 0 K: 1 S: 5	H: 1 LOB: 0 BB: 0 P: 6	R: 0 E: 0 K: 0 S: 8	H: 0 LOB: 1 BB: 1 P: 14	1B: 8 2B: 2 3B: 0 HR: 2	SF: 0 SAC: 1 DP: 2 HBP: 0	WP: 0 PB: 0 SB: 1 CS: 1	PA: 41	
PITCHER	IP WLS BF H R ER SO BB IBB HBP BLK WP HR S P ERA WHIP	2.1 L 13 6 5 0 0 1 0 0 0 0 0 5 12 0.00 3.000	0.2 4 1 0 0 0 0 1 0 0 0 0 0 5 12 0.00 3.000	2.0 10 2 2 2 1 3 0 0 0 0 1 21 43 9.00 2.500	2.0 9 3 1 1 1 1 1 0 0 0 0 1 14 24 4.50 2.000	1.0 4 0 0 0 0 1 0 0 0 0 0 8 14 0.00 1.000	PITCHER										IP WLS BF H R ER SO BB IBB HBP BLK WP HR S P ERA WHIP				
Ben Rivera, R ERA: 3.31 (1, 1)											2.1 L 13 6 5 0 0 1 0 0 0 0 0 5 12 0.00 3.000										
Cliff Brantley, R ERA: 4.55 (3, 1)											0.2 4 1 0 0 0 0 1 0 0 0 0 0 5 12 0.00 3.000										
Jay Baller, R ERA: 8.0 (4, 1)											2.0 10 2 2 2 1 3 0 0 0 0 1 21 43 9.00 2.500										
Kyle Abbott, L ERA: 4.81 (6, 1)											2.0 9 3 1 1 1 1 1 0 0 0 0 1 14 24 4.50 2.000										
Bob Ayrault, R ERA: 3.82 (8, 1)											1.0 4 0 0 0 0 1 0 0 0 0 0 8 14 0.00 1.000										



Batter	1	2	3	4	5	6	7	8	9	AB	R	H	RBI	BB	SO	LOB	TOP										
Stan Javier, S OBP: 0.328, SLG: 0.303 (1, 8)	G6-3		G1-3			L8		G4-3		4	0	0	0	0	0	1	Philadelphia Phillies @ Cincinnati Reds Riverfront Stadium, Cincinnati, OH Tue Aug 25 1992, 7:05 PM EDT Att: 21,078 - Cloudy - 83 F										
Mickey Morandini, L OBP: 0.303, SLG: 0.351 (1, 4)	K			K		G3		G3-1		4	0	0	0	0	2	0											
John Kruk, L OBP: 0.433, SLG: 0.467 Braulio Castillo, R OBP: 0.136, SLG: 0.273 (1, 9)	F8			1B BB		1B BB		SF9 1B		2	0	1	0	2	0	0											
Darren Daulton, L OBP: 0.388, SLG: 0.546 Jeff Grotewold, L OBP: 0.350, SLG: 0.533 (7, 2)	F8			L8				BB BB		3	0	1	0	0	0	1											
Dave Hollins, S OBP: 0.356, SLG: 0.437 (1, 5)	F7			1B		1B		BB		3	0	1	0	1	0	2											
Ricky Jordan, R OBP: 0.259, SLG: 0.363 (1, 3)	P3			G6-3				BB		4	0	0	0	0	1	5											
Mariano Duncan, R OBP: 0.292, SLG: 0.387 (1, 7)			F9			F9		SF9		3	0	0	1	0	0	0											
Juan Bell, R OBP: 0.316, SLG: 0.343 (1, 6)			FC1-6 1B			P6		G4-3		3	0	1	0	1	0	0											
Greg Mathews, R Bob Ayrault, R Mike Hartley, R Ruben Amaro, Jr., S Mitch Williams, L Tom Marsh, R (1, 1)	FC1-6			K				F8		2	0	0	0	0	1	1											
Inning Stats	R: 0 E: 0 K: 1 S: 14	H: 0 LOB: 0 BB: 0 P: 20	R: 0 E: 0 K: 0 S: 8	H: 0 LOB: 0 BB: 0 P: 14	R: 0 E: 0 K: 0 S: 8	H: 1 LOB: 1 BB: 0 P: 11	R: 0 E: 0 K: 1 S: 10	H: 1 LOB: 2 BB: 1 P: 14	R: 0 E: 0 K: 0 S: 9	H: 0 LOB: 0 BB: 0 P: 8	R: 0 E: 0 K: 0 S: 6	H: 0 LOB: 0 BB: 0 P: 7	R: 0 E: 0 K: 0 S: 4	H: 0 LOB: 0 BB: 0 P: 4	R: 1 E: 0 K: 1 S: 17	H: 1 LOB: 3 BB: 3 P: 34		1B: 4 2B: 0 3B: 0 HR: 0	SF: 1 SAC: 0 DP: 0 HBP: 0	WP: 0 PB: 0 SB: 0 CS: 0	PA: 36						
PITCHER	IP	WLS	BF	H	R	ER	SO	BB	IBB	HBP	BLK	WP	HR	S	P	ERA	WHIP										
Tim Belcher, R ERA: 4.03 (1, 1)	8.0	W	32	4	1	1	3	4	0	0	0	0	0	69	104	1.12	1.000										
Dwayne Henry, R ERA: 2.79 (9, 1)	0.2		3	0	0	0	1	1	0	0	0	0	0	11	19	0.00	1.500										
Rob Dibble, R ERA: 3.27 (9, 1)	0.1		1	0	0	0	0	0	0	0	0	0	0	3	3	0.00	0.000										

Batter	1	2	3	4	5	6	7	8	9	AB	R	H	RBI	BB	SO	LOB	BOTTOM										
Bip Roberts, S OBP: 0.380, SLG: 0.399 (1, 7)	S HR 1B		G6-3			FC6-4 1B		WP BB		3	1	2	0	2	0	0	Philadelphia Phillies @ Cincinnati Reds Riverfront Stadium, Cincinnati, OH Tue Aug 25 1992, 7:05 PM EDT Att: 21,078 - Cloudy - 83 F										
Reggie Sanders, R OBP: 0.360, SLG: 0.486 (1, 8)	L7		P3		FC6-4 1B	FC5-4 BB		HBP		4	1	0	0	0	0	4											
Barry Larkin, R OBP: 0.387, SLG: 0.457 (1, 6)	HR		1B 2B BB		G5-3			F9		3	2	1	2	2	0	3											
Darnell Coles, R OBP: 0.322, SLG: 0.482 Paul O'Neill, L OBP: 0.356, SLG: 0.386 (1, 5)	G6-3		2B 1B		HR 1B	G3-1				2	0	1	0	0	0	0											
Glenn Braggs, R OBP: 0.331, SLG: 0.379 Dave Martinez, L OBP: 0.324, SLG: 0.332 (1, 9)	K		2B		HR 1B			F8		1	0	0	0	0	1	0											
Joe Oliver, R OBP: 0.315, SLG: 0.389 (1, 2)	F7				HR 1B			K		4	1	2	3	0	1	0											
Hal Morris, L OBP: 0.359, SLG: 0.407 (1, 3)	G4-3				F7			F9		4	0	0	0	0	1	1											
Bill Doran, S OBP: 0.320, SLG: 0.348 (1, 4)					F8			K		3	0	1	0	1	1	1											
Tim Belcher, R OBP: 0.117, SLG: 0.167 Dwayne Henry, R OBP: 0.250, SLG: 0.250 Rob Dibble, L OBP: 0.333, SLG: 0.333 (1, 1)	L7				F7			K		3	0	0	0	0	1	2											
Inning Stats	R: 2 E: 0 K: 1 S: 12	H: 2 LOB: 0 BB: 0 P: 20	R: 0 E: 0 K: 0 S: 7	H: 0 LOB: 1 BB: 1 P: 17	R: 1 E: 0 K: 0 S: 5	H: 2 LOB: 2 BB: 1 P: 10	R: 0 E: 0 K: 1 S: 9	H: 1 LOB: 1 BB: 0 P: 16	R: 4 E: 0 K: 0 S: 12	H: 4 LOB: 0 BB: 0 P: 21	R: 0 E: 0 K: 0 S: 14	H: 1 LOB: 3 BB: 2 P: 24	R: 0 E: 0 K: 1 S: 7	H: 0 LOB: 0 BB: 0 P: 10	R: 0 E: 0 K: 2 S: 12	H: 0 LOB: 2 BB: 1 P: 24		1B: 6 2B: 2 3B: 0 HR: 2	SF: 0 SAC: 1 DP: 0 HBP: 1	WP: 1 PB: 0 SB: 1 CS: 0	PA: 39						
PITCHER	IP	WLS	BF	H	R	ER	SO	BB	IBB	HBP	BLK	WP	HR	S	P	ERA	WHIP										
Greg Mathews, L ERA: 4.89 (6, 1)	5.0	L	25	9	7	7	2	2	0	0	0	0	0	14	24	0.00	3.000										
Bob Ayrault, R ERA: 3.69 (7, 1)	1.0		6	1	0	0	0	2	0	0	0	0	0	7	10	0.00	0.000										
Mitch Williams, L ERA: 4.16 (8, 1)	1.0		5	0	0	0	2	1	0	1	0	1	0	12	24	0.00	1.000										

Batter	1	2	3	4	5	6	7	8	9	AB	R	H	RBI	BB	SO	LOB	TOP	
Otis Nixon, S <small>OBP: 0.374, SLG: 0.380</small>											4	1	2	0	0	0	1	
Jeff Blausler, R <small>OBP: 0.329, SLG: 0.415</small>										3	1	0	0	1	0	2		
Terry Pendleton, S <small>OBP: 0.333, SLG: 0.466</small>										4	1	1	2	0	0	2		
Lonnie Smith, R <small>OBP: 0.318, SLG: 0.398</small>										4	0	1	0	0	0	0		
Ron Gant, R <small>OBP: 0.320, SLG: 0.391</small>										3	0	1	1	0	0	0		
Brian Hunter, R <small>OBP: 0.278, SLG: 0.492</small>										4	0	1	0	0	0	1		
Greg Olson, R <small>OBP: 0.322, SLG: 0.339</small>										4	0	0	0	0	0	3		
Mark Lemke, S <small>OBP: 0.302, SLG: 0.322</small>										3	0	0	0	0	0	3		
29 John Smoltz, R <small>OBP: 0.221, SLG: 0.194</small> Jeff Treadway, L <small>OBP: 0.278, SLG: 0.282</small> Mark Davis, L <small>OBP: 0.278, SLG: 0.282</small> Mark Wohlers, R <small>OBP: 0.278, SLG: 0.282</small>										2	0	1	0	0	0	0		
Inning Stats	R: 3 H: 4 E: 0 LOB: 2 K: 0 BB: 1 S: 15 P: 24	R: 0 H: 1 E: 0 LOB: 1 K: 0 BB: 0 S: 8 P: 13	R: 0 H: 0 E: 0 LOB: 0 K: 0 BB: 0 S: 4 P: 7	R: 0 H: 0 E: 0 LOB: 0 K: 0 BB: 0 S: 6 P: 9	R: 0 H: 0 E: 0 LOB: 0 K: 0 BB: 0 S: 6 P: 8	R: 0 H: 0 E: 0 LOB: 0 K: 0 BB: 0 S: 7 P: 8	R: 0 H: 0 E: 1 LOB: 0 K: 0 BB: 0 S: 3 P: 5	R: 0 H: 1 E: 0 LOB: 0 K: 0 BB: 0 S: 5 P: 11	R: 0 H: 1 E: 0 LOB: 1 K: 0 BB: 0 S: 8 P: 13	1B: 5 SF: 1 2B: 2 SAC: 0 3B: 0 DP: 2 HR: 0 HBP: 0	WP: 0 PA: 34 FB: 0 SB: 0 CS: 0							
PITCHER Terry Mulholland, L <small>ERA: 3.66</small>	IP: 9.0 WLS: W BF: 34 H: 7 R: 3 ER: 3 SO: 0 BB: 1 IBB: 0 HBP: 0 BLK: 0 WP: 0 HR: 0 S: 62 P: 98 ERA: 3.00 WHIP: 0.889																	

Atlanta Braves @ Philadelphia Phillies
 Veterans Stadium, Philadelphia, PA
 Fri Aug 28 1992, 7:05 PM EDT
 Att: 22,267 - Overcast - 75 F

AB 32
 R 3
 H 7
 RBI 3
 BB 1
 SO 0
 LOB 12



Batter	1	2	3	4	5	6	7	8	9	AB	R	H	RBI	BB	SO	LOB	BOTTOM
Stan Javier, S <small>OBP: 0.328, SLG: 0.309</small>										4	1	1	0	0	0	1	
Mickey Morandini, L <small>OBP: 0.307, SLG: 0.350</small>										3	1	1	0	1	0	0	
John Kruk, L <small>OBP: 0.434, SLG: 0.468</small>										4	1	0	1	0	0	2	
Darren Daulton, L <small>OBP: 0.387, SLG: 0.548</small>										4	2	2	2	0	1	1	
Dave Hollins, S <small>OBP: 0.356, SLG: 0.434</small>										3	2	1	0	1	0	0	
Ricky Jordan, R <small>OBP: 0.283, SLG: 0.361</small> Ruben Amaro Jr, S <small>OBP: 0.301, SLG: 0.313</small>										4	0	0	0	0	1	2	
Tom Marsh, R <small>OBP: 0.300, SLG: 0.378</small>										4	0	1	2	0	1	1	
Juan Bell, R <small>OBP: 0.311, SLG: 0.317</small>										3	0	1	0	0	0	1	
Terry Mulholland, R <small>OBP: 0.120, SLG: 0.097</small>										3	0	0	0	0	3	1	
Inning Stats	R: 3 H: 2 E: 2 LOB: 1 K: 2 BB: 1 S: 17 P: 28	R: 0 H: 0 E: 0 LOB: 0 K: 1 BB: 0 S: 12 P: 17	R: 3 H: 3 E: 0 LOB: 1 K: 1 BB: 1 S: 19 P: 34	R: 0 H: 0 E: 0 LOB: 0 K: 1 BB: 0 S: 7 P: 10	R: 1 H: 1 E: 0 LOB: 0 K: 0 BB: 0 S: 10 P: 16	R: 0 H: 1 E: 0 LOB: 1 K: 1 BB: 0 S: 7 P: 11	R: 0 H: 0 E: 0 LOB: 0 K: 0 BB: 0 S: 5 P: 7	R: 0 H: 0 E: 0 LOB: 0 K: 0 BB: 0 S: 7 P: 8	1B: 5 SF: 0 2B: 1 SAC: 0 3B: 0 DP: 0 HR: 1 HBP: 0	WP: 1 PA: 34 FB: 0 SB: 1 CS: 0							
PITCHER 29 John Smoltz, R <small>ERA: 2.81</small> Mark Davis, L <small>ERA: 6.8</small> Mark Wohlers, R <small>ERA: 5.68</small>	IP: 6.0 WLS: L BF: 28 H: 7 R: 7 ER: 5 SO: 6 BB: 2 IBB: 0 HBP: 0 BLK: 0 WP: 1 HR: 1 S: 72 P: 116 ERA: 7.50 WHIP: 1.500																

Atlanta Braves @ Philadelphia Phillies
 Veterans Stadium, Philadelphia, PA
 Fri Aug 28 1992, 7:05 PM EDT
 Att: 22,267 - Overcast - 75 F

AB 32
 R 7
 H 7
 RBI 5
 BB 2
 SO 6
 LOB 9



Batter	1	2	3	4	5	6	7	8	9	AB	R	H	RBI	BB	SO	LOB	TOP
Otis Nixon, S <small>OBP: 0.374, SLG: 0.386</small> 										5	1	2	0	0	1	1	
Deion Sanders, L <small>OBP: 0.348, SLG: 0.509</small> 										5	2	3	1	0	1	1	
Terry Pendleton, S <small>OBP: 0.336, SLG: 0.467</small> 									4	2	2	1	1	0	2		
David Justice, L <small>OBP: 0.356, SLG: 0.408</small> 										5	1	1	3	0	2	2	
Sid Bream, L <small>OBP: 0.348, SLG: 0.430</small> Brian Hunter, R <small>OBP: 0.278, SLG: 0.490</small> 										3	1	1	2	1	1	1	
Jeff Blauser, R <small>OBP: 0.327, SLG: 0.412</small> Rafael Belliard, R <small>OBP: 0.257, SLG: 0.237</small> 										4	0	1	0	0	1	0	
Greg Olson, R <small>OBP: 0.321, SLG: 0.337</small> 										4	0	1	0	0	0	2	
Mark Lemke, S <small>OBP: 0.307, SLG: 0.325</small> 										3	0	2	0	1	0	0	
Charlie Leibrandt, R <small>OBP: 0.106, SLG: 0.109</small> Mike Stanton, L <small>OBP: 0.500, SLG: 0.500</small> Marvin Freeman, R <small>OBP: 0.500, SLG: 0.500</small> Kent Mercker, L <small>OBP: 0.500, SLG: 0.500</small> 										3	0	0	0	0	0	2	
Inning Stats <small>R: 2, H: 3, E: 0, LOB: 2, K: 1, S: 15</small>	<small>R: 0, H: 2, E: 0, LOB: 2, K: 0, S: 9</small>	<small>R: 0, H: 0, E: 0, LOB: 0, K: 2, S: 7</small>	<small>R: 0, H: 0, E: 0, LOB: 0, K: 2, S: 7</small>	<small>R: 0, H: 1, E: 0, LOB: 1, K: 0, S: 5</small>	<small>R: 1, H: 1, E: 0, LOB: 1, K: 0, S: 13</small>	<small>R: 0, H: 2, E: 0, LOB: 1, K: 1, S: 8</small>	<small>R: 4, H: 4, E: 0, LOB: 0, K: 1, S: 12</small>	<small>R: 0, H: 0, E: 0, LOB: 1, K: 0, S: 12</small>	<small>R: 0, H: 0, E: 0, LOB: 0, K: 0, S: 5</small>	<small>1B: 9, 2B: 0, 3B: 2, HR: 2</small>	<small>SF: 0, SAC: 1, DP: 1, HBP: 0</small>	<small>WP: 0, PA: 41, PB: 0, SB: 1, CS: 0</small>					
PITCHER <small>IP WLS BF H R ER SO BB IBB HBP BLK WP HR S P ERA WHIP</small>	<small>IP WLS BF H R ER SO BB IBB HBP BLK WP HR S P ERA WHIP</small>																
Curt Schilling, R <small>ERA: 2.55</small>	<small>6.0 L 27 9 3 2 4 2 0 0 0 0 0 1 57 90 3.00 1.833</small>																
Kyle Abbott, L <small>ERA: 5.05</small>	<small>0.1 5 4 4 4 1 0 0 0 0 0 0 1 9 10 108.00 12.000</small>																
Bob Ayrault, R <small>ERA: 3.51</small>	<small>1.2 6 0 0 0 1 1 0 0 0 0 0 0 15 23 0.00 0.600</small>																
Mitch Williams, L <small>ERA: 4.1</small>	<small>1.0 3 0 0 0 0 0 0 0 0 0 0 0 5 7 0.00 0.000</small>																

Atlanta Braves @ Philadelphia Phillies
Veterans Stadium, Philadelphia, PA
Sat Aug 29 1992, 7:05 PM EDT
Att: 27,760 - Sunny - 70 F

AB	37
R	7
H	13
RBI	7
BB	3
SO	6
LOB	11



Batter	1	2	3	4	5	6	7	8	9	AB	R	H	RBI	BB	SO	LOB	BOTTOM
Stan Javier, S <small>OBP: 0.329, SLG: 0.315</small> 										5	0	2	0	0	0	0	
Mariano Duncan, R <small>OBP: 0.207, SLG: 0.111</small> Bob Ayrault, R <small>OBP: 0.330, SLG: 0.333</small> Jeff Crivello, L <small>OBP: 0.346, SLG: 0.511</small> 										3	0	0	0	0	0	2	
John Kruk, L <small>OBP: 0.430, SLG: 0.463</small> 										4	0	0	0	0	2	3	
Ricky Jordan, R <small>OBP: 0.262, SLG: 0.359</small> 										4	0	1	0	0	0	0	
Darren Daulton, L <small>OBP: 0.388, SLG: 0.545</small> 										2	2	0	0	1	1	1	
Dave Hollins, S <small>OBP: 0.357, SLG: 0.443</small> 										4	2	2	2	0	0	1	
Tom Marsh, R <small>OBP: 0.296, SLG: 0.367</small> 										4	0	1	1	0	2	1	
Juan Bell, R <small>OBP: 0.286, SLG: 0.289</small> 										4	1	0	1	0	1	1	
Curt Schilling, R <small>OBP: 0.163, SLG: 0.167</small> Todd Pratt, R <small>OBP: 0.257, SLG: 0.429</small> Mickey Morandini, L <small>OBP: 0.308, SLG: 0.351</small> 										1	0	0	0	0	1	0	
Inning Stats <small>R: 0, H: 0, E: 0, LOB: 0, K: 0, S: 9</small>	<small>R: 0, H: 1, E: 1, LOB: 1, K: 2, S: 11</small>	<small>R: 0, H: 0, E: 0, LOB: 0, K: 2, S: 9</small>	<small>R: 0, H: 0, E: 0, LOB: 0, K: 1, S: 7</small>	<small>R: 0, H: 0, E: 0, LOB: 0, K: 1, S: 7</small>	<small>R: 0, H: 0, E: 0, LOB: 0, K: 1, S: 12</small>	<small>R: 0, H: 1, E: 0, LOB: 2, K: 1, S: 15</small>	<small>R: 2, H: 1, E: 0, LOB: 0, K: 0, S: 8</small>	<small>R: 0, H: 1, E: 0, LOB: 1, K: 0, S: 15</small>	<small>R: 4, H: 3, E: 1, LOB: 1, K: 0, S: 19</small>	<small>1B: 4, 2B: 2, 3B: 0, HR: 1</small>	<small>SF: 0, SAC: 0, DP: 0, HBP: 1</small>	<small>WP: 0, PA: 38, PB: 0, SB: 0, CS: 0</small>					
PITCHER <small>IP WLS BF H R ER SO BB IBB HBP BLK WP HR S P ERA WHIP</small>	<small>IP WLS BF H R ER SO BB IBB HBP BLK WP HR S P ERA WHIP</small>																
Charlie Leibrandt, L <small>ERA: 3.21</small>	<small>8.0 W 30 4 2 2 7 1 0 1 0 0 0 0 7 14 54.00 9.000</small>																
Mike Stanton, L <small>ERA: 5.7</small>	<small>0.1 4 2 3 2 0 1 0 0 0 0 0 0 7 14 54.00 9.000</small>																
Marvin Freeman, R <small>ERA: 3.99</small>	<small>0.1 3 1 1 0 0 0 0 0 0 0 0 0 8 11 0.00 3.000</small>																
Kent Mercker, L <small>ERA: 2.79</small>	<small>0.1 S 1 0 0 0 0 0 0 0 0 0 0 0 4 5 0.00 0.000</small>																

Atlanta Braves @ Philadelphia Phillies
Veterans Stadium, Philadelphia, PA
Sat Aug 29 1992, 7:05 PM EDT
Att: 27,760 - Sunny - 70 F

AB	35
R	6
H	7
RBI	4
BB	2
SO	7
LOB	11



Batter	1	2	3	4	5	6	7	8	9	AB	R	H	RBI	BB	SO	LOB	TOP				
Otis Nixon, S <small>OBP: 0.376, SLG: 0.394</small> 										4	1	2	0	0	0	2	Atlanta Braves @ Philadelphia Phillies Veterans Stadium, Philadelphia, PA Sun Aug 30 1992, 3:33 AM EDT Att: 32,084 - Sunny - 76 F				
Deion Sanders, L <small>OBP: 0.346, SLG: 0.505</small> Mike Stanton, L <small>OBP: 0.500, SLG: 0.500</small> 										4	0	1	1	0	2	2					
Terry Pendleton, S <small>OBP: 0.334, SLG: 0.464</small> Mark Wohlers, R <small>OBP: 0.315, SLG: 0.394</small> 										3	0	0	1	0	0	1					
David Justice, L <small>OBP: 0.355, SLG: 0.405</small> 															3	0		0	1	0	0
Sid Bream, L <small>OBP: 0.343, SLG: 0.424</small> 										4	0	0	0	0	0	1					
Damon Berryhill, S <small>OBP: 0.284, SLG: 0.378</small> 										4	0	0	0	0	1	1					
Jeff Treadway, L <small>OBP: 0.280, SLG: 0.284</small> 										3	0	1	0	0	0	0					
Rafael Belliard, R <small>OBP: 0.258, SLG: 0.246</small> 										3	1	1	0	0	1	1					
Tom Glavine, L <small>OBP: 0.274, SLG: 0.300</small> Randy St. Claire, R <small>OBP: 0.302, SLG: 0.390</small> Mark Davis, L <small>OBP: 0.308, SLG: 0.324</small> 										1	0	0	0	0	0	1					
Inning Stats <small>R: 1, H: 1, E: 0, LOB: 0, K: 1, S: 12</small> <small>H: 1, BB: 0, P: 20</small> <small>R: 0, H: 0, E: 0, LOB: 0, K: 0, S: 6</small> <small>H: 0, BB: 0, P: 9</small> <small>R: 1, H: 2, E: 0, LOB: 1, K: 0, S: 13</small> <small>H: 2, BB: 0, P: 17</small> <small>R: 0, H: 0, E: 0, LOB: 0, K: 0, S: 6</small> <small>H: 0, BB: 0, P: 12</small> <small>R: 0, H: 1, E: 0, LOB: 1, K: 1, S: 9</small> <small>H: 1, BB: 0, P: 15</small> <small>R: 0, H: 0, E: 0, LOB: 0, K: 1, S: 6</small> <small>H: 0, BB: 0, P: 10</small> <small>R: 0, H: 0, E: 0, LOB: 0, K: 1, S: 6</small> <small>H: 0, BB: 0, P: 9</small> <small>R: 0, H: 1, E: 0, LOB: 1, K: 1, S: 9</small> <small>H: 1, BB: 0, P: 12</small> <small>R: 0, H: 0, E: 0, LOB: 1, K: 1, S: 9</small> <small>H: 0, BB: 1, P: 19</small> <small>1B: 3, 2B: 0, 3B: 2, HR: 0</small> <small>SF: 0, SAC: 0, DP: 0, HBP: 0</small> <small>WP: 1, PB: 0, SB: 2, CS: 0</small> <small>PA: 33</small>																					
PITCHER Ben Rivera, R <small>ERA: 3.15</small>	<small>IP: 9.0, WLS: W, BF: 33, H: 5, R: 2, ER: 2, SO: 6, BB: 1, IBB: 0, HBP: 0, BLK: 0, WP: 1, HR: 0, S: 76, P: 123, ERA: 2.00, WHIP: 0.667</small>																				

Batter	1	2	3	4	5	6	7	8	9	AB	R	H	RBI	BB	SO	LOB	BOTTOM
Stan Javier, S <small>OBP: 0.335, SLG: 0.316</small> 										3	3	1	0	2	0	3	Atlanta Braves @ Philadelphia Phillies Veterans Stadium, Philadelphia, PA Sun Aug 30 1992, 3:33 AM EDT Att: 32,084 - Sunny - 76 F
Mariano Duncan, R <small>OBP: 0.292, SLG: 0.387</small> 										5	2	2	0	0	1	1	
John Kruk, L <small>OBP: 0.432, SLG: 0.461</small> 										2	2	0	1	3	1	0	
Ricky Jordan, R <small>OBP: 0.272, SLG: 0.372</small> Ruben Amaro Jr., S <small>OBP: 0.302, SLG: 0.314</small> 										4	1	3	3	0	0	0	
Dave Hollins, S <small>OBP: 0.359, SLG: 0.442</small> 										3	1	1	0	2	2	3	
Todd Pratt, R <small>OBP: 0.350, SLG: 0.444</small> 										4	0	2	4	1	0	2	
Tom Marsh, R <small>OBP: 0.276, SLG: 0.340</small> 										4	0	0	1	0	0	5	
Juan Bell, R <small>OBP: 0.283, SLG: 0.286</small> 										4	0	1	0	0	2	1	
Ben Rivera, R <small>OBP: 0.150, SLG: 0.105</small> 										4	0	1	0	0	2	2	
Inning Stats <small>R: 1, H: 0, E: 0, LOB: 0, K: 0, S: 7</small> <small>H: 0, BB: 1, P: 18</small> <small>R: 0, H: 1, E: 0, LOB: 0, K: 0, S: 6</small> <small>H: 1, BB: 0, P: 8</small> <small>R: 4, H: 3, E: 0, LOB: 2, K: 2, S: 27</small> <small>H: 3, BB: 3, P: 50</small> <small>R: 2, H: 3, E: 1, LOB: 2, K: 1, S: 17</small> <small>H: 3, BB: 1, P: 30</small> <small>R: 0, H: 1, E: 0, LOB: 2, K: 1, S: 7</small> <small>H: 1, BB: 1, P: 14</small> <small>R: 3, H: 2, E: 0, LOB: 2, K: 2, S: 15</small> <small>H: 2, BB: 2, P: 25</small> <small>R: 0, H: 1, E: 0, LOB: 0, K: 0, S: 9</small> <small>H: 1, BB: 0, P: 11</small> <small>R: 0, H: 1, E: 0, LOB: 1, K: 2, S: 10</small> <small>H: 1, BB: 0, P: 12</small> <small>1B: 10, 2B: 2, 3B: 0, HR: 0</small> <small>SF: 0, SAC: 0, DP: 2, HBP: 0</small> <small>WP: 1, PB: 1, SB: 1, CS: 0</small> <small>PA: 42</small>																	
PITCHER Tom Glavine, L <small>ERA: 2.76</small> Randy St. Claire, R <small>ERA: 3.86</small> Mark Davis, L <small>ERA: 7.06</small> Mark Wohlers, R <small>ERA: 5.27</small> Mike Stanton, L <small>ERA: 5.56</small>	<small>IP: 2.2, WLS: L, BF: 15, H: 4, R: 5, ER: 5, SO: 4, BB: 4, IBB: 0, HBP: 0, BLK: 0, WP: 0, HR: 0, S: 37, P: 71, ERA: 16.88, WHIP: 3.000</small> <small>IP: 1.1, WLS: 8, BF: 3, H: 3, ER: 2, SO: 1, BB: 0, IBB: 0, HBP: 0, BLK: 0, WP: 0, HR: 0, S: 20, P: 35, ERA: 13.50, WHIP: 2.250</small> <small>IP: 2.0, WLS: 12, BF: 3, H: 3, ER: 3, SO: 2, BB: 1, IBB: 0, HBP: 0, BLK: 1, WP: 0, HR: 2, S: 39, ERA: 13.50, WHIP: 2.500</small> <small>IP: 1.0, WLS: 3, BF: 1, H: 0, ER: 0, SO: 0, BB: 0, IBB: 0, HBP: 0, BLK: 0, WP: 0, HR: 2, S: 11, ERA: 0.00, WHIP: 1.000</small> <small>IP: 1.0, WLS: 4, BF: 1, H: 0, ER: 0, SO: 2, BB: 0, IBB: 0, HBP: 0, BLK: 0, WP: 0, HR: 10, S: 12, ERA: 0.00, WHIP: 1.000</small>																

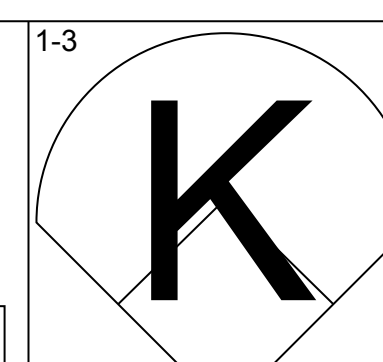
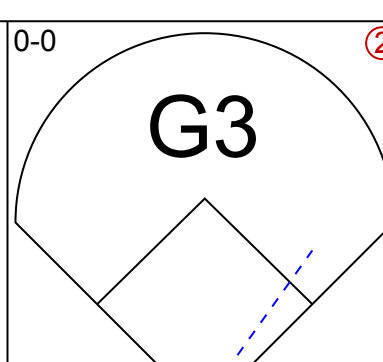
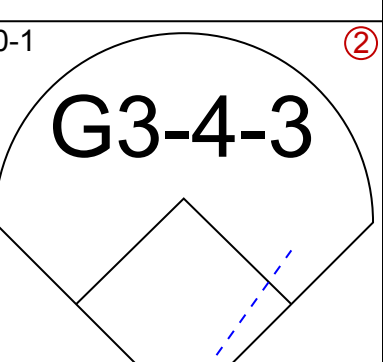
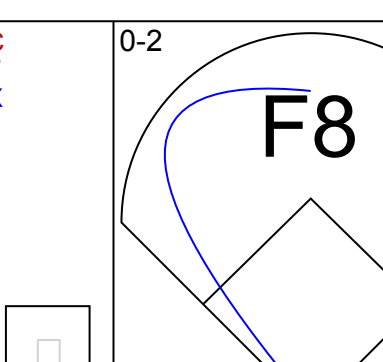
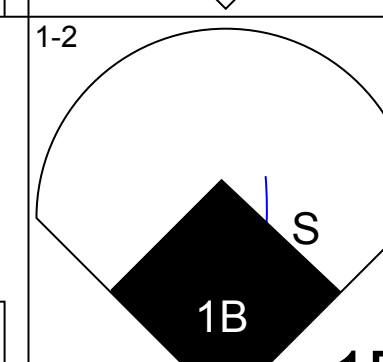
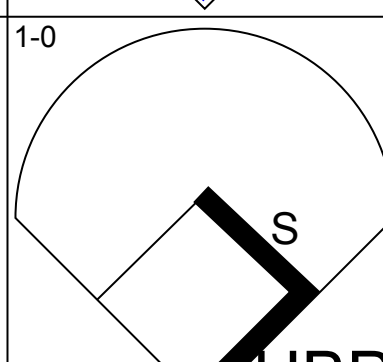
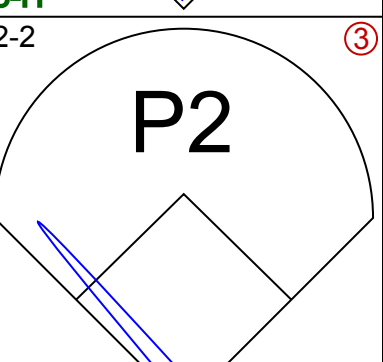
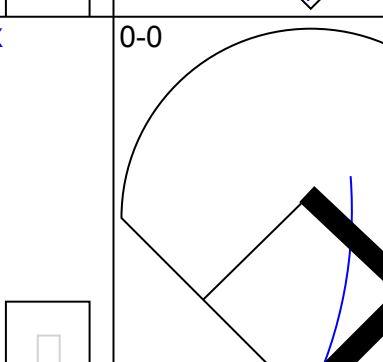
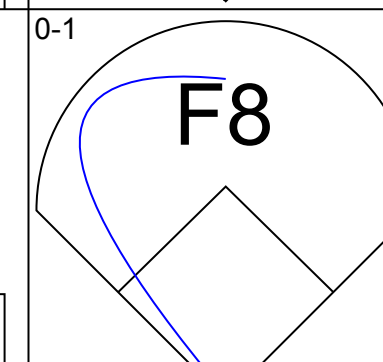
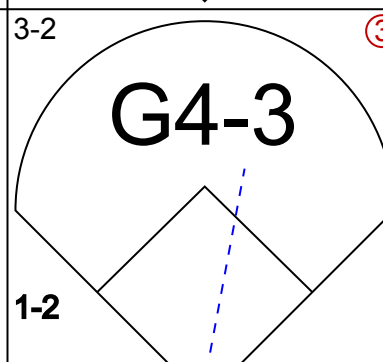
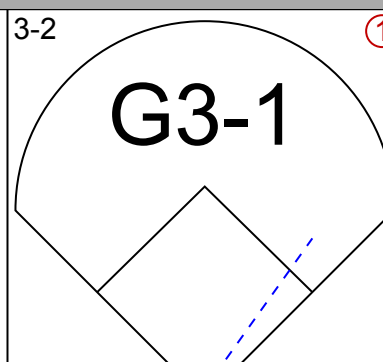
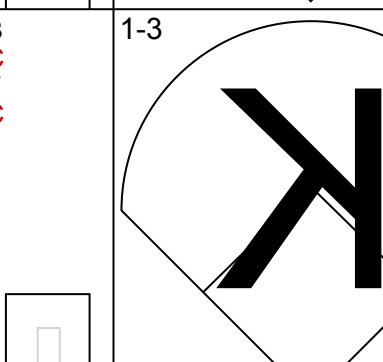
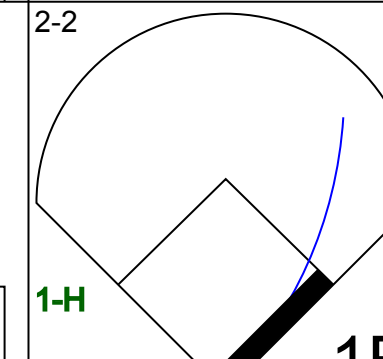
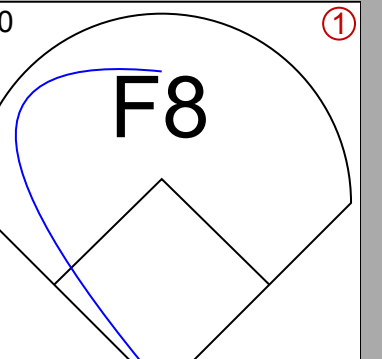
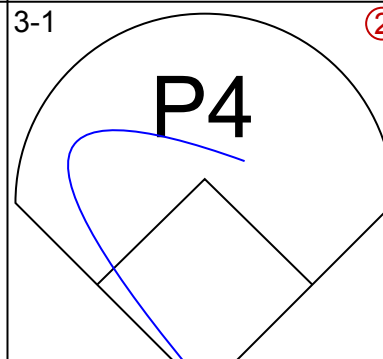
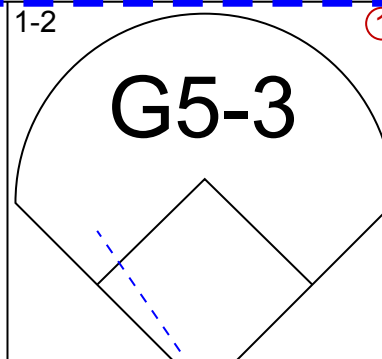
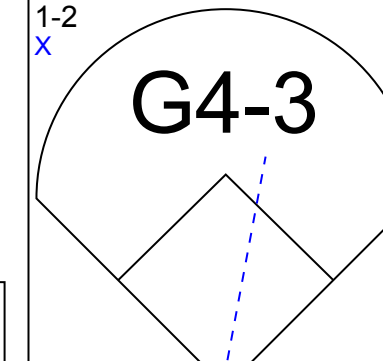
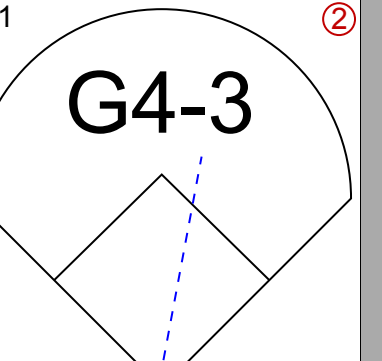
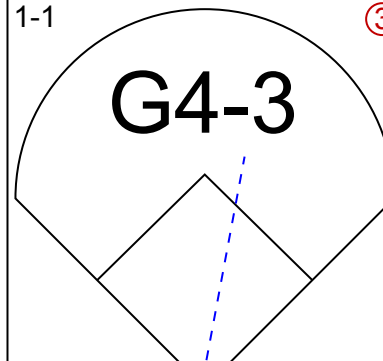
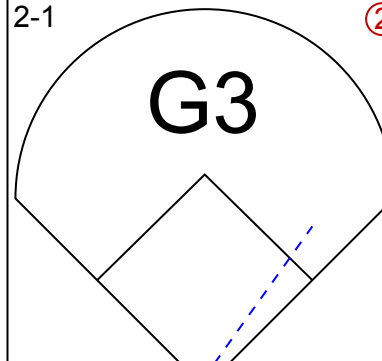
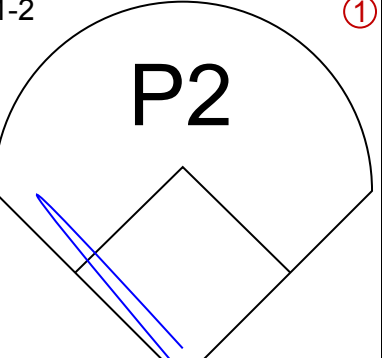
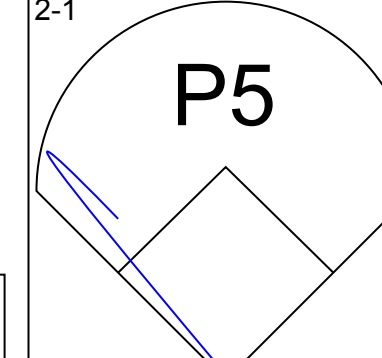
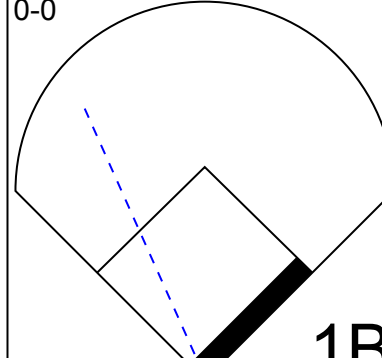
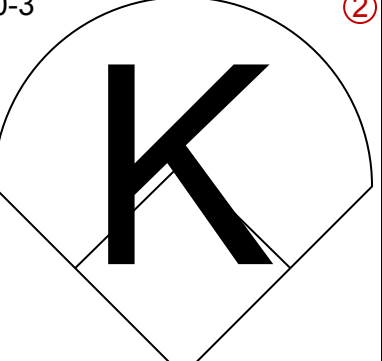
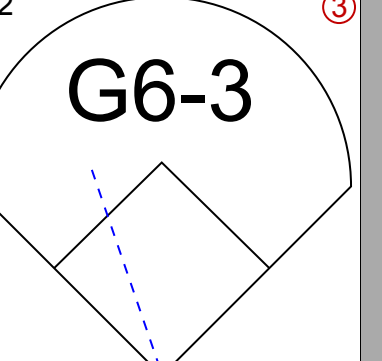
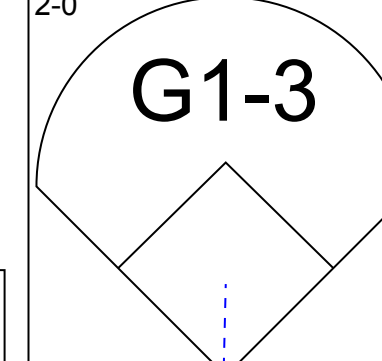
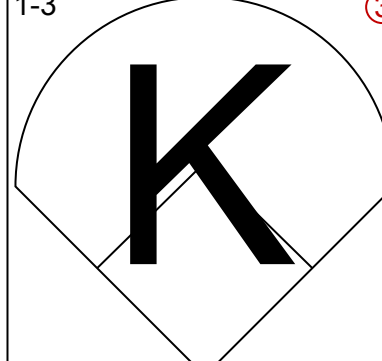
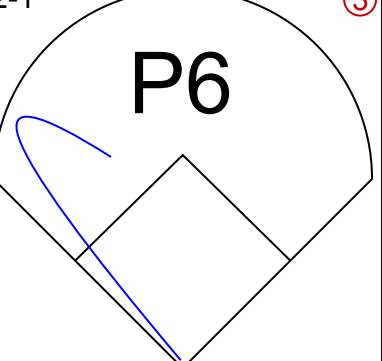
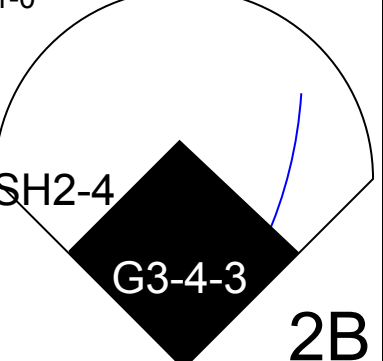
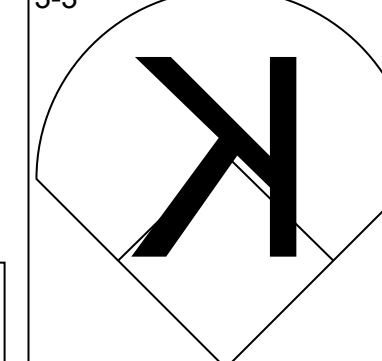

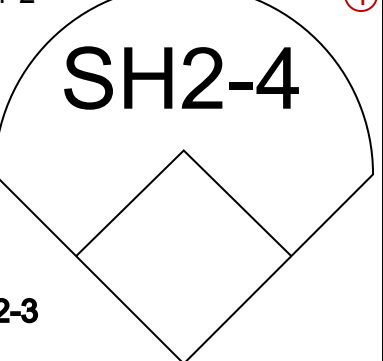
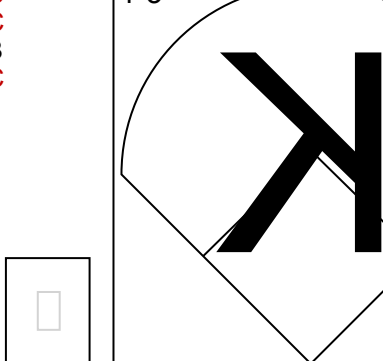


Batter	1	2	3	4	5	6	7	8	9	AB	R	H	RBI	BB	SO	LOB	TOP	
Stan Javier, S OBP: 0.333, SLG: 0.314 (1, 8)	F9		G1-3-2 1B		L4			K		4	0	1	0	0	1	1	Philadelphia Phillies @ Houston Astros Astrodome, Houston, TX Mon Aug 31 1992, 8:05 PM EDT Att. 5,945 - Dome - 70 F	
Mariano Duncan, R OBP: 0.292, SLG: 0.386 (1, 4)	L5		G5-3			G3-6-3 1B		FC5-4		4	0	1	0	0	0	2		
John Kruk, L OBP: 0.429, SLG: 0.457 Mitch Williams, L OBP: 0.333, SLG: 0.333 (8, 1)	G3-1		G1-3-2			G3-6-3 1-2		K		4	0	0	0	0	1	3		
Ricky Jordan, R OBP: 0.271, SLG: 0.369 (1, 3)					F7	G3			F9	4	1	1	0	0	0	0		
Darren Daulton, L OBP: 0.385, SLG: 0.541 Jeff Grotewold, L OBP: 0.358, SLG: 0.511 (7, 2)		P4		P4			L9			3	0	0	0	0	0	1		
Dave Hollins, S OBP: 0.384, SLG: 0.452 (1, 5)										3	1	3	2	1	0	0		
Tom Marsh, R OBP: 0.258, SLG: 0.316 (1, 7)										4	0	0	0	0	1	4		
Juan Bell, R OBP: 0.281, SLG: 0.283 (1, 6)					P4		G4-3		L7	4	0	1	0	0	0	3		
Andy Ashby, R Greg Mathews, R Jay Baller, R Ruben Amaro Jr, S OBP: 0.305, SLG: 0.317 (8, 9)										1	0	0	0	0	0	1		
										1	0	0	0	0	0	0		
										0	0	0	0	0	0	0		
										1	0	1	0	0	0	0		
Inning Stats	R: 0 E: 0 K: 0 S: 7	H: 0 LOB: 0 BB: 0 P: 12	R: 2 E: 0 K: 0 S: 6	H: 3 LOB: 1 BB: 0 P: 12	R: 0 E: 0 K: 0 S: 5	H: 1 LOB: 0 BB: 0 P: 9	R: 0 E: 0 K: 0 S: 5	H: 0 LOB: 1 BB: 0 P: 12	R: 0 E: 0 K: 1 S: 12	H: 1 LOB: 1 BB: 0 P: 15	R: 0 E: 0 K: 2 S: 10	H: 1 LOB: 2 BB: 1 P: 16	R: 0 E: 0 K: 0 S: 12	H: 1 LOB: 1 BB: 1 P: 16	1B: 7 2B: 1 3B: 0 HR: 1	SF: 0 SAC: 0 DP: 2 HBP: 0	WP: 0 PB: 0 SB: 1 CS: 0	PA: 35
PITCHER Butch Henry, L ERA: 4.1 (1, 1)	IP: 9.0 WLS: W BF: 35 H: 8 R: 2 ER: 2 SO: 3 BB: 2 IBB: 0 HBP: 0 BLK: 0 WP: 0 HR: 1 S: 68 P: 107 ERA: 2.00 WHIP: 1.111																	

Batter	1	2	3	4	5	6	7	8	9	AB	R	H	RBI	BB	SO	LOB	BOTTOM
Craig Biggio, R OBP: 0.386, SLG: 0.385 Casey Candaele, S OBP: 0.255, SLG: 0.256 (7, 4)	FC4-6 1B	WP BB		1B		1B BB	G5-3			2	0	2	1	2	0	0	Philadelphia Phillies @ Houston Astros Astrodome, Houston, TX Mon Aug 31 1992, 8:05 PM EDT Att. 5,945 - Dome - 70 F
Steve Finley, L OBP: 0.341, SLG: 0.382 (1, 8)	FC4-6 1-2 2-3 3-H	BB		1B		FC5-2 1B HR	G4-3			3	1	1	1	2	0	1	
Luis Gonzalez, L OBP: 0.307, SLG: 0.407 (1, 7)	G6-3 1-2	G4-3		F8		FC5-2 1B HR	WP BB			4	1	1	0	1	0	6	
5 Jeff Bagwell, R OBP: 0.347, SLG: 0.408 (1, 3)		G4-3 3B	F4		F9	FC5-2 1B HR	G1-3			5	2	2	0	0	0	4	
Eric Anthony, L OBP: 0.299, SLG: 0.408 (1, 9)	G4-3 3-H		K		K	HR		P5		5	1	1	5	0	2	1	
Ken Caminiti, S OBP: 0.382, SLG: 0.459 (1, 5)	BB 2B		K		HBP IBB	HR		1B		4	2	3	1	1	1	0	
Andujar Cedeno, R OBP: 0.279, SLG: 0.362 (1, 6)	F8			L5	F9	K		F9		5	0	0	0	0	1	4	
Eddie Taubensee, L OBP: 0.280, SLG: 0.329 (1, 2)	BB WP BB			G4-3				G4-3		3	1	1	0	1	0	1	
Butch Henry, L OBP: 0.151, SLG: 0.192 (1, 1)	WP BB			1B 1B	F8	G4-3				3	1	1	0	1	0	4	
										1B: 7 2B: 2 3B: 1 HR: 2	SF: 0 SAC: 0 DP: 1 HBP: 1	WP: 2 PB: 0 SB: 0 CS: 0	PA: 44				
Inning Stats	R: 0 E: 0 K: 0 S: 7	H: 1 LOB: 0 BB: 0 P: 11	R: 3 E: 0 K: 0 S: 14	H: 2 LOB: 3 BB: 4 P: 36	R: 0 E: 0 K: 2 S: 8	H: 0 LOB: 0 BB: 0 P: 14	R: 1 E: 0 K: 0 S: 9	H: 3 LOB: 2 BB: 0 P: 14	R: 0 E: 0 K: 1 S: 8	H: 1 LOB: 3 BB: 1 P: 18	R: 5 E: 0 K: 1 S: 23	H: 4 LOB: 1 BB: 2 P: 41	R: 0 E: 0 K: 0 S: 6	H: 0 LOB: 1 BB: 1 P: 14	R: 0 E: 0 K: 0 S: 10	H: 1 LOB: 1 BB: 0 P: 15	
PITCHER Andy Ashby, R ERA: 6.3 Greg Mathews, L ERA: 5.4 Jay Baller, R ERA: 8.18 Mitch Williams, L ERA: 4.04 (8, 1)	IP: 1.2 WLS: L BF: 10 H: 5 R: 4 ER: 4 SO: 3 BB: 3 IBB: 1 HBP: 1 BLK: 0 WP: 1 HR: 0 S: 36 P: 74 ERA: 10.80 WHIP: 2.400																

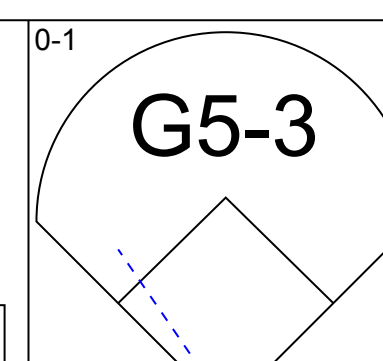
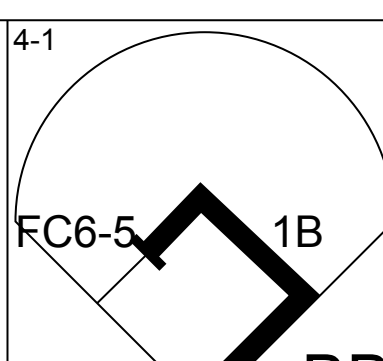
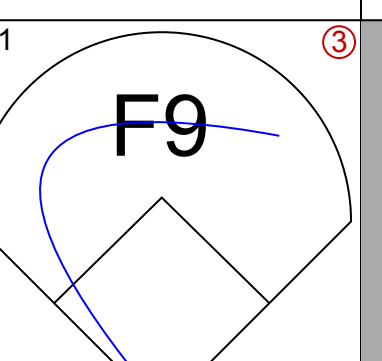
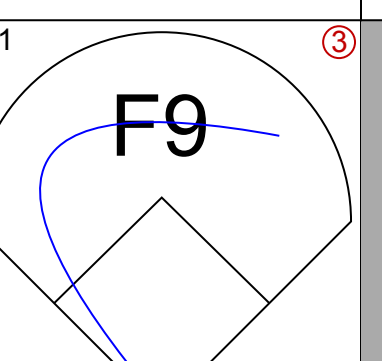
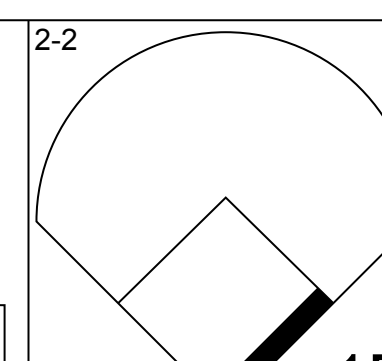
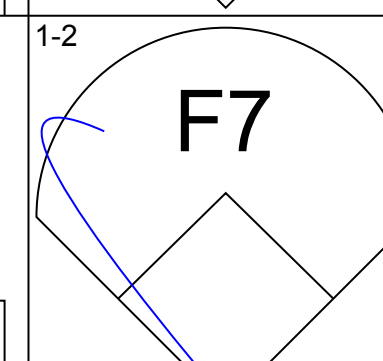
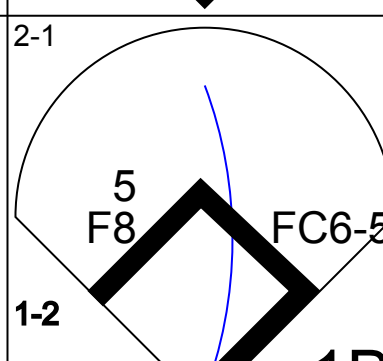

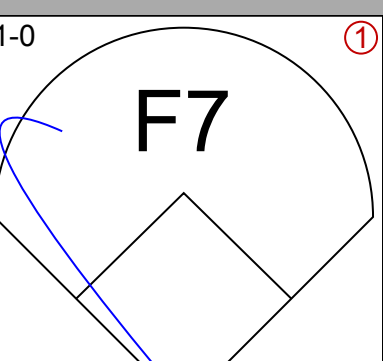
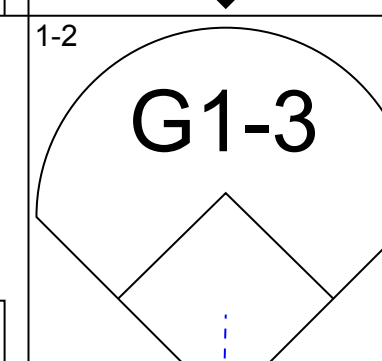
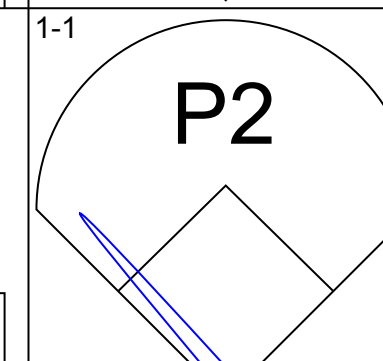
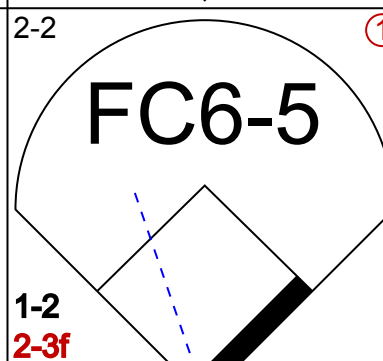

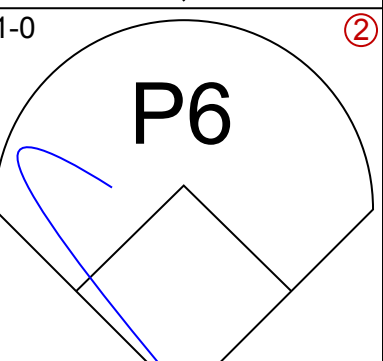
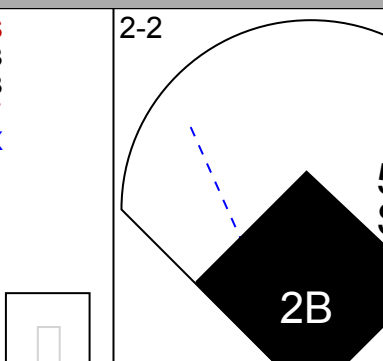
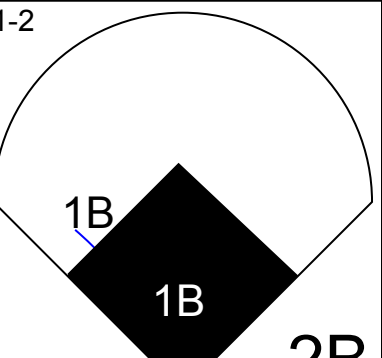
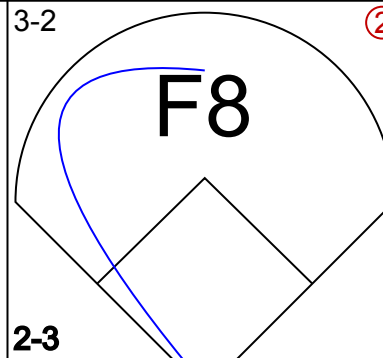
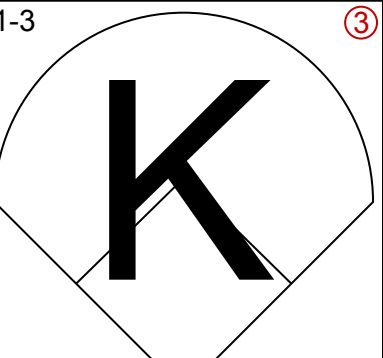
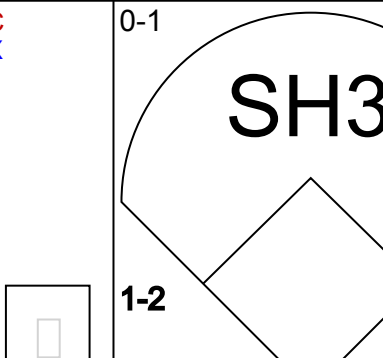
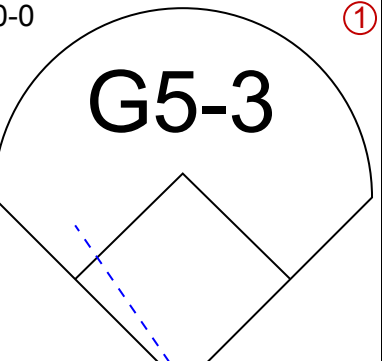
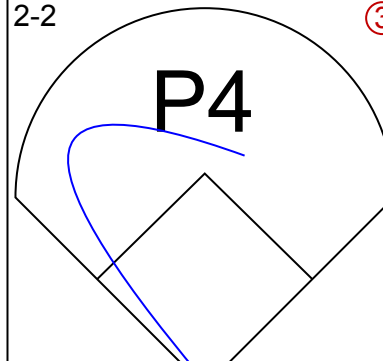
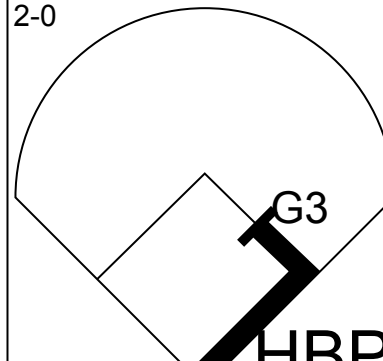

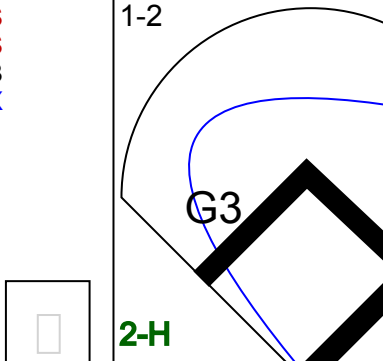
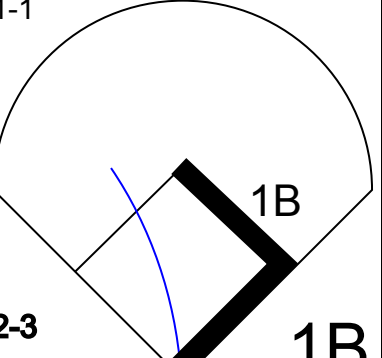
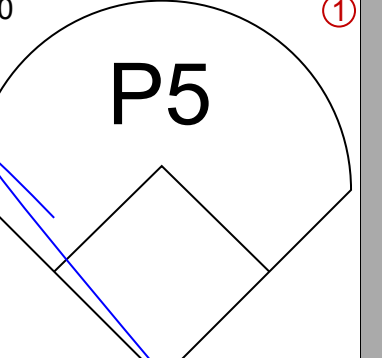
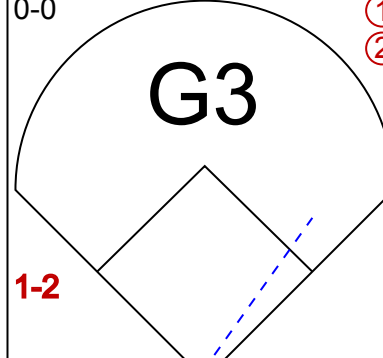
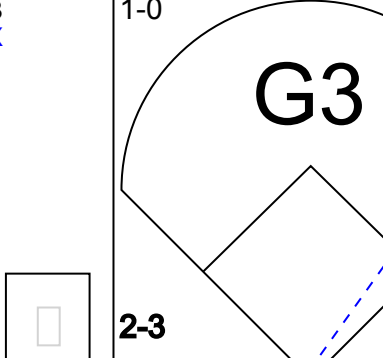
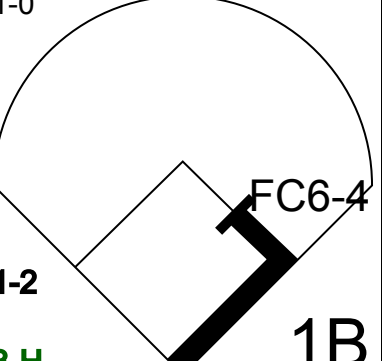
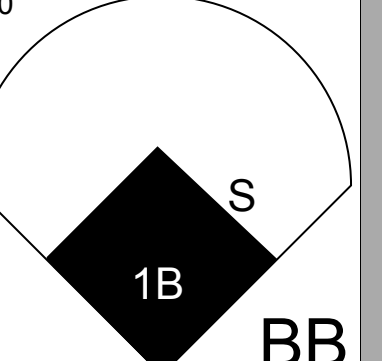
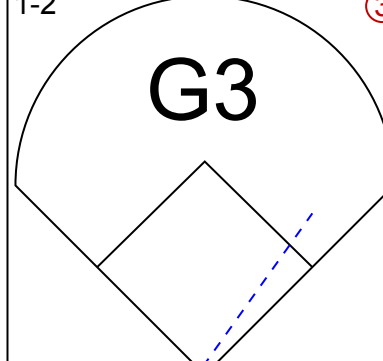
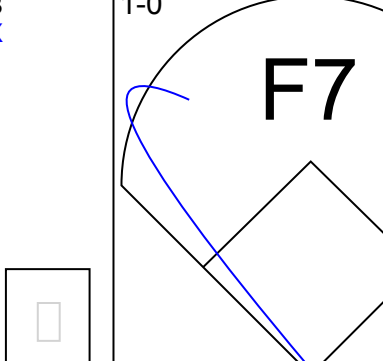
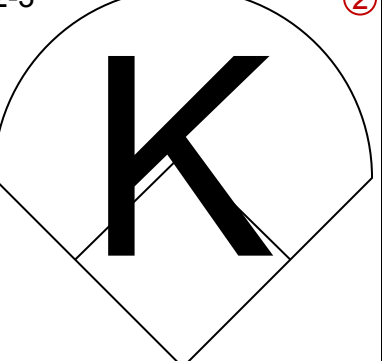

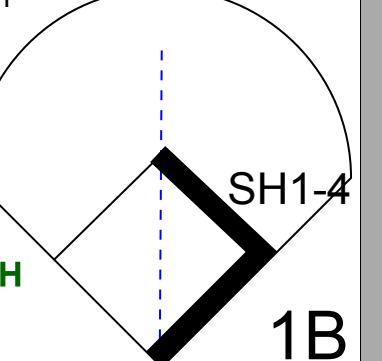

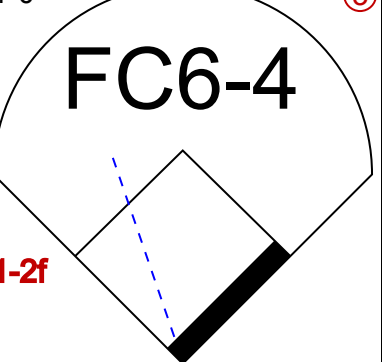
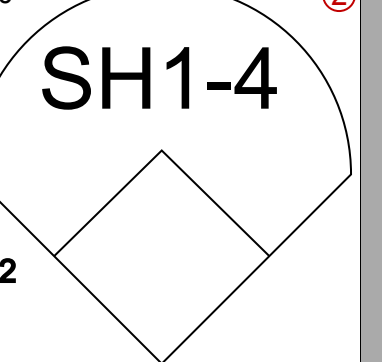
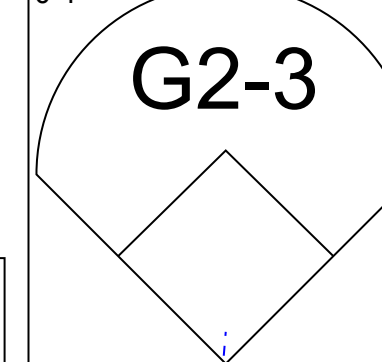
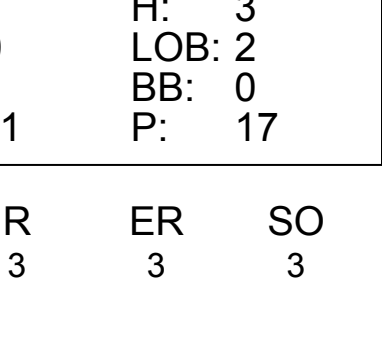
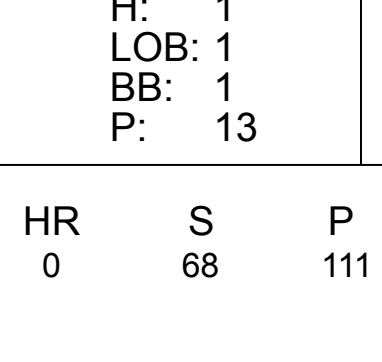
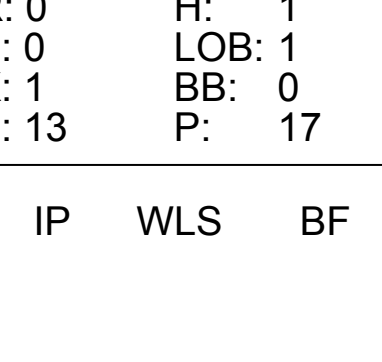
Batter	1	2	3	4	5	6	7	8	9	AB	R	H	RBI	BB	SO	LOB	TOP				
Stan Javier, S OBP: 0.336, SLG: 0.318 (1, 8)	G3		G3-6-3 1B		B1-3			FC4-6 1B		4	1	2	1	0	0	0	Philadelphia Phillies @ Houston Astros Astrodome, Houston, TX Tue Sep 01 1992, 8:05 PM EDT Att: 6,334 - Dome - 70 F				
Mickey Morandini, L OBP: 0.307, SLG: 0.350 (1, 4)	F8		G3-6-3 1-2f			G4-3		FC4-6 1B		4	0	1	0	0	0	1					
John Kruk, L OBP: 0.425, SLG: 0.453 (1, 9)	G6-3			G1-3		G6-3		FC4-6 1-2f		4	0	0	1	0	0	1					
Darren Daulton, L OBP: 0.388, SLG: 0.540 (1, 2)		G5-3 1B BB		2B BB				F8 3-H 2-1		1	1	0	0	3	0	1					
Dave Hollins, S OBP: 0.363, SLG: 0.450 (1, 5)		G5-3 1B 1-2		P5		F8		G4-3		4	0	1	0	0	0	3					
Ricky Jordan, R OBP: 0.276, SLG: 0.377 (1, 3)		G5-3 1-2 2-3f		2B			F8		G3 1B	4	0	2	1	0	0	2					
Mariano Duncan, R OBP: 0.291, SLG: 0.385 (1, 7)		K		G6-3					K 1B	4	0	1	0	0	2	3					
Juan Bell, R OBP: 0.279, SLG: 0.281 (1, 6)			SH1-4 1B 1B		K 1B		P8		G3 1-2	4	1	1	0	0	1	2					
Cliff Brantley, R OBP: 0.182, SLG: 0.182 (6, 1)			SH1-4		G5-3				G6-3	1	0	0	0	0	0	0					
Bob Ayrault, R (6, 1)										1	0	0	0	0	0	0					
Kyle Abbott, L OBP: 0.207, SLG: 0.111 (7, PH)										0	0	0	0	0	0	0					
Jeff Grotewold, L OBP: 0.142, SLG: 0.099 (7, PH)										0	0	0	0	0	0	0					
Tommy Greene, R OBP: 0.142, SLG: 0.142 (8, 1)										0	0	0	0	0	0	0					
Mike Hartley, R OBP: 0.096, SLG: 0.316 (9, PH)										1	0	0	0	0	0	1					
Inning Stats	R: 0 E: 0 K: 0 S: 7	H: 0 LOB: 0 BB: 0 P: 10	R: 0 E: 0 K: 1 S: 6	H: 1 LOB: 1 BB: 1 P: 12	R: 1 E: 0 K: 0 S: 5	H: 2 LOB: 0 BB: 0 P: 10	R: 1 E: 0 K: 0 S: 11	H: 1 LOB: 1 BB: 1 P: 19	R: 0 E: 0 K: 1 S: 7	H: 0 LOB: 0 BB: 1 P: 9	R: 0 E: 0 K: 1 S: 6	H: 1 LOB: 1 BB: 0 P: 10	R: 1 E: 0 K: 0 S: 15	H: 2 LOB: 1 BB: 0 P: 24	R: 0 E: 0 K: 1 S: 9	H: 1 LOB: 1 BB: 0 P: 12	1B: 7 2B: 1 3B: 0 HR: 0	SF: 0 SAC: 1 DP: 2 HBP: 0	WP: 0 PB: 1 SB: 0 CS: 0	PA: 36	
PITCHER	IP	WLS	BF	H	R	ER	SO	BB	IBB	HBP	BLK	WP	HR	S	P	ERA	WHIP				
Brian Williams, R ERA: 3.29 (1, 1)	7.0	W	29	7	3	3	3	3	0	0	0	0	0	55	95	3.86	1.429				
Rob Murphy, L ERA: 4.5 (8, 1)	0.2		2	0	0	0	0	0	0	0	0	0	0	6	10	0.00	0.000				
Doug Jones, R ERA: 2.07 (8, 1)	1.1	S	5	1	0	0	1	0	0	0	0	0	0	11	14	0.00	0.750				

Batter	1	2	3	4	5	6	7	8	9	AB	R	H	RBI	BB	SO	LOB	BOTTOM				
Craig Biggio, R OBP: 0.388, SLG: 0.388 (1, 4)	CS BB	FC5-2 BB		F9		E S 2H 1B		2B		4	0	2	1	1	0	2	Philadelphia Phillies @ Houston Astros Astrodome, Houston, TX Tue Sep 01 1992, 8:05 PM EDT Att: 6,334 - Dome - 70 F				
Steve Finley, L OBP: 0.341, SLG: 0.380 (1, 8)	2B BB	BB			G3-1	K		P5		3	1	0	0	2	1	2					
Luis Gonzalez, L OBP: 0.309, SLG: 0.421 (1, 7)	F9 1H 2B	F7			HR	G3		F8		5	1	2	2	0	0	5					
5 Jeff Bagwell, R OBP: 0.347, SLG: 0.405 (1, 3)	F9 2-3		F7		1B BB		L5		IBB	3	0	0	0	2	0	1					
Eric Anthony, L OBP: 0.303, SLG: 0.409 (7, PR)			G3-1			FC6-4 1B		F8		2	0	1	0	2	0	0					
Gerald Young, S OBP: 0.304, SLG: 0.217 (8, 9)		BB					2B BB			1	1	0	0	0	0	2					
Ken Caminiti, S OBP: 0.363, SLG: 0.470 (1, 5)	G3			IHR		P6		F8 1H 2B		4	1	2	2	0	0	4					
Andujar Cedeno, R OBP: 0.278, SLG: 0.359 (1, 6)			P5			FC6-4 1-2f		F8 2-3		4	0	1	0	0	0	4					
Eddie Taubensee, L OBP: 0.283, SLG: 0.329 (1, 2)		L8			P2		SH1-4 1B		IBB	3	1	1	0	1	0	1					
Brian Williams, R OBP: 0.143, SLG: 0.179 (1, 1)		SH			G3					2	0	0	0	0	1	2					
Rob Murphy, L (8, 1)							SH1-4			0	0	0	0	0	0	0					
Doug Jones, R (8, 1)								K		0	0	0	0	0	0	0					
Inning Stats	R: 1 E: 0 K: 0 S: 15	H: 1 LOB: 2 BB: 3 P: 34	R: 0 E: 1 K: 0 S: 14	H: 1 LOB: 3 BB: 1 P: 21	R: 1 E: 0 K: 0 S: 14	H: 1 LOB: 0 BB: 0 P: 19	R: 0 E: 0 K: 0 S: 7	H: 0 LOB: 0 BB: 0 P: 8	R: 1 E: 0 K: 1 S: 11	H: 2 LOB: 1 BB: 0 P: 19	R: 1 E: 0 K: 1 S: 9	H: 1 LOB: 2 BB: 2 P: 20	R: 0 E: 0 K: 0 S: 7	H: 1 LOB: 2 BB: 1 P: 16	1B: 4 2B: 3 3B: 0 HR: 2	SF: 0 SAC: 2 DP: 0 HBP: 0	WP: 0 PB: 0 SB: 1 CS: 1	PA: 41			
PITCHER	IP	WLS	BF	H	R	ER	SO	BB	IBB	HBP	BLK	WP	HR	S	P	ERA	WHIP				
Cliff Brantley, R ERA: 4.48 (6, 1)	5.0	L	25	5	3	3	0	5	0	0	0	0	0	5	7	27.00	6.000				
Bob Ayrault, R ERA: 3.74 (6, 1)	0.1		3	2	1	1	0	0	0	0	0	0	0	5	7	27.00	6.000				
Kyle Abbott, L ERA: 5.03 (6, 1)	0.2		2	0	0	0	1	0	0	0	0	0	0	6	12	0.00	0.000				
Tommy Greene, R ERA: 6.4 (7, 1)	1.0		6	1	1	1	1	1	1	0	0	0	0	9	20	9.00	2.000				
Mike Hartley, R ERA: 3.53 (8, 1)	1.0		5	1	0	0	0	0	1	0	0	0	0	7	16	0.00	1.000				

Batter	1	2	3	4	5	6	7	8	9	AB	R	H	RBI	BB	SO	LOB	TOP							
Stan Javier, S OBP: 0.331, SLG: 0.312 (1, 8)										4	0	0	1	0	1	0	Philadelphia Phillies @ Houston Astros Astrodome, Houston, TX Wed Sep 02 1992, 8:05 PM EDT Att. 7,828 - Dome - 70 F							
Ruben Amaro Jr, S OBP: 0.399, SLG: 0.323 (1, 7)										3	1	2	0	0	0	0								
Darren Daulton, L OBP: 0.385, SLG: 0.534 (1, 2)										4	0	0	0	0	1	3								
John Kruk, L OBP: 0.424, SLG: 0.451 (1, 9)										4	0	1	1	0	0	0								
Dave Hollins, S OBP: 0.360, SLG: 0.447 (1, 5)										4	0	0	0	0	0	1								
Ricky Jordan, R OBP: 0.280, SLG: 0.384 (1, 3)										4	0	2	0	0	0	0								
Braulio Castillo, R OBP: 0.130, SLG: 0.261 (9, PR)										0	0	0	0	0	0	0								
Mickey Morandini, L OBP: 0.304, SLG: 0.346 (1, 4)										3	0	0	0	0	1	1								
Jeff Grotewold, L OBP: 0.345, SLG: 0.490 (9, PH)										1	0	0	0	0	1	1								
Juan Bell, R OBP: 0.281, SLG: 0.300 (1, 6)										3	1	1	0	0	1	0								
Terry Mulholland, R OBP: 0.117, SLG: 0.095 (1, 1)										2	0	0	0	0	2	0								
Inning Stats	R: 1 E: 0 K: 0 S: 19	H: 2 LOB: 1 BB: 0 P: 24	R: 0 E: 0 K: 1 S: 8	H: 0 LOB: 0 BB: 0 P: 11	R: 0 E: 0 K: 1 S: 7	H: 0 LOB: 1 BB: 0 P: 13	R: 0 E: 0 K: 0 S: 9	H: 1 LOB: 1 BB: 0 P: 15	R: 1 E: 0 K: 0 S: 9	H: 1 LOB: 0 BB: 0 P: 13	R: 0 E: 0 K: 0 S: 7	H: 0 LOB: 0 BB: 0 P: 14	R: 0 E: 0 K: 1 S: 7	H: 0 LOB: 0 BB: 0 P: 14	R: 0 E: 0 K: 2 S: 10	H: 1 LOB: 1 BB: 0 P: 12	R: 0 E: 0 K: 1 S: 9	H: 1 LOB: 1 BB: 0 P: 13	1B: 3 2B: 3 3B: 0 HR: 0	SF: 0 SAC: 1 DP: 0 HBP: 1	WP: 0 PB: 0 SB: 2 CS: 0	PA: 34		
PITCHER	IP WLS BF H R ER SO BB IBB HBP BLK WP HR S P ERA WHIP	8.0 W 30 5 2 2 6 0 0 1 0 0 0 0 9 116 2.25 0.625	1.0 S 4 1 0 0 1 0 0 0 0 0 0 0 9 13 0.00 1.000																					

AB	32
R	2
H	6
RBI	2
BB	0
SO	7
LOB	6



Batter	1	2	3	4	5	6	7	8	9	AB	R	H	RBI	BB	SO	LOB	BOTTOM						
Craig Biggio, R OBP: 0.389, SLG: 0.388 (1, 4)										3	0	1	0	1	0	1	Philadelphia Phillies @ Houston Astros Astrodome, Houston, TX Wed Sep 02 1992, 8:05 PM EDT Att. 7,828 - Dome - 70 F						
Gerald Young, S OBP: 0.301, SLG: 0.219 (1, 8)										4	0	1	0	0	0	1							
Ken Caminiti, S OBP: 0.362, SLG: 0.467 (1, 5)										4	1	1	0	0	0	2							
5 Jeff Bagwell, R OBP: 0.347, SLG: 0.407 (1, 3)										3	1	1	0	0	1	2							
Pete Incaviglia, R OBP: 0.318, SLG: 0.430 (1, 7)										3	0	1	1	0	0	3							
Eric Anthony, L OBP: 0.303, SLG: 0.407 (1, 9)										4	0	1	0	0	0	2							
Doug Jones, R OBP: 0.341, SLG: 0.380 (9, 8)										0	0	0	0	0	0	0							
Andujar Cedeno, R OBP: 0.284, SLG: 0.358 (1, 6)										3	1	1	1	1	0	1							
Scott Servais, R OBP: 0.249, SLG: 0.231 (1, 2)										3	0	1	1	0	2	2							
Pete Harnisch, S OBP: 0.164, SLG: 0.208 (1, 1)										2	0	0	0	0	0	2							
Steve Finley, L OBP: 0.341, SLG: 0.380 (9, 8)										0	0	0	0	0	0	0							
Inning Stats	R: 0 E: 0 K: 0 S: 7	H: 0 LOB: 0 BB: 0 P: 9	R: 1 E: 0 K: 1 S: 11	H: 3 LOB: 2 BB: 0 P: 17	R: 0 E: 0 K: 0 S: 12	H: 1 LOB: 2 BB: 1 P: 25	R: 1 E: 0 K: 0 S: 6	H: 1 LOB: 1 BB: 1 P: 13	R: 0 E: 0 K: 0 S: 5	H: 0 LOB: 0 BB: 0 P: 8	R: 0 E: 0 K: 0 S: 4	H: 0 LOB: 0 BB: 0 P: 7	R: 0 E: 0 K: 1 S: 13	H: 1 LOB: 1 BB: 0 P: 17	R: 1 E: 0 K: 0 S: 10	H: 2 LOB: 1 BB: 0 P: 15	R: 0 E: 0 K: 0 S: 9	H: 0 LOB: 0 BB: 0 P: 13	1B: 6 2B: 2 3B: 0 HR: 0	SF: 0 SAC: 2 DP: 0 HBP: 1	WP: 0 PB: 0 SB: 1 CS: 0	PA: 34	
PITCHER	IP WLS BF H R ER SO BB IBB HBP BLK WP HR S P ERA WHIP	8.0 L 34 8 3 3 3 2 0 1 0 0 0 68 111 3.38 1.250																					

AB	29
R	3
H	8
RBI	3
BB	2
SO	3
LOB	16



Batter	1	2	3	4	5	6	7	8	9	AB	R	H	RBI	BB	SO	LOB	TOP										
Stan Javier, S OBP: 0.328, SLG: 0.307 (1, 8)	G6-3			F9			G6-3		G4-3	4	0	0	0	1	0	0	Philadelphia Phillies @ Atlanta Braves Atlanta-Fulton County Stadium, Atlanta, GA Fri Sep 04 1992, 7:05 PM EDT Att: 40,768 - Cloudy - 78 F										
Mariano Duncan, R OBP: 0.291, SLG: 0.384 (1, 4)	G3	G4-3			K		1B			4	0	1	0	0	1	3											
John Kruk, L OBP: 0.423, SLG: 0.449 (8, 3)	FC6-4			L7			K			4	0	1	0	0	2	1											
Dave Hollins, S OBP: 0.360, SLG: 0.445 (1, 5)	FC6-4			E5			L6			4	1	1	0	0	0	1											
Darren Daulton, L OBP: 0.388, SLG: 0.538 (1, 2)		1B		FC3-6			FC6-4		1B	3	1	2	1	1	1	1											
Ricky Jordan, R OBP: 0.279, SLG: 0.381 Mitch Williams, L OBP: 0.333, SLG: 0.333 (8, 1)		FC6-4		FC3-6			K		G5-3	4	0	1	0	0	1	3											
Tom Marsh, R OBP: 0.242, SLG: 0.295 (1, 7)	FC6-4	1B		FC3-6			K		G5-3	0	0	0	0	0	0	0											
Juan Bell, R OBP: 0.279, SLG: 0.286 (1, 6)		BB		F7			P4		L3	4	0	0	1	0	0	4											
Curt Schilling, R OBP: 0.154, SLG: 0.157 Ruben Amaro Jr, S OBP: 0.308, SLG: 0.322 (8, 9)	L9			G5-3			FC6-4		G5-3	3	0	0	0	1	2	1											
Inning Stats	R: 0 E: 0 K: 0 S: 11	H: 1 LOB: 1 BB: 0 P: 17	R: 1 E: 0 K: 0 S: 12	H: 2 LOB: 3 BB: 2 P: 23	R: 1 E: 1 K: 0 S: 8	H: 1 LOB: 1 BB: 0 P: 13	R: 0 E: 0 K: 1 S: 7	H: 0 LOB: 0 BB: 0 P: 11	R: 0 E: 0 K: 2 S: 9	H: 0 LOB: 1 BB: 1 P: 14	R: 0 E: 0 K: 1 S: 6	H: 0 LOB: 1 BB: 1 P: 11	R: 0 E: 0 K: 1 S: 9	H: 1 LOB: 1 BB: 0 P: 15	R: 0 E: 0 K: 1 S: 9	H: 1 LOB: 1 BB: 0 P: 12	R: 0 E: 0 K: 1 S: 6	H: 0 LOB: 0 BB: 0 P: 7	1B: 5 2B: 1 3B: 0 HR: 0	SF: 0 SAC: 0 DP: 0 HBP: 0	WP: 0 PB: 0 SB: 0 CS: 1	PA: 37					
PITCHER	IP	WLS	BF	H	R	ER	SO	BB	IBB	HBP	BLK	WP	HR	S	P	ERA	WHIP										
Tom Glavine, L ERA: 2.7 Mike Stanton, L ERA: 5.06	(1, 1)	7.0	L	30	5	2	1	5	3	0	0	0	0	62	104	1.29	1.143										

Batter	1	2	3	4	5	6	7	8	9	AB	R	H	RBI	BB	SO	LOB	BOTTOM										
Otis Nixon, S OBP: 0.361, SLG: 0.379 (1, 8)	G6-3		F8		P8		FC5-4		L9	5	0	0	0	0	0	4	Philadelphia Phillies @ Atlanta Braves Atlanta-Fulton County Stadium, Atlanta, GA Fri Sep 04 1992, 7:05 PM EDT Att: 40,768 - Cloudy - 78 F										
Jeff Treadway, L OBP: 0.284, SLG: 0.292 Damon Berryhill, S OBP: 0.255, SLG: 0.374 (8, PH)	K		BB		BB		F7		G5-4-3	3	0	1	0	1	1	1											
Terry Pendleton, S OBP: 0.338, SLG: 0.468 (1, 5)	G4-3		K		F8				P3	4	0	0	0	0	1	2											
David Justice, L OBP: 0.354, SLG: 0.416 (1, 9)		2B		BB			F9		F9	2	1	0	0	2	0	1											
Sid Bream, L OBP: 0.340, SLG: 0.421 Brian Hunter, R OBP: 0.275, SLG: 0.485 (8, PH)		G6-3		G4-3			G3			3	0	1	1	0	0	2											
Ron Gant, R OBP: 0.322, SLG: 0.397 (1, 7)		FC5		G4-3			L7		P6	4	0	0	0	0	0	2											
Greg Olson, R OBP: 0.320, SLG: 0.333 Mark Lemke, S OBP: 0.311, SLG: 0.324 (8, PR)		BB		F8			F8		BB	0	0	0	0	0	0	0											
Rafael Belliard, R OBP: 0.264, SLG: 0.250 Tommy Gregg, L OBP: 0.500, SLG: 0.333 Vinny Castilla, R OBP: 0.500, SLG: 0.333 Jeff Blauser, R OBP: 0.337, SLG: 0.424 (8, PH)		FC5					K		BB	2	0	1	0	0	0	2											
Tom Glavine, L OBP: 0.267, SLG: 0.292 Melvin Nieves, S OBP: 0.500, SLG: 0.333 Deion Sanders, L OBP: 0.348, SLG: 0.505 Mike Stanton, L OBP: 0.500, SLG: 0.500 Lonnie Smith, R OBP: 0.328, SLG: 0.458 (8, PH)		FC5					K		BB	1	0	0	0	0	0	0											
Inning Stats	R: 0 E: 0 K: 1 S: 7	H: 0 LOB: 0 BB: 0 P: 10	R: 1 E: 0 K: 0 S: 20	H: 1 LOB: 2 BB: 2 P: 32	R: 0 E: 0 K: 1 S: 13	H: 1 LOB: 2 BB: 1 P: 20	R: 0 E: 0 K: 1 S: 12	H: 1 LOB: 1 BB: 0 P: 17	R: 0 E: 0 K: 0 S: 5	H: 0 LOB: 0 BB: 0 P: 7	R: 0 E: 0 K: 1 S: 9	H: 0 LOB: 1 BB: 1 P: 15	R: 0 E: 1 K: 0 S: 11	H: 0 LOB: 1 BB: 1 P: 20	R: 0 E: 0 K: 0 S: 9	H: 1 LOB: 3 BB: 2 P: 19	1B: 3 2B: 1 3B: 0 HR: 0	SF: 0 SAC: 0 DP: 1 HBP: 0	WP: 0 PB: 0 SB: 0 CS: 0	PA: 38							
PITCHER	IP	WLS	BF	H	R	ER	SO	BB	IBB	HBP	BLK	WP	HR	S	P	ERA	WHIP										
Curt Schilling, R ERA: 2.5 Mitch Williams, L ERA: 3.92	(1, 1)	7.0	S	29	3	1	1	4	5	0	0	0	0	74	120	1.29	1.143										

AB 34
R 2
H 6
RBI 2
BB 3
SO 7
LOB 16



AB 30
R 1
H 4
RBI 1
BB 8
SO 4
LOB 20



Batter	1	2	3	4	5	6	7	8	9	AB	R	H	RBI	BB	SO	LOB	TOP								
Stan Javier, S OBP: 0.324, SLG: 0.302	F9		F9		G5-3		K			4	0	0	0	0	1	2									
Ruben Amaro Jr, S OBP: 0.308, SLG: 0.325	G6-3			F8		2B		P6		4	1	1	0	0	0	0									
Dave Hollins, S OBP: 0.362, SLG: 0.454	HR			F8		F8-2		L4-3		3	1	2	2	1	0	0									
Ricky Jordan, R OBP: 0.279, SLG: 0.379	K			HR		F8		L4-3		4	1	1	0	0	1	2									
John Kruk, L OBP: 0.423, SLG: 0.449	K			HR		2B		L4-3		0	0	0	0	0	0	0									
Darren Daulton, L OBP: 0.387, SLG: 0.542		F7		HR		F8-2		F7		4	1	1	2	0	0	1									
Mariano Duncan, R OBP: 0.291, SLG: 0.383	K			L4				F9		4	1	1	0	0	1	0									
Tom Marsh, R OBP: 0.243, SLG: 0.292	G4-3				E6			P9		4	0	1	1	0	0	0									
Juan Bell, R OBP: 0.268, SLG: 0.273				K		F8		F8		3	0	0	0	0	1	2									
Ben Rivera, R OBP: 0.143, SLG: 0.100				F9		SH1-4		SH1-4		1	0	0	0	0	0	0									
Mitch Williams, L OBP: 0.333, SLG: 0.333										0	0	0	0	0	0	0									
Mickey Morandini, L OBP: 0.304, SLG: 0.346										0	0	0	0	0	0	0									
Inning Stats	R: 1 E: 0 K: 1 S: 11	H: 1 LOB: 0 BB: 0 P: 15	R: 0 E: 0 K: 1 S: 8	H: 0 LOB: 0 BB: 0 P: 14	R: 0 E: 0 K: 1 S: 7	H: 0 LOB: 0 BB: 0 P: 7	R: 2 E: 0 K: 0 S: 7	H: 2 LOB: 0 BB: 0 P: 8	R: 0 E: 1 K: 0 S: 8	H: 0 LOB: 1 BB: 0 P: 10	R: 1 E: 0 K: 0 S: 8	H: 2 LOB: 1 BB: 0 P: 13	R: 1 E: 0 K: 1 S: 11	H: 2 LOB: 1 BB: 0 P: 15	R: 0 E: 0 K: 0 S: 4	H: 0 LOB: 0 BB: 0 P: 10	R: 0 E: 0 K: 0 S: 5	H: 0 LOB: 0 BB: 0 P: 8	1B: 3 2B: 4 3B: 0 HR: 2	SF: 0 SAC: 2 DP: 2 HBP: 0	WP: 0 PB: 0 SB: 1 CS: 0	PA: 34			
PITCHER	IP	WLS	BF	H	R	ER	SO	BB	IBB	HBP	BLK	WP	HR	S	P	ERA	WHIP								
Steve Avery, L ERA: 3.32	(1, 1)	6.0	25	7	5	5	3	0	0	0	0	0	2	52	71	7.50	1.167								
Mark Wohlers, R ERA: 3.49	(7, 1)	2.0	6	0	0	0	1	1	0	0	0	0	0	12	21	0.00	0.500								
Jeff Reardon, R ERA: 3.8	(9, 1)	1.0	W	3	0	0	0	0	0	0	0	0	0	5	8	0.00	0.000								

Philadelphia Phillies @ Atlanta Braves
Atlanta-Fulton County Stadium, Atlanta, GA

AB 31
R 5
H 7
RBI 5
BB 1
SO 4
LOB 7



Sat Sep 05 1992, 7:05 PM EDT
Att: 33,755 - Cloudy - 73 F

Batter	1	2	3	4	5	6	7	8	9	AB	R	H	RBI	BB	SO	LOB	BOTTOM								
Otis Nixon, S OBP: 0.362, SLG: 0.378	G4-3		HR		F7			1B		3	1	1	0	1	0	1									
Jeff Blauser, R OBP: 0.336, SLG: 0.432	K		HR			L5		P4		4	1	1	2	0	1	1									
Terry Pendleton, S OBP: 0.337, SLG: 0.469	G4-3		G3			G3-1		P6		4	0	1	0	0	0	1									
David Justice, L OBP: 0.353, SLG: 0.414		G4-3		G6-3		G3-1		HR		4	1	1	0	0	0	1									
Sid Bream, L OBP: 0.339, SLG: 0.428		G1-3		F8		P5		HR		4	1	1	2	0	0	1									
Lonnie Smith, R OBP: 0.333, SLG: 0.468				F9				HR		4	1	2	0	0	0	0									
Greg Olson, R OBP: 0.316, SLG: 0.329		P3			K			HR		4	0	0	0	0	1	2									
Mark Lemke, S OBP: 0.311, SLG: 0.324				F7						3	0	1	0	0	1	0									
Brian Hunter, R OBP: 0.278, SLG: 0.502					SH1-4			HR		1	1	1	2	0	0	0									
Steve Avery, L OBP: 0.191, SLG: 0.215										1	0	0	0	0	1	0									
Mark Wohlers, R OBP: 0.282, SLG: 0.289				K						0	0	0	0	0	0	0									
Jeff Treadway, L OBP: 0.282, SLG: 0.289										1	0	0	0	0	0	0									
Jeff Reardon, R ERA: 3.8										0	0	0	0	0	0	0									
Inning Stats	R: 0 E: 0 K: 1 S: 10	H: 0 LOB: 0 BB: 0 P: 11	R: 0 E: 0 K: 0 S: 10	H: 1 LOB: 1 BB: 0 P: 17	R: 2 E: 0 K: 1 S: 14	H: 1 LOB: 0 BB: 1 P: 25	R: 0 E: 0 K: 0 S: 10	H: 0 LOB: 0 BB: 0 P: 16	R: 0 E: 0 K: 0 S: 9	H: 1 LOB: 1 BB: 0 P: 13	R: 0 E: 0 K: 1 S: 8	H: 0 LOB: 0 BB: 0 P: 12	R: 0 E: 0 K: 0 S: 8	H: 1 LOB: 1 BB: 0 P: 15	R: 4 E: 0 K: 0 S: 13	H: 4 LOB: 0 BB: 0 P: 24	1B: 4 2B: 2 3B: 0 HR: 3	SF: 0 SAC: 1 DP: 0 HBP: 0	WP: 0 PB: 0 SB: 1 CS: 0	PA: 35					
PITCHER	IP	WLS	BF	H	R	ER	SO	BB	IBB	HBP	BLK	WP	HR	S	P	ERA	WHIP								
Ben Rivera, R ERA: 3.28	(1, 1)	8.0	L	3	2	2	2	0	0	0	0	0	1	8	15	54.00	6.000								
Mitch Williams, L ERA: 4.16	(9, 1)	0.1	L	3	2	2	0	0	0	0	0	0	1	8	15	54.00	6.000								

Philadelphia Phillies @ Atlanta Braves
Atlanta-Fulton County Stadium, Atlanta, GA

AB 33
R 6
H 9
RBI 6
BB 1
SO 4
LOB 7



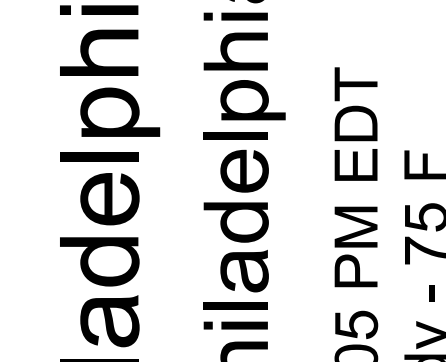
Sat Sep 05 1992, 7:05 PM EDT
Att: 33,755 - Cloudy - 73 F

Batter	1	2	3	4	5	6	7	8	9	AB	R	H	RBI	BB	SO	LOB	TOP										
Vince Coleman, S OBP: 0.359, SLG: 0.353 Kevin Bass, S OBP: 0.305, SLG: 0.416	1-3 K	1-3 K			2-0 G4-3		1-3 K		4-0 BB	4	0	0	0	0	3	1	New York Mets @ Philadelphia Phillies Veterans Stadium, Philadelphia, PA Mon Sep 07 1992, 7:05 PM EDT Att: 14,600 - Cloudy - 75 F										
Ryan Thompson, R OBP: 0.205, SLG: 0.304	0-2 FC5-4 1B	2-3 K			0-3 K		1-0 G6-3		0-0 P6	5	0	1	0	0	2	3											
Chico Walker, S OBP: 0.357, SLG: 0.392 Jeff Innis, R OBP: 0.143, SLG: 0.111	1-0 FC5-4 1-2		1-3 K			4-0 G3 BB FC BB	2-2 F7			3	1	0	0	1	1	1											
Eddie Murray, S OBP: 0.333, SLG: 0.419	1-0 PO 1-2	1-1 BB 1B 1B	1-1 G6-3			4-2 FC G3 BB SF8 BB		1-3 K		3	2	1	0	1	1	0											
Bobby Bonilla, S OBP: 0.348, SLG: 0.431		1-2 BB 1B 1B	0-1 G6-3			1-2 G3		0-0 F8		4	1	1	0	0	0	2											
Jeff Kent, R OBP: 0.301, SLG: 0.416		4-2 1B 2B BB		2-0 G6-3		0-1 FC SF8 BB		1-0 G4-3		3	1	0	1	1	0	1											
Todd Hundley, S OBP: 0.267, SLG: 0.343		0-1 2B SF7 1B		1-0 G6-3		2-3 SF8 BB		1-2 G4-3		3	1	1	2	1	0	0											
Dick Schofield, R OBP: 0.308, SLG: 0.277		1-0 2B		3-2 G6-3		2-2 SF8		2-3 K		3	0	1	2	0	1	0											
Pete Schourek, L OBP: 0.063, SLG: 0.065 Bill Pecota, R OBP: 0.308, SLG: 0.311		0-0 SF7		1-3 K		1-2 P6		1-1 E7 1B		2	0	0	1	0	1	2											
Inning Stats	R: 0 E: 0 K: 1 S: 8	H: 1 LOB: 0 BB: 0 P: 11	R: 4 E: 0 K: 2 S: 19	H: 4 LOB: 1 BB: 1 P: 29	R: 0 E: 0 K: 1 S: 8	H: 0 LOB: 0 BB: 0 P: 10	R: 0 E: 0 K: 0 S: 5	H: 0 LOB: 0 BB: 0 P: 11	R: 0 E: 0 K: 2 S: 14	H: 0 LOB: 2 BB: 3 P: 29	R: 0 E: 0 K: 1 S: 7	H: 0 LOB: 0 BB: 0 P: 11	R: 0 E: 0 K: 1 S: 5	H: 0 LOB: 0 BB: 0 P: 7	R: 0 E: 1 K: 1 S: 10	H: 1 LOB: 2 BB: 1 P: 18		1B: 5 2B: 1 3B: 0 HR: 0	SF: 2 SAC: 0 DP: 0 HBP: 0	WP: 0 PB: 0 SB: 0 CS: 0	PA: 39						
PITCHER	IP	WLS	BF	H	R	ER	SO	BB	IBB	HBP	BLK	WP	HR	S	P	ERA	WHIP										
Terry Mulholland, L ERA: 3.75 Andy Ashby, R ERA: 6.61 Bob Ayrault, R ERA: 3.67 Greg Mathews, L ERA: 5.13 Mike Hartley, R ERA: 3.65	4.0	L	17	5	4	4	4	1	0	0	0	0	0	40	61	9.00	1.500										
Ruben Amaro Jr., S OBP: 0.301, SLG: 0.317	2-2 P4		2-1 L8		1-1 L7		1-2 G6-3		1-2 G4-3	5	0	0	0	0	0	1	New York Mets @ Philadelphia Phillies Veterans Stadium, Philadelphia, PA Mon Sep 07 1992, 7:05 PM EDT Att: 14,600 - Cloudy - 75 F										
Stan Javier, S OBP: 0.327, SLG: 0.304	2-2 E5 1B		2-3 K		3-2 F9		4-0 1B 2B BB		3-2 BB G3 1B	4	2	1	0	1	1	1											
John Kruk, L OBP: 0.423, SLG: 0.456	1-3 K		1-0 2B		0-0 3B		2-2 2B 1B		0-2 G3	5	0	3	0	0	1	2											
Dave Hollins, S OBP: 0.363, SLG: 0.457	1-2 FC6 1B		3-2 F7		0-1 F9		0-1 P3		4-1 BB BB	4	0	1	1	1	0	5											
Darren Daulton, L OBP: 0.390, SLG: 0.542	3-1 FC6			4-0 G6-4-3 1B BB		0-0 G3-1		1-2 2B	3	1	1	1	2	0	1												
Mariano Duncan, R OBP: 0.295, SLG: 0.388		0-1 G5-4-3 1B		1-1 G6-4-3 1B		1-1 F8 2B		1-2 G5-3	5	0	3	0	0	0	5												
Tom Marsh, R OBP: 0.128, SLG: 0.292 Mickey Morandini, L OBP: 0.314, SLG: 0.356		0-0 P4		0-2 G6-4-3		1-0 F8		0-1 G6-4-3 1B	3	0	0	0	0	0	4												
Juan Bell, R OBP: 0.273, SLG: 0.282 Jeff Grotewold, L OBP: 0.333, SLG: 0.471 Mike Hartley, R OBP: 0.125, SLG: 0.260		0-0 G5-4-3		1-0 WP 2B		4-2 BB		3-2 G6-4-3	2	0	1	1	1	0	1												
Terry Mulholland, R Jim Lindeman, R Andy Ashby, R Bob Ayrault, R Todd Pratt, R Greg Mathews, R Braulio Castillo, R	11.1 4.0 5.1 6.1 6.1 7.1 6.7	1 1 0 0 0 0 0	1 1 0 0 0 0 0	1 1 0 0 0 0 0	1 1 0 0 0 0 0	1 1 0 0 0 0 0	1 1 0 0 0 0 0	1 1 0 0 0 0 0	1 1 0 0 0 0 0	1 1 0 0 0 0 0	1 1 0 0 0 0 0	1 1 0 0 0 0 0	1 1 0 0 0 0 0	1 1 0 0 0 0 0	1 1 0 0 0 0 0	1 1 0 0 0 0 0		1 1 0 0 0 0 0	1B: 7 2B: 4 3B: 1 HR: 0	SF: 0 SAC: 0 DP: 3 HBP: 0	WP: 1 PB: 0 SB: 1 CS: 0	PA: 42					
PITCHER	IP	WLS	BF	H	R	ER	SO	BB	IBB	HBP	BLK	WP	HR	S	P	ERA		WHIP									
Pete Schourek, L ERA: 3.34 Jeff Innis, R ERA: 2.52 Anthony Young, R ERA: 3.85	6.2	W	32	10	3	2	2	3	0	0	0	1	0	25	42	0.00	2.000										
Inning Stats	R: 1 E: 1 K: 1 S: 15	H: 1 LOB: 1 BB: 0 P: 24	R: 0 E: 0 K: 0 S: 4	H: 1 LOB: 0 BB: 0 P: 4	R: 0 E: 0 K: 1 S: 13	H: 2 LOB: 1 BB: 1 P: 17	R: 0 E: 0 K: 0 S: 9	H: 1 LOB: 1 BB: 0 P: 15	R: 0 E: 0 K: 0 S: 9	H: 1 LOB: 2 BB: 1 P: 16	R: 1 E: 0 K: 0 S: 14	H: 2 LOB: 0 BB: 1 P: 23	R: 0 E: 0 K: 0 S: 8	H: 1 LOB: 0 BB: 0 P: 12	R: 0 E: 0 K: 0 S: 16	H: 1 LOB: 3 BB: 2 P: 28	1B: 7 2B: 4 3B: 1 HR: 0	SF: 0 SAC: 0 DP: 3 HBP: 0	WP: 1 PB: 0 SB: 1 CS: 0	PA: 42							

AB 31
R 6
H 6
RBI 6
BB 5
SO 9
LOB 10



AB 37
R 3
H 12
RBI 3
BB 5
SO 2
LOB 24



Batter	1	2	3	4	5	6	7	8	9	AB	R	H	RBI	BB	SO	LOB	TOP								
Ryan Thompson, R (1, 8) OBP: 0.214, SLG: 0.333	P6				G5-3			G6-3		4	0	1	0	0	0	1	New York Mets @ Philadelphia Phillies Veterans Stadium, Philadelphia, PA Tue Sep 08 1992, 7:05 PM EDT Att: 15,856 - Cloudy - 80 F								
Chico Walker, S (1, 5) OBP: 0.355, SLG: 0.394	K		G4-3		G4-3			G4-3		4	0	1	0	0	1	2									
Kevin Bass, S (1, 7) OBP: 0.307, SLG: 0.417	P6				G4-6-3			G4-3		4	0	2	0	0	0	1									
Eddie Murray, S (1, 3) OBP: 0.332, SLG: 0.418					G4-6-3			G3		4	0	1	0	0	0	3									
Bobby Bonilla, S (1, 9) OBP: 0.347, SLG: 0.430	K				1B			G6-3		4	0	1	0	0	2	1									
Jeff Kent, R (1, 4) OBP: 0.311, SLG: 0.428					1B			F8		3	1	3	0	1	0	0									
Pat Howell, S (9, FR) OBP: 0.204, SLG: 0.170					1B			F8		0	0	0	0	0	0	0									
Charlie O'Brien, R (1, 2) OBP: 0.287, SLG: 0.314					1B			F8		2	0	0	0	0	0	4									
Dave Gallagher, R (9, PH) OBP: 0.294, SLG: 0.326	G6-4-3				P5			F8		0	0	0	0	1	0	0									
D.J. Dozier, R (9, FR) OBP: 0.304, SLG: 0.200								F8		0	0	0	0	0	0	0									
Dick Schofield, R (1, 6) OBP: 0.308, SLG: 0.276			K					F8		1	0	0	0	1	1	0									
Mackey Sasser, L (7, PH) OBP: 0.254, SLG: 0.319								F8		0	0	0	1	0	0	0									
Bill Pecota, R (7, 6) OBP: 0.307, SLG: 0.310								F8		1	0	0	0	0	0	2									
Dwight Gooden, R (1, 1) OBP: 0.271, SLG: 0.356			F9					G6-3		2	0	0	0	0	0	0									
Jeff McKnight, S (9, PH) OBP: 0.341, SLG: 0.410								G6-3		1	0	0	0	0	0	3									
Inning Stats	R: 0 E: 0 K: 1 S: 6	H: 0 LOB: 0 BB: 0 P: 7	R: 0 E: 0 K: 1 S: 9	H: 2 LOB: 1 BB: 0 P: 12	R: 0 E: 0 K: 1 S: 10	H: 1 LOB: 1 BB: 0 P: 14	R: 0 E: 0 K: 0 S: 13	H: 3 LOB: 2 BB: 0 P: 20	R: 0 E: 0 K: 0 S: 4	H: 0 LOB: 1 BB: 1 P: 9	R: 0 E: 0 K: 1 S: 8	H: 1 LOB: 0 BB: 0 P: 12	R: 1 E: 0 K: 0 S: 7	H: 1 LOB: 0 BB: 0 P: 7	R: 0 E: 0 K: 0 S: 10	H: 1 LOB: 1 BB: 0 P: 17	R: 0 E: 0 K: 0 S: 13	H: 0 LOB: 3 BB: 2 P: 25	1B: 6 2B: 3 3B: 0 HR: 0	SF: 1 SAC: 2 DP: 2 HBP: 0	WP: 0 PB: 0 SB: 1 CS: 1	PA: 36			
PITCHER	IP	WLS	BF	H	R	ER	SO	BB	IBB	HBP	BLK	WP	HR	S	P	ERA	WHIP								
Tommy Greene, R (1, 1) ERA: 5.54	5.0		20	6	0	0	3	1	0	0	0	0	0	42	62	0.00	1.400								
Keith Shepherd, R (6, 1) ERA: 1.5	3.0	W	11	3	1	1	1	0	0	0	0	0	0	25	36	3.00	1.000								
Mitch Williams, L (9, 1) ERA: 4.1	1.0	S	5	0	0	0	0	2	0	0	0	0	0	13	25	0.00	2.000								

AB	30
R	1
H	9
RBI	1
BB	3
SO	4
LOB	17



Batter	1	2	3	4	5	6	7	8	9	AB	R	H	RBI	BB	SO	LOB	BOTTOM								
Ruben Amaro Jr. S (1, 8) OBP: 0.307, SLG: 0.330	SH5-3					G4-3		G5-3		4	1	3	0	0	0	0	New York Mets @ Philadelphia Phillies Veterans Stadium, Philadelphia, PA Tue Sep 08 1992, 7:05 PM EDT Att: 15,856 - Cloudy - 80 F								
Mickey Morandini, L (1, 4) OBP: 0.317, SLG: 0.358	SH5-3							G5-3		3	0	2	2	0	0	1									
Dave Hollins, S (1, 5) OBP: 0.361, SLG: 0.453	P6							F9		4	0	0	0	0	1	3									
Darren Daulton, L (1, 2) OBP: 0.388, SLG: 0.538	K							F8		3	0	0	0	0	1	2									
John Kruk, L (1, 3) OBP: 0.421, SLG: 0.453								G6-3		3	0	0	0	0	0	0									
Mariano Duncan, R (1, 7) OBP: 0.295, SLG: 0.389								G3		3	0	1	0	0	0	0									
Tom Marsh, R (1, 9) OBP: 0.225, SLG: 0.280								K		3	0	0	0	0	2	1									
Juan Bell, R (1, 6) OBP: 0.275, SLG: 0.274								F7		2	0	0	0	1	1	0									
Tommy Greene, R (1, 1) OBP: 0.133, SLG: 0.133								E5		1	0	0	0	0	0	0									
Jeff Grotewold, L (5, PH) OBP: 0.328, SLG: 0.462								E5		1	0	0	0	0	0	2									
Keith Shepherd, R (6, 1) OBP: 0.276, SLG: 0.376								E5		0	0	0	0	0	0	0									
Ricky Jordan, R (8, PH) OBP: 0.276, SLG: 0.376								E5		1	1	0	0	0	0	0									
Mitch Williams, L (9, 1) OBP: 0.333, SLG: 0.333								E5		0	0	0	0	0	0	0									
Inning Stats	R: 0 E: 0 K: 1 S: 7	H: 1 LOB: 1 BB: 0 P: 11	R: 0 E: 0 K: 0 S: 9	H: 0 LOB: 0 BB: 0 P: 12	R: 1 E: 0 K: 1 S: 11	H: 2 LOB: 0 BB: 0 P: 18	R: 0 E: 0 K: 0 S: 7	H: 0 LOB: 0 BB: 0 P: 8	R: 0 E: 0 K: 1 S: 10	H: 1 LOB: 1 BB: 1 P: 12	R: 0 E: 0 K: 1 S: 12	H: 1 LOB: 1 BB: 0 P: 17	R: 0 E: 0 K: 1 S: 8	H: 0 LOB: 0 BB: 0 P: 12	R: 1 E: 1 K: 0 S: 10	H: 1 LOB: 1 BB: 0 P: 13	1B: 3 2B: 3 3B: 0 HR: 0	SF: 0 SAC: 1 DP: 1 HBP: 0	WP: 0 PB: 0 SB: 1 CS: 1	PA: 31					
PITCHER	IP	WLS	BF	H	R	ER	SO	BB	IBB	HBP	BLK	WP	HR	S	P	ERA	WHIP								
Dwight Gooden, R (1, 1) ERA: 3.74	8.0	L	30	6	2	1	5	1	0	0	0	0	0	74	103	1.12	0.875								

AB	28
R	2
H	6
RBI	2
BB	1
SO	5
LOB	9



Batter	1	2	3	4	5	6	7	8	9	AB	R	H	RBI	BB	SO	LOB	TOP								
Ryan Thompson, R OBP: 0.188, SLG: 0.290 (1, 8)	0-0 P3			2-3 K		0-0 F9			1-1 F8	4	0	0	0	0	1	0									
Bill Pecota, R OBP: 0.304, SLG: 0.306 (1, 6) (8, 4)	1-2 G5-3			2-1 G5-3		0-2 G4-3			1-1 G1-3	3	0	0	0	0	0	0									
Jeff McKnight, S OBP: 0.333, SLG: 0.400 (9, PH)										1	0	0	0	0	0	0									
Chico Walker, S OBP: 0.352, SLG: 0.390 (1, 5)	0-0 F7			2-2 CI					1-1 G6-3	2	0	0	0	0	0	0									
Eddie Murray, S OBP: 0.330, SLG: 0.415 (1, 3)		0-0 G3		0-0 F8				0-3 K		3	0	0	0	0	1	1									
Bobby Bonilla, S OBP: 0.347, SLG: 0.436 (1, 9)		0-0 F8			3-2 HR			3-3 K		3	1	1	1	0	1	0									
Jeff Kent, R OBP: 0.309, SLG: 0.424 (1, 4) (8, PH)		2-3 K			0-3 K				1-0 F8	2	0	0	0	0	2	0									
Kevin Bass, S OBP: 0.306, SLG: 0.416 (8, 7)										1	0	0	0	0	0	0									
Todd Hundley, S OBP: 0.265, SLG: 0.339 (1, 2)			1-1 L6		1-0 F7				1-0 F7	3	0	0	0	0	0	0									
D.J. Dozier, R OBP: 0.280, SLG: 0.182 (1, 7) (8, PH)		2-2 G4-3			0-3 K				1-3 K	2	0	0	0	0	1	0									
Dani Boston, L OBP: 0.323, SLG: 0.431 (8, PH)										1	0	0	0	0	1	0									
Dick Schofield, R OBP: 0.308, SLG: 0.276 (8, 6)										0	0	0	0	0	0	0									
Sid Fernandez, L OBP: 0.221, SLG: 0.265 (1, 1) (8, PH)			0-2 L1			1-3 K			1-2 G6-3	2	0	0	0	0	1	0									
Mackey Sasser, L OBP: 0.252, SLG: 0.317 (8, PH)										1	0	0	0	0	0	0									
Inning Stats	R: 0 H: 0 E: 0 K: 0 S: 5	H: 0 LOB: 0 BB: 0 P: 6	R: 0 H: 0 E: 0 K: 1 S: 5	H: 0 LOB: 0 BB: 0 P: 7	R: 0 H: 0 E: 0 K: 0 S: 9	H: 0 LOB: 0 BB: 0 P: 12	R: 0 H: 0 E: 1 K: 1 S: 9	H: 0 LOB: 1 BB: 0 P: 15	R: 1 H: 1 E: 0 K: 2 S: 11	H: 1 LOB: 0 BB: 0 P: 15	R: 0 H: 0 E: 0 K: 1 S: 7	H: 0 LOB: 0 BB: 0 P: 8	R: 0 H: 0 E: 0 K: 2 S: 9	H: 0 LOB: 0 BB: 0 P: 13	R: 0 H: 0 E: 0 K: 1 S: 6	H: 0 LOB: 0 BB: 0 P: 9	R: 0 H: 0 E: 0 K: 0 S: 7	H: 0 LOB: 0 BB: 0 P: 10	1B: 0 2B: 0 3B: 0 HR: 1	SF: 0 SAC: 0 DP: 0 HBP: 0	WP: 0 PB: 0 SB: 0 CS: 0	PA: 29			
PITCHER Curt Schilling, R ERA: 2.43 (1, 1)	IP: 9.0 WLS: W BF: 29 H: 1 R: 1 ER: 1 SO: 8 BB: 0 IBB: 0 HBP: 0 BLK: 0 WP: 0 HR: 1 S: 68 P: 95 ERA: 1.00 WHIP: 0.111																								

New York Mets @ Philadelphia Phillies
Veterans Stadium, Philadelphia, PA
Wed Sep 09 1992, 7:05 PM EDT
Att: 15,525 - Cloudy - 81 F

AB	28
R	1
H	1
RBI	1
BB	0
SO	8
LOB	1



Batter	1	2	3	4	5	6	7	8	9	AB	R	H	RBI	BB	SO	LOB	BOTTOM							
Ruben Amaro Jr, S OBP: 0.309, SLG: 0.336 (1, 8)	0-0 SH1-3 FC 2B		2-2 G4-3 1B		1-2 F9		3-2 F9			4	1	2	0	0	0	0								
Mickey Morandini, L OBP: 0.317, SLG: 0.358 (1, 4)	0-1 SH1-3		0-0 P1		2-1 E4 1B			2-1 F7		3	1	1	0	0	0	1								
John Kruk, L OBP: 0.419, SLG: 0.451 (1, 3)	0-0 FC BB		2-2 G4-3		0-0 1B			0-1 G4-3		4	0	1	2	0	0	1								
Dave Hollins, S OBP: 0.361, SLG: 0.455 (1, 5)	0-3 K		4-0 BB		1-3 K			0-0 2B		3	0	1	0	1	2	2								
Darren Daulton, L OBP: 0.386, SLG: 0.534 (1, 2)	4-2 BB		0-1 F7			1-0 F9		0-0 F7		3	0	0	0	1	0	3								
Mariano Duncan, R OBP: 0.293, SLG: 0.387 (1, 7)	1-3 K			1-3 K		0-2 F7			1-3 K	3	0	0	0	0	2	2								
Tom Marsh, R OBP: 0.217, SLG: 0.269 (1, 9)		2-3 K		1-3 K		0-0 P5				3	0	0	0	0	2	0								
Juan Bell, R OBP: 0.265, SLG: 0.263 (1, 6)		0-3 K		2-1 G6-3			0-0 P6			3	0	0	0	0	1	0								
Curt Schilling, R OBP: 0.145, SLG: 0.148 (1, 1)		0-1 L6			1-3 K			1-3 K		3	0	0	0	0	2	0								
Inning Stats	R: 1 H: 1 E: 0 K: 2 S: 15	H: 1 LOB: 2 BB: 1 P: 20	R: 0 H: 0 E: 0 K: 2 S: 9	H: 0 LOB: 0 BB: 0 P: 11	R: 0 H: 1 E: 0 K: 0 S: 13	H: 1 LOB: 2 BB: 1 P: 21	R: 0 H: 0 E: 0 K: 2 S: 8	H: 0 LOB: 0 BB: 0 P: 12	R: 1 H: 2 E: 1 K: 2 S: 13	H: 2 LOB: 1 BB: 0 P: 18	R: 0 H: 0 E: 0 K: 0 S: 6	H: 0 LOB: 0 BB: 0 P: 7	R: 0 H: 0 E: 0 K: 1 S: 9	H: 0 LOB: 0 BB: 0 P: 13	R: 0 H: 1 E: 0 K: 0 S: 6	H: 1 LOB: 1 BB: 0 P: 8	1B: 3 2B: 2 3B: 0 HR: 0	SF: 0 SAC: 1 DP: 0 HBP: 0	WP: 0 PB: 0 SB: 0 CS: 0	PA: 32				
PITCHER Sid Fernandez, L ERA: 2.83 (1, 1)	IP: 8.0 WLS: L BF: 32 H: 5 R: 2 ER: 1 SO: 9 BB: 2 IBB: 0 HBP: 0 BLK: 0 WP: 0 HR: 0 S: 79 P: 110 ERA: 1.12 WHIP: 0.875																							

New York Mets @ Philadelphia Phillies
Veterans Stadium, Philadelphia, PA
Wed Sep 09 1992, 7:05 PM EDT
Att: 15,525 - Cloudy - 81 F

AB	29
R	2
H	5
RBI	2
BB	2
SO	9
LOB	9



Batter	1	2	3	4	5	6	7	8	9	AB	R	H	RBI	BB	SO	LOB	TOP											
Alex Cole, L OBP: 0.346, SLG: 0.349 (1, 9)	F7		F8		P6			G4-6-3		4	0	0	0	0	0	2	Pittsburgh Pirates @ Philadelphia Phillies Veterans Stadium, Philadelphia, PA Fri Sep 11 1992, 7:05 PM EDT Att: 20,168 - Cloudy - 73 F											
Jay Bell, R OBP: 0.328, SLG: 0.384 (1, 6)	G4-3		G4-3			G5-3		HR		4	1	1	1	0	0													
Andy Van Slyke, L OBP: 0.397, SLG: 0.517 (1, 8)	1B			P4		G4-3	3B	1B		4	1	3	0	0	0													
Barry Bonds, L OBP: 0.449, SLG: 0.602 (1, 7)	P4			F7		G4-3		G4-3		4	0	0	1	0	2													
Jeff King, R OBP: 0.276, SLG: 0.386 (1, 5)		CS		BB		F9			K	3	0	1	0	1	1	0												
Orlando Merced, S OBP: 0.328, SLG: 0.385 (1, 3)		BB		G3					F8	2	0	0	0	2	1	1												
Michael LaValliere, L OBP: 0.352, SLG: 0.331 Gary Redus, R OBP: 0.295, SLG: 0.301 (9, PH)		BB					G1-3		BB	3	0	1	0	0	0	1												
Carlos Garcia, R OBP: 0.200, SLG: 0.241 Lloyd McClendon, R OBP: 0.353, SLG: 0.342 (9, PH)									F8	3	0	0	0	0	3	2												
Bob Walk, R OBP: 0.081, SLG: 0.081 Denny Neagle, L (7, 1)										1	0	0	0	0	0	2												
Gary Varsho, L OBP: 0.273, SLG: 0.361 Steve Cooke, R OBP: 0.500, SLG: 0.500 Don Slaught, R OBP: 0.372, SLG: 0.463 (9, PH)										1	0	0	0	0	0	2												
Inning Stats	R: 0 E: 0 K: 0 S: 10	H: 1 LOB: 1 BB: 0 P: 15	R: 0 E: 0 K: 1 S: 8	H: 1 LOB: 1 BB: 1 P: 12	R: 0 E: 0 K: 1 S: 11	H: 0 LOB: 0 BB: 0 P: 18	R: 0 E: 0 K: 0 S: 5	H: 0 LOB: 1 BB: 1 P: 13	R: 0 E: 0 K: 1 S: 12	H: 1 LOB: 1 BB: 0 P: 17	R: 1 E: 0 K: 0 S: 11	H: 1 LOB: 0 BB: 0 P: 19	R: 0 E: 0 K: 2 S: 8	H: 0 LOB: 0 BB: 0 P: 13	R: 1 E: 0 K: 0 S: 10	H: 2 LOB: 1 BB: 1 P: 16	R: 0 E: 0 K: 1 S: 10	H: 0 LOB: 2 BB: 2 P: 23	1B: 4 2B: 0 3B: 1 HR: 1	SF: 0 SAC: 0 DP: 1 HBP: 0	WP: 0 PB: 0 SB: 0 CS: 1	PA: 36						
PITCHER	IP	WLS	BF	H	R	ER	SO	BB	IBB	HBP	BLK	WP	HR	S	P	ERA	WHIP											
Ben Rivera, R ERA: 3.19 Mitch Williams, L ERA: 4.04	(1, 1)	8.0	W	31	6	2	2	5	3	0	0	0	0	1	75	123	2.25	1.125										
(9, 1)	1.0	S	5	0	0	0	1	2	0	0	0	0	0	10	23	0.00	2.000											

Batter	1	2	3	4	5	6	7	8	9	AB	R	H	RBI	BB	SO	LOB	BOTTOM										
Ruben Amaro Jr, S OBP: 0.308, SLG: 0.345 (1, 9)	HR		K		G4-6-3		G5-3			4	1	1	1	0	1	2	Pittsburgh Pirates @ Philadelphia Phillies Veterans Stadium, Philadelphia, PA Fri Sep 11 1992, 7:05 PM EDT Att: 20,168 - Cloudy - 73 F										
Mickey Morandini, L OBP: 0.319, SLG: 0.360 (1, 4)	G1-3		G4-3			1B	BB			4	2	2	0	0	0	0											
John Kruk, L OBP: 0.420, SLG: 0.450 (1, 3)	G4-3		F7			1B	BB			3	1	1	0	1	0	0											
Darren Daulton, L OBP: 0.387, SLG: 0.543 (1, 2)	G6-3			P4		HR	2B			4	1	2	4	0	0	0											
Dave Hollins, S OBP: 0.359, SLG: 0.451 (1, 5)		P6		K		G3-1	G6-3			4	0	0	0	0	1	1											
Mariano Duncan, R OBP: 0.294, SLG: 0.389 Tom Marsh, R OBP: 0.212, SLG: 0.263 (6, PH)				F7						2	0	1	0	0	0	0											
Mitch Williams, L OBP: 0.333, SLG: 0.333 (9, 1)										0	0	0	0	0	0	0											
Stan Javier, S OBP: 0.330, SLG: 0.309 (1, 8)	F7					FC6-4	WP			3	0	1	0	1	1	1											
Juan Bell, R OBP: 0.287, SLG: 0.269 (1, 6)						FC6-4	WP			2	0	1	0	2	0	0											
Ben Rivera, R OBP: 0.125, SLG: 0.087 Braulio Castillo, R OBP: 0.125, SLG: 0.250 (9, 7)						FC6-4	G5-3			3	0	0	0	0	1	6											
Inning Stats	R: 1 E: 0 K: 0 S: 11	H: 1 LOB: 0 BB: 0 P: 16	R: 0 E: 0 K: 1 S: 15	H: 1 LOB: 2 BB: 1 P: 26	R: 0 E: 0 K: 1 S: 8	H: 0 LOB: 0 BB: 0 P: 15	R: 0 E: 0 K: 1 S: 8	H: 0 LOB: 0 BB: 0 P: 13	R: 0 E: 0 K: 0 S: 7	H: 1 LOB: 1 BB: 1 P: 13	R: 3 E: 0 K: 0 S: 9	H: 4 LOB: 2 BB: 1 P: 18	R: 1 E: 0 K: 0 S: 10	H: 2 LOB: 1 BB: 1 P: 20	R: 0 E: 0 K: 1 S: 8	H: 0 LOB: 0 BB: 0 P: 13	1B: 4 2B: 3 3B: 0 HR: 2	SF: 0 SAC: 0 DP: 1 HBP: 0	WP: 1 PB: 0 SB: 0 CS: 0	PA: 35							
PITCHER	IP	WLS	BF	H	R	ER	SO	BB	IBB	HBP	BLK	WP	HR	S	P	ERA	WHIP										
Bob Walk, R ERA: 3.14 Denny Neagle, L ERA: 4.49 Steve Cooke, L ERA: 6.39	(1, 1)	6.0	L	27	7	4	4	3	2	1	0	0	0	10	20	6.00	1.500										
(7, 1)	1.0		5	2	1	1	0	1	0	0	0	0	0	8	13	0.00	0.000										
(8, 1)	1.0		3	0	0	0	1	0	0	0	0	0	0	8	13	0.00	0.000										

Batter	1	2	3	4	5	6	7	8	9	AB	R	H	RBI	BB	SO	LOB	TOP						
Alex Cole, L OBP: 0.341, SLG: 0.343 Gary Redus, R OBP: 0.293, SLG: 0.299 Cecil Espar, S OBP: 0.306, SLG: 0.335	F8		F9			G3	G6-3		G4-3	4	0	0	0	0	0	1	Pittsburgh Pirates @ Philadelphia Phillies Veterans Stadium, Philadelphia, PA Sat Sep 12 1992, 7:05 PM EDT Att: 22,857 - Sunny - 68 F						
Jay Bell, R OBP: 0.330, SLG: 0.390	L7			CS	1B			K	1B	5	1	3	1	0	1	0							
Andy Van Slyke, L OBP: 0.397, SLG: 0.516	P6			F8		G3		WP	BB	5	2	2	1	0	0	1							
Barry Bonds, L OBP: 0.449, SLG: 0.598		F7			K			1B	1B	4	2	1	0	1	1	2							
Jeff King, R OBP: 0.277, SLG: 0.384	F8							F9		4	1	1	0	1	1	2							
Orlando Merced, S OBP: 0.329, SLG: 0.386 Bob Patterson, R OBP: 0.429, SLG: 0.500 Stan Belinda, R OBP: 0.697, SLG: 1.000										4	1	2	1	0	2	2							
Michael LaValliere, L OBP: 0.354, SLG: 0.331			F8							3	0	1	2	1	0	2							
John Wehner, R OBP: 0.274, SLG: 0.248 Gary Varsho, L OBP: 0.271, SLG: 0.359 Carlos Garcia, R OBP: 0.194, SLG: 0.233										1	0	0	0	1	1	2							
Danny Jackson, R OBP: 0.074, SLG: 0.074 Roger Mason, R										1	1	0	0	0	0	0							
Dave Clark, L OBP: 0.303, SLG: 0.429 Danny Cox, R OBP: 0.077, SLG: 0.077 Lloyd McClendon, R OBP: 0.356, SLG: 0.346										0	0	0	0	0	0	0							
Inning Stats	R: 0 E: 0 K: 0 S: 10	H: 0 LOB: 0 BB: 0 P: 18	R: 0 E: 0 K: 1 S: 8	H: 0 LOB: 0 BB: 0 P: 12	R: 0 E: 0 K: 0 S: 10	H: 0 LOB: 1 BB: 1 P: 15	R: 0 E: 0 K: 1 S: 8	H: 1 LOB: 1 BB: 0 P: 14	R: 0 E: 0 K: 2 S: 12	H: 1 LOB: 2 BB: 1 P: 21	R: 0 E: 0 K: 0 S: 7	H: 1 LOB: 0 BB: 0 P: 10	R: 4 E: 1 K: 0 S: 16	H: 3 LOB: 0 BB: 0 P: 28	R: 2 E: 0 K: 2 S: 18	H: 2 LOB: 2 BB: 1 P: 31		R: 3 E: 0 K: 0 S: 15	H: 4 LOB: 2 BB: 1 P: 27	1B: 11 2B: 1 3B: 1 HR: 0	SF: 1 SAC: 1 DP: 1 HBP: 0	WP: 1 PB: 0 SB: 0 CS: 1	PA: 42
PITCHER	IP	WLS	BF	H	R	ER	SO	BB	IBB	HBP	BLK	WP	HR	S	P	ERA		WHIP					
Jose DeLeon, R ERA: 4.4	(1, 1)	6.0	24	6	3	1	4	2	0	0	0	0	0	60	101	1.50		1.333					
Keith Shepherd, R ERA: 1.23	(7, 1)	1.1	5	0	1	0	1	0	0	0	0	0	0	14	21	0.00		0.000					
Greg Mathews, L ERA: 5.58	(8, 1)	0.0	2	1	0	0	0	1	0	0	0	0	0	7	14	∞		∞					
Mike Hartley, R ERA: 3.6	(8, 1)	0.2	4	1	2	2	1	0	0	0	0	1	0	8	13	27.00	1.500						
Mitch Williams, L ERA: 4.37	(9, 1)	1.0	L 7	4	3	3	0	0	1	0	1	0	0	15	27	27.00	4.000						

Batter	1	2	3	4	5	6	7	8	9	AB	R	H	RBI	BB	SO	LOB	BOTTOM					
Ruben Amaro Jr, S OBP: 0.310, SLG: 0.350	SF8	F8			G6-3	FC				4	2	1	0	1	0	3	Pittsburgh Pirates @ Philadelphia Phillies Veterans Stadium, Philadelphia, PA Sat Sep 12 1992, 7:05 PM EDT Att: 22,857 - Sunny - 68 F					
Mickey Morandini, L OBP: 0.317, SLG: 0.358	G3	L3			FC6-4	F7				5	0	1	0	0	1	6						
John Kruk, L OBP: 0.423, SLG: 0.451	1B				FC6-4					3	1	2	0	2	0	0						
Dave Hollins, S OBP: 0.361, SLG: 0.457	SF8				FC6-4					2	1	1	5	2	0	2						
Darren Daulton, L OBP: 0.386, SLG: 0.539					F9	F8				5	0	1	0	0	1	6						
Ricky Jordan, R OBP: 0.276, SLG: 0.373 Mitch Williams, L OBP: 0.333, SLG: 0.333 Jim Lindeman, R OBP: 0.276, SLG: 0.346	FC5-4									4	1	1	0	0	0	3						
Stan Javier, S OBP: 0.328, SLG: 0.307					G3-1					5	0	1	0	0	1	1						
Juan Bell, R OBP: 0.297, SLG: 0.280 Jeff Grotewold, L OBP: 0.322, SLG: 0.453					G4-3					4	1	2	0	0	0	1						
Jose DeLeon, R OBP: 0.160, SLG: 0.087 Keith Shepherd, R ERA: 4.07 Greg Mathews, R OBP: 0.429, SLG: 0.500 Mike Hartley, R OBP: 0.077, SLG: 0.077 Tom Marsh, R OBP: 0.209, SLG: 0.259										0	0	0	0	0	0	0						
Inning Stats	R: 1 E: 0 K: 0 S: 10	H: 2 LOB: 2 BB: 1 P: 18	R: 0 E: 0 K: 0 S: 13	H: 2 LOB: 0 BB: 0 P: 22	R: 0 E: 0 K: 1 S: 7	H: 0 LOB: 0 BB: 0 P: 11	R: 0 E: 0 K: 1 S: 10	H: 0 LOB: 0 BB: 0 P: 14	R: 3 E: 1 K: 1 S: 24	H: 4 LOB: 3 BB: 1 P: 40	R: 0 E: 1 K: 0 S: 8	H: 0 LOB: 0 BB: 0 P: 11	R: 3 E: 0 K: 2 S: 17	H: 1 LOB: 0 BB: 2 P: 29	R: 0 E: 0 K: 1 S: 9	H: 0 LOB: 0 BB: 0 P: 13		1B: 9 2B: 1 3B: 1 HR: 1	SF: 1 SAC: 1 DP: 1 HBP: 0	WP: 0 PB: 1 SB: 1 CS: 0	PA: 44	
PITCHER	IP	WLS	BF	H	R	ER	SO	BB	IBB	HBP	BLK	WP	HR	S	P	ERA		WHIP				
Danny Jackson, L ERA: 3.87	(1, 1)	5.2	30	10	4	2	2	2	0	0	0	0	0	70	116	3.18		2.118				
Roger Mason, R ERA: 4.07	(6, 1)	0.1	2	0	0	0	0	1	0	0	0	0	0	5	9	0.00		3.000				
Danny Cox, R ERA: 5.26	(7, 1)	1.1	5	0	1	1	0	1	0	0	0	0	0	12	20	6.75		0.750				
Bob Patterson, L ERA: 2.79	(8, 1)	0.1	2	0	0	0	1	1	0	0	0	0	0	7	13	0.00		3.000				
Stan Belinda, R ERA: 3.19	(8, 1)	1.1	W 5	1	2	2	2	0	0	0	0	0	0	15	20	13.50	0.750					

Batter	1	2	3	4	5	6	7	8	9	AB	R	H	RBI	BB	SO	LOB	TOP										
Marquis Grissom, R (1.8) OBP: 0.324, SLG: 0.424	P3		E1				K		F9	5	0	2	0	0	1	1	Montreal Expos @ Philadelphia Phillies Veterans Stadium, Philadelphia, PA Mon Sep 14 1992, 7:05 PM EDT Att. 12,130 - Sunny - 73 F										
Bret Barberie, S (1.4) OBP: 0.363, SLG: 0.297	F8		P9				K			3	0	0	0	1	1												
Ivan Calderon, R (1.7) OBP: 0.294, SLG: 0.432	F9			P3	P2					3	0	0	0	1	0												
Larry Walker, L (1.9) OBP: 0.360, SLG: 0.529		G4-3 SF9 2B		G6-3				F7		4	1	2	0	0	0												
Greg Colbrunn, R (1.3) OBP: 0.333, SLG: 0.415		G4-3		G1-3			FC6-4 1B	P4		4	0	0	0	0	0												
Tim Wallach, R (1.5) OBP: 0.303, SLG: 0.346		SF9			G5-3		F8	L6		3	0	0	1	0	0												
Spike Owen, S (1.6) OBP: 0.359, SLG: 0.397									G4-3	4	0	1	0	0	1												
Gary Carter, R (1.2) OBP: 0.299, SLG: 0.337										3	1	1	0	0	1												
Jeff Fassero, L (6.1) OBP: 0.167, SLG: 0.167										0	0	0	0	0	0												
Gil Heredia, R (7.1) OBP: 0.167, SLG: 0.167										0	0	0	0	0	0												
Sergio Valdez, R (8.1) OBP: 0.275, SLG: 0.436										1	0	1	0	0	0												
Jerry Willard, L (9. PH) OBP: 0.275, SLG: 0.436										2	0	1	0	0	1												
Brian Barnes, L (1.1) OBP: 0.276, SLG: 0.250										2	0	0	0	0	0												
Darin Fletcher, L (6.2) OBP: 0.276, SLG: 0.289										2	0	0	0	0	0												
Inning Stats	R: 0 E: 0 K: 0 S: 4	H: 0 LOB: 0 BB: 0 P: 7	R: 1 E: 0 K: 1 S: 10	H: 1 LOB: 0 BB: 0 P: 13	R: 0 E: 0 K: 2 S: 11	H: 1 LOB: 1 BB: 0 P: 17	R: 0 E: 0 K: 0 S: 9	H: 0 LOB: 0 BB: 0 P: 10	R: 1 E: 1 K: 0 S: 15	H: 3 LOB: 3 BB: 1 P: 30	R: 0 E: 0 K: 0 S: 12	H: 2 LOB: 2 BB: 0 P: 15	R: 0 E: 0 K: 2 S: 7	H: 0 LOB: 0 BB: 0 P: 9	R: 0 E: 0 K: 0 S: 5	H: 0 LOB: 1 BB: 1 P: 13	R: 0 E: 0 K: 0 S: 17	H: 1 LOB: 1 BB: 0 P: 26	1B: 6 2B: 2 3B: 0 HR: 0	SF: 1 SAC: 0 DP: 0 HBP: 0	WP: 0 PB: 0 SB: 0 CS: 0	PA: 37					
PITCHER	IP	WLS	BF	H	R	ER	SO	BB	IBB	HBP	BLK	WP	HR	S	P	ERA	WHIP										
Tommy Greene, R (1.1) ERA: 5.19	6.0	W	26	7	2	2	3	1	0	0	0	0	0	61	92	3.00	1.333										
Mike Hartley, R (7.1) ERA: 3.52	1.0		3	0	0	0	2	0	0	0	0	0	0	7	9	0.00	0.000										
Keith Shepherd, R (8.1) ERA: 0.96	2.0	S	8	1	0	0	0	1	0	0	0	0	0	22	39	0.00	1.000										

Batter	1	2	3	4	5	6	7	8	9	AB	R	H	RBI	BB	SO	LOB	BOTTOM										
Ruben Amaro Jr, S (1.9) OBP: 0.305, SLG: 0.342	P4			F8		F8	L9			4	0	0	0	0	0	1	Montreal Expos @ Philadelphia Phillies Veterans Stadium, Philadelphia, PA Mon Sep 14 1992, 7:05 PM EDT Att. 12,130 - Sunny - 73 F										
Mickey Morandini, L (1.4) OBP: 0.316, SLG: 0.364	G4-3			F7		G3				4	1	1	1	0	0												
John Kruk, L (1.3) OBP: 0.425, SLG: 0.454	F8			L7						4	1	1	0	0	0												
Dave Hollins, S (1.5) OBP: 0.361, SLG: 0.455		G5-3								3	1	1	0	1	0												
Darren Daulton, L (1.2) OBP: 0.388, SLG: 0.545		P5								3	1	2	1	1	0												
Stan Javier, S (1.8) OBP: 0.327, SLG: 0.309										0	0	0	0	0	0												
Braulio Castillo, R (2. PH) OBP: 0.179, SLG: 0.429										4	2	2	3	0	0												
Tom Marsh, R (1.7) OBP: 0.217, SLG: 0.310										2	0	0	0	0	1												
Juan Bell, R (1.6) OBP: 0.306, SLG: 0.279										3	0	1	1	0	0												
Tommy Greene, R (1.1) OBP: 0.118, SLG: 0.118										2	0	0	0	0	1												
Jeff Fassero, L (6.1) ERA: 2.99										0	0	0	0	0	0												
Gil Heredia, R (7.1) ERA: 5.45										0	0	0	0	1	0												
Keith Shepherd, R (8.1) ERA: 2.7										0	0	0	0	0	0												
Inning Stats	R: 0 E: 0 K: 0 S: 6	H: 0 LOB: 0 BB: 0 P: 9	R: 0 E: 0 K: 0 S: 9	H: 0 LOB: 0 BB: 0 P: 14	R: 0 E: 0 K: 2 S: 12	H: 0 LOB: 0 BB: 0 P: 18	R: 0 E: 0 K: 0 S: 8	H: 0 LOB: 0 BB: 0 P: 14	R: 3 E: 0 K: 0 S: 10	H: 2 LOB: 0 BB: 1 P: 21	R: 1 E: 0 K: 0 S: 10	H: 2 LOB: 2 BB: 1 P: 17	R: 1 E: 0 K: 0 S: 10	H: 2 LOB: 1 BB: 1 P: 17	R: 1 E: 0 K: 0 S: 13	H: 2 LOB: 1 BB: 0 P: 20	1B: 3 2B: 2 3B: 1 HR: 2	SF: 0 SAC: 1 DP: 0 HBP: 0	WP: 1 PB: 0 SB: 0 CS: 0	PA: 33							
PITCHER	IP	WLS	BF	H	R	ER	SO	BB	IBB	HBP	BLK	WP	HR	S	P	ERA	WHIP										
Brian Barnes, L (1.1) ERA: 2.99	5.0	L	18	2	3	3	2	1	0	0	0	0	0	45	76	5.40	0.600										
Jeff Fassero, L (6.1) ERA: 2.99	1.0		6	2	1	1	0	1	0	0	0	1	0	10	17	9.00	3.000										
Gil Heredia, R (7.1) ERA: 5.45	1.0		5	2	1	1	0	1	0	0	0	0	0	10	17	9.00	3.000										
Sergio Valdez, R (8.1) ERA: 2.7	1.0		5	2	1	1	0	0	0	0	0	0	1	13	20	9.00	2.000										

AB	34
R	2
H	8
RBI	1
BB	2
SO	5
LOB	14



Batter	1	2	3	4	5	6	7	8	9	AB	R	H	RBI	BB	SO	LOB	TOP			
Marquis Grissom, R OBP: 0.324, SLG: 0.424	G5-3						K		F8	5	0	2	2	0	1	0				
Bret Barberie, S OBP: 0.361, SLG: 0.296	F8	G3			G4-6-3					4	0	1	0	0	0	3				
Ivan Calderon, R OBP: 0.292, SLG: 0.434										4	0	1	0	0	1	1				
Moises Alou, R OBP: 0.327, SLG: 0.434	K		F9				F7			0	0	0	0	0	0	0				
Larry Walker, L OBP: 0.361, SLG: 0.527		G4-3						G4-3		3	0	1	0	1	0	1				
Tim Wallach, R OBP: 0.302, SLG: 0.347									L6	4	1	1	0	0	0	3				
Darin Fletcher, L OBP: 0.270, SLG: 0.283										4	0	0	0	0	0	2				
Wil Cordero, R OBP: 0.367, SLG: 0.354										4	1	2	1	0	1	0				
Sean Berry, R OBP: 0.273, SLG: 0.273										4	1	1	0	0	0	1				
Ken Hill, R OBP: 0.258, SLG: 0.333										2	0	0	0	1	0	1				
John Vander Wal, L OBP: 0.330, SLG: 0.356										1	0	0	0	0	0	0				
John Wetteland, R OBP: 0.200, SLG: 0.200										0	0	0	0	0	0	0				
Inning Stats	R: 0 E: 0 K: 1 S: 7	H: 0 LOB: 0 BB: 0 P: 11	R: 3 E: 0 K: 0 S: 17	H: 4 LOB: 2 BB: 1 P: 27	R: 0 E: 0 K: 0 S: 9	H: 1 LOB: 1 BB: 0 P: 14	R: 0 E: 0 K: 0 S: 7	H: 0 LOB: 0 BB: 0 P: 12	R: 0 E: 0 K: 0 S: 8	H: 2 LOB: 2 BB: 1 P: 16	R: 0 E: 0 K: 1 S: 9	H: 1 LOB: 1 BB: 0 P: 11	R: 0 E: 0 K: 1 S: 8	H: 0 LOB: 0 BB: 0 P: 13	R: 0 E: 0 K: 0 S: 6	H: 0 LOB: 0 BB: 0 P: 12	1B: 6 2B: 3 3B: 0 HR: 0	SF: 0 SAC: 0 DP: 1 HBP: 0	WP: 0 PB: 0 CS: 0	PA: 37
PITCHER	IP	WLS	BF	H	R	ER	SO	BB	IBB	HBP	BLK	WP	HR	S	P	ERA	WHIP			
Curt Schilling, R ERA: 2.47	8.0	L	34	9	3	3	3	1	1	0	0	0	0	70	112	3.38	1.250			
Mike Hartley, R ERA: 3.45	1.0	S	3	0	0	0	0	0	0	0	0	0	0	6	12	0.00	0.000			

Montreal Expos @ Philadelphia Phillies
Veterans Stadium, Philadelphia, PA
Tue Sep 15 1992, 7:05 PM EDT
Att: 13,799 - Cloudy - 74 F

AB	35
R	3
H	9
RBI	3
BB	2
SO	3
LOB	12



Batter	1	2	3	4	5	6	7	8	9	AB	R	H	RBI	BB	SO	LOB	BOTTOM					
Ruben Amaro Jr., S OBP: 0.302, SLG: 0.338	K		F7		F7			G4-3		4	0	0	0	0	1	3						
Mickey Morandini, L OBP: 0.316, SLG: 0.363	K									4	0	1	0	0	1	0						
John Kruk, L OBP: 0.422, SLG: 0.451	G1-3									4	0	0	0	0	1	2						
Darren Daulton, L OBP: 0.387, SLG: 0.541										3	0	0	0	1	1	1						
Dave Hollins, S OBP: 0.361, SLG: 0.452										3	0	0	0	1	1	2						
Braulio Castillo, R OBP: 0.156, SLG: 0.375										4	0	0	0	0	2	1						
Tom Marsh, R OBP: 0.219, SLG: 0.308										4	0	1	0	0	0	1						
Juan Bell, R OBP: 0.307, SLG: 0.273										2	0	0	0	1	0	1						
Curt Schilling, R OBP: 0.161, SLG: 0.164										1	0	1	0	0	0	0						
Jeff Grotewold, L OBP: 0.328, SLG: 0.444										1	0	0	0	0	0	0						
Mike Hartley, R ERA: 3.33										0	0	0	0	0	0	0						
Inning Stats	R: 0 E: 0 K: 2 S: 9	H: 0 LOB: 0 BB: 0 P: 12	R: 0 E: 0 K: 1 S: 9	H: 0 LOB: 0 BB: 0 P: 17	R: 0 E: 0 K: 0 S: 4	H: 0 LOB: 1 BB: 1 P: 9	R: 0 E: 0 K: 1 S: 12	H: 0 LOB: 1 BB: 1 P: 18	R: 0 E: 0 K: 1 S: 12	H: 2 LOB: 2 BB: 0 P: 16	R: 0 E: 1 K: 1 S: 12	H: 0 LOB: 1 BB: 0 P: 20	R: 0 E: 0 K: 1 S: 10	H: 0 LOB: 0 BB: 0 P: 15	R: 0 E: 0 K: 0 S: 7	H: 1 LOB: 1 BB: 0 P: 8	R: 0 E: 0 K: 0 S: 8	H: 0 LOB: 1 BB: 1 P: 15	1B: 3 2B: 0 3B: 0 HR: 0	SF: 0 SAC: 1 DP: 0 HBP: 0	WP: 1 PB: 0 CS: 0	PA: 34
PITCHER	IP	WLS	BF	H	R	ER	SO	BB	IBB	HBP	BLK	WP	HR	S	P	ERA	WHIP					
Ken Hill, R ERA: 2.72	8.0	W	30	3	0	0	7	2	0	0	0	0	0	75	115	0.00	0.625					
John Wetteland, R ERA: 3.33	1.0	S	4	0	0	0	0	1	0	0	0	0	0	8	15	0.00	1.000					

Montreal Expos @ Philadelphia Phillies
Veterans Stadium, Philadelphia, PA
Tue Sep 15 1992, 7:05 PM EDT
Att: 13,799 - Cloudy - 74 F

AB	30
R	0
H	3
RBI	0
BB	3
SO	7
LOB	11



Batter	1	2	3	4	5	6	7	8	9	AB	R	H	RBI	BB	SO	LOB	TOP					
Ruben Amaro Jr. S OBP: 0.306, SLG: 0.336	(1, 8) P6			1-1 CS 1B		2-1 G5-3			0-2 G6-3	4	0	1	0	0	0	0	Philadelphia Phillies @ Chicago Cubs Wrigley Field, Chicago, IL Thu Sep 17 1992, 3:33 AM CDT Att: 7,743 - Cloudy - 76 F					
Mickey Morandini L OBP: 0.314, SLG: 0.366	(1, 4) F7			1-0 L6			1-2 G4-3			3	0	0	0	0	0	1						
Dave Hollins S OBP: 0.362, SLG: 0.460	(1, 5) K			4-2 BB			3-2 2-6 1B			2	0	1	0	1	1	0						
Darren Daulton L OBP: 0.387, SLG: 0.537		1-1 F9		0-1 G4-3			0-0 F7			3	0	0	0	0	0	2						
John Kruk L OBP: 0.421, SLG: 0.453		3-1 L9			2-0 G4-3		0-0 2-6	0-0 G3		3	0	0	0	0	0	0						
Braulio Castillo R OBP: 0.135, SLG: 0.324		0-3 K			2-1 P4			3-1 G6-3		3	0	0	0	0	1	0						
Tom Marsh R OBP: 0.202, SLG: 0.283			1-1 P6		3-2 G5-3			2-1 G6-3		3	0	0	0	0	0	0						
Mitch Williams L OBP: 0.333, SLG: 0.333										0	0	0	0	0	0	0						
Juan Bell R OBP: 0.315, SLG: 0.284			1-3 K			2-1 G3			3-1 G4-3	2	0	0	0	0	1	0						
Jeff Grotewold L OBP: 0.323, SLG: 0.421										1	0	0	0	0	0	0						
Jose DeLeon R OBP: 0.148, SLG: 0.080			1-1 L3			0-0 G1-3			2-2 G6-3	2	0	0	0	0	0	0						
Mike Hartley R (7, 1)										0	0	0	0	0	0	0						
Mariano Duncan R OBP: 0.294, SLG: 0.389										1	0	0	0	0	0	0						
Inning Stats	R: 0 H: 0 E: 0 K: 1 S: 10	H: 0 LOB: 0 BB: 0 P: 16	R: 0 H: 0 E: 0 K: 1 S: 7	H: 0 LOB: 0 BB: 0 P: 11	R: 0 H: 0 E: 0 K: 1 S: 7	H: 0 LOB: 1 BB: 1 P: 10	R: 0 H: 1 E: 0 K: 0 S: 8	H: 1 LOB: 1 BB: 1 P: 14	R: 0 H: 0 E: 0 K: 0 S: 6	H: 0 LOB: 0 BB: 0 P: 13	R: 0 H: 0 E: 0 K: 0 S: 5	H: 0 LOB: 0 BB: 0 P: 9	R: 0 H: 1 E: 0 K: 0 S: 8	H: 1 LOB: 1 BB: 0 P: 14	R: 0 H: 0 E: 0 K: 0 S: 5	H: 0 LOB: 0 BB: 0 P: 10	R: 0 H: 0 E: 0 K: 0 S: 8	H: 0 LOB: 0 BB: 0 P: 13	1B: 2 2B: 0 3B: 0 HR: 0	SF: 0 SAC: 0 DP: 0 HBP: 0	WP: 0 PB: 0 SB: 0 CS: 1	PA: 28
PITCHER Mike Morgan, R ERA: 2.51	(1, 1)	IP: 9.0 WLS: W BF: 29	H: 2 R: 0 ER: 0 SO: 3	BB: 1 IBB: 0 HBP: 0 BLK: 0	WP: 0 HR: 0 S: 64 P: 110	ERA: 0.00 WHIP: 0.333	PITCHER	IP: 9.0 WLS: W BF: 29	H: 2 R: 0 ER: 0 SO: 3	BB: 1 IBB: 0 HBP: 0 BLK: 0	WP: 0 HR: 0 S: 64 P: 110	ERA: 0.00 WHIP: 0.333	PITCHER	IP: 9.0 WLS: W BF: 29	H: 2 R: 0 ER: 0 SO: 3	BB: 1 IBB: 0 HBP: 0 BLK: 0	WP: 0 HR: 0 S: 64 P: 110	ERA: 0.00 WHIP: 0.333				

Batter	1	2	3	4	5	6	7	8	9	AB	R	H	RBI	BB	SO	LOB	BOTTOM								
Dwight Smith L OBP: 0.319, SLG: 0.389	(1, 8) L5		2-0 1B		0-0 1B		2-0 G4-3			4	0	2	1	0	0	0	Philadelphia Phillies @ Chicago Cubs Wrigley Field, Chicago, IL Thu Sep 17 1992, 3:33 AM CDT Att: 7,743 - Cloudy - 76 F								
23 Ryne Sandberg R OBP: 0.356, SLG: 0.482	(1, 4) F8		0-1 P4		0-1 F7		2-1 G5-3			4	0	0	0	0	0	3									
Mark Grace L OBP: 0.368, SLG: 0.440	(1, 3) G4-3			2-2 G3		0-0 G4-3 1B	1-0 G4-3			4	1	1	0	0	0	0									
Andre Dawson R OBP: 0.328, SLG: 0.466		2-1 E7 G6-3 1B		2-2 P3		1-2 G4-3		4-0 SH2-4 BB FC5 BB		3	0	1	0	1	0	1									
Steve Buechele R OBP: 0.335, SLG: 0.376	(1, 5) G6-3		1-1 G6-3		2-3 K		4-0 1B BB	4-0 SH2-4 BB		2	1	0	0	2	1	1									
Derrick May L OBP: 0.307, SLG: 0.368	(1, 7) P6		1-1 P6		1-2 G3	1-0 L6		1-0 SH2-4		3	0	0	0	0	0	3									
Rick Wilkins L OBP: 0.336, SLG: 0.406	(1, 2) G5-3		2-2 G5-3		4-2 1B BB	0-0 1B BB	1-3 3-H 1B	0-0 FC5		3	1	1	1	1	0	3									
Alex Arias R OBP: 0.511, SLG: 0.514	(1, 6) P2		0-2 P2		3-2 F7	3-2 3-H 1B		3-H FC5		4	0	1	1	0	0	3									
Mike Morgan R OBP: 0.129, SLG: 0.104	(1, 1) P7		1-0 P7		0-0 1B	0-1 G1-3		1-2 1B		3	0	1	0	0	0	2									
Inning Stats	R: 0 H: 0 E: 0 K: 0 S: 9	H: 1 LOB: 1 BB: 0 P: 14	R: 0 H: 1 E: 0 K: 0 S: 9	H: 1 LOB: 1 BB: 0 P: 15	R: 0 H: 1 E: 0 K: 0 S: 7	H: 1 LOB: 1 BB: 0 P: 10	R: 0 H: 0 E: 0 K: 1 S: 10	H: 0 LOB: 0 BB: 0 P: 16	R: 1 H: 2 E: 0 K: 0 S: 14	H: 2 LOB: 2 BB: 1 P: 22	R: 2 H: 3 E: 0 K: 0 S: 11	H: 3 LOB: 2 BB: 1 P: 20	R: 0 H: 0 E: 0 K: 0 S: 4	H: 0 LOB: 0 BB: 0 P: 9	R: 0 H: 0 E: 0 K: 0 S: 3	H: 0 LOB: 2 BB: 2 P: 13		1B: 6 2B: 1 3B: 0 HR: 0	SF: 0 SAC: 1 DP: 0 HBP: 0	WP: 0 PB: 0 SB: 0 CS: 0	PA: 35				
PITCHER Jose DeLeon, R ERA: 4.41	(1, 1)	IP: 6.0 WLS: L	BF: 27	H: 7 R: 3 ER: 3 SO: 1	BB: 2 IBB: 0 HBP: 0 BLK: 0	WP: 0 HR: 0 S: 60 P: 97	ERA: 4.50 WHIP: 1.500	PITCHER Mike Hartley, R ERA: 3.39	(7, 1)	IP: 1.0	WLS: 3	BF: 3	H: 0 R: 0 ER: 0 SO: 0	BB: 0 IBB: 0 HBP: 0 BLK: 0	WP: 0 HR: 0 S: 4 P: 9	ERA: 0.00 WHIP: 0.000	PITCHER Mitch Williams, L ERA: 4.31	(8, 1)	IP: 1.0	WLS: 5	BF: 5	H: 0 R: 0 ER: 0 SO: 0	BB: 2 IBB: 0 HBP: 0 BLK: 0	WP: 0 HR: 0 S: 13 P: 13	ERA: 0.00 WHIP: 2.000

Batter	1	2	3	4	5	6	7	8	9	AB	R	H	RBI	BB	SO	LOB	TOP			
Ruben Amaro Jr. S OBP: 0.305, SLG: 0.333 (1, 9)	4-2 BB BB		0-2 F9	2-3 K		1-2 P6				3	0	0	0	1	1	5	Philadelphia Phillies @ Pittsburgh Pirates Three Rivers Stadium, Pittsburgh, PA Fri Sep 18 1992, 7:05 PM EDT Att: 20,387 - Cloudy - 70 F			
Mickey Morandini L OBP: 0.313, SLG: 0.354 (1, 4)	0-0 P4		2-2 F7		1-2 F9 1B	2-1 G3				4	0	1	0	0	0	4				
John Kruk L OBP: 0.419, SLG: 0.451 (1, 3)	0-0 P8		0-1 F8		0-0 F9 1-2					3	0	0	0	0	0	2				
Darren Daulton L OBP: 0.387, SLG: 0.534 (1, 2)	4-0 BB 1-2			2-1 F8 1B 1B	1-2 L6					2	0	0	0	1	0	1				
Dave Hollins S OBP: 0.362, SLG: 0.459 (1, 5)	3-2 G3			0-1 1B 2B 1B	2-1 F7					3	1	1	0	0	0	3				
Mariano Duncan R OBP: 0.294, SLG: 0.388 (1, 7)		2-2 L7		0-2 2B 1-2 PB 1B		3-2 G5-3				3	1	1	0	0	0	0				
Stan Javier S OBP: 0.330, SLG: 0.317 (1, 8)		1-1 G4-3		2-2 PB 1-3 2-H 2B		0-0 BB BB 1B				3	0	2	1	0	0	0				
Juan Bell R OBP: 0.333, SLG: 0.292 (1, 6)		1-2 1B		4-0 PB IBB		4-1 BB 1-2 BB				1	0	1	0	2	0	0				
Terry Mulholland R OBP: 0.131, SLG: 0.111 (6, PH)		1-3 K		0-3 K		4-1 BB 1-2 2-3 BB				2	0	0	0	0	2	3				
Jeff Grotevold L OBP: 0.233, SLG: 0.421 (6, 1)				1-2 2-3 3-H						0	0	0	0	1	0	0				
Mike Hartley R (6, 1)										0	0	0	0	0	0	0				
Inning Stats	R: 0 E: 0 K: 0 S: 7	H: 0 LOB: 2 BB: 2 P: 18	R: 0 E: 0 K: 1 S: 13	H: 1 LOB: 1 BB: 0 P: 18	R: 0 E: 0 K: 0 S: 9	H: 0 LOB: 0 BB: 0 P: 11	R: 2 E: 0 K: 2 S: 16	H: 3 LOB: 2 BB: 1 P: 26	R: 0 E: 0 K: 0 S: 9	H: 1 LOB: 1 BB: 0 P: 13	R: 0 E: 0 K: 0 S: 12	H: 1 LOB: 3 BB: 2 P: 26					1B: 5 2B: 1 3B: 0 HR: 0	SF: 0 SAC: 0 DP: 0 HBP: 0	WP: 0 PB: 1 SB: 0 CS: 0	PA: 29
PITCHER Tim Wakefield R ERA: 2.47 (1, 1)	IP: 6.0 WLS: W BF: 29 H: 6 R: 2 ER: 1 SO: 3 BB: 4 IBB: 1 HBP: 0 BLK: 0 WP: 0 HR: 0 S: 66 P: 112 ERA: 1.50 WHIP: 1.667															PITCHER IP: WLS: BF: H: R: ER: SO: BB: IBB: HBP: BLK: WP: HR: S: P: ERA: WHIP:				

AB	24
R	2
H	6
RBI	1
BB	5
SO	3
LOB	18



Batter	1	2	3	4	5	6	7	8	9	AB	R	H	RBI	BB	SO	LOB	BOTTOM			
Gary Redus R OBP: 0.305, SLG: 0.331 (1, 3)	1-3 K		2-2 3-H 1B	1-3 K						3	0	1	1	0	2	2	Philadelphia Phillies @ Pittsburgh Pirates Three Rivers Stadium, Pittsburgh, PA Fri Sep 18 1992, 7:05 PM EDT Att: 20,387 - Cloudy - 70 F			
Jay Bell R OBP: 0.330, SLG: 0.387 (1, 6)	2-2 F8		1-1 SAFE F7		1-1 G5-3					3	0	0	0	0	0	1				
Andy Van Slyke L OBP: 0.391, SLG: 0.511 (1, 8)	3-1 G3			1-2 G4-3	1-3 K					3	0	0	0	0	1	0				
Barry Bonds L OBP: 0.456, SLG: 0.616 (1, 7)		0-0 G4-3		1-2 1B 2B	2-1 HR					3	2	2	1	0	0	0				
Jeff King R OBP: 0.273, SLG: 0.380 (1, 5)		3-2 G6-3		0-2 1B 2-H 1B	0-1 F9					3	1	1	1	0	0	0				
Lloyd McClendon R OBP: 0.347, SLG: 0.331 (1, 9)		2-2 F7		1-0 SAFE SAFE 1B 1B		0-0				3	1	1	0	0	0	0				
Don Slaught R OBP: 0.364, SLG: 0.485 (1, 2)			0-0 F9 1B	2-1 SH5-4 1B 1-2 2-H 1B						2	1	2	1	0	0	0				
Jose Lind R OBP: 0.274, SLG: 0.272 (1, 4)			0-0 F9	1-0 SH5-4 1B						2	0	1	1	0	0	1				
Tim Wakefield R OBP: 0.087, SLG: 0.087 (1, 1)			1-0 F9	0-0 SH5-4						1	0	0	0	0	0	1				
Inning Stats	R: 0 E: 0 K: 1 S: 11	H: 0 LOB: 0 BB: 0 P: 17	R: 0 E: 0 K: 0 S: 8	H: 0 LOB: 0 BB: 0 P: 13	R: 1 E: 0 K: 0 S: 8	H: 2 LOB: 1 BB: 0 P: 12	R: 3 E: 0 K: 1 S: 17	H: 5 LOB: 2 BB: 0 P: 24	R: 1 E: 0 K: 1 S: 10	H: 1 LOB: 0 BB: 0 P: 14	R: 0 E: 0 K: 0 S: 0	H: 0 LOB: 0 BB: 0 P: 0						1B: 5 2B: 2 3B: 0 HR: 1	SF: 0 SAC: 1 DP: 0 HBP: 0	WP: 0 PB: 0 SB: 0 CS: 0
PITCHER Terry Mulholland L ERA: 3.84 (1, 1)	IP: 5.0 WLS: L BF: 23 H: 8 R: 5 ER: 5 SO: 3 BB: 0 IBB: 0 HBP: 0 BLK: 0 WP: 0 HR: 1 S: 54 P: 80 ERA: 9.000 WHIP: 1.600															PITCHER IP: WLS: BF: H: R: ER: SO: BB: IBB: HBP: BLK: WP: HR: S: P: ERA: WHIP:				
Mike Hartley R ERA: 3.38 (6, 1)	0.0	1	0	0	0	0	0	0	0	0	0	0	0	0	0	0	0			



Batter	1	2	3	4	5	6	7	8	9	AB	R	H	RBI	BB	SO	LOB	TOP					
Stan Javier, S OBP: 0.329, SLG: 0.314 (1, 8)	G5-3		F8		FC4-6 BB		K			3	0	0	0	1	1	0	Philadelphia Phillies @ Pittsburgh Pirates Three Rivers Stadium, Pittsburgh, PA Sat Sep 19 1992, 7:05 PM EDT Att: 25,497 - Sunny - 65 F					
Mickey Morandini, L OBP: 0.312, SLG: 0.363 (1, 4)	1B		G3		FC4-6 1-2f		L7			4	0	1	0	0	0	1						
John Kruk, L OBP: 0.421, SLG: 0.457 (1, 3)	1B		2B		K					4	0	3	0	0	1	1						
Darren Daulton, L OBP: 0.384, SLG: 0.529 (1, 2)	P6		K		K					4	0	0	0	0	3	5						
Dave Hollins, S OBP: 0.361, SLG: 0.457 (1, 5)	P5				FC6-4 1B		F9		F7	4	0	1	0	0	0	3						
Mariano Duncan, R OBP: 0.294, SLG: 0.387 (1, 7)			FC6-4 1B		G3 1B				F9	4	0	1	0	0	1	2						
Ruben Amaro Jr, S OBP: 0.302, SLG: 0.329 (1, 9)			K		G3				K	4	0	0	0	0	2	2						
Juan Bell, R OBP: 0.339, SLG: 0.300 (1, 6)			1B		F8				G4-3	4	0	2	0	0	0	1						
Tommy Greene, R OBP: 0.105, SLG: 0.105 (1, 1)			K						K	2	0	0	0	0	2	3						
Jeff Grotewold, L OBP: 0.328, SLG: 0.414 (7, PH)										1	0	0	0	0	0	0						
Keith Shepherd, R (7, 1)										0	0	0	0	0	0	0						
Ricky Jordan, R OBP: 0.274, SLG: 0.370 (9, PH)										1	0	0	0	0	1	0						
Inning Stats	R: 0 E: 0 K: 0 S: 10	H: 2 LOB: 2 BB: 0 P: 14	R: 0 E: 0 K: 2 S: 12	H: 1 LOB: 1 BB: 0 P: 17	R: 0 E: 0 K: 1 S: 10	H: 1 LOB: 1 BB: 0 P: 14	R: 0 E: 0 K: 2 S: 16	H: 2 LOB: 2 BB: 0 P: 23	R: 0 E: 0 K: 2 S: 9	H: 0 LOB: 1 BB: 0 P: 16	R: 0 E: 0 K: 1 S: 9	H: 1 LOB: 1 BB: 0 P: 12	R: 0 E: 0 K: 1 S: 10	H: 0 LOB: 0 BB: 0 P: 18	R: 0 E: 0 K: 1 S: 7	H: 1 LOB: 1 BB: 0 P: 12	R: 0 E: 0 K: 2 S: 10	H: 0 LOB: 0 BB: 0 P: 14	1B: 6 2B: 2 3B: 0 HR: 0	SF: 0 SAC: 0 DP: 0 HBP: 0	WP: 0 PB: 0 CS: 0	PA: 36
PITCHER Doug Drabek, R ERA: 2.71 (1, 1)	IP: 9.0 WLS: W BF: 36 H: 8 R: 0 ER: 0 SO: 11 BB: 1 IBB: 0 HBP: 0 BLK: 0 WP: 0 HR: 0 S: 93 P: 140 ERA: 0.00 WHIP: 1.000															PITCHER						

Batter	1	2	3	4	5	6	7	8	9	AB	R	H	RBI	BB	SO	LOB	BOTTOM			
Alex Cole, L OBP: 0.333, SLG: 0.330 (1, 9)	G4-3						G3			4	0	0	0	0	1	1	Philadelphia Phillies @ Pittsburgh Pirates Three Rivers Stadium, Pittsburgh, PA Sat Sep 19 1992, 7:05 PM EDT Att: 25,497 - Sunny - 65 F			
Will Pennyfeather, R OBP: 0.167, SLG: 0.167 (8, 9)										0	0	0	0	0	0	0				
Jay Bell, R OBP: 0.328, SLG: 0.384 (1, 6)	F7						P2			4	0	0	0	0	0	1				
Andy Van Slyke, L OBP: 0.391, SLG: 0.513 (1, 8)	1B						K			4	1	2	0	0	1	0				
Barry Bonds, L OBP: 0.460, SLG: 0.619 (1, 7)	IBB						1B			3	0	3	1	1	0	0				
Jeff King, R OBP: 0.273, SLG: 0.379 (1, 5)	FC6-4						1B			4	0	1	0	0	0	4				
Orlando Merced, S OBP: 0.329, SLG: 0.387 (1, 3)							F7			4	1	1	0	0	0	4				
Michael LaValliere, L OBP: 0.354, SLG: 0.331 (1, 2)							G6-3			4	1	2	1	0	0	2				
Jose Lind, R OBP: 0.272, SLG: 0.270 (1, 4)							G6-4-3			3	0	0	0	0	0	2				
Doug Drabek, R OBP: 0.176, SLG: 0.193 (1, 1)	G6-3						G6-3			3	0	1	1	0	0	0				
Inning Stats	R: 0 E: 0 K: 0 S: 10	H: 1 LOB: 2 BB: 1 P: 20	R: 2 E: 0 K: 0 S: 11	H: 3 LOB: 1 BB: 0 P: 20	R: 1 E: 0 K: 0 S: 10	H: 2 LOB: 1 BB: 0 P: 16	R: 0 E: 0 K: 1 S: 8	H: 0 LOB: 0 BB: 0 P: 12	R: 0 E: 0 K: 0 S: 11	H: 2 LOB: 2 BB: 0 P: 16	R: 0 E: 0 K: 0 S: 8	H: 1 LOB: 0 BB: 0 P: 16	R: 0 E: 0 K: 1 S: 7	H: 0 LOB: 0 BB: 0 P: 10	R: 0 E: 1 K: 0 S: 8	H: 1 LOB: 1 BB: 0 P: 14	1B: 6 2B: 3 3B: 1 HR: 0	SF: 0 SAC: 0 DP: 1 HBP: 0	WP: 0 PB: 0 CS: 0	PA: 34
PITCHER Tommy Greene, R ERA: 5.11 (1, 1)	IP: 6.0 WLS: L BF: 27 H: 9 R: 3 ER: 3 SO: 3 BB: 0 IBB: 0 HBP: 0 BLK: 0 WP: 0 HR: 0 S: 100 P: 100 ERA: 4.50 WHIP: 1.500															PITCHER				
Keith Shepherd, R ERA: 0.79 (7, 1)	IP: 2.0 WLS: 7 BF: 1 H: 0 R: 0 ER: 0 SO: 1 BB: 0 IBB: 0 HBP: 0 BLK: 0 WP: 0 HR: 0 S: 15 P: 24 ERA: 0.00 WHIP: 0.500															PITCHER				

Batter	1	2	3	4	5	6	7	8	9	10	11	12	13	AB	R	H	RBI	BB	SO	LOB	TOP							
Stan Javier, S OBP: 0.320, SLG: 0.319 (1, 8)														5	0	1	0	1	2	2								
Mickey Morandini, L OBP: 0.313, SLG: 0.363 (1, 4)														6	0	2	0	0	0	2								
John Kruk, L OBP: 0.422, SLG: 0.455 (1, 3)														4	0	1	0	2	2	1								
Dave Hollins, S OBP: 0.361, SLG: 0.461 (1, 5)														6	1	2	1	0	1	5								
Todd Pratt, R OBP: 0.313, SLG: 0.467 (1, 2)														6	0	1	0	0	1	2								
Mariano Duncan, R OBP: 0.293, SLG: 0.391 (1, 7)														5	1	1	1	0	0	1								
Braulo Castillo, R OBP: 0.150, SLG: 0.325 (9, PH)														3	0	1	0	0	0	0								
Ruben Amaro, Jr, S OBP: 0.300, SLG: 0.327 (9, 9)														2	0	0	0	0	1	0								
Juan Bell, R OBP: 0.326, SLG: 0.288 (12, PH)														4	0	0	0	0	1	1								
Jeff Grotewold, L OBP: 0.407 (12, PH)														1	0	0	0	0	0	0								
Joe Milette, R OBP: 0.266, SLG: 0.200 (12, 6)														0	0	0	0	0	0	0								
Curt Schilling, R OBP: 0.169, SLG: 0.172 (10, PH)														3	0	1	0	0	1	0								
Ricky Jordan, R OBP: 0.272, SLG: 0.369 (10, PH)														1	0	0	0	0	1	0								
Mitch Williams, L OBP: 0.333, SLG: 0.333 (12, PH)														1	0	0	0	0	0	0								
Darren Daulton, L OBP: 0.383, SLG: 0.526 (12, PH)														1	0	0	0	0	0	0								
Keith Shepherd, R OBP: 0.266, SLG: 0.200 (12, 1)														0	0	0	0	0	0	0								
Inning Stats	R: 0 E: 0 K: 1 S: 8	H: 1 LOB: 1 BB: 0 P: 12	R: 1 E: 0 K: 1 S: 13	H: 3 LOB: 2 BB: 0 P: 21	R: 0 E: 0 K: 0 S: 8	H: 2 LOB: 1 BB: 0 P: 12	R: 0 E: 0 K: 0 S: 11	H: 0 LOB: 0 BB: 0 P: 15	R: 0 E: 0 K: 1 S: 13	H: 1 LOB: 2 BB: 1 P: 21	R: 0 E: 0 K: 0 S: 4	H: 1 LOB: 0 BB: 0 P: 6	R: 1 E: 0 K: 2 S: 12	H: 1 LOB: 0 BB: 0 P: 13	R: 0 E: 0 K: 0 S: 7	H: 0 LOB: 0 BB: 0 P: 11	R: 0 E: 0 K: 1 S: 17	H: 1 LOB: 2 BB: 1 P: 24	R: 0 E: 0 K: 1 S: 9	H: 0 LOB: 0 BB: 0 P: 14	R: 0 E: 0 K: 0 S: 11	H: 0 LOB: 1 BB: 1 P: 19	R: 0 E: 0 K: 1 S: 8	H: 0 LOB: 0 BB: 0 P: 15	1B: 7 2B: 0 3B: 1 HR: 2	SF: 0 SAC: 0 DP: 2 HBP: 0	WP: 0 PB: 0 SB: 2 CS: 0	PA: 50
PITCHER	IP 7.0	WLS 28	BF 8	H 1	R 1	ER 1	SO 5	BB 1	IBB 0	HBP 0	BLK 0	WP 0	HR 1	S 69	P 104	ERA 1.29	WHIP 1.286											
Randy Tomlin, L ERA: 3.42 (8, 1)	1.0	4	1	1	1	2	0	0	0	0	0	0	1	9	13	9.00	1.000											
Denny Neagle, L ERA: 4.43 (9, 1)	0.0	0	0	0	0	0	0	0	0	0	0	0	0	0	0	∞	∞											
Danny Cox, R ERA: 4.69 (10, 1)	0.2	4	1	0	0	1	1	1	0	0	0	0	0	13	18	0.00	3.000											
Bob Patterson, L ERA: 3.08 (10, 1)	2.1	8	0	0	0	1	1	0	0	0	0	0	0	24	39	0.00	0.429											

Philadelphia Phillies @ Pittsburgh Pirates
Three Rivers Stadium, Pittsburgh, PA
Sun Sep 20 1992, 3:33 AM EDT
Att. 21,652 - Sunny - 70 F

AB 47
R 2
H 10
RBI 2
BB 3
SO 10
LOB 14



Batter	1	2	3	4	5	6	7	8	9	10	11	12	13	AB	R	H	RBI	BB	SO	LOB	BOTTOM						
Cecil Espy, S OBP: 0.351, SLG: 0.359 (1, 9)														4	1	2	0	2	0	1							
Jay Bell, R OBP: 0.327, SLG: 0.383 (1, 6)														5	0	1	0	0	0	3							
Andy Van Slyke, L OBP: 0.389, SLG: 0.509 (1, 8)														6	0	1	0	0	2	4							
Barry Bonds, L OBP: 0.460, SLG: 0.621 (1, 7)														5	1	2	0	1	2	1							
Jeff King, R OBP: 0.271, SLG: 0.377 (11, 4)														5	0	1	2	0	0	2							
Orlando Merced, S OBP: 0.328, SLG: 0.387 (1, 3)														5	1	1	0	0	1	0							
Michael LaVellere, L OBP: 0.261, SLG: 0.289 (9, PH)														4	0	2	0	0	0	1							
Kevin Young, R OBP: 0.261, SLG: 0.289 (9, PH)														0	0	0	0	0	0	0							
Bob Patterson, S OBP: 0.261, SLG: 0.289 (9, PH)														0	0	0	0	0	0	0							
Steve Lerner, R OBP: 0.261, SLG: 0.289 (9, PH)														0	0	0	0	0	0	0							
Alan Ozark, R OBP: 0.261, SLG: 0.289 (9, PH)														0	0	0	0	0	0	0							
Roger Mason, R OBP: 0.261, SLG: 0.289 (9, PH)														0	0	0	0	0	0	0							
Jose Lind, R OBP: 0.271, SLG: 0.377 (11, 4)														2	0	0	0	0	0	1							
Dave Stieb, R OBP: 0.271, SLG: 0.377 (11, 4)														0	0	0	0	0	0	0							
Will Perrewee, R OBP: 0.271, SLG: 0.377 (11, 4)														0	0	0	0	0	0	0							
Denny Neagle, L OBP: 0.271, SLG: 0.377 (11, 4)														0	0	0	0	0	0	0							
Danny Cox, R OBP: 0.271, SLG: 0.377 (11, 4)														0	0	0	0	0	0	0							
Al Martin, L OBP: 0.271, SLG: 0.377 (11, 4)														1	0	0	0	0	0	1							
Tom Finney, R OBP: 0.271, SLG: 0.377 (11, 4)														1	0	0	0	0	0	0							
Randy Tomlin, L OBP: 0.172, SLG: 0.131 (7, PH)														2	0	0	0	0	1	0							
Gary Varsho, L OBP: 0.261, SLG: 0.351 (8, 4)														0	0	0	0	0	0	0							
Carlos Garcia, R OBP: 0.188, SLG: 0.226 (10, PH)														1	0	0	0	0	0	0							
Gary Redus, R OBP: 0.303, SLG: 0.326 (11, 5)														1	0	0	0	0	0	1							
John Wehner, R OBP: 0.266, SLG: 0.200 (12, 1)														1	0	0	0	0	0	1							
Inning Stats	R: 0 E: 0 K: 1 S: 10	H: 1 LOB: 1 BB: 0 P: 16	R: 0 E: 0 K: 0 S: 8	H: 1 LOB: 1 BB: 0 P: 13	R: 1 E: 0 K: 0 S: 8	H: 1 LOB: 0 BB: 0 P: 12	R: 0 E: 0 K: 0 S: 7	H: 1 LOB: 1 BB: 1 P: 23	R: 0 E: 0 K: 1 S: 9	H: 0 LOB: 0 BB: 0 P: 13	R: 0 E: 0 K: 0 S: 7	H: 1 LOB: 1 BB: 1 P: 11	R: 0 E: 0 K: 1 S: 10	H: 0 LOB: 1 BB: 1 P: 18	R: 0 E: 0 K: 0 S: 5	H: 0 LOB: 0 BB: 0 P: 6	R: 1 E: 0 K: 0 S: 8	H: 1 LOB: 2 BB: 2 P: 19	1B: 7 2B: 2 3B: 2 HR: 0	SF: 2 SAC: 1 DP: 0 HBP: 0	WP: 1 PB: 0 SB: 0 CS: 0	PA: 50					
PITCHER	IP 9.0	WLS 35	BF 9	H 2	R 2	ER 1	SO 3	BB 1	IBB 0	HBP 0	BLK 0	WP 1	HR 0	S 83	P 131	ERA 1.00	WHIP 1.111										
Curt Schilling, R ERA: 2.41 (10, 1)	2.0	7	0	0	0	3	1	0	0	0	0	0	21	36	0.00	0.500											
Mitch Williams, L ERA: 4.19 (12, 1)	1.2	L	8	1	1	1	1	1	0	0	0	0	13	25	5.40	1.200											

Philadelphia Phillies @ Pittsburgh Pirates
Three Rivers Stadium, Pittsburgh, PA
Sun Sep 20 1992, 3:33 AM EDT
Att. 21,652 - Sunny - 70 F

AB 43
R 3
H 10
RBI 3
BB 4
SO 7
LOB 14



Batter	1	2	3	4	5	6	7	8	9	AB	R	H	RBI	BB	SO	LOB	TOP				
Stan Javier, S OBP: 0.330, SLG: 0.320 (1, 8)	F9		FC5-4 2B	1B HBP	1B	K		1B		5	2	2	0	0	1	1	Philadelphia Phillies @ Montreal Expos Olympic Stadium, Montreal, QB Mon Sep 21 1992, 7:05 PM EDT Att: 11,596 - Dome - 70 F				
Mickey Morandini, L OBP: 0.314, SLG: 0.351 (1, 4)	G1-3		2B	HBP HR	1B	K		F7		4	2	1	0	1	1	1					
John Kruk, L OBP: 0.423, SLG: 0.458 (1, 3)	1B BB		1B 2B	HBP HR	1B	L6		K		4	2	2	3	1	1	1					
Dave Hollins, S OBP: 0.363, SLG: 0.462 (1, 5)	1B		1B	HR	HBP	G5-3		K		4	1	2	1	0	1	0					
Darren Daulton, L OBP: 0.383, SLG: 0.533 (1, 2)	G4-3		P6	HR		K		1B		5	1	2	4	0	1	4					
Mariano Duncan, R OBP: 0.292, SLG: 0.389 (1, 7)	G6-3		1B	G1-3		G4-3		P6		5	0	1	1	0	0	1					
Tom Marsh, R OBP: 0.202, SLG: 0.279 (1, 9)	G1-3		F7	F9		F9		K		5	0	1	0	0	1	3					
Juan Bell, R OBP: 0.317, SLG: 0.278 (1, 6)	F9			G3	K	F7				4	0	0	0	0	1	1					
Ben Rivera, R OBP: 0.143, SLG: 0.077 (1, 1)			FC5-4 BB	E6 1B	G3	G6-3				3	1	0	0	1	0	0					
Inning Stats	R: 0 E: 0 K: 0 S: 15	H: 1 LOB: 2 BB: 1 P: 24	R: 0 E: 0 K: 0 S: 7	H: 0 LOB: 0 BB: 0 P: 9	R: 3 E: 0 K: 0 S: 24	H: 3 LOB: 2 BB: 2 P: 39	R: 6 E: 1 K: 0 S: 14	H: 4 LOB: 0 BB: 0 P: 23	R: 0 E: 0 K: 1 S: 8	H: 0 LOB: 0 BB: 0 P: 9	R: 0 E: 0 K: 1 S: 8	H: 1 LOB: 1 BB: 0 P: 8	R: 0 E: 0 K: 1 S: 10	H: 1 LOB: 1 BB: 0 P: 14	R: 0 E: 0 K: 2 S: 11	H: 1 LOB: 1 BB: 0 P: 13	1B: 9 2B: 1 3B: 0 HR: 1	SF: 0 SAC: 0 DP: 0 HBP: 1	WP: 0 PB: 0 SB: 1 CS: 0	PA: 43	
PITCHER	IP	WLS	BF	H	R	ER	SO	BB	IBB	HBP	BLK	WP	HR	S	P	ERA	WHIP				
Chris Nabholz, L ERA: 3.41 (1, 1)	2.2	L	15	4	3	3	0	3	0	0	0	0	0	42	66	10.12	2.625				
Mark Gardner, R ERA: 4.33 (3, 1)	0.2		7	3	5	4	0	0	0	1	0	0	0	15	23	54.00	4.500				
Gil Heredia, R ERA: 5.02 (4, 1)	3.2		13	2	1	1	4	0	0	0	0	0	1	26	31	2.46	0.545				
Doug Simons, L ERA: 22.85 (8, 1)	2.0		8	2	0	0	3	0	0	0	0	0	0	21	27	0.00	1.000				

AB	39
R	9
H	11
RBI	9
BB	3
SO	7
LOB	12



Batter	1	2	3	4	5	6	7	8	9	AB	R	H	RBI	BB	SO	LOB	BOTTOM					
Delino DeShields, L OBP: 0.365, SLG: 0.402 (1, 4)	G6-3		S 2B		K			G4-3		4	1	1	0	0	1	0	Philadelphia Phillies @ Montreal Expos Olympic Stadium, Montreal, QB Mon Sep 21 1992, 7:05 PM EDT Att: 11,596 - Dome - 70 F					
Todd Haney, R (9, 4)			1B							0	0	0	0	0	0	0						
Marquis Grissom, R OBP: 0.328, SLG: 0.433 (1, 8)	G6-3		G4-3 1-H		1B			G6-3		4	0	2	1	0	0	0						
Ivan Calderon, R OBP: 0.311, SLG: 0.424 (1, 7)	BB		G4-3		F8			K		3	0	0	0	1	1	2						
Larry Walker, L OBP: 0.362, SLG: 0.523 (1, 9)	P6		HBP		K			F8		3	0	0	0	0	1	1						
Darrin Fletcher, L OBP: 0.269, SLG: 0.296 (1, 2)	F7		G4-3		F7			G4-3		3	0	0	0	0	0	2						
Tim Laker, R OBP: 0.297, SLG: 0.314 (8, 2)										1	0	0	0	0	0	0						
Tim Wallach, R OBP: 0.301, SLG: 0.341 (1, 5)	K				G4-3					3	0	0	0	0	1	0						
Sean Berry, R OBP: 0.259, SLG: 0.259 (7, 5)								K		1	0	0	0	0	1	0						
Greg Colbrunn, R OBP: 0.318, SLG: 0.383 (1, 3)	F9		F8		K					3	0	0	0	0	1	0						
Wil Cordero, R OBP: 0.375, SLG: 0.432 (1, 6)			HR		G1-3			F7		3	1	1	1	0	0	0						
Chris Nabholz, L OBP: 0.129, SLG: 0.148 (1, 1)			K		G6-3					0	0	0	0	0	0	0						
Mark Gardner, R OBP: 0.189, SLG: 0.188 (3, 1)								P4		1	0	0	0	0	1	0						
Gil Heredia, R OBP: 0.143, SLG: 0.143 (4, 1)										1	0	0	0	0	0	0						
John Vander Wal, L OBP: 0.326, SLG: 0.351 (7, PH)										1	0	0	0	0	0	0						
Doug Simons, L (8, 1)										0	0	0	0	0	0	0						
Inning Stats	R: 0 E: 0 K: 0 S: 3	H: 0 LOB: 1 BB: 1 P: 9	R: 0 E: 0 K: 1 S: 7	H: 0 LOB: 0 BB: 0 P: 11	R: 2 E: 0 K: 1 S: 18	H: 3 LOB: 2 BB: 0 P: 25	R: 0 E: 0 K: 0 S: 8	H: 0 LOB: 0 BB: 0 P: 13	R: 0 E: 0 K: 1 S: 7	H: 1 LOB: 1 BB: 0 P: 9	R: 0 E: 0 K: 1 S: 6	H: 0 LOB: 0 BB: 0 P: 9	R: 0 E: 0 K: 1 S: 10	H: 0 LOB: 0 BB: 0 P: 15	R: 0 E: 0 K: 1 S: 5	H: 0 LOB: 0 BB: 0 P: 5	R: 0 E: 0 K: 1 S: 5	H: 0 LOB: 0 BB: 0 P: 5	1B: 2 2B: 1 3B: 0 HR: 1	SF: 0 SAC: 0 DP: 0 HBP: 1	WP: 0 PB: 0 SB: 1 CS: 0	PA: 33
PITCHER	IP	WLS	BF	H	R	ER	SO	BB	IBB	HBP	BLK	WP	HR	S	P	ERA	WHIP					
Ben Rivera, R ERA: 3.46 (1, 1)	9.0	W	33	4	2	2	7	1	0	1	0	0	1	69	101	2.00	0.556					



Batter	1	2	3	4	5	6	7	8	9	AB	R	H	RBI	BB	SO	LOB	TOP					
Stan Javier, S OBP: 0.328, SLG: 0.322 (1, 8)	1-3 SAFE FC	0-0 FC3-6		0-1 1-H 2B			0-0 L4		1-1 G1	5	1	1	2	0	1	2						
Mickey Morandini, L OBP: 0.313, SLG: 0.350 (1, 4)	2-2 G6-3	0-1 FC3-6		0-0 2-H 1B			1-1 F8			4	0	1	1	0	0	1						
John Kruk, L OBP: 0.422, SLG: 0.455 (1, 3)	4-2 1B BB	2-1 SAFE SAFE G4-3		0-1 G6-3			2-3 K			3	0	0	0	1	1	2						
Darren Daulton, L OBP: 0.382, SLG: 0.531 (1, 2)	2-0 1-2 1B		2-1 G3-1		0-1 F9			3-3 K		4	0	1	0	0	1	0						
Dave Hollins, S OBP: 0.361, SLG: 0.458 (1, 5)	3-3 K		0-1 P4		3-1 L9			0-1 G5-3		4	0	0	0	0	1	2						
Mariano Duncan, R OBP: 0.292, SLG: 0.390 (1, 7)		0-2 1B SF7		3-3 K		0-3 K		0-0 G3		4	1	1	0	0	2	0						
Tom Marsh, R OBP: 0.212, SLG: 0.287 (1, 9)		0-1 1B SF7 FC		1-2 F7		1-3 K		0-0 FC4-6 1B		4	1	2	0	0	1	0						
Juan Bell, R OBP: 0.307, SLG: 0.270 (1, 6)		2-2 SAFE SAFE SF7		2-1 F8		0-3 K		1-2 SAFE FC4-6 S		3	0	0	1	0	1	1						
Jose DeLeon, R OBP: 0.176, SLG: 0.115 (4, PH) Jim Lindeman, R OBP: 0.287, SLG: 0.345 (4, 1) Kyle Abbott, L OBP: 0.307, SLG: 0.311 (6, PH) Braley Casper, R OBP: 0.342, SLG: 0.317 (6, 1) Mike Hartley, R OBP: 0.318, SLG: 0.400 (6, PH) Jeff Grotewold, L OBP: 0.333, SLG: 0.333 (9, 1)	1-0 FC E 1B		0-2 2B 1B		0-2 2B 1B		1-3 K		0-0 F8	1	1	1	0	0	0	0						
Inning Stats	R: 0 E: 0 K: 2 S: 14	H: 1 LOB: 2 BB: 1 P: 26	R: 3 E: 1 K: 0 S: 14	H: 3 LOB: 1 BB: 0 P: 19	R: 0 E: 0 K: 1 S: 11	H: 0 LOB: 0 BB: 0 P: 16	R: 2 E: 0 K: 0 S: 13	H: 3 LOB: 1 BB: 0 P: 16	R: 0 E: 0 K: 1 S: 7	H: 0 LOB: 0 BB: 0 P: 10	R: 0 E: 0 K: 3 S: 9	H: 0 LOB: 0 BB: 0 P: 11	R: 0 E: 0 K: 1 S: 6	H: 0 LOB: 0 BB: 0 P: 9	R: 0 E: 0 K: 1 S: 7	H: 0 LOB: 0 BB: 0 P: 10	R: 0 E: 0 K: 0 S: 7	H: 1 LOB: 1 BB: 0 P: 9	1B: 6 2B: 2 HR: 0	SF: 1 SAC: 0 DP: 0 HBP: 0	WP: 0 PB: 0 SB: 1 CS: 0	PA: 37
PITCHER	IP WLS BF H R ER SO BB IBB HBP BLK WP HR S P ERA WHIP																					
Kent Bottenfield, R ERA: 3.54	(1, 1) 4.0 L 21 7 5 4 3 1 0 0 0 0 0 0 52 77 9.00 2.000																					
Sergio Valdez, R ERA: 2.35	(5, 1) 1.0 3 0 0 0 1 0 0 0 0 0 0 0 7 10 0.00 0.000																					
Brian Barnes, L ERA: 3.09	(6, 1) 2.0 6 0 0 0 4 0 0 0 0 0 0 0 15 20 0.00 0.000																					
Jeff Fassero, L ERA: 2.84	(8, 1) 1.0 3 0 0 0 1 0 0 0 0 0 0 0 7 10 0.00 0.000																					
John Wetteland, R ERA: 3.23	(9, 1) 1.0 4 1 0 0 0 0 0 0 0 0 0 0 7 9 0.00 1.000																					

Philadelphia Phillies @ Montreal Expos
Olympic Stadium, Montreal, QB
Tue Sep 22 1992, 7:05 PM EDT
Att: 11,196 - Dome - 70 F

AB 35
R 5
H 8
RBI 4
BB 1
SO 9
LOB 9



Batter	1	2	3	4	5	6	7	8	9	AB	R	H	RBI	BB	SO	LOB	BOTTOM					
Delino DeShields, L OBP: 0.364, SLG: 0.401 (1, 4)	3-1 P2		2-0 G4-6-3 1B		3-1 G4-3			2-2 G4-3		4	0	1	0	0	0	0						
Bret Barberie, S OBP: 0.370, SLG: 0.302 (5, PH) Todd Haney, R OBP: 0.316, SLG: 0.380 (6, 3)	4-2 FC6-4 BB		2-0 G4-6-3		1-1 P2			0-3 K		1	0	0	0	1	0	1						
Greg Colbrunn, R OBP: 0.316, SLG: 0.380 (6, 3)			1-2 3-H F8					0-0 G6-3		1	0	0	0	0	1							
Marquis Grissom, R OBP: 0.326, SLG: 0.430 (1, 8)	1-2 1-2 FC6-4		2-1 F8		2-2 G6-3			0-0 G6-3		4	0	0	0	0	0	1						
Larry Walker, L OBP: 0.362, SLG: 0.521 (1, 9)	0-0 F8			1-1 2B G4-3 1B		1-2 G4-3			1-3 K	4	1	1	0	0	1	1						
Ivan Calderon, R OBP: 0.316, SLG: 0.434 (1, 7)		1-1 1B		3-1 G4-3 2B		2-2 F9			1-2 F9	4	0	2	0	0	0	0						
Tim Lincecum, R OBP: 0.302, SLG: 0.341 (6, 5)		1-2 P3		1-1 G4-3			4-1 G3 WP BB		0-0 1B	3	0	1	1	1	0	2						
Wil Cordero, R OBP: 0.361, SLG: 0.414 (1, 6)		2-3 K		2-3 3-H K			2-2 F8		1-2 F8	4	0	0	0	0	2	4						
Tim Laker, R OBP: 0.282, SLG: 0.297 (1, 2) John Vander Wal, L OBP: 0.324, SLG: 0.349 (7, PH) Jeff Fassero, L OBP: 0.143, SLG: 0.286 (8, 1) John Wetteland, R OBP: 0.200, SLG: 0.200 (9, 1)	1-3 K		1-3 K		4-3 G4-3		0-0 G3			2	0	0	0	0	1	2						
Kent Bottenfield, R ERA: 4.37 Sergio Valdez, R ERA: 5.28 Spike Owen, S ERA: 3.18 Brian Barnes, L ERA: 3.18 Darrin Fletcher, L ERA: 4.14	1-0 1B G4-6-3		1-0 1B		1-1 G4-3		0-1 L9			1	1	1	0	0	0	0						
Inning Stats	R: 0 E: 0 K: 0 S: 8	H: 0 LOB: 1 BB: 1 P: 16	R: 0 E: 0 K: 2 S: 12	H: 1 LOB: 0 BB: 0 P: 17	R: 1 E: 0 K: 0 S: 5	H: 2 LOB: 0 BB: 0 P: 12	R: 1 E: 0 K: 1 S: 14	H: 2 LOB: 1 BB: 0 P: 23	R: 0 E: 0 K: 0 S: 6	H: 0 LOB: 0 BB: 0 P: 11	R: 0 E: 0 K: 0 S: 11	H: 0 LOB: 0 BB: 0 P: 16	R: 0 E: 0 K: 0 S: 9	H: 0 LOB: 1 BB: 1 P: 15	R: 0 E: 0 K: 1 S: 7	H: 0 LOB: 0 BB: 0 P: 9	R: 0 E: 0 K: 1 S: 10	H: 1 LOB: 1 BB: 0 P: 13	1B: 5 2B: 1 3B: 0 HR: 0	SF: 0 SAC: 0 DP: 1 HBP: 0	WP: 1 PB: 0 SB: 0 CS: 0	PA: 34
PITCHER	IP WLS BF H R ER SO BB IBB HBP BLK WP HR S P ERA WHIP																					
Jose DeLeon, R ERA: 4.37	(1, 1) 3.0 8 2 1 1 1 0 0 0 0 0 0 20 34 4.50 1.000																					
Kyle Abbott, L ERA: 5.28	(4, 1) 2.0 8 2 1 1 1 0 0 0 0 0 0 20 34 4.50 1.000																					
Mike Hartley, R ERA: 3.18	(6, 1) 3.0 W 10 0 0 0 1 1 0 0 0 0 1 0 27 40 0.00 0.333																					
Mitch Williams, L ERA: 4.14	(9, 1) 1.0 S 4 1 0 0 1 0 0 0 0 0 0 0 10 13 0.00 1.000																					

Philadelphia Phillies @ Montreal Expos
Olympic Stadium, Montreal, QB
Tue Sep 22 1992, 7:05 PM EDT
Att: 11,196 - Dome - 70 F

AB 32
R 2
H 6
RBI 1
BB 2
SO 5
LOB 13




Batter	1	2	3	4	5	6	7	8	9	10	AB	R	H	RBI	BB	SO	LOB	TOP			
Doug Dascenzo, S OBP: 0.308, SLG: 0.316 (1, 7)	K	F9		G6-4-3 1B			E S 1B		SH3-4		4	1	2	0	0	1	2				
Alex Arias, R OBP: 0.420, SLG: 0.400 (1, 6)	P5		P3	G6-4-3 1-2			G6-3		G6-3		5	0	0	0	0	0	3				
Mark Grace, L OBP: 0.383, SLG: 0.432 (1, 3)	BB		E 1B		F8		G4-1 1B		G3		4	1	2	1	1	0	1				
Dwight Smith, L OBP: 0.327, SLG: 0.416 Fernando Ramsey, R (10, PH) OBP: 0.182, SLG: 0.182 (10, 8)	BB		E6 BB 1B		K		G4-1		K		3	0	1	0	1	1	1				
Steve Buechele, R OBP: 0.334, SLG: 0.373 (8, 4)	K		P6		G5-3		F9		HBP		4	0	0	0	0	1	4				
Demick May, L OBP: 0.317, SLG: 0.388 Andre Dawson, R (10, PH) OBP: 0.323, SLG: 0.464 (10, 9)			BB 1B		F9		G6-3		K		4	0	2	0	0	0	0				
Rick Wilkins, L OBP: 0.351, SLG: 0.417 23 Ryne Sandberg, R (10, PH) OBP: 0.367, SLG: 0.508 Jorge Pedre, R (10, 2)		P2		BB 1B			F7		K		2	0	0	0	2	0	1				
Doug Strange, S OBP: 0.253, SLG: 0.213 Paul Assenmacher, L (8, 1) Bob Scanlan, R (8, 1) Chuck McElroy, L (10, 1) OBP: 0.667, SLG: 1.333		P5		BB			F9		K		4	0	0	0	0	1	5				
Frank Castillo, R OBP: 0.143, SLG: 0.100 Luis Salazar, R OBP: 0.245, SLG: 0.301 (8, 5)				F9			G4-3		SH3-4 BB		2	0	0	0	1	0	1				
Inning Stats	R: 0 E: 0 K: 2 S: 7	H: 0 LOB: 2 BB: 2 P: 17	R: 0 E: 0 K: 0 S: 11	H: 1 LOB: 2 BB: 1 P: 19	R: 1 E: 1 K: 0 S: 17	H: 3 LOB: 3 BB: 1 P: 29	R: 0 E: 0 K: 0 S: 7	H: 1 LOB: 0 BB: 0 P: 11	R: 0 E: 0 K: 1 S: 6	H: 0 LOB: 0 BB: 0 P: 7	R: 0 E: 0 K: 1 S: 8	H: 2 LOB: 1 BB: 0 P: 21	R: 0 E: 0 K: 1 S: 7	H: 0 LOB: 0 BB: 0 P: 11	R: 0 E: 0 K: 0 S: 8	H: 0 LOB: 1 BB: 1 P: 13	R: 0 E: 0 K: 3 S: 10	H: 0 LOB: 1 BB: 0 P: 18	1B: 7 2B: 0 3B: 0 HR: 0	SF: 0 SAC: 1 DP: 1 HBP: 1	WP: 0 PA: 43
PITCHER	IP 7.0	WLS 3	BF 32	H 7	R 2	ER 2	SO 3	BB 5	IBB 0	HBP 0	BLK 0	WP 0	HR 0	S 69	P 117	ERA 2.57	WHIP 1.714				
Tommy Greene, R ERA: 4.79																					
Greg Mathews, L ERA: 5.28																					
Mitch Williams, L ERA: 4.03																					

Chicago Cubs @ Philadelphia Phillies
Veterans Stadium, Philadelphia, PA
Thu Sep 24 1992, 7:05 PM EDT
Att. 12,963 - Cloudy - 60 F

livebaseballscores.com

AB 35
R 2
H 7
RBI 1
BB 6
SO 7
LOB 20




Batter	1	2	3	4	5	6	7	8	9	10	AB	R	H	RBI	BB	SO	LOB	BOTTOM					
Stan Javier, S OBP: 0.327, SLG: 0.316 (1, 8)	K			G4-3				HBP S HBP 1B	FC6-4		5	1	1	0	0	2	2						
Mickey Morandini, L OBP: 0.313, SLG: 0.357 (1, 4)	K			S 1B			FC4-6 1-2r	F8		F7		5	0	1	0	0	1	2					
John Kruk, L OBP: 0.423, SLG: 0.458 (1, 3)	G6-3			BB			K	HBP HBP BB		G4-3		3	0	0	0	2	1	1					
Darren Daulton, L OBP: 0.384, SLG: 0.529 (1, 2)		G3		F7			L9	HBP HBP		HBP 1B		4	1	1	0	0	2						
Dave Hollins, S OBP: 0.363, SLG: 0.456 Joe Milette, R (10, PR) OBP: 0.268, SLG: 0.200		G4-3		F7						HBP 1B		3	0	1	1	0	0	2					
Tom Marsh, R OBP: 0.221, SLG: 0.316 Mitch Williams, L (9, 1) OBP: 0.333, SLG: 0.333 Ricky Jordan, R (10, PH) OBP: 0.275, SLG: 0.371		P5					K	HBP		F7		4	0	0	0	0	2	4					
Ruben Amaro Jr, S OBP: 0.299, SLG: 0.323 (1, 7)				F9			G4-3			G3		4	0	0	0	0	1	1					
Juan Bell, R OBP: 0.296, SLG: 0.286 (1, 6)				P5			K	IHR		P5		4	1	1	1	0	1	0					
Tommy Greene, R OBP: 0.143, SLG: 0.143 Greg Mathews, L (8, 1) Jeff Grotewold, L (8, PH) OBP: 0.310, SLG: 0.387 Braulio Castillo, R (9, 9) OBP: 0.167, SLG: 0.317				K				FC4-6 1B		K		2	0	1	0	0	1	0					
Inning Stats	R: 0 E: 0 K: 2 S: 8	H: 0 LOB: 0 BB: 0 P: 11	R: 0 E: 0 K: 0 S: 7	H: 0 LOB: 0 BB: 0 P: 12	R: 0 E: 0 K: 1 S: 8	H: 0 LOB: 0 BB: 0 P: 11	R: 0 E: 0 K: 0 S: 14	H: 1 LOB: 2 BB: 1 P: 22	R: 0 E: 0 K: 2 S: 8	H: 0 LOB: 0 BB: 0 P: 12	R: 0 E: 0 K: 2 S: 10	H: 1 LOB: 1 BB: 0 P: 14	R: 0 E: 0 K: 1 S: 9	H: 1 LOB: 1 BB: 0 P: 16	R: 2 E: 0 K: 1 S: 17	H: 2 LOB: 3 BB: 1 P: 31	R: 0 E: 0 K: 1 S: 9	H: 0 LOB: 1 BB: 1 P: 17	R: 1 E: 0 K: 0 S: 9	H: 2 LOB: 2 BB: 0 P: 15	1B: 6 2B: 0 3B: 0 HR: 1	SF: 0 SAC: 0 DP: 0 HBP: 3	WP: 0 PA: 42
PITCHER	IP 7.1	WLS 4	BF 28	H 5	R 2	ER 2	SO 9	BB 1	IBB 0	HBP 2	BLK 0	WP 0	HR 0	S 72	P 111	ERA 2.46	WHIP 0.818						
Frank Castillo, R ERA: 3.55																							
Paul Assenmacher, L ERA: 4.15																							
Bob Scanlan, R ERA: 2.89																							
Chuck McElroy, L ERA: 3.64																							

Chicago Cubs @ Philadelphia Phillies
Veterans Stadium, Philadelphia, PA
Thu Sep 24 1992, 7:05 PM EDT
Att. 12,963 - Cloudy - 60 F

livebaseballscores.com

AB 36
R 3
H 7
RBI 3
BB 3
SO 10
LOB 14



Batter	1	2	3	4	5	6	7	8	9	AB	R	H	RBI	BB	SO	LOB	TOP					
Chuck Carr, S (1, 9) OBP: 0.320, SLG: 0.279 Frank DiPino, L (8, 1) OBP: 1.000, SLG: 1.000 Bob McClure, R (8, 1)	G3		G4-3		F7			CS BB		3	0	0	0	1	0	1	St. Louis Cardinals @ Philadelphia Phillies Veterans Stadium, Philadelphia, PA Sat Sep 26 1992, 7:05 PM EDT Cloudy - 66 F					
Ozzie Smith, S (1, 6) OBP: 0.367, SLG: 0.343	CS BB		G4-3			K		CS	G6-4-3 1B	3	0	1	0	1	1	0						
Ray Lankford, L (1, 8) OBP: 0.373, SLG: 0.481	K		F7			G5-3			F7	4	0	0	0	0	1	2						
Todd Zeile, R (1, 5) OBP: 0.352, SLG: 0.368		1B FC4-6 BB		G6-3		K			G6-4-3	3	1	0	0	1	1	1						
Rod Brewer, L (1, 3) OBP: 0.349, SLG: 0.329	F8			P7			L8			3	0	0	0	0	0	1						
Bernard Gilkey, R (1, 7) OBP: 0.363, SLG: 0.422	FC4-6 1B		G6-3				P4			3	0	1	0	0	0	0						
Geronimo Pena, S (1, 4) OBP: 0.398, SLG: 0.505	FC4-6 1B				G3		L7			3	0	1	0	0	0	0						
Rich Gedman, L (1, 2) OBP: 0.293, SLG: 0.276	FC4-6				F7			F7		3	0	1	1	0	0	2						
Joe Magrane, R (1, 1) OBP: 0.222, SLG: 0.556 Cris Carpenter, R (7, 1) OBP: 0.333, SLG: 0.333 Milt Thompson, L (8, PH) OBP: 0.350, SLG: 0.410 (8, 9)	K				F7			K		2	0	0	0	0	1	3						
Inning Stats	R: 0 E: 0 K: 1 S: 5	H: 0 LOB: 1 BB: 1 P: 12	R: 1 E: 0 K: 1 S: 12	H: 2 LOB: 2 BB: 1 P: 20	R: 0 E: 0 K: 0 S: 5	H: 0 LOB: 0 BB: 0 P: 5	R: 0 E: 0 K: 0 S: 5	H: 0 LOB: 0 BB: 0 P: 7	R: 0 E: 0 K: 0 S: 12	H: 1 LOB: 1 BB: 0 P: 15	R: 0 E: 0 K: 2 S: 9	H: 0 LOB: 0 BB: 0 P: 13	R: 0 E: 0 K: 0 S: 3	H: 0 LOB: 0 BB: 0 P: 5	R: 0 E: 0 K: 1 S: 6	H: 0 LOB: 0 BB: 1 P: 11		R: 0 E: 0 K: 0 S: 10	H: 1 LOB: 0 BB: 0 P: 12	1B: 4 2B: 1 3B: 0 HR: 0	SF: 0 SAC: 0 DP: 2 HBP: 0	WP: 0 PB: 0 SB: 0 CS: 2
PITCHER Curt Schilling, R (1, 1) ERA: 2.35	IP: 9.0 WLS: W BF: 31 H: 4 R: 1 ER: 1 SO: 5	BB: 3 IBB: 0 HBP: 0 BLK: 0	WP: 0 HR: 0 S: 67 P: 100	ERA: 1.00 WHIP: 0.778											PITCHER IP: WLS: BF: H: R: ER: SO: BB: IBB: HBP: BLK: WP: HR: S: P: ERA: WHIP							

AB	28
R	1
H	4
RBI	1
BB	3
SO	5
LOB	10



Batter	1	2	3	4	5	6	7	8	9	AB	R	H	RBI	BB	SO	LOB	BOTTOM			
Stan Javier, S (1, 8) OBP: 0.329, SLG: 0.319	G6-3		F8		G3 1B		SH5-3 E 1B			4	1	2	0	0	0	1	St. Louis Cardinals @ Philadelphia Phillies Veterans Stadium, Philadelphia, PA Sat Sep 26 1992, 7:05 PM EDT Cloudy - 66 F			
Mickey Morandini, L (1, 4) OBP: 0.313, SLG: 0.357	G6-3		PB 1B		G3		SH5-3			3	0	1	1	0	0	1				
Dave Hollins, S (1, 5) OBP: 0.364, SLG: 0.455	F7		3-H BB		BB		E4			2	0	0	0	2	0	0				
Darren Daulton, L (1, 2) OBP: 0.384, SLG: 0.526	G4-3		K		P6		BB			3	0	0	0	1	1	4				
Ricky Jordan, R (1, 3) OBP: 0.279, SLG: 0.373	FC5-4 1B				P6		SH1-4 1B		P3	4	1	2	0	0	0	2				
Ruben Amaro Jr, S (1, 7) OBP: 0.297, SLG: 0.320	FC5-4 FC6-4				G5-3		SH1-4		G3-1	3	0	0	0	0	0	3				
Braulio Castillo, R (1, 9) OBP: 0.152, SLG: 0.289	FC6-4				E6		G4-3		G4-3	4	0	0	0	0	0	2				
Juan Bell, R (1, 6) OBP: 0.295, SLG: 0.285			K		F9		2-H 1B		F7	4	0	1	1	0	1	1				
Curt Schilling, R (1, 1) OBP: 0.175, SLG: 0.177			F8 WP 1B		G4-3		K		K	4	1	1	0	0	2	1				
Inning Stats	R: 0 E: 0 K: 0 S: 8	H: 0 LOB: 0 BB: 0 P: 12	R: 0 E: 0 K: 0 S: 5	H: 1 LOB: 1 BB: 0 P: 10	R: 1 E: 0 K: 2 S: 12	H: 2 LOB: 2 BB: 1 P: 22	R: 0 E: 1 K: 0 S: 7	H: 0 LOB: 1 BB: 0 P: 15	R: 0 E: 0 K: 0 S: 22	H: 1 LOB: 2 BB: 1 P: 34	R: 1 E: 0 K: 1 S: 13	H: 2 LOB: 1 BB: 0 P: 21	R: 1 E: 1 K: 0 S: 8	H: 1 LOB: 2 BB: 1 P: 12	R: 0 E: 0 K: 1 S: 10	H: 0 LOB: 0 BB: 0 P: 15		1B: 7 2B: 0 3B: 0 HR: 0	SF: 0 SAC: 2 DP: 0 HBP: 0	WP: 1 PB: 1 SB: 0 CS: 0
PITCHER Joe Magrane, L (1, 1) ERA: 4.44 Cris Carpenter, R (7, 1) ERA: 3.05 Frank DiPino, L (8, 1) ERA: 1.64 Bob McClure, L (8, 1) ERA: 3.02	IP: 6.1 WLS: L BF: 31 H: 7 R: 3 ER: 2 SO: 3	BB: 3 IBB: 0 HBP: 0 BLK: 0	WP: 1 HR: 0 S: 73 P: 124	ERA: 2.84 WHIP: 1.579											PITCHER IP: WLS: BF: H: R: ER: SO: BB: IBB: HBP: BLK: WP: HR: S: P: ERA: WHIP					

AB	31
R	3
H	7
RBI	2
BB	3
SO	4
LOB	15




Batter	1	2	3	4	5	6	7	8	9	AB	R	H	RBI	BB	SO	LOB	TOP										
Gerónimo Peña, S (1, 4) OBP: 0.395, SLG: 0.497	G1-3							P6		3	0	0	0	1	0	0	St. Louis Cardinals @ Philadelphia Phillies Veterans Stadium, Philadelphia, PA Sat Sep 26 1992, 7:05 PM EDT Att: 16,189 - Cloudy - 64 F										
Luis Alicaes, S (1, 6) OBP: 0.316, SLG: 0.369	F7		F9				F7	K		4	0	0	0	0	1	1											
Ray Lankford, L (1, 8) OBP: 0.373, SLG: 0.479 Chuck Carr, S (8, 8) OBP: 0.314, SLG: 0.273	K		P6				G6-4-3 BB		G4-3	2	0	0	0	1	1	1											
Felix Jose, S (1, 9) OBP: 0.344, SLG: 0.441		1B	F8				G6-4-3		1B WP 1B	4	0	2	0	0	0	2											
Tracy Woodson, R (1, 5) OBP: 0.343, SLG: 0.413		E BB 1B				G4-3		L9		3	0	1	0	1	0	0											
Rod Brewer, L (1, 7) OBP: 0.356, SLG: 0.342		E BB				F9		F9		3	0	1	0	1	0	2											
Stan Royer, R (1, 3) OBP: 0.412, SLG: 0.667		K				K		F9		3	0	0	0	0	2	3											
Tom Pagnozzi, R (1, 2) OBP: 0.289, SLG: 0.361	E5					K		F8		4	0	0	0	0	2	6											
Donovan Osborne, S (1, 1) OBP: 0.125, SLG: 0.161 Bob McClure, R (7, 1) Rex Hudler, R (7, 7) OBP: 0.265, SLG: 0.378 Gerald Perry, L (9, PH) OBP: 0.313, SLG: 0.317	K					G3			G6-3	2	0	0	0	0	1	3											
Inning Stats	R: 0 E: 0 K: 1 S: 7	H: 0 LOB: 0 BB: 0 P: 9	R: 0 E: 1 K: 2 S: 18	H: 2 LOB: 3 BB: 1 P: 31	R: 0 E: 0 K: 0 S: 6	H: 0 LOB: 1 BB: 1 P: 12	R: 0 E: 0 K: 1 S: 7	H: 0 LOB: 0 BB: 0 P: 8	R: 0 E: 0 K: 1 S: 11	H: 0 LOB: 0 BB: 0 P: 14	R: 0 E: 0 K: 0 S: 5	H: 0 LOB: 0 BB: 1 P: 11	R: 0 E: 0 K: 1 S: 9	H: 1 LOB: 1 BB: 0 P: 14	R: 0 E: 0 K: 1 S: 8	H: 0 LOB: 0 BB: 0 P: 14		R: 0 E: 0 K: 1 S: 11	H: 2 LOB: 3 BB: 1 P: 17	1B: 4 2B: 1 3B: 0 HR: 0	SF: 0 SAC: 0 DP: 1 HBP: 0	WP: 1 PB: 0 SB: 0 CS: 0	PA: 35				
PITCHER	IP	WLS	BF	H	R	ER	SO	BB	IBB	HBP	BLK	WP	HR	S	P	ERA	WHIP										
Ben Rivera, R (1, 1) ERA: 3.18	9.0	W	35	5	0	0	7	4	0	0	0	1	0	82	130	0.00	1.000										

Batter	1	2	3	4	5	6	7	8	9	AB	R	H	RBI	BB	SO	LOB	BOTTOM										
Stan Javier, S (1, 8) OBP: 0.333, SLG: 0.325	B5-6-3 1B		S 2B BB			P4	P6			4	2	2	0	1	0	3	St. Louis Cardinals @ Philadelphia Phillies Veterans Stadium, Philadelphia, PA Sat Sep 26 1992, 7:05 PM EDT Att: 16,189 - Cloudy - 64 F										
Mickey Morandini, L (1, 4) OBP: 0.309, SLG: 0.352	B5-6-3 1-2		G6-3		G1-3	G3	K			5	0	0	0	0	1	7											
Dave Hollins, S (1, 5) OBP: 0.367, SLG: 0.460 Joe Milette, R (8, 5) OBP: 0.268, SLG: 0.200	E 1B		1B 2B		1B FC4-2 IBB					4	2	3	1	1	0	3											
Ricky Jordan, R (1, 3) OBP: 0.282, SLG: 0.374	E4				FC4-2 E IBB					5	2	2	1	0	1	4											
Todd Pratt, R (1, 2) OBP: 0.351, SLG: 0.471	G4-3		G5-3		E6 3B 1B					4	2	2	1	1	0	4											
Jim Lindeman, R (1, 9) OBP: 0.297, SLG: 0.353 Braulio Castillo, R (7, PR) OBP: 0.170, SLG: 0.304		P3			P3	E6 3B				4	1	1	0	0	0	1											
Ruben Amaro Jr, S (1, 7) OBP: 0.301, SLG: 0.336		P4			F7-2 3B					5	0	3	4	0	0	2											
Juan Bell, R (1, 6) OBP: 0.299, SLG: 0.278		P5			F7-2 3H					3	0	0	0	1	0	2											
Ben Rivera, R (1, 1) OBP: 0.152, SLG: 0.097			G4-3			P5	E6 FC5-4		F7	5	0	1	1	0	0	5											
Inning Stats	R: 0 E: 1 K: 0 S: 10	H: 2 LOB: 2 BB: 0 P: 14	R: 0 E: 0 K: 0 S: 10	H: 0 LOB: 0 BB: 0 P: 18	R: 1 E: 0 K: 0 S: 11	H: 2 LOB: 2 BB: 1 P: 19	R: 0 E: 0 K: 0 S: 4	H: 1 LOB: 0 BB: 0 P: 7	R: 5 E: 2 K: 0 S: 18	H: 4 LOB: 1 BB: 1 P: 29	R: 0 E: 0 K: 0 S: 4	H: 0 LOB: 0 BB: 0 P: 5	R: 4 E: 1 K: 1 S: 25	H: 4 LOB: 3 BB: 2 P: 40	R: 0 E: 0 K: 1 S: 11	H: 2 LOB: 3 BB: 0 P: 16		1B: 10 2B: 4 3B: 2 HR: 0	SF: 0 SAC: 0 DP: 2 HBP: 1	WP: 0 PB: 0 SB: 1 CS: 0	PA: 45						
PITCHER	IP	WLS	BF	H	R	ER	SO	BB	IBB	HBP	BLK	WP	HR	S	P	ERA	WHIP										
Donovan Osborne, L (1, 1) ERA: 3.87 Bob McClure, L (7, 1) ERA: 3.25	6.0	L	31	11	8	4	0	1	0	0	0	0	0	61	97	6.00	2.000										

Batter	1	2	3	4	5	6	7	8	9	AB	R	H	RBI	BB	SO	LOB	TOP					
Chuck Carr, S OBP: 0.321, SLG: 0.271 (1, 8)	F7	1-0				F8		G5-3		4	0	1	1	1	1	0	2					
Ozzie Smith, S OBP: 0.366, SLG: 0.341 (1, 6)	F8	2-0				F9		G6-3		5	1	1	0	0	0	2						
Bernard Gilkey, R OBP: 0.361, SLG: 0.427 (1, 7)	P3					G6-4-3		HR		5	1	1	2	0	0	1						
Felix Jose, S OBP: 0.346, SLG: 0.441 Rex Hudler, R OBP: 0.295, SLG: 0.378 (9, 9)		G4-3				G6-3		1B		4	1	2	0	1	0	0						
Todd Zeile, R OBP: 0.353, SLG: 0.369 (1, 5)		BB				F8		L9		5	2	2	0	0	1	2						
Rod Brewer, L OBP: 0.370, SLG: 0.349 (1, 3)		BB				P5		WP		4	1	2	0	1	0	1						
Tom Pagnozzi, R OBP: 0.289, SLG: 0.360 (1, 2)		P8				G6-3		K		4	0	1	2	0	1	4						
Tim Jones, L OBP: 0.255, SLG: 0.225 (1, 4)		E						K		3	1	1	0	1	1	4						
Rheal Cormier, L OBP: 0.105, SLG: 0.140 (1, 1)		E9				K		P6		4	1	0	0	0	2	3						
Inning Stats	R: 0 E: 0 K: 0 S: 10	H: 0 LOB: 0 BB: 0 P: 16	R: 4 E: 1 K: 0 S: 17	H: 2 LOB: 1 BB: 2 P: 31	R: 0 E: 0 K: 0 S: 6	H: 0 LOB: 0 BB: 0 P: 6	R: 0 E: 0 K: 1 S: 11	H: 1 LOB: 1 BB: 0 P: 16	R: 0 E: 0 K: 0 S: 4	H: 0 LOB: 0 BB: 1 P: 10	R: 2 E: 1 K: 1 S: 15	H: 4 LOB: 2 BB: 0 P: 21	R: 2 E: 0 K: 1 S: 14	H: 4 LOB: 2 BB: 0 P: 26	R: 0 E: 0 K: 1 S: 8	H: 0 LOB: 0 BB: 0 P: 12	R: 0 E: 0 K: 1 S: 9	H: 0 LOB: 1 BB: 1 P: 17	1B: 9 2B: 1 3B: 0 HR: 1	SF: 0 SAC: 0 DP: 1 HBP: 0	WP: 1 PB: 0 SB: 0 CS: 0	PA: 42
PITCHER	IP	WLS	BF	H	R	ER	SO	BB	IBB	HBP	BLK	WP	HR	S	P	ERA	WHIP					
Brad Brink, R ERA: 4.35 (1, 1)	5.0	L	25	7	6	2	1	3	0	0	0	0	0	54	89	3.60	2.000					
Kyle Abbott, L ERA: 5.3 (6, 1)	3.0		13	4	2	2	3	0	0	0	0	1	1	31	49	6.00	1.333					
Bob Ayrault, R ERA: 3.43 (9, 1)	1.0		4	0	0	0	1	1	0	0	0	0	0	9	17	0.00	1.000					

St. Louis Cardinals @ Philadelphia Phillies
Veterans Stadium, Philadelphia, PA
 Sun Sep 27 1992, 3:33 AM EDT
 Cloudy - 73 F


AB	38
R	8
H	11
RBI	5
BB	4
SO	5
LOB	19



Batter	1	2	3	4	5	6	7	8	9	AB	R	H	RBI	BB	SO	LOB	BOTTOM					
Stan Javier, S OBP: 0.329, SLG: 0.320 (1, 8)	F9					P6		G6-3		4	0	0	0	0	0	0						
Mariano Duncan, R OBP: 0.289, SLG: 0.387 (1, 4)	K					F9		G5-3		4	0	0	0	0	2	0						
Dave Hollins, S OBP: 0.366, SLG: 0.459 (1, 5)	E6					K		K		4	1	1	0	0	2	0						
Ricky Jordan, R OBP: 0.285, SLG: 0.380 (1, 3)	WP					K		FC6-4		4	0	2	0	0	1	1						
Todd Pratt, R OBP: 0.341, SLG: 0.447 (1, 2)	G5-3					L9		2B		4	0	1	0	0	1	2						
Tom Marsh, R OBP: 0.216, SLG: 0.308 (1, 9)						K		F9		3	0	0	0	0	2	1						
Ruben Amaro Jr, S OBP: 0.107, SLG: 0.111 (1, 7)	F9					E5		G6-4-3		3	0	0	0	0	0	1						
Juan Bell, R OBP: 0.293, SLG: 0.271 (1, 6)	P9					FC6-4		F7		3	0	0	0	0	0	1						
Brad Brink, R OBP: 0.154, SLG: 0.083 Kyle Abbott, L OBP: 0.107, SLG: 0.111 Jim Lindeman, R OBP: 0.289, SLG: 0.343 Bob Ayrault, R (9, 1)						K		G6-3		2	0	0	0	0	2	1						
Inning Stats	R: 1 E: 1 K: 1 S: 9	H: 1 LOB: 1 BB: 0 P: 11	R: 0 E: 0 K: 1 S: 7	H: 0 LOB: 0 BB: 0 P: 10	R: 0 E: 0 K: 2 S: 14	H: 0 LOB: 0 BB: 0 P: 17	R: 0 E: 0 K: 2 S: 8	H: 0 LOB: 0 BB: 0 P: 11	R: 0 E: 1 K: 0 S: 12	H: 0 LOB: 1 BB: 0 P: 18	R: 0 E: 0 K: 0 S: 9	H: 1 LOB: 1 BB: 0 P: 14	R: 0 E: 0 K: 0 S: 6	H: 1 LOB: 0 BB: 0 P: 9	R: 0 E: 0 K: 0 S: 5	H: 0 LOB: 0 BB: 0 P: 7	R: 0 E: 0 K: 2 S: 9	H: 1 LOB: 1 BB: 0 P: 14	1B: 3 2B: 1 3B: 0 HR: 0	SF: 0 SAC: 0 DP: 1 HBP: 0	WP: 1 PB: 0 SB: 0 CS: 0	PA: 32
PITCHER	IP	WLS	BF	H	R	ER	SO	BB	IBB	HBP	BLK	WP	HR	S	P	ERA	WHIP					
Rheal Cormier, L ERA: 3.65 (1, 1)	9.0	W	32	4	1	0	10	0	0	0	0	1	0	79	111	0.00	0.444					

St. Louis Cardinals @ Philadelphia Phillies
Veterans Stadium, Philadelphia, PA
 Sun Sep 27 1992, 3:33 AM EDT
 Cloudy - 73 F

AB	32
R	1
H	4
RBI	0
BB	0
SO	10
LOB	7



Batter	1	2	3	4	5	6	7	8	9	AB	R	H	RBI	BB	SO	LOB	TOP										
Chuck Carr, S OBP: 0.328, SLG: 0.269 (1, 8)										4	1	1	0	1	1	3	St. Louis Cardinals @ Philadelphia Phillies Veterans Stadium, Philadelphia, PA Sun Sep 27 1992, 7:05 PM EDT Att: 20,274 - Cloudy - 72 F										
Geronimo Pena, S OBP: 0.395, SLG: 0.495 (1, 4)										5	0	2	1	0	2	2											
Milt Thompson, L OBP: 0.348, SLG: 0.407 Mike Perez, R (7, 1)										4	1	1	0	0	0	2											
Bob McClure, R (7, 1)										0	0	0	0	0	0	0											
Bryn Smith, R (8, 1)										0	0	0	0	0	0	0											
Felix Jose, S OBP: 0.345, SLG: 0.440 (1, 9)										4	1	1	0	0	0	1											
Andres Galarraga, R OBP: 0.282, SLG: 0.391 (1, 3)										2	2	1	2	1	1	0											
Tracy Woodson, R OBP: 0.348, SLG: 0.426 (1, 5)										4	0	2	1	0	0	1											
Rich Gedman, L OBP: 0.291, SLG: 0.275 (1, 2)										4	0	1	1	0	0	2											
Bien Figueroa, R OBP: 0.273, SLG: 0.300 Craig Wilson, R OBP: 0.369, SLG: 0.368 Tim Jones, L OBP: 0.255, SLG: 0.225 (9, PH)										2	0	0	0	1	0	1											
Mark Clark, R OBP: 0.139, SLG: 0.139 Cris Carpenter, R OBP: 0.333, SLG: 0.333 Luis Alicea, S OBP: 0.318, SLG: 0.369 Bernard Gilkey, R OBP: 0.360, SLG: 0.426 (7, PH)										0	0	0	0	1	0	0											
Inning Stats	R: 0 E: 0 K: 1 S: 9	H: 1 LOB: 1 BB: 0 P: 12	R: 1 E: 0 K: 0 S: 6	H: 1 LOB: 2 BB: 2 P: 16	R: 0 E: 0 K: 1 S: 7	H: 0 LOB: 0 BB: 0 P: 10	R: 1 E: 0 K: 0 S: 6	H: 1 LOB: 0 BB: 0 P: 10	R: 0 E: 0 K: 1 S: 9	H: 1 LOB: 0 BB: 0 P: 14	R: 2 E: 0 K: 0 S: 12	H: 3 LOB: 1 BB: 0 P: 20	R: 1 E: 0 K: 0 S: 9	H: 1 LOB: 0 BB: 2 P: 20	R: 0 E: 0 K: 1 S: 9	H: 1 LOB: 1 BB: 0 P: 14	R: 0 E: 0 K: 1 S: 11	H: 0 LOB: 1 BB: 1 P: 17	1B: 7 2B: 1 3B: 0 HR: 1	SF: 1 SAC: 1 DP: 0 HBP: 0	WP: 1 PB: 0 SB: 2 CS: 4	PA: 39					
PITCHER	IP	WLS	BF	H	R	ER	SO	BB	IBB	HBP	BLK	WP	HR	S	P	ERA	WHIP										
Andy Ashby, R ERA: 7.54 (1, 1)	5.0		22	6	4	4	3	2	0	0	0	0	1	41	69	7.20	1.600										
Keith Shepherd, R ERA: 2.12 (6, 1)	2.0		8	2	1	1	0	2	0	0	0	1	0	17	33	4.50	2.000										
Mike Hartley, R ERA: 3.12 (8, 1)	1.0	W	4	1	0	0	1	0	0	0	0	0	0	9	14	0.00	1.000										
Mitch Williams, L ERA: 3.97 (9, 1)	1.0	S	4	0	0	0	1	1	0	0	0	0	0	11	17	0.00	1.000										

Batter	1	2	3	4	5	6	7	8	9	AB	R	H	RBI	BB	SO	LOB	BOTTOM											
Stan Javier, S OBP: 0.330, SLG: 0.323 (1, 8)										4	1	2	1	0	0	2	St. Louis Cardinals @ Philadelphia Phillies Veterans Stadium, Philadelphia, PA Sun Sep 27 1992, 7:05 PM EDT Att: 20,274 - Cloudy - 72 F											
Mickey Morandini, L OBP: 0.330, SLG: 0.353 (1, 4)										5	0	2	0	0	1	1												
Dave Hollins, S OBP: 0.367, SLG: 0.456 (1, 5)										3	1	0	0	1	0	3												
Darren Daulton, L OBP: 0.387, SLG: 0.531 (1, 2)										3	1	2	1	2	0	3												
Ricky Jordan, R OBP: 0.291, SLG: 0.382 (1, 3)										4	0	2	1	1	1	2												
Ruben Amaro Jr, S OBP: 0.300, SLG: 0.334 (1, 7)										2	0	1	1	1	0	2												
Braulio Castillo, R OBP: 0.212, SLG: 0.353 (1, 9)										5	3	3	0	0	0	4												
Joe Milette, R OBP: 0.270, SLG: 0.206 Jim Lindeman, R OBP: 0.308, SLG: 0.361 Mitch Williams, L OBP: 0.333, SLG: 0.333 (8, PH)										3	0	1	0	0	1	1												
Andy Ashby, R ERA: 7.54 (1, 1)	5.0		22	6	4	4	3	2	0	0	0	0	1	41	69	7.20		1.600										
Keith Shepherd, R ERA: 2.12 (6, 1)	2.0		8	2	1	1	0	2	0	0	0	1	0	17	33	4.50		2.000										
Mike Hartley, R ERA: 3.12 (8, 1)	1.0	W	4	1	0	0	1	0	0	0	0	0	0	9	14	0.00	1.000											
Mitch Williams, L ERA: 3.97 (9, 1)	1.0	S	4	0	0	0	1	1	0	0	0	0	0	11	17	0.00	1.000											
Inning Stats	R: 1 E: 0 K: 1 S: 11	H: 2 LOB: 1 BB: 0 P: 16	R: 0 E: 0 K: 0 S: 9	H: 1 LOB: 1 BB: 0 P: 13	R: 1 E: 0 K: 1 S: 11	H: 1 LOB: 3 BB: 3 P: 26	R: 0 E: 0 K: 2 S: 17	H: 2 LOB: 2 BB: 0 P: 22	R: 2 E: 0 K: 0 S: 13	H: 4 LOB: 2 BB: 0 P: 20	R: 0 E: 0 K: 0 S: 7	H: 0 LOB: 2 BB: 2 P: 19	R: 1 E: 0 K: 0 S: 14	H: 2 LOB: 3 BB: 1 P: 24	R: 1 E: 0 K: 1 S: 9	H: 3 LOB: 1 BB: 0 P: 15	1B: 11 2B: 4 3B: 0 HR: 0	SF: 2 SAC: 2 DP: 0 HBP: 1	WP: 0 PB: 0 SB: 1 CS: 0	PA: 45								
PITCHER	IP	WLS	BF	H	R	ER	SO	BB	IBB	HBP	BLK	WP	HR	S	P	ERA	WHIP											
Mark Clark, R ERA: 4.45 (1, 1)	4.2		27	10	4	4	4	3	0	0	0	0	0	8	20	0.00	1.500											
Cris Carpenter, R ERA: 3.0 (5, 1)	1.1		6	0	0	0	0	2	0	0	0	0	0	8	20	0.00	1.500											
Mike Perez, R ERA: 1.87 (7, 1)	0.2		6	2	1	1	0	1	0	1	0	0	0	11	19	13.50	4.500											
Bob McClure, L ERA: 3.23 (7, 1)	0.1		1	0	0	0	0	0	0	0	0	0	0	3	5	0.00	0.000											
Bryn Smith, R ERA: 5.12 (8, 1)	1.0	L	5	3	1	1	1	0	0	0	0	0	0	9	15	9.00	3.000											

AB	31
R	5
H	9
RBI	5
BB	5
SO	5
LOB	13



AB	34
R	6
H	15
RBI	6
BB	6
SO	5
LOB	20




Batter	1	2	3	4	5	6	7	8	9	AB	R	H	RBI	BB	SO	LOB	TOP								
Stan Javier, S OBP: 0.326, SLG: 0.316	E6 SF9		1-1 1B	1-0 F9		3-2 G3		0-1 F8		5	2	1	0	0	0	1									
Mickey Morandini, L OBP: 0.309, SLG: 0.351	1-1 SF9		0-2 1B	2-0 G4-3			2-2 G1-3		2-1 G4-3	4	0	1	1	0	0	0									
Dave Hollins, S OBP: 0.370, SLG: 0.466	2-3 K		0-1 2B	2-2 G6-3			0-0 1B		2-0 L6-4	5	1	3	1	0	1	0									
Ricky Jordan, R OBP: 0.303, SLG: 0.398	1-0 1B		1-1 1B		1-0 FC6-4		2-3 K		0-0 L6-4	5	1	3	1	0	1	2									
Todd Pratt, R OBP: 0.356, SLG: 0.439	1-3 K		2-1 2B		1-3 K		4-2 K			3	1	1	1	1	2	2									
Mariano Duncan, R OBP: 0.290, SLG: 0.388		1-2 G4-3	0-1 2B		0-0 F9		1-3 K			4	1	1	0	0	1	3									
Ruben Amaro Jr, S OBP: 0.307, SLG: 0.346	1-0 F7		0-1 G4-3		1-2 FC6-4			1-0 SH2-4		4	0	2	2	0	0	1									
Braulio Castillo, R OBP: 0.233, SLG: 0.397	3-2 HR		2-2 G4-3		1-2 G5-3			0-3 K		4	1	1	1	0	1	2									
Greg Mathews, R Mike Hartley, R Keith Shepherd, R	0-3 K		2-3 K		0-0 G6-3			0-0 SH2-4		3	0	0	0	0	2	1									
Inning Stats	R: 1 E: 2 K: 2 S: 13	H: 1 LOB: 1 BB: 0 P: 20	R: 1 E: 0 K: 1 S: 13	H: 1 LOB: 0 BB: 0 P: 18	R: 5 E: 0 K: 1 S: 22	H: 7 LOB: 1 BB: 0 P: 30	R: 0 E: 0 K: 0 S: 7	H: 0 LOB: 0 BB: 0 P: 12	R: 0 E: 0 K: 1 S: 8	H: 1 LOB: 1 BB: 0 P: 11	R: 0 E: 0 K: 0 S: 7	H: 0 LOB: 0 BB: 0 P: 11	R: 0 E: 0 K: 2 S: 14	H: 1 LOB: 2 BB: 1 P: 23	R: 0 E: 0 K: 1 S: 8	H: 1 LOB: 0 BB: 0 P: 9	R: 0 E: 0 K: 0 S: 4	H: 1 LOB: 0 BB: 0 P: 8	1B: 8 2B: 5 3B: 0 HR: 1	SF: 1 SAC: 1 DP: 1 HBP: 0	WP: 0 PB: 0 SB: 0 CS: 2	PA: 40			
PITCHER	IP	WLS	BF	H	R	ER	SO	BB	IBB	HBP	BLK	WP	HR	S	P	ERA	WHIP								
Joe Vitko, R ERA: 13.5	2.1	L	14	7	6	5	3	0	0	0	0	0	1	37	53	19.29	3.000								
Eric Hillman, L ERA: 5.33	3.2		14	3	1	1	2	0	0	0	0	0	0	33	49	2.46	0.818								
Mark Dewey, R ERA: 4.32	1.0		5	1	0	0	2	1	0	0	0	0	0	14	23	0.00	2.000								
Barry Jones, R ERA: 5.77	1.0		4	1	0	0	1	0	0	0	0	0	0	8	9	0.00	1.000								
Anthony Young, R ERA: 4.09	1.0		3	1	0	0	0	0	0	0	0	0	0	4	8	0.00	1.000								

Philadelphia Phillies @ New York Mets
Shea Stadium, Flushing, NY
Mon Sep 28 1992, 7:05 PM EDT
Att: 8,915 - Cloudy - 64 F

livebaseballscorecards.com

AB 37
R 7
H 13
RBI 7
BB 1
SO 8
LOB 12




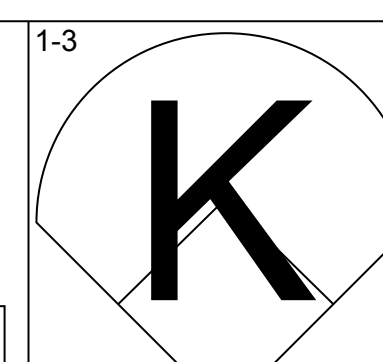
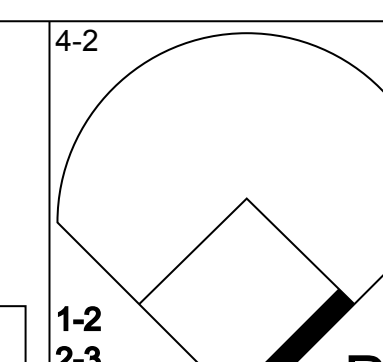
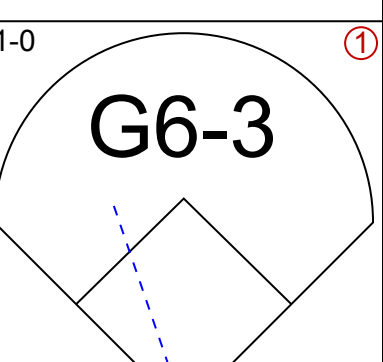
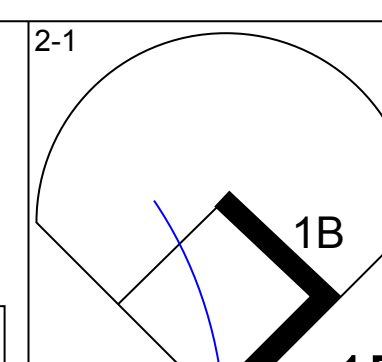
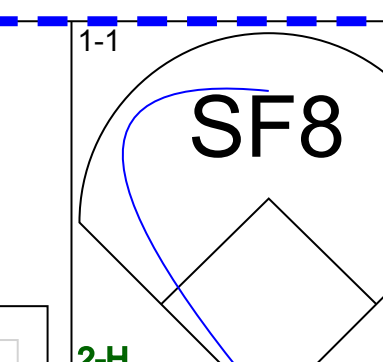
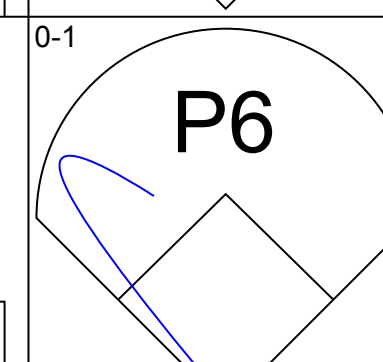
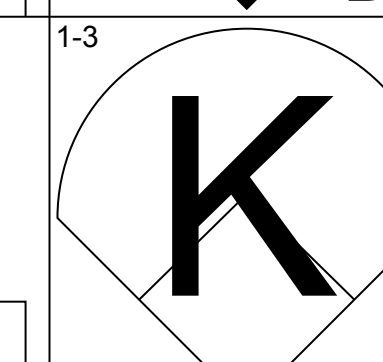
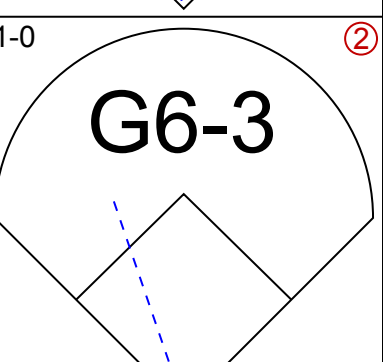
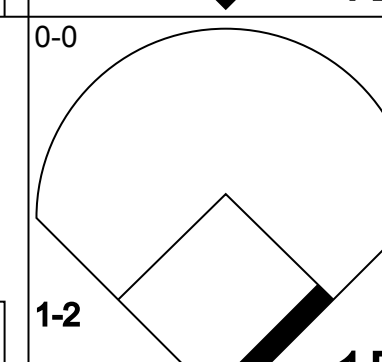
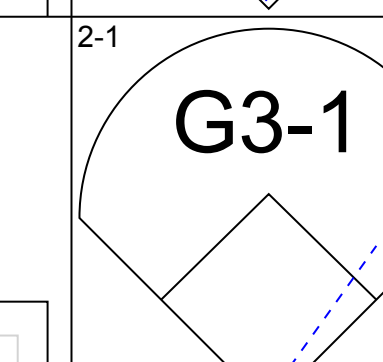
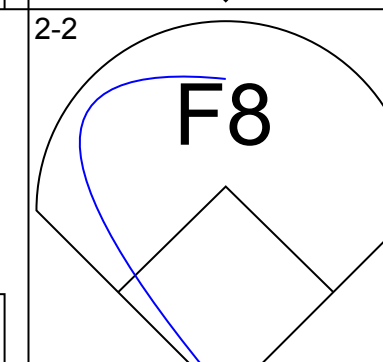
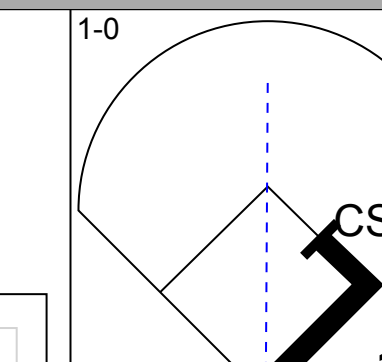
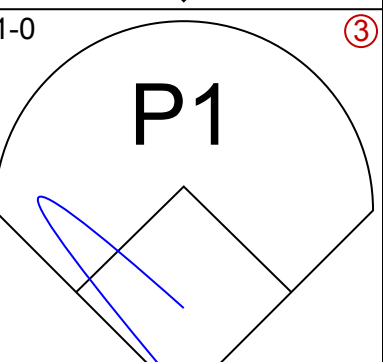
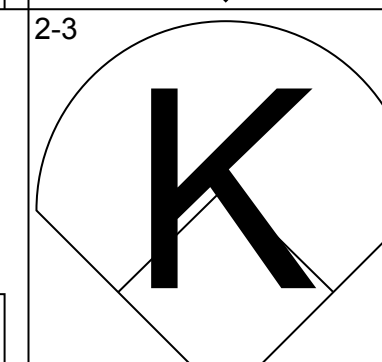
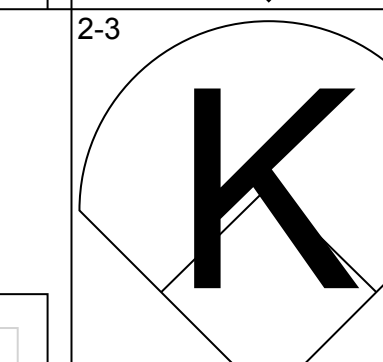
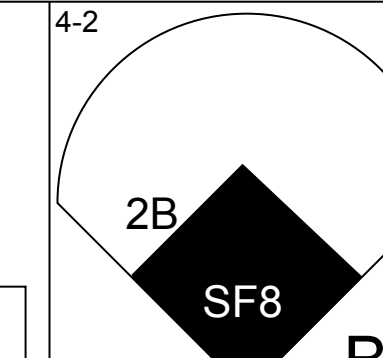
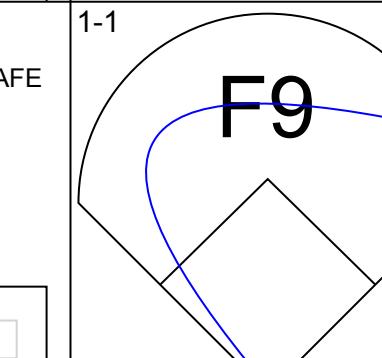
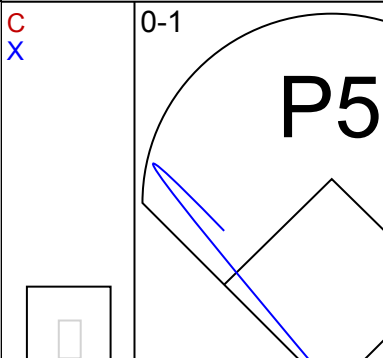
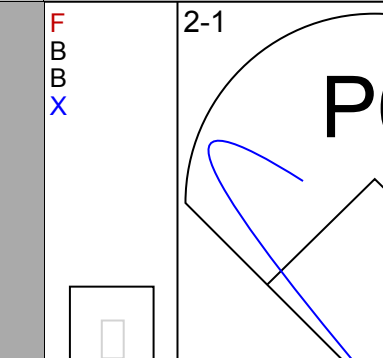
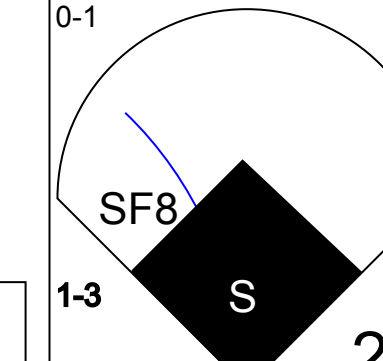
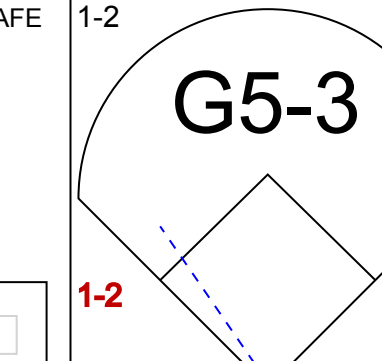
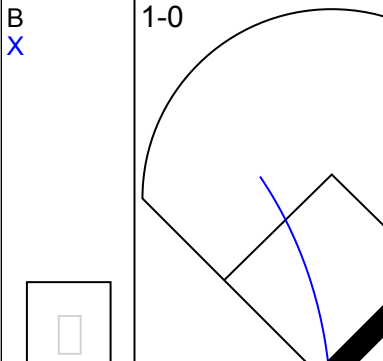
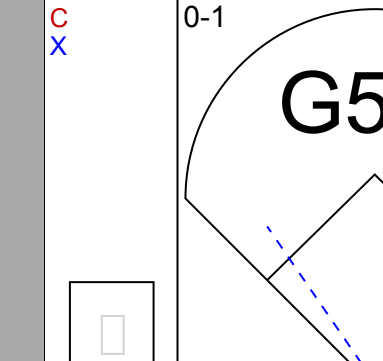

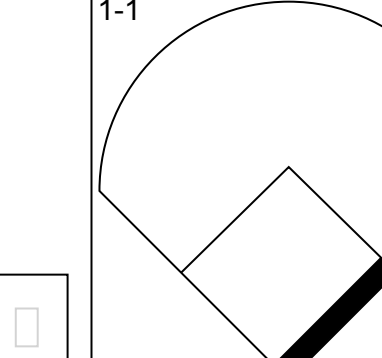
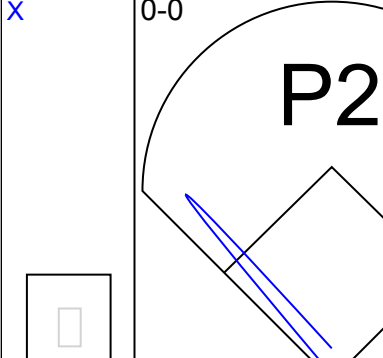
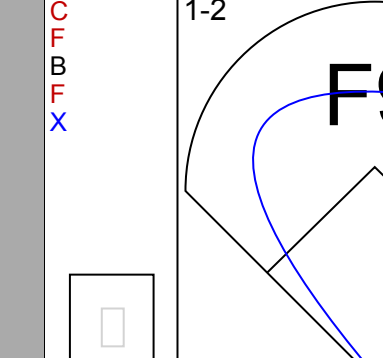
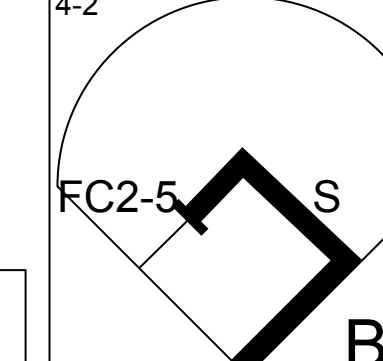
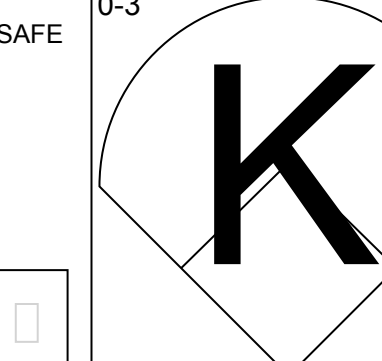
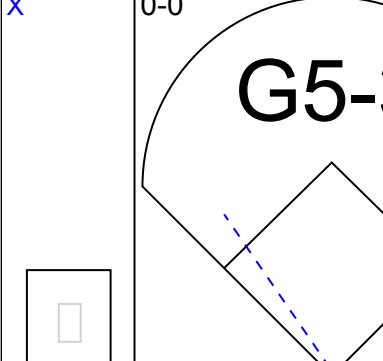
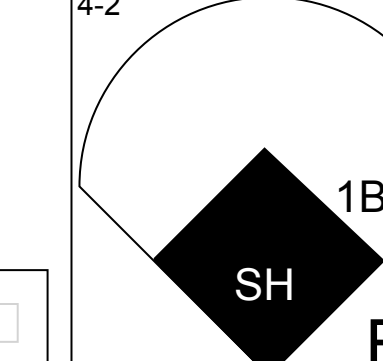
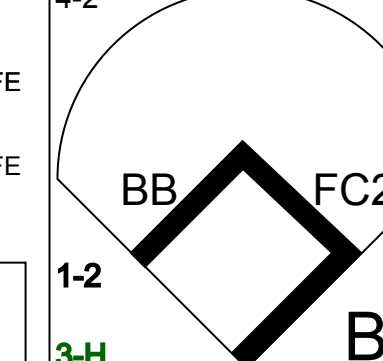

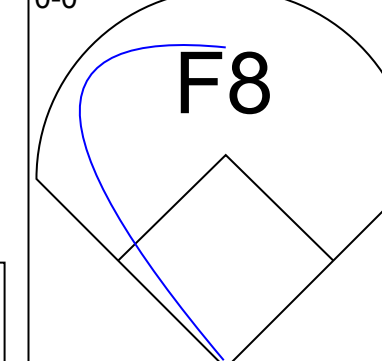
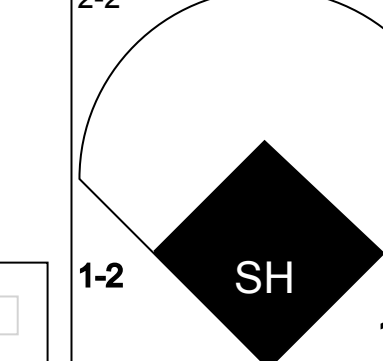
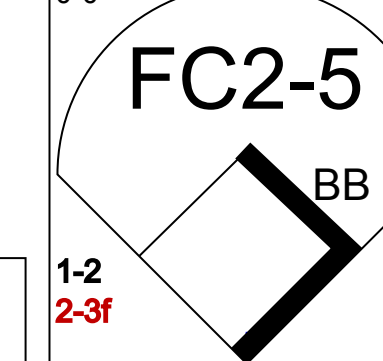
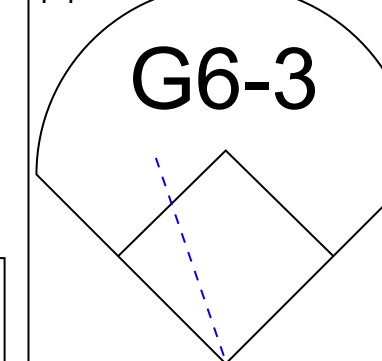
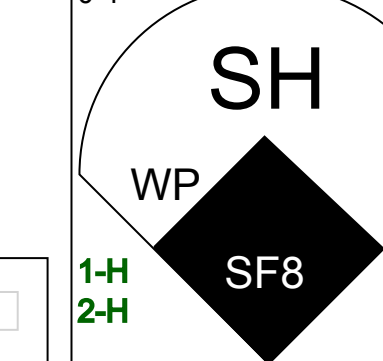
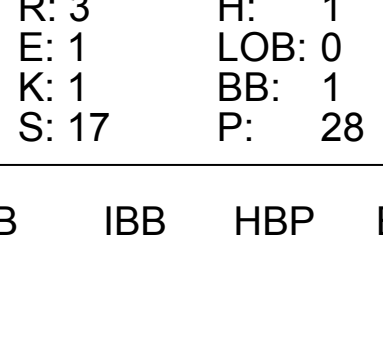

Batter	1	2	3	4	5	6	7	8	9	AB	R	H	RBI	BB	SO	LOB	BOTTOM								
Pat Howell, S OBP: 0.227, SLG: 0.208	G3		1-2 P2			0-1 1B		1-2 1B	3-3 K	4	1	2	0	0	0	1									
Vince Coleman, S OBP: 0.357, SLG: 0.360										1	0	0	0	0	1	1									
Dave Gallagher, R OBP: 0.300, SLG: 0.317	1-0 L6			0-0 1B		2-0 F9		1-0 2B	0-1 P3	5	1	2	1	0	0	2									
Jeff Kent, R OBP: 0.308, SLG: 0.427	3-3 K			0-2 F7		0-1 2B		0-2 2B	2-1 1B	5	2	3	2	0	1	1									
Eddie Murray, S OBP: 0.338, SLG: 0.422		1-1 P4		2-3 K		1-2 2B		4-1 G3	0-2 G1-3	4	0	1	2	1	1	2									
Bill Peotta, R OBP: 0.293, SLG: 0.303	0-0 G6-3			2-3 K		1-1 F7		0-0 G3		3	0	0	0	0	1	2									
Mackey Sasser, L OBP: 0.250, SLG: 0.329										1	0	1	1	0	0	0									
Dick Schofield, R OBP: 0.311, SLG: 0.276								1-2 2B		0	0	0	0	0	0	0									
Todd Hundley, S OBP: 0.295, SLG: 0.320	3-1 G6-3							1-2 2B		4	0	0	0	0	0	2									
D.J. Dozier, R OBP: 0.269, SLG: 0.239								1-2 2B		2	0	1	0	1	0	0									
Chico Walker, S OBP: 0.359, SLG: 0.404										0	0	0	0	0	0	0									
Anthony Young, R OBP: 0.143, SLG: 0.111										0	0	0	0	0	0	0									
Kevin Baez, R OBP: 0.154, SLG: 0.154										3	0	0	0	0	0	2									
Daryl Boston, L OBP: 0.334, SLG: 0.424										1	0	0	0	0	0	3									
Joe Vitko, R Eric Hillman, L Ryan Thompson, R Mark Dewey, R Barry Jones, R Jeff McKnight, S										0	0	0	0	0	0	0									
Inning Stats	R: 0 E: 0 K: 1 S: 9	H: 0 LOB: 0 BB: 0 P: 14	R: 0 E: 0 K: 0 S: 5	H: 0 LOB: 0 BB: 0 P: 9	R: 0 E: 0 K: 0 S: 8	H: 0 LOB: 1 BB: 1 P: 14	R: 0 E: 0 K: 2 S: 10	H: 1 LOB: 1 BB: 0 P: 14	R: 0 E: 0 K: 0 S: 4	H: 0 LOB: 0 BB: 0 P: 7	R: 2 E: 0 K: 0 S: 12	H: 3 LOB: 1 BB: 0 P: 18	R: 0 E: 0 K: 0 S: 4	H: 1 LOB: 0 BB: 0 P: 7	R: 3 E: 1 K: 0 S: 19	H: 5 LOB: 3 BB: 1 P: 32	R: 1 E: 0 K: 1 S: 13	H: 2 LOB: 1 BB: 0 P: 18	1B: 9 2B: 3 3B: 0 HR: 0	SF: 0 SAC: 1 DP: 1 HBP: 0	WP: 0 PB: 0 SB: 0 CS: 0	PA: 40			
PITCHER	IP	WLS	BF	H	R	ER	SO	BB	IBB	HBP	BLK	WP	HR	S	P	ERA	WHIP								
Greg Mathews, L ERA: 5.23	7.1	W	29	8	4	4	3	1	0	0	0	0	0	60	95	4.91	1.227								
Mike Hartley, R ERA: 3.4	0.0		3	2	1	1	0	1	0	0	0	0	0	5	9	∞	∞								
Keith Shepherd, R ERA: 2.29	1.2	S	8	2	1	1	1	0	0	0	0	0	0	19	29	5.40	1.200								

Philadelphia Phillies @ New York Mets
Shea Stadium, Flushing, NY
Mon Sep 28 1992, 7:05 PM EDT
Att: 8,915 - Cloudy - 64 F

livebaseballscorecards.com

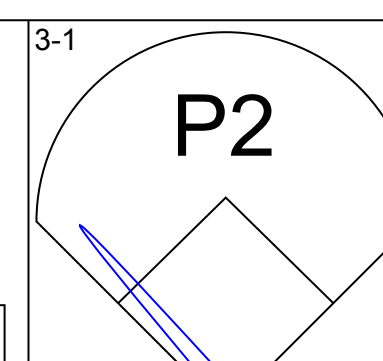
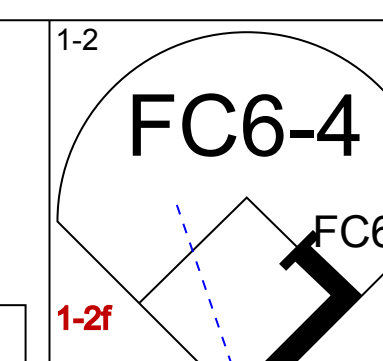
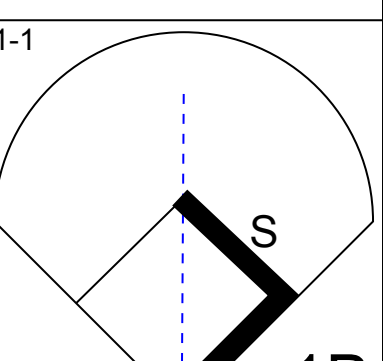
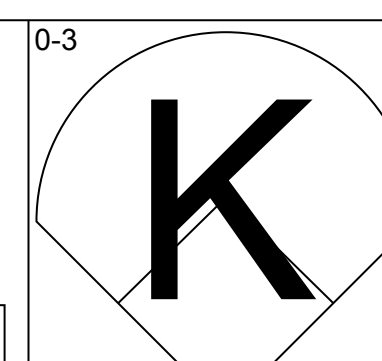
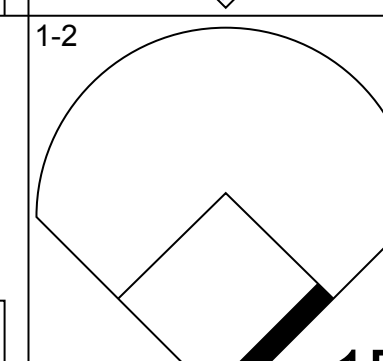
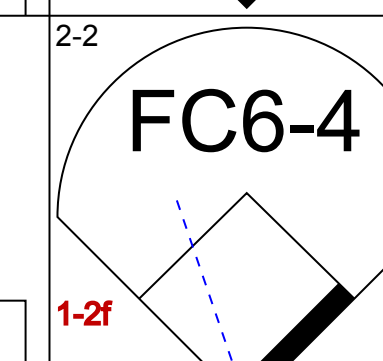
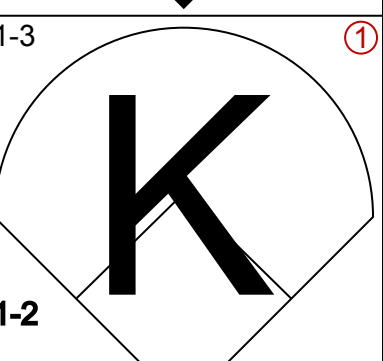
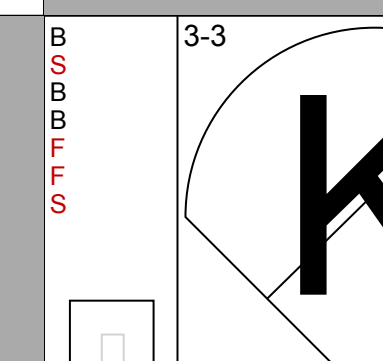
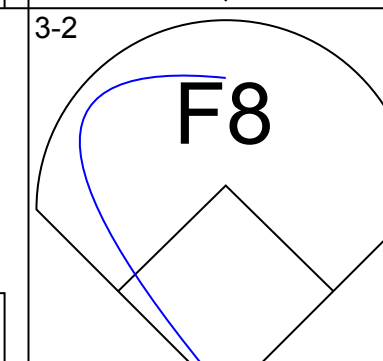
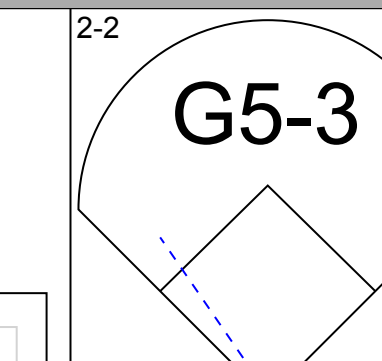
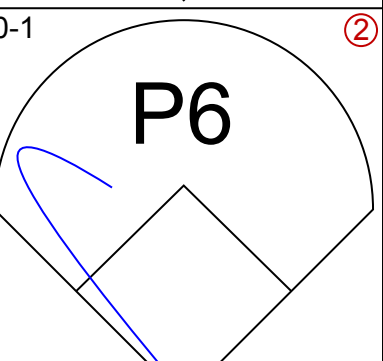
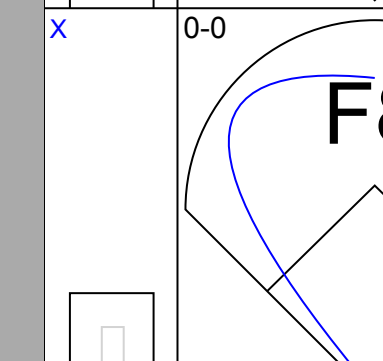
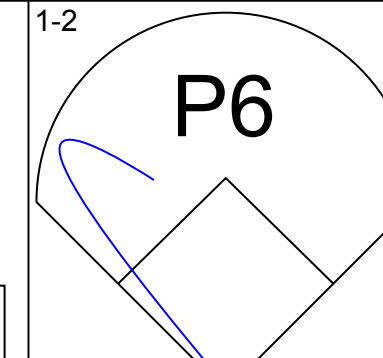
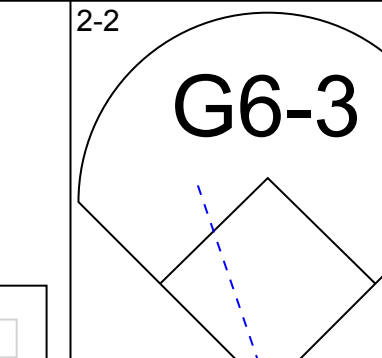
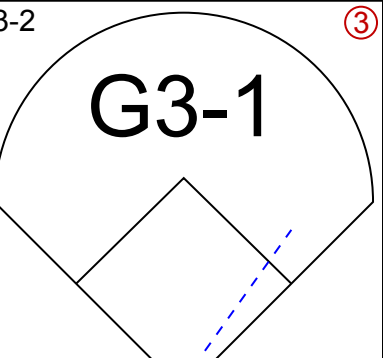
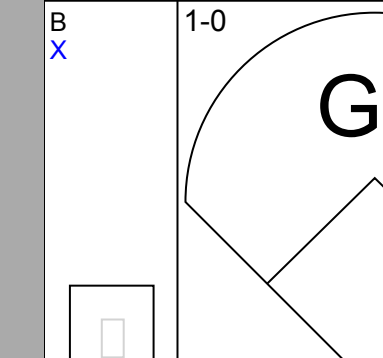
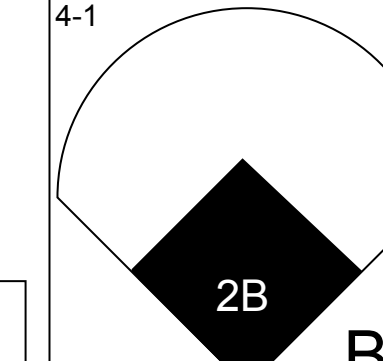
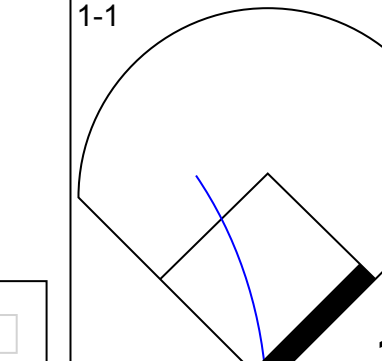
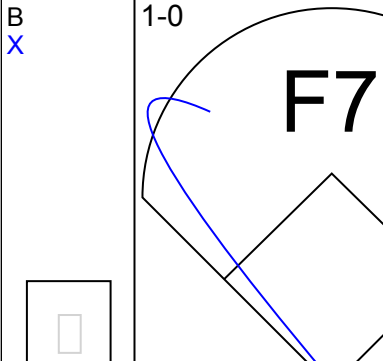
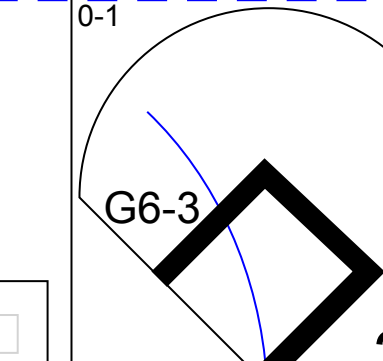
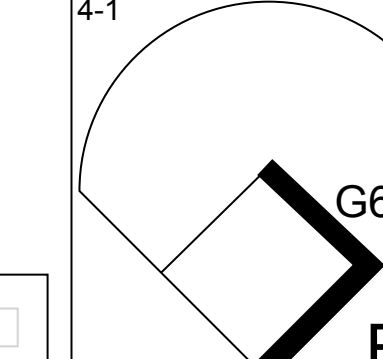
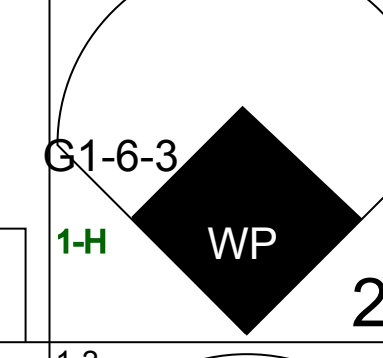
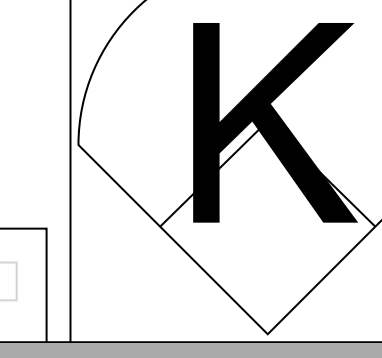
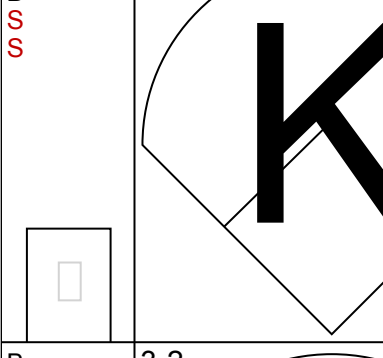

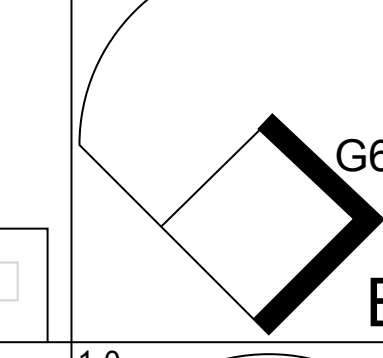
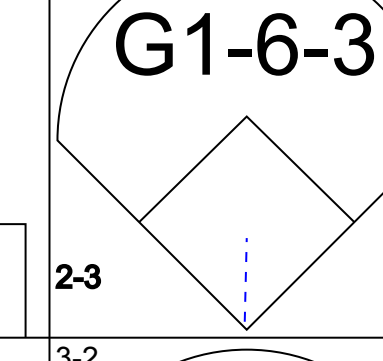
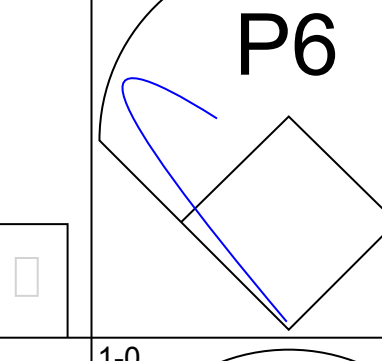
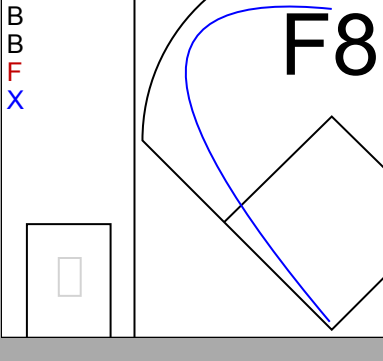
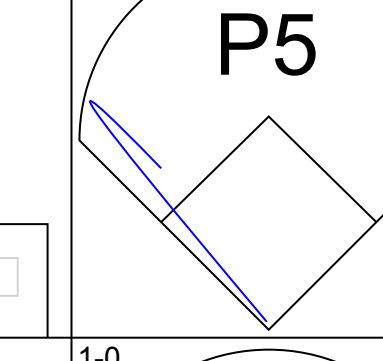
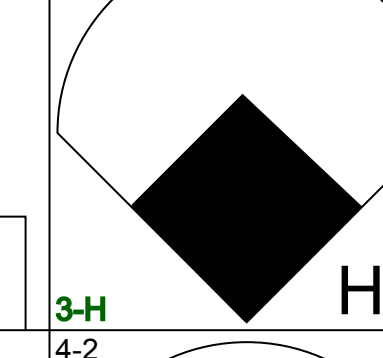
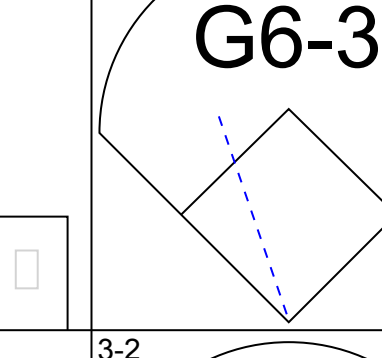
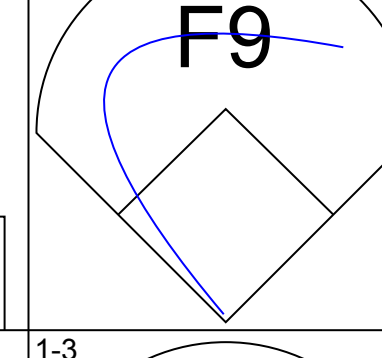
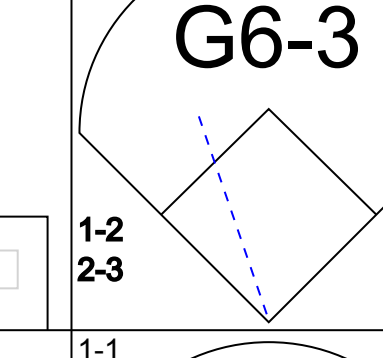
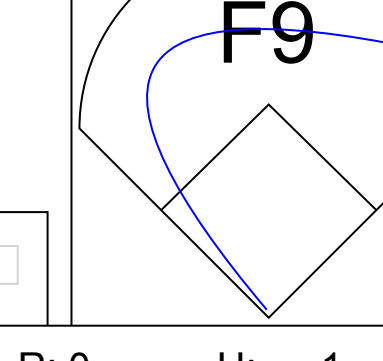
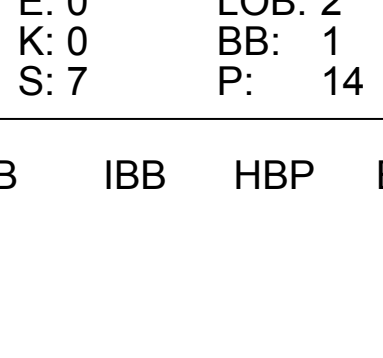
AB 36
R 6
H 12
RBI 6
BB 2
SO 4
LOB 16



Batter	1	2	3	4	5	6	7	8	9	AB	R	H	RBI	BB	SO	LOB	TOP					
Stan Javier, S OBP: 0.327, SLG: 0.316										3	0	1	1	1	1	0	Philadelphia Phillies @ New York Mets Shea Stadium, Flushing, NY Tue Sep 29 1992, 7:05 PM EDT Att: 7,283 - Cloudy - 54 F					
Mickey Morandini, L OBP: 0.306, SLG: 0.350										5	0	1	0	0	1	3						
Mariano Duncan, R OBP: 0.289, SLG: 0.386										5	0	1	0	0	2	2						
Darren Daulton, L OBP: 0.386, SLG: 0.529										3	1	0	0	1	0	1						
Ricky Jordan, R OBP: 0.306, SLG: 0.404										4	1	2	0	0	0	1						
Ruben Amaro Jr, S OBP: 0.306, SLG: 0.346										3	0	1	1	0	0	1						
Braulio Castillo, R OBP: 0.250, SLG: 0.383										2	1	0	0	2	1	2						
Juan Bell, R OBP: 0.296, SLG: 0.271										3	1	1	0	1	0	1						
Tommy Greene, R OBP: 0.130, SLG: 0.130										2	0	0	0	0	1	3						
Jim Lindeman, R OBP: 0.300, SLG: 0.351										1	0	0	0	0	0	0						
Bob Ayrault, R OBP: 0.260, SLG: 0.197										0	1	0	0	0	0	0						
Mitch Williams, L OBP: 0.250, SLG: 0.250										0	0	0	0	0	0	0						
Inning Stats	R: 0 E: 0 K: 1 S: 9	H: 0 LOB: 0 BB: 0 P: 12	R: 2 E: 0 K: 1 S: 21	H: 1 LOB: 3 BB: 4 P: 38	R: 0 E: 0 K: 0 S: 6	H: 1 LOB: 0 BB: 0 P: 9	R: 0 E: 0 K: 2 S: 9	H: 1 LOB: 1 BB: 0 P: 13	R: 0 E: 0 K: 0 S: 3	H: 0 LOB: 0 BB: 0 P: 6	R: 0 E: 0 K: 1 S: 5	H: 1 LOB: 1 BB: 0 P: 6	R: 0 E: 0 K: 1 S: 10	H: 2 LOB: 2 BB: 0 P: 15	R: 0 E: 0 K: 0 S: 8	H: 0 LOB: 0 BB: 0 P: 11	R: 3 E: 1 K: 1 S: 17	H: 1 LOB: 0 BB: 1 P: 28	1B: 6 2B: 1 3B: 0 HR: 0	SF: 2 SAC: 1 DP: 0 HBP: 0	WP: 1 PB: 0 SB: 2 CS: 1	PA: 39
PITCHER	IP	WLS	BF	H	R	ER	SO	BB	IBB	HBP	BLK	WP	HR	S	P	ERA	WHIP					
Bret Saberhagen, R ERA: 3.61	8.0		33	6	2	2	5	4	0	0	0	0	0	71	110	2.25	1.250					
Anthony Young, R ERA: 4.17	0.0	L	3	1	3	1	0	1	0	0	0	0	0	9	15	∞	∞					
Jeff Innis, R ERA: 2.86	1.0		3	0	0	0	1	0	0	0	0	1	0	8	13	0.00	0.000					

AB	31
R	5
H	7
RBI	2
BB	5
SO	6
LOB	14



Batter	1	2	3	4	5	6	7	8	9	AB	R	H	RBI	BB	SO	LOB	BOTTOM					
Vince Coleman, S OBP: 0.355, SLG: 0.358										4	0	1	0	0	1	1	Philadelphia Phillies @ New York Mets Shea Stadium, Flushing, NY Tue Sep 29 1992, 7:05 PM EDT Att: 7,283 - Cloudy - 54 F					
Chris Donnels, L OBP: 0.281, SLG: 0.212										4	0	1	0	0	2	2						
Jeff Kent, R OBP: 0.304, SLG: 0.421										4	0	0	0	0	0	2						
Eddie Murray, S OBP: 0.335, SLG: 0.419										4	0	0	0	0	0	2						
Daryl Boston, L OBP: 0.337, SLG: 0.425										2	1	1	0	1	0	0						
Kevin Bass, S OBP: 0.306, SLG: 0.417										1	0	1	0	0	0	0						
Ryan Thompson, R OBP: 0.257, SLG: 0.400										3	1	1	1	1	2	1						
Todd Hundley, S OBP: 0.252, SLG: 0.316										4	0	0	0	0	0	3						
Dick Schofield, R OBP: 0.311, SLG: 0.284										3	1	1	1	0	0	0						
Chico Walker, S OBP: 0.356, SLG: 0.402										1	0	0	0	0	0	2						
Bret Saberhagen, R OBP: 0.148, SLG: 0.115										2	0	0	0	1	1	0						
Anthony Young, R OBP: 0.143, SLG: 0.111										0	0	0	0	0	0	0						
Jeff Innis, R OBP: 0.298, SLG: 0.315										0	0	0	0	0	0	0						
Dave Gallagher, R OBP: 0.298, SLG: 0.315										1	0	0	0	0	0	2						
Inning Stats	R: 0 E: 0 K: 0 S: 13	H: 1 LOB: 1 BB: 0 P: 21	R: 3 E: 0 K: 0 S: 21	H: 2 LOB: 1 BB: 2 P: 36	R: 0 E: 0 K: 1 S: 12	H: 1 LOB: 1 BB: 0 P: 19	R: 0 E: 0 K: 0 S: 7	H: 0 LOB: 0 BB: 0 P: 11	R: 0 E: 0 K: 1 S: 11	H: 1 LOB: 1 BB: 0 P: 16	R: 0 E: 0 K: 1 S: 7	H: 0 LOB: 0 BB: 0 P: 12	R: 0 E: 0 K: 2 S: 8	H: 0 LOB: 0 BB: 0 P: 11	R: 0 E: 0 K: 1 S: 6	H: 0 LOB: 0 BB: 0 P: 10	R: 0 E: 0 K: 0 S: 7	H: 1 LOB: 2 BB: 1 P: 14	1B: 3 2B: 2 3B: 0 HR: 1	SF: 0 SAC: 0 DP: 0 HBP: 0	WP: 1 PB: 0 SB: 1 CS: 0	PA: 36
PITCHER	IP	WLS	BF	H	R	ER	SO	BB	IBB	HBP	BLK	WP	HR	S	P	ERA	WHIP					
Tommy Greene, R ERA: 4.76	6.0		25	5	3	3	3	2	0	0	0	0	0	71	115	4.50	1.167					
Bob Ayrault, R ERA: 3.27	2.0	W	6	0	0	0	3	0	0	0	0	0	0	14	21	0.00	0.000					
Mitch Williams, L ERA: 3.83	1.0	S	5	1	0	0	0	1	0	0	0	0	0	7	14	0.00	2.000					



Batter	1	2	3	4	5	6	7	8	9	AB	R	H	RBI	BB	SO	LOB	TOP			
Ruben Amaro Jr. S OBP: 0.307, SLG: 0.345	1-1 E 2B 1B	4-2 BB		1 SAFE 2-2 F8			0-1 F7		0-0 F9	4	1	1	0	1	0	2	Philadelphia Phillies @ New York Mets Shea Stadium, Flushing, NY Wed Sep 30 1992, 7:05 PM EDT Att: 6,350 - Cloudy - 52 F			
Mickey Morandini L OBP: 0.307, SLG: 0.348	2-2 F7	0-0 G3			0-1 L4		0-1 BB 1B		1-0 L5	5	0	1	0	0	0	3				
Mariano Duncan, R OBP: 0.294, SLG: 0.391	0-0 E 1B 2B		2-2 CS 1B		2-1 FC3-6 1B		4-2 BB			3	1	3	0	1	0	0				
Darren Daulton, L OBP: 0.384, SLG: 0.524	0-1 E3 1B		1-3 K		0-1 FC3-6 1B		0-0 F8			4	0	0	1	0	1	5				
Ricky Jordan, R OBP: 0.309, SLG: 0.409	1-2 1B		0-1 2B		0-1 F8			1-1 F8		4	0	2	1	0	0	1				
Braulio Castillo, R OBP: 0.235, SLG: 0.359	2-2 F8		1-2 G5-3			0-2 P3		0-0 F9		4	0	0	0	0	0	3				
Tom Marsh, R OBP: 0.217, SLG: 0.306	1-3 K			1-2 1B		1-3 K		1-2 G6-3		4	0	1	0	0	2	2				
Juan Bell, R OBP: 0.288, SLG: 0.263		1-2 F7		1-2 F9		1-0 F7			0-2 E5	4	0	0	0	0	0	1				
Kyle Abbott, L OBP: 0.100, SLG: 0.103		2-3 K		3-3 K			0-2 L7		3-2 F7	2	0	0	0	0	2	1				
Jim Lindeman, R OBP: 0.293, SLG: 0.342										1	0	0	0	0	0	0				
Keith Shepherd, R OBP: 0.348, SLG: 0.429										0	0	0	0	0	0	0				
Todd Pratt, R OBP: 0.348, SLG: 0.429										1	0	0	0	0	0	1				
Inning Stats	R: 2 H: 3 E: 1 K: 1 S: 19	H: 3 LOB: 2 BB: 0 P: 26	R: 0 H: 0 E: 0 K: 1 S: 12	H: 0 LOB: 1 BB: 1 P: 19	R: 0 H: 2 E: 0 K: 1 S: 11	H: 2 LOB: 1 BB: 0 P: 15	R: 0 H: 1 E: 0 K: 1 S: 12	H: 1 LOB: 1 BB: 0 P: 19	R: 0 H: 1 E: 0 K: 0 S: 8	H: 0 LOB: 0 BB: 0 P: 10	R: 0 H: 0 E: 0 K: 1 S: 13	H: 1 LOB: 2 BB: 1 P: 17	R: 0 H: 0 E: 0 K: 0 S: 7	H: 0 LOB: 0 BB: 0 P: 9	R: 0 H: 0 E: 1 K: 0 S: 9	H: 0 LOB: 1 BB: 0 P: 13	1B: 6 2B: 2 3B: 0 HR: 0	SF: 0 SAC: 0 DP: 0 HBP: 0	WP: 0 PB: 0 SB: 0 CS: 1	PA: 38
PITCHER Sid Fernandez, L ERA: 2.73	IP: 9.0 WLS: W BF: 38 H: 8 R: 2 ER: 2 SO: 5 BB: 2 IBB: 0 HBP: 0 BLK: 0 WP: 0 HR: 0 S: 99 P: 138 ERA: 2.00 WHIP: 1.111															PITCHER				

AB 36
R 2
H 8
RBI 2
BB 2
SO 5
LOB 19



Batter	1	2	3	4	5	6	7	8	9	AB	R	H	RBI	BB	SO	LOB	BOTTOM	
Ryan Thompson, R OBP: 0.267, SLG: 0.408	2-0 SH1 1B 2B		1-2 E 1B		0-1 G6-3		4-1 1B E BB			3	3	1	0	1	0	0	Philadelphia Phillies @ New York Mets Shea Stadium, Flushing, NY Wed Sep 30 1992, 7:05 PM EDT Att: 6,350 - Cloudy - 52 F	
Dave Gallagher, R OBP: 0.294, SLG: 0.310	0-0 SH1		0-2 E4 1B E		0-0 F9		1-2 F9			3	1	0	0	0	0	4		
Chico Walker, S OBP: 0.360, SLG: 0.404	1-1 1B		1-3 K		3-2 F9		0-0 E6 1B			4	0	2	3	0	1	2		
Bill Pecota, R OBP: 0.293, SLG: 0.303	3-H 1B		1-0 P3			2-2 G6-3 1B	0-1 FC6-2-5 E S			4	0	1	0	0	1	4		
Kevin Bass, S OBP: 0.306, SLG: 0.415	1-3 K		0-0 E8 CS		2-1 G6-3		1-0 G4-3			4	0	2	1	0	0	2		
Jeff McKnight, S OBP: 0.301, SLG: 0.420	1-3 1B		1-H 3-H 1B		4-2 G6-4-3 1B BB		0-0 1B 1B		2-3 K	3	0	1	0	1	1	2		
Jeff Kent, R OBP: 0.306, SLG: 0.420	1-1 F9		0-1 CS		0-2 G6-3		0-1 G6-3			4	0	2	0	0	0	0		
Todd Hundley, S OBP: 0.255, SLG: 0.318		2-0 G6-3		0-2 G6-4-3 1B		0-0 1B		0-1 G6-3		4	0	2	0	0	0	0		
Dick Schofield, R OBP: 0.311, SLG: 0.286		0-1 G1-3		0-0 G6-4-3		2-1 SH 1B 2B		1-0 P4		4	1	1	0	0	0	2		
Sid Fernandez, L OBP: 0.203, SLG: 0.243		0-2 G6-3		0-3 K		0-0 SH 1B BB				2	1	0	0	0	1	1		
Inning Stats	R: 1 H: 3 E: 0 K: 1 S: 13	H: 3 LOB: 2 BB: 0 P: 21	R: 0 H: 0 E: 0 K: 0 S: 7	H: 0 LOB: 0 BB: 0 P: 9	R: 2 H: 1 E: 3 K: 1 S: 13	H: 1 LOB: 0 BB: 0 P: 16	R: 0 H: 1 E: 0 K: 1 S: 11	H: 1 LOB: 1 BB: 1 P: 15	R: 0 H: 3 E: 0 K: 0 S: 9	H: 0 LOB: 0 BB: 0 P: 10	R: 0 H: 2 E: 1 K: 0 S: 11	H: 2 LOB: 1 BB: 1 P: 19	R: 0 H: 0 E: 0 K: 1 S: 8	H: 0 LOB: 0 BB: 0 P: 11	1B: 8 2B: 2 3B: 0 HR: 0	SF: 0 SAC: 2 DP: 2 HBP: 0	WP: 0 PB: 0 SB: 1 CS: 1	PA: 36
PITCHER Kyle Abbott, L ERA: 5.13 Keith Shepherd, R ERA: 2.91	IP: 6.0 WLS: L BF: 25 H: 8 R: 3 ER: 3 SO: 1 BB: 1 IBB: 0 HBP: 0 BLK: 0 WP: 0 HR: 0 S: 60 P: 83 ERA: 1.50 WHIP: 1.500															PITCHER		

AB 31
R 6
H 10
RBI 4
BB 2
SO 4
LOB 17



Batter	1	2	3	4	5	6	7	8	9	AB	R	H	RBI	BB	SO	LOB	TOP				
Stan Javier, S OBP: 0.326, SLG: 0.313 (1, 8)	G4-3		G6-4-3 1B 2B BB		K		FC3-2			3	1	0	0	1	1	2	Philadelphia Phillies @ St. Louis Cardinals Busch Stadium, St. Louis, MO Fri Oct 02 1992, 7:05 PM CDT Att: 17,724 - Sunny - 77 F				
Mickey Morandini, L OBP: 0.306, SLG: 0.347 (1, 4)	G4-3		G6-4-3 1B		E3		L6			4	0	1	0	0	0	2					
Mariano Duncan, R OBP: 0.292, SLG: 0.389 Joe Millette, R OBP: 0.260, SLG: 0.197 (1, 5) (8, 5)	G5-3		G6-4-3 1-2 2-3		P3		K2-3			4	0	0	0	0	1	3					
Darren Daulton, L OBP: 0.384, SLG: 0.525 (1, 2)		E3 2B FC6-2	G6-4-3 2B			G6-4-3 BB		G4-3		3	0	1	1	1	0	0					
Ricky Jordan, R OBP: 0.308, SLG: 0.410 (1, 3)		FC6-2 1-3 2B	F8			P3		P4		4	0	1	0	0	0	2					
Ruben Amaro Jr, S OBP: 0.304, SLG: 0.342 (1, 7)					G4-3		G6-4-3 1-2		G3	4	0	0	0	0	1	3					
Braulio Castillo, R OBP: 0.290, SLG: 0.353 (1, 9)		FC6-2 BB			K2-3		SH2-3 1B FC3-2 1B		K	4	0	1	0	0	2	2					
Juan Bell, R OBP: 0.294, SLG: 0.264 (1, 6)		2-3 3-H 4-1			F9		1 SAFE 2-2 SAFE FC3-2 SH2-3 1B		F9	3	0	1	0	1	0	0					
Curt Schilling, R OBP: 0.169, SLG: 0.172 (1, 1)					G3-1		1-2 2-3 SH2-3			2	0	0	0	0	0	3					
Inning Stats	R: 0 E: 0 K: 0 S: 9	H: 0 LOB: 0 BB: 0 P: 14	R: 0 E: 1 K: 1 S: 14	H: 1 LOB: 3 BB: 1 P: 26	R: 1 E: 0 K: 0 S: 7	H: 2 LOB: 1 BB: 1 P: 14	R: 0 E: 0 K: 1 S: 5	H: 0 LOB: 0 BB: 0 P: 6	R: 0 E: 1 K: 0 S: 10	H: 0 LOB: 1 BB: 0 P: 15	R: 0 E: 0 K: 0 S: 3	H: 2 LOB: 2 BB: 0 P: 18	R: 0 E: 0 K: 1 S: 6	H: 0 LOB: 0 BB: 0 P: 8	R: 0 E: 0 K: 1 S: 10	H: 0 LOB: 0 BB: 0 P: 14	1B: 3 2B: 2 3B: 0 HR: 0	SF: 0 SAC: 1 DP: 2 HBP: 0	WP: 0 PB: 0 SB: 0 CS: 0	PA: 35	
PITCHER	IP	WLS	BF	H	R	ER	SO	BB	IBB	HBP	BLK	WP	HR	S	P	ERA	WHIP				
Donovan Osborne, L ERA: 3.77 (1, 1)	7.0	W	29	5	1	1	3	3	0	0	0	0	0	60	101	1.29	1.143				
Todd Worrell, R ERA: 2.14 (8, 1)	1.0	S	3	0	0	0	1	0	0	0	0	0	0	6	8	0.00	0.000				
Lee Smith, R ERA: 3.07 (9, 1)	1.0	S	3	0	0	0	1	0	0	0	0	0	0	10	14	0.00	0.000				

AB	31
R	1
H	5
RBI	1
BB	3
SO	5
LOB	17



Batter	1	2	3	4	5	6	7	8	9	AB	R	H	RBI	BB	SO	LOB	BOTTOM				
Geromimo Pena, S OBP: 0.386, SLG: 0.478 Luis Alicea, S OBP: 0.312, SLG: 0.360 (1, 4) (8, 4)	F9		F7			G4-3		P6		3	0	0	0	0	0	0	Philadelphia Phillies @ St. Louis Cardinals Busch Stadium, St. Louis, MO Fri Oct 02 1992, 7:05 PM CDT Att: 17,724 - Sunny - 77 F				
Ozzie Smith, S OBP: 0.365, SLG: 0.340 (1, 6)	K		L7			G3				3	0	0	0	0	1	0					
Ray Lankford, L OBP: 0.373, SLG: 0.479 (1, 8)	G3		G4-3			2B				3	0	1	0	0	0	0					
Felix Jose, S OBP: 0.344, SLG: 0.433 (1, 9)		1B SF9 1B			F7	G5-3				3	1	1	0	0	0	1					
Todd Zeile, R OBP: 0.352, SLG: 0.366 (1, 5)		2B 1B			F9		K			3	1	1	0	0	1	0					
Rod Brewer, L OBP: 0.352, SLG: 0.337 (1, 7) (8, 3)		SF9			L6		G3			2	0	0	1	0	0	0					
Stan Royer, R OBP: 0.400, SLG: 0.739 Chuck Carr, S OBP: 0.333, SLG: 0.283 (1, 3) (8, 7)		3-H 1-2				G6-3		G4-3		3	0	1	1	0	0	0					
Rich Gedman, L OBP: 0.283, SLG: 0.267 (1, 2)		P3				G4-3		G4-3		3	0	0	0	0	0	1					
Donovan Osborne, S OBP: 0.121, SLG: 0.155 Todd Worrell, R OBP: 0.333, SLG: 0.283 Milt Thompson, L OBP: 0.348, SLG: 0.403 Lee Smith, R (1, 1) (8, 1) (8, PH) (9, 1)		F8				F9		L6		2	0	0	0	0	0	1					
Inning Stats	R: 0 E: 0 K: 1 S: 8	H: 3 LOB: 1 BB: 0 P: 22	R: 0 E: 0 K: 0 S: 7	H: 0 LOB: 0 BB: 0 P: 10	R: 0 E: 0 K: 0 S: 4	H: 0 LOB: 0 BB: 0 P: 7	R: 0 E: 0 K: 0 S: 7	H: 0 LOB: 0 BB: 0 P: 10	R: 0 E: 0 K: 0 S: 9	H: 1 LOB: 1 BB: 0 P: 11	R: 0 E: 0 K: 1 S: 6	H: 0 LOB: 0 BB: 0 P: 7	R: 0 E: 0 K: 0 S: 6	H: 0 LOB: 0 BB: 0 P: 9	1B: 2 2B: 2 3B: 0 HR: 0	SF: 1 SAC: 0 DP: 0 HBP: 0	WP: 0 PB: 0 SB: 1 CS: 0	PA: 28			
PITCHER	IP	WLS	BF	H	R	ER	SO	BB	IBB	HBP	BLK	WP	HR	S	P	ERA	WHIP				
Curt Schilling, R ERA: 2.35 (1, 1)	8.0	L	28	4	2	2	2	0	0	0	0	0	0	61	89	2.25	0.500				

AB	27
R	2
H	4
RBI	2
BB	0
SO	2
LOB	3



