Philadelphia Phillies - 1993

Batter	1	2	3	4	5	6	7	8	9	AB	R	H	RBI	BB	SO	LOB
Lenny Dykstra, L (1, 8)	G3		G3		G3			G3-1		4	0	0	0	0	0	0
Mickey Morandini, L (1, 4) OBP: 0.250, SLG: 0.250	E S 1B			K	G4-3			K		4	0	1	0	0	2	0
John Kruk, L (1, 3) OBP: 0.750, SLG: 1.000	SAFE CS 1-3 BB			1B 2B BB		G4-3			G4-3 1B 2B	2	2	1	0	2	0	0
Dave Hollins, S (1, 5) OBP: 0.250, SLG: 0.250	K 1-2			2B 1-3 FC1-2 1B		G6-3			G4-3 2-3	4	0	1	0	0	1	3
Darren Daulton, L (1, 2) OBP: 0.500, SLG: 0.667		P8		FC1-2 1-3 3-H 1B 2B		G4-3			1B BB	3	1	1	1	1	0	0
Milt Thompson, L (1, 7)		G4-3		FC1-2 2-3 3-H 1B			K		1B 1-2 3-H	3	0	0	0	0	1	2
Pete Incaviglia, R (9, PH) (9, 7) OBP: 1.000, SLG: 1.000										1	0	1	1	0	0	0
Jim Eisenreich, L (1, 9) OBP: 0.250, SLG: 0.250		G6-3		1B 1-2 3-H			G4-3		F7	4	0	1	1	0	0	2
Juan Bell, R (1, 6)			K	G3			L7		G4-3	4	0	0	0	0	1	4
Terry Mulholland, R (1, 1)			F9		K			K		3	0	0	0	0	2	0
Inning Stats	R: 0 E: 0 K: 1 S: 9 H: 1 LOB: 2 BB: 1 P: 18	R: 0 E: 0 K: 0 S: 9 H: 0 LOB: 0 BB: 0 P: 12	R: 0 E: 0 K: 1 S: 8 H: 0 LOB: 0 BB: 0 P: 10	R: 2 E: 0 K: 1 S: 12 H: 3 LOB: 2 BB: 1 P: 21	R: 0 E: 0 K: 1 S: 7 H: 0 LOB: 0 BB: 0 P: 8	R: 0 E: 0 K: 0 S: 5 H: 0 LOB: 0 BB: 0 P: 7	R: 0 E: 0 K: 1 S: 7 H: 0 LOB: 0 BB: 0 P: 12	R: 0 E: 0 K: 2 S: 9 H: 0 LOB: 0 BB: 0 P: 14	R: 1 E: 0 K: 0 S: 10 H: 2 LOB: 2 BB: 1 P: 15	1B: 4 2B: 3 3B: 0 HR: 0	SF: 0 SAC: 0 DP: 1 HBP: 0					

TOP

Philadelphia Phillies @ Houston Astros

Astrodome, Houston, TX

Mon Apr 05 1993, 8:05 PM EDT

Att. 44,560 - Dome - 72 F

livebaseballscorecards.com

AB	32
R	3
H	6
RBI	3
BB	3
SO	7
LOB	11

PITCHER		IP	WLS	BF	H	R	ER	SO	BB	IBB	HBP	BLK	WP	HR	S	P	ERA	WHIP
Doug Drabek, R ERA: 2.25	(1, 1)	8.0	L	29	4	2	2	7	2	0	0	0	0	0	66	102	2.25	0.750
Xavier Hernandez, R ERA: 27.0	(9, 1)	0.1		3	1	1	1	0	1	0	0	0	0	0	3	7	27.00	6.000
Eric Bell, L ERA:	(9, 1)	0.2		3	1	0	0	0	0	0	0	0	0	0	7	8	0.00	1.500

PITCHER	IP	WLS	BF	H	R	ER	SO	BB	IBB	HBP	BLK	WP	HR	S	P	ERA	WHIP

Batter	1	2	3	4	5	6	7	8	9	AB	R	H	RBI	BB	SO	LOB
Craig Biggio, R (1, 4) OBP: 0.250, SLG: 0.250	B C F X 1-2 F8 5 BB E 1B		C B B F F X 2-2 ① G5-3			C C B B C 2-3 ① K		B C X 1-1 E6 2-3		4	1	1	0	0	1	1
Steve Finley, L (1, 8)	L 1 SAFE 1 SAFE F X 0-2 ① L7		B B X 2-0 ② G3			B C S X 1-2 ② L5		1 SAFE B B X 2-0 ③ G4-3		4	0	0	0	0	0	4
5 Jeff Bagwell, R (1, 3)	B 1 SAFE B B B 4-0 E 1-2 BB		C X 0-1 ③ G3			C C X 0-2 ③ F9			X 0-0 ① P9	3	0	0	0	1	0	0
Eric Anthony, L (1, 9) OBP: 0.250, SLG: 0.250	B C F X 1-2 ② F8 2-3			B F X 1-1 G1-4-3 1B			C C C 0-3 ① K		X 0-0 ② F8	4	0	1	0	0	1	2
Ken Caminiti, S (1, 5) OBP: 0.250, SLG: 0.250	B X 1-0 E6 1-2 3-H			C 1 SAFE B C F F X 1-2 ① ② G1-4-3 1-2f			X 0-0 ② G6-3		C B F X 1-2 1B	4	0	1	0	0	0	2
Luis Gonzalez, L (1, 7)	F X 0-1 ③ F9			B B X 2-0 ③ G5-3			F X 0-1 ③ G4-3		X 0-0 ③ G1-3	4	0	0	0	0	0	3
Andujar Cedeno, R (1, 6)		C B B X 2-1 ① G4-3			C F F F S 0-3 ① K			S C B B B X 3-2 ① F9		3	0	0	0	0	1	0
Eddie Taubensee, L (1, 2)		X 0-0 ② G6-3			C S X 0-2 ② G4-3			F F B X 1-2 ② G1-3		3	0	0	0	0	0	0
Doug Drabek, R (1, 1)		C F X 0-2 ③ L6			X 0-0 ③ P7			C F B X 1-2 E 2B		2	0	0	0	0	0	0
Chris James, R (8, PH) OBP: 1.000, SLG: 2.000										1	0	1	0	0	0	0
Rick Parker, R (8, PR)										0	0	0	0	0	0	0
Xavier Hernandez, L (9, 1)										0	0	0	0	0	0	0
Eric Bell, L (9, 1)										0	0	0	0	0	0	0
Inning Stats	R: 1 E: 1 K: 0 S: 12 H: 1 LOB: 2 BB: 1 P: 19	R: 0 E: 0 K: 0 S: 6 H: 0 LOB: 0 BB: 0 P: 8	R: 0 E: 0 K: 0 S: 7 H: 0 LOB: 0 BB: 0 P: 11	R: 0 E: 0 K: 0 S: 8 H: 1 LOB: 0 BB: 0 P: 12	R: 0 E: 0 K: 1 S: 9 H: 0 LOB: 0 BB: 0 P: 9	R: 0 E: 0 K: 1 S: 9 H: 0 LOB: 0 BB: 0 P: 12	R: 0 E: 0 K: 1 S: 6 H: 0 LOB: 0 BB: 0 P: 6	R: 0 E: 1 K: 0 S: 12 H: 1 LOB: 3 BB: 0 P: 20	R: 0 E: 0 K: 0 S: 6 H: 1 LOB: 1 BB: 0 P: 7	1B: 3 2B: 1 3B: 0 HR: 0 SF: 0 SAC: 0 DP: 1 HBP: 0						

PITCHER		IP	WLS	BF	H	R	ER	SO	BB	IBB	HBP	BLK	WP	HR	S	P	ERA	WHIP
Terry Mulholland, L ERA:	(1, 1)	9.0	W	33	4	1	0	3	1	0	0	0	0	0	75	104	0.00	0.556

PITCHER	IP	WLS	BF	H	R	ER	SO	BB	IBB	HBP	BLK	WP	HR	S	P	ERA	WHIP

BOTTOM

Philadelphia Phillies @ Houston Astros

Astrodome, Houston, TX

Mon Apr 05 1993, 8:05 PM EDT
Att. 44,560 - Dome - 72 F

livebaseballscorecards.com

AB	32
R	1
H	4
RBI	0
BB	1
SO	3
LOB	12

Batter	1	2	3	4	5	6	7	8	9	AB	R	H	RBI	BB	SO	LOB
Lenny Dykstra, L (1, 8) OBP: 0.333, SLG: 0.625	C C B F B F F F X 2-2 PB 3B	F B C C 1-3 ② K		B X 1-0 ③ G3			B X 1-0 2B		B C B B C B 4-2 G5-4-3 BB	4	1	2	0	1	1	1
Mariano Duncan, R (1, 4) OBP: 0.200, SLG: 0.200	B B F F B F X 3-2 ① L8 3-H	B 2 SAFE S X 1-1 2-H 1B			F X 0-1 ① F8		B B X 2-0 ③ G4-3		F X 0-1 ②③ G5-4-3 1-2f	5	0	1	1	0	0	2
John Kruk, L (1, 3) OBP: 0.625, SLG: 1.000	B C X 1-1 1B 2B	1 SAFE B 1 SAFE X 1-0 ③ F7			C B B F S 2-3 ② K			S F B X 1-2 2B 2B		4	2	2	0	0	1	1
Dave Hollins, S (1, 5) OBP: 0.375, SLG: 0.500	F F B X 1-2 1B 2-H 1B		F X 0-1 ① L5		F F F F X 0-2 ③ P2			X 0-0 2-H 2B		4	0	2	2	0	0	0
Darren Daulton, L (1, 2) OBP: 0.375, SLG: 0.429	C X 0-1 1-2 1B		B C F C 1-3 ② K			X 0-0 ① G4-3		B X 1-0 ① P7		4	0	1	0	0	1	1
Pete Incaviglia, R (1, 7) OBP: 0.500, SLG: 1.250	S S B S 1-3 ② K		S S B X 1-2 HR			S B S S 1-3 ② K		B F C B F B B 4-2 BB		3	1	1	1	0	2	2
Milt Thompson, L (8, PH) (8, 7)										0	0	0	0	1	0	0
Wes Chamberlain, R (1, 9)	B C S F F X 1-2 ③ G4-3		X 0-0 ③ F7			X 0-0 ③ F7		F S B X 1-2 ② L9		3	0	0	0	0	0	2
Jim Eisenreich, L (8, PH) OBP: 0.200, SLG: 0.200 (8, 9)										1	0	0	0	0	0	2
Juan Bell, R (1, 6)		F C H 1-2 SH3-4 1B HBP		C F B F F B X 2-2 ① F7			X 0-0 ① G6-3	B S F X 1-2 ③ F7		3	1	0	0	0	0	2
Curt Schilling, R (1, 1)		L X 0-1 ① SH3-4 1-2		X 0-0 ② G3			C X 0-1 ② L4		B C X 1-1 ① G4-3	3	0	0	0	0	0	0
Mitch Williams, L (9, 1)										0	0	0	0	0	0	0

Inning Stats																		
	R: 2 E: 0 K: 1 S: 26	H: 4 LOB: 2 BB: 0 P: 35	R: 1 E: 0 K: 1 S: 10	H: 1 LOB: 1 BB: 0 P: 14	R: 1 E: 0 K: 1 S: 9	H: 1 LOB: 0 BB: 0 P: 11	R: 0 E: 0 K: 0 S: 7	H: 0 LOB: 0 BB: 0 P: 10	R: 0 E: 0 K: 1 S: 10	H: 0 LOB: 0 BB: 0 P: 12	R: 0 E: 0 K: 1 S: 5	H: 0 LOB: 0 BB: 0 P: 6	R: 0 E: 0 K: 0 S: 5	H: 1 LOB: 1 BB: 0 P: 8	R: 1 E: 0 K: 0 S: 14	H: 2 LOB: 2 BB: 1 P: 22	R: 0 E: 0 K: 0 S: 6	H: 0 LOB: 0 BB: 1 P: 11

PITCHER		IP	WLS	BF	H	R	ER	SO	BB	IBB	HBP	BLK	WP	HR	S	P	ERA	WHIP
Greg Swindell, L ERA: 6.14	(1, 1)	7.1	L	32	9	5	5	5	0	0	1	0	0	1	77	103	6.14	1.227
Darryl Kile, R ERA:	(8, 1)	0.0		1	0	0	0	0	1	0	0	0	0	0	3	7	∞	∞
Eric Bell, L ERA:	(8, 1)	0.2		2	0	0	0	0	0	0	0	0	0	0	6	8	0.00	0.000
Doug Jones, R ERA:	(9, 1)	1.0		3	0	0	0	0	1	0	0	0	0	0	6	11	0.00	1.000

PITCHER	IP	WLS	BF	H	R	ER	SO	BB	IBB	HBP	BLK	WP	HR	S	P	ERA	WHIP

TOP

Philadelphia Phillies @ Houston Astros

Astrodome, Houston, TX

Tue Apr 06 1993, 8:05 PM EDT

Att. 18,686 - Dome - 72 F

livebaseballscorecards.com

AB	34
R	5
H	9
RBI	4
BB	2
SO	5
LOB	13

1B: 3 2B: 4 3B: 1 HR: 1	SF: 0 SAC: 1 DP: 1 HBP: 1	WP: 0 PB: 1 SB: 0 CS: 0	PA: 38

BOTTOM

Philadelphia Phillies @ Houston Astros

Astrodome, Houston, TX

Tue Apr 06 1993, 8:05 PM EDT
Att. 18,686 - Dome - 72 F

livebaseballscorecards.com

Batter	1	2	3	4	5	6	7	8	9	AB	R	H	RBI	BB	SO	LOB
Craig Biggio, R (1, 4) OBP: 0.375, SLG: 0.286	BBBCB 4-1 CS BB		X 0-0 SF7 2-3 1B		CCX 0-2 ③ L8			CSBFBBX 3-2 ② P5		3	0	1	0	1	0	0
Steve Finley, L (1, 8) Doug Jones, R (9, 1)	CX 0-1 L7 ①		FTX 0-2 SF7 ② 1-2 3-H			BBCBB 4-1 5 G5-4-3 BB		BCFS 1-3 ③ K		2 0	0 0	0 0	1 0	1 0	1 0	1 0
5 Jeff Bagwell, R (1, 3) OBP: 0.250, SLG: 0.286	FX 0-1 F8 ②		BSBFFFX 2-2 F8 ③			X 0-0 G5-4-3 ① ② 1-2f			CX 0-1 1B 2B	4	1	1	0	0	0	3
Eric Anthony, L (1, 9) OBP: 0.375, SLG: 0.500	C 0-1 CS ③ 1-2	CSTBBFX 2-2 P5 ①		BX 1-0 G4-3 SF8 2B		BBFCX 2-2 1B			BBBCX 3-1 L9 ①	4	1	2	0	0	0	1
Ken Caminiti, S (1, 5) OBP: 0.250, SLG: 0.375		BX 1-0 2B		BBFFX 2-2 ① G4-3 2-3		CBX 1-1 ③ L5			CCFS 0-3 ② K	4	0	1	0	0	1	3
Luis Gonzalez, L (1, 7) OBP: 0.125, SLG: 0.143		X 0-0 ② F7		BX 1-0 ② SF8 3-H			CBFBFFX 2-2 ① P6		BCBFFFX 2-2 2-H 1B	3	0	1	2	0	0	1
Andujar Cedeno, R (1, 6) Karl Rhodes, L (9, 8) Kevin Bass, S (9, PH)		FCBBBBX 3-2 ③ F8		CBSSS 1-3 ③ K			BCCCS 1-3 ② K		BCCBBSSS 3-3 ③ K	3 0 1	0 0 0	0 0 0	0 0 0	0 0 1	2 0 1	1 0 1
Eddie Taubensee, L (1, 2) OBP: 0.167, SLG: 0.167			BFX 1-1 1B SH3 SF7 1B		FX 0-1 ① G1-3		BBCX 2-1 F8 ③			3	1	1	0	0	0	0
Greg Swindell, L (1, 1) Darryl Kile, R (8, 1) Eric Bell, L (8, 1) Casey Candaele, S (8, 6)			BFX 1-1 ① SH3 1-2		BX 1-0 ② L5			BBCFX 2-2 ① G4-3		1 0 0 1	0 0 0 0	0 0 0 0	0 0 0 0	0 0 0 0	0 0 0 0	0 0 0 0
Inning Stats	R: 0 E: 0 K: 0 S: 6 H: 0 LOB: 0 BB: 1 P: 10	R: 0 E: 0 K: 0 S: 10 H: 1 LOB: 1 BB: 0 P: 16	R: 1 E: 0 K: 0 S: 13 H: 2 LOB: 1 BB: 0 P: 17	R: 1 E: 0 K: 1 S: 8 H: 1 LOB: 0 BB: 0 P: 13	R: 0 E: 0 K: 0 S: 6 H: 0 LOB: 0 BB: 0 P: 7	R: 0 E: 0 K: 0 S: 7 H: 1 LOB: 1 BB: 1 P: 14	R: 0 E: 0 K: 1 S: 9 H: 0 LOB: 0 BB: 0 P: 14	R: 0 E: 0 K: 1 S: 10 H: 0 LOB: 0 BB: 0 P: 16	R: 1 E: 0 K: 2 S: 15 H: 2 LOB: 1 BB: 0 P: 23	1B: 4 2B: 3 3B: 0 HR: 0	SF: 2 SAC: 1 DP: 1 HBP: 0						

PITCHER	IP	WLS	BF	H	R	ER	SO	BB	IBB	HBP	BLK	WP	HR	S	P	ERA	WHIP
Curt Schilling, R (1, 1) ERA: 3.38	8.0	W	30	6	3	3	3	2	0	0	0	0	0	71	109	3.38	1.000
Mitch Williams, L (9, 1) ERA:	1.0	S	4	1	0	0	2	0	0	0	0	0	0	13	21	0.00	1.000

PITCHER	IP	WLS	BF	H	R	ER	SO	BB	IBB	HBP	BLK	WP	HR	S	P	ERA	WHIP

AB	29
R	3
H	7
RBI	3
BB	2
SO	5
LOB	11

WP: 0 PB: 0 SB: 0 CS: 1 PA: 35

Batter	1	2	3	4	5	6	7	8	9	10	AB	R	H	RBI	BB	SO	LOB
Lenny Dykstra, L (1, 8) OBP: 0.267, SLG: 0.385	F9		G4-3			BB		FC1-4-6 HR 1-2f	F7	F8	5	1	0	0	1	0	6
Mickey Morandini, L (1, 4) OBP: 0.333, SLG: 0.667	F7			F7		K		HR 1-H		1B BB 1B 2B	5	2	2	2	0	1	1
John Kruk, L (1, 3) OBP: 0.538, SLG: 0.818	F7			F7		F8		2B 1B		1B BB 1-2 2B	5	1	2	0	0	0	1
Dave Hollins, S (1, 5) OBP: 0.231, SLG: 0.308		K		G4-3		K		K		K	5	0	0	0	0	4	4
Darren Daulton, L (1, 2) OBP: 0.538, SLG: 0.778		F8			G5-3 BB		HR	1B IBB		2B BB 1-2 2-3	2	2	1	1	3	0	0
Milt Thompson, L (1, 7) OBP: 0.333, SLG: 0.375		K			P4		G4-3	1B 1-2 2-H		2B 1-H 2-H 3-H	5	0	2	3	0	1	1
Jim Eisenreich, L (1, 9) OBP: 0.300, SLG: 0.125			SH3-4 BB		G5-3 1-2		F7	G4-3 1B IBB			3	0	0	0	2	0	1
Juan Bell, R (1, 6) Mariano Duncan, R (7, PH) OBP: 0.375, SLG: 0.375 (7, 6)			K		BB		K	1B		BB 1-3 2-H 1B	1 3	0 0	0 2	0 0	1 0	1 1	1 0
Danny Jackson, R (1, 1) Ricky Jordan, R (8, PH) OBP: 1.000, SLG: 1.000 Larry Andersen, R (8, 1) Pete Incaviglia, R (9, PH) OBP: 0.400, SLG: 1.000 David West, L (9, 1) Jose DeLeon, R (9, 1) Wes Chamberlain, R (10, PH) Mitch Williams, L (10, 1)			SH3-4 1-2		K			C1-4-6 1B	K	BB 1-2	1 1 0 1 0 0 0 0	0 0 0 0 0 0 0 0	0 1 0 0 0 0 0 0	0 0 0 0 0 0 0 1	1 0 0 1 0 0 0 0	1 0 0 1 0 0 0 0	2 0 0 1 0 0 0 0
Inning Stats	R: 0 E: 0 K: 0 S: 7 H: 0 LOB: 0 BB: 0 P: 12	R: 0 E: 0 K: 2 S: 8 H: 0 LOB: 0 BB: 0 P: 13	R: 0 E: 0 K: 1 S: 10 H: 0 LOB: 1 BB: 1 P: 18	R: 0 E: 0 K: 0 S: 5 H: 0 LOB: 0 BB: 0 P: 6	R: 0 E: 0 K: 1 S: 12 H: 0 LOB: 2 BB: 2 P: 24	R: 0 E: 0 K: 2 S: 11 H: 0 LOB: 1 BB: 1 P: 17	R: 1 E: 0 K: 1 S: 9 H: 1 LOB: 0 BB: 0 P: 11	R: 2 E: 0 K: 1 S: 18 H: 4 LOB: 2 BB: 1 P: 25	R: 0 E: 0 K: 1 S: 9 H: 1 LOB: 1 BB: 0 P: 14	R: 3 E: 0 K: 1 S: 12 H: 4 LOB: 3 BB: 3 P: 29	1B: 6 2B: 2 3B: 0 HR: 2 SF: 0 SAC: 1 DP: 0 HBP: 0						PA: 46 WP: 0 PB: 0 SB: 0 CS: 0

PITCHER		IP	WLS	BF	H	R	ER	SO	BB	IBB	HBP	BLK	WP	HR	S	P	ERA	WHIP
Pete Harnisch, R ERA: 1.29	(1, 1)	7.0		26	1	1	1	7	4	0	0	0	0	1	62	101	1.29	0.714
Doug Jones, R ERA: 6.0	(8, 1)	2.0		11	5	2	2	2	0	1	0	0	0	1	27	39	9.00	2.500
Eric Bell, L ERA: 13.5	(10, 1)	0.0	L	2	2	2	2	0	0	0	0	0	0	0	3	6	∞	∞
Xavier Hernandez, R ERA: 13.5	(10, 1)	1.0		7	2	1	1	1	2	1	0	0	0	0	9	23	9.00	4.000

PITCHER	IP	WLS	BF	H	R	ER	SO	BB	IBB	HBP	BLK	WP	HR	S	P	ERA	WHIP

TOP

Philadelphia Phillies @ Houston Astros

Astrodome, Houston, TX

Wed Apr 07 1993, 8:05 PM EDT

Att. 16,471 - Dome

livebaseballscorecards.com

AB	37
R	6
H	10
RBI	6
BB	8
SO	10
LOB	18

Philadelphia Phillies @ Houston Astros

Astrodome, Houston, TX

Wed Apr 07 1993, 8:05 PM EDT

Att. 16,471 - Dome

livebaseballscorecards.com

BOTTOM

Batter	1	2	3	4	5	6	7	8	9	10	AB	R	H	RBI	BB	SO	LOB
Craig Biggio, R (1, 4) OBP: 0.308, SLG: 0.182	K		G5-3		F9			K	1-2 2-3 BB		4	0	0	0	1	2	0
Steve Finley, L (1, 8)	F8		P5			F9		F7	L7		5	0	0	0	0	0	3
5 Jeff Bagwell, R (1, 3) OBP: 0.385, SLG: 0.583	F9			G4-3 HR 2B		G3 2B		1B 1B		K	5	1	3	0	0	1	0
Eric Anthony, L (1, 9) OBP: 0.462, SLG: 0.455		1B BB		K		G3 2-3		1-3 1B		WP BB	3	0	1	0	2	1	2
Ken Caminiti, S (1, 5) OBP: 0.231, SLG: 0.308		1-2 1B		G4-3 2-3		F9		K		K 1-2	5	0	1	0	0	2	5
Luis Gonzalez, L (1, 7) OBP: 0.308, SLG: 0.833		K		HR 3-H			HR		BB SH1-4 1B	G4-3	5	2	3	3	0	1	3
Andujar Cedeno, R (1, 6) OBP: 0.111, SLG: 0.111 Jose Uribe, S (9, PH) (10, 6)		K		G4-3			FC3-6 1B		SH1-4 1-2		3 0	0 0	1 0	0 0	0 0	1 0	2 0
Eddie Taubensee, L (1, 2) OBP: 0.100, SLG: 0.100		K			L5		FC3-6 L6-3 1-2f		L8		4	0	0	0	0	1	4
Pete Harnisch, S (1, 1) Kevin Bass, S (7, PH) Doug Jones, R (8, 1) Chris James, R (9, PH) OBP: 1.000, SLG: 2.000 Eric Bell, L (10, 1) Xavier Hernandez, L (10, 1)			K		K		L6-3 1-2		BB HBP		2 1 0 0 0 0	0 0 0 0 0 0	0 0 0 0 0 0	0 0 0 0 0 0	0 0 0 0 0 0	2 0 0 0 0 0	0 1 0 0 0 0
Inning Stats	R: 0 H: 0 E: 0 LOB: 0 K: 1 BB: 0 S: 8 P: 13	R: 0 H: 1 E: 0 LOB: 2 K: 3 BB: 1 S: 13 P: 21	R: 0 H: 0 E: 0 LOB: 0 K: 1 BB: 0 S: 8 P: 11	R: 2 H: 2 E: 0 LOB: 0 K: 1 BB: 0 S: 12 P: 19	R: 0 H: 0 E: 0 LOB: 0 K: 1 BB: 0 S: 7 P: 7	R: 0 H: 1 E: 0 LOB: 1 K: 0 BB: 0 S: 14 P: 20	R: 1 H: 2 E: 0 LOB: 0 K: 0 BB: 0 S: 5 P: 7	R: 0 H: 2 E: 0 LOB: 2 K: 2 BB: 0 S: 12 P: 19	R: 0 H: 1 E: 0 LOB: 3 K: 0 BB: 1 S: 7 P: 20	R: 0 H: 0 E: 0 LOB: 1 K: 2 BB: 1 S: 14 P: 25	1B: 5 2B: 3 3B: 0 HR: 2	SF: 0 SAC: 1 DP: 1 HBP: 1						

	AB	37
	R	3
	H	9
	RBI	3
	BB	3
	SO	11
	LOB	20

WP: 1 PA: 42
PB: 0
SB: 0
CS: 0

PITCHER		IP	WLS	BF	H	R	ER	SO	BB	IBB	HBP	BLK	WP	HR	S	P	ERA	WHIP
Danny Jackson, L ERA: 3.86	(1, 1)	7.0		27	6	3	3	7	1	0	0	0	0	2	67	98	3.86	1.000
Larry Andersen, R ERA:	(8, 1)	1.0		5	2	0	0	2	0	0	0	0	0	0	12	19	0.00	2.000
David West, L ERA:	(9, 1)	0.2		3	1	0	0	0	0	0	0	0	0	0	4	11	0.00	1.500
Jose DeLeon, R ERA:	(9, 1)	0.1	W	3	0	0	0	0	1	0	1	0	0	0	3	9	0.00	3.000
Mitch Williams, L ERA:	(10, 1)	1.0	S	4	0	0	0	2	1	0	0	0	1	0	14	25	0.00	1.000

PITCHER		IP	WLS	BF	H	R	ER	SO	BB	IBB	HBP	BLK	WP	HR	S	P	ERA	WHIP

Batter	1	2	3	4	5	6	7	8	9	AB	R	H	RBI	BB	SO	LOB
Willie Wilson, S (1, 8) OBP: 0.444, SLG: 0.667	C F T 0-2 ① K	X 0-0 ③ L6		B S B X 2-1 ② G1-3			C B S F B X 2-2 HR 2B	F C B B F X 2-2 ③ G6-3 1-2		5	1	1	0	0	1	2
Rey Sanchez, R (1, 6) OBP: 0.250, SLG: 0.267	B B F B F X 3-2 ② F8		C C F B F B X 2-2 ① L4	X 0-0 ③ P4			B X 1-0 ① B1-3		B S B B B B 4-1 HR BB	4	1	0	0	1	0	1
Mark Grace, L (1, 3) OBP: 0.444, SLG: 0.600	C C X 0-2 ③ G6-3		X 0-0 HR 1B		C B X 1-1 ① G1-3		B B C B F B 4-2 HR BB		S B X 1-1 1-H HR	4	3	2	2	1	0	0
Derrick May, L (1, 7) OBP: 0.500, SLG: 1.111		X 0-0 G6-4-3 BB HR 1B	B S B F F F 1 B X SAFE 3-2 1-H HR		S X 0-1 ② L3		X 0-0 1-H 2-H HR		B B B C F F B 4-2 1B BB	4	3	3	5	1	0	0
Sammy Sosa, R (1, 9) OBP: 0.500, SLG: 0.688		S B B F F B F B 4-2 G6-4-3 1-2 BB	C X 0-1 1B 3B		B B F F S X 2-2 1B		B F F B B S 3-3 ② K		B X 1-0 ① P3	4	1	2	0	1	1	1
Steve Buechele, R (1, 5) OBP: 0.313, SLG: 0.214	X 0-0 ① ② G6-4-3 1-2f 2-3	X 0-0 3-H 1B			B X 1-0 ③ G6-3		C B C B C 2-3 ③ K		B F B X 2-1 1-2 1B	5	0	2	1	0	1	3
Rick Wilkins, L (1, 2)	C B B C B F F B 4-2 HR BB	S S S 0-3 ② K			B B B C F F X 3-2 ① G3			C S S 0-3 ① ② K	S T B X 1-2 ② F9	4	1	0	0	1	2	3
Jose Vizcaino, S (1, 4) OBP: 0.133, SLG: 0.333	C B F B F F B X 3-2 1-H 3-H HR	X 0-0 ③ P6			C B B B C F S 3-3 ② K			C C S S 1-3 ② K	B C C C 1-3 ③	5	1	1	3	0	3	3
Frank Castillo, R (1, 1) OBP: 0.500, SLG: 0.500 Chuck McElroy, L (5, 1) Paul Assenmacher, L (7, 1) OBP: 1.000, SLG: 1.000 Randy Myers, L (8, 1)		X 0-0 1B	S C F B B B F X 3-2 ① L8		C F S 0-3 ③ K			B B B C C C X 3-2 WP 1B		2 1 1 0	0 0 0 0	1 0 1 0	0 0 0 0	0 1 0 0	0 0 0 0	0 0 0 0
Inning Stats	R: 0 H: 0 E: 0 LOB: 0 K: 1 BB: 0 S: 9 P: 12	R: 3 H: 3 E: 0 LOB: 1 K: 0 BB: 2 S: 18 P: 29	R: 3 H: 4 E: 0 LOB: 1 K: 1 BB: 0 S: 18 P: 23	R: 0 H: 0 E: 0 LOB: 0 K: 0 BB: 0 S: 8 P: 13	R: 0 H: 1 E: 0 LOB: 1 K: 0 BB: 0 S: 8 P: 12	R: 0 H: 0 E: 0 LOB: 0 K: 2 BB: 0 S: 11 P: 17	R: 3 H: 2 E: 0 LOB: 0 K: 2 BB: 1 S: 14 P: 26	R: 0 H: 1 E: 0 LOB: 1 K: 2 BB: 0 S: 13 P: 19	R: 2 H: 2 E: 0 LOB: 2 K: 1 BB: 2 S: 15 P: 29	1B: 7 SF: 0 2B: 1 SAC: 0 3B: 1 DP: 1 HR: 4 HBP: 0					WP: 1 PA: 44 PB: 0 SB: 0 CS: 0	

TOP

Chicago Cubs @ Philadelphia Phillies

Veterans Stadium, Philadelphia, PA

Fri Apr 09 1993, 3:33 AM EDT

Att. 60,985 - Overcast - 67 F

livebaseballscorecards.com

AB	39
R	11
H	13
RBI	11
BB	5
SO	9
LOB	13

PITCHER		IP	WLS	BF	H	R	ER	SO	BB	IBB	HBP	BLK	WP	HR	S	P	ERA	WHIP
Ben Rivera, R ERA: 23.14	(1, 1)	2.1	L	15	7	6	6	1	2	0	0	0	0	2	41	60	23.14	3.857
Tommy Greene, R ERA:	(3, 1)	2.2		9	1	0	0	1	0	0	0	0	0	0	20	29	0.00	0.375
Jose DeLeon, R ERA: 5.4	(6, 1)	1.1		5	1	1	1	2	0	0	0	0	0	0	16	25	6.75	0.750
David West, L ERA: 7.71	(7, 1)	1.2		8	2	2	2	4	1	0	0	0	1	1	22	37	10.80	1.800
Tyler Green, R ERA: 18.0	(9, 1)	1.0		7	2	2	2	1	2	0	0	0	0	1	15	29	18.00	4.000

PITCHER	IP	WLS	BF	H	R	ER	SO	BB	IBB	HBP	BLK	WP	HR	S	P	ERA	WHIP

Batter	1	2	3	4	5	6	7	8	9	AB	R	H	RBI	BB	SO	LOB
Lenny Dykstra, L (1, 8) OBP: 0.300, SLG: 0.529	B C X 1-1 F7 ①		B B C B B 4-1 L4-3 BB		B X 1-0 HR	C X 0-1 L8 ②	C B X 1-1 L7 ①			4	1	1	1	1	0	0
Mickey Morandini, L (1, 4) OBP: 0.357, SLG: 0.571	F B X 1-1 F7 ②		1 SAFE I F F B 1 SAFE B 1 SAFE X 2-2 L4-3 ① ② 1-2		B B C B B F X 3-2 FC5-4 1B	X 0-0 1B	C S B B S 2-3 K ②			5	0	2	0	0	1	1
John Kruk, L (1, 3) OBP: 0.556, SLG: 1.000	F B B S B X 3-2 HR 2B		C F X 0-2 HR		1 SAFE C X 0-1 FC5-4 ② 1-2f	C S B B C 2-3 K ③	C B S B B B 4-2 DI BB			4	2	2	1	1	1	2
Dave Hollins, S (1, 5) OBP: 0.278, SLG: 0.294	B B B B 4-0 HR BB		F B F X 1-2 G4-3 ③		B B B F S S 3-3 K ③			B F C B X 2-2 HR 1B	B C B S S 2-3 K ③ 1-2	4	2	1	0	1	2	2
Darren Daulton, L (1, 2) OBP: 0.529, SLG: 1.154	C X 0-1 1-H 2-H HR			C B B C B S 3-3 K ①		B C B S B S 3-3 K ①		B B S X 2-1 1-H HR		4	2	2	5	0	2	0
Milt Thompson, L (1, 7) OBP: 0.308, SLG: 0.273	C X 0-1 G5-3 ③			F F B C 1-3 K ②		B S B S B F F F B 4-2 E S BB		S X 0-1 F8 ①		3	0	0	0	1	1	0
Pete Incaviglia, R (1, 9) OBP: 0.333, SLG: 0.667		X 0-0 G1-3 ①		B X 1-0 1B	1 SAFE S B B B S S 2-3 K ② 1-3			F S B X 1-2 G4-3 ②		4	0	1	0	0	1	1
Juan Bell, R (1, 6) David West, L (7, 1) Ricky Jordan, R (8, PH) OBP: 1.000, SLG: 1.000 Tyler Green, R (9, 1)		B B X 2-0 G4-3 ②		B B F X 2-1 G4-3 ③		F B B F B S 3-3 K ③		B C B X 2-1 1B		3 0 1 0	0 0 0 0	0 0 1 0	0 0 0 0	0 0 0 0	1 0 0 0	2 0 0 0
Ben Rivera, R (1, 1) Tommy Greene, R (3, 1) Wes Chamberlain, R (5, PH) Jose DeLeon, R (6, 1) Mariano Duncan, R (7, 6) OBP: 0.300, SLG: 0.300		C X 0-1 G5-3 ③			X 0-0 L9 ①		C S S 0-3 K ①	B B B C F X 3-2 G6-3 ③		1 0 1 0 2	0 0 0 0 0	0 0 0 0 0	0 0 0 0 0	0 0 0 0 0	0 0 0 0 1	0 0 0 0 1
Inning Stats	R: 3 H: 2 E: 0 LOB: 0 K: 0 BB: 1 S: 11 P: 20	R: 0 H: 0 E: 0 LOB: 0 K: 0 BB: 0 S: 4 P: 6	R: 1 H: 1 E: 0 LOB: 0 K: 0 BB: 1 S: 10 P: 17	R: 0 H: 1 E: 0 LOB: 1 K: 2 BB: 0 S: 9 P: 16	R: 1 H: 2 E: 0 LOB: 1 K: 1 BB: 0 S: 10 P: 17	R: 0 H: 0 E: 1 LOB: 1 K: 3 BB: 1 S: 14 P: 26	R: 0 H: 1 E: 0 LOB: 1 K: 2 BB: 0 S: 9 P: 11	R: 2 H: 3 E: 0 LOB: 1 K: 0 BB: 0 S: 15 P: 25	R: 0 H: 0 E: 0 LOB: 1 K: 2 BB: 1 S: 10 P: 19	1B: 5 2B: 2 3B: 0 HR: 4	SF: 0 SAC: 0 DP: 1 HBP: 0					

PITCHER		IP	WLS	BF	H	R	ER	SO	BB	IBB	HBP	BLK	WP	HR	S	P	ERA	WHIP
Frank Castillo, R ERA: 10.38	(1, 1)	4.1		19	5	5	5	2	2	0	0	0	0	3	36	62	10.38	1.615
Chuck McElroy, L ERA:	(5, 1)	1.2	W	7	1	0	0	4	1	0	0	0	0	0	22	40	0.00	1.200
Paul Assenmacher, L ERA: 6.0	(7, 1)	1.2		9	4	2	2	2	0	0	0	0	0	1	21	30	10.80	2.400
Randy Myers, L ERA:	(8, 1)	1.1	S	5	0	0	0	2	1	0	0	0	0	0	13	25	0.00	0.750

PITCHER	IP	WLS	BF	H	R	ER	SO	BB	IBB	HBP	BLK	WP	HR	S	P	ERA	WHIP

BOTTOM

Chicago Cubs @ Philadelphia Phillies

Veterans Stadium, Philadelphia, PA

Fri Apr 09 1993, 3:33 AM EDT

Att. 60,985 - Overcast - 67 F

livebaseballscorecards.com

AB	36
R	7
H	10
RBI	7
BB	4
SO	10
LOB	9

Chicago Cubs @ Philadelphia Phillies

Veterans Stadium, Philadelphia, PA

Sat Apr 10 1993, 7:05 PM EDT

Att. 21,081 - Unknown

TOP

livebaseballscorecards.com

Batter	1	2	3	4	5	6	7	8	9	AB	R	H	RBI	BB	SO	LOB
Willie Wilson, S (1, 8) OBP: 0.364, SLG: 0.545	E6 G3 HR		F9			G6-3		1 SAFE C F B 1 SAFE X: G1-3		4	1	0	0	0	0	1
Rey Sanchez, R (1, 6) OBP: 0.200, SLG: 0.211	F9		G5-3			G6-3			E1 HR	4	1	0	0	0	0	1
Mark Grace, L (1, 3) OBP: 0.409, SLG: 0.684	G3 1-2		F8			G6-3			1-H HR	4	1	1	2	0	0	1
Derrick May, L (1, 7) OBP: 0.429, SLG: 1.077	2-H HR			G3			G4-3		K	4	1	1	2	0	1	0
Sammy Sosa, R (1, 9) OBP: 0.409, SLG: 0.550	P5			P2			L8		K	4	0	0	0	0	1	0
Steve Buechele, R (1, 5) OBP: 0.250, SLG: 0.167		F9		K			K		K	4	0	0	0	0	3	0
Tommy Shields, L (1, 4) OBP: 0.333, SLG: 0.333		K			K			L5		3	0	0	0	0	2	0
Matt Walbeck, S (1, 2) OBP: 0.143, SLG: 0.143		E4			F8			G5-3		3	0	0	0	0	0	0
Mike Morgan, R (1, 1)		1 SAFE S C C: K			K			1B		2	0	0	0	0	2	1
Dan Plesac, L (7, 1)										0	0	0	0	0	0	0
Eric Yelding, R (8, PH) OBP: 0.500, SLG: 0.500										1	0	1	0	0	0	0
Jose Bautista, R (8, 1)										0	0	0	0	0	0	0
Inning Stats	R: 2 E: 1 K: 0 S: 6 H: 1 LOB: 0 BB: 0 P: 11	R: 0 E: 1 K: 2 S: 12 H: 0 LOB: 1 BB: 0 P: 15	R: 0 E: 0 K: 0 S: 5 H: 0 LOB: 0 BB: 0 P: 10	R: 0 E: 0 K: 1 S: 11 H: 0 LOB: 0 BB: 0 P: 13	R: 0 E: 0 K: 2 S: 11 H: 0 LOB: 0 BB: 0 P: 14	R: 0 E: 0 K: 0 S: 4 H: 0 LOB: 0 BB: 0 P: 4	R: 0 E: 0 K: 1 S: 8 H: 0 LOB: 0 BB: 0 P: 9	R: 0 E: 0 K: 0 S: 8 H: 1 LOB: 1 BB: 0 P: 12	R: 2 E: 1 K: 3 S: 12 H: 1 LOB: 0 BB: 0 P: 17	1B: 1 2B: 0 3B: 0 HR: 2 SF: 0 SAC: 0 DP: 0 HBP: 0						

	AB	33
	R	4
	H	3
	RBI	4
	BB	0
	SO	9
	LOB	4

WP: 0 PB: 0 SB: 0 CS: 0 PA: 33

PITCHER		IP	WLS	BF	H	R	ER	SO	BB	IBB	HBP	BLK	WP	HR	S	P	ERA	WHIP
Terry Mulholland, L ERA: 0.53	(1, 1)	8.0	W	30	3	4	1	6	0	0	0	0	0	2	68	94	1.12	0.375
Mitch Williams, L ERA:	(9, 1)	1.0	S	3	0	0	0	3	0	0	0	0	0	0	9	11	0.00	0.000

PITCHER		IP	WLS	BF	H	R	ER	SO	BB	IBB	HBP	BLK	WP	HR	S	P	ERA	WHIP

Chicago Cubs @ Philadelphia Phillies

Veterans Stadium, Philadelphia, PA

Sat Apr 10 1993, 7:05 PM EDT

Att. 21,081 - Unknown

livebaseballscorecards.com

BOTTOM

Batter	1	2	3	4	5	6	7	8	9	AB	R	H	RBI	BB	SO	LOB
Lenny Dykstra, L (1, 8) OBP: 0.375, SLG: 0.526	HR		BB		K		BB			2	2	1	0	2	1	0
Mickey Morandini, L (1, 4) OBP: 0.389, SLG: 0.529	F8 1-3		G1-3 1-2			G4-6-3 1B	1B 1-2 BB			3	1	1	0	1	0	2
John Kruk, L (1, 3) OBP: 0.636, SLG: 1.167	HR 3-H			FC6-4 G1-3 1B		G4-6-3 1-2 BB	FC6-4 1-H 2-H 1B			3	1	3	4	1	0	0
Dave Hollins, S (1, 5) OBP: 0.227, SLG: 0.238	G4-3			G1-3 1-2		G4-6-3 1-2f 2-3	FC6-4 1-2f			4	0	0	0	0	0	4
Darren Daulton, L (1, 2) OBP: 0.524, SLG: 1.000	K			FC6-4 BB		BB BB		G4-3		2	0	0	0	2	1	0
Milt Thompson, L (1, 7) OBP: 0.353, SLG: 0.286		G1-3		FC6-4 1-2f 2-3		BB 1-2		S 1B 1B		3	1	1	0	1	0	2
Wes Chamberlain, R (1, 9) Jim Eisenreich, L (9, 9) OBP: 0.300, SLG: 0.125		G1-3		F8		G4-3		K 1-2		4 0	0 0	0 0	0 0	0 0	1 0	6 0
Juan Bell, R (1, 6) OBP: 0.176, SLG: 0.067		K			G3		G4-3	2-H 1B		4	0	1	1	0	1	0
Terry Mulholland, R (1, 1) Mitch Williams, L (9, 1)			K		K		G6-3	K		4 0	0 0	0 0	0 0	0 0	3 0	1 0
Inning Stats	R: 2 E: 0 K: 1 S: 10 H: 2 LOB: 0 BB: 0 P: 21	R: 0 E: 0 K: 1 S: 6 H: 0 LOB: 0 BB: 0 P: 9	R: 0 E: 0 K: 1 S: 7 H: 0 LOB: 0 BB: 1 P: 14	R: 0 E: 0 K: 0 S: 8 H: 1 LOB: 2 BB: 1 P: 16	R: 0 E: 0 K: 2 S: 8 H: 0 LOB: 0 BB: 0 P: 9	R: 0 E: 0 K: 0 S: 8 H: 1 LOB: 3 BB: 3 P: 23	R: 2 E: 0 K: 0 S: 11 H: 1 LOB: 1 BB: 2 P: 22	R: 1 E: 0 K: 2 S: 14 H: 2 LOB: 1 BB: 0 P: 22		1B: 6 2B: 0 3B: 0 HR: 1 SF: 0 SAC: 0 DP: 1 HBP: 0						

AB	29
R	5
H	7
RBI	5
BB	7
SO	7
LOB	15

WP: 0 PB: 0 SB: 5 CS: 1 PA: 36

PITCHER		IP	WLS	BF	H	R	ER	SO	BB	IBB	HBP	BLK	WP	HR	S	P	ERA	WHIP
Mike Morgan, R ERA: 3.29	(1, 1)	6.2	L	29	4	4	4	5	7	0	0	0	0	1	54	107	5.40	1.650
Dan Plesac, L ERA:	(7, 1)	0.1		2	1	0	0	0	0	0	0	0	0	0	4	7	0.00	3.000
Jose Bautista, R ERA: 9.0	(8, 1)	1.0		5	2	1	1	2	0	0	0	0	0	0	14	22	9.00	2.000

PITCHER	IP	WLS	BF	H	R	ER	SO	BB	IBB	HBP	BLK	WP	HR	S	P	ERA	WHIP

Batter	1	2	3	4	5	6	7	8	9	AB	R	H	RBI	BB	SO	LOB
Jose Vizcaino, S (1, 4) OBP: 0.105, SLG: 0.263	C X 0-1 ① G4-3		F F B B T 2-2 ③ K			S S B B B F X 3-2 ② G4-3		C F B X 1-2 ③ F7		4	0	0	0	0	1	0
Rey Sanchez, R (1, 6) OBP: 0.167, SLG: 0.174	F B F B S 2-3 ② K			S B B B S X 2-2 ① G5-3		X 0-0 ③ G4-3			C B B X 2-1 ① L8	4	0	0	0	0	1	0
Mark Grace, L (1, 3) OBP: 0.462, SLG: 0.682	C B B F X 2-2 ③ G6-3			B B X 2-0 FC5-4 1B			B B F B B 4-1 G3 BB		B X 1-0 1B 1B	3	0	2	0	1	0	0
Derrick May, L (1, 9) OBP: 0.444, SLG: 0.941		B F B X 2-1 1B		B F C X 1-2 ② FC5-4 1-2f			X 0-0 ① G3 1-2		B C C F B F X 2-2 1-2 1B	4	0	2	0	0	0	2
Candy Maldonado, R (1, 7)		B C F B F T 2-2 ① K		F X 0-1 ③ P4			F H 1-1 HBP		B S F B B S 3-3 ② K	3	0	0	0	0	2	4
Sammy Sosa, R (1, 8) OBP: 0.346, SLG: 0.458		C S B B F F X 2-2 ② F8			C B X 1-1 ① G1-3		B C B C F S 2-3 ② K		C B T B B S 2-3 ③ K	4	0	0	0	0	2	5
Rick Wilkins, L (1, 2)		B X 1-0 ③ G4-3			X 0-0 ② G1-4-6		C S 2 SAFE S 0-3 ③ K			3	0	0	0	0	1	3
Tommy Shields, L (1, 5) OBP: 0.250, SLG: 0.250			B C F B B F S 2-3 ① K		F F F B B B F X 3-2 ③ G4-3			X 0-0 ① G4-3		2	0	0	0	0	1	0
Willie Wilson, S (8, PH) OBP: 0.348, SLG: 0.522										1	0	0	0	0	0	0
Steve Buechele, R (8, 5) OBP: 0.250, SLG: 0.167										0	0	0	0	0	0	0
Jose Guzman, R (1, 1)			X 0-0 ② G4-3			B S F B X 2-2 ① G5-3		C F B X 1-2 ② F7		2	0	0	0	0	0	0
Chuck McElroy, L (7, 1)										0	0	0	0	0	0	0
Dwight Smith, L (8, PH)										1	0	0	0	0	0	0
Paul Assenmacher, L (8, 1) OBP: 1.000, SLG: 1.000										0	0	0	0	0	0	0
Inning Stats	R: 0 E: 0 K: 1 S: 8 H: 0 LOB: 0 BB: 0 P: 12	R: 0 E: 0 K: 1 S: 12 H: 1 LOB: 1 BB: 0 P: 19	R: 0 E: 0 K: 2 S: 8 H: 0 LOB: 0 BB: 0 P: 12	R: 0 E: 0 K: 0 S: 9 H: 1 LOB: 1 BB: 0 P: 14	R: 0 E: 0 K: 0 S: 8 H: 0 LOB: 0 BB: 0 P: 12	R: 0 E: 0 K: 0 S: 8 H: 0 LOB: 0 BB: 0 P: 13	R: 0 E: 0 K: 2 S: 10 H: 0 LOB: 2 BB: 1 P: 17	R: 0 E: 0 K: 0 S: 7 H: 0 LOB: 0 BB: 0 P: 9	R: 0 E: 0 K: 2 S: 14 H: 2 LOB: 2 BB: 0 P: 24	1B: 4 2B: 0 3B: 0 HR: 0	SF: 0 SAC: 0 DP: 0 HBP: 1						

PITCHER		IP	WLS	BF	H	R	ER	SO	BB	IBB	HBP	BLK	WP	HR	S	P	ERA	WHIP
Curt Schilling, R ERA: 1.59	(1, 1)	9.0	W	33	4	0	0	8	1	0	1	0	0	0	84	132	0.00	0.556

PITCHER	IP	WLS	BF	H	R	ER	SO	BB	IBB	HBP	BLK	WP	HR	S	P	ERA	WHIP

TOP

Chicago Cubs @ Philadelphia Phillies

Veterans Stadium, Philadelphia, PA

Sun Apr 11 1993, 3:33 AM EDT

Att. 21,955 - Sunny - 55 F

livebaseballscorecards.com

AB	31
R	0
H	4
RBI	0
BB	1
SO	8
LOB	14

WP: 0	PA: 33		
PB: 0			
SB: 0			
CS: 0			

BOTTOM

Chicago Cubs @ Philadelphia Phillies

Veterans Stadium, Philadelphia, PA

Sun Apr 11 1993, 3:33 AM EDT

Att. 21,955 - Sunny - 55 F

livebaseballscorecards.com

Batter	1	2	3	4	5	6	7	8	9	AB	R	H	RBI	BB	SO	LOB
Lenny Dykstra, L (1, 8) OBP: 0.393, SLG: 0.476	F7	F8			CS BB		BB BB			2	0	0	0	2	0	1
Mickey Morandini, L (1, 4) OBP: 0.364, SLG: 0.450	G1-3		G6-3		F8		1-2 BB			3	0	0	0	1	0	1
John Kruk, L (1, 3) OBP: 0.577, SLG: 1.000	1B E BB		F8		1-2		3-Hf			3	1	0	0	1	0	4
Dave Hollins, S (1, 5) OBP: 0.231, SLG: 0.240	1-2 E 1B		F9			L6		P4		4	1	1	0	0	0	0
Darren Daulton, L (1, 2) OBP: 0.520, SLG: 1.053	E7 1B 1-H 2-H			S BLK 1B		E1 G1-3		HR		4	1	2	1	0	0	0
Milt Thompson, L (1, 7) OBP: 0.333, SLG: 0.278	2-3 1B			K		G1-3 1-2		G3		4	0	1	0	0	1	2
Wes Chamberlain, R (1, 9) Jim Eisenreich, L (9, 9) OBP: 0.300, SLG: 0.125		F9		S 1-2 BB		F9		K2-3		3 0	0 0	0 0	0 0	1 0	1 0	1 0
Juan Bell, R (1, 6) OBP: 0.200, SLG: 0.167		K		K 1-2 2-3			SH1-4 G1-2-3 2B			3	0	1	0	0	2	2
Curt Schilling, R (1, 1)		BB		G6-3			SH1-4 2-3			1	0	0	0	1	0	2

	AB	27
	R	3
	H	5
	RBI	1
	BB	6
	SO	4
	LOB	13

Inning Stats	1	2	3	4	5	6	7	8	9
	R: 2 E: 1 K: 0 S: 15	H: 2 LOB: 2 BB: 1 P: 27	R: 0 E: 0 K: 1 S: 5	H: 0 LOB: 1 BB: 1 P: 12	R: 0 E: 0 K: 0 S: 4	H: 0 LOB: 0 BB: 0 P: 8	R: 0 E: 0 K: 2 S: 13	H: 1 LOB: 2 BB: 1 P: 24	R: 0 E: 0 K: 0 S: 10	H: 0 LOB: 0 BB: 1 P: 18	R: 0 E: 1 K: 0 S: 9	H: 0 LOB: 1 BB: 0 P: 13	R: 0 E: 0 K: 0 S: 10	H: 1 LOB: 2 BB: 2 P: 19	R: 1 E: 0 K: 1 S: 10	H: 1 LOB: 0 BB: 0 P: 13

	1B: 3	SF: 0	WP: 0	PA: 34
	2B: 1	SAC: 1	PB: 0	
	3B: 0	DP: 1	SB: 2	
	HR: 1	HBP: 0	CS: 1	

PITCHER		IP	WLS	BF	H	R	ER	SO	BB	IBB	HBP	BLK	WP	HR	S	P	ERA	WHIP
Jose Guzman, R ERA:	(1, 1)	6.1	L	27	4	2	0	3	4	0	0	1	0	0	60	107	0.00	1.263
Chuck McElroy, L ERA:	(7, 1)	0.2		3	0	0	0	0	2	0	0	0	0	0	6	14	0.00	3.000
Paul Assenmacher, L ERA: 6.75	(8, 1)	1.0		4	1	1	1	1	0	0	0	0	0	1	10	13	9.00	1.000

PITCHER	IP	WLS	BF	H	R	ER	SO	BB	IBB	HBP	BLK	WP	HR	S	P	ERA	WHIP

Cincinnati Reds @ Philadelphia Phillies

Veterans Stadium, Philadelphia, PA

Mon Apr 12 1993, 7:05 PM EDT

Att. 20,107 - Unknown - 51 F

TOP

livebaseballscorecards.com

Batter	1	2	3	4	5	6	7	8	9	AB	R	H	RBI	BB	SO	LOB
Bip Roberts, S (1, 4) OBP: 0.333, SLG: 0.267	B C F B X 2-2 ① P4		X 0-0 ③ L6		F B X 1-1 ② P4	S S S 0-3 ③ K			B C X 1-1 ② F7	5	0	0	0	0	1	4
Roberto Kelly, R (1, 8)	B B B C F S 3-3 ② K			B B C F S 2-3 ① K	C B X 1-1 ③ L4		B C B B X 3-1 ① P2		B C C B X 2-2 ③ F9	5	0	0	0	0	2	0
Barry Larkin, R (1, 6) OBP: 0.406, SLG: 0.321	B X 1-0 ③ G4-3			B B B B 4-0 S 1B 1B BB		B F X 1-1 1B 1B 1B	B C B F X 2-2 ② F7			3	2	1	0	1	0	0
Chris Sabo, R (1, 5) OBP: 0.290, SLG: 0.357		B B C B X 3-1 ① P3		B F F S 1-3 ② K		F X 0-1 ① F8	B S F F X 1-2 ③ G6-3			4	0	0	0	0	1	2
Randy Milligan, R (1, 3) OBP: 0.533, SLG: 0.409 Cesar Hernandez, R (8, PR) Dan Wilson, R (8, 2)		B F F X 1-2 ② G6-3		X 0-0 1B 1B 1-2 1B		C C B B B X 2-2 BB 1B 1-3 SF9 1B		B B B B C B 4-1 CS BB		3 0 0	2 0 0	2 0 0	0 0 0	1 0 0	0 0 0	0 0 0
Reggie Sanders, R (1, 9) OBP: 0.286, SLG: 0.333		B X 1-0 ③ F9		C S B X 1-2 1B 1-3 2-H 1B		B X 1-0 SF9 BB 1-2 3-H 1B		C F S 0-3 ① K		4	0	2	2	0	1	1
Joe Oliver, R (1, 2) OBP: 0.385, SLG: 0.238 (8, 3)		C X 0-1 ① G6-3	B S F X 1-2 1B 1-2 3-H 1B		B S B B B 4-1 WP 1-2 2-3 BB			B B B C F F B 4-2 1-2 BB		2	0	1	1	2	0	0
Cecil Espy, S (1, 7) OBP: 0.167, SLG: 0.111		F C B B F B B 4-2 SH1-4 BB	B F C B B F S 3-3 ③ K		B B S S F X 2-2 ② SF9 2-3 3-H			B B B C C C 3-3 ③ K		2	0	0	1	1	2	3
John Smiley, L (1, 1) Gary Varsho, L (6, PH) OBP: 0.667, SLG: 0.833 Steve Foster, R (6, 1) Juan Samuel, R (9, PH)		L L B 1 SAFE X 1-2 ② SH1-4 1-2	B B C C F X 2-2 ① G6-3	B B H 3-0 1-2 HBP				C F B T 1-2 ① K		1 0 0 1	0 0 0 0	0 0 0 0	0 0 0 0	0 0 0 1	0 0 0 0	0 0 0 0
Inning Stats	R: 0 H: 0 E: 0 LOB: 0 K: 1 BB: 0 S: 7 P: 13	R: 0 H: 0 E: 0 LOB: 0 K: 0 BB: 0 S: 6 P: 11	R: 0 H: 0 E: 0 LOB: 1 K: 0 BB: 1 S: 9 P: 14	R: 2 H: 3 E: 0 LOB: 2 K: 3 BB: 1 S: 17 P: 29	R: 0 H: 0 E: 0 LOB: 0 K: 0 BB: 0 S: 8 P: 12	R: 2 H: 3 E: 0 LOB: 3 K: 1 BB: 1 S: 16 P: 29	R: 0 H: 0 E: 0 LOB: 0 K: 0 BB: 0 S: 9 P: 15	R: 0 H: 0 E: 0 LOB: 1 K: 2 BB: 2 S: 11 P: 22	R: 0 H: 0 E: 0 LOB: 0 K: 1 BB: 0 S: 8 P: 12	1B: 6 SF: 1 2B: 0 SAC: 1 3B: 0 DP: 0 HR: 0 HBP: 1						

	AB	30
	R	4
	H	6
	RBI	4
	BB	5
	SO	8
	LOB	10

WP: 1 PA: 38
PB: 0
SB: 1
CS: 1

PITCHER		IP	WLS	BF	H	R	ER	SO	BB	IBB	HBP	BLK	WP	HR	S	P	ERA	WHIP
Danny Jackson, L ERA: 5.11	(1, 1)	5.1		25	6	4	4	4	3	0	0	0	0	0	56	96	6.75	1.688
Jose DeLeon, R ERA: 2.7	(6, 1)	1.2	W	6	0	0	0	1	0	0	1	0	1	0	16	27	0.00	0.000
Larry Andersen, R ERA:	(8, 1)	1.0		4	0	0	0	2	2	0	0	0	0	0	11	22	0.00	2.000
Mitch Williams, L ERA:	(9, 1)	1.0	S	3	0	0	0	1	0	0	0	0	0	0	8	12	0.00	0.000

PITCHER	IP	WLS	BF	H	R	ER	SO	BB	IBB	HBP	BLK	WP	HR	S	P	ERA	WHIP

BOTTOM

Cincinnati Reds @ Philadelphia Phillies

Veterans Stadium, Philadelphia, PA

Mon Apr 12 1993, 7:05 PM EDT

Att. 20,107 - Unknown - 51 F

livebaseballscorecards.com

Batter	1	2	3	4	5	6	7	8	9	AB	R	H	RBI	BB	SO	LOB
Lenny Dykstra, L (1, 8) OBP: 0.406, SLG: 0.583	F B B B C B 4-2 WP S G6-3 BB	C X 0-1 ② FC5-4 FC4-6 1-2f 2-3		C C X 0-2 ② G6-3			B B C F B X 3-2 HR			3	2	1	1	1	0	2
Mariano Duncan, R (1, 4) OBP: 0.214, SLG: 0.214 Larry Andersen, R (8, 1) Mitch Williams, L (9, 1)	1 SAFE B C B F S 2-3 ① K 1-3	B B X 2-0 ③ FC4-6 1-2f		C B B F S 2-3 ③ K			B F X 1-1 ② F7			4 0 0	0 0 0	0 0 0	0 0 0	0 0 0	2 0 0	3 0 0
John Kruk, L (1, 3) OBP: 0.500, SLG: 0.840	F B X 1-1 ② G6-3 3-H		C B B X 2-1 ① G4-3		C C F B C 1-3 ① K		B C B B F S 3-3 ③ K			4	0	0	1	0	2	0
Dave Hollins, S (1, 5) OBP: 0.233, SLG: 0.276	B C C B C 2-3 ③ K		B B S X 2-1 ① E 1B 2B		B C B X 2-1 ② G5-3			C F B F X 1-2 ① F9		4	1	1	0	0	1	0
Darren Daulton, L (1, 2) OBP: 0.517, SLG: 0.952		B B B C B 4-1 BB 1B BB	C B B 2 SAFE S B B 4-2 ① 1B 2-3 BB		C B C B B X 3-2 ③ G4-3			C B B C S 2-3 ② K		2	1	0	0	2	1	0
Pete Incaviglia, R (1, 7) OBP: 0.308, SLG: 0.500		C B F F 1 SAFE B 1 SAFE B B 4-2 1B 1B 1-2 BB	B C F C 1-3 ② K			X 0-0 ① F8		F B F X 1-2 ③ G6-3		3	1	0	0	1	1	2
Wes Chamberlain, R (1, 9) OBP: 0.250, SLG: 0.143 Jim Eisenreich, L (9, 9) OBP: 0.300, SLG: 0.125	C B B F X 2-2 FC5-4 1B 1-3 2-H 1B	X 0-0 1-2 3-H 1B				C X 0-1 ② P6				3 0	0 0	2 0	2 0	0 0	0 0	0 0
Kim Batiste, R (1, 6) OBP: 0.333, SLG: 0.333	X 0-0 FC5-4 1-2 3-H 1B	B C X 1-1 ③ P4				B F X 1-1 ③ G5-3				3	0	1	1	0	0	2
Danny Jackson, R (1, 1) OBP: 0.333, SLG: 0.667 Jose DeLeon, R (6, 1) Mickey Morandini, L (7, PH) OBP: 0.348, SLG: 0.429 (8, 4)	B 2 SAFE X 1-0 ① B5		C B C X 1-2 ① 2B				C C B S 1-3 ① K			2 0 1	0 0 0	1 0 0	0 0 0	0 0 0	0 0 1	2 0 0
Inning Stats	R: 1 H: 0 E: 0 LOB: 0 K: 2 BB: 1 S: 10 P: 19	R: 2 H: 2 E: 0 LOB: 2 K: 0 BB: 2 S: 12 P: 25	R: 1 H: 2 E: 1 LOB: 2 K: 1 BB: 1 S: 12 P: 22	R: 0 H: 1 E: 0 LOB: 0 K: 1 BB: 0 S: 9 P: 12	R: 0 H: 0 E: 0 LOB: 0 K: 1 BB: 0 S: 9 P: 15	R: 0 H: 0 E: 0 LOB: 0 K: 0 BB: 0 S: 5 P: 6	R: 1 H: 1 E: 0 LOB: 0 K: 2 BB: 0 S: 11 P: 19	R: 0 H: 0 E: 0 LOB: 0 K: 1 BB: 0 S: 10 P: 14		1B: 3 SF: 0 2B: 2 SAC: 0 3B: 0 DP: 0 HR: 1 HBP: 0						WP: 1 PA: 33 PB: 0 SB: 1 CS: 0	

PITCHER		IP	WLS	BF	H	R	ER	SO	BB	IBB	HBP	BLK	WP	HR	S	P	ERA	WHIP
John Smiley, L ERA: 4.5	(1, 1)	5.0		23	5	4	4	5	4	0	0	0	1	0	52	93	7.20	1.800
Steve Foster, R ERA: 4.05	(6, 1)	3.0	L	10	1	1	1	3	0	0	0	0	0	1	26	39	3.00	0.333

PITCHER	IP	WLS	BF	H	R	ER	SO	BB	IBB	HBP	BLK	WP	HR	S	P	ERA	WHIP

Batter	1	2	3	4	5	6	7	8	9	AB	R	H	RBI	BB	SO	LOB
Juan Samuel, R (1, 4) OBP: 0.167, SLG: 0.167	C S B S 1-3 ① K		C C B S 1-3 ③ K			S X 0-1 1B			C B F F S 1-3 ① K	4	0	1	0	0	3	0
Roberto Kelly, R (1, 8) OBP: 0.270, SLG: 0.333	B S B B F B X 3-2 ② P2			B B S X 2-1 ① F9		1 SAFE C B 1 SAFE F X 1-2 ② F8			C B B X 2-1 G6-4-3 1B	4	0	1	0	0	0	1
Barry Larkin, R (1, 6) OBP: 0.361, SLG: 0.281	S F B F F B X 2-2 ③ G5-3			C S F B B F F S 2-3 ② K		F B B F S 2-3 ③ K			C F X 0-2 ②③ G6-4-3 1-2f	4	0	0	0	0	2	2
Chris Sabo, R (1, 5) OBP: 0.294, SLG: 0.452		B B S F F X 2-2 HR		X 0-0 ③ P6			B X 1-0 ① F8			3	1	1	1	0	0	0
Randy Milligan, R (1, 3) OBP: 0.515, SLG: 0.375		B S S S S 1-3 ① K			S B S B F B B 4-2 G4-3 BB		C C X 0-2 ② G6-3			2	0	0	0	1	1	0
Gary Varsho, L (1, 7) OBP: 0.500, SLG: 0.556		B F X 1-1 ② P4			B B B C X 3-1 ① G4-3 1-2		C S B X 1-2 ③ G4-3			3	0	0	0	0	0	1
Reggie Sanders, R (1, 9) OBP: 0.290, SLG: 0.333		B S S B S 2-3 ③ K			S S S 0-3 ② K			B B C X 2-1 G3-6-1 1B		3	0	1	0	0	2	1
Joe Oliver, R (1, 2) OBP: 0.345, SLG: 0.208			C X 0-1 ① G6-3		B B C S F B S 3-3 ③ K			B X 1-0 ① F8		3	0	0	0	0	1	2
Tim Belcher, R (1, 1)			X 0-0 ② G5-3			B B X 2-0 ① F7		C X 0-1 ②③ G3-6-1 1-2f		1	0	0	0	0	0	0
Cecil Espy, S (6, PH) OBP: 0.154, SLG: 0.100										1	0	0	0	0	0	0
Bill Landrum, R (6, 1)										0	0	0	0	0	0	0
Jeff Branson, L (8, PH) OBP: 0.333, SLG: 0.333										1	0	0	0	0	0	1
Jeff Kaiser, R (8, 1)										0	0	0	0	0	0	0
Inning Stats	R: 0 E: 0 K: 1 S: 11 H: 0 LOB: 0 BB: 0 P: 17	R: 1 E: 0 K: 2 S: 12 H: 1 LOB: 0 BB: 0 P: 18	R: 0 E: 0 K: 1 S: 6 H: 0 LOB: 0 BB: 0 P: 7	R: 0 E: 0 K: 1 S: 9 H: 0 LOB: 0 BB: 0 P: 13	R: 0 E: 0 K: 2 S: 12 H: 0 LOB: 1 BB: 1 P: 22	R: 0 E: 0 K: 1 S: 9 H: 1 LOB: 1 BB: 0 P: 14	R: 0 E: 0 K: 0 S: 7 H: 0 LOB: 0 BB: 0 P: 9	R: 0 E: 0 K: 0 S: 5 H: 1 LOB: 0 BB: 0 P: 8	R: 0 E: 0 K: 1 S: 9 H: 1 LOB: 0 BB: 0 P: 12	1B: 3 2B: 0 3B: 0 HR: 1	SF: 0 SAC: 0 DP: 2 HBP: 0						

PITCHER	IP	WLS	BF	H	R	ER	SO	BB	IBB	HBP	BLK	WP	HR	S	P	ERA	WHIP
Tommy Greene, R (1, 1) ERA: 0.93	7.0	W	24	2	1	1	8	1	0	0	0	0	1	66	100	1.29	0.429
Larry Andersen, R (8, 1) ERA:	1.0		3	1	0	0	0	0	0	0	0	0	0	5	8	0.00	1.000
Mitch Williams, L (9, 1) ERA:	1.0	S	3	1	0	0	1	0	0	0	0	0	0	9	12	0.00	1.000

PITCHER	IP	WLS	BF	H	R	ER	SO	BB	IBB	HBP	BLK	WP	HR	S	P	ERA	WHIP

TOP

Cincinnati Reds @ Philadelphia Phillies

Veterans Stadium, Philadelphia, PA

Tue Apr 13 1993, 7:05 PM EDT
Att. 20,482 - Unknown - 62 F

livebaseballscorecards.com

AB	29
R	1
H	4
RBI	1
BB	1
SO	9
LOB	8

REDS

Batter	1	2	3	4	5	6	7	8	9	AB	R	H	RBI	BB	SO	LOB
Lenny Dykstra, L (1, 8) OBP: 0.405, SLG: 0.571	C B X 1-1 L3-6 2B		B B B B 4-0 G3-1 1-2 2B BB		B F X 1-1 ① F7	B B X 2-0 ③ G3-1		B X 1-0 ② FC3-2 1-2 2-3 3-Hf		4	1	1	0	1	0	4
Mickey Morandini, L (1, 4) OBP: 0.321, SLG: 0.360	B X 1-0 ① ② L3-6 2-3		F B S X 1-2 ② G3-1 1-2 2-3		B B B B 4-0 1B 1B 1B BB		C C B B C 2-3 ① K	B B X 2-0 ③ F8		4	1	0	0	1	1	6
John Kruk, L (1, 3) OBP: 0.529, SLG: 0.857	B B F F F F B F F 4-2 B BB		F X 0-1 BB 2-H 3-H 2B		X 0-0 1B 1-2 1B 1B		C S C 0-3 ② K			3	1	2	2	1	1	0
Dave Hollins, S (1, 5) OBP: 0.294, SLG: 0.290	B B C X 2-1 ③ F9		B F B B B 4-1 BB BB		B F B B B X 3-1 1B FC7-2 1-2 2-3 1B		B B B B 4-0 BB			2	0	1	0	2	0	1
Darren Daulton, L (1, 2) OBP: 0.515, SLG: 0.875		C C B B F X 2-2 ① G4-3	B F B B B 4-1 FC6-4 1-2 2-3 BB		S X 0-1 1-3 2-H 3-H 1B		C B F F S 1-3 ③ K			3	0	1	2	1	1	1
Milt Thompson, L (1, 7) OBP: 0.320, SLG: 0.273		B X 1-0 ② G4-3	X 0-0 ③ FC6-4 1-2f		F X 0-1 ② ③ FC7-2 3-H			B X 1-0 2B FC3-2 1B		4	0	1	0	0	0	5
Wes Chamberlain, R (1, 9) OBP: 0.200, SLG: 0.111 Jim Eisenreich, L (9, 9) OBP: 0.300, SLG: 0.125		B B S C X 2-2 ③ F8		B B X 2-0 ① F7		B B B X 3-0 ① G6-3		1 SAFE 1 SAFE F 1 SAFE F B C 1-3 ① K		4 0	0 0	0 0	0 0	1 0	1 0	1 0
Juan Bell, R (1, 6) OBP: 0.250, SLG: 0.364			C C B F F B X 2-2 ① G3-1	B B X 2-0 ② F8		F B C X 1-2 3B		B 1 SAFE B X 2-0 FC3-2 1-3 2B		4	0	2	0	0	0	0
Tommy Greene, R (1, 1) OBP: 0.333, SLG: 0.333 Larry Andersen, R (8, 1) Ricky Jordan, R (8, PH) OBP: 1.000, SLG: 1.000 Mitch Williams, L (9, 1)			C C F X 0-2 G3-1 BB 2B 1B	S F F B F X 1-2 ③ G4-3		B S S B S 2-3 ② K		I I I I 4-0 FC3-2 IBB		3 0 0 0	1 0 0 0	1 0 0 0	0 0 1 0	0 0 0 0	1 0 0 0	1 0 0 0
Inning Stats	R: 0 H: 1 E: 0 LOB: 1 K: 0 BB: 1 S: 11 P: 19	R: 0 H: 0 E: 0 LOB: 0 K: 0 BB: 0 S: 8 P: 13	R: 2 H: 2 E: 0 LOB: 3 K: 0 BB: 3 S: 17 P: 32	R: 0 H: 0 E: 0 LOB: 0 K: 0 BB: 0 S: 7 P: 12	R: 2 H: 3 E: 0 LOB: 1 K: 0 BB: 1 S: 9 P: 17	R: 0 H: 1 E: 0 LOB: 1 K: 1 BB: 0 S: 8 P: 16	R: 0 H: 0 E: 0 LOB: 1 K: 3 BB: 1 S: 10 P: 17	R: 0 H: 2 E: 0 LOB: 3 K: 1 BB: 1 S: 7 P: 18		1B: 5 SF: 0 2B: 5 SAC: 0 3B: 1 DP: 2 HR: 0 HBP: 0						

PITCHER		IP	WLS	BF	H	R	ER	SO	BB	IBB	HBP	BLK	WP	HR	S	P	ERA	WHIP
Tim Belcher, R ERA: 11.25	(1, 1)	5.0	L	24	6	4	4	0	5	0	0	0	0	0	52	93	7.20	2.200
Bill Landrum, R ERA:	(6, 1)	2.0		8	1	0	0	4	1	0	0	0	0	0	18	33	0.00	1.000
Jeff Kaiser, L ERA:	(8, 1)	1.0		6	2	0	0	1	0	1	0	0	0	0	7	18	0.00	2.000

PITCHER	IP	WLS	BF	H	R	ER	SO	BB	IBB	HBP	BLK	WP	HR	S	P	ERA	WHIP

BOTTOM

Cincinnati Reds @ Philadelphia Phillies

Veterans Stadium, Philadelphia, PA

Tue Apr 13 1993, 7:05 PM EDT

Att. 20,482 - Unknown - 62 F

livebaseballscorecards.com

AB	31
R	4
H	9
RBI	4
BB	7
SO	5
LOB	19

WP: 0 PA: 38
PB: 0
SB: 0
CS: 0

Batter	1	2	3	4	5	6	7	8	9	AB	R	H	RBI	BB	SO	LOB
Juan Samuel, R (1, 4) OBP: 0.091, SLG: 0.091	B X 1-0 ① L9		X 0-0 ② G4-3		B S F B C 2-3 ③ K		C S X 0-2 ① FC4-6 WP CI WP 1-2 2-3		B X 1-0 ② F9	5	1	0	0	0	1	3
Roberto Kelly, R (1, 8) OBP: 0.268, SLG: 0.325	B B C F X 2-2 ② G1-3		C C B F X 1-2 ③ P3			X 0-0 BB 1B 1B	X 0-0 CI WP WP 1-2		C F F X 0-2 ③ G1-3	4	0	1	0	0	0	0
Barry Larkin, R (1, 6) OBP: 0.375, SLG: 0.286	B C F B F X 2-2 ③ G6-3			C B X 1-1 ① G4-3		B B X 2-0 BB 1B 1-2	C F B F F B B B 4-2 WP BB 1-2 2-3 3-H			3	0	1	0	1	0	0
Chris Sabo, R (1, 5) OBP: 0.263, SLG: 0.400		B C C B B S 3-3 ① K		F B X 1-1 ② F8		B C F S 1-3 ① K	B F C F B F X 2-2 ② P6 1-2 2-3 3-H			4	0	0	0	0	2	4
Randy Milligan, R (1, 3) OBP: 0.541, SLG: 0.385		B C B S F X 2-2 BB BB F9-2 1B		B S B B B 4-2 BB		B B B C B 4-1 BB 1-2 2-3	F S B F S 1-3 ③ K			2	0	1	0	2	1	2
Gary Varsho, L (1, 7) OBP: 0.467, SLG: 0.455 Jeff Kaiser, R (6, 1) Greg Cadaret, L (7, 1) Bip Roberts, S (8, PH) OBP: 0.324, SLG: 0.258 Jeff Reardon, R (8, 1)		B B B C B 4-1 BB 1-2 BB		1 SAFE F X 0-1 ③ F9		C S S 0-3 ② K		C B F F F B S 2-3 ① K		2 0 0 1 0	0 0 0 0 0	0 0 0 0 0	0 0 0 0 0	1 0 0 0 0	1 0 0 1 0	4 0 0 0 0
Reggie Sanders, R (1, 9) OBP: 0.286, SLG: 0.303		B C B B B 4-1 BB 1-2 2-3			B S S S 1-3 ① K	S S C 0-3 ③ K		B B S C B S 3-3 ② K		3	0	0	0	1	3	3
Joe Oliver, R (1, 2) OBP: 0.364, SLG: 0.250		B B X 2-0 ② ③ F9-2 3-H			C S B F X 1-2 1B		F S F X 0-2 FC4-6 1B WP 1B	S X 0-1 ③ P3		4	1	2	0	0	0	3
Tom Browning, L (1, 1) Bill Landrum, R (5, 1) Cecil Espy, S (6, 7) OBP: 0.200, SLG: 0.167			C X 0-1 ① F8		C L B L 1-3 ② K		B F X 1-1 FC4-6 1-2 1B		C X 0-1 ① F9	2 0 2	0 0 0	0 0 1	0 0 0	0 0 0	1 0 0	1 0 0
Inning Stats	R: 0 E: 0 K: 0 S: 8 H: 0 LOB: 0 BB: 0 P: 13	R: 0 E: 0 K: 1 S: 10 H: 1 LOB: 2 BB: 2 P: 25	R: 0 E: 0 K: 0 S: 7 H: 0 LOB: 0 BB: 0 P: 8	R: 0 E: 0 K: 0 S: 8 H: 0 LOB: 1 BB: 1 P: 14	R: 0 E: 0 K: 3 S: 13 H: 1 LOB: 1 BB: 0 P: 18	R: 0 E: 0 K: 3 S: 12 H: 2 LOB: 3 BB: 1 P: 19	R: 2 E: 1 K: 1 S: 23 H: 2 LOB: 2 BB: 1 P: 31	R: 0 E: 0 K: 2 S: 10 H: 0 LOB: 0 BB: 0 P: 15	R: 0 E: 0 K: 0 S: 8 H: 0 LOB: 0 BB: 0 P: 9	1B: 6 2B: 1 3B: 0 HR: 0 SF: 0 SAC: 0 DP: 1 HBP: 0						

PITCHER		IP	WLS	BF	H	R	ER	SO	BB	IBB	HBP	BLK	WP	HR	S	P	ERA	WHIP
Ben Rivera, R ERA: 6.48	(1, 1)	6.0	W	25	4	0	0	7	4	0	0	0	0	0	58	97	0.00	1.333
Jose DeLeon, R ERA: 6.23	(7, 1)	1.0		7	2	2	2	1	1	0	0	0	2	0	23	31	18.00	3.000
David West, L ERA: 4.15	(8, 1)	2.0		6	0	0	0	2	0	0	0	0	0	0	18	24	0.00	0.000

PITCHER	IP	WLS	BF	H	R	ER	SO	BB	IBB	HBP	BLK	WP	HR	S	P	ERA	WHIP

TOP

Cincinnati Reds @ Philadelphia Phillies

Veterans Stadium, Philadelphia, PA

Wed Apr 14 1993, 7:05 PM EDT

Att. 21,111 - Unknown - 59 F

livebaseballscorecards.com

AB	32
R	2
H	6
RBI	0
BB	5
SO	10
LOB	20

1B: 6	SF: 0	WP: 2	PA: 38
2B: 1	SAC: 0	PB: 0	
3B: 0	DP: 1	SB: 0	
HR: 0	HBP: 0	CS: 0	

BOTTOM

Batter	1	2	3	4	5	6	7	8	9	AB	R	H	RBI	BB	SO	LOB
Lenny Dykstra, L (1, 8) OBP: 0.405, SLG: 0.576	0-2 L6		2-1 1B S 1B	1-1 F8		0-0 G6-3 1B	3-2 L3			5	2	2	0	0	0	3
Mariano Duncan, R (1, 4) OBP: 0.316, SLG: 0.368	1-2 G4-3 S 1B		1 SAFE 1 SAFE 2-2 1B 1-3 1B		0-1 G4-3 1B	0-1 G6-3 2-3		1-3 K		5	2	3	0	0	1	1
John Kruk, L (1, 3) OBP: 0.487, SLG: 0.758	3-2 G4-3 1-3		1 SAFE 1 SAFE 1 SAFE 3-2 FC4-6 1B 1-3 3-H 1B		0-0 G4-3 2-3	2-0 G4-3		1-1 G6-3		5	0	1	1	0	0	3
Dave Hollins, S (1, 5) OBP: 0.308, SLG: 0.306	3-3 K		0-0 FC4-6 1-2 3-H 1B		3-3 K	1-2 3-H 1B		1-2 E3 2B 1B		5	1	2	2	0	2	2
Darren Daulton, L (1, 2) OBP: 0.500, SLG: 0.821		0-3 K	3-2 FC4-6 FC5-4 1-2f 2-3		4-1 1B 1B BB	2-3 K		1-0 1-3 1B 2B		4	2	1	0	1	2	3
Pete Incaviglia, R (1, 7) OBP: 0.333, SLG: 0.471		1-3 K	2-0 FC5-4 1-2f		0-0 1B 1-2 2B 3-H 1B		0-2 G5-3	2-2 2-H 3-H 1B		5	1	2	3	0	1	2
Wes Chamberlain, R (1, 9) OBP: 0.292, SLG: 0.227 Jim Eisenreich, L (8, 9) OBP: 0.273, SLG: 0.111	0-1 1B		1-2 SH1-4 1B		2-2 1-2 2-H 2B 1B		0-3 K	0-0 F7		4 1	1 0	3 0	1 0	0 0	1 0	0 1
Juan Bell, R (1, 6) OBP: 0.286, SLG: 0.423	1 SAFE 1 SAFE 0-1 F7		1 SAFE 2-3 K		0-0 1-H 2-H 2B		1-0 BB 1B			4	0	2	2	0	1	2
Ben Rivera, R (1, 1) Jose DeLeon, R (7, 1) Ricky Jordan, R (7, PH) OBP: 1.000, SLG: 1.000 David West, L (8, 1)			3-2 G6-3	1-1 SH1-4 1-2	0-0 G1-3		4-1 1-2 BB			2 0 0 0	0 0 0 0	0 0 0 0	0 0 1 0	0 0 0 0	0 0 0 0	1 0 0 0
Inning Stats	R: 0 E: 0 K: 1 S: 12 H: 1 LOB: 1 BB: 0 P: 19	R: 0 E: 0 K: 2 S: 10 H: 1 LOB: 1 BB: 0 P: 11	R: 2 E: 0 K: 0 S: 18 H: 4 LOB: 2 BB: 0 P: 33	R: 0 E: 0 K: 1 S: 10 H: 1 LOB: 1 BB: 0 P: 15	R: 4 E: 0 K: 1 S: 14 H: 4 LOB: 1 BB: 1 P: 23	R: 1 E: 0 K: 1 S: 13 H: 2 LOB: 1 BB: 0 P: 18	R: 0 E: 0 K: 1 S: 12 H: 1 LOB: 2 BB: 1 P: 20	R: 2 E: 1 K: 1 S: 17 H: 2 LOB: 1 BB: 0 P: 23		1B: 12 2B: 4 3B: 0 HR: 0	SF: 0 SAC: 1 DP: 0 HBP: 0					

PITCHER		IP	WLS	BF	H	R	ER	SO	BB	IBB	HBP	BLK	WP	HR	S	P	ERA	WHIP
Tom Browning, L ERA: 16.71	(1, 1)	4.2	L	24	9	5	5	5	1	0	0	0	0	0	59	94	9.64	2.143
Bill Landrum, R ERA: 3.86	(5, 1)	0.1		3	2	1	1	0	0	0	0	0	0	0	5	7	27.00	6.000
Jeff Kaiser, L ERA: 4.5	(6, 1)	1.0		5	2	1	1	1	0	0	0	0	0	0	13	18	9.00	2.000
Greg Cadaret, L ERA:	(7, 1)	1.0		5	1	0	0	1	1	0	0	0	0	0	12	20	0.00	2.000
Jeff Reardon, R ERA:	(8, 1)	1.0		6	2	2	0	1	0	0	0	0	0	0	17	23	0.00	2.000

PITCHER	IP	WLS	BF	H	R	ER	SO	BB	IBB	HBP	BLK	WP	HR	S	P	ERA	WHIP

Cincinnati Reds @ Philadelphia Phillies

Veterans Stadium, Philadelphia, PA

Wed Apr 14 1993, 7:05 PM EDT

Att. 21,111 - Unknown - 59 F

livebaseballscorecards.com

AB	40
R	9
H	16
RBI	9
BB	2
SO	8
LOB	18

WP: 0 PA: 43
PB: 0
SB: 2
CS: 0

Batter	1	2	3	4	5	6	7	8	9	AB	R	H	RBI	BB	SO	LOB
Lenny Dykstra, L (1, 8) OBP: 0.404, SLG: 0.541	G4-3	L8			BB			1B	F7	4	1	1	0	1	0	2
Mickey Morandini, L (1, 4) OBP: 0.273, SLG: 0.300	L7		G3		F7			F9	K	5	0	0	0	0	1	3
John Kruk, L (1, 3) OBP: 0.512, SLG: 0.784	BB 2B		K			FC4-6 1B		SAFE 1B 1-3		4	0	3	0	0	1	0
Dave Hollins, S (1, 5) OBP: 0.326, SLG: 0.308	BB BB		K			F7		1B 1-2 3-H		3	0	1	1	1	1	1
Darren Daulton, L (1, 2) OBP: 0.500, SLG: 0.774	BB 1-2 2-3			G3		FC4-6 1-2f		FC6-4 1B 1-2 2-3		3	0	1	0	1	0	1
Milt Thompson, L (1, 7) OBP: 0.286, SLG: 0.240	G1-3			G6-3		L6		F9		3	0	0	0	0	0	4
Ricky Jordan, R (8, PH) OBP: 1.000, SLG: 1.000										0	0	0	0	0	0	0
Jim Eisenreich, L (8, PH) (8, 7)										1	0	0	0	0	0	3
Wes Chamberlain, R (1, 9) OBP: 0.286, SLG: 0.231		1B FC4-3-6-3-4		F7			G4-3	FC6-4 1-2f		4	0	1	0	0	0	3
Juan Bell, R (1, 6) OBP: 0.258, SLG: 0.379		SAFE FC4-3-6-3-4 SH1-4 1-2			G4-3		G3		2B	3	0	0	0	0	0	1
Todd Pratt, R (9, PH) OBP: 1.000, SLG: 2.000										1	0	1	0	0	0	0
Terry Mulholland, R (1, 1)		SH1-4 1-2			G1-3		G1-3		K	1	0	0	0	0	0	0
Mariano Duncan, R (7, PH) OBP: 0.300, SLG: 0.350										1	0	0	0	0	0	0
Mark Davis, L (7, 1)										0	0	0	0	0	0	0
Larry Andersen, R (8, 1)										0	0	0	0	0	0	0
Pete Incaviglia, R (9, PH) OBP: 0.316, SLG: 0.444										1	0	0	0	0	1	1
Inning Stats	R: 0 E: 0 K: 0 S: 11 H: 1 LOB: 3 BB: 2 P: 21	R: 0 E: 0 K: 0 S: 7 H: 1 LOB: 1 BB: 0 P: 11	R: 0 E: 0 K: 2 S: 8 H: 0 LOB: 0 BB: 0 P: 10	R: 0 E: 0 K: 0 S: 4 H: 0 LOB: 0 BB: 0 P: 7	R: 0 E: 0 K: 0 S: 6 H: 0 LOB: 1 BB: 1 P: 12	R: 0 E: 0 K: 0 S: 6 H: 1 LOB: 1 BB: 0 P: 13	R: 0 E: 0 K: 0 S: 5 H: 0 LOB: 0 BB: 0 P: 6	R: 1 E: 0 K: 0 S: 10 H: 4 LOB: 3 BB: 0 P: 15	R: 0 E: 0 K: 2 S: 13 H: 1 LOB: 1 BB: 0 P: 18	1B: 6 2B: 2 3B: 0 HR: 0	SF: 0 SAC: 1 DP: 0 HBP: 0						

TOP

Philadelphia Phillies @ Chicago Cubs

Wrigley Field, Chicago, IL

Fri Apr 16 1993, 3:33 AM CDT

Att. 16,255 - Cloudy - 41 F

livebaseballscorecards.com

AB	34
R	1
H	8
RBI	1
BB	3
SO	4
LOB	19

PITCHER		IP	WLS	BF	H	R	ER	SO	BB	IBB	HBP	BLK	WP	HR	S	P	ERA	WHIP
Mike Morgan, R ERA: 2.61	(1, 1)	7.0	W	28	4	1	1	2	3	0	0	0	0	0	50	86	1.29	1.000
Paul Assenmacher, L ERA: 6.23	(8, 1)	0.1		4	3	0	0	0	0	0	0	0	0	0	4	6	0.00	9.000
Bob Scanlan, R ERA: 5.4	(8, 1)	0.2		2	0	0	0	0	0	0	0	0	0	0	3	3	0.00	0.000
Randy Myers, L ERA:	(9, 1)	1.0	S	4	1	0	0	2	0	0	0	0	0	0	13	18	0.00	1.000

PITCHER	IP	WLS	BF	H	R	ER	SO	BB	IBB	HBP	BLK	WP	HR	S	P	ERA	WHIP

Batter	1	2	3	4	5	6	7	8	9	AB	R	H	RBI	BB	SO	LOB
Willie Wilson, S (1, 8) OBP: 0.317, SLG: 0.385	FC1 2B 1B	G6-3			K		SH1-4 BB			3	1	1	0	1	1	0
Rey Sanchez, R (1, 6) OBP: 0.220, SLG: 0.225	FC1 2B 1-2		BB 1B		F9		SH1-4 1-2			3	1	1	0	0	0	1
Mark Grace, L (1, 3) OBP: 0.500, SLG: 0.769	1B 2B 1-H 2-H		F8		1B		K			4	1	2	2	0	1	2
Derrick May, L (1, 7) OBP: 0.407, SLG: 0.720	FC1-4-6 1B 2-H		BB 1-2		P6		G5-3			3	0	1	1	1	0	2
Sammy Sosa, R (1, 9) OBP: 0.326, SLG: 0.488	K		L7			F7		G5-3		4	0	0	0	0	1	3
Steve Buechele, R (1, 5) OBP: 0.270, SLG: 0.294	F9		F8			2B 1B		P6		4	0	1	0	0	0	3
Jose Vizcaino, S (1, 4) OBP: 0.250, SLG: 0.364	FC1-4-6 1-2f			G6-4-3 BB		FC5 1-H 2B		1B		3	0	2	0	1	0	1
Steve Lake, R (1, 2) OBP: 0.200, SLG: 0.111		G5-3		G6-4-3 1-2f		IBB		P2		3	0	0	0	1	0	2
Mike Morgan, R (1, 1) Paul Assenmacher, L (8, 1) OBP: 1.000, SLG: 1.000 Bob Scanlan, R (8, 1) Randy Myers, L (9, 1)		K		K		FC5 2-3f				3 0 0 0	0 0 0 0	0 0 0 0	0 0 0 0	2 0 0 0	2 0 0 0	2 0 0 0
Inning Stats	R: 3 H: 3 E: 0 LOB: 1 K: 1 BB: 0 S: 14 P: 23	R: 0 H: 0 E: 0 LOB: 0 K: 1 BB: 0 S: 7 P: 11	R: 0 H: 1 E: 0 LOB: 2 K: 0 BB: 1 S: 6 P: 14	R: 0 H: 0 E: 0 LOB: 0 K: 1 BB: 1 S: 7 P: 12	R: 0 H: 1 E: 0 LOB: 1 K: 1 BB: 0 S: 13 P: 21	R: 0 H: 2 E: 0 LOB: 2 K: 0 BB: 1 S: 13 P: 24	R: 0 H: 0 E: 0 LOB: 1 K: 1 BB: 1 S: 7 P: 13	R: 0 H: 1 E: 0 LOB: 1 K: 0 BB: 0 S: 6 P: 11		1B: 6 SF: 0 2B: 2 SAC: 1 3B: 0 DP: 1 HR: 0 HBP: 0						

PITCHER		IP	WLS	BF	H	R	ER	SO	BB	IBB	HBP	BLK	WP	HR	S	P	ERA	WHIP
Terry Mulholland, L ERA: 1.57	(1, 1)	6.0	L	27	7	3	3	4	2	1	0	0	0	0	60	105	4.50	1.500
Mark Davis, L ERA:	(7, 1)	1.0		4	0	0	0	1	1	0	0	0	0	0	7	13	0.00	1.000
Larry Andersen, R ERA:	(8, 1)	1.0		4	1	0	0	0	0	0	0	0	0	0	6	11	0.00	1.000

PITCHER	IP	WLS	BF	H	R	ER	SO	BB	IBB	HBP	BLK	WP	HR	S	P	ERA	WHIP

BOTTOM

Philadelphia Phillies @ Chicago Cubs

Wrigley Field, Chicago, IL

Fri Apr 16 1993, 3:33 AM CDT

Att. 16,255 - Cloudy - 41 F

livebaseballscorecards.com

AB	30
R	3
H	8
RBI	3
BB	4
SO	5
LOB	16

WP: 0 PA: 35
PB: 0
SB: 0
CS: 0

Batter	1	2	3	4	5	6	7	8	9	AB	R	H	RBI	BB	SO	LOB
Lenny Dykstra, L (1, 8) OBP: 0.423, SLG: 0.525	B F B X 2-1 ① L3	C X 0-1 ③ F7		C X 0-1 1B			B B C B B 4-1 G1-2-3 BB 1-2 2B BB		B C B B B 4-1 WP BB	3	1	1	0	2	0	1
Mickey Morandini, L (1, 4) OBP: 0.289, SLG: 0.324	S B C X 1-2 BB 2B		S F B X 1-2 ① P6	1 SAFE C B C S 1-3 ③ K			B B B C B 4-1 G1-2-3 1-2 2-3 2B BB		B B C L B C 3-3 ① K	4	1	1	0	1	2	2
John Kruk, L (1, 3) OBP: 0.458, SLG: 0.690	B C F B S SAFE 2-3 ② K		C B F C 1-3 ② K		S X 0-1 ① G1-3		C B F F F B X 2-2 ①② G1-2-3 1-2 2-3 3-Hf		C F B F F F B X 2-2 ② G2-3 1-2	5	0	0	0	0	2	5
Dave Hollins, S (1, 5) OBP: 0.375, SLG: 0.341	B B C B B B 4-1 BB BB		C B B B F B 4-2 BB BB WP BB		B B B B 4-0 CS BB		B B T X 2-1 2-H 3-H 2B		F B F S 1-3 ③ K	2	1	1	2	3	1	1
Darren Daulton, L (1, 2) OBP: 0.500, SLG: 0.727	B SAFE C B B B B 4-1 1-2 2-3 BB		B C B B B B 4-1 WP BB 1-2 BB		1 SAFE F B T B B F 1 SAFE 3-3 C ②③ K 1-2		C F B X 1-2 ③ F7			2	0	0	0	2	1	2
Milt Thompson, L (1, 7) OBP: 0.281, SLG: 0.214	X 0-0 ③ G1-3		B B F B B B 4-1 WP 1-2 2-3 BB			X 0-0 ① G6-3		B X 1-0 ① G4-3		3	0	0	0	1	0	3
Wes Chamberlain, R (1, 9) OBP: 0.313, SLG: 0.300		B B F B S X 3-2 SH1 1B	S S B B B F X 3-2 ③ G5-3 1-2 2-3 3-H			B S X 1-1 ② F7		X 0-0 2B		4	0	2	0	0	0	2
Juan Bell, R (1, 6) OBP: 0.235, SLG: 0.344 Mariano Duncan, R (8, PH) OBP: 0.286, SLG: 0.333 (8, 6)		B 1 SAFE B X 2-0 ① P5		B B B C X 3-1 ① G3		C X 0-1 ③ B3		C C X 0-2 ② G5-3		3	0	0	0	0	0	1
										1	0	0	0	0	0	1
Curt Schilling, R (1, 1) David West, L (6, 1) Ricky Jordan, R (7, PH) OBP: 1.000, SLG: 1.000 Bob Ayrault, R (7, 1) Jim Eisenreich, L (8, PH) OBP: 0.231, SLG: 0.091 Jose DeLeon, R (8, 1)		X 0-0 ② SH1 1-2		B B C X 2-1 ② G4-3			B B B B 4-0 BB BB G1-2-3 BB	C B X 1-1 ③ L7		1 0 0 0 1 0	0 0 0 0 0 0	0 0 0 0 0 0	0 0 1 0 0 0	0 0 0 0 0 0	0 0 0 0 0 0	0 0 0 0 1 0

TOP

Philadelphia Phillies @ Chicago Cubs

Wrigley Field, Chicago, IL

Sat Apr 17 1993, 3:33 AM CDT

Att. 32,680 - Sunny

livebaseballscorecards.com

AB	29
R	3
H	5
RBI	2
BB	10
SO	6
LOB	19

Inning Stats	1	2	3	4	5	6	7	8	9
	R: 0 E: 0 K: 1 S: 11	H: 1 LOB: 3 BB: 2 P: 24	R: 0 E: 0 K: 0 S: 7	H: 1 LOB: 1 BB: 0 P: 12	R: 1 E: 0 K: 1 S: 14	H: 0 LOB: 2 BB: 3 P: 31	R: 0 E: 0 K: 1 S: 9	H: 1 LOB: 1 BB: 0 P: 15	R: 0 E: 0 K: 1 S: 7	H: 0 LOB: 1 BB: 1 P: 14
	R: 0 E: 0 K: 0 S: 5	H: 0 LOB: 0 BB: 0 P: 6	R: 2 E: 0 K: 0 S: 12	H: 1 LOB: 1 BB: 3 P: 29	R: 0 E: 0 K: 0 S: 7	H: 1 LOB: 1 BB: 0 P: 9	R: 0 E: 0 K: 2 S: 12	H: 0 LOB: 1 BB: 1 P: 22		

| | | | | | | | | | |

BOTTOM

Philadelphia Phillies @ Chicago Cubs

Wrigley Field, Chicago, IL

Sat Apr 17 1993, 3:33 AM CDT

Att. 32,680 - Sunny

Batter	1	2	3	4	5	6	7	8	9	AB	R	H	RBI	BB	SO	LOB
Dwight Smith, L (1, 8) OBP: 0.200, SLG: 0.800 Candy Maldonado, R (6, PH) OBP: 0.227, SLG: 0.158 Chuck McElroy, L (7, 1) Paul Assenmacher, L (7, 1) OBP: 1.000, SLG: 1.000 Bob Scanlan, R (8, 1) Eric Yelding, R (8, PH) OBP: 0.500, SLG: 0.500 Randy Myers, L (9, 1)	C F B B B X 2-2 HR		C B F B S 2-3 K ①		B B B C X 3-1 G4-3 ① F B B B C F B 4-2 1B BB			C L B B B X 3-2 F7 ②		3 0 0 0 0 1 0	1 0 0 0 0 0 0	1 0 0 0 0 0 0	1 0 0 0 0 0 0	0 1 0 0 0 0 0	1 0 0 0 0 0 0	0 0 0 0 0 0 0
Rey Sanchez, R (1, 6) OBP: 0.239, SLG: 0.244	B X 1-0 F9 ①		B X 1-0 G3-1 BB 1B		F B X 1-1 G4-3 ②	B B X 2-0 **1-2** **2-H** **3-H** 1B		B C B X 2-1 F7 ③		5	0	2	2	0	0	0
Mark Grace, L (1, 3) OBP: 0.479, SLG: 0.714	C B B B X 2-1 G1-3 ②		B B B B 4-0 G3-1 **1-2** BB		X 0-0 L6 ③	F F S 0-3 K ③				3	0	0	0	1	1	2
Derrick May, L (1, 7) OBP: 0.419, SLG: 0.690	F X 0-1 G3 ③		X 0-0 G3-1 ② **1-2** **2-3**			C X 0-1 G4-3 1B 1B 1B	C B X 1-1 S 1B			4	1	2	0	0	0	2
Sammy Sosa, R (1, 9) OBP: 0.340, SLG: 0.556		S X 0-1 HR	F X 0-1 G3 ③			X 0-0 G4-3 **1-2** 1B 1B	F F B B F S 2-3 K ① **1-2**			4	2	2	1	0	1	3
Steve Buechele, R (1, 5) OBP: 0.244, SLG: 0.263		C F B B B X 3-2 G6-3 ①		B B F B X 3-1 G6-3 ①		F C B F F X 1-2 G4-3 ① **1-2** **2-3**	C X 0-1 F7 ②			4	0	0	0	0	0	3
Rick Wilkins, L (1, 2) OBP: 0.174, SLG: 0.050		F B X 1-1 G4-3 ②		F F B F B B X 3-2 G6-3 ②		I I I I 4-0 1B 1B IBB	B C B B S B 4-2 BB			2	1	0	0	2	0	0
Jose Vizcaino, S (1, 4) OBP: 0.300, SLG: 0.405		X 0-0 WP 1B		B X 1-0 1B		C S B B B F F X 3-2 **1-3** **2-H** **3-H** 1B 1B	X 0-0 F7 ③			4	1	3	2	0	0	2
Jose Guzman, R (1, 1) Willie Wilson, S (6, PH) OBP: 0.302, SLG: 0.366 (7, 8)		B S S X 1-2 G1-3 ③ **1-2**		F B S B F F X 2-2 G1-3 ③		F B S S F S 1-3 K ②		B C B S S X 2-2 P6 ①		2 2	0 0	0 0	0 0	0 0	0 1	2 2
Inning Stats	R: 1 E: 0 K: 0 S: 8 H: 1 LOB: 0 BB: 0 P: 13	R: 1 E: 0 K: 0 S: 11 H: 2 LOB: 1 BB: 0 P: 16	R: 0 E: 0 K: 1 S: 7 H: 1 LOB: 2 BB: 1 P: 14	R: 0 E: 0 K: 0 S: 12 H: 1 LOB: 1 BB: 0 P: 21	R: 0 E: 0 K: 0 S: 5 H: 0 LOB: 0 BB: 0 P: 9	R: 4 E: 0 K: 2 S: 24 H: 4 LOB: 2 BB: 2 P: 39	R: 0 E: 0 K: 1 S: 11 H: 1 LOB: 2 BB: 1 P: 18	R: 0 E: 0 K: 0 S: 8 H: 0 LOB: 0 BB: 0 P: 15		1B: 8 2B: 0 3B: 0 HR: 2 SF: 0 SAC: 0 DP: 0 HBP: 0						

livebaseballscorecards.com

AB	34
R	6
H	10
RBI	6
BB	4
SO	4
LOB	16

WP: 1 PA: 38
PB: 0
SB: 1
CS: 0

PITCHER		IP	WLS	BF	H	R	ER	SO	BB	IBB	HBP	BLK	WP	HR	S	P	ERA	WHIP
Curt Schilling, R ERA: 3.63	(1, 1)	5.1	L	26	8	6	6	1	1	1	0	0	1	2	56	94	10.12	1.688
David West, L ERA: 3.6	(6, 1)	0.2		4	1	0	0	2	1	0	0	0	0	0	11	18	0.00	3.000
Bob Ayrault, R ERA:	(7, 1)	1.0		5	1	0	0	1	1	0	0	0	0	0	11	18	0.00	2.000
Jose DeLeon, R ERA: 5.06	(8, 1)	1.0		3	0	0	0	0	0	0	0	0	0	0	8	15	0.00	0.000

PITCHER	IP	WLS	BF	H	R	ER	SO	BB	IBB	HBP	BLK	WP	HR	S	P	ERA	WHIP

Batter	1	2	3	4	5	6	7	8	9	10	11	AB	R	H	RBI	BB	SO	LOB
Lenny Dykstra, L (1, 8) OBP: 0.397, SLG: 0.500	G4-3		G3-1		G3		1B 2B	K			G3	6	1	1	0	0	1	2
Mariano Duncan, R (1, 4) OBP: 0.370, SLG: 0.423	HR BB		G6-3			HR 1B	2-H FC4-6 1B		G1-3		HR 2B	5	3	3	1	1	0	0
John Kruk, L (1, 3) OBP: 0.463, SLG: 0.787	1-H HR		G3			1-H HR	1-2f FC4-6		P6		HR IBB	5	3	2	4	1	0	1
Dave Hollins, S (1, 5) OBP: 0.389, SLG: 0.447	K			F8		L9-5 2B		F7	1B		1-H 2-H HR	6	1	3	3	0	1	0
Darren Daulton, L (1, 2) OBP: 0.500, SLG: 0.703	P5			G2-3 BB		L9-5 2-3		HR BB	F7		2B	4	1	1	0	2	0	2
Wes Chamberlain, R (1, 9) OBP: 0.361, SLG: 0.559 Jim Eisenreich, L (8, 9) OBP: 0.267, SLG: 0.083		HR	G2-3 1-2		2B			HR 1-H		L1	IBB	4 1	2 0	3 0	0 1	0 0	1 0	1 0
Pete Incaviglia, R (1, 7) OBP: 0.240, SLG: 0.333 Jose DeLeon, R (11, 1) David West, L (11, 1)	L3			K	K			P4		K	K	6 0 0	0 0 0	0 0 0	0 0 0	0 0 0	4 0 0	4 0 0
Kim Batiste, R (1, 6) OBP: 0.250, SLG: 0.250	G6-3				G5-3		G5-3	1B 1B			K	5	0	1	0	0	1	0
Danny Jackson, R (1, 1) OBP: 0.167, SLG: 0.333 Larry Andersen, R (7, 1) OBP: 1.000, SLG: 1.000 Mark Davis, L (8, 1) Mitch Williams, L (9, 1) Milt Thompson, L (11, PH) OBP: 0.273, SLG: 0.207 (11, 7)	G1-3				F8		P3	1-3 1B			G6-3	3 1 0 0 0 1	0 0 0 0 0 0	0 1 0 0 0 0	0 0 0 0 0 0	0 0 0 0 0 0	0 0 0 0 0 0	0 0 0 0 0 0
Inning Stats	R: 2 E: 0 K: 1 S: 14 H: 1 LOB: 0 BB: 1 P: 20	R: 1 E: 0 K: 0 S: 10 H: 1 LOB: 0 BB: 0 P: 15	R: 0 E: 0 K: 0 S: 5 H: 0 LOB: 0 BB: 0 P: 8	R: 0 E: 0 K: 1 S: 8 H: 0 LOB: 1 BB: 1 P: 13	R: 0 E: 0 K: 0 S: 6 H: 0 LOB: 0 BB: 0 P: 8	R: 2 E: 0 K: 1 S: 12 H: 4 LOB: 1 BB: 0 P: 18	R: 1 E: 0 K: 0 S: 12 H: 2 LOB: 1 BB: 0 P: 17	R: 2 E: 0 K: 1 S: 22 H: 3 LOB: 2 BB: 1 P: 33	R: 0 E: 0 K: 0 S: 7 H: 1 LOB: 1 BB: 0 P: 9	R: 0 E: 0 K: 2 S: 9 H: 0 LOB: 0 BB: 0 P: 13	R: 3 E: 0 K: 1 S: 14 H: 3 LOB: 2 BB: 2 P: 30	1B: 5 2B: 6 3B: 0 HR: 5	SF: 0 SAC: 0 DP: 1 HBP: 0			WP: 0 PB: 0 SB: 0 CS: 0	PA: 52		

PITCHER		IP	WLS	BF	H	R	ER	SO	BB	IBB	HBP	BLK	WP	HR	S	P	ERA	WHIP
Greg Hibbard, L ERA: 3.54	(1, 1)	5.2		24	6	5	5	2	2	0	0	0	0	3	51	78	7.94	1.412
Jose Bautista, R ERA: 9.0	(6, 1)	1.0		5	2	1	1	1	0	0	0	0	0	0	15	20	9.00	2.000
Dan Plesac, L ERA: 7.71	(7, 1)	1.1		8	3	2	2	1	1	0	0	0	0	1	23	34	13.50	3.000
Chuck McElroy, L ERA: 3.38	(9, 1)	2.0		7	1	0	0	2	0	0	0	0	0	0	16	22	0.00	0.500
Bob Scanlan, R ERA: 9.0	(11, 1)	1.0	L	8	3	3	3	1	0	2	0	0	0	1	14	30	27.00	3.000

PITCHER	IP	WLS	BF	H	R	ER	SO	BB	IBB	HBP	BLK	WP	HR	S	P	ERA	WHIP

TOP

Philadelphia Phillies @ Chicago Cubs

Wrigley Field, Chicago, IL

Sun Apr 18 1993, 3:33 AM CDT

Att. 28,758 - Sunny - 60 F

livebaseballscorecards.com

AB	47
R	11
H	15
RBI	11
BB	5
SO	7
LOB	10

Batter	1	2	3	4	5	6	7	8	9	10	11	AB	R	H	RBI	BB	SO	LOB
Willie Wilson, S (1, 8) OBP: 0.292, SLG: 0.348	BCCFBX 2-2 ① G6-3		X 0-0 E6 S G6-3		BBX 2-0 ② F8		CBFX 1-2 1B BB 1B	FX 0-1 ② FC5-4 1B 1-2f 3-H	BBSSS 1-3 ③ K		BBX 1-1 G1-6-4 ② ③ 1-2f	5	1	1	1	0	0	1
Chuck McElroy, L (9, 1)												1	0	0	0	0	1	0
Bob Scanlan, R (11, 1)												0	0	0	0	0	0	0
Randy Myers, L (11, PH)												1	0	0	0	0	0	1
Rey Sanchez, R (1, 6) OBP: 0.288, SLG: 0.280	BCX 1-1 ② G3		BX 1-0 ② G6-3 1-2		X 0-0 1B		BBBBCCCB 4-2 1B 1B 1-2 BB	BCBX 2-1 1-2 FC6-4 1B		BCBX 2-1 WP SH1-4 1B		5	1	3	0	1	0	1
Mark Grace, L (1, 3) OBP: 0.472, SLG: 0.674	BBBCCB 4-1 BB		BBBCBX 3-1 ③ F7 2-3		SX 0-1 ③ F7		X 0-0 1B 1-3 2-H 1B	BCCFCX 1-2 FC6-4 1-2f		L 1 X SAFE 0-1 ① SH1-4 1-2		4	0	1	1	1	0	4
Derrick May, L (1, 7) OBP: 0.432, SLG: 0.676 (9, 9)	X 0-0 ③ F8			H 1-0 S HBP		X 0-0 ① G3	X 0-0 1-3 3-H 1B		X 0-0 ① 1B G1 2B	CSBBBFFFS 2-3 ② K		5	1	2	1	0	1	2
Sammy Sosa, R (1, 9) OBP: 0.321, SLG: 0.500 (9, 8)		CBFFX 1-2 ① F7		CX 0-1 ① F7		BBFBB 4-1 BB	CBSSS 1-3 ③ K		X 0-0 ① P6	BBSSSX 2-2 ③ G5-3 2-3		5	0	0	0	1	1	5
Steve Buechele, R (1, 5) OBP: 0.277, SLG: 0.333		BBCX 2-1 ② F9		CX 0-1 ② F8		BX 1-0 ② P1		BBSSSX 2-2 HR	BCCFBFB 4-2 G1 1B HR BB		BCBBB 4-1 S HR BB	4	3	1	1	2	0	2
Jose Vizcaino, S (1, 4) OBP: 0.326, SLG: 0.410		BBCX 2-1 1B		FFBBBB 4-2 1-2 BB		X 0-0 ③ G6-3		CBFFFFBB 4-2 FC3-6 1B FC5-4 BB	BBX 2-0 G1 HR 1-2 2-3 1B		CX 0-1 ① F8	2	0	1	0	1	0	1
Dan Plesac, L (7, 1)												0	0	0	0	0	0	0
Dwight Smith, L (8, PH) OBP: 0.333, SLG: 0.800												0	1	0	0	1	0	0
Tommy Shields, L (9, 4) OBP: 0.273, SLG: 0.273												2	1	1	0	0	0	1
Steve Lake, R (1, 2) OBP: 0.154, SLG: 0.083		BBFFX 1-2 ③ F7		BBBFFX 2-2 ③ F7			BFX 1-1 ① G6-3	FCFFBX 1-2 FC3-6 1B 1-2	X 0-0 ② G1 1-2 2-3 3-H		BBBCFBX 3-2 1-H HR	3	0	0	0	0	0	3
Matt Walbeck, S (8, PH) OBP: 0.300, SLG: 0.600 (9, 2)												3	1	2	3	0	0	2
Greg Hibbard, L (1, 1)			CBFBFX 2-2 ① G5-3		CBFFFFBX 2-2 ① G4-3		BX 1-0 ② G4-3	CBBBX 3-2 ① FC3-6 FC5-4 1-2f 2-3	BX 1-0 2-H 3-H HR		X 0-0 G1-6-4 1B	2	0	0	0	0	0	0
Jose Bautista, R (6, 1)												0	0	0	0	0	0	0
Eric Yelding, R (7, 4) OBP: 0.400, SLG: 0.400												1	0	0	0	0	0	0
Rick Wilkins, L (8, PH) OBP: 0.174, SLG: 0.050												0	0	0	0	0	0	0
Candy Maldonado, R (8, PH) OBP: 0.280, SLG: 0.364												3	1	2	3	0	0	2
(9, 7)																		
Inning Stats	R: 0 E: 0 K: 0 S: 8 H: 0 LOB: 1 BB: 1 P: 15	R: 0 E: 0 K: 0 S: 11 H: 1 LOB: 1 BB: 0 P: 17	R: 0 E: 1 K: 0 S: 8 H: 0 LOB: 1 BB: 0 P: 14	R: 0 E: 0 K: 0 S: 9 H: 0 LOB: 2 BB: 1 P: 16	R: 0 E: 0 K: 0 S: 10 H: 1 LOB: 1 BB: 0 P: 14	R: 0 E: 0 K: 0 S: 4 H: 0 LOB: 1 BB: 1 P: 9	R: 2 E: 0 K: 1 S: 13 H: 3 LOB: 2 BB: 1 P: 21	R: 2 E: 0 K: 0 S: 23 H: 3 LOB: 2 BB: 1 P: 36	R: 4 E: 0 K: 1 S: 12 H: 3 LOB: 0 BB: 1 P: 20	R: 0 E: 0 K: 1 S: 13 H: 1 LOB: 1 BB: 0 P: 19	R: 2 E: 0 K: 0 S: 9 H: 2 LOB: 0 BB: 1 P: 17	1B: 10 2B: 1 3B: 0 HR: 3 SF: 0 SAC: 1 DP: 1 HBP: 1						

PITCHER		IP	WLS	BF	H	R	ER	SO	BB	IBB	HBP	BLK	WP	HR	S	P	ERA	WHIP
Danny Jackson, L ERA: 4.26	(1, 1)	6.2		31	5	2	2	0	4	0	1	0	0	0	60	102	2.70	1.350
Larry Andersen, R ERA: 4.15	(7, 1)	0.1		4	2	2	2	1	1	0	0	0	0	1	15	23	54.00	9.000
Mark Davis, L ERA: 7.71	(8, 1)	1.1		7	2	2	2	0	1	0	0	0	0	0	17	27	13.50	2.250
Mitch Williams, L ERA: 2.7	(9, 1)	1.2	W	8	3	2	2	2	0	0	0	0	1	1	19	29	10.80	1.800
Jose DeLeon, R ERA: 7.94	(11, 1)	0.1		4	2	2	2	0	1	0	0	0	0	1	7	14	54.00	9.000

PITCHER		IP	WLS	BF	H	R	ER	SO	BB	IBB	HBP	BLK	WP	HR	S	P	ERA	WHIP
David West, L ERA: 3.18	(11, 1)	0.2	S	1	0	0	0	0	0	0	0	0	0	0	2	3	0.00	0.000

BOTTOM

Philadelphia Phillies @ Chicago Cubs

Wrigley Field, Chicago, IL

Sun Apr 18 1993, 3:33 AM CDT

Att. 28,758 - Sunny - 60 F

livebaseballscorecards.com

AB	46
R	10
H	14
RBI	10
BB	7
SO	3
LOB	25

WP: 1	PA: 55		
PB: 0			
SB: 3			
CS: 0			

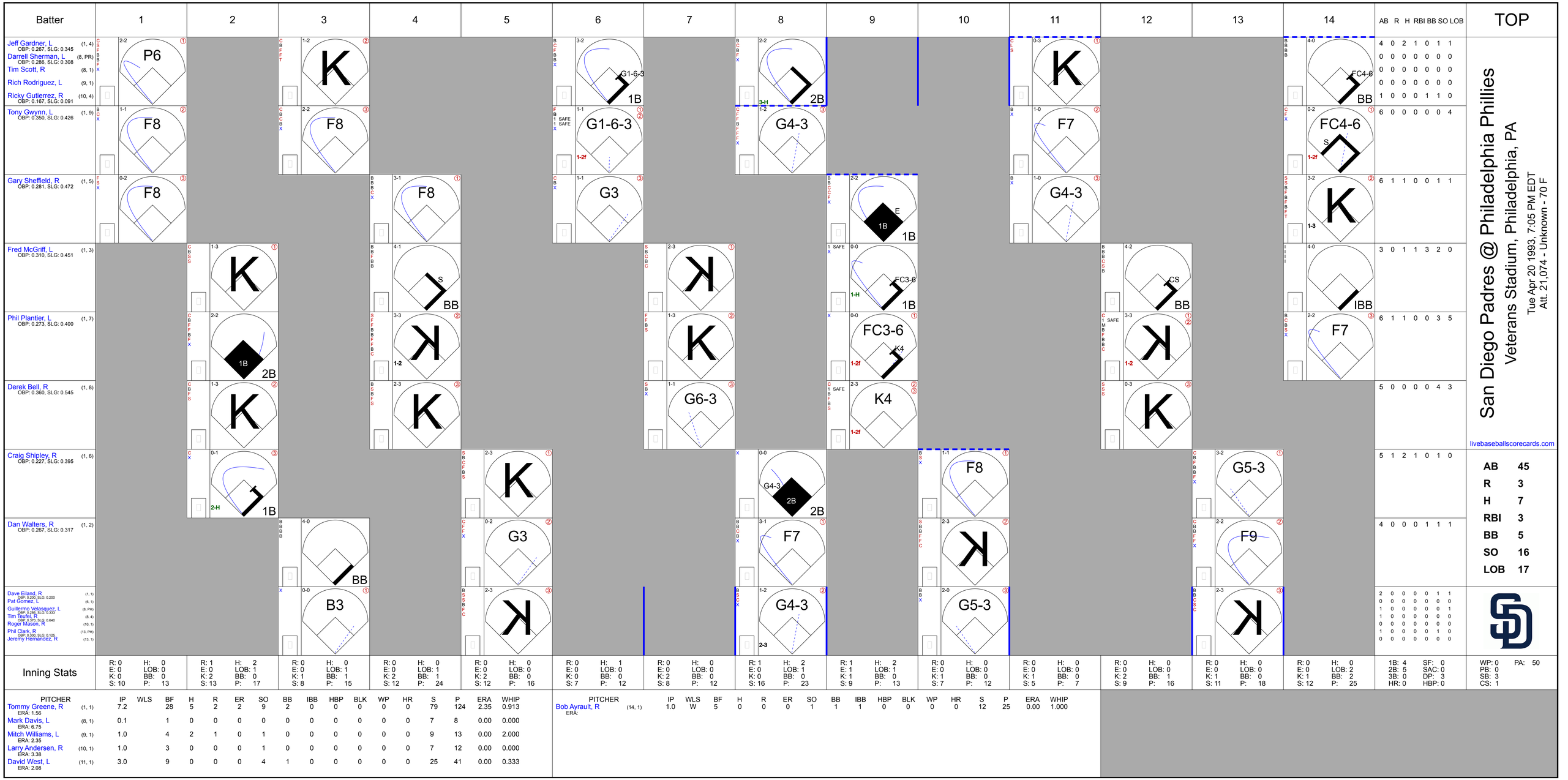

Inning Stats	1	2	3	4	5	6	7	8	9	10	11	12	13	14
	R: 0 E: 0 K: 0 S: 10 H: 0 LOB: 0 BB: 0 P: 13	R: 1 E: 0 K: 2 S: 13 H: 2 LOB: 1 BB: 0 P: 17	R: 0 E: 0 K: 1 S: 8 H: 0 LOB: 1 BB: 1 P: 15	R: 0 E: 0 K: 2 S: 12 H: 0 LOB: 1 BB: 1 P: 24	R: 0 E: 0 K: 2 S: 12 H: 0 LOB: 0 BB: 0 P: 16	R: 0 E: 0 K: 0 S: 7 H: 1 LOB: 0 BB: 0 P: 12	R: 0 E: 0 K: 2 S: 8 H: 0 LOB: 0 BB: 0 P: 12	R: 1 E: 0 K: 0 S: 16 H: 2 LOB: 1 BB: 0 P: 23	R: 1 E: 1 K: 1 S: 9 H: 2 LOB: 1 BB: 0 P: 13	R: 0 E: 0 K: 1 S: 7 H: 0 LOB: 0 BB: 0 P: 12	R: 0 E: 0 K: 1 S: 5 H: 0 LOB: 0 BB: 0 P: 7	R: 0 E: 0 K: 2 S: 9 H: 0 LOB: 0 BB: 1 P: 16	R: 0 E: 0 K: 1 S: 11 H: 0 LOB: 0 BB: 0 P: 18	R: 0 E: 0 K: 1 S: 12 H: 0 LOB: 2 BB: 2 P: 25

PITCHER		IP	WLS	BF	H	R	ER	SO	BB	IBB	HBP	BLK	WP	HR	S	P	ERA	WHIP
Tommy Greene, R ERA: 1.56	(1, 1)	7.2		28	5	2	2	9	2	0	0	0	0	0	79	124	2.35	0.913
Mark Davis, L ERA: 6.75	(8, 1)	0.1		1	0	0	0	0	0	0	0	0	0	0	7	8	0.00	0.000
Mitch Williams, L ERA: 2.35	(9, 1)	1.0		4	2	1	0	1	0	0	0	0	0	0	9	13	0.00	2.000
Larry Andersen, R ERA: 3.38	(10, 1)	1.0		3	0	0	0	1	0	0	0	0	0	0	7	12	0.00	0.000
David West, L ERA: 2.08	(11, 1)	3.0		9	0	0	0	4	1	0	0	0	0	0	25	41	0.00	0.333

PITCHER		IP	WLS	BF	H	R	ER	SO	BB	IBB	HBP	BLK	WP	HR	S	P	ERA	WHIP
Bob Ayrault, R ERA:	(14, 1)	1.0	W	5	0	0	0	1	1	1	0	0	0	0	12	25	0.00	1.000

4	0	2	1	0	1	1												
0	0	0	0	0	0	0												
0	0	0	0	0	0	0												
0	0	0	0	0	0	0												
1	0	0	0	1	1	0												
6	0	0	0	0	0	4												
6	1	1	0	0	1	1												
3	0	1	1	3	2	0												
6	1	1	0	0	3	5												
5	0	0	0	0	4	3												
5	1	2	1	0	1	0												
4	0	0	0	1	1	1												
2	0	0	0	0	1	1												
0	0	0	0	0	0	0												
1	0	0	0	0	0	1												
1	0	0	0	0	0	0												
0	0	0	0	0	0	0												
1	0	0	0	0	1	0												
0	0	0	0	0	0	0												

1B: 4 2B: 5 3B: 0 HR: 0 SF: 0 SAC: 0 DP: 3 HBP: 0

WP: 0 PB: 0 SB: 3 CS: 1 PA: 50

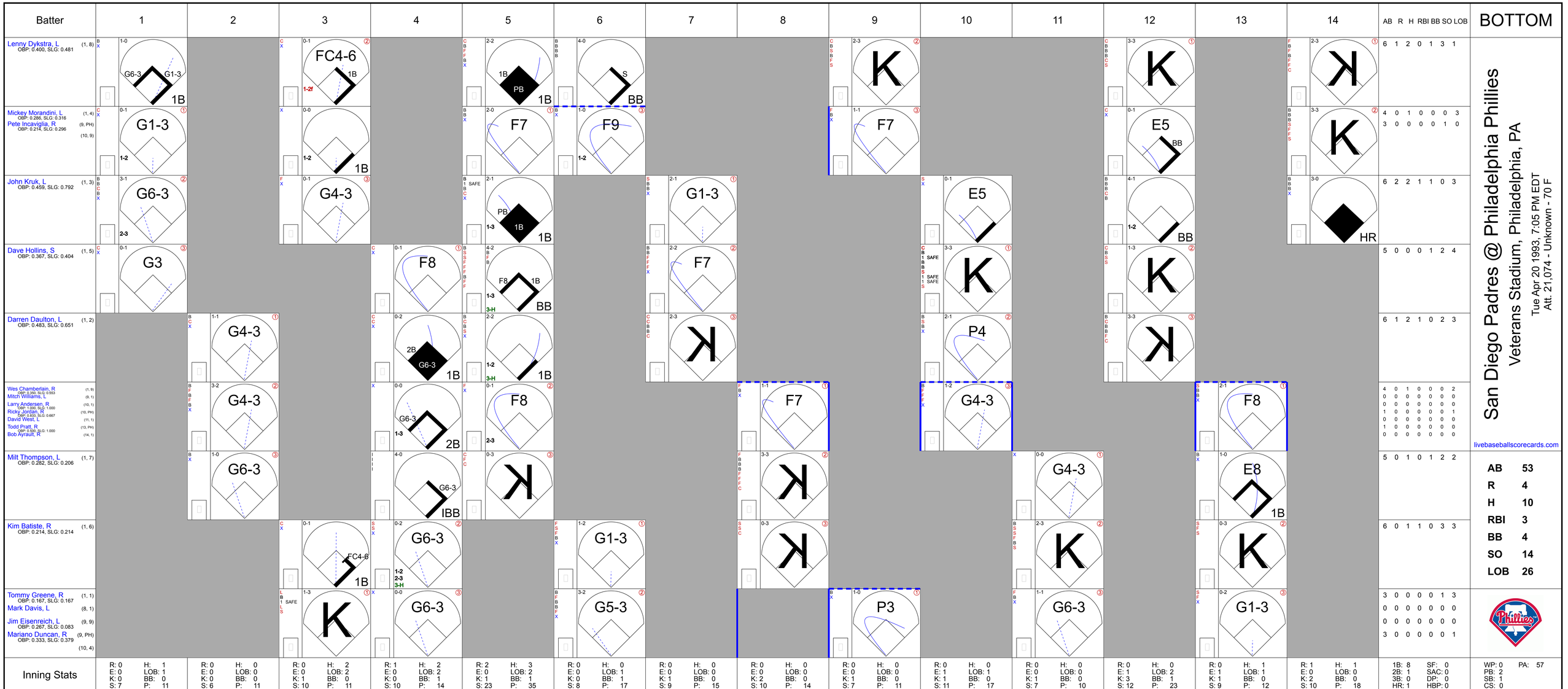

San Diego Padres @ Philadelphia Phillies

Veterans Stadium, Philadelphia, PA

Tue Apr 20 1993, 7:05 PM EDT
Att. 21,074 - Unknown - 70 F

livebaseballscorecards.com

Batter	1	2	3	4	5	6	7	8	9	10	11	12	13	14	AB	R	H	RBI	BB	SO	LOB
Lenny Dykstra, L (1, 8) OBP: 0.400, SLG: 0.481	G6-3, G1-3, 1B		FC4-6, 1B, 1-2f		1B, PB, 1B	S, BB			K			K		K	6	1	2	0	1	3	1
Mickey Morandini, L (1, 4) OBP: 0.286, SLG: 0.316	G1-3, 1-2		1-2, 1B		F7	F9, 1-2			F7			E5, BB		K	4	0	1	0	0	0	3
Pete Incaviglia, R (9, PH) OBP: 0.214, SLG: 0.296 (10, 9)															3	0	0	0	0	1	0
John Kruk, L (1, 3) OBP: 0.459, SLG: 0.792	G6-3, 2-3		G4-3		SAFE, PB, 1B, 1-3, 1B		G1-3			E5		1-2, BB		HR	6	2	2	1	1	0	3
Dave Hollins, S (1, 5) OBP: 0.367, SLG: 0.404	G3			F8	F8, 1B, 1-3, 3-H, BB		F7			K		K			5	0	0	0	1	2	4
Darren Daulton, L (1, 2) OBP: 0.483, SLG: 0.651		G4-3		2B, G6-3, 1B	1-2, 3-H, 1B		K			P4		K			6	1	2	1	0	2	3
Wes Chamberlain, R (1, 9) OBP: 0.350, SLG: 0.553		G4-3		G6-3, 1-3, 2B	F8, 2-3			F7		G4-3			F8		4	0	1	0	0	0	2
Mitch Williams, L (9, 1)															0	0	0	0	0	0	0
Larry Andersen, R (10, 1) OBP: 1.000, SLG: 1.000															0	0	0	0	0	0	0
Ricky Jordan, R (10, PH) OBP: 0.833, SLG: 0.667															1	0	0	0	0	0	1
David West, L (11, 1)															0	0	0	0	0	0	0
Todd Pratt, R (13, PH) OBP: 0.500, SLG: 1.000															1	0	0	0	0	0	0
Bob Ayrault, R (14, 1)															0	0	0	0	0	0	0
Milt Thompson, L (1, 7) OBP: 0.282, SLG: 0.206		G6-3		G6-3, IBB	K			K			G4-3		E8, 1B		5	0	1	0	1	2	2
Kim Batiste, R (1, 6) OBP: 0.214, SLG: 0.214			FC4-6, 1B	G6-3, 1-2, 2-3, 3-H		G1-3		K			K		K		6	0	1	1	0	3	3
Tommy Greene, R (1, 1) OBP: 0.167, SLG: 0.167			K	G6-3		G5-3			P3		G6-3		G1-3		3	0	0	0	0	1	3
Mark Davis, L (8, 1)															0	0	0	0	0	0	0
Jim Eisenreich, L (9, 9) OBP: 0.267, SLG: 0.083															0	0	0	0	0	0	0
Mariano Duncan, R (9, PH) OBP: 0.333, SLG: 0.379 (10, 4)															3	0	0	0	0	0	1
Inning Stats	R: 0 E: 0 K: 0 S: 7 H: 1 LOB: 1 BB: 0 P: 11	R: 0 E: 0 K: 0 S: 6 H: 0 LOB: 0 BB: 0 P: 11	R: 0 E: 0 K: 1 S: 10 H: 2 LOB: 2 BB: 0 P: 11	R: 1 E: 0 K: 0 S: 10 H: 2 LOB: 2 BB: 1 P: 14	R: 2 E: 0 K: 1 S: 23 H: 3 LOB: 2 BB: 1 P: 35	R: 0 E: 0 K: 0 S: 8 H: 0 LOB: 1 BB: 1 P: 17	R: 0 E: 0 K: 1 S: 9 H: 0 LOB: 0 BB: 0 P: 15	R: 0 E: 0 K: 2 S: 10 H: 0 LOB: 0 BB: 0 P: 14	R: 0 E: 0 K: 1 S: 7 H: 0 LOB: 0 BB: 0 P: 11	R: 0 E: 1 K: 1 S: 11 H: 0 LOB: 1 BB: 0 P: 17	R: 0 E: 0 K: 1 S: 7 H: 0 LOB: 0 BB: 0 P: 10	R: 0 E: 1 K: 3 S: 12 H: 0 LOB: 2 BB: 1 P: 23	R: 0 E: 1 K: 1 S: 9 H: 1 LOB: 1 BB: 0 P: 12	R: 1 E: 0 K: 2 S: 10 H: 1 LOB: 0 BB: 0 P: 18	1B: 8 2B: 1 3B: 0 HR: 1 SF: 0 SAC: 0 DP: 0 HBP: 0	WP: 0 PB: 2 SB: 1 CS: 0 PA: 57

PITCHER		IP	WLS	BF	H	R	ER	SO	BB	IBB	HBP	BLK	WP	HR	S	P	ERA	WHIP
Dave Eiland, R ERA: 2.29	(1, 1)	5.2		28	8	3	3	2	2	1	0	0	0	0	63	97	4.76	1.765
Pat Gomez, L ERA: 3.24	(6, 1)	1.1		4	0	0	0	1	0	0	0	0	0	0	10	17	0.00	0.000
Tim Scott, R ERA: 1.17	(8, 1)	1.0		3	0	0	0	2	0	0	0	0	0	0	10	14	0.00	0.000
Rich Rodriguez, L ERA: 2.25	(9, 1)	1.2		6	0	0	0	2	0	0	0	0	0	0	14	23	0.00	0.000
Roger Mason, R ERA:	(10, 1)	2.1		9	0	0	0	4	1	0	0	0	0	0	23	38	0.00	0.429

PITCHER		IP	WLS	BF	H	R	ER	SO	BB	IBB	HBP	BLK	WP	HR	S	P	ERA	WHIP
Jeremy Hernandez, R ERA: 6.55	(13, 1)	1.2	L	7	2	1	1	3	0	0	0	0	0	1	19	30	5.40	1.200

BOTTOM	
AB	53
R	4
H	10
RBI	3
BB	4
SO	14
LOB	26

Batter	1	2	3	4	5	6	7	8	9	AB	R	H	RBI	BB	SO	LOB
Ricky Gutierrez, R (1, 6) OBP: 0.235, SLG: 0.133	B C B F C 2-3 ① K		C B F X 1-2 1B		C F B B F F X 2-2 E6 FC4-6		C B C F B B B 4-2 G4-6-3 BB		F S B B S 2-3 ① K	4	0	1	0	1	2	0
Tony Gwynn, L (1, 9) OBP: 0.338, SLG: 0.407	B B X 2-0 ② F7		F X 0-1 ③ G4-3		B C X 1-1 ② FC4-6 FC5-4 1-2f		B F F F X 1-2 ① ② G4-6-3 1-2f		C B X 1-1 S 1B	5	0	1	0	0	0	4
Gary Sheffield, R (1, 5) OBP: 0.274, SLG: 0.439	C T T S 0-3 ③ K			F X 0-1 ① F8	B X 1-0 ③ FC5-4 1-2f		B B B B 4-0 BB		S X 0-1 ② F9	4	0	0	0	1	1	2
Fred McGriff, L (1, 3) OBP: 0.317, SLG: 0.436		S T F B X 1-2 ① F7		F B S B B B 4-2 WP 1B BB		B B X 2-0 G6-4-3 1B 2B 1B	C X 0-1 ③ F8		C C B X 1-2 ③ G1-3 1-2	4	1	1	0	1	0	2
Derek Bell, R (1, 8) OBP: 0.370, SLG: 0.542		S C B X 1-2 ② F9		B F C F X 1-2 WP 1B 1-2		B B S B X 3-1 G6-4-3 1B 1-2		C C B C 1-3 ① K		4	0	2	0	0	1	0
Tim Teufel, R (1, 4) OBP: 0.355, SLG: 0.571 Jeff Gardner, L (8, PR) OBP: 0.267, SLG: 0.345 (8, 4)		B B B C C X 3-1 ③ G5-3		B B B C F F C 3-3 ② K 1-2 2-3		F X 0-1 ① ② G6-4-3 1-2f 2-3		C B C B F F B 4-2 BB BB		3 0	0 0	0 0	0 0	1 0	1 0	4 0
Phil Plantier, L (1, 7) OBP: 0.277, SLG: 0.419 Darrell Sherman, L (6, PR) OBP: 0.333, SLG: 0.308 (6, 7)			B X 1-0 ① F8 C B X 1-1 ③ G4-3			B B X 2-0 2B 3-H		B B B B 4-0 1-2 BB		3 0	0 0	1 0	1 0	0 1	0 0	2 0
Bob Geren, R (1, 2) OBP: 0.267, SLG: 0.429			C B B B X 3-1 1B 1B		B S X 1-1 HR	I I I I 4-0 IBB		B C C S 1-3 ② K		3	1	2	1	1	1	2
Andy Benes, R (1, 1) OBP: 0.182, SLG: 0.100 Rich Rodriguez, L (9, 1)			L X 0-1 ② F8		X 0-0 ① F9	B S B B S S 3-3 ③ K		C B C C 1-3 ③ K		4 0	0 0	0 0	0 0	0 0	2 0	5 0
Inning Stats	R: 0 H: 0 E: 0 LOB: 0 K: 2 BB: 0 S: 8 P: 12	R: 0 H: 0 E: 0 LOB: 0 K: 0 BB: 0 S: 9 P: 14	R: 0 H: 2 E: 0 LOB: 2 K: 0 BB: 0 S: 10 P: 15	R: 0 H: 1 E: 0 LOB: 2 K: 1 BB: 1 S: 14 P: 23	R: 1 H: 1 E: 1 LOB: 1 K: 0 BB: 0 S: 12 P: 17	R: 1 H: 3 E: 0 LOB: 2 K: 1 BB: 1 S: 9 P: 23	R: 0 H: 0 E: 0 LOB: 1 K: 0 BB: 2 S: 9 P: 18	R: 0 H: 0 E: 0 LOB: 2 K: 3 BB: 2 S: 13 P: 24	R: 0 H: 1 E: 0 LOB: 1 K: 1 BB: 0 S: 10 P: 14	1B: 6 SF: 0 2B: 1 SAC: 0 3B: 0 DP: 2 HR: 1 HBP: 0						

PITCHER		IP	WLS	BF	H	R	ER	SO	BB	IBB	HBP	BLK	WP	HR	S	P	ERA	WHIP
Terry Mulholland, L ERA: 1.86	(1, 1)	6.0	L	27	7	2	2	4	1	1	0	0	1	1	62	104	3.00	1.333
Mark Davis, L ERA: 3.86	(7, 1)	2.0		9	0	0	0	3	4	0	0	0	0	0	22	42	0.00	2.000
Larry Andersen, R ERA: 2.84	(9, 1)	1.0		4	1	0	0	1	0	0	0	0	0	0	10	14	0.00	1.000

PITCHER	IP	WLS	BF	H	R	ER	SO	BB	IBB	HBP	BLK	WP	HR	S	P	ERA	WHIP

TOP

San Diego Padres @ Philadelphia Phillies

Veterans Stadium, Philadelphia, PA

Thu Apr 22 1993, 7:05 PM EDT

Att. 15,826 - Unknown - 43 F

livebaseballscorecards.com

AB	34
R	2
H	8
RBI	2
BB	6
SO	8
LOB	21

WP: 1 PA: 40
PB: 0
SB: 1
CS: 0

Batter	1	2	3	4	5	6	7	8	9	AB	R	H	RBI	BB	SO	LOB
Lenny Dykstra, L (1, 8) OBP: 0.377, SLG: 0.446	G3		F7			F8			L9	4	0	0	0	0	0	0
Mickey Morandini, L (1, 4) OBP: 0.326, SLG: 0.390	K			BB L3			2B		1B 2B	3	1	2	0	1	1	0
John Kruk, L (1, 3) OBP: 0.446, SLG: 0.750	F8			F8			F8		1B BB	3	0	0	0	1	0	2
Dave Hollins, S (1, 5) OBP: 0.375, SLG: 0.411		G6-4-3 1B		L3 1-1			P2		1-3 2-H 1B	4	0	2	1	0	0	2
Darren Daulton, L (1, 2) OBP: 0.452, SLG: 0.596		G6-4-3 1-2f			K		F7		F9	4	0	0	0	0	1	4
Wes Chamberlain, R (1, 9) OBP: 0.349, SLG: 0.537		FC6-4 1B			G4-3			F8		3	0	1	0	0	0	0
Milt Thompson, L (1, 7) OBP: 0.262, SLG: 0.189		FC6-4 1-2f			G5-3			G6-3		3	0	0	0	0	0	1
Juan Bell, R (1, 6) OBP: 0.222, SLG: 0.324			P6			F9		K		2	0	0	0	0	0	0
Mariano Duncan, R (8, PH) OBP: 0.323, SLG: 0.367 (9, 6)										1	0	0	0	0	1	0
Terry Mulholland, R (1, 1)			K			K			G1-3	1	0	0	0	0	1	0
Ricky Jordan, R (6, PH) OBP: 0.714, SLG: 0.500										1	0	0	0	0	1	0
Mark Davis, L (7, 1)										0	0	0	0	0	0	0
Larry Andersen, R (9, 1) OBP: 1.000, SLG: 1.000										0	0	0	0	0	0	0
Jim Eisenreich, L (9, PH) OBP: 0.250, SLG: 0.077										1	0	0	0	0	0	0
Inning Stats	R: 0 E: 0 K: 1 S: 7 H: 0 LOB: 0 BB: 0 P: 11	R: 0 E: 0 K: 0 S: 11 H: 2 LOB: 1 BB: 0 P: 14	R: 0 E: 0 K: 1 S: 7 H: 0 LOB: 0 BB: 0 P: 8	R: 0 E: 0 K: 0 S: 6 H: 0 LOB: 0 BB: 1 P: 11	R: 0 E: 0 K: 1 S: 12 H: 0 LOB: 0 BB: 0 P: 16	R: 0 E: 0 K: 1 S: 8 H: 0 LOB: 0 BB: 0 P: 12	R: 0 E: 0 K: 0 S: 9 H: 1 LOB: 1 BB: 0 P: 11	R: 0 E: 0 K: 1 S: 7 H: 0 LOB: 0 BB: 0 P: 11	R: 1 E: 0 K: 0 S: 16 H: 2 LOB: 2 BB: 1 P: 27	1B: 3 2B: 3 3B: 0 HR: 0	SF: 0 SAC: 0 DP: 2 HBP: 0						

PITCHER	IP	WLS	BF	H	R	ER	SO	BB	IBB	HBP	BLK	WP	HR	S	P	ERA	WHIP
Andy Benes, R (1, 1) ERA: 3.21	8.2	W	31	5	1	1	5	2	0	0	0	0	0	81	116	1.04	0.808
Rich Rodriguez, L (9, 1) ERA: 2.16	0.1	S	1	0	0	0	0	0	0	0	0	0	0	2	5	0.00	0.000

PITCHER	IP	WLS	BF	H	R	ER	SO	BB	IBB	HBP	BLK	WP	HR	S	P	ERA	WHIP

BOTTOM

San Diego Padres @ Philadelphia Phillies

Veterans Stadium, Philadelphia, PA

Thu Apr 22 1993, 7:05 PM EDT

Att. 15,826 - Unknown - 43 F

livebaseballscorecards.com

AB	30
R	1
H	5
RBI	1
BB	2
SO	5
LOB	9

WP: 0 PB: 0 SB: 0 CS: 0 PA: 32

Batter	1	2	3	4	5	6	7	8	9	AB	R	H	RBI	BB	SO	LOB
Brett Butler, L (1, 8) OBP: 0.440, SLG: 0.377	C B F C 1-3 ① K			C C B B T 2-2 ① K		B C S X 1-2 1B 1B		B B C C B 4-2 1-2 BB		3	0	1	0	1	2	0
Eric Davis, R (1, 7) OBP: 0.333, SLG: 0.266	C B B S S 2-3 ② K			C B B B S S 3-3 ② K		B S F X 1-2 1-2 1B		X 0-0 ③ P3		4	0	1	0	0	2	2
Mike Piazza, R (1, 2) OBP: 0.298, SLG: 0.444	B C F C 2-3 ③ K			B X 1-0 1B		B C S B S 2-3 ③ K			C B F B B X 3-2 ① F9	4	0	1	0	0	2	2
Darryl Strawberry, L (1, 9) OBP: 0.338, SLG: 0.392		C F B B B B 4-2 G4-6-3 BB		F B B B X 3-1 ③ G4-3			B F B B F X 3-2 ① F8		F F X 0-2 ② G4-3	3	0	0	0	1	0	1
Eric Karros, R (1, 3) OBP: 0.329, SLG: 0.365		C S B X 1-2 ① ② G4-6-3 1-2f			C B X 1-1 ① F9		X 0-0 ② G6-3		B C S B X 2-2 2B	4	0	1	0	0	0	1
Tim Wallach, R (1, 5) OBP: 0.209, SLG: 0.233		X 0-0 ③ G1-3			B C S B X 2-2 ② G1-6-3		B B C X 2-1 ③ P3		C X 0-1 ③ G6-3	4	0	0	0	0	0	1
Jody Reed, R (1, 4) OBP: 0.277, SLG: 0.274			B B X 2-0 ① F8		B F X 1-1 ③ L6			C X 0-1 BB 1B		3	0	1	0	0	0	0
Jose Offerman, S (1, 6) OBP: 0.227, SLG: 0.177 Mitch Webster, S (8, PH) OBP: 0.333, SLG: 0.364 Omar Daal, L (8, 1)			B B C F F S 2-3 ② K			C X 0-1 ① G6-3		B C S F S 1-3 ① K		2	0	0	0	0	1	0
										1	0	0	0	0	1	1
										0	0	0	0	0	0	0
Ramon Martinez, R (1, 1) OBP: 0.200, SLG: 0.222 Lenny Harris, L (8, PH) OBP: 0.182, SLG: 0.100 (8, 6)			F X 0-1 ③ G1-3			C B B S F F B F X 3-2 ② G6-3		C S F S 0-3 ② K		2	0	0	0	0	0	0
										1	0	0	0	0	1	1

TOP

Los Angeles Dodgers @ Philadelphia Phillies
Veterans Stadium, Philadelphia, PA
Fri Apr 23 1993, 7:05 PM EDT
Att. 21,702 - Unknown - 48 F

livebaseballscorecards.com

	AB	31
	R	0
	H	5
	RBI	0
	BB	2
	SO	9
	LOB	9

Inning Stats										
	R: 0	H: 0	R: 0	H: 0	R: 0	H: 0	R: 0	H: 1	R: 0	H: 0
	E: 0	LOB: 0	E: 0	LOB: 0	E: 0	LOB: 0	E: 0	LOB: 1	E: 0	LOB: 0
	K: 3	BB: 0	K: 0	BB: 1	K: 1	BB: 0	K: 2	BB: 0	K: 0	BB: 0
	S: 9	P: 14	S: 6	P: 11	S: 7	P: 11	S: 9	P: 18	S: 7	P: 11

Inning Stats										
	R: 0	H: 2	R: 0	H: 0	R: 0	H: 1	R: 0	H: 1	1B: 4	SF: 0
	E: 0	LOB: 2	E: 0	LOB: 0	E: 0	LOB: 1	E: 0	LOB: 1	2B: 1	SAC: 0
	K: 1	BB: 0	K: 0	BB: 0	K: 2	BB: 1	K: 0	BB: 0	3B: 0	DP: 1
	S: 17	P: 24	S: 6	P: 11	S: 13	P: 18	S: 11	P: 16	HR: 0	HBP: 0

	WP: 0	PA: 33
	PB: 0	
	SB: 0	
	CS: 0	

PITCHER		IP	WLS	BF	H	R	ER	SO	BB	IBB	HBP	BLK	WP	HR	S	P	ERA	WHIP
Curt Schilling, R ERA: 2.59	(1, 1)	9.0	W	33	5	0	0	9	2	0	0	0	0	0	85	134	0.00	0.778

PITCHER	IP	WLS	BF	H	R	ER	SO	BB	IBB	HBP	BLK	WP	HR	S	P	ERA	WHIP

BOTTOM

Los Angeles Dodgers @ Philadelphia Phillies
Veterans Stadium, Philadelphia, PA
Fri Apr 23 1993, 7:05 PM EDT
Att. 21,702 - Unknown - 48 F

Batter	1	2	3	4	5	6	7	8	9	AB	R	H	RBI	BB	SO	LOB
Lenny Dykstra, L (1, 8) OBP: 0.370, SLG: 0.424	G4-3		BB		P6		G4-3			3	0	0	0	1	0	0
Mickey Morandini, L (1, 4) OBP: 0.320, SLG: 0.378	F9		F7		P2		BB, 1B			4	0	1	0	0	0	1
John Kruk, L (1, 3) OBP: 0.464, SLG: 0.741	BB, 1B		G3		BB		FC6-4, BB			2	0	1	0	2	0	1
Dave Hollins, S (1, 5) OBP: 0.382, SLG: 0.458	BB			HR	G4-3		FC6-4			3	1	1	1	1	0	3
Darren Daulton, L (1, 2) OBP: 0.455, SLG: 0.580	G4-3			1B	HBP			P5		3	1	1	0	0	0	2
Wes Chamberlain, R (1, 9) OBP: 0.340, SLG: 0.533		G5-3		G6-3, FC5-2, 2B	G5-3			G6-3		4	0	1	0	0	0	1
Jim Eisenreich, L (9, 9) OBP: 0.250, SLG: 0.077										0	0	0	0	0	0	0
Milt Thompson, L (1, 7) OBP: 0.261, SLG: 0.175		G6-3		G6-3		IBB		K		3	0	0	1	1	1	1
Mariano Duncan, R (1, 6) OBP: 0.294, SLG: 0.333		G6-3		FC5-2		G6-4-3				3	0	0	0	0	0	3
Curt Schilling, R (1, 1)			K	G5-3			L9			3	0	0	0	0	1	1
Inning Stats	R: 0 E: 0 K: 0 S: 9 H: 1 LOB: 2 BB: 1 P: 16	R: 0 E: 0 K: 0 S: 5 H: 0 LOB: 0 BB: 0 P: 12	R: 0 E: 0 K: 1 S: 12 H: 0 LOB: 1 BB: 1 P: 21	R: 2 E: 0 K: 0 S: 12 H: 3 LOB: 1 BB: 0 P: 16	R: 0 E: 0 K: 0 S: 6 H: 0 LOB: 1 BB: 1 P: 13	R: 0 E: 0 K: 0 S: 4 H: 0 LOB: 1 BB: 1 P: 10	R: 0 E: 0 K: 0 S: 8 H: 1 LOB: 2 BB: 1 P: 18	R: 0 E: 0 K: 1 S: 6 H: 0 LOB: 0 BB: 0 P: 11		1B: 3 2B: 1 3B: 0 HR: 1 SF: 0 SAC: 0 DP: 1 HBP: 1						

livebaseballscorecards.com

	AB	R	H	RBI	BB	SO	LOB
AB	28						
R		2					
H			5				
RBI				2			
BB					5		
SO						2	
LOB							13

WP: 0 PB: 0 SB: 0 CS: 0 PA: 34

PITCHER		IP	WLS	BF	H	R	ER	SO	BB	IBB	HBP	BLK	WP	HR	S	P	ERA	WHIP
Ramon Martinez, R ERA: 2.67	(1, 1)	7.0	L	31	5	2	2	1	4	1	1	0	0	1	56	106	2.57	1.286
Omar Daal, L ERA:	(8, 1)	1.0		3	0	0	0	1	0	0	0	0	0	0	6	11	0.00	0.000

PITCHER	IP	WLS	BF	H	R	ER	SO	BB	IBB	HBP	BLK	WP	HR	S	P	ERA	WHIP

Batter	1	2	3	4	5	6	7	8	9	AB	R	H	RBI	BB	SO	LOB
Brett Butler, L (1, 8) OBP: 0.450, SLG: 0.385	BBCCFFBB 4-2 CS BB	BBCFBX 3-2 1-2 2-3 1B			BCX 1-1 ① G6-3		LBBX 2-1 ② F7		CX 0-1 1-2 1B	4	0	2	0	1	0	0
Mike Sharperson, R (1, 6) (6, 4) Lenny Harris, L (9, PH) OBP: 0.182, SLG: 0.100 Mitch Webster, S (9, PH) OBP: 0.308, SLG: 0.333	1 SAFE CX	BSX 0-1 ① E7 1B G6-3 1-2 1B 1-1 ②③ G1-2-3 3-Hf			CBCFFS 1-3 ② K		CBFBS 2-3 ③ K		BCBSFBX 3-2 ③ P6	4 0 1	1 0 0	1 0 0	0 0 0	0 0 0	2 0 0	3 0 2
Eric Davis, R (1, 7) OBP: 0.329, SLG: 0.265	CBFFBFX 2-2 G6-3 2-3 1B		CFX 0-2 ① G6-3		CSX 0-2 ③ F8			CBX 1-1 ① G6-3		4	0	1	0	0	0	0
Eric Karros, R (1, 3) OBP: 0.311, SLG: 0.343	BX 1-0 ② G6-3 2-3 3-H		FFBS 1-3 ② K			BFX 1-1 ① G5-3		CBX 1-1 ② G1-3		4	0	0	1	0	1	1
Cory Snyder, R (1, 9) OBP: 0.333, SLG: 0.250	BX 1-0 ③ F9		BBFX 2-1 2B			BBCBSB 4-2 1B SF8 BB		BSBBSB 4-2 BB		2	1	1	0	2	0	1
Tim Wallach, R (1, 5) OBP: 0.225, SLG: 0.297		CFBFX 1-2 HR	SCBX 1-2 ③ F9			X 0-0 1-3 1B		BBCFBFS 3-3 ③ K		4	1	2	1	0	1	2
Mike Piazza, R (1, 2) OBP: 0.311, SLG: 0.456		CBX 1-1 FC1-5 1B 1B		BBX 2-0 ① G6-3		X 0-0 ② SF8 3-H			BBCX 2-1 1B 1B	3	0	2	1	0	0	0
Jody Reed, R (1, 4) OBP: 0.279, SLG: 0.277 Steve Wilson, L (6, 1) Ricky Trlicek, R (7, 1) Dave Hansen, L (9, PH) OBP: 0.167, SLG: 0.167		CBCBX 2-2 1B FC1-5 1-2 G1-2-3 1B		BX 1-0 ② G4-3		FX 0-1 ③ G4-3			FFC 0-3 ① K	3 0 0 1	0 0 0 0	1 0 0 0	0 0 0 0	0 0 0 0	0 0 0 1	1 0 0 1
Kevin Gross, R (1, 1) Roger McDowell, R (6, 1) OBP: 1.000, SLG: 1.000 Jose Offerman, S (6, 6) OBP: 0.221, SLG: 0.172		X 0-0 ① FC1-5 1B 1-2 2-3f		SSC 0-3 ③ K			BX 1-0 ① L8		BX 1-0 ② L5	2 0 2	0 0 0	0 0 0	0 0 0	0 0 0	1 0 0	2 0 1
Inning Stats	R: 1 E: 1 K: 0 S: 14 H: 2 LOB: 1 BB: 1 P: 22	R: 1 E: 0 K: 0 S: 15 H: 4 LOB: 2 BB: 0 P: 23	R: 0 E: 0 K: 1 S: 11 H: 1 LOB: 1 BB: 0 P: 15	R: 0 E: 0 K: 1 S: 5 H: 0 LOB: 0 BB: 0 P: 8	R: 0 E: 0 K: 1 S: 10 H: 0 LOB: 0 BB: 0 P: 12	R: 1 E: 0 K: 0 S: 8 H: 1 LOB: 1 BB: 1 P: 13	R: 0 E: 0 K: 1 S: 6 H: 0 LOB: 0 BB: 0 P: 11	R: 0 E: 0 K: 1 S: 10 H: 0 LOB: 1 BB: 1 P: 19	R: 0 E: 0 K: 1 S: 12 H: 2 LOB: 2 BB: 0 P: 18	1B: 8 2B: 1 3B: 0 HR: 1 SF: 1 SAC: 0 DP: 1 HBP: 0						

PITCHER	IP	WLS	BF	H	R	ER	SO	BB	IBB	HBP	BLK	WP	HR	S	P	ERA	WHIP
Danny Jackson, L (1, 1) ERA: 3.81	7.0	W	29	8	3	2	4	2	0	0	0	0	1	69	104	2.57	1.429
Larry Andersen, R (8, 1) ERA: 2.25	1.2		8	2	0	0	2	1	0	0	0	0	0	18	30	0.00	1.800
Mitch Williams, L (9, 1) ERA: 2.25	0.1	S	1	0	0	0	0	0	0	0	0	0	0	4	7	0.00	0.000

PITCHER	IP	WLS	BF	H	R	ER	SO	BB	IBB	HBP	BLK	WP	HR	S	P	ERA	WHIP

TOP

Los Angeles Dodgers @ Philadelphia Phillies
Veterans Stadium, Philadelphia, PA
Sat Apr 24 1993, 7:05 PM EDT
Att. 37,457 - Unknown - 54 F

livebaseballscorecards.com

AB	34
R	3
H	10
RBI	3
BB	3
SO	6
LOB	14

1B: 8	SF: 1	WP: 0	PA: 38
2B: 1	SAC: 0	PB: 0	
3B: 0	DP: 1	SB: 0	
HR: 1	HBP: 0	CS: 1	

Batter	1	2	3	4	5	6	7	8	9	AB	R	H	RBI	BB	SO	LOB
Lenny Dykstra, L (1, 8) OBP: 0.385, SLG: 0.410	B B B B 4-0 S 1B BB	F C X 0-2 ② F8		B B F F B F X 3-2 ② ③ L4-3 1-2		B B B B 4-0 BB		B B B B 4-0 BB		2	1	0	0	3	0	3
Mickey Morandini, L (1, 4) OBP: 0.309, SLG: 0.360	C B 1 SAFE 1 SAFE S S 1-3 ① K 1-2	B C B X 2-1 1-2 2-H 1B			S B X 1-1 ① G3	F B C S 1-3 ③ K		C B 1 SAFE 1 SAFE B B S T X 3-2 ③ F7		5	0	1	1	0	2	4
John Kruk, L (1, 3) OBP: 0.466, SLG: 0.721	B B C C B T T B 4-2 1B 1B BB	X 0-0 ③ G4-3			B B X 2-0 ② F7		X 0-0 FC5-4 1B			3	1	1	0	1	0	2
Dave Hollins, S (1, 5) OBP: 0.361, SLG: 0.429	B B B C C C 3-3 ② K		B B X 2-0 ① P4		B X 1-0 ③ F8		C C B X 1-2 ① FC5-4 1-2f 3B			4	1	0	0	0	1	3
Wes Chamberlain, R (1, 9) OBP: 0.360, SLG: 0.542 Jim Eisenreich, L (6, PR) OBP: 0.294, SLG: 0.286 (7, 9)	C F X 0-2 1B 1-2 2-H 1B		B X 1-0 ② F8			B X 1-0 E4 E 1B	B C F X 1-2 1-H 3B			3 1	0 1	2 1	1 1	0 0	0 0	0 0
Pete Incaviglia, R (1, 7) OBP: 0.287, SLG: 0.452 Larry Andersen, R (8, 1) OBP: 1.000, SLG: 1.000 Mitch Williams, L (9, 1)	C X 0-1 ③ 1-3 2-H 1B		B C X 1-1 HR			B B B C X 3-1 E6 2-H 2B 1B	B S F B X 2-2 ② G4-3			4 0 0	2 0 0	3 0 0	2 0 0	0 0 0	0 0 0	1 0 0
Mariano Duncan, R (1, 6) OBP: 0.289, SLG: 0.324		B C X 1-1 HBP 1B 1B	B X 1-0 ③ G6-3			B X 1-0 ① B1	C X 0-1 ③ G6-3			4	1	1	0	0	0	2
Todd Pratt, R (1, 2) OBP: 0.333, SLG: 0.667		C B C B X 2-2 ① F8		B C B F F X 2-2 ① G6-3		C X 0-1 2-H 2B		B F B F F B X 3-2 ① P3		4	0	1	1	0	0	1
Danny Jackson, R (1, 1) OBP: 0.333, SLG: 0.286 Milt Thompson, L (8, 7) OBP: 0.255, SLG: 0.171		1 SAFE B 1 SAFE B H 3-0 1B 1-2 HBP		S S B B B B 4-2 L4-3 BB		C S S 0-3 ② K		F X 0-1 ② G3		1 1	0 0	0 0	0 0	1 0	1 0	1 0
Inning Stats	R: 2 H: 2 E: 0 LOB: 2 K: 2 BB: 2 S: 15 P: 27	R: 1 H: 2 E: 0 LOB: 2 K: 0 BB: 0 S: 11 P: 19	R: 1 H: 1 E: 0 LOB: 0 K: 0 BB: 0 S: 5 P: 10	R: 0 H: 0 E: 0 LOB: 0 K: 0 BB: 1 S: 10 P: 19	R: 0 H: 0 E: 0 LOB: 0 K: 0 BB: 0 S: 4 P: 8	R: 2 H: 3 E: 2 LOB: 2 K: 2 BB: 1 S: 12 P: 22	R: 1 H: 2 E: 0 LOB: 1 K: 0 BB: 0 S: 12 P: 16	R: 0 H: 0 E: 0 LOB: 1 K: 0 BB: 1 S: 10 P: 20		1B: 7 SF: 0 2B: 2 SAC: 0 3B: 1 DP: 1 HR: 1 HBP: 1						WP: 0 PA: 38 PB: 0 SB: 1 CS: 0

PITCHER		IP	WLS	BF	H	R	ER	SO	BB	IBB	HBP	BLK	WP	HR	S	P	ERA	WHIP
Kevin Gross, R ERA: 7.04	(1, 1)	5.0	L	23	6	5	5	2	3	0	1	0	0	1	46	85	9.00	1.800
Roger McDowell, R ERA: 1.69	(6, 1)	0.2		4	2	1	0	1	0	0	0	0	0	0	8	12	0.00	3.000
Steve Wilson, L ERA: 2.25	(6, 1)	0.2		5	2	1	1	1	1	0	0	0	0	0	10	17	13.50	4.500
Ricky Trlicek, R ERA: 3.6	(7, 1)	1.2		6	0	0	0	0	1	0	0	0	0	0	15	27	0.00	0.600

PITCHER	IP	WLS	BF	H	R	ER	SO	BB	IBB	HBP	BLK	WP	HR	S	P	ERA	WHIP

BOTTOM

Los Angeles Dodgers @ Philadelphia Phillies

Veterans Stadium, Philadelphia, PA

Sat Apr 24 1993, 7:05 PM EDT

Att. 37,457 - Unknown - 54 F

livebaseballscorecards.com

AB	32
R	7
H	10
RBI	6
BB	5
SO	4
LOB	17

Batter	1	2	3	4	5	6	7	8	9	AB	R	H	RBI	BB	SO	LOB
Brett Butler, L (1, 8) OBP: 0.446, SLG: 0.382	C B B F B X 3-2 F7 1B 1B		X 0-0 ① SH5-3 1-2		B C C X 1-2 ② F8		C B B X 2-1 ③ G4-3			3	1	1	0	0	0	1
Jody Reed, R (1, 4) OBP: 0.278, SLG: 0.275	1 SAFE L S B C 1-3 ① K		C B F B X 2-2 ② G6-3 2-3		C F X 0-2 ③ G4-3			B C B B C X 3-2 1B		4	0	1	0	0	1	2
Eric Davis, R (1, 7) OBP: 0.313, SLG: 0.250	B F 1 SAFE 1 SAFE X 1-1 ② F7 1-2		S X 0-1 ③ F9			C S B B B X 2-2 ① P4		B B B C C X 3-2 ① P5		4	0	0	0	0	0	3
Darryl Strawberry, L (1, 9) OBP: 0.348, SLG: 0.389	B B X 2-0 2-H 1B			B B C B S B 4-2 BB BB		B S F F B F X 2-2 ② F9		B S B F B F S 3-3 ② K		3	0	1	1	1	1	1
Eric Karros, R (1, 3) OBP: 0.295, SLG: 0.324	F T F C 0-3 ③ K			S B B B S C 2-3 ① K		B F B C S 2-3 ③ K		B B C S F S 2-3 ③ K		4	0	0	0	0	4	3
Tim Wallach, R (1, 5) OBP: 0.227, SLG: 0.294		B F X 1-1 ① F8		C B F B S 2-3 ② K			C B X 1-1 WP G3 1B 1B		C S B X 1-2 ① F9	4	1	1	0	0	1	1
Mike Piazza, R (1, 2) OBP: 0.323, SLG: 0.450		B B X 2-0 ② G4-3		S B B B B 4-1 1-2 BB			C F X 0-2 G3 WP 1-2 1B		B F X 1-1 ② F8	3	0	1	0	1	0	0
Jose Offerman, S (1, 6) OBP: 0.214, SLG: 0.167 Pedro Martinez, R (4, 1) Dave Hansen, L (7, PH) OBP: 0.143, SLG: 0.143 Omar Daal, L (7, 1) Mitch Webster, S (9, PH) OBP: 0.286, SLG: 0.308		C F B B B F X 2-2 ③ G3		B F B F X 2-2 ③ P7			B F B F S 1-3 ① K 1-2 2-3		C C X 0-2 ③ G4-3	2 0 1 0 1	0 0 0 0 0	0 0 0 0 0	0 0 0 0 0	0 0 1 0 0	0 0 2 0 0	2 0 2 0 0
Tom Candiotti, R (1, 1) Steve Wilson, L (4, 1) Lenny Harris, L (4, 6) OBP: 0.154, SLG: 0.083			C B S B B B 4-2 G6-3 SH5-3 BB		B C B X 2-1 ① G4-3		X 0-0 ② G3 2-3 3-H			0 0 2	0 0 0	0 0 1	0 0 0	1 0 0	0 0 0	0 0 1
Inning Stats	R: 1 E: 0 K: 2 S: 14 H: 2 LOB: 1 BB: 0 P: 21	R: 0 E: 0 K: 0 S: 7 H: 0 LOB: 0 BB: 0 P: 12	R: 0 E: 0 K: 0 S: 8 H: 0 LOB: 1 BB: 1 P: 14	R: 0 E: 0 K: 2 S: 12 H: 0 LOB: 2 BB: 2 P: 26	R: 0 E: 0 K: 0 S: 8 H: 0 LOB: 0 BB: 0 P: 11	R: 0 E: 0 K: 1 S: 11 H: 0 LOB: 0 BB: 0 P: 17	R: 1 E: 0 K: 1 S: 11 H: 2 LOB: 1 BB: 0 P: 15	R: 0 E: 0 K: 2 S: 14 H: 1 LOB: 1 BB: 0 P: 25	R: 0 E: 0 K: 0 S: 8 H: 0 LOB: 0 BB: 0 P: 10	1B: 5 2B: 0 3B: 0 HR: 0 SF: 0 SAC: 1 DP: 0 HBP: 0						

TOP

Los Angeles Dodgers @ Philadelphia Phillies

Veterans Stadium, Philadelphia, PA

Sun Apr 25 1993, 3:33 AM EDT

Att. 53,030 - Sunny - 73 F

livebaseballscorecards.com

AB	31
R	2
H	5
RBI	2
BB	3
SO	8
LOB	16

WP: 1 PA: 35
PB: 0
SB: 0
CS: 0

PITCHER		IP	WLS	BF	H	R	ER	SO	BB	IBB	HBP	BLK	WP	HR	S	P	ERA	WHIP
Tommy Greene, R ERA: 1.85	(1, 1)	7.0	W	28	4	2	2	6	3	0	0	0	1	0	71	116	2.57	1.000
David West, L ERA: 1.86	(8, 1)	1.0		4	1	0	0	2	0	0	0	0	0	0	14	25	0.00	1.000
Mitch Williams, L ERA: 2.0	(9, 1)	1.0	S	3	0	0	0	0	0	0	0	0	0	0	8	10	0.00	0.000

PITCHER	IP	WLS	BF	H	R	ER	SO	BB	IBB	HBP	BLK	WP	HR	S	P	ERA	WHIP

BOTTOM

Los Angeles Dodgers @ Philadelphia Phillies

Veterans Stadium, Philadelphia, PA

Sun Apr 25 1993, 3:33 AM EDT

Att. 53,030 - Sunny - 73 F

Batter	1	2	3	4	5	6	7	8	9	AB	R	H	RBI	BB	SO	LOB
Lenny Dykstra, L (1, 8) OBP: 0.386, SLG: 0.400	G3	1B		E1	BB		G4-3			4	0	1	0	1	0	0
Mickey Morandini, L (1, 4) OBP: 0.317, SLG: 0.352	BB, S, BB 1B	F7		1-2 BB	F7			G4-3		4	1	1	0	1	0	3
John Kruk, L (1, 3) OBP: 0.462, SLG: 0.688	BB, BB 1-2 FC6-4 BB	G4-3		K		FC4-6 BB		G5-3		3	1	0	0	2	1	3
Dave Hollins, S (1, 5) OBP: 0.364, SLG: 0.409	FC6-4, BB 1-2 2-3 1B BB		HR BB	E6		FC4-6 1-2f BB		K		3	2	0	0	2	1	3
Darren Daulton, L (1, 2) OBP: 0.457, SLG: 0.558	1-2 2-3 3-H FC6-4 BB		F9	K		1-2 FC4-6 BB				2	0	0	1	2	1	4
Pete Incaviglia, R (1, 7) OBP: 0.278, SLG: 0.514 Milt Thompson, L (9, 7) OBP: 0.255, SLG: 0.171	1-2f 2-3 3-H FC6-4 1B	1-H HR		K		K				4 0	1 0	1 0	3 0	0 0	2 0	7 0
Jim Eisenreich, L (1, 9) OBP: 0.333, SLG: 0.333	1-2 3-H 1B	1B			K	FC4-6 1-2f				4	0	2	1	0	1	2
Mariano Duncan, R (1, 6) OBP: 0.286, SLG: 0.317	G1-3	K			BB 1B		G5-3			4	0	1	0	0	1	3
Tommy Greene, R (1, 1) OBP: 0.111, SLG: 0.111 Ricky Jordan, R (7, PH) OBP: 0.625, SLG: 0.400 David West, L (8, 1) Mitch Williams, L (9, 1)		K	K		P7		F7			3 1 0 0	0 0 0 0	0 0 0 0	0 0 0 0	0 0 0 0	2 0 0 0	2 0 0 0
Inning Stats	R: 3 H: 2 E: 0 LOB: 2 K: 0 BB: 3 S: 19 P: 39	R: 0 H: 1 E: 0 LOB: 1 K: 1 BB: 0 S: 8 P: 12	R: 2 H: 2 E: 0 LOB: 1 K: 2 BB: 1 S: 14 P: 27	R: 0 H: 0 E: 2 LOB: 3 K: 3 BB: 1 S: 15 P: 24	R: 0 H: 1 E: 0 LOB: 2 K: 1 BB: 1 S: 12 P: 19	R: 0 H: 0 E: 0 LOB: 2 K: 1 BB: 2 S: 6 P: 16	R: 0 H: 0 E: 0 LOB: 0 K: 0 BB: 0 S: 5 P: 8	R: 0 H: 0 E: 0 LOB: 0 K: 1 BB: 0 S: 8 P: 14		1B: 5 SF: 0 2B: 0 SAC: 0 3B: 0 DP: 0 HR: 1 HBP: 0						

livebaseballscorecards.com

AB	32
R	5
H	6
RBI	5
BB	8
SO	9
LOB	27

WP: 0 PB: 0 SB: 2 CS: 0 PA: 40

PITCHER		IP	WLS	BF	H	R	ER	SO	BB	IBB	HBP	BLK	WP	HR	S	P	ERA	WHIP
Tom Candiotti, R ERA: 6.55	(1, 1)	3.0	L	18	5	5	5	3	4	0	0	0	0	1	41	78	15.00	3.000
Steve Wilson, L ERA: 1.93	(4, 1)	0.2		5	0	0	0	2	1	0	0	0	0	0	12	19	0.00	1.500
Pedro Martinez, R ERA: 4.66	(4, 1)	2.1		11	1	0	0	3	3	0	0	0	0	0	21	40	0.00	1.714
Omar Daal, L ERA:	(7, 1)	2.0		6	0	0	0	1	0	0	0	0	0	0	13	22	0.00	0.000

PITCHER	IP	WLS	BF	H	R	ER	SO	BB	IBB	HBP	BLK	WP	HR	S	P	ERA	WHIP

Batter	1	2	3	4	5	6	7	8	9	10	AB	R	H	RBI	BB	SO	LOB
Willie McGee, S (1, 9) OBP: 0.310, SLG: 0.295	B S S F S 1-3 K ①	X 0-0 1-3 1B 2B	B F B F B B 4-1 1-2 2-3 BB		B F B X 2-1 FC5-4 1B	B C S B B S 3-3 K ③		C S B B X 2-2 G6-3 ② 1-2 2-3		B B B S S S 3-3 K ②	6	1	2	0	1	3	5
Dave Martinez, L (1, 8) OBP: 0.261, SLG: 0.220 Darren Lewis, R (8, PH) OBP: 0.264, SLG: 0.327 (8, 8)	B B B B C F S 3-3 K ②	C B F X 2-2 2-H 3-H 1B	S F X 0-2 F8 ③		X 0-0 FC5-4 CS 1-2f ①		B X 1-0 G3 2B	C F S 1-3 K ③		B B S F F B S 3-3 K ③	5	0	2	2	0	1	4
											2	0	0	0	0	2	3
Will Clark, L (1, 3) OBP: 0.280, SLG: 0.260	C B B F B B 4-2 BB BB BB	B B X 2-0 G3 ③		C B C S 1-3 K ①	X 0-0 F7 ②		C B F F F B F F X 2-2 G3 ① 2-3		C B B F B B 4-2 BB BB		4	0	0	0	2	1	3
Matt Williams, R (1, 5) OBP: 0.360, SLG: 0.544	C B F B B B 4-2 BB 1-2 BB		C B F B B S 3-3 K ①	B B S B B B 4-1 E BB 1B BB	C S 0-2 CS ③ 1-2	F B F F X 2-2 L4 ①	B F B F X 2-1 G5-3 ②		S B X 1-1 P3 ①		4	1	0	0	2	1	2
Barry Bonds, L (1, 7) OBP: 0.526, SLG: 0.817	B S B B B B 4-1 1-2 2-3 BB		B B C F B B 4-2 BB E BB	F B B C B F B 4-2 1B E 1-2 SF7 BB		C B B F S 2-3 K ②	I I I I 4-0 IBB		C C S 0-3 K ②		2	2	0	0	4	2	1
Robby Thompson, R (1, 4) OBP: 0.309, SLG: 0.313 Jeff Reed, L (6, 2) OBP: 0.381, SLG: 0.188	B S F B S 2-3 K ③		C B F 1 SAFE 1 SAFE B F F F 4-2 B B E 1-2 1B BB	B F X 1-1 E5 1B 1-2 2-3		B B S B F B 4-2 3B BB	B C B X 2-1 F9 ③		B B B B 4-0 1-2 BB		2	2	0	0	2	1	5
											1	0	0	0	1	0	2
Royce Clayton, R (1, 6) OBP: 0.276, SLG: 0.320		B C S F B F B F F F 3-2 X P3 ①	C B X 1-1 F7 ②	B F X 1-1 1-2 2-3 3-H 1B		X 0-0 1-H 1B 3B		B B X 2-0 G5-3 ①	C F S 0-3 K ③		6	1	2	2	0	1	4
Kirt Manwaring, R (1, 2) OBP: 0.348, SLG: 0.407 Mike Benjamin, R (6, 4) OBP: 0.267, SLG: 0.308		B C B F B B B 4-2 FC3-6 BB	X 0-0 E5 BB 1B 1-3 2-H	C X 0-1 SF7 3-H ②		F B F H 2-2 1B HBP		S B F X 1-2 E5 G6-3		B X 1-0 F9 ①	1	0	0	1	1	0	1
											2	0	0	0	0	0	0
Jeff Brantley, R (1, 1) OBP: 0.000, SLG: 0.000 Bryan Hickerson, L (6, 1) Kevin Rogers, L (7, 1) Michael Jackson, R (7, 1) Mark Carreon, R (8, PH) OBP: 0.000, SLG: 0.000 Dave Righetti, L (8, 1) Rod Beck, R (8, 1) Todd Benzinger, S (10, PH) Gino Minutelli, L (10, 1)		L B B L B X 3-2 FC3-6 2B 1B 1-2f ②	B X 1-0 BB 1-2 3-H 1B	B C S B S 2-3 K ③		C B C X 1-2 1-2 3-H 1B		B S B B B 4-1 G6-3 BB		B F B X 2-1 1B	4 1 2 2 0 1 3 0 0 0 0 0 0 0 0 0 0 0 0 0 0 0 0 0 0 0 0 0 0 0 0 0 1 0 0 0 0 0 0 0 0 0 0 0 0 0 0 0 0 0 0 0 0 0 0 0 1 0 1 0 0 0 0 0 0 0 0 0 0 0						
Inning Stats	R: 0 E: 0 K: 3 S: 15 H: 0 LOB: 3 BB: 3 P: 33	R: 2 E: 0 K: 0 S: 17 H: 2 LOB: 1 BB: 1 P: 31	R: 2 E: 1 K: 1 S: 19 H: 1 LOB: 3 BB: 3 P: 36	R: 2 E: 1 K: 2 S: 16 H: 1 LOB: 2 BB: 2 P: 29	R: 0 E: 0 K: 0 S: 6 H: 1 LOB: 0 BB: 0 P: 8	R: 2 E: 0 K: 2 S: 17 H: 2 LOB: 2 BB: 1 P: 31	R: 0 E: 0 K: 0 S: 12 H: 1 LOB: 2 BB: 1 P: 23	R: 0 E: 1 K: 1 S: 11 H: 0 LOB: 2 BB: 1 P: 21	R: 0 E: 0 K: 2 S: 10 H: 0 LOB: 2 BB: 2 P: 19	R: 0 E: 0 K: 2 S: 10 H: 1 LOB: 1 BB: 0 P: 19	1B: 6 2B: 2 3B: 1 HR: 0	SF: 1 SAC: 0 DP: 0 HBP: 1					

PITCHER	IP	WLS	BF	H	R	ER	SO	BB	IBB	HBP	BLK	WP	HR	S	P	ERA	WHIP
Ben Rivera, R (1, 1) ERA: 6.55	2.2		18	3	4	2	4	6	0	0	0	0	0	47	92	6.75	3.375
Jose DeLeon, R (3, 1) ERA: 6.75	2.1		12	2	2	1	2	3	0	0	0	0	0	26	45	3.86	2.143
Bob Ayrault, R (6, 1) ERA: 6.0	1.0		7	2	2	2	2	1	0	1	0	0	0	17	31	18.00	3.000
Mark Davis, L (7, 1) ERA: 3.18	1.0		5	1	0	0	0	0	1	0	0	0	0	12	23	0.00	1.000
David West, L (8, 1) ERA: 1.54	2.0		10	0	0	0	3	3	0	0	0	0	0	21	40	0.00	1.500

PITCHER	IP	WLS	BF	H	R	ER	SO	BB	IBB	HBP	BLK	WP	HR	S	P	ERA	WHIP
Larry Andersen, R (10, 1) ERA: 2.0	1.0	W	4	1	0	0	2	0	0	0	0	0	0	10	19	0.00	1.000

TOP

San Francisco Giants @ Philadelphia Phillies
Veterans Stadium, Philadelphia, PA
Mon Apr 26 1993, 7:05 PM EDT
Att. 17,170 - Unknown - 54 F

livebaseballscorecards.com

AB	40
R	8
H	9
RBI	7
BB	14
SO	13
LOB	33

1B: 6	SF: 1	WP: 0	PA: 57
2B: 2	SAC: 0	PB: 0	
3B: 1	DP: 0	SB: 0	
HR: 0	HBP: 1	CS: 1	

Batter	1	2	3	4	5	6	7	8	9	10	AB	R	H	RBI	BB	SO	LOB
Lenny Dykstra, L (1, 8) OBP: 0.371, SLG: 0.371	F8		F9		L8		B5-3 1B BB	G4-3		F8	5	1	0	0	1	0	2
Mickey Morandini, L (1, 4) OBP: 0.333, SLG: 0.407	2B		G4-3			1B SF9 BB	B5-3 1-2	1B 3B		F7	5	2	2	0	1	0	2
John Kruk, L (1, 3) OBP: 0.469, SLG: 0.682 Jim Eisenreich, L (6, PR) OBP: 0.417, SLG: 0.429 (7, 3)	G4-6-3 BB		G4-3			WP WP 1-3 1B	BB BB 2-H E 1B	3-H 1B		E6 1-3 1B	2 3	0 2	1 3	0 2	1 0	0 0	0 0
Dave Hollins, S (1, 5) OBP: 0.354, SLG: 0.391	G4-6-3 1-2f			G4-3		SF9 3-H	E BB 1-2 1B BB	K		WP 3-H	4	1	0	1	1	1	4
Darren Daulton, L (1, 2) OBP: 0.453, SLG: 0.527		F7		F8		FC4-6 WP 1-2 2B BB	E 1-2 2-3 1B BB	K			3	2	0	0	2	1	1
Pete Incaviglia, R (1, 9) OBP: 0.293, SLG: 0.487	1B HBP			P5		FC4-6 1-2 2-H 1B	E4 1-2 2-3 3-H 1B		G4-3		4	0	1	2	0	0	2
Milt Thompson, L (1, 7) OBP: 0.269, SLG: 0.196	F7				WP 1B	FC4-6 1-2f 2-3 2B	FC6-4 1-2 2-H 3-H 1B		K		5	0	2	2	0	1	3
Mariano Duncan, R (1, 6) OBP: 0.311, SLG: 0.364 Kim Batiste, R (7, 6) OBP: 0.188, SLG: 0.188 Larry Andersen, R (10, 1) OBP: 1.000, SLG: 1.000	1-2 1B				G6-3 1-2	3-1 1-3 3-H 2B	F7		K		3 2 0	0 0 0	2 0 0	1 0 0	0 1 0	0 2 0	1 2 0
Ben Rivera, R (1, 1) Jose DeLeon, R (2, 1) Ricky Jordan, R (5, PR) OBP: 0.286, SLG: 0.333 Bob Ayrault, R (6, 1) Wes Chamberlain, R (6, PR) OBP: 0.000, SLG: 0.000 Mark Davis, L (7, 1) Todd Pratt, R (7, PR) OBP: 0.000, SLG: 0.071 David West, L (8, 1) Juan Bell, R (10, 6) OBP: 0.263, SLG: 0.324	K				G6-3	L1	FC6-4 1-2f			E 1B WP BB	1 0 1 0 1 0 1 0 0 0	0 0 0 0 0 0 0 0 0 1	0 0 0 0 0 0 0 0 0 0	0 0 0 0 0 0 0 0 0 0	0 0 0 0 0 0 0 0 0 1	1 0 0 0 0 0 0 0 0 0	2 0 1 0 3 0 2 0 0 0
Inning Stats	R: 0 E: 0 K: 0 S: 16 H: 1 LOB: 1 BB: 1 P: 26	R: 0 E: 0 K: 1 S: 20 H: 1 LOB: 2 BB: 0 P: 30	R: 0 E: 0 K: 0 S: 6 H: 0 LOB: 0 BB: 0 P: 9	R: 0 E: 0 K: 0 S: 7 H: 0 LOB: 0 BB: 0 P: 12	R: 0 E: 0 K: 0 S: 10 H: 1 LOB: 1 BB: 0 P: 14	R: 3 E: 0 K: 0 S: 11 H: 3 LOB: 3 BB: 2 P: 29	R: 4 E: 1 K: 0 S: 16 H: 2 LOB: 2 BB: 3 P: 31	R: 1 E: 0 K: 2 S: 13 H: 2 LOB: 1 BB: 0 P: 20	R: 0 E: 0 K: 2 S: 10 H: 0 LOB: 0 BB: 0 P: 16	R: 1 E: 1 K: 0 S: 10 H: 1 LOB: 1 BB: 1 P: 21	1B: 8 2B: 2 3B: 1 HR: 0 SF: 1 SAC: 0 DP: 1 HBP: 1	WP: 4 PB: 0 SB: 0 CS: 0 PA: 49					

PITCHER		IP	WLS	BF	H	R	ER	SO	BB	IBB	HBP	BLK	WP	HR	S	P	ERA	WHIP
Jeff Brantley, R ERA: 3.86	(1, 1)	5.1		23	4	3	3	1	3	0	1	0	2	0	65	109	5.06	1.312
Bryan Hickerson, L ERA: 8.71	(6, 1)	0.2		4	2	0	0	0	0	0	0	0	1	0	5	11	0.00	3.000
Kevin Rogers, L ERA: 4.5	(7, 1)	0.1		5	1	4	3	0	3	0	0	0	0	0	6	18	81.00	12.000
Michael Jackson, R ERA: 2.38	(7, 1)	0.2		4	1	0	0	0	0	0	0	0	0	0	10	13	0.00	1.500
Dave Righetti, L ERA: 2.79	(8, 1)	0.1		3	2	1	1	0	0	0	0	0	0	0	7	11	27.00	6.000

PITCHER		IP	WLS	BF	H	R	ER	SO	BB	IBB	HBP	BLK	WP	HR	S	P	ERA	WHIP
Rod Beck, R ERA: 2.13	(8, 1)	1.2		5	0	0	0	4	0	0	0	0	0	0	16	25	0.00	0.000
Gino Minutelli, L ERA: 1.59	(10, 1)	0.2	L	5	1	1	0	0	1	0	0	0	1	0	10	21	0.00	3.000

BOTTOM

San Francisco Giants @ Philadelphia Phillies

Veterans Stadium, Philadelphia, PA

Mon Apr 26 1993, 7:05 PM EDT

Att. 17,170 - Unknown - 54 F

livebaseballscorecards.com

AB	40
R	9
H	11
RBI	8
BB	7
SO	5
LOB	25

Batter	1	2	3	4	5	6	7	8	9	AB	R	H	RBI	BB	SO	LOB
Willie McGee, S (1, 9) OBP: 0.303, SLG: 0.289	F B F X 1-2 ① G4-3		B F X 1-1 1B 2B 1B	F X 0-1 ③ L9		X 0-0 ③ G6-3			B F X 1-1 ③ G5-3	5	1	1	0	0	0	2
Darren Lewis, R (1, 8) OBP: 0.281, SLG: 0.340	B C B B C C 3-3 ② K		1 SAFE 1 SAFE C X 0-1 1-2 2B 1B		B X 1-0 S 1B		X 0-0 ① G5-3			4	1	2	0	0	1	0
Will Clark, L (1, 3) OBP: 0.279, SLG: 0.273	B B C F B X 3-2 ③ L8		X 0-0 1-H 2-H 3B 2B		X 0-0 ① L8		B C X 1-1 ② G4-3			4	1	1	2	0	0	1
Matt Williams, R (1, 5) OBP: 0.366, SLG: 0.573		S B X 1-1 HR	B B C B B 4-1 3B BB		S B S X 1-2 ② P3 1-2		B C X 1-1 ③ P8			3	2	1	1	1	0	1
Barry Bonds, L (1, 7) OBP: 0.524, SLG: 0.825		F B X 1-1 ① C X G4-3	0-1 1-H 2-H 3B		B B C X 2-1 ③ L8			B B B F B 4-1 L9-3 BB		3	0	1	2	1	0	1
Robby Thompson, R (1, 4) OBP: 0.305, SLG: 0.308		X 0-0 ② L8	C C S 0-3 ③ K			F B B X 2-1 G5-3 2B 1B		B C C X 1-2 ① ② L9-3 1-1		4	1	1	0	0	1	2
Royce Clayton, R (1, 6) OBP: 0.263, SLG: 0.304		T T X 0-2 ③ L6		X 0-0 ① G4-3		L 1 SAFE F B F X 1-2 ① G5-3 1-2		B B X 2-0 ③ P7		4	0	0	0	0	0	1
Craig Colbert, R (1, 2) OBP: 0.364, SLG: 0.500			B S F B S 2-3 ① K2-3	F F F X 0-2 2B		B X 1-0 2-H 2B			S B B T X 2-2 ① F8	4	0	2	1	0	1	0
John Burkett, R (1, 1) OBP: 0.231, SLG: 0.231 Michael Jackson, R (8, 1) Mark Carreon, R (9, PH) OBP: 0.538, SLG: 0.700 Rod Beck, R (9, 1)			S C S 0-3 ② K	F B S S 1-3 ② K		C C X 0-2 ② P4			C B S S 1-3 ② K	3 0 1 0	0 0 0 0	0 0 0 0	0 0 0 0	0 0 0 0	2 0 1 0	2 0 0 0
Inning Stats	R: 0 E: 0 K: 1 S: 9 H: 0 LOB: 0 BB: 0 P: 16	R: 1 E: 0 K: 0 S: 8 H: 1 LOB: 0 BB: 0 P: 10	R: 4 E: 0 K: 3 S: 17 H: 4 LOB: 1 BB: 1 P: 24	R: 0 E: 0 K: 1 S: 10 H: 1 LOB: 1 BB: 0 P: 11	R: 0 E: 0 K: 0 S: 7 H: 1 LOB: 1 BB: 0 P: 11	R: 1 E: 0 K: 0 S: 11 H: 2 LOB: 1 BB: 0 P: 15	R: 0 E: 0 K: 0 S: 5 H: 0 LOB: 0 BB: 0 P: 7	R: 0 E: 0 K: 0 S: 5 H: 0 LOB: 0 BB: 1 P: 12	R: 0 E: 0 K: 1 S: 8 H: 0 LOB: 0 BB: 0 P: 12	1B: 4 2B: 4 3B: 1 HR: 1	SF: 0 SAC: 0 DP: 1 HBP: 0					

PITCHER		IP	WLS	BF	H	R	ER	SO	BB	IBB	HBP	BLK	WP	HR	S	P	ERA	WHIP
Terry Mulholland, L ERA: 3.0	(1, 1)	7.0	L	31	9	6	6	5	1	0	0	0	0	1	67	94	7.71	1.429
Mark Davis, L ERA: 2.35	(8, 1)	2.0		6	0	0	0	1	1	0	0	0	0	0	13	24	0.00	0.500

PITCHER	IP	WLS	BF	H	R	ER	SO	BB	IBB	HBP	BLK	WP	HR	S	P	ERA	WHIP

TOP

San Francisco Giants @ Philadelphia Phillies
Veterans Stadium, Philadelphia, PA
Tue Apr 27 1993, 3:33 AM EDT
Att. 34,005 - Sunny

livebaseballscorecards.com

AB	35
R	6
H	9
RBI	6
BB	2
SO	6
LOB	10

BOTTOM

San Francisco Giants @ Philadelphia Phillies
Veterans Stadium, Philadelphia, PA
Tue Apr 27 1993, 3:33 AM EDT
Att. 34,005 - Sunny

livebaseballscorecards.com

Batter	1	2	3	4	5	6	7	8	9	AB	R	H	RBI	BB	SO	LOB
Lenny Dykstra, L (1, 8) OBP: 0.355, SLG: 0.351	C B X 1-1 ① G4-3		C X 0-1 ③ L7			C B F X 1-2 ① G1-3	B B X 2-0 ③ G3			4	0	0	0	0	0	1
Mickey Morandini, L (1, 4) OBP: 0.314, SLG: 0.381	C C B F S 1-3 ② K			X 0-0 ① G4-3		B F B F B F X 3-2 ② G4-3		B F F F B X 2-2 ① G5-3		4	0	0	0	0	1	0
Ricky Jordan, R (1, 3) OBP: 0.615, SLG: 0.800	C C B F F F S 1-3 ③ K			F X 0-1 FC6-4 1B		B B X 2-0 1B 1B		C X 0-1 HR		4	2	3	1	0	1	0
Dave Hollins, S (1, 5) OBP: 0.349, SLG: 0.384		C B B S B S 3-3 ① K		B S X 1-1 ② FC6-4 1-2f		X 0-0 1B 1B 1-2 1B		C F S 0-3 ② K2-3		4	1	1	0	0	2	1
Pete Incaviglia, R (1, 7) OBP: 0.289, SLG: 0.465		C X 0-1 ② P7		X 0-0 ③ P6		X 0-0 1B 1-2 2-H 1B		B F F B B F S 3-3 ③ K		4	0	1	1	0	1	1
Milt Thompson, L (1, 9) OBP: 0.268, SLG: 0.200		X 0-0 ③ L6	B F C X 1-2 ① G6-3			C B X 1-1 1B 1-2 2-H			C B F B S 2-3 ① K	4	0	1	1	0	1	0
Todd Pratt, R (1, 2) OBP: 0.182, SLG: 0.364 Kim Batiste, R (9, PH) OBP: 0.188, SLG: 0.188			S B C B S 2-3 ① K		X 0-0 ② P4	C X 0-1 ③ G5-3			F C B F B F S 2-3 ② K1-3	3 1	0 0	0 0	0 0	0 0	1 1	2 0
Juan Bell, R (1, 6) OBP: 0.250, SLG: 0.324 Darren Daulton, L (9, PH) OBP: 0.447, SLG: 0.518			F B X 1-1 SH1-4 1B		B X 1-0 E6		F X 0-1 ① L9		C B C B S 2-3 ③ K	3 1	0 0	1 0	0 0	0 0	0 1	0 0
Terry Mulholland, R (1, 1) Jim Eisenreich, L (7, PH) OBP: 0.400, SLG: 0.409 Mark Davis, L (8, 1)			X 0-0 ② SH1-4 1-2		B C F C 1-3 ③ K		B B S F F S 2-3 ② K			1 1 0	0 0 0	0 0 0	0 0 0	0 0 0	1 1 0	1 0 0
Inning Stats	R: 0 H: 0 E: 0 LOB: 0 K: 2 BB: 0 S: 13 P: 16	R: 0 H: 0 E: 0 LOB: 0 K: 1 BB: 0 S: 6 P: 9	R: 0 H: 1 E: 0 LOB: 1 K: 1 BB: 0 S: 8 P: 11	R: 0 H: 1 E: 0 LOB: 1 K: 0 BB: 0 S: 6 P: 7	R: 0 H: 0 E: 1 LOB: 1 K: 1 BB: 0 S: 8 P: 11	R: 2 H: 4 E: 0 LOB: 2 K: 0 BB: 0 S: 14 P: 21	R: 0 H: 0 E: 0 LOB: 0 K: 1 BB: 0 S: 7 P: 11	R: 1 H: 1 E: 0 LOB: 0 K: 2 BB: 0 S: 13 P: 18	R: 0 H: 0 E: 0 LOB: 0 K: 3 BB: 0 S: 11 P: 17	1B: 6 2B: 0 3B: 0 HR: 1	SF: 0 SAC: 1 DP: 0 HBP: 0						

	AB	34
	R	3
	H	7
	RBI	3
	BB	0
	SO	11
	LOB	6

WP: 0 PA: 35
PB: 0
SB: 0
CS: 0

PITCHER		IP	WLS	BF	H	R	ER	SO	BB	IBB	HBP	BLK	WP	HR	S	P	ERA	WHIP
John Burkett, R ERA: 2.62	(1, 1)	7.1	W	30	7	3	3	6	0	0	0	0	0	1	68	94	3.68	0.955
Michael Jackson, R ERA: 2.25	(8, 1)	0.2		2	0	0	0	2	0	0	0	0	0	0	7	10	0.00	0.000
Rod Beck, R ERA: 1.98	(9, 1)	1.0	S	3	0	0	0	3	0	0	0	0	0	0	11	17	0.00	0.000

PITCHER	IP	WLS	BF	H	R	ER	SO	BB	IBB	HBP	BLK	WP	HR	S	P	ERA	WHIP

Batter	1	2	3	4	5	6	7	8	9	AB	R	H	RBI	BB	SO	LOB
Lenny Dykstra, L (1, 8) OBP: 0.357, SLG: 0.354	B C B B C X 3-2 CS 1B		C F B F X 1-2 ③ F9		B B B C X 3-1 ③ G4-3			B C C X 1-2 2B 1B	B B X 2-0 ③ F8	5	1	2	0	0	0	1
Mickey Morandini, L (1, 4) OBP: 0.297, SLG: 0.358	C S F S 0-3 ① K			B X 1-0 ① G4-3		B C X 1-1 ① F7		B X 1-0 ② F7		4	0	0	0	0	1	2
Ricky Jordan, R (1, 3) OBP: 0.647, SLG: 0.857	S B S F X 1-2 ② 1-2 1B			F F B B X 2-2 2B 1B		F X 0-1 ② F8		B X 1-0 1-H 1B 2B		4	2	3	1	0	0	0
Dave Hollins, S (1, 5) OBP: 0.367, SLG: 0.408	B C B F B X 3-2 ③ F9			B B X 2-0 G3 1-H 1B 2B		B B C B B 4-1 BB		X 0-0 2-H 1B		3	1	2	2	1	0	1
Darren Daulton, L (1, 2) OBP: 0.425, SLG: 0.483		B X 1-0 ① P5		C B X 1-1 ② G3 2-3		X 0-0 ③ G4-3		B B C B X 3-1 ③ F8		4	0	0	0	0	0	3
Pete Incaviglia, R (1, 9) OBP: 0.292, SLG: 0.457 Jim Eisenreich, L (8, 9) OBP: 0.423, SLG: 0.478		X 0-0 ② F8		B F S F B B F F X 3-2 FC6-4 3-H 1B			X 0-0 ① F9		B B X 2-0 1B 1B 2B	3 1	0 1	1 1	1 0	0 0	0 0	0 0
Milt Thompson, L (1, 7) OBP: 0.267, SLG: 0.204		C C B F S 1-3 ③ K		X 0-0 ③ FC6-4 1-2f			C S B S 1-3 ② K		C X 0-1 G6-4-3 2-3 1B 1B	4	0	1	0	0	2	1
Mariano Duncan, R (1, 6) OBP: 0.306, SLG: 0.354			C S X 0-2 ① G2-3		X 0-0 ① G6-3		C X 0-1 ③ F9		X 0-0 G6-4-3 1-2 3-H 1B	4	0	1	1	0	0	0
Curt Schilling, R (1, 1) Larry Andersen, R (8, 1) OBP: 1.000, SLG: 1.000 Wes Chamberlain, R (9, PH) OBP: 0.346, SLG: 0.520 Mitch Williams, L (9, 1)			X 0-0 ② G4-3		C C X 0-2 ② G1-3			B B C C X 2-2 ① P4	S X 0-1 ① ② G6-4-3 1-2f 2-3	3 0 1 0	0 0 0 0	0 0 0 0	0 0 0 0	0 0 0 0	0 0 0 0	0 0 2 0
Inning Stats	R: 0 E: 0 K: 1 S: 14 H: 2 LOB: 1 BB: 0 P: 21	R: 0 E: 0 K: 1 S: 6 H: 0 LOB: 0 BB: 0 P: 8	R: 0 E: 0 K: 0 S: 8 H: 0 LOB: 0 BB: 0 P: 9	R: 2 E: 0 K: 0 S: 14 H: 3 LOB: 1 BB: 0 P: 23	R: 0 E: 0 K: 0 S: 6 H: 0 LOB: 0 BB: 0 P: 9	R: 0 E: 0 K: 0 S: 6 H: 0 LOB: 1 BB: 1 P: 11	R: 0 E: 0 K: 1 S: 6 H: 0 LOB: 0 BB: 0 P: 7	R: 2 E: 0 K: 0 S: 11 H: 3 LOB: 1 BB: 0 P: 19	R: 1 E: 0 K: 0 S: 7 H: 3 LOB: 1 BB: 0 P: 11	1B: 8 2B: 3 3B: 0 HR: 0 SF: 0 SAC: 0 DP: 1 HBP: 0						

PITCHER		IP	WLS	BF	H	R	ER	SO	BB	IBB	HBP	BLK	WP	HR	S	P	ERA	WHIP
Greg Harris, R ERA: 5.23	(1, 1)	7.2	L	30	7	4	4	3	1	0	0	0	0	0	68	101	4.70	1.043
Tim Scott, R ERA: 1.69	(8, 1)	0.1		2	1	0	0	0	0	0	0	0	0	0	3	6	0.00	3.000
Pat Gomez, L ERA: 5.56	(9, 1)	0.0		2	2	1	1	0	0	0	0	0	0	0	3	5	∞	∞
Jeremy Hernandez, R ERA: 6.92	(9, 1)	1.0		3	1	0	0	0	0	0	0	0	0	0	4	6	0.00	1.000

PITCHER	IP	WLS	BF	H	R	ER	SO	BB	IBB	HBP	BLK	WP	HR	S	P	ERA	WHIP

TOP

Philadelphia Phillies @ San Diego Padres

Jack Murphy Stadium, San Diego, CA

Wed Apr 28 1993, 10:05 PM EDT

Att. 10,905 - Unknown - 71 F

livebaseballscorecards.com

AB	36
R	5
H	11
RBI	5
BB	1
SO	3
LOB	10

BOTTOM

Philadelphia Phillies @ San Diego Padres

Jack Murphy Stadium, San Diego, CA

Wed Apr 28 1993, 10:05 PM EDT

Att. 10,905 - Unknown - 71 F

livebaseballscorecards.com

Batter	1	2	3	4	5	6	7	8	9	AB	R	H	RBI	BB	SO	LOB
Darrell Sherman, L (1, 7) OBP: 0.343, SLG: 0.290 (9, 8) Phil Clark, R (9, PH) OBP: 0.333, SLG: 0.200	G6-3		L7			K		1B SF9 1B	G5-3 1-2 2-3f 3-H	4 1	1 0	1 0	0 0	0 0	1 0	1 2
Tony Gwynn, L (1, 9) OBP: 0.301, SLG: 0.365	K		L5-3 1-2			G1-4-3		SF9 BB 1B 1-3 1B	G6-3	5	1	1	0	0	1	2
Gary Sheffield, R (1, 5) OBP: 0.341, SLG: 0.520	PB 2B			F9		1B		1B 1-2 BB		3	0	2	0	1	0	0
Fred McGriff, L (1, 3) OBP: 0.274, SLG: 0.351	BB 2-3			G3		1-2 1B		SF9 2-3 3-H		2	0	1	1	1	0	0
Derek Bell, R (1, 8) OBP: 0.351, SLG: 0.552 Guillermo Velasquez, L (8, PH) OBP: 0.333, SLG: 0.300 Ricky Gutierrez, R (8, PR) OBP: 0.375, SLG: 0.286 (9, 7)	K			F9		P4		FC6-4 1-3 1B 3-H		3 1 0	0 0 0	0 1 0	0 1 0	0 0 0	1 0 0	4 0 0
Jeff Gardner, L (1, 4) OBP: 0.277, SLG: 0.378		G4-3			2B		F8	FC6-4 1-2f		4	0	1	0	0	0	2
Craig Shipley, R (1, 6) OBP: 0.237, SLG: 0.368		G4-3			L3		G1-3		BB G5-3 BB 1B	4	1	1	0	0	0	1
Dan Walters, R (1, 2) OBP: 0.266, SLG: 0.263		F7			K		G6-3		G5-3 BB 1-2 BB	3	0	0	0	1	1	1
Greg Harris, R (1, 1) OBP: 0.200, SLG: 0.300 Tim Scott, R (8, 1) Kurt Stillwell, S (8, PH) Pat Gomez, L (9, 1) Jeremy Hernandez, R (9, 1) Tim Teufel, R (9, PH) OBP: 0.436, SLG: 0.706			L5-3 1B		K			F8	G5-3 1-2 2-3 BB	2 0 1 0 0 0 0	0 0 0 0 0 0 0	1 0 0 0 0 0 0	0 0 0 0 0 0 0	0 0 0 0 0 0 1	1 0 0 0 0 0 0	1 0 0 0 0 0 0
Inning Stats	R: 0 H: 1 E: 0 LOB: 2 K: 2 BB: 1 S: 13 P: 22	R: 0 H: 0 E: 0 LOB: 0 K: 0 BB: 0 S: 6 P: 9	R: 0 H: 1 E: 0 LOB: 0 K: 0 BB: 0 S: 8 P: 11	R: 0 H: 0 E: 0 LOB: 0 K: 0 BB: 0 S: 7 P: 11	R: 0 H: 1 E: 0 LOB: 1 K: 2 BB: 0 S: 11 P: 17	R: 0 H: 2 E: 0 LOB: 2 K: 1 BB: 0 S: 15 P: 21	R: 0 H: 0 E: 0 LOB: 0 K: 0 BB: 0 S: 4 P: 6	R: 2 H: 3 E: 0 LOB: 2 K: 0 BB: 1 S: 19 P: 34	R: 1 H: 1 E: 0 LOB: 1 K: 0 BB: 2 S: 10 P: 18	1B: 7 SF: 1 2B: 3 SAC: 0 3B: 0 DP: 2 HR: 0 HBP: 0						

PITCHER		IP	WLS	BF	H	R	ER	SO	BB	IBB	HBP	BLK	WP	HR	S	P	ERA	WHIP
Curt Schilling, R ERA: 2.54	(1, 1)	7.2	W	32	8	2	2	5	2	0	0	0	0	0	80	127	2.35	1.304
Larry Andersen, R ERA: 1.93	(8, 1)	0.1		1	0	0	0	0	0	0	0	0	0	0	3	4	0.00	0.000
Mitch Williams, L ERA: 2.7	(9, 1)	1.0	S	5	1	1	1	0	2	0	0	0	0	0	10	18	9.00	3.000

PITCHER	IP	WLS	BF	H	R	ER	SO	BB	IBB	HBP	BLK	WP	HR	S	P	ERA	WHIP

AB	33
R	3
H	9
RBI	2
BB	4
SO	5
LOB	14

WP: 0 PA: 38
PB: 1
SB: 0
CS: 0

Batter	1	2	3	4	5	6	7	8	9	AB	R	H	RBI	BB	SO	LOB
Lenny Dykstra, L (1, 8) OBP: 0.350, SLG: 0.381	B F X 1-1 HR	B X 1-0 ③ G3		B X 1-0 ① G3	B B X 2-0 ③ F8			S B X 1-1 ① F8		5	1	1	1	0	0	3
Mariano Duncan, R (1, 4) OBP: 0.315, SLG: 0.333	C B B B F F B 4-2 CS BB		B B F F H 3-2 FC6-4 HBP	X 0-0 ② F8		C C F S 0-3 ① K		F B F X 1-2 ② G6-3		3	0	0	0	1	1	0
Ricky Jordan, R (1, 3) OBP: 0.545, SLG: 0.667	B C S S 1-3 ① ② K 1-2	C X 0-1 ① FC6-4 E BB 1B 1-2f	C S B F H 2-2 2B HBP			C B F B B S 3-3 ② K		C X 0-1 ③ G1-3		4	1	0	0	0	2	2
Dave Hollins, S (1, 5) OBP: 0.368, SLG: 0.420	B X 1-0 1B	F B C B S 2-3 ② K	F B X 1-1 1-3 2B			B X 1-0 ③ F9			S F B X 1-2 ① G4-3	5	0	2	0	0	1	1
Darren Daulton, L (1, 2) OBP: 0.435, SLG: 0.468	C F C 0-3 ③ K	F B F B B F B 4-2 E 1-2 1B BB	C B B B I 4-1 IBB				B B C B B 4-1 1B BB		F B B B F B X 3-2 ② F8	2	1	0	0	3	1	1
Wes Chamberlain, R (1, 9) OBP: 0.339, SLG: 0.500 Jim Eisenreich, L (7, PR) (7, 9) OBP: 0.407, SLG: 0.458		C X 0-1 ① G6-3	B X 1-0 E6 1B 2B 1-2 2-3	B X 1-0 ③ P3			C X 0-1 FC6-4 1-2 1B		C C F X 0-2 ③ G4-3	4 1	1 0	1 0	0 0	0 0	0 0	5 0
Milt Thompson, L (1, 7) OBP: 0.297, SLG: 0.241		F X 0-1 FC4-6 1B	C X 0-1 2B 1-2 2-H 3-H 1B		B C X 1-1 SH1-4 1B		B C X 1-1 ① F7			4	1	3	2	0	0	2
Juan Bell, R (1, 6) OBP: 0.250, SLG: 0.341		X 0-0 ② FC4-6 1B 1-2f	X 0-0 1-H 2-H 2B		X 0-0 ① F8		C F S 0-3 ② K			4	0	1	2	0	1	4
Danny Jackson, R (1, 1) OBP: 0.333, SLG: 0.300 Larry Andersen, R (8, 1) OBP: 1.000, SLG: 1.000 David West, L (8, 1) Mitch Williams, L (9, 1)		F X 0-1 1-2 1B	B C S B F X 2-2 ③ F9		X 0-0 ② SH1-4 1-2		C X 0-1 ③ FC6-4 1-2f			3 0 0 0	0 0 0 0	1 0 0 0	0 0 0 0	0 0 0 0	0 0 0 0	3 0 0 0
Inning Stats	R: 1 H: 2 E: 0 LOB: 1 K: 2 BB: 1 S: 12 P: 19	R: 0 H: 2 E: 0 LOB: 2 K: 0 BB: 0 S: 8 P: 9	R: 4 H: 2 E: 1 LOB: 1 K: 1 BB: 1 S: 18 P: 30	R: 0 H: 1 E: 0 LOB: 3 K: 0 BB: 1 S: 9 P: 18	R: 0 H: 1 E: 0 LOB: 1 K: 0 BB: 0 S: 5 P: 8	R: 0 H: 0 E: 0 LOB: 0 K: 2 BB: 0 S: 8 P: 12	R: 0 H: 1 E: 0 LOB: 2 K: 1 BB: 1 S: 10 P: 15	R: 0 H: 0 E: 0 LOB: 0 K: 0 BB: 0 S: 7 P: 9	R: 0 H: 0 E: 0 LOB: 0 K: 0 BB: 0 S: 10 P: 14	1B: 6 SF: 0 2B: 2 SAC: 1 3B: 0 DP: 0 HR: 1 HBP: 2						WP: 0 PA: 42 PB: 0 SB: 0 CS: 1	

TOP

Philadelphia Phillies @ San Diego Padres

Jack Murphy Stadium, San Diego, CA

Thu Apr 29 1993, 6:33 AM EDT
Att. 14,399 - Sunny - 75 F

livebaseballscorecards.com

AB	35
R	5
H	9
RBI	5
BB	4
SO	6
LOB	21

PITCHER		IP	WLS	BF	H	R	ER	SO	BB	IBB	HBP	BLK	WP	HR	S	P	ERA	WHIP
Frank Seminara, R ERA: 4.88	(1, 1)	5.0	L	28	8	5	1	3	2	1	2	0	0	1	52	84	1.80	2.000
Tim Scott, R ERA: 1.42	(6, 1)	2.0		8	1	0	0	3	1	0	0	0	0	0	18	27	0.00	1.000
Jeremy Hernandez, R ERA: 6.0	(8, 1)	2.0		6	0	0	0	0	0	0	0	0	0	0	17	23	0.00	0.000

PITCHER	IP	WLS	BF	H	R	ER	SO	BB	IBB	HBP	BLK	WP	HR	S	P	ERA	WHIP

Batter	1	2	3	4	5	6	7	8	9	AB	R	H	RBI	BB	SO	LOB
Craig Shipley, R (1, 6) OBP: 0.219, SLG: 0.339	F C X 0-2 ① L4		F C B F B B F C 3-3 ① K		X 0-0 ③ FC5-4 1-2f			B X 1-0 ① G5-3	X 0-0 ② G5-3	5	0	0	0	0	1	1
Tony Gwynn, L (1, 9) OBP: 0.296, SLG: 0.356 (9, 8)	X 0-0 ② F8		C B F B X 2-2 ② G3			C X 0-1 ① F8		F F F X 0-2 BB E 1B 1B	F X 0-1 ③ F7	5	1	1	0	0	0	0
Gary Sheffield, R (1, 5) OBP: 0.337, SLG: 0.506	B X 1-0 S 1B		B B X 2-0 ③ F9			B X 1-0 ② G5-3		F X 0-1 E5 BB 1-2 1B		4	1	1	0	0	0	1
Fred McGriff, L (1, 3) OBP: 0.295, SLG: 0.355	C B B S B B 4-2 FC4 1-2 BB			B B S F F X 2-2 CS 1B		S S B F B B X 3-2 ③ G5-3		B B S F B B 4-2 BB 1B 1-2 2-3 BB		2	0	1	0	2	0	0
Derek Bell, R (1, 8) OBP: 0.338, SLG: 0.529 Guillermo Velasquez, L (8, PH) OBP: 0.385, SLG: 0.364 (9, 7)	C C B X 1-2 ③ FC4 1-2f			X 0-0 ① L8			X 0-0 ① G5-6-3	B X 1-0 BB 1-2 2-H 3-H 1B		3 1	0 0	0 1	0 2	0 0	0 0	3 0
Tim Teufel, R (1, 4) OBP: 0.429, SLG: 0.730 Jeff Gardner, L (8, PH) OBP: 0.277, SLG: 0.378 Ricky Gutierrez, R (8, PH) OBP: 0.394, SLG: 0.286 (9, 4)	B C B X 2-1 ① G3			B F B B B F S 3-3 ② ③ K 1-2			C X 0-1 1B 3B	C B B B 4-1 1-2 2-3 BB		3 0 0	1 0 0	1 0 0	0 0 0	0 0 1	1 0 0	1 0 0
Phil Clark, R (1, 7) OBP: 0.364, SLG: 0.316 (9, 9)	B S X 1-1 2B				B X 1-0 ① F8		C X 0-1 FC1-6 3-H 1B	B B X 2-0 ② F7		4	0	2	1	0	0	3
Bob Geren, R (1, 2) OBP: 0.227, SLG: 0.333	F C B B F F S 2-3 ② K				B X 1-0 FC5-4 1B		F F S 0-3 ② K	B B F F X 2-2 F7		4	0	1	0	0	2	5
Frank Seminara, R (1, 1) OBP: 0.286, SLG: 0.286 Kurt Stillwell, S (5, PH) Tim Scott, R (6, 1) Dan Walters, R (7, PH) OBP: 0.262, SLG: 0.259 Jeremy Hernandez, R (8, 1) Darrell Sherman, L (9, PH) OBP: 0.333, SLG: 0.281	F B S B B X 2-2 ③ G6-3				F X 0-1 ② F8		C F B B X 1-2 ③ FC1-6 1-2f		C B C C S 1-3 ① K	1 1 0 1 0 1	0 0 0 0 0 0	0 0 0 0 0 0	0 0 0 0 0 0	0 0 0 0 0 0	0 0 0 0 0 0	1 1 0 1 0 1
Inning Stats	R: 0 E: 0 K: 0 S: 10 H: 1 LOB: 2 BB: 1 P: 16	R: 0 E: 0 K: 1 S: 12 H: 1 LOB: 1 BB: 0 P: 19	R: 0 E: 0 K: 1 S: 9 H: 0 LOB: 0 BB: 0 P: 16	R: 0 E: 0 K: 1 S: 8 H: 1 LOB: 1 BB: 0 P: 13	R: 0 E: 0 K: 0 S: 5 H: 1 LOB: 1 BB: 0 P: 7	R: 0 E: 0 K: 0 S: 8 H: 0 LOB: 0 BB: 0 P: 12	R: 1 E: 0 K: 1 S: 11 H: 2 LOB: 1 BB: 0 P: 12	R: 2 E: 1 K: 0 S: 16 H: 2 LOB: 3 BB: 2 P: 30	R: 0 E: 0 K: 1 S: 6 H: 0 LOB: 0 BB: 0 P: 7	1B: 6 2B: 2 3B: 1 HR: 0		SF: 0 SAC: 0 DP: 1 HBP: 0		WP: 0 PB: 0 SB: 1 CS: 1		PA: 38

PITCHER		IP	WLS	BF	H	R	ER	SO	BB	IBB	HBP	BLK	WP	HR	S	P	ERA	WHIP
Danny Jackson, L ERA: 3.51	(1, 1)	7.1	W	31	7	3	2	4	2	0	0	0	0	0	73	110	2.46	1.227
Larry Andersen, R ERA: 1.93	(8, 1)	0.0		1	1	0	0	0	0	0	0	0	0	0	1	2	∞	∞
David West, L ERA: 1.46	(8, 1)	0.2		3	0	0	0	0	1	0	0	0	0	0	5	13	0.00	1.500
Mitch Williams, L ERA: 2.45	(9, 1)	1.0	S	3	0	0	0	1	0	0	0	0	0	0	6	7	0.00	0.000

PITCHER	IP	WLS	BF	H	R	ER	SO	BB	IBB	HBP	BLK	WP	HR	S	P	ERA	WHIP

BOTTOM

Philadelphia Phillies @ San Diego Padres

Jack Murphy Stadium, San Diego, CA

Thu Apr 29 1993, 6:33 AM EDT

Att. 14,399 - Sunny - 75 F

livebaseballscorecards.com

AB	35
R	3
H	8
RBI	3
BB	3
SO	5
LOB	17

Batter	1	2	3	4	5	6	7	8	9	AB	R	H	RBI	BB	SO	LOB
Lenny Dykstra, L (1, 8) OBP: 0.361, SLG: 0.398	4-2 2B G3 BB		0-0 1B E FC3-6 1B		0-1 G3 E 2B		3-2 G4-3		2-2 F7	4	3	2	0	1	0	0
Mickey Morandini, L (1, 4) OBP: 0.291, SLG: 0.361	1-1 G3 1-3 1B 2B		1-2 E6 FC3-6 1B 1-2 SF7		0-0 G3 2-3		0-0 E6		2-0 G4-3	5	2	1	0	0	0	2
John Kruk, L (1, 3) OBP: 0.459, SLG: 0.657	2-2 G3 2-3 3-H		0-2 FC3-6 1-2 2-3 1B		3-2 F7 3-H		0-0 F7			4	0	1	1	0	0	2
Dave Hollins, S (1, 5) OBP: 0.374, SLG: 0.424	2-2 FC6-4 3-H 1B		2-2 FC3-6 1-2f 2-3 3-H		2-2 P5			0-0 HR 1B		4	1	2	2	0	0	2
Darren Daulton, L (1, 2) OBP: 0.438, SLG: 0.516	3-2 P5		0-0 SF7 3-H			4-2 FC4-6 BB		0-1 1-H HR		2	1	1	3	1	0	1
Wes Chamberlain, R (1, 9) OBP: 0.317, SLG: 0.466 Mark Davis, L (8, 1) Mitch Williams, L (9, 1)	1-0 FC6-4 1-2f		2-2 G4-3			1-0 L5		0-0 G1-3		4 0 0	0 0 0	0 0 0	0 0 0	0 0 0	0 0 0	3 0 0
Milt Thompson, L (1, 7) OBP: 0.279, SLG: 0.226		2-3 K		0-1 G6-3		0-1 FC4-6 1-2f		1-2 G3-1		4	0	0	0	0	1	1
Mariano Duncan, R (1, 6) OBP: 0.293, SLG: 0.309		2-2 G6-3		1-1 G6-3		1-0 F7		3-0 F8		4	0	0	0	0	0	1
Tommy Greene, R (1, 1) OBP: 0.091, SLG: 0.091 Jose DeLeon, R (6, 1) Bob Ayrault, R (6, 1) Jim Eisenreich, L (8, 9) OBP: 0.393, SLG: 0.440		1-0 F7		0-0 G5-3			1-3 K		3-1 G4-3	2 0 1 1	0 0 0 0	0 0 0 0	0 0 0 0	0 0 1 0	0 0 0 0	0 0 0 0

TOP

Philadelphia Phillies @ Los Angeles Dodgers
Dodger Stadium, Los Angeles, CA
Fri Apr 30 1993, 7:05 PM PDT
Att. 43,679 - Unknown

livebaseballscorecards.com

AB	35
R	7
H	7
RBI	6
BB	2
SO	2
LOB	12

Inning Stats	1	2	3	4	5	6	7	8	9
	R: 2 E: 0 K: 0 S: 15	R: 0 E: 0 K: 1 S: 8	R: 2 E: 1 K: 0 S: 16	R: 0 E: 0 K: 0 S: 5	R: 1 E: 1 K: 0 S: 10	R: 0 E: 0 K: 0 S: 6	R: 0 E: 1 K: 1 S: 11	R: 2 E: 0 K: 0 S: 8	R: 0 E: 0 K: 0 S: 7
	H: 2 LOB: 1 BB: 1 P: 28	H: 0 LOB: 0 BB: 0 P: 13	H: 2 LOB: 1 BB: 0 P: 21	H: 0 LOB: 0 BB: 0 P: 6	H: 1 LOB: 0 BB: 0 P: 15	H: 0 LOB: 1 BB: 1 P: 12	H: 0 LOB: 1 BB: 0 P: 15	H: 2 LOB: 0 BB: 0 P: 12	H: 0 LOB: 0 BB: 0 P: 14

| | | |

Batter	1	2	3	4	5	6	7	8	9	AB	R	H	RBI	BB	SO	LOB
Brett Butler, L (1, 8) OBP: 0.450, SLG: 0.390	B B C L F F X 2-2 F9 G6-3 1B		B B C B X 3-1 ① B1-3		B B C X 2-1 1B 1B 2B	C B B B C B 4-2 ② 2-3 S BB		B B B B 4-0 G4-3 WP BB	B X 1-0 ③ 1-2f FC6-4	4	1	2	0	2	0	2
Jody Reed, R (1, 4) OBP: 0.279, SLG: 0.250	B B 1 SAFE C F X 2-2 ① G6-3 1-2		B X 1-0 ② L7		C X 0-1 F8 1B SF9 2-3 1B	C B B B F F B 4-2 1-2 BB		C F B X 1-2 ① G4-3 1-3		4	1	1	0	1	0	2
Darryl Strawberry, L (1, 9) OBP: 0.301, SLG: 0.318 Cory Snyder, R (5, 9) OBP: 0.333, SLG: 0.267	B F X 1-1 ② F9 2-3		B B F C S S 2-3 ③ K		B B B C S S X 3-2 SF9 1-2 3-H 1B	S B S B X 2-2 ③ G1-3		C F B B F C 2-3 ② K		2 3	0 0	0 1	0 1	0 0	1 1	1 3
Eric Karros, R (1, 3) OBP: 0.284, SLG: 0.333	C B S B X 2-2 ③ F9			F B S F B B F X 3-2 ① F8	X 0-0 ① F8 2-3		B B C C X 2-2 ① F8	C S B B X 2-2 ③ G6-3		5	0	0	0	0	0	4
Tim Wallach, R (1, 5) OBP: 0.239, SLG: 0.333		B X 1-0 ① P3		B F C X 1-2 FC5-4 1B 1B	B F F X 1-2 ② SF9 1-2 3-H		C S B X 1-2 ② F8		B B C F B X 3-2 1B 2B	4	1	2	1	0	0	0
Eric Davis, R (1, 7) OBP: 0.320, SLG: 0.299		B B S B B 4-1 S 1B BB	C S X 0-2 FC5-4 1-2 1B	S F B F S 1-3 ③ K		B B C F B X 3-2 S 1B 1B		B B C F B X 3-2 1B BB 2-H 1B		4	2	3	1	1	1	1
Mike Piazza, R (1, 2) OBP: 0.354, SLG: 0.520	C B S S 1-3 ② K 1-2		B C B X 2-1 ② FC5-4 BB 1-2f 2-3			B C F B B X 2-2 HR 1-H 1B	P S B C X 2-2 1B 1B	1 SAFE 1 SAFE B B 1 SAFE B C B 4-1 L4 1B 1-2 BB		4	1	2	2	1	1	3
Jose Offerman, S (1, 6) OBP: 0.287, SLG: 0.215	B F C F X 1-2 2-H 1B		B C B B F B 4-2 1-2 BB		B L B X 2-1 ① G4-3	X 0-0 2-3 1B		C B L X 1-2 FC6-4 1-2 2-3 1B		4	0	3	1	1	0	0
Kevin Gross, R (1, 1) Dave Hansen, L (4, PH) OBP: 0.111, SLG: 0.111 Pedro Martinez, R (5, 1) Lenny Harris, L (6, PH) OBP: 0.214, SLG: 0.231 Roger McDowell, R (7, 1) OBP: 1.000, SLG: 1.000 Mitch Webster, S (7, PH) OBP: 0.250, SLG: 0.267 Omar Daal, L (8, 1) Mike Sharperson, R (9, PH) OBP: 0.308, SLG: 0.273	C B S F B S 2-3 ③ K		C C B X 1-2 ③ P4			C B B B X 2-1 CS 2B	B F X 1-1 ③ P3		C X 0-1 ① ② L4 2-2	1 1 0 1 0 1 0	0 0 0 0 0 0 0	0 0 0 1 0 0 0	0 0 0 0 0 0 0	1 0 0 0 0 0 0	1 3 0 0 0 0 2	1 3 0 0 0 0 0
Inning Stats	R: 0 E: 0 K: 0 S: 13 H: 1 LOB: 1 BB: 0 P: 20	R: 1 E: 0 K: 2 S: 13 H: 1 LOB: 1 BB: 1 P: 22	R: 0 E: 0 K: 1 S: 6 H: 0 LOB: 0 BB: 0 P: 12	R: 0 E: 0 K: 0 S: 18 H: 2 LOB: 3 BB: 1 P: 29	R: 2 E: 0 K: 1 S: 15 H: 3 LOB: 1 BB: 0 P: 22	R: 1 E: 0 K: 0 S: 15 H: 2 LOB: 2 BB: 2 P: 31	R: 1 E: 0 K: 0 S: 16 H: 3 LOB: 2 BB: 0 P: 24	R: 0 E: 0 K: 1 S: 11 H: 0 LOB: 1 BB: 1 P: 20	R: 1 E: 0 K: 0 S: 13 H: 3 LOB: 2 BB: 1 P: 25	1B: 11 2B: 4 3B: 0 HR: 1		SF: 1 SAC: 0 DP: 1 HBP: 0		WP: 1 PB: 0 SB: 3 CS: 1		PA: 46

PITCHER		IP	WLS	BF	H	R	ER	SO	BB	IBB	HBP	BLK	WP	HR	S	P	ERA	WHIP
Tommy Greene, R ERA: 2.45	(1, 1)	5.0		24	7	3	3	4	2	0	0	0	0	0	65	105	5.40	1.800
Jose DeLeon, R ERA: 7.27	(6, 1)	0.2		5	2	1	1	0	2	0	0	0	0	1	12	26	13.50	6.000
Bob Ayrault, R ERA: 6.23	(6, 1)	1.1	W	7	3	1	1	0	0	0	0	0	0	0	19	29	6.75	2.250
Mark Davis, L ERA: 2.08	(8, 1)	1.0		4	0	0	0	1	1	0	0	0	1	0	11	20	0.00	1.000
Mitch Williams, L ERA: 3.0	(9, 1)	1.0	S	6	3	1	1	0	1	0	0	0	0	0	13	25	9.00	4.000

PITCHER	IP	WLS	BF	H	R	ER	SO	BB	IBB	HBP	BLK	WP	HR	S	P	ERA	WHIP

BOTTOM

Philadelphia Phillies @ Los Angeles Dodgers
Dodger Stadium, Los Angeles, CA
Fri Apr 30 1993, 7:05 PM PDT
Att. 43,679 - Unknown

livebaseballscorecards.com

AB	39
R	6
H	15
RBI	6
BB	6
SO	5
LOB	25

Batter	1	2	3	4	5	6	7	8	9	AB	R	H	RBI	BB	SO	LOB
Lenny Dykstra, L (1, 8) OBP: 0.366, SLG: 0.402	C X 0-1 ① F8			B X 1-0 FC4-6 1B 1B		B C C B X 2-2 ① F9		C B X 1-1 1B		4	0	2	0	0	0	0
Mickey Morandini, L (1, 4) OBP: 0.289, SLG: 0.355	C B B S B X 3-2 ② L3			B 1 SAFE 1 SAFE B 1 SAFE 1 SAFE X 2-0 FC4-6 1-2 1B		B C S C 1-3 ② K		C 1 SAFE X 0-1 ② F7		4	0	1	0	0	1	1
John Kruk, L (1, 3) OBP: 0.438, SLG: 0.622	C B X 1-1 ③ G3			S F B F B S 2-3 ① K		X 0-0 ③ L9		X 0-0 ③ G4-3		4	0	0	0	0	1	3
Dave Hollins, S (1, 5) OBP: 0.359, SLG: 0.404		C B B C F X 2-2 ① G4-3		F B C B X 2-2 ② FC4-6 1-2f 2-3			L C B B X 2-2 ① G6-3		B C C C 1-3 ① K	4	0	0	0	0	1	2
Darren Daulton, L (1, 2) OBP: 0.435, SLG: 0.500 Doug Lindsey, R (8, 2) OBP: 1.000, SLG: 1.000		C C B B X 2-2 ② G3		X 0-0 ③ G4-3			B B B C B 4-1 FC6-4 BB		B C F F X 1-2 G4-3 1B	2 1	0 0	0 1	0 0	1 0	0 0	2 0
Pete Incaviglia, R (1, 9) OBP: 0.269, SLG: 0.420		S C B S 1-3 ③ K			S B B S X 2-2 ① F9		S S B F B X 2-2 ② FC6-4 1-f 2B		B X 1-0 ②③ G4-3 1-2f	4	1	0	0	0	1	2
Jim Eisenreich, L (1, 7) OBP: 0.419, SLG: 0.500			X 0-0 ① G4-3		C B B F F B X 3-2 S 1B		F F B B B X 3-2 1-H 2B			3	0	2	1	0	0	0
Mariano Duncan, R (1, 6) OBP: 0.279, SLG: 0.293			C F S 0-3 ② K		B B B C F S 3-3 ② K 1-2		B S B F S 2-3 ③ K			3	0	0	0	0	3	2
Ben Rivera, R (1, 1) Milt Thompson, L (8, PH) OBP: 0.275, SLG: 0.222 Mark Davis, L (8, 1) Bob Ayrault, R (8, 1)			C S B S 1-3 ③ K		B S S F B B C 3-3 ③			C B S S 1-3 ① K		2 1 0 0	0 0 0 0	0 0 0 0	0 0 0 0	0 0 0 0	2 1 0 0	1 0 0 0
Inning Stats	R: 0 E: 0 K: 0 S: 7 H: 0 LOB: 0 BB: 0 P: 11	R: 0 E: 0 K: 1 S: 11 H: 0 LOB: 0 BB: 0 P: 16	R: 0 E: 0 K: 2 S: 7 H: 0 LOB: 0 BB: 0 P: 8	R: 0 E: 0 K: 1 S: 10 H: 2 LOB: 2 BB: 0 P: 17	R: 0 E: 0 K: 2 S: 14 H: 1 LOB: 1 BB: 0 P: 25	R: 0 E: 0 K: 1 S: 7 H: 0 LOB: 0 BB: 0 P: 10	R: 1 E: 0 K: 1 S: 14 H: 1 LOB: 1 BB: 1 P: 27	R: 0 E: 0 K: 1 S: 8 H: 1 LOB: 1 BB: 0 P: 10	R: 0 E: 0 K: 1 S: 8 H: 1 LOB: 0 BB: 0 P: 11	1B: 5 2B: 1 3B: 0 HR: 0 SF: 0 SAC: 0 DP: 1 HBP: 0						

TOP

Philadelphia Phillies @ Los Angeles Dodgers
Dodger Stadium, Los Angeles, CA
Sat May 01 1993, 7:05 PM PDT
Att. 44,023 - Unknown - 76 F

livebaseballscorecards.com

AB	32
R	1
H	6
RBI	1
BB	1
SO	10
LOB	13

WP: 0 PB: 0 SB: 1 CS: 0 PA: 33

PITCHER		IP	WLS	BF	H	R	ER	SO	BB	IBB	HBP	BLK	WP	HR	S	P	ERA	WHIP
Tom Candiotti, R ERA: 5.1	(1, 1)	8.0	W	30	5	1	1	9	1	0	0	0	0	0	78	124	1.12	0.750
Jim Gott, R ERA:	(9, 1)	1.0		3	1	0	0	1	0	0	0	0	0	0	8	11	0.00	1.000

PITCHER	IP	WLS	BF	H	R	ER	SO	BB	IBB	HBP	BLK	WP	HR	S	P	ERA	WHIP

BOTTOM

Philadelphia Phillies @ Los Angeles Dodgers
Dodger Stadium, Los Angeles, CA
Sat May 01 1993, 7:05 PM PDT
Att. 44,023 - Unknown - 76 F

livebaseballscorecards.com

Batter	1	2	3	4	5	6	7	8	9	AB	R	H	RBI	BB	SO	LOB
Brett Butler, L (1, 8) OBP: 0.448, SLG: 0.391	C B X 1-1 SH3-4 WP SF8 1B		B C C B X 2-2 ① F8		C X 0-1 ① G5-3		B X 1-0 ① G5-3	B F X 1-1 1B 1-2 2-3 3-H 1B		5	1	2	1	0	0	1
Jody Reed, R (1, 4) OBP: 0.289, SLG: 0.262	B X 1-0 ① SH3-4 1-3		C B F B F X 2-2 1-2 1B		B C X 1-1 ② G4-3		X 0-0 ② G4-3	B B C L F X 2-2 1-2 2-3 3-H 1B		4	0	2	1	0	0	0
Mitch Webster, S (1, 7) OBP: 0.238, SLG: 0.263	F B X 1-1 ② SF8 3-H		B B X 2-0 ② F8		X 0-0 ③ F8		C B X 1-1 E 1B	B X 1-0 ② P5		4	0	1	1	0	0	5
Eric Karros, R (1, 3) OBP: 0.280, SLG: 0.319	B B F B B 4-1 BB		C B S B B X 3-2 ③ G3			B X 1-0 ① G5-3	B B 1 SAFE 1 SAFE F F F B X 3-2 ③ G5-3 1-3	B F F F B S 2-3 ③ K		4	0	0	0	1	1	6
Mike Piazza, R (1, 2) OBP: 0.372, SLG: 0.564	B C B B X 3-1 ③ F9			C C B B F F B X 3-2 HR		B B B 4-0 2B BB		C S B B X 2-2 1B HBP BB 1B		3	2	2	1	1	0	1
Cory Snyder, R (1, 9) OBP: 0.318, SLG: 0.222		F S B S 1-3 ① K		C S B B B F X 3-2 ① P4		B X 1-0 ② F8		B C S H 2-2 BB 1B 1B HBP 1-2		3	1	0	0	0	1	1
Lenny Harris, L (1, 5) OBP: 0.278, SLG: 0.353		C C B F X 1-2 ② G6-3		X 0-0 ② G4-3		B B F B X 3-1 1-3 2B		L B B M X 2-2 1B BB 1B 1-2 2-3		4	1	2	0	0	0	0
Jose Offerman, S (1, 6) OBP: 0.308, SLG: 0.222		B S C B F X 2-2 ③ G5-3		B B C C F B X 3-2 FC6-4 1B		I I I I 4-0 IBB		B C F B B B 4-2 1B 1B BB 1-2 2-3 3-H		2	0	1	1	2	0	0
Tom Candiotti, R (1, 1) OBP: 0.222, SLG: 0.125 Mike Sharperson, R (8, PH) OBP: 0.286, SLG: 0.250 Jim Gott, R (9, 1)			X 0-0 1B 1B	C B B X 2-1 ③ FC6-4 1-2f		B B C X 2-1 ③ G4-3		B S F S 1-3 ① K		3 1 0	0 0 0	1 0 0	0 0 0	0 1 0	0 3 0	4 3 0
Inning Stats	R: 1 H: 1 E: 0 LOB: 1 K: 0 BB: 1 S: 8 P: 18	R: 0 H: 0 E: 0 LOB: 0 K: 1 BB: 0 S: 11 P: 15	R: 0 H: 2 E: 0 LOB: 2 K: 0 BB: 0 S: 12 P: 21	R: 1 H: 2 E: 0 LOB: 1 K: 0 BB: 0 S: 16 P: 27	R: 0 H: 0 E: 0 LOB: 0 K: 0 BB: 0 S: 5 P: 6	R: 0 H: 1 E: 0 LOB: 3 K: 0 BB: 2 S: 6 P: 21	R: 0 H: 1 E: 1 LOB: 1 K: 0 BB: 0 S: 7 P: 12	R: 3 H: 4 E: 0 LOB: 3 K: 2 BB: 1 S: 24 P: 41		1B: 9 SF: 1 2B: 1 SAC: 1 3B: 0 DP: 0 HR: 1 HBP: 1				WP: 1 PA: 40 PB: 0 SB: 0 CS: 0		

	AB	33
	R	5
	H	11
	RBI	5
	BB	4
	SO	3
	LOB	21

PITCHER		IP	WLS	BF	H	R	ER	SO	BB	IBB	HBP	BLK	WP	HR	S	P	ERA	WHIP
Ben Rivera, R ERA: 5.0	(1, 1)	7.0	L	31	7	2	2	1	2	1	0	0	1	1	65	120	2.57	1.286
Mark Davis, L ERA: 5.0	(8, 1)	0.1		6	3	3	3	1	1	0	1	0	0	0	15	27	81.00	12.000
Bob Ayrault, R ERA: 5.4	(8, 1)	0.2		3	1	0	0	1	0	0	0	0	0	0	9	14	0.00	1.500

PITCHER	IP	WLS	BF	H	R	ER	SO	BB	IBB	HBP	BLK	WP	HR	S	P	ERA	WHIP

Batter	1	2	3	4	5	6	7	8	9	AB	R	H	RBI	BB	SO	LOB
Lenny Dykstra, L (1, 8) OBP: 0.376, SLG: 0.412	C B B B C F X 3-2 G6-3 1B 1B		3B 1B 1-2 1B		C S B X 1-2 ② G4-3			C F B F X 1-2 ② G4-3		5	2	3	1	0	0	0
Mickey Morandini, L (1, 4) OBP: 0.284, SLG: 0.370	1 SAFE B B B C 1 SAFE 1 SAFE 1 SAFE 1 SAFE 3-1 ① 1 SAFE X G6-3 1-2		2B 3B 1-H G3-1		C X 0-1 ③ F9			B B X 2-0 ③ G1-3		5	1	1	1	0	0	3
John Kruk, L (1, 3) OBP: 0.447, SLG: 0.620	B B C F X 2-2 ② 2-H 1B		F F X 0-2 ① G5-3 B B X 2-0 FC4-6 1B			X 0-0 ① G4-3			B S B F X 2-2 G4-3 G3-1 2B 1B	5	1	3	1	0	0	1
Dave Hollins, S (1, 5) OBP: 0.352, SLG: 0.404	B C F C 1-3 ③ K		X 0-0 1B 3-H 2B F X 0-1 ① FC4-6 1B BB 1-2f			C S B S 1-3 ② K			B X 1-0 ① G3-1 1-2	5	1	1	1	0	2	2
Darren Daulton, L (1, 2) OBP: 0.423, SLG: 0.471		B F B B X 3-1 ① F8 I I I I 4-0 1B 1B IBB C S B B B X 3-2 ② F7			B X 1-0 ③ F9			C B B X 2-1 ② G4-3 2-3		4	1	0	0	1	0	2
Wes Chamberlain, R (1, 9) OBP: 0.328, SLG: 0.450 Jim Eisenreich, L (8, 9) OBP: 0.438, SLG: 0.552	B B S B B 4-1 1B SF9 BB C S S 0-3 ② K		B B C B B 4-1 1B 1-2 BB				B F X 1-1 ① L5		C B X 1-1 3-H 2B	2 1	1 0	0 1	0 1	2 0	1 0	2 0
Milt Thompson, L (1, 7) OBP: 0.297, SLG: 0.250	1 SAFE X 0-0 1-3 1B	C B X 1-1 1B E 1-2 2-H 1B	F F B X 1-2 1-2 2-3 1B				B B F F S 2-3 ② K		C B S S 1-3 ③ K	5	1	3	1	0	2	1
Mariano Duncan, R (1, 6) OBP: 0.277, SLG: 0.295	B X 1-0 ② SF9 3-H	C X 0-1 E 1B 1-2 2-H 1B	C F S 0-3 ③ K				C S B B S 2-3 ③ K			3	1	1	2	0	2	3
Terry Mulholland, R (1, 1)	F S B C 1-3 ③ K	X 0-0 E3 1B 1-3 2-H		C F F S 0-3 ① K				C X 0-1 ① G6-3		4	0	0	0	0	2	2

Inning Stats	1	2	3	4	5	6	7	8	9
	R: 1 E: 0 K: 1 S: 12	R: 1 E: 0 K: 1 S: 8	R: 6 E: 1 K: 1 S: 20	R: 0 E: 0 K: 1 S: 13	R: 0 E: 0 K: 1 S: 9	R: 0 E: 0 K: 1 S: 5	R: 0 E: 0 K: 2 S: 8	R: 0 E: 0 K: 0 S: 7	R: 1 E: 0 K: 1 S: 11
	H: 2 LOB: 0 BB: 0 P: 21	H: 1 LOB: 1 BB: 1 P: 17	H: 6 LOB: 2 BB: 1 P: 29	H: 2 LOB: 3 BB: 1 P: 23	H: 0 LOB: 0 BB: 0 P: 10	H: 0 LOB: 0 BB: 0 P: 7	H: 0 LOB: 0 BB: 0 P: 13	H: 0 LOB: 0 BB: 0 P: 10	H: 2 LOB: 1 BB: 0 P: 18

	1B	SF	SH	HR	SB	CS	HBP	GDP	PO	A	E	PB	PA
	10	1	0	0	0	0	0	0	0	0	0	0	43
	2B	2	SAC	0									
	3B	1	DP	0									
	HR	0	HBP	0									

PITCHER	IP	WLS	BF	H	R	ER	SO	BB	IBB	HBP	BLK	WP	HR	S	P	ERA	WHIP
Orel Hershiser, R (1, 1) ERA: 3.89	2.2	L	18	8	8	6	3	1	1	0	0	0	0	36	60	20.25	3.375
Steve Wilson, L (3, 1) ERA: 2.79	3.1		14	3	0	0	3	1	0	0	0	0	0	31	47	0.00	1.200
Ricky Trlicek, R (7, 1) ERA: 4.2	3.0		11	2	1	1	3	0	0	0	0	0	0	26	41	3.00	0.667

PITCHER	IP	WLS	BF	H	R	ER	SO	BB	IBB	HBP	BLK	WP	HR	S	P	ERA	WHIP

TOP

Philadelphia Phillies @ Los Angeles Dodgers

Dodger Stadium, Los Angeles, CA

Sun May 02 1993, 3:33 AM PDT

Att. 41,102 - Sunny - 80 F

livebaseballscorecards.com

AB	39
R	9
H	13
RBI	8
BB	3
SO	9
LOB	16

BOTTOM

Batter	1	2	3	4	5	6	7	8	9	AB	R	H	RBI	BB	SO	LOB
Brett Butler, L (1, 8) OBP: 0.450, SLG: 0.382	B B C B B 4-1 FC6-4 BB	C B C B X 2-2 ③ G4-3			C B S B B B 4-2 1B BB	B C X 1-1 ③ G4-3 1-2			X 0-0 ③ G4-3	2	0	0	0	2	0	3
Dave Hansen, L (9, PH) OBP: 0.100, SLG: 0.100										1	0	0	0	0	0	0
Jody Reed, R (1, 4) OBP: 0.277, SLG: 0.250	B 1 SAFE 1 SAFE X 1-0 ① P4		C C X 0-2 ① F9		C C B X 1-2 ② F8		X 0-0 ① F7			4	0	0	0	0	0	2
Mitch Webster, S (1, 7) OBP: 0.280, SLG: 0.391	X 0-0 ② FC6-4 1-2f		C B B F B X 3-2 3B		F X 0-1 FC5-4 1-3 1B		B B B C X 3-1 ② G5-3			4	0	2	0	0	0	1
Eric Karros, R (1, 3) OBP: 0.279, SLG: 0.316	F 1 SAFE B S X 1-2 BB 1-3 1B		B B B C S S S 3-3 ② K		S X 0-1 ③ FC5-4 1-2f		X 0-0 ③ G6-3			4	0	1	0	0	1	3
Mike Piazza, R (1, 2) OBP: 0.382, SLG: 0.557	B B C B C B 4-2 1-2 BB		B X 1-0 ③ G6-3			B H 2-0 FC5-4 1B HBP 1B		X 0-0 ① F9		1	1	0	0	1	0	1
Carlos Hernandez, R (8, 2) OBP: 0.077, SLG: 0.077										1	0	0	0	0	0	0
Tim Wallach, R (1, 5) OBP: 0.240, SLG: 0.330	S C F F X 0-2 ③ F8			B B C F S 2-3 ① K	F X 0-1 FC5-4 1-2 1B			X 0-0 ② F7		4	0	1	0	0	1	3
Cory Snyder, R (1, 9) OBP: 0.269, SLG: 0.182		C F S 0-3 ① K		S F X 0-2 ② L4	F F F B X 1-2 ① FC5-4 FC3-6 1B 1-2f 2-3			B X 1-0 ③ G6-3		4	0	0	0	0	1	2
Jose Offerman, S (1, 6) OBP: 0.316, SLG: 0.235		X 0-0 G4-3 1B	C C X 0-2 ③ G5-3		S B F X 1-2 FC3-6 1-2 3-H 1B				C F C 0-3 ① K	4	0	2	1	0	1	0
Orel Hershiser, R (1, 1) OBP: 0.286, SLG: 0.357		B X 1-0 ② G4-3 1-2			B B C F F F F X 2-2 ① G3	C X 0-1 ② FC3-6 WP 1-2f 2-3			X 0-0 ② F7	1	0	0	0	0	0	1
Steve Wilson, L (3, 1)										1	0	0	0	0	0	0
Mike Sharperson, R (6, PH) OBP: 0.267, SLG: 0.231										1	0	0	0	0	0	2
Ricky Trlicek, R (7, 1)										0	0	0	0	0	0	0
Lenny Harris, L (9, PH) OBP: 0.263, SLG: 0.333										1	0	0	0	0	0	0
Inning Stats	R: 0 E: 0 K: 0 S: 13 H: 1 LOB: 3 BB: 2 P: 23	R: 0 E: 0 K: 1 S: 8 H: 1 LOB: 1 BB: 0 P: 11	R: 0 E: 0 K: 1 S: 10 H: 1 LOB: 1 BB: 0 P: 17	R: 0 E: 0 K: 1 S: 9 H: 0 LOB: 0 BB: 0 P: 11	R: 0 E: 0 K: 0 S: 15 H: 1 LOB: 2 BB: 1 P: 22	R: 1 E: 0 K: 0 S: 13 H: 2 LOB: 2 BB: 0 P: 18	R: 0 E: 0 K: 0 S: 4 H: 0 LOB: 0 BB: 0 P: 7	R: 0 E: 0 K: 0 S: 3 H: 0 LOB: 0 BB: 0 P: 4	R: 0 E: 0 K: 1 S: 5 H: 0 LOB: 0 BB: 0 P: 5	1B: 5 2B: 0 3B: 1 HR: 0 SF: 0 SAC: 0 DP: 0 HBP: 1						

PITCHER	IP	WLS	BF	H	R	ER	SO	BB	IBB	HBP	BLK	WP	HR	S	P	ERA	WHIP
Terry Mulholland, L (1, 1) ERA: 2.6	9.0	W	37	6	1	1	4	3	0	1	0	1	0	80	118	1.00	1.000

PITCHER	IP	WLS	BF	H	R	ER	SO	BB	IBB	HBP	BLK	WP	HR	S	P	ERA	WHIP

Philadelphia Phillies @ Los Angeles Dodgers
Dodger Stadium, Los Angeles, CA
Sun May 02 1993, 3:33 AM PDT
Att. 41,102 - Sunny - 80 F

livebaseballscorecards.com

AB	33
R	1
H	6
RBI	1
BB	3
SO	4
LOB	18

WP: 1 PA: 37
PB: 0
SB: 0
CS: 0

Batter	1	2	3	4	5	6	7	8	9	10	11	12	AB	R	H	RBI	BB	SO	LOB
Lenny Dykstra, L (1, 8) OBP: 0.361, SLG: 0.392	C B C S 1-3 K ①		F F X 0-2 G1-3 ①		X 0-0 L8-3 1-2 ② ③			B F B B X 3-1 F7 ①			C B S C 1-3 K ②		5	0	0	0	0	2	2
Mariano Duncan, R (1, 6) OBP: 0.286, SLG: 0.318	C X 0-1 1B 2B		B X 1-0 L7 ②			B B S S C X 2-2 FC3-6 1B		S X 0-1 G5-4-3 1-2f ② ③			X 0-0 G6-3 ③		5	1	2	0	0	0	1
John Kruk, L (1, 3) OBP: 0.434, SLG: 0.595	S F B B X 2-2 F8 ②		C S C 0-3 K ③			X 0-0 FC3-6 1-2f ①			C B X 1-1 L7 ①			X 0-0 HR 1B	5	1	1	0	0	1	2
Dave Hollins, S (1, 5) OBP: 0.354, SLG: 0.434	X 0-0 1B 2-H 1B			S B B B X 2-1 F9 ①		B S C B S 2-3 K ②			B S C S 1-3 K ②			1 SAFE B 1 SAFE B X 2-0 1-H HR	5	1	2	3	0	2	1
Darren Daulton, L (1, 2) OBP: 0.422, SLG: 0.459	B B X 2-0 FC5-4 1-3 1B			B B X 2-0 P2 ②		C S F X 0-2 G4-3 ③			C B X 1-1 G4-3 ③			B F S B B B 4-2 1B BB	4	0	1	0	1	0	1
Wes Chamberlain, R (1, 9) OBP: 0.313, SLG: 0.429 Jim Eisenreich, L (9, 9) OBP: 0.441, SLG: 0.548	X 0-0 FC5-4 1-2f ③			B B C X 2-1 P6 ③			S B X 1-1 L9 ①			X 0-0 L6 ①		B X 1-0 G6-4-3 1-2 1B	3	0	0	0	0	0	2
													2	0	1	0	0	0	0
Pete Incaviglia, R (1, 7) OBP: 0.268, SLG: 0.407 Larry Andersen, R (10, 1) OBP: 1.000, SLG: 1.000 Ricky Jordan, R (12, PH) OBP: 0.522, SLG: 0.632 Mitch Williams, L (12, 1)		C F F F B B F X 2-2 P9 ①			B X 1-0 G4-3 S 1B 1B		B F B B S B F X 3-2 G6-3 ②			S B B B F C 3-3 K ②		F F S 0-3 K ①	4	1	1	0	0	1	0
													0	0	0	0	0	0	0
													1	0	0	0	0	1	2
													0	0	0	0	0	0	0
Mickey Morandini, L (1, 4) OBP: 0.269, SLG: 0.349		C B F X 1-2 G1-3 ②			1 SAFE B S B F B F X 3-2 G4-3 1-3 ①		C X 0-1 F7 ③			B S X 1-1 P2 ③		B B X 2-0 G6-4-3 1-2f ② ③	5	0	0	0	0	0	3
Curt Schilling, R (1, 1) OBP: 0.200, SLG: 0.143 Milt Thompson, L (10, 7) OBP: 0.293, SLG: 0.246		S X 0-1 G4-3 ③			S F X 0-2 L8-3 3-H 1B			C B X 1-1 G5-4-3 1B			B B C X 2-1 L9 ①		3	0	2	1	0	0	0
													1	0	0	0	0	0	0
Inning Stats	R: 1 H: 3 E: 0 LOB: 2 K: 1 BB: 0 S: 11 P: 16	R: 0 H: 0 E: 0 LOB: 0 K: 0 BB: 0 S: 11 P: 14	R: 0 H: 0 E: 0 LOB: 0 K: 1 BB: 0 S: 7 P: 8	R: 0 H: 0 E: 0 LOB: 0 K: 0 BB: 0 S: 5 P: 11	R: 1 H: 2 E: 0 LOB: 0 K: 0 BB: 0 S: 9 P: 13	R: 0 H: 1 E: 0 LOB: 1 K: 1 BB: 0 S: 11 P: 15	R: 0 H: 0 E: 0 LOB: 0 K: 0 BB: 0 S: 8 P: 12	R: 0 H: 1 E: 0 LOB: 0 K: 0 BB: 0 S: 6 P: 10	R: 0 H: 0 E: 0 LOB: 0 K: 1 BB: 0 S: 7 P: 10	R: 0 H: 0 E: 0 LOB: 0 K: 1 BB: 0 S: 6 P: 10	R: 0 H: 0 E: 0 LOB: 0 K: 1 BB: 0 S: 6 P: 9	R: 2 H: 3 E: 0 LOB: 1 K: 1 BB: 1 S: 10 P: 19	1B: 8 SF: 0 2B: 2 SAC: 0 3B: 0 DP: 3 HR: 1 HBP: 0						

PITCHER		IP	WLS	BF	H	R	ER	SO	BB	IBB	HBP	BLK	WP	HR	S	P	ERA	WHIP
Trevor Wilson, L ERA: 4.14	(1, 1)	8.0		29	7	2	2	3	0	0	0	0	0	0	68	99	2.25	0.875
Bryan Hickerson, L ERA: 7.9	(9, 1)	1.0		3	0	0	0	1	0	0	0	0	0	0	7	10	0.00	0.000
Michael Jackson, R ERA: 1.76	(10, 1)	1.0		3	0	0	0	1	0	0	0	0	0	0	6	10	0.00	0.000
Dave Righetti, L ERA: 3.75	(11, 1)	1.0	L	6	2	2	2	1	1	0	0	0	0	1	10	19	18.00	3.000
Kevin Rogers, L ERA: 4.12	(12, 1)	1.0		3	1	0	0	1	0	0	0	0	0	0	6	9	0.00	1.000

PITCHER	IP	WLS	BF	H	R	ER	SO	BB	IBB	HBP	BLK	WP	HR	S	P	ERA	WHIP

TOP

Philadelphia Phillies @ San Francisco Giants

Candlestick Park, San Francisco, CA

Tue May 04 1993, 10:05 PM EDT

Att. 17,725 - Unknown - 52 F

livebaseballscorecards.com

AB	43
R	4
H	10
RBI	4
BB	1
SO	7
LOB	14

WP: 0 PA: 44
PB: 0
SB: 1
CS: 0

Batter	1	2	3	4	5	6	7	8	9	10	11	12	AB	R	H	RBI	BB	SO	LOB
Willie McGee, S (1, 9) OBP: 0.316, SLG: 0.327	C B F X 1-2 L8 ①		F S M 0-3 K ②		F B X 1-1 L8 ③			X 0-0 G4-3 ②			C C B X 1-2 G4-3 ①		5	0	0	0	0	1	0
Darren Lewis, R (1, 8) OBP: 0.280, SLG: 0.382	B B X 2-0 CS 1B		F B X 1-1 G6-3 ③			X 0-0 B3 ①		C C B F B F X 2-2 G6-3 ③			L F X 0-2 P4 ②		5	0	1	0	0	0	0
Will Clark, L (1, 3) OBP: 0.288, SLG: 0.283	F B 1 B B B SAFE 4-1 1-2 BB ②			X 0-0 F9 ①		B X 1-0 L9 ②			C B B F X 2-2 F8 ①		C X 0-1 1B ①		4	0	1	0	1	0	0
Matt Williams, R (1, 5) OBP: 0.387, SLG: 0.654	B B F X 2-1 F8 ③			B S B F X 2-2 1B		C S C 0-3 K ③			S F B B F X 2-2 HR		F B X 1-1 F8 ③		5	1	2	1	0	1	2
Barry Bonds, L (1, 7) OBP: 0.528, SLG: 0.845		C B C B X 2-2 P4 ①		B B F B S X 3-2 P3 ②			C S S 0-3 K ①		B C X 1-1 G4-3 ②			B B B C B 4-1 DI DI SF8 BB	4	1	0	0	1	1	1
Robby Thompson, R (1, 4) OBP: 0.274, SLG: 0.263	C F S 0-3 K ②		C B B X 2-1 F7 ③				C B F S 1-3 K2-3 ②		F C C 0-3 K ③			B C B C F F X 2-2 F7 ① 1-2	5	0	0	0	0	3	2
Royce Clayton, R (1, 6) OBP: 0.287, SLG: 0.343	B F X 1-1 1B			B C C X 1-2 G3 ①			L S B B B X 2-2 2B			S S B F B X 2-2 G6-3 ①		B B C F B F F B 4-2 SF8 BB 2-3	4	0	2	0	1	0	0
Jeff Reed, L (1, 2) OBP: 0.378, SLG: 0.467 Mark Carreon, R (12, PH) OBP: 0.500, SLG: 0.615	B B X 2-0 P7 ③			B C F B X 2-2 HR			B C X 1-1 L8 ③			B X 1-0 G3-1 ②		B 1 SAFE S F F F X 1-2 SF8 ② 1-2 3-H	4	1	1	1	0	0	2
													0	0	0	1	0	0	0
Trevor Wilson, L (1, 1) OBP: 0.222, SLG: 0.222 Luis Mercedes, R (8, PH) OBP: 0.357, SLG: 0.346 Bryan Hickerson, L (9, 1) Michael Jackson, R (10, 1) Todd Benzinger, S (10, PH) OBP: 0.130, SLG: 0.143 Dave Righetti, L (11, 1) Kevin Rogers, L (12, 1) Craig Colbert, R (12, PH) OBP: 0.200, SLG: 0.263			S X 0-1 P4 ①		S B X 1-1 F7 ②			B X 1-0 G6-3 ①		B F B X 2-1 P5 ③		C B F C 1-3 K ③	2 1 0 0 1 0 0 0 1	0 0 0 0 0 0 0 0 0	0 0 0 0 0 0 0 0 0	0 0 0 0 0 0 0 0 1	0 0 0 0 0 0 0 0 1	0 0 0 0 0 0 0 0 1	0 0 0 0 0 0 0 0 1
Inning Stats	R: 0 E: 0 K: 0 S: 7 H: 1 LOB: 1 BB: 1 P: 16	R: 0 E: 0 K: 1 S: 9 H: 1 LOB: 1 BB: 0 P: 14	R: 0 E: 0 K: 1 S: 7 H: 0 LOB: 0 BB: 0 P: 8	R: 0 E: 0 K: 0 S: 9 H: 1 LOB: 1 BB: 0 P: 16	R: 1 E: 0 K: 0 S: 10 H: 1 LOB: 0 BB: 0 P: 15	R: 0 E: 0 K: 1 S: 5 H: 0 LOB: 0 BB: 0 P: 6	R: 0 E: 0 K: 2 S: 11 H: 1 LOB: 1 BB: 0 P: 15	R: 0 E: 0 K: 0 S: 7 H: 0 LOB: 0 BB: 0 P: 10	R: 1 E: 0 K: 1 S: 12 H: 1 LOB: 0 BB: 0 P: 17	R: 0 E: 0 K: 0 S: 7 H: 0 LOB: 0 BB: 0 P: 12	R: 0 E: 0 K: 0 S: 10 H: 1 LOB: 1 BB: 0 P: 12	R: 1 E: 0 K: 1 S: 19 H: 0 LOB: 1 BB: 2 P: 31	1B: 4 2B: 1 3B: 0 HR: 2 SF: 1 SAC: 0 DP: 0 HBP: 0				WP: 0 PB: 0 SB: 0 CS: 1		PA: 45

PITCHER		IP	WLS	BF	H	R	ER	SO	BB	IBB	HBP	BLK	WP	HR	S	P	ERA	WHIP
Curt Schilling, R ERA: 2.44	(1, 1)	9.0		33	6	2	2	6	1	0	0	0	0	2	77	117	2.00	0.778
Larry Andersen, R ERA: 1.59	(10, 1)	2.0	W	7	1	0	0	0	0	0	0	0	0	0	17	24	0.00	0.500
Mitch Williams, L ERA: 3.46	(12, 1)	1.0	S	5	0	1	1	1	2	0	0	0	0	0	19	31	9.00	2.000

PITCHER	IP	WLS	BF	H	R	ER	SO	BB	IBB	HBP	BLK	WP	HR	S	P	ERA	WHIP

BOTTOM

Philadelphia Phillies @ San Francisco Giants

Candlestick Park, San Francisco, CA

Tue May 04 1993, 10:05 PM EDT

Att. 17,725 - Unknown - 52 F

livebaseballscorecards.com

AB	41
R	3
H	7
RBI	3
BB	3
SO	7
LOB	8

Batter	1	2	3	4	5	6	7	8	9	AB	R	H	RBI	BB	SO	LOB
Lenny Dykstra, L (1, 8) OBP: 0.362, SLG: 0.393	B X 1-0 ① F7		C X 0-1 ① G6-3	X 0-0 1-3 2-H 1B		X 0-0 1-2 1B			X 0-0 ① F7	5	0	2	1	0	0	0
Mickey Morandini, L (1, 4) OBP: 0.268, SLG: 0.344	C B B S F B X 3-2 ② G4-1		X 0-0 G3 1B	B B X 2-0 ③ F7		F F B X 1-2 ③ G4-3			C C C 0-3 ② K	4	0	1	0	0	0	4
David West, L (6, 1)										0	0	0	0	0	0	0
Doug Lindsey, R (7, 2) OBP: 0.500, SLG: 0.500										1	0	0	0	0	1	0
John Kruk, L (1, 3) OBP: 0.423, SLG: 0.573	B F F F B B X 3-2 1B		S F B 1 SAFE F F X 1-2 ② G3 1-2		X 0-0 ① G4-3		C B F C 1-3 ① K		S F B X 1-2 ③ F7	5	0	1	0	0	1	1
Dave Hollins, S (1, 5) OBP: 0.359, SLG: 0.441	S S B F C 1-3 ③ K		B B C B C F B 4-2 BB		X 0-0 ② 2B		F X 0-1 ② G6-3			3	0	1	0	1	1	1
Darren Daulton, L (1, 2) OBP: 0.425, SLG: 0.494		S B F B B B 4-2 G3 E BB	B S B F X 2-2 ③ L3		C X 0-1 ② F7		B F X 1-1 HR			3	1	1	1	1	0	3
Mark Davis, L (7, 1)										0	0	0	0	0	0	0
Jose DeLeon, R (8, 1)										0	0	0	0	0	0	0
Jim Eisenreich, L (1, 9) OBP: 0.421, SLG: 0.514		B 1 SAFE B 1 SAFE 1 SAFE B C X 3-1 FC6 G3 1-2		X 0-0 FC6-5 1B 1B	C X 0-1 ③ G6-3		B F X 1-1 ③ G1-3			4	0	1	0	0	0	2
Milt Thompson, L (1, 7) OBP: 0.291, SLG: 0.247	B F F B X 2-2 ① G3 1-2 2-3			X 0-0 FC1-5 FC6-5 1-2 1B		B X 1-0 ① G4-3		C B S C 1-3 ① K		4	0	1	0	0	1	2
Mariano Duncan, R (1, 6) OBP: 0.270, SLG: 0.300	C S C 0-3 ② K			F F X 0-2 ① FC6-5 FC1-5 1B 1-2 2-3f		B B X 2-0 ② G6-3		B B B C S F X 3-2 ② G6-3		4	1	0	0	0	1	4
(6, 4)																
Danny Jackson, R (1, 1) OBP: 0.286, SLG: 0.250	B C C S 1-3 ③ K			2 SAFE L B S B X 2-2 ② FC1-5 1B 1-2 2-3f		C H 1-1 1B HBP		X 0-0 ③ F8		2	0	0	0	0	1	4
Bob Ayrault, R (5, 1)										0	0	0	0	0	0	0
Kim Batiste, R (6, PH) OBP: 0.222, SLG: 0.176										1	0	0	0	0	0	0
(6, 6)																
Inning Stats	R: 0 E: 0 K: 1 S: 13 H: 1 LOB: 1 BB: 0 P: 21	R: 0 E: 1 K: 2 S: 13 H: 0 LOB: 2 BB: 1 P: 23	R: 0 E: 0 K: 0 S: 14 H: 1 LOB: 2 BB: 1 P: 21	R: 1 E: 0 K: 0 S: 10 H: 3 LOB: 2 BB: 0 P: 14	R: 0 E: 0 K: 0 S: 6 H: 1 LOB: 1 BB: 0 P: 6	R: 0 E: 0 K: 0 S: 7 H: 1 LOB: 2 BB: 0 P: 12	R: 1 E: 0 K: 1 S: 9 H: 1 LOB: 0 BB: 0 P: 12	R: 0 E: 0 K: 1 S: 8 H: 0 LOB: 0 BB: 0 P: 12	R: 0 E: 0 K: 1 S: 7 H: 0 LOB: 0 BB: 0 P: 8							

TOP

Philadelphia Phillies @ San Francisco Giants

Candlestick Park, San Francisco, CA

Wed May 05 1993, 6:33 AM EDT

Att. 20,289 - Sunny - 67 F

livebaseballscorecards.com

AB	36
R	2
H	8
RBI	2
BB	2
SO	6
LOB	21

| | | | | | | | | | | | | | | | |

BOTTOM

Philadelphia Phillies @ San Francisco Giants
Candlestick Park, San Francisco, CA
Wed May 05 1993, 6:33 AM EDT
Att. 20,289 - Sunny - 67 F

Batter	1	2	3	4	5	6	7	8	9	AB	R	H	RBI	BB	SO	LOB
Darren Lewis, R (1, 8) OBP: 0.264, SLG: 0.358	C F B B F F B X 3-2 ① G4-3		B B X 2-0 ② F8		P2 G4-6-3 1-3			B C F X 1-2 ① F7		5	0	0	0	0	0	1
Mark Carreon, R (1, 9) OBP: 0.487, SLG: 0.613	C F B B F F X 2-2 ② G4-3		C S S S 1-3 ③ K		B C B F X 2-2 WP 1B 1B	B X 1-0 ① F9		C B B X 2-1 2B		5	1	2	0	0	1	0
Will Clark, L (1, 3) OBP: 0.302, SLG: 0.301	B X 1-0 1B			X 0-0 1B 1B 2B	B B B B 4-0 1B 1B 1-2 BB	S F B X 1-2 ② G4-3		F B X 1-1 ② F7		4	2	2	0	1	0	1
Matt Williams, R (1, 5) OBP: 0.379, SLG: 0.634	C F F B F B 1 SAFE S 2-3 ③ K			X 0-0 ① F7	B X 1-0 BB 1B 3B 1-3 2-H 1B	C S 0-3 ③ K		B B X 2-0 ③ P4		5	1	1	1	0	2	3
Barry Bonds, L (1, 7) OBP: 0.545, SLG: 0.875		F B X 1-1 SH3-4 G6-3 2B		C B B X 2-1 1B 1B 2-3 1B	X 0-0 BB 3B 1-2 3-H 1B		X 0-0 E 2B			4	3	4	1	0	0	0
Robby Thompson, R (1, 4) OBP: 0.287, SLG: 0.269		X 0-0 ① SH3-4 2-3		X 0-0 1B 1B 1-2 3-H 1B	B B B 4-0 3B 1-2 2-3 BB		C B B F B S 3-3 ① K			2	2	1	1	1	1	1
Royce Clayton, R (1, 6) OBP: 0.295, SLG: 0.369		F C B X 1-2 ② G6-3 3-H		B B B C F X 3-2 1B SH1-4-2 1-3 2-H 1B	C X 0-1 HR 1-H 2-H 3-H 3B		B B S C F X 2-2 E9 2-3			4	1	2	5	0	0	1
Craig Colbert, R (1, 2) OBP: 0.250, SLG: 0.435		F X 0-1 ③ G3		B S X 1-1 SH1-4-2 1-3 3-H 1B	B F F B X 2-2 HR 3-H		X 0-0 ② G6-3			4	1	2	3	0	0	2
Bill Swift, R (1, 1) OBP: 0.308, SLG: 0.182			B X 1-0 ① G4-3	B X 1-0 ② ③ SH1-4-2 1-2 3-Hf	X 0-0 G4-6-3 1B		B B B C C X 3-2 ③ G6-3			2	0	1	0	0	0	0
Luis Mercedes, R (7, PH) OBP: 0.375, SLG: 0.333										1	0	0	0	0	0	2
Kevin Rogers, L (8, 1)										0	0	0	0	0	0	0
Rod Beck, R (9, 1)										0	0	0	0	0	0	0
Inning Stats	R: 0 E: 0 K: 1 S: 16 H: 1 LOB: 1 BB: 0 P: 24	R: 1 E: 0 K: 0 S: 8 H: 1 LOB: 0 BB: 0 P: 10	R: 0 E: 0 K: 1 S: 5 H: 0 LOB: 0 BB: 0 P: 9	R: 3 E: 0 K: 0 S: 11 H: 5 LOB: 1 BB: 0 P: 18	R: 7 E: 0 K: 0 S: 13 H: 6 LOB: 0 BB: 2 P: 27	R: 0 E: 0 K: 1 S: 7 H: 0 LOB: 0 BB: 0 P: 9	R: 0 E: 1 K: 1 S: 12 H: 1 LOB: 2 BB: 0 P: 20	R: 0 E: 0 K: 0 S: 8 H: 1 LOB: 1 BB: 0 P: 14		1B: 9 2B: 5 3B: 1 HR: 1	SF: 0 SAC: 2 DP: 2 HBP: 0					

livebaseballscorecards.com

AB	36
R	11
H	15
RBI	11
BB	2
SO	4
LOB	11

WP: 1 PB: 0 SB: 0 CS: 0 PA: 40

PITCHER		IP	WLS	BF	H	R	ER	SO	BB	IBB	HBP	BLK	WP	HR	S	P	ERA	WHIP
Danny Jackson, L ERA: 4.54	(1, 1)	4.1	L	21	8	6	6	2	1	0	0	0	1	0	44	71	12.46	2.077
Bob Ayrault, R ERA: 12.71	(5, 1)	0.2		7	5	5	5	0	1	0	0	0	0	1	9	17	67.50	9.000
David West, L ERA: 1.35	(6, 1)	1.0		3	0	0	0	1	0	0	0	0	0	0	7	9	0.00	0.000
Mark Davis, L ERA: 4.5	(7, 1)	1.0		5	1	0	0	1	0	0	0	0	0	0	12	20	0.00	1.000
Jose DeLeon, R ERA: 6.52	(8, 1)	1.0		4	1	0	0	0	0	0	0	0	0	0	8	14	0.00	1.000

PITCHER	IP	WLS	BF	H	R	ER	SO	BB	IBB	HBP	BLK	WP	HR	S	P	ERA	WHIP

Batter	1	2	3	4	5	6	7	8	9	AB	R	H	RBI	BB	SO	LOB
Luis Alicea, S (1, 4) OBP: 0.452, SLG: 0.378	C B X 1-1 G4-3 1B	C B C B B B 4-2 BB			C C F B B S 2-3 ① K		C X 0-1 ③ F8			3	0	1	0	1	1	0
Ozzie Smith, S (1, 6) OBP: 0.296, SLG: 0.314	B 1 SAFE 1 B C F X 2-2 ① ② G4-3 1-2	X 0-0 ③ P8			C B F B X 2-2 ② G4-3			C F X 0-2 E6 G4-3		4	0	0	0	0	0	3
Gregg Jefferies, S (1, 3) OBP: 0.343, SLG: 0.458	B B C B B 4-1 E 2B BB	C B B B X 3-1 ① P6			C B F X 1-2 ③ F7			B 1 SAFE C F X 1-2 ① G4-3 1-2		3	1	0	0	1	0	1
Ray Lankford, L (1, 8) OBP: 0.340, SLG: 0.289	F B B 1 B SAFE 1 B 4-1 1-2 2B BB	B B C B X 3-1 ② P7				C B B T F C 2-3 ① K		B B B B 4-0 BB		2	1	0	0	2	1	0
Mark Whiten, S (1, 9) OBP: 0.364, SLG: 0.500	B F C B F B X 3-2 1-H 2-H 2B	B B F X 2-1 HR				F S B B B B C 3-3 ② K		F F C 0-3 ② K		4	1	2	3	0	2	2
Todd Zeile, R (1, 5) OBP: 0.350, SLG: 0.352 Rob Murphy, L (8, 1)	X 0-0 ③ P4	B C B X 2-1 ③ F8				B C C X 1-2 1B		B X 1-0 ③ G1-3		4 0	0 0	1 0	0 0	0 0	0 0	3 0
Ozzie Canseco, R (1, 7) OBP: 0.250, SLG: 0.250		C X 0-1 G4-3 1B		X 0-0 E5 G5-4-3		B S C F C 1-3 ③ K			B X 1-0 ① P8	4	0	1	0	0	1	1
Tom Pagnozzi, R (1, 2) OBP: 0.247, SLG: 0.288		B X 1-0 ① G4-3 1-2		B B X 2-0 ① ② G5-4-3 1-2f			F C F B F B F F X 2-2 ① G6-3		C F X 0-2 ② F9	4	0	0	0	0	0	2
Joe Magrane, R (1, 1) Gerald Perry, L (7, PH) OBP: 0.455, SLG: 0.625 Omar Olivares, R (7, 1) OBP: 0.167, SLG: 0.167 Tracy Woodson, R (8, 5) OBP: 0.200, SLG: 0.333		B F S C 1-3 ② K		F B B B C F C 3-3 ③ K			B X 1-0 ② G4-3		B C F X 1-2 ③ G6-3	2 1 0 1	0 0 0 0	0 0 0 0	0 0 0 0	2 0 0 0	1 0 0 0
Inning Stats	R: 2 H: 2 E: 1 LOB: 1 K: 0 BB: 2 S: 12 P: 26	R: 0 H: 1 E: 0 LOB: 2 K: 1 BB: 1 S: 9 P: 15	R: 1 H: 1 E: 0 LOB: 0 K: 0 BB: 0 S: 8 P: 18	R: 0 H: 0 E: 1 LOB: 0 K: 1 BB: 0 S: 6 P: 11	R: 0 H: 0 E: 0 LOB: 0 K: 1 BB: 0 S: 10 P: 15	R: 0 H: 1 E: 0 LOB: 1 K: 3 BB: 0 S: 14 P: 21	R: 0 H: 0 E: 0 LOB: 0 K: 0 BB: 0 S: 10 P: 13	R: 0 H: 0 E: 1 LOB: 2 K: 1 BB: 1 S: 10 P: 16	R: 0 H: 0 E: 0 LOB: 0 K: 0 BB: 0 S: 7 P: 9	1B: 3 SF: 0 2B: 1 SAC: 0 3B: 0 DP: 1 HR: 1 HBP: 0						WP: 0 PA: 36 PB: 0 SB: 0 CS: 0

PITCHER		IP	WLS	BF	H	R	ER	SO	BB	IBB	HBP	BLK	WP	HR	S	P	ERA	WHIP
Tommy Greene, R ERA: 2.7	(1, 1)	7.1	W	30	5	3	3	6	3	0	0	0	0	1	75	126	3.68	1.091
David West, L ERA: 1.32	(8, 1)	0.1		2	0	0	0	1	1	0	0	0	0	0	3	7	0.00	3.000
Larry Andersen, R ERA: 1.54	(8, 1)	0.1		1	0	0	0	0	0	0	0	0	0	0	1	2	0.00	0.000
Mitch Williams, L ERA: 3.21	(9, 1)	1.0	S	3	0	0	0	0	0	0	0	0	0	0	7	9	0.00	0.000

PITCHER	IP	WLS	BF	H	R	ER	SO	BB	IBB	HBP	BLK	WP	HR	S	P	ERA	WHIP

TOP

St. Louis Cardinals @ Philadelphia Phillies
Veterans Stadium, Philadelphia, PA
Fri May 07 1993, 7:05 PM EDT
Att. 33,739 - Unknown

livebaseballscorecards.com

AB	32
R	3
H	5
RBI	3
BB	4
SO	7
LOB	13

Batter	1	2	3	4	5	6	7	8	9	AB	R	H	RBI	BB	SO	LOB
Lenny Dykstra, L (1, 8) OBP: 0.348, SLG: 0.375	B B C F X 2-2 G3-1 ①	B F F X 1-2 G4-6-3 ②③ 1-2f		F B F F B X 2-2 G3 ③		C C B B X 2-2 G4-3 ②		B X 1-0 G3 ③		5	0	0	0	0	0	1
Mariano Duncan, R (1, 6) OBP: 0.269, SLG: 0.338	B B X 2-0 HR		C X 0-1 G4-3 ①		B X 1-0 G6-3 ①	S C B C 1-3 K ③				4	1	1	1	0	1	0
John Kruk, L (1, 3) OBP: 0.435, SLG: 0.567	B F B B B 4-1 BB 1B BB		C X 0-1 G1-6-3 ②		B B B B 4-0 HR BB		B S B B B 4-1 S BB			1	1	0	0	3	0	0
Dave Hollins, S (1, 5) OBP: 0.372, SLG: 0.481	S C B B X 2-2 BB 1B 1-2		C B B F B X 3-2 1B 1B		B C X 1-1 HR 1-H		B C F B B S 3-3 K ① 1-2			4	1	3	2	0	1	1
Darren Daulton, L (1, 2) OBP: 0.436, SLG: 0.525	F C S 0-3 K ②		B S 1 SAFE 1 SAFE B 1 SAFE S 1 SAFE X 2-2 1B 1-3		C B S B F X 2-2 3B		I I I I 4-0 FC5-4 IBB			3	0	2	0	1	1	2
Pete Incaviglia, R (1, 7) OBP: 0.267, SLG: 0.386 David West, L (8, 1) Larry Andersen, R (8, 1) OBP: 1.000, SLG: 1.000 Mitch Williams, L (9, 1)	B B B 4-0 BB 1-2 2-3		C F B S 1-3 K ③		S B B B F X 3-2 P4 ②		C B F B B S 3-3 K ②			3 0 0 0	0 0 0 0	0 0 0 0	0 0 0 0	1 0 0 0	2 0 0 0	5 0 0 0
Wes Chamberlain, R (1, 9) OBP: 0.324, SLG: 0.439 Jim Eisenreich, L (8, 9) OBP: 0.421, SLG: 0.514	B B C B C X 3-2 G4-3 ③			X 0-0 G4-3 SF8 2B	I I I 4-0 IBB		B X 1-0 FC5-4 ③ 1-2f			3 0	1 0	1 0	0 0	1 0	0 0	5 0
Mickey Morandini, L (1, 4) OBP: 0.267, SLG: 0.340		C F F F X 0-2 FC2-6 1B		S B F B B X 3-2 G4-3 ① 2-3	X 0-0 F8 ③			B B B C F F X 3-2 E6 G5-3-6		4	0	1	0	0	0	3
Tommy Greene, R (1, 1) OBP: 0.071, SLG: 0.077 Milt Thompson, L (8, 7) OBP: 0.288, SLG: 0.243		X 0-0 FC2-6 ① G4-6-3 1-2f		B S B F B X 3-2 SF8 ② 3-H		B C B B C X 3-2 G4-3 ①		X 0-0 G5-3-6 ①② 1-2f		2 1	0 0	0 0	1 0	0 0	0 0	1 1
Inning Stats	R: 1 E: 0 K: 1 S: 14 H: 2 LOB: 3 BB: 2 P: 31	R: 0 E: 0 K: 0 S: 9 H: 1 LOB: 0 BB: 0 P: 10	R: 0 E: 0 K: 1 S: 13 H: 2 LOB: 2 BB: 0 P: 19	R: 1 E: 0 K: 0 S: 11 H: 1 LOB: 0 BB: 0 P: 19	R: 2 E: 0 K: 0 S: 11 H: 2 LOB: 2 BB: 2 P: 26	R: 0 E: 0 K: 1 S: 9 H: 0 LOB: 0 BB: 0 P: 15	R: 0 E: 0 K: 2 S: 8 H: 0 LOB: 2 BB: 2 P: 23	R: 0 E: 1 K: 0 S: 6 H: 0 LOB: 0 BB: 0 P: 10		1B: 4 2B: 1 3B: 1 HR: 2 SF: 1 SAC: 0 DP: 2 HBP: 0						

PITCHER		IP	WLS	BF	H	R	ER	SO	BB	IBB	HBP	BLK	WP	HR	S	P	ERA	WHIP
Joe Magrane, L ERA: 3.66	(1, 1)	6.0	L	29	8	4	4	3	3	1	0	0	0	2	67	120	6.00	1.833
Omar Olivares, R ERA: 2.17	(7, 1)	1.0		5	0	0	0	2	1	1	0	0	0	0	8	23	0.00	1.000
Rob Murphy, L ERA: 2.08	(8, 1)	1.0		3	0	0	0	0	0	0	0	0	0	0	6	10	0.00	0.000

PITCHER	IP	WLS	BF	H	R	ER	SO	BB	IBB	HBP	BLK	WP	HR	S	P	ERA	WHIP

BOTTOM

St. Louis Cardinals @ Philadelphia Phillies
Veterans Stadium, Philadelphia, PA
Fri May 07 1993, 7:05 PM EDT
Att. 33,739 - Unknown

St.

livebaseballscorecards.com

AB	30
R	4
H	8
RBI	4
BB	6
SO	5
LOB	19

WP: 0 PA: 37
PB: 0
SB: 1
CS: 0

Batter	1	2	3	4	5	6	7	8	9	10	AB	R	H	RBI	BB	SO	LOB
Geronimo Pena, S (1, 4) OBP: 0.327, SLG: 0.315	C X 0-1 G4-3 ①		B X 1-0 G2-3 2B		B B F S S 2-3 K ①		B B B C S C 3-3 K ③			C B B B B 4-1 FC4-6 BB	4	0	1	0	1	2	1
Ozzie Smith, S (1, 6) OBP: 0.292, SLG: 0.308	X 0-0 1B		X 0-0 G2-3 ① 2-3		B B X 2-0 G5-3 ②			B B X 2-0 F8 ①		B 1 SAFE C B X 2-1 FC4-6 ③ 1-2f	5	0	1	0	0	0	2
Gregg Jefferies, S (1, 3) OBP: 0.339, SLG: 0.450	B X 1-0 F8 ②		C B F F B X 2-2 P2 ②		B F X 1-1 G5-3 ③			B B X 2-0 CS 1B			4	0	1	0	0	0	2
Todd Zeile, R (1, 5) OBP: 0.339, SLG: 0.339	B B B 1 SAFE 1 SAFE T F F X 3-2 G3 ③		B B X 2-0 G6-3 ③			F S B X 1-2 P3 ①		B C 1 SAFE F S 1-3 K ② ③ 1-2			4	0	0	0	0	1	3
Mark Whiten, S (1, 9) OBP: 0.377, SLG: 0.509		X 0-0 1B 1B FC5-4 1B		X 0-0 1B 1B		X 0-0 CS 1B			B X 1-0 P6 ①		4	1	3	0	0	0	0
Ray Lankford, L (1, 8) OBP: 0.345, SLG: 0.298		1 SAFE 1 SAFE B 1 SAFE B C 1 SAFE B X 3-1 FC5-4 1B 1-2 1B		B F B X 2-1 FC5-4 1-2 1B		F B 1 SAFE B F S 2-3 K ② ③ 1-2			C B B X 2-1 F7 ②		4	0	2	0	0	1	1
Ozzie Canseco, R (1, 7) OBP: 0.375, SLG: 0.375		X 0-0 FC5-4 1-2 2-3 1B		C C B S 1-3 K ①			C B S B X 2-2 SH1-3 1B		C X 0-1 F9 ③		4	0	2	0	0	1	2
Hector Villanueva, R (1, 2) OBP: 0.207, SLG: 0.346	T S X 0-2 FC5-4 ① G4-6-3 1-2f 2-3 3-H			B C F C 1-3 K ②			1 SAFE B S F X 1-2 F8 ①			B X 1-0 F7 ①	4	0	0	1	0	1	5
Rheal Cormier, L (1, 1) OBP: 0.125, SLG: 0.125 Tracy Woodson, R (10, PH) OBP: 0.182, SLG: 0.300 Mike Perez, R (10, 1) Rob Murphy, L (10, 1)		X 0-0 G4-6-3 ② ③ 1-2f		B B C X 2-1 FC5-4 ③ 1-2f			1 SAFE X 0-0 SH1-3 ② 1-2			X 0-0 P6 ②	2 1 0 0	0 0 0 0	0 0 0 0	0 0 0 0	0 0 0 0	0 0 0 0	4 0 0 0
Inning Stats	R: 0 E: 0 K: 0 S: 8 H: 1 LOB: 1 BB: 0 P: 12	R: 1 E: 0 K: 0 S: 8 H: 3 LOB: 1 BB: 0 P: 11	R: 0 E: 0 K: 0 S: 7 H: 1 LOB: 1 BB: 0 P: 12	R: 0 E: 0 K: 2 S: 11 H: 2 LOB: 2 BB: 0 P: 17	R: 0 E: 0 K: 1 S: 6 H: 0 LOB: 0 BB: 0 P: 11	R: 0 E: 0 K: 1 S: 7 H: 1 LOB: 1 BB: 0 P: 10	R: 0 E: 0 K: 1 S: 10 H: 1 LOB: 1 BB: 0 P: 16	R: 0 E: 0 K: 1 S: 5 H: 1 LOB: 1 BB: 0 P: 10	R: 0 E: 0 K: 0 S: 5 H: 0 LOB: 0 BB: 0 P: 8	R: 0 E: 0 K: 0 S: 5 H: 0 LOB: 1 BB: 1 P: 12	1B: 9 2B: 3 3B: 0 HR: 0	SF: 0 SAC: 1 DP: 3 HBP: 0						

PITCHER	IP	WLS	BF	H	R	ER	SO	BB	IBB	HBP	BLK	WP	HR	S	P	ERA	WHIP
Terry Mulholland, L (1, 1) ERA: 2.29	10.0	W	38	10	1	1	6	1	0	0	0	0	0	72	119	0.90	1.100

PITCHER	IP	WLS	BF	H	R	ER	SO	BB	IBB	HBP	BLK	WP	HR	S	P	ERA	WHIP

TOP

St. Louis Cardinals @ Philadelphia Phillies
Veterans Stadium, Philadelphia, PA
Sat May 08 1993, 7:05 PM EDT
Att. 40,524 - Unknown

livebaseballscorecards.com

AB	36
R	1
H	10
RBI	1
BB	1
SO	6
LOB	20

WP: 0 PB: 0 SB: 0 CS: 2 PA: 38

Batter	1	2	3	4	5	6	7	8	9	10	AB	R	H	RBI	BB	SO	LOB
Lenny Dykstra, L (1, 8) OBP: 0.338, SLG: 0.362	B C X 1-1 G5-3 ①		X 0-0 G4-3 ③		B C X 1-1 G4-3 ③			C C X 0-2 G4-3 ②			4	0	0	0	0	0	3
Mariano Duncan, R (1, 6) OBP: 0.256, SLG: 0.321	C X 0-1 G4-3 ②			F S B C 1-3 K ①		X 0-0 G4-3 ①		C C B X 1-2 G6-3 ③			4	0	0	0	0	1	0
John Kruk, L (1, 3) OBP: 0.429, SLG: 0.548	C B B F B X 3-2 G3 ③			B F B X 2-1 G1 ②		X 0-0 G4-3 ②			B B B B 4-0 G6-4-3 BB		3	0	0	0	1	0	0
Dave Hollins, S (1, 5) OBP: 0.368, SLG: 0.473		C X 0-1 G3-1 ①		X 0-0 P9 ③		B F F B F X 2-2 1B			F F X 0-2 G6-4-3 ① ② 1-2f		4	0	1	0	0	0	1
Darren Daulton, L (1, 2) OBP: 0.421, SLG: 0.500		C S S F B B F S 2-3 K ②			B S F B F B S 3-3 K ①	B C X 1-1 G3 ③			B B B F F S 3-3 K ③		4	0	0	0	0	3	1
Pete Incaviglia, R (1, 7) OBP: 0.266, SLG: 0.393 Milt Thompson, L (10, PR) OBP: 0.288, SLG: 0.243		C B B X 2-1 F8 ③			S C B F B B F X 3-2 1B 2B		F X 0-1 F8 ①			S B X 1-1 E5 S 1B	4 0	1 1	1 0	0 0	0 0	0 0	0 0
Wes Chamberlain, R (1, 9) OBP: 0.333, SLG: 0.457			C B X 1-1 G4-3 2B		F C X 0-2 G5-3 1B 2-H 1B		F F B B X 2-2 G6-3 ②			C 1 S 1 SAFE B B 1 SAFE S 2-3 K ①	4	0	2	1	0	1	1
Mickey Morandini, L (1, 4) OBP: 0.276, SLG: 0.340			C B C F F X 1-2 G4-3 ① 2-3		B X 1-0 G5-3 1-2 1B		B F B X 2-1 G3 ③			P B F 1 SAFE S B B 4-2 1B 1-2 BB	3	0	1	0	1	0	1
Terry Mulholland, R (1, 1) Jim Eisenreich, L (10, PH) OBP: 0.421, SLG: 0.514 Ricky Jordan, R (10, PH) OBP: 0.542, SLG: 0.650			F C X 0-2 L1 ②		B X 1-0 G5-3 ② 1-2 2-3			C S B S 1-3 K ①		C B X 1-1 1-2 2-H 1B	3 0 1	0 0 0	0 0 1	0 0 1	0 0 0	1 0 0	3 0 0
Inning Stats	R: 0 E: 0 K: 0 S: 7 H: 0 LOB: 0 BB: 0 P: 11	R: 0 E: 0 K: 1 S: 9 H: 0 LOB: 0 BB: 0 P: 13	R: 0 E: 0 K: 0 S: 11 H: 1 LOB: 1 BB: 0 P: 13	R: 0 E: 0 K: 1 S: 6 H: 0 LOB: 0 BB: 0 P: 9	R: 1 E: 0 K: 1 S: 16 H: 3 LOB: 2 BB: 0 P: 25	R: 0 E: 0 K: 0 S: 8 H: 1 LOB: 1 BB: 0 P: 11	R: 0 E: 0 K: 0 S: 7 H: 0 LOB: 0 BB: 0 P: 11	R: 0 E: 0 K: 1 S: 9 H: 0 LOB: 0 BB: 0 P: 11	R: 0 E: 0 K: 1 S: 6 H: 0 LOB: 0 BB: 1 P: 13	R: 1 E: 1 K: 1 S: 10 H: 1 LOB: 2 BB: 1 P: 17	1B: 4 2B: 2 3B: 0 HR: 0	SF: 0 SAC: 0 DP: 1 HBP: 0						

PITCHER		IP	WLS	BF	H	R	ER	SO	BB	IBB	HBP	BLK	WP	HR	S	P	ERA	WHIP
Rheal Cormier, L ERA: 3.02	(1, 1)	9.0		32	5	1	1	5	1	0	0	0	0	0	79	117	1.00	0.667
Mike Perez, R ERA: 3.63	(10, 1)	0.1	L	3	0	1	0	1	1	0	0	0	0	0	8	14	0.00	3.000
Rob Murphy, L ERA: 2.08	(10, 1)	0.0		1	1	0	0	0	0	0	0	0	0	0	2	3	∞	∞

PITCHER	IP	WLS	BF	H	R	ER	SO	BB	IBB	HBP	BLK	WP	HR	S	P	ERA	WHIP

BOTTOM

St. Louis Cardinals @ Philadelphia Phillies
Veterans Stadium, Philadelphia, PA
Sat May 08 1993, 7:05 PM EDT
Att. 40,524 - Unknown

livebaseballscorecards.com

AB	34
R	2
H	6
RBI	2
BB	2
SO	6
LOB	10

WP: 0 PB: 0 SB: 1 CS: 0 PA: 36

Batter	1	2	3	4	5	6	7	8	9	AB	R	H	RBI	BB	SO	LOB
Ray Lankford, L (1, 8) OBP: 0.348, SLG: 0.296	S B S S 1-3 ① K		B B B B 4-0 1-2 HR BB		C B B B S S 3-3 ① K		B B S F B S 3-3 ① K		B X 1-0 1B	4	1	1	0	1	3	0
Ozzie Smith, S (1, 6) OBP: 0.280, SLG: 0.295	F B B F X 2-2 E6 S		B X 1-0 ② F9		X 0-0 ② G4-3		C B F B B F X 3-2 ② L8		B 1 SAFE F B B 1 SAFE C X 3-2 ③ P6	5	0	0	0	0	0	3
Gregg Jefferies, S (1, 3) OBP: 0.345, SLG: 0.481	C B C X 1-2 ② L9		C F B X 1-2 1-H 2-H HR		B C B F B X 3-2 FC6-4 1B		B C B B C F X 3-2 ③ F9			4	1	2	3	0	0	1
Mark Whiten, S (1, 9) OBP: 0.365, SLG: 0.491	F B C B X 2-2 ③ G6-3 1-2		B T B S X 2-2 ③ G5-3		C B B X 2-1 ③ FC6-4 1-2f			C F B B C 2-3 ① K		4	0	0	0	0	1	2
Todd Zeile, R (1, 5) OBP: 0.336, SLG: 0.345 Lee Smith, R (8, 1)		C B X 1-1 ① P8		B X 2-0 1B 2B		B X 1-0 E5 2B		B X 1-0 ② P8		4 0	2 0	1 0	0 0	0 0	0 0	0 0
Luis Alicea, S (1, 4) OBP: 0.478, SLG: 0.439		F B B S X 2-2 ② L6		C F X 0-2 2-H 1B		B B C X 2-1 2-H 2B		C C B B B F X 3-2 1B		4	0	3	2	0	0	0
Ozzie Canseco, R (1, 7) OBP: 0.273, SLG: 0.273 Rod Brewer, L (6, 7) OBP: 0.256, SLG: 0.222		B X 1-0 ③ P3		X 0-0 ① P6		B X 1-0 ① P9		C B B S C 2-3 ③ K		3 1	0 0	0 0	0 0	0 0	0 1	2 1
Hector Villanueva, R (1, 2) OBP: 0.182, SLG: 0.300			C F B F F X 1-2 ① F8	F C X 0-2 ② L4		C F S 0-3 ② K			B B C F F S 2-3 ① K	4	0	0	0	0	2	2
Bob Tewksbury, R (1, 1) OBP: 0.357, SLG: 0.308 Tracy Woodson, R (8, 5) OBP: 0.167, SLG: 0.273			X 0-0 BB HR 1B	S S B S 1-3 ③ K		F S B F T 1-2 ③ K			B B F F F X 2-2 ② F8	3 1	1 0	1 0	0 0	0 0	2 0	2 0
Inning Stats	R: 0 H: 0 E: 1 LOB: 1 K: 1 BB: 0 S: 12 P: 18	R: 0 H: 0 E: 0 LOB: 0 K: 0 BB: 0 S: 6 P: 10	R: 3 H: 2 E: 0 LOB: 0 K: 0 BB: 1 S: 13 P: 22	R: 1 H: 2 E: 0 LOB: 1 K: 1 BB: 0 S: 11 P: 14	R: 0 H: 1 E: 0 LOB: 1 K: 1 BB: 0 S: 9 P: 17	R: 1 H: 1 E: 1 LOB: 1 K: 2 BB: 0 S: 11 P: 16	R: 0 H: 0 E: 0 LOB: 0 K: 1 BB: 0 S: 12 P: 21	R: 0 H: 1 E: 0 LOB: 1 K: 2 BB: 0 S: 11 P: 19	R: 0 H: 1 E: 0 LOB: 1 K: 1 BB: 0 S: 12 P: 20	1B: 5 SF: 0 2B: 2 SAC: 0 3B: 0 DP: 0 HR: 1 HBP: 0						WP: 0 PA: 38 PB: 0 SB: 1 CS: 0

PITCHER		IP	WLS	BF	H	R	ER	SO	BB	IBB	HBP	BLK	WP	HR	S	P	ERA	WHIP
Curt Schilling, R ERA: 2.78	(1, 1)	7.0		30	6	5	4	6	1	0	0	0	0	1	74	118	5.14	1.000
Mark Davis, L ERA: 4.09	(8, 1)	1.0	W	4	1	0	0	2	0	0	0	0	0	0	11	19	0.00	1.000
Mitch Williams, L ERA: 3.0	(9, 1)	1.0	S	4	1	0	0	1	0	0	0	0	0	0	12	20	0.00	1.000

PITCHER	IP	WLS	BF	H	R	ER	SO	BB	IBB	HBP	BLK	WP	HR	S	P	ERA	WHIP

TOP

St. Louis Cardinals @ Philadelphia Phillies
Veterans Stadium, Philadelphia, PA
Sun May 09 1993, 3:33 AM EDT
Att. 43,648 - Sunny - 76 F

livebaseballscorecards.com

AB	37
R	5
H	8
RBI	5
BB	1
SO	9
LOB	13

Batter	1	2	3	4	5	6	7	8	9	AB	R	H	RBI	BB	SO	LOB
Lenny Dykstra, L (1, 8) OBP: 0.343, SLG: 0.375	X 0-0 SH1-3 1B 2B		B B C B C X 3-2 ① G3		C X 0-1 ② P5		C B F X 1-2 1-2 1B			4	1	2	0	0	0	0
Mickey Morandini, L (1, 4) OBP: 0.269, SLG: 0.330	X 0-0 ① SH1-3 2-3		C X 0-1 ② G6-3		B S X 1-1 ③ G3		F B F F S 1-3 ③ K			3	0	0	0	0	1	2
John Kruk, L (1, 3) OBP: 0.422, SLG: 0.536	F B B X 2-1 S 3-H 1B		B C B X 2-1 ③ G3			C X 0-1 ① G6-3		S F B S 1-3 ① K		4	0	1	1	0	1	0
Dave Hollins, S (1, 5) OBP: 0.357, SLG: 0.456	B B B F C 1 X SAFE 3-2 ② P5			C B B F B X 3-2 ① G3-1		B F F B X 2-2 ② F8		B C C X 1-2 ② G1-3		4	0	0	0	0	0	1
Darren Daulton, L (1, 2) OBP: 0.432, SLG: 0.523	C S 1 B C SAFE 1-3 ③ K 1-2			S B B X 2-1 1B 2B		X 0-0 1B		C B F B B F X 2-2 2B HR 1B		4	2	3	0	0	1	1
Wes Chamberlain, R (1, 9) OBP: 0.329, SLG: 0.459 Jim Eisenreich, L (9, 9) OBP: 0.421, SLG: 0.514		C X 0-1 ① L1		C B B F X 2-2 ② G5-3		X 0-0 ③ G4-3		B S S B F X 2-2 1-3 HR 2B		4 0	1 0	1 0	0 0	0 0	0 0	2 0
Milt Thompson, L (1, 7) OBP: 0.298, SLG: 0.247		F B F F X 1-2 E5 S		B X 1-0 S 2-H 1B			C X 0-1 ① L8	B F B F B B 4-2 HR BB		3	1	1	1	1	0	0
Mariano Duncan, R (1, 6) OBP: 0.256, SLG: 0.354		1 SAFE C F F B F F S 1-3 ② K 1-2		F F B F F B F F S 2-3 ③ K 1-2			B F X 1-1 ② G4-3	X 0-0 1-H 2-H 3-H HR		4	1	1	4	0	2	2
Curt Schilling, R (1, 1) OBP: 0.176, SLG: 0.125 Pete Incaviglia, R (7, PH) OBP: 0.277, SLG: 0.403 Mark Davis, L (8, 1) Juan Bell, R (8, PH) OBP: 0.244, SLG: 0.333 Mitch Williams, L (9, 1)		X 0-0 ③ G4-3			B C X 1-1 ① G6-3		C B X 1-1 1B 1B	C C C 0-3 ③ K		2 1 0 1 0	0 0 0 0 0	0 1 0 0 0	0 0 0 0 0	0 0 0 1 0	0 0 0 0 0	1 0 0 0 0
Inning Stats	R: 1 H: 2 E: 0 LOB: 1 K: 1 BB: 0 S: 10 P: 16	R: 0 H: 0 E: 1 LOB: 1 K: 1 BB: 0 S: 13 P: 15	R: 0 H: 0 E: 0 LOB: 0 K: 0 BB: 0 S: 7 P: 12	R: 1 H: 2 E: 0 LOB: 1 K: 1 BB: 0 S: 15 P: 25	R: 0 H: 0 E: 0 LOB: 0 K: 0 BB: 0 S: 6 P: 8	R: 0 H: 1 E: 0 LOB: 1 K: 0 BB: 0 S: 7 P: 9	R: 0 H: 2 E: 0 LOB: 2 K: 1 BB: 0 S: 13 P: 17	R: 4 H: 3 E: 0 LOB: 0 K: 2 BB: 1 S: 20 P: 30		1B: 6 2B: 3 3B: 0 HR: 1	SF: 0 SAC: 1 DP: 0 HBP: 0				WP: 0 PB: 0 SB: 3 CS: 0	PA: 36	

PITCHER		IP	WLS	BF	H	R	ER	SO	BB	IBB	HBP	BLK	WP	HR	S	P	ERA	WHIP
Bob Tewksbury, R ERA: 3.35	(1, 1)	7.2		33	9	4	4	5	0	0	0	0	0	0	85	122	4.70	1.174
Lee Smith, R ERA: 2.61	(8, 1)	0.1	L	3	1	2	2	1	1	0	0	0	0	1	6	10	54.00	6.000

PITCHER	IP	WLS	BF	H	R	ER	SO	BB	IBB	HBP	BLK	WP	HR	S	P	ERA	WHIP

BOTTOM

St. Louis Cardinals @ Philadelphia Phillies
Veterans Stadium, Philadelphia, PA
Sun May 09 1993, 3:33 AM EDT
Att. 43,648 - Sunny - 76 F

livebaseballscorecards.com

AB	34
R	6
H	10
RBI	6
BB	1
SO	6
LOB	9

Batter	1	2	3	4	5	6	7	8	9	AB	R	H	RBI	BB	SO	LOB
Lonnie Smith, R (1, 7) OBP: 0.350, SLG: 0.365	F B S B S 2-3 ① K		C B X 1-1 ① F9			F S B B S 2-3 ① K		B X 1-0 ① P3		4	0	0	0	0	2	1
Jay Bell, R (1, 6) OBP: 0.369, SLG: 0.445	C S B B C 2-3 ② K		C B B B S X 3-2 ② F8			S C F B X 1-2 ② G4-3		L F B S 1-3 ② K		4	0	0	0	0	2	1
Andy Van Slyke, L (1, 8) OBP: 0.351, SLG: 0.455	C B C B X 2-2 ③ G1-3		X 0-0 ③ G4-3			B C B F F X 2-2 1B		C B B X 2-1 ③ F8		4	0	1	0	0	0	1
Jeff King, R (1, 5) OBP: 0.341, SLG: 0.350		F B B X 2-1 ① G4-3		C F B X 1-2 ① F7		C F F B S 1-3 ③ K			B B C X 2-1 ① P4	4	0	0	0	0	1	1
Lloyd McClendon, R (1, 9) OBP: 0.167, SLG: 0.143		F B B B X 2-1 1B BB FC6 1B		B F S B X 2-2 ② F7			B X 1-0 FC4-6 1B		B F C S 1-3 ② K	4	1	2	0	0	1	0
Kevin Young, R (1, 3) OBP: 0.309, SLG: 0.301		F C B B B F B 4-2 FC6 1B 1-2 BB		X 0-0 ③ F9			F B B C X 2-2 ① FC4-6 WP 1-2f		B C B B B 4-1 BB	2	0	0	0	2	0	1
Don Slaught, R (1, 2) OBP: 0.409, SLG: 0.410		S B F B F X 2-2 FC6 1-2 2-3 1B			F B B F F X 2-2 ① G5-3		B 1 SAFE X 1-0 ② F9		C C B F B F X 2-2 ③ F8	4	0	1	0	0	0	2
Carlos Garcia, R (1, 4) OBP: 0.309, SLG: 0.376		B X 1-0 ② FC6 1-2f 2-3 3-H			L F B S 1-3 ② K		B B S S X 2-2 ③ G4-3 1-2			3	0	0	1	0	1	3
Bob Walk, R (1, 1) OBP: 0.200, SLG: 0.267 John Wehner, R (8, PH) OBP: 0.176, SLG: 0.067 Rich Robertson, L (8, 1)		X 0-0 ③ F8			C F B B X 2-2 ③ G4-3			C B B B B 4-1 BB		2	0	0	0	0	0	2
										0	0	0	0	1	0	0
										0	0	0	0	0	0	0
Inning Stats	R: 0 E: 0 K: 2 S: 9 H: 0 LOB: 0 BB: 0 P: 15	R: 1 E: 0 K: 0 S: 13 H: 2 LOB: 2 BB: 1 P: 24	R: 0 E: 0 K: 0 S: 6 H: 0 LOB: 0 BB: 0 P: 10	R: 0 E: 0 K: 0 S: 7 H: 0 LOB: 0 BB: 0 P: 10	R: 0 E: 0 K: 1 S: 10 H: 0 LOB: 0 BB: 0 P: 15	R: 0 E: 0 K: 2 S: 15 H: 1 LOB: 1 BB: 0 P: 21	R: 0 E: 0 K: 0 S: 8 H: 1 LOB: 1 BB: 0 P: 14	R: 0 E: 0 K: 1 S: 7 H: 0 LOB: 1 BB: 1 P: 15	R: 0 E: 0 K: 1 S: 11 H: 0 LOB: 1 BB: 1 P: 20	1B: 4 2B: 0 3B: 0 HR: 0 SF: 0 SAC: 0 DP: 0 HBP: 0						

PITCHER		IP	WLS	BF	H	R	ER	SO	BB	IBB	HBP	BLK	WP	HR	S	P	ERA	WHIP
Danny Jackson, L ERA: 3.94	(1, 1)	8.0	W	30	4	1	1	6	2	0	0	0	1	0	75	124	1.12	0.750
David West, L ERA: 1.23	(9, 1)	1.0		4	0	0	0	1	1	0	0	0	0	0	11	20	0.00	1.000

PITCHER	IP	WLS	BF	H	R	ER	SO	BB	IBB	HBP	BLK	WP	HR	S	P	ERA	WHIP

TOP

Pittsburgh Pirates @ Philadelphia Phillies
Veterans Stadium, Philadelphia, PA
Mon May 10 1993, 7:05 PM EDT
Att. 29,712 - Unknown - 81 F

livebaseballscorecards.com

AB	31
R	1
H	4
RBI	1
BB	3
SO	7
LOB	12

Batter	1	2	3	4	5	6	7	8	9	AB	R	H	RBI	BB	SO	LOB
Lenny Dykstra, L (1, 8) OBP: 0.345, SLG: 0.371	C B F B F F X 2-2 F7 ①		B X 1-0 G3 ①		B C B F B 2 B SAFE 4-2 G4-6-3 BB		C F B B X 2-2 E FC6 FC3-2 1B	B X 1-0 G4-6-3 ②③ 1-2f		4	0	1	0	1	0	2
Mickey Morandini, L (1, 4) OBP: 0.259, SLG: 0.317	C B F F B F S 2-3 K ②		B B C S B F X 3-2 F7 ②		B C F X 1-2 G4-6-3 ②③ 1-2f		L X 0-1 FC6 FC3-2 1-3 HR			4	1	0	0	0	1	3
John Kruk, L (1, 3) OBP: 0.433, SLG: 0.535	S B B B B 4-1 BB BB		B X 1-0 G4-3 ③			B X 1-0 1B FC4-6 1B	I I I I 4-0 FC3-2 HR IBB			2	2	1	0	2	0	0
Dave Hollins, S (1, 5) OBP: 0.361, SLG: 0.453	B B S B F B 4-2 1-2 BB			C C B B S 2-3 K ①		B F X 1-1 FC4-6 1-3 1B	B F F X 1-2 FC3-2 ② HR 1-2 2-3 3-H#			3	1	1	0	1	1	3
Darren Daulton, L (1, 2) OBP: 0.434, SLG: 0.549	B C S B B F B F X 3-2 F7 ③			B X 1-0 F7 ②		B B F B B B 4-1 FC4-6 BB	B B B C X 3-1 HR 1-H 2-H 3-H			3	1	1	4	1	0	2
Wes Chamberlain, R (1, 9) OBP: 0.337, SLG: 0.462 Juan Bell, R (8, 6) OBP: 0.244, SLG: 0.333		C B B X 2-1 1B		X 0-0 BLK S 1B		X 0-0 ① P4	B X 1-0 L7 ③			4 0	0 0	2 0	0 0	0 0	0 0	3 0
Milt Thompson, L (1, 7) OBP: 0.295, SLG: 0.238		1 SAFE X 0-0 L8 ①		1 SAFE B B C F C 2-3 K 1-3 ③		S F B X 1-2 FC4-6 1-2f 2-3 3-H ②		B B B C S F F B 4-2 1B BB		3	0	0	1	1	1	4
Mariano Duncan, R (1, 6) OBP: 0.258, SLG: 0.353 Jim Eisenreich, L (8, 9) OBP: 0.410, SLG: 0.500		1 SAFE 1 SAFE X 0-0 F9 ②			B B B C X 3-1 SH3-4 1B	X 0-0 G6-3 ③		S B 1 SAFE B F F S 2-3 K ①		3 1	0 0	1 0	0 0	0 0	0 1	3 1
Danny Jackson, R (1, 1) OBP: 0.250, SLG: 0.214 Pete Incaviglia, R (8, PH) OBP: 0.288, SLG: 0.413 David West, L (9, 1)		B X 1-0 F9 ③			B X 1-0 SH3-4 ① 1-2		C S X 0-2 G4-3 ①	B S X 1-1 G4-6-3 1-2 1B		2 1 0	0 0 0	0 1 0	0 0 0	0 0 0	0 0 0	1 0 0
Inning Stats	R: 0 E: 0 K: 1 S: 18 H: 0 LOB: 2 BB: 2 P: 33	R: 0 E: 0 K: 0 S: 5 H: 1 LOB: 1 BB: 0 P: 8	R: 0 E: 0 K: 0 S: 6 H: 0 LOB: 0 BB: 0 P: 11	R: 0 E: 0 K: 2 S: 8 H: 1 LOB: 1 BB: 0 P: 13	R: 0 E: 0 K: 0 S: 8 H: 1 LOB: 1 BB: 1 P: 17	R: 1 E: 0 K: 0 S: 9 H: 2 LOB: 2 BB: 1 P: 16	R: 4 E: 1 K: 0 S: 14 H: 2 LOB: 0 BB: 1 P: 25	R: 0 E: 0 K: 1 S: 11 H: 1 LOB: 1 BB: 1 P: 19		1B: 7 2B: 0 3B: 0 HR: 1	SF: 0 SAC: 1 DP: 2 HBP: 0			WP: 0 PB: 0 SB: 1 CS: 0	PA: 37	

PITCHER		IP	WLS	BF	H	R	ER	SO	BB	IBB	HBP	BLK	WP	HR	S	P	ERA	WHIP
Bob Walk, R ERA: 4.76	(1, 1)	7.0	L	33	7	5	5	3	4	1	0	1	0	1	68	123	6.43	1.571
Rich Robertson, L ERA:	(8, 1)	1.0		4	1	0	0	1	1	0	0	0	0	0	11	19	0.00	2.000

PITCHER	IP	WLS	BF	H	R	ER	SO	BB	IBB	HBP	BLK	WP	HR	S	P	ERA	WHIP

BOTTOM

Pittsburgh Pirates @ Philadelphia Phillies
Veterans Stadium, Philadelphia, PA
Mon May 10 1993, 7:05 PM EDT
Att. 29,712 - Unknown - 81 F

livebaseballscorecards.com

AB	30
R	5
H	8
RBI	5
BB	6
SO	4
LOB	22

Batter	1	2	3	4	5	6	7	8	9	AB	R	H	RBI	BB	SO	LOB
Tom Foley, L (1, 4) OBP: 0.318, SLG: 0.395	L7	G3			FC3-6 1B BB	F7		SH2-4 1B BB		3	1	0	0	2	0	2
Jay Bell, R (1, 6) OBP: 0.366, SLG: 0.439	K		K		FC3-6 1-2 1B		G6-3	SH2-4 1-2		4	0	1	0	0	2	0
Andy Van Slyke, L (1, 8) OBP: 0.367, SLG: 0.476	3B		1B		FC3-6 1-2f 2-3		1B 1B BB	1B IBB		3	1	2	0	2	0	2
Jeff King, R (1, 5) OBP: 0.343, SLG: 0.352	G6-3	F8			P2		1B 2B 1-3 1B	G6-3 1-2 2-H 1B		5	1	2	1	0	0	4
Orlando Merced, S (1, 3) OBP: 0.462, SLG: 0.432		G3	F7			G3 1-2 2B 3-H 1B		G6-3 1-2f		5	0	1	1	0	0	3
Dave Clark, L (1, 9) OBP: 0.325, SLG: 0.257		G1-3		K		HBP 3B 1B	1-H 2-H 2B		K	3	1	1	0	0	1	0
Lloyd McClendon, R (7, PH) (7, 9) OBP: 0.184, SLG: 0.189										2	1	1	1	0	1	0
Tom Prince, R (1, 2) OBP: 0.387, SLG: 0.360		1B 1B BB		F8		1-2 3B HBP	BB 3-H 1B		K	3	2	1	1	1	1	0
John Wehner, R (1, 7) OBP: 0.273, SLG: 0.158		1B E 1-3 1B		P3		K	FC5-4 1-2 BB		1B	4	1	2	0	1	1	2
Dave Otto, L (1, 1) OBP: 0.300, SLG: 0.500 Paul Wagner, R (6, 1) Denny Neagle, L (8, 1) Lonnie Smith, R (9, PH) OBP: 0.344, SLG: 0.358 Stan Belinda, R (9, 1)		E9 1-H 3-H 1B			G4-3	1-H 2-H 3B	FC5-4 1-2f		F9	3 1 0 1 0	0 0 0 0 0	2 0 0 0 0	3 0 0 0 0	0 0 0 0 0	0 0 0 0 0	0 2 0 1 0
Inning Stats	R: 0 E: 0 K: 1 S: 10 H: 1 LOB: 1 BB: 0 P: 17	R: 2 E: 1 K: 0 S: 17 H: 2 LOB: 1 BB: 1 P: 29	R: 0 E: 0 K: 1 S: 10 H: 1 LOB: 1 BB: 0 P: 13	R: 0 E: 0 K: 1 S: 11 H: 0 LOB: 0 BB: 0 P: 16	R: 0 E: 0 K: 0 S: 10 H: 1 LOB: 2 BB: 1 P: 18	R: 2 E: 0 K: 1 S: 11 H: 2 LOB: 1 BB: 0 P: 17	R: 3 E: 0 K: 0 S: 21 H: 4 LOB: 2 BB: 2 P: 36	R: 1 E: 0 K: 0 S: 3 H: 1 LOB: 1 BB: 2 P: 12	R: 0 E: 0 K: 2 S: 14 H: 1 LOB: 1 BB: 0 P: 19	1B: 10 2B: 1 3B: 2 HR: 0 SF: 0 SAC: 1 DP: 1 HBP: 1						

TOP

Pittsburgh Pirates @ Philadelphia Phillies
Veterans Stadium, Philadelphia, PA
Tue May 11 1993, 7:05 PM EDT
Att. 32,871 - Unknown - 84 F

livebaseballscorecards.com

AB	37
R	8
H	13
RBI	7
BB	6
SO	6
LOB	16

		WP: 0	PA: 45
		PB: 0	
		SB: 0	
		CS: 0	

PITCHER		IP	WLS	BF	H	R	ER	SO	BB	IBB	HBP	BLK	WP	HR	S	P	ERA	WHIP
Ben Rivera, R ERA: 4.88	(1, 1)	6.0		28	7	4	3	4	2	0	1	0	0	0	69	110	4.50	1.500
Mark Davis, L ERA: 6.17	(7, 1)	0.2	L	6	4	3	3	0	1	0	0	0	0	0	15	24	40.50	7.500
Jose DeLeon, R ERA: 6.55	(7, 1)	1.1		7	1	1	1	0	2	1	0	0	0	0	9	24	6.75	2.250
Bob Ayrault, R ERA: 10.8	(9, 1)	1.0		4	1	0	0	2	0	0	0	0	0	0	14	19	0.00	1.000

PITCHER		IP	WLS	BF	H	R	ER	SO	BB	IBB	HBP	BLK	WP	HR	S	P	ERA	WHIP

Batter	1	2	3	4	5	6	7	8	9	AB	R	H	RBI	BB	SO	LOB
Lenny Dykstra, L (1, 8) OBP: 0.340, SLG: 0.364	F7	G1-3		F8 2-3		1B		P9		5	0	1	0	0	0	4
Mickey Morandini, L (1, 4) OBP: 0.256, SLG: 0.321	WP 1B 2B		F7	P6		K		FC6-4 1-2f		5	1	1	0	0	1	3
John Kruk, L (1, 3) OBP: 0.440, SLG: 0.538	2-H 1B		BB 1B FC5-4 1B		F7	L6			G4-3 1B 1B	5	1	3	1	0	0	0
Dave Hollins, S (1, 5) OBP: 0.377, SLG: 0.488	F7		FC5-4 BB 1-2 1B		HR	BB			G4-3 1-2 1B	4	1	3	1	1	0	1
Darren Daulton, L (1, 2) OBP: 0.433, SLG: 0.532	K		FC5-4 1-2 2-3 BB		G3	1-2 BB			G4-3 1-2 2-3	3	0	0	0	2	1	3
Wes Chamberlain, R (1, 9) OBP: 0.318, SLG: 0.434		G5-3	FC5-4 1-2f 2-3 3-H		K	L7			P6	5	0	0	1	0	1	6
Pete Incaviglia, R (1, 7) OBP: 0.282, SLG: 0.412		G4-3	G6-3			SH5-3 WP 2B	K		F9	5	1	1	0	0	1	6
Juan Bell, R (1, 6) OBP: 0.292, SLG: 0.349		1B BB		F8 SH2-4 BB		SH5-3 2-3		FC6-4 1B		1	0	1	0	2	0	0
Ben Rivera, R (1, 1) OBP: 0.143, SLG: 0.143 Ricky Jordan, R (6, PH) OBP: 0.520, SLG: 0.619 Mark Davis, L (7, 1) Jose DeLeon, R (7, 1) Jim Eisenreich, L (8, PH) OBP: 0.400, SLG: 0.486 Bob Ayrault, R (9, 1)	1-2 1B			SH2-4 1-2		F8 3-H		P3		1 1 0 0 1 0	0 0 0 0 0 0	1 0 0 0 0 0	0 0 0 0 0 0	0 0 0 0 0 0	0 0 0 0 0 0	0 0 0 0 1 0
Inning Stats	R: 1 E: 0 K: 1 S: 12 H: 2 LOB: 1 BB: 0 P: 23	R: 0 E: 0 K: 0 S: 14 H: 1 LOB: 2 BB: 1 P: 25	R: 1 E: 0 K: 0 S: 11 H: 2 LOB: 2 BB: 1 P: 19	R: 0 E: 0 K: 0 S: 7 H: 0 LOB: 1 BB: 1 P: 13	R: 1 E: 0 K: 1 S: 9 H: 1 LOB: 0 BB: 0 P: 11	R: 1 E: 0 K: 1 S: 11 H: 2 LOB: 1 BB: 0 P: 18	R: 0 E: 0 K: 1 S: 8 H: 0 LOB: 2 BB: 2 P: 18	R: 0 E: 0 K: 0 S: 15 H: 1 LOB: 1 BB: 0 P: 21	R: 0 E: 0 K: 0 S: 11 H: 2 LOB: 2 BB: 0 P: 17	1B: 8 2B: 2 3B: 0 HR: 1	SF: 0 SAC: 2 DP: 0 HBP: 0					

PITCHER		IP	WLS	BF	H	R	ER	SO	BB	IBB	HBP	BLK	WP	HR	S	P	ERA	WHIP
Dave Otto, L ERA: 4.78	(1, 1)	5.1		26	7	4	4	2	3	0	0	0	1	1	57	97	6.75	1.875
Paul Wagner, R ERA: 3.54	(6, 1)	1.2	W	8	1	0	0	2	2	0	0	0	1	0	15	30	0.00	1.800
Denny Neagle, L ERA: 3.77	(8, 1)	1.0		4	1	0	0	0	0	0	0	0	0	0	15	21	0.00	1.000
Stan Belinda, R ERA: 1.72	(9, 1)	1.0		5	2	0	0	0	0	0	0	0	0	0	11	17	0.00	2.000

PITCHER	IP	WLS	BF	H	R	ER	SO	BB	IBB	HBP	BLK	WP	HR	S	P	ERA	WHIP

BOTTOM

Pittsburgh Pirates @ Philadelphia Phillies

Veterans Stadium, Philadelphia, PA

Tue May 11 1993, 7:05 PM EDT

Att. 32,871 - Unknown - 84 F

livebaseballscorecards.com

AB	36
R	4
H	11
RBI	3
BB	5
SO	4
LOB	24

WP: 2	PA: 43		
PB: 0			
SB: 0			
CS: 0			

Batter	1	2	3	4	5	6	7	8	9	AB	R	H	RBI	BB	SO	LOB
Lonnie Smith, R (1, 7) OBP: 0.323, SLG: 0.333	X 0-0 ① G1-3		S F S 0-3 ③ K			S B F F X 1-2 ① F8		X 0-0 ① F8		4	0	0	0	0	1	0
Jay Bell, R (1, 6) OBP: 0.370, SLG: 0.457	B B S X 2-1 ② L9			S F B X 1-2 SF8 3B		B C X 1-1 FC4-6 1B		B C F S 1-3 ② K		4	1	2	0	0	1	0
Andy Van Slyke, L (1, 8) OBP: 0.357, SLG: 0.465	B X 1-0 ③ F8			B B X 2-0 ① SF8 3-H		C X 0-1 ② FC4-6 1-2f		X 0-0 ③ L3		3	0	0	1	0	0	1
Jeff King, R (1, 5) OBP: 0.340, SLG: 0.357		C B S S 1-3 ① K		B C X 1-1 G4-3 2B		C B X 1-1 ③ L7			F X 0-1 ① G6-3	4	0	1	0	0	1	1
Orlando Merced, S (1, 3) OBP: 0.454, SLG: 0.424		C C S 0-3 ② K		B F X 1-1 ② G4-3 2-3			B X 1-0 G1-3 1B		B F X 1-1 ② P6	4	0	1	0	0	1	1
Dave Clark, L (1, 9) OBP: 0.318, SLG: 0.256		B B F X 2-1 1B		B S B X 2-1 ③ F8			C B X 1-1 ① G1-3 1-2		F B B B F F C 3-3 ③ K	4	0	1	0	0	1	2
Don Slaught, R (1, 2) OBP: 0.396, SLG: 0.395		C B B 1 F B X SAFE 3-2 ③ P4			X 0-0 ① F9		X 0-0 ② G6-3			3	0	0	0	0	0	2
Carlos Garcia, R (1, 4) OBP: 0.309, SLG: 0.368			X 0-0 ① P4		B C B X 2-1 ② G6-3		C C B F B B B 4-2 BB			2	0	0	0	1	0	0
Randy Tomlin, L (1, 1) OBP: 0.143, SLG: 0.143 Tom Foley, L (7, PH) OBP: 0.311, SLG: 0.385 Dennis Moeller, R (7, 1)			S C B F X 1-2 ② F8		X 0-0 ③ F7		S C S 0-3 ③ K			2 1 0	0 0 0	0 0 0	0 0 0	0 0 0	0 1 0	0 2 0
Inning Stats	R: 0 H: 0 E: 0 LOB: 0 K: 0 BB: 0 S: 4 P: 7	R: 0 H: 1 E: 0 LOB: 1 K: 2 BB: 0 S: 11 P: 17	R: 0 H: 0 E: 0 LOB: 0 K: 1 BB: 0 S: 8 P: 9	R: 1 H: 2 E: 0 LOB: 1 K: 0 BB: 0 S: 10 P: 17	R: 0 H: 0 E: 0 LOB: 0 K: 0 BB: 0 S: 4 P: 6	R: 0 H: 1 E: 0 LOB: 1 K: 0 BB: 0 S: 10 P: 13	R: 0 H: 1 E: 0 LOB: 2 K: 1 BB: 1 S: 10 P: 16	R: 0 H: 0 E: 0 LOB: 0 K: 1 BB: 0 S: 5 P: 6	R: 0 H: 0 E: 0 LOB: 0 K: 1 BB: 0 S: 8 P: 12	1B: 3 SF: 1 2B: 1 SAC: 0 3B: 1 DP: 0 HR: 0 HBP: 0						

PITCHER	IP	WLS	BF	H	R	ER	SO	BB	IBB	HBP	BLK	WP	HR	S	P	ERA	WHIP
Tommy Greene, R (1, 1) ERA: 2.36	9.0	W	33	5	1	1	6	1	0	0	0	0	0	70	103	1.00	0.667

PITCHER	IP	WLS	BF	H	R	ER	SO	BB	IBB	HBP	BLK	WP	HR	S	P	ERA	WHIP

TOP

Pittsburgh Pirates @ Philadelphia Phillies
Veterans Stadium, Philadelphia, PA
Wed May 12 1993, 7:05 PM EDT
Att. 24,906 - Unknown - 65 F

livebaseballscorecards.com

AB	31
R	1
H	5
RBI	1
BB	1
SO	6
LOB	9

PA: 33
WP: 0
PB: 0
SB: 0
CS: 0

Batter	1	2	3	4	5	6	7	8	9	AB	R	H	RBI	BB	SO	LOB
Lenny Dykstra, L (1, 8) OBP: 0.338, SLG: 0.356	F B X 1-1 ① F9		B B B C F B 4-2 CS BB		C X 0-1 ③ L6			C B C B F S 2-3 ② K		3	0	0	0	1	1	0
Mickey Morandini, L (1, 4) OBP: 0.256, SLG: 0.319	S B F S 1-3 ② K		1 SAFE 0-0 ③ CS 1-2	F C B S 1-3 ① K2-3		C X 0-1 ① G4-3		C B B X 2-1 E6 1B 1B		4	1	1	0	0	2	0
John Kruk, L (1, 3) OBP: 0.457, SLG: 0.565	B B B X 3-0 1B			C X 0-1 BB HR 1B		B C S X 1-2 2B		B C X 1-1 CS 2-H 1B		4	1	4	1	0	0	0
Dave Hollins, S (1, 5) OBP: 0.376, SLG: 0.480	B X 1-0 ③ F9			B B B C B 4-1 HR 1-2 BB		B C F F F S 1-3 ② K		B B 1 SAFE 2-0 ③ CS 1-2		2	1	0	0	1	1	2
Darren Daulton, L (1, 2) OBP: 0.431, SLG: 0.557		C B B C S 2-3 ① K		X 0-0 1-H 2-H HR		C F X 0-2 ③ G4-3				3	1	1	3	0	1	1
Wes Chamberlain, R (1, 9) OBP: 0.308, SLG: 0.419 Jim Eisenreich, L (8, 9) OBP: 0.400, SLG: 0.486	F F B F B X 2-2 ② G5-3			B X 1-0 ② G6-3			C X 0-1 ① P4			3 0	0 0	0 0	0 0	0 0	0 0	0 0
Pete Incaviglia, R (1, 7) OBP: 0.270, SLG: 0.394	B X 1-0 ③ G6-3			B B X 2-0 ③ G6-3			B B X 2-0 ② F9			3	0	0	0	0	0	0
Juan Bell, R (1, 6) OBP: 0.275, SLG: 0.326			B S B S F F X 2-2 ① G5-3		C C B C 1-3 ① K		F C B B X 2-2 ③ G5-3			3	0	0	0	0	1	0
Tommy Greene, R (1, 1) OBP: 0.059, SLG: 0.063			B X 1-0 ② F8		F B S C 1-3 ② K			C C B C 1-3 ① K		3	0	0	0	0	2	0
Inning Stats	R: 0 E: 0 K: 1 S: 7 H: 1 LOB: 1 BB: 0 P: 13	R: 0 E: 0 K: 1 S: 8 H: 0 LOB: 0 BB: 0 P: 13	R: 0 E: 0 K: 0 S: 9 H: 0 LOB: 0 BB: 1 P: 16	R: 3 E: 0 K: 1 S: 9 H: 2 LOB: 0 BB: 1 P: 17	R: 0 E: 0 K: 2 S: 8 H: 0 LOB: 0 BB: 0 P: 10	R: 0 E: 0 K: 1 S: 13 H: 1 LOB: 1 BB: 0 P: 15	R: 0 E: 0 K: 0 S: 6 H: 0 LOB: 0 BB: 0 P: 10	R: 1 E: 1 K: 2 S: 11 H: 2 LOB: 0 BB: 0 P: 19		1B: 4 2B: 1 3B: 0 HR: 1	SF: 0 SAC: 0 DP: 0 HBP: 0			WP: 0 PB: 0 SB: 0 CS: 2	PA: 32	

PITCHER		IP	WLS	BF	H	R	ER	SO	BB	IBB	HBP	BLK	WP	HR	S	P	ERA	WHIP
Randy Tomlin, L ERA: 4.43	(1, 1)	6.0	L	23	4	3	3	6	2	0	0	0	0	1	54	84	4.50	1.000
Dennis Moeller, L ERA: 7.62	(7, 1)	2.0		7	2	1	0	2	0	0	0	0	0	0	17	29	0.00	1.000

PITCHER	IP	WLS	BF	H	R	ER	SO	BB	IBB	HBP	BLK	WP	HR	S	P	ERA	WHIP

BOTTOM

Pittsburgh Pirates @ Philadelphia Phillies
Veterans Stadium, Philadelphia, PA
Wed May 12 1993, 7:05 PM EDT
Att. 24,906 - Unknown - 65 F

livebaseballscorecards.com

AB	28
R	4
H	6
RBI	4
BB	2
SO	8
LOB	3

Philadelphia Phillies @ Atlanta Braves

Atlanta-Fulton County Stadium, Atlanta, GA

Fri May 14 1993, 7:05 PM EDT

Att. 48,449 - Unknown - 73 F

livebaseballscorecards.com

Batter	1	2	3	4	5	6	7	8	9	AB	R	H	RBI	BB	SO	LOB
Lenny Dykstra, L (1, 8) OBP: 0.352, SLG: 0.368	4-0 FC5 G3-1 BB	0-2 P8 ②			1-0 1B 2B 1B	2-2 1B			0-1 F8 BB 1B	4	1	3	0	1	0	0
Mariano Duncan, R (1, 6) OBP: 0.245, SLG: 0.333	3-2 G3-1 ① 1-2	2-0 L7 ③			1-1 F8 ①	1 SAFE 0-0 F8 ③			0-3 K ①	5	0	0	0	0	1	4
John Kruk, L (1, 3) OBP: 0.463, SLG: 0.559	4-0 FC5 2B BB		1-3 K ①		2-2 2B G6-3 1-2 1B		1-0 G4-3 ①		4-2 BB 1-2	3	2	1	0	2	1	0
Dave Hollins, S (1, 5) OBP: 0.370, SLG: 0.477	3-2 FC5 2B ② 1-2 2-3f		0-0 P8 ②		0-0 G6-3 2B 1-3 2-H		1-1 G3-1 ②		2-1 F8 ② 2-3	5	1	1	1	0	0	4
Darren Daulton, L (1, 2) OBP: 0.422, SLG: 0.549	1-2 2B 2B 1-H 2-H		1-0 L9 ③		3-2 G6-3 ② 2-3 3-H		1-0 P6 ③		0-1 P5 ③	5	1	1	3	0	0	3
Pete Incaviglia, R (1, 7) OBP: 0.282, SLG: 0.427	1-1 E 2B 2-H			0-0 2B	3-3 K ③			0-0 F8 ①		4	1	2	1	0	1	1
Wes Chamberlain, R (1, 9) OBP: 0.316, SLG: 0.449	0-1 E7 1B 2-H			1-2 G5-3 ①		2-1 HR		4-2 SH1-3 BB		3	1	1	1	1	0	1
Mickey Morandini, L (1, 4) OBP: 0.258, SLG: 0.319	1-2 1B 2-H ③			0-0 F8 ②		0-0 G5-3 ①		0-0 SH1-3 1-2 ②		3	0	1	0	0	0	1
Terry Mulholland, R (1, 1)		1-3 K ①		1-3 ③		2-2 G3-1 ②		1-0 G4-3 ③		1	0	0	0	0	1	0
Mike Williams, R (3, 1)										1	0	0	0	0	1	1
Milt Thompson, L (6, PH) OBP: 0.292, SLG: 0.235										1	0	0	0	0	0	0
Mark Davis, L (6, 1)										0	0	0	0	0	0	0
Jim Eisenreich, L (8, PH) OBP: 0.400, SLG: 0.486										0	0	0	0	0	0	0
Ricky Jordan, R (8, PH) OBP: 0.500, SLG: 0.591										1	0	0	0	0	0	1
David West, L (8, 1)										0	0	0	0	0	0	0
Inning Stats	R: 4 E: 1 K: 0 S: 17 H: 3 LOB: 2 BB: 2 P: 34	R: 0 E: 0 K: 1 S: 7 H: 0 LOB: 0 BB: 0 P: 10	R: 0 E: 0 K: 1 S: 6 H: 0 LOB: 0 BB: 0 P: 8	R: 0 E: 0 K: 1 S: 11 H: 1 LOB: 1 BB: 0 P: 13	R: 2 E: 0 K: 1 S: 14 H: 3 LOB: 1 BB: 0 P: 24	R: 1 E: 0 K: 0 S: 10 H: 2 LOB: 1 BB: 0 P: 16	R: 0 E: 0 K: 0 S: 4 H: 0 LOB: 0 BB: 0 P: 7	R: 0 E: 0 K: 0 S: 5 H: 0 LOB: 1 BB: 1 P: 10	R: 0 E: 0 K: 1 S: 14 H: 1 LOB: 2 BB: 1 P: 20	1B: 5 2B: 4 3B: 0 HR: 1 SF: 0 SAC: 1 DP: 0 HBP: 0							

TOP

AB	36
R	7
H	10
RBI	6
BB	4
SO	5
LOB	16

WP: 0 PB: 0 SB: 0 CS: 0 PA: 41

PITCHER		IP	WLS	BF	H	R	ER	SO	BB	IBB	HBP	BLK	WP	HR	S	P	ERA	WHIP
Tom Glavine, L (1, 1) ERA: 4.01		5.0	W	24	7	6	5	4	2	0	0	0	0	0	55	89	9.00	1.800
Pete Smith, R (6, 1) ERA: 3.38		2.2		11	2	1	1	0	1	0	0	0	0	1	18	31	3.38	1.125
Mike Stanton, L (8, 1) ERA: 3.71		1.1	S	6	1	0	0	1	1	0	0	0	0	0	15	22	0.00	1.500

PITCHER	IP	WLS	BF	H	R	ER	SO	BB	IBB	HBP	BLK	WP	HR	S	P	ERA	WHIP

BOTTOM

Philadelphia Phillies @ Atlanta Braves

Atlanta-Fulton County Stadium, Atlanta, GA

Fri May 14 1993, 7:05 PM EDT

Att. 48,449 - Unknown - 73 F

livebaseballscorecards.com

Batter	1	2	3	4	5	6	7	8	9	AB	R	H	RBI	BB	SO	LOB
Otis Nixon, S (1, 8) OBP: 0.352, SLG: 0.270	BBBB 4-0 1B 1B BB	X 0-0 ① SH1-4 1-2		BCBBFB 4-2 2B BB	X 0-0 ③ G3		BBCBX 3-1 ③ F9			2	2	0	0	2	0	1
Jeff Blauser, R (1, 6) OBP: 0.446, SLG: 0.486 Rafael Belliard, R (9, 6) OBP: 0.286, SLG: 0.263	CBX 1-1 F8 1B 1-2 1B 1B	BCCBBX 3-2 ② G6-3		B 1 SAFE X 1-0 ① F8		BCBBCFB 4-2 G6-3 BB BB		BX 1-0 ① P9		4 0	1 0	1 0	0 0	1 0	0 0	2 0
Terry Pendleton, S (1, 5) OBP: 0.263, SLG: 0.293	X 0-0 1B 1-2 2-H 1B	X 0-0 HR 2-H 2B		1 SAFE BBB 1 SAFE X 2-0 2B 1-H 2B		BCBX 2-1 ① F9		SFX 0-2 FC6-4 1B 1B		5	3	4	3	0	0	1
Ron Gant, R (1, 7) OBP: 0.331, SLG: 0.445	CSBX 1-2 ① F9	CX 0-1 HR 2-H HR		CX 0-1 HR 2-H 2B		BBFFBB 4-2 G6-3 1-2 BB		FBBX 2-1 FC6-4 1-2 1B		4	2	3	3	1	0	2
David Justice, L (1, 9) OBP: 0.297, SLG: 0.454	SCBBX 2-2 ② F8 2-3	SX 0-1 ③ G3		SBBBX 3-1 HR 2-H HR		CBCX 1-2 ② G6-3 1-2 2-3		X 0-0 ② FC6-4 1-2f 2-3		5	1	1	2	0	0	6
Francisco Cabrera, R (1, 3) OBP: 0.333, SLG: 0.469 Sid Bream, L (5, 3) OBP: 0.345, SLG: 0.416	BX 1-0 1B 1-2 3-H 1B	BBBCX 3-1 ① L8	X 0-0 ② G6-3	BCX 1-1 ③ G4-3		BCSS 1-3 ③ K				3 2	0 0	1 0	1 0	0 0	0 1	0 4
Greg Olson, R (1, 2) OBP: 0.313, SLG: 0.259	BFBX 2-1 1-3 2-H 1B	BBBBCB 4-1 BB	X 0-0 ③ G6-3			CX 0-1 ① G4-3				3	0	1	1	1	0	0
Mark Lemke, S (1, 4) OBP: 0.375, SLG: 0.430	X 0-0 ③ L8	X 0-0 ② P4			X 0-0 ① G4-3		CCBX 1-2 1B			4	0	1	0	0	0	3
Tom Glavine, L (1, 1) OBP: 0.286, SLG: 0.167 Tony Tarasco, L (5, PH) OBP: 0.250, SLG: 0.182 Pete Smith, R (6, 1) OBP: 0.214, SLG: 0.250 Mike Stanton, L (8, 1)		BFFBBB 4-2 SH1-4 2B BB	SBBBFBC 3-3 ③ K		FCC 0-3 ② K		MCM 0-3 ② K			1 1 1 0	1 0 0 0	0 0 0 0	0 0 0 0	1 0 1 0	1 1 1 0	1 0 1 0
Inning Stats	R: 3 E: 0 K: 0 S: 13 H: 4 LOB: 2 BB: 1 P: 24	R: 3 E: 0 K: 0 S: 11 H: 2 LOB: 0 BB: 1 P: 18	R: 0 E: 0 K: 1 S: 7 H: 0 LOB: 1 BB: 1 P: 17	R: 4 E: 0 K: 0 S: 10 H: 3 LOB: 0 BB: 1 P: 20	R: 0 E: 0 K: 1 S: 5 H: 0 LOB: 0 BB: 0 P: 5	R: 0 E: 0 K: 0 S: 12 H: 0 LOB: 2 BB: 2 P: 24	R: 0 E: 0 K: 1 S: 10 H: 1 LOB: 1 BB: 0 P: 14	R: 0 E: 0 K: 1 S: 10 H: 2 LOB: 2 BB: 0 P: 14		1B: 7 2B: 3 3B: 0 HR: 2 SF: 0 SAC: 1 DP: 0 HBP: 0						

	AB	35
	R	10
	H	12
	RBI	10
	BB	6
	SO	4
	LOB	21

WP: 0 PA: 42
PB: 0
SB: 0
CS: 0

PITCHER		IP	WLS	BF	H	R	ER	SO	BB	IBB	HBP	BLK	WP	HR	S	P	ERA	WHIP
Terry Mulholland, L ERA: 3.16	(1, 1)	2.0	L	14	6	6	6	0	2	0	0	0	0	1	24	42	27.00	4.000
Mike Williams, R ERA: 12.0	(3, 1)	3.0		14	3	4	4	2	2	0	0	0	0	1	22	42	12.00	1.667
Mark Davis, L ERA: 5.27	(6, 1)	2.0		9	1	0	0	1	2	0	0	0	0	0	22	38	0.00	1.500
David West, L ERA: 1.15	(8, 1)	1.0		5	2	0	0	1	0	0	0	0	0	0	10	14	0.00	2.000

PITCHER	IP	WLS	BF	H	R	ER	SO	BB	IBB	HBP	BLK	WP	HR	S	P	ERA	WHIP

Philadelphia Phillies @ Atlanta Braves

Atlanta-Fulton County Stadium, Atlanta, GA

Sat May 15 1993, 7:05 PM EDT

Att. 48,425 - Unknown - 79 F

TOP

livebaseballscorecards.com

Batter	1	2	3	4	5	6	7	8	9	AB	R	H	RBI	BB	SO	LOB
Lenny Dykstra, L (1, 8) OBP: 0.348, SLG: 0.369	L6		F9		CS	K		BB, 1-H, BB, 2B	L9	5	1	1	1	0	1	1
Mickey Morandini, L (1, 4) OBP: 0.258, SLG: 0.325	2B		K			G5-3		K		4	0	1	0	0	2	1
John Kruk, L (1, 3) OBP: 0.464, SLG: 0.553	L7			BB, 1B		G6-3		BB, BB, IBB		3	0	1	0	1	0	1
Dave Hollins, S (1, 5) OBP: 0.367, SLG: 0.466	L6			F9			K	BB, 1-2, 2-3		3	0	0	0	1	1	2
Darren Daulton, L (1, 2) OBP: 0.432, SLG: 0.577		G3		G4-3, 1-2, BB			HR	BB, 1-2, 2-3, 3-H		2	1	1	2	2	0	0
Wes Chamberlain, R (1, 9) OBP: 0.303, SLG: 0.430		F7		G4-3, 1-2f			G6-2	G5-3		4	0	0	0	0	0	5
David West, L (8, 1)										0	0	0	0	0	0	0
Milt Thompson, L (1, 7) OBP: 0.301, SLG: 0.247	S, 1B				CS, 1B		G3-1		K	4	0	2	0	0	1	0
Mariano Duncan, R (1, 6) OBP: 0.235, SLG: 0.319		K, 1-2			P3			K	G4-3	4	0	0	0	0	2	2
Curt Schilling, R (1, 1) OBP: 0.158, SLG: 0.111			K		K			BB, 2B	2B	2	0	0	0	0	2	1
Jim Eisenreich, L (8, PH) OBP: 0.429, SLG: 0.526										1	1	1	0	1	0	0
(8, 9)																
Inning Stats	R: 0 E: 0 K: 0 S: 7 H: 1 LOB: 1 BB: 0 P: 13	R: 0 E: 0 K: 1 S: 6 H: 1 LOB: 1 BB: 0 P: 11	R: 0 E: 0 K: 2 S: 9 H: 0 LOB: 0 BB: 0 P: 11	R: 0 E: 0 K: 0 S: 10 H: 1 LOB: 1 BB: 1 P: 19	R: 0 E: 0 K: 1 S: 8 H: 1 LOB: 0 BB: 0 P: 10	R: 0 E: 0 K: 1 S: 6 H: 0 LOB: 0 BB: 0 P: 9	R: 1 E: 0 K: 1 S: 12 H: 1 LOB: 0 BB: 0 P: 17	R: 2 E: 0 K: 2 S: 16 H: 1 LOB: 3 BB: 4 P: 38	R: 0 E: 0 K: 1 S: 12 H: 1 LOB: 1 BB: 0 P: 16	1B: 3 2B: 3 3B: 0 HR: 1 SF: 0 SAC: 0 DP: 1 HBP: 0	WP: 0 PB: 0 SB: 1 CS: 1 PA: 38					

	AB	32
	R	3
	H	7
	RBI	3
	BB	5
	SO	9
	LOB	13

PITCHER	IP	WLS	BF	H	R	ER	SO	BB	IBB	HBP	BLK	WP	HR	S	P	ERA	WHIP
Greg Maddux, R (1, 1) ERA: 2.88	8.0	W	33	6	3	3	8	4	1	0	0	0	1	74	128	3.38	1.250
Greg McMichael, R (9, 1) ERA: 2.95	0.2		3	1	0	0	1	0	0	0	0	0	0	9	13	0.00	1.500
Mike Stanton, L (9, 1) ERA: 3.63	0.1	S	1	0	0	0	0	0	0	0	0	0	0	3	3	0.00	0.000

PITCHER	IP	WLS	BF	H	R	ER	SO	BB	IBB	HBP	BLK	WP	HR	S	P	ERA	WHIP

BOTTOM

Philadelphia Phillies @ Atlanta Braves

Atlanta-Fulton County Stadium, Atlanta, GA

Sat May 15 1993, 7:05 PM EDT

Att. 48,425 - Unknown - 79 F

livebaseballscorecards.com

Batter	1	2	3	4	5	6	7	8	9	AB	R	H	RBI	BB	SO	LOB
Otis Nixon, S (1, 8) OBP: 0.349, SLG: 0.264	F B B B B 4-1 CS BB			S X 0-1 ① B1-3		C C T 0-2 ① K		F B F B B F F X 3-2 ① F9		3	0	0	0	1	1	0
Jeff Blauser, R (1, 6) OBP: 0.442, SLG: 0.476 Rafael Belliard, R (9, 6) OBP: 0.286, SLG: 0.263	B B 1 C X SAFE 2-1 ①② G6-3 1-2			C B B B S B 4-2 BB		F B B S X 2-2 ② G4-3		B F B F F X 2-2 ② L8		3 0	0 0	0 0	0 0	1 0	0 0	1 0
Terry Pendleton, S (1, 5) OBP: 0.268, SLG: 0.298	C F B B X 2-2 ③ F7			C S S 0-3 ② K		S X 0-1 1B BLK 1B		X 0-0 E 2B 1B		4	2	2	0	0	1	1
David Justice, L (1, 9) OBP: 0.296, SLG: 0.448		C B B S 1-3 ① K		X 0-0 ③ F8		B C F B X 2-2 BLK 1-3 1B		B S B X 2-1 E5 2B 1-3 2B		4	1	1	0	0	1	2
Ron Gant, R (1, 7) OBP: 0.329, SLG: 0.447		C B X 1-1 ② G1-3			C B B B X 3-2 ① L8	S B B X 2-1 ③ L8 1-2 3-H		B B C X 2-1 2B 1-3 2B 3-H		4	1	1	1	0	0	1
Sid Bream, L (1, 3) OBP: 0.336, SLG: 0.404 Bill Pecota, R (8, PH) OBP: 0.316, SLG: 0.368 Greg McMichael, R (9, 1) Mike Stanton, L (9, 1)		C S T 0-2 ③ K			F B B F F X 2-2 E3 G3		B X 1-0 ① F8	B F F F B X 2-2 2B 2-H 3-H		3 1 0 0	0 0 0 0	0 1 0 0	0 2 0 0	0 0 0 0	1 0 0 0	0 0 0 0
Damon Berryhill, S (1, 2) OBP: 0.290, SLG: 0.439			B S F B B X 3-2 ① G4-3		C S F B B F B F X 3-2 ② G3 1-2		X 0-0 ② G1-3	S B B X 2-1 ③ L7		4	0	0	0	0	0	2
Mark Lemke, S (1, 4) OBP: 0.382, SLG: 0.459			C B B X 2-1 ② F8		I I I I 4-0 IBB		C B B X 2-1 HR			2	1	1	1	1	0	0
Greg Maddux, R (1, 1) OBP: 0.273, SLG: 0.318 Ryan Klesko, L (9, 3) OBP: 0.385, SLG: 0.545			F B X 1-1 ③ G6-3		F F X 0-2 ③ G4-3		F F S 0-3 ③ K			3 0	0 0	0 0	0 0	0 0	1 0	2 0
Inning Stats	R: 0 H: 0 E: 0 LOB: 0 K: 0 BB: 1 S: 6 P: 14	R: 0 H: 0 E: 0 LOB: 0 K: 2 BB: 0 S: 8 P: 10	R: 0 H: 0 E: 0 LOB: 0 K: 0 BB: 0 S: 7 P: 13	R: 0 H: 0 E: 0 LOB: 1 K: 1 BB: 1 S: 8 P: 12	R: 0 H: 0 E: 1 LOB: 2 K: 0 BB: 1 S: 16 P: 28	R: 1 H: 2 E: 0 LOB: 1 K: 1 BB: 0 S: 13 P: 19	R: 1 H: 1 E: 0 LOB: 0 K: 1 BB: 0 S: 7 P: 10	R: 3 H: 3 E: 1 LOB: 1 K: 0 BB: 0 S: 19 P: 32		1B: 3 SF: 0 2B: 2 SAC: 0 3B: 0 DP: 0 HR: 1 HBP: 0				WP: 0 PA: 34 PB: 0 SB: 0 CS: 1		

	AB	31
	R	5
	H	6
	RBI	4
	BB	3
	SO	5
	LOB	9

PITCHER		IP	WLS	BF	H	R	ER	SO	BB	IBB	HBP	BLK	WP	HR	S	P	ERA	WHIP
Curt Schilling, R ERA: 2.76	(1, 1)	7.0		27	3	2	2	5	2	1	0	1	0	1	65	106	2.57	0.714
David West, L ERA: 1.08	(8, 1)	1.0	L	7	3	3	0	0	0	0	0	0	0	0	19	32	0.00	3.000

PITCHER		IP	WLS	BF	H	R	ER	SO	BB	IBB	HBP	BLK	WP	HR	S	P	ERA	WHIP

Batter	1	2	3	4	5	6	7	8	9	AB	R	H	RBI	BB	SO	LOB
Lenny Dykstra, L (1, 8) OBP: 0.349, SLG: 0.377	G4-3 1B 2B	K			F8		BB 2B 1B	P6		5	2	2	0	0	1	3
Mickey Morandini, L (1, 4) OBP: 0.263, SLG: 0.323	G4-3 2-3	K			F9		1 SAFE 2B SF8 BB 1-2	2-H 1B		4	1	1	1	1	1	3
John Kruk, L (1, 3) OBP: 0.476, SLG: 0.564	BB 1B 3-H		F8 2B		BB		F7	IBB		3	0	2	1	2	0	2
Dave Hollins, S (1, 5) OBP: 0.368, SLG: 0.467	FC6-4 1-2 BB		F8 2-3		F9		1-3 2-H 2B	G4-3		4	0	1	1	1	0	4
Darren Daulton, L (1, 2) OBP: 0.431, SLG: 0.574	K		G5-3			G3 1B 2B	IBB		L8	4	1	1	0	1	1	3
Jim Eisenreich, L (1, 9) OBP: 0.400, SLG: 0.488 Pete Incaviglia, R (7, PH) OBP: 0.275, SLG: 0.421 (7, 9)	FC6-4 1-2f		F7			G3 2-3	SF8 3-H		F8	3 1	0 0	0 0	0 1	0 0	0 0	4 0
Milt Thompson, L (1, 7) OBP: 0.296, SLG: 0.236		BB 2B		L8		G5-3	F9		P5	4	0	0	0	1	0	3
Mariano Duncan, R (1, 6) OBP: 0.255, SLG: 0.347		K 1-3 2B		K		3-H 1B		SH3-4 1B 1B		4	1	3	1	0	1	0
Danny Jackson, R (1, 1) OBP: 0.211, SLG: 0.176 Juan Bell, R (8, PH) OBP: 0.275, SLG: 0.326 Mark Davis, L (8, 1) Mitch Williams, L (9, 1)		K		K		K		SH3-4 1-2		3 0 0 0	0 0 0 0	0 0 0 0	0 0 0 0	3 0 0 0	0 0 0 0	3 0 0 0
Inning Stats	R: 1 H: 2 E: 0 LOB: 2 K: 1 BB: 1 S: 20 P: 29	R: 0 H: 1 E: 0 LOB: 2 K: 3 BB: 1 S: 16 P: 25	R: 0 H: 1 E: 0 LOB: 1 K: 0 BB: 0 S: 7 P: 13	R: 0 H: 0 E: 0 LOB: 0 K: 2 BB: 0 S: 8 P: 10	R: 0 H: 0 E: 0 LOB: 1 K: 0 BB: 1 S: 10 P: 18	R: 1 H: 2 E: 0 LOB: 2 K: 1 BB: 0 S: 11 P: 17	R: 2 H: 2 E: 0 LOB: 2 K: 0 BB: 2 S: 18 P: 33	R: 1 H: 2 E: 0 LOB: 2 K: 0 BB: 1 S: 11 P: 19	R: 0 H: 0 E: 0 LOB: 0 K: 0 BB: 0 S: 6 P: 11	1B: 5 SF: 1 2B: 5 SAC: 1 3B: 0 DP: 0 HR: 0 HBP: 0						

Philadelphia Phillies @ Atlanta Braves

Atlanta-Fulton County Stadium, Atlanta, GA

Sun May 16 1993, 3:33 AM EDT

Att. 48,890 - Sunny - 81 F

TOP

livebaseballscorecards.com

AB	35
R	5
H	10
RBI	5
BB	6
SO	7
LOB	25

PITCHER		IP	WLS	BF	H	R	ER	SO	BB	IBB	HBP	BLK	WP	HR	S	P	ERA	WHIP
29 John Smoltz, R ERA: 3.19	(1, 1)	6.0		29	7	4	4	7	4	0	0	0	0	0	81	127	6.00	1.833
Kent Mercker, L ERA: 4.09	(7, 1)	0.1		3	1	0	0	0	0	1	0	0	0	0	6	13	0.00	3.000
Greg McMichael, R ERA: 3.13	(7, 1)	1.2	L	8	2	1	1	0	0	1	0	0	0	0	14	24	5.40	1.200
Jay Howell, R ERA: 3.45	(9, 1)	1.0		3	0	0	0	0	0	0	0	0	0	0	6	11	0.00	0.000

PITCHER	IP	WLS	BF	H	R	ER	SO	BB	IBB	HBP	BLK	WP	HR	S	P	ERA	WHIP

Batter	1	2	3	4	5	6	7	8	9	AB	R	H	RBI	BB	SO	LOB
Otis Nixon, S (1, 8) OBP: 0.351, SLG: 0.273	G6-3		SH1-3, SF8, 2B		CS, PB, BB		SF7		K	3	1	1	1	1	1	2
Jeff Blauser, R (1, 6) OBP: 0.446, SLG: 0.476	BB		SH1-3		K		1B			2	0	1	0	1	1	1
Terry Pendleton, S (1, 5) OBP: 0.262, SLG: 0.292	L8		SF8		CS	G6-3		F8		3	0	0	1	0	0	1
Ron Gant, R (1, 7) OBP: 0.327, SLG: 0.437	BB		G5-3			G5-3		P3		3	0	0	0	1	0	0
Francisco Cabrera, R (1, 3) OBP: 0.333, SLG: 0.457 Sid Bream, L (7, 3) OBP: 0.333, SLG: 0.400	F9			K		1B		K2-3		3 1	0 0	1 0	0 0	0 0	1 1	2 0
Greg Olson, R (1, 2) OBP: 0.314, SLG: 0.261 Greg McMichael, R (7, 1) Jay Howell, R (9, 1) Bill Pecota, R (9, PH) OBP: 0.300, SLG: 0.350		1-1, 3B, 1B		F8		L7			P3	3 0 0 1	1 0 0 0	1 0 0 0	0 0 0 0	0 0 0 0	0 0 0 0	1 0 0 0
Mark Lemke, S (1, 4) OBP: 0.393, SLG: 0.482		1-H, F7-2, 3B		F8			SH1-3, SF7, 1B, BB		1B	3	1	2	1	1	0	0
Tony Tarasco, L (1, 9) OBP: 0.313, SLG: 0.267		F7-2, 3-H			E6, 29, SH5-4, PB		SH1-3, 1-2, 1B		1-2, 1B	4	1	2	0	0	0	1
29 John Smoltz, R (1, 1) OBP: 0.278, SLG: 0.333 Kent Mercker, L (7, 1) Damon Berryhill, S (7, 2) OBP: 0.286, SLG: 0.431		G4-3			SH5-4, 2-3		SH1-3, 1-2, 2-3		F9	1 0 1	0 0 0	0 0 0	0 0 0	0 0 0	0 0 0	0 0 2
Inning Stats	R: 0, E: 0, K: 0, S: 8 H: 0, LOB: 2, BB: 2, P: 18	R: 1, E: 0, K: 0, S: 6 H: 2, LOB: 0, BB: 0, P: 10	R: 1, E: 0, K: 0, S: 5 H: 1, LOB: 0, BB: 0, P: 6	R: 0, E: 0, K: 1, S: 8 H: 0, LOB: 0, BB: 0, P: 11	R: 1, E: 1, K: 1, S: 9 H: 0, LOB: 0, BB: 1, P: 17	R: 0, E: 0, K: 0, S: 6 H: 1, LOB: 1, BB: 0, P: 8	R: 1, E: 0, K: 0, S: 9 H: 2, LOB: 2, BB: 1, P: 16	R: 0, E: 0, K: 1, S: 5 H: 0, LOB: 0, BB: 0, P: 8	R: 0, E: 0, K: 1, S: 12 H: 2, LOB: 2, BB: 0, P: 18	1B: 6 2B: 2 3B: 1 HR: 0	SF: 2 SAC: 3 DP: 1 HBP: 0						

PITCHER	IP	WLS	BF	H	R	ER	SO	BB	IBB	HBP	BLK	WP	HR	S	P	ERA	WHIP
Danny Jackson, L (1, 1) ERA: 3.93	7.0	W	29	6	4	3	2	4	0	0	0	0	0	51	86	3.86	1.429
Mark Davis, L (8, 1) ERA: 4.91	1.0		3	0	0	0	1	0	0	0	0	0	0	5	8	0.00	0.000
Mitch Williams, L (9, 1) ERA: 2.81	1.0	S	5	2	0	0	1	0	0	0	0	0	0	12	18	0.00	2.000

PITCHER	IP	WLS	BF	H	R	ER	SO	BB	IBB	HBP	BLK	WP	HR	S	P	ERA	WHIP

BOTTOM

Philadelphia Phillies @ Atlanta Braves

Atlanta-Fulton County Stadium, Atlanta, GA

Sun May 16 1993, 3:33 AM EDT
Att. 48,890 - Sunny - 81 F

livebaseballscorecards.com

AB	28
R	4
H	8
RBI	3
BB	4
SO	4
LOB	10

1B: 6	SF: 2	WP: 0	PA: 38
2B: 2	SAC: 3	PB: 1	
3B: 1	DP: 1	SB: 0	
HR: 0	HBP: 0	CS: 1	

Batter	1	2	3	4	5	6	7	8	9	AB	R	H	RBI	BB	SO	LOB
Lenny Dykstra, L (1, 8) OBP: 0.349, SLG: 0.371	F C B X 1-2 F8 ①		X 0-0 S S 1B 1B	X 0-0 F9 ② 2-3		C B B B B 4-1 2B BB	C B X 1-1 G6-3 ③		C X 0-1 FC4 ① 1-2f 1B	5	1	1	0	1	0	4
Mickey Morandini, L (1, 4) OBP: 0.259, SLG: 0.323	B S X 1-1 L9 ②		1 SAFE 1 SAFE B S 1 SAFE B F X 2-2 L3 ① 1-2	B X 1-0 G4-3 ③		C S 1 SAFE B X 1-2 2B 2B 1-2		X 0-0 L5 ① F B S B F S	2-3 K ②	6	1	1	0	0	1	3
John Kruk, L (1, 3) OBP: 0.490, SLG: 0.585	S B X 1-1 G6-3 ③		F C X 0-2 3B 1B 2-H		B B F B X 3-1 1B 2B 1B	B S B X 2-1 WP 2B 2-H		C B X 1-1 2B 1B	C C B F B X 2-2 1B 1-2	6	3	5	2	0	0	0
Dave Hollins, S (1, 5) OBP: 0.373, SLG: 0.482		S B C B F X 2-2 2B FC3 1B	B X 1-0 1B 3B 1-H		B X 1-0 2B FC6-4 1B 1-2	C B B X 2-1 P3 ② 2-3		C F B S 1-3 K ②	B C B F S 2-3 K ③	6	3	3	1	0	2	4
Darren Daulton, L (1, 2) OBP: 0.423, SLG: 0.566		1 SAFE B 1 SAFE C F X 1-2 F7 ① F B F S	1-3 K ②		C B S B S 2-3 K ① F F C	0-3 K ③		B S C B X 2-2 1B 2B 1-H		5	1	1	1	0	3	5
Jim Eisenreich, L (1, 9) OBP: 0.460, SLG: 0.568		B 1 SAFE C C 1 SAFE F X 1-2 FC3 FC5-4 2B 1-3	C X 0-1 1B 3-H		B C B X 2-1 FC6-4 2B 1-3 2-H		B B B C B 4-1 E 1B BB	C F B B B B 4-2 1B BB		3	1	3	2	2	0	0
Milt Thompson, L (1, 7) OBP: 0.311, SLG: 0.247		C X 0-1 FC3 FC5-4 2-3 3-H	B S 1 SAFE B X 2-1 P4 ③		I I I 4-0 FC6-4 IBB		C X 0-1 E9 1-3 1B	B B S X 2-1 1-2 2-H 1B		4	0	2	2	1	0	2
Mariano Duncan, R (1, 6) OBP: 0.252, SLG: 0.333		B B X 2-0 FC5-4 ② 1-2f 3-H	B F B B B 4-1 F9 SH1-3 BB	S F B B B X 2-2 FC6-4 ② 1-2f 2-3 3-H			B B X 2-0 P4 ① C B F B B S	3-3 K ③		4	0	0	2	1	1	7
Ben Rivera, R (1, 1) OBP: 0.111, SLG: 0.111 Bob Ayrault, R (6, 1) David West, L (7, 1) OBP: 1.000, SLG: 1.000		X 0-0 P4 ③		B M B L X 2-2 SH1-3 ① 1-2	C F B F B F S 2-3 K ③		C S F E B B B C 3-3 K ②		X 0-0 FC4 1B	2	0	0	0	0	1	3
										1	0	0	0	0	1	2
										1	0	1	0	0	0	0
Inning Stats	R: 0 E: 0 K: 0 S: 7 H: 0 LOB: 0 BB: 0 P: 10	R: 2 E: 0 K: 0 S: 15 H: 2 LOB: 1 BB: 0 P: 21	R: 3 E: 0 K: 1 S: 15 H: 4 LOB: 0 BB: 0 P: 21	R: 0 E: 0 K: 0 S: 6 H: 0 LOB: 1 BB: 1 P: 13	R: 2 E: 0 K: 2 S: 16 H: 3 LOB: 2 BB: 1 P: 32	R: 1 E: 0 K: 1 S: 11 H: 2 LOB: 1 BB: 1 P: 20	R: 0 E: 1 K: 1 S: 11 H: 1 LOB: 2 BB: 1 P: 21	R: 2 E: 0 K: 2 S: 16 H: 3 LOB: 2 BB: 1 P: 29	R: 0 E: 0 K: 2 S: 14 H: 2 LOB: 2 BB: 0 P: 20	1B: 11 2B: 5 3B: 1 HR: 0 SF: 0 SAC: 1 DP: 0 HBP: 0						

TOP

Philadelphia Phillies @ Florida Marlins

Joe Robbie Stadium, Miami, FL

Mon May 17 1993, 7:05 PM EDT

Att. 38,519 - Unknown - 81 F

livebaseballscorecards.com

AB	43
R	10
H	17
RBI	10
BB	5
SO	9
LOB	30

		WP: 1	PA: 49
		PB: 0	
		SB: 2	
		CS: 0	

PITCHER		IP	WLS	BF	H	R	ER	SO	BB	IBB	HBP	BLK	WP	HR	S	P	ERA	WHIP
Charlie Hough, R ERA: 5.75	(1, 1)	4.0	L	20	6	5	5	1	1	0	0	0	0	0	43	65	11.25	1.750
Cris Carpenter, R ERA: 7.07	(5, 1)	2.0		12	5	3	3	3	1	1	0	0	1	0	27	52	13.50	3.000
Bob McClure, L ERA: 7.11	(7, 1)	1.0		5	1	0	0	1	1	0	0	0	0	0	11	21	0.00	2.000
Jim Corsi, R ERA: 9.0	(8, 1)	1.0		7	3	2	2	2	1	0	0	0	0	0	16	29	18.00	4.000
Bryan Harvey, R ERA: 2.16	(9, 1)	1.0		5	2	0	0	2	0	0	0	0	0	0	14	20	0.00	2.000

PITCHER	IP	WLS	BF	H	R	ER	SO	BB	IBB	HBP	BLK	WP	HR	S	P	ERA	WHIP

BOTTOM

Philadelphia Phillies @ Florida Marlins

Joe Robbie Stadium, Miami, FL

Mon May 17 1993, 7:05 PM EDT

Att. 38,519 - Unknown - 81 F

livebaseballscorecards.com

Batter	1	2	3	4	5	6	7	8	9	AB	R	H	RBI	BB	SO	LOB
Chuck Carr, S (1, 8) OBP: 0.338, SLG: 0.333	2-1 G3		B F B X 2-1 B5-3	X 0-0 F9 2-3		B B B 4-0 BB BB 1-2 BB	X 0-0 1-2 3-H 1B		S B B S C 2-3 K	5	0	1	1	1	1	4
Junior Felix, S (1, 9) OBP: 0.253, SLG: 0.363	B F C B B B 4-2 1B BB		C B B S F B B 4-2 G4-3 BB	B C F S 1-3 K		B X 1-0 F9 2-3	B F C B X 2-2 F9		B S S X 1-2 F9	4	0	0	0	2	1	8
Dave Magadan, L (1, 5) OBP: 0.443, SLG: 0.397	B C B X 2-1 G6-4-3 1-2 1B		C B B B B 4-1 G4-3 1-2 BB		C S B B B F F B 4-2 FC5-4 BB	B B C B B 4-1 BB 1-2 BB	C B B X 2-1 F8			2	0	1	0	3	0	2
Orestes Destrade, S (1, 3) OBP: 0.313, SLG: 0.322	X 0-0 G6-4-3 1-2f		X 0-0 G4-3 1-2 2-3		S B X 1-1 FC5-4 E 1-2f 1B	B C C X 1-2 F8		B B X 2-0 F9		5	1	0	0	0	0	8
Benito Santiago, R (1, 2) OBP: 0.308, SLG: 0.374		B F F X 1-2 P4	B B B C B 4-1 BB		X 0-0 F7	B B B C F B 4-2 1-2 2-3 3-H BB		B S F S 1-3 K		3	0	0	1	2	1	1
Jeff Conine, R (1, 7) OBP: 0.383, SLG: 0.352		B B B B 4-0 1B BB	F X 0-1 L8		X 0-0 E6 1-3 1B	F F C 0-3 K		F B B B X 3-1 F9		4	0	0	0	1	1	7
Alex Arias, R (1, 4) OBP: 0.366, SLG: 0.347		B C B F X 2-2 1-3 1B	C X 0-1 F9 WP 1B	B C B F B X 3-2 1-2 3-H 1B		B C C B B X 3-2 1B 1B			H 1-0 BB HBP	4	1	4	1	0	0	0
Walt Weiss, S (1, 6) OBP: 0.416, SLG: 0.360		B B X 2-0 1-2 1B	B B F F F B B 4-2 1-2 BB	X 0-0 G3			C X 0-1 F7		X 0-0 P6	4	0	1	0	1	0	4
Charlie Hough, R (1, 1) Rob Natal, R (4, PH) Cris Carpenter, R (5, 1) Monty Fariss, R (6, PH) OBP: 0.364, SLG: 0.360 Bob McClure, R (7, 1) Greg Briley, L (7, PH) OBP: 0.304, SLG: 0.488 Jim Corsi, R (8, 1) Bryan Harvey, R (9, 1) Rick Renteria, R (9, PH) OBP: 0.368, SLG: 0.400		B X 1-0 G3		B B B C X 3-1 F7		B B C X 2-1 F9 BB BB 1B	C X 0-1 1-3 1B		F S B B B B B 4-2 1-2 BB	1 0 0 0 0 0 2 1 0 0 0 0 0 2 0 0 0 0 0 0 0 1 1 1 0 0 0 0 0 0 0 0 0 0 0 1 0 1 0 0 0 0 0 0 0 0 0 0 0 0 0 0 0 0 0 0 0 0 0 1 0 0						
Inning Stats	R: 0 H: 1 E: 0 LOB: 1 K: 0 BB: 1 S: 7 P: 15	R: 0 H: 2 E: 0 LOB: 2 K: 0 BB: 1 S: 8 P: 18	R: 0 H: 0 E: 0 LOB: 3 K: 0 BB: 3 S: 10 P: 24	R: 0 H: 1 E: 0 LOB: 2 K: 1 BB: 1 S: 11 P: 19	R: 1 H: 1 E: 1 LOB: 2 K: 0 BB: 1 S: 12 P: 20	R: 1 H: 1 E: 0 LOB: 3 K: 1 BB: 3 S: 12 P: 28	R: 1 H: 3 E: 0 LOB: 2 K: 0 BB: 0 S: 13 P: 20	R: 0 H: 0 E: 0 LOB: 0 K: 1 BB: 0 S: 6 P: 12	R: 0 H: 0 E: 0 LOB: 2 K: 1 BB: 1 S: 9 P: 17	1B: 9 2B: 0 3B: 0 HR: 0	SF: 0 SAC: 0 DP: 1 HBP: 1						

	AB	35
	R	3
	H	9
	RBI	3
	BB	11
	SO	4
	LOB	38

WP: 1 PA: 47
PB: 0
SB: 0
CS: 0

PITCHER		IP	WLS	BF	H	R	ER	SO	BB	IBB	HBP	BLK	WP	HR	S	P	ERA	WHIP
Ben Rivera, R ERA: 4.03	(1, 1)	5.0	W	26	5	1	0	1	7	0	0	0	1	0	48	96	0.00	2.400
Bob Ayrault, R ERA: 11.25	(6, 1)	1.1		11	4	2	2	1	3	0	0	0	0	0	20	39	13.50	5.250
David West, L ERA: 0.93	(7, 1)	2.2		10	0	0	0	2	1	0	1	0	0	0	20	38	0.00	0.375

PITCHER	IP	WLS	BF	H	R	ER	SO	BB	IBB	HBP	BLK	WP	HR	S	P	ERA	WHIP

Batter	1	2	3	4	5	6	7	8	9	AB	R	H	RBI	BB	SO	LOB
Lenny Dykstra, L (1, 8) OBP: 0.344, SLG: 0.361	G4-3		L9		G4-3		HBP		F7	4	1	0	0	0	0	0
Mickey Morandini, L (1, 4) OBP: 0.264, SLG: 0.328	G4-3		F9			F7	2B		BB	4	1	1	2	1	0	0
John Kruk, L (1, 3) OBP: 0.487, SLG: 0.575	1B			G3-1		F8	IBB		G3	4	0	1	0	1	0	1
Dave Hollins, S (1, 5) OBP: 0.382, SLG: 0.483	F8			HR		BB	1B			2	1	1	2	2	0	1
Darren Daulton, L (1, 2) OBP: 0.425, SLG: 0.590		K		HR		1B	P6			4	1	2	2	0	1	1
Jim Eisenreich, L (1, 9) OBP: 0.426, SLG: 0.521		G5-3		G3		G4-3		G4-3		4	0	0	0	0	0	2
Milt Thompson, L (1, 7) OBP: 0.318, SLG: 0.258		1B		K			SH2-4 1B 2B	G3-1		4	1	2	0	0	1	0
Mariano Duncan, R (1, 6) OBP: 0.252, SLG: 0.330		F8		K			SH2-4 2B 1B	G5-3		4	1	1	0	0	1	1
Tommy Greene, R (1, 1) OBP: 0.050, SLG: 0.053		K		G4-3			SH2-4		P3	3	0	0	0	0	1	0
Inning Stats	R: 0 E: 0 K: 0 S: 8 H: 1 LOB: 1 BB: 0 P: 11	R: 0 E: 0 K: 1 S: 10 H: 1 LOB: 1 BB: 0 P: 13	R: 0 E: 0 K: 1 S: 7 H: 0 LOB: 0 BB: 0 P: 14	R: 2 E: 0 K: 1 S: 10 H: 1 LOB: 0 BB: 1 P: 17	R: 0 E: 0 K: 1 S: 7 H: 0 LOB: 0 BB: 0 P: 10	R: 0 E: 0 K: 0 S: 10 H: 1 LOB: 2 BB: 1 P: 18	R: 4 E: 0 K: 0 S: 13 H: 4 LOB: 1 BB: 1 P: 19	R: 0 E: 0 K: 0 S: 11 H: 0 LOB: 0 BB: 0 P: 16	R: 0 E: 0 K: 0 S: 6 H: 0 LOB: 1 BB: 1 P: 11	1B: 6 2B: 1 3B: 0 HR: 1 SF: 0 SAC: 1 DP: 0 HBP: 1						

TOP

Philadelphia Phillies @ Florida Marlins

Joe Robbie Stadium, Miami, FL

Tue May 18 1993, 7:05 PM EDT

Att. 35,805 - Unknown - 80 F

livebaseballscorecards.com

AB	33
R	6
H	8
RBI	6
BB	4
SO	4
LOB	6

WP: 0 PB: 0 SB: 0 CS: 0 PA: 39

PITCHER		IP	WLS	BF	H	R	ER	SO	BB	IBB	HBP	BLK	WP	HR	S	P	ERA	WHIP
Jack Armstrong, R ERA: 3.75	(1, 1)	6.2	L	31	8	6	6	4	2	1	1	0	0	1	62	99	8.10	1.500
Joe Klink, L ERA: 4.0	(7, 1)	1.1		4	0	0	0	0	0	0	0	0	0	0	14	19	0.00	0.000
Matt Turner, R ERA:	(9, 1)	1.0		4	0	0	0	0	1	0	0	0	0	0	6	11	0.00	1.000

PITCHER		IP	WLS	BF	H	R	ER	SO	BB	IBB	HBP	BLK	WP	HR	S	P	ERA	WHIP

BOTTOM

Philadelphia Phillies @ Florida Marlins

Joe Robbie Stadium, Miami, FL

Tue May 18 1993, 7:05 PM EDT

Att. 35,805 - Unknown - 80 F

livebaseballscorecards.com

Batter	1	2	3	4	5	6	7	8	9	AB	R	H	RBI	BB	SO	LOB
Chuck Carr, S (1, 8) OBP: 0.336, SLG: 0.325	C B S C 1-3 K ①		B X 1-0 E4 1B		F B B X 2-1 F7 ③			M B B B B 4-1 1B BB		3	0	0	0	1	1	1
Junior Felix, S (1, 9) OBP: 0.259, SLG: 0.367	B C X 1-1 G4-3 ②		1 SAFE X 0-0 FC6-4 1-3 1B			S F S 0-3 K2-3 ①		B X 1-0 1-3 1B		4	0	2	0	0	1	0
Greg Briley, L (1, 7) OBP: 0.341, SLG: 0.436	F F C 0-3 K ③		C X 0-1 FC6-4 1-2f ③			C S C 0-3 K ②		F X 0-1 G1 ③		4	0	0	0	0	2	4
Dave Magadan, L (1, 5) OBP: 0.438, SLG: 0.400		C B C C 1-3 K ①		X 0-0 G4-3 ①		B C C C X 1-2 G1-3 ③			C C X 0-2 2B	4	0	1	0	0	1	0
Benito Santiago, R (1, 2) OBP: 0.300, SLG: 0.363		X 0-0 L7 ②		S S S 0-3 K ②			F B S S 1-3 K ①		C X 0-1 G6-3 ①	4	0	0	0	0	2	1
Jeff Conine, R (1, 3) OBP: 0.379, SLG: 0.348		X 0-0 WP 1B		S B C B T 2-2 K ③			S C B B X 2-2 G6-3 ②		F B B S C 2-3 K ②	4	0	1	0	0	2	1
Alex Arias, R (1, 4) OBP: 0.362, SLG: 0.343		B S B B X 3-1 P3 1-2 ③			B C B B C X 3-2 SH3-4 1B		B B S C X 2-2 P3 ③		B C C F F B C 2-3 K ③	4	0	1	0	0	1	2
Walt Weiss, S (1, 6) OBP: 0.414, SLG: 0.359			B B C X 2-1 P6 ①		X 0-0 F8 ①			B X 1-0 G4-6-3 1B		3	0	1	0	0	0	1
Jack Armstrong, R (1, 1) OBP: 0.130, SLG: 0.130 Joe Klink, L (7, 1) Geronimo Berroa, R (8, PH) Matt Turner, R (9, 1)			B C X 1-1 G4-3 ②		X 0-0 SH3-4 1-2 ②			B F X 1-1 G4-6-3 1-2f ①②		1	0	0	0	0	0	0
										0	0	0	0	0	0	0
										1	0	0	0	0	0	1
										0	0	0	0	0	0	0
Inning Stats	R: 0 E: 0 K: 2 S: 8 H: 0 LOB: 0 BB: 0 P: 10	R: 0 E: 0 K: 1 S: 7 H: 1 LOB: 1 BB: 0 P: 11	R: 0 E: 1 K: 0 S: 8 H: 1 LOB: 2 BB: 0 P: 12	R: 0 E: 0 K: 2 S: 7 H: 0 LOB: 0 BB: 0 P: 9	R: 0 E: 0 K: 0 S: 7 H: 1 LOB: 1 BB: 0 P: 12	R: 0 E: 0 K: 2 S: 9 H: 0 LOB: 0 BB: 0 P: 10	R: 0 E: 0 K: 1 S: 9 H: 0 LOB: 0 BB: 0 P: 14	R: 0 E: 0 K: 0 S: 7 H: 2 LOB: 2 BB: 1 P: 14	R: 0 E: 0 K: 2 S: 13 H: 1 LOB: 1 BB: 0 P: 17	1B: 5 2B: 1 3B: 0 HR: 0	SF: 0 SAC: 1 DP: 1 HBP: 0						

	AB	32
	R	0
	H	6
	RBI	0
	BB	1
	SO	10
	LOB	11

PITCHER		IP	WLS	BF	H	R	ER	SO	BB	IBB	HBP	BLK	WP	HR	S	P	ERA	WHIP
Tommy Greene, R ERA: 1.98	(1, 1)	9.0	W	34	6	0	0	10	1	0	0	0	1	0	75	109	0.00	0.778

PITCHER	IP	WLS	BF	H	R	ER	SO	BB	IBB	HBP	BLK	WP	HR	S	P	ERA	WHIP

Batter	1	2	3	4	5	6	7	8	9	AB	R	H	RBI	BB	SO	LOB
Lenny Dykstra, L (1, 8) OBP: 0.342, SLG: 0.354	B X 1-0 ① G5-3		B C B S F X 2-2 ③ P6		1 SAFE 1 SAFE B F C 1 SAFE B B B 4-2 1-2 BB		B C X 1-1 ③ F8			3	0	0	0	1	0	1
Mariano Duncan, R (1, 6) OBP: 0.243, SLG: 0.318	C B S B C 2-3 ② K			B X 1-0 ① G1-3	S F B B X 2-2 ③ G6-3			C F F B X 1-2 ① G4-3		4	0	0	0	0	1	2
John Kruk, L (1, 3) OBP: 0.481, SLG: 0.562	C B F B B S 3-3 ③ K			C F B S 1-3 ② K		B B C B B 4-1 BB		B F F X 1-2 ② P6		3	0	0	0	1	2	0
Dave Hollins, S (1, 5) OBP: 0.379, SLG: 0.473		F B X 1-1 ① G6-3		F B S B B X 3-2 ③ G5-3		B S 1 SAFE C B X 2-2 ① L4		B B B B 4-0 BB		3	0	0	0	1	0	1
Darren Daulton, L (1, 2) OBP: 0.427, SLG: 0.580		B X 1-0 ② P6			B B C B B 4-1 HR BB	B B B B B 4-0 1-2 G6-4-3 BB		B X 1-0 ③ G4-3		2	1	0	0	2	0	1
Pete Incaviglia, R (1, 7) OBP: 0.274, SLG: 0.450		C B X 1-1 ③ F7			X 0-0 ② ③ 1-H HR	B X 1-0 ② ③ 1-2f G6-4-3			C S S 0-3 ① K	4	1	1	2	0	1	2
Wes Chamberlain, R (1, 9) OBP: 0.320, SLG: 0.479			C B X 1-1 HR		B B S S B B 4-2 WP BB		B B F X 2-1 SH2-4 2B		F C S 0-3 ② K	3	1	2	1	1	1	0
Mickey Morandini, L (1, 4) OBP: 0.259, SLG: 0.321			X 0-0 ① G4-3		1 SAFE B B B C 1 SAFE B X 3-1 ① F9		X 0-0 ① 2-3 SH2-4		F X 0-1 ③ F7	3	0	0	0	0	0	1
Jose DeLeon, R (1, 1) Milt Thompson, L (7, PH) OBP: 0.315, SLG: 0.255 Mark Davis, L (7, 1)			B C S S 1-3 ② K		M 1 SAFE L B M 1-3 ② K		X 0-0 ② G3			2 1 0	0 0 0	0 0 0	0 0 0	0 0 0	2 0 0	1 1 0
Inning Stats	R: 0 E: 0 K: 2 S: 7 H: 0 LOB: 0 BB: 0 P: 13	R: 0 E: 0 K: 0 S: 5 H: 0 LOB: 0 BB: 0 P: 8	R: 1 E: 0 K: 1 S: 10 H: 1 LOB: 0 BB: 0 P: 14	R: 0 E: 0 K: 1 S: 7 H: 0 LOB: 0 BB: 0 P: 12	R: 2 E: 0 K: 1 S: 14 H: 1 LOB: 2 BB: 3 P: 32	R: 0 E: 0 K: 0 S: 5 H: 0 LOB: 1 BB: 2 P: 16	R: 0 E: 0 K: 0 S: 6 H: 1 LOB: 1 BB: 0 P: 9	R: 0 E: 0 K: 0 S: 8 H: 0 LOB: 1 BB: 1 P: 15	R: 0 E: 0 K: 2 S: 8 H: 0 LOB: 0 BB: 0 P: 8	1B: 0 2B: 1 3B: 0 HR: 2 SF: 0 SAC: 1 DP: 1 HBP: 0						

TOP

Philadelphia Phillies @ Florida Marlins

Joe Robbie Stadium, Miami, FL

Wed May 19 1993, 7:05 PM EDT

Att. 33,970 - Unknown - 83 F

livebaseballscorecards.com

AB	28
R	3
H	3
RBI	3
BB	6
SO	7
LOB	10

WP: 1 PB: 0 SB: 0 CS: 0 PA: 35

PITCHER		IP	WLS	BF	H	R	ER	SO	BB	IBB	HBP	BLK	WP	HR	S	P	ERA	WHIP
Chris Hammond, L ERA: 5.03	(1, 1)	5.0		20	2	3	3	5	3	0	0	0	1	2	43	79	5.40	1.000
Richie Lewis, R ERA: 2.08	(6, 1)	2.0	W	8	1	0	0	0	2	0	0	0	0	0	11	25	0.00	1.500
Trevor Hoffman, R ERA: 2.66	(8, 1)	0.2		3	0	0	0	0	1	0	0	0	0	0	7	13	0.00	1.500
Bryan Harvey, R ERA: 2.0	(8, 1)	1.1	S	4	0	0	0	2	0	0	0	0	0	0	9	10	0.00	0.000

PITCHER	IP	WLS	BF	H	R	ER	SO	BB	IBB	HBP	BLK	WP	HR	S	P	ERA	WHIP

BOTTOM

Philadelphia Phillies @ Florida Marlins

Joe Robbie Stadium, Miami, FL

Wed May 19 1993, 7:05 PM EDT

Att. 33,970 - Unknown - 83 F

livebaseballscorecards.com

Batter	1	2	3	4	5	6	7	8	9	AB	R	H	RBI	BB	SO	LOB
Chuck Carr, S (1, 8) OBP: 0.347, SLG: 0.328	B B B C B 4-1 CS BB		S S B B X 2-2 ② G4-3 3-H			B X 1-0 G6-3 S G3 1B	C B F B B B 4-2 1B 1-2 2-3 3-H BB			2	1	1	2	2	0	0
Rick Renteria, R (1, 4) OBP: 0.396, SLG: 0.395	C C B B B F F X 3-2 ①② G5-3 1-2		C B B B B 4-1 BB			B B F C X 2-2 ① G6-3 1-3	B C X 1-1 1B 1-2 2-H 3-H			3	0	1	2	1	0	2
Dave Magadan, L (1, 5) OBP: 0.428, SLG: 0.388	X 0-0 ③ G4-3		B S X 1-1 ③ L9			X 0-0 ② G3 3-H	B B F F C 2-3 ③ K			4	0	0	1	0	1	3
Orestes Destrade, S (1, 3) OBP: 0.306, SLG: 0.314		X 0-0 ① G6-3		C C B X 1-2 ① F9		C S S 0-3 ③ K		S T X 0-2 ① F8		4	0	0	0	0	1	0
Geronimo Berroa, R (1, 9) OBP: 0.400, SLG: 0.250 Greg Briley, L (8, PR) (9, 9) OBP: 0.341, SLG: 0.436		B S B B X 3-1 ② F7		C S X 0-2 ② F8			B B B B 4-0 E 1B BB BB	B S B F F X 2-2 1B 1B		3 0	1 0	1 0	0 0	1 0	0 0	0 0
Jeff Conine, R (1, 7) OBP: 0.382, SLG: 0.353		B C S F X 1-2 1B		B C S X 1-2 ③ G5-3			C B S S 1-3 ① K	1 SAFE X 0-0 1-2 1B		4	0	2	0	0	1	1
Rob Natal, R (1, 2) Benito Santiago, R (8, 2) OBP: 0.298, SLG: 0.360		C S B S 1-3 ③ K			C F X 0-2 ① G2-3		C B F B F S 2-3 ② K	C X 0-1 ② L4		3 1	0 0	0 0	0 0	0 0	2 0	2 2
Walt Weiss, S (1, 6) OBP: 0.410, SLG: 0.355			B B F C F C 2-3 ① K		C F S 0-3 ② K		B C B B X 3-1 BB E 1-2 1B 1B	B C C F X 1-2 ③ G6-3		4	1	1	0	0	2	2
Chris Hammond, L (1, 1) OBP: 0.222, SLG: 0.294 Monty Fariss, R (5, PH) OBP: 0.276, SLG: 0.346 Richie Lewis, R (6, 1) Junior Felix, S (7, PH) OBP: 0.258, SLG: 0.364 Trevor Hoffman, R (8, 1) Bryan Harvey, R (8, 1)			X 0-0 G4-3 3B		B C S F B C 2-3 ③ K		C B F X 1-2 E4 BB 1-2 2-3 1B			1 1 0 1 0 0	1 0 0 1 0 0	1 0 0 0 0 0	0 0 0 0 0 0	0 1 0 0 0 0	0 0 0 0 0 0	0 0 0 2 0 0
Inning Stats	R: 0 H: 0 E: 0 LOB: 0 K: 0 BB: 1 S: 7 P: 14	R: 0 H: 1 E: 0 LOB: 1 K: 1 BB: 0 S: 10 P: 15	R: 1 H: 1 E: 0 LOB: 1 K: 1 BB: 1 S: 11 P: 20	R: 0 H: 0 E: 0 LOB: 0 K: 0 BB: 0 S: 9 P: 11	R: 0 H: 0 E: 0 LOB: 0 K: 2 BB: 0 S: 10 P: 12	R: 1 H: 1 E: 0 LOB: 0 K: 1 BB: 0 S: 8 P: 11	R: 3 H: 2 E: 1 LOB: 2 K: 3 BB: 2 S: 19 P: 37	R: 0 H: 2 E: 0 LOB: 2 K: 0 BB: 0 S: 14 P: 17		1B: 6 SF: 0 2B: 0 SAC: 0 3B: 1 DP: 0 HR: 0 HBP: 0						

	AB	31
	R	5
	H	7
	RBI	5
	BB	4
	SO	8
	LOB	14

WP: 0 PA: 35
PB: 0
SB: 1
CS: 1

PITCHER		IP	WLS	BF	H	R	ER	SO	BB	IBB	HBP	BLK	WP	HR	S	P	ERA	WHIP
Jose DeLeon, R ERA: 5.29	(1, 1)	6.0		22	3	2	2	5	2	0	0	0	0	0	55	83	3.00	0.833
Mark Davis, L ERA: 4.32	(7, 1)	2.0	L	13	4	3	0	3	2	0	0	0	0	0	33	54	0.00	3.000

PITCHER	IP	WLS	BF	H	R	ER	SO	BB	IBB	HBP	BLK	WP	HR	S	P	ERA	WHIP

Batter	1	2	3	4	5	6	7	8	9	AB	R	H	RBI	BB	SO	LOB
Delino DeShields, L (1, 4) OBP: 0.364, SLG: 0.315	X 0-0 FC5-4 1B		B C B F X 2-2 ② F7	C B C B B B 4-2 1-2 2-3 BB			B B C X 2-1 ① F8			3	0	1	0	1	0	0
Moises Alou, R (1, 7) OBP: 0.387, SLG: 0.500	F X 0-1 ① FC5-4 2B 1-2f		F X 0-1 ③ G6-3	B C X 1-1 ③ L9			B F X 1-1 ② G6-3			4	0	0	0	0	0	4
Marquis Grissom, R (1, 8) OBP: 0.370, SLG: 0.497	B X 1-0 ② P6			F X 0-1 BB HR 1B	S B B X 2-1 1B		X 0-0 ③ F9			4	1	2	0	0	0	1
Larry Walker, L (1, 9) OBP: 0.408, SLG: 0.567	C X 0-1 1-3 2B			B F S B B B 4-2 1-2 HR BB	B B S X 2-1 ① F8			B C F X 1-2 ① F7		3	1	1	0	1	0	1
Frank Bolick, S (1, 3) OBP: 0.329, SLG: 0.449	C B S B B X 3-2 ③ F7			B X 1-0 1-H 2-H HR	C F C 0-3 ② K			B C B X 2-1 ② F7		4	1	1	3	0	1	3
Darrin Fletcher, L (1, 2) OBP: 0.309, SLG: 0.348		B B X 2-0 ① G1-6-3		X 0-0 ① P6	C X 0-1 ③ L7			X 0-0 ③ G4-3		4	0	0	0	0	0	1
Wil Cordero, R (1, 6) OBP: 0.299, SLG: 0.423		C B B F X 2-2 G4-6-3 1B		C B B F X 2-2 BB HBP 1B		C B B C F X 2-2 ① G4-3			B F F S 1-3 ① K	4	0	2	0	0	1	0
Mike Lansing, R (1, 5) OBP: 0.363, SLG: 0.462		B C C B X 2-2 ② ③ G4-6-3 1-2f		B H 2-0 BB 1-2 HBP		C S F B C 1-3 ② K			F X 0-1 ② G5-3	3	0	0	0	0	1	1
Chris Nabholz, L (1, 1) OBP: 0.071, SLG: 0.071 Kent Bottenfield, R (2, 1) OBP: 0.167, SLG: 0.091 Jeff Fassero, L (4, 1) Lou Frazier, S (6, PH) OBP: 0.324, SLG: 0.324 Jimmy Jones, R (6, 1) OBP: 0.000, SLG: 0.125 John Vander Wal, L (9, PH) OBP: 0.347, SLG: 0.471			S C C 0-3 ① K L S S 0-3 ② K			F C X 0-2 ③ F7			F S F X 0-2 ③ G6-3	0 2 0 1 0 1	0 0 0 0 0 0	0 0 0 0 0 0	0 0 0 0 0 0	0 0 0 0 0 0	0 2 0 0 0 0	0 2 0 0 0 0
Inning Stats	R: 0 E: 0 K: 0 S: 9 H: 2 LOB: 2 BB: 0 P: 13	R: 0 E: 0 K: 0 S: 7 H: 1 LOB: 0 BB: 0 P: 13	R: 0 E: 0 K: 1 S: 8 H: 0 LOB: 0 BB: 0 P: 10	R: 3 E: 0 K: 1 S: 16 H: 3 LOB: 3 BB: 2 P: 30	R: 0 E: 0 K: 1 S: 9 H: 1 LOB: 1 BB: 0 P: 13	R: 0 E: 0 K: 1 S: 11 H: 0 LOB: 0 BB: 0 P: 14	R: 0 E: 0 K: 0 S: 5 H: 0 LOB: 0 BB: 0 P: 8	R: 0 E: 0 K: 0 S: 6 H: 0 LOB: 0 BB: 0 P: 9	R: 0 E: 0 K: 1 S: 9 H: 0 LOB: 0 BB: 0 P: 10	1B: 5 2B: 1 3B: 0 HR: 1	SF: 0 SAC: 0 DP: 1 HBP: 1					

PITCHER	IP	WLS	BF	H	R	ER	SO	BB	IBB	HBP	BLK	WP	HR	S	P	ERA	WHIP
Curt Schilling, R (1, 1) ERA: 2.79	9.0	W	36	7	3	3	5	2	0	1	0	0	1	80	120	3.00	1.000

PITCHER	IP	WLS	BF	H	R	ER	SO	BB	IBB	HBP	BLK	WP	HR	S	P	ERA	WHIP

Montreal Expos @ Philadelphia Phillies

Veterans Stadium, Philadelphia, PA

Thu May 20 1993, 7:05 PM EDT

Att. 28,103 - Unknown - 61 F

TOP

livebaseballscorecards.com

AB	33
R	3
H	7
RBI	3
BB	2
SO	5
LOB	13

WP	0
PB	0
SB	0
CS	0
PA	36

BOTTOM

Montreal Expos @ Philadelphia Phillies

Veterans Stadium, Philadelphia, PA

Thu May 20 1993, 7:05 PM EDT

Att. 28,103 - Unknown - 61 F

livebaseballscorecards.com

Batter	1	2	3	4	5	6	7	8	9	AB	R	H	RBI	BB	SO	LOB
Lenny Dykstra, L (1, 8) OBP: 0.344, SLG: 0.362	K	F8		BB BB BB 1B	G4-3			E FC4-6 2B		5	2	2	0	0	1	1
Mariano Duncan, R (1, 4) OBP: 0.250, SLG: 0.310	HBP HR BB	FC5-4 1B		BB BB 1B BB	K			G4-3		3	2	0	0	2	1	3
John Kruk, L (1, 3) OBP: 0.485, SLG: 0.556	HBP HR BB	BB 1B		1B BB BB	F8			E3 FC4-6		3	1	1	0	2	0	1
Dave Hollins, S (1, 5) OBP: 0.379, SLG: 0.463	HR HBP	BB		P3	G6-3			FC4-6		3	1	0	1	1	0	4
Darren Daulton, L (1, 2) OBP: 0.426, SLG: 0.593	K	G1-3		1B BB			HR	G3		4	1	1	2	1	1	7
Pete Incaviglia, R (1, 7) OBP: 0.284, SLG: 0.488	HR	K		1B			G6-3			4	1	2	5	0	1	0
Wes Chamberlain, R (1, 9) OBP: 0.318, SLG: 0.480 Jim Eisenreich, L (9, 9) OBP: 0.426, SLG: 0.521	WP 2B	P2	K				F9			4 0	0 0	1 0	0 0	0 0	1 0	3 0
Juan Bell, R (1, 6) OBP: 0.255, SLG: 0.300	K	G3			G6-3		F9			4	0	0	0	0	1	1
Curt Schilling, R (1, 1) OBP: 0.217, SLG: 0.143		FC5-4 BB		F8	K			2B E 1B		3	1	1	0	1	1	0
Inning Stats	R: 4 H: 2 E: 0 LOB: 1 K: 3 BB: 2 S: 17 P: 33	R: 0 H: 1 E: 0 LOB: 3 K: 0 BB: 2 S: 11 P: 24	R: 0 H: 0 E: 0 LOB: 0 K: 1 BB: 0 S: 11 P: 15	R: 2 H: 2 E: 0 LOB: 3 K: 1 BB: 3 S: 19 P: 39	R: 0 H: 0 E: 0 LOB: 0 K: 1 BB: 0 S: 6 P: 10	R: 0 H: 0 E: 0 LOB: 0 K: 1 BB: 0 S: 6 P: 8	R: 1 H: 1 E: 0 LOB: 0 K: 0 BB: 0 S: 8 P: 12	R: 2 H: 2 E: 1 LOB: 1 K: 0 BB: 0 S: 12 P: 18		1B: 4 SF: 0 2B: 2 SAC: 0 3B: 0 DP: 0 HR: 2 HBP: 1				WP: 1 PA: 41 PB: 0 SB: 0 CS: 0		

	AB	33
	R	9
	H	8
	RBI	8
	BB	7
	SO	7
	LOB	20

PITCHER		IP	WLS	BF	H	R	ER	SO	BB	IBB	HBP	BLK	WP	HR	S	P	ERA	WHIP
Chris Nabholz, L ERA: 6.1	(1, 1)	1.2	L	12	3	4	4	3	3	0	1	0	1	1	24	48	21.60	3.600
Kent Bottenfield, R ERA: 4.82	(2, 1)	1.2		8	1	2	2	1	2	0	0	0	0	0	24	40	10.80	1.800
Jeff Fassero, L ERA: 3.1	(4, 1)	1.2		8	1	0	0	2	2	0	0	0	0	0	16	33	0.00	1.800
Jimmy Jones, R ERA: 6.11	(6, 1)	3.0		13	3	3	1	1	0	0	0	0	0	1	26	38	3.00	1.000

PITCHER		IP	WLS	BF	H	R	ER	SO	BB	IBB	HBP	BLK	WP	HR	S	P	ERA	WHIP

Batter	1	2	3	4	5	6	7	8	9	AB	R	H	RBI	BB	SO	LOB
Delino DeShields, L (1, 4) OBP: 0.372, SLG: 0.315	C B X 1-1 1B G4-3 1B		C C F B B F S 2-3 ③ K			C B B B B 4-1 G4-3 1B BB	C X 0-1 ② G3-1 2-3		B H 2-0 S F9-2 HBP	3	2	1	0	1	1	1
Mike Lansing, R (1, 5) OBP: 0.364, SLG: 0.456	1 SAFE 1 SAFE X 0-0 G4-3 1-3 1B			X 0-0 ① G6-3		L B B X 2-1 ① G4-3 1-2	B F B B B 4-1 BB		L 1 SAFE C B F F B B X 3-2 ① F7 1-3	4	0	1	0	1	0	2
Marquis Grissom, R (1, 8) OBP: 0.371, SLG: 0.494	C X 0-1 ① ② G4-3 1-2f 3-H			C B B X 2-1 E 1B		B X 1-0 S E 1B 2-H	S X 0-1 ③ F9		F X 0-1 ② ③ F9-2 3-H	5	1	2	1	0	0	4
Larry Walker, L (1, 9) OBP: 0.404, SLG: 0.556	F B C S 1-3 ③ K			X 0-0 ② L7		B C F B X 2-2 E5 FC5-2 1-H		B B C X 2-1 G6-3 S E 1B		4	1	1	0	0	1	1
Moises Alou, R (1, 7) OBP: 0.377, SLG: 0.486		X 0-0 ① G6-3		1 SAFE 1 SAFE B F B X 2-1 ③ G6-3 1-3		F X 0-1 ② FC5-2 3-H		B F B S F F B X 3-2 ① G6-3 1-3		4	0	0	0	0	0	3
Greg Colbrunn, R (1, 3) OBP: 0.355, SLG: 0.478		C X 0-1 ② G1-3			B B F X 2-1 G5-3 1B	F 1 SAFE B S S 1-3 ③ K		B F B S X 2-2 FC5 2B 3-H		4	1	1	0	0	1	1
Wil Cordero, R (1, 6) OBP: 0.304, SLG: 0.438		B F B X 2-1 ③ F8			B X 1-0 ① F9		C X 0-1 2B 2B	C F B B X 2-2 3-H 2B		4	1	2	1	0	0	1
Tim Spehr, R (1, 2) OBP: 0.235, SLG: 0.279			C C B F X 1-2 ① L5		F C B F X 1-2 ② G5-3 1-2		C X 0-1 G3-1 2B 2-H	C S F X 0-2 ② G6-3		4	0	1	1	0	0	2
Ken Hill, R (1, 1) OBP: 0.250, SLG: 0.227 Mel Rojas, R (7, 1)			F B X 1-1 ② G6-3		C B B S F S 2-3 ③ K		L L M 0-3 ① K	C S S 0-3 ③ K		3 1	0 0	0 0	0 0	0 0	2 1	2 1
Inning Stats	R: 1 H: 2 E: 0 LOB: 0 K: 1 BB: 0 S: 8 P: 10	R: 0 H: 0 E: 0 LOB: 0 K: 0 BB: 0 S: 5 P: 7	R: 0 H: 0 E: 0 LOB: 0 K: 1 BB: 0 S: 11 P: 15	R: 0 H: 1 E: 1 LOB: 1 K: 0 BB: 0 S: 6 P: 10	R: 0 H: 1 E: 0 LOB: 1 K: 1 BB: 0 S: 11 P: 17	R: 2 H: 1 E: 1 LOB: 1 K: 1 BB: 1 S: 12 P: 22	R: 1 H: 2 E: 0 LOB: 2 K: 1 BB: 1 S: 12 P: 16	R: 2 H: 2 E: 1 LOB: 1 K: 1 BB: 0 S: 20 P: 29	R: 0 H: 0 E: 0 LOB: 0 K: 0 BB: 0 S: 7 P: 12	1B: 6 SF: 0 2B: 4 SAC: 0 3B: 0 DP: 2 HR: 0 HBP: 1						

PITCHER		IP	WLS	BF	H	R	ER	SO	BB	IBB	HBP	BLK	WP	HR	S	P	ERA	WHIP
Danny Jackson, L ERA: 3.94	(1, 1)	6.2	L	29	7	4	3	5	2	0	0	0	0	0	63	95	4.05	1.350
Bob Ayrault, R ERA: 10.8	(7, 1)	0.1		1	0	0	0	0	0	0	0	0	0	0	2	2	0.00	0.000
David West, L ERA: 1.33	(8, 1)	1.0		6	2	2	1	1	0	0	0	0	0	0	20	29	9.00	2.000
Mitch Williams, L ERA: 2.65	(9, 1)	1.0		3	0	0	0	0	0	0	1	0	0	0	7	12	0.00	0.000

PITCHER IP WLS BF H R ER SO BB IBB HBP BLK WP HR S P ERA WHIP

Montreal Expos @ Philadelphia Phillies

Veterans Stadium, Philadelphia, PA

Fri May 21 1993, 7:05 PM EDT

Att. 41,146 - Unknown - 65 F

TOP

livebaseballscorecards.com

AB	36
R	6
H	9
RBI	3
BB	2
SO	6
LOB	18

WP: 0 PA: 39
PB: 0
SB: 4
CS: 0

Batter	1	2	3	4	5	6	7	8	9	AB	R	H	RBI	BB	SO	LOB
Lenny Dykstra, L (1, 8) OBP: 0.347, SLG: 0.358	BCBBB 4-1 S 1B BB		X 0-0 P4 ①		SBBFFBB 4-2 BB 1-2 BB		C X 0-1 G6-3 ③			2	1	0	0	2	0	1
Mickey Morandini, L (1, 4) OBP: 0.265, SLG: 0.321	1 SAFE CB 1 SAFE PCX 2-2 L7 ①		CFBBX 2-2 L9 ②		BCBBBB 4-1 G6-4-3 1-2 2-3 BB			C B C X 1-2 G4-3 1B		3	0	1	0	1	0	1
John Kruk, L (1, 3) OBP: 0.485, SLG: 0.548	SBBCBFB 4-2 1B E 1-2 BB		BBBBB 4-1 BB		CCFX 0-2 ② ③ G6-4-3 1-2f			X 0-0 ① ② G4-3 1-2f		2	1	0	0	2	0	4
Dave Hollins, S (1, 5) OBP: 0.382, SLG: 0.464	X 0-0 E 1-3 2-H 1B		CCFS 0-3 ③ K			BBX 2-0 ① P6		S B X 1-1 1B		4	0	2	1	0	1	1
Darren Daulton, L (1, 2) OBP: 0.416, SLG: 0.575	X 0-0 ② L9 2-3 3-H		BBBCBCX 3-2 ① G5-3			BCBCBCBX 3-2 ② G4-3		B B X 2-0 ③ L9		4	0	0	0	0	0	2
Wes Chamberlain, R (1, 9) OBP: 0.306, SLG: 0.462	SBBBFBX 3-2 ③ P5			SFBFBX 2-2 ② G4-3		C X 0-1 ③ G5-3			C X 0-1 ① G5-3	4	0	0	0	0	0	1
Milt Thompson, L (1, 7) OBP: 0.304, SLG: 0.245		F B B S X 2-2 ① G1-3		BBBCFS 2-3 ③ K			L B X 1-1 ① G4-3		X 0-0 ② G4-3	4	0	0	0	0	1	0
Mariano Duncan, R (1, 6) OBP: 0.250, SLG: 0.316		B S X 1-1 ② F8			FBBBX 2-1 ① G4-3		X 0-0 G3-1 2B		B X 1-0 ③ G6-3	4	0	1	0	0	0	0
Danny Jackson, R (1, 1) OBP: 0.238, SLG: 0.167 Bob Ayrault, R (7, 1) Jim Eisenreich, L (7, PH) OBP: 0.418, SLG: 0.510 David West, L (8, 1) OBP: 1.000, SLG: 1.000 Mitch Williams, L (9, 1)		B S S B S 2-3 ③ K			BCBFBFB 4-2 BB WP BB		X 0-0 ② G3-1 2-3			1 0 1 0 0	0 0 0 0 0	0 0 0 0 0	0 0 0 0 0	1 0 0 0 0	1 0 0 0 0	0 0 1 0 0
Inning Stats	R: 2 E: 1 K: 0 S: 13 H: 1 LOB: 1 BB: 2 P: 25	R: 0 E: 0 K: 1 S: 8 H: 0 LOB: 0 BB: 0 P: 13	R: 0 E: 0 K: 1 S: 9 H: 0 LOB: 1 BB: 1 P: 15	R: 0 E: 0 K: 1 S: 10 H: 0 LOB: 0 BB: 0 P: 17	R: 0 E: 0 K: 0 S: 13 H: 0 LOB: 2 BB: 3 P: 27	R: 0 E: 0 K: 0 S: 6 H: 0 LOB: 0 BB: 0 P: 11	R: 0 E: 0 K: 0 S: 6 H: 1 LOB: 1 BB: 0 P: 7	R: 0 E: 0 K: 0 S: 7 H: 2 LOB: 1 BB: 0 P: 11	R: 0 E: 0 K: 0 S: 4 H: 0 LOB: 0 BB: 0 P: 5	1B: 3 2B: 1 3B: 0 HR: 0	SF: 0 SAC: 0 DP: 2 HBP: 0					

PITCHER		IP	WLS	BF	H	R	ER	SO	BB	IBB	HBP	BLK	WP	HR	S	P	ERA	WHIP
Ken Hill, R ERA: 2.67	(1, 1)	6.1	W	26	2	2	1	3	6	0	0	0	1	0	62	112	1.42	1.263
Mel Rojas, R ERA: 3.05	(7, 1)	2.2	S	9	2	0	0	0	0	0	0	0	0	0	14	19	0.00	0.750

PITCHER	IP	WLS	BF	H	R	ER	SO	BB	IBB	HBP	BLK	WP	HR	S	P	ERA	WHIP

BOTTOM

Montreal Expos @ Philadelphia Phillies

Veterans Stadium, Philadelphia, PA

Fri May 21 1993, 7:05 PM EDT

Att. 41,146 - Unknown - 65 F

livebaseballscorecards.com

AB	29
R	2
H	4
RBI	1
BB	6
SO	3
LOB	11

Batter	1	2	3	4	5	6	7	8	9	AB	R	H	RBI	BB	SO	LOB
Delino DeShields, L (1, 4) OBP: 0.377, SLG: 0.331	BBCX 2-1 BB 1B		BBCX 2-1 E S 1B		BX 1-0 ② G3		CBBSX 2-2 E G6-3 2B	CX 0-1 ② P4	CSBBBC 3-3 ③ K 1-2	6	2	3	0	0	1	4
John Vander Wal, L (1, 7) OBP: 0.359, SLG: 0.471 Lou Frazier, S (7, PH) OBP: 0.308, SLG: 0.306 (7, 7) Tim McIntosh, R (8, 2) OBP: 0.125, SLG: 0.125	CC1SBS 1-3 ① K SAFE SAFE		BCBSBX 3-2 FC4-6 1-H 1B		BSBFBB 4-2 1B 1B BB		BBBCCX 3-2 E6 FC5-4 2-3	CSX 0-2 ③ F9		2	1	1	1	1	1	1
										2	0	0	0	0	0	3
										0	0	0	0	0	0	0
Marquis Grissom, R (1, 8) OBP: 0.366, SLG: 0.484	BX 1-0 ② F9		BFCBBX 3-2 ① F7		X 0-0 1B 1-2 1B		X 0-0 ① G6-3 3-H		CBX 1-1 ① F7	5	0	1	1	0	0	3
Larry Walker, L (1, 9) OBP: 0.417, SLG: 0.559	B1CBBFB 4-2 SAFE 1-2 BB		SFBX 1-2 ② FC4-6 S 1-2f		X 0-0 1-2 2-H 1B		BBBCB 4-1 FC5-4 BB		CCFX 0-2 E 1B BB 1B	3	1	2	1	2	0	1
Frank Bolick, S (1, 3) OBP: 0.321, SLG: 0.432	BCBBX 3-1 ③ F8		BCCFX 1-2 ③ F8 1-2		BBX 2-0 ③ P5		BCX 1-1 ② FC5-4 1-2f 2-3		X 0-0 BB E 1B 1-2 1B	5	1	1	0	0	0	7
Wil Cordero, R (1, 6) OBP: 0.301, SLG: 0.430		CBX 1-1 F9 PB 1B		BX 1-0 ① F9		BX 1-0 ① F9	CTS 0-3 ③ K		BBCX 2-1 E6 BB 1B 1-2 2-3	5	1	1	0	0	1	4
Mike Lansing, R (1, 5) OBP: 0.372, SLG: 0.457		BX 1-0 ① F8		CBBFBFX 3-2 ② P3		CBFX 1-2 WP 1B		BBCX 2-1 1B 1B	BBCFBB 4-2 1B 1B BB 1-2 2-3 3-H	4	0	2	1	1	0	1
Tim Spehr, R (1, 2) OBP: 0.226, SLG: 0.267 Greg Colbrunn, R (6, PH) OBP: 0.351, SLG: 0.471 Darrin Fletcher, L (6, 2) OBP: 0.309, SLG: 0.348 Moises Alou, R (8, PH) OBP: 0.385, SLG: 0.493 (8, 7)		SBBTFX 2-2 ② F9 1-3		CBBFFFFBS 3-3 ③ K		CBCFBX 2-2 ② P6		CBBFFX 2-2 1-3 1B	BX 1-0 DI 1B 1-3 2-H 3-H	2	0	0	0	0	1	1
										1	0	0	0	0	0	1
										0	0	0	0	0	0	0
										2	0	2	2	0	0	0
Dennis Martinez, R (1, 1) OBP: 0.412, SLG: 0.529 Sean Berry, R (8, PH) OBP: 0.326, SLG: 0.143 Jeff Fassero, L (8, 1) Ken Hill, R (9, PH) OBP: 0.240, SLG: 0.217 John Wetteland, R (9, 1)		BBSCFS 2-3 ③ K			FX 0-1 ① F8	SBFFBX 2-2 ③ L4 1-2		CBBSSS 2-3 ① K	BCLX 1-2 ② B1	3	0	0	0	0	1	2
										1	0	0	0	0	1	2
										0	0	0	0	0	0	0
										1	0	0	0	0	0	2
										0	0	0	0	0	0	0
Inning Stats	R: 0 E: 0 K: 1 S: 10 H: 1 LOB: 2 BB: 1 P: 21	R: 0 E: 0 K: 1 S: 11 H: 1 LOB: 1 BB: 0 P: 17	R: 1 E: 0 K: 0 S: 15 H: 2 LOB: 1 BB: 0 P: 25	R: 0 E: 0 K: 1 S: 11 H: 0 LOB: 0 BB: 0 P: 18	R: 1 E: 0 K: 0 S: 8 H: 2 LOB: 2 BB: 1 P: 15	R: 0 E: 0 K: 0 S: 12 H: 1 LOB: 1 BB: 0 P: 18	R: 1 E: 1 K: 1 S: 13 H: 1 LOB: 2 BB: 1 P: 23	R: 0 E: 0 K: 1 S: 13 H: 2 LOB: 2 BB: 0 P: 19	R: 3 E: 1 K: 1 S: 18 H: 3 LOB: 2 BB: 1 P: 30	1B: 12 2B: 1 3B: 0 HR: 0 SF: 0 SAC: 0 DP: 0 HBP: 0						

PITCHER		IP	WLS	BF	H	R	ER	SO	BB	IBB	HBP	BLK	WP	HR	S	P	ERA	WHIP
Ben Rivera, R ERA: 3.86	(1, 1)	6.0		27	7	2	2	3	2	0	0	0	1	0	67	114	3.00	1.500
David West, L ERA: 1.21	(7, 1)	2.0		11	3	1	0	2	1	0	0	0	0	0	26	42	0.00	2.000
Mitch Williams, L ERA: 3.5	(9, 1)	1.0	L	8	3	3	2	1	1	0	0	0	0	0	18	30	18.00	4.000

PITCHER	IP	WLS	BF	H	R	ER	SO	BB	IBB	HBP	BLK	WP	HR	S	P	ERA	WHIP

TOP

Montreal Expos @ Philadelphia Phillies

Veterans Stadium, Philadelphia, PA

Sat May 22 1993, 7:05 PM EDT

Att. 37,911 - Unknown - 69 F

livebaseballscorecards.com

AB	42
R	6
H	13
RBI	6
BB	4
SO	6
LOB	32

WP: 1 PA: 46
PB: 1
SB: 2
CS: 0

Batter	1	2	3	4	5	6	7	8	9	AB	R	H	RBI	BB	SO	LOB
Lenny Dykstra, L (1, 8) OBP: 0.348, SLG: 0.361	C B B X 2-1 ① G5-3	B F B B C F B 4-2 BB		B X 1-0 F7 L3-5 2B		C X 0-1 ② G5-3		B B F X 2-1 ③ P7		4	0	1	0	1	0	0
Mickey Morandini, L (1, 4) OBP: 0.256, SLG: 0.310	C C B S 1-3 ② K	B F X 1-1 ③ F7		L L X 0-2 ① F7 2-3		S B X 1-1 ③ G3			F B C F B S 2-3 ① K	5	0	0	0	0	2	3
John Kruk, L (1, 3) OBP: 0.494, SLG: 0.547	B B C B B 4-1 1B BB		B B B B 4-0 HR BB	F B B X 2-1 ②③ L3-5 3-H			B B C X 2-1 E G3 1B		F S B B B B 4-2 BB	2	1	1	0	3	0	1
Dave Hollins, S (1, 5) OBP: 0.385, SLG: 0.484 Kim Batiste, R (8, 5) OBP: 0.222, SLG: 0.176 Milt Thompson, L (9, PH) OBP: 0.301, SLG: 0.243	X 0-0 1-2 1B	X 0-0 1-H HR			B B C F B C 3-3 ① K	B X 1-0 ① G3 1-2			C R F S 0-3 ② K	4 0 1	1 0 0	2 0 0	2 0 0	0 0 1	1 0 1	1 0 1
Darren Daulton, L (1, 2) OBP: 0.404, SLG: 0.553	B C X 1-1 ③ G3-1	B C F X 1-2 ① G1-3			F C B X 1-2 ② G4-3		B B C X 2-1 ② F9		B S B F S 2-3 ③ K	5	0	0	0	0	1	4
Pete Incaviglia, R (1, 7) OBP: 0.293, SLG: 0.523		F B B B S X 2-2 E6 G3-1 E	C B B F F X 2-2 E 3B		B S X 1-1 2B		C S B B F B X 3-2 E5 2-3			4	2	2	0	0	0	1
Jim Eisenreich, L (1, 9) OBP: 0.390, SLG: 0.472		F B S B B X 2-2 ① G3-1 2-3	X 0-0 E6 G4-3 S 3-H		F C F B B X 2-2 ③ G5-3		X 0-0 ③ P4			4	0	0	0	0	0	4
Mariano Duncan, R (1, 6) OBP: 0.250, SLG: 0.339		B X 1-0 FC6 SH1-3 3-H	B B B S B X 3-1 ② G4-3 1-3			C X 0-1 HR		B S M X 1-2 ① G4-3		4	1	1	1	0	0	1
Ben Rivera, R (1, 1) OBP: 0.100, SLG: 0.100 Ricky Jordan, R (6, PH) OBP: 0.481, SLG: 0.565 David West, L (7, 1) OBP: 1.000, SLG: 1.000 Wes Chamberlain, R (8, PH) OBP: 0.304, SLG: 0.457 Mitch Williams, L (9, 1)	1 SAFE X 0-0 ② SH1-3 1-2	C B S X 1-2 ③ G5-3				C S S 1-3 ① K		F B S B X 3-1 ② F8		1 1 0 1 0	0 0 0 0 0	0 0 0 0 0	0 0 0 0 0	0 1 0 0 0	0 0 0 0 0	1 0 0 0 0
Inning Stats	R: 0 E: 0 K: 1 S: 9 H: 1 LOB: 2 BB: 1 P: 17	R: 1 E: 2 K: 0 S: 13 H: 0 LOB: 2 BB: 1 P: 23	R: 3 E: 1 K: 0 S: 14 H: 2 LOB: 1 BB: 1 P: 25	R: 0 E: 0 K: 0 S: 6 H: 1 LOB: 0 BB: 0 P: 9	R: 0 E: 0 K: 1 S: 12 H: 1 LOB: 1 BB: 0 P: 19	R: 1 E: 0 K: 1 S: 9 H: 1 LOB: 0 BB: 0 P: 11	R: 0 E: 1 K: 0 S: 10 H: 1 LOB: 2 BB: 0 P: 18	R: 0 E: 0 K: 0 S: 7 H: 0 LOB: 0 BB: 0 P: 13	R: 0 E: 0 K: 3 S: 13 H: 0 LOB: 1 BB: 1 P: 21	1B: 2 2B: 3 3B: 1 HR: 2	SF: 0 SAC: 1 DP: 1 HBP: 0					WP: 0 PB: 0 SB: 1 CS: 0	PA: 41

PITCHER	IP	WLS	BF	H	R	ER	SO	BB	IBB	HBP	BLK	WP	HR	S	P	ERA	WHIP
Dennis Martinez, R (1, 1) ERA: 3.92	7.0		34	7	5	3	3	3	0	0	0	0	2	73	122	3.86	1.429
Jeff Fassero, L (8, 1) ERA: 2.95	1.0	W	3	0	0	0	0	0	0	0	0	0	0	7	13	0.00	0.000
John Wetteland, R (9, 1) ERA: 2.7	1.0	S	4	0	0	0	3	1	0	0	0	0	0	13	21	0.00	1.000

PITCHER	IP	WLS	BF	H	R	ER	SO	BB	IBB	HBP	BLK	WP	HR	S	P	ERA	WHIP

BOTTOM

Montreal Expos @ Philadelphia Phillies

Veterans Stadium, Philadelphia, PA

Sat May 22 1993, 7:05 PM EDT

Att. 37,911 - Unknown - 69 F

livebaseballscorecards.com

AB	36
R	5
H	7
RBI	3
BB	4
SO	6
LOB	17

Batter	1	2	3	4	5	6	7	8	9	AB	R	H	RBI	BB	SO	LOB
Delino DeShields, L (1, 4) OBP: 0.389, SLG: 0.328	B B B C C B 4-2 WP BB G6-3 BB		B B B C B 4-1 CS BB		C B B X 2-1 ① G6-3		B B B 4-0 BB	B B B 4-0 1-2 2-3 BB		1	1	0	0	4	0	0
Mike Lansing, R (1, 5) OBP: 0.371, SLG: 0.451 Sergio Valdez, R (5, 1) Jimmy Jones, R (6, 1) OBP: 0.300, SLG: 0.125 Frank Bolick, S (6, 3) OBP: 0.314, SLG: 0.421	B 1 SAFE B 1 SAFE B B B 4-0 G3-1 WP 1-2 BB		1 SAFE C B 1 SAFE X 1-1 ① L6		B F S S 1-3 ② K		C X 0-1 ② F9	B C B S S 2-3 ③ K		2 0 0 2	0 0 0 0	0 0 0 0	0 0 0 0	1 0 0 0	1 0 0 1	1 0 0 4
Marquis Grissom, R (1, 8) OBP: 0.358, SLG: 0.472 Lou Frazier, S (7, 8) OBP: 0.300, SLG: 0.297	B B C F B X 3-2 ① G6-3 1-2 2-H		B B B C F S 3-3 ② ③ K 1-2		B S C F X 1-2 ③ G1-6-3		C B B X 2-1 ③ G6-3		B B C F X 2-2 E6 G4-6-3	4 1	0 0	0 0	1 0	0 0	1 0	3 0
Larry Walker, L (1, 9) OBP: 0.410, SLG: 0.542	B B C X 2-1 ② G3-1 2-3			F X 0-1 ① F8		S F B B B B 4-2 FC4-6 1B WP BB		C S S 0-3 ① K	C B X 1-1 ① ② G4-6-3 1-2f	4	1	0	0	1	1	2
Moises Alou, R (1, 7) OBP: 0.386, SLG: 0.487	B B F F B X 3-2 ③ G6-3			C S B B B X 3-2 ② F9		X 0-0 FC4-6 1B 1-2		B B B B 4-0 2B 2B BB	F X 0-1 ③ F8	4	1	1	0	1	0	1
Wil Cordero, R (1, 6) OBP: 0.299, SLG: 0.432		B B C X 2-1 E6 FC5-4		C F S 0-3 ③ K		C F X 0-2 ① FC4-6 WP 1-2f 2-3		B C X 1-1 2B 1-3 2B		4	1	1	0	0	1	2
Greg Colbrunn, R (1, 3) OBP: 0.350, SLG: 0.479 Jeff Fassero, L (6, 1) Tim McIntosh, R (8, PH) OBP: 0.222, SLG: 0.333 Mel Rojas, R (8, 1)		B F B X 2-1 ① FC5-4 G6-3 1-2f			B X 1-0 E HR 2B	B B X 2-0 ② P3 1-2 3-H		C X 0-1 BB 2-H 3-H 2B		3 0 1 0	1 0 0 0	1 0 1 0	0 0 2 0	0 0 0 0	0 0 0 0	2 0 0 0
Tim Spehr, R (1, 2) OBP: 0.218, SLG: 0.255 Darrin Fletcher, L (6, PH) OBP: 0.313, SLG: 0.344 (6, 2)		B 1 SAFE C C F X 1-2 ② G6-3 1-2			B B C F X 2-2 E6 HR 2-3	X 0-0 ③ G4-3		B B B B 4-0 BB BB		2 1	1 0	0 0	0 1	0 0	0 1	2 1
Gil Heredia, R (1, 1) Kent Bottenfield, R (1, 1) OBP: 0.154, SLG: 0.083 Sean Berry, R (5, PH) OBP: 0.327, SLG: 0.237 (5, 5)		F C C 0-3 ③ K			B B X 2-0 1-H 3-H HR		B F S B X 2-2 ① F7	B C S S 1-3 ② K		0 1 3	0 0 1	0 0 1	0 0 3	0 0 0	0 1 1	0 1 2
Inning Stats	R: 1 H: 0 E: 0 LOB: 1 K: 0 BB: 2 S: 10 P: 26	R: 0 H: 0 E: 1 LOB: 1 K: 1 BB: 0 S: 11 P: 16	R: 0 H: 0 E: 0 LOB: 1 K: 1 BB: 1 S: 6 P: 14	R: 0 H: 0 E: 0 LOB: 0 K: 1 BB: 0 S: 8 P: 11	R: 3 H: 2 E: 1 LOB: 0 K: 1 BB: 0 S: 14 P: 23	R: 1 H: 1 E: 0 LOB: 1 K: 0 BB: 1 S: 8 P: 14	R: 0 H: 0 E: 0 LOB: 1 K: 0 BB: 1 S: 7 P: 15	R: 2 H: 2 E: 0 LOB: 3 K: 3 BB: 3 S: 13 P: 29	R: 0 H: 0 E: 1 LOB: 0 K: 0 BB: 0 S: 8 P: 11	1B: 1 SF: 0 2B: 4 SAC: 0 3B: 0 DP: 2 HR: 1 HBP: 0						

PITCHER		IP	WLS	BF	H	R	ER	SO	BB	IBB	HBP	BLK	WP	HR	S	P	ERA	WHIP
Terry Mulholland, L ERA: 3.34	(1, 1)	5.0	W	21	2	4	3	4	3	0	0	0	1	1	49	90	5.40	1.000
Bob Ayrault, R ERA: 9.58	(6, 1)	2.0		9	1	1	1	0	2	0	0	0	1	0	15	29	4.50	1.500
Mark Davis, L ERA: 5.19	(8, 1)	0.2		7	2	2	2	2	3	0	0	0	0	0	10	24	27.00	7.500
David West, L ERA: 1.14	(8, 1)	1.1	S	4	0	0	0	1	0	0	0	0	0	0	11	16	0.00	0.000

PITCHER	IP	WLS	BF	H	R	ER	SO	BB	IBB	HBP	BLK	WP	HR	S	P	ERA	WHIP

TOP

Montreal Expos @ Philadelphia Phillies

Veterans Stadium, Philadelphia, PA

Sun May 23 1993, 3:33 AM EDT

Att. 52,911 - Sunny - 69 F

livebaseballscorecards.com

AB	33
R	7
H	5
RBI	6
BB	8
SO	7
LOB	21

WP: 2 PA: 41
PB: 0
SB: 0
CS: 1

Batter	1	2	3	4	5	6	7	8	9	AB	R	H	RBI	BB	SO	LOB
Lenny Dykstra, L (1, 8) OBP: 0.353, SLG: 0.383	1-0 1B 2B	G6-3 2B		P5	G4-3		L9 1-H 2B	G6-3		6	1	3	1	0	0	3
Mickey Morandini, L (1, 4) OBP: 0.259, SLG: 0.311	2-1 1B S 2B 2-3 1B	F7		F8		BB 1B BB 1B	L9 2-3	G3		6	2	2	0	0	0	5
John Kruk, L (1, 3) OBP: 0.497, SLG: 0.553	4-0 1B 1-2 2B BB	G6-3 2-3		1-2 1-3 2B		1 SAFE 1-0 BB BB 1-2 SF8 1B	0-0 G3			4	2	2	0	1	0	2
Dave Hollins, S (1, 5) OBP: 0.390, SLG: 0.481 Kim Batiste, R (9, 5) OBP: 0.222, SLG: 0.176	2-1 2B 1-2 2-3 3-H 1B	4-2 BB		1-3 K		4-1 BB 1-2 2-3 BB	0-0 P4			3 0	1 0	1 0	1 0	2 0	1 0	3 0
Darren Daulton, L (1, 2) OBP: 0.415, SLG: 0.563	3-2 S 1B 1-H 2-H 3-H 2B	0-1 F8			4-0 HR BB	4-2 FC5-4 1-2 2-3 3-H BB		2-2 BB E FC4-6 1B		3	3	2	4	2	0	2
Pete Incaviglia, R (1, 9) OBP: 0.289, SLG: 0.538 Jim Eisenreich, L (8, PR) OBP: 0.390, SLG: 0.472 (9, 9)	1-3 K 2-3	0-0 F8			1-0 1-H HR	1-3 K		0-0 E6 FC4-6 BB 1-2 2B		5 0	1 1	1 0	2 0	0 0	2 0	5 0
Milt Thompson, L (1, 7) OBP: 0.305, SLG: 0.245	0-0 G3 BLK 3-H 1B	2-3 K			2-1 E4 S 1B	0-0 SF8 3-H		4-2 FC4-6 1-2 2-3 BB		3	1	1	2	1	1	0
Juan Bell, R (1, 6) OBP: 0.250, SLG: 0.291	1 SAFE 1 SAFE 2-2 G3 1-3			3-2 F8	1 SAFE 2-2 CS 1-H 1B	1-0 FC5-4 1-2f		0-0 FC4-6 1-2f 2-3 3-H 2B		5	1	1	2	0	0	5
Terry Mulholland, R (1, 1) Ricky Jordan, R (5, PH) OBP: 0.464, SLG: 0.542 Bob Ayrault, R (6, 1) Wes Chamberlain, R (7, PH) OBP: 0.310, SLG: 0.462 Mark Davis, L (8, 1) David West, L (8, 1) OBP: 1.000, SLG: 1.500	0-0 F8			4-0 2B BB	1-3 K 1-2		0-0 2B 1B	0-1 1-H 3-H 2B		1 1 0 1 0 1	0 0 0 1 0 0	0 0 0 1 0 2	0 0 0 0 0 0	1 1 0 0 0 0	0 0 0 0 0 0	1 1 0 0 0 0
Inning Stats	R: 5 H: 5 E: 0 LOB: 1 K: 1 BB: 1 S: 17 P: 32	R: 0 H: 1 E: 0 LOB: 2 K: 0 BB: 1 S: 12 P: 21	R: 0 H: 0 E: 0 LOB: 0 K: 1 BB: 0 S: 7 P: 12	R: 0 H: 1 E: 0 LOB: 2 K: 1 BB: 1 S: 13 P: 20	R: 3 H: 2 E: 1 LOB: 0 K: 1 BB: 1 S: 11 P: 23	R: 2 H: 2 E: 0 LOB: 2 K: 1 BB: 2 S: 11 P: 23	R: 1 H: 2 E: 0 LOB: 1 K: 0 BB: 0 S: 5 P: 7	R: 3 H: 2 E: 1 LOB: 2 K: 0 BB: 1 S: 15 P: 24		1B: 8 SF: 1 2B: 6 SAC: 0 3B: 0 DP: 0 HR: 1 HBP: 0						

BOTTOM

Montreal Expos @ Philadelphia Phillies

Veterans Stadium, Philadelphia, PA

Sun May 23 1993, 3:33 AM EDT

Att. 52,911 - Sunny - 69 F

livebaseballscorecards.com

AB	39
R	14
H	15
RBI	14
BB	7
SO	5
LOB	27

PITCHER		IP	WLS	BF	H	R	ER	SO	BB	IBB	HBP	BLK	WP	HR	S	P	ERA	WHIP
Gil Heredia, R ERA: 7.11	(1, 1)	0.0	L	5	4	5	5	0	1	0	0	0	0	0	9	21	∞	∞
Kent Bottenfield, R ERA: 4.35	(1, 1)	4.0		17	3	0	0	3	2	0	0	1	0	0	40	64	0.00	1.250
Sergio Valdez, R ERA: 27.0	(5, 1)	1.0		7	3	4	3	1	1	0	0	0	0	1	13	26	27.00	4.000
Jimmy Jones, R ERA: 6.31	(6, 1)	0.1		4	1	0	0	1	2	0	0	0	0	0	7	17	0.00	9.000
Jeff Fassero, L ERA: 3.13	(6, 1)	1.2		7	2	2	2	0	0	0	0	0	0	0	7	10	10.80	1.200

PITCHER		IP	WLS	BF	H	R	ER	SO	BB	IBB	HBP	BLK	WP	HR	S	P	ERA	WHIP
Mel Rojas, R ERA: 3.74	(8, 1)	1.0		7	2	3	2	0	1	0	0	0	0	0	15	24	18.00	3.000

Batter	1	2	3	4	5	6	7	8	9	AB	R	H	RBI	BB	SO	LOB
Vince Coleman, S (1, 7) OBP: 0.297, SLG: 0.358	F8			L8 S WP BB	B1-3		G6-3			3	1	0	0	1	0	0
Joe Orsulak, L (1, 8) OBP: 0.308, SLG: 0.347	G6-3			L8 1-3		P6		G4-3		4	0	0	0	0	0	1
Eddie Murray, S (1, 3) OBP: 0.348, SLG: 0.463	K			3-H 1B		FC6-4 1B		G4-3		4	0	2	0	0	1	0
Bobby Bonilla, S (1, 9) OBP: 0.319, SLG: 0.433		K		E 2B		FC6-4 BB 1-2f 1B		F9		4	2	1	0	0	1	1
Howard Johnson, S (1, 5) OBP: 0.380, SLG: 0.391		F8		E2 2-H 1B		1 SAFE 1B 1-2 BB			K	3	0	1	0	1	1	0
Tony Fernandez, S (1, 6) OBP: 0.331, SLG: 0.297		F9		BB		1-3 2-H 1B			K2-3	3	0	1	1	1	1	0
Jeff Kent, R (1, 4) OBP: 0.315, SLG: 0.379			F8	F9		SAFE K			F8	4	0	0	0	0	1	4
Todd Hundley, S (1, 2) OBP: 0.295, SLG: 0.402			K		G6-3		G3			3	0	0	0	0	1	0
Frank Tanana, L (1, 1) OBP: 0.067, SLG: 0.067			G4-3		K		G6-3			2	0	0	0	0	1	0
Chico Walker, S (7, PH) OBP: 0.226, SLG: 0.245										1	0	0	0	0	0	0
Mike Maddux, L (7, 1)										0	0	0	0	0	0	0

TOP

New York Mets @ Philadelphia Phillies

Veterans Stadium, Philadelphia, PA

Mon May 24 1993, 7:05 PM EDT

Att. 32,568 - Unknown - 80 F

livebaseballscorecards.com

AB	31
R	3
H	5
RBI	1
BB	3
SO	7
LOB	6

Inning Stats	1	2	3	4	5	6	7	8	9
R	0	0	0	2	0	1	0	0	0
E	0	0	0	1	0	0	0	0	0
K	1	1	1	0	1	1	0	0	2
S	10	9	9	21	6	9	7	8	8
H	0	0	0	3	0	2	0	0	0
LOB	0	0	0	2	0	2	0	0	0
BB	0	0	0	2	0	1	0	0	0
P	17	14	11	38	9	19	12	10	12

1B	4
2B	1
3B	0
HR	0
SF	0
SAC	0
DP	0
HBP	0
WP	1
PB	0
SB	1
CS	0
PA	34

PITCHER	IP	WLS	BF	H	R	ER	SO	BB	IBB	HBP	BLK	WP	HR	S	P	ERA	WHIP
Tommy Greene, R (1, 1) ERA: 1.98	9.0	W	34	5	3	2	7	3	0	0	0	1	0	87	142	2.00	0.889

PITCHER	IP	WLS	BF	H	R	ER	SO	BB	IBB	HBP	BLK	WP	HR	S	P	ERA	WHIP

BOTTOM

New York Mets @ Philadelphia Phillies

Veterans Stadium, Philadelphia, PA

Mon May 24 1993, 7:05 PM EDT

Att. 32,568 - Unknown - 80 F

Batter	1	2	3	4	5	6	7	8	9	AB	R	H	RBI	BB	SO	LOB
Lenny Dykstra, L (1, 8) OBP: 0.356, SLG: 0.385	BFCX 1-2 G5-3 ①		BBCBFFX 3-2 G4-6-3 1-2 1B		CBX 1-1 1B HR 1B		FBX 1-1 L8 ①			4	1	2	0	0	0	0
Mariano Duncan, R (1, 4) OBP: 0.250, SLG: 0.336	CBCBX 2-2 G5-3 ②		BBX 2-0 G4-6-3 ① ② 1-2f 2-3		FBBBX 1 SAFE 2-1 1-2 HR 1B		CFBFX 1-2 G1-3 ②			4	1	1	0	0	0	2
Ricky Jordan, R (1, 3) OBP: 0.406, SLG: 0.464 John Kruk, L (9, 3) OBP: 0.497, SLG: 0.553	CX 0-1 F7 ③		X 0-0 G5-3 ③		FB2BFFS SAFE 2-3 K ②		BFBFFT 2-2 K ③			4 0	0 0	0 0	0 0	0 0	2 0	3 0
Dave Hollins, S (1, 5) OBP: 0.393, SLG: 0.500		CCC 0-3 K ①		BFBFX 2-2 F8 BB 1B	BBX 2-0 1-H 2-H HR			FCBFBS 2-3 K ①		4	1	2	3	0	2	0
Darren Daulton, L (1, 2) OBP: 0.417, SLG: 0.558		CCBFX 1-2 F8 ②		CBBBBB 4-1 1-2 BB	BCX 1-1 F8 ③			BX 1-0 2B 1B		3	1	1	0	1	0	0
Pete Incaviglia, R (1, 7) OBP: 0.297, SLG: 0.598		BBX 2-0 HR		BFBX 2-1 F8 ① 2-3		FBX 1-1 HR		CBBBS 1 SAFE C 2-3 K ②		4	2	2	2	0	1	3
Wes Chamberlain, R (1, 9) OBP: 0.316, SLG: 0.468 Jim Eisenreich, L (8, PR) (9, 9) OBP: 0.390, SLG: 0.472		BSBFBB 4-2 BB		CBBBX 2-1 F9 ②		BBX 2-0 P5 ①		SFBX 1-2 1-H 2B		3 0	0 0	1 0	1 0	1 0	0 0	2 0
Juan Bell, R (1, 6) OBP: 0.234, SLG: 0.271		1 SAFE C 1 SAFE 1 SAFE X 0-1 G4-3 ③		CBBBX 2-1 P5 ③		FFX 0-2 P2 ②		BTBSS 2-3 K ③		4	0	0	0	0	1	4
Tommy Greene, R (1, 1) OBP: 0.087, SLG: 0.091			CBX 1-1 G4-6-3 1B 1B		BCCCX 1-2 G6-3 ①		CX 0-1 G2-3 ③			3	0	1	0	0	0	0

	AB	33
	R	6
	H	10
	RBI	6
	BB	2
	SO	6
	LOB	14

Inning Stats	1	2	3	4	5	6	7	8	9
	R: 0 E: 0 K: 0 S: 8 H: 0 LOB: 0 BB: 0 P: 11	R: 1 E: 0 K: 1 S: 12 H: 1 LOB: 1 BB: 1 P: 19	R: 0 E: 0 K: 0 S: 8 H: 2 LOB: 1 BB: 0 P: 14	R: 0 E: 0 K: 0 S: 10 H: 1 LOB: 2 BB: 1 P: 22	R: 3 E: 0 K: 1 S: 13 H: 3 LOB: 0 BB: 0 P: 22	R: 1 E: 0 K: 0 S: 8 H: 1 LOB: 0 BB: 0 P: 11	R: 0 E: 0 K: 1 S: 10 H: 0 LOB: 0 BB: 0 P: 14	R: 1 E: 0 K: 3 S: 14 H: 2 LOB: 1 BB: 0 P: 22	

	1B: 6	SF: 0	WP: 0	PA: 35
	2B: 1	SAC: 0	PB: 0	
	3B: 0	DP: 1	SB: 0	
	HR: 3	HBP: 0	CS: 0	

PITCHER		IP	WLS	BF	H	R	ER	SO	BB	IBB	HBP	BLK	WP	HR	S	P	ERA	WHIP
Frank Tanana, L ERA: 4.24	(1, 1)	6.0	L	27	8	5	5	2	2	0	0	0	0	3	59	99	7.50	1.667
Mike Maddux, R ERA: 3.7	(7, 1)	2.0		8	2	1	1	4	0	0	0	0	0	0	24	36	4.50	1.000

PITCHER	IP	WLS	BF	H	R	ER	SO	BB	IBB	HBP	BLK	WP	HR	S	P	ERA	WHIP

livebaseballscorecards.com

New York Mets @ Philadelphia Phillies

Veterans Stadium, Philadelphia, PA

Tue May 25 1993, 7:05 PM EDT

Att. 34,578 - Unknown - 81 F

TOP

livebaseballscorecards.com

Batter	1	2	3	4	5	6	7	8	9	AB	R	H	RBI	BB	SO	LOB
Vince Coleman, S (1, 7) OBP: 0.301, SLG: 0.357	B X 1-0 G6-3 ①		B F B X 2-1 F7 ②			B B B B 4-0 1B BB		B B B C C F X 3-2 S 1B 1B		3	1	1	0	1	0	1
Joe Orsulak, L (1, 8) OBP: 0.315, SLG: 0.353	S C B B S 2-3 K ②		X 0-0 G3 ③			S X 0-1 1-2 1B		B B C B C X 3-2 1-H 1B		4	0	2	1	0	1	1
Eddie Murray, S (1, 3) OBP: 0.339, SLG: 0.450	S S F B F F X 1-2 F7 ③			B C F F B F S 2-3 K ①		B F F X 1-2 L7 ②		F B F X 1-2 L6 ③		4	0	0	0	0	1	3
Bobby Bonilla, S (1, 9) OBP: 0.312, SLG: 0.422		B C F B S 2-3 K ①		X 0-0 F8 ②		B B B C X 3-1 F9 ③			B X 1-0 F7 ①	4	0	0	0	0	1	2
Howard Johnson, S (1, 5) OBP: 0.371, SLG: 0.380		B C B F X 2-2 G4-3 ②		B B B C X 3-1 F8 ③			B C X 1-1 G4-3 ①		B C F F B F B X 3-2 F8 ②	4	0	0	0	0	0	0
Tony Fernandez, S (1, 6) OBP: 0.329, SLG: 0.295		F X 0-1 G6-3 ③			C B B X 2-1 G6-4-3 1B		C B X 1-1 G3 ②		X 0-0 G3 ③	4	0	1	0	0	0	0
Jeff Kent, R (1, 4) OBP: 0.316, SLG: 0.387			C X 0-1 G4-3 1B 2B		X 0-0 ①② G6-4-3 1-2f		C S B F F F S 1-3 K ③			3	1	1	0	0	1	1
Todd Hundley, S (1, 2) OBP: 0.296, SLG: 0.400			C S B X 1-2 G4-3 ① 2-3		F F B B F S 2-3 K ③			C X 0-1 G4-6-3 1B		3	0	1	0	0	1	1
Pete Schourek, L (1, 1) OBP: 0.250, SLG: 0.182 Paul Gibson, R (5, 1) Wayne Housie, S (6, PH) OBP: 0.308, SLG: 0.333 Anthony Young, R (6, 1) Chico Walker, S (8, PH) OBP: 0.222, SLG: 0.240 Jeff Innis, R (8, 1)			C S B F B X 2-2 3-H 1B			B X 1-0 L9 ①		B F X 1-1 ①② G4-6-3 1-2f		1 0 1 1 0 0 0 0 0 0 0 0 0 0 1 0 0 0 0 0 0 0 0 0 0 0 0 0 1 0 0 0 0 0 1 0 0 0 0 0 0 0						
Inning Stats	R: 0 E: 0 K: 1 S: 10 H: 0 LOB: 0 BB: 0 P: 14	R: 0 E: 0 K: 1 S: 8 H: 0 LOB: 0 BB: 0 P: 12	R: 1 E: 0 K: 0 S: 12 H: 2 LOB: 0 BB: 0 P: 17	R: 0 E: 0 K: 1 S: 8 H: 0 LOB: 0 BB: 0 P: 13	R: 0 E: 0 K: 1 S: 7 H: 1 LOB: 0 BB: 0 P: 11	R: 0 E: 0 K: 0 S: 8 H: 1 LOB: 2 BB: 1 P: 17	R: 0 E: 0 K: 1 S: 11 H: 0 LOB: 0 BB: 0 P: 14	R: 1 E: 0 K: 0 S: 14 H: 3 LOB: 1 BB: 0 P: 22	R: 0 E: 0 K: 0 S: 7 H: 0 LOB: 0 BB: 0 P: 11	1B: 6 2B: 1 3B: 0 HR: 0	SF: 0 SAC: 0 DP: 2 HBP: 0					

PITCHER	IP	WLS	BF	H	R	ER	SO	BB	IBB	HBP	BLK	WP	HR	S	P	ERA	WHIP
Curt Schilling, R (1, 1) ERA: 2.7	9.0	W	33	7	2	2	5	1	0	0	0	0	0	85	131	2.00	0.889

PITCHER	IP	WLS	BF	H	R	ER	SO	BB	IBB	HBP	BLK	WP	HR	S	P	ERA	WHIP

AB	32
R	2
H	7
RBI	2
BB	1
SO	5
LOB	10

WP: 0 PB: 0 SB: 1 CS: 0 PA: 33

BOTTOM

New York Mets @ Philadelphia Phillies

Veterans Stadium, Philadelphia, PA

Tue May 25 1993, 7:05 PM EDT

Att. 34,578 - Unknown - 81 F

livebaseballscorecards.com

Batter	1	2	3	4	5	6	7	8	9	AB	R	H	RBI	BB	SO	LOB
Lenny Dykstra, L (1, 8) OBP: 0.366, SLG: 0.390	C B B B X 3-2 BLK S G4-3 1B		B C B B C X 3-2 1B		C B B B B 4-1 1-2 1B BB		B X 1-0 ① F7	I I I 4-0 FC4-6 IBB		3	1	2	0	2	0	0
Mariano Duncan, R (1, 4) OBP: 0.248, SLG: 0.331	B 1 SAFE B F 1 SAFE 1 S X 2-2 ① G6-3 1-2		X 0-0 ③ F9		C S C 0-3 ① K		B F B F X 2-2 2B 1B	F F B B X 2-2 ③ FC4-6 1-2f		5	1	1	0	0	1	6
John Kruk, L (1, 3) OBP: 0.497, SLG: 0.556	2 SAFE B C F B B X 3-2 ② G4-3 2-H			B B B 4-0 2B SF8 BB	F C B B S 2-3 ② K		1 SAFE B X 1-0 1-H 2B			3	1	1	2	1	1	2
Dave Hollins, S (1, 5) OBP: 0.395, SLG: 0.506	B F C B X 2-2 ③ G4-3			B B X 2-0 SF8 1-3 SF8 2B	F B B F B F X 3-2 1-2 2-3 1B		B S B X 2-1 ② P4			4	1	2	0	0	0	1
Darren Daulton, L (1, 2) OBP: 0.418, SLG: 0.550		C B C B B X 3-2 ① G4-3		B B B B 4-0 S BB	C X 0-1 ③ F8		I I I I 4-0 IBB			2	0	0	0	2	0	3
Pete Incaviglia, R (1, 7) OBP: 0.286, SLG: 0.580		B F B B C X 2-2 ② G5-3		C X 0-1 ① SF8 2-3 3-H		B X 1-0 ① F9	B B X 2-0 ③ G5-3			3	0	0	1	0	0	2
Wes Chamberlain, R (1, 9) OBP: 0.306, SLG: 0.455 Jim Eisenreich, L (9, 9) OBP: 0.390, SLG: 0.472		B B F S T F F F X 2-2 ③ G6-3		B X 1-0 ② SF8 3-H		X 0-0 ② F9		C F F F B S 1-3 ① K		3 0	0 0	0 0	1 0	0 0	1 0	0 0
Juan Bell, R (1, 6) OBP: 0.250, SLG: 0.290			X 0-0 ① G6-3	B C B B F X 3-2 ③ G5-3 1-2		C B B X 1-1 2B		B B B B 4-0 SH1-4 BB		3	0	1	0	1	0	1
Curt Schilling, R (1, 1) OBP: 0.231, SLG: 0.167			C S B S 1-3 ② K		C F F B B F B X 3-2 1B BB 1B		B B F X 2-1 ③ G2-3	X 0-0 ② SH1-4 1-2		3	0	1	0	0	1	1
Inning Stats	R: 1 H: 1 E: 0 LOB: 0 K: 0 BB: 0 S: 12 P: 22	R: 0 H: 0 E: 0 LOB: 0 K: 0 BB: 0 S: 13 P: 20	R: 0 H: 1 E: 0 LOB: 1 K: 1 BB: 0 S: 8 P: 12	R: 2 H: 1 E: 0 LOB: 1 K: 0 BB: 2 S: 7 P: 21	R: 0 H: 2 E: 0 LOB: 3 K: 2 BB: 1 S: 18 P: 30	R: 0 H: 1 E: 0 LOB: 1 K: 0 BB: 0 S: 6 P: 10	R: 1 H: 2 E: 0 LOB: 2 K: 0 BB: 1 S: 8 P: 20	R: 0 H: 0 E: 0 LOB: 2 K: 1 BB: 2 S: 9 P: 20		1B: 5 SF: 2 2B: 3 SAC: 1 3B: 0 DP: 0 HR: 0 HBP: 0						

	AB	29
	R	4
	H	8
	RBI	4
	BB	6
	SO	4
	LOB	16

WP: 0 PA: 38
PB: 0
SB: 2
CS: 0

PITCHER		IP	WLS	BF	H	R	ER	SO	BB	IBB	HBP	BLK	WP	HR	S	P	ERA	WHIP
Pete Schourek, L ERA: 5.01	(1, 1)	4.0	L	18	4	3	3	1	2	0	0	1	0	0	45	83	6.75	1.500
Paul Gibson, L ERA:	(5, 1)	1.0		5	1	0	0	2	1	0	0	0	0	0	13	22	0.00	2.000
Anthony Young, R ERA: 3.32	(6, 1)	2.0		10	3	1	1	0	0	1	0	0	0	0	14	30	4.50	1.500
Jeff Innis, R ERA: 4.64	(8, 1)	1.0		5	0	0	0	1	1	1	0	0	0	0	9	20	0.00	1.000

PITCHER	IP	WLS	BF	H	R	ER	SO	BB	IBB	HBP	BLK	WP	HR	S	P	ERA	WHIP

Batter	1	2	3	4	5	6	7	8	9	AB	R	H	RBI	BB	SO	LOB
Vince Coleman, S (1, 7) OBP: 0.299, SLG: 0.353	C F X 0-2 ① F9		C F S 0-3 ② K		F X 0-1 S 1-3 1B			C C F B B F F F 3-2 F F B X E6	S S X 0-2 ② FC3-2 1-2 2B 2-3 3-Hf	5	0	1	0	0	1	3
Charlie O'Brien, R (1, 2) OBP: 0.244, SLG: 0.237	B X 1-0 ② F8		B B X 2-0 1B		1 SAFE B C B 1 B X 3-1 ③ L8 1-2			1 SAFE C X 0-1 ② F7	B C F X 1-2 ③ 1-H 2-H 3-H 2B	5	0	2	2	0	0	3
Eddie Murray, S (1, 3) OBP: 0.331, SLG: 0.439	C F X 0-2 ③ L4		B C 1 SAFE B X 2-1 ③ L6			B F S B F F X 2-2 ① G5-3		1 SAFE B B X 2-0 ③ G6-3		4	0	0	0	0	0	2
Bobby Bonilla, S (1, 9) OBP: 0.316, SLG: 0.424		F B B B F X 3-2 1B		C B B F X 2-2 ① P4		B B X 2-0 ② F8			F B B F B X 3-2 BB 1B 1B 1B	4	1	2	0	0	0	0
Howard Johnson, S (1, 5) OBP: 0.363, SLG: 0.369		B B X 2-0 ① F9		C S B S 2-3 ② K		B S F X 1-2 ③ P6			C X 0-1 ① P4	4	0	0	0	0	1	2
Jeff Kent, R (1, 4) OBP: 0.314, SLG: 0.382		1 SAFE C 1 F B X 1-2 ② F9		C F B X 1-2 ③ G6-3			F X 0-1 ① G6-3		B F X 1-1 BB 1-2 1B 1B	4	1	1	0	0	0	1
Tony Fernandez, S (1, 6) OBP: 0.327, SLG: 0.288		F F S 0-3 ③ K2-3			C X 0-1 ① G6-3		B T F B B X 3-2 ② F8		F B 1 SAFE B B B 4-1 E 1B 1-2 FC3-2 2-3 BB	3	0	0	0	1	1	1
Dave Gallagher, R (1, 8) OBP: 0.414, SLG: 0.590			B X 1-0 HR		B B B B 4-0 1B BB		B X 1-0 ③ F8		F B B X 2-1 FC3-2 E 1-2 2-H 3-H 2B 1B	3	2	2	3	1	0	0
Eric Hillman, L (1, 1) Paul Gibson, R (7, 1) Jeff McKnight, S (8, PH) OBP: 0.286, SLG: 0.130 John Franco, L (8, 1) Chico Walker, S (9, PH) OBP: 0.218, SLG: 0.235 Jeff Innis, R (9, 1)			X 0-0 ① G3-1		B L M X 1-2 ② B1			X 0-0 ① G4-3	S B F B X 2-2 E6 FC3-2 1-2 2-3 2B	2 0 1 0 1 0	0 0 0 0 1 0	0 0 0 0 1 0	0 0 0 0 1 0	0 0 0 0 0 0	0 0 0 0 0 0	1 0 0 0 2 0
Inning Stats	R: 0 E: 0 K: 0 S: 7 H: 0 LOB: 0 BB: 0 P: 8	R: 0 E: 0 K: 1 S: 10 H: 1 LOB: 1 BB: 0 P: 16	R: 1 E: 0 K: 1 S: 8 H: 2 LOB: 1 BB: 0 P: 13	R: 0 E: 0 K: 1 S: 9 H: 0 LOB: 0 BB: 0 P: 14	R: 0 E: 0 K: 0 S: 9 H: 1 LOB: 2 BB: 1 P: 17	R: 0 E: 0 K: 0 S: 9 H: 0 LOB: 0 BB: 0 P: 14	R: 0 E: 0 K: 0 S: 6 H: 0 LOB: 0 BB: 0 P: 10	R: 0 E: 1 K: 0 S: 14 H: 0 LOB: 1 BB: 0 P: 19	R: 4 E: 1 K: 0 S: 19 H: 4 LOB: 2 BB: 1 P: 32	1B: 6 2B: 1 3B: 0 HR: 1 SF: 0 SAC: 0 DP: 0 HBP: 0							WP: 0 PB: 0 SB: 1 CS: 0 PA: 38

PITCHER		IP	WLS	BF	H	R	ER	SO	BB	IBB	HBP	BLK	WP	HR	S	P	ERA	WHIP
Danny Jackson, L ERA: 3.74	(1, 1)	8.0		31	5	2	2	3	1	0	0	0	0	1	75	117	2.25	0.750
Mitch Williams, L ERA: 3.93	(9, 1)	0.1	L	4	2	1	1	0	1	0	0	0	0	0	7	14	27.00	9.000
David West, L ERA: 1.11	(9, 1)	0.2		3	1	2	0	0	0	0	0	0	0	0	9	12	0.00	1.500

PITCHER	IP	WLS	BF	H	R	ER	SO	BB	IBB	HBP	BLK	WP	HR	S	P	ERA	WHIP

TOP

New York Mets @ Philadelphia Phillies

Veterans Stadium, Philadelphia, PA

Wed May 26 1993, 7:05 PM EDT

Att. 33,367 - Unknown - 74 F

livebaseballscorecards.com

AB	36
R	5
H	8
RBI	5
BB	2
SO	3
LOB	15

Batter	1	2	3	4	5	6	7	8	9	AB	R	H	RBI	BB	SO	LOB
Lenny Dykstra, L (1, 8) OBP: 0.367, SLG: 0.387	B C B F X 2-2 G4-3 ①		C B C B F B B 4-2 BB		C B X 1-1 BB 1B 1B	B B X 2-0 F8 ③			X 0-0 F7 ③	4	0	1	0	1	0	1
Mariano Duncan, R (1, 4) OBP: 0.248, SLG: 0.328	F F S 0-3 K ②		B F X 1-1 L6 ①		F X 0-1 BB 1-2 1B		C F S 0-3 K ①			4	0	1	0	0	2	3
John Kruk, L (1, 3) OBP: 0.492, SLG: 0.548	S T B B S 2-3 K ③		F F B X 1-2 SF9 ② 2-3 3-H		B B C B B 4-1 FC6-4 BB 1-2 2-3		X 0-0 G4-3 ②			2	0	0	1	1	1	0
Dave Hollins, S (1, 5) OBP: 0.387, SLG: 0.494		L X 0-1 G4-3 ① 1 SAFE	C B B B F F X 3-2 F7 ③		X 0-0 FC6-4 ③ 1-2f		C X 0-1 L5 ③			4	0	0	0	0	0	5
Darren Daulton, L (1, 2) OBP: 0.410, SLG: 0.535		C B B B F X 3-2 F7 ②		C B X 1-1 F7 ①		B C C F S 1-3 K ①		C F B S 1-3 K ①		4	0	0	0	0	2	0
Pete Incaviglia, R (1, 7) OBP: 0.275, SLG: 0.558 David West, L (9, 1) OBP: 1.000, SLG: 1.500		C B B F C 2-3 K ③		X 0-0 G5-3 ②		X 0-0 G5-3 ②		F X 0-1 G6-3 ②		4 0	0 0	0 0	0 0	0 0	1 0	0 0
Wes Chamberlain, R (1, 9) OBP: 0.312, SLG: 0.491 Jim Eisenreich, L (9, 9) OBP: 0.390, SLG: 0.472			X 0-0 1B SH 2B	B B X 2-0 G5-3 ③		X 0-0 HR		B S B S S 2-3 K ③		4 0	2 0	2 0	1 0	0 0	1 0	0 0
Juan Bell, R (1, 6) OBP: 0.268, SLG: 0.323 Ricky Jordan, R (9, PH) OBP: 0.394, SLG: 0.448			F B F X 1-2 SH SF9 1B 2-3		S S B B X 2-2 L9 ①	X 0-0 1B 2B			C X 0-1 G5-3 ①	3 1	2 0	2 0	0 0	0 0	0 0	0 0
Danny Jackson, R (1, 1) OBP: 0.261, SLG: 0.200 Mitch Williams, L (9, 1) Milt Thompson, L (9, 7) OBP: 0.303, SLG: 0.243			B L B L X 2-2 SH SF9 1-3 3-H		B X 1-0 G6-3 ②	S F B B F F X 2-2 2-H 1B			B B B C C X 3-2 G3-1 ②	2 0 1	0 0 0	1 0 0	1 0 0	0 0 0	0 0 0	0 0 0
Inning Stats	R: 0 E: 0 K: 2 S: 9 H: 0 LOB: 0 BB: 0 P: 13	R: 0 E: 0 K: 1 S: 8 H: 0 LOB: 0 BB: 0 P: 13	R: 2 E: 1 K: 0 S: 19 H: 2 LOB: 2 BB: 1 P: 31	R: 0 E: 0 K: 0 S: 4 H: 0 LOB: 0 BB: 0 P: 7	R: 0 E: 0 K: 0 S: 10 H: 2 LOB: 3 BB: 1 P: 18	R: 2 E: 0 K: 1 S: 13 H: 3 LOB: 1 BB: 0 P: 18	R: 0 E: 0 K: 1 S: 6 H: 0 LOB: 0 BB: 0 P: 6	R: 0 E: 0 K: 2 S: 8 H: 0 LOB: 0 BB: 0 P: 11	R: 0 E: 0 K: 0 S: 6 H: 0 LOB: 0 BB: 0 P: 9	1B: 4 2B: 2 3B: 0 HR: 1	SF: 1 SAC: 1 DP: 0 HBP: 0			WP: 0 PB: 0 SB: 0 CS: 0	PA: 37	

PITCHER		IP	WLS	BF	H	R	ER	SO	BB	IBB	HBP	BLK	WP	HR	S	P	ERA	WHIP
Eric Hillman, L ERA: 4.71	(1, 1)	6.0		28	7	4	2	4	2	0	0	0	0	1	63	100	3.00	1.500
Paul Gibson, L ERA:	(7, 1)	1.0		3	0	0	0	1	0	0	0	0	0	0	6	6	0.00	0.000
John Franco, L ERA: 1.5	(8, 1)	1.0	W	3	0	0	0	2	0	0	0	0	0	0	8	11	0.00	0.000
Jeff Innis, R ERA: 4.43	(9, 1)	1.0	S	3	0	0	0	0	0	0	0	0	0	0	6	9	0.00	0.000

PITCHER	IP	WLS	BF	H	R	ER	SO	BB	IBB	HBP	BLK	WP	HR	S	P	ERA	WHIP

BOTTOM

New York Mets @ Philadelphia Phillies

Veterans Stadium, Philadelphia, PA

Wed May 26 1993, 7:05 PM EDT

Att. 33,367 - Unknown - 74 F

livebaseballscorecards.com

AB	33
R	4
H	7
RBI	3
BB	2
SO	7
LOB	9

Philadelphia Phillies @ Colorado Rockies

Mile High Stadium, Denver, CO

Fri May 28 1993, 9:05 PM EDT

Att. 58,312 - Unknown - 63 F

TOP

livebaseballscorecards.com

Batter	1	2	3	4	5	6	7	8	9	AB	R	H	RBI	BB	SO	LOB
Lenny Dykstra, L (1, 8) OBP: 0.371, SLG: 0.387	E9	G3-1		G6-4-3	P5		BB			5	2	2	0	1	0	1
Mariano Duncan, R (1, 4) OBP: 0.253, SLG: 0.331 Mickey Morandini, L (8, 4) OBP: 0.264, SLG: 0.316	FC6-4	G5-3		G6-4-3	1B		K		1B	5 1	0 1	2 1	0 1	0 0	1 0	5 0
John Kruk, L (1, 3) OBP: 0.487, SLG: 0.546	FC6-4		G4-3	2B	K		G4-3		1B	6	3	2	3	0	1	4
Dave Hollins, S (1, 5) OBP: 0.395, SLG: 0.514	HR		1B	2B	P3			G1-3	1B	5	3	3	3	1	0	1
Darren Daulton, L (1, 2) OBP: 0.407, SLG: 0.553	HR		L9	2B		F7		P6	G4-3	6	2	2	4	0	0	2
Pete Incaviglia, R (1, 7) OBP: 0.281, SLG: 0.556	G6-3		1B	HR		G4-3		G6-3		4	1	1	1	0	0	0
Wes Chamberlain, R (1, 9) OBP: 0.315, SLG: 0.512 David West, L (9, 1) OBP: 1.000, SLG: 1.500	K		1B	HR		G5-3			K	5 0	1 0	2 0	3 0	0 0	2 0	0 0
Kim Batiste, R (1, 6) OBP: 0.304, SLG: 0.273		G3-1 SH1-3	K	1B			SH1-4		G6-3	5	0	3	0	0	1	2
Ben Rivera, R (1, 1) OBP: 0.167, SLG: 0.167 Tim Mauser, R (7, 1) Larry Andersen, R (8, 1) OBP: 1.000, SLG: 1.000 Jim Eisenreich, L (9, PH) OBP: 0.400, SLG: 0.481 (9, 9)		SH1-3		G6-4-3 1B 2B 1B K			SH1-4		1B 1B	2 0 0 1	1 0 0 1	1 0 0 1	0 0 0 1	0 0 0 0	1 0 0 0	1 0 0 0

	AB	45
	R	15
	H	20
	RBI	15
	BB	2
	SO	6
	LOB	16

Inning Stats	1	2	3	4	5	6	7	8	9	1B: 12	SF: 0	WP: 0	PA: 50
R	4	0	1	6	0	0	0	0	4	2B: 6	SAC: 2	PB: 0	
E	1	0	0	0	0	0	0	0	0	3B: 0	DP: 1	SB: 0	
K	1	0	1	1	1	0	1	0	1	HR: 2	HBP: 1	CS: 0	
S	19	8	11	16	10	6	10	8	21				
H	3	1	2	7	1	0	1	0	5				
LOB	0	1	1	1	1	0	2	0	1				
BB	0	0	0	1	0	0	1	0	0				
P	27	13	18	27	16	9	20	12	31				

PITCHER		IP	WLS	BF	H	R	ER	SO	BB	IBB	HBP	BLK	WP	HR	S	P	ERA	WHIP
Butch Henry, L ERA: 6.14	(1, 1)	3.2	L	23	10	9	8	2	0	1	1	0	0	1	45	72	19.64	2.727
Andy Ashby, R ERA: 5.82	(4, 1)	0.1		4	3	2	2	1	0	0	0	0	0	1	9	13	54.00	9.000
Bruce Ruffin, L ERA: 4.74	(5, 1)	4.0		15	2	0	0	2	1	0	0	0	0	0	34	57	0.00	0.750
Jeff Parrett, R ERA: 5.2	(9, 1)	1.0		8	5	4	4	1	0	0	0	0	0	0	21	31	36.00	5.000

PITCHER		IP	WLS	BF	H	R	ER	SO	BB	IBB	HBP	BLK	WP	HR	S	P	ERA	WHIP

BOTTOM

Batter	1	2	3	4	5	6	7	8	9	AB	R	H	RBI	BB	SO	LOB
Eric Young Sr., R (1, 4) OBP: 0.340, SLG: 0.366	F9		G4-3		G4-3	G1-2-3 3-Hf		S 1B BB	1-3 1B	5	1	1	0	1	0	3
Alex Cole, L (1, 8) OBP: 0.331, SLG: 0.305	P6		S G3-1 BB		E4 3B 1B		2B FC6-4 1B	K 1-2	K	5	3	2	0	1	2	3
Dante Bichette, R (1, 9) OBP: 0.358, SLG: 0.474	G6-3		G3-1 1-3 BB		3-H 3B		1-3 E 2B	2-H 2B 1B		4	2	3	2	1	0	0
Andres Galarraga, R (1, 3) OBP: 0.421, SLG: 0.589		BB E 1B	G3-1 1-2 3-H		G1-3		K	1-H 2B		5	1	2	2	0	1	4
Chris Jones, R (1, 7) OBP: 0.400, SLG: 0.250		E BB 1-2 G4-6-3 1B	G1-3		K		FC6-4 BB	F9		4	1	1	0	1	1	3
Charlie Hayes, R (1, 5) OBP: 0.328, SLG: 0.486		G4-6-3 E 1-2 2-3 BB		F9	P8	FC6-4 1B 1-2f 2-H 3-H			G4-3 G6-3 2B	4	1	1	1	1	0	1
Joe Girardi, R (1, 2) OBP: 0.302, SLG: 0.366		E6 G4-6-3 1-2 2-3 3-H		F9		E G1-2-3 1B	1-2 1B		G4-3 2-3	5	0	2	1	0	0	3
Nelson Liriano, S (1, 6) OBP: 0.377, SLG: 0.362		G4-6-3 1-2f 2-3 3-H		WP 1B		E8 1-3 1B			G6-3 3-H	5	0	2	1	0	1	4
Butch Henry, L (1, 1) OBP: 0.118, SLG: 0.118 Andy Ashby, R (4, 1) OBP: 0.250, SLG: 0.250 Jim Tatum, R (4, PH) OBP: 0.196, SLG: 0.304 Bruce Ruffin, S (5, 1) Freddie Benavides, R (8, PH) OBP: 0.206, SLG: 0.215 Jeff Parrett, R (9, 1) OBP: 0.333, SLG: 0.333 Jerald Clark, R (9, PH) OBP: 0.297, SLG: 0.431		G1-3		K 1-2		BB		F8	1B	1 0 1 0 1 0 1	0 0 0 0 0 0 0	0 0 0 0 0 0 1	0 0 0 0 0 0 0	0 0 0 0 0 0 0	0 0 1 1 0 0 0	1 0 1 0 0 0 0
Inning Stats	R: 0 E: 0 K: 0 S: 10 H: 0 LOB: 0 BB: 0 P: 15	R: 2 E: 1 K: 0 S: 10 H: 2 LOB: 1 BB: 1 P: 17	R: 1 E: 0 K: 0 S: 9 H: 0 LOB: 1 BB: 2 P: 20	R: 0 E: 0 K: 1 S: 8 H: 1 LOB: 1 BB: 0 P: 13	R: 1 E: 1 K: 1 S: 9 H: 2 LOB: 1 BB: 0 P: 13	R: 0 E: 1 K: 0 S: 11 H: 2 LOB: 2 BB: 1 P: 21	R: 2 E: 1 K: 2 S: 18 H: 3 LOB: 2 BB: 1 P: 29	R: 2 E: 0 K: 1 S: 9 H: 2 LOB: 1 BB: 1 P: 20	R: 1 E: 0 K: 1 S: 13 H: 3 LOB: 2 BB: 0 P: 21	1B: 11 2B: 3 3B: 1 HR: 0 SF: 0 SAC: 0 DP: 2 HBP: 0						

PITCHER		IP	WLS	BF	H	R	ER	SO	BB	IBB	HBP	BLK	WP	HR	S	P	ERA	WHIP
Ben Rivera, R ERA: 4.39	(1, 1)	6.0	W	30	9	6	5	2	4	0	0	0	1	0	62	107	7.50	2.167
Tim Mauser, R ERA: 10.8	(7, 1)	1.2		10	3	2	2	3	2	0	0	0	0	0	20	38	10.80	3.000
Larry Andersen, R ERA: 1.5	(8, 1)	0.1		1	0	0	0	0	0	0	0	0	0	0	2	3	0.00	0.000
David West, L ERA: 1.42	(9, 1)	1.0		6	3	1	1	1	0	0	0	0	0	0	13	21	9.00	3.000

PITCHER	IP	WLS	BF	H	R	ER	SO	BB	IBB	HBP	BLK	WP	HR	S	P	ERA	WHIP

Philadelphia Phillies @ Colorado Rockies

Mile High Stadium, Denver, CO

Fri May 28 1993, 9:05 PM EDT

Att. 58,312 - Unknown - 63 F

livebaseballscorecards.com

AB	41
R	9
H	15
RBI	7
BB	6
SO	6
LOB	23

WP: 1 PA: 47
PB: 0
SB: 3
CS: 0

Batter	1	2	3	4	5	6	7	8	9	AB	R	H	RBI	BB	SO	LOB
Lenny Dykstra, L (1, 8) OBP: 0.371, SLG: 0.385	B B B B 4-0 BB 1B SF7 BB		C F F F T 0-2 ① K	B X 1-0 G3 1-2 1B		C T B C 1-3 ③ K			C B F F B X 2-2 ③ F7	4	2	1	0	1	2	0
Mickey Morandini, L (1, 4) OBP: 0.269, SLG: 0.321	1 SAFE 1 SAFE B X 1-0 BB 1-2 1B		F X 0-1 1B 1B	C C X 0-2 ② G3 1-2 2-3			B C S X 1-2 ① G1-3			4	1	2	0	0	0	2
John Kruk, L (1, 3) OBP: 0.492, SLG: 0.548	B B B B 4-0 1-2 2-3 BB		1 SAFE C B B B 1 SAFE B X 3-1 1B 1-3 1B	B B C F B X 3-2 2-H 3-H 1B			B B X 2-0 ② G1-3			3	1	2	2	1	0	0
Dave Hollins, S (1, 5) OBP: 0.392, SLG: 0.508	C C S 0-3 ① K		B B S F X 2-2 1B 1-2 SF8 3-H 1B	F X 0-1 ③ F7			S B X 1-1 ③ P5			4	1	1	1	0	1	4
Darren Daulton, L (1, 2) OBP: 0.404, SLG: 0.549	B B X 2-0 ② SF7 3-H		B B C B X 2-2 1-3 2-H 1B		C S S B S 2-3 ① K			B B C B F S 3-3 ① K		3	0	1	2	0	2	0
Wes Chamberlain, R (1, 9) OBP: 0.306, SLG: 0.500 Jim Eisenreich, L (8, 9) OBP: 0.400, SLG: 0.481	B X 1-0 ③ F9		X 0-0 ② SF8 3-H		X 0-0 ② G6-3			B C C B S 2-3 ② K		3 0	0 0	0 0	1 0	0 0	1 0	2 0
Milt Thompson, L (1, 7) OBP: 0.293, SLG: 0.234		X 0-0 ① G1-3	B C F X 1-2 ③ G1-3		C F B B X 2-2 ③ G6-3			B X 1-0 ③ P6		4	0	0	0	0	0	1
Kim Batiste, R (1, 6) OBP: 0.259, SLG: 0.231		B C F B B X 3-2 ② F9		L X 0-1 ① F8		F B B S B F X 3-2 ① F8			C S X 0-2 ① P3	4	0	0	0	0	0	0
Terry Mulholland, R (1, 1) OBP: 0.083, SLG: 0.043		X 0-0 ③ P3		B X 1-0 G3 1B 1B 1B		B B X 2-0 ② L7			C S X 0-2 ② G4-3	4	1	1	0	0	0	0
Inning Stats	R: 1 H: 1 E: 0 LOB: 2 K: 1 BB: 2 S: 6 P: 18	R: 0 H: 0 E: 0 LOB: 0 K: 0 BB: 0 S: 5 P: 8	R: 3 H: 4 E: 0 LOB: 1 K: 1 BB: 0 S: 19 P: 27	R: 2 H: 3 E: 0 LOB: 1 K: 0 BB: 0 S: 12 P: 17	R: 0 H: 0 E: 0 LOB: 0 K: 1 BB: 0 S: 7 P: 11	R: 0 H: 0 E: 0 LOB: 0 K: 1 BB: 0 S: 8 P: 14	R: 0 H: 0 E: 0 LOB: 0 K: 0 BB: 0 S: 6 P: 10	R: 0 H: 0 E: 0 LOB: 0 K: 2 BB: 0 S: 7 P: 13	R: 0 H: 0 E: 0 LOB: 0 K: 0 BB: 0 S: 10 P: 12	1B: 8 SF: 2 2B: 0 SAC: 0 3B: 0 DP: 0 HR: 0 HBP: 0						

TOP

Philadelphia Phillies @ Colorado Rockies

Mile High Stadium, Denver, CO

Sat May 29 1993, 5:33 AM EDT

Att. 56,263 - Sunny - 74 F

livebaseballscorecards.com

AB	33
R	6
H	8
RBI	6
BB	2
SO	6
LOB	9

PITCHER		IP	WLS	BF	H	R	ER	SO	BB	IBB	HBP	BLK	WP	HR	S	P	ERA	WHIP
Willie Blair, R ERA: 4.35	(1, 1)	6.0	L	28	8	6	6	4	2	0	0	0	0	0	57	95	9.00	1.667
Gary Wayne, L ERA: 3.05	(7, 1)	1.1		4	0	0	0	1	0	0	0	0	0	0	9	16	0.00	0.000
Darren Holmes, R ERA: 10.29	(8, 1)	0.2		2	0	0	0	1	0	0	0	0	0	0	4	7	0.00	0.000
Bryn Smith, R ERA: 8.39	(9, 1)	1.0		3	0	0	0	0	0	0	0	0	0	0	10	12	0.00	0.000

PITCHER	IP	WLS	BF	H	R	ER	SO	BB	IBB	HBP	BLK	WP	HR	S	P	ERA	WHIP

Batter	1	2	3	4	5	6	7	8	9	AB	R	H	RBI	BB	SO	LOB
Eric Young Sr., R (1, 4) OBP: 0.343, SLG: 0.365	B B B B 4-0 G4-3 BB		B X 1-0 1B			1 SAFE C S B F B S 2-3 ① ② K2-3 1-2		B B X 2-0 ③ G1-3		3	0	1	0	1	1	1
Joe Girardi, R (1, 2) OBP: 0.295, SLG: 0.358	C S B X 1-2 ① ② G4-3 1-2f		1 SAFE X 0-0 ③ G6-3			S X 0-1 ③ G3			B X 1-0 ① G5-3	4	0	0	0	0	0	2
Dante Bichette, R (1, 9) OBP: 0.361, SLG: 0.475	X 0-0 ③ P6			B X 1-0 ① G5-3			F F B X 1-2 1B 1B		F X 0-1 G6-4-3 1B	4	0	2	0	0	0	0
Andres Galarraga, R (1, 3) OBP: 0.409, SLG: 0.570		F B F X 1-2 ① G5-3		S F B X 1-2 ② G5-3			F B X 1-1 ① L6		S X 0-1 ② ③ G6-4-3 1-2f	4	0	0	0	0	0	2
Charlie Hayes, R (1, 5) OBP: 0.323, SLG: 0.478		X 0-0 ② L6		B C X 1-1 ③ G1-3			1 SAFE F B B C B S 3-3 ② K			3	0	0	0	0	1	1
Jerald Clark, R (1, 7) OBP: 0.305, SLG: 0.436		C F X 0-2 1B			X 0-0 ① P3		X 0-0 1-2 1B			3	0	2	0	0	0	0
Chris Jones, R (1, 8) OBP: 0.375, SLG: 0.286		1 SAFE X 0-0 ③ L1			B B X 2-0 G6-3 1B		S C F X 0-2 ③ G4-3			3	0	1	0	0	0	3
Nelson Liriano, S (1, 6) OBP: 0.357, SLG: 0.340			C B S F F B B X 3-2 ① P3		B S X 1-1 ② ③ G6-3 1-2f			C B F B B F X 3-2 ① L3		3	0	0	0	0	0	1
Willie Blair, R (1, 1) Jim Tatum, R (6, PH) OBP: 0.213, SLG: 0.304 Gary Wayne, L (7, 1) Darren Holmes, R (8, 1) Danny Sheaffer, R (8, PH) OBP: 0.281, SLG: 0.438 Bryn Smith, R (9, 1)			B B S C X 2-2 ② G4-3			F C H 1-2 K2-3 HBP		F B X 1-1 ② G4-3		1 0 0 0 0 0 0 0 0 0 0 0 0 0 0 0 0 0 0 0 0 0 0 0 0 0 0 0 1 0 0 0 0 0 0 0 0 0 0 0 0 0						
Inning Stats	R: 0 E: 0 K: 0 S: 4 H: 0 LOB: 0 BB: 1 P: 9	R: 0 E: 0 K: 0 S: 8 H: 1 LOB: 1 BB: 0 P: 9	R: 0 E: 0 K: 0 S: 10 H: 1 LOB: 1 BB: 0 P: 16	R: 0 E: 0 K: 0 S: 6 H: 0 LOB: 0 BB: 0 P: 9	R: 0 E: 0 K: 0 S: 4 H: 1 LOB: 0 BB: 0 P: 7	R: 0 E: 0 K: 1 S: 8 H: 0 LOB: 0 BB: 0 P: 11	R: 0 E: 0 K: 1 S: 13 H: 2 LOB: 2 BB: 0 P: 18	R: 0 E: 0 K: 0 S: 7 H: 0 LOB: 0 BB: 0 P: 13	R: 0 E: 0 K: 0 S: 5 H: 1 LOB: 0 BB: 0 P: 6	1B: 6 2B: 0 3B: 0 HR: 0	SF: 0 SAC: 0 DP: 3 HBP: 1	WP: 0 PB: 0 SB: 0 CS: 0	PA: 31				

PITCHER		IP	WLS	BF	H	R	ER	SO	BB	IBB	HBP	BLK	WP	HR	S	P	ERA	WHIP
Terry Mulholland, L ERA: 2.92	(1, 1)	9.0	W	31	6	0	0	2	1	0	1	0	0	0	65	98	0.00	0.778

PITCHER	IP	WLS	BF	H	R	ER	SO	BB	IBB	HBP	BLK	WP	HR	S	P	ERA	WHIP

BOTTOM

Philadelphia Phillies @ Colorado Rockies

Mile High Stadium, Denver, CO

Sat May 29 1993, 5:33 AM EDT
Att. 56,263 - Sunny - 74 F

livebaseballscorecards.com

AB	29
R	0
H	6
RBI	0
BB	1
SO	2
LOB	10

Batter	1	2	3	4	5	6	7	8	9	AB	R	H	RBI	BB	SO	LOB
Lenny Dykstra, L (1, 8) OBP: 0.372, SLG: 0.390	B X 1-0 ① F7		B T B S X 2-2 ③ F7		C B X 1-1 HR 1B	B B X 2-0 1-H 2-H 3-H 2B	C F F X 0-2 E1 1-2	B B C C X 2-2 E6 G1-6-3 1-2		5	1	2	3	0	0	2
Jim Eisenreich, L (7, PR) (7, 8) OBP: 0.393, SLG: 0.473										1	0	0	0	0	0	1
Mariano Duncan, R (1, 4) (8, 6) OBP: 0.250, SLG: 0.345	C B C F F B F X 2-2 ② G5-3			C B X 1-1 ① F8	1 SAFE X 0-0 1-H HR	C X 0-1 ③ G6-3	C B X 1-1 ③ G4-3	B C F F X 1-2 ② ③ G1-6-3 1-2f		6	1	1	2	0	0	5
John Kruk, L (1, 3) OBP: 0.490, SLG: 0.550	C B S B B S 3-3 ③ K			C B C B F X 2-2 ② G1-3	B F B B F S 3-3 ③ K		C X 0-1 1B 3B 2B	F B X 1-1 HR 1B	B X 1-0 G3 1B	5	2	2	0	0	2	0
Ricky Jordan, R (8, 3) OBP: 0.412, SLG: 0.467										1	0	1	0	0	0	0
Dave Hollins, S (1, 5) OBP: 0.393, SLG: 0.522		C F B T F F C 1-3 ① K		X 0-0 ③ G1-3		F X 0-1 ① F8	B F B S B F F F X 3-2 BB 3B 2-3 1B	B B C X 2-1 1-H HR	B X 1-0 ① G3 1-2	5	2	2	2	0	1	0
Mickey Morandini, L (8, 4) OBP: 0.268, SLG: 0.318										1	0	0	0	0	0	1
Darren Daulton, L (1, 2) OBP: 0.412, SLG: 0.586	C S B B B F X 3-2 ② P6				B B B C X 3-1 HR	C B B S F B F B B 4-2 1B E BB	F B F F B F B F B 4-2 1-2 3B BB	C X 0-1 HR	B C C C 1-3 ② K	4	4	2	2	2	1	1
Pete Incaviglia, R (1, 7) OBP: 0.300, SLG: 0.579	X 0-0 ③ F9				B S X 1-1 FC5-6 G1-3 1B	X 0-0 1B E 1-2 2B 1B	X 0-0 1-H 2-H 3-H SF8 3B	B S F B X 2-2 HR 1B	B C B X 2-1 ③ G4-3	6	3	4	3	0	0	1
Wes Chamberlain, R (1, 9) OBP: 0.302, SLG: 0.484		C C F C 0-3 ① K			1 SAFE B B B X 2-0 ① G1-3 1-2	B T B X 2-1 ② F8 1-2 2-H	B B B B 4-0 E BB	B B F C F S 2-3 ① K		4	0	0	0	1	2	3
Kim Batiste, R (1, 6) (8, 5) OBP: 0.313, SLG: 0.379		B C F B B F F X 2-2 SH1-3 1B			F C B B B X 2-2 ② FC5-6 HR 2-3	B I I I 4-0 1B 2B IBB	F X 0-1 ① SF8 3-H	F X 0-1 1-H HR		3	3	2	3	1	0	1
Tommy Greene, R (1, 1) OBP: 0.185, SLG: 0.308		B X 1-0 ② SH1-3 1-2			F X 0-1 1-H HR	C X 0-1 1-2 2-3 2B 1B	S C C 0-3 ② K	B X 1-0 E 1B		4	2	3	2	0	1	1

TOP

Philadelphia Phillies @ Colorado Rockies

Mile High Stadium, Denver, CO

Sun May 30 1993, 5:33 AM EDT

Att. 56,710 - Sunny - 73 F

livebaseballscorecards.com

AB	45
R	18
H	19
RBI	17
BB	4
SO	7
LOB	16

Inning Stats	1	2	3	4	5	6	7	8	9
	R: 0 E: 0 K: 1 S: 10	H: 0 LOB: 0 BB: 0 P: 16	R: 0 E: 0 K: 1 S: 11	H: 0 LOB: 0 BB: 0 P: 15	R: 0 E: 0 K: 1 S: 13	H: 1 LOB: 1 BB: 0 P: 18	R: 0 E: 0 K: 0 S: 7	H: 0 LOB: 0 BB: 0 P: 10	R: 5 E: 0 K: 1 S: 16	H: 5 LOB: 0 BB: 0 P: 28	R: 4 E: 1 K: 0 S: 14	H: 3 LOB: 1 BB: 2 P: 26	R: 4 E: 1 K: 1 S: 24	H: 3 LOB: 2 BB: 2 P: 36	R: 5 E: 1 K: 1 S: 24	H: 6 LOB: 1 BB: 0 P: 35	R: 0 E: 0 K: 1 S: 7	H: 1 LOB: 1 BB: 0 P: 12

1B: 10	SF: 1
2B: 2	SAC: 1
3B: 1	DP: 1
HR: 6	HBP: 0

WP: 0	PA: 51
PB: 0	
SB: 0	
CS: 0	

PITCHER		IP	WLS	BF	H	R	ER	SO	BB	IBB	HBP	BLK	WP	HR	S	P	ERA	WHIP
Lance Painter, L ERA: 11.05	(1, 1)	5.1	L	24	7	7	7	4	1	0	0	0	0	3	64	98	11.81	1.500
Jeff Parrett, R ERA: 5.59	(6, 1)	0.2		5	2	2	2	0	0	1	0	0	0	0	7	15	27.00	3.000
Butch Henry, L ERA: 6.64	(7, 1)	1.0		9	3	4	4	1	2	0	0	0	0	0	24	36	36.00	5.000
Gary Wayne, L ERA: 4.76	(8, 1)	2.0		13	7	5	5	2	0	0	0	0	0	3	31	47	22.50	3.500

PITCHER	IP	WLS	BF	H	R	ER	SO	BB	IBB	HBP	BLK	WP	HR	S	P	ERA	WHIP

Philadelphia Phillies @ Colorado Rockies

Mile High Stadium, Denver, CO

Sun May 30 1993, 5:33 AM EDT

Att. 56,710 - Sunny - 73 F

livebaseballscorecards.com

BOTTOM

Batter	1	2	3	4	5	6	7	8	9	AB	R	H	RBI	BB	SO	LOB
Eric Young Sr., R (1, 4) OBP: 0.341, SLG: 0.363	C B C B F X 2-2 G6-3 ①		C X 0-1 CS 1B			C B X 1-1 F8 ②		C B S S 1-3 K ③		4	0	1	0	0	1	2
Alex Cole, L (1, 8) OBP: 0.325, SLG: 0.299	B M B B C C 3-3 K ②		B 1 SAFE 1 SAFE C P 2-1 CS ③ 1-2	B X 1-0 G4-3 ①		C B B B X 3-1 G4-3 ③			C C B B F F B S 3-3 K ①	3	0	0	0	0	1	1
Butch Henry, L (7, 1) OBP: 0.118, SLG: 0.118										0	0	0	0	0	0	0
Pedro Castellano, R (8, 3)										1	0	0	0	0	1	0
Dante Bichette, R (1, 9) OBP: 0.359, SLG: 0.476	X 0-0 G5-3 ③			C S X 0-2 G6-3 ②			X 0-0 P2 ①		S B F X 1-2 2B	4	0	1	0	0	0	0
Andres Galarraga, R (1, 3) OBP: 0.407, SLG: 0.588		X 0-0 G4-3 ①		X 0-0 F9 ③			B S X 1-1 HR		B S B T S 2-3 K ②	3	1	1	1	0	0	0
Gary Wayne, L (8, 1)										0	0	0	0	0	0	0
Jerald Clark, R (9, PH) OBP: 0.303, SLG: 0.433										1	0	0	0	0	1	1
Daryl Boston, L (1, 7) OBP: 0.325, SLG: 0.361		B S B B C X 3-2 G4-3 ②			B F C B C 2-3 K ①		X 0-0 F8 ②		B X 1-0 F9 ③	4	0	0	0	0	1	1
Charlie Hayes, R (1, 5) OBP: 0.324, SLG: 0.475		C X 0-1 1B			B F S X 1-2 G6-3 ②		X 0-0 F9 ③			3	0	1	0	0	0	0
Danny Sheaffer, R (1, 2) OBP: 0.265, SLG: 0.412		C B B X 2-1 G4-3 ③			F B F X 1-2 F8 ③			B S X 1-1 G6-3 ①		2	0	0	0	0	0	1
Jeff Parrett, R (6, 1) OBP: 0.333, SLG: 0.333										0	0	0	0	0	0	0
Chris Jones, R (7, 8) OBP: 0.333, SLG: 0.250										1	0	0	0	0	0	0
Nelson Liriano, S (1, 6) OBP: 0.339, SLG: 0.321			B B B C F X 3-2 F8 ①			C S X 0-2 G4-3 ①		T B B B X 3-1 F8 ②		3	0	0	0	0	0	0
Lance Painter, L (1, 1) OBP: 0.250, SLG: 0.250			F F F S 0-3 K ②			F X 0-1 1B		C X 0-1 1B		1	0	0	0	0	1	0
Joe Girardi, R (6, 2) OBP: 0.303, SLG: 0.365										2	0	2	0	0	0	0

	AB	32
	R	1
	H	6
	RBI	1
	BB	0
	SO	6
	LOB	6

Inning Stats										
	R: 0	H: 0	R: 0	H: 1	R: 0	H: 1	R: 0	H: 0	R: 0	H: 0
	E: 0	LOB: 0	E: 0	LOB: 1	E: 0	LOB: 0	E: 0	LOB: 0	E: 0	LOB: 0
	K: 1	BB: 0	K: 0	BB: 0	K: 1	BB: 0	S: 5	BB: 0	K: 1	BB: 0
	S: 8	P: 13	S: 8	P: 13	S: 11	P: 15		P: 6	S: 9	P: 13

	R: 0	H: 1	R: 1	H: 1	R: 0	H: 1	R: 0	H: 1	1B: 4	SF: 0	WP: 0	PA: 33
	E: 0	LOB: 1	E: 0	LOB: 0	E: 0	LOB: 1	E: 0	LOB: 1	2B: 1	SAC: 0	PB: 0	
	K: 0	BB: 0	K: 0	BB: 0	K: 1	BB: 0	K: 2	BB: 0	3B: 0	DP: 0	SB: 0	
	S: 9	P: 13	S: 5	P: 6	S: 9	P: 14	S: 12	P: 19	HR: 1	HBP: 0	CS: 1	

PITCHER		IP	WLS	BF	H	R	ER	SO	BB	IBB	HBP	BLK	WP	HR	S	P	ERA	WHIP
Tommy Greene, R ERA: 1.86	(1, 1)	9.0	W	32	6	1	1	6	0	0	0	0	0	1	76	112	1.00	0.667

PITCHER	IP	WLS	BF	H	R	ER	SO	BB	IBB	HBP	BLK	WP	HR	S	P	ERA	WHIP

Batter	1	2	3	4	5	6	7	8	9	AB	R	H	RBI	BB	SO	LOB
Lenny Dykstra, L (1, 8) OBP: 0.372, SLG: 0.384	F B X 1-1 G3		B B C B B 4-1 K2 BB		B X 1-0 G3-6-3 1-2f		F X 0-1 F8		B B B B 4-0 FC3-6 BB	3	0	0	0	2	0	1
Mickey Morandini, L (1, 4) OBP: 0.266, SLG: 0.315	F S B X 1-2 E S SF7 1B		1 SAFE 1 SAFE S B 1 SAFE B F B F 3-3 S K2 1-1f		B C C S 1-3 K		F F B B B X 3-2 G4-3		C F B X 1-2 FC3-6 BB BB 1-2f	5	1	1	0	0	2	2
John Kruk, L (1, 3) OBP: 0.493, SLG: 0.547	B 1 SAFE C 1 SAFE B F B X 3-2 SF7 1-H			B C B B B 4-1 1B BB FC3-6 BB		F B B F B F B 4-2 BB 1B BB	C S F B B X 2-2 G4-3		B B C B B 4-1 BB 1-2 BB	1	2	0	1	3	0	0
Dave Hollins, S (1, 5) OBP: 0.393, SLG: 0.513	C X 0-1 G4-3			B C X 1-1 P5		B B B C B 4-1 1B FC3 1-2 BB		B C S F S 1-3 K	B B C C B B 4-2 1-2 2-3 BB	3	1	0	0	2	1	1
Darren Daulton, L (1, 2) OBP: 0.413, SLG: 0.581 Todd Pratt, R (8, 2) OBP: 0.167, SLG: 0.333		B B C X 2-1 G3-1		B B B B 4-0 FC3-6 1B 1-2 BB		F B C B C 2-3 K		B F F B X 2-2 BB 1B 1B	S S S X 0-2 F9	3 1	0 0	1 0	0 0	1 0	1 0	2 3
Jim Eisenreich, L (1, 9) OBP: 0.409, SLG: 0.483		X 0-0 P5		F X 0-1 FC3-6 1-2 2-3 1B		X 0-0 FC3 1-3 2-H 1B		B 1 SAFE F X 1-1 BB 1-2 1B	B C B X 2-1 G3	5	0	3	1	0	0	3
Milt Thompson, L (1, 7) OBP: 0.294, SLG: 0.237 Pete Incaviglia, R (8, PH) OBP: 0.306, SLG: 0.579 (8, 7)		F X 0-1 E3 1B		F F F F X 0-2 FC3-6 1-2f 2-3 3-H		B X 1-0 FC3 1-2 3-H		B B C B B 4-1 1-2 2-3 BB		3 0 0	0 0 0	1 0 0	2 0 0	0 1 0	0 0 0	3 0 0
Kim Batiste, R (1, 6) OBP: 0.278, SLG: 0.333		B B S X 2-1 G6-3		B F B X 2-2 F9		F F B S 1-3 K		B C S 1-3 K		4	0	0	0	0	2	8
Curt Schilling, R (1, 1) OBP: 0.241, SLG: 0.185 Ricky Jordan, R (8, PH) OBP: 0.400, SLG: 0.452 Larry Andersen, R (8, 1) OBP: 1.000, SLG: 1.000 David West, L (8, 1) OBP: 1.000, SLG: 1.500			C X 0-1 G1-3		C F B X 1-2 G3-6-3 1B	S F S 0-3 K		C X 0-1 F8		3 1 0 0	0 0 0 0	1 0 0 0	0 0 0 0	0 0 0 0	1 0 0 0	2 3 0 0
Inning Stats	R: 1 E: 0 K: 0 S: 10 H: 1 LOB: 0 BB: 0 P: 15	R: 0 E: 1 K: 0 S: 7 H: 1 LOB: 1 BB: 0 P: 11	R: 0 E: 0 K: 1 S: 7 H: 0 LOB: 1 BB: 1 P: 14	R: 1 E: 0 K: 0 S: 13 H: 1 LOB: 2 BB: 2 P: 24	R: 0 E: 0 K: 1 S: 7 H: 1 LOB: 0 BB: 0 P: 10	R: 2 E: 0 K: 3 S: 16 H: 1 LOB: 2 BB: 2 P: 28	R: 0 E: 0 K: 0 S: 9 H: 0 LOB: 0 BB: 0 P: 14	R: 0 E: 0 K: 2 S: 15 H: 2 LOB: 3 BB: 1 P: 24	R: 0 E: 0 K: 0 S: 12 H: 0 LOB: 3 BB: 3 P: 27	1B: 7 2B: 1 3B: 0 HR: 0 SF: 1 SAC: 0 DP: 2 HBP: 0						

PITCHER		IP	WLS	BF	H	R	ER	SO	BB	IBB	HBP	BLK	WP	HR	S	P	ERA	WHIP
Tim Belcher, R ERA: 3.82	(1, 1)	7.1		33	7	4	3	6	5	0	0	0	0	0	78	129	3.68	1.636
Kevin Wickander, L ERA: 4.11	(8, 1)	0.0		1	0	0	0	0	1	0	0	0	0	0	1	5	∞	∞
Jeff Reardon, R ERA: 3.18	(8, 1)	0.2	W	2	0	0	0	1	0	0	0	0	0	0	5	6	0.00	0.000
Rob Dibble, R ERA: 5.63	(9, 1)	1.0	S	6	0	0	0	0	3	0	0	0	0	0	12	27	0.00	3.000

PITCHER	IP	WLS	BF	H	R	ER	SO	BB	IBB	HBP	BLK	WP	HR	S	P	ERA	WHIP

TOP

Philadelphia Phillies @ Cincinnati Reds

Riverfront Stadium, Cincinnati, OH

Mon May 31 1993, 7:05 PM EDT

Att. 25,676 - Unknown - 56 F

livebaseballscorecards.com

AB	32
R	4
H	7
RBI	4
BB	9
SO	7
LOB	28

WP: 0	PB: 0	SB: 1	CS: 0	PA:	42

BOTTOM

Philadelphia Phillies @ Cincinnati Reds

Riverfront Stadium, Cincinnati, OH

Mon May 31 1993, 7:05 PM EDT

Att. 25,676 - Unknown - 56 F

Batter	1	2	3	4	5	6	7	8	9	AB	R	H	RBI	BB	SO	LOB
Bip Roberts, S (1, 4) OBP: 0.347, SLG: 0.283	3-2 CS 1B		3-2 L6 ①	4-1 1B BB		2-0 F7 ③		4-0 BB 1B IBB		3	0	1	0	2	0	0
Jeff Branson, L (1, 5) OBP: 0.413, SLG: 0.500	2-3 K ①		3-3 K ②	0-2 FC6 1-3 1B			0-1 L8 ①	1-1 BB 1-2 2-3 3-H 1B		5	0	2	1	0	2	1
Barry Larkin, R (1, 6) OBP: 0.410, SLG: 0.435	3-2 BB BB 1-2 1B ②		2-1 1B BB 1B 1B	1-2 FC6 1-2f ③			3-2 1B	4-1 1-2 2-3 3-H BB		4	1	3	1	1	0	2
Kevin Mitchell, R (1, 7) OBP: 0.378, SLG: 0.541 Rob Dibble, L (9, 1)	4-2 BB 1-2 BB		4-2 1B 1B 1-2 BB		1-1 F9 ①		0-1 F9 ②	3-3 K ②		3 0	1 0	0 0	0 0	2 0	1 0	4 0
Roberto Kelly, R (1, 8) OBP: 0.343, SLG: 0.448	4-1 1-2 2-3 BB		0-2 1B 1-2 2-3 1B		0-0 P4 ②		2-2 G4-3 ③	0-0 F9 ③		4	0	1	0	1	0	4
Randy Milligan, R (1, 3) OBP: 0.384, SLG: 0.357 Juan Samuel, R (8, PR) OBP: 0.238, SLG: 0.325 (9, 3)	0-1 L8 ③		1-1 1-2 2-H 3-H 1B		0-3 K ③			4-0 BLK 1B 1B BB		3 0	0 1	1 0	2 0	1 0	1 0	3 0
Reggie Sanders, R (1, 9) OBP: 0.356, SLG: 0.464		0-0 E4 CS	1-3 K ③			0-0 HR		1-2 1B BLK 1-2 1B		4	2	2	1	0	1	2
Joe Oliver, R (1, 2) OBP: 0.287, SLG: 0.397		2-3 K ① ② 1-2		0-1 F9 ①		0-0 G4-3 ①		2-2 1B G4-3 BB 1-3 2-H 1B		4	1	1	1	0	1	1
Tim Belcher, R (1, 1) OBP: 0.100, SLG: 0.100 Kevin Wickander, L (8, 1) Jeff Reardon, R (8, 1) Cecil Espy, S (8, PH) OBP: 0.385, SLG: 0.280 (9, 7)		0-3 K ③		0-0 G4-3 ②		2-3 K ②		1-1 G4-3 1-2 ①		3 0 0 1	0 0 0 0	0 0 0 0	0 0 0 0	0 0 0 0	2 0 0 0	0 0 0 2
Inning Stats	R: 0 E: 0 K: 1 S: 18 H: 2 LOB: 3 BB: 2 P: 34	R: 0 E: 1 K: 2 S: 7 H: 0 LOB: 0 BB: 0 P: 9	R: 2 E: 0 K: 2 S: 21 H: 3 LOB: 2 BB: 1 P: 35	R: 0 E: 0 K: 0 S: 10 H: 1 LOB: 2 BB: 1 P: 15	R: 0 E: 0 K: 1 S: 6 H: 0 LOB: 0 BB: 0 P: 7	R: 1 E: 0 K: 1 S: 6 H: 1 LOB: 0 BB: 0 P: 10	R: 0 E: 0 K: 0 S: 11 H: 1 LOB: 1 BB: 0 P: 16	R: 3 E: 0 K: 1 S: 17 H: 3 LOB: 3 BB: 3 P: 37		1B: 10 2B: 0 3B: 0 HR: 1	SF: 0 SAC: 0 DP: 0 HBP: 0					

PITCHER		IP	WLS	BF	H	R	ER	SO	BB	IBB	HBP	BLK	WP	HR	S	P	ERA	WHIP
Curt Schilling, R ERA: 2.79	(1, 1)	7.0		32	8	3	3	7	4	0	0	0	0	1	79	126	3.86	1.714
Larry Andersen, R ERA: 3.75	(8, 1)	0.0	L	3	2	3	3	0	1	0	0	1	0	0	8	15	∞	∞
David West, L ERA: 1.37	(8, 1)	1.0		6	1	0	0	1	1	1	0	0	0	0	9	22	0.00	2.000

PITCHER	IP	WLS	BF	H	R	ER	SO	BB	IBB	HBP	BLK	WP	HR	S	P	ERA	WHIP

livebaseballscorecards.com

AB	34
R	6
H	11
RBI	6
BB	7
SO	8
LOB	19

WP: 0 PB: 0 SB: 0 CS: 2 PA: 41

Batter	1	2	3	4	5	6	7	8	9	AB	R	H	RBI	BB	SO	LOB
Lenny Dykstra, L (1, 8) OBP: 0.377, SLG: 0.394	C F F B X 1-2 BB 1B 2B 1B	B B C C B X 3-2 ② G6-3		X 0-0 ③ G4-3			B C B F B X 3-2 FC6-4 1B		X 0-0 SF9 BLK 2B 1-3	5	2	3	0	0	0	2
Mariano Duncan, R (1, 6) OBP: 0.255, SLG: 0.356	C 1 SAFE F F X 0-2 BB 2B 1B 1-2	F X 0-1 3-H 2B			C S F S 0-3 ① K		P 1 SAFE X 1-0 ① FC6-4 CS 1-2f		S X 0-1 ① SF9 2-3 3-H	4	1	2	2	0	1	1
John Kruk, L (1, 3) OBP: 0.495, SLG: 0.540	B B B C B 4-1 2B BB 1-2 2-3	B B C S C 2-3 ③ K			F B B B F B B 4-2 BB		1 SAFE 1 SAFE C S B X 2-2 ② ③ G4-3 1-2		B B B C S F B 4-2 FC5-4 BB 3-H	2	0	0	0	3	1	2
Dave Hollins, S (1, 5) OBP: 0.388, SLG: 0.505	C B B C B S 3-3 ① K		X 0-0 ① G6-3		C C B B F S 2-3 ② K			B X 1-0 G5-3 E 1B	B B S F X 2-2 ② FC5-4 1-2f	5	1	1	0	0	2	5
Darren Daulton, L (1, 2) OBP: 0.408, SLG: 0.576	C B X 1-1 2B 1-3 2-H 3-H		X 0-0 ② L9		B C B F B S 3-3 ③ K			X 0-0 ① G5-3 1-2	C S B F S 2-3 ③ K	5	0	1	2	0	2	3
Jim Eisenreich, L (1, 9) OBP: 0.414, SLG: 0.484	B C C C 1-3 ② K		C X 0-1 ③ G3-1			X 0-0 G6-3 1B		B X 1-0 E7 G4-3 2-H 1B		4	0	2	1	0	1	2
Milt Thompson, L (1, 7) OBP: 0.292, SLG: 0.246	C F B C 1-3 ③ K			X 0-0 2B		1 SAFE 1 SAFE B 1 SAFE 1 SAFE C B 1 SAFE 1 SAFE 3-1 ① ② B 1 SAFE X G6-3 1-2f		B X 1-0 ② G4-3 2-3		4	0	1	0	0	1	4
Mickey Morandini, L (1, 4) OBP: 0.271, SLG: 0.327		B B X 2-0 2B 3B		B C C B B S 3-3 ① K		F H 1-1 HBP		B C B X 2-1 ③ G5-3		3	1	1	0	0	1	2
Danny Jackson, R (1, 1) OBP: 0.231, SLG: 0.174 Larry Andersen, R (7, 1) OBP: 1.000, SLG: 1.000 David West, L (8, 1) OBP: 1.000, SLG: 1.500 Ricky Jordan, R (9, PH) OBP: 0.389, SLG: 0.438 Mitch Williams, L (9, 1)		X 0-0 ① P4		C S B S 1-3 ② K		S S C 0-3 ③ K			C S B S 1-3 K 2B SF9	3 0 0 1 0	0 0 0 1 0	0 0 0 1 0	0 0 0 0 0	0 0 0 0 0	2 0 0 1 0	3 0 0 0 0
Inning Stats	R: 2 H: 3 E: 0 LOB: 2 K: 3 BB: 1 S: 20 P: 31	R: 1 H: 2 E: 0 LOB: 1 K: 1 BB: 0 S: 10 P: 17	R: 0 H: 0 E: 0 LOB: 0 K: 0 BB: 0 S: 4 P: 4	R: 0 H: 1 E: 0 LOB: 1 K: 2 BB: 0 S: 8 P: 12	R: 0 H: 0 E: 0 LOB: 1 K: 3 BB: 1 S: 13 P: 22	R: 0 H: 1 E: 0 LOB: 1 K: 1 BB: 0 S: 7 P: 11	R: 0 H: 1 E: 0 LOB: 0 K: 0 BB: 0 S: 9 P: 13	R: 1 H: 2 E: 1 LOB: 1 K: 0 BB: 0 S: 6 P: 11	R: 2 H: 1 E: 0 LOB: 1 K: 2 BB: 1 S: 16 P: 25	1B: 6 SF: 1 2B: 4 SAC: 0 3B: 1 DP: 1 HR: 0 HBP: 1						WP: 0 PA: 41 PB: 1 SB: 0 CS: 1

PITCHER		IP	WLS	BF	H	R	ER	SO	BB	IBB	HBP	BLK	WP	HR	S	P	ERA	WHIP
Jose Rijo, R ERA: 2.94	(1, 1)	7.0		30	8	3	3	10	2	0	1	0	0	0	71	110	3.86	1.429
Greg Cadaret, L ERA: 2.12	(8, 1)	1.0	L	5	2	1	1	0	0	0	0	0	0	0	6	11	9.00	2.000
Jeff Reardon, R ERA: 3.63	(9, 1)	0.1		3	1	2	1	1	0	0	0	0	0	0	6	7	27.00	3.000
Kevin Wickander, L ERA: 3.94	(9, 1)	0.2		3	0	0	0	1	1	0	0	1	0	0	10	18	0.00	1.500

PITCHER	IP	WLS	BF	H	R	ER	SO	BB	IBB	HBP	BLK	WP	HR	S	P	ERA	WHIP

TOP

Philadelphia Phillies @ Cincinnati Reds

Riverfront Stadium, Cincinnati, OH

Tue Jun 01 1993, 7:05 PM EDT

Att. 24,175 - Unknown - 69 F

livebaseballscorecards.com

AB	36
R	6
H	11
RBI	5
BB	3
SO	12
LOB	24

Philadelphia Phillies @ Cincinnati Reds

Riverfront Stadium, Cincinnati, OH

Tue Jun 01 1993, 7:05 PM EDT

Att. 24,175 - Unknown - 69 F

BOTTOM

livebaseballscorecards.com

Batter	1	2	3	4	5	6	7	8	9	AB	R	H	RBI	BB	SO	LOB
Bip Roberts, S (1, 4) OBP: 0.349, SLG: 0.278	P4		G4-3		1B BB	F8 1B 2B BB			K	3	1	0	0	2	1	0
Jeff Branson, L (1, 5) OBP: 0.451, SLG: 0.521	FC4-6 E 1B		BB BB		1-2 1B	1-2 2B 1B			K	4	1	3	0	1	1	0
Barry Larkin, R (1, 6) OBP: 0.405, SLG: 0.426	E6 FC4-6 1-2		G6-4-3 1-2 BB		K		F8 2-3		F8	4	0	0	0	1	1	5
Kevin Mitchell, R (1, 7) OBP: 0.375, SLG: 0.540	FC4-6 1-2f 2-3		G6-4-3 1-2f			G6-3	1-H 3-H 2B			4	0	1	2	0	0	4
Roberto Kelly, R (1, 8) OBP: 0.341, SLG: 0.444	F9			L9		E 1B 1B	K			4	1	1	0	0	1	3
Randy Milligan, R (1, 3) OBP: 0.383, SLG: 0.356		L9		L5		E8 1-3 1B 1B		G4-3		3	0	1	0	0	0	0
Juan Samuel, R (7, 3) OBP: 0.233, SLG: 0.317										1	0	0	0	0	0	0
Reggie Sanders, R (1, 9) OBP: 0.359, SLG: 0.465		FC5-4 1B	K			2-H 3-H 1B		F8		4	0	2	1	0	1	0
Joe Oliver, R (1, 2) OBP: 0.286, SLG: 0.393		P4			K	L6		1B		4	0	1	0	0	1	2
Jose Rijo, R (1, 1) OBP: 0.367, SLG: 0.333		FC5-4 1-2f			G5-3		P3	G4-3		2	0	0	0	0	0	1
Jacob Brumfield, R (7, PH) OBP: 0.438, SLG: 0.500										1	0	0	0	0	0	0
Greg Cadaret, L (8, 1)										0	0	0	0	0	0	0
Gary Varsho, L (8, PH) OBP: 0.406, SLG: 0.423										0	0	0	0	0	0	0
Dan Wilson, R (8, PH) OBP: 0.367, SLG: 0.308										1	0	0	0	0	0	1
Jeff Reardon, R (9, 1)										0	0	0	0	0	0	0
Kevin Wickander, L (9, 1)										0	0	0	0	0	0	0
Inning Stats	R: 0 E: 1 K: 0 S: 13 H: 1 LOB: 2 BB: 0 P: 20	R: 0 E: 0 K: 0 S: 7 H: 1 LOB: 1 BB: 0 P: 10	R: 0 E: 0 K: 0 S: 6 H: 0 LOB: 1 BB: 2 P: 16	R: 0 E: 0 K: 1 S: 7 H: 0 LOB: 0 BB: 0 P: 9	R: 0 E: 0 K: 2 S: 12 H: 1 LOB: 2 BB: 1 P: 19	R: 1 E: 1 K: 0 S: 6 H: 3 LOB: 1 BB: 0 P: 14	R: 2 E: 0 K: 1 S: 9 H: 2 LOB: 1 BB: 1 P: 16	R: 0 E: 0 K: 0 S: 7 H: 1 LOB: 1 BB: 0 P: 11	R: 0 E: 0 K: 2 S: 9 H: 0 LOB: 0 BB: 0 P: 10	1B: 8 2B: 1 3B: 0 HR: 0	SF: 0 SAC: 0 DP: 1 HBP: 0						

AB	35
R	3
H	9
RBI	3
BB	4
SO	6
LOB	16

WP: 0 PB: 0 SB: 0 CS: 0 PA: 39

PITCHER		IP	WLS	BF	H	R	ER	SO	BB	IBB	HBP	BLK	WP	HR	S	P	ERA	WHIP
Danny Jackson, L ERA: 3.77	(1, 1)	6.2		31	8	3	3	3	4	0	0	0	0	0	57	100	4.05	1.800
Larry Andersen, R ERA: 3.46	(7, 1)	1.0	W	4	1	0	0	1	0	0	0	0	0	0	7	11	0.00	1.000
David West, L ERA: 1.35	(8, 1)	0.1		1	0	0	0	0	0	0	0	0	0	0	3	4	0.00	0.000
Mitch Williams, L ERA: 3.72	(9, 1)	1.0	S	3	0	0	0	2	0	0	0	0	0	0	9	10	0.00	0.000

PITCHER	IP	WLS	BF	H	R	ER	SO	BB	IBB	HBP	BLK	WP	HR	S	P	ERA	WHIP

Batter	1	2	3	4	5	6	7	8	9	AB	R	H	RBI	BB	SO	LOB
Lenny Dykstra, L (1, 8) OBP: 0.382, SLG: 0.401	F9		G6-3, 2B		2-H, 1B		G1-6-3		BBBB, G4-3, BB	4	0	2	1	1	0	1
Mariano Duncan, R (1, 4) OBP: 0.253, SLG: 0.351	1B		G6-3 2-3		F4			SSS, K	1-2 2-3, G4-3	5	0	1	0	0	1	4
Ricky Jordan, R (1, 3) OBP: 0.359, SLG: 0.400	F8		G6-3			G5-3			SSS, K	3	0	0	0	0	0	2
John Kruk, L (8, PH) OBP: 0.491, SLG: 0.533 (8, 3)								G4-3		2	0	0	0	0	1	2
Dave Hollins, S (1, 5) OBP: 0.386, SLG: 0.497	F3			SSS, K		F9		BBBB, PB, 1B, BB		3	1	0	0	1	1	1
Pete Incaviglia, R (1, 7) OBP: 0.304, SLG: 0.568		F8		P4		SSS, K		1-H, 3B, 1B		4	1	1	1	0	1	0
Wes Chamberlain, R (1, 9) OBP: 0.301, SLG: 0.492		G5-3		G6-3			P4	1-H, 3B		4	0	1	1	0	0	0
Jim Eisenreich, L (8, 9) OBP: 0.414, SLG: 0.484										0	0	0	0	0	0	0
Todd Pratt, R (1, 2) OBP: 0.188, SLG: 0.500		SSS, K			F8		HR	G3-1		4	1	1	1	0	1	1
Kim Batiste, R (1, 6) OBP: 0.350, SLG: 0.514			HR		SH1-4, 1B		G4-3, 2B		G4-3, SH2-4, 1B	4	2	4	1	0	0	0
Ben Rivera, R (1, 1) OBP: 0.143, SLG: 0.143			SSS, K		SH1-4 1-2		G3		SH2-4 1-2	2	0	0	0	0	1	1
Mitch Williams, L (9, 1)										0	0	0	0	0	0	0
Inning Stats	R: 0 E: 0 K: 0 S: 4 H: 1 LOB: 1 BB: 0 P: 4	R: 0 E: 0 K: 1 S: 5 H: 0 LOB: 0 BB: 0 P: 5	R: 1 E: 0 K: 1 S: 7 H: 2 LOB: 1 BB: 0 P: 7	R: 0 E: 0 K: 1 S: 5 H: 0 LOB: 0 BB: 0 P: 5	R: 1 E: 0 K: 0 S: 5 H: 2 LOB: 1 BB: 0 P: 5	R: 0 E: 0 K: 1 S: 5 H: 0 LOB: 0 BB: 0 P: 5	R: 1 E: 0 K: 0 S: 5 H: 2 LOB: 0 BB: 1 P: 5	R: 2 E: 0 K: 1 S: 7 H: 2 LOB: 1 BB: 1 P: 11	R: 0 E: 0 K: 1 S: 6 H: 1 LOB: 2 BB: 1 P: 10	1B: 5 2B: 2 3B: 1 HR: 2 SF: 0 SAC: 2 DP: 0 HBP: 0						

PITCHER		IP	WLS	BF	H	R	ER	SO	BB	IBB	HBP	BLK	WP	HR	S	P	ERA	WHIP
John Smiley, L ERA: 5.05	(1, 1)	7.0	L	28	7	3	3	4	0	0	0	0	0	2	36	36	3.86	1.000
Bobby Ayala, R ERA: 1.62	(8, 1)	2.0		11	3	2	2	2	2	0	0	0	0	0	13	21	9.00	2.500

PITCHER	IP	WLS	BF	H	R	ER	SO	BB	IBB	HBP	BLK	WP	HR	S	P	ERA	WHIP

TOP

Philadelphia Phillies @ Cincinnati Reds

Riverfront Stadium, Cincinnati, OH

Wed Jun 02 1993, 7:05 PM EDT

Att. 25,904 - Unknown - 56 F

livebaseballscorecards.com

AB	35
R	5
H	10
RBI	5
BB	2
SO	6
LOB	12

WP: 0 PA: 39
PB: 1
SB: 0
CS: 0

Batter	1	2	3	4	5	6	7	8	9	AB	R	H	RBI	BB	SO	LOB
Bip Roberts, S (1, 4) OBP: 0.345, SLG: 0.275	G4-3		F8		S 1B		G3		G5-3	5	0	1	0	0	0	2
Jeff Branson, L (1, 3) OBP: 0.436, SLG: 0.500	G3		K		L7		1B			4	0	1	0	0	1	3
Barry Larkin, R (1, 6) OBP: 0.403, SLG: 0.420	K			F8	BB 1-2		K			3	0	0	0	1	2	1
Kevin Mitchell, R (1, 7) OBP: 0.372, SLG: 0.531		G5-3		BB 1B FC4-6 1B	F8			F8		4	1	1	0	0	0	2
Roberto Kelly, R (1, 8) OBP: 0.339, SLG: 0.441		K		FC4-6 BB 1-2 1B		K		G4-3		4	0	1	0	0	2	0
Reggie Sanders, R (1, 9) OBP: 0.361, SLG: 0.462		K		FC4-6 BB 1-2 2-3		FC4-6 1B		K		3	0	1	0	1	2	0
Willie Greene, L (1, 5) OBP: 0.250, SLG: 1.000			F8	FC4-6 1-2f 2-3 3-H		FC4-6 FC4-6 1-2f			HR	4	1	1	2	0	0	3
Joe Oliver, R (1, 2) OBP: 0.286, SLG: 0.396			1B 2B	K		FC4-6 1-2f			F8	4	0	1	0	0	1	3
John Smiley, L (1, 1) OBP: 0.250, SLG: 0.278			2-3 1B		G1-3		K		P4	2	0	1	0	0	0	0
Gary Varsho, L (7, PH) OBP: 0.394, SLG: 0.407										1	0	0	0	0	1	0
Bobby Ayala, R (8, 1)										0	0	0	0	0	0	0
Juan Samuel, R (9, PH) OBP: 0.227, SLG: 0.310										1	0	0	0	0	0	0
Inning Stats	R: 0 E: 0 K: 1 S: 5 H: 0 LOB: 0 BB: 0 P: 5	R: 0 E: 0 K: 2 S: 7 H: 0 LOB: 0 BB: 0 P: 7	R: 0 E: 0 K: 1 S: 7 H: 2 LOB: 2 BB: 0 P: 7	R: 1 E: 0 K: 1 S: 7 H: 2 LOB: 2 BB: 1 P: 11	R: 0 E: 0 K: 0 S: 4 H: 1 LOB: 2 BB: 1 P: 8	R: 0 E: 0 K: 1 S: 6 H: 1 LOB: 1 BB: 0 P: 6	R: 0 E: 0 K: 2 S: 8 H: 1 LOB: 1 BB: 0 P: 8	R: 0 E: 0 K: 1 S: 5 H: 0 LOB: 0 BB: 0 P: 5	R: 1 E: 0 K: 0 S: 4 H: 1 LOB: 0 BB: 0 P: 4	1B: 6 2B: 1 3B: 0 HR: 1	SF: 0 SAC: 0 DP: 0 HBP: 0						

PITCHER	IP	WLS	BF	H	R	ER	SO	BB	IBB	HBP	BLK	WP	HR	S	P	ERA	WHIP
Ben Rivera, R (1, 1) ERA: 4.04	8.0	W	34	8	2	2	9	2	0	0	0	0	1	50	58	2.25	1.250
Mitch Williams, L (9, 1) ERA: 3.54	1.0	S	3	0	0	0	0	0	0	0	0	0	0	3	3	0.00	0.000

PITCHER	IP	WLS	BF	H	R	ER	SO	BB	IBB	HBP	BLK	WP	HR	S	P	ERA	WHIP

BOTTOM

Philadelphia Phillies @ Cincinnati Reds

Riverfront Stadium, Cincinnati, OH

Wed Jun 02 1993, 7:05 PM EDT

Att. 25,904 - Unknown - 56 F

livebaseballscorecards.com

AB	35
R	2
H	8
RBI	2
BB	2
SO	9
LOB	14

Batter	1	2	3	4	5	6	7	8	9	AB	R	H	RBI	BB	SO	LOB
Nelson Liriano, S (1, 4) OBP: 0.315, SLG: 0.288	C F C 0-3 ① K			C S B S 1-3 ① K		F C F B S 1-3 ② K			B F B C B S 3-3 ① K	3	0	0	0	0	3	0
Eric Young Sr., R (9, PH) OBP: 0.336, SLG: 0.352										1	0	0	0	0	1	0
(9, 4)																
Chris Jones, R (1, 8) OBP: 0.467, SLG: 0.500	B F F B S 2-3 ② K			S F B B X 1-2 2B 1B		B S B B X 3-1 2B			B B S S X 2-2 G4-3 PB 2B 1B	4	1	3	0	0	1	0
Dante Bichette, R (1, 9) OBP: 0.366, SLG: 0.519	S F X 0-2 ③ L8			1 SAFE B B 1 SAFE F F X 2-2 1-3 2B		F B S S 1-3 K			1 SAFE B X 1-0 ② G4-3 1-3	4	0	1	0	0	1	2
Andres Galarraga, R (1, 3) OBP: 0.420, SLG: 0.608		F T B F F B S 2-3 ① K		F X 0-1 ② P4			X 0-0 FC6-4 1B		X 0-0 2B 3-H 2B	4	1	2	1	0	1	2
Charlie Hayes, R (1, 5) OBP: 0.321, SLG: 0.462		F B F X 1-2 ② G6-3		F X 0-1 ③ G3-1			1 SAFE X 0-0 ① FC6-4 CS 1-2f		B C B S F F X 2-2 2-H 2B	4	0	1	1	0	0	3
Joe Girardi, R (1, 2) OBP: 0.296, SLG: 0.357	F B X 1-1 ③ G6-3				B X 1-0 ① G6-3		S B B X 2-1 ②③ G6-3 1-2		B F S F C 1-3 ③ K	3	0	0	0	0	0	1
Danny Sheaffer, R (9, PH) OBP: 0.234, SLG: 0.362										1	0	0	0	0	1	1
(9, 2)																
Jerald Clark, R (1, 7) OBP: 0.294, SLG: 0.407			B F B X 2-1 ① G1-3		B F F B X 2-2 ② G5-3			S C S 0-3 ① K		3	0	0	0	0	1	0
Vinny Castilla, R (1, 6) OBP: 0.389, SLG: 0.512			S F S 0-3 ② K2-3		X 0-0 ③ G1-3			B B S F T 2-2 ② K		2	0	0	0	0	1	0
Pedro Castellano, R (5, 6) OBP: 0.222, SLG: 0.250										1	0	0	0	0	1	0
Willie Blair, R (1, 1)			C S B F S 1-3 ③ K			F C C 0-3 ① K		S C S 0-3 ③ K		3	0	0	0	0	3	0
Gary Wayne, L (9, 1)										0	0	0	0	0	0	0

TOP

Colorado Rockies @ Philadelphia Phillies

Veterans Stadium, Philadelphia, PA

Fri Jun 04 1993, 7:05 PM EDT

Att. 43,333 - Unknown

livebaseballscorecards.com

AB	33
R	2
H	7
RBI	2
BB	0
SO	14
LOB	9

Inning Stats	1	2	3	4	5	6	7	8	9	1B	SF	WP	PA
R	0	0	0	0	0	0	0	0	2	3	0	0	33
E	0	0	0	2	0	0	0	0	0	2B 4	SAC 0	PB 1	
K	2	1	2	1	0	3	0	3	2	3B 0	DP 0	SB 0	
S	9	10	9	13	5	12	4	9	17	HR 0	HBP 0	CS 1	
H	0	0	0	2	0	1	1	0	3				
LOB	0	0	0	2	0	1	0	1	1				
BB	0	0	0	0	0	0	0	0	0				
P	11	14	12	17	8	17	6	11	26				

PITCHER	IP	WLS	BF	H	R	ER	SO	BB	IBB	HBP	BLK	WP	HR	S	P	ERA	WHIP
Terry Mulholland, L (1, 1) ERA: 2.81	9.0	L	33	7	2	2	14	0	0	0	0	0	0	88	122	2.00	0.778

PITCHER	IP	WLS	BF	H	R	ER	SO	BB	IBB	HBP	BLK	WP	HR	S	P	ERA	WHIP

Batter	1	2	3	4	5	6	7	8	9	AB	R	H	RBI	BB	SO	LOB
Lenny Dykstra, L (1, 8) OBP: 0.374, SLG: 0.392	C F F F X 0-2 ① F7		B X 1-0 ① ② G4-6-3 1-2f		C B F B B S 3-3 ① K		C X 0-1 ② F9		F X 0-1 ① F8 2-3	5	0	0	0	0	1	2
Mickey Morandini, L (1, 4) OBP: 0.275, SLG: 0.335	B C C B B F X 3-2 ② G4-3		X 0-0 1B 1B		C F B S 1-3 ② K		B B X 2-0 ③ G6-3		B X 1-0 2B 3-H	5	0	2	1	0	1	0
John Kruk, L (1, 3) OBP: 0.488, SLG: 0.529	C X 0-1 ③ G6-3		1 SAFE 1 SAFE X 0-0 BB 1-3 1B		C B T B C 2-3 ③ K			B C X 1-1 G3-1 1B 1B	X 0-0 ② F8	5	0	2	0	0	1	1
Dave Hollins, S (1, 5)		B F B B F X 3-2 ① F8	B B B B 4-0 BB 1-2			C F B B B B 4-2 G4-3 BB		X 0-0 G3-1 1-2 1B	I I I I 4-0 IBB	2	0	1	0	3	0	0
Darren Daulton, L (1, 2) OBP: 0.404, SLG: 0.565		B B B C X 3-1 G6-3 1B 1B	B B F F F S 2-3 ③ K			F 1 SAFE F X 0-2 ① F9		B B B C X 3-1 ① P9	C B B S F B S 3-3 ③ K	5	0	1	0	0	2	8
Wes Chamberlain, R (1, 9) OBP: 0.306, SLG: 0.500		F X 0-1 G6-3 1-2 1B		X 0-0 L8 FC5-2 2B		1 SAFE 1 SAFE B 1 SAFE X 1-0 ② G4-3 1-2		F B X 1-1 ② G3-1 1-2 2-3		4	0	2	0	0	0	3
Milt Thompson, L (1, 7) OBP: 0.299, SLG: 0.242		B B X 2-0 ② G6-3 1-2 2-3		X 0-0 ① L8 2-3		I I I I 4-0 IBB		I I I I 4-0 IBB		2	0	0	0	2	0	3
Kim Batiste, R (1, 6) OBP: 0.326, SLG: 0.475 Jim Eisenreich, L (8, PH) OBP: 0.408, SLG: 0.477 Mariano Duncan, R (9, 6) OBP: 0.253, SLG: 0.351		B S S S 1-3 ③ K		B C X 1-1 ② FC5-2 3-H		B S X 1-1 ③ L7		F X 0-1 ③ G4-3		3 1 0	0 0 0	0 0 0	0 0 0	0 0 0	1 0 0	5 3 0
Terry Mulholland, R (1, 1) OBP: 0.111, SLG: 0.077 Ricky Jordan, R (9, PH) OBP: 0.375, SLG: 0.444			C S B F B F X 2-2 G4-6-3 1B	X 0-0 ③ F8			C S F B S 1-3 ① K		C X 0-1 F8 2B 2B	3 1	0 1	1 1	0 1	0 0	1 0	1 0
Inning Stats	R: 0 H: 0 E: 0 LOB: 0 K: 0 BB: 0 S: 11 P: 14	R: 0 H: 2 E: 0 LOB: 2 K: 1 BB: 0 S: 11 P: 20	R: 0 H: 3 E: 0 LOB: 3 K: 1 BB: 1 S: 12 P: 21	R: 0 H: 1 E: 0 LOB: 1 K: 0 BB: 0 S: 5 P: 6	R: 0 H: 0 E: 0 LOB: 0 K: 3 BB: 0 S: 9 P: 15	R: 0 H: 0 E: 0 LOB: 2 K: 0 BB: 2 S: 8 P: 18	R: 0 H: 0 E: 0 LOB: 0 K: 1 BB: 0 S: 7 P: 10	R: 0 H: 2 E: 0 LOB: 3 K: 0 BB: 1 S: 9 P: 18	R: 1 H: 2 E: 0 LOB: 2 K: 1 BB: 1 S: 10 P: 18	1B: 7 SF: 0 2B: 3 SAC: 0 3B: 0 DP: 1 HR: 0 HBP: 0						WP: 0 PA: 41 PB: 0 SB: 0 CS: 0	

PITCHER	IP	WLS	BF	H	R	ER	SO	BB	IBB	HBP	BLK	WP	HR	S	P	ERA	WHIP
Willie Blair, R (1, 1) ERA: 3.81	8.1	W	38	10	1	1	6	2	2	0	0	0	0	77	128	1.08	1.440
Gary Wayne, L (9, 1) ERA: 5.32	0.2	S	3	0	0	0	1	0	1	0	0	0	0	5	12	0.00	0.000

PITCHER	IP	WLS	BF	H	R	ER	SO	BB	IBB	HBP	BLK	WP	HR	S	P	ERA	WHIP

BOTTOM

Colorado Rockies @ Philadelphia Phillies

Veterans Stadium, Philadelphia, PA

Fri Jun 04 1993, 7:05 PM EDT

Att. 43,333 - Unknown

livebaseballscorecards.com

AB	36
R	1
H	10
RBI	1
BB	5
SO	7
LOB	26

Batter	1	2	3	4	5	6	7	8	9	AB	R	H	RBI	BB	SO	LOB
Eric Young Sr., R (1, 4) OBP: 0.330, SLG: 0.345	F B F X 1-2 P6 ①		C B B C S 2-3 K ②		C F B X 1-2 F8 ③			X 0-0 P6 ①		4	0	0	0	0	1	1
Chris Jones, R (1, 8) OBP: 0.421, SLG: 0.500	B X 1-0 PB WP 2B		C B X 1-1 G1-3 ③			X 0-0 P4 ①		B X 1-0 G6-3 ②		4	1	1	0	0	0	0
Dante Bichette, R (1, 9) OBP: 0.359, SLG: 0.508	F B S B B X 3-2 F7 ② 2-H			B X 1-0 L7 ①		B C S S 1-3 K ②		S L S 0-3 K ③		4	0	0	0	0	2	0
Andres Galarraga, R (1, 3) OBP: 0.429, SLG: 0.618	C F S 0-3 K ③			X 0-0 FC4-6 1B		S F B F X 1-2 1B			S B F X 1-2 G3-1 SF9 2B	4	1	3	0	0	1	0
Daryl Boston, L (1, 7) OBP: 0.315, SLG: 0.342		C F S 0-3 K ①		B X 1-0 FC4-6 ② 1-2f		F X 0-1 G4-3 ③			F B C B X 2-2 G3-1 ① 2-3	4	0	0	0	0	1	3
Charlie Hayes, R (1, 5) OBP: 0.320, SLG: 0.460		S B B S C 2-3 K ②		B C C F B F F F B 3-3 S K ③			C B S X 1-2 1B		C B B B F F X 3-2 SF9 ② 3-H	3	0	1	1	0	2	1
Danny Sheaffer, R (1, 2) OBP: 0.235, SLG: 0.353		B C T B F X 2-2 1B			S X 0-1 G6-3 ①		B X 1-0 P6 ①		B X 1-0 G5-3 ③	4	0	1	0	0	0	1
Vinny Castilla, R (1, 6) OBP: 0.387, SLG: 0.506 Nelson Liriano, S (7, 6) OBP: 0.315, SLG: 0.288		B F S X 1-2 G5-3 ③			B X 1-0 SH5-4 1B		S X 0-1 F8 ②			3 0	0 0	1 0	0 0	0 0	0 0	2 0
Armando Reynoso, R (1, 1) OBP: 0.091, SLG: 0.190 Jim Tatum, R (7, PH) OBP: 0.220, SLG: 0.306 Keith Shepherd, R (7, 1)			F C S 0-3 K ①		X 0-0 SH5-4 ② 1-2		X 0-0 F8 ③			1 1 0	0 0 0	0 0 0	0 0 0	0 0 0	1 0 0	0 1 0
Inning Stats	R: 1 E: 0 K: 1 S: 10 H: 1 LOB: 0 BB: 0 P: 15	R: 0 E: 0 K: 2 S: 13 H: 1 LOB: 1 BB: 0 P: 18	R: 0 E: 0 K: 2 S: 8 H: 0 LOB: 0 BB: 0 P: 11	R: 0 E: 0 K: 1 S: 10 H: 1 LOB: 1 BB: 0 P: 15	R: 0 E: 0 K: 0 S: 7 H: 1 LOB: 1 BB: 0 P: 9	R: 0 E: 0 K: 1 S: 10 H: 1 LOB: 1 BB: 0 P: 12	R: 0 E: 0 K: 0 S: 7 H: 1 LOB: 1 BB: 0 P: 9	R: 0 E: 0 K: 1 S: 5 H: 0 LOB: 0 BB: 0 P: 6	R: 1 E: 0 K: 0 S: 11 H: 1 LOB: 0 BB: 0 P: 18	1B: 5 2B: 2 3B: 0 HR: 0	SF: 1 SAC: 1 DP: 0 HBP: 0					

PITCHER	IP	WLS	BF	H	R	ER	SO	BB	IBB	HBP	BLK	WP	HR	S	P	ERA	WHIP
Tommy Greene, R (1, 1) ERA: 1.87	9.0	W	34	7	2	2	8	0	0	0	0	1	0	81	113	2.00	0.778

PITCHER	IP	WLS	BF	H	R	ER	SO	BB	IBB	HBP	BLK	WP	HR	S	P	ERA	WHIP

TOP

Colorado Rockies @ Philadelphia Phillies

Veterans Stadium, Philadelphia, PA

Sat Jun 05 1993, 7:05 PM EDT

Att. 43,837 - Unknown - 64 F

livebaseballscorecards.com

AB	32
R	2
H	7
RBI	1
BB	0
SO	8
LOB	9

WP: 1	PB: 1	SB: 0	CS: 0
PA: 34			

Batter	1	2	3	4	5	6	7	8	9	AB	R	H	RBI	BB	SO	LOB
Lenny Dykstra, L (1, 8) OBP: 0.372, SLG: 0.388	X 0-0 ① G6-3	C B X 1-1 ③ F9		F B B B B 4-1 1-2 2-3 BB		B F X 1-1 ② SF7 3-H				2	0	0	1	1	0	1
Mickey Morandini, L (1, 4) OBP: 0.274, SLG: 0.333	B B C B X 3-1 ② G5-3		B F B B X 3-1 S 1B	X 0-0 ③ G4-3		B S C B F B C 3-3 ③ K				4	0	1	0	0	1	3
John Kruk, L (1, 3) OBP: 0.484, SLG: 0.523	B F S B F T 2-2 ③ K		1 SAFE 1 SAFE B 1 SAFE B C 1 SAFE X 2-1 ① F7		B B F C F B X 3-2 ① F8		B F B X 2-1 G4-6-3 1B			4	0	1	0	0	1	1
Dave Hollins, S (1, 5) OBP: 0.397, SLG: 0.510		C B B B C F B 4-2 BLK 2B BB	B F B B 1 C S SAFE 3-3 ② K 1-2		C X 0-1 HR		B X 1-0 ① ② G4-6-3 1-2f			3	2	1	1	1	1	2
Darren Daulton, L (1, 2) OBP: 0.396, SLG: 0.552		B B X 2-0 ① F7 1-2	B X 1-0 ③ F8		B B C B F X 3-2 ② F8		X 0-0 ③ F8			4	0	0	0	0	0	2
Jim Eisenreich, L (1, 9) OBP: 0.400, SLG: 0.456		B B B B 4-0 2B 2B BB		X 0-0 ① L3	B B S X 2-1 ③ F8			B F X 1-1 ① P5		3	1	0	0	1	0	0
Pete Incaviglia, R (1, 7) OBP: 0.318, SLG: 0.590		B B S X 2-1 1-3 2-H 2B		S B S B X 2-2 ② G1-3		C X 0-1 3B 2B		F X 0-1 G1-4-3 1B		4	2	3	1	0	0	0
Kim Batiste, R (1, 6) OBP: 0.341, SLG: 0.512 Mariano Duncan, R (2, PR) OBP: 0.261, SLG: 0.369 (3, 6)		X 0-0 2-H 3-H 2B		B X 1-0 WP BB 1B		X 0-0 2-H SF7 3B		C X 0-1 ② G1-4-3 1-2		1 3	0 1	1 2	2 1	0 0	0 0	0 1
Tommy Greene, R (1, 1) OBP: 0.194, SLG: 0.276		F S S 0-3 ② K		B S B 1 SAFE B B 4-1 WP 1-2 BB		F C S 0-3 ① K		B S X 1-1 ③ G6-3		3	0	0	0	1	2	3
Inning Stats	R: 0 E: 0 K: 1 S: 7 H: 0 LOB: 0 BB: 0 P: 12	R: 3 E: 0 K: 1 S: 12 H: 2 LOB: 1 BB: 2 P: 25	R: 0 E: 0 K: 1 S: 8 H: 1 LOB: 1 BB: 0 P: 17	R: 0 E: 0 K: 0 S: 8 H: 1 LOB: 3 BB: 2 P: 19	R: 1 E: 0 K: 0 S: 11 H: 1 LOB: 0 BB: 0 P: 19	R: 2 E: 0 K: 2 S: 12 H: 2 LOB: 0 BB: 0 P: 16	R: 0 E: 0 K: 0 S: 4 H: 1 LOB: 0 BB: 0 P: 7	R: 0 E: 0 K: 0 S: 8 H: 1 LOB: 1 BB: 0 P: 10		1B: 4 2B: 3 3B: 1 HR: 1 SF: 1 SAC: 0 DP: 1 HBP: 0						

PITCHER		IP	WLS	BF	H	R	ER	SO	BB	IBB	HBP	BLK	WP	HR	S	P	ERA	WHIP
Armando Reynoso, R ERA: 3.55	(1, 1)	6.0	L	29	7	6	6	5	4	0	0	1	1	1	58	108	9.00	1.833
Keith Shepherd, R ERA:	(7, 1)	2.0		7	2	0	0	0	0	0	0	0	0	0	12	17	0.00	1.000

PITCHER	IP	WLS	BF	H	R	ER	SO	BB	IBB	HBP	BLK	WP	HR	S	P	ERA	WHIP

BOTTOM

Colorado Rockies @ Philadelphia Phillies

Veterans Stadium, Philadelphia, PA

Sat Jun 05 1993, 7:05 PM EDT

Att. 43,837 - Unknown - 64 F

livebaseballscorecards.com

AB	31
R	6
H	9
RBI	6
BB	4
SO	5
LOB	13

Batter	1	2	3	4	5	6	7	8	9	AB	R	H	RBI	BB	SO	LOB
Eric Young Sr., R (1, 4) OBP: 0.332, SLG: 0.343	K		F9		2B E S 1B	1-2 BB		K		4	1	1	0	1	2	0
Alex Cole, L (1, 8) OBP: 0.328, SLG: 0.313	L7		2B 1B		F7	P6		F7		5	1	1	0	0	0	3
Dante Bichette, R (1, 9) OBP: 0.355, SLG: 0.505	K		1-H 1B 2B		1-3 K		F7		P4	5	1	1	1	0	2	1
Andres Galarraga, R (1, 3) OBP: 0.440, SLG: 0.628		F8	2-H 1B 1B		3-H HR 2B		HR HBP		1B	4	2	3	2	0	0	0
Chris Jones, R (1, 7) OBP: 0.458, SLG: 0.783		G4-3	1-2 1B		2-H HR		1-H HR		K	5	2	3	4	0	1	1
Pedro Castellano, R (1, 5) OBP: 0.286, SLG: 0.250		1B BB	K		G6-3		S 1B		K	4	0	1	0	1	2	3
Jayhawk Owens, R (1, 2) OBP: 0.333, SLG: 0.333		1-3 1B	K							3	0	1	0	0	2	0
Daryl Boston, L (7, PH) OBP: 0.313, SLG: 0.339										1	0	0	0	0	1	1
Jeff Parrett, R (7, 1) OBP: 0.333, SLG: 0.333										0	0	0	0	0	0	0
Vinny Castilla, R (1, 6) OBP: 0.371, SLG: 0.484		F8		P6		F8	K			4	0	0	0	0	1	3
Andy Ashby, R (1, 1) OBP: 0.214, SLG: 0.214			K	P3		BB 1B		L8		2	0	0	0	0	1	0
Butch Henry, L (4, 1) OBP: 0.118, SLG: 0.118										0	0	0	0	0	0	0
Jim Tatum, R (6, PH) OBP: 0.235, SLG: 0.320										1	0	1	0	0	0	0
Gary Wayne, L (6, 1)										0	0	0	0	0	0	0
Scott Fredrickson, R (6, 1)										0	0	0	0	0	0	0
Danny Sheaffer, R (7, 2) OBP: 0.231, SLG: 0.346										1	0	0	0	0	0	0
Inning Stats	R: 0 E: 0 K: 2 S: 10 H: 0 LOB: 0 BB: 0 P: 15	R: 0 E: 0 K: 0 S: 16 H: 1 LOB: 2 BB: 1 P: 26	R: 2 E: 0 K: 2 S: 15 H: 4 LOB: 2 BB: 0 P: 20	R: 0 E: 0 K: 1 S: 7 H: 0 LOB: 0 BB: 0 P: 9	R: 3 E: 1 K: 1 S: 11 H: 3 LOB: 0 BB: 0 P: 17	R: 0 E: 0 K: 1 S: 12 H: 1 LOB: 2 BB: 1 P: 21	R: 2 E: 0 K: 2 S: 18 H: 2 LOB: 1 BB: 0 P: 29	R: 0 E: 0 K: 1 S: 6 H: 0 LOB: 0 BB: 0 P: 11	R: 0 E: 0 K: 2 S: 8 H: 1 LOB: 1 BB: 0 P: 15	1B: 8 2B: 2 3B: 0 HR: 2 SF: 0 SAC: 0 DP: 0 HBP: 1	WP: 0 PB: 0 SB: 2 CS: 0 PA: 42					

PITCHER		IP	WLS	BF	H	R	ER	SO	BB	IBB	HBP	BLK	WP	HR	S	P	ERA	WHIP
Curt Schilling, R ERA: 3.13	(1, 1)	5.0	W	24	8	5	5	6	1	0	0	0	0	1	59	87	9.00	1.800
Tim Mauser, R ERA: 12.0	(6, 1)	1.1		9	3	2	2	1	1	0	1	0	0	1	22	40	13.50	3.000
Larry Andersen, R ERA: 3.07	(7, 1)	1.2		5	0	0	0	3	0	0	0	0	0	0	14	21	0.00	0.000
David West, L ERA: 1.3	(9, 1)	1.0		4	1	0	0	2	0	0	0	0	0	0	8	15	0.00	1.000

PITCHER	IP	WLS	BF	H	R	ER	SO	BB	IBB	HBP	BLK	WP	HR	S	P	ERA	WHIP

TOP

Colorado Rockies @ Philadelphia Phillies

Veterans Stadium, Philadelphia, PA

Sun Jun 06 1993, 3:33 AM EDT

Att. 55,714 - Sunny - 68 F

livebaseballscorecards.com

AB	39
R	7
H	12
RBI	7
BB	2
SO	12
LOB	12

Batter	1	2	3	4	5	6	7	8	9	AB	R	H	RBI	BB	SO	LOB
Lenny Dykstra, L (1, 8) OBP: 0.379, SLG: 0.400	C B F B X 2-2 2B 3B 1B	B X 1-0 S 1B		B F B F F B X 3-2 1B 1B	B B F X 2-1 G6-3 2B	X 0-0 F8 ③		B B F X 2-1 G6-4-3 ①② 1-2f 2-3		6	2	4	0	0	0	3
Mickey Morandini, L (1, 4) OBP: 0.281, SLG: 0.344	C X 0-1 3B 2B 1-3	1 SAFE 1 SAFE B S 1 B B F F 3-3 C K ① 1-2		B X 1-0 G4-6-3 1B 2B 1B 1-2	C X 0-1 G6-3 ② 2-3		F B B X 2-1 WP BB 1B	F F B B B F X 3-2 G3-1 ③		6	2	3	0	0	1	3
John Kruk, L (1, 3) OBP: 0.482, SLG: 0.517	B B F F X 2-2 G6-3 ① X 0-0 F8 ②			S X 0-1 G4-6-3 1B 1-2 2-H	C B B C B B 4-2 BB		F B 1 SAFE 1 SAFE S S 1-3 K ①			4	0	1	1	1	1	4
Dave Hollins, S (1, 5) OBP: 0.397, SLG: 0.502	B B C B B 4-1 3B BB F B S S 1-3 K ③			C B B X 2-1 G4-6-3 ①② 1-2f 2-3	S B S C 1-3 K ③		B B 1 SAFE B B 4-0 WP BB 1-2			3	1	0	0	2	2	5
Darren Daulton, L (1, 2) OBP: 0.396, SLG: 0.556	C B S B B X 3-2 1B 3B 1-H 2-H 3-H		B F B X 2-1 G4-3 ①	B S B B F B 4-2 2B BB		B F B X 2-1 L3 ① I I I	C B B F S 2-3 K ② 1-2 2-3			4	2	1	3	1	1	2
Jim Eisenreich, L (1, 9) OBP: 0.425, SLG: 0.486	C X 0-1 S 1B 1B 3-H		X 0-0 1B 1B	B X 1-0 1B 2B 1-H 3-H		B F B C F X 2-2 F7 ② I I I	4-0 IBB			4	2	3	3	1	0	0
Pete Incaviglia, R (1, 7) OBP: 0.321, SLG: 0.606	C B B S C 2-3 K ② 1-2		1 SAFE S S B S F S 1-3 K ② I I I	B B F B X 3-1 2-H 1B		B X 1-0 HR C X	0-1 F8 ③			5	1	2	2	0	2	5
Mariano Duncan, R (1, 6) OBP: 0.276, SLG: 0.401	S B X 1-1 2-H 1B	1 SAFE B X 1-0 1-2 1B	F B F X 1-2 G6-3 ③			B X 1-0 HR		B S B F X 2-2 G6-4-3 S 1B		5	1	4	2	0	0	1
Curt Schilling, R (1, 1) OBP: 0.226, SLG: 0.172 Wes Chamberlain, R (5, PH) OBP: 0.304, SLG: 0.496 Tim Mauser, R (6, 1) Larry Andersen, R (7, 1) OBP: 1.000, SLG: 1.000 Milt Thompson, L (8, PH) OBP: 0.304, SLG: 0.242 David West, L (9, 1) OBP: 1.000, SLG: 1.500	B S F B F S 2-3 K ③	F X 0-1 G4-3 ③	C B F S 1-3 K ①	B B B 4-0 BB		B C B S F B B 4-2 G6-4-3 1-2 BB				2 1 0 0 0 0	0 0 0 0 0 0	0 0 0 0 0 0	0 0 1 0 0 0	0 0 0 0 1 0	1 0 0 0 0 0	3 0 0 0 0 0
Inning Stats	R: 5 E: 0 K: 2 S: 23 H: 5 LOB: 1 BB: 1 P: 39	R: 0 E: 0 K: 2 S: 9 H: 1 LOB: 1 BB: 0 P: 14	R: 0 E: 0 K: 1 S: 10 H: 2 LOB: 2 BB: 0 P: 14	R: 4 E: 0 K: 0 S: 17 H: 5 LOB: 1 BB: 1 P: 32	R: 0 E: 0 K: 2 S: 12 H: 1 LOB: 2 BB: 1 P: 20	R: 2 E: 0 K: 0 S: 9 H: 2 LOB: 1 BB: 1 P: 19	R: 0 E: 0 K: 2 S: 10 H: 1 LOB: 3 BB: 2 P: 23	R: 0 E: 0 K: 0 S: 12 H: 1 LOB: 1 BB: 1 P: 23		1B: 12 2B: 3 3B: 1 HR: 2	SF: 0 SAC: 0 DP: 2 HBP: 0					

PITCHER		IP	WLS	BF	H	R	ER	SO	BB	IBB	HBP	BLK	WP	HR	S	P	ERA	WHIP
Andy Ashby, R ERA: 6.94	(1, 1)	3.2	L	25	13	9	9	5	2	0	0	0	0	0	56	95	22.09	4.091
Butch Henry, L ERA: 6.49	(4, 1)	1.1		6	1	0	0	2	1	0	0	0	0	0	15	24	0.00	1.500
Gary Wayne, L ERA: 5.18	(6, 1)	0.2		2	0	0	0	0	0	0	0	0	0	0	6	10	0.00	0.000
Scott Fredrickson, R ERA: 4.91	(6, 1)	0.1		4	2	2	2	0	1	0	0	0	0	2	3	9	54.00	9.000
Jeff Parrett, R ERA: 5.49	(7, 1)	2.0		10	2	0	0	2	2	1	0	0	1	0	22	46	0.00	2.000

PITCHER	IP	WLS	BF	H	R	ER	SO	BB	IBB	HBP	BLK	WP	HR	S	P	ERA	WHIP

BOTTOM

Colorado Rockies @ Philadelphia Phillies

Veterans Stadium, Philadelphia, PA

Sun Jun 06 1993, 3:33 AM EDT

Att. 55,714 - Sunny - 68 F

livebaseballscorecards.com

AB	40
R	11
H	18
RBI	11
BB	7
SO	9
LOB	26

Batter	1	2	3	4	5	6	7	8	9	AB	R	H	RBI	BB	SO	LOB
Craig Biggio, R (1, 4) OBP: 0.367, SLG: 0.481	C B X 1-1 F7 ①		B C B F F X 2-2 P4 ③			B B C S S B X 3-2 F9 ①	S F X 0-2 G3-1 ③		C B X 1-1 HR	5	1	1	1	0	0	3
Kevin Bass, S (1, 8) OBP: 0.297, SLG: 0.394	X 0-0 G4-3 ②			B B X 2-0 G6-3 ①		B X 1-0 HR		C S B S 1-3 K ①	B B C X 2-1 F8 ③	5	1	1	1	0	1	0
5 Jeff Bagwell, R (1, 3) OBP: 0.413, SLG: 0.565	C S X 0-2 G4-3 ③			B B F X 2-1 G4-3 2B		F B S B F S 2-3 K ②		S B B X 2-1 P3 ②		4	0	1	0	0	1	0
Eric Anthony, L (1, 9) OBP: 0.346, SLG: 0.411		B B F B X 3-1 CS 1B 1B		B B F X 2-1 G4-3 ② 2-3		X 0-0 F7 ③		C S S 0-3 K ③		4	0	1	0	0	1	1
Ken Caminiti, S (1, 5) OBP: 0.306, SLG: 0.471		F 1 SAFE X 0-1 1-2 1B		B B B B 4-0 BB			B X 1-0 F8 ①		C B B F B F X 3-2 HR BB 1B	3	1	2	0	1	0	0
Luis Gonzalez, L (1, 7) OBP: 0.333, SLG: 0.428		F F C 0-3 K ①		F F B X 1-2 G3-1 ③			X 0-0 FC6 1B 1B		B B B B 4-0 1-2 HR BB	3	1	1	0	1	1	4
Scott Servais, R (1, 2) OBP: 0.378, SLG: 0.561		S C B B B F S 3-3 K ② ③ 2-3			C B B F F X 2-2 G4-3 ①		S B B X 2-1 L4 ②		C B B B C F X 3-2 1-H 2-H HR	4	1	1	3	0	1	3
Andujar Cedeno, R (1, 6) OBP: 0.371, SLG: 0.461			S B F F F F B X 2-2 G4-3 ①		F B S B X 2-2 G5-3 ②		X 0-0 1-2 FC6 1B		C C F C 0-3 K ①	4	0	1	0	0	1	0
Greg Swindell, L (1, 1) OBP: 0.231, SLG: 0.269			F X 0-1 F8 ②		S X 0-1 G6-3 ③		C S B B F X 2-2 1-2 2-3 FC6		B B C C C S 2-3 K ②	2	0	0	0	0	0	0
Casey Candaele, S (7, PH) OBP: 0.231, SLG: 0.243										1	0	0	0	0	0	2
Brian Williams, R (7, 1)										0	0	0	0	0	0	0
Al Osuna, R (7, 1)										0	0	0	0	0	0	0
Tom Edens, R (8, 1)										0	0	0	0	0	0	0
Chris James, R (9, PH) OBP: 0.397, SLG: 0.655										1	0	0	0	0	1	0
Inning Stats	R: 0 E: 0 K: 0 S: 6 H: 0 LOB: 0 BB: 0 P: 7	R: 0 E: 0 K: 2 S: 11 H: 2 LOB: 2 BB: 0 P: 17	R: 0 E: 0 K: 0 S: 12 H: 0 LOB: 0 BB: 0 P: 16	R: 0 E: 0 K: 0 S: 8 H: 1 LOB: 2 BB: 1 P: 19	R: 0 E: 0 K: 0 S: 9 H: 0 LOB: 0 BB: 0 P: 13	R: 1 E: 0 K: 1 S: 9 H: 1 LOB: 0 BB: 0 P: 15	R: 0 E: 0 K: 0 S: 12 H: 2 LOB: 3 BB: 0 P: 17	R: 0 E: 0 K: 2 S: 8 H: 0 LOB: 0 BB: 0 P: 11	R: 4 E: 0 K: 2 S: 19 H: 3 LOB: 0 BB: 1 P: 34	1B: 5 2B: 2 3B: 0 HR: 3 SF: 0 SAC: 0 DP: 1 HBP: 0						

PITCHER		IP	WLS	BF	H	R	ER	SO	BB	IBB	HBP	BLK	WP	HR	S	P	ERA	WHIP
Danny Jackson, L ERA: 3.57	(1, 1)	6.2	W	27	6	1	1	3	1	0	0	0	0	1	64	101	1.35	1.050
Larry Andersen, R ERA: 3.0	(7, 1)	0.1		1	0	0	0	0	0	0	0	0	0	0	3	3	0.00	0.000
David West, L ERA: 2.45	(8, 1)	1.2		9	3	4	4	4	1	0	0	0	0	2	25	41	21.60	2.400
Mitch Williams, L ERA: 3.48	(9, 1)	0.1	S	1	0	0	0	0	0	0	0	0	0	0	2	4	0.00	0.000

PITCHER	IP	WLS	BF	H	R	ER	SO	BB	IBB	HBP	BLK	WP	HR	S	P	ERA	WHIP

TOP

Houston Astros @ Philadelphia Phillies

Veterans Stadium, Philadelphia, PA

Mon Jun 07 1993, 7:05 PM EDT

Att. 26,445 - Unknown - 75 F

livebaseballscorecards.com

AB	36
R	5
H	9
RBI	5
BB	2
SO	7
LOB	13

WP: 0	PA: 38
PB: 0	
SB: 0	
CS: 1	

Batter	1	2	3	4	5	6	7	8	9	AB	R	H	RBI	BB	SO	LOB
Lenny Dykstra, L (1, 8) OBP: 0.384, SLG: 0.401	B B C B C F X 3-2 P4 ①		B F C B B F F X 3-2 1B 1B 1B			C F B F B F B F F 4-2 F F B 3B BB	I I I I 4-0 3B IBB			2	2	1	0	2	0	0
Mariano Duncan, R (1, 4) OBP: 0.287, SLG: 0.434	F S T 0-2 K ②		C B 1 SAFE F F 1 B 1 SAFE 1 SAFE 2-2 X ② 1-H 1B			S X 0-1 1-H SF8 3B	B C X 1-1 1-H 2-H 1B 3B			4	2	3	3	0	1	0
John Kruk, L (1, 3) OBP: 0.483, SLG: 0.516 David West, L (8, 1) OBP: 1.000, SLG: 1.500 Mitch Williams, L (9, 1)	B B F F F B X 3-2 1B		C B X 1-1 G1-3 ③			X 0-0 G4-3 ①	B B F X 2-1 3-H 2B 1B			4 0 0	1 0 0	2 0 0	1 0 0	0 0 0	0 0 0	2 0 0
Dave Hollins, S (1, 5) OBP: 0.394, SLG: 0.505	C S X 0-2 F9 ③			X 0-0 L7 ①		B X 1-0 3-H SF8 ②	X 0-0 1-H 2B			3	0	1	2	0	0	1
Darren Daulton, L (1, 2) OBP: 0.398, SLG: 0.566		B C X 1-1 1B 2B		C B F B F B X 3-2 L4 ②		S B X 1-1 1B 2B	B B X 2-0 P4 ③			4	1	2	0	0	0	1
Pete Incaviglia, R (1, 7) OBP: 0.326, SLG: 0.603		X 0-0 G3-6 2-3 1B		X 0-0 P3 ③		F F B X 1-2 2-H 1B ③		S C B C 1-3 K ①		4	0	2	1	0	1	0
Wes Chamberlain, R (1, 9) OBP: 0.305, SLG: 0.493 Ricky Jordan, R (8, 3) OBP: 0.366, SLG: 0.432	B X 1-0 G3-6 ① ② 1-2f				F F B F F X 1-2 F8 ①	F F B X 1-2 SH3-4 3B 1B	X 0-0 L7 ②			3 1	1 0	1 0	0 0	0 0	0 0	2 0
Joe Millette, R (1, 6) OBP: 0.333, SLG: 0.333	S B S T F X 1-2 F7 ③				S B X 1-1 P2 ②	B X 1-0 SH3-4 ① 1-2	B X 1-0 1B			3	0	1	0	0	0	1
Danny Jackson, R (1, 1) OBP: 0.214, SLG: 0.160 Larry Andersen, R (7, 1) OBP: 1.000, SLG: 1.000 Jim Eisenreich, L (7, PH) OBP: 0.415, SLG: 0.473 (8, 9)			C B S B S 2-3 K ①		B S C C	C B S S S 1-3 K ②	X 0-0 G3 ③			2 0 2	0 0 0	0 0 0	0 0 0	0 0 0	2 0 1	0 0 2
Inning Stats	R: 0 E: 0 K: 1 S: 13 H: 1 LOB: 1 BB: 0 P: 19	R: 0 E: 0 K: 0 S: 9 H: 2 LOB: 1 BB: 0 P: 12	R: 0 E: 0 K: 1 S: 14 H: 2 LOB: 1 BB: 0 P: 22	R: 0 E: 0 K: 0 S: 6 H: 0 LOB: 0 BB: 0 P: 9	R: 0 E: 0 K: 1 S: 10 H: 0 LOB: 0 BB: 0 P: 13	R: 3 E: 0 K: 0 S: 17 H: 3 LOB: 1 BB: 1 P: 24	R: 4 E: 0 K: 1 S: 13 H: 4 LOB: 1 BB: 1 P: 25	R: 0 E: 0 K: 1 S: 6 H: 1 LOB: 1 BB: 0 P: 8		1B: 8 2B: 3 3B: 2 HR: 0	SF: 1 SAC: 1 DP: 1 HBP: 0			WP: 0 PB: 0 SB: 0 CS: 0	PA: 36		

PITCHER		IP	WLS	BF	H	R	ER	SO	BB	IBB	HBP	BLK	WP	HR	S	P	ERA	WHIP
Greg Swindell, L ERA: 5.04	(1, 1)	6.0	L	24	8	3	3	3	1	0	0	0	0	0	69	99	4.50	1.500
Brian Williams, R ERA: 3.98	(7, 1)	0.2		7	4	4	4	1	0	1	0	0	0	0	12	22	54.00	6.000
Al Osuna, L ERA: 1.8	(7, 1)	0.1		1	0	0	0	0	0	0	0	0	0	0	1	3	0.00	0.000
Tom Edens, R ERA: 4.66	(8, 1)	1.0		4	1	0	0	1	0	0	0	0	0	0	6	8	0.00	1.000

PITCHER	IP	WLS	BF	H	R	ER	SO	BB	IBB	HBP	BLK	WP	HR	S	P	ERA	WHIP

BOTTOM

Houston Astros @ Philadelphia Phillies

Veterans Stadium, Philadelphia, PA

Mon Jun 07 1993, 7:05 PM EDT

Att. 26,445 - Unknown - 75 F

livebaseballscorecards.com

AB	32
R	7
H	13
RBI	7
BB	2
SO	5
LOB	9

Batter	1	2	3	4	5	6	7	8	9	AB	R	H	RBI	BB	SO	LOB
Craig Biggio, R (1, 4) OBP: 0.367, SLG: 0.481	C X 0-1 3B 2B	C B T X 1-2 ③ F7			B B C B F X 3-2 ③ G3-1		C F B F B X 2-2 ① G6-3		H 1-0 2B 5 E HBP	4	2	1	0	0	0	1
Steve Finley, L (1, 8) OBP: 0.306, SLG: 0.323	X 0-0 ① P2		B C B B F F X 2-2 ① G3			B B C F X 2-2 1B E 1B	C S X 0-2 ② G3		X 0-0 5 E 2B 1-3	5	2	2	0	0	0	1
5 Jeff Bagwell, R (1, 3) OBP: 0.409, SLG: 0.554	C B C B B 4-2 3B BB		F C X 0-2 ② P4			F C B C 1-3 ① K	X 0-0 ③ F8		X 0-0 E6 2-H 3-H	4	1	0	0	1	1	1
Eric Anthony, L (1, 9) OBP: 0.351, SLG: 0.423	B B B X 3-0 1-H 2-H 3B		C B B S X 2-2 ③ L8			B B C X 2-1 E8 1-H 1B 1B		F B C S 1-3 ① K2-3	C B F B B B 4-2 BB	4	1	2	2	1	1	0
Ken Caminiti, S (1, 5) OBP: 0.308, SLG: 0.474	B C B F B X 3-2 ② L3			C B B F C 2-3 ① K		C X 1-1 WP BB 2-H 1B		B B B C F X 3-2 G3 2B	X 0-0 ③ P3	5	0	2	1	0	1	3
Luis Gonzalez, L (1, 7) OBP: 0.327, SLG: 0.418	B C C X 1-2 ③ F7			F F C 0-3 ② K		F 1 SAFE B B B S 1 SAFE F X 2-2 ② P6		X 0-0 ② G3 2-3		4	0	0	0	0	1	3
Scott Servais, R (1, 2) OBP: 0.372, SLG: 0.541		C B B X 2-1 ① P2		B S T C 1-3 ③ K		B 1 SAFE B S B B 4-1 WP BB 1-2		F C B C 1-3 ③ K		3	0	0	0	1	2	1
Andujar Cedeno, R (1, 6) OBP: 0.374, SLG: 0.456		B F C B B B 4-2 SH2 BB			X 0-0 ① F8	B C B B I 4-1 1-2 2-3 IBB			X 0-0 ① F8	2	0	0	0	2	0	0
Darryl Kile, R (1, 1) Al Osuna, R (6, 1) Doug Jones, R (8, 1) Kevin Bass, S (8, 7) OBP: 0.293, SLG: 0.389		C B X 1-1 ② SH2 1-2			C C C 0-3 ② K	T B B S S 2-3 ③ K			C F B B B X 2-2 ② L9	2 0 0 1	0 0 0 0	0 0 0 0	0 0 0 0	0 0 0 0	2 0 0 0	3 0 0 0
Inning Stats	R: 2 E: 0 K: 0 S: 12 H: 2 LOB: 1 BB: 1 P: 23	R: 0 E: 0 K: 0 S: 9 H: 0 LOB: 1 BB: 1 P: 17	R: 0 E: 0 K: 0 S: 10 H: 0 LOB: 0 BB: 0 P: 14	R: 0 E: 0 K: 3 S: 9 H: 0 LOB: 0 BB: 0 P: 12	R: 0 E: 0 K: 1 S: 7 H: 0 LOB: 0 BB: 0 P: 10	R: 2 E: 1 K: 2 S: 19 H: 3 LOB: 3 BB: 2 P: 37	R: 0 E: 0 K: 0 S: 8 H: 0 LOB: 0 BB: 0 P: 10	R: 0 E: 0 K: 2 S: 10 H: 1 LOB: 1 BB: 0 P: 15	R: 2 E: 1 K: 0 S: 10 H: 1 LOB: 2 BB: 1 P: 17	1B: 3 2B: 3 3B: 1 HR: 0 SF: 0 SAC: 1 DP: 0 HBP: 1						

PITCHER		IP	WLS	BF	H	R	ER	SO	BB	IBB	HBP	BLK	WP	HR	S	P	ERA	WHIP
Ben Rivera, R ERA: 4.25	(1, 1)	6.0	L	27	5	4	4	6	3	1	0	0	1	0	66	113	6.00	1.333
Mark Davis, L ERA: 4.66	(7, 1)	2.0		7	1	0	0	2	0	0	0	0	0	0	18	25	0.00	0.500
Jose DeLeon, R ERA: 5.0	(9, 1)	1.0		7	1	2	0	0	1	0	1	0	0	0	10	17	0.00	2.000

PITCHER	IP	WLS	BF	H	R	ER	SO	BB	IBB	HBP	BLK	WP	HR	S	P	ERA	WHIP

TOP

Houston Astros @ Philadelphia Phillies

Veterans Stadium, Philadelphia, PA

Tue Jun 08 1993, 7:05 PM EDT

Att. 24,669 - Unknown - 74 F

livebaseballscorecards.com

AB	34
R	6
H	7
RBI	3
BB	5
SO	8
LOB	13

WP: 1 PB: 0 SB: 0 CS: 0 PA: 41

BOTTOM

Houston Astros @ Philadelphia Phillies

Veterans Stadium, Philadelphia, PA

Tue Jun 08 1993, 7:05 PM EDT

Att. 24,669 - Unknown - 74 F

livebaseballscorecards.com

Batter	1	2	3	4	5	6	7	8	9	AB	R	H	RBI	BB	SO	LOB
Lenny Dykstra, L (1, 8) OBP: 0.388, SLG: 0.418	G3		G4-6-3 1B		FC4-6 1B 1B		HR		G4-3	5	1	3	1	0	0	0
Mariano Duncan, R (1, 6) OBP: 0.291, SLG: 0.429	1B SF7 HBP		G4-6-3 1-2f		FC4-6 1-2 1B		P7		G5-3	4	1	1	0	0	0	1
John Kruk, L (1, 3) OBP: 0.481, SLG: 0.511	1-3 1B		BB BB		F7		K2-3		L8	4	0	1	0	1	1	2
Dave Hollins, S (1, 5) OBP: 0.392, SLG: 0.500	SF7 3-H		1-2 BB		FC4-6 1-2f 2-3		K			2	0	0	1	1	1	2
Darren Daulton, L (1, 2) OBP: 0.396, SLG: 0.557	K		F7		K			G6-3 SF8 BB BB		3	1	0	0	1	2	5
Jim Eisenreich, L (1, 9) OBP: 0.407, SLG: 0.455		G4-3		G3		K		1-2 G6-3 BB		3	0	0	0	1	1	0
Pete Incaviglia, R (1, 7) OBP: 0.324, SLG: 0.593		K		G4-3		1B		1-2 2-3 G6-3		4	0	1	0	0	1	2
Mickey Morandini, L (1, 4) OBP: 0.286, SLG: 0.346		1B		HBP		K		3-H SF8		2	0	1	1	0	1	1
Ben Rivera, R (1, 1) OBP: 0.125, SLG: 0.125		K		G3-1		F7		SAFE P8		2	0	0	0	0	1	2
Ricky Jordan, R (6, PH) OBP: 0.357, SLG: 0.421										1	0	0	0	0	0	1
Mark Davis, L (7, 1)										0	0	0	0	0	0	0
Milt Thompson, L (8, PH) OBP: 0.301, SLG: 0.240										1	0	0	0	0	0	1
Jose DeLeon, R (9, 1)										0	0	0	0	0	0	0
Inning Stats	R: 1 E: 0 K: 1 S: 10 H: 1 LOB: 1 BB: 0 P: 21	R: 0 E: 0 K: 2 S: 9 H: 1 LOB: 1 BB: 0 P: 13	R: 0 E: 0 K: 0 S: 7 H: 1 LOB: 2 BB: 2 P: 19	R: 0 E: 0 K: 0 S: 4 H: 0 LOB: 1 BB: 0 P: 8	R: 0 E: 0 K: 1 S: 10 H: 2 LOB: 2 BB: 0 P: 18	R: 0 E: 0 K: 2 S: 11 H: 1 LOB: 1 BB: 0 P: 16	R: 1 E: 0 K: 2 S: 14 H: 1 LOB: 0 BB: 0 P: 24	R: 1 E: 0 K: 0 S: 6 H: 0 LOB: 1 BB: 2 P: 16	R: 0 E: 0 K: 0 S: 10 H: 0 LOB: 0 BB: 0 P: 14	1B: 6 2B: 0 3B: 0 HR: 1	SF: 2 SAC: 0 DP: 1 HBP: 2			WP: 0 PB: 0 SB: 0 CS: 0	PA: 39		

	AB	31
	R	3
	H	7
	RBI	3
	BB	4
	SO	8
	LOB	17

PITCHER		IP	WLS	BF	H	R	ER	SO	BB	IBB	HBP	BLK	WP	HR	S	P	ERA	WHIP
Darryl Kile, R ERA: 3.26	(1, 1)	5.1	W	25	6	1	1	5	2	0	2	0	0	0	46	87	1.69	1.500
Al Osuna, L ERA: 4.05	(6, 1)	1.2		8	1	2	2	3	2	0	0	0	0	1	20	41	10.80	1.800
Doug Jones, R ERA: 3.13	(8, 1)	2.0	S	6	0	0	0	0	0	0	0	0	0	0	15	21	0.00	0.000

PITCHER		IP	WLS	BF	H	R	ER	SO	BB	IBB	HBP	BLK	WP	HR	S	P	ERA	WHIP

Batter	1	2	3	4	5	6	7	8	9	AB	R	H	RBI	BB	SO	LOB
Craig Biggio, R (1, 4) OBP: 0.361, SLG: 0.472	X 0-0 ① P6		C B C F S 1-3 ① K		B B X 2-0 ③ F8			F B X 1-1 ② G6-3		4	0	0	0	0	1	0
Tom Edens, R (8, 1)										0	0	0	0	0	0	0
Steve Finley, L (1, 8) OBP: 0.299, SLG: 0.314	C F S 0-3 ② K		C B X 1-1 ② G3			C F F B F X 1-2 ① G3		F S S 0-3 ③ K		4	0	0	0	0	2	0
5 Jeff Bagwell, R (1, 3) OBP: 0.414, SLG: 0.558	C X 0-1 1B 1B		X 0-0 1B			B B F X 2-1 ① 1B			B F B X 2-1 ① G5-3	4	0	3	0	0	0	0
Eric Anthony, L (1, 9) OBP: 0.354, SLG: 0.424	X 0-0 1-2 1B		C B 1 S S B B S SAFE 3-3 ③ K			S 1 C B X SAFE 1-2 ② L9			X 0-0 FC5-4 1B	4	0	2	0	0	1	2
Ken Caminiti, S (1, 5) OBP: 0.303, SLG: 0.466	X 0-0 ③ L7			B F S F B X 2-2 ① G5-3		X 0-0 ③ F7			B F F B X 2-2 ② FC5-4 FC6-4 1-2f	4	0	0	0	0	0	4
Chris James, R (1, 7) OBP: 0.373, SLG: 0.610		C B B F X 2-2 ① F8		S C X 0-2 ② G5-3			C F F F S 0-3 ① K		F X 0-1 ③ FC6-4 1-2f	4	0	0	0	0	1	1
Scott Servais, R (1, 2) OBP: 0.361, SLG: 0.523		C T B S 1-3 ② K		X 0-0 ③ G6-3			C B X 1-1 ② G5-3			3	0	0	0	0	1	0
Jose Uribe, S (1, 6) OBP: 0.333, SLG: 0.200		X 0-0 1B			F B B X 2-1 ① G6-3		F B C X 1-2 ③ L8			3	0	1	0	0	0	0
Pete Harnisch, S (1, 1) OBP: 0.200, SLG: 0.208		1 C T C SAFE 0-3 ③ K			F B S S 1-3 ② K			C B T S 1-3 ① K		2	0	0	0	0	2	1
Juan Agosto, L (5, 1)										0	0	0	0	0	0	0
Casey Candaele, S (8, PH) OBP: 0.225, SLG: 0.237										1	0	0	0	0	1	0
(8, 4)																

TOP

Houston Astros @ Philadelphia Phillies

Veterans Stadium, Philadelphia, PA

Wed Jun 09 1993, 7:05 PM EDT

Att. 25,389 - Unknown - 80 F

livebaseballscorecards.com

AB	33
R	0
H	6
RBI	0
BB	0
SO	9
LOB	8

Inning Stats	1	2	3	4	5	6	7	8	9
R:	0	0	0	0	0	0	0	0	0
E:	0	0	0	0	0	0	0	0	0
K:	1	2	2	0	1	0	1	2	0
S:	8	10	10	8	6	11	10	8	8
H:	2	1	1	0	0	1	0	0	1
LOB:	2	1	1	0	1	1	0	0	1
BB:	0	0	0	0	0	0	0	0	0
P:	8	13	15	10	11	15	12	10	12

1B:	6
2B:	0
3B:	0
HR:	0
SF:	0
SAC:	0
DP:	0
HBP:	0
WP:	0
PB:	0
SB:	0
CS:	0
PA:	33

PITCHER	IP	WLS	BF	H	R	ER	SO	BB	IBB	HBP	BLK	WP	HR	S	P	ERA	WHIP
Terry Mulholland, L (1, 1) ERA: 2.53	9.0	W	33	6	0	0	9	0	0	0	0	0	0	79	106	0.00	0.667

PITCHER	IP	WLS	BF	H	R	ER	SO	BB	IBB	HBP	BLK	WP	HR	S	P	ERA	WHIP

Batter	1	2	3	4	5	6	7	8	9	AB	R	H	RBI	BB	SO	LOB
Lenny Dykstra, L (1, 8) OBP: 0.388, SLG: 0.430	C C F B S 1-3 K ①	S B C B X 2-2 F8 ③		C B B F X 2-2 HR		C S B X 1-2 G4-3 ②		F B B X 2-1 FC6-4 1B		5	1	2	1	0	1	1
Mariano Duncan, R (1, 6) OBP: 0.283, SLG: 0.417	C S S 0-3 K ②		F C F B B X 2-2 G6-3 ①	B B X 2-0 P3 ②		S B B X 2-1 G6-3 ③		X 0-0 FC6-4 ③ 1-2f		5	0	0	0	0	1	1
John Kruk, L (1, 3) OBP: 0.485, SLG: 0.519	B X 1-0 1B		B B B C C B 4-2 FC3-6 1B 2B BB	S X 0-1 G6-3 ③			X 0-0 G4-3 HR 2B			3	2	2	0	1	0	0
Dave Hollins, S (1, 5) OBP: 0.390, SLG: 0.495	B B X 2-0 F8 ③		C B B B 1 SAFE X 3-1 FC3-6 1-2 1B		B B C S C 2-3 K ①		X 0-0 L9 ①			4	0	1	0	0	1	2
Darren Daulton, L (1, 2) OBP: 0.397, SLG: 0.571		B X 1-0 HR	B B F S B F X 3-2 FC3-6 2B ② 1-2f 2-3		F B B X 2-1 E1 HR 1B		B F X 1-1 G4-3 ② 2-3			4	2	2	1	0	0	3
Jim Eisenreich, L (1, 9) OBP: 0.422, SLG: 0.543		C B B B X 3-1 1B 3B	X 0-0 1-3 3-H 2B		B B F X 2-1 F7 ②		X 0-0 3-H HR			4	2	3	3	0	0	1
Milt Thompson, L (1, 7) OBP: 0.307, SLG: 0.266		B F F F B S 2-3 K ①	I I I I 4-0 IBB		B X 1-0 2-H HR		B X 1-0 G4-3 ③			3	1	1	2	1	1	1
Mickey Morandini, L (1, 4) OBP: 0.285, SLG: 0.344		X 0-0 S 3-H 1B	F B C B S 2-3 K ③		B F F F B S 2-3 K ③			X 0-0 G4-3 ①		4	0	1	1	0	2	3
Terry Mulholland, R (1, 1) OBP: 0.097, SLG: 0.067		1 SAFE 1 SAFE C B B F S 2-3 K ② 1-2		B C F F F F X 2-2 G3 ①		C F B B B X 2-2 G4-3 ①		F C C 0-3 K ②		4	0	0	0	0	2	1
Inning Stats	R: 0 E: 0 K: 2 S: 9 H: 1 LOB: 1 BB: 0 P: 13	R: 2 E: 0 K: 2 S: 14 H: 3 LOB: 1 BB: 0 P: 24	R: 1 E: 0 K: 1 S: 16 H: 2 LOB: 3 BB: 2 P: 34	R: 1 E: 0 K: 0 S: 11 H: 1 LOB: 0 BB: 0 P: 17	R: 2 E: 1 K: 2 S: 12 H: 2 LOB: 0 BB: 0 P: 21	R: 0 E: 0 K: 0 S: 8 H: 0 LOB: 0 BB: 0 P: 13	R: 2 E: 0 K: 0 S: 6 H: 2 LOB: 0 BB: 0 P: 8	R: 0 E: 0 K: 1 S: 7 H: 1 LOB: 1 BB: 0 P: 9		1B: 5 2B: 2 3B: 1 HR: 4 SF: 0 SAC: 0 DP: 0 HBP: 0						

PITCHER		IP	WLS	BF	H	R	ER	SO	BB	IBB	HBP	BLK	WP	HR	S	P	ERA	WHIP
Pete Harnisch, R ERA: 3.61	(1, 1)	4.2	L	25	9	6	6	6	1	1	0	0	0	3	58	103	11.57	2.143
Juan Agosto, L ERA: 5.4	(5, 1)	2.1		9	2	2	2	1	0	0	0	0	0	1	18	27	7.71	0.857
Tom Edens, R ERA: 4.22	(8, 1)	1.0		4	1	0	0	1	0	0	0	0	0	0	7	9	0.00	1.000

PITCHER	IP	WLS	BF	H	R	ER	SO	BB	IBB	HBP	BLK	WP	HR	S	P	ERA	WHIP

BOTTOM

Houston Astros @ Philadelphia Phillies

Veterans Stadium, Philadelphia, PA

Wed Jun 09 1993, 7:05 PM EDT

Att. 25,389 - Unknown - 80 F

livebaseballscorecards.com

AB	36
R	8
H	12
RBI	8
BB	2
SO	8
LOB	13

1B: 5	SF: 0	WP: 0	PA: 38
2B: 2	SAC: 0	PB: 0	
3B: 1	DP: 0	SB: 1	
HR: 4	HBP: 0	CS: 0	

Batter	1	2	3	4	5	6	7	8	9	AB	R	H	RBI	BB	SO	LOB
Lenny Dykstra, L (1, 8) OBP: 0.385, SLG: 0.423	S S S 0-3 ① K		F F X 0-2 ② G4-3		F F B C 1-3 ③ K		H 1-0 1B G5-3 1B HBP	B B X 2-0 ② P5		4	1	0	0	0	2	1
Mariano Duncan, R (1, 6) OBP: 0.286, SLG: 0.433	B X 1-0 ② G5-3		B X 1-0 FC4-6 1B			X 0-0 HR	F 1 SAFE X 0-1 ① G5-3 1-2	X 0-0 ③ G5-3		5	1	2	1	0	0	1
John Kruk, L (1, 3) OBP: 0.492, SLG: 0.523	X 0-0 FC6-4 1B		C X 0-1 ③ FC4-6 1-2f			X 0-0 FC6-4 1B	C B X 1-1 1B 2-3 1B		C B C B B F F B 4-2 SH1-4 1B BB	4	1	3	0	1	0	1
Dave Hollins, S (1, 5) OBP: 0.388, SLG: 0.493 Joe Millette, R (3, 5) OBP: 0.333, SLG: 0.333	F B S B F F X 2-2 ③ FC6-4 1-2f			F B F F F C 1-3 ① K		B X 1-0 ① FC6-4 1B E 1-2f	1 SAFE B B 1 X SAFE 2-0 1B HR 1-2 3-H 1B		1 SAFE X 0-0 ① SH1-4 1-2	1	0	0	0	0	0	1
										3	2	1	1	0	1	1
Darren Daulton, L (1, 2) OBP: 0.402, SLG: 0.570		C B S B S 2-3 ① K		B B F X 2-1 ② F8		B X 1-0 E 1B 1-3 1B	X 0-0 HR 1-2 2-H 1B		I I I I 4-0 1B IBB	4	1	2	1	1	1	0
Jim Eisenreich, L (1, 9) OBP: 0.421, SLG: 0.535		B F C X 1-2 1B		X 0-0 ③ G3-1		B C F X 1-2 E 1B 1-2	C C B S 1-3 ② K		B X 1-0 ② L8	5	0	2	0	0	1	4
Milt Thompson, L (1, 7) OBP: 0.317, SLG: 0.278 Pete Incaviglia, R (6, PH) OBP: 0.331, SLG: 0.616 (6, 7)		B B F 1 SAFE F F F F X 2-2 CS 1-3 1B			F C X 0-2 FC1-6 1B	S F S 0-3 ② K	B X 1-0 1-H 2-H HR		S B S X 1-2 ③ 1-2 2-H 1B	2	0	2	0	0	0	0
										3	1	2	3	0	1	3
Mickey Morandini, L (1, 4) OBP: 0.279, SLG: 0.337		C F B 1 B B S SAFE 3-3 ② ③ K 1-2			F X 0-1 ① FC1-6 1-2f	X 0-0 E4 1-2 2-3 3-H	C F F F F X 0-2 ③ P4			4	0	0	0	0	1	5
Tommy Greene, R (1, 1) OBP: 0.194, SLG: 0.276 Tim Mauser, R (2, 1) Wes Chamberlain, R (5, PH) OBP: 0.303, SLG: 0.489 Mark Davis, L (5, 1) Ricky Jordan, R (6, PH) OBP: 0.349, SLG: 0.410 David West, L (6, 1) OBP: 0.667, SLG: 1.000 Mitch Williams, L (9, 1)			C B B S C 2-3 ① K		C F F C 0-3 ② K	F F F S 0-3 ③ K		S C F B S 1-3 ① K		0	0	0	0	0	0	0
										1	0	0	0	0	1	0
										1	0	0	0	0	1	1
										0	0	0	0	0	0	0
										1	0	0	0	0	1	3
										1	0	0	0	0	1	0
										0	0	0	0	0	0	0
Inning Stats	R: 0 E: 0 K: 1 S: 10 H: 1 LOB: 1 BB: 0 P: 13	R: 0 E: 0 K: 2 S: 14 H: 2 LOB: 2 BB: 0 P: 22	R: 0 E: 0 K: 1 S: 9 H: 1 LOB: 1 BB: 0 P: 12	R: 0 E: 0 K: 1 S: 8 H: 0 LOB: 0 BB: 0 P: 11	R: 0 E: 0 K: 2 S: 12 H: 1 LOB: 1 BB: 0 P: 13	R: 2 E: 1 K: 2 S: 15 H: 4 LOB: 3 BB: 0 P: 18	R: 5 E: 0 K: 1 S: 16 H: 4 LOB: 0 BB: 0 P: 22	R: 0 E: 0 K: 1 S: 6 H: 0 LOB: 0 BB: 0 P: 9	R: 0 E: 0 K: 0 S: 9 H: 1 LOB: 2 BB: 2 P: 19	1B: 12 2B: 1 3B: 0 HR: 2	SF: 0 SAC: 1 DP: 1 HBP: 1					

TOP

Philadelphia Phillies @ New York Mets

Shea Stadium, Flushing, NY

Thu Jun 10 1993, 7:05 PM EDT

Att. 22,377 - Unknown - 85 F

livebaseballscorecards.com

AB	39
R	7
H	14
RBI	6
BB	2
SO	11
LOB	21

WP: 0 PB: 0 SB: 0 CS: 1 PA: 43

PITCHER		IP	WLS	BF	H	R	ER	SO	BB	IBB	HBP	BLK	WP	HR	S	P	ERA	WHIP
Bret Saberhagen, R ERA: 3.24	(1, 1)	5.0		19	5	0	0	7	0	0	0	0	0	0	53	71	0.00	1.000
Eric Hillman, L ERA: 5.28	(6, 1)	1.1		11	5	4	3	2	0	0	1	0	0	1	19	24	20.25	3.750
Jeff Innis, R ERA: 4.23	(7, 1)	0.0		1	1	0	0	0	0	0	0	0	0	0	1	3	∞	∞
Paul Gibson, L ERA: 5.19	(7, 1)	1.2	L	7	2	3	3	2	0	0	0	0	0	1	17	22	16.20	1.200
Mike Draper, R ERA: 4.18	(9, 1)	1.0		5	1	0	0	0	1	1	0	0	0	0	9	19	0.00	2.000

PITCHER	IP	WLS	BF	H	R	ER	SO	BB	IBB	HBP	BLK	WP	HR	S	P	ERA	WHIP

BOTTOM

Philadelphia Phillies @ New York Mets

Shea Stadium, Flushing, NY

Thu Jun 10 1993, 7:05 PM EDT

Att. 22,377 - Unknown - 85 F

livebaseballscorecards.com

Batter	1	2	3	4	5	6	7	8	9	AB	R	H	RBI	BB	SO	LOB
Vince Coleman, S (1, 7)	F8	FC6-5		L6		SH5-4		K		4	1	0	1	0	1	1
Mike Draper, R (9, 1)										0	0	0	0	0	0	0
Todd Hundley, S (1, 2)	K			G3		K			1B	5	0	2	0	0	2	1
Howard Johnson, S (9, PR)		SAFE								0	0	0	0	0	0	0
Eddie Murray, S (1, 3)	HR 1B	BB		G4-3		P3			K	4	1	1	0	1	1	2
Bobby Bonilla, S (1, 9)	HR	BB			HR		G5-3		K	4	2	2	4	1	1	1
Joe Orsulak, L (1, 8)	BB	L9			F7		P1		K	3	0	0	0	1	0	3
(9, 7)										1	0	0	0	0	1	1
Jeff Kent, R (9, PH)																
Chico Walker, S (1, 5)	F7		G3-1		1B		G5-3			4	0	1	0	0	0	1
(6, 4)																
Jeff McKnight, S (1, 4)		FC6-5 1B	L8		K			G4-3 G6-3 2B		3	1	1	0	0	1	1
Eric Hillman, L (6, 1)										0	0	0	0	0	0	0
Jeff Innis, R (7, 1)										0	0	0	0	0	0	0
Paul Gibson, R (7, 1)										0	0	0	0	0	0	0
Dave Gallagher, R (8, PH)										1	1	1	0	0	0	0
(9, 8)																
Tony Fernandez, S (1, 6)		FC6-5 SH1-4 1B			G4-3			G4-3 2-3		4	0	2	0	0	0	2
Bret Saberhagen, R (1, 1)		SH1-4	SAFE			SH5-4 1B				1	0	0	0	0	1	1
Tim Bogar, R (6, 5)			K					G6-3 3-H		2	0	1	1	0	0	0
Inning Stats	R: 2 E: 0 K: 1 S: 13 H: 2 LOB: 1 BB: 1 P: 26	R: 2 E: 0 K: 0 S: 13 H: 3 LOB: 3 BB: 2 P: 26	R: 0 E: 0 K: 1 S: 8 H: 1 LOB: 1 BB: 0 P: 14	R: 0 E: 0 K: 0 S: 4 H: 0 LOB: 0 BB: 0 P: 5	R: 1 E: 0 K: 1 S: 13 H: 2 LOB: 1 BB: 0 P: 18	R: 0 E: 0 K: 1 S: 9 H: 1 LOB: 1 BB: 0 P: 14	R: 0 E: 0 K: 0 S: 6 H: 0 LOB: 0 BB: 0 P: 12	R: 1 E: 0 K: 1 S: 13 H: 1 LOB: 0 BB: 0 P: 16	R: 0 E: 0 K: 3 S: 14 H: 1 LOB: 1 BB: 0 P: 20	1B: 8 2B: 1 3B: 0 HR: 2	SF: 0 SAC: 2 DP: 0 HBP: 0					

	AB	36
	R	6
	H	11
	RBI	6
	BB	3
	SO	8
	LOB	14

PITCHER		IP	WLS	BF	H	R	ER	SO	BB	IBB	HBP	BLK	WP	HR	S	P	ERA	WHIP
Tommy Greene, R (1, 1)		1.2		13	5	4	4	1	3	0	0	0	0	1	25	51	21.60	4.800
ERA: 2.27																		
Tim Mauser, R (2, 1)		2.1		8	1	0	0	1	0	0	0	0	0	0	13	20	0.00	0.429
ERA: 6.75																		
Mark Davis, L (5, 1)		1.0		5	2	1	1	1	0	0	0	0	0	1	13	18	9.00	2.000
ERA: 4.87																		
David West, L (6, 1)		3.0	W	11	2	1	1	2	0	0	0	0	0	0	28	42	3.00	0.667
ERA: 2.51																		
Mitch Williams, L (9, 1)		1.0	S	4	1	0	0	3	0	0	0	0	0	0	14	20	0.00	1.000
ERA: 3.32																		

PITCHER	IP	WLS	BF	H	R	ER	SO	BB	IBB	HBP	BLK	WP	HR	S	P	ERA	WHIP

Philadelphia Phillies @ New York Mets

Shea Stadium, Flushing, NY

Fri Jun 11 1993, 7:05 PM EDT

Att. 29,594 - Unknown - 70 F

TOP

livebaseballscorecards.com

Batter	1	2	3	4	5	6	7	8	9	AB	R	H	RBI	BB	SO	LOB
Lenny Dykstra, L (1, 8) OBP: 0.383, SLG: 0.420	C B F B X 2-2 G4-3 ①			B X 1-0 G3 ①		C B X 1-1 FC4-6 S 1-2f ②			X 0-0 G3-1 SH5-3 E 1B	4	1	1	0	0	0	1
Mariano Duncan, R (1, 6) OBP: 0.281, SLG: 0.426	C X 0-1 G4-3 ②			C X 0-1 P3 ②		S S B B 1 B S SAFE 3-3 K 1-2 ③			1 SAFE X 0-0 SH5-3 1-2 ①	3	0	0	0	0	1	1
John Kruk, L (1, 3) OBP: 0.484, SLG: 0.513	C B X 1-1 G5-3 ③			X 0-0 G3 ③			X 0-0 F7 ①		C B B F B X 3-2 G3-1 2-3 ②	4	0	0	0	0	0	1
Darren Daulton, L (1, 2) OBP: 0.399, SLG: 0.561		C B F X 1-2 P5 ①			B C B F B X 3-2 G6-3 ①		C B B X 2-1 P3 ②		B B B B 4-0 BB E 1B BB	3	1	0	0	1	0	0
Pete Incaviglia, R (1, 7) OBP: 0.322, SLG: 0.599		B B F X 2-1 F9 ②			X 0-0 G6-3 ②		B B X 2-0 G6-3 ③		B S X 1-1 E5 BB 1B 1-2 3-H	4	1	0	0	0	0	1
Wes Chamberlain, R (1, 9) OBP: 0.308, SLG: 0.507 Jim Eisenreich, L (9, PR) OBP: 0.421, SLG: 0.535 (9, 9)		C C X 0-2 G5-3 ③			B X 1-0 HR			B C F B F S 2-3 K ①	B C B B B 4-1 1B 1-2 2-3 BB	3 0	1 0	1 0	1 0	1 0	1 0	0 0
Kim Batiste, R (1, 5) OBP: 0.354, SLG: 0.578			B F B F C 2-3 K ①		B X 1-0 F8 ③			B B X 2-0 HR	S S X 0-2 1B 1-2 2-H 3-H	4	1	2	3	0	1	0
Mickey Morandini, L (1, 4) OBP: 0.279, SLG: 0.335			X 0-0 G6-3 ②			C B F B F X 2-2 FC4-6 1B		B X 1-0 G3 ②	B B X 2-0 G3-1 ③	4	0	1	0	0	0	2
Curt Schilling, R (1, 1) OBP: 0.206, SLG: 0.156			X 0-0 L4 ③			M L 1 C SAFE 0-3 K ①		C X 0-1 G4-3 ③		3	0	0	0	0	1	1

	AB	R	H	RBI	BB	SO	LOB
	32	5	5	4	2	4	7

Inning Stats																																
	R: 0	E: 0	K: 0	S: 7	H: 0	LOB: 0	BB: 0	P: 10	R: 0	E: 0	K: 0	S: 8	H: 0	LOB: 0	BB: 0	P: 11	R: 0	E: 0	K: 1	S: 5	H: 0	LOB: 0	BB: 0	P: 7	R: 0	E: 0	K: 0	S: 4	H: 0	LOB: 0	BB: 0	P: 5
	R: 1	E: 0	K: 0	S: 6	H: 1	LOB: 0	BB: 0	P: 11	R: 0	E: 0	K: 2	S: 12	H: 1	LOB: 1	BB: 0	P: 18	R: 0	E: 0	K: 0	S: 4	H: 0	LOB: 0	BB: 0	P: 8	R: 1	E: 0	K: 1	S: 8	H: 1	LOB: 0	BB: 0	P: 13
	R: 3	E: 1	K: 0	S: 12	H: 2	LOB: 2	BB: 2	P: 26	1B: 3	2B: 0	3B: 0	HR: 2	SF: 0	SAC: 1	DP: 0	HBP: 0	WP: 0	PB: 0	SB: 1	CS: 0	PA: 35											

PITCHER		IP	WLS	BF	H	R	ER	SO	BB	IBB	HBP	BLK	WP	HR	S	P	ERA	WHIP
Pete Schourek, L ERA: 5.29	(1, 1)	8.0	L	28	4	3	2	4	0	0	0	0	0	2	55	84	2.25	0.500
John Franco, L ERA: 1.59	(9, 1)	1.0		7	1	2	0	0	2	0	0	0	0	0	11	25	0.00	3.000

PITCHER	IP	WLS	BF	H	R	ER	SO	BB	IBB	HBP	BLK	WP	HR	S	P	ERA	WHIP

BOTTOM

Philadelphia Phillies @ New York Mets

Shea Stadium, Flushing, NY

Fri Jun 11 1993, 7:05 PM EDT

Att. 29,594 - Unknown - 70 F

Batter	1	2	3	4	5	6	7	8	9	AB	R	H	RBI	BB	SO	LOB
Vince Coleman, S (1, 7) OBP: 0.291, SLG: 0.333	C B X 1-1 F7 ①		M F C 0-3 K ①		B F B F S 2-3 K ③			B F B X 2-1 1B		4	0	1	0	0	2	0
Todd Hundley, S (1, 2) OBP: 0.281, SLG: 0.397	C B F F B F X 2-2 G5-3 ②		B B X 2-0 P5 ②			B F B B X 3-1 F8 ①		B B C B 1 SAFE X 3-1 F8 ③		4	0	0	0	0	0	1
Eddie Murray, S (1, 3) OBP: 0.307, SLG: 0.390	F B C S 1-3 K ③		B C X 1-1 F8 ③			B X 1-0 G3 ②			B F F B X 2-2 L7 ①	4	0	0	0	0	1	0
Bobby Bonilla, S (1, 9) OBP: 0.333, SLG: 0.518		B S B X 2-1 G3 ①		S X 0-1 P5 ①		B F S B F F F B X 3-2 G6-3 ③			X 0-0 L7 ②	4	0	0	0	0	0	0
Joe Orsulak, L (1, 8) OBP: 0.353, SLG: 0.411		B B B B 4-0 BB 1B G3 BB		B C X 1-1 HR			B B X 2-0 CS 1B		F X 0-1 FC6-4 1B	3	2	3	1	1	0	0
Chico Walker, S (1, 5) OBP: 0.253, SLG: 0.351		B C C F X 1-2 G3 BB 1-2 1B		B F S B B X 3-2 G4-3 ②			S B X 1-1 F7 ① ② 1-2		F F B X 1-2 FC6-4 ③ 1-2f	4	0	1	0	0	0	2
Jeff McKnight, S (1, 4) OBP: 0.273, SLG: 0.216		C B B B F B 4-2 G3 1-2 2-3 BB		B F F S 1-3 K ③			B B X 2-0 F7 ③			2	0	0	0	1	1	0
Tim Bogar, R (1, 6) OBP: 0.245, SLG: 0.304		B C B F F X 2-2 G3 ② 1-2 2-3 3-H			X 0-0 G6-3 ①			F F X 0-2 F8 ①		3	0	0	1	0	0	2
Pete Schourek, L (1, 1) OBP: 0.211, SLG: 0.118 John Franco, L (9, 1)		X 0-0 F7 ③			X 0-0 B3 ②			F B B X 2-1 L6 ②		3 0	0 0	0 0	0 0	0 0	0 0	2 0
Inning Stats	R: 0 H: 0 E: 0 LOB: 0 K: 1 BB: 0 S: 10 P: 14	R: 1 H: 1 E: 0 LOB: 2 K: 0 BB: 2 S: 13 P: 26	R: 0 H: 0 E: 0 LOB: 0 K: 1 BB: 0 S: 6 P: 9	R: 1 H: 1 E: 0 LOB: 0 K: 1 BB: 0 S: 10 P: 15	R: 0 H: 0 E: 0 LOB: 0 K: 1 BB: 0 S: 5 P: 7	R: 0 H: 0 E: 0 LOB: 0 K: 0 BB: 0 S: 9 P: 16	R: 0 H: 1 E: 0 LOB: 0 K: 0 BB: 0 S: 4 P: 9	R: 0 H: 1 E: 0 LOB: 1 K: 0 BB: 0 S: 9 P: 16	R: 0 H: 1 E: 0 LOB: 1 K: 0 BB: 0 S: 9 P: 12	1B: 4 SF: 0 2B: 0 SAC: 0 3B: 0 DP: 0 HR: 1 HBP: 0						

livebaseballscorecards.com

AB	31
R	2
H	5
RBI	2
BB	2
SO	4
LOB	7

WP: 0 PA: 33
PB: 0
SB: 0
CS: 1

PITCHER	IP	WLS	BF	H	R	ER	SO	BB	IBB	HBP	BLK	WP	HR	S	P	ERA	WHIP
Curt Schilling, R (1, 1) ERA: 3.03	9.0	W	33	5	2	2	4	2	0	0	0	0	1	75	124	2.00	0.778

PITCHER	IP	WLS	BF	H	R	ER	SO	BB	IBB	HBP	BLK	WP	HR	S	P	ERA	WHIP

Batter	1	2	3	4	5	6	7	8	9	AB	R	H	RBI	BB	SO	LOB
Lenny Dykstra, L (1, 8) OBP: 0.384, SLG: 0.418	B B C B B 4-1 G4-3 S BB		C X 0-1 S 1B 1B		F B F X 1-2 ① L4		C B C X 1-2 ② G4-3		C B X 1-1 ③ F7	4	1	1	0	1	0	0
Mariano Duncan, R (1, 6) OBP: 0.281, SLG: 0.422	C 1 SAFE P 1 SAFE F B X 2-2 ① G6-3 1-2		B X 1-0 1-H 1B		B B F X 2-1 ② F8		C S F C 0-3 ③ K			4	0	1	1	0	1	1
John Kruk, L (1, 3) OBP: 0.480, SLG: 0.505	B X 1-0 ② G4-3 2-3		B F C B B S 2-3 ③ K		B C B F B B 4-2 BB			X 0-0 ① F8		3	0	0	0	1	1	2
Darren Daulton, L (1, 2) OBP: 0.397, SLG: 0.560	C B F B X 2-2 ③ G6-3			F B B X 2-1 ① G4-1	B B C B F X 3-2 ③ G3			B X 1-0 1B 2B		4	0	1	0	0	0	2
Jim Eisenreich, L (1, 9) OBP: 0.414, SLG: 0.522		C B F B C 2-3 ① K		B C X 1-1 ② G6-3		F B B X 2-1 ① G6-3		B C C X 1-2 G2-3 2-3 1B		4	0	1	0	0	1	0
Milt Thompson, L (1, 7) OBP: 0.315, SLG: 0.271		F X 0-1 ② G4-3		C C F H 1-2 2B HBP		B C B X 2-1 ② G4-3		B C B C F B X 3-2 ② G2-3 1-2		3	1	0	0	0	0	2
Kim Batiste, R (1, 5) OBP: 0.365, SLG: 0.592		F C B B X 2-2 ③ G5-3		C X 0-1 1-H 3B 2B		B F B X 2-1 1B		F B S B B F X 3-2 ③ G5-3		4	1	2	1	0	0	2
Mickey Morandini, L (1, 4) OBP: 0.278, SLG: 0.343		C B B B C B S 3-3 ① K	X 0-0 2-H 3B		C X 0-1 ③ L7				F C F B F S 1-3 ① K	4	0	1	1	0	2	1
Danny Jackson, R (1, 1) OBP: 0.188, SLG: 0.138		F B S C 1-3 ② K	C S C 0-3 ③ K			S B B S S 2-3 ① K			C B C S 1-3 ② K	4	0	0	0	0	4	1
Inning Stats	R: 0 H: 0 E: 0 LOB: 1 K: 0 BB: 1 S: 9 P: 17	R: 0 H: 0 E: 0 LOB: 0 K: 1 BB: 0 S: 8 P: 12	R: 1 H: 2 E: 0 LOB: 1 K: 3 BB: 0 S: 12 P: 19	R: 2 H: 2 E: 0 LOB: 1 K: 1 BB: 0 S: 13 P: 17	R: 0 H: 0 E: 0 LOB: 1 K: 0 BB: 1 S: 10 P: 20	R: 0 H: 1 E: 0 LOB: 1 K: 0 BB: 0 S: 8 P: 14	R: 0 H: 0 E: 0 LOB: 0 K: 2 BB: 0 S: 10 P: 13	R: 0 H: 2 E: 0 LOB: 2 K: 0 BB: 0 S: 13 P: 21	R: 0 H: 0 E: 0 LOB: 0 K: 2 BB: 0 S: 10 P: 13	1B: 4 SF: 0 2B: 2 SAC: 0 3B: 1 DP: 0 HR: 0 HBP: 1						

TOP

Philadelphia Phillies @ New York Mets

Shea Stadium, Flushing, NY

Sat Jun 12 1993, 7:05 PM EDT

Att. 31,814 - Unknown

livebaseballscorecards.com

AB	34
R	3
H	7
RBI	3
BB	2
SO	9
LOB	11

PITCHER		IP	WLS	BF	H	R	ER	SO	BB	IBB	HBP	BLK	WP	HR	S	P	ERA	WHIP
Dwight Gooden, R ERA: 2.77	(1, 1)	8.0	L	34	7	3	3	7	2	0	1	0	0	0	83	133	3.38	1.125
Dave Telgheder, R ERA:	(9, 1)	1.0		3	0	0	0	2	0	0	0	0	0	0	10	13	0.00	0.000

PITCHER		IP	WLS	BF	H	R	ER	SO	BB	IBB	HBP	BLK	WP	HR	S	P	ERA	WHIP

Batter	1	2	3	4	5	6	7	8	9	AB	R	H	RBI	BB	SO	LOB
Vince Coleman, S (1, 7) OBP: 0.291, SLG: 0.336	C B B X 2-1 SH1-4 2B		C F B B S 2-3 ② K			S B F F S 1-3 ② K		S T B F B X 2-2 ③ G4-3		4	0	1	0	0	2	1
Charlie O'Brien, R (1, 2) OBP: 0.263, SLG: 0.259	X 0-0 ① SH1-4 2-3		B X 1-0 ③ F8			B X 1-0 FC6-4 1B			B F B C X 2-2 ① G6-3	3	0	1	0	0	0	0
Eddie Murray, S (1, 3) OBP: 0.306, SLG: 0.385	C F B B B B 4-2 BB			F F F S 0-3 ① K		X 0-0 ③ FC6-4 1-2f			F X 0-1 ② F9	3	0	0	0	1	1	1
Bobby Bonilla, S (1, 9) OBP: 0.332, SLG: 0.513	S T S 0-3 ② K			S X 0-1 ② G5-3			X 0-0 ① F7		F B B B X 3-1 1B	4	0	1	0	0	1	2
Darrin Jackson, R (1, 8) OBP: 0.245, SLG: 0.339	B L X 1-1 ③ G4-3			F S B F X 1-2 ③ G6-3			B B F X 2-1 ② G5-3		F B S X 1-2 ③ F9	4	0	0	0	0	0	3
Jeff Kent, R (1, 5) OBP: 0.294, SLG: 0.368		F X 0-1 G4-3 1B			B C F X 1-2 G4-6-3 1B		B S F B X 2-2 ③ P4			3	0	2	0	0	0	0
Jeff McKnight, S (1, 4) OBP: 0.255, SLG: 0.200		F B F F B S 2-3 ① K			B F X 1-1 ① ② G4-6-3 1-2f			F B B X 2-1 ① L7		3	0	0	0	0	1	2
Tim Bogar, R (1, 6) OBP: 0.231, SLG: 0.286		1 SAFE B F F 1 SAFE B B X 3-2 ② ③ G4-3 1-2f			B X 1-0 ③ F9			B X 1-0 ② G6-3		3	0	0	0	0	0	1
Dwight Gooden, R (1, 1) OBP: 0.282, SLG: 0.410 Chico Walker, S (8, PH) OBP: 0.263, SLG: 0.360 Dave Telgheder, R (9, 1)			S C F F B X 1-2 ① F9			B X 1-0 ① G5-3		X 0-0 1B		2 1 0	0 0 0	0 1 0	0 0 0	0 0 0	0 0 0	0 0 0
Inning Stats	R: 0 E: 0 K: 1 S: 10 H: 1 LOB: 2 BB: 1 P: 17	R: 0 E: 0 K: 1 S: 8 H: 1 LOB: 0 BB: 0 P: 13	R: 0 E: 0 K: 1 S: 9 H: 0 LOB: 0 BB: 0 P: 13	R: 0 E: 0 K: 1 S: 10 H: 0 LOB: 0 BB: 0 P: 11	R: 0 E: 0 K: 0 S: 6 H: 1 LOB: 0 BB: 0 P: 9	R: 0 E: 0 K: 1 S: 7 H: 1 LOB: 1 BB: 0 P: 10	R: 0 E: 0 K: 0 S: 6 H: 0 LOB: 0 BB: 0 P: 10	R: 0 E: 0 K: 0 S: 8 H: 1 LOB: 1 BB: 0 P: 13	R: 0 E: 0 K: 0 S: 10 H: 1 LOB: 1 BB: 0 P: 16	1B: 5 2B: 1 3B: 0 HR: 0	SF: 0 SAC: 1 DP: 2 HBP: 0				WP: 0 PB: 0 SB: 0 CS: 0	PA: 32	

PITCHER	IP	WLS	BF	H	R	ER	SO	BB	IBB	HBP	BLK	WP	HR	S	P	ERA	WHIP
Danny Jackson, L (1, 1) ERA: 3.21	9.0	W	32	6	0	0	5	1	0	0	0	0	0	74	112	0.00	0.778

PITCHER	IP	WLS	BF	H	R	ER	SO	BB	IBB	HBP	BLK	WP	HR	S	P	ERA	WHIP

BOTTOM

Philadelphia Phillies @ New York Mets

Shea Stadium, Flushing, NY

Sat Jun 12 1993, 7:05 PM EDT

Att. 31,814 - Unknown

livebaseballscorecards.com

AB	30
R	0
H	6
RBI	0
BB	1
SO	5
LOB	10

Batter	1	2	3	4	5	6	7	8	9	AB	R	H	RBI	BB	SO	LOB
Lenny Dykstra, L (1, 8) OBP: 0.384, SLG: 0.413	L7		BB		L8		K		IBB	3	1	0	0	2	1	1
Mariano Duncan, R (1, 6) OBP: 0.284, SLG: 0.422	L9		1B		1B		G6-3		L6-4	5	1	2	0	0	0	3
Ricky Jordan, R (1, 3) OBP: 0.362, SLG: 0.488	G4-3		K		G6-4-3			HR		4	1	2	1	0	1	2
Larry Andersen, R (8, 1) OBP: 1.000, SLG: 1.000										0	0	0	0	0	0	0
Mitch Williams, L (9, 1)										0	0	0	0	0	0	0
Pete Incaviglia, R (1, 7) OBP: 0.327, SLG: 0.621		1B	SF7		G6-4-3			HR		3	2	2	2	0	0	2
Jim Eisenreich, L (1, 9) OBP: 0.408, SLG: 0.511		F8	1B			L6		K		4	0	1	1	0	1	1
Todd Pratt, R (1, 2) OBP: 0.250, SLG: 0.474		BB	K			G5-4-3		G4-3		3	0	1	0	1	1	1
Kim Batiste, R (1, 5) OBP: 0.357, SLG: 0.566		1B	K		G5-4-3			F9		4	0	1	1	0	1	1
Mickey Morandini, L (1, 4) OBP: 0.282, SLG: 0.347		K	F9				SH1-4		WP	4	0	2	0	0	1	2
Ben Rivera, R (1, 1) OBP: 0.111, SLG: 0.111		K	P2				SH1-4		L8	2	0	0	0	0	1	2
John Kruk, L (8, 3) OBP: 0.478, SLG: 0.502										1	0	0	0	0	0	1

TOP

Philadelphia Phillies @ New York Mets

Shea Stadium, Flushing, NY

Sun Jun 13 1993, 3:33 AM EDT

Att. 29,917 - Sunny

livebaseballscorecards.com

AB	33
R	5
H	11
RBI	5
BB	3
SO	7
LOB	16

Inning Stats	1	2	3	4	5	6	7	8	9
	R: 0 E: 0 K: 0 S: 6	H: 0 LOB: 0 BB: 0 P: 9	R: 1 E: 0 K: 2 S: 13	H: 2 LOB: 2 BB: 1 P: 22	R: 2 E: 0 K: 2 S: 12	H: 2 LOB: 1 BB: 1 P: 20	R: 0 E: 0 K: 1 S: 7	H: 0 LOB: 0 BB: 0 P: 9	R: 0 E: 0 K: 0 S: 4	H: 2 LOB: 1 BB: 0 P: 5
	R: 0 E: 0 K: 0 S: 4	H: 1 LOB: 0 BB: 0 P: 6	R: 0 E: 0 K: 1 S: 8	H: 1 LOB: 1 BB: 0 P: 10	R: 2 E: 0 K: 1 S: 14	H: 2 LOB: 0 BB: 0 P: 20	R: 0 E: 0 K: 0 S: 6	H: 1 LOB: 1 BB: 1 P: 13	1B: 9 2B: 1 3B: 0 HR: 2	SF: 1 SAC: 1 DP: 3 HBP: 0	WP: 1 PB: 0 SB: 2 CS: 0	PA: 38

PITCHER	IP	WLS	BF	H	R	ER	SO	BB	IBB	HBP	BLK	WP	HR	S	P	ERA	WHIP
Anthony Young, R (1, 1) ERA: 3.6	6.0	L	25	7	3	3	5	2	0	0	0	0	0	46	71	4.50	1.500
Mike Maddux, R (7, 1) ERA: 5.4	1.0		4	1	0	0	1	0	0	0	0	0	0	8	10	0.00	1.000
Jeff Innis, R (8, 1) ERA: 4.55	2.0		9	3	2	2	1	0	1	0	0	1	2	20	33	9.00	1.500

PITCHER	IP	WLS	BF	H	R	ER	SO	BB	IBB	HBP	BLK	WP	HR	S	P	ERA	WHIP

BOTTOM

Philadelphia Phillies @ New York Mets

Shea Stadium, Flushing, NY

Sun Jun 13 1993, 3:33 AM EDT

Att. 29,917 - Sunny

Batter	1	2	3	4	5	6	7	8	9	AB	R	H	RBI	BB	SO	LOB
Darrin Jackson, R (1, 8) OBP: 0.240, SLG: 0.332	K		G6-3			K		F9		4	0	0	0	0	2	2
Doug Saunders, R (1, 4) OBP: 0.500, SLG: 0.500	G6-3 1B			F9		1B 1-2		G5-3		4	0	2	0	0	0	0
Eddie Murray, S (1, 3) OBP: 0.305, SLG: 0.382	G6-3 1-2f			F7		1B 1-3 2-H		K		4	0	1	1	0	1	1
Bobby Bonilla, S (1, 9) OBP: 0.327, SLG: 0.504		F8		F9		G4-3			P5	4	0	0	0	0	0	2
Joe Orsulak, L (1, 7) OBP: 0.353, SLG: 0.406		G4-3			G4-6-3 BB		G3		E 1B BB	2	0	0	0	1	0	0
Dave Gallagher, R (9, PH) OBP: 0.379, SLG: 0.519										0	1	0	0	1	0	0
Jeff Kent, R (1, 5) OBP: 0.293, SLG: 0.384		F8			G4-6-3 1-2f		HR		E8 1B 1-3	4	1	1	1	0	0	2
Todd Hundley, S (1, 2) OBP: 0.281, SLG: 0.394			P4		F8		1B		P4	4	0	1	0	0	0	2
Tim Bogar, R (1, 6) OBP: 0.250, SLG: 0.302			SH3 1B			K	L7		1B 2-3 3-H	4	0	2	1	0	1	1
Anthony Young, R (1, 1) Jeff McKnight, S (6, PH) OBP: 0.271, SLG: 0.200 Mike Maddux, L (7, 1) Chico Walker, S (7, PH) OBP: 0.259, SLG: 0.355 Jeff Innis, R (8, 1) Charlie O'Brien, R (9, PH) OBP: 0.259, SLG: 0.255			SH3 1-2			1B BB	F9		F8	0 0 0 1 0 1	0 1 0 0 0 0	0 0 0 0 0 0	0 1 0 0 0 0	0 0 0 0 0 0	0 0 0 0 0 0	0 0 0 1 0 2
Inning Stats	R: 0 E: 0 K: 1 S: 8 H: 1 LOB: 0 BB: 0 P: 11	R: 0 E: 0 K: 0 S: 12 H: 0 LOB: 0 BB: 0 P: 16	R: 0 E: 0 K: 0 S: 6 H: 1 LOB: 1 BB: 0 P: 9	R: 0 E: 0 K: 0 S: 4 H: 0 LOB: 0 BB: 0 P: 6	R: 0 E: 0 K: 0 S: 4 H: 0 LOB: 0 BB: 1 P: 10	R: 1 E: 0 K: 2 S: 15 H: 2 LOB: 2 BB: 1 P: 23	R: 1 E: 0 K: 0 S: 10 H: 2 LOB: 1 BB: 0 P: 16	R: 0 E: 0 K: 1 S: 9 H: 0 LOB: 0 BB: 0 P: 14	R: 1 E: 1 K: 0 S: 11 H: 1 LOB: 2 BB: 1 P: 22	1B: 6 2B: 0 3B: 0 HR: 1	SF: 0 SAC: 1 DP: 2 HBP: 0						

PITCHER	IP	WLS	BF	H	R	ER	SO	BB	IBB	HBP	BLK	WP	HR	S	P	ERA	WHIP
Ben Rivera, R (1, 1) ERA: 4.06	7.0	W	27	6	2	2	3	2	0	0	0	0	1	59	91	2.57	1.143
Larry Andersen, R (8, 1) ERA: 2.81	1.0		3	0	0	0	1	0	0	0	0	0	0	9	14	0.00	0.000
Mitch Williams, L (9, 1) ERA: 3.18	1.0	S	6	1	1	0	0	1	0	0	0	0	0	11	22	0.00	2.000

PITCHER	IP	WLS	BF	H	R	ER	SO	BB	IBB	HBP	BLK	WP	HR	S	P	ERA	WHIP

AB	32
R	3
H	7
RBI	3
BB	3
SO	4
LOB	13

1B: 6 2B: 0 3B: 0 HR: 1 SF: 0 SAC: 1 DP: 2 HBP: 0

WP: 0 PB: 0 SB: 0 CS: 0 PA: 36

livebaseballscorecards.com

Batter	1	2	3	4	5	6	7	8	9	AB	R	H	RBI	BB	SO	LOB
Lenny Dykstra, L (1, 8) OBP: 0.387, SLG: 0.416	B B B C B 4-1 2B 1B BB	B F X 1-1 F8 2-H 2B		B B F F X 2-2 ③ L4		S B B B B 4-1 G6-4-3 BB		B B C X 2-1 ③ G3		3	1	1	1	2	0	1
Mariano Duncan, R (1, 6) OBP: 0.286, SLG: 0.423	1 SAFE B F 1 SAFE X 1-1 1-3 1B 2B	X 0-0 ② F8 2-3			B X 1-0 ① L9	X 0-0 ① ② G6-4-3 1-2f			B B B B 4-0 WP S BB BB	4	2	1	0	1	0	2
John Kruk, L (1, 3) OBP: 0.481, SLG: 0.515	F X 0-1 ① P5	B B B F B 4-1 BB			B B X 2-0 HR	B X 1-0 ③ G4-3			1 SAFE B B C B F B 4-2 BB HBP 1-3 HR BB	3	2	1	1	2	0	2
Darren Daulton, L (1, 2) OBP: 0.401, SLG: 0.557	B B B B 4-0 1B BB	F X 0-1 ③ G5-3			B C F B X 2-2 BB HBP BB 1B		C S S 0-3 ① K		B B C B H 4-1 BB 1-2 HR HBP	3	2	1	0	1	1	2
Pete Incaviglia, R (1, 7) OBP: 0.331, SLG: 0.615 Milt Thompson, L (7, 7) OBP: 0.320, SLG: 0.271	B X 1-0 1-2 2-H 3-H 1B		F B B S B C 3-3 ① K		S B F 1 SAFE 1 SAFE H 2-2 BB BB 1-2 HBP		S C B F C 1-3 ② K		B B F F B B 4-1 1-2 2-3 3-H HR BB	3 0	0 1	1 0	2 1	0 1	2 0	0 0
Jim Eisenreich, L (1, 9) OBP: 0.407, SLG: 0.531	B C F F X 1-2 ② L6	X 0-0 ② G3-1			C B B S B F B 4-2 BB 1-2 2-3 BB		X 0-0 ③ G2-3		B F B B F X 3-2 1-H 2-H 3-H HR	4	1	1	4	1	0	2
Kim Batiste, R (1, 5) OBP: 0.328, SLG: 0.517	S X 0-1 ③ F9	B F X 1-1 ③ G6-3			F F S 0-3 ② K			C B F X 1-2 ① G5-3	B C F F X 1-2 ① L5	5	0	0	0	0	1	5
Mickey Morandini, L (1, 4) OBP: 0.290, SLG: 0.364		F F B F X 1-2 2B 2B		B B B C C X 3-2 ① G4-3	B B F F B F B 4-2 1-2 2-3 3-H BB			B C B C X 2-2 3B	X 0-0 ② G3-1	4	1	2	1	1	0	0
Terry Mulholland, R (1, 1) OBP: 0.083, SLG: 0.057 Larry Andersen, R (9, 1) OBP: 1.000, SLG: 1.000		C F B C 1-3 ① K		X 0-0 ② G1-3	S S S 0-3 ③ K			S X 0-1 ② G5-3	X 0-0 ③ P4	5 0	0 0	0 0	0 0	0 0	2 0	5 0
Inning Stats	R: 2 H: 2 E: 0 LOB: 2 K: 0 BB: 2 S: 12 P: 23	R: 1 H: 2 E: 0 LOB: 2 K: 1 BB: 1 S: 13 P: 20	R: 0 H: 0 E: 0 LOB: 0 K: 1 BB: 0 S: 6 P: 10	R: 0 H: 0 E: 0 LOB: 0 K: 0 BB: 0 S: 7 P: 12	R: 2 H: 2 E: 0 LOB: 3 K: 2 BB: 2 S: 19 P: 34	R: 0 H: 0 E: 0 LOB: 0 K: 0 BB: 1 S: 3 P: 8	R: 0 H: 0 E: 0 LOB: 0 K: 2 BB: 0 S: 8 P: 9	R: 0 H: 1 E: 0 LOB: 1 K: 0 BB: 0 S: 10 P: 15	R: 5 H: 1 E: 0 LOB: 0 K: 0 BB: 3 S: 13 P: 33	1B: 2 SF: 0 2B: 3 SAC: 0 3B: 1 DP: 1 HR: 2 HBP: 2						

TOP

Philadelphia Phillies @ Montreal Expos

Olympic Stadium, Montreal, QB

Mon Jun 14 1993, 7:05 PM EDT

Att. 13,235 - Dome

livebaseballscorecards.com

AB	34
R	10
H	8
RBI	10
BB	9
SO	6
LOB	19

PITCHER		IP	WLS	BF	H	R	ER	SO	BB	IBB	HBP	BLK	WP	HR	S	P	ERA	WHIP
Jeff Shaw, R ERA: 3.04	(1, 1)	4.1	L	23	6	5	5	2	3	0	1	0	0	1	45	79	10.38	2.077
Jeff Fassero, L ERA: 2.72	(5, 1)	2.2		10	0	0	0	4	3	0	0	0	0	0	23	37	0.00	1.125
Chris Nabholz, L ERA: 7.78	(8, 1)	1.0		7	1	3	3	0	2	0	1	0	1	0	13	30	27.00	3.000
Mel Rojas, R ERA: 4.22	(9, 1)	1.0		5	1	2	2	0	1	0	0	0	0	1	10	18	18.00	2.000

PITCHER	IP	WLS	BF	H	R	ER	SO	BB	IBB	HBP	BLK	WP	HR	S	P	ERA	WHIP

WP: 1	PA: 45		
PB: 0			
SB: 1			
CS: 0			

BOTTOM

Philadelphia Phillies @ Montreal Expos

Olympic Stadium, Montreal, QB

Mon Jun 14 1993, 7:05 PM EDT

Att. 13,235 - Dome

livebaseballscorecards.com

Batter	1	2	3	4	5	6	7	8	9	AB	R	H	RBI	BB	SO	LOB
Delino DeShields, L (1, 4) OBP: 0.373, SLG: 0.329	L9		G5-3		F8			L5	FC1-2	5	0	0	0	0	0	5
Mike Lansing, R (1, 5) OBP: 0.348, SLG: 0.398	L6			G3	F9			1B	FC4-6	4	0	1	0	0	0	1
(5, 6)																
John Vander Wal, L (9, PH) OBP: 0.342, SLG: 0.404										1	0	0	0	0	0	3
Marquis Grissom, R (1, 8) OBP: 0.379, SLG: 0.507	BB			1B FC4-6		K		SF9		2	1	1	1	1	1	0
Larry Walker, L (1, 9) OBP: 0.375, SLG: 0.481	P6			FC4-6 1-3 1B		L7		F7		4	0	1	0	0	0	2
Frank Bolick, S (1, 3) OBP: 0.343, SLG: 0.388		G4-3		FC4-6 BB		F8			K	3	0	0	0	1	1	0
Moises Alou, R (1, 7) OBP: 0.336, SLG: 0.429		F8		FC4-6 1-2f 2-3 3-H			F8		HR	4	1	1	2	0	0	2
Wil Cordero, R (1, 6) OBP: 0.283, SLG: 0.387		G5-3		K			G6-3	BB 1B FC1-2 1B		2	0	0	0	0	1	2
Jeff Fassero, L (5, 1)										0	0	0	0	0	0	0
Greg Colbrunn, R (7, PH) OBP: 0.300, SLG: 0.438										1	0	0	0	0	0	0
Chris Nabholz, L (8, 1) OBP: 0.133, SLG: 0.133										0	0	0	0	0	0	0
Mel Rojas, R (9, 1)										0	0	0	0	0	0	0
Lou Frazier, S (9, PH) OBP: 0.376, SLG: 0.402										1	0	1	0	0	0	0
Tim Laker, R (1, 2) OBP: 0.224, SLG: 0.255		K			F9				FC1-2 BB 1-2 1B	4	0	1	0	0	1	0
Jeff Shaw, R (1, 1) OBP: 0.077, SLG: 0.077										1	0	0	0	0	0	0
Sean Berry, R (5, 5) OBP: 0.373, SLG: 0.305		G4-3			1B			1B SF9	FC1-2 1-2 2-3 BB	2	1	2	0	1	0	0

	AB	34
	R	3
	H	8
	RBI	3
	BB	3
	SO	4
	LOB	15

Inning Stats	1	2	3	4	5	6	7	8	9	1B: 7	SF: 1	WP: 0	PA: 38
	R: 0 E: 0 K: 0 S: 4 H: 0 LOB: 1 BB: 1 P: 10	R: 0 E: 0 K: 0 S: 4 H: 0 LOB: 0 BB: 0 P: 7	R: 0 E: 0 K: 1 S: 8 H: 0 LOB: 0 BB: 0 P: 12	R: 1 E: 0 K: 1 S: 11 H: 2 LOB: 2 BB: 1 P: 18	R: 0 E: 0 K: 0 S: 7 H: 1 LOB: 1 BB: 0 P: 12	R: 0 E: 0 K: 1 S: 6 H: 0 LOB: 0 BB: 0 P: 9	R: 0 E: 0 K: 0 S: 9 H: 0 LOB: 0 BB: 0 P: 11	R: 1 E: 0 K: 0 S: 10 H: 2 LOB: 1 BB: 0 P: 15	R: 1 E: 0 K: 1 S: 13 H: 3 LOB: 3 BB: 1 P: 22	2B: 0 3B: 0 HR: 1	SAC: 0 DP: 0 HBP: 0	PB: 0 SB: 0 CS: 0	

PITCHER		IP	WLS	BF	H	R	ER	SO	BB	IBB	HBP	BLK	WP	HR	S	P	ERA	WHIP
Terry Mulholland, L ERA: 2.59	(1, 1)	8.1	W	36	8	3	3	4	3	0	0	0	0	1	67	110	3.24	1.320
Larry Andersen, R ERA: 2.7	(9, 1)	0.2		2	0	0	0	0	0	0	0	0	0	0	5	6	0.00	0.000

PITCHER	IP	WLS	BF	H	R	ER	SO	BB	IBB	HBP	BLK	WP	HR	S	P	ERA	WHIP

Batter	1	2	3	4	5	6	7	8	9	AB	R	H	RBI	BB	SO	LOB
Lenny Dykstra, L (1, 8) OBP: 0.390, SLG: 0.419	C B C B B F X 3-2 G5-3 1B 2B	C X 0-1 E 1-2 2-3 1B		B C C B S 2-3 K ①		B B C B B B 4-1 FC5-4 BB	C S B B F F S 2-3 K ②		F B B F B X 3-2 P3 ③	5	1	2	0	1	2	1
Mariano Duncan, R (1, 6) OBP: 0.280, SLG: 0.413	X 0-0 G5-3 ① 2-3	B X 1-0 E6 1-2 2-3 3-H		S X 0-1 L9 ②		F 1 SAFE 1 SAFE F X 0-2 FC5-4 ① 1-2f 2B	X 0-0 F9 ③			5	1	0	0	0	0	5
John Kruk, L (1, 3) OBP: 0.487, SLG: 0.529	B C B B B 4-1 G2-5-3 1B BB	B B F B X 3-1 L8 ③		B B C F X 2-2 1B 1B		1 SAFE 1 SAFE B C 1 SAFE S B B F 3-2 1 SAFE B F X PB 1-H 2B		C B S X 1-2 2B		4	0	3	1	1	0	3
Darren Daulton, L (1, 2) OBP: 0.408, SLG: 0.558	C B B B X 3-1 1-2 3-H 1B		B F B B B 4-1 L5-3 BB	X 0-0 1-2 1B		B B B B 4-0 FC5 HBP 2-3 BB		S B F B S 2-3 K ①		3	0	2	1	2	1	1
Pete Incaviglia, R (1, 7) OBP: 0.333, SLG: 0.603	C X 0-1 G2-5-3 ② ③ 2-3f		C C B B 1 SAFE B X 3-2 L5-3 ① 1-2	C S B X 1-2 F9 ③		F F F H 1-2 1-2 HBP		C S B B B F B 4-2 BB		3	0	0	0	1	0	5
Wes Chamberlain, R (1, 9) OBP: 0.310, SLG: 0.507 Jim Eisenreich, L (3, PR) OBP: 0.405, SLG: 0.535 (3, 9)		S C C 0-3 K ①	X 0-0 3B 1B		C X 0-1 G3-1 2B	B B C F S 2-3 K ②		B B B C F F C 3-3 K ②		2 3	0 1	1 1	0 0	0 0	1 2	0 5
Kim Batiste, R (1, 5) OBP: 0.333, SLG: 0.540		X 0-0 1B BB E 1B	B X 1-0 1-H 3B		F S F X 0-2 P9 ①	S B X 1-1 FC5 ③ 2-3f		B F S S 1-3 K ③		5	1	2	1	0	1	6
Mickey Morandini, L (1, 4) OBP: 0.292, SLG: 0.359		T B B B C F B 4-2 E 1B 1-2 BB	C F B B B B 4-2 BB		B F F X 1-2 G3-1 ② 2-3	X 0-0 G1-3 ①			C S S 0-3 K ①	3	0	0	0	2	1	1
Tommy Greene, R (1, 1) OBP: 0.176, SLG: 0.250 Mark Davis, L (5, 1) Ricky Jordan, R (7, PH) OBP: 0.375, SLG: 0.488 Tim Mauser, R (7, 1) Jose DeLeon, R (7, 1) Milt Thompson, L (9, PH) OBP: 0.318, SLG: 0.269		B B C F C 2-3 K ②	B F S 1 SAFE S 1-3 K ③		C B S F X 1-2 G5-3 ③	B B B B 4-0 BB			X 0-0 G4-3 ②	3 0 0 0 0 1	0 0 0 0 0 0	0 0 0 0 0 0	0 0 1 0 0 0	0 0 0 0 0 0	2 0 0 0 0 0	5 0 0 0 0 0
Inning Stats	R: 1 E: 0 K: 0 S: 10 H: 2 LOB: 1 BB: 1 P: 20	R: 1 E: 1 K: 2 S: 15 H: 2 LOB: 3 BB: 1 P: 25	R: 1 E: 0 K: 1 S: 11 H: 2 LOB: 2 BB: 2 P: 24	R: 0 E: 0 K: 1 S: 12 H: 2 LOB: 2 BB: 0 P: 17	R: 0 E: 0 K: 0 S: 13 H: 1 LOB: 1 BB: 0 P: 15	R: 1 E: 0 K: 1 S: 17 H: 1 LOB: 3 BB: 2 P: 32	R: 0 E: 0 K: 1 S: 8 H: 0 LOB: 1 BB: 1 P: 14	R: 0 E: 0 K: 3 S: 16 H: 1 LOB: 2 BB: 1 P: 27	R: 0 E: 0 K: 1 S: 7 H: 0 LOB: 0 BB: 0 P: 10	1B: 6 2B: 5 3B: 1 HR: 0	SF: 0 SAC: 0 DP: 2 HBP: 1						

PITCHER		IP	WLS	BF	H	R	ER	SO	BB	IBB	HBP	BLK	WP	HR	S	P	ERA	WHIP
Brian Barnes, L ERA: 3.4	(1, 1)	5.0	W	27	9	3	2	4	4	0	0	0	0	0	61	101	3.60	2.600
Mel Rojas, R ERA: 4.45	(6, 1)	0.1		5	1	1	1	0	2	0	1	0	0	0	12	24	27.00	9.000
Jeff Fassero, L ERA: 2.61	(6, 1)	1.2		6	0	0	0	2	1	0	0	0	0	0	13	22	0.00	0.600
John Wetteland, R ERA: 1.38	(8, 1)	2.0		8	1	0	0	4	1	0	0	0	0	0	23	37	0.00	1.000

PITCHER	IP	WLS	BF	H	R	ER	SO	BB	IBB	HBP	BLK	WP	HR	S	P	ERA	WHIP

Philadelphia Phillies @ Montreal Expos

Olympic Stadium, Montreal, QB

Tue Jun 15 1993, 7:05 PM EDT

Att. 13,142 - Dome

TOP

livebaseballscorecards.com

AB	37
R	4
H	11
RBI	3
BB	8
SO	10
LOB	32

BOTTOM

Philadelphia Phillies @ Montreal Expos

Olympic Stadium, Montreal, QB

Tue Jun 15 1993, 7:05 PM EDT

Att. 13,142 - Dome

livebaseballscorecards.com

Batter	1	2	3	4	5	6	7	8	9	AB	R	H	RBI	BB	SO	LOB
Delino DeShields, L (1, 4) OBP: 0.366, SLG: 0.321	1-3 ① K	3-2 ③ P8			0-0 ① G3	0-2 ③ G3		3-1 ② P5		5	0	0	0	0	1	0
Mike Lansing, R (1, 5) OBP: 0.353, SLG: 0.410 (6, 6)	1-0 E 1B HBP		0-0 S 2B		2-2 ② G3		2-2 BB 1B 2B	3-3 ③ K		4	2	2	0	0	1	0
Marquis Grissom, R (1, 8) OBP: 0.385, SLG: 0.513	1-0 E8 1-3 1B 1B		1-3 ① K		3-1 1B 2B		4-2 BB 1B BB			3	3	2	0	1	1	1
Larry Walker, L (1, 9) OBP: 0.383, SLG: 0.481	1-1 S 1B 2-H 3-H 1B		4-1 S BB		4-0 1B 2B IBB		0-3 ① K			2	2	1	2	2	1	2
Frank Bolick, S (1, 3) OBP: 0.340, SLG: 0.383 John Wetteland, R (8, 1)	1-1 ② P7 1-2		3-2 ② F7 1-2 2-3		1-0 2B 1-2 2-H 1B		1-0 ② P6			4 0	0 0	1 0	1 0	0 0	0 0	5 0
Moises Alou, R (1, 7) OBP: 0.343, SLG: 0.436	2-2 2-H 1B		0-0 ③ F8		0-2 1-3 2-H 2B		4-0 1B WP 1-2 2-3 BB			3	1	2	2	1	0	2
Darrin Fletcher, L (1, 2) OBP: 0.293, SLG: 0.301 Sean Berry, R (5, PH) (6, 5) OBP: 0.377, SLG: 0.311	1-0 ③ P6		2-1 ① F8		2-0 ③ F9		1-1 WP S 1-3 2-H 3-H 1B			2 2	0 0	0 1	0 2	0 0	0 0	1 2
Wil Cordero, R (1, 6) OBP: 0.281, SLG: 0.383 Tim Laker, R (6, 2) OBP: 0.217, SLG: 0.246		1-0 ① P5		0-0 ② G4-3		1-0 ① F9	2-2 ③ F8 1-3 3-H			2 2	0 0	0 0	0 0	0 0	0 0	0 1
Brian Barnes, L (1, 1) OBP: 0.286, SLG: 0.231 Mel Rojas, R (6, 1) Jeff Fassero, L (6, 1) Greg Colbrunn, R (8, 3) OBP: 0.298, SLG: 0.434		1-3 ② K		1-0 ③ B4-3		1-3 ② K		1-3 ① K		2 0 1 1	0 0 0 0	0 0 0 0	0 0 0 0	0 0 0 0	1 0 1 1	0 0 0 0
Inning Stats	R: 3 E: 1 K: 1 S: 12 H: 3 LOB: 1 BB: 0 P: 20	R: 0 E: 0 K: 1 S: 10 H: 0 LOB: 0 BB: 0 P: 15	R: 0 E: 0 K: 1 S: 12 H: 1 LOB: 2 BB: 1 P: 20	R: 0 E: 0 K: 0 S: 4 H: 0 LOB: 0 BB: 0 P: 7	R: 2 E: 0 K: 0 S: 11 H: 3 LOB: 2 BB: 1 P: 23	R: 0 E: 0 K: 1 S: 8 H: 0 LOB: 0 BB: 0 P: 10	R: 3 E: 0 K: 1 S: 15 H: 2 LOB: 1 BB: 2 P: 29	R: 0 E: 0 K: 2 S: 9 H: 0 LOB: 0 BB: 0 P: 16		1B: 5 2B: 4 3B: 0 HR: 0	SF: 0 SAC: 0 DP: 0 HBP: 1					

	AB	33
	R	8
	H	9
	RBI	7
	BB	4
	SO	7
	LOB	14

WP: 1 PB: 0 SB: 4 CS: 0 PA: 38

PITCHER		IP	WLS	BF	H	R	ER	SO	BB	IBB	HBP	BLK	WP	HR	S	P	ERA	WHIP
Tommy Greene, R ERA: 2.56	(1, 1)	4.2	L	24	7	5	4	3	1	1	1	0	0	0	48	82	7.71	1.714
Mark Davis, L ERA: 4.57	(5, 1)	1.1		4	0	0	0	1	0	0	0	0	0	0	9	13	0.00	0.000
Tim Mauser, R ERA: 10.5	(7, 1)	0.2		6	2	3	3	1	2	0	0	0	0	0	12	24	40.50	6.000
Jose DeLeon, R ERA: 4.66	(7, 1)	1.1		4	0	0	0	2	0	0	0	0	1	0	12	21	0.00	0.000

PITCHER	IP	WLS	BF	H	R	ER	SO	BB	IBB	HBP	BLK	WP	HR	S	P	ERA	WHIP

Batter	1	2	3	4	5	6	7	8	9	10	AB	R	H	RBI	BB	SO	LOB
Lenny Dykstra, L (1, 8) OBP: 0.393, SLG: 0.430	4-2 G3-1 S 1B BB		0-0 ① L9		1-2 ② G3 2-3		4-2 1B 1-2 BB		3-1 HR		3	2	1	1	2	0	1
Mariano Duncan, R (1, 6) OBP: 0.282, SLG: 0.410	2-1 ① G3-1 1-3		4-2 FC4-6 BB		0-3 ③ K		2-2 1-2 2-3 1B		1-1 ③ P4		4	0	1	0	1	1	2
John Kruk, L (1, 3) OBP: 0.485, SLG: 0.526	0-0 1B 3-H 1B		1 SAFE 1 SAFE 1 SAFE 1 SAFE 2-1 ② FC4-6 1-2f 2B			3-1 ① F8	2-3 ③ K			1-2 FC4 1B	5	0	2	1	0	1	4
Darren Daulton, L (1, 2) OBP: 0.412, SLG: 0.562	2-1 1-2 1B		1-0 ③ 1-H 2B			1-3 ② K		4-2 BB		1-0 ① FC4 G6-4-3 1-2f	4	0	2	0	1	1	1
Pete Incaviglia, R (1, 7) OBP: 0.323, SLG: 0.583	1-3 ② K			1-1 ① F9		1-2 ③ F8		0-2 ① F9		0-0 ②③ G6-4-3 1-2f	5	0	0	0	0	1	4
Jim Eisenreich, L (1, 9) OBP: 0.400, SLG: 0.524	2-2 ③ F8			0-1 ② P6			1-0 G4-3 WP 1B 1B	1-1 ② F7			4	1	1	0	0	0	3
Kim Batiste, R (1, 5) OBP: 0.314, SLG: 0.507		2-3 ① K		2-3 ③ K			1-3 ① K 1-2	1-3 ③ K			4	0	0	0	0	4	2
Mickey Morandini, L (1, 4) OBP: 0.291, SLG: 0.357		0-1 ② F7			0-1 G3 SH2-4 1B		0-0 ② G4-3 2-3		0-0 ① F9		4	0	1	0	0	0	1
Curt Schilling, R (1, 1) OBP: 0.200, SLG: 0.152		0-0 ③ L3			0-2 ① SH2-4 1-2		3-1 1B BB 3-H 1B		0-0 ② F8		1	0	0	0	0	0	0
Milt Thompson, L (7, PH) OBP: 0.322, SLG: 0.275											1	0	1	1	0	0	0
Larry Andersen, R (7, 1) OBP: 1.000, SLG: 1.000											0	0	0	0	0	0	0
Ricky Jordan, R (9, PH) OBP: 0.367, SLG: 0.477											1	0	0	0	0	0	0
David West, L (9, 1) OBP: 0.667, SLG: 1.000											0	0	0	0	0	0	0
Inning Stats	R: 1 H: 2 E: 0 LOB: 2 K: 1 BB: 1 S: 14 P: 25	R: 0 H: 0 E: 0 LOB: 0 K: 1 BB: 0 S: 6 P: 8	R: 0 H: 1 E: 0 LOB: 2 K: 0 BB: 1 S: 10 P: 17	R: 0 H: 0 E: 0 LOB: 0 K: 1 BB: 0 S: 7 P: 10	R: 0 H: 1 E: 0 LOB: 1 K: 1 BB: 0 S: 12 P: 13	R: 0 H: 0 E: 0 LOB: 0 K: 1 BB: 0 S: 8 P: 13	R: 1 H: 3 E: 0 LOB: 3 K: 2 BB: 1 S: 17 P: 30	R: 0 H: 0 E: 0 LOB: 1 K: 1 BB: 1 S: 12 P: 18	R: 1 H: 1 E: 0 LOB: 0 K: 0 BB: 0 S: 6 P: 10	R: 0 H: 1 E: 0 LOB: 0 K: 0 BB: 0 S: 5 P: 7	1B: 7 SF: 0 2B: 1 SAC: 1 3B: 0 DP: 1 HR: 1 HBP: 0						

PITCHER		IP	WLS	BF	H	R	ER	SO	BB	IBB	HBP	BLK	WP	HR	S	P	ERA	WHIP
Kent Bottenfield, R ERA: 3.66	(1, 1)	6.2		27	6	2	2	6	2	0	0	0	1	0	64	98	2.70	1.200
Jeff Fassero, L ERA: 2.58	(7, 1)	0.1		4	1	0	0	1	2	0	0	0	0	0	12	24	0.00	9.000
Mel Rojas, R ERA: 4.33	(8, 1)	3.0	W	10	2	1	1	1	0	0	0	0	0	1	21	29	3.00	0.667

PITCHER	IP	WLS	BF	H	R	ER	SO	BB	IBB	HBP	BLK	WP	HR	S	P	ERA	WHIP

TOP

Philadelphia Phillies @ Montreal Expos

Olympic Stadium, Montreal, QB

Wed Jun 16 1993, 7:05 PM EDT

Att. 14,231 - Dome

livebaseballscorecards.com

AB	36
R	3
H	9
RBI	3
BB	4
SO	8
LOB	18

WP: 1	PA: 41		
PB: 0			
SB: 1			
CS: 0			

Philadelphia Phillies @ Montreal Expos

Olympic Stadium, Montreal, QB

Wed Jun 16 1993, 7:05 PM EDT

Att. 14,231 - Dome

livebaseballscorecards.com

BOTTOM

Batter	1	2	3	4	5	6	7	8	9	10	AB	R	H	RBI	BB	SO	LOB
Delino DeShields, L (1, 4) OBP: 0.366, SLG: 0.320	F F F X 0-2 1B FC6-4 1B		C B F B B F F B 4-2 BB		C X 0-1 ③ G3			C X 0-1 ② ③ G6-4-3 1-2f		B F B S S 2-3 ① K	4	1	1	0	1	1	4
Mike Lansing, R (1, 6) (8, 5) OBP: 0.354, SLG: 0.408	X 0-0 FC6-4 1-3 1B		F B C B X 2-2 ② F9			C B F F C 1-3 ① K			B B C B B 4-1 F9 BB BB	B B C S B X 3-2 ② SF8 3-H	3	0	1	1	1	1	1
Marquis Grissom, R (1, 8) OBP: 0.379, SLG: 0.504	C X 0-1 ① FC6-4 CS 1-2f 3-H		1 SAFE C 1 SAFE F F B S 1-3 ③ K			X 0-0 ② P3			B C B S X 2-2 ① F9		4	0	0	1	0	1	3
Larry Walker, L (1, 9) OBP: 0.380, SLG: 0.472	S 1 SAFE 1 SAFE F B S 1-3 ② ③ K 1-2			S X 0-1 ① F7		F X 0-1 ③ P5			B B B B 4-0 1-2 BB		3	0	0	0	1	1	1
Frank Bolick, S (1, 3) OBP: 0.343, SLG: 0.393 Greg Colbrunn, R (7, 3) OBP: 0.293, SLG: 0.426		B S F X 1-2 G4-3 SF8 2B		B C F X 1-2 ② G1-3			B X 1-0 ① F7		F B B X 2-1 ② F9 2-3		2 2	1 0	1 0	0 0	0 0	0 0	0 2
Moises Alou, R (1, 7) OBP: 0.337, SLG: 0.429		C C B X 1-2 ① G4-3 2-3		C B S X 1-2 ③ G6-3			B X 1-0 ② F9		B F F X 1-2 ③ F8		4	0	0	0	0	0	3
Sean Berry, R (1, 5) OBP: 0.375, SLG: 0.365	C X 0-1 ② SF8 3-H			B C S B X 2-2 HR			C B S B F S 2-3 ③ K			B B B C C B 4-2 SH SF8 BB	2	1	1	2	0	1	0
Tim Laker, R (1, 2) OBP: 0.206, SLG: 0.233	C B S C 1-3 ③ K			B B B C F F C 3-3 ① K				X 0-0 ① P5		1 SAFE X 0-0 SH 1-3	3	0	0	0	0	2	0
Kent Bottenfield, R (1, 1) OBP: 0.111, SLG: 0.059 Jeff Fassero, L (7, 1) Mel Rojas, R (8, 1) Wil Cordero, R (8, 6) OBP: 0.287, SLG: 0.386 Lou Frazier, S (10, PH) OBP: 0.382, SLG: 0.402			C C B B X 2-2 ① G4-3		X 0-0 ② P4			B X 1-0 G6-4-3 1B		4-0 IBB	2 0 0 1 0	0 0 0 0 1	0 0 0 0 0	0 0 0 0 0	0 0 0 0 0	0 0 0 0 0	0 0 0 0 0
Inning Stats	R: 1 H: 2 E: 0 LOB: 0 K: 1 BB: 0 S: 10 P: 11	R: 1 H: 1 E: 0 LOB: 0 K: 1 BB: 0 S: 11 P: 14	R: 0 H: 0 E: 0 LOB: 1 K: 1 BB: 1 S: 14 P: 23	R: 0 H: 0 E: 0 LOB: 0 K: 0 BB: 0 S: 8 P: 10	R: 1 H: 1 E: 0 LOB: 0 K: 1 BB: 0 S: 10 P: 15	R: 0 H: 0 E: 0 LOB: 0 K: 1 BB: 0 S: 7 P: 8	R: 0 H: 0 E: 0 LOB: 0 K: 1 BB: 0 S: 6 P: 10	R: 0 H: 1 E: 0 LOB: 0 K: 0 BB: 0 S: 4 P: 5	R: 0 H: 0 E: 0 LOB: 2 K: 0 BB: 2 S: 9 P: 22	R: 1 H: 0 E: 1 LOB: 2 K: 1 BB: 2 S: 9 P: 22	1B: 3 SF: 2 2B: 1 SAC: 1 3B: 0 DP: 1 HR: 1 HBP: 0						

AB	30
R	4
H	5
RBI	4
BB	5
SO	7
LOB	14

WP: 0 PA: 38
PB: 0
SB: 0
CS: 1

PITCHER		IP	WLS	BF	H	R	ER	SO	BB	IBB	HBP	BLK	WP	HR	S	P	ERA	WHIP
Curt Schilling, R ERA: 3.11	(1, 1)	6.0		22	4	3	3	5	1	0	0	0	0	1	60	81	4.50	0.833
Larry Andersen, R ERA: 2.41	(7, 1)	2.0		6	1	0	0	1	0	0	0	0	0	0	10	15	0.00	0.500
David West, L ERA: 2.38	(9, 1)	1.2	L	10	0	1	0	1	3	1	0	0	0	0	18	44	0.00	1.800

PITCHER	IP	WLS	BF	H	R	ER	SO	BB	IBB	HBP	BLK	WP	HR	S	P	ERA	WHIP

Batter	1	2	3	4	5	6	7	8	9	AB	R	H	RBI	BB	SO	LOB
Chuck Carr, S (1, 8) OBP: 0.328, SLG: 0.332	F7		G4-3	FC4-6			K		G1-3	5	0	0	0	0	1	3
Bret Barberie, S (1, 4) OBP: 0.402, SLG: 0.380	BB, 1B		G5-3		G6-3		3B, 1B		F8	5	2	2	0	0	0	1
Jeff Conine, R (1, 7) (9, 3) OBP: 0.381, SLG: 0.378	1-2: 3B, BB		BB		P4		1-H: 3B		2-3: 1B	3	1	2	1	2	0	0
Orestes Destrade, S (1, 3) OBP: 0.312, SLG: 0.382	1-H, 2-H: 3B		K		BB, 1B		G5-3		K	5	0	2	2	0	2	4
Benito Santiago, R (1, 2) OBP: 0.296, SLG: 0.354	K			1B, 3B	SAFE; 1-2: FC6-4, BB		G4-3			3	1	1	0	1	1	2
Dave Magadan, L (1, 5) OBP: 0.402, SLG: 0.398	G6-3			BB, 3-H: 1B	FC6-4, 1-2f			G4-3		4	0	1	1	0	0	3
Junior Felix, S (1, 9) OBP: 0.264, SLG: 0.393		K		F8	G6-3			L3		4	0	0	0	0	1	1
Walt Weiss, S (1, 6) OBP: 0.403, SLG: 0.371		G6-3		F9	G6-3			F7		4	0	0	0	0	0	1
Chris Hammond, L (1, 1) OBP: 0.294, SLG: 0.387		P4		FC4-6, 1-2: BB	K				1B, G1-3, 1B	3	0	1	0	1	1	0
Bryan Harvey, R (9, 1)										0	0	0	0	0	0	0
Greg Briley, L (9, 7) OBP: 0.278, SLG: 0.385										0	0	0	0	0	0	0
Inning Stats	R: 2 E: 0 K: 1 S: 13 H: 2 LOB: 1 BB: 1 P: 23	R: 0 E: 0 K: 1 S: 9 H: 0 LOB: 0 BB: 0 P: 15	R: 0 E: 0 K: 1 S: 10 H: 0 LOB: 1 BB: 1 P: 18	R: 1 E: 0 K: 0 S: 10 H: 2 LOB: 2 BB: 1 P: 16	R: 0 E: 0 K: 0 S: 12 H: 1 LOB: 2 BB: 1 P: 20	R: 0 E: 0 K: 1 S: 8 H: 0 LOB: 0 BB: 0 P: 10	R: 1 E: 0 K: 1 S: 10 H: 2 LOB: 1 BB: 0 P: 15	R: 0 E: 0 K: 0 S: 7 H: 0 LOB: 0 BB: 0 P: 13	R: 0 E: 0 K: 1 S: 13 H: 2 LOB: 2 BB: 0 P: 20	1B: 6 2B: 0 3B: 3 HR: 0	SF: 0 SAC: 0 DP: 0 HBP: 0						

TOP

Florida Marlins @ Philadelphia Phillies

Veterans Stadium, Philadelphia, PA

Thu Jun 17 1993, 7:05 PM EDT

Att. 38,855 - Unknown - 85 F

livebaseballscorecards.com

AB	36
R	4
H	9
RBI	4
BB	4
SO	6
LOB	15

PITCHER		IP	WLS	BF	H	R	ER	SO	BB	IBB	HBP	BLK	WP	HR	S	P	ERA	WHIP
Danny Jackson, L ERA: 3.35	(1, 1)	7.0	L	32	7	4	4	5	4	0	0	0	0	0	72	117	5.14	1.571
Jose DeLeon, R ERA: 4.43	(8, 1)	1.0		3	0	0	0	0	0	0	0	0	0	0	7	13	0.00	0.000
Mark Davis, L ERA: 4.37	(9, 1)	1.0		5	2	0	0	1	0	0	0	0	0	0	13	20	0.00	2.000

PITCHER	IP	WLS	BF	H	R	ER	SO	BB	IBB	HBP	BLK	WP	HR	S	P	ERA	WHIP

BOTTOM

Florida Marlins @ Philadelphia Phillies

Veterans Stadium, Philadelphia, PA

Thu Jun 17 1993, 7:05 PM EDT

Att. 38,855 - Unknown - 85 F

livebaseballscorecards.com

Batter	1	2	3	4	5	6	7	8	9	AB	R	H	RBI	BB	SO	LOB
Lenny Dykstra, L (1, 8) OBP: 0.394, SLG: 0.426	BBBCB 4-1 BLK 1B BB		BBBCCB 4-2 BB			CBX 1-1 ① G4-3		CCBBX 2-2 ③ P6		2	1	0	0	2	0	0
Milt Thompson, L (1, 7) OBP: 0.320, SLG: 0.274	1 SAFE C X 0-1 ① F8		1 SAFE BCS 1 SAFE BB 1 SAFE X 3-1 ② F8			BCCCS 1-3 ② K			X 0-0 1B	4	0	1	0	0	1	2
Ricky Jordan, R (1, 3) OBP: 0.340, SLG: 0.438	1 SAFE 1 SAFE 1 SAFE B X 1-0 ② G5-3 1-2		1 SAFE BCS 1 SAFE F 1 SAFE 1 SAFE C 1-3 ③ K			CFBX 1-2 ③ G4-3			F B X 1-1 ① F8	4	0	0	0	0	1	3
Darren Daulton, L (1, 2) OBP: 0.410, SLG: 0.556	C B X 1-1 FC6-4 2-H 1B			CCBBFX 2-2 ① G4-3			X 0-0 ① P5		C X 0-1 ② F8	4	0	1	1	0	0	1
Pete Incaviglia, R (1, 9) OBP: 0.327, SLG: 0.581	X 0-0 ③ FC6-4 1-2f			X 0-0 G4-3 1B			BBX 2-0 FC5-4 1B		X 0-0 ③ P3	4	0	2	0	0	0	2
Mariano Duncan, R (1, 4) OBP: 0.279, SLG: 0.404 (9, 6)		B F B F X 2-2 ① F9		X 0-0 ②③ G4-3 1-2f			C B X 1-1 ② FC5-4 BLK 1-2f			3	0	0	0	0	0	2
Kim Batiste, R (1, 5) OBP: 0.301, SLG: 0.486		B X 1-0 ② G6-3			SBSBC 2-3 ① K		C F S 0-3 ③ K 1-2			3	0	0	0	0	2	1
Joe Millette, R (1, 6) OBP: 0.250, SLG: 0.250 Ruben Amaro Jr, S (8, PH) Mickey Morandini, L (9, 4) OBP: 0.291, SLG: 0.357		C S X 0-2 ③ G6-3			S X 0-1 ② F7			B B C X 2-1 ① P3		2 1 0	0 0 0	0 0 0	0 0 0	0 0 0	0 0 0	0 0 0
Danny Jackson, R (1, 1) OBP: 0.176, SLG: 0.129 Jose DeLeon, R (8, 1) Todd Pratt, R (8, PH) OBP: 0.238, SLG: 0.450 Mark Davis, L (9, 1)			C S C 0-3 ① K		X 0-0 ③ L3			B B B C C C X 3-2 ② F9		2 0 1 0	0 0 0 0	0 0 0 0	0 0 0 0	1 0 0 0	0 0 0 0	0 0 0 0
Inning Stats	R: 1 H: 1 E: 0 LOB: 1 K: 0 BB: 1 S: 7 P: 13	R: 0 H: 0 E: 0 LOB: 0 K: 0 BB: 0 S: 7 P: 10	R: 0 H: 0 E: 0 LOB: 1 K: 2 BB: 1 S: 11 P: 19	R: 0 H: 1 E: 0 LOB: 0 K: 0 BB: 0 S: 6 P: 8	R: 0 H: 0 E: 0 LOB: 0 K: 1 BB: 0 S: 6 P: 8	R: 0 H: 0 E: 0 LOB: 0 K: 1 BB: 0 S: 8 P: 11	R: 0 H: 1 E: 0 LOB: 1 K: 1 BB: 0 S: 7 P: 10	R: 0 H: 0 E: 0 LOB: 0 K: 0 BB: 0 S: 8 P: 15	R: 0 H: 1 E: 0 LOB: 1 K: 0 BB: 0 S: 6 P: 7	1B: 4 SF: 0 2B: 0 SAC: 0 3B: 0 DP: 1 HR: 0 HBP: 0						

AB	30
R	1
H	4
RBI	1
BB	2
SO	5
LOB	11

WP: 0 PA: 32
PB: 0
SB: 0
CS: 0

PITCHER		IP	WLS	BF	H	R	ER	SO	BB	IBB	HBP	BLK	WP	HR	S	P	ERA	WHIP
Chris Hammond, L ERA: 4.01	(1, 1)	8.0	W	29	4	1	1	5	2	0	0	2	0	0	61	95	1.12	0.750
Bryan Harvey, R ERA: 1.21	(9, 1)	1.0	S	3	0	0	0	0	0	0	0	0	0	0	5	6	0.00	0.000

PITCHER	IP	WLS	BF	H	R	ER	SO	BB	IBB	HBP	BLK	WP	HR	S	P	ERA	WHIP

Batter	1	2	3	4	5	6	7	8	9	AB	R	H	RBI	BB	SO	LOB
Chuck Carr, S (1, 8) OBP: 0.330, SLG: 0.342	X 0-0 S 1B		C B X 1-1 ③ G4-3		B X 1-0 1-H SF8 3B		B C X 1-1 G4-3 ①		B B C F T 2-2 ② K	5	1	2	1	0	1	0
Alex Arias, R (1, 5) OBP: 0.361, SLG: 0.346	C X 0-1 ① F7			C B B X 2-1 G4-3 1B 1B	B X 1-0 ② SF8 3-H		C B B F X 2-2 ② G1-6-3		C B X 1-1 1B	4	1	2	1	0	0	1
Bret Barberie, S (1, 4) OBP: 0.394, SLG: 0.372	1 SAFE P 2 SAFE B B C C S 3-3 ② K 1-2			X 0-0 ① G4-3 1-2	C B B X 2-1 1B		B B C B X 3-1 E5		C F B F B F B X 3-2 ③ F9	5	0	1	0	0	1	3
Orestes Destrade, S (1, 3) OBP: 0.308, SLG: 0.376	F F B B C 2-3 ③ K			B C B C B C 3-3 ② K	X 0-0 ③ F7		X 0-0 ③ P6			4	0	0	0	0	2	4
Jeff Conine, R (1, 7) OBP: 0.379, SLG: 0.373		C F C 0-3 ① K		H 1-0 1B HBP		F X 0-1 E6 FC5-4 1B		X 0-0 ① L8		3	0	0	0	0	1	0
Junior Felix, S (1, 9) OBP: 0.268, SLG: 0.395		C B B C B X 3-2 ② P6		B B C B F X 3-2 1-3 2-H 1B		B F C C 1-3 ① K		C S F B X 1-2 1B		4	0	2	1	0	1	1
Benito Santiago, R (1, 2) OBP: 0.293, SLG: 0.351 Mitch Lyden, R (5, 2) OBP: 0.333, SLG: 0.833		B B C B S X 3-2 ③ L7		X 0-0 ③ F9		B B X 2-0 FC5-4 1-2 1B		F F X 0-2 ② F9		2	0	0	0	0	0	2
										2	0	1	0	0	0	1
Walt Weiss, S (1, 6) OBP: 0.396, SLG: 0.364			X 0-0 ① G6-3		B X 1-0 ① G3-1	C B X 1-1 ② FC5-4 FC4 1-2f 2-3		B B X 2-0 ③ F7		4	0	0	0	0	0	3
Ryan Bowen, R (1, 1) OBP: 0.143, SLG: 0.214			S B X 1-1 ② P6		X 0-0 3B 1B	B X 1-0 ③ FC4 1-2f			B S C B F C 2-3 ① K	2	1	1	0	0	0	0
Richie Lewis, R (5, 1)										0	0	0	0	0	0	0
Geronimo Berroa, R (6, PH) OBP: 0.188, SLG: 0.167										1	0	0	0	0	0	2
Cris Carpenter, R (6, 1)										0	0	0	0	0	0	0
Greg Briley, L (9, PH) OBP: 0.276, SLG: 0.380										1	0	0	0	0	1	0
Inning Stats	R: 0 E: 0 K: 2 S: 10 H: 1 LOB: 1 BB: 0 P: 14	R: 0 E: 0 K: 1 S: 9 H: 0 LOB: 0 BB: 0 P: 15	R: 0 E: 0 K: 0 S: 5 H: 0 LOB: 0 BB: 0 P: 7	R: 1 E: 0 K: 1 S: 10 H: 2 LOB: 2 BB: 0 P: 19	R: 2 E: 0 K: 0 S: 7 H: 3 LOB: 1 BB: 0 P: 12	R: 0 E: 1 K: 1 S: 9 H: 1 LOB: 2 BB: 0 P: 14	R: 0 E: 1 K: 0 S: 8 H: 0 LOB: 1 BB: 0 P: 14	R: 0 E: 0 K: 0 S: 9 H: 1 LOB: 1 BB: 0 P: 12	R: 0 E: 0 K: 2 S: 14 H: 1 LOB: 1 BB: 0 P: 22	1B: 8 2B: 0 3B: 1 HR: 0 SF: 1 SAC: 0 DP: 0 HBP: 1						

PITCHER		IP	WLS	BF	H	R	ER	SO	BB	IBB	HBP	BLK	WP	HR	S	P	ERA	WHIP
Ben Rivera, R ERA: 4.16	(1, 1)	5.0	W	22	6	3	3	4	0	0	1	0	0	0	41	67	5.40	1.200
Mark Davis, L ERA: 4.01	(6, 1)	2.0		9	1	0	0	1	0	0	0	0	0	0	17	28	0.00	0.500
Larry Andersen, R ERA: 2.18	(8, 1)	2.0		8	2	0	0	2	0	0	0	0	0	0	23	34	0.00	1.000

PITCHER	IP	WLS	BF	H	R	ER	SO	BB	IBB	HBP	BLK	WP	HR	S	P	ERA	WHIP

TOP

Florida Marlins @ Philadelphia Phillies

Veterans Stadium, Philadelphia, PA

Fri Jun 18 1993, 7:05 PM EDT

Att. 37,925 - Unknown

livebaseballscorecards.com

AB	37
R	3
H	9
RBI	3
BB	0
SO	7
LOB	17

WP: 0 PA: 39
PB: 0
SB: 1
CS: 0

Florida Marlins @ Philadelphia Phillies

Veterans Stadium, Philadelphia, PA

Fri Jun 18 1993, 7:05 PM EDT

Att. 37,925 - Unknown

livebaseballscorecards.com

BOTTOM

Batter	1	2	3	4	5	6	7	8	9	AB	R	H	RBI	BB	SO	LOB
Lenny Dykstra, L (1, 8) OBP: 0.396, SLG: 0.429	G4-3 2B 2B	F8			1B BB	F8				3	1	1	0	1	0	1
Mariano Duncan, R (1, 6) OBP: 0.278, SLG: 0.401	G4-3 2-3	G3			1 SAFE 1 SAFE 1 SAFE WP 1-2 1B	K				4	1	1	0	0	1	1
John Kruk, L (1, 3) OBP: 0.489, SLG: 0.523	2B BB	FC4-6 BB			1B 1-2 1B BB		F7			1	2	0	0	3	0	0
Darren Daulton, L (1, 2) OBP: 0.411, SLG: 0.560	1-H 3-H 2B	K	1 SAFE 1 SAFE		1B WP 1-2 2-H 1B		G3-1			4	1	2	3	0	1	1
Jim Eisenreich, L (1, 9) OBP: 0.395, SLG: 0.514	F7	FC4-6 1-2f			WP 1B 1-3 2-H 1B		F7			4	1	1	1	0	0	2
Milt Thompson, L (1, 7) OBP: 0.325, SLG: 0.275	K		G6-4-3 1B	WP 1B IBB			F7			3	1	1	0	1	1	1
Kim Batiste, R (1, 5) OBP: 0.312, SLG: 0.500	G6-3 2B		1 SAFE 1 SAFE G6-4-3 1-2f		WP 1-H 2-H 3-H 1B			F8		4	0	2	2	0	0	1
Mickey Morandini, L (1, 4) OBP: 0.286, SLG: 0.350	G6-3 2-3		G4-3		P6			K		4	0	0	0	0	1	2
Ben Rivera, R (1, 1) OBP: 0.100, SLG: 0.100 Mark Davis, L (6, 1) Larry Andersen, R (8, 1) OBP: 1.000, SLG: 1.000	G6-3				K	G3				2 1 0	0 0 0	0 0 0	0 0 0	0 0 0	1 0 0	1 0 0
Inning Stats	R: 2 H: 2 E: 0 LOB: 1 K: 1 BB: 1 S: 11 P: 21	R: 0 H: 1 E: 0 LOB: 1 K: 0 BB: 0 S: 13 P: 20	R: 0 H: 0 E: 0 LOB: 1 K: 1 BB: 1 S: 7 P: 16	R: 0 H: 1 E: 0 LOB: 0 K: 0 BB: 0 S: 4 P: 8	R: 5 H: 4 E: 0 LOB: 1 K: 1 BB: 3 S: 14 P: 37	R: 0 H: 0 E: 0 LOB: 0 K: 1 BB: 0 S: 11 P: 15	R: 0 H: 0 E: 0 LOB: 0 K: 0 BB: 0 S: 6 P: 11	R: 0 H: 0 E: 0 LOB: 0 K: 1 BB: 0 S: 7 P: 12		1B: 5 SF: 0 2B: 3 SAC: 0 3B: 0 DP: 1 HR: 0 HBP: 0						

AB	30
R	7
H	8
RBI	6
BB	5
SO	5
LOB	10

WP: 2 PA: 35
PB: 0
SB: 0
CS: 0

PITCHER		IP	WLS	BF	H	R	ER	SO	BB	IBB	HBP	BLK	WP	HR	S	P	ERA	WHIP
Ryan Bowen, R ERA: 3.99	(1, 1)	4.2	L	25	8	7	7	3	4	1	0	0	2	0	47	98	13.50	2.571
Richie Lewis, R ERA: 2.48	(5, 1)	0.1		1	0	0	0	0	0	0	0	0	0	0	2	4	0.00	0.000
Cris Carpenter, R ERA: 4.13	(6, 1)	3.0		9	0	0	0	2	0	0	0	0	0	0	24	38	0.00	0.000

PITCHER	IP	WLS	BF	H	R	ER	SO	BB	IBB	HBP	BLK	WP	HR	S	P	ERA	WHIP

Batter	1	2	3	4	5	6	7	8	9	AB	R	H	RBI	BB	SO	LOB
Chuck Carr, S (1, 8) OBP: 0.325, SLG: 0.336	F S C 0-3 ① K	B S B X 2-1 ③ F9		B X 1-0 ③ G5-3			S S B B X 2-2 ③ G3-1			4	0	0	0	0	1	4
Rick Renteria, R (1, 4) OBP: 0.354, SLG: 0.386	C X 0-1 ② G6-3		C B F X 1-2 ① G5-3		B X 1-0 G6-3 1B			B F F X 1-2 ① F7		4	0	1	0	0	0	0
Jeff Conine, R (1, 7) OBP: 0.381, SLG: 0.370	B B F S B F B 4-2 BB		B B F T X 2-2 ② G4-3		B X 1-0 ①② G6-3 1-2f			B B B C B 4-1 1B BB		2	0	0	0	2	0	1
Orestes Destrade, S (1, 3) OBP: 0.310, SLG: 0.390	1 SAFE B S X 1-1 ③ G5-3		X 0-0 HR		X 0-0 ③ F8			B B X 2-0 G6-4-3 1-2 1B		4	1	2	1	0	0	1
Benito Santiago, R (1, 2) OBP: 0.292, SLG: 0.349		C B X 1-1 1B 1B 1B	X 0-0 ③ G5-3			B F S S 1-3 ① K		X 0-0 ②③ G6-4-3 1-2f		4	1	1	0	0	1	2
Junior Felix, S (1, 9) OBP: 0.269, SLG: 0.394		B 1 SAFE X 1-0 ① L7		S X 0-1 1B 1B G5-2-3 1B		B B S C F X 2-2 ② F9			B B C F B C 3-3 ① K	3	0	1	0	0	0	1
Joe Klink, L (6, 1)										0	0	0	0	0	0	0
Matt Turner, R (7, 1)										0	0	0	0	0	0	0
Bret Barberie, S (9, PH) OBP: 0.391, SLG: 0.368										1	0	0	0	0	1	0
Alex Arias, R (1, 5) OBP: 0.364, SLG: 0.351		B B X 2-0 SH3-4 1B 1-3 1B		1 SAFE B C 1 SAFE C F X 1-2 G5-2-3 1B 1-2 1B		C B X 1-1 ③ P3			C B B X 2-1 ② F8	4	0	2	0	0	0	0
Walt Weiss, S (1, 6) OBP: 0.398, SLG: 0.367		C X 0-1 SH3-4 1-2 1B 3-H		X 0-0 G5-2-3 1-2 1B 2-3			C L B B F S 2-3 ① K		B B C X 2-1 ③ G5-3	4	0	2	1	0	1	0
Jack Armstrong, R (1, 1) OBP: 0.147, SLG: 0.147		X 0-0 ② SH3-4 1-2 2-3		X 0-0 ①② G5-2-3 1-2 2-3 3-Hf			B X 1-0 ② G3-1			0	0	0	0	0	0	0
Richie Lewis, R (2, 1)										0	0	0	0	0	0	0
Geronimo Berroa, R (4, PH) OBP: 0.182, SLG: 0.161										1	0	0	0	0	0	3
Jim Corsi, R (4, 1)										0	0	0	0	0	0	0
Greg Briley, L (6, 9) OBP: 0.273, SLG: 0.376										1	0	0	0	0	0	0
Inning Stats	R: 0 E: 0 K: 1 S: 10 H: 0 LOB: 1 BB: 1 P: 15	R: 1 E: 0 K: 0 S: 9 H: 3 LOB: 2 BB: 0 P: 15	R: 1 E: 0 K: 0 S: 8 H: 1 LOB: 0 BB: 0 P: 11	R: 0 E: 0 K: 0 S: 9 H: 3 LOB: 2 BB: 0 P: 11	R: 0 E: 0 K: 0 S: 3 H: 1 LOB: 0 BB: 0 P: 5	R: 0 E: 0 K: 1 S: 9 H: 0 LOB: 0 BB: 0 P: 13	R: 0 E: 0 K: 1 S: 8 H: 0 LOB: 0 BB: 0 P: 13	R: 0 E: 0 K: 0 S: 6 H: 1 LOB: 1 BB: 1 P: 13	R: 0 E: 0 K: 1 S: 7 H: 0 LOB: 0 BB: 0 P: 14	1B: 8 2B: 0 3B: 0 HR: 1 SF: 0 SAC: 1 DP: 3 HBP: 0						

PITCHER		IP	WLS	BF	H	R	ER	SO	BB	IBB	HBP	BLK	WP	HR	S	P	ERA	WHIP
Terry Mulholland, L ERA: 2.64	(1, 1)	5.0	W	22	8	2	2	1	1	0	0	0	0	1	39	57	3.60	1.800
Jose DeLeon, R ERA: 3.97	(6, 1)	2.1		9	1	0	0	2	1	0	0	0	0	0	22	38	0.00	0.857
Larry Andersen, R ERA: 2.11	(8, 1)	0.2		1	0	0	0	0	0	0	0	0	0	0	1	1	0.00	0.000
Mitch Williams, L ERA: 3.04	(9, 1)	1.0	S	3	0	0	0	1	0	0	0	0	0	0	7	14	0.00	0.000

PITCHER	IP	WLS	BF	H	R	ER	SO	BB	IBB	HBP	BLK	WP	HR	S	P	ERA	WHIP

TOP

Florida Marlins @ Philadelphia Phillies

Veterans Stadium, Philadelphia, PA

Sat Jun 19 1993, 7:05 PM EDT
Att. 50,391 - Unknown - 85 F

livebaseballscorecards.com

AB	32
R	2
H	9
RBI	2
BB	2
SO	4
LOB	12

Florida Marlins @ Philadelphia Phillies

Veterans Stadium, Philadelphia, PA

Sat Jun 19 1993, 7:05 PM EDT

Att. 50,391 - Unknown - 85 F

BOTTOM

livebaseballscorecards.com

Batter	1	2	3	4	5	6	7	8	9	AB	R	H	RBI	BB	SO	LOB
Lenny Dykstra, L (1, 8) OBP: 0.399, SLG: 0.443	C B B X 2-1 HR	B B C F X 2-2 1B 1-2 2-3 1B		C F F F B F X 1-2 FC5-4 1B		C B X 1-1 ① F7		F C B F C 1-3 ① K		5	2	3	1	0	1	0
Mariano Duncan, R (1, 6) OBP: 0.281, SLG: 0.401	C F B B X 2-2 ① G6-3	B B S B S X 3-2 1B 1-3 2-H 3-H 1B		1 SAFE B X 1-0 ② FC5-4 PB 1-2f		F F F X 0-2 BB 1B 1B		S S X 0-2 ② F9		5	0	2	2	0	0	1
John Kruk, L (1, 3) OBP: 0.491, SLG: 0.523	C S B S 1-3 ② K	B B B X 3-0 1-2 3-H 1B		B B F B B 4-1 1-2 BB		X 0-0 BB 1-2 1B		C B S S 1-3 ③ K		4	0	2	1	1	2	0
Darren Daulton, L (1, 2) OBP: 0.405, SLG: 0.550	C C B B X 2-2 ③ G4-3	F C B X 1-2 ③ F8		B B 2 SAFE X 2-0 ③ F8		B C F T 1-2 ② K				4	0	0	0	0	1	6
Jim Eisenreich, L (1, 9) OBP: 0.398, SLG: 0.509		C X 0-1 F9 BB SF7 1B B X 1-0 ① L3			C F S 0-3 ① K B B 2 SAFE B B 4-0 FC4-6 1-2 2-3 BB					3	1	1	0	1	1	0
Milt Thompson, L (1, 7) OBP: 0.323, SLG: 0.270		1 SAFE F B 1 SAFE B B 1 SAFE C B F 4-2 1 SAFE B 1B 1B 1B 1-2 BB B B X 2-0 ② P5			C X 0-1 ② P2 B C X 1-1 ③ FC4-6 1-2f					3	1	0	0	1	0	3
Kim Batiste, R (1, 5) OBP: 0.321, SLG: 0.500 Joe Millette, R (8, 5) OBP: 0.250, SLG: 0.250		S B F F B B X 3-2 ① F9 2-3 B S X 1-1 1B			S X 0-1 1B 1B	X 0-0 ① G5-3				4 0 2 0 0 0 2 0 0 0 0 0 0 0						
Mickey Morandini, L (1, 4) OBP: 0.286, SLG: 0.350		B B B C 1 SAFE X 3-1 ② SF7 3-H 1 SAFE B F B C S 2-3 ③ K			X 0-0 FC6-4 1-2 1B	B C X 1-1 ② G3				3	0	1	1	0	1	1
Terry Mulholland, R (1, 1) OBP: 0.105, SLG: 0.081 Ruben Amaro Jr, S (5, PH) Jose DeLeon, R (6, 1) Larry Andersen, R (8, 1) OBP: 1.000, SLG: 1.000 Mitch Williams, L (9, 1)		X 0-0 1B 1-2 1B 1B		S C B C 1-3 ① K	F X 0-1 ③ FC6-4 1-2f			C F T 0-2 ③ K		2 1 1 0 0 1 0 1 0 0 0 0 0 2 1 0 0 0 0 1 0 0 0 0 0 0 0 0 0 0 0 0 0 0 0						

Inning Stats									
	R: 1	H: 1	R: 4	H: 5	R: 0	H: 1	R: 0	H: 1	R: 0	H: 2	R: 0	H: 2	R: 0	H: 0	R: 0	H: 0
	E: 0	LOB: 0	E: 0	LOB: 2	E: 0	LOB: 1	E: 0	LOB: 2	E: 0	LOB: 3	E: 0	LOB: 2	E: 0	LOB: 0	E: 0	LOB: 0
	K: 1	BB: 0	K: 0	BB: 1	K: 1	BB: 0	K: 1	BB: 1	K: 1	BB: 0	K: 1	BB: 1	K: 1	BB: 0	K: 2	BB: 0
	S: 11	P: 18	S: 22	P: 41	S: 7	P: 13	S: 12	P: 21	S: 11	P: 11	S: 12	P: 19	S: 6	P: 7	S: 10	P: 12

| | | | | | | | | |

Batter	1	2	3	4	5	6	7	8	9	AB	R	H	RBI	BB	SO	LOB
Chuck Carr, S (1, 8) OBP: 0.322, SLG: 0.331	S S B X 1-2 F7 ①	B B B B 4-0 HBP 1-2 BB		S B B F X 2-2 F8 ③			B X 1-0 F8 ①		B C F B B F S 3-3 K ②	4	0	0	0	1	1	1
Bret Barberie, S (1, 4) OBP: 0.406, SLG: 0.390	S X 0-1 1B SF8 1B	S B H 2-1 1-2 2-3 3-H HBP			C C C 0-3 K ①		B X 1-0 G3 2B		B X 1-0 1B	4	1	3	1	0	1	0
Dave Magadan, L (1, 5) OBP: 0.398, SLG: 0.394	B C F B F X 2-2 1-3 1B	B X 1-0 G4-3 ③			C F X 0-2 G6-3 ②		B C X 1-1 G3 ② 2-3		C S B 1 F C SAFE 1-3 K ③	5	0	1	0	0	1	5
Orestes Destrade, S (1, 3) OBP: 0.310, SLG: 0.401	B 1 SAFE X 1-0 SF8 ② 3-H		F S C 0-3 K ①		B F F F B X 2-2 HR		X 0-0 F7 ③			3	1	1	2	0	1	1
Jeff Conine, R (1, 7) (7, 3) OBP: 0.379, SLG: 0.365	S C B B F X 2-2 F8 ③		S C F B B F F S 2-3 K ②		C B F F H 2-2 HBP			B S C F B F C 2-3 K ①		3	0	0	0	0	2	1
Junior Felix, S (1, 9) OBP: 0.264, SLG: 0.386		C X 0-1 E3 1B HBP	S F X 0-2 G3 ③		S B B B S S 2-3 K ③			B B C B C S 3-3 K ②		4	1	0	0	0	2	1
Benito Santiago, R (1, 2) OBP: 0.300, SLG: 0.353		C X 0-1 HBP BB 2-3 1B		B F F F B B B 4-2 G1-5-4 1B BB		F F B B B X 2-2 P3 ①		X 0-0 FC6-4 1B		3	0	2	0	1	0	0
Walt Weiss, S (1, 6) OBP: 0.395, SLG: 0.364		C 1 F B F B S SAFE 2-3 K ①		F X 0-1 G1-5-4 1-2 1B		F B B F F S 2-3 K ②		X 0-0 FC6-4 ③ 1-2f		4	0	1	0	0	2	3
Charlie Hough, R (1, 1) OBP: 0.067, SLG: 0.034		B 1 SAFE F C S 1-3 K ②		C X 0-1 G1-5-4 ① ② 1-2 2-3f		B S S B B X 3-2 P3 ③			C B X 1-1 P4 ①	3	0	0	0	0	1	4
Joe Klink, L (7, 1)										0	0	0	0	0	0	0
Trevor Hoffman, R (7, 1)										0	0	0	0	0	0	0
Greg Briley, L (7, 7) OBP: 0.273, SLG: 0.376										0	0	0	0	0	0	0
Alex Arias, R (9, PH) OBP: 0.362, SLG: 0.348										1	0	0	0	0	0	0
Inning Stats	R: 1 E: 0 K: 0 S: 14 H: 2 LOB: 1 BB: 0 P: 20	R: 1 E: 1 K: 2 S: 13 H: 1 LOB: 3 BB: 1 P: 23	R: 0 E: 0 K: 2 S: 12 H: 0 LOB: 0 BB: 0 P: 14	R: 0 E: 0 K: 0 S: 9 H: 1 LOB: 1 BB: 1 P: 15	R: 1 E: 0 K: 2 S: 15 H: 1 LOB: 1 BB: 0 P: 21	R: 0 E: 0 K: 1 S: 10 H: 0 LOB: 0 BB: 0 P: 17	R: 0 E: 0 K: 0 S: 5 H: 1 LOB: 1 BB: 0 P: 8	R: 0 E: 0 K: 2 S: 10 H: 1 LOB: 1 BB: 0 P: 15	R: 0 E: 0 K: 2 S: 11 H: 1 LOB: 1 BB: 0 P: 17	1B: 6 2B: 1 3B: 0 HR: 1 SF: 1 SAC: 0 DP: 1 HBP: 2						

PITCHER		IP	WLS	BF	H	R	ER	SO	BB	IBB	HBP	BLK	WP	HR	S	P	ERA	WHIP
Tommy Greene, R ERA: 2.56	(1, 1)	7.0	W	31	6	3	2	7	2	0	2	0	0	1	78	118	2.57	1.143
David West, L ERA: 2.31	(8, 1)	1.0		4	1	0	0	2	0	0	0	0	0	0	10	15	0.00	1.000
Mitch Williams, L ERA: 2.92	(9, 1)	1.0	S	4	1	0	0	2	0	0	0	0	0	0	11	17	0.00	1.000

PITCHER	IP	WLS	BF	H	R	ER	SO	BB	IBB	HBP	BLK	WP	HR	S	P	ERA	WHIP

TOP

Florida Marlins @ Philadelphia Phillies

Veterans Stadium, Philadelphia, PA

Sun Jun 20 1993, 3:33 AM EDT

Att. 58,508 - Sunny - 90 F

livebaseballscorecards.com

AB	34
R	3
H	8
RBI	3
BB	2
SO	11
LOB	16

WP: 0 PA: 39
PB: 0
SB: 0
CS: 0

Batter	1	2	3	4	5	6	7	8	9	AB	R	H	RBI	BB	SO	LOB
Lenny Dykstra, L (1, 8) OBP: 0.406, SLG: 0.445	BCBBCB 4-2 L4-3 BB		BBCBB 4-1 HBP BB 1-2		CBCFBBB 4-2 G4-3 S BB		B 1 SAFE SCFX 1-2 FC5 HR 1B 1-2			1	1	1	0	3	0	0
Mariano Duncan, R (1, 6) OBP: 0.280, SLG: 0.395	1 SAFE 1 SAFE BBC 1 SAFE F 1 SAFE X 2-2 L4-3 ①② 1-2		LFH 1-2 HBP 1-2 2-3		1 SAFE CX 0-1 G4-3 ② 1-3		SBBBX 3-1 FC5 ② 1-2 2-3f HR			3	1	0	0	0	0	4
Joe Millette, R (8, 6) OBP: 0.250, SLG: 0.250										0	0	0	0	0	0	0
John Kruk, L (1, 3) OBP: 0.491, SLG: 0.534	BBCBB 4-1 FC6-4 BB		BX 1-0 F7 ① 1-2		BBBX 3-0 P5 ③		X 0-0 HR 1-H 2-H			3	1	1	3	1	0	4
Pete Incaviglia, R (1, 7) OBP: 0.320, SLG: 0.567	CBSX 1-2 FC6-4 ③ 1-2f		BCFX 1-2 P9 ② 3-H			BCCX 1-2 P6 ①	CSC 0-3 K ③			4	0	0	0	0	1	3
David West, L (8, 1) OBP: 0.667, SLG: 1.000										0	0	0	0	0	0	0
Mitch Williams, L (9, 1)										0	0	0	0	0	0	0
Jim Eisenreich, L (1, 9) OBP: 0.394, SLG: 0.509		BX 1-0 G4-3 ① 1-2	CBBX 2-1 F7 ③ 1-2			X 0-0 G6-3 2B		BX 1-0 G3 ①		4	0	1	0	0	0	2
Todd Pratt, R (1, 2) OBP: 0.240, SLG: 0.417		BBBBCSTX 3-2 1B 1B	CX 0-1 F8 ① 1-2			BFFX 1-2 G6-3 ② 2-3		SBBFX 2-2 G1-3 ② 1-2		4	0	1	0	0	0	1
Kim Batiste, R (1, 5) OBP: 0.318, SLG: 0.488		CBSX 1-2 G1-6-3 1B 1-2	CCX 0-2 F9 ② 1-2			X 0-0 G5-3 ③ 1-2		FSX 0-2 F8 ③ 1-2		4	0	1	0	0	0	1
Mickey Morandini, L (1, 4) OBP: 0.282, SLG: 0.345		BSX 1-1 G1-6-3 ②③ 1-2f	X 0-0 L8 ③ 1-2				BBBBCCX 3-2 G5-3 ① 1-2			3	0	0	0	0	0	2
Tommy Greene, R (1, 1) OBP: 0.194, SLG: 0.265			BBCBCX 3-2 HBP BB E 1B 1-2		BCX 1-1 F7 ① 1-2		BBSFX 2-2 E4 FC5 1B 1-2			2	1	1	0	0	0	0
Milt Thompson, L (7, PH) OBP: 0.321, SLG: 0.268										1	0	0	0	0	0	0
(8, 7)																
Inning Stats	R: 0 E: 0 K: 0 S: 9 H: 0 LOB: 1 BB: 2 P: 20	R: 0 E: 0 K: 0 S: 10 H: 2 LOB: 1 BB: 0 P: 16	R: 1 E: 1 K: 0 S: 12 H: 1 LOB: 2 BB: 1 P: 24	R: 0 E: 0 K: 0 S: 6 H: 0 LOB: 0 BB: 0 P: 6	R: 0 E: 0 K: 0 S: 8 H: 0 LOB: 1 BB: 0 P: 16	R: 0 E: 0 K: 0 S: 8 H: 1 LOB: 1 BB: 0 P: 10	R: 3 E: 1 K: 1 S: 16 H: 2 LOB: 0 BB: 0 P: 25	R: 0 E: 0 K: 0 S: 7 H: 0 LOB: 0 BB: 0 P: 10		1B: 4 2B: 2 3B: 0 HR: 1	SF: 0 SAC: 0 DP: 2 HBP: 1					

PITCHER		IP	WLS	BF	H	R	ER	SO	BB	IBB	HBP	BLK	WP	HR	S	P	ERA	WHIP
Charlie Hough, R ERA: 4.16	(1, 1)	6.1		27	4	2	1	0	4	0	1	0	0	0	59	103	1.42	1.263
Joe Klink, L ERA: 3.18	(7, 1)	0.0		1	1	0	0	0	0	0	0	0	0	0	4	5	∞	∞
Trevor Hoffman, R ERA: 3.06	(7, 1)	1.2	L	6	1	2	1	1	0	0	0	0	0	1	13	19	5.40	0.600

PITCHER	IP	WLS	BF	H	R	ER	SO	BB	IBB	HBP	BLK	WP	HR	S	P	ERA	WHIP

BOTTOM

Florida Marlins @ Philadelphia Phillies

Veterans Stadium, Philadelphia, PA

Sun Jun 20 1993, 3:33 AM EDT

Att. 58,508 - Sunny - 90 F

livebaseballscorecards.com

AB	29
R	4
H	6
RBI	3
BB	4
SO	1
LOB	17

1B: 4 2B: 2 3B: 0 HR: 1 SF: 0 SAC: 0 DP: 2 HBP: 1

WP: 0 PB: 0 SB: 1 CS: 0 PA: 34

Atlanta Braves @ Philadelphia Phillies

Veterans Stadium, Philadelphia, PA

Mon Jun 21 1993, 7:05 PM EDT

Att. 34,817 - Unknown - 72 F

TOP

livebaseballscorecards.com

Batter	1	2	3	4	5	6	7	8	9	AB	R	H	RBI	BB	SO	LOB
Deion Sanders, L (1, 8) OBP: 0.256, SLG: 0.352	G6-3	3B		F7		L3		K		5	0	1	2	0	1	2
Brian Hunter, R (1, 9) OBP: 0.159, SLG: 0.225	P6	G4-3		K			F9	F7		5	0	0	0	0	1	3
Jeff Blauser, R (1, 6) OBP: 0.424, SLG: 0.437	F7		F9		P3		K	K		4	0	0	0	0	1	0
Rafael Belliard, R (7, 6) OBP: 0.281, SLG: 0.241										1	0	0	0	0	1	2
Terry Pendleton, S (1, 5) OBP: 0.290, SLG: 0.352		2B	1B		G3-1		HBP		K	3	2	2	0	0	0	0
Bill Pecota, R (9, PH) OBP: 0.286, SLG: 0.321										1	0	0	0	0	1	0
(9, 5)																
Ron Gant, R (1, 7) OBP: 0.350, SLG: 0.547		K	2B		BB		G6-3		G6-3	4	1	1	0	1	1	2
Sid Bream, L (1, 3) OBP: 0.317, SLG: 0.400		G3	1B		SAFE			1B	G6-3	5	2	4	3	0	0	0
Damon Berryhill, S (1, 2) OBP: 0.311, SLG: 0.478		G3	K		G5-3			1B		4	1	1	0	0	1	4
Mark Lemke, S (1, 4) OBP: 0.356, SLG: 0.397		1B	L5				G4-3	1B		4	1	2	2	0	0	2
Greg Maddux, R (1, 1) OBP: 0.244, SLG: 0.250		3B			G4-3		K			4	1	2	1	0	1	0
Mike Stanton, L (9, 1)										0	0	0	0	0	0	0

	AB	40
	R	8
	H	13
	RBI	8
	BB	1
	SO	8
	LOB	15

Inning Stats																		
	R: 0	H: 0	R: 4	H: 5	R: 1	H: 3	R: 0	H: 0	R: 1	H: 1	R: 0	H: 0	R: 0	H: 0	R: 2	H: 4	R: 0	H: 0
	E: 0	LOB: 0	E: 0	LOB: 1	E: 0	LOB: 2	E: 0	LOB: 0	E: 0	LOB: 1	E: 0	LOB: 0	E: 0	LOB: 1	E: 0	LOB: 2	E: 0	LOB: 0
	K: 0	BB: 0	K: 1	BB: 0	K: 1	BB: 0	K: 1	BB: 0	K: 0	BB: 1	K: 1	BB: 0	K: 1	BB: 0	K: 2	BB: 0	K: 1	BB: 0
	S: 7	P: 10	S: 23	P: 35	S: 13	P: 17	S: 8	P: 13	S: 12	P: 23	S: 6	P: 6	S: 7	P: 9	S: 17	P: 21	S: 9	P: 14

	1B: 9	SF: 0
	2B: 3	SAC: 0
	3B: 1	DP: 0
	HR: 0	HBP: 1

	WP: 1	PA: 42
	PB: 0	
	SB: 0	
	CS: 0	

PITCHER		IP	WLS	BF	H	R	ER	SO	BB	IBB	HBP	BLK	WP	HR	S	P	ERA	WHIP
Curt Schilling, R ERA: 3.46	(1, 1)	2.1	L	15	8	5	5	1	0	0	0	0	0	0	38	55	19.29	3.429
Tim Mauser, R ERA: 7.45	(3, 1)	3.2		13	1	1	1	3	1	0	0	0	1	0	31	49	2.46	0.545
Jose DeLeon, R ERA: 4.38	(7, 1)	2.0		11	4	2	2	3	0	0	1	0	0	0	24	30	9.00	2.000
Mark Davis, L ERA: 3.86	(9, 1)	1.0		3	0	0	0	1	0	0	0	0	0	0	9	14	0.00	0.000

PITCHER	IP	WLS	BF	H	R	ER	SO	BB	IBB	HBP	BLK	WP	HR	S	P	ERA	WHIP

BOTTOM

Atlanta Braves @ Philadelphia Phillies

Veterans Stadium, Philadelphia, PA

Mon Jun 21 1993, 7:05 PM EDT

Att. 34,817 - Unknown - 72 F

livebaseballscorecards.com

Batter	1	2	3	4	5	6	7	8	9	AB	R	H	RBI	BB	SO	LOB
Lenny Dykstra, L (1, 8) OBP: 0.401, SLG: 0.439	B C B S X 2-2 ① L7			X 0-0 ① L6		C X 0-1 ② L6		B B X 2-0 ② G1-3		4	0	0	0	0	0	0
Mickey Morandini, L (1, 4) OBP: 0.282, SLG: 0.341	C X 0-1 ② L1			B B C S C 2-3 ② K		F F B B F X 2-2 ③ G1-3		B F B C B B 4-2 BB		3	0	0	0	1	1	0
John Kruk, L (1, 3) OBP: 0.491, SLG: 0.547	B C S S F B S 2-3 ③ K			B B X 2-0 3B			S B F B X 2-2 1B 1B 2B	X 0-0 ③ G4-3		4	1	2	0	0	1	1
Darren Daulton, L (1, 2) OBP: 0.403, SLG: 0.544		C F B F X 1-2 G4-3 1B		B B X 2-0 ③ G4-3			C X 0-1 ① F7		B C S S 1-3 ① K	4	0	1	0	0	1	2
Jim Eisenreich, L (1, 9) OBP: 0.389, SLG: 0.500		B B X 2-0 ①② G4-3 1-2f			C B X 1-1 E6 1B G5-3		C B X 1-1 1B 1B 2-3 1B		B C B X 2-1 ② P6	4	0	1	0	0	0	1
Milt Thompson, L (1, 7) OBP: 0.319, SLG: 0.267		B B C X 2-1 ③ G4-3			X 0-0 ① G5-3 1-2		C B B S X 2-2 1B 1-2 3-H 1B		F F F B X 1-2 ③ G4-3	4	0	1	1	0	0	1
Kim Batiste, R (1, 5) OBP: 0.330, SLG: 0.494 (8, 6)			X 0-0 ① L9		B F B X 2-1 G1-6-3 2-3 1B		B F X 1-1 G6-3 1-2 2-3 1B			3	0	2	0	0	0	0
Joe Millette, R (1, 6) OBP: 0.200, SLG: 0.200 Ricky Jordan, R (7, PH) OBP: 0.333, SLG: 0.429 Jeff Manto, R (8, 5)			C B F B B F S 3-3 ② K		F C B F X 1-2 ②③ G1-6-3 1-2f		X 0-0 ②③ G6-3 1-2f			2 1 0	0 0 0	0 0 0	0 0 0	0 0 0	1 0 0	2 3 0
Curt Schilling, R (1, 1) OBP: 0.200, SLG: 0.152 Tim Mauser, R (3, 1) Ruben Amaro Jr, S (6, PH) Jose DeLeon, R (7, 1) Todd Pratt, R (8, PH) OBP: 0.231, SLG: 0.400 Mark Davis, L (9, 1)			B B C C X 2-2 ③ L4			F F B S 1-3 ① K2-3		C F X 0-2 ① G1-3		0 1 1 0 1 0	0 0 0 0 0 0	0 0 0 0 0 0	0 0 0 0 0 0	0 0 0 0 0 0	0 0 1 0 0 0	0 0 0 0 0 0
Inning Stats	R: 0 E: 0 K: 1 S: 9 H: 0 LOB: 0 BB: 0 P: 13	R: 0 E: 0 K: 0 S: 7 H: 1 LOB: 0 BB: 0 P: 12	R: 0 E: 0 K: 1 S: 8 H: 0 LOB: 0 BB: 0 P: 13	R: 0 E: 0 K: 1 S: 6 H: 1 LOB: 1 BB: 0 P: 12	R: 0 E: 1 K: 0 S: 9 H: 1 LOB: 1 BB: 0 P: 13	R: 0 E: 0 K: 1 S: 9 H: 0 LOB: 0 BB: 0 P: 12	R: 1 E: 0 K: 0 S: 13 H: 4 LOB: 2 BB: 0 P: 19	R: 0 E: 0 K: 0 S: 7 H: 0 LOB: 1 BB: 1 P: 13	R: 0 E: 0 K: 1 S: 9 H: 0 LOB: 0 BB: 0 P: 13	1B: 5 2B: 1 3B: 1 HR: 0	SF: 0 SAC: 0 DP: 3 HBP: 0			WP: 0 PB: 0 SB: 0 CS: 0	PA: 33		

PITCHER		IP	WLS	BF	H	R	ER	SO	BB	IBB	HBP	BLK	WP	HR	S	P	ERA	WHIP
Greg Maddux, R ERA: 2.79	(1, 1)	8.0	W	30	7	1	1	4	1	0	0	0	0	0	68	107	1.12	1.000
Mike Stanton, L ERA: 3.46	(9, 1)	1.0		3	0	0	0	1	0	0	0	0	0	0	9	13	0.00	0.000

PITCHER	IP	WLS	BF	H	R	ER	SO	BB	IBB	HBP	BLK	WP	HR	S	P	ERA	WHIP

Batter	1	2	3	4	5	6	7	8	9	AB	R	H	RBI	BB	SO	LOB
Otis Nixon, S (1, 8) OBP: 0.330, SLG: 0.264	L9		3B BB	K			K			3	1	0	0	1	2	1
Jeff Blauser, R (1, 6) OBP: 0.428, SLG: 0.451	2B		1B 3B 1-H		FC6-4 BB		F7			3	1	2	1	1	0	0
Terry Pendleton, S (1, 5) OBP: 0.286, SLG: 0.347	F8		G5-3		FC6-4 1-2f		F8			4	0	0	0	0	0	3
Ron Gant, R (1, 7) OBP: 0.348, SLG: 0.541	BB		F9		P2			P4		3	0	0	0	1	0	2
Brian Hunter, R (1, 9) OBP: 0.167, SLG: 0.227	G4-3		FC5-4 3-H		F8			P4		4	0	1	1	0	0	3
Francisco Cabrera, R (1, 3) OBP: 0.345, SLG: 0.491		G6-3 2B	FC5-4 1-2f			HR		G6-3		4	1	2	1	0	0	1
Damon Berryhill, S (1, 2) OBP: 0.302, SLG: 0.462		G1-3		E6 SH2-4		G6-3			F7	4	0	0	0	0	0	1
Mark Lemke, S (1, 4) OBP: 0.354, SLG: 0.395		G6-3 2-3		F8		P3			G6-4-3 1B	4	0	1	0	0	0	2
Pete Smith, R (1, 1) OBP: 0.261, SLG: 0.286		G5-3		SH2-4 1-2		G3			G6-4-3 1-2f	1	0	0	0	0	0	1
Bill Pecota, R (6, PH) OBP: 0.276, SLG: 0.310										1	0	0	0	0	0	0
Kent Mercker, L (6, 1)										0	0	0	0	0	0	0
Mark Wohlers, R (8, 1)										0	0	0	0	0	0	0
Greg Olson, R (9, PH) OBP: 0.293, SLG: 0.265										1	0	0	0	0	0	1
Inning Stats	R: 0 E: 0 K: 0 S: 14 H: 1 LOB: 2 BB: 1 P: 23	R: 0 E: 0 K: 0 S: 7 H: 1 LOB: 1 BB: 0 P: 9	R: 2 E: 0 K: 0 S: 10 H: 2 LOB: 1 BB: 1 P: 16	R: 0 E: 1 K: 1 S: 7 H: 0 LOB: 1 BB: 0 P: 12	R: 0 E: 0 K: 0 S: 8 H: 0 LOB: 1 BB: 1 P: 15	R: 1 E: 0 K: 0 S: 7 H: 1 LOB: 0 BB: 0 P: 10	R: 0 E: 0 K: 1 S: 5 H: 0 LOB: 0 BB: 0 P: 8	R: 0 E: 0 K: 0 S: 6 H: 0 LOB: 0 BB: 0 P: 9	R: 0 E: 0 K: 0 S: 7 H: 1 LOB: 0 BB: 0 P: 9	1B: 2 2B: 2 3B: 1 HR: 1 SF: 0 SAC: 1 DP: 1 HBP: 0						

PITCHER		IP	WLS	BF	H	R	ER	SO	BB	IBB	HBP	BLK	WP	HR	S	P	ERA	WHIP
Danny Jackson, L ERA: 3.35	(1, 1)	8.0	W	33	5	3	3	2	3	0	0	0	0	1	64	102	3.38	1.000
Mitch Williams, L ERA: 2.81	(9, 1)	1.0	S	3	1	0	0	0	0	0	0	0	0	0	7	9	0.00	1.000

PITCHER	IP	WLS	BF	H	R	ER	SO	BB	IBB	HBP	BLK	WP	HR	S	P	ERA	WHIP

Atlanta Braves @ Philadelphia Phillies

Veterans Stadium, Philadelphia, PA

Tue Jun 22 1993, 7:05 PM EDT

Att. 41,557 - Unknown - 84 F

TOP

livebaseballscorecards.com

AB	32
R	3
H	6
RBI	3
BB	3
SO	2
LOB	15

1B: 2	SF: 0	WP: 0	PA: 36
2B: 2	SAC: 1	PB: 0	
3B: 1	DP: 1	SB: 0	
HR: 1	HBP: 0	CS: 0	

BOTTOM

Atlanta Braves @ Philadelphia Phillies

Veterans Stadium, Philadelphia, PA

Tue Jun 22 1993, 7:05 PM EDT

Att. 41,557 - Unknown - 84 F

livebaseballscorecards.com

Batter	1	2	3	4	5	6	7	8	9	AB	R	H	RBI	BB	SO	LOB
Lenny Dykstra, L (1, 8) OBP: 0.402, SLG: 0.436	BBCBB 4-1 FC1-5-4 S BB		SBCBBX 3-2 ① F8		BCBCFBX 3-2 ① F7	CBBBB 4-1 S BB				2	0	0	0	2	0	0
Mickey Morandini, L (1, 4) OBP: 0.281, SLG: 0.339	1 SAFE C B 1 SAFE C 1 SAFE 1 SAFE BB 3-3 S ① K 1-2		CFBBX 2-2 ② F8		X 0-0 G5-3 HR 1B	1 SAFE BC 1 SAFE SBFFX 2-2 ③ F9 1-2				4	1	1	0	0	1	2
John Kruk, L (1, 3) OBP: 0.484, SLG: 0.537	BFX 1-1 ② FC1-5-4 2B WP 2-3		CFBBBC 3-3 ③ K		F 1 SAFE 1 SAFE BB 1 SAFE SX 2-2 ② G5-3 1-2		X 0-0 ① G6-3			4	1	0	0	0	1	2
Darren Daulton, L (1, 2) OBP: 0.404, SLG: 0.546	X 0-0 WP 1-3 2B			BCBFX 2-2 ① F7	I I I I 4-0 HR IBB		FBFS 1-3 ② K			3	1	1	0	1	1	0
Pete Incaviglia, R (1, 7) OBP: 0.318, SLG: 0.577	BBBCX 3-1 ③ F9 2-3 3-H			SBFS 1-3 ② K	BSBX 2-1 1-H 2-H HR		BBBSSS 3-3 ③ K			4	1	1	3	0	2	1
Jim Eisenreich, L (1, 9) OBP: 0.400, SLG: 0.516		CX 0-1 1B		BX 1-0 1B 2B	BX 1-0 1B			BX 1-0 ① G4-3		4	1	3	0	0	0	0
Kim Batiste, R (1, 6) OBP: 0.326, SLG: 0.483 (9, 5)		CSBS 1-3 ① K		X 0-0 E 2-H 1B	1 SAFE FX 0-1 ③ P3			CBSC 1-3 ② K		4	0	1	1	0	2	2
Jeff Manto, R (1, 5) Joe Millette, R (9, 6) OBP: 0.200, SLG: 0.200		1 SAFE B 1 SAFE X 1-0 ② F7		CFB 1 SAFE FX 1-2 E6 1-2		X 0-0 ① F9		BCBFC 2-3 ③ K		4 0	0 0	0 0	0 0	0 0	1 0	2 0
Danny Jackson, R (1, 1) OBP: 0.162, SLG: 0.118 Mitch Williams, L (9, 1)		SCS 0-3 ③ K		SBSX 1-2 ③ G1-3		BCSS 1-3 ② K				3 0	0 0	0 0	0 0	0 0	2 0	3 0
Inning Stats	R: 1 E: 0 K: 1 S: 9 H: 1 LOB: 1 BB: 1 P: 20	R: 0 E: 0 K: 2 S: 9 H: 1 LOB: 1 BB: 0 P: 11	R: 0 E: 0 K: 1 S: 9 H: 0 LOB: 0 BB: 0 P: 17	R: 1 E: 1 K: 1 S: 15 H: 2 LOB: 2 BB: 0 P: 21	R: 3 E: 0 K: 0 S: 13 H: 3 LOB: 1 BB: 1 P: 25	R: 0 E: 0 K: 1 S: 10 H: 0 LOB: 1 BB: 1 P: 17	R: 0 E: 0 K: 2 S: 7 H: 0 LOB: 0 BB: 0 P: 11	R: 0 E: 0 K: 2 S: 7 H: 0 LOB: 0 BB: 0 P: 11		1B: 4 2B: 2 3B: 0 HR: 1	SF: 0 SAC: 0 DP: 0 HBP: 0					

	AB	32
	R	5
	H	7
	RBI	4
	BB	3
	SO	10
	LOB	12

WP: 1 PB: 0 SB: 2 CS: 0 PA: 35

PITCHER		IP	WLS	BF	H	R	ER	SO	BB	IBB	HBP	BLK	WP	HR	S	P	ERA	WHIP
Pete Smith, R ERA: 4.56	(1, 1)	5.0	L	25	7	5	5	5	1	1	0	0	1	1	55	94	9.00	1.600
Kent Mercker, L ERA: 3.43	(6, 1)	2.0		7	0	0	0	3	1	0	0	0	0	0	17	28	0.00	0.500
Mark Wohlers, R ERA: 2.57	(8, 1)	1.0		3	0	0	0	2	0	0	0	0	0	0	7	11	0.00	0.000

PITCHER	IP	WLS	BF	H	R	ER	SO	BB	IBB	HBP	BLK	WP	HR	S	P	ERA	WHIP

Batter	1	2	3	4	5	6	7	8	9	AB	R	H	RBI	BB	SO	LOB
Deion Sanders, L (1, 8) OBP: 0.261, SLG: 0.349	C B F X 1-2 L9 ①			B F B F X 2-2 G4-3 ①		B C F X 1-2 G6-3 ①		B B X 2-0 BB 1B	B H 2-0 BB 1-2 2-3 3-H HBP	4	0	1	1	0	0	0
Jeff Blauser, R (1, 6) OBP: 0.429, SLG: 0.452 Rafael Belliard, R (8, 6) OBP: 0.303, SLG: 0.241	B S C B S 2-3 K ②			B F F B F B X 3-2 1B		B B B C X 3-1 E 1B E 1B		B C 1 SAFE S B F F F B 3-2 X F9 ①	B B B B 4-0 1-2 2-3 3-H BB	4 0	1 0	2 0	0 1	0 1	1 0	1 0
Terry Pendleton, S (1, 5) OBP: 0.292, SLG: 0.353 Bill Pecota, R (8, 5) OBP: 0.267, SLG: 0.300	C F X 0-2 1B ③			F X 0-1 1-2 1B		X 0-0 E5 E 1-3 1B		X 0-0 F8 ②	B C S B F B B S X 3-3 K ②	4 1	0 0	3 0	0 0	0 0	0 1	1 3
David Justice, L (1, 9) OBP: 0.311, SLG: 0.433		C B B X 2-1 P3 ①		C B S S 1-3 K ②		F F S 0-3 K ②		F B B F B F B 4-2 1-2 FC5-4 BB	F B F B X 2-2 P5 ③	4	0	0	0	1	2	7
Ron Gant, R (1, 7) OBP: 0.344, SLG: 0.533		F B B B X 2-1 P5 ②		C S B S 1-3 K ③		B B C C X 2-2 E6 1-3 3-H		C X 0-1 FC5-4 ③ 1-2f		4	0	0	0	0	1	5
Sid Bream, L (1, 3) OBP: 0.317, SLG: 0.399 Brian Hunter, R (9, PH) OBP: 0.163, SLG: 0.222		B C F S 1-3 K ③			S X 0-1 G4-3 S 1B	B F F B B X 2-2 P7 ③			X 0-0 G5-3 ①	3 1	0 0	1 0	0 0	0 0	1 0	2 0
Greg Olson, R (1, 2) OBP: 0.292, SLG: 0.264			F B B B X 2-1 P5 ①		B S B B S F C 2-3 K ① 1-2		B X 1-0 G6-3 ①		B F B F F X 2-2 2B HBP 1B	4	1	1	0	0	1	1
Mark Lemke, S (1, 4) OBP: 0.352, SLG: 0.396			C B B B X 2-1 G1-3 ②		X 0-0 G4-3 ② 2-3		C B F F F X 1-2 G1-3 ②		C X 0-1 HBP BB 2B 1-3	4	1	1	0	0	0	1
29 John Smoltz, R (1, 1) OBP: 0.235, SLG: 0.194 Otis Nixon, S (7, PH) OBP: 0.329, SLG: 0.263 Greg McMichael, R (7, 1) Mark Wohlers, R (7, 1) Steve Bedrosian, R (7, 1) Jay Howell, R (8, 1) Francisco Cabrera, R (9, PH) OBP: 0.356, SLG: 0.491			B S B S S S 2-3 K ③		B C X 1-1 G6-3 ③		X 0-0 B5-3 ③		B B B B 4-0 BB HBP BB	2 1 0 0 0 0 0 0	0 0 0 0 0 0 0 0	0 0 0 0 0 0 0 1	0 0 0 0 0 0 0 0	0 0 0 0 0 0 0 1	1 0 0 0 0 0 0 0	1 0 0 0 0 0 0 0

TOP

Atlanta Braves @ Philadelphia Phillies

Veterans Stadium, Philadelphia, PA

Wed Jun 23 1993, 3:33 AM EDT

Att. 57,903 - Sunny - 75 F

livebaseballscorecards.com

AB	36
R	3
H	9
RBI	2
BB	3
SO	8
LOB	22

Inning Stats	1	2	3	4	5	6	7	8	9	1B	SF	WP	PA
R	0	0	0	0	0	1	0	0	2	8	0	0	40
E	0	0	0	0	0	2	0	0	0	2B 1	SAC 0	PB 0	
K	1	1	1	2	1	1	0	1	1	3B 0	DP 0	SB 1	
S	9	7	7	15	9	15	7	13	16	HR 0	HBP 1	CS 0	
H	1	0	0	2	1	2	0	1	2				
LOB	1	0	0	2	1	2	0	2	3				
BB	0	0	0	0	0	0	0	1	2				
P	12	12	13	22	12	23	9	22	33				

PITCHER		IP	WLS	BF	H	R	ER	SO	BB	IBB	HBP	BLK	WP	HR	S	P	ERA	WHIP
Ben Rivera, R ERA: 3.72	(1, 1)	8.0	W	32	7	1	0	7	1	0	0	0	0	0	82	125	0.00	1.000
David West, L ERA: 2.8	(9, 1)	0.1		5	2	2	2	0	1	0	1	0	0	0	7	15	54.00	9.000
Larry Andersen, R ERA: 2.05	(9, 1)	0.2		3	0	0	0	1	1	0	0	0	0	0	9	18	0.00	1.500

PITCHER	IP	WLS	BF	H	R	ER	SO	BB	IBB	HBP	BLK	WP	HR	S	P	ERA	WHIP

Batter	1	2	3	4	5	6	7	8	9	AB	R	H	RBI	BB	SO	LOB
Lenny Dykstra, L (1, 8) OBP: 0.408, SLG: 0.440	C B B B B 4-1 BB 1B BB		B F X 1-1 G4-3 2B		F B B B C B 4-2 E 1-2 BB		2-1 SH 1B BB 0-0 P5			2	2	1	0	3	0	3
Mariano Duncan, R (1, 6) OBP: 0.277, SLG: 0.390 Joe Millette, R (7, 6) OBP: 0.273, SLG: 0.200	C S S 0-3 ① K		F F S S 0-3 ① K		L L M 0-3 ① K		1-0 SH 1B BB 1-3 BB 4-2 1-2 2-3 3-H BB			3 0	0 1	0 0	0 1	0 1	3 0	4 0
John Kruk, L (1, 3) OBP: 0.483, SLG: 0.530	B 1 B B C B SAFE 4-1 1B 1-2 BB		B B B X 3-0 ② G4-3 2-3		B C B B X 3-1 E7 1-3 2-H		4-1 BB 1B 1B 1-2 BB 0-1 ③ G2-3			3	1	0	0	2	0	5
Darren Daulton, L (1, 2) OBP: 0.408, SLG: 0.545	B C B B X 3-1 1-3 2-H 1B		B B F S C 2-3 ③ K		I I I 4-0 IBB		C C B X 1-2 BB 1B 1-2 2-3 3-H 1B	B X 1-0 ① F7		4	1	2	2	1	1	1
Pete Incaviglia, R (1, 7) OBP: 0.315, SLG: 0.564	S B S S 1-3 ② K		C F B F S 1-3 ① K		C T B S 1-3 ② K		B S B F B B 4-2 FC5-4 1B 1B 1-2 2-3 3-H BB	B C B F X 2-2 ② P7		4	1	0	1	1	3	5
Jim Eisenreich, L (1, 9) OBP: 0.400, SLG: 0.512	B B X 2-0 ③ G3		F B B X 2-1 ② L8		F X 0-1 ③ L6		S B B X 2-1 FC5-4 1B 1-2 2-H 3-H	B C B F X 2-2 FC5-4 1B		5	0	2	2	0	0	5
Kim Batiste, R (1, 5) OBP: 0.320, SLG: 0.468		C X 0-1 ① F8	F B F X 1-2 1B		F X 0-1 ① P6	B F X	1-1 ① FC5-4 WP 1B BB 1-2f 2-3	B F B S X 2-2 ③ FC5-4 1-2f		5	1	1	0	0	0	3
Mickey Morandini, L (1, 4) OBP: 0.281, SLG: 0.338		F F B B T 2-2 ② K	X 0-0 ③ F8		C F B C 1-3 ② K	X 0-0 BB WP 1-2 3-H 1B				4	0	1	1	0	2	1
Ben Rivera, R (1, 1) OBP: 0.167, SLG: 0.091 David West, L (9, 1) OBP: 0.667, SLG: 1.000 Larry Andersen, R (9, 1) OBP: 1.000, SLG: 1.000	C S S 0-3 ③ K				B B B C B 4-1 BB E BB		F F B X 1-2 ③ G4-3 4-2 BB 1-2 2-3 BB	F B C B F B B		2 0 0	1 0 0	0 0 0	0 0 0	2 0 0	1 0 0	0 0 0
Inning Stats	R: 1 H: 1 E: 0 LOB: 2 K: 2 BB: 2 S: 11 P: 25	R: 0 H: 0 E: 0 LOB: 0 K: 2 BB: 0 S: 8 P: 10	R: 0 H: 1 E: 0 LOB: 1 K: 2 BB: 0 S: 10 P: 16	R: 0 H: 1 E: 0 LOB: 1 K: 1 BB: 0 S: 10 P: 14	R: 1 H: 0 E: 1 LOB: 3 K: 2 BB: 3 S: 13 P: 29	R: 0 H: 0 E: 0 LOB: 0 K: 1 BB: 0 S: 8 P: 10	R: 6 H: 3 E: 1 LOB: 3 K: 0 BB: 5 S: 22 P: 47	R: 0 H: 1 E: 0 LOB: 1 K: 0 BB: 0 S: 11 P: 18		1B: 6 SF: 0 2B: 1 SAC: 1 3B: 0 DP: 0 HR: 0 HBP: 0						

PITCHER		IP	WLS	BF	H	R	ER	SO	BB	IBB	HBP	BLK	WP	HR	S	P	ERA	WHIP
29 John Smoltz, R ERA: 3.11	(1, 1)	6.0	L	27	3	2	1	10	4	1	0	0	0	0	60	104	1.50	1.167
Greg McMichael, R ERA: 3.22	(7, 1)	0.0		4	1	4	4	0	2	0	0	0	0	0	6	16	∞	∞
Mark Wohlers, R ERA: 4.91	(7, 1)	0.1		4	2	1	1	0	1	0	0	0	0	0	7	14	27.00	9.000
Steve Bedrosian, R ERA: 2.12	(7, 1)	0.2		4	0	1	1	0	2	0	0	0	1	0	9	17	13.50	3.000
Jay Howell, R ERA: 2.49	(8, 1)	1.0		4	1	0	0	0	0	0	0	0	0	0	11	18	0.00	1.000

PITCHER	IP	WLS	BF	H	R	ER	SO	BB	IBB	HBP	BLK	WP	HR	S	P	ERA	WHIP

BOTTOM

Atlanta Braves @ Philadelphia Phillies

Veterans Stadium, Philadelphia, PA

Wed Jun 23 1993, 3:33 AM EDT

Att. 57,903 - Sunny - 75 F

livebaseballscorecards.com

AB	32
R	8
H	7
RBI	7
BB	10
SO	10
LOB	27

Batter	1	2	3	4	5	6	7	8	9	AB	R	H	RBI	BB	SO	LOB
Lenny Dykstra, L (1, 8) OBP: 0.408, SLG: 0.437	K	F9			P6		1B 1B	HR 3-H BB		4	2	1	0	1	1	2
Ruben Amaro Jr, S (1, 9) OBP: 0.500, SLG: 0.875	G5-3	1-2 3-H 1B			FC3-6 1B		BB SF7 1B	1-H HR		5	2	4	3	0	0	0
John Kruk, L (1, 3) OBP: 0.482, SLG: 0.525	BB	F7			1-2f FC3-6		1-2 2-H BB	K		4	0	1	1	1	1	3
Darren Daulton, L (1, 2) OBP: 0.404, SLG: 0.536	K	K	K		K		BB	P3		4	0	0	0	1	3	2
Pete Incaviglia, R (1, 7) OBP: 0.317, SLG: 0.557		HR BB	K			FC5-4 BB	SF7 3-H		E5 G6-4-3	2	1	0	1	2	1	0
Kim Batiste, R (1, 6) (9, 5) OBP: 0.314, SLG: 0.485		1-H HR	K			F9	P3		G6-4-3 1-2f	5	1	1	2	0	1	4
Jeff Manto, R (1, 5)		P4		F8		FC5-4 1-2f 1B	F8		G5-3	5	0	0	0	0	0	3
Joe Millette, R (9, 6) OBP: 0.273, SLG: 0.200										0	0	0	0	0	0	0
Mickey Morandini, L (1, 4) OBP: 0.288, SLG: 0.357		S 1B 2B		L6		1-2 1B		WP 3B		4	2	3	0	0	0	0
Tommy Greene, R (1, 1) OBP: 0.219, SLG: 0.281 Mark Davis, L (0, 1) Mariano Duncan, R (0, PH) OBP: 0.333, SLG: 0.368 Jose DeLeon, R (0, 1) Jim Eisenreich, L (0, PH) OBP: 0.364, SLG: 0.512 Ricky Jordan, R (0, PH) OBP: 0.333, SLG: 0.400 Larry Andersen, R (0, 1) OBP: 0.000, SLG: 1.000 David West, L (0, 1) OBP: 0.667, SLG: 1.000 Mitch Williams, L (0, 1)		1B 2-3 BB		P3		K		G6-3		0 1 1 0 0 0 1 0 0 0	0 0 0 0 0 0 0 0 0 0	0 0 0 0 0 0 1 0 0 0	0 0 0 0 1 0 0 0 0 0	1 0 0 0 0 0 0 0 0 0	0 0 2 0 0 0 1 0 0 0	0 0 0 0 0 0 0 0 0 0
Inning Stats	R: 0 E: 0 K: 2 S: 9 H: 0 LOB: 1 BB: 1 P: 18	R: 3 E: 0 K: 0 S: 13 H: 3 LOB: 2 BB: 2 P: 29	R: 0 E: 0 K: 3 S: 10 H: 0 LOB: 0 BB: 0 P: 16	R: 0 E: 0 K: 0 S: 7 H: 0 LOB: 0 BB: 0 P: 12	R: 0 E: 0 K: 1 S: 10 H: 1 LOB: 1 BB: 0 P: 15	R: 0 E: 0 K: 1 S: 10 H: 1 LOB: 2 BB: 1 P: 19	R: 2 E: 0 K: 0 S: 15 H: 3 LOB: 2 BB: 1 P: 29	R: 3 E: 0 K: 1 S: 17 H: 2 LOB: 0 BB: 1 P: 25	R: 0 E: 1 K: 0 S: 4 H: 0 LOB: 0 BB: 0 P: 4	1B: 6 2B: 1 3B: 1 HR: 2 SF: 1 SAC: 0 DP: 1 HBP: 0						

TOP

Philadelphia Phillies @ Pittsburgh Pirates
Three Rivers Stadium, Pittsburgh, PA

Fri Jun 25 1993, 7:05 PM EDT
Att. 21,173 - Unknown

livebaseballscorecards.com

AB	36
R	8
H	10
RBI	7
BB	6
SO	8
LOB	17

WP: 1 PA: 43
PB: 0
SB: 1
CS: 0

PITCHER		IP	WLS	BF	H	R	ER	SO	BB	IBB	HBP	BLK	WP	HR	S	P	ERA	WHIP
Denny Neagle, L ERA: 4.86	(1, 1)	5.2		26	5	3	3	6	4	0	0	0	0	1	56	104	4.76	1.588
Freddie Toliver, R ERA: 3.77	(6, 1)	0.1		1	0	0	0	1	0	0	0	0	0	0	3	5	0.00	0.000
Dave Otto, L ERA: 4.47	(7, 1)	0.0		4	3	2	2	0	1	0	0	0	0	0	10	19	∞	∞
Blas Minor, R ERA: 3.5	(7, 1)	1.0		4	1	1	1	0	0	0	0	0	0	0	9	15	9.00	1.000
John Candelaria, L ERA: 9.17	(8, 1)	1.0	L	5	1	2	2	1	1	0	0	0	1	1	13	20	18.00	2.000

PITCHER		IP	WLS	BF	H	R	ER	SO	BB	IBB	HBP	BLK	WP	HR	S	P	ERA	WHIP
Tim Wakefield, R ERA: 6.05	(9, 1)	1.0		3	0	0	0	0	0	0	0	0	0	0	4	4	0.00	0.000

BOTTOM

Philadelphia Phillies @ Pittsburgh Pirates
Three Rivers Stadium, Pittsburgh, PA
Fri Jun 25 1993, 7:05 PM EDT
Att. 21,173 - Unknown

Batter	1	2	3	4	5	6	7	8	9	AB	R	H	RBI	BB	SO	LOB
Carlos Garcia, R (1, 4) OBP: 0.286, SLG: 0.351	1-0 E 1B 1B	3-2 G6-3 ①		1-2 G5-3 ①		1-1 SH3-4 ① 1-2		2-3 K ①		4	1	1	0	0	1	1
Jay Bell, R (1, 6) OBP: 0.386, SLG: 0.458	2-2 E7 2B 1-H 1B	1-3 K ②		0-0 HR		4-1 BB BB		4-2 BB 1-2 BB		3	2	2	1	2	1	0
Al Martin, L (1, 8) OBP: 0.310, SLG: 0.467 (6, 7) (9, 8)	2-2 1B 1-H 2B	4-2 BB		1-2 1B		1-3 K ②		4-2 G4-6-3 1-2 2-3 BB		3	1	2	1	2	1	2
Orlando Merced, S (1, 9) OBP: 0.445, SLG: 0.466 Tim Wakefield, R (9, 1) OBP: 0.111, SLG: 0.185	0-1 BB 1B 2-H 1B	0-0 L8 ③		1-1 F7 ②		4-2 1-2 2-3 BB		1-1 G4-6-3 ② ③ 1-2f		4 0	1 0	1 0	1 0	0 0	0 0	5 0
Jeff King, R (1, 5) OBP: 0.342, SLG: 0.385	2-2 P6 ①		0-1 G5-3 ①	1-3 K ③		1-3 K ③			4-0 G6-3 BB	4	0	0	0	1	2	5
Dave Clark, L (1, 7) OBP: 0.326, SLG: 0.341 Will Pennyfeather, R (5, PH) OBP: 0.143, SLG: 0.214 (6, 8) (9, 9)	0-0 P5 ②		0-1 HR		0-0 F8 ①		2-1 P2 ①		2-2 P6 ①	2 3	1 0	1 0	1 0	0 0	0 0	1 1
Don Slaught, R (1, 2) OBP: 0.364, SLG: 0.385	4-0 1B 1-2 BB		4-2 1B BB		2-2 K ②		0-0 F7 ②		3-2 G6-3 ② 1-2	3	0	0	0	2	1	1
Kevin Young, R (1, 3) OBP: 0.309, SLG: 0.337 Lonnie Smith, R (9, 7) OBP: 0.376, SLG: 0.369	1-0 1-2 2-H 1B		0-0 G6-4-3 1-3 1B		1-0 F8 ③		3-2 F9 ③		2-3 K ③	4 1	0 0	2 0	1 0	0 0	0 1	0 1
Denny Neagle, L (1, 1) Freddie Toliver, R (6, 1) Ben Shelton, R (6, PH) OBP: 0.417, SLG: 0.600 Dave Otto, L (7, 1) OBP: 0.235, SLG: 0.412 Blas Minor, R (7, 1) OBP: 0.143, SLG: 0.143 John Candelaria, L (8, 1) Lloyd McClendon, R (8, 3) OBP: 0.250, SLG: 0.274	2-2 G3 ③		0-0 G6-4-3 ② ③ 1-2f			4-2 BB SH3-4 BB		4-2 BB BB BB		2 0 0 0 0 0 0 0	0 0 0 0 0 0 0 0	0 0 0 0 0 0 0 0	0 0 0 0 1 0 0 1	0 0 0 0 0 0 0 0	0 0 0 0 0 0 0 0	4 0 0 0 0 0 0 0
Inning Stats	R: 4 E: 1 K: 0 S: 17 H: 5 LOB: 2 BB: 1 P: 31	R: 0 E: 0 K: 1 S: 15 H: 0 LOB: 1 BB: 1 P: 23	R: 1 E: 0 K: 0 S: 10 H: 2 LOB: 1 BB: 1 P: 14	R: 1 E: 0 K: 1 S: 12 H: 2 LOB: 1 BB: 0 P: 16	R: 0 E: 0 K: 1 S: 5 H: 0 LOB: 0 BB: 0 P: 8	R: 0 E: 0 K: 2 S: 14 H: 0 LOB: 3 BB: 3 P: 29	R: 0 E: 0 K: 0 S: 12 H: 0 LOB: 0 BB: 0 P: 17	R: 0 E: 0 K: 1 S: 15 H: 0 LOB: 2 BB: 3 P: 30	R: 0 E: 0 K: 1 S: 10 H: 0 LOB: 1 BB: 1 P: 21	1B: 6 2B: 1 3B: 0 HR: 2	SF: 0 SAC: 1 DP: 2 HBP: 0					

AB	33
R	6
H	9
RBI	5
BB	10
SO	7
LOB	21

WP: 0 PB: 0 SB: 0 CS: 0 PA: 44

livebaseballscorecards.com

PITCHER		IP	WLS	BF	H	R	ER	SO	BB	IBB	HBP	BLK	WP	HR	S	P	ERA	WHIP
Tommy Greene, R ERA: 2.96	(1, 1)	2.1		17	7	5	5	1	3	0	0	0	0	1	41	67	19.29	4.286
Mark Davis, L ERA: 3.81	(3, 1)	2.2		9	2	1	1	2	0	0	0	0	0	1	18	25	3.38	0.750
Jose DeLeon, R ERA: 4.05	(6, 1)	2.0	W	9	0	0	0	2	3	0	0	0	0	0	26	46	0.00	1.500
Larry Andersen, R ERA: 2.01	(8, 1)	0.1		3	0	0	0	1	2	0	0	0	0	0	10	20	0.00	6.000
David West, L ERA: 2.75	(8, 1)	0.2		2	0	0	0	0	1	0	0	0	0	0	5	10	0.00	1.500

PITCHER		IP	WLS	BF	H	R	ER	SO	BB	IBB	HBP	BLK	WP	HR	S	P	ERA	WHIP
Mitch Williams, L ERA: 2.7	(9, 1)	1.0	S	4	0	0	0	1	1	0	0	0	0	0	10	21	0.00	1.000

TOP

Philadelphia Phillies @ Pittsburgh Pirates
Three Rivers Stadium, Pittsburgh, PA
Sat Jun 26 1993, 7:05 PM EDT
Att. 39,439 - Unknown

livebaseballscorecards.com

Batter	1	2	3	4	5	6	7	8	9	AB	R	H	RBI	BB	SO	LOB
Lenny Dykstra, L (1, 8) OBP: 0.406, SLG: 0.434	B B C C F C 2-3 ① K		X 0-0 ② 1B 2-H			C C B B F F X 2-2 ① F7		S B C X 1-2 ③ F9		4	0	1	1	0	1	1
Ruben Amaro Jr, S (1, 9) OBP: 0.500, SLG: 0.833	B B C F B F X 3-2 WP 1B		S S S 0-3 ③ K			C X 0-1 ② P5			C B F F X 1-2 G4-3 1B 2B	4	1	2	0	0	1	0
John Kruk, L (1, 3) OBP: 0.475, SLG: 0.517	C B S S 1-3 ② K 1-2			C F S 0-3 ① K		X 0-0 ③ F7			B B C B C F X 3-2 ① G4-3 2-3	4	0	0	0	0	2	2
Darren Daulton, L (1, 2) OBP: 0.399, SLG: 0.527	C X 0-1 ③ P9			B C C S 1-3 ② K			F B B F C 2-3 ① K		S B S T 1-2 ② K	4	0	0	0	0	3	2
Pete Incaviglia, R (1, 7) OBP: 0.316, SLG: 0.551		X 0-0 ① G5-3		F B S B F B C 3-3 ③ K			B B X 2-0 ② P3		B X 1-0 ① 1B 3-H	4	0	1	1	0	1	0
Kim Batiste, R (1, 6) OBP: 0.311, SLG: 0.471		B X 1-0 ② F9			F B B B B 4-1 B2-6 1B BB		X 0-0 ③ P4		C X 0-1 ③ P3	3	0	0	0	1	0	1
Jeff Manto, R (1, 5) OBP: 0.083, SLG: 0.083		C B F S 1-3 ③ K			C C F X 0-2 ① P5			F B B F F F B X 3-2 1B		3	0	1	0	0	1	1
Mickey Morandini, L (1, 4) OBP: 0.292, SLG: 0.358			B B B B 4-0 SH3-4 1B BB		1 SAFE X 0-0 1-2 1B			S C B F F X 1-2 ① F7		2	1	1	0	1	0	1
Curt Schilling, R (1, 1) OBP: 0.194, SLG: 0.147 Ricky Jordan, R (8, PH) OBP: 0.321, SLG: 0.412 David West, L (8, 1) OBP: 0.667, SLG: 1.000			X 0-0 ① SH3-4 1-2		X 0-0 ② ③ B2-6 2-3f			B B S F S 2-3 ② K		1	0	0	0	0	0	2
										1	0	0	0	0	1	1
										0	0	0	0	0	0	0
Inning Stats	R: 0 E: 0 K: 2 S: 13 H: 1 LOB: 1 BB: 0 P: 19	R: 0 E: 0 K: 1 S: 5 H: 0 LOB: 0 BB: 0 P: 7	R: 1 E: 0 K: 1 S: 5 H: 1 LOB: 0 BB: 1 P: 9	R: 0 E: 0 K: 3 S: 10 H: 0 LOB: 0 BB: 0 P: 14	R: 0 E: 0 K: 0 S: 7 H: 1 LOB: 1 BB: 1 P: 11	R: 0 E: 0 K: 0 S: 8 H: 0 LOB: 0 BB: 0 P: 10	R: 0 E: 0 K: 1 S: 5 H: 0 LOB: 0 BB: 0 P: 9	R: 0 E: 0 K: 1 S: 16 H: 1 LOB: 1 BB: 0 P: 23	R: 1 E: 0 K: 1 S: 14 H: 2 LOB: 1 BB: 0 P: 20	1B: 5 2B: 2 3B: 0 HR: 0 SF: 0 SAC: 1 DP: 1 HBP: 0						

	AB	30
	R	2
	H	6
	RBI	2
	BB	2
	SO	10
	LOB	11

PITCHER	IP	WLS	BF	H	R	ER	SO	BB	IBB	HBP	BLK	WP	HR	S	P	ERA	WHIP
Steve Cooke, L (1, 1) ERA: 3.35	9.0	W	33	6	2	2	10	2	0	0	0	1	0	83	122	2.00	0.889

PITCHER	IP	WLS	BF	H	R	ER	SO	BB	IBB	HBP	BLK	WP	HR	S	P	ERA	WHIP

WP: 1 PB: 0 SB: 0 CS: 0 PA: 33

Batter	1	2	3	4	5	6	7	8	9	AB	R	H	RBI	BB	SO	LOB
Carlos Garcia, R (1, 4) OBP: 0.285, SLG: 0.364	L4			G6-3		HR	K			4	1	1	1	0	1	1
Jay Bell, R (1, 6) OBP: 0.390, SLG: 0.462	G6-4-3 BB			G4-3		FC1-6 BB		1B SF 2B		2	1	1	0	2	0	0
Al Martin, L (1, 8) OBP: 0.309, SLG: 0.463 (8, 7)	G6-4-3 1-2f			G4-3		FC1-6 1B 1-2f		SF 2-3 1B		4	0	1	0	0	0	2
Orlando Merced, S (1, 9) OBP: 0.446, SLG: 0.464		G4-3			1B 1B G6-4-3 HBP	FC6-4 1-3 1B		P3		3	1	1	0	0	0	2
Jeff King, R (1, 5) OBP: 0.344, SLG: 0.388		G6-4-3 1B			G6-4-3 1-2 1B	FC6-4 1-2f		SF 1-3 3-H		3	0	2	1	0	0	2
Dave Clark, L (1, 7) OBP: 0.327, SLG: 0.341 Will Pennyfeather, R (8, 8) OBP: 0.133, SLG: 0.200	G6-4-3 1-2f				G6-4-3 1-2 2-3 1B		G6-3	P4		3 1	0 0	1 0	0 0	0 0	0 0	1 2
Don Slaught, R (1, 2) OBP: 0.357, SLG: 0.377		G4-3			G6-4-3 1-2f 2-3 3-H		F9	F8		4	0	0	0	0	0	4
Kevin Young, R (1, 3) OBP: 0.309, SLG: 0.342					F9		1B 2B			3	1	1	0	0	1	1
Steve Cooke, R (1, 1) OBP: 0.083, SLG: 0.111						F8	2-H 1B			3	0	1	1	0	0	0
Inning Stats	R: 0 E: 0 K: 0 S: 8 H: 0 LOB: 0 BB: 1 P: 12	R: 0 E: 0 K: 0 S: 6 H: 1 LOB: 0 BB: 0 P: 8	R: 0 E: 0 K: 1 S: 10 H: 0 LOB: 0 BB: 0 P: 15	R: 0 E: 0 K: 0 S: 6 H: 0 LOB: 0 BB: 0 P: 7	R: 1 E: 0 K: 0 S: 9 H: 2 LOB: 1 BB: 0 P: 15	R: 1 E: 0 K: 0 S: 9 H: 2 LOB: 2 BB: 1 P: 17	R: 1 E: 0 K: 1 S: 15 H: 2 LOB: 1 BB: 0 P: 22	R: 1 E: 1 K: 0 S: 15 H: 2 LOB: 2 BB: 0 P: 22		1B: 6 2B: 2 3B: 0 HR: 1 SF: 1 SAC: 0 DP: 3 HBP: 1					WP: 0 PB: 0 SB: 0 CS: 0 PA: 34	

PITCHER		IP	WLS	BF	H	R	ER	SO	BB	IBB	HBP	BLK	WP	HR	S	P	ERA	WHIP
Curt Schilling, R ERA: 3.48	(1, 1)	7.0	L	28	7	3	3	2	2	0	1	0	0	1	63	96	3.86	1.286
David West, L ERA: 2.92	(8, 1)	1.0		6	2	1	1	0	0	0	0	0	0	0	15	22	9.00	2.000

PITCHER	IP	WLS	BF	H	R	ER	SO	BB	IBB	HBP	BLK	WP	HR	S	P	ERA	WHIP

BOTTOM

Philadelphia Phillies @ Pittsburgh Pirates
Three Rivers Stadium, Pittsburgh, PA
Sat Jun 26 1993, 7:05 PM EDT
Att. 39,439 - Unknown

livebaseballscorecards.com

AB	30
R	4
H	9
RBI	3
BB	2
SO	2
LOB	15

Batter	1	2	3	4	5	6	7	8	9	10	AB	R	H	RBI	BB	SO	LOB
Lenny Dykstra, L (1, 8) OBP: 0.406, SLG: 0.435	B F C X 1-2 ① G3		C C B C 1-3 ② K		B F S X 1-2 ② F8		C B B B B 4-1 1B S BB			B B C C F B X 3-2 SH1-4 SF8 2B	4	1	1	0	1	1	2
Ruben Amaro Jr, S (1, 9) OBP: 0.625, SLG: 1.000	B B B B 4-0 G5-3 1B BB		B B F F F B F B 4-2 2-3 BB		C B B B F F F X 3-2 2-H 3B		C 1 SAFE 1 SAFE C B B B X 3-2 G3-6-3 1-3 1B			B X 1-0 ① SH1-4 2-3	2	0	2	1	2	0	0
Ricky Jordan, R (1, 3) OBP: 0.322, SLG: 0.407 John Kruk, L (7, PH) OBP: 0.475, SLG: 0.515 (7, 3)	B C X 1-1 1-2 1B		C B B X 2-1 ③ P4		C B S B F X 2-2 ③ G5-3		C B X 1-1 ②③ G3-6-3 1-2f			I I I 4-0 S IBB	3 1	0 0	1 0	0 0	0 1	0 0	3 2
Pete Incaviglia, R (1, 7) OBP: 0.313, SLG: 0.549	F X 0-1 ②③ G5-3 2-3f			F B B B X 3-1 ① F8		S B B B X 3-1 ① F8		X 0-0 SH1-3 F9-2 2B		B X 1-0 ② SF8 3-H	4	0	1	1	0	0	2
Mariano Duncan, R (1, 6) OBP: 0.279, SLG: 0.388		C X 0-1 ① G4-3		B X 1-0 CS 1B		T F B B B F B B 4-2 PB 1B BB		B B F X 2-1 ① SH1-3 2-3		B F B B X 3-1 ③ G4-3 1-2	3	1	1	0	1	0	1
Todd Pratt, R (1, 2) OBP: 0.233, SLG: 0.379		C F B B B X 2-2 ② G4-3		F 1 SAFE B B B S B S 3-3 ② K 1-2		B X 1-0 1-H 1B		B C B X 2-1 ②③ F9-2 3-H			4	0	1	1	0	1	2
Kim Batiste, R (1, 5) OBP: 0.303, SLG: 0.457 Jim Eisenreich, L (9, PH) OBP: 0.397, SLG: 0.508 Larry Andersen, R (9, 1) OBP: 1.000, SLG: 1.000 Mitch Williams, L (10, 1)		B B C C F X 2-2 ③ G5-3		F F B S 1-3 ③ K		F B F X 1-2 ② P3			C X 0-1 ① G3		3 1 0 0	0 0 0 0	0 0 0 0	0 0 0 0	1 0 0 0	2 0 0 0	2 0 0 0
Mickey Morandini, L (1, 4) OBP: 0.295, SLG: 0.361			B X 1-0 S SH3-4 1B		X 0-0 SH1-4 3B 1B		F S S 0-3 ③ K		C F F T 0-2 ② K		4	1	2	0	0	2	1
Terry Mulholland, R (1, 1) OBP: 0.103, SLG: 0.079 Milt Thompson, L (9, PH) OBP: 0.317, SLG: 0.265 Joe Millette, R (9, 5) OBP: 0.273, SLG: 0.200			X 0-0 ① SH3-4 1-2		1 SAFE L L B B 1 X SAFE 2-2 ① SH1-4 1-2		C F B X 1-2 ① P2		B X 1-0 ③ G4-3		1 1 0	0 0 0	0 0 0	0 0 0	0 0 0	0 0 0	0 0 0
Inning Stats	R: 0 H: 1 E: 0 LOB: 1 K: 0 BB: 1 S: 7 P: 13	R: 0 H: 0 E: 0 LOB: 0 K: 0 BB: 0 S: 9 P: 13	R: 0 H: 1 E: 0 LOB: 2 K: 1 BB: 1 S: 11 P: 19	R: 0 H: 1 E: 0 LOB: 1 K: 2 BB: 0 S: 9 P: 17	R: 1 H: 2 E: 0 LOB: 1 K: 0 BB: 0 S: 17 P: 25	R: 1 H: 1 E: 0 LOB: 1 K: 1 BB: 1 S: 12 P: 21	R: 0 H: 1 E: 0 LOB: 1 K: 0 BB: 1 S: 9 P: 18	R: 0 H: 1 E: 0 LOB: 0 K: 0 BB: 0 S: 5 P: 9	R: 0 H: 0 E: 0 LOB: 0 K: 1 BB: 0 S: 8 P: 9	R: 1 H: 1 E: 0 LOB: 1 K: 0 BB: 1 S: 8 P: 20	1B: 6 SF: 1 2B: 3 SAC: 4 3B: 1 DP: 3 HR: 0 HBP: 0						

PITCHER		IP	WLS	BF	H	R	ER	SO	BB	IBB	HBP	BLK	WP	HR	S	P	ERA	WHIP
Zane Smith, L ERA: 3.63	(1, 1)	6.1		29	7	2	1	4	4	0	0	0	0	0	72	123	1.42	1.737
Freddie Toliver, R ERA: 3.6	(7, 1)	0.2		1	0	0	0	0	0	0	0	0	0	0	2	3	0.00	0.000
Blas Minor, R ERA: 3.35	(8, 1)	2.0		6	1	0	0	1	0	0	0	0	0	0	13	18	0.00	0.500
Stan Belinda, R ERA: 2.7	(10, 1)	1.0	W	5	1	1	1	0	0	1	0	0	0	0	8	20	9.00	1.000

PITCHER	IP	WLS	BF	H	R	ER	SO	BB	IBB	HBP	BLK	WP	HR	S	P	ERA	WHIP

TOP

Philadelphia Phillies @ Pittsburgh Pirates

Three Rivers Stadium, Pittsburgh, PA

Sun Jun 27 1993, 3:33 AM EDT

Att. 27,824 - Sunny

livebaseballscorecards.com

AB	31
R	3
H	9
RBI	3
BB	5
SO	5
LOB	15

WP: 0 PA: 41
PB: 1
SB: 3
CS: 1

Batter	1	2	3	4	5	6	7	8	9	10	AB	R	H	RBI	BB	SO	LOB
Carlos Garcia, R (1, 4) OBP: 0.297, SLG: 0.376 Dave Clark, L (9, 9) OBP: 0.327, SLG: 0.341 Don Slaught, R (10, PH) OBP: 0.360, SLG: 0.396	L B B X 2-1 FC5-4 1B		C B X 1-1 F9 BB 1B		B X 1-0 BB 1B			F X 0-1 G1-3 1B		B C F B X 2-2 HR	4 0 1	2 0 1	4 0 1	0 0 1	0 0 1	0 0 0	0 0 0
Jay Bell, R (1, 6) OBP: 0.394, SLG: 0.461	C B X 1-1 FC5-4 1B ① 1-2f		1 SAFE B B F 1 SAFE B B 4-1 1-2 BB		1 SAFE B B C B B B 4-1 1B 1-2 BB			C L B F F B F F F 2-2 X F6 ①		C B C B X 2-2 BB SH1-4 1B 1B	3	1	1	0	2	0	2
Lonnie Smith, R (1, 7) OBP: 0.380, SLG: 0.374	F 1 SAFE S B B B X 2-2 1-2 1B		X 0-0 F9 ② 2-3		B X 1-0 ③ 1-3 2-H 1B			B F X 1-1 G1-3 ② 1-2		B 1 SAFE X 1-0 SH1-4 ① 1-2	4	0	2	1	0	0	3
Jeff King, R (1, 5) OBP: 0.345, SLG: 0.387 (9, 4)	C X 0-1 F8 ②		B C B X 2-1 F9 ③			C B X 1-1 G6-3 ①		B B X 2-0 2-H 1B		I I I I 4-0 1B BB IBB	4	0	1	1	1	0	4
Lloyd McClendon, R (1, 9) OBP: 0.247, SLG: 0.261 (9, 3)	F B X 1-1 P4 ③			C C F B X 1-2 P5 ①		F X 0-1 F8 ②		1 SAFE F B 1 SAFE X 1-1 F8 ③		B B B B 4-0 1-2 2-3 1B BB	4	0	0	0	1	0	3
Kevin Young, R (1, 3) OBP: 0.307, SLG: 0.338 (9, 5)		C B X 1-1 F9 ①		B C F X 1-2 F9 ②		F B F B B C 3-3 K ③			B B S C C 2-3 K ①	X 0-0 1-2 2-3 3-H 1B	5	0	1	1	0	2	0
Tom Prince, R (1, 2) OBP: 0.266, SLG: 0.275		B B X 2-0 L7 ②		C B B B C X 2-2 F9 ③			B S F S 1-3 K ①		B X 1-0 1B		4	0	1	0	0	1	0
Will Pennyfeather, R (1, 8) OBP: 0.111, SLG: 0.167 Al Martin, L (9, PH) OBP: 0.307, SLG: 0.460 (10, 8)		B B X 2-0 G5-3 ③			B F C X 1-2 P4 ①		S X 0-1 G5-3 ②		S B F S 1-3 K ②		3 1	0 0	0 0	0 0	0 0	0 1	0 1
Zane Smith, L (1, 1) Freddie Toliver, R (7, 1) Ben Shelton, R (7, PH) OBP: 0.385, SLG: 0.545 Blas Minor, R (8, 1) OBP: 0.143, SLG: 0.143 Orlando Merced, S (9, PH) OBP: 0.444, SLG: 0.462 Stan Belinda, R (10, 1)			C C C 0-3 K ①		X 0-0 F7 ②		C X 0-1 F8 ③		B C B C F B S 3-3 K ③		2 0 1 0 1 0	0 0 0 0 0 0	0 0 0 0 0 0	0 0 0 0 0 0	1 0 0 0 0 0	0 0 0 0 1 0	0 0 0 0 1 0
Inning Stats	R: 0 H: 2 E: 0 LOB: 2 K: 0 BB: 0 S: 11 P: 17	R: 0 H: 0 E: 0 LOB: 0 K: 0 BB: 0 S: 4 P: 9	R: 0 H: 1 E: 0 LOB: 2 K: 1 BB: 1 S: 9 P: 16	R: 0 H: 0 E: 0 LOB: 0 K: 0 BB: 0 S: 10 P: 14	R: 1 H: 2 E: 0 LOB: 2 K: 0 BB: 1 S: 7 P: 14	R: 0 H: 0 E: 0 LOB: 0 K: 1 BB: 0 S: 7 P: 11	R: 0 H: 0 E: 0 LOB: 0 K: 1 BB: 0 S: 7 P: 8	R: 1 H: 2 E: 0 LOB: 1 K: 0 BB: 0 S: 15 P: 21	R: 0 H: 1 E: 0 LOB: 1 K: 3 BB: 0 S: 11 P: 18	R: 2 H: 3 E: 0 LOB: 3 K: 0 BB: 2 S: 8 P: 21	1B: 10 SF: 0 2B: 0 SAC: 1 3B: 0 DP: 0 HR: 1 HBP: 0						

PITCHER		IP	WLS	BF	H	R	ER	SO	BB	IBB	HBP	BLK	WP	HR	S	P	ERA	WHIP
Terry Mulholland, L ERA: 2.61	(1, 1)	8.0		32	7	2	2	3	2	0	0	0	0	0	70	110	2.25	1.125
Larry Andersen, R ERA: 1.93	(9, 1)	1.0		4	1	0	0	3	0	0	0	0	0	0	11	18	0.00	1.000
Mitch Williams, L ERA: 3.33	(10, 1)	0.1	L	6	3	2	2	0	1	1	0	0	0	1	8	21	54.00	12.000

PITCHER	IP	WLS	BF	H	R	ER	SO	BB	IBB	HBP	BLK	WP	HR	S	P	ERA	WHIP

BOTTOM

Philadelphia Phillies @ Pittsburgh Pirates
Three Rivers Stadium, Pittsburgh, PA
Sun Jun 27 1993, 3:33 AM EDT
Att. 27,824 - Sunny

livebaseballscorecards.com

AB	37
R	4
H	11
RBI	4
BB	4
SO	6
LOB	14

WP: 0 PA: 42
PB: 0
SB: 0
CS: 0

Batter	1	2	3	4	5	6	7	8	9	AB	R	H	RBI	BB	SO	LOB
Lenny Dykstra, L (1, 8) OBP: 0.403, SLG: 0.430	C C B C 1-3 K		X 0-0 ② G4-3 2-3		C B B B 4-1 FC6-4 BB		F X 0-1 ② P6		X 0-0 ③ F9	4	0	0	0	1	1	4
Ruben Amaro Jr, S (1, 9) (8, 7) OBP: 0.600, SLG: 0.941	B X 1-0 2B	C B F F B B B 4-2 FC6 BB			C X 0-1 ② FC6-4 1-2f 2-3		X 0-0 ③ FC6-4 1-2f			3	0	1	0	1	0	4
John Kruk, L (1, 3) OBP: 0.472, SLG: 0.510	X 0-0 ② G6-3	C S F B F X 1-2 ③ FC6 1-2f			S F B B B S 3-3 ③ K			F X 0-1 1B		4	0	1	0	0	1	5
Dave Hollins, S (1, 5) OBP: 0.382, SLG: 0.484	C B B X 2-1 ③ P2			F B X 1-1 ① P5		F S B B F X 2-2 ① L8		X 0-0 ① F7		4	0	0	0	0	0	2
Darren Daulton, L (1, 2) OBP: 0.393, SLG: 0.518		S C B X 1-2 ① G3		B X 1-0 ② G3		C B C B X 2-2 ② G4-3		B C F B S 2-3 ② K		4	0	0	0	0	1	1
Pete Incaviglia, R (1, 7) OBP: 0.312, SLG: 0.559 David West, L (8, 1) OBP: 0.667, SLG: 1.000		X 0-0 ② F8		B X 1-0 HR		F B F B B F F F 3-3 F S ③ K		C F B B C 2-3 ③ K		4 0	1 0	1 0	1 0	0 0	2 0	1 0
Mariano Duncan, R (1, 6) OBP: 0.279, SLG: 0.390	C S B C 1-3 ③ K			X 0-0 ③ G6-3			X 0-0 1B 2B		B B C X 2-1 ① F9	4	0	1	0	0	1	0
Mickey Morandini, L (1, 4) OBP: 0.295, SLG: 0.359			X 0-0 G4-3 SH1-3 1B		C B C B B X 3-2 ① G6-3		B B C X 2-1 ① L9		C F B S 1-3 ② K	4	0	1	0	0	1	1
Danny Jackson, R (1, 1) OBP: 0.184, SLG: 0.171 Ricky Jordan, R (7, PH) OBP: 0.333, SLG: 0.418 Jose DeLeon, R (7, 1) Jim Eisenreich, L (8, 9) OBP: 0.401, SLG: 0.511			1 SAFE C X 0-1 ① SH1-3 1-2		F F X 0-2 FC6-4 2B		B C X 1-1 FC6-4 2-3 1B		C B X 1-1 1B	1 1 0 1	0 0 0 0	1 1 0 1	0 0 0 0	0 0 0 0	0 0 0 0	0 0 0 0
Inning Stats	R: 0 E: 0 K: 1 S: 7 H: 1 LOB: 1 BB: 0 P: 11	R: 0 E: 0 K: 1 S: 7 H: 0 LOB: 0 BB: 0 P: 9	R: 0 E: 0 K: 0 S: 11 H: 1 LOB: 2 BB: 1 P: 16	R: 1 E: 0 K: 0 S: 5 H: 1 LOB: 0 BB: 0 P: 8	R: 0 E: 0 K: 1 S: 12 H: 1 LOB: 2 BB: 1 P: 22	R: 0 E: 0 K: 1 S: 15 H: 0 LOB: 0 BB: 0 P: 22	R: 0 E: 0 K: 0 S: 8 H: 2 LOB: 2 BB: 0 P: 11	R: 0 E: 0 K: 2 S: 9 H: 1 LOB: 1 BB: 0 P: 13	R: 0 E: 0 K: 1 S: 8 H: 1 LOB: 1 BB: 0 P: 12	1B: 4 2B: 3 3B: 0 HR: 1	SF: 0 SAC: 1 DP: 0 HBP: 0					

TOP

Philadelphia Phillies @ St. Louis Cardinals

Busch Stadium, St. Louis, MO

Mon Jun 28 1993, 7:05 PM CDT

Att. 29,199 - Unknown - 73 F

livebaseballscorecards.com

AB	34
R	1
H	8
RBI	1
BB	2
SO	7
LOB	18

WP: 0 PB: 0 SB: 0 CS: 0 PA: 37

PITCHER		IP	WLS	BF	H	R	ER	SO	BB	IBB	HBP	BLK	WP	HR	S	P	ERA	WHIP
Rheal Cormier, L ERA: 4.29	(1, 1)	6.1	W	26	5	1	1	4	2	0	0	0	0	1	60	93	1.42	1.105
Omar Olivares, R ERA: 3.99	(7, 1)	0.2		3	1	0	0	0	0	0	0	0	0	0	5	6	0.00	1.500
Rob Murphy, L ERA: 3.16	(8, 1)	0.2		3	1	0	0	1	0	0	0	0	0	0	6	8	0.00	1.500
Mike Perez, R ERA: 2.2	(8, 1)	0.1		1	0	0	0	1	0	0	0	0	0	0	3	5	0.00	0.000
Lee Smith, R ERA: 3.62	(9, 1)	1.0	S	4	1	0	0	1	0	0	0	0	0	0	8	12	0.00	1.000

PITCHER	IP	WLS	BF	H	R	ER	SO	BB	IBB	HBP	BLK	WP	HR	S	P	ERA	WHIP

Batter	1	2	3	4	5	6	7	8	9	AB	R	H	RBI	BB	SO	LOB
Bernard Gilkey, R (1, 7) OBP: 0.368, SLG: 0.493	C C F X 0-2 1B 2B 2B	X 0-0 ③ F8		B B X 2-0 ③ F9			B F S F F B B B F X 3-2 ② ③ G6-3 1-2			4	1	1	0	0	0	3
Ozzie Smith, S (1, 6) OBP: 0.320, SLG: 0.357	X 0-0 2B G4-3 2-3 1B		S X 0-1 ① G4-3		B B C B C B 4-2 CS BB			B F B X 2-1 ① F7		3	1	1	0	1	0	0
Gregg Jefferies, S (1, 3) OBP: 0.375, SLG: 0.504	B B X 2-0 G4-3 1-3 3-H 2B		C C B X 1-2 ② F8		B 1 SAFE X 1-0 ① ② F8 1-2			F B X 1-1 ② F8		4	0	1	1	0	0	1
Todd Zeile, R (1, 5) OBP: 0.312, SLG: 0.326	B B F F B F B 4-2 G4-3 BB		B X 1-0 ③ G6-3		C C B X 1-2 ③ G6-3			F X 0-1 ③ F8		3	0	0	0	1	0	0
Mark Whiten, S (1, 9) OBP: 0.309, SLG: 0.366	F B F X 1-2 ① ② G4-3 1-2f 2-3 3-H			C B B C X 2-2 G1-6-3 1B		X 0-0 ① F9				3	0	1	0	0	0	2
Brian Jordan, R (1, 8) OBP: 0.245, SLG: 0.239	B F S B F B F B 4-2 BB			X 0-0 ① ② G1-6-3 1-2f		C B X 1-1 ② F9				2	0	0	0	1	0	1
Geronimo Pena, S (1, 4) OBP: 0.341, SLG: 0.381	C X 0-1 ③ G4-3			C B S B X 2-2 BB 1B		F F B B X 2-2 ③ G6-3				3	1	1	0	0	0	2
Tom Pagnozzi, R (1, 2) OBP: 0.281, SLG: 0.364		C X 0-1 ① F8		F 1 SAFE F B B F B B 4-2 1B 1-2 BB			X 0-0 ① L6			2	0	0	0	1	0	0
Rheal Cormier, L (1, 1) OBP: 0.208, SLG: 0.208 Omar Olivares, R (7, 1) OBP: 0.214, SLG: 0.214 Gerald Perry, L (7, PH) OBP: 0.421, SLG: 0.531 Rob Murphy, L (8, 1) OBP: 1.000, SLG: 1.000 Mike Perez, R (8, 1) Lee Smith, R (9, 1)		C B X 1-1 ② G4-3		B B B C C X 3-2 1-2 2-H 1B			C B X 1-1 CS 1B			2 0 1 0 0 0	0 0 0 0 0 0	1 0 1 0 0 0	1 0 0 0 0 0	0 0 0 0 0 0	0 0 0 0 0 0	0 0 0 0 0 0
Inning Stats	R: 2 E: 0 K: 0 S: 18 H: 3 LOB: 2 BB: 2 P: 29	R: 0 E: 0 K: 0 S: 5 H: 0 LOB: 0 BB: 0 P: 6	R: 0 E: 0 K: 0 S: 6 H: 0 LOB: 0 BB: 0 P: 8	R: 1 E: 0 K: 0 S: 14 H: 3 LOB: 2 BB: 1 P: 27	R: 0 E: 0 K: 0 S: 6 H: 0 LOB: 0 BB: 1 P: 12	R: 0 E: 0 K: 0 S: 6 H: 0 LOB: 0 BB: 0 P: 9	R: 0 E: 0 K: 0 S: 9 H: 1 LOB: 0 BB: 0 P: 13	R: 0 E: 0 K: 0 S: 6 H: 0 LOB: 0 BB: 0 P: 9		1B: 5 2B: 2 3B: 0 HR: 0 SF: 0 SAC: 0 DP: 2 HBP: 0				WP: 0 PB: 0 SB: 0 CS: 2 PA: 31		

PITCHER		IP	WLS	BF	H	R	ER	SO	BB	IBB	HBP	BLK	WP	HR	S	P	ERA	WHIP
Danny Jackson, L ERA: 3.42	(1, 1)	6.0	L	25	6	3	3	0	4	0	0	0	0	0	55	91	4.50	1.667
Jose DeLeon, R ERA: 3.9	(7, 1)	1.0		3	1	0	0	0	0	0	0	0	0	0	9	13	0.00	1.000
David West, L ERA: 2.84	(8, 1)	1.0		3	0	0	0	0	0	0	0	0	0	0	6	9	0.00	0.000

PITCHER	IP	WLS	BF	H	R	ER	SO	BB	IBB	HBP	BLK	WP	HR	S	P	ERA	WHIP

BOTTOM

Philadelphia Phillies @ St. Louis Cardinals
Busch Stadium, St. Louis, MO
Mon Jun 28 1993, 7:05 PM CDT
Att. 29,199 - Unknown - 73 F

livebaseballscorecards.com

AB	27
R	3
H	7
RBI	2
BB	4
SO	0
LOB	9

Batter	1	2	3	4	5	6	7	8	9	AB	R	H	RBI	BB	SO	LOB
Lenny Dykstra, L (1, 8) OBP: 0.405, SLG: 0.432	E8 FC3-6 SF9 1B	SF9 3-H		G6-3		BB BB 1B 2-3 1B	2B 1-2 1B		F9	5	3	3	1	0	0	0
Milt Thompson, L (1, 7) OBP: 0.335, SLG: 0.291	FC3-6 BB	1B 1-2 1B		G6-3		1B BB SF8 1-2 BB	BLK 1-H 2-H 2B		2B 2B	4	2	3	2	2	0	0
John Kruk, L (1, 3) OBP: 0.476, SLG: 0.520	FC3-6 BB 1-2f 2-3	1-2 2-3 1B			1B 3B 2B	1B 1B 1-2 2-3 3-H BB	L4 2-3		2-H 2B	5	2	3	2	1	0	3
Dave Hollins, S (1, 5) OBP: 0.386, SLG: 0.482 Kim Batiste, R (7, 5) OBP: 0.300, SLG: 0.453	1-2 BB	K			G2-3	1B 1B 1-2 2-3 3-H 1B	FC6-4 BB		G6-3	3 1	1 0	1 0	1 0	2 0	1 0	4 1
Darren Daulton, L (1, 2) OBP: 0.392, SLG: 0.516	SF9 3-H		F8		3B 2-3 1B	SF8 3-H	K		BB	3	1	1	2	1	1	2
Jim Eisenreich, L (1, 9) OBP: 0.399, SLG: 0.518	G4-3		E4 G6-3		F7-2 1-H 3-H 3B	1B 1-3 2-H 1B	FC6-4 1-2f		F8	6	1	2	3	0	0	6
Mariano Duncan, R (1, 6) OBP: 0.281, SLG: 0.390		SH SF9 1B	G6-3 1-2		F7-2 3-H	1B 2-H 3-H 1B		K		5	1	2	2	0	1	2
Mickey Morandini, L (1, 4) OBP: 0.293, SLG: 0.356		K	G3-1			1B CS BB 1B F7		P5		5	1	1	0	0	1	3
Ben Rivera, R (1, 1) OBP: 0.160, SLG: 0.087 Pete Incaviglia, R (6, PH) OBP: 0.310, SLG: 0.556 Mark Davis, L (6, 1) OBP: 0.333, SLG: 0.333 Tim Mauser, R (7, 1) David West, L (8, 1) OBP: 0.667, SLG: 1.000		SH 1B 1B 1-3		G6-3		K2 1-2 1B	1B 2B 1B	G5-3		1 1 1 1 0	0 0 1 0 0	0 0 1 0 0	0 0 0 0 0	0 0 0 0 0	0 1 0 0 0	0 1 0 0 0
Inning Stats	R: 1 E: 1 K: 0 S: 12 H: 1 LOB: 2 BB: 2 P: 25	R: 1 E: 1 K: 2 S: 20 H: 3 LOB: 3 BB: 0 P: 29	R: 0 E: 1 K: 0 S: 12 H: 0 LOB: 1 BB: 0 P: 19	R: 0 E: 0 K: 0 S: 8 H: 0 LOB: 0 BB: 0 P: 13	R: 2 E: 0 K: 0 S: 9 H: 3 LOB: 0 BB: 0 P: 14	R: 6 E: 0 K: 1 S: 16 H: 5 LOB: 1 BB: 2 P: 34	R: 2 E: 0 K: 1 S: 12 H: 3 LOB: 2 BB: 1 P: 21	R: 0 E: 0 K: 1 S: 7 H: 0 LOB: 0 BB: 0 P: 9	R: 1 E: 0 K: 0 S: 9 H: 2 LOB: 2 BB: 1 P: 19	1B: 12 2B: 5 3B: 1 HR: 0 SF: 3 SAC: 1 DP: 1 HBP: 0						

PITCHER		IP	WLS	BF	H	R	ER	SO	BB	IBB	HBP	BLK	WP	HR	S	P	ERA	WHIP
Rene Arocha, R ERA: 3.25	(1, 1)	4.1		24	7	4	3	2	2	0	0	0	0	0	60	98	6.23	2.077
Les Lancaster, R ERA: 3.19	(5, 1)	0.2		1	0	0	0	0	0	0	0	0	0	0	1	2	0.00	0.000
Tom Urbani, L ERA: 8.74	(6, 1)	0.1	L	5	2	4	3	1	2	0	0	0	0	0	7	18	81.00	12.000
Omar Olivares, R ERA: 4.4	(6, 1)	2.2		15	6	4	2	2	1	0	0	1	0	0	28	46	6.75	2.625
Mike Perez, R ERA: 2.35	(9, 1)	1.0		6	2	1	1	0	1	0	0	0	0	0	9	19	9.00	3.000

PITCHER	IP	WLS	BF	H	R	ER	SO	BB	IBB	HBP	BLK	WP	HR	S	P	ERA	WHIP

TOP

Philadelphia Phillies @ St. Louis Cardinals
Busch Stadium, St. Louis, MO
Tue Jun 29 1993, 7:05 PM CDT
Att. 39,344 - Unknown - 91 F

livebaseballscorecards.com

AB	41
R	13
H	17
RBI	13
BB	6
SO	5
LOB	22

WP: 0 PA: 51
PB: 0
SB: 0
CS: 1

Batter	1	2	3	4	5	6	7	8	9	AB	R	H	RBI	BB	SO	LOB
Bernard Gilkey, R (1, 7) OBP: 0.373, SLG: 0.491	C B C F B X 2-2 BB 1B 2B 1B		B X 1-0 ① G6-3		B F B B X 3-1 ① G6-3		B B B B 4-0 1B BB G6-3 BB	B B B B 4-0 1-2 2-3 FC4-6 BB		3	2	1	0	2	0	1
Ozzie Smith, S (1, 6) OBP: 0.324, SLG: 0.357	F B X 1-1 BB 1-2 2B 1B		C B B B X 3-1 ② G4-3		B B S C B B 4-2 G6-3 HR BB		B B C F B 1 SAFE 4-2 G6-3 1B 1-2 BB	B F F X 1-2 ② FC4-6 1-2f 2-3 3-H		3	2	1	1	2	0	2
Gregg Jefferies, S (1, 3) OBP: 0.378, SLG: 0.504	B B B B 4-0 1-2 2-3 2B BB		C X 0-1 1B 1B		C B X 1-1 ② G6-3 1-2 2-3		C B X 1-1 G6-3 1-2 2-3 1B	F X 0-1 ③ L9		4	0	2	0	1	0	4
Todd Zeile, R (1, 5) OBP: 0.314, SLG: 0.338	C B C C 1-3 ① K		S 1 SAFE B C 1 SAFE X 1-2 1-2 1B		B B C B X 3-1 2-H 3-H HR		B X 1-0 ① ② G6-3 1-2f 2-3 3-H		B C B S B S 3-3 ① K	5	1	2	3	0	2	5
Mark Whiten, S (1, 9) OBP: 0.311, SLG: 0.364	C S F S 0-3 ② K		B F C S 1-3 ③ K		B X 1-0 ③ G4-3		B S B C B B 4-2 FC5-4 BB		X 0-0 BB HR 1B	4	1	1	0	1	2	5
Brian Jordan, R (1, 8) OBP: 0.259, SLG: 0.260	B F X 1-1 ③ 1-H 2-H 3-H 2B			X 0-0 ① P4		B F C F B X 2-2 ① G5-3	C X 0-1 ③ FC5-4 1-2f		B S B F B F B 4-2 1-2 HR BB	4	1	1	2	1	0	2
Luis Alicea, S (1, 4) OBP: 0.396, SLG: 0.410		C C F C 0-3 ① K		B C F S 1-3 ② K		C B C B F B X 3-2 ② G5-3		B X 1-0 BB 1B FC4-6 1B	B C F B X 2-2 1-H 2-H HR	5	2	2	3	0	2	0
Erik Pappas, R (1, 2) OBP: 0.414, SLG: 0.398		B F B B X 3-1 ② P6		B B B C X 3-1 ③ F7		C F B F X 1-2 1B		C B F X 1-2 ① P2	C X 0-1 ② F8	5	0	1	0	0	0	1
Rene Arocha, R (1, 1) OBP: 0.043, SLG: 0.043 Les Lancaster, R (5, 1) Rod Brewer, L (5, PH) OBP: 0.301, SLG: 0.292 Tom Urbani, L (6, 1) Omar Olivares, R (6, 1) OBP: 0.200, SLG: 0.200 Gerald Perry, L (8, PH) OBP: 0.436, SLG: 0.545 Mike Perez, R (9, 1) Tracy Woodson, R (9, PH) OBP: 0.229, SLG: 0.239		X 0-0 ③ G3			C C X 0-2 G6-3 HR 2B	C S F S 0-3 ③ K		B C B X 2-1 FC4-6 1-2 BB 1B	F F B B X 2-2 ③ F8	1 0 1 0 1 1 0 1	0 0 1 0 0 0 1 0	0 0 1 0 0 1 0 0	0 0 0 0 0 1 0 0	0 0 0 0 0 1 0 0	0 0 0 0 0 0 0 0	0 0 0 0 0 1 0 0
Inning Stats	R: 2 H: 3 E: 0 LOB: 2 K: 2 BB: 1 S: 15 P: 24	R: 0 H: 0 E: 0 LOB: 0 K: 1 BB: 0 S: 7 P: 10	R: 0 H: 2 E: 0 LOB: 2 K: 1 BB: 0 S: 11 P: 17	R: 0 H: 0 E: 0 LOB: 0 K: 1 BB: 0 S: 6 P: 10	R: 3 H: 2 E: 0 LOB: 0 K: 0 BB: 1 S: 12 P: 24	R: 0 H: 1 E: 0 LOB: 1 K: 1 BB: 0 S: 16 P: 22	R: 1 H: 1 E: 0 LOB: 2 K: 0 BB: 3 S: 9 P: 23	R: 1 H: 2 E: 0 LOB: 2 K: 0 BB: 1 S: 11 P: 20	R: 3 H: 2 E: 0 LOB: 0 K: 1 BB: 1 S: 15 P: 26	1B: 9 2B: 2 3B: 0 HR: 2	SF: 0 SAC: 0 DP: 1 HBP: 0					

PITCHER		IP	WLS	BF	H	R	ER	SO	BB	IBB	HBP	BLK	WP	HR	S	P	ERA	WHIP
Ben Rivera, R ERA: 4.05	(1, 1)	5.0	W	23	7	5	5	5	2	0	0	0	0	1	51	85	9.00	1.800
Mark Davis, L ERA: 3.9	(6, 1)	1.2		9	2	1	1	1	3	0	0	0	0	0	23	43	5.40	3.000
Tim Mauser, R ERA: 7.84	(7, 1)	0.2		5	2	1	1	0	1	0	0	0	0	0	8	16	13.50	4.500
David West, L ERA: 3.4	(8, 1)	1.2		8	2	3	3	1	1	0	0	0	0	1	20	32	16.20	1.800

PITCHER	IP	WLS	BF	H	R	ER	SO	BB	IBB	HBP	BLK	WP	HR	S	P	ERA	WHIP

BOTTOM

Philadelphia Phillies @ St. Louis Cardinals

Busch Stadium, St. Louis, MO

Tue Jun 29 1993, 7:05 PM CDT

Att. 39,344 - Unknown - 91 F

livebaseballscorecards.com

AB	38
R	10
H	13
RBI	9
BB	7
SO	7
LOB	21

WP: 0 PA: 45
PB: 0
SB: 0
CS: 0

Batter	1	2	3	4	5	6	7	8	9	AB	R	H	RBI	BB	SO	LOB
Lenny Dykstra, L (1, 8) OBP: 0.406, SLG: 0.436	B X 1-0 E 2B	C B B X 2-1 ③ L9			X 0-0 ① F8		B B B C X 3-1 BB 1B 1-2 1B		X 0-0 ① G6-3	4	1	2	0	0	0	0
Milt Thompson, L (7, 8) OBP: 0.333, SLG: 0.289										1	0	0	0	0	0	0
Mariano Duncan, R (1, 6) OBP: 0.283, SLG: 0.390	B X 1-0 E9 S 1B 2-H 1B	C C F B F X 1-2 ① G6-3			B F S F B F X 2-2 ② L7		X 0-0 BB 1-2 2-3 1B		C X 0-1 ② G4-3	5	1	2	0	0	0	0
John Kruk, L (1, 3) OBP: 0.473, SLG: 0.514	C C X 0-2 L8 ①	S B B X 2-1 ② G5-3			F X 0-1 ③ G4-3		B C B F B F F B 4-2 1-2 2-3 3-H BB		B X 1-0 ③ P6	3	0	0	1	1	0	1
Tim Mauser, R (7, 1)										0	0	0	0	0	0	0
Jeff Manto, R (9, PH) OBP: 0.077, SLG: 0.077										1	0	0	0	0	0	0
Dave Hollins, S (1, 5) OBP: 0.384, SLG: 0.482	B F B B C C 3-3 ② K 1-2	B F X 1-1 2B			B F F S 1-3 ① K	X 0-0 ③ G5-3				4	0	1	0	0	2	4
Kim Batiste, R (7, 5) OBP: 0.300, SLG: 0.453										0	0	0	0	0	0	0
Darren Daulton, L (1, 2) OBP: 0.392, SLG: 0.512	B B B F F B 4-2 1B BB	C B X 1-1 ③ F8			B B C X 2-1 ② P6			F X 0-1 ① L6		2	0	0	0	1	0	1
Todd Pratt, R (7, 2) OBP: 0.226, SLG: 0.367										1	0	0	0	0	0	0
Pete Incaviglia, R (1, 7) OBP: 0.309, SLG: 0.550	C F B X 1-2 1-3 2-H 1B		B X 1-0 ① F9			F B X 1-1 ③ G5-3		X 0-0 ② G6-3		4	0	1	1	0	0	0
Ruben Amaro Jr, S (1, 9) OBP: 0.625, SLG: 1.000	B B X 2-0 ③ F9			X 0-0 1B			F C B X 1-2 FC3-6 1B	B X 1-0 3B		4	0	3	0	0	0	2
Mickey Morandini, L (1, 4) OBP: 0.292, SLG: 0.352		B X 1-0 ① F9		F 1 SAFE X 0-1 ② P5			X 0-0 ① FC3-6 1B 1B 1-2f BB	B H 2-0 HBP		3	1	0	0	0	0	2
Tommy Greene, R (1, 1) OBP: 0.205, SLG: 0.250		C F F S 0-3 ② K		C S B X 1-2 ③ G5-3			B X 1-0 ② P3	F C X 0-2 ③ L8		2	0	0	0	0	1	1
Mark Davis, L (6, 1) OBP: 0.333, SLG: 0.333										0	0	0	0	0	0	0
Ricky Jordan, R (7, PH) OBP: 0.323, SLG: 0.404										2	0	0	0	0	0	3
(7, 3)																

| Inning Stats | | | | | | | | | | | | | | | |

Batter	1	2	3	4	5	6	7	8	9	AB	R	H	RBI	BB	SO	LOB
Bernard Gilkey, R (1, 7) OBP: 0.381, SLG: 0.502	S F B B X 2-2 FC4-6 1B 1B		F B X 1-1 1B BB SF8 1B	F F B X 1-2 ③ FC6-4 1-2f		L B B X 3-1 FC5 1B 1B	C F X 0-2 2B			5	1	4	0	0	0	1
Ozzie Smith, S (1, 6) OBP: 0.329, SLG: 0.359	C B B X 2-1 FC4-6 1-2 1B		B B B B 4-0 SF8 1B 1-2 BB		C S X 0-2 ① G5-3	X 0-0 L8 FC5 HR 1-2 1B	B C C X 1-2 ② F7			4	1	2	0	1	0	1
Gregg Jefferies, S (1, 3) OBP: 0.379, SLG: 0.500	C B B X 2-1 ① FC4-6 G5-3 1-2f 2-3		B B C X 2-1 S 1-2 2-3 1B		B B B B 4-0 1B 2B BB	C X 0-1 ① FC5 S HR 1-2 2-3f	C X 0-1 ③ G1-3			4	2	1	0	1	0	5
Todd Zeile, R (1, 5) OBP: 0.312, SLG: 0.337	B B X 2-0 ② G5-3 1-2		X 0-0 ① SF8 2-3 3-H		C B X 1-1 2B G6-3 1-3 1B	B C X 1-1 ② L8 2-3		C C B S 1-3 ① K		4	1	1	1	0	1	4
Mark Whiten, S (1, 9) OBP: 0.313, SLG: 0.380 Rod Brewer, L (7, 9) OBP: 0.297, SLG: 0.288	B C B C B X 3-2 ③ L7		C B B B F S 3-3 ② K 1-2		S B X 1-1 G6-3 3B 1-3 3-H 2B	F B X 1-1 1-H HR 3-H		B S S X 1-2 ② G3-1		4 1	2 0	2 0	4 0	0 0	1 0	4 0
Brian Jordan, R (1, 8) OBP: 0.271, SLG: 0.309		B X 1-0 S 1B	C B S F C 1-3 ③ K		B S F B X 2-2 ② G6-3 2-3 3-H	B C C X 1-2 3B		B F X 1-1 ③ F9		5	0	2	1	0	1	3
Luis Alicea, S (1, 4) OBP: 0.399, SLG: 0.403		B C F B 1 SAFE F C 2-3 ① K		X 0-0 ① P5	B C F B B B 4-2 3B BB	B B B C C B 4-2 BB				2	1	0	0	2	1	1
Tom Pagnozzi, R (1, 2) OBP: 0.280, SLG: 0.377		F S B F S 1-3 ② K 1-2		X 0-0 ② F9	C F B X 1-2 WP 1-H 3-H 3B	X 0-0 ③ F8				4	1	1	2	0	1	3
Donovan Osborne, S (1, 1) OBP: 0.235, SLG: 0.188 Lee Guetterman, L (7, 1)		C B F S 1-3 ③ K		C X 0-1 FC6-4 1B	F B C F S 1-3 ③ K 3-H		B C X 1-1 ① G4-3			3 1	0 0	1 0	0 0	0 0	2 0	1 0
Inning Stats	R: 0 H: 2 E: 0 LOB: 2 K: 0 BB: 0 S: 11 P: 22	R: 0 H: 1 E: 0 LOB: 1 K: 3 BB: 0 S: 12 P: 17	R: 1 H: 2 E: 0 LOB: 2 K: 2 BB: 1 S: 12 P: 23	R: 0 H: 1 E: 0 LOB: 1 K: 0 BB: 0 S: 7 P: 8	R: 5 H: 3 E: 0 LOB: 0 K: 1 BB: 2 S: 19 P: 33	R: 3 H: 4 E: 0 LOB: 2 K: 0 BB: 1 S: 15 P: 25	R: 0 H: 1 E: 0 LOB: 1 K: 0 BB: 0 S: 10 P: 12	R: 0 H: 0 E: 0 LOB: 0 K: 1 BB: 0 S: 8 P: 11		1B: 9 SF: 1 2B: 2 SAC: 0 3B: 2 DP: 0 HR: 1 HBP: 0						

BOTTOM

Philadelphia Phillies @ St. Louis Cardinals

Busch Stadium, St. Louis, MO

Wed Jun 30 1993, 7:05 PM CDT

Att. 32,098 - Unknown - 90 F

livebaseballscorecards.com

AB	37
R	9
H	14
RBI	8
BB	4
SO	7
LOB	23

PITCHER		IP	WLS	BF	H	R	ER	SO	BB	IBB	HBP	BLK	WP	HR	S	P	ERA	WHIP
Tommy Greene, R ERA: 3.34	(1, 1)	5.0	L	27	9	6	6	6	3	0	0	0	1	0	61	103	10.80	2.400
Mark Davis, L ERA: 4.65	(6, 1)	1.0		8	4	3	3	0	1	0	0	0	0	1	15	25	27.00	5.000
Tim Mauser, R ERA: 6.57	(7, 1)	2.0		7	1	0	0	1	0	0	0	0	0	0	18	23	0.00	0.500

PITCHER	IP	WLS	BF	H	R	ER	SO	BB	IBB	HBP	BLK	WP	HR	S	P	ERA	WHIP

Batter	1	2	3	4	5	6	7	8	9	AB	R	H	RBI	BB	SO	LOB
Lenny Dykstra, L (1, 8) OBP: 0.405, SLG: 0.435 Ruben Amaro Jr, S (6, 8) OBP: 0.577, SLG: 0.955	L8		G4-3			1-1 FC5-4 1B	SF9 3-H		G6-3	3 1	0 0	1 0	0 1	0 0	0 0	0 0
Milt Thompson, L (1, 7) OBP: 0.330, SLG: 0.306	G1-3		G1			FC5-4 1B 1-2f	FC6 1-2f		HR	5	2	1	1	0	0	2
John Kruk, L (1, 3) OBP: 0.477, SLG: 0.518 Mitch Williams, L (8, 1) Pete Incaviglia, R (9, PH) OBP: 0.313, SLG: 0.557	1B 1B			G5-3		PB 1B 1-2		2B 1B	2B	4 0 1	1 0 0	3 0 1	0 0 0	0 0 0	0 0 0	0 0 0
Dave Hollins, S (1, 5) OBP: 0.387, SLG: 0.485 Jeff Manto, R (6, 5) OBP: 0.067, SLG: 0.067	1-3 1B			G4-3		PB 1-2 2-H 1B		P9	K2-3	3 2	0 0	2 0	1 0	0 0	0 1	0 2
Darren Daulton, L (1, 2) OBP: 0.389, SLG: 0.508 Tim Mauser, R (4, 1) Ricky Jordan, R (8, PH) OBP: 0.333, SLG: 0.431 (8, 3)	K			F7		K 1-2 2-3		1-3 2B		2 1 1	0 0 1	0 0 1	0 0 1	0 0 0	1 1 0	2 2 0
Jim Eisenreich, L (1, 9) OBP: 0.388, SLG: 0.504		L7			G4-3	G3		G1-3		4	0	0	0	0	0	5
Mariano Duncan, R (1, 6) OBP: 0.284, SLG: 0.389 Kim Batiste, R (7, 6) OBP: 0.306, SLG: 0.458		F9			G4-3		1B G3 SF9 1B	2-H 3-H 1B		3 1	1 0	1 1	0 2	0 0	0 0	0 0
Mickey Morandini, L (1, 4) OBP: 0.288, SLG: 0.346		G3-1			K		G3 1-2	P7		4	0	0	0	0	1	2
Curt Schilling, R (1, 1) OBP: 0.189, SLG: 0.143 Mark Davis, L (3, 1) OBP: 0.333, SLG: 0.333 Todd Pratt, R (4, 2) OBP: 0.235, SLG: 0.364			G1-3			P9	FC6 2-3 1B		G6-3	1 0 3	0 0 0	0 0 1	0 0 0	0 0 0	0 0 0	0 0 0
Inning Stats	R: 0 E: 0 K: 1 S: 8 H: 2 LOB: 2 BB: 0 P: 12	R: 0 E: 0 K: 0 S: 4 H: 0 LOB: 0 BB: 0 P: 7	R: 0 E: 0 K: 0 S: 9 H: 0 LOB: 0 BB: 0 P: 13	R: 0 E: 0 K: 0 S: 6 H: 0 LOB: 0 BB: 0 P: 8	R: 0 E: 0 K: 1 S: 11 H: 0 LOB: 0 BB: 0 P: 14	R: 1 E: 0 K: 1 S: 14 H: 3 LOB: 3 BB: 0 P: 19	R: 1 E: 0 K: 0 S: 9 H: 2 LOB: 1 BB: 0 P: 10	R: 2 E: 0 K: 0 S: 14 H: 3 LOB: 1 BB: 0 P: 19	R: 1 E: 0 K: 1 S: 14 H: 2 LOB: 1 BB: 0 P: 19	1B: 9 2B: 2 3B: 0 HR: 1 SF: 1 SAC: 0 DP: 0 HBP: 0						

PITCHER	IP	WLS	BF	H	R	ER	SO	BB	IBB	HBP	BLK	WP	HR	S	P	ERA	WHIP
Bob Tewksbury, R (1, 1) ERA: 4.05	8.0	W	35	10	4	4	3	0	0	0	0	0	0	75	102	4.50	1.250
Les Lancaster, R (9, 1) ERA: 3.32	1.0		5	2	1	1	1	0	0	0	0	0	1	14	19	9.00	2.000

PITCHER IP WLS BF H R ER SO BB IBB HBP BLK WP HR S P ERA WHIP

TOP

Philadelphia Phillies @ St. Louis Cardinals

Busch Stadium, St. Louis, MO

Thu Jul 01 1993, 3:33 AM CDT

Att. 39,610 - Sunny - 85 F

livebaseballscorecards.com

AB	39
R	5
H	12
RBI	5
BB	0
SO	4
LOB	15

WP: 0 PB: 1 SB: 0 CS: 0 PA: 40

BOTTOM

Philadelphia Phillies @ St. Louis Cardinals
Busch Stadium, St. Louis, MO
Thu Jul 01 1993, 3:33 AM CDT
Att. 39,610 - Sunny - 85 F

livebaseballscorecards.com

Batter	1	2	3	4	5	6	7	8	9	AB	R	H	RBI	BB	SO	LOB
Bernard Gilkey, R (1, 7) OBP: 0.393, SLG: 0.515	2-1 2B 1B 1B	0-0 1B S 1B	4-2 E 1B BB	2-1 L1-6 2B			2-0 FC4-6 1B			4	3	4	0	1	0	0
Ozzie Smith, S (1, 6) OBP: 0.324, SLG: 0.352	1-0 F8	0-1 F7 1-2	2-2 E3 BB 1B HR 1-3 2-H	0-0 L1-6 2-3			0-0 FC4-6 1-2f			5	1	0	0	0	0	5
José Oquendo, S (8, 6) OBP: 0.375, SLG: 0.255										0	0	0	0	0	0	0
Gregg Jefferies, S (1, 3) OBP: 0.385, SLG: 0.505	0-1 1-2 2B 1B	1-1 1B SF9 2-H 1B	1-0 BB HR 1-2 3-H 1B	0-2 G1-3			2-3 K			3	3	3	2	0	0	0
Gerald Perry, L (4, 3) OBP: 0.415, SLG: 0.514										2	0	0	0	0	1	1
Todd Zeile, R (1, 5) OBP: 0.317, SLG: 0.343	3-2 1B 3B 1-H 2-H 2B	1-0 1-3 1B	4-2 HR 1-2 2-3 BB		0-0 F9		1-3 K			4	2	2	2	1	1	1
Brian Jordan, R (1, 8) OBP: 0.281, SLG: 0.373	1-2 3B 2-3 1B	3-2 SF9 3-H	2-1 1-H 2-H 3-H HR		1-2 G6-3			3-1 G5-3		4	2	2	5	0	0	0
Luis Alicea, S (1, 4) OBP: 0.392, SLG: 0.411	2-2 1B 3B 1-H 3-H	0-1 G3	3-2 E6 BB 1B		2-3 K			0-2 G3		5	2	1	2	0	1	1
Rod Brewer, L (1, 9) OBP: 0.304, SLG: 0.300	0-1 G4-3	0-0 E 2B 4-2 1B 1-2 BB			0-0 F8			0-3 K		4	1	1	0	1	1	1
Tom Pagnozzi, R (1, 2) OBP: 0.287, SLG: 0.381	3-2 3-H 1B	0-2 F7 1-0 1-3 2-H 1B			0-0 G5-3					4	0	2	2	0	0	1
Bob Tewksbury, R (1, 1) OBP: 0.237, SLG: 0.194	0-0 G4-3	1-2 G5-3 2-3 K			0-3 K					4	0	0	0	0	2	4
Les Lancaster, R (9, 1)										0	0	0	0	0	0	0
Inning Stats	R: 5 E: 0 K: 0 S: 21 H: 6 LOB: 1 BB: 0 P: 33	R: 2 E: 0 K: 0 S: 11 H: 3 LOB: 1 BB: 0 P: 16	R: 7 E: 2 K: 1 S: 29 H: 4 LOB: 2 BB: 3 P: 53	R: 0 E: 0 K: 0 S: 6 H: 1 LOB: 0 BB: 0 P: 8	R: 0 E: 0 K: 1 S: 9 H: 0 LOB: 0 BB: 0 P: 12	R: 0 E: 0 K: 1 S: 5 H: 0 LOB: 0 BB: 0 P: 5	R: 0 E: 0 K: 2 S: 8 H: 1 LOB: 1 BB: 0 P: 13	R: 0 E: 0 K: 1 S: 9 H: 0 LOB: 0 BB: 0 P: 12		1B: 10 2B: 4 3B: 1 HR: 1 SF: 1 SAC: 0 DP: 1 HBP: 0						

	AB	39
	R	14
	H	15
	RBI	13
	BB	3
	SO	6
	LOB	14

PITCHER		IP	WLS	BF	H	R	ER	SO	BB	IBB	HBP	BLK	WP	HR	S	P	ERA	WHIP
Curt Schilling, R ERA: 3.93	(1, 1)	2.2	L	21	11	11	9	0	1	0	0	0	0	0	47	72	30.38	4.500
Mark Davis, L ERA: 5.17	(3, 1)	0.1		6	2	3	0	1	2	0	0	0	0	1	14	30	0.00	12.000
Tim Mauser, R ERA: 4.96	(4, 1)	4.0		13	2	0	0	4	0	0	0	0	0	0	28	38	0.00	0.500
Mitch Williams, L ERA: 3.21	(8, 1)	1.0		3	0	0	0	1	0	0	0	0	0	0	9	12	0.00	0.000

PITCHER	IP	WLS	BF	H	R	ER	SO	BB	IBB	HBP	BLK	WP	HR	S	P	ERA	WHIP

San Diego Padres @ Philadelphia Phillies

Veterans Stadium, Philadelphia, PA

Fri Jul 02 1993, 3:33 AM EDT

Unknown

TOP

livebaseballscorecards.com

Batter	1	2	3	4	5	6	7	8	9	AB	R	H	RBI	BB	SO	LOB
Ricky Gutierrez, R (1, 6) OBP: 0.354, SLG: 0.333	BBBB 4-0 G6-4-3 BB		BFFX 1-2 3-H 1B		BFCX 1-2 ② G4-3			BFCBBX 3-2 ① F8		3	0	1	1	1	0	0
Tony Gwynn, L (1, 9) OBP: 0.355, SLG: 0.421	CBFFFX 1-2 ①② G6-4-3 1-2f		FBX 1-1 ③ G3		FBX 1-1 1B			CX 0-1 ② F7		4	0	1	0	0	0	2
Bill Bean, L (8, 9) OBP: 0.259, SLG: 0.320										0	0	0	0	0	0	0
Derek Bell, R (1, 8) OBP: 0.320, SLG: 0.438	BBFSFSBFS 3-3 ③ K			CBX 1-1 BB 2B 1B	BBFTFC 2-3 ③ K			FX 0-1 HR 1B		4	2	2	0	0	2	1
Fred McGriff, L (1, 3) OBP: 0.357, SLG: 0.485		FCBX 1-2 ① F7		CBBFBFB 4-2 2B 1-2 SF8 BB		X 0-0 ① F7		X 0-0 1-H HR		3	2	1	2	1	0	0
Phil Clark, R (1, 7) OBP: 0.339, SLG: 0.438		CFX 0-2 ② G4-3		CSBX 1-2 1-3 2-H 2B		CBX 1-1 ② G5-3		CX 0-1 ③ F7		4	0	1	1	0	0	0
Tim Teufel, R (1, 4) OBP: 0.325, SLG: 0.441		BCX 1-1 ③ G6-3		BFX 1-1 ① P3		BBBX 3-0 ③ G6-3			X 0-0 ① F8	3	0	0	0	0	0	2
Jeff Gardner, L (7, 4) OBP: 0.333, SLG: 0.350										1	0	0	0	0	0	0
Archi Cianfrocco, R (1, 5) OBP: 0.163, SLG: 0.268			BSBFS 2-3 ① K	BBFBX 3-1 ② SF8 3-H		BX 1-0 ① F7			CBFS 1-3 ② K	3	0	0	1	0	2	0
Gene Harris, R (9, 1)										0	0	0	0	0	0	0
Bob Geren, R (1, 2) OBP: 0.289, SLG: 0.316			FBCBX 2-2 G4-3 1B 2B	CBCFX 1-2 L3 ③		BFBX 2-1 P3 ②			BBSBBX 3-1 2B	4	1	2	0	0	0	1
Doug Brocail, L (1, 1)			MBX 1-1 ② G4-3 2-3		BBCFBX 3-2 ① F9	X 0-0 ③ G6-3			BBSBFFFFX 2-2 ③ F7	1	0	0	0	0	0	1
Mark Ettles, R (4, 1)										1	0	0	0	0	0	0
Pedro Martinez, L (6, 1)										1	0	0	0	0	0	0
Roger Mason, R (7, 1)										0	0	0	0	0	0	0
Craig Shipley, R (9, PH) (9, 5) OBP: 0.244, SLG: 0.309										1	0	0	0	0	0	1
Inning Stats	R: 0 E: 0 K: 1 S: 10 H: 0 LOB: 0 BB: 1 P: 18	R: 0 E: 0 K: 0 S: 8 H: 0 LOB: 0 BB: 0 P: 10	R: 1 E: 0 K: 1 S: 13 H: 2 LOB: 0 BB: 0 P: 20	R: 2 E: 0 K: 0 S: 16 H: 2 LOB: 1 BB: 1 P: 27	R: 0 E: 0 K: 1 S: 12 H: 1 LOB: 1 BB: 0 P: 19	R: 0 E: 0 K: 0 S: 4 H: 0 LOB: 0 BB: 0 P: 8	R: 0 E: 0 K: 0 S: 4 H: 0 LOB: 0 BB: 0 P: 7	R: 2 E: 0 K: 0 S: 10 H: 2 LOB: 0 BB: 0 P: 13	R: 0 E: 0 K: 1 S: 13 H: 1 LOB: 1 BB: 0 P: 19	1B: 4 2B: 3 3B: 0 HR: 1 SF: 1 SAC: 0 DP: 1 HBP: 0	WP: 0 PB: 0 SB: 0 CS: 0 PA: 36					

	AB	33
	R	5
	H	8
	RBI	5
	BB	2
	SO	4
	LOB	8

PITCHER		IP	WLS	BF	H	R	ER	SO	BB	IBB	HBP	BLK	WP	HR	S	P	ERA	WHIP
Terry Mulholland, L ERA: 2.73	(1, 1)	5.0	L	21	5	3	3	3	2	0	0	0	0	0	59	94	5.40	1.400
Mike Williams, R ERA: 9.0	(6, 1)	3.0		11	2	2	2	0	0	0	0	0	0	1	18	28	6.00	0.667
David West, L ERA: 3.32	(9, 1)	1.0		4	1	0	0	1	0	0	0	0	0	0	13	19	0.00	1.000

PITCHER		IP	WLS	BF	H	R	ER	SO	BB	IBB	HBP	BLK	WP	HR	S	P	ERA	WHIP

BOTTOM

San Diego Padres @ Philadelphia Phillies

Veterans Stadium, Philadelphia, PA

Fri Jul 02 1993, 3:33 AM EDT

Unknown

livebaseballscorecards.com

Batter	1	2	3	4	5	6	7	8	9	AB	R	H	RBI	BB	SO	LOB
Lenny Dykstra, L (1, 8) OBP: 0.401, SLG: 0.430	C B S X 1-2 F9 ①		X 0-0 F8 ② 2-3			C B X 1-1 P5 ①		C F C 0-3 K ②		4	0	0	0	0	1	1
Milt Thompson, L (1, 7) OBP: 0.328, SLG: 0.304	B F X 1-1 P6 ②		B X 1-0 G3 ③			C B F F B B F F X 3-2 CS 1B		C S B S 1-3 K ③		4	0	1	0	0	1	1
John Kruk, L (1, 3) OBP: 0.471, SLG: 0.510	C F B X 1-2 F9 ③			B C X 1-1 G1-4-3 ①		C F B B B S 3-3 K ②③ 1-2			X 0-0 L6 ①	4	0	0	0	0	1	1
Dave Hollins, S (1, 5) OBP: 0.382, SLG: 0.476		C B X 1-1 F8 ①		B X 1-0 P6 ②			B B C S F B F C 3-3 K ①		B C B X 2-1 G4-3 ②	4	0	0	0	0	1	0
Darren Daulton, L (1, 2) OBP: 0.391, SLG: 0.512		C F X 0-2 G6-3 ②		B X 1-0 1B			C B X 1-1 1B 2B		F F F B F B S 2-3 K ③	4	1	2	0	0	1	0
Jim Eisenreich, L (1, 9) OBP: 0.381, SLG: 0.493		C B F B X 2-2 P5 ③		C B B X 2-1 F7 ③			C B X 1-1 F8 ②			3	0	0	0	0	0	2
Mariano Duncan, R (1, 6) OBP: 0.288, SLG: 0.397			C B C C X 1-2 1B 2B	C F B X 1-2 G5-3 ①			C B X 1-1 BLK 2-H 1B			3	1	2	1	0	0	0
Mickey Morandini, L (1, 4) OBP: 0.289, SLG: 0.346			B X 1-0 F8 SH3-4 2-H 1B	B B C F S 2-3 K ②			F B F F F B B F X 3-2 P6 ③ 1-2			3	0	1	1	0	1	1
Terry Mulholland, R (1, 1) OBP: 0.100, SLG: 0.077 Mike Williams, R (6, 1) Pete Incaviglia, R (8, PH) OBP: 0.311, SLG: 0.554 David West, L (9, 1) OBP: 0.667, SLG: 1.000			X 0-0 SH3-4 ① 1-2	X 0-0 G4-3 ③				F X 0-1 F7 ①		1 0 1 0	0 0 0 0	0 0 0 0	0 0 0 0	0 0 0 0	0 0 0 0	0 0 0 0

Inning Stats																							
	R: 0	H: 0		R: 0	H: 0		R: 1	H: 2		R: 0	H: 1		R: 0	H: 0		R: 0	H: 1		R: 1	H: 2		R: 0	H: 0	
	E: 0	LOB: 0		E: 0	LOB: 0		E: 0	LOB: 1		E: 0	LOB: 1		E: 0	LOB: 0		E: 0	LOB: 1		E: 0	LOB: 1		E: 0	LOB: 0	
	K: 0	BB: 0		K: 0	BB: 0		S: 7	BB: 0		S: 6	BB: 0		S: 8	BB: 0		S: 11	BB: 0		S: 16	BB: 0		S: 8	BB: 0	
	S: 8	P: 11		S: 8	P: 11		K: 0	P: 10		K: 0	P: 11		K: 1	P: 11		K: 1	P: 18		K: 1	P: 25		K: 2	P: 9	
							S: 7						S: 8									S: 8		

Inning Stats																							
	R: 0	H: 0		R: 1	H: 2		R: 0	H: 1		R: 0	H: 0		R: 0	H: 1		R: 1	H: 2		R: 0	H: 0		R: 0	H: 0	
	E: 0	LOB: 0		E: 0	LOB: 1		E: 0	LOB: 1		E: 0	LOB: 0		E: 0	LOB: 1		E: 0	LOB: 1		E: 0	LOB: 0		E: 0	LOB: 0	
	K: 0	BB: 0		K: 0	BB: 0		K: 1	BB: 0		K: 1	BB: 0		K: 1	BB: 0		K: 1	BB: 0		K: 2	BB: 0		K: 1	BB: 0	
	S: 8	P: 11		S: 7	P: 10		S: 8	P: 11		S: 6	P: 11		S: 11	P: 18		S: 16	P: 25		S: 8	P: 9		S: 8	P: 12	

	1B: 4	SF: 0		WP: 0	PA: 32
	2B: 3	SAC: 1		PB: 0	
	3B: 0	DP: 1		SB: 0	
	HR: 0	HBP: 0		CS: 1	

PITCHER		IP	WLS	BF	H	R	ER	SO	BB	IBB	HBP	BLK	WP	HR	S	P	ERA	WHIP
Doug Brocail, R ERA: 3.6	(1, 1)	3.0		11	2	1	1	0	0	0	0	0	0	0	23	32	3.00	0.667
Mark Ettles, R ERA: 6.28	(4, 1)	2.0	W	7	1	0	0	1	0	0	0	0	0	0	14	22	0.00	0.500
Pedro Martinez, L ERA: 9.0	(6, 1)	1.2		6	2	1	1	2	0	0	0	0	0	0	20	32	5.40	1.200
Roger Mason, R ERA: 3.08	(7, 1)	1.1		5	1	0	0	2	0	0	0	1	0	0	15	20	0.00	0.750
Gene Harris, R ERA: 2.56	(9, 1)	1.0	S	3	0	0	0	1	0	0	0	0	0	0	8	12	0.00	0.000

PITCHER		IP	WLS	BF	H	R	ER	SO	BB	IBB	HBP	BLK	WP	HR	S	P	ERA	WHIP
Terry Mulholland, R ERA: 3.00	(1, 1)	6.0		24	6	2	2	3	1	0	0	0	0	0	49	74	3.00	1.167
Mike Williams, R ERA: 0.00	(6, 1)	1.0		3	0	0	0	1	0	0	0	0	0	0	11	14	0.00	0.000
Pete Incaviglia, R ERA: 0.00	(8, PH)	0.1		1	0	0	0	0	0	0	0	0	0	0	1	1	0.00	0.000
David West, L ERA: 0.00	(9, 1)	1.0		3	0	0	0	1	0	0	0	0	0	0	9	12	0.00	0.000

TOP

San Diego Padres @ Philadelphia Phillies

Veterans Stadium, Philadelphia, PA

Fri Jul 02 1993, 3:38 AM EDT

Att. 54,617 - Unknown

livebaseballscorecards.com

Batter	1	2	3	4	5	6	7	8	9	10	AB	R	H	RBI	BB	SO	LOB
Jeff Gardner, L (1, 4) OBP: 0.328, SLG: 0.343	G4-3		E6 HR 1-3		F9		F7		K		4	1	0	0	0	0	1
Ricky Gutierrez, R (9, PH) OBP: 0.352, SLG: 0.331 (9, 6)											1	0	0	0	0	1	1
Craig Shipley, R (1, 5) OBP: 0.242, SLG: 0.328 (9, 4)	K		HR 1-H 3-H		F8		P4			K	5	1	1	3	0	2	0
Bill Bean, L (1, 9) OBP: 0.254, SLG: 0.296	P6		P5		L3			BB 1B		G4-3	4	0	0	0	1	0	0
Fred McGriff, L (1, 3) OBP: 0.360, SLG: 0.491		P3		2B 2B		BB 1B		K		G6-3	3	1	2	0	0	0	0
Tim Teufel, R (7, 3) OBP: 0.319, SLG: 0.433											2	0	0	0	0	1	1
Phil Plantier, L (1, 7) OBP: 0.323, SLG: 0.513		P3		E 2B 2-H		FC6-4 BB 1-2		1B 1-3			3	1	2	1	1	0	0
Gene Harris, R (8, 1)											0	0	0	0	0	0	0
Archi Cianfrocco, R (9, 5) OBP: 0.163, SLG: 0.268											0	0	0	0	0	0	0
Derek Bell, R (1, 8) OBP: 0.316, SLG: 0.432	G5-3			K		P4		K			4	0	0	0	0	2	4
Kevin Higgins, L (1, 2) OBP: 0.352, SLG: 0.282			F9	E3 FC1-6 2-H 1B		K			G6-3		4	0	1	0	0	1	2
Kurt Stillwell, S (1, 6) OBP: 0.298, SLG: 0.291			L9	FC1-6 1-2f		FC6-4 1-2f			F9 WP BB		3	0	0	0	1	0	3
Trevor Hoffman, R (9, 1)				SAFE							0	0	0	0	0	0	0
Andy Benes, R (1, 1) OBP: 0.175, SLG: 0.263			E WP HR HBP	K			K		F SAFE F9 1-3		2	1	0	0	0	2	1
Roger Mason, R (8, 1)											0	0	0	0	0	0	0
Phil Clark, R (8, 7) OBP: 0.336, SLG: 0.434											1	0	0	0	0	0	1

	AB	36
	R	5
	H	6
	RBI	4
	BB	3
	SO	9
	LOB	14

Inning Stats	1	2	3	4	5	6	7	8	9	10
	R: 0 H: 0 E: 0 LOB: 0 K: 1 BB: 0 S: 9 P: 15	R: 0 H: 0 E: 0 LOB: 0 K: 0 BB: 0 S: 6 P: 10	R: 3 H: 1 E: 1 LOB: 0 K: 0 BB: 0 S: 11 P: 19	R: 2 H: 3 E: 1 LOB: 1 K: 2 BB: 0 S: 17 P: 26	R: 0 H: 0 E: 0 LOB: 0 K: 0 BB: 0 S: 7 P: 7	R: 0 H: 1 E: 0 LOB: 2 K: 1 BB: 1 S: 12 P: 21	R: 0 H: 0 E: 0 LOB: 0 K: 1 BB: 0 S: 7 P: 12	R: 0 H: 1 E: 0 LOB: 1 K: 2 BB: 1 S: 10 P: 17	R: 0 H: 0 E: 0 LOB: 1 K: 1 BB: 1 S: 10 P: 16	R: 0 H: 0 E: 0 LOB: 0 K: 1 BB: 0 S: 7 P: 12

	1B: 3	SF: 0	WP: 2	PA: 40
	2B: 2	SAC: 0	PB: 0	
	3B: 0	DP: 0	SB: 0	
	HR: 1	HBP: 1	CS: 0	

PITCHER		IP	WLS	BF	H	R	ER	SO	BB	IBB	HBP	BLK	WP	HR	S	P	ERA	WHIP
Jose DeLeon, R ERA: 3.58	(1, 1)	5.0		21	4	5	1	3	0	0	1	0	1	1	50	77	1.80	0.800
David West, L ERA: 3.16	(6, 1)	2.0		8	1	0	0	2	1	0	0	0	0	0	19	33	0.00	1.000
Larry Andersen, R ERA: 1.85	(8, 1)	1.0		4	1	0	0	2	1	0	0	0	0	0	10	17	0.00	2.000
Mitch Williams, L ERA: 3.0	(9, 1)	2.0	W	7	0	0	0	2	1	0	0	0	1	0	17	28	0.00	0.500

PITCHER	IP	WLS	BF	H	R	ER	SO	BB	IBB	HBP	BLK	WP	HR	S	P	ERA	WHIP

Batter	1	2	3	4	5	6	7	8	9	10	AB	R	H	RBI	BB	SO	LOB
Ruben Amaro Jr, S OBP: 0.517, SLG: 0.840 (1, 8)	B S S S 1-3 K ①		B F C B B X 3-2 F9 ②		X 0-0 P5 ②		S S X 0-2 F9 ②		C X 0-1 WP 2-1 2B		3	0	0	0	0	1	1
David West, L (6, 1) OBP: 0.667, SLG: 1.000											0	0	0	0	0	0	0
Lenny Dykstra, L (7, PH) OBP: 0.400, SLG: 0.429											1	0	0	0	0	0	0
Larry Andersen, R (8, 1) OBP: 1.000, SLG: 1.000											0	0	0	0	0	0	0
Mariano Duncan, R (9, 6) OBP: 0.291, SLG: 0.403											1	0	1	0	0	0	0
Tommy Greene, R (9, PR) OBP: 0.205, SLG: 0.250											0	0	0	0	0	0	0
Jeff Manto, R (10, 6) OBP: 0.067, SLG: 0.067											0	0	0	0	0	0	0
Mickey Morandini, L (1, 4) OBP: 0.291, SLG: 0.348	F X 0-1 E3		F F B F F F F X 1-2 G6-3 ③		1 SAFE F B C F F X 1-2 HR 1-3 2B		X 0-0 F8 ③		I I I I 4-0 WP IBB		4	1	1	0	1	0	0
Ricky Jordan, R (1, 3) OBP: 0.338, SLG: 0.476	X 0-0 F8 ②			B X 1-0 1B 1B 1B	S S B X 1-2 2-H 3-H HR			B C F B F B S 3-3 K ①	C F F S 0-3 K ①		5	2	2	3	0	2	3
Dave Hollins, S (1, 5) OBP: 0.379, SLG: 0.468	C F B 1 SAFE B 1 SAFE X 2-2 F9 ③			B X 1-0 L9 ①	B C B X 2-1 G4-3 ③			B B F B C B 4-2 BB 1B BB	B X 1-0 F7 ②		4	1	0	0	1	0	4
Pete Incaviglia, R (1, 7) OBP: 0.322, SLG: 0.556		B B B C X 3-1 F9 ①		B B S X 2-1 1B 1-2 1B		C B X 1-1 FC5-4 1B		B F B F B B 4-2 1B 1-2 BB	F S B B B 3-2 2-1 ③ 1-2 2-H	B B B 4-0 1B BB	3	1	2	0	2	0	0
Jim Eisenreich, L (1, 9) OBP: 0.381, SLG: 0.490		B X 1-0 F8 ②		B F F B F X 2-2 G1-6-3 1-3 2-H 1B		F X 0-1 F7 ①		F X 0-1 L7 ②		F X 0-1 1B 1-2 1B	5	0	2	1	0	0	3
Todd Pratt, R (1, 2) OBP: 0.216, SLG: 0.333		B B B C X 3-1 E5 FC6-4		S S B X 1-2 G1-6-3 ② ③ 1-2f		C F B B F S 2-3 K ②		B B B X 3-0 BB 1-3 2-H 1B	C S B S 1-3 K ①		3	0	0	0	0	1	3
Darren Daulton, L (8, PH) OBP: 0.391, SLG: 0.512 (9, 2)											2	0	1	1	0	1	2
Kim Batiste, R (1, 6) OBP: 0.298, SLG: 0.445		B S S B X 2-2 FC6-4 ③ 1-2f			B B B C X 3-1 P3 ①	F X 0-1 FC5-4 ③ 1-2f		F B F F F B F B B 4-2 FC6-4 1-2 BB		S X 0-1 1B 1-2 2-H	3	0	0	0	0	0	2
John Kruk, L (8, PH) OBP: 0.473, SLG: 0.510											0	0	0	0	1	0	0
Mitch Williams, L (9, 1) OBP: 1.000, SLG: 1.000											1	0	1	1	0	0	0
Jose DeLeon, R (1, 1)			C S S 0-3 K ①		B C B B B 4-1 2B HR BB		B B C F B X 3-2 G4-3 ①	B X 1-0 FC6-4 ③ 1-2f			1	0	0	0	0	1	0
Milt Thompson, L (5, PH) OBP: 0.328, SLG: 0.301 (6, 8)											2	1	0	0	1	0	3
Inning Stats	R: 0 E: 1 K: 1 S: 9 H: 0 LOB: 1 BB: 0 P: 12	R: 0 E: 1 K: 0 S: 8 H: 0 LOB: 1 BB: 0 P: 17	R: 0 E: 0 K: 1 S: 14 H: 0 LOB: 0 BB: 0 P: 18	R: 1 E: 0 K: 0 S: 11 H: 3 LOB: 1 BB: 0 P: 18	R: 3 E: 0 K: 0 S: 15 H: 2 LOB: 0 BB: 1 P: 26	R: 0 E: 0 K: 1 S: 10 H: 1 LOB: 1 BB: 0 P: 13	R: 0 E: 0 K: 0 S: 7 H: 0 LOB: 0 BB: 0 P: 10	R: 1 E: 0 K: 1 S: 17 H: 1 LOB: 3 BB: 3 P: 36	R: 0 E: 0 K: 1 S: 9 H: 1 LOB: 2 BB: 1 P: 17	R: 1 E: 0 K: 1 S: 7 H: 2 LOB: 2 BB: 1 P: 12	1B: 7 2B: 2 3B: 0 HR: 1 SF: 0 SAC: 0 DP: 1 HBP: 0						

PITCHER		IP	WLS	BF	H	R	ER	SO	BB	IBB	HBP	BLK	WP	HR	S	P	ERA	WHIP
Andy Benes, R ERA: 2.74	(1, 1)	7.0		29	6	4	4	3	1	0	0	0	0	1	74	114	5.14	1.000
Roger Mason, R ERA: 3.24	(8, 1)	0.1		3	0	1	1	1	2	0	0	0	0	0	8	19	27.00	6.000
Gene Harris, R ERA: 2.51	(8, 1)	0.2		4	1	0	0	0	1	0	0	0	0	0	9	17	0.00	3.000
Trevor Hoffman, R ERA: 4.5	(9, 1)	1.1	L	9	3	1	1	2	1	1	0	0	1	0	16	29	6.75	3.000

PITCHER	IP	WLS	BF	H	R	ER	SO	BB	IBB	HBP	BLK	WP	HR	S	P	ERA	WHIP

BOTTOM

San Diego Padres @ Philadelphia Phillies

Veterans Stadium, Philadelphia, PA

Fri Jul 02 1993, 3:38 AM EDT

Att. 54,617 - Unknown

livebaseballscorecards.com

AB	38
R	6
H	10
RBI	6
BB	6
SO	6
LOB	21

WP: 1 PA: 44
PB: 0
SB: 0
CS: 0

Batter	1	2	3	4	5	6	7	8	9	AB	R	H	RBI	BB	SO	LOB
Ricky Gutierrez, R (1, 6) OBP: 0.348, SLG: 0.333	1-1 G6-3 HR 2B	2-1 G6-3			3-1 G5-3		2-2 P4		3-2 F8	5	1	1	0	0	0	1
Craig Shipley, R (1, 4) (8, 5) OBP: 0.248, SLG: 0.331	1-3 K		0-0 G6-3		2-2 G5-3		0-1 1B 2B 1B		0-0 E1 1B 1B	5	2	2	0	0	1	1
Tony Gwynn, L (1, 9) OBP: 0.356, SLG: 0.421	0-1 G6-3 2-3		0-3 K			0-0 P7	2-2 2B 1-2 1B		3-2 G3-6-3 2-H 1B	5	1	2	1	0	1	1
Fred McGriff, L (1, 3) OBP: 0.363, SLG: 0.507	3-0 HR 3-H		0-1 G5-3			0-0 2B 1B	1-1 2B 1-H 2-H		2-2 G3-6-3 1-2f	5	1	3	4	0	0	1
Derek Bell, R (1, 8) OBP: 0.315, SLG: 0.433	0-3 K			1-2 P4		0-0 2B 1-3	0-2 P3			4	0	1	0	0	1	1
Phil Clark, R (1, 2) Jeff Gardner, L (8, 4) OBP: 0.342, SLG: 0.440 OBP: 0.328, SLG: 0.343		1-0 P3		2-1 G4-3 2B		4-0 IBB		0-3 K		3 0	0 0	1 0	0 0	1 0	1 0	0 0
Phil Plantier, L (1, 7) OBP: 0.321, SLG: 0.507	0-2 2B 1B			2-2 G4-3 2-3		2-3 K		0-0 P9		4	1	1	0	0	1	4
Archi Cianfrocco, R (1, 5) Bob Geren, R (8, 2) OBP: 0.170, SLG: 0.250 OBP: 0.289, SLG: 0.316	2-3 K			2-3		0-1 G4-3		4-2 BB		3 0	0 0	0 0	0 0	1 0	2 0	5 0
Greg Harris, R (1, 1) OBP: 0.265, SLG: 0.267 Pedro Martinez, L (8, 1) Mark Ettles, R (8, 1) Gene Harris, R (9, 1)	0-2 2B 1-H				1-2 L6		1-2 G6-3	0-0 P3		4 0 0 0	0 0 0 0	1 0 0 0	1 0 0 0	0 0 0 0	0 0 0 0	1 0 0 0
Inning Stats	R: 2 E: 0 K: 2 S: 12 H: 2 LOB: 0 BB: 0 P: 17	R: 1 E: 0 K: 1 S: 13 H: 2 LOB: 1 BB: 0 P: 18	R: 0 E: 0 K: 1 S: 7 H: 0 LOB: 0 BB: 0 P: 7	R: 0 E: 0 K: 1 S: 12 H: 1 LOB: 1 BB: 0 P: 19	R: 0 E: 0 K: 0 S: 11 H: 0 LOB: 0 BB: 0 P: 17	R: 0 E: 0 K: 1 S: 8 H: 2 LOB: 3 BB: 1 P: 14	R: 2 E: 0 K: 0 S: 18 H: 3 LOB: 1 BB: 0 P: 24	R: 0 E: 0 K: 1 S: 8 H: 0 LOB: 1 BB: 1 P: 12	R: 1 E: 1 K: 0 S: 10 H: 2 LOB: 0 BB: 0 P: 18	1B: 6 2B: 5 3B: 0 HR: 1 SF: 0 SAC: 0 DP: 1 HBP: 0						

PITCHER		IP	WLS	BF	H	R	ER	SO	BB	IBB	HBP	BLK	WP	HR	S	P	ERA	WHIP
Danny Jackson, L ERA: 3.59	(1, 1)	7.0	L	32	10	5	5	6	0	1	0	0	0	1	81	116	6.43	1.429
Larry Andersen, R ERA: 1.71	(8, 1)	2.0		8	2	1	0	1	1	0	0	0	0	0	18	30	0.00	1.500

PITCHER		IP	WLS	BF	H	R	ER	SO	BB	IBB	HBP	BLK	WP	HR	S	P	ERA	WHIP

TOP

San Diego Padres @ Philadelphia Phillies

Veterans Stadium, Philadelphia, PA

Sat Jul 03 1993, 7:05 PM EDT

Att. 57,521 - Unknown - 88 F

livebaseballscorecards.com

AB	38
R	6
H	12
RBI	6
BB	2
SO	7
LOB	15

WP: 0 PA: 40
PB: 0
SB: 0
CS: 0

BOTTOM

Batter	1	2	3	4	5	6	7	8	9	AB	R	H	RBI	BB	SO	LOB
Lenny Dykstra, L (1, 8) OBP: 0.403, SLG: 0.441	E FC4-6 BB 1B		K2-3		F7		2-H HR		G4-3 1B	5	2	3	2	0	1	0
Mickey Morandini, L (1, 4) OBP: 0.286, SLG: 0.342	F7		F9			G4-3	G3		G4-3	5	0	0	0	0	0	3
John Kruk, L (1, 3) OBP: 0.474, SLG: 0.508	E2 FC4-6 BB		G4-3			G1-3 1B		G4-3	IBB	3	0	1	0	2	0	0
Dave Hollins, S (1, 5) OBP: 0.375, SLG: 0.467	FC4-6			G4-3		G1-3		G4-3	K	5	0	1	1	0	1	5
Darren Daulton, L (1, 2) OBP: 0.393, SLG: 0.510	G4-3			G5-3 1B		P7		2B		3	0	1	0	1	0	2
Pete Incaviglia, R (1, 7) OBP: 0.317, SLG: 0.545		P4		G5-3			F8	P8	BB	4	0	0	0	0	0	3
Jim Eisenreich, L (1, 9) OBP: 0.378, SLG: 0.484		P5		G3-1			G6-3 2B 1B	F7		4	1	1	0	0	0	3
Kim Batiste, R (1, 6) OBP: 0.297, SLG: 0.439		1B			G5-3		G6-3		F9	4	0	1	0	0	0	1
Danny Jackson, R (1, 1) OBP: 0.175, SLG: 0.162		F7			G4-3		HR 2B		G4-3 1B	2	0	0	0	0	0	1
Milt Thompson, L (7, PH) OBP: 0.332, SLG: 0.311										1	1	1	1	0	0	0
Larry Andersen, R (8, 1) OBP: 1.000, SLG: 1.000										0	0	0	0	0	0	0
Ricky Jordan, R (9, PH) OBP: 0.348, SLG: 0.484										1	0	1	0	0	0	0
Inning Stats	R: 1 H: 1 E: 1 LOB: 1 K: 0 BB: 1 S: 9 P: 18	R: 0 H: 1 E: 0 LOB: 1 K: 0 BB: 0 S: 6 P: 11	R: 0 H: 0 E: 0 LOB: 0 K: 1 BB: 0 S: 6 P: 11	R: 0 H: 1 E: 0 LOB: 1 K: 0 BB: 0 S: 7 P: 10	R: 0 H: 0 E: 0 LOB: 0 K: 0 BB: 0 S: 7 P: 8	R: 0 H: 1 E: 0 LOB: 1 K: 0 BB: 0 S: 10 P: 16	R: 3 H: 3 E: 0 LOB: 0 K: 0 BB: 0 S: 10 P: 15	R: 0 H: 1 E: 0 LOB: 2 K: 0 BB: 1 S: 11 P: 20	R: 0 H: 2 E: 0 LOB: 3 K: 1 BB: 1 S: 12 P: 21	1B: 7 SF: 0 2B: 2 SAC: 0 3B: 0 DP: 0 HR: 1 HBP: 0						

PITCHER		IP	WLS	BF	H	R	ER	SO	BB	IBB	HBP	BLK	WP	HR	S	P	ERA	WHIP
Greg Harris, R ERA: 3.89	(1, 1)	7.1	W	31	8	4	3	1	1	0	0	0	0	1	60	98	3.68	1.227
Pedro Martinez, L ERA: 9.0	(8, 1)	0.0		1	0	0	0	0	1	0	0	0	0	0	2	6	∞	∞
Mark Ettles, R ERA: 6.0	(8, 1)	0.2		2	0	0	0	0	0	0	0	0	0	0	4	5	0.00	0.000
Gene Harris, R ERA: 2.43	(9, 1)	1.0	S	6	2	0	0	1	0	1	0	0	0	0	12	21	0.00	2.000

PITCHER	IP	WLS	BF	H	R	ER	SO	BB	IBB	HBP	BLK	WP	HR	S	P	ERA	WHIP

San Diego Padres @ Philadelphia Phillies

Veterans Stadium, Philadelphia, PA

Sat Jul 03 1993, 7:05 PM EDT

Att. 57,521 - Unknown - 88 F

livebaseballscorecards.com

AB	37
R	4
H	10
RBI	4
BB	3
SO	2
LOB	18

1B: 7	SF: 0	WP: 0	PA: 40
2B: 2	SAC: 0	PB: 0	
3B: 0	DP: 0	SB: 0	
HR: 1	HBP: 0	CS: 0	

Batter	1	2	3	4	5	6	7	8	9	AB	R	H	RBI	BB	SO	LOB
Jeff Gardner, L (1, 4) OBP: 0.325, SLG: 0.340	B F X 1-1 ① G4-3		B C C C 1-3 ① K		C X 0-1 ① G3		X 0-0 1B 2B 1B		S B F X 1-2 ① G4-3 1-2	5	1	1	0	0	1	1
Ricky Gutierrez, R (1, 6) OBP: 0.360, SLG: 0.339	B B B C B 4-1 BB 1B BB		B B B C F B 4-2 2B SF9 BB		C B S S 1-3 ② K		B S F B B X 3-2 2B WP 1-3 1B		S F B B B X 2-2 FC4-6 2-H 1B	3	2	2	1	2	1	0
Tony Gwynn, L (1, 9) OBP: 0.360, SLG: 0.431	C X 0-1 ② L7		B X 1-0 SF9 1-3 2B		F B X 1-1 1B		B F X 1-1 WP 1-3 3-H 2B		F X 0-1 ② FC4-6 1-2f	5	0	3	1	0	0	2
Fred McGriff, L (1, 3) OBP: 0.361, SLG: 0.504	X 0-0 BB 1-2 1B		C B S F B X 2-2 ② SF9 2-3 3-H		X 0-0 ③ G6-3		P B X 2-0 ② P6 2-3 3-H		X 0-0 ③ L4	4	0	1	1	0	0	3
Phil Plantier, L (1, 7) OBP: 0.320, SLG: 0.500 Tim Mauser, R (7, 1)	B B B B 4-0 1-2 2-3 BB		C X 0-1 ③ G6-3			B F B F S 2-3 ① K	B C X 1-1 ③ P4			3 0	0 0	0 0	0 0	1 0	1 0	2 0
Derek Bell, R (1, 8) OBP: 0.311, SLG: 0.427	F B F B B F X 3-2 ③ G4-3			F B B X 2-1 ① G6-3		X 0-0 E5		F S X 0-2 ① G5-3		4	0	0	0	0	0	3
Kevin Higgins, L (1, 2) OBP: 0.348, SLG: 0.272 (6, 5)		B B F F B S 3-3 ① K		B B B 4-0 FC5-4 BB		C B B B X 3-1 ② G6-3		C F X 0-2 ② G5-3		3	0	0	0	1	1	1
Archi Cianfrocco, R (1, 5) OBP: 0.160, SLG: 0.234 Kerry Taylor, R (6, 1) Bill Bean, L (7, 7) OBP: 0.250, SLG: 0.291		S B C C C 1-3 ② K		B C S B 1 SAFE 1 SAFE X 2-2 ② FC5-4 1-2f		F C X 0-2 ③ F9		B X 1-0 ③ G4-3		3 0 1	0 0 0	0 0 0	0 0 0	0 0 0	1 0 0	2 0 0
Tim Worrell, R (1, 1) Phil Clark, R (6, 2) OBP: 0.336, SLG: 0.432		C F S 0-3 ③ K		C C B B B X 3-2 ③ G4-3			F C B F F X 1-2 ① G5-3		F X 0-1 E6 WP G4-3 1B	2 2	0 1	0 0	0 0	0 0	1 0	1 0
Inning Stats	R: 0 E: 0 K: 0 S: 10 H: 1 LOB: 3 BB: 2 P: 22	R: 0 E: 0 K: 3 S: 9 H: 0 LOB: 0 BB: 0 P: 13	R: 1 E: 0 K: 1 S: 12 H: 1 LOB: 1 BB: 1 P: 20	R: 0 E: 0 K: 0 S: 8 H: 0 LOB: 1 BB: 1 P: 19	R: 0 E: 0 K: 1 S: 8 H: 1 LOB: 1 BB: 0 P: 10	R: 0 E: 1 K: 1 S: 9 H: 0 LOB: 1 BB: 0 P: 14	R: 2 E: 0 K: 0 S: 15 H: 3 LOB: 1 BB: 0 P: 22	R: 0 E: 0 K: 0 S: 7 H: 0 LOB: 0 BB: 0 P: 8	R: 1 E: 1 K: 0 S: 11 H: 1 LOB: 1 BB: 0 P: 14	1B: 5 2B: 2 3B: 0 HR: 0	SF: 1 SAC: 0 DP: 0 HBP: 0					

PITCHER		IP	WLS	BF	H	R	ER	SO	BB	IBB	HBP	BLK	WP	HR	S	P	ERA	WHIP
Ben Rivera, R ERA: 4.03	(1, 1)	7.0	W	32	6	3	3	6	4	0	0	0	1	0	71	120	3.86	1.429
Roger Mason, R ERA: 3.12	(8, 1)	2.0		8	1	1	0	0	0	0	0	0	1	0	18	22	0.00	0.500

PITCHER	IP	WLS	BF	H	R	ER	SO	BB	IBB	HBP	BLK	WP	HR	S	P	ERA	WHIP

TOP

San Diego Padres @ Philadelphia Phillies

Veterans Stadium, Philadelphia, PA

Sun Jul 04 1993, 7:05 PM EDT

Att. 33,379 - Unknown - 92 F

livebaseballscorecards.com

AB	35
R	4
H	7
RBI	3
BB	4
SO	6
LOB	15

1B: 5	SF: 1	WP: 2	PA: 40
2B: 2	SAC: 0	PB: 0	
3B: 0	DP: 0	SB: 0	
HR: 0	HBP: 0	CS: 0	

BOTTOM

San Diego Padres @ Philadelphia Phillies

Veterans Stadium, Philadelphia, PA

Sun Jul 04 1993, 7:05 PM EDT

Att. 33,379 - Unknown - 92 F

livebaseballscorecards.com

Batter	1	2	3	4	5	6	7	8	9	AB	R	H	RBI	BB	SO	LOB
Lenny Dykstra, L (1, 8) OBP: 0.408, SLG: 0.448	C B B X 2-1 3B 1B	B B B C S X 3-2 E6 G4-3 2-H 3-H 1B		B C B B C F F B 4-2 F8 1B SF7 BB		B X 1-0 2B 2B	X 0-0 ② G3			4	3	3	2	1	0	1
Milt Thompson, L (1, 7) OBP: 0.344, SLG: 0.339	C B B F 1 SAFE X 2-2 1-H 3B	B B C X 2-1 ② G4-3 2-3		B S B X 2-1 FC3-6 1-2 1B		B B X 2-0 2B 2-H 2B	B B B B 4-0 BB BB			4	1	3	2	1	0	1
John Kruk, L (1, 3) OBP: 0.476, SLG: 0.509	B B C B B 4-1 G3 BB	X 0-0 ③ G4-3		X 0-0 ① F8 2-3		B B C B X 3-1 1B 1B 2-H 2B	S B B B S F F B 4-2 1-2 BB			3	1	1	1	2	0	3
Dave Hollins, S (1, 5) OBP: 0.376, SLG: 0.467	B C C C 1-3 ① K		C X 0-1 G6-3 1B 1B	F X 0-1 ② SF7 3-H		C B B B C X 3-2 1B BB F7-2 2-3 1B	C F B B C 2-3 ③ K			4	1	2	1	0	2	5
Darren Daulton, L (1, 2) OBP: 0.390, SLG: 0.502	C B F F B B F X 3-2 ② G3 1-2		C B C B B X 2-2 ① F8	B B X 2-0 ③ FC3-6 1-2f		F B B B B 4-1 1B 1-2 BB		S B X 1-1 ① G4-3		4	0	0	0	1	0	4
Wes Chamberlain, R (1, 9) OBP: 0.319, SLG: 0.510 Jim Eisenreich, L (8, PR) OBP: 0.378, SLG: 0.484 (9, 9)	C S B B X 2-2 ③ G1		B S B F 1 SAFE B F X 3-2 ② G6-3 1-2		B X 1-0 G4-6-3 1B	C S X 0-2 1-2 2-3 3-H 1B		X 0-0 1B		5 0	0 0	3 0	1 0	0 0	0 0	3 0
Mickey Morandini, L (1, 4) OBP: 0.288, SLG: 0.341		X 0-0 SH2-4 E 1B 1B	F B F B B B 4-2 1B BB	B C X 1-1 ①② G4-6-3 1-2f		B X 1-0 ②③ F7-2 3-H		C F B B F S 2-3 ② K		4	1	1	0	1	1	5
Kim Batiste, R (1, 6) OBP: 0.309, SLG: 0.454		1 SAFE C 1 SAFE F F X 0-2 SH2-4 E 1-2 1B	B B S X 2-1 FC4-6 1-2 2-H 1B	B F C X 1-2 ③ G6-3		B X 1-0 G4-3 2B	X 0-0 ③ G1-3			5	1	3	1	0	0	1
Ben Rivera, R (1, 1) OBP: 0.148, SLG: 0.080 Ruben Amaro Jr, S (7, PH) OBP: 0.500, SLG: 0.808 Roger Mason, R (8, 1)		X 0-0 ① SH2-4 1-2 2-3	B C F B B X 2-2 ③ FC4-6 1-2f			B C C C S 1-3 ① K	X 0-0 ① G4-3 2-3			2 1 0	0 0 0	0 0 0	0 0 0	0 0 0	1 0 0	2 1 0
Inning Stats	R: 1 E: 0 K: 1 S: 17 H: 2 LOB: 2 BB: 1 P: 31	R: 2 E: 1 K: 0 S: 12 H: 3 LOB: 1 BB: 0 P: 17	R: 1 E: 0 K: 0 S: 16 H: 2 LOB: 2 BB: 1 P: 29	R: 1 E: 0 K: 0 S: 10 H: 1 LOB: 1 BB: 1 P: 18	R: 0 E: 0 K: 0 S: 6 H: 1 LOB: 0 BB: 0 P: 9	R: 3 E: 0 K: 1 S: 15 H: 5 LOB: 2 BB: 1 P: 30	R: 0 E: 0 K: 1 S: 10 H: 1 LOB: 3 BB: 2 P: 21	R: 0 E: 0 K: 1 S: 8 H: 1 LOB: 1 BB: 0 P: 11		1B: 11 2B: 5 3B: 1 HR: 0	SF: 1 SAC: 1 DP: 2 HBP: 0			WP: 0 PB: 0 SB: 0 CS: 0	PA: 44	

	AB	36
	R	8
	H	16
	RBI	8
	BB	6
	SO	4
	LOB	26

PITCHER		IP	WLS	BF	H	R	ER	SO	BB	IBB	HBP	BLK	WP	HR	S	P	ERA	WHIP
Tim Worrell, R ERA: 6.91	(1, 1)	5.0	L	26	9	5	5	1	3	0	0	0	0	0	61	104	9.00	2.400
Kerry Taylor, R ERA: 8.05	(6, 1)	1.0		8	5	3	3	1	1	0	0	0	0	0	15	30	27.00	6.000
Tim Mauser, R ERA: 4.42	(7, 1)	2.0		10	2	0	0	2	2	0	0	0	0	0	18	32	0.00	2.000

PITCHER	IP	WLS	BF	H	R	ER	SO	BB	IBB	HBP	BLK	WP	HR	S	P	ERA	WHIP

Batter	1	2	3	4	5	6	7	8	9	AB	R	H	RBI	BB	SO	LOB
Brett Butler, L (1, 8) OBP: 0.379, SLG: 0.366	B C C B F B X 3-2 P6 ①		C B C S 1-3 K ③			B F B B B 4-1 FC5 1B BB	C X 0-1 FC3-6 1B 1-2 2-3 3-H		L S F B B B F X 3-2 E6 1B 1-2	4	0	1	1	1	1	2
Jose Offerman, S (1, 6) OBP: 0.345, SLG: 0.333	C S S 0-3 K ②			F C B B F B X 3-2 G3 ①		S 1 SAFE 0-2 FC5 1B 1-2	F B F X 1-2 FC3-6 ② 1-2f 2-3 3-H		F X 0-1 1B 1-3 2-H	5	0	2	2	0	1	2
Cory Snyder, R (1, 9) OBP: 0.377, SLG: 0.445	X 0-0 G6-3 ③			X 0-0 L8 ②		B S B X 2-1 FC5 ② 1-2 2-3	B S X 1-1 F9 ③		B X 1-0 L9 ③	5	0	0	0	0	0	6
Eric Karros, R (1, 3) OBP: 0.320, SLG: 0.416		B F X 1-1 G6-3 ①		B C X 1-1 L4 ③		B C B B B F X 3-2 L8 ③		B C C B X 2-2 G6-3 ①		4	0	0	0	0	0	2
Mike Piazza, R (1, 2) OBP: 0.355, SLG: 0.532 Carlos Hernandez, R (7, PH) OBP: 0.256, SLG: 0.368 (7, 2)		C S F B X 1-2 P5 ②			F B X 1-1 HR		X 0-0 F9 WP 2B 1B	C X 0-1 G3-1 ②		2	1	1	1	0	0	0
										2	1	1	0	0	0	0
Tim Wallach, R (1, 5) OBP: 0.253, SLG: 0.361		F F B B X 2-2 F9 ③			C X 0-1 G6-3 ①		S B T F X 1-2 F9 ① 1-3	F S S 0-3 K ③		4	0	0	0	0	1	1
Henry Rodriguez, L (1, 7) OBP: 0.259, SLG: 0.423			C C B B S 2-3 K ①		F C B B B X 3-2 F9 ②		F F B X 1-2 1B 1B 2B 3-H		X 0-0 F9 ①	4	1	1	1	0	1	0
Lenny Harris, L (1, 4) OBP: 0.316, SLG: 0.315 Mike Sharperson, R (9, PH) OBP: 0.234, SLG: 0.262			C B B S F F F F X 2-2 G1-3 ②		B F C X 1-2 G5-3 ③		B B C F F B B 4-2 1B 1B FC3-6 BB		B B C X 2-1 L8 ②	2	1	0	0	1	0	0
										1	0	0	0	0	0	0
Orel Hershiser, R (1, 1) OBP: 0.378, SLG: 0.417 Tom Goodwin, L (6, PH) Ricky Trlicek, R (6, 1) Dave Hansen, L (7, PH) OBP: 0.394, SLG: 0.414 Roger McDowell, R (7, 1) OBP: 0.500, SLG: 0.500 Omar Daal, L (8, 1) Mitch Webster, S (9, PH) OBP: 0.317, SLG: 0.342			X 0-0 1B			C C B X 1-2 G4-3 ①	B T B C B X 3-2 FC3-6 1B 1B 1-2 2-3		X 0-0 E 1B 1B	1	0	1	0	0	0	0
										1	0	0	0	0	0	0
										0	0	0	0	0	0	0
										1	0	1	0	0	0	0
										0	0	0	0	0	0	0
										0	0	0	0	0	0	0
										1	1	1	0	0	0	0
Inning Stats	R: 0 E: 0 K: 1 S: 8 H: 0 LOB: 0 BB: 0 P: 11	R: 0 E: 0 K: 0 S: 9 H: 0 LOB: 0 BB: 0 P: 13	R: 0 E: 0 K: 2 S: 14 H: 1 LOB: 1 BB: 0 P: 19	R: 0 E: 0 K: 0 S: 7 H: 0 LOB: 0 BB: 0 P: 11	R: 1 E: 0 K: 0 S: 10 H: 1 LOB: 0 BB: 0 P: 15	R: 0 E: 0 K: 0 S: 12 H: 1 LOB: 2 BB: 1 P: 22	R: 3 E: 0 K: 0 S: 21 H: 4 LOB: 2 BB: 1 P: 32	R: 0 E: 0 K: 1 S: 8 H: 0 LOB: 0 BB: 0 P: 10	R: 1 E: 1 K: 0 S: 12 H: 2 LOB: 2 BB: 0 P: 18	1B: 7 2B: 1 3B: 0 HR: 1 SF: 0 SAC: 0 DP: 0 HBP: 0						

PITCHER		IP	W/L/S	BF	H	R	ER	SO	BB	IBB	HBP	BLK	WP	HR	S	P	ERA	WHIP
Tommy Greene, R ERA: 3.48	(1, 1)	6.1	W	27	6	4	4	3	2	0	0	0	1	1	74	114	5.68	1.263
David West, L ERA: 2.98	(7, 1)	2.2		12	3	1	0	1	0	0	0	0	0	0	27	37	0.00	1.125

PITCHER	IP	W/L/S	BF	H	R	ER	SO	BB	IBB	HBP	BLK	WP	HR	S	P	ERA	WHIP

TOP

Los Angeles Dodgers @ Philadelphia Phillies

Veterans Stadium, Philadelphia, PA

Mon Jul 05 1993, 7:05 PM EDT

Att. 33,088 - Unknown - 89 F

livebaseballscorecards.com

AB	37
R	5
H	9
RBI	5
BB	2
SO	4
LOB	13

WP: 1	PA: 39
PB: 0	
SB: 0	
CS: 0	

Batter	1	2	3	4	5	6	7	8	9	AB	R	H	RBI	BB	SO	LOB
Lenny Dykstra, L (1, 8) OBP: 0.410, SLG: 0.451	G4-3		E 1B BB		BB 1B 1B	WP 1B 2B	K			4	3	2	0	1	1	0
Milt Thompson, L (1, 7) OBP: 0.340, SLG: 0.331	G5-3		E1 BB 1B G6-4-3 1-3		F7 SAFE	1B 2B BB 2-3		G1-3		4	2	0	0	1	0	2
John Kruk, L (1, 3) OBP: 0.481, SLG: 0.517	1B 2B		G6-4-3 BB 1B 1-2 3-H		E 2B BB 1-2 SAFE	2B G6-4-3 1B 1-2 3-H		K		4	2	3	2	1	1	0
Dave Hollins, S (1, 5) OBP: 0.383, SLG: 0.476	FC6 1B 2-3		G6-4-3 BB 1-2 2-3		2B 1B 1-2 2-H	G6-4-3 2B 1-3 2-H		G6-3		4	1	3	2	1	0	0
Darren Daulton, L (1, 2) OBP: 0.388, SLG: 0.496	FC6 1-2f		G6-4-3 1-2f 2-3 3-H		L9 2-2	G6-4-3 IBB				3	0	0	0	1	0	6
Wes Chamberlain, R (1, 9) OBP: 0.317, SLG: 0.510 Jim Eisenreich, L (7, 9) OBP: 0.378, SLG: 0.484		K	G6-3		2B 2B 1-H 2-H	G6-4-3 1-2f 2-3 3-H				4 0	1 0	1 0	2 0	0 0	1 0	3 0
Mickey Morandini, L (1, 4) OBP: 0.290, SLG: 0.341		FC4-6 1B	G1-3		2B BB	K				3	0	1	0	1	1	1
Kim Batiste, R (1, 6) OBP: 0.307, SLG: 0.455		FC4-6 1-2f	P3		2B 1-3 2-H	K				4	0	1	1	0	1	1
Tommy Greene, R (1, 1) OBP: 0.190, SLG: 0.231 David West, L (7, 1) OBP: 0.500, SLG: 0.750		K	G6-3		G5-3	G6-3				3 1	0 0	0 0	0 0	0 0	1 0	3 0
Inning Stats	R: 0 H: 2 E: 0 LOB: 2 K: 0 BB: 0 S: 9 P: 11	R: 0 H: 1 E: 0 LOB: 1 K: 2 BB: 0 S: 9 P: 13	R: 2 H: 1 E: 1 LOB: 1 K: 0 BB: 2 S: 11 P: 25	R: 0 H: 0 E: 0 LOB: 0 K: 0 BB: 0 S: 6 P: 9	R: 4 H: 4 E: 1 LOB: 2 K: 0 BB: 2 S: 21 P: 31	R: 3 H: 3 E: 0 LOB: 1 K: 1 BB: 2 S: 11 P: 23	R: 0 H: 0 E: 0 LOB: 0 K: 2 BB: 0 S: 11 P: 13	R: 0 H: 0 E: 0 LOB: 0 K: 1 BB: 0 S: 8 P: 13		1B: 6 SF: 0 2B: 5 SAC: 0 3B: 0 DP: 2 HR: 0 HBP: 0						

PITCHER		IP	WLS	BF	H	R	ER	SO	BB	IBB	HBP	BLK	WP	HR	S	P	ERA	WHIP
Orel Hershiser, R ERA: 3.69	(1, 1)	5.0	L	27	8	6	1	2	4	0	0	0	0	0	56	89	1.80	2.400
Ricky Trlicek, R ERA: 5.56	(6, 1)	1.0		7	3	3	3	1	1	1	0	0	1	0	11	23	27.00	4.000
Roger McDowell, R ERA: 1.38	(7, 1)	1.0		3	0	0	0	2	0	0	0	0	0	0	11	13	0.00	0.000
Omar Daal, L ERA: 2.57	(8, 1)	1.0		3	0	0	0	1	0	0	0	0	0	0	8	13	0.00	0.000

PITCHER	IP	WLS	BF	H	R	ER	SO	BB	IBB	HBP	BLK	WP	HR	S	P	ERA	WHIP

BOTTOM

Los Angeles Dodgers @ Philadelphia Phillies
Veterans Stadium, Philadelphia, PA
Mon Jul 05 1993, 7:05 PM EDT
Att. 33,088 - Unknown - 89 F

livebaseballscorecards.com

AB	34
R	9
H	11
RBI	7
BB	6
SO	6
LOB	16

WP: 1 PA: 40
PB: 0
SB: 0
CS: 0

Batter	1	2	3	4	5	6	7	8	9	AB	R	H	RBI	BB	SO	LOB
Brett Butler, L (1, 8) OBP: 0.379, SLG: 0.363	X 0-0 G4-3	C B F B B B 4-2 BB		C F F B B B B 4-2 2-3 BB	B C B F C 2-3 K		T X 0-1 G4-3			3	0	0	0	2	1	3
Jose Offerman, S (1, 6) OBP: 0.342, SLG: 0.331	X 0-0 F7	L S T F X 0-2 F9		C B S S 1-3 K		B F B S X 2-1 F8 S 1B 1B		C F B B S 2-3 K		5	1	1	0	0	2	3
Cory Snyder, R (1, 9) OBP: 0.373, SLG: 0.444	X 0-0 1B 2B		F X 0-1 G6-3		C F X 0-2 G6-3	C 1 SAFE 1 SAFE F F B B S 2-3 K 1-2		S B F B X 2-2 G6-3		5	1	1	0	0	1	1
Eric Karros, R (1, 3) OBP: 0.324, SLG: 0.417 Jim Gott, R (8, 1)	X 0-0 BLK 1B 2-H 1B		S C B B C 2-3 K		T X 0-1 1B 1B 1B	X 0-0 F8 2-3		S B S B B B 4-2 BB		4 0	2 0	2 0	1 0	1 0	1 0	1 0
Mike Piazza, R (1, 2) OBP: 0.359, SLG: 0.532	B B B B 4-0 1B 2-3 BB		F B F S 1-3 K		B B X 2-0 1B 1B 1B 1-3 1B	C F F F X 0-2 3-H 1B		B B X 2-0 G6-3		4	1	2	1	1	1	1
Eric Davis, R (1, 7) OBP: 0.318, SLG: 0.376	B B F B F X 3-2 1-2 3-H 1B			B X 1-0 HR	X 0-0 1B 1B 1-2 3-H 1B	B C X 1-1 F8			C B F F B X 2-2 F8	5	2	3	3	0	0	1
Tim Wallach, R (1, 5) OBP: 0.259, SLG: 0.369	B X 1-0 G4-3			C C X 0-2 G4-3	B C X 1-1 1B 1-2 2-3 1B		S S X 0-2 1B		S X 0-1 G6-3 2B	5	0	3	0	0	0	2
Lenny Harris, L (1, 4) OBP: 0.320, SLG: 0.312		B X 1-0 F8		B F B B F B 4-2 WP SH3-4 BB	B X 1-0 SH1-4 1-3 2-H 3-H 1B		X 0-0 F7	B S B X 2-1 G6-3 2-3		4	0	1	2	1	0	2
Pedro Astacio, R (1, 1) Omar Daal, L (7, 1) Pedro Martinez, R (7, 1) Henry Rodriguez, L (8, 3) OBP: 0.250, SLG: 0.407		F F B F F B X 2-2 G3-1		X 0-0 SH3-4 1-2	M X 0-1 SH1-4 1-2		M L L 0-3 K		C X 0-1 G3	2 0 0 1	0 0 0 0	0 0 0 0	0 0 0 0	1 0 0 0	1 0 0 1	1 0 0 1
Inning Stats	R: 2 E: 0 K: 0 S: 8 H: 3 LOB: 2 BB: 1 P: 16	R: 0 E: 0 K: 0 S: 14 H: 0 LOB: 1 BB: 1 P: 21	R: 0 E: 0 K: 2 S: 8 H: 0 LOB: 0 BB: 0 P: 11	R: 1 E: 0 K: 1 S: 14 H: 1 LOB: 2 BB: 2 P: 24	R: 3 E: 0 K: 1 S: 15 H: 5 LOB: 2 BB: 0 P: 21	R: 1 E: 0 K: 1 S: 14 H: 2 LOB: 1 BB: 0 P: 19	R: 0 E: 0 K: 1 S: 9 H: 1 LOB: 1 BB: 0 P: 9	R: 0 E: 0 K: 1 S: 9 H: 0 LOB: 1 BB: 1 P: 19	R: 0 E: 0 K: 0 S: 10 H: 1 LOB: 1 BB: 0 P: 14	1B: 10 2B: 2 3B: 0 HR: 1 SF: 0 SAC: 2 DP: 0 HBP: 0						

TOP

Los Angeles Dodgers @ Philadelphia Phillies
Veterans Stadium, Philadelphia, PA
Tue Jul 06 1993, 7:05 PM EDT
Att. 32,993 - Unknown - 89 F

livebaseballscorecards.com

AB	38
R	7
H	13
RBI	7
BB	5
SO	7
LOB	16

WP: 1 PB: 0 SB: 1 CS: 0 PA: 45

PITCHER	IP	WLS	BF	H	R	ER	SO	BB	IBB	HBP	BLK	WP	HR	S	P	ERA	WHIP
Curt Schilling, R (1, 1) ERA: 4.21	5.0	L	28	9	6	6	4	4	0	0	1	1	1	59	93	10.80	2.600
Mike Williams, R (6, 1) ERA: 7.88	2.0		9	3	1	1	2	0	0	0	0	0	0	23	28	4.50	1.500
Larry Andersen, R (8, 1) ERA: 1.59	2.0		8	1	0	0	1	1	0	0	0	0	0	19	33	0.00	1.000

PITCHER	IP	WLS	BF	H	R	ER	SO	BB	IBB	HBP	BLK	WP	HR	S	P	ERA	WHIP

Batter	1	2	3	4	5	6	7	8	9	AB	R	H	RBI	BB	SO	LOB
Lenny Dykstra, L (1, 8) OBP: 0.413, SLG: 0.459	HR	G6-3			F8		1B FC1-5 BB	SAFE 1-2 BB		3	1	1	1	2	0	0
Mickey Morandini, L (1, 4) OBP: 0.295, SLG: 0.343	F9 BB SF9 BB		F9		WP 1B 1B		1-3 2-H 1B	F8 2-3		4	1	2	1	1	0	2
John Kruk, L (1, 3) OBP: 0.480, SLG: 0.513	BB 1-2 BB		K		WP 1-2 1B		FC1-5 BB 1B 1B 3-H	K		4	1	1	0	1	2	3
Dave Hollins, S (1, 5) OBP: 0.380, SLG: 0.471	F9 2-3		E3		K 1-2 2-3		BB 1B 1B 1-2		K	5	1	1	0	0	2	4
Darren Daulton, L (1, 2) OBP: 0.388, SLG: 0.493	SF9 3-H		F9			FC6-4 BB	1B 1-2 2-3 BB		K	2	0	0	1	2	1	1
Jim Eisenreich, L (1, 9) OBP: 0.379, SLG: 0.478	SAFE 1-2 BB	G6-3				FC6-4 1-2f	1B 1-2 2-H 3-H		G3-1	4	0	1	2	1	0	1
Pete Incaviglia, R (1, 7) OBP: 0.315, SLG: 0.537 Larry Andersen, R (8, 1) OBP: 1.000, SLG: 1.000	K			L6-3 HBP		P5	K			3 0	0 0	0 0	0 0	0 0	2 0	5 0
Kim Batiste, R (1, 6) OBP: 0.298, SLG: 0.441		F9		L6-3 1-2		K		G5-3		4	0	0	0	0	1	2
Curt Schilling, R (1, 1) OBP: 0.184, SLG: 0.139 Ruben Amaro Jr, S (5, PH) OBP: 0.484, SLG: 0.778 Mike Williams, R (6, 1) Milt Thompson, L (7, PH) OBP: 0.347, SLG: 0.339 (8, 7)		G5-3			P5		BB 1B 1B	F8 BB 1B		1 1 0 2	0 0 0 1	0 0 0 2	0 0 0 0	0 0 0 0	0 0 0 0	0 0 0 0
Inning Stats	R: 2 H: 1 E: 0 LOB: 2 K: 1 BB: 3 S: 15 P: 34	R: 0 H: 0 E: 0 LOB: 0 K: 0 BB: 0 S: 6 P: 10	R: 0 H: 0 E: 1 LOB: 1 K: 1 BB: 0 S: 10 P: 16	R: 0 H: 0 E: 0 LOB: 0 K: 0 BB: 0 S: 5 P: 8	R: 0 H: 2 E: 0 LOB: 2 K: 1 BB: 0 S: 13 P: 21	R: 0 H: 0 E: 0 LOB: 1 K: 1 BB: 1 S: 5 P: 12	R: 3 H: 4 E: 0 LOB: 2 K: 1 BB: 2 S: 15 P: 25	R: 0 H: 1 E: 0 LOB: 2 K: 1 BB: 1 S: 11 P: 21	R: 0 H: 0 E: 0 LOB: 0 K: 2 BB: 0 S: 7 P: 9	1B: 7 SF: 1 2B: 1 SAC: 0 3B: 0 DP: 1 HR: 1 HBP: 1						

PITCHER		IP	WLS	BF	H	R	ER	SO	BB	IBB	HBP	BLK	WP	HR	S	P	ERA	WHIP
Pedro Astacio, R ERA: 4.21	(1, 1)	6.0	W	28	4	4	4	4	5	0	1	0	1	1	58	109	6.00	1.500
Omar Daal, L ERA: 3.07	(7, 1)	0.2		5	3	1	1	0	1	0	0	0	0	0	8	14	13.50	6.000
Pedro Martinez, R ERA: 2.84	(7, 1)	0.2		4	1	0	0	1	1	0	0	0	0	0	8	14	0.00	3.000
Jim Gott, R ERA: 2.28	(8, 1)	1.2	S	5	0	0	0	3	0	0	0	0	0	0	13	19	0.00	0.000

PITCHER	IP	WLS	BF	H	R	ER	SO	BB	IBB	HBP	BLK	WP	HR	S	P	ERA	WHIP

BOTTOM

Los Angeles Dodgers @ Philadelphia Phillies
Veterans Stadium, Philadelphia, PA
Tue Jul 06 1993, 7:05 PM EDT
Att. 32,993 - Unknown - 89 F

livebaseballscorecards.com

AB	33
R	5
H	8
RBI	5
BB	7
SO	8
LOB	18

1B: 7	SF: 1	WP: 1	PA: 42
2B: 1	SAC: 0	PB: 0	
3B: 0	DP: 1	SB: 0	
HR: 1	HBP: 1	CS: 0	

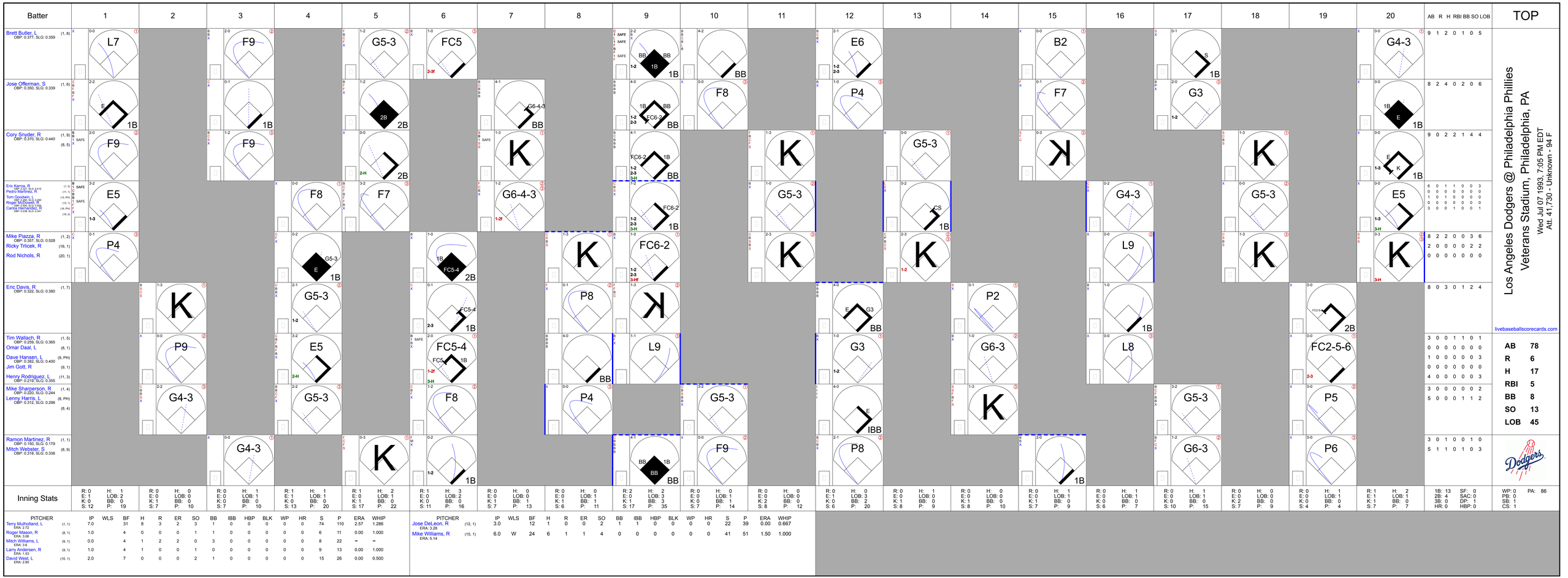

Los Angeles Dodgers @ Philadelphia Phillies

Veterans Stadium, Philadelphia, PA

Wed Jul 07 1993, 7:05 PM EDT
Att. 41,730 - Unknown - 94 F

livebaseballscorecards.com

Batter	1	2	3	4	5	6	7	8	9	10	11	12	13	14	15	16	17	18	19	20	AB	R	H	RBI	BB	SO	LOB
Brett Butler, L (1, 8) OBP: 0.377, SLG: 0.359	L7		F9		G5-3	FC5			BB 1B 1B	BB		E6			B2		S 1B			G4-3	9	1	2	0	1	0	5
Jose Offerman, S (1, 6) OBP: 0.350, SLG: 0.339	E 1B		1B		2B 2B		G6-4-3 BB		1B FC6-2 BB	F8		P4			F7		G3			1B E 1B	8	2	4	0	2	0	6
Cory Snyder, R (1, 9) OBP: 0.370, SLG: 0.440 (8, 5)	F9		F9		2B 2B		K		FC6-2 1B BB		K		G5-3		K			K		E K 1B	9	0	2	2	1	4	4
Eric Karros, R (1, 3) OBP: 0.370, SLG: 0.412 Pedro Martinez, R (11, 1) Tom Goodwin, L (13, PH) OBP: 0.326, SLG: 0.320 Roger McDowell, R (13, 1) OBP: 0.286, SLG: 0.350 Carlos Hernandez, R (16, PH) OBP: 0.238, SLG: 0.341	E5		F8	F7		G6-4-3		FC6-2 1B		G5-3			CS 1B			G4-3		G5-3		E5	6	0	1	1	0	0	3
Mike Piazza, R (1, 2) OBP: 0.357, SLG: 0.528 Ricky Tricek, R (16, 1) Rod Nichols, R (20, 1)	P4		G5-3 E 1B		1B FC5-4 2B		K		FC6-2		K		K			L9		K		K	8	2	2	0	0	3	6
Eric Davis, R (1, 7) OBP: 0.322, SLG: 0.380		K	G5-3		FC5-4 1B		P8		K			E G3 BB		P2		1B			FC2-5-6 2B		8	0	3	0	1	2	4
Tim Wallach, R (1, 5) OBP: 0.259, SLG: 0.365 Omar Daal, L (8, 1) Dave Hansen, L (9, PH) OBP: 0.382, SLG: 0.400 Jim Gott, R (9, 1) Henry Rodriguez, L (11, 3) OBP: 0.219, SLG: 0.355		P9	E5		FC5-4 FC5 1B		L9		G3		G6-3		L8			FC2-5-6					3	0	0	1	1	0	1
Mike Sharperson, R (1, 4) OBP: 0.220, SLG: 0.244 Lenny Harris, L (8, PH) OBP: 0.312, SLG: 0.296 (8, 4)		G4-3	G5-3		F8		P4			G5-3		E IBB		K			G5-3		P5		3	0	0	0	0	0	2
Ramon Martinez, R (1, 1) OBP: 0.150, SLG: 0.179 Mitch Webster, S (8, 9) OBP: 0.318, SLG: 0.336			G4-3		K	1B			BB 1B BB	F9		P8			1B		G6-3		P6		3	0	1	0	0	1	0
Inning Stats	R: 0 E: 1 K: 0 S: 12	H: 1 LOB: 2 BB: 0 P: 19	R: 0 E: 0 K: 1 S: 7	H: 0 LOB: 0 BB: 0 P: 10	R: 0 E: 0 K: 0 S: 7	H: 1 LOB: 1 BB: 0 P: 10	R: 1 E: 1 K: 0 S: 13	H: 1 LOB: 1 BB: 0 P: 20	R: 1 E: 0 K: 1 S: 17	H: 2 LOB: 1 BB: 0 P: 22	R: 1 E: 0 K: 0 S: 11	H: 3 LOB: 2 BB: 0 P: 16	R: 0 E: 0 K: 1 S: 7	H: 0 LOB: 0 BB: 1 P: 13	R: 0 E: 0 K: 1 S: 6	H: 0 LOB: 1 BB: 1 P: 11	R: 2 E: 0 K: 1 S: 17	H: 2 LOB: 3 BB: 3 P: 35	R: 0 E: 0 K: 0 S: 7	H: 0 LOB: 1 BB: 1 P: 14	R: 0 E: 0 K: 2 S: 8	H: 0 LOB: 0 BB: 0 P: 12	R: 0 E: 1 K: 0 S: 6	H: 0 LOB: 3 BB: 2 P: 20	R: 0 E: 0 K: 1 S: 8	H: 1 LOB: 0 BB: 0 P: 9	R: 0 E: 0 K: 1 S: 8	H: 0 LOB: 0 BB: 0 P: 10	R: 0 E: 0 K: 1 S: 7	H: 1 LOB: 1 BB: 0 P: 9	R: 0 E: 0 K: 0 S: 6	H: 1 LOB: 1 BB: 0 P: 7	R: 0 E: 0 K: 0 S: 10	H: 1 LOB: 1 BB: 0 P: 15	R: 0 E: 0 K: 2 S: 7	H: 0 LOB: 0 BB: 0 P: 9	R: 0 E: 0 K: 0 S: 4	H: 1 LOB: 1 BB: 0 P: 4	R: 1 E: 1 K: 1 S: 7	H: 2 LOB: 1 BB: 0 P: 7	1B: 13 2B: 4 3B: 0 HR: 0	SF: 0 SAC: 0 DP: 1 HBP: 0	WP: 0 PB: 0 SB: 1 CS: 1	PA: 86

PITCHER		IP	WLS	BF	H	R	ER	SO	BB	IBB	HBP	BLK	WP	HR	S	P	ERA	WHIP
Terry Mulholland, L ERA: 2.72	(1, 1)	7.0		31	8	3	2	3	1	0	0	0	0	0	74	110	2.57	1.286
Roger Mason, R ERA: 3.06	(8, 1)	1.0		4	0	0	0	1	1	0	0	0	0	0	6	11	0.00	1.000
Mitch Williams, L ERA: 3.6	(9, 1)	0.0		4	1	2	2	0	3	0	0	0	0	0	8	22	∞	∞
Larry Andersen, R ERA: 1.53	(9, 1)	1.0		4	1	0	0	1	0	0	0	0	0	0	9	13	0.00	1.000
David West, L ERA: 2.85	(10, 1)	2.0		7	0	0	0	2	1	0	0	0	0	0	15	26	0.00	0.500

PITCHER		IP	WLS	BF	H	R	ER	SO	BB	IBB	HBP	BLK	WP	HR	S	P	ERA	WHIP
Jose DeLeon, R ERA: 3.28	(12, 1)	3.0		12	1	0	0	2	1	1	0	0	0	0	22	39	0.00	0.667
Mike Williams, R ERA: 5.14	(15, 1)	6.0	W	24	6	1	1	4	0	0	0	0	0	0	41	51	1.50	1.000

AB	78
R	6
H	17
RBI	5
BB	8
SO	13
LOB	45

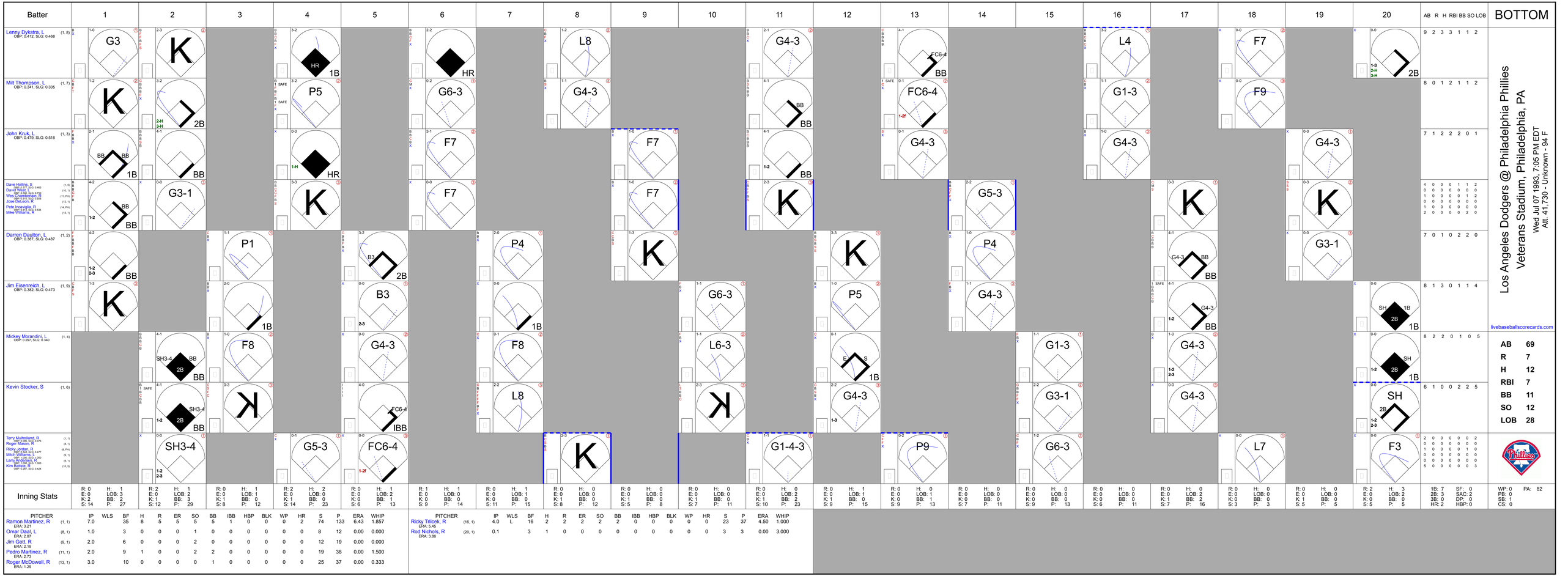

Batter	1	2	3	4	5	6	7	8	9	10	11	12	13	14	15	16	17	18	19	20	AB R H RBI BB SO LOB
Lenny Dykstra, L (1, 8) OBP: 0.412, SLG: 0.468	G3	K		HR 1B		HR		L8			G4-3		FC6-4 BB			L4		F7		2B	9 2 3 3 1 1 2
Milt Thompson, L (1, 7) OBP: 0.341, SLG: 0.335	K	2B		P5		G6-3		G4-3			BB BB		FC6-4			G1-3		F9			8 0 1 2 1 1 2
John Kruk, L (1, 3) OBP: 0.479, SLG: 0.518	BB BB 1B	BB		HR		F7			F7		BB		G4-3			G4-3			G4-3		7 1 2 2 2 0 1
Dave Hollins, S (1, 5) OBP: 0.377, SLG: 0.483	BB	G3-1		K		F7			F7		K			G5-3			K		K		4 0 0 0 1 1 2
David West, L (10, 1) OBP: 0.385, SLG: 0.478																					0 0 0 0 0 0 0
Wes Chamberlain, R (11, PH) OBP: 0.385, SLG: 0.534																					1 0 0 0 0 1 2
Jose DeLeon, R (12, 1)																					0 0 0 0 0 0 0
Pete Incaviglia, R (14, PH) OBP: 0.374, SLG: 0.534																					1 0 0 0 0 0 0
Mike Williams, R (15, 1)																					2 0 0 0 0 2 0
Darren Daulton, L (1, 2) OBP: 0.387, SLG: 0.487	BB		P1		B3 2B		P4		K			K		P4			G4-3 BB		G3-1		7 0 1 0 2 2 0
Jim Eisenreich, L (1, 9) OBP: 0.382, SLG: 0.473	K		1B		B3		1B			G6-3		P5		G4-3			G4-3			SH 1B 2B 1B	8 1 3 0 1 1 4
Mickey Morandini, L (1, 4) OBP: 0.297, SLG: 0.340		SH3-4 BB 2B BB	F8		G4-3		F8			L6-3		E S 1B			G1-3		G4-3			SH 2B 1B	8 2 2 0 1 0 5
Kevin Stocker, S (1, 6)		SH3-4 2B BB	K		FC6-4 IBB		L8			K		G4-3			G3-1		G4-3			SH 2B	6 1 0 0 2 2 5
Terry Mulholland, R (1, 1) OBP: 0.266, SLG: 0.373		SH3-4		G5-3	FC6-4			K			G1-4-3		P9		G6-3			L7		F3	2 0 0 0 0 0 2
Roger Mason, R (8, 1)																					0 0 0 0 0 0 0
Ricky Jordan, R (8, PH) OBP: 0.345, SLG: 0.477																					1 0 0 0 0 1 0
Mitch Williams, L (9, 1) OBP: 0.000, SLG: 0.000																					0 0 0 0 0 0 0
Larry Andersen, R (9, 1) OBP: 0.000, SLG: 0.000																					0 0 0 0 0 0 0
Kim Batiste, R (10, 5) OBP: 0.381, SLG: 0.424																					5 0 0 0 0 0 3
Inning Stats	R: 0 E: 0 K: 2 S: 14 H: 1 LOB: 3 BB: 2 P: 27	R: 2 E: 0 K: 1 S: 12 H: 1 LOB: 2 BB: 3 P: 29	R: 0 E: 0 K: 1 S: 8 H: 1 LOB: 1 BB: 0 P: 12	R: 2 E: 0 K: 1 S: 14 H: 2 LOB: 0 BB: 0 P: 23	R: 0 E: 0 K: 0 S: 6 H: 1 LOB: 2 BB: 1 P: 13	R: 1 E: 0 K: 0 S: 9 H: 1 LOB: 0 BB: 0 P: 14	R: 0 E: 0 K: 0 S: 11 H: 1 LOB: 1 BB: 0 P: 15	R: 0 E: 0 K: 1 S: 8 H: 0 LOB: 0 BB: 0 P: 12	R: 0 E: 0 K: 1 S: 5 H: 0 LOB: 0 BB: 0 P: 8	R: 0 E: 0 K: 1 S: 7 H: 0 LOB: 0 BB: 0 P: 11	R: 0 E: 0 K: 0 S: 10 H: 0 LOB: 2 BB: 2 P: 23	R: 0 E: 0 K: 1 S: 9 H: 1 LOB: 1 BB: 0 P: 15	R: 0 E: 0 K: 0 S: 9 H: 0 LOB: 1 BB: 1 P: 13	R: 0 E: 0 K: 0 S: 7 H: 0 LOB: 0 BB: 0 P: 11	R: 0 E: 0 K: 0 S: 9 H: 0 LOB: 0 BB: 0 P: 13	R: 0 E: 0 K: 0 S: 6 H: 0 LOB: 0 BB: 0 P: 11	R: 0 E: 0 K: 1 S: 7 H: 0 LOB: 2 BB: 2 P: 16	R: 0 E: 0 K: 0 S: 3 H: 0 LOB: 0 BB: 0 P: 3	R: 0 E: 0 K: 1 S: 5 H: 0 LOB: 0 BB: 0 P: 5	R: 2 E: 0 K: 0 S: 5 H: 3 LOB: 2 BB: 0 P: 5	1B: 7 2B: 3 3B: 0 HR: 2 SF: 0 SAC: 2 DP: 0 HBP: 0

PITCHER	IP	WLS	BF	H	R	ER	SO	BB	IBB	HBP	BLK	WP	HR	S	P	ERA	WHIP
Ramon Martinez, R (1, 1) ERA: 3.21	7.0		35	8	5	5	5	5	1	0	0	0	2	74	133	6.43	1.857
Omar Daal, L (8, 1) ERA: 2.87	1.0		3	0	0	0	1	0	0	0	0	0	0	8	12	0.00	0.000
Jim Gott, R (9, 1) ERA: 2.19	2.0		6	0	0	0	2	0	0	0	0	0	0	12	19	0.00	0.000
Pedro Martinez, R (11, 1) ERA: 2.73	2.0		9	1	0	0	2	2	0	0	0	0	0	19	38	0.00	1.500
Roger McDowell, R (13, 1) ERA: 1.29	3.0		10	0	0	0	0	1	0	0	0	0	0	25	37	0.00	0.333

PITCHER	IP	WLS	BF	H	R	ER	SO	BB	IBB	HBP	BLK	WP	HR	S	P	ERA	WHIP
Ricky Trlicek, R (16, 1) ERA: 5.45	4.0	L	16	2	2	2	2	2	0	0	0	0	0	23	37	4.50	1.000
Rod Nichols, R (20, 1) ERA: 3.86	0.1		3	1	0	0	0	0	0	0	0	0	0	3	3	0.00	3.000

BOTTOM

Los Angeles Dodgers @ Philadelphia Phillies
Veterans Stadium, Philadelphia, PA
Wed Jul 07 1993, 7:05 PM EDT
Att. 41,730 - Unknown - 94 F

livebaseballscorecards.com

AB	69
R	7
H	12
RBI	7
BB	11
SO	12
LOB	28

WP: 0 PB: 0 SB: 1 CS: 0 PA: 82

Batter	1	2	3	4	5	6	7	8	9	AB	R	H	RBI	BB	SO	LOB
Darren Lewis, R (1, 8) OBP: 0.323, SLG: 0.353	F X 0-1 PB S 1B 1B	B 1 SAFE S B F B X 3-2 1B 1-H 1B		X 0-0 SH 1-2 1B	F X 0-1 ② G4-3	C C X 0-2 ① P5	B F S F F B F X 2-2 ③ P4			6	2	3	1	0	0	4
Steve Scarsone, R (1, 5) OBP: 0.286, SLG: 0.263	S 1 SAFE S B S 1-3 K L9 1B 1-3 2B	F B F B X 2-2 1-2 1B		X 0-0 SH 1B 1B 1-2 2-3 SF8	C B B B S B 4-2 1B HR BB	B F C B F F X 2-2 ② F9 2-3		C X 0-1 ① P4		4	3	1	0	1	1	3
Will Clark, L (1, 3) OBP: 0.364, SLG: 0.400 Erik Johnson, R (7, 6)	S B B X 2-1 2B 1-2 3-H 1B	F F B S 1-3 ② K		X 0-0 ① L5	C S B B F X 2-2 1-3 HR 1B	C B B B F X 3-2 ③ F8		B C X 1-1 ② L9		5 1	1 0	2 0	1 0	0 0	1 0	7 0
Barry Bonds, L (1, 7) OBP: 0.463, SLG: 0.698 Mark Carreon, R (7, 7) OBP: 0.409, SLG: 0.588	B B B C X 3-1 ① P5	X 0-0 ③ P5		C F F X 0-2 1B 1-2 2-H 3-H 1B	B F F X 1-2 1-H 3-H HR		X 0-0 HR	B X 1-0 ③ G5-3		5 1	3 0	3 0	6 0	0 0	0 0	4 0
Willie McGee, S (1, 9) OBP: 0.382, SLG: 0.438 Dave Martinez, L (7, PR) OBP: 0.294, SLG: 0.352 (7, 9)	S S B X 1-2 ② L9 2-3		X 0-0 ① F9	F B B X 2-1 1B 1-2 2-3 1B	X 0-0 HR	C F F F F B B F B 4-2 FC5-4 BB		B F S B X 2-2 ① P4		4 1	1 0	2 0	1 0	1 0	0 0	2 0
Royce Clayton, R (1, 6) OBP: 0.329, SLG: 0.378 Jim McNamara, L (7, 2)	X 0-0 1-3 3-H 2B	S F S 0-3 ② K	S B X 1-1 ② SF8 3-H	B B B C X 3-1 1B	C F B X 1-2 ① FC5-4 1B 1-2f 1B		C X 0-1 ② P4		4 1	1 0	2 0	2 0	0 0	1 0	1 0
Kirt Manwaring, R (1, 2) OBP: 0.356, SLG: 0.344 Kevin Rogers, L (7, 1) Dave Burba, R (8, 1) OBP: 0.200, SLG: 0.300 Rod Beck, R (9, 1)	S S S 0-3 ③ K	X 0-0 FC4-6 1B	B F X 1-1 FC5-4 1-3 2-H 1B	B B F F X 2-2 ③ G1-3		B X 1-0 1B 1-2 1B	B B B F X 2-1 ③ G6-3		5 0 1 0	0 0 0 0	3 0 0 0	1 0 0 0	0 0 0 0	1 0 0 0	3 0 0 0
Paul Faries, R (1, 4) OBP: 0.600, SLG: 0.600		X 0-0 E S 1B 1B	F B X 1-1 ③ FC4-6 1-2f	F F B F X 1-2 ③ FC5-4 1-2f		B F F F F X 1-2 F9 1B 1B	X 0-0 1-2 2-H 1B			5	1	3	1	0	0	3
Bill Swift, R (1, 1) OBP: 0.348, SLG: 0.275 Todd Benzinger, S (7, PH) OBP: 0.284, SLG: 0.314 (7, 3)	L F C 0-3 ① K	B F F B B B 4-2 SH 1B 1B BB	X 0-0 ① F9	F S X 0-2 1-2 1B	B B X 2-0 ② F8					3 1	1 0	1 0	0 0	1 0	1 0	1 2
Inning Stats	R: 2 E: 0 K: 2 S: 16 H: 3 LOB: 2 BB: 0 P: 23	R: 1 E: 0 K: 2 S: 15 H: 3 LOB: 2 BB: 0 P: 21	R: 0 E: 0 K: 1 S: 7 H: 1 LOB: 1 BB: 0 P: 8	R: 4 E: 1 K: 0 S: 19 H: 4 LOB: 2 BB: 1 P: 28	R: 4 E: 0 K: 0 S: 18 H: 4 LOB: 1 BB: 1 P: 30	R: 0 E: 0 K: 0 S: 19 H: 2 LOB: 2 BB: 0 P: 25	R: 2 E: 0 K: 0 S: 19 H: 3 LOB: 2 BB: 1 P: 29	R: 0 E: 0 K: 0 S: 5 H: 0 LOB: 0 BB: 0 P: 7	R: 0 E: 0 K: 0 S: 7 H: 0 LOB: 0 BB: 0 P: 11	1B: 16 2B: 1 3B: 0 HR: 3 SF: 1 SAC: 1 DP: 0 HBP: 0						

TOP

San Francisco Giants @ Philadelphia Phillies

Veterans Stadium, Philadelphia, PA

Thu Jul 08 1993, 7:05 PM EDT

Att. 37,745 - Unknown - 98 F

livebaseballscorecards.com

AB	47
R	13
H	20
RBI	13
BB	3
SO	5
LOB	30

WP: 0 PB: 1 SB: 2 CS: 0 PA: 52

PITCHER		IP	WLS	BF	H	R	ER	SO	BB	IBB	HBP	BLK	WP	HR	S	P	ERA	WHIP
Danny Jackson, L ERA: 4.05	(1, 1)	4.2	L	33	15	11	8	5	2	0	0	0	0	2	72	105	15.43	3.643
Jose DeLeon, R ERA: 3.55	(5, 1)	2.1		13	5	2	2	0	1	0	0	0	0	1	41	59	7.71	2.571
Mitch Williams, L ERA: 3.48	(8, 1)	1.0		3	0	0	0	0	0	0	0	0	0	0	5	7	0.00	0.000
Roger Mason, R ERA: 3.0	(9, 1)	1.0		3	0	0	0	0	0	0	0	0	0	0	7	11	0.00	0.000

PITCHER	IP	WLS	BF	H	R	ER	SO	BB	IBB	HBP	BLK	WP	HR	S	P	ERA	WHIP

BOTTOM

Batter	1	2	3	4	5	6	7	8	9	AB	R	H	RBI	BB	SO	LOB
Lenny Dykstra, L (1, 8) OBP: 0.414, SLG: 0.466	B B B C C B 4-2 G6-3 BB		B C B F F B B 4-2 BB		X 0-0 ③ F7		X 0-0 ③ P3		C X 0-1 ② P4	1	0	0	0	2	0	0
Ruben Amaro Jr, S (6, 8) OBP: 0.455, SLG: 0.724										2	0	0	0	0	0	2
Mickey Morandini, L (1, 4) OBP: 0.295, SLG: 0.338	X 0-0 ①② G6-3 1-2f		1 SAFE B C C B 1 SAFE X 2-1 ③ G4-3			X 0-0 E3 G3 1B		C C X 0-2 ① F9	X 0-0 ③ F9	5	0	1	0	0	0	3
John Kruk, L (1, 3) OBP: 0.475, SLG: 0.512	B F X 1-1 ③ G1-3			X 0-0 ① G4-3		B B B C S X 3-2 ① G3 2-3		C S B X 1-2 BB 1B		3	0	0	0	0	0	1
Ricky Jordan, R (7, 3) OBP: 0.352, SLG: 0.485										1	0	1	0	0	0	0
Dave Hollins, S (1, 5) OBP: 0.382, SLG: 0.464		C B X 1-1 ① L7		B C B B X 3-1 2B 1B		F F B B H 2-2 HBP		B B B B 4-0 1-2 BB		2	1	1	0	1	0	0
Darren Daulton, L (1, 2) OBP: 0.390, SLG: 0.495		F B B X 2-1 1B		B B C X 2-1 1-H 2B		C B F F B T 2-2 ② K		C B S B C 2-3 ② K		2	0	2	1	0	0	0
Todd Pratt, R (6, 2) OBP: 0.205, SLG: 0.316										2	0	0	0	0	2	4
Pete Incaviglia, R (1, 7) OBP: 0.308, SLG: 0.524		S C B S 1-3 ② K 1B		X 0-0 ② G1-3		C S F B X 1-2 ③ F8		S B B B S C 3-3 ③ K		4	0	0	0	0	2	6
Wes Chamberlain, R (1, 9) OBP: 0.308, SLG: 0.494		X 0-0 ③ G4-3		C X 0-1 ③ G6-3			B X 1-0 ① G4-3		S X 0-1 ① P2	4	0	0	0	0	0	2
Kevin Stocker, S (1, 6) OBP: 0.333, SLG: 0.500			X 0-0 ① L7		B B X 2-0 G4-6-3 1B		F B B X 2-1 ② L7		B X 1-0 HR	4	1	2	1	0	0	0
Danny Jackson, R (1, 1) OBP: 0.171, SLG: 0.158		C C B S 1-3 ② K			X 0-0 ①② G4-6-3 1-2f		C B S X 1-2 1B		B X 1-0 2B	1	0	0	0	0	1	0
Jose DeLeon, R (5, 1)										1	0	0	0	0	0	1
Jim Eisenreich, L (7, PH) OBP: 0.385, SLG: 0.476										1	0	1	0	0	0	0
Mitch Williams, L (8, 1) OBP: 1.000, SLG: 1.000										0	0	0	0	0	0	0
Roger Mason, R (9, 1)										0	0	0	0	0	0	0
Milt Thompson, L (9, PH) OBP: 0.344, SLG: 0.344										1	0	1	0	0	0	0
Inning Stats	R: 0 H: 0 E: 0 LOB: 0 K: 0 BB: 1 S: 5 P: 10	R: 0 H: 1 E: 0 LOB: 1 K: 1 BB: 0 S: 8 P: 12	R: 0 H: 0 E: 0 LOB: 1 K: 1 BB: 1 S: 9 P: 16	R: 1 H: 2 E: 0 LOB: 1 K: 0 BB: 0 S: 8 P: 13	R: 0 H: 1 E: 0 LOB: 0 K: 0 BB: 0 S: 3 P: 5	R: 0 H: 1 E: 1 LOB: 2 K: 1 BB: 0 S: 14 P: 22	R: 0 H: 1 E: 0 LOB: 1 K: 0 BB: 0 S: 7 P: 11	R: 0 H: 1 E: 0 LOB: 2 K: 2 BB: 1 S: 12 P: 22	R: 1 H: 2 E: 0 LOB: 1 K: 0 BB: 0 S: 7 P: 9	1B: 6 SF: 0 2B: 2 SAC: 0 3B: 0 DP: 2 HR: 1 HBP: 1						

PITCHER		IP	WLS	BF	H	R	ER	SO	BB	IBB	HBP	BLK	WP	HR	S	P	ERA	WHIP
Bill Swift, R ERA: 2.93	(1, 1)	6.0	W	24	5	1	1	3	2	0	1	0	0	0	47	78	1.50	1.167
Kevin Rogers, L ERA: 2.56	(7, 1)	1.0		4	1	0	0	0	0	0	0	0	0	0	7	11	0.00	1.000
Dave Burba, R ERA: 3.96	(8, 1)	1.0		5	1	0	0	2	1	0	0	0	0	0	12	22	0.00	2.000
Rod Beck, R ERA: 1.83	(9, 1)	1.0		5	2	1	1	0	0	0	0	0	0	1	7	9	9.00	2.000

PITCHER	IP	WLS	BF	H	R	ER	SO	BB	IBB	HBP	BLK	WP	HR	S	P	ERA	WHIP

San Francisco Giants @ Philadelphia Phillies

Veterans Stadium, Philadelphia, PA

Thu Jul 08 1993, 7:05 PM EDT

Att. 37,745 - Unknown - 98 F

livebaseballscorecards.com

AB	34
R	2
H	9
RBI	2
BB	3
SO	5
LOB	19

WP: 0	PA: 38								
PB: 0									
SB: 0									
CS: 0									

Batter	1	2	3	4	5	6	7	8	9	AB	R	H	RBI	BB	SO	LOB
Darren Lewis, R (1, 8) OBP: 0.324, SLG: 0.352	L7	HR; BB		P3		F7	K		L9	4	1	1	1	1	0	1
Todd Benzinger, S (6, 7) OBP: 0.276, SLG: 0.306		3-H; 1B								2	0	0	0	0	1	3
Steve Scarsone, R (1, 5) OBP: 0.357, SLG: 0.500	2B; 1B	HR		F8		K		FC5-4; 1B	3-H; 2B	7	2	4	3	0	1	2
		F7														
Will Clark, L (1, 3) OBP: 0.373, SLG: 0.416	2B; 1B		1B; G3; 1B; BB	1B; 1B		BB; BB; BB		L6	G6-3	3	3	3	1	2	0	0
Andy Allanson, R (6, 3) OBP: 0.294, SLG: 0.313		HR								2	0	0	0	0	0	3
Barry Bonds, L (1, 7) OBP: 0.468, SLG: 0.705	1B; 2B	1B; 2B	G3	G3; 1B		BB; BB		FC5-4		4	2	3	1	1	0	1
Mark Carreon, R (6, 9) OBP: 0.404, SLG: 0.580										1	0	0	0	0	0	1
Willie McGee, S (1, 9) OBP: 0.388, SLG: 0.442	SF7; BB	2B; 1B	1B; 1B	P4		BB		K		2	3	2	1	1	0	0
Dave Martinez, L (3, 9) OBP: 0.295, SLG: 0.344										2	0	0	0	1	1	4
(6, 8)																
Royce Clayton, R (1, 6) OBP: 0.332, SLG: 0.379	SF7; 1B	F9	1B; 1B		K	K			2B; BB	5	1	2	3	1	2	4
Kirt Manwaring, R (1, 2) OBP: 0.370, SLG: 0.362	SF7; BB	2B; 2B	G6-4-3; 1B		G1-3; 1B	G3; 1B			1B; 2B	4	1	4	2	1	0	0
Jeff Brantley, R (7, 1) OBP: 0.087, SLG: 0.087										0	0	0	0	0	0	0
Michael Jackson, R (8, 1) OBP: 0.667, SLG: 1.333										1	1	1	0	0	0	0
Dave Righetti, L (9, 1) OBP: 1.000, SLG: 1.000										0	0	0	0	0	0	0
Paul Faries, R (1, 4) OBP: 0.364, SLG: 0.500	SF7	F9; 1B	G6-4-3		G1-3	G3			G5-3	5	1	1	2	0	0	6
Bud Black, L (1, 1) OBP: 0.278, SLG: 0.257	K	F9		1B; 1B	G3	K			2B; 1B	4	0	1	0	0	1	4
Jim McNamara, L (7, PH) OBP: 0.333, SLG: 0.333										2	0	1	1	0	1	1
(7, 2)																
Inning Stats	R: 4 E: 0 K: 1 S: 16 H: 4 LOB: 2 BB: 2 P: 31	R: 7 E: 0 K: 0 S: 18 H: 7 LOB: 1 BB: 1 P: 26	R: 2 E: 0 K: 0 S: 13 H: 3 LOB: 1 BB: 1 P: 20	R: 0 E: 0 K: 0 S: 11 H: 3 LOB: 3 BB: 0 P: 16	R: 0 E: 0 K: 1 S: 10 H: 1 LOB: 1 BB: 0 P: 10	R: 0 E: 0 K: 2 S: 13 H: 0 LOB: 3 BB: 3 P: 29	R: 0 E: 0 K: 2 S: 10 H: 1 LOB: 1 BB: 0 P: 13	R: 0 E: 0 K: 1 S: 9 H: 1 LOB: 1 BB: 0 P: 10	R: 2 E: 0 K: 0 S: 22 H: 3 LOB: 2 BB: 1 P: 28	1B: 15 2B: 6 3B: 0 HR: 2 SF: 1 SAC: 0 DP: 1 HBP: 0	WP: 0 PB: 0 SB: 0 CS: 0 PA: 57					

PITCHER		IP	WLS	BF	H	R	ER	SO	BB	IBB	HBP	BLK	WP	HR	S	P	ERA	WHIP
Ben Rivera, R ERA: 4.91	(1, 1)	1.0	L	14	8	9	9	1	3	0	0	0	0	2	25	47	81.00	11.000
Roger Mason, R ERA: 3.41	(2, 1)	4.0		22	10	4	4	1	1	0	0	0	0	0	43	56	9.00	2.750
David West, L ERA: 2.74	(6, 1)	2.0		10	1	0	0	4	3	0	0	0	0	0	23	42	0.00	2.000
Larry Andersen, R ERA: 1.78	(8, 1)	1.0		4	1	0	0	1	0	0	0	0	0	0	9	10	0.00	1.000
Mitch Williams, L ERA: 3.66	(9, 1)	1.0		7	3	2	2	0	1	0	0	0	0	0	22	28	18.00	4.000

PITCHER	IP	WLS	BF	H	R	ER	SO	BB	IBB	HBP	BLK	WP	HR	S	P	ERA	WHIP

TOP

San Francisco Giants @ Philadelphia Phillies
Veterans Stadium, Philadelphia, PA
Fri Jul 09 1993, 7:05 PM EDT
Att. 38,695 - Unknown

livebaseballscorecards.com

AB	48
R	15
H	23
RBI	15
BB	8
SO	7
LOB	30

Batter	1	2	3	4	5	6	7	8	9	AB	R	H	RBI	BB	SO	LOB
Lenny Dykstra, L (1, 8) OBP: 0.412, SLG: 0.464	P5		F8		G5-3		3B 1B	L9		2	0	0	0	0	0	1
Ruben Amaro Jr, S (4, 8) OBP: 0.444, SLG: 0.688										3	1	1	0	0	0	2
Mitch Williams, L (9, 1) OBP: 1.000, SLG: 1.000										0	0	0	0	0	0	0
Kevin Stocker, S (1, 6) OBP: 0.412, SLG: 0.667	BB 1B		1-2 1B		G5-3		1-H G6-3 3B		G6-3	5	1	3	1	0	0	0
Ricky Jordan, R (1, 3) OBP: 0.355, SLG: 0.514	G5-4-3 1-2 BB		K		G1-3		G6-3 3-H		HR	4	1	1	2	1	1	2
Dave Hollins, S (1, 5) OBP: 0.380, SLG: 0.460	G5-4-3 1-2f			S HR 1B	P3		K		K	4	1	1	0	0	1	2
Larry Andersen, R (8, 1) OBP: 1.000, SLG: 1.000										0	0	0	0	0	0	0
Milt Thompson, L (9, 8) OBP: 0.343, SLG: 0.342										1	0	0	0	0	1	0
Pete Incaviglia, R (1, 7) OBP: 0.306, SLG: 0.514		F9		F7 1-2	G5-3			1B 1B HBP	K	4	1	0	0	0	1	1
Wes Chamberlain, R (1, 9) OBP: 0.313, SLG: 0.518		F9		2-H HR		HR 2B		K		4	2	2	2	0	1	1
Todd Pratt, R (1, 2) OBP: 0.233, SLG: 0.405		K		F8		2-H HR		1-2 1B		4	1	2	2	0	1	0
Mickey Morandini, L (1, 4) OBP: 0.298, SLG: 0.340			L7	1B	G3			1-2 2-H 1B		4	0	2	1	0	0	0
Ben Rivera, R (1, 1) OBP: 0.148, SLG: 0.080			1B 1B	L4			F7	K		0	0	0	0	0	0	0
Roger Mason, R (2, 1) OBP: 0.200, SLG: 0.200										2	0	1	0	0	0	1
David West, L (6, 1) OBP: 0.500, SLG: 0.750										0	0	0	0	0	0	0
Jim Eisenreich, L (7, PH) OBP: 0.383, SLG: 0.473										1	0	0	0	0	0	0
Kim Batiste, R (8, 5) OBP: 0.285, SLG: 0.421										1	0	0	0	0	1	2
Inning Stats	R: 0 E: 0 K: 0 S: 4 H: 1 LOB: 1 BB: 1 P: 11	R: 0 E: 0 K: 1 S: 9 H: 0 LOB: 0 BB: 0 P: 11	R: 0 E: 0 K: 1 S: 12 H: 2 LOB: 2 BB: 0 P: 16	R: 2 E: 0 K: 0 S: 7 H: 3 LOB: 1 BB: 0 P: 9	R: 0 E: 0 K: 0 S: 13 H: 0 LOB: 0 BB: 0 P: 16	R: 2 E: 0 K: 0 S: 11 H: 2 LOB: 0 BB: 0 P: 16	R: 2 E: 0 K: 1 S: 13 H: 2 LOB: 0 BB: 0 P: 20	R: 1 E: 0 K: 2 S: 19 H: 2 LOB: 2 BB: 0 P: 25	R: 1 E: 0 K: 2 S: 9 H: 1 LOB: 0 BB: 0 P: 11	1B: 8 2B: 1 3B: 1 HR: 3 SF: 0 SAC: 0 DP: 1 HBP: 1						

PITCHER		IP	WLS	BF	H	R	ER	SO	BB	IBB	HBP	BLK	WP	HR	S	P	ERA	WHIP
Bud Black, L ERA: 3.54	(1, 1)	6.0	W	26	8	4	4	2	1	0	0	0	0	2	56	79	6.00	1.500
Jeff Brantley, R ERA: 4.63	(7, 1)	1.0		5	2	2	2	1	0	0	0	0	0	0	13	20	18.00	2.000
Michael Jackson, R ERA: 2.58	(8, 1)	1.0		6	2	1	1	2	0	0	1	0	0	0	19	25	9.00	2.000
Dave Righetti, L ERA: 3.9	(9, 1)	1.0		4	1	1	1	2	0	0	0	0	0	1	9	11	9.00	1.000

PITCHER	IP	WLS	BF	H	R	ER	SO	BB	IBB	HBP	BLK	WP	HR	S	P	ERA	WHIP

BOTTOM

San Francisco Giants @ Philadelphia Phillies

Veterans Stadium, Philadelphia, PA

Fri Jul 09 1993, 7:05 PM EDT

Att. 38,695 - Unknown

San

livebaseballscorecards.com

AB	39
R	8
H	13
RBI	8
BB	1
SO	7
LOB	12

WP: 0	PA: 41		
PB: 0			
SB: 1			
CS: 0			

Batter	1	2	3	4	5	6	7	8	9	AB	R	H	RBI	BB	SO	LOB
Darren Lewis, R (1, 8) OBP: 0.320, SLG: 0.347	C B B F B X 3-2 ① P3 1-2	F S B X 1-2 ② F8 2-3		B B X 2-0 ③ G4-3			B X 1-0 ① SH1-4 2-3		C B F F S 1-3 ③ K	4	0	0	0	0	1	4
Steve Scarsone, R (1, 5) OBP: 0.375, SLG: 0.517	B B B C F B 4-2 BB WP 1B BB	B B F X 2-1 1-H 3-H 2B			B F B F F B C 3-3 ① K		C B F X 1-2 ② F8			3	1	1	2	1	1	1
Will Clark, L (1, 3) OBP: 0.372, SLG: 0.414	F B B B X 3-1 ② F7 1-2	F C B X 1-2 ③ F7			B B X 2-0 F8 1B		F F B B F B X 3-2 ③ F8			4	0	1	0	0	0	3
Barry Bonds, L (1, 7) OBP: 0.466, SLG: 0.698	I I I I 4-0 BB 1B IBB		B X 1-0 ① F9		C B X 1-1 ② F8 1-2			C B B X 2-1 ① G4-3		3	0	0	0	1	0	1
Dave Martinez, L (1, 9) OBP: 0.296, SLG: 0.337 Mark Carreon, R (8, PH) (8, 9) OBP: 0.400, SLG: 0.573	B S F B B B 4-2 1B 1-2 2-3 BB		X 0-0 ② F7		C C C 0-3 ③ K			C F B X 1-2 ② F8		2 1	0 0	0 0	0 0	1 0	1 0	1 0
Royce Clayton, R (1, 6) OBP: 0.331, SLG: 0.377	B F S B X 2-2 ③ 1-2 2-H 3-H 1B		B B X 2-0 ③ F9			B C F X 1-2 ① G4-3		S F S 0-3 ③ K		4	0	1	1	0	1	0
Kirt Manwaring, R (1, 2) OBP: 0.372, SLG: 0.361		C B F B B B 4-2 FC1-5 1B BB		B X 1-0 1B		B F B F X 2-2 ② G5-3			B C F B B F X 3-2 ① F8	3	0	1	0	1	0	0
Paul Faries, R (1, 4) OBP: 0.357, SLG: 0.462 Kevin Rogers, L (6, 1) Dave Righetti, L (8, 1) OBP: 1.000, SLG: 1.000 Willie McGee, S (9, PH) OBP: 0.387, SLG: 0.440		B X 1-0 F8 FC1-5 1-2 2B 1B		S F B T 1-2 ① K		B B B C X 3-1 ③ P6			C F S 0-3 ② K	3 0 0 1	1 0 0 0	1 0 0 0	0 0 0 0	0 0 0 0	1 0 0 1	1 0 0 0
John Burkett, R (1, 1) OBP: 0.191, SLG: 0.156 Erik Johnson, R (6, 4) OBP: 0.667, SLG: 1.333		X 0-0 ① FC1-5 WP 1-2 2-3f 2B		F L M 0-3 ② K			S X 0-1 SH1-4 2B		B B X 2-0 2B	2 2	1 0	0 2	0 0	0 0	1 0	3 0

Inning Stats	1	2	3	4	5	6	7	8	9
	R: 1 H: 1 E: 0 LOB: 2 K: 0 BB: 3 S: 12 P: 32	R: 2 H: 2 E: 0 LOB: 1 K: 0 BB: 1 S: 12 P: 21	R: 0 H: 0 E: 0 LOB: 0 K: 0 BB: 0 S: 3 P: 6	R: 0 H: 1 E: 0 LOB: 1 K: 2 BB: 0 S: 8 P: 12	R: 0 H: 1 E: 0 LOB: 1 K: 2 BB: 0 S: 10 P: 16	R: 0 H: 0 E: 0 LOB: 0 K: 0 BB: 0 S: 8 P: 14	R: 0 H: 1 E: 0 LOB: 1 K: 0 BB: 0 S: 10 P: 15	R: 0 H: 0 E: 0 LOB: 0 K: 1 BB: 0 S: 8 P: 11	R: 0 H: 1 E: 0 LOB: 1 K: 2 BB: 0 S: 12 P: 18

PITCHER		IP	WLS	BF	H	R	ER	SO	BB	IBB	HBP	BLK	WP	HR	S	P	ERA	WHIP
Tommy Greene, R ERA: 3.51	(1, 1)	6.2	W	29	6	3	3	4	3	1	0	0	2	0	59	109	4.05	1.350
David West, L ERA: 2.7	(7, 1)	0.2		2	0	0	0	0	0	0	0	0	0	0	6	11	0.00	0.000
Larry Andersen, R ERA: 1.74	(8, 1)	0.2		2	0	0	0	1	0	0	0	0	0	0	6	7	0.00	0.000
Mitch Williams, L ERA: 3.55	(9, 1)	1.0		4	1	0	0	2	0	0	0	0	0	0	12	18	0.00	1.000

PITCHER	IP	WLS	BF	H	R	ER	SO	BB	IBB	HBP	BLK	WP	HR	S	P	ERA	WHIP

TOP

San Francisco Giants @ Philadelphia Phillies
Veterans Stadium, Philadelphia, PA
Sat Jul 10 1993, 3:33 AM EDT
Att. 41,869 - Cloudy

livebaseballscorecards.com

AB	32
R	3
H	7
RBI	3
BB	4
SO	7
LOB	14

1B: 4	SF: 0	WP: 2	PA: 37
2B: 3	SAC: 1	PB: 0	
3B: 0	DP: 0	SB: 0	
HR: 0	HBP: 0	CS: 0	

BOTTOM

San Francisco Giants @ Philadelphia Phillies
Veterans Stadium, Philadelphia, PA
Sat Jul 10 1993, 3:33 AM EDT
Att. 41,869 - Cloudy

livebaseballscorecards.com

Batter	1	2	3	4	5	6	7	8	9	AB	R	H	RBI	BB	SO	LOB
Lenny Dykstra, L (1, 8) OBP: 0.417, SLG: 0.464	B C F B B F B 4-2 S 3B BB	S B F B B X 3-2 ② G3 2-3			C B B B C B 4-2 1B BB	F X 0-1 1B 2-3 1B		B B B B 4-0 HR BB 1-2 2-3		2	2	1	0	3	0	1
Mickey Morandini, L (1, 4) OBP: 0.299, SLG: 0.351	1 SAFE 1 SAFE B C L F C 1-3 ① K 1-2	X 0-0 ③ G1-3			B 1 SAFE 1 SAFE B F F 1 SAFE F X 2-2 ① F8	X 0-0 FC5-4 1-2 3-H 1B		S B F X 1-2 1-H 2-H 3-H HR		5	1	2	5	0	1	3
John Kruk, L (1, 3) OBP: 0.474, SLG: 0.517	C X 0-1 3B 2-H	S F S 0-3 ① K			1 SAFE X 0-0 BB 1B 1-3	X 0-0 ③ FC5-4 1-2f		B C B S T F S 2-3 ① K		5	0	2	1	0	2	2
Dave Hollins, S (1, 5) OBP: 0.374, SLG: 0.452	B B S C B X 3-2 ② P5	C X 0-1 ② G6-3			F F B C 1-3 ② K		B F B X 2-1 ① P4	B C F B X 2-2 ② G5-3		5	0	0	0	0	1	3
Darren Daulton, L (1, 2) OBP: 0.388, SLG: 0.488	B B B C F X 3-2 ③ G4-3	C X 0-1 ③ P6			F C B B B B 4-2 1-2 BB		B X 1-0 ② G3-1	C B X 1-1 ③ F9		4	0	0	0	1	0	1
Jim Eisenreich, L (1, 9) OBP: 0.391, SLG: 0.480		B S B B X 3-1 HR 1B		X 0-0 FC4-6 1B	C X 0-1 ③ G3		B B C X 2-1 1B			4	1	3	0	0	0	3
Milt Thompson, L (1, 7) OBP: 0.341, SLG: 0.356	B X 1-0 1-H HR			1 SAFE B 1 SAFE 1 SAFE B 1 SAFE B C 1 SAFE 3-2 ① F7	X 0-0 ① G4-3	X 0-0 ③ G1				4	1	1	2	0	0	2
Kevin Stocker, S (1, 6) OBP: 0.429, SLG: 0.632	B X 1-0 ① F8			P 1 SAFE B X 2-0 ② F7	B X 1-0 1B SH1-4 1B			X 0-0 BB 1B HR 1B		4	2	2	0	0	0	1
Tommy Greene, R (1, 1) OBP: 0.182, SLG: 0.220	C B B B S X 3-2 E5 G3			C F B B X 2-2 ③ FC4-6 1-2f	1 SAFE X 0-0 ② SH1-4 1-2			B C S 1 SAFE X 1-2 BB HR 1B		2	0	0	0	0	0	1
David West, L (7, 1) OBP: 0.500, SLG: 0.750										0	0	0	0	0	0	0
Larry Andersen, R (8, 1) OBP: 1.000, SLG: 1.000										0	0	0	0	0	0	0
Ricky Jordan, R (8, PH) OBP: 0.364, SLG: 0.521										1	1	1	0	0	0	0
Mitch Williams, L (9, 1) OBP: 1.000, SLG: 1.000										0	0	0	0	0	0	0
Inning Stats	R: 1 H: 1 E: 0 LOB: 1 K: 1 BB: 1 S: 15 P: 26	R: 2 H: 2 E: 1 LOB: 1 K: 0 BB: 0 S: 11 P: 22	R: 0 H: 0 E: 0 LOB: 0 K: 1 BB: 0 S: 7 P: 7	R: 0 H: 1 E: 0 LOB: 1 K: 0 BB: 0 S: 9 P: 15	R: 0 H: 1 E: 0 LOB: 3 K: 1 BB: 2 S: 14 P: 25	R: 1 H: 3 E: 0 LOB: 2 K: 0 BB: 0 S: 7 P: 8	R: 0 H: 1 E: 0 LOB: 1 K: 0 BB: 0 S: 6 P: 11	R: 4 H: 3 E: 0 LOB: 0 K: 1 BB: 1 S: 17 P: 28		1B: 9 SF: 0 2B: 0 SAC: 1 3B: 1 DP: 0 HR: 2 HBP: 0						

	AB	36
	R	8
	H	12
	RBI	8
	BB	4
	SO	4
	LOB	17

WP: 0 PA: 41
PB: 0
SB: 1
CS: 0

PITCHER		IP	WLS	BF	H	R	ER	SO	BB	IBB	HBP	BLK	WP	HR	S	P	ERA	WHIP
John Burkett, R ERA: 3.28	(1, 1)	5.2	L	29	8	4	4	3	3	0	0	0	0	1	62	102	6.35	1.941
Kevin Rogers, L ERA: 3.06	(6, 1)	1.1		8	3	3	3	0	1	0	0	0	0	0	11	21	20.25	3.000
Dave Righetti, L ERA: 4.06	(8, 1)	1.0		4	1	1	1	1	0	0	0	0	0	1	13	19	9.00	1.000

PITCHER	IP	WLS	BF	H	R	ER	SO	BB	IBB	HBP	BLK	WP	HR	S	P	ERA	WHIP

Batter	1	2	3	4	5	6	7	8	9	AB	R	H	RBI	BB	SO	LOB
Darren Lewis, R (1, 8) OBP: 0.324, SLG: 0.350	B X 1-0 G3 2B 1B	C B X 1-1 ② F9		F B S X 1-2 1B 2B 1B		B S L C 1-3 ① K	B X 1-0 1-2 3-H 2B 1B		B F F X 1-2 ① P2	6	3	3	1	0	1	0
Steve Scarsone, R (1, 5) OBP: 0.421, SLG: 0.571	C B C F B F B X 3-2 ① F7	C F B B F B F X 3-2 1B 1B		X 0-0 1-3 2B 1B		S C B B B X 2-2 G3 1B	F X 0-1 1-H 2-H 2B		S B X 1-1 ② F8	6	1	4	2	0	0	1
Will Clark, L (1, 3) OBP: 0.371, SLG: 0.412 Mark Carreon, R (9, PR) OBP: 0.400, SLG: 0.573 (9, 3)	C X 0-1 ② G3 1-2	B B F X 2-1 1-2 1B		F B F B T 2-2 ② K		B S X 1-1 ② G3 1-2	X 0-0 ② F7		C C F X 0-2 1B	6	0	2	0	0	1	5
										0	0	0	0	0	0	0
Barry Bonds, L (1, 7) OBP: 0.466, SLG: 0.696	I I I I 4-0 2B 1B IBB	X 0-0 ③ F7		B B C X 2-1 1-H 3-H 1B 2B		I I I I 4-0 IBB	B C X 1-1 ③ G6-3		B C F B X 2-2 ③ F8	4	2	1	2	2	0	4
Dave Martinez, L (1, 9) OBP: 0.319, SLG: 0.380	B X 1-0 1-3 2-H 1B 2B	X 0-0 SH1-3 1B		B X 1-0 WP 2-H 1B		B S C S S 1-3 K2-3		C B C B X 2-2 F9 2B		5	1	4	2	0	1	2
Royce Clayton, R (1, 6) OBP: 0.336, SLG: 0.380	F X 0-1 2-H 3-H 1B 1B	X 0-0 ① SH1-3 1-2		B B B B C T X 3-2 ③ L8 1-2			S B S X 1-2 G6-3 3B 1B	B B B C F B 4-2 BB		3	1	2	2	1	0	1
Kirt Manwaring, R (1, 2) OBP: 0.368, SLG: 0.357	B C B B F F F X 3-2 1-3 1B	S B S F X 1-2 ② F8			S C S 0-3 ① K	P X 1-0 ① G6-3 1-2	B X 1-0 ① F9 2-3			5	0	1	0	0	1	4
Paul Faries, R (1, 4) OBP: 0.316, SLG: 0.500 Michael Jackson, R (8, 1) OBP: 0.667, SLG: 1.333 Rod Beck, R (9, 1)	C B F S 1-3 ③ K	C X 0-1 ③ F9			B S C B X 2-2 ② G6-3		F B S X 1-2 2-H 1B 3B	C B F C 1-3 ② K		5	1	1	1	0	2	5
										0	0	0	0	0	0	0
										0	0	0	0	0	0	0
Bryan Hickerson, L (1, 1) OBP: 0.100, SLG: 0.100 Todd Benzinger, S (7, PH) OBP: 0.286, SLG: 0.306 Dave Righetti, L (7, 1) OBP: 1.000, SLG: 1.000 Erik Johnson, R (8, PH) OBP: 0.500, SLG: 1.000 (8, 4)		B B C S S S 2-3 ① K		S S S 0-3 ① K	C B X 1-1 ③ F7		B B C B B 4-1 1B 2B BB	C B C B S 2-3 ③ K		3	0	0	0	0	2	0
										0	1	0	0	1	0	0
										0	0	0	0	0	0	0
										1	0	0	0	0	1	2
Inning Stats	R: 3 H: 4 E: 0 LOB: 2 K: 1 BB: 1 S: 19 P: 32	R: 0 H: 2 E: 0 LOB: 2 K: 1 BB: 0 S: 13 P: 21	R: 0 H: 1 E: 0 LOB: 1 K: 0 BB: 0 S: 8 P: 9	R: 3 H: 4 E: 0 LOB: 1 K: 2 BB: 0 S: 16 P: 25	R: 0 H: 0 E: 0 LOB: 0 K: 1 BB: 0 S: 8 P: 11	R: 0 H: 1 E: 0 LOB: 2 K: 2 BB: 1 S: 11 P: 20	R: 4 H: 4 E: 0 LOB: 1 K: 0 BB: 1 S: 15 P: 23	R: 0 H: 1 E: 0 LOB: 2 K: 2 BB: 1 S: 12 P: 22	R: 0 H: 1 E: 0 LOB: 1 K: 0 BB: 0 S: 12 P: 16	1B: 13 SF: 0 2B: 4 SAC: 1 3B: 1 DP: 0 HR: 0 HBP: 0						

TOP

San Francisco Giants @ Philadelphia Phillies

Veterans Stadium, Philadelphia, PA

Sun Jul 11 1993, 3:33 AM EDT

Att. 52,015 - Sunny - 94 F

livebaseballscorecards.com

AB	44
R	10
H	18
RBI	10
BB	4
SO	9
LOB	24

WP: 1 PA: 49
PB: 0
SB: 0
CS: 0

PITCHER		IP	WLS	BF	H	R	ER	SO	BB	IBB	HBP	BLK	WP	HR	S	P	ERA	WHIP
Curt Schilling, R ERA: 4.51	(1, 1)	3.2	L	23	11	6	6	4	0	1	0	0	0	0	53	81	14.73	3.000
Paul Fletcher, R ERA:	(4, 1)	0.1		1	0	0	0	0	0	0	0	0	1	0	3	6	0.00	0.000
Mike Williams, R ERA: 4.5	(5, 1)	2.0		8	1	0	0	3	0	1	0	0	0	0	19	31	0.00	0.500
Roger Mason, R ERA: 3.97	(7, 1)	1.0		8	4	4	4	0	1	0	0	0	0	0	15	23	36.00	5.000
Jose DeLeon, R ERA: 3.38	(8, 1)	2.0		9	2	0	0	2	1	0	0	0	0	0	24	38	0.00	1.500

PITCHER	IP	WLS	BF	H	R	ER	SO	BB	IBB	HBP	BLK	WP	HR	S	P	ERA	WHIP

Batter	1	2	3	4	5	6	7	8	9	AB	R	H	RBI	BB	SO	LOB
Lenny Dykstra, L (1, 8) OBP: 0.416, SLG: 0.461	2-2 FC3-6 1B 1B 1B		2-1 L4 ①	4-0 FC5-4 1-2 2-3 BB			0-3 K ①		2-1 F9 ②	4	1	1	0	1	1	1
Kevin Stocker, S (1, 6) OBP: 0.423, SLG: 0.583	0-1 FC3-6 1B 1-2 1B		1-0 F9 1B 1B	0-0 FC5-4 ③ 1-2f			0-2 K ②		2-2 F7 ③	5	0	2	0	0	1	4
John Kruk, L (1, 3) OBP: 0.477, SLG: 0.531	0-3 K ①		1-2 1-2 1B		1-0 HR		3-2 1B			4	1	3	1	0	1	2
Dave Hollins, S (1, 5) OBP: 0.373, SLG: 0.449 Jose DeLeon, R (8, 1)	1-0 FC3-6 1-2 2-3 1B		0-0 F9 ② 2-3		0-0 G6-3 ①		0-0 P4 ③			4	0	1	0	0	0	3
										0	0	0	0	0	0	0
Darren Daulton, L (1, 2) OBP: 0.383, SLG: 0.481 Todd Pratt, R (9, 2) OBP: 0.233, SLG: 0.405	1-2 FC3-6 FC5-4 ② 1-2f 2-3 3-H		3-0 P2 ③		1-0 F9 ②			1-1 F8 ①		4	0	0	1	0	0	4
										0	0	0	0	0	0	0
Pete Incaviglia, R (1, 7) OBP: 0.301, SLG: 0.505	0-1 FC5-4 ③ 1-2f			1-3 K ①	2-1 F8 ③			1-1 G3 ②		4	0	0	0	0	1	2
Wes Chamberlain, R (1, 9) OBP: 0.311, SLG: 0.512		1-2 G5-3 ①		0-0 BB 1B 1B		1-3 K ①		3-3 K ③		4	0	1	0	0	2	0
Mickey Morandini, L (1, 4) OBP: 0.296, SLG: 0.346		0-1 P5 ②		0-0 F8 ②		0-0 B5 ②			1-1 L7 ①	4	0	0	0	0	0	1
Curt Schilling, R (1, 1) OBP: 0.179, SLG: 0.135 Paul Fletcher, R (4, 1) Ricky Jordan, R (4, PH) OBP: 0.372, SLG: 0.528 Mike Williams, R (5, 1) Milt Thompson, L (6, PH) OBP: 0.340, SLG: 0.354 Roger Mason, R (7, 1) OBP: 0.200, SLG: 0.200 Kim Batiste, R (8, 5) OBP: 0.290, SLG: 0.425		0-3 K ③		1-2 BB 1-2 1B		0-1 F8 ③			1-0 1B	1	0	0	0	0	1	0
										0	0	0	0	0	0	0
										1	0	0	0	0	0	0
										0	0	0	0	0	0	0
										1	0	0	0	0	0	0
										0	0	0	0	0	0	0
										1	0	1	0	0	0	0
Inning Stats	R: 1 E: 0 K: 1 S: 15 H: 3 LOB: 2 BB: 0 P: 19	R: 0 E: 0 K: 1 S: 11 H: 0 LOB: 0 BB: 0 P: 12	R: 0 E: 0 K: 0 S: 8 H: 2 LOB: 2 BB: 0 P: 15	R: 0 E: 0 K: 1 S: 9 H: 2 LOB: 3 BB: 1 P: 15	R: 1 E: 0 K: 0 S: 5 H: 1 LOB: 0 BB: 0 P: 9	R: 0 E: 0 K: 1 S: 6 H: 0 LOB: 0 BB: 0 P: 7	R: 0 E: 0 K: 2 S: 11 H: 1 LOB: 1 BB: 0 P: 14	R: 0 E: 0 K: 1 S: 9 H: 0 LOB: 0 BB: 0 P: 14	R: 0 E: 0 K: 0 S: 8 H: 1 LOB: 1 BB: 0 P: 14	1B: 9 2B: 0 3B: 0 HR: 1	SF: 0 SAC: 0 DP: 0 HBP: 0					WP: 0 PB: 0 SB: 0 CS: 0	PA: 38

PITCHER		IP	WLS	BF	H	R	ER	SO	BB	IBB	HBP	BLK	WP	HR	S	P	ERA	WHIP
Bryan Hickerson, L ERA: 4.66	(1, 1)	6.0	W	27	8	2	2	4	1	0	0	0	0	1	54	77	3.00	1.500
Dave Righetti, L ERA: 3.94	(7, 1)	1.0		4	1	0	0	2	0	0	0	0	0	0	11	14	0.00	1.000
Michael Jackson, R ERA: 2.53	(8, 1)	1.0		3	0	0	0	1	0	0	0	0	0	0	9	14	0.00	0.000
Rod Beck, R ERA: 1.79	(9, 1)	1.0		4	1	0	0	0	0	0	0	0	0	0	8	14	0.00	1.000

PITCHER	IP	WLS	BF	H	R	ER	SO	BB	IBB	HBP	BLK	WP	HR	S	P	ERA	WHIP

BOTTOM

San Francisco Giants @ Philadelphia Phillies

Veterans Stadium, Philadelphia, PA

Sun Jul 11 1993, 3:33 AM EDT

Att. 52,015 - Sunny - 94 F

livebaseballscorecards.com

AB	37
R	2
H	10
RBI	2
BB	1
SO	7
LOB	17

Batter	1	2	3	4	5	6	7	8	9	AB	R	H	RBI	BB	SO	LOB
Lenny Dykstra, L (1, 8) OBP: 0.416, SLG: 0.460	C C B B B X 3-2 G3 1B		C C C 0-3 ① K		C B X 1-1 BB 1B 1B		C C X 0-2 ② G4-3		S S S 0-3 ③ K	5	1	2	0	0	2	2
Milt Thompson, L (1, 7) OBP: 0.338, SLG: 0.349	B B X 2-0 ① G3 1-2		X 0-0 ② G1-3		C B F B B 1 SAFE B 4-2 1B 1-2 BB		B C S X 1-2 ③ L9			3	0	0	0	1	0	1
John Kruk, L (1, 3) OBP: 0.472, SLG: 0.523	B B C C X 2-2 ② F7		C X 0-1 ③ G3-1		B B X 2-0 ② P5			C X 0-1 ① G4-3		4	0	0	0	0	0	3
Dave Hollins, S (1, 5) OBP: 0.374, SLG: 0.450	C F B F B B C 3-3 ③ K			C B X 1-1 1B 1B	B B X 2-0 1-2 2-H 1B			S X 0-1 ② B1-3		4	0	2	1	0	1	1
Darren Daulton, L (1, 2) OBP: 0.382, SLG: 0.481		X 0-0 E9 1B 2B		C B S S 1 SAFE 1-3 ① K	B X 1-0 ③ G4-3			B B S F S 2-3 ③ K		4	1	1	0	0	2	3
Jim Eisenreich, L (1, 9) OBP: 0.396, SLG: 0.483 Pete Incaviglia, R (9, PH) OBP: 0.300, SLG: 0.502		B X 1-0 3-H 1B		1 SAFE B 1 SAFE B X 2-0 HBP 1-3 1B		F B X 1-1 ① G1-3			X 0-0 ① F8	3 1	0 0	2 0	1 0	0 0	0 0	0 0
Mickey Morandini, L (1, 4) OBP: 0.295, SLG: 0.343		B C B X 2-1 ① L5		F H 1-1 L1-3 1-2 HBP		F B B F F F S 2-3 ② K			X 0-0 ② 	3	0	0	0	0	1	1
Kevin Stocker, S (1, 6) OBP: 0.400, SLG: 0.519		B B X 2-0 ② F7		B S X 1-1 ②③ L1-3 1-2		L F C 0-3 ③ K			B B B B 4-0 1B BB	3	0	0	0	1	1	4
Danny Jackson, R (1, 1) OBP: 0.159, SLG: 0.146 Larry Andersen, R (7, 1) OBP: 1.000, SLG: 1.000 Ricky Jordan, R (9, PH) OBP: 0.380, SLG: 0.534		F C B S 1-3 ③ K			B C B B C S 3-3 ① K		B C B S S 2-3 ① K		X 0-0 1-2 1B	3 0 1	0 0 0	0 0 1	0 0 0	0 0 0	3 0 0	1 0 0
Inning Stats	R: 0 E: 0 K: 1 S: 11 H: 1 LOB: 1 BB: 0 P: 21	R: 1 E: 1 K: 1 S: 8 H: 2 LOB: 1 BB: 0 P: 14	R: 0 E: 0 K: 1 S: 6 H: 0 LOB: 0 BB: 0 P: 6	R: 0 E: 0 K: 1 S: 9 H: 2 LOB: 2 BB: 0 P: 15	R: 1 E: 0 K: 1 S: 10 H: 2 LOB: 2 BB: 1 P: 23	R: 0 E: 0 K: 2 S: 10 H: 0 LOB: 0 BB: 0 P: 13	R: 0 E: 0 K: 1 S: 9 H: 0 LOB: 0 BB: 0 P: 12	R: 0 E: 0 K: 1 S: 7 H: 0 LOB: 0 BB: 0 P: 9	R: 0 E: 0 K: 1 S: 6 H: 1 LOB: 2 BB: 1 P: 10	1B: 7 2B: 2 3B: 0 HR: 0 SF: 0 SAC: 0 DP: 1 HBP: 1						

PITCHER		IP	WLS	BF	H	R	ER	SO	BB	IBB	HBP	BLK	WP	HR	S	P	ERA	WHIP
Greg Harris, R ERA: 3.91	(1, 1)	7.0	W	29	7	2	2	8	1	0	1	0	0	0	63	104	2.57	1.143
Mark Davis, L ERA: 4.75	(8, 1)	2.0	S	8	1	0	0	2	1	0	0	0	0	0	13	19	0.00	1.000

PITCHER	IP	WLS	BF	H	R	ER	SO	BB	IBB	HBP	BLK	WP	HR	S	P	ERA	WHIP

TOP

Philadelphia Phillies @ San Diego Padres

Jack Murphy Stadium, San Diego, CA

Thu Jul 15 1993, 6:33 AM EDT

Att. 16,542 - Sunny - 74 F

livebaseballscorecards.com

AB	34
R	2
H	8
RBI	2
BB	2
SO	10
LOB	16

WP: 0 PA: 37
PB: 0
SB: 0
CS: 0

Batter	1	2	3	4	5	6	7	8	9	AB	R	H	RBI	BB	SO	LOB
Ricky Gutierrez, R (1, 6) OBP: 0.344, SLG: 0.338	C C B S 1-3 ① K		B F F B B F B 4-2 CS BB		F F B S 1-3 ③ K		B B F B B 4-1 FC3-2 1B 1-2 2-3 BB			2	1	0	0	2	2	1
Tim Teufel, R (1, 4) OBP: 0.348, SLG: 0.457 Jeff Gardner, L (7, PH) OBP: 0.327, SLG: 0.353 (8, 4)	B B B C B 4-1 BB		1 SAFE B S S C X 1-2 ② 1-2 2B			B B B 4-0 G6-4-3 1B HR BB	B X 1-0 ② FC3-2 1B 1-2 2-3 3-Hf			1 1	1 0	1 0	0 0	2 0	0 0	0 3
Tony Gwynn, L (1, 9) OBP: 0.374, SLG: 0.455	C X 0-1 ② F8		B C X 1-1 ③ G3			B C X 1-1 G6-4-3 1B 1-2	C B F B B F X 3-2 1B 1-2 2-H 3-H			4	0	2	2	0	0	2
Derek Bell, R (1, 8) OBP: 0.303, SLG: 0.417	X 0-0 ③ P4			S B B B S F F S 2-3 ① K		F B B B F F F X 3-2 ①② G6-4-3 1-2f 2-3	B F F B F X 2-2 ③ F9			4	0	0	0	0	1	5
Phil Clark, R (1, 3) OBP: 0.341, SLG: 0.452		C F C 0-3 ① K		B B B X 3-0 ② G5-3		X 0-0 HR 3-H		C B X 1-1 ① G3		4	1	1	2	0	1	0
Phil Plantier, L (1, 7) OBP: 0.307, SLG: 0.485 Bill Bean, L (7, 7) OBP: 0.274, SLG: 0.353		B F B B B 4-1 BB		C S S 0-3 ③ K		C F F B F S 1-3 ③ K2-3		B S X 1-1 HR		2 1	0 1	0 1	0 1	1 0	2 0	0 0
Archi Cianfrocco, R (1, 5) OBP: 0.228, SLG: 0.342		F X 0-1 ② F9			B B B 4-0 SH3 BB		F X 0-1 E3 BB G1-3 FC3-2	C B F B F X 2-2 ② G4-3		3	0	0	0	1	0	1
Bob Geren, R (1, 2) OBP: 0.278, SLG: 0.295		B C B F S 2-3 ③ K			C X 0-1 ① F9		X 0-0 ① G1-3 1-2	B B X 2-0 ③ P6		4	0	0	0	0	1	3
Greg Harris, R (1, 1) OBP: 0.250, SLG: 0.250 Craig Shipley, R (7, PH) OBP: 0.253, SLG: 0.317 Mark Davis, L (8, 1) OBP: 0.333, SLG: 0.333			B X 1-0 ① G6-3		L L X 0-2 ② SH3 1-2		B F B F B B 4-2 FC3-2 BB 1B BB			1 0 0	0 1 0	0 0 0	0 0 0	0 1 0	0 0 0	0 0 0
Inning Stats	R: 0 H: 0 E: 0 LOB: 1 K: 1 BB: 1 S: 7 P: 12	R: 0 H: 0 E: 0 LOB: 1 K: 2 BB: 1 S: 9 P: 15	R: 0 H: 1 E: 0 LOB: 1 K: 0 BB: 1 S: 9 P: 16	R: 0 H: 0 E: 0 LOB: 0 K: 2 BB: 0 S: 9 P: 14	R: 0 H: 0 E: 0 LOB: 1 K: 1 BB: 1 S: 8 P: 13	R: 2 H: 2 E: 0 LOB: 0 K: 1 BB: 1 S: 14 P: 23	R: 2 H: 1 E: 1 LOB: 2 K: 0 BB: 2 S: 15 P: 29	R: 1 H: 1 E: 0 LOB: 0 K: 0 BB: 0 S: 9 P: 15		1B: 2 SF: 0 2B: 1 SAC: 1 3B: 0 DP: 1 HR: 2 HBP: 0				WP: 0 PA: 35 PB: 0 SB: 0 CS: 1		

PITCHER		IP	WLS	BF	H	R	ER	SO	BB	IBB	HBP	BLK	WP	HR	S	P	ERA	WHIP
Danny Jackson, L ERA: 3.99	(1, 1)	6.1	L	28	3	4	2	7	7	0	0	0	0	1	62	107	2.84	1.579
Larry Andersen, R ERA: 1.93	(7, 1)	1.2		7	2	1	1	0	0	0	0	0	0	1	18	30	5.40	1.200

PITCHER	IP	WLS	BF	H	R	ER	SO	BB	IBB	HBP	BLK	WP	HR	S	P	ERA	WHIP

BOTTOM

Philadelphia Phillies @ San Diego Padres

Jack Murphy Stadium, San Diego, CA

Thu Jul 15 1993, 6:33 AM EDT
Att. 16,542 - Sunny - 74 F

livebaseballscorecards.com

AB	27
R	5
H	5
RBI	5
BB	7
SO	7
LOB	15

Batter	1	2	3	4	5	6	7	8	9	AB	R	H	RBI	BB	SO	LOB
Lenny Dykstra, L (1, 8) OBP: 0.415, SLG: 0.458	G6-3		L5-3, 1B		G4-3		G4-3			4	0	1	0	0	0	1
Milt Thompson, L (1, 7) OBP: 0.341, SLG: 0.345	1B, BB		L5-3, 1-2			G6-3		G6-4-3, BB		2	0	0	0	2	0	1
John Kruk, L (1, 3) OBP: 0.472, SLG: 0.523	1 SAFE, G6-3, 1-2, 1B		L7			HR, 1B		K		4	1	2	0	0	1	1
Dave Hollins, S (1, 5) OBP: 0.373, SLG: 0.447	G6-3, 1-2f			1B		F8		G6-4-3, 1-2f		4	0	1	0	0	0	4
Darren Daulton, L (1, 2) OBP: 0.383, SLG: 0.502		HR		F7		1-H, HR			K	4	2	2	3	0	1	1
Jim Eisenreich, L (1, 9) OBP: 0.395, SLG: 0.480 Pete Incaviglia, R (9, PH) OBP: 0.298, SLG: 0.500	G5-3, BLK, 1B			1 SAFE, 1 SAFE, 1 SAFE, F8		L7			K	3 1	0 0	1 0	0 0	0 0	0 1	1 0
Mickey Morandini, L (1, 4) OBP: 0.295, SLG: 0.341 Ricky Jordan, R (9, PH) OBP: 0.375, SLG: 0.527	1-2, BB			F8			L8		K	2 1	0 0	0 0	0 0	1 0	0 1	1 0
Kevin Stocker, S (1, 6) OBP: 0.394, SLG: 0.533	L8				G6-3		2B			3	0	1	0	0	0	2
Tommy Greene, R (1, 1) OBP: 0.170, SLG: 0.205 David West, L (7, 1) OBP: 0.500, SLG: 0.750	G5-3, 2-3f				K		P6			3 0	0 0	0 0	0 0	0 0	1 0	3 0
Inning Stats	R: 0 E: 0 K: 0 S: 14 H: 1 LOB: 1 BB: 1 P: 25	R: 1 E: 0 K: 0 S: 16 H: 2 LOB: 1 BB: 1 P: 25	R: 0 E: 0 K: 0 S: 9 H: 1 LOB: 0 BB: 0 P: 14	R: 0 E: 0 K: 0 S: 8 H: 1 LOB: 1 BB: 0 P: 11	R: 0 E: 0 K: 1 S: 8 H: 0 LOB: 0 BB: 0 P: 10	R: 2 E: 0 K: 0 S: 10 H: 2 LOB: 0 BB: 0 P: 18	R: 0 E: 0 K: 0 S: 8 H: 1 LOB: 1 BB: 0 P: 10	R: 0 E: 0 K: 1 S: 4 H: 0 LOB: 0 BB: 1 P: 12	R: 0 E: 0 K: 3 S: 13 H: 0 LOB: 0 BB: 0 P: 16	1B: 5 2B: 2 3B: 0 HR: 2 SF: 0 SAC: 0 DP: 4 HBP: 0						

PITCHER		IP	WLS	BF	H	R	ER	SO	BB	IBB	HBP	BLK	WP	HR	S	P	ERA	WHIP
Wally Whitehurst, R ERA: 3.38	(1, 1)	6.0		24	7	3	3	1	2	0	0	1	0	2	65	103	4.50	1.500
Pedro Martinez, L ERA: 4.76	(7, 1)	1.0	W	4	1	0	0	0	0	0	0	0	0	0	8	10	0.00	1.000
Mark Davis, L ERA: 4.5	(8, 1)	2.0	S	6	0	0	0	4	1	0	0	0	0	0	17	28	0.00	0.500

PITCHER	IP	WLS	BF	H	R	ER	SO	BB	IBB	HBP	BLK	WP	HR	S	P	ERA	WHIP

TOP

Philadelphia Phillies @ San Diego Padres

Jack Murphy Stadium, San Diego, CA

Fri Jul 16 1993, 10:05 PM EDT

Att. 20,763 - Unknown

livebaseballscorecards.com

AB	31
R	3
H	8
RBI	3
BB	3
SO	5
LOB	15

Batter	1	2	3	4	5	6	7	8	9	AB	R	H	RBI	BB	SO	LOB
Jeff Gardner, L (1, 4) OBP: 0.326, SLG: 0.349	C F C 0-3 ① K		B B B B 4-0 BB		F F B B F F X 2-2 ③ L8		B F X 1-1 ② G4-3			3	0	0	0	1	1	1
Ricky Gutierrez, R (1, 6) OBP: 0.342, SLG: 0.337	S C B B S 2-3 ② K		B B C X 2-1 ③ F9			X 0-0 ① G5-3	B F B B X 3-1 HR 1B			4	1	1	0	0	1	2
Tony Gwynn, L (1, 9) OBP: 0.378, SLG: 0.472	C X 0-1 ③ G6-3			B C F X 1-2 FC3-6 1B		B B C X 2-1 2B	X 0-0 1-H HR			4	1	3	2	0	0	0
Phil Plantier, L (1, 7) OBP: 0.303, SLG: 0.477		C X 0-1 ① P6		B X 1-0 ① FC3-6 1-2f		S S S 0-3 ② K	B B S X 2-1 ③ F7			4	0	0	0	0	1	2
Mark Davis, L (8, 1) OBP: 0.333, SLG: 0.333										0	0	0	0	0	0	0
Derek Bell, R (1, 8) OBP: 0.299, SLG: 0.412		B X 1-0 ② F9		B S C B F X 2-2 ② P6		X 0-0 ③ G5-3		B F B F C 2-3 ① K		4	0	0	0	0	1	2
Bill Bean, L (1, 3) OBP: 0.273, SLG: 0.347 (8, 7)		C F B X 1-2 ③ G5-3		C B C F X 1-2 ③ F9			F X 0-1 2B 2B 1B	X 0-0 ② P6		4	1	1	0	0	0	1
Kevin Higgins, L (1, 2) OBP: 0.336, SLG: 0.296			F X 0-1 SH1-4 1B		B C B F F X 2-2 2B		C S B B X 2-2 1-3 2B 2B	B X 1-0 ③ G6-3		4	1	3	0	0	0	0
Archi Cianfrocco, R (1, 5) (8, 3) OBP: 0.232, SLG: 0.355			B C B B X 3-1 ① L9		F B C B X 2-2 ① P3		X 0-0 WP G6-3 2-H 3-H 2B			3	1	1	2	0	0	2
Wally Whitehurst, R (1, 1) OBP: 0.105, SLG: 0.105			B B X 2-0 ② SH1-4 1-2		F F B S 1-3 ② K		B B B C X 3-1 ① G6-3 2-H			1	0	0	0	0	1	1
Pedro Martinez, L (7, 1)										0	0	0	0	0	0	0
Kurt Stillwell, S (7, PH) OBP: 0.283, SLG: 0.276										1	0	0	1	0	0	0
Craig Shipley, R (8, 5) OBP: 0.253, SLG: 0.317										0	0	0	0	0	0	0
Inning Stats	R: 0 E: 0 K: 2 S: 8 H: 0 LOB: 0 BB: 0 P: 10	R: 0 E: 0 K: 0 S: 6 H: 0 LOB: 0 BB: 0 P: 8	R: 0 E: 0 K: 0 S: 7 H: 1 LOB: 2 BB: 1 P: 18	R: 0 E: 0 K: 0 S: 12 H: 1 LOB: 1 BB: 0 P: 17	R: 0 E: 0 K: 1 S: 15 H: 1 LOB: 1 BB: 0 P: 22	R: 0 E: 0 K: 1 S: 7 H: 1 LOB: 1 BB: 0 P: 9	R: 5 E: 0 K: 0 S: 15 H: 5 LOB: 0 BB: 0 P: 26	R: 0 E: 0 K: 1 S: 5 H: 0 LOB: 0 BB: 0 P: 8		1B: 4 2B: 4 3B: 0 HR: 1	SF: 0 SAC: 1 DP: 0 HBP: 0					

PITCHER		IP	WLS	BF	H	R	ER	SO	BB	IBB	HBP	BLK	WP	HR	S	P	ERA	WHIP
Tommy Greene, R ERA: 3.61	(1, 1)	6.2	L	29	8	4	4	4	1	0	0	0	1	0	67	105	5.40	1.350
David West, L ERA: 2.81	(7, 1)	1.1		5	1	1	1	1	0	0	0	0	0	1	8	13	6.75	0.750

PITCHER	IP	WLS	BF	H	R	ER	SO	BB	IBB	HBP	BLK	WP	HR	S	P	ERA	WHIP

BOTTOM

Philadelphia Phillies @ San Diego Padres

Jack Murphy Stadium, San Diego, CA

Fri Jul 16 1993, 10:05 PM EDT

Att. 20,763 - Unknown

livebaseballscorecards.com

AB	32
R	5
H	9
RBI	5
BB	1
SO	5
LOB	11

1B: 4 2B: 4 3B: 0 HR: 1 SF: 0 SAC: 1 DP: 0 HBP: 0

WP: 1 PB: 0 SB: 0 CS: 0 PA: 34

Batter	1	2	3	4	5	6	7	8	9	AB	R	H	RBI	BB	SO	LOB
Lenny Dykstra, L (1, 8) OBP: 0.416, SLG: 0.465	F8		G3			HR		1B BB		3	1	1	1	1	0	0
Mickey Morandini, L (1, 4) OBP: 0.295, SLG: 0.340	G4-3		G4-1			G6-3		1B		4	0	1	0	0	0	0
Ricky Jordan, R (1, 3) OBP: 0.357, SLG: 0.500	F8			K		G1-3		F8		4	0	0	0	0	1	2
Mitch Williams, L (8, 1) OBP: 1.000, SLG: 1.000										0	0	0	0	0	0	0
Dave Hollins, S (1, 5) OBP: 0.371, SLG: 0.444		2B 1B		L8			F9		G4-3	4	1	1	0	0	0	0
Darren Daulton, L (1, 2) OBP: 0.384, SLG: 0.498		P5		F8			WP 1B BB		G3 BB	2	0	0	0	2	0	1
Milt Thompson, L (1, 7) OBP: 0.344, SLG: 0.350		1-H 2B			G4-3		K 1-2		G3 1-2 BB	3	0	1	1	1	1	1
Wes Chamberlain, R (1, 9) OBP: 0.311, SLG: 0.509		K			K		2-H 1B		G3 1-2 2-3	3	0	1	0	0	2	1
Jim Eisenreich, L (7, 9) OBP: 0.393, SLG: 0.478										1	0	0	0	0	0	2
Kevin Stocker, S (1, 6) OBP: 0.361, SLG: 0.485		G3-1			G6-3			K	K	3	0	0	0	0	1	1
Pete Incaviglia, R (9, PH) OBP: 0.297, SLG: 0.498										1	0	0	0	0	1	2
Terry Mulholland, R (1, 1) OBP: 0.091, SLG: 0.070			K			K2-3		G4-3		2	0	0	0	0	2	0
Roger Mason, R (7, 1) OBP: 0.200, SLG: 0.200										0	0	0	0	0	0	0
John Kruk, L (8, PH) OBP: 0.471, SLG: 0.521										1	0	0	0	0	0	0
(8, 3)																
Inning Stats	R: 0 E: 0 K: 0 S: 8 H: 0 LOB: 0 BB: 0 P: 14	R: 1 E: 0 K: 1 S: 14 H: 2 LOB: 1 BB: 0 P: 21	R: 0 E: 0 K: 1 S: 7 H: 0 LOB: 0 BB: 0 P: 13	R: 0 E: 0 K: 1 S: 6 H: 0 LOB: 0 BB: 0 P: 9	R: 0 E: 0 K: 1 S: 6 H: 0 LOB: 0 BB: 0 P: 9	R: 1 E: 0 K: 1 S: 10 H: 1 LOB: 0 BB: 0 P: 11	R: 0 E: 0 K: 1 S: 10 H: 1 LOB: 2 BB: 1 P: 19	R: 0 E: 0 K: 1 S: 9 H: 1 LOB: 2 BB: 1 P: 17	R: 0 E: 0 K: 1 S: 10 H: 0 LOB: 2 BB: 2 P: 24	1B: 3 2B: 1 3B: 0 HR: 1 SF: 0 SAC: 0 DP: 0 HBP: 0						

PITCHER	IP	WLS	BF	H	R	ER	SO	BB	IBB	HBP	BLK	WP	HR	S	P	ERA	WHIP
Andy Benes, R (1, 1) ERA: 2.56	8.0	W	30	5	2	2	7	2	0	0	0	1	1	70	113	2.25	0.875
Gene Harris, R (9, 1) ERA: 3.22	1.0	S	5	0	0	0	1	2	0	0	0	0	0	10	24	0.00	2.000

PITCHER	IP	WLS	BF	H	R	ER	SO	BB	IBB	HBP	BLK	WP	HR	S	P	ERA	WHIP

TOP

Philadelphia Phillies @ San Diego Padres

Jack Murphy Stadium, San Diego, CA

Sat Jul 17 1993, 10:05 PM EDT

Att. 32,505 - Unknown - 72 F

livebaseballscorecards.com

AB	31
R	2
H	5
RBI	2
BB	4
SO	8
LOB	10

1B: 3 SF: 0 WP: 1 PA: 35
2B: 1 SAC: 0 PB: 0
3B: 0 DP: 0 SB: 0
HR: 1 HBP: 0 CS: 0

Batter	1	2	3	4	5	6	7	8	9	AB	R	H	RBI	BB	SO	LOB
Ricky Gutierrez, R (1, 6) OBP: 0.341, SLG: 0.335	C F B B S 2-3 K ①		C F F X 0-2 G4-3 ①		C B S B B S 3-3 K ③		B B X 2-0 BB 1B 1B 3-H			4	1	1	1	0	2	1
Tim Teufel, R (1, 4) OBP: 0.353, SLG: 0.454 Jeff Gardner, L (7, PR) OBP: 0.326, SLG: 0.349 (8, 4)	B B B C X 3-1 P4 ②		C B C B F B F X 3-2 F9 ②			B F B F X 2-2 2B SF9 1B	C F B B F B F B 4-2 1B BB 1-2			3 0	1 0	1 0	0 0	1 0	0 0	0 0
Tony Gwynn, L (1, 9) OBP: 0.377, SLG: 0.473	B C S X 1-2 E6 1B		B B F X 2-1 F7 ③			B B C B X 3-1 SF9 2B 1-3	C X 0-1 P5 ②			4	0	1	0	0	0	3
Derek Bell, R (1, 8) OBP: 0.302, SLG: 0.414	B X 1-0 1B 1-3			C C B S 1-3 K ①		X 0-0 SF9 ① 2-3 3-H	S X 0-1 1B 1-2 2-H			3	0	2	2	0	1	0
Phil Clark, R (1, 3) OBP: 0.331, SLG: 0.438 Gene Harris, R (9, 1)	B F S B X 2-2 F8 ③			C B X 1-1 G6-3 ②		X 0-0 G4-3 ②	B B F X 2-1 P4 ③			4 0	0 0	0 0	0 0	0 0	0 0	6 0
Phil Plantier, L (1, 7) OBP: 0.298, SLG: 0.469		C F S 0-3 K ①		F B X 1-1 G4-3 ③		F B X 1-1 G6-3 ③		B X 1-0 F7 ①		4	0	0	0	0	1	1
Archi Cianfrocco, R (1, 5) (9, 3) OBP: 0.244, SLG: 0.375		B F B B X 3-1 2B			F B B X 2-1 G5-3 ①		B B X 2-0 E7 SH 1B	B B C S T 2-2 K ②		4	1	2	0	0	1	0
Bob Geren, R (1, 2) OBP: 0.274, SLG: 0.291 Doug Brocail, L (7, PR) OBP: 0.133, SLG: 0.133 Kevin Higgins, L (8, 2) OBP: 0.333, SLG: 0.293		C X 0-1 P3 ②			B B X 2-0 F8 ②		B C X 1-1 SH SH1-4 1B 2-H	C B S B X 2-2 G4-3 ③		2 0 1	0 1 0	0 0 0	0 0 0	0 0 0	0 0 0	1 0 0
Andy Benes, R (1, 1) OBP: 0.178, SLG: 0.279 Craig Shipley, R (9, 5) OBP: 0.253, SLG: 0.317		B C F B C 2-3 K ③			X 0-0 2B		B X 1-0 SH1-4 ① 2-3			2 0	0 0	1 0	0 0	0 0	1 0	1 0
Inning Stats	R: 0 H: 1 E: 1 LOB: 2 K: 1 BB: 0 S: 12 P: 21	R: 0 H: 1 E: 0 LOB: 1 K: 2 BB: 0 S: 10 P: 15	R: 0 H: 0 E: 0 LOB: 0 K: 0 BB: 0 S: 11 P: 16	R: 0 H: 0 E: 0 LOB: 0 K: 1 BB: 0 S: 7 P: 10	R: 0 H: 1 E: 0 LOB: 1 K: 1 BB: 0 S: 7 P: 14	R: 1 H: 2 E: 0 LOB: 1 K: 0 BB: 0 S: 9 P: 15	R: 3 H: 3 E: 2 LOB: 3 K: 0 BB: 1 S: 15 P: 27	R: 0 H: 0 E: 0 LOB: 0 K: 1 BB: 0 S: 7 P: 12		1B: 5 SF: 1 2B: 3 SAC: 2 3B: 0 DP: 0 HR: 0 HBP: 0						

PITCHER		IP	WLS	BF	H	R	ER	SO	BB	IBB	HBP	BLK	WP	HR	S	P	ERA	WHIP
Terry Mulholland, L ERA: 2.72	(1, 1)	6.2	L	31	8	4	2	5	1	0	0	0	0	0	69	114	2.70	1.350
Roger Mason, R ERA: 3.94	(7, 1)	0.1		1	0	0	0	0	0	0	0	0	0	0	2	4	0.00	0.000
Mitch Williams, L ERA: 3.44	(8, 1)	1.0		3	0	0	0	1	0	0	0	0	0	0	7	12	0.00	0.000

PITCHER	IP	WLS	BF	H	R	ER	SO	BB	IBB	HBP	BLK	WP	HR	S	P	ERA	WHIP

BOTTOM

Philadelphia Phillies @ San Diego Padres

Jack Murphy Stadium, San Diego, CA

Sat Jul 17 1993, 10:05 PM EDT

Att. 32,505 - Unknown - 72 F

livebaseballscorecards.com

AB	31
R	4
H	8
RBI	3
BB	1
SO	6
LOB	13

WP: 0 PA: 35
PB: 0
SB: 0
CS: 0

Batter	1	2	3	4	5	6	7	8	9	AB	R	H	RBI	BB	SO	LOB
Lenny Dykstra, L (1, 8) OBP: 0.413, SLG: 0.460	C B F B B X 3-2 ① L7	B C B B B 4-1 G4-6-3 E BB		B X 1-0 ② L8		B F B S B X 3-2 ① FC3-6 S 1-2f		C 1 SAFE B X 1-1 ② F7		4	0	0	0	1	0	3
Mariano Duncan, R (1, 4) OBP: 0.286, SLG: 0.395	B F B F C 2-3 ② K	X 0-0 E4 G4-6-3 1-2 2-3 3-H		B 1 SAFE C 1 SAFE 1 SAFE X 1-1 E6 WP 1B 1-3		C F S 0-3 ② K 1-2		X 0-0 ③ G5-3		5	1	0	1	0	2	5
John Kruk, L (1, 3) OBP: 0.475, SLG: 0.523	B B B S B 4-1 1B BB	C X 0-1 ① ② G4-6-3 1-2f 2-3 3-H		S B B B S F X 3-2 1B 1-H 3-H		I I I I 4-0 IBB			F B B F X 2-2 1B	3	0	2	1	2	0	2
Dave Hollins, S (1, 5) OBP: 0.369, SLG: 0.440	C S B B X 2-2 1B 1-2	B F S S 1-3 ③ K		B B X 2-0 ③ P4		X 0-0 F9			B B B C 1 SAFE S X 3-2 ① L9	5	0	1	0	0	1	5
Jim Eisenreich, L (1, 9) OBP: 0.383, SLG: 0.464	C C B X 1-2 ③ G4-3		X 0-0 ① F7		C F X 0-2 ① G4-3		B X 1-0 ① L7		C F B B F X 2-2 ② F7	5	0	0	0	0	0	3
Pete Incaviglia, R (1, 7) OBP: 0.298, SLG: 0.498		X 0-0 1B 1B 2B	B X 1-0 ② P4		X 0-0 ② P3		B F B X 2-1 ② F9		F B B B S B F 1 SAFE F X 3-2 ③ G6-3	4	1	1	0	0	0	0
David West, L (8, 1) OBP: 0.500, SLG: 0.750										0	0	0	0	0	0	0
Ricky Jordan, R (9, PH) OBP: 0.353, SLG: 0.494										1	0	0	0	0	0	1
Mitch Williams, L (9, 1) OBP: 1.000, SLG: 1.000										0	0	0	0	0	0	0
Todd Pratt, R (1, 2) OBP: 0.255, SLG: 0.413		C X 0-1 1B E 1B 2-3	B B S B C F C 3-3 ③ K		S B X 1-1 1B		B C X 1-1 ③ F8			4	1	2	0	0	1	0
Kevin Stocker, S (1, 6) OBP: 0.400, SLG: 0.500		B S S F F X 1-2 E E 1B 1-2 3-H		C C F X 0-2 E WP 1B	B F B F C 2-3 ③ K			B F B B B 4-1 BB		3	2	2	1	1	1	1
Curt Schilling, R (1, 1) OBP: 0.190, SLG: 0.150		X 0-0 E1 E G4-6-3 1-3 2-H		L L 1 SAFE M 0-3 ① K		C F X 0-2 FC3-6 1B		C F B 1 SAFE F C 1-3 ① K		3	1	1	0	0	1	2
Milt Thompson, L (8, PH) OBP: 0.342, SLG: 0.348										1	0	0	0	0	1	1
(8, 7)																
Inning Stats	R: 0 E: 0 K: 1 S: 13 H: 1 LOB: 2 BB: 1 P: 25	R: 4 E: 2 K: 1 S: 16 H: 3 LOB: 1 BB: 1 P: 22	R: 0 E: 0 K: 1 S: 6 H: 0 LOB: 0 BB: 0 P: 10	R: 2 E: 1 K: 1 S: 15 H: 2 LOB: 1 BB: 0 P: 22	R: 0 E: 0 K: 1 S: 9 H: 1 LOB: 1 BB: 0 P: 12	R: 0 E: 0 K: 1 S: 10 H: 1 LOB: 2 BB: 1 P: 17	R: 0 E: 0 K: 0 S: 5 H: 0 LOB: 0 BB: 0 P: 9	R: 0 E: 0 K: 1 S: 8 H: 0 LOB: 1 BB: 1 P: 14	R: 0 E: 0 K: 0 S: 15 H: 1 LOB: 1 BB: 0 P: 25	1B: 8 2B: 1 3B: 0 HR: 0 SF: 0 SAC: 0 DP: 1 HBP: 0							

TOP

Philadelphia Phillies @ San Diego Padres

Jack Murphy Stadium, San Diego, CA

Sun Jul 18 1993, 6:33 AM EDT

Att. 12,569 - Sunny - 76 F

livebaseballscorecards.com

AB	38
R	6
H	9
RBI	3
BB	4
SO	7
LOB	23

		WP: 1	PA: 42
		PB: 0	
		SB: 1	
		CS: 0	

PITCHER		IP	WLS	BF	H	R	ER	SO	BB	IBB	HBP	BLK	WP	HR	S	P	ERA	WHIP
Doug Brocail, R ERA: 3.69	(1, 1)	3.2	L	21	6	6	2	4	2	0	0	0	1	0	49	76	4.91	2.182
Kerry Taylor, R ERA: 7.34	(4, 1)	1.1		5	1	0	0	1	0	0	0	0	0	0	10	15	0.00	0.750
Tim Mauser, R ERA: 5.24	(6, 1)	0.0		0	0	0	0	0	0	0	0	0	0	0	0	0	∞	∞
Trevor Hoffman, R ERA: 4.63	(8, 1)	1.0		4	0	0	0	1	1	0	0	0	0	0	8	14	0.00	1.000
Pedro Martinez, L ERA: 4.05	(9, 1)	1.0		4	1	0	0	0	0	0	0	0	0	0	15	25	0.00	1.000

PITCHER		IP	WLS	BF	H	R	ER	SO	BB	IBB	HBP	BLK	WP	HR	S	P	ERA	WHIP

BOTTOM

Philadelphia Phillies @ San Diego Padres

Jack Murphy Stadium, San Diego, CA

Sun Jul 18 1993, 6:33 AM EDT

Att. 12,569 - Sunny - 76 F

livebaseballscorecards.com

Batter	1	2	3	4	5	6	7	8	9	AB	R	H	RBI	BB	SO	LOB
Jeff Gardner, L (1, 4) OBP: 0.328, SLG: 0.349	G1		1B			BB		K		3	0	1	0	1	1	0
Bill Bean, L (1, 3) OBP: 0.263, SLG: 0.333 Craig Shipley, R (8, PH) OBP: 0.252, SLG: 0.314 (9, 5)	F8		F7			G1-6-3 1-2f		K		3 1	0 0	0 0	0 0	0 0	0 1	2 0
Tony Gwynn, L (1, 9) OBP: 0.378, SLG: 0.473	G5-3			G3		HR		1B		4	1	2	0	0	0	0
Phil Plantier, L (1, 7) OBP: 0.301, SLG: 0.486		2B		F8		1-H HR		F8		4	1	2	2	0	0	1
Derek Bell, R (1, 8) OBP: 0.298, SLG: 0.409		F7		G5-3		K			F8	4	0	0	0	0	1	1
Kevin Higgins, L (1, 2) OBP: 0.325, SLG: 0.284 Bob Geren, R (9, PH) OBP: 0.279, SLG: 0.304		K	G4-3			L8			G5-3 2B	3 1	0 0	0 1	0 0	0 0	1 0	1 0
Ricky Gutierrez, R (1, 6) OBP: 0.343, SLG: 0.335		F9			FC6 1B	F9			BB	3	0	1	0	1	0	1
Archi Cianfrocco, R (1, 5) OBP: 0.244, SLG: 0.405 (9, 3)			G1-3		FC6 1-2f		HR		G5-3 2-3f	4	1	1	1	0	0	3
Doug Brocail, L (1, 1) OBP: 0.125, SLG: 0.125 Kerry Taylor, R (4, 1) Tim Teufel, R (5, PH) OBP: 0.350, SLG: 0.450 Tim Mauser, R (6, 1) Kurt Stillwell, S (7, PH) OBP: 0.281, SLG: 0.274 Trevor Hoffman, R (8, 1) Pedro Martinez, L (9, 1)			B1-3		P4		G4-3			1 0 0 1 0 0 1 0 0	0 0 0 0 0 0 0 0 0	0 0 0 0 0 0 0 0 0	0 0 0 0 0 0 0 0 0	0 0 0 0 0 0 0 0 0	0 0 0 0 0 0 0 0 0	0 0 1 0 0 0 0 0 0

Inning Stats	1	2	3	4	5	6	7	8	9
	R: 0 E: 0 K: 0 S: 7	H: 0 LOB: 0 BB: 0 P: 9	R: 0 E: 0 K: 1 S: 11	H: 1 LOB: 1 BB: 0 P: 17	R: 0 E: 0 K: 0 S: 10	H: 1 LOB: 1 BB: 0 P: 11	R: 0 E: 0 K: 0 S: 4	H: 0 LOB: 0 BB: 0 P: 5	R: 0 E: 0 K: 0 S: 6	H: 1 LOB: 1 BB: 0 P: 9	R: 2 E: 0 K: 1 S: 18	H: 2 LOB: 0 BB: 1 P: 28	R: 1 E: 0 K: 0 S: 14	H: 1 LOB: 0 BB: 0 P: 21	R: 0 E: 0 K: 2 S: 12	H: 1 LOB: 1 BB: 0 P: 20	R: 0 E: 0 K: 0 S: 8	H: 1 LOB: 1 BB: 1 P: 14

AB	33
R	3
H	8
RBI	3
BB	2
SO	4
LOB	10

	1B	SF	WP	PA	35
	2B: 2	SAC: 0	PB: 0		
	3B: 0	DP: 2	SB: 0		
	HR: 2	HBP: 0	CS: 0		

PITCHER		IP	WLS	BF	H	R	ER	SO	BB	IBB	HBP	BLK	WP	HR	S	P	ERA	WHIP
Curt Schilling, R ERA: 4.48	(1, 1)	7.0	W	27	6	3	3	2	1	0	0	0	0	2	70	100	3.86	1.000
David West, L ERA: 2.75	(8, 1)	1.0		4	1	0	0	2	0	0	0	0	0	0	12	20	0.00	1.000
Mitch Williams, L ERA: 3.34	(9, 1)	1.0	S	4	1	0	0	0	1	0	0	0	0	0	8	14	0.00	2.000

PITCHER	IP	WLS	BF	H	R	ER	SO	BB	IBB	HBP	BLK	WP	HR	S	P	ERA	WHIP

Batter	1	2	3	4	5	6	7	8	9	AB	R	H	RBI	BB	SO	LOB
Lenny Dykstra, L (1, 8) OBP: 0.414, SLG: 0.467	K		L7		G6-3 2-3		HR	1B 1-2	1B 1-3 2-H 3-H	6	1	3	3	0	1	1
Mariano Duncan, R (1, 4) (8, 6) OBP: 0.290, SLG: 0.398	G6-3		1B		1B 3-H		BB FC6-4 1B	1 SAFE 1 SAFE 1 SAFE G5-3	G6-3	6	1	3	1	0	0	3
John Kruk, L (1, 3) OBP: 0.473, SLG: 0.516	F7		G4-3		1-3		FC6-4 BB 1-2		E5 HR	5	1	2	0	0	0	1
Dave Hollins, S (1, 5) OBP: 0.370, SLG: 0.443		BB 1B BB		FC3-6 BB	G1-3		F9		1-H HR	3	2	1	2	2	0	4
Darren Daulton, L (1, 2) OBP: 0.390, SLG: 0.500		G4-6-3 1B 1-2 BB	K			P5	FC6-4 1-2 2-3 BB		1B 1B 1B 1B	3	1	1	0	2	1	1
Jim Eisenreich, L (1, 9) OBP: 0.388, SLG: 0.466		G4-6-3 1-2 2-H 1B	FC3-6 1-2f			G1-3 1B	FC6-4 1-2f 2-3 3-H		1B 1B 1-2 1B	5	1	3	2	0	0	3
Milt Thompson, L (1, 7) OBP: 0.336, SLG: 0.341		G4-6-3 1-2f 2-3	F7			G1-3 1-2	G5-3		K	5	0	0	0	0	1	8
Kevin Stocker, S (1, 6) OBP: 0.438, SLG: 0.512 Mickey Morandini, L (8, PR) (8, 4) OBP: 0.298, SLG: 0.341	K				G6-3 SH1-4 1B 1B	IBB		E5 CS	1B 1-2 2-3 1B	3 1	1 0	1 1	0 0	1 0	1 0	1 0
Danny Jackson, R (1, 1) OBP: 0.152, SLG: 0.140 Ricky Jordan, R (8, PH) OBP: 0.345, SLG: 0.481 Larry Andersen, R (8, 1) OBP: 1.000, SLG: 1.000 Pete Incaviglia, R (9, PH) OBP: 0.294, SLG: 0.493 Roger Mason, R (9, 1) OBP: 0.200, SLG: 0.200			K		SH1-4 1-2	G3-1		F8	K	2 1 0 1 0	0 0 0 0 0	0 0 0 0 0	0 0 0 0 0	1 0 0 1 0	2 0 0 3 0	2 1 0 3 0

Inning Stats										
1	R: 0 E: 0 K: 1 S: 7	H: 0 LOB: 0 BB: 0 P: 9	1B: 13 2B: 0 3B: 0 HR: 2	SF: 0 SAC: 1 DP: 1 HBP: 0	WP: 0 PB: 0 SB: 0 CS: 1	PA: 47				
2	R: 1 E: 0 K: 1 S: 12	H: 1 LOB: 1 BB: 2 P: 21								
3	R: 0 E: 0 K: 1 S: 11	H: 1 LOB: 1 BB: 0 P: 17								
4	R: 0 E: 0 K: 1 S: 6	H: 0 LOB: 1 BB: 1 P: 13								
5	R: 1 E: 0 K: 0 S: 15	H: 3 LOB: 2 BB: 0 P: 23								
6	R: 0 E: 0 K: 0 S: 8	H: 1 LOB: 2 BB: 1 P: 18								
7	R: 2 E: 0 K: 0 S: 16	H: 3 LOB: 2 BB: 1 P: 29								
8	R: 0 E: 1 K: 0 S: 13	H: 1 LOB: 1 BB: 0 P: 18								
9	R: 4 E: 1 K: 2 S: 24	H: 5 LOB: 2 BB: 0 P: 43								

PITCHER		IP	WLS	BF	H	R	ER	SO	BB	IBB	HBP	BLK	WP	HR	S	P	ERA	WHIP
Ramon Martinez, R ERA: 3.3	(1, 1)	6.1	L	32	9	4	4	4	4	1	0	0	0	1	71	125	5.68	2.053
Roger McDowell, R ERA: 1.93	(7, 1)	1.2		10	4	4	1	0	0	0	0	0	0	1	27	41	5.40	2.400
Ricky Trlicek, R ERA: 4.81	(9, 1)	1.0		5	2	0	0	2	0	0	0	0	0	0	14	25	0.00	2.000

PITCHER	IP	WLS	BF	H	R	ER	SO	BB	IBB	HBP	BLK	WP	HR	S	P	ERA	WHIP

TOP

Philadelphia Phillies @ Los Angeles Dodgers
Dodger Stadium, Los Angeles, CA
Tue Jul 20 1993, 7:05 PM PDT
Att. 35,273 - Unknown - 73 F

livebaseballscorecards.com

AB	41
R	8
H	15
RBI	8
BB	5
SO	6
LOB	28

BOTTOM

Philadelphia Phillies @ Los Angeles Dodgers
Dodger Stadium, Los Angeles, CA
Tue Jul 20 1993, 7:05 PM PDT
Att. 35,273 - Unknown - 73 F

livebaseballscorecards.com

Batter	1	2	3	4	5	6	7	8	9	AB	R	H	RBI	BB	SO	LOB
Brett Butler, L (1, 8) OBP: 0.381, SLG: 0.356	G5-3		WP, SF9, 1B; 1B		FC6-4; BB		G6-3		F8	3	1	1	0	1	0	0
Lenny Harris, L (9, PH) OBP: 0.320, SLG: 0.295										1	0	0	0	0	0	1
Jose Offerman, S (1, 6) OBP: 0.342, SLG: 0.335	1B		1 SAFE; 1 SAFE; SF9, WP; 1-2; 1B		K		K			4	0	2	0	0	2	1
Cory Snyder, R (1, 5) OBP: 0.350, SLG: 0.423	F9		SF9; 1-3; 2-H		FC6-4; 1-2f		F9			3	0	0	1	0	0	2
Eric Karros, R (1, 3) OBP: 0.311, SLG: 0.396	1 SAFE; G4-3		K			2B; 1B		G6-3		4	1	1	0	0	1	2
Mike Piazza, R (1, 2) OBP: 0.358, SLG: 0.543		K		L4		G6-3; 1-H; 2B		F8		4	0	1	1	0	1	0
Eric Davis, R (1, 7) OBP: 0.326, SLG: 0.383		BB		FC6-4; BB		G6-3; 2-3		F9		2	0	0	0	2	0	1
Raul Mondesi, R (1, 9) OBP: 0.200, SLG: 0.200		F7		F9		G4-3			K	3	0	0	0	0	0	3
Henry Rodriguez, L (9, PH) OBP: 0.225, SLG: 0.333										1	0	0	0	0	1	0
Jody Reed, R (1, 4) OBP: 0.348, SLG: 0.363	1 SAFE; L7			FC6-4; 1-2f		IBB			1B	3	0	1	0	1	0	2
Ramon Martinez, R (1, 1) OBP: 0.130, SLG: 0.156			F8		K	FC6-4; 1-2f			F8	3	0	0	0	0	1	2
Roger McDowell, R (7, 1) OBP: 0.500, SLG: 0.500										0	0	0	0	0	0	0
Ricky Trlicek, R (9, 1)										0	0	0	0	0	0	0
Dave Hansen, L (9, PH) OBP: 0.375, SLG: 0.389										1	0	0	0	0	0	1
Inning Stats	R: 0 E: 0 K: 0 S: 9 H: 1 LOB: 1 BB: 0 P: 12	R: 0 E: 0 K: 1 S: 11 H: 0 LOB: 1 BB: 1 P: 19	R: 1 E: 0 K: 1 S: 12 H: 2 LOB: 1 BB: 0 P: 14	R: 0 E: 0 K: 0 S: 5 H: 0 LOB: 1 BB: 1 P: 10	R: 0 E: 0 K: 2 S: 8 H: 0 LOB: 1 BB: 1 P: 13	R: 1 E: 0 K: 0 S: 9 H: 2 LOB: 2 BB: 1 P: 15	R: 0 E: 0 K: 1 S: 14 H: 0 LOB: 0 BB: 0 P: 21	R: 0 E: 0 K: 0 S: 9 H: 0 LOB: 0 BB: 0 P: 13	R: 0 E: 0 K: 1 S: 9 H: 1 LOB: 1 BB: 0 P: 13	1B: 5 2B: 1 3B: 0 HR: 0	SF: 1 SAC: 0 DP: 0 HBP: 0						

	AB	32
	R	2
	H	6
	RBI	2
	BB	4
	SO	6
	LOB	15

PITCHER	IP	WLS	BF	H	R	ER	SO	BB	IBB	HBP	BLK	WP	HR	S	P	ERA	WHIP
Danny Jackson, L (1, 1) ERA: 3.91	7.0	W	30	5	2	2	5	3	1	0	0	1	0	68	104	2.57	1.143
Larry Andersen, R (8, 1) ERA: 1.78	1.0		3	0	0	0	0	0	0	0	0	0	0	9	13	0.00	0.000
Roger Mason, R (9, 1) ERA: 3.96	1.0		4	1	0	0	1	0	0	0	0	0	0	9	13	0.00	1.000

PITCHER	IP	WLS	BF	H	R	ER	SO	BB	IBB	HBP	BLK	WP	HR	S	P	ERA	WHIP

Batter	1	2	3	4	5	6	7	8	9	AB	R	H	RBI	BB	SO	LOB
Lenny Dykstra, L (1, 8) OBP: 0.420, SLG: 0.469	B C X 1-1 WP 1B		B B C B B 4-1 G4-6-3 1B 1-2 BB	B B B B 4-0 1B 1-3 3-H BB		C B B C B B 4-2 BLK BB		X 0-0 1B 1-2 1B		2	1	2	0	3	0	0
Mariano Duncan, R (1, 6) OBP: 0.296, SLG: 0.402	B C F 1 SAFE B F S 2-3 K 1-2		C F X 0-2 G4-6-3 1-2 2-3 1B	B X 1-0 2-H 3-H 1B		1 SAFE F 1 SAFE 1 B F X 1-2 G4-3 1-2		B F S X 1-2 1-3 2-H 1B		5	0	3	3	0	1	2
John Kruk, L (1, 3) OBP: 0.470, SLG: 0.509	B C B B F B 4-2 BB		F B X 1-1 G4-6-3 1-2f 2-3 3-H		C X 0-1 F7		S B X 1-1 F8	B B B C S X 3-2 G3-1		4	0	0	0	1	0	4
Dave Hollins, S (1, 5) OBP: 0.367, SLG: 0.446	C B B F S 2-3 K		C F B X 1-2 L5		B B B C F F X 3-2 G4-3		F B X 1-1 SF8 3B		B F C X 1-2 G1-3	5	1	1	0	0	1	3
Darren Daulton, L (1, 2) OBP: 0.393, SLG: 0.500	C B X 1-1 L9			B F S S B B B 4-2 1B WP 1B BB	B B B B 4-1 1B BB	B C F X 1-2 SF8 3-H			B X 1-0 G6-4-3 1B	2	1	1	1	2	0	2
Jim Eisenreich, L (1, 9) OBP: 0.389, SLG: 0.465		F F B S 1-3 K2-3		C B C B X 2-2 FC3-6 1B 1-3 WP 1B	F B X 1-1 1-2 1B	B B C X 2-1 G4-3			B F X 1-1 1-2f G6-4-3	5	1	2	0	0	1	1
Milt Thompson, L (1, 7) OBP: 0.335, SLG: 0.340		X 0-0 G4-3		B C X 1-1 FC3-6 1-2 3-H 1B	B S C C 1-3 K			X 0-0 G3-1		4	0	1	1	0	1	2
Mickey Morandini, L (1, 4) OBP: 0.295, SLG: 0.336		B C X 1-1 P8		B S F F X 1-2 FC3-6 WP 1B 1-2f 2-3		X 0-0 F8		B B F X 2-1 F7		4	1	0	0	0	0	2
Tommy Greene, R (1, 1) OBP: 0.196, SLG: 0.213 Roger Mason, R (9, 1) OBP: 0.200, SLG: 0.200			B B B B 4-0 1B BB G4-6-3 BB	X 0-0 P9		C B X 1-1 G5-3		B B F X 2-1 1B 1B 1B		3 0	2 0	1 0	0 0	1 0	0 0	2 0
Inning Stats	R: 0 E: 0 K: 2 S: 13 H: 1 LOB: 2 BB: 1 P: 23	R: 0 E: 0 K: 1 S: 6 H: 0 LOB: 0 BB: 0 P: 8	R: 1 E: 0 K: 0 S: 9 H: 1 LOB: 1 BB: 2 P: 19	R: 4 E: 0 K: 0 S: 13 H: 3 LOB: 1 BB: 2 P: 26	R: 0 E: 0 K: 1 S: 13 H: 1 LOB: 2 BB: 1 P: 22	R: 0 E: 0 K: 0 S: 8 H: 0 LOB: 1 BB: 1 P: 14	R: 1 E: 0 K: 0 S: 9 H: 1 LOB: 0 BB: 0 P: 14	R: 1 E: 0 K: 0 S: 12 H: 3 LOB: 2 BB: 0 P: 20	R: 0 E: 0 K: 0 S: 6 H: 1 LOB: 0 BB: 0 P: 9	1B: 10 2B: 0 3B: 1 HR: 0 SF: 1 SAC: 0 DP: 2 HBP: 0						

TOP

Philadelphia Phillies @ Los Angeles Dodgers
Dodger Stadium, Los Angeles, CA
Wed Jul 21 1993, 7:05 PM PDT
Att. 47,893 - Unknown - 72 F

livebaseballscorecards.com

AB	34
R	7
H	11
RBI	5
BB	7
SO	4
LOB	18

WP: 4 PB: 0 SB: 0 CS: 0 PA: 42

PITCHER		IP	WLS	BF	H	R	ER	SO	BB	IBB	HBP	BLK	WP	HR	S	P	ERA	WHIP
Orel Hershiser, R ERA: 3.65	(1, 1)	5.0	L	25	6	5	5	4	6	0	0	0	3	0	54	98	9.00	2.400
Omar Daal, L ERA: 5.4	(6, 1)	3.0		14	4	2	2	0	1	0	0	1	0	0	29	48	6.00	1.667
Jim Gott, R ERA: 2.47	(9, 1)	1.0		3	1	0	0	0	0	0	0	0	0	0	6	9	0.00	1.000

PITCHER	IP	WLS	BF	H	R	ER	SO	BB	IBB	HBP	BLK	WP	HR	S	P	ERA	WHIP

BOTTOM

Batter	1	2	3	4	5	6	7	8	9	AB	R	H	RBI	BB	SO	LOB
Brett Butler, L (1, 8) OBP: 0.380, SLG: 0.354	F9		SH5-3 1-2		BB			F7		2	0	0	0	1	0	1
Jose Offerman, S (1, 6) OBP: 0.344, SLG: 0.337	1B		2-H 1B		G1-3			F8		4	0	2	0	0	0	3
Cory Snyder, R (1, 5) OBP: 0.345, SLG: 0.417	F8		F9			G3-1		K		4	0	0	0	0	1	3
Eric Karros, R (1, 3) OBP: 0.308, SLG: 0.392	F7			F9		L7			F8	4	0	0	0	0	0	1
Mike Piazza, R (1, 2) OBP: 0.357, SLG: 0.539		K		K		F9			1B	4	0	1	0	0	2	0
Eric Davis, R (1, 7) OBP: 0.322, SLG: 0.377		F8		K			F7		P6	4	0	0	0	0	1	1
Henry Rodriguez, L (1, 9) OBP: 0.250, SLG: 0.349		S 1B			WP 1B		G4-3		F7	4	0	2	0	0	0	1
Jody Reed, R (1, 4) OBP: 0.344, SLG: 0.358		K 1-2			K 1-2		F8			3	0	0	0	0	2	2
Orel Hershiser, R (1, 1) OBP: 0.381, SLG: 0.415			SH5-3 1B 1B		F7			BB		1	0	1	0	0	0	0
Lenny Harris, L (5, PH) OBP: 0.317, SLG: 0.292										1	0	0	0	0	0	1
Omar Daal, L (6, 1)										0	0	0	0	0	0	0
Dave Hansen, L (8, PH) OBP: 0.390, SLG: 0.389										0	0	0	0	1	0	0
Jim Gott, R (9, 1)										0	0	0	0	0	0	0
Inning Stats	R: 0 E: 0 K: 0 S: 8 H: 1 LOB: 1 BB: 0 P: 13	R: 0 E: 0 K: 2 S: 12 H: 1 LOB: 1 BB: 0 P: 17	R: 0 E: 0 K: 0 S: 9 H: 2 LOB: 1 BB: 0 P: 11	R: 0 E: 0 K: 2 S: 9 H: 0 LOB: 0 BB: 0 P: 12	R: 0 E: 0 K: 1 S: 11 H: 1 LOB: 2 BB: 1 P: 20	R: 0 E: 0 K: 0 S: 7 H: 0 LOB: 0 BB: 0 P: 13	R: 0 E: 0 K: 0 S: 8 H: 0 LOB: 0 BB: 0 P: 13	R: 0 E: 0 K: 1 S: 13 H: 0 LOB: 1 BB: 1 P: 20	R: 0 E: 0 K: 0 S: 7 H: 1 LOB: 1 BB: 0 P: 11	1B: 6 2B: 0 3B: 0 HR: 0	SF: 0 SAC: 1 DP: 0 HBP: 0						

PITCHER	IP	WLS	BF	H	R	ER	SO	BB	IBB	HBP	BLK	WP	HR	S	P	ERA	WHIP
Tommy Greene, R (1, 1) ERA: 3.38	8.1	W	32	6	0	0	6	2	0	0	0	1	0	81	124	0.00	0.960
Roger Mason, R (9, 1) ERA: 3.92	0.2		2	0	0	0	0	0	0	0	0	0	0	3	6	0.00	0.000

PITCHER	IP	WLS	BF	H	R	ER	SO	BB	IBB	HBP	BLK	WP	HR	S	P	ERA	WHIP

Philadelphia Phillies @ Los Angeles Dodgers
Dodger Stadium, Los Angeles, CA
Wed Jul 21 1993, 7:05 PM PDT
Att. 47,893 - Unknown - 72 F

livebaseballscorecards.com

AB	31
R	0
H	6
RBI	0
BB	2
SO	6
LOB	13

1B: 6	SF: 0	WP: 1	PA: 34
2B: 0	SAC: 1	PB: 0	
3B: 0	DP: 0	SB: 1	
HR: 0	HBP: 0	CS: 0	

Batter	1	2	3	4	5	6	7	8	9	AB	R	H	RBI	BB	SO	LOB
Lenny Dykstra, L (1, 8) OBP: 0.419, SLG: 0.467	F B X 1-1 ① G4-3		B C F F B B F X 3-2 ① P3		C S B X 1-2 ③ P5			C C B B F X 2-2 1B 1-3 1B		4	0	1	0	0	0	0
Mariano Duncan, R (1, 6) OBP: 0.295, SLG: 0.399	C B B F C 2-3 ② K		X 0-0 ② G5-3			X 0-0 1B		X 0-0 ① F8		4	0	1	0	0	1	2
John Kruk, L (1, 3) OBP: 0.470, SLG: 0.508 David West, L (8, 1) OBP: 0.500, SLG: 0.750	B B B C B 4-1 BB		C C B C 1-3 ③ K			1 SAFE B S C B 1 S 2-3 ① K		S 1 SAFE B S S 1 SAFE X 1-2 1-2 3-H 1B		3 0	0 0	1 0	1 0	1 0	2 0	1 0
Dave Hollins, S (1, 5) OBP: 0.363, SLG: 0.440	C B B B F S 3-3 ③ K			B X 1-0 ① G4-3		1 SAFE B F 1 SAFE B 1 SAFE X 2-1 ② F8		S B S F S 1-3 ② K		4	0	0	0	0	2	4
Darren Daulton, L (1, 2) OBP: 0.394, SLG: 0.502		X 0-0 2B		B C B B B 4-1 BB		X 0-0 ③ G5-3		C B S X 1-2 ③ G3-1		3	0	1	0	1	0	3
Jim Eisenreich, L (1, 9) OBP: 0.381, SLG: 0.455		F F S 0-3 ① K		1 SAFE X 0-0 ② F7			C S B B X 2-2 ① L7		C X 0-1 ① G4-3	4	0	0	0	0	1	2
Milt Thompson, L (1, 7) OBP: 0.329, SLG: 0.333		2 SAFE B B F S B X 3-2 ② F8		X 0-0 ③ G4-3			C F B F F B F X 2-2 ② G3		B F B X 2-1 ② F7	4	0	0	0	0	0	2
Mickey Morandini, L (1, 4) OBP: 0.294, SLG: 0.333		I I I I 4-0 IBB			B F B F B S 3-3 ① K		S B F F X 1-2 ③ F8		C F B B X 2-2 ③ F9	3	0	0	0	1	1	0
Terry Mulholland, R (1, 1) OBP: 0.087, SLG: 0.067 Ricky Jordan, R (8, PH) (8, 3) OBP: 0.352, SLG: 0.488		F X 0-1 ③ G1-3			C X 0-1 ② G6-3			B C B X 2-1 1B 1B 1B		2 1	0 1	0 1	0 0	0 0	0 0	2 0
Inning Stats	R: 0 H: 0 E: 0 LOB: 1 K: 2 BB: 1 S: 9 P: 19	R: 0 H: 1 E: 0 LOB: 2 K: 1 BB: 1 S: 9 P: 16	R: 0 H: 0 E: 0 LOB: 0 K: 1 BB: 0 S: 9 P: 13	R: 0 H: 0 E: 0 LOB: 1 K: 0 BB: 1 S: 4 P: 9	R: 0 H: 0 E: 0 LOB: 0 K: 1 BB: 0 S: 8 P: 12	R: 0 H: 1 E: 0 LOB: 1 K: 1 BB: 0 S: 7 P: 11	R: 0 H: 0 E: 0 LOB: 0 K: 0 BB: 0 S: 13 P: 18	R: 1 H: 3 E: 0 LOB: 2 K: 1 BB: 0 S: 17 P: 24	R: 0 H: 0 E: 0 LOB: 0 K: 0 BB: 0 S: 7 P: 11	1B: 4 SF: 0 2B: 1 SAC: 0 3B: 0 DP: 0 HR: 0 HBP: 0						WP: 0 PA: 35 PB: 0 SB: 0 CS: 0

TOP

Philadelphia Phillies @ San Francisco Giants

Candlestick Park, San Francisco, CA

Thu Jul 22 1993, 6:33 AM EDT

Att. 35,342 - Sunny - 71 F

livebaseballscorecards.com

AB	32
R	1
H	5
RBI	1
BB	3
SO	7
LOB	16

PITCHER		IP	WLS	BF	H	R	ER	SO	BB	IBB	HBP	BLK	WP	HR	S	P	ERA	WHIP
John Burkett, R ERA: 3.23	(1, 1)	7.1	W	30	5	1	1	6	2	1	0	0	0	0	69	113	1.23	0.955
Michael Jackson, R ERA: 2.86	(8, 1)	0.2		2	0	0	0	1	0	0	0	0	0	0	7	9	0.00	0.000
Rod Beck, R ERA: 1.61	(9, 1)	1.0	S	3	0	0	0	0	0	0	0	0	0	0	7	11	0.00	0.000

PITCHER	IP	WLS	BF	H	R	ER	SO	BB	IBB	HBP	BLK	WP	HR	S	P	ERA	WHIP

BOTTOM

Philadelphia Phillies @ San Francisco Giants
Candlestick Park, San Francisco, CA
Thu Jul 22 1993, 6:33 AM EDT
Att. 35,342 - Sunny - 71 F

Batter	1	2	3	4	5	6	7	8	9	AB	R	H	RBI	BB	SO	LOB
Darren Lewis, R (1, 8) OBP: 0.322, SLG: 0.359	C C B X 1-2 G6-3 ①		X 0-0 G1-3 ①		B X 1-0 B1-3 ②		B B C L S 2-3 K ②			4	0	0	0	0	1	0
Robby Thompson, R (1, 4) OBP: 0.371, SLG: 0.488	C F B B B X 3-2 FC5-4 1B		B F B X 2-2 E5 WP BB SF7		B S X 1-1 1B 2B		X 0-0 G5-3 ③			4	2	2	0	0	0	0
Will Clark, L (1, 3) OBP: 0.363, SLG: 0.413	B B B F T F F S 3-3 K ②		B B B B 4-1 SF7 WP 1-2 BB		F B B X 2-1 FC6-4 2-H 1B			X 0-0 F8 ①		3	0	1	1	1	1	1
Matt Williams, R (1, 5) OBP: 0.330, SLG: 0.575	B F F B X 2-2 FC5-4 1-2f ③		F F B X 1-2 SF7 1-3 2-H ②		F B X 1-1 FC6-4 1-2f ③			X 0-0 G5-3 ②		3	0	0	1	0	0	2
Barry Bonds, L (1, 7) OBP: 0.462, SLG: 0.692		B C B F B X 3-2 HR	B X 1-0 P6 ③			X 0-0 L3 ①		C B B F B B 4-2 BB BB		3	1	1	1	1	0	1
Mark Carreon, R (1, 9) OBP: 0.385, SLG: 0.539 Rod Beck, R (9, 1)		X 0-0 F9 ①		B C F X 1-2 G4-3 ①		B C X 1-1 G5-3 ②		B C F B B B 4-2 1-2 BB		3 0	0 0	0 0	0 0	1 0	0 0	0 0
Kirt Manwaring, R (1, 2) OBP: 0.378, SLG: 0.375		B S C F B X 2-2 HR		X 0-0 G4-3 ②		C B X 1-1 1B		B X 1-0 G1-3 ③		4	1	2	1	0	0	2
Paul Faries, R (1, 6) OBP: 0.258, SLG: 0.379		B X 1-0 G6-3 ②		C C F F X 0-2 G4-3 ③		B B 1 SAFE X 2-0 P5 ③				3	0	0	0	0	0	1
John Burkett, R (1, 1) OBP: 0.176, SLG: 0.143 Michael Jackson, R (8, 1) OBP: 0.667, SLG: 1.333 Dave Martinez, L (9, 9) OBP: 0.306, SLG: 0.360		B C X 1-1 G4-3 ③			X 0-0 G6-3 ①		F C B X 1-2 G5-3 ①			3 0 0	0 0 0	0 0 0	0 0 0	0 0 0	0 0 0	0 0 0
Inning Stats	R: 0 E: 0 K: 1 S: 14 H: 1 LOB: 1 BB: 0 P: 23	R: 2 E: 0 K: 0 S: 11 H: 2 LOB: 0 BB: 0 P: 18	R: 1 E: 1 K: 0 S: 9 H: 0 LOB: 1 BB: 1 P: 17	R: 0 E: 0 K: 0 S: 9 H: 0 LOB: 0 BB: 0 P: 10	R: 1 E: 0 K: 0 S: 8 H: 2 LOB: 1 BB: 0 P: 13	R: 0 E: 0 K: 0 S: 6 H: 1 LOB: 1 BB: 0 P: 10	R: 0 E: 0 K: 1 S: 7 H: 0 LOB: 0 BB: 0 P: 10	R: 0 E: 0 K: 0 S: 7 H: 0 LOB: 2 BB: 2 P: 16		1B: 3 2B: 1 3B: 0 HR: 2	SF: 1 SAC: 0 DP: 0 HBP: 0			WP: 1 PB: 0 SB: 0 CS: 0	PA: 34		

	AB	30
	R	4
	H	6
	RBI	4
	BB	3
	SO	2
	LOB	7

PITCHER		IP	WLS	BF	H	R	ER	SO	BB	IBB	HBP	BLK	WP	HR	S	P	ERA	WHIP
Terry Mulholland, L ERA: 2.78	(1, 1)	7.0	L	29	6	4	3	2	1	0	0	0	1	2	64	101	3.86	1.000
David West, L ERA: 2.68	(8, 1)	1.0		5	0	0	0	0	2	0	0	0	0	0	7	16	0.00	2.000

PITCHER		IP	WLS	BF	H	R	ER	SO	BB	IBB	HBP	BLK	WP	HR	S	P	ERA	WHIP

livebaseballscorecards.com

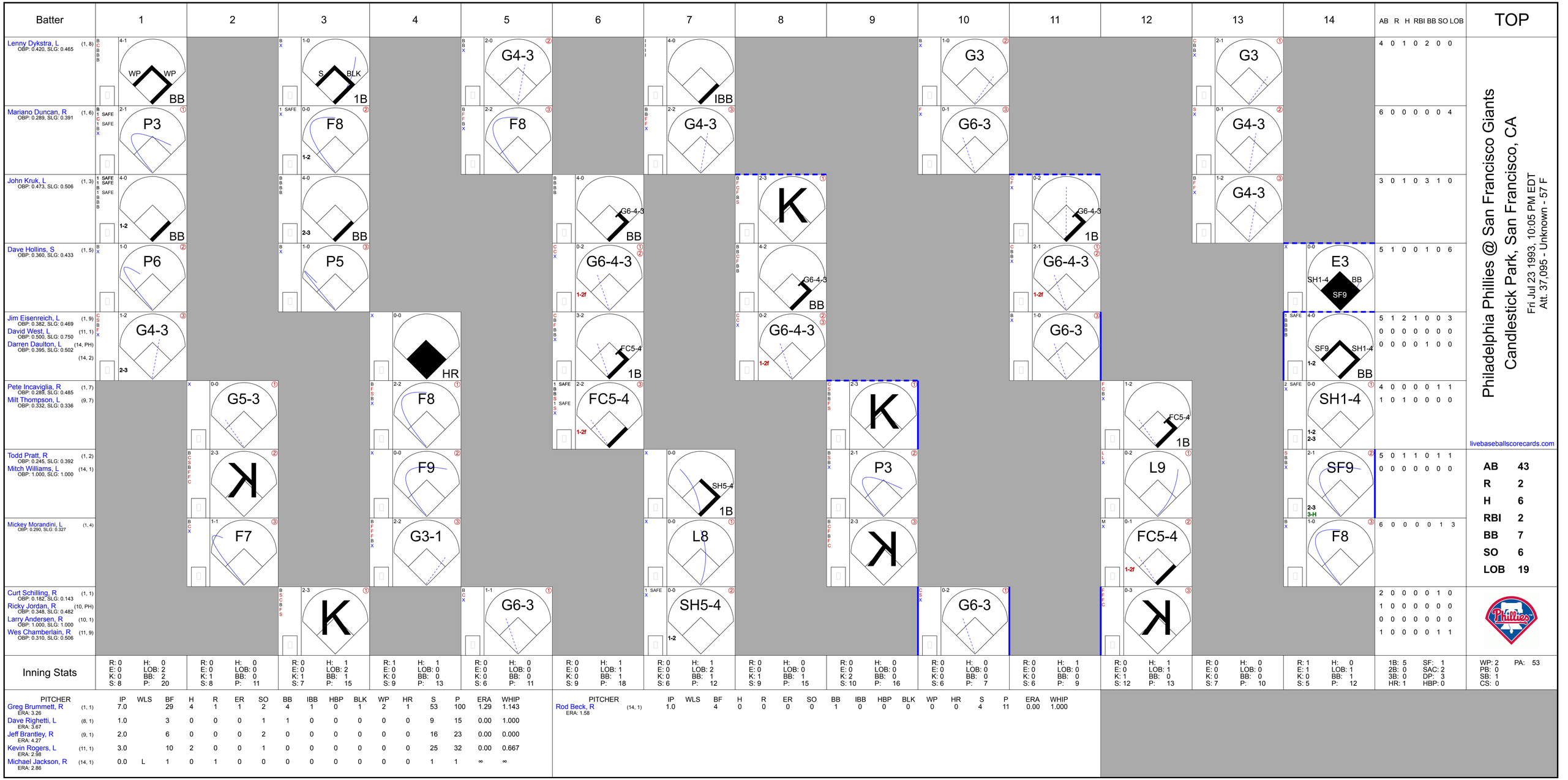

Batter	AB	R	H	RBI	BB	SO	LOB
Lenny Dykstra, L (1, 8) OBP: 0.420, SLG: 0.465	4	0	1	0	2	0	0
Mariano Duncan, R (1, 6) OBP: 0.289, SLG: 0.391	6	0	0	0	0	0	4
John Kruk, L (1, 3) OBP: 0.473, SLG: 0.506	3	0	1	0	3	1	0
Dave Hollins, S (1, 5) OBP: 0.360, SLG: 0.433	5	1	0	0	1	0	6
Jim Eisenreich, L (1, 9) OBP: 0.382, SLG: 0.469	5	1	2	1	0	0	3
David West, L (11, 1) OBP: 0.500, SLG: 0.750	0	0	0	0	0	0	0
Darren Daulton, L (14, PH) OBP: 0.395, SLG: 0.502 (14, 2)	0	0	0	0	1	0	0
Pete Incaviglia, R (1, 7) OBP: 0.289, SLG: 0.485	4	0	0	0	0	1	1
Milt Thompson, L (9, 7) OBP: 0.332, SLG: 0.336	1	0	1	0	0	0	0
Todd Pratt, R (1, 2) OBP: 0.245, SLG: 0.392	5	0	1	1	0	1	1
Mitch Williams, L (14, 1) OBP: 1.000, SLG: 1.000	0	0	0	0	0	0	0
Mickey Morandini, L (1, 4) OBP: 0.290, SLG: 0.327	6	0	0	0	0	1	3
Curt Schilling, R (1, 1) OBP: 0.182, SLG: 0.143	2	0	0	0	0	1	0
Ricky Jordan, R (10, PH) OBP: 0.348, SLG: 0.482	1	0	0	0	0	0	0
Larry Andersen, R (10, 1) OBP: 1.000, SLG: 1.000	0	0	0	0	0	0	0
Wes Chamberlain, R (11, 9) OBP: 0.310, SLG: 0.506	1	0	0	0	0	1	1

	AB	43
	R	2
	H	6
	RBI	2
	BB	7
	SO	6
	LOB	19

Inning Stats																										
	R: 0	E: 0	K: 0	S: 8	H: 0	LOB: 2	BB: 2	P: 20	R: 0	E: 0	K: 1	S: 8	H: 0	LOB: 0	BB: 0	P: 11	R: 0	E: 0	K: 1	S: 7	H: 1	LOB: 2	BB: 1	P: 15	R: 1	E: 0	K: 0	S: 9	H: 1	LOB: 0	BB: 0	P: 13
	R: 0	E: 0	K: 0	S: 6	H: 1	LOB: 1	BB: 1	P: 18	R: 0	E: 0	K: 6	S: 6	H: 1	LOB: 2	BB: 1	P: 12	R: 0	E: 0	K: 1	S: 9	H: 0	LOB: 0	BB: 1	P: 15	R: 0	E: 0	K: 2	S: 10	H: 0	LOB: 0	BB: 0	P: 16
	R: 0	E: 0	K: 0	S: 6	H: 1	LOB: 0	BB: 0	P: 7	R: 0	E: 0	K: 0	S: 6	H: 1	LOB: 0	BB: 0	P: 9	R: 0	E: 0	K: 1	S: 12	H: 1	LOB: 1	BB: 0	P: 13	R: 0	E: 0	K: 0	S: 7	H: 0	LOB: 0	BB: 0	P: 10
	R: 1	E: 1	K: 0	S: 5	H: 0	LOB: 1	BB: 1	P: 12	1B: 5	2B: 0	3B: 0	HR: 1	SF: 1	SAC: 2	DP: 3	HBP: 0	WP: 2	PB: 0	SB: 1	CS: 0	PA: 53											

PITCHER		IP	WLS	BF	H	R	ER	SO	BB	IBB	HBP	BLK	WP	HR	S	P	ERA	WHIP
Greg Brummett, R ERA: 3.26	(1, 1)	7.0		29	4	1	1	2	4	1	0	1	2	1	53	100	1.29	1.143
Dave Righetti, L ERA: 3.67	(8, 1)	1.0		3	0	0	0	1	1	0	0	0	0	0	9	15	0.00	1.000
Jeff Brantley, R ERA: 4.27	(9, 1)	2.0		6	0	0	0	2	0	0	0	0	0	0	16	23	0.00	0.000
Kevin Rogers, L ERA: 2.98	(11, 1)	3.0		10	2	0	0	1	0	0	0	0	0	0	25	32	0.00	0.667
Michael Jackson, R ERA: 2.86	(14, 1)	0.0	L	1	0	1	0	0	0	0	0	0	0	0	1	1	∞	∞

PITCHER		IP	WLS	BF	H	R	ER	SO	BB	IBB	HBP	BLK	WP	HR	S	P	ERA	WHIP
Rod Beck, R ERA: 1.58	(14, 1)	1.0		4	0	0	0	0	1	0	0	0	0	0	4	11	0.00	1.000

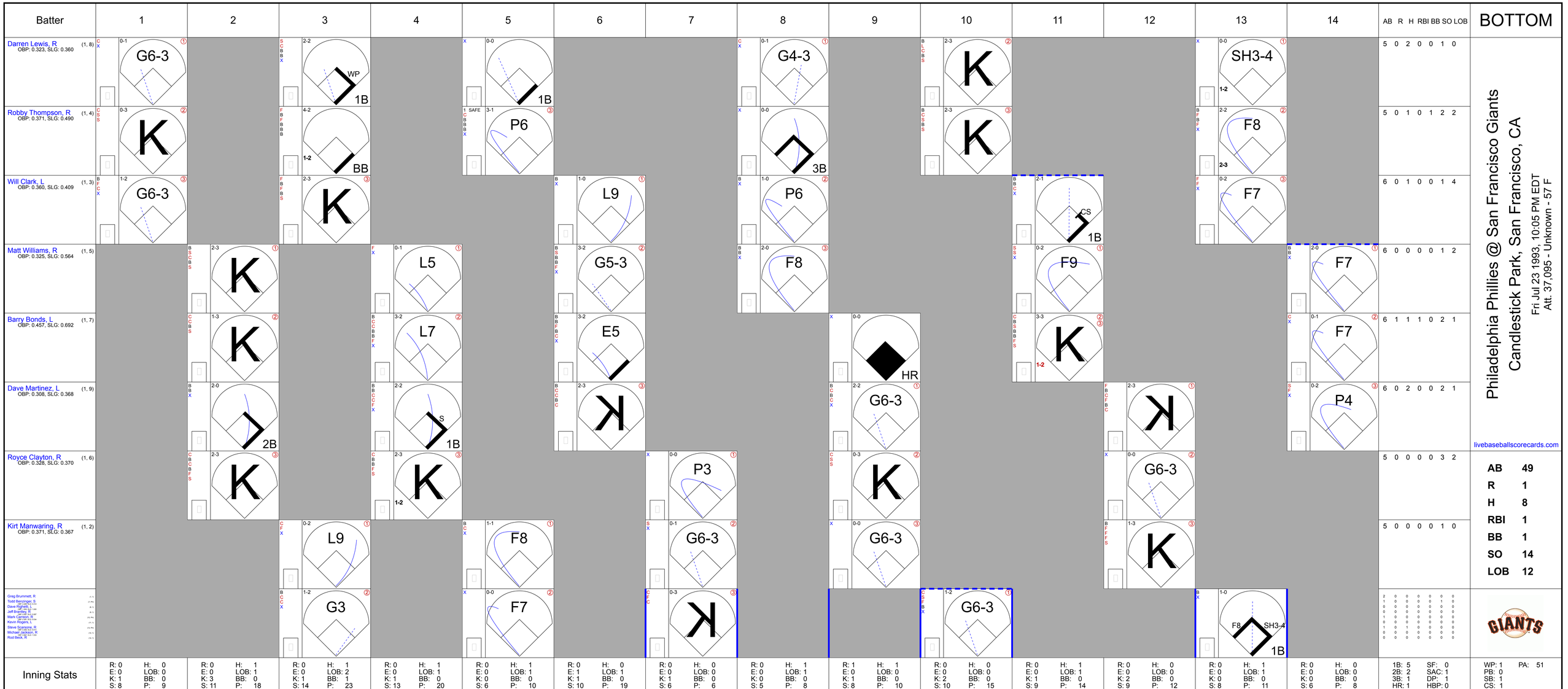

Philadelphia Phillies @ San Francisco Giants

Candlestick Park, San Francisco, CA

Fri Jul 23 1993, 10:05 PM EDT

Att. 37,095 - Unknown - 57 F

livebaseballscorecards.com

Batter	1	2	3	4	5	6	7	8	9	10	11	12	13	14	AB R H RBI BB SO LOB
Darren Lewis, R (1, 8) OBP: 0.323, SLG: 0.360	G6-3		WP 1B		1B			G4-3		K			SH3-4 1-2		5 0 2 0 0 1 0
Robby Thompson, R (1, 4) OBP: 0.371, SLG: 0.490	K		1-2 BB		SAFE P6			3B		K			F8 2-3		5 0 1 0 1 2 2
Will Clark, L (1, 3) OBP: 0.360, SLG: 0.409	G6-3		K			L9		P6			CS 1B		F7		6 0 1 0 0 1 4
Matt Williams, R (1, 5) OBP: 0.325, SLG: 0.564		K		L5		G5-3		F8			F9			F7	6 0 0 0 0 1 2
Barry Bonds, L (1, 7) OBP: 0.457, SLG: 0.692		K		L7		E5			HR		K 1-2			F7	6 1 1 1 0 2 1
Dave Martinez, L (1, 9) OBP: 0.308, SLG: 0.368		2B		S 1B		K			G6-3			K		P4	6 0 2 0 0 2 1
Royce Clayton, R (1, 6) OBP: 0.328, SLG: 0.370		K		K 1-2			P3		K			G6-3			5 0 0 0 0 3 2
Kirt Manwaring, R (1, 2) OBP: 0.371, SLG: 0.367			L9		F8		G6-3		G6-3			K			5 0 0 0 0 1 0
Greg Brummett, R			G3		F7		K			G6-3			F8 SH3-4 1B		2 0 0 0 0 0 0
Todd Benzinger, S															1 0 0 0 0 1 0
Dave Righetti, L															0 0 0 0 0 0 0
Jeff Brantley, R															0 0 0 0 0 0 0
Mark Carreon, R															1 0 0 0 0 0 0
Kevin Rogers, L															0 0 0 0 0 0 0
Steve Scarsone, R															1 0 1 0 0 0 0
Michael Jackson, R															0 0 0 0 0 0 0
Rod Beck, R															0 0 0 0 0 0 0

Inning Stats	1	2	3	4	5	6	7	8	9	10	11	12	13	14	AB	R	H	RBI	BB	SO	LOB
	R: 0 E: 0 K: 1 S: 8	H: 0 LOB: 0 BB: 0 P: 9	R: 0 E: 0 K: 3 S: 11	H: 1 LOB: 1 BB: 0 P: 18	R: 0 E: 0 K: 1 S: 14	H: 1 LOB: 2 BB: 1 P: 23	R: 0 E: 0 K: 1 S: 13	H: 1 LOB: 1 BB: 0 P: 20	R: 0 E: 0 K: 0 S: 6	H: 1 LOB: 1 BB: 0 P: 10	R: 0 E: 1 K: 1 S: 10	H: 0 LOB: 1 BB: 0 P: 19	R: 0 E: 0 K: 1 S: 6	H: 0 LOB: 0 BB: 0 P: 6	R: 0 E: 0 K: 0 S: 5	H: 1 LOB: 1 BB: 0 P: 8	R: 1 E: 0 K: 1 S: 8	H: 1 LOB: 0 BB: 0 P: 10	R: 0 E: 0 K: 2 S: 10	H: 0 LOB: 0 BB: 0 P: 15	R: 0 E: 0 K: 1 S: 9	H: 1 LOB: 1 BB: 0 P: 14	R: 0 E: 0 K: 2 S: 9	H: 0 LOB: 0 BB: 0 P: 12	R: 0 E: 0 K: 0 S: 8	H: 1 LOB: 1 BB: 0 P: 11	R: 0 E: 0 K: 0 S: 6	H: 0 LOB: 0 BB: 0 P: 8	1B: 5 2B: 2 3B: 1 HR: 1	SF: 0 SAC: 1 DP: 1 HBP: 0	WP: 1 PB: 0 SB: 1 CS: 1	PA: 51

PITCHER		IP	WLS	BF	H	R	ER	SO	BB	IBB	HBP	BLK	WP	HR	S	P	ERA	WHIP
Curt Schilling, R ERA: 4.26	(1, 1)	9.0		35	6	1	1	9	1	0	0	0	1	1	81	123	1.00	0.778
Larry Andersen, R ERA: 1.73	(10, 1)	1.0		3	0	0	0	2	0	0	0	0	0	0	10	15	0.00	0.000
David West, L ERA: 2.54	(11, 1)	3.0	W	10	2	0	0	3	0	0	0	0	0	0	26	37	0.00	0.667
Mitch Williams, L ERA: 3.16	(14, 1)	1.0	S	3	0	0	0	0	0	0	0	0	0	0	6	8	0.00	0.000

PITCHER	IP	WLS	BF	H	R	ER	SO	BB	IBB	HBP	BLK	WP	HR	S	P	ERA	WHIP

Batter	1	2	3	4	5	6	7	8	9	AB	R	H	RBI	BB	SO	LOB
Lenny Dykstra, L (1, 8) OBP: 0.420, SLG: 0.464	3-2 L4 1B 1B	1-0 F9		0-1 S 1B 1B		0-1 G3		1-0 F8		5	1	2	0	0	0	2
Mariano Duncan, R (1, 4) OBP: 0.295, SLG: 0.405	2-2 WP 1-2 1B		1-1 HR	3-1 FC4-6 1-H 1B		3-2 F9		0-1 FC4-6 1-2f		5	1	3	2	0	0	1
Ricky Jordan, R (1, 3) OBP: 0.333, SLG: 0.460 Roger Mason, R (6, 1) OBP: 0.200, SLG: 0.200 Jim Eisenreich, L (9, PH) OBP: 0.380, SLG: 0.466	0-2 L4 2-3		3-3 K	2-1 FC4-6 1-2f		0-0 F7			0-1 F8	4 0 1	0 0 0	0 0 0	0 0 0	0 0 0	1 0 0	3 0 0
Dave Hollins, S (1, 5) OBP: 0.366, SLG: 0.435	4-1 BB 1-2 BB		4-1 BB BB		3-1 2B 1B		1-3 K		2-2 1B 1B	3	1	2	0	2	1	0
Darren Daulton, L (1, 2) OBP: 0.395, SLG: 0.497	0-3 K2-3		4-1 BB 1-2 BB		2-2 P5		4-1 FC6-4 BB		0-3 K	3	0	0	0	2	2	4
Milt Thompson, L (1, 7) OBP: 0.337, SLG: 0.360		1-1 HR	2-3 K		0-0 2B 1-H		1-3 K		2-1 1B 1-3 1B	5	1	3	2	0	2	3
Wes Chamberlain, R (1, 9) OBP: 0.302, SLG: 0.492		2-3 K	0-1 F8		1-0 F8		1-1 FC6-4 1-2f		0-3 K	5	0	0	0	0	2	6
Kim Batiste, R (1, 6) OBP: 0.289, SLG: 0.416		0-0 F8		0-0 P3	4-0 IBB			2-3 K		3	0	0	0	1	1	0
Ben Rivera, R (1, 1) OBP: 0.167, SLG: 0.107 John Kruk, L (6, 3) OBP: 0.474, SLG: 0.506		0-0 1B		2-3 K		1-0 G3		4-2 FC4-6 BB		3 0	0 0	1 0	0 0	0 1	1 0	2 0
Inning Stats	R: 0 H: 2 E: 0 LOB: 2 K: 1 BB: 1 S: 20 P: 29	R: 1 H: 2 E: 0 LOB: 1 K: 1 BB: 0 S: 8 P: 12	R: 1 H: 1 E: 0 LOB: 2 K: 2 BB: 2 S: 13 P: 27	R: 1 H: 2 E: 0 LOB: 1 K: 1 BB: 0 S: 11 P: 18	R: 1 H: 2 E: 0 LOB: 2 K: 0 BB: 1 S: 10 P: 21	R: 0 H: 0 E: 0 LOB: 0 K: 0 BB: 0 S: 6 P: 9	R: 0 H: 0 E: 0 LOB: 1 K: 2 BB: 1 S: 11 P: 18	R: 0 H: 0 E: 0 LOB: 1 K: 1 BB: 1 S: 8 P: 15	R: 0 H: 2 E: 0 LOB: 2 K: 2 BB: 0 S: 19 P: 23	1B: 8 SF: 0 2B: 2 SAC: 0 3B: 0 DP: 1 HR: 2 HBP: 0						

TOP

Philadelphia Phillies @ San Francisco Giants

Candlestick Park, San Francisco, CA

Sat Jul 24 1993, 6:33 AM EDT

Att. 51,557 - Sunny - 79 F

livebaseballscorecards.com

AB	37
R	4
H	11
RBI	4
BB	6
SO	10
LOB	21

WP: 1 PA: 43
PB: 0
SB: 1
CS: 0

PITCHER	IP	WLS	BF	H	R	ER	SO	BB	IBB	HBP	BLK	WP	HR	S	P	ERA	WHIP
Dave Burba, R (1, 1) ERA: 4.09	5.0	W	27	9	4	4	5	3	1	0	0	1	2	62	107	7.20	2.400
Gino Minutelli, L (6, 1) ERA: 4.15	1.2		6	0	0	0	2	1	0	0	0	0	0	15	24	0.00	0.600
Jeff Brantley, R (7, 1) ERA: 4.2	1.1		5	0	0	0	1	1	0	0	0	0	0	10	18	0.00	0.750
Rod Beck, R (9, 1) ERA: 1.54	1.0	S	5	2	0	0	2	0	0	0	0	0	0	19	23	0.00	2.000

PITCHER	IP	WLS	BF	H	R	ER	SO	BB	IBB	HBP	BLK	WP	HR	S	P	ERA	WHIP

BOTTOM

Philadelphia Phillies @ San Francisco Giants
Candlestick Park, San Francisco, CA
Sat Jul 24 1993, 6:33 AM EDT
Att. 51,557 - Sunny - 79 F

livebaseballscorecards.com

Batter	1	2	3	4	5	6	7	8	9	AB	R	H	RBI	BB	SO	LOB
Darren Lewis, R (1, 8) OBP: 0.322, SLG: 0.359	0-2 FC4-6 1B 1-2 1B	2-0 E6 1-2		1-1 G6-3		1-0 G4-3				4	1	1	0	0	0	1
Robby Thompson, R (1, 4) OBP: 0.372, SLG: 0.488	0-1 FC4-6 1-3 1B	1-3 K			4-2 BB HR BB	2-2 G5-3				3	1	1	0	1	1	2
Will Clark, L (1, 3) OBP: 0.361, SLG: 0.407	0-1 FC4-6 WP 1-2f 3-H		2-0 G5-3 1B HBP		4-1 HR 1-2 BB		0-1 F8			2	2	0	1	1	0	1
Matt Williams, R (1, 5) OBP: 0.324, SLG: 0.569	2-2 L6		2-0 L7		2-1 HR 1-H 2-H		2-3 K			4	1	1	3	0	1	2
Barry Bonds, L (1, 7) OBP: 0.458, SLG: 0.688	4-1 IBB 1-2		1-2 G5-3 1-2		2-2 G3		1-2 CS 1B			3	0	1	0	1	0	1
Dave Martinez, L (1, 9) OBP: 0.306, SLG: 0.364	1-2 G4-3		0-1 2-H 1B		2-3 K		2-0 CS 1-2	3-1 F8		4	0	1	1	0	1	2
Royce Clayton, R (1, 6) OBP: 0.330, SLG: 0.367		4-0 G6-3 BB	1-2 P9		4-1 BB			0-0 P6		2	0	0	0	2	0	1
Kirt Manwaring, R (1, 2) OBP: 0.366, SLG: 0.361		0-1 G6-3 1-2f		3-2 G5-3	1-1 F8			2-1 F7		4	0	0	0	0	0	2
Dave Burba, R (1, 1) OBP: 0.357, SLG: 0.429 Gino Minutelli, L (6, 1) Jeff Brantley, R (7, 1) OBP: 0.087, SLG: 0.087 Rod Beck, R (9, 1)		0-0 E 1B		0-3 K		1-0 F8				2 1 0 0	0 0 0 0	1 0 0 0	0 0 0 0	0 0 0 0	1 0 0 0	0 0 0 0
Inning Stats	R: 1 E: 0 K: 0 S: 14 H: 2 LOB: 2 BB: 1 P: 21	R: 0 E: 1 K: 1 S: 7 H: 1 LOB: 2 BB: 1 P: 14	R: 1 E: 0 K: 0 S: 11 H: 1 LOB: 1 BB: 0 P: 17	R: 0 E: 0 K: 1 S: 10 H: 0 LOB: 0 BB: 0 P: 14	R: 3 E: 0 K: 1 S: 15 H: 1 LOB: 1 BB: 3 P: 34	R: 0 E: 0 K: 0 S: 6 H: 0 LOB: 0 BB: 0 P: 10	R: 0 E: 0 K: 1 S: 8 H: 1 LOB: 0 BB: 0 P: 13	R: 0 E: 0 K: 0 S: 5 H: 0 LOB: 0 BB: 0 P: 10		1B: 5 2B: 0 3B: 0 HR: 1 SF: 0 SAC: 0 DP: 1 HBP: 1						

	AB	29
	R	5
	H	6
	RBI	5
	BB	5
	SO	4
	LOB	12

WP: 1 PA: 36
PB: 0
SB: 0
CS: 1

PITCHER		IP	WLS	BF	H	R	ER	SO	BB	IBB	HBP	BLK	WP	HR	S	P	ERA	WHIP
Ben Rivera, R ERA: 5.13	(1, 1)	5.0	L	26	5	5	5	3	4	1	1	0	1	1	57	100	9.00	1.800
Roger Mason, R ERA: 3.74	(6, 1)	3.0		9	1	0	0	1	0	0	0	0	0	0	19	33	0.00	0.333

PITCHER	IP	WLS	BF	H	R	ER	SO	BB	IBB	HBP	BLK	WP	HR	S	P	ERA	WHIP

Batter	1	2	3	4	5	6	7	8	9	AB	R	H	RBI	BB	SO	LOB
Lenny Dykstra, L (1, 8) OBP: 0.421, SLG: 0.463	C X 0-1 G4-3 ①		B B B 4-0 1-2 2-3 BB		X 0-0 E3 1B 2-3		B B F X 2-1 1B			3	0	1	0	1	0	1
Mariano Duncan, R (1, 6) OBP: 0.294, SLG: 0.403	C X 0-1 G4-3 ②		F F S 0-3 K ②		C 1 SAFE X 0-1 L3 1-2 3-H 1B		S 1 SAFE 1 SAFE X 0-1 G6-3 ③			4	0	1	1	0	1	4
John Kruk, L (1, 3) OBP: 0.472, SLG: 0.503	X 0-0 F7 ③		C S B B S 2-3 K ③		S X 0-1 L3 1-2 ② ③			C B F B B X 3-2 1B		4	0	1	0	0	1	5
Dave Hollins, S (1, 5) OBP: 0.362, SLG: 0.429		C B F F B F C 2-3 K ①		C B S S 1-3 K ①		X 0-0 G4-3 ①		F F X 0-2 P4 ①		4	0	0	0	0	2	1
Darren Daulton, L (1, 2) OBP: 0.392, SLG: 0.491		C S F S 0-3 K ②		X 0-0 F7 ②		B C S C 1-3 K ②		F B X 1-1 F7 ②		4	0	0	0	0	2	1
Jim Eisenreich, L (1, 9) OBP: 0.378, SLG: 0.462		B B C F S 2-3 K ③		B X 1-0 1B		X 0-0 F7 ③		F B S B F S 2-3 K ③		4	0	1	0	0	2	1
Milt Thompson, L (1, 7) OBP: 0.336, SLG: 0.356			C S B H 2-2 BB BB HBP	F S C 0-3 K ③			F X 0-1 E6 G3 G3		C B X 1-1 P4 ①	3	1	0	0	0	1	1
Mickey Morandini, L (1, 4) OBP: 0.293, SLG: 0.326 Wes Chamberlain, R (9, PH) OBP: 0.300, SLG: 0.489			B 1 SAFE 1 SAFE B 1 SAFE B B 4-0 1-2 BB BB		B B B C S B 4-2 E SH3 1B BB		X 0-0 G3 ① 2-3		B F S B F S 2-3 K ②	1 1	1 0	0 0	0 0	2 0	0 1	1 0
Danny Jackson, R (1, 1) OBP: 0.149, SLG: 0.136 Pete Incaviglia, R (7, PH) OBP: 0.288, SLG: 0.483 Larry Andersen, R (7, 1) OBP: 1.000, SLG: 1.000 David West, L (8, 1) OBP: 0.500, SLG: 0.750 Ricky Jordan, R (9, PH) OBP: 0.330, SLG: 0.455			B C C C 1-3 K ①		X 0-0 SH3 ① 1-2		C B C X 1-2 G3 ② 3-H		B X 1-0 L8 ③	1 1 0 0 1	0 0 0 0 0	0 0 0 0 0	0 1 0 0 0	0 0 0 0 0	1 0 0 0 0	2 0 0 0 0
Inning Stats	R: 0 E: 0 K: 0 S: 5 H: 0 LOB: 0 BB: 0 P: 5	R: 0 E: 0 K: 3 S: 12 H: 0 LOB: 0 BB: 0 P: 16	R: 0 E: 0 K: 3 S: 11 H: 0 LOB: 3 BB: 2 P: 24	R: 0 E: 0 K: 2 S: 8 H: 1 LOB: 1 BB: 0 P: 10	R: 1 E: 1 K: 0 S: 8 H: 1 LOB: 1 BB: 1 P: 12	R: 0 E: 0 K: 1 S: 5 H: 0 LOB: 0 BB: 0 P: 6	R: 1 E: 1 K: 0 S: 10 H: 1 LOB: 1 BB: 0 P: 13	R: 0 E: 0 K: 1 S: 12 H: 1 LOB: 1 BB: 0 P: 18	R: 0 E: 0 K: 1 S: 7 H: 0 LOB: 0 BB: 0 P: 11	1B: 4 2B: 1 3B: 0 HR: 0	SF: 0 SAC: 1 DP: 1 HBP: 1						

PITCHER		IP	WLS	BF	H	R	ER	SO	BB	IBB	HBP	BLK	WP	HR	S	P	ERA	WHIP
Bill Swift, R ERA: 2.69	(1, 1)	7.0	W	29	3	2	0	9	3	0	1	0	0	0	59	86	0.00	0.857
Kevin Rogers, L ERA: 2.93	(8, 1)	1.0		4	1	0	0	1	0	0	0	0	0	0	12	18	0.00	1.000
Dave Righetti, L ERA: 3.57	(9, 1)	1.0	S	3	0	0	0	1	0	0	0	0	0	0	7	11	0.00	0.000

PITCHER	IP	WLS	BF	H	R	ER	SO	BB	IBB	HBP	BLK	WP	HR	S	P	ERA	WHIP

TOP

Philadelphia Phillies @ San Francisco Giants

Candlestick Park, San Francisco, CA

Sun Jul 25 1993, 6:33 AM EDT

Att. 49,935 - Sunny - 69 F

livebaseballscorecards.com

AB	31
R	2
H	4
RBI	2
BB	3
SO	11
LOB	17

1B: 4	SF: 0	WP: 0	PA: 36
2B: 1	SAC: 1	PB: 0	
3B: 0	DP: 1	SB: 0	
HR: 0	HBP: 1	CS: 0	

BOTTOM

Batter	1	2	3	4	5	6	7	8	9	AB	R	H	RBI	BB	SO	LOB
Darren Lewis, R (1, 8) OBP: 0.323, SLG: 0.359	B S F C 1-3 ① K	X 0-0 1-2 2-H 1B		F C B X 1-2 E3 S		B C B X 2-1 1-2 1B		B B B C X 3-1 ② G6-3		5	0	2	1	0	1	0
Robby Thompson, R (1, 4) OBP: 0.366, SLG: 0.480	F X 0-1 ② P4	B F X 1-1 ③ F9		B S B F F X 2-2 ③ G1-3 1-2		F F C 0-3 ③ K		C B S S 1-3 ③ K		5	0	0	0	0	2	5
Will Clark, L (1, 3) OBP: 0.366, SLG: 0.408 Todd Benzinger, S (6, 3) OBP: 0.277, SLG: 0.308	B B B B 4-0 FC5-4 BB	B S F F B F X 2-2 E SF9 1B	F F H 1-2 G4-6-3 1B HBP		S B F B B X 3-2 ① G3				1 1 1 0 1 0 0 1 0 0 0 0 0 0							
Matt Williams, R (1, 5) OBP: 0.326, SLG: 0.568	B B X 2-0 ③ FC5-4 1-2f	X 0-0 ① E5 1-3	B X 1-0 G4-6-3 1-2 1B		T F B X 1-2 HR 1B				4	1	2	0	0	0	2	
Barry Bonds, L (1, 7) OBP: 0.458, SLG: 0.694	B F B X 2-1 ① L8	F B B S B F B 4-2 FC6-4 BB	X 0-0 ① ② G4-6-3 1-2f 2-3		B F B B S F X 3-2 1-H HR				3	1	1	2	1	0	2	
Mark Carreon, R (1, 9) OBP: 0.369, SLG: 0.519 Kevin Rogers, L (8, 1) Dave Righetti, L (9, 1) OBP: 1.000, SLG: 1.000	X 0-0 ② F8	1 SAFE 1 SAFE B S B F F F F 2-2 X ② SF9 3-H	X 0-0 ③ F8		X 0-0 ② L8				3 0 0 1 0 0 1 0 0 0 0 0 0 0 0 0 0 0 0 0 0							
Royce Clayton, R (1, 6) OBP: 0.332, SLG: 0.376	X 0-0 HR	X 0-0 ③ FC6-4 1-2f			C F X 0-2 ① G5-3	B S B B B 4-1 BB			3	1	1	1	1	0	1	
Kirt Manwaring, R (1, 2) OBP: 0.367, SLG: 0.361	C B B C X 2-2 1B 1B 1B		F X 0-1 ① G5-3		B B C F B F F B 4-2 1B BB	B C S F B X 2-2 ③ G6-3			3	1	1	0	1	0	1	
Bill Swift, R (1, 1) OBP: 0.340, SLG: 0.277 Dave Martinez, L (8, 9) OBP: 0.304, SLG: 0.361	C C X 0-2 1B 1-2 1B		X 0-0 ② P4		L L B L 1-3 ② K			X 0-0 ① F7	3 0 1 0 0 1 1 1 0 0 0 0 0 0							
Inning Stats	R: 0 H: 0 E: 0 LOB: 1 K: 1 BB: 1 S: 6 P: 13	R: 2 H: 4 E: 0 LOB: 2 K: 0 BB: 0 S: 13 P: 18	R: 1 H: 1 E: 1 LOB: 1 K: 0 BB: 1 S: 16 P: 24	R: 0 H: 0 E: 1 LOB: 1 K: 0 BB: 0 S: 10 P: 13	R: 0 H: 1 E: 0 LOB: 1 K: 0 BB: 0 S: 5 P: 7	R: 0 H: 1 E: 0 LOB: 2 K: 2 BB: 1 S: 15 P: 22	R: 2 H: 2 E: 0 LOB: 1 K: 0 BB: 1 S: 16 P: 29	R: 0 H: 0 E: 0 LOB: 0 K: 1 BB: 0 S: 6 P: 10		1B: 7 SF: 1 2B: 0 SAC: 0 3B: 0 DP: 1 HR: 2 HBP: 1						

PITCHER		IP	WLS	BF	H	R	ER	SO	BB	IBB	HBP	BLK	WP	HR	S	P	ERA	WHIP
Danny Jackson, L ERA: 3.88	(1, 1)	6.0	L	29	7	3	2	3	3	0	1	0	0	1	65	97	3.00	1.667
Larry Andersen, R ERA: 2.17	(7, 1)	1.0		6	2	2	2	0	1	0	0	0	0	1	16	29	18.00	3.000
David West, L ERA: 2.5	(8, 1)	1.0		3	0	0	0	1	0	0	0	0	0	0	6	10	0.00	0.000

PITCHER	IP	WLS	BF	H	R	ER	SO	BB	IBB	HBP	BLK	WP	HR	S	P	ERA	WHIP

Philadelphia Phillies @ San Francisco Giants

Candlestick Park, San Francisco, CA

Sun Jul 25 1993, 6:33 AM EDT

Att. 49,935 - Sunny - 69 F

livebaseballscorecards.com

AB	32
R	5
H	9
RBI	5
BB	4
SO	4
LOB	13

WP: 0 PA: 38
PB: 0
SB: 1
CS: 0

Batter	1	2	3	4	5	6	7	8	9	AB	R	H	RBI	BB	SO	LOB
Bernard Gilkey, R (1, 7) OBP: 0.379, SLG: 0.491 Rob Murphy, L (8, 1) OBP: 0.500, SLG: 0.500	C C B F B B X 3-2 HR		S B B F S 2-3 ② K	B X 2-0 ③ P7			B X 1-0 ① P4	B B F B F F X 3-2 E5 2-3 3-H		5 1 1 1 0 1 3 0 0 0 0 0 0 0						
Ozzie Smith, S (1, 6) OBP: 0.333, SLG: 0.355	L B F S 1-3 ① K		C C F F X 0-2 ③ P4		C B S B X 2-2 ① G5-3		C B F F B X 2-2 1B	B C F C 1-3 ③ K		5 0 1 0 0 2 3						
Gregg Jefferies, S (1, 3) OBP: 0.389, SLG: 0.490 Omar Olivares, R (7, 1) OBP: 0.294, SLG: 0.353 Brian Jordan, R (8, 7) OBP: 0.328, SLG: 0.500	B B X 2-0 ② L8			B X 1-0 ① G3	C F X 0-2 S 1B		B F X 1-1 ② P3		B C S X 1-2 ① F8	4 1 1 0 0 0 1 0 0 0 0 0 0 0 1 0 0 0 0 0 0						
Todd Zeile, R (1, 5) OBP: 0.338, SLG: 0.410	B B F B B 4-1 BB			B C X 1-1 2B	C B B C S 2-3 ② K 1-2		C S B F C 1-3 ③ K		C X 0-1 ② G6-3	4 1 1 0 1 2 2						
Ray Lankford, L (1, 8) OBP: 0.390, SLG: 0.353	C X 0-1 ③ F9			B F B F B X 3-2 2-H 3B 2B	S B F B X 2-2 2-H 1B			B B B B 4-0 FC5-4 BB	B S B B B 4-1 DI BB	3 1 2 2 2 0 1						
Mark Whiten, S (1, 9) OBP: 0.334, SLG: 0.442		F B C X 1-2 CS 1B		C B B F B X 3-2 2-H 2B 3B	B B X 2-0 ③ F7			B F B B S X 3-2 ① FC5-4 BB BB 1-2f G3	B C X 1-1 ③ P7 1-2	5 2 2 1 0 0 3						
Luis Alicea, S (1, 4) OBP: 0.390, SLG: 0.388		C 1 SAFE 1 SAFE C B B F B B S 3-3 ① ② K 1-2		B X 1-0 3-H 2B		C B S X 1-2 ① G6-3		B S B B B 4-1 G3 BB E 1-2 BB		3 1 1 1 1 1 1						
Tom Pagnozzi, R (1, 2) OBP: 0.290, SLG: 0.360 Erik Pappas, R (8, PR) OBP: 0.399, SLG: 0.394 (8, 2)	C B F B B B F S 3-3 ③ K			B B C B B B 4-1 BB		F B F C 1-3 ② K		B C B F F B B 4-2 E G3 1-2 2-3 BB		2 0 0 0 2 2 0 0 0 0 0 0 0 0						
Joe Magrane, R (1, 1) OBP: 0.139, SLG: 0.143 Rheal Cormier, L (2, 1) OBP: 0.179, SLG: 0.179 Gerald Perry, L (4, PH) OBP: 0.368, SLG: 0.483 Todd Burns, R (4, 1) Lee Guetterman, L (6, 1) OBP: 0.500, SLG: 1.000 Tracy Woodson, R (7, 3) OBP: 0.232, SLG: 0.241 Rod Brewer, L (8, PH) OBP: 0.327, SLG: 0.356 (8, 3)			C F S 0-3 ① K	X 0-0 ② L7		B X 1-0 ③ F9		S B B X 2-1 ② G3 1-2 2-3 3-H		0 0 0 0 0 0 0 1 0 0 0 0 1 0 1 0 0 0 0 0 2 1 0 0 0 0 0 0 0 0 0 0 0 0 0 0 0 0 0 0 0 0 1 0 0 1 0 0 2						
Inning Stats	R: 1 H: 1 E: 0 LOB: 1 K: 1 BB: 1 S: 11 P: 21	R: 0 H: 1 E: 0 LOB: 0 K: 2 BB: 0 S: 11 P: 18	R: 0 H: 0 E: 0 LOB: 0 K: 2 BB: 0 S: 11 P: 13	R: 3 H: 4 E: 0 LOB: 2 K: 0 BB: 1 S: 13 P: 28	R: 1 H: 2 E: 0 LOB: 1 K: 1 BB: 0 S: 13 P: 21	R: 0 H: 0 E: 0 LOB: 0 K: 1 BB: 0 S: 7 P: 10	R: 0 H: 1 E: 0 LOB: 1 K: 1 BB: 0 S: 11 P: 16	R: 2 H: 0 E: 1 LOB: 3 K: 1 BB: 3 S: 16 P: 37	R: 0 H: 0 E: 0 LOB: 1 K: 0 BB: 1 S: 8 P: 14	1B: 4 SF: 0 2B: 4 SAC: 0 3B: 1 DP: 1 HR: 1 HBP: 0						

PITCHER		IP	WLS	BF	H	R	ER	SO	BB	IBB	HBP	BLK	WP	HR	S	P	ERA	WHIP
Tommy Greene, R ERA: 3.38	(1, 1)	2.2		10	2	1	1	5	1	0	0	0	0	1	28	47	3.38	1.125
Mike Williams, R ERA: 5.82	(3, 1)	0.2		6	4	3	3	0	0	0	0	0	0	0	15	24	40.50	6.000
Roger Mason, R ERA: 3.72	(4, 1)	2.2	W	11	2	1	1	2	1	0	0	0	0	0	23	40	3.38	1.125
David West, L ERA: 2.59	(7, 1)	1.1		7	1	2	1	1	2	0	0	0	0	0	15	31	6.75	2.250
Larry Andersen, R ERA: 2.13	(8, 1)	0.2		4	0	0	0	1	1	0	0	0	0	0	12	22	0.00	1.500

PITCHER		IP	WLS	BF	H	R	ER	SO	BB	IBB	HBP	BLK	WP	HR	S	P	ERA	WHIP
Mitch Williams, L ERA: 3.08	(9, 1)	1.0	S	4	0	0	0	0	1	0	0	0	0	0	8	14	0.00	1.000

TOP

St. Louis Cardinals @ Philadelphia Phillies
Veterans Stadium, Philadelphia, PA
Tue Jul 27 1993, 7:05 PM EDT
Att. 45,383 - Unknown - 90 F

livebaseballscorecards.com

AB	36
R	7
H	9
RBI	6
BB	6
SO	9
LOB	18

WP: 0 PA: 42
PB: 0
SB: 1
CS: 1

Batter	1	2	3	4	5	6	7	8	9	AB	R	H	RBI	BB	SO	LOB
Lenny Dykstra, L (1, 8) OBP: 0.422, SLG: 0.466	BBBCCB 4-2 1B 1B E BB	CCBBX 2-2 1B 1B 1-2 1B	BCFC 1-3 K ③			X 0-0 FC4-6 E 1B 1-2f ①		BBX 2-0 1B 2B		4	3	2	0	1	1	2
Mariano Duncan, R (1, 6) OBP: 0.296, SLG: 0.403	BX 1-0 E E 1-2 1B	X 0-0 1B 1-3 2-H 1B		BFBX 2-1 F8 ①		CFFFBBX 2-2 F7 ②		BFCFS 1-3 K ②		5	2	2	1	0	1	2
John Kruk, L (1, 3) OBP: 0.478, SLG: 0.514	BBX 2-0 E9 HR 1-H 2-H 1B	CX 0-1 G3-1 G5-3 2-H 3-H 1B		BCCX 1-2 G4-3 BLK 2B		CX 0-1 E8 BB 1-3 1B		BBX 2-0 1B 1B 2-H 1B		5	3	5	3	0	0	0
Dave Hollins, S (1, 5) OBP: 0.365, SLG: 0.440 Mitch Williams, L (9, 1) OBP: 1.000, SLG: 1.000	BBBCX 3-1 2-H HR	X 0-0 G5-3 ① 1-2		CX 0-1 G4-3 ② 2-3		BFBBB 4-1 FC6 1-2 BB		X 0-0 1B 1-2 1B		4 0	1 0	2 0	2 0	1 0	0 0	2 0
Darren Daulton, L (1, 2) OBP: 0.389, SLG: 0.486	BBBCFFX 2-2 G3-1 ①	X 0-0 G3-1 ② 2-3		CBBBX 3-1 G3 ③ 3-H		BX 1-0 FC6 ③ 1-2f		CCBBX 2-2 1-2 2-H 1B		5	0	1	1	0	0	4
Pete Incaviglia, R (1, 7) OBP: 0.290, SLG: 0.481	BFSS 1-3 K ② CBBBFSS 3-3 K ③				BFBX 2-1 CS 1B	BFCFBFBX 3-2 G5-4-3 1B		STFS 0-3 K ③		5	0	2	0	0	3	3
Wes Chamberlain, R (1, 9) OBP: 0.304, SLG: 0.489 Jim Eisenreich, L (8, 9) OBP: 0.378, SLG: 0.462	BBBCX 3-1 1B	BFFBX 2-2 FC1-6 1B			BBX 2-0 P9 ①	FX 0-1 G5-4-3 ① ② 1-2f				4 0	0 0	2 0	0 0	0 0	0 0	2 0
Mickey Morandini, L (1, 4) OBP: 0.290, SLG: 0.323	CX 0-1 L9 ③	B 1 SAFE X 1-0 FC1-6 ① 1-2f			MBCBX 2-2 P8 ② ③ 1-2	BBBCX 3-1 G4-3 ③				4	0	0	0	0	0	3
Tommy Greene, R (1, 1) OBP: 0.212, SLG: 0.229 Mike Williams, R (3, 1) Roger Mason, R (4, 1) OBP: 0.200, SLG: 0.200 Milt Thompson, L (6, PH) OBP: 0.339, SLG: 0.358 David West, L (7, 1) OBP: 0.500, SLG: 0.750 Larry Andersen, R (8, 1) OBP: 1.000, SLG: 1.000 Ricky Jordan, R (8, PH) OBP: 0.326, SLG: 0.449 Kim Batiste, R (9, 5) OBP: 0.289, SLG: 0.416		X 0-0 1B 1B 1B	X 0-0 B2 ②			CBBFX 2-2 FC4-6 1B		CX 0-1 G5-3 ①		1 1 0 1 0 0 0 1 0	1 0 0 0 0 0 0 0 0	1 0 0 1 0 0 0 0 0	0 0 0 0 0 0 0 0 0	0 0 0 0 0 0 0 0 0	0 1 0 0 0 0 0 0 0	0 0 0 0 0 0 0 0 0
Inning Stats	R: 4 H: 4 E: 1 LOB: 1 K: 1 BB: 1 S: 17 P: 33	R: 3 H: 4 E: 0 LOB: 1 K: 1 BB: 0 S: 12 P: 17	R: 0 H: 1 E: 0 LOB: 1 K: 1 BB: 0 S: 8 P: 12	R: 1 H: 1 E: 0 LOB: 0 K: 0 BB: 0 S: 9 P: 15	R: 0 H: 1 E: 0 LOB: 0 K: 0 BB: 0 S: 6 P: 12	R: 0 H: 2 E: 1 LOB: 3 K: 0 BB: 1 S: 13 P: 22	R: 0 H: 1 E: 0 LOB: 0 K: 0 BB: 0 S: 9 P: 15	R: 2 H: 4 E: 0 LOB: 2 K: 2 BB: 0 S: 16 P: 23		1B: 15 SF: 0 2B: 2 SAC: 0 3B: 0 DP: 1 HR: 1 HBP: 0						

BOTTOM

St. Louis Cardinals @ Philadelphia Phillies
Veterans Stadium, Philadelphia, PA
Tue Jul 27 1993, 7:05 PM EDT
Att. 45,383 - Unknown - 90 F

St.

livebaseballscorecards.com

AB	40
R	10
H	18
RBI	7
BB	2
SO	5
LOB	19

WP: 0 PA: 42
PB: 0
SB: 0
CS: 1

PITCHER		IP	WLS	BF	H	R	ER	SO	BB	IBB	HBP	BLK	WP	HR	S	P	ERA	WHIP
Joe Magrane, L ERA: 4.72	(1, 1)	1.0	L	9	5	5	5	1	1	0	0	0	0	1	18	34	45.00	6.000
Rheal Cormier, L ERA: 4.39	(2, 1)	2.0		10	4	2	2	2	0	0	0	0	0	0	19	28	9.00	2.000
Todd Burns, R ERA: 4.56	(4, 1)	2.2		10	3	1	1	0	0	0	0	1	0	0	24	40	3.38	1.125
Lee Guetterman, L ERA: 3.63	(6, 1)	0.1		3	1	0	0	0	1	0	0	0	0	0	4	9	0.00	6.000
Omar Olivares, R ERA: 4.5	(7, 1)	1.0		3	1	0	0	0	0	0	0	0	0	0	9	15	0.00	1.000

PITCHER		IP	WLS	BF	H	R	ER	SO	BB	IBB	HBP	BLK	WP	HR	S	P	ERA	WHIP
Rob Murphy, L ERA: 4.46	(8, 1)	1.0		7	4	2	2	2	0	0	0	0	0	0	16	23	18.00	4.000

Batter	1	2	3	4	5	6	7	8	9	AB	R	H	RBI	BB	SO	LOB
Luis Alicea, S (1, 4) OBP: 0.395, SLG: 0.387	B B B C X 3-1 BB 1B HR 1B	B C C F F B B B 4-2 BB			B F B F B B 4-2 1B BB		C B B F X 2-2 ② F7	B C B F B X 3-2 ③ G5-3		3	1	1	0	2	0	2
Ozzie Smith, S (1, 6) OBP: 0.334, SLG: 0.358	L X 0-1 BB 1-2 HR 1B	B F F B 1 SAFE 1 SAFE X 2-2 ③ L7			C C C 0-3 ② K		F X 0-1 HR 2B		C B B B C F F S 3-3 ① K	5	2	2	0	0	2	2
Bernard Gilkey, R (1, 7) OBP: 0.382, SLG: 0.500	B B B C B 4-1 1-2 2-3 HR BB		B F F X 1-2 ① F9		C X 0-1 1-2 1B		X 0-0 2-H HR		C X 0-1 ② G6-3	4	2	2	2	1	0	0
Todd Zeile, R (1, 5) OBP: 0.342, SLG: 0.423	C X 0-1 1-H 2-H 3-H HR		C C B F B S 2-3 ② K		B C B B C X 3-2 ③ P3		C X 0-1 2B		C X 0-1 BB 1B	5	1	3	4	0	1	2
Mark Whiten, S (1, 9) OBP: 0.332, SLG: 0.437	B B C F B F X 3-2 ① G5-3		F X 0-1 ③ G5-3			X 0-0 ① F8	C B X 1-1 ③ G5-3		B B C B B 4-1 1-2 BB	4	0	0	0	1	0	1
Brian Jordan, R (1, 8) OBP: 0.317, SLG: 0.480	F C B F F B B F F 3-2 ② F8			X 0-0 ① L7		B S F F B T 2-2 ② K		B C X 1-1 ① F7	C B F F B X 2-2 ③ P6	5	0	0	0	0	1	2
Erik Pappas, R (1, 2) OBP: 0.401, SLG: 0.393	C C B S 1-3 ③ K			B F C B S 2-3 ② K		F B C B B B 4-2 E BB		C B C F F B B F X 3-2 BB 1B		3	0	1	0	1	2	0
Tracy Woodson, R (1, 3) OBP: 0.220, SLG: 0.228 Gerald Perry, L (8, PH) OBP: 0.379, SLG: 0.483 (8, 3)		X 0-0 ① P3		B X 1-0 ③ F9		1 SAFE B X 1-0 ③ G5-3 1-2		C B B B B F F B 4-2 1-2 BB		3	0	0	0	0	0	1
										0	0	0	0	1	0	0
Bob Tewksbury, R (1, 1) OBP: 0.245, SLG: 0.213 José Oquendo, S (7, PH) OBP: 0.346, SLG: 0.231 Lee Guetterman, L (7, 1) OBP: 0.500, SLG: 1.000 Ray Lankford, L (8, PH) OBP: 0.389, SLG: 0.351 Rheal Cormier, L (8, 1) OBP: 0.179, SLG: 0.179 Omar Olivares, R (8, 1) OBP: 0.294, SLG: 0.353		X 0-0 ② G4-3			C F B F C 1-3 ① K		C B S B X 2-2 ① G5-3	C B C C 1-3 ② K		2	0	0	0	0	1	0
										1	0	0	0	0	0	0
										0	0	0	0	0	0	0
										1	0	0	0	0	1	2
										0	0	0	0	0	0	0
										0	0	0	0	0	0	0
Inning Stats	R: 4 H: 3 E: 0 LOB: 0 K: 1 BB: 1 S: 22 P: 36	R: 0 H: 0 E: 0 LOB: 1 K: 0 BB: 1 S: 10 P: 16	R: 0 H: 0 E: 0 LOB: 0 K: 1 BB: 0 S: 9 P: 12	R: 0 H: 0 E: 0 LOB: 0 K: 1 BB: 0 S: 5 P: 8	R: 0 H: 1 E: 0 LOB: 2 K: 2 BB: 1 S: 14 P: 22	R: 0 H: 0 E: 1 LOB: 1 K: 1 BB: 1 S: 8 P: 15	R: 2 H: 3 E: 0 LOB: 1 K: 0 BB: 0 S: 13 P: 18	R: 0 H: 1 E: 0 LOB: 2 K: 1 BB: 1 S: 17 P: 29	R: 0 H: 1 E: 0 LOB: 2 K: 1 BB: 1 S: 14 P: 23	1B: 5 SF: 0 2B: 2 SAC: 0 3B: 0 DP: 0 HR: 2 HBP: 0						

PITCHER		IP	WLS	BF	H	R	ER	SO	BB	IBB	HBP	BLK	WP	HR	S	P	ERA	WHIP
Terry Mulholland, L ERA: 3.02	(1, 1)	7.0	W	32	7	6	6	6	4	0	0	0	0	2	81	127	7.71	1.571
Larry Andersen, R ERA: 2.11	(8, 1)	0.1		3	1	0	0	0	1	0	0	0	0	0	11	19	0.00	6.000
David West, L ERA: 2.56	(8, 1)	0.2		2	0	0	0	1	0	0	0	0	0	0	6	10	0.00	0.000
Mitch Williams, L ERA: 3.0	(9, 1)	1.0		5	1	0	0	1	1	0	0	0	0	0	14	23	0.00	2.000

PITCHER	IP	WLS	BF	H	R	ER	SO	BB	IBB	HBP	BLK	WP	HR	S	P	ERA	WHIP

TOP

St. Louis Cardinals @ Philadelphia Phillies
Veterans Stadium, Philadelphia, PA
Wed Jul 28 1993, 7:05 PM EDT
Att. 46,346 - Unknown

livebaseballscorecards.com

AB	36
R	6
H	9
RBI	6
BB	6
SO	8
LOB	12

WP: 0	PA: 42
PB: 0	
SB: 0	
CS: 0	

Batter	1	2	3	4	5	6	7	8	9	AB	R	H	RBI	BB	SO	LOB
Lenny Dykstra, L (1, 8) OBP: 0.424, SLG: 0.473	P6		1B 2B		SH1-3 SF8 2B	F8		BB 1B 1B		5	3	3	0	0	0	1
Mariano Duncan, R (1, 6) OBP: 0.302, SLG: 0.408	P3		1B 3B 1B		SH1-3		1B 3B 1B	1 SAFE 1 SAFE 1 SAFE 1 SAFE 1B HR 1B		4	3	3	2	0	0	0
John Kruk, L (1, 3) OBP: 0.480, SLG: 0.512	G4-3		1 SAFE F8		BB BB		1B 3B 1B	1B HR BB		3	2	1	0	2	0	1
Dave Hollins, S (1, 5) OBP: 0.366, SLG: 0.448		P1	3B 1B		SF8		G6-4-3 3B	HR 1B		3	2	2	3	0	0	0
Larry Andersen, R (8, 1) OBP: 1.000, SLG: 1.000										0	0	0	0	0	0	0
David West, L (8, 1) OBP: 0.500, SLG: 0.750										0	0	0	0	0	0	0
Ricky Jordan, R (8, PH) OBP: 0.333, SLG: 0.456										1	1	1	1	0	0	0
Mitch Williams, L (9, 1) OBP: 1.000, SLG: 1.000										0	0	0	0	0	0	0
Darren Daulton, L (1, 2) OBP: 0.394, SLG: 0.503		F8	3B		BB		G6-4-3 BB	HR		3	1	2	6	2	0	0
Jim Eisenreich, L (1, 9) OBP: 0.378, SLG: 0.461		1B	G5-3		F8		G6-4-3	2B 1B		5	1	2	0	0	0	4
Milt Thompson, L (1, 7) OBP: 0.340, SLG: 0.361		G6-3			G3-6-3 BB		G3	F9	2B	4	0	1	1	1	0	1
Mickey Morandini, L (1, 4) OBP: 0.288, SLG: 0.321			G6-3		G3-6-3		SH3-4 1B	G4-3 G6-3		5	0	1	0	0	0	2
Terry Mulholland, R (1, 1) OBP: 0.104, SLG: 0.085			2B 1B 1B		L4		SH3-4		G4-3	2	1	1	0	0	0	0
Kim Batiste, R (8, 5) OBP: 0.287, SLG: 0.413										1	0	0	0	0	0	0
Inning Stats	R: 0 E: 0 K: 0 S: 5 H: 0 LOB: 0 BB: 0 P: 7	R: 0 E: 0 K: 0 S: 9 H: 1 LOB: 1 BB: 0 P: 11	R: 4 E: 0 K: 0 S: 11 H: 5 LOB: 1 BB: 0 P: 17	R: 0 E: 0 K: 0 S: 5 H: 0 LOB: 0 BB: 1 P: 11	R: 1 E: 0 K: 0 S: 12 H: 1 LOB: 2 BB: 2 P: 21	R: 0 E: 0 K: 0 S: 9 H: 1 LOB: 1 BB: 0 P: 13	R: 3 E: 0 K: 0 S: 10 H: 3 LOB: 0 BB: 1 P: 18	R: 6 E: 0 K: 0 S: 19 H: 6 LOB: 1 BB: 1 P: 30		1B: 11 2B: 3 3B: 2 HR: 1 SF: 1 SAC: 2 DP: 2 HBP: 0						

PITCHER		IP	WLS	BF	H	R	ER	SO	BB	IBB	HBP	BLK	WP	HR	S	P	ERA	WHIP
Bob Tewksbury, R ERA: 3.84	(1, 1)	6.0		28	8	5	5	0	3	0	0	0	0	0	51	80	7.50	1.833
Lee Guetterman, L ERA: 4.91	(7, 1)	1.0	L	6	3	3	3	0	1	0	0	0	0	0	10	18	27.00	4.000
Rheal Cormier, L ERA: 4.64	(8, 1)	0.2		5	2	3	3	0	1	0	0	0	0	0	10	16	40.50	4.500
Omar Olivares, R ERA: 4.83	(8, 1)	0.1		5	4	3	3	0	0	0	0	0	0	1	9	14	81.00	12.000

PITCHER	IP	WLS	BF	H	R	ER	SO	BB	IBB	HBP	BLK	WP	HR	S	P	ERA	WHIP

BOTTOM

St. Louis Cardinals @ Philadelphia Phillies
Veterans Stadium, Philadelphia, PA
Wed Jul 28 1993, 7:05 PM EDT
Att. 46,346 - Unknown

St.

livebaseballscorecards.com

AB	36
R	14
H	17
RBI	13
BB	5
SO	0
LOB	9

Batter	1	2	3	4	5	6	7	8	9	AB	R	H	RBI	BB	SO	LOB
Bernard Gilkey, R (1, 7) OBP: 0.379, SLG: 0.495	C B B X 2-1 ① G6-3		X 0-0 ③ FC5-4 1-2f			B B X 2-0 ② G6-3		B B F X 2-1 1B 1B 1B	B B C B X 3-1 ② F9 2-3	5	1	1	0	0	0	3
Ozzie Smith, S (1, 6) OBP: 0.333, SLG: 0.356	B B F F X 2-2 ② G5-3			X 0-0 ① G6-3		B F F B X 2-2 ③ G6-3		B X 1-0 1B 1B 1-2 1B	C X 0-1 ③ FC4-6 1-2f	5	1	1	0	0	0	2
Ray Lankford, L (1, 8) OBP: 0.388, SLG: 0.357	C S S 0-3 ③ K			C B F F C 1-3 ② K			C B B B X 3-1 1B 3B	C B C B F F T 2-2 ② K		4	1	1	0	0	3	2
Todd Zeile, R (1, 5) OBP: 0.343, SLG: 0.424		C B B X 2-1 ① L7		C B X 1-1 ③ F8			S F F X 0-2 2B 3-H 1B	B B B C F X 3-2 1B 1-3 2-H 1B		4	1	2	2	0	0	0
Brian Jordan, R (1, 9) OBP: 0.329, SLG: 0.485		B S B B S B F B 4-2 G6-3 BB			S C F B B X 2-2 S 1B		F F S 0-3 ① K	F X 0-1 1-2 3-H 1B		3	0	2	1	1	1	1
Gerald Perry, L (1, 3) Mark Whiten, S (8, PH) OBP: 0.332, SLG: 0.436 Rob Murphy, L (8, 1) OBP: 0.500, SLG: 0.500		X 0-0 ② ③ G6-3 1-2f			C B B C S 2-3 ① K 1-2		B F B S F S 2-3 ② K	B X 1-0 ③ P3		3 1 0	0 0 0	0 0 0	0 0 0	0 0 0	2 0 0	3 2 0
Luis Alicea, S (1, 4) OBP: 0.396, SLG: 0.392			B C F B B C 2-3 ① K		B C S B S 2-3 ② K		F B S B B B F F X 3-2 1-H 2B		B C B B B 4-1 F9 BB BB	3	0	1	1	1	2	1
Tom Pagnozzi, R (1, 2) OBP: 0.284, SLG: 0.352			B X 1-0 ② G6-3		B C X 1-1 ③ L4		B S X 1-1 ③ F7		B 1 SAFE B C X 2-1 ① F9	4	0	0	0	0	0	3
Donovan Osborne, S (1, 1) OBP: 0.250, SLG: 0.220 Todd Burns, R (6, 1) Rod Brewer, L (8, PH) OBP: 0.324, SLG: 0.352 (8, 3) Erik Pappas, R (9, PH) OBP: 0.405, SLG: 0.393			B C F B B B 4-2 FC5-4 BB			X 0-0 ① L6-3		F B F F F B B B F X 3-2 ① F7	B 1 SAFE F B S B B 4-2 FC4-6 1-2 BB	1 0 1 0	0 0 0 0	0 0 0 0	0 0 0 0	1 0 0 1	0 0 0 0	0 0 0 0
Inning Stats	R: 0 H: 0 E: 0 LOB: 0 K: 1 BB: 0 S: 8 P: 12	R: 0 H: 0 E: 0 LOB: 0 K: 0 BB: 1 S: 6 P: 12	R: 0 H: 0 E: 0 LOB: 1 K: 1 BB: 1 S: 7 P: 14	R: 0 H: 0 E: 0 LOB: 0 K: 1 BB: 0 S: 7 P: 9	R: 0 H: 1 E: 0 LOB: 1 K: 2 BB: 0 S: 12 P: 19	R: 0 H: 0 E: 0 LOB: 0 K: 0 BB: 0 S: 5 P: 9	R: 2 H: 3 E: 0 LOB: 1 K: 2 BB: 0 S: 20 P: 29	R: 2 H: 4 E: 0 LOB: 2 K: 1 BB: 0 S: 19 P: 31	R: 0 H: 0 E: 0 LOB: 2 K: 0 BB: 2 S: 9 P: 22	1B: 6 SF: 0 2B: 1 SAC: 0 3B: 1 DP: 1 HR: 0 HBP: 0						WP: 0 PA: 38 PB: 0 SB: 1 CS: 0

PITCHER		IP	WLS	BF	H	R	ER	SO	BB	IBB	HBP	BLK	WP	HR	S	P	ERA	WHIP
Curt Schilling, R ERA: 4.19	(1, 1)	6.2		25	4	2	2	7	2	0	0	0	0	0	63	101	2.70	0.900
Roger Mason, R ERA: 3.95	(7, 1)	0.2		4	2	2	2	0	0	0	0	0	0	0	10	17	27.00	3.000
David West, L ERA: 2.54	(8, 1)	0.2	W	4	2	0	0	1	0	0	0	0	0	0	11	17	0.00	3.000
Mitch Williams, L ERA: 2.93	(9, 1)	1.0	S	5	0	0	0	0	2	0	0	0	0	0	9	22	0.00	2.000

PITCHER	IP	WLS	BF	H	R	ER	SO	BB	IBB	HBP	BLK	WP	HR	S	P	ERA	WHIP

TOP

St. Louis Cardinals @ Philadelphia Phillies
Veterans Stadium, Philadelphia, PA
Thu Jul 29 1993, 3:33 AM EDT
Att. 55,884 - Sunny - 86 F

livebaseballscorecards.com

AB	34
R	4
H	8
RBI	4
BB	4
SO	8
LOB	17

Batter	1	2	3	4	5	6	7	8	9	AB	R	H	RBI	BB	SO	LOB
Lenny Dykstra, L (1, 8) OBP: 0.428, SLG: 0.474	C F F B B B X 3-2 G6-4-3 1B		B B B B 4-0 BB		B B B C B 4-1 CS BB	B C S 1-3 ③ K		B B C X 2-1 G6-4-3 1-2 2-3 3-H 1B		3	0	2	1	2	1	3
Mariano Duncan, R (1, 4) OBP: 0.297, SLG: 0.401	B 1 SAFE F F B 1 SAFE X 2-1 ① ② G6-4-3 1-2f		F S C 0-3 ② K		1 SAFE X 0-0 ② ③ F8 1-2		B F X 1-1 ① L8	X 0-0 ② ③ G6-4-3 1-2f		5	0	0	0	0	1	7
John Kruk, L (1, 3) OBP: 0.479, SLG: 0.510 Ricky Jordan, R (3, 3) OBP: 0.323, SLG: 0.441	B B S X 2-1 ③ G4-3		C F B X 1-2 ③ F8			B F F F B S 2-3 ① K	C F B X 1-2 ② G5-3			1 3	0 0	0 0	0 0	0 0	0 1	0 2
Dave Hollins, S (1, 5) OBP: 0.368, SLG: 0.447 Kim Batiste, R (8, 5) OBP: 0.287, SLG: 0.413		B B C X 2-1 E3		B F F F H 2-2 HR HBP		B X 1-0 HBP BB G5-3 1B	C C X 0-2 ③ G6-3			3 0	2 0	1 0	0 0	0 0	0 0	0 0
Pete Incaviglia, R (1, 7) OBP: 0.290, SLG: 0.477		X 0-0 ① F8		C C S 0-3 ① K		F B B S 1 SAFE B X 3-2 ② G5-3 1-2		X 0-0 SH1-4 HBP BB 1B		4	1	1	0	0	1	3
Wes Chamberlain, R (1, 9) OBP: 0.313, SLG: 0.505 Jim Eisenreich, L (8, PR) OBP: 0.378, SLG: 0.461 (9, 9)	B C B 1 SAFE S F F F F 3-2 ② B X F9			B C B F F F 1 SAFE F F F 3-2 F 1 SAFE B 1 SAFE X 1-H HR		I I I 4-0 BB HBP 1B IBB		C B H 2-1 BB SH1-4 1-2 1B HBP		2 0	2 1	1 0	2 0	1 0	0 0	1 0
Todd Pratt, R (1, 2) OBP: 0.250, SLG: 0.377 Mitch Williams, L (9, 1) OBP: 1.000, SLG: 1.000	B S F B B X 2-2 ③ G5-3			X 0-0 ② F8		F B H 2-1 1B BB 1-2 2-3 HBP		X 0-0 ① SH1-4 1-2 2-3		2 0	0 0	0 0	0 0	0 0	0 0	1 0
Kevin Stocker, S (1, 6) OBP: 0.462, SLG: 0.533			C F B B X 2-2 2B	L B C F F F B F F 2-3 F F S K		B C B B B 4-1 1B 1-2 2-3 3-H BB		I I I I 4-0 1B BB IBB		2	0	1	1	2	1	0
Curt Schilling, R (1, 1) OBP: 0.191, SLG: 0.156 Roger Mason, R (7, 1) OBP: 0.200, SLG: 0.200 David West, L (8, 1) OBP: 0.500, SLG: 0.750 Darren Daulton, L (8, PH) OBP: 0.396, SLG: 0.503 (9, 2)			X 0-0 ① B1		C B X 1-1 ① G1-3	F B F X 1-2 1-2 2-3 3-H 1B		B C F B B F B 4-2 1B 1-2 2-3 3-H BB		3 0 0 0	0 0 0 0	1 0 0 0	1 0 0 1	0 0 0 1	0 0 0 0	1 0 0 0
Inning Stats	R: 0 E: 0 K: 0 S: 9 H: 1 LOB: 0 BB: 0 P: 16	R: 0 E: 1 K: 0 S: 13 H: 0 LOB: 1 BB: 0 P: 20	R: 0 E: 0 K: 1 S: 10 H: 1 LOB: 2 BB: 1 P: 17	R: 2 E: 0 K: 2 S: 24 H: 1 LOB: 0 BB: 0 P: 31	R: 0 E: 0 K: 0 S: 4 H: 0 LOB: 0 BB: 1 P: 9	R: 2 E: 0 K: 2 S: 16 H: 2 LOB: 3 BB: 2 P: 34	R: 0 E: 0 K: 0 S: 8 H: 0 LOB: 0 BB: 0 P: 10	R: 2 E: 0 K: 0 S: 9 H: 2 LOB: 2 BB: 2 P: 21		1B: 5 2B: 1 3B: 0 HR: 1 SF: 0 SAC: 1 DP: 2 HBP: 3						

PITCHER		IP	WLS	BF	H	R	ER	SO	BB	IBB	HBP	BLK	WP	HR	S	P	ERA	WHIP
Donovan Osborne, L ERA: 3.84	(1, 1)	5.2		27	5	4	4	4	3	1	2	0	0	1	73	123	6.35	1.412
Todd Burns, R ERA: 4.48	(6, 1)	1.1		4	0	0	0	1	0	0	0	0	0	0	11	14	0.00	0.000
Rob Murphy, L ERA: 4.78	(8, 1)	1.0	L	7	2	2	2	0	1	1	1	0	0	0	9	21	18.00	3.000

PITCHER	IP	WLS	BF	H	R	ER	SO	BB	IBB	HBP	BLK	WP	HR	S	P	ERA	WHIP

BOTTOM

St. Louis Cardinals @ Philadelphia Phillies
Veterans Stadium, Philadelphia, PA
Thu Jul 29 1993, 3:33 AM EDT
Att. 55,884 - Sunny - 86 F

St.

livebaseballscorecards.com

AB	28
R	6
H	7
RBI	6
BB	6
SO	5
LOB	18

WP: 0 PA: 38
PB: 0
SB: 0
CS: 1

Batter	1	2	3	4	5	6	7	8	9	AB	R	H	RBI	BB	SO	LOB
Carlos Garcia, R (1, 4) OBP: 0.302, SLG: 0.385	C C B B F X 2-2 F9 S 1B 1B		C C F B X 1-2 ① G5-3		C C X 0-2 ③ G6-3		C B B B F X 3-2 E5 G6-4-3		X 0-0 ③ B2	5	1	1	0	0	0	1
Jay Bell, R (1, 6) OBP: 0.369, SLG: 0.430	B C B B S X 2-2 ① F9 1-3		B X 1-0 CS 1B			F B C F X 1-2 WP 3B	B X 1-0 ②③ G6-4-3 1-2f			4	1	2	0	0	0	3
Al Martin, L (1, 7) OBP: 0.320, SLG: 0.415	B B X 2-0 1B G4-3 1B 3-H		1 SAFE S C 1 SAFE B B S 2-3 ②③ K 1-2			B F B F F B F S 3-3 ① K		C B S B B B 4-2 S 1B BB		3	1	1	1	1	2	2
Jeff King, R (1, 5) OBP: 0.357, SLG: 0.400	C B C X 1-2 G4-3 1-3 1B			X 0-0 2B 1B		B H 2-0 FC5 WP HBP		C B B S B X 3-2 ① G6-3 1-2		3	1	2	0	0	0	1
Orlando Merced, S (1, 3) OBP: 0.442, SLG: 0.481	1 SAFE C X 0-1 ② G4-3 1-2 3-H			X 0-0 G4-3 CS 2B 1-H		B B B B 4-0 1-2 3-H BB		I I I I 4-0 1B IBB		2	0	1	2	2	0	1
Dave Clark, L (1, 9) OBP: 0.355, SLG: 0.371	S C B B C 2-3 ③ K			B X 1-0 ① G4-3 2-3		B F S S 1-3 ② K		B C F S 1-3 ② K		4	0	0	0	0	3	6
Don Slaught, R (1, 2) OBP: 0.365, SLG: 0.439		X 0-0 ① B5-3		B M C C 1-3 ②③ K 3-H		F B X 1-1 ③ FC5 2-3f		B B X 2-0 ③ 1-2 2-H 1B		4	0	1	0	0	1	3
Scott Bullett, L (1, 8) OBP: 0.286, SLG: 0.333		B S B F X 2-2 ② G4-3			C B B F S 2-3 ① K		B F S B B B 4-2 SH2-4 BB		C X 0-1 CS 1B	3	0	1	0	1	1	0
Bob Walk, R (1, 1) OBP: 0.116, SLG: 0.119 John Wehner, R (9, PH) OBP: 0.257, SLG: 0.133 Stan Belinda, R (9, 1)		S S B X 1-2 ③ F9			F C C 0-3 ② K		X 0-0 ① SH2-4 1-2		B F S S S B 2-3 ①② K 1-2	2 1 0	0 0 0	0 0 0	0 0 0	0 0 0	1 1 0	0 1 0
Inning Stats	R: 2 H: 3 E: 0 LOB: 1 K: 1 BB: 0 S: 16 P: 25	R: 0 H: 0 E: 0 LOB: 0 K: 0 BB: 0 S: 7 P: 10	R: 0 H: 1 E: 0 LOB: 1 K: 1 BB: 0 S: 8 P: 12	R: 1 H: 2 E: 0 LOB: 0 K: 1 BB: 0 S: 6 P: 8	R: 0 H: 0 E: 0 LOB: 0 K: 2 BB: 0 S: 9 P: 11	R: 1 H: 1 E: 0 LOB: 2 K: 2 BB: 1 S: 14 P: 26	R: 0 H: 0 E: 1 LOB: 1 K: 0 BB: 1 S: 7 P: 15	R: 0 H: 1 E: 0 LOB: 2 K: 1 BB: 2 S: 9 P: 23	R: 0 H: 1 E: 0 LOB: 0 K: 1 BB: 0 S: 6 P: 8	1B: 7 SF: 0 2B: 2 SAC: 1 3B: 1 DP: 2 HR: 0 HBP: 1						WP: 1 PA: 37 PB: 0 SB: 2 CS: 3

PITCHER		IP	WLS	BF	H	R	ER	SO	BB	IBB	HBP	BLK	WP	HR	S	P	ERA	WHIP
Ben Rivera, R ERA: 5.13	(1, 1)	7.0	L	29	7	4	4	7	2	0	1	0	1	0	67	107	5.14	1.286
Jose DeLeon, R ERA: 3.21	(8, 1)	2.0		8	2	0	0	2	1	1	0	0	0	0	15	31	0.00	1.500

PITCHER	IP	WLS	BF	H	R	ER	SO	BB	IBB	HBP	BLK	WP	HR	S	P	ERA	WHIP

TOP

Pittsburgh Pirates @ Philadelphia Phillies

Veterans Stadium, Philadelphia, PA

Fri Jul 30 1993, 7:05 PM EDT

Att. 47,406 - Unknown - 81 F

livebaseballscorecards.com

AB	31
R	4
H	9
RBI	3
BB	4
SO	9
LOB	18

Batter	1	2	3	4	5	6	7	8	9	AB	R	H	RBI	BB	SO	LOB
Lenny Dykstra, L (1, 8) OBP: 0.425, SLG: 0.469	B X 1-0 F7 ①		C B X 1-1 F7 ①		X 0-0 F7 ①		C B B B C F F X 3-2 L9 ②			4	0	0	0	0	0	1
Mariano Duncan, R (1, 4) OBP: 0.296, SLG: 0.397	B C B B B 4-1 S E BB		B F S F S 1-3 K ②		B B F X 2-1 L6 ②		B C S B S 2-3 K ③			3	1	0	0	1	2	1
Ricky Jordan, R (1, 3) OBP: 0.320, SLG: 0.427	C 1 SAFE F F B 1 SAFE S 1-3 K ②		C F X 0-2 F7 ③		B X 1-0 G5-3 ③			B B B B 4-0 L6 BB		3	0	0	0	1	1	2
Dave Hollins, S (1, 5) OBP: 0.364, SLG: 0.441	B 1 SAFE B C F 1 SAFE B F X 3-2 E9 1-H			B F X 1-1 G4-3 ①		C C B X 1-2 L9 ①		C B B F X 2-2 L6 ① ② 1-2		4	0	0	0	0	0	1
Darren Daulton, L (1, 2) OBP: 0.399, SLG: 0.508	B X 1-0 L8 ③			B C B B B 4-1 2B BB		C F B B B X 2-2 2B		X 0-0 1B		3	0	2	0	1	0	1
Jim Eisenreich, L (1, 9) OBP: 0.372, SLG: 0.452		B B B B C F X 3-2 G6-3 ①		C B C B C 2-3 K ②		C X 0-1 G6-3 ②		X 0-0 G4-3 ③		4	0	0	0	0	1	3
Milt Thompson, L (1, 7) OBP: 0.338, SLG: 0.363		B X 1-0 G4-3 ②		B C X 1-1 1-3 2B		B X 1-0 F7 ③			C T B F X 1-2 G5-3 ①	4	0	1	0	0	0	1
Kevin Stocker, S (1, 6) OBP: 0.446, SLG: 0.510		C B B X 2-1 1B		C B C S 1-3 K ③			B S C F B X 2-2 G3 ①		B C S S 1-3 K ②	4	0	1	0	0	2	2
Ben Rivera, R (1, 1) OBP: 0.188, SLG: 0.133 Mickey Morandini, L (7, PH) OBP: 0.290, SLG: 0.331 Jose DeLeon, R (8, 1) John Kruk, L (9, PH) OBP: 0.478, SLG: 0.509		C S X 0-2 G6-3 ③			C X 0-1 E5 1B		B C X 1-1 HR		S B S F S 1-3 K ③	2 1 0 1	0 1 0 0	1 1 0 0	0 1 0 0	0 0 0 1	0 0 0 0	1 0 0 0
Inning Stats	R: 1 E: 1 K: 1 S: 11 H: 0 LOB: 1 BB: 1 P: 21	R: 0 E: 0 K: 0 S: 9 H: 1 LOB: 1 BB: 0 P: 15	R: 0 E: 0 K: 1 S: 9 H: 0 LOB: 0 BB: 0 P: 11	R: 0 E: 0 K: 2 S: 11 H: 1 LOB: 2 BB: 1 P: 20	R: 0 E: 1 K: 0 S: 6 H: 1 LOB: 1 BB: 0 P: 9	R: 0 E: 0 K: 0 S: 9 H: 1 LOB: 1 BB: 0 P: 13	R: 1 E: 0 K: 1 S: 14 H: 1 LOB: 0 BB: 0 P: 22	R: 0 E: 0 K: 0 S: 5 H: 1 LOB: 1 BB: 1 P: 11	R: 0 E: 0 K: 2 S: 11 H: 0 LOB: 0 BB: 0 P: 14	1B: 3 2B: 3 3B: 0 HR: 1	SF: 0 SAC: 0 DP: 1 HBP: 0					

PITCHER		IP	WLS	BF	H	R	ER	SO	BB	IBB	HBP	BLK	WP	HR	S	P	ERA	WHIP
Bob Walk, R ERA: 4.98	(1, 1)	8.0	W	33	6	2	1	5	3	0	0	0	0	1	74	122	1.12	1.125
Stan Belinda, R ERA: 3.61	(9, 1)	1.0	S	3	0	0	0	2	0	0	0	0	0	0	11	14	0.00	0.000

PITCHER	IP	WLS	BF	H	R	ER	SO	BB	IBB	HBP	BLK	WP	HR	S	P	ERA	WHIP

BOTTOM

Pittsburgh Pirates @ Philadelphia Phillies
Veterans Stadium, Philadelphia, PA
Fri Jul 30 1993, 7:05 PM EDT
Att. 47,406 - Unknown - 81 F

livebaseballscorecards.com

AB	33
R	2
H	6
RBI	1
BB	3
SO	7
LOB	13

1B: 3 2B: 3 3B: 0 HR: 1	SF: 0 SAC: 0 DP: 1 HBP: 0																WP: 0 PB: 0 SB: 1 CS: 0	PA: 36

Batter	1	2	3	4	5	6	7	8	9	AB	R	H	RBI	BB	SO	LOB
Carlos Garcia, R (1, 4) (7, 6) OBP: 0.298, SLG: 0.379	G6-3		G6-3		G5-3		K		K	5	0	0	0	0	2	2
Jay Bell, R (1, 6) OBP: 0.372, SLG: 0.431	G5-3		1B		G6-3, 1B		PB, HBP		K	3	0	2	1	0	0	0
Al Martin, L (7, 7) OBP: 0.319, SLG: 0.414										1	0	0	0	0	1	1
Kevin Young, R (1, 3) OBP: 0.307, SLG: 0.322	PB, 1B		F8		G6-3		K		G6-3	3	0	1	0	0	0	2
Dave Otto, L (5, 1) OBP: 0.222, SLG: 0.389										0	0	0	0	0	0	0
Blas Minor, R (5, 1) OBP: 0.111, SLG: 0.111										0	0	0	0	0	0	0
Scott Bullett, L (6, 8) OBP: 0.273, SLG: 0.317										2	0	0	0	0	1	2
Jeff King, R (1, 5) OBP: 0.356, SLG: 0.397	G4-3			1B, 1B, G4-6-3, BB	G6-3		P4			3	1	0	0	1	0	3
Lloyd McClendon, R (1, 7) (5, 9) OBP: 0.282, SLG: 0.254		P3		G4-6-3, 1B		L8		BB		3	0	1	0	1	0	0
Orlando Merced, S (1, 9) (5, 3) OBP: 0.446, SLG: 0.485		FC4-6, 1B		G4-6-3, 1B		1B		F9		4	0	3	0	0	0	1
Don Slaught, R (1, 2) OBP: 0.360, SLG: 0.432		FC4-6		G4-6-3		F9		F9		4	0	0	0	0	0	5
John Wehner, R (1, 8) (6, 7) (7, 4) OBP: 0.256, SLG: 0.147		G6-3		G4-1		1B		F9		4	0	1	0	0	0	3
Randy Tomlin, L (1, 1) OBP: 0.107, SLG: 0.107			G5-3		S, 1B, G5-3, BB	F8			2B	1	0	0	0	0	0	0
Mark Petkovsek, R (4, 1)										0	0	0	0	0	0	0
Lonnie Smith, R (5, PH) (5, 7) OBP: 0.396, SLG: 0.358										1	1	0	0	1	0	2
Brian Shouse, L (6, 1)										0	0	0	0	0	0	0
Joel Johnston, R (8, 1)										0	0	0	0	0	0	0
Tom Prince, R (9, PH) OBP: 0.263, SLG: 0.298										1	0	1	0	0	0	0
Inning Stats	R: 0 E: 0 K: 0 S: 7 H: 1 LOB: 1 BB: 0 P: 11	R: 0 E: 0 K: 0 S: 8 H: 1 LOB: 1 BB: 0 P: 9	R: 0 E: 0 K: 0 S: 7 H: 1 LOB: 1 BB: 0 P: 13	R: 1 E: 0 K: 0 S: 9 H: 2 LOB: 1 BB: 1 P: 15	R: 1 E: 0 K: 0 S: 8 H: 1 LOB: 1 BB: 1 P: 17	R: 0 E: 0 K: 0 S: 9 H: 2 LOB: 2 BB: 0 P: 12	R: 0 E: 0 K: 2 S: 11 H: 0 LOB: 1 BB: 0 P: 17	R: 0 E: 0 K: 0 S: 7 H: 0 LOB: 1 BB: 1 P: 15	R: 0 E: 0 K: 2 S: 10 H: 1 LOB: 1 BB: 0 P: 13	1B: 8 2B: 1 3B: 0 HR: 0	SF: 0 SAC: 0 DP: 1 HBP: 1						

TOP

Pittsburgh Pirates @ Philadelphia Phillies
Veterans Stadium, Philadelphia, PA
Sat Jul 31 1993, 7:05 PM EDT
Att. 48,171 - Unknown - 85 F

livebaseballscorecards.com

AB	35
R	2
H	9
RBI	1
BB	3
SO	4
LOB	21

PITCHER	IP	WLS	BF	H	R	ER	SO	BB	IBB	HBP	BLK	WP	HR	S	P	ERA	WHIP
Danny Jackson, L (1, 1) ERA: 3.76	9.0	W	39	9	2	2	4	3	0	1	0	0	0	76	122	2.00	1.333

PITCHER	IP	WLS	BF	H	R	ER	SO	BB	IBB	HBP	BLK	WP	HR	S	P	ERA	WHIP

BOTTOM

Batter	1	2	3	4	5	6	7	8	9	AB	R	H	RBI	BB	SO	LOB
Lenny Dykstra, L (1, 8) OBP: 0.426, SLG: 0.476	SH1-3 1B 2B	K		2-H 2B	2-H 3-H 1B		P8			5	1	3	2	0	1	2
Jim Eisenreich, L (8, 8) OBP: 0.372, SLG: 0.452										0	0	0	0	0	0	0
Mariano Duncan, R (1, 4) OBP: 0.299, SLG: 0.398	SH1-3 2-3		G5-4-3 1B	2 SAFE 2 SAFE	L8			G6-3 1B		4	0	2	0	0	1	2
Ricky Jordan, R (1, 3) OBP: 0.324, SLG: 0.426	3-H 1B		1-2 G5-4-3 1B	L5	F8			G6-3 1-2f		5	0	2	1	0	0	3
Dave Hollins, S (1, 5) OBP: 0.362, SLG: 0.438	P4		G5-4-3 1-2f 2-3		1B HR 1B	L5		P7		5	1	1	0	0	0	3
Kim Batiste, R (9, 5) OBP: 0.287, SLG: 0.413										0	0	0	0	0	0	0
Darren Daulton, L (1, 2) OBP: 0.398, SLG: 0.505	F7		G3-1		1-3 HR 1B	K				4	1	1	0	0	1	2
Pete Incaviglia, R (1, 7) OBP: 0.293, SLG: 0.502		HR		E9 3B	1-H 3-H HR	G5-3				4	3	2	4	0	0	0
Wes Chamberlain, R (1, 9) OBP: 0.322, SLG: 0.519		G5-3		3-H 1B 3B	SH1-4 WP 1B		BB			3	2	2	1	1	0	0
Kevin Stocker, S (1, 6) OBP: 0.467, SLG: 0.519		SH3-4 BB		3-H SH1-4 2B 1B	WP SH1-4 1-2 1B		P4			3	2	2	1	1	0	1
Danny Jackson, R (1, 1) OBP: 0.146, SLG: 0.133		SH3-4 1-2		SH1-4 1-2	SH1-4 1-2 2-3		K			1	0	0	0	0	1	1
Inning Stats	R: 1 H: 2 E: 0 LOB: 1 K: 0 BB: 0 S: 8 P: 12	R: 1 H: 1 E: 0 LOB: 1 K: 1 BB: 1 S: 10 P: 18	R: 0 H: 2 E: 0 LOB: 1 K: 0 BB: 0 S: 7 P: 11	R: 3 H: 3 E: 1 LOB: 1 K: 1 BB: 0 S: 23 P: 36	R: 5 H: 6 E: 0 LOB: 1 K: 0 BB: 0 S: 14 P: 24	R: 0 H: 0 E: 0 LOB: 0 K: 1 BB: 0 S: 8 P: 11	R: 0 H: 0 E: 0 LOB: 1 K: 1 BB: 1 S: 7 P: 18	R: 0 H: 1 E: 0 LOB: 0 K: 0 BB: 0 S: 3 P: 4		1B: 10 SF: 0 2B: 2 SAC: 4 3B: 1 DP: 2 HR: 2 HBP: 0						

Pittsburgh Pirates @ Philadelphia Phillies
Veterans Stadium, Philadelphia, PA
Sat Jul 31 1993, 7:05 PM EDT
Att. 48,171 - Unknown - 85 F

livebaseballscorecards.com

AB	34
R	10
H	15
RBI	9
BB	2
SO	4
LOB	14

WP: 1 PA: 40
PB: 0
SB: 0
CS: 0

PITCHER		IP	WLS	BF	H	R	ER	SO	BB	IBB	HBP	BLK	WP	HR	S	P	ERA	WHIP
Randy Tomlin, L ERA: 5.03	(1, 1)	3.1	L	19	8	5	4	1	1	0	0	0	0	1	39	63	10.80	2.700
Mark Petkovsek, R ERA: 3.21	(4, 1)	0.2		2	0	0	0	1	0	0	0	0	0	0	9	14	0.00	0.000
Dave Otto, L ERA: 4.75	(5, 1)	0.1		7	6	5	5	0	0	0	0	0	1	1	11	20	135.00	18.000
Blas Minor, R ERA: 3.91	(5, 1)	0.2		2	0	0	0	0	0	0	0	0	0	0	3	4	0.00	0.000
Brian Shouse, L ERA:	(6, 1)	2.0		7	0	0	0	2	1	0	0	0	0	0	15	29	0.00	0.500

PITCHER		IP	WLS	BF	H	R	ER	SO	BB	IBB	HBP	BLK	WP	HR	S	P	ERA	WHIP
Joel Johnston, R ERA: 1.23	(8, 1)	1.0		3	1	0	0	0	0	0	0	0	0	0	3	4	0.00	1.000

Batter	1	2	3	4	5	6	7	8	9	AB	R	H	RBI	BB	SO	LOB
Carlos Garcia, R (1, 4) OBP: 0.297, SLG: 0.377	C X 0-1 G5-3		C C B B F X 2-2 G6-4-3 1-2f		X 0-0 1B 1-3 G6-4-3 1B		L X 0-1 SH2-4 2-3		C 1 SAFE L S 0-3 K	4	1	1	0	0	1	2
Jay Bell, R (1, 6) OBP: 0.375, SLG: 0.436	B C X 1-1 WP 2B		B C S X 1-2 1B		X 0-0 G6-4-3 1-3 3-H 1B		C B B S S 2-3 K		C 1 SAFE S B B S 2-3 K	5	0	3	1	0	2	2
Kevin Young, R (1, 3) OBP: 0.304, SLG: 0.318 Jeff Ballard, L (7, 1) OBP: 0.400, SLG: 0.400 Don Slaught, R (9, PH) OBP: 0.362, SLG: 0.434	B B S F X 2-2 L9		C C B B F F S 2-3 K		B S 1 SAFE B 1 B X 3-1 G6-4-3 1-2f 3-H		B B S C S 2-3 K		B F X 1-1 2B 1-2 1B	4 0 1	0 0 0	0 0 1	0 0 0	0 0 0	2 0 0	4 0 0
Jeff King, R (1, 5) OBP: 0.361, SLG: 0.407	C C B B X 2-2 F9 2-3			X 0-0 G4-3 1B 1B	B B X 2-0 2B			C B C B B X 3-2 SH5-4 1B 1B	F F X 0-2 1-3 2-H 2B	5	1	4	1	0	0	1
Dave Clark, L (1, 9) OBP: 0.357, SLG: 0.368		B B B B 4-0 WP G5-3 BB	B 1 SAFE X 1-0 G4-3 1-2		C B B S B F C 3-3 K			X 0-0 SH5-4 1-2 1B	C B S C 1-3 K	4	0	1	0	1	2	4
Lloyd McClendon, R (1, 7) OBP: 0.284, SLG: 0.250 (7, 3)		B 1 SAFE X 1-0 G5-3 1-2	B C F B B 2 SAFE B 4-2 CS 1B BB		B B S X 2-1 P8			B X 1-0 SH5-4 1-2 2-3		2	0	0	0	1	0	1
Scott Bullett, L (1, 8) OBP: 0.277, SLG: 0.318 John Wehner, R (8, PH) OBP: 0.250, SLG: 0.143 (8, 8)		C B C B B C 3-3 K	X 0-0 CS 1-2 2-H 1B		S C F B X 1-2 G6-3			C X 0-1 P3		3 1	0 0	1 0	1 0	0 0	1 0	1 2
Tom Prince, R (1, 2) OBP: 0.254, SLG: 0.287		C B B B X 3-1 P5 2-3	B S C B S 2-3 K2-3 1-2 2-3		C B X 1-1 G5-3			X 0-0 F8		4	0	0	0	0	1	5
Steve Cooke, R (1, 1) OBP: 0.163, SLG: 0.188 Lonnie Smith, R (7, PH) OBP: 0.402, SLG: 0.369 (7, 7)			X 0-0 G6-4-3 1B		B B C B X 3-1 1B 1B 1B		B C B B X 3-2 SH2-4 2B		B B B C B 4-1 1B 2B BB	2 1	1 1	2 1	0 1	0 0	0 0	0 0
Inning Stats	R: 0 E: 0 K: 0 S: 10 H: 1 LOB: 1 BB: 0 P: 15	R: 0 E: 0 K: 1 S: 6 H: 0 LOB: 1 BB: 1 P: 17	R: 0 E: 0 K: 1 S: 13 H: 2 LOB: 1 BB: 0 P: 18	R: 1 E: 0 K: 1 S: 8 H: 2 LOB: 1 BB: 1 P: 15	R: 2 E: 0 K: 1 S: 11 H: 4 LOB: 1 BB: 0 P: 22	R: 0 E: 0 K: 0 S: 8 H: 0 LOB: 0 BB: 0 P: 12	R: 0 E: 0 K: 2 S: 11 H: 1 LOB: 1 BB: 0 P: 18	R: 0 E: 0 K: 0 S: 8 H: 2 LOB: 2 BB: 0 P: 12	R: 1 E: 0 K: 3 S: 15 H: 2 LOB: 2 BB: 1 P: 23	1B: 10 2B: 4 3B: 0 HR: 0	SF: 0 SAC: 2 DP: 2 HBP: 0			WP: 2 PB: 0 SB: 0 CS: 2	PA: 41		

TOP

Pittsburgh Pirates @ Philadelphia Phillies
Veterans Stadium, Philadelphia, PA
Sun Aug 01 1993, 3:33 AM EDT
Att. 46,693 - Cloudy - 89 F

livebaseballscorecards.com

AB	36
R	4
H	14
RBI	3
BB	3
SO	9
LOB	22

PITCHER		IP	WLS	BF	H	R	ER	SO	BB	IBB	HBP	BLK	WP	HR	S	P	ERA	WHIP
Tyler Green, R ERA: 7.94	(1, 1)	4.2		22	9	3	3	3	2	0	0	0	2	0	44	80	5.79	2.357
Roger Mason, R ERA: 3.88	(5, 1)	1.1	W	4	0	0	0	1	0	0	0	0	0	0	12	19	0.00	0.000
Larry Andersen, R ERA: 2.04	(7, 1)	1.1		7	3	0	0	2	0	0	0	0	0	0	16	27	0.00	2.250
David West, L ERA: 2.51	(8, 1)	0.2		2	0	0	0	0	0	0	0	0	0	0	3	3	0.00	0.000
Mitch Williams, L ERA: 3.07	(9, 1)	1.0	S	6	2	1	1	3	1	0	0	0	0	0	15	23	9.00	3.000

PITCHER		IP	WLS	BF	H	R	ER	SO	BB	IBB	HBP	BLK	WP	HR	S	P	ERA	WHIP

BOTTOM

Pittsburgh Pirates @ Philadelphia Phillies
Veterans Stadium, Philadelphia, PA
Sun Aug 01 1993, 3:33 AM EDT
Att. 46,693 - Cloudy - 89 F

Batter	1	2	3	4	5	6	7	8	9	AB	R	H	RBI	BB	SO	LOB
Lenny Dykstra, L (1, 8) OBP: 0.424, SLG: 0.473	B C B C X 2-2 G5-3 ①		B B C X 2-1 F9 ① C F X 0-2 P9 ③				B S X 1-1 G5-3 1B	C F B F B X 2-2 L7 ③		5	0	1	0	0	0	5
Mariano Duncan, R (1, 4) OBP: 0.298, SLG: 0.396	B S X 1-1 P7 ②		C S B B B S 3-3 K ②		X 0-0 1B		L F B F 1 SAFE F 1 SAFE X 1-2 G5-3 ① **1-2**			4	0	1	0	0	1	1
Ricky Jordan, R (1, 3) OBP: 0.313, SLG: 0.410	B F X 1-1 G1-3 ③		F B F X 1-2 G6-3 ③		B C 1 SAFE X 1-1 F9 ①		B X 1-0 P8 ②			4	0	0	0	0	0	2
Dave Hollins, S (1, 5) OBP: 0.363, SLG: 0.442 Jim Eisenreich, L (9, 9) OBP: 0.372, SLG: 0.452		C B B S B F X 3-2 HR 2B		B B C C B X 3-2 1B 2B 1B	1 SAFE 1 SAFE 1 SAFE F B B B X 3-1 P7 ②		B F 2 SAFE B F F S 2-3 K ③			4 0	2 0	2 0	0 0	0 0	1 0	2 0
Pete Incaviglia, R (1, 7) OBP: 0.292, SLG: 0.510		B S X 1-1 **2-H** HR		F C C 0-3 K ①	C F S 0-3 K ③			S B B B X 3-1 G1-3 ①		4	1	1	2	0	2	2
Wes Chamberlain, R (1, 9) OBP: 0.320, SLG: 0.513 Mitch Williams, L (9, 1) OBP: 1.000, SLG: 1.000		C B F B F S 2-3 K ①		B 1 SAFE B X 2-0 2B **1-2** 1B		C F F B F B X 2-2 G6-3 ①		C B B X 2-1 G4-3 ②		4 0	0 0	1 0	0 0	0 0	1 0	0 0
Todd Pratt, R (1, 2) OBP: 0.283, SLG: 0.526		C F X 0-2 G6-3 ②		X 0-0 **1-3** **2-H** 2B		B C X 1-1 HR		B B S B F F X 3-2 HR		4	2	3	3	0	0	0
Kevin Stocker, S (1, 6) OBP: 0.484, SLG: 0.527		X 0-0 1B		B B I I 4-0 IBB		B B F F X 2-2 F9 ②		B C X 1-1 1B 1B		3	0	2	0	1	0	0
Tyler Green, R (1, 1) Roger Mason, R (5, 1) OBP: 0.200, SLG: 0.200 Mickey Morandini, L (6, PH) OBP: 0.289, SLG: 0.330 Larry Andersen, R (7, 1) OBP: 1.000, SLG: 1.000 David West, L (8, 1) OBP: 0.500, SLG: 0.750 John Kruk, L (8, PH) OBP: 0.479, SLG: 0.510 Kim Batiste, R (9, 5) OBP: 0.287, SLG: 0.413		S C S 0-3 K ③		B F S S 1-3 K ②		B B X 2-0 P6 ③		C B B B X 2-2 **1-2** 1B		2 0 1 0 0 0 1 0	0 0 0 0 0 0 0 0	0 0 0 0 0 0 1 0	0 0 0 0 0 0 0 0	0 0 0 0 0 0 0 0	2 0 0 0 0 0 0 0	4 0 0 0 0 0 0 0
Inning Stats	R: 0 E: 0 K: 0 S: 7 H: 0 LOB: 0 BB: 0 P: 11	R: 2 E: 0 K: 2 S: 17 H: 3 LOB: 1 BB: 0 P: 23	R: 0 E: 0 K: 1 S: 8 H: 0 LOB: 0 BB: 0 P: 14	R: 1 E: 0 K: 2 S: 14 H: 3 LOB: 3 BB: 1 P: 24	R: 0 E: 0 K: 1 S: 9 H: 1 LOB: 1 BB: 0 P: 13	R: 1 E: 0 K: 0 S: 11 H: 1 LOB: 0 BB: 0 P: 18	R: 0 E: 0 K: 1 S: 12 H: 1 LOB: 1 BB: 0 P: 17	R: 1 E: 0 K: 0 S: 17 H: 3 LOB: 2 BB: 0 P: 30		1B: 7 2B: 2 3B: 0 HR: 3	SF: 0 SAC: 0 DP: 0 HBP: 0					

PITCHER		IP	WLS	BF	H	R	ER	SO	BB	IBB	HBP	BLK	WP	HR	S	P	ERA	WHIP
Steve Cooke, L ERA: 3.82	(1, 1)	6.0	L	27	8	4	4	6	0	1	0	0	0	2	66	103	6.00	1.333
Jeff Ballard, L ERA: 4.13	(7, 1)	2.0		10	4	1	1	1	0	0	0	0	0	1	29	47	4.50	2.000

PITCHER	IP	WLS	BF	H	R	ER	SO	BB	IBB	HBP	BLK	WP	HR	S	P	ERA	WHIP

AB	36
R	5
H	12
RBI	5
BB	1
SO	7
LOB	16

WP: 0 PB: 0 SB: 0 CS: 0 PA: 37

livebaseballscorecards.com

Batter	1	2	3	4	5	6	7	8	9	AB	R	H	RBI	BB	SO	LOB
Lenny Dykstra, L (1, 8) OBP: 0.422, SLG: 0.468	C C C 0-3 ① K		B B B B 4-0 G4-3 1B BB		X 0-0 ③ L7		B C C X 1-2 ② P6		B F C X 1-2 ② G3-1	4	0	0	0	1	1	1
Mariano Duncan, R (1, 4) OBP: 0.297, SLG: 0.393	B B F S X 2-2 ② L8		1 SAFE B B C 1 SAFE 1 SAFE F X 2-2 G4-3 1-2 1B			X 0-0 ① G6-3	X 0-0 ③ G1-3		B F X 1-1 ③ G1-3	5	0	1	0	0	0	1
John Kruk, L (1, 3) OBP: 0.477, SLG: 0.507	B B F X 2-1 ③ G6-3		C B S B X 2-2 ① ② G4-3 1-2f 2-3			B B B C C F F X 3-2 F9 BB 1B		X 0-0 ① P6		4	0	1	0	0	0	2
Dave Hollins, S (1, 5) OBP: 0.367, SLG: 0.452 Kim Batiste, R (8, 5) OBP: 0.287, SLG: 0.413		C X 0-1 BB HR 1B	F F X 0-2 ③ G5-3			C B B B B 4-1 FC6-4 1-2 BB		B X 1-0 HR		3 0	2 0	2 0	1 0	1 0	0 0	1 0
Darren Daulton, L (1, 2) OBP: 0.399, SLG: 0.502		1 SAFE B B B 1 SAFE B 4-0 HR 1-2 BB		X 0-0 ① F8		B B B C C F F X 3-2 ② F9 2-3		C B B B C B 4-2 2B BB		2	1	0	0	2	0	2
Pete Incaviglia, R (1, 7) OBP: 0.295, SLG: 0.522		B X 1-0 HR 1-H 2-H		C S F X 0-2 G5-4-3 1B		F X 0-1 ③ FC6-4 1-2f		B C S 1 SAFE B S 2-3 ② K		4	1	2	3	0	1	3
Wes Chamberlain, R (1, 9) OBP: 0.324, SLG: 0.518 Larry Andersen, R (8, 1) OBP: 1.000, SLG: 1.000 David West, L (8, 1) OBP: 0.500, SLG: 0.750 Mitch Williams, L (9, 1) OBP: 1.000, SLG: 1.000		C B F F F X 1-2 ① G1-6-3	B F F X 1-2 ② ③ G5-4-3 1-2f				C F X 0-2 1B E 1B	B X 1-0 1-3 2B		4 0 0 0	1 0 0 0	2 0 0 0	0 0 0 0	0 0 0 0	0 0 0 0	1 0 0 0
Kevin Stocker, S (1, 6) OBP: 0.485, SLG: 0.542		C B F C 1-3 ② K			C S X 0-2 B3-6 2B		C 1 SAFE X 0-1 FC4-6 1-3 1B	B S X 1-1 ③ L4		4	0	2	0	0	1	2
Terry Mulholland, R (1, 1) OBP: 0.098, SLG: 0.080 Jim Eisenreich, L (8, 9) OBP: 0.370, SLG: 0.450		F S F F X 0-2 ③ G1-3			C B X 1-1 ① ② B3-6 2-3f		B L 1 SAFE X 1-1 ① FC4-6 1-2f 3-H		C F B X 1-2 ① P5	3 1	0 0	0 0	0 0	0 0	0 0	2 0
Inning Stats	R: 0 E: 0 K: 1 S: 8 H: 0 LOB: 0 BB: 0 P: 12	R: 3 E: 0 K: 1 S: 16 H: 2 LOB: 0 BB: 1 P: 23	R: 0 E: 0 K: 0 S: 9 H: 1 LOB: 1 BB: 1 P: 17	R: 0 E: 0 K: 0 S: 8 H: 1 LOB: 0 BB: 0 P: 9	R: 0 E: 0 K: 0 S: 6 H: 1 LOB: 0 BB: 0 P: 7	R: 0 E: 0 K: 0 S: 14 H: 1 LOB: 2 BB: 1 P: 24	R: 1 E: 1 K: 0 S: 11 H: 2 LOB: 1 BB: 0 P: 13	R: 1 E: 0 K: 1 S: 10 H: 2 LOB: 2 BB: 1 P: 19	R: 0 E: 0 K: 0 S: 8 H: 0 LOB: 0 BB: 0 P: 11	1B: 6 2B: 3 3B: 0 HR: 2 SF: 0 SAC: 0 DP: 3 HBP: 0						

TOP

Philadelphia Phillies @ Atlanta Braves

Atlanta-Fulton County Stadium, Atlanta, GA

Tue Aug 03 1993, 7:05 PM EDT
Att. 49,102 - Unknown - 75 F

livebaseballscorecards.com

AB	34
R	5
H	10
RBI	4
BB	4
SO	3
LOB	15

WP: 0 PB: 0 SB: 0 CS: 0 PA: 38

PITCHER		IP	WLS	BF	H	R	ER	SO	BB	IBB	HBP	BLK	WP	HR	S	P	ERA	WHIP
Steve Avery, L ERA: 3.09	(1, 1)	7.0	L	29	8	4	3	2	3	0	0	0	0	1	72	105	3.86	1.571
Mike Stanton, L ERA: 4.03	(8, 1)	0.1		3	1	1	1	0	1	0	0	0	0	0	4	9	27.00	6.000
Mark Wohlers, R ERA: 2.16	(8, 1)	1.2		6	1	0	0	1	0	0	0	0	0	0	14	21	0.00	0.600

PITCHER	IP	WLS	BF	H	R	ER	SO	BB	IBB	HBP	BLK	WP	HR	S	P	ERA	WHIP

Batter	1	2	3	4	5	6	7	8	9	AB	R	H	RBI	BB	SO	LOB
Otis Nixon, S (1, 8) OBP: 0.314, SLG: 0.282	B B C S B C 3-3 K		F B B F F F B F F 3-2 X G4-3		S L B B X 2-2 F8		B X 1-0 F8			4	0	0	0	0	1	1
Jeff Blauser, R (1, 6) OBP: 0.408, SLG: 0.430	F B X 1-1 F9			B F B X 2-1 G5-3		B X 1-0 FC6-5 1B 1B		B F B F B F F X 3-2 P5		4	0	1	0	0	0	0
Ron Gant, R (1, 7) OBP: 0.342, SLG: 0.533	B F B X 2-1 G5-3			C X 0-1 P3		1 SAFE B 1 SAFE B C B 1 SAFE X 3-1 L4-6 FC6-5 1-2 1B		C S B B C 2-3 K		4	0	1	0	0	1	0
Fred McGriff, L (1, 3) OBP: 0.369, SLG: 0.563		F X 0-1 G6-3		X 0-0 2B		X 0-0 FC6-5 1-2 2-3f		B X 1-0 G3		4	0	1	0	0	0	2
Terry Pendleton, S (1, 5) OBP: 0.297, SLG: 0.370		B C F F S 1-3 K		B X 1-0 L8		F X 0-1 L4-6 2-3			B B B C C B 4-2 G4-6-3 BB	3	0	0	0	1	1	3
David Justice, L (1, 9) OBP: 0.351, SLG: 0.500		X 0-0 1B	C X 0-1 HR 1B				X 0-0 G1-3		C X 0-1 P5	4	1	2	0	0	0	1
Greg Olson, R (1, 2) OBP: 0.292, SLG: 0.298	B C B S F B X 3-2 G5-3		C B X 1-1 1-H HR				B F B X 2-1 FC1-6 2B		B S C X 1-2 G4-6-3 1-2f	4	1	2	2	0	0	2
Mark Lemke, S (1, 4) OBP: 0.351, SLG: 0.385			X 0-0 G6-3		B C X 1-1 F8		X 0-0 FC1-6 2B 2-2			3	1	0	0	0	0	1
Steve Avery, L (1, 1) OBP: 0.184, SLG: 0.208			C S S 0-3 K		X 0-0 G3		B B F 1 SAFE 1 SAFE B X 3-1 1-H 2B			2	0	0	0	0	1	0
Francisco Cabrera, R (7, PH) OBP: 0.359, SLG: 0.500										1	0	1	1	0	0	0
Rafael Belliard, R (7, PR) OBP: 0.298, SLG: 0.279										0	0	0	0	0	0	0
Mike Stanton, L (8, 1)										0	0	0	0	0	0	0
Mark Wohlers, R (8, 1)										0	0	0	0	0	0	0
Inning Stats	R: 0 E: 0 K: 1 S: 7 H: 0 LOB: 0 BB: 0 P: 13	R: 0 E: 0 K: 1 S: 11 H: 1 LOB: 1 BB: 0 P: 15	R: 0 E: 0 K: 1 S: 11 H: 0 LOB: 0 BB: 0 P: 14	R: 0 E: 0 K: 0 S: 6 H: 1 LOB: 1 BB: 0 P: 9	R: 2 E: 0 K: 0 S: 10 H: 2 LOB: 0 BB: 0 P: 14	R: 0 E: 0 K: 0 S: 6 H: 2 LOB: 1 BB: 0 P: 10	R: 1 E: 0 K: 0 S: 7 H: 2 LOB: 1 BB: 0 P: 13	R: 0 E: 0 K: 1 S: 9 H: 0 LOB: 0 BB: 0 P: 15	R: 0 E: 0 K: 0 S: 7 H: 0 LOB: 0 BB: 1 P: 12	1B: 4 2B: 4 3B: 0 HR: 1	SF: 0 SAC: 0 DP: 2 HBP: 0						

PITCHER	IP	WLS	BF	H	R	ER	SO	BB	IBB	HBP	BLK	WP	HR	S	P	ERA	WHIP
Terry Mulholland, L (1, 1) ERA: 3.06	7.0	W	28	8	3	3	3	0	0	0	0	0	1	58	88	3.86	1.143
Larry Andersen, R (8, 1) ERA: 2.01	0.2		2	0	0	0	1	0	0	0	0	0	0	8	13	0.00	0.000
David West, L (8, 1) ERA: 2.49	0.1		1	0	0	0	0	0	0	0	0	0	0	1	2	0.00	0.000
Mitch Williams, L (9, 1) ERA: 3.0	1.0	S	3	0	0	0	0	1	0	0	0	0	0	7	12	0.00	1.000

PITCHER	IP	WLS	BF	H	R	ER	SO	BB	IBB	HBP	BLK	WP	HR	S	P	ERA	WHIP

BOTTOM

Philadelphia Phillies @ Atlanta Braves

Atlanta-Fulton County Stadium, Atlanta, GA

Tue Aug 03 1993, 7:05 PM EDT

Att. 49,102 - Unknown - 75 F

livebaseballscorecards.com

AB	33
R	3
H	8
RBI	3
BB	1
SO	4
LOB	10

1B: 4	SF: 0	WP: 0	PA: 34
2B: 4	SAC: 0	PB: 0	
3B: 0	DP: 2	SB: 0	
HR: 1	HBP: 0	CS: 0	

Philadelphia Phillies @ Atlanta Braves

Atlanta-Fulton County Stadium, Atlanta, GA

Wed Aug 04 1993, 7:05 PM EDT

Att. 46,144 - Unknown - 71 F

TOP

livebaseballscorecards.com

Batter	1	2	3	4	5	6	7	8	9	AB	R	H	RBI	BB	SO	LOB
Lenny Dykstra, L (1, 8) OBP: 0.424, SLG: 0.467	F C B F B F S 2-3 K ①		B B B C B 4-1 G6-4-3 BB	X 0-0 L8 ③		B C B X 2-1 1-2 2B 1B	B B B B 4-0 BB			3	1	1	0	2	1	1
Mariano Duncan, R (1, 4) OBP: 0.295, SLG: 0.393	C F B B S 2-3 K ②		B 1 SAFE F X 1-1 G6-4-3 ① ② 1-2f		C X 0-1 F8 ①	B F X 1-1 1-H 2-H 2B	X 0-0 F9 ③			5	0	1	2	0	1	3
John Kruk, L (1, 3) OBP: 0.476, SLG: 0.504	B B X 2-0 G4-3 ③		B F C X 1-2 HBP 2B 1B		C B F X 1-2 G3-1 ②	I I I 4-0 IBB		S X 0-1 G4-3 ①		4	1	1	0	1	0	0
Dave Hollins, S (1, 5) OBP: 0.370, SLG: 0.453 David West, L (8, 1) OBP: 0.500, SLG: 0.750		B B C X 2-1 G6-3 BB 1B	F B F 1 H SAFE 2-2 1-2 2B HBP		B X 1-0 1B HR 1B	C B B B C F X 3-2 L8 ②		C X 0-1 G4-3 ②		4 0	2 0	2 0	0 0	0 0	0 0	2 0
Darren Daulton, L (1, 2) OBP: 0.401, SLG: 0.504		B 1 SAFE B F C B F F B 4-2 G6-3 1-2 BB	F B B C X 2-2 1-H 2-H 2B		C X 0-1 1-3 HR 1B	T F S 0-3 K ③		X 0-0 G3 ③		4	1	2	2	1	1	2
Pete Incaviglia, R (1, 7) OBP: 0.301, SLG: 0.539		B B F 2 SAFE X 2-1 P7 ①	B X 1-0 F9 ③		B B B X 3-0 1-H 3-H HR		B X 1-0 1B 2B		B X 1-0 G4-6-3 1B	5	2	3	3	0	0	3
Wes Chamberlain, R (1, 9) OBP: 0.318, SLG: 0.508 Jim Eisenreich, L (7, 9) OBP: 0.369, SLG: 0.448		C F X 0-2 G6-3 ② 1-2 2-3		S F X 0-2 P5 ①	B C F X 1-2 F9 ③		C F C 0-3 K ①		1 SAFE B F X 1-1 G4-6-3 ① ② 1-2f	4 1	0 0	0 0	0 0	0 0	1 0	3 1
Kevin Stocker, S (1, 6) OBP: 0.493, SLG: 0.540		I I I 4-0 FC6-4 IBB	C B X 1-1 L7 ②			C L X 0-2 P4 ①	B B X 2-0 2-H SH2-4 1B		B C S B X 2-2 1B	4	0	2	1	1	0	0
Curt Schilling, R (1, 1) OBP: 0.220, SLG: 0.208 Larry Andersen, R (7, 1) OBP: 1.000, SLG: 1.000 Kim Batiste, R (8, 5) OBP: 0.287, SLG: 0.413 Milt Thompson, L (9, PH) OBP: 0.337, SLG: 0.362		X 0-0 FC6-4 ③ 1-2f	X 0-0 2B			X 0-0 1B 2B 1B	L X 0-1 SH2-4 ② 1-2		B F B X 2-1 G4-3 ③	3 0 0 1	1 0 0 0	2 0 0 0	0 0 0 0	0 0 0 0	0 0 0 0	3 0 0 1
Inning Stats	R: 0 E: 0 K: 2 S: 9 H: 0 LOB: 0 BB: 0 P: 15	R: 0 E: 0 K: 0 S: 12 H: 1 LOB: 3 BB: 2 P: 24	R: 2 E: 0 K: 0 S: 12 H: 2 LOB: 1 BB: 1 P: 23	R: 0 E: 0 K: 0 S: 7 H: 1 LOB: 1 BB: 0 P: 8	R: 3 E: 0 K: 0 S: 12 H: 3 LOB: 0 BB: 0 P: 18	R: 2 E: 0 K: 1 S: 15 H: 3 LOB: 2 BB: 1 P: 25	R: 1 E: 0 K: 1 S: 9 H: 2 LOB: 2 BB: 1 P: 16	R: 0 E: 0 K: 0 S: 5 H: 0 LOB: 0 BB: 0 P: 5	R: 0 E: 0 K: 0 S: 8 H: 2 LOB: 1 BB: 0 P: 14	1B: 9 2B: 4 3B: 0 HR: 1 SF: 0 SAC: 1 DP: 2 HBP: 1	WP: 0 PB: 0 SB: 0 CS: 0 PA: 45					

	AB	38
	R	8
	H	14
	RBI	8
	BB	5
	SO	4
	LOB	19

PITCHER	IP	WLS	BF	H	R	ER	SO	BB	IBB	HBP	BLK	WP	HR	S	P	ERA	WHIP
Tom Glavine, L (1, 1) ERA: 3.11	5.1		28	9	7	7	2	2	1	1	0	0	1	58	96	11.81	2.062
Steve Bedrosian, R (6, 1) ERA: 1.69	0.1		3	1	0	0	0	0	1	0	0	0	0	6	14	0.00	3.000
Pedro Borbon, L (6, 1) ERA: 9.0	1.0		6	2	1	1	2	1	0	0	0	0	0	11	18	9.00	3.000
Jay Howell, R (7, 1) ERA: 3.35	1.1	W	4	0	0	0	0	0	0	0	0	0	0	6	6	0.00	0.000
Greg McMichael, R (9, 1) ERA: 2.39	1.0	S	4	2	0	0	0	0	0	0	0	0	0	8	14	0.00	2.000

PITCHER	IP	WLS	BF	H	R	ER	SO	BB	IBB	HBP	BLK	WP	HR	S	P	ERA	WHIP

BOTTOM

Philadelphia Phillies @ Atlanta Braves

Atlanta-Fulton County Stadium, Atlanta, GA

Wed Aug 04 1993, 7:05 PM EDT

Att. 46,144 - Unknown - 71 F

livebaseballscorecards.com

Batter	1	2	3	4	5	6	7	8	9	AB	R	H	RBI	BB	SO	LOB
Deion Sanders, L (1, 8)	C X 0-1 ① F8		X 0-0 ③ G1-3		C C B F X 1-2 ② F8		X 0-0 S 2-H 1B	B B C C X 2-2 ③ G4-3		5	0	1	1	0	0	1
Rafael Belliard, R (9, 6) OBP: 0.298, SLG: 0.279										0	0	0	0	0	0	0
Jeff Blauer, R (1, 6) OBP: 0.404, SLG: 0.426	B X 1-0 ② G4-3			B C C S 1-3 ① K	X 0-0 E4 2-H		C B F B F B S 3-3 ② K 1-2			4	0	0	0	0	2	1
Otis Nixon, S (9, 8) OBP: 0.314, SLG: 0.282										0	0	0	0	0	0	0
Ron Gant, R (1, 7) OBP: 0.343, SLG: 0.531	C B B B B 4-1 BB			X 0-0 1B HR 1B	B C X 1-1 ③ F8		B B C B F C 3-3 ③ K			3	1	1	0	1	1	2
Fred McGriff, L (1, 3) OBP: 0.370, SLG: 0.563	B C X 1-1 ③ G3			F B X 1-1 1-3 HR 1B		B S C B X 2-2 ① F8		C X 0-1 BB 1B 1B		4	2	2	0	0	0	1
David Justice, L (1, 9) OBP: 0.355, SLG: 0.509		B B F C S 2-3 ① K		B B B F F X 3-1 1-H 3-H HR		B B F B C X 3-2 FC4-6 1B		B B B B 4-0 1B 1-2 HR BB		3	2	2	3	1	1	0
Terry Pendleton, S (1, 5) OBP: 0.294, SLG: 0.367		F C S 0-3 ② K		S X 0-1 ② G6-3		B X 1-0 ② FC4-6 1-2f		C F F F C 0-3 ① K		4	0	0	0	0	2	3
Damon Berryhill, S (1, 2) OBP: 0.277, SLG: 0.400	B F B B F C 2-3 ③ K			F B B B S F S 2-3 ③ K		F B F F X 1-2 ③ F8		B C B B S F C 2-3 ② K		3	0	0	0	0	2	1
Jay Howell, R (7, 1)										0	0	0	0	0	0	0
Francisco Cabrera, R (8, PH) OBP: 0.354, SLG: 0.493										1	0	0	0	0	1	2
Greg McMichael, R (9, 1)										0	0	0	0	0	0	0
Mark Lemke, S (1, 4) OBP: 0.355, SLG: 0.390			X 0-0 ① B1-3		B B B C X 3-1 SH2-4 E 1B		C B B B X 3-1 WP 1B 1B	B B C F X 2-2 1-2 2-H HR 1B		4	3	3	1	0	0	0
Tom Glavine, L (1, 1) OBP: 0.190, SLG: 0.164			C B C B X 2-2 ② G5-3		X 0-0 ① SH2-4 1-2		C B F C 1-3 ① K 1-2	C B C X 1-2 1-H 2-H HR		1	0	0	0	0	0	0
Steve Bedrosian, R (6, 1)										0	0	0	0	0	0	0
Pedro Borbon, R (6, 1)										0	0	0	0	0	0	0
Greg Olson, R (7, 2) OBP: 0.294, SLG: 0.313										2	1	1	3	0	1	1

Inning Stats	1	2	3	4	5	6	7	8	9
	R: 0 H: 0 E: 0 LOB: 1 K: 0 BB: 1 S: 6 P: 12	R: 0 H: 0 E: 0 LOB: 0 K: 3 BB: 0 S: 9 P: 13	R: 0 H: 0 E: 0 LOB: 0 K: 0 BB: 0 S: 5 P: 7	R: 3 H: 3 E: 0 LOB: 0 K: 2 BB: 0 S: 14 P: 21	R: 1 H: 1 E: 1 LOB: 1 K: 0 BB: 0 S: 10 P: 15	R: 0 H: 1 E: 0 LOB: 1 K: 0 BB: 0 S: 10 P: 17	R: 1 H: 2 E: 0 LOB: 1 K: 3 BB: 0 S: 13 P: 23	R: 4 H: 3 E: 0 LOB: 0 K: 2 BB: 1 S: 20 P: 31	

AB	34
R	9
H	10
RBI	8
BB	2
SO	10
LOB	12

PITCHER		IP	WLS	BF	H	R	ER	SO	BB	IBB	HBP	BLK	WP	HR	S	P	ERA	WHIP	PITCHER	IP	WLS	BF	H	R	ER	SO	BB	IBB	HBP	BLK	WP	HR	S	P	ERA	WHIP
Curt Schilling, R ERA: 4.25	(1, 1)	6.1		28	7	5	4	6	1	0	0	0	1	1	60	95	5.68	1.263																	
Larry Andersen, R ERA: 1.98	(7, 1)	0.2		2	0	0	0	2	0	0	0	0	0	0	7	13	0.00	0.000																	
David West, L ERA: 3.03	(8, 1)	1.0	L	7	3	4	4	2	1	0	0	0	0	1	20	31	36.00	4.000																	

1B: 8	SF: 0	WP: 1	PA: 37
2B: 0	SAC: 1	PB: 0	
3B: 0	DP: 0	SB: 1	
HR: 2	HBP: 0	CS: 0	

Philadelphia Phillies @ Atlanta Braves

Atlanta-Fulton County Stadium, Atlanta, GA

Thu Aug 05 1993, 7:05 PM EDT

Att. 49,070 - Unknown - 75 F

TOP

livebaseballscorecards.com

Batter	1	2	3	4	5	6	7	8	9	AB	R	H	RBI	BB	SO	LOB
Lenny Dykstra, L (1, 8) OBP: 0.425, SLG: 0.469	P6		G3		SH1-4 1B 2B		S 2B BB	BB 1-2 2B BB		3	3	1	0	2	0	0
Mickey Morandini, L (1, 4) OBP: 0.289, SLG: 0.328	K		G4-3		SH1-4 2-3		1 SAFE M 1 SAFE B2	1-2 2-3 2B BB		3	1	0	0	1	1	1
John Kruk, L (1, 3) OBP: 0.470, SLG: 0.497	F7		G1-3		G3		1 SAFE K	1-3 K		5	0	0	0	0	2	5
Dave Hollins, S (1, 5) OBP: 0.375, SLG: 0.459		K		1B E FC4-6 1B	3-H 1B		1 SAFE 1-2 2B IBB	1-H 2-H 3-H 2B		4	2	3	4	1	1	0
Darren Daulton, L (1, 2) OBP: 0.398, SLG: 0.500 Todd Pratt, R (6, 2) OBP: 0.290, SLG: 0.542	G4-3			FC4 1B E 1-2	1 SAFE K		1-H 2-H 2B	F8		3 2	1 0	0 1	0 2	0 0	1 0	2 1
Jim Eisenreich, L (1, 9) OBP: 0.369, SLG: 0.445	E3 PB 1B			F8		G4-3 1B	BB		G3	4	1	1	0	1	0	2
Milt Thompson, L (1, 7) OBP: 0.338, SLG: 0.363	S 1-H 1B			FC4-6 1-2 2-3 1B		1 SAFE G4-3 1-2	K		F8	5	1	2	1	0	1	3
Kevin Stocker, S (1, 6) OBP: 0.487, SLG: 0.529	1-H 1B			FC4-6 1-2f 2-H 3-H		K		FC2-6 1B	L8	5	0	2	2	0	1	2
Ben Rivera, R (1, 1) OBP: 0.167, SLG: 0.118 Larry Andersen, R (8, 1) OBP: 1.000, SLG: 1.000		K		G4-3		K		FC2-6 BB BB 1-2f 2B		4 0	1 0	0 0	0 0	0 0	2 0	4 0
Inning Stats	R: 0 E: 0 K: 1 S: 6 H: 0 LOB: 0 BB: 0 P: 10	R: 2 E: 1 K: 2 S: 14 H: 2 LOB: 1 BB: 0 P: 18	R: 0 E: 0 K: 0 S: 8 H: 0 LOB: 0 BB: 0 P: 10	R: 2 E: 2 K: 0 S: 13 H: 2 LOB: 1 BB: 0 P: 17	R: 1 E: 0 K: 1 S: 11 H: 2 LOB: 1 BB: 0 P: 17	R: 0 E: 0 K: 2 S: 10 H: 1 LOB: 1 BB: 0 P: 15	R: 2 E: 0 K: 2 S: 17 H: 1 LOB: 2 BB: 3 P: 35	R: 3 E: 0 K: 1 S: 18 H: 2 LOB: 1 BB: 2 P: 32	R: 0 E: 0 K: 0 S: 7 H: 0 LOB: 0 BB: 0 P: 8	1B: 7 2B: 3 3B: 0 HR: 0 SF: 0 SAC: 1 DP: 0 HBP: 0						

AB	38
R	10
H	10
RBI	9
BB	5
SO	9
LOB	20

WP: 0 PB: 1 SB: 2 CS: 0 PA: 44

PITCHER		IP	WLS	BF	H	R	ER	SO	BB	IBB	HBP	BLK	WP	HR	S	P	ERA	WHIP
Greg Maddux, R ERA: 2.79	(1, 1)	6.0	L	27	7	5	1	6	0	0	0	0	0	0	62	87	1.50	1.167
Mike Stanton, L ERA: 4.38	(7, 1)	1.0		7	1	2	2	2	2	1	0	0	0	0	17	35	18.00	3.000
Pedro Borbon, L ERA: 27.0	(8, 1)	0.1		4	1	3	3	0	2	0	0	0	0	0	5	17	81.00	9.000
Steve Bedrosian, R ERA: 1.65	(8, 1)	0.2		3	1	0	0	1	0	0	0	0	0	0	13	15	0.00	1.500
Jay Howell, R ERA: 3.26	(9, 1)	1.0		3	0	0	0	0	0	0	0	0	0	0	7	8	0.00	0.000

BOTTOM

Philadelphia Phillies @ Atlanta Braves

Atlanta-Fulton County Stadium, Atlanta, GA

Thu Aug 05 1993, 7:05 PM EDT

Att. 49,070 - Unknown - 75 F

livebaseballscorecards.com

Batter	1	2	3	4	5	6	7	8	9	AB	R	H	RBI	BB	SO	LOB
Deion Sanders, L (1, 8) OBP: 0.308, SLG: 0.427	0-0: WP, 3B	1-0: G4-3		1-1: G4-3			1-0: P2		0-1: P6	5	1	1	0	0	0	0
Jeff Blauser, R (1, 6) OBP: 0.402, SLG: 0.421	4-2: 2B, BB, 3-H; BB	2-2: F7			1-1: G6-3		2-0: L8		1-1: G6-3	4	1	0	0	1	0	0
Ron Gant, R (1, 7) OBP: 0.341, SLG: 0.526	4-1: 2B, 1B, 1-2; BB	3-2: F7			0-2: G6-3		1-1: F7		0-3: K	4	1	0	0	1	1	0
Fred McGriff, L (1, 3) OBP: 0.371, SLG: 0.565	0-0: 1B, 1-3, 2-H; 2B		1-1: G3		0-2: F8			2-2: 1B, 1B; 1B		4	1	2	1	0	0	0
David Justice, L (1, 9) OBP: 0.356, SLG: 0.508	2-1: L6		4-1: G5-3; BB			2-2: F9, 1B; 1B		3-2: F7		3	0	1	0	1	0	3
Terry Pendleton, S (1, 5) OBP: 0.296, SLG: 0.368	3-1: P4		2-2: G5-3, 1-2			3-1: SAFE; F9, 1-2; 1B		1-1: 1B, 1-2; 1B		4	0	2	0	0	0	3
Damon Berryhill, S (1, 2) OBP: 0.276, SLG: 0.394	4-1: 1B; BB		1-2: L8			0-1: F9, 1-2, 2-3		1-1: L7		3	0	0	0	1	0	5
Mark Lemke, S (1, 4) OBP: 0.359, SLG: 0.392	0-0: 1-3, 2-H, 3-H; 1B			1-1: G5-3		4-0: G4-6-3; IBB		3-2: 1-2, 2-3; 1B		3	0	2	2	1	0	0
Greg Maddux, R (1, 1) OBP: 0.161, SLG: 0.164	0-3: K			0-3: K		1-0: G4-6-3, 1-2f		1-1: F7		2	0	0	0	0	2	2
Sid Bream, L (6, PH) OBP: 0.317, SLG: 0.402										1	0	0	0	0	0	3
Mike Stanton, L (7, 1)										0	0	0	0	0	0	0
Pedro Borbon, R (8, 1)										0	0	0	0	0	0	0
Steve Bedrosian, R (8, 1)										0	0	0	0	0	0	0
Francisco Cabrera, R (8, PH) OBP: 0.350, SLG: 0.486										1	0	0	0	0	0	3
Jay Howell, R (9, 1)										0	0	0	0	0	0	0

	AB	34
	R	4
	H	8
	RBI	3
	BB	5
	SO	3
	LOB	19

Inning Stats	1	2	3	4	5	6	7	8	9
	R: 4 E: 0 K: 1 S: 16	H: 3 LOB: 2 BB: 3 P: 33	R: 0 E: 0 K: 0 S: 7	H: 0 LOB: 0 BB: 0 P: 13	R: 0 E: 0 K: 0 S: 12	H: 0 LOB: 1 BB: 1 P: 20	R: 0 E: 0 K: 1 S: 7	H: 0 LOB: 0 BB: 0 P: 9	R: 0 E: 0 K: 0 S: 8	H: 0 LOB: 0 BB: 0 P: 9	R: 0 E: 0 K: 0 S: 8	H: 2 LOB: 2 BB: 1 P: 18	R: 0 E: 0 K: 0 S: 4	H: 0 LOB: 0 BB: 0 P: 8	R: 0 E: 0 K: 0 S: 16	H: 3 LOB: 3 BB: 0 P: 27	R: 0 E: 0 K: 1 S: 7	H: 0 LOB: 0 BB: 0 P: 8

	1B: 6	SF: 0	WP: 1	PA: 39
	2B: 1	SAC: 0	PB: 0	
	3B: 1	DP: 1	SB: 0	
	HR: 0	HBP: 0	CS: 0	

PITCHER		IP	WLS	BF	H	R	ER	SO	BB	IBB	HBP	BLK	WP	HR	S	P	ERA	WHIP
Ben Rivera, R ERA: 5.1	(1, 1)	7.2	W	35	8	4	4	2	4	1	0	0	1	0	76	134	4.70	1.565
Larry Andersen, R ERA: 1.91	(8, 1)	1.1		4	0	0	0	1	0	0	0	0	0	0	9	11	0.00	0.000

PITCHER	IP	WLS	BF	H	R	ER	SO	BB	IBB	HBP	BLK	WP	HR	S	P	ERA	WHIP

Philadelphia Phillies @ Florida Marlins

Joe Robbie Stadium, Miami, FL

Fri Aug 06 1993, 7:05 PM EDT

Att. 43,670 - Unknown - 87 F

livebaseballscorecards.com

TOP

Batter	1	2	3	4	5	6	7	8	9	AB	R	H	RBI	BB	SO	LOB
Lenny Dykstra, L (1, 8) OBP: 0.423, SLG: 0.464	B B B X 3-0 ① G4-3	B 1 SAFE B 2-0 ③ CS 1-2	C B B B C S 3-3 ① K	B B X 2-0 ③ G4-3		B X 1-0 ③ G3			B B B C B 4-1 G3 S BB	4	0	0	0	1	1	2
Mariano Duncan, R (1, 4) OBP: 0.297, SLG: 0.396	B F B S X 2-2 BB 2B		B B B C C S 3-3 ② K		C S X 0-2 G3 1B SF9 1B		B X 1-0 ① F9		S F S 0-3 ① K	5	1	2	0	0	2	1
John Kruk, L (1, 3) OBP: 0.472, SLG: 0.500	F F B B F T 2-2 ② K		F B C B B F B 4-2 BB		F 1 SAFE X 0-1 G3 1-2 1B		B B X 2-0 2B		B F C X 1-2 ② G3 1-3	4	0	2	0	1	1	2
Dave Hollins, S (1, 5) OBP: 0.373, SLG: 0.454	B B B B 4-0 BB BB		F X 0-1 ③ F8		F B C B X 2-2 ① G3 1-2 2-3		C B X 1-1 ② P5		S S S 0-3 ③ K	4	0	0	0	1	1	5
Darren Daulton, L (1, 2) OBP: 0.399, SLG: 0.499	C B B B B B 4-1 1-2 2-3 BB			B B F F F B F F B 4-2 HR BB	C B B F X 2-2 ② SF9 3-H		S X 0-1 ③ P6			1	1	0	1	2	0	1
Jim Eisenreich, L (1, 9) OBP: 0.367, SLG: 0.455	B B C B X 3-1 ③ G4-3			X 0-0 1-H HR	B B B X 3-0 ③ G1-3			B B F S F F B S 3-3 ① K		4	1	1	2	0	1	4
Milt Thompson, L (1, 7) OBP: 0.348, SLG: 0.368		B X 1-0 CS 1B		C B F B F B B X 3-2 SH2-4 1B		B S F B B B B 4-2 G4-6-3 BB		C B B B B 4-1 BB		2	0	2	0	2	0	0
Kevin Stocker, S (1, 6) OBP: 0.463, SLG: 0.500		B F F B 1 SAFE F F 1 SAFE F 2-2 1 SAFE X ① F7		1 SAFE S F B B F B X 3-2 ① F8		L B B 1 SAFE X 2-1 ① ② G4-6-3 1-2f		C C S 0-3 ② K		4	0	0	0	0	1	4
Jose DeLeon, R (1, 1)		C L B M 1-3 ② K		M M X 0-2 ② SH2-4 1-2		C F B B X 2-2 2B		C S B T F S 1-3 ③ K		1	0	0	0	0	1	1
Wes Chamberlain, R (6, PH) OBP: 0.321, SLG: 0.515										1	0	1	0	0	0	0
Roger Mason, R (6, 1) OBP: 0.200, SLG: 0.200										0	0	0	0	0	0	0
Pete Incaviglia, R (8, PH) OBP: 0.300, SLG: 0.537										1	0	0	0	0	1	1
David West, L (8, 1) OBP: 0.500, SLG: 0.750										0	0	0	0	0	0	0
Inning Stats	R: 0 E: 0 K: 1 S: 11	H: 1 LOB: 3 BB: 2 P: 29	R: 0 E: 0 K: 1 S: 10	H: 1 LOB: 0 BB: 0 P: 16	R: 0 E: 0 K: 2 S: 11	H: 0 LOB: 1 BB: 1 P: 21	R: 2 E: 0 K: 0 S: 18	H: 2 LOB: 1 BB: 1 P: 30	R: 1 E: 0 K: 0 S: 12	H: 2 LOB: 1 BB: 0 P: 19	R: 0 E: 0 K: 0 S: 8	H: 1 LOB: 1 BB: 1 P: 17	R: 0 E: 0 K: 0 S: 6	H: 1 LOB: 1 BB: 0 P: 10	R: 0 E: 0 K: 3 S: 14	H: 0 LOB: 1 BB: 1 P: 22	R: 0 E: 0 K: 2 S: 10	H: 0 LOB: 1 BB: 1 P: 15							

	AB	31
	R	3
	H	8
	RBI	3
	BB	7
	SO	9
	LOB	21

| | | | | | | | | | |

BOTTOM

Philadelphia Phillies @ Florida Marlins

Joe Robbie Stadium, Miami, FL

Fri Aug 06 1993, 7:05 PM EDT
Att. 43,670 - Unknown - 87 F

livebaseballscorecards.com

Batter	1	2	3	4	5	6	7	8	9	AB	R	H	RBI	BB	SO	LOB
Chuck Carr, S (1, 8) OBP: 0.322, SLG: 0.340	CSBFFBX 2-2 CS 1B	BX 1-0 2-H HR			FBBBX 3-1 ② L8		BSFX 1-2 ③ G1-3			4	1	2	2	0	0	1
Rick Renteria, R (1, 4) OBP: 0.319, SLG: 0.351	BBBCCCB 4-2 ① 1B E 1-2 BB	CBBFBX 3-2 ③ F8			CCX 0-2 ③ F7			BFFBS 2-3 ① K		3	1	0	0	1	1	0
Jeff Conine, R (1, 7) OBP: 0.387, SLG: 0.433	CX 0-1 E6 1-H 1B		SSX 0-2 ① F8			CSTS 0-3 ① K		CFC 0-3 ② K		4	0	1	0	0	2	0
Gary Sheffield, R (1, 5) OBP: 0.350, SLG: 0.484	SSBS 1-3 ② K		X 0-0 ② G5-3			FX 0-1 ② P3		BFX 1-1 ③ F9		4	0	0	0	0	1	1
Orestes Destrade, S (1, 3) OBP: 0.316, SLG: 0.402	BBBB 4-0 BB		BBBFSS 2-3 ③ K			BX 1-0 HR				2	1	1	1	1	1	0
Darrell Whitmore, L (1, 9) OBP: 0.278, SLG: 0.370	FBBCT 2-2 ③ K			BBSX 2-1 ① G5-3		BFFFBS 2-3 ③ K				3	0	0	0	0	2	2
Benito Santiago, R (1, 2) OBP: 0.295, SLG: 0.369		BX 1-0 ① F7		FX 0-1 CS 1B			SFBX 1-2 ① L5			3	0	1	0	0	0	0
Walt Weiss, S (1, 6) OBP: 0.354, SLG: 0.319		BBBBCB 4-1 SH3-4 HR BB		BCFS 1-3 ② ③ K 1-2			CBCBBFB 4-2 SH3-4 BB			1	1	0	0	2	1	1
Pat Rapp, R (1, 1) OBP: 0.182, SLG: 0.182		X 0-0 ② SH3-4 1-2			BTCS 1-3 ① K		LX 0-1 ② SH3-4 1-2			0	0	0	0	0	0	0
Bret Barberie, S (5, PH) OBP: 0.373, SLG: 0.372										1	0	0	0	0	1	0
Luis Aquino, R (6, 1) OBP: 0.091, SLG: 0.091										0	0	0	0	0	0	0
Joe Klink, L (7, 1)										0	0	0	0	0	0	0
Bryan Harvey, R (8, 1)										0	0	0	0	0	0	0
Inning Stats	R: 1 E: 1 K: 2 S: 15 H: 2 LOB: 2 BB: 2 P: 28	R: 2 E: 0 K: 0 S: 7 H: 1 LOB: 0 BB: 1 P: 16	R: 0 E: 0 K: 1 S: 7 H: 0 LOB: 0 BB: 0 P: 9	R: 0 E: 0 K: 1 S: 7 H: 1 LOB: 1 BB: 0 P: 10	R: 0 E: 0 K: 1 S: 8 H: 0 LOB: 0 BB: 0 P: 12	R: 1 E: 0 K: 2 S: 11 H: 1 LOB: 0 BB: 0 P: 14	R: 0 E: 0 K: 0 S: 11 H: 0 LOB: 1 BB: 1 P: 17	R: 0 E: 0 K: 2 S: 8 H: 0 LOB: 0 BB: 0 P: 11		1B: 3 2B: 1 3B: 0 HR: 2	SF: 0 SAC: 2 DP: 1 HBP: 0			WP: 0 PB: 0 SB: 0 CS: 2	PA: 31	

	AB	25
	R	4
	H	5
	RBI	3
	BB	4
	SO	9
	LOB	5

PITCHER		IP	WLS	BF	H	R	ER	SO	BB	IBB	HBP	BLK	WP	HR	S	P	ERA	WHIP
Jose DeLeon, R ERA: 3.26	(1, 1)	5.0		20	4	3	2	5	3	0	0	0	0	1	44	75	3.60	1.400
Roger Mason, R ERA: 3.89	(6, 1)	2.0	L	8	1	1	1	2	1	0	0	0	0	1	22	31	4.50	1.000
David West, L ERA: 2.98	(8, 1)	1.0		3	0	0	0	2	0	0	0	0	0	0	8	11	0.00	0.000

PITCHER	IP	WLS	BF	H	R	ER	SO	BB	IBB	HBP	BLK	WP	HR	S	P	ERA	WHIP

Batter	1	2	3	4	5	6	7	8	9	10	AB	R	H	RBI	BB	SO	LOB
Lenny Dykstra, L (1, 8) OBP: 0.424, SLG: 0.465	F7	F9		F9		CS 2B		FC6-4 BB		F8 1B 1B BB	4	1	1	0	2	0	1
Mariano Duncan, R (1, 4) OBP: 0.294, SLG: 0.392	G1-3	G4-3		G6-3		F7 2-3		FC6-4 1-2f		1B F8 1-2 1B	6	0	1	0	0	0	3
John Kruk, L (1, 3) OBP: 0.472, SLG: 0.499	BB HR BB		FC4-6 BB 2B 1B	G6-3		1B		G5-3		F8 1-2 2-3	5	2	2	0	1	0	3
Dave Hollins, S (1, 5) OBP: 0.375, SLG: 0.452	1-2 HR BB		F8		HR BB	F8			G3-1	2-3 3-H 1B	4	2	1	1	2	0	2
Darren Daulton, L (1, 2) OBP: 0.405, SLG: 0.517	1-H 2-H HR		1-2 FC4-6 BB		1-H HR		PB BB		S BB	G3	3	2	2	5	3	0	2
Jim Eisenreich, L (1, 9) OBP: 0.368, SLG: 0.460	FC6-4 BB		1-2f 2-3 FC4-6 BB 2B		FC6-2 3B		P6 1-2		K 1-2		4	1	1	0	1	1	4
Milt Thompson, L (1, 7) OBP: 0.349, SLG: 0.363	FC6-4 1-2f		2B 1-2 BB		F7		F7		IBB		3	0	0	0	2	0	3
Mitch Williams, L (9, 1) OBP: 1.000, SLG: 1.000											0	0	0	0	0	0	0
Kevin Stocker, S (1, 6) OBP: 0.460, SLG: 0.500		SH1-4 BB	1-3 2-H 3-H 2B		FC6-2 3-H		F9		F7		4	0	1	2	1	0	4
Tyler Green, R (1, 1) Mike Williams, R (2, 1) David West, L (6, 1) OBP: 0.500, SLG: 0.750 Ricky Jordan, R (8, PH) OBP: 0.310, SLG: 0.406 Larry Andersen, R (8, 1) OBP: 1.000, SLG: 1.000 Pete Incaviglia, R (9, 7) OBP: 0.295, SLG: 0.535	SH1-4 1-2		G6-3		P6			K		P4	0 2 0 1 0 1	0 0 0 0 0 0	0 0 0 0 0 0	0 0 0 0 0 0	0 0 0 0 0 0	0 3 0 0 1 0	0 0 0 0 0 0
Inning Stats	R: 3 E: 0 K: 0 S: 4 H: 1 LOB: 1 BB: 3 P: 16	R: 0 E: 0 K: 0 S: 3 H: 0 LOB: 1 BB: 1 P: 7	R: 2 E: 0 K: 0 S: 5 H: 2 LOB: 2 BB: 2 P: 13	R: 0 E: 0 K: 0 S: 3 H: 0 LOB: 0 BB: 0 P: 3	R: 2 E: 0 K: 0 S: 5 H: 2 LOB: 1 BB: 1 P: 9	R: 0 E: 0 K: 0 S: 4 H: 2 LOB: 1 BB: 0 P: 4	R: 0 E: 0 K: 0 S: 3 H: 0 LOB: 1 BB: 1 P: 7	R: 0 E: 0 K: 1 S: 5 H: 0 LOB: 1 BB: 1 P: 9	R: 0 E: 0 K: 1 S: 5 H: 0 LOB: 2 BB: 2 P: 13	R: 1 E: 0 K: 0 S: 5 H: 2 LOB: 2 BB: 1 P: 9	1B: 4 2B: 2 3B: 1 HR: 2	SF: 0 SAC: 1 DP: 0 HBP: 0						

PITCHER		IP	WLS	BF	H	R	ER	SO	BB	IBB	HBP	BLK	WP	HR	S	P	ERA	WHIP
Jack Armstrong, R ERA: 4.75	(1, 1)	4.0		24	5	7	7	0	7	0	0	0	0	2	17	45	15.75	3.000
Richie Lewis, R ERA: 3.38	(5, 1)	2.0		7	2	0	0	0	0	0	0	0	0	0	7	7	0.00	1.000
Rich Rodriguez, L ERA: 3.97	(7, 1)	2.0		8	0	0	0	1	2	0	0	0	0	0	8	16	0.00	1.000
Matt Turner, R ERA: 2.63	(9, 1)	1.2	L	10	2	1	1	1	2	1	0	0	0	0	9	21	5.40	2.400
Joe Klink, L ERA: 4.07	(10, 1)	0.1		1	0	0	0	0	0	0	0	0	0	0	1	1	0.00	0.000

PITCHER	IP	WLS	BF	H	R	ER	SO	BB	IBB	HBP	BLK	WP	HR	S	P	ERA	WHIP

TOP

Philadelphia Phillies @ Florida Marlins

Joe Robbie Stadium, Miami, FL

Sat Aug 07 1993, 7:05 PM EDT
Att. 44,689 - Unknown - 88 F

livebaseballscorecards.com

AB	37
R	8
H	9
RBI	8
BB	12
SO	2
LOB	25

WP: 0	PA: 50		
PB: 1			
SB: 1			
CS: 1			

Batter	1	2	3	4	5	6	7	8	9	10	AB	R	H	RBI	BB	SO	LOB
Chuck Carr, S (1, 8) OBP: 0.322, SLG: 0.340	0-0 FC6-4 E 1B 1B	0-0 BB E BB 1B 1-2 2-H		0-0 G6-3 ①		0-0 F5 ①		0-3 K ① SSS	0-0 FC5 ② 1-2 2-3f		6	2	2	1	0	1	4
Bret Barberie, S (1, 4) OBP: 0.381, SLG: 0.391 Joe Klink, L (10, 1)	0-0 FC6-4 1B 1-2	0-0 E4 BB BB 1-2 2-3		0-0 HR		4-0 1B BB BBBB 1-2 2-3		1-0 WP G4-3 HBP H	0-3 K ③ SSS		4 0	1 0	2 0	1 0	1 0	1 0	4 0
Jeff Conine, R (1, 7) OBP: 0.384, SLG: 0.427 (7, 3)	0-0 FC6-4 E ① 1-2f 2-3	4-0 BB BBBB 1-2 2-3 3-H		0-0 F9 ②		0-3 K ② SSS		0-0 G4-3 ② 1-2		0-0 F8 ①	5	0	0	1	1	1	6
Gary Sheffield, R (1, 5) OBP: 0.355, SLG: 0.484	0-0 L6 ② 1-2 3-H	4-0 BB BBBB 1-2 2-3 3-H		0-0 L6 ③		0-0 1B 1-3 2-H 3-H		4-0 WP IBB I I I		0-0 1B S 1B	4	0	2	3	2	0	1
Orestes Destrade, S (1, 3) OBP: 0.313, SLG: 0.398 Rich Rodriguez, L (7, 1) Alex Arias, R (8, PH) OBP: 0.340, SLG: 0.321 Matt Turner, R (9, 1) Rick Renteria, R (10, 4) OBP: 0.322, SLG: 0.354	SSS 0-3 K ③	0-0 L4 ③			0-0 G4-3 ①	0-0 G4-3 ③		BBBB 4-0 1-2 2-3 BB		0-0 BB 1B 1-3	4 0 0 0 1	0 0 0 0 0	0 0 0 0 1	0 0 0 0 0	1 0 1 0 0	0 0 0 0 0	6 0 0 0 0
Darrell Whitmore, L (1, 9) OBP: 0.267, SLG: 0.355 Rob Natal, R (10, PH) OBP: 0.242, SLG: 0.300	SSS 0-3 K ① S	0-0 F7 ① x			0-0 F8 ② x	0-0 F7 ① x		0-0 L6 ③ x		BBBB 4-0 1-2 BB	5 0	0 0	0 0	0 0	0 1	1 0	3 0
Benito Santiago, R (1, 2) OBP: 0.296, SLG: 0.367	SSS 0-3 K ② S	0-0 FC6-4 1B x			0-0 G6-3 ③ x	BBBB 4-0 FC6-4 BB			SSS 0-3 K ① x	0-0 P4 ③	5	0	1	0	1	2	2
Walt Weiss, S (1, 6) OBP: 0.357, SLG: 0.321	0-0 1B 1B 1B x	0-0 F7 ② x				BBBB 4-0 BB 1B 1B BB		0-0 FC6-4 ② x 1-2f	0-0 FC5 BB 1B x		4	2	2	0	1	0	2
Jack Armstrong, R (1, 1) OBP: 0.173, SLG: 0.192 Richie Lewis, R (5, 1) Greg Briley, L (6, PH) OBP: 0.273, SLG: 0.333 (7, 7) Henry Cotto, R (7, PH) OBP: 0.245, SLG: 0.318 (8, 7)	0-0 E 1B BB 1B x 1-2	0-0 FC6-4 ③ x 1-2f				0-0 BB 1B 1B x 1-2	SSS 0-3 K ③		BBBB 4-0 FC5 1B 1-2		2 0 1 1	1 0 1 0	1 0 1 0	0 0 0 1	0 0 0 1	0 0 0 1	1 0 0 1
Inning Stats	R: 1 H: 2 E: 1 LOB: 1 K: 1 BB: 0 S: 7 P: 7	R: 3 H: 3 E: 1 LOB: 3 K: 2 BB: 2 S: 11 P: 19	R: 0 H: 1 E: 0 LOB: 1 K: 0 BB: 0 S: 4 P: 4	R: 1 H: 1 E: 0 LOB: 0 K: 0 BB: 0 S: 4 P: 4	R: 0 H: 0 E: 0 LOB: 0 K: 0 BB: 0 S: 3 P: 3	R: 2 H: 2 E: 0 LOB: 2 K: 1 BB: 2 S: 7 P: 15	R: 0 H: 0 E: 0 LOB: 1 K: 1 BB: 1 S: 5 P: 9	R: 0 H: 0 E: 0 LOB: 3 K: 1 BB: 2 S: 5 P: 14	R: 0 H: 1 E: 0 LOB: 2 K: 2 BB: 1 S: 8 P: 12	R: 0 H: 2 E: 0 LOB: 2 K: 0 BB: 1 S: 4 P: 8	1B: 11 SF: 0 2B: 0 SAC: 0 3B: 0 DP: 0 HR: 1 HBP: 1						

PITCHER		IP	WLS	BF	H	R	ER	SO	BB	IBB	HBP	BLK	WP	HR	S	P	ERA	WHIP
Tyler Green, R ERA: 7.36	(1, 1)	1.2		12	5	4	1	3	1	0	0	0	0	0	17	21	5.40	3.600
Mike Williams, R ERA: 6.04	(2, 1)	3.2		17	3	3	3	0	3	0	0	0	0	1	14	26	7.36	1.636
David West, L ERA: 2.91	(6, 1)	1.2		7	1	0	0	2	1	0	0	0	0	0	10	14	0.00	1.200
Larry Andersen, R ERA: 1.87	(8, 1)	1.0		6	0	0	0	1	1	1	1	0	1	0	5	14	0.00	1.000
Mitch Williams, L ERA: 2.86	(9, 1)	2.0	W	10	3	0	0	2	2	0	0	0	0	0	12	20	0.00	2.500

PITCHER	IP	WLS	BF	H	R	ER	SO	BB	IBB	HBP	BLK	WP	HR	S	P	ERA	WHIP

BOTTOM

Philadelphia Phillies @ Florida Marlins

Joe Robbie Stadium, Miami, FL

Sat Aug 07 1993, 7:05 PM EDT

Att. 44,689 - Unknown - 88 F

livebaseballscorecards.com

AB	42
R	7
H	12
RBI	6
BB	9
SO	8
LOB	30

WP: 1 PA: 52
PB: 0
SB: 1
CS: 0

Batter	1	2	3	4	5	6	7	8	9	AB	R	H	RBI	BB	SO	LOB
Lenny Dykstra, L (1, 8) OBP: 0.426, SLG: 0.465	B B C B C B 4-2 G5-3 WP BB	C F X 0-2 CS 1B			B X 1-0 ② G3	B B C X 2-1 F7 ②	X 0-0 SH1-3 S 1B	4	1	2	0	1	0	0
Mariano Duncan, R (1, 4) OBP: 0.297, SLG: 0.402 Roger Mason, R (7, 1) OBP: 0.200, SLG: 0.200 Milt Thompson, L (9, PH) OBP: 0.349, SLG: 0.363	B 1 SAFE 1 SAFE B B C X 3-1 ① G5-3 1-2	1 SAFE 1 SAFE C 1 SAFE F 1 SAFE P 1-2 ③ CS 1-2	X 0-0 HR		S F X 0-2 ③ F8	F X 0-1 1B 1B 1B	1 SAFE C X 0-1 ① SH1-3 1-3	4 2 2 1 0 0 1 0 0 0 0 0 0 0 0 0 0 0 0 0 0						
John Kruk, L (1, 3) OBP: 0.471, SLG: 0.497	C B C B B S 3-3 ② K	B S S S 1-3 ① K	X 0-0 BB BB 1B	X 0-0 1B 1-3 1B	B X 1-0 ② G4-3	5	0	2	0	0	2	2
Dave Hollins, S (1, 5) OBP: 0.375, SLG: 0.449	B C B F B B 4-2 2-H BB	B X 1-0 ② F7	C S B S 1-3 ① K	B B F C B X 3-2 1-2 3-H 1B	F B C F C 1-3 ③ K	4	0	1	1	1	2	2
Darren Daulton, L (1, 2) OBP: 0.404, SLG: 0.513	C B X 1-1 ③ P2	B B X 2-0 ③ L3	C B B B B 4-1 1-2 BB	X 0-0 ③ P3				3	0	0	0	1	0	3
Jim Eisenreich, L (1, 9) OBP: 0.366, SLG: 0.456	B C C B B F X 3-2 HR 1B	B B B C X 3-1 ① F8	C X 0-1 ② F8	C B F F B B X 3-2 ① G5-3				4	1	1	0	0	0	2
Pete Incaviglia, R (1, 7) OBP: 0.305, SLG: 0.546	X 0-0 1-H HR	X 0-0 ② G6-3	B B B F B 4-1 1-2 2-3 BB	F B B B F B 4-2 SH1-3 BB				2	1	1	2	2	0	0
Kevin Stocker, S (1, 6) OBP: 0.444, SLG: 0.481	L B F B B X 3-2 ① F9	C X 0-1 ③ G5-3	B B C X 2-1 ③ F7	X 0-0 ② SH1-3 1-2				3	0	0	0	0	0	3
Terry Mulholland, R (1, 1) OBP: 0.094, SLG: 0.077 Mickey Morandini, L (7, PH) OBP: 0.288, SLG: 0.326 (7, 4)	X 0-0 ② G4-3	B C S S 1-3 ① K	X 0-0 ① G3	B B F B 2 SAFE F S 3-3 ③ K				2 0 0 0 0 1 0 2 0 0 0 0 1 1						
Inning Stats	R: 1 H: 0 E: 0 LOB: 1 K: 1 BB: 2 S: 11 P: 26	R: 2 H: 3 E: 0 LOB: 0 K: 0 BB: 0 S: 15 P: 21	R: 1 H: 1 E: 0 LOB: 0 K: 1 BB: 0 S: 6 P: 10	R: 0 H: 0 E: 0 LOB: 0 K: 0 BB: 0 S: 5 P: 8	R: 0 H: 0 E: 0 LOB: 0 K: 1 BB: 0 S: 7 P: 9	R: 0 H: 1 E: 0 LOB: 3 K: 1 BB: 2 S: 10 P: 21	R: 1 H: 3 E: 0 LOB: 2 K: 0 BB: 0 S: 10 P: 15	R: 0 H: 0 E: 0 LOB: 1 K: 1 BB: 1 S: 10 P: 20	R: 0 H: 1 E: 0 LOB: 1 K: 1 BB: 0 S: 8 P: 10	1B: 7 SF: 0 2B: 0 SAC: 2 3B: 0 DP: 0 HR: 2 HBP: 0				WP: 2 PA: 41 PB: 0 SB: 1 CS: 1		

TOP

Philadelphia Phillies @ Florida Marlins

Joe Robbie Stadium, Miami, FL

Sun Aug 08 1993, 7:05 PM EDT

Att. 43,186 - Unknown - 86 F

livebaseballscorecards.com

AB	33
R	5
H	9
RBI	4
BB	5
SO	6
LOB	14

PITCHER		IP	WLS	BF	H	R	ER	SO	BB	IBB	HBP	BLK	WP	HR	S	P	ERA	WHIP
Charlie Hough, R ERA: 3.98	(1, 1)	6.2	W	31	8	5	5	4	4	0	0	0	1	2	63	109	6.75	1.800
Joe Klink, L ERA: 3.96	(7, 1)	0.2		2	0	0	0	0	0	0	0	0	0	0	5	8	0.00	0.000
Luis Aquino, R ERA: 3.21	(8, 1)	0.2		3	0	0	0	1	1	0	0	0	0	0	6	13	0.00	1.500
Bryan Harvey, R ERA: 1.81	(9, 1)	1.0	S	4	1	0	0	1	0	0	0	0	0	0	8	10	0.00	1.000

PITCHER	IP	WLS	BF	H	R	ER	SO	BB	IBB	HBP	BLK	WP	HR	S	P	ERA	WHIP

BOTTOM

Philadelphia Phillies @ Florida Marlins

Joe Robbie Stadium, Miami, FL

Sun Aug 08 1993, 7:05 PM EDT

Att. 43,186 - Unknown - 86 F

livebaseballscorecards.com

Batter	1	2	3	4	5	6	7	8	9	AB	R	H	RBI	BB	SO	LOB
Chuck Carr, S (1, 8) OBP: 0.324, SLG: 0.340	S B F F B F B X 3-2 ① G5-3	X 0-0 HR 1B 3-H		B B F F S 2-3 ③ K			B B B C F B 4-2 BB			3	1	1	1	1	1	0
Henry Cotto, R (1, 9) OBP: 0.250, SLG: 0.344	C S X 0-2 2B 2B	B X 1-0 1-H HR			C X 0-1 ① F8		B B S 1 SAFE S X 2-2 ③ L9			4	2	2	2	0	0	1
Jeff Conine, R (1, 7) OBP: 0.383, SLG: 0.428 (9, 3)	X 0-0 G4-3 2-H 2B	X 0-0 ③ P3			B B F X 2-1 ② F9			B B X 2-0 ① F8		4	0	1	1	0	0	0
Gary Sheffield, R (1, 5) OBP: 0.352, SLG: 0.479	C X 0-1 ② G4-3 2-3		F X 0-1 ① F8		S B S B X 2-2 ③ G5-3			C X 0-1 ② G5-3		4	0	0	0	0	0	1
Orestes Destrade, S (1, 3) OBP: 0.314, SLG: 0.396 Bryan Harvey, R (9, 1)	F B F B F S 2-3 ③ K		C C B C 1-3 ② K			B F B C B B 4-2 A4 DB BB		B B B B 4-0 BB		2 0	0 0	0 0	0 0	2 0	2 0	1 0
Benito Santiago, R (1, 2) OBP: 0.295, SLG: 0.374		F C B X 1-2 HR	C F B X 1-2 ③ G6-3			1 SAFE 1 SAFE F C B C 1-3 ① ② K 1-2		B F S X 1-2 ③ L7		4	1	1	1	0	1	2
Bret Barberie, S (1, 4) OBP: 0.385, SLG: 0.415		B B C X 2-1 G3 1B 2B		B X 1-0 HR		B X 1-0 ③ F8				3	2	2	1	0	0	0
Alex Arias, R (1, 6) OBP: 0.340, SLG: 0.321 Greg Briley, L (9, 7) OBP: 0.273, SLG: 0.333		2 SAFE L X 0-1 ① G1-3		B F B F B F F F X 3-2 G2-6 1B			C B C C 1-3 ① K			3 0	0 0	1 0	0 0	0 0	1 0	1 0
Charlie Hough, R (1, 1) OBP: 0.063, SLG: 0.043 Joe Klink, L (7, 1) Luis Aquino, R (8, 1) OBP: 0.091, SLG: 0.091 Walt Weiss, S (9, 6) OBP: 0.357, SLG: 0.321		X 0-0 ② G3 2-3		1 SAFE 1 SAFE 1 SAFE L 1 SAFE X 0-1 ① ② G2-6 1-2f			X 0-0 ② F8			2 1 0 0	0 0 0 0	0 0 0 0	0 0 0 0	0 0 0 0	0 0 0 0	2 0 0 0
Inning Stats	R: 1 E: 0 K: 1 S: 15 H: 2 LOB: 1 BB: 0 P: 20	R: 4 E: 0 K: 0 S: 11 H: 4 LOB: 0 BB: 0 P: 15	R: 0 E: 0 K: 1 S: 8 H: 0 LOB: 0 BB: 0 P: 10	R: 1 E: 0 K: 1 S: 12 H: 2 LOB: 0 BB: 0 P: 18	R: 0 E: 0 K: 0 S: 7 H: 0 LOB: 0 BB: 0 P: 11	R: 0 E: 0 K: 1 S: 6 H: 0 LOB: 0 BB: 1 P: 12	R: 0 E: 0 K: 1 S: 10 H: 0 LOB: 1 BB: 1 P: 17	R: 0 E: 0 K: 0 S: 6 H: 0 LOB: 1 BB: 1 P: 13		1B: 2 2B: 3 3B: 0 HR: 3	SF: 0 SAC: 0 DP: 1 HBP: 0					

	AB	30
	R	6
	H	8
	RBI	6
	BB	3
	SO	5
	LOB	8

PITCHER		IP	WLS	BF	H	R	ER	SO	BB	IBB	HBP	BLK	WP	HR	S	P	ERA	WHIP
Terry Mulholland, L ERA: 3.29	(1, 1)	6.0	L	25	8	6	6	4	1	0	0	0	0	3	59	86	9.00	1.500
Roger Mason, R ERA: 3.79	(7, 1)	2.0		8	0	0	0	1	2	0	0	0	0	0	16	30	0.00	1.000

PITCHER	IP	WLS	BF	H	R	ER	SO	BB	IBB	HBP	BLK	WP	HR	S	P	ERA	WHIP

WP: 0 PB: 0 SB: 0 CS: 0 PA: 33

Batter	1	2	3	4	5	6	7	8	9	AB	R	H	RBI	BB	SO	LOB
Delino DeShields, L (1, 4) OBP: 0.388, SLG: 0.379	C C B B X 2-2 ① G6-3		B X 1-0 ② G4-3			C B C F S 1-3 ② K			B F C B B F X 3-2 1B SF9 2B	4	1	1	0	0	1	0
Mike Lansing, R (1, 6) OBP: 0.346, SLG: 0.365	C B X 1-1 ② G5-3		B X 1-0 ③ G1-3			B X 1-0 ③ G5-3			B F X 1-1 BB 2-3 1B	4	0	1	0	0	0	0
Marquis Grissom, R (1, 8) OBP: 0.340, SLG: 0.426	B F B F X 2-2 1B			X 0-0 ① F8			B X 1-0 ① P4		C X 0-1 ① P6	4	0	1	0	0	0	2
Larry Walker, L (1, 9) OBP: 0.380, SLG: 0.488	S F B B F B X 3-2 ③ G4-3			F S F T 0-2 ② K			C S X 0-2 ② G4-3		F B F B B F F B 4-2 BB 1-2	3	0	0	0	1	1	1
Moises Alou, R (1, 7) OBP: 0.336, SLG: 0.465		X 0-0 G3 3B		X 0-0 ③ 1B			B B F B B 4-1 BB		B F X 1-1 ② SF9 3-H	2	1	2	1	1	0	0
Darrin Fletcher, L (1, 2) OBP: 0.338, SLG: 0.359		C F B F X 1-2 ① G3 3-H			B X 1-0 ① P3		X 0-0 ③ G4-3		C B F S 1-3 ③ K	4	0	0	1	0	1	3
Sean Berry, R (1, 5) OBP: 0.349, SLG: 0.396		B C B F B S 3-3 ② K			X 0-0 ② P4			C C C 0-3 ① K		3	0	0	0	0	2	0
Derrick White, R (1, 3) OBP: 0.269, SLG: 0.408		B C X 1-1 ③ G4-3			C X 0-1 ③ G6-3			C S B S 1-3 ② K		2	0	0	0	0	0	0
Gil Heredia, R (5, 1)										0	0	0	0	0	0	0
Jeff Shaw, R (7, 1) OBP: 0.067, SLG: 0.067										0	0	0	0	0	0	0
Lou Frazier, S (8, PH) OBP: 0.377, SLG: 0.379										1	0	0	0	0	1	0
Tim Scott, R (8, 1)										0	0	0	0	0	0	0
Chris Nabholz, L (1, 1) OBP: 0.135, SLG: 0.135			F B S S 1-3 ① K			C B B X 2-1 ① G5-3		B X 1-0 ③ L6		1	0	0	0	0	1	0
John Vander Wal, L (5, 3) OBP: 0.320, SLG: 0.387										2	0	0	0	0	0	0
Inning Stats	R: 0 E: 0 K: 0 S: 12 H: 1 LOB: 1 BB: 0 P: 20	R: 1 E: 0 K: 1 S: 10 H: 1 LOB: 0 BB: 0 P: 15	R: 0 E: 0 K: 1 S: 5 H: 0 LOB: 0 BB: 0 P: 8	R: 0 E: 0 K: 1 S: 6 H: 1 LOB: 1 BB: 0 P: 6	R: 0 E: 0 K: 0 S: 4 H: 0 LOB: 0 BB: 0 P: 5	R: 0 E: 0 K: 1 S: 7 H: 0 LOB: 0 BB: 0 P: 11	R: 0 E: 0 K: 0 S: 6 H: 0 LOB: 1 BB: 1 P: 11	R: 0 E: 0 K: 2 S: 7 H: 0 LOB: 0 BB: 0 P: 9	R: 1 E: 0 K: 1 S: 17 H: 2 LOB: 2 BB: 1 P: 27	1B: 3 2B: 1 3B: 1 HR: 0	SF: 1 SAC: 0 DP: 0 HBP: 0						

PITCHER		IP	WLS	BF	H	R	ER	SO	BB	IBB	HBP	BLK	WP	HR	S	P	ERA	WHIP
Curt Schilling, R ERA: 4.13	(1, 1)	9.0	W	33	5	2	2	7	2	0	0	0	0	0	74	112	2.00	0.778

PITCHER	IP	WLS	BF	H	R	ER	SO	BB	IBB	HBP	BLK	WP	HR	S	P	ERA	WHIP

TOP

Montreal Expos @ Philadelphia Phillies

Veterans Stadium, Philadelphia, PA

Tue Aug 10 1993, 7:05 PM EDT
Att. 43,104 - Unknown - 78 F

livebaseballscorecards.com

AB	30
R	2
H	5
RBI	2
BB	2
SO	7
LOB	6

1B: 3	SF: 1	WP: 0	PA: 33
2B: 1	SAC: 0	PB: 0	
3B: 1	DP: 0	SB: 0	
HR: 0	HBP: 0	CS: 0	

Montreal Expos @ Philadelphia Phillies

Veterans Stadium, Philadelphia, PA

Tue Aug 10 1993, 7:05 PM EDT

Att. 43,104 - Unknown - 78 F

BOTTOM

livebaseballscorecards.com

Batter	1	2	3	4	5	6	7	8	9	AB	R	H	RBI	BB	SO	LOB
Lenny Dykstra, L (1, 8) OBP: 0.426, SLG: 0.464	BBBCCB 4-2 CS BB		BCCX 1-2 G1 1B 2B 1B		BX 1-0 ① G4-3		FCFBBX 2-2 ① F8			3	1	1	0	1	0	0
Mariano Duncan, R (1, 4) OBP: 0.299, SLG: 0.404	B 1 SAFE CTS 1-3 ① K		X 0-0 G1 1-2 2B 1B		BX 1-0 ② G5-3		BSBFX 2-2 G3-1 2B 1B			4	2	2	0	0	1	1
John Kruk, L (1, 3) OBP: 0.467, SLG: 0.492	1 SAFE CBCX 1-2 ②③ F8 1-2		CFBX 1-2 ② G1 1-2 2-3		BX 1-0 ③ F7		B 1 SAFE SX 1-1 ② G3-1 1-2			4	0	0	0	0	0	4
Dave Hollins, S (1, 5)		BFCBX 2-2 ① P3	CX 0-1 E 2-H 3-H 2B			BBBB 4-0 FC5 BB BB	X 0-0 2-H 2B			3	1	2	3	1	0	0
Darren Daulton, L (1, 2) OBP: 0.404, SLG: 0.520		FBX 1-1 HR	BCX 1-1 E6 2-H			BBBCBB 4-1 G6-3 FC5 1-2 BB	CSBBFC 2-3 ③ K			3	1	1	1	1	1	1
Pete Incaviglia, R (1, 7) OBP: 0.304, SLG: 0.540		BBBB 4-0 BB	BF 1 SAFE BBCX 3-2 ③ F9			X 0-0 ① FC5 G6-3 1-2 2-3f		X 0-0 ① G5-3		3	0	0	0	1	0	3
Wes Chamberlain, R (1, 9) OBP: 0.320, SLG: 0.510 Jim Eisenreich, L (9, 9) OBP: 0.366, SLG: 0.456	CX 0-1 ② F9	CX 0-1 G6-4-3 1B				CSFFX 0-2 ② G6-3 1-2 2-3		BSSFBC 2-3 ② K		4 0	0 0	1 0	0 0	0 0	1 0	3 0
Kevin Stocker, S (1, 6) OBP: 0.436, SLG: 0.463	1 SAFE 1 SAFE LBFBX 2-2 ③ F7	1 SAFE B 1 SAFE FBFX 2-2 ①② G6-4-3 1-2f				IIII 4-0 IBB		FBBBFBFS 3-3 ③ K		3	0	0	0	1	1	2
Curt Schilling, R (1, 1) OBP: 0.208, SLG: 0.196			CBFFFFX 1-2 ① F9		SFBS 1-3 ③ K		SFFC 0-3 ③ K			3	0	0	0	0	2	3

Inning Stats	R: 0	H: 0	E: 0	LOB: 0	K: 1	BB: 1	S: 8	P: 14	R: 1	H: 1	E: 0	LOB: 1	K: 0	BB: 1	S: 10	P: 19	R: 3	H: 3	E: 1	LOB: 1	K: 0	BB: 0	S: 20	P: 27	R: 0	H: 1	E: 0	LOB: 0	K: 1	BB: 0	S: 8	P: 11	R: 0	H: 0	E: 0	LOB: 0	K: 0	BB: 0	S: 3	P: 6	R: 0	H: 0	E: 0	LOB: 3	K: 1	BB: 3	S: 11	P: 23	R: 1	H: 2	E: 0	LOB: 1	K: 1	BB: 0	S: 14	P: 21	R: 0	H: 0	E: 0	LOB: 0	K: 2	BB: 0	S: 9	P: 14

	1B: 4	SF: 0	WP: 0	PA: 35
	2B: 2	SAC: 0	PB: 0	
	3B: 0	DP: 1	SB: 0	
	HR: 1	HBP: 0	CS: 1	

	AB	30
	R	5
	H	7
	RBI	4
	BB	5
	SO	6
	LOB	17

PITCHER		IP	WLS	BF	H	R	ER	SO	BB	IBB	HBP	BLK	WP	HR	S	P	ERA	WHIP
Chris Nabholz, L ERA: 4.62	(1, 1)	4.0	L	18	5	4	3	2	2	0	0	0	0	1	46	71	6.75	1.750
Gil Heredia, R ERA: 5.33	(5, 1)	2.0		9	0	0	0	1	2	1	0	0	0	0	14	29	0.00	1.000
Jeff Shaw, R ERA: 4.17	(7, 1)	1.0		5	2	1	1	1	0	0	0	0	0	0	14	21	9.00	2.000
Tim Scott, R ERA: 2.48	(8, 1)	1.0		3	0	0	0	2	0	0	0	0	0	0	9	14	0.00	0.000

PITCHER	IP	WLS	BF	H	R	ER	SO	BB	IBB	HBP	BLK	WP	HR	S	P	ERA	WHIP

Batter	1	2	3	4	5	6	7	8	9	AB	R	H	RBI	BB	SO	LOB
Delino DeShields, L (1, 4) OBP: 0.390, SLG: 0.381 Sean Berry, R (5, 5) OBP: 0.346, SLG: 0.391	C B B X 2-1 E8 1B 1B 1B		B B C X 2-1 G5-3 SF7 1B		X 0-0 ③ G3-1		S F B X 1-2 F8 ③		C B S S 1-3 K ③	3 2	2 0	2 0	0 0	0 0	0 1	0 3
Randy Ready, R (1, 3) OBP: 0.500, SLG: 0.500	X 0-0 1B 2-3 1B		C B 1 SAFE B X 2-1 ① G5-3 1-3			C X 0-1 1B HR 1B		B C B X 2-1 ① P8		4	1	2	0	0	0	1
Marquis Grissom, R (1, 8) OBP: 0.338, SLG: 0.423	X 0-0 ① P3		B C B X 2-1 ② SF7 3-H			C S C 0-3 ① K		F B S B S 2-3 ② K		3	0	0	1	0	2	3
Larry Walker, L (1, 9) OBP: 0.379, SLG: 0.485	C F B 1 SAFE 1 SAFE C 1-3 ② K		B F S B S 2-3 ③ K			B F B F B X 3-2 1-3 HR 1B		C X 0-1 ③ G4-3		4	1	1	0	0	2	2
Moises Alou, R (1, 7) OBP: 0.337, SLG: 0.473 John Wetteland, R (9, 1)	X 0-0 1-3 3-H 1B			C B B F B X 3-2 ① G6-3		X 0-0 1-H 3-H HR			B F F B B S 3-3 ① K	4 0	1 0	2 0	4 0	0 0	1 0	0 0
Darrin Fletcher, L (1, 2) OBP: 0.333, SLG: 0.354	C X 0-1 ③ G3			C B C B F F F B X 3-2 ② F9		B C B X 2-1 ② G3			C F C 0-3 ② K	4	0	0	0	0	1	2
Mike Lansing, R (1, 5) OBP: 0.345, SLG: 0.364 (5, 4)		X 0-0 ① F9		C S B B X 2-2 ③ F8		C S C 0-3 ③ K			B F F X 1-2 1B 1B	4	0	1	0	0	1	0
Wil Cordero, R (1, 6) OBP: 0.303, SLG: 0.369		C F B B B X 2-2 ② P3			B S B X 2-1 ① F8		B C X 1-1 ① L9		C X 0-1 1-3 S 1B	4	0	1	0	0	0	0
Dennis Martinez, R (1, 1) OBP: 0.192, SLG: 0.235 John Vander Wal, L (7, PH) OBP: 0.318, SLG: 0.385 Mel Rojas, R (7, 1) Lou Frazier, S (9, PH) OBP: 0.381, SLG: 0.379 (9, 7)		B B F C C C 2-3 ③ K			F C S 0-3 ② K		B X 1-0 ② F8		B C B B B 4-1 1-2 BB	2 1 0 0	0 0 0 0	0 0 0 0	0 0 0 0	0 0 0 1	2 0 0 0	0 0 0 0
Inning Stats	R: 1 E: 1 K: 1 S: 10 H: 3 LOB: 2 BB: 0 P: 13	R: 0 E: 0 K: 1 S: 7 H: 0 LOB: 0 BB: 0 P: 11	R: 1 E: 0 K: 1 S: 9 H: 1 LOB: 0 BB: 0 P: 17	R: 0 E: 0 K: 0 S: 12 H: 0 LOB: 0 BB: 0 P: 20	R: 0 E: 0 K: 1 S: 6 H: 0 LOB: 0 BB: 0 P: 8	R: 3 E: 0 K: 2 S: 14 H: 3 LOB: 0 BB: 0 P: 19	R: 0 E: 0 K: 0 S: 6 H: 0 LOB: 0 BB: 0 P: 9	R: 0 E: 0 K: 1 S: 7 H: 0 LOB: 0 BB: 0 P: 11	R: 0 E: 0 K: 3 S: 15 H: 2 LOB: 3 BB: 1 P: 24	1B: 8 2B: 0 3B: 0 HR: 1	SF: 1 SAC: 0 DP: 0 HBP: 0						

Montreal Expos @ Philadelphia Phillies

Veterans Stadium, Philadelphia, PA

Wed Aug 11 1993, 7:05 PM EDT

Att. 45,260 - Unknown - 81 F

TOP

livebaseballscorecards.com

AB	35
R	5
H	9
RBI	5
BB	1
SO	10
LOB	11

PITCHER		IP	WLS	BF	H	R	ER	SO	BB	IBB	HBP	BLK	WP	HR	S	P	ERA	WHIP
Ben Rivera, R ERA: 5.23	(1, 1)	6.0		25	7	5	5	6	0	0	0	0	0	1	58	88	7.50	1.167
Larry Andersen, R ERA: 1.79	(7, 1)	2.0		6	0	0	0	1	0	0	0	0	0	0	13	20	0.00	0.000
David West, L ERA: 2.86	(9, 1)	1.0	W	6	2	0	0	3	1	0	0	0	0	0	15	24	0.00	3.000

PITCHER	IP	WLS	BF	H	R	ER	SO	BB	IBB	HBP	BLK	WP	HR	S	P	ERA	WHIP

BOTTOM

Montreal Expos @ Philadelphia Phillies

Veterans Stadium, Philadelphia, PA

Wed Aug 11 1993, 7:05 PM EDT

Att. 45,260 - Unknown - 81 F

livebaseballscorecards.com

Batter	1	2	3	4	5	6	7	8	9	AB	R	H	RBI	BB	SO	LOB
Lenny Dykstra, L (1, 8) OBP: 0.428, SLG: 0.475	P8		HR		3B	G3			IBB	4	2	2	2	1	0	2
Mariano Duncan, R (1, 4) OBP: 0.301, SLG: 0.404	K		F8		G5-3		G6-3			5	0	2	2	0	1	0
John Kruk, L (1, 3) OBP: 0.463, SLG: 0.487	G1-3		G1-3		G5-3		G4-3			4	0	0	0	0	0	1
Dave Hollins, S (1, 5) OBP: 0.378, SLG: 0.454		L8		BB	G3-1		K			4	0	1	0	0	1	1
Darren Daulton, L (1, 2) OBP: 0.403, SLG: 0.516		P3		BB		F8		G3		3	0	0	0	1	0	0
Jim Eisenreich, L (1, 9) OBP: 0.368, SLG: 0.469		G5-3		F9		HR		FC5-4		4	1	2	1	0	0	2
Pete Incaviglia, R (1, 7) OBP: 0.303, SLG: 0.547			HR	K		G5-3		FC5-4		4	1	1	1	0	1	3
David West, L (9, 1) OBP: 0.500, SLG: 0.750										0	0	0	0	0	0	0
Kevin Stocker, S (1, 6) OBP: 0.439, SLG: 0.452			BB	G6-3		HBP		FC6-4		2	1	0	0	1	0	3
Ben Rivera, R (1, 1) OBP: 0.158, SLG: 0.111			K		K				BB	2	0	0	0	0	2	1
Ricky Jordan, R (6, PH) OBP: 0.316, SLG: 0.411										1	0	1	0	0	0	0
Larry Andersen, R (7, 1) OBP: 1.000, SLG: 1.000										0	0	0	0	0	0	0
Milt Thompson, L (9, 7) OBP: 0.351, SLG: 0.363										0	1	0	0	1	0	0

Inning Stats	1	2	3	4	5	6	7	8	9
	R: 0 E: 0 K: 1 S: 7	H: 0 LOB: 0 BB: 0 P: 11	R: 0 E: 0 K: 0 S: 7	H: 0 LOB: 0 BB: 0 P: 10	R: 3 E: 0 K: 1 S: 15	H: 2 LOB: 0 BB: 1 P: 25	R: 0 E: 0 K: 1 S: 11	H: 1 LOB: 2 BB: 1 P: 18	R: 1 E: 0 K: 1 S: 13	H: 2 LOB: 1 BB: 0 P: 21	R: 1 E: 0 K: 0 S: 13	H: 2 LOB: 2 BB: 0 P: 22	R: 0 E: 0 K: 1 S: 9	H: 0 LOB: 0 BB: 0 P: 10	R: 0 E: 0 K: 0 S: 9	H: 1 LOB: 1 BB: 0 P: 14	R: 1 E: 0 K: 0 S: 9	H: 1 LOB: 2 BB: 2 P: 17

	AB	33
	R	6
	H	9
	RBI	6
	BB	4
	SO	5
	LOB	13

	1B: 5	SF: 0	WP: 0	PA: 38
	2B: 0	SAC: 0	PB: 0	
	3B: 1	DP: 0	SB: 1	
	HR: 3	HBP: 1	CS: 0	

PITCHER		IP	WLS	BF	H	R	ER	SO	BB	IBB	HBP	BLK	WP	HR	S	P	ERA	WHIP
Dennis Martinez, R ERA: 4.14	(1, 1)	6.0		28	7	5	5	4	2	0	1	0	0	3	66	107	7.50	1.500
Mel Rojas, R ERA: 3.29	(7, 1)	2.0		7	1	0	0	1	0	0	0	0	0	0	18	24	0.00	0.500
John Wetteland, R ERA: 1.67	(9, 1)	0.0	L	3	1	1	0	0	1	1	0	0	0	0	9	17	∞	∞

PITCHER		IP	WLS	BF	H	R	ER	SO	BB	IBB	HBP	BLK	WP	HR	S	P	ERA	WHIP

Batter	1	2	3	4	5	6	7	8	9	AB	R	H	RBI	BB	SO	LOB
Randy Ready, R (1, 4) OBP: 0.444, SLG: 0.500	S B S X 1-2 E FC5 2B	C X 0-1 E6 1-2	C C F X 0-2 ③ P6			B C B X 2-1 ① G5-3		C B B B C F F B 4-2 BB BB		4	1	1	0	1	0	4
Mike Lansing, R (1, 5) OBP: 0.346, SLG: 0.367 (7, 6)	B X 1-0 E6 FC5 2-3	B C C S 1-3 ③ K		X 0-0 S 2B 1B		C B B X 2-1 BLK 2B		C S B C 1-3 ② K		5	1	2	0	0	2	4
Marquis Grissom, R (1, 8) OBP: 0.336, SLG: 0.419	B B 1 B C X SAFE 3-1 FC5 1-2 3-H		B B B C X 3-1 ① F8	S X 0-1 ① F7 1-2		C F F S 0-3 ② K		B B B B 4-0 1-2 BB		4	0	0	1	1	1	3
Larry Walker, L (1, 9) OBP: 0.377, SLG: 0.479	S B F B F S 2-3 ① K		B C B B B 4-1 S 2B BB	B B F 2 X SAFE 2-1 ② F7		B F F F F B S 2-3 ③ K 2-3		C X 0-1 ③ G6-3		4	1	0	0	1	2	6
Moises Alou, R (1, 7) OBP: 0.340, SLG: 0.478	S B X 1-1 ② F7		C 1 B S X SAFE 1-2 1-H 2B 2B	C B X 1-1 2-H 2B			X 0-0 ① F8		B F B B B B 4-1 1B BB	4	1	2	2	1	0	2
Darrin Fletcher, L (1, 2) OBP: 0.329, SLG: 0.348 Tim Laker, R (7, 2) OBP: 0.213, SLG: 0.235	F S B S 1-3 ③ K	X 0-0 ② F9	B C F F S 1-3 ③ K				B X 1-0 ② G6-3		F B B F X 2-2 ① P4	4 1	0 0	0 0	0 0	0 0	2 0	4 1
Oreste Marrero, L (1, 3) OBP: 0.400, SLG: 0.600		X 0-0 ① G4-3	C B C F B X 2-2 BB 2-H 2B		C X 0-1 ① G6-3		X 0-0 1B		S F C 0-3 ② K	5	0	2	1	0	1	1
Wil Cordero, R (1, 6) OBP: 0.303, SLG: 0.366 Tim Scott, R (7, 1) Lou Frazier, S (9, PH) OBP: 0.385, SLG: 0.383		B C F B X 2-2 ② F9	I I I I 4-0 BB IBB		C B B X 2-1 ② F8		B X 1-0 ③ F7		B F F X 1-2 1B	3 0 1	0 0 0	0 0 1	0 0 0	1 0 0	0 0 0	1 0 0
Kirk Rueter, L (1, 1) OBP: 0.214, SLG: 0.083 Jeff Shaw, R (3, 1) OBP: 0.067, SLG: 0.067 John Vander Wal, L (5, PH) OBP: 0.316, SLG: 0.382 Brian Barnes, L (5, 1) OBP: 0.200, SLG: 0.158 Sean Berry, R (7, 5) OBP: 0.342, SLG: 0.387		B C B X 2-1 E1 E	B B B B 4-0 1-2 2-3 BB		T X 0-1 ③ F9			S S B S 1-3 ① K	X 0-0 ③ P6	1 0 0 1 0 2	0 0 0 0 0 0	0 0 0 0 0 1	0 0 0 0 0 2	1 0 0 0 0 1	0 0 0 0 0 2	0 0 0 0 0 2

Montreal Expos @ Philadelphia Phillies

Veterans Stadium, Philadelphia, PA

Thu Aug 12 1993, 3:33 AM EDT

Att. 45,002 - Sunny - 80 F

TOP

livebaseballscorecards.com

AB	39
R	4
H	8
RBI	4
BB	6
SO	9
LOB	28

Inning Stats	1	2	3	4	5	6	7	8	9
	R: 1 E: 1 K: 2 S: 15	R: 0 E: 2 K: 1 S: 11	R: 2 E: 0 K: 0 S: 15	R: 1 E: 0 K: 1 S: 11	R: 0 E: 0 K: 0 S: 6	R: 0 E: 0 K: 2 S: 13	R: 0 E: 0 K: 0 S: 4	R: 0 E: 0 K: 2 S: 12	R: 0 E: 0 K: 1 S: 11
	H: 1 LOB: 2 BB: 0 P: 24	H: 0 LOB: 2 BB: 0 P: 16	H: 2 LOB: 3 BB: 3 P: 33	H: 2 LOB: 1 BB: 0 P: 15	H: 0 LOB: 0 BB: 0 P: 8	H: 1 LOB: 1 BB: 0 P: 19	H: 1 LOB: 1 BB: 0 P: 6	H: 0 LOB: 2 BB: 2 P: 22	H: 1 LOB: 2 BB: 1 P: 18

| | | | |

Batter	1	2	3	4	5	6	7	8	9	AB	R	H	RBI	BB	SO	LOB
Lenny Dykstra, L (1, 8) OBP: 0.426, SLG: 0.475	L7	K		G6-3, 2B		L4		L9		5	0	1	0	0	1	3
Mariano Duncan, R (1, 4) OBP: 0.305, SLG: 0.408	CS, 1B		1B, E, BB	G6-3		G6-3		G6-3, WP, 2B		4	2	2	1	1	0	1
Ricky Jordan, R (1, 3) OBP: 0.328, SLG: 0.432	SAFE, SAFE, SAFE, FC5-4, BB		SAFE, E8, 1B	G6-3		3B		G6-3		4	1	2	0	1	0	2
Dave Hollins, S (1, 5) OBP: 0.380, SLG: 0.461	FC5-4		1B, FC6-4, BB	BB		K		2-0, HR		3	2	1	1	2	1	2
Pete Incaviglia, R (1, 7) OBP: 0.305, SLG: 0.544 Mitch Williams, L (9, 1) OBP: 1.000, SLG: 1.000		2B, 1B	FC6-4, 1B	K			F9	P1		5 0	0 0	2 0	1 0	0 0	1 0	2 0
Wes Chamberlain, R (1, 9) OBP: 0.323, SLG: 0.514 Larry Andersen, R (8, 1) OBP: 1.000, SLG: 1.000 David West, L (8, 1) OBP: 0.500, SLG: 0.750 Milt Thompson, L (9, 7) OBP: 0.351, SLG: 0.363	2B	FC6-4			L7		PB, 1B			4 0 0 0	1 0 0 0	2 0 0 0	1 0 0 0	0 0 0 0	0 0 0 0	1 0 0 0
Todd Pratt, R (1, 2) OBP: 0.303, SLG: 0.548		BB	K		2B		K			3	0	1	0	1	2	2
Kevin Stocker, S (1, 6) OBP: 0.431, SLG: 0.443		K	SAFE, G3		G5-3		1B			4	0	1	1	0	1	5
Tommy Greene, R (1, 1) OBP: 0.208, SLG: 0.224 Mickey Morandini, L (4, PH) OBP: 0.289, SLG: 0.326 Mike Williams, R (5, 1) John Kruk, L (5, PH) OBP: 0.462, SLG: 0.485 Roger Mason, R (6, 1) OBP: 0.200, SLG: 0.200 Jim Eisenreich, L (7, PH) OBP: 0.367, SLG: 0.467 (8, 9)		K	2B, G6-3, BB		K		L9			1 0 0 1 0 0 1	0 1 0 0 0 0 0	0 0 0 0 0 0 1	0 0 0 0 1 0 1	0 0 0 0 1 0 0	1 0 0 0 0 0 0	3 0 0 1 1 0 1
Inning Stats	R: 0 E: 0 K: 0 S: 7 H: 1 LOB: 1 BB: 1 P: 15	R: 0 E: 0 K: 3 S: 17 H: 2 LOB: 3 BB: 1 P: 28	R: 3 E: 1 K: 1 S: 14 H: 2 LOB: 1 BB: 2 P: 24	R: 1 E: 0 K: 1 S: 12 H: 1 LOB: 2 BB: 2 P: 23	R: 0 E: 0 K: 1 S: 8 H: 1 LOB: 1 BB: 0 P: 11	R: 0 E: 0 K: 1 S: 11 H: 1 LOB: 1 BB: 0 P: 17	R: 1 E: 0 K: 1 S: 12 H: 2 LOB: 1 BB: 0 P: 21	R: 2 E: 0 K: 0 S: 7 H: 2 LOB: 0 BB: 0 P: 9		1B: 6 2B: 4 3B: 1 HR: 1 SF: 0 SAC: 0 DP: 0 HBP: 0				WP: 1 PB: 1 SB: 0 CS: 1 PA: 41		

PITCHER		IP	WLS	BF	H	R	ER	SO	BB	IBB	HBP	BLK	WP	HR	S	P	ERA	WHIP
Kirk Rueter, L ERA: 2.45	(1, 1)	2.0		14	5	3	3	3	4	0	0	0	0	0	32	61	13.50	4.500
Jeff Shaw, R ERA: 4.18	(3, 1)	2.0		9	1	1	1	2	2	0	0	0	0	0	18	29	4.50	1.500
Brian Barnes, L ERA: 4.2	(5, 1)	2.0		8	2	0	0	2	0	0	0	0	0	0	19	28	0.00	1.000
Tim Scott, R ERA: 2.72	(7, 1)	2.0	L	10	4	3	2	1	0	0	0	0	1	1	19	30	9.00	2.000

PITCHER	IP	WLS	BF	H	R	ER	SO	BB	IBB	HBP	BLK	WP	HR	S	P	ERA	WHIP

BOTTOM

Montreal Expos @ Philadelphia Phillies

Veterans Stadium, Philadelphia, PA

Thu Aug 12 1993, 3:33 AM EDT

Att. 45,002 - Sunny - 80 F

livebaseballscorecards.com

AB	35
R	7
H	12
RBI	5
BB	6
SO	8
LOB	23

Batter	1	2	3	4	5	6	7	8	9	AB	R	H	RBI	BB	SO	LOB
Ryan Thompson, R (1, 8) OBP: 0.282, SLG: 0.405	C S S 0-3 ① K		F X 0-1 1B		S B B X 2-1 2B			C F S 0-3 ① K		4	0	2	0	0	2	0
Charlie O'Brien, R (1, 2) OBP: 0.295, SLG: 0.361	X 0-0 ② L7		B 1 SAFE X 1-0 ② F9		C X 0-1 ③ F9			X 0-0 ② G5-3		4	0	0	0	0	0	2
Eddie Murray, S (1, 3) OBP: 0.310, SLG: 0.450	S X 0-1 ③ F8		B 1 SAFE B F B 1 SAFE X 3-1 ③ F7			B C C X 1-2 1B		C B B B X 3-1 BB 1B 1B		4	0	2	0	0	0	1
Ced Landrum, L (8, PR)										0	1	0	0	0	0	0
(8, 7)																
Bobby Bonilla, S (1, 5) OBP: 0.348, SLG: 0.504		B S B X 2-1 HR		B F B B X 3-1 HR		X 0-0 ① F8		B C 1 SAFE B 1 SAFE 1 SAFE 1 SAFE B F 4-2 F F B 1B E 1-2 BB		3	3	2	2	1	0	1
Dave Gallagher, R (1, 7) OBP: 0.344, SLG: 0.479		B C F X 1-2 ① G3-1		B B X 2-0 ① G6-3		1 SAFE X 0-0 ② F9		C F F X 0-2 E3 1-H 2-H 1B		4	1	1	1	0	0	1
(8, 3)																
Jeff Kent, R (1, 4) OBP: 0.317, SLG: 0.440		C B S S F B F F B B 4-2 BB		F C X 0-2 ② F9		1 SAFE C X 0-1 ③ F9		X 0-0 ③ F9		3	0	0	0	1	0	2
Jeromy Burnitz, L (1, 9) OBP: 0.338, SLG: 0.453	1 SAFE 1 SAFE S 1 C S 0-3 ② K			F S X 0-2 ③ L4			F B B S X 2-2 ① G4-3		C B F B S 2-3 ① K	4	0	0	0	0	2	1
Kevin Baez, R (1, 6) OBP: 0.300, SLG: 0.357	B B C S 1 SAFE F 1 C SAFE 2-3 ③ K				C B X 1-1 ① 1B		B B C X 2-1 ② G5-3		C B B B B X 3-1 ② F7	4	0	1	0	0	1	1
Frank Tanana, L (1, 1) OBP: 0.149, SLG: 0.152			X 0-0 ① G6-3		B F S B X 2-2 ② F8		B F X 1-1 ③ G3		C B B X 2-1 ③ G4-3	2	0	0	0	0	0	0
Jeff McKnight, S (7, PH) OBP: 0.323, SLG: 0.291										1	0	0	0	0	0	0
Mike Maddux, L (7, 1)										0	0	0	0	0	0	0
Chico Walker, S (9, PH) OBP: 0.276, SLG: 0.331										1	0	0	0	0	0	0
Pete Schourek, L (9, 1) OBP: 0.276, SLG: 0.200										0	0	0	0	0	0	0
Anthony Young, R (9, 1) OBP: 0.273, SLG: 0.200										0	0	0	0	0	0	0
Inning Stats	R: 0 E: 0 K: 1 S: 6 H: 0 LOB: 0 BB: 0 P: 6	R: 1 E: 0 K: 2 S: 17 H: 1 LOB: 1 BB: 1 P: 26	R: 0 E: 0 K: 0 S: 6 H: 1 LOB: 1 BB: 0 P: 10	R: 1 E: 0 K: 0 S: 9 H: 1 LOB: 0 BB: 0 P: 14	R: 0 E: 0 K: 0 S: 9 H: 2 LOB: 1 BB: 0 P: 14	R: 0 E: 0 K: 0 S: 7 H: 1 LOB: 1 BB: 0 P: 8	R: 0 E: 0 K: 0 S: 7 H: 0 LOB: 0 BB: 0 P: 12	R: 3 E: 1 K: 1 S: 15 H: 2 LOB: 1 BB: 1 P: 22	R: 0 E: 0 K: 1 S: 7 H: 0 LOB: 0 BB: 0 P: 14	1B: 5 2B: 1 3B: 0 HR: 2 SF: 0 SAC: 0 DP: 0 HBP: 0						

PITCHER	IP	WLS	BF	H	R	ER	SO	BB	IBB	HBP	BLK	WP	HR	S	P	ERA	WHIP
Terry Mulholland, L (1, 1) ERA: 3.29	8.0		33	8	5	3	4	2	0	0	0	0	2	76	112	3.38	1.250
Bobby Thigpen, R (9, 1) ERA: 5.55	1.0	W	3	0	0	0	1	0	0	0	0	0	0	7	14	0.00	0.000

PITCHER	IP	WLS	BF	H	R	ER	SO	BB	IBB	HBP	BLK	WP	HR	S	P	ERA	WHIP

TOP

New York Mets @ Philadelphia Phillies

Veterans Stadium, Philadelphia, PA

Fri Aug 13 1993, 7:05 PM EDT

Att. 40,552 - Unknown - 81 F

livebaseballscorecards.com

AB	34
R	5
H	8
RBI	3
BB	2
SO	5
LOB	9



BOTTOM

Batter	1	2	3	4	5	6	7	8	9	AB	R	H	RBI	BB	SO	LOB
Lenny Dykstra, L (1, 8) OBP: 0.423, SLG: 0.470	B F B C F B F X 3-2 ① F8		B C X 1-1 ① F8		1 SAFE 1 SAFE B B 1 SAFE B C 1 SAFE C 3-2 X ③ F9			X 0-0 ② G4-3 3-H		4	0	0	1	0	0	1
Mariano Duncan, R (1, 4) OBP: 0.301, SLG: 0.403	C X 0-1 ② F9		X 0-0 ② F8			X 0-0 ① B1-3		B S B C S 2-3 ③ K		4	0	0	0	0	1	0
John Kruk, L (1, 3) OBP: 0.461, SLG: 0.481	F B F X 1-2 ③ G3		C B C X 1-2 ③ G3-1			B C B B F X 3-2 ② G3			B B B C F B 4-2 BB E BB	3	1	0	0	1	0	0
Dave Hollins, S (1, 5) OBP: 0.380, SLG: 0.460 Bobby Thigpen, R (9, 1) Mickey Morandini, L (9, PH) OBP: 0.289, SLG: 0.325		B B C C F X 2-2 1B HR 1B		C X 0-1 ① P2		F C X 0-2 ③ P5			C B M X 1-2 ① F9	3 0 1	1 0 0	1 0 0	0 0 0	0 0 0	0 0 0	0 0 1
Darren Daulton, L (1, 2) OBP: 0.404, SLG: 0.515		B B C B C 1 SAFE X 3-2 1-3 HR 1B		C S S 0-3 ② K			X 0-0 G1-6-3 1B		C C B B F C 2-3 ② K	4	1	2	0	0	2	1
Pete Incaviglia, R (1, 7) OBP: 0.304, SLG: 0.538		C B B F B C 3-3 ① K		X 0-0 ③ G6-3			S 1 SAFE B 1 SAFE X 1-1 ① ② G1-6-3 1-2f		B S F B F B F B 4-2 E 1-2 HR BB	3	1	0	0	1	1	3
Wes Chamberlain, R (1, 9) OBP: 0.327, SLG: 0.531 Jim Eisenreich, L (8, 9) OBP: 0.365, SLG: 0.465		C B C B X 2-2 2-H 3-H HR			C F B X 1-2 1B		B C S C 1-3 ③ K		B C X 1-1 E6 1-3 2-H HR	3 1	1 1	2 0	3 0	0 0	1 0	0 1
Kevin Stocker, S (1, 6) OBP: 0.434, SLG: 0.451		C B X 1-1 ② F9			B X 1-0 ① F8			B C X 1-1 G6-3 G4-3 2B	I I I I 4-0 HR IBB	3	2	1	0	1	0	1
Terry Mulholland, R (1, 1) OBP: 0.091, SLG: 0.074 Milt Thompson, L (8, PH) OBP: 0.350, SLG: 0.362 Kim Batiste, R (9, 5) OBP: 0.292, SLG: 0.439		F F F S 0-3 ③ K			L B L 1 SAFE F L 1-3 ② K			B B S X 2-1 ① G6-3 2-3	C X 0-1 1-H 2-H 3-H HR	2 1 1	0 0 1	0 0 1	0 0 4	0 0 0	2 0 0	1 1 0
Inning Stats	R: 0 E: 0 K: 0 S: 10 H: 0 LOB: 0 BB: 0 P: 14	R: 3 E: 0 K: 2 S: 19 H: 3 LOB: 0 BB: 0 P: 30	R: 0 E: 0 K: 0 S: 6 H: 0 LOB: 0 BB: 0 P: 8	R: 0 E: 0 K: 1 S: 6 H: 0 LOB: 0 BB: 0 P: 6	R: 0 E: 0 K: 1 S: 11 H: 1 LOB: 1 BB: 0 P: 17	R: 0 E: 0 K: 0 S: 7 H: 0 LOB: 0 BB: 0 P: 10	R: 0 E: 0 K: 1 S: 6 H: 1 LOB: 0 BB: 0 P: 8	R: 1 E: 0 K: 1 S: 8 H: 1 LOB: 0 BB: 0 P: 13	R: 5 E: 1 K: 1 S: 17 H: 1 LOB: 0 BB: 3 P: 33	1B: 4 2B: 1 3B: 0 HR: 2	SF: 0 SAC: 0 DP: 1 HBP: 0						

PITCHER		IP	WLS	BF	H	R	ER	SO	BB	IBB	HBP	BLK	WP	HR	S	P	ERA	WHIP
Frank Tanana, L ERA: 4.53	(1, 1)	6.0		22	4	3	3	4	0	0	0	0	0	1	59	85	4.50	0.667
Mike Maddux, R ERA: 3.63	(7, 1)	2.0		7	2	1	1	2	0	0	0	0	0	0	14	21	4.50	1.000
Pete Schourek, L ERA: 6.61	(9, 1)	0.2		3	0	1	0	1	1	0	0	0	0	0	9	16	0.00	1.500
Anthony Young, R ERA: 4.05	(9, 1)	0.0	L	4	1	4	0	0	1	1	0	0	0	1	8	17	∞	∞

PITCHER	IP	WLS	BF	H	R	ER	SO	BB	IBB	HBP	BLK	WP	HR	S	P	ERA	WHIP

New York Mets @ Philadelphia Phillies

Veterans Stadium, Philadelphia, PA

Fri Aug 13 1993, 7:05 PM EDT

Att. 40,552 - Unknown - 81 F

livebaseballscorecards.com

AB	33
R	9
H	7
RBI	8
BB	3
SO	7
LOB	10

WP: 0	PA: 36		
PB: 0			
SB: 0			
CS: 0			

New York Mets @ Philadelphia Phillies

Veterans Stadium, Philadelphia, PA

Sat Aug 14 1993, 7:05 PM EDT

Att. 46,393 - Unknown - 88 F

TOP

livebaseballscorecards.com

Batter	1	2	3	4	5	6	7	8	9	AB	R	H	RBI	BB	SO	LOB
Ryan Thompson, R (1, 8) OBP: 0.279, SLG: 0.391	S B X 1-1 G6-3 ①		C B F X 1-2 G1-3 ①	C F F F X 0-2 G5-3 ③		S B B B F B 4-2 HR BB			F X 0-1 P2 ①	4	1	0	0	1	0	1
Tim Bogar, R (1, 4) OBP: 0.300, SLG: 0.351	F X 0-1 F8 ②		C B C B F X 2-2 G6-3 E 2B		C B S B X 2-2 1B 2B	B C X 1-1 1-H 2-H HR			B B X 2-0 IHR	5	4	4	4	0	0	0
Eddie Murray, S (1, 3) OBP: 0.308, SLG: 0.447	B F X 1-1 1B		B S X 1-1 G6-3 ② 2-3		F X 0-1 F7 ①	C C B F F X 1-2 F7 ③			B B F S B X 3-2 G3 ②	5	0	1	0	0	0	2
Bobby Bonilla, S (1, 5) OBP: 0.345, SLG: 0.498	B B S B C S 3-3 K ③		F B X 1-1 E1 BB 2B 3-H		B C B C B X 3-2 G6-3 ②		F S F B B S 2-3 K ①		X 0-0 F7 ③	5	1	0	0	0	2	2
Dave Gallagher, R (1, 7) OBP: 0.354, SLG: 0.483		B X 1-0 1B FC4-6 1B	B B B B 4-0 1-2 2B BB		S B B B F B X 3-2 2-H 1B		B X 1-0 F7 ②			3	2	2	1	1	0	0
Charlie O'Brien, R (1, 2) OBP: 0.301, SLG: 0.373		B X 1-0 FC4-6 1-3 1B	C F X 0-2 1-H 2-H 2B ③		B X 1-0 P5 ③		B B B C C X 3-2 L5 ③			4	0	2	2	0	0	1
Jeromy Burnitz, L (1, 9) OBP: 0.329, SLG: 0.439		B X 1-0 FC4-6 ① 1-2f 3-H		C F X 0-2 L9 ①		C B X 1-1 F8 ①		B B X 2-0 P5 ①		4	0	0	1	0	0	1
Kevin Baez, R (1, 6) OBP: 0.324, SLG: 0.387		F X 0-1 L4 ②		X 0-0 2B		B B B C F B 4-2 SH3-4 HR BB		B C C F F X 1-2 L7 ②		3	1	1	0	1	0	1
Bobby Jones, R (1, 1) Dave Telgheder, R (7, 1) OBP: 0.167, SLG: 0.333 Jeff McKnight, S (8, PH) OBP: 0.320, SLG: 0.287 Pete Schourek, L (8, 1) OBP: 0.276, SLG: 0.200 Jeff Innis, R (8, 1)		F B B X 2-1 G4-3 ③		B S S B X 2-2 F9 ②		B X 1-0 SH3-4 1-2 ②		B C B X 2-1 F9 ③		2 0 1 0 0	0 0 0 0 0	0 0 0 0 0	0 0 0 0 0	0 0 0 0 0	0 0 0 0 0	2 0 0 0 0
Inning Stats	R: 0 E: 0 K: 1 S: 9 H: 1 LOB: 1 BB: 0 P: 14	R: 1 E: 0 K: 0 S: 7 H: 2 LOB: 1 BB: 0 P: 12	R: 3 E: 1 K: 0 S: 14 H: 2 LOB: 1 BB: 1 P: 23	R: 0 E: 0 K: 0 S: 12 H: 1 LOB: 1 BB: 0 P: 14	R: 1 E: 0 K: 0 S: 12 H: 2 LOB: 1 BB: 0 P: 21	R: 3 E: 0 K: 0 S: 14 H: 1 LOB: 0 BB: 2 P: 26	R: 0 E: 0 K: 1 S: 8 H: 0 LOB: 0 BB: 0 P: 14	R: 0 E: 0 K: 0 S: 8 H: 0 LOB: 0 BB: 0 P: 13	R: 1 E: 0 K: 0 S: 7 H: 1 LOB: 0 BB: 0 P: 12	1B: 4 2B: 4 3B: 0 HR: 2	SF: 0 SAC: 1 DP: 0 HBP: 0						

AB	36
R	9
H	10
RBI	8
BB	3
SO	2
LOB	10

WP: 0 PB: 0 SB: 0 CS: 0 PA: 40

PITCHER		IP	WLS	BF	H	R	ER	SO	BB	IBB	HBP	BLK	WP	HR	S	P	ERA	WHIP
Danny Jackson, L ERA: 3.76	(1, 1)	5.0	L	24	8	5	2	1	1	0	0	0	0	0	54	84	3.60	1.800
Mike Williams, R ERA: 6.59	(6, 1)	1.0		6	1	3	3	0	2	0	0	0	0	1	14	26	27.00	3.000
Roger Mason, R ERA: 3.59	(7, 1)	2.0		6	0	0	0	1	0	0	0	0	0	0	16	27	0.00	0.000
Bobby Thigpen, R ERA: 5.65	(9, 1)	1.0		4	1	1	1	0	0	0	0	0	0	0	7	12	9.00	1.000

PITCHER	IP	WLS	BF	H	R	ER	SO	BB	IBB	HBP	BLK	WP	HR	S	P	ERA	WHIP

BOTTOM

New York Mets @ Philadelphia Phillies

Veterans Stadium, Philadelphia, PA

Sat Aug 14 1993, 7:05 PM EDT

Att. 46,393 - Unknown - 88 F

livebaseballscorecards.com

Batter	1	2	3	4	5	6	7	8	9	AB	R	H	RBI	BB	SO	LOB
Lenny Dykstra, L (1, 8) OBP: 0.420, SLG: 0.466	C B X 1-1 L8 ①		B X 1-0 P4 ②		C F T 0-2 K ②		B C F B B X 3-2 G3-1 ②			4	0	0	0	0	1	2
Mariano Duncan, R (1, 4) OBP: 0.306, SLG: 0.410	B B S X 2-1 G4-3 2B		B F F C 1-3 K ③		B X 1-0 E5 2B 1-3 2-H 1B		C X 0-1 1B			4	1	3	0	0	1	0
John Kruk, L (1, 3) OBP: 0.459, SLG: 0.482	B C X 1-1 G4-3 ② 2-3			X 0-0 F7 ①	B X 1-0 2B 1-H 3-H		B X 1-0 F7 ③			4	0	1	2	0	0	2
Darren Daulton, L (1, 2) OBP: 0.405, SLG: 0.514	B B F F B X 3-2 G3-1 ③			B B F B B 4-1 FC4-6 BB	B X 1-0 G6-3 ③			C X 0-1 G6-4-3 1B		3	0	1	0	1	0	2
Jim Eisenreich, L (1, 9) OBP: 0.364, SLG: 0.466		C B B X 2-1 G3-1 ①		B X 1-0 FC4-6 ② 1-2f		X 0-0 G4-3 1B 2B		B C F B S 2-3 K ①		4	1	1	0	0	1	2
Milt Thompson, L (1, 7) OBP: 0.346, SLG: 0.357 Roger Mason, R (7, 1) OBP: 0.200, SLG: 0.200 Wes Chamberlain, R (8, PH) OBP: 0.326, SLG: 0.528 Bobby Thigpen, R (9, 1)		B B C X 2-1 P5 ②		B X 1-0 G4-3 ③		X 0-0 G4-3 ① 2-3		S 1 SAFE B 1 SAFE S B F X 2-2 G6-4-3 ② ③ 1-2f		3 0 1 0	0 0 0 0	0 0 0 0	0 0 0 0	0 0 0 0	0 0 0 0	2 0 1 0
Kim Batiste, R (1, 5) OBP: 0.297, SLG: 0.441	C B X 1-1 G5-3 ③				C B S X 1-2 E5 1B 1B E	S B X 1-1 1B 3-H			X 0-0 G4-6-3 1B	4	1	2	1	0	0	0
Kevin Stocker, S (1, 6) OBP: 0.436, SLG: 0.463			B B B C F F F X 3-2 E9 G6-3 2B		X 0-0 E 1-2 2B 1B	B B B C X 3-1 G3-1 ③			B C C B B F X 3-2 G4-6-3 ① ② 1-2f	4	2	2	0	0	0	1
Danny Jackson, R (1, 1) OBP: 0.143, SLG: 0.130 Ricky Jordan, R (5, PH) OBP: 0.325, SLG: 0.429 Mike Williams, R (6, 1) Pete Incaviglia, R (7, 7) OBP: 0.302, SLG: 0.534			B F B X 2-1 G6-3 ① 3-H		S B C B B C 3-3 K ①		B B X 2-0 G4-3 ①		X 0-0 L3 ③	1 1 0 2	0 0 0 0	0 0 0 0	1 0 0 0	0 0 0 0	0 1 0 0	0 2 0 0
Inning Stats	R: 0 E: 0 K: 0 S: 9 H: 1 LOB: 1 BB: 0 P: 16	R: 0 E: 0 K: 0 S: 6 H: 0 LOB: 0 BB: 0 P: 11	R: 1 E: 1 K: 1 S: 11 H: 1 LOB: 0 BB: 0 P: 18	R: 0 E: 1 K: 0 S: 4 H: 0 LOB: 1 BB: 1 P: 10	R: 3 E: 2 K: 2 S: 13 H: 3 LOB: 1 BB: 0 P: 20	R: 1 E: 0 K: 0 S: 6 H: 2 LOB: 0 BB: 0 P: 10	R: 0 E: 0 K: 0 S: 7 H: 1 LOB: 1 BB: 0 P: 13	R: 0 E: 0 K: 1 S: 9 H: 1 LOB: 0 BB: 0 P: 13	R: 0 E: 0 K: 0 S: 6 H: 1 LOB: 0 BB: 0 P: 9	1B: 6 2B: 4 3B: 0 HR: 0	SF: 0 SAC: 0 DP: 2 HBP: 0						

	AB	35
	R	5
	H	10
	RBI	4
	BB	1
	SO	4
	LOB	14

WP: 0 PB: 0 SB: 0 CS: 0 PA: 36

PITCHER		IP	WLS	BF	H	R	ER	SO	BB	IBB	HBP	BLK	WP	HR	S	P	ERA	WHIP
Bobby Jones, R ERA: 1.5	(1, 1)	6.0	W	26	7	5	1	3	1	0	0	0	0	0	49	85	1.50	1.333
Dave Telgheder, R ERA: 5.23	(7, 1)	1.0		4	1	0	0	0	0	0	0	0	0	0	7	13	0.00	1.000
Pete Schourek, L ERA: 6.59	(8, 1)	0.1		2	1	0	0	1	0	0	0	0	0	0	5	7	0.00	3.000
Jeff Innis, R ERA: 4.94	(8, 1)	1.2	S	4	1	0	0	0	0	0	0	0	0	0	10	15	0.00	0.600

PITCHER	IP	WLS	BF	H	R	ER	SO	BB	IBB	HBP	BLK	WP	HR	S	P	ERA	WHIP

Batter	1	2	3	4	5	6	7	8	9	AB	R	H	RBI	BB	SO	LOB
Ryan Thompson, R (1, 8) OBP: 0.286, SLG: 0.398	BBBB 4-0 F8 1B WP BB	B X 1-0 2B			X 0-0 ② G6-3		C S X 0-2 ③ F8			3	1	1	0	1	0	1
Todd Hundley, S (1, 2) OBP: 0.264, SLG: 0.340	C B C B F X 2-2 WP 1B **1-2** 1B	B F B S C 2-3 ③ K			B C F S 1-3 ③ K			B F S X 1-2 ① F8		4	1	1	0	0	2	1
Eddie Murray, S (1, 3) OBP: 0.306, SLG: 0.443	F B X 1-1 ① F8 **2-3**		B F F X 1-2 ① G3			X 0-0 ① G3		C X 0-1 ② G6-3		4	0	0	0	0	0	2
Bobby Bonilla, S (1, 5) OBP: 0.344, SLG: 0.495	B F B S S F B F X 3-2 2B E **1-H** **3-H** 1B		B F F B S 2-3 ② K			X 0-0 ② G4-3		B B B C C X 3-2 ③ L6		4	1	1	1	0	1	0
Joe Orsulak, L (1, 7) OBP: 0.344, SLG: 0.411 Dave Gallagher, R (9, PH) OBP: 0.352, SLG: 0.479	C C B S 1-3 ② K		B C F F F F B B C 3-3 ③ K			F B X 1-1 1B			C C B S F S 1-3 ① K	3 1	0 0	1 0	0 0	0 0	2 1	1 0
Jeromy Burnitz, L (1, 9) OBP: 0.329, SLG: 0.444 Chico Walker, S (9, PH) OBP: 0.274, SLG: 0.328	S F B B F X 2-2 E7 **1-H** 2B			F X 0-1 ① G4-3		C F F F T 0-2 ③ K			X 0-0 E5 BB	3 1	1 0	1 0	0 0	0 0	1 0	1 0
Jeff McKnight, S (1, 4) OBP: 0.307, SLG: 0.275	C F B S 1-3 ③ K			C F B F X 1-2 ② G1-5-3			B B B C X 3-1 ① F7		F S 1 SAFE C 0-3 ② K	4	0	0	0	0	2	1
Kevin Baez, R (1, 6) OBP: 0.342, SLG: 0.382		X 0-0 ① F7		C X 0-1 ③ P3			B X 1-0 SH1-4 1B		C B S B F F B B 4-2 **1-2** BB	3	0	1	0	1	0	0
Eric Hillman, L (1, 1) OBP: 0.185, SLG: 0.222 Anthony Young, R (8, 1) OBP: 0.273, SLG: 0.200 Charlie O'Brien, R (9, PH) OBP: 0.299, SLG: 0.370		X 0-0 ② G4-3			F C F X 0-2 ① L6		B X 1-0 ② SH1-4 **1-2**		B F C F X 1-2 ③ F8	2 0 1	0 0 0	0 0 0	0 0 0	0 0 0	0 0 0	0 0 2
Inning Stats	R: 4 H: 3 E: 1 LOB: 0 K: 2 BB: 1 S: 21 P: 35	R: 0 H: 1 E: 0 LOB: 1 K: 1 BB: 0 S: 6 P: 9	R: 0 H: 0 E: 0 LOB: 0 K: 2 BB: 0 S: 12 P: 18	R: 0 H: 0 E: 0 LOB: 0 K: 0 BB: 0 S: 8 P: 9	R: 0 H: 0 E: 0 LOB: 0 K: 1 BB: 0 S: 8 P: 9	R: 0 H: 1 E: 0 LOB: 1 K: 1 BB: 0 S: 9 P: 10	R: 0 H: 1 E: 0 LOB: 1 K: 0 BB: 0 S: 7 P: 12	R: 0 H: 0 E: 0 LOB: 0 K: 0 BB: 0 S: 8 P: 12	R: 0 H: 0 E: 1 LOB: 2 K: 2 BB: 1 S: 18 P: 24	1B: 4 SF: 0 2B: 2 SAC: 1 3B: 0 DP: 0 HR: 0 HBP: 0						

TOP

New York Mets @ Philadelphia Phillies

Veterans Stadium, Philadelphia, PA

Sun Aug 15 1993, 3:33 AM EDT

Att. 58,103 - Sunny - 91 F

livebaseballscorecards.com

AB	33
R	4
H	6
RBI	1
BB	2
SO	9
LOB	9

WP: 2 PA: 36
PB: 0
SB: 0
CS: 0

PITCHER		IP	WLS	BF	H	R	ER	SO	BB	IBB	HBP	BLK	WP	HR	S	P	ERA	WHIP
Curt Schilling, R ERA: 4.07	(1, 1)	7.0		28	6	4	2	7	1	0	0	0	1	0	71	102	2.57	1.000
David West, L ERA: 2.81	(8, 1)	1.0	W	3	0	0	0	0	0	0	0	0	0	0	8	12	0.00	0.000
Mitch Williams, L ERA: 2.74	(9, 1)	1.0	S	5	0	0	0	2	1	0	0	0	0	0	18	24	0.00	1.000

PITCHER	IP	WLS	BF	H	R	ER	SO	BB	IBB	HBP	BLK	WP	HR	S	P	ERA	WHIP

Batter	1	2	3	4	5	6	7	8	9	AB	R	H	RBI	BB	SO	LOB
Lenny Dykstra, L (1, 8) OBP: 0.420, SLG: 0.464	L6		BB		G4-3			HR BB		2	1	0	0	2	0	1
Mariano Duncan, R (1, 4) OBP: 0.306, SLG: 0.408	G5-3		1B 1-2 3-H		G5-3			SAFE SAFE K		4	0	1	1	0	1	2
John Kruk, L (1, 3) OBP: 0.459, SLG: 0.490	G4-3		1B 1-2 2-3			F7		SAFE 1-H HR		4	1	2	2	0	0	0
Pete Incaviglia, R (1, 7) OBP: 0.302, SLG: 0.529		G1-3	L6			FC3-6 BB		G6-3		3	0	0	0	1	0	3
Darren Daulton, L (1, 2) OBP: 0.403, SLG: 0.514		K		F9		FC3-6 1-2f		1B 2B		4	1	1	0	0	1	1
Wes Chamberlain, R (1, 9) OBP: 0.325, SLG: 0.523 Mitch Williams, L (9, 1) OBP: 1.000, SLG: 1.000	K			G5-3		K		1B 2-H 1B		4 0	1 0	1 0	1 0	0 0	2 0	1 0
Kim Batiste, R (1, 5) OBP: 0.303, SLG: 0.442			CS 1B 1B	K			F9	1B 2-H 1B		4	0	2	1	0	1	0
Kevin Stocker, S (1, 6) OBP: 0.439, SLG: 0.465			SAFE SAFE SAFE G3 CS 1-2 1B 1B		G4-3 SH3-4 1B		F8	F8		4	1	2	0	0	0	1
Curt Schilling, R (1, 1) OBP: 0.204, SLG: 0.192 Milt Thompson, L (7, PH) OBP: 0.345, SLG: 0.356 David West, L (8, 1) OBP: 0.500, SLG: 0.750 Jim Eisenreich, L (9, 9) OBP: 0.364, SLG: 0.466			G3 1-3 2-3		SH3-4 1-2		K			1 1 0 0	0 0 0 0	0 0 0 0	0 0 0 0	0 1 0 0	0 0 0 0	2 0 0 0
Inning Stats	R: 0 E: 0 K: 0 S: 7 H: 0 LOB: 0 BB: 0 P: 8	R: 0 E: 0 K: 2 S: 11 H: 0 LOB: 0 BB: 0 P: 18	R: 1 E: 0 K: 0 S: 15 H: 4 LOB: 3 BB: 1 P: 25	R: 0 E: 0 K: 1 S: 6 H: 0 LOB: 0 BB: 0 P: 9	R: 0 E: 0 K: 0 S: 6 H: 1 LOB: 1 BB: 0 P: 9	R: 0 E: 0 K: 1 S: 10 H: 0 LOB: 1 BB: 1 P: 17	R: 0 E: 0 K: 1 S: 8 H: 0 LOB: 0 BB: 0 P: 12	R: 4 E: 0 K: 1 S: 19 H: 4 LOB: 1 BB: 1 P: 30		1B: 7 2B: 1 3B: 0 HR: 1 SF: 0 SAC: 1 DP: 0 HBP: 0						

PITCHER		IP	WLS	BF	H	R	ER	SO	BB	IBB	HBP	BLK	WP	HR	S	P	ERA	WHIP
Eric Hillman, L ERA: 4.11	(1, 1)	7.1		30	6	3	3	6	3	0	0	0	0	1	71	110	3.68	1.227
Anthony Young, R ERA: 4.23	(8, 1)	0.2	L	5	3	2	2	0	0	0	0	0	0	0	11	18	27.00	4.500

PITCHER	IP	WLS	BF	H	R	ER	SO	BB	IBB	HBP	BLK	WP	HR	S	P	ERA	WHIP

BOTTOM

New York Mets @ Philadelphia Phillies

Veterans Stadium, Philadelphia, PA

Sun Aug 15 1993, 3:33 AM EDT
Att. 58,103 - Sunny - 91 F

livebaseballscorecards.com

AB	31
R	5
H	9
RBI	5
BB	3
SO	6
LOB	11

WP: 0 PA: 35
PB: 0
SB: 0
CS: 2

Philadelphia Phillies @ Colorado Rockies

Mile High Stadium, Denver, CO

Tue Aug 17 1993, 9:05 PM EDT

Att. 63,183 - Unknown - 90 F

livebaseballscorecards.com

TOP

Batter	1	2	3	4	5	6	7	8	9	AB	R	H	RBI	BB	SO	LOB
Lenny Dykstra, L (1, 8) OBP: 0.422, SLG: 0.471	C F F B X 1-2 G1-6-3 S 2B 1B		C B L B X 2-2 ① P6	F F X 0-2 HR	F C X 0-2 ② F9		B F B F F B B 4-2 WP 2B BB		4	3	2	1	1	0	1
Mariano Duncan, R (1, 4) OBP: 0.304, SLG: 0.408	1 SAFE B F X 1-1 ① G1-6-3 1-3		S B S S F B X 2-2 ② F8		B F B B B X 3-1 ① P2	S B X 1-1 ③ G6-3		B B B C S X 3-2 1-H 3-H 2B		5	0	1	1	0	0	2
John Kruk, L (1, 3) OBP: 0.461, SLG: 0.492	F B X 1-1 WP 3-H 2B		B F B B B F F S 3-3 ③ K	C X 0-1 2B 1B 1B			S B F F B B F B 4-2 FC5-4 BB	B S F S S 1-3 ① K		4	1	2	1	1	2	1
Dave Hollins, S (1, 5) OBP: 0.378, SLG: 0.455	B B C B B B 4-1 WP BB			X 0-0 ① F9	C B B S S S 2-3 ② K		X 0-0 ① FC5-4 CS 1-2f	B B X 2-0 ② G5-3		4	0	0	0	1	1	3
Darren Daulton, L (1, 2) OBP: 0.406, SLG: 0.522	B F B S B B 4-2 G6-4-3 1-2 2-3 BB			B B C X 2-1 WP 3B	X 0-0 1-3 1B 2B		B S 1 SAFE B 1 SAFE F F 1 SAFE B 3-3 ② ③ S K 1-2	C F B B B C 3-3 ③ K		4	2	2	0	1	2	2
Pete Incaviglia, R (1, 7) OBP: 0.308, SLG: 0.532	B X 1-0 ② ③ G6-4-3 1-2f			S B B B S B B 4-2 WP HBP BB	S B B B B X 3-1 2-H 3-H 1B			X 0-0 1B HR 2B	B X 1-0 ① P3	4	1	2	2	1	0	3
Jim Eisenreich, L (1, 9) OBP: 0.368, SLG: 0.469		B F X 1-1 G4-6-3 1B	B S F S 1-3 ② K	B B X 2-0 ③ F9				F C X 0-2 S HR 2-3 1B	C B X 1-1 G4-6-3 1B	5	1	3	0	0	1	3
Kevin Stocker, S (1, 6) OBP: 0.445, SLG: 0.495		1 SAFE F 1 SAFE 1 SAFE B 1 SAFE B X 2-1 ① ② G4-6-3 1-2f	B F B H 3-1 WP 1-2 HBP		B X 1-0 S 1B			1 SAFE C C X 0-2 1-H 3-H HR	1 SAFE B 1 SAFE 1 SAFE X 1-0 ② ③ G4-6-3 1-2f	4	1	2	3	0	0	2
Ben Rivera, R (1, 1) OBP: 0.150, SLG: 0.105 Wes Chamberlain, R (6, PH) OBP: 0.323, SLG: 0.521 Roger Mason, R (6, 1) OBP: 0.200, SLG: 0.200 Milt Thompson, L (8, PH) OBP: 0.347, SLG: 0.367 Larry Andersen, R (8, 1) OBP: 1.000, SLG: 1.000 Mitch Williams, L (9, 1) OBP: 1.000, SLG: 1.000		F B B C X 2-2 ③ G1-3	S B C X 1-2 ③ G4-3 1-2 2-3 3-H		1 SAFE 1 SAFE B S 1 SAFE F B X 2-2 ① G6-3 1-2			S X 0-1 WP 3B		2 0 0 0 0 0 2 1 0 0 0 0 0 1 0 0 0 0 0 0 0 1 1 1 0 0 0 0 0 0 0 0 0 0 0 0 0 0 0 0 0 0						
Inning Stats	R: 1 H: 2 E: 0 LOB: 2 K: 0 BB: 2 S: 12 P: 24	R: 0 H: 1 E: 0 LOB: 0 K: 0 BB: 0 S: 7 P: 12	R: 0 H: 0 E: 0 LOB: 0 K: 1 BB: 0 S: 11 P: 18	R: 1 H: 1 E: 0 LOB: 2 K: 1 BB: 1 S: 12 P: 23	R: 3 H: 4 E: 0 LOB: 1 K: 1 BB: 0 S: 14 P: 24	R: 0 H: 1 E: 0 LOB: 1 K: 0 BB: 0 S: 9 P: 13	R: 0 H: 0 E: 0 LOB: 1 K: 1 BB: 1 S: 9 P: 16	R: 5 H: 5 E: 0 LOB: 1 K: 2 BB: 1 S: 22 P: 35	R: 0 H: 1 E: 0 LOB: 0 K: 0 BB: 0 S: 4 P: 7	1B: 7 SF: 0 2B: 5 SAC: 0 3B: 2 DP: 4 HR: 2 HBP: 1						

AB	38
R	10
H	15
RBI	8
BB	5
SO	6
LOB	20

PITCHER		IP	WLS	BF	H	R	ER	SO	BB	IBB	HBP	BLK	WP	HR	S	P	ERA	WHIP
Armando Reynoso, R ERA: 3.45	(1, 1)	4.2	L	24	8	5	5	3	3	0	1	0	2	1	55	98	9.64	2.357
Bruce Ruffin, L ERA: 4.68	(5, 1)	2.1		8	1	0	0	1	1	0	0	0	0	0	19	32	0.00	0.857
Steve Reed, R ERA: 5.07	(8, 1)	0.0		4	4	4	4	0	0	0	0	0	0	1	9	9	∞	∞
Gary Wayne, L ERA: 5.4	(8, 1)	1.0		5	1	1	1	2	1	0	0	0	1	0	13	26	9.00	2.000
Marcus Moore, R ERA: 3.86	(9, 1)	1.0		3	1	0	0	0	0	0	0	0	0	0	4	7	0.00	1.000

PITCHER	IP	WLS	BF	H	R	ER	SO	BB	IBB	HBP	BLK	WP	HR	S	P	ERA	WHIP

Batter	1	2	3	4	5	6	7	8	9	AB	R	H	RBI	BB	SO	LOB
Alex Cole, L (1, 8) OBP: 0.343, SLG: 0.311 Eric Young Sr., R (9, PH) OBP: 0.335, SLG: 0.333	F7		G3		G6-3		E4		HBP, 1B	4 1	0 0	0 1	0 0	0 0	0 0	0 0
Vinny Castilla, R (1, 6) OBP: 0.294, SLG: 0.429	G6-3		F9		BB		K		K	4	0	0	0	1	2	2
Daryl Boston, L (1, 7) OBP: 0.312, SLG: 0.411 Chris Jones, R (9, PH) OBP: 0.327, SLG: 0.490	FC6-4, 1B		G4-3		F7			K	HBP, 1B	4 1	0 0	1 1	0 0	0 0	1 0	1 0
Dante Bichette, R (1, 9) OBP: 0.354, SLG: 0.540	FC6-4 1-2f			G4-3, 3B	L6			1B, 2B	HBP	4	2	2	0	0	0	2
Charlie Hayes, R (1, 5) OBP: 0.347, SLG: 0.507		F9		G4-3 3-H		P2		3B, 1B	K	5	1	1	1	0	1	3
Jerald Clark, R (1, 3) OBP: 0.331, SLG: 0.421		1B, 1B		E5 G1-3, 1B		G3		3B, 1B	G4-3	5	3	2	1	0	0	3
Joe Girardi, R (1, 2) OBP: 0.304, SLG: 0.368		B2-6, 1B 1-3		G1-3 2-3		G6-3		WP 1-H, 2-H		4	1	2	2	0	0	1
Roberto Mejia, R (1, 4) OBP: 0.285, SLG: 0.363		1B 1-2, 3-H		WP 3-H, 1B			P3	K 3-H		4	0	2	2	0	1	0
Armando Reynoso, R (1, 1) OBP: 0.132, SLG: 0.157 Bruce Ruffin, S (5, 1) OBP: 0.174, SLG: 0.143 Jim Tatum, R (7, PH) OBP: 0.269, SLG: 0.322 Steve Reed, R (8, 1) Gary Wayne, L (8, 1) Pedro Castellano, R (8, PH) OBP: 0.276, SLG: 0.353 Marcus Moore, S (9, 1)		B2-6 2-3f	K 1-2				L8	K		2 0 1 0 0 1 0	0 0 0 0 0 0 0	0 0 0 0 0 1 0	0 0 0 0 0 0 0	0 0 0 0 0 1 0	1 0 0 0 0 0 0	3 0 0 0 0 0 0
Inning Stats	R: 0 E: 0 K: 0 S: 10 H: 1 LOB: 1 BB: 0 P: 14	R: 1 E: 0 K: 0 S: 8 H: 3 LOB: 1 BB: 0 P: 11	R: 0 E: 0 K: 0 S: 6 H: 0 LOB: 0 BB: 0 P: 7	R: 2 E: 1 K: 1 S: 9 H: 2 LOB: 1 BB: 0 P: 15	R: 0 E: 0 K: 0 S: 9 H: 0 LOB: 1 BB: 1 P: 16	R: 0 E: 0 K: 0 S: 4 H: 0 LOB: 0 BB: 0 P: 5	R: 0 E: 1 K: 1 S: 10 H: 0 LOB: 1 BB: 0 P: 13	R: 4 E: 0 K: 3 S: 21 H: 4 LOB: 0 BB: 0 P: 29	R: 0 E: 0 K: 2 S: 16 H: 2 LOB: 3 BB: 0 P: 24	1B: 9 2B: 2 3B: 2 HR: 0 SF: 0 SAC: 0 DP: 1 HBP: 1						

PITCHER		IP	WLS	BF	H	R	ER	SO	BB	IBB	HBP	BLK	WP	HR	S	P	ERA	WHIP
Ben Rivera, R ERA: 5.16	(1, 1)	5.0	W	22	6	3	2	1	1	0	0	0	1	0	42	63	3.60	1.400
Roger Mason, R ERA: 3.5	(6, 1)	2.0		7	0	0	0	1	0	0	0	0	0	0	14	18	0.00	0.000
Larry Andersen, R ERA: 2.49	(8, 1)	1.0		7	4	4	4	3	0	0	0	0	1	0	21	29	36.00	4.000
Mitch Williams, L ERA: 2.68	(9, 1)	1.0	S	6	2	0	0	2	0	0	1	0	0	0	16	24	0.00	2.000

PITCHER	IP	WLS	BF	H	R	ER	SO	BB	IBB	HBP	BLK	WP	HR	S	P	ERA	WHIP

BOTTOM

Philadelphia Phillies @ Colorado Rockies

Mile High Stadium, Denver, CO

Tue Aug 17 1993, 9:05 PM EDT

Att. 63,183 - Unknown - 90 F

livebaseballscorecards.com

AB	40
R	7
H	12
RBI	6
BB	1
SO	7
LOB	15

WP: 2 PA: 42
PB: 0
SB: 1
CS: 0

Batter	1	2	3	4	5	6	7	8	9	AB	R	H	RBI	BB	SO	LOB
Lenny Dykstra, L (1, 8) OBP: 0.425, SLG: 0.473	0-1 BB BB BB 1B	4-2 FC5 S BB		3-2 FC5-4 1B		0-2 L8		1-0 S 1B		4	1	3	0	1	0	1
Mariano Duncan, R (1, 4) OBP: 0.300, SLG: 0.402	2-1 1 SAFE 1 SAFE P4 ①	0-1 FC5 ③ 1-3		1-2 FC5-4 ① 1-2f		2-0 G6-4-3 ②③ 1-2f		2-0 G6-3 ② 1-2		5	0	0	0	0	0	5
John Kruk, L (1, 3) OBP: 0.464, SLG: 0.509	4-0 BB BB BB 1-2		2-1 HR	1-1 F7 ②			3-2 HR	4-2 BB		3	2	2	2	2	0	1
Dave Hollins, S (1, 5) OBP: 0.376, SLG: 0.451 David West, L (8, 1) OBP: 0.500, SLG: 0.750 Mitch Williams, L (9, 1) OBP: 1.000, SLG: 1.000	4-1 BB BB 1-2 2-3		3-1 L3 ①	2-3 K ③			1-3 K ①	1-2 P6 ③		4 0 0	0 0 0	0 0 0	0 0 0	1 0 0	2 0 0	3 0 0
Darren Daulton, L (1, 2) OBP: 0.405, SLG: 0.519	2-3 K ②		4-2 1B 2B BB		2-2 G4-3 ①		2-0 E1 G3-1 1B 1B		1-0 L7 ①	4	2	1	0	1	1	3
Jim Eisenreich, L (1, 9) OBP: 0.369, SLG: 0.477	4-0 BB 1-2 2-3 3-H		0-1 F9 ②		1-1 HR		0-0 G3-1 ② 2-3		1-2 G6-3 ② 1-2	4	1	1	2	1	0	2
Milt Thompson, L (1, 7) OBP: 0.348, SLG: 0.365	2-3 K ③		0-0 2B 1B 1-2		0-1 G3 ②		4-1 1B BB		2-3 K ③	4	1	1	0	1	2	3
Kevin Stocker, S (1, 6) OBP: 0.447, SLG: 0.505		1-3 K ① 1-3	3-2 2B 1-H 2-H		0-3 K ③		1-1 1B 1-3 3-H			4	0	2	3	0	2	0
Tommy Greene, R (1, 1) OBP: 0.200, SLG: 0.216 Mickey Morandini, L (6, PH) OBP: 0.290, SLG: 0.327 Bobby Thigpen, R (6, 1) Ricky Jordan, R (8, PH) OBP: 0.322, SLG: 0.425 Kim Batiste, R (8, 5) OBP: 0.303, SLG: 0.442		2-2 G6-3 ②	0-0 P1 ③			3-2 G6-4-3 1B		1-2 G4-3 ①		2 1 0 1 0	0 0 0 0 0	0 1 0 0 0	0 0 0 0 0	0 0 0 0 0	0 0 0 0 0	1 0 0 0 0
Inning Stats	R: 1 E: 0 K: 2 S: 14 H: 1 LOB: 3 BB: 3 P: 32	R: 0 E: 0 K: 1 S: 11 H: 0 LOB: 1 BB: 1 P: 18	R: 3 E: 0 K: 0 S: 15 H: 3 LOB: 1 BB: 1 P: 27	R: 0 E: 0 K: 1 S: 14 H: 1 LOB: 1 BB: 0 P: 20	R: 1 E: 0 K: 1 S: 11 H: 1 LOB: 0 BB: 0 P: 14	R: 0 E: 0 K: 0 S: 8 H: 1 LOB: 0 BB: 0 P: 13	R: 2 E: 1 K: 1 S: 11 H: 3 LOB: 2 BB: 1 P: 22	R: 0 E: 0 K: 0 S: 10 H: 1 LOB: 2 BB: 1 P: 19	R: 0 E: 0 K: 1 S: 8 H: 0 LOB: 0 BB: 0 P: 12	1B: 7 2B: 1 3B: 0 HR: 3	SF: 0 SAC: 0 DP: 1 HBP: 0						

PITCHER		IP	WLS	BF	H	R	ER	SO	BB	IBB	HBP	BLK	WP	HR	S	P	ERA	WHIP
Mo Sanford, R ERA: 4.29	(1, 1)	4.0		22	5	4	4	4	5	0	0	0	0	1	54	97	9.00	2.500
Curt Leskanic, R ERA: 5.95	(5, 1)	2.0		7	2	1	1	1	0	0	0	0	0	1	19	27	4.50	1.000
Bruce Ruffin, L ERA: 4.69	(7, 1)	1.2	L	10	4	2	1	1	2	0	0	0	0	1	18	37	5.40	3.600
Marcus Moore, R ERA: 3.46	(8, 1)	1.1		4	0	0	0	1	0	0	0	0	0	0	11	16	0.00	0.000

PITCHER	IP	WLS	BF	H	R	ER	SO	BB	IBB	HBP	BLK	WP	HR	S	P	ERA	WHIP

TOP

Philadelphia Phillies @ Colorado Rockies

Mile High Stadium, Denver, CO

Wed Aug 18 1993, 9:05 PM EDT

Att. 61,056 - Unknown - 70 F

livebaseballscorecards.com

AB	36
R	7
H	11
RBI	7
BB	7
SO	7
LOB	19

1B: 7 SF: 0
2B: 1 SAC: 0
3B: 0 DP: 1
HR: 3 HBP: 0

WP: 0 PA: 43
PB: 0
SB: 2
CS: 0

BOTTOM

Philadelphia Phillies @ Colorado Rockies

Mile High Stadium, Denver, CO

Wed Aug 18 1993, 9:05 PM EDT

Att. 61,056 - Unknown - 70 F

livebaseballscorecards.com

Batter	1	2	3	4	5	6	7	8	9	AB	R	H	RBI	BB	SO	LOB
Eric Young Sr., R (1, 7) OBP: 0.338, SLG: 0.333	L8	WP 1B BB		L8 3-H			F9 SH5-4 1B		S BB	3	0	1	0	2	0	0
Joe Girardi, R (1, 2) OBP: 0.313, SLG: 0.369	HR BB	WP 1-2 2-H 1B			E5 2B		SH5-4 1-2		FC6-4 1-2 BB	2	2	1	1	2	0	0
Chris Jones, R (1, 8) OBP: 0.323, SLG: 0.488	K	G4-3 1-2 2-3			2B 3-H		F9 2-3		FC6-4 1-2f	5	0	1	1	0	1	6
Dante Bichette, R (1, 9) OBP: 0.357, SLG: 0.553	1-H HR		G6-4-3 1B		G6-3 3B		L6			4	2	3	2	0	0	1
Charlie Hayes, R (1, 5) OBP: 0.346, SLG: 0.505	1B		G6-4-3 1-2f		G6-3 3-H			F8		4	0	1	1	0	0	1
Jerald Clark, R (1, 3) OBP: 0.327, SLG: 0.416	SAFE L6		K		G5-3			P4		4	0	0	0	0	1	1
Freddie Benavides, R (1, 6) OBP: 0.287, SLG: 0.348		G1-3		K		G6-3		G6-3		4	0	0	0	0	1	0
Roberto Mejia, R (1, 4) OBP: 0.283, SLG: 0.359		1B SH1-4 1B		E3 G6-3 PB WP		L4			L9	4	2	1	0	0	0	0
Mo Sanford, R (1, 1) Daryl Boston, L (4, PH) OBP: 0.310, SLG: 0.409 Curt Leskanic, R (5, 1) Alex Cole, L (6, PH) OBP: 0.341, SLG: 0.310 Bruce Ruffin, S (7, 1) OBP: 0.174, SLG: 0.143 Marcus Moore, S (8, 1) Jim Tatum, R (9, PH) OBP: 0.266, SLG: 0.318		SAFE SAFE SH1-4 1-2		G6-3 1-3		G4-3			K	0 1 0 1 0 0 0 1	0 0 0 0 0 0 0 0	0 0 0 0 0 0 0 1	0 0 0 0 0 0 0 0	0 0 0 0 0 0 0 1	0 0 0 0 0 0 0 0	0 1 0 0 0 0 0 0
Inning Stats	R: 2 E: 0 K: 1 S: 19 H: 2 LOB: 1 BB: 1 P: 30	R: 1 E: 0 K: 0 S: 13 H: 2 LOB: 2 BB: 1 P: 20	R: 0 E: 0 K: 1 S: 6 H: 1 LOB: 0 BB: 0 P: 11	R: 1 E: 1 K: 1 S: 12 H: 0 LOB: 0 BB: 0 P: 18	R: 2 E: 1 K: 0 S: 9 H: 2 LOB: 0 BB: 0 P: 13	R: 0 E: 0 K: 0 S: 4 H: 0 LOB: 0 BB: 0 P: 5	R: 0 E: 0 K: 0 S: 6 H: 1 LOB: 1 BB: 0 P: 8	R: 0 E: 0 K: 0 S: 8 H: 0 LOB: 0 BB: 0 P: 12	R: 0 E: 0 K: 1 S: 11 H: 0 LOB: 2 BB: 2 P: 21	1B: 5 2B: 1 3B: 1 HR: 1	SF: 0 SAC: 2 DP: 1 HBP: 0					

	AB	33
	R	6
	H	8
	RBI	5
	BB	4
	SO	4
	LOB	10

WP: 2 PB: 1 SB: 1 CS: 0 PA: 39

PITCHER		IP	WLS	BF	H	R	ER	SO	BB	IBB	HBP	BLK	WP	HR	S	P	ERA	WHIP
Tommy Greene, R ERA: 3.61	(1, 1)	5.0		24	7	6	3	3	2	0	0	0	2	1	59	92	5.40	1.800
Bobby Thigpen, R ERA: 5.35	(6, 1)	2.0	W	7	1	0	0	0	0	0	0	0	0	0	10	13	0.00	0.500
David West, L ERA: 2.77	(8, 1)	1.0		3	0	0	0	0	0	0	0	0	0	0	8	12	0.00	0.000
Mitch Williams, L ERA: 2.63	(9, 1)	1.0	S	5	0	0	0	1	2	0	0	0	0	0	11	21	0.00	2.000

PITCHER	IP	WLS	BF	H	R	ER	SO	BB	IBB	HBP	BLK	WP	HR	S	P	ERA	WHIP

Philadelphia Phillies @ Colorado Rockies

Mile High Stadium, Denver, CO

Thu Aug 19 1993, 9:05 PM EDT

Att. 53,443 - Unknown - 84 F

livebaseballscorecards.com

TOP

Batter	1	2	3	4	5	6	7	8	9	AB	R	H	RBI	BB	SO	LOB
Lenny Dykstra, L (1, 8) OBP: 0.428, SLG: 0.484	B B C X 2-1 G4-6-3 1B		B B C C B F X 3-2 G4-3	B C F B F B X 3-2 HR		B B X 2-0 G4-3 2B		B B F B B 4-1 BB		4	1	3	1	1	0	0
Mickey Morandini, L (1, 4) OBP: 0.292, SLG: 0.333	1 SAFE C 1 SAFE 1 SAFE P S 1 SAFE F F 2-2 B 1 SAFE F X G4-6-3 1-2f ① ②		B C B B B X 3-1 2B 3B	B X 1-0 1B		X 0-0 G4-3 2-3 ②		C 1 SAFE B 1 SAFE 1 SAFE F 1 SAFE C 1-3 K ③		5	1	2	0	0	1	3
John Kruk, L (1, 3) OBP: 0.461, SLG: 0.508	C X 0-1 L9 ③		B B C X 2-1 2B 3-H 2B	1 SAFE S X 0-1 F8 ③		C S B B B S 3-3 K ③			B B X 2-0 G1-3 ①	5	1	1	1	0	1	2
Dave Hollins, S (1, 5) OBP: 0.378, SLG: 0.458		B F C B X 2-2 1B FC6-2 1B	X 0-0 2-H 2B		B B F X 2-1 G4-3 2B		S B B X 2-1 P2 ①		B B X 2-0 L8 ②	5	0	3	1	0	0	0
Darren Daulton, L (1, 2) OBP: 0.403, SLG: 0.513		C B F X 1-2 F8 ①	B B C B C F B 4-2 BB		C B X 1-1 G4-3 2-3 ①		F X 0-1 P6 ②		S F C 0-3 K ③	4	0	0	0	1	1	2
Jim Eisenreich, L (1, 9) OBP: 0.367, SLG: 0.473		B X 1-0 FC6-2 1-3 1B	X 0-0 F8 ③		F F B S 1-3 K ②		C C C 0-3 K ③			4	0	1	0	0	2	3
Pete Incaviglia, R (1, 7) OBP: 0.309, SLG: 0.540 Larry Andersen, R (8, 1) OBP: 1.000, SLG: 1.000 David West, L (8, 1) OBP: 0.500, SLG: 0.750 Roger Mason, R (8, 1) OBP: 0.200, SLG: 0.200		F S T X 0-2 FC6-2 2-3 3-H ②	X 0-0 HR	B S B B I 4-1 IBB				F B S B B F F X 3-2 G5-3 ①		3 0 0 0	1 0 0 0	1 0 0 0	1 0 0 0	1 0 0 0	0 0 0 0	2 0 0 0
Kevin Stocker, S (1, 6) OBP: 0.441, SLG: 0.514		B C S S 1-3 K ③	X 0-0 B2-3 ①	C X 0-1 L5 ③				B X 1-0 SF7 3B		4	1	1	0	0	1	4
Danny Jackson, R (1, 1) OBP: 0.135, SLG: 0.122 Milt Thompson, L (8, PH) OBP: 0.347, SLG: 0.365 (8, 7)			B B C S C F S S 2-3 K ①	C F S 0-3 K ②		C S B S 1-3 K ①		X 0-0 SF7 3-H ②		3 0	0 0	0 0	0 1	0 0	3 0	0 0
Inning Stats	R: 0 E: 0 K: 0 S: 11 H: 1 LOB: 0 BB: 0 P: 14	R: 0 E: 0 K: 1 S: 14 H: 2 LOB: 2 BB: 0 P: 19	R: 2 E: 0 K: 1 S: 17 H: 3 LOB: 2 BB: 1 P: 31	R: 2 E: 0 K: 1 S: 12 H: 3 LOB: 1 BB: 0 P: 16	R: 0 E: 0 K: 1 S: 10 H: 1 LOB: 2 BB: 1 P: 18	R: 0 E: 0 K: 2 S: 8 H: 1 LOB: 1 BB: 0 P: 14	R: 0 E: 0 K: 1 S: 7 H: 0 LOB: 0 BB: 0 P: 9	R: 1 E: 0 K: 1 S: 11 H: 1 LOB: 1 BB: 1 P: 20	R: 0 E: 0 K: 1 S: 5 H: 0 LOB: 0 BB: 0 P: 9	1B: 4 2B: 4 3B: 2 HR: 2		SF: 1 SAC: 0 DP: 1 HBP: 0				

	AB	37
	R	5
	H	12
	RBI	5
	BB	3
	SO	9
	LOB	16

WP: 0 PB: 0 SB: 0 CS: 0 PA: 41

PITCHER		IP	WLS	BF	H	R	ER	SO	BB	IBB	HBP	BLK	WP	HR	S	P	ERA	WHIP
Willie Blair, R ERA: 5.04	(1, 1)	4.0		21	9	4	4	3	1	0	0	0	0	2	54	80	9.00	2.500
Gary Wayne, L ERA: 5.17	(5, 1)	2.0		9	2	0	0	3	0	1	0	0	0	0	18	32	0.00	1.000
Marcus Moore, R ERA: 3.6	(7, 1)	2.0	W	8	1	1	1	2	1	0	0	0	0	0	18	29	4.50	1.000
Darren Holmes, R ERA: 5.21	(9, 1)	1.0	S	3	0	0	0	1	0	0	0	0	0	0	5	9	0.00	0.000

PITCHER	IP	WLS	BF	H	R	ER	SO	BB	IBB	HBP	BLK	WP	HR	S	P	ERA	WHIP

BOTTOM

Philadelphia Phillies @ Colorado Rockies

Mile High Stadium, Denver, CO

Thu Aug 19 1993, 9:05 PM EDT

Att. 53,443 - Unknown - 84 F

livebaseballscorecards.com

Batter	1	2	3	4	5	6	7	8	9	AB	R	H	RBI	BB	SO	LOB
Eric Young Sr., R (1, 7) OBP: 0.339, SLG: 0.332	4-2 BB S BB	2-1 F9 ③			1-0 G4-3 ①		3-2 E6 FC6-4	2-2 HR 1-2 3-H 1B		4	1	1	1	1	0	1
Roberto Mejia, R (1, 4) OBP: 0.292, SLG: 0.361 Freddie Benavides, R (6, 4) OBP: 0.290, SLG: 0.368	SAFE 4-0 BB 1-2 BB		2-2 G6-3 1B		2-3 K ②		0-2 FC6-4 ① 1-2f	1-2 1-H 2-H HR		2 2	0 1	1 1	0 3	1 0	1 0	0 1
Chris Jones, R (1, 8) OBP: 0.320, SLG: 0.476	0-0 P7 ①		0-0 G6-3 ① ② 1-2f		4-1 1B BB		0-0 F8 ②	2-2 G6-3 ③		4	0	0	0	1	0	4
Dante Bichette, R (1, 9) OBP: 0.357, SLG: 0.550	1-3 K ②		0-3 K ③		1-1 1-3 1B		0-1 F9 ③			4	0	1	0	0	2	3
Charlie Hayes, R (1, 5) OBP: 0.347, SLG: 0.504	4-2 1-2 2-3 BB			1-2 1B G4-6-3 1B	SAFE 1-2 G6-3 ③			0-0 F8 ①		3	1	1	0	1	0	2
Jerald Clark, R (1, 3) OBP: 0.329, SLG: 0.423	1-3 K ③			0-2 G4-6-3 1-3 1B		1-1 G6-3 ①		0-0 G6-3 3B		4	1	2	0	0	1	3
Danny Sheaffer, R (1, 2) OBP: 0.295, SLG: 0.387		0-0 L9 ①		1-0 G4-6-3 ① ② 1-2f 3-H		2-0 2B		2-2 G6-3 ② 3-H		4	0	1	1	0	0	1
Vinny Castilla, R (1, 6) OBP: 0.297, SLG: 0.433		0-0 F8 ②		1-1 1B		0-0 G1-3 ②		1-1 DI 1B 2B		4	1	2	0	0	0	1
Willie Blair, R (1, 1) OBP: 0.125, SLG: 0.156 Jim Tatum, R (4, PH) OBP: 0.263, SLG: 0.315 Gary Wayne, L (5, 1) Pedro Castellano, R (6, PH) OBP: 0.273, SLG: 0.348 Marcus Moore, S (7, 1) Daryl Boston, L (8, PH) OBP: 0.310, SLG: 0.409 Joe Girardi, R (8, PH) OBP: 0.317, SLG: 0.369 Darren Holmes, R (9, 1)		1-1 1B		0-2 F9 ③		2-3 K ③		4-2 1B HR 2-3 BB		1 1 0 1 0 0 0 0	0 0 0 0 0 1 0 0	1 0 0 0 0 1 0 1	0 0 0 0 0 1 0 0	0 0 0 0 0 0 0 0	0 1 0 0 0 0 0 0	0 0 0 0 0 1 0 0
Inning Stats	R: 0 E: 0 K: 2 S: 14 H: 0 LOB: 3 BB: 3 P: 27	R: 0 E: 0 K: 0 S: 6 H: 1 LOB: 1 BB: 0 P: 9	R: 0 E: 0 K: 1 S: 8 H: 1 LOB: 0 BB: 0 P: 10	R: 1 E: 0 K: 0 S: 12 H: 3 LOB: 1 BB: 0 P: 15	R: 0 E: 0 K: 1 S: 12 H: 1 LOB: 2 BB: 1 P: 21	R: 0 E: 0 K: 1 S: 7 H: 1 LOB: 1 BB: 0 P: 12	R: 0 E: 1 K: 0 S: 10 H: 0 LOB: 1 BB: 0 P: 13	R: 5 E: 0 K: 0 S: 20 H: 4 LOB: 0 BB: 1 P: 32		1B: 7 2B: 2 3B: 1 HR: 1		SF: 0 SAC: 0 DP: 2 HBP: 0			WP: 0 PB: 0 SB: 1 CS: 0	PA: 39

	AB	34
	R	6
	H	11
	RBI	5
	BB	5
	SO	5
	LOB	18

PITCHER		IP	WLS	BF	H	R	ER	SO	BB	IBB	HBP	BLK	WP	HR	S	P	ERA	WHIP
Danny Jackson, L ERA: 3.65	(1, 1)	7.0		31	7	1	1	5	4	0	0	0	0	0	69	107	1.29	1.571
Larry Andersen, R ERA: 2.83	(8, 1)	0.2		4	2	2	2	0	0	0	0	0	0	0	7	10	27.00	3.000
David West, L ERA: 2.9	(8, 1)	0.0		1	0	0	0	0	1	0	0	0	0	0	2	6	∞	∞
Roger Mason, R ERA: 3.71	(8, 1)	0.1	L	3	2	3	3	0	0	0	0	0	0	1	11	16	81.00	6.000

PITCHER	IP	WLS	BF	H	R	ER	SO	BB	IBB	HBP	BLK	WP	HR	S	P	ERA	WHIP

Batter	1	2	3	4	5	6	7	8	9	AB	R	H	RBI	BB	SO	LOB
Lenny Dykstra, L (1, 8) OBP: 0.428, SLG: 0.482	C B X 1-1 ① P7		B 1 SAFE B F X 2-1 1-2 2B 1B		B C C X 1-2 ② P5		B C F B F B B 4-2 BB		F C B F S 1-3 ① K	4	1	1	0	1	1	1
Mariano Duncan, R (1, 4) OBP: 0.299, SLG: 0.402	B F F F B F C 2-3 ② K		S X 0-1 1-H 2-H 2B		F F B F S 1-3 ③ K		F B F X 1-2 ③ G5-3		X 0-0 ② F8	5	0	1	2	0	2	3
John Kruk, L (1, 3) OBP: 0.459, SLG: 0.504	X 0-0 ③ G3		B X 1-0 ③ P8		B C B S F B S 3-3 ① K			C F X 0-2 F8 BB 3B 1B	B S S C 1-3 ③ K	5	1	1	0	0	2	1
Dave Hollins, S (1, 5) OBP: 0.381, SLG: 0.466		B F B B C B 4-2 L3 BB		X 0-0 ① G3		B B B C C X 3-1 HR		B B B C C B 4-2 1-2 F8 3B BB		2	2	1	1	2	0	0
Darren Daulton, L (1, 2) OBP: 0.402, SLG: 0.511		F S 1 SAFE B 1 SAFE X 1-2 ① F7		B B S F X 2-2 1B		X 0-0 ② P2		C X 0-1 ① F8 1-2 2-3		4	0	1	0	0	0	3
Jim Eisenreich, L (1, 9) OBP: 0.363, SLG: 0.468 Wes Chamberlain, R (8, PH) OBP: 0.326, SLG: 0.521 (8, 9)		C F 1 SAFE B F 1 SAFE X 1-2 ② ③ L3 1-2		F B C B X 2-2 ② F8		C B B X 2-1 ③ G4-3		B B B B 4-0 3B BB		3	0	0	0	0	0	2
										0	1	0	0	1	0	0
Milt Thompson, L (1, 7) OBP: 0.349, SLG: 0.371			B F X 1-1 1B 2B 1B	B X 1-0 ③ P5			B C S B X 2-2 F7 2B	B F B F C 2-3 ② K		4	1	2	0	0	1	4
Kevin Stocker, S (1, 6) OBP: 0.443, SLG: 0.530			X 0-0 ① P9		C B B X 2-1 FC5-6 1B		X 0-0 ① F7 2-3	B B F S B F F F F 3-2 X 1-H 2-H 3-H 3B		4	0	2	3	0	0	2
Curt Schilling, R (1, 1) OBP: 0.193, SLG: 0.182 David West, L (7, 1) OBP: 0.400, SLG: 0.600 Mitch Williams, L (9, 1) OBP: 1.000, SLG: 1.000			L 1 SAFE X 0-1 ② B2		1 SAFE X 0-0 ① FC5-6 1-2f		X 0-0 ② G4-3	F F S 0-3 ③ K		3	0	0	0	0	0	3
										1	0	0	0	0	1	1
										0	0	0	0	0	0	0
Inning Stats	R: 0 E: 0 K: 1 S: 8 H: 0 LOB: 0 BB: 0 P: 11	R: 0 E: 0 K: 0 S: 9 H: 0 LOB: 0 BB: 1 P: 15	R: 2 E: 0 K: 0 S: 10 H: 3 LOB: 1 BB: 0 P: 14	R: 0 E: 0 K: 0 S: 8 H: 1 LOB: 1 BB: 0 P: 13	R: 0 E: 0 K: 1 S: 10 H: 1 LOB: 1 BB: 0 P: 14	R: 1 E: 0 K: 1 S: 9 H: 1 LOB: 0 BB: 0 P: 17	R: 0 E: 0 K: 0 S: 11 H: 1 LOB: 2 BB: 1 P: 18	R: 3 E: 0 K: 2 S: 20 H: 2 LOB: 1 BB: 2 P: 33	R: 0 E: 0 K: 2 S: 8 H: 0 LOB: 0 BB: 0 P: 10	1B: 5 2B: 3 3B: 1 HR: 1	SF: 0 SAC: 0 DP: 1 HBP: 0					

PITCHER		IP	WLS	BF	H	R	ER	SO	BB	IBB	HBP	BLK	WP	HR	S	P	ERA	WHIP
Pete Harnisch, R ERA: 3.34	(1, 1)	7.0		29	7	3	3	3	2	0	0	0	0	1	65	102	3.86	1.286
Todd Jones, R ERA: 1.48	(8, 1)	0.0	L	2	1	2	2	0	1	0	0	0	0	0	5	9	∞	∞
Al Osuna, L ERA: 3.54	(8, 1)	0.1		1	0	0	0	0	0	0	0	0	0	0	2	2	0.00	0.000
Xavier Hernandez, R ERA: 2.91	(8, 1)	1.2		7	1	1	1	4	1	0	0	0	0	0	21	32	5.40	1.200

PITCHER	IP	WLS	BF	H	R	ER	SO	BB	IBB	HBP	BLK	WP	HR	S	P	ERA	WHIP

TOP

Philadelphia Phillies @ Houston Astros

Astrodome, Houston, TX

Fri Aug 20 1993, 8:05 PM EDT

Att. 33,080 - Dome

livebaseballscorecards.com

AB	35
R	6
H	9
RBI	6
BB	4
SO	7
LOB	20

1B: 5	SF: 0	WP: 0	PA: 39
2B: 3	SAC: 0	PB: 0	
3B: 1	DP: 1	SB: 0	
HR: 1	HBP: 0	CS: 0	

BOTTOM

Philadelphia Phillies @ Houston Astros

Astrodome, Houston, TX

Fri Aug 20 1993, 8:05 PM EDT

Att. 33,080 - Dome

livebaseballscorecards.com

Batter	1	2	3	4	5	6	7	8	9	AB	R	H	RBI	BB	SO	LOB
Craig Biggio, R (1, 4) OBP: 0.365, SLG: 0.454	C C B S 1-3 K ①		F B C B X 2-2 5 FC6-4 1B 2-H		C B F X 1-2 L3 ①		X 0-0 1B 1-2 1B		C B S B B B 4-2 FC6-4 BB	4	0	2	1	1	1	0
Steve Finley, L (1, 8) OBP: 0.300, SLG: 0.355	C C S 0-3 K ②		B F 1 SAFE F S 1-3 K ②		B B C F X 2-2 5 G1-4-3 3B		X 0-0 1-3 1B 2-H		B C 1 SAFE X 1-1 FC6-4 5 2B ② 1-2f	5	1	2	1	0	2	2
5 Jeff Bagwell, R (1, 3) OBP: 0.390, SLG: 0.527	B X 1-0 F8 ③		B C X 1-1 FC6-4 ③ 1-2f		B B S X 2-1 G1-4-3 ② 3-H		I I I I 4-0 IBB		B B B C F X 3-2 2B 1-3	4	0	1	1	1	0	1
Eric Anthony, L (1, 9) OBP: 0.336, SLG: 0.420 Chris James, R (9, PH) OBP: 0.336, SLG: 0.527		C B F B B X 3-2 FC3-6 1B		B B B B 4-0 1B SF7 BB	B C C B F F B S 3-3 K ③		B B X 2-0 P6 ②		B C F B S 2-3 K ③	3 1	1 0	1 0	0 0	1 0	1 1	3 2
Ken Caminiti, S (1, 5) OBP: 0.300, SLG: 0.394	B C S B X 2-2 FC3-6 ① 1-2f		B C B 1 SAFE B X 3-1 S 1-3 1B			F B S C 1-3 K ①	B B F B F X 3-2 P3 ③			4	0	1	0	0	1	4
Luis Gonzalez, L (1, 7) OBP: 0.359, SLG: 0.464	C S F T 0-2 K ②		S T S 0-3 K ①			X 0-0 F7 ②		B C X 1-1 P7 ①		4	0	0	0	0	2	3
Eddie Taubensee, L (1, 2) OBP: 0.315, SLG: 0.411 Scott Servais, R (8, PH) OBP: 0.319, SLG: 0.432 (9, 2)	F B S B C 2-3 K ③		B X 1-0 SF7 ② 3-H			C C B X 1-2 G5-3 ③		B F F F B B S 3-3 K ②		2 1	0 0	0 0	1 0	0 0	1 1	1 0
Andujar Cedeno, R (1, 6) OBP: 0.346, SLG: 0.396			B F S F F X 1-2 SH1 1B 1B	B C B I I 4-1 1-2 IBB			C S B B B X 3-2 F9 ①	C B X 1-1 G3 ③		3	1	1	0	1	0	0
Pete Harnisch, S (1, 1) OBP: 0.140, SLG: 0.125 Casey Candaele, S (7, PH) OBP: 0.333, SLG: 0.338 Todd Jones, L (8, 1) Al Osuna, R (8, 1) Xavier Hernandez, L (8, 1) Kevin Bass, S (9, PH) OBP: 0.315, SLG: 0.413			B X 1-0 SH1 ① 1-2	S X 0-1 L4 ③			B C B F B F F F X 3-2 1B 1B 1B		X 0-0 P8 ①	1 1 0 0 0 1	0 1 0 0 0 0	0 1 0 0 0 0	0 1 0 0 0 0	0 0 0 0 0 0	0 0 0 0 0 0	2 0 0 0 0 0
Inning Stats	R: 0 H: 0 E: 0 LOB: 0 K: 2 BB: 0 S: 7 P: 9	R: 0 H: 1 E: 0 LOB: 1 K: 2 BB: 0 S: 13 P: 20	R: 1 H: 2 E: 0 LOB: 1 K: 1 BB: 0 S: 14 P: 20	R: 1 H: 1 E: 0 LOB: 2 K: 1 BB: 2 S: 9 P: 21	R: 1 H: 1 E: 0 LOB: 0 K: 1 BB: 0 S: 13 P: 21	R: 0 H: 0 E: 0 LOB: 0 K: 1 BB: 0 S: 7 P: 9	R: 1 H: 3 E: 0 LOB: 3 K: 0 BB: 1 S: 15 P: 30	R: 0 H: 0 E: 0 LOB: 0 K: 1 BB: 0 S: 8 P: 13	R: 0 H: 1 E: 0 LOB: 2 K: 1 BB: 1 S: 11 P: 21	1B: 7 2B: 1 3B: 1 HR: 0	SF: 1 SAC: 1 DP: 0 HBP: 0			WP: 0 PB: 0 SB: 1 CS: 0	PA: 40		

	AB	34
	R	4
	H	9
	RBI	4
	BB	4
	SO	10
	LOB	18

PITCHER		IP	WLS	BF	H	R	ER	SO	BB	IBB	HBP	BLK	WP	HR	S	P	ERA	WHIP
Curt Schilling, R ERA: 4.12	(1, 1)	6.1		30	8	4	4	8	1	2	0	0	0	0	74	121	5.68	1.421
David West, L ERA: 2.83	(7, 1)	1.2	W	5	0	0	0	1	0	0	0	0	0	0	12	22	0.00	0.000
Mitch Williams, L ERA: 2.57	(9, 1)	1.0	S	5	1	0	0	1	1	0	0	0	0	0	11	21	0.00	2.000

PITCHER	IP	WLS	BF	H	R	ER	SO	BB	IBB	HBP	BLK	WP	HR	S	P	ERA	WHIP

Philadelphia Phillies @ Houston Astros

Astrodome, Houston, TX

Sat Aug 21 1993, 8:05 PM EDT

Att. 27,507 - Dome

livebaseballscorecards.com

TOP

Batter	1	2	3	4	5	6	7	8	9	10	AB	R	H	RBI	BB	SO	LOB
Lenny Dykstra, L (1, 8) OBP: 0.424, SLG: 0.477	P2		F7		K			F7	F7		5	0	0	0	0	1	7
Mariano Duncan, R (1, 4) OBP: 0.299, SLG: 0.404	K		2-H 2B			G1-3		F7		G6-3	3	0	1	1	0	1	0
Mickey Morandini, L (8, PH) OBP: 0.290, SLG: 0.331											2	0	0	0	0	0	2
(8, 4)																	
John Kruk, L (1, 3) OBP: 0.456, SLG: 0.499	BB		G3			G3-1		1-2 2-3 K		G4-3	4	0	0	0	1	1	3
Dave Hollins, S (1, 5) OBP: 0.377, SLG: 0.460	K	K		K		G3			G1-3	G3	5	0	0	0	0	2	1
Darren Daulton, L (1, 2) OBP: 0.401, SLG: 0.507		G3		K			L3		1B 1B BB		3	0	0	0	1	1	0
Jim Eisenreich, L (1, 9) OBP: 0.361, SLG: 0.465		F8		F9			F8		HBP 1B 1B 1-2		4	1	1	0	0	0	0
Milt Thompson, L (1, 7) OBP: 0.348, SLG: 0.369		G6-3			F7		K		1B HBP 1-2 2-H		4	0	1	0	0	1	0
Kevin Stocker, S (1, 6) OBP: 0.459, SLG: 0.542			SH3-4 2B 1B		S 1B			WP 1B	1B 1-2 2-3 HBP		3	1	3	0	0	0	0
Terry Mulholland, R (1, 1) OBP: 0.089, SLG: 0.073			SH3-4 1-2		K 1-2			WP 1-2			1	0	0	0	0	1	1
Ricky Jordan, R (8, PH) OBP: 0.326, SLG: 0.430											1	0	1	0	0	0	0
Bobby Thigpen, R (8, 1)											0	0	0	0	0	0	0
Pete Incaviglia, R (9, PH) OBP: 0.317, SLG: 0.542											1	0	1	1	0	0	0
Larry Andersen, R (9, 1) OBP: 1.000, SLG: 1.000											0	0	0	0	0	0	0
David West, L (10, 1) OBP: 0.400, SLG: 0.600											0	0	0	0	0	0	0
Inning Stats	R: 0 E: 0 K: 2 S: 10 H: 0 LOB: 1 BB: 1 P: 18	R: 0 E: 0 K: 0 S: 9 H: 0 LOB: 0 BB: 0 P: 13	R: 1 E: 0 K: 0 S: 9 H: 2 LOB: 1 BB: 0 P: 14	R: 0 E: 0 K: 2 S: 11 H: 0 LOB: 0 BB: 0 P: 15	R: 0 E: 0 K: 2 S: 11 H: 1 LOB: 1 BB: 0 P: 17	R: 0 E: 0 K: 0 S: 3 H: 0 LOB: 0 BB: 0 P: 4	R: 0 E: 0 K: 1 S: 6 H: 0 LOB: 0 BB: 0 P: 9	R: 0 E: 0 K: 1 S: 13 H: 2 LOB: 2 BB: 0 P: 20	R: 1 E: 0 K: 0 S: 12 H: 3 LOB: 3 BB: 1 P: 25	R: 0 E: 0 K: 0 S: 4 H: 0 LOB: 0 BB: 0 P: 9	1B: 7 2B: 1 3B: 0 HR: 0 SF: 0 SAC: 1 DP: 0 HBP: 1						

AB	36
R	2
H	8
RBI	2
BB	2
SO	8
LOB	14

PITCHER		IP	WLS	BF	H	R	ER	SO	BB	IBB	HBP	BLK	WP	HR	S	P	ERA	WHIP
Doug Drabek, R ERA: 3.56	(1, 1)	8.2		34	7	2	2	8	2	0	0	0	1	0	81	127	2.08	1.038
Doug Jones, R ERA: 4.4	(9, 1)	1.1	W	6	1	0	0	0	0	0	1	0	0	0	7	17	0.00	0.750

PITCHER	IP	WLS	BF	H	R	ER	SO	BB	IBB	HBP	BLK	WP	HR	S	P	ERA	WHIP

WP: 1	PA: 40						
PB: 0							
SB: 1							
CS: 0							

Philadelphia Phillies @ Houston Astros

Astrodome, Houston, TX

Sat Aug 21 1993, 8:05 PM EDT

Att. 27,507 - Dome

livebaseballscorecards.com

BOTTOM

Batter	1	2	3	4	5	6	7	8	9	10	AB	R	H	RBI	BB	SO	LOB
Craig Biggio, R (1, 4) OBP: 0.363, SLG: 0.450	F9	G1-3			F9		1B BB		L8		4	0	0	0	1	0	2
Steve Finley, L (1, 8) OBP: 0.303, SLG: 0.358	G3		G4-3			G1 5 1B FC5-2 1B	5 G6-4-3 1B			S 1B 1B	5	1	3	1	0	0	0
5 Jeff Bagwell, R (1, 3) OBP: 0.388, SLG: 0.524	E6		F8			FC5-2 G1 1B	G6-4-3			K	5	0	1	0	0	1	4
Ken Caminiti, S (1, 5) OBP: 0.298, SLG: 0.391	K		P6			G1		K		1B IBB	4	0	0	0	1	2	3
Eric Anthony, L (1, 9) OBP: 0.333, SLG: 0.416		G4-3		K		FC5-2		G4-3		P5	4	0	0	0	0	1	2
Doug Jones, R (9, 1)											0	0	0	0	0	0	0
Chris Donnels, L (10, PH) OBP: 0.317, SLG: 0.315											1	0	0	0	0	0	2
Chris James, R (1, 7) OBP: 0.328, SLG: 0.513		G6-3		K		F8		1B		1B	3	0	0	0	0	1	2
Luis Gonzalez, L (8, PH) OBP: 0.362, SLG: 0.467 (9, 7)											2	0	2	1	0	0	0
Scott Servais, R (1, 2) OBP: 0.323, SLG: 0.452							1B 1B 2B				3	1	2	1	0	0	0
Casey Candaele, S (7, PR) OBP: 0.333, SLG: 0.338											0	1	0	0	0	0	0
Eddie Taubensee, L (8, 2) OBP: 0.313, SLG: 0.409		HR									1	0	0	0	0	0	1
Andujar Cedeno, R (1, 6) OBP: 0.345, SLG: 0.394		BB 1B			G6-3	G1-3			K		4	0	1	0	0	1	1
Doug Drabek, R (1, 1) OBP: 0.136, SLG: 0.193											2	0	1	0	1	0	0
Kevin Bass, S (9, 9) OBP: 0.313, SLG: 0.410		BB			G5-3		1B BB 1B		K		1	0	0	0	0	1	0

Inning Stats	R: 0 E: 1 K: 1 S: 10	H: 0 LOB: 1 BB: 0 P: 13	R: 1 E: 0 K: 0 S: 12	H: 2 LOB: 2 BB: 1 P: 21	R: 0 E: 0 K: 0 S: 6	H: 0 LOB: 0 BB: 0 P: 7	R: 0 E: 0 K: 2 S: 7	H: 0 LOB: 0 BB: 0 P: 8	R: 0 E: 0 K: 0 S: 6	H: 0 LOB: 0 BB: 0 P: 7
	R: 0 E: 0 K: 0 S: 9	H: 2 LOB: 2 BB: 0 P: 15	R: 1 E: 0 K: 0 S: 10	H: 3 LOB: 2 BB: 1 P: 18	R: 0 E: 0 K: 1 S: 10	H: 1 LOB: 1 BB: 0 P: 17	R: 0 E: 0 K: 2 S: 9	H: 0 LOB: 0 BB: 0 P: 12	R: 1 E: 0 K: 1 S: 8	H: 2 LOB: 2 BB: 1 P: 17

	1B: 8	SF: 0	WP: 0	PA: 42
	2B: 2	SAC: 0	PB: 0	
	3B: 0	DP: 1	SB: 1	
	HR: 1	HBP: 0	CS: 0	

	AB	39
	R	3
	H	10
	RBI	3
	BB	3
	SO	7
	LOB	17

PITCHER		IP	WLS	BF	H	R	ER	SO	BB	IBB	HBP	BLK	WP	HR	S	P	ERA	WHIP
Terry Mulholland, L ERA: 3.26	(1, 1)	7.0		30	7	2	2	3	2	0	0	0	0	1	60	89	2.57	1.286
Bobby Thigpen, R ERA: 5.22	(8, 1)	1.0		4	1	0	0	1	0	0	0	0	0	0	10	17	0.00	1.000
Larry Andersen, R ERA: 2.94	(9, 1)	1.1	L	6	1	1	1	3	0	1	0	0	0	0	14	23	6.75	0.750
David West, L ERA: 2.82	(10, 1)	0.1		2	1	0	0	0	0	0	0	0	0	0	3	6	0.00	3.000

PITCHER	IP	WLS	BF	H	R	ER	SO	BB	IBB	HBP	BLK	WP	HR	S	P	ERA	WHIP

Batter	1	2	3	4	5	6	7	8	9	AB	R	H	RBI	BB	SO	LOB
Lenny Dykstra, L (1, 8) OBP: 0.423, SLG: 0.475	B C F F B F X 2-2 F8 ①		C C B B C 2-3 K ①		X 0-0 2-H 1B ①			X 0-0 G4-3 ①	X 0-0 F7 ③	4	0	1	1	0	1	0
Kim Batiste, R (8, 5) OBP: 0.303, SLG: 0.442										0	0	0	0	0	0	0
John Kruk, L (9, PH) OBP: 0.455, SLG: 0.498										1	0	0	0	0	0	1
Mickey Morandini, L (1, 4) OBP: 0.293, SLG: 0.332	C F X 0-2 S 1B		B B C B F S 3-3 K ②		L 1 SAFE 1 SAFE B C X 1-2 L4 ③			B B B B 4-0 S 2B BB		3	1	1	0	1	1	1
Ricky Jordan, R (1, 3) OBP: 0.317, SLG: 0.415	B B F 1 SAFE 1 SAFE F F S 2-3 K ②		C X 0-1 G5-3 ③			B B X 2-0 G6-3 ①		C S X 0-2 1-2 P3 ②		4	0	0	0	0	1	2
Dave Hollins, S (1, 5) OBP: 0.376, SLG: 0.460	S 1 SAFE B B X 2-1 1-2 L8 ③			B B S F S 2-3 K ①		C B C B X 2-2 G5-3 ②		X 0-0 2-H 2B		4	0	1	1	0	1	1
Roger Mason, R (8, 1) OBP: 0.200, SLG: 0.200										0	0	0	0	0	0	0
Milt Thompson, L (1, 7) OBP: 0.344, SLG: 0.365		B S B X 2-1 F8 ①		F B C B S 2-3 K ②		B B X 2-0 F7 ③		C C B B X 2-2 P6 ③		3	0	0	0	0	1	0
Mike Williams, R (6, 1)										0	0	0	0	0	0	0
Jim Eisenreich, L (8, PH) OBP: 0.360, SLG: 0.463 (8, 8)										1	0	0	0	0	0	1
Wes Chamberlain, R (1, 9) OBP: 0.325, SLG: 0.529		B C S B B X 3-2 G5-3 ②		B F B X 2-1 G5-3 ③			B F B X 2-1 F7 ①		C B B B X 3-1 HR	4	1	1	1	0	0	0
Todd Pratt, R (1, 2) OBP: 0.329, SLG: 0.569		B C B B B 4-1 1B BB			B B C B F X 3-2 1B 2B		B X 1-0 1B		B B X 2-0 F9 ①	3	1	2	0	1	0	0
Kevin Stocker, S (1, 6) OBP: 0.453, SLG: 0.533		F B X 1-1 1-2 1B			C B B B C F S 2-3 K ①		B S 1 SAFE X 1-1 P6 ②		C B F F X 1-2 G5-3 ②	4	0	1	0	0	1	2
Ben Rivera, R (1, 1) OBP: 0.143, SLG: 0.100		C C S 0-3 K ③			B F C S 1-3 K ②		C B B B X 3-1 L5 ③		X 0-0 1B	2	0	0	0	0	2	3
Pete Incaviglia, R (6, 7) OBP: 0.312, SLG: 0.541										2	0	1	0	0	0	1

Inning Stats	1	2	3	4	5	6	7	8	9
R:	0	0	0	0	1	0	0	1	1
E:	0	0	0	0	0	0	0	0	0
K:	1	1	2	2	2	0	0	0	0
S:	14	11	8	8	14	5	7	8	9
H:	1	1	0	0	2	0	1	1	2
LOB:	1	2	0	0	1	0	1	1	1
BB:	0	1	0	0	0	0	0	1	0
P:	20	21	13	14	21	11	14	14	15

PITCHER		IP	WLS	BF	H	R	ER	SO	BB	IBB	HBP	BLK	WP	HR	S	P	ERA	WHIP
Darryl Kile, R ERA: 3.25	(1, 1)	7.2	W	31	6	2	2	8	2	0	0	0	0	0	72	123	2.35	1.043
Tom Edens, R ERA: 2.68	(8, 1)	1.1		6	2	1	1	0	0	0	0	0	0	1	12	20	6.75	1.500

PITCHER	IP	WLS	BF	H	R	ER	SO	BB	IBB	HBP	BLK	WP	HR	S	P	ERA	WHIP

TOP

Philadelphia Phillies @ Houston Astros

Astrodome, Houston, TX

Sun Aug 22 1993, 4:33 AM EDT

Att. 28,940 - Dome

livebaseballscorecards.com

AB	35
R	3
H	8
RBI	3
BB	2
SO	8
LOB	12

1B:	5	SF:	0	WP:	0	PA:	37
2B:	2	SAC:	0	PB:	0		
3B:	0	DP:	0	SB:	2		
HR:	1	HBP:	0	CS:	0		

Batter	1	2	3	4	5	6	7	8	9	AB	R	H	RBI	BB	SO	LOB
Craig Biggio, R (1, 4) OBP: 0.362, SLG: 0.455	P4		HR		G6-3	F8				4	1	1	1	0	0	2
Steve Finley, L (1, 8) OBP: 0.300, SLG: 0.355	G1-3		K		F7		F8			4	0	0	0	0	1	0
5 Jeff Bagwell, R (1, 3) OBP: 0.391, SLG: 0.532	HR		K			3B, 1B	BB, 1B			4	2	3	1	0	1	0
Eric Anthony, L (1, 9) OBP: 0.337, SLG: 0.430	HR			G1		G6-4-3, 3B	G1-6-3, BB			3	2	2	2	1	0	0
Luis Gonzalez, L (1, 7) OBP: 0.361, SLG: 0.464	K			G4-3		G6-4-3, BB	G1-6-3			3	0	0	0	1	1	2
Eddie Taubensee, L (1, 2) OBP: 0.312, SLG: 0.406		G4-3		2B, 1B		G6-4-3	F8			4	1	1	0	0	0	1
Chris Donnels, L (1, 5) OBP: 0.324, SLG: 0.344		G3		1-H, 2B		1B, 2B	F9			4	1	2	1	0	0	0
Andujar Cedeno, R (1, 6) OBP: 0.345, SLG: 0.394		F9		G2-3		1B, 2-H, 1B	P4			3	0	1	1	0	0	1
Jose Uribe, S (6, PR) OBP: 0.333, SLG: 0.200										1	0	0	0	0	0	0
(7, 6)																
Darryl Kile, R (1, 1) OBP: 0.122, SLG: 0.200			K		K	1-2, 1B				3	0	1	0	0	2	0
Tom Edens, R (8, 1)										0	0	0	0	0	0	0
Inning Stats	R: 2 E: 0 K: 1 S: 10 H: 2 LOB: 0 BB: 0 P: 16	R: 0 E: 0 K: 0 S: 5 H: 0 LOB: 0 BB: 0 P: 9	R: 1 E: 0 K: 3 S: 11 H: 1 LOB: 0 BB: 0 P: 17	R: 1 E: 0 K: 0 S: 11 H: 2 LOB: 1 BB: 0 P: 20	R: 0 E: 0 K: 1 S: 5 H: 0 LOB: 0 BB: 0 P: 7	R: 3 E: 0 K: 0 S: 17 H: 5 LOB: 2 BB: 1 P: 35	R: 0 E: 0 K: 0 S: 9 H: 1 LOB: 1 BB: 1 P: 15	R: 0 E: 0 K: 0 S: 5 H: 0 LOB: 0 BB: 0 P: 6		1B: 5 2B: 2 3B: 1 HR: 3 SF: 0 SAC: 0 DP: 2 HBP: 0						

PITCHER		IP	WLS	BF	H	R	ER	SO	BB	IBB	HBP	BLK	WP	HR	S	P	ERA	WHIP
Ben Rivera, R ERA: 5.43	(1, 1)	5.2	L	27	10	7	7	5	1	0	0	0	0	3	56	98	11.12	1.941
Mike Williams, R ERA: 6.28	(6, 1)	1.1		5	1	0	0	0	1	0	0	0	0	0	12	21	0.00	1.500
Roger Mason, R ERA: 3.67	(8, 1)	1.0		3	0	0	0	0	0	0	0	0	0	0	5	6	0.00	0.000

PITCHER	IP	WLS	BF	H	R	ER	SO	BB	IBB	HBP	BLK	WP	HR	S	P	ERA	WHIP

BOTTOM

Philadelphia Phillies @ Houston Astros

Astrodome, Houston, TX

Sun Aug 22 1993, 4:33 AM EDT

Att. 28,940 - Dome

livebaseballscorecards.com

AB	33
R	7
H	11
RBI	6
BB	2
SO	5
LOB	6

WP: 0 PA: 35
PB: 0
SB: 0
CS: 0

Batter	1	2	3	4	5	6	7	8	9	10	11	12	13	AB	R	H	RBI	BB	SO	LOB
Alex Cole, L (1, 8) OBP: 0.343, SLG: 0.323	0-0 2B SF8 1B	2-0 1-2 1B			3-2 L6		2-2 G6-3		2-3 K			1-2 F8		6	1	2	0	0	1	1
Roberto Mejia, R (1, 4) OBP: 0.280, SLG: 0.348	0-3 K	0-1 F8			0-3 K		3-2 L9			1-0 G3 S 1B		1-1 G6-3		6	0	1	0	0	2	3
Andres Galarraga, R (1, 3) OBP: 0.425, SLG: 0.639 Eric Young Sr., R (10, 7) OBP: 0.336, SLG: 0.326	P1 SAFE 1 SAFE 1 P	2-0 SF8 1-3 2B	2-1 1B		1-1 1B			0-0 L8		0-2 L7			1-3 K	5 1	0 0	3 0	0 0	0 0	0 1	1 0
Dante Bichette, R (1, 9) OBP: 0.352, SLG: 0.546	0-0 SF8 2-3 3-H	0-0 F8			0-1 G4-3			1-2 2B		1-2 G3 1-3			0-0 HR	5	1	2	2	0	0	3
Charlie Hayes, R (1, 5) OBP: 0.343, SLG: 0.507	4-2 BB	1-0 P3				0-1 HR		0-0 F9		0-0 F9			1-0 P2	5	1	1	1	1	0	3
Jerald Clark, R (1, 7) OBP: 0.325, SLG: 0.425 (10, 3)	1-0 F9	0-1 F8				2-3 K		3-2 F8			2-3 K		4-2 1B BB	5	0	0	0	1	2	4
Joe Girardi, R (1, 2) OBP: 0.319, SLG: 0.398		3-2 F9		2-1 F9		3-1 F7			1-1 G6-3		1-0 F8		1-1 1-2 1B	6	0	1	0	0	0	0
Freddie Benavides, R (1, 6) OBP: 0.303, SLG: 0.397		1-0 G4-3		1-3 K		2-3 K			1-2 P4		1-3 K		0-0 L7	6	0	0	0	0	3	2
Armando Reynoso, R (1, 1) OBP: 0.146, SLG: 0.170 Bruce Ruffin, S (6, 1) OBP: 0.167, SLG: 0.136 Daryl Boston, L (9, PH) OBP: 0.311, SLG: 0.404 Mike Munoz, L (9, 1) Marcus Moore, S (10, 1) Chris Jones, R (12, PH) OBP: 0.313, SLG: 0.464 Gary Wayne, L (12, 1) Darren Holmes, R (13, 1)		1-1 1B 1B		2-0 G5-3			2-1 L7		1-0 1B			1-0 F9		2 1 1 0 0 0 1 0 0	0 0 0 0 0 0 0 0 0	1 0 1 0 0 0 0 0 0	0 0 0 0 0 0 0 0 0	0 0 0 0 0 0 0 0 0	0 0 0 0 0 0 0 0 0	0 0 0 0 0 0 0 0 0
Inning Stats	R: 1 E: 0 K: 1 S: 12 H: 2 LOB: 2 BB: 1 P: 17	R: 0 E: 0 K: 0 S: 9 H: 2 LOB: 2 BB: 0 P: 16	R: 0 E: 0 K: 0 S: 6 H: 1 LOB: 1 BB: 0 P: 9	R: 0 E: 0 K: 1 S: 7 H: 0 LOB: 0 BB: 0 P: 12	R: 0 E: 0 K: 1 S: 11 H: 1 LOB: 1 BB: 0 P: 15	R: 1 E: 0 K: 2 S: 11 H: 1 LOB: 0 BB: 0 P: 18	R: 0 E: 0 K: 0 S: 9 H: 0 LOB: 0 BB: 0 P: 16	R: 0 E: 0 K: 0 S: 9 H: 1 LOB: 1 BB: 0 P: 13	R: 0 E: 0 K: 1 S: 9 H: 1 LOB: 1 BB: 0 P: 14	R: 0 E: 0 K: 0 S: 9 H: 1 LOB: 1 BB: 0 P: 11	R: 0 E: 0 K: 2 S: 8 H: 0 LOB: 0 BB: 0 P: 12	R: 0 E: 0 K: 0 S: 6 H: 0 LOB: 0 BB: 0 P: 9	R: 1 E: 0 K: 1 S: 10 H: 2 LOB: 2 BB: 1 P: 17	1B: 8 2B: 2 3B: 0 HR: 2 SF: 1 SAC: 0 DP: 0 HBP: 0						

PITCHER		IP	WLS	BF	H	R	ER	SO	BB	IBB	HBP	BLK	WP	HR	S	P	ERA	WHIP
Tommy Greene, R ERA: 3.54	(1, 1)	8.0		33	8	2	2	5	1	0	0	0	0	1	74	116	2.25	1.125
Larry Andersen, R ERA: 2.88	(9, 1)	1.0		4	1	0	0	1	0	0	0	0	0	0	9	14	0.00	1.000
Bobby Thigpen, R ERA: 5.09	(10, 1)	1.0		4	1	0	0	0	0	0	0	0	0	0	9	11	0.00	1.000
Roger Mason, R ERA: 3.64	(11, 1)	3.0	L	12	2	1	1	3	1	0	0	0	0	1	24	38	3.00	1.000

PITCHER	IP	WLS	BF	H	R	ER	SO	BB	IBB	HBP	BLK	WP	HR	S	P	ERA	WHIP

TOP

Colorado Rockies @ Philadelphia Phillies

Veterans Stadium, Philadelphia, PA

Mon Aug 23 1993, 7:05 PM EDT

Att. 40,481 - Unknown - 82 F

livebaseballscorecards.com

AB	50
R	3
H	12
RBI	3
BB	2
SO	9
LOB	17

Batter	1	2	3	4	5	6	7	8	9	10	11	12	13	AB	R	H	RBI	BB	SO	LOB
Lenny Dykstra, L (1, 8) OBP: 0.418, SLG: 0.470	C B B F X 2-2 ① G4-3	X 0-0 ② SF7 3-H		B C B F X 2-2 ① G4-3		B C B F X 2-2 ① G6-3			B C C B F F F X 2-2 ① L8		C B B S F X 2-2 ① F7		C X 0-1 ③ F8	6	0	0	1	0	0	0
Mariano Duncan, R (1, 4) OBP: 0.300, SLG: 0.402	B X 1-0 ② F9	X 0-0 BB 1B 1-2		B C B F B B 4-2 G1-4-3 BB		B B X 2-0 ② L4			B S X 1-1 ② G1-3		X 0-0 ② F7			5	0	1	0	1	0	0
John Kruk, L (1, 3) OBP: 0.458, SLG: 0.499	B C B X 2-1 HBP 1B	B B B B 4-0 BB 1-2 2-3		1 SAFE C C C 1 SAFE 1 SAFE B F B 1 SAFE 2-2 ② G1-4-3 1-2		B C C B X 2-2 ③ G6-3			C B B X 2-1 1B 1B		B X 1-0 1B			5	0	3	0	1	0	1
Dave Hollins, S (1, 5) OBP: 0.376, SLG: 0.457	F C F B 1 SAFE B F H 3-2 HBP 1-2	B C C C B B F F X 3-2 ③ G4-3		F B F C 1-3 ③ K			C X 0-1 ① G6-3		B F B B C X 3-2 1B 1-3		C 1 SAFE B F X 1-2 ③ F7			5	0	1	0	0	1	5
Darren Daulton, L (1, 2) OBP: 0.398, SLG: 0.500	X 0-0 ③ L8		C B B B B 4-1 S BB		B B C F B X 3-2 ① G3-1		B F S S 1-3 ② K		C X 0-1 ③ G4-3			F B B S S 2-3 ① K		5	0	0	0	1	2	4
Pete Incaviglia, R (1, 7) OBP: 0.317, SLG: 0.539 Milt Thompson, L (10, PR) OBP: 0.343, SLG: 0.363 (11, 7)	F B S B B X 2-2 2B FC4 1B	C 1 SAFE B S S B F 1 SAFE B S 3-3 ① K 1-2		C B S B F B F B 4-2 1B BB			S B C X 1-2 ③ L4			B B B B 4-0 G6-3 SH1-3 BB		B B B C F F F X 3-2 ② P3		3 1	1 0	1 0	0 0	2 0	1 0	1 0
Jim Eisenreich, L (1, 9) OBP: 0.361, SLG: 0.465	B 1 SAFE X 1-0 FC4 SF7 2B 1-3	C X 0-1 ② P6		B F B B X 3-1 1B 1-2			C C C X 0-2 ① G1		X 0-0 SH1-3 1-2		F B X 1-1 ③ G3			5	1	2	0	0	0	1
Kevin Stocker, S (1, 6) OBP: 0.441, SLG: 0.512	F B S T 1-2 ① K	I I I I 4-0 FC6-4 IBB		B F F F S 1-3 ② K			X 0-0 ② L5		X 0-0 ② G6-3 2-3				C X 0-1 ① F9	5	0	0	0	1	2	6
Tommy Greene, R (1, 1) OBP: 0.196, SLG: 0.204 Wes Chamberlain, R (8, PH) OBP: 0.324, SLG: 0.527 Larry Andersen, R (9, 1) OBP: 0.000, SLG: 0.000 Bobby Thigpen, R (10, 1) Ricky Jordan, R (10, PH) OBP: 0.315, SLG: 0.412 Roger Mason, R (11, 1) OBP: 0.200, SLG: 0.200 Mickey Morandini, L (13, PH) OBP: 0.292, SLG: 0.331	F B F X 1-2 FC4 BB 1B 2-3 3-H	C B X 1-1 ③ FC6-4 1-2f		X 0-0 ③ G5-3			C B S B F B X 1-2 ③ F8		B F B X 2-1 ③ F8				B X 1-0 ② L8	3 1 0 0 1 0 1	0 0 0 0 0 0 0	0 0 0 0 0 0 0	1 0 0 0 0 0 0	0 0 0 0 0 0 0	0 0 0 0 0 0 0	5 0 0 0 2 0 0
Inning Stats	R: 0 H: 1 E: 0 LOB: 2 K: 0 BB: 0 S: 11 P: 19	R: 2 H: 3 E: 0 LOB: 3 K: 1 BB: 1 S: 17 P: 29	R: 0 H: 0 E: 0 LOB: 2 K: 1 BB: 2 S: 9 P: 21	R: 0 H: 0 E: 0 LOB: 1 K: 1 BB: 1 S: 12 P: 21	R: 0 H: 0 E: 0 LOB: 2 K: 1 BB: 1 S: 13 P: 24	R: 0 H: 0 E: 0 LOB: 0 K: 0 BB: 0 S: 7 P: 13	R: 0 H: 0 E: 0 LOB: 0 K: 1 BB: 0 S: 8 P: 10		R: 0 H: 0 E: 0 LOB: 0 K: 0 BB: 0 S: 8 P: 9	R: 0 H: 2 E: 0 LOB: 2 K: 0 BB: 0 S: 15 P: 23	R: 0 H: 0 E: 0 LOB: 2 K: 0 BB: 1 S: 4 P: 10	R: 0 H: 1 E: 0 LOB: 1 K: 0 BB: 0 S: 9 P: 13	R: 0 H: 0 E: 0 LOB: 0 K: 1 BB: 0 S: 9 P: 15	R: 0 H: 0 E: 0 LOB: 0 K: 0 BB: 0 S: 5 P: 6	1B: 7 2B: 1 3B: 0 HR: 0	SF: 1 SAC: 1 DP: 0 HBP: 1	WP: 0 PB: 0 SB: 1 CS: 0	PA: 55		

PITCHER		IP	WLS	BF	H	R	ER	SO	BB	IBB	HBP	BLK	WP	HR	S	P	ERA	WHIP
Armando Reynoso, R ERA: 3.46	(1, 1)	5.0		27	5	2	2	4	4	1	1	0	0	0	62	114	3.60	1.800
Bruce Ruffin, L ERA: 4.56	(6, 1)	3.0		9	0	0	0	1	0	0	0	0	0	0	23	32	0.00	0.000
Mike Munoz, L ERA: 3.38	(9, 1)	1.2		8	2	0	0	0	1	0	0	0	0	0	17	29	0.00	1.800
Marcus Moore, R ERA: 3.06	(10, 1)	1.1		5	1	0	0	0	0	0	0	0	0	0	11	17	0.00	0.750
Gary Wayne, L ERA: 5.06	(12, 1)	1.0	W	3	0	0	0	1	0	0	0	0	0	0	9	15	0.00	0.000

PITCHER		IP	WLS	BF	H	R	ER	SO	BB	IBB	HBP	BLK	WP	HR	S	P	ERA	WHIP
Darren Holmes, R ERA: 4.83	(13, 1)	1.0	S	3	0	0	0	0	0	0	0	0	0	0	5	6	0.00	0.000

BOTTOM

Colorado Rockies @ Philadelphia Phillies

Veterans Stadium, Philadelphia, PA

Mon Aug 23 1993, 7:05 PM EDT

Att. 40,481 - Unknown - 82 F

livebaseballscorecards.com

AB	46
R	2
H	8
RBI	2
BB	6
SO	6
LOB	25

Batter	1	2	3	4	5	6	7	8	9	AB	R	H	RBI	BB	SO	LOB
Eric Young Sr., R (1, 7) OBP: 0.335, SLG: 0.325	L8		L9			G6-3		1B		4	0	1	0	0	0	1
Roberto Mejia, R (1, 4) OBP: 0.274, SLG: 0.341	G3			E5 FC3-6 1B		K		G4-3		3	0	0	0	0	1	0
Daryl Boston, L (8, PH) OBP: 0.310, SLG: 0.403										1	0	0	0	0	0	2
Freddie Benavides, R (8, 4) OBP: 0.303, SLG: 0.397										0	0	0	0	0	0	0
Andres Galarraga, R (1, 3) OBP: 0.424, SLG: 0.636	G3			FC3-6 1B			L9		F9	3	0	1	0	0	0	0
Gary Wayne, L (7, 1)										0	0	0	0	0	0	0
Joe Girardi, R (9, PH) OBP: 0.318, SLG: 0.396										1	0	0	0	0	0	0
Dante Bichette, R (1, 9) OBP: 0.352, SLG: 0.546		P4		FC3-6 G6-4-3			P3		1B FC6-4 2B	4	1	1	0	0	0	2
Charlie Hayes, R (1, 5) OBP: 0.342, SLG: 0.505		G6-3		G6-4-3			G1-3		FC6-4 1B	4	0	1	0	0	0	2
Chris Jones, R (1, 8) OBP: 0.311, SLG: 0.459		G3			G4-3			G6-3 1B	FC6-4 S	4	1	1	1	0	0	1
Danny Sheaffer, R (1, 2) OBP: 0.289, SLG: 0.376			F9		G1-3			G6-3	K	4	0	0	0	0	1	2
Vinny Castilla, R (1, 6) OBP: 0.298, SLG: 0.431			G4-3		P3			F9		3	0	0	0	0	0	1
Willie Blair, R (1, 1) OBP: 0.147, SLG: 0.152			BB			K				1	0	0	0	1	1	0
Jerald Clark, R (7, 3) OBP: 0.327, SLG: 0.427										1	0	1	1	0	0	0
Inning Stats	R: 0 E: 0 K: 0 S: 5 / H: 0 LOB: 0 BB: 0 P: 5	R: 0 E: 0 K: 0 S: 7 / H: 0 LOB: 0 BB: 0 P: 13	R: 0 E: 0 K: 0 S: 9 / H: 0 LOB: 1 BB: 1 P: 15	R: 0 E: 1 K: 0 S: 10 / H: 1 LOB: 1 BB: 0 P: 11	R: 0 E: 0 K: 0 S: 7 / H: 0 LOB: 0 BB: 0 P: 11	R: 0 E: 0 K: 2 S: 8 / H: 0 LOB: 0 BB: 0 P: 11	R: 0 E: 0 K: 0 S: 9 / H: 0 LOB: 0 BB: 0 P: 15	R: 1 E: 0 K: 0 S: 14 / H: 3 LOB: 2 BB: 0 P: 21	R: 1 E: 0 K: 1 S: 13 / H: 2 LOB: 1 BB: 0 P: 19	1B: 5 2B: 1 3B: 0 HR: 0	SF: 0 SAC: 0 DP: 1 HBP: 0					

TOP

Colorado Rockies @ Philadelphia Phillies

Veterans Stadium, Philadelphia, PA

Tue Aug 24 1993, 7:05 PM EDT

Att. 43,419 - Unknown - 83 F

livebaseballscorecards.com

AB	33
R	2
H	6
RBI	2
BB	1
SO	3
LOB	11

PITCHER		IP	WLS	BF	H	R	ER	SO	BB	IBB	HBP	BLK	WP	HR	S	P	ERA	WHIP
Danny Jackson, L ERA: 3.54	(1, 1)	7.2	W	28	4	1	1	2	1	0	0	0	0	0	66	97	1.17	0.652
Larry Andersen, R ERA: 2.86	(8, 1)	0.1		1	0	0	0	0	0	0	0	0	0	0	3	5	0.00	0.000
Mitch Williams, L ERA: 2.7	(9, 1)	1.0	S	5	2	1	1	1	0	0	0	0	0	0	13	19	9.00	2.000

PITCHER	IP	WLS	BF	H	R	ER	SO	BB	IBB	HBP	BLK	WP	HR	S	P	ERA	WHIP

BOTTOM

Colorado Rockies @ Philadelphia Phillies

Veterans Stadium, Philadelphia, PA

Tue Aug 24 1993, 7:05 PM EDT

Att. 43,419 - Unknown - 83 F

livebaseballscorecards.com

Batter	1	2	3	4	5	6	7	8	9	AB	R	H	RBI	BB	SO	LOB
Lenny Dykstra, L (1, 8) OBP: 0.417, SLG: 0.471	B C B X 2-1 E 2B	B X 1-0 SF8 ① 2-3 3-H		C C B X 1-2 F8 ③			X 0-0 G4-3 ①			3	0	1	1	0	0	0
Mariano Duncan, R (1, 4) OBP: 0.297, SLG: 0.397	M F F S 0-3 K ①	S X 0-1 G5-3 ② 1-2 3-H			B B F C B X 2-2 G5-3 ①		B B F F F S 2-3 K ②			4	0	0	1	0	2	2
John Kruk, L (1, 3) OBP: 0.456, SLG: 0.496	B B B X 3-0 E4 FC4-6 2-3	X 0-0 G4-3 ③			B C S X 1-2 G1-3 ②		B B X 2-0 FC6-4 1B			4	0	1	0	0	0	2
Dave Hollins, S (1, 5) OBP: 0.373, SLG: 0.453 Kim Batiste, R (8, 5) OBP: 0.303, SLG: 0.442	C B B F 1 C SAFE 2-3 K ②		S B F B S 2-3 K ①		F B B B X 3-1 P6 ③		X 0-0 FC6-4 ③ 1-2f			4 0	0 0	0 0	0 0	0 0	2 0	3 0
Darren Daulton, L (1, 2) OBP: 0.399, SLG: 0.499	F B B 1 SAFE X 2-1 FC4-6 ③ 1-2f		B B B B 4-0 1B BB			S B X 1-1 1B G3 1B		B B X 2-0 F7 ①		3	1	1	0	1	0	2
Pete Incaviglia, R (1, 7) OBP: 0.322, SLG: 0.542 Mitch Williams, L (9, 1) OBP: 1.000, SLG: 1.000		B B S X 2-1 E5 1B 1B	X 0-0 ② 1-3 1B			B B S B C 1 SAFE F X 3-2 G3 1B 1-3		C B S X 1-2 FC4-6 1B		4 0	1 0	3 0	0 0	0 0	0 0	0 0
Jim Eisenreich, L (1, 9) OBP: 0.359, SLG: 0.462		C 1 SAFE F B B F F B 1 SAFE 3-2 1 SAFE X BB 1B SF8 1B 1-3	F F X 0-2 P4 ③			B B F X 2-1 G3 ① 1-2 3-H		B S X 1-1 FC4-6 ② 1-2f		4	1	1	1	0	0	3
Kevin Stocker, S (1, 6) OBP: 0.436, SLG: 0.504		B 1 SAFE X 1-0 SF8 BB G5-3 1B 1-2 3-H		X 0-0 F8 ①		B C S X 1-2 G5-3 ②		C X 0-1 P4 ③		4	1	1	1	0	0	2
Danny Jackson, R (1, 1) OBP: 0.145, SLG: 0.118 Larry Andersen, R (8, 1) OBP: 1.000, SLG: 1.000 Milt Thompson, L (9, 7) OBP: 0.343, SLG: 0.363		B B B C B 4-1 G5-3 BB 1-2 2-3		C F B S 1-3 K ②		F S C 0-3 K ③				2 0 0	0 0 0	0 0 0	0 0 0	1 0 0	2 0 0	1 0 0
Inning Stats	R: 0 E: 1 K: 2 S: 12 H: 1 LOB: 2 BB: 0 P: 21	R: 3 E: 1 K: 0 S: 13 H: 2 LOB: 1 BB: 1 P: 24	R: 0 E: 0 K: 1 S: 7 H: 1 LOB: 1 BB: 1 P: 13	R: 0 E: 0 K: 1 S: 7 H: 0 LOB: 0 BB: 0 P: 9	R: 0 E: 0 K: 0 S: 8 H: 0 LOB: 0 BB: 0 P: 14	R: 1 E: 0 K: 1 S: 14 H: 2 LOB: 1 BB: 0 P: 21	R: 0 E: 0 K: 1 S: 7 H: 1 LOB: 1 BB: 0 P: 11	R: 0 E: 0 K: 0 S: 8 H: 1 LOB: 1 BB: 0 P: 12		1B: 7 2B: 1 3B: 0 HR: 0	SF: 1 SAC: 0 DP: 0 HBP: 0			WP: 0 PB: 0 SB: 0 CS: 0	PA: 35		

	AB	32
	R	4
	H	8
	RBI	4
	BB	2
	SO	6
	LOB	15

PITCHER		IP	WLS	BF	H	R	ER	SO	BB	IBB	HBP	BLK	WP	HR	S	P	ERA	WHIP
Willie Blair, R ERA: 4.95	(1, 1)	6.0	L	27	6	4	2	5	2	0	0	0	0	0	61	102	3.00	1.333
Gary Wayne, L ERA: 4.86	(7, 1)	2.0		8	2	0	0	1	0	0	0	0	0	0	15	23	0.00	1.000

PITCHER	IP	WLS	BF	H	R	ER	SO	BB	IBB	HBP	BLK	WP	HR	S	P	ERA	WHIP

Colorado Rockies @ Philadelphia Phillies

Veterans Stadium, Philadelphia, PA

Wed Aug 25 1993, 3:33 AM EDT

Att. 46,448 - Sunny - 85 F

livebaseballscorecards.com

Batter	1	2	3	4	5	6	7	8	9	AB	R	H	RBI	BB	SO	LOB
Alex Cole, L (1, 8) OBP: 0.350, SLG: 0.327	CX 0-1 CS HBP 1B		X 0-0 1B 1B 1B	BBBB 4-0 BB			CX 0-1 ② G3		BFBFBB 4-2 DI 2B BB	3	2	2	0	2	0	0
Joe Girardi, R (1, 2) OBP: 0.320, SLG: 0.401	FX 0-1 ① L7		CBX 1-1 1B 1-3 2B 1B	SX 0-1 ③ G3			CBX 1-1 ③ F8		BSSFBX 2-2 1-H 2B	5	1	2	1	0	0	2
Andres Galarraga, R (1, 3) OBP: 0.422, SLG: 0.630 Bruce Ruffin, S (8, 1) OBP: 0.167, SLG: 0.136 Dante Bichette, R (9, PH) OBP: 0.351, SLG: 0.545	FH 1-1 BB 1-2 HBP		CFSS 1-3 ① K		TFBC 1-3 ① K			BX 1-0 ① G6-3	BSMS 1-3 ③ K	3 0 1	0 0 0	0 0 0	0 0 0	0 0 0	2 0 1	2 0 1
Daryl Boston, L (1, 9) OBP: 0.317, SLG: 0.419	BSSFFBFFF 4-2 2 SAFE BB ② 1-2 2-3 BB		X 0-0 2B 1-2 3-H 1B		CFS 0-3 ② K			X 0-0 HR		3	1	2	2	1	1	0
Charlie Hayes, R (1, 5) OBP: 0.344, SLG: 0.507	FCC 0-3 ③ K		X 0-0 1-3 2-H 2B		X 0-0 ③ P6			CBFX 1-2 FC4-6 1B		4	0	2	1	0	1	2
Jerald Clark, R (1, 7) (8, 3)		BX 1-0 ① F9	FCFFC 0-3 ② K			X 0-0 F9-3 1B		FX 0-1 ② FC4-6 1-2f		4	0	1	0	0	1	3
Vinny Castilla, R (1, 6) OBP: 0.294, SLG: 0.425		CFBBS 2-3 ② K	CFX 0-2 ③ G4-3			FSFFFBFX 1-2 ①② F9-3 1-2		SX 0-1 ③ G1-3		4	0	0	0	0	1	4
Roberto Mejia, R (1, 4) OBP: 0.273, SLG: 0.360		BX 1-0 HR	BBCBCFC 3-3 ① K			SBBBFS 2-3 ③ K			CSS 0-3 ① K	4	1	1	1	0	3	0
Mo Sanford, R (1, 1) Marcus Moore, S (6, 1) Mike Munoz, L (6, 1) Eric Young Sr., R (7, PH) OBP: 0.334, SLG: 0.324 Steve Reed, R (7, 1) Chris Jones, R (8, 7) OBP: 0.309, SLG: 0.457		SSS 0-3 ③ K	SX 0-1 ② B5			CBFLFX 1-2 ① F9			CCC 0-3 ② K	2 0 0 1 0 1	0 0 0 0 0 0	0 0 0 0 0 0	0 0 0 0 0 0	0 0 0 0 0 0	1 0 0 0 0 1	0 0 0 0 0 0
Inning Stats	R: 0 H: 1 E: 0 LOB: 2 K: 1 BB: 1 S: 15 P: 20	R: 1 H: 1 E: 0 LOB: 0 K: 2 BB: 0 S: 8 P: 12	R: 2 H: 4 E: 0 LOB: 2 K: 2 BB: 0 S: 16 P: 18	R: 0 H: 0 E: 0 LOB: 1 K: 1 BB: 1 S: 8 P: 15	R: 0 H: 0 E: 0 LOB: 0 K: 2 BB: 0 S: 7 P: 8	R: 0 H: 1 E: 0 LOB: 0 K: 1 BB: 0 S: 11 P: 14	R: 0 H: 0 E: 0 LOB: 0 K: 0 BB: 0 S: 9 P: 11	R: 1 H: 2 E: 0 LOB: 1 K: 0 BB: 0 S: 9 P: 11	R: 1 H: 1 E: 0 LOB: 1 K: 3 BB: 1 S: 15 P: 22	1B: 6 SF: 0 2B: 3 SAC: 0 3B: 0 DP: 1 HR: 2 HBP: 1						

PITCHER	IP	WLS	BF	H	R	ER	SO	BB	IBB	HBP	BLK	WP	HR	S	P	ERA	WHIP
Curt Schilling, R (1, 1) ERA: 4.14	8.0	W	34	9	4	4	9	2	0	1	0	0	2	83	109	4.50	1.375
Bobby Thigpen, R (9, 1) ERA: 5.18	1.0		5	1	1	1	3	1	0	0	0	0	0	15	22	9.00	2.000

PITCHER	IP	WLS	BF	H	R	ER	SO	BB	IBB	HBP	BLK	WP	HR	S	P	ERA	WHIP

AB	35
R	5
H	10
RBI	5
BB	3
SO	12
LOB	14

WP: 0 PA: 39
PB: 0
SB: 0
CS: 1

BOTTOM

Colorado Rockies @ Philadelphia Phillies

Veterans Stadium, Philadelphia, PA

Wed Aug 25 1993, 3:33 AM EDT

Att. 46,448 - Sunny - 85 F

livebaseballscorecards.com

Batter	1	2	3	4	5	6	7	8	9	AB	R	H	RBI	BB	SO	LOB
Lenny Dykstra, L (1, 8) OBP: 0.419, SLG: 0.472	BBBB 4-0 S 1B BB	B X 1-0 ③ F7		B C B X 2-1 2-H 2B		F B B B B 4-1 WP 1B SF8 1-2 2-3 BB		C B B X 2-1 ② G6-3		3	2	1	1	2	0	1
Mickey Morandini, L (1, 4) OBP: 0.290, SLG: 0.328 Mariano Duncan, R (6, PH) OBP: 0.298, SLG: 0.398 (7, 4)	B C L X 1-2 ① P5 1-2		B F B X 2-1 ① G4-3	X 0-0 ③ G4-3		C B B X 2-1 WP 1B 1-2 2-H 3-H		B F T S 1-3 ③ K		3 2	0 0	0 1	0 2	0 0	0 1	2 0
John Kruk, L (1, 3) OBP: 0.456, SLG: 0.496	C X 0-1 1B S 1B 2-H 1B		C B C X 1-2 ② G6-3		F C B B B B 4-2 G6-3 BB	C B S F B B X 3-2 ② SF8 1-2 2-H				2	1	1	2	1	0	0
Dave Hollins, S (1, 5) OBP: 0.372, SLG: 0.449 Kim Batiste, R (9, 5) OBP: 0.303, SLG: 0.442	B C F B B F X 3-2 ② F7 1-2		S B B C C 2-3 ③ K		X 0-0 ① ② G6-3 1-2f	I I I I 4-0 IBB				3 0	0 0	0 0	0 0	1 0	1 0	2 0
Milt Thompson, L (1, 7) OBP: 0.348, SLG: 0.370	C B T B B X 3-2 1B 2-3 1B			B S B C B B 4-2 HR BB	B B X 2-0 2B	C B X 1-1 ③ G6-3				3	1	2	0	1	0	2
Wes Chamberlain, R (1, 9) OBP: 0.322, SLG: 0.522 Jim Eisenreich, L (8, 9) OBP: 0.359, SLG: 0.462	1 SAFE B 1 SAFE C C 1 SAFE X 1-2 ③ 1-3 3-H 1B			1 SAFE F X 0-1 ① F7	S B F F S 1-3 ③ K	X 0-0 ① P4				4 0	0 0	1 0	1 0	0 0	1 0	2 0
Todd Pratt, R (1, 2) OBP: 0.338, SLG: 0.609		C B B C X 2-2 ① G5-3		B F 1 SAFE B X 2-1 1-H HR		S B B X 2-1 BB 1B 1B 1B	C S X 0-2 ② G5-3			4	2	2	2	0	0	0
Kevin Stocker, S (1, 6) OBP: 0.438, SLG: 0.504		L B X 1-1 ② F8		B F X 1-1 PB 2B 1B		B C X 1-1 BB 1B 1-2 1B	B C T S 1-3 ③ K			4	2	2	0	0	1	0
Curt Schilling, R (1, 1) OBP: 0.200, SLG: 0.190 Ricky Jordan, R (8, PH) OBP: 0.313, SLG: 0.408 Bobby Thigpen, R (9, 1)		B S B B B C F X 3-2 E5 1B		1 SAFE B F C F B X 2-2 P7 1-2		B L L B X 2-2 ① B3		B X 1-0 ① G6-3		3 1 0	0 0 0	1 0 0	0 0 0	0 0 0	0 0 0	3 0 0
Inning Stats	R: 2 E: 0 K: 0 S: 15 H: 3 LOB: 2 BB: 1 P: 27	R: 0 E: 1 K: 0 S: 10 H: 1 LOB: 1 BB: 0 P: 17	R: 0 E: 0 K: 1 S: 8 H: 0 LOB: 0 BB: 0 P: 13	R: 3 E: 0 K: 0 S: 15 H: 3 LOB: 1 BB: 1 P: 26	R: 0 E: 0 K: 1 S: 8 H: 1 LOB: 1 BB: 1 P: 15	R: 3 E: 0 K: 0 S: 17 H: 3 LOB: 2 BB: 2 P: 36	R: 0 E: 0 K: 1 S: 7 H: 0 LOB: 0 BB: 0 P: 8	R: 0 E: 0 K: 1 S: 6 H: 0 LOB: 0 BB: 0 P: 10		1B: 8 2B: 2 3B: 0 HR: 1 SF: 1 SAC: 0 DP: 1 HBP: 0						

	AB	R	H	RBI	BB	SO	LOB
	32	8	11	8	5	4	12

WP: 1 PB: 1 SB: 2 CS: 0 PA: 38

PITCHER		IP	WLS	BF	H	R	ER	SO	BB	IBB	HBP	BLK	WP	HR	S	P	ERA	WHIP
Mo Sanford, R ERA: 4.85	(1, 1)	5.0	L	24	8	5	4	2	3	0	0	0	0	1	56	98	7.20	2.200
Marcus Moore, R ERA: 4.0	(6, 1)	0.1		3	2	2	2	0	0	0	0	0	0	0	7	12	54.00	6.000
Mike Munoz, L ERA: 4.5	(6, 1)	0.2		5	1	1	1	0	1	1	0	0	1	0	10	24	13.50	3.000
Steve Reed, R ERA: 4.62	(7, 1)	1.0		3	0	0	0	1	0	0	0	0	0	0	7	8	0.00	0.000
Bruce Ruffin, L ERA: 4.51	(8, 1)	1.0		3	0	0	0	1	0	0	0	0	0	0	6	10	0.00	0.000

PITCHER	IP	WLS	BF	H	R	ER	SO	BB	IBB	HBP	BLK	WP	HR	S	P	ERA	WHIP

Cincinnati Reds @ Philadelphia Phillies

Veterans Stadium, Philadelphia, PA

Fri Aug 27 1993, 7:05 PM EDT

Att. 41,540 - Unknown - 89 F

TOP

livebaseballscorecards.com

Batter	1	2	3	4	5	6	7	8	9	AB	R	H	RBI	BB	SO	LOB
Jacob Brumfield, R (1, 8) OBP: 0.339, SLG: 0.433	E8		G4-3	F9			G5-3		1-2	5	3	3	0	0	0	1
Hal Morris, L (1, 3) OBP: 0.345, SLG: 0.372	G1-3 3-H		G4-3 2-3	F7			G6-3		L8 1-H 2-H	5	1	2	3	0	0	1
Reggie Sanders, R (1, 9) OBP: 0.345, SLG: 0.443 Thomas Howard, S (4, 7) OBP: 0.281, SLG: 0.333	G1-3 1-2		2B 3-H	K	K			G4-3	L8 2-3	2 3	1 0	1 0	1 0	0 0	0 1	1 2
Chris Sabo, R (1, 5) OBP: 0.322, SLG: 0.441	2B 2-H		F9	F8				P7	K	5	0	1	1	0	1	3
Tim Costo, R (1, 7) OBP: 0.214, SLG: 0.393 (4, 9)	G1-3		1-H	K				K		4	0	1	1	0	2	1
Joe Oliver, R (1, 2) OBP: 0.270, SLG: 0.387 Brian Koelling, R (9, PR) OBP: 0.154, SLG: 0.083 Rob Dibble, L (9, 1) OBP: 1.000, SLG: 1.000	K		P8			E5 FC4-6			SH2-4 BB	3 0 0	0 1 0	0 0 0	0 0 0	1 0 0	1 0 0	2 0 0
Juan Samuel, R (1, 4) OBP: 0.284, SLG: 0.325		G5-3		1B		K			SH2-4 1-2	3	1	1	0	1	1	1
Jeff Branson, L (1, 6) OBP: 0.302, SLG: 0.352		K	K	K		FC4-6 1-2f			SH2-4 1-2 2-3	3	0	0	0	0	2	2
John Roper, R (1, 1) OBP: 0.059, SLG: 0.059 Jerry Spradlin, S (6, 1) Greg Tubbs, R (7, PH) OBP: 0.379, SLG: 0.298 Johnny Ruffin, R (7, 1) Brian Dorsett, R (9, PH) OBP: 0.286, SLG: 0.475 (9, 2)		K	K	K		F9			1B 2-H 3-H	2 0 1 0 1	0 0 0 0 1	0 0 0 0 1	0 0 0 0 2	0 0 0 0 0	2 0 0 0 0	1 0 0 0 0

	AB	37
	R	8
	H	10
	RBI	8
	BB	2
	SO	10
	LOB	15

Inning Stats	1	2	3	4	5	6	7	8	9	1B: 6	SF: 0	WP: 0	PA: 40
	R: 2 E: 1 K: 1 S: 14 H: 3 LOB: 1 BB: 0 P: 23	R: 0 E: 0 K: 2 S: 7 H: 0 LOB: 0 BB: 0 P: 8	R: 2 E: 0 K: 0 S: 13 H: 3 LOB: 1 BB: 0 P: 19	R: 0 E: 0 K: 2 S: 8 H: 1 LOB: 1 BB: 0 P: 10	R: 0 E: 0 K: 1 S: 9 H: 0 LOB: 0 BB: 0 P: 11	R: 0 E: 1 K: 2 S: 13 H: 0 LOB: 1 BB: 0 P: 19	R: 0 E: 0 K: 0 S: 8 H: 0 LOB: 0 BB: 0 P: 12	R: 0 E: 0 K: 1 S: 12 H: 0 LOB: 0 BB: 0 P: 20	R: 4 E: 0 K: 1 S: 14 H: 3 LOB: 2 BB: 2 P: 27	2B: 4 3B: 0 HR: 0	SAC: 1 DP: 0 HBP: 0	PB: 0 SB: 0 CS: 0	

PITCHER		IP	WLS	BF	H	R	ER	SO	BB	IBB	HBP	BLK	WP	HR	S	P	ERA	WHIP
Terry Mulholland, L ERA: 3.36	(1, 1)	6.0		26	7	4	4	8	0	0	0	0	0	0	64	90	6.00	1.167
Roger Mason, R ERA: 3.56	(7, 1)	2.0		6	0	0	0	1	0	0	0	0	0	0	20	32	0.00	0.000
Mitch Williams, L ERA: 3.22	(9, 1)	0.1	L	4	1	3	3	0	2	0	0	0	0	0	3	12	81.00	9.000
Larry Andersen, R ERA: 3.0	(9, 1)	0.2		4	2	1	1	1	0	0	0	0	0	0	11	15	13.50	3.000

PITCHER	IP	WLS	BF	H	R	ER	SO	BB	IBB	HBP	BLK	WP	HR	S	P	ERA	WHIP

Batter	1	2	3	4	5	6	7	8	9	AB	R	H	RBI	BB	SO	LOB
Lenny Dykstra, L (1, 8) OBP: 0.417, SLG: 0.468	BBCBB 4-1 G4-3 G5-3 BB		CBBCX 2-2 ② G3-1		CBX 1-1 ② L8	CBFBFBS 3-3 ③ K 2-3 3-H			BBCFC 2-3 ② K	4	0	0	0	1	2	2
Mariano Duncan, R (1, 4) OBP: 0.294, SLG: 0.393	CFX SAFE 0-1 ① G5-3 1-2		CFBS 1-3 ③ K		BBFBFFX 3-2 ③ G6-3		BSBBX 3-1 ① F8		SFS 0-3 ③ K	5	0	0	0	0	2	2
John Kruk, L (1, 3) OBP: 0.457, SLG: 0.501	FFBX 1-2 ② G4-3 2-3			BBX 2-0 1B 3B		BX 1-0 FC3-6 1B	BCX 1-1 ② G1-3			4	1	2	0	0	0	1
Dave Hollins, S (1, 5) OBP: 0.371, SLG: 0.446 Kim Batiste, R (8, 5) OBP: 0.303, SLG: 0.442	BBBCFB 4-2 BB			X 0-0 ① P7		BFX 1-1 ① FC3-6 WP HR 1-2f	BBFBFFS 3-3 ③ K			3 0	1 0	0 0	0 0	1 0	1 0	2 0
Darren Daulton, L (1, 2) OBP: 0.398, SLG: 0.496	BCBBCFFX 3-2 ③ G1-3			FFBX 1-2 1B 1B 3-H		BSBBBX 3-1 ② P5 1-2		BCSFFBX 2-2 ① G1-3		4	0	1	1	0	0	3
Jim Eisenreich, L (1, 9) OBP: 0.361, SLG: 0.473		BCSBBS 2-3 ① K		X 0-0 1-2 1B		BBX 2-0 HR 2-H		BCFX 1-2 ② G4-3		4	1	2	2	0	1	0
Milt Thompson, L (1, 7) OBP: 0.347, SLG: 0.369		CBBBX 2-1 ② G3-1		CBFFBS 2-3 ② K		BFSX 1-2 BLK 1B 1B		FBX 1-1 ③ G3		4	1	1	0	0	1	2
Kevin Stocker, S (1, 6) OBP: 0.433, SLG: 0.493		CTC 0-3 ③ K		CSS 0-3 ③ K2-3		BSSSH 2-2 1B WP HBP 1-2			CSC 0-3 ① K	3	1	0	0	0	3	2
Terry Mulholland, R (1, 1) OBP: 0.086, SLG: 0.070 Ricky Jordan, R (6, PH) OBP: 0.318, SLG: 0.413 Roger Mason, R (7, 1) OBP: 0.200, SLG: 0.200 Mitch Williams, L (9, 1) OBP: 1.000, SLG: 1.000 Larry Andersen, R (9, 1) OBP: 1.000, SLG: 1.000 Mickey Morandini, L (9, PH) OBP: 0.291, SLG: 0.330			CSM 0-3 ① K		BCMX 1-2 ① G6-3	X 0-0 WP 1-3 2-H 1B			CX 0-1 1B	2 1 0 0 0 1	0 0 0 0 0 0	0 1 0 0 0 1	0 1 0 0 0 0	0 0 0 0 0 0	1 0 0 0 0 0	0 0 0 0 0 0
Inning Stats	R: 0 E: 0 K: 0 S: 13 H: 0 LOB: 2 BB: 2 P: 25	R: 0 E: 0 K: 2 S: 8 H: 0 LOB: 0 BB: 0 P: 12	R: 0 E: 0 K: 2 S: 9 H: 0 LOB: 0 BB: 0 P: 12	R: 1 E: 0 K: 2 S: 13 H: 3 LOB: 2 BB: 0 P: 18	R: 0 E: 0 K: 0 S: 9 H: 0 LOB: 0 BB: 0 P: 14	R: 4 E: 0 K: 1 S: 16 H: 4 LOB: 1 BB: 0 P: 29	R: 0 E: 0 K: 1 S: 8 H: 0 LOB: 0 BB: 0 P: 15	R: 0 E: 0 K: 0 S: 10 H: 0 LOB: 0 BB: 0 P: 14	R: 0 E: 0 K: 3 S: 11 H: 1 LOB: 1 BB: 0 P: 13	1B: 6 2B: 0 3B: 1 HR: 1	SF: 0 SAC: 0 DP: 0 HBP: 1						

PITCHER		IP	WLS	BF	H	R	ER	SO	BB	IBB	HBP	BLK	WP	HR	S	P	ERA	WHIP
John Roper, R ERA: 5.74	(1, 1)	5.2		26	6	5	5	6	2	0	1	1	1	1	63	102	7.94	1.412
Jerry Spradlin, R ERA: 4.11	(6, 1)	0.1		2	1	0	0	1	0	0	0	0	1	0	5	8	0.00	3.000
Johnny Ruffin, R ERA: 3.95	(7, 1)	2.0	W	6	0	0	0	1	0	0	0	0	0	0	18	29	0.00	0.000
Rob Dibble, R ERA: 3.06	(9, 1)	1.0	S	4	1	0	0	3	0	0	0	0	0	0	11	13	0.00	1.000

PITCHER	IP	WLS	BF	H	R	ER	SO	BB	IBB	HBP	BLK	WP	HR	S	P	ERA	WHIP

BOTTOM

Cincinnati Reds @ Philadelphia Phillies

Veterans Stadium, Philadelphia, PA

Fri Aug 27 1993, 7:05 PM EDT

Att. 41,540 - Unknown - 89 F

livebaseballscorecards.com

AB	35
R	5
H	8
RBI	4
BB	2
SO	11
LOB	14

WP: 2 PA: 38
PB: 0
SB: 0
CS: 0

Cincinnati Reds @ Philadelphia Phillies

Veterans Stadium, Philadelphia, PA

Sat Aug 28 1993, 7:05 PM EDT

Att. 42,924 - Unknown - 92 F

TOP

livebaseballscorecards.com

Batter	1	2	3	4	5	6	7	8	9	AB	R	H	RBI	BB	SO	LOB
Thomas Howard, S (1, 7) OBP: 0.288, SLG: 0.360	X; 0-0 1B 2B	C F B C; 1-3 ② K 2-3		C F X; 0-2 S 1B		C T F F X; 0-2 1-H 2-H HR	B B B C F X; 3-2 ③ F9			5	2	3	3	0	1	1
Jacob Brumfield, R (1, 8) OBP: 0.351, SLG: 0.437	L B C B X; 2-2 CS 2-3 1B	C B B B B; 4-1 1B BB		S 1 SAFE S S S; 0-3 ② K		B C X; 1-1 S 1B 2B 1B		C C B B F B F F B; 4-2 G4-6-3 BB		3	1	2	0	2	1	1
Hal Morris, L (1, 3) OBP: 0.349, SLG: 0.376	B; 1 SAFE; 1 SAFE; C B F F F F; 1 SAFE; 3-2 ① F P F X FC4-6 1-2 3-H 1B	X; 0-0 ③ 1-3 3-H 1B		P X; 1-0 ③ F7 1-2		B F X; 1-1 BB 1-2 2B 1B		C B B F X; 2-2 ①② G4-6-3 1-2f		5	1	3	2	0	0	2
Chris Sabo, R (1, 5) OBP: 0.320, SLG: 0.437	C C F B B S; 2-3 ② K	B B B C X; 3-1 ① P8	F S X; 0-2 ① G6-3	B B F B B B; 4-1 2B 1-2 2-3 BB		C B B B S S; 3-3 ③ K			4	0	0	0	1	2	1
Tim Costo, R (1, 9) OBP: 0.212, SLG: 0.364	C T F X; 0-2 ③ FC4-6 1-2f	B X; 1-0 1B G3 1B	F F B F X; 1-2 ② L9	B F C S; 1-3 ② K				B S B B B S X; 3-2 ① L8		5	0	1	0	0	1	4
Joe Oliver, R (1, 2) OBP: 0.273, SLG: 0.390	C B B B F F X; 3-2 2B SF7 1B	F B B B X; 2-1 ② G3 1-2	F S T; 0-2 ③ K	S X; 0-1 1-3 2-H 3-H 2B				F B F B F B F B; 4-2 BB		4	1	2	2	1	1	1
Juan Samuel, R (1, 4) OBP: 0.287, SLG: 0.333	X; 0-0 1-3 2B 2B	S B S S B F B X; 3-2 S 2-3 1B				F9; G4-3			X; 0-0 ② F8	5	1	2	0	0	0	3
Jeff Branson, L (1, 6) OBP: 0.300, SLG: 0.354	B B X; 2-0 ① SF7 3-H	F B C C; 1-3 ③ K 1-2				B B F X; 2-1 HR 2B; X; 0-0 ① G4-3			B X; 1-0 ③ G3	4	1	1	1	0	1	3
Bobby Ayala, R (1, 1) OBP: 0.063, SLG: 0.125	F F B X; 1-2 WP 2-H 1B 2B		S S S; 0-3 ① K			B B B B; 4-0 HR BB	S S B T; 1-2 ② K			2	1	1	1	0	1	0
Scott Service, R (5, 1) OBP: 0.167, SLG: 0.167										0	0	0	0	0	0	0
Jack Daugherty, S (6, PH) OBP: 0.378, SLG: 0.474										0	1	0	0	1	0	0
Kevin Wickander, L (6, 1)										1	0	0	0	0	1	0
Jeff Reardon, R (7, 1)										0	0	0	0	0	0	0
Inning Stats	R: 1 E: 0 K: 1 S: 20 H: 3 LOB: 1 BB: 0 P: 26	R: 3 E: 0 K: 1 S: 14 H: 4 LOB: 2 BB: 1 P: 25	R: 0 E: 0 K: 1 S: 12 H: 2 LOB: 2 BB: 0 P: 22	R: 0 E: 0 K: 2 S: 11 H: 1 LOB: 1 BB: 0 P: 11	R: 0 E: 0 K: 1 S: 10 H: 0 LOB: 0 BB: 0 P: 11	R: 5 E: 0 K: 1 S: 21 H: 5 LOB: 2 BB: 2 P: 34	R: 0 E: 0 K: 1 S: 7 H: 0 LOB: 0 BB: 0 P: 11	R: 0 E: 0 K: 1 S: 11 H: 0 LOB: 0 BB: 1 P: 20	R: 0 E: 0 K: 0 S: 9 H: 0 LOB: 1 BB: 1 P: 17	1B: 9 2B: 5 3B: 0 HR: 1	SF: 1 SAC: 0 DP: 1 HBP: 0						

	AB	38
	R	9
	H	15
	RBI	9
	BB	5
	SO	9
	LOB	16

WP: 1 PB: 0 SB: 3 CS: 1 PA: 44

PITCHER		IP	WLS	BF	H	R	ER	SO	BB	IBB	HBP	BLK	WP	HR	S	P	ERA	WHIP
Tommy Greene, R ERA: 3.66	(1, 1)	5.0		24	10	4	4	6	1	0	0	0	1	0	67	95	7.20	2.200
Bobby Thigpen, R ERA: 6.21	(6, 1)	0.1	L	7	4	5	5	0	2	0	0	0	0	1	13	25	135.00	18.000
Mike Williams, R ERA: 6.14	(6, 1)	0.2		3	1	0	0	1	0	0	0	0	0	0	8	9	0.00	1.500
David West, L ERA: 2.74	(7, 1)	2.0		6	0	0	0	2	1	0	0	0	0	0	18	31	0.00	0.500
Ben Rivera, R ERA: 5.39	(9, 1)	1.0		4	0	0	0	0	1	0	0	0	0	0	9	17	0.00	1.000

PITCHER		IP	WLS	BF	H	R	ER	SO	BB	IBB	HBP	BLK	WP	HR	S	P	ERA	WHIP

Batter	1	2	3	4	5	6	7	8	9	AB	R	H	RBI	BB	SO	LOB
Lenny Dykstra, L (1, 8) OBP: 0.417, SLG: 0.467	BBBB 4-0 L6 S BB	BBFBX 3-1 P8 ③		FBBFC 2-3 K ①		BCCS 1-3 K ②		FBFX 1-2 HBP 1B		4	0	1	0	1	2	4
Mariano Duncan, R (1, 4) OBP: 0.295, SLG: 0.391	1 SAFE CTFS 0-3 K ①		X 0-0 P9 ①	BBX 2-0 FC3-6 ② 1-2f 2-3		X 0-0 1B		CFH 1-2 1-2 HBP		4	0	1	0	0	1	3
John Kruk, L (1, 3) OBP: 0.452, SLG: 0.495	1 SAFE 1B SAFE 1B CCX 3-2 L6 ②③ 1-3		BBBCX 3-1 F8 ②	CCS 0-3 K ③		SBFS 1-3 K ③		BBFX 2-1 F8 ②		5	0	0	0	0	2	6
Dave Hollins, S (1, 5) OBP: 0.373, SLG: 0.447		FBBX 2-1 HR 1B	CBBBB 4-1 1B BB		CCBFBX 2-2 G6-3 ①		BX 1-0 2B 1B	BX 1-0 F9 ③		4	1	2	0	1	0	2
Darren Daulton, L (1, 2) OBP: 0.398, SLG: 0.503		X 0-0 1-H HR	CX 0-1 1-2 1B		BFFBFBT 3-2 K ②		X 0-0 P3 ①		FCBX 1-2 F7 ①	5	1	2	2	0	1	1
Jim Eisenreich, L (1, 9) OBP: 0.362, SLG: 0.474		CFBBC 2-3 K ①	CFX 0-2 G3-1 ③		CFBFH 2-2 HR HBP		BBCCX 2-2 P6 ②		CBX 1-1 2B	4	1	1	0	0	1	3
Pete Incaviglia, R (1, 7) OBP: 0.329, SLG: 0.568		CFBBBBB 4-2 SH5-4 1B BB		X 0-0 HR	CBBFBX 3-2 1-H HR		X 0-0 1-3 2B		CSBFBS 2-3 K ②	4	2	3	3	1	1	1
Kevin Stocker, S (1, 6) OBP: 0.432, SLG: 0.490		X 0-0 SH5-4 1-2 1B		X 0-0 FC3-6 SH 1B	X 0-0 G4-3 ③		FBCBS 2-3 K ③		BCBFFX 2-2 G4-3 ③	5	0	2	0	0	1	3
Tommy Greene, R (1, 1) OBP: 0.190, SLG: 0.204 Bobby Thigpen, R (6, 1) Mike Williams, R (6, 1) Wes Chamberlain, R (6, PH) OBP: 0.321, SLG: 0.520 David West, L (7, 1) OBP: 0.400, SLG: 0.600 Milt Thompson, L (8, PH) OBP: 0.346, SLG: 0.367 Ben Rivera, R (9, 1) OBP: 0.143, SLG: 0.100		X 0-0 SH5-4 ② 1-2 2-3		LX 0-1 SH FC3-6 1-2		X 0-0 L4 ①		BBBCCFC 3-3 K ①		0 0 0 1 0 1 0	0 0 0 0 0 0 0	0 0 0 0 0 0 0	0 0 0 0 0 0 0	0 0 0 0 0 0 0	0 0 0 0 0 1 0	0 0 0 0 0 0 0
Inning Stats	R: 0 E: 0 K: 1 S: 6 H: 0 LOB: 0 BB: 1 P: 13	R: 2 E: 0 K: 1 S: 12 H: 3 LOB: 2 BB: 1 P: 23	R: 0 E: 0 K: 0 S: 9 H: 1 LOB: 2 BB: 1 P: 16	R: 1 E: 0 K: 2 S: 11 H: 2 LOB: 2 BB: 0 P: 15	R: 2 E: 0 K: 1 S: 15 H: 1 LOB: 0 BB: 0 P: 25	R: 0 E: 0 K: 2 S: 8 H: 1 LOB: 1 BB: 0 P: 10	R: 0 E: 0 K: 1 S: 9 H: 2 LOB: 2 BB: 0 P: 14	R: 0 E: 0 K: 1 S: 11 H: 1 LOB: 2 BB: 0 P: 19	R: 0 E: 0 K: 1 S: 13 H: 1 LOB: 1 BB: 0 P: 19	1B: 7 2B: 3 3B: 0 HR: 3 SF: 0 SAC: 2 DP: 1 HBP: 2						WP: 0 PB: 0 SB: 1 CS: 0 PA: 44

BOTTOM

Cincinnati Reds @ Philadelphia Phillies

Veterans Stadium, Philadelphia, PA

Sat Aug 28 1993, 7:05 PM EDT

Att. 42,924 - Unknown - 92 F

livebaseballscorecards.com

AB	37
R	5
H	12
RBI	5
BB	3
SO	10
LOB	23

PITCHER		IP	WLS	BF	H	R	ER	SO	BB	IBB	HBP	BLK	WP	HR	S	P	ERA	WHIP
Bobby Ayala, R ERA: 4.12	(1, 1)	4.2		25	7	5	5	5	3	0	1	0	0	3	52	91	9.64	2.143
Scott Service, R ERA: 3.16	(5, 1)	0.1	W	1	0	0	0	0	0	0	0	0	0	0	1	1	0.00	0.000
Kevin Wickander, L ERA: 5.52	(6, 1)	1.2		7	2	0	0	2	0	0	0	0	0	0	13	18	0.00	1.200
Jeff Reardon, R ERA: 2.38	(7, 1)	2.1		11	3	0	0	3	0	0	1	0	0	0	28	44	0.00	1.286

PITCHER	IP	WLS	BF	H	R	ER	SO	BB	IBB	HBP	BLK	WP	HR	S	P	ERA	WHIP

Batter	1	2	3	4	5	6	7	8	9	AB	R	H	RBI	BB	SO	LOB
Jacob Brumfield, R (1, 8) (5, 4) OBP: 0.342, SLG: 0.424	G6-3		L7		K		L8		K	5	0	0	0	0	2	1
Hal Morris, L (1, 3) OBP: 0.353, SLG: 0.381	K		G6-3 2B		HBP		1B			2	0	1	0	0	1	0
Johnny Ruffin, R (5, 1)										0	0	0	0	0	0	0
Jack Daugherty, S (7, PH) OBP: 0.391, SLG: 0.487										1	0	1	0	0	0	0
Jerry Spradlin, S (7, 1)										0	0	0	0	0	0	0
Thomas Howard, S (1, 7) OBP: 0.283, SLG: 0.353	E6		G6-3 2-3		K		K			4	0	0	0	0	2	3
Chris Sabo, R (1, 5) OBP: 0.321, SLG: 0.436	K		FC5-4 BB			F9		K		1	0	0	0	1	1	1
Brian Koelling, R (5, 6) OBP: 0.133, SLG: 0.071										2	0	0	0	0	1	0
Tim Costo, R (1, 9) OBP: 0.216, SLG: 0.351		G4-3	FC5-4 1-2f			2B 1B		K		4	0	1	0	0	1	2
Brian Dorsett, R (1, 2) OBP: 0.283, SLG: 0.455		1B 1B		F9		F7		G6-3		4	0	1	0	0	0	1
Juan Samuel, R (1, 4) (5, 3) OBP: 0.286, SLG: 0.337		K		L3		1-3 2B			G6-3	4	0	1	0	0	1	1
Jeff Branson, L (1, 6) (5, 5) OBP: 0.300, SLG: 0.353		1-2 FC6-4 1B		K		F7			G4-3	4	0	1	0	0	1	2
Tim Pugh, R (1, 1) OBP: 0.180, SLG: 0.163		FC6-4 1-2f			K		F9		BB	1	0	0	0	0	0	2
Scott Service, R (2, 1) OBP: 0.167, SLG: 0.167										0	0	0	0	0	0	0
Greg Tubbs, R (5, PH) (5, 8) OBP: 0.377, SLG: 0.286										2	0	0	0	1	1	0
Inning Stats	R: 0 E: 1 K: 2 S: 8 H: 0 LOB: 1 BB: 0 P: 8	R: 0 E: 0 K: 1 S: 7 H: 2 LOB: 2 BB: 0 P: 7	R: 0 E: 0 K: 0 S: 4 H: 1 LOB: 2 BB: 1 P: 8	R: 0 E: 0 K: 1 S: 5 H: 0 LOB: 0 BB: 0 P: 5	R: 0 E: 0 K: 3 S: 9 H: 0 LOB: 1 BB: 0 P: 10	R: 0 E: 0 K: 0 S: 5 H: 2 LOB: 2 BB: 0 P: 5	R: 0 E: 0 K: 1 S: 6 H: 1 LOB: 1 BB: 0 P: 6	R: 0 E: 0 K: 2 S: 7 H: 0 LOB: 0 BB: 0 P: 7	R: 0 E: 0 K: 1 S: 5 H: 0 LOB: 1 BB: 1 P: 9	1B: 4 2B: 2 3B: 0 HR: 0	SF: 0 SAC: 0 DP: 0 HBP: 1						

TOP

Cincinnati Reds @ Philadelphia Phillies

Veterans Stadium, Philadelphia, PA

Sun Aug 29 1993, 3:33 AM EDT

Att. 58,363 - Sunny - 86 F

livebaseballscorecards.com

AB	34
R	0
H	6
RBI	0
BB	2
SO	11
LOB	13

PITCHER		IP	WLS	BF	H	R	ER	SO	BB	IBB	HBP	BLK	WP	HR	S	P	ERA	WHIP
Danny Jackson, L ERA: 3.4	(1, 1)	7.0	W	30	6	0	0	8	1	0	1	0	0	0	44	49	0.00	1.000
Roger Mason, R ERA: 3.48	(8, 1)	2.0		7	0	0	0	3	1	0	0	0	0	0	12	16	0.00	0.500

PITCHER	IP	WLS	BF	H	R	ER	SO	BB	IBB	HBP	BLK	WP	HR	S	P	ERA	WHIP

WP: 0 PB: 0 SB: 0 CS: 0 PA: 37

Batter	1	2	3	4	5	6	7	8	9	AB	R	H	RBI	BB	SO	LOB
Lenny Dykstra, L (1, 8) OBP: 0.418, SLG: 0.470	G6-3	BB 3B 1-2		BB 2B 2B	3B 2-H		F8			3	2	1	1	2	0	2
Roger Mason, R (8, 1) OBP: 0.200, SLG: 0.200										0	0	0	0	0	0	0
Mickey Morandini, L (1, 4) OBP: 0.295, SLG: 0.344	F8	3B 1B 1-H 2-H		F7	1B		3B 1-H 2-H			5	1	3	4	0	0	1
Ricky Jordan, R (1, 3) OBP: 0.328, SLG: 0.429	1B BB	1B 3-H		2B 1-3	F3		G5-3			5	2	3	1	0	0	2
Dave Hollins, S (1, 5) OBP: 0.376, SLG: 0.447	1B BB 1-2	1B 1-2		2B IBB		G3-1		2B 1B		2	2	1	0	2	0	0
Kim Batiste, R (7, 5) OBP: 0.307, SLG: 0.453										1	1	1	0	0	0	0
Pete Incaviglia, R (1, 7) OBP: 0.330, SLG: 0.565	1B 1-2 2-H	K		K		K		1B 2-H		5	0	2	2	0	3	5
Wes Chamberlain, R (1, 9) OBP: 0.323, SLG: 0.522	1B 1-3 2-H	P5		2B 1-H 2-H 3-H		F8		K		5	0	2	4	0	1	3
Todd Pratt, R (1, 2) OBP: 0.329, SLG: 0.581	K	F8		K			FC3-6 1B	F8		5	0	1	0	0	2	4
Kevin Stocker, S (1, 6) OBP: 0.425, SLG: 0.480		F9	G1-3		1B SH1 3B		FC3-6 1B 1-2f	G4-3		5	2	1	0	0	0	2
Danny Jackson, R (1, 1) OBP: 0.158, SLG: 0.132		3B BB	K		SH1 1-2		3B 1-2			2	1	1	0	0	1	0
Milt Thompson, L (7, PH) OBP: 0.348, SLG: 0.370		1B					1B			1	1	1	0	0	0	0
										8						

Inning Stats	1	2	3	4	5	6	7	8	9
	R: 2 E: 0 K: 1 S: 8	H: 3 LOB: 2 BB: 1 P: 12	R: 3 E: 0 K: 1 S: 9	H: 4 LOB: 2 BB: 1 P: 13	R: 0 E: 0 K: 1 S: 5	H: 0 LOB: 0 BB: 0 P: 5	R: 3 E: 0 K: 2 S: 9	H: 2 LOB: 1 BB: 2 P: 17	R: 1 E: 0 K: 0 S: 5	H: 3 LOB: 1 BB: 0 P: 5	R: 0 E: 0 K: 1 S: 5	H: 0 LOB: 0 BB: 0 P: 5	R: 2 E: 0 K: 0 S: 6	H: 3 LOB: 1 BB: 0 P: 6	R: 1 E: 0 K: 1 S: 7	H: 2 LOB: 1 BB: 0 P: 7

PITCHER		IP	WLS	BF	H	R	ER	SO	BB	IBB	HBP	BLK	WP	HR	S	P	ERA	WHIP
Tim Pugh, R ERA: 5.45	(1, 1)	1.1	L	13	7	5	5	1	2	0	0	0	0	0	13	21	33.75	6.750
Scott Service, R ERA: 3.71	(2, 1)	2.2		12	2	3	3	4	1	1	0	0	0	0	18	26	10.12	1.125
Johnny Ruffin, R ERA: 4.02	(5, 1)	2.0		8	3	1	1	1	0	0	0	0	0	0	10	10	4.50	1.500
Jerry Spradlin, R ERA: 4.68	(7, 1)	2.0		11	5	3	3	1	0	0	0	0	0	0	13	13	13.50	2.500

PITCHER	IP	WLS	BF	H	R	ER	SO	BB	IBB	HBP	BLK	WP	HR	S	P	ERA	WHIP

BOTTOM

Cincinnati Reds @ Philadelphia Phillies

Veterans Stadium, Philadelphia, PA

Sun Aug 29 1993, 3:33 AM EDT

Att. 58,363 - Sunny - 86 F

livebaseballscorecards.com

AB	39
R	12
H	17
RBI	12
BB	4
SO	7
LOB	19

1B: 11	SF: 0	WP: 0	PA: 44
2B: 3	SAC: 1	PB: 0	
3B: 3	DP: 0	SB: 0	
HR: 0	HBP: 0	CS: 0	

Batter	1	2	3	4	5	6	7	8	9	10	11	AB	R	H	RBI	BB	SO	LOB
Lenny Dykstra, L (1, 8) OBP: 0.421, SLG: 0.478	HR		1B	F8			L9-3 1B		1-2 BB			4	2	3	1	1	0	0
Mariano Duncan, R (1, 4) OBP: 0.297, SLG: 0.397	WP 1B		1-H HR 3B	K			L9-3 1-2		K			5	1	2	1	0	2	3
John Kruk, L (1, 3) OBP: 0.450, SLG: 0.499	K 1-2		HR 3-H	P5			K			G1-3		5	1	1	2	0	2	1
Dave Hollins, S (1, 5) OBP: 0.376, SLG: 0.453	2B 1B		HR	G4-3				F8		G3-1		5	2	2	1	0	0	0
Darren Daulton, L (1, 2) OBP: 0.396, SLG: 0.501	BLK 1-H 2B		L9	K				P9		G3		5	0	1	1	0	1	0
Pete Incaviglia, R (1, 7) OBP: 0.328, SLG: 0.559	F7 2-3		FC6-4 1B			E6 FC4-6		F8			P4	5	0	1	0	0	0	1
Wes Chamberlain, R (1, 9) OBP: 0.316, SLG: 0.511		G5-3	FC6-4 1-2f			K			G5-3		K	5	0	0	0	0	2	2
Roger Mason, R (11, 1) OBP: 0.200, SLG: 0.200												0	0	0	0	0	0	0
Kevin Stocker, S (1, 6) OBP: 0.413, SLG: 0.464		G6-3	G3			FC4-6 1-2f			F7		L9	5	0	0	0	0	0	2
Curt Schilling, R (1, 1) OBP: 0.190, SLG: 0.180		G3		K		G6-3			BB 1B			3	0	0	0	0	1	1
David West, L (7, 1) OBP: 0.400, SLG: 0.600												0	0	0	0	0	0	0
Milt Thompson, L (9, PH) OBP: 0.350, SLG: 0.372												1	0	1	0	0	0	0
Bobby Thigpen, R (9, 1)												0	0	0	0	0	0	0
Jim Eisenreich, L (11, 9) OBP: 0.362, SLG: 0.474												0	0	0	0	0	0	0
Inning Stats	R: 2 E: 0 K: 1 S: 17 H: 4 LOB: 1 BB: 0 P: 27	R: 0 E: 0 K: 0 S: 8 H: 0 LOB: 0 BB: 0 P: 12	R: 4 E: 0 K: 0 S: 19 H: 5 LOB: 1 BB: 0 P: 27	R: 0 E: 0 K: 2 S: 11 H: 0 LOB: 0 BB: 0 P: 15	R: 0 E: 0 K: 1 S: 9 H: 0 LOB: 0 BB: 0 P: 14	R: 0 E: 1 K: 1 S: 7 H: 0 LOB: 1 BB: 0 P: 9	R: 0 E: 0 K: 1 S: 9 H: 1 LOB: 0 BB: 0 P: 14	R: 0 E: 0 K: 0 S: 4 H: 0 LOB: 0 BB: 0 P: 6	R: 0 E: 0 K: 1 S: 11 H: 1 LOB: 2 BB: 1 P: 20	R: 0 E: 0 K: 0 S: 6 H: 0 LOB: 0 BB: 0 P: 9	R: 0 E: 0 K: 1 S: 8 H: 0 LOB: 0 BB: 0 P: 12							

PITCHER		IP	WLS	BF	H	R	ER	SO	BB	IBB	HBP	BLK	WP	HR	S	P	ERA	WHIP
Frank Castillo, R ERA: 4.66	(1, 1)	2.0		13	8	6	6	1	0	0	0	1	1	3	33	49	27.00	4.000
Shawn Boskie, R ERA: 3.09	(3, 1)	3.0		10	1	0	0	3	0	0	0	0	0	0	31	46	0.00	0.333
Bob Scanlan, R ERA: 5.09	(6, 1)	1.0		4	0	0	0	1	0	0	0	0	0	0	7	9	0.00	0.000
Chuck McElroy, L ERA: 4.7	(7, 1)	2.0		6	1	0	0	1	0	0	0	0	0	0	13	20	0.00	0.500
Jose Bautista, R ERA: 2.24	(9, 1)	2.0		8	1	0	0	1	1	0	0	0	0	0	17	29	0.00	1.000

PITCHER		IP	WLS	BF	H	R	ER	SO	BB	IBB	HBP	BLK	WP	HR	S	P	ERA	WHIP
Dan Plesac, L ERA: 4.61	(11, 1)	1.0	W	3	0	0	0	1	0	0	0	0	0	0	8	12	0.00	0.000

TOP

Philadelphia Phillies @ Chicago Cubs

Wrigley Field, Chicago, IL

Mon Aug 30 1993, 7:05 PM CDT

Att. 33,276 - Unknown - 85 F

livebaseballscorecards.com

AB	43
R	6
H	11
RBI	6
BB	1
SO	8
LOB	10

1B: 6	SF: 0	WP: 1	PA: 44
2B: 2	SAC: 0	PB: 0	
3B: 1	DP: 1	SB: 0	
HR: 3	HBP: 0	CS: 0	

Batter	1	2	3	4	5	6	7	8	9	10	11	AB	R	H	RBI	BB	SO	LOB
Dwight Smith, L (1, 9) OBP: 0.350, SLG: 0.514	2-1 23 E 2B	3-2 X F7 ③			3-2 23 BLK 23 1B 1B	2-2 L6 ③		1-2 FC6-4 ③ 1-2f			1-3 K ①	4	2	2	0	0	0	1
Willie Wilson, S (8, PH) OBP: 0.286, SLG: 0.311 (9, 8)												2	0	0	0	0	1	1
23 Ryne Sandberg, R (1, 4) OBP: 0.356, SLG: 0.421	2-2 E4 2B 2-H		2-2 L6 ①		3-2 CS 1-H 1B		0-2 2B 1B		0-2 G6-3 ①		2-3 K ②	6	2	2	1	0	1	0
Mark Grace, L (1, 3) OBP: 0.391, SLG: 0.470	2-0 F9 1-H 2B 2B		2-2 G6-3 ②		4-2 1B 1-2 BB		0-0 WP 1-H 2B		4-1 BB		4-0 BB 1B HR BB	3	3	2	2	3	0	0
Derrick May, L (1, 7) OBP: 0.345, SLG: 0.432	0-1 F9 ① 2-3		0-0 BB 1B		1-1 1-3 1B		2-0 P6 ①		0-2 L9 ②		2-1 BB 1-2 HR 1B	6	0	3	0	0	0	3
Greg Hibbard, L (11, PR) OBP: 0.082, SLG: 0.064												0	1	0	0	0	0	0
Sammy Sosa, R (1, 8) OBP: 0.309, SLG: 0.500	2-1 L8 3-H 2B		4-2 1-2 BB		1-2 P4 ②		1-3 K ② 2-H		3-2 L7 ③		4-2 HR 1-2 2-3 BB	4	1	1	1	2	1	3
(9, 9)																		
Rick Wilkins, L (1, 2) OBP: 0.365, SLG: 0.555	0-2 L8 ② 2-3		0-0 P3 ③		1-3 K ③		2-2 G4-3 ③			1-3 K ①	1-1 1-2 HR 1-H 2-H 3-H	6	1	1	4	0	2	5
Steve Buechele, R (1, 5) OBP: 0.322, SLG: 0.422	3-3 K ③		2-2 L8 ①			1-1 1B		2-3 K ①		4-0 1B BB		4	0	1	0	1	2	1
Eric Yelding, R (10, PR) OBP: 0.279, SLG: 0.304												0	0	0	0	0	0	0
Dan Plesac, L (11, 1)												0	0	0	0	0	0	0
Jose Vizcaino, S (1, 6) OBP: 0.338, SLG: 0.351 (11, 5)		0-2 G4-3 ①				1-3 K ①		1-3 K ②		1 SAFE 1 SAFE 0-0 G1-4-3 1-2 1B		5	0	1	0	0	3	1
Frank Castillo, R (1, 1) Shawn Boskie, R (3, 1) Bob Scanlan, R (6, 1) Kevin Roberson, S (8, PH) Chuck McElroy, L (7, 1) Glenallen Hill, R (8, PH) Jose Bautista, R (9, 1) Rey Sanchez, R (10, PR) (11, 6)		2-2 G1-3 ②			0-0 1B		2-3 K ② 1 SAFE		4-0 FC6-4 BB		0-2 G1-4-3 ② ③ 1-2f	1	0	0	0	0	0	0
												1	0	1	0	0	0	0
												0	0	0	0	0	0	0
												0	0	0	0	1	1	1
												0	0	0	0	0	0	0
												0	0	0	0	1	0	0
												0	0	0	0	0	0	0
												1	0	0	0	0	0	2
Inning Stats	R: 3 E: 1 K: 1 S: 16 H: 3 LOB: 1 BB: 0 P: 27	R: 0 E: 0 K: 0 S: 13 H: 0 LOB: 0 BB: 0 P: 18	R: 0 E: 0 K: 0 S: 10 H: 1 LOB: 2 BB: 1 P: 18	R: 0 E: 0 K: 1 S: 11 H: 1 LOB: 1 BB: 0 P: 15	R: 1 E: 0 K: 1 S: 18 H: 3 LOB: 2 BB: 1 P: 31	R: 0 E: 0 K: 2 S: 11 H: 1 LOB: 1 BB: 0 P: 17	R: 2 E: 0 K: 1 S: 13 H: 2 LOB: 0 BB: 0 P: 18	R: 0 E: 0 K: 2 S: 9 H: 0 LOB: 1 BB: 1 P: 17	R: 0 E: 0 K: 0 S: 12 H: 0 LOB: 1 BB: 1 P: 19	R: 0 E: 0 K: 1 S: 7 H: 1 LOB: 2 BB: 1 P: 12	R: 4 E: 0 K: 2 S: 15 H: 2 LOB: 1 BB: 2 P: 29	1B: 9 2B: 4 3B: 0 HR: 1	SF: 0 SAC: 0 DP: 1 HBP: 0					

PITCHER		IP	WLS	BF	H	R	ER	SO	BB	IBB	HBP	BLK	WP	HR	S	P	ERA	WHIP
Curt Schilling, R ERA: 4.15	(1, 1)	6.0		28	9	4	3	5	2	0	0	1	0	0	79	126	4.50	1.833
David West, L ERA: 2.91	(7, 1)	2.0		9	2	2	2	3	1	0	0	0	1	0	22	35	9.00	1.500
Bobby Thigpen, R ERA: 5.93	(9, 1)	2.0		8	1	0	0	1	2	0	0	0	0	0	19	31	0.00	1.500
Roger Mason, R ERA: 3.86	(11, 1)	0.2	L	6	2	4	4	2	2	0	0	0	0	1	15	29	54.00	6.000

PITCHER	IP	WLS	BF	H	R	ER	SO	BB	IBB	HBP	BLK	WP	HR	S	P	ERA	WHIP

BOTTOM

Philadelphia Phillies @ Chicago Cubs

Wrigley Field, Chicago, IL

Mon Aug 30 1993, 7:05 PM CDT

Att. 33,276 - Unknown - 85 F

livebaseballscorecards.com

AB	44
R	10
H	14
RBI	8
BB	7
SO	11
LOB	18

WP: 2	PA: 51		
PB: 0			
SB: 0			
CS: 1			

Batter	1	2	3	4	5	6	7	8	9	AB	R	H	RBI	BB	SO	LOB
Lenny Dykstra, L (1, 8) OBP: 0.423, SLG: 0.481	0-0 3B	1-1 F9		2-0 G3		4-0 IBB		4-0 E IBB		3	2	1	0	2	0	1
Mickey Morandini, L (1, 4) OBP: 0.300, SLG: 0.349 Mariano Duncan, R (8, PH) OBP: 0.298, SLG: 0.398 (8, 4)	0-3 K	2-1 2B			4-0 BB	3-2 1B		1-2 E8 1B		3	0	2	1	1	1	1
										1	1	1	2	0	0	0
John Kruk, L (1, 3) OBP: 0.448, SLG: 0.494	4-1 BB	2-0 F9			0-0 FC3-6	0-0 L4		3-3 K		4	1	0	0	1	1	6
Dave Hollins, S (1, 5) OBP: 0.375, SLG: 0.450 Kim Batiste, R (8, 5) OBP: 0.307, SLG: 0.453	2-2 K		1-3 K		2-1 1B		2-2 L3	0-1 E5		5	0	1	0	0	2	2
										0	0	0	0	0	0	0
Darren Daulton, L (1, 2) OBP: 0.396, SLG: 0.502	1-1 1B		2-1 2B		2-0 FC6-4		0-0 P5	2-3 K		5	0	2	1	0	1	3
Jim Eisenreich, L (1, 9) OBP: 0.359, SLG: 0.469	2-0 1B		0-0 G6-3		1-2 F7		1-1 F8		2-3 K	5	0	1	1	0	1	3
Milt Thompson, L (1, 7) OBP: 0.348, SLG: 0.369	3-3 K		1-0 G1-3			1-0 F9		0-1 SH2-4 BB 1B	3-3 K	5	1	1	0	0	2	3
Kevin Stocker, S (1, 6) OBP: 0.418, SLG: 0.465		1-0 G3-4-1		3-1 G4-3		3-1 SH1-4 1B		4-1 SH2-4 BB	1-1 1B	4	2	2	0	1	0	0
Ben Rivera, R (1, 1) OBP: 0.156, SLG: 0.116		0-1 1B		1-3 K		0-0 SH1-4		0-0 SH2-4	1-2 G3	3	0	1	0	0	1	1
Inning Stats	R: 2 E: 0 K: 3 S: 14 H: 3 LOB: 2 BB: 1 P: 26	R: 0 E: 0 K: 0 S: 8 H: 2 LOB: 2 BB: 0 P: 14	R: 0 E: 0 K: 1 S: 7 H: 1 LOB: 1 BB: 0 P: 11	R: 0 E: 0 K: 1 S: 6 H: 0 LOB: 0 BB: 0 P: 12	R: 0 E: 0 K: 0 S: 7 H: 1 LOB: 2 BB: 1 P: 16	R: 1 E: 0 K: 0 S: 9 H: 2 LOB: 2 BB: 1 P: 20	R: 0 E: 0 K: 0 S: 6 H: 0 LOB: 0 BB: 0 P: 9	R: 4 E: 2 K: 2 S: 18 H: 2 LOB: 1 BB: 2 P: 32	R: 0 E: 0 K: 2 S: 12 H: 1 LOB: 1 BB: 0 P: 19	1B: 9 2B: 2 3B: 1 HR: 0	SF: 0 SAC: 2 DP: 0 HBP: 0						

PITCHER	IP	WLS	BF	H	R	ER	SO	BB	IBB	HBP	BLK	WP	HR	S	P	ERA	WHIP
Mike Morgan, R (1, 1) ERA: 3.96	7.0	L	33	9	3	3	5	2	1	0	0	0	0	57	108	3.86	1.571
Chuck McElroy, L (8, 1) ERA: 5.12	0.1		4	1	3	2	0	1	1	0	0	0	0	4	12	54.00	6.000
Dan Plesac, L (8, 1) ERA: 4.55	0.2		4	1	1	0	2	0	0	0	0	0	0	14	20	0.00	1.500
Bob Scanlan, R (9, 1) ERA: 5.01	1.0		4	1	0	0	2	0	0	0	0	0	0	12	19	0.00	1.000

PITCHER	IP	WLS	BF	H	R	ER	SO	BB	IBB	HBP	BLK	WP	HR	S	P	ERA	WHIP

Philadelphia Phillies @ Chicago Cubs

Wrigley Field, Chicago, IL

Tue Aug 31 1993, 3:33 AM CDT

Att. 19,961 - Sunny - 70 F

TOP

livebaseballscorecards.com

AB	38
R	7
H	12
RBI	5
BB	5
SO	9
LOB	20

1B: 9 SF: 0
2B: 2 SAC: 2
3B: 1 DP: 0
HR: 0 HBP: 0

WP: 0 PA: 45
PB: 0
SB: 0
CS: 0

Batter	1	2	3	4	5	6	7	8	9	AB	R	H	RBI	BB	SO	LOB
Dwight Smith, L (1, 9) OBP: 0.349, SLG: 0.508	C B S F B B X 3-2 ① P5		X 0-0 ② G3-1		B C C B B B 4-2 23 S BB			C C B C 1-3 ① K		3	0	0	0	1	1	0
23 Ryne Sandberg, R (1, 4) OBP: 0.357, SLG: 0.422	B C B B C X 3-2 ② F9		B B B C X 3-1 BB 1B		B 1 SAFE C F B X 3-2 ③ F8 1-2			C B X 1-1 G4-3 1B		4	0	2	0	0	0	1
Mark Grace, L (1, 3) OBP: 0.392, SLG: 0.469	C C B B F X 2-2 ③ G4-3		B B F B B 4-1 1-2 BB			B X 1-0 G6-4-3 1B 1B		X 0-0 ② ③ G4-3 1-2f		3	0	1	0	1	0	1
Rick Wilkins, L (1, 2) OBP: 0.364, SLG: 0.552		C B S X 1-2 ① G4-3	F S C 0-3 ③ K			F B S B X 2-2 G6-4-3 1-2 1B			B F S C 1-3 ① K	4	0	1	0	0	2	2
Sammy Sosa, R (1, 8) OBP: 0.309, SLG: 0.497		B B F S F B H 4-2 CS S HBP		B B C S B S 3-3 ① K		C X 0-1 ① ② G6-4-3 1-2f 2-3			S C C 0-3 ② K	3	0	0	0	0	2	2
Steve Buechele, R (1, 5) OBP: 0.321, SLG: 0.419		B 1 SAFE 1 SAFE B B C B 4-1 ② FC5 BB 1-3 BB		C B B X 2-1 ② L4		C F B X 1-2 ③ F9			C B T C 1-3 ③ K	3	0	0	0	1	1	1
Kevin Roberson, S (1, 7) OBP: 0.259, SLG: 0.403		B B B B 4-0 1-2 BB		F C S 0-3 ③ K			C F B C 1-3 ① K			2	0	0	0	1	2	0
Jose Vizcaino, S (1, 6) OBP: 0.336, SLG: 0.349		C X 0-1 ③ FC5 2-3f			X 0-0 ① G4-3		B B B B C C X 3-2 ② F8			3	0	0	0	0	0	2
Mike Morgan, R (1, 1) OBP: 0.086, SLG: 0.071			B X 1-0 ① F9		C S B S 1-3 ② K		B C X 1-1 ③ P6			2	0	0	0	0	1	0
Willie Wilson, S (7, PH) OBP: 0.285, SLG: 0.309										1	0	0	0	0	0	0
Chuck McElroy, L (8, 1)										0	0	0	0	0	0	0
Dan Plesac, L (8, 1)										0	0	0	0	0	0	0
Bob Scanlan, R (9, 1) OBP: 0.333, SLG: 0.500										0	0	0	0	0	0	0
Inning Stats	R: 0 E: 0 K: 0 S: 11 H: 0 LOB: 0 BB: 0 P: 19	R: 0 E: 0 K: 0 S: 9 H: 0 LOB: 2 BB: 2 P: 22	R: 0 E: 0 K: 1 S: 8 H: 1 LOB: 2 BB: 1 P: 16	R: 0 E: 0 K: 2 S: 8 H: 0 LOB: 0 BB: 0 P: 13	R: 0 E: 0 K: 1 S: 9 H: 0 LOB: 1 BB: 1 P: 17	R: 0 E: 0 K: 0 S: 9 H: 2 LOB: 1 BB: 0 P: 13	R: 0 E: 0 K: 1 S: 8 H: 0 LOB: 0 BB: 0 P: 13	R: 0 E: 0 K: 1 S: 6 H: 1 LOB: 0 BB: 0 P: 8	R: 0 E: 0 K: 3 S: 9 H: 0 LOB: 0 BB: 0 P: 11	1B: 4 2B: 0 3B: 0 HR: 0	SF: 0 SAC: 0 DP: 2 HBP: 1						

PITCHER		IP	WLS	BF	H	R	ER	SO	BB	IBB	HBP	BLK	WP	HR	S	P	ERA	WHIP
Ben Rivera, R ERA: 5.02	(1, 1)	9.0	W	33	4	0	0	9	4	0	1	0	0	0	77	132	0.00	0.889

PITCHER	IP	WLS	BF	H	R	ER	SO	BB	IBB	HBP	BLK	WP	HR	S	P	ERA	WHIP

BOTTOM

Philadelphia Phillies @ Chicago Cubs

Wrigley Field, Chicago, IL

Tue Aug 31 1993, 3:33 AM CDT

Att. 19,961 - Sunny - 70 F

livebaseballscorecards.com

AB	28
R	0
H	4
RBI	0
BB	4
SO	9
LOB	9

PA: 33

Philadelphia Phillies @ Chicago Cubs

Wrigley Field, Chicago, IL

Wed Sep 01 1993, 3:33 AM CDT

Att. 23,519 - Sunny - 73 F

TOP

livebaseballscorecards.com

Batter	1	2	3	4	5	6	7	8	9	AB	R	H	RBI	BB	SO	LOB
Lenny Dykstra, L (1, 8) OBP: 0.420, SLG: 0.477	C C B F F B F F S 2-3 ① K		C X 0-1 ③ F7			C X 0-1 ② ③ G4-6-3 1-2f		1 SAFE C C C 0-3 ② K		4	0	0	0	0	2	2
Mariano Duncan, R (1, 4) OBP: 0.300, SLG: 0.399	S X 0-1 G1-6-3 1B			B S F B X 2-2 ① G1-3			B C X 1-1 FC3-6 1B	C B X 1-1 ③ L8		4	0	2	0	0	0	1
John Kruk, L (1, 3) OBP: 0.444, SLG: 0.490	X 0-0 ② ③ G1-6-3 1-2f			F B B S S 2-3 ② K			1 SAFE B B F F F 1 SAFE 1 SAFE F F 2-2 ① FC3-6 1B 1-2f		C C B F F F B C 2-3 ① K	4	1	0	0	0	2	2
Dave Hollins, S (1, 5) OBP: 0.375, SLG: 0.451 Kim Batiste, R (9, 5) OBP: 0.307, SLG: 0.453		C C B X 1-2 ① F8		B B B F X 3-1 ③ P7			B C F X 1-2 1B SF7 1B 2-H		X 0-0 WP 1B 1B	4	2	2	1	0	0	0
										0	0	0	0	0	0	0
Darren Daulton, L (1, 2) OBP: 0.398, SLG: 0.502		B S B F F B B 4-2 BB			B F F B C 2-3 ① K		B C B B B X 3-1 SF7 1B 1-3		B B B B 4-0 1B 1B BB 1-2	2	1	1	0	2	1	0
Jim Eisenreich, L (1, 9) OBP: 0.358, SLG: 0.468		B X 1-0 ② P8			X 0-0 ② G6-3		B C X 1-1 ② SF7 1-2 3-H		X 0-0 1B 1B 1-2 2-H	3	0	1	2	0	0	1
Pete Incaviglia, R (1, 7) OBP: 0.328, SLG: 0.556		B B X 2-0 ③ F8			B B S X 2-1 ③ L9		B S C X 1-2 ③ F9		C B X 1-1 1B 1-2 2-H	4	0	1	1	0	0	2
Kevin Stocker, S (1, 6) OBP: 0.420, SLG: 0.463			C F E B X 1-2 ① P7			C B B B B 4-1 FC3-6 BB		B B C X 2-1 1B	X 0-0 ② F7	3	0	1	0	1	0	2
Terry Mulholland, R (1, 1) OBP: 0.081, SLG: 0.066			B C M L 1-3 ② K			C B 1 SAFE X 1-1 ① FC3-6 G4-6-3 1-2f		L L X 0-2 ① B3	C S L 0-3 ③ K	4	0	0	0	0	2	4
Inning Stats	R: 0 E: 0 K: 1 S: 10 H: 1 LOB: 0 BB: 0 P: 12	R: 0 E: 0 K: 0 S: 8 H: 0 LOB: 1 BB: 1 P: 16	R: 0 E: 0 K: 1 S: 9 H: 0 LOB: 0 BB: 0 P: 11	R: 0 E: 0 K: 1 S: 8 H: 0 LOB: 0 BB: 0 P: 15	R: 0 E: 0 K: 1 S: 6 H: 0 LOB: 0 BB: 0 P: 10	R: 0 E: 0 K: 0 S: 5 H: 0 LOB: 0 BB: 1 P: 10	R: 2 E: 1 K: 0 S: 17 H: 3 LOB: 1 BB: 0 P: 26	R: 0 E: 0 K: 1 S: 10 H: 1 LOB: 1 BB: 0 P: 13	R: 2 E: 0 K: 2 S: 14 H: 3 LOB: 2 BB: 1 P: 21	1B: 8 2B: 0 3B: 0 HR: 0 SF: 1 SAC: 0 DP: 2 HBP: 0						

	AB	32
	R	4
	H	8
	RBI	4
	BB	3
	SO	7
	LOB	14

WP: 1 PB: 0 SB: 0 CS: 0 PA: 36

PITCHER		IP	WLS	BF	H	R	ER	SO	BB	IBB	HBP	BLK	WP	HR	S	P	ERA	WHIP
Mike Harkey, R ERA: 4.93	(1, 1)	7.0	L	25	4	2	2	4	2	0	0	0	0	0	63	100	2.57	0.857
Dan Plesac, L ERA: 4.76	(8, 1)	1.1		8	3	2	2	2	1	0	0	0	1	0	18	27	13.50	3.000
Jose Bautista, R ERA: 2.22	(9, 1)	0.2		3	1	0	0	1	0	0	0	0	0	0	6	7	0.00	1.500

PITCHER	IP	WLS	BF	H	R	ER	SO	BB	IBB	HBP	BLK	WP	HR	S	P	ERA	WHIP

Batter	1	2	3	4	5	6	7	8	9	AB	R	H	RBI	BB	SO	LOB
Willie Wilson, S (1, 8) OBP: 0.284, SLG: 0.308	G4-3		1B		L9			G4-3		4	0	1	0	0	0	1
Jose Vizcaino, S (1, 6) (9, 5) OBP: 0.333, SLG: 0.345	G6-3		F8		FC5-4 1-2f			F8		4	0	0	0	0	0	2
Mark Grace, L (1, 3) OBP: 0.392, SLG: 0.472	2B		G1-3			G4-3 1B		FT 23 1B		4	0	2	0	0	0	1
23 Ryne Sandberg, R (1, 4) OBP: 0.356, SLG: 0.420	L9			G4-3		1B		E4 1-2		4	0	1	0	0	0	2
Steve Buechele, R (1, 5) OBP: 0.320, SLG: 0.425		L9		HR		P9		F9		4	1	1	1	0	0	3
Jose Bautista, R (9, 1) OBP: 0.100, SLG: 0.100										0	0	0	0	0	0	0
Glenallen Hill, R (1, 7) OBP: 0.281, SLG: 0.403		1B		L8		G3			G5-3	4	0	1	0	0	0	1
Sammy Sosa, R (1, 9) OBP: 0.307, SLG: 0.493		K		F8			K		F8	4	0	0	0	0	2	1
Steve Lake, R (1, 2) OBP: 0.260, SLG: 0.396		G6-3			FC5-6 BB		K		F8	3	0	0	0	1	1	1
Mike Harkey, R (1, 1) OBP: 0.106, SLG: 0.109			G6-3		FC5-6 FC5-4 1-2f					2	0	0	0	0	0	1
Kevin Roberson, S (7, PH) OBP: 0.257, SLG: 0.400										1	0	0	0	0	0	0
Dan Plesac, L (8, 1)										0	0	0	0	0	0	0
Rey Sanchez, R (9, 6) OBP: 0.322, SLG: 0.332										0	0	0	0	0	0	0
Inning Stats	R: 0 H: 1 E: 0 LOB: 1 K: 0 BB: 0 S: 6 P: 9	R: 0 H: 1 E: 0 LOB: 1 K: 1 BB: 0 S: 8 P: 9	R: 0 H: 1 E: 0 LOB: 1 K: 0 BB: 0 S: 5 P: 9	R: 1 H: 1 E: 0 LOB: 0 K: 0 BB: 0 S: 8 P: 12	R: 0 H: 0 E: 0 LOB: 1 K: 0 BB: 1 S: 8 P: 15	R: 0 H: 1 E: 0 LOB: 1 K: 0 BB: 0 S: 9 P: 11	R: 0 H: 0 E: 0 LOB: 0 K: 2 BB: 0 S: 8 P: 12	R: 0 H: 1 E: 1 LOB: 2 K: 0 BB: 0 S: 11 P: 16	R: 0 H: 0 E: 0 LOB: 0 K: 0 BB: 0 S: 8 P: 12	1B: 4 SF: 0 2B: 1 SAC: 0 3B: 0 DP: 0 HR: 1 HBP: 0						WP: 0 PA: 35 PB: 0 SB: 0 CS: 0

PITCHER	IP	WLS	BF	H	R	ER	SO	BB	IBB	HBP	BLK	WP	HR	S	P	ERA	WHIP
Terry Mulholland, L (1, 1) ERA: 3.24	9.0	W	35	6	1	1	3	1	0	0	0	0	1	71	105	1.00	0.778

PITCHER	IP	WLS	BF	H	R	ER	SO	BB	IBB	HBP	BLK	WP	HR	S	P	ERA	WHIP

BOTTOM

Philadelphia Phillies @ Chicago Cubs

Wrigley Field, Chicago, IL

Wed Sep 01 1993, 3:33 AM CDT

Att. 23,519 - Sunny - 73 F

livebaseballscorecards.com

AB	34
R	1
H	6
RBI	1
BB	1
SO	3
LOB	13

Philadelphia Phillies @ Cincinnati Reds

Riverfront Stadium, Cincinnati, OH

Fri Sep 03 1993, 7:05 PM EDT

Att. 26,157 - Unknown - 69 F

TOP

livebaseballscorecards.com

Batter	1	2	3	4	5	6	7	8	9	AB	R	H	RBI	BB	SO	LOB
Lenny Dykstra, L (1, 8) OBP: 0.421, SLG: 0.478	K		2B		HR / BB	G4-6-3			L4	3	2	1	1	2	1	1
Ruben Amaro Jr, S (8, 8) OBP: 0.432, SLG: 0.667					2B / BB	1-2f				1	0	0	0	0	0	0
Mariano Duncan, R (1, 4) OBP: 0.301, SLG: 0.401	P1		L9		HR / 1B		F9			5	1	2	1	0	0	1
Mickey Morandini, L (7, 4) OBP: 0.300, SLG: 0.349					WP / 2B					0	0	0	0	0	0	0
John Kruk, L (1, 3) OBP: 0.442, SLG: 0.485	K			K	K		G4-3			4	0	0	0	1	3	2
Ricky Jordan, R (7, 3) OBP: 0.328, SLG: 0.429					WP / BB					0	0	0	0	0	0	0
Dave Hollins, S (1, 5) OBP: 0.374, SLG: 0.455		K		F7	HR / K		G4-3			5	1	1	3	0	2	2
Kim Batiste, R (7, 5) OBP: 0.307, SLG: 0.453										0	0	0	0	0	0	0
Darren Daulton, L (1, 2) OBP: 0.400, SLG: 0.510		G4-3		BB, BB / 1B	1B / BB	HR		K2-3		4	3	2	1	1	1	0
Jim Eisenreich, L (1, 9) OBP: 0.362, SLG: 0.472		P5		BB / 1B	1B / FC6-4	E		K		4	3	2	0	1	1	0
Pete Incaviglia, R (1, 7) OBP: 0.332, SLG: 0.557			SH1-4 / 1B	BB	FC6-4 / 1B	P3		P8		3	1	2	1	1	0	1
Tony Longmire, L (7, 7)										1	0	0	0	0	0	0
Kevin Stocker, S (1, 6) OBP: 0.414, SLG: 0.455			F7	1B	FC6-4 / HR	E4 / WP			K	5	2	1	3	0	1	2
Tommy Greene, R (1, 1) OBP: 0.210, SLG: 0.276			SH1-4	G6-3	HR	G4-6-3 / 1B			P6	4	1	2	2	0	0	2

AB	39
R	14
H	13
RBI	12
BB	6
SO	9
LOB	11

Inning Stats	1	2	3	4	5	6	7	8	9
	R: 0 E: 0 K: 2 S: 12	H: 0 LOB: 0 BB: 0 P: 17	R: 0 E: 0 K: 1 S: 7	H: 0 LOB: 0 BB: 0 P: 9	R: 1 E: 0 K: 0 S: 8	H: 2 LOB: 0 BB: 0 P: 10	R: 2 E: 0 K: 1 S: 20	H: 2 LOB: 2 BB: 2 P: 33	R: 8 E: 1 K: 2 S: 28	H: 6 LOB: 2 BB: 4 P: 55	R: 3 E: 1 K: 0 S: 15	H: 3 LOB: 0 BB: 0 P: 25	R: 0 E: 0 K: 0 S: 8	H: 0 LOB: 0 BB: 0 P: 10	R: 0 E: 0 K: 2 S: 9	H: 0 LOB: 0 BB: 0 P: 12	R: 0 E: 0 K: 1 S: 8	H: 0 LOB: 0 BB: 0 P: 9

1B: 7	SF: 0
2B: 3	SAC: 1
3B: 0	DP: 1
HR: 3	HBP: 0

WP: 2	PA: 46
PB: 0	
SB: 0	
CS: 0	

PITCHER		IP	WLS	BF	H	R	ER	SO	BB	IBB	HBP	BLK	WP	HR	S	P	ERA	WHIP
Bobby Ayala, R ERA: 4.92	(1, 1)	4.1	L	25	8	9	9	5	4	0	0	0	0	1	63	100	18.69	2.769
Kevin Wickander, L ERA: 6.0	(5, 1)	0.2		6	2	2	2	1	2	0	0	0	1	1	12	24	27.00	6.000
Chris Bushing, R ERA: 18.0	(6, 1)	1.0		6	3	3	2	0	0	0	0	0	1	1	15	25	18.00	3.000
Johnny Ruffin, R ERA: 3.48	(7, 1)	2.0		6	0	0	0	2	0	0	0	0	0	0	17	22	0.00	0.000
Jerry Spradlin, R ERA: 4.17	(9, 1)	1.0		3	0	0	0	1	0	0	0	0	0	0	8	9	0.00	0.000

PITCHER		IP	WLS	BF	H	R	ER	SO	BB	IBB	HBP	BLK	WP	HR	S	P	ERA	WHIP

BOTTOM

Batter	1	2	3	4	5	6	7	8	9	AB	R	H	RBI	BB	SO	LOB
Thomas Howard, S (1, 8) OBP: 0.294, SLG: 0.371	B B C X 2-1 CS 1B		B S B S B B 4-2 BB		C B F B C 2-3 ② K			C B C S 1-3 ② K		3	0	1	0	1	2	1
Jacob Brumfield, R (1, 4) OBP: 0.336, SLG: 0.413	C B B B X 3-1 ①② G5-3 1-2		C X 0-1 ③ F8		X 0-0 ③ F7			F B S C 1-3 ③ K		4	0	0	0	0	1	3
Hal Morris, L (1, 3) OBP: 0.355, SLG: 0.387	B C B X 2-1 ③ F7			C S C 0-3 ① K		C B C F B S 2-3 ① K			X 0-0 ① G3	4	0	0	0	0	2	0
Chris Sabo, R (1, 5) OBP: 0.324, SLG: 0.444		C B X 1-1 F8 WP 2B		B B F F X 2-2 E5 WP E		S F B S 1-3 ② K			X 0-0 ② L9	4	2	1	0	0	1	0
Tim Costo, R (1, 9) OBP: 0.278, SLG: 0.509		C B S F B S 2-3 ① K		S B X 1-1 E6 1-H 1B		S B B S S S 2-3 ③ K			B S F X 1-2 ③ G3-1	4	0	1	0	0	2	1
Joe Oliver, R (1, 2) OBP: 0.277, SLG: 0.391		X 0-0 ② F8 2-3		S B X 1-1 ② P3			F S S 0-3 ① K			3	0	0	0	0	1	2
Jeff Branson, L (1, 6) OBP: 0.294, SLG: 0.344		B B B X 3-0 ③ P5 3-H		B S F B F F X 2-2 G4-3			C B F B S 2-3 ② K			3	0	0	0	0	1	1
Greg Tubbs, R (1, 7) OBP: 0.369, SLG: 0.269			C B S F B F B X 3-2 ① F8		B B B C C B 4-2 BB		C B B X 2-1 ③ F9			2	0	0	0	1	0	0
Bobby Ayala, R (1, 1) OBP: 0.059, SLG: 0.118 Kevin Wickander, L (5, 1) Brian Koelling, R (5, PH) OBP: 0.125, SLG: 0.067 Chris Bushing, R (6, 1) Johnny Ruffin, R (7, 1) Jack Daugherty, S (8, PH) OBP: 0.360, SLG: 0.442 Jerry Spradlin, S (9, 1)			B F S S 1-3 ② K		C B X 1-1 ① F7			B F B X 2-1 ① P6		1 0 1 0 0 1 0	0 0 0 0 0 0 0	0 0 0 0 0 0 0	0 0 0 0 0 0 0	1 0 0 0 0 0 0	0 0 1 0 0 0 0	0 0 1 0 0 0 0
Inning Stats	R: 0 E: 0 K: 0 S: 6 H: 1 LOB: 0 BB: 0 P: 13	R: 1 E: 0 K: 1 S: 8 H: 1 LOB: 0 BB: 0 P: 14	R: 0 E: 0 K: 1 S: 12 H: 0 LOB: 1 BB: 1 P: 20	R: 1 E: 2 K: 1 S: 15 H: 1 LOB: 1 BB: 0 P: 21	R: 0 E: 0 K: 1 S: 8 H: 0 LOB: 1 BB: 1 P: 15	R: 0 E: 0 K: 3 S: 10 H: 0 LOB: 0 BB: 0 P: 15	R: 0 E: 0 K: 2 S: 8 H: 0 LOB: 0 BB: 0 P: 12	R: 0 E: 0 K: 2 S: 8 H: 0 LOB: 0 BB: 0 P: 12	R: 0 E: 0 K: 0 S: 5 H: 0 LOB: 0 BB: 0 P: 6	1B: 2 2B: 1 3B: 0 HR: 0 SF: 0 SAC: 0 DP: 0 HBP: 0						

PITCHER	IP	WLS	BF	H	R	ER	SO	BB	IBB	HBP	BLK	WP	HR	S	P	ERA	WHIP
Tommy Greene, R (1, 1) ERA: 3.51	9.0	W	32	3	2	1	11	2	0	0	0	2	0	80	128	1.00	0.556

PITCHER	IP	WLS	BF	H	R	ER	SO	BB	IBB	HBP	BLK	WP	HR	S	P	ERA	WHIP

Philadelphia Phillies @ Cincinnati Reds

Riverfront Stadium, Cincinnati, OH

Fri Sep 03 1993, 7:05 PM EDT

Att. 26,157 - Unknown - 69 F

livebaseballscorecards.com

AB	30
R	2
H	3
RBI	0
BB	2
SO	11
LOB	9

1B: 2	SF: 0	WP: 2	PA: 32
2B: 1	SAC: 0	PB: 0	
3B: 0	DP: 0	SB: 0	
HR: 0	HBP: 0	CS: 1	

Batter	1	2	3	4	5	6	7	8	9	AB	R	H	RBI	BB	SO	LOB
Lenny Dykstra, L (1, 8) OBP: 0.423, SLG: 0.478	B B S X 2-1 F7		C X 0-1 P8		B X 1-0 FC4 1-2 1B		B X 1-0 1-2 1B		C B B B B 4-1 BB 1B G5-3 1-2 BB	4	1	2	0	1	0	1
Mariano Duncan, R (1, 4) OBP: 0.300, SLG: 0.399	F C S 0-3 K		B S B S X 2-2 P3		X 0-0 FC4 1-2f 2-3		S B 1 SAFE S S 1-3 K		C B B X 2-1 G5-3 BB 1-2 2-3 1B	5	1	1	0	0	2	5
John Kruk, L (1, 3) OBP: 0.444, SLG: 0.487	B B B C S B 4-2 BB			S B X 1-1 G3 SF7 2B	C C C 0-3 K		B F B B C X 3-2 L7		B B B B 4-0 1B G5-3 FC6-4 1-2 2-3 3-H BB	3	2	1	1	2	1	4
Dave Hollins, S (1, 5) OBP: 0.370, SLG: 0.450	B B C B C F F F S 3-3 K			B C F B X 2-2 G3 2-3		X 0-0 F8		B B B C S C 3-3 K	C B B X 2-1 G5-3 1-2 2-3 3-H	5	0	0	1	0	2	4
Darren Daulton, L (1, 2) OBP: 0.400, SLG: 0.508		C B C X 1-2 G4-3		B B S F X 2-2 SF7 3-H		B B F X 2-1 G6-3		C F F X 0-2 BB 1B	B B S B B 4-1 FC6-4 1B BB	3	0	1	1	1	0	0
Jim Eisenreich, L (1, 9) OBP: 0.372, SLG: 0.482		B B B C F X 3-2 G3-6-1 1B		C B B X 2-1 2B		C X 0-1 1B		B B B B 4-0 1-2 BB	B C B C X 2-2 FC6-4 1-2 2-3 3-H 1B	4	0	4	1	1	0	0
Milt Thompson, L (1, 7) OBP: 0.343, SLG: 0.362		1 SAFE B C B F B X 3-2 G3-6-1 1-2f		B B C B S F X 3-2 G6-3		F X 0-1 G3		C S B B C 2-3 K	C B X 1-1 FC6-4 1-2f 2-3 3-H	5	0	0	1	0	1	7
Kevin Stocker, S (1, 6) OBP: 0.408, SLG: 0.444			B C B B C B 4-2 SH3-4 BB		C B F S 1-3 K		B B C B C F F X 3-2 G3-1	C F S 0-3 K	B F B F B X 3-2 G3	4	0	0	0	1	2	4
Danny Jackson, R (1, 1) OBP: 0.158, SLG: 0.132 Tony Longmire, L (5, PH) OBP: 0.500, SLG: 0.500 Donn Pall, R (5, 1) Mickey Morandini, L (7, PH) OBP: 0.301, SLG: 0.349 Bobby Thigpen, R (7, 1) Mitch Williams, L (8, 1) OBP: 1.000, SLG: 1.000 Ricky Jordan, R (9, PH) OBP: 0.333, SLG: 0.429			B X 1-0 SH3-4 1-2		B B B C X 3-1 FC4 1B 1B		B C F B F F F 4-2 F F B 1B BB		B B B C C B 4-2 1B BB BB BB	0 1 0 0 0 0 0 0	0 0 0 0 0 0 0 1	0 1 0 0 1 0 0 0	0 0 0 0 0 0 0 1	0 0 0 0 0 0 0 0	0 0 0 0 0 0 0 0	0 0 0 0 0 0 0 0
Inning Stats	R: 0 H: 0 E: 0 LOB: 1 K: 2 BB: 1 S: 13 P: 22	R: 0 H: 1 E: 0 LOB: 0 K: 0 BB: 0 S: 9 P: 16	R: 0 H: 0 E: 0 LOB: 1 K: 0 BB: 1 S: 8 P: 15	R: 1 H: 2 E: 0 LOB: 1 K: 0 BB: 0 S: 14 P: 24	R: 0 H: 2 E: 0 LOB: 2 K: 2 BB: 0 S: 10 P: 15	R: 0 H: 1 E: 0 LOB: 1 K: 0 BB: 0 S: 7 P: 9	R: 0 H: 1 E: 0 LOB: 2 K: 1 BB: 1 S: 20 P: 32	R: 0 H: 1 E: 0 LOB: 2 K: 3 BB: 1 S: 13 P: 22	R: 4 H: 2 E: 0 LOB: 2 K: 0 BB: 4 S: 16 P: 42	1B: 8 SF: 1 2B: 2 SAC: 1 3B: 0 DP: 1 HR: 0 HBP: 0						

Philadelphia Phillies @ Cincinnati Reds

Riverfront Stadium, Cincinnati, OH

Sat Sep 04 1993, 7:05 PM EDT

Att. 31,166 - Unknown - 74 F

TOP

livebaseballscorecards.com

AB	34
R	5
H	10
RBI	5
BB	8
SO	8
LOB	25

WP: 0 PA: 44
PB: 0
SB: 0
CS: 0

PITCHER		IP	WLS	BF	H	R	ER	SO	BB	IBB	HBP	BLK	WP	HR	S	P	ERA	WHIP
Jose Rijo, R ERA: 2.49	(1, 1)	7.0	W	30	7	1	1	5	3	0	0	0	0	0	81	133	1.29	1.429
Jeff Reardon, R ERA: 2.96	(8, 1)	1.0		5	1	0	0	3	1	0	0	0	0	0	13	22	0.00	2.000
Rob Dibble, R ERA: 4.46	(9, 1)	0.1		7	2	4	4	0	4	0	0	0	0	0	11	33	108.00	18.000
Scott Service, R ERA: 3.72	(9, 1)	0.2	S	2	0	0	0	0	0	0	0	0	0	0	5	9	0.00	0.000

PITCHER	IP	WLS	BF	H	R	ER	SO	BB	IBB	HBP	BLK	WP	HR	S	P	ERA	WHIP

Batter	1	2	3	4	5	6	7	8	9	AB	R	H	RBI	BB	SO	LOB
Jacob Brumfield, R (1, 8) OBP: 0.329, SLG: 0.402	B B C X 2-1 L8 ①	X 0-0 F7 ③		B F B X 2-1 F8 ② 2-3		C S 0-3 K ②		C X 0-1 F8 ②		5	0	0	0	0	1	3
Hal Morris, L (1, 3) OBP: 0.355, SLG: 0.389	C B S C 1-3 K ②		C X 0-1 G1-3 ① F B C F F X	 1-2 G6-3 ③		B C B S F B X 3-2 1B 2B		B B B B 4-0 BB		4	1	1	0	1	1	1
Reggie Sanders, R (1, 9) OBP: 0.345, SLG: 0.441	C F S 0-3 K ③		B B X 2-0 E5 CS		C B B S B B 4-2 F9 PB 1B BB	C S X 0-2 1B 2-H 1B		F 1 B F S SAFE 1-3 K ③		4	1	1	1	1	2	1
Chris Sabo, R (1, 5) OBP: 0.325, SLG: 0.444		F C B B S 2-3 K ①	C F B F T F X SAFE 1-2 FC4-6 ② 1-2 1B		B B S B X 3-1 F9 ① 1-3	B B C C X 2-2 ③ 2-H 1B				4	0	2	0	0	1	1
Tim Costo, R (1, 7) OBP: 0.276, SLG: 0.482 Jeff Reardon, R (8, 1) Rob Dibble, L (9, 1) OBP: 1.000, SLG: 1.000 Scott Service, R (9, 1) OBP: 0.143, SLG: 0.143		C B S F F F F X 1-2 L6 ② X 0-0 FC4-6 ③ 1-2f			B B B B 4-0 1B BB		C X 0-1 F8 ①			3 0 0 0	0 0 0 0	0 0 0 0	0 0 0 0	1 0 0 0	0 0 0 0	1 0 0 0
Joe Oliver, R (1, 2) OBP: 0.279, SLG: 0.390		C B B B F F B 4-2 1B 1B 1B BB		B F F F B F X 2-2 1B 2B 1B	C B X 1-1 L6 ②		B B F S B X 3-2 L3 ②			3	2	1	0	1	0	2
Juan Samuel, R (1, 4) OBP: 0.297, SLG: 0.340		C X 0-1 1B 1-2 1B 1B		X 0-0 1B 1-2 2B 1B	F B X 1-1 1-2 3-H 1B		B S X 1-1 1B			4	2	4	1	0	0	0
Jeff Branson, L (1, 6) OBP: 0.293, SLG: 0.342		X 0-0 1B 1-2 2-3 1B		X 0-0 P6 ①	F B S F X 1-2 F7 ③		X 0-0 F7 ③			4	0	1	0	0	0	5
Jose Rijo, R (1, 1) OBP: 0.292, SLG: 0.348 Thomas Howard, S (8, 7) OBP: 0.293, SLG: 0.369		X 0-0 1B 1-3 2-H 3-H		S X 0-1 F8 1-H 2-H 2B		C B B S B X 3-2 G5-3 ①		B B C X 2-1 G5-3 ①		3 1	0 0	2 0	4 0	0 0	0 0	0 0
Inning Stats	R: 0 E: 0 K: 2 S: 8 H: 0 LOB: 0 BB: 0 P: 11	R: 2 E: 0 K: 1 S: 18 H: 3 LOB: 2 BB: 1 P: 25	R: 0 E: 1 K: 0 S: 9 H: 1 LOB: 1 BB: 0 P: 12	R: 2 E: 0 K: 0 S: 15 H: 3 LOB: 1 BB: 0 P: 20	R: 1 E: 0 K: 0 S: 12 H: 1 LOB: 2 BB: 2 P: 26	R: 1 E: 0 K: 1 S: 16 H: 3 LOB: 2 BB: 0 P: 24	R: 0 E: 0 K: 0 S: 8 H: 1 LOB: 1 BB: 0 P: 12	R: 0 E: 0 K: 1 S: 7 H: 0 LOB: 1 BB: 1 P: 14		1B: 10 2B: 2 3B: 0 HR: 0	SF: 0 SAC: 0 DP: 0 HBP: 0					

PITCHER		IP	WLS	BF	H	R	ER	SO	BB	IBB	HBP	BLK	WP	HR	S	P	ERA	WHIP
Danny Jackson, L ERA: 3.52	(1, 1)	4.0	L	20	7	4	4	3	1	0	0	0	0	0	50	68	9.00	2.000
Donn Pall, R ERA: 3.26	(5, 1)	2.0		11	4	2	1	1	2	0	0	0	0	0	28	50	4.50	3.000
Bobby Thigpen, R ERA: 5.8	(7, 1)	1.0		4	1	0	0	0	0	0	0	0	0	0	8	12	0.00	1.000
Mitch Williams, L ERA: 3.16	(8, 1)	1.0		4	0	0	0	1	1	0	0	0	0	0	7	14	0.00	1.000

PITCHER	IP	WLS	BF	H	R	ER	SO	BB	IBB	HBP	BLK	WP	HR	S	P	ERA	WHIP

BOTTOM

Philadelphia Phillies @ Cincinnati Reds

Riverfront Stadium, Cincinnati, OH

Sat Sep 04 1993, 7:05 PM EDT
Att. 31,166 - Unknown - 74 F

livebaseballscorecards.com

AB	35
R	6
H	12
RBI	6
BB	4
SO	5
LOB	14

Philadelphia Phillies @ Cincinnati Reds

Riverfront Stadium, Cincinnati, OH

Sun Sep 05 1993, 3:33 AM EDT

Att. 28,741 - Sunny - 76 F

TOP

livebaseballscorecards.com

Batter	1	2	3	4	5	6	7	8	9	AB	R	H	RBI	BB	SO	LOB
Lenny Dykstra, L (1, 8) OBP: 0.424, SLG: 0.479	F7	1 SAFE 1 SAFE 1-0 1-3 1B 1B 1B	G3-1		S 1B	F9	2-2 2-H 1B		6	1	3	1	0	0	4
Mickey Morandini, L (1, 4) OBP: 0.304, SLG: 0.350	4-1 S 1B BB	1 SAFE 1-0 BB 1B 1-2 3-H 1B		0-0 1B 1B FC6-4 1B	1 SAFE 1 SAFE 1-3 1-2	P2	0-3 K		5	2	2	1	1	2	4
John Kruk, L (1, 3) OBP: 0.447, SLG: 0.488	1 SAFE 4-1 1B 1-2 BB	1-2 BB 1-2 2-H 1B		1 SAFE 2-0 FC6-4 1B 1-2 1B		4-0 BB	0-3 K		3	0	2	1	2	1	0
Dave Hollins, S (1, 5) OBP: 0.374, SLG: 0.452 Kim Batiste, R (8, 5) OBP: 0.307, SLG: 0.453	0-0 1-2 2-H 1B	4-2 1-2 2-3 BB		1-2 FC6-4 1-2 2-3 1B		1 SAFE 1-1 F9	0-0 1B		4 0	0 0	3 0	1 0	1 0	0 0	1 0
Darren Daulton, L (1, 2) OBP: 0.397, SLG: 0.502	3-3 K	1-3 K		1-0 P5		3-2 L8		1-2 F8	5	0	0	0	0	2	10
Pete Incaviglia, R (1, 7) OBP: 0.328, SLG: 0.548	3-2 F7		0-1 L9	1-2 FC6-4 1-2f 2-3 3-H		3-3 K		0-0 G4-3	5	0	0	1	0	1	6
Wes Chamberlain, R (1, 9) OBP: 0.315, SLG: 0.506 Jim Eisenreich, L (7, PR) OBP: 0.373, SLG: 0.484 (7, 9)		0-3 K	1-3 K	2-3 K			1-0 SH 1B		0-2 SH1-3 1B 1B	4 1	0 1	1 1	0 0	0 0	3 0	2 0
Kevin Stocker, S (1, 6) OBP: 0.412, SLG: 0.448		1-0 1B 1B 1B	0-0 1B 1B		1-3 K		0-1 SH 1-2		0-0 SH1-3 1-2	3	1	2	0	0	1	0
Curt Schilling, R (1, 1) OBP: 0.197, SLG: 0.188 Ricky Jordan, R (7, PH) OBP: 0.331, SLG: 0.425 David West, L (7, 1) OBP: 0.400, SLG: 0.600 Larry Andersen, R (8, 1) OBP: 1.000, SLG: 1.000 Todd Pratt, R (9, PH) OBP: 0.325, SLG: 0.573 Mitch Williams, L (9, 1) OBP: 1.000, SLG: 1.000		1 SAFE 2-3 K	1-0 1-2 1B		0-1 L7		1-0 P4		3-3 K	3 1 0 0 1 0	0 0 0 0 0 0	1 0 0 0 0 0	0 0 0 0 1 0	1 0 0 0 1 0	1 2 0 0 1 0	1 0 0 0 1 0
Inning Stats	R: 1 E: 0 K: 1 S: 12 H: 1 LOB: 2 BB: 2 P: 27	R: 2 E: 0 K: 3 S: 18 H: 4 LOB: 3 BB: 1 P: 29	R: 0 E: 0 K: 1 S: 9 H: 2 LOB: 2 BB: 0 P: 14	R: 1 E: 0 K: 1 S: 15 H: 3 LOB: 2 BB: 0 P: 22	R: 0 E: 0 K: 2 S: 12 H: 1 LOB: 1 BB: 0 P: 14	R: 0 E: 0 K: 1 S: 8 H: 0 LOB: 1 BB: 1 P: 19	R: 0 E: 1 K: 0 S: 8 H: 1 LOB: 2 BB: 0 P: 13	R: 0 E: 0 K: 1 S: 10 H: 1 LOB: 1 BB: 0 P: 11	R: 1 E: 0 K: 2 S: 15 H: 2 LOB: 1 BB: 0 P: 20	1B: 15 2B: 0 3B: 0 HR: 0 SF: 0 SAC: 2 DP: 0 HBP: 0						

AB	41
R	5
H	15
RBI	5
BB	4
SO	12
LOB	31

WP: 0 PA: 47
PB: 0
SB: 2
CS: 0

PITCHER		IP	WLS	BF	H	R	ER	SO	BB	IBB	HBP	BLK	WP	HR	S	P	ERA	WHIP
Tim Pugh, R ERA: 5.59	(1, 1)	3.0	L	22	10	4	4	5	3	0	0	0	0	0	44	78	12.00	4.333
Scott Ruskin, L ERA:	(4, 1)	0.1		1	0	0	0	0	0	0	0	0	0	0	1	2	0.00	0.000
Johnny Ruffin, R ERA: 3.22	(4, 1)	1.2		6	1	0	0	3	0	0	0	0	0	0	21	26	0.00	0.600
Ross Powell, L ERA:	(6, 1)	2.0		9	1	0	0	1	1	0	0	0	0	0	16	32	0.00	1.000
Kevin Wickander, L ERA: 5.91	(8, 1)	2.0		9	3	1	1	3	0	0	0	0	0	0	25	31	4.50	1.500

PITCHER	IP	WLS	BF	H	R	ER	SO	BB	IBB	HBP	BLK	WP	HR	S	P	ERA	WHIP

Batter	1	2	3	4	5	6	7	8	9	AB	R	H	RBI	BB	SO	LOB
Thomas Howard, S (1, 8) OBP: 0.292, SLG: 0.371	C B B X 2-1 L8 ①		C F X 0-2 1B 2-H 2B		C C F B X 1-2 G6-3 ③		B F X 1-1 P8 ③			4	0	1	1	0	0	0
Hal Morris, L (1, 3) OBP: 0.351, SLG: 0.384	C B F X 1-2 G3 ②		F X 0-1 L7 ②			L F S 0-3 K ①		F C F X 0-2 G5-3 ①		4	0	0	0	0	1	1
Reggie Sanders, R (1, 9) OBP: 0.349, SLG: 0.444	B F X 1-1 1B		B B S X 2-1 2-3 1B			C X 0-1 HR 1B		F B B F S 2-3 K ②		4	1	3	0	0	1	0
Chris Sabo, R (1, 5) OBP: 0.325, SLG: 0.449	B B C C F C 2-3 K ③		B F X 1-1 G4-3 ③			X 0-0 1-H HR		F F F F B B F S 2-3 K ③		4	1	1	2	0	2	3
Tim Costo, R (1, 7) OBP: 0.274, SLG: 0.458		F E B X 1-2 G4-3 ①		B X 1-0 G4-3 ①		C F F X 0-2 F8 ②			B C B F B B 4-2 WP 1B BB	3	0	0	0	1	0	0
Brian Dorsett, R (1, 2) OBP: 0.300, SLG: 0.458		B F F B F B C 3-3 K ②		S C B B X 2-2 G6-3 ②		C X 0-1 FC6-4 1B			C X 0-1 1-2 WP 1B	4	0	2	0	0	1	0
Juan Samuel, R (1, 4) OBP: 0.296, SLG: 0.335		B X 1-0 E5 ③		C S B F B X 2-2 F9 ③		F B B F F X 2-2 1-2f FC6-4 ③			B S F F B B F B 4-2 1-2 2-3 G6-4-3 BB	3	0	0	0	1	0	1
Jeff Branson, L (1, 6) OBP: 0.294, SLG: 0.342 Kevin Mitchell, R (9, PH) OBP: 0.385, SLG: 0.601			X 0-0 SH1-4 2B 1B		C F B B B F X 2-2 L7 ①		C B B B S S 3-3 K ①		C F B B S 1-3 K ①	3 1	1 0	1 0	0 0	0 0	1 1	0 3
Tim Pugh, R (1, 1) OBP: 0.180, SLG: 0.163 Scott Ruskin, R (4, 1) Johnny Ruffin, R (4, 1) Greg Tubbs, R (5, PH) OBP: 0.364, SLG: 0.264 Ross Powell, L (6, 1) Jacob Brumfield, R (7, PH) OBP: 0.327, SLG: 0.400 Kevin Wickander, L (8, 1) Joe Oliver, R (9, PH) OBP: 0.278, SLG: 0.389			B L L X 1-2 SH1-4 ① 1-2		C F B B F S 2-3 K ②		C B B F S 1-3 K ②		B C F B B X 2-2 G6-4-3 ②③ 1-2f	0 0 0 1 0 0 1 0 1	0 0 0 0 0 0 0 0 0	0 0 0 0 0 0 0 0 0	0 0 0 0 0 0 0 0 0	0 0 0 1 0 0 1 0 0	0 0 0 0 0 0 0 0 0	0 0 0 0 0 0 0 0 3
Inning Stats	R: 0 E: 0 K: 1 S: 11 H: 1 LOB: 1 BB: 0 P: 17	R: 0 E: 1 K: 1 S: 8 H: 0 LOB: 1 BB: 0 P: 13	R: 1 E: 0 K: 0 S: 13 H: 3 LOB: 2 BB: 0 P: 17	R: 0 E: 0 K: 0 S: 8 H: 0 LOB: 0 BB: 0 P: 13	R: 0 E: 0 K: 1 S: 11 H: 0 LOB: 0 BB: 0 P: 16	R: 2 E: 0 K: 1 S: 16 H: 3 LOB: 1 BB: 0 P: 18	R: 0 E: 0 K: 2 S: 9 H: 0 LOB: 0 BB: 0 P: 14	R: 0 E: 0 K: 2 S: 13 H: 0 LOB: 0 BB: 0 P: 17	R: 0 E: 0 K: 1 S: 14 H: 1 LOB: 2 BB: 2 P: 25	1B: 6 2B: 1 3B: 0 HR: 1	SF: 0 SAC: 1 DP: 1 HBP: 0			WP: 1 PB: 0 SB: 0 CS: 0	PA: 36		

PITCHER		IP	WLS	BF	H	R	ER	SO	BB	IBB	HBP	BLK	WP	HR	S	P	ERA	WHIP
Curt Schilling, R ERA: 4.16	(1, 1)	6.0	W	25	7	3	3	4	0	0	0	0	0	1	67	94	4.50	1.167
David West, L ERA: 2.85	(7, 1)	1.1		4	0	0	0	2	0	0	0	0	0	0	13	18	0.00	0.000
Larry Andersen, R ERA: 2.96	(8, 1)	0.2		2	0	0	0	2	0	0	0	0	0	0	9	13	0.00	0.000
Mitch Williams, L ERA: 3.1	(9, 1)	1.0	S	5	1	0	0	1	2	0	0	0	1	0	14	25	0.00	3.000

PITCHER	IP	WLS	BF	H	R	ER	SO	BB	IBB	HBP	BLK	WP	HR	S	P	ERA	WHIP

BOTTOM

Philadelphia Phillies @ Cincinnati Reds

Riverfront Stadium, Cincinnati, OH

Sun Sep 05 1993, 3:33 AM EDT
Att. 28,741 - Sunny - 76 F

livebaseballscorecards.com

AB	33
R	3
H	8
RBI	3
BB	2
SO	9
LOB	11

Batter	1	2	3	4	5	6	7	8	9	AB	R	H	RBI	BB	SO	LOB
Jose Vizcaino, S (1, 6) OBP: 0.331, SLG: 0.343	X 0-0 WP 23 BB G4-6-3 1B		FCBX 1-2 ① G3		FBSX 1-2 ① F7	X 0-0 ③ L6			CBPBBX 3-2 ②③ G4-3 1-2	5	1	1	0	0	0	1
23 Ryne Sandberg, R (1, 4) OBP: 0.355, SLG: 0.414	BBB1 SAFEC1 SAFE1 SAFEB 4-1 G4-6-3 WP 1-2 1B BB		BBFFBFBX 3-2 ② G3		CX 0-1 ② G5-3		CFS 0-3 ① K			3	1	0	0	1	1	0
Mark Grace, L (1, 3) OBP: 0.399, SLG: 0.477	BBBB 4-0 G4-6-3 1-2 2-3 BB		BSBBBB 4-1 BB		X 0-0 HR		X 0-0 ② F7			2	1	1	1	2	0	0
Glenallen Hill, R (1, 7) OBP: 0.281, SLG: 0.439	BBBBFX 3-1 ①② G4-6-3 1-2f 2-3 3-H		X 0-0 ③ G1-3		X 0-0 ③ G6-3		CCBX 1-2 ③ P3			4	0	0	0	0	0	3
Sammy Sosa, R (1, 9) OBP: 0.308, SLG: 0.502 (8, 8)	BBX 2-0 S 3-H 1B			CFBX 1-2 ① G3		SFFS 0-3 ① K		CCBBBX 2-2 ① G5-3		4	0	1	1	0	1	0
Steve Buechele, R (1, 5) OBP: 0.324, SLG: 0.427	B 1 SAFE 1 SAFE 1 SAFE CFBX 2-2 ③ G5-3 1-2			CX 0-1 ② G4-3		BBX 2-0 HR		CFBC 1-3 ② K		4	1	1	1	0	1	1
Willie Wilson, S (1, 8) OBP: 0.292, SLG: 0.335 Randy Myers, L (8, 1) OBP: 0.667, SLG: 1.000		BSSFFSX 1-3 ① K		BFBX 2-1 1B 2B		BFX 1-1 HR		BBCX 2-1 ③ G3		4 0	2 0	2 0	1 0	0 0	1 0	0 0
Steve Lake, R (1, 2) OBP: 0.264, SLG: 0.425		BBFSSX 2-2 F8		FX 0-1 2-H 1B		X 0-0 HR			FFFFT 0-2 ① K	4	1	2	2	0	1	0
Mike Harkey, R (1, 1) OBP: 0.100, SLG: 0.102 Dan Plesac, L (6, 1) Jose Bautista, R (7, 1) OBP: 0.100, SLG: 0.100 Chuck McElroy, L (8, 1) Dwight Smith, L (8, 9) OBP: 0.357, SLG: 0.511		BCFBBBFS 3-3 ③ K		X 0-0 ③ F7		BFFFX 1-2 ② G6-3			BX 1-0 CS 1B	3 0 0 0 0 1	0 0 0 0 0 0	0 0 0 0 0 1	0 0 0 0 0 0	0 0 0 0 0 0	1 0 0 0 0 0	1 0 0 0 0 0
Inning Stats	R: 2 H: 2 E: 0 LOB: 1 K: 0 BB: 2 S: 8 P: 23	R: 0 H: 0 E: 0 LOB: 0 K: 2 BB: 0 S: 12 P: 18	R: 0 H: 0 E: 0 LOB: 1 K: 0 BB: 1 S: 9 P: 17	R: 1 H: 2 E: 0 LOB: 1 K: 0 BB: 0 S: 10 P: 13	R: 1 H: 1 E: 0 LOB: 0 K: 0 BB: 0 S: 7 P: 8	R: 3 H: 3 E: 0 LOB: 0 K: 1 BB: 0 S: 13 P: 17	R: 0 H: 0 E: 0 LOB: 0 K: 1 BB: 0 S: 7 P: 8	R: 0 H: 0 E: 0 LOB: 0 K: 1 BB: 0 S: 8 P: 13	R: 0 H: 1 E: 0 LOB: 0 K: 1 BB: 0 S: 9 P: 13	1B: 4 SF: 0 2B: 1 SAC: 0 3B: 0 DP: 1 HR: 4 HBP: 0						

PITCHER		IP	WLS	BF	H	R	ER	SO	BB	IBB	HBP	BLK	WP	HR	S	P	ERA	WHIP
Terry Mulholland, L ERA: 3.34	(1, 1)	0.0		3	1	2	2	0	2	0	0	0	1	0	2	10	∞	∞
Mike Williams, R ERA: 5.77	(1, 1)	5.0	L	19	4	2	2	2	1	0	0	0	0	1	44	69	3.60	1.000
Roger Mason, R ERA: 4.07	(6, 1)	2.0		9	3	3	3	2	0	0	0	0	0	3	20	25	13.50	1.500
Bobby Thigpen, R ERA: 5.55	(8, 1)	2.0		6	1	0	0	2	0	0	0	0	0	0	17	26	0.00	0.500

PITCHER	IP	WLS	BF	H	R	ER	SO	BB	IBB	HBP	BLK	WP	HR	S	P	ERA	WHIP

TOP

Chicago Cubs @ Philadelphia Phillies

Veterans Stadium, Philadelphia, PA

Mon Sep 06 1993, 7:05 PM EDT

Att. 30,765 - Unknown - 86 F

livebaseballscorecards.com

AB	34
R	7
H	9
RBI	6
BB	3
SO	6
LOB	6

WP: 1	PA: 37		
PB: 0			
SB: 1			
CS: 1			

Batter	1	2	3	4	5	6	7	8	9	AB	R	H	RBI	BB	SO	LOB
Lenny Dykstra, L (1, 8) OBP: 0.423, SLG: 0.477	C X 0-1 ① L9	C B B F X 2-2 ③ P5			B X 1-0 ③ L9		B B X 2-0 1B 1-3 3-H 2B 1B		B F B B B 4-1 BB	4	1	1	1	1	0	1
Mariano Duncan, R (1, 4) OBP: 0.301, SLG: 0.399	C X 0-1 G3 1B		B F X 1-1 ① L5			C B X 1-1 ① G5-3	F X 0-1 2B 1-2 3-H 1B		1 SAFE S S F F X 0-2 ② F9	5	1	2	1	0	0	1
John Kruk, L (1, 3) OBP: 0.445, SLG: 0.487	1 SAFE X 0-0 ② G3 1-2		B C X 1-1 ② F7			F X 0-1 ② L9	F T B X 1-2 1-H 2-H 2B		F S S 0-3 ③ K	5	0	1	2	0	1	2
Dave Hollins, S (1, 5) OBP: 0.373, SLG: 0.453	B B C B F X 3-2 ③ F8		C X 0-1 ③ P5			B X 1-0 E9 2B	X 0-0 ③ G3			4	0	1	0	0	0	2
Darren Daulton, L (1, 2) OBP: 0.399, SLG: 0.505		B S C X 1-2 1B 1B HBP 1B		S B C B B F X 3-2 G6-3 1B		B C X 1-1 ③ F8		B C B X 2-1 G6-3 SH1-4 1B		4	1	3	0	0	0	1
Jim Eisenreich, L (1, 9) OBP: 0.373, SLG: 0.482		B C X 1-1 HBP 1B 1-2 G4-6-3 1B		C F B X 1-2 ① L8			C F B C 1-3 ① K	1 SAFE X 0-0 ① SH1-4 1-2		3	1	1	0	0	1	1
Milt Thompson, L (1, 7) OBP: 0.342, SLG: 0.362 Pete Incaviglia, R (8, PH) OBP: 0.327, SLG: 0.546 (9, 7)	B X 1-0 G4-6-3 HBP 1-2 2-3 1B			B B S B 1 SAFE X 3-1 ② ③ G6-3 1-2f			X 0-0 ② G6-3	B X 1-0 ② G6-3 2-3		3 1	0 0	1 0	0 0	0 0	0 0	1 1
Kevin Stocker, S (1, 6) OBP: 0.414, SLG: 0.446	H 1-0 G4-6-3 HBP 1-2 2-3 3-H				B C F X 1-2 ① F7		B C X 1-1 1B 1B 1B	B F B F B F F X 3-2 ③ P3		3	1	1	1	0	0	1
Terry Mulholland, R (1, 1) OBP: 0.081, SLG: 0.066 Mike Williams, R (1, 1) Tony Longmire, L (5, PH) OBP: 0.333, SLG: 0.333 Roger Mason, R (6, 1) OBP: 0.200, SLG: 0.200 Wes Chamberlain, R (7, PH) OBP: 0.318, SLG: 0.508 Bobby Thigpen, R (8, 1) Ricky Jordan, R (9, PH) OBP: 0.328, SLG: 0.422		B C F X 1-2 ① ② G4-6-3 1-2f 2-3 3-H			C B B F X 2-2 ② G4-3		X 0-0 1B 1B 1-3 1B		B C F X 1-2 ① L7	0 1 1 0 1 0 1	0 0 0 0 1 0 0	0 0 0 0 1 0 0	0 0 0 0 0 0 0	0 0 0 0 0 0 0	0 0 0 0 0 0 0	0 2 0 0 0 0 0
Inning Stats	R: 0 E: 0 K: 0 S: 8 H: 1 LOB: 1 BB: 0 P: 11	R: 2 E: 0 K: 0 S: 12 H: 3 LOB: 1 BB: 0 P: 19	R: 0 E: 0 K: 0 S: 6 H: 0 LOB: 0 BB: 0 P: 8	R: 0 E: 0 K: 0 S: 9 H: 1 LOB: 0 BB: 0 P: 16	R: 0 E: 0 K: 0 S: 7 H: 0 LOB: 0 BB: 0 P: 11	R: 0 E: 1 K: 0 S: 7 H: 1 LOB: 1 BB: 0 P: 10	R: 4 E: 0 K: 1 S: 14 H: 5 LOB: 1 BB: 0 P: 19	R: 0 E: 0 K: 0 S: 9 H: 1 LOB: 1 BB: 0 P: 15	R: 0 E: 0 K: 1 S: 11 H: 0 LOB: 1 BB: 1 P: 16	1B: 10 2B: 2 3B: 0 HR: 0	SF: 0 SAC: 1 DP: 2 HBP: 1						

PITCHER		IP	WLS	BF	H	R	ER	SO	BB	IBB	HBP	BLK	WP	HR	S	P	ERA	WHIP
Mike Harkey, R ERA: 4.86	(1, 1)	5.2	W	22	6	2	2	0	0	0	1	0	0	0	47	72	3.18	1.059
Dan Plesac, L ERA: 5.15	(6, 1)	1.0		6	3	3	3	1	0	0	0	0	0	0	10	15	27.00	3.000
Jose Bautista, R ERA: 2.35	(7, 1)	0.1		3	2	1	1	0	0	0	0	0	0	0	6	7	27.00	6.000
Chuck McElroy, L ERA: 4.89	(8, 1)	0.1		2	1	0	0	0	0	0	0	0	0	0	3	5	0.00	3.000
Randy Myers, L ERA: 3.3	(8, 1)	1.2	S	6	0	0	0	1	1	0	0	0	0	0	17	26	0.00	0.600

PITCHER	IP	WLS	BF	H	R	ER	SO	BB	IBB	HBP	BLK	WP	HR	S	P	ERA	WHIP

BOTTOM

Chicago Cubs @ Philadelphia Phillies

Veterans Stadium, Philadelphia, PA

Mon Sep 06 1993, 7:05 PM EDT

Att. 30,765 - Unknown - 86 F

livebaseballscorecards.com

AB	36
R	6
H	12
RBI	5
BB	1
SO	2
LOB	13

WP: 0 PB: 0 SB: 0 CS: 0 PA: 39

Chicago Cubs @ Philadelphia Phillies

Veterans Stadium, Philadelphia, PA

Tue Sep 07 1993, 7:05 PM EDT

Att. 27,041 - Unknown

livebaseballscorecards.com

Batter	1	2	3	4	5	6	7	8	9	AB	R	H	RBI	BB	SO	LOB
Dwight Smith, L (1, 7) OBP: 0.353, SLG: 0.504	C B C B B F X 3-2 G6-3 ①		B X 1-0 F7 ②	C B B C B X 3-2 G3 ③			C F X 0-2 F8 ②			4	0	0	0	0	0	2
Jose Vizcaino, S (1, 6) OBP: 0.330, SLG: 0.342	B T B F S 2-3 K ②		C C B B F S 2-3 K2-3 ③		C X 0-1 23 G5-3 1B		B F X 1-1 G4-3 ③			4	0	1	0	0	2	1
23 Ryne Sandberg, R (1, 4) OBP: 0.354, SLG: 0.412	C S B B F S 2-3 K ③			C S B X 1-2 G6-3 ①	B P X 2-0 1-2 G5-3 ①			B C S X 1-2 G4-6-3 1B		4	0	1	0	0	1	1
Mark Grace, L (1, 3) OBP: 0.398, SLG: 0.475		B B F C X 2-2 G3 ①		B B C B B 4-1 1B 1B BB	F B X 1-1 F9 ②			B F X 1-1 ① ② G4-6-3 1-2f		3	1	0	0	1	0	2
Sammy Sosa, R (1, 9) OBP: 0.307, SLG: 0.500		B B T F X 2-2 L7 ②		S F X 0-2 1B 1-2 2B 1B	B X 1-0 L5 ③			C B B S S 2-3 K ③		4	1	1	0	0	1	1
Rick Wilkins, L (1, 2) OBP: 0.360, SLG: 0.548		B B X 2-0 IHR		B B X 2-0 2B 1-2 2-H 2B 1B		X 0-0 G4-3 ①			B F B X 2-1 G6-3 ①	4	2	2	2	0	0	0
Steve Buechele, R (1, 5) OBP: 0.323, SLG: 0.428		B C S S 1-3 K ③		X 0-0 2B 1-3 2-H 2B		B C B S X 2-2 P4 ②			B S S S 1-3 K ②	4	1	1	1	0	2	0
Willie Wilson, S (1, 8) OBP: 0.300, SLG: 0.348			B S F B B F F X 3-2 FC1-6 1B	B X 1-0 2-H 3-H 2B		C B B F C 2-3 K ③			B F X 1-1 1B	4	0	3	2	0	1	0
Jose Guzman, R (1, 1) OBP: 0.125, SLG: 0.111			X 0-0 ① FC1-6 1-2f	B F F B B F F F F X 3-2 F X P3 ②			B B X 2-0 G4-3 ①		B F S 1-3 K ③	3	0	0	0	0	0	2
Dan Plesac, L (8, 1)										0	0	0	0	0	0	0
Shawn Boskie, R (8, 1) OBP: 0.273, SLG: 0.273										0	0	0	0	0	0	0
Shawon Dunston, R (9, PH) OBP: 0.500, SLG: 0.750										1	0	0	0	0	1	1
Randy Myers, L (9, 1) OBP: 0.667, SLG: 1.000										0	0	0	0	0	0	0
Inning Stats	R: 0 E: 0 K: 2 S: 11 H: 0 LOB: 0 BB: 0 P: 18	R: 1 E: 0 K: 1 S: 10 H: 1 LOB: 0 BB: 0 P: 17	R: 0 E: 0 K: 1 S: 11 H: 1 LOB: 0 BB: 0 P: 17	R: 4 E: 0 K: 0 S: 21 H: 4 LOB: 1 BB: 1 P: 35	R: 0 E: 0 K: 0 S: 7 H: 1 LOB: 1 BB: 0 P: 10	R: 0 E: 0 K: 1 S: 7 H: 0 LOB: 0 BB: 0 P: 11	R: 0 E: 0 K: 0 S: 6 H: 0 LOB: 0 BB: 0 P: 9	R: 0 E: 0 K: 1 S: 8 H: 1 LOB: 0 BB: 0 P: 12	R: 0 E: 0 K: 2 S: 10 H: 1 LOB: 1 BB: 0 P: 15	1B: 6 2B: 2 3B: 0 HR: 1	SF: 0 SAC: 0 DP: 1 HBP: 0						

	AB	35
	R	5
	H	9
	RBI	5
	BB	1
	SO	8
	LOB	10

	WP: 0	PA: 36
	PB: 0	
	SB: 0	
	CS: 0	

PITCHER		IP	WLS	BF	H	R	ER	SO	BB	IBB	HBP	BLK	WP	HR	S	P	ERA	WHIP
Ben Rivera, R (1, 1) ERA: 5.2		4.0	L	19	6	5	5	4	1	0	0	0	0	0	53	87	11.25	1.750
Donn Pall, R (5, 1) ERA: 3.11		3.0		10	1	0	0	1	0	0	0	0	0	0	20	30	0.00	0.333
David West, L (8, 1) ERA: 2.82		1.0		3	1	0	0	1	0	0	0	0	0	0	8	12	0.00	1.000
Larry Andersen, R (9, 1) ERA: 2.91		1.0		4	1	0	0	2	0	0	0	0	0	0	10	15	0.00	1.000

PITCHER	IP	WLS	BF	H	R	ER	SO	BB	IBB	HBP	BLK	WP	HR	S	P	ERA	WHIP

BOTTOM

Chicago Cubs @ Philadelphia Phillies

Veterans Stadium, Philadelphia, PA

Tue Sep 07 1993, 7:05 PM EDT

Att. 27,041 - Unknown

livebaseballscorecards.com

Batter	1	2	3	4	5	6	7	8	9	AB	R	H	RBI	BB	SO	LOB
Lenny Dykstra, L (1, 8) OBP: 0.423, SLG: 0.475	BBCX 2-1 CS 1B		X 0-0 ② G3		CCBBX 2-2 ① F8		BBBCB 4-1 G3 BB		CBCFS 1-3 ① K	4	0	1	0	1	1	0
Mickey Morandini, L (1, 4) OBP: 0.304, SLG: 0.351 Mariano Duncan, R (9, PH) OBP: 0.303, SLG: 0.408	PBBCB1CX SAFE SAFE 3-2 ①② G4-3 1-2		FFBFBFBFX 3-2 2B		FBFS 1-3 ② K		SFBBBX 2-2 ② G3 1-2 2-3		FFFBX 1-2 HR	4 1	0 1	1 1	0 1	0 0	1 0	3 0
John Kruk, L (1, 3) OBP: 0.442, SLG: 0.486	BBBX 3-0 2B		FBBBSSFS 3-3 ③ K		X 0-0 ③ F8		CBBCS 2-3 ③ K		BFBX 2-1 ② G4-3	5	0	1	0	0	2	3
Dave Hollins, S (1, 5) OBP: 0.372, SLG: 0.450	BBSBSFS 3-3 ③ K			CFBX 1-2 ① G3-1		BBCX 2-1 ① F7		X 0-0 WP 1B 1B	SFX 0-2 ③ P6	5	1	1	0	0	1	1
Darren Daulton, L (1, 2) OBP: 0.396, SLG: 0.500		BCBSSS 2-3 ① K		CCBT 1-2 ② K		BCFS 1-3 ② K		BX 1-0 ① F8		4	0	0	0	0	3	1
Jim Eisenreich, L (1, 9) OBP: 0.375, SLG: 0.482		CX 0-1 FC4-6 1B		BX 1-0 1B 1B		CBCBBX 3-2 ③ G4-1		BC1FFS SAFE 1-3 ② K		4	1	2	0	0	1	1
Milt Thompson, L (1, 7) OBP: 0.345, SLG: 0.365 Pete Incaviglia, R (8, PH) OBP: 0.329, SLG: 0.548 (9, 7)		CB1CX SAFE 1-2 ② FC4-6 1-2f		X 0-0 1B 1-2 1B			X 0-0 2B SF8 1B	CSBBX 2-2 HBP 1-H 1B		3 1	1 0	2 1	0 1	0 0	0 0	1 0
Kevin Stocker, S (1, 6) OBP: 0.421, SLG: 0.455		SCSS 0-3 ③ K		SSX 0-2 1B 1-2 2-H			BCX 1-1 G3 1-3 2B	BBCH 3-1 HBP 1-2		3	0	2	1	0	1	1
Ben Rivera, R (1, 1) OBP: 0.152, SLG: 0.114 Tony Longmire, L (4, PH) OBP: 0.250, SLG: 0.250 Donn Pall, R (5, 1) Ricky Jordan, R (7, PH) OBP: 0.326, SLG: 0.422 David West, L (8, 1) OBP: 0.400, SLG: 0.600 Wes Chamberlain, R (8, PH) OBP: 0.317, SLG: 0.506 Larry Andersen, R (9, 1) OBP: 1.000, SLG: 1.000			CCBS 1-3 ① K	BX 1-0 ③ G3			SBSX 1-2 ① SF8 3-H	X 0-0 ③ F8		1 1 0 0 0 1 0	0 0 0 0 0 0 0	0 0 0 1 0 0 0	0 0 0 0 0 0 0	0 0 0 0 0 0 0	1 0 0 0 0 0 0	0 2 0 0 0 2 0
Inning Stats	R: 0 E: 0 K: 1 S: 11 H: 2 LOB: 1 BB: 0 P: 21	R: 0 E: 0 K: 2 S: 11 H: 1 LOB: 1 BB: 0 P: 14	R: 0 E: 0 K: 2 S: 13 H: 1 LOB: 1 BB: 0 P: 20	R: 1 E: 0 K: 1 S: 13 H: 3 LOB: 2 BB: 0 P: 17	R: 0 E: 0 K: 1 S: 7 H: 0 LOB: 0 BB: 0 P: 10	R: 0 E: 0 K: 1 S: 8 H: 0 LOB: 0 BB: 0 P: 14	R: 1 E: 0 K: 1 S: 13 H: 2 LOB: 2 BB: 1 P: 23	R: 1 E: 0 K: 1 S: 11 H: 2 LOB: 2 BB: 0 P: 18	R: 1 E: 0 K: 1 S: 13 H: 1 LOB: 0 BB: 0 P: 17	1B: 8 2B: 3 3B: 0 HR: 1	SF: 1 SAC: 0 DP: 0 HBP: 1		WP: 1 PB: 0 SB: 0 CS: 1		PA: 40		

	AB	37
	R	4
	H	12
	RBI	4
	BB	1
	SO	11
	LOB	15

PITCHER		IP	WLS	BF	H	R	ER	SO	BB	IBB	HBP	BLK	WP	HR	S	P	ERA	WHIP
Jose Guzman, R ERA: 4.34	(1, 1)	7.1	W	32	10	3	3	9	1	0	0	0	0	0	78	122	3.68	1.500
Dan Plesac, L ERA: 5.12	(8, 1)	0.1		1	0	0	0	1	0	0	0	0	0	0	4	5	0.00	0.000
Shawn Boskie, R ERA: 3.34	(8, 1)	0.1		3	1	0	0	0	0	0	1	0	1	0	5	10	0.00	3.000
Randy Myers, L ERA: 3.39	(9, 1)	1.0	S	4	1	1	1	1	0	0	0	0	0	1	13	17	9.00	1.000

PITCHER	IP	WLS	BF	H	R	ER	SO	BB	IBB	HBP	BLK	WP	HR	S	P	ERA	WHIP

Chicago Cubs @ Philadelphia Phillies

Veterans Stadium, Philadelphia, PA

Wed Sep 08 1993, 7:05 PM EDT

Att. 26,553 - Unknown - 70 F

TOP

livebaseballscorecards.com

Batter	1	2	3	4	5	6	7	8	9	AB	R	H	RBI	BB	SO	LOB
Dwight Smith, L (1, 7) OBP: 0.347, SLG: 0.495	F B X 1-1 G4-3 ①		B C B S S 2-3 K ①			C B S C 1-3 K ①		F7 2-1 ② / G6-3 0-2 ③		5	0	0	0	0	2	1
Dan Plesac, L (8, 1)										0	0	0	0	0	0	0
Randy Myers, L (9, 1) OBP: 0.667, SLG: 1.000										0	0	0	0	0	0	0
Jose Vizcaino, S (1, 6) OBP: 0.331, SLG: 0.343	C X 0-1 F9 ②		C B F B F F S 2-3 K ②			F B C B S 2-3 K ②		C S B B X 2-2 23 1B 1B ②	C F X 0-2 F9 23 BB 1B ②	5	1	2	0	0	2	0
23 Ryne Sandberg, R (1, 4) OBP: 0.357, SLG: 0.413	B C S F F X 1-2 G1-3 ③		C B B X 2-1 F9 ③			B B B C X 3-1 FC6 1B		C B S F X 1-2 1B BB 1-2 1B	B B B C F B 4-2 BB 1-2	4	1	2	0	1	0	0
Mark Grace, L (1, 3) OBP: 0.396, SLG: 0.472		B C X 1-1 P6 ①		B C B X 2-1 E3 CS		S B F X 1-2 FC6 1-2f ③		B B X 2-0 BB BB 1B 1-3 2-H 1B	X 0-0 F9 ① 2-3	5	1	1	1	0	0	3
Sammy Sosa, R (1, 9) OBP: 0.306, SLG: 0.496		F B X 1-1 G6-3 ②		F S B B B S 3-3 K ① ② 1-2			B X 1-0 F8 ①	B S S B B B 4-2 BB 1B 1-2 BB	S C S 0-3 K ②	4	1	0	0	1	2	3
Rick Wilkins, L (1, 2) OBP: 0.362, SLG: 0.548		B F B B B F B 4-2 1B 1B BB		B B B C F X 3-2 F7 ③			B C X 1-1 1B	B S B F B F F B 4-2 1B 1B 3B 1-2 2-3 3-H BB	B C X 1-1 L5 ③	2	1	1	0	1	0	0
Glenallen Hill, R (8, PH) OBP: 0.284, SLG: 0.439										0	1	0	1	1	0	0
Steve Lake, R (8, 2) OBP: 0.261, SLG: 0.421										1	0	0	0	0	0	2
Steve Buechele, R (1, 5) OBP: 0.325, SLG: 0.429		X 0-0 1B 1-2 1B			B C X 1-1 G6-3 ①		S C F C 0-3 K ②	C B X 1-1 1B 3B 1-2 2-H 3-H 1B		4	1	2	2	0	1	1
Willie Wilson, S (1, 8) OBP: 0.304, SLG: 0.351		S B B S S X 2-2 1-3 2-H 1B			B S X 1-1 P7 ②		B F X 1-1 G3 ③	B C F B X 2-2 3B 1-2 2-3 1B		4	1	2	1	0	0	1
Greg Hibbard, L (1, 1) OBP: 0.111, SLG: 0.096		F B B B C F F S 3-3 K ③			C B X 1-1 G1-3 ③			0-3 K ① / 1-2 1-H 2-H 3-H 3B		2	0	0	0	0	1	2
Kevin Roberson, S (8, PH) OBP: 0.253, SLG: 0.388										2	0	1	3	0	1	0
(8, 7)																

	AB	38
	R	8
	H	11
	RBI	8
	BB	4
	SO	9
	LOB	13

Inning Stats									
	R: 0 E: 0 K: 0 S: 10	H: 0 LOB: 0 BB: 0 P: 12	R: 1 E: 0 K: 1 S: 15	H: 2 LOB: 2 BB: 1 P: 26	R: 0 E: 0 K: 2 S: 10	H: 0 LOB: 0 BB: 0 P: 16	R: 0 E: 1 K: 1 S: 8	H: 0 LOB: 0 BB: 0 P: 16	R: 0 E: 0 K: 0 S: 6	H: 0 LOB: 0 BB: 0 P: 9
	R: 0 E: 0 K: 2 S: 11	H: 1 LOB: 1 BB: 0 P: 18	R: 0 E: 0 K: 1 S: 9	H: 1 LOB: 1 BB: 0 P: 12	R: 7 E: 0 K: 1 S: 31	H: 6 LOB: 1 BB: 2 P: 50	R: 0 E: 0 K: 1 S: 11	H: 1 LOB: 2 BB: 1 P: 16	

| | | | | | | | | | | | | | | | |

Batter	1	2	3	4	5	6	7	8	9	AB	R	H	RBI	BB	SO	LOB
Lenny Dykstra, L (1, 8) OBP: 0.423, SLG: 0.474	G3	2-H 1B		G3-1		1-3 2-H 3-H 1B			K	5	0	2	3	0	1	1
Mariano Duncan, R (1, 4) OBP: 0.306, SLG: 0.412	E G3 1B	K			G4-3		FC6-4 1B		2B	5	0	3	0	0	1	1
Ricky Jordan, R (1, 3) OBP: 0.315, SLG: 0.406	G3 1-2		G4-3		G5-3		1 SAFE K		G4-3	5	0	0	0	0	1	3
Dave Hollins, S (1, 5) OBP: 0.369, SLG: 0.446 Kim Batiste, R (8, 5) OBP: 0.307, SLG: 0.453	E6 2-3		K		K		FC6-4 1-2f			4 0	0 0	0 0	0 0	0 0	2 0	2 0
Darren Daulton, L (1, 2) OBP: 0.393, SLG: 0.495	P4		G4-1			P4	L5			4	0	0	0	0	0	3
Pete Incaviglia, R (1, 7) OBP: 0.331, SLG: 0.552 Milt Thompson, L (8, 7) OBP: 0.344, SLG: 0.364		G5-3		G4-3 2B		PB BLK 1B		F8		3 1	2 0	2 0	0 0	0 0	0 0	0 0
Wes Chamberlain, R (1, 9) OBP: 0.321, SLG: 0.518 Jim Eisenreich, L (8, 9) OBP: 0.373, SLG: 0.481	HR		G6-3			PB 1B 1-2 IBB		G1-3		2 1	2 0	1 0	1 0	1 0	0 0	1 0
Kevin Stocker, S (1, 6) OBP: 0.422, SLG: 0.453	S 1B 1B		G4-3 2-3			1B 1-2 2-3 BB		G6-3		3	1	1	0	1	0	1
Tommy Greene, R (1, 1) OBP: 0.215, SLG: 0.295 David West, L (8, 1) OBP: 0.400, SLG: 0.600 Larry Andersen, R (8, 1) OBP: 1.000, SLG: 1.000 Roger Mason, R (9, 1) OBP: 0.200, SLG: 0.200 Ruben Amaro Jr, S (9, PH) OBP: 0.421, SLG: 0.647	K 1-2		2B 3-H			K			P4	3 0 0 0 1	0 0 0 0 0	1 0 0 0 0	1 0 0 0 0	0 0 0 0 0	2 0 0 0 0	4 0 0 0 0
Inning Stats	R: 0 H: 1 E: 1 LOB: 2 K: 0 BB: 0 S: 12 P: 16	R: 2 H: 3 E: 0 LOB: 1 K: 2 BB: 0 S: 13 P: 19	R: 0 H: 0 E: 0 LOB: 0 K: 1 BB: 0 S: 6 P: 8	R: 1 H: 2 E: 0 LOB: 1 K: 0 BB: 0 S: 12 P: 19	R: 0 H: 0 E: 0 LOB: 0 K: 1 BB: 0 S: 9 P: 13	R: 2 H: 2 E: 0 LOB: 2 K: 1 BB: 2 S: 10 P: 23	R: 0 H: 1 E: 0 LOB: 1 K: 1 BB: 0 S: 11 P: 15	R: 0 H: 0 E: 0 LOB: 0 K: 0 BB: 0 S: 8 P: 13	R: 0 H: 1 E: 0 LOB: 1 K: 1 BB: 0 S: 13 P: 18	1B: 6 SF: 0 2B: 3 SAC: 0 3B: 0 DP: 0 HR: 1 HBP: 0						WP: 0 PA: 39 PB: 1 SB: 1 CS: 0

PITCHER		IP	WLS	BF	H	R	ER	SO	BB	IBB	HBP	BLK	WP	HR	S	P	ERA	WHIP
Greg Hibbard, L ERA: 3.9	(1, 1)	7.0	W	32	9	5	5	6	1	1	0	1	0	1	73	113	6.43	1.429
Dan Plesac, L ERA: 5.03	(8, 1)	1.0		3	0	0	0	0	0	0	0	0	0	0	8	13	0.00	0.000
Randy Myers, L ERA: 3.34	(9, 1)	1.0	S	4	1	0	0	1	0	0	0	0	0	0	13	18	0.00	1.000

PITCHER	IP	WLS	BF	H	R	ER	SO	BB	IBB	HBP	BLK	WP	HR	S	P	ERA	WHIP

BOTTOM

Chicago Cubs @ Philadelphia Phillies

Veterans Stadium, Philadelphia, PA

Wed Sep 08 1993, 7:05 PM EDT

Att. 26,553 - Unknown - 70 F

livebaseballscorecards.com

AB	37
R	5
H	10
RBI	5
BB	2
SO	7
LOB	16

Chicago Cubs @ Philadelphia Phillies

Veterans Stadium, Philadelphia, PA

Thu Sep 09 1993, 7:05 PM EDT

Att. 25,894 - Unknown - 74 F

TOP

livebaseballscorecards.com

Batter	1	2	3	4	5	6	7	8	9	AB	R	H	RBI	BB	SO	LOB
Jose Vizcaino, S (1, 6) OBP: 0.331, SLG: 0.342	C B X 1-1 23 1B 1B 1B	X 0-0 ② G6-3 2-3		B C S B F X 2-2 ③ P6			B B B 4-0 G3 23 1B 1B BB	X 0-0 ③ L6		4	2	1	0	1	0	2
23 Ryne Sandberg, R (1, 4) OBP: 0.359, SLG: 0.415	1 SAFE 1 SAFE B C 1 X SAFE 1-1 1B WP 1-3 1B 1B	C F B S 1-3 ③ K	B C X 1-1 ① F9				C B F B F X 2-2 G3 1-2 1B 1B		B C B B C X 3-2 HR 1B	5	3	3	0	0	1	1
Mark Grace, L (1, 3) OBP: 0.395, SLG: 0.469	C B S S 1-3 ① K	X 0-0 ① G4-3			F C X 0-2 FC4-6 1B		B B C X 2-1 ① G3 1-2 2-3		C S X 0-2 ① F8	5	0	1	0	0	1	5
Glenallen Hill, R (1, 7) OBP: 0.291, SLG: 0.457	C B F B F X 2-2 1B 1-3 3-H 1B	B X 1-0 G6-4-3 1B			S S B X 1-2 ② FC4-6 1-2f		F F X 0-2 ② F9		C S X 0-2 1-H HR	5	1	3	3	0	0	3
Sammy Sosa, R (1, 8) OBP: 0.309, SLG: 0.497	F F X 0-2 1-2 3-H 1B	B X 1-0 ②③ G6-4-3 1-2f			S S F X 0-2 ③ G4-3		C F F F F X 0-2 FC5-4 2-H 3-H 1B		C X 0-1 S BB 1B	5	0	3	3	0	0	2
Steve Buechele, R (1, 5) OBP: 0.326, SLG: 0.429 Eric Yelding, R (9, PR) OBP: 0.279, SLG: 0.304	B C C S 1-3 ② K			B S B B X 3-1 1B 2B		B X 1-0 ① G5-3	X 0-0 ③ FC5-4 1-2f		1 SAFE B 1 SAFE B B B 4-0 S 1-2 BB	4 0	1 0	1 0	0 0	1 0	1 0	3 0
Rick Wilkins, L (1, 2) OBP: 0.362, SLG: 0.547	C B B F F B F F X 3-2 ③ F8			S F S S 0-3 ① K		B B S B B 4-1 BB		B S F F B X 2-2 F9 G4-3 2B	C C F B F S 1-3 ② K 1-2 2-3	4	1	1	0	1	2	5
Kevin Roberson, S (1, 9) OBP: 0.258, SLG: 0.388		F C F B F F B B X 3-2 G6-3 SH3-4 1B		X 0-0 2-H 1B		X 0-0 ② L9		C S B X 1-2 ① F9 2-3	B S B X 2-1 ③ F7	5	0	2	1	0	0	5
Jose Bautista, R (1, 1) OBP: 0.100, SLG: 0.100 Frank Castillo, R (2, 1) OBP: 0.182, SLG: 0.163 Chuck McElroy, L (3, 1) Shawon Dunston, R (6, PH) OBP: 0.400, SLG: 0.600 Bob Scanlan, R (6, 1) OBP: 0.333, SLG: 0.500 Dwight Smith, L (8, PH) OBP: 0.346, SLG: 0.493 Shawn Boskie, R (8, 1) OBP: 0.273, SLG: 0.273		X 0-0 ① SH3-4 1-2		S B S B S 2-3 ② K		B S B X 2-1 ③ P3		X 0-0 ② G4-3 3-H		0 0 1 1 0 1 0	0 0 0 0 0 0 0	0 0 0 0 0 0 0	0 0 1 0 0 0 0	0 0 0 0 0 0 0	0 0 1 1 0 0 0	0 0 1 1 0 0 0
Inning Stats	R: 2 H: 4 E: 0 LOB: 2 K: 2 BB: 0 S: 23 P: 32	R: 0 H: 1 E: 0 LOB: 1 K: 1 BB: 0 S: 11 P: 15	R: 0 H: 1 E: 0 LOB: 0 K: 0 BB: 0 S: 3 P: 5	R: 1 H: 2 E: 0 LOB: 1 K: 2 BB: 0 S: 13 P: 20	R: 0 H: 1 E: 0 LOB: 1 K: 0 BB: 0 S: 12 P: 14	R: 0 H: 0 E: 0 LOB: 1 K: 0 BB: 1 S: 5 P: 12	R: 2 H: 2 E: 0 LOB: 1 K: 0 BB: 1 S: 16 P: 24	R: 1 H: 1 E: 0 LOB: 0 K: 0 BB: 0 S: 9 P: 12	R: 2 H: 3 E: 0 LOB: 3 K: 1 BB: 1 S: 18 P: 28	1B: 12 SF: 0 2B: 2 SAC: 1 3B: 0 DP: 1 HR: 1 HBP: 0						

	AB	40
	R	8
	H	15
	RBI	8
	BB	3
	SO	6
	LOB	28

PITCHER		IP	W/L/S	BF	H	R	ER	SO	BB	IBB	HBP	BLK	WP	HR	S	P	ERA	WHIP	PITCHER		IP	W/L/S	BF	H	R	ER	SO	BB	IBB	HBP	BLK	WP	HR	S	P	ERA	WHIP
Danny Jackson, L ERA: 3.64	(1, 1)	6.2	W	32	11	5	5	5	2	0	0	0	1	0	82	121	6.75	1.950																			
Bobby Thigpen, R ERA: 5.59	(7, 1)	1.1		5	1	1	1	0	0	0	0	0	0	0	10	13	6.75	0.750																			
Mitch Williams, L ERA: 3.42	(9, 1)	0.1		5	3	2	2	0	1	0	0	0	0	1	11	18	54.00	12.000																			
David West, L ERA: 2.91	(9, 1)	0.2	S	2	0	0	0	1	0	0	0	0	0	0	7	10	0.00	0.000																			

WP: 1	PA: 44		
PB: 0			
SB: 2			
CS: 0			

Batter	1	2	3	4	5	6	7	8	9	AB	R	H	RBI	BB	SO	LOB
Lenny Dykstra, L (1, 8) OBP: 0.424, SLG: 0.486	X 0-0 WP WP 2B 1B	C B F B X 2-2 1-H 2-H HR	F B B X 2-1 1-H HR		C C B F F B X 2-2 ③ L8		1 SAFE S S B B X 2-1 ③ G3			5	3	3	5	0	0	2
Mariano Duncan, R (1, 4) OBP: 0.307, SLG: 0.413 Mickey Morandini, L (3, PH) OBP: 0.304, SLG: 0.351 (4, 4)	1 SAFE C B B S S 2-3 ① K 1-2	S X 0-1 ② E 1B 1B 1B	B X 1-0 ② G3			X 0-0 FC6-4 1B		C X 0-1 ① P6		2 3	1 0	1 1	0 0	0 0	1 0	1 0
John Kruk, L (1, 3) OBP: 0.439, SLG: 0.481	F C B B B X 3-2 ② L6	1 SAFE X 0-0 ② F7	S B X 1-1 ③ F7			S B X 1-1 ① FC6-4 1B 1-2f	F X 0-1 ① P7	F B X 1-1 ② L7		5	0	0	0	0	0	3
Dave Hollins, S (1, 5) OBP: 0.373, SLG: 0.454 Kim Batiste, R (9, 5) OBP: 0.307, SLG: 0.453	B B B C B 4-1 2B BB 2-3	1 SAFE C B X 1-1 E9 1B 1B 1B 1-3		B B B 4-0 L7-4 S BB		C B B B X 3-1 ② P5		B F B X 2-1 HR		3 0	3 0	2 0	1 0	2 0	0 0	1 0
Darren Daulton, L (1, 2) OBP: 0.397, SLG: 0.501	C C X 0-2 1-H 3-H 2B	S X 0-1 1B 1-3 3-H 1B		C F B B B S 3-3 ① K 1-2		F X 0-1 FC6-4 1-2 1B		X 0-0 1B 1B		5	0	4	3	0	1	1
Jim Eisenreich, L (1, 9) OBP: 0.374, SLG: 0.479	C B X 1-1 ③ G4-3	C X 0-1 1-2 3-H 1B		C B X 1-1 ② ③ L7-4 2-3		X 0-0 ③ FC6-4 1-2f		C B F F B F X 2-2 1-2 1B		5	0	2	1	0	0	4
Milt Thompson, L (1, 7) OBP: 0.345, SLG: 0.362	X 0-1 FC1-5 BB 1B 3-1 ③ G1-6-3				B C B X 2-1 E7 F9 WP		B S F B B B 4-2 BB	C X 0-1 ③ G4-3		4	0	1	0	1	0	4
Kevin Stocker, S (1, 6) OBP: 0.424, SLG: 0.448		B B B B 4-0 FC1-5 1-2 HR BB	B F F H 2-2 FC3-6 HBP		C B S X 1-2 ① L7 1-2		F X 0-1 ① P7			2	1	0	0	1	0	2
Danny Jackson, R (1, 1) OBP: 0.150, SLG: 0.125 Bobby Thigpen, R (7, 1) Mitch Williams, L (9, 1) OBP: 1.000, SLG: 1.000 David West, L (9, 1) OBP: 0.400, SLG: 0.600		F X 0-1 ① FC1-5 1-2 HR 2-3f	C X 0-1 ① FC3-6 1-2f HR		S S B B F F B X 3-2 ② F9 2-3		X 0-0 ② B3			3 1 0 0	2 0 0 0	0 0 0 0	0 0 0 0	0 0 0 0	0 0 0 0	4 1 0 0
Inning Stats	R: 2 E: 0 K: 1 S: 13 H: 2 LOB: 1 BB: 1 P: 23	R: 5 E: 1 K: 0 S: 18 H: 6 LOB: 2 BB: 1 P: 28	R: 2 E: 0 K: 0 S: 9 H: 1 LOB: 0 BB: 0 P: 15	R: 0 E: 0 K: 1 S: 5 H: 0 LOB: 0 BB: 1 P: 13	R: 0 E: 1 K: 0 S: 16 H: 0 LOB: 1 BB: 0 P: 24	R: 0 E: 0 K: 0 S: 8 H: 2 LOB: 2 BB: 0 P: 12	R: 0 E: 0 K: 0 S: 7 H: 0 LOB: 1 BB: 1 P: 13	R: 1 E: 0 K: 0 S: 14 H: 3 LOB: 2 BB: 0 P: 19		1B: 10 2B: 2 3B: 0 HR: 3 SF: 0 SAC: 0 DP: 1 HBP: 1						

PITCHER		IP	WLS	BF	H	R	ER	SO	BB	IBB	HBP	BLK	WP	HR	S	P	ERA	WHIP
Jose Bautista, R ERA: 2.92	(1, 1)	1.1	L	11	5	6	6	1	2	0	0	0	2	1	22	38	40.50	5.250
Frank Castillo, R ERA: 4.94	(2, 1)	1.0		8	4	3	3	0	0	0	1	0	0	1	15	23	27.00	4.000
Chuck McElroy, L ERA: 4.6	(3, 1)	2.2		9	0	0	0	1	1	0	0	0	1	0	24	42	0.00	0.375
Bob Scanlan, R ERA: 4.86	(6, 1)	2.0		9	2	0	0	0	1	0	0	0	0	0	15	25	0.00	1.500
Shawn Boskie, R ERA: 3.43	(8, 1)	1.0		6	3	1	1	0	0	0	0	0	0	1	14	19	9.00	3.000

PITCHER	IP	WLS	BF	H	R	ER	SO	BB	IBB	HBP	BLK	WP	HR	S	P	ERA	WHIP

BOTTOM

Chicago Cubs @ Philadelphia Phillies

Veterans Stadium, Philadelphia, PA

Thu Sep 09 1993, 7:05 PM EDT

Att. 25,894 - Unknown - 74 F

livebaseballscorecards.com

AB	38
R	10
H	14
RBI	10
BB	4
SO	2
LOB	23

Houston Astros @ Philadelphia Phillies

Veterans Stadium, Philadelphia, PA

Fri Sep 10 1993, 7:05 PM EDT

Att. 31,146 - Unknown - 76 F

TOP

livebaseballscorecards.com

Batter	1	2	3	4	5	6	7	8	9	AB	R	H	RBI	BB	SO	LOB
Craig Biggio, R (1, 4) OBP: 0.367, SLG: 0.469	X 0-0 ① G6-3		C S F X 0-2 ② F9			B B C B F X 3-2 5 FC5-4 1B		X 0-0 1B 1B		4	0	2	0	0	0	0
Steve Finley, L (1, 8) OBP: 0.307, SLG: 0.372	B C C B F X 2-2 HR		C C B F B B X 3-2 ③ G6-3			B B C F X 2-2 ① F8		X 0-0 1-2 1B		4	1	2	1	0	0	1
5 Jeff Bagwell, R (1, 3) OBP: 0.387, SLG: 0.518	C B B F B B 4-2 BB			C B X 1-1 ① 1B		X 0-0 ② FC5-4 1-2f		S S S 0-3 ① K		3	0	1	0	1	1	3
Luis Gonzalez, L (1, 7) OBP: 0.358, SLG: 0.467	F F C 0-3 ② K			X 0-0 ② F7		B F F F C 1-3 ③ K		B X 1-0 ② L7		4	0	0	0	0	2	4
Ken Caminiti, S (1, 5) OBP: 0.307, SLG: 0.394	X 0-0 ③ P4			B B B C X 3-1 ③ P6			B B X 2-0 G3 1B 1B	T X 0-1 ③ G3		4	1	1	0	0	0	3
Eric Anthony, L (1, 9) OBP: 0.321, SLG: 0.402		C B F B F X 2-2 ① F8			B B B C X 3-1 2B		C B X 1-1 ① G3 1-2		B C C S 1-3 ① K	4	0	1	0	0	1	1
Eddie Taubensee, L (1, 2) OBP: 0.306, SLG: 0.414		S F X 0-2 ② G4-3			B F B X 2-1 ① P6		C X 0-1 2-H 1B		B C F B F X 2-2 G5-3 1B	4	0	2	1	0	0	1
Andujar Cedeno, R (1, 6) OBP: 0.344, SLG: 0.393 Kevin Bass, S (9, PH) OBP: 0.324, SLG: 0.399		X 0-0 ③ F9			C 2 SAFE F X 0-2 ② G5-3		B X 1-0 ② F9		B C X 1-1 ② G5-3 1-2	3	0	0	0	0	0	2
										1	0	0	0	0	0	1
Greg Swindell, L (1, 1) OBP: 0.200, SLG: 0.220 Chris Donnels, L (7, PH) OBP: 0.312, SLG: 0.321 Brian Williams, R (7, 1) OBP: 0.200, SLG: 0.300 Al Osuna, R (8, 1) Tom Edens, R (8, 1) Chris James, R (9, PH) OBP: 0.336, SLG: 0.492			C X 0-1 ① G4-3		X 0-0 ③ P6		B B X 2-0 ③ F9		B C S C 1-3 ③ K	2	0	0	0	0	0	1
										1	0	0	0	0	0	1
										0	0	0	0	0	0	0
										0	0	0	0	0	0	0
										0	0	0	0	0	0	0
										1	0	0	0	0	1	1
Inning Stats	R: 1 E: 0 K: 1 S: 11 H: 1 LOB: 1 BB: 1 P: 17	R: 0 E: 0 K: 0 S: 8 H: 0 LOB: 0 BB: 0 P: 10	R: 0 E: 0 K: 0 S: 10 H: 0 LOB: 0 BB: 0 P: 13	R: 0 E: 0 K: 0 S: 5 H: 1 LOB: 0 BB: 0 P: 9	R: 0 E: 0 K: 0 S: 8 H: 1 LOB: 1 BB: 0 P: 13	R: 0 E: 0 K: 1 S: 11 H: 1 LOB: 1 BB: 0 P: 17	R: 1 E: 0 K: 0 S: 7 H: 2 LOB: 1 BB: 0 P: 13	R: 0 E: 0 K: 1 S: 8 H: 2 LOB: 2 BB: 0 P: 9	R: 0 E: 0 K: 2 S: 12 H: 1 LOB: 1 BB: 0 P: 17	1B: 7 2B: 1 3B: 0 HR: 1	SF: 0 SAC: 0 DP: 0 HBP: 0						

	AB	35
	R	2
	H	9
	RBI	2
	BB	1
	SO	5
	LOB	19

WP: 0 PB: 0 SB: 0 CS: 0 PA: 36

PITCHER		IP	WLS	BF	H	R	ER	SO	BB	IBB	HBP	BLK	WP	HR	S	P	ERA	WHIP
Curt Schilling, R ERA: 4.08	(1, 1)	8.1	W	34	9	2	2	4	1	0	0	0	0	1	75	111	2.16	1.200
Mitch Williams, L ERA: 3.38	(9, 1)	0.2		2	0	0	0	1	0	0	0	0	0	0	5	7	0.00	0.000

PITCHER	IP	WLS	BF	H	R	ER	SO	BB	IBB	HBP	BLK	WP	HR	S	P	ERA	WHIP

Batter	1	2	3	4	5	6	7	8	9	AB	R	H	RBI	BB	SO	LOB
Lenny Dykstra, L (1, 8) OBP: 0.425, SLG: 0.490	C B T F B X 2-2 G3 3B	B F B B C F X 3-2 L7 ③			X 0-0 1B S 1B		C B F F B X 2-2 F7 ②			4	1	2	0	0	0	1
Mariano Duncan, R (1, 4) OBP: 0.307, SLG: 0.411	C C S 0-3 K ①		S F X 0-2 G5-3 ①		1 SAFE 1 SAFE B X 1-0 G3-6 1-3 1B		S F B B X 2-2 L4 ③			4	0	1	0	0	1	1
John Kruk, L (1, 3) OBP: 0.437, SLG: 0.481	B C X 1-1 G3 ② 3-H		B X 1-0 F7 ②		B B F 1 SAFE 1 SAFE X 3-1 G3-6 ① ② 1-2f			B C B F B X 3-2 1B SF9 2B		4	1	1	1	0	0	2
Dave Hollins, S (1, 5) OBP: 0.374, SLG: 0.454 Kim Batiste, R (9, 5) OBP: 0.307, SLG: 0.453	B B B C X 3-1 G5-3 ③		X 0-0 BB 1B		X 0-0 L7 ③			X 0-0 SF9 BB 2-3 1B 1B		4 0	1 0	2 0	0 0	0 0	0 0	1 0
Darren Daulton, L (1, 2) OBP: 0.401, SLG: 0.506		C X 0-1 3B 1B	C 1 SAFE B B B B F F B 4-2 1-2 BB			F C B B X 2-2 1B 2B		1 SAFE B B B F 1 SAFE B B 4-1 1B 1-2 BB		2	2	2	0	2	0	0
Pete Incaviglia, R (1, 7) OBP: 0.333, SLG: 0.559		F X 0-1 1B 1-H 3B	B X 1-0 G4-3 ③			X 0-0 G6-3 2-H 1B		B F B F X 2-2 SF9 ① 2-3 3-H		3	1	2	3	0	0	2
Wes Chamberlain, R (1, 9) OBP: 0.317, SLG: 0.512 Jim Eisenreich, L (8, PH) OBP: 0.376, SLG: 0.481 (9, 9)		X 0-0 L5 ①		B B F B X 3-1 F8 ①		B C F B F B 1 SAFE X 3-2 G6-3 ① ② 1-2f		B F B 1 SAFE X 2-1 1-2 1B 3-H		3 1	0 0	0 1	0 1	0 0	0 0	2 0
Kevin Stocker, S (1, 6) OBP: 0.421, SLG: 0.444		C X 0-1 SH3-4 3-H 1B		C F B F S 1-3 K ②		X 0-0 P8 ③		X 0-0 P7 ②		4	0	1	1	0	1	2
Curt Schilling, R (1, 1) OBP: 0.188, SLG: 0.179 Mitch Williams, L (9, 1) OBP: 1.000, SLG: 1.000		M X 0-1 SH3-4 ② 1-2		S S X 0-2 G6-3 ③			C S X 0-2 G4-3 ①	X 0-0 G6-3 ③		3 0	0 0	0 0	0 0	0 0	0 0	2 0
Inning Stats	R: 1 H: 1 E: 0 LOB: 0 K: 1 BB: 0 S: 11 P: 17	R: 2 H: 3 E: 0 LOB: 1 K: 0 BB: 0 S: 13 P: 16	R: 0 H: 1 E: 0 LOB: 2 K: 0 BB: 1 S: 9 P: 15	R: 0 H: 0 E: 0 LOB: 0 K: 1 BB: 0 S: 9 P: 13	R: 0 H: 2 E: 0 LOB: 1 K: 0 BB: 0 S: 5 P: 9	R: 1 H: 2 E: 0 LOB: 0 K: 0 BB: 0 S: 9 P: 14	R: 0 H: 0 E: 0 LOB: 0 K: 0 BB: 0 S: 10 P: 14	R: 2 H: 3 E: 0 LOB: 2 K: 0 BB: 1 S: 12 P: 23		1B: 8 SF: 1 2B: 2 SAC: 1 3B: 2 DP: 2 HR: 0 HBP: 0						

PITCHER		IP	WLS	BF	H	R	ER	SO	BB	IBB	HBP	BLK	WP	HR	S	P	ERA	WHIP
Greg Swindell, L ERA: 4.49	(1, 1)	6.0	L	26	9	4	4	2	1	0	0	0	0	0	56	84	6.00	1.667
Brian Williams, R ERA: 4.89	(7, 1)	1.0		5	2	2	2	0	0	0	0	0	0	0	14	21	18.00	2.000
Al Osuna, L ERA: 3.27	(8, 1)	0.0		1	0	0	0	0	1	0	0	0	0	0	1	5	∞	∞
Tom Edens, R ERA: 2.28	(8, 1)	1.0		4	1	0	0	0	0	0	0	0	0	0	7	11	0.00	1.000

PITCHER	IP	WLS	BF	H	R	ER	SO	BB	IBB	HBP	BLK	WP	HR	S	P	ERA	WHIP

BOTTOM

Houston Astros @ Philadelphia Phillies

Veterans Stadium, Philadelphia, PA

Fri Sep 10 1993, 7:05 PM EDT

Att. 31,146 - Unknown - 76 F

livebaseballscorecards.com

AB	32
R	6
H	12
RBI	6
BB	2
SO	2
LOB	13

Batter	1	2	3	4	5	6	7	8	9	AB	R	H	RBI	BB	SO	LOB
Craig Biggio, R (1, 4) OBP: 0.366, SLG: 0.465	C F F B X 1-2 ① F8		C B X 1-1 ② G4-3 1-2		X 0-0 ② G6-3 1-2		B B F X 2-1 ② P6		I I I I 4-0 3B IBB	4	1	0	0	1	0	3
Steve Finley, L (1, 8) OBP: 0.308, SLG: 0.379	C C B S 1-3 ② K		S C X 0-2 ③ G4-3		X 0-0 2-H 2B		B X 1-0 ③ G3		B C X 1-1 1-H 2-H 3B	5	0	2	3	0	1	2
Luis Gonzalez, L (1, 7) OBP: 0.358, SLG: 0.465	B F F X 1-2 ③ G3			C B X 1-1 5 G4-3 5 S 1B	B F B B B 4-1 BB			B S B F F F B S 3-3 ① K	B F X 1-1 ③ P2	4	0	1	0	1	1	1
5 Jeff Bagwell, R (1, 3) OBP: 0.387, SLG: 0.516		B C X 1-1 ① G3		C 1 SAFE F B X 1-2 ① G4-3 1-3	X 0-0 ③ P2			B X 1-0 1B		4	0	1	0	0	0	3
Ken Caminiti, S (1, 5) OBP: 0.307, SLG: 0.392		B B C F S 2-3 ② K		B F B B F B 4-2 P5 BB		F B B X 2-1 ① F9		B B X 2-0 ② P4		3	0	0	0	1	1	1
Eric Anthony, L (1, 9) OBP: 0.319, SLG: 0.400 Kevin Bass, S (8, PH) OBP: 0.323, SLG: 0.397 (8, 9)		B F B X 2-1 ③ F7		B B B F X 3-1 ② P5 1-2		C F B S 1-3 ② K		B F B F S 2-3 ③ K		3 1	0 0	0 0	0 0	0 0	1 1	2 1
Eddie Taubensee, L (1, 2) OBP: 0.301, SLG: 0.407			B F B F X 2-2 ① G6-3	B B B S F S 3-3 ③ K		C B F S 1-3 ③ K			B C C B F B F S 3-3 ① K	4	0	0	0	0	3	2
Andujar Cedeno, R (1, 6) OBP: 0.349, SLG: 0.401			B B S S F X 2-2 1B 2B		X 0-0 G6-3 2B 1B		X 0-0 FC1-5 2B		B B B B 4-0 SH3-4 3B BB	3	3	3	0	1	0	0
Mark Portugal, R (1, 1) OBP: 0.233, SLG: 0.255 Todd Jones, L (9, 1)			S F B B X 2-2 G4-3 2-H 1B		L L L 0-3 ① K		L X 0-1 ① FC1-5 2-3		B X 1-0 ② SH3-4 1-2	3 0	0 0	1 0	1 0	0 0	1 0	2 0
Inning Stats	R: 0 H: 0 E: 0 LOB: 0 K: 1 BB: 0 S: 10 P: 13	R: 0 H: 0 E: 0 LOB: 0 K: 1 BB: 0 S: 7 P: 12	R: 1 H: 2 E: 0 LOB: 1 K: 0 BB: 0 S: 15 P: 22	R: 0 H: 1 E: 0 LOB: 2 K: 1 BB: 1 S: 12 P: 24	R: 1 H: 2 E: 0 LOB: 2 K: 1 BB: 1 S: 8 P: 12	R: 0 H: 0 E: 0 LOB: 0 K: 2 BB: 0 S: 8 P: 12	R: 0 H: 1 E: 0 LOB: 1 K: 0 BB: 0 S: 6 P: 9	R: 0 H: 1 E: 0 LOB: 1 K: 2 BB: 0 S: 10 P: 18	R: 2 H: 1 E: 0 LOB: 1 K: 1 BB: 2 S: 10 P: 24	1B: 4 SF: 0 2B: 3 SAC: 1 3B: 1 DP: 0 HR: 0 HBP: 0						WP: 0 PA: 39 PB: 0 SB: 1 CS: 0

PITCHER		IP	WLS	BF	H	R	ER	SO	BB	IBB	HBP	BLK	WP	HR	S	P	ERA	WHIP
Mike Williams, R ERA: 5.49	(1, 1)	5.0	L	22	5	2	2	4	2	0	0	0	0	0	52	83	3.60	1.400
Donn Pall, R ERA: 3.02	(6, 1)	2.0		7	1	0	0	2	0	0	0	0	0	0	14	21	0.00	0.500
David West, L ERA: 3.06	(8, 1)	2.0		10	2	2	2	3	1	1	0	0	0	0	20	42	9.00	1.500

PITCHER	IP	WLS	BF	H	R	ER	SO	BB	IBB	HBP	BLK	WP	HR	S	P	ERA	WHIP

TOP

Houston Astros @ Philadelphia Phillies

Veterans Stadium, Philadelphia, PA

Sat Sep 11 1993, 7:05 PM EDT

Att. 45,738 - Unknown - 69 F

livebaseballscorecards.com

AB	34
R	4
H	8
RBI	4
BB	4
SO	9
LOB	17

Batter	1	2	3	4	5	6	7	8	9	AB	R	H	RBI	BB	SO	LOB
Lenny Dykstra, L (1, 8) OBP: 0.424, SLG: 0.488	BBCCX 2-2 BB WP BB 1B	BCFX 1-2 G4-3 ③			BFCBX 2-2 G3-1 ③			BCCS 1-3 K ①		4	1	1	0	0	1	0
Mickey Morandini, L (1, 4) OBP: 0.303, SLG: 0.350	B 1 SAFE BBF 1 SAFE BBX 3-1 P8 ①		FBBBX 2-1 F7 ①			CX 0-1 1B 1B		BSBFFBS 3-3 K ②		4	0	1	0	0	1	1
John Kruk, L (1, 3) OBP: 0.438, SLG: 0.480	BBBSBB 4-1 BB BB 1-2 BB		BCFFBFS 2-3 K ②			B F 1 SAFE 1 SAFE PBX 3-1 1-2 1B		BSCBBBX 3-2 F8 ③		3	0	1	0	1	1	0
Dave Hollins, S (1, 5) OBP: 0.375, SLG: 0.452	BBBBB 4-0 BB 1-2 2-3 BB		CX 0-1 P2 ③			CFS 0-3 K ①			BBBCB 4-1 FC4-6 BB	2	0	0	0	2	1	2
Darren Daulton, L (1, 2) OBP: 0.400, SLG: 0.502	BSBBBB 4-1 FC6-4 1-2 2-3 3-H BB			CX 0-1 P5 ①		CX 0-1 F7 ②			FBBX 2-1 FC4-6 1-2f ①	3	0	0	1	1	0	3
Jim Eisenreich, L (1, 9) OBP: 0.374, SLG: 0.477	FSS 0-3 K ②			CX 0-1 G6-3 ②		X 0-0 P7 ③			BBBB 4-0 BB	3	0	0	0	1	1	5
Pete Incaviglia, R (1, 7) OBP: 0.330, SLG: 0.552	BBBCX 3-1 FC6-4 ③ 1-2f			X 0-0 G5-3 ③			X 0-0 P4 ①		BCSX 1-2 F9 ②	4	0	0	0	0	0	5
Kevin Stocker, S (1, 6) OBP: 0.413, SLG: 0.435		FBBX 1-2 F8 ①			BBCFS 2-3 K ①		BCBCX 2-1 P7 ②		BBCBCFFFX 3-2 G4-3 ③	4	0	0	0	0	1	2
Mike Williams, R (1, 1) Tony Longmire, L (5, PH) OBP: 0.200, SLG: 0.200 Donn Pall, R (6, 1) Wes Chamberlain, R (7, PH) OBP: 0.316, SLG: 0.510 David West, L (8, 1) OBP: 0.400, SLG: 0.600		BCBCX 2-2 G6-3 ②			BX 1-0 P6 ②		BFFC 1-3 K ③			1 1 0 1 0	0 0 0 0 0	0 0 0 0 0	0 0 0 0 0	0 0 0 1 0	0 0 0 0 0	0 0 0 0 0
Inning Stats	R: 1 E: 0 K: 1 S: 12 H: 1 LOB: 3 BB: 3 P: 32	R: 0 E: 0 K: 0 S: 9 H: 0 LOB: 0 BB: 0 P: 13	R: 0 E: 0 K: 1 S: 9 H: 0 LOB: 0 BB: 0 P: 13	R: 0 E: 0 K: 0 S: 5 H: 0 LOB: 0 BB: 0 P: 5	R: 0 E: 0 K: 1 S: 7 H: 0 LOB: 0 BB: 0 P: 12	R: 0 E: 0 K: 1 S: 11 H: 2 LOB: 2 BB: 0 P: 13	R: 0 E: 0 K: 1 S: 6 H: 0 LOB: 0 BB: 0 P: 9	R: 0 E: 0 K: 2 S: 10 H: 0 LOB: 0 BB: 0 P: 17	R: 0 E: 1 K: 0 S: 12 H: 0 LOB: 2 BB: 2 P: 26	1B: 3 2B: 0 3B: 0 HR: 0	SF: 0 SAC: 0 DP: 0 HBP: 0						

PITCHER	IP	WLS	BF	H	R	ER	SO	BB	IBB	HBP	BLK	WP	HR	S	P	ERA	WHIP
Mark Portugal, R (1, 1) ERA: 2.9	8.1	W	33	3	1	1	7	5	0	0	0	1	0	72	127	1.08	0.960
Todd Jones, R (9, 1) ERA: 2.16	0.2	S	2	0	0	0	0	0	0	0	0	0	0	9	13	0.00	0.000

PITCHER	IP	WLS	BF	H	R	ER	SO	BB	IBB	HBP	BLK	WP	HR	S	P	ERA	WHIP

BOTTOM

Houston Astros @ Philadelphia Phillies

Veterans Stadium, Philadelphia, PA

Sat Sep 11 1993, 7:05 PM EDT

Att. 45,738 - Unknown - 69 F

livebaseballscorecards.com

AB	30
R	1
H	3
RBI	1
BB	5
SO	7
LOB	18

1B: 3 2B: 0 3B: 0 HR: 0	SF: 0 SAC: 0 DP: 0 HBP: 0	WP: 1 PB: 0 SB: 0 CS: 0	PA: 35

Batter	1	2	3	4	5	6	7	8	9	AB	R	H	RBI	BB	SO	LOB
Craig Biggio, R (1, 4) OBP: 0.365, SLG: 0.468	B B C F F B X 3-2 HR	B C C F B B F B X 3-2 ③ F9		C B C B X 2-2 ② P4		B B C X 2-1 ③ G5-3			C F B B C 2-3 ① K	5	1	1	1	0	1	1
Steve Finley, L (1, 8) OBP: 0.307, SLG: 0.375	B B B B 4-0 5 S 1B BB	C X 0-1 ① G3	C C T 0-2 ③ K				C B B F X 2-2 ① G4-3		X 0-0 ② F7	4	1	0	0	1	1	1
Luis Gonzalez, L (1, 7) OBP: 0.362, SLG: 0.470	B S C F F 1 SAFE F X 1-2 ① P4	S B B B X 3-1 HR 1B			B X 1-0 G3 1B 2B		X 0-0 G3 1B		B B B B 4-0 BB 1B 1B BB	4	3	3	0	1	0	1
5 Jeff Bagwell, R (1, 3) OBP: 0.388, SLG: 0.516 Chris Donnels, L (1, 3) OBP: 0.318, SLG: 0.353	B P C F F H 3-2 1B 1-2 HBP	B F 1 SAFE X 1-1 1-H HR			F X 0-1 ① G3 2-3		C B X 1-1 ② G3 1-2		B C B C X 2-2 1B BB E 1-2 1B	0 4	0 2	0 2	0 2	0 0	0 0	0 2
Ken Caminiti, S (1, 5) OBP: 0.310, SLG: 0.392	B B C C B S 3-3 ② K	B B X 2-0 G4-6-3 1B			X 0-0 3-H 1B		C B S S 1-3 ③ K		B B B B 4-0 E 2B 1-2 2-3 BB	4	1	2	1	1	2	3
Eric Anthony, L (1, 9) OBP: 0.322, SLG: 0.400	B B X 2-0 1-3 2-H 1B	B X 1-0 ② ③ G4-6-3 1-2f			F C B T 1-2 ② K			B B F B F B 4-2 FC4-6 BB	C S F B F X 1-2 E4 2B 1-3 2-H 3-H 1B	4	0	2	2	1	1	2
Eddie Taubensee, L (1, 2) OBP: 0.303, SLG: 0.408	B C C X 1-2 ③ F7			S B B B B 4-1 WP E BB	B F C F X 1-2 ③ G6-3			B S B F X 2-2 ① FC4-6 1-2f	X 0-0 1-3 3-H 2B	4	1	1	1	1	0	4
Andujar Cedeno, R (1, 6) OBP: 0.345, SLG: 0.397		S C B F F C 1-3 ① K		F B X 1-1 E5 1-H		B S F B S 2-3 ① K		S B X 1-1 ② F9	C X 0-1 ③ F8	5	0	0	0	0	2	3
Pete Harnisch, S (1, 1) OBP: 0.148, SLG: 0.121 Xavier Hernandez, L (7, 1) Doug Jones, R (9, 1)		B C S X 1-2 ② P3		C F T 0-2 ① K		C F S 0-3 ② K		B C C S 1-3 ③ K		3 1 0	0 0 0	0 0 0	0 0 0	0 0 0	2 1 0	1 1 0
Inning Stats	R: 2 H: 2 E: 0 LOB: 2 K: 1 BB: 1 S: 21 P: 37	R: 0 H: 0 E: 0 LOB: 0 K: 1 BB: 0 S: 14 P: 19	R: 2 H: 3 E: 0 LOB: 0 K: 0 BB: 0 S: 8 P: 15	R: 1 H: 0 E: 1 LOB: 1 K: 2 BB: 1 S: 12 P: 19	R: 1 H: 2 E: 0 LOB: 1 K: 1 BB: 0 S: 11 P: 14	R: 0 H: 0 E: 0 LOB: 0 K: 2 BB: 0 S: 8 P: 12	R: 0 H: 1 E: 0 LOB: 1 K: 1 BB: 0 S: 9 P: 13	R: 0 H: 0 E: 0 LOB: 1 K: 1 BB: 1 S: 10 P: 18	R: 3 H: 3 E: 1 LOB: 2 K: 1 BB: 2 S: 15 P: 28	1B: 7 SF: 0 2B: 2 SAC: 0 3B: 0 DP: 1 HR: 2 HBP: 1						WP: 1 PA: 44 PB: 0 SB: 1 CS: 0

TOP

Houston Astros @ Philadelphia Phillies

Veterans Stadium, Philadelphia, PA

Sun Sep 12 1993, 3:33 AM EDT

Att. 46,238 - Sunny - 71 F

livebaseballscorecards.com

AB	38
R	9
H	11
RBI	7
BB	5
SO	10
LOB	19

PITCHER		IP	WLS	BF	H	R	ER	SO	BB	IBB	HBP	BLK	WP	HR	S	P	ERA	WHIP
Ben Rivera, R ERA: 5.31	(1, 1)	4.0	L	20	5	5	4	4	2	0	1	0	1	2	55	90	9.00	1.750
Brad Brink, R ERA: 4.5	(5, 1)	2.0		8	2	1	1	3	0	0	0	0	0	0	19	26	4.50	1.000
Kevin Foster, R ERA: 10.13	(7, 1)	2.2		15	4	3	3	3	3	0	0	0	0	0	32	57	10.12	2.625
Roger Mason, R ERA: 4.01	(9, 1)	0.1		1	0	0	0	0	0	0	0	0	0	0	2	2	0.00	0.000

PITCHER	IP	WLS	BF	H	R	ER	SO	BB	IBB	HBP	BLK	WP	HR	S	P	ERA	WHIP

Batter	1	2	3	4	5	6	7	8	9	AB	R	H	RBI	BB	SO	LOB
Lenny Dykstra, L (1, 8) OBP: 0.424, SLG: 0.486	B B B B 4-0 1B BB		F B B F F B F B 4-2 BB BB		X 0-0 ① G3		C B B X 2-1 ① F9		B X 1-0 ② F7	3	0	0	0	2	0	1
Mariano Duncan, R (1, 4) OBP: 0.305, SLG: 0.409	C 1 SAFE F F B 1 SAFE X 1-2 ① F8		F 1 SAFE B B X 2-1 ① F7		B C X 1-1 1B		C S B S 1-3 ② K		X 0-0 E5 2-H	5	0	1	0	0	1	2
John Kruk, L (1, 3) OBP: 0.434, SLG: 0.475	1 SAFE B S 1 SAFE S X 1-2 ② F8		1 SAFE 1 SAFE F 1 SAFE F F 1 SAFE B B 2-2 1 SAFE F F X ② P5		B C 1 SAFE B F X 2-2 ② F8		B X 1-0 ③ L7		C S S 0-3 ③ K	5	0	0	0	0	1	4
Dave Hollins, S (1, 5) OBP: 0.377, SLG: 0.453	C 1 SAFE B C 1 SAFE X 1-2 1-2 1B		B B B C B 4-1 1-2 BB		B F F B X 2-2 ③ G6-3			B B B B 4-0 BB		2	0	1	0	2	0	1
Darren Daulton, L (1, 2) OBP: 0.398, SLG: 0.498	X 0-0 ③ P5		C X 0-1 ③ P6			C F B B B X 3-2 ① P5		B B C X 2-1 ① F8		4	0	0	0	0	0	5
Milt Thompson, L (1, 7) OBP: 0.344, SLG: 0.361		B F B B X 3-1 ① F7		T S F F B S 1-3 ① K		S X 0-1 1B SF7 1B		C B F F C 1-3 ② K		4	1	1	0	0	2	1
Wes Chamberlain, R (1, 9) OBP: 0.315, SLG: 0.506		B X 1-0 ② P3		F B B F X 2-2 ② F8		X 0-0 E 1-3 1B		B S F F S 1-3 ③ K		4	0	1	0	0	1	1
Kevin Stocker, S (1, 6) OBP: 0.419, SLG: 0.443		C B X 1-1 1B		F F X 0-2 1B		X 0-0 ② SF7 1-2 3-H			B B C X 2-1 G4-3 E 1B	3	1	3	1	0	0	0
Ben Rivera, R (1, 1) OBP: 0.149, SLG: 0.111 Tony Longmire, L (4, PH) OBP: 0.167, SLG: 0.167 Brad Brink, R (5, 1) Pete Incaviglia, R (6, PH) OBP: 0.329, SLG: 0.551 Kevin Foster, R (7, 1) Roger Mason, R (9, 1) OBP: 0.200, SLG: 0.200 Ruben Amaro Jr., S (9, PH) OBP: 0.410, SLG: 0.629		F B C F S 1-3 ③ K		C S B B X 2-2 ③ P2		S B C B X 2-2 ③ G4-3			X 0-0 ① G4-3 1-2	1 1 0 1 0 0 1	0 0 0 0 0 0 0	0 0 0 0 0 0 0	0 0 0 0 0 0 0	1 0 0 0 0 0 0	1 0 0 1 0 0 1	1 1 0 1 0 0 1
Inning Stats	R: 0 E: 0 K: 0 S: 11 H: 1 LOB: 2 BB: 1 P: 18	R: 0 E: 0 K: 1 S: 9 H: 1 LOB: 1 BB: 0 P: 15	R: 0 E: 0 K: 0 S: 15 H: 0 LOB: 2 BB: 2 P: 27	R: 0 E: 0 K: 1 S: 15 H: 1 LOB: 1 BB: 0 P: 20	R: 0 E: 0 K: 0 S: 9 H: 1 LOB: 1 BB: 0 P: 14	R: 1 E: 1 K: 0 S: 10 H: 2 LOB: 1 BB: 0 P: 15	R: 0 E: 0 K: 1 S: 6 H: 0 LOB: 0 BB: 0 P: 10	R: 0 E: 0 K: 2 S: 10 H: 0 LOB: 1 BB: 1 P: 18	R: 1 E: 1 K: 1 S: 8 H: 1 LOB: 1 BB: 0 P: 11	1B: 7 2B: 0 3B: 0 HR: 0	SF: 1 SAC: 0 DP: 0 HBP: 0			WP: 0 PB: 0 SB: 0 CS: 0	PA: 39		

PITCHER		IP	WLS	BF	H	R	ER	SO	BB	IBB	HBP	BLK	WP	HR	S	P	ERA	WHIP
Pete Harnisch, R ERA: 3.23	(1, 1)	6.0	W	27	6	1	1	2	3	0	0	0	0	0	69	109	1.50	1.500
Xavier Hernandez, R ERA: 2.7	(7, 1)	2.0		7	0	0	0	3	1	0	0	0	0	0	16	28	0.00	0.500
Doug Jones, R ERA: 4.14	(9, 1)	1.0		5	1	1	0	1	0	0	0	0	0	0	8	11	0.00	1.000

PITCHER	IP	WLS	BF	H	R	ER	SO	BB	IBB	HBP	BLK	WP	HR	S	P	ERA	WHIP

BOTTOM

Houston Astros @ Philadelphia Phillies

Veterans Stadium, Philadelphia, PA

Sun Sep 12 1993, 3:33 AM EDT

Att. 46,238 - Sunny - 71 F

livebaseballscorecards.com

AB	34
R	2
H	7
RBI	1
BB	4
SO	6
LOB	19

Batter	1	2	3	4	5	6	7	8	9	AB	R	H	RBI	BB	SO	LOB
Lenny Dykstra, L (1, 8) OBP: 0.422, SLG: 0.483	C C B S 1-3 ① K		F B F B F X 2-2 FC4-6 1-2 2-H 1B		B X 1-0 ① G3-1	B F C S 1-3 ③ K		B X 1-0 ③ P7		5	0	1	1	0	2	4
Mariano Duncan, R (1, 4) OBP: 0.304, SLG: 0.406	B X 1-0 ② L8		F B X 1-1 ② FC4-6 1-2f 2-3		X 0-0 ② G6-3		X 0-0 FC4-6 1B 1B		B F B S X 2-2 ① G5-3	5	1	1	0	0	0	2
John Kruk, L (1, 3) OBP: 0.434, SLG: 0.473	B S B X 2-1 ③ G4-3		F F B X 1-2 ③ F8		C X 0-1 ③ F8		C C B X 1-2 FC4-6 1-2 1B		C C B B B B 4-2 1B E BB	4	1	1	0	1	0	2
Dave Hollins, S (1, 5) OBP: 0.379, SLG: 0.453 Kim Batiste, R (9, 5) OBP: 0.307, SLG: 0.453		C C S 0-3 ① K		X 0-0 E2 F8 1B		B F F F B B B 4-2 1B SF8 BB	F B C B B X 3-2 ① FC4-6 1B 1-2f 2-3 SF9-3		B X 1-0 FC4-6 1-2 1B	4 0	2 0	2 0	0 0	1 0	1 0	2 0
Darren Daulton, L (1, 2) OBP: 0.398, SLG: 0.496		C B F S 1-3 ② K		B B B C B 4-1 BB BB		S C C 0-3 ① K	B B X 2-0 SF9-3 1-3 3-H 1B		S B X 1-1 ② FC4-6 1-2f 2-H	4	0	1	1	1	2	2
Jim Eisenreich, L (1, 9) OBP: 0.375, SLG: 0.475		C X 0-1 ③ G4-3		C B X 1-1 ① F8 2-3		X 0-0 ② BB SF8 1-3 1B	F X 0-1 ② ③ SF9-3 1-1 3-H		I I I I 4-0 IBB	3	0	1	1	1	0	2
Pete Incaviglia, R (1, 7) OBP: 0.324, SLG: 0.544			X 0-0 ① G6-3	B F B F C 2-3 ② K	B 1 SAFE F X 1-1 ② SF8 1-2 3-H			F C B S 1-3 ① K	B S X 1-1 ③ P8	4	0	0	1	0	2	4
Kevin Stocker, S (1, 6) OBP: 0.425, SLG: 0.449			C B C F B X 2-2 1B 2B	L B B B F B 4-2 1-2 BB	I I I I 4-0 BB IBB			B C F C 1-3 ② K		2	1	1	0	2	1	0
Tommy Greene, R (1, 1) OBP: 0.246, SLG: 0.302			B F B F B B 4-2 FC4-6 1B BB	C B F X 1-2 ③ G1-3		B F B B B 4-1 1-2 2-3 BB		X 0-0 1B		2	0	1	0	2	0	3
Inning Stats	R: 0 E: 0 K: 1 S: 6 H: 0 LOB: 0 BB: 0 P: 10	R: 0 E: 0 K: 2 S: 8 H: 0 LOB: 0 BB: 0 P: 9	R: 1 E: 0 K: 0 S: 16 H: 2 LOB: 2 BB: 1 P: 26	R: 0 E: 1 K: 1 S: 12 H: 1 LOB: 3 BB: 2 P: 24	R: 0 E: 0 K: 0 S: 4 H: 0 LOB: 0 BB: 0 P: 5	R: 1 E: 0 K: 2 S: 13 H: 1 LOB: 3 BB: 3 P: 27	R: 2 E: 0 K: 0 S: 10 H: 3 LOB: 0 BB: 0 P: 16	R: 0 E: 0 K: 2 S: 8 H: 1 LOB: 1 BB: 0 P: 11	R: 1 E: 1 K: 0 S: 10 H: 1 LOB: 2 BB: 2 P: 23	1B: 8 2B: 2 3B: 0 HR: 0 SF: 2 SAC: 0 DP: 1 HBP: 0						

TOP

Philadelphia Phillies @ New York Mets

Shea Stadium, Flushing, NY

Mon Sep 13 1993, 7:05 PM EDT

Att. 17,497 - Unknown - 78 F

livebaseballscorecards.com

AB	33
R	5
H	9
RBI	4
BB	8
SO	8
LOB	21

WP: 0 PB: 0 SB: 0 CS: 0 PA: 43

PITCHER		IP	WLS	BF	H	R	ER	SO	BB	IBB	HBP	BLK	WP	HR	S	P	ERA	WHIP
Bobby Jones, R ERA: 4.93	(1, 1)	6.1	L	32	7	4	4	6	5	1	0	0	0	0	67	115	5.68	1.895
Pete Schourek, L ERA: 6.32	(7, 1)	1.2		5	1	0	0	2	0	0	0	0	0	0	10	13	0.00	0.600
Mauro Gozzo, R ERA: 6.75	(9, 1)	1.0		6	1	1	0	0	1	1	0	0	0	0	10	23	0.00	2.000

PITCHER	IP	WLS	BF	H	R	ER	SO	BB	IBB	HBP	BLK	WP	HR	S	P	ERA	WHIP

BOTTOM

Philadelphia Phillies @ New York Mets

Shea Stadium, Flushing, NY

Mon Sep 13 1993, 7:05 PM EDT

Att. 17,497 - Unknown - 78 F

livebaseballscorecards.com

Batter	1	2	3	4	5	6	7	8	9	AB	R	H	RBI	BB	SO	LOB
Darrin Jackson, R (1, 8) OBP: 0.225, SLG: 0.304 Mauro Gozzo, R (9, 1)	C B B B X 3-1 G6-3 ①		B F X 1-1 1B		F C B F X 1-2 F9 ③			F C B S 1-3 K ②		4 0 1 0 0 1 0 0 0 0 0 0 0 0						
Todd Hundley, S (1, 2) OBP: 0.261, SLG: 0.356	B C B X 2-1 L8 ②		C B B B 1 SAFE F X 3-2 L8 ③			B C B X 2-1 F7 ①		B B X 2-0 F8 ③		4 0 0 0 0 0 1						
Eddie Murray, S (1, 3) OBP: 0.314, SLG: 0.464	B X 1-0 P7 ③			C B X 1-1 G5-3 ①		F B X 1-1 1B			X 0-0 G4-3 ①	4 0 1 0 0 0 0						
Joe Orsulak, L (1, 7) OBP: 0.338, SLG: 0.409		X 0-0 P5 ①		L B B F B B 4-2 FC6-4 BB		B C X 1-1 F9 ②			B F X 1-1 1B	3 0 1 0 1 0 1						
Chico Walker, S (1, 4) OBP: 0.278, SLG: 0.343		C C X 0-2 S 1B		B B F X 2-1 FC6-4 1B S 1-2f ②		B X 1-0 F8 ③			X 0-0 F9 ②	4 0 1 0 0 0 3						
Jeromy Burnitz, L (1, 9) OBP: 0.332, SLG: 0.455		C B S S 1-3 K ②		B P B F S F X 3-2 1-3 1B			B C X 1-1 L9 ①		C F B B F B X 3-2 1-3 1B	4 0 2 0 0 1 1						
Jeff McKnight, S (1, 6) OBP: 0.306, SLG: 0.297		C P B C C 2-3 1-2 K ③		B S S F X 1-2 F8 ③			B F S B F B F F F 3-2 X P7 ②		F S X 0-2 P5 ③	4 0 0 0 0 1 5						
Butch Huskey, R (1, 5) OBP: 0.118, SLG: 0.071			F B S X 1-2 F8 ①		F B X 1-1 F8 ①		B F C C 1-3 K ③			3 0 0 0 0 1 0						
Bobby Jones, R (1, 1) Pete Schourek, L (7, 1) OBP: 0.276, SLG: 0.200 Tito Navarro, S (8, PH) Dave Gallagher, R (9, 8) OBP: 0.346, SLG: 0.463			X 0-0 F9 ②		C B F B B S 3-3 K ②			B F S B S 2-3 K ①		2 0 0 0 0 1 0 0 0 0 0 0 0 0 1 0 0 0 0 1 0 0 0 0 0 0 0 0						
Inning Stats	R: 0 H: 0 E: 0 LOB: 0 K: 0 BB: 0 S: 5 P: 11	R: 0 H: 1 E: 0 LOB: 1 K: 2 BB: 0 S: 12 P: 13	R: 0 H: 1 E: 0 LOB: 1 K: 0 BB: 0 S: 9 P: 14	R: 0 H: 1 E: 0 LOB: 2 K: 0 BB: 1 S: 15 P: 25	R: 0 H: 0 E: 0 LOB: 0 K: 1 BB: 0 S: 9 P: 14	R: 0 H: 1 E: 0 LOB: 1 K: 0 BB: 0 S: 7 P: 12	R: 0 H: 0 E: 0 LOB: 0 K: 1 BB: 0 S: 12 P: 17	R: 0 H: 0 E: 0 LOB: 0 K: 2 BB: 0 S: 7 P: 12	R: 0 H: 2 E: 0 LOB: 2 K: 0 BB: 0 S: 11 P: 15	1B: 6 SF: 0 2B: 0 SAC: 0 3B: 0 DP: 0 HR: 0 HBP: 0							

	AB	33
	R	0
	H	6
	RBI	0
	BB	1
	SO	6
	LOB	11

PITCHER	IP	WLS	BF	H	R	ER	SO	BB	IBB	HBP	BLK	WP	HR	S	P	ERA	WHIP
Tommy Greene, R (1, 1) ERA: 3.44	9.0	W	34	6	0	0	6	1	0	0	0	0	0	87	133	0.00	0.778

PITCHER	IP	WLS	BF	H	R	ER	SO	BB	IBB	HBP	BLK	WP	HR	S	P	ERA	WHIP

Batter	1	2	3	4	5	6	7	8	9	AB	R	H	RBI	BB	SO	LOB
Lenny Dykstra, L (1, 8) OBP: 0.422, SLG: 0.484	F B X 1-1 ① F9		C B B B X 3-1 HR 2B		B B C F B X 2-2 1B		S S 1 SAFE F B X 1-2 ② FC3-6 E S 1-2f		B B C C X 2-2 ③ P6	5	1	2	0	0	0	1
Mariano Duncan, R (1, 4) OBP: 0.304, SLG: 0.405	C B X 1-1 FC6-4 1B		C C C X 0-2 ② F8		B S 1 SAFE 1 SAFE B F F C 2-3 ③ K		1 SAFE S B B B F F S 3-3 ③ K 1-3			4	0	1	0	0	2	3
Ricky Jordan, R (1, 3) OBP: 0.313, SLG: 0.423	1 SAFE C B S X 1-2 ② FC6-4 1-2f		X 0-0 2-H HR			C S B S 1-3 ① K		B C B B C X 3-2 ① F9		4	1	1	2	0	1	1
Dave Hollins, S (1, 5) OBP: 0.379, SLG: 0.450	1 SAFE C X 0-1 ③ F9		S F B F B F S 2-3 ③ K			C B F S 1-3 ② K		B B C B F B 4-2 2B G4-3 BB		3	1	0	0	1	2	1
Darren Daulton, L (1, 2) OBP: 0.398, SLG: 0.498		C B X 1-1 ① L7		B B B C B C 3-3 ① K		B F B F X 2-2 1B		B X 1-0 G4-3 1-3 2B		4	0	2	0	0	1	0
Pete Incaviglia, R (1, 7) OBP: 0.325, SLG: 0.544 Milt Thompson, L (4, 7) OBP: 0.342, SLG: 0.359		C B S X 1-2 ② F9		X 0-0 ② 1B		1 SAFE C 1 SAFE 1 SAFE B B B 1 SAFE F 3-3 S ③ K		X 0-0 ② G4-3 2-3 3-H		2 2	0 0	1 0	0 1	0 0	0 1	0 2
Wes Chamberlain, R (1, 9) OBP: 0.318, SLG: 0.504		B B B C B 4-1 BB		C X 0-1 ③ F8			C B X 1-1 1B SF7 1B	B F C B B X 3-2 ③ P4		3	1	1	0	1	0	1
Kevin Stocker, S (1, 6) OBP: 0.422, SLG: 0.445	F F 1 SAFE F C 0-3 ③ K			L B X 1-1 ① F9			B F B F B X 3-2 FC3-6 1-3 1B		C B S S B F X 2-2 ① G5-3	4	0	1	0	0	1	1
Danny Jackson, R (1, 1) OBP: 0.145, SLG: 0.121 Todd Pratt, R (7, PH) OBP: 0.325, SLG: 0.573 John Kruk, L (7, PH) OBP: 0.433, SLG: 0.473 Bobby Thigpen, R (7, 1) David West, L (8, 1) OBP: 0.400, SLG: 0.600 Jim Eisenreich, L (9, PH) OBP: 0.374, SLG: 0.474			C C B F S 1-3 ① K		B F X 1-1 ② G5-3		X 0-0 ① SF7 3-H		B F S X 1-2 ② G3	2 0 0 0 0 0 1	0 0 0 0 0 0 0	0 0 0 0 0 0 0	0 0 1 0 0 0 0	0 0 0 0 0 0 0	1 0 0 0 0 0 0	0 0 0 0 0 0 0
Inning Stats	R: 0 E: 0 K: 0 S: 9 H: 1 LOB: 1 BB: 0 P: 12	R: 0 E: 0 K: 1 S: 10 H: 0 LOB: 1 BB: 1 P: 16	R: 2 E: 0 K: 2 S: 15 H: 2 LOB: 0 BB: 0 P: 21	R: 0 E: 0 K: 1 S: 6 H: 1 LOB: 0 BB: 0 P: 9	R: 0 E: 0 K: 1 S: 11 H: 1 LOB: 1 BB: 0 P: 17	R: 0 E: 0 K: 3 S: 12 H: 1 LOB: 1 BB: 0 P: 19	R: 1 E: 0 K: 1 S: 15 H: 2 LOB: 1 BB: 0 P: 23	R: 1 E: 0 K: 0 S: 10 H: 1 LOB: 1 BB: 1 P: 21	R: 0 E: 0 K: 0 S: 11 H: 0 LOB: 0 BB: 0 P: 16	1B: 6 2B: 2 3B: 0 HR: 1 SF: 1 SAC: 0 DP: 0 HBP: 0						

PITCHER	IP	WLS	BF	H	R	ER	SO	BB	IBB	HBP	BLK	WP	HR	S	P	ERA	WHIP
Frank Tanana, L (1, 1) ERA: 4.48	6.0	W	26	8	3	3	8	1	0	0	0	0	1	68	103	4.50	1.500
Mike Maddux, R (7, 1) ERA: 3.71	1.1		5	0	1	1	1	1	0	0	0	0	0	15	26	6.75	0.750
John Franco, L (8, 1) ERA: 3.82	1.2	S	6	1	0	0	0	0	0	0	0	0	0	16	25	0.00	0.600

PITCHER	IP	WLS	BF	H	R	ER	SO	BB	IBB	HBP	BLK	WP	HR	S	P	ERA	WHIP

TOP

Philadelphia Phillies @ New York Mets

Shea Stadium, Flushing, NY

Tue Sep 14 1993, 7:05 PM EDT

Att. 18,292 - Unknown - 79 F

livebaseballscorecards.com

AB	34
R	4
H	9
RBI	4
BB	2
SO	9
LOB	10

WP: 0 PA: 37
PB: 0
SB: 1
CS: 0

BOTTOM

Philadelphia Phillies @ New York Mets

Shea Stadium, Flushing, NY

Tue Sep 14 1993, 7:05 PM EDT

Att. 18,292 - Unknown - 79 F

livebaseballscorecards.com

Batter	1	2	3	4	5	6	7	8	9	AB	R	H	RBI	BB	SO	LOB
Ryan Thompson, R (1, 8) OBP: 0.309, SLG: 0.449	X 0-0 ① G6-3		C F X 0-2 ② F7			B B X 2-0 ① G5-3	C B X 1-1 ① SH1-4 1-2 2-3			3	0	0	0	0	0	0
Kevin Baez, R (1, 6) OBP: 0.284, SLG: 0.243	B B X 2-0 ② F8		F B X 1-1 ③ G5-3			X 0-0 ② G6-3	B S B B X 3-1 ② SF8 2-3 3-H			3	0	0	0	0	0	0
Jeff McKnight, S (7, PH) OBP: 0.304, SLG: 0.297 (8, 6)										0	0	0	1	0	0	0
Eddie Murray, S (1, 3) OBP: 0.315, SLG: 0.463	C B B S X 2-2 ③ F7			F X 0-1 G6-4-3 1B		C C X 0-2 E6 BB 1B 1B	I I I 4-0 IBB			3	1	1	0	1	0	0
Dave Gallagher, R (1, 9) OBP: 0.350, SLG: 0.461		B C B B T B 4-2 F8 1B SF9 BB		X 0-0 ① ② G6-4-3 1-2f		B X 1-0 BB 1-2 1B 1B	C X 0-1 ③ L9			3	2	1	0	1	0	3
John Franco, L (8, 1)										0	0	0	0	0	0	0
Chico Walker, S (1, 5) OBP: 0.283, SLG: 0.343		X 0-0 SF9 F8 1-2 1B		C X 0-1 ③ F8		B B B B C F B 4-2 1B E 1-2 2-3 BB	B X 1-0 ① F8			3	1	1	0	1	0	0
Jeff Kent, R (1, 4) OBP: 0.331, SLG: 0.448		S C X 0-2 ① F8 1-2 2-3			C B X 1-1 ① P4	X 0-0 E8 1-H 2-H 3-H 1B	F B B X 2-1 ② G6-3			4	0	1	2	0	0	2
Darrin Jackson, R (1, 7) OBP: 0.226, SLG: 0.306		X 0-0 ② SF9 2-3 3-H			B X 1-0 1B	B C B C S 2-3 ③ K	C B B B F X 3-2 ③ L9			2	0	1	1	0	1	1
Jeromy Burnitz, L (8, 9) OBP: 0.331, SLG: 0.452										1	0	0	0	0	0	0
Charlie O'Brien, R (1, 2) OBP: 0.279, SLG: 0.327		C F B F B X 2-2 ③ G6-3			X 0-0 ② F7		X 0-0 SH1-4 1B SF8 1B			3	1	1	0	0	0	2
Frank Tanana, L (1, 1) OBP: 0.183, SLG: 0.207			C F F F T X 0-2 ① F7		X 0-0 ③ L8		C X 0-1 SF8 SH1-4 1-2 1B			2	0	0	0	0	0	1
Mike Maddux, L (7, 1)										0	0	0	0	0	0	0
Joe Orsulak, L (7, 7) OBP: 0.339, SLG: 0.411										1	0	1	0	0	0	0
Inning Stats	R: 0 E: 0 K: 0 S: 5 H: 0 LOB: 0 BB: 0 P: 9	R: 1 E: 0 K: 0 S: 11 H: 1 LOB: 1 BB: 1 P: 17	R: 0 E: 0 K: 0 S: 10 H: 0 LOB: 0 BB: 0 P: 11	R: 0 E: 0 K: 0 S: 5 H: 1 LOB: 0 BB: 0 P: 5	R: 0 E: 0 K: 0 S: 5 H: 1 LOB: 1 BB: 0 P: 7	R: 3 E: 2 K: 1 S: 12 H: 2 LOB: 1 BB: 1 P: 21	R: 1 E: 0 K: 0 S: 9 H: 2 LOB: 2 BB: 1 P: 17	R: 0 E: 0 K: 0 S: 6 H: 0 LOB: 0 BB: 0 P: 12		1B: 7 2B: 0 3B: 0 HR: 0	SF: 2 SAC: 1 DP: 1 HBP: 0					

	AB	28
	R	5
	H	7
	RBI	4
	BB	3
	SO	1
	LOB	9

WP: 0 PB: 0 SB: 0 CS: 0 PA: 34

PITCHER		IP	WLS	BF	H	R	ER	SO	BB	IBB	HBP	BLK	WP	HR	S	P	ERA	WHIP
Danny Jackson, L ERA: 3.57	(1, 1)	6.0	L	25	5	4	1	1	2	0	0	0	0	0	48	70	1.50	1.167
Bobby Thigpen, R ERA: 5.66	(7, 1)	1.0		6	2	1	1	0	0	1	0	0	0	0	9	17	9.00	2.000
David West, L ERA: 3.02	(8, 1)	1.0		3	0	0	0	0	0	0	0	0	0	0	6	12	0.00	0.000

PITCHER	IP	WLS	BF	H	R	ER	SO	BB	IBB	HBP	BLK	WP	HR	S	P	ERA	WHIP

Batter	1	2	3	4	5	6	7	8	9	AB	R	H	RBI	BB	SO	LOB
Lenny Dykstra, L (1, 8) OBP: 0.420, SLG: 0.482	C B X 1-1 G4-3		F F B X 1-2 G4-3 2-3		F B B B X 2-1 F9		F B B B X 3-1 P2	F B B F F B F X 3-2 1-H 2-H 1B		5	0	1	2	0	0	2
Mariano Duncan, R (1, 4) OBP: 0.303, SLG: 0.405	B X 1-0 E6 FC6-4		B S X 1-1 E6 1B 3-H		X 0-0 G5-3		B S F F X 1-2 1B 2B 2-H	1 SAFE 1 SAFE C 1 SAFE F 1 SAFE B 1 SAFE 1 SAFE 2-3 B S K		5	1	1	1	0	1	1
John Kruk, L (1, 3) OBP: 0.434, SLG: 0.473	F C B 1 SAFE S 1-3 K		X 0-0 1-2 1B		B S F X 1-2 G4-3		X 0-0 2-H 1B		B F S B B B 4-2 FC4-6 BB	4	0	2	1	1	1	1
Dave Hollins, S (1, 5) OBP: 0.377, SLG: 0.448 Kim Batiste, R (9, 5) OBP: 0.307, SLG: 0.453	C 1 SAFE 1 SAFE B F B F F X 2-2 FC6-4 1-2f		F B 1 SAFE B X 2-1 G5-3			M B B X 2-1 1B	B X 1-0 P5		C 1 SAFE F 1 B F F X 1-2 F7	5	0	1	0	0	0	5
										0	0	0	0	0	0	0
Darren Daulton, L (1, 2) OBP: 0.395, SLG: 0.492		C B B X 2-1 G1-3		B C F B F X 2-2 P3		B B X 2-0 P6		B C X 1-1 P6	X 0-0 FC4-6 1B 1B 1-2f	5	0	0	0	0	0	2
Wes Chamberlain, R (1, 9) OBP: 0.320, SLG: 0.508 Jim Eisenreich, L (8, 9) OBP: 0.375, SLG: 0.475		B X 1-0 F8		X 0-0 2B		C B S X 1-2 L8		C B B B F X 3-2 1B 1B SF9 1B	C 1 SAFE B X 1-1 1B 1-2 1B	4	1	2	0	0	0	1
										1	0	1	0	0	0	0
Milt Thompson, L (1, 7) OBP: 0.343, SLG: 0.359		B X 1-0 G6-3		B F F S 1-3 K		B B S X 2-1 G5-3		B C X 1-1 1B 1-2 1B	F B B X 2-1 1-2 2-3 1B	5	1	2	0	0	1	2
Kevin Stocker, S (1, 6) OBP: 0.430, SLG: 0.448			B B B B 4-0 G4-3 SH1-4 E BB	I I I I 4-0 IBB			C B B X 2-1 SH1-4 2B 1B	C B X 1-1 1B 1-2 2-3 1B 1B	F B B 2 SAFE F X 2-2 F7	3	3	2	0	2	0	3
Curt Schilling, R (1, 1) OBP: 0.186, SLG: 0.176 Ricky Jordan, R (8, PH) OBP: 0.311, SLG: 0.423 David West, L (8, 1) OBP: 0.400, SLG: 0.600 Mitch Williams, L (9, 1) OBP: 1.000, SLG: 1.000			L L X 0-2 SH1-4 1-2	X 0-0 P3			M L 1 SAFE X 0-2 SH1-4 1-2	X 0-0 SF9 3-H		1	0	0	0	0	0	2
										0	0	0	1	0	0	0
										0	0	0	0	0	0	0
										0	0	0	0	0	0	0

Inning Stats										
	R: 0 E: 1 K: 1 S: 11	H: 0 LOB: 1 BB: 0 P: 16	R: 0 E: 0 K: 0 S: 4	H: 0 LOB: 0 BB: 0 P: 8	R: 1 E: 1 K: 0 S: 11	H: 1 LOB: 2 BB: 1 P: 19	R: 0 E: 0 K: 1 S: 9	H: 1 LOB: 2 BB: 1 P: 16	R: 0 E: 0 K: 0 S: 6	H: 0 LOB: 0 BB: 0 P: 9
	R: 0 E: 0 K: 0 S: 8	H: 1 LOB: 1 BB: 0 P: 15	R: 2 E: 0 K: 0 S: 13	H: 3 LOB: 1 BB: 0 P: 20	R: 3 E: 0 K: 1 S: 18	H: 4 LOB: 1 BB: 0 P: 29	R: 0 E: 0 K: 0 S: 14	H: 2 LOB: 3 BB: 1 P: 24	1B: 10 2B: 2 3B: 0 HR: 0	SF: 1 SAC: 2 DP: 0 HBP: 0
	WP: 0 PB: 0 SB: 0 CS: 0	PA: 44								

PITCHER		IP	WLS	BF	H	R	ER	SO	BB	IBB	HBP	BLK	WP	HR	S	P	ERA	WHIP
Eric Hillman, L ERA: 4.35	(1, 1)	7.0		31	6	3	2	2	1	1	0	0	0	0	62	103	2.57	1.000
Pete Schourek, L ERA: 6.54	(8, 1)	0.2	L	6	4	3	3	0	0	0	0	0	0	0	15	24	40.50	6.000
Jeff Innis, R ERA: 4.13	(8, 1)	1.1		7	2	0	0	1	1	0	0	0	0	0	17	29	0.00	2.250

PITCHER	IP	WLS	BF	H	R	ER	SO	BB	IBB	HBP	BLK	WP	HR	S	P	ERA	WHIP

TOP

Philadelphia Phillies @ New York Mets

Shea Stadium, Flushing, NY

Wed Sep 15 1993, 7:05 PM EDT

Att. 18,632 - Unknown - 89 F

livebaseballscorecards.com

AB	38
R	6
H	12
RBI	5
BB	3
SO	3
LOB	19

Batter	1	2	3	4	5	6	7	8	9	AB	R	H	RBI	BB	SO	LOB
Ryan Thompson, R (1, 8) OBP: 0.311, SLG: 0.450	C C S 0-3 ① K	F X 0-1 1-3 2-H 2B			C S C 0-3 ② K		F S B B S 2-3 ② K		B B C B B 4-1 BB	4	0	1	1	1	3	1
Todd Hundley, S (1, 2) OBP: 0.262, SLG: 0.357	X 0-0 ② F7	B B C C S 2-3 ③ K			S B C F X 1-2 1B		B X 1-0 2-H 1B 1B		B C B X 2-1 ③ G6-3	5	0	2	1	0	1	3
Eddie Murray, S (1, 3) OBP: 0.316, SLG: 0.464	B B F B S F X 3-2 1B		B B X 2-0 ① F7		B F X 1-1 ③ F7		S B B S B F X 3-2 1-3 1B			4	0	2	0	0	0	1
Joe Orsulak, L (1, 7) (9, 9) OBP: 0.338, SLG: 0.409	C B B X 2-1 ③ L4		X 0-0 ② B2-3			C F F F B F X 1-2 1B	B C F S 1-3 ③ K			4	0	1	0	0	1	3
Chico Walker, S (1, 5) OBP: 0.277, SLG: 0.335		B X 1-0 ① G4-3	B X 1-0 ③ F8			B S B X 2-1 ① F7		X 0-0 ① F9		4	0	0	0	0	0	1
Jeff Kent, R (1, 4) OBP: 0.331, SLG: 0.446		F X 0-1 ② 1B		S F S 0-3 ① K		X 0-0 ② F8		C X 0-1 ② P3		4	0	1	0	0	1	1
Jeromy Burnitz, L (1, 9) OBP: 0.331, SLG: 0.464 Darrin Jackson, R (8, PH) OBP: 0.225, SLG: 0.305 (9, 7)		B S B F X 2-2 HR		B S C B B F F T 3-2 ② K		B F F X 1-2 ③ F7		B F F B X 2-2 ③ G5-3		3 1	1 0	1 0	1 0	0 0	1 0	1 0
Jeff McKnight, S (1, 6) OBP: 0.309, SLG: 0.302		B F X 1-1 WP 2B 1B		B C X 1-1 ③ F8			B X 1-0 SH1-4 1B 1B		B C B F S 2-3 ① K	4	2	2	0	0	1	0
Eric Hillman, L (1, 1) OBP: 0.158, SLG: 0.162 Ced Landrum, L (7, PH) OBP: 0.188, SLG: 0.250 Pete Schourek, L (8, 1) OBP: 0.276, SLG: 0.200 Jeff Innis, R (8, 1) Dave Gallagher, R (9, PH) OBP: 0.348, SLG: 0.458		F F S 0-3 K 2B 1-2			C F F F S 0-3 ① K		B X 1-0 SH1-4 1-2		C X 0-1 ② F7	2 0 0 0 1	0 0 0 0 0	0 0 0 0 0	0 0 0 0 0	2 0 0 0 0	1 0 0 0 0	
Inning Stats	R: 0 E: 0 K: 1 S: 10 H: 1 LOB: 1 BB: 0 P: 15	R: 2 E: 0 K: 2 S: 16 H: 4 LOB: 2 BB: 0 P: 22	R: 0 E: 0 K: 0 S: 3 H: 0 LOB: 0 BB: 0 P: 6	R: 0 E: 0 K: 2 S: 10 H: 0 LOB: 0 BB: 0 P: 14	R: 0 E: 0 K: 0 S: 14 H: 1 LOB: 1 BB: 0 P: 16	R: 0 E: 0 K: 0 S: 12 H: 1 LOB: 1 BB: 0 P: 16	R: 1 E: 0 K: 2 S: 13 H: 3 LOB: 2 BB: 0 P: 22	R: 0 E: 0 K: 0 S: 6 H: 0 LOB: 0 BB: 0 P: 8	R: 0 E: 0 K: 1 S: 8 H: 0 LOB: 1 BB: 1 P: 16	1B: 8 2B: 1 3B: 0 HR: 1	SF: 0 SAC: 1 DP: 0 HBP: 0						

PITCHER	IP	WLS	BF	H	R	ER	SO	BB	IBB	HBP	BLK	WP	HR	S	P	ERA	WHIP
Curt Schilling, R (1, 1) ERA: 4.07	7.0	W	31	10	3	3	9	0	0	0	0	1	1	78	111	3.86	1.429
David West, L (8, 1) ERA: 2.99	1.0		3	0	0	0	0	0	0	0	0	0	0	6	8	0.00	0.000
Mitch Williams, L (9, 1) ERA: 3.31	1.0	S	4	0	0	0	1	1	0	0	0	0	0	8	16	0.00	1.000

PITCHER	IP	WLS	BF	H	R	ER	SO	BB	IBB	HBP	BLK	WP	HR	S	P	ERA	WHIP

BOTTOM

Philadelphia Phillies @ New York Mets

Shea Stadium, Flushing, NY

Wed Sep 15 1993, 7:05 PM EDT

Att. 18,632 - Unknown - 89 F

livebaseballscorecards.com

AB	36
R	3
H	10
RBI	3
BB	1
SO	10
LOB	12

1B: 8	SF: 0	WP: 1	PA: 38
2B: 1	SAC: 1	PB: 0	
3B: 0	DP: 0	SB: 0	
HR: 1	HBP: 0	CS: 0	

Batter	1	2	3	4	5	6	7	8	9	10	11	12	AB	R	H	RBI	BB	SO	LOB
Lenny Dykstra, L (1, 8) OBP: 0.419, SLG: 0.484	F8		3B		G5-3	SF7 3-H			BB		G3		4	0	1	1	1	0	1
Mariano Duncan, R (1, 4) OBP: 0.303, SLG: 0.406	G6-3		K		HR 1B	E6 2B			K 1-2		G6-3		6	1	2	2	0	2	2
John Kruk, L (1, 3) OBP: 0.433, SLG: 0.473	F7		G4-3		HR 2B	K			F8			S BB	5	1	1	0	1	1	3
Dave Hollins, S (1, 5) OBP: 0.375, SLG: 0.443		P5		F8	K		CS BB		F8			K	5	0	0	0	1	2	4
Darren Daulton, L (1, 2) OBP: 0.396, SLG: 0.498		BB 1B BB		P4	2-H 3-H HR		F8			SH1-4 1B		K	5	1	2	3	1	1	2
Jim Eisenreich, L (1, 9) OBP: 0.376, SLG: 0.477		G5-3 BB 1-2 1B		L8	E BB 2B		K 1-2			SH1-4 1-2		K 1-2	5	1	2	0	0	2	2
Milt Thompson, L (1, 7) OBP: 0.341, SLG: 0.355		1-2 2-3 BB		F7	E3 BB BB SF7 2-3		G5-3			P6			4	1	0	0	1	0	2
Kevin Stocker, S (1, 6) OBP: 0.429, SLG: 0.444		G5-3 2-3f			FC1-B 1B	E BB 1-2	B3			F8			4	1	1	0	1	0	4
Ben Rivera, R (1, ½) ERA: 0.00, SLG: 0.106			K		FC1-6 1-2f	E BB 1-2 2-3 3-H		K			P2		2	0	0	0	0	1	1
Roger Mason, R (8, ½) ERA: 0.00, SLG: 0.000													0	0	0	0	0	0	0
Mickey Morandini, L (8, PH) ERA: 0.00, SLG: 0.000													0	1	0	1	1	0	0
Bobby Thigpen, R (8, ½) ERA: 0.00, SLG: 0.000													0	0	0	0	0	0	0
Larry Andersen, R (7, ½) ERA: 0.00, SLG: 0.000													0	0	0	0	0	0	0
Wes Chamberlain, R (8, PH) ERA: 0.00, SLG: 0.000													1	0	0	0	0	1	0
David West, L (8, ½) ERA: 0.00, SLG: 0.000													0	0	0	0	0	0	0
Dixon Hall, R (8, ½) ERA: 0.00, SLG: 0.000													0	0	0	0	0	0	0
Ricky Jordan, R (11, PH) ERA: 0.00, SLG: 0.000													1	0	0	0	0	0	0
Mitch Williams, L (11, ½) ERA: 0.00, SLG: 0.000													0	0	0	0	0	0	0
Inning Stats	R: 0 E: 0 K: 0 S: 7 H: 0 LOB: 0 BB: 0 P: 11	R: 0 E: 0 K: 0 S: 11 H: 1 LOB: 2 BB: 2 P: 25	R: 0 E: 0 K: 2 S: 12 H: 1 LOB: 1 BB: 0 P: 20	R: 0 E: 0 K: 0 S: 5 H: 0 LOB: 0 BB: 0 P: 10	R: 0 E: 0 K: 0 S: 7 H: 1 LOB: 1 BB: 0 P: 11	R: 7 E: 2 K: 2 S: 21 H: 5 LOB: 1 BB: 2 P: 42	R: 0 E: 0 K: 1 S: 6 H: 0 LOB: 0 BB: 1 P: 12	R: 0 E: 0 K: 1 S: 7 H: 0 LOB: 0 BB: 0 P: 10	R: 0 E: 1 K: 1 S: 5 H: 0 LOB: 1 BB: 1 P: 11	R: 0 E: 0 K: 0 S: 6 H: 1 LOB: 1 BB: 0 P: 7	R: 0 E: 0 K: 0 S: 4 H: 0 LOB: 0 BB: 0 P: 7	R: 0 E: 0 K: 3 S: 11 H: 0 LOB: 1 BB: 1 P: 21	1B: 4 2B: 3 3B: 1 HR: 1 SF: 1 SAC: 1 DP: 1 HBP: 0	WP: 0 PB: 0 SB: 1 CS: 1 PA: 51					

TOP

Philadelphia Phillies @ Montreal Expos

Olympic Stadium, Montreal, QB

Fri Sep 17 1993, 7:05 PM EDT

Att. 45,757 - Dome

livebaseballscorecards.com

AB	42
R	7
H	9
RBI	7
BB	7
SO	10
LOB	21

PITCHER		IP	WLS	BF	H	R	ER	SO	BB	IBB	HBP	BLK	WP	HR	S	P	ERA	WHIP
Dennis Martinez, R ERA: 3.99	(1, 1)	5.1		24	7	4	3	3	2	0	0	0	0	1	52	93	5.06	1.688
Mel Rojas, R ERA: 3.11	(6, 1)	0.1		5	1	3	0	0	2	0	0	0	0	0	8	20	0.00	9.000
Chris Nabholz, L ERA: 4.56	(6, 1)	1.1		4	0	0	0	2	1	0	0	0	0	0	9	18	0.00	0.750
Butch Henry, L ERA: 6.08	(8, 1)	1.0		3	0	0	0	1	0	0	0	0	0	0	7	10	0.00	0.000
John Wetteland, R ERA: 1.47	(9, 1)	1.0		4	0	0	0	1	1	0	0	0	0	0	5	11	0.00	1.000

PITCHER		IP	WLS	BF	H	R	ER	SO	BB	IBB	HBP	BLK	WP	HR	S	P	ERA	WHIP
Brian Barnes, L ERA: 4.18	(10, 1)	2.0		7	1	0	0	0	0	0	0	0	0	0	10	14	0.00	0.500
Tim Scott, R ERA: 2.82	(12, 1)	1.0	W	4	0	0	0	3	1	0	0	0	0	0	11	21	0.00	1.000

Batter	1	2	3	4	5	6	7	8	9	10	11	12	AB	R	H	RBI	BB	SO	LOB
Marquis Grissom, R (1, 8) OBP: 0.349, SLG: 0.435	B F B B X 3-1 F8 ①		C B S F X 1-2 1B 1B	C B X 1-1 F9 ③		B X 1-0 L6 ②	B B S X 2-1 2-H 1B		B F B X 2-1 G6-3 ③			B B C X 2-1 S SF8 2B	7	1	3	1	0	0	3
Delino DeShields, L (1, 4) OBP: 0.383, SLG: 0.372	B B F X 2-1 G6-3 ②		B X 1-0 1-2 1B		C B C B C B B 4-2 SH1-4 S 1B BB	X 0-0 BLK 1B 1B	C B C X 1-2 G4-3 ③			C X 0-1 G4-3 ①		B S B X 2-1 2-H SF8 ①	5	2	2	1	1	0	1
Rondell White, R (1, 7) OBP: 0.290, SLG: 0.393 Lou Frazier, S (8, PR) OBP: 0.351, SLG: 0.363 (9, 7)	B B S S F F S 2-3 K ③		C B C S 1-3 K ③	C B X 1-1 1-3 SH1-4 ①	C C T B X 1-2 1-H 1B			L B B B B 4-1 CS BB		B C C B X 2-2 G4-3 ②			3 1	0 0	1 0	1 0	1 0	2 0	2 0
Larry Walker, L (1, 9) OBP: 0.380, SLG: 0.487		B B F F F F F B 4-2 G3 S BB		B B X 2-0 FC5-4 1B	B C B B F X 2-2 1B SF8 3-H 1B	F B F X 1-2 G4-3 ③		B B C S B B 4-2 BB HBP 1-2 BB		F B X 1-1 F8 ③			4	1	2	1	2	0	1
Darrin Fletcher, L (1, 2) OBP: 0.334, SLG: 0.382		C 1 SAFE B B C X 2-2 P5 ① 1-2		B 1 SAFE 1 C F B X 2-2 FC5-4 ① BB BB 1-2f BB	X 0-0 BB 1-3 1B		B F F X 1-2 FC6-4 1B	C B F H 3-2 BB 1-2 HBP			B C S F B F S 2-3 K ①		5	1	2	0	0	1	2
Randy Ready, R (1, 3) OBP: 0.386, SLG: 0.349		F B F X 1-2 G3 ② 2-3		B C B F B F B 4-2 BB BB 1-2 BB	B B B B 4-0 1-2 BB		F X 0-1 FC6-4 ① 1-2f 2B 1B	B B C F B B 4-2 G6-4-3 1-2 2-3 BB			B B B B B 4-0 BB BB		2	1	0	0	4	0	2
Sean Berry, R (1, 5) OBP: 0.350, SLG: 0.483		B B F X 2-1 F8 ③		B B S F F F B F X 3-2 F8 ②	F X 0-1 SF8 ② 3-H		F X 0-1 1-2 2B 1B	F X 0-1 G6-4-3 ② ③ 1-2f			B B 1 SAFE B B 4-0 1-2 BB		4	1	1	1	1	0	6
Wil Cordero, R (1, 9) Mel Rojas, R (8, 1) Chris Nabholz, L (8, 7) Curtis Pride, L (7, PH) Butch Henry, L (8, 1) John Wetteland, R (8, 1) John Vander Wal, L (9, PH) Brian Barnes, L (10, 1) Charlie Montoyo, R (11, PH) Tim Scott, R (12, 1)			C B S B S X 3-2 F7 ①	B B B 4-0 1-2 2-3 BB	C X 0-1 P4 ③		X 0-0 1-H 2-H 1B 2B		C X 0-1 F7 ①		B C B X 2-1 F8 ②		2 0 0 1 0 0 0 1 0 1	0 0 0 1 0 0 0 0 0 0	0 0 0 1 0 0 0 0 0 0	0 0 0 2 0 0 0 0 0 0	1 0 0 0 0 0 0 0 0 0	0 0 0 0 0 0 0 0 0 0	2 0 0 0 0 0 0 0 2 0
Dennis Martinez, R (1, 1) OBP: 0.176, SLG: 0.188 Mike Lansing, R (6, 6) OBP: 0.342, SLG: 0.348			B X 1-0 L4 ②	B B B B 4-0 1-2 2-3 3-H BB		C X 0-1 F8 ①	B C T S S 1-3 K ②		C B X 1-1 G6-3 ②		C S B C 1-3 K ③		1 4	0 0	0 0	1 0	1 0	0 2	0 3

Inning Stats																								
	R: 0	H: 0	R: 0	H: 0	R: 0	H: 2	R: 1	H: 1	R: 2	H: 2	R: 1	H: 2	R: 3	H: 4	R: 0	H: 0	R: 0	H: 0	R: 0	H: 0	R: 0	H: 1	1B: 10	SF: 2
	E: 0	LOB: 0	E: 0	LOB: 1	E: 0	LOB: 2	E: 0	LOB: 3	E: 0	LOB: 2	E: 0	LOB: 1	E: 0	LOB: 1	E: 0	LOB: 3	E: 0	LOB: 0	E: 0	LOB: 2	E: 0	LOB: 0	2B: 2	SAC: 1
	K: 1	BB: 0	K: 0	BB: 1	K: 1	BB: 0	K: 0	BB: 3	K: 0	BB: 2	K: 0	BB: 0	K: 1	BB: 0	K: 0	BB: 3	K: 0	BB: 0	K: 6	BB: 2	K: 2	BB: 0	3B: 0	DP: 1
	S: 8	P: 15	S: 12	P: 21	S: 12	P: 19	S: 15	P: 35	S: 12	P: 23	S: 11	P: 14	S: 17	P: 22	S: 9	P: 24	S: 6	P: 9	S: 7	P: 10	S: 10	P: 23	HR: 0	HBP: 1

PITCHER		IP	WLS	BF	H	R	ER	SO	BB	IBB	HBP	BLK	WP	HR	S	P	ERA	WHIP
Ben Rivera, R ERA: 5.34	(1, 1)	4.1		23	5	3	3	2	5	0	0	0	0	0	55	105	6.23	2.308
Roger Mason, R ERA: 3.98	(5, 1)	0.2		3	0	0	0	0	1	0	0	0	0	0	4	8	0.00	1.500
Bobby Thigpen, R ERA: 6.22	(6, 1)	1.1		9	5	4	4	0	0	0	0	1	0	0	19	23	27.00	3.750
Larry Andersen, R ERA: 3.19	(7, 1)	0.2		3	1	0	0	1	0	0	0	0	0	0	9	13	0.00	1.500
David West, L ERA: 2.98	(8, 1)	0.1		4	0	0	0	0	3	0	1	0	0	0	7	22	0.00	9.000

PITCHER		IP	WLS	BF	H	R	ER	SO	BB	IBB	HBP	BLK	WP	HR	S	P	ERA	WHIP
Donn Pall, R ERA: 2.9	(8, 1)	2.2		7	0	0	0	0	0	0	0	0	0	0	15	21	0.00	0.000
Mitch Williams, L ERA: 3.4	(11, 1)	1.1	L	7	1	1	1	2	2	0	0	0	0	0	14	31	6.75	2.250

BOTTOM

Philadelphia Phillies @ Montreal Expos

Olympic Stadium, Montreal, QB

Fri Sep 17 1993, 7:05 PM EDT

Att. 45,757 - Dome

livebaseballscorecards.com

AB	41
R	8
H	12
RBI	8
BB	11
SO	5
LOB	24

Batter	1	2	3	4	5	6	7	8	9	AB	R	H	RBI	BB	SO	LOB
Lenny Dykstra, L (1, 8) OBP: 0.421, SLG: 0.485	C C B B X 2-2 1B SF7 2B		B B B 4-0 2B 1-2 G4-3 BB	B B B C F S 3-3 ③ K		F C C 0-3 ③ K			B C B B B 4-1 CS BB	3	2	1	0	2	2	4
Mariano Duncan, R (1, 4) OBP: 0.304, SLG: 0.408	X 0-0 FC6-4 2-3 1B		B X 1-0 1-3 2-H 2B		B B X 2-0 ① F9		S B F X 1-2 ① F8		F 1 SAFE 1 SAFE B 1 SAFE X 1-1 ① P6	5	0	2	1	0	0	1
John Kruk, L (1, 3) OBP: 0.431, SLG: 0.475	1 SAFE B C B 1 SAFE 1 SAFE C X 2-2 ① SF7 3-H		F X 0-1 ① G4-3 3-H		B C X 1-1 ② F9		B B B C X 3-1 SF8 3B		B 1 SAFE 1 SAFE 1 SAFE X 1-0 ② ③ G4-3 1-2	4	1	1	2	0	0	2
Dave Hollins, S (1, 5) OBP: 0.372, SLG: 0.440 Kim Batiste, R (9, 5) OBP: 0.307, SLG: 0.453	1 SAFE B B B C C X 3-2 ② FC6-4 BLK 1-2f		C B B F X 2-2 ② P2		B B B X 3-0 ③ F9		X 0-0 ② SF8 3-H			3 0	0 0	0 0	1 0	0 0	0 0	2 0
Darren Daulton, L (1, 2) OBP: 0.393, SLG: 0.494	C C 1 SAFE B B X 2-2 ③ P2 1-2		F B F X 1-2 ③ F7			B B S S C 2-3 ① K	C X 0-1 ③ G6-3			4	0	0	0	0	1	2
Wes Chamberlain, R (1, 9) OBP: 0.318, SLG: 0.500 Jim Eisenreich, L (8, PR) OBP: 0.376, SLG: 0.477 (8, 9)		B B F B C F F F S 3-3 ① K	B X 1-0 ① F8			B C C C 1-3 ② K		C F B B B B 4-2 G4-6-3 BB		3 0	0 0	0 0	0 0	1 0	2 0	0 0
Ruben Amaro Jr, S (1, 7) OBP: 0.395, SLG: 0.590		B B B C F X 3-2 ② L5	F S X 0-2 ② G4-3			C X 0-1 1B 1B		B 1 SAFE X 1-0 ① ② G4-6-3 1-2f		4	1	1	0	0	0	1
Kevin Stocker, S (1, 6) OBP: 0.434, SLG: 0.450		X 0-0 ③ G1-3	X 0-0 1B			1 SAFE B B B C X 3-1 1B 1-2		X 0-0		4	0	3	0	0	0	0
Tommy Greene, R (1, 1) OBP: 0.260, SLG: 0.313 David West, L (8, 1) OBP: 0.400, SLG: 0.600 Mitch Williams, L (9, 1) OBP: 1.000, SLG: 1.000			C X 0-1 E6 BB 2B	B X 1-0 1-2 1B		F B B S F F B X 3-2 1-3 2-H 1B		C C B X 1-2 ③ G5-3		4 0 0	1 0 0	2 0 0	1 0 0	0 0 0	0 0 0	1 0 0
Inning Stats	R: 1 E: 0 K: 0 S: 13 H: 2 LOB: 1 BB: 0 P: 22	R: 0 E: 0 K: 1 S: 10 H: 0 LOB: 0 BB: 0 P: 16	R: 2 E: 1 K: 0 S: 11 H: 1 LOB: 1 BB: 1 P: 19	R: 0 E: 0 K: 1 S: 9 H: 2 LOB: 2 BB: 0 P: 14	R: 0 E: 0 K: 0 S: 4 H: 0 LOB: 0 BB: 0 P: 10	R: 1 E: 0 K: 3 S: 18 H: 3 LOB: 2 BB: 0 P: 27	R: 1 E: 0 K: 0 S: 8 H: 1 LOB: 0 BB: 0 P: 12	R: 0 E: 0 K: 0 S: 7 H: 1 LOB: 1 BB: 1 P: 13	R: 0 E: 0 K: 0 S: 4 H: 0 LOB: 0 BB: 1 P: 10	1B: 7 2B: 2 3B: 1 HR: 0	SF: 2 SAC: 0 DP: 1 HBP: 0						

TOP

Philadelphia Phillies @ Montreal Expos

Olympic Stadium, Montreal, QB

Sat Sep 18 1993, 7:05 PM EDT

Att. 50,438 - Dome

livebaseballscorecards.com

AB	34
R	5
H	10
RBI	5
BB	3
SO	5
LOB	13

WP: 0 PB: 0 SB: 0 CS: 1 PA: 39

PITCHER		IP	WLS	BF	H	R	ER	SO	BB	IBB	HBP	BLK	WP	HR	S	P	ERA	WHIP
Denis Boucher, L ERA: 2.25	(1, 1)	5.0	L	22	5	3	2	2	1	0	0	1	0	0	47	81	3.60	1.200
Gil Heredia, R ERA: 3.42	(6, 1)	0.2		5	3	1	1	2	0	0	0	0	0	0	15	24	13.50	4.500
Butch Henry, L ERA: 6.09	(6, 1)	1.1		5	1	1	1	1	0	0	0	0	0	0	11	15	6.75	0.750
Jeff Shaw, R ERA: 4.13	(8, 1)	1.0		4	1	0	0	0	1	0	0	0	0	0	7	13	0.00	2.000
Chris Nabholz, L ERA: 4.51	(9, 1)	1.0		3	0	0	0	0	1	0	0	0	0	0	4	10	0.00	1.000

PITCHER	IP	WLS	BF	H	R	ER	SO	BB	IBB	HBP	BLK	WP	HR	S	P	ERA	WHIP

BOTTOM

Philadelphia Phillies @ Montreal Expos

Olympic Stadium, Montreal, QB

Sat Sep 18 1993, 7:05 PM EDT

Att. 50,438 - Dome

livebaseballscorecards.com

Batter	1	2	3	4	5	6	7	8	9	AB	R	H	RBI	BB	SO	LOB
Lou Frazier, S (1, 7) (9, 3) OBP: 0.344, SLG: 0.355	C B X 1-1 L8 ①		F X 0-1 G4-3 ② 2-3			B S B X 2-1 G4-3 ②		X 0-0 F8 ②		4	0	0	0	0	0	1
Delino DeShields, L (1, 4) OBP: 0.380, SLG: 0.369	B F B X 2-1 P6 ②		B C F B X 3-2 G6-3 ③			B B S F S 2-3 K ③		B B F X 2-1 F7 ③		4	0	0	0	0	1	1
Marquis Grissom, R (1, 8) OBP: 0.347, SLG: 0.432	B B X 2-0 F8 ③			B X 1-0 G6-3 ①			B B X 2-0 P6 ①		B B C C F F X 2-2 G5-3 ①	4	0	0	0	0	0	0
Larry Walker, L (1, 9) OBP: 0.381, SLG: 0.488		B S X 1-1 E G4-3 2B		B C X 1-1 P5 ②			B B F X 2-1 F9 ②		B B C B B 4-1 S E BB	3	1	1	0	1	0	0
Darrin Fletcher, L (1, 2) OBP: 0.332, SLG: 0.379 Jeff Shaw, R (8, 1) OBP: 0.067, SLG: 0.067 Chris Nabholz, L (9, 1) OBP: 0.135, SLG: 0.135 Mike Lansing, R (9, PH) OBP: 0.341, SLG: 0.347		C F X 0-2 F8 ① 2-3		B X 1-0 F8 ③			X 0-0 G4-3 ③		1 SAFE B B C C S 2-3 K ② 1-3	3 0 0 1	0 0 0 0	0 0 0 0	0 0 0 0	0 0 0 1	0 0 0 0	1 0 0 1
Sean Berry, R (1, 5) OBP: 0.349, SLG: 0.480		X 0-0 G4-3 ② 3-H			C X 0-1 L4 ①			C B X 1-1 1B HR 1B	X 0-0 F9 ③	4	1	1	1	0	0	1
Oreste Marrero, L (1, 3) OBP: 0.341, SLG: 0.351 Gil Heredia, R (6, 1) OBP: 0.182, SLG: 0.273 Butch Henry, L (6, 1) OBP: 0.120, SLG: 0.087 Joe Siddall, L (8, 2) OBP: 0.188, SLG: 0.200 John Vander Wal, L (8, PH) OBP: 0.320, SLG: 0.371 Tim Spehr, R (9, 2) OBP: 0.267, SLG: 0.333	F C B X 1-2 G3 ③				B C X 1-1 G4-3 ②			X 0-0 1-2 HR 1B		2 0 0 0 1 0	0 0 0 0 1 0	0 0 0 0 1 0	0 0 0 0 1 0	0 0 0 0 0 0	0 0 0 0 0 0	0 0 0 0 0 0
Wil Cordero, R (1, 6) OBP: 0.315, SLG: 0.396			B X 1-0 G4-3 SH1-4 1B		C C X 0-2 G3-1 ③			C F B B B X 3-2 1-H 2-H HR		3	1	2	3	0	0	0
Denis Boucher, R (1, 1) Cliff Floyd, L (6, 3) Rondell White, R (8, PH) OBP: 0.281, SLG: 0.379 (9, 7)			L B L B X 2-2 SH1-4 ① 1-2			B F F F S 2-3 K ①		B F X 1-1 G3 ①		0 1 1	0 0 0	0 0 0	0 0 0	0 0 0	0 1 0	0 0 0
Inning Stats	R: 0 E: 0 K: 0 S: 5 H: 0 LOB: 0 BB: 0 P: 10	R: 1 E: 1 K: 0 S: 9 H: 1 LOB: 0 BB: 0 P: 11	R: 0 E: 0 K: 0 S: 9 H: 1 LOB: 1 BB: 0 P: 15	R: 0 E: 0 K: 0 S: 4 H: 0 LOB: 0 BB: 0 P: 7	R: 0 E: 0 K: 0 S: 7 H: 0 LOB: 0 BB: 0 P: 8	R: 0 E: 0 K: 2 S: 9 H: 0 LOB: 0 BB: 0 P: 15	R: 0 E: 0 K: 0 S: 4 H: 0 LOB: 0 BB: 0 P: 8	R: 3 E: 0 K: 0 S: 11 H: 3 LOB: 0 BB: 0 P: 18	R: 0 E: 1 K: 1 S: 10 H: 0 LOB: 1 BB: 1 P: 18	1B: 3 2B: 1 3B: 0 HR: 1	SF: 0 SAC: 1 DP: 0 HBP: 0						

	AB	31
	R	4
	H	5
	RBI	4
	BB	1
	SO	3
	LOB	5

PITCHER		IP	WLS	BF	H	R	ER	SO	BB	IBB	HBP	BLK	WP	HR	S	P	ERA	WHIP
Tommy Greene, R ERA: 3.45	(1, 1)	7.0	W	26	5	4	3	2	0	0	0	0	0	1	53	84	3.86	0.714
David West, L ERA: 2.94	(8, 1)	1.0		3	0	0	0	0	0	0	0	0	0	0	5	8	0.00	0.000
Mitch Williams, L ERA: 3.34	(9, 1)	1.0	S	4	0	0	0	1	1	0	0	0	0	0	10	18	0.00	1.000

PITCHER	IP	WLS	BF	H	R	ER	SO	BB	IBB	HBP	BLK	WP	HR	S	P	ERA	WHIP

Batter	1	2	3	4	5	6	7	8	9	AB	R	H	RBI	BB	SO	LOB
Lenny Dykstra, L (1, 8) OBP: 0.421, SLG: 0.484	FC4-6 1B		HR G4-3 1B		F9	K		F7		5	1	2	0	0	1	1
Mariano Duncan, R (1, 4) OBP: 0.305, SLG: 0.412	FC4-6 G3		F7		1B 2B	2B		FC5-4		5	1	2	0	0	0	3
John Kruk, L (1, 3) OBP: 0.430, SLG: 0.471	G3		G4-3		G5-3	BB			G4-3	4	0	0	0	1	0	3
Dave Hollins, S (1, 5) OBP: 0.374, SLG: 0.446 Kim Batiste, R (9, 5) OBP: 0.307, SLG: 0.453	F9		HR		1B BB	K			BB	3 0	2 0	1 0	2 0	2 0	1 0	3 0
Darren Daulton, L (1, 2) OBP: 0.393, SLG: 0.495		G4-3 2B	F9		1B 1B		G4-3		K	5	1	2	1	0	1	1
Wes Chamberlain, R (1, 9) OBP: 0.317, SLG: 0.496 Jim Eisenreich, L (9, PH) OBP: 0.375, SLG: 0.476 (9, 9)	G4-3			K	1B 1B		G6-3		F8	4 1	0 0	1 0	1 0	0 0	1 0	1 1
Ruben Amaro Jr, S (1, 7) OBP: 0.383, SLG: 0.558 David West, L (7, 1) OBP: 0.400, SLG: 0.600 Larry Andersen, R (7, 1) OBP: 1.000, SLG: 1.000 Mitch Williams, L (9, 1) OBP: 1.000, SLG: 1.000	G1-3			P2	1B		K			4 0 0 0	0 0 0 0	1 0 0 0	1 0 0 0	0 0 0 0	1 0 0 0	1 0 0 0
Kevin Stocker, S (1, 6) OBP: 0.435, SLG: 0.453		IBB		2B	P2			G3		3	0	1	0	1	0	2
Danny Jackson, R (1, 1) OBP: 0.141, SLG: 0.117 Roger Mason, R (5, 1) OBP: 0.167, SLG: 0.167 Milt Thompson, L (7, 7) OBP: 0.340, SLG: 0.354		G5-3	L3		K			E5 FC5-4		2 1 1	0 0 0	0 0 0	0 0 0	0 0 0	0 1 0	3 0 0
Inning Stats	R: 0 H: 1 E: 0 LOB: 1 K: 0 BB: 0 S: 8 P: 13	R: 0 H: 1 E: 0 LOB: 2 K: 0 BB: 1 S: 10 P: 17	R: 2 H: 2 E: 0 LOB: 0 K: 0 BB: 0 S: 13 P: 20	R: 0 H: 1 E: 0 LOB: 1 K: 1 BB: 0 S: 7 P: 9	R: 3 H: 4 E: 0 LOB: 2 K: 0 BB: 1 S: 21 P: 38	R: 0 H: 1 E: 0 LOB: 2 K: 3 BB: 1 S: 13 P: 23	R: 0 H: 0 E: 0 LOB: 0 K: 1 BB: 0 S: 7 P: 9	R: 0 H: 0 E: 1 LOB: 1 K: 0 BB: 0 S: 9 P: 12	R: 0 H: 0 E: 0 LOB: 1 K: 1 BB: 1 S: 10 P: 15	1B: 5 SF: 0 2B: 4 SAC: 0 3B: 0 DP: 0 HR: 1 HBP: 0						WP: 0 PA: 42 PB: 0 SB: 0 CS: 0

TOP

Philadelphia Phillies @ Montreal Expos

Olympic Stadium, Montreal, QB

Sun Sep 19 1993, 3:33 AM EDT

Att. 40,047 - Dome

livebaseballscorecards.com

AB	38
R	5
H	10
RBI	5
BB	4
SO	6
LOB	19

PITCHER		IP	WLS	BF	H	R	ER	SO	BB	IBB	HBP	BLK	WP	HR	S	P	ERA	WHIP
Kirk Rueter, L ERA: 2.73	(1, 1)	4.2		25	9	5	5	1	1	1	0	0	0	1	58	96	9.64	2.143
Brian Barnes, L ERA: 4.13	(5, 1)	1.1		6	1	0	0	3	1	0	0	0	0	0	14	24	0.00	1.500
Mel Rojas, R ERA: 3.04	(7, 1)	2.0		7	0	0	0	1	0	0	0	0	0	0	16	21	0.00	0.000
Tim Scott, R ERA: 2.78	(9, 1)	1.0	W	4	0	0	0	1	1	0	0	0	0	0	10	15	0.00	1.000

PITCHER	IP	WLS	BF	H	R	ER	SO	BB	IBB	HBP	BLK	WP	HR	S	P	ERA	WHIP

Batter	1	2	3	4	5	6	7	8	9	AB	R	H	RBI	BB	SO	LOB
Marquis Grissom, R (1, 8) OBP: 0.347, SLG: 0.431	BBBB 4-0 S BB 1B BB	X 0-0 ② G6-3			CX 0-1 BB 2B 1B	BCX 1-1 ③ P4			CFBBX 2-2 ① F8	4	2	1	0	1	0	2
Delino DeShields, L (1, 4) OBP: 0.386, SLG: 0.374	1 SAFE 1 SAFE B 1 SAFE BBB 4-0 1B G1-3 1-2 BB	B X 1-0 2-H 2B			BBB 4-0 1-2 2B BB		CBBBB 4-1 HBP BB		CCFFX 0-2 E S 1B 1B	2	2	2	1	3	0	0
Rondell White, R (1, 7) OBP: 0.297, SLG: 0.394	BBCCX 2-2 ① F9	BFCBX 2-2 ③ G4-3			X 0-0 G4-3 1-H 2-H L5 2B		BBCFX 2-2 ① F8		BBBCB 4-1 E 1-2 1B BB	4	1	1	2	1	0	4
Larry Walker, L (1, 9) OBP: 0.379, SLG: 0.484	CX 0-1 ② G1-3 1-2 2-3		X 0-0 ① F8		SX 0-1 ① G4-3 2-3		H 1-0 1-2 HBP		CFFBBX 2-2 E3 1B 1-2 2-3	4	0	0	0	0	0	5
Sean Berry, R (1, 5) OBP: 0.350, SLG: 0.477	CFX 0-2 S 2-3 3-H 1B		BSSS 1-3 ② K		BBBB 4-0 BB		SFBS 1-3 ② K		CFX 0-2 ② P3	4	0	1	1	1	2	5
Wil Cordero, R (1, 6) OBP: 0.316, SLG: 0.395	BBBB 4-0 1-2 BB		BCBFFFX 2-2 ③ P4		CBBX 2-1 ②③ L5 3-H		BSX 1-1 ③ G6-3		BBCX 2-1 1-2 2-H 3-H 1B	4	0	1	2	1	0	4
Randy Ready, R (1, 3) OBP: 0.381, SLG: 0.342 Cliff Floyd, L (6, PH) (7, 3)	CCBX 1-2 ③ F7		CBBFFFX 2-2 ① F7		SBSSS 1-3 ① K			BFFSC 1-3 ① K		2 2	0 0	0 0	0 0	0 0	0 2	3 0
Tim Spehr, R (1, 2) OBP: 0.273, SLG: 0.338 Curtis Pride, L (6, PH) OBP: 0.333, SLG: 0.667 Joe Siddall, L (7, 2) OBP: 0.188, SLG: 0.200 Lou Frazier, S (8, PH) OBP: 0.342, SLG: 0.353 Tim Scott, R (9, 1)		BCX 1-1 SH3-4 2B 1B			BCSSS 1-3 ② K			BBCFBFC 3-3 ② K		2 1 0 1 0	1 0 0 0 0	1 0 0 0 0	0 0 0 0 0	0 1 0 1 0	0 0 0 0 0	0 0 0 0 0
Kirk Rueter, L (1, 1) OBP: 0.172, SLG: 0.077 Brian Barnes, L (5, 1) OBP: 0.190, SLG: 0.150 John Vander Wal, L (6, PH) OBP: 0.323, SLG: 0.371 Mel Rojas, R (7, 1) Darrin Fletcher, L (8, PH) OBP: 0.331, SLG: 0.378 (9, 2)		LX 0-1 ① SH3-4 1-2		X 0-0 ③ G5-3	CBBBB 4-1 BB			CFFFX 1-2 ③ P4		1 0 0 0 1	0 0 0 0 0	0 0 0 0 0	0 0 0 0 0	0 0 1 0 0	0 0 0 0 0	0 0 0 0 0
Inning Stats	R: 1 H: 1 E: 0 LOB: 3 K: 0 BB: 3 S: 11 P: 26	R: 1 H: 2 E: 0 LOB: 1 K: 0 BB: 0 S: 9 P: 13	R: 0 H: 0 E: 0 LOB: 0 K: 1 BB: 0 S: 9 P: 12	R: 0 H: 0 E: 0 LOB: 0 K: 0 BB: 0 S: 11 P: 15	R: 2 H: 2 E: 0 LOB: 1 K: 0 BB: 2 S: 7 P: 17	R: 0 H: 0 E: 0 LOB: 1 K: 2 BB: 1 S: 9 P: 16	R: 0 H: 0 E: 0 LOB: 2 K: 1 BB: 1 S: 9 P: 18	R: 0 H: 0 E: 0 LOB: 0 K: 2 BB: 0 S: 11 P: 16	R: 2 H: 2 E: 1 LOB: 2 K: 0 BB: 1 S: 18 P: 28							

PITCHER		IP	WLS	BF	H	R	ER	SO	BB	IBB	HBP	BLK	WP	HR	S	P	ERA	WHIP
Danny Jackson, L ERA: 3.68	(1, 1)	4.1		23	5	4	4	1	5	0	0	0	0	0	45	79	8.31	2.308
Roger Mason, R ERA: 3.91	(5, 1)	1.2		5	0	0	0	2	1	0	0	0	0	0	11	20	0.00	0.600
David West, L ERA: 2.93	(7, 1)	0.1		3	0	0	0	0	1	0	1	0	0	0	4	11	0.00	3.000
Larry Andersen, R ERA: 3.09	(7, 1)	1.2		5	0	0	0	3	0	0	0	0	0	0	16	23	0.00	0.000
Mitch Williams, L ERA: 3.3	(9, 1)	0.2	L	6	2	2	0	0	1	0	0	0	0	0	18	28	0.00	4.500

PITCHER	IP	WLS	BF	H	R	ER	SO	BB	IBB	HBP	BLK	WP	HR	S	P	ERA	WHIP

BOTTOM

Philadelphia Phillies @ Montreal Expos

Olympic Stadium, Montreal, QB

Sun Sep 19 1993, 3:33 AM EDT

Att. 40,047 - Dome

livebaseballscorecards.com

AB	32
R	6
H	7
RBI	6
BB	8
SO	6
LOB	23

1B: 5	SF: 0	WP: 0	PA: 42
2B: 3	SAC: 1	PB: 0	
3B: 0	DP: 1	SB: 3	
HR: 0	HBP: 1	CS: 0	

Batter	1	2	3	4	5	6	7	8	9	AB	R	H	RBI	BB	SO	LOB
Chuck Carr, S (1, 8) OBP: 0.330, SLG: 0.343	C F B C 1-3 K ①		C B X 1-1 BB 1-2 1B		B B B C B 4-1 FC3-6 1-2 2-3 BB			C B S X 1-2 G4-3 ①		3	0	1	0	1	1	0
Bret Barberie, S (1, 4) OBP: 0.356, SLG: 0.386	C S F B C 1-3 K ②		C S B B F B B 4-2 1-2 2-3 BB		F S F F F B X 1-2 FC3-6 ② 1-2f 2-3 3-H			C B F B X 2-2 1B		3	0	1	1	1	1	2
Jeff Conine, R (1, 7) OBP: 0.355, SLG: 0.411	B C S T B F B X 3-2 P3 ③		F B C S 1-3 K ③		X 0-0 F9 ③			B B X 2-0 F9 ②		4	0	0	0	0	1	6
Orestes Destrade, S (1, 3) OBP: 0.326, SLG: 0.419		S B B B B C S 3-3 K ①		C T B S 1-3 K ①		F F S 0-3 K ①		X 0-0 G3-1 ③		4	0	0	0	0	3	1
Alex Arias, R (1, 5) OBP: 0.335, SLG: 0.320		B F X 1-1 CS 1B		C B X 1-1 G5-3 ②		S B C F F B F B X 3-2 G6-4-3 1B			C F B X 1-2 L3 ①	4	0	2	0	0	0	0
Rob Natal, R (1, 2) OBP: 0.273, SLG: 0.305	B S S S F B X 2-2 F7 ② ③ 1-2		C X 0-1 F8 ③			B X 1-0 G6-4-3 ② ③ 1-2f			C F F C 0-3 K ②	4	0	0	0	0	1	2
Darrell Whitmore, L (1, 9) OBP: 0.244, SLG: 0.311			X 0-0 G5-3 ①		X 0-0 BB 1B FC3-6 1B		B F C C 1-3 K ①		S B F X 1-2 G4-3 ③	4	1	1	0	0	1	0
Walt Weiss, S (1, 6) OBP: 0.367, SLG: 0.316			C B C B B X 3-2 BB 1B 1B		B C C B X 2-2 FC3-6 BB 1-2 1B		C X 0-1 G4-3 ②			3	0	2	0	0	0	0
Charlie Hough, R (1, 1) OBP: 0.061, SLG: 0.034 Nigel Wilson, L (3, PH) Richie Lewis, R (3, 1) OBP: 0.500, SLG: 0.500 Greg Briley, L (5, PH) OBP: 0.251, SLG: 0.284 Robb Nen, R (5, 1) Matias Carrillo, L (7, PH) OBP: 0.275, SLG: 0.359 John Johnstone, R (7, 1)			C S B S 1-3 K ②		B C C B B S 3-3 K ①		C S C 0-3 K ③			0 1 0 1 0 1 0	0 0 0 0 0 0 0	0 0 0 0 0 1 0	0 1 0 2 0 0 0	0 1 0 0 0 1 0	0 1 0 1 0 0 0	0 1 0 2 0 0 0
Inning Stats	R: 0 H: 0 E: 0 LOB: 0 K: 2 BB: 0 S: 12 P: 17	R: 0 H: 1 E: 0 LOB: 0 K: 1 BB: 0 S: 9 P: 15	R: 0 H: 2 E: 0 LOB: 3 K: 2 BB: 1 S: 15 P: 25	R: 0 H: 0 E: 0 LOB: 0 K: 1 BB: 0 S: 7 P: 9	R: 1 H: 2 E: 0 LOB: 2 K: 1 BB: 1 S: 15 P: 25	R: 0 H: 1 E: 0 LOB: 0 K: 1 BB: 0 S: 10 P: 14	R: 0 H: 0 E: 0 LOB: 0 K: 2 BB: 0 S: 8 P: 9	R: 0 H: 1 E: 0 LOB: 1 K: 0 BB: 0 S: 8 P: 13	R: 0 H: 0 E: 0 LOB: 0 K: 1 BB: 0 S: 10 P: 12	1B: 7 2B: 0 3B: 0 HR: 0	SF: 0 SAC: 0 DP: 1 HBP: 0			WP: 0 PB: 0 SB: 0 CS: 1	PA: 34		

PITCHER	IP	WLS	BF	H	R	ER	SO	BB	IBB	HBP	BLK	WP	HR	S	P	ERA	WHIP
Curt Schilling, R (1, 1) ERA: 3.95	9.0	W	34	7	1	1	11	2	0	0	0	0	0	94	139	1.00	1.000

PITCHER	IP	WLS	BF	H	R	ER	SO	BB	IBB	HBP	BLK	WP	HR	S	P	ERA	WHIP

TOP

Florida Marlins @ Philadelphia Phillies

Veterans Stadium, Philadelphia, PA

Mon Sep 20 1993, 7:05 PM EDT

Att. 31,454 - Unknown - 63 F

livebaseballscorecards.com

AB	32
R	1
H	7
RBI	1
BB	2
SO	11
LOB	14

Florida Marlins @ Philadelphia Phillies

Veterans Stadium, Philadelphia, PA

Mon Sep 20 1993, 7:05 PM EDT

Att. 31,454 - Unknown - 63 F

BOTTOM

livebaseballscorecards.com

Batter	1	2	3	4	5	6	7	8	9	AB	R	H	RBI	BB	SO	LOB
Lenny Dykstra, L (1, 8) OBP: 0.422, SLG: 0.483	1-0 1B FC3-2-5 1B	4-1 1B BB		BBFBB 4-1 G3-4-1 1B BB		CCBX 1-2 ② G1-3		CBBX 2-1 ② F7		3	1	1	0	2	0	0
Mickey Morandini, L (1, 4) OBP: 0.308, SLG: 0.356	1 SAFE CX 0-1 BB 1B 1-3 1B	2-0 E 1B 2B 1-2 2-3 1B		CCCFS 1-3 ① K		CCBFX 2-2 ③ G4-3		SBX 1-1 2B		5	2	3	0	0	1	1
John Kruk, L (1, 3) OBP: 0.431, SLG: 0.478	CBBSX 2-2 ① FC3-2-5 BB 1B 3-H	X 0-0 E8 2B 1-3 2-H 3-H 1B		X 0-0 G3-4-1 1-2 1B			BBCX 2-1 HR	CX 0-1 ③ F8		5	3	3	3	0	0	3
Dave Hollins, S (1, 5) OBP: 0.377, SLG: 0.448 Kim Batiste, R (8, 5) OBP: 0.307, SLG: 0.453	BBCFBB 4-2 1B 1-2 2-3 BB	X 0-0 F8 2-H 3-H 2B		CBBBX 3-1 ② G3-4-1 1-2 2-3			BBCBCB 4-2 1B BB			2	0	1	2	2	0	2
										0	0	0	0	0	0	0
Darren Daulton, L (1, 2) OBP: 0.391, SLG: 0.491	BX 1-0 ② P4	BCCX 1-2 ② F8 2-3		BBBX 3-0 ③ G4-3			BCSX 1-2 ① F7			4	0	0	0	0	0	7
Jim Eisenreich, L (1, 9) OBP: 0.373, SLG: 0.473	CSX 0-2 1-3 2-H 3-H 1B	BX 1-0 ③ G4-3			BCFS 1-3 ① K		CFBX 1-2 ② F7			4	0	1	2	0	1	2
Milt Thompson, L (1, 7) OBP: 0.342, SLG: 0.355	BX 1-0 ③ G3	BX 1-0 L4-3 1B			BBX 2-0 ② G6-3		BBBCFX 3-2 1-3 1B			4	0	2	0	0	0	2
Kevin Stocker, S (1, 6) OBP: 0.433, SLG: 0.450		BCSBX 2-2 1B SH1-4 1B 1B		BX 1-0 ① ② L4-3 1-2	BFX 1-1 ③ G4-3		CBCFS 1-3 ③ K			4	1	1	0	0	1	3
Curt Schilling, R (1, 1) OBP: 0.178, SLG: 0.169		BX 1-0 ① SH1-4 1-2		BX 1-0 ③ L4		CBSS 1-3 ① K		SBCS 1-3 ① K		3	0	0	0	0	2	0
Inning Stats	R: 2 E: 0 K: 0 S: 13 H: 3 LOB: 2 BB: 1 P: 22	R: 4 E: 1 K: 0 S: 12 H: 4 LOB: 1 BB: 1 P: 23	R: 0 E: 0 K: 0 S: 3 H: 1 LOB: 0 BB: 0 P: 6	R: 0 E: 0 K: 1 S: 9 H: 1 LOB: 2 BB: 1 P: 20	R: 0 E: 0 K: 1 S: 6 H: 0 LOB: 0 BB: 0 P: 10	R: 0 E: 0 K: 1 S: 9 H: 0 LOB: 0 BB: 0 P: 13	R: 1 E: 0 K: 1 S: 17 H: 2 LOB: 2 BB: 1 P: 29	R: 0 E: 0 K: 1 S: 9 H: 1 LOB: 1 BB: 0 P: 13		1B: 9 2B: 3 3B: 0 HR: 1	SF: 0 SAC: 1 DP: 1 HBP: 0					

	AB	34
	R	7
	H	12
	RBI	7
	BB	4
	SO	5
	LOB	20

WP: 0 PB: 0 SB: 0 CS: 0 PA: 39

PITCHER		IP	WLS	BF	H	R	ER	SO	BB	IBB	HBP	BLK	WP	HR	S	P	ERA	WHIP
Charlie Hough, R ERA: 4.48	(1, 1)	2.0	L	15	7	6	6	0	2	0	0	0	0	0	25	45	27.00	4.500
Richie Lewis, R ERA: 2.96	(3, 1)	2.0		8	2	0	0	1	1	0	0	0	0	0	12	26	0.00	1.500
Robb Nen, R ERA: 6.84	(5, 1)	2.0		6	0	0	0	2	0	0	0	0	0	0	15	23	0.00	0.000
John Johnstone, R ERA: 4.76	(7, 1)	2.0		10	3	1	1	2	1	0	0	0	0	1	26	42	4.50	2.000

PITCHER	IP	WLS	BF	H	R	ER	SO	BB	IBB	HBP	BLK	WP	HR	S	P	ERA	WHIP

Batter	1	2	3	4	5	6	7	8	9	AB	R	H	RBI	BB	SO	LOB
Chuck Carr, S (1, 8) OBP: 0.329, SLG: 0.342	B C S B X 2-2 ① G4-3	C B F S 1-3 ③ K			B C B C X 2-2 ② G4-3		B X 1-0 PB SH1-3 BLK 1B		C C B S 1-3 ③ K	5	1	1	0	0	2	2
Bret Barberie, S (1, 4) OBP: 0.356, SLG: 0.384	B B C F B B 4-2 1B BB		B B X 2-0 ① G1-3		B F C B F X 2-2 ③ G4-3		X 0-0 ① SH1-3 1-2			2	0	0	0	1	0	0
Jeff Conine, R (1, 7) OBP: 0.354, SLG: 0.409	C X 0-1 1-2 1B		S B X 1-1 ② L8			B B C C S 2-3 ① K	B B B C X 3-1 ② G6-3 2-3			4	0	1	0	0	1	1
Orestes Destrade, S (1, 3) OBP: 0.325, SLG: 0.417	F B C S 1-3 ② K		C F B X 1-2 ③ G3			X 0-0 WP 1B FC6-5-4 1B	I F S S 1-3 ③ K 3-H			4	1	1	0	0	2	2
Alex Arias, R (1, 5) OBP: 0.337, SLG: 0.323	C B C F X 1-2 ③ G4-3			X 0-0 1B		B X 1-0 FC6-5-4 WP 1-2 1B		C S F B X 1-2 ① G4-3		4	0	2	0	0	0	2
Darrell Whitmore, L (1, 9) OBP: 0.244, SLG: 0.307		C F B F B F B B 4-2 L8 1B BB		B X 1-0 ① P8		F F B X 1-2 ② FC6-5-4 2B 1-3 2-H		C X 0-1 ② G4-3		3	1	0	1	1	0	2
Rob Natal, R (1, 2) OBP: 0.283, SLG: 0.326		B B X 2-0 1-2 1B		1 SAFE C C F S 0-3 ② K		B S X 1-1 2-H 2B		S B S F S 1-3 ③ K		4	0	2	1	0	2	1
Walt Weiss, S (1, 6) OBP: 0.366, SLG: 0.314	B C B X 2-1 ① L8 2-3			B B 1 SAFE 1 SAFE B C F X 3-2 ③ G4-3		I I I I 4-0 IBB			B C B B C X 3-2 ① P7	3	0	0	0	1	0	3
David Weathers, R (1, 1) OBP: 0.125, SLG: 0.125 Rich Rodriguez, L (6, 1) Henry Cotto, R (9, PH) OBP: 0.257, SLG: 0.338		S S B S 1-3 ② K			S S B F C 1-3 ① K	F S S 0-3 ③ K			B C B X 2-1 ② G4-3	3 0 1	0 0 0	0 0 0	0 0 0	0 0 0	3 0 0	4 0 0
Inning Stats	R: 0 H: 1 E: 0 LOB: 2 K: 1 BB: 1 S: 14 P: 22	R: 0 H: 1 E: 0 LOB: 2 K: 2 BB: 1 S: 13 P: 23	R: 0 H: 0 E: 0 LOB: 0 K: 0 BB: 0 S: 6 P: 10	R: 0 H: 1 E: 0 LOB: 1 K: 1 BB: 0 S: 9 P: 13	R: 0 H: 0 E: 0 LOB: 0 K: 1 BB: 0 S: 11 P: 16	R: 2 H: 3 E: 0 LOB: 2 K: 2 BB: 1 S: 13 P: 22	R: 1 H: 1 E: 0 LOB: 0 K: 1 BB: 0 S: 7 P: 12	R: 0 H: 0 E: 0 LOB: 0 K: 1 BB: 0 S: 10 P: 12	R: 0 H: 0 E: 0 LOB: 0 K: 1 BB: 0 S: 8 P: 14	1B: 6 SF: 0 2B: 1 SAC: 1 3B: 0 DP: 0 HR: 0 HBP: 0						

PITCHER		IP	WLS	BF	H	R	ER	SO	BB	IBB	HBP	BLK	WP	HR	S	P	ERA	WHIP
Mike Williams, R ERA: 5.2	(1, 1)	5.2		26	6	2	2	6	2	1	0	0	1	0	63	103	3.18	1.412
Donn Pall, R ERA: 2.84	(6, 1)	1.1	W	5	1	1	0	2	0	0	0	1	0	0	10	15	0.00	0.750
Larry Andersen, R ERA: 3.04	(8, 1)	1.0		3	0	0	0	1	0	0	0	0	0	0	10	12	0.00	0.000
Mitch Williams, L ERA: 3.24	(9, 1)	1.0	S	3	0	0	0	1	0	0	0	0	0	0	8	14	0.00	0.000

PITCHER	IP	WLS	BF	H	R	ER	SO	BB	IBB	HBP	BLK	WP	HR	S	P	ERA	WHIP

TOP

Florida Marlins @ Philadelphia Phillies

Veterans Stadium, Philadelphia, PA

Tue Sep 21 1993, 7:05 PM EDT

Att. 32,165 - Unknown - 65 F

livebaseballscorecards.com

AB	33
R	3
H	7
RBI	2
BB	3
SO	10
LOB	17

WP: 1 PA: 37
PB: 1
SB: 0
CS: 0

Batter	1	2	3	4	5	6	7	8	9	AB	R	H	RBI	BB	SO	LOB
Lenny Dykstra, L (1, 8) OBP: 0.422, SLG: 0.490	C B F T 1-2 ① K		B X 1-0 ② L8			C C B B X 2-2 1B 1B 2B	B X 1-0 2-H HR			4	2	2	2	0	1	0
Mickey Morandini, L (1, 4) OBP: 0.308, SLG: 0.355	C F B X 1-2 ② L7		B X 1-0 ③ G3-1			X 0-0 2-3 WP 1B 1B	X 0-0 ① G4-3			4	1	1	0	0	0	0
John Kruk, L (1, 3) OBP: 0.433, SLG: 0.480	B X 1-0 BB 1B			C F X 0-2 G3-4-1 1B		B B B C F F X 3-2 G1-3 S 1-H 3-H 1B	B B X 2-0 ② G4-3			4	0	3	2	0	0	0
Dave Hollins, S (1, 5) OBP: 0.378, SLG: 0.449 Larry Andersen, R (8, 1) OBP: 1.000, SLG: 1.000 Mitch Williams, L (9, 1) OBP: 1.000, SLG: 1.000	B B B C B 4-1 1-2 BB			B X 1-0 ① G3-4-1 1-2		B C B F B S 3-3 ① K 1-2	B X 1-0 2B			3 0 0	0 0 0	1 0 0	0 0 0	1 0 0	1 0 0	2 0 0
Darren Daulton, L (1, 2) OBP: 0.390, SLG: 0.488	C F B C 1-3 ③ K			S B B C T 2-2 ② K		B B C C F B B 4-2 G1-3 BB	X 0-0 ③ F7			3	0	0	0	1	2	4
Jim Eisenreich, L (1, 9) OBP: 0.369, SLG: 0.468		C B X 1-1 ① F7		C B B S F X 2-2 ③ G5-3		C X 0-1 ② G1-3 1-2 2-3		B B X 2-0 ① G1-3		4	0	0	0	0	0	3
Milt Thompson, L (1, 7) OBP: 0.338, SLG: 0.351	F B B F S 2-3 ② K		B X 1-0 ① B2-3	B X 1-0 ③ P6				X 0-0 ② G1-3		4	0	0	0	0	1	2
Kevin Stocker, S (1, 6) OBP: 0.430, SLG: 0.443	B F F S 1-3 ③ K		L B X 1-1 ② G6-3				B B C T B B 4-2 SH SH BB	B X 1-0 ③ L6		3	1	0	0	1	1	0
Mike Williams, R (1, 1) Donn Pall, R (6, 1) Ruben Amaro Jr, S (7, PH) OBP: 0.383, SLG: 0.558 Kim Batiste, R (8, 5) OBP: 0.307, SLG: 0.453			S S X 0-2 ① G4-3	B C B X 2-1 ③ G6-3			X 0-0 1-H SH HR			2 0 0 0	0 0 1 0	0 0 0 0	0 0 0 0	0 0 0 0	0 0 0 0	0 0 0 0
Inning Stats	R: 0 E: 0 K: 2 S: 11 H: 1 LOB: 2 BB: 1 P: 19	R: 0 E: 0 K: 2 S: 8 H: 0 LOB: 0 BB: 0 P: 12	R: 0 E: 0 K: 0 S: 5 H: 0 LOB: 0 BB: 0 P: 7	R: 0 E: 0 K: 1 S: 11 H: 1 LOB: 1 BB: 0 P: 16	R: 0 E: 0 K: 0 S: 5 H: 0 LOB: 0 BB: 0 P: 9	R: 2 E: 0 K: 1 S: 18 H: 3 LOB: 2 BB: 1 P: 31	R: 3 E: 1 K: 0 S: 8 H: 2 LOB: 1 BB: 1 P: 16	R: 0 E: 0 K: 0 S: 3 H: 0 LOB: 0 BB: 0 P: 6		1B: 4 2B: 2 3B: 0 HR: 1	SF: 0 SAC: 1 DP: 0 HBP: 0					

PITCHER	IP	WLS	BF	H	R	ER	SO	BB	IBB	HBP	BLK	WP	HR	S	P	ERA	WHIP
David Weathers, R (1, 1) ERA: 4.04	5.1		23	5	2	2	6	2	0	0	0	1	0	55	90	3.38	1.312
Rich Rodriguez, L (6, 1) ERA: 4.02	2.2	L	12	2	3	2	0	1	0	0	0	0	1	14	26	6.75	1.125

PITCHER	IP	WLS	BF	H	R	ER	SO	BB	IBB	HBP	BLK	WP	HR	S	P	ERA	WHIP

BOTTOM

Florida Marlins @ Philadelphia Phillies

Veterans Stadium, Philadelphia, PA

Tue Sep 21 1993, 7:05 PM EDT

Att. 32,165 - Unknown - 65 F

livebaseballscorecards.com

AB	31
R	5
H	7
RBI	4
BB	3
SO	6
LOB	11

Florida Marlins @ Philadelphia Phillies

Veterans Stadium, Philadelphia, PA

Wed Sep 22 1993, 7:05 PM EDT

Att. 31,556 - Unknown - 65 F

TOP

livebaseballscorecards.com

Batter	1	2	3	4	5	6	7	8	9	10	11	12	AB	R	H	RBI	BB	SO	LOB
Chuck Carr, S (1, 8) OBP: 0.327, SLG: 0.340	G1-3	L6			G3			G3-1 S 1B 1B	FC6-4 1-2f		L7		6	1	1	0	0	0	8
Alex Arias, R (1, 5) OBP: 0.341, SLG: 0.325	BB		P5-3 1B		K			G3-1 1-3		G3		1B 1B	5	0	2	0	1	1	1
Jeff Conine, R (1, 3) OBP: 0.354, SLG: 0.409 (11, 7)	K		L9			K		G1 3-H 1B		G3-6-3 1B		F8	6	0	2	1	0	2	3
Matias Carrillo, L (1, 7) OBP: 0.267, SLG: 0.364 Matt Turner, R (10, 1) Benito Santiago, R (12, PH) OBP: 0.292, SLG: 0.380 (12, 2)	F7		P5-3 1-2f			2B		G1 1-2		G3-6-3 1-2f		P6	5 0 1	0 0 0	1 0 0	0 0 0	0 0 0	0 0 1	4 0 1
Bret Barberie, S (1, 4) OBP: 0.355, SLG: 0.383	K			F8		G4-3		G3	P8		SH3 SH 1B	1B	6	0	2	0	0	1	2
Rob Natal, R (1, 2) OBP: 0.289, SLG: 0.322 Bryan Harvey, R (12, 1) Richie Lewis, R (12, 1) OBP: 0.500, SLG: 0.500	BB C1-4-6			S 1B		F9					SH SH3 1-2	K	4 0 0	0 0 0	1 0 0	0 0 0	1 0 0	1 0 0	3 0 0
Darrell Whitmore, L (1, 9) OBP: 0.244, SLG: 0.306 (10, 7) Rick Renteria, R (11, PH) OBP: 0.318, SLG: 0.331 Greg Briley, L (11, 9) OBP: 0.251, SLG: 0.284	FC1-4-6 BB BB 1-2f			K 1-2			G4-3		1B 1B		SH3 1-2 2-3		4 0 0	0 0 0	1 0 0	0 0 0	0 0 0	1 0 0	2 0 0
Walt Weiss, S (1, 6) OBP: 0.368, SLG: 0.314	BB 1-2		G3				P6		FC6-4 1-2 1B		IBB		3	0	1	0	2	0	1
Pat Rapp, R (1, 1) Nigel Wilson, L (7, PH) Joe Klink, L (7, 1) Gary Sheffield, R (8, PH) Jack Armstrong, R (8, 1) Rich Rodriguez, L (10, 1) Henry Cotto, R (10, 9) Orestes Destrade, S (11, PH) OBP: 0.000, SLG: 0.417 (11, 3)	BB 1-2 2-3				K		K		K		K		1 1 0 0 1 0 0 0 1	0 0 0 0 0 0 0 0 0	0 0 0 0 0 0 0 0 0	0 0 0 0 0 0 0 0 0	1 0 0 0 0 0 0 0 0	1 1 0 0 1 0 0 1 1	0 0 0 2 0 0 0 0 3
Inning Stats	R: 0 H: 0 E: 0 LOB: 1 K: 1 BB: 1 S: 10 P: 17	R: 0 H: 0 E: 0 LOB: 3 K: 1 BB: 3 S: 11 P: 26	R: 0 H: 1 E: 0 LOB: 0 K: 0 BB: 0 S: 4 P: 4	R: 0 H: 1 E: 0 LOB: 1 K: 1 BB: 0 S: 10 P: 14	R: 0 H: 0 E: 0 LOB: 0 K: 2 BB: 0 S: 7 P: 8	R: 0 H: 1 E: 0 LOB: 1 K: 1 BB: 0 S: 7 P: 13	R: 0 H: 0 E: 0 LOB: 0 K: 1 BB: 0 S: 8 P: 13	R: 1 H: 2 E: 0 LOB: 1 K: 0 BB: 0 S: 16 P: 25	R: 0 H: 2 E: 0 LOB: 2 K: 1 BB: 0 S: 12 P: 17	R: 0 H: 1 E: 0 LOB: 0 K: 0 BB: 0 S: 9 P: 12	R: 0 H: 1 E: 1 LOB: 3 K: 1 BB: 1 S: 10 P: 19	R: 0 H: 2 E: 0 LOB: 2 K: 1 BB: 0 S: 12 P: 14	1B: 10 SF: 0 2B: 2 SAC: 2 3B: 0 DP: 2 HR: 0 HBP: 0						

	AB	44
	R	1
	H	11
	RBI	1
	BB	5
	SO	10
	LOB	30

WP: 0 PA: 51
PB: 0
SB: 2
CS: 0

PITCHER	IP	WLS	BF	H	R	ER	SO	BB	IBB	HBP	BLK	WP	HR	S	P	ERA	WHIP
Ben Rivera, R (1, 1) ERA: 5.12	8.0		32	5	1	1	7	4	0	0	0	0	0	73	120	1.12	1.125
Larry Andersen, R (9, 1) ERA: 2.93	2.0		8	3	0	0	1	0	0	0	0	0	0	21	29	0.00	1.500
David West, L (11, 1) ERA: 2.92	0.1		4	1	0	0	0	0	1	0	0	0	0	4	12	0.00	3.000
Roger Mason, R (11, 1) ERA: 3.84	1.2	W	7	2	0	0	2	0	0	0	0	0	0	18	21	0.00	1.200

PITCHER	IP	WLS	BF	H	R	ER	SO	BB	IBB	HBP	BLK	WP	HR	S	P	ERA	WHIP

Florida Marlins @ Philadelphia Phillies

Veterans Stadium, Philadelphia, PA

Wed Sep 22 1993, 7:05 PM EDT

Att. 31,556 - Unknown - 65 F

livebaseballscorecards.com

BOTTOM

Batter	1	2	3	4	5	6	7	8	9	10	11	12	AB	R	H	RBI	BB	SO	LOB
Lenny Dykstra, L (1, 8) OBP: 0.424, SLG: 0.493	2-1 1B G4-6-3 2B		3-2 G3		1-1 G3			4-0 CS BLK BB		0-1 G4-3 1B 1-2		1-0 1B HBP 1B 1-3	5	1	3	0	1	0	0
Mickey Morandini, L (1, 4) OBP: 0.310, SLG: 0.355	0-0 G4-6-3 1B 2-3		0-0 G4-3			1-0 G3 WP 1B		2-1 P2 1-3		0-0 G4-3 1-2 2-3		3-2 1B HBP 1-2	5	0	2	0	0	0	3
John Kruk, L (1, 3) OBP: 0.430, SLG: 0.476	1-0 G4-6-3 1-2f 3-H		3-2 G3			1-3 K 1-2			2-1 F7		4-0 IBB	3-3 K	5	0	0	0	1	2	5
Dave Hollins, S (1, 5) OBP: 0.375, SLG: 0.446	2-2 G5-3			1-1 P5		1-1 G3 2-3			2-0 G4-3	1-2 P5		0-1 1B 1-2 2-3 3-H	6	0	1	1	0	0	4
Darren Daulton, L (1, 2) OBP: 0.388, SLG: 0.487		1-2 F8		0-0 G3		1-1 G4-3			2-2 2B		0-0 F7		5	0	1	0	0	0	1
Jim Eisenreich, L (1, 9) OBP: 0.375, SLG: 0.468		4-2 FC3-6 BB		1-0 1B			4-2 G3-6-3 BB		4-0 IBB		0-1 F7		2	0	1	0	3	0	0
Milt Thompson, L (1, 7) OBP: 0.339, SLG: 0.350	SAFE SAFE	4-2 FC3-6 BB 1-2		1-0 G4-3			1-2 G3-6-3 1-2f		0-2 K		1-0 1B		4	0	1	0	1	1	4
Kevin Stocker, S (1, 6) OBP: 0.421, SLG: 0.434	1-1 FC3-6 1-2f 2-3				0-3 K		1-2 G6-3			3-2 G3-1	0-0 F8		5	0	0	0	0	1	3
Ben Rivera, R (1, 1) Wes Chamberlain, R (8, PH) Larry Andersen, R (8, 1) Ricky Jordan, R (1B, PH) Ruben Amaro Jr, S (1B, PR) David Weathers (PR, 1) Roger Mason, R (PR, 1) Pete Incaviglia, R (1B, PH) Tony Longmire, L (1B, PH)	1-0 G4-3				3-2 G4-3			2-1 G4-3		0-2 G4-3 1B 1B		4-0 1B 1B BB	2 1 0 1 0 0 0 0 0	0 0 0 0 0 0 0 0 1	0 0 0 1 0 0 0 0 0	0 0 0 0 0 0 0 0 0	0 0 0 0 0 0 0 0 0	0 0 0 0 0 0 0 0 0	2 0 0 0 0 0 0 0 0
Inning Stats	R: 1 E: 0 LOB: 0 K: 0 BB: 0 S: 7 P: 12	R: 0 E: 0 LOB: 0 K: 0 BB: 2 S: 11 P: 22	R: 0 E: 0 LOB: 0 K: 0 BB: 0 S: 8 P: 14	R: 0 E: 0 LOB: 1 K: 0 BB: 1 S: 5 P: 8	R: 0 E: 0 LOB: 0 K: 1 BB: 0 S: 8 P: 12	R: 0 E: 0 LOB: 1 K: 1 BB: 0 S: 8 P: 12	R: 0 E: 0 LOB: 0 K: 0 BB: 1 S: 8 P: 14	R: 0 E: 0 LOB: 0 K: 0 BB: 0 S: 4 P: 12	R: 0 E: 0 LOB: 1 K: 1 BB: 1 S: 10 P: 20	R: 0 E: 0 LOB: 2 K: 0 BB: 1 S: 16 P: 24	R: 0 E: 0 LOB: 1 K: 0 BB: 0 S: 5 P: 6	R: 1 E: 0 LOB: 2 K: 1 BB: 1 S: 8 P: 19	1B: 8 2B: 2 3B: 0 HR: 0	SF: 0 SAC: 0 DP: 2 HBP: 1					

AB	41
R	2
H	10
RBI	1
BB	7
SO	4
LOB	22

WP: 1 PB: 0 SB: 0 CS: 1 PA: 49

PITCHER		IP	WLS	BF	H	R	ER	SO	BB	IBB	HBP	BLK	WP	HR	S	P	ERA	WHIP
Pat Rapp, R ERA: 3.89	(1, 1)	6.0		23	4	1	1	2	2	0	0	0	1	0	47	80	1.50	1.000
Joe Klink, L ERA: 4.66	(7, 1)	2.0		6	0	0	0	0	2	0	0	1	0	0	12	26	0.00	1.000
Jack Armstrong, R ERA: 4.47	(9, 1)	1.1		8	3	0	0	1	0	1	0	0	0	0	19	32	0.00	2.250
Rich Rodriguez, L ERA: 4.0	(10, 1)	0.1		2	0	0	0	0	0	1	0	0	0	0	1	5	0.00	0.000
Matt Turner, R ERA: 2.91	(10, 1)	1.1		5	1	0	0	0	0	0	0	0	0	0	11	13	0.00	0.750

PITCHER		IP	WLS	BF	H	R	ER	SO	BB	IBB	HBP	BLK	WP	HR	S	P	ERA	WHIP
Bryan Harvey, R ERA: 1.7	(12, 1)	0.0	L	1	0	1	1	0	1	0	0	0	0	0	0	4	∞	∞
Richie Lewis, R ERA: 2.94	(12, 1)	0.1		4	2	0	0	1	0	0	1	0	0	0	8	15	0.00	6.000

Batter	1	2	3	4	5	6	7	8	9	AB	R	H	RBI	BB	SO	LOB
Otis Nixon, S (1, 8) OBP: 0.341, SLG: 0.308	B B C B B 4-1 S BB		M B X 1-1 ② P6		C B B B F B 4-2 BB			B C C S 1-3 ① K	B B C F C 2-3 ③ K	3	0	0	0	2	2	2
Jeff Blauser, R (1, 6) OBP: 0.402, SLG: 0.436	C 1 SAFE S S 0-3 ① K 1-2		F B B B C X 3-2 ③ G5-3		B 1 SAFE X 1-0 ③ F7			B F F B F X 2-2 ② F9		4	0	0	0	0	1	2
Ron Gant, R (1, 7) OBP: 0.346, SLG: 0.515	C B B S S 2-3 ② K			C F C 0-3 ① K	S X 0-1 ① L9			B X 1-0 E2 BB		4	0	0	0	0	2	1
Fred McGriff, L (1, 3) OBP: 0.371, SLG: 0.548	B B B X 3-0 ③ G4-3			B C X 1-1 ② G6-3	B B B B 4-0 1B BB			C C B B B B 4-2 1-2 BB		2	0	0	0	2	0	1
David Justice, L (1, 9) OBP: 0.350, SLG: 0.504		B F B B B B 4-1 PB G6-3 BB		C B B S B B 4-2 BB BB	X 0-0 G4-6-3 1-2 1B			S T F X 0-2 ③ G4-3		2	0	1	0	2	0	2
Terry Pendleton, S (1, 5) OBP: 0.307, SLG: 0.397		C B X 1-1 ① G6-3 1-2		F C B B F F B B 4-2 1-2 BB	X 0-0 ②③ G4-6-3 1-2f				C X 0-1 ① G4-3	3	0	0	0	1	0	3
Damon Berryhill, S (1, 2) OBP: 0.287, SLG: 0.373 10 Chipper Jones, S (9, PR) OBP: 0.750, SLG: 1.000		X 0-0 ② P6		F F F B X 1-2 ③ F8			B F C F F F B X 2-2 ① F8		C X 0-1 1B 1B	4 0	0 0	1 0	0 0	0 0	0 0	3 0
Mark Lemke, S (1, 4) OBP: 0.335, SLG: 0.349		B C B C F B F F F 3-2 ③ X F7 2-3			X 0-0 ① F7		B C B F B B 4-2 G3-6-3 BB		B C B C X 2-2 1-2 1B	3	0	1	0	1	0	1
Tom Glavine, L (1, 1) OBP: 0.213, SLG: 0.184 Sid Bream, L (7, PH) OBP: 0.334, SLG: 0.418 Mark Wohlers, R (7, 1) Mike Stanton, L (8, 1) Ryan Klesko, L (9, PH) OBP: 0.389, SLG: 0.667 Francisco Cabrera, R (9, PH) OBP: 0.308, SLG: 0.422			B C S B S 2-3 ① K		B C F S 1-3 ② K		X 0-0 ②③ G3-6-3 1-2f		B S T F S 1-3 ② K	2 1 0 0 0 1	0 0 0 0 0 0	0 0 0 0 0 0	0 0 0 0 0 0	0 0 0 0 0 0	2 0 0 0 0 1	0 1 0 0 0 2

TOP

Atlanta Braves @ Philadelphia Phillies

Veterans Stadium, Philadelphia, PA

Fri Sep 24 1993, 7:05 PM EDT
Att. 57,792 - Unknown

livebaseballscorecards.com

AB	29
R	0
H	3
RBI	0
BB	8
SO	8
LOB	18

Inning Stats	1	2	3	4	5	6	7	8	9
	R: 0 E: 0 K: 2 S: 8	H: 0 LOB: 1 BB: 1 P: 17	R: 0 E: 0 K: 0 S: 11	H: 0 LOB: 1 BB: 1 P: 19	R: 0 E: 0 K: 1 S: 8	H: 0 LOB: 0 BB: 0 P: 14	R: 0 E: 0 K: 1 S: 15	H: 0 LOB: 2 BB: 2 P: 25	R: 0 E: 0 K: 1 S: 7	H: 0 LOB: 1 BB: 1 P: 13	R: 0 E: 0 K: 0 S: 4	H: 1 LOB: 1 BB: 1 P: 8	R: 0 E: 0 K: 0 S: 9	H: 0 LOB: 0 BB: 1 P: 15	R: 0 E: 1 K: 1 S: 14	H: 0 LOB: 2 BB: 1 P: 22	R: 0 E: 0 K: 2 S: 14	H: 2 LOB: 2 BB: 0 P: 19

1B: 3	SF: 0	WP: 0
2B: 0	SAC: 0	PB: 1
3B: 0	DP: 2	SB: 1
HR: 0	HBP: 0	CS: 0

PA: 37

PITCHER		IP	WLS	BF	H	R	ER	SO	BB	IBB	HBP	BLK	WP	HR	S	P	ERA	WHIP
Tommy Greene, R ERA: 3.31	(1, 1)	8.1	W	35	3	0	0	6	8	0	0	0	0	0	83	142	0.00	1.320
Mitch Williams, L ERA: 3.2	(9, 1)	0.2	S	2	0	0	0	2	0	0	0	0	0	0	7	10	0.00	0.000

PITCHER	IP	WLS	BF	H	R	ER	SO	BB	IBB	HBP	BLK	WP	HR	S	P	ERA	WHIP

Batter	1	2	3	4	5	6	7	8	9	AB	R	H	RBI	BB	SO	LOB
Lenny Dykstra, L (1, 8) OBP: 0.425, SLG: 0.492	S B C S 1-3 K ①	2 SAFE C X 0-1 FC4 ② ③ 1-2f 2-3			B 1 SAFE 1 SAFE B X 2-0 G5-3 1B 1-2		I I I I 4-0 IBB			3	0	1	0	1	1	2
Mariano Duncan, R (1, 4) OBP: 0.303, SLG: 0.409	C B F F X 1-2 G6-3 ②		B C C S 1-3 K ①		X 0-0 G5-3 ② 1-2 2-3		C B B F B X 3-2 P2 ③			4	0	0	0	0	1	4
John Kruk, L (1, 3) OBP: 0.429, SLG: 0.474	B X 1-0 L8 ③		B B C B X 3-1 G4-3 ②		B S S B X 2-2 G1-3 ③			C B X 1-1 FC4-6 1B		4	0	1	0	0	0	2
Dave Hollins, S (1, 5) OBP: 0.375, SLG: 0.444 Milt Thompson, L (9, 7) OBP: 0.339, SLG: 0.350		B F B C F F X 2-2 FC6-4 BB 1B 1B	X 0-0 F8 ③			C F B X 1-2 G4-3 ①		B X 1-0 F8 ①		4 0	1 0	1 0	0 0	0 0	0 0	1 0
Darren Daulton, L (1, 2) OBP: 0.389, SLG: 0.485		B 1 SAFE B 1 SAFE B B 4-0 FC6-4 BB 1-2	B F F B B B 4-2 G5-4-3 BB			C B C X 1-2 G3-1 ②		C B 1 SAFE S X 1-2 FC4-6 ② 1-2f		2	0	0	0	2	0	1
Pete Incaviglia, R (1, 7) OBP: 0.324, SLG: 0.538 Kim Batiste, R (9, 5) OBP: 0.307, SLG: 0.453		B S S B X 2-1 FC6-4 ① BB 1B 1B 1-2f 2-3	X 0-0 G5-4-3 ① ② 1-2f			C S S 0-3 K ③		F B B F X 2-2 F9 ③		4 0	1 0	0 0	0 0	0 0	1 0	4 0
Wes Chamberlain, R (1, 9) OBP: 0.316, SLG: 0.493 Jim Eisenreich, L (8, 9) OBP: 0.375, SLG: 0.468		S F B B X 2-2 BB 1B 1-2 3-H 1B	B F F B X 2-2 G1-3 ③				B F C F B X 2-2 F8 ①			3 0	1 0	1 0	1 0	0 0	0 0	0 0
Kevin Stocker, S (1, 6) OBP: 0.424, SLG: 0.434		B B B B 4-0 FC4 1B 1-2 2-3 BB			B X 1-0 G5-3 1B 1B		T B X 1-1 F7 ②			2	0	1	0	1	0	0
Tommy Greene, R (1, 1) OBP: 0.276, SLG: 0.343 Mitch Williams, L (9, 1) OBP: 1.000, SLG: 1.000		C B F B F X 2-2 FC4 1B 1-2 2-H 3-H			B 1 SAFE C M L 1-3 K ①		X 0-0 2B			3 0	0 0	2 0	2 0	0 0	1 0	1 0
Inning Stats	R: 0 H: 0 E: 0 LOB: 0 K: 1 BB: 0 S: 8 P: 11	R: 3 H: 3 E: 0 LOB: 1 K: 0 BB: 2 S: 16 P: 32	R: 0 H: 0 E: 0 LOB: 0 K: 1 BB: 0 S: 6 P: 10	R: 0 H: 0 E: 0 LOB: 0 K: 0 BB: 1 S: 6 P: 12	R: 0 H: 2 E: 0 LOB: 2 K: 1 BB: 0 S: 9 P: 15	R: 0 H: 0 E: 0 LOB: 0 K: 1 BB: 0 S: 9 P: 11	R: 0 H: 1 E: 0 LOB: 2 K: 0 BB: 1 S: 10 P: 20	R: 0 H: 1 E: 0 LOB: 1 K: 0 BB: 0 S: 9 P: 14		1B: 6 SF: 0 2B: 1 SAC: 0 3B: 0 DP: 1 HR: 0 HBP: 0				WP: 0 PA: 33 PB: 0 SB: 0 CS: 0		

BOTTOM

Atlanta Braves @ Philadelphia Phillies

Veterans Stadium, Philadelphia, PA

Fri Sep 24 1993, 7:05 PM EDT

Att. 57,792 - Unknown

livebaseballscorecards.com

AB	29
R	3
H	7
RBI	3
BB	4
SO	4
LOB	15

PITCHER		IP	WLS	BF	H	R	ER	SO	BB	IBB	HBP	BLK	WP	HR	S	P	ERA	WHIP
Tom Glavine, L ERA: 3.15	(1, 1)	6.0	L	24	5	3	3	4	3	0	0	0	0	0	54	91	4.50	1.333
Mark Wohlers, R ERA: 4.14	(7, 1)	1.0		5	1	0	0	0	0	1	0	0	0	0	10	20	0.00	1.000
Mike Stanton, L ERA: 4.71	(8, 1)	1.0		4	1	0	0	0	0	0	0	0	0	0	9	14	0.00	1.000

PITCHER	IP	WLS	BF	H	R	ER	SO	BB	IBB	HBP	BLK	WP	HR	S	P	ERA	WHIP

Atlanta Braves @ Philadelphia Phillies

Veterans Stadium, Philadelphia, PA

Sat Sep 25 1993, 3:33 AM EDT

Att. 57,146 - Overcast

TOP

livebaseballscorecards.com

Batter	1	2	3	4	5	6	7	8	9	AB	R	H	RBI	BB	SO	LOB
Otis Nixon, S (1, 8) OBP: 0.345, SLG: 0.312	C S X 0-2 L5 S 1B		B S C X 1-2 SH5-4 1B 1-2 3-H	X 0-0 ③ P9			B B B C L F B 4-2 S 2B BB	C L B X 1-2 E7 SF4 1B 1-H	X 0-0 ② FC4-6 1-2f	5	2	3	1	1	0	3
Jeff Blauser, R (1, 6) OBP: 0.400, SLG: 0.437	1 SAFE C 1 SAFE 1 SAFE B X 1-1 ① B3 1-2		X 0-0 ① SH5-4 1-2 2-3		F B C F C 1-3 ① K		B C C C 1 SAFE B X 2-2 E 2B 1-H	B T B X 2-1 ① SF4 3-H	C F X 0-2 ③ F8	4	1	1	2	0	1	2
Ron Gant, R (1, 7) OBP: 0.346, SLG: 0.519	B C B B F F X 3-2 ② ③ L5 2-3		C S F B B S 1-3 ② K		B X 1-0 1B		F X 0-1 E4 1B G6-4-3 2-H	X 0-0 HR		5	2	2	1	0	1	3
Fred McGriff, L (1, 3) OBP: 0.370, SLG: 0.544		B B X 2-0 ① P7	B B X 2-0 ③ G6-3		C X 0-1 ② P6		B C B F B X 3-2 G6-4-3 1-3 1B	B F B X 2-1 ② G3		5	0	1	0	0	0	3
Terry Pendleton, S (1, 5) OBP: 0.307, SLG: 0.396		C F F F S 0-3 ② K		B B C X 2-1 ① G3-1	1 SAFE 1 SAFE 1 SAFE F F X 0-2 ③ F7		B F B X 2-1 ① ② G6-4-3 1-2f 3-H	C C F X 0-2 2B 1B		5	0	1	0	0	1	2
David Justice, L (1, 9) OBP: 0.350, SLG: 0.504		B X 1-0 ③ F8		F B F F S 1-3 ② K		B F B F F B X 3-2 ① F8	C B C B B F B 4-2 BB BB	C X 0-1 1-3 2B		4	0	1	0	1	1	0
Greg Olson, R (1, 2) OBP: 0.303, SLG: 0.312 Greg McMichael, R (8, 1)			F B F X 1-2 29 1B 2B	B B B 4-0 1B 29 E BB		B X 1-0 ② L8	B B C B 1 S F B SAFE 4-2 1-2 BB	B B F X 2-1 ③ G5-3		3 0	2 0	1 0	0 0	2 0	0 0	2 0
Mark Lemke, S (1, 4) OBP: 0.337, SLG: 0.350			B B B B 4-0 29 1B 1B BB	C X 0-1 29 E 1-3 1B		X 0-0 1B	B C B X 2-1 F7	C C B B X 2-2 ① G4-3		4	1	2	0	1	0	2
29 John Smoltz, R (1, 1) OBP: 0.256, SLG: 0.197 Mark Wohlers, R (7, 1) Kent Mercker, L (7, 1) Steve Bedrosian, R (7, 1) Deion Sanders, L (8, PH) OBP: 0.319, SLG: 0.457 Damon Berryhill, S (8, 2) OBP: 0.290, SLG: 0.373			B B B C X 3-1 SH5-4 1B 1-3 2-H 1B	C F X 0-2 E1 1-2 3-H		B B C S X 2-2 ③ G4-3		C B F B B X 3-2 1B E 1B	C F F B F H 2-2 FC4-6 HBP	3 0 0 0 1 0	0 0 0 0 1 0	1 0 0 0 1 0	1 0 0 0 1 0	0 0 0 0 0 0	0 0 0 0 0 0	2 0 0 0 0 0

	AB	39
	R	9
	H	14
	RBI	5
	BB	5
	SO	4
	LOB	19

Inning Stats										
	R: 0 E: 0 K: 0 S: 9	H: 1 LOB: 0 BB: 0 P: 13	R: 0 E: 0 K: 1 S: 7	H: 0 LOB: 0 BB: 0 P: 10	R: 2 E: 0 K: 1 S: 14	H: 3 LOB: 2 BB: 1 P: 26	R: 1 E: 1 K: 1 S: 12	H: 1 LOB: 2 BB: 1 P: 19	R: 0 E: 0 K: 1 S: 10	H: 1 LOB: 1 BB: 0 P: 12
	R: 0 E: 0 K: 0 S: 9	H: 1 LOB: 1 BB: 0 P: 15	R: 3 E: 1 K: 0 S: 21	H: 2 LOB: 2 BB: 3 P: 42	R: 3 E: 1 K: 0 S: 19	H: 5 LOB: 2 BB: 0 P: 29	R: 0 E: 0 K: 0 S: 11	H: 0 LOB: 1 BB: 0 P: 15	1B: 10 2B: 4 3B: 0 HR: 1	SF: 1 SAC: 1 DP: 2 HBP: 1

	WP: 0	PA: 47
	PB: 0	
	SB: 2	
	CS: 0	

PITCHER		IP	WLS	BF	H	R	ER	SO	BB	IBB	HBP	BLK	WP	HR	S	P	ERA	WHIP
Danny Jackson, L ERA: 3.74	(1, 1)	6.0		29	8	5	4	4	3	0	0	0	0	0	67	107	6.00	1.833
Larry Andersen, R ERA: 2.93	(7, 1)	0.0		2	1	0	0	0	0	0	0	0	0	0	5	8	∞	∞
David West, L ERA: 2.88	(7, 1)	1.0		4	0	1	0	0	2	0	0	0	0	0	10	22	0.00	2.000
Roger Mason, R ERA: 4.08	(8, 1)	1.0	L	8	5	3	3	0	0	0	0	0	0	1	19	29	27.00	5.000
Bobby Thigpen, R ERA: 6.1	(9, 1)	1.0		4	0	0	0	0	0	0	1	0	0	0	11	15	0.00	0.000

PITCHER		IP	WLS	BF	H	R	ER	SO	BB	IBB	HBP	BLK	WP	HR	S	P	ERA	WHIP

Batter	1	2	3	4	5	6	7	8	9	AB	R	H	RBI	BB	SO	LOB
Lenny Dykstra, L (1, 8) OBP: 0.423, SLG: 0.489	G3-1	1B		L3			K	F7		5	0	1	0	0	1	4
Mickey Morandini, L (1, 4) OBP: 0.311, SLG: 0.358	1B 2B 1B	L8			G3		3B 2B	P5		5	2	2	0	0	0	3
John Kruk, L (1, 3) OBP: 0.429, SLG: 0.477	1-3 2B 1B		F7		G4-3		2-H 2B 3B	P7		5	2	2	1	0	0	2
Dave Hollins, S (1, 5) OBP: 0.376, SLG: 0.449	1-H 3-H 1B 2B		G3		2B		K		1B WP BB	4	2	2	2	1	1	1
Darren Daulton, L (1, 2) OBP: 0.391, SLG: 0.488	2-H 1B		K		K		3-H 1B 2B		1-3 WP 1B	5	1	3	2	0	2	1
Jim Eisenreich, L (1, 9) OBP: 0.372, SLG: 0.464 Wes Chamberlain, R (7, PH) OBP: 0.317, SLG: 0.493 (8, 9)	F8			G4-3			P5 2-H 1B		1-2 3-H K	3 2	0 0	0 1	0 1	0 0	0 1	1 1
Milt Thompson, L (1, 7) OBP: 0.341, SLG: 0.353 Pete Incaviglia, R (7, PH) OBP: 0.322, SLG: 0.534 (8, 7)	K			1B			P9			3 2	0 0	2 0	0 0	1 0	1 0	1 2
Kevin Stocker, S (1, 6) OBP: 0.424, SLG: 0.431		P5		1-3 1B			F8	1B BB	G1-3	4	0	1	0	1	0	2
Danny Jackson, R (1, 1) OBP: 0.134, SLG: 0.111 Larry Andersen, R (7, 1) OBP: 1.000, SLG: 1.000 David West, L (7, 1) OBP: 0.400, SLG: 0.600 Roger Mason, R (8, 1) OBP: 0.167, SLG: 0.167 Tony Longmire, L (8, PH) OBP: 0.286, SLG: 0.286 Bobby Thigpen, R (9, 1)		K		K			K		1-2 1B	3 0 0 0 0 1 0	0 0 0 0 0 0 0	0 0 0 0 0 1 0	0 0 0 0 0 0 0	0 0 0 0 0 0 0	3 0 0 0 0 0 0	3 0 0 0 0 0 0
Inning Stats	R: 3 H: 4 E: 0 LOB: 1 K: 1 BB: 0 S: 14 P: 22	R: 0 H: 1 E: 0 LOB: 1 K: 1 BB: 0 S: 11 P: 16	R: 0 H: 0 E: 0 LOB: 0 K: 1 BB: 0 S: 8 P: 15	R: 0 H: 2 E: 0 LOB: 2 K: 1 BB: 0 S: 15 P: 20	R: 0 H: 1 E: 0 LOB: 1 K: 1 BB: 0 S: 8 P: 14	R: 0 H: 1 E: 0 LOB: 1 K: 1 BB: 0 S: 8 P: 11	R: 3 H: 4 E: 0 LOB: 1 K: 2 BB: 0 S: 14 P: 20	R: 0 H: 1 E: 0 LOB: 2 K: 0 BB: 1 S: 8 P: 14	R: 1 H: 1 E: 0 LOB: 1 K: 1 BB: 1 S: 9 P: 21	1B: 10 SF: 0 2B: 4 SAC: 0 3B: 1 DP: 0 HR: 0 HBP: 0						

PITCHER		IP	WLS	BF	H	R	ER	SO	BB	IBB	HBP	BLK	WP	HR	S	P	ERA	WHIP
29 John Smoltz, R ERA: 3.49	(1, 1)	6.1		30	11	5	5	7	0	0	0	0	0	0	71	106	7.11	1.737
Mark Wohlers, R ERA: 4.3	(7, 1)	0.1		2	1	0	0	1	0	0	0	0	0	0	5	8	0.00	3.000
Kent Mercker, L ERA: 2.95	(7, 1)	0.0		1	1	1	1	0	0	0	0	0	0	0	1	2	∞	∞
Steve Bedrosian, R ERA: 1.48	(7, 1)	0.1	W	1	0	0	0	0	0	0	0	0	0	0	1	2	0.00	0.000
Greg McMichael, R ERA: 2.2	(8, 1)	2.0	S	10	2	1	1	1	2	0	0	0	1	0	17	35	4.50	2.000

PITCHER	IP	WLS	BF	H	R	ER	SO	BB	IBB	HBP	BLK	WP	HR	S	P	ERA	WHIP

BOTTOM

Atlanta Braves @ Philadelphia Phillies

Veterans Stadium, Philadelphia, PA

Sat Sep 25 1993, 3:33 AM EDT

Att. 57,146 - Overcast

livebaseballscorecards.com

AB	42
R	7
H	15
RBI	6
BB	2
SO	9
LOB	21

1B: 10 SF: 0
2B: 4 SAC: 0
3B: 1 DP: 0
HR: 0 HBP: 0

WP: 1 PA: 44
PB: 0
SB: 0
CS: 0

Batter	1	2	3	4	5	6	7	8	9	AB	R	H	RBI	BB	SO	LOB
Otis Nixon, S (1, 8) OBP: 0.347, SLG: 0.314	S S S 0-3 ① K		X 0-0 G6-3 1B		B B F C F B B 4-2 FC5 S BB		B B X 2-0 S 1-3 1B 1B	C F B X 1-2 L6		4	1	2	0	1	1	0
Jeff Blauser, R (1, 6) OBP: 0.399, SLG: 0.435	X 0-0 ② G5-3		B B F 1 SAFE F F 1 B X 3-2 ①② G6-3 1-2f		B X 1-0 ① P6 1-2		B F C B B F X 3-2 BB BB 1B 1-H 3-H 1B	B C X 1-1 ② G5-3		5	1	1	2	0	0	2
Ron Gant, R (1, 7) OBP: 0.344, SLG: 0.515	S S S 0-3 ③ K		C B B F C 2-3 ③ K		F X 0-1 ② FC5 CS 2-3		F B F B X 2-2 ① L9	C X 0-1 ③ G5-3		5	0	0	0	0	2	2
Fred McGriff, L (1, 3) OBP: 0.370, SLG: 0.544		B B C X 2-1 HR 2B		C X 0-1 ① G1-3	B F B S 2-2 ③ CS 1-2	B F X 1-1 ① P6	F B B B B 4-1 1B BB FC6 1-2 BB		B B S C B F S 3-3 ① K	4	2	1	0	1	1	0
David Justice, L (1, 9) OBP: 0.353, SLG: 0.510		F B X 1-1 2-H HR		B B S S B B 4-1 2B BB		X 0-0 ② P4	B B S 2 SAFE S F B B 4-2 FC6 1B BB 1-2 2-3 BB		C F X 1-2 BB 1B 1B	3	2	2	2	2	0	0
Terry Pendleton, S (1, 5) OBP: 0.307, SLG: 0.395		B B F F X 2-2 E6 E S		F B F F F F S 1-3 ② K		C B X 1-1 E5 S	S B B X 2-1 FC6 1-2 2-3 3-H 1B		B B B B 4-0 1B 1-2 BB	4	0	1	1	1	1	1
Damon Berryhill, S (1, 2) OBP: 0.294, SLG: 0.378		S B B F B S 3-3 ① K 1-3		C B X 1-1 1-3 2B		B C S F B B B 4-2 1-2 BB	B B S C S 2-3 ② K		S F X 0-2 G4-6-3 1-3 2-H 1B	4	0	2	1	1	2	4
Mark Lemke, S (1, 4) OBP: 0.336, SLG: 0.347		C S C 0-3 ② K		4-0 IBB		C X 0-1 ③ G1-3	X 0-0 FC6 1-2 2-3 3-H		X 0-0 ②③ G4-6-3 1-2f	4	0	0	1	1	1	7
Steve Avery, L (1, 1) OBP: 0.189, SLG: 0.222		X 0-0 ③ F7		C C B S 1-3 ③ K			F B F B X 4-2 1B WP 1B BB			2	0	0	0	0	1	4
Deion Sanders, L (7, PH) OBP: 0.321, SLG: 0.456										1	1	0	0	1	0	3
Kent Mercker, L (7, 1)							X 1-1 G3			0	0	0	0	0	0	0
Greg McMichael, R (9, 1)										0	0	0	0	0	0	0
Inning Stats	R: 0 E: 0 K: 2 S: 7 H: 0 LOB: 0 BB: 0 P: 7	R: 2 E: 2 K: 2 S: 14 H: 2 LOB: 1 BB: 0 P: 22	R: 0 E: 0 K: 1 S: 8 H: 1 LOB: 0 BB: 0 P: 13	R: 0 E: 0 K: 2 S: 14 H: 1 LOB: 3 BB: 2 P: 25	R: 0 E: 0 K: 0 S: 8 H: 0 LOB: 0 BB: 1 P: 15	R: 0 E: 1 K: 0 S: 10 H: 0 LOB: 2 BB: 1 P: 16	R: 4 E: 0 K: 1 S: 23 H: 3 LOB: 3 BB: 3 P: 47	R: 0 E: 0 K: 0 S: 7 H: 0 LOB: 0 BB: 0 P: 9	R: 1 E: 0 K: 1 S: 11 H: 2 LOB: 1 BB: 1 P: 19	1B: 6 2B: 2 3B: 0 HR: 1 SF: 0 SAC: 0 DP: 2 HBP: 0							WP: 1 PB: 0 SB: 4 CS: 1 PA: 45

PITCHER		IP	WLS	BF	H	R	ER	SO	BB	IBB	HBP	BLK	WP	HR	S	P	ERA	WHIP
Curt Schilling, R ERA: 4.04	(1, 1)	6.0	L	29	6	5	5	7	4	1	0	0	1	1	69	115	7.50	1.667
Larry Andersen, R ERA: 2.91	(7, 1)	0.1		1	0	0	0	0	0	0	0	0	0	0	3	5	0.00	0.000
David West, L ERA: 2.99	(7, 1)	0.0		2	0	0	0	0	2	0	0	0	0	0	4	12	∞	∞
Donn Pall, R ERA: 2.86	(7, 1)	2.2		12	3	2	2	2	1	0	0	0	0	0	26	41	6.75	1.500

PITCHER	IP	WLS	BF	H	R	ER	SO	BB	IBB	HBP	BLK	WP	HR	S	P	ERA	WHIP

TOP

Atlanta Braves @ Philadelphia Phillies

Veterans Stadium, Philadelphia, PA

Sun Sep 26 1993, 3:33 AM EDT

Att. 57,588 - Cloudy - 78 F

livebaseballscorecards.com

AB	36
R	7
H	9
RBI	7
BB	8
SO	9
LOB	23

BOTTOM

Atlanta Braves @ Philadelphia Phillies

Veterans Stadium, Philadelphia, PA

Sun Sep 26 1993, 3:33 AM EDT

Att. 57,588 - Cloudy - 78 F

livebaseballscorecards.com

Batter	1	2	3	4	5	6	7	8	9	AB	R	H	RBI	BB	SO	LOB
Lenny Dykstra, L (1, 8) OBP: 0.424, SLG: 0.490	F C B B F X 2-2 1B 2B		B F B F X 2-2 ① L7		F B S B B F B 4-2 G1-3 BB		F B X 1-1 ② G4-3 1-2			3	1	1	0	1	0	1
Mariano Duncan, R (1, 4) OBP: 0.300, SLG: 0.405	B L B F S 2-3 ① K		S X 0-1 ② G5-3		1 SAFE X 0-0 ② G1-3 1-2		B F S S 1-3 ③ K			4	0	0	0	0	2	3
Ricky Jordan, R (1, 3) OBP: 0.318, SLG: 0.427	B C B F X 2-2 WP 2-H 1B		B S F B F F F F S 2-3 K FC6-4		X 0-0 ③ G6-3			C B B X 2-1 FC6-4 1B		4	0	2	1	0	1	1
Dave Hollins, S (1, 5) OBP: 0.374, SLG: 0.445	C B F F B X 2-2 ② P3 1-2		F 1 SAFE X 0-1 ③ FC6-4 1-2f			L B B F C 2-3 ① K		F X 0-1 ① FC6-4 1-2f		4	0	0	0	0	1	3
Darren Daulton, L (1, 2) OBP: 0.390, SLG: 0.485	B S B B X 3-1 ③ L3			B B C F B F X 3-2 ① F7		C B B F B B 4-2 BB		C B B F B S 3-3 ② K		3	0	0	0	1	1	2
Pete Incaviglia, R (1, 7) OBP: 0.321, SLG: 0.540		C X 0-1 HR		B X 1-0 ② G5-3		B F S S 1-3 ② K		B C S S X 1-2 ③ G6-3		4	1	1	1	0	1	2
Wes Chamberlain, R (1, 9) OBP: 0.318, SLG: 0.491		C X 0-1 ① G6-3		S B X 1-1 1B		X 0-0 ③ L1-3			B B X 2-0 ① G6-3	3	0	1	0	0	0	1
Kevin Stocker, S (1, 6) OBP: 0.418, SLG: 0.424		B X 1-0 ② P3		B S 1 SAFE C 1 SAFE B S 2-3 ③ K			B B C B C S 3-3 ① K		B C S T 1-2 ② K	4	0	0	0	0	3	1
Curt Schilling, R (1, 1) OBP: 0.173, SLG: 0.164 Larry Andersen, R (7, 1) OBP: 1.000, SLG: 1.000 David West, L (7, 1) OBP: 0.400, SLG: 0.600 Donn Pall, R (7, 1) Ruben Amaro Jr, S (7, 9) OBP: 0.396, SLG: 0.558 Milt Thompson, L (9, PH) OBP: 0.340, SLG: 0.352 Jim Eisenreich, L (9, PH) OBP: 0.371, SLG: 0.462		F S F X 0-2 ③ G4-3			C F S 0-3 ① K		B B B C B 4-1 G4-3 BB		B X 1-0 ③ G4-3	2 0 0 0 0 0 1 1	0 0 0 0 0 0 0 0	0 0 0 0 0 1 0 0	0 0 0 0 0 0 0 0	0 0 0 0 0 0 0 0	1 0 0 0 0 0 0 0	0 0 0 0 0 0 0 0
Inning Stats	R: 1 H: 2 E: 0 LOB: 1 K: 1 BB: 0 S: 16 P: 27	R: 1 H: 1 E: 0 LOB: 0 K: 0 BB: 0 S: 9 P: 10	R: 0 H: 0 E: 0 LOB: 1 K: 1 BB: 0 S: 14 P: 18	R: 0 H: 1 E: 0 LOB: 1 K: 1 BB: 0 S: 10 P: 17	R: 0 H: 0 E: 0 LOB: 1 K: 1 BB: 1 S: 8 P: 12	R: 0 H: 0 E: 0 LOB: 1 K: 2 BB: 1 S: 9 P: 16	R: 0 H: 0 E: 0 LOB: 1 K: 2 BB: 1 S: 9 P: 18	R: 0 H: 1 E: 0 LOB: 1 K: 1 BB: 0 S: 10 P: 16	R: 0 H: 0 E: 0 LOB: 0 K: 1 BB: 0 S: 5 P: 9	1B: 3 SF: 0 2B: 1 SAC: 0 3B: 0 DP: 0 HR: 1 HBP: 0						

	AB	33
	R	2
	H	5
	RBI	2
	BB	3
	SO	10
	LOB	14

WP: 2 PA: 36
PB: 0
SB: 0
CS: 0

PITCHER		IP	WLS	BF	H	R	ER	SO	BB	IBB	HBP	BLK	WP	HR	S	P	ERA	WHIP
Steve Avery, L ERA: 2.93	(1, 1)	6.0	W	25	4	2	2	6	2	0	0	0	2	1	66	100	3.00	1.000
Kent Mercker, L ERA: 2.86	(7, 1)	2.0		8	1	0	0	3	1	0	0	0	0	0	19	34	0.00	1.000
Greg McMichael, R ERA: 2.17	(9, 1)	1.0		3	0	0	0	1	0	0	0	0	0	0	5	9	0.00	0.000

PITCHER	IP	WLS	BF	H	R	ER	SO	BB	IBB	HBP	BLK	WP	HR	S	P	ERA	WHIP

Batter	1	2	3	4	5	6	7	8	9	AB	R	H	RBI	BB	SO	LOB
Lenny Dykstra, L (1, 8) OBP: 0.422, SLG: 0.487	G3-1		G4-3	G3-2-3 3-Hf		BB		P6		4	0	0	0	1	0	3
Mariano Duncan, R (1, 4) OBP: 0.301, SLG: 0.410	F9			HR	L9	L6			CS BB	4	1	1	1	1	0	1
John Kruk, L (1, 3) OBP: 0.429, SLG: 0.475	F7			3B 1B	E BB		K		G3-1 1-2	4	2	1	0	1	1	1
Dave Hollins, S (1, 5) OBP: 0.379, SLG: 0.453 Mitch Williams, L (9, 1) OBP: 1.000, SLG: 1.000		1B		WP 3B	E1 BLK 1B		BB 1B		BB	4 0	2 0	4 0	1 0	1 0	0 0	0 0
Darren Daulton, L (1, 2) OBP: 0.390, SLG: 0.482		F8		WP 2B BB	G6-3		FC5-4 1-2 BB		F7	3	1	0	0	2	0	3
Pete Incaviglia, R (1, 7) OBP: 0.323, SLG: 0.542 Milt Thompson, L (7, 7) OBP: 0.340, SLG: 0.352		P3		PB G3-2-3 2B			P6			4 0	0 0	2 0	1 0	0 0	0 0	3 0
Wes Chamberlain, R (1, 9) OBP: 0.317, SLG: 0.486 Jim Eisenreich, L (7, 9) OBP: 0.371, SLG: 0.462		P4		PB BB	F7		FC5-4 1-2f			3 0	0 0	0 0	0 0	1 0	0 0	4 0
Kevin Stocker, S (1, 6) OBP: 0.412, SLG: 0.417			G5-3	F7		G4-3		F8		4	0	0	0	0	0	2
Ben Rivera, R (1, 1) OBP: 0.148, SLG: 0.098 Roger Mason, R (7, 1) OBP: 0.167, SLG: 0.167 Tony Longmire, L (8, PH) OBP: 0.250, SLG: 0.250 Larry Andersen, R (8, 1) OBP: 1.000, SLG: 1.000 Kim Batiste, R (9, 5) OBP: 0.307, SLG: 0.453			K	1-2 2-3 BB		K		L5		2 0 1 0 0	0 0 0 0 0	0 0 0 0 0	0 0 0 0 0	1 0 0 0 0	2 0 0 0 0	0 0 0 0 0
Inning Stats	R: 0 E: 0 K: 0 S: 7 H: 0 LOB: 0 BB: 0 P: 12	R: 0 E: 0 K: 0 S: 8 H: 1 LOB: 1 BB: 0 P: 14	R: 0 E: 0 K: 1 S: 7 H: 0 LOB: 0 BB: 0 P: 10	R: 4 E: 0 K: 0 S: 19 H: 4 LOB: 2 BB: 3 P: 36	R: 2 E: 1 K: 0 S: 11 H: 2 LOB: 1 BB: 1 P: 22	R: 0 E: 0 K: 1 S: 8 H: 0 LOB: 1 BB: 1 P: 14	R: 0 E: 0 K: 1 S: 10 H: 1 LOB: 2 BB: 1 P: 17	R: 0 E: 0 K: 0 S: 3 H: 0 LOB: 0 BB: 0 P: 5	R: 0 E: 0 K: 0 S: 3 H: 0 LOB: 1 BB: 2 P: 14	1B: 5 2B: 1 3B: 1 HR: 1 SF: 0 SAC: 0 DP: 1 HBP: 0						

PITCHER		IP	WLS	BF	H	R	ER	SO	BB	IBB	HBP	BLK	WP	HR	S	P	ERA	WHIP
Steve Cooke, L ERA: 3.91	(1, 1)	3.0	L	15	5	4	4	1	1	0	0	0	1	1	35	56	12.00	2.000
Tony Menendez, R ERA: 3.15	(4, 1)	0.1		3	0	0	0	0	2	0	0	0	0	0	5	14	0.00	6.000
Jeff Ballard, L ERA: 5.08	(4, 1)	1.1		5	1	2	2	0	1	0	0	0	0	0	7	16	13.50	1.500
Dan Miceli, R ERA:	(5, 1)	0.1		2	1	0	0	0	0	0	0	1	0	0	5	8	0.00	3.000
Rich Robertson, L ERA: 2.08	(6, 1)	2.0		9	1	0	0	2	2	0	0	0	0	0	18	31	0.00	1.500

PITCHER		IP	WLS	BF	H	R	ER	SO	BB	IBB	HBP	BLK	WP	HR	S	P	ERA	WHIP
Blas Minor, R ERA: 4.12	(8, 1)	1.0		3	0	0	0	0	0	0	0	0	0	0	3	5	0.00	0.000
Joel Johnston, R ERA: 3.7	(9, 1)	0.2		3	0	0	0	0	2	0	0	0	0	0	2	11	0.00	3.000
Denny Neagle, L ERA: 5.26	(9, 1)	0.1		1	0	0	0	0	0	0	0	0	0	0	1	3	0.00	0.000

TOP

Philadelphia Phillies @ Pittsburgh Pirates
Three Rivers Stadium, Pittsburgh, PA
Mon Sep 27 1993, 7:05 PM EDT
Att. 15,847 - Unknown - 55 F

livebaseballscorecards.com

AB	33
R	6
H	8
RBI	3
BB	8
SO	3
LOB	17

WP: 1 PA: 41
PB: 1
SB: 0
CS: 1

BOTTOM

Philadelphia Phillies @ Pittsburgh Pirates
Three Rivers Stadium, Pittsburgh, PA
Mon Sep 27 1993, 7:05 PM EDT
Att. 15,847 - Unknown - 55 F

livebaseballscorecards.com

Batter	1	2	3	4	5	6	7	8	9	AB	R	H	RBI	BB	SO	LOB
Carlos Garcia, R (1, 4) OBP: 0.322, SLG: 0.406	X 0-0 G6-3 ①		B C F B F F F S 2-3 K2-3 ③		B B X 2-0 F9 ②		B B F X 2-1 BB 1B 1-2 1B	B B F S S 2-3 K ③		5	1	1	0	0	2	3
Jay Bell, R (1, 6) OBP: 0.392, SLG: 0.435	B B B C B 4-1 BB			B C F C 1-3 K ①	C B B T F B B 4-2 1-2 2-3 BB		B C B S B B 4-2 1B 1-2 2-3 BB		B C F B B F B 4-2 G6-4-3 BB	1	0	0	0	4	1	0
Andy Van Slyke, L (1, 8) OBP: 0.356, SLG: 0.447	C X 0-1 L7 ②			C B B F X 2-2 1B	B B F X 2-1 G6-3 ③		X 0-0 1-3 2-H 3-H 1B		B F B X 2-1 1-2f G6-4-3 ① ②	5	0	2	2	0	0	5
Jeff King, R (1, 5) OBP: 0.349, SLG: 0.394	B C 1 SAFE 1 SAFE B X 2-1 F9 ③			B B F X 2-1 F8 ②		C C F X 0-2 WP 1B	B X 1-0 F9 ②		B C B B C X 3-2 1B 1B	5	0	2	0	0	0	4
Dave Clark, L (1, 9) OBP: 0.362, SLG: 0.429 Lloyd McClendon, R (9, PH) OBP: 0.300, SLG: 0.313		F E C 0-3 K ①		T F B X 1-2 F8 ③		C B B X 2-1 G5-3 ① 1-2	C C X 0-2 G3 ③		B X 1-0 1-2 1B	4 1	0 0	0 1	0 0	0 0	1 0	4 0
Al Martin, L (1, 7) OBP: 0.335, SLG: 0.463 Don Slaught, R (9, PH) OBP: 0.355, SLG: 0.442		X 0-0 G4-3 ②			B C B B C B 4-2 2B BB	B B F S B F F F S 3-3 K ②		C X 0-1 F7 ①	C F B B B

TOP

Philadelphia Phillies @ Pittsburgh Pirates
Three Rivers Stadium, Pittsburgh, PA
Tue Sep 28 1993, 7:05 PM EDT
Att. 17,386 - Unknown

livebaseballscorecards.com

Batter	1	2	3	4	5	6	7	8	9	AB	R	H	RBI	BB	SO	LOB
Lenny Dykstra, L (1, 8) OBP: 0.425, SLG: 0.491	F8		FC5-4, 1B	FC5-4, 1B		G3, G1-3, 1B	HR, BB		1B, 2B	5	2	4	3	1	0	0
Mariano Duncan, R (1, 4) OBP: 0.304, SLG: 0.418	BB, 1B		FC5-4, 2B	FC5-4, 1B		G1-3	HR		1B	6	1	3	5	0	0	4
John Kruk, L (1, 3) OBP: 0.429, SLG: 0.476	G6-3, BB		P5, 2B	FC6-4, 1B		G3	K		P5	5	0	2	1	1	1	1
Dave Hollins, S (1, 5) OBP: 0.376, SLG: 0.449	G6-3		P5	FC6-4		G4-3	L5			5	0	0	0	0	0	7
Donn Pall, R (7, 1)										0	0	0	0	0	0	0
Darren Daulton, L (1, 2) OBP: 0.393, SLG: 0.486		P7	IBB		2B		SH, 1B, 1B	1B		4	1	3	0	1	0	0
Jim Eisenreich, L (1, 9) OBP: 0.369, SLG: 0.459		G3-1	L7		F7		1B, SH, BB	L7		5	1	1	0	0	0	5
Milt Thompson, L (1, 7) OBP: 0.345, SLG: 0.354		1B	1B	FC4-6, IBB			SH, BB, 1B, HR	F8		3	2	2	0	1	0	1
Kevin Stocker, S (1, 6) OBP: 0.411, SLG: 0.416		P7	SH2-4, 1B	F7			BB, HR, 1B	F7		5	2	2	1	0	0	4
Mike Williams, R (1, 1) OBP: 0.083, SLG: 0.083			FC5-4, 1B, 2B	SH2-4	FC4-6		K		F9	2	1	1	0	0	0	2
Bobby Thigpen, R (6, 1)										0	0	0	0	0	0	0
Pete Incaviglia, R (7, PH) OBP: 0.322, SLG: 0.541										1	0	0	0	0	1	3
Kim Batiste, R (7, 5) OBP: 0.305, SLG: 0.450										1	0	0	0	0	0	0

Inning Stats	1	2	3	4	5	6	7	8	9
R	0	0	1	2	0	0	6	0	1
E	0	0	0	0	0	0	0	0	0
K	0	0	0	0	0	0	2	0	0
S	10	6	13	10	5	7	19	7	6
H	1	1	3	4	1	1	4	1	2
LOB	1	1	3	2	2	1	0	1	0
BB	1	0	1	0	1	0	1	0	0
P	18	10	25	15	10	9	34	13	11

1B	14
2B	3
3B	0
HR	1
SF	0
SAC	2
DP	1
HBP	0
WP	0
PB	0
SB	0
CS	0
PA	48

AB	42
R	10
H	18
RBI	10
BB	4
SO	2
LOB	27

PITCHER		IP	WLS	BF	H	R	ER	SO	BB	IBB	HBP	BLK	WP	HR	S	P	ERA	WHIP
John Hope, R ERA: 3.9	(1, 1)	5.0		27	10	3	3	0	1	2	0	0	0	0	44	78	5.40	2.200
Jeff Ballard, L ERA: 4.99	(6, 1)	1.0		4	1	0	0	0	0	0	0	0	0	0	7	9	0.00	1.000
Rich Robertson, L ERA: 6.23	(7, 1)	0.0	L	4	3	4	4	0	0	0	0	0	0	0	8	15	∞	∞
Blas Minor, R ERA: 4.1	(7, 1)	0.1		1	0	0	0	1	0	0	0	0	0	0	3	3	0.00	0.000
Denny Neagle, L ERA: 5.45	(7, 1)	0.2		4	1	2	2	1	1	0	0	0	0	1	8	16	27.00	3.000

PITCHER		IP	WLS	BF	H	R	ER	SO	BB	IBB	HBP	BLK	WP	HR	S	P	ERA	WHIP
Paul Miller, R ERA: 5.4	(8, 1)	2.0		8	3	1	1	0	0	0	0	0	0	0	13	24	4.50	1.500

Batter	1	2	3	4	5	6	7	8	9	AB	R	H	RBI	BB	SO	LOB
Carlos Garcia, R (1, 4) OBP: 0.321, SLG: 0.404	C B B F C 2-3 ① K		B X 1-0 S 2-H 1B		B X 1-0 ② F8	C B B X 2-1 ③ P3			B C F X 1-2 ② F7	5	0	1	1	0	1	3
Jay Bell, R (1, 6) OBP: 0.393, SLG: 0.441	B B C C S 2-3 ② K		1 SAFE B 1 SAFE P B B 4-0 1-2 BB		C F B B B X 3-2 ③ G6-3		C B X 1-1 HR		C F B X 1-2 2B 1B	4	2	2	1	1	1	1
Andy Van Slyke, L (1, 8) OBP: 0.359, SLG: 0.453	B X 1-0 1B		B C C B S 2-3 ② K			C C B F X 1-2 G1-3 WP 1B 1B	C X 0-1 ① G4-3		C F X 0-2 1-H 1B 2B	5	2	3	1	0	1	2
Jeff King, R (1, 5) OBP: 0.348, SLG: 0.392	C 1 SAFE X 0-1 ③ G4-3		B S X 1-1 ③ F7			B C C S 1-3 ① K 1-2	C F B C 1-3 ② K		X 0-0 2-H 1B	5	0	1	1	0	2	4
Dave Clark, L (1, 9) OBP: 0.360, SLG: 0.422		F E X 0-2 ① G6-3		B X 1-0 ① F7		B B B B 4-0 G1-3 1B BB	C S X 0-2 ③ G6-3		X 0-0 ③ G3-1	4	1	0	0	1	0	1
Kevin Young, R (1, 3) OBP: 0.301, SLG: 0.346		B B S B X 3-1 ② P4		C B C F X 1-2 ② F9		C B X 1-1 ② G1-3 1-2 2-3		C B X 1-1 ① F9		4	0	0	0	0	0	2
Midre Cummings, L (1, 7) OBP: 0.250, SLG: 0.227		X 0-0 ③ G3-1		B F B X 2-1 ③ G5-3		B B B B 4-0 1B 2B BB		F B X 1-1 ② F7		3	1	0	0	1	0	0
Tom Prince, R (1, 2) OBP: 0.276, SLG: 0.316			B X 1-0 1B 2B		B B B B 4-0 BB	B X 1-0 2B 1-2 2-H 3-H 1B		F C B S 1-3 ③ K		3	1	2	2	1	1	0
John Hope, R (1, 1) OBP: 0.091, SLG: 0.091 Al Martin, L (5, PH) OBP: 0.214, SLG: 0.462 Jeff Ballard, L (8, 1) OBP: 0.400, SLG: 0.600 Orlando Merced, S (6, PH) OBP: 0.415, SLG: 0.443 Rich Robertson, L (7, 1) Blas Minor, R (7, 1) OBP: 0.273, SLG: 0.300 Denny Neagle, L (7, 1) Paul Miller, R (8, 1) Tony Womack, L (9, PH) OBP: 0.077, SLG: 0.077			L L L 0-3 ① K		B F S B C 2-3 ① K	B S F X 1-2 1-3 2-H 2B			C S F X 0-2 ① G3	1 1 0 1 0 0 0 0 0 1	0 0 0 0 0 0 0 0 0 0	0 0 0 1 0 0 0 0 0 0	0 0 0 1 0 0 0 0 0 0	0 1 0 0 0 0 0 0 0 0	1 1 0 0 0 0 0 0 0 0	1 1 0 0 0 0 0 0 0 0
Inning Stats	R: 0 E: 0 K: 2 S: 9 H: 1 LOB: 1 BB: 0 P: 14	R: 0 E: 0 K: 0 S: 6 H: 0 LOB: 0 BB: 0 P: 9	R: 1 E: 0 K: 2 S: 11 H: 2 LOB: 2 BB: 1 P: 19	R: 0 E: 0 K: 0 S: 7 H: 0 LOB: 0 BB: 0 P: 11	R: 0 E: 0 K: 1 S: 7 H: 0 LOB: 1 BB: 1 P: 17	R: 3 E: 0 K: 1 S: 15 H: 3 LOB: 2 BB: 2 P: 30	R: 1 E: 0 K: 1 S: 10 H: 1 LOB: 0 BB: 0 P: 12	R: 0 E: 0 K: 1 S: 7 H: 0 LOB: 0 BB: 0 P: 10	R: 2 E: 0 K: 0 S: 15 H: 3 LOB: 1 BB: 0 P: 17	1B: 6 2B: 3 3B: 0 HR: 1	SF: 0 SAC: 0 DP: 0 HBP: 0						

PITCHER		IP	WLS	BF	H	R	ER	SO	BB	IBB	HBP	BLK	WP	HR	S	P	ERA	WHIP
Mike Williams, R ERA: 5.33	(1, 1)	5.2		25	4	4	4	6	4	0	0	0	1	0	49	90	6.35	1.412
Bobby Thigpen, R ERA: 6.06	(6, 1)	0.1	W	3	2	0	0	0	0	0	0	0	0	0	6	10	0.00	6.000
Donn Pall, R ERA: 3.11	(7, 1)	3.0		13	4	3	3	2	0	0	0	0	0	1	32	39	9.00	1.333

PITCHER	IP	WLS	BF	H	R	ER	SO	BB	IBB	HBP	BLK	WP	HR	S	P	ERA	WHIP

BOTTOM

Philadelphia Phillies @ Pittsburgh Pirates
Three Rivers Stadium, Pittsburgh, PA
Tue Sep 28 1993, 7:05 PM EDT
Att. 17,386 - Unknown

livebaseballscorecards.com

AB	37
R	7
H	10
RBI	7
BB	4
SO	8
LOB	15

WP: 1 PA: 41
PB: 0
SB: 1
CS: 0

Batter	1	2	3	4	5	6	7	8	9	AB	R	H	RBI	BB	SO	LOB
Ruben Amaro Jr, S (1, 8) OBP: 0.404, SLG: 0.533	S S B S 1-3 ① K		B B B C B 4-1 2B BB	B S B F B B 4-2 1-2 2-3 BB			S B F B X 2-2 ② F8			2	1	0	0	2	1	0
Mickey Morandini, L (1, 4) OBP: 0.313, SLG: 0.362	C F X 0-2 ② 1B		F X 0-1 1-H 2B	B B F X 2-1 ③ L5			B F C S 1-3 ③ K			4	0	2	1	0	1	3
Tony Longmire, L (1, 7) OBP: 0.167, SLG: 0.167	C C B B F F B C 3-3 ③ K		S F X 0-2 ② P6		B C F B B F X 3-2 ① G6-3			C X 0-1 ① P5		4	0	0	0	0	1	1
Ricky Jordan, R (1, 3) OBP: 0.316, SLG: 0.422		B C X 1-1 E6 G4-6-3	B C S B X 2-2 1B		C X 0-1 ② F8			S X 0-1 ② G6-3		4	0	1	0	0	0	0
Jim Eisenreich, L (1, 9) OBP: 0.365, SLG: 0.454		B F X 1-1 ①② G4-6-3 1-2f	C X 0-1 ③ F7		B B C X 2-1 ③ F8			B S X 1-1 ③ F7		4	0	0	0	0	0	3
Todd Pratt, R (1, 2) OBP: 0.321, SLG: 0.557		C B C F B F F X 2-2 E 1B		C C S 0-3 ① K		C B F C 1-3 ① K			B B X 2-0 ① F8	4	0	1	0	0	2	0
Kim Batiste, R (1, 6) OBP: 0.304, SLG: 0.444		C F X 0-2 E7 1-2		B X 1-0 FC3-5 HBP 1B		X 0-0 ② P5			C F C 0-3 ② K	4	0	1	0	0	1	1
Jeff Manto, R (1, 5) OBP: 0.105, SLG: 0.056		B B F X 2-1 ③ P4		C B H 2-1 BB FC3-5 1-2 HBP		B X 1-0 ③ F7			F X 0-1 ③ G5-3	3	0	0	0	0	0	2
Kevin Foster, R (1, 1) Brad Brink, R (5, 1)			B C S B X 2-2 ① G5-3	M X 0-1 ② FC3-5 BB 1-2 2-3f			C X 0-1 ① G6-3			2 1	0 0	0 0	0 0	0 0	0 0	2 0
Inning Stats	R: 0 E: 0 K: 2 S: 11 H: 1 LOB: 0 BB: 0 P: 15	R: 0 E: 2 K: 0 S: 15 H: 1 LOB: 2 BB: 0 P: 21	R: 1 E: 0 K: 0 S: 14 H: 2 LOB: 2 BB: 1 P: 22	R: 0 E: 0 K: 1 S: 11 H: 1 LOB: 3 BB: 1 P: 20	R: 0 E: 0 K: 0 S: 8 H: 0 LOB: 0 BB: 0 P: 13	R: 0 E: 0 K: 1 S: 5 H: 0 LOB: 0 BB: 0 P: 7	R: 0 E: 0 K: 1 S: 8 H: 0 LOB: 0 BB: 0 P: 11	R: 0 E: 0 K: 0 S: 6 H: 0 LOB: 0 BB: 0 P: 7	R: 0 E: 0 K: 1 S: 6 H: 0 LOB: 0 BB: 0 P: 8	1B: 4 2B: 1 3B: 0 HR: 0 SF: 0 SAC: 0 DP: 1 HBP: 1						

PITCHER		IP	WLS	BF	H	R	ER	SO	BB	IBB	HBP	BLK	WP	HR	S	P	ERA	WHIP
Bob Walk, R ERA: 5.68	(1, 1)	5.0	W	23	5	1	1	3	2	0	1	0	0	0	59	91	1.80	1.400
Joel Johnston, R ERA: 3.42	(6, 1)	4.0	S	12	0	0	0	3	0	0	0	0	0	0	25	33	0.00	0.000

PITCHER	IP	WLS	BF	H	R	ER	SO	BB	IBB	HBP	BLK	WP	HR	S	P	ERA	WHIP

TOP

Philadelphia Phillies @ Pittsburgh Pirates
Three Rivers Stadium, Pittsburgh, PA
Wed Sep 29 1993, 7:05 PM EDT
Att. 21,159 - Unknown - 45 F

livebaseballscorecards.com

AB	32
R	1
H	5
RBI	1
BB	2
SO	6
LOB	12

1B: 4	SF: 0	WP: 0	PA: 35
2B: 1	SAC: 0	PB: 0	
3B: 0	DP: 1	SB: 0	
HR: 0	HBP: 1	CS: 0	

BOTTOM

Philadelphia Phillies @ Pittsburgh Pirates
Three Rivers Stadium, Pittsburgh, PA
Wed Sep 29 1993, 7:05 PM EDT
Att. 21,159 - Unknown - 45 F

livebaseballscorecards.com

Batter	1	2	3	4	5	6	7	8	9	AB	R	H	RBI	BB	SO	LOB
Tony Womack, L (1, 6) OBP: 0.167, SLG: 0.063	4-1 S, 1B, BB	4-2 S, BB	0-2 F9 ③		2-0 P3 ②		0-1 P2 ③			3	1	0	0	2	0	4
Tom Foley, L (1, 4) OBP: 0.279, SLG: 0.355	2-1 WP, WP, 1-H, 2B, 1B	2-3 K ② 1-2		2-2 G3-1 ①	3-1 E1 1-2			0-2 F7 ①		5	1	1	1	0	1	2
Midre Cummings, L (1, 8) OBP: 0.241, SLG: 0.192	3-3 K ① 1-2	0-0 P5 ③		3-2 F7 ②	2-3 K ③			4-1 WP, BB		4	0	0	0	1	2	4
Jeff King, R (1, 5) OBP: 0.353, SLG: 0.402	4-2 WP, 2B, BB		1-1 1B, 2B	0-1 HR, 1B		1-0 HR		4-2 L4-3, 1-2, BB		3	4	3	1	2	0	0
Dave Clark, L (1, 9) OBP: 0.360, SLG: 0.433	0-1 F7 ②		0-2 1B, 2-H, 1B	3-2 1-H, HR		0-3 K ①		1-1 L4-3 ②③ 1-2		5	1	2	3	0	1	4
Al Martin, L (1, 7) OBP: 0.337, SLG: 0.473	3-2 1-H, 2-H, 2B		3-2 BB, 1-3, 1B	0-2 HR		2-3 K ②				4	1	3	3	0	1	0
Rich Aude, R (1, 3) OBP: 0.158, SLG: 0.211	2-2 G3 ③		0-1 P6 ①	1-0 P4 ③		0-3 K ③				4	0	0	0	0	1	3
Jerry Goff, L (1, 2) OBP: 0.439, SLG: 0.559		0-0 HR	4-2 1-2, BB		4-2 E, BB		0-0 P4 ①			2	1	1	1	2	0	0
Bob Walk, R (1, 1) OBP: 0.136, SLG: 0.138 Andy Tomberlin, L (5, PH) OBP: 0.318, SLG: 0.405 Joel Johnston, R (6, 1) OBP: 0.333, SLG: 0.500		1-3 K ①	0-2 P6 ②		1-3 K ①		0-0 F7 ②			2 1 1	0 0 0	0 0 0	0 0 0	0 0 0	1 1 0	3 1 0
Inning Stats	R: 3 E: 0 K: 1 S: 16 / H: 2 LOB: 1 BB: 2 P: 34	R: 1 E: 0 K: 2 S: 11 / H: 1 LOB: 1 BB: 1 P: 18	R: 1 E: 0 K: 0 S: 18 / H: 3 LOB: 3 BB: 1 P: 26	R: 3 E: 0 K: 0 S: 16 / H: 3 LOB: 0 BB: 0 P: 25	R: 0 E: 1 K: 2 S: 11 / H: 0 LOB: 2 BB: 1 P: 23	R: 1 E: 0 K: 3 S: 13 / H: 1 LOB: 0 BB: 0 P: 16	R: 0 E: 0 K: 0 S: 4 / H: 0 LOB: 0 BB: 0 P: 4	R: 0 E: 0 K: 0 S: 8 / H: 0 LOB: 1 BB: 2 P: 17		1B: 4 2B: 3 3B: 0 HR: 4	SF: 0 SAC: 0 DP: 1 HBP: 0			WP: 3 PB: 0 SB: 2 CS: 0	PA: 41		

	AB	34
	R	9
	H	10
	RBI	9
	BB	7
	SO	8
	LOB	21

PITCHER		IP	WLS	BF	H	R	ER	SO	BB	IBB	HBP	BLK	WP	HR	S	P	ERA	WHIP
Kevin Foster, R ERA: 14.85	(1, 1)	4.0	L	25	9	8	8	3	4	0	0	0	2	3	61	103	18.00	3.250
Brad Brink, R ERA: 3.0	(5, 1)	4.0		16	1	1	1	5	3	0	0	0	1	1	36	60	2.25	1.000

PITCHER	IP	WLS	BF	H	R	ER	SO	BB	IBB	HBP	BLK	WP	HR	S	P	ERA	WHIP

Batter	1	2	3	4	5	6	7	8	9	AB	R	H	RBI	BB	SO	LOB
Lenny Dykstra, L (1, 8) OBP: 0.423, SLG: 0.487	G1-3	F9		F8			F9		G3	5	0	0	0	0	0	4
Mickey Morandini, L (1, 4) OBP: 0.310, SLG: 0.359	P4		G3		F7			P5		4	0	0	0	0	0	0
John Kruk, L (1, 3) OBP: 0.431, SLG: 0.477	1B BB		E4 WP		G5-4-3 BB			BB 1B 1B		2	0	1	0	2	0	0
Dave Hollins, S (1, 5) OBP: 0.375, SLG: 0.448	1-2 1B		P3 1-2		G5-4-3 1-2f			L6		4	0	1	0	0	0	3
Pete Incaviglia, R (1, 7) OBP: 0.322, SLG: 0.537	F8		G4-3			G6-3		BB 1-2 1B		4	0	1	0	0	0	3
Jim Eisenreich, L (1, 9) OBP: 0.366, SLG: 0.451		F7		G5-3 BB		G6-3		1-2 2-3 BB		2	0	0	0	2	0	0
Todd Pratt, R (1, 2) OBP: 0.318, SLG: 0.537		1B BB		G5-3 1-2		P2		L8		3	0	0	0	1	0	4
Kevin Stocker, S (1, 6) OBP: 0.416, SLG: 0.417		1-2 1B		HBP			G4-6-3 BB		F7	2	0	1	0	1	0	0
Tommy Greene, R (1, 1) OBP: 0.269, SLG: 0.333		P6		K			G4-6-3 1-2f		G5-3	2	0	0	0	0	1	4
David West, L (5, 1) OBP: 0.400, SLG: 0.600										0	0	0	0	0	0	0
Terry Mulholland, R (6, 1) OBP: 0.081, SLG: 0.066										0	0	0	0	0	0	0
Milt Thompson, L (7, PH) OBP: 0.344, SLG: 0.353										1	0	0	0	0	0	1
Bobby Thigpen, R (7, 1)										0	0	0	0	0	0	0
Roger Mason, R (8, 1) OBP: 0.167, SLG: 0.167										0	0	0	0	0	0	0
Ricky Jordan, R (9, PH) OBP: 0.314, SLG: 0.419										1	0	0	0	0	0	0
Inning Stats	R: 0 E: 0 K: 0 S: 10 H: 1 LOB: 2 BB: 1 P: 21	R: 0 E: 0 K: 0 S: 6 H: 1 LOB: 2 BB: 1 P: 18	R: 0 E: 1 K: 0 S: 10 H: 0 LOB: 1 BB: 0 P: 14	R: 0 E: 0 K: 1 S: 9 H: 0 LOB: 2 BB: 1 P: 16	R: 0 E: 0 K: 0 S: 6 H: 0 LOB: 0 BB: 1 P: 15	R: 0 E: 0 K: 0 S: 6 H: 0 LOB: 0 BB: 0 P: 7	R: 0 E: 0 K: 0 S: 3 H: 0 LOB: 0 BB: 1 P: 10	R: 0 E: 0 K: 0 S: 16 H: 2 LOB: 3 BB: 1 P: 22	R: 0 E: 0 K: 0 S: 7 H: 0 LOB: 0 BB: 0 P: 12	1B: 4 2B: 0 3B: 0 HR: 0 SF: 0 SAC: 0 DP: 2 HBP: 1	WP: 1 PB: 0 SB: 0 CS: 0 PA: 37					

PITCHER	IP	WLS	BF	H	R	ER	SO	BB	IBB	HBP	BLK	WP	HR	S	P	ERA	WHIP
Tim Wakefield, R (1, 1) ERA: 5.61	9.0	W	37	4	0	0	1	6	0	1	0	1	0	73	135	0.00	1.111

PITCHER	IP	WLS	BF	H	R	ER	SO	BB	IBB	HBP	BLK	WP	HR	S	P	ERA	WHIP

TOP

Philadelphia Phillies @ Pittsburgh Pirates
Three Rivers Stadium, Pittsburgh, PA
Thu Sep 30 1993, 7:05 PM EDT
Att. 10,448 - Unknown - 51 F

livebaseballscorecards.com

AB	30
R	0
H	4
RBI	0
BB	6
SO	1
LOB	19

Batter	1	2	3	4	5	6	7	8	9	AB	R	H	RBI	BB	SO	LOB
Tony Womack, L (1, 6) OBP: 0.217, SLG: 0.100	BBBCB 4-1 1B SF7 BB	FBFFFX 1-2 G3 1B		BBBX 3-0 ② P5		FSBFBFFX 2-2 ② L7		FFFBBX 2-2 ③ L8		4	1	1	0	1	0	1
Tom Foley, L (1, 4) OBP: 0.288, SLG: 0.368	SX 0-1 E SF7 SF7 1-3 1B	1 SAFE 1 SAFE CCB1X SAFE 1-2 ② G3 1-2		X 0-0 1B		CBX 1-1 2B				4	1	3	0	0	0	1
Midre Cummings, L (1, 8) OBP: 0.242, SLG: 0.179	CFF1BBBX SAFE 2-2 ① SF7 1-2 3-H	FBBBB 4-1 FC6-4 BB		X 0-0 ③ L8		FX 0-1 ③ G4-3				2	0	0	1	1	0	2
Jeff King, R (1, 5) OBP: 0.354, SLG: 0.402	BCBX 2-1 ② SF7 2-H	SBBSSTX 2-2 ③ FC6-4 1-2f			BSFFBBB 4-2 S E BB		BCX 1-1 G4-6-3 1B			2	1	1	1	1	0	2
Dave Clark, L (1, 9) OBP: 0.362, SLG: 0.452	X 0-0 1B 3B		BBX 2-0 HR		BSBCS 2-3 ① K 1-2		FBX 1-1 ①② G4-6-3 1-2f			4	2	2	1	0	1	2
Al Martin, L (1, 7) OBP: 0.337, SLG: 0.471	X 0-0 S 3-H 1B		BBFFBS 2-3 ① K		CFC 0-3 ② K		BBX 2-0 ③ G4-3			4	0	1	1	0	2	1
Rich Aude, R (1, 3) OBP: 0.174, SLG: 0.182	BSBBB 4-1 1-2 BB		BSFC 1-3 ② K		BFBSFFX 2-2 E6 2-H			FCFS 0-3 ① K		3	0	0	0	1	2	0
Tom Prince, R (1, 2) OBP: 0.270, SLG: 0.309	CBSS 1-3 ③ K		BSBBX 3-1 ③ L9		SSFFFC 0-3 ③ K			FFX 0-2 ② F8		4	0	0	0	0	2	3
Tim Wakefield, R (1, 1) OBP: 0.163, SLG: 0.279		BCSS 1-3 ① K		FSBFFS 1-3 ① K		BFX 1-1 ① F9		SSBX 1-2 1B		4	0	1	0	0	2	0
Inning Stats	R: 3 H: 3 E: 0 LOB: 2 K: 1 BB: 2 S: 15 P: 28	R: 0 H: 1 E: 0 LOB: 2 K: 1 BB: 1 S: 16 P: 25	R: 1 H: 1 E: 0 LOB: 0 K: 2 BB: 0 S: 9 P: 17	R: 0 H: 1 E: 0 LOB: 1 K: 1 BB: 0 S: 8 P: 12	R: 1 H: 0 E: 1 LOB: 1 K: 3 BB: 1 S: 20 P: 28	R: 0 H: 1 E: 0 LOB: 1 K: 0 BB: 0 S: 12 P: 16	R: 0 H: 1 E: 0 LOB: 0 K: 0 BB: 0 S: 5 P: 9	R: 0 H: 1 E: 0 LOB: 1 K: 1 BB: 0 S: 14 P: 17		1B: 6 SF: 2 2B: 1 SAC: 0 3B: 1 DP: 1 HR: 1 HBP: 0						

PITCHER		IP	WLS	BF	H	R	ER	SO	BB	IBB	HBP	BLK	WP	HR	S	P	ERA	WHIP
Tommy Greene, R ERA: 3.42	(1, 1)	4.0	L	21	6	4	4	5	3	0	0	0	0	1	48	82	9.00	2.250
David West, L ERA: 2.95	(5, 1)	1.0		5	0	1	0	3	1	0	0	0	0	0	20	28	0.00	1.000
Terry Mulholland, L ERA: 3.32	(6, 1)	1.0		4	1	0	0	0	0	0	0	0	0	0	12	16	0.00	1.000
Bobby Thigpen, R ERA: 5.94	(7, 1)	1.0		3	1	0	0	0	0	0	0	0	0	0	5	9	0.00	1.000
Roger Mason, R ERA: 4.01	(8, 1)	1.0		4	1	0	0	1	0	0	0	0	0	0	14	17	0.00	1.000

PITCHER	IP	WLS	BF	H	R	ER	SO	BB	IBB	HBP	BLK	WP	HR	S	P	ERA	WHIP

BOTTOM

Philadelphia Phillies @ Pittsburgh Pirates
Three Rivers Stadium, Pittsburgh, PA
Thu Sep 30 1993, 7:05 PM EDT
Att. 10,448 - Unknown - 51 F

livebaseballscorecards.com

AB	31
R	5
H	9
RBI	4
BB	4
SO	9
LOB	12

WP: 0	PA: 37		
PB: 0			
SB: 2			
CS: 0			

Batter	1	2	3	4	5	6	7	8	9	AB	R	H	RBI	BB	SO	LOB
Lenny Dykstra, L (1, 8) OBP: 0.422, SLG: 0.486	B B C C B F X 3-2 ① G4-3		C B F X 1-2 ③ G3		B X 1-0 G5-3 1B		F B F C 1-3 ① K			4	0	1	0	0	1	1
Mariano Duncan, R (1, 4) OBP: 0.305, SLG: 0.420	B X 1-0 2B			C B X 1-1 BB BB 1B 1B	C X 0-1 ② G5-3 **1-2**		C B F B X 2-2 ② G5-3 **1-2**			4	1	2	0	0	0	2
John Kruk, L (1, 3) OBP: 0.430, SLG: 0.475 Ricky Jordan, R (5, PH) OBP: 0.311, SLG: 0.413 (5, 3)	S B S S 1-3 ② K			B C 1 SAFE 1 SAFE B X 2-1 ① P8	C F B S 1-3 ③ K		C B X 1-1 ③ L9			2 2	0 0	0 0	0 0	0 0	1 1	2 2
Dave Hollins, S (1, 5) OBP: 0.373, SLG: 0.444 Donn Pall, R (8, 1) Mitch Williams, L (9, 1) OBP: 1.000, SLG: 1.000	F X 0-1 ③ L7			C C 1 SAFE S 0-3 ② K		B S S B B X 3-2 ① G6-3		B C S B C 2-3 ① K		4 0 0	0 0 0	0 0 0	0 0 0	0 0 0	2 0 0	2 0 0
Darren Daulton, L (1, 2) OBP: 0.392, SLG: 0.483		C B B B X 2-1 ① G1-3		1 SAFE B B B B 4-0 BB 1B **1-2** BB		C B B C S 2-3 ② K		B B X 2-0 ② F8		3	1	0	0	1	1	0
Jim Eisenreich, L (1, 9) OBP: 0.365, SLG: 0.447		C B S X 1-2 ② L7		S B B B B 4-1 1B **1-2** **2-3** BB	C X 0-1 ③ G1-3			B S S S B C 2-3 ③ K		3	0	0	0	1	1	0
Milt Thompson, L (1, 7) OBP: 0.343, SLG: 0.352		B X 1-0 ③ G5-3		C X 0-1 **1-2** **2-H** **3-H** 1B			F X 0-1 E5 2B		S B X 1-1 ① G4-3	4	1	1	2	0	0	0
Kevin Stocker, S (1, 6) OBP: 0.414, SLG: 0.418			X 0-0 ① B1-3	C C F B S 1-3 ③ K			B B 1 SAFE S F 1 SAFE X 2-2 **1-H** 1B 2B		X 0-0 ② F8	4	1	1	1	0	1	2
Curt Schilling, R (1, 1) OBP: 0.169, SLG: 0.160 Tony Longmire, L (7, PH) OBP: 0.231, SLG: 0.231 Larry Andersen, R (7, 1) OBP: 1.000, SLG: 1.000 Kim Batiste, R (8, 5) OBP: 0.302, SLG: 0.442			B C X 1-1 ② G3		C C B S 1-3 ① K		B C X 1-1 G5-3 **3-H** 1B		B S X 1-1 ③ G3-1	2 1 0 1	0 0 0 0	0 1 0 0	0 1 0 0	0 0 0 0	1 0 0 0	0 0 0 0
Inning Stats	R: 0 H: 1 E: 0 LOB: 1 K: 1 BB: 0 S: 10 P: 15	R: 0 H: 0 E: 0 LOB: 0 K: 0 BB: 0 S: 6 P: 10	R: 0 H: 0 E: 0 LOB: 0 K: 0 BB: 0 S: 6 P: 8	R: 2 H: 2 E: 0 LOB: 2 K: 2 BB: 2 S: 14 P: 26	R: 0 H: 1 E: 0 LOB: 1 K: 2 BB: 0 S: 9 P: 12	R: 0 H: 0 E: 0 LOB: 0 K: 1 BB: 0 S: 8 P: 13	R: 2 H: 2 E: 1 LOB: 1 K: 1 BB: 0 S: 15 P: 22	R: 0 H: 0 E: 0 LOB: 0 K: 2 BB: 0 S: 7 P: 13	R: 0 H: 0 E: 0 LOB: 0 K: 0 BB: 0 S: 5 P: 7	1B: 4 2B: 2 3B: 0 HR: 0	SF: 0 SAC: 0 DP: 0 HBP: 0			WP: 0 PB: 0 SB: 0 CS: 0	PA: 36		

PITCHER		IP	WLS	BF	H	R	ER	SO	BB	IBB	HBP	BLK	WP	HR	S	P	ERA	WHIP
Omar Olivares, R ERA: 4.17	(1, 1)	6.0	L	27	6	4	3	6	2	0	0	0	0	0	60	94	4.50	1.333
Lee Guetterman, L ERA: 3.0	(7, 1)	2.0		6	0	0	0	3	0	0	0	0	0	0	15	25	0.00	0.000
Paul Kilgus, L ERA: 0.64	(9, 1)	1.0		3	0	0	0	0	0	0	0	0	0	0	5	7	0.00	0.000

PITCHER	IP	WLS	BF	H	R	ER	SO	BB	IBB	HBP	BLK	WP	HR	S	P	ERA	WHIP

TOP

Philadelphia Phillies @ St. Louis Cardinals

Busch Stadium, St. Louis, MO

Fri Oct 01 1993, 7:05 PM CDT

Att. 26,870 - Unknown

livebaseballscorecards.com

AB	34
R	4
H	6
RBI	4
BB	2
SO	9
LOB	11

BOTTOM

Philadelphia Phillies @ St. Louis Cardinals
Busch Stadium, St. Louis, MO
Fri Oct 01 1993, 7:05 PM CDT
Att. 26,870 - Unknown

livebaseballscorecards.com

Batter	1	2	3	4	5	6	7	8	9	AB	R	H	RBI	BB	SO	LOB
Bernard Gilkey, R (1, 7) OBP: 0.374, SLG: 0.488	3-1 BBBCX G6-3 G1-6-3 2B		2-3 CBBFS K 2-3		0-1 FX P4			2-3 BSCBC K		4	1	1	0	0	2	3
Ozzie Smith, S (1, 6) OBP: 0.341, SLG: 0.360	1-1 BLX G6-3 2-3		1-0 BX G4-3			4-1 CBBBB G6-4-3 BB		1-0 BX L9		3	0	0	0	1	0	3
Ray Lankford, L (1, 8) OBP: 0.370, SLG: 0.350	0-2 FFX G1-6-3 3-H			1-2 BCCX L1		0-3 CCS K			2-1 BCBX 1B	4	0	1	1	0	1	1
Todd Zeile, R (1, 5) OBP: 0.351, SLG: 0.433	1-1 CBX P6			2-0 BBX P7		1 SAFE 1-1 CBX G6-4-3 1-2f			1 SAFE 1-3 CFC K	4	0	0	0	0	1	2
Mark Whiten, S (1, 9) OBP: 0.322, SLG: 0.425		1-3 BCSS K		0-0 X L7			1-3 FFBC K		1 SAFE 0-3 SFS K	4	0	0	0	0	3	1
Stan Royer, R (1, 3) OBP: 0.326, SLG: 0.442		3-1 BCBBX F9			2-1 BSBBX F8		3-1 BCBBX P2		3-3 BCBCS K	4	0	0	0	0	1	1
Tim Jones, L (1, 4) OBP: 0.366, SLG: 0.361		0-3 CFC K			1-1 CBX 1B 2B		2-3 BCFBFC K			3	1	1	0	0	2	0
Marc Ronan, L (1, 2) OBP: 0.091, SLG: 0.091			1-1 FBX WP G6-3 1B		2-3 CFBBFS K			1-2 CSBFX G4-3		2	0	1	0	0	1	1
Gerald Perry, L (8, PH) OBP: 0.439, SLG: 0.515										1	0	0	0	0	0	0
Erik Pappas, R (9, 2) OBP: 0.360, SLG: 0.341										0	0	0	0	0	0	0
Omar Olivares, R (1, 1) OBP: 0.269, SLG: 0.308			2-1 BBLX G6-3 1-2		0-0 X 2-H 1B			2-2 SSBBX 1B		2	0	1	1	0	0	1
Lee Guetterman, L (7, 1) OBP: 0.500, SLG: 1.000										0	0	0	0	0	0	0
Rod Brewer, L (8, PH) OBP: 0.352, SLG: 0.370										1	0	1	0	0	0	0
Lonnie Maclin, L (8, PR) OBP: 0.077, SLG: 0.083										0	0	0	0	0	0	0
Paul Kilgus, L (9, 1) OBP: 0.200, SLG: 0.200										0	0	0	0	0	0	0
Inning Stats	R: 1 E: 0 K: 0 S: 9	H: 1 LOB: 0 BB: 0 P: 14	R: 0 E: 0 K: 2 S: 8	H: 0 LOB: 0 BB: 0 P: 12	R: 0 E: 0 K: 1 S: 8	H: 1 LOB: 1 BB: 0 P: 14	R: 0 E: 0 K: 0 S: 5	H: 0 LOB: 0 BB: 0 P: 8	R: 1 E: 0 K: 1 S: 11	H: 2 LOB: 1 BB: 0 P: 16	R: 0 E: 0 K: 1 S: 6	H: 0 LOB: 0 BB: 1 P: 11	R: 0 E: 0 K: 2 S: 9	H: 0 LOB: 0 BB: 0 P: 15	R: 0 E: 0 K: 1 S: 11	H: 1 LOB: 1 BB: 0 P: 17	R: 0 E: 0 K: 3 S: 11	H: 1 LOB: 1 BB: 0 P: 17							

	AB	R	H	RBI	BB	SO	LOB
	32	2	6	2	1	11	13

1B: 4	SF: 0	WP: 1	PA: 33
2B: 2	SAC: 0	PB: 0	
3B: 0	DP: 1	SB: 0	
HR: 0	HBP: 0	CS: 0	

PITCHER		IP	WLS	BF	H	R	ER	SO	BB	IBB	HBP	BLK	WP	HR	S	P	ERA	WHIP
Curt Schilling, R (1, 1) ERA: 4.02		6.0	W	22	4	2	2	5	1	0	0	0	1	0	47	75	3.00	0.833
Larry Andersen, R (7, 1) ERA: 2.97		1.0		3	0	0	0	2	0	0	0	0	0	0	9	15	0.00	0.000
Donn Pall, R (8, 1) ERA: 3.07		1.0		4	1	0	0	1	0	0	0	0	0	0	11	17	0.00	1.000
Mitch Williams, L (9, 1) ERA: 3.1		1.0	S	4	1	0	0	3	0	0	0	0	0	0	11	17	0.00	1.000

PITCHER	IP	WLS	BF	H	R	ER	SO	BB	IBB	HBP	BLK	WP	HR	S	P	ERA	WHIP

Batter	1	2	3	4	5	6	7	8	9	10	AB	R	H	RBI	BB	SO	LOB
Lenny Dykstra, L (1, 8) OBP: 0.421, SLG: 0.483	X 0-0 E3 1B SF8		B B S B B 4-1 CS BB		C 1 SAFE 1 SAFE B B B 1 SAFE X 3-1 ② G1-3 1-2		B B X 2-0 ② G3		C S F B B X 2-2 ②③ L6-4 2-3		3	1	0	0	1	0	1
Bobby Thigpen, R (7, 1)											0	0	0	0	0	0	0
Kim Batiste, R (8, 5) OBP: 0.300, SLG: 0.439											1	0	0	0	0	0	1
Mariano Duncan, R (1, 4) OBP: 0.302, SLG: 0.416	B X 1-0 ① L6		C 1 SAFE 1 SAFE 1 SAFE B C B X 2-2 ①② F9 1-2		B C B B X 3-1 ③ F8		B S F B X 2-2 ③ G3			C F F B B F F X 2-2 ① F8	5	0	0	0	0	0	3
Mike Williams, R (10, 1) OBP: 0.083, SLG: 0.083											0	0	0	0	0	0	0
Ricky Jordan, R (1, 3) OBP: 0.325, SLG: 0.426	1 SAFE S 1 SAFE B F B 1 SAFE 1 SAFE 1 SAFE 2-2 X 1-3 1B		C F B F B X 2-2 1B			C B X 1-1 E 1B		B X 1-0 ① F8		B B B C X 3-1 1B	5	1	4	0	0	0	0
Dave Hollins, S (1, 5) OBP: 0.374, SLG: 0.444	C B X 1-1 ② SF8 3-H		B F B B B F X 3-2 ③ P2			F X 0-1 E 1-2 SF9 1B		B B F B B B 4-1 1B SF9 BB		X 0-0 ② F7	2	2	1	1	1	0	1
David West, L (8, 1) OBP: 0.400, SLG: 0.600											0	0	0	0	0	0	0
Roger Mason, R (9, 1) OBP: 0.167, SLG: 0.167											0	0	0	0	0	0	0
Mickey Morandini, L (10, PH) OBP: 0.310, SLG: 0.358											1	0	0	0	0	0	1
(10, 4)																	
Pete Incaviglia, R (1, 7) OBP: 0.320, SLG: 0.533	X 0-0 ③ G1-3			B X 1-0 ① F9		S X 0-1 E5 BB 1-3 2-H		C S B B X 2-2 SF9 1-3 1B		S C B S 1-3 ③ K	5	0	1	0	0	1	3
Wes Chamberlain, R (1, 9) OBP: 0.316, SLG: 0.486		X 0-0 ① G4-3		B S C X 1-2 G6-4-3 1B		F F X 0-2 ① SF9 3-H		B X 1-0 ② SF9 1-2 3-H			2	0	1	2	0	0	0
Todd Pratt, R (1, 2) OBP: 0.315, SLG: 0.518		C B B F B X 3-2 ② G5-3		F F X 0-2 ②③ G6-4-3 1-2f		B B B 4-0 G6-4-3 1-2 BB		B C B S F B C 3-3 ③ K			3	0	0	0	1	1	2
Kevin Stocker, S (1, 6) OBP: 0.415, SLG: 0.424		B X 1-0 2B			B C B C X 2-2 G1-3 1B	C B B X 2-1 ②③ G6-4-3 1-2f			S F B B X 2-2 E4 L6-4 SH1-3		4	0	2	0	0	0	2
Danny Jackson, R (1, 1) OBP: 0.130, SLG: 0.108		S B S C 1-3 ③ K			F S B L 1-3 ① K		F X 0-1 ① P4		X 0-0 ① SH1-3 1-2		2	0	0	0	0	2	2
Ruben Amaro Jr, S (7, PH) OBP: 0.396, SLG: 0.522											1	0	0	0	0	0	0
(7, 8)																	
Inning Stats	R: 1 E: 1 K: 0 S: 8 H: 1 LOB: 1 BB: 0 P: 12	R: 0 E: 0 K: 1 S: 8 H: 1 LOB: 1 BB: 0 P: 13	R: 0 E: 0 K: 0 S: 11 H: 1 LOB: 1 BB: 1 P: 22	R: 0 E: 0 K: 0 S: 7 H: 1 LOB: 0 BB: 0 P: 9	R: 0 E: 0 K: 1 S: 10 H: 1 LOB: 1 BB: 0 P: 19	R: 2 E: 1 K: 0 S: 11 H: 2 LOB: 1 BB: 1 P: 18	R: 0 E: 0 K: 0 S: 6 H: 0 LOB: 0 BB: 0 P: 10	R: 1 E: 0 K: 1 S: 10 H: 1 LOB: 1 BB: 1 P: 21	R: 0 E: 1 K: 0 S: 8 H: 0 LOB: 0 BB: 0 P: 12	R: 0 E: 0 K: 1 S: 13 H: 1 LOB: 1 BB: 0 P: 19	1B: 8 2B: 2 3B: 0 HR: 0	SF: 3 SAC: 1 DP: 3 HBP: 0						

PITCHER		IP	WLS	BF	H	R	ER	SO	BB	IBB	HBP	BLK	WP	HR	S	P	ERA	WHIP
Tom Urbani, L ERA: 4.65	(1, 1)	7.0		29	7	3	1	2	2	0	0	0	0	0	61	103	1.29	1.286
Mike Perez, R ERA: 2.51	(8, 1)	2.0		8	1	1	1	1	1	0	0	0	0	0	18	33	4.50	1.000
Rob Murphy, L ERA: 4.87	(10, 1)	1.0	W	4	1	0	0	1	0	0	0	0	0	0	13	19	0.00	1.000

PITCHER	IP	WLS	BF	H	R	ER	SO	BB	IBB	HBP	BLK	WP	HR	S	P	ERA	WHIP

TOP

Philadelphia Phillies @ St. Louis Cardinals

Busch Stadium, St. Louis, MO

Sat Oct 02 1993, 3:33 AM CDT

Att. 31,501 - Cloudy

livebaseballscorecards.com

AB	34
R	4
H	9
RBI	3
BB	3
SO	4
LOB	16

WP: 0 PB: 0 SB: 0 CS: 1 PA: 41

Batter	1	2	3	4	5	6	7	8	9	10	AB	R	H	RBI	BB	SO	LOB
Geronimo Pena, S (1, 4) OBP: 0.333, SLG: 0.410 Todd Zeile, R (9, PH) OBP: 0.352, SLG: 0.433 Rob Murphy, L (10, 1) OBP: 0.500, SLG: 0.500	S F X 0-2 G5-3		X 0-0 1-3 2B		X 0-0 2-H HR		S B B C F F C 2-3 K		I I I I 4-0 F8-2 IBB		4 0 0	1 0 0	2 0 0	2 0 0	0 1 0	1 0 0	3 0 0
Ozzie Smith, S (1, 6) OBP: 0.338, SLG: 0.357	B C B B F X 3-2 F8		F X 0-1 SF9 3-H		X 0-0 G4-3		C F X 0-2 G1-3		F X 0-1 F8-2 1-2 2-3 3-H		4	0	0	1	0	0	6
Bernard Gilkey, R (1, 7) OBP: 0.372, SLG: 0.485	X 0-0 G4-3		X 0-0 L5			S C F B B X 2-2 F8		H 1-0 BB HBP	B X 1-0 F7		4	0	0	0	0	0	3
Mark Whiten, S (1, 9) OBP: 0.321, SLG: 0.422		C B C B F B C 3-3 K		X 0-0 L5-3		B X 1-0 G6-3		B B S 1 SAFE B S B 4-2 G6-4-3 1-2 BB		S B S C 1-3 K	4	0	0	0	1	2	0
Ray Lankford, L (1, 8) OBP: 0.368, SLG: 0.348		S B S S 1-3 K		B B C X 2-1 G4-3		C B F B F F X 2-2 G4-3		F C B B F C 2-3 K		B C X 1-1 S E 1B	5	1	1	0	0	2	2
Stan Royer, R (1, 5) OBP: 0.319, SLG: 0.413		B B S B B 4-1 BB		B B F C S 2-3 K			F C B F S 1-3 K	F B X 1-1 G6-4-3 1-2f		0-0 S 1-H	4	0	0	0	1	2	2
Tracy Woodson, R (1, 3) OBP: 0.215, SLG: 0.234 Rod Brewer, L (7, PH) OBP: 0.359, SLG: 0.381 (8, 3) Tim Jones, L (9, PR) OBP: 0.366, SLG: 0.361 (10, 4)		B F B F B S 3-3 K			F B B F B C 3-3 K		B B C B B 4-1 BB BB BB		F B X 1-1 1B 2B		2 1 0	0 0 1	0 1 0	0 0 0	0 1 0	2 0 0	1 0 0
Erik Pappas, R (1, 2) OBP: 0.366, SLG: 0.342			B X 1-0 G1-3		B B S B X 3-1 SH1-4 HR 1B		B B B B 4-0 BB 1-2 BB		B B B B 4-0 1B F8-2 BB		2	1	1	0	2	0	0
Tom Urbani, L (1, 1) OBP: 0.278, SLG: 0.188 Gerald Perry, L (7, PH) OBP: 0.443, SLG: 0.515 Mike Perez, R (8, 1) Gregg Jefferies, S (9, PH) OBP: 0.408, SLG: 0.486 (10, 3)			C X 0-1 2B SF9 1B		M B L 1 SAFE X 1-2 SH1-4 1-2		S B S B B B 4-2 1-2 2-3 BB		C B C F B X 2-2 F8-2 1-3 2-H 1B		1 0 0 1	1 0 0 0	1 0 0 1	0 0 0 1	0 1 0 0	0 0 0 0	0 0 0 0
Inning Stats	R: 0 H: 0 E: 0 LOB: 0 K: 0 BB: 0 S: 7 P: 10	R: 0 H: 0 E: 0 LOB: 1 K: 3 BB: 1 S: 11 P: 22	R: 1 H: 2 E: 0 LOB: 1 K: 0 BB: 0 S: 7 P: 8	R: 0 H: 0 E: 0 LOB: 0 K: 1 BB: 0 S: 6 P: 10	R: 2 H: 2 E: 0 LOB: 0 K: 1 BB: 0 S: 10 P: 17	R: 0 H: 0 E: 0 LOB: 0 K: 0 BB: 0 S: 11 P: 16	R: 0 H: 0 E: 0 LOB: 3 K: 2 BB: 3 S: 15 P: 30	R: 0 H: 0 E: 0 LOB: 1 K: 1 BB: 1 S: 8 P: 16	R: 1 H: 2 E: 0 LOB: 2 K: 0 BB: 2 S: 9 P: 21	R: 1 H: 1 E: 1 LOB: 0 K: 1 BB: 0 S: 5 P: 7	1B: 4 SF: 1 2B: 3 SAC: 1 3B: 0 DP: 2 HR: 1 HBP: 1						

PITCHER		IP	WLS	BF	H	R	ER	SO	BB	IBB	HBP	BLK	WP	HR	S	P	ERA	WHIP
Danny Jackson, L ERA: 3.77	(1, 1)	6.0		23	4	3	3	5	1	0	0	0	0	1	52	83	4.50	0.833
Bobby Thigpen, R ERA: 5.83	(7, 1)	1.0		6	0	0	0	2	3	0	0	0	0	0	15	30	0.00	3.000
David West, L ERA: 2.92	(8, 1)	1.0		4	0	0	0	1	1	0	1	0	0	0	8	16	0.00	1.000
Roger Mason, R ERA: 4.06	(9, 1)	1.0		6	2	1	1	0	1	1	0	0	0	0	9	21	9.00	3.000
Mike Williams, R ERA: 5.29	(10, 1)	0.1	L	3	1	1	0	1	0	0	0	0	0	0	5	7	0.00	3.000

PITCHER	IP	WLS	BF	H	R	ER	SO	BB	IBB	HBP	BLK	WP	HR	S	P	ERA	WHIP

BOTTOM

Philadelphia Phillies @ St. Louis Cardinals

Busch Stadium, St. Louis, MO

Sat Oct 02 1993, 3:33 AM CDT

Att. 31,501 - Cloudy

livebaseballscorecards.com

AB	32
R	5
H	7
RBI	4
BB	7
SO	9
LOB	17

1B: 4 SF: 1
2B: 3 SAC: 1
3B: 0 DP: 2
HR: 1 HBP: 1

WP: 0 PA: 42
PB: 0
SB: 1
CS: 0

Batter	1	2	3	4	5	6	7	8	9	AB	R	H	RBI	BB	SO	LOB
Lenny Dykstra, L (1, 8) OBP: 0.420, SLG: 0.482	X 0-0 ① P7			C B B B C B 4-2 1B BB	C C B X 1-2 ③ F9			B X 1-0 FC5-4 BB 1B		2	0	0	0	1	0	1
Ben Rivera, R (5, 1) OBP: 0.148, SLG: 0.098										0	0	0	0	0	0	0
Mitch Williams, L (7, 1) OBP: 1.000, SLG: 1.000										0	0	0	0	0	0	0
Mariano Duncan, R (8, PH) OBP: 0.304, SLG: 0.417										1	0	1	0	0	0	0
Larry Andersen, R (8, 1) OBP: 1.000, SLG: 1.000										0	0	0	0	0	0	0
Mickey Morandini, L (1, 4) OBP: 0.309, SLG: 0.355	B F S F X 1-2 ② F7			B C F S 1-3 ① K	C C C 0-3 ① K			C F B B B B 4-2 FC5-4 1-2 BB		3	0	0	0	1	2	1
Ricky Jordan, R (1, 3) OBP: 0.324, SLG: 0.421	C F B B F S 2-3 ③ K			X 0-0 1-3 1B		B B F X 2-1 ② G6-3		C C B F F X 1-2 ② FC5-4 1-2f 2-3		4	0	1	0	0	1	2
Dave Hollins, S (1, 5) OBP: 0.372, SLG: 0.442		X 0-0 ① G3		B C B B S F F C 3-3 ② K		B B X 2-0 ③ G3		C X 0-1 ③ L9		3	0	0	0	0	1	2
Kim Batiste, R (6, 5) OBP: 0.298, SLG: 0.436										1	0	0	0	0	0	2
Darren Daulton, L (1, 2) OBP: 0.392, SLG: 0.482		B C X 1-1 ② L9		I I I I 4-0 IBB			B B X 2-0 FC3-6 1B		C S B B X 2-2 1B	1	0	0	0	1	0	0
Todd Pratt, R (5, 2) OBP: 0.330, SLG: 0.529										2	0	2	0	0	0	0
Pete Incaviglia, R (1, 7) OBP: 0.318, SLG: 0.530		S B B F S 2-3 ③ K		F B S B S 2-3 ③ K			B B X 2-0 ① FC3-6 1B 1-2f		F C C 0-3 ① K	2	0	0	0	0	2	3
Milt Thompson, L (4, 7) OBP: 0.341, SLG: 0.350										2	0	0	0	0	1	2
Wes Chamberlain, R (1, 9) OBP: 0.320, SLG: 0.493			C B F X 1-2 CS 1B		C S B X 1-2 2B		B X 1-0 G6-4-3 1-2 1B		B X 1-0 ② L6	2	0	2	0	0	0	0
Ruben Amaro Jr, S (5, 8) OBP: 0.400, SLG: 0.521										2	0	1	0	0	0	1
Kevin Stocker, S (1, 6) OBP: 0.409, SLG: 0.417			B B B C F S 3-3 ①② K 1-2		F B B X 2-1 ① F8		C X 0-1 ②③ G6-4-3 1-2f		C B B X 2-1 ③ G4-3	4	0	0	0	0	1	5
Terry Mulholland, R (1, 1) OBP: 0.079, SLG: 0.065			C S S 0-3 ③ K		B C F C 1-3 ② K			S F B F B B X 3-2 ① G3-1		1	0	0	0	0	1	0
Jim Eisenreich, L (5, PH) OBP: 0.363, SLG: 0.445										2	0	0	0	0	1	1
(5, 9)																

Inning Stats	1	2	3	4	5	6	7	8	9
	R: 0 E: 0 K: 1 S: 10 H: 0 LOB: 0 BB: 0 P: 13	R: 0 E: 0 K: 1 S: 6 H: 0 LOB: 0 BB: 0 P: 9	R: 0 E: 0 K: 2 S: 9 H: 1 LOB: 0 BB: 0 P: 13	R: 0 E: 0 K: 3 S: 14 H: 1 LOB: 3 BB: 2 P: 28	R: 0 E: 0 K: 1 S: 11 H: 1 LOB: 1 BB: 0 P: 16	R: 0 E: 0 K: 1 S: 6 H: 0 LOB: 0 BB: 0 P: 10	R: 0 E: 0 K: 0 S: 5 H: 2 LOB: 1 BB: 0 P: 10	R: 0 E: 0 K: 0 S: 14 H: 1 LOB: 2 BB: 1 P: 23	R: 0 E: 0 K: 1 S: 9 H: 1 LOB: 1 BB: 0 P: 14

1B: 6 SF: 0
2B: 2 SAC: 0
3B: 0 DP: 2
HR: 0 HBP: 0

WP: 0 PA: 35
PB: 0
SB: 0
CS: 1

PITCHER		IP	WLS	BF	H	R	ER	SO	BB	IBB	HBP	BLK	WP	HR	S	P	ERA	WHIP
Rene Arocha, R ERA: 3.78	(1, 1)	6.0		22	3	0	0	9	1	1	0	0	0	0	56	89	0.00	0.667
Lee Guetterman, L ERA: 2.93	(7, 1)	1.0	W	4	2	0	0	0	0	0	0	0	0	0	5	10	0.00	2.000
Paul Kilgus, L ERA: 0.63	(8, 1)	0.1		3	1	0	0	0	1	0	0	0	0	0	7	15	0.00	6.000
Les Lancaster, R ERA: 2.93	(8, 1)	0.2		2	0	0	0	0	0	0	0	0	0	0	7	8	0.00	0.000
Mike Perez, R ERA: 2.48	(9, 1)	1.0	S	4	1	0	0	1	0	0	0	0	0	0	9	14	0.00	1.000

PITCHER	IP	WLS	BF	H	R	ER	SO	BB	IBB	HBP	BLK	WP	HR	S	P	ERA	WHIP

TOP

Philadelphia Phillies @ St. Louis Cardinals
Busch Stadium, St. Louis, MO
Sun Oct 03 1993, 3:33 AM CDT
Att. 40,247 - Sunny - 69 F

livebaseballscorecards.com

AB	32
R	0
H	7
RBI	0
BB	3
SO	10
LOB	20

Batter	1	2	3	4	5	6	7	8	9	AB	R	H	RBI	BB	SO	LOB
Bernard Gilkey, R (1, 7) OBP: 0.370, SLG: 0.481 Mike Perez, R (9, 1)	B B B X 3-0 P8 ①			F S X 0-2 L8 ①		C X 0-1 F9 ②		B C B X 2-1 G4-3 ②		4 0 0 0 0 0 0 0 0 0 0 0 0 0						
Ozzie Smith, S (1, 6) OBP: 0.337, SLG: 0.356 Tripp Cromer, R (5, 6) OBP: 0.125, SLG: 0.087	X 0-0 G6-3 ②			B X 1-0 P4 ②		X 0-0 F8 ③		F F B X 1-2 F9 ③		2 0 0 0 0 0 0 2 0 0 0 0 0 0						
Mark Whiten, S (1, 9) OBP: 0.323, SLG: 0.423 (8, 8)	B B X 2-0 P3 ③			F X 0-1 1B			B C B B F X 3-2 SH1-4 S WP 1B			3 1 2 0 0 0 0						
Gregg Jefferies, S (1, 3) OBP: 0.408, SLG: 0.485 Rod Brewer, L (6, 3) OBP: 0.359, SLG: 0.381		C F F H 1-2 CS HBP		1 SAFE C F F B X 1-2 F8 ③			C B B X 2-1 SH1-4 ① 1-3			1 0 0 0 0 0 1 0 0 0 0 0 0 0						
Todd Zeile, R (1, 5) OBP: 0.352, SLG: 0.433 Stan Royer, R (6, 5) OBP: 0.333, SLG: 0.413		B C 1 SAFE F X 1-2 F9 ①			B B B 4-0 WP BB		B B F S F B B 4-2 WP FC5-4 BB			1 0 0 0 1 0 1 0 1 0 0 1 0 0						
Ray Lankford, L (1, 8) OBP: 0.366, SLG: 0.346 Erik Pappas, R (7, PH) OBP: 0.368, SLG: 0.342 (8, 9)		1 SAFE C B C F S 1-3 K ② ③ 1-2			C B S F F S 1-3 K ①		B B B C S F B 4-2 FC5-4 1-3 3-H BB			2 0 0 0 0 2 2 0 0 0 0 1 0 0						
Geronimo Pena, S (1, 4) OBP: 0.330, SLG: 0.406		C B S B B S 2-3 K ①			F X 0-1 F9 ②		X 0-0 FC5-4 ② 1-2f 3-H			3 0 0 1 0 1 2						
Tom Pagnozzi, R (1, 2) OBP: 0.296, SLG: 0.373 Marc Ronan, L (7, 2) OBP: 0.083, SLG: 0.083		F B F F X 1-2 F7 ②			B S B B S B F S 3-3 K ③ 1-2		B C B C S 2-3 K ③			2 0 0 0 0 1 1 1 0 0 0 0 1 1						
Rene Arocha, R (1, 1) OBP: 0.133, SLG: 0.121 Gerald Perry, L (6, PH) OBP: 0.440, SLG: 0.510 Lee Guetterman, L (7, 1) OBP: 0.500, SLG: 1.000 Paul Kilgus, L (8, 1) OBP: 0.200, SLG: 0.200 Les Lancaster, R (8, 1) Lonnie Maclin, L (8, PH) OBP: 0.071, SLG: 0.077 (9, 7)		B F S S 1-3 K ③				B B X 2-0 F8 ①		B C S B S 2-3 K ①		1 0 0 0 0 1 0 1 0 0 0 0 0 0 0 0 0 0 0 0 0 0 0 0 0 0 0 0 0 0 0 0 0 0 0 1 0 0 0 0 1 0						
Inning Stats	R: 0 E: 0 K: 0 S: 3 H: 0 LOB: 0 BB: 0 P: 8	R: 0 E: 0 K: 1 S: 10 H: 0 LOB: 0 BB: 0 P: 13	R: 0 E: 0 K: 2 S: 10 H: 0 LOB: 0 BB: 0 P: 14	R: 0 E: 0 K: 0 S: 10 H: 1 LOB: 1 BB: 0 P: 12	R: 0 E: 0 K: 2 S: 11 H: 0 LOB: 1 BB: 1 P: 19	R: 0 E: 0 K: 0 S: 4 H: 0 LOB: 0 BB: 0 P: 6	R: 2 E: 0 K: 1 S: 15 H: 1 LOB: 1 BB: 2 P: 30	R: 0 E: 0 K: 1 S: 8 H: 0 LOB: 0 BB: 0 P: 13		1B: 2 2B: 0 3B: 0 HR: 0	SF: 0 SAC: 1 DP: 0 HBP: 1			WP: 3 PB: 0 SB: 1 CS: 1	PA: 29		

BOTTOM

Philadelphia Phillies @ St. Louis Cardinals

Busch Stadium, St. Louis, MO

Sun Oct 03 1993, 3:33 AM CDT

Att. 40,247 - Sunny - 69 F

livebaseballscorecards.com

AB	24
R	2
H	2
RBI	1
BB	3
SO	7
LOB	8

PITCHER		IP	WLS	BF	H	R	ER	SO	BB	IBB	HBP	BLK	WP	HR	S	P	ERA	WHIP
Terry Mulholland, L ERA: 3.25	(1, 1)	4.0		13	1	0	0	3	0	0	1	0	0	0	33	47	0.00	0.250
Ben Rivera, R ERA: 5.02	(5, 1)	2.0		7	0	0	0	2	1	0	0	0	1	0	15	25	0.00	0.500
Mitch Williams, L ERA: 3.34	(7, 1)	1.0	L	6	1	2	2	1	2	0	0	0	1	0	15	30	18.00	3.000
Larry Andersen, R ERA: 2.92	(8, 1)	1.0		3	0	0	0	1	0	0	0	0	0	0	8	13	0.00	0.000

PITCHER	IP	WLS	BF	H	R	ER	SO	BB	IBB	HBP	BLK	WP	HR	S	P	ERA	WHIP

Batter	1	2	3	4	5	6	7	8	9	10	AB	R	H	RBI	BB	SO	LOB
Otis Nixon, S (1, 8) OBP: 0.600, SLG: 0.750	B B C F S 2-3 K ①		C B C F B B F F X 3-2 2-H 2B		B B X 2-0 1-2 1B		C B B B B 4-1 1-2 BB		C B X 1-1 G6-3 ② 3-H		4	0	2	2	1	1	2
Jeff Blauser, R (1, 6)	C F T 0-2 K ②		2 SAFE C B B B F S 3-3 K ③		F T B S 1-3 K ②		F F B X 1-2 L4 ③		B B B B 4-0 BB		4	0	0	0	1	3	5
Ron Gant, R (1, 7) OBP: 0.400, SLG: 0.250	B F F B B F S 3-3 K ③			B B B B 4-0 1B SF7 BB	S S C 0-3 K ③			X 0-0 1B	C C B F B F B S 3-3 K ③		4	1	1	0	1	3	4
Greg McMichael, R (9, 1)											0	0	0	0	0	0	0
Fred McGriff, L (1, 3) OBP: 0.200, SLG: 0.200		T S B C 1-3 K ①		1 SAFE C B 1 SAFE C X 1-2 1-3 FC6-4 1B		X 0-0 F8 ①		F F B S 1-3 K ①		X 0-0 F7 ①	5	0	1	0	0	2	1
David Justice, L (1, 9)		C B C B C 2-3 K ②		B S B X 2-1 SF7 ① 3-H		X 0-0 F8 ②		1 SAFE B C B C F F 1 X 2-2 F7 ②		F S F X 0-2 L6 ②	4	0	0	1	0	1	1
Terry Pendleton, S (1, 5) OBP: 0.200, SLG: 0.200		S F B F X 1-2 G6-3 ③		B X 1-0 FC6-4 ② 1-2f		C B F B X 2-2 G5-3 ③		1 SAFE 1 SAFE F B B 1 SAFE X 2-1 P5 ③		C F X 0-2 2B 1B	5	0	1	0	0	0	2
Damon Berryhill, S (1, 2)			S F X 0-2 F7 ①	1 SAFE S S T F F B F S 1-3 K ③			X 0-0 F8 ①		B B B B 4-0 E G6-3 BB	B 1 SAFE C E B B X 3-2 1-3 2B	3	0	0	0	0	1	1
Bill Pecota, R (9, PH)											0	1	0	0	1	0	0
Greg Olson, R (9, 2) OBP: 1.000, SLG: 2.000											1	0	1	0	0	0	0
Mark Lemke, S (1, 4) OBP: 0.250, SLG: 0.250			B B C F F B F X 3-2 P5 ②		C B B C X 2-2 G3 ①		B S B S X 2-2 BB 1B		B C X 1-1 E5 SH3-4 1-3	C B S 1-3 K ③	4	0	1	0	0	0	1
Tony Tarasco, L (9, PR)											1	0	0	0	0	1	2
(9, 7)																	
Steve Avery, L (1, 1) OBP: 1.000, SLG: 1.500			X 0-0 2B 2B		F X 0-1 1B 1B		B C X 1-1 P6 ②		B 1 SAFE X 1-0 1-2 SH3-4 ①		2	1	2	0	0	0	0
Deion Sanders, L (7, PH)											1	0	0	0	0	0	1
Kent Mercker, L (7, 1)											0	0	0	0	0	0	0
Rafael Belliard, R (9, PH)											0	0	0	0	0	0	0
(9, 4)																	
Inning Stats	R: 0 E: 0 K: 3 S: 10 H: 0 LOB: 0 BB: 0 P: 15	R: 0 E: 0 K: 2 S: 10 H: 0 LOB: 0 BB: 0 P: 14	R: 1 E: 0 K: 1 S: 18 H: 2 LOB: 1 BB: 0 P: 27	R: 1 E: 0 K: 1 S: 12 H: 1 LOB: 1 BB: 1 P: 21	R: 0 E: 0 K: 2 S: 12 H: 2 LOB: 2 BB: 0 P: 17	R: 0 E: 0 K: 0 S: 5 H: 0 LOB: 0 BB: 0 P: 7	R: 0 E: 0 K: 0 S: 10 H: 1 LOB: 2 BB: 1 P: 18	R: 0 E: 0 K: 1 S: 11 H: 1 LOB: 1 BB: 0 P: 16	R: 1 E: 1 K: 1 S: 10 H: 0 LOB: 2 BB: 2 P: 24	R: 0 E: 0 K: 1 S: 15 H: 2 LOB: 2 BB: 0 P: 19	1B: 6 2B: 3 3B: 0 HR: 0 SF: 1 SAC: 1 DP: 0 HBP: 0						

PITCHER	IP	WLS	BF	H	R	ER	SO	BB	IBB	HBP	BLK	WP	HR	S	P	ERA	WHIP
Curt Schilling, R (1, 1) ERA: 2.25	8.0		33	7	2	2	10	2	0	0	0	0	0	88	135	2.25	1.125
Mitch Williams, L (9, 1) ERA:	2.0	W	11	2	1	0	2	2	0	0	0	0	0	25	43	0.00	2.000

PITCHER	IP	WLS	BF	H	R	ER	SO	BB	IBB	HBP	BLK	WP	HR	S	P	ERA	WHIP

TOP

Atlanta Braves @ Philadelphia Phillies

Veterans Stadium, Philadelphia, PA

Wed Oct 06 1993, 7:05 PM EDT

Att. 62,012 - Unknown - 66 F

livebaseballscorecards.com

AB	38
R	3
H	9
RBI	3
BB	4
SO	12
LOB	20

1B: 6	SF: 1	WP: 0	PA: 44
2B: 3	SAC: 1	PB: 0	
3B: 0	DP: 0	SB: 0	
HR: 0	HBP: 0	CS: 0	

Batter	1	2	3	4	5	6	7	8	9	10	AB	R	H	RBI	BB	SO	LOB
Lenny Dykstra, L (1, 8) OBP: 0.400, SLG: 0.500	C F B X 1-2 1B FC4-6 2B		C C B B F X 2-2 ① P5		B C B F S 2-3 ③ K	C C F B F B B B 4-2 BB			F B X 1-1 ③ G3		4	1	1	0	1	1	0
Mariano Duncan, R (1, 4) OBP: 0.200, SLG: 0.200	L X 0-1 FC4-6 1B 2-3		C F S 0-3 ② K			B B F X 2-1 ① F9	1 SAFE F 1 SAFE S 1 SAFE S 0-3 ② K			B B C F X 2-2 ① G5-3	5	0	1	0	0	2	1
John Kruk, L (1, 3) OBP: 0.400, SLG: 0.500	C 1 SAFE X 0-1 ① FC4-6 G5-4-3 1-2f 3-H		B B F B X 3-1 ③ L9			F F B F B B B 4-2 2B WP BB	B 1 SAFE B 1 SAFE F B X 3-1 ③ G4-3			B S X 1-1 2B 2B	4	2	1	1	1	0	2
Dave Hollins, S (1, 5) OBP: 0.250, SLG: 0.500 Kim Batiste, R (9, 5) OBP: 1.000, SLG: 2.000	C B X 1-1 ②③ G5-4-3 1-2f			F B X 1-1 ① P5		C B X 1-1 WP 1-3 2B		C B C B B F F X 3-2 ① G4-3		B F F X 1-2 2-H 2B	4 1	0 0	1 1	0 1	0 0	0 0	1 0
Darren Daulton, L (1, 2)		B S B F X 2-2 ① P5		B F B B S C 3-3 ② K		B B B I 4-0 WP IBB		C B F B B F F X 3-2 ② G4-3			3	0	0	0	1	1	0
Pete Incaviglia, R (1, 7) OBP: 0.500, SLG: 1.250 Milt Thompson, L (8, PR) (9, 7)		B F B B S F X 3-2 ② F8		B F F B B X 3-2 HR		C F B B C 2-3 ② K 1-2 2-3 3-H		X 0-0 2B 1B			4 0	1 0	2 0	1 0	0 0	1 0	2 0
Wes Chamberlain, R (1, 9) OBP: 0.750, SLG: 1.333 Mitch Williams, L (9, 1)	X 0-0 2B			S B S B S 2-3 ③ K		I I I 4-0 IBB		1 SAFE S 1 SAFE B 1 SAFE B S 1 SAFE F X 2-2 ③ 1-H 2B			3 0	0 0	2 0	0 0	1 0	1 0	0 0
Kevin Stocker, S (1, 6)	I I I I 4-0 IBB				B C S T F X 1-2 ① F9	B X 1-0 ③ F8			C T F F X 0-2 ① G3		3	0	0	0	1	0	3
Curt Schilling, R (1, 1) Jim Eisenreich, L (9, 9)	X 0-0 ③ G3				F S F X 0-2 ② G4-3		C F S 0-3 ① K		B X 1-0 ② G1-3		3 1	0 0	0 0	0 0	0 0	1 0	2 0
Inning Stats	R: 1 H: 2 E: 0 LOB: 0 K: 0 BB: 0 S: 9 P: 11	R: 0 H: 1 E: 0 LOB: 2 K: 0 BB: 1 S: 9 P: 18	R: 0 H: 0 E: 0 LOB: 0 K: 1 BB: 0 S: 9 P: 14	R: 1 H: 1 E: 0 LOB: 0 K: 2 BB: 0 S: 11 P: 20	R: 0 H: 0 E: 0 LOB: 0 K: 1 BB: 0 S: 12 P: 15	R: 1 H: 1 E: 0 LOB: 3 K: 1 BB: 3 S: 11 P: 29	R: 0 H: 0 E: 0 LOB: 1 K: 2 BB: 1 S: 12 P: 19	R: 0 H: 2 E: 0 LOB: 3 K: 0 BB: 0 S: 15 P: 23	R: 0 H: 0 E: 0 LOB: 0 K: 0 BB: 0 S: 8 P: 10	R: 1 H: 2 E: 0 LOB: 1 K: 0 BB: 0 S: 8 P: 12	1B: 2 SF: 0 2B: 6 SAC: 0 3B: 0 DP: 1 HR: 1 HBP: 0						

PITCHER		IP	WLS	BF	H	R	ER	SO	BB	IBB	HBP	BLK	WP	HR	S	P	ERA	WHIP
Steve Avery, L ERA: 4.5	(1, 1)	6.0		26	5	3	3	5	1	3	0	0	1	1	61	107	4.50	1.000
Kent Mercker, L ERA:	(7, 1)	2.0		8	2	0	0	2	1	0	0	0	0	0	27	42	0.00	1.500
Greg McMichael, R ERA: 6.75	(9, 1)	1.1	L	6	2	1	1	0	0	0	0	0	0	0	16	22	6.75	1.500

PITCHER	IP	WLS	BF	H	R	ER	SO	BB	IBB	HBP	BLK	WP	HR	S	P	ERA	WHIP

BOTTOM

Atlanta Braves @ Philadelphia Phillies

Veterans Stadium, Philadelphia, PA

Wed Oct 06 1993, 7:05 PM EDT

Att. 62,012 - Unknown - 66 F

livebaseballscorecards.com

AB	35
R	4
H	9
RBI	3
BB	5
SO	7
LOB	11

WP: 1 PA: 40
PB: 0
SB: 0
CS: 0

Atlanta Braves @ Philadelphia Phillies

Veterans Stadium, Philadelphia, PA

Thu Oct 07 1993, 7:05 PM EDT

Att. 62,436 - Unknown - 68 F

TOP

livebaseballscorecards.com

Batter	1	2	3	4	5	6	7	8	9	AB	R	H	RBI	BB	SO	LOB
Otis Nixon, S (1, 8) OBP: 0.727, SLG: 0.875 Mark Wohlers, R (9, 1)	4-3 PB HR BB		0-0 CS 1B	BB		G6-3		3-2 1B E 1B 1-2 2-H	3-2 2B 1-H	4 0	2 0	3 0	2 0	2 0	0 0	0 0
Jeff Blauser, R (1, 6) OBP: 0.300, SLG: 0.556 Rafael Belliard, R (8, PR) (8, 6)	0-3 ① K 1-2		0-0 ① HR 1-2	0-0 ① F8		1-0 ③ F9		3-2 E 1B 1-2 2-3	1-3 ③ K	5 1	1 1	2 0	1 0	0 0	1 1	2 1
Ron Gant, R (1, 7) OBP: 0.400, SLG: 0.556	0-0 ② 4-3 2-3		0-0 ② 1B 2B	0-0 ② F9			3-3 ① K	1-0 E4 2B 1-H 2-H 3-H		5	1	2	3	0	1	2
Fred McGriff, L (1, 3) OBP: 0.400, SLG: 0.700 Mike Stanton, L (8, 1) Tony Tarasco, L (9, 9)	0-0 HR 3-H		0-0 BB 1B 2-3	0-3 ③ K			0-0 G3 1B	2-1 ② G4-3		5 0 0	2 0 0	3 0 0	2 0 0	0 0 0	1 0 0	3 0 0
David Justice, L (1, 9) Deion Sanders, L (9, 8)	0-0 ③ F9		4-0 1B HR BB 1-2		1-0 ① G4-3		3-2 ② G3 1-2	4-1 BB		3	1	0	0	2	0	1
Terry Pendleton, S (1, 5) OBP: 0.400, SLG: 0.700		0-0 G3 1B	0-0 HR 1B 1-3 2-H 3-H		2-2 HR		1-1 ③ G3	2-3 ③ K		5	2	3	3	0	1	3
Damon Berryhill, S (1, 2) OBP: 0.125, SLG: 0.500		0-0 ① G3 1-2	0-0 HR 1-H 3-H		3-3 ② K			1-3 ① K	0-1 ① G3	5	1	1	3	0	2	1
Mark Lemke, S (1, 4) OBP: 0.111, SLG: 0.111		0-0 ② F7	0-3 ② K		3-2 ③ F7			0-1 E6 1B 1B	1-2 ② G4-3	5	1	0	0	0	1	1
Greg Maddux, R (1, 1) OBP: 0.250, SLG: 0.250 Sid Bream, L (8, 3) OBP: 1.000, SLG: 1.000		0-3 ③ K	0-0 ③ 4-3			0-2 ① P4		1-0 1B 1B E 1B 1-2	0-0 2B 1B	4 1	1 1	1 1	0 0	0 0	1 0	1 0

| Inning Stats | | |

Batter	1	2	3	4	5	6	7	8	9	AB	R	H	RBI	BB	SO	LOB
Lenny Dykstra, L (1, 8) OBP: 0.400, SLG: 0.750	X 0-0 ① F8		S S S 0-3 ② K		B B B 4-0 BB		S F S 0-3 ② K		S B B F B X 3-2 HR	4	1	1	1	1	2	2
Mickey Morandini, L (1, 4) OBP: 0.200, SLG: 0.200	X 0-0 S 1B		X 0-0 ③ F8		1 C B S S SAFE 1-3 ③ K		B X 1-0 ③ G4-3		C B F B S 2-3 ③ K	5	0	1	0	0	2	3
John Kruk, L (1, 3) OBP: 0.556, SLG: 0.571	B B B B 4-0 1-2 BB			F B B X 2-1 HR 1B		X 0-0 ① F7		B F S X 1-2 BB 1B		3	1	2	0	1	0	0
Dave Hollins, S (1, 5) OBP: 0.375, SLG: 0.857	X 0-0 ② F8			B S B X 2-1 1-H HR		B S B B F X 3-2 ② G3-1		B B B B 4-0 1-2 BB		3	1	1	2	1	0	2
Darren Daulton, L (1, 2) OBP: 0.250, SLG: 0.143 Larry Andersen, R (9, 1)	S S S 0-3 ③ K			B B X 2-0 ① G3-1		S B F X 1-2 1B		C X 0-1 ① P3		4 0	0 0	1 0	0 0	0 0	1 0	4 0
Jim Eisenreich, L (1, 9)		X 0-0 ① G1		B S F C 1-3 ② K		C S X 0-2 ③ G3		C B B F B F X 3-2 ② P5		4	0	0	0	0	1	3
Milt Thompson, L (1, 7)		X 0-0 ② G1-3		B X 1-0 ③ G4-3			F B X 1-1 ① G1-3	B C B F X 2-2 ③ F9		4	0	0	0	0	0	2
Kevin Stocker, S (1, 6) OBP: 0.250, SLG: 0.143		X 0-0 ③ L6			C B S C 1-3 ① K		F X 0-1 BB 1B		B C F B B S 3-3 ① K	4	0	1	0	0	2	0
Tommy Greene, R (1, 1) Bobby Thigpen, R (3, 1) Tony Longmire, L (3, PH) Ben Rivera, R (4, 1) Wes Chamberlain, R (5, PH) Roger Mason, R (6, 1) Ricky Jordan, R (7, PH) David West, L (8, 1) Todd Pratt, R (8, 2)			S S S 0-3 ① K		C F S 0-3 ② K		F B B B B 4-1 1-2 BB		F C C 0-3 ② K	0 0 1 0 1 0 0 0 1	0 0 0 0 0 0 0 0 0	0 0 0 0 0 0 0 1 0	0 0 0 0 0 0 1 0 0	0 0 0 0 0 0 0 0 0	0 0 1 0 1 0 0 0 1	0 0 0 0 0 0 0 0 0
Inning Stats	R: 0 H: 1 E: 0 LOB: 2 K: 1 BB: 1 S: 6 P: 10	R: 0 H: 0 E: 0 LOB: 0 K: 0 BB: 0 S: 3 P: 3	R: 0 H: 0 E: 0 LOB: 0 K: 2 BB: 0 S: 7 P: 7	R: 2 H: 2 E: 0 LOB: 0 K: 1 BB: 0 S: 9 P: 17	R: 0 H: 0 E: 0 LOB: 1 K: 3 BB: 1 S: 9 P: 15	R: 0 H: 1 E: 0 LOB: 1 K: 0 BB: 0 S: 10 P: 14	R: 0 H: 1 E: 0 LOB: 2 K: 1 BB: 1 S: 9 P: 15	R: 0 H: 1 E: 0 LOB: 2 K: 0 BB: 1 S: 12 P: 22	R: 1 H: 1 E: 0 LOB: 0 K: 3 BB: 0 S: 12 P: 20							

PITCHER		IP	WLS	BF	H	R	ER	SO	BB	IBB	HBP	BLK	WP	HR	S	P	ERA	WHIP
Greg Maddux, R ERA: 2.57	(1, 1)	7.0	W	29	5	2	2	8	3	0	0	0	0	1	53	81	2.57	1.143
Mike Stanton, L ERA:	(8, 1)	1.0		5	1	0	0	0	1	0	0	0	0	0	12	22	0.00	2.000
Mark Wohlers, R ERA: 9.0	(9, 1)	1.0		4	1	1	1	3	0	0	0	0	0	1	12	20	9.00	1.000

PITCHER	IP	WLS	BF	H	R	ER	SO	BB	IBB	HBP	BLK	WP	HR	S	P	ERA	WHIP

BOTTOM

Atlanta Braves @ Philadelphia Phillies

Veterans Stadium, Philadelphia, PA

Thu Oct 07 1993, 7:05 PM EDT

Att. 62,436 - Unknown - 68 F

livebaseballscorecards.com

AB	34
R	3
H	7
RBI	3
BB	4
SO	11
LOB	16

1B: 5	SF: 0	WP: 0	PA: 38
2B: 0	SAC: 0	PB: 0	
3B: 0	DP: 0	SB: 1	
HR: 2	HBP: 0	CS: 0	

Philadelphia Phillies @ Atlanta Braves

Atlanta-Fulton County Stadium, Atlanta, GA

Sat Oct 09 1993, 3:33 AM EDT

Att. 52,032 - Sunny - 81 F

TOP

livebaseballscorecards.com

Batter	1	2	3	4	5	6	7	8	9	AB	R	H	RBI	BB	SO	LOB
Lenny Dykstra, L (1, 8) OBP: 0.333, SLG: 0.538	C S C 0-3 ① K		C B X 1-1 ③ F8		1 SAFE X 0-0 1-2 1B			C B F X 1-2 ① G3	C S B S 1-3 ② K	5	0	1	0	0	2	3
Mariano Duncan, R (1, 4) OBP: 0.300, SLG: 0.700	C F B X 1-2 ② G4-3			X 0-0 3B 3B	C F B S 1-3 ③ K			B B X 2-0 G6-3 3B	X 0-0 ③ G6-3	5	2	2	0	0	1	4
John Kruk, L (1, 3) OBP: 0.538, SLG: 1.000	S X 0-1 ③ L7			X 0-0 3-H 3B		B C S F X 1-2 HR		X 0-0 ② G6-3 3-H		4	1	2	3	0	0	0
Dave Hollins, S (1, 5) OBP: 0.333, SLG: 0.600		B B C X 2-1 ① G5-3		B B X 2-0 ① G6-3		B C F B F B F X 3-2 ① F9		B S B B B 4-1 S BB		3	0	0	0	1	0	1
Darren Daulton, L (1, 2) OBP: 0.167, SLG: 0.091		X 0-0 ② P5		B C B X 2-1 ② G1-3		C B B X 2-1 ② G4-3		S X 0-1 ③ F7 1-2		4	0	0	0	0	0	2
Pete Incaviglia, R (1, 7) OBP: 0.250, SLG: 0.625		F S C 0-3 ③ K		B C X 1-1 ③ F8		B B F F F X 2-2 ③ G4-3			C B S X 1-2 ① F9	4	0	0	0	0	1	1
Wes Chamberlain, R (1, 9) OBP: 0.444, SLG: 0.750			C B X 1-1 ① G1-3		X 0-0 ① G1-3		F F X 0-2 ① G4-3		B F B B B X 3-1 1B 2B 2B	4	1	1	0	0	0	0
Kevin Stocker, S (1, 6) OBP: 0.417, SLG: 0.455			B X 1-0 G6-3 2B		B C F X 1-2 1B 1B		C S X 0-2 ② G5-3		C X 0-1 2B 2-3 1B	4	0	3	0	0	0	0
Terry Mulholland, R (1, 1)			S C B B B X 3-2 ② G6-3 2-3		L M B C 1-3 ② K		B B F S C 2-3 ③ K		C B X 1-1 1-3 3-H 2B	2	0	0	0	0	1	2
Roger Mason, R (6, 1)										0	0	0	0	0	0	0
Milt Thompson, L (7, PH)										1	0	0	0	0	1	0
Larry Andersen, R (7, 1)										0	0	0	0	0	0	0
David West, L (7, 1)										0	0	0	0	0	0	0
Bobby Thigpen, R (8, 1)										0	0	0	0	0	0	0
Jim Eisenreich, L (9, PH) OBP: 0.167, SLG: 0.333										1	0	1	1	0	0	0

	AB	37
	R	4
	H	10
	RBI	4
	BB	1
	SO	6
	LOB	13

Inning Stats	1	2	3	4	5	6	7	8	9
	R: 0 E: 0 K: 1 S: 8	H: 0 LOB: 0 BB: 0 P: 9	R: 0 E: 0 K: 1 S: 6	H: 0 LOB: 0 BB: 0 P: 8	R: 0 E: 0 K: 0 S: 8	H: 1 LOB: 1 BB: 0 P: 14	R: 1 E: 0 K: 0 S: 7	H: 2 LOB: 1 BB: 0 P: 12	R: 0 E: 0 K: 2 S: 11	H: 2 LOB: 2 BB: 0 P: 14	R: 1 E: 0 K: 0 S: 15	H: 1 LOB: 0 BB: 0 P: 23	R: 0 E: 0 K: 1 S: 9	H: 0 LOB: 0 BB: 0 P: 11	R: 1 E: 0 K: 0 S: 8	H: 1 LOB: 1 BB: 1 P: 15	R: 1 E: 0 K: 1 S: 13	H: 3 LOB: 2 BB: 0 P: 19

	1B: 3	SF: 0	WP: 0	PA: 38
	2B: 3	SAC: 0	PB: 0	
	3B: 3	DP: 0	SB: 1	
	HR: 1	HBP: 0	CS: 0	

PITCHER		IP	WLS	BF	H	R	ER	SO	BB	IBB	HBP	BLK	WP	HR	S	P	ERA	WHIP
Tom Glavine, L ERA: 2.57	(1, 1)	7.0	W	27	6	2	2	5	0	0	0	0	0	1	64	91	2.57	0.857
Kent Mercker, L ERA: 3.0	(8, 1)	1.0		5	1	1	1	0	1	0	0	0	0	0	8	15	9.00	2.000
Greg McMichael, R ERA: 7.71	(9, 1)	1.0		6	3	1	1	1	0	0	0	0	0	0	13	19	9.00	3.000

PITCHER	IP	WLS	BF	H	R	ER	SO	BB	IBB	HBP	BLK	WP	HR	S	P	ERA	WHIP

Batter	1	2	3	4	5	6	7	8	9	AB	R	H	RBI	BB	SO	LOB
Otis Nixon, S (1, 8) OBP: 0.563, SLG: 0.615	G6-3		G4-3		CS, 1B	K		K		5	0	1	0	0	2	1
Jeff Blauser, R (1, 6) OBP: 0.400, SLG: 0.615	G4-3		G1-3		CS	BB, 1B, 1B	1B, 2B	BB		4	2	2	0	1	0	0
Ron Gant, R (1, 7) OBP: 0.400, SLG: 0.538	2B		K			1B, 1B, BB	G1-3	F7		4	1	1	0	1	1	2
Fred McGriff, L (1, 3) OBP: 0.467, SLG: 0.714	G4-3			G4-3, 2B		1B, 2B, 1B	BB, 1B, 2B, IBB	K		4	2	2	1	1	1	2
Terry Pendleton, S (1, 5) OBP: 0.429, SLG: 0.643		G1-3		G4-3		2B, 1B	BB, 2B, 1B			4	2	2	2	0	0	1
David Justice, L (1, 9) OBP: 0.214, SLG: 0.182		F5		F7		F9, E, 2B	K			4	1	1	2	0	1	3
Damon Berryhill, S (1, 2) OBP: 0.250, SLG: 0.455		1B, 1B		L8		F9	BB, 2B			3	1	1	0	1	0	2
Mark Lemke, S (1, 4) OBP: 0.231, SLG: 0.308		1B			K	E4, G3	2B			4	0	2	4	0	1	0
Tom Glavine, L (1, 1)		G3			L6	G3	K			3	0	0	0	0	0	3
Francisco Cabrera, R (7, PH)										1	0	0	0	0	1	1
Kent Mercker, L (8, 1)										0	0	0	0	0	0	0
Greg McMichael, R (9, 1)										0	0	0	0	0	0	0
Inning Stats	R: 0 E: 0 K: 0 S: 4 H: 1 LOB: 1 BB: 0 P: 9	R: 0 E: 0 K: 0 S: 10 H: 2 LOB: 2 BB: 0 P: 14	R: 0 E: 0 K: 1 S: 6 H: 0 LOB: 0 BB: 0 P: 10	R: 0 E: 0 K: 0 S: 9 H: 1 LOB: 1 BB: 0 P: 13	R: 0 E: 0 K: 1 S: 8 H: 1 LOB: 0 BB: 0 P: 11	R: 5 E: 1 K: 1 S: 18 H: 4 LOB: 1 BB: 1 P: 30	R: 4 E: 0 K: 2 S: 14 H: 3 LOB: 1 BB: 2 P: 33	R: 0 E: 0 K: 2 S: 8 H: 0 LOB: 1 BB: 1 P: 14		1B: 7 2B: 5 3B: 0 HR: 0 SF: 0 SAC: 0 DP: 0 HBP: 0					WP: 0 PB: 0 SB: 0 CS: 1	PA: 41

PITCHER		IP	WLS	BF	H	R	ER	SO	BB	IBB	HBP	BLK	WP	HR	S	P	ERA	WHIP
Terry Mulholland, L ERA: 7.2	(1, 1)	5.0	L	24	9	5	4	2	1	0	0	0	0	0	44	70	7.20	2.000
Roger Mason, R ERA:	(6, 1)	1.0		4	0	0	0	1	0	0	0	0	0	0	11	17	0.00	0.000
Larry Andersen, R ERA: 27.0	(7, 1)	0.1		4	2	3	3	0	0	1	0	0	0	0	6	14	81.00	6.000
David West, L ERA: 21.6	(7, 1)	0.2		4	1	1	1	2	1	0	0	0	0	0	8	19	13.50	3.000
Bobby Thigpen, R ERA: 5.4	(8, 1)	1.0		4	0	0	0	2	1	0	0	0	0	0	8	14	0.00	1.000

PITCHER	IP	WLS	BF	H	R	ER	SO	BB	IBB	HBP	BLK	WP	HR	S	P	ERA	WHIP

BOTTOM

Philadelphia Phillies @ Atlanta Braves

Atlanta-Fulton County Stadium, Atlanta, GA

Sat Oct 09 1993, 3:33 AM EDT

Att. 52,032 - Sunny - 81 F

livebaseballscorecards.com

AB	36
R	9
H	12
RBI	9
BB	4
SO	7
LOB	15

Philadelphia Phillies @ Atlanta Braves

Atlanta-Fulton County Stadium, Atlanta, GA

Sun Oct 10 1993, 7:05 PM EDT

Att. 52,032 - Unknown - 60 F

livebaseballscorecards.com

TOP

Batter	1	2	3	4	5	6	7	8	9	AB	R	H	RBI	BB	SO	LOB
Lenny Dykstra, L (1, 8) OBP: 0.450, SLG: 0.563	B B B B 4-0 FC3-6 BB		F B X 1-1 1B 1B	C B B X 2-1 1-2 1B		C C B B F B B 4-2 1B BB		C C S 0-3 K ②		3	0	2	0	2	1	0
Mickey Morandini, L (1, 4) OBP: 0.300, SLG: 0.300	B C 1 SAFE C 1 SAFE X 1-2 ① FC3-6 1-2f		1 SAFE X 0-0 1-2 1B	X 0-0 ③ P8		1 SAFE 1 SAFE B 1 SAFE X 1-0 1-2 1B		F F S 0-3 K ③		5	0	2	0	0	1	3
John Kruk, L (1, 3) OBP: 0.389, SLG: 0.688	1 SAFE F 1 SAFE F B S 1-3 K ②		B S C B B S 2-3 K ②		F S S 0-3 K ①	C B F F X 1-2 G3 ③			F S B S 1-3 K ①	5	0	0	0	0	4	5
Dave Hollins, S (1, 5) OBP: 0.353, SLG: 0.500 Kim Batiste, R (9, 5) OBP: 1.000, SLG: 2.000	C B 1 SAFE B F F F B S 3-3 K ③		B C F B S 2-3 K ③		B C X 1-1 G3 BB 1B		F F S 0-3 K ①		B S B C F B F B 4-2 WP BB BB	4 0	0 0	1 0	0 0	1 0	3 0	3 0
Darren Daulton, L (1, 2) OBP: 0.353, SLG: 0.083		B B B B C B 4-1 FC4-6 BB		B C B X 2-1 E4 2B SF7	B B C 1 SAFE B B 4-1 G3 1-2 BB		B B B F B 4-1 FC6-4 1B BB		1 SAFE B B B B B 4-0 WP 1-2 BB	1	1	0	0	4	0	0
Jim Eisenreich, L (1, 9) OBP: 0.182, SLG: 0.273		C X 0-1 ① FC4-6 1-2f	F B 1 SAFE S X 1-2 ① L7	X 0-0 ② G3 1-2 2-3			B S B 1 SAFE X 2-1 FC6-4 1-2 1B		C F F B F S 1-3 K ②	5	0	1	0	0	1	6
Milt Thompson, L (1, 7) OBP: 0.200, SLG: 0.222		B F 1 SAFE B 1 SAFE F F X 2-2 ② L7	X 0-0 1-3 1B 2B	C B F S 1-3 K ③		B C F B X 2-2 ② FC6-4 1-2f 2-3		B I I I 4-0 1-2 2-3 IBB		4	1	1	0	1	1	5
Kevin Stocker, S (1, 6) OBP: 0.294, SLG: 0.333		F B 1 SAFE F 1 SAFE S 1-3 K ③	B C B F X 2-2 ② SF7 3-H			C X 0-1 ① F7 X 0-0 L9 ③		S B F B F X 2-2 G4-3 ③		4	0	0	1	0	1	6
Danny Jackson, R (1, 1) OBP: 0.250, SLG: 0.250 Mitch Williams, L (8, 1)		C B S S 1-3 K ① S X 0-1 1B 2-H 1B				B B C S S 2-3 K ②		B B C B C C 3-3 K ①		4 0	0 0	1 0	1 0	0 0	3 0	0 0

	AB	35
	R	2
	H	8
	RBI	2
	BB	8
	SO	15
	LOB	28

Inning Stats																		
	R: 0	H: 0	R: 0	H: 0	R: 0	H: 2	R: 2	H: 3	R: 0	H: 1	R: 0	H: 1	R: 0	H: 1	R: 0	H: 0	1B: 7	SF: 1	WP: 1	PA: 44
	E: 0	LOB: 1	E: 0	LOB: 1	E: 0	LOB: 2	E: 1	LOB: 2	E: 0	LOB: 2	E: 0	LOB: 2	E: 0	LOB: 2	E: 0	LOB: 3	2B: 1	SAC: 0	PB: 0	
	K: 2	BB: 1	K: 1	BB: 1	K: 3	BB: 0	K: 0	BB: 0	K: 2	BB: 1	K: 1	BB: 1	K: 1	BB: 0	K: 3	BB: 0	3B: 0	DP: 0	SB: 0	
	S: 11	P: 20	S: 10	P: 17	S: 12	P: 18	S: 14	P: 21	S: 10	P: 16	S: 13	P: 21	S: 10	P: 18	S: 9	P: 12	HR: 0	HBP: 0	CS: 0	

PITCHER		IP	WLS	BF	H	R	ER	SO	BB	IBB	HBP	BLK	WP	HR	S	P	ERA	WHIP
29 John Smoltz, R ERA:	(1, 1)	6.1	L	33	8	2	0	10	5	0	0	0	0	0	76	125	0.00	2.053
Kent Mercker, L ERA: 2.45	(7, 1)	0.2		2	0	0	0	0	0	0	0	0	0	0	4	6	0.00	0.000
Mark Wohlers, R ERA: 3.0	(8, 1)	2.0		9	0	0	0	5	2	1	0	0	1	0	25	44	0.00	1.000

PITCHER	IP	WLS	BF	H	R	ER	SO	BB	IBB	HBP	BLK	WP	HR	S	P	ERA	WHIP

Batter	1	2	3	4	5	6	7	8	9	AB	R	H	RBI	BB	SO	LOB
Otis Nixon, S (1, 8) OBP: 0.526, SLG: 0.563	C B F C 1-3 K ①		S C B B F X 2-2 G6-3 ①		C X 0-1 1-2 1B		B X 1-0 SH3-4 ① 1-2		L B B 1 SAFE X 2-1 SH FC1-5 1-2	3	0	1	0	0	1	0
Jeff Blauer, R (1, 6) OBP: 0.350, SLG: 0.471	B F X 1-1 P4 ②		B S C B B F F B 4-2 FC6-4 BB		X 0-0 F7 ②		B X 1-0 G6-3 ②		B C X 1-1 FC1-5 ① G4-3 1-2 2-3f	4	0	0	0	1	0	6
Ron Gant, R (1, 7) OBP: 0.300, SLG: 0.389	B X 1-0 P4 ③		B C B S F F X 2-2 FC6-4 ② CS 1-2f		B B C S S 2-3 K ③		B B F F F S 2-3 K ③		B X 1-0 G4-3 ②③ 1-2f	5	0	0	0	0	2	7
Fred McGriff, L (1, 3) OBP: 0.474, SLG: 0.722		C S B X 1-2 1B 2B 1B	1 SAFE C B B F F B 3-2 CS ③ 1-2	X 0-0 F8 ①		B X 1-0 F9 2B		B C B C C 2-3 K ①		4	1	2	0	0	1	0
Terry Pendleton, S (1, 5) OBP: 0.389, SLG: 0.611		B X 1-0 F7 ①		B X 1-0 2B		F B X 1-1 L3 ①		X 0-0 G6-3 ②		4	0	1	0	0	0	2
David Justice, L (1, 9) OBP: 0.278, SLG: 0.267		C X 0-1 2B 1-2 1B		X 0-0 P5 ②		B S B X 2-1 F9 ② 2-3		X 0-0 1B 1B		4	0	2	0	0	0	2
Greg Olson, R (1, 2) OBP: 0.500, SLG: 0.667 Damon Berryhill, S (8, 2) OBP: 0.308, SLG: 0.500		C X 0-1 F8 ②		C C B C 1-3 K ③		B S H 2-1 HBP		X 0-0 1-2 1B		2 1	0 0	0 1	0 0	0 0	1 0	3 0
Mark Lemke, S (1, 4) OBP: 0.235, SLG: 0.353		X 0-0 1-3 2-H 2B			C B X 1-1 G5-3 ①	F C B B F X 2-2 F9 ③		B X 1-0 F7 ③		4	0	1	1	0	0	4
29 John Smoltz, R (1, 1) Kent Mercker, L (7, 1) Francisco Cabrera, R (7, PH) OBP: 0.500, SLG: 0.500 Deion Sanders, L (7, PR) Mark Wohlers, R (8, 1) Bill Pecota, R (9, PH) OBP: 1.000, SLG: 1.000		F B F B B C 3-3 K ③			B B B C B 4-1 1B BB		B B F B B X 3-1 SH3-4 1B		C S B F F X 1-2 FC1-5 SH 1B	1 0 0 1 0 0 1	0 0 0 0 0 0 0	0 0 1 0 0 0 1	0 0 0 0 0 0 0	1 0 0 0 0 0 0	1 0 0 0 0 0 0	2 0 0 0 0 0 0
Inning Stats	R: 0 H: 0 E: 0 LOB: 0 K: 1 BB: 0 S: 6 P: 9	R: 1 H: 3 E: 0 LOB: 2 K: 1 BB: 0 S: 12 P: 17	R: 0 H: 0 E: 0 LOB: 0 K: 0 BB: 1 S: 16 P: 27	R: 0 H: 1 E: 0 LOB: 1 K: 1 BB: 0 S: 6 P: 8	R: 0 H: 1 E: 0 LOB: 2 K: 1 BB: 1 S: 9 P: 16	R: 0 H: 1 E: 0 LOB: 2 K: 0 BB: 0 S: 10 P: 18	R: 0 H: 1 E: 0 LOB: 2 K: 1 BB: 0 S: 8 P: 15	R: 0 H: 2 E: 0 LOB: 2 K: 1 BB: 0 S: 7 P: 10	R: 0 H: 1 E: 1 LOB: 1 K: 0 BB: 0 S: 9 P: 14	1B: 7 2B: 3 3B: 0 HR: 0	SF: 0 SAC: 2 DP: 1 HBP: 1			WP: 0 PB: 0 SB: 0 CS: 1	PA: 40		

PITCHER		IP	WLS	BF	H	R	ER	SO	BB	IBB	HBP	BLK	WP	HR	S	P	ERA	WHIP
Danny Jackson, L ERA: 1.17	(1, 1)	7.2	W	34	9	1	1	6	2	0	1	0	0	0	73	118	1.17	1.435
Mitch Williams, L ERA:	(8, 1)	1.1	S	5	1	0	0	0	0	0	0	0	0	0	10	16	0.00	0.750

PITCHER	IP	WLS	BF	H	R	ER	SO	BB	IBB	HBP	BLK	WP	HR	S	P	ERA	WHIP

BOTTOM

Philadelphia Phillies @ Atlanta Braves

Atlanta-Fulton County Stadium, Atlanta, GA

Sun Oct 10 1993, 7:05 PM EDT

Att. 52,032 - Unknown - 60 F

livebaseballscorecards.com

AB	34
R	1
H	10
RBI	1
BB	2
SO	6
LOB	26

Batter	1	2	3	4	5	6	7	8	9	10	AB	R	H	RBI	BB	SO	LOB
Lenny Dykstra, L (1, 8) OBP: 0.400, SLG: 0.619	F8		G3		G6-3		G4-3			HR	5	1	1	1	0	0	1
Mariano Duncan, R (1, 4) OBP: 0.267, SLG: 0.533	2B 1B		F9		F9			K		K	5	1	1	0	0	2	0
Larry Andersen, R (10, 1)											0	0	0	0	0	0	0
John Kruk, L (1, 3) OBP: 0.391, SLG: 0.650	WP 1-H 2B		BB			F7		K		F8	4	0	1	1	1	1	0
Dave Hollins, S (1, 5) OBP: 0.286, SLG: 0.389	P4		K			G5-3		G6-3			4	0	0	0	0	1	2
Kim Batiste, R (8, 5) OBP: 1.000, SLG: 2.000											0	0	0	0	0	0	0
Darren Daulton, L (1, 2) OBP: 0.429, SLG: 0.400	2-3 BB			K		1B			HR		3	1	2	1	1	1	0
Pete Incaviglia, R (1, 7) OBP: 0.167, SLG: 0.417	K			E7 SF8		P5			L9		4	1	0	0	0	1	3
Milt Thompson, L (9, 7) OBP: 0.200, SLG: 0.222											0	0	0	0	0	0	0
Wes Chamberlain, R (1, 9) OBP: 0.385, SLG: 0.636		K		SF8 3-H					F9		3	0	1	1	0	1	0
Jim Eisenreich, L (9, 9) OBP: 0.182, SLG: 0.273							SH1-4 1B				0	0	0	0	0	0	0
Kevin Stocker, S (1, 6) OBP: 0.238, SLG: 0.263		G6-3		B1-3			F9		G4-3		4	0	0	0	0	0	1
Curt Schilling, R (1, 1)		K			F9		SH1-4 1-2			F8	2	0	0	0	0	1	0
Mitch Williams, L (9, 1)											0	0	0	0	0	0	0
Mickey Morandini, L (10, PH) (10, 4) OBP: 0.273, SLG: 0.273											1	0	0	0	0	0	0
Inning Stats	R: 1 E: 0 K: 1 S: 20 H: 2 LOB: 2 BB: 1 P: 33	R: 0 E: 0 K: 2 S: 12 H: 0 LOB: 0 BB: 0 P: 19	R: 0 E: 0 K: 1 S: 8 H: 0 LOB: 1 BB: 1 P: 18	R: 1 E: 1 K: 1 S: 6 H: 0 LOB: 0 BB: 0 P: 11	R: 0 E: 0 K: 0 S: 16 H: 0 LOB: 0 BB: 0 P: 22	R: 0 E: 0 K: 0 S: 10 H: 1 LOB: 1 BB: 0 P: 19	R: 0 E: 0 K: 0 S: 8 H: 1 LOB: 1 BB: 0 P: 12	R: 0 E: 0 K: 2 S: 8 H: 0 LOB: 0 BB: 0 P: 13	R: 1 E: 0 K: 0 S: 9 H: 1 LOB: 0 BB: 0 P: 12	R: 1 E: 0 K: 1 S: 9 H: 1 LOB: 0 BB: 0 P: 13	1B: 3 2B: 1 3B: 0 HR: 2	SF: 1 SAC: 1 DP: 0 HBP: 0	WP: 1 PB: 0 SB: 0 CS: 0	PA: 39				

PITCHER		IP	WLS	BF	H	R	ER	SO	BB	IBB	HBP	BLK	WP	HR	S	P	ERA	WHIP
Steve Avery, L ERA: 2.77	(1, 1)	7.0		28	4	2	1	5	2	0	0	0	1	0	80	134	1.29	0.857
Kent Mercker, L ERA: 1.93	(8, 1)	1.0		3	0	0	0	2	0	0	0	0	0	0	8	13	0.00	0.000
Greg McMichael, R ERA: 8.1	(9, 1)	1.0		4	1	1	1	0	0	0	0	0	0	1	9	12	9.00	1.000
Mark Wohlers, R ERA: 4.5	(10, 1)	1.0	L	4	1	1	1	1	0	0	0	0	0	1	9	13	9.00	1.000

PITCHER	IP	WLS	BF	H	R	ER	SO	BB	IBB	HBP	BLK	WP	HR	S	P	ERA	WHIP

TOP

Philadelphia Phillies @ Atlanta Braves

Atlanta-Fulton County Stadium, Atlanta, GA

Mon Oct 11 1993, 3:33 AM EDT

Att. 52,032 - Cloudy - 62 F

livebaseballscorecards.com

AB	35
R	4
H	6
RBI	4
BB	2
SO	8
LOB	7

Philadelphia Phillies @ Atlanta Braves

Atlanta-Fulton County Stadium, Atlanta, GA

Mon Oct 11 1993, 3:33 AM EDT

Att. 52,032 - Cloudy - 62 F

livebaseballscorecards.com

Batter	1	2	3	4	5	6	7	8	9	10	AB	R	H	RBI	BB	SO	LOB
Otis Nixon, S (1, 8) OBP: 0.458, SLG: 0.450	G6-3		F7			FC5-4 BB		K		F9	4	0	0	0	1	1	0
Jeff Blauser, R (1, 6) OBP: 0.360, SLG: 0.429	2B 1B		K			L8			E 1B BB	K	4	1	1	0	1	2	1
Ron Gant, R (1, 7) OBP: 0.280, SLG: 0.348	F9		BB 1B			FC5-4 1-2f			E5 1B 1-2 SF7	K	5	1	1	0	0	1	3
Fred McGriff, L (1, 3) OBP: 0.478, SLG: 0.727	1-H 2B			F7		K			1B 1-3 2-H 1B		4	1	2	1	0	1	2
David Justice, L (1, 9) OBP: 0.273, SLG: 0.235		K		1-2 BB			G3		SF7 3-H		2	0	0	1	1	1	0
Terry Pendleton, S (1, 5) OBP: 0.364, SLG: 0.545		L7		K			G6-3		1B 1-2 1B		4	0	1	0	0	1	2
Damon Berryhill, S (1, 2) OBP: 0.313, SLG: 0.467 Francisco Cabrera, R (9, PH) OBP: 0.667, SLG: 0.667 (10, 2)	1B		K				L3		F8 1-3 2-H 1B		3 1	0 0	1 1	0 1	0 0	1 0	0 0
Mark Lemke, S (1, 4) OBP: 0.190, SLG: 0.286			K	G4-3				K	K		4	0	0	0	0	3	2
Steve Avery, L (1, 1) OBP: 0.500, SLG: 0.750 Kent Mercker, L (8, 1) Deion Sanders, L (8, PH) Greg McMichael, R (9, 1) Bill Pecota, R (9, PH) OBP: 0.667, SLG: 0.500 Mark Wohlers, R (10, 1)			G4-3	K				P5	F8 1-2		2 0 1 0 1 0	0 0 0 0 0 0	0 0 0 0 0 0	0 0 0 0 0 0	0 0 0 0 0 0	1 0 0 0 0 0	0 0 0 0 0 0
Inning Stats	R: 0 E: 0 K: 0 S: 7 H: 2 LOB: 2 BB: 0 P: 12	R: 0 E: 0 K: 1 S: 9 H: 1 LOB: 1 BB: 0 P: 15	R: 0 E: 0 K: 1 S: 10 H: 0 LOB: 0 BB: 0 P: 13	R: 0 E: 0 K: 2 S: 13 H: 1 LOB: 2 BB: 1 P: 25	R: 0 E: 0 K: 2 S: 11 H: 0 LOB: 0 BB: 0 P: 16	R: 0 E: 0 K: 1 S: 10 H: 0 LOB: 1 BB: 1 P: 16	R: 0 E: 0 K: 0 S: 5 H: 0 LOB: 0 BB: 0 P: 9	R: 0 E: 0 K: 2 S: 9 H: 0 LOB: 0 BB: 0 P: 13	R: 3 E: 1 K: 1 S: 23 H: 3 LOB: 2 BB: 1 P: 36	R: 0 E: 0 K: 2 S: 9 H: 0 LOB: 0 BB: 0 P: 15	1B: 6 2B: 1 3B: 0 HR: 0 SF: 1 SAC: 0 DP: 0 HBP: 0	WP: 0 PB: 0 SB: 0 CS: 0 PA: 39					

PITCHER		IP	WLS	BF	H	R	ER	SO	BB	IBB	HBP	BLK	WP	HR	S	P	ERA	WHIP
Curt Schilling, R ERA: 1.69	(1, 1)	8.0		30	4	2	2	9	3	0	0	0	0	0	79	131	2.25	0.875
Mitch Williams, L ERA: 2.08	(9, 1)	1.0	W	6	3	1	0	1	0	0	0	0	0	0	18	24	0.00	3.000
Larry Andersen, R ERA: 15.43	(10, 1)	1.0	S	3	0	0	0	2	0	0	0	0	0	0	9	15	0.00	0.000

PITCHER	IP	WLS	BF	H	R	ER	SO	BB	IBB	HBP	BLK	WP	HR	S	P	ERA	WHIP

AB	35
R	3
H	7
RBI	3
BB	3
SO	12
LOB	12

Batter	1	2	3	4	5	6	7	8	9	AB	R	H	RBI	BB	SO	LOB
Otis Nixon, S (1, 8) OBP: 0.464, SLG: 0.435	L8		K		E 1B 2-3 BB		HR 1B			3	1	1	0	1	1	1
Jeff Blauser, R (1, 6) OBP: 0.379, SLG: 0.560	F8		K		E7 1-3 3-H 1B		1-H HR			4	1	2	3	0	1	1
Ron Gant, R (1, 7) OBP: 0.241, SLG: 0.296	F7			G5-3	K		G1-3			4	0	0	0	0	1	2
Fred McGriff, L (1, 3) OBP: 0.519, SLG: 0.696		1B BB		FC4-6 BB		BB		K		1	0	0	0	3	1	0
David Justice, L (1, 9) OBP: 0.231, SLG: 0.190		L4		FC4-6 1-2f		P6		G1-3		4	0	0	0	0	0	3
Terry Pendleton, S (1, 5) OBP: 0.346, SLG: 0.500		G4-6-3 1-2 1B		P6		P5		F8		4	0	1	0	0	0	2
Damon Berryhill, S (1, 2) OBP: 0.250, SLG: 0.368		G4-6-3 1-2f			G1-3	G4-3			K	4	0	0	0	0	1	3
Mark Lemke, S (1, 4) OBP: 0.240, SLG: 0.292			SH1-4 1B		PB SH3 1B BB		K		F8	3	1	1	0	1	1	0
Greg Maddux, R (1, 1) OBP: 0.250, SLG: 0.250 Kent Mercker, L (6, 1) Deion Sanders, L (7, PH) Greg McMichael, R (7, 1) Mark Wohlers, R (7, 1) Bill Pecota, R (9, PH) OBP: 0.500, SLG: 0.333			SH1-4 1-2		SH3 1-2		K		K	0 0 1 0 0 1	0 0 0 0 0 0	0 0 0 0 0 0	0 0 0 0 0 0	0 0 0 0 0 0	0 0 1 0 0 1	0 0 0 0 0 0
Inning Stats	R: 0 E: 0 K: 0 S: 10 H: 0 LOB: 0 BB: 0 P: 17	R: 0 E: 0 K: 0 S: 10 H: 1 LOB: 1 BB: 1 P: 19	R: 0 E: 0 K: 2 S: 9 H: 1 LOB: 1 BB: 0 P: 14	R: 0 E: 0 K: 0 S: 5 H: 0 LOB: 1 BB: 1 P: 12	R: 1 E: 1 K: 1 S: 10 H: 1 LOB: 2 BB: 2 P: 18	R: 0 E: 0 K: 0 S: 5 H: 0 LOB: 1 BB: 1 P: 10	R: 2 E: 0 K: 2 S: 10 H: 2 LOB: 0 BB: 0 P: 11	R: 0 E: 0 K: 1 S: 12 H: 0 LOB: 0 BB: 0 P: 17	R: 0 E: 0 K: 2 S: 9 H: 0 LOB: 0 BB: 0 P: 16	1B: 4 2B: 0 3B: 0 HR: 1 SF: 0 SAC: 2 DP: 1 HBP: 0						

PITCHER	IP	WLS	BF	H	R	ER	SO	BB	IBB	HBP	BLK	WP	HR	S	P	ERA	WHIP
Tommy Greene, R (1, 1) ERA: 9.64	7.0	W	30	5	3	3	5	5	0	0	0	0	1	59	101	3.86	1.429
David West, L (8, 1) ERA: 13.5	1.0		3	0	0	0	1	0	0	0	0	0	0	12	17	0.00	0.000
Mitch Williams, L (9, 1) ERA: 1.69	1.0	S	3	0	0	0	2	0	0	0	0	0	0	9	16	0.00	0.000

PITCHER	IP	WLS	BF	H	R	ER	SO	BB	IBB	HBP	BLK	WP	HR	S	P	ERA	WHIP

TOP

Atlanta Braves @ Philadelphia Phillies

Veterans Stadium, Philadelphia, PA

Wed Oct 13 1993, 7:05 PM EDT

Att. 62,502 - Unknown - 50 F

livebaseballscorecards.com

AB	29
R	3
H	5
RBI	3
BB	5
SO	8
LOB	12

Batter	1	2	3	4	5	6	7	8	9	AB	R	H	RBI	BB	SO	LOB
Lenny Dykstra, L (1, 8) OBP: 0.400, SLG: 0.560	C B X 1-1 ① G4-3		B B B C X 3-1 G3 2B 1-2 1B	B F B C F S 2-3 ③ K		I I I 4-0 3B IBB		F B S B S 2-3 ① K		4	2	1	0	1	2	1
Mickey Morandini, L (1, 4) OBP: 0.250, SLG: 0.375	B X 1-0 ② L1-4-3		B C X 1-1 ① P5		X 0-0 E4 G3 HR	B C S B X 2-2 1-H 2-H 3B		B X 1-0 ② F8		5	1	1	2	0	0	2
John Kruk, L (1, 3) OBP: 0.357, SLG: 0.542	B B B B 4-0 BB		F B S B X 2-2 ② G3 1-2 2-3		1 SAFE 1 SAFE C 1 B S X 1-2 ① G3 1-2	B B F X 2-1 ③ G6-3		B C X 1-1 ③ L7		4	0	0	0	1	0	4
Dave Hollins, S (1, 5) OBP: 0.360, SLG: 0.550 Kim Batiste, R (9, 5) OBP: 1.000, SLG: 2.000	1 B B B C X SAFE 2-1 ③ G4-3		B B B C B 4-1 2B BB		S B X 1-1 2-H HR		B B B C B 4-1 1B FC6-2 BB			2 0	1 0	1 0	2 0	2 0	0 0	1 0
Darren Daulton, L (1, 2) OBP: 0.440, SLG: 0.474		C B S B X 2-2 ① L9	B F B B X 2-1 1-3 2-H 3-H 2B		B B F F X 2-2 ② L1		C B C B F F X 2-2 G6-3 FC6-2 1-3 1B			4	0	2	2	0	0	0
Jim Eisenreich, L (1, 9) OBP: 0.133, SLG: 0.200		B B X 2-0 ② L6	F B X 1-1 ③ F7		B X 1-0 ③ G6-3		F X 0-1 ① FC6-2 G6-3 1-2 3-H			4	0	0	0	0	0	4
Milt Thompson, L (1, 7) OBP: 0.286, SLG: 0.308		B X 1-0 E9 1B		F B B F F F X 2-2 E1 FC3-6		F B F X 1-2 SH1-4 3B 1B	B B C X 2-1 ② G6-3 1-2 2-3			4	1	2	0	0	0	2
Kevin Stocker, S (1, 6) OBP: 0.240, SLG: 0.227		C F B C 1-3 ③ K		1 SAFE P B 1 SAFE X 2-0 ① FC3-6 SH1-4 1-2f		L 1 SAFE 1 B S S 1-3 ① K	I I I 4-0 IBB			3	0	0	0	1	2	3
Tommy Greene, R (1, 1) Ricky Jordan, R (7, PH) David West, L (8, 1) Mitch Williams, L (9, 1)			B C F B B B 4-2 G3 1B 2B BB	L X 0-1 ② SH1-4 1-2		X 0-0 ② SH1-4 1-2	F B X 1-1 ③ G6-3			0 1 0 0	1 0 0 0	0 0 0 0	0 0 0 0	1 0 0 0	0 0 0 0	0 3 0 0
Inning Stats	R: 0 E: 0 K: 0 S: 5 H: 0 LOB: 1 BB: 1 P: 13	R: 0 E: 1 K: 1 S: 8 H: 1 LOB: 1 BB: 0 P: 14	R: 2 E: 0 K: 0 S: 14 H: 2 LOB: 2 BB: 2 P: 31	R: 0 E: 1 K: 1 S: 12 H: 0 LOB: 1 BB: 0 P: 17	R: 2 E: 1 K: 0 S: 10 H: 1 LOB: 0 BB: 0 P: 15	R: 2 E: 0 K: 1 S: 12 H: 2 LOB: 1 BB: 1 P: 22	R: 0 E: 0 K: 0 S: 12 H: 1 LOB: 3 BB: 2 P: 25	R: 0 E: 0 K: 1 S: 6 H: 0 LOB: 0 BB: 0 P: 10		1B: 4 2B: 1 3B: 1 HR: 1	SF: 0 SAC: 2 DP: 0 HBP: 0					

PITCHER		IP	WLS	BF	H	R	ER	SO	BB	IBB	HBP	BLK	WP	HR	S	P	ERA	WHIP
Greg Maddux, R ERA: 4.97	(1, 1)	5.2	L	29	6	6	5	3	3	1	0	0	0	1	59	108	7.94	1.588
Kent Mercker, L ERA: 1.8	(6, 1)	0.1		1	0	0	0	0	0	0	0	0	0	0	2	4	0.00	0.000
Greg McMichael, R ERA: 6.75	(7, 1)	0.2		5	1	0	0	0	1	1	0	0	0	0	10	22	0.00	3.000
Mark Wohlers, R ERA: 3.38	(7, 1)	1.1		4	0	0	0	1	0	0	0	0	0	0	8	13	0.00	0.000

PITCHER	IP	WLS	BF	H	R	ER	SO	BB	IBB	HBP	BLK	WP	HR	S	P	ERA	WHIP

BOTTOM

Atlanta Braves @ Philadelphia Phillies

Veterans Stadium, Philadelphia, PA

Wed Oct 13 1993, 7:05 PM EDT

Att. 62,502 - Unknown - 50 F

livebaseballscorecards.com

AB	31
R	6
H	7
RBI	6
BB	6
SO	4
LOB	20

Batter	1	2	3	4	5	6	7	8	9	AB	R	H	RBI	BB	SO	LOB
Lenny Dykstra, L (1, 8) OBP: 0.400, SLG: 0.517	BCBBB 4-1 S 1B BB	CFBX 1-2 G4-3 ③			FBFBBFBFX 3-2 L4 ①	C1 SAFE CX 0-2 1B 1-2 1B		CBBX 2-1 E4 1-2		4	1	1	0	1	0	1
Mariano Duncan, R (1, 4) OBP: 0.350, SLG: 0.650	C1 SAFE BSBT 2-2 K 1-2 ①	SX 0-1 S 1B 1B			BBSFFBFFF 3-2 X WP 3B	X 0-0 1-2 2-3 1B		SSFS 0-3 K ③		5	2	3	0	0	2	3
John Kruk, L (1, 3) OBP: 0.424, SLG: 0.571	CFBBBFFX 2-2 BB 1B 2-H 1B	1 SAFE 1 SAFE TF1 SAFE BBBF 3-2 X FC6-4 1-H 1B			FBSBBBFB 4-2 G3 3-H BB	BCBSBS 3-3 K ③			BBCSX 2-2 E5 1B 1B	4	2	3	2	1	1	3
Dave Hollins, S (1, 5) OBP: 0.333, SLG: 0.458	BBCBSB 4-2 E 1B 1-2 BB	X 0-0 F8 ①			BS1 SAFEFBFBX 3-2 G3 ② 1-2		BCSX 1-2 5-3 ①		CCFBS 1-3 K ①	4	0	0	0	1	1	3
Darren Daulton, L (1, 2) OBP: 0.433, SLG: 0.435	BFSX 1-2 E9 1-3 2-H 1B	CBFS 1-3 K ②			IIII 4-0 IBB		CFBX 1-2 4-3 ②		CSS 0-3 K ②	4	0	1	1	1	2	2
Jim Eisenreich, L (1, 9) OBP: 0.150, SLG: 0.200	BF1 SAFESS 1-3 K ②	X 0-0 FC6-4 1-2f ③			FBFBX 2-2 5-3 ③		CFBS 1-3 K ③		BCSBBFFX 3-2 2-H 1B	5	0	1	1	0	2	5
Ricky Jordan, R (1, 10) OBP: 0.286, SLG: 0.167	BFBS 2-3 K ③		BCTFC 1-3 K ①			CFFBX 1-2 G6-3 1B		CFBX 1-2 5-3 ①	FSBFX 1-2 F9 ③	5	0	1	0	0	2	3
Milt Thompson, L (1, 7) OBP: 0.222, SLG: 0.235		X 0-0 G1-3 ①	CSFFFFFBB 2-3 K ② FS			BCBX 2-1 G6-3 ①② 1-2f		SSBBFBX 3-2 P2 ②		4	0	0	0	0	1	1
Kevin Stocker, S (1, 6) OBP: 0.276, SLG: 0.240		BCBBX 3-1 G3 ②		FBX 1-1 F8 ③		BSBCBFB 4-2 1B 1B BB		CX 0-1 E 1B		3	0	1	0	1	0	0
Inning Stats	R: 2 E: 1 K: 3 S: 20 H: 2 LOB: 2 BB: 2 P: 36	R: 0 E: 0 K: 0 S: 6 H: 0 LOB: 0 BB: 0 P: 10	R: 1 E: 0 K: 1 S: 11 H: 2 LOB: 1 BB: 0 P: 15	R: 0 E: 0 K: 2 S: 15 H: 0 LOB: 0 BB: 0 P: 19	R: 1 E: 0 K: 0 S: 22 H: 1 LOB: 2 BB: 2 P: 41	R: 0 E: 0 K: 1 S: 16 H: 3 LOB: 3 BB: 1 P: 26	R: 0 E: 0 K: 1 S: 9 H: 0 LOB: 0 BB: 0 P: 12	R: 0 E: 1 K: 1 S: 16 H: 1 LOB: 2 BB: 0 P: 22	R: 1 E: 1 K: 2 S: 19 H: 2 LOB: 1 BB: 0 P: 26	1B: 10 2B: 0 3B: 1 HR: 0 SF: 0 SAC: 0 DP: 1 HBP: 0						

Philadelphia Phillies @ Toronto Blue Jays

SkyDome, Toronto, ON

Sat Oct 16 1993, 7:05 PM EDT

Att. 52,011 - Dome

TOP

livebaseballscorecards.com

AB	38
R	5
H	11
RBI	4
BB	5
SO	11
LOB	21

WP: 1 PB: 0 SB: 2 CS: 0 PA: 43

PITCHER	IP	WLS	BF	H	R	ER	SO	BB	IBB	HBP	BLK	WP	HR	S	P	ERA	WHIP
Juan Guzman, R (1, 1) ERA: 3.5	5.0		24	5	4	4	6	3	1	0	0	1	0	74	121	7.20	1.600
Al Leiter, L (6, 1) ERA: 1.69	2.2	W	13	4	0	0	2	1	0	0	0	0	0	37	56	0.00	1.875
Duane Ward, R (8, 1) ERA: 4.5	1.1	S	6	2	1	0	3	0	0	0	0	0	0	23	30	0.00	1.500

PITCHER	IP	WLS	BF	H	R	ER	SO	BB	IBB	HBP	BLK	WP	HR	S	P	ERA	WHIP

BOTTOM

Philadelphia Phillies @ Toronto Blue Jays

SkyDome, Toronto, ON

Sat Oct 16 1993, 7:05 PM EDT

Att. 52,011 - Dome

livebaseballscorecards.com

Batter	1	2	3	4	5	6	7	8	9	AB	R	H	RBI	BB	SO	LOB
Rickey Henderson, R (1, 7) OBP: 0.273, SLG: 0.214	BBCBFB 4-2 G6-4-3 BB	CBX 1-1 ③ F9			CSX 0-2 ② G1-4-3		BCBBFX 3-2 2B 1-3 2B 1B			3	1	1	0	1	0	2
Devon White, S (1, 8) OBP: 0.469, SLG: 0.774	BBS1FX SAFE 2-2 ①② G6-4-3 1-2f		BSBFBX 3-2 E7 SF9		BFBX 2-1 HR		BFBFFX 2-2 1-3 2B 3-H 2B			4	3	2	2	0	0	1
Roberto Alomar, S (1, 4) OBP: 0.375, SLG: 0.393	CBCC 1-3 ③ K		FFBFX 1-2 ① P5		X 0-0 ③ P5		BBSFFX 2-2 S 2-H 3-H 2B			4	0	1	2	0	1	1
Joe Carter, R (1, 9) OBP: 0.281, SLG: 0.267		BCSX 1-2 WP 1B 1B 1B	X 0-0 ② SF9 3-H			BFBFFX 2-2 ① G1-3	BSSS 1-3 ② K 2-3			3	1	1	1	0	1	1
John Olerud, L (1, 3) OBP: 0.500, SLG: 0.538		BX 1-0 1B WP FC4-6 1-2 1B	BBFX 2-1 ③ G1-3			X 0-0 HR	I 4-0 IBB			3	2	2	1	1	0	0
Paul Molitor, R (1, 10) OBP: 0.452, SLG: 0.630		BSBX 2-1 FC4-6 1-3 2-H 1B	X 0-0 ① F9			BX 1-0 ② 4-3	BLX 1-1 ③ L7			4	0	1	1	0	0	2
Tony Fernandez, S (1, 6) OBP: 0.357, SLG: 0.280	SBBFX 1-2 ① FC4-6 1B 1-2f 3-H		BBBCB 4-1 CS BB			BBX 2-0 ③ 4-3		X 0-0 ① L8		3	0	0	1	1	0	1
Ed Sprague, R (1, 5) OBP: 0.321, SLG: 0.360		FX 0-1 1-2 1B	BX 1-0 ②③ 6-3 1-2				BFFFBS 2-3 ① K	BFFBFC 2-3 ② K		4	0	1	0	0	2	1
Pat Borders, R (1, 2) OBP: 0.250, SLG: 0.286		BX 1-0 ② L3			BFFC 1-3 ① K		CSX 0-2 1B 2B 1B	SSBBX 2-2 ③ G5-3		4	1	1	0	0	1	2
Inning Stats	R: 0 E: 0 K: 1 S: 8 H: 0 LOB: 0 BB: 1 P: 15	R: 2 E: 0 K: 0 S: 14 H: 4 LOB: 2 BB: 0 P: 21	R: 1 E: 1 K: 0 S: 10 H: 0 LOB: 0 BB: 0 P: 16	R: 0 E: 0 K: 0 S: 3 H: 0 LOB: 0 BB: 1 P: 8	R: 1 E: 0 K: 1 S: 9 H: 1 LOB: 0 BB: 0 P: 12	R: 1 E: 0 K: 0 S: 7 H: 1 LOB: 0 BB: 0 P: 12	R: 3 E: 0 K: 2 S: 23 H: 4 LOB: 2 BB: 1 P: 38	R: 0 E: 0 K: 1 S: 7 H: 0 LOB: 0 BB: 0 P: 11		1B: 6 2B: 2 3B: 0 HR: 2	SF: 1 SAC: 0 DP: 1 HBP: 0			WP: 1 PB: 0 SB: 1 CS: 1	PA: 36	

	AB	32
	R	8
	H	10
	RBI	8
	BB	3
	SO	5
	LOB	11

PITCHER		IP	WLS	BF	H	R	ER	SO	BB	IBB	HBP	BLK	WP	HR	S	P	ERA	WHIP
Curt Schilling, R ERA: 3.63	(1, 1)	6.1	L	28	8	7	6	3	2	0	0	0	1	2	61	99	8.53	1.579
David West, L ERA: 16.88	(7, 1)	0.0		2	2	1	1	0	0	0	0	0	0	0	8	12	∞	∞
Larry Andersen, R ERA: 12.0	(7, 1)	0.2		3	0	0	0	1	0	1	0	0	0	0	5	11	0.00	0.000
Roger Mason, R ERA:	(8, 1)	1.0		3	0	0	0	1	0	0	0	0	0	0	7	11	0.00	0.000

PITCHER	IP	WLS	BF	H	R	ER	SO	BB	IBB	HBP	BLK	WP	HR	S	P	ERA	WHIP

Philadelphia Phillies @ Toronto Blue Jays

SkyDome, Toronto, ON

Sun Oct 17 1993, 7:05 PM EDT

Att. 52,062 - Dome

TOP

livebaseballscorecards.com

Batter	1	2	3	4	5	6	7	8	9	AB	R	H	RBI	BB	SO	LOB
Lenny Dykstra, L (1, 8) OBP: 0.425, SLG: 0.606	F7		WP, 1B, BB	F9			HR	1-2, 2-3, 1B		4	2	2	1	1	0	1
Mariano Duncan, R (1, 4) OBP: 0.360, SLG: 0.583	G1, BLK, 1B		1B, 1-2, BB	K, 1-2			L9	K		4	1	1	0	1	2	4
John Kruk, L (1, 3) OBP: 0.421, SLG: 0.545	G1, 1-3		G3, 1B, HR, 1-3, 2-H, 1B		K		4-3, 1B	G4-3		5	1	2	1	0	1	4
Dave Hollins, S (1, 5) OBP: 0.371, SLG: 0.464 Kim Batiste, R (9, 5) OBP: 1.000, SLG: 2.000	K		G3, HR, 1-2, 3-H, 1B		FC5-4, BB		4-3, 1-2, 1B		K	4 0	1 0	2 0	1 0	1 0	2 0	1 0
Darren Daulton, L (1, 2) OBP: 0.400, SLG: 0.393		P6	G3, 1-2, 2-3		FC5-4, 1-2f		4-3, 1-2, 2-3		G5-4-3, 1B	5	0	1	0	0	0	5
Jim Eisenreich, L (1, 9) OBP: 0.200, SLG: 0.333		1B, BB	2-H, 3-H, HR		K		L8		G5-4-3, 1-2f	4	1	1	3	1	1	4
Pete Incaviglia, R (1, 7) OBP: 0.188, SLG: 0.375 Milt Thompson, L (8, PR) OBP: 0.222, SLG: 0.235 (8, 7)		F7	K			K		1B, 5-3		4 0	0 0	1 0	0 0	0 0	2 0	1 0
Ricky Jordan, R (1, 10) OBP: 0.273, SLG: 0.200	1-3, 1B		G5-3			G4-3		1-2, 5-3, 1B		4	0	1	0	0	0	1
Kevin Stocker, S (1, 6) OBP: 0.303, SLG: 0.250		4-3		CS, 1B		P5		BB, 1B		3	0	1	0	1	0	2
Inning Stats	R: 0 E: 0 K: 1 S: 14 H: 1 LOB: 1 BB: 0 P: 22	R: 0 E: 0 K: 0 S: 15 H: 1 LOB: 2 BB: 1 P: 24	R: 5 E: 0 K: 1 S: 20 H: 3 LOB: 0 BB: 2 P: 31	R: 0 E: 0 K: 1 S: 5 H: 1 LOB: 0 BB: 0 P: 5	R: 0 E: 0 K: 2 S: 16 H: 0 LOB: 1 BB: 1 P: 27	R: 0 E: 0 K: 1 S: 10 H: 0 LOB: 0 BB: 0 P: 13	R: 1 E: 0 K: 0 S: 14 H: 3 LOB: 2 BB: 0 P: 21	R: 0 E: 0 K: 1 S: 18 H: 2 LOB: 3 BB: 1 P: 28	R: 0 E: 0 K: 1 S: 7 H: 1 LOB: 0 BB: 0 P: 10	1B: 10 2B: 0 3B: 0 HR: 2 SF: 0 SAC: 0 DP: 1 HBP: 0						

	AB	37
	R	6
	H	12
	RBI	6
	BB	5
	SO	8
	LOB	23

WP: 1 PB: 0 SB: 0 CS: 1 PA: 42

PITCHER		IP	WLS	BF	H	R	ER	SO	BB	IBB	HBP	BLK	WP	HR	S	P	ERA	WHIP
Dave Stewart, R ERA: 3.72	(1, 1)	6.0	L	27	6	5	5	6	4	0	0	1	1	1	80	122	7.50	1.667
Tony Castillo, L ERA: 3.0	(7, 1)	1.0		6	3	1	1	0	0	0	0	0	0	1	14	21	9.00	3.000
Mark Eichhorn, R ERA:	(8, 1)	0.1		3	1	0	0	0	1	0	0	0	0	0	9	16	0.00	6.000
Mike Timlin, R ERA: 2.25	(8, 1)	1.2		6	2	0	0	2	0	0	0	0	0	0	16	22	0.00	1.200

PITCHER	IP	WLS	BF	H	R	ER	SO	BB	IBB	HBP	BLK	WP	HR	S	P	ERA	WHIP

BOTTOM

Philadelphia Phillies @ Toronto Blue Jays

SkyDome, Toronto, ON

Sun Oct 17 1993, 7:05 PM EDT

Att. 52,062 - Dome

livebaseballscorecards.com

Batter	1	2	3	4	5	6	7	8	9	AB	R	H	RBI	BB	SO	LOB
Rickey Henderson, R (1, 7) OBP: 0.270, SLG: 0.194	4-1 CS BB		1 SAFE B 1 SAFE 2-3 ② K		F B F F B X 2-2 ② F9		B C C B F X 2-2 ② F7			3	0	0	0	1	1	1
Devon White, S (1, 8) OBP: 0.444, SLG: 0.743	C 1 SAFE B 1 SAFE S S 1-3 ① K		B X 1-0 ③ L8		C F B B F F B X 3-2 2B		B C F B B S 3-3 ③ K			4	0	1	0	0	2	2
Paul Molitor, R (1, 10) OBP: 0.486, SLG: 0.667	B 1 SAFE 1 SAFE B C B F B 1-2 4-2 ② BB			B B X 2-0 HR 1B	B X 1-0 ③ G4-3			C X 0-1 S SF9 2B		3	2	2	0	1	0	1
Joe Carter, R (1, 9) OBP: 0.278, SLG: 0.353	C 1 SAFE 1 SAFE F F F B B X 2-2 ③ F9			B B 1 SAFE 1 SAFE F X 2-1 1-H HR		B X 1-0 ① L8		B B C F C 2-3 ① K		4	1	1	2	0	1	2
John Olerud, L (1, 3) OBP: 0.444, SLG: 0.483		X 0-0 ① G3		B B B C X 3-1 ① P5		F B B C X 1-2 ② G3-1		B C B F F X 2-2 ② SF9 2-H		3	0	0	1	0	0	0
Roberto Alomar, S (1, 4) OBP: 0.389, SLG: 0.387		C B B B F S 2-3 ② K		X 0-0 ② L8		B C C C X 1-2 2B 1B		B B B C C B 4-2 CS S BB		3	1	1	0	1	1	0
Tony Fernandez, S (1, 6) OBP: 0.406, SLG: 0.357		B B B C F X 3-2 ③ L9		B X 1-0 1B		B F X 1-1 1-H 2B		B 1 SAFE 1 SAFE C F F F B 2-2 ③ CS 1-3	B B B B 4-0 FC5-4 BB	3	0	2	1	1	0	0
Ed Sprague, R (1, 5) OBP: 0.281, SLG: 0.310 Alfredo Griffin, S (9, PR)		B F F B B X 3-2 ① P2	1 SAFE C B S C 1-3 ③ K			X 0-0 ③ L8			B C B B C X 3-2 ① FC5-4 G6-4-3 1-2f	4 0	0 0	0 0	0 0	0 0	1 0	3 0
Pat Borders, R (1, 2) OBP: 0.250, SLG: 0.281		S C F X 0-2 1B			B F B X 2-1 ① 6-3		B B C X 2-1 ① 5-3		C B X 1-1 ② ③ G6-4-3 1-2f	4	0	1	0	0	0	1
Inning Stats	R: 0 E: 0 K: 1 S: 11 H: 0 LOB: 1 BB: 2 P: 22	R: 0 E: 0 K: 1 S: 7 H: 0 LOB: 0 BB: 0 P: 12	R: 0 E: 0 K: 1 S: 13 H: 1 LOB: 1 BB: 0 P: 19	R: 2 E: 0 K: 1 S: 10 H: 3 LOB: 1 BB: 0 P: 19	R: 0 E: 0 K: 0 S: 12 H: 1 LOB: 1 BB: 0 P: 20	R: 1 E: 0 K: 0 S: 10 H: 2 LOB: 1 BB: 0 P: 14	R: 0 E: 0 K: 1 S: 9 H: 0 LOB: 0 BB: 0 P: 16	R: 1 E: 0 K: 1 S: 15 H: 1 LOB: 0 BB: 1 P: 25	R: 0 E: 0 K: 0 S: 5 H: 0 LOB: 1 BB: 1 P: 13	1B: 4 2B: 3 3B: 0 HR: 1 SF: 1 SAC: 0 DP: 1 HBP: 0							

	AB	31
	R	4
	H	8
	RBI	4
	BB	4
	SO	6
	LOB	10

PITCHER		IP	WLS	BF	H	R	ER	SO	BB	IBB	HBP	BLK	WP	HR	S	P	ERA	WHIP
Terry Mulholland, L ERA: 5.91	(1, 1)	5.2	W	25	7	3	3	4	2	0	0	0	0	1	62	105	4.76	1.588
Roger Mason, R ERA: 1.59	(6, 1)	1.2		6	1	1	1	2	0	0	0	0	0	0	15	24	5.40	0.600
Mitch Williams, L ERA: 1.29	(8, 1)	1.2	S	5	0	0	0	0	2	0	0	0	0	0	15	31	0.00	1.200

PITCHER	IP	WLS	BF	H	R	ER	SO	BB	IBB	HBP	BLK	WP	HR	S	P	ERA	WHIP

Batter	1	2	3	4	5	6	7	8	9	AB	R	H	RBI	BB	SO	LOB
Rickey Henderson, R (1, 7) OBP: 0.310, SLG: 0.257	C F B B X 2-2 BB 3B 1B		F B B C B F X 3-2 ① F9	B B C X 2-1 ③ F7			C X 0-1 3B 2B	B F B C B H 4-2 P6 HBP		4	2	2	0	0	0	0
Devon White, S (1, 8) OBP: 0.439, SLG: 0.744	S 1 SAFE B B B B B 4-1 1-2 3B BB		C B X 1-1 ② P4		B X 1-0 ① G5-3		F 2 SAFE L B F B X 2-2 2-H 1B 3B	1 SAFE S B F F F B B F 3-2 ② X 1-2 P6		4	2	1	1	1	0	1
Paul Molitor, R (1, 3) OBP: 0.525, SLG: 0.824	B S B X 2-1 1-H 2-H SF9 3B		X 0-0 HR		F B F F F B X 2-2 ② 5-3		B F B F F B B 4-2 1B SF7 BB		B B S X 2-1 FC4-6 1B	4	3	3	3	1	0	0
Joe Carter, R (1, 9) OBP: 0.268, SLG: 0.342	B X 1-0 ① 3-H SF9		B C X 1-1 1B 1B 1B		B F S X 1-2 ③ L7		B S 1 SAFE 1 SAFE S F B F F 2-3 ① S K		C S B B X 2-2 ① 1-2f FC4-6 3B	4	1	1	1	0	1	3
Roberto Alomar, S (1, 4) OBP: 0.439, SLG: 0.500	B X 1-0 ② L5		F B F F F 1 SAFE B X 2-2 1-2 1B 1B			B C B X 2-1 S SF9 1B	B C X 1-1 1-3 3-H BB 1B		C B C F B B X 3-2 1-H 1B 3B	5	2	4	2	0	0	0
Tony Fernandez, S (1, 6) OBP: 0.432, SLG: 0.387	B X 1-0 ③ L9		B B X 2-0 1-2 2-3 1B			B B S B X 3-1 ① 1-H SF9	B C B F B B 4-2 1-2 BB		F B B B X 3-1 3-H FC4-6 1B	3	0	2	2	1	0	0
Ed Sprague, R (1, 5) OBP: 0.243, SLG: 0.273		B B F B X 3-1 ① 6-3	B F F F F B S 2-3 ③ K			F C B B F S 2-3 ② K	C B C X 1-2 ② 3-H SF7		B C X 1-1 ② 1-2f FC4-6	4	0	0	1	0	2	4
Pat Borders, R (1, 2) OBP: 0.243, SLG: 0.250		C B B B X 3-1 ② G4-3		B S S B B F B 3-2 ① F7		B B S S B B F B 4-2 BB X	X 0-0 ③ F8		S B F B X 2-2 ③ L8	4	0	0	0	1	0	3
Pat Hentgen, R (1, 1)		S B X 1-1 ③ P4		B C X 1-1 ② G6-3		C C B C 1-3 ③ K		X 0-0 ① 6-3		3	0	0	0	0	1	1
Danny Cox, R (7, 1)										1	0	0	0	0	0	0
Duane Ward, R (9, 1)										0	0	0	0	0	0	0
Inning Stats	R: 3 H: 2 E: 0 LOB: 0 K: 0 BB: 1 S: 9 P: 20	R: 0 H: 0 E: 0 LOB: 0 K: 0 BB: 0 S: 6 P: 13	R: 1 H: 4 E: 0 LOB: 3 K: 1 BB: 0 S: 20 P: 31	R: 0 H: 0 E: 0 LOB: 0 K: 0 BB: 0 S: 7 P: 13	R: 0 H: 0 E: 0 LOB: 0 K: 0 BB: 0 S: 8 P: 12	R: 1 H: 1 E: 0 LOB: 1 K: 2 BB: 1 S: 13 P: 25	R: 3 H: 3 E: 0 LOB: 2 K: 1 BB: 2 S: 22 P: 36	R: 0 H: 0 E: 0 LOB: 0 K: 0 BB: 0 S: 9 P: 16	R: 2 H: 3 E: 0 LOB: 1 K: 0 BB: 0 S: 16 P: 29	1B: 8 SF: 3 2B: 1 SAC: 0 3B: 3 DP: 0 HR: 1 HBP: 1							

TOP

Toronto Blue Jays @ Philadelphia Phillies

Veterans Stadium, Philadelphia, PA

Tue Oct 19 1993, 7:05 PM EDT

Att. 62,689 - Unknown

livebaseballscorecards.com

AB	36
R	10
H	13
RBI	10
BB	4
SO	4
LOB	12

WP: 0 PA: 44
PB: 0
SB: 2
CS: 0

PITCHER		IP	WLS	BF	H	R	ER	SO	BB	IBB	HBP	BLK	WP	HR	S	P	ERA	WHIP
Danny Jackson, L ERA: 3.55	(1, 1)	5.0	L	22	6	4	4	1	1	0	0	0	0	1	50	89	7.20	1.400
Ben Rivera, R ERA: 13.5	(6, 1)	1.1		10	4	4	4	3	2	0	0	0	0	0	29	50	27.00	4.500
Bobby Thigpen, R ERA: 2.7	(7, 1)	1.2		6	0	0	0	0	1	0	1	0	0	0	15	27	0.00	0.600
Larry Andersen, R ERA: 13.5	(9, 1)	1.0		6	3	2	2	0	0	0	0	0	0	0	16	29	18.00	3.000

BOTTOM

Toronto Blue Jays @ Philadelphia Phillies

Veterans Stadium, Philadelphia, PA

Tue Oct 19 1993, 7:05 PM EDT

Att. 62,689 - Unknown

livebaseballscorecards.com

Batter	1	2	3	4	5	6	7	8	9	AB	R	H	RBI	BB	SO	LOB
Lenny Dykstra, L (1, 8) OBP: 0.400, SLG: 0.553	B C B S F S 2-3 K ①		B B B C X 3-1 G3 ②		B S X 1-1 F8 ③		X 0-0 BB 1B 1-3 1B		B X 1-0 G4-3 ①	5	0	1	0	0	1	0
Mariano Duncan, R (1, 4) OBP: 0.367, SLG: 0.552	S F B B F F X 2-2 E 1B		B X 1-0 F8 ③			C S B B B F X 3-2 P3 ①	X 0-0 BB 1-2 3-H 1B		F C S 0-3 K ②	5	0	2	1	0	1	0
John Kruk, L (1, 3) OBP: 0.465, SLG: 0.583	X 0-0 E9 1-3 1B			B X 1-0 2B		B B C B B B 4-1 BB 1B BB	C B B B B 4-1 G3-6-1 1-2 2-3 BB		F S F B F B F F S 2-3 K ③	3	1	2	0	2	1	0
Dave Hollins, S (1, 5) OBP: 0.359, SLG: 0.419	B F F S 1-3 K ②			S B F B B F B 4-2 BB		F S B X 1-2 L9 ②	F X 0-1 G3-6-1 ②③ 1-2f			3	0	0	0	1	1	6
Darren Daulton, L (1, 2) OBP: 0.385, SLG: 0.355	B C S B B B S 3-3 K ③			F X 0-1 P4 ①		B B C C B F B 4-2 1B BB 1-2		X 0-0 P6 ①		3	0	0	0	1	1	4
Jim Eisenreich, L (1, 9) OBP: 0.207, SLG: 0.321		B C X 1-1 6-3 ①		B S B X 2-1 L7 ②		B X 1-0 1B 1-2 2-H		B B X 2-0 G4-3 ②		4	0	1	1	0	0	2
Pete Incaviglia, R (1, 7) OBP: 0.158, SLG: 0.316 Bobby Thigpen, R (7, 1) Mickey Morandini, L (8, PH) OBP: 0.294, SLG: 0.375 Larry Andersen, R (9, 1)		C S S 0-3 K ②		B F X 1-1 F8 ③		S S B S 1-3 K ③		B B B B 4-0 BB		3 0 0 0	0 0 0 0	0 0 0 0	0 0 1 0	2 0 0 0	0 0 0 0	4 0 0 0
Kevin Stocker, S (1, 6) OBP: 0.297, SLG: 0.250		B F B X 2-1 G4-3 ③			B C X 1-1 G4-6-3 1B		C C B S 1-3 K ①	C S S 0-3 K ③		4	0	1	0	0	2	1
Danny Jackson, R (1, 1) OBP: 0.200, SLG: 0.200 Wes Chamberlain, R (5, PH) OBP: 0.357, SLG: 0.583 Ben Rivera, R (6, 1) Milt Thompson, L (7, 7) OBP: 0.300, SLG: 0.474			C B F S 1-3 K ①		X 0-0 G4-6-3 ①② 1-2f		C B F B X 2-2 1B 1B 1B		B S S S X 1-2 HR	1 1 0 2	0 0 0 2	0 0 0 2	0 0 0 1	1 0 0 0	0 0 0 0	0 1 0 0
Inning Stats	R: 0 E: 1 K: 3 S: 16 H: 2 LOB: 2 BB: 0 P: 24	R: 0 E: 0 K: 1 S: 7 H: 0 LOB: 0 BB: 0 P: 10	R: 0 E: 0 K: 1 S: 6 H: 0 LOB: 0 BB: 0 P: 11	R: 0 E: 0 K: 0 S: 10 H: 1 LOB: 2 BB: 1 P: 18	R: 0 E: 0 K: 0 S: 5 H: 1 LOB: 0 BB: 0 P: 7	R: 1 E: 0 K: 1 S: 15 H: 1 LOB: 2 BB: 2 P: 29	R: 1 E: 0 K: 1 S: 11 H: 3 LOB: 2 BB: 1 P: 18	R: 0 E: 0 K: 1 S: 5 H: 0 LOB: 1 BB: 1 P: 11	R: 1 E: 0 K: 2 S: 14 H: 1 LOB: 0 BB: 0 P: 18	1B: 7 2B: 1 3B: 0 HR: 1 SF: 0 SAC: 0 DP: 2 HBP: 0							

AB	34
R	3
H	9
RBI	3
BB	5
SO	10
LOB	18

WP: 0 PB: 0 SB: 0 CS: 0 PA: 39

PITCHER		IP	WLS	BF	H	R	ER	SO	BB	IBB	HBP	BLK	WP	HR	S	P	ERA	WHIP
Pat Hentgen, R ERA: 7.0	(1, 1)	6.0	W	25	5	1	1	6	3	0	0	0	0	0	59	99	1.50	1.333
Danny Cox, R ERA: 1.29	(7, 1)	2.0		10	3	1	1	2	2	0	0	0	0	0	16	29	4.50	2.500
Duane Ward, R ERA: 5.14	(9, 1)	1.0		4	1	1	1	2	0	0	0	0	0	1	14	18	9.00	1.000

PITCHER	IP	WLS	BF	H	R	ER	SO	BB	IBB	HBP	BLK	WP	HR	S	P	ERA	WHIP

Toronto Blue Jays @ Philadelphia Phillies

Veterans Stadium, Philadelphia, PA

Wed Oct 20 1993, 7:05 PM EDT

Att. 62,731 - Unknown - 62 F

livebaseballscorecards.com

TOP

Batter	1	2	3	4	5	6	7	8	9	AB	R	H	RBI	BB	SO	LOB
Rickey Henderson, R (1, 7) OBP: 0.333, SLG: 0.300	1-1 BB, 1B, 2B	3-2 P3 ①	4-0 S, 1B; 1-2 BB		2-1 G4-3 ③		2-3 K ②	1-1 3B; 1-2 2-H 3-H 1B		5	2	2	2	1	1	2
Devon White, S (1, 8) OBP: 0.468, SLG: 0.795	4-0 BB, 1B; 1B BB	3-3 K ②	1-0 S; 1-2 2-H 3-H 1B			0-0 1B 2B	2-1 P5 ③	1-2 1-H 2-H 3B		5	2	3	4	1	1	1
Roberto Alomar, S (1, 4) OBP: 0.426, SLG: 0.476	1-0 F7 ①	2-1 1-3 1B ③	3-3 K ③; 1-2 2-3			0-0 1B G4-3; 2-H 1B		5-3	5-3	6	1	2	1	0	1	5
Joe Carter, R (1, 9) OBP: 0.298, SLG: 0.386	1-0 BB, 1B; 1-2 2-3 1B		0-0 P4 ①; 1-0 P6 ①			2-2 F9 ①		0-0 BB, 2B 1B	3-1 4-3 2B	6	2	3	0	0	0	1
John Olerud, L (1, 3) OBP: 0.452, SLG: 0.455	2-0 P3 ②		4-2 1B 1B BB; 1-1 L5 ②			0-0 G4-3 HBP; 1-3 1B		4-0 2B 1B; 1-2 BB	0-0 4-3 ①; 2-3	4	2	1	0	2	0	4
Paul Molitor, R (1, 5) OBP: 0.543, SLG: 0.816	4-0 1B; 1-2 2-3 3-H BB		1-2 1B; 1-3 1B 1B; 0-0 F9 ③			1-0 G4-3; 1-2 HBP		2-1 1B; 1-3 2-H 1B 2B	2-2 G6-3 ②	4	2	2	2	1	0	1
Alfredo Griffin, S (9, 5)										0	0	0	0	0	0	0
Tony Fernandez, S (1, 6) OBP: 0.442, SLG: 0.405	1-0 1-3 2-H 3-H 1B		3-2 FC3-6 1B; 1-3 3-H 1B 1B		2-3 K ①; 2-2 G4-3 ②	1-2 2-3 3-H		1-0 BB, 1B; 2-3 3-H 1B	1-2 4-3 ③	6	2	3	5	0	1	3
Pat Borders, R (1, 2) OBP: 0.262, SLG: 0.250	0-1 L7 ③		1-0 FC3-6; 1-2 3-H 1B		2-2 5-3 ②; 2-0 F9 ③			1 SAFE; 4-2 1B 3B; 1-2 BB		4	1	1	1	1	0	4
Todd Stottlemyre, L (1, 1)										0	0	0	0	1	0	0
Rob Butler, L (3, PH)										1	1	0	0	0	0	2
Al Leiter, L (3, 1) OBP: 1.000, SLG: 2.000										1	0	1	0	0	0	0
Tony Castillo, L (5, 1)										1	0	0	0	0	1	0
Ed Sprague, R (8, PH) OBP: 0.237, SLG: 0.265										1	0	0	0	0	1	3
Mike Timlin, R (8, 1)										0	0	0	0	0	0	0
Duane Ward, R (8, 1)		4-2 1B BB	1-2f 2-3 FC3-6 BB, 1B ②		0-0 2B		2-3 K ①	0-3 K ②		0	0	0	0	0	0	0

	AB	R	H	RBI	BB	SO
	44	15	18	15	7	6

Inning Stats	1	2	3	4	5	6	7	8	9	1B	SF	WP	PA
	R: 3 E: 0 K: 0 S: 8 H: 3 LOB: 2 BB: 2 P: 22	R: 0 E: 0 K: 1 S: 12 H: 1 LOB: 2 BB: 1 P: 24	R: 4 E: 0 K: 1 S: 19 H: 4 LOB: 2 BB: 2 P: 37	R: 0 E: 0 K: 0 S: 4 H: 0 LOB: 0 BB: 0 P: 6	R: 0 E: 0 K: 1 S: 9 H: 1 LOB: 1 BB: 0 P: 15	R: 2 E: 0 K: 0 S: 12 H: 3 LOB: 2 BB: 0 P: 19	R: 0 E: 0 K: 2 S: 8 H: 0 LOB: 0 BB: 0 P: 14	R: 6 E: 0 K: 1 S: 19 H: 5 LOB: 1 BB: 2 P: 32	R: 0 E: 0 K: 0 S: 11 H: 1 LOB: 1 BB: 0 P: 17	1B: 12 2B: 5 3B: 1 HR: 0	SF: 0 SAC: 0 DP: 0 HBP: 1	WP: 0 PB: 0 SB: 2 CS: 0	PA: 52

PITCHER		IP	WLS	BF	H	R	ER	SO	BB	IBB	HBP	BLK	WP	HR	S	P	ERA	WHIP
Tommy Greene, R (1, 1) ERA: 13.11		2.1		17	7	7	7	1	4	0	0	0	0	0	31	66	27.00	4.714
Roger Mason, R (3, 1) ERA: 1.08		2.2		11	2	0	0	2	1	0	0	0	0	0	21	38	0.00	1.125
David West, L (6, 1) ERA: 17.18		1.0		7	3	2	2	0	0	0	1	0	0	0	12	19	18.00	3.000
Larry Andersen, R (7, 1) ERA: 15.19		1.1		7	2	3	3	2	1	0	0	0	0	0	14	26	20.25	2.250
Mitch Williams, L (8, 1) ERA: 4.7		0.2	L	6	3	3	3	1	1	0	0	0	0	0	13	20	40.50	6.000

PITCHER		IP	WLS	BF	H	R	ER	SO	BB	IBB	HBP	BLK	WP	HR	S	P	ERA	WHIP
Bobby Thigpen, R (9, 1) ERA: 2.08		1.0		4	1	0	0	0	0	0	0	0	0	0	11	17	0.00	1.000

Batter	1	2	3	4	5	6	7	8	9	AB	R	H	RBI	BB	SO	LOB
Lenny Dykstra, L (1, 8) OBP: 0.431, SLG: 0.721	BBBB 4-0 BB S BB BB	CX 0-1 1-H HR		CBBBBX 3-1 1B 2B	BX 1-0 2-H HR		BBCCBX 3-2 ① G4-3	CBCC 1-3 ③ K		5	4	3	4	1	1	0
Mariano Duncan, R (1, 4) OBP: 0.389, SLG: 0.543	C 1 SAFE X 0-1 ① F9	BBX 2-0 ① F8		BBSFBX 3-2 2-H 1B	SSBFX 1-2 S 1B		BFBBX 3-1 BB BB HBP 1B		X 0-0 ① P6	6	1	3	1	0	0	1
John Kruk, L (1, 3) OBP: 0.429, SLG: 0.512	CBB 1 SAFE 1 BCS 3-3 ② K 1-2	X 0-0 ② G4-3		1 SAFE BBBX 2-0 ③ L9	FBBFBX 3-2 ③ G4-3 1-2		CBCBFBB 4-2 HBP BB 1-2 BB		BBCBSFC 3-3 ② K	5	0	0	0	1	2	3
Dave Hollins, S (1, 5) OBP: 0.400, SLG: 0.457	CBCBBB 4-2 BB BB 3B BB	BSBCBFX 3-2 ③ P2			BX 1-0 HR 1B	X 0-0 1B 2B	BFBBB 4-1 HBP 1-2 2-3 BB		X 0-0 ③ F8	4	3	2	0	2	0	0
Darren Daulton, L (1, 2) OBP: 0.409, SLG: 0.441	BBBBCB 4-1 BB 3B 1-2 2-3 BB		BFBCS 2-3 ① K		BCX 1-1 1-H HR	CX 0-1 ① F7	BBFFFBH 4-2 FC4-6 HBP 1-2 2-3 3-H			3	2	1	3	1	1	1
Jim Eisenreich, L (1, 9) OBP: 0.235, SLG: 0.313	BBCBSB 4-2 3B 1-2 2-3 3-H BB		BX 1-0 ② G6-3		X 0-0 2B 1B	BFX 1-1 ② P2	X 0-0 ② P6			4	2	1	1	1	0	4
Milt Thompson, L (1, 7) OBP: 0.360, SLG: 0.625	BBCCX 2-2 1-H 2-H 3-H 3B		BBBCFBX 3-2 ③ 4-3		X 0-0 1-H HR 2B	X 0-0 BB 2-H 1B	FX 0-1 ③ FC4-6 1-2f			5	1	3	5	0	0	3
Kevin Stocker, S (1, 6) OBP: 0.286, SLG: 0.222	FBFX 1-2 ③ G3			X 0-0 ① P6	FSX 0-2 ① 5-3	1 SAFE 1BBSBB 4-1 1-2 BB		CBSC 1-3 ① K		4	0	0	0	1	1	2
Tommy Greene, R (1, 1) W: 1 ERA: 0.00 Roger Mason, R (3, 1) Ricky Jordan, R (5, PH) GIP: 0 ERA: 54.0 David West, L (8, 1) Wes Chamberlain, R (8, PH) GIP: 0 ERA: 108.0 Larry Andersen, R (7, 1) Mitch Williams, L (8, 1) Mickey Morandini, L (8, PH) GIP: 0.2 ERA: 0.000 Bobby Thigpen, R (9, 1)		CX 0-1 HR 1B		CBFX 1-2 ② L8	BBX 2-0 ② 6-3	CFS 0-3 ③ K		CBTS 1-3 ② K		1 1 1 0 0 0 0 1 0 0 0 0 0 0 1 0 0 0 0 0 1 0 0 0 0 0 0 0 1 0 0 0 0 1 2 0 0 0 0 0 0 0 0 0 0 0 0 0 0 1 0 0 0 0 1 0 0 0 0 0 0 0 0						
Inning Stats	R: 4 E: 0 K: 1 S: 16 H: 1 LOB: 1 BB: 4 P: 38	R: 2 E: 0 K: 0 S: 10 H: 2 LOB: 0 BB: 0 P: 15	R: 0 E: 0 K: 1 S: 7 H: 0 LOB: 0 BB: 0 P: 13	R: 1 E: 0 K: 0 S: 10 H: 2 LOB: 1 BB: 0 P: 19	R: 5 E: 0 K: 0 S: 17 H: 6 LOB: 1 BB: 0 P: 26	R: 1 E: 0 K: 1 S: 10 H: 2 LOB: 2 BB: 1 P: 15	R: 1 E: 0 K: 0 S: 15 H: 1 LOB: 3 BB: 2 P: 33	R: 0 E: 0 K: 3 S: 9 H: 0 LOB: 0 BB: 0 P: 12	R: 0 E: 0 K: 1 S: 7 H: 0 LOB: 0 BB: 0 P: 10	1B: 7 2B: 3 3B: 1 HR: 3	SF: 0 SAC: 0 DP: 0 HBP: 1					

PITCHER		IP	WLS	BF	H	R	ER	SO	BB	IBB	HBP	BLK	WP	HR	S	P	ERA	WHIP
Todd Stottlemyre, R ERA: 12.38	(1, 1)	2.0		13	3	6	6	1	4	0	0	0	0	1	26	53	27.00	3.500
Al Leiter, L ERA: 7.88	(3, 1)	2.2		16	8	6	6	1	0	0	0	0	0	2	31	52	20.25	3.000
Tony Castillo, L ERA: 5.06	(5, 1)	2.1	W	14	3	2	2	1	3	0	1	0	0	0	28	54	7.71	2.571
Mike Timlin, R ERA: 1.93	(8, 1)	0.2		2	0	0	0	2	0	0	0	0	0	0	6	8	0.00	0.000
Duane Ward, R ERA: 4.32	(8, 1)	1.1	S	4	0	0	0	2	0	0	0	0	0	0	10	14	0.00	0.000

PITCHER	IP	WLS	BF	H	R	ER	SO	BB	IBB	HBP	BLK	WP	HR	S	P	ERA	WHIP

BOTTOM

Toronto Blue Jays @ Philadelphia Phillies

Veterans Stadium, Philadelphia, PA

Wed Oct 20 1993, 7:05 PM EDT

Att. 62,731 - Unknown - 62 F

livebaseballscorecards.com

AB	41
R	14
H	14
RBI	14
BB	7
SO	7
LOB	17

WP: 0 PA: 49
PB: 0
SB: 2
CS: 0

Batter	1	2	3	4	5	6	7	8	9	AB	R	H	RBI	BB	SO	LOB
Rickey Henderson, R (1, 7) OBP: 0.327, SLG: 0.279	1-1 ① 4-3		1-2 ③ F8			4-2 BB BB		2-2 ① FC1-2-5 1-2 3-H		3	0	0	0	1	0	2
Devon White, S (1, 8) OBP: 0.451, SLG: 0.745	3-2 ② F8			0-3 ① K		4-2 G4-6-3 BB 1-2		0-3 ② K		3	0	0	0	1	2	2
Roberto Alomar, S (1, 4) OBP: 0.431, SLG: 0.467	4-1 BB			2-2 CS 1B		0-1 ② ③ G4-6-3 1-2f		2-2 ③ G4-3		3	0	1	0	1	0	4
Joe Carter, R (1, 9) OBP: 0.275, SLG: 0.354	3-2 ③ F8			3-3 ② ③ K 1-2			2-1 ① 5-3		1-2 ① F4	4	0	0	0	0	1	2
John Olerud, L (1, 3) OBP: 0.413, SLG: 0.405		2-2 ① F7			2-1 ① F9		2-2 ② K		0-1 ② G6-3	4	0	0	0	0	1	0
Paul Molitor, R (1, 5) OBP: 0.520, SLG: 0.762		3-1 ② L9			0-0 E4		0-2 1B		2-1 ③ L8	4	0	1	0	0	0	0
Tony Fernandez, S (1, 6) OBP: 0.413, SLG: 0.375		0-3 ③ K			1-0 ② L7		0-1 ③ F8			3	0	0	0	0	1	2
Pat Borders, R (1, 2) Willie Canate, R (8, PR) Randy Knorr, R (8, 2)			0-0 G3-6-4 1B		1-1 ③ F8			1-2 1B FC1-2-5 1B		3 0 0	0 0 0	2 0 0	0 0 0	0 0 0	0 0 0	1 0 0
Juan Guzman, R (1, 1) Rob Butler, L (8, PH) OBP: 0.500, SLG: 0.500 Danny Cox, R (8, 1)			0-0 ① ② G3-6-4 1-2f			1-3 ① K		1-2 SAFE 1-3 FC1-2-5 1B		2 1 0	0 0 0	0 1 0	0 0 0	0 0 0	1 0 0	1 0 0
Inning Stats	R: 0 H: 0 E: 0 LOB: 1 K: 0 BB: 1 S: 10 P: 21	R: 0 H: 0 E: 0 LOB: 0 K: 1 BB: 0 S: 11 P: 16	R: 0 H: 1 E: 0 LOB: 0 K: 0 BB: 0 S: 5 P: 6	R: 0 H: 1 E: 0 LOB: 1 K: 2 BB: 0 S: 11 P: 16	R: 0 H: 0 E: 1 LOB: 1 K: 0 BB: 0 S: 6 P: 10	R: 0 H: 0 E: 0 LOB: 1 K: 1 BB: 2 S: 13 P: 22	R: 0 H: 1 E: 0 LOB: 1 K: 1 BB: 0 S: 11 P: 15	R: 0 H: 2 E: 0 LOB: 2 K: 1 BB: 0 S: 25 P: 31	R: 0 H: 0 E: 0 LOB: 0 K: 0 BB: 0 S: 7 P: 10	1B: 5 SF: 0 2B: 1 SAC: 0 3B: 0 DP: 3 HR: 0 HBP: 0						

PITCHER		IP	WLS	BF	H	R	ER	SO	BB	IBB	HBP	BLK	WP	HR	S	P	ERA	WHIP
Curt Schilling, R ERA: 2.59	(1, 1)	9.0	W	33	5	0	0	6	3	0	0	0	0	0	99	147	0.00	0.889

PITCHER	IP	WLS	BF	H	R	ER	SO	BB	IBB	HBP	BLK	WP	HR	S	P	ERA	WHIP

TOP

Toronto Blue Jays @ Philadelphia Phillies

Veterans Stadium, Philadelphia, PA

Thu Oct 21 1993, 7:05 PM EDT

Att. 62,706 - Unknown - 67 F

livebaseballscorecards.com

AB	30
R	0
H	5
RBI	0
BB	3
SO	6
LOB	14

BOTTOM

Toronto Blue Jays @ Philadelphia Phillies

Veterans Stadium, Philadelphia, PA

Thu Oct 21 1993, 7:05 PM EDT

Att. 62,706 - Unknown - 67 F

livebaseballscorecards.com

Batter	1	2	3	4	5	6	7	8	9	AB	R	H	RBI	BB	SO	LOB
Lenny Dykstra, L (1, 8) OBP: 0.436, SLG: 0.689	C B B F B F B 4-2 E 4-3 BB		F S B B B F X 3-2 ① F8	I I I 4-0 IBB			F B F B S 2-3 ① K			2	1	0	0	2	1	1
Mariano Duncan, R (1, 4) OBP: 0.350, SLG: 0.487	1 SAFE C 1 SAFE B 1 SAFE 1 SAFE 1 SAFE B S 2-2 X ① F9 1-3		X 0-0 ② 5-3	S F B S 1-3 ③ K			B S F B F B X 3-2 ②③ G6-3 1-2f			4	0	0	0	0	1	5
John Kruk, L (1, 3) OBP: 0.434, SLG: 0.500	T X 0-1 ② 4-3 3-H		X 0-0 1B 1B		B C C B S 2-3 ① K			B S F B B B 4-2 BB BB		3	0	1	1	1	1	0
Dave Hollins, S (1, 5) OBP: 0.408, SLG: 0.447 Kim Batiste, R (9, 5) OBP: 1.000, SLG: 2.000	B F C B S 2-3 ③ K		C B X 1-1 1B 1-2 1B		B X 1-0 ② F9			B B B C B 4-1 1-2 BB		3	0	1	0	1	1	0
										0	0	0	0	0	0	0
Darren Daulton, L (1, 2) OBP: 0.396, SLG: 0.447		C C B X 1-2 G3 2B 2B	B B F X 2-1 ③ P4		B B X 2-0 ③ F9			B C F B S 2-3 ① K		4	1	1	0	0	1	4
Jim Eisenreich, L (1, 9) OBP: 0.211, SLG: 0.278		B X 1-0 ① G3 2-3		B B X 2-0 ① 4-3		B X 1-0 ① L7		F B S S 1-3 ② K		4	0	0	0	0	1	3
Milt Thompson, L (1, 7) OBP: 0.345, SLG: 0.556		B B F X 2-1 ② P7		B B B 4-0 SH2-4 BB BB		B X 1-0 ② L9		F B F S 1-3 ③ K		3	0	0	0	1	1	3
Kevin Stocker, S (1, 6) OBP: 0.311, SLG: 0.263		B X 1-0 3-H 2B		P 1 SAFE 1 SAFE B C B B 4-1 SH2-4 1-2 BB		L S F S 0-3 ③ K				2	0	1	1	1	1	0
Curt Schilling, R (1, 1) OBP: 0.143, SLG: 0.143		S S S 0-3 ③ K		M L X 0-2 ② SH2-4 1-2 2-3			C X 0-1 G6-3 1B			2	0	1	0	0	1	1
Inning Stats	R: 1 H: 0 E: 0 LOB: 0 K: 1 BB: 1 S: 11 P: 19	R: 1 H: 2 E: 0 LOB: 1 K: 1 BB: 0 S: 10 P: 15	R: 0 H: 2 E: 0 LOB: 2 K: 0 BB: 0 S: 10 P: 16	R: 0 H: 0 E: 0 LOB: 3 K: 1 BB: 3 S: 9 P: 23	R: 0 H: 0 E: 0 LOB: 0 K: 1 BB: 0 S: 5 P: 10	R: 0 H: 0 E: 0 LOB: 0 K: 1 BB: 0 S: 6 P: 8	R: 0 H: 1 E: 0 LOB: 0 K: 1 BB: 0 S: 9 P: 14	R: 0 H: 0 E: 0 LOB: 2 K: 3 BB: 2 S: 12 P: 24		1B: 3 SF: 0 2B: 2 SAC: 1 3B: 0 DP: 1 HR: 0 HBP: 0						

	AB	27
	R	2
	H	5
	RBI	2
	BB	6
	SO	9
	LOB	17

WP: 0 PA: 34
PB: 0
SB: 1
CS: 0

PITCHER		IP	WLS	BF	H	R	ER	SO	BB	IBB	HBP	BLK	WP	HR	S	P	ERA	WHIP
Juan Guzman, R ERA: 2.88	(1, 1)	7.0	L	29	5	2	1	6	3	1	0	0	0	0	60	105	1.29	1.143
Danny Cox, R ERA: 1.13	(8, 1)	1.0		5	0	0	0	3	2	0	0	0	0	0	12	24	0.00	2.000

PITCHER	IP	WLS	BF	H	R	ER	SO	BB	IBB	HBP	BLK	WP	HR	S	P	ERA	WHIP

Philadelphia Phillies @ Toronto Blue Jays

SkyDome, Toronto, ON

Sat Oct 23 1993, 7:05 PM EDT

Att. 52,195 - Dome

livebaseballscorecards.com

TOP

Batter	1	2	3	4	5	6	7	8	9	AB	R	H	RBI	BB	SO	LOB
Lenny Dykstra, L (1, 8) OBP: 0.450, SLG: 0.729	C C S 0-3 ① K		B B B B 4-0 BB		B B X 2-0 ② F9		B B F B X 3-1 1-H 3-H HR	B B B B 4-0 S BB		3	1	1	3	2	1	1
Mariano Duncan, R (1, 10) OBP: 0.333, SLG: 0.455	B F F B X 2-2 ② F9		C B 1 SAFE F S 1-3 ③ K		B B F X 2-1 E5 BB 1-2		C X 1-1 S 1B 1B	B B B C C 1 SAFE X 3-2 ② P4		5	1	1	0	0	1	3
John Kruk, L (1, 3) OBP: 0.431, SLG: 0.468	B C F B F B B 4-2 BB			F B B X 2-1 ① G1-3	B C B B C F B 4-2 1-2 2-3 BB		C B B S S 2-3 ① K	S 1 B X 1-1 ③ G5-3 1-2 SAFE		3	0	0	0	2	1	2
Dave Hollins, S (1, 5) OBP: 0.389, SLG: 0.419 Kim Batiste, R (9, 5) OBP: 1.000, SLG: 2.000	B C B F F X 2-2 ③ F9			X 0-0 ② P5	X 0-0 ③ G3		1 SAFE C 1 SAFE 1 SAFE 1 SAFE B B F B 3-2 X 1B BB SF8 1-H 1B		B S X 1-1 ① F8	5 0	1 0	1 0	1 0	0 0	0 0	4 0
Darren Daulton, L (1, 2) OBP: 0.396, SLG: 0.452		B B X 2-0 ① L7		B B C C F F B X 3-2 1B 2B		B C B X 2-1 ① F8	B 1 SAFE B C B B 4-1 SF8 1B 1-2 BB		B X 1-0 ② G4-3	4	1	1	0	1	0	0
Jim Eisenreich, L (1, 9) OBP: 0.233, SLG: 0.293		B B X 2-0 ② L7		B B B C F X 3-2 2-H 1B		C S F X 0-2 ② G4-3	S B S B X 2-2 1-2 2-3 1B		F X 0-1 ③ F8	5	0	2	1	0	0	0
Milt Thompson, L (1, 7) OBP: 0.313, SLG: 0.500 Pete Incaviglia, R (7, PH) OBP: 0.150, SLG: 0.316 (7, 7)		B X 1-0 ③ 5-3		B B F F B F X 3-2 ③ 4-3		X 0-0 ③ P5	X 0-0 ② SF8 2-3 3-H			3 0	0 0	0 0	0 1	0 0	0 0	1 0
Kevin Stocker, S (1, 6) OBP: 0.306, SLG: 0.244			B B C C X 2-2 ① F8		C B F X 1-2 ① L6		B 1 B HR BB 1B 4-2 HR 0-3 K			3	1	0	0	1	1	2
Mickey Morandini, L (1, 4) OBP: 0.273, SLG: 0.333			B X 1-0 ② F8		B X 1-0 E4 BB E		C F F B F X 1-2 1-3 HR 1B	C S B M 1-3 ① K		4	1	1	0	0	1	0
Inning Stats	R: 0 E: 0 K: 1 S: 12 H: 0 LOB: 1 BB: 1 P: 20	R: 0 E: 0 K: 0 S: 3 H: 0 LOB: 0 BB: 0 P: 8	R: 0 E: 0 K: 1 S: 7 H: 0 LOB: 1 BB: 1 P: 15	R: 1 E: 0 K: 0 S: 15 H: 2 LOB: 1 BB: 0 P: 26	R: 0 E: 2 K: 0 S: 11 H: 0 LOB: 3 BB: 1 P: 21	R: 0 E: 0 K: 0 S: 7 H: 0 LOB: 0 BB: 0 P: 9	R: 5 E: 0 K: 2 S: 29 H: 5 LOB: 2 BB: 2 P: 49	R: 0 E: 0 K: 1 S: 8 H: 0 LOB: 1 BB: 1 P: 17	R: 0 E: 0 K: 0 S: 5 H: 0 LOB: 0 BB: 0 P: 7	1B: 5 2B: 1 3B: 0 HR: 1	SF: 1 SAC: 0 DP: 0 HBP: 0	WP: 0 PB: 0 SB: 2 CS: 0	PA: 42				

	AB	35
	R	6
	H	7
	RBI	6
	BB	6
	SO	5
	LOB	13

PITCHER		IP	WLS	BF	H	R	ER	SO	BB	IBB	HBP	BLK	WP	HR	S	P	ERA	WHIP
Dave Stewart, R ERA: 4.26	(1, 1)	6.0		28	4	4	4	2	4	0	0	0	0	1	68	120	6.00	1.333
Danny Cox, R ERA: 3.24	(7, 1)	0.1		5	3	1	1	1	1	0	0	0	0	0	12	24	27.00	12.000
Al Leiter, L ERA: 6.52	(7, 1)	1.2		6	0	1	1	2	1	0	0	0	0	0	12	21	5.40	0.600
Duane Ward, R ERA: 3.86	(9, 1)	1.0	W	3	0	0	0	0	0	0	0	0	0	0	5	7	0.00	0.000

PITCHER		IP	WLS	BF	H	R	ER	SO	BB	IBB	HBP	BLK	WP	HR	S	P	ERA	WHIP

Batter	1	2	3	4	5	6	7	8	9	AB	R	H	RBI	BB	SO	LOB
Rickey Henderson, R (1, 7) OBP: 0.316, SLG: 0.255	B X 1-0 ① L8	C C B X 1-2 ② P4		B S B B X 3-1 ③ G1-3			B X 1-0 ① F7		B B B 4-0 1B HR BB	4	1	0	0	1	0	2
Devon White, S (1, 8) OBP: 0.429, SLG: 0.686	B B C B B 4-1 3B BB	B B B C F S 3-3 ③ K			B S C X 1-2 ① L9		S B S F B F F S 2-3 ② K		C 1 SAFE 1 SAFE B B 1 SAFE F F 1 SAFE 3-2 F F B X F7 ①	4	1	0	0	1	2	2
Paul Molitor, R (1, 10) OBP: 0.527, SLG: 0.851	1 SAFE X 0-0 1-H SF7 3B		B C B F X 2-2 ① L7		C B X 1-1 HR		F S B X 1-2 ③ L8		1 SAFE B F X 1-1 1-2 HR 1B	5	3	3	2	0	0	0
Joe Carter, R (1, 9) OBP: 0.268, SLG: 0.404	X 0-0 ② SF7 3-H		C X 0-1 ② G3		X 0-0 ② 5-3			B C X 1-1 ① F7	B B C S X 2-2 1-H 2-H HR	4	1	1	4	0	0	0
John Olerud, L (1, 3) OBP: 0.420, SLG: 0.425 Alfredo Griffin, S (8, PR) (9, 5)	B B X 2-0 1B 2B		F F B X 1-2 ③ L7		B B X 2-0 ③ L8			B B C B B 4-1 BB G3 BB		3 0	1 0	1 0	0 0	1 0	0 0	0 0
Roberto Alomar, S (1, 4) OBP: 0.455, SLG: 0.510	B C S X 1-2 2-H 1B			B C X 1-1 6-3 SF9 2B		X 0-0 1B		F F F B B F F X 3-2 ② G3 1-2		4	1	3	1	0	0	1
Tony Fernandez, S (1, 6) OBP: 0.400, SLG: 0.349	1 SAFE 1 SAFE B X 1-0 ③ F8			B B X 2-0 ① 6-3 2-3		C F B S 1-3 ① K		F B B F H 3-2 BB HBP		3	0	0	0	0	1	3
Ed Sprague, R (1, 5) OBP: 0.238, SLG: 0.250 (9, 3)		X 0-0 ① F8		C B X 1-1 ② SF9 3-H		B 1 SAFE X 1-0 ② F7		B B S F F F F B B 4-2 1-2 2-3 BB		2	0	0	1	1	0	1
Pat Borders, R (1, 2) OBP: 0.306, SLG: 0.298		B X 1-0 1B		B C X 1-1 1B		F F X 0-2 ③ P3		B F F X 1-2 ③ P4		4	0	2	0	0	0	4
Inning Stats	R: 3 E: 0 K: 0 S: 9 H: 3 LOB: 1 BB: 1 P: 18	R: 0 E: 0 K: 1 S: 8 H: 1 LOB: 1 BB: 0 P: 13	R: 0 E: 0 K: 0 S: 8 H: 0 LOB: 0 BB: 0 P: 11	R: 1 E: 0 K: 0 S: 9 H: 2 LOB: 1 BB: 0 P: 17	R: 1 E: 0 K: 0 S: 7 H: 1 LOB: 0 BB: 0 P: 11	R: 0 E: 0 K: 1 S: 8 H: 1 LOB: 1 BB: 0 P: 10	R: 0 E: 0 K: 1 S: 10 H: 0 LOB: 0 BB: 0 P: 14	R: 0 E: 0 K: 0 S: 19 H: 0 LOB: 3 BB: 2 P: 35	R: 3 E: 0 K: 0 S: 11 H: 2 LOB: 0 BB: 1 P: 21	1B: 5 2B: 2 3B: 1 HR: 2	SF: 2 SAC: 0 DP: 0 HBP: 1	WP: 0 PB: 0 SB: 0 CS: 0	PA: 40				

PITCHER		IP	WLS	BF	H	R	ER	SO	BB	IBB	HBP	BLK	WP	HR	S	P	ERA	WHIP
Terry Mulholland, L ERA: 6.89	(1, 1)	5.0		23	7	5	5	1	1	0	0	0	0	1	41	70	9.00	1.600
Roger Mason, R ERA: 0.84	(6, 1)	2.1		8	1	0	0	2	0	0	0	0	0	0	20	27	0.00	0.429
David West, L ERA: 17.18	(8, 1)	0.0		1	0	0	0	0	1	0	0	0	0	0	1	5	∞	∞
Larry Andersen, R ERA: 13.5	(8, 1)	0.2		4	0	0	0	0	1	0	1	0	0	0	16	27	0.00	1.500
Mitch Williams, L ERA: 7.88	(9, 1)	0.1	L	4	2	3	3	0	1	0	0	0	0	1	11	21	81.00	9.000

PITCHER	IP	WLS	BF	H	R	ER	SO	BB	IBB	HBP	BLK	WP	HR	S	P	ERA	WHIP

BOTTOM

Philadelphia Phillies @ Toronto Blue Jays

SkyDome, Toronto, ON

Sat Oct 23 1993, 7:05 PM EDT

Att. 52,195 - Dome

livebaseballscorecards.com

AB	33
R	8
H	10
RBI	8
BB	4
SO	3
LOB	13