

Philadelphia Phillies - 1993

Batter	1	2	3	4	5	6	7	8	9	AB	R	H	RBI	BB	SO	LOB	TOP			
Lenny Dykstra, L (1,8)	G3		G3		G3			G3-1		4	0	0	0	0	0	0	Philadelphia Phillies @ Houston Astros Astrodome, Houston, TX Mon Apr 05 1993, 8:05 PM EDT Att: 44,560 - Dome - 72 F			
Mickey Morandini, L (1,4) OBP: 0.250, SLG: 0.250	F S 1B			K	G4-3			K		4	0	1	0	0	2	0				
John Kruk, L (1,3) OBP: 0.750, SLG: 1.000	CS BB			1B 2B BB			G4-3	G4-3 1B 2B		2	2	1	0	2	0	0				
Dave Hollins, S (1,5)	K			2B FC1-2 1B			G6-3	G4-3		4	0	1	0	0	1	3				
Darren Daulton, L (1,2) OBP: 0.500, SLG: 0.667		P8		FC1-2 1B 2B			G4-3	G4-3 1B BB		3	1	1	1	1	0	0				
Milt Thompson, L (1,7)		G4-3		FC1-2 1B			K	G4-3 1B		3	0	0	0	0	1	2				
Pete Incaviglia, R (9, PH) OBP: 1.000, SLG: 1.000				2-3 3-H 1-1			K	G4-3 1B		1	0	1	1	0	0	0				
Jim Eisenreich, L (1,9) OBP: 0.250, SLG: 0.250		G6-3		1-2 3-H 1-1			G4-3	F7		4	0	1	1	0	0	2				
Juan Bell, R (1,6)			K	G3			L7	G4-3		4	0	0	0	0	1	4				
Terry Mulholland, R (1,1)			F9		K			K		3	0	0	0	0	2	0				
Inning Stats	R: 0 E: 0 K: 1 S: 9	H: 1 LOB: 2 BB: 1 P: 18	R: 0 E: 0 K: 0 S: 9	H: 0 LOB: 0 BB: 0 P: 12	R: 0 E: 0 K: 1 S: 8	H: 0 LOB: 0 BB: 0 P: 10	R: 2 E: 0 K: 1 S: 12	H: 3 LOB: 2 BB: 1 P: 21	R: 0 E: 0 K: 1 S: 7	H: 0 LOB: 0 BB: 0 P: 8	R: 0 E: 0 K: 1 S: 5	H: 0 LOB: 0 BB: 0 P: 7	R: 0 E: 0 K: 2 S: 9	H: 0 LOB: 0 BB: 0 P: 14	R: 1 E: 0 K: 0 S: 10	H: 2 LOB: 2 BB: 1 P: 15	1B: 4 2B: 3 3B: 0 HR: 0	SF: 0 SAC: 0 DP: 1 HBP: 0	WP: 0 PB: 0 SB: 1 CS: 1	PA: 35
PITCHER	IP WLS BF H R ER SO BB IBB HBP BLK WP HR S P ERA WHIP	IP WLS BF H R ER SO BB IBB HBP BLK WP HR S P ERA WHIP	IP WLS BF H R ER SO BB IBB HBP BLK WP HR S P ERA WHIP	IP WLS BF H R ER SO BB IBB HBP BLK WP HR S P ERA WHIP	IP WLS BF H R ER SO BB IBB HBP BLK WP HR S P ERA WHIP	IP WLS BF H R ER SO BB IBB HBP BLK WP HR S P ERA WHIP	IP WLS BF H R ER SO BB IBB HBP BLK WP HR S P ERA WHIP	IP WLS BF H R ER SO BB IBB HBP BLK WP HR S P ERA WHIP	IP WLS BF H R ER SO BB IBB HBP BLK WP HR S P ERA WHIP	IP WLS BF H R ER SO BB IBB HBP BLK WP HR S P ERA WHIP	IP WLS BF H R ER SO BB IBB HBP BLK WP HR S P ERA WHIP	IP WLS BF H R ER SO BB IBB HBP BLK WP HR S P ERA WHIP	IP WLS BF H R ER SO BB IBB HBP BLK WP HR S P ERA WHIP	IP WLS BF H R ER SO BB IBB HBP BLK WP HR S P ERA WHIP	IP WLS BF H R ER SO BB IBB HBP BLK WP HR S P ERA WHIP	IP WLS BF H R ER SO BB IBB HBP BLK WP HR S P ERA WHIP	IP WLS BF H R ER SO BB IBB HBP BLK WP HR S P ERA WHIP			
Doug Drabek, R (1,1) ERA: 2.25	8.0	L	29	4	2	2	7	2	0	0	0	0	0	0	0	0	2.25	0.750		
Xavier Hernandez, R (9,1) ERA: 27.0	0.1	3	1	1	1	0	0	1	0	0	0	0	0	0	3	7	27.00	6.000		
Eric Bell, L (9,1) ERA:	0.2	3	1	0	0	0	0	0	0	0	0	0	0	0	7	8	0.00	1.500		

AB	32
R	3
H	6
RBI	3
BB	3
SO	7
LOB	11



Batter	1	2	3	4	5	6	7	8	9	AB	R	H	RBI	BB	SO	LOB	BOTTOM					
Craig Biggio, R (1,4) OBP: 0.250, SLG: 0.250	F8 E 5 BB 1B		G5-3			K		E6		4	1	1	0	0	1	1	Philadelphia Phillies @ Houston Astros Astrodome, Houston, TX Mon Apr 05 1993, 8:05 PM EDT Att: 44,560 - Dome - 72 F					
Steve Finley, L (1,8)	L7		G3		L5		G4-3		4	0	0	0	0	0	4							
5 Jeff Bagwell, R (1,3)	E BB		G3		F9			P9		3	0	0	0	1	0							
Eric Anthony, L (1,9) OBP: 0.250, SLG: 0.250	F8			G1-4-3 1B		K		F8		4	0	1	0	0	1	2						
Ken Caminiti, S (1,5) OBP: 0.250, SLG: 0.250	E6		G1-4-3		G6-3			G4-3 1B		4	0	1	0	0	0	2						
Luis Gonzalez, L (1,7)	F9		G5-3		G4-3			G1-3		4	0	0	0	0	3							
Andujar Cedeno, R (1,6)		G4-3			K		F9		3	0	0	0	0	1	0							
Eddie Taubensee, L (1,2)		G6-3			G4-3		G1-3		3	0	0	0	0	0	0							
Doug Drabek, R (1,1) Chris James, R (8, PH) Rick Parker, R (8, PH) Xavier Hernandez, L (9,1) Eric Bell, L (9,1)	L6				P7		E 2B		2	0	0	0	0	0	0	0						
Inning Stats	R: 1 E: 1 K: 0 S: 12	H: 1 LOB: 2 BB: 1 P: 19	R: 0 E: 0 K: 0 S: 6	H: 0 LOB: 0 BB: 0 P: 8	R: 0 E: 0 K: 0 S: 7	H: 0 LOB: 0 BB: 0 P: 11	R: 0 E: 0 K: 0 S: 8	H: 1 LOB: 0 BB: 0 P: 12	R: 0 E: 0 K: 1 S: 9	H: 0 LOB: 0 BB: 0 P: 9	R: 0 E: 0 K: 1 S: 9	H: 0 LOB: 0 BB: 0 P: 12	R: 0 E: 0 K: 1 S: 6	H: 0 LOB: 0 BB: 0 P: 6	R: 0 E: 1 K: 0 S: 12	H: 1 LOB: 3 BB: 0 P: 20		R: 0 E: 0 K: 0 S: 6	H: 1 LOB: 1 BB: 0 P: 7	1B: 3 2B: 1 3B: 0 HR: 0	SF: 0 SAC: 0 DP: 1 HBP: 0	WP: 0 PB: 0 SB: 0 CS: 0
PITCHER	IP WLS BF H R ER SO BB IBB HBP BLK WP HR S P ERA WHIP	IP WLS BF H R ER SO BB IBB HBP BLK WP HR S P ERA WHIP	IP WLS BF H R ER SO BB IBB HBP BLK WP HR S P ERA WHIP	IP WLS BF H R ER SO BB IBB HBP BLK WP HR S P ERA WHIP	IP WLS BF H R ER SO BB IBB HBP BLK WP HR S P ERA WHIP	IP WLS BF H R ER SO BB IBB HBP BLK WP HR S P ERA WHIP	IP WLS BF H R ER SO BB IBB HBP BLK WP HR S P ERA WHIP	IP WLS BF H R ER SO BB IBB HBP BLK WP HR S P ERA WHIP	IP WLS BF H R ER SO BB IBB HBP BLK WP HR S P ERA WHIP	IP WLS BF H R ER SO BB IBB HBP BLK WP HR S P ERA WHIP	IP WLS BF H R ER SO BB IBB HBP BLK WP HR S P ERA WHIP	IP WLS BF H R ER SO BB IBB HBP BLK WP HR S P ERA WHIP	IP WLS BF H R ER SO BB IBB HBP BLK WP HR S P ERA WHIP	IP WLS BF H R ER SO BB IBB HBP BLK WP HR S P ERA WHIP	IP WLS BF H R ER SO BB IBB HBP BLK WP HR S P ERA WHIP	IP WLS BF H R ER SO BB IBB HBP BLK WP HR S P ERA WHIP	IP WLS BF H R ER SO BB IBB HBP BLK WP HR S P ERA WHIP					
Terry Mulholland, L (1,1) ERA:	9.0	W	33	4	1	0	3	1	0	0	0	0	0	0	0	0	0.00	0.556				



Batter	1	2	3	4	5	6	7	8	9	AB	R	H	RBI	BB	SO	LOB	TOP											
Lenny Dykstra, L OBP: 0.333, SLG: 0.625	2-2 PB 3B	1-3 K		1-0 G3			1-0 2B		4-2 G5-4-3 BB	4	1	2	0	1	1	1	Philadelphia Phillies @ Houston Astros Astrodome, Houston, TX Tue Apr 06 1993, 8:05 PM EDT Att: 18,686 - Dome - 72 F											
Mariano Duncan, R OBP: 0.200, SLG: 0.200	3-2 L8	1-1 2-H 1B			0-1 F8		2-0 G4-3		0-1 G5-4-3	5	0	1	1	0	0	2												
John Kruk, L OBP: 0.625, SLG: 1.000	1-3 1B 2B	1-0 F7			2-3 K			1-2 2B 2B		4	2	2	0	0	1	1												
Dave Hollins, S OBP: 0.375, SLG: 0.500	1-2 1B 2H		0-1 L5		0-2 P2			0-0 2B 2B		4	0	2	2	0	0	0												
Darren Daulton, L OBP: 0.375, SLG: 0.429	0-1 1B		1-3 K			0-0 G4-3		1-0 P7 2B		4	0	1	0	0	1	1												
Pete Incaviglia, R OBP: 0.500, SLG: 1.250	1-3 K		1-2 HR			1-3 K		4-2 BB		3	1	1	1	0	2	2												
Milt Thompson, L (8, PH)										0	0	0	0	1	0	0												
Wes Chamberlain, R (8, PH)	1-2 G4-3		0-0 F7			0-0 F7		1-2 L9		3	0	0	0	0	0	2												
Jim Eisenreich, L OBP: 0.200, SLG: 0.200										1	0	0	0	0	0	2												
Juan Bell, R (8, PH)		1-2 SH3-4 1B HBP		2-2 F7			0-0 G6-3	1-2 F7		3	1	0	0	0	0	2												
Curt Schilling, R Mitch Williams, L (9, PH)		0-1 SH3-4		0-0 G3			0-1 L4		1-1 G4-3	3	0	0	0	0	0	0												
Inning Stats	R: 2 H: 4 E: 0 K: 1 S: 26	WLS: L BF: 32 LOB: 2 P: 35	H: 9 R: 5 ER: 5 SO: 5 BB: 0 IBB: 0 HBP: 1 BLK: 0	R: 1 H: 1 E: 0 K: 1 S: 10	H: 1 LOB: 1 BB: 0 P: 14	R: 1 H: 1 E: 0 K: 1 S: 9	H: 1 LOB: 0 BB: 0 P: 11	R: 0 H: 0 E: 0 K: 0 S: 7	H: 0 LOB: 0 BB: 0 P: 10	R: 0 H: 0 E: 0 K: 1 S: 10	H: 0 LOB: 0 BB: 0 P: 12	R: 0 H: 1 E: 0 K: 0 S: 5	H: 1 LOB: 1 BB: 0 P: 8	R: 1 H: 2 E: 0 K: 0 S: 14	H: 2 LOB: 2 BB: 1 P: 22	R: 0 H: 0 E: 0 K: 0 S: 6	H: 0 LOB: 0 BB: 1 P: 11	1B: 3 2B: 4 3B: 1 HR: 1	SF: 0 SAC: 1 DP: 1 HBP: 1	WP: 0 PB: 1 SB: 0 CS: 0	PA: 38							
PITCHER	IP	WLS	BF	H	R	ER	SO	BB	IBB	HBP	BLK	WP	HR	S	P	ERA	WHIP											
Greg Swindell, L ERA: 6.14	(1, 1)	7.1	L	32	9	5	5	0	0	1	0	0	0	1	77	103	6.14	1.227										
Darryl Kile, R ERA	(8, 1)	0.0		1	0	0	0	0	0	0	0	0	0	0	3	7	∞	∞										
Eric Bell, L ERA	(8, 1)	0.2		2	0	0	0	0	0	0	0	0	0	0	6	8	0.00	0.000										
Doug Jones, R ERA	(9, 1)	1.0		3	0	0	0	1	0	0	0	0	0	0	6	11	0.00	1.000										

Batter	1	2	3	4	5	6	7	8	9	AB	R	H	RBI	BB	SO	LOB	BOTTOM										
Craig Biggio, R OBP: 0.375, SLG: 0.286	4-1 CS BB		0-0 SF7 1B		0-2 L8			3-2 P5		3	0	1	0	1	0	0	Philadelphia Phillies @ Houston Astros Astrodome, Houston, TX Tue Apr 06 1993, 8:05 PM EDT Att: 18,686 - Dome - 72 F										
Steve Finley, L Doug Jones, R (9, PH)	0-1 L7		2-3 SF7			4-1 5 G5-4-3 BB		1-3 K		2	0	0	1	1	1	1											
5 Jeff Bagwell, R OBP: 0.250, SLG: 0.286	0-1 F8		1-2 3-H 2-2 F8			0-0 G5-4-3		0-1 1B 2B		4	1	1	0	0	0	3											
Eric Anthony, L OBP: 0.375, SLG: 0.500	0-1 CS	2-2 P5		1-0 G4-3 SF8 2B		2-2 1B		3-1 L9		4	1	2	0	0	0	1											
Ken Caminiti, S OBP: 0.250, SLG: 0.375		1-0 2B		2-2 G4-3		1-1 L5		0-3 K		4	0	1	0	0	1	3											
Luis Gonzalez, L OBP: 0.125, SLG: 0.143		0-0 F7		1-0 SF8			2-2 P6	2-2 1B		3	0	1	2	0	0	1											
Andujar Cedeno, R Karl Rhodes, L Kevin Bass, S (9, PH)		3-2 F8		3-H 1-3 K			1-3 K	3-3 K		3	0	0	0	0	2	1											
Eddie Taubensee, L OBP: 0.167, SLG: 0.167			1-1 1B SF7 1B		0-1 G1-3		2-1 F8			3	1	1	0	0	0	0											
Greg Swindell, L Darryl Kile, R Eric Bell, L Casey Candaele, S (8, 6)			1-1 SH3		1-0 L5			2-2 G4-3		1	0	0	0	0	0	0											
Inning Stats	R: 0 H: 0 E: 0 K: 0 S: 6	WLS: W BF: 30 LOB: 1 P: 10	H: 3 R: 3 ER: 3 SO: 3 BB: 0 IBB: 0 HBP: 0 BLK: 0	R: 1 H: 2 E: 0 K: 0 S: 13	H: 1 LOB: 1 BB: 0 P: 17	R: 1 H: 1 E: 0 K: 1 S: 8	H: 1 LOB: 0 BB: 0 P: 13	R: 0 H: 0 E: 0 K: 0 S: 6	H: 0 LOB: 0 BB: 0 P: 7	R: 0 H: 1 E: 0 K: 0 S: 7	H: 1 LOB: 1 BB: 1 P: 14	R: 0 H: 0 E: 0 K: 1 S: 9	H: 0 LOB: 0 BB: 0 P: 14	R: 0 H: 0 E: 0 K: 1 S: 10	H: 0 LOB: 0 BB: 0 P: 16	R: 1 H: 2 E: 0 K: 2 S: 15		H: 2 LOB: 1 BB: 0 P: 23	1B: 4 2B: 3 3B: 0 HR: 0	SF: 2 SAC: 1 DP: 1 HBP: 0	WP: 0 PB: 0 SB: 0 CS: 1	PA: 35					
PITCHER	IP	WLS	BF	H	R	ER	SO	BB	IBB	HBP	BLK	WP	HR	S	P	ERA	WHIP										
Curt Schilling, R ERA: 3.38	(1, 1)	8.0	W	30	6	3	3	0	0	0	0	0	0	13	21	0.00	1.000										
Mitch Williams, L ERA	(9, 1)	1.0	S	4	1	0	0	0	0	0	0	0	0	13	21	0.00	1.000										

AB	34
R	5
H	9
RBI	4
BB	2
SO	5
LOB	13



Batter	1	2	3	4	5	6	7	8	9	10	AB	R	H	RBI	BB	SO	LOB	TOP			
Lenny Dykstra, L OBP: 0.267, SLG: 0.385	F9		G4-3					FC1-4-6 HR	F7	F8	5	1	0	0	1	0	6				
Mickey Morandini, L OBP: 0.333, SLG: 0.667	F7			F7		K				BB 2B	5	2	2	2	0	1	1				
John Kruk, L OBP: 0.538, SLG: 0.818	F7			F7		F8		1B 2B		BB 2B	5	1	2	0	0	0	1				
Dave Hollins, S OBP: 0.231, SLG: 0.308			K	G4-3		K		K		K	5	0	0	0	0	4	4				
Darren Daulton, L OBP: 0.538, SLG: 0.776						G5-3 BB		HR		2B BB	2	2	1	1	3	0	0				
Mitt Thompson, L OBP: 0.333, SLG: 0.375			K		P4		G4-3			1B	5	0	2	3	0	1	1				
Jim Eisenreich, L OBP: 0.300, SLG: 0.125					G5-3		F7		G4-3	1B	3	0	0	0	2	0	1				
Juan Bell, R			SH3-4 BB		1-2					1B											
Mariano Duncan, R OBP: 0.375, SLG: 0.375			K				K			BB	1	0	0	0	1	1	1				
Danny Jackson, R Ricky Jordan, R Larry Andersen, R Pete Incaviglia, R David West, L Jose DeLeon, R Wes Chamberlain, R Mitch Williams, L			SH3-4		K					1B	1	0	0	0	0	1	2				
Inning Stats	R: 0 E: 0 K: 0 S: 7	H: 0 LOB: 0 BB: 0 P: 12	R: 0 E: 0 K: 2 S: 8	H: 0 LOB: 0 BB: 0 P: 13	R: 0 E: 0 K: 1 S: 10	H: 0 LOB: 1 BB: 1 P: 18	R: 0 E: 0 K: 0 S: 5	H: 0 LOB: 0 BB: 0 P: 6	R: 0 E: 0 K: 1 S: 11	H: 0 LOB: 1 BB: 1 P: 17	R: 1 E: 0 K: 1 S: 9	H: 1 LOB: 0 BB: 0 P: 11	R: 2 E: 0 K: 1 S: 18	H: 4 LOB: 2 BB: 1 P: 25	R: 0 E: 0 K: 1 S: 9	H: 1 LOB: 1 BB: 0 P: 14	R: 3 E: 0 K: 1 S: 12	H: 4 LOB: 3 BB: 3 P: 29	1B: 6 2B: 2 3B: 0 HR: 2	SF: 0 SAC: 1 DP: 0 HBP: 0	WP: 0 PA: 46
PITCHER	IP WLS BF H R ER SO BB IBB HBP BLK WP HR S P ERA WHIP	IP WLS BF H R ER SO BB IBB HBP BLK WP HR S P ERA WHIP	IP WLS BF H R ER SO BB IBB HBP BLK WP HR S P ERA WHIP	IP WLS BF H R ER SO BB IBB HBP BLK WP HR S P ERA WHIP	IP WLS BF H R ER SO BB IBB HBP BLK WP HR S P ERA WHIP	IP WLS BF H R ER SO BB IBB HBP BLK WP HR S P ERA WHIP	IP WLS BF H R ER SO BB IBB HBP BLK WP HR S P ERA WHIP	IP WLS BF H R ER SO BB IBB HBP BLK WP HR S P ERA WHIP	IP WLS BF H R ER SO BB IBB HBP BLK WP HR S P ERA WHIP	IP WLS BF H R ER SO BB IBB HBP BLK WP HR S P ERA WHIP	IP WLS BF H R ER SO BB IBB HBP BLK WP HR S P ERA WHIP	IP WLS BF H R ER SO BB IBB HBP BLK WP HR S P ERA WHIP	IP WLS BF H R ER SO BB IBB HBP BLK WP HR S P ERA WHIP	IP WLS BF H R ER SO BB IBB HBP BLK WP HR S P ERA WHIP	IP WLS BF H R ER SO BB IBB HBP BLK WP HR S P ERA WHIP	IP WLS BF H R ER SO BB IBB HBP BLK WP HR S P ERA WHIP	IP WLS BF H R ER SO BB IBB HBP BLK WP HR S P ERA WHIP	IP WLS BF H R ER SO BB IBB HBP BLK WP HR S P ERA WHIP	IP WLS BF H R ER SO BB IBB HBP BLK WP HR S P ERA WHIP	IP WLS BF H R ER SO BB IBB HBP BLK WP HR S P ERA WHIP	

Philadelphia Phillies @ Houston Astros
Astrodome, Houston, TX
Wed Apr 07 1993, 8:05 PM EDT
Att. 16,471 - Dome

AB	37
R	6
H	10
RBI	6
BB	8
SO	10
LOB	18



Batter	1	2	3	4	5	6	7	8	9	10	AB	R	H	RBI	BB	SO	LOB	BOTTOM					
Craig Biggio, R OBP: 0.308, SLG: 0.182	K		G5-3		F9			K			4	0	0	0	1	2	0						
Steve Finley, L	F8		P5				F9	F7	L7	BB	5	0	0	0	0	0	3						
5 Jeff Bagwell, R OBP: 0.385, SLG: 0.583	F9			G4-3 HR		G3 2B		1B 1B		K	5	1	3	0	0	1	0						
Eric Anthony, L OBP: 0.462, SLG: 0.455						K		G3		WP BB	3	0	1	0	2	1	2						
Ken Caminiti, S OBP: 0.231, SLG: 0.308					G4-3		F9	K		K	5	0	1	0	0	2	5						
Luis Gonzalez, L OBP: 0.308, SLG: 0.833										G4-3	5	2	3	3	0	1	3						
Andujar Cedeno, R OBP: 0.111, SLG: 0.111										SH1-4 1B	3	0	1	0	0	1	2						
Jose Uribe, S					G4-3			FC3-6 1B			0	0	0	0	0	0	0						
Eddie Taubensee, L OBP: 0.100, SLG: 0.100					L5			FC3-6 L6-3		L8	4	0	0	0	0	1	4						
Pete Harnisch, S Kevin Bass, S Doug Jones, R Chris James, R Eric Bell, L Xavier Hernandez, L					K			L6-3		BB HBP	2	0	0	0	0	2	0						
Inning Stats	R: 0 E: 0 K: 1 S: 8	H: 0 LOB: 0 BB: 0 P: 13	R: 0 E: 0 K: 3 S: 13	H: 1 LOB: 2 BB: 1 P: 21	R: 0 E: 0 K: 1 S: 8	H: 0 LOB: 0 BB: 0 P: 11	R: 2 E: 0 K: 1 S: 12	H: 2 LOB: 0 BB: 0 P: 19	R: 0 E: 0 K: 1 S: 7	H: 0 LOB: 0 BB: 0 P: 7	R: 0 E: 0 K: 0 S: 14	H: 1 LOB: 1 BB: 0 P: 20	R: 1 E: 0 K: 0 S: 5	H: 2 LOB: 0 BB: 0 P: 7	R: 0 E: 0 K: 2 S: 12	H: 2 LOB: 2 BB: 0 P: 19	R: 0 E: 0 K: 0 S: 7	H: 1 LOB: 3 BB: 1 P: 20	R: 0 E: 0 K: 2 S: 14	H: 0 LOB: 1 BB: 1 P: 25	1B: 5 2B: 3 3B: 0 HR: 2	SF: 0 SAC: 1 DP: 1 HBP: 1	WP: 1 PA: 42
PITCHER	IP WLS BF H R ER SO BB IBB HBP BLK WP HR S P ERA WHIP	IP WLS BF H R ER SO BB IBB HBP BLK WP HR S P ERA WHIP	IP WLS BF H R ER SO BB IBB HBP BLK WP HR S P ERA WHIP	IP WLS BF H R ER SO BB IBB HBP BLK WP HR S P ERA WHIP	IP WLS BF H R ER SO BB IBB HBP BLK WP HR S P ERA WHIP	IP WLS BF H R ER SO BB IBB HBP BLK WP HR S P ERA WHIP	IP WLS BF H R ER SO BB IBB HBP BLK WP HR S P ERA WHIP	IP WLS BF H R ER SO BB IBB HBP BLK WP HR S P ERA WHIP	IP WLS BF H R ER SO BB IBB HBP BLK WP HR S P ERA WHIP	IP WLS BF H R ER SO BB IBB HBP BLK WP HR S P ERA WHIP	IP WLS BF H R ER SO BB IBB HBP BLK WP HR S P ERA WHIP	IP WLS BF H R ER SO BB IBB HBP BLK WP HR S P ERA WHIP	IP WLS BF H R ER SO BB IBB HBP BLK WP HR S P ERA WHIP	IP WLS BF H R ER SO BB IBB HBP BLK WP HR S P ERA WHIP	IP WLS BF H R ER SO BB IBB HBP BLK WP HR S P ERA WHIP	IP WLS BF H R ER SO BB IBB HBP BLK WP HR S P ERA WHIP	IP WLS BF H R ER SO BB IBB HBP BLK WP HR S P ERA WHIP	IP WLS BF H R ER SO BB IBB HBP BLK WP HR S P ERA WHIP	IP WLS BF H R ER SO BB IBB HBP BLK WP HR S P ERA WHIP	IP WLS BF H R ER SO BB IBB HBP BLK WP HR S P ERA WHIP			


Philadelphia Phillies @ Houston Astros
Astrodome, Houston, TX
Wed Apr 07 1993, 8:05 PM EDT
Att. 16,471 - Dome

AB	37
R	3
H	9
RBI	3
BB	3
SO	11
LOB	20




Batter	1	2	3	4	5	6	7	8	9	AB	R	H	RBI	BB	SO	LOB	TOP					
Jose Vizcaino, S OBP: 0.105, SLG: 0.263	G4-3		K			G4-3		F7		4	0	0	0	0	1	0	Chicago Cubs @ Philadelphia Phillies Veterans Stadium, Philadelphia, PA Sun Apr 11 1993, 3:33 AM EDT Att: 21,955 - Sunny - 55 F					
Rey Sanchez, R OBP: 0.167, SLG: 0.174	K			G5-3		G4-3		L8		4	0	0	0	0	1	0						
Mark Grace, L OBP: 0.462, SLG: 0.682	G6-3			FC5-4 1B			G3 BB		1B 1B	3	0	2	0	1	0	0						
Derrick May, L OBP: 0.444, SLG: 0.941		1B		FC5-4 1-2		G3		1B		4	0	2	0	0	0	2						
Candy Maldonado, R (1, 7)	K			P4			HBP		K	3	0	0	0	0	2	4						
Sammy Sosa, R OBP: 0.346, SLG: 0.458	F8				G1-3		K		K	4	0	0	0	0	2	5						
Rick Wilkins, L (1, 2)	G4-3				G1-4-6		K			3	0	0	0	0	1	3						
Tommy Shields, L OBP: 0.250, SLG: 0.250			K		G4-3			G4-3		2	0	0	0	0	1	0						
Willie Wilson, S OBP: 0.348, SLG: 0.522										1	0	0	0	0	0	0						
Steve Buechele, R OBP: 0.250, SLG: 0.167										0	0	0	0	0	0	0						
Jose Guzman, R OBP: 1.000, SLG: 1.000			G4-3			G5-3		F7		2	0	0	0	0	0	0						
Chuck McElroy, L OBP: 0.231, SLG: 0.240										0	0	0	0	0	0	0						
Dwight Smith, L OBP: 0.300, SLG: 0.125										0	0	0	0	0	0	0						
Paul Assenmacher, L OBP: 1.000, SLG: 1.000										0	0	0	0	0	0	0						
Inning Stats	R: 0 E: 0 K: 1 S: 8	H: 0 LOB: 0 BB: 0 P: 12	R: 0 E: 0 K: 1 S: 12	H: 1 LOB: 1 BB: 0 P: 19	R: 0 E: 0 K: 2 S: 8	H: 0 LOB: 0 BB: 0 P: 12	R: 0 E: 0 K: 0 S: 9	H: 1 LOB: 1 BB: 0 P: 14	R: 0 E: 0 K: 0 S: 8	H: 0 LOB: 0 BB: 0 P: 12	R: 0 E: 0 K: 0 S: 8	H: 0 LOB: 0 BB: 0 P: 13	R: 0 E: 0 K: 2 S: 10	H: 0 LOB: 2 BB: 1 P: 17	R: 0 E: 0 K: 0 S: 7	H: 0 LOB: 0 BB: 0 P: 9	R: 0 E: 0 K: 2 S: 14	H: 2 LOB: 2 BB: 0 P: 24	1B: 4 2B: 0 3B: 0 HR: 0	SF: 0 SAC: 0 DP: 0 HBP: 1	WP: 0 PB: 0 SB: 0 CS: 0	PA: 33
PITCHER Curt Schilling, R ERA: 1.59	IP: 9.0 WLS: W BF: 33 H: 4 R: 0 ER: 0 SO: 8 BB: 1 IBB: 0 HBP: 1 BLK: 0 WP: 0 HR: 0 S: 84 P: 132 ERA: 0.00 WHIP: 0.556											PITCHER	IP: 9.0 WLS: W BF: 33 H: 4 R: 0 ER: 0 SO: 8 BB: 1 IBB: 0 HBP: 1 BLK: 0 WP: 0 HR: 0 S: 84 P: 132 ERA: 0.00 WHIP: 0.556									

AB	31
R	0
H	4
RBI	0
BB	1
SO	8
LOB	14



Batter	1	2	3	4	5	6	7	8	9	AB	R	H	RBI	BB	SO	LOB	BOTTOM					
Lenny Dykstra, L OBP: 0.393, SLG: 0.476	F7	F8			CS BB		BB BB			2	0	0	0	2	0	1	Chicago Cubs @ Philadelphia Phillies Veterans Stadium, Philadelphia, PA Sun Apr 11 1993, 3:33 AM EDT Att: 21,955 - Sunny - 55 F					
Mickey Morandini, L OBP: 0.364, SLG: 0.450	G1-3		G6-3		F8		BB BB			3	0	0	0	1	0	1						
John Kruk, L OBP: 0.577, SLG: 1.000	1B BB		F8		F8		G1-2-3			3	1	0	0	1	0	4						
Dave Hollins, S OBP: 0.231, SLG: 0.240	1B		F9			L6		P4		4	1	1	0	0	0	0						
Darren Daulton, L OBP: 0.520, SLG: 1.053	E7 1B			S BLK 1B		E1 G1-3		HR		4	1	2	1	0	0	0						
Milt Thompson, L OBP: 0.333, SLG: 0.278	1B			K		G1-3		G3		4	0	1	0	0	1	2						
Wes Chamberlain, R OBP: 0.300, SLG: 0.125		F9		S BB		F9		K2-3		3	0	0	0	1	1	1						
Jim Eisenreich, L OBP: 0.300, SLG: 0.125										0	0	0	0	0	0	0						
Juan Bell, R OBP: 0.200, SLG: 0.167		K		K			SH1-4 G1-2-3 2B			3	0	1	0	0	2	2						
Curt Schilling, R (1, 1)				G6-3			SH1-4			1	0	0	0	1	0	2						
Inning Stats	R: 2 E: 1 K: 0 S: 15	H: 2 LOB: 2 BB: 1 P: 27	R: 0 E: 0 K: 1 S: 5	H: 0 LOB: 1 BB: 1 P: 12	R: 0 E: 0 K: 0 S: 4	H: 0 LOB: 0 BB: 0 P: 8	R: 0 E: 0 K: 2 S: 13	H: 1 LOB: 2 BB: 1 P: 24	R: 0 E: 0 K: 0 S: 10	H: 0 LOB: 0 BB: 1 P: 18	R: 0 E: 1 K: 0 S: 9	H: 0 LOB: 1 BB: 0 P: 13	R: 0 E: 0 K: 0 S: 10	H: 1 LOB: 2 BB: 2 P: 19	R: 1 E: 0 K: 1 S: 10	H: 1 LOB: 0 BB: 0 P: 13	R: 1 E: 0 K: 0 S: 10	H: 1 LOB: 0 BB: 0 P: 13	1B: 3 2B: 1 3B: 0 HR: 1	SF: 0 SAC: 1 DP: 1 HBP: 0	WP: 0 PB: 0 SB: 2 CS: 1	PA: 34
PITCHER Jose Guzman, R ERA: 6.75	IP: 1.0 WLS: L BF: 4 H: 2 R: 0 ER: 0 SO: 1 BB: 0 IBB: 0 HBP: 0 BLK: 0 WP: 0 HR: 0 S: 6 P: 10 ERA: 9.00 WHIP: 1.000											PITCHER	IP: 1.0 WLS: L BF: 4 H: 2 R: 0 ER: 0 SO: 1 BB: 0 IBB: 0 HBP: 0 BLK: 0 WP: 0 HR: 0 S: 6 P: 10 ERA: 9.00 WHIP: 1.000									

AB	27
R	3
H	5
RBI	1
BB	6
SO	4
LOB	13



Batter	1	2	3	4	5	6	7	8	9	AB	R	H	RBI	BB	SO	LOB	TOP				
Bip Roberts, S OBP: 0.333, SLG: 0.267 (1, 4)										5	0	0	0	0	1	4	Cincinnati Reds @ Philadelphia Phillies Veterans Stadium, Philadelphia, PA Mon Apr 12 1993, 7:05 PM EDT Att: 20,107 - Unknown - 51 F				
Roberto Kelly, R OBP: 0.273, SLG: 0.344 (1, 8)										5	0	0	0	0	2	0					
Barry Larkin, R OBP: 0.406, SLG: 0.321 (1, 6)										3	2	1	0	1	0	0					
Chris Sabo, R OBP: 0.290, SLG: 0.357 (1, 5)										4	0	0	0	0	1	2					
Randy Milligan, R OBP: 0.533, SLG: 0.409 Cesar Hernandez, R (8, PR) Dan Wilson, R (8, 2)										3	2	2	0	1	0	0					
Reggie Sanders, R OBP: 0.286, SLG: 0.333 (1, 9)										4	0	2	2	0	1	1					
Joe Oliver, R OBP: 0.385, SLG: 0.238 (8, 3)										2	0	1	1	2	0	0					
Cecil Espy, S OBP: 0.167, SLG: 0.111 (1, 7)										2	0	0	1	1	2	3					
John Smiley, L Gary Varsho, L (6, PH) Steve Foster, R (6, 1) Juan Samuel, R (9, PH)										1	0	0	0	0	0	0					
Inning Stats	R: 0 E: 0 K: 1 S: 7	H: 0 LOB: 0 BB: 0 P: 13	R: 0 E: 0 K: 0 S: 6	H: 0 LOB: 0 BB: 0 P: 11	R: 0 E: 0 K: 0 S: 9	H: 0 LOB: 1 BB: 1 P: 14	R: 2 E: 0 K: 3 S: 17	H: 3 LOB: 2 BB: 1 P: 29	R: 0 E: 0 K: 0 S: 8	H: 0 LOB: 0 BB: 0 P: 12	R: 0 E: 0 K: 0 S: 9	H: 0 LOB: 0 BB: 0 P: 15	R: 0 E: 0 K: 2 S: 11	H: 0 LOB: 1 BB: 2 P: 22	R: 0 E: 0 K: 1 S: 8	H: 0 LOB: 0 BB: 0 P: 12		1B: 6 2B: 0 3B: 0 HR: 0	SF: 1 SAC: 1 DP: 0 HBP: 1	WP: 1 PB: 0 SB: 1 CS: 1	PA: 38
PITCHER	IP	WLS	BF	H	R	ER	SO	BB	IBB	HBP	BLK	WP	HR	S	P	ERA	WHIP				
Danny Jackson, L ERA: 5.11 (1, 1)	5.1		25	6	4	4	4	3	0	0	0	0	0	56	96	6.75	1.688				
Jose DeLeon, R ERA: 2.7 (6, 1)	1.2	W	6	0	0	0	1	0	0	1	0	1	0	16	27	0.00	0.000				
Larry Andersen, R ERA: (8, 1)	1.0		4	0	0	0	2	2	0	0	0	0	0	11	22	0.00	2.000				
Mitch Williams, L ERA: (9, 1)	1.0	S	3	0	0	0	1	0	0	0	0	0	0	8	12	0.00	0.000				

Batter	1	2	3	4	5	6	7	8	9	AB	R	H	RBI	BB	SO	LOB	BOTTOM				
Lenny Dykstra, L OBP: 0.406, SLG: 0.583 (1, 8)										3	2	1	1	1	0	2	Cincinnati Reds @ Philadelphia Phillies Veterans Stadium, Philadelphia, PA Mon Apr 12 1993, 7:05 PM EDT Att: 20,107 - Unknown - 51 F				
Mariano Duncan, R OBP: 0.214, SLG: 0.214 Larry Andersen, R Mitch Williams, L (1, 4) (8, 1) (9, 1)										4	0	0	0	0	2	3					
John Kruk, L OBP: 0.500, SLG: 0.840 (1, 3)										4	0	0	1	0	2	0					
Dave Hollins, S OBP: 0.233, SLG: 0.276 (1, 5)										4	1	1	0	0	1	0					
Darren Daulton, L OBP: 0.517, SLG: 0.952 (1, 2)										2	1	0	0	2	1	0					
Pete Incaviglia, R OBP: 0.308, SLG: 0.500 (1, 7)										3	1	0	0	1	1	2					
Wes Chamberlain, R OBP: 0.333, SLG: 0.143 Jim Eisenreich, L OBP: 0.300, SLG: 0.125 (1, 9) (9, 9)										3	0	2	2	0	0	0					
Kim Batiste, R OBP: 0.333, SLG: 0.333 (1, 6)										3	0	1	1	0	0	2					
Danny Jackson, R OBP: 0.333, SLG: 0.667 Jose DeLeon, R Mickey Morandini, L OBP: 0.348, SLG: 0.429 (1, 1) (6, 1) (7, PH) (8, 4)										2	0	1	0	0	0	2					
Inning Stats	R: 1 E: 0 K: 2 S: 10	H: 0 LOB: 0 BB: 1 P: 19	R: 2 E: 0 K: 0 S: 12	H: 2 LOB: 2 BB: 2 P: 25	R: 1 E: 1 K: 1 S: 12	H: 2 LOB: 2 BB: 1 P: 22	R: 0 E: 0 K: 1 S: 9	H: 1 LOB: 0 BB: 0 P: 12	R: 0 E: 0 K: 0 S: 5	H: 0 LOB: 0 BB: 0 P: 6	R: 1 E: 0 K: 2 S: 11	H: 1 LOB: 0 BB: 0 P: 19	R: 0 E: 0 K: 1 S: 10	H: 0 LOB: 0 BB: 0 P: 14	1B: 3 2B: 2 3B: 0 HR: 1	SF: 0 SAC: 0 DP: 0 HBP: 0		WP: 1 PB: 0 SB: 1 CS: 0	PA: 33		
PITCHER	IP	WLS	BF	H	R	ER	SO	BB	IBB	HBP	BLK	WP	HR	S	P	ERA	WHIP				
John Smiley, L ERA: 4.5 (1, 1)	5.0		23	5	4	4	5	4	0	0	0	0	1	52	93	7.20	1.800				
Steve Foster, R ERA: 4.05 (6, 1)	3.0	L	10	1	1	1	3	0	0	0	0	0	1	26	39	3.00	0.333				

Batter	1	2	3	4	5	6	7	8	9	AB	R	H	RBI	BB	SO	LOB	TOP		
Juan Samuel, R OBP: 0.167, SLG: 0.167 (1, 4)										4	0	1	0	0	3	0	Cincinnati Reds @ Philadelphia Phillies Veterans Stadium, Philadelphia, PA Tue Apr 13 1993, 7:05 PM EDT Att: 20,482 - Unknown - 62 F		
Roberto Kelly, R OBP: 0.270, SLG: 0.333 (1, 8)										4	0	1	0	0	0	1			
Barry Larkin, R OBP: 0.361, SLG: 0.281 (1, 6)										4	0	0	0	0	2	2			
Chris Sabo, R OBP: 0.294, SLG: 0.452 (1, 5)										3	1	1	1	0	0	0			
Randy Milligan, R OBP: 0.515, SLG: 0.375 (1, 3)										2	0	0	0	1	1	0			
Gary Varsho, L OBP: 0.500, SLG: 0.556 (1, 7)										3	0	0	0	0	0	1			
Reggie Sanders, R OBP: 0.290, SLG: 0.333 (1, 9)										3	0	1	0	0	2	1			
Joe Oliver, R OBP: 0.345, SLG: 0.208 (1, 2)										3	0	0	0	0	1	2			
Tim Belcher, R (1, 1)										1	0	0	0	0	0	0			
Cecil Espy, S OBP: 0.154, SLG: 0.100 (6, PH)										1	0	0	0	0	0	0			
Bill Landrum, R (6, 1)										0	0	0	0	0	0	0			
Jeff Branson, L OBP: 0.333, SLG: 0.333 (8, PH)										1	0	0	0	0	0	1			
Jeff Kaiser, R (8, 1)										0	0	0	0	0	0	0			
Inning Stats	R: 0 E: 0 K: 1 S: 11	H: 0 LOB: 0 BB: 0 P: 17	R: 1 E: 0 K: 2 S: 12	H: 1 LOB: 0 BB: 0 P: 18	R: 0 E: 0 K: 1 S: 6	H: 0 LOB: 0 BB: 0 P: 7	R: 0 E: 0 K: 1 S: 9	H: 0 LOB: 0 BB: 0 P: 13	R: 0 E: 0 K: 2 S: 12	H: 0 LOB: 1 BB: 1 P: 22	R: 0 E: 0 K: 0 S: 7	H: 0 LOB: 0 BB: 0 P: 9	R: 0 E: 0 K: 0 S: 5	H: 1 LOB: 0 BB: 0 P: 8	R: 0 E: 0 K: 1 S: 9	H: 1 LOB: 0 BB: 0 P: 12	1B: 3 2B: 0 3B: 0 HR: 1	SF: 0 SAC: 0 DP: 2 HBP: 0	WP: 0 PA: 30 PB: 0 CS: 0
PITCHER	IP WLS BF H R ER SO BB IBB HBP BLK WP HR S P ERA WHIP	IP WLS BF H R ER SO BB IBB HBP BLK WP HR S P ERA WHIP	IP WLS BF H R ER SO BB IBB HBP BLK WP HR S P ERA WHIP	IP WLS BF H R ER SO BB IBB HBP BLK WP HR S P ERA WHIP	IP WLS BF H R ER SO BB IBB HBP BLK WP HR S P ERA WHIP	IP WLS BF H R ER SO BB IBB HBP BLK WP HR S P ERA WHIP	IP WLS BF H R ER SO BB IBB HBP BLK WP HR S P ERA WHIP	IP WLS BF H R ER SO BB IBB HBP BLK WP HR S P ERA WHIP	IP WLS BF H R ER SO BB IBB HBP BLK WP HR S P ERA WHIP	IP WLS BF H R ER SO BB IBB HBP BLK WP HR S P ERA WHIP	IP WLS BF H R ER SO BB IBB HBP BLK WP HR S P ERA WHIP	IP WLS BF H R ER SO BB IBB HBP BLK WP HR S P ERA WHIP	IP WLS BF H R ER SO BB IBB HBP BLK WP HR S P ERA WHIP	IP WLS BF H R ER SO BB IBB HBP BLK WP HR S P ERA WHIP	IP WLS BF H R ER SO BB IBB HBP BLK WP HR S P ERA WHIP	IP WLS BF H R ER SO BB IBB HBP BLK WP HR S P ERA WHIP	IP WLS BF H R ER SO BB IBB HBP BLK WP HR S P ERA WHIP		
Tommy Greene, R ERA: 0.93 (1, 1)	7.0	W	24	2	1	1	8	1	0	0	0	0	0	0	0	0	1.29	0.429	
Larry Andersen, R ERA: (8, 1)	1.0	S	3	1	0	0	0	0	0	0	0	0	0	0	0	0	0.00	1.000	
Mitch Williams, L ERA: (9, 1)	1.0	S	3	1	0	0	1	0	0	0	0	0	0	0	0	0	0.00	1.000	

AB	29
R	1
H	4
RBI	1
BB	1
SO	9
LOB	8



Batter	1	2	3	4	5	6	7	8	9	AB	R	H	RBI	BB	SO	LOB	BOTTOM		
Lenny Dykstra, L OBP: 0.405, SLG: 0.571 (1, 8)										4	1	1	0	1	0	4	Cincinnati Reds @ Philadelphia Phillies Veterans Stadium, Philadelphia, PA Tue Apr 13 1993, 7:05 PM EDT Att: 20,482 - Unknown - 62 F		
Mickey Morandini, L OBP: 0.321, SLG: 0.360 (1, 4)										4	1	0	0	1	1	6			
John Kruk, L OBP: 0.529, SLG: 0.857 (1, 3)										3	1	2	2	1	1	0			
Dave Hollins, S OBP: 0.294, SLG: 0.290 (1, 5)										2	0	1	0	2	0	1			
Darren Daulton, L OBP: 0.515, SLG: 0.875 (1, 2)										3	0	1	2	1	1	1			
Milt Thompson, L OBP: 0.320, SLG: 0.273 (1, 7)										4	0	1	0	0	0	5			
Wes Chamberlain, R OBP: 0.200, SLG: 0.111 (1, 9)										4	0	0	0	0	1	1			
Jim Eisenreich, L OBP: 0.300, SLG: 0.125 (9, 9)										0	0	0	0	0	0	0			
Juan Bell, R OBP: 0.250, SLG: 0.364 (1, 6)										4	0	2	0	0	0	0			
Tommy Greene, R OBP: 0.333, SLG: 0.333 (1, 1)										3	1	1	0	0	1	1			
Larry Andersen, R (8, 1)										0	0	0	0	0	0	0			
Ricky Jordan, R OBP: 1.000, SLG: 1.000 (6, PH)										0	0	0	0	1	0	0			
Mitch Williams, L (9, 1)										0	0	0	0	0	0	0			
Inning Stats	R: 0 E: 0 K: 0 S: 11	H: 1 LOB: 1 BB: 1 P: 19	R: 0 E: 0 K: 0 S: 8	H: 0 LOB: 0 BB: 0 P: 13	R: 2 E: 0 K: 0 S: 17	H: 2 LOB: 3 BB: 3 P: 32	R: 0 E: 0 K: 0 S: 7	H: 0 LOB: 0 BB: 0 P: 12	R: 2 E: 0 K: 0 S: 9	H: 3 LOB: 1 BB: 1 P: 17	R: 0 E: 0 K: 1 S: 8	H: 1 LOB: 1 BB: 0 P: 16	R: 0 E: 0 K: 3 S: 10	H: 0 LOB: 1 BB: 1 P: 17	R: 0 E: 0 K: 1 S: 7	H: 2 LOB: 3 BB: 1 P: 18	1B: 5 2B: 5 3B: 1 HR: 0	SF: 0 SAC: 0 DP: 2 HBP: 0	WP: 0 PA: 38 PB: 0 CS: 0
PITCHER	IP WLS BF H R ER SO BB IBB HBP BLK WP HR S P ERA WHIP	IP WLS BF H R ER SO BB IBB HBP BLK WP HR S P ERA WHIP	IP WLS BF H R ER SO BB IBB HBP BLK WP HR S P ERA WHIP	IP WLS BF H R ER SO BB IBB HBP BLK WP HR S P ERA WHIP	IP WLS BF H R ER SO BB IBB HBP BLK WP HR S P ERA WHIP	IP WLS BF H R ER SO BB IBB HBP BLK WP HR S P ERA WHIP	IP WLS BF H R ER SO BB IBB HBP BLK WP HR S P ERA WHIP	IP WLS BF H R ER SO BB IBB HBP BLK WP HR S P ERA WHIP	IP WLS BF H R ER SO BB IBB HBP BLK WP HR S P ERA WHIP	IP WLS BF H R ER SO BB IBB HBP BLK WP HR S P ERA WHIP	IP WLS BF H R ER SO BB IBB HBP BLK WP HR S P ERA WHIP	IP WLS BF H R ER SO BB IBB HBP BLK WP HR S P ERA WHIP	IP WLS BF H R ER SO BB IBB HBP BLK WP HR S P ERA WHIP	IP WLS BF H R ER SO BB IBB HBP BLK WP HR S P ERA WHIP	IP WLS BF H R ER SO BB IBB HBP BLK WP HR S P ERA WHIP	IP WLS BF H R ER SO BB IBB HBP BLK WP HR S P ERA WHIP			
Tim Belcher, R ERA: 11.25 (1, 1)	5.0	L	24	6	4	4	4	0	0	0	0	0	0	0	0	0	7.20	2.200	
Bill Landrum, R ERA: (6, 1)	2.0	L	8	1	0	0	4	1	0	0	0	0	0	0	0	0	0.00	1.000	
Jeff Kaiser, L ERA: (8, 1)	1.0	L	6	2	0	0	1	0	1	0	0	0	0	0	0	0	0.00	2.000	

AB	31
R	4
H	9
RBI	4
BB	7
SO	5
LOB	19



Batter	1	2	3	4	5	6	7	8	9	AB	R	H	RBI	BB	SO	LOB	TOP			
Juan Samuel, R (1.4)	L9		G4-3		K		FC4-6		F9	5	1	0	0	0	1	3	Cincinnati Reds @ Philadelphia Phillies Veterans Stadium, Philadelphia, PA Wed Apr 14 1993, 7:05 PM EDT Att: 21,111 - Unknown - 59 F			
Roberto Kelly, R (1.8)	G1-3		P3			BB 1B	CI		G1-3	4	0	1	0	0	0	0				
Barry Larkin, R (1.6)	G6-3			G4-3		BB 1B	WP			3	0	1	0	1	0	0				
Chris Sabo, R (1.5)		K		F8		K	P6			4	0	0	0	0	2	4				
Randy Milligan, R (1.3)		BB BB F9-2 1B					K			2	0	1	0	2	1	2				
Gary Varsho, L (1.7)										2	0	0	0	1	1	4				
Jeff Kaiser, R (6.1)										0	0	0	0	0	0	0				
Greg Cadaret, L (7.1)										0	0	0	0	0	0	0				
Bip Roberts, S (8. PH)										1	0	0	0	0	1	0				
Jeff Reardon, R (8.1)										0	0	0	0	0	0	0				
Reggie Sanders, R (1.9)						K				3	0	0	0	1	3	3				
Joe Oliver, R (1.2)										4	1	2	0	0	0	3				
Tom Browning, L (1.1)										2	0	0	0	0	1	1				
Bill Landrum, R (5.1)										0	0	0	0	0	0	0				
Cecil Espy, S (6.7)										2	0	1	0	0	0	0				
Inning Stats	R: 0 E: 0 K: 0 S: 8	H: 0 LOB: 0 BB: 0 P: 13	R: 0 E: 0 K: 1 S: 10	H: 1 LOB: 2 BB: 2 P: 25	R: 0 E: 0 K: 0 S: 7	H: 0 LOB: 0 BB: 0 P: 8	R: 0 E: 0 K: 0 S: 8	H: 0 LOB: 1 BB: 1 P: 14	R: 0 E: 0 K: 3 S: 13	H: 2 LOB: 3 BB: 1 P: 19	R: 2 E: 1 K: 1 S: 23	H: 2 LOB: 2 BB: 1 P: 31	R: 0 E: 0 K: 2 S: 10	H: 0 LOB: 0 BB: 0 P: 15	R: 0 E: 0 K: 0 S: 8	H: 0 LOB: 0 BB: 0 P: 9	1B: 6 2B: 1 3B: 0 HR: 0	SF: 0 SAC: 0 DP: 1 HBP: 0	WP: 2 PB: 2 SB: 0 CS: 0	PA: 38
PITCHER	IP WLS BF H R ER SO BB IBB HBP BLK WP HR S P ERA WHIP																			
Ben Rivera, R (1.1)	6.0 W 25 4 0 0 7 4 0 0 0 0 0 0 58 97 0.00 1.333																			
Jose DeLeon, R (7.1)	1.0 7 2 2 2 1 1 0 0 0 2 0 23 31 18.00 3.000																			
David West, L (8.1)	2.0 6 0 0 0 2 0 0 0 0 0 0 18 24 0.00 0.000																			

Batter	1	2	3	4	5	6	7	8	9	AB	R	H	RBI	BB	SO	LOB	BOTTOM			
Lenny Dykstra, L (1.8)	L6		1B S 1B		F8		L3			5	2	2	0	0	0	3	Cincinnati Reds @ Philadelphia Phillies Veterans Stadium, Philadelphia, PA Wed Apr 14 1993, 7:05 PM EDT Att: 21,111 - Unknown - 59 F			
Mariano Duncan, R (1.4)	G4-3		1B		G4-3		G6-3		K	5	2	3	0	0	1	1				
John Kruk, L (1.3)	G4-3		FC4-6 1B		G4-3		G4-3		G6-3	5	0	1	1	0	0	3				
Dave Hollins, S (1.5)	K		FC4-6 1B		K				E3	5	1	2	2	0	2	2				
Darren Daulton, L (1.2)			FC4-6 1B		K		K		1B	4	2	1	0	1	2	3				
Pete Incaviglia, R (1.7)	K		FC5-4		K		G5-3			5	1	2	3	0	1	2				
Wes Chamberlain, R (1.9)									1B	4	1	3	1	0	1	0				
Jim Eisenreich, L (8.9)									F7	1	0	0	0	0	0	1				
Juan Bell, R (1.6)	F7									4	0	2	2	0	1	2				
Ben Rivera, R (1.1)										2	0	0	0	0	0	1				
Jose DeLeon, R (7.1)										0	0	0	0	0	0	0				
Ricky Jordan, R (7. PH)										0	0	0	0	1	0	0				
David West, L (8.1)										0	0	0	0	0	0	0				
Inning Stats	R: 0 E: 0 K: 1 S: 12	H: 1 LOB: 1 BB: 0 P: 19	R: 0 E: 0 K: 2 S: 10	H: 1 LOB: 1 BB: 0 P: 11	R: 2 E: 0 K: 0 S: 18	H: 4 LOB: 2 BB: 0 P: 33	R: 0 E: 0 K: 1 S: 10	H: 1 LOB: 1 BB: 0 P: 15	R: 4 E: 0 K: 1 S: 14	H: 4 LOB: 1 BB: 1 P: 23	R: 1 E: 0 K: 1 S: 13	H: 2 LOB: 1 BB: 0 P: 18	R: 0 E: 0 K: 1 S: 12	H: 1 LOB: 2 BB: 1 P: 20	R: 2 E: 1 K: 1 S: 17	H: 2 LOB: 1 BB: 0 P: 23	1B: 12 2B: 4 3B: 0 HR: 0	SF: 0 SAC: 1 DP: 0 HBP: 0	WP: 0 PB: 0 SB: 2 CS: 0	PA: 43
PITCHER	IP WLS BF H R ER SO BB IBB HBP BLK WP HR S P ERA WHIP																			
Tom Browning, L (1.1)	4.2 L 24 5 5 5 0 1 0 0 0 0 0 0 59 94 9.64 2.143																			
Bill Landrum, R (5.1)	0.1 3 2 1 1 0 0 0 0 0 0 0 5 7 27.00 6.000																			
Jeff Kaiser, L (6.1)	1.0 5 2 1 1 1 0 0 0 0 0 0 13 18 9.00 2.000																			
Greg Cadaret, L (7.1)	1.0 5 1 0 0 1 1 0 0 0 0 0 12 20 0.00 2.000																			
Jeff Reardon, R (8.1)	1.0 6 2 2 0 1 0 0 0 0 0 0 17 23 0.00 2.000																			

Batter	1	2	3	4	5	6	7	8	9	10	11	AB	R	H	RBI	BB	SO	LOB	TOP						
Lenny Dykstra, L OBP: 0.397, SLG: 0.500 (1, 8)	G4-3 1-2		G3-1 0-0		G3 2-2		1B 3-2	K 1-3			G3 0-0	6	1	1	0	0	1	2							
Mariano Duncan, R OBP: 0.370, SLG: 0.423 (1, 4)	HR 4-2		G6-3 2-2		1B 1-0	HR 1-0	FC4-6 2-2	1B 2-2		G1-3 0-0	HR 0-0	5	3	3	1	1	0	0							
John Kruk, L OBP: 0.483, SLG: 0.787 (1, 3)	HR 0-1		G3 1-0		HR 1-0	FC4-6 0-0		P6 1-0			HR 4-0	5	3	2	4	1	0	1							
Dave Hollins, S OBP: 0.389, SLG: 0.447 (1, 5)	K 1-3				F8 0-0		L9-5 2B 0-0	F7 1-1			HR 3-2	6	1	3	3	0	1	0							
Darren Daulton, L OBP: 0.500, SLG: 0.703 (1, 2)	P5 0-2				G2-3 BB 4-2		L9-5 2B 3-1	HR BB 4-2		F7 1-2	HR 1-1	4	1	1	0	2	0	2							
Wes Chamberlain, R OBP: 0.351, SLG: 0.559 Jim Eisenreich, L OBP: 0.267, SLG: 0.083 (8, 9)		HR 0-2			G2-3 1-2		2B 0-3	HR 2-2		L1 1-1	IBB 4-0	4	2	3	3	0	0	1							
Pete Incaviglia, R OBP: 0.240, SLG: 0.333 Jose DeLeon, R David West, L (11, 1)		L3 0-0			K 0-3		K 0-3	P4 2-2		K 0-3	K 2-3	6	0	0	0	0	4	4							
Kim Batisse, R OBP: 0.250, SLG: 0.250 (1, 6)		G6-3 2-2			G5-3 0-0		G5-3 0-1	1B 1-0		K 3-3		5	0	1	0	0	1	0							
Danny Jackson, R OBP: 0.333, SLG: 0.500 Larry Andersen, R OBP: 0.333, SLG: 0.500 Mark Davis, L OBP: 0.333, SLG: 0.500 Mitch Williams, L OBP: 0.273, SLG: 0.273 Milt Thompson, L OBP: 0.273, SLG: 0.207 (11, 7)		G1-3 3-2			F8 0-1		P3 0-2	1B 1-2			G6-3 2-1	3	0	0	0	0	0	0							
Inning Stats	R: 2 E: 0 K: 1 S: 14	H: 1 LOB: 0 BB: 1 P: 20	R: 1 E: 0 K: 0 S: 10	H: 1 LOB: 0 BB: 0 P: 15	R: 0 E: 0 K: 0 S: 5	H: 0 LOB: 0 BB: 0 P: 8	R: 0 E: 0 K: 1 S: 8	H: 4 LOB: 1 BB: 0 P: 18	R: 1 E: 0 K: 0 S: 12	H: 2 LOB: 1 BB: 0 P: 17	R: 2 E: 0 K: 1 S: 22	H: 3 LOB: 2 BB: 1 P: 33	R: 0 E: 0 K: 2 S: 9	H: 1 LOB: 0 BB: 0 P: 9	R: 0 E: 0 K: 2 S: 9	H: 0 LOB: 0 BB: 0 P: 13	R: 3 E: 0 K: 1 S: 14	H: 3 LOB: 2 BB: 2 P: 30	1B: 5 2B: 6 3B: 0 HR: 5	SF: 0 SAC: 0 DP: 1 HBP: 0	WP: 0 PB: 0 SB: 0 CS: 0	PA: 52			
PITCHER	IP 5.2	WLS 24	BF 24	H 6	R 5	ER 5	SO 2	BB 2	IBB 0	HBP 0	BLK 0	WP 0	HR 3	S 51	P 78	ERA 7.94	WHIP 1.412								
Greg Hibbard, L ERA: 3.54 Jose Bautista, R ERA: 9.0 Dan Plesac, L ERA: 7.71 Chuck McElroy, L ERA: 3.38 Bob Scantlan, R ERA: 9.0	(1, 1)	(6, 1)	(7, 1)	(9, 1)	(11, 1)	(1, 1)	(7, 1)	(8, 1)	(11, PH)	(1, 6)	(1, 3)	(1, 7)	(9, 9)	(1, 9)	(1, 5)	(1, 4)	(7, 1)	(7, 1)	(8, PH)	(9, 4)	(1, 2)	(8, PH)	(8, PH)	(1, 1)	(7, 1)

Philadelphia Phillies @ Chicago Cubs
Wrigley Field, Chicago, IL
Sun Apr 18 1993, 3:33 AM CDT
Att: 28,768 - Sunny - 60 F

AB 47
R 11
H 15
RBI 11
BB 5
SO 7
LOB 10



Batter	1	2	3	4	5	6	7	8	9	10	11	AB	R	H	RBI	BB	SO	LOB	BOTTOM					
Willie Wilson, S OBP: 0.292, SLG: 0.348 Chuck McElroy, L Bob Scantlan, R Randy Myers, L (11, PH)	G6-3 2-2		E6 G6-3 0-0		F8 2-0		1B 1B 1-2	FC5-4 1B 1-2	K 1-3		G1-6-4 1-1	5	1	1	1	0	0	1						
Rey Sanchez, R OBP: 0.269, SLG: 0.280 (1, 6)	G3 1-1		G6-3 1-0		1B 0-0		1B BB 1-2	FC6-4 1B 1-2		WP SH1-4 1B 2-1		5	1	3	0	1	0	1						
Mark Grace, L OBP: 0.472, SLG: 0.674 (1, 3)	BB 4-1		F7 3-1		F7 0-1		1B 1B 1-3	FC6-4 1B 1-2		SH1-4 0-1		4	0	1	1	1	0	4						
Derrick May, L OBP: 0.432, SLG: 0.676 (1, 7)	F8 0-0		HBP 1-0		G3 0-0		1B 1B 1-3	1B 1B 1-3		1B G1 2B 0-0	K 2-3	5	1	2	1	0	1	2						
Sammy Sosa, R OBP: 0.321, SLG: 0.500 (8, 8)		F7 1-2			F7 0-1		K 4-1			P6 0-0	G5-3 2-2	5	0	0	0	1	1	5						
Steve Buschele, R OBP: 0.277, SLG: 0.333 (1, 5)		F9 2-1			F8 0-1		P1 1-0			G1 HR 1B 4-2	BB 2-3	4	3	1	1	2	0	2						
Jose Vizcaino, S OBP: 0.326, SLG: 0.410 Dan Plesac, L Dwight Smith, L Tommy Shields, L (8, PH)							G6-3 0-0			FC3-6 1B BB 4-2	G1 HR 1B 2-0	2	0	1	0	1	0	1						
Steve Lake, R OBP: 0.154, SLG: 0.083 Matt Walbeck, S OBP: 0.300, SLG: 0.600 (8, PH)		F7 1-2			F7 2-2		G6-3 1-1			G1 0-0		3	0	0	0	0	3							
Greg Hibbard, L Jose Bautista, R Eric Young, R Rick Wildes, L Candy Meador, R OBP: 0.280, SLG: 0.304 (8, PH)			G5-3 2-2		G4-3 2-2		G4-3 1-0			FC3-6 1B BB 3-2	HR 1-0	2	0	0	0	0	0	0						
Inning Stats	R: 0 E: 0 K: 0 S: 8	H: 0 LOB: 1 BB: 1 P: 15	R: 0 E: 0 K: 0 S: 11	H: 1 LOB: 1 BB: 0 P: 17	R: 0 E: 1 K: 0 S: 8	H: 0 LOB: 1 BB: 0 P: 14	R: 0 E: 0 K: 0 S: 9	H: 3 LOB: 2 BB: 1 P: 21	R: 2 E: 0 K: 0 S: 23	H: 3 LOB: 2 BB: 1 P: 36	R: 4 E: 0 K: 1 S: 12	H: 3 LOB: 0 BB: 1 P: 20	R: 0 E: 0 K: 1 S: 13	H: 1 LOB: 1 BB: 0 P: 19	R: 2 E: 0 K: 0 S: 9	H: 2 LOB: 0 BB: 1 P: 17	1B: 10 2B: 1 3B: 0 HR: 3	SF: 0 SAC: 1 DP: 1 HBP: 1	WP: 1 PB: 0 SB: 3 CS: 0	PA: 55				
PITCHER	IP 6.2	WLS 31	BF 31	H 5	R 2	ER 2	SO 1	BB 4	IBB 0	HBP 1	BLK 0	WP 0	HR 0	S 60	P 102	ERA 2.70	WHIP 1.350							
Danny Jackson, L ERA: 4.26 Larry Andersen, R ERA: 4.15 Mark Davis, L ERA: 7.71 Mitch Williams, L ERA: 2.7 Jose DeLeon, R ERA: 7.34	(1, 1)	(7, 1)	(8, 1)	(9, 1)	(11, 1)	(1, 1)	(11, 1)	(1, 1)	(11, 1)	(1, 1)	(11, 1)	(1, 1)	(11, 1)	(1, 1)	(11, 1)	(1, 1)	(11, 1)	(1, 1)						

Philadelphia Phillies @ Chicago Cubs
Wrigley Field, Chicago, IL
Sun Apr 18 1993, 3:33 AM CDT
Att: 28,768 - Sunny - 60 F

AB 46
R 10
H 14
RBI 10
BB 7
SO 3
LOB 25



Batter	1	2	3	4	5	6	7	8	9	AB	R	H	RBI	BB	SO	LOB	TOP								
Ricky Gutierrez, R OBP: 0.235, SLG: 0.133 (1, 6)										4	0	1	0	1	2	0	San Diego Padres @ Philadelphia Phillies Veterans Stadium, Philadelphia, PA Thu Apr 22 1993, 7:05 PM EDT Att: 15,826 - Unknown - 43 F livebaseballscorecards.com								
Tony Gwynn, L OBP: 0.338, SLG: 0.407 (1, 9)										5	0	1	0	0	0	4									
Gary Sheffield, R OBP: 0.274, SLG: 0.439 (1, 5)										4	0	0	0	1	1	2									
Fred McGriff, L OBP: 0.317, SLG: 0.436 (1, 3)										4	1	1	0	1	0	2									
Derek Bell, R OBP: 0.370, SLG: 0.542 (1, 8)										4	0	2	0	0	1	0									
Tim Lincecum, R OBP: 0.385, SLG: 0.571 (8, PR)										3	0	0	0	1	1	4									
Phil Plantier, L OBP: 0.277, SLG: 0.419 (6, PR)										3	0	1	1	0	0	2									
Darrell Sherman, L OBP: 0.333, SLG: 0.308 (6, 7)										3	1	2	1	1	1	2									
Bob Geren, R OBP: 0.267, SLG: 0.429 (1, 2)										4	0	0	0	0	2	5									
Andy Benes, R OBP: 0.182, SLG: 0.100 (9, 1)										0	0	0	0	0	0	0									
Inning Stats	R: 0 E: 0 K: 2 S: 8	H: 0 LOB: 0 BB: 0 P: 12	R: 0 E: 0 K: 0 S: 9	H: 0 LOB: 0 BB: 0 P: 14	R: 0 E: 0 K: 0 S: 10	H: 2 LOB: 2 BB: 0 P: 15	R: 0 E: 0 K: 1 S: 14	H: 1 LOB: 2 BB: 1 P: 23	R: 1 E: 1 K: 0 S: 12	H: 1 LOB: 1 BB: 0 P: 17	R: 1 E: 0 K: 1 S: 9	H: 3 LOB: 2 BB: 1 P: 23	R: 0 E: 0 K: 0 S: 9	H: 0 LOB: 2 BB: 2 P: 18	R: 0 E: 0 K: 3 S: 13	H: 0 LOB: 2 BB: 2 P: 24	R: 0 E: 0 K: 1 S: 10	H: 1 LOB: 1 BB: 0 P: 14	1B: 6 2B: 1 3B: 0 HR: 1	SF: 0 SAC: 0 DP: 2 HBP: 0	WP: 1 PB: 0 SB: 1 CS: 0	PA: 40			
PITCHER	IP	WLS	BF	H	R	ER	SO	BB	IBB	HBP	BLK	WP	HR	S	P	ERA	WHIP								
Terry Mulholland, L ERA: 1.86 (1, 1)	6.0	L	27	7	2	2	4	1	1	0	0	1	1	62	104	3.00	1.333								
Mark Davis, L ERA: 3.86 (7, 1)	2.0		9	0	0	0	3	4	0	0	0	0	0	22	42	0.00	2.000								
Larry Andersen, R ERA: 2.84 (9, 1)	1.0		4	1	0	0	1	0	0	0	0	0	0	10	14	0.00	1.000								


Batter	1	2	3	4	5	6	7	8	9	AB	R	H	RBI	BB	SO	LOB	BOTTOM								
Lenny Dykstra, L OBP: 0.377, SLG: 0.446 (1, 8)										4	0	0	0	0	0	0	San Diego Padres @ Philadelphia Phillies Veterans Stadium, Philadelphia, PA Thu Apr 22 1993, 7:05 PM EDT Att: 15,826 - Unknown - 43 F livebaseballscorecards.com								
Mickey Morandini, L OBP: 0.326, SLG: 0.390 (1, 4)										3	1	2	0	1	1	0									
John Kruk, L OBP: 0.446, SLG: 0.750 (1, 3)										3	0	0	0	1	0	2									
Dave Hollins, S OBP: 0.375, SLG: 0.411 (1, 5)										4	0	2	1	0	0	2									
Darren Daulton, L OBP: 0.452, SLG: 0.596 (1, 2)										4	0	0	0	0	1	4									
Wes Chamberlain, R OBP: 0.348, SLG: 0.537 (1, 9)										3	0	1	0	0	0	0									
Milt Thompson, L OBP: 0.262, SLG: 0.189 (1, 7)										3	0	0	0	0	0	1									
Juan Bell, R OBP: 0.222, SLG: 0.324 (8, PH)										2	0	0	0	0	0	0									
Mariano Duncan, R OBP: 0.323, SLG: 0.387 (9, 6)										1	0	0	0	0	1	0									
Terry Mulholland, R (1, 1)										1	0	0	0	0	1	0									
Ricky Jordan, R OBP: 0.714, SLG: 0.500 (6, PH)										1	0	0	0	0	1	0									
Mark Davis, L (7, 1)										0	0	0	0	0	0	0									
Larry Andersen, R OBP: 1.000, SLG: 1.000 (9, PH)										0	0	0	0	0	0	0									
Jim Eisenreich, L OBP: 0.250, SLG: 0.077 (9, PH)										1	0	0	0	0	0	0									
Inning Stats	R: 0 E: 0 K: 1 S: 7	H: 0 LOB: 0 BB: 0 P: 11	R: 0 E: 0 K: 0 S: 11	H: 2 LOB: 1 BB: 0 P: 14	R: 0 E: 0 K: 1 S: 7	H: 0 LOB: 0 BB: 0 P: 8	R: 0 E: 0 K: 0 S: 6	H: 0 LOB: 0 BB: 1 P: 11	R: 0 E: 0 K: 1 S: 12	H: 0 LOB: 0 BB: 0 P: 16	R: 0 E: 0 K: 1 S: 8	H: 0 LOB: 0 BB: 0 P: 12	R: 0 E: 0 K: 0 S: 9	H: 1 LOB: 1 BB: 0 P: 11	R: 0 E: 0 K: 1 S: 7	H: 0 LOB: 0 BB: 0 P: 11	R: 1 E: 0 K: 0 S: 16	H: 2 LOB: 2 BB: 1 P: 27	1B: 3 2B: 3 3B: 0 HR: 0	SF: 0 SAC: 0 DP: 2 HBP: 0	WP: 0 PB: 0 SB: 0 CS: 0	PA: 32			
PITCHER	IP	WLS	BF	H	R	ER	SO	BB	IBB	HBP	BLK	WP	HR	S	P	ERA	WHIP								
Andy Benes, R ERA: 3.21 (1, 1)	8.2	W	31	5	1	1	5	2	0	0	0	0	0	81	116	1.04	0.808								
Rich Rodriguez, L ERA: 2.16 (9, 1)	0.1	S	1	0	0	0	0	0	0	0	0	0	0	2	5	0.00	0.000								




Batter	1	2	3	4	5	6	7	8	9	AB	R	H	RBI	BB	SO	LOB	TOP					
Brett Butler, L OBP: 0.450, SLG: 0.385	4-2 CS BB	3-2 1B			1-1 G6-3		2-1 F7		0-1 1B	4	0	2	0	1	0	0	Los Angeles Dodgers @ Philadelphia Phillies Veterans Stadium, Philadelphia, PA Sat Apr 24 1993, 7:05 PM EDT Att: 37,457 - Unknown - 54 F					
Mike Sharperson, R OBP: 0.273, SLG: 0.300	0-1 E7	1-1 G1-2-3			1-3 K		2-3 K		3-2 P6	4	1	1	0	0	2	3						
Lenny Harris, L OBP: 0.192, SLG: 0.100	1B									0	0	0	0	0	0	0						
Mitch Webster, S OBP: 0.308, SLG: 0.333	1-2 G6-3	1B	3-H							1	0	0	0	0	0	2						
Eric Davis, R OBP: 0.329, SLG: 0.265	2-2 G6-3				0-2 G6-3				1-1 G6-3	4	0	1	0	0	0	0						
Eric Karros, R OBP: 0.311, SLG: 0.343	1-0 G6-3				1-3 K		1-1 G5-3		1-1 G1-3	4	0	0	1	0	1	1						
Cory Snyder, R OBP: 0.333, SLG: 0.250	1-0 F9				2-1		4-2 1B SF8		4-2	2	1	1	0	2	0	1						
Tim Wallach, R OBP: 0.225, SLG: 0.297		1-2			1-2 F9		0-0 BB		3-3 BB	4	1	2	1	0	1	2						
Mike Piazza, R OBP: 0.311, SLG: 0.456	1-1 FC1-5	1B			2-0 G6-3		0-0 SF8		2-1 1B	3	0	2	1	0	0	0						
Jody Reed, R OBP: 0.279, SLG: 0.277	2-2 1B				1-0 G4-3		0-1 G4-3		0-3 K	3	0	1	0	0	0	1						
Steve Wilson, L (6, 1)										0	0	0	0	0	0	0						
Ricky Tricek, R (7, 1)	1B	FC1-5								0	0	0	0	0	0	0						
Dave Hansen, L OBP: 0.167, SLG: 0.167	1-2 G1-2-3	1B								1	0	0	0	0	1	1						
Kevin Gross, R (1, 1)	0-0 FC1-5	1B			0-3 K		1-0 L8		1-0 L5	2	0	0	0	0	1	2						
Roger McDowell, R OBP: 1.000, SLG: 1.000										0	0	0	0	0	0	0						
Jose Offerman, S OBP: 0.221, SLG: 0.172	1-2 2-3	1B								2	0	0	0	0	0	1						
Inning Stats	R: 1 E: 1 K: 0 S: 14	H: 2 LOB: 1 BB: 1 P: 22	R: 1 E: 0 K: 0 S: 15	H: 4 LOB: 2 BB: 0 P: 23	R: 0 E: 0 K: 1 S: 11	H: 1 LOB: 1 BB: 0 P: 15	R: 0 E: 0 K: 1 S: 5	H: 0 LOB: 0 BB: 0 P: 8	R: 0 E: 0 K: 1 S: 10	H: 0 LOB: 0 BB: 0 P: 12	R: 1 E: 0 K: 0 S: 8	H: 1 LOB: 1 BB: 1 P: 13	R: 0 E: 0 K: 1 S: 6	H: 0 LOB: 0 BB: 0 P: 11	R: 0 E: 0 K: 1 S: 10	H: 0 LOB: 1 BB: 1 P: 19	R: 0 E: 0 K: 1 S: 12	H: 2 LOB: 2 BB: 0 P: 18	1B: 8 2B: 1 3B: 0 HR: 1	SF: 1 SAC: 0 DP: 1 HBP: 0	WP: 0 PB: 0 SB: 0 CS: 1	PA: 38
PITCHER	IP	WLS	BF	H	R	ER	SO	BB	IBB	HBP	BLK	WP	HR	S	P	ERA	WHIP					
Danny Jackson, L ERA: 3.81	7.0	W	29	8	3	2	4	2	0	0	0	0	1	69	104	2.57	1.429					
Larry Andersen, R ERA: 2.25	1.2		8	2	0	0	2	1	0	0	0	0	0	18	30	0.00	1.800					
Mitch Williams, L ERA: 2.25	0.1	S	1	0	0	0	0	0	0	0	0	0	0	4	7	0.00	0.000					

Batter	1	2	3	4	5	6	7	8	9	AB	R	H	RBI	BB	SO	LOB	BOTTOM				
Lenny Dykstra, L OBP: 0.385, SLG: 0.410	4-0 S 1B	0-2 F8		3-2 L4-3		4-0 BB		4-0 BB		2	1	0	0	3	0	3	Los Angeles Dodgers @ Philadelphia Phillies Veterans Stadium, Philadelphia, PA Sat Apr 24 1993, 7:05 PM EDT Att: 37,457 - Unknown - 54 F				
Mickey Morandini, L OBP: 0.309, SLG: 0.300	1-3 K	2-1 1B			1-1 G3	1-3 K		3-2 F7		5	0	1	1	0	2	4					
John Kruk, L OBP: 0.466, SLG: 0.721	4-2 1B	0-0 G4-3			2-0 F7		0-0 FC5-4			3	1	1	0	1	0	2					
Dave Hollins, S OBP: 0.361, SLG: 0.429	3-3 K				2-0 P4		1-2 FC5-4		1-2 3B	4	1	0	0	0	1	3					
Wes Chamberlain, R OBP: 0.360, SLG: 0.542	0-2 1B				1-0 F8		1-0 E4		1-2 E	3	0	2	1	0	0	0					
Jim Eisenreich, L OBP: 0.294, SLG: 0.286	1-2 2-H	1B					1-2 E		1-H 3B	1	1	1	1	0	0	0					
Pete Incaviglia, R OBP: 0.281, SLG: 0.452	0-1 1B				1-1		3-1 E6		2-2 G4-3	4	2	3	2	0	0	1					
Larry Andersen, R OBP: 1.000, SLG: 1.000										0	0	0	0	0	0	0					
Mitch Williams, L (9, 1)	1-3 2-H	1B								0	0	0	0	0	0	0					
Mariano Duncan, R OBP: 0.289, SLG: 0.324		1-1 HBP			1-0 G6-3		1-0 B1		0-1 G6-3	4	1	1	0	0	0	2					
Todd Pratt, R OBP: 0.333, SLG: 0.667	2-2 F8				2-2 G6-3		0-1 2-H		3-2 P3	4	0	1	1	0	0	1					
Danny Jackson, R OBP: 0.333, SLG: 0.286	1-2 HBP						0-3 K		0-1 G3	1	0	0	0	1	1	1					
Milt Thompson, L OBP: 0.255, SLG: 0.171										1	0	0	0	0	0	0					
Inning Stats	R: 2 E: 0 K: 2 S: 15	H: 2 LOB: 2 BB: 2 P: 27	R: 1 E: 0 K: 0 S: 11	H: 1 LOB: 2 BB: 0 P: 19	R: 1 E: 0 K: 0 S: 5	H: 1 LOB: 0 BB: 0 P: 10	R: 0 E: 0 K: 0 S: 10	H: 0 LOB: 0 BB: 1 P: 19	R: 0 E: 0 K: 2 S: 12	H: 3 LOB: 2 BB: 1 P: 22	R: 1 E: 0 K: 0 S: 12	H: 2 LOB: 1 BB: 0 P: 16	R: 0 E: 0 K: 0 S: 10	H: 0 LOB: 1 BB: 1 P: 20	1B: 7 2B: 2 3B: 1 HR: 1	SF: 0 SAC: 0 DP: 1 HBP: 1	WP: 0 PB: 0 SB: 1 CS: 0	PA: 38			
PITCHER	IP	WLS	BF	H	R	ER	SO	BB	IBB	HBP	BLK	WP	HR	S	P	ERA	WHIP				
Kevin Gross, R ERA: 7.04	5.0	L	23	6	5	5	2	3	0	1	0	0	0	8	12	0.00	3.000				
Roger McDowell, R ERA: 1.69	0.2		4	2	1	0	1	0	0	0	0	0	0	8	12	0.00	3.000				
Steve Wilson, L ERA: 2.25	0.2		5	2	1	1	1	1	0	0	0	0	0	10	17	13.50	4.500				
Ricky Tricek, R ERA: 3.6	1.2		6	0	0	0	0	1	0	0	0	0	0	15	27	0.00	0.600				

AB 34
R 3
H 10
RBI 3
BB 3
SO 6
LOB 14



AB 32
R 7
H 10
RBI 6
BB 5
SO 4
LOB 17



Batter	1	2	3	4	5	6	7	8	9	AB	R	H	RBI	BB	SO	LOB	TOP				
Brett Butler, L OBP: 0.446, SLG: 0.382										3	1	1	0	0	0	1	Los Angeles Dodgers @ Philadelphia Phillies Veterans Stadium, Philadelphia, PA Sun Apr 25 1993, 3:33 AM EDT Att: 53,030 - Sunny - 73 F				
Jody Reed, R OBP: 0.276, SLG: 0.275										4	0	1	0	0	1	2					
Eric Davis, R OBP: 0.313, SLG: 0.250										4	0	0	0	0	0	3					
Darryl Strawberry, L OBP: 0.348, SLG: 0.389										3	0	1	1	1	1	1					
Eric Karros, R OBP: 0.295, SLG: 0.324										4	0	0	0	0	4	3					
Tim Lincecum, R OBP: 0.227, SLG: 0.294										4	1	1	0	0	1	1					
Mike Piazza, R OBP: 0.323, SLG: 0.450										3	0	1	0	1	0	0					
Jose Offerman, S OBP: 0.214, SLG: 0.167										2	0	0	0	0	0	2					
Pedro Martinez, R OBP: 0.143, SLG: 0.143										0	0	0	0	0	0	0					
Dave Hansen, L OBP: 0.143, SLG: 0.143										1	0	0	0	0	1	2					
Omar Daal, L OBP: 0.286, SLG: 0.308										0	0	0	0	0	0	0					
Mitch Webster, S OBP: 0.286, SLG: 0.308										1	0	0	0	0	0	0					
Tom Candiotti, R OBP: 0.154, SLG: 0.083										0	0	0	0	1	0	0					
Steve Wilson, L OBP: 0.154, SLG: 0.083										0	0	0	0	0	0	0					
Lenny Harris, L OBP: 0.154, SLG: 0.083										2	0	0	1	0	0	1					
Inning Stats	R: 1 E: 0 K: 2 S: 14	H: 2 LOB: 1 BB: 0 P: 21	R: 0 E: 0 K: 0 S: 7	H: 0 LOB: 0 BB: 0 P: 12	R: 0 E: 0 K: 0 S: 8	H: 0 LOB: 1 BB: 1 P: 14	R: 0 E: 0 K: 2 S: 12	H: 0 LOB: 2 BB: 2 P: 26	R: 0 E: 0 K: 0 S: 8	H: 0 LOB: 0 BB: 0 P: 11	R: 0 E: 0 K: 1 S: 11	H: 2 LOB: 1 BB: 0 P: 15	R: 0 E: 0 K: 2 S: 14	H: 1 LOB: 1 BB: 0 P: 25	R: 0 E: 0 K: 0 S: 8	H: 0 LOB: 0 BB: 0 P: 10	1B: 5 2B: 0 3B: 0 HR: 0	SF: 0 SAC: 1 DP: 0 HBP: 0	WP: 1 PB: 0 SB: 0 CS: 0	PA: 35	
PITCHER	IP	WLS	BF	H	R	ER	SO	BB	IBB	HBP	BLK	WP	HR	S	P	ERA	WHIP				
Tommy Greene, R ERA: 1.85	7.0	W	28	4	2	2	6	3	0	0	0	1	0	71	116	2.57	1.000				
David West, L ERA: 1.85	1.0		4	1	0	0	2	0	0	0	0	0	0	14	25	0.00	1.000				
Mitch Williams, L ERA: 2.0	1.0	S	3	0	0	0	0	0	0	0	0	0	0	8	10	0.00	0.000				

Batter	1	2	3	4	5	6	7	8	9	AB	R	H	RBI	BB	SO	LOB	BOTTOM				
Lenny Dykstra, L OBP: 0.386, SLG: 0.400										4	0	1	0	1	0	0	Los Angeles Dodgers @ Philadelphia Phillies Veterans Stadium, Philadelphia, PA Sun Apr 25 1993, 3:33 AM EDT Att: 53,030 - Sunny - 73 F				
Mickey Morandini, L OBP: 0.317, SLG: 0.352										4	1	1	0	1	0	3					
John Kruk, L OBP: 0.482, SLG: 0.688										3	1	0	0	2	1	3					
Dave Hollins, S OBP: 0.364, SLG: 0.409										3	2	0	0	2	1	3					
Darren Daulton, L OBP: 0.457, SLG: 0.558										2	0	0	1	2	1	4					
Pete Incaviglia, R OBP: 0.278, SLG: 0.514										4	1	1	3	0	2	7					
Milt Thompson, L OBP: 0.255, SLG: 0.171										0	0	0	0	0	0	0					
Jim Eisenreich, L OBP: 0.333, SLG: 0.333										4	0	2	1	0	1	2					
Mariano Duncan, R OBP: 0.286, SLG: 0.317										4	0	1	0	0	1	3					
Tommy Greene, R OBP: 0.111, SLG: 0.111										3	0	0	0	0	2	2					
Ricky Jordan, R OBP: 0.625, SLG: 0.400										1	0	0	0	0	0	0					
David West, L ERA: 1.93										0	0	0	0	0	0	0					
Mitch Williams, L ERA: 2.0										0	0	0	0	0	0	0					
Inning Stats	R: 3 E: 0 K: 0 S: 19	H: 2 LOB: 2 BB: 3 P: 39	R: 0 E: 0 K: 1 S: 8	H: 1 LOB: 1 BB: 0 P: 12	R: 2 E: 0 K: 2 S: 14	H: 2 LOB: 1 BB: 1 P: 27	R: 0 E: 2 K: 3 S: 15	H: 0 LOB: 3 BB: 1 P: 24	R: 0 E: 0 K: 1 S: 12	H: 1 LOB: 2 BB: 1 P: 19	R: 0 E: 0 K: 1 S: 6	H: 0 LOB: 2 BB: 2 P: 16	R: 0 E: 0 K: 0 S: 5	H: 0 LOB: 0 BB: 0 P: 8	R: 0 E: 0 K: 1 S: 8	H: 0 LOB: 0 BB: 0 P: 14	1B: 5 2B: 0 3B: 0 HR: 1	SF: 0 SAC: 0 DP: 0 HBP: 0	WP: 0 PB: 0 SB: 0 CS: 0	PA: 40	
PITCHER	IP	WLS	BF	H	R	ER	SO	BB	IBB	HBP	BLK	WP	HR	S	P	ERA	WHIP				
Tom Candiotti, R ERA: 6.55	3.0	L	18	5	5	5	3	4	0	0	0	0	0	41	78	15.00	3.000				
Steve Wilson, L ERA: 1.93	0.2		5	0	0	0	2	1	0	0	0	0	0	12	19	0.00	1.500				
Pedro Martinez, R ERA: 4.66	2.1		11	1	0	0	3	3	0	0	0	0	0	21	40	0.00	1.714				
Omar Daal, L ERA: 2.0	2.0		6	0	0	0	1	0	0	0	0	0	0	13	22	0.00	0.000				

Batter	1	2	3	4	5	6	7	8	9	AB	R	H	RBI	BB	SO	LOB	TOP										
Lenny Dykstra, L OBP: 0.350, SLG: 0.381 (1, 8)	1-1 HR	1-0 G3		1-0 G3	2-0 F8			1-1 F8		5	1	1	1	0	0	3	Philadelphia Phillies @ San Diego Padres Jack Murphy Stadium, San Diego, CA Thu Apr 29 1993, 6:33 AM EDT Att: 14,399 - Sunny - 75 F AB 35 R 5 H 9 RBI 5 BB 4 SO 6 LOB 21										
Mariano Duncan, R OBP: 0.315, SLG: 0.333 (1, 4)	4-2 CS BB		3-2 FC6-4 HBP	0-0 F8		0-3 K		1-2 G6-3		3	0	0	0	1	1	0											
Ricky Jordan, R OBP: 0.545, SLG: 0.667 (1, 3)	1-3 K		0-1 FC6-4 BB 1B	2-2 2B HBP		3-3 K		0-1 G1-3		4	1	0	0	0	2	2											
Dave Hollins, S OBP: 0.368, SLG: 0.420 (1, 5)	1-0 1B		2-3 K	1-1 2B		1-0 F9			1-2 G4-3	5	0	2	0	0	1	1											
Darren Daulton, L OBP: 0.435, SLG: 0.468 (1, 2)	0-3 K		4-2 E 1B BB	4-1 2B IBB			4-1 1B BB		3-2 F8	2	1	0	0	3	1	1											
Wes Chamberlain, R OBP: 0.333, SLG: 0.500 Jim Eisenreich, L OBP: 0.407, SLG: 0.458 (7, PR) (7, 9)		0-1 G6-3	1-0 E6 1B 2B	1-0 P3			0-1 FC6-4 1B		0-2 G4-3	4	1	1	0	0	0	5											
Milt Thompson, L OBP: 0.297, SLG: 0.241 (1, 7)		0-1 FC4-6 1B	0-1 2B 1B		1-1 SH1-4 1B		1-1 F7			4	1	3	2	0	0	2											
Juan Bell, R OBP: 0.250, SLG: 0.341 (1, 6)		0-0 FC4-6 1B	0-0 2B		0-0 F8		0-3 K			4	0	1	2	0	1	4											
Danny Jackson, R OBP: 0.333, SLG: 0.300 Larry Andersen, R OBP: 1.000, SLG: 1.000 David West, L Mitch Williams, L (9, 1)		0-1 F9 1B	2-2 F9		0-0 SH1-4		0-1 FC6-4			3	0	1	0	0	0	3											
Inning Stats	R: 1 E: 0 K: 2 S: 12	H: 2 LOB: 1 BB: 1 P: 19	R: 0 E: 0 K: 0 S: 8	H: 2 LOB: 2 BB: 0 P: 9	R: 4 E: 1 K: 1 S: 18	H: 2 LOB: 1 BB: 1 P: 30	R: 0 E: 0 K: 0 S: 9	H: 1 LOB: 3 BB: 1 P: 18	R: 0 E: 0 K: 0 S: 5	H: 1 LOB: 1 BB: 0 P: 8	R: 0 E: 0 K: 2 S: 8	H: 0 LOB: 0 BB: 0 P: 12	R: 0 E: 0 K: 1 S: 10	H: 1 LOB: 2 BB: 1 P: 15	R: 0 E: 0 K: 0 S: 7	H: 0 LOB: 0 BB: 0 P: 9		R: 0 E: 0 K: 0 S: 10	H: 0 LOB: 0 BB: 0 P: 14	1B: 6 2B: 2 3B: 0 HR: 1	SF: 0 SAC: 1 DP: 0 HBP: 2	WP: 0 PB: 0 SB: 0 CS: 1	PA: 42				
PITCHER	IP	WLS	BF	H	R	ER	SO	BB	IBB	HBP	BLK	WP	HR	S	P	ERA	WHIP										
Frank Seminara, R ERA: 4.88 Tim Scott, R ERA: 1.42 Jeremy Hernandez, R ERA: 6.0	(1, 1) (6, 1) (8, 1)	5.0 2.0 2.0	L 8 6	28 1 0	8 0 0	5 0 0	1 0 0	3 3 0	2 1 0	1 0 0	0 0 0	0 0 0	0 0 0	1 18 17	52 27 23	1.80 0.00 0.00	2.000 1.000 0.000										

Batter	1	2	3	4	5	6	7	8	9	AB	R	H	RBI	BB	SO	LOB	BOTTOM										
Craig Shipley, R OBP: 0.219, SLG: 0.339 (1, 6)	0-2 L4		3-3 K		0-0 FC5-4			1-0 G5-3	0-0 G5-3	5	0	0	0	0	1	1	Philadelphia Phillies @ San Diego Padres Jack Murphy Stadium, San Diego, CA Thu Apr 29 1993, 6:33 AM EDT Att: 14,399 - Sunny - 75 F AB 35 R 3 H 8 RBI 3 BB 3 SO 5 LOB 17										
Tony Gwynn, L OBP: 0.296, SLG: 0.356 (9, 8)	0-0 F8		2-2 G3			0-1 F8		0-2 BB E 1B	0-1 F7	5	1	1	0	0	0	0											
Gary Sheffield, R OBP: 0.337, SLG: 0.506 (1, 5)	1-0 S 1B		2-0 F9			1-0 G5-3		0-1 E5 BB 1B		4	1	1	0	0	0	1											
Fred McGriff, L OBP: 0.295, SLG: 0.355 (1, 3)	4-2 FC4 BB			2-2 CS 1B		3-2 G5-3		4-2 BB 1B BB		2	0	1	0	2	0	0											
Derek Bell, R OBP: 0.338, SLG: 0.529 Guillermo Velasquez, L OBP: 0.365, SLG: 0.364 (8, PH) (9, 7)	1-2 FC4			0-0 L8			0-0 G5-6-3	1-0 BB 1B		3	0	0	0	0	0	3											
Tim Lincecum, R OBP: 0.426, SLG: 0.730 Jeff Gardner, L OBP: 0.277, SLG: 0.378 Ricky Gutierrez, R OBP: 0.394, SLG: 0.286 (9, 4)		2-1 G3		3-3 K			0-1 1B 3B	4-1 BB 1B		3	1	1	0	0	1	1											
Phil Clark, R OBP: 0.364, SLG: 0.316 (9, 9)		1-1 2B			1-0 F8		0-1 FC1-6 1B	2-0 F7		4	0	2	1	0	0	3											
Bob Geren, R OBP: 0.227, SLG: 0.333 (1, 2)		2-3 K			1-0 FC5-4 1B		0-3 K	2-2 F7		4	0	1	0	0	2	5											
Frank Seminara, R OBP: 0.288, SLG: 0.286 Kurt Stillwell, S Tim Scott, R Dan Walters, R Jeremy Hernandez, R Darrell Sherman, L OBP: 0.333, SLG: 0.291 (5, PH) (6, 1) (7, PH) (8, 1) (9, PH)		2-2 G6-3			0-1 F8		1-2 FC1-6	1-3 K		1	0	0	0	0	0	1											
Inning Stats	R: 0 E: 0 K: 0 S: 10	H: 1 LOB: 2 BB: 1 P: 16	R: 0 E: 0 K: 1 S: 12	H: 1 LOB: 0 BB: 0 P: 19	R: 0 E: 0 K: 1 S: 9	H: 0 LOB: 0 BB: 0 P: 16	R: 0 E: 0 K: 1 S: 8	H: 1 LOB: 1 BB: 0 P: 13	R: 0 E: 0 K: 0 S: 5	H: 1 LOB: 1 BB: 0 P: 7	R: 0 E: 0 K: 0 S: 8	H: 0 LOB: 0 BB: 0 P: 12	R: 1 E: 0 K: 1 S: 11	H: 2 LOB: 1 BB: 0 P: 12	R: 2 E: 1 K: 0 S: 16	H: 2 LOB: 3 BB: 2 P: 30		R: 0 E: 0 K: 1 S: 6	H: 0 LOB: 0 BB: 0 P: 7	1B: 6 2B: 2 3B: 1 HR: 0	SF: 0 SAC: 0 DP: 1 HBP: 0	WP: 0 PB: 0 SB: 1 CS: 1	PA: 38				
PITCHER	IP	WLS	BF	H	R	ER	SO	BB	IBB	HBP	BLK	WP	HR	S	P	ERA	WHIP										
Danny Jackson, L ERA: 3.51 Larry Andersen, R ERA: 1.93 David West, L ERA: 1.46 Mitch Williams, L ERA: 2.45	(1, 1) (8, 1) (8, 1) (9, 1)	0.0 0.2 1.0	W 3 S	31 0 3	3 0 0	0 0 0	0 0 1	0 0 0	0 0 0	0 0 0	0 0 0	0 0 0	0 0 0	1 5 6	2 13 7	2.46 0.00 0.00	1.227 1.500 0.000										



Batter	1	2	3	4	5	6	7	8	9	AB	R	H	RBI	BB	SO	LOB	TOP										
Lenny Dykstra, L OBP: 0.361, SLG: 0.398	4-2 2B G3 BB		0-0 1B FC3-6 1B		0-1 G3 E 2B		3-2 G4-3		2-2 F7	4	3	2	0	1	0	0	Philadelphia Phillies @ Los Angeles Dodgers Dodger Stadium, Los Angeles, CA Fri Apr 30 1993, 7:05 PM PDT Att: 43,679 - Unknown										
Mickey Morandini, L OBP: 0.291, SLG: 0.351	1-1 G3 1B		1-2 E6 FC3-6 1B SF7		0-0 G3		0-0 E6		2-0 G4-3	5	2	1	0	0	0	2											
John Kruk, L OBP: 0.459, SLG: 0.657	2-2 G3		0-2 FC3-6 1B		3-2 F7		0-0 F7			4	0	1	1	0	0	2											
Dave Hollins, S OBP: 0.374, SLG: 0.424	2-2 FC6-4 1B		2-2 FC3-6		3-H P5				0-0 HR 1B	4	1	2	2	0	0	2											
Darren Daulton, L OBP: 0.438, SLG: 0.516	3-2 P5		0-0 SF7		4-2 FC4-6 BB				0-1 HR	2	1	1	3	1	0	1											
Wes Chamberlain, R OBP: 0.317, SLG: 0.466 Mark Davis, L Mitch Williams, L	1-0 FC6-4		3-H G4-3		1-0 L5				0-0 G1-3	4	0	0	0	0	0	3											
Milt Thompson, L OBP: 0.279, SLG: 0.226		2-3 K		0-1 G6-3		0-1 FC4-6 1-2		1-2 G3-1	4	0	0	0	0	0	1	1											
Mariano Duncan, R OBP: 0.293, SLG: 0.309		2-2 G6-3		1-1 G6-3		1-0 F7		3-0 F8	4	0	0	0	0	0	0	1											
Tommy Greene, R OBP: 0.091, SLG: 0.091 Jose DeLeon, R Bob Ayrault, R Jim Eisenreich, L OBP: 0.393, SLG: 0.440	1-0 F7		1-0 G5-3		0-0 G5-3		1-3 K		3-1 G4-3	2	0	0	0	0	0	0											
Inning Stats	R: 2 E: 0 K: 0 S: 15	H: 2 LOB: 1 BB: 1 P: 28	R: 0 E: 0 K: 1 S: 8	H: 0 LOB: 0 BB: 0 P: 13	R: 2 E: 1 K: 0 S: 16	H: 2 LOB: 1 BB: 0 P: 21	R: 0 E: 0 K: 0 S: 5	H: 0 LOB: 0 BB: 0 P: 6	R: 1 E: 0 K: 0 S: 10	H: 1 LOB: 0 BB: 0 P: 15	R: 0 E: 0 K: 0 S: 6	H: 0 LOB: 1 BB: 0 P: 12	R: 0 E: 1 K: 1 S: 11	H: 0 LOB: 1 BB: 0 P: 15	R: 2 E: 0 K: 0 S: 8	H: 2 LOB: 0 BB: 0 P: 12		R: 0 E: 0 K: 0 S: 7	H: 0 LOB: 0 BB: 0 P: 14	1B: 4 2B: 2 3B: 0 HR: 1	SF: 1 SAC: 0 DP: 0 HBP: 0	WP: 0 PB: 0 SB: 0 CS: 0	PA: 38				
PITCHER	IP	WLS	BF	H	R	ER	SO	BB	IBB	HBP	BLK	WP	HR	S	P	ERA	WHIP										
Kevin Gross, R ERA: 6.67	4.0		18	4	4	2	1	1	0	0	0	0	0	44	68	4.50	1.250										
Pedro Martinez, R ERA: 3.55	2.0		8	1	1	0	0	1	0	0	0	0	0	16	27	0.00	1.000										
Roger McDowell, R ERA: 1.46	1.0		4	0	0	0	1	0	0	0	0	0	0	11	15	0.00	0.000										
Omar Daal, L ERA: 3.38	2.0	L	8	2	2	2	0	0	0	0	0	0	1	15	26	9.00	1.000										

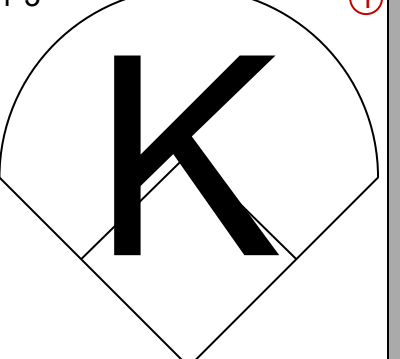
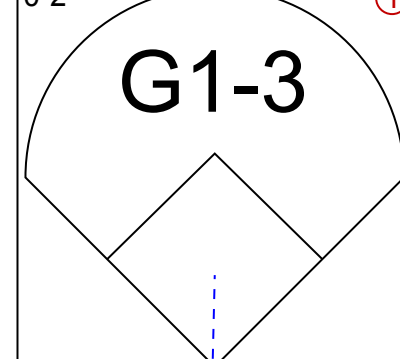
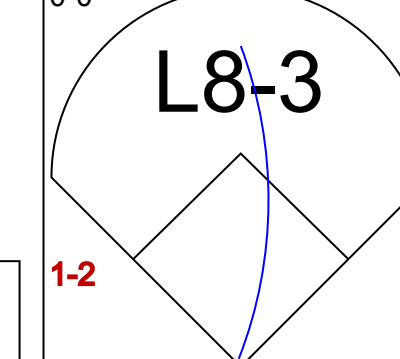
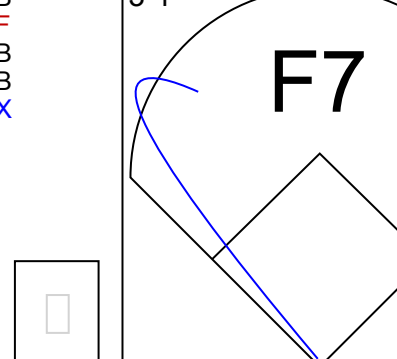
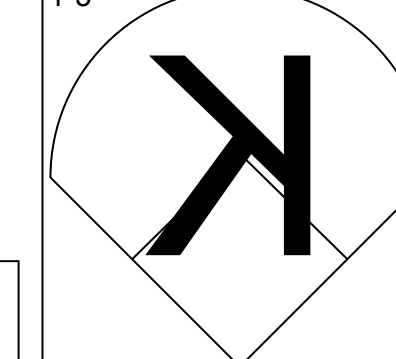
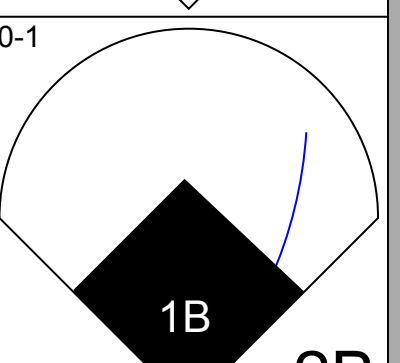
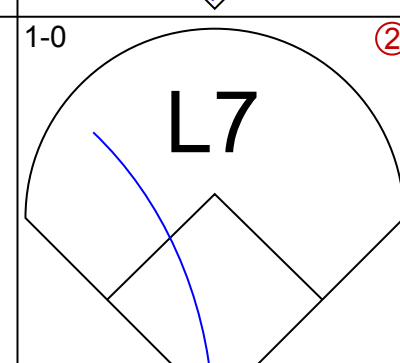
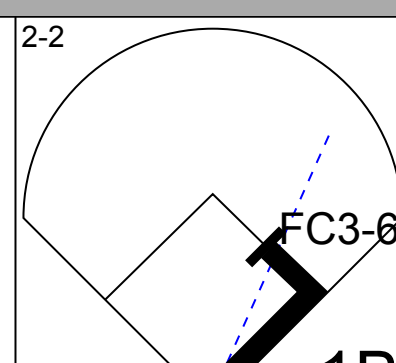
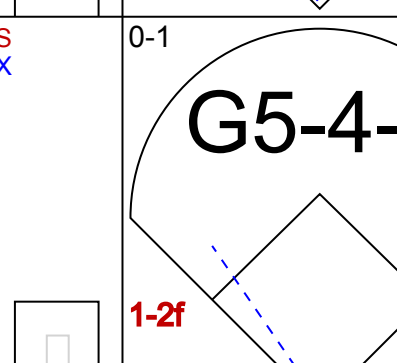
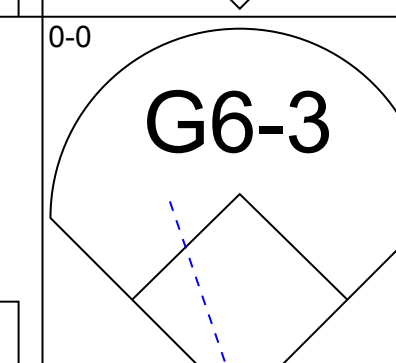
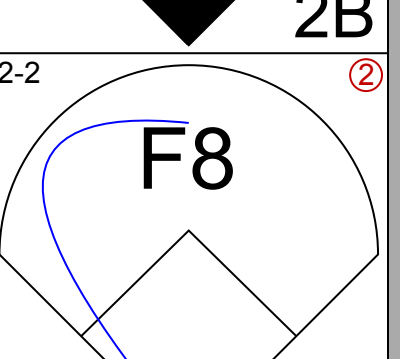
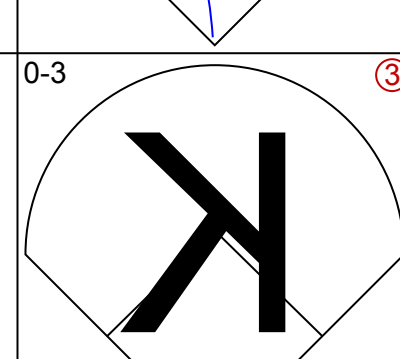
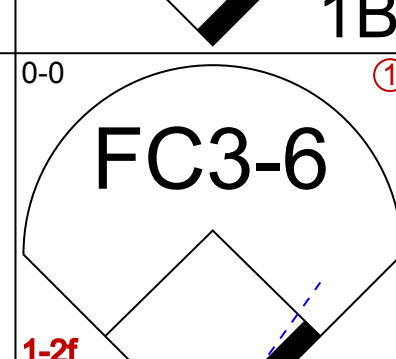
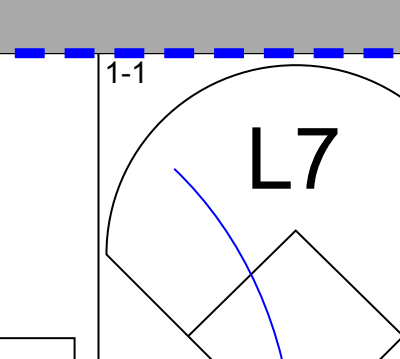
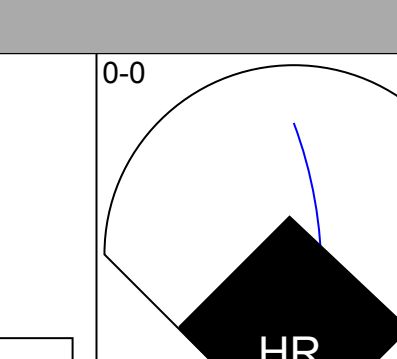
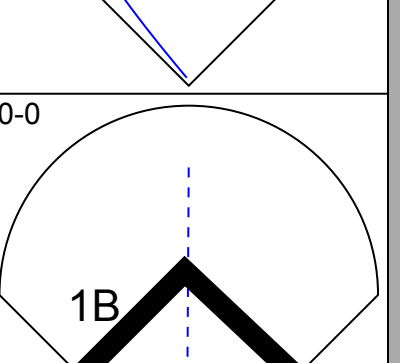
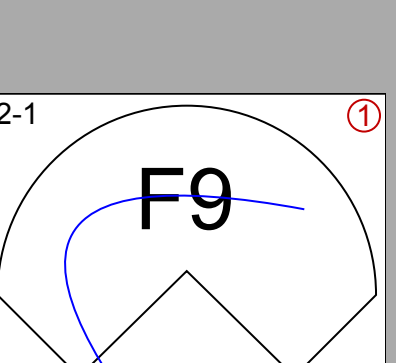
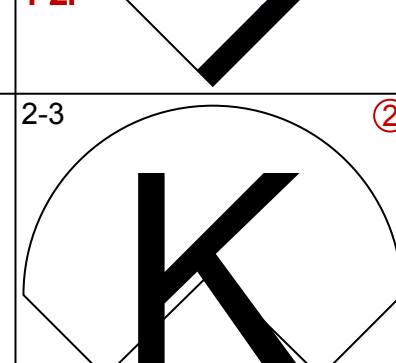
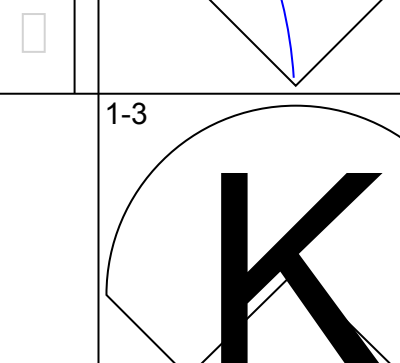
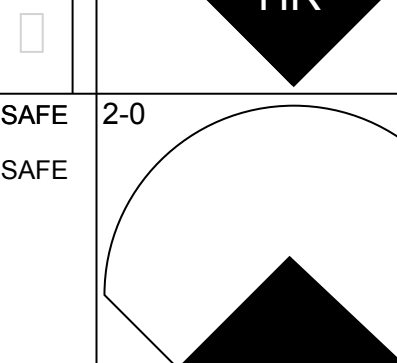
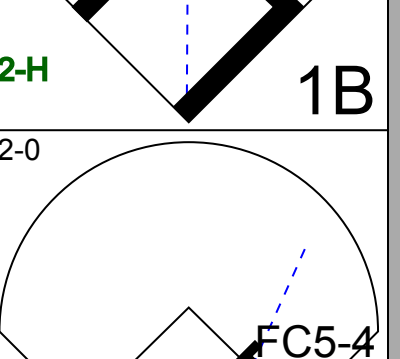
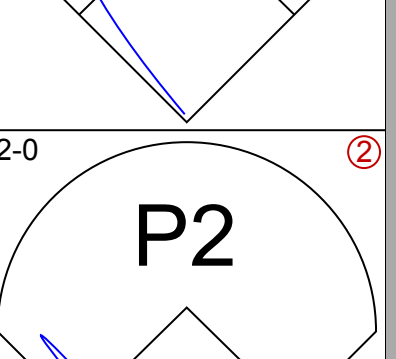
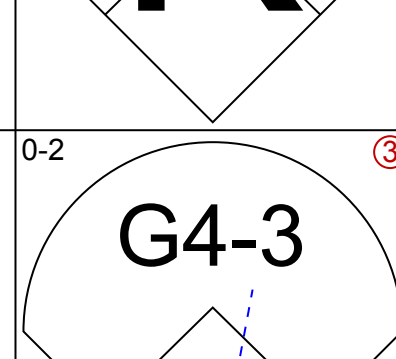
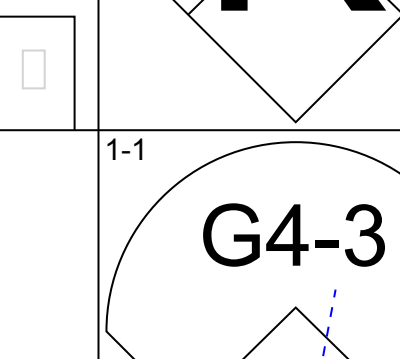
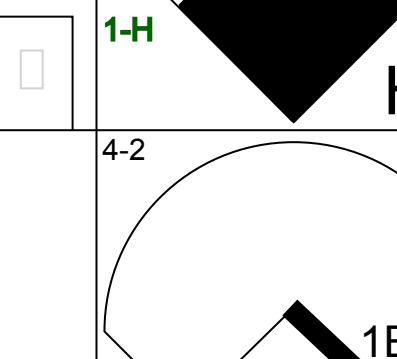
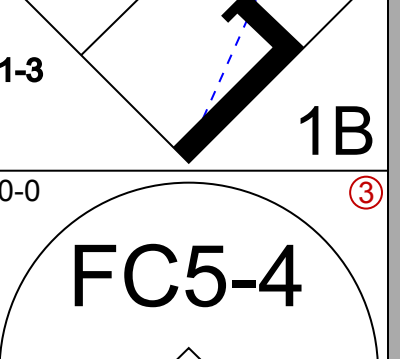
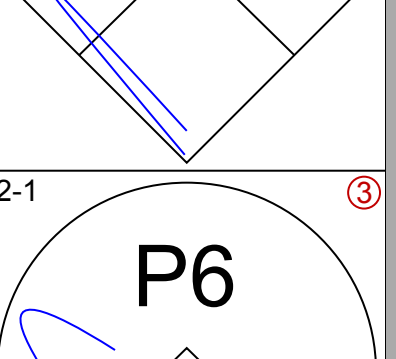
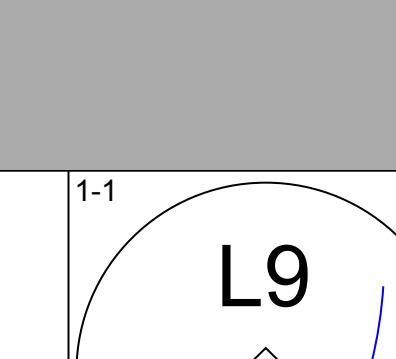
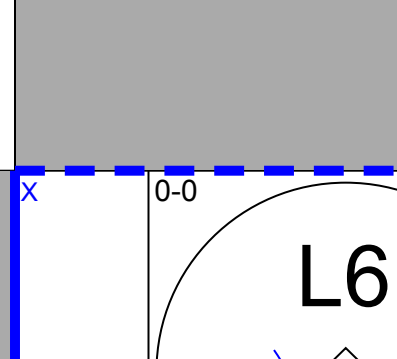
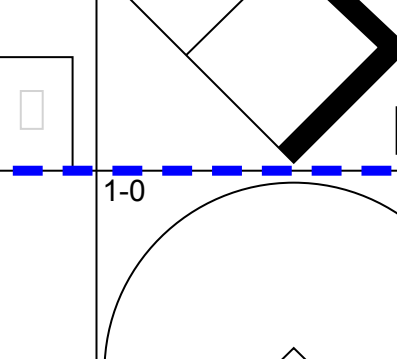
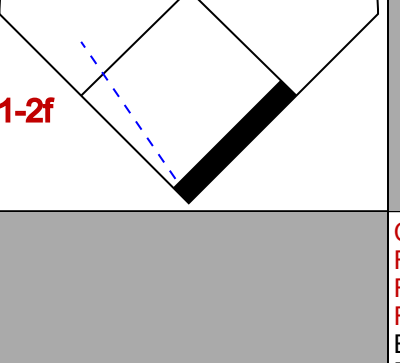
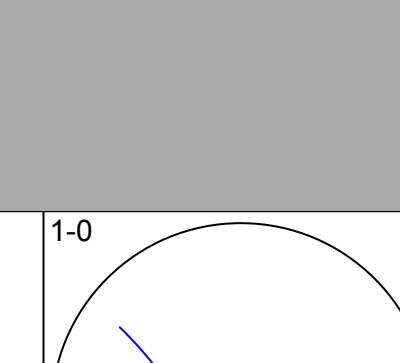
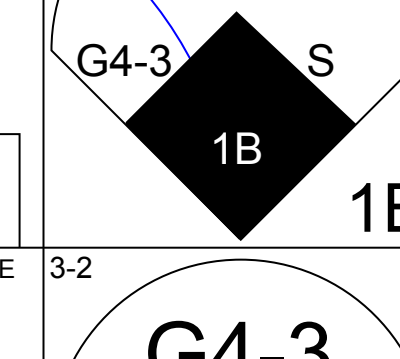
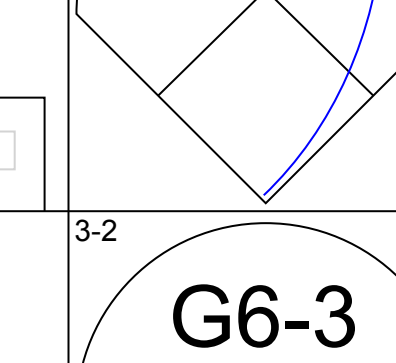
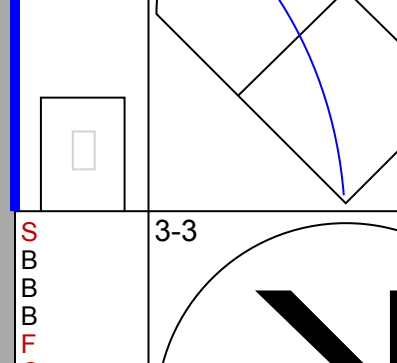
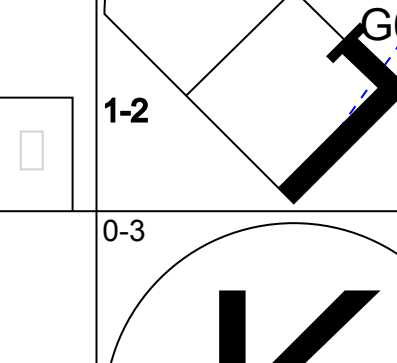

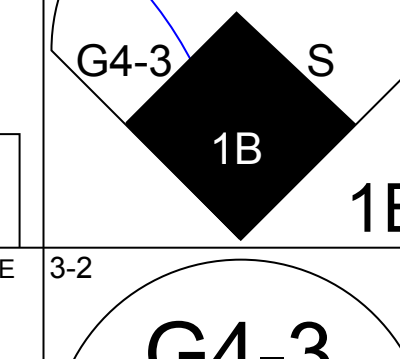
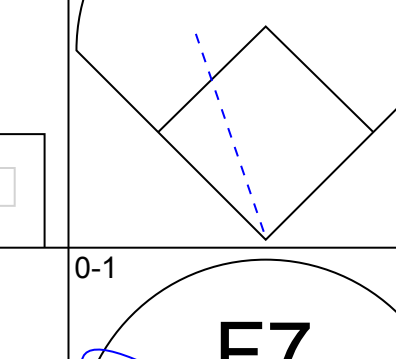
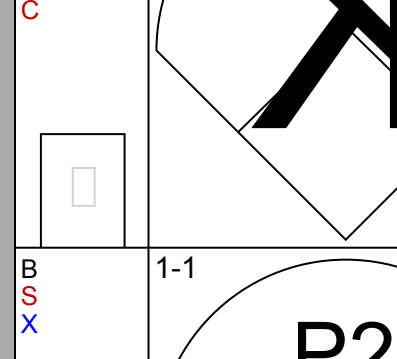
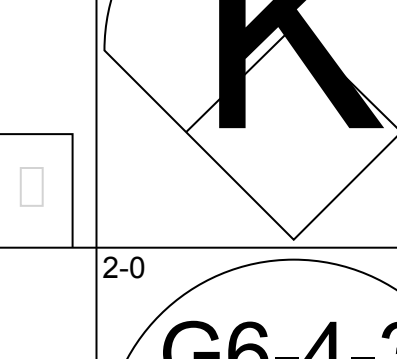

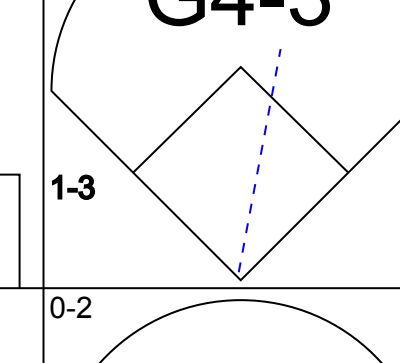
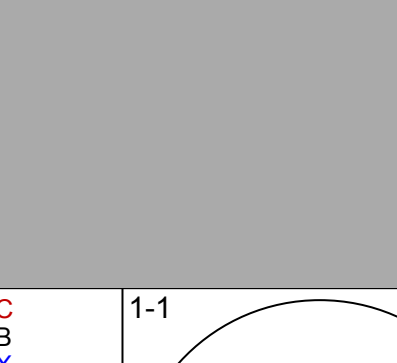
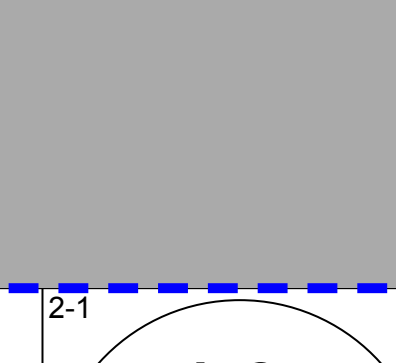
Batter	1	2	3	4	5	6	7	8	9	AB	R	H	RBI	BB	SO	LOB	BOTTOM										
Brett Butler, L OBP: 0.450, SLG: 0.390	2-2 F9 G6-3 1B		3-1 B1-3		2-1 1B 2B		4-2 S BB		4-0 G4-3 WP BB	4	1	2	0	2	0	2	Philadelphia Phillies @ Los Angeles Dodgers Dodger Stadium, Los Angeles, CA Fri Apr 30 1993, 7:05 PM PDT Att: 43,679 - Unknown										
Jody Reed, R OBP: 0.279, SLG: 0.250	2-2 G6-3		1-0 L7		0-1 F8 SF9 1B		4-2 BB		1-2 G4-3	4	1	1	0	1	0	2											
Daryl Strawberry, L OBP: 0.391, SLG: 0.318 Cory Snyder, R OBP: 0.333, SLG: 0.267	1-1 F9		2-3 K		3-2 SF9 1B		2-2 G1-3		2-3 K	2	0	0	0	0	1	1											
Eric Karros, R OBP: 0.284, SLG: 0.333	2-2 F9				1-2 F8		0-0 F8		2-2 F8	5	0	0	0	0	0	4											
Tim Wallach, R OBP: 0.239, SLG: 0.333		1-0 P3		1-2 FC5-4 1B		1-2 SF9		1-2 F8		3-2 1B 2B	4	1	2	1	0	0											
Eric Davis, R OBP: 0.320, SLG: 0.299		4-1 S BB		0-2 FC5-4 1B		1-3 K		3-2 S 1B		3-2 1B BB	4	2	3	1	1	1											
Mike Piazza, R OBP: 0.354, SLG: 0.520		1-3 K		2-1 FC5-4 BB		2-2 HR		2-2 1B		4-1 L4 1B BB	4	1	2	2	1	3											
Jose Offerman, S OBP: 0.287, SLG: 0.215		1-2 1B		4-2 BB		2-1 G4-3		0-0 1B		1-2 FC6-4 1B	4	0	3	1	1	0											
Kevin Gross, R Dave Hansen, L Pedro Martinez, R Lenny Harris, L Roger McDowell, R Mitch Webster, S Omar Daal, L Mike Sharperson, R		2-3 K		1-2 P4		2-1 CS 2B		1-1 P3		0-1 L4	1	0	0	0	0	1											
Inning Stats	R: 0 E: 0 K: 0 S: 13	H: 1 LOB: 1 BB: 0 P: 20	R: 1 E: 0 K: 2 S: 13	H: 1 LOB: 1 BB: 1 P: 22	R: 0 E: 0 K: 1 S: 6	H: 0 LOB: 0 BB: 0 P: 12	R: 0 E: 0 K: 0 S: 18	H: 2 LOB: 3 BB: 1 P: 29	R: 2 E: 0 K: 1 S: 15	H: 3 LOB: 1 BB: 0 P: 22	R: 1 E: 0 K: 0 S: 15	H: 2 LOB: 2 BB: 2 P: 31	R: 1 E: 0 K: 0 S: 16	H: 3 LOB: 2 BB: 0 P: 24	R: 0 E: 0 K: 1 S: 11	H: 0 LOB: 1 BB: 1 P: 20		R: 0 E: 0 K: 0 S: 13	H: 3 LOB: 2 BB: 1 P: 25	1B: 11 2B: 4 3B: 0 HR: 1	SF: 1 SAC: 0 DP: 1 HBP: 0	WP: 1 PB: 0 SB: 3 CS: 1	PA: 46				
PITCHER	IP	WLS	BF	H	R	ER	SO	BB	IBB	HBP	BLK	WP	HR	S	P	ERA	WHIP										
Tommy Greene, R ERA: 2.45	5.0		24	7	3	3	4	2	0	0	0	0	0	65	105	5.40	1.800										
Jose DeLeon, R ERA: 7.27	0.2		5	2	1	1	0	2	0	0	0	0	1	12	26	13.50	6.000										
Bob Ayrault, R ERA: 6.23	1.1	W	7	3	1	1	0	0	0	0	0	0	0	19	29	6.75	2.250										
Mark Davis, L ERA: 2.08	1.0		4	0	0	0	1	1	0	0	0	1	0	11	20	0.00	1.000										
Mitch Williams, L ERA: 3.0	1.0	S	6	3	1	1	0	1	0	0	0	0	0	13	25	9.00	4.000										

Batter	1	2	3	4	5	6	7	8	9	AB	R	H	RBI	BB	SO	LOB	TOP								
Lenny Dykstra, L OBP: 0.376, SLG: 0.412 (1, 8)										5	2	3	1	0	0	0	Philadelphia Phillies @ Los Angeles Dodgers Dodger Stadium, Los Angeles, CA Sun May 02 1993, 3:33 AM PDT Att: 41,102 - Sunny - 80 F								
Mickey Morandini, L OBP: 0.294, SLG: 0.370 (1, 4)										5	1	1	1	0	0	3									
John Kruk, L OBP: 0.447, SLG: 0.620 (1, 3)										5	1	3	1	0	0	1									
Dave Hollins, S OBP: 0.352, SLG: 0.404 (1, 5)										5	1	1	1	0	2	2									
Darren Daulton, L OBP: 0.423, SLG: 0.471 (1, 2)										4	1	0	0	1	0	2									
Wes Chamberlain, R OBP: 0.328, SLG: 0.450 Jim Eisenreich, L OBP: 0.438, SLG: 0.552 (8, 9)										2	1	0	0	2	1	2									
Milt Thompson, L OBP: 0.297, SLG: 0.250 (1, 7)										5	1	3	1	0	2	1									
Mariano Duncan, R OBP: 0.277, SLG: 0.295 (1, 6)										3	1	1	2	0	2	3									
Terry Mulholland, R (1, 1)										4	0	0	0	0	2	2									
Inning Stats	R: 1 E: 0 K: 1 S: 12	H: 2 LOB: 0 BB: 0 P: 21	R: 1 E: 0 K: 1 S: 8	H: 1 LOB: 1 BB: 1 P: 17	R: 6 E: 1 K: 1 S: 20	H: 6 LOB: 2 BB: 1 P: 29	R: 0 E: 0 K: 1 S: 13	H: 2 LOB: 3 BB: 1 P: 23	R: 0 E: 0 K: 1 S: 9	H: 0 LOB: 0 BB: 0 P: 10	R: 0 E: 0 K: 1 S: 5	H: 0 LOB: 0 BB: 0 P: 7	R: 0 E: 0 K: 2 S: 8	H: 0 LOB: 0 BB: 0 P: 13	R: 0 E: 0 K: 0 S: 7	H: 0 LOB: 0 BB: 0 P: 10		R: 1 E: 0 K: 1 S: 11	H: 2 LOB: 1 BB: 0 P: 18	1B: 10 2B: 2 3B: 1 HR: 0	SF: 1 SAC: 0 DP: 0 HBP: 0	WP: 0 PB: 0 SB: 0 CS: 0	PA: 43		
PITCHER	IP	WLS	BF	H	R	ER	SO	BB	IBB	HBP	BLK	WP	HR	S	P	ERA	WHIP								
Orel Hershiser, R ERA: 3.89 (1, 1)	2.2	L	18	8	8	6	3	1	1	0	0	0	0	36	60	20.25	3.375								
Steve Wilson, L ERA: 2.79 (3, 1)	3.1		14	3	0	0	3	1	0	0	0	0	0	31	47	0.00	1.200								
Ricky Tricek, R ERA: 4.2 (7, 1)	3.0		11	2	1	1	3	0	0	0	0	0	0	26	41	3.00	0.667								

Batter	1	2	3	4	5	6	7	8	9	AB	R	H	RBI	BB	SO	LOB	BOTTOM								
Brett Butler, L OBP: 0.450, SLG: 0.382 Dave Hansen, L OBP: 0.100, SLG: 0.100 (9, PH)											2	0	0	0	2	0	3								
Jody Reed, R OBP: 0.277, SLG: 0.250 (1, 4)										4	0	0	0	0	0	2									
Mitch Webster, S OBP: 0.280, SLG: 0.391 (1, 7)										4	0	2	0	0	0	1									
Eric Karros, R OBP: 0.279, SLG: 0.316 (1, 3)										4	0	1	0	0	1	3									
Mike Piazza, R OBP: 0.382, SLG: 0.557 Carlos Hernandez, R OBP: 0.077, SLG: 0.077 (8, 2)										1	1	0	0	1	0	1									
Tim Lincecum, R OBP: 0.240, SLG: 0.330 (1, 5)										4	0	1	0	0	1	3									
Cory Snyder, R OBP: 0.269, SLG: 0.182 (1, 9)										4	0	0	0	0	1	2									
Jose Offerman, S OBP: 0.316, SLG: 0.235 (1, 6)										4	0	2	1	0	1	0									
Orel Hershiser, R OBP: 0.286, SLG: 0.357 Steve Wilson, L (3, 1)										1	0	0	0	0	0	1									
Mike Sharperson, R OBP: 0.287, SLG: 0.231 Ricky Tricek, R (7, 1)										1	0	0	0	0	0	2									
Lenny Harris, L OBP: 0.283, SLG: 0.333 (9, PH)										1	0	0	0	0	0	0									
Inning Stats	R: 0 E: 0 K: 0 S: 13	H: 1 LOB: 3 BB: 2 P: 23	R: 0 E: 0 K: 1 S: 8	H: 1 LOB: 1 BB: 0 P: 11	R: 0 E: 0 K: 1 S: 10	H: 1 LOB: 1 BB: 0 P: 17	R: 0 E: 0 K: 1 S: 9	H: 0 LOB: 0 BB: 0 P: 11	R: 0 E: 0 K: 0 S: 15	H: 1 LOB: 2 BB: 1 P: 22	R: 1 E: 0 K: 0 S: 13	H: 2 LOB: 2 BB: 0 P: 18	R: 0 E: 0 K: 0 S: 4	H: 0 LOB: 0 BB: 0 P: 7	R: 0 E: 0 K: 0 S: 3	H: 0 LOB: 0 BB: 0 P: 4	R: 0 E: 0 K: 1 S: 5	H: 0 LOB: 0 BB: 0 P: 5	1B: 5 2B: 0 3B: 1 HR: 0	SF: 0 SAC: 0 DP: 0 HBP: 1	WP: 1 PB: 0 SB: 0 CS: 0	PA: 37			
PITCHER	IP	WLS	BF	H	R	ER	SO	BB	IBB	HBP	BLK	WP	HR	S	P	ERA	WHIP								
Terry Mulholland, L ERA: 2.6 (1, 1)	9.0	W	37	6	1	1	4	3	0	1	0	0	0	80	118	1.00	1.000								

AB	39
R	9
H	13
RBI	8
BB	3
SO	9
LOB	16



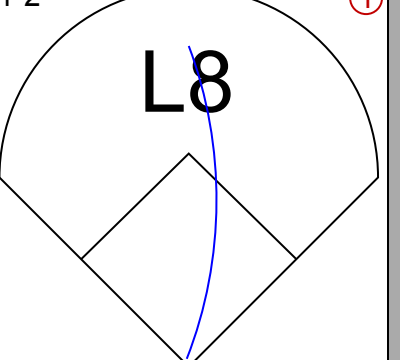
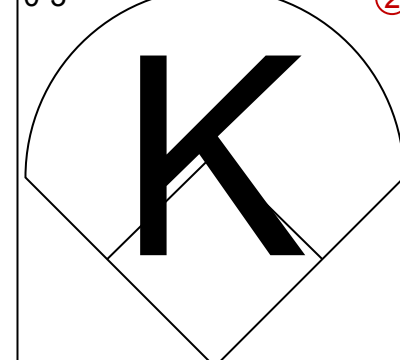
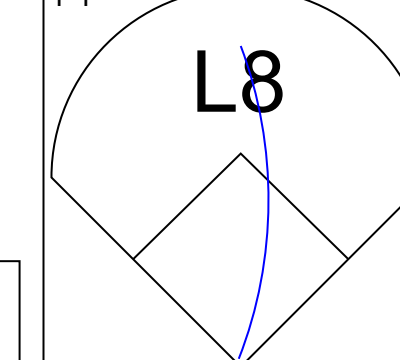
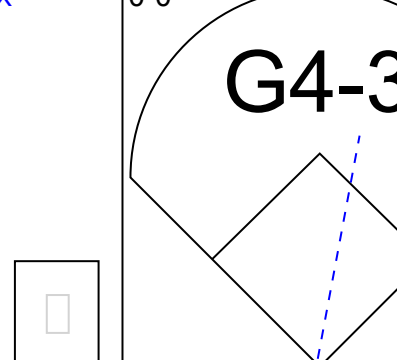
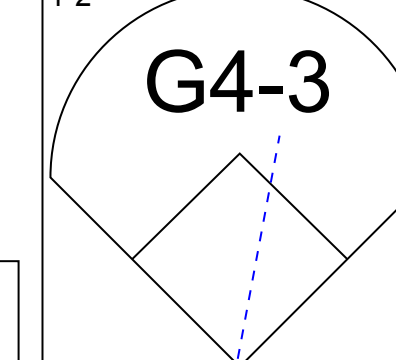
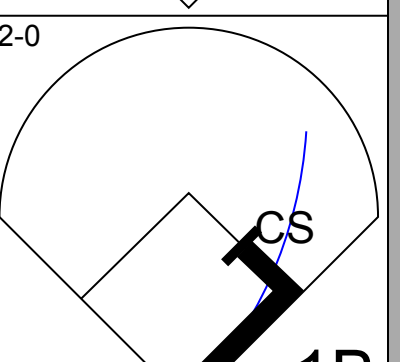
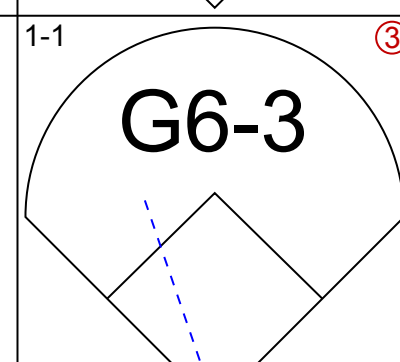
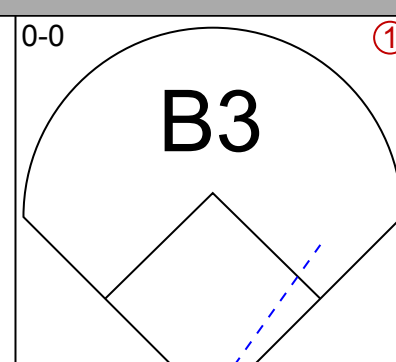
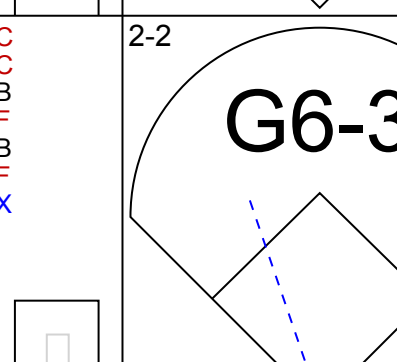
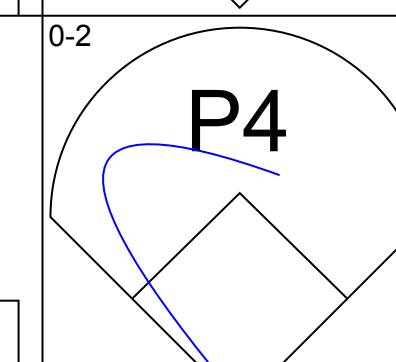
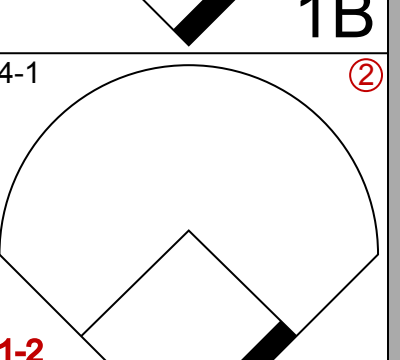
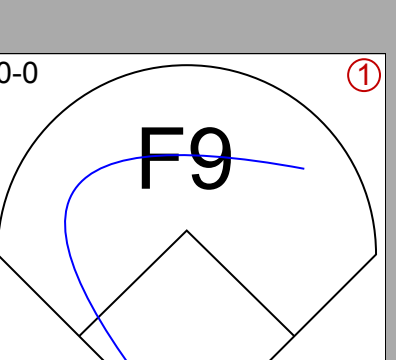
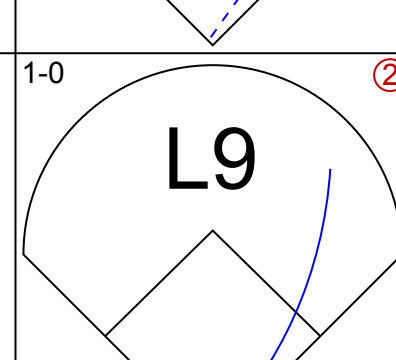
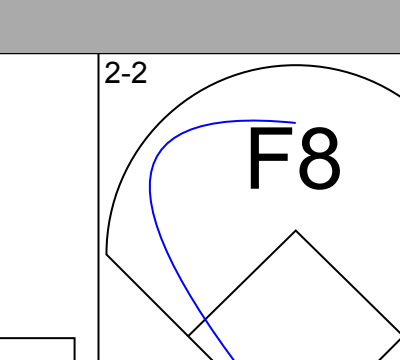
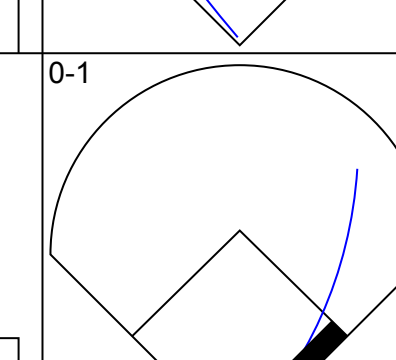
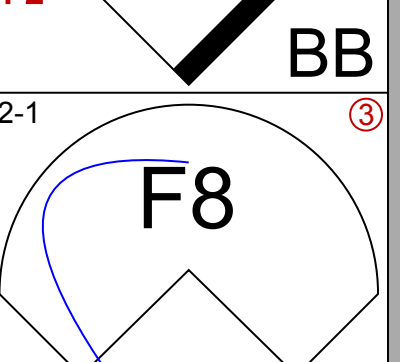
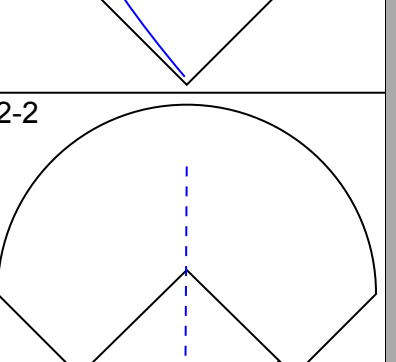
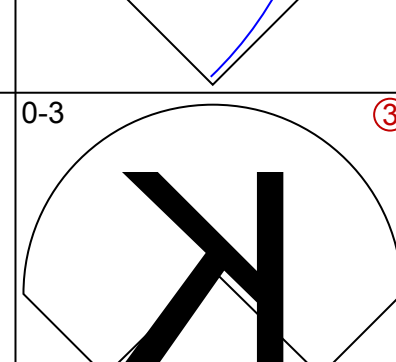
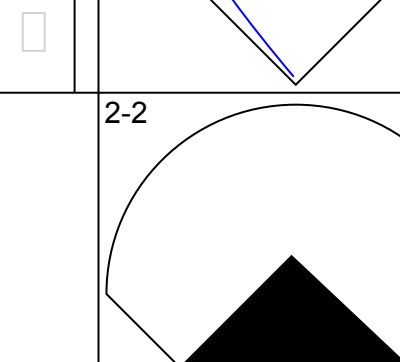
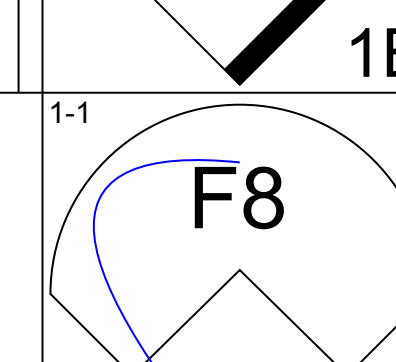
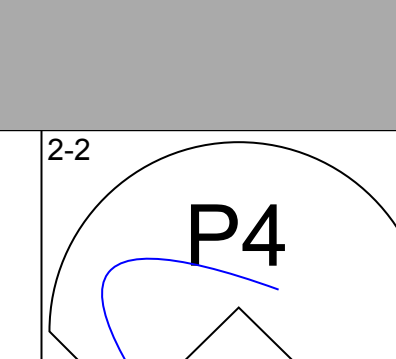
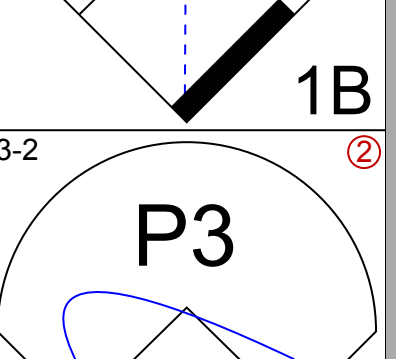
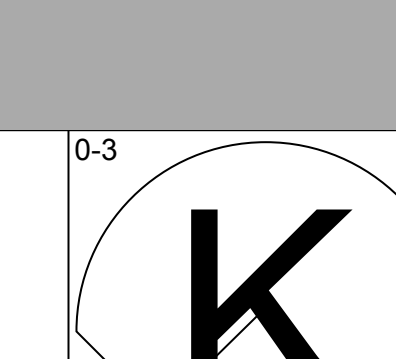
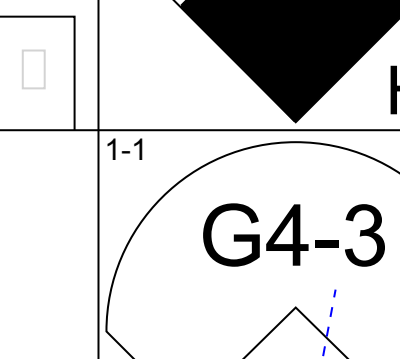
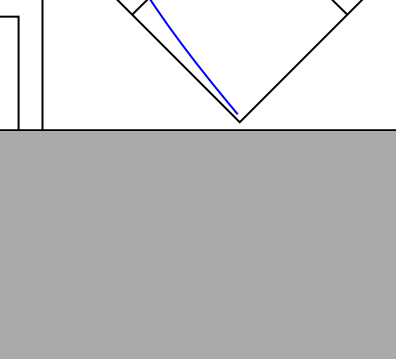
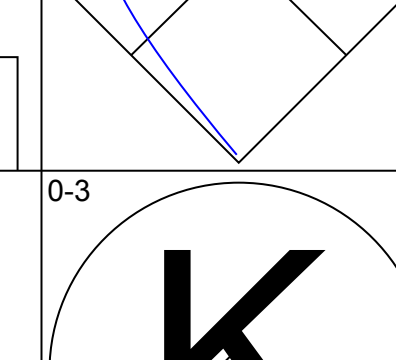
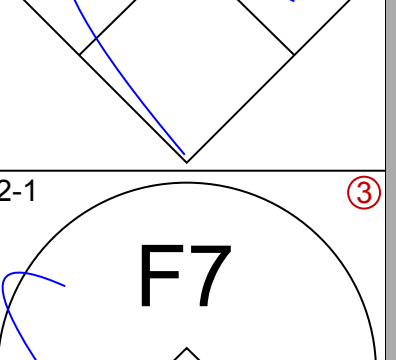
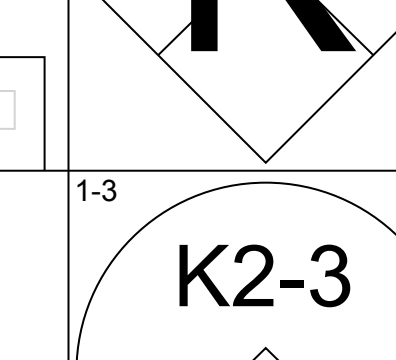
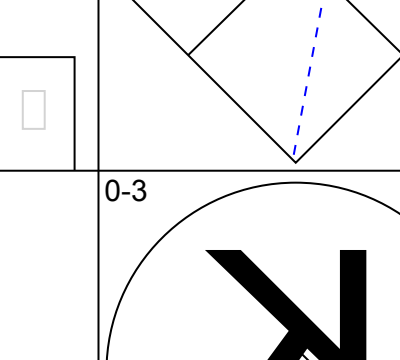

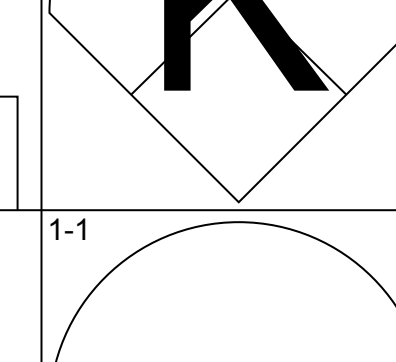
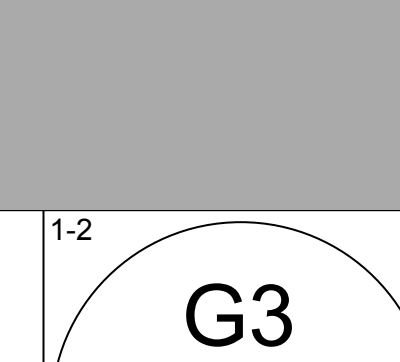
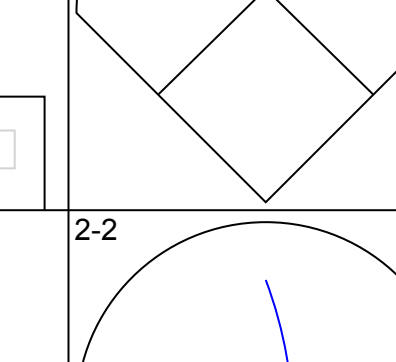
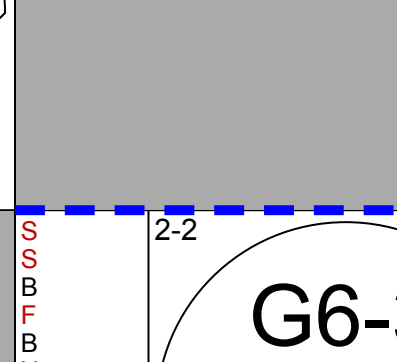
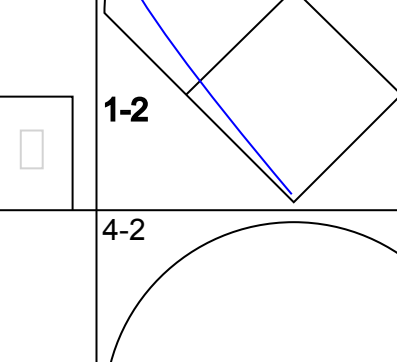
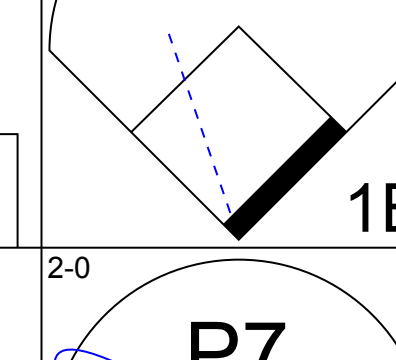
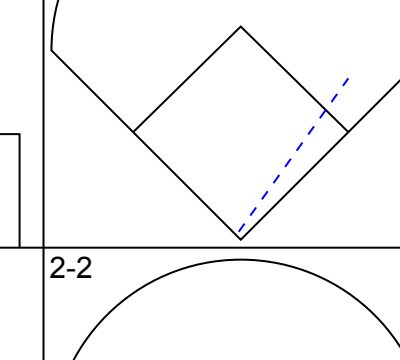
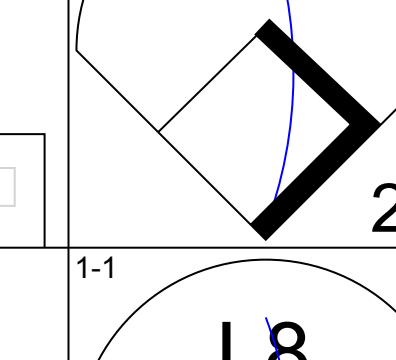
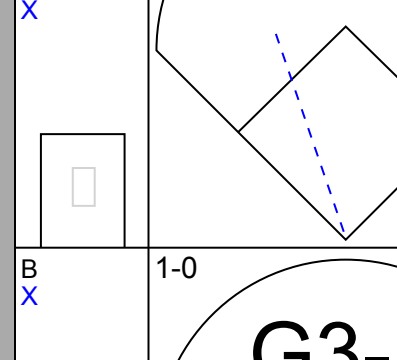
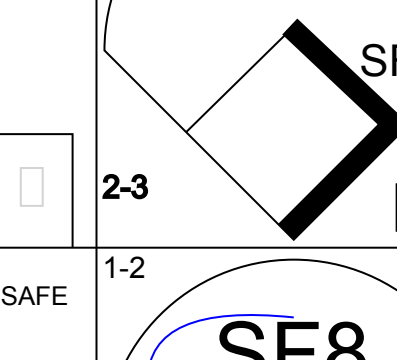
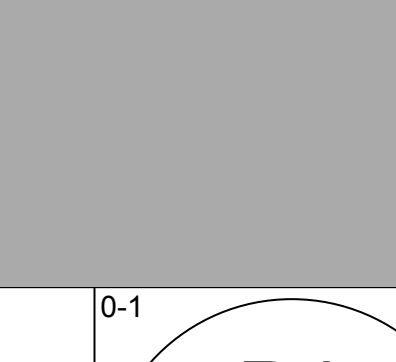
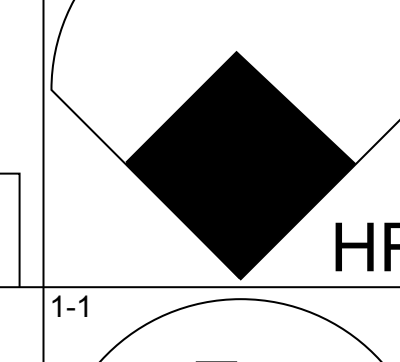
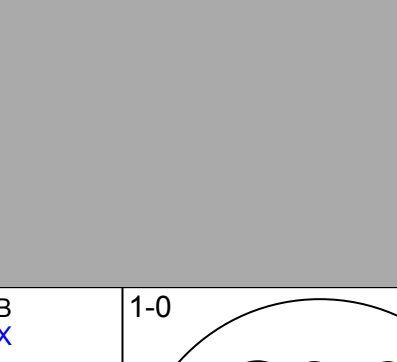
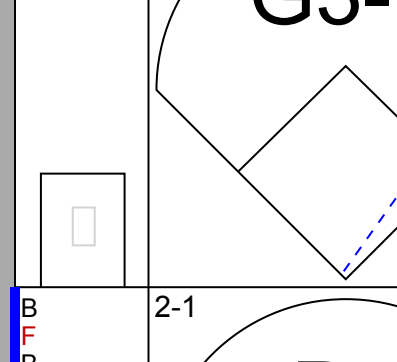
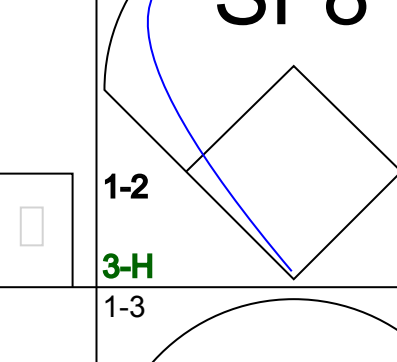
Batter	1	2	3	4	5	6	7	8	9	10	11	12	AB	R	H	RBI	BB	SO	LOB	TOP								
Lenny Dykstra, L OBP: 0.361, SLG: 0.392 (1, 8)													5	0	0	0	0	2	2									
Mariano Duncan, R OBP: 0.286, SLG: 0.318 (1, 6)													5	1	2	0	0	0	1									
John Kruk, L OBP: 0.434, SLG: 0.595 (1, 3)												1B	5	1	1	0	0	1	2									
Dave Hollins, S OBP: 0.354, SLG: 0.434 (1, 5)												HR	5	1	2	3	0	2	1									
Darren Daulton, L OBP: 0.422, SLG: 0.459 (1, 2)												BB	4	0	1	0	1	0	1									
Wes Chamberlain, R OBP: 0.313, SLG: 0.429 Jim Eisenreich, L OBP: 0.441, SLG: 0.548 (9, 9)													1B	3	0	0	0	0	0	2								
Pete Incaviglia, R OBP: 0.268, SLG: 0.407 Larry Andersen, R OBP: 1.000, SLG: 1.000 Ricky Jordan, R OBP: 0.522, SLG: 0.632 Mitch Williams, L (12, 1)														4	1	1	0	0	1	0								
Mickey Morandini, L OBP: 0.269, SLG: 0.349 (1, 4)						1B								0	0	0	0	0	0	0								
Curt Schilling, R OBP: 0.200, SLG: 0.143 Mitt Thompson, L OBP: 0.293, SLG: 0.246 (10, 7)						1B							3	0	2	1	0	0	0									
Inning Stats	R: 1 E: 0 K: 11 S: 11	H: 3 LOB: 2 BB: 0 P: 16	R: 0 E: 0 K: 11 S: 11	H: 0 LOB: 0 BB: 0 P: 14	R: 0 E: 0 K: 1 S: 7	H: 0 LOB: 0 BB: 0 P: 8	R: 0 E: 0 K: 0 S: 5	H: 0 LOB: 0 BB: 0 P: 11	R: 1 E: 0 K: 0 S: 9	H: 2 LOB: 0 BB: 0 P: 13	R: 0 E: 0 K: 1 S: 11	H: 1 LOB: 1 BB: 0 P: 15	R: 0 E: 0 K: 0 S: 6	H: 0 LOB: 0 BB: 0 P: 12	R: 0 E: 0 K: 1 S: 7	H: 0 LOB: 0 BB: 0 P: 10	R: 0 E: 0 K: 1 S: 6	H: 0 LOB: 0 BB: 0 P: 10	R: 0 E: 0 K: 1 S: 6	H: 0 LOB: 0 BB: 0 P: 9	R: 2 E: 0 K: 1 S: 10	H: 3 LOB: 1 BB: 1 P: 19	1B: 8 2B: 2 3B: 0 HR: 1	SF: 0 SAC: 0 DP: 3 HBP: 0	WP: 0 PB: 0 SB: 0 CS: 1	PA: 44		
PITCHER	IP WLS BF H R ER SO BB IBB HBP BLK WP HR S P ERA WHIP	IP WLS BF H R ER SO BB IBB HBP BLK WP HR S P ERA WHIP	IP WLS BF H R ER SO BB IBB HBP BLK WP HR S P ERA WHIP	IP WLS BF H R ER SO BB IBB HBP BLK WP HR S P ERA WHIP	IP WLS BF H R ER SO BB IBB HBP BLK WP HR S P ERA WHIP	IP WLS BF H R ER SO BB IBB HBP BLK WP HR S P ERA WHIP	IP WLS BF H R ER SO BB IBB HBP BLK WP HR S P ERA WHIP	IP WLS BF H R ER SO BB IBB HBP BLK WP HR S P ERA WHIP	IP WLS BF H R ER SO BB IBB HBP BLK WP HR S P ERA WHIP	IP WLS BF H R ER SO BB IBB HBP BLK WP HR S P ERA WHIP	IP WLS BF H R ER SO BB IBB HBP BLK WP HR S P ERA WHIP	IP WLS BF H R ER SO BB IBB HBP BLK WP HR S P ERA WHIP	IP WLS BF H R ER SO BB IBB HBP BLK WP HR S P ERA WHIP	IP WLS BF H R ER SO BB IBB HBP BLK WP HR S P ERA WHIP	IP WLS BF H R ER SO BB IBB HBP BLK WP HR S P ERA WHIP	IP WLS BF H R ER SO BB IBB HBP BLK WP HR S P ERA WHIP	IP WLS BF H R ER SO BB IBB HBP BLK WP HR S P ERA WHIP	IP WLS BF H R ER SO BB IBB HBP BLK WP HR S P ERA WHIP	IP WLS BF H R ER SO BB IBB HBP BLK WP HR S P ERA WHIP	IP WLS BF H R ER SO BB IBB HBP BLK WP HR S P ERA WHIP	IP WLS BF H R ER SO BB IBB HBP BLK WP HR S P ERA WHIP	IP WLS BF H R ER SO BB IBB HBP BLK WP HR S P ERA WHIP	IP WLS BF H R ER SO BB IBB HBP BLK WP HR S P ERA WHIP	IP WLS BF H R ER SO BB IBB HBP BLK WP HR S P ERA WHIP	IP WLS BF H R ER SO BB IBB HBP BLK WP HR S P ERA WHIP	IP WLS BF H R ER SO BB IBB HBP BLK WP HR S P ERA WHIP	IP WLS BF H R ER SO BB IBB HBP BLK WP HR S P ERA WHIP	IP WLS BF H R ER SO BB IBB HBP BLK WP HR S P ERA WHIP

Philadelphia Phillies @ San Francisco Giants
Candlestick Park, San Francisco, CA

Tue May 04 1993, 10:05 PM EDT
Att. 17,725 - Unknown - 52 F

AB 43
R 4
H 10
RBI 4
BB 1
SO 7
LOB 14



Batter	1	2	3	4	5	6	7	8	9	10	11	12	AB	R	H	RBI	BB	SO	LOB	BOTTOM									
Wille McGee, S OBP: 0.316, SLG: 0.327 (1, 9)													5	0	0	0	0	1	0										
Darren Lewis, R OBP: 0.280, SLG: 0.382 (1, 8)													5	0	1	0	0	0	0										
Will Clark, L OBP: 0.288, SLG: 0.283 (1, 3)													4	0	1	0	1	0	0										
Matt Williams, R OBP: 0.387, SLG: 0.654 (1, 5)													5	1	2	1	0	1	2										
Barry Bonds, L OBP: 0.528, SLG: 0.845 (1, 7)													4	1	0	0	1	1	1										
Robby Thompson, R OBP: 0.274, SLG: 0.283 (1, 4)													5	0	0	0	0	3	2										
Royce Clayton, R OBP: 0.287, SLG: 0.343 (1, 6)													BB	4	0	2	0	1	0	0									
Jeff Reed, L OBP: 0.378, SLG: 0.467 Mark Carreon, R OBP: 0.500, SLG: 0.615 (12, PH)													BB	4	1	1	1	0	0	2									
Trevor Wilson, L ERA: 4.14 Luis Rodriguez, R OBP: 0.360, SLG: 0.546 Bryan Hickerson, L ERA: 7.9 Michael Jackson, R ERA: 1.76 Todd Berzinger, S OBP: 0.343 Dave Righetti, L ERA: 3.75 Kevin Rogers, L ERA: 4.12 (12, PH)														2	0	0	0	0	0	0									
Inning Stats	R: 0 E: 0 K: 0 S: 7	H: 1 LOB: 1 BB: 1 P: 16	R: 0 E: 0 K: 1 S: 9	H: 1 LOB: 1 BB: 0 P: 14	R: 0 E: 0 K: 1 S: 7	H: 0 LOB: 0 BB: 0 P: 8	R: 0 E: 0 K: 0 S: 9	H: 1 LOB: 0 BB: 0 P: 16	R: 1 E: 0 K: 0 S: 10	H: 1 LOB: 0 BB: 0 P: 15	R: 0 E: 0 K: 1 S: 7	H: 0 LOB: 0 BB: 0 P: 10	R: 1 E: 0 K: 1 S: 12	H: 1 LOB: 0 BB: 0 P: 17	R: 0 E: 0 K: 0 S: 7	H: 0 LOB: 0 BB: 0 P: 12	R: 0 E: 0 K: 1 S: 6	H: 1 LOB: 1 BB: 2 P: 12	R: 0 E: 0 K: 1 S: 10	H: 1 LOB: 1 BB: 2 P: 12	R: 1 E: 0 K: 1 S: 19	H: 0 LOB: 1 BB: 2 P: 31	1B: 4 2B: 1 3B: 0 HR: 2	SF: 1 SAC: 0 DP: 0 HBP: 0	WP: 0 PB: 0 SB: 0 CS: 1	PA: 45			
PITCHER	IP WLS BF H R ER SO BB IBB HBP BLK WP HR S P ERA WHIP	IP WLS BF H R ER SO BB IBB HBP BLK WP HR S P ERA WHIP	IP WLS BF H R ER SO BB IBB HBP BLK WP HR S P ERA WHIP	IP WLS BF H R ER SO BB IBB HBP BLK WP HR S P ERA WHIP	IP WLS BF H R ER SO BB IBB HBP BLK WP HR S P ERA WHIP	IP WLS BF H R ER SO BB IBB HBP BLK WP HR S P ERA WHIP	IP WLS BF H R ER SO BB IBB HBP BLK WP HR S P ERA WHIP	IP WLS BF H R ER SO BB IBB HBP BLK WP HR S P ERA WHIP	IP WLS BF H R ER SO BB IBB HBP BLK WP HR S P ERA WHIP	IP WLS BF H R ER SO BB IBB HBP BLK WP HR S P ERA WHIP	IP WLS BF H R ER SO BB IBB HBP BLK WP HR S P ERA WHIP	IP WLS BF H R ER SO BB IBB HBP BLK WP HR S P ERA WHIP	IP WLS BF H R ER SO BB IBB HBP BLK WP HR S P ERA WHIP	IP WLS BF H R ER SO BB IBB HBP BLK WP HR S P ERA WHIP	IP WLS BF H R ER SO BB IBB HBP BLK WP HR S P ERA WHIP	IP WLS BF H R ER SO BB IBB HBP BLK WP HR S P ERA WHIP	IP WLS BF H R ER SO BB IBB HBP BLK WP HR S P ERA WHIP	IP WLS BF H R ER SO BB IBB HBP BLK WP HR S P ERA WHIP	IP WLS BF H R ER SO BB IBB HBP BLK WP HR S P ERA WHIP	IP WLS BF H R ER SO BB IBB HBP BLK WP HR S P ERA WHIP	IP WLS BF H R ER SO BB IBB HBP BLK WP HR S P ERA WHIP	IP WLS BF H R ER SO BB IBB HBP BLK WP HR S P ERA WHIP	IP WLS BF H R ER SO BB IBB HBP BLK WP HR S P ERA WHIP	IP WLS BF H R ER SO BB IBB HBP BLK WP HR S P ERA WHIP	IP WLS BF H R ER SO BB IBB HBP BLK WP HR S P ERA WHIP	IP WLS BF H R ER SO BB IBB HBP BLK WP HR S P ERA WHIP	IP WLS BF H R ER SO BB IBB HBP BLK WP HR S P ERA WHIP	IP WLS BF H R ER SO BB IBB HBP BLK WP HR S P ERA WHIP	IP WLS BF H R ER SO BB IBB HBP BLK WP HR S P ERA WHIP

Philadelphia Phillies @ San Francisco Giants
Candlestick Park, San Francisco, CA

Tue May 04 1993, 10:05 PM EDT
Att. 17,725 - Unknown - 52 F


AB 41
R 3
H 7
RBI 3
BB 3
SO 7
LOB 8



Batter	1	2	3	4	5	6	7	8	9	AB	R	H	RBI	BB	SO	LOB	TOP											
Luis Altea, S OBP: 0.452, SLG: 0.378	1-1 G4-3 1B	4-2 BB			2-3 K		0-1 F8			3	0	1	0	1	1	0												
Ozzie Smith, S OBP: 0.296, SLG: 0.314	2-2 G4-3 1-2	0-0 P8			2-2 G4-3			0-2 E6 G4-3		4	0	0	0	0	0	3												
Gregg Jefferies, S OBP: 0.343, SLG: 0.458	4-1 E 2B BB		3-1 P6		1-2 F7			1-2 G4-3 1-2		3	1	0	0	1	0	1												
Ray Lankford, L OBP: 0.340, SLG: 0.289	4-1 2B BB		3-1 P7		2-3 K			4-0 BB		2	1	0	0	2	1	0												
Mark Whiten, S OBP: 0.364, SLG: 0.500	3-2 2B		2-1 HR		3-3 K			0-3 K		4	1	2	3	0	2	2												
Todd Zeile, R OBP: 0.350, SLG: 0.352	0-0 P4		2-1 F8		1-2 1B			1-0 G1-3		4	0	1	0	0	0	3												
Rob Murphy, L (8, 1)										0	0	0	0	0	0	0												
Ozzie Canseco, R OBP: 0.250, SLG: 0.250		0-1 G4-3 1B		0-0 E5 G5-4-3		1-3 K		1-0 P8		4	0	1	0	0	1	1												
Tom Pagnozzi, R OBP: 0.247, SLG: 0.288		1-0 G4-3 1-2		2-0 G5-4-3 1-2		2-2 G6-3		0-2 F9		4	0	0	0	0	0	2												
Joe Magrane, R (1, 1)		1-3 K		3-3 K		1-0 G4-3		1-2 G6-3		2	0	0	0	0	2	1												
Gerald Perry, L OBP: 0.455, SLG: 0.625										1	0	0	0	0	0	0												
Omar Olivares, R OBP: 0.167, SLG: 0.167										0	0	0	0	0	0	0												
Tracy Woodson, R OBP: 0.200, SLG: 0.333										1	0	0	0	0	0	0												
Inning Stats	R: 2 E: 1 K: 0 S: 12	H: 2 LOB: 1 BB: 2 P: 26	R: 0 E: 0 K: 1 S: 9	H: 1 LOB: 2 BB: 1 P: 15	R: 1 E: 0 K: 0 S: 8	H: 1 LOB: 0 BB: 0 P: 18	R: 0 E: 1 K: 1 S: 6	H: 0 LOB: 0 BB: 0 P: 11	R: 0 E: 0 K: 1 S: 10	H: 1 LOB: 1 BB: 0 P: 21	R: 0 E: 0 K: 0 S: 10	H: 0 LOB: 0 BB: 0 P: 13	R: 0 E: 1 K: 1 S: 10	H: 0 LOB: 2 BB: 1 P: 16	R: 0 E: 0 K: 0 S: 7	H: 0 LOB: 0 BB: 0 P: 9	1B: 3 2B: 1 3B: 0 HR: 1	SF: 0 SAC: 0 DP: 1 HBP: 0	WP: 0 PB: 0 SB: 0 CS: 0	PA: 36								
PITCHER	IP	WLS	BF	H	R	ER	SO	BB	IBB	HBP	BLK	WP	HR	S	P	ERA	WHIP											
Tommy Greene, R ERA: 2.7	(1, 1)	7.1	W	30	5	3	3	6	3	0	0	0	0	1	75	126	3.68	1.091										
David West, L ERA: 1.32	(8, 1)	0.1		2	0	0	0	1	1	0	0	0	0	0	3	7	0.00	3.000										
Larry Andersen, R ERA: 1.54	(8, 1)	0.1		1	0	0	0	0	0	0	0	0	0	0	1	2	0.00	0.000										
Mitch Williams, L ERA: 3.21	(9, 1)	1.0	S	3	0	0	0	0	0	0	0	0	0	7	9	0.00	0.000											

St. Louis Cardinals @ Philadelphia Phillies
Veterans Stadium, Philadelphia, PA
Fri May 07 1993, 7:05 PM EDT
Att: 33,739 - Unknown


AB 32
R 3
H 5
RBI 3
BB 4
SO 7
LOB 13



Batter	1	2	3	4	5	6	7	8	9	AB	R	H	RBI	BB	SO	LOB	BOTTOM											
Lenny Dykstra, L OBP: 0.348, SLG: 0.375	2-2 G3-1	1-2 G4-6-3 1-2		2-2 G3		2-2 G4-3		1-0 G3		5	0	0	0	0	0	1												
Mariano Duncan, R OBP: 0.269, SLG: 0.338	2-0 HR		0-1 G4-3		1-0 G6-3	1-3 K				4	1	1	1	0	1	0												
John Kruk, L OBP: 0.435, SLG: 0.567	4-1 BB 1B BB		0-1 G1-6-3		4-0 HR BB		4-1 S BB			1	1	0	0	3	0	0												
Dave Hollins, S OBP: 0.372, SLG: 0.481	2-2 BB 1B		3-2 1B		1-1 HR		3-3 K		1-2 K	4	1	3	2	0	1	1												
Darren Daulton, L OBP: 0.436, SLG: 0.525	0-3 K		2-2 1B		2-2 3B		4-0 FC5-4 IBB			3	0	2	0	1	1	2												
Pete Incaviglia, R OBP: 0.267, SLG: 0.386	4-0 BB		1-3 K		3-2 P4		3-3 K			3	0	0	0	1	2	5												
David West, L (8, 1)										0	0	0	0	0	0	0												
Larry Andersen, R OBP: 1.000, SLG: 1.000										0	0	0	0	0	0	0												
Mitch Williams, L (9, 1)										0	0	0	0	0	0	0												
Wes Chamberlain, R OBP: 0.324, SLG: 0.439	3-2 G4-3			0-0 G4-3 SF8 2B	4-0 IBB		1-0 FC5-4 1-2			3	1	1	0	1	0	5												
Jim Eisenreich, L OBP: 0.421, SLG: 0.514										0	0	0	0	0	0	0												
Mickey Morandini, L OBP: 0.267, SLG: 0.340		0-2 FC2-6 1B		3-2 G4-3	0-0 F8		3-2 E6 G5-3-6			4	0	1	0	0	0	3												
Tommy Greene, R OBP: 0.071, SLG: 0.077	(1, 1)			3-2 SF8		3-2 G4-3		0-0 G5-3-6		2	0	0	1	0	0	1												
Milt Thompson, L OBP: 0.288, SLG: 0.243	(8, 7)									1	0	0	0	0	0	1												
Inning Stats	R: 1 E: 0 K: 1 S: 14	H: 2 LOB: 3 BB: 2 P: 31	R: 0 E: 0 K: 0 S: 9	H: 1 LOB: 0 BB: 0 P: 10	R: 0 E: 0 K: 1 S: 13	H: 2 LOB: 2 BB: 0 P: 19	R: 1 E: 0 K: 0 S: 11	H: 1 LOB: 0 BB: 0 P: 19	R: 2 E: 0 K: 0 S: 11	H: 2 LOB: 2 BB: 2 P: 26	R: 0 E: 0 K: 1 S: 9	H: 0 LOB: 0 BB: 0 P: 15	R: 0 E: 0 K: 2 S: 8	H: 0 LOB: 2 BB: 2 P: 23	R: 0 E: 1 K: 0 S: 6	H: 0 LOB: 0 BB: 0 P: 10	1B: 4 2B: 1 3B: 1 HR: 2	SF: 1 SAC: 0 DP: 2 HBP: 0	WP: 0 PB: 0 SB: 1 CS: 0	PA: 37								
PITCHER	IP	WLS	BF	H	R	ER	SO	BB	IBB	HBP	BLK	WP	HR	S	P	ERA	WHIP											
Joe Magrane, L ERA: 3.66	(1, 1)	6.0	L	29	8	4	4	3	1	0	0	0	0	2	67	120	6.00	1.833										
Omar Olivares, R ERA: 2.17	(7, 1)	1.0		5	0	0	2	1	1	0	0	0	0	8	23	0.00	1.000											
Rob Murphy, L ERA: 2.08	(8, 1)	1.0		3	0	0	0	0	0	0	0	0	0	6	10	0.00	0.000											

St. Louis Cardinals @ Philadelphia Phillies
Veterans Stadium, Philadelphia, PA
Fri May 07 1993, 7:05 PM EDT
Att: 33,739 - Unknown

AB 30
R 4
H 8
RBI 4
BB 6
SO 5
LOB 19



Batter	1	2	3	4	5	6	7	8	9	10	AB	R	H	RBI	BB	SO	LOB	TOP	
Geronimo Pena, S OBP: 0.327, SLG: 0.315 (1, 4)	G4-3		G2-3 2B		K		K			FC4-6 BB	4	0	1	0	1	2	1	St. Louis Cardinals @ Philadelphia Phillies Veterans Stadium, Philadelphia, PA Sat May 08 1993, 7:05 PM EDT Att: 40,524 - Unknown livebaseballscorecards.com AB 36 R 1 H 10 RBI 1 BB 1 SO 6 LOB 20	
Ozzie Smith, S OBP: 0.292, SLG: 0.308 (1, 6)			G2-3		G5-3			F8		FC4-6 1-2f	5	0	1	0	0	0	2		
Gregg Jefferies, S OBP: 0.339, SLG: 0.450 (1, 3)			P2		G5-3			CS 1B			4	0	1	0	0	0	2		
Todd Zeile, R OBP: 0.339, SLG: 0.339 (1, 5)	G3		G6-3			P3		K			4	0	0	0	0	1	3		
Mark Whiten, S OBP: 0.377, SLG: 0.509 (1, 9)								CS 1B		P6	4	1	3	0	0	0	0		
Ray Lankford, L OBP: 0.345, SLG: 0.298 (1, 8)		SAFE 1 SAFE B SAFE 1 SAFE C SAFE C SAFE B SAFE X	FC5-4 1B					K		F7	4	0	2	0	0	1	1		
Ozzie Canseco, R OBP: 0.375, SLG: 0.375 (1, 7)										F9	4	0	2	0	0	1	2		
Hector Villanueva, R OBP: 0.207, SLG: 0.346 (1, 2)			FC5-4 G4-6-3					F8		F7	4	0	0	1	0	1	5		
Rheal Cormier, L OBP: 0.125, SLG: 0.125 Tracy Woodson, R OBP: 0.162, SLG: 0.300 Mike Perez, R (10, 1) Rob Murphy, L (10, 1)			G4-6-3					SH1-3		P6	2	0	0	0	0	0	4		
Inning Stats	R: 0 E: 0 K: 0 S: 8	H: 1 LOB: 1 BB: 0 P: 12	R: 1 E: 0 K: 0 S: 8	H: 3 LOB: 1 BB: 0 P: 11	R: 0 E: 0 K: 0 S: 11	H: 1 LOB: 1 BB: 0 P: 12	R: 0 E: 0 K: 2 S: 11	H: 2 LOB: 2 BB: 0 P: 17	R: 0 E: 0 K: 1 S: 7	H: 1 LOB: 1 BB: 0 P: 10	R: 0 E: 0 K: 1 S: 10	H: 1 LOB: 1 BB: 0 P: 16	R: 0 E: 0 K: 0 S: 5	H: 0 LOB: 0 BB: 0 P: 8	R: 0 E: 0 K: 0 S: 5	H: 0 LOB: 1 BB: 1 P: 12	1B: 9 2B: 3 3B: 0 HR: 0		SF: 0 SAC: 1 DP: 3 HBP: 0
PITCHER Terry Mulholland, L ERA: 2.29 (1, 1)	IP 10.0	WLS W 38	H 10	R 1	ER 1	SO 6	BB 1	IBB 0	HBP 0	BLK 0	WP 0	HR 0	S 72	P 119	ERA 0.90	WHIP 1.100			

Batter	1	2	3	4	5	6	7	8	9	10	AB	R	H	RBI	BB	SO	LOB	BOTTOM			
Lenny Dykstra, L OBP: 0.338, SLG: 0.362 (1, 8)	G5-3		G4-3		G4-3			G4-3			4	0	0	0	0	0	3	St. Louis Cardinals @ Philadelphia Phillies Veterans Stadium, Philadelphia, PA Sat May 08 1993, 7:05 PM EDT Att: 40,524 - Unknown livebaseballscorecards.com AB 34 R 2 H 6 RBI 2 BB 2 SO 6 LOB 10			
Mariano Duncan, R OBP: 0.256, SLG: 0.321 (1, 6)	G4-3					G4-3		G6-3			4	0	0	0	0	1	0				
John Kruk, L OBP: 0.429, SLG: 0.548 (1, 3)	G3				G1			G4-3		G6-4-3 BB	3	0	0	0	1	0	0				
Dave Hollins, S OBP: 0.368, SLG: 0.473 (1, 5)			G3-1		P9			1B		G6-4-3 1-2f	4	0	1	0	0	0	1				
Darren Daulton, L OBP: 0.421, SLG: 0.500 (1, 2)			K			K		G3		K	4	0	0	0	0	3	1				
Pete Incaviglia, R OBP: 0.268, SLG: 0.393 Milt Thompson, L OBP: 0.288, SLG: 0.243 (10, PR)			F8					F8 1B 2B		F8	4	1	1	0	0	0	0				
Wes Chamberlain, R OBP: 0.333, SLG: 0.457 (1, 9)					G4-3 2B			G6-3 1B		K	4	0	2	1	0	1	1				
Mickey Morandini, L OBP: 0.276, SLG: 0.340 (1, 4)			G4-3					G3		1B BB	3	0	1	0	1	0	1				
Terry Mulholland, R Jim Eisenreich, L OBP: 0.421, SLG: 0.514 Ricky Jordan, R OBP: 0.542, SLG: 0.650 (10, PH)			L1					G5-3			3	0	0	0	0	1	3				
Inning Stats	R: 0 E: 0 K: 0 S: 7	H: 0 LOB: 0 BB: 0 P: 11	R: 0 E: 0 K: 1 S: 9	H: 0 LOB: 0 BB: 0 P: 13	R: 0 E: 0 K: 0 S: 11	H: 1 LOB: 1 BB: 0 P: 13	R: 0 E: 0 K: 1 S: 6	H: 0 LOB: 0 BB: 0 P: 9	R: 1 E: 0 K: 1 S: 16	H: 3 LOB: 2 BB: 0 P: 25	R: 0 E: 0 K: 0 S: 8	H: 1 LOB: 1 BB: 0 P: 11	R: 0 E: 0 K: 0 S: 7	H: 0 LOB: 0 BB: 0 P: 11	R: 0 E: 0 K: 1 S: 9	H: 0 LOB: 0 BB: 0 P: 11	R: 0 E: 0 K: 1 S: 6		H: 0 LOB: 0 BB: 0 P: 13	1B: 4 2B: 2 3B: 0 HR: 0	SF: 0 SAC: 0 DP: 1 HBP: 0
PITCHER Rheal Cormier, L ERA: 3.02 Mike Perez, R ERA: 3.63 Rob Murphy, L ERA: 2.08 (10, 1)	IP 9.0	WLS L 3	BF 32	H 5	R 1	ER 1	SO 5	BB 1	IBB 0	HBP 0	BLK 0	WP 0	HR 0	S 79	P 117	ERA 1.00	WHIP 0.667				

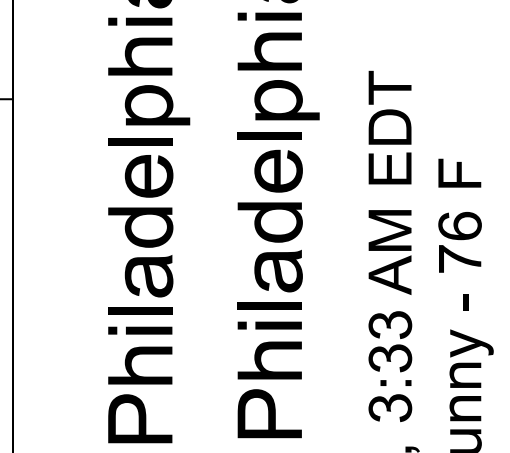
Batter	1	2	3	4	5	6	7	8	9	AB	R	H	RBI	BB	SO	LOB	TOP										
Ray Lankford, L (1,8) OBP: 0.348, SLG: 0.296	1-3 K		4-0 HR BB		3-3 K		3-3 K		1-0 1B	4	1	1	0	1	3	0	St. Louis Cardinals @ Philadelphia Phillies Veterans Stadium, Philadelphia, PA Sun May 09 1993, 3:33 AM EDT Att: 43,648 - Sunny - 76 F										
Ozzie Smith, S (1,6) OBP: 0.280, SLG: 0.295	2-2 E6		1-0 F9		0-0 G4-3		3-2 L8		3-2 P6	5	0	0	0	0	0	3											
Gregg Jefferies, S (1,3) OBP: 0.345, SLG: 0.481	1-2 L9		1-2 HR		3-2 FC6-4 1B		3-2 F9			4	1	2	3	0	0	1											
Mark Whiten, S (1,9) OBP: 0.365, SLG: 0.491	2-2 G6-3		2-2 G5-3		2-1 FC6-4 1B			2-3 K		4	0	0	0	0	1	2											
Todd Zeile, R (1,5) Lee Smith, R (8,1) OBP: 0.336, SLG: 0.345		1-1 P8		2-0 1B 2B		1-0 E5 2B		1-0 P8		4	2	1	0	0	0	0											
Luis Alica, S (1,4) OBP: 0.478, SLG: 0.439	2-2 L6			0-2 2H 1B		2-1 2H 2B		3-2 1B		4	0	3	2	0	0	0											
Ozzie Canseco, R (1,7) Rod Brewer, L (6,7) OBP: 0.256, SLG: 0.222	1-0 P3			0-0 P6		1-0 P9		2-3 K		3	0	0	0	0	0	2											
Hector Villanueva, R (1,2) OBP: 0.182, SLG: 0.300			1-2 F8		0-2 L4		0-3 K		2-3 K	4	0	0	0	0	2	2											
Bob Tewksbury, R (1,1) Tracy Woodson, R (8,5) OBP: 0.357, SLG: 0.308			0-0 BB HR 1B		1-3 K		1-2 K		2-2 F8	3	1	1	0	0	2	2											
										1	0	0	0	0	0	0											
Inning Stats	R: 0 E: 1 K: 1 S: 12	H: 0 LOB: 1 BB: 0 P: 18	R: 0 E: 0 K: 0 S: 6	H: 0 LOB: 0 BB: 0 P: 10	R: 3 E: 0 K: 0 S: 13	H: 2 LOB: 0 BB: 1 P: 22	R: 1 E: 0 K: 1 S: 11	H: 2 LOB: 1 BB: 0 P: 14	R: 0 E: 0 K: 1 S: 9	H: 1 LOB: 1 BB: 0 P: 17	R: 1 E: 1 K: 2 S: 11	H: 1 LOB: 1 BB: 0 P: 16	R: 0 E: 0 K: 1 S: 12	H: 0 LOB: 0 BB: 0 P: 21	R: 0 E: 0 K: 2 S: 11	H: 1 LOB: 1 BB: 0 P: 19	R: 0 E: 0 K: 1 S: 12	H: 1 LOB: 1 BB: 0 P: 20	1B: 5 2B: 2 3B: 0 HR: 1	SF: 0 SAC: 0 DP: 0 HBP: 0	WP: 0 PB: 0 SB: 1 CS: 0	PA: 38					
PITCHER	IP	WLS	BF	H	R	ER	SO	BB	IBB	HBP	BLK	WP	HR	S	P	ERA	WHIP										
Curt Schilling, R (1,1) ERA: 2.78	7.0		30	6	5	4	6	1	0	0	0	0	1	74	118	5.14	1.000										
Mark Davis, L (8,1) ERA: 4.09	1.0	W	4	1	0	0	2	0	0	0	0	0	0	11	19	0.00	1.000										
Mitch Williams, L (9,1) ERA: 3.0	1.0	S	4	1	0	0	1	0	0	0	0	0	0	12	20	0.00	1.000										

Batter	1	2	3	4	5	6	7	8	9	AB	R	H	RBI	BB	SO	LOB	BOTTOM										
Lenny Dykstra, L (1,8) OBP: 0.343, SLG: 0.375	0-0 SH1-3 1B 2B		3-2 G3		0-1 P5		1-2 1B			4	1	2	0	0	0	0	St. Louis Cardinals @ Philadelphia Phillies Veterans Stadium, Philadelphia, PA Sun May 09 1993, 3:33 AM EDT Att: 43,648 - Sunny - 76 F										
Mickey Morandini, L (1,4) OBP: 0.269, SLG: 0.330	0-0 SH1-3		0-1 G6-3		1-1 G3		1-3 K			3	0	0	0	0	1	2											
John Kruk, L (1,3) OBP: 0.422, SLG: 0.536	2-1 S 1B		2-1 G3			0-1 G6-3		1-3 K		4	0	1	1	0	1	0											
Dave Hollins, S (1,5) OBP: 0.357, SLG: 0.456	3-2 P5			3-2 G3-1		2-2 F8		1-2 G1-3		4	0	0	0	0	0	1											
Darren Daulton, L (1,2) OBP: 0.432, SLG: 0.523	1-3 K			2-1 1B 2B		0-0 1B		2-2 2B HR 1B		4	2	3	0	0	1	1											
Wes Chamberlain, R (1,9) Jim Eisenreich, L (9,9) OBP: 0.329, SLG: 0.459		0-1 L1		2-2 G5-3		0-0 G4-3		2-2 HR 2B		4	1	1	0	0	0	2											
Milt Thompson, L (1,7) OBP: 0.298, SLG: 0.247	1-2 E5			1-0 S 1B			0-1 L8		4-2 HR BB	3	1	1	1	1	0	0											
Mariano Duncan, R (1,6) OBP: 0.256, SLG: 0.354		1-3 K		1-2 K			1-1 G4-3		0-0 HR	4	1	1	4	0	2	2											
Curt Schilling, R (1,1) Pete Incaviglia, R (7,PH) Mark Davis, L (8,1) Juan Bell, R (8,PH) Mitch Williams, L (9,1) OBP: 0.176, SLG: 0.125		0-0 G4-3			1-1 G6-3			1-1 1B		2	0	0	0	0	0	1											
										1	0	1	0	0	0	0											
Inning Stats	R: 1 E: 0 K: 1 S: 10	H: 2 LOB: 1 BB: 0 P: 16	R: 0 E: 1 K: 1 S: 13	H: 0 LOB: 1 BB: 0 P: 15	R: 0 E: 0 K: 0 S: 7	H: 0 LOB: 0 BB: 0 P: 12	R: 1 E: 0 K: 1 S: 15	H: 2 LOB: 1 BB: 0 P: 25	R: 0 E: 0 K: 0 S: 6	H: 0 LOB: 0 BB: 0 P: 8	R: 0 E: 0 K: 0 S: 7	H: 1 LOB: 1 BB: 0 P: 9	R: 0 E: 0 K: 1 S: 13	H: 2 LOB: 2 BB: 0 P: 17	R: 0 E: 0 K: 2 S: 20	H: 3 LOB: 0 BB: 1 P: 30	1B: 6 2B: 3 3B: 0 HR: 1	SF: 0 SAC: 1 DP: 0 HBP: 0	WP: 0 PB: 0 SB: 3 CS: 0	PA: 36							
PITCHER	IP	WLS	BF	H	R	ER	SO	BB	IBB	HBP	BLK	WP	HR	S	P	ERA	WHIP										
Bob Tewksbury, R (1,1) ERA: 3.35	7.2		33	9	4	4	5	0	0	0	0	0	1	85	122	4.70	1.174										
Lee Smith, R (8,1) ERA: 2.61	0.1	L	3	1	2	2	1	1	0	0	0	0	0	6	10	54.00	6.000										

AB	37
R	5
H	8
RBI	5
BB	1
SO	9
LOB	13



AB	34
R	6
H	10
RBI	6
BB	1
SO	6
LOB	9



Batter	1	2	3	4	5	6	7	8	9	AB	R	H	RBI	BB	SO	LOB	TOP			
Lonnie Smith, R OBP: 0.323, SLG: 0.333 (1, 7)	G1-3		K			F8		F8		4	0	0	0	0	1	0	Pittsburgh Pirates @ Philadelphia Phillies Veterans Stadium, Philadelphia, PA Wed May 12 1993, 7:05 PM EDT Att: 24,906 - Unknown - 65 F			
Jay Bell, R OBP: 0.370, SLG: 0.457 (1, 6)	L9			SF8		FC4-6		K		4	1	2	0	0	1	0				
Andy Van Slyke, L OBP: 0.357, SLG: 0.465 (1, 8)	F8			SF8		FC4-6		L3		3	0	0	1	0	0	1				
Jeff King, R OBP: 0.340, SLG: 0.357 (1, 5)		K		G4-3		L7		G6-3		4	0	1	0	0	1	1				
Orlando Merced, S OBP: 0.454, SLG: 0.424 (1, 3)	K			G4-3				P6		4	0	1	0	0	1	1				
Dave Clark, L OBP: 0.318, SLG: 0.256 (1, 9)				F8				K		4	0	1	0	0	1	2				
Don Slaught, R OBP: 0.396, SLG: 0.395 (1, 2)		P4								3	0	0	0	0	0	2				
Carlos Garcia, R OBP: 0.309, SLG: 0.368 (1, 4)			P4							2	0	0	0	1	0	0				
Randy Tomlin, L OBP: 0.143, SLG: 0.143 (1, 1)			F8							2	0	0	0	0	0	0				
Tom Foley, L OBP: 0.311, SLG: 0.385 (7, PH)										1	0	0	0	0	1	2				
Dennis Moeller, R (7, 1)										0	0	0	0	0	0	0				
Inning Stats	R: 0 E: 0 K: 0 S: 4	H: 0 LOB: 0 BB: 0 P: 7	R: 0 E: 0 K: 2 S: 11	H: 1 LOB: 1 BB: 0 P: 17	R: 0 E: 0 K: 1 S: 8	H: 0 LOB: 0 BB: 0 P: 9	R: 1 E: 0 K: 0 S: 10	H: 2 LOB: 1 BB: 0 P: 17	R: 0 E: 0 K: 0 S: 10	H: 0 LOB: 0 BB: 0 P: 6	R: 0 E: 0 K: 1 S: 10	H: 1 LOB: 2 BB: 1 P: 16	R: 0 E: 0 K: 1 S: 5	H: 0 LOB: 0 BB: 0 P: 6	R: 0 E: 0 K: 1 S: 8	H: 0 LOB: 0 BB: 0 P: 12	1B: 3 2B: 1 3B: 1 HR: 0	SF: 1 SAC: 0 DP: 0 HBP: 0	WP: 0 PB: 0 SB: 0 CS: 0	PA: 33
PITCHER Tommy Greene, R ERA: 2.36 (1, 1)	IP: 9.0 WLS: W BF: 33 H: 5 R: 1 ER: 1 SO: 6 BB: 1 IBB: 0 HBP: 0 BLK: 0 WP: 0 HR: 0 S: 70 P: 103 ERA: 1.00 WHIP: 0.667															PITCHER				

Batter	1	2	3	4	5	6	7	8	9	AB	R	H	RBI	BB	SO	LOB	BOTTOM			
Lenny Dykstra, L OBP: 0.338, SLG: 0.356 (1, 8)	F9		CS					K		3	0	0	0	1	1	0	Pittsburgh Pirates @ Philadelphia Phillies Veterans Stadium, Philadelphia, PA Wed May 12 1993, 7:05 PM EDT Att: 24,906 - Unknown - 65 F			
Mickey Morandini, L OBP: 0.266, SLG: 0.319 (1, 4)	K		CS		K2-3			E6		4	1	1	0	0	2	0				
John Kruk, L OBP: 0.457, SLG: 0.565 (1, 3)					HR			CS		4	1	4	1	0	0	0				
Dave Hollins, S OBP: 0.376, SLG: 0.480 (1, 5)	F9				HR			CS		2	1	0	0	1	1	2				
Darren Daulton, L OBP: 0.431, SLG: 0.557 (1, 2)		K			HR					3	1	1	3	0	1	1				
Wes Chamberlain, R OBP: 0.308, SLG: 0.419 (1, 9)		G5-3			G6-3					3	0	0	0	0	0	0				
Jim Eisenreich, L OBP: 0.400, SLG: 0.486 (8, 9)					G6-3					0	0	0	0	0	0	0				
Pete Incaviglia, R OBP: 0.270, SLG: 0.394 (1, 7)		G6-3			G6-3			F9		3	0	0	0	0	0	0				
Juan Bell, R OBP: 0.275, SLG: 0.326 (1, 6)			G5-3					G5-3		3	0	0	0	0	1	0				
Tommy Greene, R OBP: 0.059, SLG: 0.063 (1, 1)			F8					K		3	0	0	0	0	2	0				
Inning Stats	R: 0 E: 0 K: 1 S: 7	H: 1 LOB: 1 BB: 0 P: 13	R: 0 E: 0 K: 1 S: 8	H: 0 LOB: 0 BB: 0 P: 13	R: 0 E: 0 K: 0 S: 9	H: 0 LOB: 1 BB: 1 P: 16	R: 3 E: 0 K: 1 S: 9	H: 2 LOB: 0 BB: 1 P: 17	R: 0 E: 0 K: 2 S: 8	H: 0 LOB: 0 BB: 0 P: 10	R: 0 E: 0 K: 1 S: 13	H: 1 LOB: 1 BB: 0 P: 15	R: 0 E: 0 K: 0 S: 6	H: 0 LOB: 0 BB: 0 P: 10	R: 1 E: 1 K: 2 S: 11	H: 2 LOB: 0 BB: 0 P: 19	1B: 4 2B: 1 3B: 0 HR: 1	SF: 0 SAC: 0 DP: 0 HBP: 0	WP: 0 PB: 0 SB: 0 CS: 2	PA: 32
PITCHER Randy Tomlin, L ERA: 4.43 (1, 1)	IP: 6.0 WLS: L BF: 23 H: 4 R: 3 ER: 3 SO: 6 BB: 2 IBB: 0 HBP: 0 BLK: 0 WP: 0 HR: 1 S: 54 P: 84 ERA: 4.50 WHIP: 1.000															PITCHER				
Dennis Moeller, L ERA: 7.62 (7, 1)	IP: 2.0 WLS: 7 BF: 2 H: 2 R: 1 ER: 0 SO: 2 BB: 0 IBB: 0 HBP: 0 BLK: 0 WP: 0 HR: 0 S: 17 P: 29 ERA: 0.00 WHIP: 1.000															PITCHER				

Batter	1	2	3	4	5	6	7	8	9	AB	R	H	RBI	BB	SO	LOB	TOP			
Lenny Dykstra, L OBP: 0.352, SLG: 0.368 (1, 8)	4-0 FC5 G3-1 BB	0-2 P8			1-0 1B 2B	2-2 1B			0-1 F8 BB 1B	4	1	3	0	1	0	0	Philadelphia Phillies @ Atlanta Braves Atlanta-Fulton County Stadium, Atlanta, GA Fri May 14 1993, 7:05 PM EDT Att: 48,449 - Unknown - 73 F			
Mariano Duncan, R OBP: 0.245, SLG: 0.333 (1, 6)	3-2 G3-1	2-0 L7			1-1 F8	0-0 F8			0-3 K	5	0	0	0	0	1	4				
John Kruk, L OBP: 0.463, SLG: 0.559 (1, 3)	4-0 FC5 2B BB		1-3 K		2-2 2B G6-3 1B			1-0 G4-3	4-2 BB	3	2	1	0	2	1	0				
Dave Hollins, S OBP: 0.370, SLG: 0.477 (1, 5)	3-2 FC5 2B		0-0 P8		0-0 G6-3 2B			1-1 G3-1	2-1 F8	5	1	1	1	0	0	4				
Darren Daulton, L OBP: 0.422, SLG: 0.549 (1, 2)	1-2 2B		1-0 L9		3-2 G6-3			1-0 P6	0-1 P5	5	1	1	3	0	0	3				
Pete Incaviglia, R OBP: 0.282, SLG: 0.427 (1, 7)	1-1 E 2B			0-0 2B	3-3 K			0-0 F8		4	1	2	1	0	1	1				
Wes Chamberlain, R OBP: 0.316, SLG: 0.449 (1, 9)	0-1 E7 1B			1-2 G5-3		2-1 HR		4-2 SH1-3 BB		3	1	1	1	1	0	1				
Mickey Morandini, L OBP: 0.258, SLG: 0.319 (1, 4)	1-2 2H 1B			0-0 F8		0-0 G5-3		0-0 SH1-3	1-2 SH1-3	3	0	1	0	0	0	1				
Terry Mulholland, R (1, 1)			1-3 K		1-3 K			1-0 G4-3		1	0	0	0	0	1	0				
Mike Williams, R (3, 1)										1	0	0	0	0	1	1				
Mark Davis, L (5, PH)										1	0	0	0	0	0	0				
Jim Eisenreich, L OBP: 0.400, SLG: 0.488 (5, PH)										0	0	0	0	0	0	0				
Ricky Jordan, R OBP: 0.290, SLG: 0.393 (5, PH)										1	0	0	0	0	0	1				
David West, L (8, 1)										0	0	0	0	0	0	0				
Inning Stats	R: 4 E: 1 K: 0 S: 17	H: 3 LOB: 2 BB: 2 P: 34	R: 0 E: 0 K: 1 S: 7	H: 0 LOB: 0 BB: 0 P: 10	R: 0 E: 0 K: 1 S: 6	H: 1 LOB: 1 BB: 0 P: 13	R: 2 E: 0 K: 1 S: 14	H: 3 LOB: 1 BB: 0 P: 24	R: 1 E: 0 K: 0 S: 10	H: 2 LOB: 1 BB: 0 P: 16	R: 0 E: 0 K: 0 S: 4	H: 0 LOB: 0 BB: 0 P: 7	R: 0 E: 0 K: 0 S: 5	H: 0 LOB: 1 BB: 1 P: 10	R: 0 E: 0 K: 1 S: 14	H: 1 LOB: 2 BB: 1 P: 20	1B: 5 2B: 4 3B: 0 HR: 1	SF: 0 SAC: 1 DP: 0 HBP: 0	WP: 0 PB: 0 SB: 0 CS: 0	PA: 41
PITCHER	IP WLS BF H R ER SO BB IBB HBP BLK WP HR S P ERA WHIP																			
Tom Glavine, L ERA: 4.01	(1, 1) 5.0 W 24 7 6 5 4 2 0 0 0 0 0 0 55 89 9.00 1.800																			
Pete Smith, R ERA: 3.38	(6, 1) 2.2 11 2 1 1 0 1 0 0 0 0 1 18 31 3.38 1.125																			
Mike Stanton, L ERA: 3.71	(8, 1) 1.1 S 6 1 0 0 1 1 0 0 0 0 0 0 15 22 0.00 1.500																			


AB	36
R	7
H	10
RBI	6
BB	4
SO	5
LOB	16




Batter	1	2	3	4	5	6	7	8	9	AB	R	H	RBI	BB	SO	LOB	BOTTOM			
Otis Nixon, S OBP: 0.352, SLG: 0.270 (1, 8)	4-0 1B BB	0-0 SH1-4		4-2 2B BB	0-0 G3		3-1 F9			2	2	0	0	2	0	1	Philadelphia Phillies @ Atlanta Braves Atlanta-Fulton County Stadium, Atlanta, GA Fri May 14 1993, 7:05 PM EDT Att: 48,449 - Unknown - 73 F			
Jeff Blausler, R OBP: 0.446, SLG: 0.486 (1, 6)	1-1 F8 1B	3-2 G6-3		1-0 F8		4-2 G6-3 BB BB		1-0 P9		4	1	1	0	1	0	2				
Rafael Belliard, R OBP: 0.286, SLG: 0.263 (9, 6)	1-2 1B									0	0	0	0	0	0	0				
Terry Pendleton, S OBP: 0.263, SLG: 0.293 (1, 5)	0-0 1B 1B	0-0 HR		2-0 2B		2-1 F9		0-2 FC6-4 1B		5	3	4	3	0	0	1				
Ron Gant, R OBP: 0.331, SLG: 0.445 (1, 7)	1-2 F9	0-1 HR		0-1 HR		4-2 G6-3 BB		2-1 FC6-4 1B		4	2	3	3	1	0	2				
David Justice, L OBP: 0.297, SLG: 0.454 (1, 9)	2-2 F8	0-1 G3		3-1 HR		1-2 G6-3		0-0 FC6-4		5	1	1	2	0	0	6				
Francisco Cabrera, R OBP: 0.333, SLG: 0.469 (1, 3)	1-0 1B		3-1 L8		0-0 G6-3		1-1 G4-3		1-3 K	3	0	1	1	0	0	0				
Sid Bream, L OBP: 0.345, SLG: 0.416 (5, 3)	1-2 1B									2	0	0	0	0	1	4				
Greg Olson, R OBP: 0.313, SLG: 0.259 (1, 2)	1-3 2H 1B		4-1 BB		0-0 G6-3			0-1 G4-3		3	0	1	1	1	0	0				
Mark Lemke, S OBP: 0.375, SLG: 0.430 (1, 4)	0-0 L8		0-0 P4		0-0 G4-3			1-2 1B		4	0	1	0	0	0	3				
Tom Glavine, L OBP: 0.286, SLG: 0.167 (1, 1)		4-2 SH1-4 2B BB		3-3 K		0-3 K		0-3 K		1	1	0	0	1	1	1				
Tony Tarasco, L OBP: 0.250, SLG: 0.182 (5, PH)										1	0	0	0	0	1	0				
Pete Smith, R OBP: 0.214, SLG: 0.250 (6, 1)										1	0	0	0	0	1	1				
Mike Stanton, L (8, 1)										0	0	0	0	0	0	0				
Inning Stats	R: 3 E: 0 K: 0 S: 13	H: 4 LOB: 1 BB: 1 P: 24	R: 3 E: 0 K: 0 S: 11	H: 2 LOB: 0 BB: 1 P: 18	R: 0 E: 0 K: 1 S: 7	H: 0 LOB: 1 BB: 1 P: 17	R: 4 E: 0 K: 0 S: 10	H: 3 LOB: 0 BB: 1 P: 20	R: 0 E: 0 K: 1 S: 5	H: 0 LOB: 0 BB: 0 P: 5	R: 0 E: 0 K: 0 S: 12	H: 0 LOB: 2 BB: 2 P: 24	R: 0 E: 0 K: 1 S: 10	H: 1 LOB: 1 BB: 0 P: 14	R: 0 E: 0 K: 1 S: 10	H: 2 LOB: 2 BB: 0 P: 14	1B: 7 2B: 3 3B: 0 HR: 2	SF: 0 SAC: 1 DP: 0 HBP: 0	WP: 0 PB: 0 SB: 0 CS: 0	PA: 42
PITCHER	IP WLS BF H R ER SO BB IBB HBP BLK WP HR S P ERA WHIP																			
Terry Mulholland, L ERA: 3.16	(1, 1) 2.0 L 14 3 4 4 2 2 0 0 0 0 0 1 24 42 27.00 4.000																			
Mike Williams, R ERA: 12.0	(3, 1) 3.0 14 3 4 4 2 2 0 0 0 0 0 1 22 42 12.00 1.667																			
Mark Davis, L ERA: 5.27	(6, 1) 2.0 9 1 0 0 1 2 0 0 0 0 0 0 22 38 0.00 1.500																			
David West, L ERA: 1.15	(8, 1) 1.0 5 2 0 0 1 0 0 0 0 0 0 0 10 14 0.00 2.000																			

AB	35
R	10
H	12
RBI	10
BB	6
SO	4
LOB	21



Batter	1	2	3	4	5	6	7	8	9	AB R H RBI BB SO LOB	TOP							
Lenny Dykstra, L OBP: 0.348, SLG: 0.369 (1, 8)	L6		F9		CS	K		BB 1-H 2B	L9	5 1 1 1 0 1 1	Philadelphia Phillies @ Atlanta Braves Atlanta-Fulton County Stadium, Atlanta, GA Sat May 15 1993, 7:05 PM EDT Att: 48,425 - Unknown - 79 F AB 32 R 3 H 7 RBI 3 BB 5 SO 9 LOB 13 							
Mickey Morandini, L OBP: 0.258, SLG: 0.325 (1, 4)	2B		K			G5-3		K		4 0 1 0 0 2 1								
John Kruk, L OBP: 0.464, SLG: 0.553 (1, 3)	L7				BB 1B	G6-3		BB BB IBB		3 0 1 0 1 0 1								
Dave Hollins, S OBP: 0.367, SLG: 0.466 (1, 5)	L6				F9		K	BB BB		3 0 0 0 1 1 2								
Darren Daulton, L OBP: 0.432, SLG: 0.577 (1, 2)		G3			G4-3 BB		HR	BB BB		2 1 1 2 2 0 0								
Wes Chamberlain, R OBP: 0.303, SLG: 0.430 David West, L (8, 1)	F7				G4-3		G6-3	G5-3		4 0 0 0 0 0 5 0 0 0 0 0 0 0								
Milt Thompson, L OBP: 0.301, SLG: 0.247 (1, 7)	1B				CS 1B		G3-1	K		4 0 2 0 0 1 0								
Mariano Duncan, R OBP: 0.235, SLG: 0.319 (1, 6)	K				P3			K G4-3		4 0 0 0 0 2 2								
Curt Schilling, R OBP: 0.158, SLG: 0.111 Jim Eisenreich, L OBP: 0.429, SLG: 0.526 (8, 9)			K			K		2B BB	2B	2 0 0 0 0 2 1 1 1 1 0 1 0 0								
Inning Stats	R: 0 E: 0 K: 0 S: 7	H: 1 LOB: 1 BB: 0 P: 13	R: 0 E: 0 K: 1 S: 6	H: 1 LOB: 1 BB: 0 P: 11	R: 0 E: 0 K: 0 S: 9	H: 1 LOB: 1 BB: 1 P: 19	R: 0 E: 0 K: 1 S: 8	H: 1 LOB: 0 BB: 0 P: 10	R: 1 E: 0 K: 1 S: 12	H: 1 LOB: 0 BB: 0 P: 17		R: 2 E: 0 K: 2 S: 16	H: 3 LOB: 3 BB: 4 P: 38	R: 0 E: 0 K: 1 S: 12	H: 1 LOB: 1 BB: 0 P: 16	1B: 3 2B: 3 3B: 0 HR: 1	SF: 0 SAC: 0 DP: 1 HBP: 0	WP: 0 PB: 0 SB: 1 CS: 1
PITCHER	IP WLS BF H R ER SO BB IBB HBP BLK WP HR S P ERA WHIP											IP WLS BF H R ER SO BB IBB HBP BLK WP HR S P ERA WHIP						
Greg Maddux, R ERA: 2.88 (1, 1)	8.0 W 33 6 3 3 8 4 1 0 0 0 1 74 128 3.38 1.250																	
Greg McMichael, R ERA: 2.95 (9, 1)	0.2 3 1 0 0 1 0 0 0 0 0 0 9 13 0.00 1.500																	
Mike Stanton, L ERA: 3.63 (9, 1)	0.1 S 1 0 0 0 0 0 0 0 0 0 0 3 3 0.00 0.000																	

Batter	1	2	3	4	5	6	7	8	9	AB R H RBI BB SO LOB	BOTTOM									
Otis Nixon, S OBP: 0.349, SLG: 0.264 (1, 8)	CS BB			B1-3		K		F9		3 0 0 0 1 1 0	Philadelphia Phillies @ Atlanta Braves Atlanta-Fulton County Stadium, Atlanta, GA Sat May 15 1993, 7:05 PM EDT Att: 48,425 - Unknown - 79 F AB 31 R 5 H 6 RBI 4 BB 3 SO 5 LOB 9 									
Jeff Blauser, R OBP: 0.442, SLG: 0.476 Rafael Belliard, R OBP: 0.286, SLG: 0.263 (1, 6)	G6-3			BB		G4-3		L8		3 0 0 0 1 0 1 0 0 0 0 0 0 0										
Terry Pendleton, S OBP: 0.268, SLG: 0.298 (1, 5)	F7			K		1B BLK 1B		2B 1B		4 2 2 0 0 1 1										
David Justice, L OBP: 0.296, SLG: 0.448 (1, 9)		K		F8		BLK 1B		E5 2B 2B		4 1 1 0 0 1 2										
Ron Gant, R OBP: 0.329, SLG: 0.447 (1, 7)	G1-3			L8		L8		2B 2B		4 1 1 1 0 0 1										
Sid Bream, L OBP: 0.336, SLG: 0.404 Bill Pecota, R OBP: 0.316, SLG: 0.368 Greg McMichael, R (8, PH) Mike Stanton, L (9, 1)	K			E3 G3		F8		2B 2B		3 0 0 0 0 1 0 1 0 1 2 0 0 0 0 0 0 0 0 0 0 0 0 0 0 0 0 0										
Damon Berryhill, S OBP: 0.290, SLG: 0.439 (1, 2)			G4-3		G3		G1-3	L7		4 0 0 0 0 0 2										
Mark Lemke, S OBP: 0.382, SLG: 0.459 (1, 4)			F8		IBB		HR			2 1 1 1 1 0 0										
Greg Maddux, R OBP: 0.273, SLG: 0.318 Ryan Klesko, L OBP: 0.385, SLG: 0.545 (9, 3)	G6-3			G4-3		K				3 0 0 0 0 1 2 0 0 0 0 0 0 0										
Inning Stats	R: 0 E: 0 K: 0 S: 6	H: 0 LOB: 0 BB: 1 P: 14	R: 0 E: 0 K: 2 S: 8	H: 0 LOB: 0 BB: 0 P: 10	R: 0 E: 0 K: 0 S: 7	H: 0 LOB: 0 BB: 0 P: 13	R: 0 E: 0 K: 1 S: 8	H: 0 LOB: 1 BB: 1 P: 12	R: 0 E: 0 K: 0 S: 16	H: 0 LOB: 2 BB: 1 P: 28		R: 1 E: 0 K: 1 S: 13	H: 2 LOB: 1 BB: 0 P: 19	R: 1 E: 0 K: 0 S: 7	H: 1 LOB: 0 BB: 0 P: 10	R: 3 E: 1 K: 0 S: 19	H: 3 LOB: 1 BB: 0 P: 32	1B: 3 2B: 2 3B: 0 HR: 1	SF: 0 SAC: 0 DP: 0 HBP: 0	WP: 0 PB: 0 SB: 0 CS: 1
PITCHER	IP WLS BF H R ER SO BB IBB HBP BLK WP HR S P ERA WHIP											IP WLS BF H R ER SO BB IBB HBP BLK WP HR S P ERA WHIP								
Curt Schilling, R ERA: 2.76 (1, 1)	7.0 L 27 3 2 2 5 2 1 0 1 0 0 65 106 2.57 0.714																			
David West, L ERA: 1.06 (8, 1)	1.0 L 7 3 3 0 0 0 0 0 0 0 0 0 19 32 0.00 3.000																			

Batter	1	2	3	4	5	6	7	8	9	AB	R	H	RBI	BB	SO	LOB	TOP					
Lenny Dykstra, L OBP: 0.349, SLG: 0.371	F8		S 1B	F9		2B BB	G6-3		FC4	5	1	1	0	1	0	4	Philadelphia Phillies @ Florida Marlins Joe Robbie Stadium, Miami, FL Mon May 17 1993, 7:05 PM EDT Att: 38,519 - Unknown - 81 F AB 43 R 10 H 17 RBI 10 BB 5 SO 9 LOB 30					
Mickey Morandini, L OBP: 0.259, SLG: 0.323	L9		L3	G4-3		2B		L5	K	6	1	1	0	0	1	3						
John Kruk, L OBP: 0.490, SLG: 0.585	G6-3		3B 1B			2B 1B	WP 2B	2B 1B	1B	6	3	5	2	0	0	0						
Dave Hollins, S OBP: 0.373, SLG: 0.482		2B FC3 1B	1H 1B 3B			2B FC6-4 1B	P3	K	K	6	3	3	1	0	2	4						
Darren Daulton, L OBP: 0.423, SLG: 0.566	F7		K			K	K	1B 2B		5	1	1	1	0	3	5						
Jim Eisenreich, L OBP: 0.460, SLG: 0.568	FC3 FC5-4 2B		1B			FC6-4 2B		1B BB	1B BB	3	1	3	2	2	0	0						
Milt Thompson, L OBP: 0.311, SLG: 0.247	FC3 FC5-4		P4			FC6-4 IBB		E9 1B	1B	4	0	2	2	1	0	2						
Mariano Duncan, R OBP: 0.252, SLG: 0.333	FC5-4			F9 SH1-3 BB		FC6-4		P4	K	4	0	0	2	1	1	7						
Ben Rivera, R OBP: 0.111, SLG: 0.111	P4			SH1-3		K			FC4 1B	2	0	0	0	0	1	3						
Bob Ayrault, R										1	0	0	0	0	1	2						
David West, L OBP: 1.000, SLG: 1.000										1	0	1	0	0	0	0						
Inning Stats	R: 0 E: 0 K: 0 S: 7	H: 0 LOB: 0 BB: 0 P: 10	R: 2 E: 0 K: 0 S: 15	H: 2 LOB: 1 BB: 0 P: 21	R: 3 E: 0 K: 1 S: 15	H: 4 LOB: 1 BB: 0 P: 21	R: 0 E: 0 K: 0 S: 6	H: 0 LOB: 1 BB: 1 P: 13	R: 2 E: 0 K: 2 S: 16	H: 3 LOB: 2 BB: 1 P: 32	R: 1 E: 0 K: 1 S: 11	H: 2 LOB: 1 BB: 1 P: 20	R: 0 E: 1 K: 1 S: 11	H: 1 LOB: 2 BB: 1 P: 21	R: 2 E: 0 K: 2 S: 16	H: 3 LOB: 2 BB: 1 P: 29	R: 0 E: 0 K: 2 S: 14	H: 2 LOB: 2 BB: 0 P: 20	1B: 11 2B: 5 3B: 1 HR: 0	SF: 0 SAC: 1 DP: 0 HBP: 0	WP: 1 PB: 0 SB: 2 CS: 0	PA: 49
PITCHER	IP WLS BF H R ER SO BB IBB HBP BLK WP HR S P ERA WHIP																					
Charlie Hough, R ERA: 5.75	4.0 L 20 6 5 5 1 1 0 0 0 0 0 0 43 65 11.25 1.750																					
Cris Carpenter, R ERA: 7.07	2.0 5 12 5 3 3 3 1 1 0 0 1 0 27 52 13.50 3.000																					
Bob McClure, L ERA: 7.11	1.0 5 12 1 0 0 1 1 0 0 0 0 0 11 21 0.00 2.000																					
Jim Corsi, R ERA: 9.0	1.0 7 3 2 2 2 1 0 0 0 0 0 0 16 29 18.00 4.000																					
Bryan Harvey, R ERA: 2.16	1.0 5 2 0 0 2 0 0 0 0 0 0 0 14 20 0.00 2.000																					


Batter	1	2	3	4	5	6	7	8	9	AB	R	H	RBI	BB	SO	LOB	BOTTOM					
Chuck Carr, S OBP: 0.338, SLG: 0.333	G3		B5-3	F9		BB BB			K	5	0	1	1	1	1	4	Philadelphia Phillies @ Florida Marlins Joe Robbie Stadium, Miami, FL Mon May 17 1993, 7:05 PM EDT Att: 38,519 - Unknown - 81 F AB 35 R 3 H 9 RBI 3 BB 11 SO 4 LOB 38					
Junior Felix, S OBP: 0.253, SLG: 0.363	1B BB		G4-3 BB	K		F9	F9	F9		4	0	0	0	2	1	8						
Dave Magadan, L OBP: 0.343, SLG: 0.397	G6-4-3 1B		G4-3 BB			FC5-4 BB	BB	F8		2	0	1	0	3	0	2						
Orestes Destrade, S OBP: 0.313, SLG: 0.322	G6-4-3		G4-3			FC5-4 1B	F8	F9		5	1	0	0	0	0	8						
Bento Santiago, R OBP: 0.308, SLG: 0.374		P4		BB		F7		K		3	0	0	1	2	1	1						
Jeff Conine, R OBP: 0.383, SLG: 0.352	1B BB		L8			E6 1B	K	F9		4	0	0	0	1	1	7						
Alex Arias, R OBP: 0.366, SLG: 0.347	1B 1B			F9 WP 1B		1B 1B	1B 1B	BB	BB	4	1	4	1	0	0	0						
Walt Weiss, S OBP: 0.416, SLG: 0.360	1B 1B			G3		G3	F7	P6		4	0	1	0	1	0	4						
Charlie Hough, R Rob Nawi, R Cris Carpenter, R Mickey Morandini, L Bob McClure, L Jim Corsi, R Bryan Harvey, R John Kruk, L	G3			F7		F9 BB	1B	1B	BB	1	0	0	0	0	0	2						
Inning Stats	R: 0 E: 0 K: 0 S: 7	H: 1 LOB: 1 BB: 1 P: 15	R: 0 E: 0 K: 0 S: 8	H: 2 LOB: 2 BB: 1 P: 18	R: 0 E: 0 K: 0 S: 10	H: 0 LOB: 3 BB: 3 P: 24	R: 0 E: 0 K: 1 S: 11	H: 1 LOB: 2 BB: 1 P: 19	R: 1 E: 0 K: 0 S: 12	H: 1 LOB: 2 BB: 1 P: 20	R: 1 E: 0 K: 1 S: 12	H: 1 LOB: 3 BB: 3 P: 28	R: 1 E: 0 K: 0 S: 13	H: 3 LOB: 2 BB: 0 P: 20	R: 0 E: 0 K: 1 S: 6	H: 0 LOB: 0 BB: 0 P: 12		R: 0 E: 0 K: 1 S: 9	H: 0 LOB: 2 BB: 1 P: 17	1B: 9 2B: 1 3B: 0 HR: 0	SF: 0 SAC: 0 DP: 1 HBP: 1	WP: 1 PB: 0 SB: 0 CS: 0
PITCHER	IP WLS BF H R ER SO BB IBB HBP BLK WP HR S P ERA WHIP																					
Ben Rivera, R ERA: 4.03	5.0 W 26 5 1 0 0 1 3 0 0 0 0 0 20 96 0.00 2.400																					
Bob Ayrault, R ERA: 11.25	1.1 4 2 2 2 1 3 0 0 0 0 0 0 20 39 13.50 5.250																					
David West, L ERA: 0.93	2.2 10 0 0 0 2 1 0 1 0 0 0 0 20 38 0.00 0.375																					


Batter	1	2	3	4	5	6	7	8	9	AB	R	H	RBI	BB	SO	LOB	TOP					
Lenny Dykstra, L (1, 8) OBP: 0.344, SLG: 0.361	G4-3		L9		G4-3				F7	4	1	0	0	0	0	0	Philadelphia Phillies @ Florida Marlins Joe Robbie Stadium, Miami, FL Tue May 18, 1993, 7:05 PM EDT Att: 35,805 - Unknown - 80 F					
Mickey Morandini, L (1, 4) OBP: 0.264, SLG: 0.328	G4-3		F9				F7			4	1	1	2	1	0							
John Kruk, L (1, 3) OBP: 0.487, SLG: 0.575					G3-1		F8			4	0	1	0	1	0							
Dave Hollins, S (1, 5) OBP: 0.382, SLG: 0.483	F8				HR					2	1	1	2	2	0							
Darren Daulton, L (1, 2) OBP: 0.425, SLG: 0.590		K								4	1	2	2	0	1							
Jim Eisenreich, L (1, 9) OBP: 0.426, SLG: 0.521	G5-3				G3					4	0	0	0	0	2							
Milt Thompson, L (1, 7) OBP: 0.318, SLG: 0.258										4	1	2	0	0	1							
Mariano Duncan, R (1, 6) OBP: 0.252, SLG: 0.330										4	1	1	0	0	1							
Tommy Greene, R (1, 1) OBP: 0.050, SLG: 0.053										3	0	0	0	0	1							
Inning Stats	R: 0 E: 0 K: 0 S: 8	H: 1 LOB: 1 BB: 0 P: 11	R: 0 E: 0 K: 1 S: 10	H: 1 LOB: 1 BB: 0 P: 13	R: 0 E: 0 K: 1 S: 7	H: 0 LOB: 0 BB: 0 P: 14	R: 2 E: 0 K: 1 S: 10	H: 1 LOB: 0 BB: 1 P: 17	R: 0 E: 0 K: 0 S: 10	H: 0 LOB: 0 BB: 0 P: 10	R: 0 E: 0 K: 0 S: 10	H: 1 LOB: 2 BB: 1 P: 18	R: 4 E: 0 K: 0 S: 13	H: 4 LOB: 1 BB: 1 P: 19	R: 0 E: 0 K: 0 S: 11	H: 0 LOB: 0 BB: 0 P: 16	R: 0 E: 0 K: 0 S: 6	H: 0 LOB: 1 BB: 1 P: 11	1B: 6 2B: 1 3B: 0 HR: 1	SF: 0 SAC: 1 DP: 0 HBP: 1	WP: 0 PB: 0 SB: 0 CS: 0	PA: 39
PITCHER	IP	WLS	BF	H	R	ER	SO	BB	IBB	HBP	BLK	WP	HR	S	P	ERA	WHIP					
Jack Armstrong, R (1, 1) ERA: 3.75	6.2	L	31	8	6	6	4	2	1	1	0	0	1	62	99	8.10	1.500					
Joe Klink, L (7, 1) ERA: 4.0	1.1		4	0	0	0	0	0	0	0	0	0	0	14	19	0.00	0.000					
Matt Turner, R (9, 1) ERA:	1.0		4	0	0	0	0	1	0	0	0	0	0	6	11	0.00	1.000					


Batter	1	2	3	4	5	6	7	8	9	AB	R	H	RBI	BB	SO	LOB	BOTTOM					
Chuck Carr, S (1, 8) OBP: 0.336, SLG: 0.325			E4		F7					3	0	0	0	1	1	1	Philadelphia Phillies @ Florida Marlins Joe Robbie Stadium, Miami, FL Tue May 18, 1993, 7:05 PM EDT Att: 35,805 - Unknown - 80 F					
Junior Felix, S (1, 9) OBP: 0.259, SLG: 0.367	G4-3		FC6-4				K2-3			4	0	2	0	0	1	0						
Greg Briley, L (1, 7) OBP: 0.341, SLG: 0.436			FC6-4							4	0	0	0	0	2	4						
Dave Magadan, L (1, 5) OBP: 0.438, SLG: 0.400					G4-3		G1-3			4	0	1	0	0	1	0						
Benito Santiago, R (1, 2) OBP: 0.300, SLG: 0.363		L7								4	0	0	0	0	2	1						
Jeff Conine, R (1, 3) OBP: 0.379, SLG: 0.348							G6-3			4	0	1	0	0	2	1						
Alex Arias, R (1, 4) OBP: 0.362, SLG: 0.343										4	0	1	0	0	1	2						
Walt Weiss, S (1, 6) OBP: 0.414, SLG: 0.359					P6					3	0	1	0	0	0	1						
Jack Armstrong, R (1, 1) OBP: 0.130, SLG: 0.130										1	0	0	0	0	0	0						
Joe Klink, L (7, 1)					G4-3					0	0	0	0	0	0	0						
Geronimo Berroa, R (8, PH)										1	0	0	0	0	0	1						
Matt Turner, R (9, 1)										0	0	0	0	0	0	0						
Inning Stats	R: 0 E: 0 K: 2 S: 8	H: 0 LOB: 0 BB: 0 P: 10	R: 0 E: 0 K: 1 S: 7	H: 1 LOB: 1 BB: 0 P: 11	R: 0 E: 1 K: 0 S: 8	H: 1 LOB: 2 BB: 0 P: 12	R: 0 E: 0 K: 2 S: 7	H: 0 LOB: 0 BB: 0 P: 9	R: 0 E: 0 K: 0 S: 7	H: 1 LOB: 1 BB: 0 P: 12	R: 0 E: 0 K: 2 S: 9	H: 0 LOB: 0 BB: 0 P: 10	R: 0 E: 0 K: 1 S: 9	H: 0 LOB: 0 BB: 0 P: 14	R: 0 E: 0 K: 0 S: 7	H: 2 LOB: 2 BB: 1 P: 14	R: 0 E: 0 K: 2 S: 13	H: 1 LOB: 1 BB: 0 P: 17	1B: 5 2B: 1 3B: 0 HR: 0	SF: 0 SAC: 1 DP: 1 HBP: 0	WP: 1 PB: 0 SB: 0 CS: 0	PA: 34
PITCHER	IP	WLS	BF	H	R	ER	SO	BB	IBB	HBP	BLK	WP	HR	S	P	ERA	WHIP					
Tommy Greene, R (1, 1) ERA: 1.98	9.0	W	34	6	0	0	10	1	0	0	0	1	0	75	109	0.00	0.778					


Batter	1	2	3	4	5	6	7	8	9	AB	R	H	RBI	BB	SO	LOB	TOP										
Lenny Dykstra, L (1, 8) OBP: 0.342, SLG: 0.354	G5-3		P6				F8			3	0	0	0	1	0	1	Philadelphia Phillies @ Florida Marlins Joe Robbie Stadium, Miami, FL Wed May 19 1993, 7:05 PM EDT Att: 33,970 - Unknown - 83 F AB 28 R 3 H 3 RBI 3 BB 6 SO 7 LOB 10										
Mariano Duncan, R (1, 6) OBP: 0.243, SLG: 0.318	K			G1-3	G6-3		G4-3			4	0	0	0	0	1	2											
John Kruk, L (1, 3) OBP: 0.481, SLG: 0.562	K			K			P6			3	0	0	0	1	2	0											
Dave Hollins, S (1, 5)		G6-3		G5-3			L4			3	0	0	0	1	0	1											
Darren Daulton, L (1, 2) OBP: 0.427, SLG: 0.580	P6					HR	G4-3			2	1	0	0	2	0	1											
Pete Incaviglia, R (1, 7) OBP: 0.274, SLG: 0.450	F7					HR	G6-4-3			4	1	1	2	0	1	2											
Wes Chamberlain, R (1, 9) OBP: 0.320, SLG: 0.479				HR			SH2-4			3	1	2	1	1	1	0											
Mickey Morandini, L (1, 4) OBP: 0.259, SLG: 0.321			G4-3				SH2-4			3	0	0	0	0	0	1											
Jose DeLeon, R (1, 1)			K				G3			2	0	0	0	0	2	1											
Milt Thompson, L (7, PH) OBP: 0.315, SLG: 0.255			K							1	0	0	0	0	0	1											
Mark Davis, L (7, 1)										0	0	0	0	0	0	0											
Inning Stats	R: 0 E: 0 K: 2 S: 7	H: 0 LOB: 0 BB: 0 P: 13	R: 0 E: 0 K: 0 S: 5	H: 0 LOB: 0 BB: 0 P: 8	R: 1 E: 0 K: 1 S: 10	H: 1 LOB: 0 BB: 0 P: 14	R: 0 E: 0 K: 1 S: 7	H: 0 LOB: 0 BB: 0 P: 12	R: 2 E: 0 K: 1 S: 14	H: 1 LOB: 2 BB: 3 P: 32	R: 0 E: 0 K: 0 S: 5	H: 0 LOB: 1 BB: 2 P: 16	R: 0 E: 0 K: 0 S: 6	H: 1 LOB: 1 BB: 0 P: 9	R: 0 E: 0 K: 0 S: 8	H: 0 LOB: 1 BB: 1 P: 15	R: 0 E: 0 K: 2 S: 8	H: 0 LOB: 0 BB: 0 P: 8	R: 0 E: 0 K: 2 S: 8	H: 0 LOB: 0 BB: 0 P: 8	1B: 0 2B: 1 3B: 0 HR: 2	SF: 0 SAC: 1 DP: 1 HBP: 0	WP: 1 PB: 0 SB: 0 CS: 0	PA: 35			
PITCHER	IP	WLS	BF	H	R	ER	SO	BB	IBB	HBP	BLK	WP	HR	S	P	ERA	WHIP	PITCHER									
Chris Hammond, L (1, 1) ERA: 5.03	5.0		20	2	3	3	5	3	0	0	0	1	2	43	79	5.40	1.000										
Richie Lewis, R (6, 1) ERA: 2.08	2.0	W	8	1	0	0	0	2	0	0	0	0	0	11	25	0.00	1.500										
Trevor Hoffman, R (8, 1) ERA: 2.66	0.2		3	0	0	0	0	1	0	0	0	0	0	7	13	0.00	1.500										
Bryan Harvey, R (8, 1) ERA: 2.0	1.1	S	4	0	0	0	2	0	0	0	0	0	0	9	10	0.00	0.000										

Batter	1	2	3	4	5	6	7	8	9	AB	R	H	RBI	BB	SO	LOB	BOTTOM										
Chuck Carr, S (1, 8) OBP: 0.347, SLG: 0.328	CS		G4-3			G6-3	G3			2	1	1	2	2	0	0	Philadelphia Phillies @ Florida Marlins Joe Robbie Stadium, Miami, FL Wed May 19 1993, 7:05 PM EDT Att: 33,970 - Unknown - 83 F AB 31 R 5 H 7 RBI 5 BB 4 SO 8 LOB 14										
Rick Renner, R (1, 4) OBP: 0.396, SLG: 0.395	G5-3		3-H			G6-3	1B			3	0	1	2	1	0	2											
Dave Magadan, L (1, 5) OBP: 0.428, SLG: 0.388	G4-3		L9			G3	K			4	0	0	1	0	1	3											
Orestes Destrade, S (1, 3) OBP: 0.306, SLG: 0.314		G6-3				F9	K			4	0	0	0	0	1	0											
Gerónimo Berroa, R (1, 9) OBP: 0.400, SLG: 0.250		F7				F8				3	1	1	0	1	0	0											
Greg Briley, L (8, PR) OBP: 0.341, SLG: 0.436						F8	E			0	0	0	0	0	0	0											
Jeff Conine, R (1, 7) OBP: 0.382, SLG: 0.353						G5-3	K			4	0	2	0	0	1	1											
Rob Natal, R (1, 2)										3	0	0	0	0	2	2											
Benito Santiago, R (8, 2) OBP: 0.298, SLG: 0.360		K				G2-3	K			1	0	0	0	0	0	2											
Walt Weiss, S (1, 6) OBP: 0.410, SLG: 0.355										4	1	1	0	0	2	2											
Chris Hammond, L (1, 1) OBP: 0.222, SLG: 0.294										1	1	1	0	0	0	0											
Monty Fitzmaurice, R (5, PH) OBP: 0.276, SLG: 0.346										1	0	0	0	0	0	1											
Richie Lewis, R (8, 1) OBP: 0.296, SLG: 0.394										0	0	0	0	0	0	0											
Junior Felix, S (7, PH) OBP: 0.296, SLG: 0.394										1	1	0	0	0	0	2											
Trevor Hoffman, R (8, 1) ERA: 2.66										0	0	0	0	0	0	0											
Bryan Harvey, R (8, 1) ERA: 2.0										0	0	0	0	0	0	0											
Inning Stats	R: 0 E: 0 K: 0 S: 7	H: 0 LOB: 1 BB: 1 P: 14	R: 0 E: 0 K: 1 S: 10	H: 1 LOB: 0 BB: 0 P: 15	R: 1 E: 0 K: 1 S: 11	H: 1 LOB: 1 BB: 1 P: 20	R: 0 E: 0 K: 0 S: 9	H: 0 LOB: 0 BB: 0 P: 11	R: 0 E: 0 K: 2 S: 10	H: 0 LOB: 0 BB: 0 P: 12	R: 1 E: 0 K: 1 S: 8	H: 1 LOB: 0 BB: 0 P: 11	R: 3 E: 1 K: 3 S: 19	H: 2 LOB: 2 BB: 2 P: 37	R: 0 E: 0 K: 0 S: 14	H: 2 LOB: 2 BB: 0 P: 17	1B: 6 2B: 0 3B: 1 HR: 0	SF: 0 SAC: 0 DP: 0 HBP: 0	WP: 0 PB: 0 SB: 1 CS: 1	PA: 35							
PITCHER	IP	WLS	BF	H	R	ER	SO	BB	IBB	HBP	BLK	WP	HR	S	P	ERA	WHIP	PITCHER									
Jose DeLeon, R (1, 1) ERA: 5.29	6.0		22	4	3	0	3	2	0	0	0	0	0	55	83	3.00	0.833										
Mark Davis, L (7, 1) ERA: 4.32	2.0	L	13	4	3	0	3	2	0	0	0	0	0	33	54	0.00	3.000										

Batter	1	2	3	4	5	6	7	8	9	AB R H RBI BB SO LOB	TOP											
Delino DeShields, L (1,4) OBP: 0.372, SLG: 0.315	1-1 G4-3 1B		2-3 K			4-1 G4-3 1B BB	0-1 G3-1		2-0 S F9-2 HBP	3 2 1 0 1 1 1	Montreal Expos @ Philadelphia Phillies Veterans Stadium, Philadelphia, PA Fri May 21 1993, 7:05 PM EDT Att: 41,146 - Unknown - 65 F AB 36 R 6 H 9 RBI 3 BB 2 SO 6 LOB 18 											
Mike Lansing, R (1,5) OBP: 0.364, SLG: 0.456	0-0 G4-3 1B			0-0 G6-3		2-1 G4-3 1B BB	4-1 BB	3-2 F7	1-3 F9-2	4 0 1 0 1 0 2												
Marquis Grissom, R (1,8) OBP: 0.371, SLG: 0.494	0-1 G4-3			2-1 E 1B		1-0 S E 1B	0-1 F9	0-1 F9-2	3-H F9-2	5 1 2 1 0 0 4												
Larry Walker, L (1,9) OBP: 0.404, SLG: 0.556	1-3 K			0-0 L7		2-2 E5 FC5-2 1B		2-1 G6-3 S E 1B		4 1 1 0 0 1 1												
Moises Alou, R (1,7) OBP: 0.377, SLG: 0.486		0-0 G6-3		2-1 G6-3		0-1 FC5-2		3-2 G6-3		4 0 0 0 0 0 3												
Greg Colbrunn, R (1,3) OBP: 0.355, SLG: 0.478		0-1 G1-3			2-1 G5-3 1B		1-3 K	2-2 FC5		4 1 1 0 0 1 1												
Wil Cordero, R (1,6) OBP: 0.304, SLG: 0.438		2-1 F8			1-0 F9		0-1 2B	2-2 2B		4 1 2 1 0 0 1												
Tim Spehr, R (1,2) OBP: 0.235, SLG: 0.279			1-2 L5		1-2 G5-3		0-1 G3-1 2B	0-2 G6-3		4 0 1 1 0 0 2												
Ken Hill, R (1,1) OBP: 0.250, SLG: 0.227			1-1 G6-3		2-3 K		0-3 K	0-3 K		3 0 0 0 0 2 2												
Mel Rojas, R (7,1)										1 0 0 0 0 1 1												
Inning Stats	R: 1 E: 0 K: 1 S: 8	H: 2 LOB: 0 BB: 0 P: 10	R: 0 E: 0 K: 0 S: 5	H: 0 LOB: 0 BB: 0 P: 7	R: 0 E: 0 K: 1 S: 11	H: 0 LOB: 0 BB: 0 P: 15	R: 0 E: 1 K: 0 S: 6	H: 1 LOB: 1 BB: 0 P: 10	R: 0 E: 0 K: 1 S: 11	H: 1 LOB: 1 BB: 0 P: 17	R: 2 E: 1 K: 1 S: 12	H: 1 LOB: 1 BB: 1 P: 22	R: 1 E: 0 K: 1 S: 12	H: 2 LOB: 2 BB: 1 P: 16	R: 2 E: 1 K: 1 S: 20	H: 2 LOB: 1 BB: 0 P: 29	R: 0 E: 0 K: 0 S: 7	H: 0 LOB: 0 BB: 0 P: 12	1B: 6 2B: 4 3B: 0 HR: 0	SF: 0 SAC: 0 DP: 2 HBP: 1	WP: 0 PB: 0 SB: 4 CS: 0	PA: 39
PITCHER	IP WLS BF H R ER SO BB IBB HBP BLK WP HR S P ERA WHIP											IP WLS BF H R ER SO BB IBB HBP BLK WP HR S P ERA WHIP										
Danny Jackson, L (1,1) ERA: 3.94	6.2 L 29 7 4 3 5 2 0 0 0 0 0 0 63 95 4.05 1.350																					
Bob Ayrault, R (7,1) ERA: 10.8	0.1 1 0 0 0 0 0 0 0 0 0 0 0 2 2 0.00 0.000																					
David West, L (8,1) ERA: 1.33	1.0 6 2 2 1 1 0 0 0 0 0 0 0 20 29 9.00 2.000																					
Mitch Williams, L (9,1) ERA: 2.65	1.0 3 0 0 0 0 0 0 0 1 0 0 0 7 12 0.00 0.000																					

Batter	1	2	3	4	5	6	7	8	9	AB R H RBI BB SO LOB	BOTTOM									
Lenny Dykstra, L (1,8) OBP: 0.347, SLG: 0.358	4-1 S 1B BB		0-0 P4		4-2 BB BB		0-1 G6-3			2 1 0 0 2 0 1	Montreal Expos @ Philadelphia Phillies Veterans Stadium, Philadelphia, PA Fri May 21 1993, 7:05 PM EDT Att: 41,146 - Unknown - 65 F AB 29 R 2 H 4 RBI 1 BB 6 SO 3 LOB 11 									
Mickey Morandini, L (1,4) OBP: 0.266, SLG: 0.321	2-2 L7		2-2 L9		4-1 G6-4-3 BB			1-2 G4-3 1B		3 0 1 0 1 0 1										
John Kruk, L (1,3) OBP: 0.485, SLG: 0.548	4-2 E 1B BB		4-1 BB		0-2 G6-4-3			0-0 G4-3	1-2 1B	2 1 0 0 2 0 4										
Dave Hollins, S (1,5) OBP: 0.382, SLG: 0.464	0-0 E 1B		0-3 K		2-0 P6			1-1 1B		4 0 2 1 0 1 1										
Darren Daulton, L (1,2) OBP: 0.416, SLG: 0.575	0-0 L9			3-2 G5-3		3-2 G4-3		2-0 L9		4 0 0 0 0 0 2										
Wes Chamberlain, R (1,9) OBP: 0.306, SLG: 0.462	2-3 P5			2-2 G4-3		0-1 G5-3			0-1 G5-3	4 0 0 0 0 0 1										
Milt Thompson, L (1,7) OBP: 0.304, SLG: 0.245		2-2 G1-3		2-3 K			1-1 G4-3		0-0 G4-3	4 0 0 0 0 1 0										
Mariano Duncan, R (1,6) OBP: 0.250, SLG: 0.316		1-1 F8			2-1 G4-3		0-0 G3-1 2B		1-0 G6-3	4 0 1 0 0 0 0										
Danny Jackson, R (1,1) OBP: 0.238, SLG: 0.167		2-3 K			4-2 BB WP BB		0-0 G3-1			1 0 0 0 1 1 0										
Bob Ayrault, R (7,1) ERA: 3.05										0 0 0 0 0 0 0										
Jim Eisenreich, L (7,PH) OBP: 0.418, SLG: 0.510										1 0 0 0 0 0 1										
David West, L (8,1) OBP: 1.000, SLG: 1.000										0 0 0 0 0 0 0										
Mitch Williams, L (9,1)										0 0 0 0 0 0 0										
Inning Stats	R: 2 E: 1 K: 0 S: 13	H: 1 LOB: 1 BB: 2 P: 25	R: 0 E: 0 K: 1 S: 8	H: 0 LOB: 0 BB: 0 P: 13	R: 0 E: 0 K: 1 S: 9	H: 0 LOB: 1 BB: 1 P: 15	R: 0 E: 0 K: 1 S: 10	H: 0 LOB: 0 BB: 0 P: 17	R: 0 E: 0 K: 0 S: 13	H: 0 LOB: 2 BB: 3 P: 27	R: 0 E: 0 K: 0 S: 6	H: 0 LOB: 0 BB: 0 P: 11	R: 0 E: 0 K: 0 S: 7	H: 2 LOB: 1 BB: 0 P: 11	R: 0 E: 0 K: 0 S: 4	H: 0 LOB: 0 BB: 0 P: 5	1B: 3 2B: 1 3B: 0 HR: 0	SF: 0 SAC: 0 DP: 2 HBP: 0	WP: 1 PB: 0 SB: 1 CS: 0	PA: 35
PITCHER	IP WLS BF H R ER SO BB IBB HBP BLK WP HR S P ERA WHIP											IP WLS BF H R ER SO BB IBB HBP BLK WP HR S P ERA WHIP								
Ken Hill, R (1,1) ERA: 2.67	6.1 W 26 2 2 1 3 6 0 0 0 0 0 0 62 112 1.42 1.263																			
Mel Rojas, R (7,1)	2.2 S 9 2 0 0 0 0 0 0 0 0 0 0 14 19 0.00 0.750																			

Batter	1	2	3	4	5	6	7	8	9	AB	R	H	RBI	BB	SO	LOB	TOP					
Vince Coleman, S (1, 7) OBP: 0.297, SLG: 0.358	F8			L8 WP BB	B1-3		G6-3			3	1	0	0	1	0	0	New York Mets @ Philadelphia Phillies Veterans Stadium, Philadelphia, PA Mon May 24 1993, 7:05 PM EDT Att: 32,568 - Unknown - 80 F 					
Joe Orsulak, L (1, 8) OBP: 0.305, SLG: 0.347	G6-3			L8			P6		G4-3	4	0	0	0	0	0	1						
Eddie Murray, S (1, 3) OBP: 0.348, SLG: 0.463	K			3-2 1B			1-0 FC6-4 1B		G4-3	4	0	2	0	0	1	0						
Bobby Bonilla, S (1, 9) OBP: 0.319, SLG: 0.433		2-3 K		3-2 1B			0-0 FC6-4 BB 1B		1-2 F9	4	2	1	0	0	1	1						
Howard Johnson, S (1, 5) OBP: 0.380, SLG: 0.391	F8			2-1 E2 1B			1-2 1B BB		2-3 K	3	0	1	0	1	1	0						
Tony Fernandez, S (1, 6) OBP: 0.331, SLG: 0.297	F9			4-1 BB			0-0 1-3 2-H 1B		0-3 K2-3	3	0	1	1	1	1	0						
Jeff Kent, R (1, 4) OBP: 0.315, SLG: 0.379			0-2 F8	0-1 F9			3-3 K		2-1 F8	4	0	0	0	0	1	4						
Todd Hundley, S (1, 2) OBP: 0.295, SLG: 0.402			1-3 K				0-1 G6-3		2-2 G3	3	0	0	0	0	1	0						
Frank Tanana, L (1, 1) OBP: 0.067, SLG: 0.067			1-2 G4-3				2-3 K		3-1 G6-3	2	0	0	0	0	1	0						
Chico Walker, S (7, PH) OBP: 0.226, SLG: 0.245										1	0	0	0	0	0	0						
Mike Maddux, L (7, 1)										0	0	0	0	0	0	0						
Inning Stats	R: 0 E: 0 K: 1 S: 10	H: 0 LOB: 0 BB: 0 P: 17	R: 0 E: 0 K: 1 S: 9	H: 0 LOB: 0 BB: 0 P: 14	R: 0 E: 0 K: 1 S: 9	H: 0 LOB: 0 BB: 0 P: 11	R: 2 E: 1 K: 0 S: 21	H: 3 LOB: 2 BB: 2 P: 38	R: 0 E: 0 K: 1 S: 6	H: 0 LOB: 0 BB: 1 P: 9	R: 1 E: 0 K: 0 S: 9	H: 2 LOB: 2 BB: 1 P: 19	R: 0 E: 0 K: 0 S: 7	H: 0 LOB: 0 BB: 0 P: 12	R: 0 E: 0 K: 2 S: 8	H: 0 LOB: 0 BB: 0 P: 10	R: 0 E: 0 K: 2 S: 8	H: 0 LOB: 0 BB: 0 P: 12	1B: 4 2B: 1 3B: 0 HR: 0	SF: 0 SAC: 0 DP: 0 HBP: 0	WP: 1 PB: 0 SB: 1 CS: 0	PA: 34
PITCHER Tommy Greene, R (1, 1) ERA: 1.98	IP: 9.0 WLS: W BF: 34 H: 5 R: 3 ER: 2 SO: 7 BB: 3 IBB: 0 HBP: 0 BLK: 0 WP: 1 HR: 0 S: 87 P: 142 ERA: 2.00 WHIP: 0.889															PITCHER						

Batter	1	2	3	4	5	6	7	8	9	AB	R	H	RBI	BB	SO	LOB	BOTTOM			
Lenny Dykstra, L (1, 8) OBP: 0.356, SLG: 0.385	G5-3		3-2 G4-6-3 1B		1-1 1B HR 1B		1-1 L8			4	1	2	0	0	0	0	New York Mets @ Philadelphia Phillies Veterans Stadium, Philadelphia, PA Mon May 24 1993, 7:05 PM EDT Att: 32,568 - Unknown - 80 F 			
Mariano Duncan, R (1, 4) OBP: 0.250, SLG: 0.336	G5-3		2-0 G4-6-3 1B		2-1 1B HR 1B		1-2 G1-3			4	1	1	0	0	0	2				
Ricky Jordan, R (1, 3) OBP: 0.406, SLG: 0.464	F7		0-0 G5-3		2-3 K		2-2 K			4	0	0	0	0	2	3				
John Kruk, L (9, 3) OBP: 0.497, SLG: 0.553										0	0	0	0	0	0	0				
Dave Hollins, S (1, 5) OBP: 0.393, SLG: 0.500		0-3 K		2-2 F8 BB 1B	2-0 1B HR		2-3 K			4	1	2	3	0	2	0				
Darren Daulton, L (1, 2) OBP: 0.417, SLG: 0.558	F8			4-1 BB	1-1 F8		1-0 2B 1B			3	1	1	0	1	0	0				
Pete Incaviglia, R (1, 7) OBP: 0.297, SLG: 0.598		2-0 HR		2-1 F8		1-1 HR		2-3 K		4	2	2	2	0	1	3				
Wes Chamberlain, R (1, 9) OBP: 0.316, SLG: 0.468		4-2 HR		2-1 F9		2-0 P5		1-2 1-H 2B		3	0	1	1	1	0	2				
Jim Eisenreich, L (6, PR) (9, 9) OBP: 0.390, SLG: 0.472		BB		F9		P5				0	0	0	0	0	0	0				
Juan Bell, R (1, 6) OBP: 0.234, SLG: 0.271	G4-3			2-1 P5		P2		2-3 K		4	0	0	0	0	1	4				
Tommy Greene, R (1, 1) OBP: 0.087, SLG: 0.091			1-1 G4-6-3 1B		1-2 G6-3		0-1 G2-3			3	0	1	0	0	0	0				
Inning Stats	R: 0 E: 0 K: 0 S: 8	H: 1 LOB: 1 BB: 1 P: 11	R: 1 E: 0 K: 1 S: 12	H: 1 LOB: 1 BB: 1 P: 19	R: 0 E: 0 K: 0 S: 8	H: 2 LOB: 1 BB: 0 P: 14	R: 0 E: 0 K: 0 S: 10	H: 1 LOB: 2 BB: 1 P: 22	R: 3 E: 0 K: 1 S: 13	H: 3 LOB: 0 BB: 0 P: 22	R: 1 E: 0 K: 0 S: 8	H: 1 LOB: 0 BB: 0 P: 11	R: 0 E: 0 K: 1 S: 10	H: 0 LOB: 0 BB: 0 P: 14	R: 1 E: 0 K: 3 S: 14	H: 2 LOB: 1 BB: 0 P: 22	1B: 6 2B: 1 3B: 0 HR: 3	SF: 0 SAC: 0 DP: 1 HBP: 0	WP: 0 PB: 0 SB: 0 CS: 0	PA: 35
PITCHER Frank Tanana, L (1, 1) ERA: 4.24	IP: 6.0 WLS: L BF: 27 H: 8 R: 5 ER: 5 SO: 2 BB: 2 IBB: 0 HBP: 0 BLK: 0 WP: 0 HR: 3 S: 59 P: 99 ERA: 7.50 WHIP: 1.667															PITCHER				
Mike Maddux, R (7, 1) ERA: 3.7	IP: 2.0 WLS: 8 BF: 2 H: 1 R: 1 ER: 1 SO: 4 BB: 0 IBB: 0 HBP: 0 BLK: 0 WP: 0 HR: 0 S: 24 P: 36 ERA: 4.50 WHIP: 1.000															PITCHER				

Batter	1	2	3	4	5	6	7	8	9	AB	R	H	RBI	BB	SO	LOB	TOP										
Vince Coleman, S OBP: 0.299, SLG: 0.353	F9		K					E6	FC3-2	5	0	1	0	0	1	3											
Charlie O'Brien, R OBP: 0.244, SLG: 0.237	F8							F7		5	0	2	2	0	0	3											
Eddie Murray, S OBP: 0.331, SLG: 0.439	L4		L6					G6-3		4	0	0	0	0	0	2											
Bobby Bonilla, S OBP: 0.316, SLG: 0.424										4	1	2	0	0	0	0											
Howard Johnson, S OBP: 0.363, SLG: 0.369	F9		K					P4		4	0	0	0	0	1	2											
Jeff Kent, R OBP: 0.314, SLG: 0.382	F9		G6-3					G6-3		4	1	1	0	0	0	1											
Tony Fernandez, S OBP: 0.327, SLG: 0.288	K2-3							F8		3	0	0	0	1	1	1											
Dave Gallagher, R OBP: 0.414, SLG: 0.590								F8		3	2	2	3	1	0	0											
Eric Hillman, L Paul Gibson, R Jeff McKnight, S John Franco, L Chico Walker, S Jeff Innis, R	G3-1							G4-3	E6	2	0	0	0	0	0	0	1										
Inning Stats	R: 0 E: 0 K: 0 S: 7	H: 0 LOB: 0 BB: 0 P: 8	R: 0 E: 0 K: 1 S: 10	H: 1 LOB: 1 BB: 0 P: 16	R: 1 E: 0 K: 1 S: 8	H: 2 LOB: 1 BB: 0 P: 13	R: 0 E: 0 K: 1 S: 9	H: 0 LOB: 0 BB: 0 P: 14	R: 0 E: 0 K: 0 S: 9	H: 1 LOB: 2 BB: 1 P: 17	R: 0 E: 0 K: 0 S: 9	H: 0 LOB: 0 BB: 0 P: 14	R: 0 E: 0 K: 0 S: 6	H: 0 LOB: 0 BB: 0 P: 10	R: 0 E: 1 K: 0 S: 14	H: 0 LOB: 1 BB: 0 P: 19	R: 4 E: 1 K: 0 S: 19	H: 4 LOB: 2 BB: 1 P: 32	1B: 6 2B: 1 3B: 0 HR: 1	SF: 0 SAC: 0 DP: 0 HBP: 0	WP: 0 PB: 0 SB: 1 CS: 0	PA: 38					
PITCHER	IP	WLS	BF	H	R	ER	SO	BB	IBB	HBP	BLK	WP	HR	S	P	ERA	WHIP										
Danny Jackson, L ERA: 3.74	8.0		31	5	2	2	3	1	0	0	0	0	1	75	117	2.25	0.750										
Mitch Williams, L ERA: 3.93	0.1	L	4	2	1	1	0	1	0	0	0	0	0	7	14	27.00	9.000										
David West, L ERA: 1.11	0.2		3	1	2	0	0	0	0	0	0	0	0	9	12	0.00	1.500										

New York Mets @ Philadelphia Phillies
Veterans Stadium, Philadelphia, PA

AB 36
R 5
H 8
RBI 5
BB 2
SO 3
LOB 15



Wed May 26 1993, 7:05 PM EDT
Att: 33,367 - Unknown - 74 F

Batter	1	2	3	4	5	6	7	8	9	AB	R	H	RBI	BB	SO	LOB	BOTTOM										
Lenny Dykstra, L OBP: 0.367, SLG: 0.387	G4-3								F7	4	0	1	0	1	0	1											
Mariano Duncan, R OBP: 0.248, SLG: 0.328	K		L6							4	0	1	0	0	2	3											
John Kruk, L OBP: 0.492, SLG: 0.548	K		SF9							2	0	0	1	1	1	0											
Dave Hollins, S OBP: 0.387, SLG: 0.494	G4-3		F7							4	0	0	0	0	0	5											
Darren Daulton, L OBP: 0.410, SLG: 0.535	F7									4	0	0	0	0	2	0											
Pete Incaviglia, R OBP: 0.275, SLG: 0.558	K									4	0	0	0	0	1	0											
David West, L OBP: 1.000, SLG: 1.500										0	0	0	0	0	0	0											
Wes Chamberlain, R OBP: 0.312, SLG: 0.491										4	2	2	1	0	1	0											
Jim Eisenreich, L OBP: 0.390, SLG: 0.472										0	0	0	0	0	0	0											
Juan Bell, R OBP: 0.268, SLG: 0.323										3	2	2	0	0	0	0											
Ricky Jordan, R OBP: 0.394, SLG: 0.448										1	0	0	0	0	0	0											
Danny Jackson, R OBP: 0.261, SLG: 0.200										2	0	1	1	0	0	0											
Mitch Williams, L										0	0	0	0	0	0	0											
Milt Thompson, L OBP: 0.303, SLG: 0.243										1	0	0	0	0	0	0											
Inning Stats	R: 0 E: 0 K: 2 S: 9	H: 0 LOB: 0 BB: 0 P: 13	R: 0 E: 0 K: 1 S: 8	H: 0 LOB: 0 BB: 0 P: 13	R: 2 E: 1 K: 0 S: 19	H: 2 LOB: 2 BB: 1 P: 31	R: 0 E: 0 K: 0 S: 4	H: 0 LOB: 0 BB: 0 P: 7	R: 0 E: 0 K: 1 S: 13	H: 3 LOB: 1 BB: 0 P: 18	R: 0 E: 0 K: 1 S: 6	H: 0 LOB: 0 BB: 0 P: 6	R: 0 E: 0 K: 2 S: 8	H: 0 LOB: 0 BB: 0 P: 11	R: 0 E: 0 K: 0 S: 6	H: 0 LOB: 0 BB: 0 P: 9	1B: 4 2B: 2 3B: 0 HR: 1	SF: 1 SAC: 1 DP: 0 HBP: 0	WP: 0 PB: 0 SB: 0 CS: 0	PA: 37							
PITCHER	IP	WLS	BF	H	R	ER	SO	BB	IBB	HBP	BLK	WP	HR	S	P	ERA	WHIP										
Eric Hillman, L ERA: 4.71	6.0		28	7	4	2	4	2	0	0	0	0	0	6	6	0.00	0.000										
Paul Gibson, L ERA: 1.5	1.0	W	3	0	0	0	2	0	0	0	0	0	0	8	11	0.00	0.000										
John Franco, L ERA: 1.5	1.0	S	3	0	0	0	0	0	0	0	0	0	0	6	9	0.00	0.000										

New York Mets @ Philadelphia Phillies
Veterans Stadium, Philadelphia, PA

AB 33
R 4
H 7
RBI 3
BB 2
SO 7
LOB 9




Wed May 26 1993, 7:05 PM EDT
Att: 33,367 - Unknown - 74 F

Batter	1	2	3	4	5	6	7	8	9	AB	R	H	RBI	BB	SO	LOB	TOP		
Lenny Dykstra, L OBP: 0.371, SLG: 0.387	E9 FC6-4 1B	G3-1			P5				1B	5	2	2	0	1	0	1			
Mariano Duncan, R OBP: 0.233, SLG: 0.331 Mickey Morandini, L OBP: 0.284, SLG: 0.316		G5-3		G6-4-3 1B			K		1B	5	0	2	0	0	1	5			
John Kruk, L OBP: 0.487, SLG: 0.546	FC6-4 2B		G4-3	2B			G4-3		1B	6	3	2	3	0	1	4			
Dave Hollins, S OBP: 0.395, SLG: 0.514	HR 2B		1B	2B	2B		P3		1B	5	3	3	3	1	0	1			
Darren Daulton, L OBP: 0.407, SLG: 0.553	HR		L9	2B			F7		G4-3	6	2	2	4	0	0	2			
Pete Incaviglia, R OBP: 0.281, SLG: 0.556	G6-3		HBP	HR	2B		G4-3		G6-3	4	1	1	1	0	0	0			
Wes Chamberlain, R OBP: 0.315, SLG: 0.512 David West, L OBP: 1.000, SLG: 1.500	K		1B	HR	2B		G5-3		K	5	1	2	3	0	2	0			
Kim Batiste, R OBP: 0.304, SLG: 0.273		G3-1 SH1-3 1B	K		1B				G6-3	5	0	3	0	0	1	2			
Ben Rivera, R OBP: 0.167, SLG: 0.167 Tim Mauser, R OBP: 1.000, SLG: 1.000 Larry Andersen, R OBP: 1.000, SLG: 1.000 Jim Eisenreich, L OBP: 0.400, SLG: 0.481		SH1-3					SH1-4 1B		1B	2	1	1	0	0	1	1			
Inning Stats	R: 4 E: 1 K: 1 S: 19	H: 3 LOB: 0 BB: 0 P: 27	R: 0 E: 0 K: 0 S: 8	H: 1 LOB: 1 BB: 0 P: 13	R: 1 E: 0 K: 1 S: 11	H: 2 LOB: 2 BB: 0 P: 18	R: 6 E: 0 K: 1 S: 16	H: 7 LOB: 1 BB: 1 P: 27	R: 0 E: 0 K: 0 S: 10	H: 0 LOB: 0 BB: 0 P: 9	R: 0 E: 0 K: 1 S: 10	H: 1 LOB: 2 BB: 1 P: 20	R: 0 E: 0 K: 0 S: 8	H: 0 LOB: 0 BB: 0 P: 12	R: 4 E: 0 K: 1 S: 21	H: 5 LOB: 1 BB: 0 P: 31	1B: 12 2B: 6 3B: 0 HR: 2	SF: 0 SAC: 2 DP: 1 HBP: 1	WP: 0 PA: 50 PB: 0 SB: 0 CS: 0
PITCHER	IP WLS BF H R ER SO BB IBB HBP BLK WP HR S P ERA WHIP	IP WLS BF H R ER SO BB IBB HBP BLK WP HR S P ERA WHIP	IP WLS BF H R ER SO BB IBB HBP BLK WP HR S P ERA WHIP	IP WLS BF H R ER SO BB IBB HBP BLK WP HR S P ERA WHIP	IP WLS BF H R ER SO BB IBB HBP BLK WP HR S P ERA WHIP	IP WLS BF H R ER SO BB IBB HBP BLK WP HR S P ERA WHIP	IP WLS BF H R ER SO BB IBB HBP BLK WP HR S P ERA WHIP	IP WLS BF H R ER SO BB IBB HBP BLK WP HR S P ERA WHIP	IP WLS BF H R ER SO BB IBB HBP BLK WP HR S P ERA WHIP	IP WLS BF H R ER SO BB IBB HBP BLK WP HR S P ERA WHIP	IP WLS BF H R ER SO BB IBB HBP BLK WP HR S P ERA WHIP	IP WLS BF H R ER SO BB IBB HBP BLK WP HR S P ERA WHIP	IP WLS BF H R ER SO BB IBB HBP BLK WP HR S P ERA WHIP	IP WLS BF H R ER SO BB IBB HBP BLK WP HR S P ERA WHIP	IP WLS BF H R ER SO BB IBB HBP BLK WP HR S P ERA WHIP	IP WLS BF H R ER SO BB IBB HBP BLK WP HR S P ERA WHIP	IP WLS BF H R ER SO BB IBB HBP BLK WP HR S P ERA WHIP		

Philadelphia Phillies @ Colorado Rockies
Mile High Stadium, Denver, CO
Fri May 28, 1993, 9:05 PM EDT
Att: 58,312 - Unknown - 63 F


AB 45
R 15
H 20
RBI 15
BB 2
SO 6
LOB 16



Batter	1	2	3	4	5	6	7	8	9	AB	R	H	RBI	BB	SO	LOB	BOTTOM				
Eric Young Sr., R OBP: 0.340, SLG: 0.366	F9		G4-3		G4-3	G1-2-3		S 1B	1B	5	1	1	0	1	0	3					
Alex Cole, L OBP: 0.331, SLG: 0.305	P6		S G3-1 BB		E4 3B		2B FC6-4 1B	K	K	5	3	2	0	1	2	3					
Dante Bichette, R OBP: 0.358, SLG: 0.474	G6-3		G3-1 BB		3B		E 2B	2B	1B	4	2	3	2	1	0	0					
Andres Galarraga, R OBP: 0.421, SLG: 0.589		BB E 1B	G3-1		G1-3		K		2B	5	1	2	2	0	1	4					
Chris Jones, R OBP: 0.400, SLG: 0.250		E BB G4-6-3 1B	G1-3		K		FC6-4 BB	F9		4	1	1	0	1	1	3					
Charlie Hayes, R OBP: 0.326, SLG: 0.486		G4-6-3 E BB		F9		P8	FC6-4 1B		G4-3 G6-3 2B	4	1	1	1	1	0	1					
Joe Girardi, R OBP: 0.302, SLG: 0.366		E6 G4-6-3		F9		E G1-2-3 1B	1B		G4-3	5	0	2	1	0	0	3					
Nelson Liriano, S OBP: 0.377, SLG: 0.362		G4-6-3		WP 1B		E8	K		G6-3	5	0	2	1	0	1	4					
Butch Henry, L ERA: 6.14 Andy Ashby, R ERA: 5.92 Bruce Ruffin, L ERA: 4.74 Jeff Parrett, R ERA: 5.2		G1-3		K					F8	1	0	0	0	0	0	1					
Inning Stats	R: 0 E: 0 K: 0 S: 10	H: 0 LOB: 0 BB: 0 P: 15	R: 2 E: 1 K: 0 S: 10	H: 2 LOB: 1 BB: 1 P: 17	R: 1 E: 0 K: 0 S: 9	H: 0 LOB: 1 BB: 2 P: 20	R: 0 E: 0 K: 1 S: 8	H: 1 LOB: 1 BB: 0 P: 13	R: 1 E: 1 K: 0 S: 9	H: 2 LOB: 1 BB: 0 P: 13	R: 0 E: 1 K: 0 S: 11	H: 2 LOB: 2 BB: 1 P: 21	R: 2 E: 1 K: 2 S: 18	H: 3 LOB: 2 BB: 1 P: 29	R: 2 E: 0 K: 1 S: 9	H: 2 LOB: 1 BB: 1 P: 20	R: 1 E: 0 K: 1 S: 13	H: 3 LOB: 2 BB: 0 P: 21	1B: 11 2B: 3 3B: 1 HR: 0	SF: 0 SAC: 0 DP: 2 HBP: 0	WP: 1 PA: 47 PB: 0 SB: 3 CS: 0
PITCHER	IP WLS BF H R ER SO BB IBB HBP BLK WP HR S P ERA WHIP	IP WLS BF H R ER SO BB IBB HBP BLK WP HR S P ERA WHIP	IP WLS BF H R ER SO BB IBB HBP BLK WP HR S P ERA WHIP	IP WLS BF H R ER SO BB IBB HBP BLK WP HR S P ERA WHIP	IP WLS BF H R ER SO BB IBB HBP BLK WP HR S P ERA WHIP	IP WLS BF H R ER SO BB IBB HBP BLK WP HR S P ERA WHIP	IP WLS BF H R ER SO BB IBB HBP BLK WP HR S P ERA WHIP	IP WLS BF H R ER SO BB IBB HBP BLK WP HR S P ERA WHIP	IP WLS BF H R ER SO BB IBB HBP BLK WP HR S P ERA WHIP	IP WLS BF H R ER SO BB IBB HBP BLK WP HR S P ERA WHIP	IP WLS BF H R ER SO BB IBB HBP BLK WP HR S P ERA WHIP	IP WLS BF H R ER SO BB IBB HBP BLK WP HR S P ERA WHIP	IP WLS BF H R ER SO BB IBB HBP BLK WP HR S P ERA WHIP	IP WLS BF H R ER SO BB IBB HBP BLK WP HR S P ERA WHIP	IP WLS BF H R ER SO BB IBB HBP BLK WP HR S P ERA WHIP	IP WLS BF H R ER SO BB IBB HBP BLK WP HR S P ERA WHIP	IP WLS BF H R ER SO BB IBB HBP BLK WP HR S P ERA WHIP				

Philadelphia Phillies @ Colorado Rockies
Mile High Stadium, Denver, CO
Fri May 28, 1993, 9:05 PM EDT
Att: 58,312 - Unknown - 63 F

AB 41
R 9
H 15
RBI 7
BB 6
SO 6
LOB 23



Batter	1	2	3	4	5	6	7	8	9	AB	R	H	RBI	BB	SO	LOB	TOP				
Lenny Dykstra, L OBP: 0.371, SLG: 0.385	4-0 BB SF7 1B BB		0-2 K	1-0 G3 1B 1B	1-0 G3 1B 1B	1-3 K			2-2 F7	4	2	1	0	1	2	0					
Mickey Morandini, L OBP: 0.269, SLG: 0.321	1-0 BB 1B		0-1 1B 1B	0-2 G3 1B 1B	0-2 G3 1B 1B	1-2 G1-3				4	1	2	0	0	0	2					
John Kruk, L OBP: 0.492, SLG: 0.548	4-0 BB 1B		3-1 1B 1B	3-2 1B 1B	3-2 1B 1B	2-0 G1-3				3	1	2	2	1	0	0					
Dave Hollins, S OBP: 0.392, SLG: 0.508	0-3 K		2-2 1B SF8 1B	2-2 1B SF8 1B	0-1 F7	1-1 P5				4	1	1	1	0	1	4					
Darren Daulton, L OBP: 0.404, SLG: 0.549	2-0 SF7		2-2 1B	2-3 K	2-3 K	3-3 K				3	0	1	2	0	2	0					
Wes Chamberlain, R OBP: 0.306, SLG: 0.500	1-0 F9		0-0 SF8	0-0 G6-3	0-0 G6-3	2-3 K				3	0	0	1	0	1	2					
Jim Eisenreich, L OBP: 0.400, SLG: 0.481			3-H 1-2 G1-3	3-H 1-2 G1-3	2-2 G6-3	1-0 P6				4	0	0	0	0	0	1					
Milt Thompson, L OBP: 0.293, SLG: 0.234																					
Kim Batiste, R OBP: 0.259, SLG: 0.231		3-2 F9		0-1 F8	3-2 F8	0-2 P3				4	0	0	0	0	0	0					
Terry Mulholland, R OBP: 0.083, SLG: 0.043		0-0 P3		1-0 G3 1B 1B	2-0 L7	0-2 G4-3				4	1	1	0	0	0	0					
Inning Stats	R: 1 E: 0 K: 1 S: 6	H: 1 LOB: 2 BB: 2 P: 18	R: 0 E: 0 K: 0 S: 5	H: 0 LOB: 0 BB: 0 P: 8	R: 3 E: 0 K: 1 S: 19	H: 4 LOB: 1 BB: 0 P: 27	R: 2 E: 0 K: 0 S: 12	H: 3 LOB: 1 BB: 0 P: 17	R: 0 E: 0 K: 1 S: 7	H: 0 LOB: 0 BB: 0 P: 11	R: 0 E: 0 K: 0 S: 6	H: 0 LOB: 0 BB: 0 P: 10	R: 0 E: 0 K: 2 S: 7	H: 0 LOB: 0 BB: 0 P: 13	R: 0 E: 0 K: 0 S: 10	H: 0 LOB: 0 BB: 0 P: 12	1B: 8 2B: 0 3B: 0 HR: 0	SF: 2 SAC: 0 DP: 0 HBP: 0	WP: 0 PB: 0 SB: 0 CS: 0	PA: 37	
PITCHER	IP WLS BF H R ER SO BB IBB HBP BLK WP HR S P ERA WHIP	IP WLS BF H R ER SO BB IBB HBP BLK WP HR S P ERA WHIP	IP WLS BF H R ER SO BB IBB HBP BLK WP HR S P ERA WHIP	IP WLS BF H R ER SO BB IBB HBP BLK WP HR S P ERA WHIP	IP WLS BF H R ER SO BB IBB HBP BLK WP HR S P ERA WHIP	IP WLS BF H R ER SO BB IBB HBP BLK WP HR S P ERA WHIP	IP WLS BF H R ER SO BB IBB HBP BLK WP HR S P ERA WHIP	IP WLS BF H R ER SO BB IBB HBP BLK WP HR S P ERA WHIP	IP WLS BF H R ER SO BB IBB HBP BLK WP HR S P ERA WHIP	IP WLS BF H R ER SO BB IBB HBP BLK WP HR S P ERA WHIP	IP WLS BF H R ER SO BB IBB HBP BLK WP HR S P ERA WHIP	IP WLS BF H R ER SO BB IBB HBP BLK WP HR S P ERA WHIP	IP WLS BF H R ER SO BB IBB HBP BLK WP HR S P ERA WHIP	IP WLS BF H R ER SO BB IBB HBP BLK WP HR S P ERA WHIP	IP WLS BF H R ER SO BB IBB HBP BLK WP HR S P ERA WHIP	IP WLS BF H R ER SO BB IBB HBP BLK WP HR S P ERA WHIP	IP WLS BF H R ER SO BB IBB HBP BLK WP HR S P ERA WHIP				
Willie Blair, R ERA: 4.35	6.0	L	28	8	6	6	4	2	0	0	0	0	0	0	0	0	0	0	0	9.00	1.667
Gary Wayne, L ERA: 3.05	7.1		4	0	0	0	1	0	0	0	0	0	0	0	0	0	0	0	0	0.00	0.000
Darren Holmes, R ERA: 10.29	8.1		2	0	0	0	1	0	0	0	0	0	0	0	0	0	0	0	0	0.00	0.000
Bryn Smith, R ERA: 8.39	9.1		3	0	0	0	0	0	0	0	0	0	0	0	0	0	0	0	0	0.00	0.000

Philadelphia Phillies @ Colorado Rockies
Mile High Stadium, Denver, CO
Sat May 29 1993, 5:33 AM EDT
Att: 56,263 - Sunny - 74 F

AB 33
R 6
H 8
RBI 6
BB 2
SO 6
LOB 9



Batter	1	2	3	4	5	6	7	8	9	AB	R	H	RBI	BB	SO	LOB	BOTTOM			
Eric Young Sr., R OBP: 0.343, SLG: 0.365	4-0 G4-3 BB		1-0 1B			2-3 K2-3		2-0 G1-3		3	0	1	0	1	1	1				
Joe Girardi, R OBP: 0.295, SLG: 0.358	1-2 G4-3		0-0 G6-3			0-1 G3			1-0 G5-3	4	0	0	0	0	0	2				
Dante Bichette, R OBP: 0.361, SLG: 0.475	0-0 P6			1-0 G5-3			1-2 1B 1B		0-1 G6-4-3 1B	4	0	2	0	0	0	0				
Andres Galarraga, R OBP: 0.409, SLG: 0.570		1-2 G5-3		1-2 G5-3			1-1 L6		0-1 G6-4-3	4	0	0	0	0	0	2				
Charlie Hayes, R OBP: 0.323, SLG: 0.478		0-0 L6		1-1 G1-3			1-2 K			3	0	0	0	0	1	1				
Jerald Clark, R OBP: 0.305, SLG: 0.436		0-2 1B			0-0 P3		0-0 1B			3	0	2	0	0	0	0				
Chris Jones, R OBP: 0.375, SLG: 0.286		0-0 L1			2-0 G6-3 1B		0-2 G4-3			3	0	1	0	0	0	3				
Nelson Liriano, S OBP: 0.357, SLG: 0.340			3-2 P3		1-1 G6-3			3-2 L3		3	0	0	0	0	0	1				
Willie Blair, R Jim Tatum, R Gary Wayne, L Darren Holmes, R Danny Sheaffer, R Bryn Smith, R	1-1 5.00 7.1 8.1 8.0 9.1		2-2 G4-3			1-2 K2-3 HBP		1-1 G4-3		1	0	0	0	0	0	0				
Inning Stats	R: 0 E: 0 K: 0 S: 4	H: 0 LOB: 1 BB: 0 P: 9	R: 0 E: 0 K: 0 S: 8	H: 1 LOB: 0 BB: 0 P: 9	R: 0 E: 0 K: 0 S: 10	H: 1 LOB: 1 BB: 0 P: 16	R: 0 E: 0 K: 0 S: 6	H: 0 LOB: 0 BB: 0 P: 9	R: 0 E: 0 K: 1 S: 8	H: 0 LOB: 2 BB: 0 P: 11	R: 0 E: 0 K: 1 S: 13	H: 2 LOB: 2 BB: 0 P: 18	R: 0 E: 0 K: 0 S: 7	H: 0 LOB: 0 BB: 0 P: 13	R: 0 E: 0 K: 0 S: 5	H: 1 LOB: 0 BB: 0 P: 6	1B: 6 2B: 0 3B: 0 HR: 0	SF: 0 SAC: 0 DP: 3 HBP: 1	WP: 0 PB: 0 SB: 0 CS: 0	PA: 31
PITCHER	IP WLS BF H R ER SO BB IBB HBP BLK WP HR S P ERA WHIP	IP WLS BF H R ER SO BB IBB HBP BLK WP HR S P ERA WHIP	IP WLS BF H R ER SO BB IBB HBP BLK WP HR S P ERA WHIP	IP WLS BF H R ER SO BB IBB HBP BLK WP HR S P ERA WHIP	IP WLS BF H R ER SO BB IBB HBP BLK WP HR S P ERA WHIP	IP WLS BF H R ER SO BB IBB HBP BLK WP HR S P ERA WHIP	IP WLS BF H R ER SO BB IBB HBP BLK WP HR S P ERA WHIP	IP WLS BF H R ER SO BB IBB HBP BLK WP HR S P ERA WHIP	IP WLS BF H R ER SO BB IBB HBP BLK WP HR S P ERA WHIP	IP WLS BF H R ER SO BB IBB HBP BLK WP HR S P ERA WHIP	IP WLS BF H R ER SO BB IBB HBP BLK WP HR S P ERA WHIP	IP WLS BF H R ER SO BB IBB HBP BLK WP HR S P ERA WHIP	IP WLS BF H R ER SO BB IBB HBP BLK WP HR S P ERA WHIP	IP WLS BF H R ER SO BB IBB HBP BLK WP HR S P ERA WHIP	IP WLS BF H R ER SO BB IBB HBP BLK WP HR S P ERA WHIP	IP WLS BF H R ER SO BB IBB HBP BLK WP HR S P ERA WHIP				
Terry Mulholland, L ERA: 2.92	9.0	W	31	6	0	0	2	1	0	0	1	0	0	0	0	0	0.00	0.778		

Philadelphia Phillies @ Colorado Rockies
Mile High Stadium, Denver, CO
Sat May 29 1993, 5:33 AM EDT
Att: 56,263 - Sunny - 74 F

AB 29
R 0
H 6
RBI 0
BB 1
SO 2
LOB 10



Batter	1	2	3	4	5	6	7	8	9	AB R H RBI BB SO LOB	TOP									
Lenny Dykstra, L (1, 8) OBP: 0.372, SLG: 0.384	G3		K2 BB		G3-6-3 1-2		F8		FC3-6 BB	3 0 0 0 2 0 1	Philadelphia Phillies @ Cincinnati Reds Riverfront Stadium, Cincinnati, OH Mon May 31 1993, 7:05 PM EDT Att: 25,676 - Unknown - 56 F livebaseballscorecards.com									
Mickey Morandini, L (1, 4) OBP: 0.266, SLG: 0.315	SF7 1B		K2 1-1		K		G4-3		FC3-6 BB	5 1 1 0 0 2 2										
John Kruk, L (1, 3) OBP: 0.493, SLG: 0.547	SF7 1-H			1B FC3-6 BB		1B BB	G4-3		BB	1 2 0 1 3 0 0										
Dave Hollins, S (1, 5)	G4-3			P5		1B FC3 BB		K	BB	3 1 0 0 2 1 1										
Darren Daulton, L (1, 2) OBP: 0.413, SLG: 0.581 Todd Pratt, R (8, 2) OBP: 0.167, SLG: 0.333	G3-1			FC3-6 1B 1-2		K		BB 1B	F9	3 0 1 0 1 1 2 1 0 0 0 0 0 3										
Jim Eisenreich, L (1, 9) OBP: 0.409, SLG: 0.483	P5			FC3-6 1B 1-2 2-3		FC3 1B 1-3 2-H		BB 1B 1-2	G3	5 0 3 1 0 0 3										
Milt Thompson, L (1, 7) Pete Incaviglia, R (8, PH) OBP: 0.308, SLG: 0.579	E3 1B			FC3-6 1-2 2-3 3-H		FC3		BB 1B 1-2 2-3		3 0 1 2 0 0 3 0 0 0 0 1 0 0										
Kim Batiste, R (1, 6) OBP: 0.278, SLG: 0.333	G6-3			F9		K		K		4 0 0 0 0 2 8										
Curt Schilling, R (1, 1) OBP: 0.241, SLG: 0.185 Ricky Jordan, R (8, PH) OBP: 0.400, SLG: 0.452 Larry Andersen, R (8, 1) OBP: 1.000, SLG: 1.000 David West, L (8, 1) OBP: 1.000, SLG: 1.500	G1-3					G3-6-3 1B		F8		3 0 1 0 0 1 2 1 0 0 0 0 0 3 0 0 0 0 0 0 0 0 0 0 0 0 0 0										
Inning Stats	R: 1 E: 0 K: 0 S: 10	H: 1 LOB: 0 BB: 0 P: 15	R: 0 E: 1 K: 0 S: 7	H: 1 LOB: 1 BB: 0 P: 11	R: 0 E: 0 K: 1 S: 7	H: 0 LOB: 1 BB: 1 P: 14	R: 1 E: 0 K: 0 S: 13	H: 1 LOB: 2 BB: 2 P: 24	R: 0 E: 0 K: 3 S: 16	H: 1 LOB: 0 BB: 2 P: 10		R: 0 E: 0 K: 0 S: 9	H: 0 LOB: 0 BB: 0 P: 14	R: 0 E: 0 K: 2 S: 15	H: 2 LOB: 3 BB: 1 P: 24	R: 0 E: 0 K: 0 S: 12	H: 0 LOB: 3 BB: 3 P: 27	1B: 7 2B: 1 3B: 0 HR: 0	SF: 1 SAC: 0 DP: 2 HBP: 0	WP: 0 PB: 0 SB: 1 CS: 1
PITCHER	IP WLS BF H R ER SO BB IBB HBP BLK WP HR S P ERA WHIP	PITCHER																		
Tim Belcher, R (1, 1) ERA: 3.82	7.1 33 7 4 3 6 5 0 0 0 0 0 0 78 129 3.68 1.636																			
Kevin Wickander, L (8, 1) ERA: 4.11	0.0 1 0 0 0 0 1 0 0 0 0 0 0 1 5 ∞ ∞																			
Jeff Reardon, R (8, 1) ERA: 3.18	0.2 W 2 0 0 0 1 0 0 0 0 0 0 5 6 0.00 0.000																			
Rob Dibble, R (9, 1) ERA: 5.63	1.0 S 6 0 0 0 0 3 0 0 0 0 0 0 12 27 0.00 3.000																			
Batter	1	2	3	4	5	6	7	8	9	AB R H RBI BB SO LOB	BOTTOM									
Bip Roberts, S (1, 4) OBP: 0.347, SLG: 0.283	CS 1B		L6	1B BB		F7		BB 1B IBB		3 0 1 0 2 0 0	Philadelphia Phillies @ Cincinnati Reds Riverfront Stadium, Cincinnati, OH Mon May 31 1993, 7:05 PM EDT Att: 25,676 - Unknown - 56 F livebaseballscorecards.com									
Jeff Branson, L (1, 5) OBP: 0.413, SLG: 0.500	K		K	FC6 1B			L8	BB 1B		5 0 2 1 0 2 1										
Barry Larkin, R (1, 6) OBP: 0.410, SLG: 0.435	BB 1B 1-2		1B BB 1B	FC6 1-2			BB 1B	BB 1B 1-2 2-3 3-H		4 1 3 1 1 0 2										
Kevin Mitchell, R (1, 7) OBP: 0.378, SLG: 0.541 Rob Dibble, L (9, 1)	BB 1B		1B BB			F9	F9	K		3 1 0 0 2 1 4 0 0 0 0 0 0 0										
Roberto Kelly, R (1, 8) OBP: 0.343, SLG: 0.448	BB 1B		1B BB			P4	G4-3	F9		4 0 1 0 1 0 4										
Randy Milligan, R (1, 3) OBP: 0.384, SLG: 0.357 Juan Samuel, R (8, FR) OBP: 0.238, SLG: 0.325	L8		BB 1B 1-2 2-3			K		BLK 1B BB		3 0 1 2 1 1 3 0 1 0 0 0 0 0										
Reggie Sanders, R (1, 9) OBP: 0.356, SLG: 0.464	E4 CS		K					BB 1B 1B		4 2 2 1 0 1 2										
Joe Oliver, R (1, 2) OBP: 0.287, SLG: 0.397	K			F9			G4-3	1B BB G4-3 1B		4 1 1 1 0 1 1										
Tim Belcher, R (1, 1) OBP: 0.100, SLG: 0.100 Kevin Wickander, L (8, 1) Jeff Reardon, R (8, 1) Cecl Espy, S (8, PH) OBP: 0.385, SLG: 0.280	K			G4-3			K	G4-3		3 0 0 0 0 2 0 0 0 0 0 0 0 0 0 0 0 0 0 0 0 1 0 0 0 0 0 2										
Inning Stats	R: 0 E: 0 K: 1 S: 18	H: 2 LOB: 3 BB: 2 P: 34	R: 0 E: 1 K: 2 S: 7	H: 0 LOB: 0 BB: 0 P: 9	R: 2 E: 0 K: 2 S: 21	H: 3 LOB: 2 BB: 1 P: 35	R: 0 E: 0 K: 0 S: 10	H: 1 LOB: 2 BB: 1 P: 15	R: 0 E: 0 K: 1 S: 6	H: 0 LOB: 0 BB: 0 P: 7		R: 1 E: 0 K: 1 S: 6	H: 1 LOB: 0 BB: 0 P: 10	R: 0 E: 0 K: 0 S: 11	H: 1 LOB: 1 BB: 0 P: 16	R: 3 E: 0 K: 1 S: 17	H: 3 LOB: 3 BB: 3 P: 37	1B: 10 2B: 0 3B: 0 HR: 1	SF: 0 SAC: 0 DP: 0 HBP: 0	WP: 0 PB: 0 SB: 0 CS: 2
PITCHER	IP WLS BF H R ER SO BB IBB HBP BLK WP HR S P ERA WHIP	PITCHER																		
Curt Schilling, R (1, 1) ERA: 2.79	7.0 32 8 3 3 7 4 0 0 0 0 0 0 8 16 3.86 1.714																			
Larry Andersen, R (8, 1) ERA: 3.75	0.0 L 3 2 3 3 0 1 0 0 1 0 0 8 15 ∞ ∞																			
David West, L (8, 1) ERA: 1.37	1.0 6 1 0 0 1 1 1 0 0 0 0 0 9 22 0.00 2.000																			

Batter	1	2	3	4	5	6	7	8	9	AB	R	H	RBI	BB	SO	LOB	TOP				
Craig Biggio, R OBP: 0.367, SLG: 0.481 (1, 4)										4	2	1	0	0	0	1	Houston Astros @ Philadelphia Phillies Veterans Stadium, Philadelphia, PA Tue Jun 08 1993, 7:05 PM EDT Att: 24,669 - Unknown - 74 F				
Steve Finley, L OBP: 0.305, SLG: 0.323 (1, 8)										5	2	2	0	0	0	1					
5 Jeff Bagwell, R OBP: 0.409, SLG: 0.554 (1, 3)										4	1	0	0	1	1	1					
Eric Anthony, L OBP: 0.351, SLG: 0.423 (1, 9)										4	1	2	2	1	1	0					
Ken Caminiti, S OBP: 0.308, SLG: 0.474 (1, 5)										5	0	2	1	0	1	3					
Luis Gonzalez, L OBP: 0.327, SLG: 0.418 (1, 7)										4	0	0	0	0	1	3					
Scott Servais, R OBP: 0.372, SLG: 0.541 (1, 2)										3	0	0	0	1	2	1					
Andujar Cedeno, R OBP: 0.374, SLG: 0.456 (1, 6)										2	0	0	0	2	0	0					
Darryl Kile, R (1, 1)										2	0	0	0	0	2	3					
Al Osuna, R (6, 1)										0	0	0	0	0	0	0					
Doug Jones, R (8, 1)										0	0	0	0	0	0	0					
Kevin Bass, S OBP: 0.293, SLG: 0.389 (8, 7)										1	0	0	0	0	0	0					
Inning Stats	R: 2 E: 0 K: 0 S: 12	H: 2 LOB: 1 BB: 1 P: 23	R: 0 E: 0 K: 0 S: 9	H: 0 LOB: 1 BB: 1 P: 17	R: 0 E: 0 K: 0 S: 10	H: 0 LOB: 0 BB: 0 P: 14	R: 0 E: 0 K: 3 S: 9	H: 0 LOB: 0 BB: 0 P: 12	R: 0 E: 0 K: 1 S: 7	H: 3 LOB: 3 BB: 2 P: 10	R: 0 E: 0 K: 0 S: 8	H: 0 LOB: 0 BB: 0 P: 10	R: 0 E: 0 K: 2 S: 10	H: 1 LOB: 1 BB: 0 P: 15	R: 2 E: 1 K: 0 S: 10	H: 1 LOB: 2 BB: 1 P: 17	1B: 3 2B: 3 3B: 1 HR: 0	SF: 0 SAC: 1 DP: 0 HBP: 1	WP: 1 PB: 0 SB: 0 CS: 0	PA: 41	
PITCHER	IP	WLS	BF	H	R	ER	SO	BB	IBB	HBP	BLK	WP	HR	S	P	ERA	WHIP				
Ben Rivera, R ERA: 4.25 (1, 1)	6.0	L	27	5	4	4	6	3	1	0	0	1	0	66	113	6.00	1.333				
Mark Davis, L ERA: 4.56 (7, 1)	2.0		7	1	0	0	2	0	0	0	0	0	0	18	25	0.00	0.500				
Jose DeLeon, R ERA: 5.0 (9, 1)	1.0		7	1	2	0	0	1	0	1	0	0	0	10	17	0.00	2.000				

AB	34
R	6
H	7
RBI	3
BB	5
SO	8
LOB	13



Batter	1	2	3	4	5	6	7	8	9	AB	R	H	RBI	BB	SO	LOB	BOTTOM					
Lenny Dykstra, L OBP: 0.388, SLG: 0.418 (1, 8)										5	1	3	1	0	0	0	Houston Astros @ Philadelphia Phillies Veterans Stadium, Philadelphia, PA Tue Jun 08 1993, 7:05 PM EDT Att: 24,669 - Unknown - 74 F					
Mariano Duncan, R OBP: 0.291, SLG: 0.429 (1, 6)										4	1	1	0	0	0	1						
John Kruk, L OBP: 0.481, SLG: 0.511 (1, 3)										4	0	1	0	1	1	2						
Dave Hollins, S OBP: 0.392, SLG: 0.500 (1, 5)										2	0	0	1	1	1	2						
Darren Daulton, L OBP: 0.396, SLG: 0.557 (1, 2)										3	1	0	0	1	2	5						
Jim Eisenreich, L OBP: 0.407, SLG: 0.455 (1, 9)										3	0	0	0	1	1	0						
Pete Incaviglia, R OBP: 0.324, SLG: 0.593 (1, 7)										4	0	1	0	0	1	2						
Mickey Morandini, L OBP: 0.286, SLG: 0.346 (1, 4)										2	0	1	1	0	1	1						
Ben Rivera, R OBP: 0.125, SLG: 0.125 (1, 1)										2	0	0	0	0	1	2						
Ricky Jordan, R OBP: 0.357, SLG: 0.421 (6, PH)										1	0	0	0	0	0	1						
Mark Davis, L (7, 1)										0	0	0	0	0	0	0						
Milt Thompson, L OBP: 0.301, SLG: 0.240 (8, PH)										0	0	0	0	0	0	1						
Jose DeLeon, R (9, 1)										0	0	0	0	0	0	0						
Inning Stats	R: 1 E: 0 K: 1 S: 10	H: 1 LOB: 1 BB: 0 P: 21	R: 0 E: 0 K: 2 S: 9	H: 1 LOB: 0 BB: 0 P: 13	R: 0 E: 0 K: 0 S: 7	H: 1 LOB: 2 BB: 2 P: 19	R: 0 E: 0 K: 0 S: 4	H: 0 LOB: 1 BB: 0 P: 8	R: 0 E: 0 K: 1 S: 10	H: 2 LOB: 2 BB: 0 P: 18	R: 0 E: 0 K: 2 S: 11	H: 1 LOB: 1 BB: 0 P: 16	R: 1 E: 0 K: 2 S: 14	H: 1 LOB: 0 BB: 0 P: 24	R: 1 E: 0 K: 0 S: 6	H: 0 LOB: 1 BB: 2 P: 16	R: 0 E: 0 K: 0 S: 10	H: 0 LOB: 0 BB: 0 P: 14	1B: 6 2B: 0 3B: 0 HR: 1	SF: 2 SAC: 0 DP: 1 HBP: 2	WP: 0 PB: 0 SB: 0 CS: 0	PA: 39
PITCHER	IP	WLS	BF	H	R	ER	SO	BB	IBB	HBP	BLK	WP	HR	S	P	ERA	WHIP					
Darryl Kile, R ERA: 3.26 (1, 1)	5.1	W	25	6	1	1	5	2	0	2	0	0	1	20	41	10.80	1.500					
Al Osuna, L ERA: 4.05 (6, 1)	1.2		8	1	2	2	3	2	0	0	0	0	0	15	21	0.00	0.000					
Doug Jones, R ERA: 3.13 (8, 1)	2.0	S	6	0	0	0	0	0	0	0	0	0	0	15	21	0.00	0.000					

AB	31
R	3
H	7
RBI	3
BB	4
SO	8
LOB	17



Batter	1	2	3	4	5	6	7	8	9	AB	R	H	RBI	BB	SO	LOB	TOP			
Craig Biggio, R OBP: 0.361, SLG: 0.472 Tom Edens, R (8, 1)	0-0 P6		1-3 K		2-0 F8			1-1 G6-3		4	0	0	0	0	1	0	Houston Astros @ Philadelphia Phillies Veterans Stadium, Philadelphia, PA Wed Jun 09 1993, 7:05 PM EDT Att: 25,389 - Unknown - 80 F livebaseballscores.com			
Steve Finley, L OBP: 0.295, SLG: 0.314	0-3 K		1-1 G3			1-2 G3		0-3 K		4	0	0	0	0	2	0				
5 Jeff Bagwell, R OBP: 0.414, SLG: 0.558	0-1 1B		0-0 1B			2-1 1B			2-1 G5-3	4	0	3	0	0	0	0				
Eric Anthony, L OBP: 0.354, SLG: 0.424	0-0 1B		3-3 K			1-2 L9			0-0 FC5-4 1B	4	0	2	0	0	1	2				
Ken Caminiti, S OBP: 0.303, SLG: 0.466	0-0 L7			2-2 G5-3			0-0 F7		2-2 FC5-4 FC6-4	4	0	0	0	0	0	4				
Chris James, R OBP: 0.373, SLG: 0.610		2-2 F8		0-2 G5-3				0-3 K	0-1 FC6-4	4	0	0	0	0	1	1				
Scott Servais, R OBP: 0.361, SLG: 0.523		1-3 K		0-0 G6-3				1-1 G5-3		3	0	0	0	0	1	0				
Jose Uribe, S OBP: 0.333, SLG: 0.200		0-0 1B			2-1 G6-3			1-2 L8		3	0	1	0	0	0	0				
Pete Harnisch, S OBP: 0.200, SLG: 0.208 Juan Agosto, L (5, 1) Casey Candaele, S OBP: 0.225, SLG: 0.237 (8, PH) (8, 4)	1 SAFE 0-3 K				1-3 K			1-3 K		2	0	0	0	0	2	1				
Inning Stats	R: 0 E: 0 K: 1 S: 8	H: 2 LOB: 2 BB: 0 P: 8	R: 0 E: 0 K: 2 S: 10	H: 1 LOB: 1 BB: 0 P: 13	R: 0 E: 0 K: 2 S: 10	H: 1 LOB: 1 BB: 0 P: 15	R: 0 E: 0 K: 0 S: 8	H: 0 LOB: 0 BB: 0 P: 10	R: 0 E: 0 K: 1 S: 6	H: 1 LOB: 1 BB: 0 P: 15	R: 0 E: 0 K: 1 S: 10	H: 0 LOB: 0 BB: 0 P: 12	R: 0 E: 0 K: 2 S: 8	H: 0 LOB: 0 BB: 0 P: 10	R: 0 E: 0 K: 0 S: 8	H: 1 LOB: 1 BB: 0 P: 12		1B: 6 2B: 0 3B: 0 HR: 0	SF: 0 SAC: 0 DP: 0 HBP: 0	WP: 0 PB: 0 SB: 1 CS: 0
PITCHER Terry Mulholland, L ERA: 2.53	IP: 9.0 WLS: W BF: 33 H: 6 R: 0 ER: 0 SO: 9 BB: 0 IBB: 0 HBP: 0 BLK: 0 WP: 0 HR: 0 S: 79 P: 106 ERA: 0.00 WHIP: 0.667															PITCHER				


Batter	1	2	3	4	5	6	7	8	9	AB	R	H	RBI	BB	SO	LOB	BOTTOM			
Lenny Dykstra, L OBP: 0.388, SLG: 0.430	1-3 K	2-2 F8		2-2 HR		1-2 G4-3		2-1 FC6-4 1B		5	1	2	1	0	1	1	Houston Astros @ Philadelphia Phillies Veterans Stadium, Philadelphia, PA Wed Jun 09 1993, 7:05 PM EDT Att: 25,389 - Unknown - 80 F livebaseballscores.com			
Mariano Duncan, R OBP: 0.283, SLG: 0.417	0-3 K		2-2 G6-3	2-0 P3		2-1 G6-3		0-0 FC6-4		5	0	0	0	0	1	1				
John Kruk, L OBP: 0.485, SLG: 0.519	1-0 1B		4-2 FC3-6 1B 2B BB	0-1 G6-3			0-0 G4-3 HR 2B			3	2	2	0	1	0	0				
Dave Hollins, S OBP: 0.390, SLG: 0.495	2-0 F8		3-1 FC3-6 1B		2-3 K		0-0 L9			4	0	1	0	0	1	2				
Darren Daulton, L OBP: 0.397, SLG: 0.571		1-0 HR	3-2 FC3-6 2B	2-1 E1 HR 1B		2-1 G4-3		1-1 G4-3		4	2	2	1	0	0	3				
Jim Eisenreich, L OBP: 0.422, SLG: 0.543		3-1 1B 3B	0-0 1B 2B	2-1 F7		0-0 F7		0-0 HR		4	2	3	3	0	0	1				
Milt Thompson, L OBP: 0.307, SLG: 0.266		2-3 K	1-3 2B	1-0 HR		1-0 HR		1-0 G4-3		3	1	1	2	1	1	1				
Mickey Morandini, L OBP: 0.285, SLG: 0.344		0-0 1B	2-3 K		2-3 K			0-0 G4-3		4	0	1	1	0	2	3				
Terry Mulholland, R OBP: 0.097, SLG: 0.067	1 SAFE 1 SAFE 0-3 K			2-2 G3		2-2 G4-3		0-3 K		4	0	0	0	0	2	1				
Inning Stats	R: 0 E: 0 K: 2 S: 9	H: 1 LOB: 1 BB: 0 P: 13	R: 2 E: 0 K: 2 S: 14	H: 3 LOB: 1 BB: 0 P: 24	R: 1 E: 0 K: 1 S: 16	H: 2 LOB: 2 BB: 2 P: 34	R: 1 E: 0 K: 0 S: 11	H: 1 LOB: 0 BB: 0 P: 17	R: 2 E: 0 K: 2 S: 12	H: 2 LOB: 0 BB: 0 P: 21	R: 0 E: 0 K: 0 S: 8	H: 0 LOB: 0 BB: 0 P: 13	R: 2 E: 0 K: 0 S: 6	H: 2 LOB: 0 BB: 0 P: 8	R: 0 E: 0 K: 1 S: 7	H: 1 LOB: 1 BB: 0 P: 9		1B: 5 2B: 2 3B: 1 HR: 4	SF: 0 SAC: 0 DP: 0 HBP: 0	WP: 0 PB: 0 SB: 1 CS: 0
PITCHER Pete Harnisch, R ERA: 3.61 Juan Agosto, L ERA: 5.4 Tom Edens, R ERA: 4.22	IP: 4.2 WLS: L BF: 25 H: 9 R: 6 ER: 6 SO: 6 BB: 1 IBB: 0 HBP: 0 BLK: 0 WP: 0 HR: 3 S: 58 P: 103 ERA: 11.57 WHIP: 2.143															PITCHER				

Batter	1	2	3	4	5	6	7	8	9	AB	R	H	RBI	BB	SO	LOB	TOP										
Lenny Dykstra, L OBP: 0.385, SLG: 0.423 (1, 8)										4	1	0	0	0	2	1											
Mariano Duncan, R OBP: 0.286, SLG: 0.433 (1, 6)										5	1	2	1	0	0	1											
John Kruk, L OBP: 0.492, SLG: 0.523 (1, 3)										4	1	3	0	1	0	1											
Dave Hollins, S OBP: 0.388, SLG: 0.493 Joe Milette, R OBP: 0.333, SLG: 0.333 (1, 5) (3, 5)										1	0	0	0	0	0	1											
Darren Daulton, L OBP: 0.402, SLG: 0.570 (1, 2)										4	1	2	1	1	1	0											
Jim Eisenreich, L OBP: 0.421, SLG: 0.535 (1, 9)										5	0	2	0	0	1	4											
Milt Thompson, L OBP: 0.317, SLG: 0.278 Pete Incaviglia, R OBP: 0.331, SLG: 0.616 (6, PH) (6, 7)										2	0	2	0	0	0	0											
Mickey Morandini, L OBP: 0.279, SLG: 0.337 (1, 4)										4	0	0	0	0	1	5											
Tommy Greene, R OBP: 0.194, SLG: 0.276 Tim Mauser, R OBP: 0.201, SLG: 0.450 Wes Chamberlain, R OBP: 0.267, SLG: 0.450 Mark Davis, L OBP: 0.251, SLG: 0.450 Ricky Jordan, R OBP: 0.251, SLG: 0.450 David West, L OBP: 0.251, SLG: 0.450 Mitch Williams, L OBP: 0.251, SLG: 0.450 (1, 1) (2, 1) (5, PH) (5, 1) (6, PH) (6, 1) (9, 1)										0	0	0	0	0	0	0											
Inning Stats	R: 0 E: 0 K: 1 S: 10	H: 1 LOB: 1 BB: 0 P: 13	R: 0 E: 0 K: 2 S: 14	H: 2 LOB: 2 BB: 2 P: 22	R: 0 E: 0 K: 1 S: 9	H: 1 LOB: 1 BB: 0 P: 12	R: 0 E: 0 K: 1 S: 8	H: 0 LOB: 0 BB: 0 P: 11	R: 0 E: 0 K: 2 S: 12	H: 1 LOB: 1 BB: 0 P: 13	R: 2 E: 1 K: 2 S: 15	H: 4 LOB: 3 BB: 0 P: 18	R: 5 E: 0 K: 1 S: 16	H: 4 LOB: 0 BB: 0 P: 22	R: 0 E: 0 K: 1 S: 6	H: 0 LOB: 0 BB: 0 P: 9	R: 0 E: 0 K: 0 S: 9	H: 1 LOB: 2 BB: 2 P: 19	1B: 12 2B: 1 3B: 0 HR: 2	SF: 0 SAC: 1 DP: 1 HBP: 1	WP: 0 PB: 0 SB: 0 CS: 1	PA: 43					
PITCHER	IP	WLS	BF	H	R	ER	SO	BB	IBB	HBP	BLK	WP	HR	S	P	ERA	WHIP										
Bret Saberhagen, R ERA: 3.24 (1, 1)	5.0		19	5	0	0	7	0	0	0	0	0	0	53	71	0.00	1.000										
Eric Hillman, L ERA: 5.29 (6, 1)	1.1		11	5	4	3	2	0	0	1	0	0	1	19	24	20.25	3.750										
Jeff Innis, R ERA: 4.23 (7, 1)	0.0		1	1	0	0	0	0	0	0	0	0	0	1	3	∞	∞										
Paul Gibson, L ERA: 5.19 (7, 1)	1.2	L	7	2	3	3	2	0	0	0	0	0	1	17	22	16.20	1.200										
Mike Draper, R ERA: 4.18 (9, 1)	1.0		5	1	0	0	0	1	1	0	0	0	0	9	19	0.00	2.000										

Philadelphia Phillies @ New York Mets
Shea Stadium, Flushing, NY
Thu Jun 10 1993, 7:05 PM EDT
Att: 22,377 - Unknown - 85 F

livebaseballscorecards.com

AB 39
R 7
H 14
RBI 6
BB 2
SO 11
LOB 21




Batter	1	2	3	4	5	6	7	8	9	AB	R	H	RBI	BB	SO	LOB	BOTTOM										
Vince Coleman, S OBP: 0.292, SLG: 0.335 Mike Draper, R OBP: 1.000, SLG: 1.000 (1, 7) (9, 1)										4	1	0	1	0	1	1											
Todd Hundley, S OBP: 0.288, SLG: 0.408 Howard Johnson, S OBP: 0.353, SLG: 0.387 (1, 2) (9, FR)										5	0	2	0	0	2	1											
Eddie Murray, S OBP: 0.313, SLG: 0.398 (1, 3)										4	1	1	0	1	1	2											
Bobby Bonilla, S OBP: 0.339, SLG: 0.528 (1, 9)											4	2	2	4	1	1											
Joe Orsulak, L OBP: 0.336, SLG: 0.377 (1, 8) (9, 7)											3	0	0	0	1	0											
Jeff Kent, R OBP: 0.287, SLG: 0.362 (9, PH)											1	0	0	0	1	1											
Chico Walker, S OBP: 0.253, SLG: 0.357 (1, 5) (6, 4)											4	0	1	0	0	1											
Jeff McKnight, S OBP: 0.266, SLG: 0.229 Eric Hillman, L ERA: 5.12, SLG: 0.111 Jeff Innis, R ERA: 4.87 Paul Gibson, R ERA: 2.51 Dave Cattarino, R OBP: 0.272, SLG: 0.519 (1, 4) (6, 1) (7, 1) (7, 1) (6, PH) (9, 9)										3	1	1	0	0	1	1											
Tony Fernandez, S OBP: 0.323, SLG: 0.295 (1, 6)										4	0	2	0	0	0	2											
Bret Saberhagen, R OBP: 0.185, SLG: 0.125 Tim Bogar, R OBP: 0.261, SLG: 0.326 (1, 1) (6, 5)										1	0	0	0	0	1	1											
Inning Stats	R: 2 E: 0 K: 1 S: 13	H: 2 LOB: 1 BB: 1 P: 26	R: 2 E: 0 K: 0 S: 13	H: 3 LOB: 3 BB: 2 P: 26	R: 0 E: 0 K: 1 S: 8	H: 1 LOB: 1 BB: 0 P: 14	R: 0 E: 0 K: 0 S: 4	H: 0 LOB: 0 BB: 0 P: 5	R: 1 E: 0 K: 1 S: 13	H: 2 LOB: 1 BB: 0 P: 18	R: 0 E: 0 K: 1 S: 9	H: 1 LOB: 1 BB: 0 P: 14	R: 0 E: 0 K: 0 S: 6	H: 0 LOB: 0 BB: 0 P: 12	R: 0 E: 0 K: 1 S: 13	H: 1 LOB: 0 BB: 0 P: 16	R: 0 E: 0 K: 3 S: 14	H: 1 LOB: 1 BB: 0 P: 20	1B: 8 2B: 1 3B: 0 HR: 2	SF: 0 SAC: 2 DP: 0 HBP: 0	WP: 0 PB: 0 SB: 1 CS: 0	PA: 41					
PITCHER	IP	WLS	BF	H	R	ER	SO	BB	IBB	HBP	BLK	WP	HR	S	P	ERA	WHIP										
Tommy Greene, R ERA: 2.27 (1, 1)	1.2		13	4	4	4	1	0	0	0	0	0	0	13	20	0.00	0.429										
Tim Mauser, R ERA: 6.75 (2, 1)	2.1		8	1	0	0	1	0	0	0	0	0	0	13	18	9.00	2.000										
Mark Davis, L ERA: 4.87 (5, 1)	1.0		5	2	1	1	1	0	0	0	0	0	1	13	18	9.00	2.000										
David West, L ERA: 2.51 (6, 1)	3.0	W	11	2	1	1	2	0	0	0	0	0	0	28	42	3.00	0.667										
Mitch Williams, L ERA: 3.32 (9, 1)	1.0	S	4	1	0	0	3	0	0	0	0	0	0	14	20	0.00	1.000										

Philadelphia Phillies @ New York Mets
Shea Stadium, Flushing, NY
Thu Jun 10 1993, 7:05 PM EDT
Att: 22,377 - Unknown - 85 F

livebaseballscorecards.com

AB 36
R 6
H 11
RBI 6
BB 3
SO 8
LOB 14



Batter	1	2	3	4	5	6	7	8	9	AB	R	H	RBI	BB	SO	LOB	TOP					
Lenny Dykstra, L (1, 8) OBP: 0.383, SLG: 0.420	G4-3			G3		FC4-6			G3-1	4	1	1	0	0	0	1	Philadelphia Phillies @ New York Mets Shea Stadium, Flushing, NY Fri Jun 11 1993, 7:05 PM EDT Att: 29,594 - Unknown - 70 F					
Mariano Duncan, R (1, 6) OBP: 0.281, SLG: 0.426	G4-3			P3		K			SH5-3	3	0	0	0	0	1							
John Kruk, L (1, 3) OBP: 0.484, SLG: 0.513	G5-3			G3					G3-1	4	0	0	0	0	0							
Darren Daulton, L (1, 2) OBP: 0.399, SLG: 0.561		P5			G6-3				BB	3	1	0	0	1	0							
Pete Incaviglia, R (1, 7) OBP: 0.322, SLG: 0.599		F9			G6-3				E5	4	1	0	0	0	0							
Wes Chamberlain, R (1, 9) Jim Eisenreich, L (9, PR) OBP: 0.421, SLG: 0.535		G5-3			HR				K	3	1	1	1	1	0							
Kim Batiste, R (1, 5) OBP: 0.354, SLG: 0.578					F8				HR	4	1	2	3	0	1							
Mickey Morandini, L (1, 4) OBP: 0.279, SLG: 0.335					G6-3				G3	4	0	1	0	0	0							
Curt Schilling, R (1, 1) OBP: 0.206, SLG: 0.156					L4				G4-3	3	0	0	0	0	1							
Inning Stats	R: 0 E: 0 K: 0 S: 7	H: 0 LOB: 0 BB: 0 P: 10	R: 0 E: 0 K: 0 S: 8	H: 0 LOB: 0 BB: 0 P: 11	R: 0 E: 0 K: 1 S: 5	H: 0 LOB: 0 BB: 0 P: 7	R: 0 E: 0 K: 0 S: 4	H: 0 LOB: 0 BB: 0 P: 5	R: 1 E: 0 K: 0 S: 6	H: 1 LOB: 0 BB: 0 P: 11	R: 0 E: 0 K: 2 S: 12	H: 1 LOB: 1 BB: 0 P: 18	R: 0 E: 0 K: 0 S: 4	H: 0 LOB: 0 BB: 0 P: 8	R: 1 E: 0 K: 1 S: 8	H: 1 LOB: 0 BB: 0 P: 13	R: 3 E: 1 K: 0 S: 12	H: 2 LOB: 2 BB: 2 P: 26	1B: 3 2B: 0 3B: 0 HR: 2	SF: 0 SAC: 1 DP: 0 HBP: 0	WP: 0 PB: 0 SB: 1 CS: 0	PA: 35
PITCHER	IP WLS BF H R ER SO BB IBB HBP BLK WP HR S P ERA WHIP																					
Pete Schourek, L (1, 1) ERA: 5.29	8.0 L 28 4 3 2 4 0 0 0 0 0 2 55 84 2.25 0.500																					
John Franco, L (9, 1) ERA: 1.59	1.0 7 1 2 0 0 2 0 0 0 0 0 0 11 25 0.00 3.000																					


AB	32
R	5
H	5
RBI	4
BB	2
SO	4
LOB	7




Batter	1	2	3	4	5	6	7	8	9	AB	R	H	RBI	BB	SO	LOB	BOTTOM					
Vince Coleman, S (1, 7) OBP: 0.291, SLG: 0.333	F7			K						4	0	1	0	0	2	0	Philadelphia Phillies @ New York Mets Shea Stadium, Flushing, NY Fri Jun 11 1993, 7:05 PM EDT Att: 29,594 - Unknown - 70 F					
Todd Hundley, S (1, 2) OBP: 0.281, SLG: 0.397	G5-3			P5					F8	4	0	0	0	0	1							
Eddie Murray, S (1, 3) OBP: 0.307, SLG: 0.390	K			F8					G3	4	0	0	0	0	1							
Bobby Bonilla, S (1, 9) OBP: 0.333, SLG: 0.518		G3			P5				G6-3	4	0	0	0	0	0							
Joe Orsulak, L (1, 8) OBP: 0.353, SLG: 0.411		BB			HR				CS	3	2	3	1	1	0							
Chico Walker, S (1, 5) OBP: 0.253, SLG: 0.351		G3			G4-3				F7	4	0	1	0	0	2							
Jeff McKnight, S (1, 4) OBP: 0.273, SLG: 0.216		G3			K				F7	2	0	0	0	1	1							
Tim Bogar, R (1, 6) OBP: 0.245, SLG: 0.304		G3			G6-3				F8	3	0	0	1	0	2							
Pete Schourek, L (1, 1) John Franco, L (9, 1) OBP: 0.211, SLG: 0.118		F7			B3				L6	3	0	0	0	0	2							
Inning Stats	R: 0 E: 0 K: 1 S: 10	H: 0 LOB: 0 BB: 0 P: 14	R: 1 E: 0 K: 0 S: 13	H: 1 LOB: 2 BB: 2 P: 26	R: 0 E: 0 K: 1 S: 6	H: 0 LOB: 0 BB: 0 P: 9	R: 1 E: 0 K: 1 S: 10	H: 1 LOB: 0 BB: 0 P: 15	R: 0 E: 0 K: 1 S: 5	H: 0 LOB: 0 BB: 0 P: 7	R: 0 E: 0 K: 0 S: 9	H: 0 LOB: 0 BB: 0 P: 16	R: 0 E: 0 K: 0 S: 4	H: 1 LOB: 0 BB: 0 P: 9	R: 0 E: 0 K: 0 S: 9	H: 1 LOB: 1 BB: 0 P: 16	R: 0 E: 0 K: 0 S: 9	H: 1 LOB: 1 BB: 0 P: 12	1B: 4 2B: 0 3B: 0 HR: 1	SF: 0 SAC: 0 DP: 0 HBP: 0	WP: 0 PB: 0 SB: 0 CS: 1	PA: 33
PITCHER	IP WLS BF H R ER SO BB IBB HBP BLK WP HR S P ERA WHIP																					
Curt Schilling, R (1, 1) ERA: 3.03	9.0 W 33 5 2 2 4 2 0 0 0 0 0 1 75 124 2.00 0.778																					

AB	31
R	2
H	5
RBI	2
BB	2
SO	4
LOB	7



Batter	1	2	3	4	5	6	7	8	9	AB	R	H	RBI	BB	SO	LOB	TOP			
Lenny Dykstra, L OBP: 0.384, SLG: 0.413	L7		S SF7 1B BB		L8		K		L6-4 IBB	3	1	0	0	2	1	1	Philadelphia Phillies @ New York Mets Shea Stadium, Flushing, NY Sun Jun 13 1993, 3:33 AM EDT Att: 29,917 - Sunny			
Mariano Duncan, R OBP: 0.284, SLG: 0.422	L9		S 1B 1B				G6-3		L6-4	5	1	2	0	0	0	3				
Ricky Jordan, R OBP: 0.362, SLG: 0.488 Larry Andersen, R OBP: 1.000, SLG: 1.000 Mitch Williams, L (9, 1)	G4-3		K				G6-4-3 1B		HR	4	1	2	1	0	1	2				
Pete Incaviglia, R OBP: 0.327, SLG: 0.621		BB 1B	SF7		G6-4-3				HR	3	2	2	2	0	0	2				
Jim Eisenreich, L OBP: 0.408, SLG: 0.511	F8		3-H 1B			L6			K	4	0	1	1	0	1	1				
Todd Pratt, R OBP: 0.250, SLG: 0.474	1B BB		K			G5-4-3 1B			G4-3	3	0	1	0	1	1	1				
Kim Batiste, R OBP: 0.357, SLG: 0.566	1-2 2-H 1B				K	G5-4-3			F9	4	0	1	1	0	1	1				
Mickey Morandini, L OBP: 0.282, SLG: 0.347	K		K		F9		SH1-4 1B		WP 1B	4	0	2	0	0	1	2				
Ben Rivera, R OBP: 0.111, SLG: 0.111 John Kruk, L OBP: 0.478, SLG: 0.502	K		P2			SH1-4			L8	2	0	0	0	0	1	2				
										1	0	0	0	0	0	1	AB 33 R 5 H 11 RBI 5 BB 3 SO 7 LOB 16 			
Inning Stats	R: 0 E: 0 K: 0 S: 6	H: 0 LOB: 0 BB: 0 P: 9	R: 1 E: 0 K: 2 S: 13	H: 2 LOB: 2 BB: 1 P: 22	R: 2 E: 0 K: 2 S: 12	H: 2 LOB: 1 BB: 1 P: 20	R: 0 E: 0 K: 1 S: 7	H: 0 LOB: 0 BB: 0 P: 9	R: 0 E: 0 K: 0 S: 4	H: 2 LOB: 1 BB: 0 P: 6	R: 0 E: 0 K: 0 S: 8	H: 1 LOB: 1 BB: 0 P: 10	R: 0 E: 0 K: 1 S: 14	H: 2 LOB: 0 BB: 0 P: 20	R: 0 E: 0 K: 0 S: 6	H: 1 LOB: 1 BB: 1 P: 13		1B: 9 2B: 1 3B: 0 HR: 2	SF: 1 SAC: 1 DP: 3 HBP: 0	WP: 1 PB: 0 SB: 2 CS: 0
PITCHER	IP WLS BF H R ER SO BB IBB HBP BLK WP HR S P ERA WHIP	IP WLS BF H R ER SO BB IBB HBP BLK WP HR S P ERA WHIP																		
Anthony Young, R ERA: 3.6	(1, 1) 6.0 L 25 7 3 3 5 2 0 0 0 0 0 0 46 71 4.50 1.500																			
Mike Maddux, R ERA: 5.4	(7, 1) 1.0 4 1 0 0 1 0 0 0 0 0 0 0 8 10 0.00 1.000																			
Jeff Innis, R ERA: 4.55	(8, 1) 2.0 9 3 2 2 1 0 1 0 0 1 2 20 33 9.00 1.500																			

Batter	1	2	3	4	5	6	7	8	9	AB	R	H	RBI	BB	SO	LOB	BOTTOM					
Darrin Jackson, R OBP: 0.240, SLG: 0.332	K		G6-3			K		F9		4	0	0	0	0	2	2	Philadelphia Phillies @ New York Mets Shea Stadium, Flushing, NY Sun Jun 13 1993, 3:33 AM EDT Att: 29,917 - Sunny					
Doug Saunders, R OBP: 0.500, SLG: 0.500	G6-3 1B				F9	1B 1B		G5-3		4	0	2	0	0	0	0						
Eddie Murray, S OBP: 0.305, SLG: 0.382	G6-3		F7			1-3 2-H 1B		K		4	0	1	1	0	1	1						
Bobby Bonilla, S OBP: 0.327, SLG: 0.504		F8		F9		G4-3			P5	4	0	0	0	0	0	2						
Joe Orsulak, L OBP: 0.353, SLG: 0.406 Dave Gallagher, R OBP: 0.379, SLG: 0.519	G4-3				G4-6-3 BB		G3		E 1B BB	2	0	0	0	1	0	0						
Jeff Kent, R OBP: 0.293, SLG: 0.384	F8				G4-6-3		HR		E8 1B	4	1	1	1	0	0	2						
Todd Hundley, S OBP: 0.281, SLG: 0.394			P4		F8		1B		P4	4	0	1	0	0	0	2						
Tim Bogar, R OBP: 0.250, SLG: 0.302			SH3 1B			K	L7		1B	4	0	2	1	0	1	1						
Anthony Young, R ERA: 4.06 Jeff McKnight, S ERA: 2.51 Mike Maddux, L ERA: 2.51 Chico Walker, S ERA: 2.51 Jeff Innis, R ERA: 2.51 Charlie O'Brien, R ERA: 2.51			SH3			1B BB	F9		F8	0	0	0	0	0	0	0						
										0	0	0	0	0	0	0	AB 32 R 3 H 7 RBI 3 BB 3 SO 4 LOB 13 					
Inning Stats	R: 0 E: 0 K: 1 S: 8	H: 1 LOB: 0 BB: 0 P: 11	R: 0 E: 0 K: 0 S: 12	H: 0 LOB: 0 BB: 0 P: 16	R: 0 E: 0 K: 0 S: 6	H: 1 LOB: 1 BB: 0 P: 9	R: 0 E: 0 K: 0 S: 4	H: 0 LOB: 0 BB: 0 P: 6	R: 0 E: 0 K: 0 S: 4	H: 0 LOB: 0 BB: 1 P: 10	R: 1 E: 0 K: 2 S: 15	H: 2 LOB: 2 BB: 1 P: 23	R: 0 E: 0 K: 0 S: 10	H: 2 LOB: 1 BB: 0 P: 16	R: 0 E: 0 K: 1 S: 9	H: 0 LOB: 0 BB: 0 P: 14		R: 1 E: 1 K: 0 S: 11	H: 1 LOB: 2 BB: 1 P: 22	1B: 6 2B: 0 3B: 0 HR: 1	SF: 0 SAC: 1 DP: 2 HBP: 0	WP: 0 PB: 0 SB: 0 CS: 0
PITCHER	IP WLS BF H R ER SO BB IBB HBP BLK WP HR S P ERA WHIP	IP WLS BF H R ER SO BB IBB HBP BLK WP HR S P ERA WHIP																				
Ben Rivera, R ERA: 4.06	(1, 1) 7.0 W 27 6 2 2 3 2 0 0 0 0 0 1 59 91 2.57 1.143																					
Larry Andersen, R ERA: 2.51	(8, 1) 1.0 3 0 0 0 1 0 0 0 0 0 0 0 9 14 0.00 0.000																					
Mitch Williams, L ERA: 3.18	(9, 1) 1.0 S 6 1 1 0 0 1 0 0 0 0 0 0 11 22 0.00 2.000																					

Batter	1	2	3	4	5	6	7	8	9	AB	R	H	RBI	BB	SO	LOB	TOP					
Lenny Dykstra, L OBP: 0.390, SLG: 0.419 (1, 8)										5	1	2	0	1	2	1						
Mariano Duncan, R OBP: 0.280, SLG: 0.413 (1, 6)										5	1	0	0	0	0	5						
John Kruk, L OBP: 0.487, SLG: 0.529 (1, 3)										4	0	3	1	1	0	3						
Darren Daulton, L OBP: 0.408, SLG: 0.558 (1, 2)										3	0	2	1	2	1	1						
Pete Incaviglia, R OBP: 0.333, SLG: 0.603 (1, 7)										3	0	0	0	1	0	5						
Wes Chamberlain, R OBP: 0.310, SLG: 0.507 (3, PR)										2	0	1	0	0	1	0						
Jim Eisenreich, L OBP: 0.405, SLG: 0.535 (3, 9)										3	1	1	0	0	2	5						
Kim Batiste, R OBP: 0.333, SLG: 0.540 (1, 5)										5	1	2	1	0	1	6						
Mickey Morandini, L OBP: 0.292, SLG: 0.359 (1, 4)										3	0	0	0	2	1	1						
Tommy Greene, R OBP: 0.176, SLG: 0.250 (5, 1)										3	0	0	0	0	2	5						
Mark Davis, L ERA: 4.57 (7, PH)										0	0	0	0	0	0	0						
Ricky Jordan, R OBP: 0.325, SLG: 0.488 (7, 1)										0	0	0	0	0	0	0						
Tim Mauser, R ERA: 10.5 (7, 1)										0	0	0	0	0	0	0						
Jose DeLeon, R OBP: 0.191, SLG: 0.289 (9, PH)										1	0	0	0	0	0	0						
Inning Stats	R: 1 E: 0 K: 0 S: 10	H: 2 LOB: 1 BB: 1 P: 20	R: 1 E: 1 K: 2 S: 15	H: 2 LOB: 3 BB: 1 P: 25	R: 1 E: 0 K: 1 S: 11	H: 2 LOB: 2 BB: 2 P: 24	R: 0 E: 0 K: 1 S: 12	H: 2 LOB: 2 BB: 0 P: 17	R: 0 E: 0 K: 0 S: 13	H: 1 LOB: 1 BB: 0 P: 15	R: 1 E: 0 K: 1 S: 17	H: 1 LOB: 3 BB: 2 P: 32	R: 0 E: 0 K: 1 S: 8	H: 0 LOB: 1 BB: 1 P: 14	R: 0 E: 0 K: 3 S: 16	H: 1 LOB: 2 BB: 1 P: 27	R: 0 E: 0 K: 1 S: 7	H: 0 LOB: 0 BB: 0 P: 10	1B: 6 2B: 5 3B: 1 HR: 0	SF: 0 SAC: 0 DP: 2 HBP: 1	WP: 0 PB: 1 SB: 0 CS: 0	PA: 46
PITCHER	IP	WLS	BF	H	R	ER	SO	BB	IBB	HBP	BLK	WP	HR	S	P	ERA	WHIP					
Brian Barnes, L ERA: 3.4 (1, 1)	5.0	W	27	9	3	2	4	4	0	0	0	0	0	61	101	3.60	2.600					
Mel Rojas, R ERA: 4.45 (6, 1)	0.1		5	1	1	1	0	2	0	1	0	0	0	12	24	27.00	9.000					
Jeff Fassero, L ERA: 2.61 (6, 1)	1.2		6	0	0	0	2	1	0	0	0	0	0	13	22	0.00	0.600					
John Wetteland, R ERA: 1.38 (8, 1)	2.0		8	1	0	0	4	1	0	0	0	0	0	23	37	0.00	1.000					

Philadelphia Phillies @ Montreal Expos
Olympic Stadium, Montreal, QB
Tue Jun 15 1993, 7:05 PM EDT
Att: 13,142 - Dome

livebaseballscores.com

AB 37
R 4
H 11
RBI 3
BB 8
SO 10
LOB 32




Batter	1	2	3	4	5	6	7	8	9	AB	R	H	RBI	BB	SO	LOB	BOTTOM				
Delino DeShields, L OBP: 0.366, SLG: 0.321 (1, 4)										5	0	0	0	0	1	0					
Mike Lansing, R OBP: 0.353, SLG: 0.410 (6, 6)										4	2	2	0	0	1	0					
Marquis Grissom, R OBP: 0.385, SLG: 0.513 (1, 8)										3	3	2	0	1	1	1					
Larry Walker, L OBP: 0.383, SLG: 0.481 (1, 9)										2	2	1	2	2	1	2					
Frank Bolick, S OBP: 0.340, SLG: 0.383 (1, 3)										4	0	1	1	0	0	5					
John Wetteland, R (8, 1)										0	0	0	0	0	0	0					
Moises Alou, R OBP: 0.343, SLG: 0.436 (1, 7)										3	1	2	2	1	0	2					
Darrin Fletcher, L OBP: 0.293, SLG: 0.301 (1, 2)										2	0	0	0	0	0	1					
Sean Berry, R OBP: 0.377, SLG: 0.311 (6, 5)										2	0	1	2	0	0	2					
Wil Cordero, R OBP: 0.281, SLG: 0.383 (1, 6)										2	0	0	0	0	0	0					
Tim Laker, R OBP: 0.217, SLG: 0.246 (6, 2)										2	0	0	0	0	0	1					
Brian Barnes, L OBP: 0.286, SLG: 0.231 (1, 1)										2	0	0	0	0	1	0					
Mel Rojas, R (6, 1)										0	0	0	0	0	0	0					
Jeff Fassero, L (6, 1)										1	0	0	0	0	1	0					
Greg Colbrunn, R OBP: 0.298, SLG: 0.434 (8, 3)										1	0	0	0	0	1	0					
Inning Stats	R: 3 E: 1 K: 1 S: 12	H: 3 LOB: 1 BB: 0 P: 20	R: 0 E: 0 K: 1 S: 10	H: 0 LOB: 0 BB: 0 P: 15	R: 0 E: 0 K: 1 S: 12	H: 1 LOB: 2 BB: 1 P: 20	R: 0 E: 0 K: 0 S: 4	H: 0 LOB: 0 BB: 0 P: 7	R: 2 E: 0 K: 0 S: 11	H: 3 LOB: 2 BB: 1 P: 23	R: 0 E: 0 K: 1 S: 8	H: 0 LOB: 0 BB: 0 P: 10	R: 3 E: 0 K: 1 S: 15	H: 2 LOB: 1 BB: 2 P: 29	R: 0 E: 0 K: 2 S: 9	H: 0 LOB: 0 BB: 0 P: 16	1B: 5 2B: 4 3B: 0 HR: 0	SF: 0 SAC: 0 DP: 0 HBP: 1	WP: 1 PB: 0 SB: 4 CS: 0	PA: 38	
PITCHER	IP	WLS	BF	H	R	ER	SO	BB	IBB	HBP	BLK	WP	HR	S	P	ERA	WHIP				
Tommy Greene, R ERA: 2.56 (5, 1)	1.1	L	4	0	0	0	1	1	0	0	0	0	0	9	13	0.00	0.000				
Mark Davis, L ERA: 4.57 (7, 1)	0.2		6	2	3	3	1	2	0	0	0	0	0	12	24	40.50	6.000				
Tim Mauser, R ERA: 10.5 (7, 1)	1.1		4	0	0	0	2	0	0	0	0	1	0	12	21	0.00	0.000				

Philadelphia Phillies @ Montreal Expos
Olympic Stadium, Montreal, QB
Tue Jun 15 1993, 7:05 PM EDT
Att: 13,142 - Dome

livebaseballscores.com

AB 33
R 8
H 9
RBI 7
BB 4
SO 7
LOB 14



Batter	1	2	3	4	5	6	7	8	9	AB R H RBI BB SO LOB	TOP									
Chuck Carr, S (1.8) <small>OBP: 0.328, SLG: 0.332</small>	F7		G4-3	FC4-6			K		G1-3	5 0 0 0 0 1 3	Florida Marlins @ Philadelphia Phillies Veterans Stadium, Philadelphia, PA Thu Jun 17 1993, 7:05 PM EDT Att: 38,855 - Unknown - 85 F <small>livebaseballscorecards.com</small>									
Bret Barberie, S (1.4) <small>OBP: 0.402, SLG: 0.380</small>	BB 3B 1B		G5-3		G6-3		BB 3B 1B		F8	5 2 2 0 0 0 1										
Jeff Conine, R (1.7) <small>OBP: 0.381, SLG: 0.378</small>	BB 3B BB				P4		BB 3B 1B			3 1 2 1 2 0 0										
Orestes Destrade, S (1.3) <small>OBP: 0.312, SLG: 0.382</small>	1-H 2-H 3B		K		BB 1B		G5-3		K	5 0 2 2 0 2 4										
Bento Santiago, R (1.2) <small>OBP: 0.296, SLG: 0.354</small>	K			BB 1B 3B	FC6-4 BB		G4-3			3 1 1 0 1 1 2										
Dave Magadan, L (1.5) <small>OBP: 0.402, SLG: 0.398</small>	G6-3			BB 1B	FC6-4			G4-3		4 0 1 1 0 0 3										
Junior Felix, S (1.9) <small>OBP: 0.264, SLG: 0.393</small>		K		F8		G6-3		L3		4 0 0 0 0 1 1										
Walt Weiss, S (1.6) <small>OBP: 0.403, SLG: 0.371</small>	G6-3			F9		G6-3		F7		4 0 0 0 0 0 1										
Chris Hammond, L (1.1) <small>OBP: 0.294, SLG: 0.387</small> Bryan Harvey, R (9.1) Greg Briley, L (9.7) <small>OBP: 0.278, SLG: 0.385</small>	P4			FC4-6 BB		K		BB G1-3 1B		3 0 1 0 1 1 0 0 0 0 0 0 0 0 0 0 0 0 0 0 0										
Inning Stats	R: 2 E: 0 K: 1 S: 13	H: 2 LOB: 1 BB: 1 P: 23	R: 0 E: 0 K: 1 S: 9	H: 0 LOB: 0 BB: 0 P: 15	R: 0 E: 0 K: 1 S: 10	H: 0 LOB: 1 BB: 1 P: 18	R: 1 E: 0 K: 0 S: 10	H: 2 LOB: 2 BB: 1 P: 16	R: 0 E: 0 K: 1 S: 12	H: 0 LOB: 0 BB: 0 P: 10	R: 1 E: 0 K: 1 S: 10	H: 2 LOB: 1 BB: 0 P: 15	R: 0 E: 0 K: 0 S: 7	H: 0 LOB: 0 BB: 0 P: 13	R: 0 E: 0 K: 1 S: 13	H: 2 LOB: 2 BB: 0 P: 20	1B: 6 2B: 0 3B: 3 HR: 0	SF: 0 SAC: 0 DP: 0 HBP: 0	WP: 0 PB: 0 SB: 0 CS: 0	PA: 40
PITCHER	IP WLS BF H R ER SO BB IBB HBP BLK WP HR S P ERA WHIP																			
Danny Jackson, L (1.1) ERA: 3.35	7.0 L 32 7 4 4 5 4 0 0 0 0 0 0 72 117 5.14 1.571																			
Jose DeLeon, R (8.1) ERA: 4.43	1.0 3 0 0 0 0 0 0 0 0 0 0 0 7 13 0.00 0.000																			
Mark Davis, L (9.1) ERA: 4.37	1.0 5 2 0 0 0 1 0 0 0 0 0 0 0 13 20 0.00 2.000																			

Batter	1	2	3	4	5	6	7	8	9	AB R H RBI BB SO LOB	BOTTOM									
Lenny Dykstra, L (1.8) <small>OBP: 0.394, SLG: 0.426</small>	BLK 1B BB					G4-3			P6	2 1 0 0 2 0 0	Florida Marlins @ Philadelphia Phillies Veterans Stadium, Philadelphia, PA Thu Jun 17 1993, 7:05 PM EDT Att: 38,855 - Unknown - 85 F <small>livebaseballscorecards.com</small>									
Milt Thompson, L (1.7) <small>OBP: 0.320, SLG: 0.274</small>	F8		F8			K				4 0 1 0 0 1 2										
Ricky Jordan, R (1.3) <small>OBP: 0.340, SLG: 0.438</small>	G5-3 1-2		K			G4-3			BB F8 1B	4 0 0 0 0 1 3										
Darren Daulton, L (1.2) <small>OBP: 0.410, SLG: 0.556</small>	FC6-4 2H 1B			G4-3		P5			F8	4 0 1 1 0 0 1										
Pete Incaviglia, R (1.9) <small>OBP: 0.327, SLG: 0.581</small>	FC6-4 1-2			G4-3 1B		FC5-4 1B			P3	4 0 2 0 0 0 2										
Mariano Duncan, R (1.4) <small>OBP: 0.279, SLG: 0.404</small>		F9		G4-3		FC5-4 BLK				3 0 0 0 0 0 2										
Kim Batiste, R (1.5) <small>OBP: 0.301, SLG: 0.486</small>	G6-3				K		K			3 0 0 0 0 2 1										
Joe Milette, R (1.6) <small>OBP: 0.250, SLG: 0.250</small> Ruben Amaro Jr., S (8. PH) Mickey Morandini, L (9.4) <small>OBP: 0.291, SLG: 0.357</small>	G6-3				F7				P3	2 0 0 0 0 0 0 1 0 0 0 0 0 0 0 0 0 0 0 0 0										
Danny Jackson, R (1.1) <small>OBP: 0.176, SLG: 0.129</small> Jose DeLeon, R (8.1) Todd Pratt, R (8. PH) <small>OBP: 0.238, SLG: 0.450</small> Mark Davis, L (9.1)					L3				F9	2 0 0 0 0 1 0 0 0 0 0 0 0 0 1 0 0 0 0 0 0 0 0 0 0 0 0 0										
Inning Stats	R: 1 E: 0 K: 0 S: 7	H: 1 LOB: 1 BB: 1 P: 13	R: 0 E: 0 K: 0 S: 7	H: 0 LOB: 0 BB: 0 P: 10	R: 0 E: 0 K: 2 S: 11	H: 0 LOB: 1 BB: 1 P: 19	R: 0 E: 0 K: 0 S: 6	H: 1 LOB: 0 BB: 0 P: 8	R: 0 E: 0 K: 1 S: 6	H: 0 LOB: 0 BB: 0 P: 8	R: 0 E: 0 K: 1 S: 8	H: 1 LOB: 1 BB: 0 P: 10	R: 0 E: 0 K: 0 S: 8	H: 0 LOB: 0 BB: 0 P: 15	R: 0 E: 0 K: 0 S: 6	H: 1 LOB: 1 BB: 0 P: 7	1B: 4 2B: 0 3B: 0 HR: 0	SF: 0 SAC: 0 DP: 1 HBP: 0	WP: 0 PB: 0 SB: 0 CS: 0	PA: 32
PITCHER	IP WLS BF H R ER SO BB IBB HBP BLK WP HR S P ERA WHIP																			
Chris Hammond, L (1.1) ERA: 4.01	8.0 W 29 4 1 1 5 2 0 0 0 0 0 0 61 95 1.12 0.750																			
Bryan Harvey, R (9.1) ERA: 1.21	1.0 S 3 0 0 0 0 0 0 0 0 0 0 0 5 6 0.00 0.000																			

Batter	1	2	3	4	5	6	7	8	9	AB	R	H	RBI	BB	SO	LOB	TOP										
Chuck Carr, S OBP: 0.330, SLG: 0.342 (1.8)																											
Alex Arias, R OBP: 0.361, SLG: 0.346 (1.5)																											
Bret Barberie, S OBP: 0.394, SLG: 0.372 (1.4)																											
Orestes Destrade, S OBP: 0.308, SLG: 0.376 (1.3)																											
Jeff Conine, R OBP: 0.379, SLG: 0.373 (1.7)																											
Junior Felix, S OBP: 0.288, SLG: 0.395 (1.9)																											
Benito Santiago, R OBP: 0.293, SLG: 0.351 (1.2)																											
Mitch Lyden, R OBP: 0.333, SLG: 0.833 (5.2)																											
Walt Weiss, S OBP: 0.396, SLG: 0.364 (1.6)																											
Ryan Bowen, R OBP: 0.143, SLG: 0.214 (1.1)																											
Richie Lewis, R OBP: 0.188, SLG: 0.167 (6.1)																											
Greg Britley, L OBP: 0.276, SLG: 0.380 (9.1)																											
Inning Stats	R: 0 H: 1 E: 0 K: 2 S: 10	H: 1 LOB: 1 BB: 0 P: 14	R: 0 H: 0 E: 0 K: 1 S: 9	H: 0 LOB: 0 BB: 0 P: 15	R: 0 H: 0 E: 0 K: 0 S: 5	H: 0 LOB: 0 BB: 0 P: 7	R: 1 H: 2 E: 0 K: 1 S: 10	H: 2 LOB: 2 BB: 0 P: 19	R: 2 H: 3 E: 1 K: 1 S: 7	H: 3 LOB: 1 BB: 0 P: 12	R: 0 H: 1 E: 1 K: 1 S: 9	H: 1 LOB: 1 BB: 0 P: 14	R: 0 H: 0 E: 1 K: 0 S: 8	H: 0 LOB: 1 BB: 0 P: 14	R: 0 H: 1 E: 0 K: 2 S: 9	H: 1 LOB: 1 BB: 0 P: 22	R: 0 H: 1 E: 0 K: 2 S: 14	1B: 8 2B: 0 3B: 1 HR: 0	SF: 1 SAC: 0 DP: 0 HBP: 1	WP: 0 PA: 39 PB: 0 SB: 1 CS: 0							
PITCHER	IP	WLS	BF	H	R	ER	SO	BB	IBB	HBP	BLK	WP	HR	S	P	ERA	WHIP										
Ben Rivera, R ERA: 4.16 (1.1)	5.0	W	22	6	3	3	4	0	0	1	0	0	0	41	67	5.40	1.200										
Mark Davis, L ERA: 4.01 (6.1)	2.0		9	1	0	0	1	0	0	0	0	0	0	17	28	0.00	0.500										
Larry Andersen, R ERA: 2.18 (8.1)	2.0		8	2	0	0	2	0	0	0	0	0	0	23	34	0.00	1.000										

Florida Marlins @ Philadelphia Phillies
Veterans Stadium, Philadelphia, PA
Fri Jun 18 1993, 7:05 PM EDT
Att: 37,925 - Unknown

livebaseballscores.com

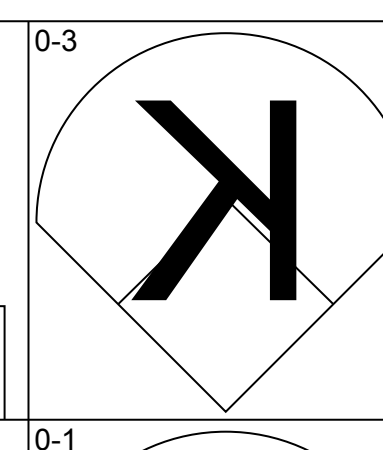
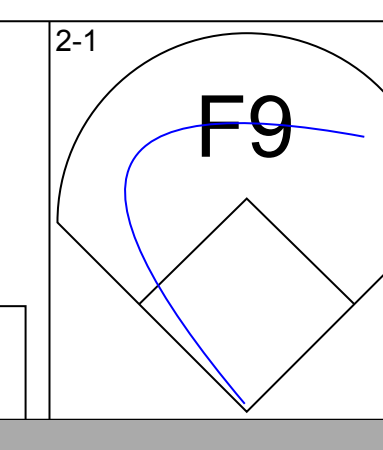
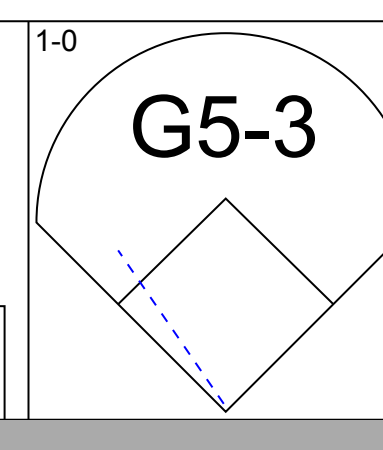
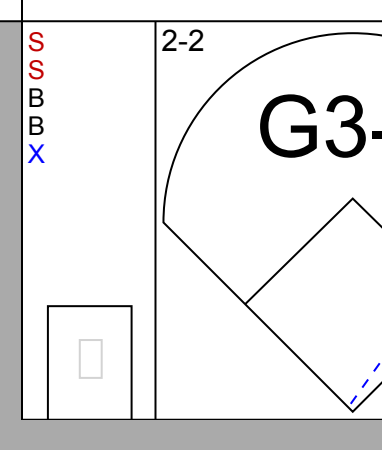
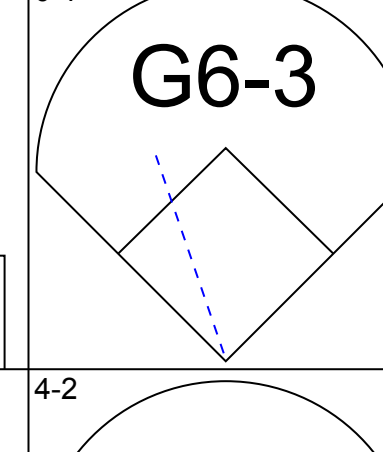
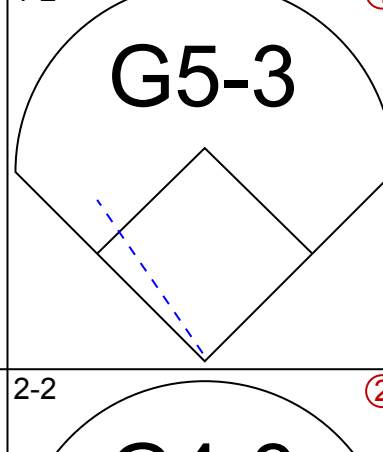
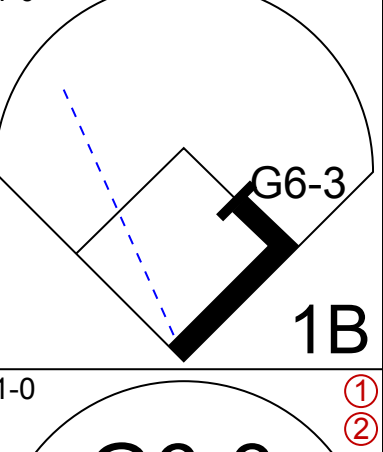
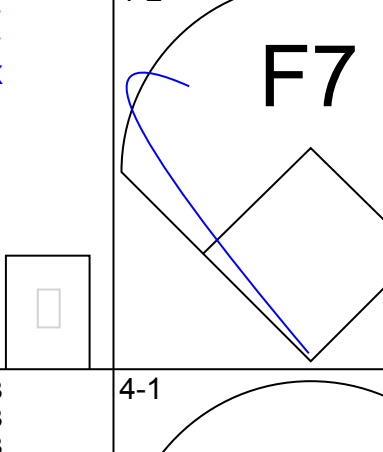
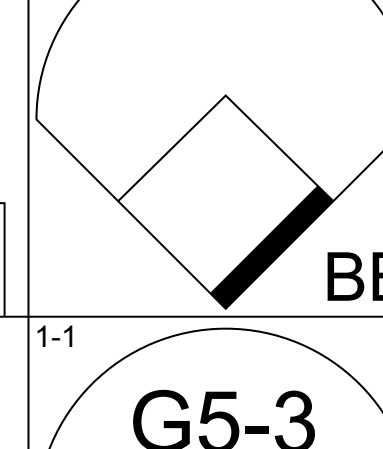
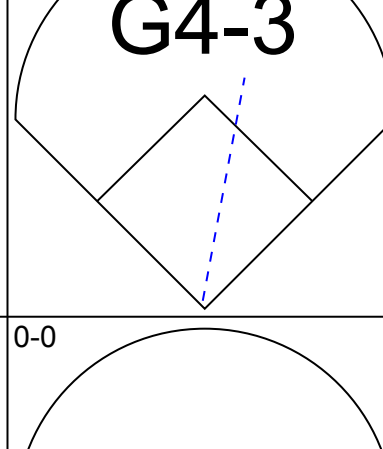
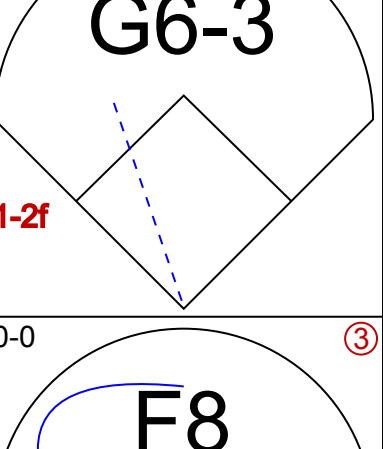
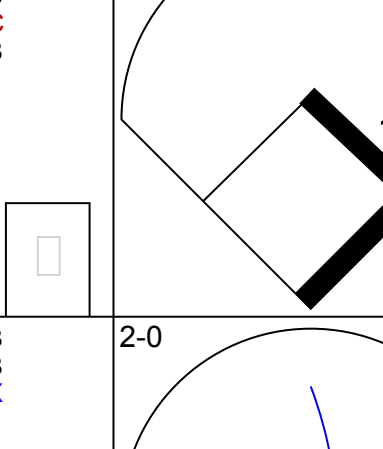
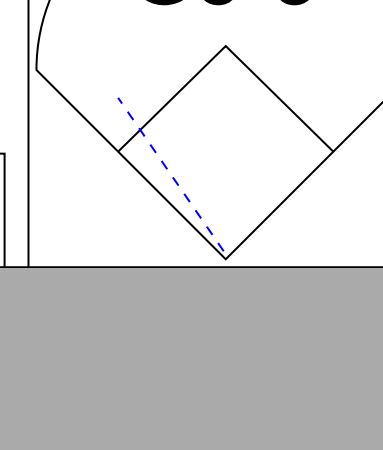
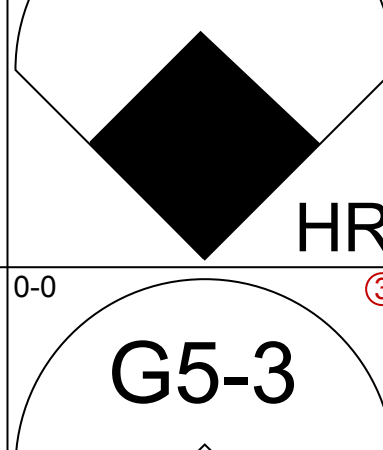
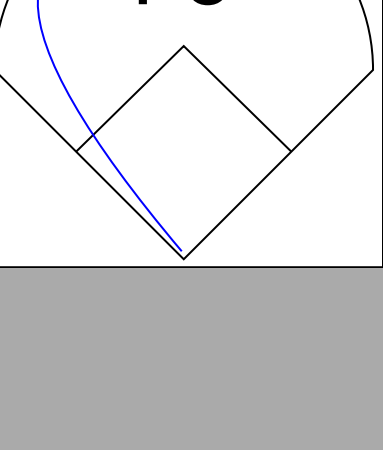
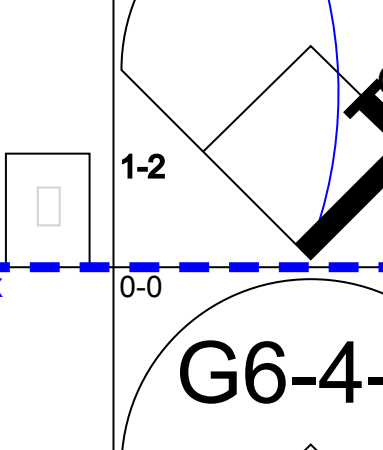
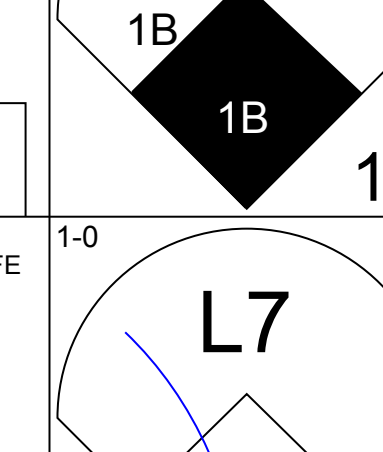
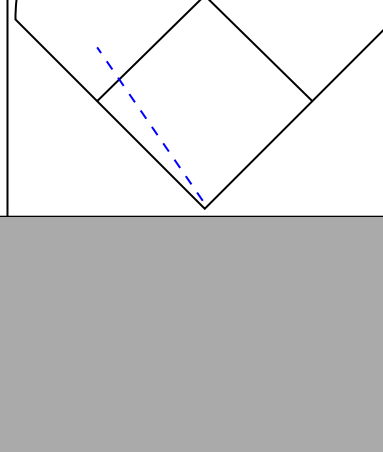
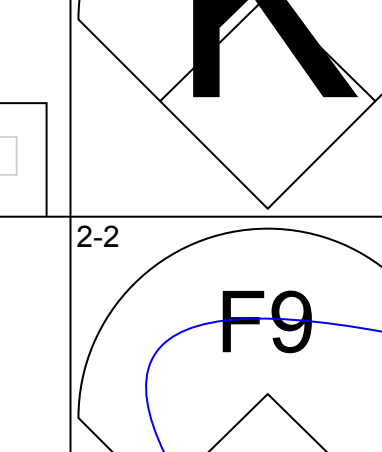
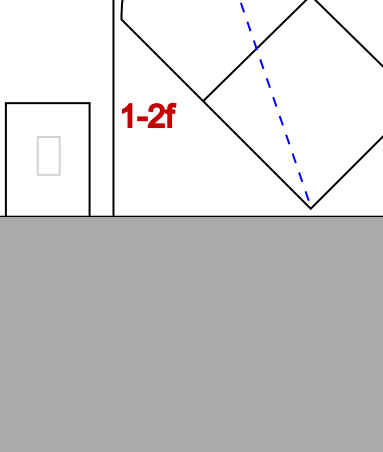
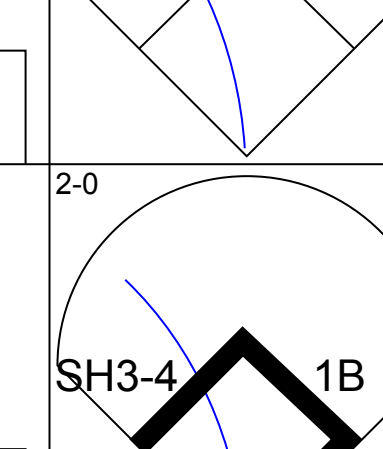
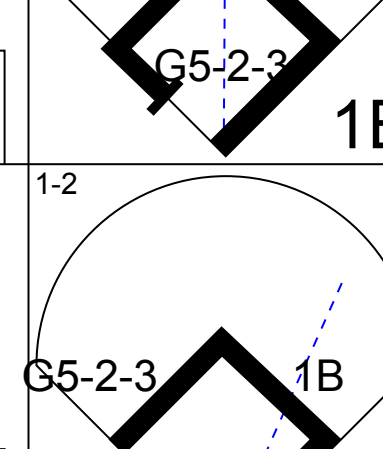
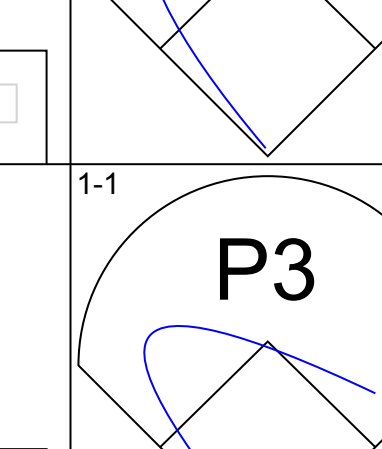
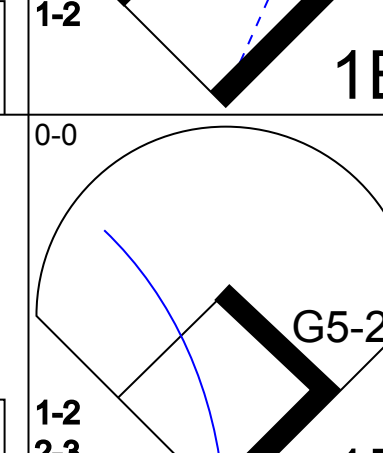
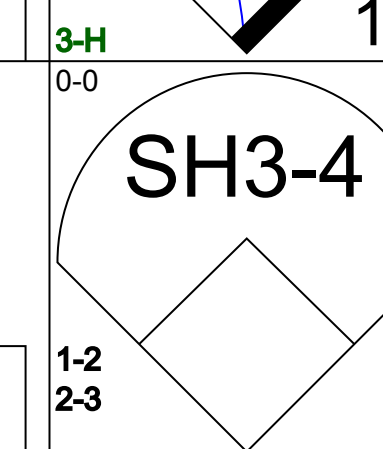
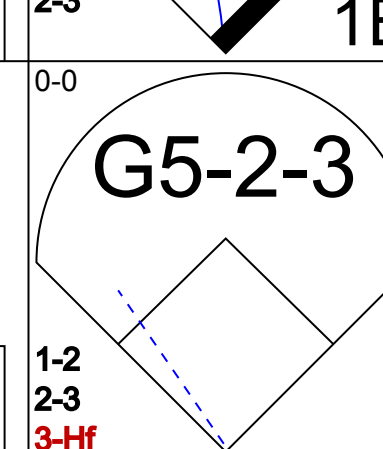


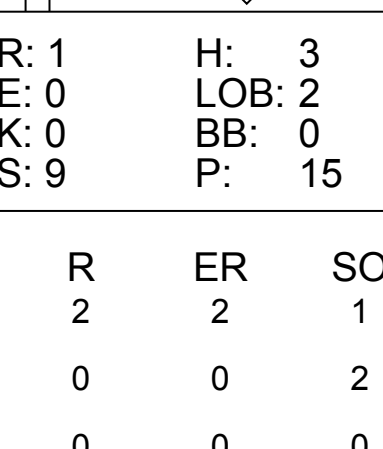
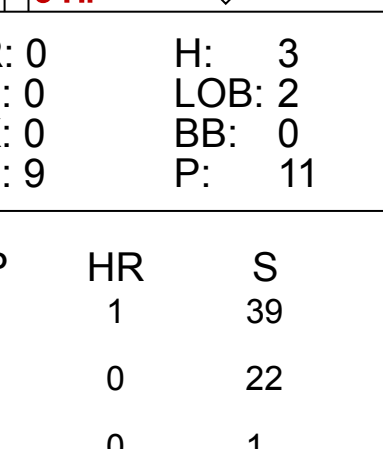
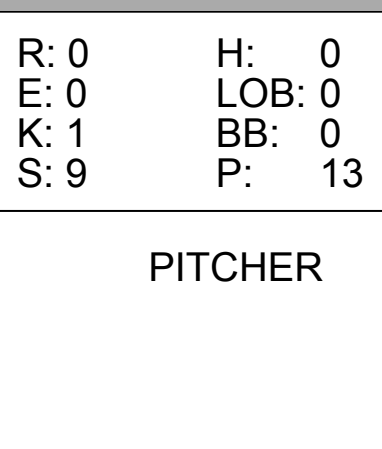
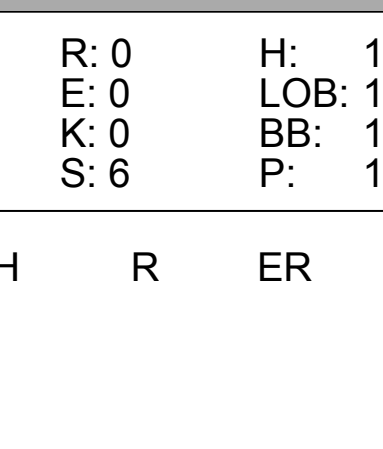



AB	37
R	3
H	9
RBI	3
BB	0
SO	7
LOB	17

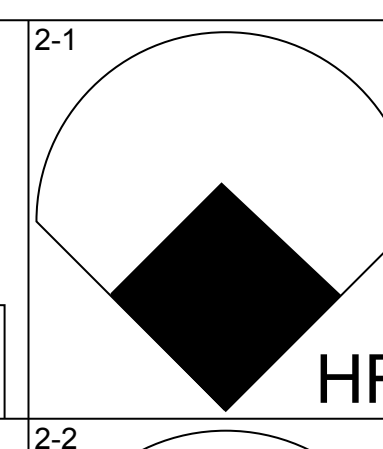
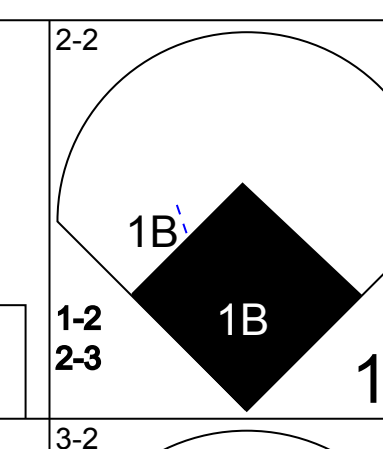
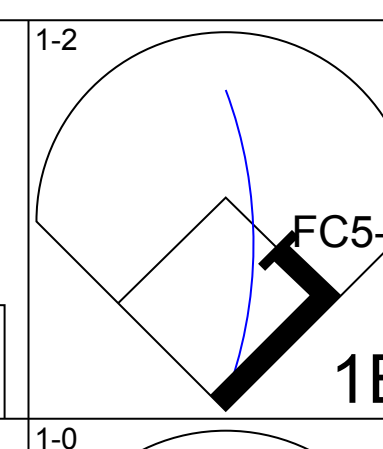
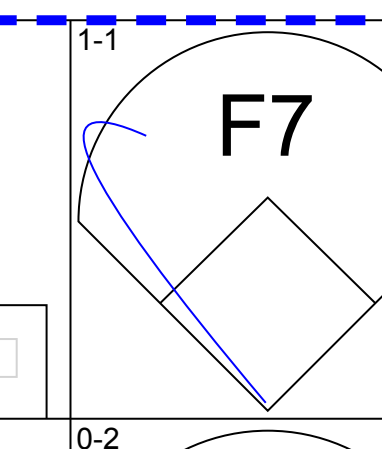
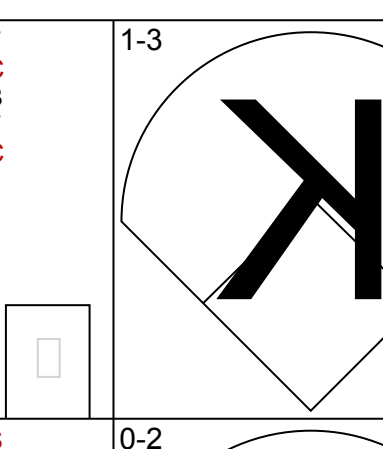
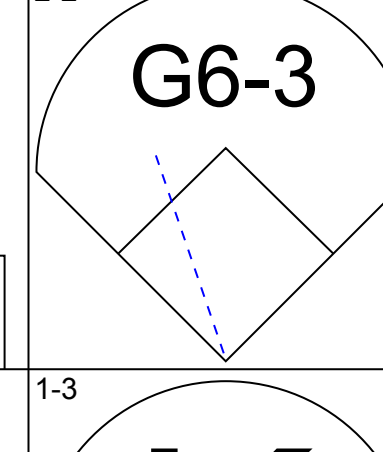
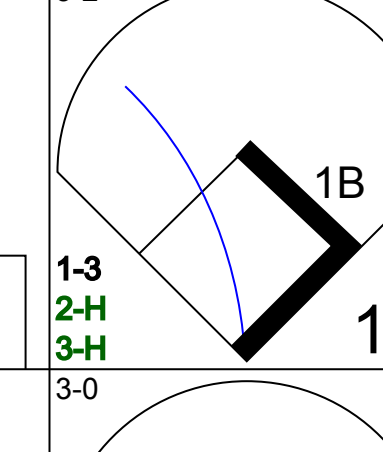
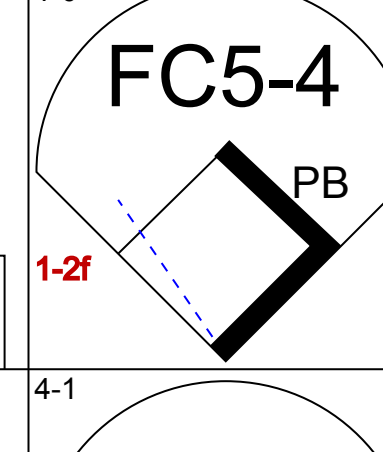
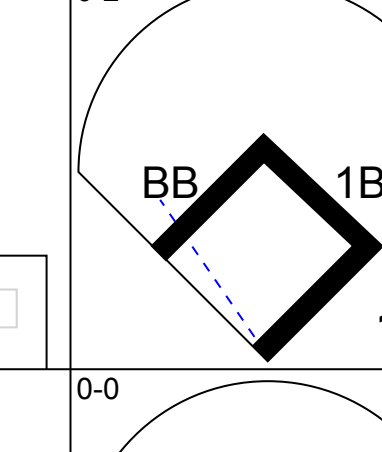
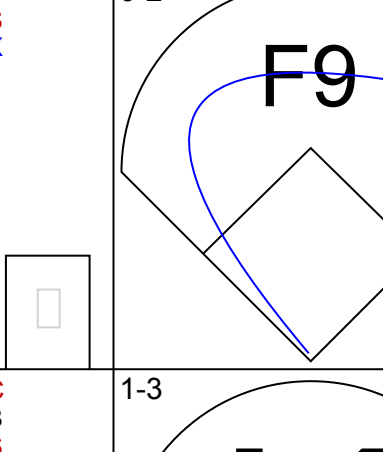
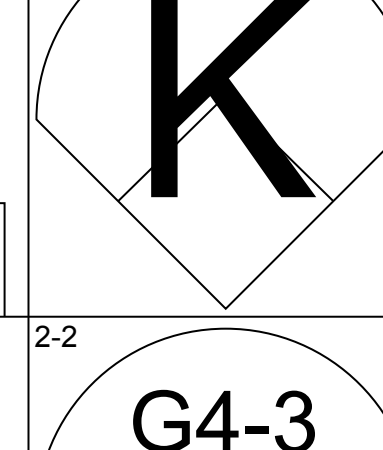
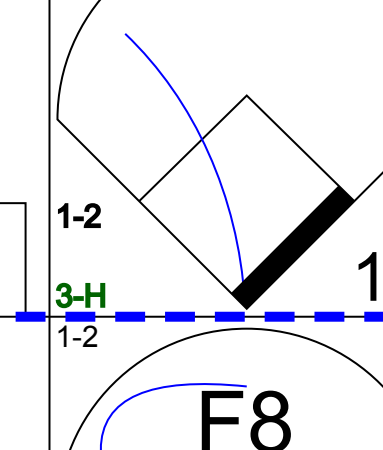
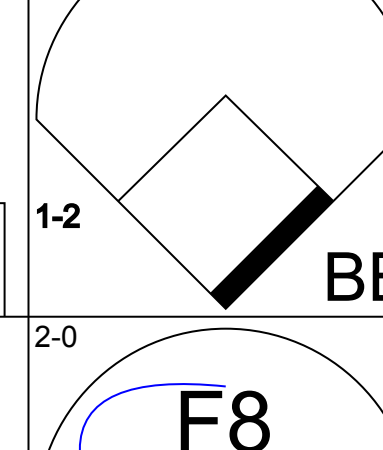
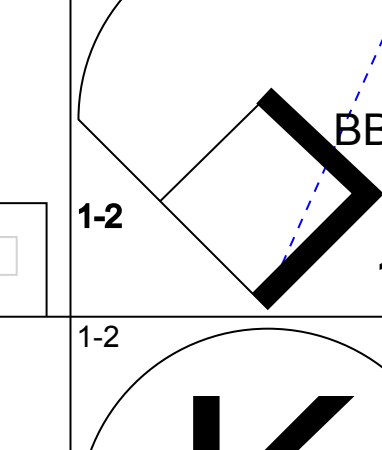
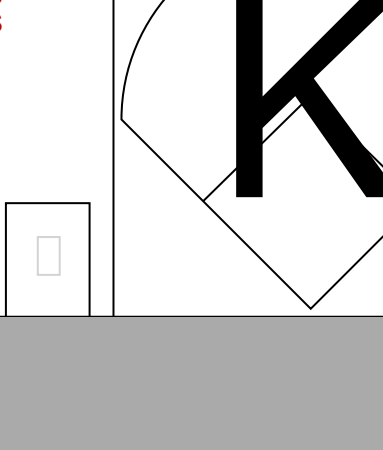
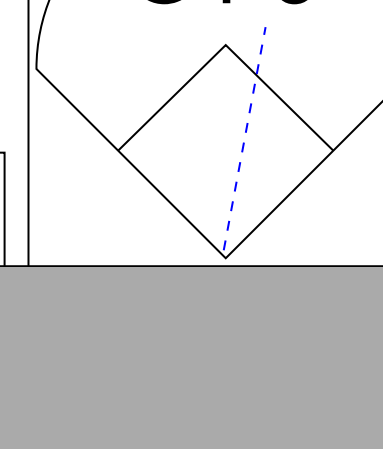
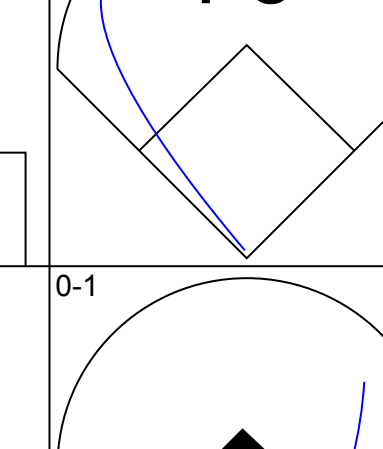
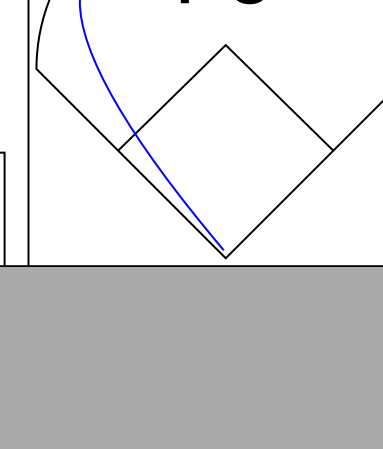
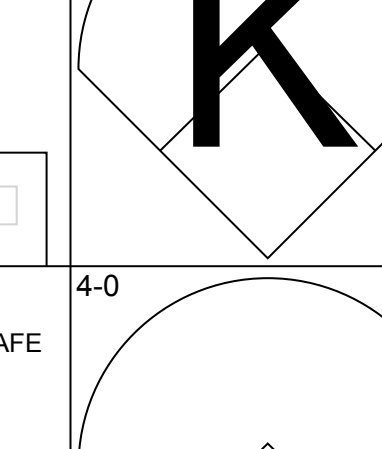
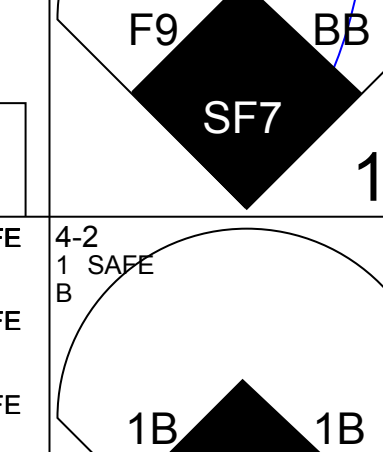
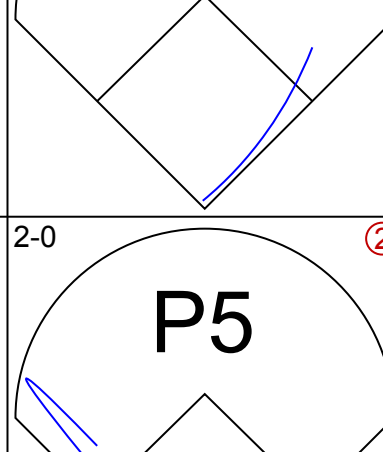
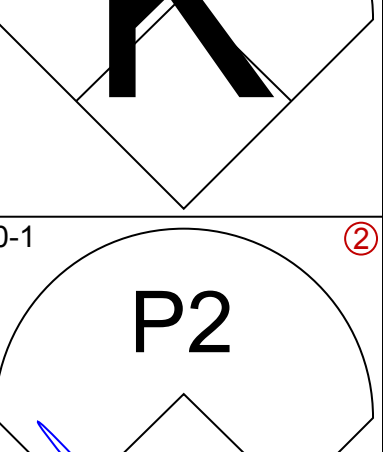

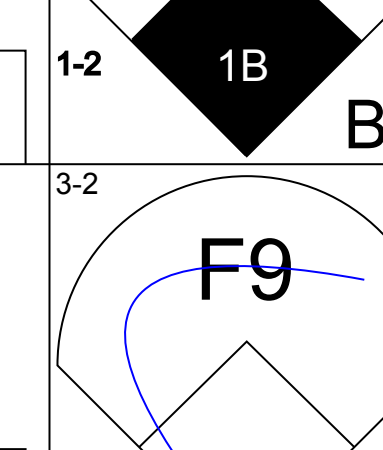
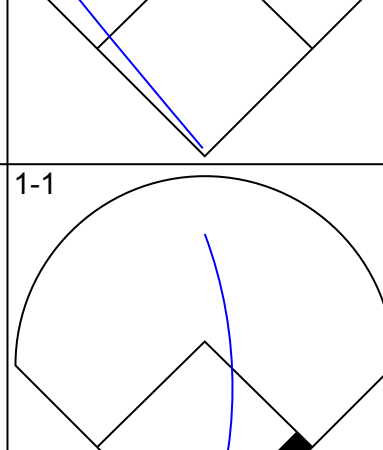

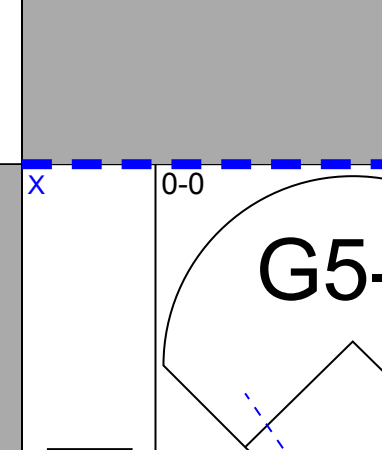
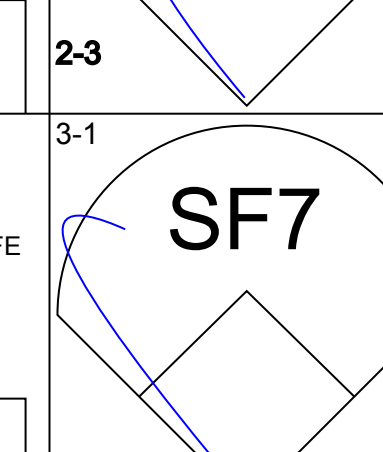
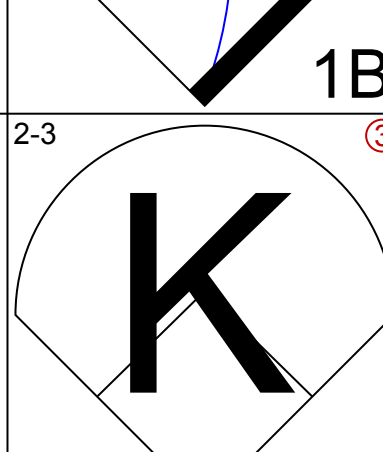

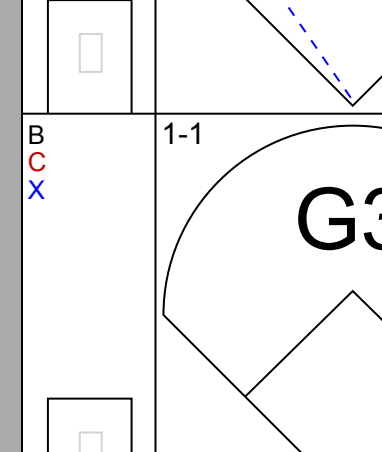
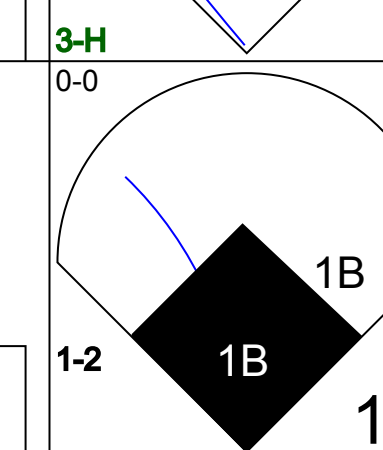

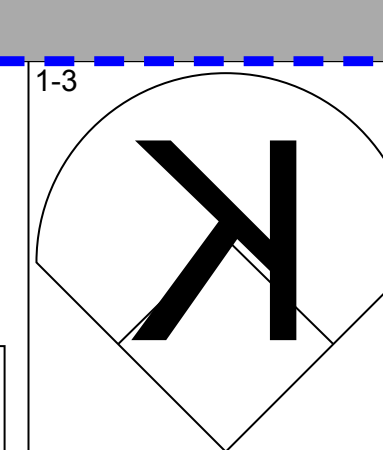
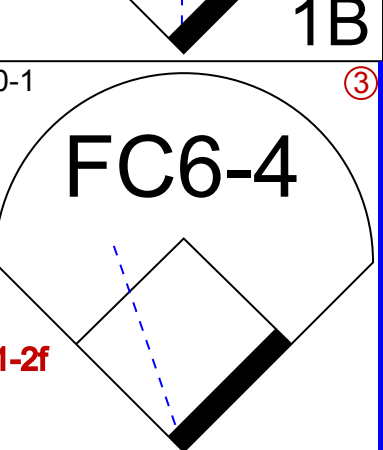
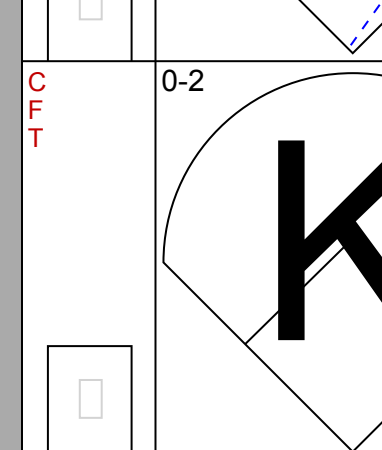
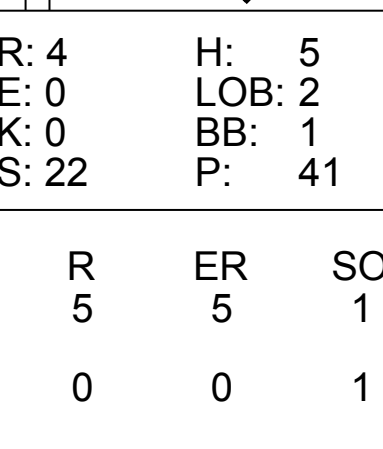
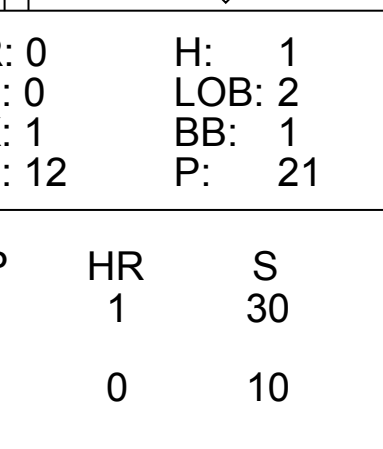
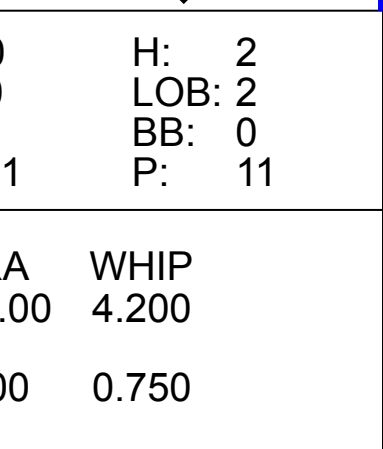
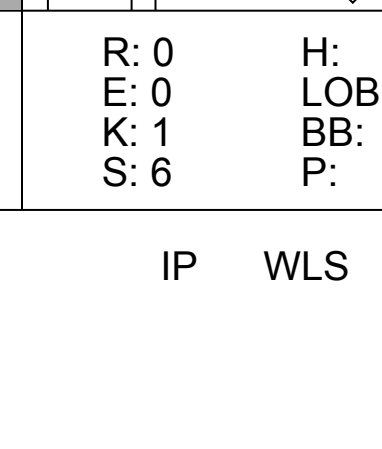
Batter	1	2	3	4	5	6	7	8	9	AB	R	H	RBI	BB	SO	LOB	BOTTOM										
Lenny Dykstra, L OBP: 0.396, SLG: 0.429 (1.8)																											
Mariano Duncan, R OBP: 0.278, SLG: 0.401 (1.6)																											
John Kruk, L OBP: 0.489, SLG: 0.523 (1.3)																											
Darren Daulton, L OBP: 0.411, SLG: 0.560 (1.2)																											
Jim Eisenreich, L OBP: 0.395, SLG: 0.514 (1.9)																											
Milt Thompson, L OBP: 0.325, SLG: 0.275 (1.7)																											
Kim Batiste, R OBP: 0.312, SLG: 0.500 (1.5)																											
Mickey Morandini, L OBP: 0.286, SLG: 0.350 (1.4)																											
Ben Rivera, R OBP: 0.100, SLG: 0.100 (6.1)																											
Mark Davis, L ERA: 2.49 (6.1)																											
Larry Andersen, R OBP: 1.000, SLG: 1.000 (8.1)																											
Inning Stats	R: 2 H: 2 E: 0 K: 1 S: 11	H: 2 LOB: 1 BB: 1 P: 21	R: 0 H: 1 E: 0 K: 0 S: 13	H: 1 LOB: 1 BB: 0 P: 20	R: 0 H: 0 E: 0 K: 1 S: 7	H: 0 LOB: 1 BB: 1 P: 16	R: 0 H: 1 E: 0 K: 0 S: 4	H: 1 LOB: 0 BB: 0 P: 8	R: 5 H: 4 E: 0 K: 1 S: 14	H: 4 LOB: 1 BB: 3 P: 37	R: 0 H: 0 E: 0 K: 1 S: 11	H: 0 LOB: 0 BB: 0 P: 15	R: 0 H: 0 E: 0 K: 0 S: 6	H: 0 LOB: 0 BB: 0 P: 11	R: 0 H: 0 E: 0 K: 1 S: 7	H: 0 LOB: 0 BB: 0 P: 12	R: 0 H: 0 E: 0 K: 1 S: 7	1B: 5 2B: 3 3B: 0 HR: 0	SF: 0 SAC: 0 DP: 1 HBP: 0	WP: 2 PA: 35 PB: 0 SB: 0 CS: 0							
PITCHER	IP	WLS	BF	H	R	ER	SO	BB	IBB	HBP	BLK	WP	HR	S	P	ERA	WHIP										
Ryan Bowen, R ERA: 3.99 (1.1)	4.2	L	25	8	7	7	3	4	1	0	0	0	0	47	98	13.50	2.571										
Richie Lewis, R ERA: 2.49 (5.1)	0.1		1	0	0	0	0	0	0	0	0	0	0	2	4	0.00	0.000										
Cris Carpenter, R ERA: 4.13 (6.1)	3.0		9	0	0	0	2	0	0	0	0	0	0	24	38	0.00	0.000										

Florida Marlins @ Philadelphia Phillies
Veterans Stadium, Philadelphia, PA
Fri Jun 18 1993, 7:05 PM EDT
Att: 37,925 - Unknown

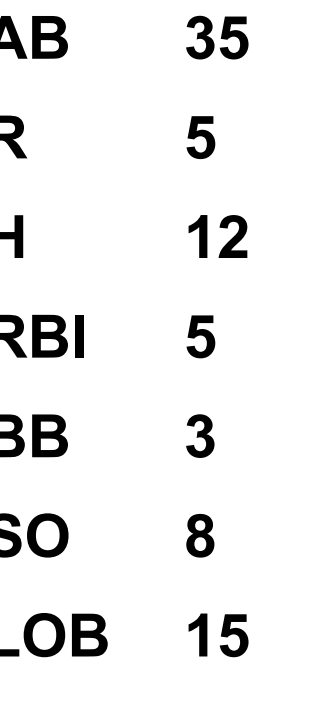

livebaseballscores.com

AB	30
R	7
H	8
RBI	6
BB	5
SO	5
LOB	10

Batter	1	2	3	4	5	6	7	8	9	AB R H RBI BB SO LOB	TOP										
Chuck Carr, S (1.8) OBP: 0.325, SLG: 0.336										4 0 0 0 0 1 4	Florida Marlins @ Philadelphia Phillies Veterans Stadium, Philadelphia, PA Sat Jun 19 1993, 7:05 PM EDT Att: 50,391 - Unknown - 85 F										
Rick Renteria, R (1.4) OBP: 0.354, SLG: 0.386					 1B					4 0 1 0 0 0 0											
Jeff Conine, R (1.7) OBP: 0.381, SLG: 0.370					 1-2		 1B			2 0 0 0 2 0 1											
Orestes Desastre, S (1.3) OBP: 0.310, SLG: 0.390							 1B			4 1 2 1 0 0 1											
Bento Santiago, R (1.2) OBP: 0.292, SLG: 0.349		 1B						 1-2		4 1 1 0 0 1 2											
Junior Felix, S (1.9) OBP: 0.269, SLG: 0.394 Joe Klink, L (6.1)				 1B						3 0 1 0 0 0 1 0 0 0 0 0 0 0 0 0 0 0 0 0 0 1 0 0 0 0 1 0											
Matt Turner, R (7.1) Bret Barberie, S (9. FH) OBP: 0.391, SLG: 0.368				 1B						4 0 2 0 0 0 0											
Alex Arias, R (1.5) OBP: 0.364, SLG: 0.351	 1B		 1B							4 0 2 1 0 1 0											
Walt Weiss, S (1.6) OBP: 0.398, SLG: 0.367	 1B		 1B							4 0 2 1 0 1 0											
Jack Armstrong, R (1.1) OBP: 0.147, SLG: 0.147 Richie Lewis, R (2.1)			 1-2 2-3 3-H							0 0 0 0 0 0 0 0 0 0 0 0 0 0 1 0 0 0 0 0 3 0 0 0 0 0 0 0 1 0 0 0 0 0 0											
Greg Britley, L (6.9) OBP: 0.273, SLG: 0.376										0 0 0 0 0 0 0 0 0 0 0 0 0 0 1 0 0 0 0 0 0 1 0 0 0 0 0 0											
Inning Stats	R: 0 E: 0 K: 1 S: 10	H: 0 LOB: 1 BB: 1 P: 15	R: 1 E: 0 K: 0 S: 9	H: 3 LOB: 2 BB: 0 P: 15	R: 1 E: 0 K: 0 S: 8	H: 1 LOB: 0 BB: 0 P: 11	R: 0 E: 0 K: 0 S: 9	H: 3 LOB: 2 BB: 0 P: 11	R: 0 E: 0 K: 1 S: 3	H: 1 LOB: 0 BB: 0 P: 5	R: 0 E: 0 K: 1 S: 9	H: 0 LOB: 0 BB: 0 P: 13	R: 0 E: 0 K: 1 S: 8	H: 0 LOB: 0 BB: 0 P: 13	R: 0 E: 0 K: 0 S: 6	H: 1 LOB: 1 BB: 1 P: 14	R: 0 E: 0 K: 1 S: 7	H: 0 LOB: 0 BB: 0 P: 14	1B: 8 2B: 0 3B: 0 HR: 1 SF: 0 SAC: 1 DP: 3 HBP: 0	WP: 0 PB: 0 SB: 0 CS: 0	PA: 35
PITCHER	IP WLS BF H R ER SO BB IBB HBP BLK WP HR S P ERA WHIP																				
Terry Mulholland, L (1.1) ERA: 2.64 Jose DeLeon, R (6.1) ERA: 3.97 Larry Andersen, R (8.1) ERA: 2.11 Mitch Williams, L (9.1) ERA: 3.04	5.0 W 22 8 2 2 1 1 0 0 0 0 0 1 39 57 3.60 1.800																				

Batter	1	2	3	4	5	6	7	8	9	AB R H RBI BB SO LOB	BOTTOM									
Lenny Dykstra, L (1.8) OBP: 0.399, SLG: 0.443		 1B		 1B						5 2 3 1 0 1 0	Florida Marlins @ Philadelphia Phillies Veterans Stadium, Philadelphia, PA Sat Jun 19 1993, 7:05 PM EDT Att: 50,391 - Unknown - 85 F									
Mariano Duncan, R (1.6) OBP: 0.281, SLG: 0.401		 1B		 1B		 1B				5 0 2 2 0 0 1										
John Kruk, L (1.3) OBP: 0.491, SLG: 0.523		 1B		 1B		 1B				4 0 2 1 1 2 0										
Darren Daulton, L (1.2) OBP: 0.405, SLG: 0.550										4 0 0 0 0 1 6										
Jim Eisenreich, L (1.9) OBP: 0.398, SLG: 0.509		 SF7 1B				 BB				3 1 1 0 1 1 0										
Milt Thompson, L (1.7) OBP: 0.323, SLG: 0.270	 1B					 1-2				3 1 0 0 1 0 3										
Kim Batiste, R (1.5) OBP: 0.321, SLG: 0.500 Joe Milette, R (8.5) OBP: 0.250, SLG: 0.250	 2-3	 1B		 1B						4 0 2 0 0 0 2 0 0 0 0 0 0 0										
Mickey Morandini, L (1.4) OBP: 0.286, SLG: 0.350	 1B					 1B				3 0 1 1 0 1 1										
Terry Mulholland, R (1.1) OBP: 0.105, SLG: 0.081 Ruben Amaro Jr, S (6. FH) Jose DeLeon, R (6.1) Larry Andersen, R (8.1) Mitch Williams, L (9.1)	 1B					 1-2				2 1 1 0 0 1 0 1 0 0 0 0 0 2 1 0 0 0 0 1 0 0 0 0 0 0 0 0 0 0 0 0 0 0 0										
Inning Stats	R: 1 E: 0 K: 1 S: 11	H: 1 LOB: 0 BB: 0 P: 18	R: 4 E: 0 K: 0 S: 22	H: 5 LOB: 2 BB: 1 P: 41	R: 0 E: 0 K: 1 S: 7	H: 1 LOB: 1 BB: 0 P: 13	R: 0 E: 0 K: 1 S: 12	H: 1 LOB: 2 BB: 1 P: 21	R: 0 E: 0 K: 1 S: 11	H: 2 LOB: 0 BB: 0 P: 11		R: 0 E: 0 K: 1 S: 12	H: 2 LOB: 3 BB: 1 P: 19	R: 0 E: 0 K: 1 S: 6	H: 0 LOB: 0 BB: 0 P: 7	R: 0 E: 0 K: 2 S: 10	H: 0 LOB: 0 BB: 0 P: 12	1B: 11 2B: 0 3B: 0 HR: 1 SF: 1 SAC: 0 DP: 0 HBP: 0	WP: 0 PB: 1 SB: 0 CS: 0	PA: 39
PITCHER	IP WLS BF H R ER SO BB IBB HBP BLK WP HR S P ERA WHIP																			
Jack Armstrong, R (1.1) ERA: 4.47 Richie Lewis, R (2.1) ERA: 2.37 Jim Corsi, R (4.1) ERA: 5.65 Joe Klink, L (6.1) ERA: 2.85 Matt Turner, R (7.1) ERA: 0.61	1.2 L 12 6 1 0 0 1 0 0 0 0 0 0 10 17 0.00 0.750																			

AB 32
R 2
H 9
RBI 2
BB 2
SO 4
LOB 12



Batter	1	2	3	4	5	6	7	8	9	AB	R	H	RBI	BB	SO	LOB	TOP										
Deion Sanders, L (1, 8) OBP: 0.256, SLG: 0.352	0-1 G6-3	2-2 3B		3-2 F7		0-1 L3		2-3 K		5	0	1	2	0	1	2	Atlanta Braves @ Philadelphia Phillies Veterans Stadium, Philadelphia, PA Mon Jun 21 1993, 7:05 PM EDT Att: 34,817 - Unknown - 72 F										
Brian Hunter, R (1, 9) OBP: 0.155, SLG: 0.225	1-0 P6	1-1 G4-3		1-3 K			0-0 F9	0-1 F7		5	0	0	0	0	1	3											
Jeff Blausler, R (1, 6) OBP: 0.424, SLG: 0.437 Rafael Belliard, R (7, 6) OBP: 0.281, SLG: 0.241	2-2 F7		0-0 F9		2-0 P3		0-3 K	0-3 K		4	0	0	0	0	1	0											
Terry Pendleton, S (1, 5) OBP: 0.290, SLG: 0.352 Bill Pecota, R (9, PH) OBP: 0.236, SLG: 0.321		1-0 2B	1-1 2B		2-1 G3-1		1-1 HBP		3-3 K	3	2	2	0	0	0	0											
Ron Gant, R (1, 7) OBP: 0.350, SLG: 0.547		1-3 K	0-0 1B		4-2 1B		1-1 G6-3		1-0 G6-3	4	1	1	0	1	1	2											
Sid Bream, L (1, 3) OBP: 0.317, SLG: 0.400		1-2 G3	1-2 1B		2-1 1B		0-1 1B		1-2 G6-3	5	2	4	3	0	0	0											
Damon Berryhill, S (1, 2) OBP: 0.311, SLG: 0.478		1-2 G3	0-3 K		1-1 G5-3		0-0 1B			4	1	1	0	0	1	4											
Mark Lemke, S (1, 4) OBP: 0.356, SLG: 0.397		3-2 1B	2-1 L5			0-0 G4-3		0-2 1B		4	1	2	2	0	0	2											
Greg Maddux, R (1, 1) OBP: 0.244, SLG: 0.250 Mike Stanton, L (9, 1)		2-2 3B		1-0 G4-3		0-3 K		2-1 1B		4	1	2	1	0	1	0											
Inning Stats	R: 0 E: 0 K: 0 S: 7	H: 0 LOB: 0 BB: 0 P: 10	R: 4 E: 0 K: 1 S: 23	H: 5 LOB: 1 BB: 0 P: 35	R: 1 E: 0 K: 1 S: 13	H: 3 LOB: 2 BB: 0 P: 17	R: 0 E: 0 K: 1 S: 8	H: 0 LOB: 0 BB: 0 P: 13	R: 1 E: 0 K: 0 S: 12	H: 1 LOB: 1 BB: 1 P: 23	R: 0 E: 0 K: 1 S: 6	H: 0 LOB: 0 BB: 0 P: 6	R: 0 E: 0 K: 1 S: 7	H: 0 LOB: 1 BB: 0 P: 9	R: 2 E: 0 K: 2 S: 17	H: 4 LOB: 2 BB: 0 P: 21		R: 0 E: 0 K: 1 S: 9	H: 0 LOB: 0 BB: 0 P: 14	1B: 9 2B: 3 3B: 1 HR: 0	SF: 0 SAC: 0 DP: 0 HBP: 1	WP: 1 PB: 0 SB: 0 CS: 0	PA: 42				
PITCHER	IP	WLS	BF	H	R	ER	SO	BB	IBB	HBP	BLK	WP	HR	S	P	ERA	WHIP										
Curt Schilling, R (1, 1) ERA: 3.46	2.1	L	15	8	5	5	1	0	0	0	0	0	0	38	55	19.29	3.429										
Tim Lincecum, R (3, 1) ERA: 7.45	3.2		13	1	1	1	3	1	0	0	0	1	0	31	49	2.46	0.545										
Jose DeLeon, R (7, 1) ERA: 4.38	2.0		11	4	2	2	3	0	0	1	0	0	0	24	30	9.00	2.000										
Mark Davis, L (9, 1) ERA: 3.86	1.0		3	0	0	0	1	0	0	0	0	0	0	9	14	0.00	0.000										

Batter	1	2	3	4	5	6	7	8	9	AB	R	H	RBI	BB	SO	LOB	BOTTOM										
Lenny Dykstra, L (1, 8) OBP: 0.401, SLG: 0.439	2-2 L7			0-0 L6		0-1 L6		2-0 G1-3		4	0	0	0	0	0	0	Atlanta Braves @ Philadelphia Phillies Veterans Stadium, Philadelphia, PA Mon Jun 21 1993, 7:05 PM EDT Att: 34,817 - Unknown - 72 F										
Mickey Morandini, L (1, 4) OBP: 0.252, SLG: 0.341	0-1 L1			2-3 K		2-2 G1-3		4-2 BB		3	0	0	0	1	1	0											
John Kruk, L (1, 3) OBP: 0.491, SLG: 0.547	2-3 K			2-0 3B		2-2 1B		0-0 G4-3		4	1	2	0	0	1	1											
Darren Daulton, L (1, 2) OBP: 0.403, SLG: 0.544		1-2 G4-3		2-0 G4-3		0-1 F7		1-3 K		4	0	1	0	0	1	2											
Jim Eisenreich, L (1, 9) OBP: 0.389, SLG: 0.500		2-0 G4-3		1-1 E6		1-1 1B		2-1 P6		4	0	1	0	0	0	1											
Milt Thompson, L (1, 7) OBP: 0.318, SLG: 0.267		2-1 G4-3		0-0 G5-3		2-2 1B		1-2 G4-3		4	0	1	1	0	0	1											
Kim Batiste, R (1, 5) OBP: 0.330, SLG: 0.494			0-0 L9		2-1 G1-6-3		1-1 G6-3			3	0	2	0	0	0	0											
Joe Milette, R (1, 6) OBP: 0.200, SLG: 0.200 Ricky Jordan, R (7, PH) OBP: 0.333, SLG: 0.429 Jeff Manto, R (8, 5)			3-3 K		1-2 G1-6-3		0-0 G6-3			2	0	0	0	0	1	2											
Curt Schilling, R (1, 1) ERA: 3.46 Tim Lincecum, R (3, 1) ERA: 7.45 Ruben Amaro Jr., S (9, PH) Jose DeLeon, R (7, 1) Todd Pratt, R (8, PH) Mark Davis, L (9, 1)			2-2 L4		1-3 K2-3		0-2 G1-3			0	0	0	0	0	0	0											
Inning Stats	R: 0 E: 0 K: 1 S: 9	H: 0 LOB: 0 BB: 0 P: 13	R: 0 E: 0 K: 0 S: 7	H: 1 LOB: 0 BB: 0 P: 12	R: 0 E: 0 K: 1 S: 8	H: 0 LOB: 0 BB: 0 P: 13	R: 0 E: 0 K: 1 S: 6	H: 1 LOB: 1 BB: 0 P: 12	R: 0 E: 0 K: 1 S: 9	H: 1 LOB: 1 BB: 0 P: 13	R: 0 E: 0 K: 1 S: 9	H: 0 LOB: 0 BB: 0 P: 12	R: 1 E: 0 K: 0 S: 13	H: 4 LOB: 2 BB: 0 P: 19	R: 0 E: 0 K: 0 S: 7	H: 0 LOB: 1 BB: 1 P: 13		R: 0 E: 0 K: 1 S: 9	H: 0 LOB: 0 BB: 0 P: 13	1B: 5 2B: 1 3B: 1 HR: 0	SF: 0 SAC: 0 DP: 3 HBP: 0	WP: 0 PB: 0 SB: 0 CS: 0	PA: 33				
PITCHER	IP	WLS	BF	H	R	ER	SO	BB	IBB	HBP	BLK	WP	HR	S	P	ERA	WHIP										
Greg Maddux, R (1, 1) ERA: 2.79	8.0	W	30	7	1	1	4	1	0	0	0	0	0	68	107	1.12	1.000										
Mike Stanton, L (9, 1) ERA: 3.46	1.0		3	0	0	0	1	1	0	0	0	0	0	9	13	0.00	0.000										



Batter	1	2	3	4	5	6	7	8	9	AB	R	H	RBI	BB	SO	LOB	TOP											
Otis Nixon, S OBP: 0.330, SLG: 0.264 (1, 8)	L9		3B BB	K			K			3	1	0	0	1	2	1	Atlanta Braves @ Philadelphia Phillies Veterans Stadium, Philadelphia, PA Tue Jun 22 1993, 7:05 PM EDT Att: 41,557 - Unknown - 84 F livebaseballscorecards.com											
Jeff Blausler, R OBP: 0.426, SLG: 0.451 (1, 6)	2B		1B 3B			FC6-4 BB	F7			3	1	2	1	1	0	0												
Terry Pendleton, S OBP: 0.286, SLG: 0.347 (1, 5)	F8		G5-3			FC6-4 1-2	F8			4	0	0	0	0	0	3												
Ron Gant, R OBP: 0.348, SLG: 0.541 (1, 7)	BB		F9			P2			P4	3	0	0	0	1	0	2												
Brian Hunter, R OBP: 0.167, SLG: 0.227 (1, 9)	G4-3		FC5-4 1B			F8			P4	4	0	1	1	0	0	3												
Francisco Cabrera, R OBP: 0.345, SLG: 0.491 (1, 3)		G6-3 2B	FC5-4 1-2						G6-3	4	1	2	1	0	0	1												
Damon Berryhill, S OBP: 0.302, SLG: 0.462 (1, 2)	G1-3			E6 SH2-4					F7	4	0	0	0	0	0	1												
Mark Lemke, S OBP: 0.354, SLG: 0.395 (1, 4)	G6-3			F8					P3	4	0	1	0	0	0	2												
Pete Smith, R OBP: 0.281, SLG: 0.286 (1, 1)	G5-3									1	0	0	0	0	0	1												
Bill Pecota, R OBP: 0.276, SLG: 0.310 (6, PH)										1	0	0	0	0	0	0												
Kent Mercker, L (6, 1)										0	0	0	0	0	0	0												
Mark Wohlers, R (8, 1)										0	0	0	0	0	0	0												
Greg Olson, R OBP: 0.293, SLG: 0.265 (9, PH)										1	0	0	0	0	0	1												
Inning Stats	R: 0 E: 0 K: 0 S: 14	H: 1 LOB: 2 BB: 1 P: 23	R: 0 E: 0 K: 0 S: 7	H: 1 LOB: 1 BB: 0 P: 9	R: 2 E: 0 K: 0 S: 10	H: 2 LOB: 1 BB: 1 P: 16	R: 0 E: 1 K: 1 S: 7	H: 0 LOB: 1 BB: 0 P: 12	R: 0 E: 0 K: 0 S: 8	H: 0 LOB: 1 BB: 1 P: 15	R: 1 E: 0 K: 0 S: 7	H: 1 LOB: 0 BB: 0 P: 10	R: 0 E: 0 K: 1 S: 5	H: 0 LOB: 0 BB: 0 P: 8	R: 0 E: 0 K: 0 S: 6	H: 0 LOB: 0 BB: 0 P: 9	R: 0 E: 0 K: 0 S: 7	H: 1 LOB: 0 BB: 0 P: 9	1B: 2 2B: 2 3B: 1 HR: 1	SF: 0 SAC: 1 DP: 1 HBP: 0	WP: 0 PB: 0 SB: 0 CS: 0	PA: 36						
PITCHER	IP WLS BF H R ER SO BB IBB HBP BLK WP HR S P ERA WHIP	IP WLS BF H R ER SO BB IBB HBP BLK WP HR S P ERA WHIP	PITCHER																									
Danny Jackson, L ERA: 3.35 (1, 1)	8.0 W 33	5 3 3 2	3 0 0 0	3 0 0 0	0 0 0 0	0 0 0 0	0 0 0 0	0 0 0 0	0 1 64 102	3.38 1.000																		
Mitch Williams, L ERA: 2.61 (9, 1)	1.0 S 3	1 0 0 0	0 0 0 0	0 0 0 0	0 0 0 0	0 0 0 0	0 0 0 0	0 0 0 0	0 0 7 9	0.00 1.000																		

Atlanta Braves @ Philadelphia Phillies
 Veterans Stadium, Philadelphia, PA
 Tue Jun 22 1993, 7:05 PM EDT
 Att: 41,557 - Unknown - 84 F

AB 32
 R 3
 H 6
 RBI 3
 BB 3
 SO 2
 LOB 15



Batter	1	2	3	4	5	6	7	8	9	AB	R	H	RBI	BB	SO	LOB	BOTTOM										
Lenny Dykstra, L OBP: 0.402, SLG: 0.436 (1, 8)	S BB		F8			F7				2	0	0	0	2	0	0	Atlanta Braves @ Philadelphia Phillies Veterans Stadium, Philadelphia, PA Tue Jun 22 1993, 7:05 PM EDT Att: 41,557 - Unknown - 84 F livebaseballscorecards.com										
Mickey Morandini, L OBP: 0.291, SLG: 0.339 (1, 4)	K		F8			G5-3 HR			F9	4	1	1	0	0	1	2											
John Kruk, L OBP: 0.484, SLG: 0.537 (1, 3)	FC1-5-4 2B WP		K			G5-3 1-2			G6-3	4	1	0	0	0	1	2											
Darren Daulton, L OBP: 0.404, SLG: 0.546 (1, 2)	WP 2B			F7		HR IBB			K	3	1	1	0	1	1	0											
Pete Incaviglia, R OBP: 0.318, SLG: 0.577 (1, 7)	F9			K		HR			K	4	1	1	3	0	2	1											
Jim Eisenreich, L OBP: 0.400, SLG: 0.516 (1, 9)		1B							G4-3	4	1	3	0	0	0	0											
Kim Batiste, R OBP: 0.326, SLG: 0.483 (9, 5)	K								K	4	0	1	1	0	2	2											
Jeff Manto, R (1, 5)										4	0	0	0	0	1	2											
Joe Milette, R OBP: 0.200, SLG: 0.200 (9, 6)	F7			E6 1B					K	0	0	0	0	0	0	0											
Danny Jackson, R OBP: 0.162, SLG: 0.118 (9, 1)	K								K	3	0	0	0	0	2	3											
Inning Stats	R: 1 E: 0 K: 1 S: 9	H: 1 LOB: 1 BB: 1 P: 20	R: 0 E: 0 K: 2 S: 9	H: 1 LOB: 0 BB: 0 P: 11	R: 0 E: 0 K: 1 S: 9	H: 0 LOB: 0 BB: 0 P: 17	R: 1 E: 1 K: 1 S: 15	H: 2 LOB: 2 BB: 0 P: 21	R: 3 E: 0 K: 0 S: 13	H: 3 LOB: 1 BB: 1 P: 25	R: 0 E: 0 K: 1 S: 10	H: 0 LOB: 1 BB: 1 P: 17	R: 0 E: 0 K: 2 S: 7	H: 0 LOB: 0 BB: 0 P: 11	R: 0 E: 0 K: 2 S: 7	H: 0 LOB: 0 BB: 0 P: 11		1B: 4 2B: 2 3B: 0 HR: 1	SF: 0 SAC: 0 DP: 0 HBP: 0	WP: 1 PB: 0 SB: 2 CS: 0	PA: 35						
PITCHER	IP WLS BF H R ER SO BB IBB HBP BLK WP HR S P ERA WHIP	IP WLS BF H R ER SO BB IBB HBP BLK WP HR S P ERA WHIP	PITCHER																								
Pete Smith, R ERA: 4.56 (1, 1)	5.0 L 25	7 5 5 5	1 0 0 0	1 0 0 0	0 0 0 0	0 0 0 0	0 0 0 0	0 0 17 28	0.00 0.500																		
Kent Mercker, L ERA: 3.43 (6, 1)	2.0 7	0 0 0 3	1 0 0 0	0 0 0 0	0 0 0 0	0 0 0 0	0 0 7 11	0.00 0.000																			
Mark Wohlers, R ERA: 2.57 (8, 1)	1.0 3	0 0 0 2	0 0 0 0	0 0 0 0	0 0 0 0	0 0 0 0	0 0 7 11	0.00 0.000																			

Atlanta Braves @ Philadelphia Phillies
 Veterans Stadium, Philadelphia, PA
 Tue Jun 22 1993, 7:05 PM EDT
 Att: 41,557 - Unknown - 84 F

AB 32
 R 5
 H 7
 RBI 4
 BB 3
 SO 10
 LOB 12



Batter	1	2	3	4	5	6	7	8	9	AB	R	H	RBI	BB	SO	LOB	TOP						
Lenny Dykstra, L OBP: 0.408, SLG: 0.437	(1,8) K	(2) F9			(1) P6		(1) 1B	(1) HR		4	2	1	0	1	1	2	Philadelphia Phillies @ Pittsburgh Pirates Three Rivers Stadium, Pittsburgh, PA Fri Jun 25 1993, 7:05 PM EDT Att: 21,173 - Unknown						
Ruben Amaro Jr, S OBP: 0.590, SLG: 0.875	(1,9) G5-3	(2) 1B			(1) FC3-6		(1) 1B	(1) HR		5	2	4	3	0	0	0							
John Kruk, L OBP: 0.482, SLG: 0.525	(1,3) BB	(2) F7			(2) FC3-6		(2) BB	(2) K		4	0	1	1	1	1	3							
Darren Daulton, L OBP: 0.404, SLG: 0.536	(1,2) K		(1) K				(1) BB	(1) P3		4	0	0	0	1	3	2							
Pete Incaviglia, R OBP: 0.317, SLG: 0.557		(1) HR	(2) K			(1) FC5-4	(1) SF7		(1) E5	2	1	0	1	2	1	0							
Kim Batiste, R OBP: 0.314, SLG: 0.485	(1,6) 1B	(2) HR	(3) K			(2) F9	(2) P3	(2) G6-4-3		5	1	1	2	0	1	4							
Jeff Manto, R Joe Milette, R OBP: 0.273, SLG: 0.200	(1,5) P4	(1) HR		(1) F8		(2) FC5-4	(2) F8	(3) G5-3		5	0	0	0	0	0	3							
Mickey Morandini, L OBP: 0.288, SLG: 0.357	(1,4) S	(2) 1B	(2) L6		(1,1) L6	(1,2) 1B		(1,2) WP		4	2	3	0	0	0	0							
Tommy Greene, R Mark Davis, L Mario Duncan, R Jose DeLeon, R Jim Eisenstadt, L Newt Simonson, R Larry Andersen, R David West, L Mash Williams, L	(1,1) BB	(2) 1B	(3) P3		(3) P3	(3) K		(1) G6-3		8	0	0	0	0	0	0							
Inning Stats	R: 0 H: 0 E: 0 K: 2 S: 9	L: 0 B: 1 P: 18	R: 3 H: 3 E: 0 K: 0 S: 13	L: 3 B: 2 P: 29	R: 0 H: 0 E: 0 K: 3 S: 10	L: 0 B: 0 P: 16	R: 0 H: 0 E: 0 K: 0 S: 7	L: 0 B: 0 P: 12	R: 0 H: 1 E: 0 K: 1 S: 10	L: 1 B: 1 P: 19	R: 2 H: 3 E: 0 K: 0 S: 15	L: 3 B: 1 P: 29	R: 3 H: 2 E: 0 K: 1 S: 17	L: 2 B: 1 P: 25	R: 0 H: 0 E: 1 K: 0 S: 4	L: 0 B: 0 P: 4		1B: 6 2B: 1 3B: 1 HR: 2	SF: 1 SAC: 0 DP: 1 HBP: 0	WP: 1 PB: 0 SB: 1 CS: 0	PA: 43		
PITCHER	IP	WLS	BF	H	R	ER	SO	BB	IBB	HBP	BLK	WP	HR	S	P	ERA	WHIP						
Denny Neagle, L ERA: 4.86	(1,1) 5.2		26	5	3	3	6	4	0	0	0	0	0	1	56	104	4.76	1.588					
Freddie Toliver, R ERA: 3.77	(6,1) 0.1		1	0	0	0	1	0	0	0	0	0	0	0	3	5	0.00	0.000					
Dave Otto, L ERA: 4.47	(7,1) 0.0		4	3	2	2	0	1	0	0	0	0	0	0	10	19	∞	∞					
Bias Minor, R ERA: 3.5	(7,1) 1.0		4	1	1	1	0	0	0	0	0	0	0	9	15	9.00	1.000						
John Candelaria, L ERA: 9.17	(8,1) 1.0	L	5	1	2	2	1	1	0	0	0	1	1	13	20	18.00	2.000						

Batter	1	2	3	4	5	6	7	8	9	AB	R	H	RBI	BB	SO	LOB	BOTTOM						
Carlos Garcia, R OBP: 0.286, SLG: 0.351	(1,4) 1B	(1) G6-3		(1) G5-3		(1) SH3-4		(1) K		4	1	1	0	0	1	1	Philadelphia Phillies @ Pittsburgh Pirates Three Rivers Stadium, Pittsburgh, PA Fri Jun 25 1993, 7:05 PM EDT Att: 21,173 - Unknown						
Jay Bell, R OBP: 0.386, SLG: 0.458	(1,6) E7	(2) K		(2) HR		(2) BB		(2) BB		3	2	2	1	2	1	0							
Al Martin, L OBP: 0.310, SLG: 0.467	(1,8) 1B	(2) BB		(2) 1B		(2) K		(2) G4-6-3		3	1	2	1	2	1	2							
Orlando Merced, S OBP: 0.445, SLG: 0.466	(1,9) 1B	(3) L8		(3) F7		(3) BB		(3) G4-6-3		4	1	1	1	1	0	5							
Tim Wakefield, R OBP: 0.111, SLG: 0.185	(9,1) BB	(1) L8		(1) F7		(1) BB		(1) G4-6-3		0	0	0	0	0	0	0							
Jeff King, R OBP: 0.342, SLG: 0.385	(1,5) P6		(1) G5-3	(3) K		(3) K			(1) G6-3	4	0	0	0	1	2	5							
Dave Clark, L OBP: 0.328, SLG: 0.341	(1,7) P5		(1) HR		(1) F8		(1) P2		(1) P6	2	1	1	1	0	0	1							
Will Pennyfeather, R OBP: 0.143, SLG: 0.214	(5, PH) P5		(5, PH) HR		(5, PH) F8		(5, PH) P2		(5, PH) P6	3	0	0	0	0	0	1							
Don Slaught, R OBP: 0.364, SLG: 0.385	(1,2) 1B	(2) BB		(2) BB		(2) K		(2) F7	(2) G6-3	3	0	0	0	2	1	1							
Kevin Young, R OBP: 0.309, SLG: 0.337	(1,3) 1B	(3) BB		(3) BB		(3) F8		(3) F9	(3) K	4	0	2	1	0	0	0							
Lonnie Smith, R OBP: 0.376, SLG: 0.369	(9,7) 1B	(2) G6-4-3		(2) 1B		(2) F8		(2) F9	(2) K	1	0	0	0	0	1	1							
Denny Neagle, L Freddie Toliver, R Ben Shelton, R Mario Duncan, R Jose DeLeon, R Jim Eisenstadt, L Newt Simonson, R Larry Andersen, R David West, L Lloyd McClendon, R OBP: 0.528	(1,1) G3		(1) G6-4-3		(1) G6-4-3		(1) BB		(1) BB	2	0	0	0	0	0	4							
Inning Stats	R: 4 H: 5 E: 1 K: 0 S: 17	L: 5 B: 1 P: 31	R: 0 H: 0 E: 0 K: 1 S: 15	L: 0 B: 1 P: 23	R: 1 H: 2 E: 0 K: 0 S: 10	L: 2 B: 1 P: 14	R: 1 H: 2 E: 0 K: 1 S: 12	L: 2 B: 0 P: 16	R: 0 H: 0 E: 0 K: 2 S: 14	L: 0 B: 3 P: 29	R: 0 H: 0 E: 0 K: 0 S: 12	L: 0 B: 0 P: 17	R: 0 H: 0 E: 0 K: 1 S: 15	L: 0 B: 3 P: 30	R: 0 H: 0 E: 0 K: 1 S: 10	L: 0 B: 1 P: 21	1B: 6 2B: 1 3B: 0 HR: 2	SF: 0 SAC: 1 DP: 2 HBP: 0	WP: 0 PB: 0 SB: 0 CS: 0	PA: 44			
PITCHER	IP	WLS	BF	H	R	ER	SO	BB	IBB	HBP	BLK	WP	HR	S	P	ERA	WHIP						
Tommy Greene, R ERA: 2.96	(1,1) 2.1		17	7	5	5	1	3	0	0	0	0	1	18	25	3.38	0.750						
Mark Davis, L ERA: 3.81	(3,1) 2.2		9	2	1	1	2	0	0	0	0	0	0	1	26	46	0.00	1.500					
Jose DeLeon, R ERA: 4.05	(6,1) 2.0	W	9	0	0	0	2	3	0	0	0	0	0	26	46	0.00	1.500						
Larry Andersen, R ERA: 2.01	(8,1) 0.1		3	0	0	0	1	2	0	0	0	0	0	10	20	0.00	6.000						
David West, L ERA: 2.75	(8,1) 0.2		2	0	0	0	0	1	0	0	0	0	0	5	10	0.00	1.500						


Batter	1	2	3	4	5	6	7	8	9	AB	R	H	RBI	BB	SO	LOB	TOP					
Lenny Dykstra, L (1,8) OBP: 0.406, SLG: 0.434										4	0	1	1	0	1	1	Philadelphia Phillies @ Pittsburgh Pirates Three Rivers Stadium, Pittsburgh, PA Sat Jun 26 1993, 7:05 PM EDT Att: 39,439 - Unknown					
Ruben Amaro Jr, S (1,9) OBP: 0.590, SLG: 0.833										4	1	2	0	0	1	0						
John Kruk, L (1,3) OBP: 0.475, SLG: 0.517										4	0	0	0	0	2	2						
Darren Daulton, L (1,2) OBP: 0.399, SLG: 0.527										4	0	0	0	0	3	2						
Pete Incaviglia, R (1,7)										4	0	1	1	0	1	0						
Kim Batiste, R (1,6) OBP: 0.311, SLG: 0.471										3	0	0	0	1	0	1						
Jeff Manto, R (1,5) OBP: 0.083, SLG: 0.083										3	0	1	0	0	1	1						
Mickey Morandini, L (1,4) OBP: 0.292, SLG: 0.358										2	1	1	0	1	0	1						
Curt Schilling, R (1,1) OBP: 0.194, SLG: 0.147										1	0	0	0	0	0	2						
Ricky Jordan, R (8, PH) OBP: 0.321, SLG: 0.412										1	0	0	0	0	1	1						
David West, L (8, 1) OBP: 0.667, SLG: 1.000										0	0	0	0	0	0	0						
Inning Stats	R: 0 E: 0 K: 2 S: 13	H: 1 LOB: 1 BB: 0 P: 19	R: 0 E: 0 K: 1 S: 5	H: 0 LOB: 0 BB: 0 P: 7	R: 1 E: 0 K: 1 S: 5	H: 1 LOB: 0 BB: 1 P: 9	R: 0 E: 0 K: 3 S: 10	H: 0 LOB: 0 BB: 0 P: 14	R: 0 E: 0 K: 0 S: 7	H: 1 LOB: 1 BB: 1 P: 11	R: 0 E: 0 K: 0 S: 8	H: 0 LOB: 0 BB: 0 P: 10	R: 0 E: 0 K: 1 S: 5	H: 0 LOB: 0 BB: 0 P: 9	R: 0 E: 0 K: 1 S: 16	H: 1 LOB: 1 BB: 0 P: 23	R: 1 E: 0 K: 1 S: 14	H: 2 LOB: 1 BB: 0 P: 20	1B: 5 2B: 2 3B: 0 HR: 0	SF: 0 SAC: 1 DP: 1 HBP: 0	WP: 1 PB: 0 SB: 0 CS: 0	PA: 33
PITCHER Steve Cooke, L (1,1) ERA: 3.35	IP: 9.0 WLS: W BF: 33	H: 6 R: 2 ER: 2 SO: 10	BB: 2 IBB: 0 HBP: 0 BLK: 0	WP: 1 HR: 0 S: 83 P: 122	ERA: 2.00 WHIP: 0.889	PITCHER IP: WLS: BF: H: R: ER: SO: BB: IBB: HBP: BLK: WP: HR: S: P: ERA: WHIP																

Batter	1	2	3	4	5	6	7	8	9	AB	R	H	RBI	BB	SO	LOB	BOTTOM			
Carlos Garcia, R (1,4) OBP: 0.285, SLG: 0.364										4	1	1	1	0	1	1	Philadelphia Phillies @ Pittsburgh Pirates Three Rivers Stadium, Pittsburgh, PA Sat Jun 26 1993, 7:05 PM EDT Att: 39,439 - Unknown			
Jay Bell, R (1,6) OBP: 0.390, SLG: 0.462										2	1	1	0	2	0	0				
Al Martin, L (1,8) OBP: 0.309, SLG: 0.463										4	0	1	0	0	0	2				
Orlando Merced, S (1,9) OBP: 0.446, SLG: 0.464										3	1	1	0	0	0	2				
Jeff King, R (1,5) OBP: 0.344, SLG: 0.388										3	0	2	1	0	0	2				
Dave Clark, L (1,7) OBP: 0.327, SLG: 0.341										3	0	1	0	0	0	1				
Will Pennyfeather, R (8, 8) OBP: 0.133, SLG: 0.200										1	0	0	0	0	0	2				
Don Slaught, R (1,2) OBP: 0.357, SLG: 0.377										4	0	0	0	0	0	4				
Kevin Young, R (1,3) OBP: 0.309, SLG: 0.342										3	1	1	0	0	1	1				
Steve Cooke, R (1,1) OBP: 0.083, SLG: 0.111										3	0	1	1	0	0	0				
Inning Stats	R: 0 E: 0 K: 0 S: 8	H: 0 LOB: 0 BB: 1 P: 12	R: 0 E: 0 K: 0 S: 6	H: 1 LOB: 0 BB: 0 P: 8	R: 0 E: 0 K: 1 S: 10	H: 0 LOB: 0 BB: 0 P: 15	R: 0 E: 0 K: 0 S: 6	H: 0 LOB: 0 BB: 0 P: 7	R: 1 E: 0 K: 0 S: 9	H: 2 LOB: 1 BB: 0 P: 15	R: 1 E: 0 K: 0 S: 9	H: 2 LOB: 2 BB: 1 P: 17	R: 1 E: 0 K: 1 S: 15	H: 2 LOB: 1 BB: 0 P: 22	R: 1 E: 0 K: 0 S: 15	H: 2 LOB: 2 BB: 0 P: 22	1B: 6 2B: 2 3B: 0 HR: 1	SF: 1 SAC: 0 DP: 3 HBP: 1	WP: 0 PB: 0 SB: 0 CS: 0	PA: 34
PITCHER Curt Schilling, R (1,1) ERA: 3.48	IP: 7.0 WLS: L BF: 28	H: 7 R: 3 ER: 3 SO: 2	BB: 2 IBB: 0 HBP: 1 BLK: 0	WP: 0 HR: 1 S: 63 P: 96	ERA: 3.86 WHIP: 1.286	PITCHER IP: WLS: BF: H: R: ER: SO: BB: IBB: HBP: BLK: WP: HR: S: P: ERA: WHIP														
David West, L (8, 1) ERA: 2.92	1.0	6	2	1	1	0	0	0	0	0	0	15	22	9.00	2.000					

Batter	1	2	3	4	5	6	7	8	9	AB	R	H	RBI	BB	SO	LOB	TOP					
Lenny Dykstra, L (1, 8) OBP: 0.406, SLG: 0.436 Milt Thompson, L (7, 8) OBP: 0.333, SLG: 0.289	 E 2B	 L9			 F8		 BB 1B		 G6-3	4	1	2	0	0	0	0						
Mariano Duncan, R (1, 6) OBP: 0.283, SLG: 0.390	 E9 2H 1B		 G6-3		 L7		 BB 1B		 G4-3	5	1	2	0	0	0	0						
John Kruk, L (1, 3) OBP: 0.473, SLG: 0.514 Tim Mauser, R (7, 1) OBP: 0.077, SLG: 0.077	 L8		 G5-3		 G4-3		 BB		 P6	3	0	0	1	1	0	1						
Dave Hollins, S (1, 5) OBP: 0.384, SLG: 0.482 Kim Batiste, R (7, 5) OBP: 0.300, SLG: 0.453	 K		 2B			 K		 G5-3		4	0	1	0	0	2	4						
Darren Daulton, L (1, 2) OBP: 0.392, SLG: 0.512 Todd Pratt, R (7, 2) OBP: 0.226, SLG: 0.367	 1B BB		 F8			 P6			 L6	2	0	0	0	1	0	1						
Pete Incaviglia, R (1, 7) OBP: 0.308, SLG: 0.550	 1-3 2H 1B			 F9		 G5-3			 G6-3	4	0	1	1	0	0	0						
Ruben Amaro Jr., S (1, 9) OBP: 0.625, SLG: 1.000	 F9			 1B			 FC3-6 1B		 3B	4	0	3	0	0	0	2						
Mickey Morandini, L (1, 4) OBP: 0.292, SLG: 0.352		 F9		 SAFE P5			 FC3-6 1B BB		 HBP	3	1	0	0	0	0	2						
Tommy Greene, R (1, 1) OBP: 0.205, SLG: 0.250 Mark Davis, L (6, 1) OBP: 0.333, SLG: 0.333 Ricky Jordan, R (7, PH) OBP: 0.323, SLG: 0.404		 K		 G5-3			 P3		 L8	2	0	0	0	0	1	1						
Inning Stats	R: 2 E: 1 K: 1 S: 14	H: 3 LOB: 2 BB: 1 P: 26	R: 0 E: 0 K: 1 S: 7	H: 0 LOB: 0 BB: 0 P: 10	R: 0 E: 0 K: 0 S: 11	H: 1 LOB: 1 BB: 0 P: 16	R: 0 E: 0 K: 0 S: 7	H: 1 LOB: 1 BB: 0 P: 9	R: 0 E: 0 K: 1 S: 8	H: 0 LOB: 0 BB: 0 P: 10	R: 0 E: 0 K: 1 S: 7	H: 0 LOB: 3 BB: 0 P: 11	R: 1 E: 0 K: 0 S: 13	H: 3 LOB: 3 BB: 1 P: 22	R: 0 E: 0 K: 0 S: 7	H: 1 LOB: 2 BB: 0 P: 10	R: 0 E: 0 K: 0 S: 4	H: 0 LOB: 0 BB: 0 P: 5	1B: 6 2B: 2 3B: 1 HR: 0	SF: 0 SAC: 0 DP: 0 HBP: 1	WP: 0 PB: 0 SB: 1 CS: 0	PA: 39
PITCHER	IP	WLS	BF	H	R	ER	SO	BB	IBB	HBP	BLK	WP	HR	S	P	ERA	WHIP					
Donovan Osborne, L (1, 1) ERA: 3.52	6.2	W	29	8	3	3	3	1	0	0	0	0	0	62	95	4.05	1.350					
Lee Guetterman, L (7, 1) ERA:	2.1		10	1	0	0	0	1	0	1	0	0	0	16	24	0.00	0.857					

Philadelphia Phillies @ St. Louis Cardinals
Busch Stadium, St. Louis, MO
Wed Jun 30 1993, 7:05 PM CDT
Att: 32,098 - Unknown - 90 F


AB 36
R 3
H 9
RBI 2
BB 2
SO 3
LOB 14



Batter	1	2	3	4	5	6	7	8	9	AB	R	H	RBI	BB	SO	LOB	BOTTOM				
Bernard Gilkey, R (1, 7) OBP: 0.381, SLG: 0.502	 FC4-6 1B		 1B BB SF8		 FC6-4		 FC5 1B		 2B	5	1	4	0	0	0	1					
Ozzie Smith, S (1, 6) OBP: 0.329, SLG: 0.359	 FC4-6 1B		 SF8 1B BB		 G5-3		 L8 FC5 1B		 F7	4	1	2	0	1	0	1					
Gregg Jefferies, S (1, 3) OBP: 0.379, SLG: 0.500	 FC4-6 G5-3		 S 1B		 1B 2B BB		 FC5 HR		 G1-3	4	2	1	0	1	0	5					
Todd Zeile, R (1, 5) OBP: 0.312, SLG: 0.337	 G5-3		 SF8		 2B G6-3 1B		 L8		 K	4	1	1	1	0	1	4					
Mark Whiten, S (1, 9) OBP: 0.313, SLG: 0.380 Rod Brewer, L (7, 9) OBP: 0.297, SLG: 0.288	 L7		 K		 G6-3 3B 2B		 HR		 G3-1	4	2	2	4	0	1	4					
Brian Jordan, R (1, 8) OBP: 0.271, SLG: 0.309		 S 1B	 K		 G6-3		 3B		 F9	5	0	2	1	0	1	3					
Luis Alicea, S (1, 4) OBP: 0.399, SLG: 0.403		 SAFE K		 P5		 3B BB		 BB		2	1	0	0	2	1	1					
Tom Pagnozzi, R (1, 2) OBP: 0.280, SLG: 0.377		 K		 F9		 WP 3B		 F8		4	1	1	2	0	1	3					
Donovan Osborne, S (1, 1) OBP: 0.235, SLG: 0.188 Lee Guetterman, L (7, 1) ERA: 6.57		 K		 FC6-4 1B		 K		 G4-3		3	0	1	0	0	2	1					
Inning Stats	R: 0 E: 0 K: 0 S: 11	H: 2 LOB: 0 BB: 0 P: 22	R: 0 E: 0 K: 3 S: 12	H: 1 LOB: 1 BB: 0 P: 17	R: 1 E: 0 K: 2 S: 12	H: 2 LOB: 1 BB: 1 P: 23	R: 0 E: 0 K: 0 S: 7	H: 1 LOB: 1 BB: 0 P: 8	R: 5 E: 0 K: 1 S: 19	H: 3 LOB: 0 BB: 2 P: 33	R: 3 E: 0 K: 0 S: 15	H: 4 LOB: 2 BB: 1 P: 25	R: 0 E: 0 K: 0 S: 10	H: 1 LOB: 1 BB: 0 P: 12	R: 0 E: 0 K: 1 S: 8	H: 0 LOB: 0 BB: 0 P: 11	1B: 9 2B: 2 3B: 2 HR: 1	SF: 1 SAC: 0 DP: 0 HBP: 0	WP: 1 PB: 0 SB: 3 CS: 0	PA: 42	
PITCHER	IP	WLS	BF	H	R	ER	SO	BB	IBB	HBP	BLK	WP	HR	S	P	ERA	WHIP				
Tommy Greene, R (1, 1) ERA: 3.34	5.0	L	27	9	6	6	6	3	0	0	0	0	0	61	103	10.80	2.400				
Mark Davis, L (6, 1) ERA: 4.55	1.0		8	4	3	3	0	1	0	0	0	0	1	15	25	27.00	5.000				
Tim Mauser, R (7, 1) ERA: 6.57	2.0		7	1	0	0	1	0	0	0	0	0	0	18	23	0.00	0.500				

Philadelphia Phillies @ St. Louis Cardinals
Busch Stadium, St. Louis, MO
Wed Jun 30 1993, 7:05 PM CDT
Att: 32,098 - Unknown - 90 F

AB 37
R 9
H 14
RBI 8
BB 4
SO 7
LOB 23



Batter	1	2	3	4	5	6	7	8	9	AB	R	H	RBI	BB	SO	LOB	TOP											
Lenny Dykstra, L (1,8) Ruben Amaro Jr, S (6,8)	2-1 L8		2-2 G4-3			1-1 FC5-4 1B	0-1 SF9		1-1 G6-3	3	0	1	0	0	0	0	Philadelphia Phillies @ St. Louis Cardinals Busch Stadium, St. Louis, MO Thu Jul 01 1993, 3:33 AM CDT Att: 39,610 - Sunny - 85 F AB 39 R 5 H 12 RBI 5 BB 0 SO 4 LOB 15											
Milt Thompson, L (1,7) OBP: 0.338, SLG: 0.306	0-0 G1-3		1-1 G1			0-1 FC5-4 1B 1-2	1-2 FC6		1-1 HR	5	2	1	1	0	0	2												
John Kruk, L (1,3) Mitch Williams, L (8,1) Pete Incaviglia, R (9,PH) OBP: 0.313, SLG: 0.557	0-0 1B			0-1 G5-3		0-0 PB 1B 1-2		2-2 2B 1B	1-2 2B	4	1	3	0	0	0	0												
Dave Hollins, S (1,5) Jeff Manto, R (6,5) OBP: 0.387, SLG: 0.485 OBP: 0.087, SLG: 0.067	0-0 1B			1-1 G4-3		2-2 PB 1B		1-2 P9	1-3 K2-3	3	0	2	1	0	0	0												
Darren Daulton, L (1,2) Tim Mauser, R (4,1) Ricky Jordan, R (8,PH) OBP: 0.333, SLG: 0.431	2-3 K			1-1 F7		1-3 K		0-0 1B 2B		2	0	0	0	0	1	2												
Jim Eisenreich, L (1,9) OBP: 0.388, SLG: 0.504		3-1 L7			0-0 G4-3			1-0 G1-3		4	0	0	0	0	0	5												
Mariano Duncan, R (1,6) Kim Batiste, R (7,6) OBP: 0.385, SLG: 0.389 OBP: 0.306, SLG: 0.458		0-0 F9			0-2 G4-3		0-0 1B G3 SF9	1-0 2B 1B		3	1	1	0	0	0	0												
Mickey Morandini, L (1,4) OBP: 0.288, SLG: 0.346		0-0 G3-1			3-3 K		0-1 G3	0-1 P7		4	0	0	0	0	1	2												
Curt Schilling, R (1,1) Mark Davis, L (3,1) Todd Pratt, R (4,2) OBP: 0.189, SLG: 0.143 OBP: 0.333, SLG: 0.333 OBP: 0.235, SLG: 0.364			1-2 G1-3			1-1 P9	0-0 FC6 1B		1-2 G6-3	1	0	0	0	0	0	0												
Inning Stats	R: 0 E: 0 K: 1 S: 8	H: 2 LOB: 2 BB: 0 P: 12	R: 0 E: 0 K: 0 S: 4	H: 0 LOB: 0 BB: 0 P: 7	R: 0 E: 0 K: 0 S: 9	H: 0 LOB: 0 BB: 0 P: 13	R: 0 E: 0 K: 0 S: 6	H: 0 LOB: 0 BB: 0 P: 8	R: 0 E: 0 K: 1 S: 11	H: 0 LOB: 0 BB: 0 P: 14	R: 1 E: 0 K: 1 S: 14	H: 3 LOB: 3 BB: 0 P: 19	R: 1 E: 0 K: 0 S: 9	H: 2 LOB: 1 BB: 0 P: 10	R: 2 E: 0 K: 0 S: 14	H: 3 LOB: 1 BB: 0 P: 19		R: 1 E: 0 K: 1 S: 14	H: 2 LOB: 1 BB: 0 P: 19	1B: 9 2B: 2 3B: 0 HR: 1	SF: 1 SAC: 0 DP: 0 HBP: 0	WP: 0 PB: 1 SB: 0 CS: 0	PA: 40					
PITCHER	IP	WLS	BF	H	R	ER	SO	BB	IBB	HBP	BLK	WP	HR	S	P	ERA		WHIP										
Bob Tewksbury, R (1,1) ERA: 4.05	8.0	W	35	10	4	4	3	0	0	0	0	0	0	75	102	4.50		1.250										
Les Lancaster, R (9,1) ERA: 3.32	1.0		5	2	1	1	1	0	0	0	0	0	1	14	19	9.00		2.000										
Batter	1	2	3	4	5	6	7	8	9	AB	R	H	RBI	BB	SO	LOB		BOTTOM										
Bernard Gilkey, R (1,7) OBP: 0.393, SLG: 0.515	2-1 1B 2B	0-0 1B	4-2 E 1B BB	2-1 L1-6 2B			2-0 FC4-6 1B			4	3	4	0	1	0	0		Philadelphia Phillies @ St. Louis Cardinals Busch Stadium, St. Louis, MO Thu Jul 01 1993, 3:33 AM CDT Att: 39,610 - Sunny - 85 F AB 39 R 14 H 15 RBI 13 BB 3 SO 6 LOB 14										
Ozzie Smith, S (1,6) José Oquendo, S (8,6) OBP: 0.324, SLG: 0.352 OBP: 0.375, SLG: 0.255	1-0 F8	0-1 F7	2-2 E3 BB 1B HR	0-0 L1-6			0-0 FC4-6			5	1	0	0	0	0	5												
Gregg Jefferies, S (1,3) Gerald Perry, L (4,3) OBP: 0.385, SLG: 0.505 OBP: 0.415, SLG: 0.514	0-1 2B	1-1 1B SF9	1-0 1B HR BB	0-2 G1-3			2-3 K			3	3	3	2	0	0	0												
Todd Zeile, R (1,5) OBP: 0.317, SLG: 0.343	3-2 1B 3B 2B	1-0 1B	4-2 1B HR BB		0-0 F9		1-3 K			4	2	2	2	1	1	1												
Brian Jordan, R (1,8) OBP: 0.281, SLG: 0.373	1-2 3B	3-2 SF9	2-1 1B HR		1-2 G6-3			3-1 G5-3		4	2	2	5	0	0	0												
Luis Alcaez, S (1,4) OBP: 0.392, SLG: 0.411	2-2 1B 3B	0-1 G3	1-1 1B HR BB		2-3 K			0-2 G3		5	2	1	2	0	1	1												
Rod Brewer, L (1,9) OBP: 0.304, SLG: 0.300	0-1 G4-3					0-0 F8				4	1	1	0	1	1	1												
Tom Pagnozzi, R (1,2) OBP: 0.287, SLG: 0.381	3-2 1B					0-0 G5-3				4	0	2	2	0	0	1												
Bob Tewksbury, R (1,1) Les Lancaster, R (9,1) OBP: 0.237, SLG: 0.194 ERA: 3.21	0-0 G4-3					0-3 K				4	0	0	0	0	2	4												
Inning Stats	R: 5 E: 0 K: 0 S: 21	H: 6 LOB: 1 BB: 0 P: 33	R: 2 E: 0 K: 0 S: 11	H: 3 LOB: 1 BB: 0 P: 16	R: 7 E: 2 K: 1 S: 29	H: 4 LOB: 2 BB: 3 P: 53	R: 0 E: 0 K: 0 S: 6	H: 1 LOB: 0 BB: 0 P: 8	R: 0 E: 0 K: 1 S: 9	H: 0 LOB: 0 BB: 0 P: 12	R: 0 E: 0 K: 2 S: 8	H: 1 LOB: 1 BB: 0 P: 13	R: 0 E: 0 K: 1 S: 9	H: 0 LOB: 0 BB: 0 P: 12	1B: 10 2B: 4 3B: 1 HR: 1	SF: 1 SAC: 0 DP: 1 HBP: 0	WP: 0 PB: 0 SB: 1 CS: 0		PA: 43									
PITCHER	IP	WLS	BF	H	R	ER	SO	BB	IBB	HBP	BLK	WP	HR	S	P	ERA	WHIP											
Curt Schilling, R (1,1) ERA: 3.93	2.2	L	21	11	11	9	0	1	0	0	0	0	0	47	72	30.38	4.500											
Mark Davis, L (3,1) ERA: 5.17	0.1		6	2	3	0	1	2	0	0	0	0	1	14	30	0.00	12.000											
Tim Mauser, R (4,1) ERA: 4.96	4.0		13	2	0	0	4	0	0	0	0	0	0	28	38	0.00	0.500											
Mitch Williams, L (8,1) ERA: 3.21	1.0		3	0	0	0	1	0	0	0	0	0	0	9	12	0.00	0.000											

Batter	1	2	3	4	5	6	7	8	9	10	AB	R	H	RBI	BB	SO	LOB	TOP				
Jeff Gardner, L OBP: 0.328, SLG: 0.343 Ricky Gutierrez, R OBP: 0.352, SLG: 0.331	G4-3		E6 HR		F9		F7		K		4	1	0	0	0	0	1					
Craig Shipley, R OBP: 0.242, SLG: 0.328	K				F8		P4			K	5	1	1	3	0	2	0					
Bill Bean, L OBP: 0.254, SLG: 0.296	P6		P5		L3					G4-3	4	0	0	0	1	0	0					
Fred McGriff, L OBP: 0.360, SLG: 0.491 Tim Teufel, R OBP: 0.319, SLG: 0.433		P3		2B						G6-3	3	1	2	0	0	0	0					
Phil Plantier, L OBP: 0.323, SLG: 0.513 Gene Harris, R	P3										3	1	2	1	1	0	0					
Archi Cianfrocco, R OBP: 0.163, SLG: 0.268											0	0	0	0	0	0	0					
Derek Bell, R OBP: 0.316, SLG: 0.432	G5-3										4	0	0	0	0	2	4					
Kevin Higgins, L OBP: 0.352, SLG: 0.282											4	0	1	0	0	1	2					
Kurt Stillwell, S OBP: 0.298, SLG: 0.291 Trevor Hoffman, R											3	0	0	0	1	0	3					
Andy Benes, R OBP: 0.175, SLG: 0.263 Roger Mason, R											2	1	0	0	0	2	1					
Phil Clark, R OBP: 0.336, SLG: 0.434											0	0	0	0	0	0	0					
											1	0	0	0	0	0	1					
Inning Stats	R: 0 E: 0 K: 1 S: 9	H: 0 LOB: 0 BB: 0 P: 15	R: 0 E: 0 K: 0 S: 6	H: 0 LOB: 0 BB: 0 P: 10	R: 3 E: 1 K: 0 S: 11	H: 1 LOB: 0 BB: 0 P: 19	R: 2 E: 1 K: 2 S: 17	H: 3 LOB: 1 BB: 0 P: 26	R: 0 E: 0 K: 1 S: 7	H: 0 LOB: 0 BB: 0 P: 7	R: 0 E: 0 K: 1 S: 12	H: 1 LOB: 2 BB: 1 P: 21	R: 0 E: 0 K: 2 S: 10	H: 0 LOB: 0 BB: 0 P: 12	R: 0 E: 0 K: 1 S: 10	H: 0 LOB: 1 BB: 1 P: 17	R: 0 E: 0 K: 1 S: 7	H: 0 LOB: 0 BB: 0 P: 12	1B: 3 2B: 2 3B: 0 HR: 1	SF: 0 SAC: 0 DP: 0 HBP: 1	WP: 2 PB: 0 SB: 0 CS: 0	PA: 40
PITCHER	IP WLS BF H R ER SO	IP WLS BF H R ER SO	IP WLS BF H R ER SO	IP WLS BF H R ER SO	IP WLS BF H R ER SO	IP WLS BF H R ER SO	IP WLS BF H R ER SO	IP WLS BF H R ER SO	IP WLS BF H R ER SO	IP WLS BF H R ER SO	IP WLS BF H R ER SO	IP WLS BF H R ER SO	IP WLS BF H R ER SO	IP WLS BF H R ER SO	IP WLS BF H R ER SO	IP WLS BF H R ER SO	IP WLS BF H R ER SO	ERA WHIP	ERA WHIP			
Jose DeLeon, R ERA: 3.58	5.0	2.0	1.0	2.0	1.0	1.0	2.0	1.0	2.0	2.0	1.80	0.800										
David West, L ERA: 3.16	8.1	4.1	0.0	2.1	0.0	0.0	19.33	0.00	1.000													
Larry Andersen, R ERA: 1.85	4.1	0.0	0.0	2.1	0.0	0.0	10.17	0.00	2.000													
Mitch Williams, L ERA: 3.0	7.0	0.0	0.0	2.1	0.0	0.0	17.28	0.00	0.500													

San Diego Padres @ Philadelphia Phillies
Veterans Stadium, Philadelphia, PA
Fri Jul 02 1993, 3:38 AM EDT
Att: 54,617 - Unknown

livebaseballscorecards.com

AB 36
R 5
H 6
RBI 4
BB 3
SO 9
LOB 14



Batter	1	2	3	4	5	6	7	8	9	10	AB	R	H	RBI	BB	SO	LOB	BOTTOM						
Ruben Amaro Jr., S OBP: 0.287, SLG: 0.460 David West, L OBP: 0.316, SLG: 0.490 Lenny Dykstra, L OBP: 0.302, SLG: 0.420 Larry Andersen, R OBP: 0.200, SLG: 0.200 Mariano Duncan, R OBP: 0.200, SLG: 0.200 Tommy Guerrero, R OBP: 0.200, SLG: 0.200 Jeff Mantva, R OBP: 0.200, SLG: 0.200	K		F9		P5		F9		WP 2-1 2B		3	0	0	0	0	1	1							
Mickey Morandini, L OBP: 0.291, SLG: 0.348	E3		G6-3				F8		WP IBB		4	1	1	0	1	0	0							
Ricky Jordan, R OBP: 0.338, SLG: 0.476	F8										5	2	2	3	0	2	3							
Dave Hollins, S OBP: 0.379, SLG: 0.468	F9										4	1	0	0	1	0	4							
Pete Incaviglia, R OBP: 0.322, SLG: 0.556											3	1	2	0	2	0	0							
Jim Eisenreich, L OBP: 0.381, SLG: 0.490											5	0	2	1	0	0	3							
Todd Pratt, R OBP: 0.216, SLG: 0.333 Darren Daulton, L OBP: 0.391, SLG: 0.512											3	0	0	0	0	1	3							
Kim Batiste, R OBP: 0.288, SLG: 0.445 John Kruk, L OBP: 0.473, SLG: 0.510 Mitch Williams, L OBP: 1.000, SLG: 1.000											2	0	1	1	0	1	2							
AB 38 R 6 H 10 RBI 6 BB 6 SO 6 LOB 21																								
Jose DeLeon, R OBP: 0.328, SLG: 0.301											1	0	0	0	0	1	0							
Milt Thompson, L OBP: 0.328, SLG: 0.301											2	1	0	0	1	0	3							
Inning Stats	R: 0 E: 1 K: 1 S: 9	H: 0 LOB: 1 BB: 0 P: 12	R: 0 E: 1 K: 0 S: 8	H: 0 LOB: 1 BB: 0 P: 17	R: 0 E: 0 K: 1 S: 14	H: 0 LOB: 0 BB: 0 P: 18	R: 1 E: 0 K: 0 S: 11	H: 3 LOB: 1 BB: 0 P: 18	R: 3 E: 0 K: 0 S: 15	H: 2 LOB: 0 BB: 0 P: 26	R: 0 E: 0 K: 1 S: 10	H: 1 LOB: 1 BB: 0 P: 13	R: 0 E: 0 K: 2 S: 7	H: 0 LOB: 0 BB: 0 P: 10	R: 1 E: 0 K: 1 S: 17	H: 1 LOB: 3 BB: 3 P: 36	R: 0 E: 0 K: 1 S: 9	H: 1 LOB: 2 BB: 1 P: 17	R: 1 E: 0 K: 1 S: 7	H: 2 LOB: 2 BB: 1 P: 12	1B: 7 2B: 2 3B: 0 HR: 1	SF: 0 SAC: 0 DP: 1 HBP: 0	WP: 1 PB: 0 SB: 0 CS: 0	PA: 44
PITCHER	IP WLS BF H R ER SO	IP WLS BF H R ER SO	IP WLS BF H R ER SO	IP WLS BF H R ER SO	IP WLS BF H R ER SO	IP WLS BF H R ER SO	IP WLS BF H R ER SO	IP WLS BF H R ER SO	IP WLS BF H R ER SO	IP WLS BF H R ER SO	IP WLS BF H R ER SO	IP WLS BF H R ER SO	IP WLS BF H R ER SO	IP WLS BF H R ER SO	IP WLS BF H R ER SO	IP WLS BF H R ER SO	IP WLS BF H R ER SO	ERA WHIP	ERA WHIP					
Andy Benes, R ERA: 2.74	7.0	0.1	0.2	1.1	0.1	0.1	114.514	5.14	1.000															
Roger Mason, R ERA: 3.24	3.0	0.1	0.0	1.1	0.0	0.0	74.19	27.00	6.000															
Gene Harris, R ERA: 2.51	4.0	0.2	0.0	0.0	0.0	0.0	9.17	0.00	3.000															
Trevor Hoffman, R ERA: 4.5	9.0	1.1	0.3	1.1	0.2	0.0	16.29	6.75	3.000															

San Diego Padres @ Philadelphia Phillies
Veterans Stadium, Philadelphia, PA
Fri Jul 02 1993, 3:38 AM EDT
Att: 54,617 - Unknown

livebaseballscorecards.com

AB 38
R 6
H 10
RBI 6
BB 6
SO 6
LOB 21



Batter	1	2	3	4	5	6	7	8	9	AB	R	H	RBI	BB	SO	LOB	TOP							
Ricky Gutierrez, R OBP: 0.348, SLG: 0.333 (1, 6)	G6-3 HR 2B	G6-3			G5-3		P4		F8	5	1	1	0	0	0	1								
Craig Shipley, R OBP: 0.248, SLG: 0.331 (8, 5)	K		G6-3		G5-3		1B 2B		E1 1B	5	2	2	0	0	1	1								
Tony Gwynn, L OBP: 0.356, SLG: 0.421 (1, 9)	G6-3		K			P7	2B 1B		G3-6-3 1B	5	1	2	1	0	1	1								
Fred McGriff, L OBP: 0.363, SLG: 0.507 (1, 3)	HR		G5-3			2B 1B	2B		G3-6-3 1B	5	1	3	4	0	0	1								
Derek Bell, R OBP: 0.315, SLG: 0.433 (1, 8)	K				P4	2B	P3			4	0	1	0	0	1	1								
Phil Clark, R OBP: 0.342, SLG: 0.440 (8, 4)		P3			G4-3 2B				K	3	0	1	0	1	1	0								
Phil Planter, L OBP: 0.321, SLG: 0.507 (1, 7)		2B 1B			G4-3		P9			4	1	1	0	0	1	4								
Archi Cianfrocco, R OBP: 0.170, SLG: 0.250 Bob Geren, R OBP: 0.289, SLG: 0.316 (8, 2)		K			K		G4-3			3	0	0	0	1	2	5								
Greg Harris, R OBP: 0.265, SLG: 0.267 Pedro Martinez, L (8, 1) Mark Ettles, R (8, 1) Gene Harris, R (9, 1)		2B			L6		G6-3		P3	4	0	1	1	0	0	1								
Inning Stats	R: 2 E: 0 K: 2 S: 12	H: 2 LOB: 0 BB: 0 P: 17	R: 1 E: 0 K: 1 S: 13	H: 2 LOB: 1 BB: 0 P: 18	R: 0 E: 0 K: 1 S: 7	H: 0 LOB: 0 BB: 0 P: 7	R: 0 E: 0 K: 1 S: 12	H: 1 LOB: 1 BB: 0 P: 19	R: 0 E: 0 K: 0 S: 11	H: 0 LOB: 0 BB: 0 P: 17	R: 0 E: 0 K: 1 S: 8	H: 2 LOB: 3 BB: 1 P: 14	R: 2 E: 0 K: 0 S: 18	H: 3 LOB: 1 BB: 0 P: 24	R: 0 E: 0 K: 1 S: 8	H: 0 LOB: 1 BB: 1 P: 12	R: 1 E: 1 K: 0 S: 10	H: 2 LOB: 0 BB: 0 P: 18	1B: 6 2B: 5 3B: 0 HR: 1	SF: 0 SAC: 0 DP: 1 HBP: 0	WP: 0 PB: 0 SB: 0 CS: 0	PA: 40		
PITCHER	IP	WLS	BF	H	R	ER	SO	BB	IBB	HBP	BLK	WP	HR	S	P	ERA	WHIP							
Danny Jackson, L ERA: 3.59 Larry Andersen, R ERA: 1.71	7.0	L	32	10	5	5	6	0	1	0	0	0	1	81	116	6.43	1.429							

San Diego Padres @ Philadelphia Phillies
Veterans Stadium, Philadelphia, PA

AB 38
R 6
H 12
RBI 6
BB 2
SO 7
LOB 15



WP: 0 PA: 40
PB: 0
SB: 0
CS: 0

Sat Jul 03 1993, 7:05 PM EDT
Att: 57,521 - Unknown - 88 F

BOTTOM

Batter	1	2	3	4	5	6	7	8	9	AB	R	H	RBI	BB	SO	LOB	BOTTOM							
Lenny Dykstra, L OBP: 0.403, SLG: 0.441 (1, 8)	FC4-6 BB 1B		K2-3		F7		HR		G4-3 1B	5	2	3	2	0	1	0								
Mickey Morandini, L OBP: 0.286, SLG: 0.342 (1, 4)	F7		F9			G4-3	G3		G4-3	5	0	0	0	0	0	3								
John Kruk, L OBP: 0.474, SLG: 0.508 (1, 3)	E2 FC4-6 BB		G4-3			G1-3 1B			G4-3 IBB	3	0	1	0	2	0	0								
Dave Hollins, S OBP: 0.375, SLG: 0.467 (1, 5)	FC4-6				G4-3	G1-3			K	5	0	1	1	0	1	5								
Darren Daulton, L OBP: 0.393, SLG: 0.510 (1, 2)	G4-3				G5-3 1B	P7				3	0	1	0	1	0	2								
Pete Incaviglia, R OBP: 0.317, SLG: 0.545 (1, 7)		P4			G5-3		F8		P8	4	0	0	0	0	0	3								
Jim Eisenreich, L OBP: 0.378, SLG: 0.484 (1, 9)		P5			G3-1		G6-3 2B 1B		F7	4	1	1	0	0	0	3								
Kim Batiste, R OBP: 0.297, SLG: 0.439 (1, 6)					G5-3		G6-3		F9	4	0	1	0	0	0	1								
Danny Jackson, R OBP: 0.175, SLG: 0.162 Milt Thompson, L OBP: 0.332, SLG: 0.311 Larry Andersen, R OBP: 1.000, SLG: 1.000 Ricky Jordan, R OBP: 0.348, SLG: 0.484 (8, PH)		F7			G4-3		HR 2B		G4-3 1B	2	0	0	0	0	0	1								
Inning Stats	R: 1 E: 1 K: 0 S: 9	H: 1 LOB: 1 BB: 1 P: 18	R: 0 E: 0 K: 0 S: 6	H: 1 LOB: 0 BB: 0 P: 11	R: 0 E: 0 K: 1 S: 6	H: 0 LOB: 0 BB: 0 P: 11	R: 0 E: 0 K: 0 S: 7	H: 1 LOB: 1 BB: 0 P: 10	R: 0 E: 0 K: 0 S: 10	H: 1 LOB: 1 BB: 0 P: 16	R: 3 E: 0 K: 0 S: 10	H: 3 LOB: 0 BB: 0 P: 15	R: 0 E: 0 K: 0 S: 11	H: 1 LOB: 2 BB: 1 P: 20	R: 0 E: 0 K: 1 S: 12	H: 2 LOB: 3 BB: 1 P: 21	1B: 7 2B: 2 3B: 0 HR: 1	SF: 0 SAC: 0 DP: 0 HBP: 0	WP: 0 PB: 0 SB: 0 CS: 0	PA: 40				
PITCHER	IP	WLS	BF	H	R	ER	SO	BB	IBB	HBP	BLK	WP	HR	S	P	ERA	WHIP							
Greg Harris, R ERA: 3.89 Pedro Martinez, L ERA: 9.0 Mark Ettles, R ERA: 6.0 Gene Harris, R ERA: 2.43	0.0		1	0	0	0	0	1	0	0	0	0	0	2	6	∞	∞							

San Diego Padres @ Philadelphia Phillies
Veterans Stadium, Philadelphia, PA

AB 37
R 4
H 10
RBI 4
BB 3
SO 2
LOB 18



WP: 0 PA: 40
PB: 0
SB: 0
CS: 0

Sat Jul 03 1993, 7:05 PM EDT
Att: 57,521 - Unknown - 88 F

Batter	1	2	3	4	5	6	7	8	9	AB	R	H	RBI	BB	SO	LOB	TOP			
Jeff Gardner, L (1.4) OBP: 0.325, SLG: 0.340	G4-3		K		G3		1B 2B 1B		G4-3	5	1	1	0	0	1	1	San Diego Padres @ Philadelphia Phillies Veterans Stadium, Philadelphia, PA Sun Jul 04 1993, 7:05 PM EDT Att: 33,379 - Unknown - 92 F livebaseballscorecards.com			
Ricky Gutierrez, R (1.6) OBP: 0.360, SLG: 0.339	BB 1B BB		2B SF9 BB		K		2B WP 1B		FC4-6 1B	3	2	2	1	2	1	0				
Tony Gwynn, L (1.9) OBP: 0.360, SLG: 0.431	L7		SF9 2B				WP 2B		FC4-6	5	0	3	1	0	0	2				
Fred McGriff, L (1.3) OBP: 0.361, SLG: 0.504	BB 1B		SF9 2-3 3-H		G6-3		P6		L4	4	0	1	1	0	0	3				
Phil Plantier, L (1.7) OBP: 0.320, SLG: 0.500 Tim Mauser, R (7.1)	BB 1B		G6-3				WP P4			3	0	0	0	1	1	2				
Derek Bell, R (1.8) OBP: 0.311, SLG: 0.427	G4-3				G6-3		E5		G5-3	4	0	0	0	0	0	3				
Kevin Higgins, L (1.2) OBP: 0.348, SLG: 0.272			K				G6-3		G5-3	3	0	0	0	1	1	1				
Archi Cianfrocco, R (1.5) OBP: 0.160, SLG: 0.234 Kerry Taylor, R (6.1)			K		FC5-4		F9		G4-3	3	0	0	0	0	1	2				
Bill Bean, L (7.7) OBP: 0.250, SLG: 0.291					1-2					1	0	0	0	0	0	0				
Tim Worrell, R (1.1) Phil Clark, R (6.2) OBP: 0.336, SLG: 0.432			K		G4-3				E6 WP G4-3 1B	2	1	0	0	0	0	0				
Inning Stats	R: 0 E: 0 K: 0 S: 10	H: 1 LOB: 3 BB: 2 P: 22	R: 0 E: 0 K: 3 S: 9	H: 0 LOB: 0 BB: 0 P: 13	R: 1 E: 0 K: 1 S: 12	H: 1 LOB: 1 BB: 1 P: 20	R: 0 E: 0 K: 0 S: 8	H: 0 LOB: 1 BB: 0 P: 19	R: 0 E: 0 K: 1 S: 9	H: 0 LOB: 1 BB: 0 P: 14	R: 2 E: 0 K: 0 S: 15	H: 3 LOB: 0 BB: 0 P: 22	R: 0 E: 0 K: 0 S: 7	H: 0 LOB: 0 BB: 0 P: 8	R: 1 E: 1 K: 0 S: 11	H: 1 LOB: 1 BB: 0 P: 14	1B: 5 2B: 2 3B: 0 HR: 0	SF: 1 SAC: 0 DP: 0 HBP: 0	WP: 2 PB: 0 SB: 0 CS: 0	PA: 40
PITCHER	IP WLS BF H R ER SO BB IBB HBP BLK WP HR S P ERA WHIP	7.0 W 32 6 3 3 6 4 0 0 0 1 0 71 120 3.86 1.429	2.0 8 1 1 0 0 0 0 0 0 0 1 0 18 22 0.00 0.500																	

Batter	1	2	3	4	5	6	7	8	9	AB	R	H	RBI	BB	SO	LOB	BOTTOM			
Lenny Dykstra, L (1.8) OBP: 0.408, SLG: 0.448	3B 1B		E6 G4-3 1B		F8 1B SF7 BB		2B 2B		G3	4	3	3	2	1	0	1	San Diego Padres @ Philadelphia Phillies Veterans Stadium, Philadelphia, PA Sun Jul 04 1993, 7:05 PM EDT Att: 33,379 - Unknown - 92 F livebaseballscorecards.com			
Milt Thompson, L (1.7) OBP: 0.344, SLG: 0.339	BB 1B		G4-3		FC3-6 1B		2B 2B		BB BB	4	1	3	2	1	0	1				
John Kruk, L (1.3) OBP: 0.476, SLG: 0.509	G3 BB		G4-3		F8		1B 2B		BB BB	3	1	1	1	2	0	3				
Dave Hollins, S (1.5) OBP: 0.376, SLG: 0.467	K		G6-3 1B		SF7		1B BB		K	4	1	2	1	0	2	5				
Darren Daulton, L (1.2) OBP: 0.390, SLG: 0.502	G3		F8		FC3-6		1B BB		G4-3	4	0	0	0	1	0	4				
Wes Chamberlain, R (1.9) OBP: 0.319, SLG: 0.510 Jim Eisenreich, L (8. PR) OBP: 0.378, SLG: 0.484	G1		G6-3		G4-6-3 1B		1B 1B		1B	5	0	3	1	0	0	3				
Mickey Morandini, L (1.4) OBP: 0.289, SLG: 0.341			SH2-4 1B E		G4-6-3 1B		F7-2 1B		K	4	1	1	0	1	1	5				
Kim Batiste, R (1.6) OBP: 0.309, SLG: 0.454			SH2-4 1B E		G6-3		G4-3 2B		G1-3	5	1	3	1	0	0	1				
Ben Rivera, R (1.1) OBP: 0.148, SLG: 0.080 Ruben Amaro Jr, S (7. PH) OBP: 0.500, SLG: 0.808 Roger Mason, R (8.1)			SH2-4 1B E		G4-6-3 1B		K		G4-3	2	0	0	0	0	1	2				
Inning Stats	R: 1 E: 0 K: 1 S: 17	H: 2 LOB: 2 BB: 1 P: 31	R: 2 E: 1 K: 0 S: 12	H: 3 LOB: 1 BB: 0 P: 17	R: 1 E: 0 K: 0 S: 16	H: 2 LOB: 2 BB: 1 P: 29	R: 1 E: 0 K: 0 S: 10	H: 1 LOB: 1 BB: 1 P: 18	R: 0 E: 0 K: 0 S: 6	H: 1 LOB: 0 BB: 0 P: 9	R: 3 E: 0 K: 1 S: 15	H: 5 LOB: 2 BB: 1 P: 30	R: 0 E: 0 K: 1 S: 10	H: 1 LOB: 3 BB: 2 P: 21	R: 0 E: 0 K: 1 S: 8	H: 1 LOB: 1 BB: 0 P: 11		1B: 11 2B: 5 3B: 1 HR: 0	SF: 1 SAC: 1 DP: 2 HBP: 0	WP: 0 PB: 0 SB: 0 CS: 0
PITCHER	IP WLS BF H R ER SO BB IBB HBP BLK WP HR S P ERA WHIP	5.0 L 26 5 5 5 1 3 0 0 0 0 0 15 30 27.00 6.000	1.0 8 5 3 3 1 1 0 0 0 0 0 0 15 30 27.00 6.000	2.0 10 2 0 0 2 2 0 0 0 0 0 0 18 32 0.00 2.000																



Batter	1	2	3	4	5	6	7	8	9	AB	R	H	RBI	BB	SO	LOB	TOP										
Brett Butler, L OBP: 0.379, SLG: 0.366 (1, 8)										4	0	1	1	1	1	2	Los Angeles Dodgers @ Philadelphia Phillies Veterans Stadium, Philadelphia, PA Mon Jul 05 1993, 7:05 PM EDT Att: 33,088 - Unknown - 89 F										
Jose Offerman, S OBP: 0.345, SLG: 0.333 (1, 6)										5	0	2	2	0	1	2											
Cory Snyder, R OBP: 0.377, SLG: 0.445 (1, 9)										5	0	0	0	0	0	6											
Eric Karros, R OBP: 0.320, SLG: 0.416 (1, 3)										4	0	0	0	0	0	2											
Mike Piazza, R OBP: 0.385, SLG: 0.532 Carlos Hernandez, R OBP: 0.256, SLG: 0.388 (7, PH) (7, 2)										2	1	1	1	0	0	0											
Tim Lincecum, R OBP: 0.253, SLG: 0.361 (1, 5)										4	0	0	0	0	1	1											
Henry Rodriguez, L OBP: 0.299, SLG: 0.423 (1, 7)										4	1	1	1	0	1	0											
Lenny Harris, L OBP: 0.316, SLG: 0.315 Mike Sharperson, R OBP: 0.234, SLG: 0.262 (9, PH)										2	1	0	0	1	0	0											
Orel Hershiser, R OBP: 0.378, SLG: 0.417 Tom Gooden, L Ricky Tricek, R Dave Hansen, L Roger McDowell, R Omar Daal, L Mitch Webster, S (6, PH) (6, 1) (7, PH) (7, 1) (8, 1) (9, PH)										1	0	1	0	0	0	0											
Inning Stats	R: 0 E: 0 K: 1 S: 8	H: 0 LOB: 0 BB: 0 P: 11	R: 0 E: 0 K: 0 S: 9	H: 0 LOB: 0 BB: 0 P: 13	R: 0 E: 0 K: 2 S: 14	H: 1 LOB: 1 BB: 0 P: 19	R: 0 E: 0 K: 0 S: 7	H: 0 LOB: 0 BB: 0 P: 11	R: 1 E: 0 K: 0 S: 10	H: 1 LOB: 2 BB: 0 P: 15	R: 0 E: 0 K: 0 S: 12	H: 1 LOB: 2 BB: 1 P: 22	R: 3 E: 0 K: 0 S: 21	H: 4 LOB: 2 BB: 1 P: 32	R: 0 E: 0 K: 1 S: 8	H: 0 LOB: 0 BB: 0 P: 10		R: 1 E: 1 K: 0 S: 12	H: 2 LOB: 2 BB: 0 P: 18	1B: 7 2B: 1 3B: 0 HR: 1	SF: 0 SAC: 0 DP: 0 HBP: 0	WP: 1 PB: 0 SB: 0 CS: 0	PA: 39				
PITCHER	IP	WLS	BF	H	R	ER	SO	BB	IBB	HBP	BLK	WP	HR	S	P	ERA	WHIP										
Tommy Greene, R ERA: 3.48 David West, L ERA: 2.96	(1, 1) 6.1	W 27	27	6	4	4	3	2	0	0	0	1	1	74	114	5.68	1.263										
(7, 1) 2.2			12	3	1	0	1	0	0	0	0	0	0	27	37	0.00	1.125										

Batter	1	2	3	4	5	6	7	8	9	AB	R	H	RBI	BB	SO	LOB	BOTTOM										
Lenny Dykstra, L OBP: 0.410, SLG: 0.451 (1, 8)										4	3	2	0	1	1	0	Los Angeles Dodgers @ Philadelphia Phillies Veterans Stadium, Philadelphia, PA Mon Jul 05 1993, 7:05 PM EDT Att: 33,088 - Unknown - 89 F										
Milt Thompson, L OBP: 0.348, SLG: 0.331 (1, 7)										4	2	0	0	1	0	2											
John Kruk, L OBP: 0.481, SLG: 0.517 (1, 3)										4	2	3	2	1	1	0											
Dave Hollins, S OBP: 0.383, SLG: 0.476 (1, 5)										4	1	3	2	1	0	0											
Darren Daulton, L OBP: 0.388, SLG: 0.496 (1, 2)										3	0	0	0	1	0	6											
Wes Chamberlain, R OBP: 0.317, SLG: 0.510 Jim Eisenreich, L OBP: 0.378, SLG: 0.484 (1, 9) (7, 9)										4	1	1	2	0	1	3											
Mickey Morandini, L OBP: 0.290, SLG: 0.341 (1, 4)										3	0	1	0	1	1	1											
Kim Batiste, R OBP: 0.307, SLG: 0.455 (1, 6)										4	0	1	1	0	1	1											
Tommy Greene, R OBP: 0.190, SLG: 0.231 David West, L OBP: 0.500, SLG: 0.750 (1, 1) (7, 1)										3	0	0	0	0	1	3											
Inning Stats	R: 0 E: 0 K: 0 S: 9	H: 2 LOB: 2 BB: 0 P: 11	R: 0 E: 0 K: 2 S: 9	H: 1 LOB: 1 BB: 0 P: 13	R: 2 E: 1 K: 0 S: 11	H: 1 LOB: 1 BB: 2 P: 25	R: 0 E: 0 K: 0 S: 6	H: 0 LOB: 0 BB: 0 P: 9	R: 4 E: 1 K: 0 S: 21	H: 4 LOB: 2 BB: 2 P: 31	R: 3 E: 0 K: 1 S: 11	H: 3 LOB: 1 BB: 2 P: 23	R: 0 E: 0 K: 2 S: 11	H: 0 LOB: 0 BB: 0 P: 13	R: 0 E: 0 K: 1 S: 8	H: 0 LOB: 0 BB: 0 P: 13		1B: 6 2B: 5 3B: 0 HR: 0	SF: 0 SAC: 0 DP: 2 HBP: 0	WP: 1 PB: 0 SB: 0 CS: 0	PA: 40						
PITCHER	IP	WLS	BF	H	R	ER	SO	BB	IBB	HBP	BLK	WP	HR	S	P	ERA	WHIP										
Orel Hershiser, R ERA: 3.69 Ricky Tricek, R ERA: 5.66 Roger McDowell, R ERA: 1.38 Omar Daal, L ERA: 2.57	(1, 1) 5.0	L 27	27	8	6	1	2	4	0	0	0	1	0	11	23	1.80	2.400										
(6, 1) 1.0			7	3	3	3	1	1	1	0	0	0	0	11	23	27.00	4.000										
(7, 1) 1.0			3	0	0	0	2	0	0	0	0	0	0	11	13	0.00	0.000										
(8, 1) 1.0			3	0	0	0	1	0	0	0	0	0	0	8	13	0.00	0.000										



Batter	1	2	3	4	5	6	7	8	9	AB	R	H	RBI	BB	SO	LOB	TOP					
Brett Butler, L OBP: 0.379, SLG: 0.363	G4-3	BB		BB	K		G4-3			3	0	0	0	2	1	3						
Jose Offerman, S OBP: 0.342, SLG: 0.331	F7	F9		K		F8	1B	K		5	1	1	0	0	2	3						
Cory Snyder, R OBP: 0.373, SLG: 0.444	1B	2B	G6-3		G6-3	K		G6-3		5	1	1	0	0	1	1						
Eric Karros, R OBP: 0.324, SLG: 0.417 Jim Gott, R	BLK	1B	K		1B	1B	F8	BB		4	2	2	1	1	1	1						
Mike Piazza, R OBP: 0.359, SLG: 0.532	1B	BB	K		1B	1B		G6-3		4	1	2	1	1	1	1						
Eric Davis, R OBP: 0.318, SLG: 0.376	1B			HR	1B	1B	F8			5	2	3	3	0	0	1						
Tim Wallach, R OBP: 0.259, SLG: 0.369	G4-3		G4-3		1B	1B		G6-3	2B	5	0	3	0	0	0	2						
Lenny Harris, L OBP: 0.320, SLG: 0.312		F8		WP	SH3-4	BB	F7	G6-3		4	0	1	2	1	0	2						
Pedro Astacio, R OBP: 0.129, SLG: 0.129 Omar Daal, L		G3-1		SH3-4	BB	SH1-4		G3		2	0	0	0	0	0	1						
Pedro Martinez, R Henry Rodriguez, L OBP: 0.250, SLG: 0.407				SH3-4	1B	1B	K			0	0	0	0	0	0	0						
Inning Stats	R: 2 E: 0 K: 0 S: 8	H: 3 LOB: 2 BB: 1 P: 16	R: 0 E: 0 K: 0 S: 14	H: 0 LOB: 1 BB: 1 P: 21	R: 0 E: 0 K: 2 S: 8	H: 0 LOB: 0 BB: 0 P: 11	R: 1 E: 0 K: 1 S: 14	H: 1 LOB: 2 BB: 2 P: 24	R: 3 E: 0 K: 1 S: 15	H: 5 LOB: 2 BB: 0 P: 21	R: 1 E: 0 K: 1 S: 14	H: 2 LOB: 1 BB: 0 P: 19	R: 0 E: 0 K: 1 S: 9	H: 1 LOB: 1 BB: 1 P: 9	R: 0 E: 0 K: 0 S: 9	H: 0 LOB: 1 BB: 1 P: 19	R: 0 E: 0 K: 0 S: 10	H: 1 LOB: 1 BB: 0 P: 14	1B: 10 2B: 2 3B: 0 HR: 1	SF: 0 SAC: 2 DP: 0 HBP: 0	WP: 1 PB: 0 SB: 1 CS: 0	PA: 45
PITCHER	IP	WLS	BF	H	R	ER	SO	BB	IBB	HBP	BLK	WP	HR	S	P	ERA	WHIP					
Curt Schilling, R ERA: 4.21	(1, 1)	5.0	L	28	9	6	6	4	4	0	0	1	1	59	93	10.80	2.600					
Mike Williams, R ERA: 7.99	(6, 1)	2.0		9	3	1	1	2	0	0	0	0	0	23	28	4.50	1.500					
Larry Andersen, R ERA: 1.59	(8, 1)	2.0		8	1	0	0	1	1	0	0	0	0	19	33	0.00	1.000					

Los Angeles Dodgers @ Philadelphia Phillies
Veterans Stadium, Philadelphia, PA
Tue Jul 06 1993, 7:05 PM EDT
Att: 32,993 - Unknown - 89 F

AB 38
R 7
H 13
RBI 7
BB 5
SO 7
LOB 16



Batter	1	2	3	4	5	6	7	8	9	AB	R	H	RBI	BB	SO	LOB	BOTTOM					
Lenny Dykstra, L OBP: 0.413, SLG: 0.459	HR	G6-3			F8		1B	BB		3	1	1	1	2	0	0						
Mickey Morandini, L OBP: 0.256, SLG: 0.343	F9	BB	F9		WP	1B	BB	F8		4	1	2	1	1	0	2						
John Kruk, L OBP: 0.480, SLG: 0.513	BB	BB	K		WP	1B	FC1-5	1B		4	1	1	0	1	2	3						
Dave Hollins, S OBP: 0.380, SLG: 0.471	F9		E3		K		BB	1B		5	1	1	0	0	2	4						
Darren Daulton, L OBP: 0.388, SLG: 0.493	SF9		F9		FC6-4	BB	1B	BB		2	0	0	1	2	1	1						
Jim Eisenreich, L OBP: 0.379, SLG: 0.478	BB	G6-3		G6-3	FC6-4	BB	1B	G3-1		4	0	1	2	1	0	1						
Pete Incaviglia, R OBP: 0.315, SLG: 0.537 Larry Andersen, R OBP: 1.000, SLG: 1.000	K			L6-3	HBP	P5	K			3	0	0	0	0	2	5						
Kim Batiste, R OBP: 0.298, SLG: 0.441		F9		L6-3		K		G5-3		4	0	0	0	0	1	2						
Curt Schilling, R OBP: 0.184, SLG: 0.139 Ruben Amaro Jr, S OBP: 0.494, SLG: 0.778 Mike Williams, R		G5-3			P5		BB	F8	BB	1	0	0	0	0	0	0						
Milt Thompson, L OBP: 0.347, SLG: 0.339						1B	1B			2	1	2	0	0	0	0						
Inning Stats	R: 2 E: 0 K: 1 S: 15	H: 1 LOB: 2 BB: 3 P: 34	R: 0 E: 0 K: 0 S: 6	H: 0 LOB: 0 BB: 0 P: 10	R: 0 E: 0 K: 1 S: 10	H: 0 LOB: 0 BB: 0 P: 16	R: 0 E: 0 K: 0 S: 5	H: 0 LOB: 0 BB: 0 P: 8	R: 0 E: 0 K: 1 S: 13	H: 2 LOB: 2 BB: 0 P: 21	R: 0 E: 0 K: 1 S: 5	H: 0 LOB: 1 BB: 1 P: 12	R: 3 E: 0 K: 1 S: 15	H: 4 LOB: 2 BB: 2 P: 25	R: 0 E: 0 K: 1 S: 11	H: 1 LOB: 2 BB: 1 P: 21	R: 0 E: 0 K: 2 S: 7	H: 0 LOB: 0 BB: 0 P: 9	1B: 7 2B: 1 3B: 0 HR: 1	SF: 1 SAC: 0 DP: 1 HBP: 1	WP: 1 PB: 0 SB: 0 CS: 0	PA: 42
PITCHER	IP	WLS	BF	H	R	ER	SO	BB	IBB	HBP	BLK	WP	HR	S	P	ERA	WHIP					
Pedro Astacio, R ERA: 4.21	(1, 1)	6.0	W	28	4	4	4	4	5	0	1	0	0	58	109	6.00	1.500					
Omar Daal, L ERA: 3.07	(7, 1)	0.2		5	3	1	1	0	1	0	0	0	0	8	14	13.50	6.000					
Pedro Martinez, R ERA: 2.84	(7, 1)	0.2		4	1	0	0	1	1	0	0	0	0	8	14	0.00	3.000					
Jim Gott, R ERA: 2.28	(8, 1)	1.2	S	5	0	0	0	3	0	0	0	0	0	13	19	0.00	0.000					

Los Angeles Dodgers @ Philadelphia Phillies
Veterans Stadium, Philadelphia, PA
Tue Jul 06 1993, 7:05 PM EDT
Att: 32,993 - Unknown - 89 F

AB 33
R 5
H 8
RBI 5
BB 7
SO 8
LOB 18



Batter	1	2	3	4	5	6	7	8	9	AB	R	H	RBI	BB	SO	LOB	TOP			
Darren Lewis, R OBP: 0.324, SLG: 0.352 Todd Benzinger, S OBP: 0.276, SLG: 0.306	L7			P3		F7	K		L9	4	1	1	1	1	0	1	San Francisco Giants @ Philadelphia Phillies Veterans Stadium, Philadelphia, PA Fri Jul 09 1993, 7:05 PM EDT Att: 38,695 - Unknown			
Steve Scarsone, R OBP: 0.357, SLG: 0.500	2B			F8		K		1B	2B	7	2	4	3	0	1	2				
Will Clark, L OBP: 0.373, SLG: 0.416 Andy Allanson, R OBP: 0.294, SLG: 0.313	2B			1B	G3		BB	L6	G6-3	3	3	3	1	2	0	0				
Barry Bonds, L OBP: 0.468, SLG: 0.705 Mark Carreon, R OBP: 0.404, SLG: 0.580	1B			G3			BB	FC5-4		4	2	3	1	1	0	1				
Willie McGee, S OBP: 0.388, SLG: 0.442 Dave Martinez, L OBP: 0.295, SLG: 0.344	1B			1B			BB			2	3	2	1	1	0	0				
Royce Clayton, R OBP: 0.332, SLG: 0.379	SF7			1B						5	1	2	3	1	2	4				
Kirt Manwaring, R OBP: 0.370, SLG: 0.362 Jeff Brantley, R OBP: 0.087, SLG: 0.087 Michael Jackson, R OBP: 0.667, SLG: 1.333 Dave Righetti, L OBP: 1.000, SLG: 1.000	SF7			1B						4	1	4	2	1	0	0				
Paul Faries, R OBP: 0.364, SLG: 0.500	SF7			G6-4-3						5	1	1	2	0	0	6				
Bud Black, L OBP: 0.278, SLG: 0.257 Jim McNamara, L OBP: 0.333, SLG: 0.333	K			1B						4	0	1	0	0	1	4				
Inning Stats	R: 4 E: 0 K: 1 S: 16	H: 4 LOB: 2 BB: 2 P: 31	R: 7 E: 0 K: 0 S: 18	H: 7 LOB: 1 BB: 1 P: 26	R: 2 E: 0 K: 0 S: 13	H: 3 LOB: 1 BB: 1 P: 20	R: 0 E: 0 K: 0 S: 11	H: 3 LOB: 3 BB: 0 P: 16	R: 0 E: 0 K: 2 S: 13	H: 0 LOB: 3 BB: 3 P: 29	R: 0 E: 0 K: 2 S: 10	H: 1 LOB: 1 BB: 0 P: 13	R: 0 E: 0 K: 1 S: 9	H: 1 LOB: 1 BB: 0 P: 10	R: 2 E: 0 K: 0 S: 22	H: 3 LOB: 2 BB: 1 P: 28		1B: 15 2B: 6 3B: 0 HR: 2	SF: 1 SAC: 0 DP: 1 HBP: 0	WP: 0 PA: 57 PB: 0 SB: 0 CS: 0
PITCHER	IP	WLS	BF	H	R	ER	SO	BB	IBB	HBP	BLK	WP	HR	S	P	ERA		WHIP		
Ben Rivera, R ERA: 4.91	1.0	L	14	8	9	9	1	3	0	0	0	0	2	25	47	81.00		11.000		
Roger Mason, R ERA: 3.41	4.0		22	10	4	4	1	1	0	0	0	0	0	43	56	9.00		2.750		
David West, L ERA: 2.74	2.0		10	1	0	0	4	3	0	0	0	0	0	23	42	0.00		2.000		
Larry Andersen, R ERA: 1.78	1.0		4	1	0	0	1	0	0	0	0	0	0	9	10	0.00		1.000		
Mitch Williams, L ERA: 3.69	1.0		7	3	2	2	0	1	0	0	0	0	0	22	28	18.00		4.000		

Batter	1	2	3	4	5	6	7	8	9	AB	R	H	RBI	BB	SO	LOB	BOTTOM			
Lenny Dykstra, L OBP: 0.412, SLG: 0.464 Ruben Amaro Jr, S OBP: 0.444, SLG: 0.688 Mitch Williams, L OBP: 1.000, SLG: 1.000	P5			F8					L9	2	0	0	0	0	0	1	San Francisco Giants @ Philadelphia Phillies Veterans Stadium, Philadelphia, PA Fri Jul 09 1993, 7:05 PM EDT Att: 38,695 - Unknown			
Kevin Stocker, S OBP: 0.412, SLG: 0.667	BB			1B					G6-3	5	1	3	1	0	0	0				
Ricky Jordan, R OBP: 0.395, SLG: 0.514	G5-4-3			K						4	1	1	2	1	1	2				
Dave Hollins, S OBP: 0.380, SLG: 0.460 Larry Andersen, R OBP: 0.200, SLG: 1.000 Milt Thompson, L OBP: 0.343, SLG: 0.342	G5-4-3			HR						4	1	1	0	0	1	2				
Pete Incaviglia, R OBP: 0.308, SLG: 0.514				F7						4	1	0	0	0	1	1				
Wes Chamberlain, R OBP: 0.313, SLG: 0.518				HR						4	2	2	2	0	1	1				
Todd Pratt, R OBP: 0.233, SLG: 0.495				F8						4	1	2	2	0	1	0				
Mickey Morandini, L OBP: 0.298, SLG: 0.340				L7						4	0	2	1	0	0	0				
Ben Rivera, R OBP: 0.148, SLG: 0.080 Roger Mason, R OBP: 0.200, SLG: 0.200 David West, L OBP: 0.500, SLG: 0.750 Jim Eisenreich, L OBP: 0.383, SLG: 0.473 Kim Batisse, R OBP: 0.285, SLG: 0.421				1B						0	0	0	0	0	0	0				
Inning Stats	R: 0 E: 0 K: 0 S: 4	H: 1 LOB: 1 BB: 1 P: 11	R: 0 E: 0 K: 1 S: 9	H: 0 LOB: 0 BB: 0 P: 11	R: 0 E: 0 K: 1 S: 12	H: 2 LOB: 2 BB: 0 P: 16	R: 2 E: 0 K: 0 S: 7	H: 3 LOB: 1 BB: 0 P: 9	R: 0 E: 0 K: 0 S: 13	H: 0 LOB: 0 BB: 0 P: 16	R: 2 E: 0 K: 1 S: 11	H: 2 LOB: 0 BB: 0 P: 16	R: 2 E: 0 K: 2 S: 19	H: 2 LOB: 2 BB: 0 P: 25	R: 1 E: 0 K: 2 S: 9	H: 1 LOB: 0 BB: 0 P: 11		1B: 8 2B: 1 3B: 1 HR: 3	SF: 0 SAC: 0 DP: 1 HBP: 1	WP: 0 PA: 41 PB: 0 SB: 1 CS: 0
PITCHER	IP	WLS	BF	H	R	ER	SO	BB	IBB	HBP	BLK	WP	HR	S	P	ERA		WHIP		
Bud Black, L ERA: 3.54	6.0	W	26	8	4	4	2	1	0	0	0	0	0	13	20	18.00		2.000		
Jeff Brantley, R ERA: 4.63	1.0		5	2	2	2	1	0	0	0	0	0	0	19	25	9.00		2.000		
Michael Jackson, R ERA: 2.58	1.0		6	2	1	1	2	0	0	1	0	0	0	9	11	9.00		1.000		
Dave Righetti, L ERA: 3.9	1.0		4	1	1	1	2	0	0	0	0	0	1	9	11	9.00		1.000		

Batter	1	2	3	4	5	6	7	8	9	AB	R	H	RBI	BB	SO	LOB	TOP								
Lenny Dykstra, L OBP: 0.416, SLG: 0.460 (1, 8)										5	1	2	0	0	2	2	Philadelphia Phillies @ San Diego Padres Jack Murphy Stadium, San Diego, CA Thu Jul 15 1993, 6:33 AM EDT Att: 16,542 - Sunny - 74 F								
Milt Thompson, L OBP: 0.338, SLG: 0.349 (1, 7)										3	0	0	0	1	0	1									
John Kruk, L OBP: 0.472, SLG: 0.523 (1, 3)										4	0	0	0	0	0	3									
Dave Hollins, S OBP: 0.374, SLG: 0.450 (1, 5)										4	0	2	1	0	1	1									
Darren Daulton, L OBP: 0.382, SLG: 0.481 (1, 2)										4	1	1	0	0	2	3									
Jim Eisenreich, L OBP: 0.396, SLG: 0.483 (9, PH)										3	0	2	1	0	0	0									
Pete Incaviglia, R OBP: 0.300, SLG: 0.502 (9, PH)										1	0	0	0	0	0	0									
Mickey Morandini, L OBP: 0.299, SLG: 0.343 (1, 4)										3	0	0	0	0	1	1									
Kevin Stocker, S OBP: 0.400, SLG: 0.519 (1, 6)										3	0	0	0	1	1	4									
Danny Jackson, R OBP: 0.199, SLG: 0.146 (1, 1)										3	0	0	0	0	3	1									
Larry Andersen, R OBP: 1.000, SLG: 1.000 (7, PH)										0	0	0	0	0	0	0									
Ricky Jordan, R OBP: 0.380, SLG: 0.534 (9, PH)										1	0	1	0	0	0	0									
Inning Stats	R: 0 E: 0 K: 1 S: 11	H: 1 LOB: 1 BB: 0 P: 21	R: 1 E: 1 K: 1 S: 8	H: 2 LOB: 1 BB: 0 P: 14	R: 0 E: 0 K: 1 S: 6	H: 0 LOB: 0 BB: 0 P: 6	R: 0 E: 0 K: 1 S: 9	H: 2 LOB: 2 BB: 0 P: 15	R: 1 E: 0 K: 1 S: 10	H: 2 LOB: 2 BB: 1 P: 23	R: 0 E: 0 K: 2 S: 10	H: 0 LOB: 0 BB: 0 P: 13	R: 0 E: 0 K: 1 S: 9	H: 0 LOB: 0 BB: 0 P: 12	R: 0 E: 0 K: 1 S: 7	H: 0 LOB: 0 BB: 0 P: 9	R: 0 E: 0 K: 1 S: 6	H: 1 LOB: 2 BB: 1 P: 10	1B: 7 2B: 2 3B: 0 HR: 0	SF: 0 SAC: 0 DP: 1 HBP: 1	WP: 0 PB: 0 SB: 0 CS: 0	PA: 37			
PITCHER	IP	WLS	BF	H	R	ER	SO	BB	IBB	HBP	BLK	WP	HR	S	P	ERA	WHIP								
Greg Harris, R ERA: 3.91 (1, 1)	7.0	W	29	7	2	2	8	1	0	1	0	0	0	63	104	2.57	1.143								
Mark Davis, L ERA: 4.75 (8, 1)	2.0	S	8	1	0	0	2	1	0	0	0	0	0	13	19	0.00	1.000								

AB	34
R	2
H	8
RBI	2
BB	2
SO	10
LOB	16



Batter	1	2	3	4	5	6	7	8	9	AB	R	H	RBI	BB	SO	LOB	BOTTOM								
Ricky Gutierrez, R OBP: 0.344, SLG: 0.338 (1, 6)										2	1	0	0	2	2	1	Philadelphia Phillies @ San Diego Padres Jack Murphy Stadium, San Diego, CA Thu Jul 15 1993, 6:33 AM EDT Att: 16,542 - Sunny - 74 F								
Tim Lincecum, R OBP: 0.348, SLG: 0.457 (1, 4)										1	1	1	0	2	0	0									
Jeff Gardner, L OBP: 0.327, SLG: 0.353 (7, PH)										1	0	0	0	0	0	3									
Tony Gwynn, L OBP: 0.374, SLG: 0.455 (1, 9)										4	0	2	2	0	0	2									
Derek Bell, R OBP: 0.303, SLG: 0.417 (1, 8)										4	0	0	0	0	1	5									
Phil Clark, R OBP: 0.341, SLG: 0.452 (1, 3)										4	1	1	2	0	1	0									
Phil Plantier, L OBP: 0.307, SLG: 0.485 (1, 7)										2	0	0	0	1	2	0									
Bill Bean, L OBP: 0.274, SLG: 0.353 (7, 7)										1	1	1	1	0	0	0									
Archi Cianfrocco, R OBP: 0.229, SLG: 0.342 (1, 5)										3	0	0	0	1	0	1									
Bob Geren, R OBP: 0.278, SLG: 0.295 (1, 2)										4	0	0	0	0	1	3									
Greg Harris, R OBP: 0.250, SLG: 0.250 (1, 1)										1	0	0	0	0	0	0									
Craig Shipley, R OBP: 0.253, SLG: 0.317 (7, PH)										0	1	0	0	1	0	0									
Mark Davis, L OBP: 0.333, SLG: 0.333 (8, 1)										0	0	0	0	0	0	0									
Inning Stats	R: 0 E: 0 K: 1 S: 7	H: 0 LOB: 1 BB: 1 P: 12	R: 0 E: 0 K: 2 S: 9	H: 0 LOB: 1 BB: 1 P: 15	R: 0 E: 0 K: 0 S: 9	H: 1 LOB: 1 BB: 1 P: 16	R: 0 E: 0 K: 2 S: 9	H: 0 LOB: 0 BB: 0 P: 14	R: 0 E: 0 K: 1 S: 8	H: 0 LOB: 1 BB: 1 P: 13	R: 2 E: 0 K: 1 S: 14	H: 2 LOB: 0 BB: 1 P: 23	R: 2 E: 1 K: 0 S: 15	H: 1 LOB: 2 BB: 2 P: 29	R: 1 E: 0 K: 0 S: 9	H: 1 LOB: 0 BB: 0 P: 15	R: 1 E: 0 K: 0 S: 9	H: 1 LOB: 0 BB: 0 P: 15	1B: 2 2B: 1 3B: 0 HR: 2	SF: 0 SAC: 1 DP: 1 HBP: 0	WP: 0 PB: 0 SB: 0 CS: 1	PA: 35			
PITCHER	IP	WLS	BF	H	R	ER	SO	BB	IBB	HBP	BLK	WP	HR	S	P	ERA	WHIP								
Danny Jackson, L ERA: 3.99 (1, 1)	6.1	L	28	3	4	2	7	7	0	0	0	0	0	62	107	2.84	1.579								
Larry Andersen, R ERA: 1.93 (7, 1)	1.2		7	2	1	1	0	0	0	0	0	0	1	18	30	5.40	1.200								

AB	27
R	5
H	5
RBI	5
BB	7
SO	7
LOB	15



Batter	1	2	3	4	5	6	7	8	9	AB	R	H	RBI	BB	SO	LOB	TOP			
Lenny Dykstra, L OBP: 0.416, SLG: 0.465 (1, 8)	F8		G3			HR		1B BB		3	1	1	1	1	0	0				
Mickey Morandini, L OBP: 0.256, SLG: 0.340 (1, 4)	G4-3		G4-1			G6-3		1B		4	0	1	0	0	0	0				
Ricky Jordan, R OBP: 0.357, SLG: 0.500 Mitch Williams, L OBP: 1.000, SLG: 1.000 (8, 1)	F8			K		G1-3		F8		4	0	0	0	0	1	2				
Dave Hollins, S OBP: 0.371, SLG: 0.444 (1, 5)		2B 1B		L8				F9		4	1	1	0	0	0	0				
Darren Daulton, L OBP: 0.384, SLG: 0.498 (1, 2)		P5		F8				WP 1B BB		2	0	0	0	2	0	1				
Milt Thompson, L OBP: 0.344, SLG: 0.350 (1, 7)		2B			G4-3			K		3	0	1	1	1	1	1				
Wes Chamberlain, R OBP: 0.311, SLG: 0.509 Jim Eisenreich, L OBP: 0.393, SLG: 0.478 (7, 9)		K			K			2H 1B		3	0	1	0	0	2	1				
Kevin Stocker, S OBP: 0.361, SLG: 0.485 Pete Incaviglia, R OBP: 0.297, SLG: 0.498 (9, FH)		G3-1			G6-3			K	K	3	0	0	0	0	1	1				
Terry Mulholland, R OBP: 0.091, SLG: 0.070 Roger Mason, R OBP: 0.200, SLG: 0.200 John Kruk, L OBP: 0.471, SLG: 0.521 (8, 3)			K			K2-3		G4-3		2	0	0	0	0	2	0				
Inning Stats	R: 0 E: 0 K: 0 S: 8	H: 0 LOB: 0 BB: 0 P: 14	R: 1 E: 0 K: 1 S: 14	H: 2 LOB: 1 BB: 0 P: 21	R: 0 E: 0 K: 1 S: 7	H: 0 LOB: 0 BB: 0 P: 13	R: 0 E: 0 K: 1 S: 6	H: 0 LOB: 0 BB: 0 P: 9	R: 0 E: 0 K: 1 S: 10	H: 1 LOB: 0 BB: 0 P: 11	R: 0 E: 0 K: 1 S: 10	H: 1 LOB: 2 BB: 1 P: 19	R: 0 E: 0 K: 1 S: 9	H: 1 LOB: 2 BB: 1 P: 17	R: 0 E: 0 K: 1 S: 10	H: 0 LOB: 2 BB: 2 P: 24	1B: 3 2B: 1 3B: 0 HR: 1	SF: 0 SAC: 0 DP: 0 HBP: 0	WP: 1 PB: 0 SB: 0 CS: 0	PA: 35
PITCHER	IP WLS BF H R ER SO BB IBB HBP BLK WP HR S P ERA WHIP	IP WLS BF H R ER SO BB IBB HBP BLK WP HR S P ERA WHIP	IP WLS BF H R ER SO BB IBB HBP BLK WP HR S P ERA WHIP	IP WLS BF H R ER SO BB IBB HBP BLK WP HR S P ERA WHIP	IP WLS BF H R ER SO BB IBB HBP BLK WP HR S P ERA WHIP	IP WLS BF H R ER SO BB IBB HBP BLK WP HR S P ERA WHIP	IP WLS BF H R ER SO BB IBB HBP BLK WP HR S P ERA WHIP	IP WLS BF H R ER SO BB IBB HBP BLK WP HR S P ERA WHIP	IP WLS BF H R ER SO BB IBB HBP BLK WP HR S P ERA WHIP	IP WLS BF H R ER SO BB IBB HBP BLK WP HR S P ERA WHIP	IP WLS BF H R ER SO BB IBB HBP BLK WP HR S P ERA WHIP	IP WLS BF H R ER SO BB IBB HBP BLK WP HR S P ERA WHIP	IP WLS BF H R ER SO BB IBB HBP BLK WP HR S P ERA WHIP	IP WLS BF H R ER SO BB IBB HBP BLK WP HR S P ERA WHIP	IP WLS BF H R ER SO BB IBB HBP BLK WP HR S P ERA WHIP	IP WLS BF H R ER SO BB IBB HBP BLK WP HR S P ERA WHIP	IP WLS BF H R ER SO BB IBB HBP BLK WP HR S P ERA WHIP	IP WLS BF H R ER SO BB IBB HBP BLK WP HR S P ERA WHIP	IP WLS BF H R ER SO BB IBB HBP BLK WP HR S P ERA WHIP	IP WLS BF H R ER SO BB IBB HBP BLK WP HR S P ERA WHIP

Philadelphia Phillies @ San Diego Padres
Jack Murphy Stadium, San Diego, CA
Sat Jul 17 1993, 10:05 PM EDT
Att: 32,505 - Unknown - 72 F

AB 31
R 2
H 5
RBI 2
BB 4
SO 8
LOB 10



Batter	1	2	3	4	5	6	7	8	9	AB	R	H	RBI	BB	SO	LOB	BOTTOM			
Ricky Gutierrez, R OBP: 0.341, SLG: 0.335 (1, 6)	K		G4-3		K			BB 1B		4	1	1	1	0	2	1				
Tim Lincecum, R OBP: 0.353, SLG: 0.454 Jeff Gardner, L OBP: 0.326, SLG: 0.349 (7, PR)	P4		F9			2B SF9 1B		1B BB		3	1	1	0	1	0	0				
Tony Gwynn, L OBP: 0.377, SLG: 0.473 (1, 9)	E6 1B		F7			SF9 2B		P5		4	0	1	0	0	0	3				
Derek Bell, R OBP: 0.302, SLG: 0.414 (1, 8)		1B		K		SF9		1B		3	0	2	2	0	1	0				
Phil Clark, R OBP: 0.331, SLG: 0.438 Gene Harris, R (9, 1)	F8			G6-3		G4-3		P4		4	0	0	0	0	0	6				
Phil Plantier, L OBP: 0.286, SLG: 0.469 (1, 7)			K		G4-3			F7		4	0	0	0	0	1	1				
Archi Cianfrocco, R OBP: 0.244, SLG: 0.375 (9, 3)		2B			G5-3			E7 SH 1B		4	1	2	0	0	1	0				
Bob Geren, R OBP: 0.274, SLG: 0.291 Doug Brice, L OBP: 0.133, SLG: 0.133 Kevin Higgins, L OBP: 0.333, SLG: 0.293 (8, 2)		P3			F8			SH SH1-4 1B		2	0	0	0	0	0	1				
Andy Benes, R OBP: 0.178, SLG: 0.279 Craig Shipley, R OBP: 0.253, SLG: 0.317 (9, 5)		K				2B		SH1-4		2	0	1	0	0	1	1				
Inning Stats	R: 0 E: 1 K: 1 S: 12	H: 1 LOB: 2 BB: 0 P: 21	R: 0 E: 0 K: 2 S: 10	H: 1 LOB: 1 BB: 0 P: 15	R: 0 E: 0 K: 1 S: 7	H: 0 LOB: 0 BB: 0 P: 10	R: 0 E: 0 K: 1 S: 7	H: 1 LOB: 1 BB: 0 P: 14	R: 3 E: 2 K: 0 S: 15	H: 3 LOB: 3 BB: 1 P: 27	R: 0 E: 0 K: 1 S: 7	H: 0 LOB: 0 BB: 0 P: 12	R: 0 E: 0 K: 1 S: 7	H: 0 LOB: 0 BB: 0 P: 12	R: 0 E: 0 K: 1 S: 7	H: 0 LOB: 0 BB: 0 P: 12	1B: 5 2B: 3 3B: 0 HR: 0	SF: 1 SAC: 2 DP: 0 HBP: 0	WP: 0 PB: 0 SB: 0 CS: 0	PA: 35
PITCHER	IP WLS BF H R ER SO BB IBB HBP BLK WP HR S P ERA WHIP	IP WLS BF H R ER SO BB IBB HBP BLK WP HR S P ERA WHIP	IP WLS BF H R ER SO BB IBB HBP BLK WP HR S P ERA WHIP	IP WLS BF H R ER SO BB IBB HBP BLK WP HR S P ERA WHIP	IP WLS BF H R ER SO BB IBB HBP BLK WP HR S P ERA WHIP	IP WLS BF H R ER SO BB IBB HBP BLK WP HR S P ERA WHIP	IP WLS BF H R ER SO BB IBB HBP BLK WP HR S P ERA WHIP	IP WLS BF H R ER SO BB IBB HBP BLK WP HR S P ERA WHIP	IP WLS BF H R ER SO BB IBB HBP BLK WP HR S P ERA WHIP	IP WLS BF H R ER SO BB IBB HBP BLK WP HR S P ERA WHIP	IP WLS BF H R ER SO BB IBB HBP BLK WP HR S P ERA WHIP	IP WLS BF H R ER SO BB IBB HBP BLK WP HR S P ERA WHIP	IP WLS BF H R ER SO BB IBB HBP BLK WP HR S P ERA WHIP	IP WLS BF H R ER SO BB IBB HBP BLK WP HR S P ERA WHIP	IP WLS BF H R ER SO BB IBB HBP BLK WP HR S P ERA WHIP	IP WLS BF H R ER SO BB IBB HBP BLK WP HR S P ERA WHIP	IP WLS BF H R ER SO BB IBB HBP BLK WP HR S P ERA WHIP	IP WLS BF H R ER SO BB IBB HBP BLK WP HR S P ERA WHIP	IP WLS BF H R ER SO BB IBB HBP BLK WP HR S P ERA WHIP	IP WLS BF H R ER SO BB IBB HBP BLK WP HR S P ERA WHIP

Philadelphia Phillies @ San Diego Padres
Jack Murphy Stadium, San Diego, CA
Sat Jul 17 1993, 10:05 PM EDT
Att: 32,505 - Unknown - 72 F

AB 31
R 4
H 8
RBI 3
BB 1
SO 6
LOB 13



Batter	1	2	3	4	5	6	7	8	9	AB	R	H	RBI	BB	SO	LOB	TOP										
Lenny Dykstra, L OBP: 0.413, SLG: 0.460	L7	G4-6-3 E BB		L8		FC3-6 S 1-2f		F7		4	0	0	0	1	0	3	Philadelphia Phillies @ San Diego Padres Jack Murphy Stadium, San Diego, CA Sun Jul 18 1993, 6:33 AM EDT Att: 12,569 - Sunny - 76 F										
Mariano Duncan, R OBP: 0.286, SLG: 0.395	K	E4 G4-6-3 1-2 2-3 3-H 1-3		E6 1B WP		K		G5-3		5	1	0	1	0	2	5											
John Kruk, L OBP: 0.475, SLG: 0.523	1B BB	G4-6-3		1B					1B	3	0	2	1	2	0	2											
Dave Hollins, S OBP: 0.369, SLG: 0.440	1-2 1B	K		P4		F9		L9		5	0	1	0	0	1	5											
Jim Eisenreich, L OBP: 0.383, SLG: 0.464	G4-3		F7		G4-3		L7	F7		5	0	0	0	0	0	3											
Pete Incaviglia, R OBP: 0.296, SLG: 0.498		1B	P4		P3		F9	G6-3		4	1	1	0	0	0	0											
David West, L OBP: 0.500, SLG: 0.750		1B								0	0	0	0	0	0	0											
Ricky Jordan, R OBP: 0.353, SLG: 0.494		2B								1	0	0	0	0	0	1											
Mitch Williams, L OBP: 1.000, SLG: 1.000										0	0	0	0	0	0	0											
Todd Pratt, R OBP: 0.255, SLG: 0.413		1B E 1B	K		1B		F8			4	1	2	0	0	1	0											
Kevin Stocker, S OBP: 0.400, SLG: 0.500		1B E 1B			1B E WP 1B			BB		3	2	2	1	1	1	1											
Curt Schilling, R OBP: 0.190, SLG: 0.150		E1 G4-6-3						K		3	1	1	0	0	1	2											
Milt Thompson, L OBP: 0.342, SLG: 0.348						FC3-6 1B				1	0	0	0	0	1	1											
Inning Stats	R: 0 E: 0 K: 1 S: 13	H: 1 LOB: 2 BB: 1 P: 25	R: 4 E: 2 K: 1 S: 16	H: 3 LOB: 1 BB: 1 P: 22	R: 0 E: 0 K: 1 S: 6	H: 0 LOB: 0 BB: 0 P: 10	R: 2 E: 1 K: 1 S: 15	H: 2 LOB: 1 BB: 0 P: 22	R: 0 E: 0 K: 1 S: 9	H: 1 LOB: 1 BB: 0 P: 12	R: 0 E: 0 K: 1 S: 10	H: 0 LOB: 0 BB: 0 P: 17	R: 0 E: 0 K: 1 S: 8	H: 0 LOB: 1 BB: 1 P: 14	R: 0 E: 0 K: 0 S: 15	H: 1 LOB: 1 BB: 0 P: 25	1B: 8 2B: 1 3B: 0 HR: 0	SF: 0 SAC: 0 DP: 1 HBP: 0	WP: 1 PB: 0 SB: 1 CS: 0	PA: 42							
PITCHER	IP	WLS	BF	H	R	ER	SO	BB	IBB	HBP	BLK	WP	HR	S	P	ERA	WHIP										
Doug Brocail, R ERA: 3.69	3.2	L	21	6	6	2	4	2	0	0	0	1	0	49	76	4.91	2.182										
Kerry Taylor, R ERA: 7.34	1.1		5	1	0	0	1	0	0	0	0	0	0	10	15	0.00	0.750										
Tim Mauser, R ERA: 5.24	0.0		0	0	0	0	0	0	0	0	0	0	0	0	0	∞	∞										
Trevor Hoffman, R ERA: 4.63	1.0		4	0	0	0	1	1	0	0	0	0	0	8	14	0.00	1.000										
Pedro Martinez, L ERA: 4.05	1.0		4	1	0	0	0	0	0	0	0	0	0	15	25	0.00	1.000										
Batter	1	2	3	4	5	6	7	8	9	AB	R	H	RBI	BB	SO	LOB	BOTTOM										
Jeff Gardner, L OBP: 0.328, SLG: 0.349	G1		1B			G1-6-3 BB		K		3	0	1	0	1	1	0	Philadelphia Phillies @ San Diego Padres Jack Murphy Stadium, San Diego, CA Sun Jul 18 1993, 6:33 AM EDT Att: 12,569 - Sunny - 76 F										
Bill Bean, L OBP: 0.283, SLG: 0.333	F8		F7			G1-6-3		K		3	0	0	0	0	2												
Craig Shipley, R OBP: 0.252, SLG: 0.314										1	0	0	0	0	1	0											
Tony Gwynn, L OBP: 0.378, SLG: 0.473	G5-3				G3	HR 1B				4	1	2	0	0	0	0											
Phil Plantier, L OBP: 0.301, SLG: 0.486		2B			F8	HR		F8		4	1	2	2	0	0	1											
Derek Bell, R OBP: 0.298, SLG: 0.409	F7		G5-3			K		F8		4	0	0	0	0	1	1											
Kevin Higgins, L OBP: 0.325, SLG: 0.284		K			G4-3					3	0	0	0	0	1	1											
Bob Geren, R OBP: 0.279, SLG: 0.304								G5-3 2B		1	0	1	0	0	0	0											
Ricky Gutierrez, R OBP: 0.343, SLG: 0.335										3	0	1	0	1	0	1											
Archi Cianfrocco, R OBP: 0.244, SLG: 0.405										4	1	1	1	0	0	3											
Doug Brocail, L ERA: 0.125, SLG: 0.125										1	0	0	0	0	0	0											
Kerry Taylor, R ERA: 7.34										0	0	0	0	0	0	0											
Tim Teufel, R OBP: 0.369, SLG: 0.450										1	0	0	0	0	0	1											
Tim Mauser, R ERA: 5.24										0	0	0	0	0	0	0											
Kurt Stillwell, S OBP: 0.371, SLG: 0.274										1	0	0	0	0	0	0											
Trevor Hoffman, R ERA: 4.63										0	0	0	0	0	0	0											
Pedro Martinez, L ERA: 4.05										0	0	0	0	0	0	0											
Inning Stats	R: 0 E: 0 K: 0 S: 7	H: 0 LOB: 0 BB: 0 P: 9	R: 0 E: 0 K: 1 S: 11	H: 1 LOB: 1 BB: 0 P: 17	R: 0 E: 0 K: 0 S: 10	H: 1 LOB: 1 BB: 0 P: 11	R: 0 E: 0 K: 0 S: 4	H: 0 LOB: 0 BB: 0 P: 5	R: 0 E: 0 K: 1 S: 6	H: 1 LOB: 1 BB: 0 P: 9	R: 2 E: 0 K: 1 S: 18	H: 2 LOB: 0 BB: 1 P: 28	R: 1 E: 0 K: 0 S: 14	H: 1 LOB: 0 BB: 0 P: 21	R: 0 E: 0 K: 2 S: 12	H: 1 LOB: 1 BB: 0 P: 20	R: 0 E: 0 K: 0 S: 8	H: 1 LOB: 1 BB: 1 P: 14	1B: 4 2B: 2 3B: 0 HR: 2	SF: 0 SAC: 0 DP: 2 HBP: 0	WP: 0 PB: 0 SB: 0 CS: 0	PA: 35					
PITCHER	IP	WLS	BF	H	R	ER	SO	BB	IBB	HBP	BLK	WP	HR	S	P	ERA	WHIP										
Curt Schilling, R ERA: 4.48	7.0	W	27	6	3	3	2	1	0	0	0	0	2	70	100	3.86	1.000										
David West, L ERA: 2.75	1.0		4	1	0	0	2	0	0	0	0	0	0	12	20	0.00	1.000										
Mitch Williams, L ERA: 3.34	1.0	S	4	1	0	0	0	1	0	0	0	0	0	8	14	0.00	2.000										

Batter	1	2	3	4	5	6	7	8	9	AB	R	H	RBI	BB	SO	LOB	TOP				
Lenny Dykstra, L OBP: 0.420, SLG: 0.469	1-1 WP 1B		4-1 G4-6-3 1B BB	4-0 1B BB		4-2 BLK BB		0-0 1B		2	1	2	0	3	0	0	Philadelphia Phillies @ Los Angeles Dodgers Dodger Stadium, Los Angeles, CA Wed Jul 21 1993, 7:05 PM PDT Att: 47,893 - Unknown - 72 F				
Mariano Duncan, R OBP: 0.296, SLG: 0.402	2-3 K		0-2 G4-6-3 1B	1-3 3-H 1B BB		1-2 G4-3		1-2 1B		5	0	3	3	0	1	2					
John Kruk, L OBP: 0.470, SLG: 0.509	4-2 BB		1-1 G4-6-3 1B		0-1 F7		1-1 F8	3-2 G3-1		4	0	0	0	1	0	4					
Dave Hollins, S OBP: 0.367, SLG: 0.446	2-3 K		1-2 L5		3-2 G4-3		1-1 SF8 3B	1-2 G1-3		5	1	1	0	0	1	3					
Darren Daulton, L OBP: 0.393, SLG: 0.500	1-1 L9			4-2 1B WP 1B BB	4-1 1B BB		1-2 SF8	1-0 G6-4-3 1B		2	1	1	1	2	0	2					
Jim Eisenreich, L OBP: 0.389, SLG: 0.465		1-3 K2-3		2-2 FC3-6 1B WP 1B	1-1 1B		3-H G4-3	2-1 G6-4-3		5	1	2	0	0	1	1					
Milt Thompson, L OBP: 0.335, SLG: 0.340		0-0 G4-3		1-1 FC3-6 1B	1-3 K			0-0 G3-1		4	0	1	1	0	1	2					
Mickey Morandini, L OBP: 0.295, SLG: 0.336		1-1 P8		1-3 FC3-6 1B WP 1B			0-0 F8	2-1 F7		4	1	0	0	0	0	2					
Tommy Greene, R OBP: 0.196, SLG: 0.213			4-0 1B BB G4-6-3 BB		0-0 P9		1-1 G5-3	2-1 1B 1B		3	2	1	0	1	0	2					
Roger Mason, R OBP: 0.200, SLG: 0.200										0	0	0	0	0	0	0					
Inning Stats	R: 0 E: 0 K: 2 S: 13	H: 1 LOB: 2 BB: 1 P: 23	R: 0 E: 0 K: 1 S: 6	H: 0 LOB: 0 BB: 0 P: 8	R: 1 E: 0 K: 0 S: 9	H: 1 LOB: 1 BB: 2 P: 19	R: 4 E: 0 K: 0 S: 13	H: 3 LOB: 1 BB: 2 P: 26	R: 0 E: 0 K: 1 S: 8	H: 0 LOB: 1 BB: 1 P: 14	R: 1 E: 0 K: 0 S: 9	H: 1 LOB: 0 BB: 0 P: 14	R: 1 E: 0 K: 0 S: 12	H: 3 LOB: 2 BB: 0 P: 20	R: 0 E: 0 K: 0 S: 6	H: 1 LOB: 0 BB: 0 P: 9	1B: 10 2B: 0 3B: 1 HR: 0	SF: 1 SAC: 0 DP: 2 HBP: 0	WP: 4 PB: 0 SB: 0 CS: 0	PA: 42	
PITCHER	IP WLS BF H R ER SO BB IBB HBP BLK WP HR S P ERA WHIP	5.0 L 25 6 5 5 4 6 0 0 0 3 0 54 98 9.00 2.400	3.0 L 14 4 2 2 0 1 0 0 1 0 0 29 48 6.00 1.667	1.0 L 3 1 0 0 0 0 0 0 0 0 0 6 9 0.00 1.000																	

AB	34
R	7
H	11
RBI	5
BB	7
SO	4
LOB	18



Batter	1	2	3	4	5	6	7	8	9	AB	R	H	RBI	BB	SO	LOB	BOTTOM					
Brett Butler, L OBP: 0.380, SLG: 0.354	2-1 F9		0-0 SH5-3		4-0 BB			2-2 F7		2	0	0	0	1	0	1	Philadelphia Phillies @ Los Angeles Dodgers Dodger Stadium, Los Angeles, CA Wed Jul 21 1993, 7:05 PM PDT Att: 47,893 - Unknown - 72 F					
Jose Offerman, S OBP: 0.344, SLG: 0.337	3-1 1B		2-2 1B		1-2 G1-3			1-1 F8		4	0	2	0	0	0	3						
Cory Snyder, R OBP: 0.345, SLG: 0.417	0-0 F8		0-1 F9			2-2 G3-1		0-3 K		4	0	0	0	0	1	3						
Eric Karros, R OBP: 0.308, SLG: 0.392	0-2 F7			0-2 F9		3-1 L7		1-1 F8		4	0	0	0	0	0	1						
Mike Piazza, R OBP: 0.357, SLG: 0.539		1-3 K		1-3 K		1-1 F9		0-1 1B		4	0	1	0	0	2	0						
Eric Davis, R OBP: 0.322, SLG: 0.377		1-0 F8		2-3 K			2-2 F7	2-1 P6		4	0	0	0	0	1	1						
Henry Rodriguez, L OBP: 0.250, SLG: 0.349		0-1 1B			2-2 WP 1B		2-2 G4-3	1-0 F7		4	0	2	0	0	0	1						
Jody Reed, R OBP: 0.344, SLG: 0.358		3-3 K			2-2 K		1-0 F8			3	0	0	0	0	2	2						
Orel Hershiser, R OBP: 0.381, SLG: 0.415			0-2 SH5-3 1B		0-0 F7			4-2 BB		1	0	1	0	0	0	0						
Lenny Harris, L OBP: 0.317, SLG: 0.292										1	0	0	0	0	0	1						
Omar Daal, L OBP: 0.317, SLG: 0.292										0	0	0	0	0	0	0						
Dave Hansen, L OBP: 0.390, SLG: 0.389										0	0	0	0	1	0	0						
Jim Gott, R OBP: 0.200, SLG: 0.200										0	0	0	0	0	0	0						
Inning Stats	R: 0 E: 0 K: 0 S: 8	H: 1 LOB: 0 BB: 0 P: 13	R: 0 E: 0 K: 2 S: 12	H: 1 LOB: 0 BB: 0 P: 17	R: 0 E: 0 K: 2 S: 9	H: 2 LOB: 1 BB: 0 P: 11	R: 0 E: 0 K: 2 S: 9	H: 0 LOB: 0 BB: 0 P: 12	R: 0 E: 0 K: 1 S: 11	H: 1 LOB: 2 BB: 1 P: 20	R: 0 E: 0 K: 0 S: 7	H: 0 LOB: 0 BB: 0 P: 13	R: 0 E: 0 K: 0 S: 8	H: 0 LOB: 0 BB: 0 P: 13	R: 0 E: 0 K: 1 S: 13	H: 0 LOB: 1 BB: 1 P: 20	R: 0 E: 0 K: 0 S: 7	H: 1 LOB: 0 BB: 0 P: 11	1B: 6 2B: 0 3B: 0 HR: 0	SF: 0 SAC: 1 DP: 0 HBP: 0	WP: 1 PB: 0 SB: 1 CS: 0	PA: 34
PITCHER	IP WLS BF H R ER SO BB IBB HBP BLK WP HR S P ERA WHIP	8.1 W 32 6 0 0 0 2 0 0 0 1 0 81 124 0.00 0.960	0.2 L 2 0 0 0 0 0 0 0 0 0 0 3 6 0.00 0.000																			

AB	31
R	0
H	6
RBI	0
BB	2
SO	6
LOB	13



Batter	1	2	3	4	5	6	7	8	9	AB	R	H	RBI	BB	SO	LOB	TOP										
Lenny Dykstra, L OBP: 0.419, SLG: 0.467	1-1 G4-3		3-2 P3		1-2 P5			2-2 1B		4	0	1	0	0	0	0	Philadelphia Phillies @ San Francisco Giants Candlestick Park, San Francisco, CA Thu Jul 22 1993, 6:33 AM EDT Att: 35,342 - Sunny - 71 F										
Mariano Duncan, R OBP: 0.295, SLG: 0.399	2-3 K		0-0 G5-3			0-0 1B		0-0 F8		4	0	1	0	0	1	2											
John Kruk, L OBP: 0.470, SLG: 0.508 David West, L OBP: 0.500, SLG: 0.750	4-1 BB		1-3 K			2-3 K		1-2 1B		3	0	1	1	1	2	1											
Dave Hollins, S OBP: 0.363, SLG: 0.440	3-3 K			1-0 G4-3		2-1 F8		3-H K		4	0	0	0	0	2	4											
Darren Daulton, L OBP: 0.394, SLG: 0.502		0-0 2B		4-1 BB		0-0 G5-3		1-2 G3-1		3	0	1	0	1	0	3											
Jim Eisenreich, L OBP: 0.381, SLG: 0.455		0-3 K		0-0 F7			2-2 L7		0-1 G4-3	4	0	0	0	0	1	2											
Milt Thompson, L OBP: 0.329, SLG: 0.333		3-2 F8		0-0 G4-3			2-2 G3		2-1 F7	4	0	0	0	0	0	2											
Mickey Morandini, L OBP: 0.294, SLG: 0.333		4-0 IBB			3-3 K		1-2 F8		2-2 F9	3	0	0	0	1	1	0											
Terry Mulholland, R OBP: 0.087, SLG: 0.067 Ricky Jordan, R OBP: 0.352, SLG: 0.488	0-1 G1-3			0-1 G6-3				2-1 1B		2	0	0	0	0	0	2											
										1	1	1	0	0	0	0											
Inning Stats	R: 0 E: 0 K: 2 S: 9	H: 0 LOB: 1 BB: 1 P: 19	R: 0 E: 0 K: 1 S: 9	H: 1 LOB: 2 BB: 1 P: 16	R: 0 E: 0 K: 1 S: 9	H: 0 LOB: 0 BB: 0 P: 13	R: 0 E: 0 K: 0 S: 4	H: 0 LOB: 1 BB: 1 P: 9	R: 0 E: 0 K: 1 S: 8	H: 0 LOB: 0 BB: 0 P: 12	R: 0 E: 0 K: 1 S: 7	H: 1 LOB: 1 BB: 0 P: 11	R: 0 E: 0 K: 0 S: 13	H: 0 LOB: 0 BB: 0 P: 18	R: 1 E: 0 K: 1 S: 17	H: 3 LOB: 2 BB: 0 P: 24	R: 0 E: 0 K: 0 S: 7	H: 0 LOB: 0 BB: 0 P: 11	1B: 4 2B: 1 3B: 0 HR: 0	SF: 0 SAC: 0 DP: 0 HBP: 0	WP: 0 PB: 0 SB: 0 CS: 0	PA: 35					
PITCHER	IP	WLS	BF	H	R	ER	SO	BB	IBB	HBP	BLK	WP	HR	S	P	ERA	WHIP										
John Burkett, R ERA: 3.23	7.1	W	30	5	1	1	6	2	1	0	0	0	0	69	113	1.23	0.955										
Michael Jackson, R ERA: 2.96	0.2		2	0	0	0	1	0	0	0	0	0	0	7	9	0.00	0.000										
Rod Beck, R ERA: 1.61	1.0	S	3	0	0	0	0	0	0	0	0	0	0	7	11	0.00	0.000										

Batter	1	2	3	4	5	6	7	8	9	AB	R	H	RBI	BB	SO	LOB	BOTTOM										
Darren Lewis, R OBP: 0.322, SLG: 0.359	1-2 G6-3		0-0 G1-3		1-0 B1-3		2-3 K			4	0	0	0	0	1	0	Philadelphia Phillies @ San Francisco Giants Candlestick Park, San Francisco, CA Thu Jul 22 1993, 6:33 AM EDT Att: 35,342 - Sunny - 71 F										
Robby Thompson, R OBP: 0.371, SLG: 0.488	3-2 FC5-4 1B		2-2 WP BB SF7		1-1 1B 2B		0-0 G5-3			4	2	2	0	0	0	0											
Will Clark, L OBP: 0.363, SLG: 0.413	3-3 K		4-1 SF7 WP BB		2-1 FC6-4 1B		0-0 F8			3	0	1	1	1	1	1											
Matt Williams, R OBP: 0.330, SLG: 0.575	2-2 FC5-4		1-2 SF7		1-1 FC6-4		0-0 G5-3			3	0	0	1	0	0	2											
Barry Bonds, L OBP: 0.462, SLG: 0.692		3-2 HR	1-0 P6		0-0 L3		4-2 BB BB			3	1	1	1	1	0	1											
Mark Carreon, R OBP: 0.385, SLG: 0.539 Rod Beck, R		0-0 F9		1-2 G4-3		1-1 G5-3		4-2 BB BB		3	0	0	0	1	0	0											
Kirt Manwaring, R OBP: 0.378, SLG: 0.375		2-2 HR		0-0 G4-3		1-1 1B		1-0 G1-3		4	1	2	1	0	0	2											
Paul Faries, R OBP: 0.258, SLG: 0.379		1-0 G6-3		0-2 G4-3		2-0 P5				3	0	0	0	0	0	1											
John Burkett, R OBP: 0.176, SLG: 0.143 Michael Jackson, R OBP: 0.697, SLG: 1.333 Dave Martinez, L OBP: 0.306, SLG: 0.360	1-1 G4-3		1-1 G4-3		0-0 G6-3		1-2 G5-3			3	0	0	0	0	0	0											
										0	0	0	0	0	0	0											
Inning Stats	R: 0 E: 0 K: 1 S: 14	H: 1 LOB: 1 BB: 0 P: 23	R: 2 E: 0 K: 0 S: 11	H: 2 LOB: 0 BB: 0 P: 18	R: 1 E: 1 K: 0 S: 9	H: 0 LOB: 1 BB: 1 P: 17	R: 0 E: 0 K: 0 S: 9	H: 0 LOB: 0 BB: 0 P: 10	R: 1 E: 0 K: 0 S: 8	H: 2 LOB: 1 BB: 0 P: 13	R: 0 E: 0 K: 0 S: 6	H: 1 LOB: 1 BB: 0 P: 10	R: 0 E: 0 K: 1 S: 7	H: 0 LOB: 0 BB: 0 P: 10	R: 0 E: 0 K: 0 S: 7	H: 0 LOB: 2 BB: 2 P: 16	R: 0 E: 0 K: 0 S: 7	H: 0 LOB: 2 BB: 2 P: 16	1B: 3 2B: 1 3B: 0 HR: 2	SF: 1 SAC: 0 DP: 0 HBP: 0	WP: 1 PB: 0 SB: 0 CS: 0	PA: 34					
PITCHER	IP	WLS	BF	H	R	ER	SO	BB	IBB	HBP	BLK	WP	HR	S	P	ERA	WHIP										
Terry Mulholland, L ERA: 2.78	7.0	L	29	6	4	3	2	1	0	0	0	0	0	64	101	3.86	1.000										
David West, L ERA: 2.68	1.0		5	0	0	0	0	2	0	0	0	0	0	7	16	0.00	2.000										

AB	32
R	1
H	5
RBI	1
BB	3
SO	7
LOB	16



AB	30
R	4
H	6
RBI	4
BB	3
SO	2
LOB	7



Batter	1	2	3	4	5	6	7	8	9	AB	R	H	RBI	BB	SO	LOB	TOP					
Lenny Dykstra, L (1,8) OBP: 0.421, SLG: 0.463	G4-3		BB		E3		1B			3	0	1	0	1	0	1	Philadelphia Phillies @ San Francisco Giants Candlestick Park, San Francisco, CA Sun Jul 25 1993, 6:33 AM EDT Att: 49,935 - Sunny - 69 F					
Mariano Duncan, R (1,6) OBP: 0.294, SLG: 0.403	G4-3		K		BB		1B			4	0	1	1	0	1	4						
John Kruk, L (1,3) OBP: 0.472, SLG: 0.503	F7		K		L3					4	0	1	0	0	1	5						
Dave Hollins, S (1,5)		K								4	0	0	0	0	2	1						
Darren Daulton, L (1,2) OBP: 0.392, SLG: 0.491	K				F7					4	0	0	0	0	2	1						
Jim Eisenreich, L (1,9) OBP: 0.378, SLG: 0.462	K				1B					4	0	1	0	0	2	1						
Milt Thompson, L (1,7) OBP: 0.336, SLG: 0.356			BB		K					3	1	0	0	0	1	1						
Mickey Morandini, L (1,4) Wes Chamberlain, R (9, PH) OBP: 0.293, SLG: 0.326 OBP: 0.300, SLG: 0.489			BB		HBP					1	1	0	0	2	0	1						
Danny Jackson, R (1,1) Pete Incaviglia, R (7, PH) Larry Andersen, R (7, 1) David West, L (8, 1) Ricky Jordan, R (9, PH) OBP: 0.149, SLG: 0.136 OBP: 0.288, SLG: 0.483 OBP: 1.000, SLG: 1.000 OBP: 0.500, SLG: 0.750 OBP: 0.330, SLG: 0.455			BB		BB					1	0	0	0	0	1	2						
Inning Stats	R: 0 E: 0 K: 0 S: 5	H: 0 LOB: 0 BB: 0 P: 5	R: 0 E: 0 K: 3 S: 12	H: 0 LOB: 0 BB: 0 P: 16	R: 0 E: 0 K: 3 S: 11	H: 0 LOB: 3 BB: 2 P: 24	R: 0 E: 0 K: 2 S: 8	H: 1 LOB: 1 BB: 0 P: 10	R: 1 E: 1 K: 0 S: 8	H: 1 LOB: 1 BB: 1 P: 12	R: 0 E: 0 K: 1 S: 5	H: 0 LOB: 0 BB: 0 P: 6	R: 1 E: 1 K: 0 S: 10	H: 1 LOB: 1 BB: 0 P: 13	R: 0 E: 0 K: 1 S: 12	H: 1 LOB: 1 BB: 0 P: 18		R: 0 E: 0 K: 1 S: 7	H: 0 LOB: 0 BB: 0 P: 11	1B: 4 2B: 1 3B: 0 HR: 0	SF: 0 SAC: 1 DP: 1 HBP: 1	WP: 0 PB: 0 SB: 0 CS: 0
PITCHER	IP	WLS	BF	H	R	ER	SO	BB	IBB	HBP	BLK	WP	HR	S	P	ERA	WHIP					
Bill Swift, R (1, 1) ERA: 2.69	7.0	W	29	3	2	0	9	3	0	1	0	0	0	59	86	0.00	0.857					
Kevin Rogers, L (8, 1) ERA: 2.53	1.0		4	1	0	0	1	0	0	0	0	0	0	12	18	0.00	1.000					
Dave Righetti, L (9, 1) ERA: 3.57	1.0	S	3	0	0	0	1	0	0	0	0	0	0	7	11	0.00	0.000					

Batter	1	2	3	4	5	6	7	8	9	AB	R	H	RBI	BB	SO	LOB	BOTTOM				
Darren Lewis, R (1,8) OBP: 0.323, SLG: 0.359	K				E3					5	0	2	1	0	1	0	Philadelphia Phillies @ San Francisco Giants Candlestick Park, San Francisco, CA Sun Jul 25 1993, 6:33 AM EDT Att: 49,935 - Sunny - 69 F				
Robby Thompson, R (1,4) OBP: 0.396, SLG: 0.480	P4				G1-3					5	0	0	0	0	2	5					
Will Clark, L (1,3) Todd Benzinger, S (6, 3) OBP: 0.366, SLG: 0.408 OBP: 0.277, SLG: 0.308					1B					1	1	1	0	1	0	0					
Matt Williams, R (1,5) OBP: 0.326, SLG: 0.568	FC5-4				1B					4	1	2	0	0	0	2					
Barry Bonds, L (1,7) OBP: 0.458, SLG: 0.694		L8			1B					3	1	1	2	1	0	2					
Mark Carreon, R (1,9) Kevin Rogers, L (8, 1) Dave Righetti, L (9, 1) OBP: 0.389, SLG: 0.519 OBP: 1.000, SLG: 1.000					BB					3	0	0	1	0	0	1					
Royce Clayton, R (1,6) OBP: 0.332, SLG: 0.376					1B					3	1	1	1	1	0	1					
Kirt Manwaring, R (1,2) OBP: 0.367, SLG: 0.361					1B					3	1	1	0	1	0	1					
Bill Swift, R (1, 1) Dave Martinez, L (8, 9) OBP: 0.340, SLG: 0.277 OBP: 0.304, SLG: 0.361					1B					3	0	1	0	0	1	1					
Inning Stats	R: 0 E: 0 K: 1 S: 6	H: 0 LOB: 1 BB: 1 P: 13	R: 2 E: 0 K: 0 S: 13	H: 4 LOB: 2 BB: 0 P: 18	R: 1 E: 1 K: 0 S: 16	H: 1 LOB: 1 BB: 1 P: 24	R: 0 E: 1 K: 0 S: 10	H: 0 LOB: 1 BB: 0 P: 13	R: 0 E: 0 K: 2 S: 15	H: 1 LOB: 2 BB: 1 P: 22	R: 2 E: 0 K: 0 S: 16	H: 2 LOB: 1 BB: 1 P: 29	R: 0 E: 0 K: 1 S: 6	H: 0 LOB: 0 BB: 0 P: 10	1B: 7 2B: 0 3B: 0 HR: 2	SF: 1 SAC: 0 DP: 1 HBP: 1		WP: 0 PB: 0 SB: 1 CS: 0	PA: 38		
PITCHER	IP	WLS	BF	H	R	ER	SO	BB	IBB	HBP	BLK	WP	HR	S	P	ERA	WHIP				
Danny Jackson, L (1, 1) ERA: 3.88	6.0	L	29	7	3	2	3	3	0	1	0	0	1	65	97	3.00	1.667				
Larry Andersen, R (7, 1) ERA: 2.17	1.0		6	2	2	2	0	1	0	0	0	0	1	16	29	18.00	3.000				
David West, L (8, 1) ERA: 2.5	1.0		3	0	0	0	1	0	0	0	0	0	0	6	10	0.00	0.000				



Batter	1	2	3	4	5	6	7	8	9	AB	R	H	RBI	BB	SO	LOB	TOP								
Luis Altea, S OBP: 0.395, SLG: 0.387 (1, 4)	3-1 BB HR 1B	4-2 BB			4-2 1B BB		2-2 F7	3-2 G5-3		3	1	1	0	2	0	2									
Ozzie Smith, S OBP: 0.334, SLG: 0.358 (1, 6)	0-1 BB HR 1B	2-2 L7			0-3 K		0-1 HR 2B		3-3 K	5	2	2	0	0	2	2									
Bernard Gilkey, R OBP: 0.382, SLG: 0.500 (1, 7)	4-1 HR BB		1-2 F9		0-1 1B		0-0 HR		0-1 G6-3	4	2	2	2	1	0	0									
Todd Zeile, R OBP: 0.342, SLG: 0.423 (1, 5)	0-1 HR		2-3 K		3-2 P3		0-1 2B		0-1 BB 1B	5	1	3	4	0	1	2									
Mark Whiten, S OBP: 0.332, SLG: 0.437 (1, 9)	3-2 G5-3		0-1 G5-3				0-0 F8	1-1 G5-3	4-1 BB 1B	4	0	0	0	1	0	1									
Brian Jordan, R OBP: 0.317, SLG: 0.480 (1, 8)	3-2 F8			0-0 L7		2-2 K		1-1 F7	2-2 P6	5	0	0	0	0	1	2									
Erik Pappas, R OBP: 0.401, SLG: 0.393 (1, 2)	1-3 K		2-3 K		4-2 BB 1B		3-2 BB 1B			3	0	1	0	1	2	0									
Tracy Woodson, R OBP: 0.220, SLG: 0.228 (8, PH)		0-0 P3		1-0 F9		1-0 G5-3		4-2 BB 1B		3	0	0	0	0	0	1									
Gerald Perry, L OBP: 0.375, SLG: 0.483 (8, 3)						1-2 BB 1B		1-2 BB		0	0	0	0	1	0	0									
Bob Tewksbury, R OBP: 0.245, SLG: 0.213 (7, PH)		0-0 G4-3				1-3 K		2-2 G5-3	1-3 K	2	0	0	0	0	1	0									
Jose Contreras, S OBP: 0.346, SLG: 0.251 (7, 1)										1	0	0	0	0	0	0									
Lee Guetterman, L OBP: 0.320, SLG: 1.000 (8, PH)										0	0	0	0	0	0	0									
Ray Lankford, L OBP: 0.175, SLG: 0.175 (8, 1)										1	0	0	0	0	1	2									
Rheal Cormier, L OBP: 0.294, SLG: 0.323 (8, 1)										0	0	0	0	0	0	0									
Omar Olivares, R OBP: 0.294, SLG: 0.323 (8, 1)										0	0	0	0	0	0	0									
Inning Stats	R: 4 E: 0 K: 1 S: 22	H: 3 LOB: 0 BB: 1 P: 36	R: 0 E: 0 K: 0 S: 10	H: 0 LOB: 1 BB: 1 P: 16	R: 0 E: 0 K: 1 S: 9	H: 0 LOB: 0 BB: 0 P: 12	R: 0 E: 0 K: 1 S: 5	H: 0 LOB: 0 BB: 0 P: 8	R: 0 E: 0 K: 2 S: 14	H: 1 LOB: 2 BB: 1 P: 22	R: 0 E: 1 K: 1 S: 8	H: 0 LOB: 1 BB: 1 P: 15	R: 2 E: 0 K: 0 S: 13	H: 3 LOB: 1 BB: 0 P: 18	R: 0 E: 0 K: 1 S: 17	H: 1 LOB: 2 BB: 1 P: 29	R: 0 E: 0 K: 1 S: 14	H: 1 LOB: 2 BB: 1 P: 23	1B: 5 2B: 2 3B: 0 HR: 2	SF: 0 SAC: 0 DP: 0 HBP: 0	WP: 0 PB: 0 SB: 0 CS: 0	PA: 42			
PITCHER	IP WLS BF H R ER SO BB IBB HBP BLK WP HR S P ERA WHIP	IP WLS BF H R ER SO BB IBB HBP BLK WP HR S P ERA WHIP	IP WLS BF H R ER SO BB IBB HBP BLK WP HR S P ERA WHIP	IP WLS BF H R ER SO BB IBB HBP BLK WP HR S P ERA WHIP	IP WLS BF H R ER SO BB IBB HBP BLK WP HR S P ERA WHIP	IP WLS BF H R ER SO BB IBB HBP BLK WP HR S P ERA WHIP	IP WLS BF H R ER SO BB IBB HBP BLK WP HR S P ERA WHIP	IP WLS BF H R ER SO BB IBB HBP BLK WP HR S P ERA WHIP	IP WLS BF H R ER SO BB IBB HBP BLK WP HR S P ERA WHIP	IP WLS BF H R ER SO BB IBB HBP BLK WP HR S P ERA WHIP	IP WLS BF H R ER SO BB IBB HBP BLK WP HR S P ERA WHIP	IP WLS BF H R ER SO BB IBB HBP BLK WP HR S P ERA WHIP	IP WLS BF H R ER SO BB IBB HBP BLK WP HR S P ERA WHIP	IP WLS BF H R ER SO BB IBB HBP BLK WP HR S P ERA WHIP	IP WLS BF H R ER SO BB IBB HBP BLK WP HR S P ERA WHIP	IP WLS BF H R ER SO BB IBB HBP BLK WP HR S P ERA WHIP	IP WLS BF H R ER SO BB IBB HBP BLK WP HR S P ERA WHIP	IP WLS BF H R ER SO BB IBB HBP BLK WP HR S P ERA WHIP	IP WLS BF H R ER SO BB IBB HBP BLK WP HR S P ERA WHIP	IP WLS BF H R ER SO BB IBB HBP BLK WP HR S P ERA WHIP	IP WLS BF H R ER SO BB IBB HBP BLK WP HR S P ERA WHIP	IP WLS BF H R ER SO BB IBB HBP BLK WP HR S P ERA WHIP	IP WLS BF H R ER SO BB IBB HBP BLK WP HR S P ERA WHIP	IP WLS BF H R ER SO BB IBB HBP BLK WP HR S P ERA WHIP	IP WLS BF H R ER SO BB IBB HBP BLK WP HR S P ERA WHIP

St. Louis Cardinals @ Philadelphia Phillies
Veterans Stadium, Philadelphia, PA
Wed Jul 28 1993, 7:05 PM EDT
Att: 46,346 - Unknown

AB 36
R 6
H 9
RBI 6
BB 6
SO 8
LOB 12



Batter	1	2	3	4	5	6	7	8	9	AB	R	H	RBI	BB	SO	LOB	BOTTOM								
Lenny Dykstra, L OBP: 0.424, SLG: 0.473 (1, 8)	0-1 P6		0-0 1B 2B		0-2 SH1-3 SF8 2B	1-2 F8		0-0 BB 1B		5	3	3	0	0	0	1									
Mariano Duncan, R OBP: 0.302, SLG: 0.408 (1, 6)	1-1 P3		0-1 1B 3B		0-1 SH1-3		3-2 1B 3B	0-1 HR 1B		4	3	3	2	0	0	0									
John Kruk, L OBP: 0.480, SLG: 0.512 (1, 3)	1-0 G4-3		2-H 3-H 0-1 F8		4-0 BB		0-0 BB 1B	4-2 HR BB		3	2	1	0	2	0	1									
Dave Hollins, S OBP: 0.366, SLG: 0.448 (8, 1)		0-1 P1		0-0 SF8		1-1 SF8		0-0 HR 1B		3	2	2	3	0	0	0									
Larry Andersen, R OBP: 1.000, SLG: 1.000 (8, 1)										0	0	0	0	0	0	0									
David West, L OBP: 0.500, SLG: 0.750 (8, PH)			1-2 3B 1B				1-0 G6-4-3 3B	1-2 HR 1B		1	1	1	1	0	0	0									
Ricky Jordan, R OBP: 0.333, SLG: 0.456 (8, 1)							1-H 3-H 0-0 G6-4-3 BB	1-2 HR 1B		0	0	0	0	0	0	0									
Mitch Williams, L OBP: 1.000, SLG: 1.000 (8, 1)							4-2 G6-4-3 BB	1-0 HR		3	1	2	6	2	0	0									
Darren Daulton, L OBP: 0.394, SLG: 0.503 (1, 2)		1-2 F8	3-1 1-H 2-H 3B		4-2 BB		4-2 G6-4-3 BB	1-0 HR		5	1	2	0	0	0	4									
Jim Eisenreich, L OBP: 0.378, SLG: 0.461 (1, 9)		1-1 1B	1-0 G5-3		0-1 F8		0-0 G6-4-3	1-2 2B 1B		4	0	1	1	1	0	1									
Milt Thompson, L OBP: 0.340, SLG: 0.361 (1, 7)		0-0 G6-3		4-1 G3-6-3 BB		3-2 G3		1-2 HR 2B		4	0	1	1	1	0	1									
Mickey Morandini, L OBP: 0.288, SLG: 0.321 (1, 4)			2-0 G6-3	2-2 G3-6-3		0-1 SH3-4 1B		G4-3		5	0	1	0	0	0	2									
Terry Mulholland, R OBP: 0.104, SLG: 0.085 (8, 5)										2	1	1	0	0	0	0									
Kim Batiste, R OBP: 0.287, SLG: 0.413 (8, 1)			2B 1B 1B		0-0 L4		0-0 SH3-4 1B	1-2 G4-3		1	0	0	0	0	0	0									
Inning Stats	R: 0 E: 0 K: 0 S: 5	H: 0 LOB: 0 BB: 0 P: 7	R: 0 E: 0 K: 0 S: 9	H: 1 LOB: 1 BB: 0 P: 11	R: 4 E: 0 K: 0 S: 11	H: 5 LOB: 1 BB: 0 P: 17	R: 0 E: 0 K: 0 S: 5	H: 0 LOB: 0 BB: 1 P: 11	R: 1 E: 0 K: 0 S: 12	H: 1 LOB: 2 BB: 2 P: 21	R: 0 E: 0 K: 0 S: 9	H: 1 LOB: 1 BB: 0 P: 13	R: 3 E: 0 K: 0 S: 10	H: 3 LOB: 0 BB: 1 P: 18	R: 6 E: 0 K: 0 S: 19	H: 6 LOB: 1 BB: 1 P: 30	1B: 11 2B: 3 3B: 2 HR: 1	SF: 1 SAC: 2 DP: 2 HBP: 0	WP: 0 PB: 0 SB: 0 CS: 0	PA: 44					
PITCHER	IP WLS BF H R ER SO BB IBB HBP BLK WP HR S P ERA WHIP	IP WLS BF H R ER SO BB IBB HBP BLK WP HR S P ERA WHIP	IP WLS BF H R ER SO BB IBB HBP BLK WP HR S P ERA WHIP	IP WLS BF H R ER SO BB IBB HBP BLK WP HR S P ERA WHIP	IP WLS BF H R ER SO BB IBB HBP BLK WP HR S P ERA WHIP	IP WLS BF H R ER SO BB IBB HBP BLK WP HR S P ERA WHIP	IP WLS BF H R ER SO BB IBB HBP BLK WP HR S P ERA WHIP	IP WLS BF H R ER SO BB IBB HBP BLK WP HR S P ERA WHIP	IP WLS BF H R ER SO BB IBB HBP BLK WP HR S P ERA WHIP	IP WLS BF H R ER SO BB IBB HBP BLK WP HR S P ERA WHIP	IP WLS BF H R ER SO BB IBB HBP BLK WP HR S P ERA WHIP	IP WLS BF H R ER SO BB IBB HBP BLK WP HR S P ERA WHIP	IP WLS BF H R ER SO BB IBB HBP BLK WP HR S P ERA WHIP	IP WLS BF H R ER SO BB IBB HBP BLK WP HR S P ERA WHIP	IP WLS BF H R ER SO BB IBB HBP BLK WP HR S P ERA WHIP	IP WLS BF H R ER SO BB IBB HBP BLK WP HR S P ERA WHIP	IP WLS BF H R ER SO BB IBB HBP BLK WP HR S P ERA WHIP	IP WLS BF H R ER SO BB IBB HBP BLK WP HR S P ERA WHIP	IP WLS BF H R ER SO BB IBB HBP BLK WP HR S P ERA WHIP	IP WLS BF H R ER SO BB IBB HBP BLK WP HR S P ERA WHIP	IP WLS BF H R ER SO BB IBB HBP BLK WP HR S P ERA WHIP	IP WLS BF H R ER SO BB IBB HBP BLK WP HR S P ERA WHIP	IP WLS BF H R ER SO BB IBB HBP BLK WP HR S P ERA WHIP	IP WLS BF H R ER SO BB IBB HBP BLK WP HR S P ERA WHIP	IP WLS BF H R ER SO BB IBB HBP BLK WP HR S P ERA WHIP

St. Louis Cardinals @ Philadelphia Phillies
Veterans Stadium, Philadelphia, PA
Wed Jul 28 1993, 7:05 PM EDT
Att: 46,346 - Unknown

AB 36
R 14
H 17
RBI 13
BB 5
SO 0
LOB 9



Batter	1	2	3	4	5	6	7	8	9	AB	R	H	RBI	BB	SO	LOB	TOP							
Carlos Garcia, R OBP: 0.302, SLG: 0.385 (1, 4)										5	1	1	0	0	0	1								
Jay Bell, R OBP: 0.369, SLG: 0.430 (1, 6)										4	1	2	0	0	0	3								
Al Martin, L OBP: 0.320, SLG: 0.415 (1, 7)										3	1	1	1	1	2	2								
Jeff King, R OBP: 0.357, SLG: 0.400 (1, 5)										3	1	2	0	0	0	1								
Orlando Merced, S OBP: 0.442, SLG: 0.481 (1, 3)										2	0	1	2	2	0	1								
Dave Clark, L OBP: 0.355, SLG: 0.371 (1, 9)										4	0	0	0	0	3	6								
Don Slaught, R OBP: 0.365, SLG: 0.439 (1, 2)										4	0	1	0	0	1	3								
Scott Bulett, L OBP: 0.286, SLG: 0.333 (1, 8)										3	0	1	0	1	1	0								
Bob Walk, R OBP: 0.116, SLG: 0.119 (1, 1)										2	0	0	0	0	1	0								
John Wehner, R OBP: 0.257, SLG: 0.133 (9, PH)										1	0	0	0	0	1	1								
Stan Belinda, R (9, 1)										0	0	0	0	0	0	0								
Inning Stats	R: 2 H: 3 E: 0 K: 1 S: 16	H: 3 BB: 1 P: 25	R: 0 H: 0 E: 0 K: 0 S: 7	H: 0 LOB: 0 BB: 0 P: 10	R: 0 H: 1 E: 0 K: 1 S: 8	H: 1 LOB: 0 BB: 0 P: 12	R: 1 H: 2 E: 0 K: 1 S: 6	H: 2 LOB: 0 BB: 0 P: 8	R: 0 H: 0 E: 0 K: 2 S: 9	H: 0 LOB: 2 BB: 1 P: 11	R: 1 H: 1 E: 0 K: 0 S: 14	H: 1 LOB: 1 BB: 1 P: 26	R: 0 H: 0 E: 1 K: 0 S: 7	H: 0 LOB: 1 BB: 2 P: 15	R: 0 H: 1 E: 0 K: 1 S: 9	H: 1 LOB: 2 BB: 2 P: 23	R: 0 H: 1 E: 0 K: 1 S: 6	H: 1 LOB: 0 BB: 0 P: 8	1B: 7 2B: 2 3B: 1 HR: 0	SF: 0 SAC: 1 DP: 2 HBP: 1	WP: 1 PB: 0 CS: 2	PA: 37		
PITCHER	IP	WLS	BF	H	R	ER	SO	BB	IBB	HBP	BLK	WP	HR	S	P	ERA	WHIP							
Ben Rivera, R ERA: 5.13 (1, 1)	7.0	L	29	7	4	4	7	2	0	1	0	1	0	67	107	5.14	1.286							
Jose DeLeon, R ERA: 3.21 (8, 1)	2.0		8	2	0	0	2	1	1	0	0	0	0	15	31	0.00	1.500							

Pittsburgh Pirates @ Philadelphia Phillies
Veterans Stadium, Philadelphia, PA

AB 31
R 4
H 9
RBI 3
BB 4
SO 9
LOB 18



WP: 1 PA: 37
PB: 0
CS: 2

Batter	1	2	3	4	5	6	7	8	9	AB	R	H	RBI	BB	SO	LOB	BOTTOM							
Lenny Dykstra, L OBP: 0.425, SLG: 0.469 (1, 8)										4	0	0	0	0	0	1								
Mariano Duncan, R OBP: 0.296, SLG: 0.397 (1, 4)										3	1	0	0	1	2	1								
Ricky Jordan, R OBP: 0.320, SLG: 0.427 (1, 3)										3	0	0	0	1	1	2								
Dave Hollins, S OBP: 0.364, SLG: 0.441 (1, 5)										4	0	0	0	0	0	1								
Darren Daulton, L OBP: 0.399, SLG: 0.508 (1, 2)										3	0	2	0	1	0	1								
Jim Eisenreich, L OBP: 0.372, SLG: 0.452 (1, 9)										4	0	0	0	0	1	3								
Milt Thompson, L OBP: 0.338, SLG: 0.363 (1, 7)										4	0	1	0	0	0	1								
Kevin Stocker, S OBP: 0.446, SLG: 0.510 (1, 6)										4	0	1	0	0	2	2								
Ben Rivera, R OBP: 0.188, SLG: 0.133 (1, 1)										2	0	1	0	0	0	1								
Mickey Morandini, L OBP: 0.250, SLG: 0.331 (7, PH)										1	1	1	1	0	0	0								
Jose DeLeon, R (8, 1)										0	0	0	0	0	0	0								
John Kruk, L OBP: 0.478, SLG: 0.509 (9, PH)										1	0	0	0	0	1	0								
Inning Stats	R: 1 H: 0 E: 1 K: 1 S: 11	H: 0 LOB: 1 BB: 1 P: 21	R: 0 H: 1 E: 0 K: 0 S: 9	H: 1 LOB: 0 BB: 0 P: 15	R: 0 H: 0 E: 0 K: 1 S: 9	H: 0 LOB: 0 BB: 0 P: 11	R: 0 H: 1 E: 0 K: 2 S: 11	H: 1 LOB: 2 BB: 1 P: 20	R: 0 H: 1 E: 1 K: 0 S: 6	H: 1 LOB: 1 BB: 0 P: 9	R: 1 H: 1 E: 0 K: 0 S: 9	H: 1 LOB: 1 BB: 0 P: 13	R: 1 H: 1 E: 0 K: 1 S: 14	H: 1 LOB: 0 BB: 0 P: 22	R: 0 H: 1 E: 0 K: 0 S: 5	H: 1 LOB: 1 BB: 1 P: 11	R: 0 H: 0 E: 0 K: 2 S: 11	H: 0 LOB: 0 BB: 0 P: 14	1B: 3 2B: 3 3B: 0 HR: 1	SF: 0 SAC: 0 DP: 1 HBP: 0	WP: 0 PB: 0 CS: 0	PA: 36		
PITCHER	IP	WLS	BF	H	R	ER	SO	BB	IBB	HBP	BLK	WP	HR	S	P	ERA	WHIP							
Bob Walk, R ERA: 4.98 (1, 1)	8.0	W	33	6	2	1	5	3	0	0	0	0	0	74	122	1.12	1.125							
Stan Belinda, R ERA: 3.61 (9, 1)	1.0	S	3	0	0	0	2	0	0	0	0	0	0	11	14	0.00	0.000							

Pittsburgh Pirates @ Philadelphia Phillies
Veterans Stadium, Philadelphia, PA

AB 33
R 2
H 6
RBI 1
BB 3
SO 7
LOB 13



WP: 0 PA: 36
PB: 0
CS: 0

Batter	1	2	3	4	5	6	7	8	9	AB	R	H	RBI	BB	SO	LOB	TOP					
Carlos Garcia, R OBP: 0.298, SLG: 0.379 (1, 4) (7, 6)	G6-3		G6-3		G5-3		K		K	5	0	0	0	0	2	2	Pittsburgh Pirates @ Philadelphia Phillies Veterans Stadium, Philadelphia, PA Sat Jul 31 1993, 7:05 PM EDT Att: 48,171 - Unknown - 85 F					
Jay Bell, R OBP: 0.372, SLG: 0.431 Al Martin, L OBP: 0.319, SLG: 0.414 (1, 6) (7, 7)	G5-3				G6-3		PB HBP		K	3	0	2	1	0	0	0						
Kevin Young, R OBP: 0.307, SLG: 0.322 Dave Otto, L OBP: 0.222, SLG: 0.389 Bias Minor, R OBP: 0.111, SLG: 0.111 Scott Bullitt, L OBP: 0.273, SLG: 0.317 (1, 3) (5, 1) (5, 1) (6, 8)			F8		G6-3		K		G6-3	3	0	1	0	0	0	2						
Jeff King, R OBP: 0.356, SLG: 0.397 (1, 5)	G4-3				G6-3		P4			3	1	0	0	1	0	3						
Lloyd McClendon, R OBP: 0.282, SLG: 0.254 (1, 7) (5, 9)		P3			L8					3	0	1	0	1	0	0						
Orlando Merced, S OBP: 0.446, SLG: 0.485 (1, 9) (5, 3)									F9	4	0	3	0	0	0	1						
Don Slaught, R OBP: 0.360, SLG: 0.432 (1, 2)									F9	4	0	0	0	0	0	5						
John Wehner, R OBP: 0.256, SLG: 0.147 (1, 8) (6, 7) (7, 4)									F9	4	0	1	0	0	0	3						
Randy Tomlin, L OBP: 0.107, SLG: 0.107 Mark Petkovsek, R OBP: 0.396, SLG: 0.358 Lonnie Smith, R OBP: 0.396, SLG: 0.358 Brian Shouse, L Joel Johnston, R Tom Prince, R OBP: 0.203, SLG: 0.208 (1, 1) (4, 1) (5, 7) (5, 7) (6, 1) (6, 1) (9, PH)										1	0	0	0	0	0	0						
Inning Stats	R: 0 E: 0 K: 0 S: 7	H: 1 LOB: 1 BB: 0 P: 11	R: 0 E: 0 K: 0 S: 8	H: 1 LOB: 1 BB: 0 P: 9	R: 0 E: 0 K: 0 S: 7	H: 1 LOB: 1 BB: 0 P: 13	R: 1 E: 0 K: 0 S: 9	H: 2 LOB: 1 BB: 1 P: 15	R: 1 E: 0 K: 0 S: 8	H: 1 LOB: 2 BB: 0 P: 17	R: 0 E: 0 K: 0 S: 9	H: 2 LOB: 2 BB: 0 P: 12	R: 0 E: 0 K: 0 S: 11	H: 0 LOB: 1 BB: 0 P: 17	R: 0 E: 0 K: 0 S: 7	H: 0 LOB: 1 BB: 1 P: 15		R: 0 E: 0 K: 2 S: 10	H: 1 LOB: 1 BB: 0 P: 13	1B: 8 2B: 1 3B: 0 HR: 0	SF: 0 SAC: 0 DP: 1 HBP: 1	WP: 0 PB: 2 SB: 1 CS: 0
PITCHER Danny Jackson, L ERA: 3.76 (1, 1)	IP: 9.0 WLS: 1 BF: 39	H: 9 R: 2 ER: 2 SO: 4	BB: 3 IBB: 0 HBP: 1 BLK: 0	WP: 0 HR: 0 S: 76 P: 122	ERA: 2.00 WHIP: 1.333	PITCHER										IP: 9.0 WLS: 1 BF: 39	H: 9 R: 2 ER: 2 SO: 4	BB: 3 IBB: 0 HBP: 1 BLK: 0	WP: 0 HR: 0 S: 76 P: 122	ERA: 2.00 WHIP: 1.333		

Batter	1	2	3	4	5	6	7	8	9	AB	R	H	RBI	BB	SO	LOB	BOTTOM			
Lenny Dykstra, L OBP: 0.426, SLG: 0.476 Jim Eisenreich, L OBP: 0.372, SLG: 0.452 (1, 8) (8, 8)	SH1-3 1B 2B	K					P8			5	1	3	2	0	1	2	Pittsburgh Pirates @ Philadelphia Phillies Veterans Stadium, Philadelphia, PA Sat Jul 31 1993, 7:05 PM EDT Att: 48,171 - Unknown - 85 F			
Mariano Duncan, R OBP: 0.299, SLG: 0.398 (1, 4)	SH1-3				L8				G6-3	4	0	2	0	0	1	2				
Ricky Jordan, R OBP: 0.324, SLG: 0.426 (1, 3)					F8				G6-3	5	0	2	1	0	0	3				
Dave Hollins, S OBP: 0.362, SLG: 0.438 Kim Batiste, R OBP: 0.297, SLG: 0.413 (1, 5) (9, 5)	P4				HR				P7	5	1	1	0	0	0	3				
Darren Daulton, L OBP: 0.398, SLG: 0.505 (1, 2)	F7				HR					4	1	1	0	0	1	2				
Pete Incaviglia, R OBP: 0.293, SLG: 0.502 (1, 7)					HR					4	3	2	4	0	0	0				
Wes Chamberlain, R OBP: 0.322, SLG: 0.519 (1, 9)	G5-3				SH1-4 1B 3B				BB	3	2	2	1	1	0	0				
Kevin Stocker, S OBP: 0.467, SLG: 0.519 (1, 6)					SH1-4 2B 1B				P4	3	2	2	1	1	0	1				
Danny Jackson, R OBP: 0.146, SLG: 0.133 (1, 1)	SH3-4				SH1-4				K	1	0	0	0	0	1	1				
Inning Stats	R: 1 E: 0 K: 0 S: 8	H: 2 LOB: 1 BB: 0 P: 12	R: 1 E: 0 K: 1 S: 10	H: 1 LOB: 1 BB: 1 P: 18	R: 0 E: 0 K: 0 S: 7	H: 2 LOB: 0 BB: 0 P: 11	R: 3 E: 1 K: 1 S: 23	H: 3 LOB: 1 BB: 0 P: 36	R: 5 E: 0 K: 0 S: 14	H: 6 LOB: 1 BB: 0 P: 24	R: 0 E: 0 K: 1 S: 8	H: 0 LOB: 0 BB: 0 P: 11	R: 0 E: 0 K: 1 S: 7	H: 0 LOB: 1 BB: 1 P: 18	R: 0 E: 0 K: 0 S: 3	H: 1 LOB: 0 BB: 0 P: 4		1B: 10 2B: 2 3B: 1 HR: 2	SF: 0 SAC: 4 DP: 2 HBP: 0	WP: 1 PB: 0 SB: 0 CS: 0
PITCHER Randy Tomlin, L ERA: 5.03 Mark Petkovsek, R ERA: 3.21 Dave Otto, L ERA: 4.75 Bias Minor, R ERA: 3.91 Brian Shouse, L ERA: (1, 1) (4, 1) (5, 1) (5, 1) (6, 1)	IP: 3.1 WLS: 1 BF: 19	H: 8 R: 5 ER: 4 SO: 1	BB: 1 IBB: 0 HBP: 0 BLK: 0	WP: 0 HR: 1 S: 9 P: 63	ERA: 10.80 WHIP: 2.700	PITCHER										IP: 1.0 WLS: 3 BF: 3	H: 1 R: 0 ER: 0 SO: 0	BB: 0 IBB: 0 HBP: 0 BLK: 0	WP: 0 HR: 0 S: 3 P: 4	ERA: 0.00 WHIP: 1.000

Batter	1	2	3	4	5	6	7	8	9	AB	R	H	RBI	BB	SO	LOB	TOP											
Carlos Garcia, R OBP: 0.297, SLG: 0.377 (1, 4)	G5-3		G6-4-3				SH2-4		K	4	1	1	0	0	1	2	Pittsburgh Pirates @ Philadelphia Phillies Veterans Stadium, Philadelphia, PA Sun Aug 01 1993, 3:33 AM EDT Att: 46,693 - Cloudy - 89 F											
Jay Bell, R OBP: 0.375, SLG: 0.436 (1, 6)	WP						K		K	5	0	3	1	0	2	2												
Kevin Young, R OBP: 0.304, SLG: 0.318 Jeff Ballard, L OBP: 0.400, SLG: 0.400 Don Slaught, R OBP: 0.362, SLG: 0.434 (7, 1)	L9						K			4	0	0	0	0	2	4												
Jeff King, R OBP: 0.361, SLG: 0.407 (9, FH)	F9						K			0	0	0	0	0	0	0												
Dave Clark, L OBP: 0.357, SLG: 0.368 (1, 5)										1	0	1	0	1	2	4												
Lloyd McClendon, R OBP: 0.284, SLG: 0.250 (1, 7)										2	0	0	0	1	0	1												
Scott Bunting, L OBP: 0.277, SLG: 0.318 John Wehner, R OBP: 0.250, SLG: 0.143 (7, 3)										3	0	1	1	0	1	1												
Tom Prince, R OBP: 0.254, SLG: 0.287 (8, 8)										1	0	0	0	0	0	2												
Steve Cooke, R OBP: 0.163, SLG: 0.188 Lonnie Smith, R OBP: 0.402, SLG: 0.369 (1, 2)										4	0	0	0	0	1	5												
Steve Cooke, R OBP: 0.163, SLG: 0.188 Lonnie Smith, R OBP: 0.402, SLG: 0.369 (7, 7)										2	1	2	0	0	0	0												
Inning Stats	R: 0 E: 0 K: 0 S: 10	H: 1 LOB: 1 BB: 0 P: 15	R: 0 E: 0 K: 1 S: 6	H: 0 LOB: 1 BB: 1 P: 17	R: 0 E: 0 K: 1 S: 13	H: 2 LOB: 1 BB: 0 P: 18	R: 1 E: 0 K: 1 S: 8	H: 2 LOB: 1 BB: 1 P: 15	R: 2 E: 0 K: 1 S: 11	H: 4 LOB: 1 BB: 0 P: 22	R: 0 E: 0 K: 0 S: 8	H: 0 LOB: 0 BB: 0 P: 12	R: 0 E: 0 K: 2 S: 11	H: 1 LOB: 0 BB: 0 P: 18	R: 0 E: 0 K: 0 S: 8	H: 2 LOB: 2 BB: 0 P: 12	R: 1 E: 0 K: 3 S: 15	H: 2 LOB: 2 BB: 1 P: 23	1B: 10 2B: 4 3B: 0 HR: 0	SF: 0 SAC: 2 DP: 2 HBP: 0	WP: 2 PB: 0 SB: 0 CS: 2	PA: 41						
PITCHER	IP	WLS	BF	H	R	ER	SO	BB	IBB	HBP	BLK	WP	HR	S	P	ERA	WHIP											
Tyler Green, R ERA: 7.94 (1, 1)	4.2		22	9	3	3	3	2	0	0	0	2	0	44	80	5.79	2.357											
Roger Mason, R ERA: 3.89 (5, 1)	1.1	W	4	0	0	0	1	0	0	0	0	0	0	12	19	0.00	0.000											
Larry Andersen, R ERA: 2.04 (7, 1)	1.1		7	3	0	0	2	0	0	0	0	0	0	16	27	0.00	2.250											
David West, L ERA: 2.51 (8, 1)	0.2		2	0	0	0	0	0	0	0	0	0	0	3	3	0.00	0.000											
Mitch Williams, L ERA: 3.07 (9, 1)	1.0	S	6	2	1	1	3	1	0	0	0	0	0	15	23	9.00	3.000											
Batter	1	2	3	4	5	6	7	8	9	AB	R	H	RBI	BB	SO	LOB	BOTTOM											
Lenny Dykstra, L OBP: 0.424, SLG: 0.473 (1, 8)	G5-3		F9	P9						5	0	1	0	0	0	5	Pittsburgh Pirates @ Philadelphia Phillies Veterans Stadium, Philadelphia, PA Sun Aug 01 1993, 3:33 AM EDT Att: 46,693 - Cloudy - 89 F											
Mariano Duncan, R OBP: 0.286, SLG: 0.396 (1, 4)	P7									4	0	1	0	0	1	1												
Ricky Jordan, R OBP: 0.313, SLG: 0.410 (1, 3)	G1-3									4	0	0	0	0	0	2												
Dave Hollins, S OBP: 0.363, SLG: 0.442 Jim Eisenreich, L OBP: 0.372, SLG: 0.452 (1, 5)										4	2	2	0	0	1	2												
Pete Incaviglia, R OBP: 0.292, SLG: 0.510 (9, 9)										0	0	0	0	0	0	0												
Wes Chamberlain, R OBP: 0.320, SLG: 0.513 Mitch Williams, L OBP: 1.000, SLG: 1.000 (1, 7)										4	1	1	2	0	2	2												
Wes Chamberlain, R OBP: 0.320, SLG: 0.513 Mitch Williams, L OBP: 1.000, SLG: 1.000 (9, 1)										4	0	1	0	0	1	0												
Todd Pratt, R OBP: 0.283, SLG: 0.526 (1, 2)										4	2	3	3	0	0	0												
Kevin Stocker, S OBP: 0.484, SLG: 0.527 (1, 6)										3	0	2	0	1	0	0												
Tyler Green, R ERA: 7.94 (1, 1)	6.0	L	27	8	4	4	6	0	0	0	0	0	0	66	103	6.00		1.333										
Steve Cooke, L ERA: 3.82 (5, 1)	2.0		10	4	1	1	1	0	0	0	0	0	0	1	29	47	4.50	2.000										
Jeff Ballard, L ERA: 4.13 (7, 1)																												
PITCHER	IP	WLS	BF	H	R	ER	SO	BB	IBB	HBP	BLK	WP	HR	S	P	ERA	WHIP											
Tyler Green, R ERA: 7.94 (1, 1)	4.2		22	9	3	3	3	2	0	0	0	2	0	44	80	5.79	2.357											
Roger Mason, R ERA: 3.89 (5, 1)	1.1	W	4	0	0	0	1	0	0	0	0	0	0	12	19	0.00	0.000											
Larry Andersen, R ERA: 2.04 (7, 1)	1.1		7	3	0	0	2	0	0	0	0	0	0	16	27	0.00	2.250											
David West, L ERA: 2.51 (8, 1)	0.2		2	0	0	0	0	0	0	0	0	0	0	3	3	0.00	0.000											
Mitch Williams, L ERA: 3.07 (9, 1)	1.0	S	6	2	1	1	3	1	0	0	0	0	0	15	23	9.00	3.000											
Inning Stats	R: 0 E: 0 K: 0 S: 7	H: 0 LOB: 0 BB: 0 P: 11	R: 2 E: 0 K: 2 S: 17	H: 3 LOB: 1 BB: 0 P: 23	R: 0 E: 0 K: 1 S: 8	H: 0 LOB: 0 BB: 0 P: 14	R: 1 E: 0 K: 2 S: 14	H: 3 LOB: 3 BB: 1 P: 24	R: 0 E: 0 K: 1 S: 9	H: 1 LOB: 1 BB: 0 P: 13	R: 1 E: 0 K: 0 S: 11	H: 1 LOB: 0 BB: 0 P: 18	R: 0 E: 0 K: 1 S: 12	H: 1 LOB: 1 BB: 0 P: 17	R: 1 E: 0 K: 0 S: 17	H: 3 LOB: 2 BB: 0 P: 30	1B: 7 2B: 2 3B: 0 HR: 3	SF: 0 SAC: 0 DP: 0 HBP: 0	WP: 0 PB: 0 SB: 0 CS: 0	PA: 37								

Batter	1	2	3	4	5	6	7	8	9	AB	R	H	RBI	BB	SO	LOB	TOP			
Lenny Dykstra, L OBP: 0.422, SLG: 0.468 (1, 8)										4	0	0	0	1	1	1	Philadelphia Phillies @ Atlanta Braves Atlanta-Fulton County Stadium, Atlanta, GA Tue Aug 03 1993, 7:05 PM EDT Att: 49,102 - Unknown - 75 F AB 34 R 5 H 10 RBI 4 BB 4 SO 3 LOB 15 			
Mariano Duncan, R OBP: 0.297, SLG: 0.393 (1, 4)										5	0	1	0	0	0	1				
John Kruk, L OBP: 0.477, SLG: 0.507 (1, 3)										4	0	1	0	0	0	2				
Dave Hollins, S OBP: 0.367, SLG: 0.452 Kim Batiste, R OBP: 0.297, SLG: 0.413 (8, 5)										3	2	2	1	1	0	1				
Darren Daulton, L OBP: 0.399, SLG: 0.502 (1, 2)										2	1	0	0	2	0	2				
Pete Incaviglia, R OBP: 0.295, SLG: 0.522 (1, 7)										4	1	2	3	0	1	3				
Wes Chamberlain, R OBP: 0.324, SLG: 0.518 Larry Andersen, R OBP: 1.000, SLG: 1.000 David West, L OBP: 0.500, SLG: 0.750 Mitch Williams, L OBP: 1.000, SLG: 1.000 (1, 9) (8, 1) (8, 1) (9, 1)										4	1	2	0	0	0	1				
Kevin Stocker, S OBP: 0.485, SLG: 0.542 (1, 6)										4	0	2	0	0	1	2				
Terry Mulholland, R OBP: 0.098, SLG: 0.090 Jim Eisenreich, L OBP: 0.370, SLG: 0.450 (1, 1) (8, 9)										3	0	0	0	0	0	2				
Inning Stats	R: 0 E: 0 K: 1 S: 8	H: 0 LOB: 0 BB: 0 P: 12	R: 3 E: 0 K: 1 S: 16	H: 2 LOB: 0 BB: 1 P: 23	R: 0 E: 0 K: 0 S: 9	H: 1 LOB: 1 BB: 1 P: 17	R: 0 E: 0 K: 0 S: 8	H: 1 LOB: 0 BB: 0 P: 9	R: 0 E: 0 K: 0 S: 6	H: 1 LOB: 2 BB: 0 P: 24	R: 1 E: 1 K: 0 S: 11	H: 2 LOB: 1 BB: 0 P: 13	R: 1 E: 0 K: 1 S: 10	H: 2 LOB: 2 BB: 0 P: 19	R: 0 E: 0 K: 0 S: 8	H: 0 LOB: 0 BB: 0 P: 11		1B: 6 2B: 3 3B: 0 HR: 2	SF: 0 SAC: 0 DP: 3 HBP: 0	WP: 0 PB: 0 SB: 0 CS: 0
PITCHER	IP WLS BF H R ER SO BB IBB HBP BLK WP HR S P ERA WHIP	IP WLS BF H R ER SO BB IBB HBP BLK WP HR S P ERA WHIP																		
Steve Avery, L ERA: 3.09 (1, 1)	7.0 L 29 8 4 3 2 3 0 0 0 0 0 1 72 105 3.86 1.571																			
Mike Stanton, L ERA: 4.03 (8, 1)	0.1 3 1 1 1 0 1 0 0 0 0 0 1 4 9 27.00 6.000																			
Mark Wohlers, R ERA: 2.16 (8, 1)	1.2 6 1 0 0 1 0 0 0 0 0 0 0 14 21 0.00 0.600																			

Batter	1	2	3	4	5	6	7	8	9	AB	R	H	RBI	BB	SO	LOB	BOTTOM					
Otis Nixon, S OBP: 0.314, SLG: 0.282 (1, 8)										4	0	0	0	0	1	1	Philadelphia Phillies @ Atlanta Braves Atlanta-Fulton County Stadium, Atlanta, GA Tue Aug 03 1993, 7:05 PM EDT Att: 49,102 - Unknown - 75 F AB 33 R 3 H 8 RBI 3 BB 1 SO 4 LOB 10 					
Jeff Blauser, R OBP: 0.408, SLG: 0.430 (1, 6)										4	0	1	0	0	0	0						
Ron Gant, R OBP: 0.342, SLG: 0.533 (1, 7)										4	0	1	0	0	1	0						
Fred McGriff, L OBP: 0.369, SLG: 0.563 (1, 3)										4	0	1	0	0	0	2						
Terry Pendleton, S OBP: 0.297, SLG: 0.370 (1, 5)										3	0	0	0	1	1	3						
David Justice, L OBP: 0.351, SLG: 0.500 (1, 9)										4	1	2	0	0	0	1						
Greg Olson, R OBP: 0.292, SLG: 0.298 (1, 2)										4	1	2	2	0	0	2						
Mark Lemke, S OBP: 0.351, SLG: 0.385 (1, 4)										3	1	0	0	0	0	1						
Steve Avery, L OBP: 0.164, SLG: 0.208 Francisco Cabrera, R OBP: 0.359, SLG: 0.500 Rafael Belliard, R OBP: 0.298, SLG: 0.279 Mike Stanton, L OBP: 0.297, SLG: 0.393 Mark Wohlers, R OBP: 0.297, SLG: 0.393 (1, 1) (7, PH) (7, PH) (8, 1) (8, 1)										2	0	0	0	0	1	0						
Inning Stats	R: 0 E: 0 K: 1 S: 7	H: 0 LOB: 0 BB: 0 P: 13	R: 0 E: 0 K: 1 S: 11	H: 1 LOB: 0 BB: 0 P: 15	R: 0 E: 0 K: 1 S: 11	H: 0 LOB: 0 BB: 0 P: 14	R: 0 E: 0 K: 0 S: 6	H: 1 LOB: 0 BB: 0 P: 9	R: 2 E: 0 K: 0 S: 10	H: 2 LOB: 1 BB: 0 P: 14	R: 0 E: 0 K: 0 S: 6	H: 2 LOB: 1 BB: 0 P: 10	R: 1 E: 0 K: 0 S: 7	H: 2 LOB: 1 BB: 0 P: 13	R: 0 E: 0 K: 1 S: 9	H: 0 LOB: 0 BB: 0 P: 15		R: 0 E: 0 K: 0 S: 7	H: 0 LOB: 0 BB: 1 P: 12	1B: 4 2B: 4 3B: 0 HR: 1	SF: 0 SAC: 0 DP: 2 HBP: 0	WP: 0 PB: 0 SB: 0 CS: 0
PITCHER	IP WLS BF H R ER SO BB IBB HBP BLK WP HR S P ERA WHIP	IP WLS BF H R ER SO BB IBB HBP BLK WP HR S P ERA WHIP																				
Terry Mulholland, L ERA: 3.08 (1, 1)	7.0 W 28 8 3 3 3 3 0 0 0 0 0 0 0 8 13 3.86 1.143																					
Larry Andersen, R ERA: 2.01 (8, 1)	0.2 2 0 0 0 1 0 0 0 0 0 0 0 0 8 13 0.00 0.000																					
David West, L ERA: 2.49 (8, 1)	0.1 1 0 0 0 0 0 0 0 0 0 0 0 1 2 0.00 0.000																					
Mitch Williams, L ERA: 3.0 (9, 1)	1.0 S 3 0 0 0 0 1 0 0 0 0 0 0 0 7 12 0.00 1.000																					

Batter	1	2	3	4	5	6	7	8	9	AB	R	H	RBI	BB	SO	LOB	TOP					
Lenny Dykstra, L (1.8)	P6		G3		SH1-4 1B 2B		S 2B BB	4-1 2B BB		3	3	1	0	2	0	0	Philadelphia Phillies @ Atlanta Braves Atlanta-Fulton County Stadium, Atlanta, GA Thu Aug 05 1993, 7:05 PM EDT Att: 49,070 - Unknown - 75 F					
Mickey Morandini, L (1.4)	K		G4-3		SH1-4 2-3		B2	4-1 2B BB		3	1	0	0	1	1	1						
John Kruk, L (1.3)	F7		G1-3		G3		K	1-2 2B BB		5	0	0	0	0	2	5						
Dave Hollins, S (1.5)		K		1-1 1B FC4-6 1B	3-2		2B	0-1 1-H 2-H 3-H		4	2	3	4	1	1	0						
Darren Daulton, L (1.2) Todd Pratt, R (6.2)	G4-3		G4-3	0-0 FC4 1B E	1-2 K		2B	1-2 F8		3	1	0	0	0	1	2						
Jim Eisenreich, L (1.9)	E3 1B PB		F8	1-2 F8		G4-3 1B	4-1 BB		G3	4	1	1	0	1	0	2						
Milt Thompson, L (1.7)	1-0 S 1B		1-1 FC4-6 1B	1-1 FC4-6 1B		G4-3 1B	1-2 K		F8	5	1	2	1	0	1	3						
Kevin Stocker, S (1.6)	1-1 1-H		1-2 FC4-6	1-2 FC4-6		K		3-1 FC2-6 1B	L8	5	0	2	2	0	1	2						
Ben Rivera, R (1.1) Larry Andersen, R (8.1)	1-3 K		0-1 G4-3	0-3 K		K		1-0 FC2-6 BB 2B		4	1	0	0	0	2	4						
Inning Stats	R: 0 E: 0 K: 1 S: 6	H: 0 LOB: 0 BB: 0 P: 10	R: 2 E: 1 K: 2 S: 14	H: 2 LOB: 1 BB: 0 P: 18	R: 0 E: 0 K: 0 S: 8	H: 0 LOB: 0 BB: 0 P: 10	R: 2 E: 2 K: 0 S: 13	H: 2 LOB: 1 BB: 0 P: 17	R: 1 E: 0 K: 1 S: 11	H: 2 LOB: 1 BB: 0 P: 17	R: 0 E: 0 K: 2 S: 10	H: 1 LOB: 1 BB: 0 P: 15	R: 2 E: 0 K: 2 S: 17	H: 1 LOB: 2 BB: 3 P: 35	R: 3 E: 0 K: 1 S: 18	H: 2 LOB: 1 BB: 2 P: 32		R: 0 E: 0 K: 0 S: 7	H: 0 LOB: 0 BB: 0 P: 8	1B: 7 2B: 3 3B: 0 HR: 0	SF: 0 SAC: 1 DP: 0 HBP: 0	WP: 0 PB: 1 SB: 2 CS: 0
PITCHER	IP WLS BF H R ER SO BB IBB HBP BLK WP HR S P ERA WHIP	IP WLS BF H R ER SO BB IBB HBP BLK WP HR S P ERA WHIP	IP WLS BF H R ER SO BB IBB HBP BLK WP HR S P ERA WHIP	IP WLS BF H R ER SO BB IBB HBP BLK WP HR S P ERA WHIP	IP WLS BF H R ER SO BB IBB HBP BLK WP HR S P ERA WHIP	IP WLS BF H R ER SO BB IBB HBP BLK WP HR S P ERA WHIP	IP WLS BF H R ER SO BB IBB HBP BLK WP HR S P ERA WHIP	IP WLS BF H R ER SO BB IBB HBP BLK WP HR S P ERA WHIP	IP WLS BF H R ER SO BB IBB HBP BLK WP HR S P ERA WHIP	IP WLS BF H R ER SO BB IBB HBP BLK WP HR S P ERA WHIP	IP WLS BF H R ER SO BB IBB HBP BLK WP HR S P ERA WHIP	IP WLS BF H R ER SO BB IBB HBP BLK WP HR S P ERA WHIP	IP WLS BF H R ER SO BB IBB HBP BLK WP HR S P ERA WHIP	IP WLS BF H R ER SO BB IBB HBP BLK WP HR S P ERA WHIP	IP WLS BF H R ER SO BB IBB HBP BLK WP HR S P ERA WHIP	IP WLS BF H R ER SO BB IBB HBP BLK WP HR S P ERA WHIP						
Greg Maddux, R (1.1) Mike Stanton, L (7.1) Pedro Borbon, L (8.1) Steve Bedrosian, R (8.1) Jay Howell, R (9.1)	6.0 L 27 7 5 1 6 0 0 0 0 0 0 0 0 62 87 1.50 1.167	1.0 7 1 2 2 2 2 1 0 0 0 0 0 5 17 35 18.00 3.000	0.1 4 1 3 3 0 2 0 0 0 0 0 0 5 17 35 81.00 9.000	0.2 3 1 0 0 1 0 0 0 0 0 0 0 13 15 0.00 1.500	1.0 3 0 0 0 0 0 0 0 0 0 0 0 7 8 0.00 0.000																	


AB 38
R 10
H 10
RBI 9
BB 5
SO 9
LOB 20





Batter	1	2	3	4	5	6	7	8	9	AB	R	H	RBI	BB	SO	LOB	BOTTOM			
Deion Sanders, L (1.8)	WP 3B	G4-3		G4-3			P2		P6	5	1	1	0	0	0	0	Philadelphia Phillies @ Atlanta Braves Atlanta-Fulton County Stadium, Atlanta, GA Thu Aug 05 1993, 7:05 PM EDT Att: 49,070 - Unknown - 75 F			
Jeff Blauser, R (1.6)	4-2 BB 2B BB	F7		G6-3		G6-3	L8		G6-3	4	1	0	0	1	0	0				
Ron Gant, R (1.7)	4-1 2B 1B BB	F7		G6-3		G6-3	F7		K	4	1	0	0	1	1	0				
Fred McGriff, L (1.3)	0-0 1B 2B		G3		F8			2-2 1B 1B		4	1	2	1	0	0	0				
David Justice, L (1.9)	2-1 L6		4-1 G5-3 BB			2-2 F9 1B		3-2 F7		3	0	1	0	1	0	3				
Terry Pendleton, S (1.5)	3-1 P4		2-2 G5-3			3-1 F9 1B		1-1 1B		4	0	2	0	0	0	3				
Damon Berryhill, S (1.2)	4-1 1B BB		1-2 L8			0-1 F9		1-2 2-3 1B		3	0	0	0	1	0	5				
Mark Lemke, S (1.4)	0-0 1B		1-1 G5-3			4-0 G4-6-3 IBB		3-2 1B		3	0	2	2	1	0	0				
Greg Maddux, R (1.1) Sid Bissett, L (6. PH) Mike Stanton, L (7.1) Pedro Borbon, R (8.1) Steve Bedrosian, R (8.1) Francisco Cabrera, R (8. PH) Jay Howell, R (9.1)	0-3 K		0-3 K			1-0 G4-6-3		1-1 F7		2	0	0	0	0	2	2				
Inning Stats	R: 4 E: 0 K: 1 S: 16	H: 3 LOB: 2 BB: 3 P: 33	R: 0 E: 0 K: 0 S: 7	H: 0 LOB: 0 BB: 0 P: 13	R: 0 E: 0 K: 0 S: 12	H: 0 LOB: 1 BB: 1 P: 20	R: 0 E: 0 K: 1 S: 7	H: 0 LOB: 0 BB: 0 P: 9	R: 0 E: 0 K: 0 S: 8	H: 2 LOB: 2 BB: 1 P: 18	R: 0 E: 0 K: 0 S: 4	H: 0 LOB: 0 BB: 0 P: 8	R: 0 E: 0 K: 0 S: 16	H: 3 LOB: 3 BB: 0 P: 27	R: 0 E: 0 K: 1 S: 7	H: 0 LOB: 0 BB: 0 P: 8		1B: 6 2B: 1 3B: 1 HR: 0	SF: 0 SAC: 0 DP: 1 HBP: 0	WP: 1 PB: 0 SB: 0 CS: 0
PITCHER	IP WLS BF H R ER SO BB IBB HBP BLK WP HR S P ERA WHIP	IP WLS BF H R ER SO BB IBB HBP BLK WP HR S P ERA WHIP	IP WLS BF H R ER SO BB IBB HBP BLK WP HR S P ERA WHIP	IP WLS BF H R ER SO BB IBB HBP BLK WP HR S P ERA WHIP	IP WLS BF H R ER SO BB IBB HBP BLK WP HR S P ERA WHIP	IP WLS BF H R ER SO BB IBB HBP BLK WP HR S P ERA WHIP	IP WLS BF H R ER SO BB IBB HBP BLK WP HR S P ERA WHIP	IP WLS BF H R ER SO BB IBB HBP BLK WP HR S P ERA WHIP	IP WLS BF H R ER SO BB IBB HBP BLK WP HR S P ERA WHIP	IP WLS BF H R ER SO BB IBB HBP BLK WP HR S P ERA WHIP	IP WLS BF H R ER SO BB IBB HBP BLK WP HR S P ERA WHIP	IP WLS BF H R ER SO BB IBB HBP BLK WP HR S P ERA WHIP	IP WLS BF H R ER SO BB IBB HBP BLK WP HR S P ERA WHIP	IP WLS BF H R ER SO BB IBB HBP BLK WP HR S P ERA WHIP	IP WLS BF H R ER SO BB IBB HBP BLK WP HR S P ERA WHIP	IP WLS BF H R ER SO BB IBB HBP BLK WP HR S P ERA WHIP				
Ben Rivera, R (1.1) Larry Andersen, R (8.1)	7.2 W 35 8 4 4 2 4 1 0 0 0 0 9 76 134 0.00 0.000	1.1 4 0 0 0 1 0 0 0 0 0 0 0 9 11 0.00 0.000																		


AB 34
R 4
H 8
RBI 3
BB 5
SO 3
LOB 19



Batter	1	2	3	4	5	6	7	8	9	AB	R	H	RBI	BB	SO	LOB	TOP										
Lenny Dykstra, L OBP: 0.423, SLG: 0.464 (1,8)	G4-3	CS	K	G4-3		G3			G3	4	0	0	0	1	1	2	Philadelphia Phillies @ Florida Marlins Joe Robbie Stadium, Miami, FL Fri Aug 06 1993, 7:05 PM EDT Att: 43,670 - Unknown - 87 F livebaseballscores.com AB 31 R 3 H 8 RBI 3 BB 7 SO 9 LOB 21 										
Mariano Duncan, R OBP: 0.297, SLG: 0.396 (1,4)	BB		K			G3	1B		K	5	1	2	0	0	2	1											
John Kruk, L OBP: 0.472, SLG: 0.500 (1,3)	K					G3	1B		G3	4	0	2	0	1	1	2											
Dave Hollins, S OBP: 0.373, SLG: 0.454 (1,5)	BB					G3			K	4	0	0	0	1	1	5											
Darren Daulton, L OBP: 0.399, SLG: 0.499 (1,2)						SF9			P6	1	1	0	1	2	0	1											
Jim Eisenreich, L OBP: 0.367, SLG: 0.455 (1,9)	G4-3					G1-3			K	4	1	1	2	0	1	4											
Milt Thompson, L OBP: 0.348, SLG: 0.368 (1,7)										2	0	2	0	2	0	0											
Kevin Stocker, S OBP: 0.463, SLG: 0.500 (1,6)	F7					G4-6-3			K	4	0	0	0	0	1	4											
Jose DeLeon, R OBP: 0.321, SLG: 0.515 (6, PH)									K	1	0	0	0	0	1	1											
Wes Chamberlain, R OBP: 0.200, SLG: 0.200 (6, PH)										1	0	1	0	0	0	0											
Roger Mason, R OBP: 0.300, SLG: 0.537 (8, PH)										0	0	0	0	0	0	0											
Pete Incaviglia, R OBP: 0.500, SLG: 0.750 (8, 1)										1	0	0	0	0	1	1											
David West, L OBP: 0.500, SLG: 0.750 (8, 1)										0	0	0	0	0	0	0											
Inning Stats	R: 0 E: 0 K: 1 S: 11	H: 1 LOB: 3 BB: 2 P: 29	R: 0 E: 0 K: 1 S: 10	H: 1 LOB: 0 BB: 0 P: 16	R: 0 E: 0 K: 2 S: 11	H: 0 LOB: 1 BB: 1 P: 21	R: 2 E: 0 K: 0 S: 18	H: 2 LOB: 1 BB: 1 P: 30	R: 1 E: 0 K: 0 S: 12	H: 2 LOB: 1 BB: 0 P: 19	R: 0 E: 0 K: 0 S: 8	H: 1 LOB: 1 BB: 1 P: 17	R: 0 E: 0 K: 0 S: 6	H: 1 LOB: 1 BB: 0 P: 10	R: 0 E: 0 K: 3 S: 14	H: 0 LOB: 1 BB: 1 P: 22	R: 0 E: 0 K: 2 S: 10	H: 0 LOB: 1 BB: 1 P: 15	1B: 4 2B: 3 3B: 0 HR: 1	SF: 1 SAC: 1 DP: 1 HBP: 0	WP: 0 PB: 0 SB: 1 CS: 1	PA: 41					
PITCHER	IP	WLS	BF	H	R	ER	SO	BB	IBB	HBP	BLK	WP	HR	S	P	ERA	WHIP										
Pat Rapp, R ERA: 3.57 (1, 1)	5.0		24	6	3	3	4	4	0	0	0	0	1	62	115	5.40	2.000										
Luis Aquino, R ERA: 3.24 (6, 1)	1.2	W	7	2	0	0	0	1	0	0	0	0	0	12	25	0.00	1.800										
Joe Klink, L ERA: 4.13 (7, 1)	0.2		3	0	0	0	1	1	0	0	0	0	0	8	15	0.00	1.500										
Bryan Harvey, R ERA: 1.85 (8, 1)	1.2	S	6	0	0	0	4	1	0	0	0	0	0	18	24	0.00	0.600										

Batter	1	2	3	4	5	6	7	8	9	AB	R	H	RBI	BB	SO	LOB	BOTTOM										
Chuck Carr, S OBP: 0.322, SLG: 0.340 (1,8)	CS					L8			G1-3	4	1	2	2	0	0	1	Philadelphia Phillies @ Florida Marlins Joe Robbie Stadium, Miami, FL Fri Aug 06 1993, 7:05 PM EDT Att: 43,670 - Unknown - 87 F livebaseballscores.com AB 25 R 4 H 5 RBI 3 BB 4 SO 9 LOB 5 										
Rick Renteria, R OBP: 0.319, SLG: 0.351 (1,4)	BB					F7			K	3	1	0	0	1	1	0											
Jeff Conine, R OBP: 0.387, SLG: 0.433 (1,7)	E6					F8			K	4	0	1	0	0	2	0											
Gary Sheffield, R OBP: 0.350, SLG: 0.484 (1,5)	K					G5-3			P3	4	0	0	0	0	1	1											
Orestes Destrade, S OBP: 0.316, SLG: 0.402 (1,3)						K				2	1	1	1	1	1	0											
Darrell Whitmore, L OBP: 0.278, SLG: 0.370 (1,9)	K					G5-3			K	3	0	0	0	0	2	2											
Benito Santiago, R OBP: 0.295, SLG: 0.369 (1,2)									L5	3	0	1	0	0	0	0											
Walt Weiss, S OBP: 0.354, SLG: 0.319 (1,6)										1	1	0	0	2	1	1											
Pat Rapp, R OBP: 0.182, SLG: 0.182 (1, 1)										0	0	0	0	0	0	0											
Bret Barberie, S OBP: 0.373, SLG: 0.372 (5, PH)										1	0	0	0	0	1	0											
Luis Aquino, R OBP: 0.091, SLG: 0.091 (6, 1)										0	0	0	0	0	0	0											
Joe Klink, L OBP: 0.091, SLG: 0.091 (7, 1)										0	0	0	0	0	0	0											
Bryan Harvey, R OBP: 0.091, SLG: 0.091 (8, 1)										0	0	0	0	0	0	0											
Inning Stats	R: 1 E: 1 K: 2 S: 15	H: 2 LOB: 2 BB: 2 P: 28	R: 2 E: 0 K: 0 S: 7	H: 1 LOB: 0 BB: 1 P: 16	R: 0 E: 0 K: 1 S: 7	H: 0 LOB: 0 BB: 0 P: 9	R: 0 E: 0 K: 1 S: 7	H: 1 LOB: 1 BB: 0 P: 10	R: 0 E: 0 K: 1 S: 8	H: 0 LOB: 0 BB: 0 P: 12	R: 1 E: 0 K: 2 S: 11	H: 1 LOB: 0 BB: 1 P: 14	R: 0 E: 0 K: 0 S: 11	H: 0 LOB: 1 BB: 1 P: 17	R: 0 E: 0 K: 2 S: 8	H: 0 LOB: 0 BB: 0 P: 11	1B: 3 2B: 1 3B: 0 HR: 2	SF: 0 SAC: 2 DP: 1 HBP: 0	WP: 0 PB: 0 SB: 0 CS: 2	PA: 31							
PITCHER	IP	WLS	BF	H	R	ER	SO	BB	IBB	HBP	BLK	WP	HR	S	P	ERA	WHIP										
Jose DeLeon, R ERA: 3.26 (1, 1)	5.0		20	4	3	2	5	3	0	0	0	0	1	44	75	3.60	1.400										
Roger Mason, R ERA: 3.69 (6, 1)	2.0	L	8	1	1	1	2	1	0	0	0	0	1	22	31	4.50	1.000										
David West, L ERA: 2.98 (8, 1)	1.0		3	0	0	0	2	0	0	0	0	0	0	8	11	0.00	0.000										

Batter	1	2	3	4	5	6	7	8	9	AB R H RBI BB SO LOB	TOP									
Lenny Dykstra, L (1, 8) OBP: 0.426, SLG: 0.465	4-2 WP BB	0-2 CS 1B			1-0 G3		2-1 F7		0-0 SH1-3 1B	4 1 2 0 1 0 0	Philadelphia Phillies @ Florida Marlins Joe Robbie Stadium, Miami, FL Sun Aug 08 1993, 7:05 PM EDT Att: 43,186 - Unknown - 86 F AB 33 R 5 H 9 RBI 4 BB 5 SO 6 LOB 14 									
Mariano Duncan, R (1, 4) OBP: 0.297, SLG: 0.402	3-1 G5-3	1-2 CS	0-0 HR		0-2 F8		0-1 1B 1B		0-1 SH1-3 1-3	4 2 2 1 0 0 1 0 0 0 0 0 0 0 0 0 0 0 0 0 0										
Roger Mason, R (7, 1) OBP: 0.200, SLG: 0.200																				
Milt Thompson, L (9, PH) OBP: 0.349, SLG: 0.363	1-2	1-2																		
John Kruk, L (1, 3) OBP: 0.471, SLG: 0.497	3-3 K		1-3 K			0-0 BB 1B	0-0 1B		1-0 G4-3	5 0 2 0 0 2 2										
Dave Hollins, S (1, 5) OBP: 0.375, SLG: 0.449	4-2 2H BB				1-0 F7		1-3 K	3-2 1B	1-3 K	4 0 1 1 1 2 2										
Darren Daulton, L (1, 2) OBP: 0.404, SLG: 0.513	1-1 P2		2-0 L3			4-1 BB 1-2 BB	0-0 P3			3 0 0 0 1 0 3										
Jim Eisenreich, L (1, 9) OBP: 0.366, SLG: 0.456		3-2 HR 1B			3-1 F8		0-1 F8		3-2 G5-3	4 1 1 0 0 0 2										
Pete Incaviglia, R (1, 7) OBP: 0.305, SLG: 0.546		0-0 1H HR			0-0 G6-3		4-1 1-2 2-3 BB	4-2 SH1-3 BB		2 1 1 2 2 0 0										
Kevin Stocker, S (1, 6) OBP: 0.444, SLG: 0.481		3-2 F9			0-1 G5-3		2-1 F7	0-0 SH1-3	1-2	3 0 0 0 0 0 3										
Terry Mulholland, R (1, 1) OBP: 0.094, SLG: 0.077		0-0 G4-3				1-3 K		0-0 G3	3-3 K	2 0 0 0 0 1 0 2 0 0 0 0 1 1										
Mickey Morandini, L (7, PH) OBP: 0.266, SLG: 0.326																				
Inning Stats	R: 1 E: 0 K: 1 S: 11	H: 0 LOB: 1 BB: 2 P: 26	R: 2 E: 0 K: 0 S: 15	H: 3 LOB: 0 BB: 0 P: 21	R: 1 E: 0 K: 1 S: 6	H: 1 LOB: 0 BB: 0 P: 10	R: 0 E: 0 K: 0 S: 5	H: 0 LOB: 0 BB: 0 P: 8	R: 0 E: 0 K: 1 S: 7	H: 1 LOB: 3 BB: 0 P: 9	R: 1 E: 0 K: 0 S: 10	H: 3 LOB: 2 BB: 0 P: 15	R: 0 E: 0 K: 1 S: 10	H: 0 LOB: 1 BB: 1 P: 20	R: 0 E: 0 K: 1 S: 8	H: 1 LOB: 1 BB: 0 P: 10	1B: 7 2B: 0 3B: 0 HR: 2	SF: 0 SAC: 2 DP: 0 HBP: 0	WP: 2 PB: 0 SB: 1 CS: 1	PA: 41
PITCHER	IP WLS BF H R ER SO BB IBB HBP BLK WP HR S P ERA WHIP											PITCHER	IP WLS BF H R ER SO BB IBB HBP BLK WP HR S P ERA WHIP							
Charlie Hough, R (1, 1) ERA: 3.98	6.2 W 31 8 5 5 4 4 0 0 0 1 2 63 109 6.75 1.800																			
Joe Klink, L (7, 1) ERA: 3.95	0.2 2 0 0 0 0 0 0 0 0 0 0 5 8 0.00 0.000																			
Luis Aquino, R (8, 1) ERA: 3.21	0.2 3 0 0 0 1 1 0 0 0 0 0 6 13 0.00 1.500																			
Bryan Harvey, R (9, 1) ERA: 1.81	1.0 S 4 1 0 0 1 0 0 0 0 0 0 8 10 0.00 1.000																			

Batter	1	2	3	4	5	6	7	8	9	AB R H RBI BB SO LOB	BOTTOM									
Chuck Carr, S (1, 8) OBP: 0.324, SLG: 0.340	3-2 G5-3	0-0 HR 1B		2-3 K			4-2 BB			3 1 1 1 1 1 0	Philadelphia Phillies @ Florida Marlins Joe Robbie Stadium, Miami, FL Sun Aug 08 1993, 7:05 PM EDT Att: 43,186 - Unknown - 86 F AB 30 R 6 H 8 RBI 6 BB 3 SO 5 LOB 8 									
Henry Cotto, R (1, 9) OBP: 0.250, SLG: 0.344	0-2 2B	1-0 1H HR			0-1 F8		2-2 L9			4 2 2 2 0 0 1										
Jeff Conine, R (1, 7) OBP: 0.383, SLG: 0.428	0-0 G4-3 2H 2B	0-0 P3			2-1 F9		2-0 F8			4 0 1 1 0 0 0										
Gary Sheffield, R (1, 5) OBP: 0.352, SLG: 0.479	0-1 G4-3		0-1 F8		2-2 G5-3		0-1 G5-3			4 0 0 0 0 0 1										
Orestes Destrade, S (1, 3) OBP: 0.314, SLG: 0.396	2-3 K		1-3 K			4-2 BB		4-0 BB		2 0 0 0 2 2 1 0 0 0 0 0 0 0										
Bryan Harvey, R (9, 1) ERA: 1.81																				
Benito Santiago, R (1, 2) OBP: 0.295, SLG: 0.374		1-2 HR	1-2 G6-3		1-3 K	1-2 1-2 K	1-2 L7			4 1 1 1 0 1 2										
Bret Barberie, S (1, 4) OBP: 0.385, SLG: 0.415		2-1 G3 1B 2B			1-0 HR		1-0 F8			3 2 2 1 0 0 0										
Alex Arias, R (1, 6) OBP: 0.340, SLG: 0.321		0-1 G1-3			3-2 G2-6 1B		1-3 K			3 0 1 0 0 1 1 0 0 0 0 0 0 0										
Greg Briley, L (9, 7) OBP: 0.273, SLG: 0.333																				
Charlie Hough, R (1, 1) OBP: 0.063, SLG: 0.043		0-0 G3			0-1 G2-6		0-0 F8			2 0 0 0 0 0 2 1 0										
Joe Klink, L (7, 1) ERA: 3.29																				
Luis Aquino, R (8, 1) OBP: 0.091, SLG: 0.091																				
Walt Weiss, S (9, 6) OBP: 0.357, SLG: 0.321		2-3			1-2															
Inning Stats	R: 1 E: 0 K: 1 S: 15	H: 2 LOB: 1 BB: 0 P: 20	R: 4 E: 0 K: 0 S: 11	H: 4 LOB: 0 BB: 0 P: 15	R: 0 E: 0 K: 1 S: 8	H: 0 LOB: 0 BB: 0 P: 10	R: 1 E: 0 K: 1 S: 12	H: 2 LOB: 0 BB: 0 P: 18	R: 0 E: 0 K: 0 S: 7	H: 0 LOB: 0 BB: 0 P: 11	R: 0 E: 0 K: 1 S: 6	H: 0 LOB: 1 BB: 1 P: 12	R: 0 E: 0 K: 1 S: 10	H: 0 LOB: 1 BB: 1 P: 17	R: 0 E: 0 K: 0 S: 6	H: 0 LOB: 1 BB: 1 P: 13	1B: 2 2B: 3 3B: 0 HR: 3	SF: 0 SAC: 0 DP: 1 HBP: 0	WP: 0 PB: 0 SB: 0 CS: 0	PA: 33
PITCHER	IP WLS BF H R ER SO BB IBB HBP BLK WP HR S P ERA WHIP											PITCHER	IP WLS BF H R ER SO BB IBB HBP BLK WP HR S P ERA WHIP							
Terry Mulholland, L (1, 1) ERA: 3.79	6.0 L 25 8 6 6 4 2 0 0 0 0 0 0 16 30 0.00 1.000																			
Roger Mason, R (7, 1) ERA: 3.79	2.0 8 0 0 0 1 2 0 0 0 0 0 0 0 16 30 0.00 1.000																			

Batter	1	2	3	4	5	6	7	8	9	AB	R	H	RBI	BB	SO	LOB	TOP					
Delino DeShields, L OBP: 0.388, SLG: 0.379	G6-3		G4-3			K			1B SF9 2B	4	1	1	0	0	1	0	Montreal Expos @ Philadelphia Phillies Veterans Stadium, Philadelphia, PA Tue Aug 10 1993, 7:05 PM EDT Att: 43,104 - Unknown - 78 F livebaseballscorecards.com					
Mike Lansing, R OBP: 0.346, SLG: 0.365	G5-3		G1-3			G5-3			2-3 1B	4	0	1	0	0	0	0						
Marquis Grissom, R OBP: 0.340, SLG: 0.426	1B				F8		P4		P6	4	0	1	0	0	0	2						
Larry Walker, L OBP: 0.380, SLG: 0.488	G4-3				K		G4-3		4-2 1-2 BB	3	0	0	0	1	1	1						
Moises Alou, R OBP: 0.336, SLG: 0.465		G3 3B			1B				1-1 SF9	2	1	2	1	1	0	0						
Darin Fletcher, L OBP: 0.338, SLG: 0.359	G3				P3		G4-3		3-H 1-3 K	4	0	0	1	0	1	3						
Sean Berry, R OBP: 0.349, SLG: 0.396	K				P4				0-3 K	3	0	0	0	0	2	0						
Derrick White, R OBP: 0.269, SLG: 0.408	G4-3				G6-3				1-3 K	2	0	0	0	0	0	0						
Jeff Shaw, R OBP: 0.067, SLG: 0.067										0	0	0	0	0	0	0						
Lou Frazier, S OBP: 0.377, SLG: 0.379										1	0	0	0	0	1	0						
Tim Scott, R OBP: 0.320, SLG: 0.387					K		G5-3		1-3 L6	2	0	0	0	0	0	0						
Inning Stats	R: 0 E: 0 K: 0 S: 12	H: 1 LOB: 1 BB: 0 P: 20	R: 1 E: 0 K: 1 S: 10	H: 1 LOB: 0 BB: 0 P: 15	R: 0 E: 0 K: 1 S: 5	H: 0 LOB: 0 BB: 0 P: 8	R: 0 E: 0 K: 1 S: 6	H: 1 LOB: 1 BB: 0 P: 6	R: 0 E: 0 K: 0 S: 4	H: 0 LOB: 0 BB: 0 P: 5	R: 0 E: 0 K: 1 S: 7	H: 0 LOB: 0 BB: 0 P: 11	R: 0 E: 0 K: 2 S: 6	H: 0 LOB: 0 BB: 1 P: 11	R: 0 E: 0 K: 2 S: 7	H: 0 LOB: 0 BB: 0 P: 9	R: 1 E: 0 K: 1 S: 17	H: 2 LOB: 2 BB: 1 P: 27	1B: 3 2B: 1 3B: 1 HR: 0	SF: 1 SAC: 0 DP: 0 HBP: 0	WP: 0 PB: 0 SB: 0 CS: 0	PA: 33
PITCHER Curt Schilling, R ERA: 4.13	IP: 9.0 WLS: W BF: 33	H: 5 R: 2 ER: 2 SO: 7	BB: 2 IBB: 0 HBP: 0 BLK: 0	WP: 0 HR: 0 S: 74 P: 112	ERA: 2.00 WHIP: 0.778																	

Batter	1	2	3	4	5	6	7	8	9	AB	R	H	RBI	BB	SO	LOB	BOTTOM					
Lenny Dykstra, L OBP: 0.426, SLG: 0.464	CS BB		G1 1B 2B		G4-3		F8			3	1	1	0	1	0	0	Montreal Expos @ Philadelphia Phillies Veterans Stadium, Philadelphia, PA Tue Aug 10 1993, 7:05 PM EDT Att: 43,104 - Unknown - 78 F livebaseballscorecards.com					
Mariano Duncan, R OBP: 0.299, SLG: 0.404	K		G1 2B 1B		G5-3		G3-1 2B 1B			4	2	2	0	0	1	1						
John Kruk, L OBP: 0.467, SLG: 0.492	F8		G1		F7		G3-1			4	0	0	0	0	0	4						
Dave Hollins, S OBP: 0.379, SLG: 0.457		P3	E 2B			FC5 BB BB		2H 2B		3	1	2	3	1	0	0						
Darren Daulton, L OBP: 0.404, SLG: 0.520		HR	E6 2H			G6-3 FC5 BB		K		3	1	1	1	1	1	1						
Pete Incaviglia, R OBP: 0.304, SLG: 0.540		BB	F9			FC5 G6-3		G5-3		3	0	0	0	1	0	3						
Wes Chamberlain, R OBP: 0.320, SLG: 0.510	F9					G6-3				4	0	1	0	0	1	3						
Jim Eisenreich, L OBP: 0.366, SLG: 0.456			G6-4-3 1B			G6-3		K		0	0	0	0	0	0	0						
Kevin Stocker, S OBP: 0.436, SLG: 0.463	F7		G6-4-3					K		3	0	0	0	1	1	2						
Curt Schilling, R OBP: 0.208, SLG: 0.196			F9		K		K			3	0	0	0	0	2	3						
Inning Stats	R: 0 E: 0 K: 1 S: 8	H: 0 LOB: 1 BB: 1 P: 14	R: 1 E: 0 K: 0 S: 10	H: 1 LOB: 1 BB: 1 P: 19	R: 3 E: 1 K: 0 S: 20	H: 3 LOB: 1 BB: 0 P: 27	R: 0 E: 0 K: 1 S: 8	H: 1 LOB: 0 BB: 0 P: 11	R: 0 E: 0 K: 0 S: 3	H: 0 LOB: 0 BB: 0 P: 6	R: 0 E: 0 K: 1 S: 11	H: 0 LOB: 3 BB: 3 P: 23	R: 1 E: 0 K: 1 S: 14	H: 2 LOB: 1 BB: 0 P: 21	R: 0 E: 0 K: 2 S: 9	H: 0 LOB: 0 BB: 0 P: 14	R: 1 E: 0 K: 2 S: 17	H: 0 LOB: 0 BB: 0 P: 27	1B: 4 2B: 2 3B: 0 HR: 1	SF: 0 SAC: 0 DP: 1 HBP: 0	WP: 0 PB: 0 SB: 0 CS: 1	PA: 35
PITCHER Chris Nabholz, L ERA: 4.62	IP: 4.0 WLS: L BF: 18	H: 4 R: 3 ER: 3 SO: 2	BB: 2 IBB: 0 HBP: 0 BLK: 0	WP: 0 HR: 1 S: 46 P: 71	ERA: 6.75 WHIP: 1.750																	
Phil Heredia, R ERA: 5.33	IP: 2.0 WLS: 0 BF: 9	H: 0 R: 0 ER: 0 SO: 1	BB: 2 IBB: 1 HBP: 0 BLK: 0	WP: 0 HR: 0 S: 14 P: 29	ERA: 0.00 WHIP: 1.000																	
Jeff Shaw, R ERA: 4.17	IP: 1.0 WLS: 5 BF: 2	H: 1 R: 1 ER: 1 SO: 1	BB: 0 IBB: 0 HBP: 0 BLK: 0	WP: 0 HR: 0 S: 14 P: 21	ERA: 9.00 WHIP: 2.000																	
Tim Scott, R ERA: 2.48	IP: 1.0 WLS: 3 BF: 0	H: 0 R: 0 ER: 0 SO: 2	BB: 0 IBB: 0 HBP: 0 BLK: 0	WP: 0 HR: 0 S: 9 P: 14	ERA: 0.00 WHIP: 0.000																	

Batter	1	2	3	4	5	6	7	8	9	AB	R	H	RBI	BB	SO	LOB	TOP								
Delino DeShields, L (1, 4) OBP: 0.390, SLG: 0.381 Sean Berry, R (5, 5) OBP: 0.346, SLG: 0.391										3	2	2	0	0	0	0	Montreal Expos @ Philadelphia Phillies Veterans Stadium, Philadelphia, PA Wed Aug 11 1993, 7:05 PM EDT Att: 45,260 - Unknown - 81 F								
Randy Ready, R (1, 3) OBP: 0.500, SLG: 0.500										4	1	2	0	0	0	1									
Marquis Grissom, R (1, 8) OBP: 0.338, SLG: 0.423										3	0	0	1	0	2	3									
Larry Walker, L (1, 9) OBP: 0.379, SLG: 0.485										4	1	1	0	0	2	2									
Moises Alou, R (1, 7) OBP: 0.337, SLG: 0.473 John Wetteland, R (9, 1)										4	1	2	4	0	1	0									
Darin Fletcher, L (1, 2) OBP: 0.333, SLG: 0.354										4	0	0	0	0	1	2									
Mike Lansing, R (1, 5) OBP: 0.345, SLG: 0.364										4	0	1	0	0	1	0									
Wil Cordero, R (1, 6) OBP: 0.303, SLG: 0.369										4	0	1	0	0	0	0									
Dennis Martinez, R (1, 1) OBP: 0.192, SLG: 0.235 John Vander Wal, L (7, PH) OBP: 0.318, SLG: 0.385 Mel Rojas, R (7, 1) Lou Frazier, S (9, PH) OBP: 0.381, SLG: 0.379										2	0	0	0	0	2	0									
Inning Stats	R: 1 E: 1 K: 1 S: 10	H: 3 LOB: 2 BB: 0 P: 13	R: 0 E: 0 K: 1 S: 7	H: 0 LOB: 0 BB: 0 P: 11	R: 1 E: 0 K: 1 S: 9	H: 1 LOB: 0 BB: 0 P: 17	R: 0 E: 0 K: 0 S: 12	H: 0 LOB: 0 BB: 0 P: 20	R: 0 E: 0 K: 1 S: 6	H: 0 LOB: 0 BB: 0 P: 8	R: 3 E: 0 K: 2 S: 14	H: 3 LOB: 0 BB: 0 P: 19	R: 0 E: 0 K: 0 S: 6	H: 0 LOB: 0 BB: 0 P: 9	R: 0 E: 0 K: 1 S: 7	H: 0 LOB: 0 BB: 0 P: 11	R: 0 E: 0 K: 3 S: 15	H: 2 LOB: 3 BB: 1 P: 24	1B: 8 2B: 0 3B: 0 HR: 1	SF: 1 SAC: 0 DP: 0 HBP: 0	WP: 0 PB: 0 SB: 1 CS: 0	PA: 37			
PITCHER	IP	WLS	BF	H	R	ER	SO	BB	IBB	HBP	BLK	WP	HR	S	P	ERA	WHIP								
Ben Rivera, R (1, 1) ERA: 5.23	6.0		25	7	5	5	6	0	0	0	0	0	1	58	88	7.50	1.167								
Larry Andersen, R (7, 1) ERA: 1.79	2.0		6	0	0	0	1	0	0	0	0	0	0	13	20	0.00	0.000								
David West, L (9, 1) ERA: 2.86	1.0	W	6	2	0	0	3	1	0	0	0	0	0	15	24	0.00	3.000								

AB	35
R	5
H	9
RBI	5
BB	1
SO	10
LOB	11



Batter	1	2	3	4	5	6	7	8	9	AB	R	H	RBI	BB	SO	LOB	BOTTOM								
Lenny Dykstra, L (1, 8) OBP: 0.428, SLG: 0.475										4	2	2	2	1	0	2	Montreal Expos @ Philadelphia Phillies Veterans Stadium, Philadelphia, PA Wed Aug 11 1993, 7:05 PM EDT Att: 45,260 - Unknown - 81 F								
Mariano Duncan, R (1, 4) OBP: 0.301, SLG: 0.404										5	0	2	2	0	1	0									
John Kruk, L (1, 3) OBP: 0.483, SLG: 0.487										4	0	0	0	0	0	1									
Dave Hollins, S (1, 5) OBP: 0.378, SLG: 0.454										4	0	1	0	0	1	1									
Darren Daulton, L (1, 2) OBP: 0.403, SLG: 0.516										3	0	0	0	1	0	0									
Jim Eisenreich, L (1, 9) OBP: 0.388, SLG: 0.469										4	1	2	1	0	0	2									
Pete Incaviglia, R (1, 7) OBP: 0.316, SLG: 0.547 David West, L (9, 1) OBP: 0.500, SLG: 0.750										4	1	1	1	0	1	3									
Kevin Stocker, S (1, 6) OBP: 0.439, SLG: 0.452										2	1	0	0	1	0	3									
Ben Rivera, R (1, 1) OBP: 0.158, SLG: 0.111 Ricky Jordan, R (6, PH) OBP: 0.316, SLG: 0.411 Larry Andersen, R (7, 1) OBP: 1.000, SLG: 1.000 Milt Thompson, L (9, 7) OBP: 0.351, SLG: 0.363										2	0	0	0	0	2	1									
Inning Stats	R: 0 E: 0 K: 1 S: 7	H: 0 LOB: 0 BB: 0 P: 11	R: 0 E: 0 K: 0 S: 7	H: 0 LOB: 0 BB: 0 P: 10	R: 3 E: 0 K: 1 S: 15	H: 2 LOB: 1 BB: 1 P: 25	R: 0 E: 0 K: 1 S: 11	H: 1 LOB: 2 BB: 1 P: 18	R: 1 E: 0 K: 0 S: 13	H: 2 LOB: 1 BB: 0 P: 21	R: 1 E: 0 K: 0 S: 9	H: 0 LOB: 0 BB: 0 P: 10	R: 0 E: 0 K: 0 S: 9	H: 1 LOB: 1 BB: 0 P: 14	R: 1 E: 0 K: 0 S: 9	H: 1 LOB: 2 BB: 2 P: 17	1B: 5 2B: 0 3B: 1 HR: 3	SF: 0 SAC: 0 DP: 0 HBP: 1	WP: 0 PB: 0 SB: 1 CS: 0	PA: 38					
PITCHER	IP	WLS	BF	H	R	ER	SO	BB	IBB	HBP	BLK	WP	HR	S	P	ERA	WHIP								
Dennis Martinez, R (1, 1) ERA: 4.14	6.0		28	7	5	5	4	2	0	1	0	0	0	66	107	7.50	1.500								
Mel Rojas, R (7, 1) ERA: 3.29	2.0		7	1	0	0	1	0	0	0	0	0	0	18	24	0.00	0.500								
John Wetteland, R (9, 1) ERA: 1.67	0.0	L	3	1	1	0	0	1	1	0	0	0	0	9	17	∞	∞								

AB	33
R	6
H	9
RBI	6
BB	4
SO	5
LOB	13



Batter	1	2	3	4	5	6	7	8	9	AB	R	H	RBI	BB	SO	LOB	TOP					
Ryan Thompson, R OBP: 0.282, SLG: 0.405	0-3 K		0-1 1B		2-1 2B			0-3 K		4	0	2	0	0	2	0	New York Mets @ Philadelphia Phillies Veterans Stadium, Philadelphia, PA Fri Aug 13 1993, 7:05 PM EDT Att: 40,552 - Unknown - 81 F					
Charlie O'Brien, R OBP: 0.295, SLG: 0.361	0-0 L7		1-0 F9		0-1 F9			0-0 G5-3		4	0	0	0	0	0	2						
Eddie Murray, S OBP: 0.450, SLG: 0.450 Ced Landrum, L (8, PR)	0-1 F8		3-1 F7		1-2 1B			3-1 BB 1B		4	0	2	0	0	0	1						
Bobby Bonilla, S OBP: 0.348, SLG: 0.504		2-1 HR		3-1 HR		0-0 F8		4-2 BB 1B		3	3	2	2	1	0	1						
Dave Gallagher, R OBP: 0.344, SLG: 0.479	1-2 G3-1		2-0 G6-3		0-0 F9			0-2 E3 BB		4	1	1	1	0	0	1						
Jeff Kent, R OBP: 0.317, SLG: 0.440	4-2 BB		0-2 F9		0-1 F9			1-H 2-H 1B		3	0	0	0	1	0	2						
Jeromy Burnitz, L OBP: 0.338, SLG: 0.453	0-3 K		0-2 L4		2-2 G4-3			2-3 K		4	0	0	0	0	2	1						
Kevin Baez, R OBP: 0.300, SLG: 0.357	2-3 K		1-1 1B		2-1 G5-3			3-1 F7		4	0	1	0	0	1	1						
Frank Tanana, L OBP: 0.149, SLG: 0.152 Jeff McKnight, S OBP: 0.320, SLG: 0.291 Mike Maddux, L (7, PH) Chico Walker, S OBP: 0.278, SLG: 0.331 Pete Schourek, L OBP: 0.295, SLG: 0.200 Anthony Young, R OBP: 0.271, SLG: 0.200	0-0 G6-3		2-2 F8		1-1 G3			2-1 G4-3		2	0	0	0	0	0	0						
Inning Stats	R: 0 E: 0 K: 1 S: 6	H: 0 LOB: 0 BB: 0 P: 6	R: 1 E: 0 K: 2 S: 17	H: 1 LOB: 1 BB: 1 P: 26	R: 0 E: 0 K: 0 S: 6	H: 1 LOB: 1 BB: 0 P: 10	R: 1 E: 0 K: 0 S: 9	H: 1 LOB: 0 BB: 0 P: 14	R: 0 E: 0 K: 0 S: 7	H: 2 LOB: 1 BB: 0 P: 14	R: 0 E: 0 K: 0 S: 7	H: 0 LOB: 0 BB: 0 P: 12	R: 3 E: 1 K: 1 S: 15	H: 2 LOB: 1 BB: 1 P: 22	R: 0 E: 0 K: 1 S: 7	H: 0 LOB: 0 BB: 0 P: 14		1B: 5 2B: 1 3B: 0 HR: 2	SF: 0 SAC: 0 DP: 0 HBP: 0	WP: 0 PB: 0 SB: 0 CS: 0	PA: 36	
PITCHER	IP WLS BF H R ER SO BB IBB HBP BLK WP HR S P ERA WHIP	IP WLS BF H R ER SO BB IBB HBP BLK WP HR S P ERA WHIP	IP WLS BF H R ER SO BB IBB HBP BLK WP HR S P ERA WHIP	IP WLS BF H R ER SO BB IBB HBP BLK WP HR S P ERA WHIP	IP WLS BF H R ER SO BB IBB HBP BLK WP HR S P ERA WHIP	IP WLS BF H R ER SO BB IBB HBP BLK WP HR S P ERA WHIP	IP WLS BF H R ER SO BB IBB HBP BLK WP HR S P ERA WHIP	IP WLS BF H R ER SO BB IBB HBP BLK WP HR S P ERA WHIP	IP WLS BF H R ER SO BB IBB HBP BLK WP HR S P ERA WHIP	IP WLS BF H R ER SO BB IBB HBP BLK WP HR S P ERA WHIP	IP WLS BF H R ER SO BB IBB HBP BLK WP HR S P ERA WHIP	IP WLS BF H R ER SO BB IBB HBP BLK WP HR S P ERA WHIP	IP WLS BF H R ER SO BB IBB HBP BLK WP HR S P ERA WHIP	IP WLS BF H R ER SO BB IBB HBP BLK WP HR S P ERA WHIP	IP WLS BF H R ER SO BB IBB HBP BLK WP HR S P ERA WHIP	IP WLS BF H R ER SO BB IBB HBP BLK WP HR S P ERA WHIP	IP WLS BF H R ER SO BB IBB HBP BLK WP HR S P ERA WHIP	IP WLS BF H R ER SO BB IBB HBP BLK WP HR S P ERA WHIP	IP WLS BF H R ER SO BB IBB HBP BLK WP HR S P ERA WHIP	IP WLS BF H R ER SO BB IBB HBP BLK WP HR S P ERA WHIP	IP WLS BF H R ER SO BB IBB HBP BLK WP HR S P ERA WHIP	IP WLS BF H R ER SO BB IBB HBP BLK WP HR S P ERA WHIP


AB	34
R	5
H	8
RBI	3
BB	2
SO	5
LOB	9




Batter	1	2	3	4	5	6	7	8	9	AB	R	H	RBI	BB	SO	LOB	BOTTOM					
Lenny Dykstra, L OBP: 0.423, SLG: 0.470	3-2 F8		1-1 F8		3-2 F9			0-0 G4-3		4	0	0	1	0	0	1	New York Mets @ Philadelphia Phillies Veterans Stadium, Philadelphia, PA Fri Aug 13 1993, 7:05 PM EDT Att: 40,552 - Unknown - 81 F					
Mariano Duncan, R OBP: 0.301, SLG: 0.403	0-1 F9		0-0 F8		0-0 B1-3			3-H 2-3 K		4	0	0	0	0	1	0						
John Kruk, L OBP: 0.461, SLG: 0.481	1-2 G3		1-2 G3-1		3-2 G3			4-2 BB BB		3	1	0	0	1	0	0						
Dave Hollins, S OBP: 0.380, SLG: 0.460 Bobby Thigpen, R (9, PH) Mickey Morandini, L OBP: 0.289, SLG: 0.325	2-2 1B HR		0-1 P2		0-2 P5			1-2 F9		3	1	1	0	0	0	0						
Darren Daulton, L OBP: 0.404, SLG: 0.515	3-2 1B HR		0-3 K		0-0 G1-6-3 1B			2-3 K		4	1	2	0	0	2	1						
Pete Incaviglia, R OBP: 0.304, SLG: 0.538	1-3 K		0-0 G6-3		1-1 G1-6-3			4-2 E HR BB		3	1	0	0	1	1	3						
Wes Chamberlain, R OBP: 0.327, SLG: 0.531 Jim Eisenreich, L OBP: 0.365, SLG: 0.465	2-2 HR		1-2 1B		1-3 K			1-1 E6 HR		3	1	2	3	0	1	0						
Kevin Stocker, S OBP: 0.434, SLG: 0.451	1-1 F9		1-0 F8		1-1 G6-3 G4-3 2B			4-0 HR IBB		3	2	1	0	1	0	1						
Terry Mulholland, R OBP: 0.091, SLG: 0.074 Milt Thompson, L OBP: 0.350, SLG: 0.362 Kim Batiste, R OBP: 0.292, SLG: 0.439	0-3 K		1-3 K		1-3 K			2-1 G6-3		2	0	0	0	0	2	1						
Inning Stats	R: 0 E: 0 K: 0 S: 10	H: 0 LOB: 0 BB: 0 P: 14	R: 3 E: 0 K: 2 S: 19	H: 3 LOB: 0 BB: 0 P: 30	R: 0 E: 0 K: 1 S: 6	H: 0 LOB: 0 BB: 0 P: 8	R: 0 E: 0 K: 1 S: 6	H: 0 LOB: 0 BB: 0 P: 6	R: 0 E: 0 K: 0 S: 7	H: 0 LOB: 0 BB: 0 P: 10	R: 0 E: 0 K: 1 S: 6	H: 1 LOB: 0 BB: 0 P: 8	R: 1 E: 0 K: 1 S: 8	H: 1 LOB: 0 BB: 0 P: 13	R: 5 E: 1 K: 1 S: 17	H: 1 LOB: 0 BB: 3 P: 33		1B: 4 2B: 1 3B: 0 HR: 2	SF: 0 SAC: 0 DP: 1 HBP: 0	WP: 0 PB: 0 SB: 0 CS: 0	PA: 36	
PITCHER	IP WLS BF H R ER SO BB IBB HBP BLK WP HR S P ERA WHIP	IP WLS BF H R ER SO BB IBB HBP BLK WP HR S P ERA WHIP	IP WLS BF H R ER SO BB IBB HBP BLK WP HR S P ERA WHIP	IP WLS BF H R ER SO BB IBB HBP BLK WP HR S P ERA WHIP	IP WLS BF H R ER SO BB IBB HBP BLK WP HR S P ERA WHIP	IP WLS BF H R ER SO BB IBB HBP BLK WP HR S P ERA WHIP	IP WLS BF H R ER SO BB IBB HBP BLK WP HR S P ERA WHIP	IP WLS BF H R ER SO BB IBB HBP BLK WP HR S P ERA WHIP	IP WLS BF H R ER SO BB IBB HBP BLK WP HR S P ERA WHIP	IP WLS BF H R ER SO BB IBB HBP BLK WP HR S P ERA WHIP	IP WLS BF H R ER SO BB IBB HBP BLK WP HR S P ERA WHIP	IP WLS BF H R ER SO BB IBB HBP BLK WP HR S P ERA WHIP	IP WLS BF H R ER SO BB IBB HBP BLK WP HR S P ERA WHIP	IP WLS BF H R ER SO BB IBB HBP BLK WP HR S P ERA WHIP	IP WLS BF H R ER SO BB IBB HBP BLK WP HR S P ERA WHIP	IP WLS BF H R ER SO BB IBB HBP BLK WP HR S P ERA WHIP	IP WLS BF H R ER SO BB IBB HBP BLK WP HR S P ERA WHIP	IP WLS BF H R ER SO BB IBB HBP BLK WP HR S P ERA WHIP	IP WLS BF H R ER SO BB IBB HBP BLK WP HR S P ERA WHIP	IP WLS BF H R ER SO BB IBB HBP BLK WP HR S P ERA WHIP	IP WLS BF H R ER SO BB IBB HBP BLK WP HR S P ERA WHIP	IP WLS BF H R ER SO BB IBB HBP BLK WP HR S P ERA WHIP

AB	33
R	9
H	7
RBI	8
BB	3
SO	7
LOB	10



Batter	1	2	3	4	5	6	7	8	9	AB	R	H	RBI	BB	SO	LOB	TOP					
Ryan Thompson, R OBP: 0.278, SLG: 0.391	G6-3		G1-3	G5-3					P2	4	1	0	0	1	0	1	New York Mets @ Philadelphia Phillies Veterans Stadium, Philadelphia, PA Sat Aug 14 1993, 7:05 PM EDT Att: 46,393 - Unknown - 88 F AB 36 R 9 H 10 RBI 8 BB 3 SO 2 LOB 10 					
Tim Bogar, R OBP: 0.300, SLG: 0.351	F8		G6-3 E 2B			1B 2B			IHR	5	4	4	4	0	0							
Eddie Murray, S OBP: 0.308, SLG: 0.447			G6-3			F7			G3	5	0	1	0	0	2							
Bobby Bonilla, S OBP: 0.345, SLG: 0.498	K		E1 2B			G6-3			F7	5	1	0	0	2	2							
Dave Gallagher, R OBP: 0.354, SLG: 0.483			1B FC4-6 1B			2H 1B			F7	3	2	2	1	1	0	0						
Charlie O'Brien, R OBP: 0.301, SLG: 0.373			FC4-6 1B			P5			L5	4	0	2	2	0	1							
Jeremy Burnitz, L OBP: 0.329, SLG: 0.439			FC4-6			L9			F8	4	0	0	1	0	1							
Kevin Baez, R OBP: 0.324, SLG: 0.387			L4						L7	3	1	1	0	1	0	1						
Bobby Jones, R			G4-3			F9			F9	2	0	0	0	0	2							
Dave Telgheder, R OBP: 0.167, SLG: 0.333										0	0	0	0	0	0							
Jeff McKnight, S OBP: 0.320, SLG: 0.287										1	0	0	0	0	0							
Pete Schourek, L OBP: 0.276, SLG: 0.200										0	0	0	0	0	0							
Jeff Innis, R										0	0	0	0	0	0							
Inning Stats	R: 0 E: 0 K: 1 S: 9	H: 1 LOB: 1 BB: 0 P: 14	R: 1 E: 0 K: 0 S: 7	H: 2 LOB: 1 BB: 0 P: 12	R: 3 E: 1 K: 0 S: 14	H: 2 LOB: 1 BB: 1 P: 23	R: 0 E: 0 K: 0 S: 12	H: 1 LOB: 1 BB: 0 P: 14	R: 1 E: 0 K: 0 S: 12	H: 2 LOB: 1 BB: 0 P: 21	R: 3 E: 0 K: 0 S: 14	H: 1 LOB: 0 BB: 2 P: 26	R: 0 E: 0 K: 1 S: 8	H: 0 LOB: 0 BB: 0 P: 14	R: 0 E: 0 K: 0 S: 8	H: 0 LOB: 0 BB: 0 P: 13	R: 1 E: 0 K: 0 S: 7	H: 1 LOB: 0 BB: 0 P: 12	1B: 4 2B: 4 3B: 0 HR: 2	SF: 0 SAC: 1 DP: 0 HBP: 0	WP: 0 PB: 0 SB: 0 CS: 0	PA: 40
PITCHER	IP WLS BF H R ER SO BB IBB HBP BLK WP HR S P ERA WHIP																					
Danny Jackson, L ERA: 3.76	(1, 1) 5.0 L 24 8 5 2 1 1 0 0 0 0 0 0 54 84 3.60 1.800																					
Mike Williams, R ERA: 6.59	(6, 1) 1.0 6 1 3 3 0 2 0 0 0 0 0 1 14 26 27.00 3.000																					
Roger Mason, R ERA: 3.59	(7, 1) 2.0 6 0 0 0 1 0 0 0 0 0 0 0 16 27 0.00 0.000																					
Bobby Thigpen, R ERA: 5.65	(9, 1) 1.0 4 1 1 1 0 0 0 0 0 0 0 0 7 12 9.00 1.000																					

Batter	1	2	3	4	5	6	7	8	9	AB	R	H	RBI	BB	SO	LOB	BOTTOM					
Lenny Dykstra, L OBP: 0.420, SLG: 0.466	L8		P4			K			G3-1	4	0	0	0	1	2	New York Mets @ Philadelphia Phillies Veterans Stadium, Philadelphia, PA Sat Aug 14 1993, 7:05 PM EDT Att: 46,393 - Unknown - 88 F AB 35 R 5 H 10 RBI 4 SO 4 LOB 14 						
Mariano Duncan, R OBP: 0.306, SLG: 0.410	G4-3 2B		K			E5 2B 1B			1B	4	1	3	0	0	1		0					
John Kruk, L OBP: 0.459, SLG: 0.482	G4-3					F7			F7	4	0	1	2	0	2							
Darren Daulton, L OBP: 0.405, SLG: 0.514	G3-1					F7			F7	3	0	1	0	1	2							
Jim Eisenreich, L OBP: 0.364, SLG: 0.466			G3-1			FC4-6 BB			G6-3	4	1	1	0	0	1		2					
Milt Thompson, L OBP: 0.346, SLG: 0.357			G3-1			FC4-6 1B 2B			G4-3	4	1	1	0	0	1		2					
Roger Mason, R OBP: 0.200, SLG: 0.200			P5			G4-3			G4-3	3	0	0	0	0	2							
Wes Chamberlain, R OBP: 0.326, SLG: 0.528						G4-3			G6-4-3	0	0	0	0	0	0							
Bobby Thigpen, R										1	0	0	0	0	1							
Bobby Thigpen, R										0	0	0	0	0	0							
Kim Batiste, R OBP: 0.297, SLG: 0.441			G5-3			E5 1B E			1B	4	1	2	1	0	0	0						
Kevin Stocker, S OBP: 0.436, SLG: 0.463						E9 G6-3 2B			G3-1	4	2	2	0	0	1							
Danny Jackson, R OBP: 0.143, SLG: 0.130										1	0	0	1	0	0	0						
Ricky Jordan, R OBP: 0.325, SLG: 0.429			G6-3			K			G4-3	1	0	0	0	0	1	2						
Mike Williams, R										0	0	0	0	0	0							
Pete Incaviglia, R OBP: 0.302, SLG: 0.534										2	0	0	0	0	0							
Inning Stats	R: 0 E: 0 K: 0 S: 9	H: 1 LOB: 0 BB: 0 P: 16	R: 0 E: 0 K: 0 S: 6	H: 0 LOB: 0 BB: 0 P: 11	R: 1 E: 1 K: 1 S: 11	H: 1 LOB: 0 BB: 0 P: 18	R: 0 E: 1 K: 0 S: 4	H: 0 LOB: 1 BB: 1 P: 10	R: 3 E: 2 K: 2 S: 13	H: 3 LOB: 1 BB: 0 P: 20	R: 1 E: 0 K: 0 S: 6	H: 2 LOB: 0 BB: 0 P: 10	R: 0 E: 0 K: 0 S: 7	H: 1 LOB: 1 BB: 0 P: 13	R: 0 E: 0 K: 1 S: 9	H: 1 LOB: 0 BB: 0 P: 13	R: 0 E: 0 K: 0 S: 6	H: 1 LOB: 0 BB: 0 P: 9	1B: 6 2B: 4 3B: 0 HR: 0	SF: 0 SAC: 0 DP: 2 HBP: 0	WP: 0 PB: 0 SB: 0 CS: 0	PA: 36
PITCHER	IP WLS BF H R ER SO BB IBB HBP BLK WP HR S P ERA WHIP																					
Bobby Jones, R ERA: 1.5	(1, 1) 6.0 W 26 7 5 1 3 1 0 0 0 0 0 0 7 85 1.50 1.333																					
Dave Telgheder, R ERA: 5.23	(7, 1) 1.0 4 1 0 0 0 0 0 0 0 0 0 0 7 13 0.00 1.000																					
Pete Schourek, L ERA: 6.59	(8, 1) 0.1 2 1 0 0 1 0 0 0 0 0 0 0 5 7 0.00 3.000																					
Jeff Innis, R ERA: 4.94	(8, 1) 1.2 S 4 1 0 0 0 0 0 0 0 0 0 0 10 15 0.00 0.600																					

Batter	1	2	3	4	5	6	7	8	9	AB	R	H	RBI	BB	SO	LOB	TOP			
Ryan Thompson, R OBP: 0.286, SLG: 0.398	4-0 F8 WP BB	1-0 2B			0-0 G6-3			0-2 F8		3	1	1	0	1	0	1				
Todd Hundley, S OBP: 0.294, SLG: 0.340	2-2 WP BB	2-3 K			1-3 K			1-2 F8		4	1	1	0	0	2	1				
Eddie Murray, S OBP: 0.306, SLG: 0.443	1-1 F8		1-2 G3		0-0 G3			0-1 G6-3		4	0	0	0	0	0	2				
Bobby Bonilla, S OBP: 0.344, SLG: 0.495	3-2 2B E 1B		2-3 K		0-0 G4-3			3-2 L6		4	1	1	1	0	1	0				
Joe Orsulak, L OBP: 0.344, SLG: 0.411 Dave Gallagher, R OBP: 0.352, SLG: 0.479	1-3 K		1-3 K		1-1 1B			1-3 K		3	0	1	0	0	2	1				
Jeremy Burnitz, L OBP: 0.329, SLG: 0.444 Chico Walker, S OBP: 0.274, SLG: 0.328	2-2 E7 1B		0-1 G4-3		0-2 K			0-0 E5 BB		3	1	1	0	0	1	1				
Jeff McKnight, S OBP: 0.307, SLG: 0.275	1-3 K		1-2 G1-5-3		3-1 F7			0-3 K		4	0	0	0	0	2	1				
Kevin Baez, R OBP: 0.342, SLG: 0.382		0-0 F7		0-1 P3			1-0 SH1-4 1B	4-2 BB		3	0	1	0	1	0	0				
Eric Hillman, L OBP: 0.185, SLG: 0.222 Anthony Young, R OBP: 0.273, SLG: 0.200 Charlie O'Brien, R OBP: 0.299, SLG: 0.370	0-0 G4-3		0-2 L6		1-0 SH1-4			1-2 F8		2	0	0	0	0	0	0				
Inning Stats	R: 4 H: 3 E: 1 K: 2 S: 21	H: 3 LOB: 0 BB: 1 P: 35	R: 0 H: 1 E: 0 K: 1 S: 6	LOB: 1 BB: 0 P: 9	R: 0 H: 0 E: 0 K: 2 S: 12	LOB: 0 BB: 0 P: 18	R: 0 H: 0 E: 0 K: 0 S: 8	H: 0 LOB: 0 BB: 0 P: 9	R: 0 H: 0 E: 0 K: 1 S: 9	H: 1 LOB: 1 BB: 0 P: 10	R: 0 H: 1 E: 0 K: 0 S: 7	H: 1 LOB: 1 BB: 0 P: 12	R: 0 H: 0 E: 0 K: 0 S: 8	H: 0 LOB: 0 BB: 0 P: 12	R: 0 H: 0 E: 1 K: 2 S: 18	H: 0 LOB: 2 BB: 1 P: 24	1B: 4 2B: 2 3B: 0 HR: 0	SF: 0 SAC: 1 DP: 0 HBP: 0	WP: 2 PB: 0 SB: 0 CS: 0	PA: 36
PITCHER	IP	WLS	BF	H	R	ER	SO	BB	IBB	HBP	BLK	WP	HR	S	P	ERA	WHIP			
Curt Schilling, R ERA: 4.07	7.0		28	6	4	2	7	1	0	0	0	1	0	71	102	2.57	1.000			
David West, L ERA: 2.81	1.0	W	3	0	0	0	0	0	0	0	0	0	0	8	12	0.00	0.000			
Mitch Williams, L ERA: 2.74	1.0	S	5	0	0	0	2	1	0	0	0	0	0	18	24	0.00	1.000			

New York Mets @ Philadelphia Phillies
Veterans Stadium, Philadelphia, PA
Sun Aug 15 1993, 3:33 AM EDT
Att: 58,103 - Sunny - 91 F

AB 33
R 4
H 6
RBI 1
BB 2
SO 9
LOB 9



Batter	1	2	3	4	5	6	7	8	9	AB	R	H	RBI	BB	SO	LOB	BOTTOM			
Lenny Dykstra, L OBP: 0.420, SLG: 0.464	0-1 L6		4-2 1B 1B BB		0-0 G4-3			4-2 HR BB		2	1	0	0	2	0	1				
Mariano Duncan, R OBP: 0.306, SLG: 0.408	1-1 G5-3		0-0 1B		0-0 G5-3			0-3 K		4	0	1	1	0	1	2				
John Kruk, L OBP: 0.459, SLG: 0.490	0-2 G4-3		1-2 1B		1-1 F7			0-0 HR		4	1	2	2	0	0	0				
Pete Incaviglia, R OBP: 0.302, SLG: 0.529		2-2 G1-3	1-0 L6		4-1 FC3-6 BB			1-1 G6-3		3	0	0	0	1	0	3				
Darren Daulton, L OBP: 0.403, SLG: 0.514		3-3 K		0-0 F9			1-2 FC3-6	3-2 1B 2B		4	1	1	0	0	1	1				
Wes Chamberlain, R OBP: 0.325, SLG: 0.523 Mitch Williams, L OBP: 1.000, SLG: 1.000		2-3 K		2-1 G5-3			1-3 K	3-2 1B 1B		4	1	1	1	0	2	1				
Kim Batiste, R OBP: 0.303, SLG: 0.442			0-0 CS 1B		1-3 K			0-1 F9		4	0	2	1	0	1	0				
Kevin Stocker, S OBP: 0.439, SLG: 0.465			2-2 G3 CS 1B		2-1 G4-3 SH3-4 1B			0-0 F8		4	1	2	0	0	0	1				
Curt Schilling, R OBP: 0.204, SLG: 0.192 Milt Thompson, L OBP: 0.345, SLG: 0.356 David West, L OBP: 0.500, SLG: 0.750 Jim Eisenreich, L OBP: 0.364, SLG: 0.466			2-2 G3		0-0 SH3-4			1-3 K		1	0	0	0	0	0	2				
Inning Stats	R: 0 H: 0 E: 0 K: 0 S: 7	H: 0 LOB: 0 BB: 0 P: 8	R: 0 H: 0 E: 0 K: 2 S: 11	LOB: 0 BB: 0 P: 18	R: 1 H: 4 E: 0 K: 0 S: 15	H: 4 LOB: 3 BB: 1 P: 25	R: 0 H: 0 E: 0 K: 1 S: 6	H: 0 LOB: 0 BB: 0 P: 9	R: 0 H: 1 E: 0 K: 0 S: 6	H: 1 LOB: 1 BB: 0 P: 9	R: 0 H: 0 E: 0 K: 1 S: 10	H: 0 LOB: 1 BB: 1 P: 17	R: 0 H: 0 E: 0 K: 1 S: 8	H: 0 LOB: 0 BB: 0 P: 12	R: 4 H: 4 E: 0 K: 1 S: 19	H: 4 LOB: 1 BB: 1 P: 30	1B: 7 2B: 1 3B: 0 HR: 1	SF: 0 SAC: 1 DP: 0 HBP: 0	WP: 0 PB: 0 SB: 0 CS: 2	PA: 35
PITCHER	IP	WLS	BF	H	R	ER	SO	BB	IBB	HBP	BLK	WP	HR	S	P	ERA	WHIP			
Eric Hillman, L ERA: 4.11	7.1		30	6	3	3	6	3	0	0	0	0	0	71	110	3.68	1.227			
Anthony Young, R ERA: 4.23	0.2	L	5	3	2	2	0	0	0	0	0	0	0	11	18	27.00	4.500			

New York Mets @ Philadelphia Phillies
Veterans Stadium, Philadelphia, PA
Sun Aug 15 1993, 3:33 AM EDT
Att: 58,103 - Sunny - 91 F

AB 31
R 5
H 9
RBI 5
BB 3
SO 6
LOB 11



Batter	1	2	3	4	5	6	7	8	9	AB	R	H	RBI	BB	SO	LOB	TOP						
Lenny Dykstra, L OBP: 0.422, SLG: 0.471 (1, 8)	1-2 G1-6-3 S 2B 1B		2-2 P6		0-2 HR	0-2 F9		4-2 WP 2B BB		4	3	2	1	1	0	1							
Mariano Duncan, R OBP: 0.304, SLG: 0.408 (1, 4)	1-1 SAFE G1-6-3		2-2 F8		3-1 P2	1-1 G6-3		3-2 1-H 3-H 2B		5	0	1	1	0	0	2							
John Kruk, L OBP: 0.461, SLG: 0.492 (1, 3)	1-1 WP 2B		3-3 K		0-1 2B 1B		4-2 FC5-4 BB	1-3 K		4	1	2	1	1	2	1							
Dave Hollins, S OBP: 0.378, SLG: 0.455 (1, 5)	4-1 WP BB			0-0 F9	2-3 K		0-0 FC5-4 CS	2-0 G5-3		4	0	0	0	1	1	3							
Darren Daulton, L OBP: 0.406, SLG: 0.522 (1, 2)	4-2 G6-4-3 1-2 BB			2-1 WP 3B	0-0 1B 2B		3-3 K	3-3 K		4	2	2	0	1	2	2							
Pete Incaviglia, R OBP: 0.305, SLG: 0.532 (1, 7)	1-0 G6-4-3		4-2 WP HBP BB	3-1 2H 3H 1B	3-1 1B			0-0 1B HR 2B	1-0 P3	4	1	2	2	1	0	3							
Jim Eisenreich, L OBP: 0.368, SLG: 0.469 (1, 9)		1-1 G4-6-3 1B	1-3 K	1-3 F9				0-2 HR S 1B	1-1 G4-6-3 1B	5	1	3	0	0	1	3							
Kevin Stocker, S OBP: 0.445, SLG: 0.495 (1, 6)	1-1 SAFE 1 SAFE 1 SAFE B SAFE B SAFE X	2-1 G4-6-3	3-1 WP HBP	1-0 S 1B				0-2 HR	1-0 G4-6-3	4	1	2	3	0	0	2							
Ben Rivera, R Wes Chamberlain, R Roger Mason, R Milt Thompson, R Larry Andersen, R Mitch Williams, L OBP: 1.000, SLG: 1.000 (1, 1) (6, PH) (6, PH) (6, PH) (8, PH) (8, PH) (8, PH)		2-2 G1-3	1-2 G4-3	2-2 G6-3				0-1 WP 3B		2	0	0	0	0	0	2							
Inning Stats	R: 1 E: 0 K: 0 S: 12	H: 2 LOB: 2 BB: 2 P: 24	R: 0 E: 0 K: 0 S: 7	H: 1 LOB: 0 BB: 0 P: 12	R: 0 E: 0 K: 1 S: 11	H: 0 LOB: 0 BB: 0 P: 18	R: 1 E: 0 K: 1 S: 12	H: 1 LOB: 2 BB: 1 P: 23	R: 3 E: 0 K: 1 S: 14	H: 4 LOB: 1 BB: 0 P: 24	R: 0 E: 0 K: 1 S: 9	H: 1 LOB: 1 BB: 0 P: 13	R: 0 E: 0 K: 1 S: 9	H: 0 LOB: 1 BB: 1 P: 16	R: 5 E: 0 K: 2 S: 22	H: 5 LOB: 1 BB: 1 P: 35	R: 0 E: 0 K: 0 S: 4	H: 1 LOB: 0 BB: 0 P: 7	1B: 7 2B: 5 3B: 2 HR: 2	SF: 0 SAC: 0 DP: 4 HBP: 1	WP: 3 PB: 0 SB: 3 CS: 1	PA: 44	
PITCHER	IP WLS BF H R ER SO BB IBB HBP BLK WP HR S P ERA WHIP	IP WLS BF H R ER SO BB IBB HBP BLK WP HR S P ERA WHIP															IP WLS BF H R ER SO BB IBB HBP BLK WP HR S P ERA WHIP						
Armando Reynoso, R ERA: 3.45 (1, 1)	4.2 L 24 8 5 5 3 3 0 1 0 2 1 55 98 9.64 2.357	Bruce Ruffin, L ERA: 4.98 (5, 1)	2.1 8 1 0 0 1 1 0 0 0 0 0 19 32 0.00 0.857	Steve Reed, R ERA: 5.07 (8, 1)	0.0 4 1 4 4 0 0 0 0 0 0 1 9 9 ∞	Gary Wayne, L ERA: 5.4 (8, 1)	1.0 5 1 1 1 2 1 0 0 0 1 0 13 26 9.00 2.000	Marcus Moore, R ERA: 3.88 (9, 1)	1.0 3 1 0 0 0 0 0 0 0 0 0 4 7 0.00 1.000														

Philadelphia Phillies @ Colorado Rockies
Mile High Stadium, Denver, CO
Tue Aug 17 1993, 9:05 PM EDT
Att: 63,183 - Unknown - 90 F

AB 38
R 10
H 15
RBI 8
BB 5
SO 6
LOB 20



Batter	1	2	3	4	5	6	7	8	9	AB	R	H	RBI	BB	SO	LOB	BOTTOM			
Alex Cole, L OBP: 0.343, SLG: 0.311 Eric Young Sr., R OBP: 0.335, SLG: 0.333 (1, 8) (9, PH)	1-2 F7		1-1 G3		1-1 G6-3		1-0 E4		1-2 HBP 1B 1B	4	0	0	0	0	0	0				
Vinny Castilla, R OBP: 0.294, SLG: 0.429 (1, 6)	1-2 G6-3		0-0 F9		4-1 BB		1-3 K		2-3 K	4	0	0	0	1	2	2				
Daryl Boston, L OBP: 0.411 Chris Jones, R OBP: 0.327, SLG: 0.490 (1, 7) (9, PH)	1-0 FC6-4 1B		0-2 G4-3		1-1 F7			3-3 K	1-0 HBP 1B	4	0	1	0	0	1	1				
Dante Bichette, R OBP: 0.354, SLG: 0.540 (1, 9)	1-2 FC6-4			1-1 G4-3 3B	1-2 L6			1-1 1B 2B	2-1 HBP	4	2	2	0	0	0	2				
Charlie Hayes, R OBP: 0.347, SLG: 0.507 (1, 5)		0-0 F9		2-0 G4-3		1-0 P2		0-2 1B 3B 1B	2-3 K	5	1	1	1	0	1	3				
Jerald Clark, R OBP: 0.331, SLG: 0.421 (1, 3)		2-1 1B 1B		1-0 E5 G1-3 1B		0-1 G3		1-1 1B 3B 1B	0-0 G4-3	5	3	2	1	0	0	3				
Joe Girardi, R OBP: 0.304, SLG: 0.368 (1, 2)		1-1 B2-6 1B 1-3 1B		0-0 G1-3		0-0 G6-3		0-1 1H 2H WP 3B		4	1	2	2	0	0	1				
Roberto Mejia, R OBP: 0.285, SLG: 0.363 (1, 4)		0-1 1-2 1B		1-0 WP 1B		0-2 P3		2-3 K		4	0	2	2	0	1	0				
Armando Reynoso, R Bruce Ruffin, L Jim Thome, R Steve Reed, R Gary Wayne, L Pedro Castellano, R Marcus Moore, S OBP: 0.342, SLG: 0.517 OBP: 0.175, SLG: 0.143 OBP: 0.249, SLG: 0.352 OBP: 0.249, SLG: 0.352 OBP: 0.342, SLG: 0.517 OBP: 0.276, SLG: 0.325 ERA: 2.88 (1, 1) (5, 1) (7, PH) (8, 1) (8, 1) (8, PH) (9, 1)		0-0 B2-6		0-0 K		1-2 L8		3-3 K		2	0	0	0	0	1	3				
Inning Stats	R: 0 E: 0 K: 0 S: 10	H: 1 LOB: 1 BB: 0 P: 14	R: 1 E: 0 K: 0 S: 8	H: 3 LOB: 1 BB: 0 P: 11	R: 0 E: 0 K: 0 S: 6	H: 0 LOB: 0 BB: 0 P: 7	R: 2 E: 1 K: 1 S: 9	H: 2 LOB: 1 BB: 0 P: 15	R: 0 E: 0 K: 0 S: 4	H: 0 LOB: 0 BB: 0 P: 5	R: 0 E: 1 K: 1 S: 10	H: 0 LOB: 1 BB: 0 P: 13	R: 4 E: 0 K: 3 S: 21	H: 4 LOB: 0 BB: 0 P: 29	R: 0 E: 0 K: 2 S: 16	H: 2 LOB: 3 BB: 0 P: 24	1B: 9 2B: 2 3B: 2 HR: 0	SF: 0 SAC: 0 DP: 1 HBP: 1	WP: 2 PB: 0 SB: 1 CS: 0	PA: 42
PITCHER	IP WLS BF H R ER SO BB IBB HBP BLK WP HR S P ERA WHIP	IP WLS BF H R ER SO BB IBB HBP BLK WP HR S P ERA WHIP															IP WLS BF H R ER SO BB IBB HBP BLK WP HR S P ERA WHIP			
Ben Rivera, R ERA: 5.16 (6, 1)	5.0 W 22 7 0 0 1 0 0 0 0 0 14 18 0.00 0.000	Roger Mason, R ERA: 3.5 (8, 1)	2.0 7 0 0 0 1 0 0 0 0 0 1 21 29 36.00 4.000	Larry Andersen, R ERA: 2.49 (9, 1)	1.0 S 6 2 0 0 2 0 0 1 0 0 16 24 0.00 2.000															

Philadelphia Phillies @ Colorado Rockies
Mile High Stadium, Denver, CO
Tue Aug 17 1993, 9:05 PM EDT
Att: 63,183 - Unknown - 90 F

AB 40
R 7
H 12
RBI 6
BB 1
SO 7
LOB 15



Batter	1	2	3	4	5	6	7	8	9	AB	R	H	RBI	BB	SO	LOB	TOP			
Lenny Dykstra, L (1.8) OBP: 0.428, SLG: 0.484	2-1 G4-6-3 1B		3-2 G4-3	3-2 HR		2-0 G4-3 2B		4-1 BB		4	1	3	1	1	0	0	Philadelphia Phillies @ Colorado Rockies Mile High Stadium, Denver, CO Thu Aug 19 1993, 9:05 PM EDT Att: 53,443 - Unknown - 84 F AB 37 R 5 H 12 RBI 5 BB 3 SO 9 LOB 16			
Mickey Morandini, L (1.4) OBP: 0.262, SLG: 0.333	1-2 G4-6-3 1-2		3-1 2B	1-0 1B		0-0 G4-3		1-3 K		5	1	2	0	0	1	3				
John Kruk, L (1.3) OBP: 0.461, SLG: 0.508	0-1 L9		2-1 2B	0-1 F8		3-3 K			2-0 G1-3	5	1	1	1	0	1	2				
Dave Hollins, S (1.5) OBP: 0.378, SLG: 0.458		2-2 1B FC6-2 1B	0-0 2B		2-1 G4-3 2B		2-1 P2		2-0 L8	5	0	3	1	0	0	0				
Darren Daulton, L (1.2) OBP: 0.403, SLG: 0.513		1-2 F8	4-2 BB		1-1 G4-3		0-1 P6		0-3 K	4	0	0	0	1	1	2				
Jim Eisenreich, L (1.9) OBP: 0.397, SLG: 0.473		1-0 FC6-2 1B	0-0 F8		2-3 K		0-3 K			4	0	1	0	0	2	3				
Pete Incaviglia, R (1.7) OBP: 0.309, SLG: 0.540		0-2 FC6-2		0-0 HR	4-1 IBB		3-2 G5-3			3	1	1	1	1	0	2				
Larry Andersen, R (8.1) OBP: 1.000, SLG: 1.000		2-3 3-H		0-0 B2-3	0-1 L5			1-0 SF7 3B		0	0	0	0	0	0	0				
David West, L (8.1) OBP: 0.500, SLG: 0.750			2-3 3-H							4	1	1	0	0	1	4				
Roger Mason, R (8.1) OBP: 0.200, SLG: 0.200										3	0	0	0	0	3	0				
Kevin Stocker, S (1.6) OBP: 0.441, SLG: 0.514										0	0	0	1	0	0	0				
Danny Jackson, R (1.1) OBP: 0.135, SLG: 0.122										3	0	0	0	0	3	0				
Milt Thompson, L (8.7) OBP: 0.347, SLG: 0.365										0	0	0	1	0	0	0				
Inning Stats	R: 0 E: 0 K: 0 S: 11	H: 1 LOB: 0 BB: 0 P: 14	R: 0 E: 0 K: 1 S: 14	H: 2 LOB: 2 BB: 0 P: 19	R: 2 E: 0 K: 1 S: 17	H: 3 LOB: 2 BB: 1 P: 31	R: 2 E: 0 K: 1 S: 12	H: 3 LOB: 1 BB: 0 P: 16	R: 0 E: 0 K: 2 S: 8	H: 1 LOB: 1 BB: 0 P: 14	R: 0 E: 0 K: 1 S: 7	H: 0 LOB: 0 BB: 0 P: 9	R: 1 E: 0 K: 1 S: 11	H: 1 LOB: 1 BB: 1 P: 20	R: 0 E: 0 K: 1 S: 5	H: 0 LOB: 0 BB: 0 P: 9	1B: 4 2B: 4 3B: 2 HR: 2	SF: 1 SAC: 0 DP: 1 HBP: 0	WP: 0 PB: 0 CS: 0 SB: 0	PA: 41
PITCHER	IP WLS BF H R ER SO	IP WLS BF H R ER SO	IP WLS BF H R ER SO	IP WLS BF H R ER SO	IP WLS BF H R ER SO	IP WLS BF H R ER SO	IP WLS BF H R ER SO	IP WLS BF H R ER SO	IP WLS BF H R ER SO	IP WLS BF H R ER SO	IP WLS BF H R ER SO	IP WLS BF H R ER SO	IP WLS BF H R ER SO	IP WLS BF H R ER SO	IP WLS BF H R ER SO	IP WLS BF H R ER SO	ERA WHIP	ERA WHIP		
Willie Blair, R (1.1) ERA: 5.04	4.0	21	9	4	4	3	1	0	0	0	0	0	0	0	0	0	0	9.00	2.500	
Gary Wayne, L (5.1) ERA: 5.17	2.0	9	2	0	0	3	0	1	0	0	0	0	0	18	32	0.00	1.000			
Marcus Moore, R (7.1) ERA: 3.6	2.0	W	8	1	1	2	1	0	0	0	0	0	0	18	29	4.50	1.000			
Darren Holmes, R (9.1) ERA: 5.21	1.0	S	3	0	0	1	0	0	0	0	0	0	0	5	9	0.00	0.000			

Batter	1	2	3	4	5	6	7	8	9	AB	R	H	RBI	BB	SO	LOB	BOTTOM			
Eric Young Sr., R (1.7) OBP: 0.339, SLG: 0.332	4-2 BB S	2-1 F9			1-0 G4-3		3-2 E6 FC6-4	2-2 HR 1B		4	1	1	1	1	0	1	Philadelphia Phillies @ Colorado Rockies Mile High Stadium, Denver, CO Thu Aug 19 1993, 9:05 PM EDT Att: 53,443 - Unknown - 84 F AB 34 R 6 H 11 RBI 5 BB 5 SO 5 LOB 18			
Roberto Mejia, R (1.4) OBP: 0.292, SLG: 0.361	4-0 BB BB		2-2 G6-3 1B		2-3 K		0-2 FC6-4 1-2	1-2 HR		2	0	1	0	1	1	0				
Freddie Benavides, R (6.4) OBP: 0.290, SLG: 0.368							1-2 K	1-1 HR		2	1	1	3	0	0	1				
Chris Jones, R (1.8) OBP: 0.320, SLG: 0.476	0-0 P7		0-0 G6-3 1-2		4-1 1B BB		0-0 F8	2-2 G6-3		4	0	0	0	1	0	4				
Dante Bichette, R (1.9) OBP: 0.357, SLG: 0.550	1-3 K		0-3 K		1-1 1B		0-1 F9			4	0	1	0	0	2	3				
Charlie Hayes, R (1.5) OBP: 0.347, SLG: 0.504	4-2 BB			1-2 1B G4-6-3 1B	1-2 G6-3		1-2 F8			3	1	1	0	1	0	2				
Jerald Clark, R (1.3) OBP: 0.329, SLG: 0.423	1-2 2-3 BB				0-2 G4-6-3 1B		1-1 G6-3	0-0 G6-3 3B		4	1	2	0	0	1	3				
Danny Sheaffer, R (1.2) OBP: 0.295, SLG: 0.387			0-0 L9		1-0 G4-6-3 1-2		2-0 2B	2-2 G6-3		4	0	1	1	0	0	1				
Vinny Castilla, R (1.6) OBP: 0.297, SLG: 0.433			0-0 F8		0-0 1B		0-0 G1-3	3-1 1B 2B		4	1	2	0	0	0	1				
Willie Blair, R (1.1) OBP: 0.125, SLG: 0.156					0-2 F9		2-3 K	4-2 1B HR BB		1	0	1	0	0	0	0				
Jim Gilliam, R (4.7) OBP: 0.263, SLG: 0.315										1	0	0	0	0	0	1				
Gary Wayne, L (5.1) ERA: 2.53										0	0	0	0	0	0	0				
Pedro Castellano, R (6.7) OBP: 0.273, SLG: 0.348										1	0	0	0	0	1	1				
Marcus Moore, S (7.1) ERA: 3.71										0	0	0	0	0	0	0				
Daryl Boston, L (8.7) OBP: 0.310, SLG: 0.409										0	0	0	0	0	0	0				
Joe Girardi, L (8.7) OBP: 0.337, SLG: 0.369										0	1	0	0	1	0	0				
Darren Holmes, R (9.1) ERA: 3.71										0	0	0	0	0	0	0				
Inning Stats	R: 0 E: 0 K: 2 S: 14	H: 0 LOB: 3 BB: 3 P: 27	R: 0 E: 0 K: 0 S: 6	H: 1 LOB: 1 BB: 0 P: 9	R: 0 E: 0 K: 1 S: 8	H: 1 LOB: 0 BB: 0 P: 10	R: 1 E: 0 K: 0 S: 12	H: 3 LOB: 1 BB: 0 P: 15	R: 0 E: 0 K: 1 S: 7	H: 1 LOB: 1 BB: 0 P: 12	R: 0 E: 0 K: 0 S: 10	H: 0 LOB: 1 BB: 0 P: 13	R: 0 E: 1 K: 0 S: 10	H: 0 LOB: 1 BB: 0 P: 13	R: 5 E: 0 K: 0 S: 20	H: 4 LOB: 0 BB: 1 P: 32	1B: 7 2B: 2 3B: 1 HR: 1	SF: 0 SAC: 0 DP: 2 HBP: 0	WP: 0 PB: 0 CS: 0 SB: 1	PA: 39
PITCHER	IP WLS BF H R ER SO	IP WLS BF H R ER SO	IP WLS BF H R ER SO	IP WLS BF H R ER SO	IP WLS BF H R ER SO	IP WLS BF H R ER SO	IP WLS BF H R ER SO	IP WLS BF H R ER SO	IP WLS BF H R ER SO	IP WLS BF H R ER SO	IP WLS BF H R ER SO	IP WLS BF H R ER SO	IP WLS BF H R ER SO	IP WLS BF H R ER SO	IP WLS BF H R ER SO	IP WLS BF H R ER SO	ERA WHIP	ERA WHIP		
Danny Jackson, L (1.1) ERA: 3.65	7.0	31	7	1	1	5	4	0	0	0	0	0	0	0	0	0	1.29	1.571		
Larry Andersen, R (8.1) ERA: 2.9	0.2	4	2	2	2	0	0	0	0	0	0	0	0	7	10	27.00	3.000			
David West, L (8.1) ERA: 2.9	0.0	1	0	0	0	0	1	0	0	0	0	0	0	2	6	∞	∞			
Roger Mason, R (8.1) ERA: 3.71	0.1	L	3	2	3	3	0	0	0	0	0	0	0	1	11	16	81.00	6.000		



Batter	1	2	3	4	5	6	7	8	9	AB	R	H	RBI	BB	SO	LOB	TOP								
Lenny Dykstra, L (1, 8) OBP: 0.428, SLG: 0.482	1-1 P7		2-1 2B 1B		1-2 P5		4-2 BB		1-3 K	4	1	1	0	1	1	1	Philadelphia Phillies @ Houston Astros Astrodome, Houston, TX Fri Aug 20 1993, 8:05 PM EDT Att: 33,080 - Dome								
Mariano Duncan, R (1, 4) OBP: 0.299, SLG: 0.402	2-3 K		0-1 1-H 2-H 2B		1-3 K		1-2 G5-3		0-0 F8	5	0	1	2	0	2	3									
John Kruk, L (1, 3) OBP: 0.459, SLG: 0.504	0-0 G3		1-0 P8			3-3 K		0-2 F8 3B 1B	5	1	1	0	0	2	1										
Dave Hollins, S (1, 5)		4-2 L3 BB		0-0 G3		3-1 HR		4-2 F8 3B BB	2	2	1	1	2	0	0										
Darren Daulton, L (1, 2) OBP: 0.402, SLG: 0.511		1-2 F7		2-2 1B		0-0 P2		0-1 F8	4	0	1	0	0	0	3										
Jim Eisenreich, L (1, 9) Wes Chamberlain, R (8, PH) OBP: 0.326, SLG: 0.521		1-2 L3		2-2 F8		2-1 G4-3		4-0 3B BB	3	0	0	0	0	0	2										
Milt Thompson, L (1, 7) OBP: 0.349, SLG: 0.371			1-1 1B 2B 1B		1-0 P5		2-2 F7 2B		2-3 K	4	1	2	0	0	1	4									
Kevin Stocker, S (1, 6) OBP: 0.443, SLG: 0.530			0-0 P9		2-1 FC5-6 1B		0-0 F7		3-2 3B 2-H 3-H	4	0	2	3	0	0	2									
Curt Schilling, R (1, 1) OBP: 0.193, SLG: 0.182			0-1 B2		0-0 FC5-6		0-0 G4-3		0-3 K	3	0	0	0	0	0	3									
David West, L (7, 1) Mitch Williams, L (9, 1) OBP: 1.000, SLG: 1.000					1-2 1B					1	0	0	0	0	1	1									
Inning Stats	R: 0 E: 0 K: 1 S: 8	H: 0 LOB: 0 BB: 0 P: 11	R: 0 E: 0 K: 0 S: 9	H: 0 LOB: 0 BB: 1 P: 15	R: 2 E: 0 K: 0 S: 10	H: 3 LOB: 1 BB: 0 P: 14	R: 0 E: 0 K: 0 S: 8	H: 1 LOB: 1 BB: 0 P: 13	R: 0 E: 0 K: 1 S: 10	H: 1 LOB: 0 BB: 0 P: 14	R: 1 E: 0 K: 1 S: 9	H: 1 LOB: 0 BB: 0 P: 17	R: 0 E: 0 K: 0 S: 11	H: 1 LOB: 2 BB: 1 P: 18	R: 3 E: 0 K: 2 S: 20	H: 2 LOB: 1 BB: 2 P: 33	R: 0 E: 0 K: 2 S: 8	H: 0 LOB: 0 BB: 0 P: 10	1B: 5 2B: 3 3B: 1 HR: 1	SF: 0 SAC: 0 DP: 1 HBP: 0	WP: 0 PB: 0 SB: 0 CS: 0	PA: 39			
PITCHER	IP	WLS	BF	H	R	ER	SO	BB	IBB	HBP	BLK	WP	HR	S	P	ERA	WHIP								
Pete Harnisch, R (1, 1) ERA: 3.34	7.0		29	7	3	3	3	2	0	0	0	0	1	65	102	3.86	1.286								
Todd Jones, R (8, 1) ERA: 1.48	0.0	L	2	1	2	2	0	1	0	0	0	0	0	5	9	∞	∞								
Al Osuna, L (8, 1) ERA: 0.54	0.1		1	0	0	0	0	0	0	0	0	0	0	2	2	0.00	0.000								
Xavier Hernandez, R (8, 1) ERA: 2.91	1.2		7	1	1	1	4	1	0	0	0	0	0	21	32	5.40	1.200								



Batter	1	2	3	4	5	6	7	8	9	AB	R	H	RBI	BB	SO	LOB	BOTTOM								
Craig Biggio, R (1, 4) OBP: 0.365, SLG: 0.454	1-3 K		2-2 5 FC6-4 1B		1-2 L3		0-0 1B 1-2 1B		4-2 FC6-4 BB	4	0	2	1	1	1	0	Philadelphia Phillies @ Houston Astros Astrodome, Houston, TX Fri Aug 20 1993, 8:05 PM EDT Att: 33,080 - Dome								
Steve Finley, L (1, 8) OBP: 0.300, SLG: 0.355	0-3 K		1-3 K		2-2 5 G1-4-3 3B		1-3 2-H 1B		1-1 FC6-4 2B 1-2 1B	5	1	2	1	0	2	2									
5 Jeff Bagwell, R (1, 3) OBP: 0.390, SLG: 0.527	1-0 F8		1-1 FC6-4		2-1 G1-4-3		4-0 1B IBB		3-2 2B	4	0	1	1	1	0	1									
Eric Anthony, L (1, 9) OBP: 0.336, SLG: 0.420		3-2 FC3-6 1B		4-0 1B SF7 BB		3-3 K		2-0 P6		2-3 K	3	1	1	0	1	1		3							
Chris James, R (9, PH) OBP: 0.336, SLG: 0.527										1	0	0	0	0	1	2									
Ken Caminiti, S (1, 5) OBP: 0.300, SLG: 0.394		2-2 FC3-6		3-1 1B S 1B		1-3 K		3-2 P3			4	0	1	0	0	1		4							
Luis Gonzalez, L (1, 7) OBP: 0.359, SLG: 0.464		0-2 K		0-3 K		0-0 F7		1-1 P7			4	0	0	0	0	3									
Eddie Taubensee, L (1, 2) Scott Servais, R (8, PH) OBP: 0.319, SLG: 0.432		2-3 K		1-0 SF7		1-2 G5-3		3-3 K			2	0	0	1	0	1									
Andujar Cedeno, R (1, 6) OBP: 0.346, SLG: 0.396			1-2 SH1 1B 1B		1-2 IBB		3-2 F9		1-1 G3	3	1	1	0	1	0	0									
Pete Harnisch, S (1, 1) OBP: 0.140, SLG: 0.125 Cassey Candamiano, S (7, PH) OBP: 0.333, SLG: 0.338 Todd Jones, R (8, 1) ERA: 1.48 Al Osuna, R (8, 1) Xavier Hernandez, L (8, 1) Kevin Bass, S (8, PH) OBP: 0.315, SLG: 0.413			1-0 SH1		0-1 L4		3-2 1B 1B		0-0 P8	1	0	0	0	0	0	2									
Inning Stats	R: 0 E: 0 K: 2 S: 7	H: 0 LOB: 0 BB: 0 P: 9	R: 0 E: 0 K: 2 S: 13	H: 1 LOB: 1 BB: 0 P: 20	R: 1 E: 0 K: 1 S: 14	H: 2 LOB: 1 BB: 0 P: 20	R: 1 E: 0 K: 1 S: 9	H: 1 LOB: 2 BB: 2 P: 21	R: 1 E: 0 K: 1 S: 13	H: 1 LOB: 0 BB: 0 P: 21	R: 0 E: 0 K: 1 S: 7	H: 0 LOB: 0 BB: 0 P: 9	R: 1 E: 0 K: 0 S: 15	H: 3 LOB: 3 BB: 1 P: 30	R: 0 E: 0 K: 1 S: 8	H: 0 LOB: 0 BB: 0 P: 13	R: 0 E: 0 K: 1 S: 11	H: 1 LOB: 2 BB: 1 P: 21	1B: 7 2B: 1 3B: 1 HR: 0	SF: 1 SAC: 1 DP: 0 HBP: 0	WP: 0 PB: 0 SB: 1 CS: 0	PA: 40			
PITCHER	IP	WLS	BF	H	R	ER	SO	BB	IBB	HBP	BLK	WP	HR	S	P	ERA	WHIP								
Curt Schilling, R (1, 1) ERA: 4.12	6.1		30	8	4	4	8	1	2	0	0	0	0	74	121	5.68	1.421								
David West, L (7, 1) ERA: 2.83	1.2	W	5	0	0	0	1	0	0	0	0	0	0	12	22	0.00	0.000								
Mitch Williams, L (9, 1) ERA: 2.57	1.0	S	5	1	0	0	1	1	0	0	0	0	0	11	21	0.00	2.000								



Batter	1	2	3	4	5	6	7	8	9	10	AB	R	H	RBI	BB	SO	LOB	TOP									
Lenny Dykstra, L OBP: 0.424, SLG: 0.477 (1, 8)	P2		F7		K			F7	F7		5	0	0	0	0	1	7										
Mariano Duncan, R OBP: 0.299, SLG: 0.404 Mickey Morandini, L OBP: 0.290, SLG: 0.331 (8, PH)	K		2B		G1-3			F7		G6-3	3	0	1	1	0	1	0										
John Kruk, L OBP: 0.456, SLG: 0.499 (1, 3)	BB		G3		G3-1			K		G4-3	4	0	0	0	1	1	3										
Dave Hollins, S OBP: 0.377, SLG: 0.460 (1, 5)	K				G3			G1-3		G3	5	0	0	0	0	2	1										
Darren Daulton, L OBP: 0.401, SLG: 0.507 (1, 2)		G3			K			L3		1B	3	0	0	0	1	1	0										
Jim Eisenreich, L OBP: 0.361, SLG: 0.465 (1, 9)		F8			F9			F8		HBP	4	1	1	0	0	0	0										
Milt Thompson, L OBP: 0.348, SLG: 0.369 (1, 7)		G6-3						K		1B	4	0	1	0	0	1	0										
Kevin Stocker, S OBP: 0.459, SLG: 0.542 (1, 6)					SH3-4			WP		1B	3	1	3	0	0	0	0										
Terry Mulholland, R OBP: 0.288, SLG: 0.073 Ricky Jordan, L OBP: 0.338, SLG: 0.430 Bobby Thigpen, R OBP: 0.317, SLG: 0.342 Pete Incaviglia, R OBP: 0.300, SLG: 0.400 Larry Andersen, R OBP: 0.200, SLG: 0.000 David West, L OBP: 0.000, SLG: 0.000 (1, 11)					SH3-4			WP		1B	1	0	0	0	0	0	1										
Inning Stats	R: 0 E: 0 K: 2 S: 10	H: 0 LOB: 1 BB: 1 P: 18	R: 0 E: 0 K: 0 S: 9	H: 0 LOB: 0 BB: 0 P: 13	R: 1 E: 0 K: 0 S: 9	H: 2 LOB: 1 BB: 0 P: 14	R: 0 E: 0 K: 2 S: 11	H: 0 LOB: 0 BB: 0 P: 15	R: 0 E: 0 K: 2 S: 11	H: 1 LOB: 1 BB: 0 P: 17	R: 0 E: 0 K: 1 S: 3	H: 0 LOB: 0 BB: 0 P: 4	R: 0 E: 0 K: 1 S: 6	H: 0 LOB: 0 BB: 0 P: 9	R: 0 E: 0 K: 1 S: 13	H: 2 LOB: 2 BB: 0 P: 20	R: 1 E: 0 K: 0 S: 12	H: 3 LOB: 3 BB: 1 P: 25	R: 0 E: 0 K: 0 S: 4	H: 0 LOB: 0 BB: 0 P: 9	1B: 7 2B: 1 3B: 0 HR: 0	SF: 0 SAC: 1 DP: 0 HBP: 1	WP: 1 PA: 40				
PITCHER	IP	WLS	BF	H	R	ER	SO	BB	IBB	HBP	BLK	WP	HR	S	P	ERA	WHIP										
Doug Drabek, R ERA: 3.56 (1, 1)	8.2		34	7	2	2	8	2	0	0	0	1	0	81	127	2.08	1.038										
Doug Jones, R ERA: 4.4 (9, 1)	1.1	W	6	1	0	0	0	0	0	1	0	0	0	7	17	0.00	0.750										

Philadelphia Phillies @ Houston Astros
Astrodome, Houston, TX
Sat/Aug 21 1993, 8:05 PM EDT
Att: 27,507 - Dome

AB	36
R	2
H	8
RBI	2
BB	2
SO	8
LOB	14



Batter	1	2	3	4	5	6	7	8	9	10	AB	R	H	RBI	BB	SO	LOB	BOTTOM									
Craig Biggio, R OBP: 0.363, SLG: 0.450 (1, 4)	F9	G1-3			F9				L8		4	0	0	0	1	0	2										
Steve Finley, L OBP: 0.303, SLG: 0.358 (1, 8)	G3		G4-3			G1		FC5-2		S	5	1	3	1	0	0	0										
5 Jeff Bagwell, R OBP: 0.368, SLG: 0.524 (1, 3)	E6		F8			FC5-2		G6-4-3		K	5	0	1	0	0	1	4										
Ken Caminiti, S OBP: 0.298, SLG: 0.391 (1, 5)	K		P6			G1		K		1B	4	0	0	0	1	2	3										
Eric Anthony, L OBP: 0.416 Doug Jones, R OBP: 0.317, SLG: 0.315 (1, 9)		G4-3			K			G4-3		P5	4	0	0	0	0	1	2										
Chris Donnels, L OBP: 0.333, SLG: 0.338 Luis Gonzalez, L OBP: 0.362, SLG: 0.467 (8, PH)		G6-3			K			F8			1	0	0	0	0	0	2										
Chris James, R OBP: 0.328, SLG: 0.513 Luis Gonzalez, L OBP: 0.362, SLG: 0.467 (8, PH)		G6-3			K			F8			3	0	0	0	0	1	2										
Scott Servais, R OBP: 0.323, SLG: 0.452 Casey Candaele, S OBP: 0.333, SLG: 0.338 Eddie Taubensee, L OBP: 0.313, SLG: 0.409 (8, 2)					G5-3					1B	3	1	2	1	0	0	0										
Andujar Cedeno, R OBP: 0.345, SLG: 0.394 (1, 6)										1B	0	1	0	0	0	1	1										
Doug Drabek, R OBP: 0.136, SLG: 0.193 Kevin Bass, S OBP: 0.313, SLG: 0.410 (1, 1)					G6-3					K	2	0	1	0	1	0	0										
Inning Stats	R: 0 E: 1 K: 1 S: 10	H: 0 LOB: 1 BB: 0 P: 13	R: 1 E: 0 K: 0 S: 12	H: 2 LOB: 2 BB: 1 P: 21	R: 0 E: 0 K: 0 S: 6	H: 0 LOB: 0 BB: 0 P: 7	R: 0 E: 0 K: 2 S: 7	H: 0 LOB: 0 BB: 0 P: 8	R: 0 E: 0 K: 0 S: 9	H: 2 LOB: 2 BB: 0 P: 15	R: 1 E: 0 K: 0 S: 10	H: 3 LOB: 2 BB: 1 P: 18	R: 0 E: 0 K: 1 S: 10	H: 1 LOB: 1 BB: 0 P: 17	R: 0 E: 0 K: 2 S: 9	H: 0 LOB: 0 BB: 0 P: 12	R: 1 E: 0 K: 1 S: 8	H: 2 LOB: 2 BB: 1 P: 17	1B: 8 2B: 2 3B: 0 HR: 1	SF: 0 SAC: 0 DP: 1 HBP: 0	WP: 0 PA: 42						
PITCHER	IP	WLS	BF	H	R	ER	SO	BB	IBB	HBP	BLK	WP	HR	S	P	ERA	WHIP										
Terry Mulholland, L ERA: 3.26 (1, 1)	7.0		30	7	2	2	3	2	0	0	0	0	0	60	89	2.57	1.286										
Bobby Thigpen, R ERA: 2.22 (8, 1)	1.0		4	1	0	0	1	0	0	0	0	0	0	10	17	0.00	1.000										
Larry Andersen, R ERA: 2.94 (9, 1)	1.1	L	6	1	1	1	3	0	1	0	0	0	0	14	23	6.75	0.750										
David West, L ERA: 2.82 (10, 1)	0.1		2	1	0	0	0	0	0	0	0	0	0	3	6	0.00	3.000										

Philadelphia Phillies @ Houston Astros
Astrodome, Houston, TX
Sat/Aug 21 1993, 8:05 PM EDT
Att: 27,507 - Dome

AB	39
R	3
H	10
RBI	3
BB	3
SO	7
LOB	17




Batter	1	2	3	4	5	6	7	8	9	AB	R	H	RBI	BB	SO	LOB	TOP					
Lenny Dykstra, L (1, 8) OBP: 0.423, SLG: 0.475 Kim Batiste, R (8, 5) OBP: 0.303, SLG: 0.442 John Kruk, L (9, PH) OBP: 0.455, SLG: 0.498	F8		K					G4-3	F7	4	0	1	1	0	1	0	Philadelphia Phillies @ Houston Astros Astrodome, Houston, TX Sun Aug 22 1993, 4:33 AM EDT Att: 28,940 - Dome					
Mickey Morandini, L (1, 4) OBP: 0.260, SLG: 0.332	S		K			L4		2B	BB	3	1	1	0	1	1							
Ricky Jordan, R (1, 3) OBP: 0.317, SLG: 0.415	K		G5-3					P3		4	0	0	0	0	1	2						
Dave Hollins, S (1, 5) OBP: 0.376, SLG: 0.460 Roger Mason, R (8, 1) OBP: 0.200, SLG: 0.200	L8			K				G5-3	2B	4	0	1	1	0	1	1						
Milt Thompson, L (1, 7) OBP: 0.344, SLG: 0.365 Mike Williams, R (6, 1) Jim Eisenreich, L (8, PH) OBP: 0.360, SLG: 0.463	F8		K					P6		3	0	0	0	0	1	0						
Wes Chamberlain, R (1, 9) OBP: 0.325, SLG: 0.529	G5-3		G5-3					F7	HR	4	1	1	1	0	0	0						
Todd Pratt, R (1, 2) OBP: 0.329, SLG: 0.569	1B	BB				1B		F9		3	1	2	0	1	0	0						
Kevin Stocker, S (1, 6) OBP: 0.453, SLG: 0.533	1B		K					P6	G5-3	4	0	1	0	0	1	2						
Ben Rivera, R (1, 1) OBP: 0.143, SLG: 0.100 Pete Incaviglia, R (6, 7) OBP: 0.312, SLG: 0.541	K		K					L5	1B	2	0	0	0	0	2	3						
										2	0	1	0	0	0	1						
Inning Stats	R: 0 E: 0 K: 1 S: 14	H: 1 LOB: 1 BB: 0 P: 20	R: 0 E: 0 K: 1 S: 11	H: 1 LOB: 2 BB: 1 P: 21	R: 0 E: 0 K: 2 S: 8	H: 0 LOB: 0 BB: 0 P: 13	R: 0 E: 0 K: 2 S: 8	H: 0 LOB: 0 BB: 0 P: 14	R: 1 E: 0 K: 2 S: 14	H: 2 LOB: 1 BB: 0 P: 21	R: 0 E: 0 K: 0 S: 5	H: 0 LOB: 0 BB: 0 P: 11	R: 0 E: 0 K: 0 S: 7	H: 1 LOB: 1 BB: 0 P: 14	R: 1 E: 0 K: 0 S: 8	H: 1 LOB: 1 BB: 1 P: 14	R: 1 E: 0 K: 0 S: 9	H: 2 LOB: 1 BB: 0 P: 15	1B: 5 2B: 2 3B: 0 HR: 1	SF: 0 SAC: 0 DP: 0 HBP: 0	WP: 0 PB: 0 SB: 2 CS: 0	PA: 37
PITCHER	IP WLS BF H R ER SO BB IBB HBP BLK WP HR S P ERA WHIP																					
Darryl Kile, R (1, 1) ERA: 3.25 Tom Edens, R (8, 1) ERA: 2.68	7.2 W 31 6 2 2 8 2 0 0 0 0 0 0 1 12 20 2.35 1.043																					
	1.1 6 2 1 1 0 0 0 0 0 0 0 0 1 12 20 6.75 1.500																					

Batter	1	2	3	4	5	6	7	8	9	AB	R	H	RBI	BB	SO	LOB	BOTTOM			
Craig Biggio, R (1, 4) OBP: 0.362, SLG: 0.455	P4		HR			G6-3		F8		4	1	1	1	0	0	2	Philadelphia Phillies @ Houston Astros Astrodome, Houston, TX Sun Aug 22 1993, 4:33 AM EDT Att: 28,940 - Dome			
Steve Finley, L (1, 8) OBP: 0.300, SLG: 0.355	G1-3		K			F7		F8		4	0	0	0	0	1	0				
5 Jeff Bagwell, R (1, 3) OBP: 0.391, SLG: 0.532	HR		K					3B	1B	4	2	3	1	0	1	0				
Eric Anthony, L (1, 9) OBP: 0.337, SLG: 0.430	HR				G1			G6-4-3	3B	3	2	2	2	1	0	0				
Luis Gonzalez, L (1, 7) OBP: 0.361, SLG: 0.464	K				G4-3			G6-4-3	BB	3	0	0	0	1	1	2				
Eddie Taubensee, L (1, 2) OBP: 0.312, SLG: 0.406	G4-3				2B	1B		G6-4-3		4	1	1	0	0	0	1				
Chris Donnels, L (1, 5) OBP: 0.324, SLG: 0.344	G3				1B	2B		F9		4	1	2	1	0	0	0				
Andujar Cedeno, R (1, 6) OBP: 0.345, SLG: 0.394 Jose Uribe, S (6, PR) OBP: 0.333, SLG: 0.200	F9				G2-3			P4		3	0	1	1	0	0	1				
Darryl Kile, R (1, 1) OBP: 0.122, SLG: 0.200 Tom Edens, R (8, 1) ERA: 3.67			K			K		1B		3	0	1	0	0	2	0				
										0	0	0	0	0	0	0				
Inning Stats	R: 2 E: 0 K: 1 S: 10	H: 2 LOB: 0 BB: 0 P: 16	R: 0 E: 0 K: 0 S: 5	H: 0 LOB: 0 BB: 0 P: 9	R: 1 E: 0 K: 3 S: 11	H: 1 LOB: 0 BB: 0 P: 17	R: 1 E: 0 K: 0 S: 11	H: 2 LOB: 1 BB: 0 P: 20	R: 0 E: 0 K: 1 S: 5	H: 0 LOB: 0 BB: 0 P: 7	R: 3 E: 0 K: 0 S: 17	H: 5 LOB: 2 BB: 1 P: 35	R: 0 E: 0 K: 0 S: 9	H: 1 LOB: 1 BB: 1 P: 15	R: 0 E: 0 K: 0 S: 5	H: 0 LOB: 0 BB: 0 P: 6	1B: 5 2B: 2 3B: 1 HR: 3	SF: 0 SAC: 0 DP: 2 HBP: 0	WP: 0 PB: 0 SB: 0 CS: 0	PA: 35
PITCHER	IP WLS BF H R ER SO BB IBB HBP BLK WP HR S P ERA WHIP																			
Ben Rivera, R (1, 1) ERA: 5.43 Mike Williams, R (6, 1) ERA: 6.29 Roger Mason, R (8, 1) ERA: 3.67	5.2 L 27 10 7 7 5 1 0 0 0 0 0 0 0 12 21 0.00 1.500																			
	1.0 3 0 0 0 0 0 0 0 0 0 0 0 0 5 6 0.00 0.000																			

Batter	1	2	3	4	5	6	7	8	9	10	11	12	13	AB	R	H	RBI	BB	SO	LOB	TOP	
Alex Cole, L OBP: 0.343, SLG: 0.323 (1.8)					L6		G6-3		K			F8		6	1	2	0	0	1	1		
Roberto Mejia, R OBP: 0.290, SLG: 0.348 (1.4)	K	F8			K		L9			G3		G6-3		6	0	1	0	0	2	3		
Andres Galarraga, R OBP: 0.429, SLG: 0.659 (10.7)	SF8				1B			L8		L7			K	5	0	3	0	0	0	1		
Eric Young Sr., R OBP: 0.336, SLG: 0.326 (10.7)	2B				1B									1	0	0	0	0	1	0		
Dante Bichette, R OBP: 0.352, SLG: 0.546 (1.9)	SF8				F8		G4-3		2B	G3			HR	5	1	2	2	0	0	3		
Charlie Hayes, R OBP: 0.343, SLG: 0.507 (1.5)	BB				P3				F9	F9			P2	5	1	1	1	1	0	3		
Jerald Clark, R OBP: 0.325, SLG: 0.425 (10.3)	F9				F8				F8				1B	5	0	0	0	1	2	4		
Joe Girardi, R OBP: 0.319, SLG: 0.398 (1.2)					F9		F7		G6-3		F8		1B	6	0	1	0	0	0	0		
Freddie Benavides, R OBP: 0.303, SLG: 0.397 (1.6)		G4-3					K		P4		K		L7	6	0	0	0	0	3	2		
Armando Reynoso, R ERA: 3.54 (1.1)					G5-3			L7					F9	2	0	1	0	0	0	0		
Bruce Ruffin, L ERA: 4.56 (8.1)														1	0	0	0	0	0	0		
Dary Boston, L ERA: 5.09 (8.1)														1	0	0	0	0	0	0		
Mike Munoz, L ERA: 3.38 (8.1)														1	0	0	0	0	0	0		
Marcus Moore, S ERA: 3.06 (10.1)														1	0	0	0	0	0	0		
Chris Jones, S ERA: 5.09 (12.1)														0	0	0	0	0	0	0		
Gary Wayne, L ERA: 5.09 (12.1)														0	0	0	0	0	0	0		
Darren Holmes, R ERA: 4.83 (13.1)														0	0	0	0	0	0	0		
Inning Stats	R: 1 E: 0 K: 1 S: 12	H: 2 LOB: 2 BB: 1 P: 17	R: 0 E: 0 K: 0 S: 9	H: 1 LOB: 1 BB: 0 P: 9	R: 0 E: 0 K: 1 S: 7	H: 0 LOB: 0 BB: 0 P: 12	R: 0 E: 0 K: 1 S: 11	H: 1 LOB: 1 BB: 0 P: 15	R: 0 E: 0 K: 2 S: 11	H: 1 LOB: 1 BB: 0 P: 18	R: 0 E: 0 K: 1 S: 9	H: 1 LOB: 1 BB: 0 P: 14	R: 0 E: 0 K: 2 S: 8	H: 0 LOB: 0 BB: 0 P: 12	R: 0 E: 0 K: 1 S: 10	H: 2 LOB: 2 BB: 1 P: 17	1B: 8 2B: 2 3B: 0 HR: 2	SF: 1 SAC: 0 DP: 0 HBP: 0	WIP: 0 PB: 0 SB: 1 CS: 0	PA: 53		
PITCHER	IP	WLS	BF	H	R	ER	SO	BB	IBB	HBP	BLK	WP	HR	S	P	ERA	WHIP					
Tommy Greene, R ERA: 3.54 (1.1)	8.0		33	8	2	2	5	1	0	0	0	0	1	74	116	2.25	1.125					
Larry Andersen, R ERA: 2.88 (9.1)	1.0		4	1	0	0	1	0	0	0	0	0	0	9	14	0.00	1.000					
Bobby Thigpen, R ERA: 5.09 (10.1)	1.0		4	1	0	0	0	0	0	0	0	0	0	9	11	0.00	1.000					
Roger Mason, R ERA: 3.64 (11.1)	3.0	L	12	2	1	1	3	1	0	0	0	0	1	24	38	3.00	1.000					

Colorado Rockies @ Philadelphia Phillies
Veterans Stadium, Philadelphia, PA
Mon Aug 23 1993, 7:05 PM EDT
Att. 40,481 - Unknown - 82 F


AB 50
R 3
H 12
RBI 3
BB 2
SO 9
LOB 17



Batter	1	2	3	4	5	6	7	8	9	10	11	12	13	AB	R	H	RBI	BB	SO	LOB	BOTTOM	
Lenny Dykstra, L OBP: 0.418, SLG: 0.470 (1.8)	G4-3	SF7		G4-3		G6-3			L8		F7		F8	6	0	0	1	0	0	0		
Mariano Duncan, R OBP: 0.350, SLG: 0.402 (1.4)	F9	BB		G1-4-3		L4			G1-3		F7			5	0	1	0	1	0	0		
John Kruk, L OBP: 0.458, SLG: 0.499 (1.3)	HBP	BB		G1-4-3		G6-3			1B		1B			5	0	3	0	1	0	1		
Dave Hollins, S OBP: 0.376, SLG: 0.457 (1.5)	HBP	G4-3				G6-3			1B		F7			5	0	1	0	0	1	5		
Darren Daulton, L OBP: 0.398, SLG: 0.500 (1.2)	L8					G3-1			G4-3				K	5	0	0	0	1	2	4		
Pete Incaaviglia, R OBP: 0.317, SLG: 0.539 (1.7)		FC4									G6-3		P3	3	1	1	0	2	1	1		
Bill Thompson, L OBP: 0.343, SLG: 0.363 (10. PR) (11.7)		1B									SH1-3		BB	1	0	0	0	0	0	0		
Jim Eisenreich, L OBP: 0.361, SLG: 0.465 (1.9)		FC4							G1		SH1-3		G3	5	1	2	0	0	0	1		
Kevin Stocker, S OBP: 0.441, SLG: 0.512 (1.6)		2B							L5		G6-3		F9	5	0	0	0	1	2	6		
Tommy Greene, R ERA: 3.46 (1.1)		FC4							F8				L8	3	0	0	1	0	0	5		
Wes Chamberlain, L ERA: 4.56 (8.1)		1B												1	0	0	0	0	0	0		
Larry Andersen, R ERA: 2.88 (9.1)		BB												0	0	0	0	0	0	0		
Bobby Thigpen, R ERA: 5.09 (10.1)		1B												1	0	0	0	0	2	0		
Ricky Jordan, R ERA: 3.38 (10.1)		BB												0	0	0	0	0	0	0		
Marcus Moore, S ERA: 3.06 (11.1)		1B												1	0	0	0	0	0	0		
Chris Jones, S ERA: 5.09 (12.1)														0	0	0	0	0	0	0		
Gary Wayne, L ERA: 5.09 (12.1)														0	0	0	0	0	0	0		
Inning Stats	R: 0 E: 0 K: 0 S: 11	H: 1 LOB: 2 BB: 0 P: 19	R: 2 E: 0 K: 1 S: 17	H: 3 LOB: 3 BB: 1 P: 29	R: 0 E: 0 K: 1 S: 9	H: 0 LOB: 2 BB: 1 P: 21	R: 0 E: 0 K: 1 S: 12	H: 0 LOB: 1 BB: 1 P: 21	R: 0 E: 0 K: 1 S: 8	H: 0 LOB: 0 BB: 0 P: 10	R: 0 E: 0 K: 0 S: 8	H: 2 LOB: 2 BB: 0 P: 23	R: 0 E: 0 K: 0 S: 9	H: 0 LOB: 1 BB: 1 P: 10	R: 0 E: 0 K: 1 S: 9	H: 0 LOB: 0 BB: 0 P: 15	1B: 7 2B: 1 3B: 0 HR: 0	SF: 1 SAC: 1 DP: 0 HBP: 1	WIP: 0 PB: 0 SB: 1 CS: 0	PA: 55		
PITCHER	IP	WLS	BF	H	R	ER	SO	BB	IBB	HBP	BLK	WP	HR	S	P	ERA	WHIP					
Armando Reynoso, R ERA: 3.46 (1.1)	5.0		27	5	2	2	4	4	1	1	0	0	0	62	114	3.60	1.800					
Bruce Ruffin, L ERA: 4.56 (8.1)	3.0		9	0	0	0	1	0	0	0	0	0	0	23	32	0.00	0.000					
Mike Munoz, L ERA: 3.38 (8.1)	1.2		8	2	0	0	0	1	0	0	0	0	0	17	29	0.00	1.800					
Marcus Moore, R ERA: 3.06 (10.1)	1.1		5	1	0	0	0	0	0	0	0	0	0	11	17	0.00	0.750					
Gary Wayne, L ERA: 5.09 (12.1)	1.0	W	3	0	0	0	1	0	0	0	0	0	0	9	15	0.00	0.000					

Colorado Rockies @ Philadelphia Phillies
Veterans Stadium, Philadelphia, PA
Mon Aug 23 1993, 7:05 PM EDT
Att. 40,481 - Unknown - 82 F

AB 46
R 2
H 8
RBI 2
BB 6
SO 6
LOB 25



Batter	1	2	3	4	5	6	7	8	9	AB	R	H	RBI	BB	SO	LOB	TOP								
Eric Young Sr. R OBP: 0.335, SLG: 0.325 (1, 7)	L8		L9			G6-3				4	0	1	0	0	0	1	Colorado Rockies @ Philadelphia Phillies Veterans Stadium, Philadelphia, PA Tue Aug 24 1993, 7:05 PM EDT Att: 43,419 - Unknown - 83 F livebaseballscorecards.com								
Roberto Mejia R OBP: 0.274, SLG: 0.341 (1, 4)	G3					K				3	0	0	0	0	1	0									
Dary Boston L OBP: 0.310, SLG: 0.403 (8, PH)										1	0	0	0	0	0	2									
Freddie Benavides R OBP: 0.303, SLG: 0.397 (8, 4)										0	0	0	0	0	0	0									
Andres Calaraga R OBP: 0.424, SLG: 0.636 (1, 3)	G3									3	0	1	0	0	0	0									
Gary Wayne L (7, 1)										0	0	0	0	0	0	0									
Joe Girardi R OBP: 0.318, SLG: 0.396 (9, PH)										1	0	0	0	0	0	0									
Dante Bichette R OBP: 0.352, SLG: 0.546 (1, 9)										4	1	1	0	0	0	2									
Charlie Hayes R OBP: 0.342, SLG: 0.505 (1, 5)										4	0	1	0	0	0	2									
Chris Jones R OBP: 0.311, SLG: 0.459 (1, 8)										4	1	1	1	0	0	1									
Danny Sheaffer R OBP: 0.289, SLG: 0.376 (1, 2)										4	0	0	0	0	1	2									
Vinny Castilla R OBP: 0.298, SLG: 0.431 (1, 6)										3	0	0	0	0	0	1									
Willie Blair R OBP: 0.147, SLG: 0.152 (1, 1)										1	0	0	0	1	1	0									
Jerald Clark R OBP: 0.327, SLG: 0.427 (7, 3)										1	0	1	1	0	0	0									
Inning Stats	R: 0 E: 0 K: 0 S: 5	H: 0 LOB: 0 BB: 0 P: 5	R: 0 E: 0 K: 0 S: 7	H: 0 LOB: 0 BB: 0 P: 13	R: 0 E: 0 K: 0 S: 9	H: 0 LOB: 1 BB: 1 P: 15	R: 0 E: 1 K: 0 S: 10	H: 1 LOB: 1 BB: 0 P: 11	R: 0 E: 0 K: 0 S: 7	H: 0 LOB: 0 BB: 0 P: 11	R: 0 E: 0 K: 0 S: 8	H: 0 LOB: 0 BB: 0 P: 11	R: 0 E: 0 K: 0 S: 9	H: 0 LOB: 0 BB: 0 P: 15	R: 1 E: 0 K: 0 S: 14	H: 3 LOB: 2 BB: 0 P: 21	R: 1 E: 0 K: 0 S: 13	H: 2 LOB: 1 BB: 0 P: 19	1B: 5 2B: 1 3B: 0 HR: 0	SF: 0 SAC: 0 DP: 1 HBP: 0	WP: 0 PB: 0 SB: 1 CS: 0	PA: 34			
PITCHER	IP	WLS	BF	H	R	ER	SO	BB	IBB	HBP	BLK	WP	HR	S	P	ERA	WHIP								
Danny Jackson, L ERA: 3.54 (1, 1)	7.2	W	28	4	1	1	2	1	0	0	0	0	0	66	97	1.17	0.652								
Larry Andersen, R ERA: 2.96 (8, 1)	0.1		1	0	0	0	0	0	0	0	0	0	0	3	5	0.00	0.000								
Mitch Williams, L ERA: 2.7 (9, 1)	1.0	S	5	2	1	1	1	0	0	0	0	0	0	13	19	9.00	2.000								

Batter	1	2	3	4	5	6	7	8	9	AB	R	H	RBI	BB	SO	LOB	BOTTOM								
Lenny Dykstra L OBP: 0.417, SLG: 0.471 (1, 8)	F8									3	0	1	1	0	0	0	Colorado Rockies @ Philadelphia Phillies Veterans Stadium, Philadelphia, PA Tue Aug 24 1993, 7:05 PM EDT Att: 43,419 - Unknown - 83 F livebaseballscorecards.com								
Mariano Duncan R OBP: 0.297, SLG: 0.397 (1, 4)	K									4	0	0	1	0	2	2									
John Kruk L OBP: 0.456, SLG: 0.496 (1, 3)	E4									4	0	1	0	0	0	2									
Dave Hollins S OBP: 0.373, SLG: 0.453 (1, 5)	K									4	0	0	0	0	2	3									
Kim Batiste R OBP: 0.303, SLG: 0.442 (8, 5)										0	0	0	0	0	0	0									
Darren Daulton L OBP: 0.399, SLG: 0.499 (1, 2)	FC4-6									3	1	1	0	1	0	2									
Pete Incaviglia R OBP: 0.322, SLG: 0.542 (1, 7)										4	1	3	0	0	0	0									
Mitch Williams L OBP: 1.000, SLG: 1.000 (9, 1)										0	0	0	0	0	0	0									
Jim Eisenreich L OBP: 0.359, SLG: 0.462 (1, 9)										4	1	1	1	0	0	3									
Kevin Stocker S OBP: 0.436, SLG: 0.504 (1, 6)										4	1	1	1	0	0	2									
Danny Jackson R OBP: 0.145, SLG: 0.118 (1, 1)										2	0	0	0	1	2	1									
Larry Andersen R OBP: 1.000, SLG: 1.000 (8, 1)										0	0	0	0	0	0	0									
Milt Thompson L OBP: 0.343, SLG: 0.363 (9, 7)										0	0	0	0	0	0	0									
Inning Stats	R: 0 E: 1 K: 2 S: 12	H: 1 LOB: 2 BB: 0 P: 21	R: 3 E: 1 K: 0 S: 13	H: 2 LOB: 1 BB: 1 P: 24	R: 0 E: 0 K: 1 S: 7	H: 1 LOB: 1 BB: 1 P: 13	R: 0 E: 0 K: 1 S: 7	H: 0 LOB: 0 BB: 0 P: 9	R: 0 E: 0 K: 0 S: 8	H: 0 LOB: 0 BB: 0 P: 14	R: 1 E: 0 K: 1 S: 14	H: 2 LOB: 1 BB: 0 P: 21	R: 0 E: 0 K: 1 S: 7	H: 1 LOB: 1 BB: 0 P: 11	R: 0 E: 0 K: 0 S: 8	H: 1 LOB: 1 BB: 0 P: 12	1B: 7 2B: 1 3B: 0 HR: 0	SF: 1 SAC: 0 DP: 0 HBP: 0	WP: 0 PB: 0 SB: 0 CS: 0	PA: 35					
PITCHER	IP	WLS	BF	H	R	ER	SO	BB	IBB	HBP	BLK	WP	HR	S	P	ERA	WHIP								
Willie Blair R ERA: 4.95 (1, 1)	6.0	L	27	6	4	2	5	2	0	0	0	0	0	15	23	3.00	1.333								
Gary Wayne L ERA: 4.96 (7, 1)	2.0		8	2	0	0	1	0	0	0	0	0	0	15	23	0.00	1.000								



Batter	1	2	3	4	5	6	7	8	9	AB	R	H	RBI	BB	SO	LOB	TOP					
Alex Cole, L OBP: 0.350, SLG: 0.327 (1, 8)	0-1 CS HBP 1B		0-0 1B 1B	4-0 BB			0-1 G3		4-2 DI BB	3	2	2	0	2	0	0						
Joe Girardi, R OBP: 0.320, SLG: 0.401 (1, 2)	0-1 L7		1-1 1B 2B 1B	0-1 G3			1-1 F8		2-2 1-H 2B	5	1	2	1	0	0	2						
Andres Galarraga, R OBP: 0.422, SLG: 0.630 Bruce Ruffin, S OBP: 0.167, SLG: 0.136 Dante Bichette, R OBP: 0.351, SLG: 0.545 (1, 3) (8, 1) (9, PH)	1-1 BB HBP		1-3 K		1-3 K			1-0 G6-3	1-3 K	3	0	0	0	0	2	2						
Daryl Boston, L OBP: 0.317, SLG: 0.419 (1, 9)	4-2 SAFE 1-2 2-3 BB		0-0 2B 1B		0-3 K			0-0 HR		3	1	2	2	1	1	0						
Charlie Hayes, R OBP: 0.344, SLG: 0.507 (1, 5)	0-3 K		0-0 2B		0-0 P6			1-2 FC4-6 1B		4	0	2	1	0	1	2						
Jerald Clark, R OBP: 0.326, SLG: 0.425 (1, 7) (8, 3)		1-0 F9	0-3 K		0-0 F9-3 1B			0-1 FC4-6		4	0	1	0	0	1	3						
Vinny Castilla, R OBP: 0.294, SLG: 0.425 (1, 6)		2-3 K	0-2 G4-3		1-2 F9-3 1-2			0-1 G1-3		4	0	0	0	0	1	4						
Roberto Mejia, R OBP: 0.273, SLG: 0.360 (1, 4)		1-0 HR		3-3 K				0-3 K		4	1	1	1	0	3	0						
Mo Sanford, R Marcus Moore, S Mike Munoz, L Eric Young Sr., R Steve Reed, R Chris Jones, R OBP: 0.306, SLG: 0.457 (1, 1) (6, 1) (6, 1) (7, PH) (7, 1) (8, 7)		0-3 K		0-1 B5				1-2 F9	0-3 K	2	0	0	0	0	1	0						
Inning Stats	R: 0 E: 0 K: 1 S: 15	H: 1 LOB: 2 BB: 1 P: 20	R: 1 E: 0 K: 2 S: 8	H: 1 LOB: 0 BB: 0 P: 12	R: 2 E: 0 K: 2 S: 16	H: 4 LOB: 2 BB: 0 P: 18	R: 0 E: 0 K: 1 S: 8	H: 0 LOB: 0 BB: 1 P: 15	R: 0 E: 0 K: 1 S: 11	H: 1 LOB: 0 BB: 0 P: 14	R: 0 E: 0 K: 0 S: 9	H: 0 LOB: 0 BB: 0 P: 11	R: 1 E: 0 K: 0 S: 9	H: 2 LOB: 1 BB: 0 P: 11	R: 1 E: 0 K: 3 S: 15	H: 1 LOB: 1 BB: 1 P: 22	1B: 6 2B: 3 3B: 0 HR: 2	SF: 0 SAC: 0 DP: 1 HBP: 1	WP: 0 PB: 0 SB: 0 CS: 1	PA: 39		
PITCHER	IP WLS BF H R ER SO BB IBB HBP BLK WP HR S P ERA WHIP	IP WLS BF H R ER SO BB IBB HBP BLK WP HR S P ERA WHIP	IP WLS BF H R ER SO BB IBB HBP BLK WP HR S P ERA WHIP	IP WLS BF H R ER SO BB IBB HBP BLK WP HR S P ERA WHIP	IP WLS BF H R ER SO BB IBB HBP BLK WP HR S P ERA WHIP	IP WLS BF H R ER SO BB IBB HBP BLK WP HR S P ERA WHIP	IP WLS BF H R ER SO BB IBB HBP BLK WP HR S P ERA WHIP	IP WLS BF H R ER SO BB IBB HBP BLK WP HR S P ERA WHIP	IP WLS BF H R ER SO BB IBB HBP BLK WP HR S P ERA WHIP	IP WLS BF H R ER SO BB IBB HBP BLK WP HR S P ERA WHIP	IP WLS BF H R ER SO BB IBB HBP BLK WP HR S P ERA WHIP	IP WLS BF H R ER SO BB IBB HBP BLK WP HR S P ERA WHIP	IP WLS BF H R ER SO BB IBB HBP BLK WP HR S P ERA WHIP	IP WLS BF H R ER SO BB IBB HBP BLK WP HR S P ERA WHIP	IP WLS BF H R ER SO BB IBB HBP BLK WP HR S P ERA WHIP	IP WLS BF H R ER SO BB IBB HBP BLK WP HR S P ERA WHIP	IP WLS BF H R ER SO BB IBB HBP BLK WP HR S P ERA WHIP	IP WLS BF H R ER SO BB IBB HBP BLK WP HR S P ERA WHIP	IP WLS BF H R ER SO BB IBB HBP BLK WP HR S P ERA WHIP	IP WLS BF H R ER SO BB IBB HBP BLK WP HR S P ERA WHIP	IP WLS BF H R ER SO BB IBB HBP BLK WP HR S P ERA WHIP	IP WLS BF H R ER SO BB IBB HBP BLK WP HR S P ERA WHIP

Colorado Rockies @ Philadelphia Phillies
Veterans Stadium, Philadelphia, PA
Wed Aug 25 1993, 3:33 AM EDT
Att: 46,448 - Sunny - 85 F

AB 35
R 5
H 10
RBI 5
BB 3
SO 12
LOB 14



Batter	1	2	3	4	5	6	7	8	9	AB	R	H	RBI	BB	SO	LOB	BOTTOM					
Lenny Dykstra, L OBP: 0.419, SLG: 0.472 (1, 8)	4-0 S 1B BB			2-1 2H 2B		4-1 WP 1B SF8 BB		2-1 G6-3		3	2	1	1	2	0	1						
Mickey Morandini, L OBP: 0.290, SLG: 0.328 Mariano Duncan, R OBP: 0.298, SLG: 0.398 (1, 4) (6, PH) (7, 4)	1-2 P5		2-1 G4-3	G4-3		0-0 WP 1B		1-3 K		3	0	0	0	0	0	2						
John Kruk, L OBP: 0.456, SLG: 0.496 (1, 3)	0-1 1B S 2H 1B		1-2 G6-3		4-2 G6-3 BB		3-2 SF8			2	1	1	2	1	0	0						
Dave Hollins, S OBP: 0.372, SLG: 0.449 Kim Batiste, R OBP: 0.303, SLG: 0.442 (1, 5) (9, 5)	3-2 F7		2-3 K		0-0 G6-3		4-0 IBB			3	0	0	0	1	1	2						
Milt Thompson, L OBP: 0.348, SLG: 0.370 (1, 7)	3-2 1B			4-2 HR BB		2-0 2B		1-1 G6-3		3	1	2	0	1	0	2						
Wes Chamberlain, R OBP: 0.322, SLG: 0.522 Jim Eisenreich, L OBP: 0.359, SLG: 0.462 (1, 9) (8, PH) (9, 1)	1-2 SAFE 1B		1-3 1B	0-1 F7		1-3 K		0-0 P4		4	0	1	1	0	1	2						
Todd Pratt, R OBP: 0.338, SLG: 0.609 (1, 2)		2-2 G5-3		2-1 HR		2-1 BB 1B 1B		0-2 G5-3		4	2	2	2	0	0	0						
Kevin Stocker, S OBP: 0.438, SLG: 0.504 (1, 6)		1-1 F8		1-1 PB 2B 1B		1-1 BB 1B		1-3 K		4	2	2	0	0	1	0						
Curt Schilling, R OBP: 0.200, SLG: 0.190 Ricky Jordan, R OBP: 0.313, SLG: 0.408 Bobby Thigpen, R (1, 1) (8, PH) (9, 1)		3-2 E5 1B		2-2 P7		2-2 B3		1-0 G6-3		3	0	1	0	0	0	3						
Inning Stats	R: 2 E: 0 K: 0 S: 15	H: 3 LOB: 2 BB: 1 P: 27	R: 0 E: 1 K: 0 S: 10	H: 1 LOB: 1 BB: 0 P: 17	R: 0 E: 0 K: 1 S: 8	H: 0 LOB: 0 BB: 0 P: 13	R: 3 E: 0 K: 0 S: 15	H: 3 LOB: 1 BB: 1 P: 26	R: 0 E: 0 K: 1 S: 8	H: 0 LOB: 0 BB: 0 P: 8	R: 0 E: 0 K: 1 S: 6	H: 0 LOB: 0 BB: 0 P: 10	R: 0 E: 0 K: 1 S: 6	H: 0 LOB: 0 BB: 0 P: 10	R: 0 E: 0 K: 1 S: 6	H: 0 LOB: 0 BB: 0 P: 10	1B: 8 2B: 2 3B: 0 HR: 1	SF: 1 SAC: 0 DP: 1 HBP: 0	WP: 1 PB: 1 SB: 2 CS: 0	PA: 38		
PITCHER	IP WLS BF H R ER SO BB IBB HBP BLK WP HR S P ERA WHIP	IP WLS BF H R ER SO BB IBB HBP BLK WP HR S P ERA WHIP	IP WLS BF H R ER SO BB IBB HBP BLK WP HR S P ERA WHIP	IP WLS BF H R ER SO BB IBB HBP BLK WP HR S P ERA WHIP	IP WLS BF H R ER SO BB IBB HBP BLK WP HR S P ERA WHIP	IP WLS BF H R ER SO BB IBB HBP BLK WP HR S P ERA WHIP	IP WLS BF H R ER SO BB IBB HBP BLK WP HR S P ERA WHIP	IP WLS BF H R ER SO BB IBB HBP BLK WP HR S P ERA WHIP	IP WLS BF H R ER SO BB IBB HBP BLK WP HR S P ERA WHIP	IP WLS BF H R ER SO BB IBB HBP BLK WP HR S P ERA WHIP	IP WLS BF H R ER SO BB IBB HBP BLK WP HR S P ERA WHIP	IP WLS BF H R ER SO BB IBB HBP BLK WP HR S P ERA WHIP	IP WLS BF H R ER SO BB IBB HBP BLK WP HR S P ERA WHIP	IP WLS BF H R ER SO BB IBB HBP BLK WP HR S P ERA WHIP	IP WLS BF H R ER SO BB IBB HBP BLK WP HR S P ERA WHIP	IP WLS BF H R ER SO BB IBB HBP BLK WP HR S P ERA WHIP	IP WLS BF H R ER SO BB IBB HBP BLK WP HR S P ERA WHIP	IP WLS BF H R ER SO BB IBB HBP BLK WP HR S P ERA WHIP	IP WLS BF H R ER SO BB IBB HBP BLK WP HR S P ERA WHIP	IP WLS BF H R ER SO BB IBB HBP BLK WP HR S P ERA WHIP	IP WLS BF H R ER SO BB IBB HBP BLK WP HR S P ERA WHIP	IP WLS BF H R ER SO BB IBB HBP BLK WP HR S P ERA WHIP

Colorado Rockies @ Philadelphia Phillies
Veterans Stadium, Philadelphia, PA
Wed Aug 25 1993, 3:33 AM EDT
Att: 46,448 - Sunny - 85 F

AB 32
R 8
H 11
RBI 8
BB 5
SO 4
LOB 12



Batter	1	2	3	4	5	6	7	8	9	AB	R	H	RBI	BB	SO	LOB	TOP										
Thomas Howard, S (1.7) OBP: 0.288, SLG: 0.360	0-0 1B	1-3 K		0-2 S		0-2 HR	3-2 F9			5	2	3	3	0	1	1											
Jacob Brumfield, R (1.8) OBP: 0.351, SLG: 0.437	2-2 CS	4-1 1B		0-3 K		1-1 S		4-2 BB		3	1	2	0	2	1	1											
Hal Morris, L (1.3) OBP: 0.349, SLG: 0.376	3-2 FC4-6	0-0 BB		1-0 F7		1-1 S		2-2 G4-6-3		5	1	3	2	0	0	2											
Chris Sabo, R (1.5) OBP: 0.320, SLG: 0.437	2-3 K		3-1 P8		0-2 G6-3	4-1 2B		3-3 K		4	0	0	0	1	2	1											
Tim Costo, R (1.9) OBP: 0.212, SLG: 0.364	0-2 FC4-6		1-0 1B		1-2 L9	1-3 K		3-2 L8		5	0	1	0	0	1	4											
Joe Oliver, R (1.2) OBP: 0.273, SLG: 0.390		3-2 2B		2-1 G3		0-2 K		4-2 BB		4	1	2	2	1	1	1											
Juan Samuel, R (1.4) OBP: 0.287, SLG: 0.333		0-0 2B		3-2 S		0-1 F9		0-0 F8		5	1	2	0	0	0	3											
Jeff Branson, L (1.6) OBP: 0.300, SLG: 0.354		2-0 SF7		1-3 K		2-1 HR		1-0 G3		4	1	1	1	0	1	3											
Bobby Ayala, R (1.1) OBP: 0.063, SLG: 0.125		1-2 WP		0-3 K		4-0 HR		1-2 K		2	1	1	1	0	1	0											
Scott Service, R (5.1) OBP: 0.167, SLG: 0.167										0	0	0	0	0	0	0											
Jack Daugherty, S (6. PH) OBP: 0.378, SLG: 0.474										0	1	0	0	1	0	0											
Kevin Wickander, L (6.1) OBP: 0.300, SLG: 0.354										1	0	0	0	1	0	0											
Jeff Reardon, R (7.1) OBP: 0.300, SLG: 0.354										0	0	0	0	0	0	0											
Inning Stats	R: 1 E: 0 K: 1 S: 20	H: 3 LOB: 1 BB: 0 P: 26	R: 3 E: 0 K: 1 S: 14	H: 4 LOB: 2 BB: 1 P: 25	R: 0 E: 0 K: 1 S: 12	H: 2 LOB: 0 BB: 0 P: 22	R: 0 E: 0 K: 2 S: 11	H: 1 LOB: 1 BB: 0 P: 11	R: 0 E: 0 K: 1 S: 10	H: 0 LOB: 0 BB: 0 P: 11	R: 5 E: 0 K: 1 S: 21	H: 5 LOB: 2 BB: 2 P: 34	R: 0 E: 0 K: 1 S: 7	H: 0 LOB: 0 BB: 0 P: 11	R: 0 E: 0 K: 1 S: 11	H: 0 LOB: 1 BB: 1 P: 20	R: 0 E: 0 K: 0 S: 9	H: 0 LOB: 1 BB: 1 P: 17	1B: 9 2B: 5 3B: 0 HR: 1	SF: 1 SAC: 0 DP: 1 HBP: 0	WP: 1 PB: 0 SB: 3 CS: 1	PA: 44					
PITCHER	IP	WLS	BF	H	R	ER	SO	BB	IBB	HBP	BLK	WP	HR	S	P	ERA	WHIP										
Tommy Greene, R (1.1) ERA: 3.66	5.0		24	10	4	4	6	1	0	0	0	1	0	67	95	7.20	2.200										
Bobby Thigpen, R (6.1) ERA: 6.21	0.1	L	7	4	5	5	0	2	0	0	0	0	1	13	25	135.00	18.000										
Mike Williams, R (6.1) ERA: 6.14	0.2		3	1	0	0	1	0	0	0	0	0	0	8	9	0.00	1.500										
David West, L (7.1) ERA: 2.74	2.0		6	0	0	0	2	1	0	0	0	0	0	18	31	0.00	0.500										
Ben Rivera, R (9.1) ERA: 5.39	1.0		4	0	0	0	0	1	0	0	0	0	0	9	17	0.00	1.000										

Cincinnati Reds @ Philadelphia Phillies
Veterans Stadium, Philadelphia, PA
Sat Aug 28 1993, 7:05 PM EDT
Att: 42,924 - Unknown - 92 F

AB 38
R 9
H 15
RBI 9
BB 5
SO 9
LOB 16



Batter	1	2	3	4	5	6	7	8	9	AB	R	H	RBI	BB	SO	LOB	BOTTOM										
Lenny Dykstra, L (1.8) OBP: 0.417, SLG: 0.467	4-0 L6	3-1 P8		2-3 K		1-3 K		1-2 HBP		4	0	1	0	1	2	4											
Mariano Duncan, R (1.4) OBP: 0.295, SLG: 0.391	0-3 K		0-0 P9		2-0 FC3-6			1-2 HBP		4	0	1	0	0	1	3											
John Kruk, L (1.3) OBP: 0.452, SLG: 0.495	3-2 L6		3-1 F8		0-3 K			2-1 F8		5	0	0	0	0	2	6											
Dave Hollins, S (1.5) OBP: 0.373, SLG: 0.447		2-1 HR		4-1 1B		2-2 G6-3		1-0 2B		4	1	2	0	1	0	2											
Darren Daulton, L (1.2) OBP: 0.398, SLG: 0.503		0-0 HR		0-1 1B		3-2 K		0-0 P3		5	1	2	2	0	1	1											
Jim Eisenreich, L (1.9) OBP: 0.362, SLG: 0.474		1-H HR		1-2 1B				2-2 P6		4	1	1	0	0	1	3											
Pete Incaviglia, R (1.7) OBP: 0.329, SLG: 0.568		4-2 SH5-4		0-0 HR		3-2 HR		0-0 2B		4	2	3	3	1	1	1											
Kevin Stocker, S (1.6) OBP: 0.432, SLG: 0.490		0-0 SH5-4		0-0 FC3-6		0-0 G4-3		2-3 K		5	0	2	0	0	1	3											
Tommy Greene, R (1.1) ERA: 3.66										0	0	0	0	0	0	0											
Bobby Thigpen, R (6.1) ERA: 6.21										0	0	0	0	0	0	0											
Mike Williams, R (6.1) ERA: 6.14										0	0	0	0	0	0	0											
Wes Chamberlain, R (6. PH) OBP: 0.362, SLG: 0.474										1	0	0	0	0	0	0											
David West, L (7.1) ERA: 2.74										0	0	0	0	0	0	0											
Ben Rivera, R (9.1) ERA: 5.39										1	0	0	0	0	1	0											
Inning Stats	R: 0 E: 0 K: 1 S: 6	H: 0 LOB: 0 BB: 1 P: 13	R: 2 E: 0 K: 1 S: 12	H: 3 LOB: 1 BB: 1 P: 23	R: 0 E: 0 K: 0 S: 9	H: 1 LOB: 2 BB: 1 P: 16	R: 1 E: 0 K: 2 S: 11	H: 2 LOB: 2 BB: 0 P: 15	R: 2 E: 0 K: 1 S: 15	H: 1 LOB: 0 BB: 0 P: 25	R: 0 E: 0 K: 2 S: 8	H: 1 LOB: 1 BB: 0 P: 10	R: 0 E: 0 K: 1 S: 9	H: 2 LOB: 2 BB: 0 P: 14	R: 0 E: 0 K: 1 S: 11	H: 1 LOB: 1 BB: 0 P: 19	R: 0 E: 0 K: 1 S: 13	H: 1 LOB: 1 BB: 0 P: 19	1B: 7 2B: 3 3B: 0 HR: 3	SF: 0 SAC: 2 DP: 1 HBP: 2	WP: 0 PB: 0 SB: 1 CS: 0	PA: 44					
PITCHER	IP	WLS	BF	H	R	ER	SO	BB	IBB	HBP	BLK	WP	HR	S	P	ERA	WHIP										
Bobby Ayala, R (1.1) ERA: 4.12	4.2		25	7	5	5	5	3	0	1	0	0	3	52	91	9.64	2.143										
Scott Service, R (5.1) ERA: 3.16	0.1	W	1	0	0	0	0	0	0	0	0	0	0	1	1	0.00	0.000										
Kevin Wickander, L (6.1) ERA: 5.52	1.2		7	2	0	0	2	0	0	0	0	0	0	13	18	0.00	1.200										
Jeff Reardon, R (7.1) ERA: 2.38	2.1		11	3	0	0	3	0	0	1	0	0	0	28	44	0.00	1.286										

Cincinnati Reds @ Philadelphia Phillies
Veterans Stadium, Philadelphia, PA
Sat Aug 28 1993, 7:05 PM EDT
Att: 42,924 - Unknown - 92 F

AB 37
R 5
H 12
RBI 5
BB 3
SO 10
LOB 23



Batter	1	2	3	4	5	6	7	8	9	AB	R	H	RBI	BB	SO	LOB	TOP				
Jacob Brumfield, R OBP: 0.342, SLG: 0.424	G6-3		L7		K		L8		K	5	0	0	0	0	2	1	Cincinnati Reds @ Philadelphia Phillies Veterans Stadium, Philadelphia, PA Sun Aug 29 1993, 3:33 AM EDT Att: 58,363 - Sunny - 86 F				
Hal Morris, L OBP: 0.383, SLG: 0.381 Johnny Ruffin, R (5, 1)	K		G6-3		HBP		1B			2	0	1	0	0	1	0					
Jack Daugherty, S OBP: 0.391, SLG: 0.487 Jerry Spradlin, S (7, 1)	K		2B							0	0	0	0	0	0	0					
Thomas Howard, S OBP: 0.283, SLG: 0.353	E6		G6-3		K		K			4	0	0	0	0	2	3					
Chris Sabo, R OBP: 0.321, SLG: 0.436 Brian Koelling, R OBP: 0.133, SLG: 0.071	K		FC5-4			F9		K		1	0	0	0	1	1	2					
Tim Costo, R OBP: 0.216, SLG: 0.351		G4-3	FC5-4			2B		K		4	0	1	0	0	1	2					
Brian Dorsett, R OBP: 0.283, SLG: 0.455		1B			F9		F7		G6-3	4	0	1	0	0	0	1					
Juan Samuel, R OBP: 0.286, SLG: 0.337		K			L3		2B		G6-3	4	0	1	0	0	1	1					
Jeff Branson, L OBP: 0.300, SLG: 0.353		FC6-4			K		F7		G4-3	4	0	1	0	0	1	2					
Tim Pugh, R OBP: 0.180, SLG: 0.163 Scott Service, R OBP: 0.167, SLG: 0.167 Greg Tubbs, R OBP: 0.377, SLG: 0.286	FC6-4				K		F9		BB	1	0	0	0	0	0	2					
Inning Stats	R: 0 E: 1 K: 2 S: 8	H: 0 LOB: 1 BB: 0 P: 8	R: 0 E: 0 K: 1 S: 7	H: 2 LOB: 2 BB: 0 P: 7	R: 0 E: 0 K: 0 S: 4	H: 1 LOB: 2 BB: 1 P: 8	R: 0 E: 0 K: 1 S: 5	H: 0 LOB: 0 BB: 0 P: 5	R: 0 E: 0 K: 3 S: 9	H: 2 LOB: 1 BB: 0 P: 10	R: 0 E: 0 K: 1 S: 6	H: 1 LOB: 0 BB: 0 P: 6	R: 0 E: 0 K: 2 S: 7	H: 0 LOB: 0 BB: 0 P: 7	R: 0 E: 0 K: 1 S: 5	H: 0 LOB: 1 BB: 1 P: 9	1B: 4 2B: 2 3B: 0 HR: 0	SF: 0 SAC: 0 DP: 0 HBP: 1	WP: 0 PB: 0 SB: 0 CS: 0	PA: 37	
PITCHER	IP	WLS	BF	H	R	ER	SO	BB	IBB	HBP	BLK	WP	HR	S	P	ERA	WHIP				
Danny Jackson, L ERA: 3.4	7.0	W	30	6	0	0	8	1	0	1	0	0	0	44	49	0.00	1.000				
Roger Mason, R ERA: 3.45	2.0		7	0	0	0	3	1	0	0	0	0	0	12	16	0.00	0.500				

Batter	1	2	3	4	5	6	7	8	9	AB	R	H	RBI	BB	SO	LOB	BOTTOM				
Lenny Dykstra, L OBP: 0.418, SLG: 0.470 Roger Mason, R OBP: 0.200, SLG: 0.200	G6-3	3B		2B	3B		F8			3	2	1	1	2	0	2	Cincinnati Reds @ Philadelphia Phillies Veterans Stadium, Philadelphia, PA Sun Aug 29 1993, 3:33 AM EDT Att: 58,363 - Sunny - 86 F				
Mickey Morandini, L OBP: 0.296, SLG: 0.344	F8	1B		F7	1B		3B			5	1	3	4	0	0	1					
Ricky Jordan, R OBP: 0.328, SLG: 0.429	1B	1B		2B	F3		G5-3			5	2	3	1	0	0	2					
Dave Hollins, S OBP: 0.376, SLG: 0.447 Kim Batiste, R OBP: 0.307, SLG: 0.453	1B	1B		2B		G3-1		1B		2	2	1	0	2	0	0					
Pete Incaviglia, R OBP: 0.330, SLG: 0.565	1B	1B		K	K		K		1B	5	0	2	2	0	3	5					
Wes Chamberlain, R OBP: 0.323, SLG: 0.522	1B	P5		2B	2B		F8		K	5	0	2	4	0	1	3					
Todd Pratt, R OBP: 0.329, SLG: 0.581	K			K	K		1B		F8	5	0	1	0	0	2	4					
Kevin Stocker, S OBP: 0.425, SLG: 0.480		F9		G1-3	SH1		FC3-6		G4-3	5	2	1	0	0	0	2					
Danny Jackson, R OBP: 0.158, SLG: 0.132 Milt Thompson, L OBP: 0.348, SLG: 0.370	BB	1B		K	SH1		3B		1B	2	1	1	0	0	1	0					
Inning Stats	R: 2 E: 0 K: 1 S: 8	H: 3 LOB: 2 BB: 1 P: 12	R: 3 E: 0 K: 1 S: 9	H: 4 LOB: 2 BB: 1 P: 13	R: 0 E: 0 K: 1 S: 5	H: 0 LOB: 0 BB: 0 P: 5	R: 3 E: 0 K: 2 S: 9	H: 2 LOB: 1 BB: 2 P: 17	R: 1 E: 0 K: 0 S: 5	H: 3 LOB: 1 BB: 0 P: 5	R: 0 E: 0 K: 1 S: 5	H: 0 LOB: 0 BB: 0 P: 5	R: 2 E: 0 K: 0 S: 6	H: 3 LOB: 1 BB: 0 P: 6	R: 1 E: 0 K: 1 S: 7	H: 2 LOB: 1 BB: 0 P: 7		1B: 11 2B: 3 3B: 3 HR: 0	SF: 0 SAC: 1 DP: 0 HBP: 0	WP: 0 PB: 0 SB: 0 CS: 0	PA: 44
PITCHER	IP	WLS	BF	H	R	ER	SO	BB	IBB	HBP	BLK	WP	HR	S	P	ERA	WHIP				
Tim Pugh, R ERA: 5.45	1.1	L	13	7	5	5	1	2	0	0	0	0	0	13	21	33.75	6.750				
Scott Service, R ERA: 3.71	2.2		12	2	3	3	4	1	1	0	0	0	0	18	26	10.12	1.125				
Johnny Ruffin, R ERA: 4.02	2.0		8	3	1	1	1	0	0	0	0	0	0	10	10	4.50	1.500				
Jerry Spradlin, R ERA: 4.88	2.0		11	5	3	3	1	0	0	0	0	0	0	13	13	13.50	2.500				

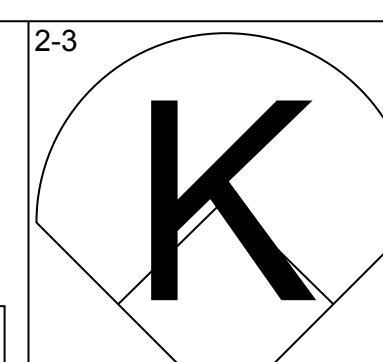
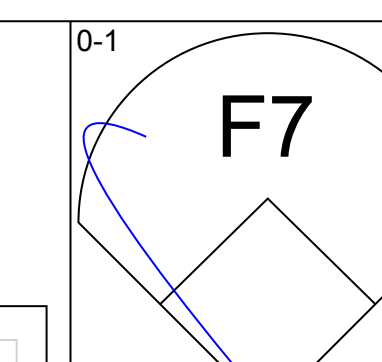
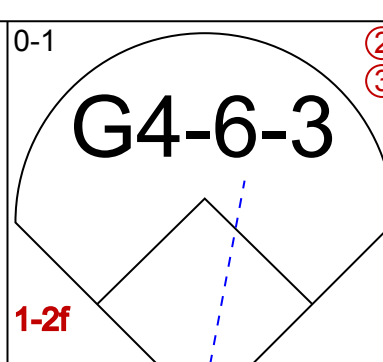
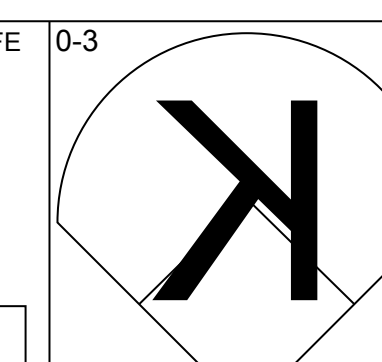
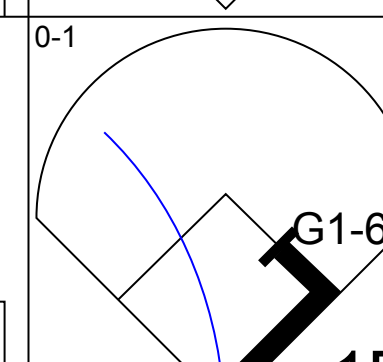
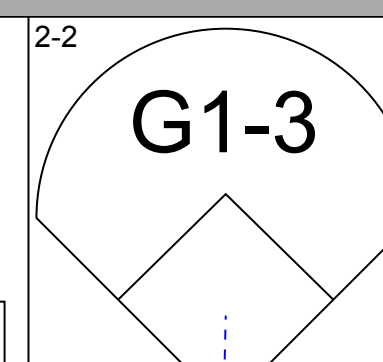
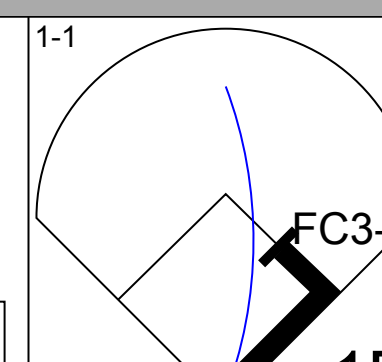
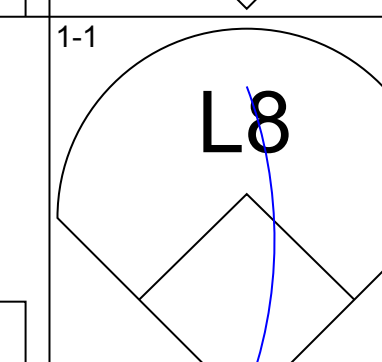
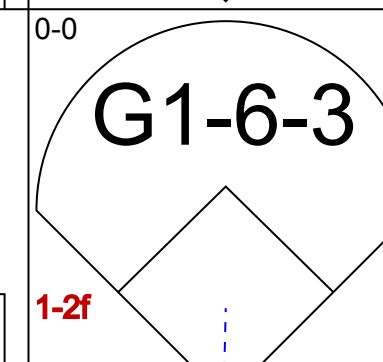
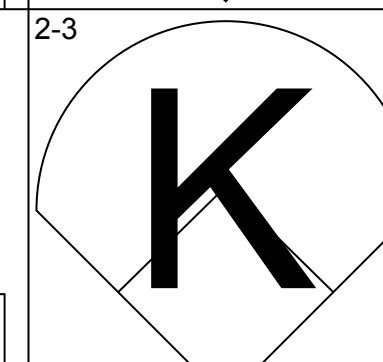
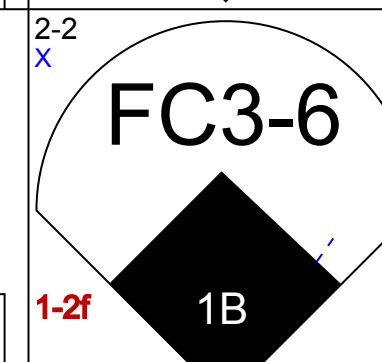
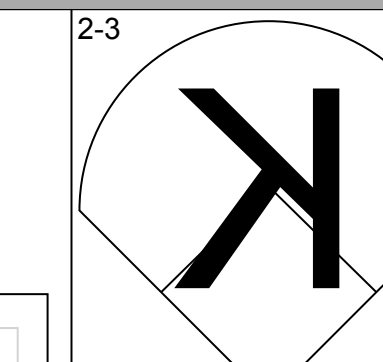
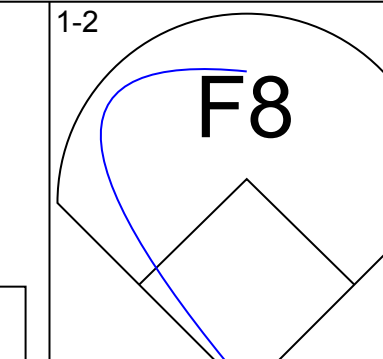
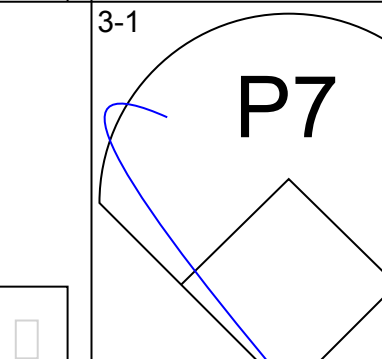
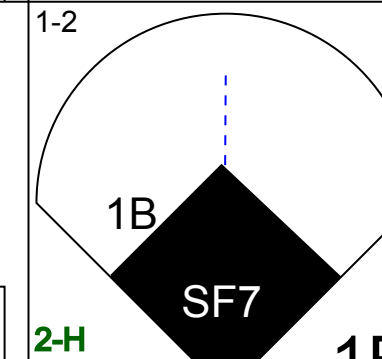
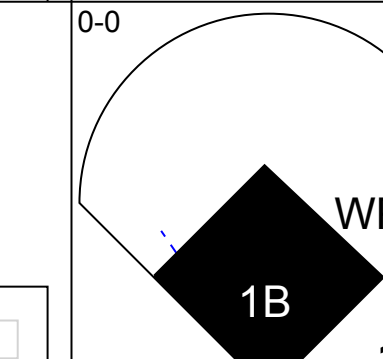
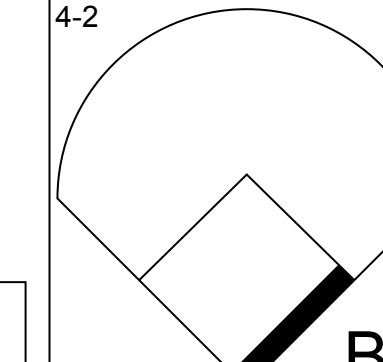
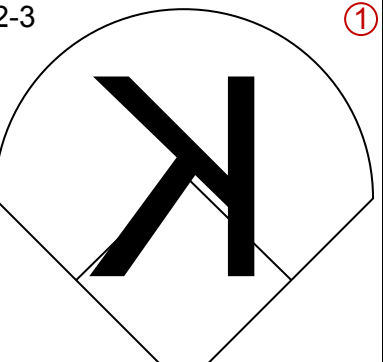
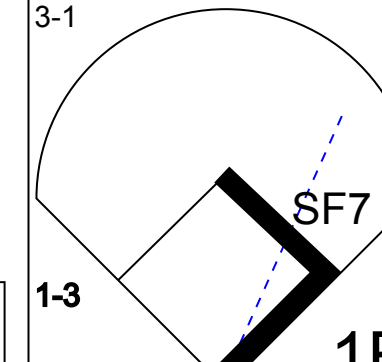
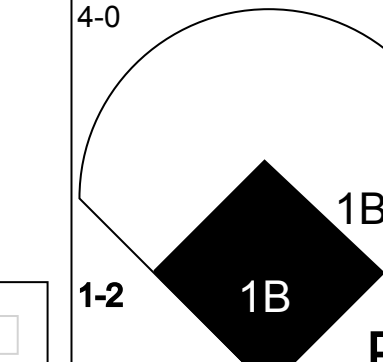
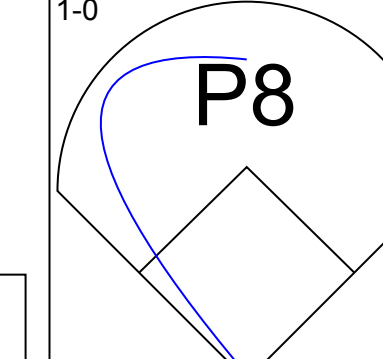
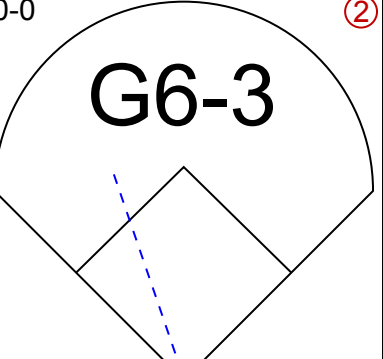
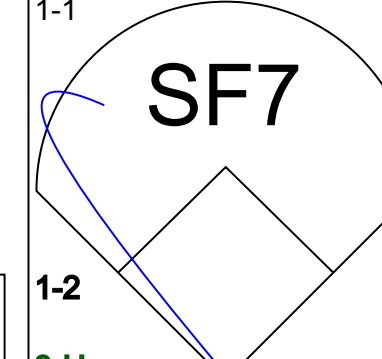
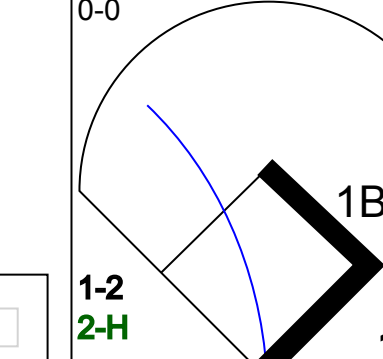
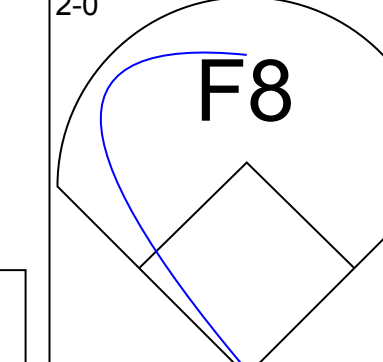
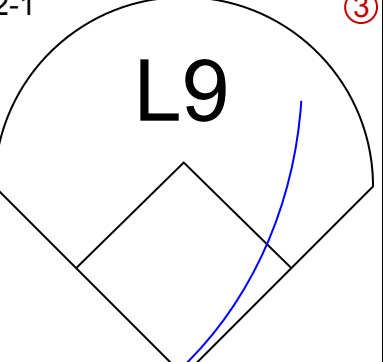
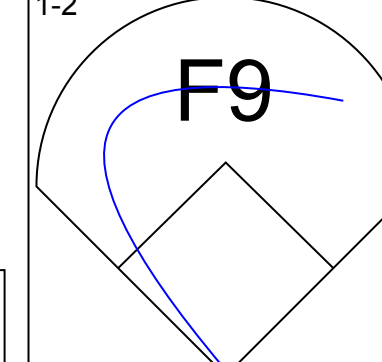
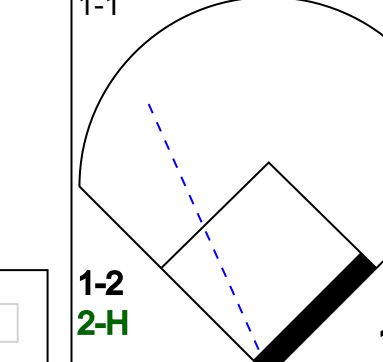
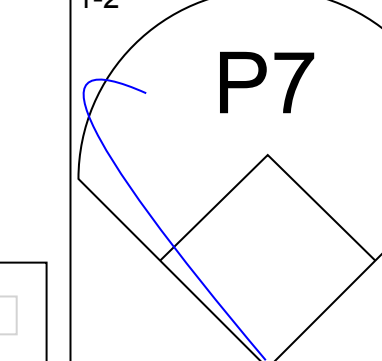
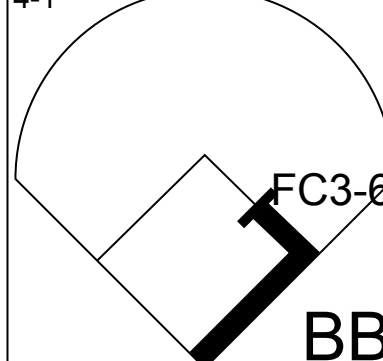
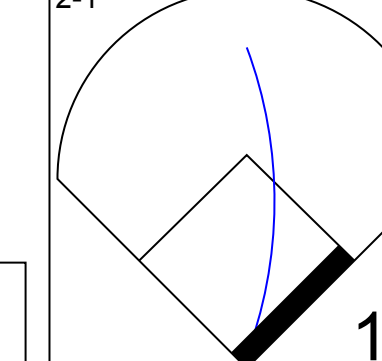
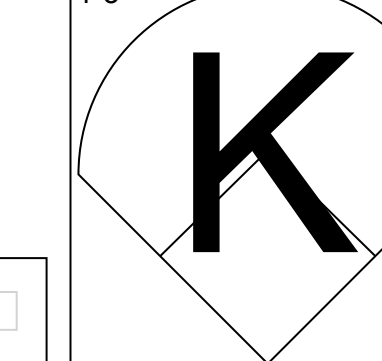
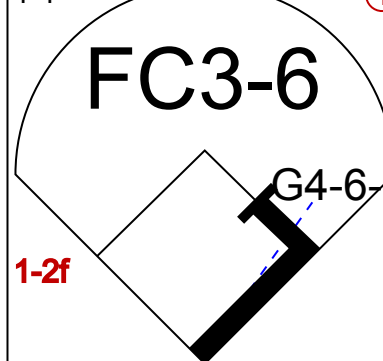
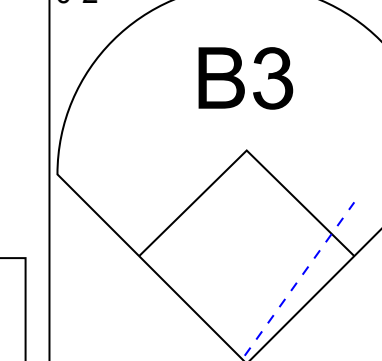
Batter	1	2	3	4	5	6	7	8	9	AB	R	H	RBI	BB	SO	LOB	TOP			
Lenny Dykstra, L (1, 8) OBP: 0.423, SLG: 0.481										3	2	1	0	2	0	1	Philadelphia Phillies @ Chicago Cubs Wrigley Field, Chicago, IL Tue Aug 31 1993, 3:33 AM CDT Att: 19,961 - Sunny - 70 F			
Mickey Morandini, L (1, 4) OBP: 0.300, SLG: 0.349 Mariano Duncan, R (8, PH) OBP: 0.298, SLG: 0.398										3	0	2	1	1	1	1				
John Kruk, L (1, 3) OBP: 0.448, SLG: 0.494										4	1	0	0	1	1	6				
Dave Hollins, S (1, 5) OBP: 0.375, SLG: 0.450 Kim Batiste, R (8, 5) OBP: 0.307, SLG: 0.453										5	0	1	0	0	2	2				
Darren Daulton, L (1, 2) OBP: 0.396, SLG: 0.502										5	0	2	1	0	1	3				
Jim Eisenreich, L (1, 9) OBP: 0.359, SLG: 0.469										5	0	1	1	0	1	3				
Milt Thompson, L (1, 7) OBP: 0.348, SLG: 0.369										5	1	1	0	0	2	3				
Kevin Stocker, S (1, 6) OBP: 0.418, SLG: 0.465										4	2	2	0	1	0	0				
Ben Rivera, R (1, 1) OBP: 0.156, SLG: 0.116										3	0	1	0	0	1	1				
Inning Stats	R: 2 E: 0 K: 3 S: 14	H: 3 LOB: 2 BB: 1 P: 26	R: 0 E: 0 K: 0 S: 8	H: 2 LOB: 2 BB: 0 P: 14	R: 0 E: 0 K: 1 S: 7	H: 1 LOB: 1 BB: 0 P: 11	R: 0 E: 0 K: 1 S: 6	H: 0 LOB: 0 BB: 0 P: 12	R: 0 E: 0 K: 0 S: 7	H: 1 LOB: 2 BB: 1 P: 16	R: 0 E: 0 K: 0 S: 9	H: 0 LOB: 0 BB: 0 P: 9	R: 0 E: 0 K: 2 S: 18	H: 2 LOB: 1 BB: 2 P: 32	R: 0 E: 0 K: 2 S: 12	H: 1 LOB: 1 BB: 0 P: 19	1B: 9 2B: 2 3B: 1 HR: 0	SF: 0 SAC: 2 DP: 0 HBP: 0	WP: 0 PB: 0 SB: 0 CS: 0	PA: 45
PITCHER	IP WLS BF H R ER SO BB IBB HBP BLK WP HR S P ERA WHIP																			
Mike Morgan, R (1, 1) ERA: 3.96	7.0 L 33 9 3 3 5 2 1 0 0 0 0 0 4 12 3.86 1.571																			
Chuck McElroy, L (8, 1) ERA: 5.12	0.1 4 1 3 2 0 1 1 0 0 0 0 0 4 12 54.00 6.000																			
Dan Plesac, L (8, 1) ERA: 4.55	0.2 4 1 1 0 2 0 0 0 0 0 0 0 14 20 0.00 1.500																			
Bob Scanlan, R (9, 1) ERA: 5.01	1.0 4 1 0 0 2 0 0 0 0 0 0 0 12 19 0.00 1.000																			

AB	38
R	7
H	12
RBI	5
BB	5
SO	9
LOB	20



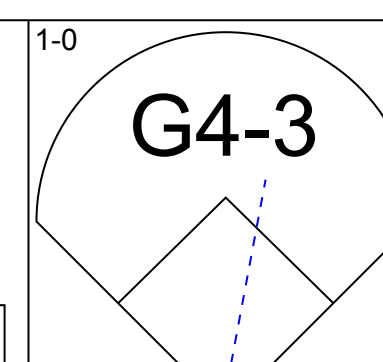
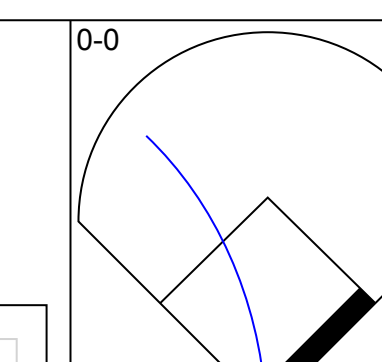
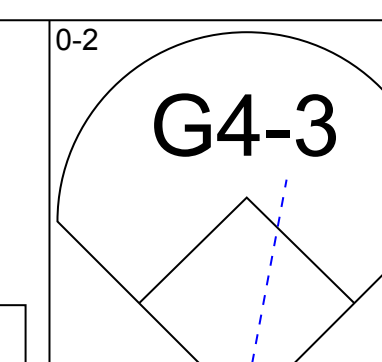
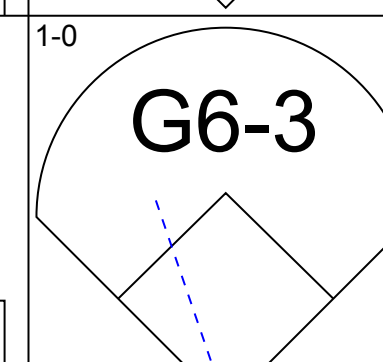
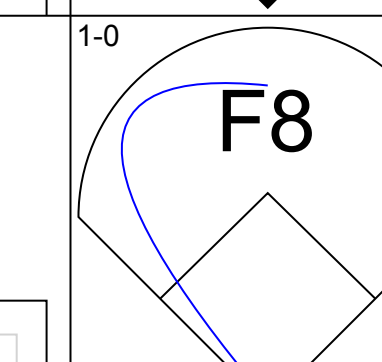
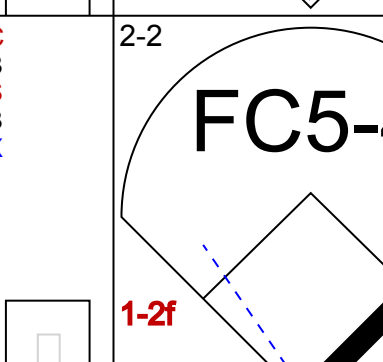
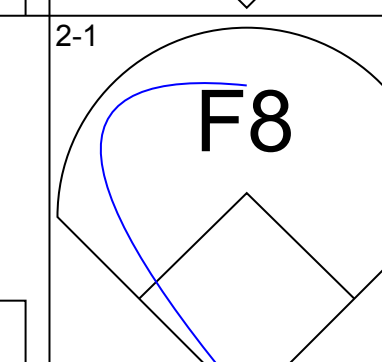
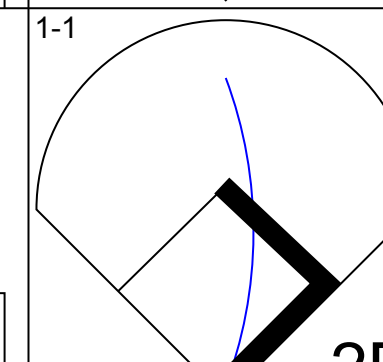
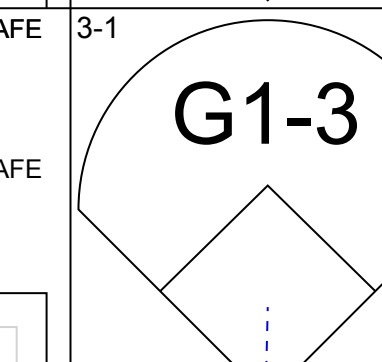
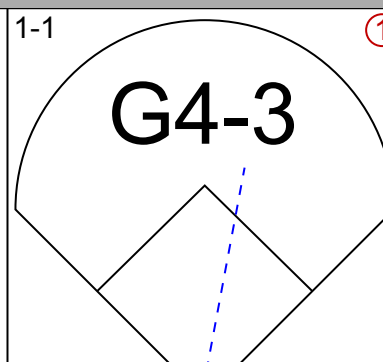
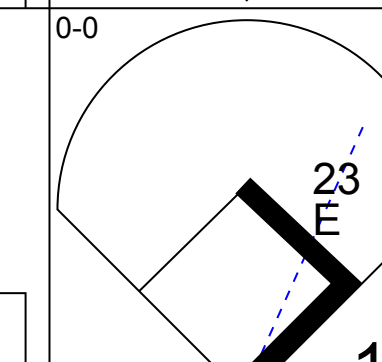
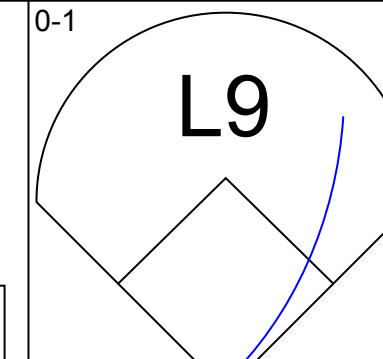
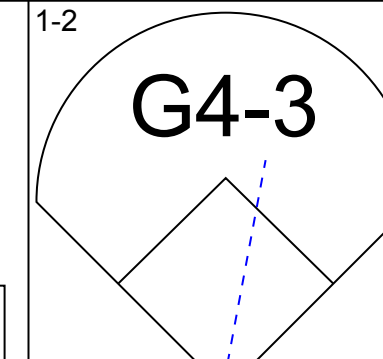
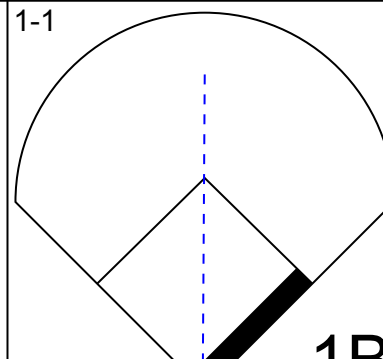
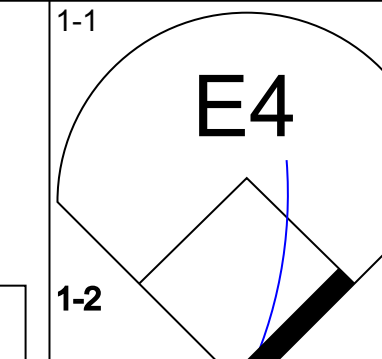
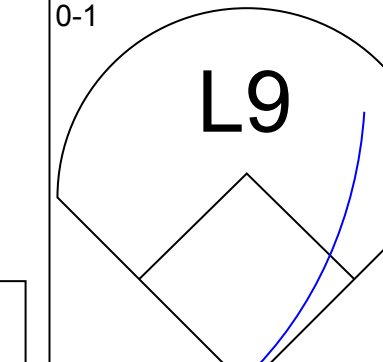
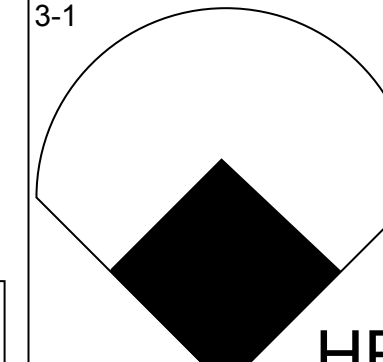
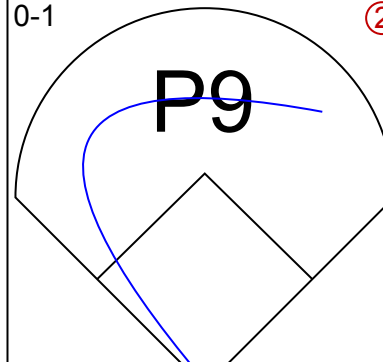
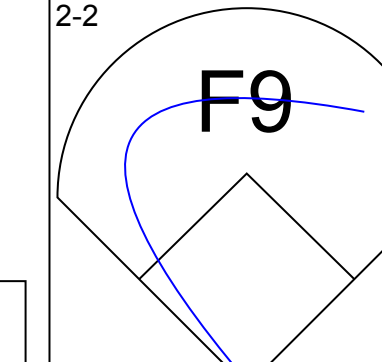
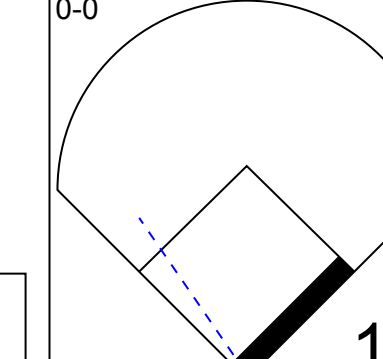
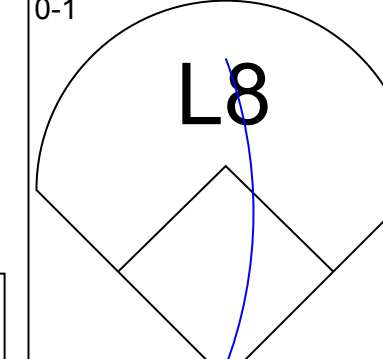
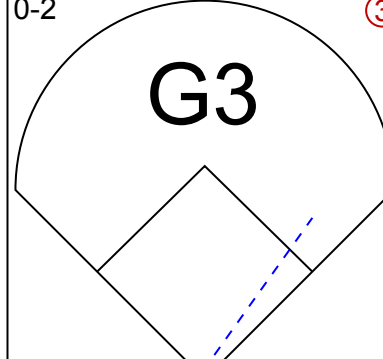
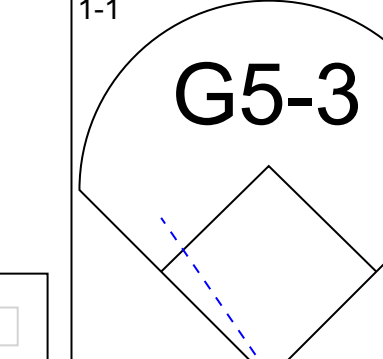
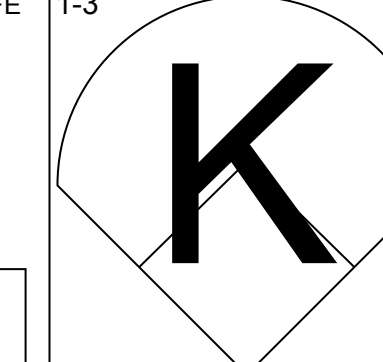
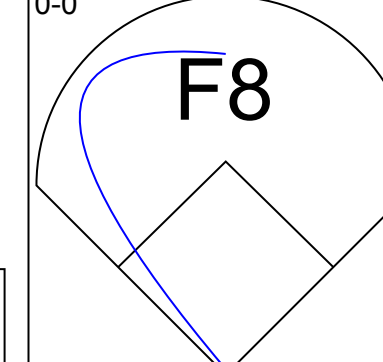
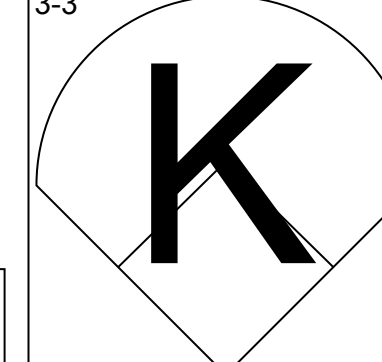
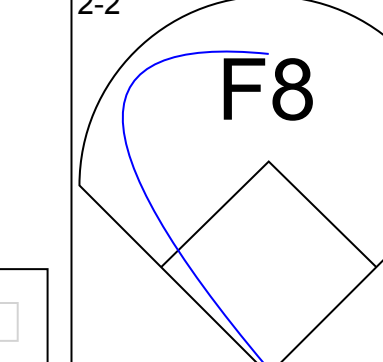
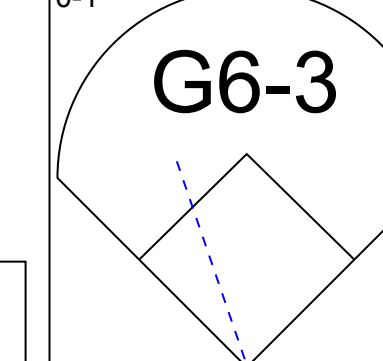
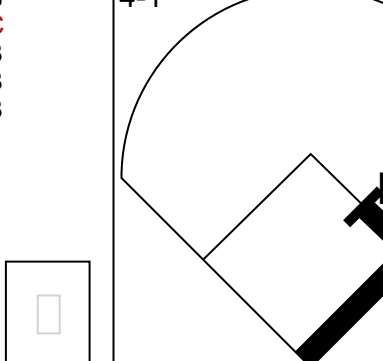
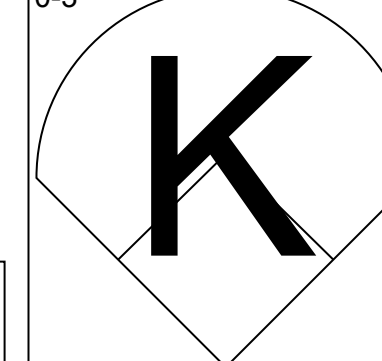
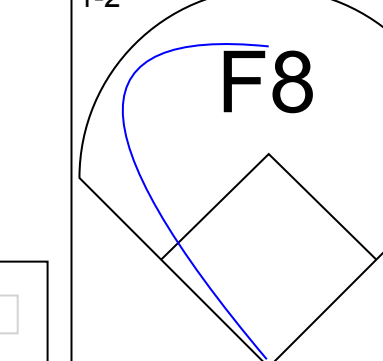
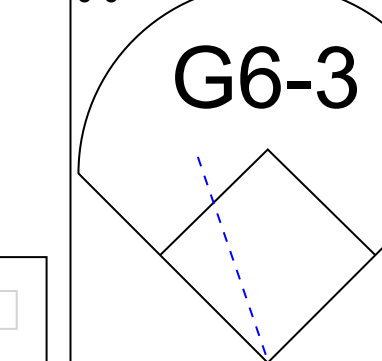
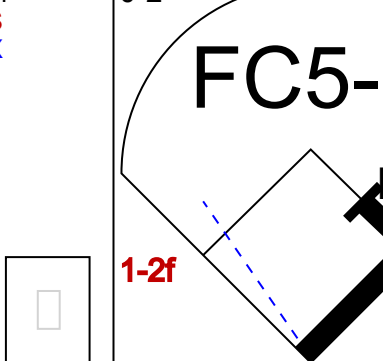
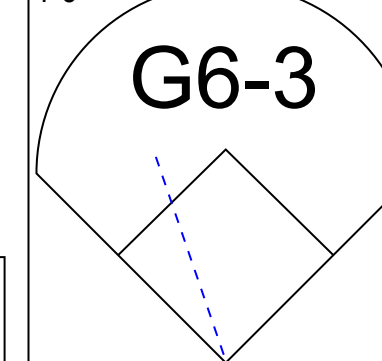
Batter	1	2	3	4	5	6	7	8	9	AB	R	H	RBI	BB	SO	LOB	BOTTOM			
Dwight Smith, L (1, 9) OBP: 0.349, SLG: 0.508										3	0	0	0	1	1	0	Philadelphia Phillies @ Chicago Cubs Wrigley Field, Chicago, IL Tue Aug 31 1993, 3:33 AM CDT Att: 19,961 - Sunny - 70 F			
23 Ryne Sandberg, R (1, 4) OBP: 0.357, SLG: 0.422									4	0	2	0	0	0	1					
Mark Grace, L (1, 3) OBP: 0.392, SLG: 0.469									3	0	1	0	1	0	1					
Rick Wilkins, L (1, 2) OBP: 0.364, SLG: 0.552									4	0	1	0	0	2	2					
Sammy Sosa, R (1, 8) OBP: 0.309, SLG: 0.497										3	0	0	0	0	2	2				
Steve Buechele, R (1, 5) OBP: 0.321, SLG: 0.419										3	0	0	0	1	1	1				
Kevin Roberson, S (1, 7) OBP: 0.259, SLG: 0.403										2	0	0	0	1	2	0				
Jose Vizcaino, S (1, 6) OBP: 0.336, SLG: 0.349									3	0	0	0	0	0	2					
Mike Morgan, R (1, 1) OBP: 0.086, SLG: 0.071 Willie Wilson, S (7, PH) OBP: 0.285, SLG: 0.309 Chuck McElroy, L (8, 1) Dan Plesac, L (8, 1) Bob Scanlan, R (9, 1) OBP: 0.333, SLG: 0.500									2	0	0	0	0	1	0					
Inning Stats	R: 0 E: 0 K: 0 S: 11	H: 0 LOB: 0 BB: 0 P: 19	R: 0 E: 0 K: 0 S: 9	H: 0 LOB: 2 BB: 2 P: 22	R: 0 E: 0 K: 1 S: 8	H: 1 LOB: 2 BB: 1 P: 16	R: 0 E: 0 K: 2 S: 8	H: 0 LOB: 0 BB: 0 P: 13	R: 0 E: 0 K: 0 S: 9	H: 2 LOB: 1 BB: 0 P: 13	R: 0 E: 0 K: 1 S: 8	H: 0 LOB: 0 BB: 0 P: 13	R: 0 E: 0 K: 1 S: 6	H: 1 LOB: 0 BB: 0 P: 8	R: 0 E: 0 K: 3 S: 9	H: 0 LOB: 0 BB: 0 P: 11	1B: 4 2B: 0 3B: 0 HR: 0	SF: 0 SAC: 0 DP: 2 HBP: 1	WP: 0 PB: 0 SB: 2 CS: 1	PA: 33
PITCHER	IP WLS BF H R ER SO BB IBB HBP BLK WP HR S P ERA WHIP																			
Ben Rivera, R (1, 1) ERA: 5.02	9.0 W 33 4 0 0 9 4 0 1 0 0 0 0 77 132 0.00 0.889																			



Batter	1	2	3	4	5	6	7	8	9	AB	R	H	RBI	BB	SO	LOB	TOP			
Lenny Dykstra, L OBP: 0.420, SLG: 0.477 (1, 8)										4	0	0	0	0	2	2	Philadelphia Phillies @ Chicago Cubs Wrigley Field, Chicago, IL Wed Sep 01 1993, 3:33 AM CDT Att: 23,519 - Sunny - 73 F			
Mariano Duncan, R OBP: 0.300, SLG: 0.399 (1, 4)										4	0	2	0	0	0	1				
John Kruk, L OBP: 0.444, SLG: 0.490 (1, 3)										4	1	0	0	0	2	2				
Dave Hollins, S OBP: 0.375, SLG: 0.451 Kim Batiste, R OBP: 0.307, SLG: 0.453 (1, 5)										4	2	2	1	0	0	0				
Darren Daulton, L OBP: 0.398, SLG: 0.502 (1, 2)										2	1	1	0	2	1	0				
Jim Eisenreich, L OBP: 0.358, SLG: 0.468 (1, 9)										3	0	1	2	0	0	1				
Pete Incaviglia, R OBP: 0.328, SLG: 0.556 (1, 7)										4	0	1	1	0	0	2				
Kevin Stocker, S OBP: 0.420, SLG: 0.463 (1, 6)										3	0	1	0	1	0	2				
Terry Mulholland, R OBP: 0.081, SLG: 0.066 (1, 1)										4	0	0	0	0	2	4				
Inning Stats	R: 0 E: 0 K: 1 S: 10	H: 1 LOB: 0 BB: 0 P: 12	R: 0 E: 0 K: 0 S: 8	H: 0 LOB: 1 BB: 1 P: 16	R: 0 E: 0 K: 1 S: 9	H: 0 LOB: 0 BB: 0 P: 11	R: 0 E: 0 K: 1 S: 8	H: 0 LOB: 0 BB: 0 P: 15	R: 0 E: 0 K: 1 S: 6	H: 0 LOB: 0 BB: 0 P: 10	R: 2 E: 1 K: 0 S: 17	H: 3 LOB: 1 BB: 0 P: 26	R: 0 E: 0 K: 1 S: 10	H: 1 LOB: 1 BB: 0 P: 13	R: 2 E: 0 K: 2 S: 14	H: 3 LOB: 2 BB: 1 P: 21		1B: 8 2B: 0 3B: 0 HR: 0	SF: 1 SAC: 0 DP: 2 HBP: 0	WP: 1 PB: 0 SB: 0 CS: 0
PITCHER	IP	WLS	BF	H	R	ER	SO	BB	IBB	HBP	BLK	WP	HR	S	P	ERA	WHIP			
Mike Harkey, R ERA: 4.93 (1, 1)	7.0	L	25	4	2	2	4	2	0	0	0	0	0	63	100	2.57	0.857			
Dan Plesac, L ERA: 4.79 (8, 1)	1.1		8	3	2	2	2	1	0	0	0	1	0	18	27	13.50	3.000			
Jose Bautista, R ERA: 2.22 (9, 1)	0.2		3	1	0	0	1	0	0	0	0	0	0	6	7	0.00	1.500			

AB	32
R	4
H	8
RBI	4
BB	3
SO	7
LOB	14



Batter	1	2	3	4	5	6	7	8	9	AB	R	H	RBI	BB	SO	LOB	BOTTOM			
Willie Wilson, S OBP: 0.284, SLG: 0.308 (1, 8)										4	0	1	0	0	0	1	Philadelphia Phillies @ Chicago Cubs Wrigley Field, Chicago, IL Wed Sep 01 1993, 3:33 AM CDT Att: 23,519 - Sunny - 73 F			
Jose Vizcaino, S OBP: 0.333, SLG: 0.345 (1, 6)										4	0	0	0	0	2					
Mark Grace, L OBP: 0.392, SLG: 0.472 (1, 3)										4	0	2	0	0	0	1				
23 Ryne Sandberg, R OBP: 0.356, SLG: 0.420 (1, 4)										4	0	1	0	0	0	2				
Steve Buechele, R OBP: 0.320, SLG: 0.425 Jose Bautista, R OBP: 0.100, SLG: 0.100 (1, 5)										4	1	1	1	0	0	3				
Glenallen Hill, R OBP: 0.281, SLG: 0.403 (1, 7)										4	0	1	0	0	0	1				
Sammy Sosa, R OBP: 0.307, SLG: 0.493 (1, 9)										4	0	0	0	0	2	1				
Steve Lake, R OBP: 0.260, SLG: 0.396 (1, 2)										3	0	0	0	1	1	1				
Mike Harkey, R OBP: 0.106, SLG: 0.109 Kevin Roberson, S OBP: 0.257, SLG: 0.400 Dan Plesac, L (8, 1) Rey Sanchez, R OBP: 0.322, SLG: 0.332 (9, 6)										2	0	0	0	0	0	1				
Inning Stats	R: 0 E: 0 K: 0 S: 6	H: 1 LOB: 1 BB: 0 P: 9	R: 0 E: 0 K: 1 S: 8	H: 1 LOB: 1 BB: 0 P: 9	R: 0 E: 0 K: 0 S: 5	H: 1 LOB: 1 BB: 0 P: 9	R: 1 E: 0 K: 0 S: 8	H: 1 LOB: 0 BB: 0 P: 12	R: 0 E: 0 K: 0 S: 8	H: 0 LOB: 1 BB: 1 P: 15	R: 0 E: 0 K: 2 S: 8	H: 0 LOB: 0 BB: 0 P: 12	R: 0 E: 1 K: 0 S: 11	H: 1 LOB: 2 BB: 0 P: 16	R: 0 E: 0 K: 0 S: 8	H: 0 LOB: 0 BB: 0 P: 12		1B: 4 2B: 1 3B: 0 HR: 1	SF: 0 SAC: 0 DP: 0 HBP: 0	WP: 0 PB: 0 SB: 0 CS: 0
PITCHER	IP	WLS	BF	H	R	ER	SO	BB	IBB	HBP	BLK	WP	HR	S	P	ERA	WHIP			
Terry Mulholland, L ERA: 3.24 (1, 1)	9.0	W	35	6	1	1	3	1	0	0	0	0	1	71	105	1.00	0.778			


AB	34
R	1
H	6
RBI	1
BB	1
SO	3
LOB	13



Batter	1	2	3	4	5	6	7	8	9	AB	R	H	RBI	BB	SO	LOB	TOP
Lenny Dykstra, L OBP: 0.421, SLG: 0.478 Ruben Amaro Jr. S OBP: 0.432, SLG: 0.667	1-3 K		0-0 2B		3-2 G4-6-3			1-2 L4		3	2	1	1	2	1	1	
Mariano Duncan, R OBP: 0.301, SLG: 0.401 Mickey Morandini, L OBP: 0.300, SLG: 0.349	2-2 P1		0-2 L9				2-2 F9			5	1	2	1	0	0	1	
John Kruk, L OBP: 0.442, SLG: 0.485 Ricky Jordan, R OBP: 0.328, SLG: 0.429	2-3 K			0-3 K			0-0 G4-3			4	0	0	0	1	3	2	
Dave Hollins, S OBP: 0.374, SLG: 0.455 Kim Batiste, R OBP: 0.307, SLG: 0.453		0-3 K		1-2 F7			0-2 G4-3			5	1	1	3	0	2	2	
Darren Daulton, L OBP: 0.400, SLG: 0.510	1-2 G4-3			2-2 1B	4-2 1B		1-1 HR		2-3 K2-3	4	3	2	1	1	1	0	
Jim Eisenreich, L OBP: 0.362, SLG: 0.472	1-0 P5			4-2 1B	2-0 1B	2-1 E		0-3 K		4	3	2	0	1	1	0	
Pete Incaviglia, R OBP: 0.332, SLG: 0.557 Tony Longmire, L (7.7)			0-1 SH1-4	4-2 1B	3-2 FC6-4	2-1 P3		1-1 P8		3	1	2	1	1	0	1	
Kevin Stocker, S OBP: 0.414, SLG: 0.455			2-0 F7	2-2 1B	1-0 FC6-4	0-1 E4		0-3 K		5	2	1	3	0	1	2	
Tommy Greene, R OBP: 0.210, SLG: 0.276			0-0 SH1-4	0-0 G6-3	2-0 HR	2-2 G4-6-3		0-0 P6		4	1	2	2	0	0	2	
Inning Stats	R: 0 H: 0 E: 0 K: 2 S: 12	H: 0 LOB: 0 BB: 0 P: 17	R: 0 H: 0 E: 0 K: 1 S: 7	H: 0 LOB: 0 BB: 0 P: 9	R: 1 H: 2 E: 0 K: 0 S: 8	H: 2 LOB: 1 BB: 0 P: 10	R: 2 H: 2 E: 0 K: 1 S: 20	H: 2 LOB: 2 BB: 2 P: 33	R: 8 H: 6 E: 1 K: 2 S: 28	H: 3 LOB: 0 BB: 0 P: 25	R: 0 H: 0 E: 0 K: 2 S: 9	H: 0 LOB: 0 BB: 0 P: 12	R: 0 H: 0 E: 0 K: 1 S: 8	H: 0 LOB: 0 BB: 0 P: 9	1B: 7 2B: 3 3B: 0 HR: 3	SF: 0 SAC: 1 DP: 1 HBP: 0	WP: 2 PA: 46 PB: 0 CS: 0
PITCHER	IP	WLS	BF	H	R	ER	SO	BB	IBB	HBP	BLK	WP	HR	S	P	ERA	WHIP
Bobby Ayala, R ERA: 4.92	4.1	L	25	8	9	9	5	4	0	0	0	0	1	63	100	18.69	2.769
Kevin Wickander, L ERA: 6.0	0.2		6	2	2	2	1	2	0	0	0	1	1	12	24	27.00	6.000
Chris Bushing, R ERA: 18.0	1.0		6	3	3	2	0	0	0	0	0	1	1	15	25	18.00	3.000
Johnny Ruffin, R ERA: 3.48	2.0		6	0	0	0	2	0	0	0	0	0	0	17	22	0.00	0.000
Jerry Spradlin, R ERA: 4.17	1.0		3	0	0	0	1	0	0	0	0	0	0	8	9	0.00	0.000

Philadelphia Phillies @ Cincinnati Reds
Riverfront Stadium, Cincinnati, OH
Fri Sep 03 1993, 7:05 PM EDT
Att: 26,157 - Unknown - 69 F


AB 39
R 14
H 13
RBI 12
BB 6
SO 9
LOB 11



Batter	1	2	3	4	5	6	7	8	9	AB	R	H	RBI	BB	SO	LOB	BOTTOM		
Thomas Howard, S OBP: 0.294, SLG: 0.371	2-1 CS		4-2 BB		2-3 K			1-3 K		3	0	1	0	1	2	1			
Jacob Brumfield, R OBP: 0.336, SLG: 0.413	3-1 G5-3		0-1 F8		0-0 F7			1-3 K		4	0	0	0	0	1	3			
Hal Morris, L OBP: 0.355, SLG: 0.387	2-1 F7			0-3 K		2-3 K		0-0 G3		4	0	0	0	0	2	0			
Chris Sabo, R OBP: 0.324, SLG: 0.444		1-1 F8		2-2 E5		1-3 K		0-0 L9		4	2	1	0	0	1	0			
Tim Costo, R OBP: 0.278, SLG: 0.509		2-3 K		1-1 E6		2-3 K		1-2 G3-1		4	0	1	0	0	2	1			
Joe Oliver, R OBP: 0.277, SLG: 0.391		0-0 F8		1-1 P3			0-3 K			3	0	0	0	0	1	2			
Jeff Branson, L OBP: 0.294, SLG: 0.344		3-0 P5		2-2 G4-3			2-3 K			3	0	0	0	0	1	1			
Greg Tubbs, R OBP: 0.369, SLG: 0.269			3-2 F8		4-2 BB		2-1 F9			2	0	0	0	1	0	0			
Bobby Ayala, R OBP: 0.328, SLG: 0.415 Kevin Wickander, L OBP: 0.328, SLG: 0.415 Brian Koelling, R OBP: 0.278, SLG: 0.367 Chris Bushing, R OBP: 0.328, SLG: 0.415 Johnny Ruffin, R OBP: 0.328, SLG: 0.415 Jack Daugherty, S OBP: 0.328, SLG: 0.415 Jerry Spradlin, S OBP: 0.328, SLG: 0.415			1-3 K		1-1 F7			2-1 P6		1	0	0	0	0	1	0			
Inning Stats	R: 0 H: 1 E: 0 K: 0 S: 6	H: 1 LOB: 0 BB: 0 P: 13	R: 1 H: 1 E: 0 K: 1 S: 8	H: 1 LOB: 0 BB: 0 P: 14	R: 0 H: 0 E: 0 K: 1 S: 12	H: 0 LOB: 1 BB: 1 P: 20	R: 1 H: 1 E: 2 K: 1 S: 15	H: 1 LOB: 1 BB: 0 P: 21	R: 0 H: 0 E: 0 K: 3 S: 10	H: 0 LOB: 0 BB: 0 P: 15	R: 0 H: 0 E: 0 K: 2 S: 8	H: 0 LOB: 0 BB: 0 P: 12	R: 0 H: 0 E: 0 K: 2 S: 8	H: 0 LOB: 0 BB: 0 P: 12	R: 0 H: 0 E: 0 K: 0 S: 5	H: 0 LOB: 0 BB: 0 P: 6	1B: 2 2B: 1 3B: 0 HR: 0	SF: 0 SAC: 0 DP: 0 HBP: 0	WP: 2 PA: 32 PB: 0 CS: 1
PITCHER	IP	WLS	BF	H	R	ER	SO	BB	IBB	HBP	BLK	WP	HR	S	P	ERA	WHIP		
Tommy Greene, R ERA: 3.51	9.0	W	32	3	2	1	11	2	0	0	0	2	0	80	128	1.00	0.556		

Philadelphia Phillies @ Cincinnati Reds
Riverfront Stadium, Cincinnati, OH
Fri Sep 03 1993, 7:05 PM EDT
Att: 26,157 - Unknown - 69 F

AB 30
R 2
H 3
RBI 0
BB 2
SO 11
LOB 9



Batter	1	2	3	4	5	6	7	8	9	AB R H RBI BB SO LOB	TOP								
Lenny Dykstra, L (1, 8) OBP: 0.423, SLG: 0.478	F7		P8							4 1 2 0 1 0 1	Philadelphia Phillies @ Cincinnati Reds Riverfront Stadium, Cincinnati, OH Sat Sep 04 1993, 7:05 PM EDT Att: 31,166 - Unknown - 74 F								
Mariano Duncan, R (1, 4) OBP: 0.300, SLG: 0.399	K		P3		FC4		K			5 1 1 0 0 2 5									
John Kruk, L (1, 3) OBP: 0.444, SLG: 0.487				G3			L7			3 2 1 1 2 1 4									
Dave Hollins, S (1, 5) OBP: 0.370, SLG: 0.450	K			G3		F8				5 0 0 1 0 2 4									
Darren Daulton, L (1, 2) OBP: 0.400, SLG: 0.508		G4-3		SF7		G6-3				3 0 1 1 1 0 0									
Jim Eisenreich, L (1, 9) OBP: 0.372, SLG: 0.482										4 0 4 1 1 0 0									
Milt Thompson, L (1, 7) OBP: 0.343, SLG: 0.362										5 0 0 1 0 1 7									
Kevin Stocker, S (1, 6) OBP: 0.408, SLG: 0.444										4 0 0 0 1 2 4									
Danny Jackson, R (1, 1) Tony Lomonaco, L (5, PH) Donn Fall, R (5, PH) Mickey Morandini, L (7, PH) Bobby Thigpen, R (7, PH) Mitch Williams, L (8, PH) Ricky Jordan, R (9, PH)										0 0 0 0 0 0 0 1 0 1 0 0 0 0 0 0 0 0 0 0 0 0 0 0 0 1 0 0 0 0 0 0 0 0 0 0 0 0 0 0 0 0 0 1 0 0 1 0 0									
Inning Stats	R: 0 E: 0 K: 2 S: 13	H: 0 LOB: 1 BB: 1 P: 22	R: 0 E: 0 K: 0 S: 9	H: 1 LOB: 0 BB: 0 P: 16	R: 0 E: 0 K: 0 S: 8	H: 0 LOB: 1 BB: 1 P: 15	R: 1 E: 0 K: 0 S: 14	H: 2 LOB: 1 BB: 0 P: 24	R: 0 E: 0 K: 2 S: 10	H: 1 LOB: 2 BB: 0 P: 15		R: 0 E: 0 K: 1 S: 7	H: 1 LOB: 1 BB: 0 P: 9	R: 0 E: 0 K: 3 S: 13	H: 1 LOB: 2 BB: 1 P: 22	R: 4 E: 0 K: 0 S: 16	H: 2 LOB: 2 BB: 4 P: 42	1B: 8 2B: 2 3B: 0 HR: 0	SF: 1 SAC: 1 DP: 1 HBP: 0
PITCHER	IP WLS BF H R ER SO BB IBB HBP BLK WP HR S P ERA WHIP											IP WLS BF H R ER SO BB IBB HBP BLK WP HR S P ERA WHIP							
Jose Rijo, R (1, 1) ERA: 2.49	7.0 W 30 7 1 1 5 3 0 0 0 0 0 0 81 133 1.29 1.429																		
Jeff Reardon, R (8, 1) ERA: 2.96	1.0 5 1 0 0 3 1 0 0 0 0 0 0 13 22 0.00 2.000																		
Rob Dibble, R (9, 1) ERA: 4.46	0.1 7 2 4 4 0 4 0 0 0 0 0 0 11 33 108.00 18.000																		
Scott Service, R (9, 1) ERA: 3.72	0.2 S 2 0 0 0 0 0 0 0 0 0 0 0 5 9 0.00 0.000																		

Batter	1	2	3	4	5	6	7	8	9	AB R H RBI BB SO LOB	BOTTOM								
Jacob Brumfield, R (1, 8) OBP: 0.329, SLG: 0.402	L8	F7		F8						5 0 0 0 0 1 3	Philadelphia Phillies @ Cincinnati Reds Riverfront Stadium, Cincinnati, OH Sat Sep 04 1993, 7:05 PM EDT Att: 31,166 - Unknown - 74 F								
Hal Morris, L (1, 3) OBP: 0.355, SLG: 0.389				G1-3	G6-3					4 1 1 0 1 1 1									
Reggie Sanders, R (1, 9) OBP: 0.345, SLG: 0.441										4 1 1 1 1 2 1									
Chris Sabo, R (1, 5) OBP: 0.325, SLG: 0.444										4 0 2 0 0 1 1									
Tim Costo, R (1, 7) OBP: 0.276, SLG: 0.482										3 0 0 0 1 0 1									
Jeff Reardon, R (8, 1) ERA: 2.96										0 0 0 0 0 0 0									
Rob Dibble, L (9, 1) OBP: 1.000, SLG: 1.000										0 0 0 0 0 0 0									
Scott Service, R (9, 1) OBP: 0.143, SLG: 0.143										0 0 0 0 0 0 0									
Joe Oliver, R (1, 2) OBP: 0.276, SLG: 0.390										3 2 1 0 1 0 2									
Juan Samuel, R (1, 4) OBP: 0.297, SLG: 0.340										4 2 4 1 0 0 0									
Jeff Branson, L (1, 6) OBP: 0.293, SLG: 0.342										4 0 1 0 0 0 5									
Jose Rijo, R (1, 1) OBP: 0.292, SLG: 0.348										3 0 2 4 0 0 0									
Thomas Howard, S (8, 7) OBP: 0.293, SLG: 0.369										1 0 0 0 0 0 0									
Inning Stats	R: 0 E: 0 K: 2 S: 8	H: 0 LOB: 0 BB: 0 P: 11	R: 2 E: 0 K: 1 S: 18	H: 3 LOB: 2 BB: 1 P: 25	R: 0 E: 1 K: 0 S: 9	H: 1 LOB: 1 BB: 0 P: 12	R: 2 E: 0 K: 0 S: 15	H: 3 LOB: 1 BB: 0 P: 20	R: 1 E: 0 K: 0 S: 12	H: 1 LOB: 2 BB: 2 P: 26	R: 1 E: 0 K: 1 S: 16	H: 3 LOB: 0 BB: 0 P: 24	R: 0 E: 0 K: 0 S: 8	H: 1 LOB: 1 BB: 0 P: 12	R: 0 E: 0 K: 1 S: 7	H: 0 LOB: 1 BB: 1 P: 14	1B: 10 2B: 2 3B: 0 HR: 0	SF: 0 SAC: 0 DP: 0 HBP: 0	WP: 0 PA: 39 PB: 1 SB: 0 CS: 1
PITCHER	IP WLS BF H R ER SO BB IBB HBP BLK WP HR S P ERA WHIP											IP WLS BF H R ER SO BB IBB HBP BLK WP HR S P ERA WHIP							
Danny Jackson, L (1, 1) ERA: 3.52	4.0 L 20 7 4 4 3 2 0 0 0 0 0 0 28 68 9.00 2.000																		
Donn Fall, R (5, 1) ERA: 3.26	2.0 11 4 2 1 1 2 0 0 0 0 0 0 8 12 0.00 1.000																		
Bobby Thigpen, R (7, 1) ERA: 5.8	1.0 4 1 0 0 0 0 0 0 0 0 0 0 7 14 0.00 1.000																		
Mitch Williams, L (8, 1) ERA: 3.16	1.0 4 0 0 0 1 1 0 0 0 0 0 0 7 14 0.00 1.000																		

Batter	1	2	3	4	5	6	7	8	9	AB	R	H	RBI	BB	SO	LOB	TOP				
Jose Vizcaino, S OBP: 0.331, SLG: 0.343										5	1	1	0	0	0	1					
23 Ryne Sandberg, R OBP: 0.355, SLG: 0.414										3	1	0	0	1	1	0					
Mark Grace, L OBP: 0.399, SLG: 0.477										2	1	1	1	2	0	0					
Glenallen Hill, R OBP: 0.281, SLG: 0.439										4	0	0	0	0	0	3					
Sammy Sosa, R OBP: 0.308, SLG: 0.502										4	0	1	1	0	1	0					
Steve Buechele, R OBP: 0.324, SLG: 0.427										4	1	1	1	0	1	1					
Willie Wilson, S OBP: 0.292, SLG: 0.335										4	2	2	1	0	1	0					
Randy Myers, L OBP: 0.667, SLG: 1.000										0	0	0	0	0	0	0					
Steve Lake, R OBP: 0.264, SLG: 0.425										4	1	2	2	0	1	0					
Mike Harkey, R OBP: 0.100, SLG: 0.102										3	0	0	0	0	1	1					
Dan Plesac, L										0	0	0	0	0	0	0					
Jose Bautista, R OBP: 0.100, SLG: 0.100										0	0	0	0	0	0	0					
Chuck McElroy, L										0	0	0	0	0	0	0					
Dwight Smith, L OBP: 0.357, SLG: 0.511										1	0	1	0	0	0	0					
Inning Stats	R: 2 E: 0 K: 0 S: 8	H: 2 LOB: 1 BB: 2 P: 23	R: 0 E: 0 K: 2 S: 12	H: 0 LOB: 0 BB: 0 P: 18	R: 0 E: 0 K: 0 S: 9	H: 0 LOB: 1 BB: 1 P: 17	R: 1 E: 0 K: 0 S: 10	H: 2 LOB: 1 BB: 0 P: 13	R: 1 E: 0 K: 0 S: 7	H: 1 LOB: 0 BB: 0 P: 8	R: 0 E: 0 K: 1 S: 7	H: 0 LOB: 0 BB: 0 P: 8	R: 0 E: 0 K: 1 S: 8	H: 0 LOB: 0 BB: 0 P: 13	R: 0 E: 0 K: 1 S: 9	H: 1 LOB: 0 BB: 0 P: 13	1B: 4 2B: 1 3B: 0 HR: 4	SF: 0 SAC: 0 DP: 1 HBP: 0	WP: 1 PB: 0 SB: 1 CS: 1	PA: 37	
PITCHER	IP WLS BF H R ER SO BB IBB HBP BLK WP HR S P ERA WHIP	IP WLS BF H R ER SO BB IBB HBP BLK WP HR S P ERA WHIP	IP WLS BF H R ER SO BB IBB HBP BLK WP HR S P ERA WHIP	IP WLS BF H R ER SO BB IBB HBP BLK WP HR S P ERA WHIP	IP WLS BF H R ER SO BB IBB HBP BLK WP HR S P ERA WHIP	IP WLS BF H R ER SO BB IBB HBP BLK WP HR S P ERA WHIP	IP WLS BF H R ER SO BB IBB HBP BLK WP HR S P ERA WHIP	IP WLS BF H R ER SO BB IBB HBP BLK WP HR S P ERA WHIP	IP WLS BF H R ER SO BB IBB HBP BLK WP HR S P ERA WHIP	IP WLS BF H R ER SO BB IBB HBP BLK WP HR S P ERA WHIP	IP WLS BF H R ER SO BB IBB HBP BLK WP HR S P ERA WHIP	IP WLS BF H R ER SO BB IBB HBP BLK WP HR S P ERA WHIP	IP WLS BF H R ER SO BB IBB HBP BLK WP HR S P ERA WHIP	IP WLS BF H R ER SO BB IBB HBP BLK WP HR S P ERA WHIP	IP WLS BF H R ER SO BB IBB HBP BLK WP HR S P ERA WHIP	IP WLS BF H R ER SO BB IBB HBP BLK WP HR S P ERA WHIP	IP WLS BF H R ER SO BB IBB HBP BLK WP HR S P ERA WHIP	IP WLS BF H R ER SO BB IBB HBP BLK WP HR S P ERA WHIP	IP WLS BF H R ER SO BB IBB HBP BLK WP HR S P ERA WHIP	IP WLS BF H R ER SO BB IBB HBP BLK WP HR S P ERA WHIP	IP WLS BF H R ER SO BB IBB HBP BLK WP HR S P ERA WHIP

Chicago Cubs @ Philadelphia Phillies
Veterans Stadium, Philadelphia, PA
Mon Sep 06 1993, 7:05 PM EDT
Att: 30,765 - Unknown - 86 F

AB 34
R 7
H 9
RBI 6
BB 3
SO 6
LOB 6



Batter	1	2	3	4	5	6	7	8	9	AB	R	H	RBI	BB	SO	LOB	BOTTOM					
Lenny Dykstra, L OBP: 0.423, SLG: 0.477										4	1	1	1	1	0	1						
Mariano Duncan, R OBP: 0.301, SLG: 0.399										5	1	2	1	0	0	1						
John Kruk, L OBP: 0.445, SLG: 0.487										5	0	1	2	0	1	2						
Dave Hollins, S OBP: 0.373, SLG: 0.453										4	0	1	0	0	0	2						
Darren Daulton, L OBP: 0.399, SLG: 0.505										4	1	3	0	0	0	1						
Jim Eisenreich, L OBP: 0.373, SLG: 0.482										3	1	1	0	0	1	1						
Milt Thompson, L OBP: 0.362										3	0	1	0	0	0	1						
Pete Incaviglia, R OBP: 0.327, SLG: 0.546										1	0	0	0	0	0	1						
Kevin Stocker, S OBP: 0.414, SLG: 0.446										3	1	1	1	0	0	1						
Terry Mulholland, R OBP: 0.281, SLG: 0.306										0	0	0	0	0	0	0						
Mike Williams, R										1	0	0	0	0	0	2						
Tony Longmire, L OBP: 0.333, SLG: 0.333										1	0	0	0	0	0	0						
Roger Mason, R										0	0	0	0	0	0	0						
Wes Chamberlain, R OBP: 0.318, SLG: 0.392										1	1	1	0	0	0	0						
Bobby Thigpen, R										0	0	0	0	0	0	0						
Ricky Jordan, R OBP: 0.326, SLG: 0.422										1	0	0	0	0	0	0						
Inning Stats	R: 0 E: 0 K: 0 S: 8	H: 1 LOB: 1 BB: 0 P: 11	R: 2 E: 0 K: 0 S: 12	H: 3 LOB: 1 BB: 0 P: 19	R: 0 E: 0 K: 0 S: 6	H: 0 LOB: 0 BB: 0 P: 8	R: 0 E: 0 K: 0 S: 9	H: 1 LOB: 0 BB: 0 P: 16	R: 0 E: 0 K: 0 S: 7	H: 0 LOB: 0 BB: 0 P: 11	R: 0 E: 1 K: 0 S: 7	H: 1 LOB: 1 BB: 0 P: 10	R: 4 E: 0 K: 1 S: 14	H: 5 LOB: 1 BB: 0 P: 19	R: 0 E: 0 K: 0 S: 9	H: 1 LOB: 1 BB: 0 P: 15	R: 0 E: 0 K: 1 S: 11	H: 0 LOB: 1 BB: 1 P: 16	1B: 10 2B: 2 3B: 0 HR: 0	SF: 0 SAC: 1 DP: 2 HBP: 1	WP: 0 PB: 0 SB: 0 CS: 0	PA: 39
PITCHER	IP WLS BF H R ER SO BB IBB HBP BLK WP HR S P ERA WHIP	IP WLS BF H R ER SO BB IBB HBP BLK WP HR S P ERA WHIP	IP WLS BF H R ER SO BB IBB HBP BLK WP HR S P ERA WHIP	IP WLS BF H R ER SO BB IBB HBP BLK WP HR S P ERA WHIP	IP WLS BF H R ER SO BB IBB HBP BLK WP HR S P ERA WHIP	IP WLS BF H R ER SO BB IBB HBP BLK WP HR S P ERA WHIP	IP WLS BF H R ER SO BB IBB HBP BLK WP HR S P ERA WHIP	IP WLS BF H R ER SO BB IBB HBP BLK WP HR S P ERA WHIP	IP WLS BF H R ER SO BB IBB HBP BLK WP HR S P ERA WHIP	IP WLS BF H R ER SO BB IBB HBP BLK WP HR S P ERA WHIP	IP WLS BF H R ER SO BB IBB HBP BLK WP HR S P ERA WHIP	IP WLS BF H R ER SO BB IBB HBP BLK WP HR S P ERA WHIP	IP WLS BF H R ER SO BB IBB HBP BLK WP HR S P ERA WHIP	IP WLS BF H R ER SO BB IBB HBP BLK WP HR S P ERA WHIP	IP WLS BF H R ER SO BB IBB HBP BLK WP HR S P ERA WHIP	IP WLS BF H R ER SO BB IBB HBP BLK WP HR S P ERA WHIP	IP WLS BF H R ER SO BB IBB HBP BLK WP HR S P ERA WHIP	IP WLS BF H R ER SO BB IBB HBP BLK WP HR S P ERA WHIP	IP WLS BF H R ER SO BB IBB HBP BLK WP HR S P ERA WHIP	IP WLS BF H R ER SO BB IBB HBP BLK WP HR S P ERA WHIP	IP WLS BF H R ER SO BB IBB HBP BLK WP HR S P ERA WHIP	

Chicago Cubs @ Philadelphia Phillies
Veterans Stadium, Philadelphia, PA
Mon Sep 06 1993, 7:05 PM EDT
Att: 30,765 - Unknown - 86 F

AB 36
R 6
H 12
RBI 5
BB 1
SO 2
LOB 13



Batter	1	2	3	4	5	6	7	8	9	AB	R	H	RBI	BB	SO	LOB	TOP			
Dwight Smith, L (1, 7) OBP: 0.353, SLG: 0.504	G6-3		F7	G3			F8			4	0	0	0	0	0	2	Chicago Cubs @ Philadelphia Phillies Veterans Stadium, Philadelphia, PA Tue Sep 07 1993, 7:05 PM EDT Att: 27,041 - Unknown			
Jose Vizcaino, S (1, 6) OBP: 0.330, SLG: 0.342	K		K2-3				G4-3			4	0	1	0	0	2	1				
23 Ryne Sandberg, R (1, 4) OBP: 0.354, SLG: 0.412	K			G6-3	G5-3					4	0	1	0	0	1	1				
Mark Grace, L (1, 3) OBP: 0.398, SLG: 0.475		G3								3	1	0	0	1	0	2				
Sammy Sosa, R (1, 9) OBP: 0.307, SLG: 0.500		L7								4	1	1	0	0	1	1				
Rick Wilkins, L (1, 2) OBP: 0.360, SLG: 0.548										4	2	2	2	0	0	0				
Steve Buechele, R (1, 5) OBP: 0.500, SLG: 0.750										4	1	1	1	0	2	0				
Willie Wilson, S (1, 8) OBP: 0.300, SLG: 0.348										4	0	3	2	0	1	0				
Jose Guzman, R (1, 1) OBP: 0.125, SLG: 0.111										3	0	0	0	0	0	2				
Dan Plesac, L (8, 1) Shawn Boskie, R (8, 1) Shawon Dunston, R (8, PH) Randy Myers, L (9, 1) OBP: 0.273, SLG: 0.273 OBP: 0.500, SLG: 0.750 OBP: 0.597, SLG: 1.000										0	0	0	0	0	0	0				
Inning Stats	R: 0 E: 0 K: 2 S: 11	H: 0 LOB: 0 BB: 0 P: 18	R: 1 E: 0 K: 1 S: 10	H: 1 LOB: 0 BB: 0 P: 17	R: 0 E: 0 K: 1 S: 11	H: 1 LOB: 1 BB: 0 P: 17	R: 4 E: 0 K: 0 S: 21	H: 4 LOB: 1 BB: 1 P: 35	R: 0 E: 0 K: 1 S: 7	H: 0 LOB: 0 BB: 0 P: 11	R: 0 E: 0 K: 0 S: 6	H: 0 LOB: 0 BB: 0 P: 9	R: 0 E: 0 K: 1 S: 8	H: 1 LOB: 0 BB: 0 P: 12	R: 0 E: 0 K: 2 S: 10	H: 1 LOB: 1 BB: 0 P: 15	1B: 6 2B: 2 3B: 0 HR: 1	SF: 0 SAC: 0 DP: 1 HBP: 0	WP: 0 PB: 0 SB: 0 CS: 0	PA: 36
PITCHER	IP WLS BF H R ER SO BB IBB HBP BLK WP HR S P ERA WHIP																			
Ben Rivera, R (1, 1) ERA: 5.2	4.0 L 19 6 5 5 4 1 0 0 0 0 0 0 53 87 11.25 1.750																			
Donn Pall, R (5, 1) ERA: 3.11	3.0 1 10 1 0 0 1 0 0 0 0 0 0 20 30 0.00 0.333																			
David West, L (8, 1) ERA: 2.82	1.0 3 1 0 0 1 0 0 0 0 0 0 0 8 12 0.00 1.000																			
Larry Andersen, R (9, 1) ERA: 2.91	1.0 4 1 0 0 2 0 0 0 0 0 0 0 10 15 0.00 1.000																			

AB	35
R	5
H	9
RBI	5
BB	1
SO	8
LOB	10



Batter	1	2	3	4	5	6	7	8	9	AB	R	H	RBI	BB	SO	LOB	BOTTOM					
Lenny Dykstra, L (1, 8) OBP: 0.423, SLG: 0.475			G3							4	0	1	0	1	1	0	Chicago Cubs @ Philadelphia Phillies Veterans Stadium, Philadelphia, PA Tue Sep 07 1993, 7:05 PM EDT Att: 27,041 - Unknown					
Mickey Morandini, L (1, 4) OBP: 0.304, SLG: 0.351										4	0	1	0	0	1	3						
Mariano Duncan, R (9, PH) OBP: 0.303, SLG: 0.408										1	1	1	1	0	0	0						
John Kruk, L (1, 3) OBP: 0.442, SLG: 0.486										5	0	1	0	0	2	3						
Dave Hollins, S (1, 5) OBP: 0.372, SLG: 0.450										5	1	1	0	0	1	1						
Darren Daulton, L (1, 2) OBP: 0.396, SLG: 0.500										4	0	0	0	0	3	1						
Jim Eisenreich, L (1, 9) OBP: 0.375, SLG: 0.482										4	1	2	0	0	1	1						
Milt Thompson, L (1, 7) OBP: 0.345, SLG: 0.365										3	1	2	0	0	0	1						
Pete Incaviglia, R (8, PH) OBP: 0.328, SLG: 0.548										1	0	1	1	0	0	0						
Kevin Stocker, S (1, 6) OBP: 0.421, SLG: 0.455										3	0	2	1	0	1	1						
Ben Rivera, R (1, 1) Tony Lontine, L (4, PH) Donn Pall, R (5, 1) Ricky Jordan, R (7, PH) David West, L (8, 1) Wes Chamberlain, R (8, PH) Larry Andersen, R (9, 1) OBP: 0.125, SLG: 0.111 OBP: 0.273, SLG: 0.273 OBP: 0.500, SLG: 0.750 OBP: 0.597, SLG: 1.000										1	0	0	0	0	1	0						
Inning Stats	R: 0 E: 0 K: 1 S: 11	H: 2 LOB: 1 BB: 0 P: 21	R: 0 E: 0 K: 2 S: 11	H: 1 LOB: 1 BB: 0 P: 14	R: 0 E: 0 K: 2 S: 13	H: 1 LOB: 1 BB: 0 P: 20	R: 1 E: 0 K: 1 S: 13	H: 3 LOB: 2 BB: 0 P: 17	R: 0 E: 0 K: 1 S: 7	H: 0 LOB: 0 BB: 0 P: 10	R: 0 E: 0 K: 1 S: 8	H: 0 LOB: 0 BB: 0 P: 14	R: 1 E: 0 K: 1 S: 13	H: 2 LOB: 2 BB: 1 P: 23	R: 1 E: 0 K: 1 S: 11	H: 2 LOB: 2 BB: 0 P: 18	R: 1 E: 0 K: 1 S: 13	H: 1 LOB: 0 BB: 0 P: 17	1B: 8 2B: 3 3B: 0 HR: 1	SF: 1 SAC: 0 DP: 0 HBP: 1	WP: 1 PB: 0 SB: 0 CS: 1	PA: 40
PITCHER	IP WLS BF H R ER SO BB IBB HBP BLK WP HR S P ERA WHIP																					
Jose Guzman, R (1, 1) ERA: 4.34	7.1 W 32 10 3 3 9 1 0 0 0 0 0 0 78 122 3.68 1.500																					
Dan Plesac, L (8, 1) ERA: 5.12	0.1 1 0 0 0 1 0 0 0 0 0 0 0 4 5 0.00 0.000																					
Shawn Boskie, R (8, 1) ERA: 3.34	0.1 3 1 0 0 0 0 0 0 1 0 1 0 5 10 0.00 3.000																					
Randy Myers, L (9, 1) ERA: 3.39	1.0 S 4 1 1 1 1 0 0 0 0 0 0 1 13 17 9.00 1.000																					

AB	37
R	4
H	12
RBI	4
BB	1
SO	11
LOB	15



Batter	1	2	3	4	5	6	7	8	9	AB	R	H	RBI	BB	SO	LOB	TOP			
Jose Vizcaino, S (1, 6) <small>OBP: 0.331, SLG: 0.342</small>										4	2	1	0	1	0	2				
23 Ryne Sandberg, R (1, 4) <small>OBP: 0.359, SLG: 0.415</small>										5	3	3	0	0	1	1				
Mark Grace, L (1, 3) <small>OBP: 0.395, SLG: 0.469</small>										5	0	1	0	0	1	5				
Glenallen Hill, R (1, 7) <small>OBP: 0.291, SLG: 0.457</small>										5	1	3	3	0	0	3				
Sammy Sosa, R (1, 8) <small>OBP: 0.309, SLG: 0.497</small>										5	0	3	3	0	0	2				
Steve Buechele, R (1, 5) <small>OBP: 0.326, SLG: 0.429</small>										4	1	1	0	1	1	3				
Eric Yelding, R (9, FR) <small>OBP: 0.279, SLG: 0.304</small>										0	0	0	0	0	0	0				
Rick Wilkins, L (1, 2) <small>OBP: 0.362, SLG: 0.547</small>										4	1	1	0	1	2	5				
Kevin Roberson, S (1, 9) <small>OBP: 0.258, SLG: 0.388</small>										5	0	2	1	0	0	5				
Jose Bautista, R (1, 1) <small>OBP: 0.100, SLG: 0.100</small>										0	0	0	0	0	0	0				
Frank Castillo, R (2, 1) <small>OBP: 0.185, SLG: 0.183</small>										0	0	0	0	0	0	0				
Chuck McElroy, L (3, 1) <small>OBP: 0.350, SLG: 0.388</small>										1	0	0	0	0	1	1				
Shawon Dunston, R (6, PH) <small>OBP: 0.345, SLG: 0.500</small>										1	0	0	0	0	0	1				
Bob Scanlan, R (6, 1) <small>OBP: 0.345, SLG: 0.500</small>										0	0	0	0	0	0	0				
Dwight Smith, L (6, PH) <small>OBP: 0.345, SLG: 0.493</small>										1	0	0	1	0	0	0				
Shawn Boskie, R (8, 1) <small>OBP: 0.273, SLG: 0.273</small>										0	0	0	0	0	0	0				
Inning Stats	R: 2 H: 4 E: 0 K: 2 S: 23	H: 4 LOB: 2 BB: 0 P: 32	R: 0 H: 1 E: 0 K: 1 S: 11	H: 1 LOB: 1 BB: 0 P: 15	R: 0 H: 1 E: 0 K: 0 S: 3	H: 1 LOB: 0 BB: 0 P: 5	R: 1 H: 2 E: 0 K: 2 S: 13	H: 2 LOB: 1 BB: 0 P: 20	R: 0 H: 1 E: 0 K: 0 S: 12	H: 0 LOB: 1 BB: 1 P: 14	R: 0 H: 0 E: 0 K: 0 S: 5	H: 2 LOB: 1 BB: 1 P: 24	R: 1 H: 1 E: 0 K: 0 S: 9	H: 1 LOB: 3 BB: 1 P: 28	R: 2 H: 3 E: 0 K: 1 S: 18	H: 3 LOB: 3 BB: 1 P: 28	1B: 12 2B: 2 3B: 0 HR: 1	SF: 0 SAC: 1 DP: 1 HBP: 0	WP: 1 PB: 0 SB: 2 CS: 0	PA: 44
PITCHER	IP: 6.2 WLS: W BF: 32 H: 11 R: 5 ER: 5 SO: 5 BB: 2 IBB: 0 HBP: 0 BLK: 0 WP: 1 HR: 0 S: 82 P: 121 ERA: 6.75 WHIP: 1.950	Danny Jackson, L (1, 1) <small>ERA: 3.64</small>	IP: 1.1 WLS: 5 BF: 1 H: 1 R: 1 ER: 1 SO: 0 BB: 0 IBB: 0 HBP: 0 BLK: 0 WP: 0 HR: 0 S: 10 P: 13 ERA: 6.75 WHIP: 0.750	Bobby Thigpen, R (7, 1) <small>ERA: 5.59</small>	IP: 0.1 WLS: 5 BF: 3 H: 2 R: 2 ER: 2 SO: 0 BB: 1 IBB: 0 HBP: 0 BLK: 0 WP: 0 HR: 1 S: 11 P: 18 ERA: 54.00 WHIP: 12.000	Mitch Williams, L (9, 1) <small>ERA: 3.42</small>	IP: 0.2 WLS: S BF: 2 H: 0 R: 0 ER: 0 SO: 1 BB: 0 IBB: 0 HBP: 0 BLK: 0 WP: 0 HR: 0 S: 7 P: 10 ERA: 0.00 WHIP: 0.000	David West, L (9, 1) <small>ERA: 2.91</small>	PITCHER	IP: 6.2 WLS: W BF: 32 H: 11 R: 5 ER: 5 SO: 5 BB: 2 IBB: 0 HBP: 0 BLK: 0 WP: 1 HR: 0 S: 82 P: 121 ERA: 6.75 WHIP: 1.950	Danny Jackson, L (1, 1) <small>ERA: 3.64</small>	Bobby Thigpen, R (7, 1) <small>ERA: 5.59</small>	Mitch Williams, L (9, 1) <small>ERA: 3.42</small>	David West, L (9, 1) <small>ERA: 2.91</small>	PITCHER	IP: 6.2 WLS: W BF: 32 H: 11 R: 5 ER: 5 SO: 5 BB: 2 IBB: 0 HBP: 0 BLK: 0 WP: 1 HR: 0 S: 82 P: 121 ERA: 6.75 WHIP: 1.950				
Batter	1	2	3	4	5	6	7	8	9	AB	R	H	RBI	BB	SO	LOB	BOTTOM			
Lenny Dykstra, L (1, 8) <small>OBP: 0.424, SLG: 0.486</small>										5	3	3	5	0	0	2				
Mariano Duncan, R (1, 4) <small>OBP: 0.307, SLG: 0.413</small>										2	1	1	0	0	1	1				
Mickey Morandini, L (4, 4) <small>OBP: 0.304, SLG: 0.351</small>										3	0	1	0	0	0	0				
John Kruk, L (1, 3) <small>OBP: 0.439, SLG: 0.481</small>										5	0	0	0	0	0	3				
Dave Hollins, S (1, 5) <small>OBP: 0.373, SLG: 0.454</small>										3	3	2	1	2	0	1				
Kim Batiste, R (9, 5) <small>OBP: 0.307, SLG: 0.453</small>										0	0	0	0	0	0	0				
Darren Daulton, L (1, 2) <small>OBP: 0.397, SLG: 0.501</small>										5	0	4	3	0	1	1				
Jim Eisenreich, L (1, 9) <small>OBP: 0.374, SLG: 0.479</small>										5	0	2	1	0	0	4				
Milt Thompson, L (1, 7) <small>OBP: 0.345, SLG: 0.362</small>										4	0	1	0	1	0	4				
Kevin Stocker, S (1, 6) <small>OBP: 0.424, SLG: 0.448</small>										2	1	0	0	1	0	2				
Danny Jackson, R (1, 1) <small>OBP: 0.150, SLG: 0.125</small>										3	2	0	0	0	0	4				
Bobby Thigpen, R (7, 1) <small>ERA: 4.94</small>										1	0	0	0	0	0	1				
Mitch Williams, L (9, 1) <small>OBP: 1.000, SLG: 1.000</small>										0	0	0	0	0	0	0				
David West, L (9, 1) <small>OBP: 0.400, SLG: 0.600</small>										0	0	0	0	0	0	0				
Inning Stats	R: 2 H: 2 E: 0 K: 1 S: 13	H: 2 LOB: 1 BB: 1 P: 23	R: 5 H: 6 E: 1 K: 0 S: 18	H: 6 LOB: 2 BB: 1 P: 28	R: 2 H: 1 E: 0 K: 0 S: 9	H: 1 LOB: 0 BB: 0 P: 15	R: 0 H: 0 E: 0 K: 1 S: 5	H: 0 LOB: 0 BB: 1 P: 13	R: 0 H: 0 E: 1 K: 0 S: 16	H: 2 LOB: 2 BB: 0 P: 12	R: 0 H: 0 E: 0 K: 0 S: 7	H: 0 LOB: 1 BB: 1 P: 13	R: 1 H: 3 E: 0 K: 0 S: 14	H: 3 LOB: 2 BB: 0 P: 19	1B: 10 2B: 2 3B: 0 HR: 3	SF: 0 SAC: 0 DP: 1 HBP: 1	WP: 3 PB: 0 SB: 1 CS: 0	PA: 43		
PITCHER	IP: 1.1 WLS: L BF: 11 H: 5 R: 6 ER: 6 SO: 6 BB: 2 IBB: 0 HBP: 0 BLK: 0 WP: 0 HR: 1 S: 22 P: 38 ERA: 40.50 WHIP: 5.250	Jose Bautista, R (1, 1) <small>ERA: 2.92</small>	IP: 1.0 WLS: 8 BF: 4 H: 3 R: 3 ER: 3 SO: 0 BB: 0 IBB: 0 HBP: 1 BLK: 0 WP: 0 HR: 15 S: 23 P: 27.00 WHIP: 4.000	Frank Castillo, R (2, 1) <small>ERA: 4.94</small>	IP: 2.2 WLS: 9 BF: 0 H: 0 R: 0 ER: 0 SO: 1 BB: 1 IBB: 0 HBP: 0 BLK: 0 WP: 1 HR: 0 S: 24 P: 42 ERA: 0.00 WHIP: 0.375	Chuck McElroy, L (3, 1) <small>ERA: 4.6</small>	IP: 2.0 WLS: 9 BF: 2 H: 0 R: 0 ER: 0 SO: 0 BB: 1 IBB: 0 HBP: 0 BLK: 0 WP: 0 HR: 15 S: 25 P: 0.00 WHIP: 1.500	Bob Scanlan, R (6, 1) <small>ERA: 4.86</small>	IP: 1.0 WLS: 6 BF: 3 H: 1 R: 1 ER: 1 SO: 0 BB: 0 IBB: 0 HBP: 0 BLK: 0 WP: 0 HR: 14 S: 19 P: 9.00 WHIP: 3.000	Shawn Boskie, R (8, 1) <small>ERA: 3.43</small>	PITCHER	IP: 6.2 WLS: W BF: 32 H: 11 R: 5 ER: 5 SO: 5 BB: 2 IBB: 0 HBP: 0 BLK: 0 WP: 1 HR: 0 S: 82 P: 121 ERA: 6.75 WHIP: 1.950	Danny Jackson, R (1, 1) <small>ERA: 2.92</small>	Frank Castillo, R (2, 1) <small>ERA: 4.94</small>	Chuck McElroy, L (3, 1) <small>ERA: 4.6</small>	Bob Scanlan, R (6, 1) <small>ERA: 4.86</small>	Shawn Boskie, R (8, 1) <small>ERA: 3.43</small>	PITCHER	IP: 6.2 WLS: W BF: 32 H: 11 R: 5 ER: 5 SO: 5 BB: 2 IBB: 0 HBP: 0 BLK: 0 WP: 1 HR: 0 S: 82 P: 121 ERA: 6.75 WHIP: 1.950	

Chicago Cubs @ Philadelphia Phillies
 Veterans Stadium, Philadelphia, PA
 Thu Sep 09 1993, 7:05 PM EDT
 Att: 25,894 - Unknown - 74 F

AB	40
R	8
H	15
RBI	8
BB	3
SO	6
LOB	28



Chicago Cubs @ Philadelphia Phillies
 Veterans Stadium, Philadelphia, PA
 Thu Sep 09 1993, 7:05 PM EDT
 Att: 25,894 - Unknown - 74 F

AB	38
R	10
H	14
RBI	10
BB	4
SO	2
LOB	23



Batter	1	2	3	4	5	6	7	8	9	AB	R	H	RBI	BB	SO	LOB	TOP					
Craig Biggio, R OBP: 0.367, SLG: 0.469 (1, 4)	G6-3		F9			FC5-4 1B		1B		4	0	2	0	0	0	0	Houston Astros @ Philadelphia Phillies Veterans Stadium, Philadelphia, PA Fri Sep 10 1993, 7:05 PM EDT Att: 31,146 - Unknown - 76 F					
Steve Finley, L OBP: 0.307, SLG: 0.372 (1, 8)	HR		G6-3			F8		1B		4	1	2	1	0	0	1						
5 Jeff Bagwell, R OBP: 0.387, SLG: 0.518 (1, 3)	BB				1B	FC5-4 1-2		K		3	0	1	0	1	1	3						
Luis Gonzalez, L OBP: 0.358, SLG: 0.467 (1, 7)	K				F7	K		L7		4	0	0	0	0	2	4						
Ken Caminiti, S OBP: 0.307, SLG: 0.394 (1, 5)	P4				P6			G3		4	1	1	0	0	0	3						
Eric Anthony, L OBP: 0.321, SLG: 0.402 (1, 9)										4	0	1	0	0	1	1						
Eddie Taubensee, L OBP: 0.306, SLG: 0.414 (1, 2)										4	0	2	1	0	0	1						
Andujar Cedeno, R OBP: 0.344, SLG: 0.393 (9, PH)										3	0	0	0	0	0	2						
Kevin Bass, S OBP: 0.324, SLG: 0.399 (9, PH)										1	0	0	0	0	0	1						
Greg Swindell, L OBP: 0.206, SLG: 0.220 (7, PH)										2	0	0	0	0	0	1						
Chris Donnels, L OBP: 0.317, SLG: 0.321 (7, 1)										1	0	0	0	0	0	1						
Brian Williams, R OBP: 0.250, SLG: 0.300 (8, 1)										0	0	0	0	0	0	0						
Al Osuna, R OBP: 0.250, SLG: 0.300 (8, 1)										0	0	0	0	0	0	0						
Tom Edens, R OBP: 0.250, SLG: 0.300 (8, PH)										0	0	0	0	0	0	1						
Chris James, R OBP: 0.250, SLG: 0.492 (8, PH)										1	0	0	0	0	0	1						
Inning Stats	R: 1 E: 0 K: 1 S: 11	H: 1 LOB: 1 BB: 1 P: 17	R: 0 E: 0 K: 0 S: 8	H: 0 LOB: 0 BB: 0 P: 10	R: 0 E: 0 K: 0 S: 10	H: 0 LOB: 0 BB: 0 P: 13	R: 0 E: 0 K: 0 S: 5	H: 1 LOB: 0 BB: 0 P: 9	R: 0 E: 0 K: 1 S: 11	H: 1 LOB: 1 BB: 0 P: 17	R: 0 E: 0 K: 0 S: 7	H: 2 LOB: 1 BB: 0 P: 13	R: 0 E: 0 K: 1 S: 8	H: 1 LOB: 1 BB: 0 P: 17	R: 0 E: 0 K: 2 S: 12	H: 1 LOB: 1 BB: 0 P: 17	1B: 7 2B: 1 3B: 0 HR: 1	SF: 0 SAC: 0 DP: 0 HBP: 0	WP: 0 PA: 36 PB: 0 SB: 1 CS: 0			
PITCHER	IP WLS BF H R ER SO BB IBB HBP BLK WP HR S P ERA WHIP																					
Curt Schilling, R ERA: 4.08	(1, 1)	8.1	W	34	9	2	2	4	1	0	0	0	0	0	0	0	0	1	75	111	2.16	1.200
Mitch Williams, L ERA: 3.38	(9, 1)	0.2		2	0	0	0	1	0	0	0	0	0	0	0	0	0	0	5	7	0.00	0.000

Batter	1	2	3	4	5	6	7	8	9	AB	R	H	RBI	BB	SO	LOB	BOTTOM					
Lenny Dykstra, L OBP: 0.425, SLG: 0.490 (1, 8)	G3 3B	L7			1B S			F7		4	1	2	0	0	0	1	Houston Astros @ Philadelphia Phillies Veterans Stadium, Philadelphia, PA Fri Sep 10 1993, 7:05 PM EDT Att: 31,146 - Unknown - 76 F					
Mariano Duncan, R OBP: 0.307, SLG: 0.411 (1, 4)	K		G5-3		G3-6 1B		L4		4	0	1	0	0	1	1							
John Kruk, L OBP: 0.437, SLG: 0.481 (1, 3)	G3		F7		G3-6 1-2			1B SF9 2B		4	1	1	1	0	2							
Dave Hollins, S OBP: 0.374, SLG: 0.454 (1, 5)	G5-3				L7			SF9 BB 1B		4	1	2	0	0	1							
Kim Batiste, R OBP: 0.307, SLG: 0.453 (9, 5)								BB 1B		0	0	0	0	0	0							
Darren Daulton, L OBP: 0.401, SLG: 0.506 (1, 2)								1B BB		2	2	2	0	2	0							
Pete Incaviglia, R OBP: 0.333, SLG: 0.559 (1, 7)								SF9 1B		3	1	2	3	0	2							
Wes Chamberlain, R OBP: 0.317, SLG: 0.512 (8, PH)								SF9		3	0	0	0	0	2							
Jim Eisenreich, L OBP: 0.376, SLG: 0.481 (9, 9)								1B		1	0	1	1	0	0							
Kevin Stocker, S OBP: 0.421, SLG: 0.444 (1, 6)								P7		4	0	1	1	0	1							
Curt Schilling, R OBP: 0.188, SLG: 0.179 (9, 1)								G6-3		3	0	0	0	0	2							
Mitch Williams, L OBP: 1.000, SLG: 1.000 (9, 1)								G6-3		0	0	0	0	0	0							
Inning Stats	R: 1 E: 0 K: 1 S: 11	H: 1 LOB: 0 BB: 0 P: 17	R: 2 E: 0 K: 0 S: 13	H: 3 LOB: 1 BB: 0 P: 16	R: 0 E: 0 K: 0 S: 9	H: 1 LOB: 2 BB: 1 P: 15	R: 0 E: 0 K: 1 S: 9	H: 0 LOB: 0 BB: 0 P: 13	R: 0 E: 0 K: 0 S: 5	H: 2 LOB: 1 BB: 0 P: 9	R: 0 E: 0 K: 0 S: 9	H: 2 LOB: 0 BB: 0 P: 14	R: 0 E: 0 K: 0 S: 10	H: 0 LOB: 0 BB: 0 P: 14	R: 2 E: 0 K: 0 S: 12	H: 3 LOB: 2 BB: 1 P: 23	1B: 8 2B: 2 3B: 2 HR: 0	SF: 1 SAC: 1 DP: 2 HBP: 0	WP: 0 PA: 36 PB: 0 SB: 1 CS: 0			
PITCHER	IP WLS BF H R ER SO BB IBB HBP BLK WP HR S P ERA WHIP																					
Greg Swindell, L ERA: 4.49	(1, 1)	6.0	L	26	9	4	4	2	0	0	0	0	0	0	0	0	0	14	21	18.00	2.000	
Brian Williams, R ERA: 4.89	(7, 1)	1.0		5	2	2	2	0	0	0	0	0	0	0	0	0	0	1	5	∞	∞	
Al Osuna, L ERA: 3.27	(8, 1)	0.0		1	0	0	0	0	1	0	0	0	0	0	0	0	0	0	7	11	0.00	1.000
Tom Edens, R ERA: 2.28	(8, 1)	1.0		4	1	0	0	0	0	0	0	0	0	0	0	0	0	0	7	11	0.00	1.000

Batter	1	2	3	4	5	6	7	8	9	AB	R	H	RBI	BB	SO	LOB	TOP										
Craig Biggio, R OBP: 0.366, SLG: 0.465 (1, 4)										4	1	0	0	1	0	3	Houston Astros @ Philadelphia Phillies Veterans Stadium, Philadelphia, PA Sat Sep 11 1993, 7:05 PM EDT Att: 45,738 - Unknown - 69 F										
Steve Finley, L OBP: 0.308, SLG: 0.379 (1, 8)										5	0	2	3	0	1	2											
Luis Gonzalez, L OBP: 0.358, SLG: 0.465 (1, 7)										4	0	1	0	1	1	1											
5 Jeff Bagwell, R OBP: 0.387, SLG: 0.516 (1, 3)										4	0	1	0	0	0	3											
Ken Caminiti, S OBP: 0.307, SLG: 0.392 (1, 5)										3	0	0	0	1	1	1											
Eric Anthony, L OBP: 0.315, SLG: 0.400 (8, PH)										3	0	0	0	0	1	2											
Kevin Bass, S OBP: 0.323, SLG: 0.397 (8, 9)										1	0	0	0	0	1	1											
Eddie Taubensee, L OBP: 0.301, SLG: 0.407 (1, 2)										4	0	0	0	0	3	2											
Andujar Cedeno, R OBP: 0.349, SLG: 0.401 (1, 6)										3	3	3	0	1	0	0											
Mark Portugal, R OBP: 0.233, SLG: 0.255 (9, 1)										3	0	1	1	0	1	2											
Todd Jones, L (9, 1)										0	0	0	0	0	0	0											
Inning Stats	R: 0 E: 0 K: 1 S: 10	H: 0 LOB: 0 BB: 0 P: 13	R: 0 E: 0 K: 1 S: 7	H: 0 LOB: 0 BB: 0 P: 12	R: 1 E: 0 K: 0 S: 15	H: 2 LOB: 1 BB: 0 P: 22	R: 0 E: 0 K: 1 S: 12	H: 1 LOB: 2 BB: 1 P: 24	R: 1 E: 0 K: 1 S: 8	H: 2 LOB: 2 BB: 1 P: 12	R: 0 E: 0 K: 2 S: 8	H: 0 LOB: 0 BB: 0 P: 12	R: 0 E: 0 K: 0 S: 6	H: 1 LOB: 1 BB: 0 P: 9	R: 0 E: 0 K: 2 S: 10	H: 1 LOB: 1 BB: 0 P: 18	R: 2 E: 0 K: 1 S: 10	H: 1 LOB: 1 BB: 2 P: 24	1B: 4 2B: 3 3B: 1 HR: 0	SF: 0 SAC: 1 DP: 0 HBP: 0	WP: 0 PB: 0 SB: 1 CS: 0	PA: 39					
PITCHER	IP	WLS	BF	H	R	ER	SO	BB	IBB	HBP	BLK	WP	HR	S	P	ERA	WHIP										
Mike Williams, R ERA: 5.49 (1, 1)	5.0	L	22	5	2	2	4	2	0	0	0	0	0	52	83	3.60	1.400										
Donn Pall, R ERA: 3.02 (6, 1)	2.0		7	1	0	0	2	0	0	0	0	0	0	14	21	0.00	0.500										
David West, L ERA: 3.06 (8, 1)	2.0		10	2	2	2	3	1	1	0	0	0	0	20	42	9.00	1.500										

Batter	1	2	3	4	5	6	7	8	9	AB	R	H	RBI	BB	SO	LOB	BOTTOM										
Lenny Dykstra, L OBP: 0.424, SLG: 0.488 (1, 8)										4	1	1	0	0	1	0	Houston Astros @ Philadelphia Phillies Veterans Stadium, Philadelphia, PA Sat Sep 11 1993, 7:05 PM EDT Att: 45,738 - Unknown - 69 F										
Mickey Morandini, L OBP: 0.300, SLG: 0.350 (1, 4)										4	0	1	0	0	1	1											
John Kruk, L OBP: 0.438, SLG: 0.480 (1, 3)										3	0	1	0	1	1	0											
Dave Hollins, S OBP: 0.375, SLG: 0.452 (1, 5)										2	0	0	0	2	1	2											
Darren Daulton, L OBP: 0.400, SLG: 0.502 (1, 2)										3	0	0	1	1	0	3											
Jim Eisenreich, L OBP: 0.374, SLG: 0.477 (1, 9)										3	0	0	0	1	1	5											
Pete Incaviglia, R OBP: 0.330, SLG: 0.552 (1, 7)										4	0	0	0	0	0	5											
Kevin Stocker, S OBP: 0.413, SLG: 0.435 (1, 6)										4	0	0	0	0	1	2											
Mike Williams, R (1, 1)										1	0	0	0	0	0	0											
Tony Longmire, L OBP: 0.200, SLG: 0.200 (5, PH)										1	0	0	0	0	0	0											
Wes Chamberlain, R OBP: 0.316, SLG: 0.510 (7, PH)										1	0	0	0	0	1	0											
David West, L OBP: 0.400, SLG: 0.600 (8, 1)										0	0	0	0	0	0	0											
Inning Stats	R: 1 E: 0 K: 1 S: 12	H: 1 LOB: 3 BB: 3 P: 32	R: 0 E: 0 K: 0 S: 9	H: 0 LOB: 0 BB: 0 P: 13	R: 0 E: 0 K: 1 S: 9	H: 0 LOB: 0 BB: 0 P: 13	R: 0 E: 0 K: 0 S: 5	H: 0 LOB: 0 BB: 0 P: 5	R: 0 E: 0 K: 1 S: 7	H: 0 LOB: 0 BB: 0 P: 12	R: 0 E: 0 K: 1 S: 11	H: 2 LOB: 2 BB: 0 P: 13	R: 0 E: 0 K: 1 S: 6	H: 0 LOB: 0 BB: 0 P: 9	R: 0 E: 0 K: 2 S: 10	H: 0 LOB: 0 BB: 0 P: 17	R: 0 E: 1 K: 0 S: 12	H: 0 LOB: 2 BB: 2 P: 26	1B: 3 2B: 0 3B: 0 HR: 0	SF: 0 SAC: 0 DP: 0 HBP: 0	WP: 1 PB: 0 SB: 0 CS: 0	PA: 35					
PITCHER	IP	WLS	BF	H	R	ER	SO	BB	IBB	HBP	BLK	WP	HR	S	P	ERA	WHIP										
Mark Portugal, R ERA: 2.9 (1, 1)	0.2	S	2	0	0	0	0	0	0	0	0	0	0	9	13	0.00	0.000										
Todd Jones, R ERA: 2.16 (9, 1)																											




Batter	1	2	3	4	5	6	7	8	9	AB	R	H	RBI	BB	SO	LOB	TOP													
Craig Biggio, R OBP: 0.365, SLG: 0.468 (1, 4)										5	1	1	1	0	1	1	Houston Astros @ Philadelphia Phillies Veterans Stadium, Philadelphia, PA Sun Sep 12 1993, 3:33 AM EDT Att: 46,238 - Sunny - 71 F													
Steve Finley, L OBP: 0.307, SLG: 0.375 (1, 8)										4	1	0	0	1	1															
Luis Gonzalez, L OBP: 0.362, SLG: 0.470 (1, 7)										4	3	3	0	1	0	1														
5 Jeff Bagwell, R OBP: 0.388, SLG: 0.516 Chris Donnels, L OBP: 0.316, SLG: 0.353 (1, 3)										0	0	0	0	0	0	0														
Ken Caminiti, S OBP: 0.310, SLG: 0.392 (1, 5)										4	1	2	1	1	2	3														
Eric Anthony, L OBP: 0.322, SLG: 0.400 (1, 9)										4	0	2	2	1	1	2														
Eddie Taubensee, L OBP: 0.303, SLG: 0.408 (1, 2)										4	1	1	1	1	0	4														
Andujar Cedeno, R OBP: 0.345, SLG: 0.397 (1, 6)										5	0	0	0	0	2	3														
Pete Harnisch, S OBP: 0.148, SLG: 0.121 Xavier Hernandez, L OBP: 0.148, SLG: 0.121 Doug Jones, R OBP: 0.148, SLG: 0.121 (1, 1)										3	0	0	0	0	2	1														
Inning Stats	R: 2 E: 0 K: 1 S: 21	H: 2 LOB: 2 BB: 1 P: 37	R: 0 E: 0 K: 1 S: 14	H: 0 LOB: 0 BB: 0 P: 19	R: 2 E: 0 K: 0 S: 8	H: 3 LOB: 0 BB: 0 P: 15	R: 1 E: 1 K: 2 S: 12	H: 0 LOB: 1 BB: 0 P: 19	R: 1 E: 0 K: 1 S: 11	H: 2 LOB: 1 BB: 0 P: 14	R: 0 E: 0 K: 2 S: 8	H: 0 LOB: 0 BB: 0 P: 12	R: 0 E: 0 K: 1 S: 9	H: 1 LOB: 1 BB: 0 P: 13	R: 0 E: 0 K: 1 S: 10	H: 0 LOB: 1 BB: 1 P: 18		R: 3 E: 1 K: 1 S: 15	H: 3 LOB: 2 BB: 2 P: 28	1B: 7 2B: 2 3B: 0 HR: 2	SF: 0 SAC: 0 DP: 1 HBP: 1	WP: 1 PB: 0 SB: 0 CS: 1	PA: 44							
PITCHER	IP WLS BF H R ER SO BB IBB HBP BLK WP HR S P ERA WHIP																													
Ben Rivera, R ERA: 5.31 Brad Brink, R ERA: 4.5 Kevin Foster, R ERA: 10.13 Roger Mason, R ERA: 4.01 (1, 1)	4.0 2.0 2.2 0.1	5 8 15 1	5 2 4 0	5 1 3 0	4 1 3 0	4 3 3 0	2 0 0 0	0 0 0 0	0 0 0 0	1 0 0 0	2 19 32 2	55 26 57 2	90 4.50 10.12 0.00	1.750 1.000 2.625 0.000																

AB	38
R	9
H	11
RBI	7
BB	5
SO	10
LOB	19



Batter	1	2	3	4	5	6	7	8	9	AB	R	H	RBI	BB	SO	LOB	BOTTOM													
Lenny Dykstra, L OBP: 0.424, SLG: 0.486 (1, 8)										3	0	0	0	2	0	1	Houston Astros @ Philadelphia Phillies Veterans Stadium, Philadelphia, PA Sun Sep 12 1993, 3:33 AM EDT Att: 46,238 - Sunny - 71 F													
Mariano Duncan, R OBP: 0.305, SLG: 0.409 (1, 4)										5	0	1	0	0	1	2														
John Kruk, L OBP: 0.434, SLG: 0.475 (1, 3)										5	0	0	0	0	1	4														
Dave Hollins, S OBP: 0.377, SLG: 0.453 (1, 5)										2	0	1	0	2	0	1														
Darren Daulton, L OBP: 0.398, SLG: 0.498 (1, 2)										4	0	0	0	0	0	5														
Milt Thompson, L OBP: 0.344, SLG: 0.361 (1, 7)										4	1	1	0	0	2	1														
Wes Chamberlain, R OBP: 0.315, SLG: 0.506 (1, 9)										4	0	1	0	0	1	1														
Kevin Stocker, S OBP: 0.419, SLG: 0.443 (1, 6)										3	1	3	1	0	0	0														
Ben Rivera, R OBP: 0.148, SLG: 0.111 Tony Lontine, L OBP: 0.148, SLG: 0.111 Brad Brink, R OBP: 0.148, SLG: 0.111 Pete Incaviglia, R OBP: 0.148, SLG: 0.111 Kevin Foster, R OBP: 0.148, SLG: 0.111 Roger Mason, R OBP: 0.148, SLG: 0.111 Ruben Amaro Jr., S OBP: 0.148, SLG: 0.111 (1, 1)										1	0	0	0	0	1	1														
Inning Stats	R: 0 E: 0 K: 0 S: 11	H: 1 LOB: 1 BB: 1 P: 18	R: 0 E: 0 K: 1 S: 9	H: 1 LOB: 0 BB: 0 P: 15	R: 0 E: 0 K: 0 S: 15	H: 0 LOB: 2 BB: 2 P: 27	R: 0 E: 0 K: 1 S: 15	H: 1 LOB: 1 BB: 0 P: 20	R: 0 E: 0 K: 0 S: 9	H: 1 LOB: 1 BB: 0 P: 14	R: 1 E: 1 K: 0 S: 10	H: 2 LOB: 1 BB: 0 P: 15	R: 0 E: 0 K: 1 S: 6	H: 0 LOB: 0 BB: 0 P: 10	R: 0 E: 0 K: 2 S: 10	H: 0 LOB: 1 BB: 1 P: 18		R: 1 E: 1 K: 1 S: 8	H: 1 LOB: 1 BB: 0 P: 11	1B: 7 2B: 0 3B: 0 HR: 0	SF: 1 SAC: 0 DP: 0 HBP: 0	WP: 0 PB: 0 SB: 0 CS: 0	PA: 39							
PITCHER	IP WLS BF H R ER SO BB IBB HBP BLK WP HR S P ERA WHIP																													
Pete Harnisch, R ERA: 3.23 Xavier Hernandez, R ERA: 2.7 Doug Jones, R ERA: 4.14 (1, 1)	6.0 2.0 1.0	27 7 5	6 0 1	1 0 1	2 0 0	3 1 0	0 0 0	0 0 0	0 0 0	0 0 0	69 16 8	109 28 11	1.500 0.000 0.000	1.500 0.500 1.000																

AB	34
R	2
H	7
RBI	1
BB	4
SO	6
LOB	19



Batter	1	2	3	4	5	6	7	8	9	AB	R	H	RBI	BB	SO	LOB	TOP							
Lenny Dykstra, L (1, 8) OBP: 0.421, SLG: 0.485	2-2 1B SF7 2B		4-0 2B G4-3 BB	3-3 K		0-3 K			4-1 CS BB	3	2	1	0	2	2	4								
Mariano Duncan, R (1, 4) OBP: 0.304, SLG: 0.408	0-0 FC6-4 1B		1-0 1-3 2-H 2B		2-0 F9		1-2 F8		1-1 P6	5	0	2	1	0	0	1								
John Kruk, L (1, 3) OBP: 0.431, SLG: 0.475	2-2 SF7		0-1 G4-3		1-1 F9		3-1 SF8 3B		1-0 G4-3	4	1	1	2	0	0	2								
Dave Hollins, S (1, 5) OBP: 0.372, SLG: 0.440	3-2 FC6-4 BLK		2-2 P2		3-0 F9		0-0 SF8			3	0	0	1	0	0	2								
Kim Batiste, R (9, 5) OBP: 0.307, SLG: 0.453	1-2 FC6-4 BLK									0	0	0	0	0	0	0								
Darren Daulton, L (1, 2) OBP: 0.393, SLG: 0.494	2-2 P2		1-2 F7			2-3 K		3-H G6-3		4	0	0	0	0	1	2								
Wes Chamberlain, R (1, 9) OBP: 0.318, SLG: 0.500		3-3 K		1-0 F8		1-3 K		4-2 G4-6-3 BB		3	0	0	0	1	2	0								
Jim Eisenreich, L (8, PR) OBP: 0.376, SLG: 0.477										0	0	0	0	0	0	0								
Ruben Amaro Jr, S (1, 7) OBP: 0.395, SLG: 0.590		3-2 L5		0-2 G4-3		0-1 1B 1B		1-0 G4-6-3		4	1	1	0	0	0	1								
Kevin Stocker, S (1, 6) OBP: 0.434, SLG: 0.450		0-0 G1-3		0-0 1B 1B		1-2 1B 1B		0-0 1B 1B		4	0	3	0	0	0	0								
Tommy Greene, R (1, 1) OBP: 0.260, SLG: 0.313			0-1 E6 BB 2B		1-0 1B		3-2 1B		1-2 G5-3	4	1	2	1	0	0	1								
David West, L (8, 1) OBP: 0.400, SLG: 0.600										0	0	0	0	0	0	0								
Mitch Williams, L (9, 1) OBP: 1.000, SLG: 1.000										0	0	0	0	0	0	0								
Inning Stats	R: 1 E: 0 K: 0 S: 13	H: 2 LOB: 1 BB: 0 P: 22	R: 0 E: 0 K: 1 S: 10	H: 0 LOB: 0 BB: 0 P: 16	R: 2 E: 1 K: 0 S: 11	H: 1 LOB: 1 BB: 1 P: 19	R: 0 E: 0 K: 1 S: 9	H: 2 LOB: 2 BB: 0 P: 14	R: 0 E: 0 K: 0 S: 4	H: 0 LOB: 0 BB: 0 P: 10	R: 1 E: 0 K: 3 S: 18	H: 3 LOB: 2 BB: 0 P: 27	R: 1 E: 0 K: 0 S: 8	H: 1 LOB: 0 BB: 0 P: 12	R: 0 E: 0 K: 0 S: 7	H: 1 LOB: 1 BB: 1 P: 13	R: 0 E: 0 K: 0 S: 4	H: 0 LOB: 0 BB: 1 P: 10	1B: 7 2B: 2 3B: 1 HR: 0	SF: 2 SAC: 0 DP: 1 HBP: 0	WP: 0 PB: 0 SB: 0 CS: 1	PA: 39		
PITCHER	IP WLS BF H R ER SO BB IBB HBP BLK WP HR S P ERA WHIP	5.0 L 22 5 3 2 2 1 0 0 0 1 0 0 47 81 3.60 1.200	0.2 5 3 1 1 2 0 0 0 0 0 0 0 0 15 24 13.50 4.500	1.1 5 1 1 1 2 0 0 0 0 0 0 0 0 11 15 6.75 0.750	1.0 4 1 0 0 0 1 0 0 0 0 0 0 0 7 13 0.00 2.000	1.0 3 0 0 0 0 1 0 0 0 0 0 0 0 4 10 0.00 1.000																		

Philadelphia Phillies @ Montreal Expos
Olympic Stadium, Montreal, QB
Sat Sep 18 1993, 7:05 PM EDT
Att: 50,438 - Dome

livebaseballscorecards.com

AB 34
R 5
H 10
RBI 5
BB 3
SO 5
LOB 13



Batter	1	2	3	4	5	6	7	8	9	AB	R	H	RBI	BB	SO	LOB	BOTTOM						
Lou Frazier, S (1, 7) OBP: 0.344, SLG: 0.355	1-1 L8		0-1 G4-3			2-1 G4-3		0-0 F8		4	0	0	0	0	0	1							
Delino DeShields, L (1, 4) OBP: 0.380, SLG: 0.309	2-1 P6		3-2 G6-3			2-3 K		2-1 F7		4	0	0	0	0	1	1							
Marquis Grissom, R (1, 8) OBP: 0.347, SLG: 0.432	2-0 F8			1-0 G6-3		2-0 P6		2-2 G5-3		4	0	0	0	0	0	0							
Larry Walker, L (1, 9) OBP: 0.381, SLG: 0.488		1-1 E G4-3 2B		1-1 P5		2-1 F9		4-1 S E BB		3	1	1	0	1	0	0							
Darrin Fletcher, L (1, 2) OBP: 0.332, SLG: 0.379		0-2 F8		1-0 F8		0-0 G4-3		1-0 K		3	0	0	0	0	0	1							
Jeff Shaw, R (8, 1) OBP: 0.067, SLG: 0.067										0	0	0	0	0	0	0							
Chris Nabholz, L (9, PH) OBP: 0.135, SLG: 0.135										0	0	0	0	0	0	0							
Mike Lansing, R (9, PH) OBP: 0.341, SLG: 0.347										1	0	0	0	0	1	1							
Sean Berry, R (1, 5) OBP: 0.348, SLG: 0.480		0-0 G4-3			0-1 L4			1-1 1B HR 1B		4	1	1	1	0	0	1							
Creste Marrero, L (1, 3) OBP: 0.341, SLG: 0.351			1-2 G3		1-1 G4-3			0-0 1B HR 1B		2	0	0	0	0	0	0							
Gil Heredia, L (8, 1) OBP: 0.162, SLG: 0.273										0	0	0	0	0	0	0							
Butch Henry, L (8, 1) OBP: 0.370, SLG: 0.087										0	0	0	0	0	0	0							
John Vander Wal, L (8, 2) OBP: 0.186, SLG: 0.200										1	1	1	0	0	0	0							
John Vander Wal, L (8, PH) OBP: 0.230, SLG: 0.371										0	0	0	0	0	0	0							
Tim Lincecum, R (9, 2) OBP: 0.287, SLG: 0.333										0	0	0	0	0	0	0							
Wil Cordero, R (1, 6) OBP: 0.315, SLG: 0.396			1-0 G4-3 SH1-4 1B		0-2 G3-1			3-2 1B HR		3	1	2	3	0	0	0							
Denis Boucher, R (1, 1) OBP: 0.067, SLG: 0.067			2-2 SH1-4			2-3 K		1-1 G3		0	0	0	0	0	0	0							
Cliff Floyd, L (6, 3) OBP: 0.281, SLG: 0.379										1	0	0	0	0	1	0							
Rondell White, R (8, PH) OBP: 0.281, SLG: 0.379										1	0	0	0	0	0	0							
Inning Stats	R: 0 E: 0 K: 0 S: 5	H: 0 LOB: 0 BB: 0 P: 10	R: 1 E: 1 K: 0 S: 9	H: 1 LOB: 0 BB: 0 P: 11	R: 0 E: 0 K: 0 S: 9	H: 1 LOB: 1 BB: 0 P: 15	R: 0 E: 0 K: 0 S: 4	H: 0 LOB: 0 BB: 0 P: 7	R: 0 E: 0 K: 0 S: 7	H: 0 LOB: 0 BB: 0 P: 8	R: 0 E: 0 K: 2 S: 9	H: 0 LOB: 0 BB: 0 P: 15	R: 0 E: 0 K: 0 S: 4	H: 0 LOB: 0 BB: 0 P: 8	R: 3 E: 0 K: 0 S: 11	H: 3 LOB: 0 BB: 0 P: 18	R: 0 E: 1 K: 1 S: 10	H: 0 LOB: 1 BB: 1 P: 18	1B: 3 2B: 1 3B: 0 HR: 1	SF: 0 SAC: 1 DP: 0 HBP: 0	WP: 0 PB: 0 SB: 1 CS: 0	PA: 33	
PITCHER	IP WLS BF H R ER SO BB IBB HBP BLK WP HR S P ERA WHIP	7.0 W 26 5 4 3 2 0 0 0 0 0 0 5 8 0.00 0.714	1.0 3 0 0 0 0 0 0 0 0 0 0 0 5 8 0.00 0.000	1.0 S 4 0 0 0 1 1 0 0 0 0 0 10 18 0.00 1.000																			

Philadelphia Phillies @ Montreal Expos
Olympic Stadium, Montreal, QB
Sat Sep 18 1993, 7:05 PM EDT
Att: 50,438 - Dome

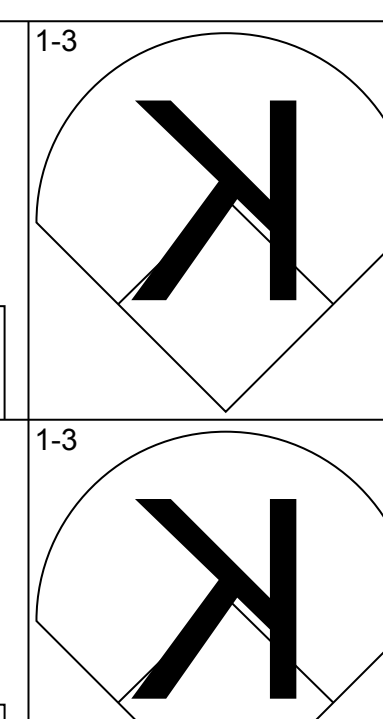
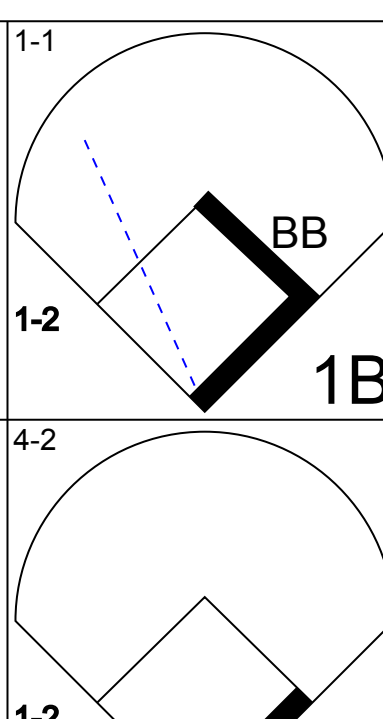
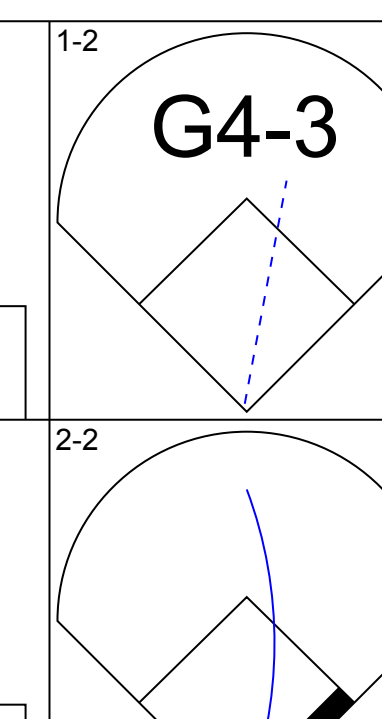
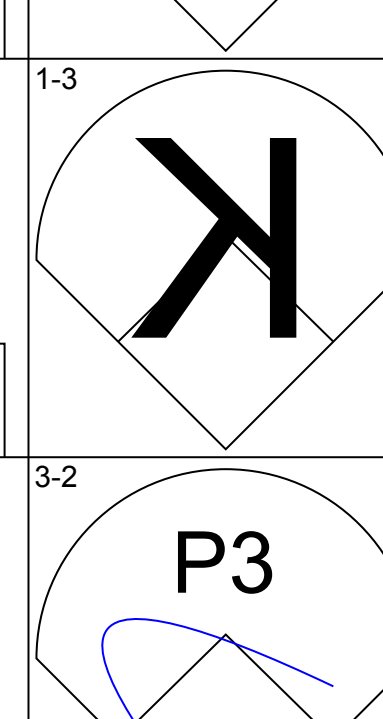
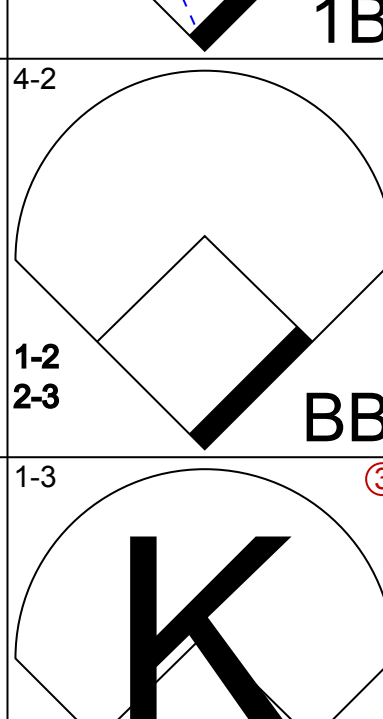
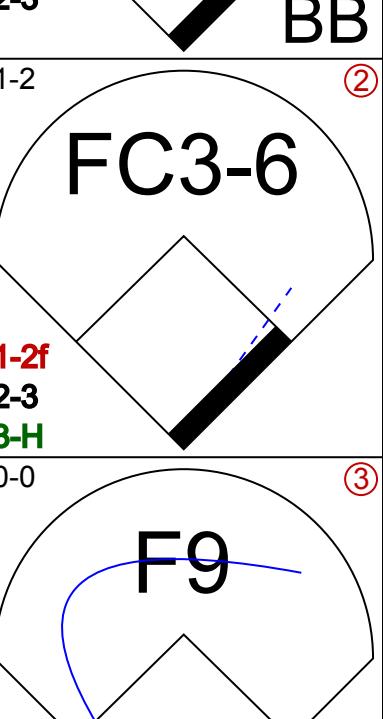
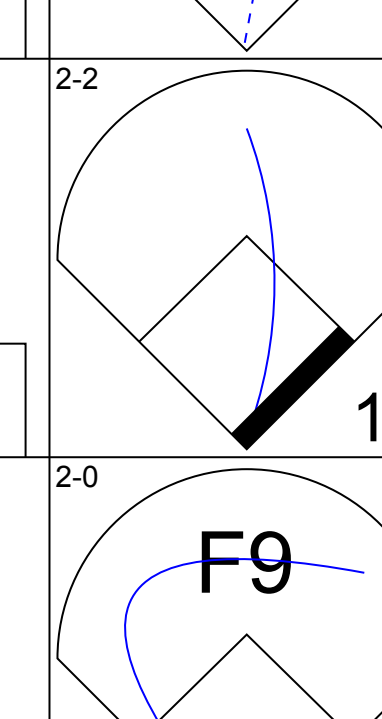
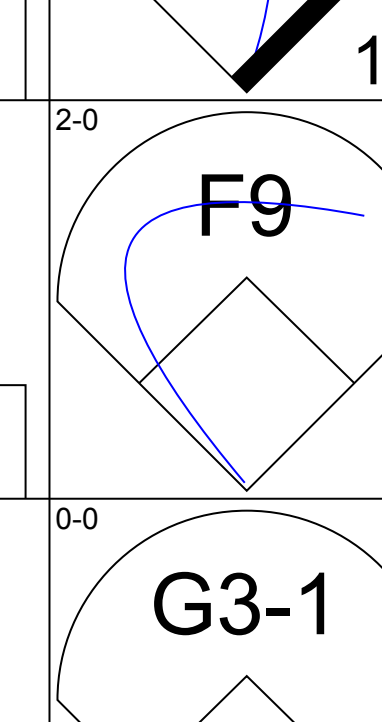
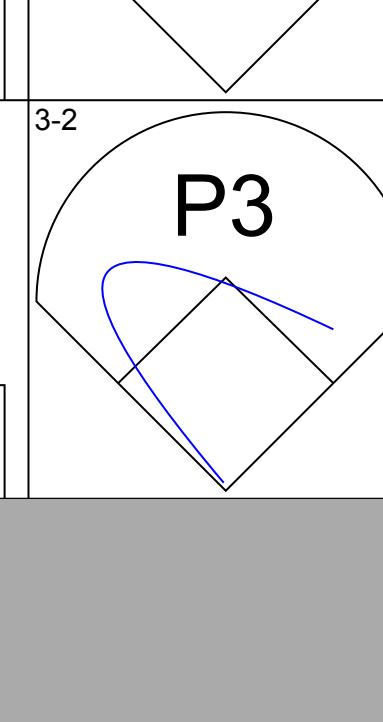
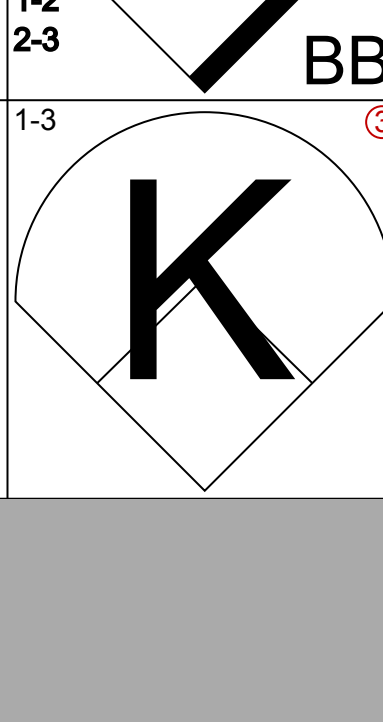
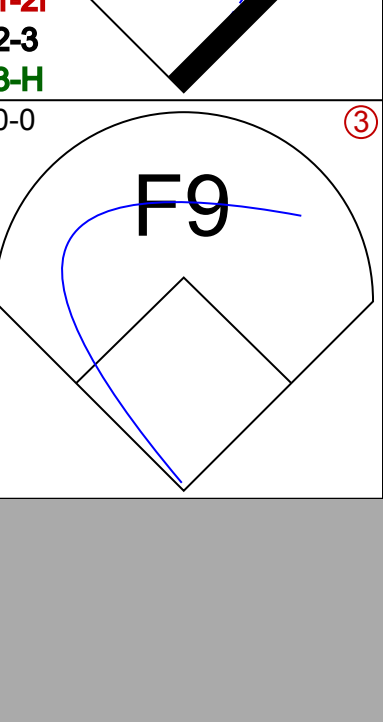
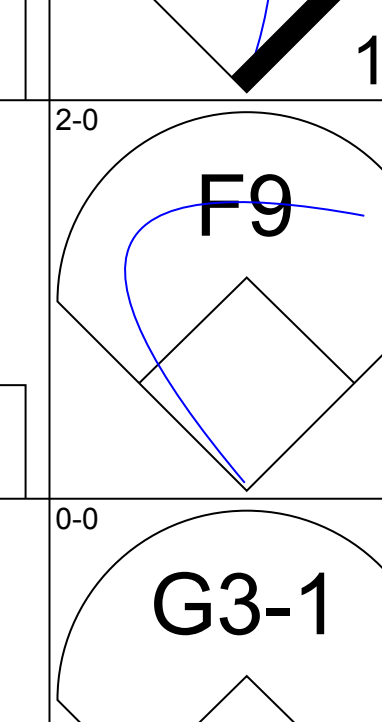
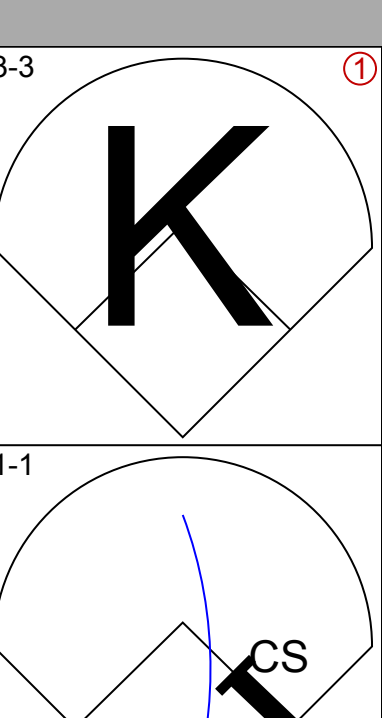
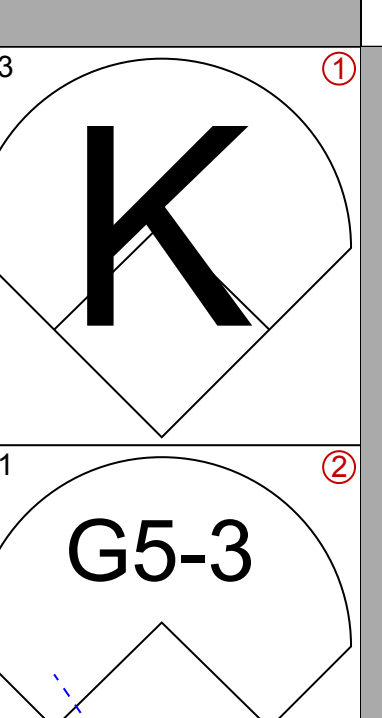
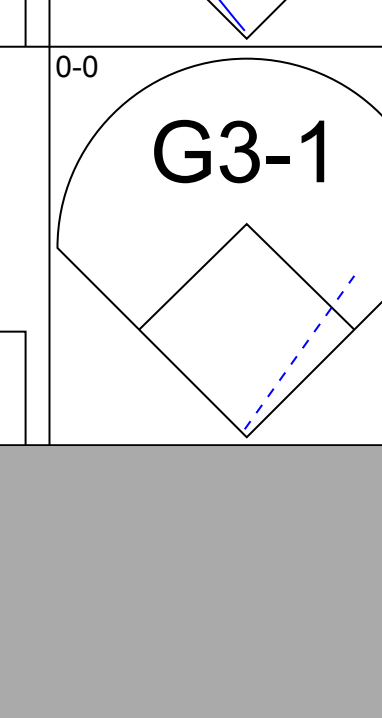
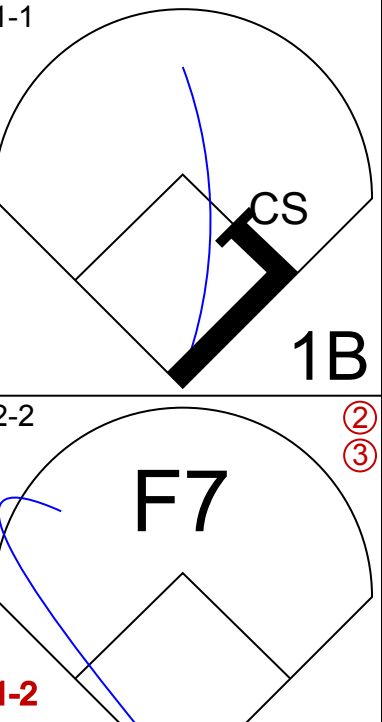
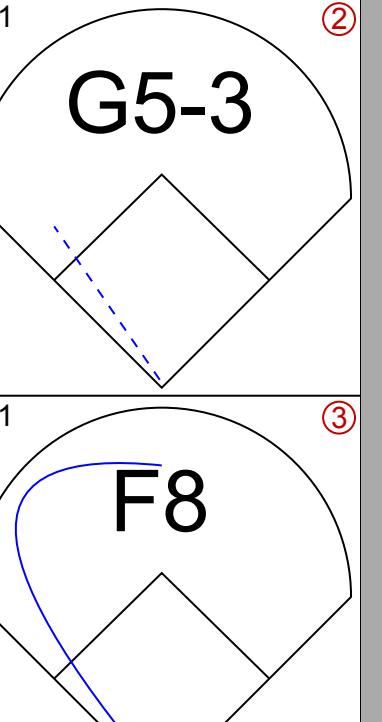
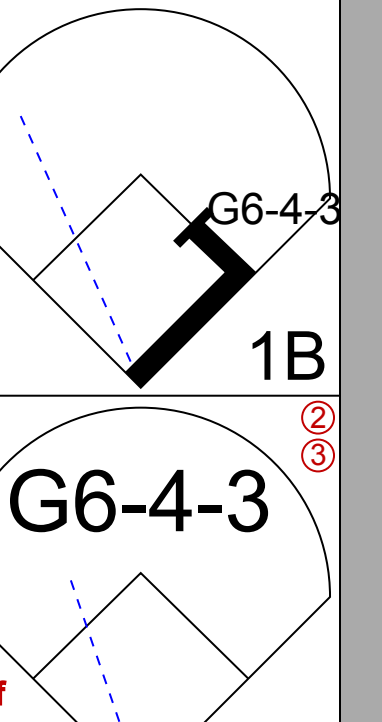
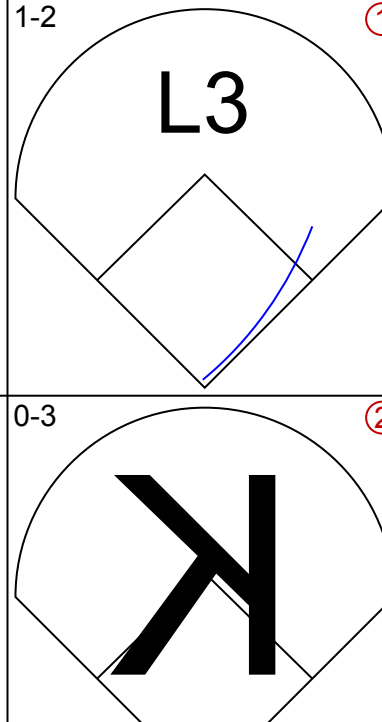
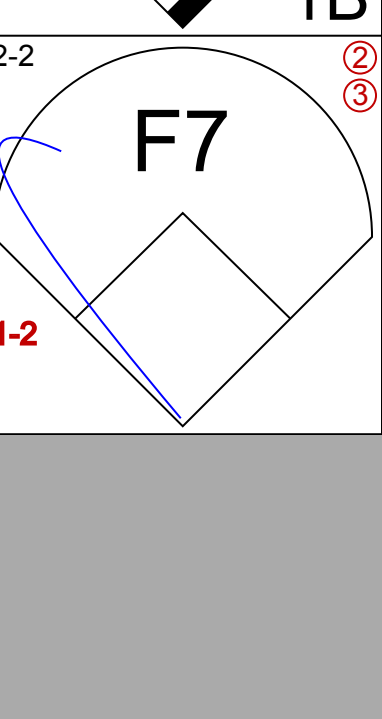
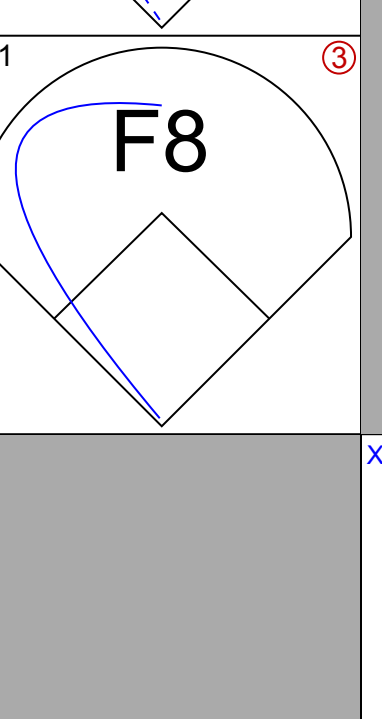
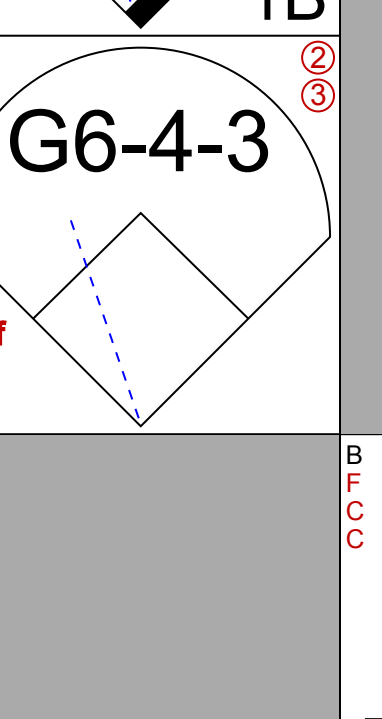

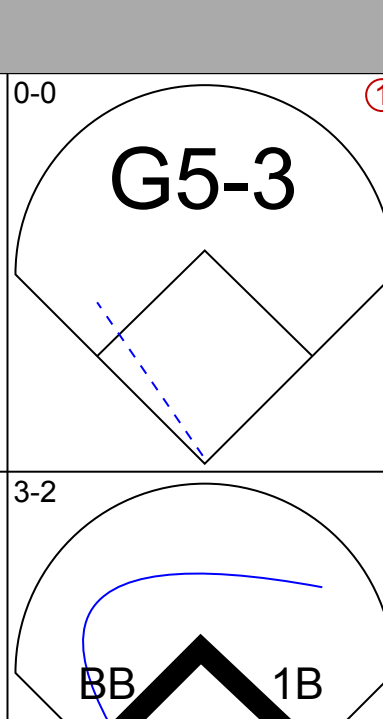
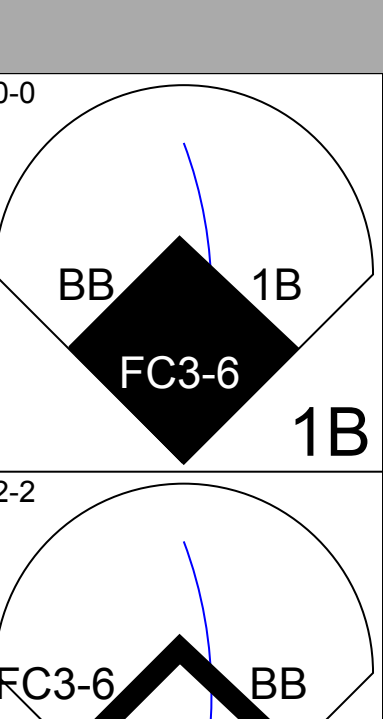
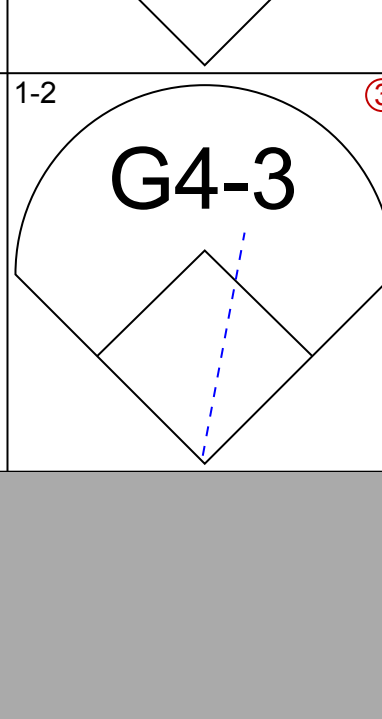
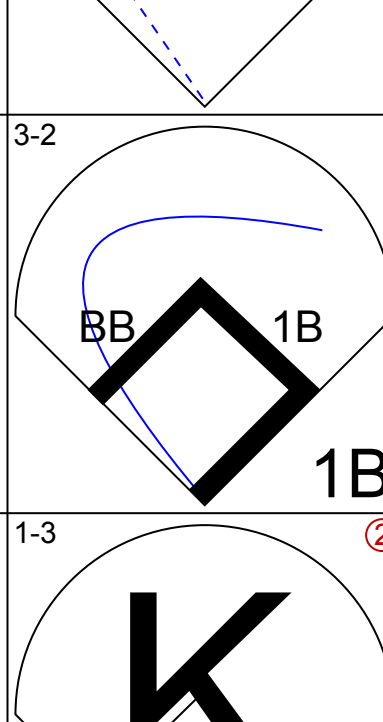
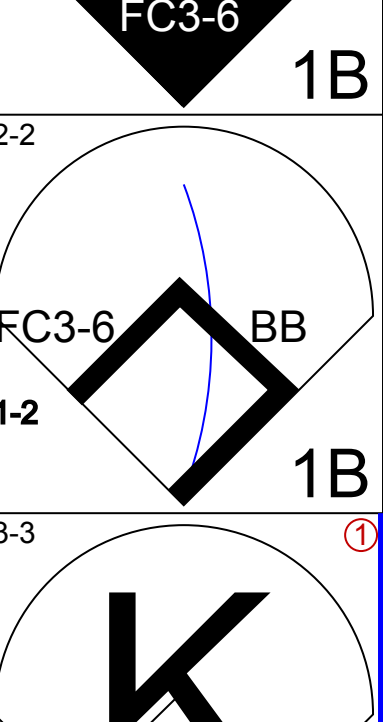

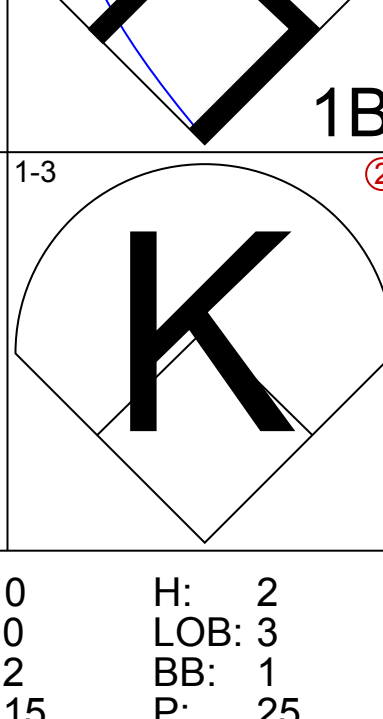
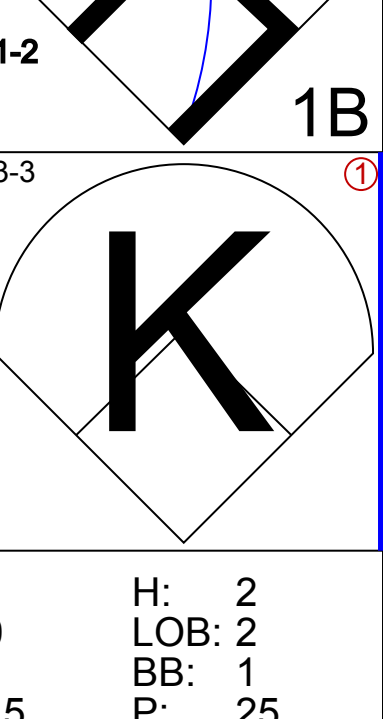
livebaseballscorecards.com

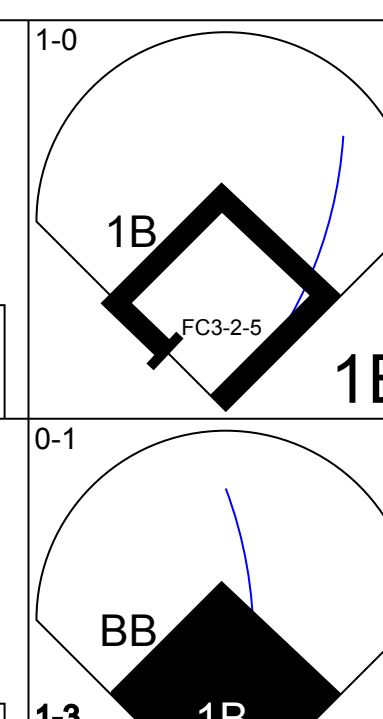

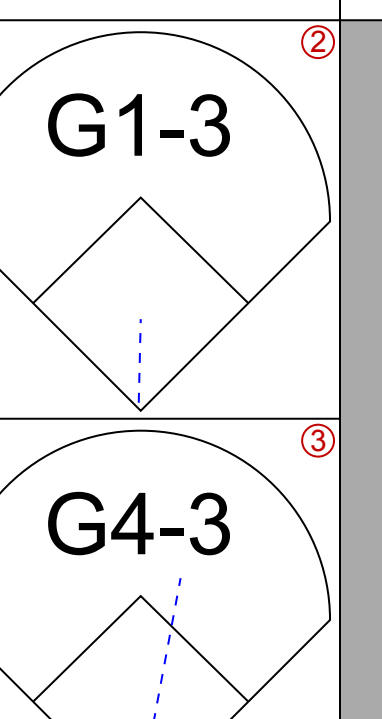
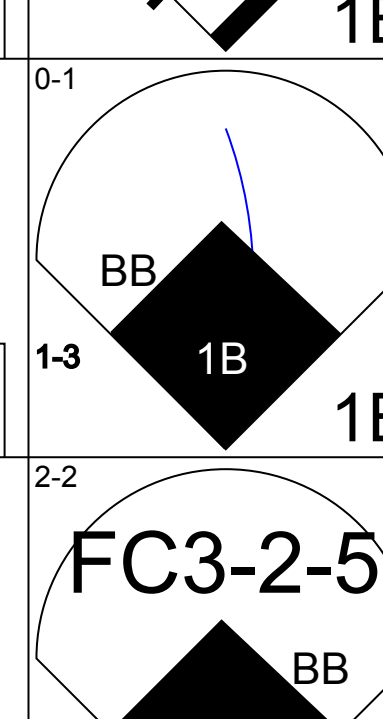
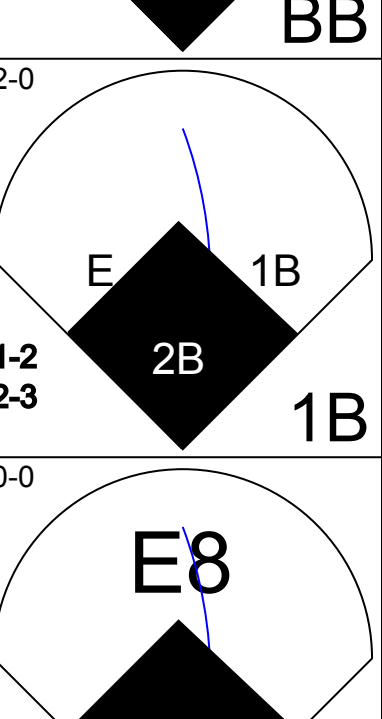
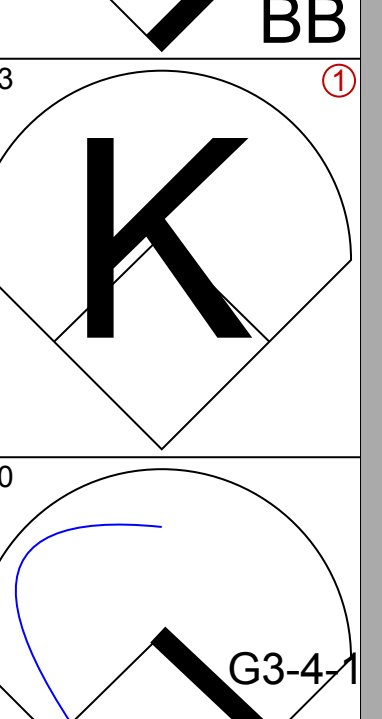
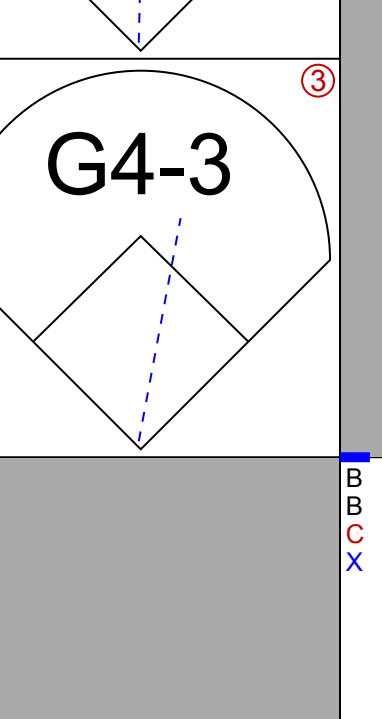
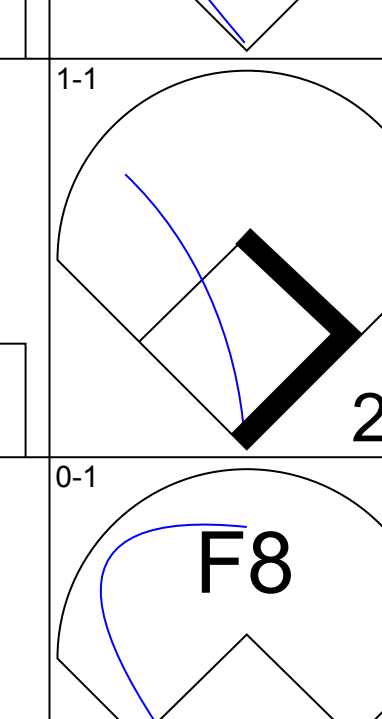
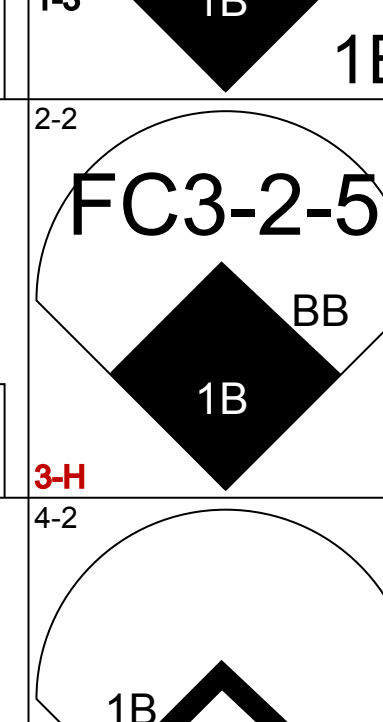
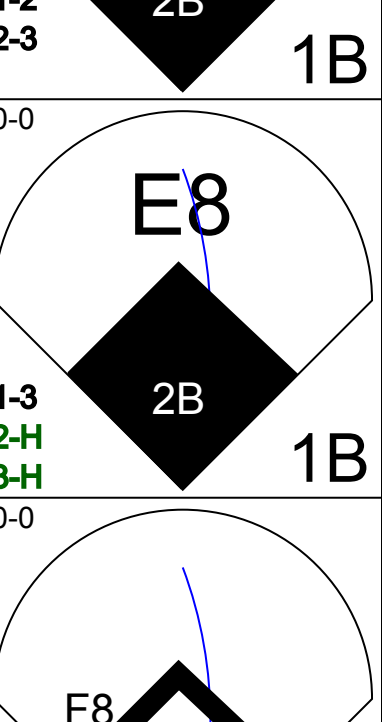
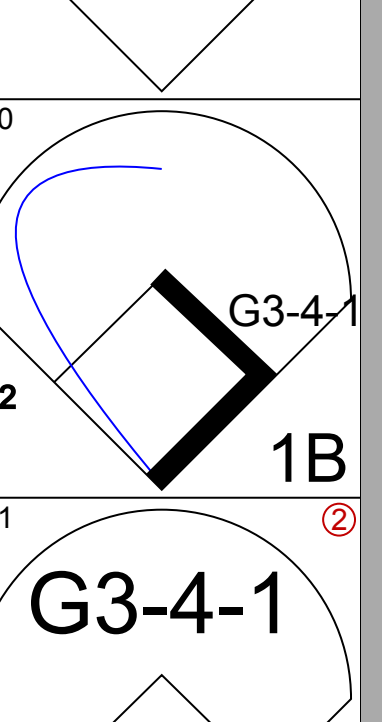
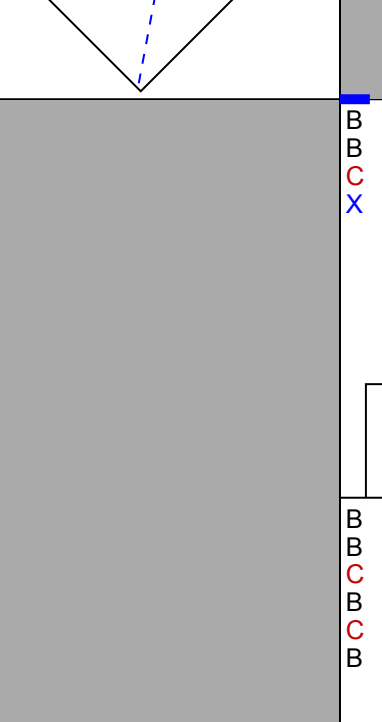
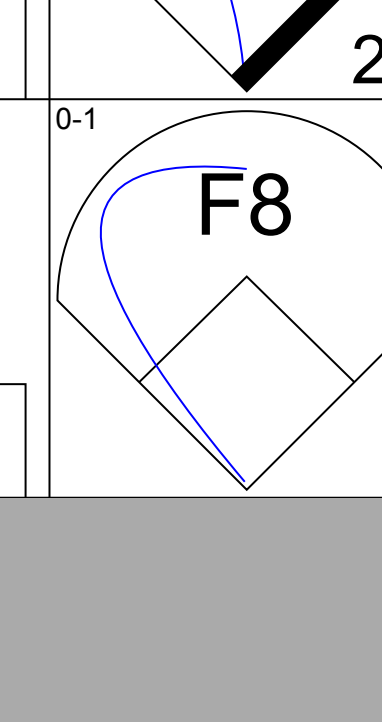
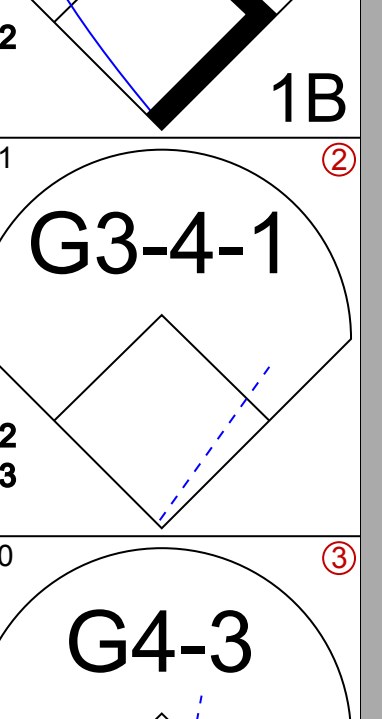

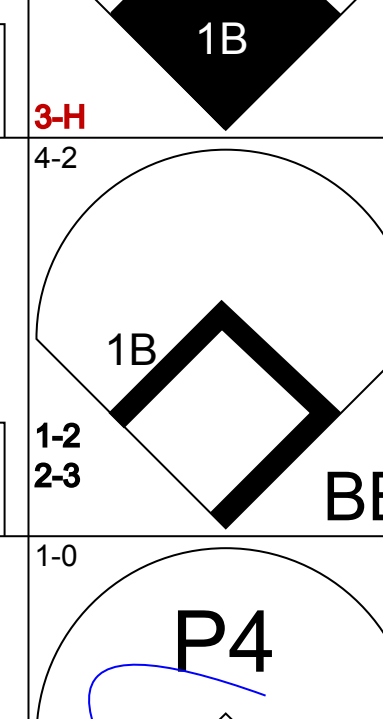
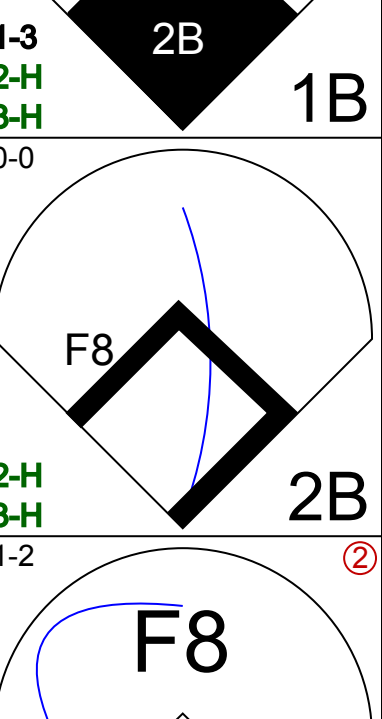
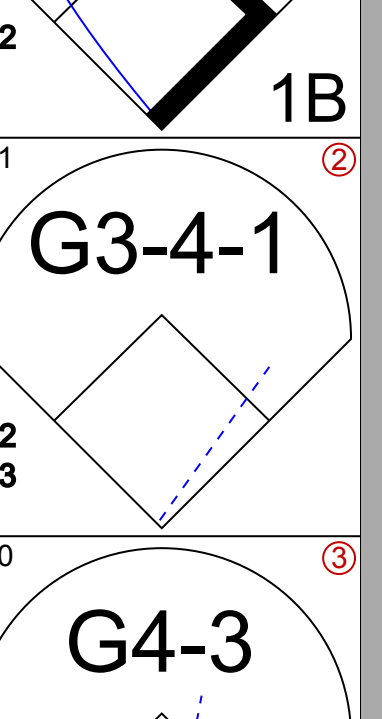

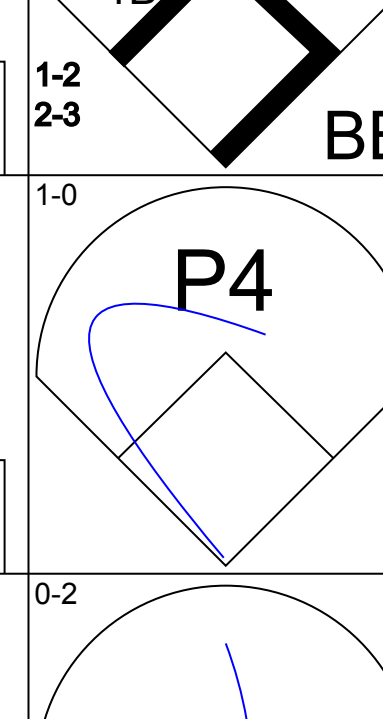
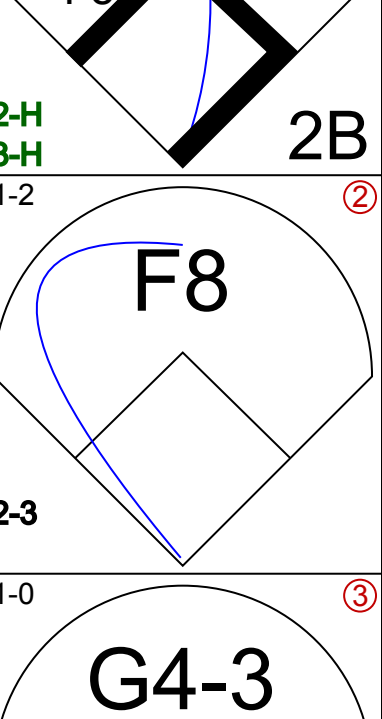
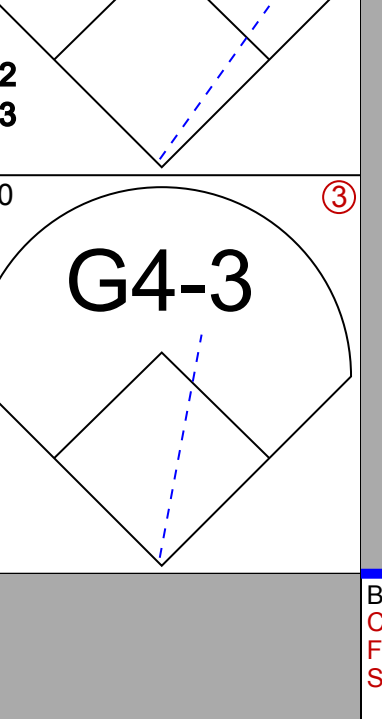

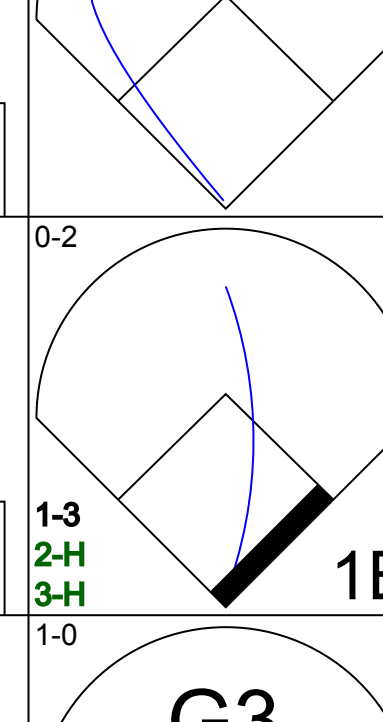
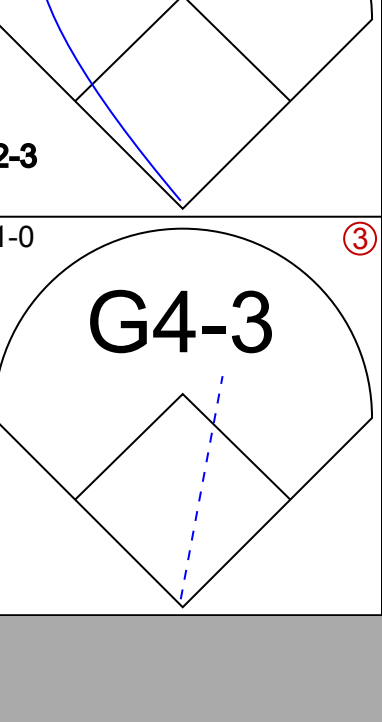
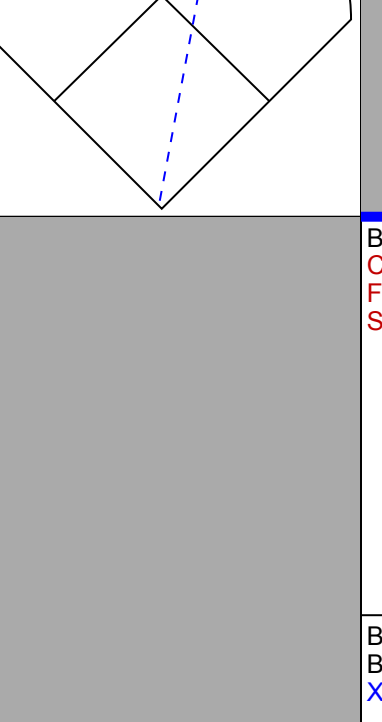
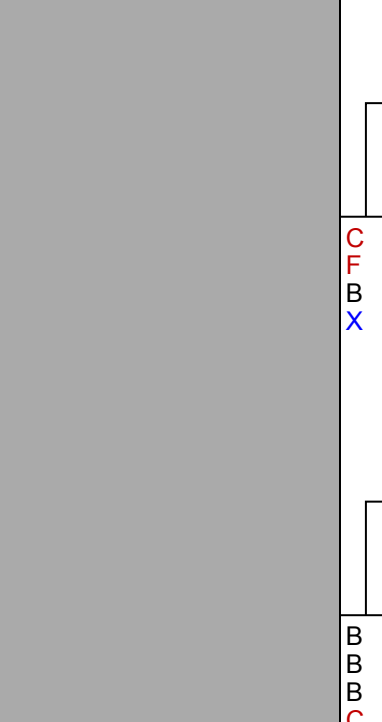
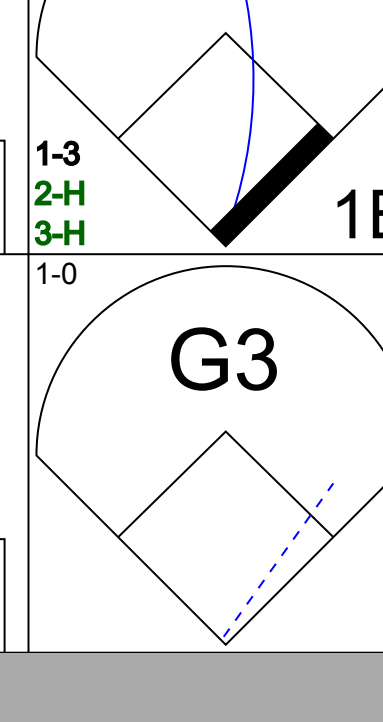
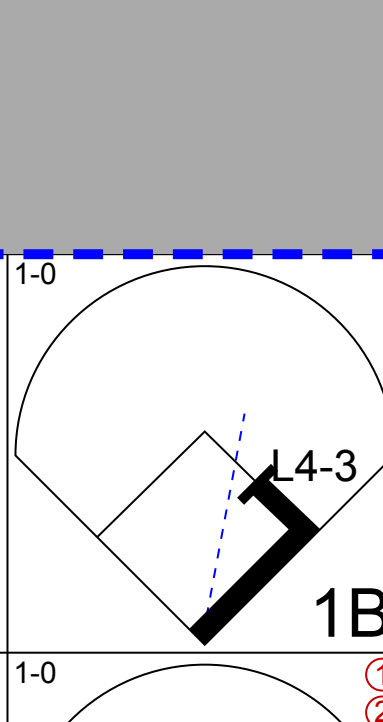
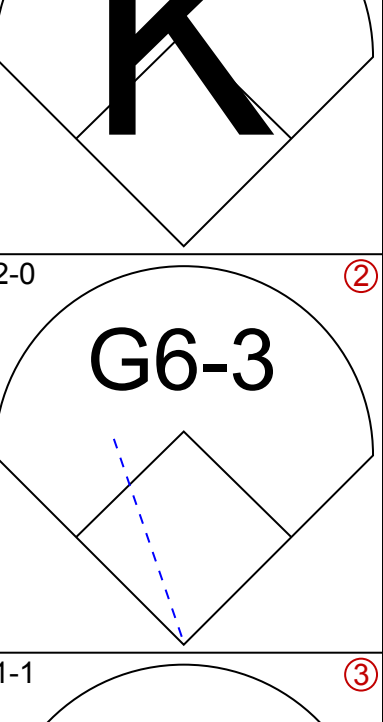

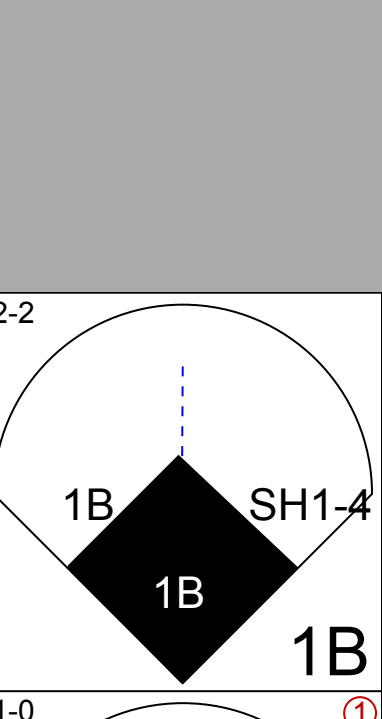
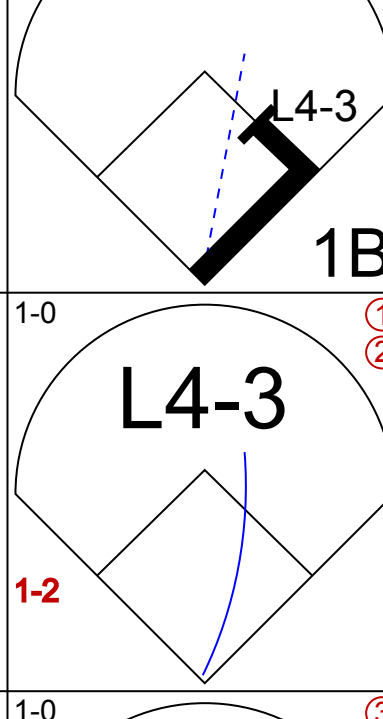
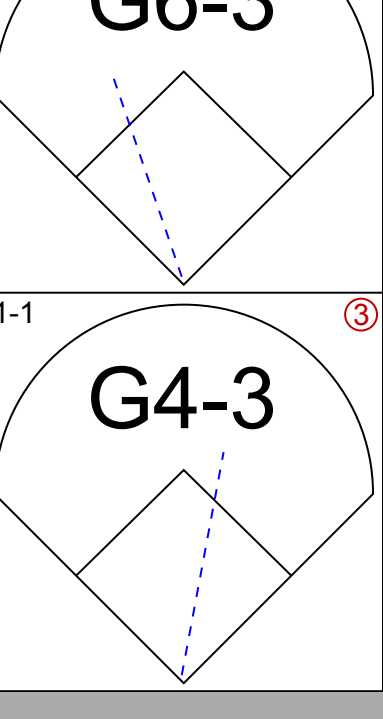

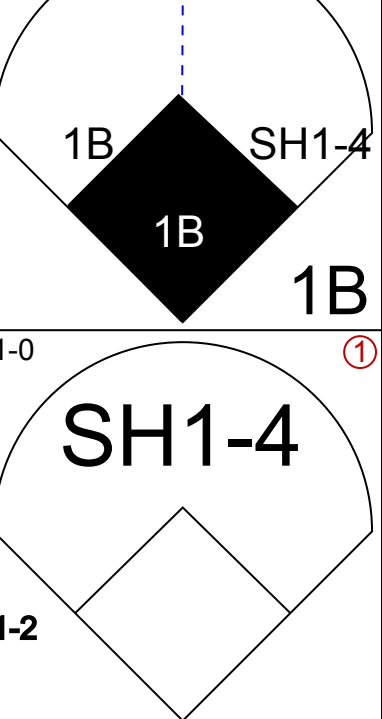
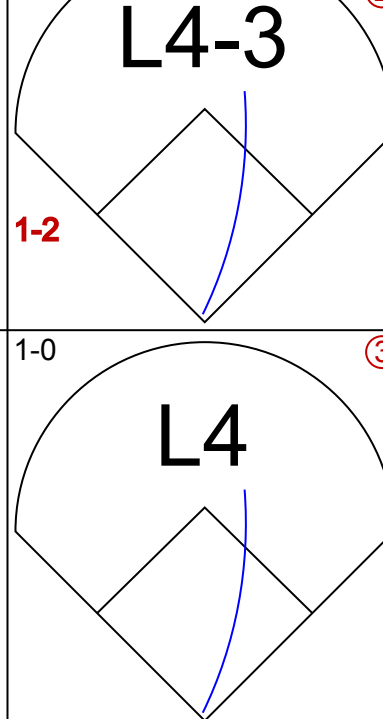
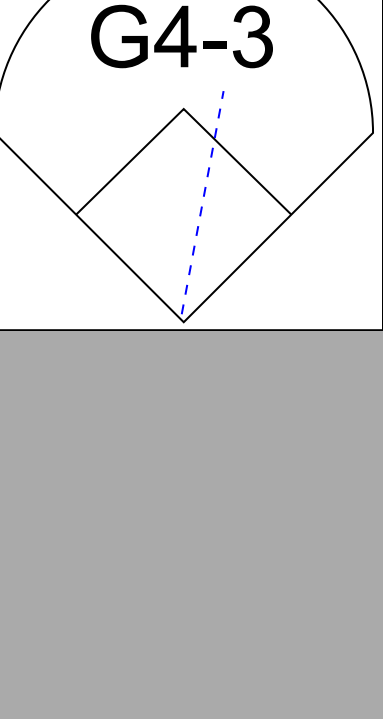
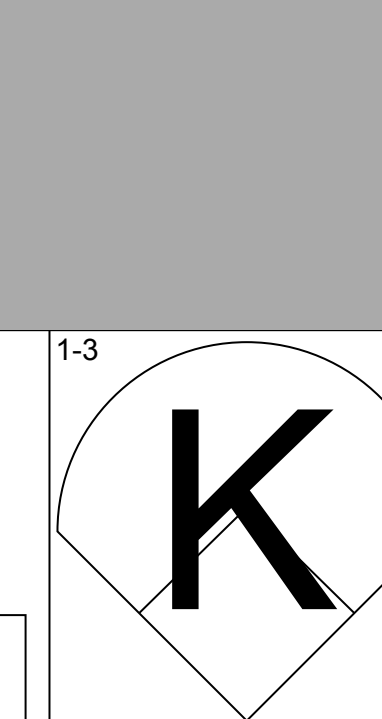
AB 31
R 4
H 5
RBI 4
BB 1
SO 3
LOB 5




Batter	1	2	3	4	5	6	7	8	9	AB	R	H	RBI	BB	SO	LOB	TOP			
Lenny Dykstra, L OBP: 0.421, SLG: 0.484										5	1	2	0	0	1	1	Philadelphia Phillies @ Montreal Expos Olympic Stadium, Montreal, QB Sun Sep 19 1993, 3:33 AM EDT Att: 40,047 - Dome livebaseballscorecards.com			
Mariano Duncan, R OBP: 0.305, SLG: 0.412										5	1	2	0	0	0	3				
John Kruk, L OBP: 0.430, SLG: 0.471										4	0	0	0	1	0	3				
Dave Hollins, S OBP: 0.374, SLG: 0.446										3	2	1	2	2	1	3				
Kim Batiste, R OBP: 0.307, SLG: 0.453										0	0	0	0	0	0	0				
Darren Daulton, L OBP: 0.393, SLG: 0.495										5	1	2	1	0	1	1				
Wes Chamberlain, R OBP: 0.317, SLG: 0.496										4	0	1	1	0	1	1				
Jim Eisenreich, L OBP: 0.375, SLG: 0.476										1	0	0	0	0	0	1				
Ruben Amaro Jr, S OBP: 0.383, SLG: 0.558										4	0	1	1	0	1	1				
David West, L OBP: 0.400, SLG: 0.600										0	0	0	0	0	0	0				
Larry Andersen, R OBP: 1.000, SLG: 1.000										0	0	0	0	0	0	0				
Mitch Williams, L OBP: 1.000, SLG: 1.000										0	0	0	0	0	0	0				
Kevin Stocker, S OBP: 0.435, SLG: 0.453										3	0	1	0	1	0	2				
Danny Jackson, R OBP: 0.141, SLG: 0.117										2	0	0	0	0	0	3				
Roger Mason, R OBP: 0.167, SLG: 0.167										1	0	0	0	0	1	0				
Mitt Thompson, L OBP: 0.340, SLG: 0.354										1	0	0	0	0	0	0				
Inning Stats	R: 0 E: 0 K: 0 S: 8	H: 1 LOB: 1 BB: 0 P: 13	R: 0 E: 0 K: 0 S: 10	H: 1 LOB: 2 BB: 1 P: 17	R: 2 E: 0 K: 0 S: 13	H: 2 LOB: 0 BB: 0 P: 20	R: 0 E: 0 K: 1 S: 7	H: 1 LOB: 1 BB: 0 P: 9	R: 3 E: 0 K: 3 S: 21	H: 4 LOB: 2 BB: 1 P: 38	R: 0 E: 0 K: 1 S: 13	H: 1 LOB: 2 BB: 1 P: 23	R: 0 E: 1 K: 0 S: 9	H: 0 LOB: 1 BB: 0 P: 12	R: 0 E: 0 K: 1 S: 10	H: 0 LOB: 1 BB: 1 P: 15	1B: 5 2B: 4 3B: 0 HR: 1	SF: 0 SAC: 0 DP: 0 HBP: 0	WP: 0 PB: 0 SB: 0 CS: 0	PA: 42
PITCHER	IP WLS BF H R ER SO BB IBB HBP BLK WP HR S P ERA WHIP																			
Kirk Rueter, L ERA: 2.73	(1, 1) 4.2 25 9 5 5 1 1 1 0 0 0 0 1 58 96 9.64 2.143																			
Brian Barnes, L ERA: 4.13	(5, 1) 1.1 6 1 0 0 3 1 0 0 0 0 0 0 14 24 0.00 1.500																			
Mel Rojas, R ERA: 3.04	(7, 1) 2.0 7 0 0 0 1 0 0 0 0 0 0 0 16 21 0.00 0.000																			
Tim Scott, R ERA: 2.78	(9, 1) 1.0 W 4 0 0 0 1 1 0 0 0 0 0 0 10 15 0.00 1.000																			

Batter	1	2	3	4	5	6	7	8	9	AB	R	H	RBI	BB	SO	LOB	BOTTOM			
Marquis Grissom, R OBP: 0.347, SLG: 0.431										4	2	1	0	1	0	2	Philadelphia Phillies @ Montreal Expos Olympic Stadium, Montreal, QB Sun Sep 19 1993, 3:33 AM EDT Att: 40,047 - Dome livebaseballscorecards.com			
Delino DeShields, L OBP: 0.386, SLG: 0.374									2	2	2	1	3	0	0					
Rondell White, R OBP: 0.297, SLG: 0.394									4	1	1	2	1	0	4					
Larry Walker, L OBP: 0.379, SLG: 0.484									4	0	0	0	0	0	5					
Sean Berry, R OBP: 0.350, SLG: 0.477									4	0	1	1	1	2	5					
Wil Cordero, R OBP: 0.316, SLG: 0.395									4	0	1	2	1	0	4					
Randy Ready, R OBP: 0.342, SLG: 0.342									2	0	0	0	0	0	3					
Cliff Floyd, L OBP: 0.331, SLG: 0.667									2	0	0	0	0	2	0					
Tim Spehr, R OBP: 0.273, SLG: 0.338									2	1	1	0	0	0	0					
Curtis Pringle, L OBP: 0.333, SLG: 0.667									1	0	0	0	0	1	0					
Joe Siddall, L OBP: 0.188, SLG: 0.200									0	0	0	0	0	0	0					
Lou Frazier, S OBP: 0.342, SLG: 0.353									1	0	0	0	0	1	0					
Tim Scott, R OBP: 0.331, SLG: 0.379									0	0	0	0	0	0	0					
Kirk Rueter, L ERA: 2.73	(1, 1) 4.1 23 9 4 4 1 5 0 0 0 0 0 0 11 20 0.00 0.600																			
Brian Barnes, L ERA: 4.13	(5, 1) 1.2 5 0 0 0 2 1 0 0 0 0 0 0 4 11 0.00 3.000																			
John Vander Wal ERA: 3.91	(7, 1) 0.1 3 0 0 0 0 1 0 1 0 0 0 0 4 11 0.00 3.000																			
Mel Rojas, R ERA: 3.09	(7, 1) 1.2 5 0 0 0 3 0 0 0 0 0 0 0 16 23 0.00 0.000																			
Darrin Fletcher, L ERA: 3.3	(9, 1) 0.2 L 6 2 2 0 0 1 0 0 0 0 0 0 18 28 0.00 4.500																			
Inning Stats	R: 1 E: 0 K: 0 S: 11	H: 1 LOB: 3 BB: 3 P: 26	R: 1 E: 0 K: 0 S: 9	H: 2 LOB: 1 BB: 0 P: 13	R: 0 E: 0 K: 1 S: 9	H: 0 LOB: 0 BB: 0 P: 12	R: 0 E: 0 K: 0 S: 11	H: 0 LOB: 0 BB: 0 P: 15	R: 2 E: 0 K: 2 S: 9	H: 2 LOB: 1 BB: 2 P: 17	R: 0 E: 0 K: 2 S: 9	H: 0 LOB: 1 BB: 1 P: 16	R: 0 E: 0 K: 2 S: 11	H: 0 LOB: 2 BB: 0 P: 16	R: 2 E: 1 K: 0 S: 18	H: 2 LOB: 2 BB: 1 P: 28	1B: 5 2B: 3 3B: 0 HR: 0	SF: 0 SAC: 1 DP: 1 HBP: 1	WP: 0 PB: 0 SB: 3 CS: 0	PA: 42
PITCHER	IP WLS BF H R ER SO BB IBB HBP BLK WP HR S P ERA WHIP																			
Danny Jackson, L ERA: 3.68	(1, 1) 4.1 23 9 4 4 1 5 0 0 0 0 0 0 11 20 0.00 0.600																			
Roger Mason, R ERA: 3.91	(5, 1) 1.2 5 0 0 0 2 1 0 0 0 0 0 0 4 11 0.00 3.000																			
David West, L ERA: 2.93	(7, 1) 0.1 3 0 0 0 0 1 0 1 0 0 0 0 4 11 0.00 3.000																			
Larry Andersen, R ERA: 3.09	(7, 1) 1.2 5 0 0 0 3 0 0 0 0 0 0 0 16 23 0.00 0.000																			
Mitch Williams, L ERA: 3.3	(9, 1) 0.2 L 6 2 2 0 0 1 0 0 0 0 0 0 18 28 0.00 4.500																			

Batter	1	2	3	4	5	6	7	8	9	AB	R	H	RBI	BB	SO	LOB	TOP					
Chuck Carr, S OBP: 0.330, SLG: 0.343 (1, 8)			 1B							3	0	1	0	1	1	0	Florida Marlins @ Philadelphia Phillies Veterans Stadium, Philadelphia, PA Mon Sep 20 1993, 7:05 PM EDT Att: 31,454 - Unknown - 63 F					
Bret Barberie, S OBP: 0.356, SLG: 0.386 (1, 4)			 1B							3	0	1	1	1	1	2						
Jeff Conine, R OBP: 0.355, SLG: 0.411 (1, 7)										4	0	0	0	0	1	6						
Orestes Destrade, S OBP: 0.326, SLG: 0.419 (1, 3)										4	0	0	0	0	3	1						
Alex Arias, R OBP: 0.335, SLG: 0.320 (1, 5)		 1B					 1B			4	0	2	0	0	0	0						
Rob Natal, R OBP: 0.273, SLG: 0.305 (1, 2)		 1-2					 1-2			4	0	0	0	0	1	2						
Darrell Whitmore, L OBP: 0.244, SLG: 0.311 (1, 9)							 FC3-6 1B			4	1	1	0	0	1	0						
Walt Weiss, S OBP: 0.367, SLG: 0.316 (1, 6)			 1B				 BB 1B			3	0	2	0	0	0	0						
Charlie Hough, R OBP: 0.587, SLG: 0.534 (3, PH)										0	0	0	0	0	0	0						
Nigel Wilson, L OBP: 0.500, SLG: 0.500 (5, PH)										1	0	0	0	0	1	1						
Richie Lewis, R OBP: 0.500, SLG: 0.500 (5, PH)										0	0	0	0	0	0	0						
Greg Briley, R OBP: 0.284, SLG: 0.284 (5, 1)										1	0	0	0	0	1	2						
Robb Nen, R OBP: 0.273, SLG: 0.273 (7, PH)										0	0	0	0	0	0	0						
Matias Carrillo, L OBP: 0.273, SLG: 0.273 (7, 1)										1	0	0	0	0	1	0						
John Johnstone, R (7, 1)										0	0	0	0	0	0	0						
Inning Stats	R: 0 E: 0 K: 2 S: 12	H: 0 LOB: 0 BB: 0 P: 17	R: 0 E: 0 K: 1 S: 9	H: 1 LOB: 0 BB: 0 P: 15	R: 0 E: 0 K: 2 S: 15	H: 2 LOB: 3 BB: 1 P: 25	R: 0 E: 0 K: 1 S: 7	H: 0 LOB: 0 BB: 0 P: 9	R: 1 E: 0 K: 1 S: 15	H: 2 LOB: 2 BB: 1 P: 25	R: 0 E: 0 K: 1 S: 10	H: 1 LOB: 0 BB: 0 P: 14	R: 0 E: 0 K: 2 S: 8	H: 0 LOB: 0 BB: 0 P: 9	R: 0 E: 0 K: 0 S: 8	H: 1 LOB: 1 BB: 0 P: 13	R: 0 E: 0 K: 1 S: 10	H: 0 LOB: 0 BB: 0 P: 12	1B: 7 2B: 0 3B: 0 HR: 0	SF: 0 SAC: 0 DP: 1 HBP: 0	WP: 0 PB: 0 SB: 0 CS: 1	PA: 34
PITCHER Curt Schilling, R ERA: 3.95 (1, 1)	IP: 9.0 WLS: W BF: 34 H: 7 R: 1 ER: 1 SO: 11 BB: 2 IBB: 0 HBP: 0 BLK: 0 WP: 0 HR: 0 S: 94 P: 139 ERA: 1.00 WHIP: 1.000															PITCHER						

Batter	1	2	3	4	5	6	7	8	9	AB	R	H	RBI	BB	SO	LOB	BOTTOM			
Lenny Dykstra, L OBP: 0.422, SLG: 0.483 (1, 8)	 FC3-2-5 1B			 G3-4-1 1B						3	1	1	0	2	0	0	Florida Marlins @ Philadelphia Phillies Veterans Stadium, Philadelphia, PA Mon Sep 20 1993, 7:05 PM EDT Att: 31,454 - Unknown - 63 F			
Mickey Morandini, L OBP: 0.308, SLG: 0.356 (1, 4)	 1B	 1B						 2B		5	2	3	0	0	1	1				
John Kruk, L OBP: 0.431, SLG: 0.478 (1, 3)	 1B	 2B		 1B						5	3	3	3	0	0	3				
Dave Hollins, S OBP: 0.377, SLG: 0.448 (1, 5)							 BB			2	0	1	2	2	0	2				
Kim Batiste, R OBP: 0.307, SLG: 0.453 (8, 5)	 1-2 2-3 BB	 2B					 1-2 2-3 BB			0	0	0	0	0	0	0				
Darren Daulton, L OBP: 0.391, SLG: 0.491 (1, 2)										4	0	0	0	0	0	7				
Jim Eisenreich, L OBP: 0.373, SLG: 0.473 (1, 9)	 1-3 2-H 3-H									4	0	1	2	0	1	2				
Milt Thompson, L OBP: 0.342, SLG: 0.355 (1, 7)				 1-4-3				 1-3		4	0	2	0	0	0	2				
Kevin Stocker, S OBP: 0.433, SLG: 0.450 (1, 6)		 SH1-4 1B		 1-2						4	1	1	0	0	1	3				
Curt Schilling, R OBP: 0.178, SLG: 0.169 (1, 1)		 1-2								3	0	0	0	0	2	0				
Inning Stats	R: 2 E: 0 K: 0 S: 13	H: 3 LOB: 2 BB: 1 P: 22	R: 4 E: 1 K: 0 S: 12	H: 4 LOB: 1 BB: 1 P: 23	R: 0 E: 0 K: 0 S: 3	H: 1 LOB: 0 BB: 0 P: 6	R: 0 E: 0 K: 1 S: 9	H: 1 LOB: 2 BB: 1 P: 20	R: 0 E: 0 K: 1 S: 6	H: 0 LOB: 0 BB: 0 P: 10	R: 0 E: 0 K: 1 S: 9	H: 0 LOB: 0 BB: 0 P: 13	R: 1 E: 0 K: 1 S: 17	H: 2 LOB: 2 BB: 1 P: 29	R: 0 E: 0 K: 1 S: 9	H: 1 LOB: 1 BB: 0 P: 13	1B: 9 2B: 3 3B: 0 HR: 1	SF: 0 SAC: 1 DP: 1 HBP: 0	WP: 0 PB: 0 SB: 0 CS: 0	PA: 39
PITCHER Charlie Hough, R ERA: 4.48 (1, 1)	IP: 2.0 WLS: L BF: 15 H: 7 R: 6 ER: 6 SO: 0 BB: 2 IBB: 0 HBP: 0 BLK: 0 WP: 0 HR: 0 S: 25 P: 45 ERA: 27.00 WHIP: 4.500															PITCHER				
Richie Lewis, R ERA: 2.99 (3, 1)	IP: 2.0 WLS: L BF: 8 H: 2 R: 0 ER: 0 SO: 1 BB: 1 IBB: 0 HBP: 0 BLK: 0 WP: 0 HR: 0 S: 12 P: 26 ERA: 0.00 WHIP: 1.500																			
Robb Nen, R ERA: 6.84 (5, 1)	IP: 2.0 WLS: L BF: 6 H: 0 R: 0 ER: 0 SO: 2 BB: 0 IBB: 0 HBP: 0 BLK: 0 WP: 0 HR: 0 S: 15 P: 23 ERA: 0.00 WHIP: 0.000																			
John Johnstone, R ERA: 4.76 (7, 1)	IP: 2.0 WLS: L BF: 10 H: 3 R: 1 ER: 1 SO: 2 BB: 1 IBB: 0 HBP: 0 BLK: 0 WP: 0 HR: 0 S: 26 P: 42 ERA: 4.50 WHIP: 2.000																			

Batter	1	2	3	4	5	6	7	8	9	AB	R	H	RBI	BB	SO	LOB	TOP								
Chuck Carr, S OBP: 0.328, SLG: 0.342 (1, 8)	G4-3	K				G4-3			K	5	1	1	0	0	2	2	Florida Marlins @ Philadelphia Phillies Veterans Stadium, Philadelphia, PA Tue Sep 21 1993, 7:05 PM EDT Att: 32,165 - Unknown - 65 F livebaseballscorecards.com								
Bret Barberie, S OBP: 0.356, SLG: 0.384 (1, 4)	1B BB		G1-3			G4-3			SH1-3	2	0	0	0	1	0	0									
Jeff Conine, R OBP: 0.354, SLG: 0.409 (1, 7)	1-2 1B		L8			K			G6-3	4	0	1	0	0	1	1									
Orestes Destrade, S OBP: 0.325, SLG: 0.417 (1, 3)	K		G3			WP 1B			K	4	1	1	0	0	2	2									
Alex Arias, R OBP: 0.337, SLG: 0.323 (1, 5)	G4-3					WP 1B			G4-3	4	0	2	0	0	0	2									
Darrell Whitmore, L OBP: 0.244, SLG: 0.307 (1, 9)		L8 1B BB				FC6-5-4 2B			G4-3	3	1	0	1	1	0	2									
Rob Natal, R OBP: 0.283, SLG: 0.326 (1, 2)		1-2 1B				K			K	4	0	2	1	0	2	1									
Walt Weiss, S OBP: 0.366, SLG: 0.314 (1, 6)		L8				G4-3			P7	3	0	0	0	1	0	3									
David Weathers, R OBP: 0.125, SLG: 0.125 (1, 1)		K				K			G4-3	3	0	0	0	0	3	4									
Rich Rodriguez, L (6, 1)										0	0	0	0	0	0	0									
Henry Cotto, R OBP: 0.257, SLG: 0.338 (9, PH)										1	0	0	0	0	0	0									
Inning Stats	R: 0 E: 0 K: 1 S: 14	H: 1 LOB: 2 BB: 1 P: 22	R: 0 E: 0 K: 2 S: 13	H: 1 LOB: 2 BB: 1 P: 23	R: 0 E: 0 K: 0 S: 6	H: 0 LOB: 0 BB: 0 P: 10	R: 0 E: 0 K: 1 S: 9	H: 1 LOB: 1 BB: 0 P: 13	R: 0 E: 0 K: 1 S: 11	H: 0 LOB: 0 BB: 0 P: 16	R: 2 E: 0 K: 1 S: 13	H: 3 LOB: 2 BB: 1 P: 22	R: 1 E: 0 K: 1 S: 7	H: 1 LOB: 0 BB: 0 P: 12	R: 0 E: 0 K: 1 S: 10	H: 0 LOB: 0 BB: 0 P: 12	R: 0 E: 0 K: 1 S: 8	H: 0 LOB: 0 BB: 0 P: 14	1B: 6 2B: 1 3B: 0 HR: 0	SF: 0 SAC: 1 DP: 0 HBP: 0	WP: 1 PB: 1 SB: 0 CS: 0	PA: 37			
PITCHER	IP	WLS	BF	H	R	ER	SO	BB	IBB	HBP	BLK	WP	HR	S	P	ERA	WHIP								
Mike Williams, R ERA: 5.2 (1, 1)	5.2		26	6	2	2	6	2	1	0	0	1	0	63	103	3.18	1.412								
Donn Pall, R ERA: 2.94 (6, 1)	1.1	W	5	1	1	0	2	0	0	0	1	0	0	10	15	0.00	0.750								
Larry Andersen, R ERA: 3.04 (8, 1)	1.0		3	0	0	0	1	0	0	0	0	0	0	10	12	0.00	0.000								
Mitch Williams, L ERA: 3.24 (9, 1)	1.0	S	3	0	0	0	1	0	0	0	0	0	0	8	14	0.00	0.000								

Batter	1	2	3	4	5	6	7	8	9	AB	R	H	RBI	BB	SO	LOB	BOTTOM								
Lenny Dykstra, L OBP: 0.422, SLG: 0.490 (1, 8)	K		L8			1B 2B				4	2	2	2	0	1	0	Florida Marlins @ Philadelphia Phillies Veterans Stadium, Philadelphia, PA Tue Sep 21 1993, 7:05 PM EDT Att: 32,165 - Unknown - 65 F livebaseballscorecards.com								
Mickey Morandini, L OBP: 0.368, SLG: 0.355 (1, 4)	L7		G3-1			WP 1B			G4-3	4	1	1	0	0	0	0									
John Kruk, L OBP: 0.433, SLG: 0.480 (1, 3)	BB 1B					G1-3 1B			G4-3	4	0	3	2	0	0	0									
Dave Hollins, S OBP: 0.378, SLG: 0.449 (1, 5)						G3-4-1				3	0	1	0	1	1	2									
Larry Andersen, R OBP: 1.000, SLG: 1.000 (8, 1)						K				0	0	0	0	0	0	0									
Mitch Williams, L OBP: 1.000, SLG: 1.000 (9, 1)	BB					1-2 K			2B	0	0	0	0	0	0	0									
Darren Daulton, L OBP: 0.390, SLG: 0.488 (1, 2)	K					K			F7	3	0	0	0	1	2	4									
Jim Eisenreich, L OBP: 0.369, SLG: 0.468 (1, 9)		F7				G5-3			G1-3	4	0	0	0	0	3										
Milt Thompson, L OBP: 0.338, SLG: 0.351 (1, 7)		K				B2-3			G1-3	4	0	0	0	0	1	2									
Kevin Stocker, S OBP: 0.430, SLG: 0.443 (1, 6)		K				G6-3			L6	3	1	0	0	1	1	0									
Mike Williams, R (1, 1)										2	0	0	0	0	0	0	Florida Marlins @ Philadelphia Phillies Veterans Stadium, Philadelphia, PA Tue Sep 21 1993, 7:05 PM EDT Att: 32,165 - Unknown - 65 F 								
Donn Pall, R (6, 1)						G4-3			SH	0	0	0	0	0	0	0									
Ruben Amaro Jr, S OBP: 0.383, SLG: 0.558 (7, PH)						G6-3			SH	0	1	0	0	0	0	0									
Kim Batiste, R OBP: 0.307, SLG: 0.453 (8, 5)						G6-3			HR	0	0	0	0	0	0	0									
Inning Stats	R: 0 E: 0 K: 2 S: 11	H: 1 LOB: 2 BB: 1 P: 19	R: 0 E: 0 K: 2 S: 8	H: 0 LOB: 0 BB: 0 P: 12	R: 0 E: 0 K: 0 S: 5	H: 0 LOB: 0 BB: 0 P: 7	R: 0 E: 0 K: 1 S: 11	H: 1 LOB: 1 BB: 0 P: 16	R: 0 E: 0 K: 0 S: 5	H: 0 LOB: 0 BB: 0 P: 9	R: 2 E: 0 K: 1 S: 18	H: 3 LOB: 2 BB: 1 P: 31	R: 3 E: 1 K: 0 S: 8	H: 2 LOB: 1 BB: 1 P: 16	R: 0 E: 0 K: 0 S: 3	H: 0 LOB: 0 BB: 0 P: 6	1B: 4 2B: 2 3B: 0 HR: 1	SF: 0 SAC: 1 DP: 0 HBP: 0	WP: 1 PB: 0 SB: 1 CS: 0	PA: 35					
PITCHER	IP	WLS	BF	H	R	ER	SO	BB	IBB	HBP	BLK	WP	HR	S	P	ERA	WHIP								
David Weathers, R ERA: 4.04 (1, 1)	5.1		23	5	2	2	6	2	0	0	0	0	1	55	90	3.38	1.312								
Rich Rodriguez, L ERA: 4.02 (6, 1)	2.2	L	12	2	3	2	0	1	0	0	0	0	1	14	26	6.75	1.125								

Batter	1	2	3	4	5	6	7	8	9	10	11	12	AB	R	H	RBI	BB	SO	LOB	TOP				
Chuck Carr, S OBP: 0.327, SLG: 0.340	G1-3	L6			G3			G3-1 1B	FC6-4		L7		6	1	1	0	0	0	8					
Alex Arias, R OBP: 0.341, SLG: 0.325								G3-1		G3			5	0	2	0	1	1	1					
Jeff Corine, R OBP: 0.354, SLG: 0.409													6	0	2	1	0	2	3					
Matias Carrillo, L Matt Turner, R OBP: 0.292, SLG: 0.390	F7				P5-3			G1		G3-6-3			5	0	1	0	0	0	4					
Bret Barberie, S OBP: 0.355, SLG: 0.383													6	0	2	0	0	1	2					
Rob Natal, R Bryan Harvey, R Richie Lewis, R OBP: 0.500, SLG: 0.500													4	0	1	0	1	1	3					
Darrell Whitmore, L Rick Renteria, R Greg Entler, L OBP: 0.251, SLG: 0.284													4	0	1	0	0	1	2					
Walt Weiss, S OBP: 0.368, SLG: 0.314													3	0	1	0	2	0	1					
Inning Stats	R: 0 E: 0 K: 10 S: 10	H: 0 LOB: 1 BB: 17	R: 0 E: 0 K: 11 S: 11	H: 0 LOB: 3 BB: 3 P: 26	R: 0 E: 0 K: 0 S: 4	H: 1 LOB: 0 BB: 4	R: 0 E: 0 K: 1 S: 7	H: 0 LOB: 0 BB: 0 P: 14	R: 0 E: 0 K: 1 S: 6	H: 0 LOB: 0 BB: 0 P: 13	R: 1 E: 0 K: 1 S: 16	H: 2 LOB: 1 BB: 0 P: 25	R: 0 E: 0 K: 1 S: 12	H: 2 LOB: 2 BB: 0 P: 17	R: 0 E: 0 K: 0 S: 9	H: 1 LOB: 0 BB: 0 P: 12	R: 0 E: 1 K: 1 S: 10	H: 1 LOB: 3 BB: 1 P: 19	R: 0 E: 0 K: 1 S: 12	H: 2 LOB: 2 BB: 0 P: 14	1B: 10 2B: 2 3B: 0 HR: 0	SF: 0 SAC: 2 DP: 2 HBP: 0	WP: 0 PB: 0 SB: 0 CS: 2	PA: 51
PITCHER	IP	WLS	BF	H	R	ER	SO	BB	IBB	HBP	BLK	WP	HR	S	P	ERA	WHIP							
Ben Rivera, R ERA: 5.12	(1, 1)	8.0	32	5	1	1	7	0	0	0	0	0	0	21	29	0.00	1.500							
Larry Andersen, R ERA: 2.93	(9, 1)	2.0	8	3	0	0	1	0	0	0	0	0	0	4	12	0.00	3.000							
David West, L ERA: 2.92	(11, 1)	0.1	4	1	0	0	0	0	1	0	0	0	0	18	21	0.00	1.200							
Roger Mason, R ERA: 3.84	(11, 1)	1.2	W	7	2	0	0	2	0	0	0	0	0	0	0	0.00	1.200							

Florida Marlins @ Philadelphia Phillies
Veterans Stadium, Philadelphia, PA
Wed Sep 22 1993, 7:05 PM EDT
Att. 31,556 - Unknown - 65 F

AB 44
R 1
H 11
RBI 1
BB 5
SO 10
LOB 30



Batter	1	2	3	4	5	6	7	8	9	10	11	12	AB	R	H	RBI	BB	SO	LOB	BOTTOM		
Lenny Dykstra, L OBP: 0.424, SLG: 0.493					G3								5	1	3	0	1	0	0			
Mickey Morandini, L OBP: 0.310, SLG: 0.355													5	0	2	0	0	0	3			
John Kruk, L OBP: 0.430, SLG: 0.476													5	0	0	0	1	2	5			
Dave Hollins, S OBP: 0.375, SLG: 0.446													6	0	1	1	0	0	4			
Darren Daulton, L OBP: 0.388, SLG: 0.487													5	0	1	0	0	0	1			
Jim Eisenreich, L OBP: 0.379, SLG: 0.468													2	0	1	0	3	0	0			
Mit Thompson, L OBP: 0.339, SLG: 0.350													4	0	1	0	1	1	4			
Kevin Stocker, S OBP: 0.421, SLG: 0.434													5	0	0	0	0	1	3			
Inning Stats	R: 1 E: 0 K: 7 S: 7	H: 2 LOB: 0 BB: 12	R: 0 E: 0 K: 11 S: 11	H: 0 LOB: 2 BB: 2 P: 22	R: 0 E: 0 K: 0 S: 5	H: 0 LOB: 0 BB: 0 P: 14	R: 0 E: 0 K: 1 S: 8	H: 1 LOB: 1 BB: 0 P: 12	R: 0 E: 0 K: 0 S: 4	H: 0 LOB: 0 BB: 1 P: 14	R: 0 E: 0 K: 1 S: 10	H: 1 LOB: 2 BB: 1 P: 20	R: 0 E: 0 K: 0 S: 16	H: 2 LOB: 3 BB: 1 P: 24	R: 0 E: 0 K: 0 S: 5	H: 1 LOB: 1 BB: 0 P: 6	R: 1 E: 0 K: 1 S: 8	H: 2 LOB: 3 BB: 1 P: 19	1B: 8 2B: 2 3B: 0 HR: 0	SF: 0 SAC: 0 DP: 2 HBP: 1	WP: 1 PB: 0 SB: 0 CS: 1	PA: 49
PITCHER	IP	WLS	BF	H	R	ER	SO	BB	IBB	HBP	BLK	WP	HR	S	P	ERA	WHIP					
Pat Rapp, R ERA: 3.89	(1, 1)	6.0	23	4	1	1	2	2	0	0	0	1	0	47	80	1.50	1.000					
Joe Klink, L ERA: 4.66	(7, 1)	2.0	6	0	0	0	0	2	0	0	1	0	0	12	26	0.00	1.000					
Jack Armstrong, R ERA: 4.47	(9, 1)	1.1	8	3	0	0	1	0	1	0	0	0	0	19	32	0.00	2.250					
Rich Rodriguez, L ERA: 4.0	(10, 1)	0.1	2	0	0	0	0	0	1	0	0	0	0	5	0.00	0.000						
Matt Turner, R ERA: 2.91	(10, 1)	1.1	5	1	0	0	0	0	0	0	0	0	0	11	13	0.00	0.750					
Bryan Harvey, R Richie Lewis, R ERA: 2.94	(12, 1)	0.0	L	1	0	1	0	1	0	0	0	0	0	0	8	15	0.00	6.000				

Florida Marlins @ Philadelphia Phillies
Veterans Stadium, Philadelphia, PA
Wed Sep 22 1993, 7:05 PM EDT
Att. 31,556 - Unknown - 65 F

AB 41
R 2
H 10
RBI 1
BB 7
SO 4
LOB 22



Batter	1	2	3	4	5	6	7	8	9	AB	R	H	RBI	BB	SO	LOB	TOP				
Otis Nixon, S <small>OBP: 0.345, SLG: 0.312</small> (1, 8)										5	2	3	1	1	0	3	Atlanta Braves @ Philadelphia Phillies Veterans Stadium, Philadelphia, PA Sat Sep 25 1993, 3:33 AM EDT Att: 57,146 - Overcast				
Jeff Blauer, R <small>OBP: 0.400, SLG: 0.437</small> (1, 6)										4	1	1	2	0	1	2					
Ron Gant, R <small>OBP: 0.346, SLG: 0.519</small> (1, 7)										5	2	2	1	0	1	3					
Fred McGriff, L <small>OBP: 0.370, SLG: 0.544</small> (1, 3)										5	0	1	0	0	0	3					
Terry Pendleton, S <small>OBP: 0.307, SLG: 0.396</small> (1, 5)										5	0	1	0	0	1	2					
David Justice, L <small>OBP: 0.350, SLG: 0.504</small> (1, 9)										4	0	1	0	1	1	0					
Greg Olson, R <small>OBP: 0.303, SLG: 0.312</small> Greg McMichael, R (8, 1)										3	2	1	0	2	0	2					
Mark Lemke, S <small>OBP: 0.337, SLG: 0.350</small> (1, 4)										4	1	2	0	1	0	2					
29 John Smoltz, R <small>OBP: 0.326, SLG: 0.197</small> Mark Wohlers, R <small>OBP: 0.300, SLG: 0.157</small> Kent Mercker, L <small>OBP: 0.300, SLG: 0.157</small> Steve Bedrosian, R <small>OBP: 0.300, SLG: 0.157</small> Deion Sanders, L <small>OBP: 0.300, SLG: 0.157</small> Damon Berryhill, S <small>OBP: 0.300, SLG: 0.157</small> (1, 1)										3	0	1	1	0	0	2					
Inning Stats	R: 0 E: 0 K: 0 S: 9	H: 1 LOB: 0 BB: 0 P: 13	R: 0 E: 0 K: 1 S: 7	H: 0 LOB: 0 BB: 0 P: 10	R: 2 E: 0 K: 1 S: 14	H: 3 LOB: 2 BB: 1 P: 26	R: 1 E: 1 K: 1 S: 12	H: 1 LOB: 2 BB: 1 P: 19	R: 0 E: 0 K: 1 S: 10	H: 1 LOB: 1 BB: 0 P: 12	R: 0 E: 0 K: 0 S: 9	H: 1 LOB: 1 BB: 0 P: 15	R: 3 E: 1 K: 0 S: 21	H: 2 LOB: 3 BB: 3 P: 42	R: 3 E: 1 K: 0 S: 19	H: 5 LOB: 2 BB: 0 P: 29		R: 0 E: 0 K: 0 S: 11	H: 0 LOB: 1 BB: 0 P: 15	1B: 10 2B: 4 3B: 0 HR: 1	SF: 1 SAC: 1 DP: 2 HBP: 1
PITCHER	IP WLS BF H R ER SO BB IBB HBP BLK WP HR S P ERA WHIP	IP WLS BF H R ER SO BB IBB HBP BLK WP HR S P ERA WHIP	IP WLS BF H R ER SO BB IBB HBP BLK WP HR S P ERA WHIP	IP WLS BF H R ER SO BB IBB HBP BLK WP HR S P ERA WHIP	IP WLS BF H R ER SO BB IBB HBP BLK WP HR S P ERA WHIP	IP WLS BF H R ER SO BB IBB HBP BLK WP HR S P ERA WHIP	IP WLS BF H R ER SO BB IBB HBP BLK WP HR S P ERA WHIP	IP WLS BF H R ER SO BB IBB HBP BLK WP HR S P ERA WHIP	IP WLS BF H R ER SO BB IBB HBP BLK WP HR S P ERA WHIP	IP WLS BF H R ER SO BB IBB HBP BLK WP HR S P ERA WHIP	IP WLS BF H R ER SO BB IBB HBP BLK WP HR S P ERA WHIP	IP WLS BF H R ER SO BB IBB HBP BLK WP HR S P ERA WHIP	IP WLS BF H R ER SO BB IBB HBP BLK WP HR S P ERA WHIP	IP WLS BF H R ER SO BB IBB HBP BLK WP HR S P ERA WHIP	IP WLS BF H R ER SO BB IBB HBP BLK WP HR S P ERA WHIP	IP WLS BF H R ER SO BB IBB HBP BLK WP HR S P ERA WHIP					
Danny Jackson, L <small>ERA: 3.74</small> (1, 1)	Larry Andersen, R <small>ERA: 2.93</small> (7, 1)	David West, L <small>ERA: 2.88</small> (7, 1)	Roger Mason, R <small>ERA: 4.08</small> (8, 1)	Bobby Thigpen, R <small>ERA: 6.1</small> (9, 1)	Danny Jackson, L <small>ERA: 3.74</small> (1, 1)	Larry Andersen, R <small>ERA: 2.93</small> (7, 1)	David West, L <small>ERA: 2.88</small> (7, 1)	Roger Mason, R <small>ERA: 4.08</small> (8, 1)	Bobby Thigpen, R <small>ERA: 6.1</small> (9, 1)	Danny Jackson, L <small>ERA: 3.74</small> (1, 1)	Larry Andersen, R <small>ERA: 2.93</small> (7, 1)	David West, L <small>ERA: 2.88</small> (7, 1)	Roger Mason, R <small>ERA: 4.08</small> (8, 1)	Bobby Thigpen, R <small>ERA: 6.1</small> (9, 1)	Danny Jackson, L <small>ERA: 3.74</small> (1, 1)	Larry Andersen, R <small>ERA: 2.93</small> (7, 1)	David West, L <small>ERA: 2.88</small> (7, 1)	Roger Mason, R <small>ERA: 4.08</small> (8, 1)	Bobby Thigpen, R <small>ERA: 6.1</small> (9, 1)		
Batter	1	2	3	4	5	6	7	8	9	AB	R	H	RBI	BB	SO	LOB	BOTTOM				
Lenny Dykstra, L <small>OBP: 0.423, SLG: 0.489</small> (1, 8)										5	0	1	0	0	1	4					
Mickey Morandini, L <small>OBP: 0.311, SLG: 0.358</small> (1, 4)										5	2	2	0	0	0	3					
John Kruk, L <small>OBP: 0.429, SLG: 0.477</small> (1, 3)										5	2	2	1	0	0	2					
Dave Hollins, S <small>OBP: 0.376, SLG: 0.449</small> (1, 5)										4	2	2	2	1	1	1					
Darren Daulton, L <small>OBP: 0.391, SLG: 0.488</small> (1, 2)										5	1	3	2	0	2	1					
Jim Eisenreich, L <small>OBP: 0.372, SLG: 0.464</small> Wes Chamberlain, R <small>OBP: 0.317, SLG: 0.493</small> (7, PH)										3	0	0	0	0	0	1					
Milt Thompson, L <small>OBP: 0.341, SLG: 0.353</small> Pete Incaviglia, R <small>OBP: 0.322, SLG: 0.534</small> (7, PH)										3	0	2	0	0	1	1					
Kevin Stocker, S <small>OBP: 0.424, SLG: 0.431</small> (1, 6)										4	0	1	0	1	0	2					
Danny Jackson, R <small>OBP: 0.334, SLG: 0.111</small> Larry Andersen, R <small>OBP: 0.300, SLG: 0.157</small> David West, L <small>OBP: 0.300, SLG: 0.157</small> Roger Mason, R <small>OBP: 0.300, SLG: 0.157</small> Tony Longmire, L <small>OBP: 0.300, SLG: 0.157</small> Bobby Thigpen, R <small>OBP: 0.300, SLG: 0.157</small> (1, 1)										3	0	0	0	0	3	3					
Inning Stats	R: 3 E: 0 K: 1 S: 14	H: 4 LOB: 1 BB: 0 P: 22	R: 0 E: 0 K: 1 S: 11	H: 1 LOB: 0 BB: 0 P: 16	R: 0 E: 0 K: 1 S: 8	H: 0 LOB: 0 BB: 0 P: 15	R: 0 E: 0 K: 1 S: 15	H: 2 LOB: 2 BB: 0 P: 20	R: 0 E: 0 K: 1 S: 8	H: 1 LOB: 1 BB: 0 P: 14	R: 0 E: 0 K: 1 S: 8	H: 1 LOB: 1 BB: 0 P: 11	R: 3 E: 0 K: 2 S: 14	H: 4 LOB: 1 BB: 0 P: 20	R: 0 E: 0 K: 0 S: 8	H: 1 LOB: 2 BB: 1 P: 14	R: 1 E: 0 K: 1 S: 9	H: 1 LOB: 1 BB: 1 P: 21	1B: 10 2B: 4 3B: 1 HR: 0	SF: 0 SAC: 0 DP: 0 HBP: 0	WP: 1 PA: 44 CS: 0
PITCHER	IP WLS BF H R ER SO BB IBB HBP BLK WP HR S P ERA WHIP	IP WLS BF H R ER SO BB IBB HBP BLK WP HR S P ERA WHIP	IP WLS BF H R ER SO BB IBB HBP BLK WP HR S P ERA WHIP	IP WLS BF H R ER SO BB IBB HBP BLK WP HR S P ERA WHIP	IP WLS BF H R ER SO BB IBB HBP BLK WP HR S P ERA WHIP	IP WLS BF H R ER SO BB IBB HBP BLK WP HR S P ERA WHIP	IP WLS BF H R ER SO BB IBB HBP BLK WP HR S P ERA WHIP	IP WLS BF H R ER SO BB IBB HBP BLK WP HR S P ERA WHIP	IP WLS BF H R ER SO BB IBB HBP BLK WP HR S P ERA WHIP	IP WLS 											

Batter	1	2	3	4	5	6	7	8	9	AB	R	H	RBI	BB	SO	LOB	TOP			
Ruben Amaro Jr. S OBP: 0.404, SLG: 0.533 (1, 8)	1-3 K		4-1 2B BB	4-2 BB			2-2 F8			2	1	0	0	2	1	0	Philadelphia Phillies @ Pittsburgh Pirates Three Rivers Stadium, Pittsburgh, PA Wed Sep 29 1993, 7:05 PM EDT Att: 21,159 - Unknown - 45 F			
Mickey Morandini L OBP: 0.313, SLG: 0.362 (1, 4)	0-2 1B		0-1 2B	2-1 L5			1-3 K			4	0	2	1	0	1	3				
Tony Longmire L OBP: 0.167, SLG: 0.167 (1, 7)	3-3 K		0-2 P6		3-2 G6-3			0-1 P5		4	0	0	0	0	1	1				
Ricky Jordan R OBP: 0.316, SLG: 0.422 (1, 3)		1-1 E6	2-2 1B		0-1 F8			0-1 G6-3		4	0	1	0	0	0	0				
Jim Eisenreich L OBP: 0.365, SLG: 0.454 (1, 9)		1-1 G4-6-3	0-1 F7		2-1 F8			1-1 F7		4	0	0	0	0	0	3				
Todd Pratt R OBP: 0.321, SLG: 0.557 (1, 2)		2-2 1B		0-3 K		1-3 K		2-0 F8		4	0	1	0	0	2	0				
Kim Batiste R OBP: 0.304, SLG: 0.444 (1, 6)	0-2 E7		1-0 FC3-5 HBP 1B		0-0 P5			0-3 K		4	0	1	0	0	1	1				
Jeff Manto R OBP: 0.105, SLG: 0.056 (1, 5)	2-1 P4		2-1 BB FC3-5 HBP		1-0 F7			0-1 G5-3		3	0	0	0	0	0	2				
Kevin Foster R Brad Brink R (1, 1) (5, 1)			2-2 G5-3	0-1 FC3-5 BB				0-1 G6-3		2	0	0	0	0	0	2				
			1-2 2-3F							1	0	0	0	0	0	0				
Inning Stats	R: 0 E: 0 K: 2 S: 11	H: 1 LOB: 0 BB: 0 P: 15	R: 0 E: 2 K: 0 S: 15	H: 1 LOB: 2 BB: 0 P: 21	R: 1 E: 0 K: 0 S: 14	H: 2 LOB: 2 BB: 1 P: 22	R: 0 E: 0 K: 1 S: 11	H: 1 LOB: 3 BB: 1 P: 20	R: 0 E: 0 K: 1 S: 8	H: 0 LOB: 0 BB: 0 P: 7	R: 0 E: 0 K: 1 S: 6	H: 0 LOB: 0 BB: 0 P: 11	R: 0 E: 0 K: 1 S: 6	H: 0 LOB: 0 BB: 0 P: 7	R: 0 E: 0 K: 1 S: 6	H: 0 LOB: 0 BB: 0 P: 8	1B: 4 2B: 3 3B: 0 HR: 0	SF: 0 SAC: 0 DP: 1 HBP: 1	WP: 0 PB: 0 CS: 0	PA: 35
PITCHER	IP WLS BF H R ER SO BB IBB HBP BLK WP HR S P ERA WHIP	IP WLS BF H R ER SO BB IBB HBP BLK WP HR S P ERA WHIP																		
Bob Walk R ERA: 5.68 (1, 1)	5.0 W 23 5 1 1 3 2 0 1 0 0 0 59 91 1.80 1.400																			
Joel Johnston R ERA: 3.42 (6, 1)	4.0 S 12 0 0 0 3 0 0 0 0 0 0 25 33 0.00 0.000																			

livebaseballscores.com



AB	32
R	1
H	5
RBI	1
BB	2
SO	6
LOB	12

Batter	1	2	3	4	5	6	7	8	9	AB	R	H	RBI	BB	SO	LOB	BOTTOM			
Tony Womack L OBP: 0.167, SLG: 0.063 (1, 6)	4-1 S 1B BB	4-2 S BB	0-2 F9		2-0 P3		0-1 P2			3	1	0	0	2	0	4	Philadelphia Phillies @ Pittsburgh Pirates Three Rivers Stadium, Pittsburgh, PA Wed Sep 29 1993, 7:05 PM EDT Att: 21,159 - Unknown - 45 F			
Tom Foley L OBP: 0.279, SLG: 0.355 (1, 4)	2-1 WP 2B 1B	2-3 K		2-2 G3-1	3-1 E1			0-2 F7		5	1	1	1	0	1	2				
Midre Cummings L OBP: 0.241, SLG: 0.192 (1, 8)	3-3 K	0-0 P5		3-2 F7	2-3 K			4-1 WP BB		4	0	0	0	1	2	4				
Jeff King R OBP: 0.353, SLG: 0.402 (1, 5)	4-2 WP 2B BB		1-1 1B 2B	0-1 HR 1B		1-0 HR		4-2 L4-3 BB		3	4	3	1	2	0	0				
Dave Clark L OBP: 0.360, SLG: 0.433 (1, 9)	0-1 F7		0-2 1B 2H	3-2 1B 1H		0-3 K		1-1 L4-3		5	1	2	3	0	1	4				
Al Martin L OBP: 0.337, SLG: 0.473 (1, 7)	3-2 1H 2H 2B		3-2 BB	0-2 HR		2-3 K		1-2 L4-3		4	1	3	3	0	1	0				
Rich Aude R OBP: 0.156, SLG: 0.211 (1, 3)	2-2 G3		0-1 P6	1-0 P4		0-3 K				4	0	0	0	0	1	3				
Jerry Goff L OBP: 0.439, SLG: 0.559 (1, 2)		0-0 HR	4-2 BB		4-2 E BB		0-0 P4			2	1	1	1	2	0	0				
Bob Walk R OBP: 0.136, SLG: 0.138 Andy Tomberlin L (5, PH) Joel Johnston R OBP: 0.333, SLG: 0.500 (6, 1)	1-3 K		0-2 P6		1-3 K			0-0 F7		2	0	0	0	0	1	3				
										1	0	0	0	0	1	1				
										1	0	0	0	0	0	0				
Inning Stats	R: 3 E: 0 K: 1 S: 16	H: 2 LOB: 1 BB: 2 P: 34	R: 1 E: 0 K: 2 S: 11	H: 1 LOB: 1 BB: 1 P: 18	R: 1 E: 0 K: 0 S: 18	H: 3 LOB: 3 BB: 1 P: 26	R: 3 E: 0 K: 0 S: 16	H: 3 LOB: 0 BB: 0 P: 25	R: 0 E: 1 K: 2 S: 11	H: 0 LOB: 2 BB: 1 P: 23	R: 1 E: 0 K: 3 S: 13	H: 1 LOB: 0 BB: 0 P: 16	R: 0 E: 0 K: 0 S: 4	H: 0 LOB: 0 BB: 0 P: 4	R: 0 E: 0 K: 0 S: 8	H: 0 LOB: 1 BB: 2 P: 17	1B: 4 2B: 3 3B: 0 HR: 4	SF: 0 SAC: 0 DP: 1 HBP: 0	WP: 3 PB: 0 CS: 0	PA: 41
PITCHER	IP WLS BF H R ER SO BB IBB HBP BLK WP HR S P ERA WHIP	IP WLS BF H R ER SO BB IBB HBP BLK WP HR S P ERA WHIP																		
Kevin Foster R ERA: 14.85 (1, 1)	4.0 L 25 1 1 1 5 3 0 0 0 1 1 36 60 2.25 1.000																			
Brad Brink R ERA: 3.0 (5, 1)	4.0 16 1 1 1 5 3 0 0 0 1 1 36 60 2.25 1.000																			



AB	34
R	9
H	10
RBI	9
BB	7
SO	8
LOB	21

Batter	1	2	3	4	5	6	7	8	9	AB	R	H	RBI	BB	SO	LOB	TOP			
Lenny Dykstra, L OBP: 0.423, SLG: 0.487	1-1 G1-3	3-1 F9		0-1 F8			2-1 F9		2-1 G3	5	0	0	0	0	0	4	Philadelphia Phillies @ Pittsburgh Pirates Three Rivers Stadium, Pittsburgh, PA Thu Sep 30 1993, 7:05 PM EDT Att: 10,448 - Unknown - 51 F			
Mickey Morandini, L OBP: 0.310, SLG: 0.359	1-1 P4		1-2 G3		2-1 F7			0-1 P5		4	0	0	0	0	0	0				
John Kruk, L OBP: 0.431, SLG: 0.477	4-1 1B BB		2-0 E4 WP		4-1 G5-4-3 BB			0-0 BB 1B		2	0	1	0	2	0	0				
Dave Hollins, S OBP: 0.375, SLG: 0.448	3-2 1-2 1B		1-2 P3		3-2 G5-4-3 1-2			0-0 L6		4	0	1	0	0	0	3				
Pete Incaviglia, R OBP: 0.322, SLG: 0.537	2-1 F8		0-0 G4-3			1-2 G6-3		1-2 BB 1B		4	0	1	0	0	0	3				
Jim Eisenreich, L OBP: 0.366, SLG: 0.451		2-0 F7		4-0 G5-3 BB		0-0 G6-3		4-2 BB 1B		2	0	0	0	2	0	0				
Todd Pratt, R OBP: 0.318, SLG: 0.537		4-0 1B BB		1-2 G5-3		0-1 P2		1-2 2-3 BB		3	0	0	0	1	0	4				
Kevin Stocker, S OBP: 0.416, SLG: 0.417		2-1 1-2 1B		2-1 HBP			4-0 G4-6-3 BB		3-2 F7	2	0	1	0	1	0	0				
Tommy Greene, R David West, L Terry Mulholland, L Milt Thompson, R Bobby Thigpen, R Roger Mason, R Ricky Jordan, R	1-1 0-1 0-1 0-1 0-1 0-1 0-1		1-0 P6		0-3 K		1-0 G4-6-3 1-2		0-1 G5-3	2	0	0	0	0	0	1		4		
Inning Stats	R: 0 E: 0 K: 0 S: 10	H: 1 LOB: 2 BB: 1 P: 21	R: 0 E: 0 K: 0 S: 6	H: 1 LOB: 2 BB: 1 P: 18	R: 0 E: 1 K: 0 S: 10	H: 0 LOB: 1 BB: 0 P: 14	R: 0 E: 0 K: 1 S: 9	H: 0 LOB: 0 BB: 1 P: 16	R: 0 E: 0 K: 0 S: 6	H: 0 LOB: 0 BB: 1 P: 15	R: 0 E: 0 K: 0 S: 3	H: 0 LOB: 0 BB: 1 P: 10	R: 0 E: 0 K: 0 S: 16	H: 2 LOB: 3 BB: 1 P: 22	R: 0 E: 0 K: 0 S: 7	H: 0 LOB: 0 BB: 0 P: 12		1B: 4 2B: 0 3B: 0 HR: 0	SF: 0 SAC: 0 DP: 2 HBP: 1	WP: 1 PB: 0 SB: 0 CS: 0
PITCHER Tim Wakefield, R ERA: 5.61	IP: 9.0 WLS: W BF: 37 H: 4 R: 0 ER: 0 SO: 1 BB: 6 IBB: 0 HBP: 1 BLK: 0 WP: 1 HR: 0 S: 73 P: 135 ERA: 0.00 WHIP: 1.111																			

Batter	1	2	3	4	5	6	7	8	9	AB	R	H	RBI	BB	SO	LOB	BOTTOM			
Tony Womack, L OBP: 0.217, SLG: 0.100	4-1 1B SF7 BB	1-2 G3 1B		3-0 P5		2-2 L7		2-2 L8		4	1	1	0	1	0	1	Philadelphia Phillies @ Pittsburgh Pirates Three Rivers Stadium, Pittsburgh, PA Thu Sep 30 1993, 7:05 PM EDT Att: 10,448 - Unknown - 51 F			
Tom Foley, L OBP: 0.288, SLG: 0.368	0-1 E SF7 1B	1-2 G3		0-0 1B		1-1 2B				4	1	3	0	0	0	1				
Midre Cummings, L OBP: 0.242, SLG: 0.179	2-2 SF7 1-2 3-H	4-1 FC6-4 BB		0-0 L8		0-1 G4-3				2	0	0	1	1	0	2				
Jeff King, R OBP: 0.354, SLG: 0.402	2-1 SF7 2-H	2-2 FC6-4			4-2 S BB		1-1 G4-6-3 1B			2	1	1	1	1	0	2				
Dave Clark, L OBP: 0.362, SLG: 0.452	0-0 1B 3B		2-0 HR		2-3 K		1-1 G4-6-3 1-2			4	2	2	1	0	1	2				
Al Martin, L OBP: 0.337, SLG: 0.471	0-0 S 1B		2-3 K		0-3 K		2-0 G4-3			4	0	1	1	0	2	1				
Rich Aude, R OBP: 0.174, SLG: 0.182	4-1 1-2 BB		1-3 K		2-2 E6 2-H		0-3 K		0-3 K	3	0	0	0	1	2	0				
Tom Prince, R OBP: 0.270, SLG: 0.309	1-3 K		3-1 L9		0-3 K		0-2 F8			4	0	0	0	0	2	3				
Tim Wakefield, R OBP: 0.163, SLG: 0.279		1-3 K		1-3 K		1-1 F9		1-2 1B		4	0	1	0	0	2	0				
Inning Stats	R: 3 E: 0 K: 1 S: 15	H: 3 LOB: 2 BB: 2 P: 28	R: 0 E: 0 K: 1 S: 16	H: 1 LOB: 1 BB: 1 P: 25	R: 1 E: 0 K: 2 S: 9	H: 1 LOB: 0 BB: 0 P: 17	R: 0 E: 0 K: 1 S: 8	H: 1 LOB: 0 BB: 0 P: 12	R: 1 E: 1 K: 3 S: 20	H: 0 LOB: 1 BB: 1 P: 28	R: 0 E: 0 K: 0 S: 12	H: 1 LOB: 0 BB: 0 P: 16	R: 0 E: 0 K: 0 S: 5	H: 1 LOB: 0 BB: 0 P: 9	R: 0 E: 0 K: 1 S: 14	H: 1 LOB: 1 BB: 0 P: 17		1B: 6 2B: 1 3B: 1 HR: 1	SF: 2 SAC: 0 DP: 1 HBP: 0	WP: 0 PB: 0 SB: 2 CS: 0
PITCHER Tommy Greene, R David West, L Terry Mulholland, L Bobby Thigpen, R Roger Mason, R	IP: 4.0 WLS: L BF: 21 H: 6 R: 4 ER: 4 SO: 5 BB: 3 IBB: 0 HBP: 0 BLK: 0 WP: 0 HR: 1 S: 48 P: 82 ERA: 9.00 WHIP: 2.250																			

Batter	1	2	3	4	5	6	7	8	9	AB	R	H	RBI	BB	SO	LOB	TOP							
Lenny Dykstra, L OBP: 0.422, SLG: 0.486	G4-3		G3														4 0 1 0 0 1 1							
Mariano Duncan, R OBP: 0.305, SLG: 0.420																	4 1 2 0 0 0 2							
John Kruk, L OBP: 0.430, SLG: 0.475																	2 0 0 0 0 1 2							
Ricky Jordan, R OBP: 0.311, SLG: 0.413																	2 0 0 0 0 1 2							
Dave Hollins, S OBP: 0.373, SLG: 0.444																	4 0 0 0 0 2 2							
Donn Pall, R																	0 0 0 0 0 0 0							
Mitch Williams, L OBP: 1.000, SLG: 1.000																	0 0 0 0 0 0 0							
Darren Daulton, L OBP: 0.392, SLG: 0.483																	3 1 0 0 1 1 0							
Jim Eisenreich, L OBP: 0.365, SLG: 0.447																	3 0 0 0 1 1 0							
Milt Thompson, L OBP: 0.343, SLG: 0.352																	4 1 1 2 0 0 0							
Kevin Stocker, S OBP: 0.414, SLG: 0.418																	4 1 1 1 0 1 2							
Curt Schilling, R OBP: 0.169, SLG: 0.160																	2 0 0 0 0 1 0							
Tony Longmire, L OBP: 0.231, SLG: 0.231																	1 0 1 1 0 0 0							
Larry Andersen, R OBP: 1.000, SLG: 1.000																	0 0 0 0 0 0 0							
Kim Batiste, R OBP: 0.302, SLG: 0.442																	1 0 0 0 0 0 0							
Inning Stats	R: 0 E: 0 K: 1 S: 10	H: 1 LOB: 1 BB: 0 P: 15	R: 0 E: 0 K: 0 S: 6	H: 0 LOB: 0 BB: 0 P: 10	R: 0 E: 0 K: 0 S: 6	H: 0 LOB: 0 BB: 0 P: 8	R: 2 E: 0 K: 2 S: 14	H: 2 LOB: 2 BB: 2 P: 26	R: 0 E: 0 K: 2 S: 9	H: 1 LOB: 1 BB: 0 P: 12	R: 0 E: 0 K: 1 S: 8	H: 0 LOB: 0 BB: 0 P: 13	R: 2 E: 1 K: 1 S: 15	H: 2 LOB: 1 BB: 0 P: 22	R: 0 E: 0 K: 2 S: 7	H: 0 LOB: 0 BB: 0 P: 13	R: 0 E: 0 K: 0 S: 5	H: 0 LOB: 0 BB: 0 P: 7	1B: 4 2B: 2 3B: 0 HR: 0	SF: 0 SAC: 0 DP: 0 HBP: 0	WP: 0 PB: 0 SB: 0 CS: 0	PA: 36		
PITCHER	IP WLS BF H R ER SO BB IBB HBP BLK WP HR S P ERA WHIP	IP WLS BF H R ER SO BB IBB HBP BLK WP HR S P ERA WHIP	IP WLS BF H R ER SO BB IBB HBP BLK WP HR S P ERA WHIP	IP WLS BF H R ER SO BB IBB HBP BLK WP HR S P ERA WHIP	IP WLS BF H R ER SO BB IBB HBP BLK WP HR S P ERA WHIP	IP WLS BF H R ER SO BB IBB HBP BLK WP HR S P ERA WHIP	IP WLS BF H R ER SO BB IBB HBP BLK WP HR S P ERA WHIP	IP WLS BF H R ER SO BB IBB HBP BLK WP HR S P ERA WHIP	IP WLS BF H R ER SO BB IBB HBP BLK WP HR S P ERA WHIP	IP WLS BF H R ER SO BB IBB HBP BLK WP HR S P ERA WHIP	IP WLS BF H R ER SO BB IBB HBP BLK WP HR S P ERA WHIP	IP WLS BF H R ER SO BB IBB HBP BLK WP HR S P ERA WHIP	IP WLS BF H R ER SO BB IBB HBP BLK WP HR S P ERA WHIP	IP WLS BF H R ER SO BB IBB HBP BLK WP HR S P ERA WHIP	IP WLS BF H R ER SO BB IBB HBP BLK WP HR S P ERA WHIP	IP WLS BF H R ER SO BB IBB HBP BLK WP HR S P ERA WHIP	IP WLS BF H R ER SO BB IBB HBP BLK WP HR S P ERA WHIP	IP WLS BF H R ER SO BB IBB HBP BLK WP HR S P ERA WHIP	IP WLS BF H R ER SO BB IBB HBP BLK WP HR S P ERA WHIP	IP WLS BF H R ER SO BB IBB HBP BLK WP HR S P ERA WHIP	IP WLS BF H R ER SO BB IBB HBP BLK WP HR S P ERA WHIP	IP WLS BF H R ER SO BB IBB HBP BLK WP HR S P ERA WHIP	IP WLS BF H R ER SO BB IBB HBP BLK WP HR S P ERA WHIP	IP WLS BF H R ER SO BB IBB HBP BLK WP HR S P ERA WHIP

Philadelphia Phillies @ St. Louis Cardinals
 Busch Stadium, St. Louis, MO
 Fri Oct 01 1993, 7:05 PM CDT
 Att: 26,870 - Unknown

AB 34
 R 4
 H 6
 RBI 4
 BB 2
 SO 9
 LOB 11



Batter	1	2	3	4	5	6	7	8	9	AB	R	H	RBI	BB	SO	LOB	BOTTOM							
Bernard Gilkey, R OBP: 0.374, SLG: 0.488	G6-3 G1-6-3 2B		K														4 1 1 0 0 2 3							
Ozzie Smith, S OBP: 0.341, SLG: 0.360	G6-3		G4-3														3 0 0 0 1 0 3							
Ray Lankford, L OBP: 0.370, SLG: 0.350	G1-6-3																4 0 1 1 0 1 1							
Todd Zeile, R OBP: 0.351, SLG: 0.433	P6																4 0 0 0 0 1 2							
Mark Whiten, S OBP: 0.322, SLG: 0.425																	4 0 0 0 0 3 1							
Stan Rover, R OBP: 0.326, SLG: 0.442																	4 0 0 0 0 1 1							
Tim Jones, L OBP: 0.366, SLG: 0.361																	3 1 1 0 0 2 0							
Marc Ronan, L OBP: 0.091, SLG: 0.091																	2 0 1 0 0 1 1							
Gerald Perry, L OBP: 0.433, SLG: 0.515																	1 0 0 0 0 0 0							
Erik Pappas, R OBP: 0.360, SLG: 0.341																	0 0 0 0 0 0 0							
Omar Olivares, R OBP: 0.269, SLG: 0.308																	2 0 1 1 0 0 1							
Lee Guetterman, L OBP: 0.500, SLG: 1.000																	0 0 0 0 0 0 0							
Rod Brewer, L OBP: 0.352, SLG: 0.370																	1 0 1 0 0 0 0							
Lonnie Maclin, L OBP: 0.077, SLG: 0.083																	0 0 0 0 0 0 0							
Paul Kilgus, L OBP: 0.200, SLG: 0.200																	0 0 0 0 0 0 0							
Inning Stats	R: 1 E: 0 K: 0 S: 9	H: 1 LOB: 0 BB: 0 P: 14	R: 0 E: 0 K: 2 S: 8	H: 0 LOB: 0 BB: 0 P: 12	R: 0 E: 0 K: 1 S: 8	H: 1 LOB: 1 BB: 0 P: 14	R: 0 E: 0 K: 0 S: 5	H: 0 LOB: 0 BB: 0 P: 8	R: 1 E: 0 K: 1 S: 11	H: 2 LOB: 1 BB: 0 P: 16	R: 0 E: 0 K: 1 S: 6	H: 0 LOB: 0 BB: 1 P: 11	R: 0 E: 0 K: 2 S: 9	H: 0 LOB: 0 BB: 0 P: 15	R: 0 E: 0 K: 1 S: 11	H: 1 LOB: 1 BB: 0 P: 17	R: 0 E: 0 K: 3 S: 11	H: 1 LOB: 1 BB: 0 P: 17	1B: 4 2B: 2 3B: 0 HR: 0	SF: 0 SAC: 0 DP: 1 HBP: 0	WP: 1 PB: 0 SB: 0 CS: 0	PA: 33		
PITCHER	IP WLS BF H R ER SO BB IBB HBP BLK WP HR S P ERA WHIP	IP WLS BF H R ER SO BB IBB HBP BLK WP HR S P ERA WHIP	IP WLS BF H R ER SO BB IBB HBP BLK WP HR S P ERA WHIP	IP WLS BF H R ER SO BB IBB HBP BLK WP HR S P ERA WHIP	IP WLS BF H R ER SO BB IBB HBP BLK WP HR S P ERA WHIP	IP WLS BF H R ER SO BB IBB HBP BLK WP HR S P ERA WHIP	IP WLS BF H R ER SO BB IBB HBP BLK WP HR S P ERA WHIP	IP WLS BF H R ER SO BB IBB HBP BLK WP HR S P ERA WHIP	IP WLS BF H R ER SO BB IBB HBP BLK WP HR S P ERA WHIP	IP WLS BF H R ER SO BB IBB HBP BLK WP HR S P ERA WHIP	IP WLS BF H R ER SO BB IBB HBP BLK WP HR S P ERA WHIP	IP WLS BF H R ER SO BB IBB HBP BLK WP HR S P ERA WHIP	IP WLS BF H R ER SO BB IBB HBP BLK WP HR S P ERA WHIP	IP WLS BF H R ER SO BB IBB HBP BLK WP HR S P ERA WHIP	IP WLS BF H R ER SO BB IBB HBP BLK WP HR S P ERA WHIP	IP WLS BF H R ER SO BB IBB HBP BLK WP HR S P ERA WHIP	IP WLS BF H R ER SO BB IBB HBP BLK WP HR S P ERA WHIP	IP WLS BF H R ER SO BB IBB HBP BLK WP HR S P ERA WHIP	IP WLS BF H R ER SO BB IBB HBP BLK WP HR S P ERA WHIP	IP WLS BF H R ER SO BB IBB HBP BLK WP HR S P ERA WHIP	IP WLS BF H R ER SO BB IBB HBP BLK WP HR S P ERA WHIP	IP WLS BF H R ER SO BB IBB HBP BLK WP HR S P ERA WHIP	IP WLS BF H R ER SO BB IBB HBP BLK WP HR S P ERA WHIP	IP WLS BF H R ER SO BB IBB HBP BLK WP HR S P ERA WHIP

Philadelphia Phillies @ St. Louis Cardinals
 Busch Stadium, St. Louis, MO
 Fri Oct 01 1993, 7:05 PM CDT
 Att: 26,870 - Unknown

AB 32
 R 2
 H 6
 RBI 2
 BB 1
 SO 11
 LOB 13



Batter	1	2	3	4	5	6	7	8	9	10	AB	R	H	RBI	BB	SO	LOB	TOP								
Lenny Dykstra, L OBP: 0.421, SLG: 0.483 Bobby Thigpen, R (7, 1) Kim Batiste, R OBP: 0.300, SLG: 0.439 (8, 5)	E3 1B SF8				G1-3		G3		L6-4		3	1	0	0	1	0	1									
Mariano Duncan, R OBP: 0.302, SLG: 0.416 Mike Williams, R OBP: 0.083, SLG: 0.083 (10, 1)	L6		F9		F8		G3		F8		5	0	0	0	0	0	3									
Ricky Jordan, R OBP: 0.325, SLG: 0.426 (1, 3)									F8		5	1	4	0	0	0	0									
Dave Hollins, S OBP: 0.374, SLG: 0.444 David West, L OBP: 0.400, SLG: 0.600 Roger Mason, R OBP: 0.167, SLG: 0.167 Mickey Morandini, L OBP: 0.310, SLG: 0.336 (10, 4)					P2																					
Pete Incaviglia, R OBP: 0.320, SLG: 0.533 (1, 7)					F9		E5		SF9		5	0	1	0	0	1	3									
Wes Chamberlain, R OBP: 0.316, SLG: 0.486 (1, 9)					G4-3						2	0	1	2	0	0	0									
Todd Pratt, R OBP: 0.315, SLG: 0.518 (1, 2)					G5-3						3	0	0	0	1	1	2									
Kevin Stocker, S OBP: 0.415, SLG: 0.424 (1, 6)											4	0	2	0	0	0	2									
Danny Jackson, R OBP: 0.130, SLG: 0.108 Ruben Amaro Jr, S OBP: 0.396, SLG: 0.522 (7, PH) (7, 8)											2	0	0	0	0	2	2									
Inning Stats	R: 1 E: 1 K: 0 S: 8	H: 1 LOB: 1 BB: 0 P: 12	R: 0 E: 0 K: 1 S: 8	H: 1 LOB: 1 BB: 0 P: 13	R: 0 E: 0 K: 1 S: 11	H: 1 LOB: 1 BB: 1 P: 22	R: 0 E: 0 K: 0 S: 7	H: 1 LOB: 0 BB: 0 P: 9	R: 0 E: 0 K: 1 S: 10	H: 1 LOB: 1 BB: 1 P: 19	R: 2 E: 1 K: 0 S: 11	H: 2 LOB: 1 BB: 1 P: 18	R: 0 E: 0 K: 0 S: 6	H: 0 LOB: 0 BB: 0 P: 10	R: 1 E: 0 K: 1 S: 10	H: 1 LOB: 1 BB: 1 P: 21	R: 0 E: 1 K: 1 S: 8	H: 0 LOB: 0 BB: 0 P: 12	R: 0 E: 0 K: 1 S: 13	H: 1 LOB: 1 BB: 0 P: 19	1B: 8 2B: 2 3B: 0 HR: 0	SF: 3 SAC: 1 DP: 3 HBP: 0	WP: 0 PB: 0 SB: 0 CS: 1	PA: 41		
PITCHER	IP WLS BF H R ER SO ERA WHIP	IP WLS BF H R ER SO ERA WHIP	IP WLS BF H R ER SO ERA WHIP	IP WLS BF H R ER SO ERA WHIP	IP WLS BF H R ER SO ERA WHIP	IP WLS BF H R ER SO ERA WHIP	IP WLS BF H R ER SO ERA WHIP	IP WLS BF H R ER SO ERA WHIP	IP WLS BF H R ER SO ERA WHIP	IP WLS BF H R ER SO ERA WHIP	IP WLS BF H R ER SO ERA WHIP	IP WLS BF H R ER SO ERA WHIP	IP WLS BF H R ER SO ERA WHIP	IP WLS BF H R ER SO ERA WHIP	IP WLS BF H R ER SO ERA WHIP	IP WLS BF H R ER SO ERA WHIP	IP WLS BF H R ER SO ERA WHIP	IP WLS BF H R ER SO ERA WHIP	IP WLS BF H R ER SO ERA WHIP	IP WLS BF H R ER SO ERA WHIP	IP WLS BF H R ER SO ERA WHIP	IP WLS BF H R ER SO ERA WHIP	IP WLS BF H R ER SO ERA WHIP	IP WLS BF H R ER SO ERA WHIP	IP WLS BF H R ER SO ERA WHIP	IP WLS BF H R ER SO ERA WHIP
Tom Urbani, L ERA: 4.65 Mike Perez, R ERA: 2.51 Rob Murphy, L ERA: 4.87	(1, 1) (8, 1) (10, 1)	7.0 2.0 1.0	WLS 8 4	BF 29 8 4	H 7 1	R 3 0	ER 1 0	SO 2 1	BB 2 0	IBB 0 0	HBP 0 0	BLK 0 0	WP 0 0	HR 0 0	S 61 18 13	P 103 33 19	ERA 1.29 4.50 0.00	WHIP 1.286 1.000 1.000								

Philadelphia Phillies @ St. Louis Cardinals
Busch Stadium, St. Louis, MO
Sat Oct 02 1993, 3:33 AM CDT
Att: 31,501 - Cloudy

AB	34
R	4
H	9
RBI	3
BB	3
SO	4
LOB	16



Batter	1	2	3	4	5	6	7	8	9	10	AB	R	H	RBI	BB	SO	LOB	BOTTOM							
Geronimo Pena, S OBP: 0.333, SLG: 0.410 Todd Zeile, R OBP: 0.342, SLG: 0.433 Rob Murphy, L OBP: 0.500, SLG: 0.500 (10, 1)	G5-3										4	1	2	2	0	1	3								
Ozzie Smith, S OBP: 0.338, SLG: 0.357 (1, 6)	F8										4	0	0	1	0	0	6								
Bernard Gilkey, R OBP: 0.372, SLG: 0.485 (1, 7)	G4-3										4	0	0	0	0	0	3								
Mark Whiten, S OBP: 0.321, SLG: 0.422 (1, 9)											4	0	0	0	1	2	0								
Ray Lankford, L OBP: 0.366, SLG: 0.348 (1, 8)											5	1	1	0	0	2	2								
Stan Royer, R OBP: 0.319, SLG: 0.413 (1, 5)											4	0	0	0	1	2	2								
Tracy Woodson, R OBP: 0.215, SLG: 0.234 Rod Brewer, L OBP: 0.359, SLG: 0.381 (8, 3) (8, 3)											2	0	0	0	0	2	1								
Tim Jones, L OBP: 0.366, SLG: 0.361 (9, PR) (10, 4)											0	1	0	0	0	0	0								
Erik Pappas, R OBP: 0.366, SLG: 0.342 (1, 2)											2	1	1	0	2	0	0								
Tom Urbani, L OBP: 0.278, SLG: 0.188 Gerald Perry, L OBP: 0.445, SLG: 0.515 Mike Perez, R (8, 1) Gregg Jefferies, S OBP: 0.408, SLG: 0.486 (9, PH) (10, 3)											1	1	1	0	0	0	0								
Inning Stats	R: 0 E: 0 K: 0 S: 7	H: 0 LOB: 0 BB: 0 P: 10	R: 0 E: 0 K: 3 S: 11	H: 0 LOB: 1 BB: 1 P: 22	R: 1 E: 0 K: 0 S: 7	H: 2 LOB: 1 BB: 0 P: 8	R: 0 E: 0 K: 1 S: 6	H: 0 LOB: 0 BB: 0 P: 10	R: 2 E: 0 K: 1 S: 10	H: 2 LOB: 0 BB: 0 P: 17	R: 0 E: 0 K: 2 S: 15	H: 0 LOB: 3 BB: 3 P: 30	R: 0 E: 0 K: 1 S: 8	H: 0 LOB: 1 BB: 1 P: 16	R: 1 E: 0 K: 0 S: 9	H: 2 LOB: 2 BB: 2 P: 21	R: 1 E: 1 K: 1 S: 5	H: 1 LOB: 0 BB: 0 P: 7	1B: 4 2B: 3 3B: 0 HR: 1	SF: 1 SAC: 1 DP: 2 HBP: 1	WP: 0 PB: 0 SB: 1 CS: 0	PA: 42			
PITCHER	IP WLS BF H R ER SO ERA WHIP	IP WLS BF H R ER SO ERA WHIP	IP WLS BF H R ER SO ERA WHIP	IP WLS BF H R ER SO ERA WHIP	IP WLS BF H R ER SO ERA WHIP	IP WLS BF H R ER SO ERA WHIP	IP WLS BF H R ER SO ERA WHIP	IP WLS BF H R ER SO ERA WHIP	IP WLS BF H R ER SO ERA WHIP	IP WLS BF H R ER SO ERA WHIP	IP WLS BF H R ER SO ERA WHIP	IP WLS BF H R ER SO ERA WHIP	IP WLS BF H R ER SO ERA WHIP	IP WLS BF H R ER SO ERA WHIP	IP WLS BF H R ER SO ERA WHIP	IP WLS BF H R ER SO ERA WHIP	IP WLS BF H R ER SO ERA WHIP	IP WLS BF H R ER SO ERA WHIP	IP WLS BF H R ER SO ERA WHIP	IP WLS BF H R ER SO ERA WHIP	IP WLS BF H R ER SO ERA WHIP	IP WLS BF H R ER SO ERA WHIP	IP WLS BF H R ER SO ERA WHIP	IP WLS BF H R ER SO ERA WHIP	IP WLS BF H R ER SO ERA WHIP
Danny Jackson, L ERA: 3.77 Bobby Thigpen, R ERA: 5.83 David West, L ERA: 2.92 Roger Mason, R ERA: 4.06 Mike Williams, R ERA: 5.29	(1, 1) (7, 1) (8, 1) (9, 1) (10, 1)	6.0 1.0 1.0 1.0 0.1	WLS 4 0 0 0	BF 23 0 0 0	H 4 0 0 1	R 3 0 0 1	ER 0 0 0 0	SO 5 2 0 1	BB 1 0 1 0	IBB 0 0 1 0	HBP 0 0 0 0	BLK 0 0 0 0	WP 0 0 0 0	HR 1 0 0 0	S 52 8 9 5	P 83 30 16 21 7	ERA 4.50 0.00 0.00 9.00 0.00	WHIP 0.833 3.000 1.000 3.000 3.000							

Philadelphia Phillies @ St. Louis Cardinals
Busch Stadium, St. Louis, MO
Sat Oct 02 1993, 3:33 AM CDT
Att: 31,501 - Cloudy

AB	32
R	5
H	7
RBI	4
BB	7
SO	9
LOB	17



Batter	1	2	3	4	5	6	7	8	9	AB	R	H	RBI	BB	SO	LOB	TOP					
Lenny Dykstra, L (1, 8) OBP: 0.420, SLG: 0.482	P7			1B	F9			FC5-4 BB		2	0	0	0	1	0	1	Philadelphia Phillies @ St. Louis Cardinals Busch Stadium, St. Louis, MO Sun Oct 03 1993, 3:33 AM CDT Att: 40,247 - Sunny - 69 F					
Ben Rivera, R (5, 1) OBP: 0.148, SLG: 0.098				BB				1B		0	0	0	0	0	0	0						
Mitch Williams, L (7, 1) OBP: 1.000, SLG: 1.000										0	0	0	0	0	0	0						
Mariano Duncan, R (8, PH) OBP: 0.304, SLG: 0.417										1	0	1	0	0	0	0						
Larry Andersen, R (8, 1) OBP: 1.000, SLG: 1.000										0	0	0	0	0	0	0						
Mickey Morandini, L (1, 4) OBP: 0.309, SLG: 0.355	F7			K				FC5-4 BB		3	0	0	0	1	2	1						
Ricky Jordan, R (1, 3) OBP: 0.324, SLG: 0.421	K									4	0	1	0	0	1	2						
Dave Hollins, S (1, 5) OBP: 0.372, SLG: 0.442		G3								3	0	0	0	0	1	2						
Kim Batiste, R (6, 5) OBP: 0.296, SLG: 0.436										1	0	0	0	0	0	2						
Darren Daulton, L (1, 2) OBP: 0.392, SLG: 0.482	L9									1	0	0	0	1	0	0						
Todd Pratt, R (5, 2) OBP: 0.330, SLG: 0.529										2	0	2	0	0	0	0						
Pete Incaviglia, R (1, 7) OBP: 0.318, SLG: 0.530										2	0	0	0	0	2	3						
Mitt Thompson, L (4, 7) OBP: 0.341, SLG: 0.350										2	0	0	0	0	1	2						
Wes Chamberlain, R (1, 9) OBP: 0.320, SLG: 0.493										2	0	2	0	0	0	0						
Ruben Amaro Jr. S (5, 8) OBP: 0.400, SLG: 0.521										2	0	1	0	0	0	1						
Kevin Stocker, S (1, 6) OBP: 0.409, SLG: 0.417										4	0	0	0	0	1	5						
Terry Mulholland, R (1, 1) OBP: 0.079, SLG: 0.065										1	0	0	0	0	1	0						
Jim Eisenreich, L (5, PH) OBP: 0.363, SLG: 0.445										2	0	0	0	0	1	1						
Inning Stats	R: 0 E: 0 K: 1 S: 10	H: 0 LOB: 0 BB: 0 P: 13	R: 0 E: 0 K: 1 S: 6	H: 0 LOB: 0 BB: 0 P: 9	R: 0 E: 0 K: 2 S: 9	H: 1 LOB: 0 BB: 0 P: 13	R: 0 E: 0 K: 3 S: 14	H: 1 LOB: 3 BB: 2 P: 28	R: 0 E: 0 K: 1 S: 11	H: 1 LOB: 1 BB: 0 P: 16	R: 0 E: 0 K: 1 S: 6	H: 0 LOB: 0 BB: 0 P: 10	R: 0 E: 0 K: 0 S: 5	H: 2 LOB: 1 BB: 0 P: 10	R: 0 E: 0 K: 0 S: 14	H: 1 LOB: 2 BB: 1 P: 23	R: 0 E: 0 K: 1 S: 9	H: 1 LOB: 1 BB: 0 P: 14	1B: 6 2B: 2 3B: 0 HR: 0	SF: 0 SAC: 0 DP: 2 HBP: 0	WP: 0 PB: 0 SB: 0 CS: 1	PA: 35
PITCHER	IP WLS BF H R ER SO BB IBB HBP BLK WP HR S P ERA WHIP	IP WLS BF H R ER SO BB IBB HBP BLK WP HR S P ERA WHIP																				
Rene Arocha, R (1, 1) ERA: 3.78	6.0	W	22	3	0	0	9	1	1	0	0	0	0	0	0	0	0.00	0.667				
Lee Guetterman, L (7, 1) ERA: 2.93	1.0		4	2	0	0	0	0	0	0	0	0	0	0	5	10	0.00	2.000				
Paul Kilgus, L (8, 1) ERA: 0.63	0.1		3	1	0	0	0	1	0	0	0	0	0	0	7	15	0.00	6.000				
Les Lancaster, R (8, 1) ERA: 2.93	0.2		2	0	0	0	0	0	0	0	0	0	0	7	8	0.00	0.000					
Mike Perez, R (9, 1) ERA: 2.49	1.0	S	4	1	0	0	1	0	0	0	0	0	0	9	14	0.00	1.000					

Batter	1	2	3	4	5	6	7	8	9	AB	R	H	RBI	BB	SO	LOB	BOTTOM			
Bernard Gilkey, R (1, 7) OBP: 0.370, SLG: 0.481	P8			L8				G4-3		4	0	0	0	0	0	0	Philadelphia Phillies @ St. Louis Cardinals Busch Stadium, St. Louis, MO Sun Oct 03 1993, 3:33 AM CDT Att: 40,247 - Sunny - 69 F			
Mike Perez, R (9, 1)										0	0	0	0	0	0	0				
Ozzie Smith, S (1, 6) OBP: 0.337, SLG: 0.356	G6-3									2	0	0	0	0	0	0				
Tripp Cromer, R (5, 6) OBP: 0.125, SLG: 0.087										2	0	0	0	0	0	0				
Mark Whiten, S (1, 9) OBP: 0.323, SLG: 0.423	P3									3	1	2	0	0	0	0				
Gregg Jefferies, S (1, 3) OBP: 0.408, SLG: 0.485										1	0	0	0	0	0	1				
Rod Brewer, L (6, 3) OBP: 0.359, SLG: 0.381										0	0	0	0	0	0	0				
Todd Zeile, R (1, 5) OBP: 0.352, SLG: 0.433										1	0	0	0	1	0	1				
Stan Royer, R (6, 5) OBP: 0.333, SLG: 0.413										0	1	0	0	1	0	0				
Ray Lankford, L (1, 8) OBP: 0.386, SLG: 0.346										2	0	0	0	0	2	2				
Erik Pappas, R (7, PH) OBP: 0.368, SLG: 0.342										0	0	0	0	1	0	0				
Geronimo Pena, S (1, 4) OBP: 0.330, SLG: 0.406										3	0	0	1	0	1	2				
Tom Pagnozzi, R (1, 2) OBP: 0.296, SLG: 0.373										2	0	0	0	0	1	1				
Marc Ronan, L (7, 2) OBP: 0.083, SLG: 0.083										1	0	0	0	0	1	1				
Rene Arocha, R (1, 1) OBP: 0.133, SLG: 0.121										1	0	0	0	0	1	0				
Gerald Perry, R (5, PH) OBP: 0.447, SLG: 0.910										1	0	0	0	0	0	0				
Lee Guetterman, L (7, 1) OBP: 0.420, SLG: 1.000										0	0	0	0	0	0	0				
Paul Kilgus, L (8, 1) OBP: 0.329, SLG: 0.300										0	0	0	0	0	0	0				
Les Lancaster, R (8, 1) OBP: 0.304, SLG: 0.417										0	0	0	0	0	0	0				
Lonnie MacLin, L (8, PH) OBP: 0.071, SLG: 0.077										1	0	0	0	0	1	0				
Inning Stats	R: 0 E: 0 K: 0 S: 3	H: 0 LOB: 0 BB: 0 P: 8	R: 0 E: 0 K: 1 S: 10	H: 0 LOB: 0 BB: 0 P: 13	R: 0 E: 0 K: 2 S: 10	H: 0 LOB: 0 BB: 0 P: 14	R: 0 E: 0 K: 0 S: 10	H: 1 LOB: 1 BB: 0 P: 12	R: 0 E: 0 K: 2 S: 11	H: 0 LOB: 1 BB: 1 P: 19	R: 0 E: 0 K: 0 S: 4	H: 0 LOB: 0 BB: 0 P: 6	R: 2 E: 0 K: 1 S: 15	H: 1 LOB: 1 BB: 2 P: 30	R: 0 E: 0 K: 1 S: 8	H: 0 LOB: 0 BB: 0 P: 13	1B: 2 2B: 0 3B: 0 HR: 0	SF: 0 SAC: 1 DP: 0 HBP: 1	WP: 3 PB: 0 SB: 1 CS: 1	PA: 29
PITCHER	IP WLS BF H R ER SO BB IBB HBP BLK WP HR S P ERA WHIP	IP WLS BF H R ER SO BB IBB HBP BLK WP HR S P ERA WHIP																		
Terry Mulholland, L (1, 1) ERA: 3.25	4.0		13	1	0	0	3	0	0	1	0	0	0	0	33	47	0.00	0.250		
Ben Rivera, R (5, 1) ERA: 5.02	2.0		7	0	0	0	2	1	0	0	0	0	1	0	15	25	0.00	0.500		
Mitch Williams, L (7, 1) ERA: 0.34	1.0	L	6	1	2	2	1	2	0	0	0	1	0	15	30	18.00	3.000			
Larry Andersen, R (8, 1) ERA: 2.92	1.0		3	0	0	0	1	0	0	0	0	0	0	8	13	0.00	0.000			

AB 32
R 0
H 7
RBI 0
BB 3
SO 10
LOB 20



Batter	1	2	3	4	5	6	7	8	9	AB	R	H	RBI	BB	SO	LOB	TOP			
Lenny Dykstra, L OBP: 0.333, SLG: 0.538										5	0	1	0	0	2	3	Philadelphia Phillies @ Atlanta Braves Atlanta-Fulton County Stadium, Atlanta, GA Sat Oct 09 1993, 3:33 AM EDT Att: 52,032 - Sunny - 81 F			
Mariano Duncan, R OBP: 0.300, SLG: 0.700										5	2	2	0	0	1	4				
John Kruk, L OBP: 0.538, SLG: 1.000										4	1	2	3	0	0	0				
Dave Hollins, S OBP: 0.333, SLG: 0.600										3	0	0	0	1	0	1				
Darren Daulton, L OBP: 0.167, SLG: 0.091										4	0	0	0	0	0	2				
Pete Incaviglia, R OBP: 0.250, SLG: 0.625										4	0	0	0	0	1	1				
Wes Chamberlain, R OBP: 0.444, SLG: 0.750										4	1	1	0	0	0	0				
Kevin Stocker, S OBP: 0.417, SLG: 0.455										4	0	3	0	0	0	0				
Terry Mulholland, R Roger Mason, R Milt Thompson, L Larry Andersen, R David West, L Bobby Thigpen, R Jim Eisenreich, L										2	0	0	0	0	0	1				
Inning Stats	R: 0 E: 0 K: 1 S: 8	H: 0 LOB: 0 BB: 0 P: 9	R: 0 E: 0 K: 1 S: 6	H: 0 LOB: 0 BB: 0 P: 8	R: 0 E: 0 K: 1 S: 8	H: 1 LOB: 1 BB: 0 P: 14	R: 1 E: 0 K: 0 S: 7	H: 2 LOB: 1 BB: 0 P: 12	R: 0 E: 0 K: 2 S: 11	H: 2 LOB: 2 BB: 0 P: 14	R: 0 E: 0 K: 1 S: 9	H: 0 LOB: 0 BB: 0 P: 11	R: 1 E: 0 K: 0 S: 8	H: 1 LOB: 1 BB: 1 P: 15	R: 1 E: 0 K: 1 S: 13	H: 3 LOB: 2 BB: 0 P: 19		1B: 3 2B: 3 3B: 3 HR: 1	SF: 0 SAC: 0 DP: 0 HBP: 0	WP: 0 PB: 0 SB: 1 CS: 0
PITCHER	IP WLS BF H R ER SO BB IBB HBP BLK WP HR S P ERA WHIP																			
Tom Glavine, L ERA: 2.57	(1, 1) 7.0 W 27 6 2 2 5 0 0 0 0 0 0 1 64 91 2.57 0.857																			
Kent Mercker, L ERA: 3.0	(8, 1) 1.0 5 1 1 1 0 1 0 0 0 0 0 0 8 15 9.00 2.000																			
Greg McMichael, R ERA: 7.71	(9, 1) 1.0 6 3 1 1 1 0 0 0 0 0 0 0 13 19 9.00 3.000																			

Batter	1	2	3	4	5	6	7	8	9	AB	R	H	RBI	BB	SO	LOB	BOTTOM			
Otis Nixon, S OBP: 0.563, SLG: 0.615										5	0	1	0	0	2	1	Philadelphia Phillies @ Atlanta Braves Atlanta-Fulton County Stadium, Atlanta, GA Sat Oct 09 1993, 3:33 AM EDT Att: 52,032 - Sunny - 81 F			
Jeff Blauser, R OBP: 0.400, SLG: 0.615										4	2	2	0	1	0	0				
Ron Gant, R OBP: 0.400, SLG: 0.538										4	1	1	0	1	1	2				
Fred McGriff, L OBP: 0.467, SLG: 0.714										4	2	2	1	1	1	2				
Terry Pendleton, S OBP: 0.429, SLG: 0.643										4	2	2	2	0	0	1				
David Justice, L OBP: 0.214, SLG: 0.182										4	1	1	2	0	1	3				
Damon Berryhill, S OBP: 0.250, SLG: 0.455										3	1	1	0	1	0	2				
Mark Lemke, S OBP: 0.231, SLG: 0.308										4	0	2	4	0	1	0				
Tom Glavine, L Francisco Cabrera, R Kent Mercker, L Greg McMichael, R										3	0	0	0	0	0	3				
Inning Stats	R: 0 E: 0 K: 0 S: 4	H: 1 LOB: 1 BB: 0 P: 9	R: 0 E: 0 K: 0 S: 10	H: 2 LOB: 2 BB: 0 P: 14	R: 0 E: 0 K: 1 S: 6	H: 0 LOB: 0 BB: 0 P: 10	R: 0 E: 0 K: 0 S: 9	H: 1 LOB: 1 BB: 0 P: 13	R: 0 E: 0 K: 1 S: 8	H: 1 LOB: 0 BB: 0 P: 11	R: 5 E: 1 K: 1 S: 18	H: 4 LOB: 1 BB: 1 P: 30	R: 4 E: 0 K: 2 S: 14	H: 3 LOB: 1 BB: 2 P: 33	R: 0 E: 0 K: 2 S: 8	H: 0 LOB: 1 BB: 1 P: 14		1B: 7 2B: 5 3B: 0 HR: 0	SF: 0 SAC: 0 DP: 0 HBP: 0	WP: 0 PB: 0 SB: 0 CS: 1
PITCHER	IP WLS BF H R ER SO BB IBB HBP BLK WP HR S P ERA WHIP																			
Terry Mulholland, L ERA: 7.2	(1, 1) 5.0 L 24 4 0 0 4 2 1 0 0 0 0 0 0 44 70 7.20 2.000																			
Roger Mason, R ERA: 27.0	(6, 1) 1.0 4 0 0 0 0 1 0 0 0 0 0 0 0 11 17 0.00 0.000																			
Larry Andersen, R ERA: 21.6	(7, 1) 0.1 4 2 3 3 0 0 1 0 0 0 0 0 6 14 81.00 6.000																			
David West, L ERA: 5.4	(7, 1) 0.2 4 1 1 1 2 1 0 0 0 0 0 0 8 19 13.50 3.000																			
Bobby Thigpen, R ERA: 5.4	(8, 1) 1.0 4 0 0 0 2 1 0 0 0 0 0 0 8 14 0.00 1.000																			



Batter	1	2	3	4	5	6	7	8	9	AB	R	H	RBI	BB	SO	LOB	TOP			
Otis Nixon, S <small>OBP: 0.464, SLG: 0.435</small> 										3	1	1	0	1	1	1	Atlanta Braves @ Philadelphia Phillies Veterans Stadium, Philadelphia, PA Wed Oct 13 1993, 7:05 PM EDT Att: 62,502 - Unknown - 50 F			
Jeff Blausler, R <small>OBP: 0.379, SLG: 0.560</small> 										4	1	2	3	0	1	1				
Ron Gant, R <small>OBP: 0.241, SLG: 0.296</small> 										4	0	0	0	0	1	2				
Fred McGriff, L <small>OBP: 0.519, SLG: 0.696</small> 										1	0	0	0	3	1	0				
David Justice, L <small>OBP: 0.231, SLG: 0.190</small> 										4	0	0	0	0	0	3				
Terry Pendleton, S <small>OBP: 0.346, SLG: 0.500</small> 										4	0	1	0	0	0	2				
Damon Berryhill, S <small>OBP: 0.250, SLG: 0.368</small> 										4	0	0	0	0	1	3				
Mark Lemke, S <small>OBP: 0.240, SLG: 0.292</small> 										3	1	1	0	1	1	0				
Greg Maddux, R <small>OBP: 0.286, SLG: 0.250</small> Kent Mercker, L <small>ERA: 1.8</small> Deion Sanders, L <small>ERA: 1.8</small> Greg McMichael, R <small>ERA: 6.75</small> Mark Wohlers, R <small>ERA: 3.38</small> Bill Pacota, R <small>ERA: 3.38</small>										0	0	0	0	0	0	0				
Inning Stats	R: 0 E: 0 K: 0 S: 10	H: 0 LOB: 0 BB: 0 P: 17	R: 0 E: 0 K: 0 S: 10	H: 1 LOB: 1 BB: 1 P: 19	R: 0 E: 0 K: 2 S: 9	H: 1 LOB: 1 BB: 0 P: 14	R: 0 E: 0 K: 0 S: 5	H: 0 LOB: 1 BB: 1 P: 12	R: 1 E: 1 K: 1 S: 10	H: 1 LOB: 2 BB: 2 P: 18	R: 0 E: 0 K: 0 S: 5	H: 0 LOB: 1 BB: 1 P: 10	R: 2 E: 0 K: 2 S: 10	H: 2 LOB: 0 BB: 0 P: 11	R: 0 E: 0 K: 1 S: 12	H: 0 LOB: 0 BB: 0 P: 16	1B: 4 2B: 0 3B: 0 HR: 1	SF: 0 SAC: 2 DP: 1 HBP: 0	WP: 0 PB: 1 SB: 0 CS: 0	PA: 36
PITCHER	IP WLS BF H R ER SO BB IBB HBP BLK WP HR S P ERA WHIP	7.0 W 30 5 3 3 5 5 0 0 0 0 1 59 101 3.86 1.429	1.0 3 0 0 0 1 0 0 0 0 0 0 12 17 0.00 0.000	1.0 S 3 0 0 0 2 0 0 0 0 0 0 9 16 0.00 0.000																

Batter	1	2	3	4	5	6	7	8	9	AB	R	H	RBI	BB	SO	LOB	BOTTOM				
Lenny Dykstra, L <small>OBP: 0.400, SLG: 0.560</small> 										4	2	1	0	1	2	1	Atlanta Braves @ Philadelphia Phillies Veterans Stadium, Philadelphia, PA Wed Oct 13 1993, 7:05 PM EDT Att: 62,502 - Unknown - 50 F				
Mickey Morandini, L <small>OBP: 0.250, SLG: 0.375</small> 										5	1	1	2	0	0	2					
John Kruk, L <small>OBP: 0.357, SLG: 0.542</small> 										4	0	0	0	1	0	4					
Dave Hollins, S <small>OBP: 0.360, SLG: 0.550</small> Kim Batiste, R <small>OBP: 1.000, SLG: 2.000</small>										2	1	1	2	2	0	1					
Darren Daulton, L <small>OBP: 0.440, SLG: 0.474</small> 										0	0	0	0	0	0	0					
Jim Eisenreich, L <small>OBP: 0.133, SLG: 0.200</small> 										4	0	0	0	0	0	4					
Milt Thompson, L <small>OBP: 0.286, SLG: 0.308</small> 										4	1	2	0	0	0	2					
Kevin Stocker, S <small>OBP: 0.240, SLG: 0.227</small> 										3	0	0	0	1	2	3					
Tommy Greene, R <small>ERA: 4.97</small> Ricky Jordan, R <small>ERA: 1.8</small> David West, L <small>ERA: 6.75</small> Mitch Williams, L <small>ERA: 3.38</small>										0	1	0	0	1	0	0					
Inning Stats	R: 0 E: 0 K: 0 S: 5	H: 0 LOB: 1 BB: 1 P: 13	R: 0 E: 1 K: 1 S: 8	H: 1 LOB: 1 BB: 0 P: 14	R: 2 E: 0 K: 0 S: 14	H: 2 LOB: 2 BB: 2 P: 31	R: 0 E: 1 K: 1 S: 12	H: 0 LOB: 1 BB: 0 P: 17	R: 2 E: 0 K: 0 S: 10	H: 1 LOB: 0 BB: 0 P: 15	R: 2 E: 0 K: 1 S: 12	H: 2 LOB: 1 BB: 1 P: 22	R: 0 E: 0 K: 0 S: 12	H: 1 LOB: 3 BB: 2 P: 25	R: 0 E: 0 K: 1 S: 6	H: 0 LOB: 0 BB: 0 P: 10	1B: 4 2B: 1 3B: 1 HR: 1	SF: 0 SAC: 2 DP: 0 HBP: 0	WP: 0 PB: 0 SB: 0 CS: 0	PA: 39	
PITCHER	IP WLS BF H R ER SO BB IBB HBP BLK WP HR S P ERA WHIP	5.2 L 29 6 6 5 3 3 0 0 0 0 0 0 2 4 0.00 0.000	0.1 1 0 0 0 0 0 0 0 0 0 0 2 4 0.00 0.000	0.2 5 1 0 0 0 1 1 0 0 0 0 10 22 0.00 3.000	1.1 4 0 0 0 1 0 0 0 0 0 0 8 13 0.00 0.000																

Batter	1	2	3	4	5	6	7	8	9	AB	R	H	RBI	BB	SO	LOB	TOP					
Lenny Dykstra, L OBP: 0.400, SLG: 0.517	4-1 S 1B BB	1-2 G4-3			3-2 L4	0-2 1B		2-1 E4		4	1	1	0	1	0	1	Philadelphia Phillies @ Toronto Blue Jays SkyDome, Toronto, ON Sat Oct 16 1993, 7:05 PM EDT Att: 52,011 - Dome					
Mariano Duncan, R OBP: 0.350, SLG: 0.650	2-2 K		0-1 S 1B		3-2 WP 3B	0-0 1B		0-3 K		5	2	3	0	0	2	3						
John Kruk, L OBP: 0.424, SLG: 0.571	2-2 BB 1B		1-1 SAFE SAFE FC6-4 1B		4-2 G3 BB	3-3 K		2-2 E5 1B		4	2	3	2	1	1	3						
Dave Hollins, S OBP: 0.333, SLG: 0.458	4-2 E 1B BB		0-0 F8		3-2 G3		1-2 5-3		1-3 K	4	0	0	0	1	1	3						
Darren Daulton, L OBP: 0.433, SLG: 0.435	1-2 E9 1B		1-3 K		4-0 IBB		1-2 4-3		0-3 K	4	0	1	1	1	2	2						
Jim Eisenreich, L OBP: 0.150, SLG: 0.200	1-3 K		0-0 FC6-4 1-2		2-2 5-3		1-3 K		3-2 1B	5	0	1	1	0	2	5						
Ricky Jordan, R OBP: 0.286, SLG: 0.167	2-3 K			1-3 K		1-2 G6-3 1B		1-2 5-3	1-2 F9	5	0	1	0	0	2	3						
Milt Thompson, L OBP: 0.222, SLG: 0.235		0-0 G1-3		2-3 K		2-1 G6-3 1-2		3-2 P2		4	0	0	0	0	1	1						
Kevin Stocker, S OBP: 0.276, SLG: 0.240		3-1 G3		1-1 F8		4-2 1B 1B BB		0-1 E 1B		3	0	1	0	1	0	0						
Inning Stats	R: 2 E: 1 K: 3 S: 20	H: 2 LOB: 2 BB: 2 P: 36	R: 0 E: 0 K: 0 S: 6	H: 0 LOB: 0 BB: 0 P: 10	R: 1 E: 0 K: 1 S: 11	H: 2 LOB: 1 BB: 0 P: 15	R: 0 E: 0 K: 2 S: 15	H: 0 LOB: 0 BB: 0 P: 19	R: 1 E: 0 K: 0 S: 22	H: 1 LOB: 2 BB: 2 P: 41	R: 0 E: 0 K: 1 S: 16	H: 3 LOB: 3 BB: 1 P: 26	R: 0 E: 0 K: 1 S: 9	H: 0 LOB: 0 BB: 0 P: 12	R: 0 E: 1 K: 1 S: 16	H: 1 LOB: 2 BB: 0 P: 22		R: 1 E: 1 K: 2 S: 19	H: 2 LOB: 1 BB: 0 P: 26	1B: 10 2B: 0 3B: 1 HR: 0	SF: 0 SAC: 0 DP: 1 HBP: 0	WP: 1 PB: 0 SB: 2 CS: 0
PITCHER	IP WLS BF H R ER SO BB IBB HBP BLK WP HR S P ERA WHIP	IP WLS BF H R ER SO BB IBB HBP BLK WP HR S P ERA WHIP															IP WLS BF H R ER SO BB IBB HBP BLK WP HR S P ERA WHIP					
Juan Guzman, R ERA: 3.5	(1, 1)	5.0	24	5	4	4	6	3	1	0	0	0	1	0	74	121	7.20	1.600				
Al Leiter, L ERA: 1.69	(6, 1)	2.2	W	13	4	0	0	2	1	0	0	0	0	0	37	56	0.00	1.875				
Duane Ward, R ERA: 4.5	(8, 1)	1.1	S	6	2	1	0	3	0	0	0	0	0	0	23	30	0.00	1.500				
Batter	1	2	3	4	5	6	7	8	9	AB	R	H	RBI	BB	SO	LOB	BOTTOM					
Rickey Henderson, R OBP: 0.273, SLG: 0.214	4-2 G6-4-3 BB	1-1 F9			0-2 G1-4-3		3-2 2B 1B			3	1	1	0	1	0	2	Philadelphia Phillies @ Toronto Blue Jays SkyDome, Toronto, ON Sat Oct 16 1993, 7:05 PM EDT Att: 52,011 - Dome					
Devon White, S OBP: 0.469, SLG: 0.774	2-2 G6-4-3 1-2		3-2 E7 SF9		2-1 HR		2-2 2B 2B		1-3 2B 2B	4	3	2	2	0	0	1						
Roberto Alomar, S OBP: 0.375, SLG: 0.393	1-3 K		1-2 P5		0-0 P5		2-2 S 2B		2-2 2B	4	0	1	2	0	1	1						
Joe Carter, R OBP: 0.281, SLG: 0.267		1-2 WP 1B 1B	0-0 SF9		2-2 G1-3		1-3 K		2-3 K	3	1	1	1	0	1	1						
John Olerud, L OBP: 0.500, SLG: 0.538		1-0 1B WP FC4-6 1B	2-1 G1-3		0-0 HR		4-0 IBB		2-3 IBB	3	2	2	1	1	0	0						
Paul Molitor, R OBP: 0.452, SLG: 0.630		2-1 FC4-6 1B		0-0 F9		1-0 4-3		1-1 L7		4	0	1	1	0	0	2						
Tony Fernandez, S OBP: 0.357, SLG: 0.280		1-2 FC4-6 1B		4-1 CS BB		2-0 4-3		0-0 L8		3	0	0	1	1	0	1						
Ed Sprague, R OBP: 0.321, SLG: 0.360		0-1 1B		1-0 6-3		2-3 K		2-3 K		4	0	1	0	0	2	1						
Pat Borders, R OBP: 0.250, SLG: 0.286		1-0 L3		1-3 K		0-2 1B 2B 1B		2-2 G5-3		4	1	1	0	0	1	2						
Inning Stats	R: 0 E: 0 K: 1 S: 8	H: 0 LOB: 0 BB: 1 P: 15	R: 2 E: 0 K: 0 S: 14	H: 4 LOB: 2 BB: 0 P: 21	R: 1 E: 1 K: 0 S: 10	H: 0 LOB: 0 BB: 0 P: 16	R: 0 E: 0 K: 0 S: 3	H: 0 LOB: 1 BB: 1 P: 8	R: 1 E: 0 K: 1 S: 9	H: 1 LOB: 0 BB: 0 P: 12	R: 1 E: 0 K: 0 S: 7	H: 1 LOB: 0 BB: 0 P: 12	R: 3 E: 0 K: 2 S: 23	H: 4 LOB: 2 BB: 1 P: 38	R: 0 E: 0 K: 1 S: 7	H: 0 LOB: 0 BB: 0 P: 11		R: 0 E: 0 K: 1 S: 7	H: 0 LOB: 0 BB: 0 P: 11	1B: 6 2B: 2 3B: 0 HR: 2	SF: 1 SAC: 0 DP: 1 HBP: 0	WP: 1 PB: 0 SB: 1 CS: 1
PITCHER	IP WLS BF H R ER SO BB IBB HBP BLK WP HR S P ERA WHIP	IP WLS BF H R ER SO BB IBB HBP BLK WP HR S P ERA WHIP															IP WLS BF H R ER SO BB IBB HBP BLK WP HR S P ERA WHIP					
Curt Schilling, R ERA: 3.63	(1, 1)	6.1	L	28	8	7	6	3	0	0	0	0	0	0	0	99	8.53	1.579				
David West, L ERA: 16.88	(7, 1)	0.0		2	2	1	1	0	0	0	0	0	0	0	8	12	∞	∞				
Larry Andersen, R ERA: 12.0	(7, 1)	0.2		3	0	0	0	1	0	1	0	0	0	0	5	11	0.00	0.000				
Roger Mason, R ERA:	(8, 1)	1.0		3	0	0	0	1	0	0	0	0	0	0	7	11	0.00	0.000				

Batter	1	2	3	4	5	6	7	8	9	AB	R	H	RBI	BB	SO	LOB	TOP										
Lenny Dykstra, L OBP: 0.425, SLG: 0.666 (1, 8)	F7		WP 1B BB	F9			HR	1B		4	2	2	1	1	0	1											
Mariano Duncan, R OBP: 0.360, SLG: 0.583 (1, 4)	G1 BLK 1B		1B BB	K			L9	K		4	1	1	0	1	2	4											
John Kruk, L OBP: 0.421, SLG: 0.545 (1, 3)	G1		G3 1B HR 1B				4-3 1B	G4-3		5	1	2	1	0	1	4											
Dave Hollins, S OBP: 0.371, SLG: 0.464 Kim Batiste, R OBP: 1.000, SLG: 2.000 (1, 5) (9, 5)	K		G3 HR 1B				4-3 1B			4	1	2	1	1	2	1											
Darren Daulton, L OBP: 0.400, SLG: 0.393 (1, 2)		P6	G3				4-3			5	0	1	0	0	0	5											
Jim Eisenreich, L OBP: 0.200, SLG: 0.333 (1, 9)		1B BB	HR				L8			4	1	1	3	1	1	4											
Pete Incaviglia, R OBP: 0.188, SLG: 0.375 Milt Thompson, L OBP: 0.222, SLG: 0.235 (8, 7) (8, 7)	F7		K				K	1B 5-3 1B		4	0	1	0	0	2	1											
Ricky Jordan, R OBP: 0.273, SLG: 0.200 (1, 10)		1B	G5-3				G4-3	5-3		4	0	1	0	0	0	1											
Kevin Stocker, S OBP: 0.303, SLG: 0.250 (1, 6)	4-3						P5	1B BB		3	0	1	0	1	0	2											
Inning Stats	R: 0 E: 0 K: 1 S: 14	H: 1 LOB: 1 BB: 0 P: 22	R: 0 E: 0 K: 0 S: 15	H: 1 LOB: 2 BB: 1 P: 24	R: 5 E: 0 K: 1 S: 20	H: 3 LOB: 0 BB: 2 P: 31	R: 0 E: 0 K: 1 S: 5	H: 1 LOB: 0 BB: 0 P: 5	R: 0 E: 0 K: 2 S: 16	H: 0 LOB: 1 BB: 1 P: 27	R: 0 E: 0 K: 1 S: 10	H: 0 LOB: 0 BB: 0 P: 13	R: 1 E: 0 K: 0 S: 14	H: 3 LOB: 2 BB: 0 P: 21	R: 0 E: 0 K: 1 S: 18	H: 2 LOB: 3 BB: 1 P: 28	R: 0 E: 0 K: 1 S: 7	H: 1 LOB: 0 BB: 0 P: 10	1B: 10 2B: 0 3B: 0 HR: 2	SF: 0 SAC: 0 DP: 1 HBP: 0	WP: 1 PB: 0 SB: 0 CS: 1	PA: 42					
PITCHER	IP	WLS	BF	H	R	ER	SO	BB	IBB	HBP	BLK	WP	HR	S	P	ERA	WHIP										
Dave Stewart, R ERA: 3.72 (1, 1)	6.0	L	27	6	5	5	6	4	0	0	1	1	1	80	122	7.50	1.667										
Tony Castillo, L ERA: 3.0 (7, 1)	1.0		6	3	1	1	0	0	0	0	0	0	1	14	21	9.00	3.000										
Mark Eichhorn, R ERA: (8, 1)	0.1		3	1	0	0	0	1	0	0	0	0	0	9	16	0.00	6.000										
Mike Timlin, R ERA: 2.25 (8, 1)	1.2		6	2	0	0	2	0	0	0	0	0	0	16	22	0.00	1.200										

Philadelphia Phillies @ Toronto Blue Jays
SkyDome, Toronto, ON
Sun Oct 17 1993, 7:05 PM EDT
Att: 52,062 - Dome

AB 37
R 6
H 12
RBI 6
BB 5
SO 8
LOB 23



Batter	1	2	3	4	5	6	7	8	9	AB	R	H	RBI	BB	SO	LOB	BOTTOM										
Rickey Henderson, R OBP: 0.270, SLG: 0.194 (1, 7)	CS BB		K				F9			3	0	0	0	1	1	1											
Devon White, S OBP: 0.444, SLG: 0.743 (1, 8)	K		L8				2B			4	0	1	0	0	2	2											
Paul Molitor, R OBP: 0.486, SLG: 0.667 (1, 10)	1B BB						G4-3			3	2	2	0	1	0	1											
Joe Carter, R OBP: 0.278, SLG: 0.353 (1, 9)	F9						L8			4	1	1	2	0	1	2											
John Olerud, L OBP: 0.444, SLG: 0.483 (1, 3)		G3					G3-1			3	0	0	1	0	0	0											
Roberto Alomar, S OBP: 0.389, SLG: 0.387 (1, 4)	K		L8				2B 1B			3	1	1	0	1	1	0											
Tony Fernandez, S OBP: 0.406, SLG: 0.357 (1, 6)	L9						1B 2B			3	0	2	1	1	0	0											
Ed Sprague, R OBP: 0.281, SLG: 0.310 Alfredo Griffin, S ERA: 5.91 (9, PR)			P2				L8			4	0	0	0	0	1	3											
Pat Borders, R OBP: 0.250, SLG: 0.281 (1, 2)							6-3			4	0	1	0	0	0	1											
Inning Stats	R: 0 E: 0 K: 1 S: 11	H: 0 LOB: 1 BB: 2 P: 22	R: 0 E: 0 K: 1 S: 7	H: 0 LOB: 0 BB: 0 P: 12	R: 0 E: 0 K: 1 S: 13	H: 1 LOB: 1 BB: 0 P: 19	R: 2 E: 0 K: 1 S: 10	H: 3 LOB: 1 BB: 0 P: 19	R: 0 E: 0 K: 0 S: 12	H: 1 LOB: 1 BB: 0 P: 20	R: 1 E: 0 K: 0 S: 10	H: 2 LOB: 1 BB: 0 P: 14	R: 0 E: 0 K: 1 S: 9	H: 0 LOB: 0 BB: 0 P: 16	R: 1 E: 0 K: 0 S: 15	H: 1 LOB: 1 BB: 1 P: 25	R: 0 E: 0 K: 0 S: 5	H: 0 LOB: 1 BB: 1 P: 13	1B: 4 2B: 3 3B: 0 HR: 1	SF: 1 SAC: 0 DP: 1 HBP: 0	WP: 0 PB: 0 SB: 2 CS: 2	PA: 37					
PITCHER	IP	WLS	BF	H	R	ER	SO	BB	IBB	HBP	BLK	WP	HR	S	P	ERA	WHIP										
Terry Mulholland, L ERA: 5.91 (1, 1)	5.2	W	25	7	3	3	4	2	0	0	0	0	0	15	24	5.40	0.600										
Roger Mason, R ERA: 1.59 (8, 1)	1.2		6	1	1	1	2	0	0	0	0	0	0	15	31	0.00	1.200										
Mitch Williams, L ERA: 1.29 (8, 1)	1.2	S	5	0	0	0	0	2	0	0	0	0	0	15	31	0.00	1.200										

Philadelphia Phillies @ Toronto Blue Jays
SkyDome, Toronto, ON
Sun Oct 17 1993, 7:05 PM EDT
Att: 52,062 - Dome

AB 31
R 4
H 8
RBI 4
BB 4
SO 6
LOB 10



Batter	1	2	3	4	5	6	7	8	9	AB	R	H	RBI	BB	SO	LOB	TOP								
Rickey Henderson, R OBP: 0.310, SLG: 0.257	2-2 BB 3B 1B		3-2 F9	2-1 F7			0-1 3B 2B	4-2 P6 HBP		4	2	2	0	0	0	0									
Devon White, S OBP: 0.439, SLG: 0.744	4-1 3B BB		1-1 P4		1-0 G5-3		2-2 1B 3B	3-2 P6		4	2	1	1	1	0	1									
Paul Molitor, R OBP: 0.525, SLG: 0.824	2-1 1H 2H SF9 3B		0-0 HR		2-2 5-3		4-2 1B SF7 BB		2-1 FC4-6 1B	4	3	3	3	1	0	0									
Joe Carter, R OBP: 0.268, SLG: 0.342	1-0 SF9		1-1 1B 1B		1-2 L7		2-3 K		2-2 FC4-6 1B 3B	4	1	1	1	0	1	3									
Roberto Alomar, S OBP: 0.439, SLG: 0.500	1-0 L5		2-2 1B			2-1 SF9 1B	1-1 BB 1B		3-2 1B 3B	5	2	4	2	0	0	0									
Tony Fernandez, S OBP: 0.432, SLG: 0.387	1-0 L9		2-0 1B			3-1 SF9 1B	4-2 BB		3-1 FC4-6 1B	3	0	2	2	1	0	0									
Ed Sprague, R OBP: 0.243, SLG: 0.273		3-1 6-3	2-3 K			2-3 K	1-2 SF7		1-1 FC4-6 1B	4	0	0	1	0	2	4									
Pat Borders, R OBP: 0.243, SLG: 0.250		3-1 G4-3		3-2 F7			4-2 BB		2-2 L8	4	0	0	0	1	0	3									
Pat Hentgen, R Danny Cox, R Duane Ward, R	1-1 P4		1-1 G6-3			1-3 K	0-0 6-3			3	0	0	0	0	1	1									
Inning Stats	R: 3 E: 0 K: 0 S: 9	H: 2 LOB: 0 BB: 1 P: 20	R: 0 E: 0 K: 0 S: 6	H: 0 LOB: 0 BB: 0 P: 13	R: 1 E: 0 K: 1 S: 20	H: 4 LOB: 3 BB: 0 P: 31	R: 0 E: 0 K: 0 S: 7	H: 0 LOB: 0 BB: 0 P: 13	R: 0 E: 0 K: 0 S: 8	H: 0 LOB: 0 BB: 0 P: 12	R: 1 E: 0 K: 2 S: 13	H: 1 LOB: 1 BB: 1 P: 25	R: 3 E: 0 K: 1 S: 22	H: 3 LOB: 2 BB: 2 P: 36	R: 0 E: 0 K: 0 S: 9	H: 0 LOB: 0 BB: 0 P: 16	R: 2 E: 0 K: 0 S: 16	H: 3 LOB: 1 BB: 0 P: 29	1B: 8 2B: 1 3B: 3 HR: 1	SF: 3 SAC: 0 DP: 0 HBP: 1	WP: 0 PB: 0 SB: 2 CS: 0	PA: 44			
PITCHER	IP WLS BF H R ER SO BB IBB HBP BLK WP HR S P ERA WHIP	IP WLS BF H R ER SO BB IBB HBP BLK WP HR S P ERA WHIP	IP WLS BF H R ER SO BB IBB HBP BLK WP HR S P ERA WHIP	IP WLS BF H R ER SO BB IBB HBP BLK WP HR S P ERA WHIP	IP WLS BF H R ER SO BB IBB HBP BLK WP HR S P ERA WHIP	IP WLS BF H R ER SO BB IBB HBP BLK WP HR S P ERA WHIP	IP WLS BF H R ER SO BB IBB HBP BLK WP HR S P ERA WHIP	IP WLS BF H R ER SO BB IBB HBP BLK WP HR S P ERA WHIP	IP WLS BF H R ER SO BB IBB HBP BLK WP HR S P ERA WHIP	IP WLS BF H R ER SO BB IBB HBP BLK WP HR S P ERA WHIP	IP WLS BF H R ER SO BB IBB HBP BLK WP HR S P ERA WHIP	IP WLS BF H R ER SO BB IBB HBP BLK WP HR S P ERA WHIP	IP WLS BF H R ER SO BB IBB HBP BLK WP HR S P ERA WHIP	IP WLS BF H R ER SO BB IBB HBP BLK WP HR S P ERA WHIP	IP WLS BF H R ER SO BB IBB HBP BLK WP HR S P ERA WHIP	IP WLS BF H R ER SO BB IBB HBP BLK WP HR S P ERA WHIP	IP WLS BF H R ER SO BB IBB HBP BLK WP HR S P ERA WHIP	IP WLS BF H R ER SO BB IBB HBP BLK WP HR S P ERA WHIP	IP WLS BF H R ER SO BB IBB HBP BLK WP HR S P ERA WHIP	IP WLS BF H R ER SO BB IBB HBP BLK WP HR S P ERA WHIP	IP WLS BF H R ER SO BB IBB HBP BLK WP HR S P ERA WHIP	IP WLS BF H R ER SO BB IBB HBP BLK WP HR S P ERA WHIP	IP WLS BF H R ER SO BB IBB HBP BLK WP HR S P ERA WHIP	IP WLS BF H R ER SO BB IBB HBP BLK WP HR S P ERA WHIP	IP WLS BF H R ER SO BB IBB HBP BLK WP HR S P ERA WHIP

Toronto Blue Jays @ Philadelphia Phillies
Veterans Stadium, Philadelphia, PA
Tue Oct 19 1993, 7:05 PM EDT
Att: 62,689 - Unknown

AB 36
R 10
H 13
RBI 10
BB 4
SO 4
LOB 12



Batter	1	2	3	4	5	6	7	8	9	AB	R	H	RBI	BB	SO	LOB	BOTTOM									
Lenny Dykstra, L OBP: 0.400, SLG: 0.553	2-3 K		3-1 G3		1-1 F8		0-0 BB 1B		1-0 G4-3	5	0	1	0	0	1	0										
Mariano Duncan, R OBP: 0.387, SLG: 0.552	2-2 1B		1-0 F8			3-2 P3	0-0 BB 1B		0-3 K	5	0	2	1	0	1	0										
John Kruk, L OBP: 0.465, SLG: 0.583	0-0 1B			1-0 2B		4-1 BB BB	4-1 G3-6 BB		2-3 K	3	1	2	0	2	1	0										
Dave Hollins, S OBP: 0.359, SLG: 0.419	1-3 K			4-2 BB		1-2 L9	0-1 G3-6-1			3	0	0	0	1	1	6										
Darren Daulton, L OBP: 0.385, SLG: 0.355	3-3 K			0-1 P4		4-2 1B BB		0-0 P6		3	0	0	0	1	1	4										
Jim Eisenreich, L OBP: 0.207, SLG: 0.321		1-1 6-3		2-1 L7		1-0 1B	2-0 G4-3			4	0	1	1	0	0	2										
Pete Incaviglia, R OBP: 0.158, SLG: 0.316 Bobby Thigpen, R Mickey Morandini, L Larry Andersen, R		0-3 K		1-1 F8		1-3 K		4-0 BB		3	0	0	0	0	2	4										
Kevin Stocker, S OBP: 0.297, SLG: 0.250		2-1 G4-3			1-1 G4-6-3 1B		1-3 K	0-3 K		4	0	1	0	0	2	1										
Danny Jackson, R Wes Chamberlain, R Ben Rivera, R Milt Thompson, L			1-3 K		0-0 G4-6-3		2-2 1B 1B		1-2 HR	1	0	0	0	0	1	0										
Inning Stats	R: 0 E: 1 K: 3 S: 16	H: 2 LOB: 2 BB: 0 P: 24	R: 0 E: 0 K: 1 S: 7	H: 0 LOB: 0 BB: 0 P: 10	R: 0 E: 0 K: 1 S: 6	H: 0 LOB: 0 BB: 0 P: 11	R: 0 E: 0 K: 0 S: 10	H: 1 LOB: 2 BB: 1 P: 18	R: 0 E: 0 K: 0 S: 5	H: 1 LOB: 0 BB: 0 P: 7	R: 1 E: 0 K: 1 S: 15	H: 1 LOB: 2 BB: 2 P: 29	R: 1 E: 0 K: 1 S: 11	H: 3 LOB: 1 BB: 1 P: 18	R: 0 E: 0 K: 1 S: 5	H: 0 LOB: 1 BB: 1 P: 11	R: 1 E: 0 K: 2 S: 14	H: 1 LOB: 0 BB: 0 P: 18	1B: 7 2B: 1 3B: 0 HR: 1	SF: 0 SAC: 0 DP: 2 HBP: 0	WP: 0 PB: 0 SB: 0 CS: 0	PA: 39				
PITCHER	IP WLS BF H R ER SO BB IBB HBP BLK WP HR S P ERA WHIP	IP WLS BF H R ER SO BB IBB HBP BLK WP HR S P ERA WHIP	IP WLS BF H R ER SO BB IBB HBP BLK WP HR S P ERA WHIP	IP WLS BF H R ER SO BB IBB HBP BLK WP HR S P ERA WHIP	IP WLS BF H R ER SO BB IBB HBP BLK WP HR S P ERA WHIP	IP WLS BF H R ER SO BB IBB HBP BLK WP HR S P ERA WHIP	IP WLS BF H R ER SO BB IBB HBP BLK WP HR S P ERA WHIP	IP WLS BF H R ER SO BB IBB HBP BLK WP HR S P ERA WHIP	IP WLS BF H R ER SO BB IBB HBP BLK WP HR S P ERA WHIP	IP WLS BF H R ER SO BB IBB HBP BLK WP HR S P ERA WHIP	IP WLS BF H R ER SO BB IBB HBP BLK WP HR S P ERA WHIP	IP WLS BF H R ER SO BB IBB HBP BLK WP HR S P ERA WHIP	IP WLS BF H R ER SO BB IBB HBP BLK WP HR S P ERA WHIP	IP WLS BF H R ER SO BB IBB HBP BLK WP HR S P ERA WHIP	IP WLS BF H R ER SO BB IBB HBP BLK WP HR S P ERA WHIP	IP WLS BF H R ER SO BB IBB HBP BLK WP HR S P ERA WHIP	IP WLS BF H R ER SO BB IBB HBP BLK WP HR S P ERA WHIP	IP WLS BF H R ER SO BB IBB HBP BLK WP HR S P ERA WHIP	IP WLS BF H R ER SO BB IBB HBP BLK WP HR S P ERA WHIP	IP WLS BF H R ER SO BB IBB HBP BLK WP HR S P ERA WHIP	IP WLS BF H R ER SO BB IBB HBP BLK WP HR S P ERA WHIP	IP WLS BF H R ER SO BB IBB HBP BLK WP HR S P ERA WHIP	IP WLS BF H R ER SO BB IBB HBP BLK WP HR S P ERA WHIP	IP WLS BF H R ER SO BB IBB HBP BLK WP HR S P ERA WHIP	IP WLS BF H R ER SO BB IBB HBP BLK WP HR S P ERA WHIP	IP WLS BF H R ER SO BB IBB HBP BLK WP HR S P ERA WHIP

Toronto Blue Jays @ Philadelphia Phillies
Veterans Stadium, Philadelphia, PA
Tue Oct 19 1993, 7:05 PM EDT
Att: 62,689 - Unknown

AB 34
R 3
H 9
RBI 3
BB 5
SO 10
LOB 18



Batter	1	2	3	4	5	6	7	8	9	AB	R	H	RBI	BB	SO	LOB	TOP			
Rickey Henderson, R OBP: 0.327, SLG: 0.279	1-1 4-3		1-2 F8			4-2 BB BB		2-2 FC1-2-5		3	0	0	0	1	0	2				
Devon White, S OBP: 0.451, SLG: 0.745	3-2 F8			0-3 K		4-2 G4-6-3 BB		0-3 K		3	0	0	0	1	2	2				
Roberto Alomar, S OBP: 0.431, SLG: 0.467	4-1 BB			2-2 CS 1B		0-1 G4-6-3		2-2 G4-3		3	0	1	0	1	0	4				
Joe Carter, R OBP: 0.275, SLG: 0.354	3-2 F8			3-3 SAFE SAFE SAFE 1-2 K			2-1 5-3		1-2 F4	4	0	0	0	0	1	2				
John Olerud, L OBP: 0.413, SLG: 0.405		2-2 F7			2-1 F9		2-2 K		0-1 G6-3	4	0	0	0	0	1	0				
Paul Molitor, R OBP: 0.520, SLG: 0.762		3-1 L9			0-0 E4		0-2 1B		2-1 L8	4	0	1	0	0	0	0				
Tony Fernandez, S OBP: 0.413, SLG: 0.375		0-3 K			1-0 L7		0-1 F8			3	0	0	0	0	1	2				
Pat Borders, R OBP: 0.289, SLG: 0.279			0-0 G3-6-4 1B		1-1 F8		1-2 1B 1B			3	0	2	0	0	0	1				
Willie Canate, R OBP: 0.289, SLG: 0.279										0	0	0	0	0	0	0				
Randy Knorr, R OBP: 0.289, SLG: 0.279										0	0	0	0	0	0	0				
Juan Guzman, R OBP: 0.500, SLG: 0.500			0-0 G3-6-4 1-2 K			1-3 K		1-2 1B 1B		2	0	0	0	0	1	1				
Rob Butler, L OBP: 0.500, SLG: 0.500										1	0	1	0	0	0	0				
Danny Cox, R OBP: 0.500, SLG: 0.500										0	0	0	0	0	0	0				
Inning Stats	R: 0 H: 0 E: 0 K: 0 S: 10	H: 0 LOB: 1 BB: 1 P: 21	R: 0 H: 0 E: 0 K: 1 S: 11	H: 0 LOB: 0 BB: 0 P: 16	R: 0 H: 1 E: 0 K: 0 S: 5	H: 1 LOB: 0 BB: 0 P: 6	R: 0 H: 1 E: 0 K: 2 S: 11	H: 1 LOB: 1 BB: 0 P: 16	R: 0 H: 0 E: 1 K: 0 S: 6	H: 0 LOB: 1 BB: 2 P: 10	R: 0 H: 1 E: 0 K: 1 S: 11	H: 1 LOB: 1 BB: 0 P: 15	R: 0 H: 2 E: 0 K: 1 S: 25	H: 2 LOB: 2 BB: 0 P: 31	R: 0 H: 0 E: 0 K: 0 S: 7	H: 0 LOB: 0 BB: 0 P: 10	1B: 5 2B: 1 3B: 0 HR: 0	SF: 0 SAC: 0 DP: 3 HBP: 0	WP: 0 PB: 0 SB: 0 CS: 1	PA: 33
PITCHER Curt Schilling, R ERA: 2.59	IP: 9.0 WLS: W BF: 33	H: 5 R: 0 ER: 0 SO: 6	BB: 3 IBB: 0 HBP: 0 BLK: 0	WP: 0 HR: 0 S: 99 P: 147	ERA: 0.00 WHIP: 0.889	PITCHER IP: WLS: BF: H: R: ER: SO: BB: IBB: HBP: BLK: WP: HR: S: P: ERA: WHIP														

Toronto Blue Jays @ Philadelphia Phillies
Veterans Stadium, Philadelphia, PA
Thu Oct 21 1993, 7:05 PM EDT
Att: 62,706 - Unknown - 67 F

AB 30
R 0
H 5
RBI 0
BB 3
SO 6
LOB 14



Batter	1	2	3	4	5	6	7	8	9	AB	R	H	RBI	BB	SO	LOB	BOTTOM		
Lenny Dykstra, L OBP: 0.436, SLG: 0.689	4-2 E S 4-3 BB		3-2 F8	4-0 IBB			2-3 K			2	1	0	0	2	1	1			
Mariano Duncan, R OBP: 0.350, SLG: 0.487	1 SAFE 2-2 F9		0-0 5-3	1-3 K			3-2 G6-3			4	0	0	0	0	1	5			
John Kruk, L OBP: 0.434, SLG: 0.500	0-1 4-3		0-0 1B 1B		2-3 K		4-2 BB BB			3	0	1	1	1	1	0			
Dave Hollins, S OBP: 0.408, SLG: 0.447	3-H 2-3 K		1-1 F9	1-0 F9			4-1 BB BB			3	0	1	0	1	1	0			
Kim Batiste, R OBP: 1.000, SLG: 2.000			1-2 1B				1-2 BB			0	0	0	0	0	0	0			
Darren Daulton, L OBP: 0.396, SLG: 0.447		1-2 G3 2B 2B	2-1 P4		2-0 F9		2-3 K			4	1	1	0	0	1	4			
Jim Eisenreich, L OBP: 0.211, SLG: 0.278	1-0 G3			2-0 4-3		1-0 L7		1-3 K		4	0	0	0	0	1	3			
Milt Thompson, L OBP: 0.345, SLG: 0.556	2-1 P7			4-0 SH2-4 BB BB		1-0 L9		1-3 K		3	0	0	0	1	1	3			
Kevin Stocker, S OBP: 0.311, SLG: 0.263	1-0 2B			4-1 SH2-4 BB		0-3 K				2	0	1	1	1	1	0			
Curt Schilling, R OBP: 0.143, SLG: 0.143	3-H 0-3 K			0-2 SH2-4		0-1 G6-3 1B				2	0	1	0	0	1	1			
Inning Stats	R: 1 H: 0 E: 0 K: 1 S: 11	H: 2 LOB: 1 BB: 0 P: 15	R: 0 H: 2 E: 0 K: 0 S: 10	H: 2 LOB: 2 BB: 0 P: 16	R: 0 H: 0 E: 0 K: 1 S: 9	H: 0 LOB: 3 BB: 3 P: 23	R: 0 H: 0 E: 0 K: 1 S: 6	H: 0 LOB: 0 BB: 0 P: 8	R: 0 H: 1 E: 0 K: 1 S: 9	H: 1 LOB: 0 BB: 0 P: 14	R: 0 H: 0 E: 0 K: 3 S: 12	H: 0 LOB: 2 BB: 2 P: 24	R: 0 H: 0 E: 0 K: 0 S: 7	H: 0 LOB: 0 BB: 0 P: 10	1B: 3 2B: 2 3B: 0 HR: 0	SF: 0 SAC: 1 DP: 1 HBP: 0	WP: 0 PB: 0 SB: 1 CS: 0	PA: 34	
PITCHER Juan Guzman, R ERA: 2.88	IP: 7.0 WLS: L BF: 29	H: 5 R: 2 ER: 1 SO: 6	BB: 3 IBB: 1 HBP: 0 BLK: 0	WP: 0 HR: 0 S: 60 P: 105	ERA: 1.29 WHIP: 1.143	PITCHER IP: WLS: BF: H: R: ER: SO: BB: IBB: HBP: BLK: WP: HR: S: P: ERA: WHIP													
Danny Cox, R ERA: 1.13	IP: 1.0 WLS: L BF: 5	H: 0 R: 0 ER: 0 SO: 3	BB: 2 IBB: 0 HBP: 0 BLK: 0	WP: 0 HR: 0 S: 12 P: 24	ERA: 0.00 WHIP: 2.000														

Toronto Blue Jays @ Philadelphia Phillies
Veterans Stadium, Philadelphia, PA
Thu Oct 21 1993, 7:05 PM EDT
Att: 62,706 - Unknown - 67 F

AB 27
R 2
H 5
RBI 2
BB 6
SO 9
LOB 17



Batter	1	2	3	4	5	6	7	8	9	AB	R	H	RBI	BB	SO	LOB	TOP								
Lenny Dykstra, L OBP: 0.450, SLG: 0.729 (1, 8)										3	1	1	3	2	1	1	Philadelphia Phillies @ Toronto Blue Jays SkyDome, Toronto, ON Sat Oct 23 1993, 7:05 PM EDT Att: 52,195 - Dome								
Mariano Duncan, R OBP: 0.333, SLG: 0.455 (1, 10)										5	1	1	0	0	1	3									
John Kruk, L OBP: 0.431, SLG: 0.468 (1, 3)										3	0	0	0	2	1	2									
Dave Hollins, S OBP: 0.389, SLG: 0.419 Kim Batiste, R OBP: 1.000, SLG: 2.000 (9, 5)										5	1	1	1	0	0	4									
Darren Daulton, L OBP: 0.396, SLG: 0.452 (1, 2)										4	1	1	0	1	0	0									
Jim Eisenreich, L OBP: 0.233, SLG: 0.293 (1, 9)										5	0	2	1	0	0	0									
Milt Thompson, L OBP: 0.313, SLG: 0.500 Pete Incaviglia, R OBP: 0.150, SLG: 0.316 (7, PH) (7, 7)										3	0	0	0	0	0	1									
Kevin Stocker, S OBP: 0.306, SLG: 0.244 (1, 6)										3	1	0	0	1	1	2									
Mickey Morandini, L OBP: 0.273, SLG: 0.333 (1, 4)										4	1	1	0	0	1	0									
Inning Stats	R: 0 E: 0 K: 1 S: 12	H: 0 LOB: 1 BB: 1 P: 20	R: 0 E: 0 K: 0 S: 3	H: 0 LOB: 0 BB: 0 P: 8	R: 0 E: 0 K: 1 S: 7	H: 0 LOB: 1 BB: 1 P: 15	R: 1 E: 0 K: 0 S: 15	H: 2 LOB: 1 BB: 0 P: 26	R: 0 E: 0 K: 0 S: 11	H: 0 LOB: 0 BB: 1 P: 21	R: 0 E: 0 K: 0 S: 7	H: 0 LOB: 0 BB: 0 P: 9	R: 5 E: 0 K: 2 S: 29	H: 5 LOB: 2 BB: 2 P: 49	R: 0 E: 0 K: 1 S: 8	H: 0 LOB: 1 BB: 1 P: 17		R: 0 E: 0 K: 0 S: 5	H: 0 LOB: 0 BB: 0 P: 7	1B: 5 2B: 1 3B: 0 HR: 1	SF: 1 SAC: 0 DP: 0 HBP: 0	WP: 0 PB: 0 SB: 2 CS: 0	PA: 42		
PITCHER	IP	WLS	BF	H	R	ER	SO	BB	IBB	HBP	BLK	WP	HR	S	P	ERA	WHIP								
Dave Stewart, R ERA: 4.26 (1, 1)	6.0		28	4	4	4	2	4	0	0	0	0	1	68	120	6.00	1.333								
Danny Cox, R ERA: 3.24 (7, 1)	0.1		5	3	1	1	1	1	0	0	0	0	0	12	24	27.00	12.000								
Al Leiter, L ERA: 6.52 (7, 1)	1.2		6	0	1	1	2	1	0	0	0	0	0	12	21	5.40	0.600								
Duane Ward, R ERA: 3.86 (9, 1)	1.0	W	3	0	0	0	0	0	0	0	0	0	0	5	7	0.00	0.000								

Batter	1	2	3	4	5	6	7	8	9	AB	R	H	RBI	BB	SO	LOB	BOTTOM								
Rickey Henderson, R OBP: 0.316, SLG: 0.255 (1, 7)										4	1	0	0	1	0	2	Philadelphia Phillies @ Toronto Blue Jays SkyDome, Toronto, ON Sat Oct 23 1993, 7:05 PM EDT Att: 52,195 - Dome								
Devon White, S OBP: 0.429, SLG: 0.686 (1, 8)										4	1	0	0	1	2	2									
Paul Moltitor, R OBP: 0.527, SLG: 0.851 (1, 10)										5	3	3	2	0	0	0									
Joe Carter, R OBP: 0.268, SLG: 0.404 (1, 9)										4	1	1	4	0	0	0									
John Olerud, L OBP: 0.420, SLG: 0.425 Alfredo Griffin, S (8, PR) (9, 5)										3	1	1	0	1	0	0									
Roberto Alomar, S OBP: 0.455, SLG: 0.510 (1, 4)										4	1	3	1	0	0	1									
Tony Fernandez, S OBP: 0.400, SLG: 0.349 (1, 6)										3	0	0	0	0	1	3									
Ed Sprague, R OBP: 0.238, SLG: 0.250 (9, 3)										2	0	0	1	1	0	1									
Pat Borders, R OBP: 0.306, SLG: 0.298 (1, 2)										4	0	2	0	0	0	4									
Inning Stats	R: 3 E: 0 K: 0 S: 9	H: 3 LOB: 1 BB: 1 P: 18	R: 0 E: 0 K: 1 S: 8	H: 1 LOB: 0 BB: 0 P: 13	R: 0 E: 0 K: 0 S: 8	H: 0 LOB: 0 BB: 0 P: 11	R: 1 E: 0 K: 0 S: 9	H: 2 LOB: 1 BB: 0 P: 17	R: 1 E: 0 K: 0 S: 7	H: 1 LOB: 0 BB: 0 P: 11	R: 0 E: 0 K: 1 S: 8	H: 1 LOB: 0 BB: 0 P: 10	R: 0 E: 0 K: 1 S: 10	H: 0 LOB: 0 BB: 0 P: 14	R: 0 E: 0 K: 0 S: 19	H: 0 LOB: 3 BB: 2 P: 35		R: 3 E: 0 K: 0 S: 11	H: 2 LOB: 0 BB: 1 P: 21	1B: 5 2B: 2 3B: 1 HR: 2	SF: 2 SAC: 0 DP: 0 HBP: 1	WP: 0 PB: 0 SB: 0 CS: 0	PA: 40		
PITCHER	IP	WLS	BF	H	R	ER	SO	BB	IBB	HBP	BLK	WP	HR	S	P	ERA	WHIP								
Terry Mulholland, L ERA: 0.89 (6, 1)	2.1		8	1	0	0	2	0	0	0	0	0	0	20	27	0.00	0.429								
David West, L ERA: 17.16 (8, 1)	0.0		1	0	0	0	0	1	0	0	0	0	0	1	5	∞	∞								
Larry Andersen, R ERA: 13.5 (9, 1)	0.2	L	4	0	0	0	0	1	0	1	0	0	0	16	27	0.00	1.500								
Mitch Williams, L ERA: 7.88 (9, 1)	0.1	L	4	2	3	3	0	1	0	0	0	0	1	11	21	81.00	9.000								

AB	35
R	6
H	7
RBI	6
BB	6
SO	5
LOB	13



AB	33
R	8
H	10
RBI	8
BB	4
SO	3
LOB	13

