

Philadelphia Phillies - 1994

Batter	1	2	3	4	5	6	7	8	9	AB	R	H	RBI	BB	SO	LOB	TOP					
Walt Weiss, S OBP: 0.281, SLG: 0.214	F9	G4-3					G4-3			4	0	1	0	0	0	1	Colorado Rockies @ Philadelphia Phillies Veterans Stadium, Philadelphia, PA Wed Apr 13 1994, 7:05 PM EDT Att: 23,346 - Unknown - 61 F livebaseballscorecards.com					
Howard Johnson, S Mike Kingery, L OBP: 0.174, SLG: 0.050 OBP: 0.333, SLG: 0.200	K		F9		G1-3			2B	3	0	0	0	0	1	1							
Dante Bichette, R OBP: 0.545, SLG: 1.172	E7		P6			E	S	1B	3	1	1	1	1	0	0							
Andres Galarraga, R OBP: 0.394, SLG: 0.833			K			K		K	3	0	0	0	1	3	2							
Charlie Hayes, R OBP: 0.152, SLG: 0.194	G6-3				F9			L3	4	0	1	1	0	0	3							
Ellis Burks, R OBP: 0.548, SLG: 1.000		HR						F8	3	1	2	1	1	0	1							
Joe Girardi, R OBP: 0.407, SLG: 0.375		P3			F8				4	0	0	0	0	1	3							
Roberto Mejia, R OBP: 0.276, SLG: 0.333			K					F8	4	0	0	0	0	1	0							
Greg Harris, R John Vander Wal, L Mike Munoz, L Willie Blair, R Marcus Moore, S Eric Young Sr., R									1	0	0	0	1	0	0							
Inning Stats	R: 0 E: 1 K: 1 S: 18	H: 0 LOB: 2 BB: 1 P: 31	R: 1 E: 0 K: 1 S: 10	H: 1 LOB: 1 BB: 1 P: 22	R: 0 E: 0 K: 1 S: 8	H: 0 LOB: 0 BB: 0 P: 14	R: 0 E: 0 K: 0 S: 5	H: 0 LOB: 0 BB: 1 P: 11	R: 0 E: 0 K: 0 S: 10	H: 1 LOB: 1 BB: 0 P: 18	R: 1 E: 0 K: 2 S: 19	H: 2 LOB: 1 BB: 1 P: 31	R: 0 E: 0 K: 0 S: 4	H: 0 LOB: 0 BB: 0 P: 4	R: 1 E: 0 K: 1 S: 16	H: 2 LOB: 1 BB: 0 P: 25		R: 0 E: 0 K: 0 S: 4	H: 0 LOB: 0 BB: 0 P: 5	1B: 4 2B: 1 3B: 0 HR: 1	SF: 0 SAC: 0 DP: 0 HBP: 0	WP: 1 PB: 0 CS: 2
PITCHER	IP	WLS	BF	H	R	ER	SO	BB	IBB	HBP	BLK	WP	HR	S	P	ERA	WHIP					
Ben Rivera, R Heathcliff Slocumb, R Doug Jones, R	(1, 1) (6, 1) (9, 1)	5.1 2.2 1.0	W 9 3	24 2 0	4 1 0	2 1 0	4 2 0	4 0 0	0 0 0	0 0 0	0 0 0	0 1 0	1 0 0	66 24 4	121 35 5	3.38 3.38 0.00	1.500 0.750 0.000					


Batter	1	2	3	4	5	6	7	8	9	AB	R	H	RBI	BB	SO	LOB	BOTTOM				
Lenny Dykstra, L OBP: 0.317, SLG: 0.314	G3		G4-3	L8		G4-3	G4-3	K		6	0	0	0	0	1	9	Colorado Rockies @ Philadelphia Phillies Veterans Stadium, Philadelphia, PA Wed Apr 13 1994, 7:05 PM EDT Att: 23,346 - Unknown - 61 F livebaseballscorecards.com				
Mariano Duncan, R OBP: 0.294, SLG: 0.485	L5		G5-3		F8	K			5	1	0	0	1	1	4						
John Kruk, L Doug Jones, R					L3				4	2	2	0	1	1	1						
Dave Hollins, S	F9			BB					2	3	0	0	2	0	1						
Darren Daulton, L OBP: 0.545, SLG: 0.962			F8						4	4	3	4	1	0	0						
Pete Incaviglia, R Milt Thompson, L									2	0	1	1	2	1	0						
Jim Eisenreich, L OBP: 0.324, SLG: 0.375									1	1	1	2	0	0	0						
Kevin Stocker, S OBP: 0.438, SLG: 0.292									5	0	1	1	0	0	5						
Ben Rivera, R Heathcliff Slocumb, R Mickey Morandini, L									0	0	0	0	0	0	0						
Inning Stats	R: 0 E: 0 K: 0 S: 7	H: 0 LOB: 1 BB: 1 P: 14	R: 0 E: 0 K: 1 S: 10	H: 0 LOB: 0 BB: 0 P: 18	R: 0 E: 0 K: 0 S: 7	H: 0 LOB: 1 BB: 0 P: 12	R: 3 E: 1 K: 0 S: 10	H: 2 LOB: 2 BB: 3 P: 24	R: 2 E: 0 K: 0 S: 14	H: 2 LOB: 1 BB: 0 P: 22	R: 1 E: 0 K: 2 S: 10	H: 1 LOB: 1 BB: 0 P: 15	R: 2 E: 0 K: 0 S: 9	H: 2 LOB: 2 BB: 2 P: 23	R: 4 E: 0 K: 2 S: 22	H: 4 LOB: 3 BB: 3 P: 41		1B: 6 2B: 4 3B: 0 HR: 1	SF: 0 SAC: 3 DP: 0 HBP: 2	WP: 1 PB: 0 SB: 0 CS: 0	PA: 47
PITCHER	IP	WLS	BF	H	R	ER	SO	BB	IBB	HBP	BLK	WP	HR	S	P	ERA	WHIP				
Greg Harris, R Mike Munoz, L Willie Blair, R Marcus Moore, R	(1, 1) (7, 1) (8, 1) (8, 1)	6.0 1.0 0.0 1.0	L 7 5 5	30 2 3 1	6 2 4 0	3 2 4 0	0 0 0 2	4 1 0 1	0 1 0 0	0 0 0 0	0 0 0 0	0 0 0 0	0 0 0 0	9 8 14	23 22 19	18.00 ∞ 0.00	3.000 ∞ 2.000				

Batter	1	2	3	4	5	6	7	8	9	AB	R	H	RBI	BB	SO	LOB	TOP								
Tony Fernandez, S (1,4) OBP: 0.350, SLG: 0.533	4-2 CS BB		1-3 K			1-3 K		0-1 L8		3	0	0	0	1	2	1									
Barry Larkin, R (1,6) OBP: 0.227, SLG: 0.111	4-1 SAFE BB		2-3 K			0-0 G6-3			2-0 L1	3	0	0	0	1	1	0									
Hal Morris, L (1,3) OBP: 0.350, SLG: 0.472	1-3 K			1-0 G6-3			2-2 G6-4-3 1B		0-1 2B	4	0	2	0	0	1	1									
Kevin Mitchell, R (1,7) OBP: 0.257, SLG: 0.531	1-3 K			3-3 K			0-1 G6-4-3 1-2		2-3 K	4	0	0	0	0	3	3									
Reggie Sanders, R (1,9) OBP: 0.333, SLG: 0.622		2-3 K		0-3 K			1-1 G5-3		2-1 F8	4	0	0	0	0	2	1									
Roberto Kelly, R (1,8) OBP: 0.313, SLG: 0.276		1-3 K			1-2 G6-3			4-0 G1-3 BB G3-4-1 BB		2	1	0	0	1	1	0									
Willie Greene, L (1,5) OBP: 0.286, SLG: 0.250		4-2 FC6-4 BB			1-1 P8			4-0 G3-4-1 BB G1-3 BB		1	0	0	0	2	0	0									
Brian Dorsett, R (1,2) OBP: 0.429, SLG: 0.583		0-2 FC6-4			2-0 F9			2-2 G1-3		3	0	0	0	0	0	3									
John Smiley, L (1,1) Lenny Harris, L (8,PH) Johnny Ruffin, R (8,1)				1-2 G4-3			0-1 G4-3		1-2 G3-4-1	2	0	0	0	0	0	0									
Inning Stats	R: 0 E: 0 K: 2 S: 11	H: 0 LOB: 1 BB: 2 P: 21	R: 0 E: 0 K: 2 S: 13	H: 0 LOB: 1 BB: 1 P: 20	R: 0 E: 0 K: 2 S: 9	H: 0 LOB: 0 BB: 0 P: 13	R: 0 E: 0 K: 2 S: 8	H: 0 LOB: 0 BB: 0 P: 12	R: 0 E: 0 K: 0 S: 6	H: 0 LOB: 0 BB: 0 P: 10	R: 0 E: 0 K: 0 S: 6	H: 0 LOB: 0 BB: 0 P: 7	R: 0 E: 0 K: 0 S: 8	H: 1 LOB: 0 BB: 0 P: 11	R: 1 E: 0 K: 0 S: 8	H: 0 LOB: 1 BB: 2 P: 19	R: 0 E: 0 K: 1 S: 8	H: 1 LOB: 1 BB: 0 P: 14	1B: 1 2B: 1 3B: 0 HR: 0	SF: 0 SAC: 0 DP: 1 HBP: 0	WP: 0 PB: 0 SB: 0 CS: 1	PA: 32			
PITCHER	IP	WLS	BF	H	R	ER	SO	BB	IBB	HBP	BLK	WP	HR	S	P	ERA	WHIP								
Jeff Juden, R (1,1) ERA: 4.26	7.0	W	25	1	1	1	9	5	0	0	0	0	0	61	102	1.29	0.857								
Doug Jones, R (8,1) ERA: 1.5	2.0	S	7	1	0	0	1	0	0	0	0	0	0	16	25	0.00	0.500								

Cincinnati Reds @ Philadelphia Phillies
Veterans Stadium, Philadelphia, PA
Fri Apr 15 1994, 7:05 PM EDT
Att: 32,980 - Unknown - 76 F

livebaseballscorecards.com

AB 27
R 1
H 2
RBI 1
BB 5
SO 10
LOB 10




Batter	1	2	3	4	5	6	7	8	9	AB	R	H	RBI	BB	SO	LOB	BOTTOM								
Lenny Dykstra, L (1,8) OBP: 0.347, SLG: 0.366	3-3 K		1-0 P6			4-2 HR BB		1-2 SH1 FC3-2 2B		3	1	1	0	1	1	0									
Mariano Duncan, R (1,4) OBP: 0.317, SLG: 0.538	1-2 S 1B			0-3 K		0-0 1-H 2-H HR		0-1 SH1		3	1	2	3	0	1	0									
John Kruk, L (1,3) OBP: 0.389, SLG: 0.438	1-3 SAFE K			1-2 L8		1-2 F8		0-0 FC3-2 WP BB		4	0	0	0	0	1	2									
Dave Hollins, S (1,5) OBP: 0.489, SLG: 0.545	3-2 P3			0-2 L9		0-0 G5-3		4-2 3-H WP BB		3	0	0	0	1	0	1									
Darren Daulton, L (1,2) OBP: 0.488, SLG: 0.818		3-3 K			0-2 G4-3		1-2 G3	2-3 K		4	0	0	0	0	2	2									
Pete Incaviglia, R (1,7) OBP: 0.313, SLG: 0.345		0-2 G5-3			2-1 G4-6-3 1B		0-0 F8			3	0	1	0	0	0	0									
Milt Thompson, L (8,7) OBP: 0.357, SLG: 0.538										0	0	0	0	0	0	0									
Tony Longmire, L (1,9) OBP: 0.143, SLG: 0.143					2-1 G4-6-3		2-0 BB			3	0	1	0	0	1	1									
Jim Eisenreich, L (8,9) OBP: 0.316, SLG: 0.343					1-2					0	0	0	0	0	0	0									
Kevin Stocker, S (1,6) OBP: 0.410, SLG: 0.267				0-0 P7		3-2 SH3-4 HR 1B		4-2 SAFE BB		2	1	1	0	1	0	0									
Jeff Juden, R (1,1) ERA: 2.7				0-3 K		0-0 SAFE SH3-4		0-0 G6-3		2	0	0	0	0	1	2									
Doug Jones, R (8,1) ERA: 2.25										0	0	0	0	0	0	0									
Inning Stats	R: 0 E: 0 K: 2 S: 14	H: 1 LOB: 1 BB: 0 P: 22	R: 0 E: 0 K: 2 S: 12	H: 0 LOB: 0 BB: 0 P: 16	R: 0 E: 0 K: 1 S: 5	H: 0 LOB: 0 BB: 0 P: 6	R: 0 E: 0 K: 1 S: 9	H: 0 LOB: 0 BB: 0 P: 10	R: 0 E: 0 K: 0 S: 7	H: 1 LOB: 0 BB: 0 P: 11	R: 3 E: 0 K: 0 S: 14	H: 2 LOB: 1 BB: 1 P: 22	R: 0 E: 0 K: 0 S: 10	H: 1 LOB: 2 BB: 1 P: 17	R: 0 E: 0 K: 1 S: 12	H: 1 LOB: 2 BB: 1 P: 19	1B: 4 2B: 1 3B: 0 HR: 1	SF: 0 SAC: 2 DP: 1 HBP: 0	WP: 1 PB: 0 SB: 1 CS: 0	PA: 32					
PITCHER	IP	WLS	BF	H	R	ER	SO	BB	IBB	HBP	BLK	WP	HR	S	P	ERA	WHIP								
John Smiley, L (1,1) ERA: 2.7	7.0	L	27	5	3	3	6	2	0	0	0	1	0	71	104	3.86	1.000								
Johnny Ruffin, R (8,1) ERA: 2.25	1.0	S	5	1	0	0	1	1	0	0	0	1	0	12	19	0.00	2.000								

Cincinnati Reds @ Philadelphia Phillies
Veterans Stadium, Philadelphia, PA
Fri Apr 15 1994, 7:05 PM EDT
Att: 32,980 - Unknown - 76 F

livebaseballscorecards.com

AB 27
R 3
H 6
RBI 3
BB 3
SO 7
LOB 8



Batter	1	2	3	4	5	6	7	8	9	AB R H RBI BB SO LOB	TOP									
Barry Larkin, R OBP: 0.241, SLG: 0.114 (1, 6)	P3		F8		G4-3	G4-3		G4-6-3 1B		5 0 1 0 0 0 2	Cincinnati Reds @ Philadelphia Phillies Veterans Stadium, Philadelphia, PA Sun Apr 17 1994, 3:33 AM EDT Att: 43,400 - Overcast - 59 F									
Hal Morris, L OBP: 0.380, SLG: 0.500 (1, 3)	G3-1						G4-3	G4-6-3 1-2		5 0 2 0 0 0 1										
Reggie Sanders, R OBP: 0.327, SLG: 0.630 (1, 9)			G5-3		P2		1B E			4 1 1 0 1 1 2										
Kevin Mitchell, R OBP: 0.295, SLG: 0.500 Thomas Howard, S OBP: 0.545, SLG: 0.590 (7, 7)	G4-3						E SF7 HBP			3 1 1 0 0 1 2 1 1 1 0 0 0 0										
Roberto Kelly, R OBP: 0.381, SLG: 0.359 (1, 8)					K	K				5 3 3 0 0 2 2										
Willie Greene, L OBP: 0.368, SLG: 0.333 (1, 5)										3 1 2 1 1 0 0										
Bret Boone, R OBP: 0.294, SLG: 0.313 (1, 4)										4 0 2 3 0 0 2										
Brian Dorsett, R OBP: 0.348, SLG: 0.429 (1, 2)										5 0 2 2 0 0 4										
Tom Browning, L OBP: 0.125, SLG: 0.250 (1, 1)										5 0 1 0 0 2 4										
Inning Stats	R: 0 E: 0 K: 0 S: 9	H: 0 LOB: 1 BB: 1 P: 17	R: 2 E: 0 K: 1 S: 12	H: 3 LOB: 0 BB: 0 P: 17	R: 0 E: 0 K: 1 S: 9	H: 1 LOB: 1 BB: 0 P: 12	R: 0 E: 1 K: 1 S: 11	H: 1 LOB: 2 BB: 0 P: 18	R: 0 E: 0 K: 0 S: 11	H: 2 LOB: 2 BB: 0 P: 17		R: 3 E: 1 K: 0 S: 14	H: 3 LOB: 1 BB: 0 P: 22	R: 0 E: 0 K: 0 S: 5	H: 1 LOB: 0 BB: 0 P: 5	R: 2 E: 0 K: 2 S: 14	H: 3 LOB: 2 BB: 1 P: 22	1B: 12 2B: 4 3B: 0 HR: 0	SF: 2 SAC: 0 DP: 1 HBP: 1	WP: 0 PB: 0 SB: 1 CS: 0
PITCHER	IP WLS BF H R ER SO BB IBB HBP BLK WP HR S P ERA WHIP											IP WLS BF H R ER SO BB IBB HBP BLK WP HR S P ERA WHIP								
Shawn Boskie, R ERA: 1.86 (1, 1)	6.0 L 28 9 2 2 4 1 0 0 0 0 0 0 63 99 3.00 1.667																			
Bobby Munoz, R ERA: 5.69 (7, 1)	2.0 10 4 3 2 0 0 0 1 0 0 0 0 19 27 9.00 2.000																			
Mike Williams, R ERA: 6.0 (9, 1)	1.0 7 3 2 2 2 0 1 0 0 0 0 0 14 22 18.00 3.000																			

AB	40
R	7
H	16
RBI	6
BB	2
SO	6
LOB	19



Batter	1	2	3	4	5	6	7	8	9	AB R H RBI BB SO LOB	BOTTOM											
Lenny Dykstra, L OBP: 0.310, SLG: 0.320 (1, 8)	F9		F7			L9			G3	4 0 0 0 0 0 1	Cincinnati Reds @ Philadelphia Phillies Veterans Stadium, Philadelphia, PA Sun Apr 17 1994, 3:33 AM EDT Att: 43,400 - Overcast - 59 F											
Mariano Duncan, R OBP: 0.286, SLG: 0.489 (1, 4)	L7								E6	4 0 0 0 0 0 1												
Ricky Jordan, R OBP: 0.290, SLG: 0.379 (1, 3)									F8	4 0 1 0 0 2 2												
Dave Hollins, S OBP: 0.455, SLG: 0.512 (1, 5)									F9	4 0 1 0 0 0 3												
Pete Incaviglia, R OBP: 0.286, SLG: 0.313 (1, 7)										3 0 0 0 0 1 1												
Todd Pratt, R OBP: 0.286, SLG: 0.167 (1, 2)									F8	2 0 0 0 1 0 0												
Kim Batiste, R OBP: 0.125, SLG: 0.125 (1, 6)									G5-3	3 0 0 0 0 1 2												
Tony Longmire, L OBP: 0.091, SLG: 0.091 (1, 9)									P6	3 0 0 0 0 0 0												
Shawn Boskie, R (1, 1)										1 0 0 0 0 0 0												
Mickey Morandini, L OBP: 0.438, SLG: 0.250 (6, PH)										1 0 0 0 0 0 0												
Bobby Munoz, R OBP: 1.000, SLG: 1.000 (7, 1)										0 0 0 0 0 0 0												
Mike Williams, R (9, 1)										0 0 0 0 0 0 0												
John Kruk, L OBP: 0.421, SLG: 0.438 (9, PH)										0 0 0 0 1 0 0												
Inning Stats	R: 0 E: 0 K: 1 S: 7	H: 0 LOB: 0 BB: 0 P: 10	R: 0 E: 0 K: 2 S: 10	H: 0 LOB: 1 BB: 1 P: 19	R: 0 E: 0 K: 0 S: 7	H: 0 LOB: 0 BB: 0 P: 8	R: 0 E: 0 K: 0 S: 6	H: 1 LOB: 0 BB: 0 P: 7	R: 0 E: 1 K: 0 S: 6	H: 0 LOB: 0 BB: 0 P: 8	R: 0 E: 0 K: 0 S: 6	H: 0 LOB: 0 BB: 0 P: 9	R: 0 E: 0 K: 1 S: 8	H: 1 LOB: 1 BB: 0 P: 12	R: 0 E: 0 K: 0 S: 5	H: 0 LOB: 0 BB: 0 P: 7	R: 0 E: 1 K: 0 S: 10	H: 0 LOB: 2 BB: 1 P: 16	1B: 2 2B: 0 3B: 0 HR: 0	SF: 0 SAC: 0 DP: 2 HBP: 0	WP: 0 PB: 0 SB: 0 CS: 0	PA: 31
PITCHER	IP WLS BF H R ER SO BB IBB HBP BLK WP HR S P ERA WHIP											IP WLS BF H R ER SO BB IBB HBP BLK WP HR S P ERA WHIP										
Tom Browning, L ERA: 4.67 (1, 1)	9.0 W 31 2 0 0 4 2 0 0 0 0 0 0 65 96 0.00 0.444																					

AB	29
R	0
H	2
RBI	0
BB	2
SO	4
LOB	10



Batter	1	2	3	4	5	6	7	8	9	AB	R	H	RBI	BB	SO	LOB	TOP								
Delino DeShields, L OBP: 0.278, SLG: 0.191	2-0 G3	2-1 F7		1-0 CS	1-0 B1		2-1 F7		2-1 F9	5	0	0	0	0	0	5	Los Angeles Dodgers @ Philadelphia Phillies Veterans Stadium, Philadelphia, PA Mon Apr 18 1994, 7:05 PM EDT Att: 26,666 - Unknown - 65 F livebaseballscorecards.com								
Brett Butler, L OBP: 0.370, SLG: 0.348	4-2 BB		4-1 G6-4-3 1B		1-0 G3		0-0 P5		3-2 1B	3	0	1	0	2	0	2									
Mike Piazza, R OBP: 0.259, SLG: 0.365	4-2 BB		1-0 G6-4-3 1B		0-0 F9		2-2 HR		1-2 P3	4	1	2	3	1	0	2									
Henry Rodriguez, L OBP: 0.344, SLG: 0.633	0-0 F8		1-2 G6-4-3		1-1 F7		1-1 K			3	0	0	0	0	0	4									
Eric Karros, R OBP: 0.319, SLG: 0.231	7, PH F8		1-2 G6-4-3		1-1 F7		1-1 K			1	0	0	0	0	1	1									
Tim Wallach, R OBP: 0.358, SLG: 0.563	1-2 F7		0-0 F7		4-1 BB		1-2 G6-3			3	0	0	0	1	0	3									
Raul Mondesi, R OBP: 0.294, SLG: 0.471		1-1 SH2-4 HBP		1-0 F9		0-1 P2		0-0 L4		4	0	1	0	0	0	1									
Cory Snyder, R OBP: 0.412, SLG: 1.000		1-1 SH2-4 HBP		3-2 1B		0-0 F7		3-3 K		3	1	1	0	0	1	1									
Jose Offerman, S OBP: 0.275, SLG: 0.273		0-3 K		2-0 1B		4-2 2B HR		0-1 L4		3	1	1	1	1	1	2									
Ramon Martinez, R OBP: 0.336, SLG: 0.300		0-0 SH2-4		0-2 CS		3-2 1B HR		0-1 1B		1	0	1	0	0	0	0									
David Harmon, L OBP: 0.291, SLG: 0.500										1	0	1	0	0	0	0									
Chris Cawley, L OBP: 0.267, SLG: 0.500										0	0	1	0	0	0	0									
Jim Gott, R OBP: 0.267, SLG: 0.400										0	0	0	0	0	0	0									
Jeff Treadway, L OBP: 0.333, SLG: 0.500										1	0	1	0	0	0	0									
Gary Wayne, L OBP: 0.294, SLG: 0.191										0	0	0	0	0	0	0									
Inning Stats	R: 0 E: 0 K: 0 S: 10	H: 0 LOB: 2 BB: 2 P: 21	R: 0 E: 0 K: 1 S: 9	H: 1 LOB: 2 BB: 0 P: 13	R: 0 E: 0 K: 0 S: 6	H: 1 LOB: 1 BB: 1 P: 12	R: 1 E: 0 K: 0 S: 9	H: 3 LOB: 0 BB: 0 P: 16	R: 0 E: 0 K: 0 S: 3	H: 0 LOB: 0 BB: 0 P: 5	R: 0 E: 0 K: 0 S: 6	H: 0 LOB: 1 BB: 1 P: 11	R: 3 E: 0 K: 1 S: 16	H: 2 LOB: 1 BB: 1 P: 29	R: 0 E: 0 K: 1 S: 10	H: 0 LOB: 0 BB: 0 P: 14	R: 0 E: 0 K: 0 S: 13	H: 2 LOB: 2 BB: 0 P: 19	1B: 6 2B: 2 3B: 0 HR: 1	SF: 0 SAC: 1 DP: 1 HBP: 1	WP: 0 PB: 0 SB: 0 CS: 1	PA: 40			
PITCHER	IP	WLS	BF	H	R	ER	SO	BB	IBB	HBP	BLK	WP	HR	S	P	ERA	WHIP								
Ben Rivera, R ERA: 5.28	6.0		27	6	3	3	1	5	0	1	0	0	0	49	91	4.50	1.833								
David West, L ERA: 4.25	2.0		7	1	1	1	2	0	0	0	0	0	1	20	30	4.50	0.500								
Doug Jones, R ERA: 2.25	1.0	W	5	2	0	0	0	0	0	0	0	0	0	13	19	0.00	2.000								

Batter	1	2	3	4	5	6	7	8	9	AB	R	H	RBI	BB	SO	LOB	BOTTOM								
Lenny Dykstra, L OBP: 0.317, SLG: 0.364	1-0 G3 1B	2-1 1B		3-2 L7		3-1 F8		0-0 G4-3		5	2	2	0	0	0	0	Los Angeles Dodgers @ Philadelphia Phillies Veterans Stadium, Philadelphia, PA Mon Apr 18 1994, 7:05 PM EDT Att: 26,666 - Unknown - 65 F livebaseballscorecards.com								
Mariano Duncan, R OBP: 0.283, SLG: 0.471	0-0 G3	2-0 1B		0-3 K		3-2 P2		1-2 F8		4	0	1	1	0	1	1									
Mickey Morandini, L OBP: 0.412, SLG: 0.231	2-3 1B	2-2 K		1-1 P5		1-2 K		2-0 G4-6-3 1B		5	1	2	1	0	2	1									
John Kruk, L OBP: 0.417, SLG: 0.429	0-0 F8 1B	2-2 K		1-1 P5		2-3 K		1-0 FC1 G4-6-3 1B		5	1	2	0	0	1	1									
Dave Hollins, S OBP: 0.450, SLG: 0.500	0-0 BB	1-2 1B		1-1 G4-3 WP G3 1B		1-0 F8		2-3 K		5	1	2	0	0	1	1									
Darren Daulton, L OBP: 0.500, SLG: 0.829	3-1 F8		3-2 G4-3		3-1 FC4-6 1B		1-1 1B		2-0 G4-6-3		5	1	2	0	0	5									
Jim Eisenreich, L OBP: 0.383, SLG: 0.395	4-0 FC4-6 BB		3-2 G3		0-0 FC4-6 1B		1-1 2B		1-2 1B		4	0	2	2	1	0									
Milt Thompson, L OBP: 0.409, SLG: 0.650	2-1 FC4-6		3-2 G3		1-2 1B		1-0 1B		2-2 1B		4	0	3	1	0	3									
Kevin Stocker, S OBP: 0.391, SLG: 0.250		1-1 L6-3		4-0 IBB		3-1 L4		0-0 F7		3	0	0	0	1	0	4									
Ben Rivera, R OBP: 0.317, SLG: 0.364		1-3 K		2-3 K		1-3 K		0-3 K		3	0	0	0	0	3	2									
David West, L OBP: 0.317, SLG: 0.364										0	0	0	0	0	0	0									
Tony Longmire, L OBP: 0.083, SLG: 0.083										1	0	0	0	0	1	0									
Doug Jones, R OBP: 0.317, SLG: 0.364										0	0	0	0	0	0	0									
Inning Stats	R: 1 E: 0 K: 0 S: 8	H: 3 LOB: 3 BB: 1 P: 18	R: 1 E: 0 K: 2 S: 12	H: 2 LOB: 1 BB: 0 P: 20	R: 1 E: 0 K: 1 S: 13	H: 2 LOB: 2 BB: 1 P: 26	R: 0 E: 0 K: 1 S: 8	H: 0 LOB: 0 BB: 0 P: 12	R: 0 E: 0 K: 0 S: 9	H: 2 LOB: 2 BB: 0 P: 17	R: 0 E: 0 K: 1 S: 10	H: 0 LOB: 0 BB: 0 P: 17	R: 1 E: 0 K: 2 S: 12	H: 3 LOB: 2 BB: 0 P: 18	R: 0 E: 0 K: 1 S: 11	H: 0 LOB: 0 BB: 0 P: 12	R: 1 E: 1 K: 0 S: 6	H: 2 LOB: 1 BB: 0 P: 13	1B: 10 2B: 4 3B: 0 HR: 0	SF: 0 SAC: 0 DP: 1 HBP: 0	WP: 1 PB: 0 SB: 0 CS: 0	PA: 42			
PITCHER	IP	WLS	BF	H	R	ER	SO	BB	IBB	HBP	BLK	WP	HR	S	P	ERA	WHIP								
Ramon Martinez, R ERA: 3.66	6.0		29	9	3	3	5	1	0	0	0	0	0	60	110	4.50	1.667								
Jim Gott, R ERA: 6.14	2.0		9	3	1	1	3	0	0	0	0	0	0	23	30	4.50	1.500								
Gary Wayne, L ERA: 7.36	0.2	L	4	2	1	0	0	0	0	0	0	0	0	6	13	0.00	3.000								

Batter	1	2	3	4	5	6	7	8	9	AB	R	H	RBI	BB	SO	LOB	TOP								
Brett Butler, L OBP: 0.373, SLG: 0.327	1-1 F9		1-0 L9		1-1 SH1-4		4-2 1B BB	4-2 FC6-4 BB	2-3 K	3	0	0	1	2	1	2	Los Angeles Dodgers @ Philadelphia Phillies Veterans Stadium, Philadelphia, PA Tue Apr 19 1994, 3:33 AM EDT Att: 35,170 - Cloudy - 77 F								
Raul Mondesi, R OBP: 0.304, SLG: 0.464	2-1 S 1B		1-3 K		1-2 2-H 1B		0-1 F9	2-2 FC6-4 1B		5	0	2	2	0	1	3									
Henry Rodriguez, L OBP: 0.381, SLG: 0.618 Delino DeShields, L OBP: 0.278, SLG: 0.191	1-2 F7			4-0 1B WP BB	1-2 F7		2-1 1-2 1B	0-2 1-2 2-3 3-H 1B		4	1	2	1	1	0	2									
Mike Piazza, R OBP: 0.254, SLG: 0.351	2-2 F9			1-1 FC5 WP 1B	2-2 F8		3-2 K	0-2 SAFE G6-3		5	0	1	0	0	1	6									
Tim Wallach, R OBP: 0.379, SLG: 0.549		0-0 E6 1B F7-2 1B		4-2 1-2 3-H BB		0-3 K		4-2 1B E WP BB	2-2 G1-3	3	1	1	0	2	1	0									
Eric Karros, R OBP: 0.327, SLG: 0.250		3-1 1B		0-0 L8		2-3 K		2-2 E6 WP 1B BB	2-1 1B	5	2	2	0	0	1	3									
Cory Snyder, R OBP: 0.379, SLG: 0.842 Todd Worrell, R OBP: 0.400, SLG: 0.600 Dave Hansen, L OBP: 0.400, SLG: 0.600 37 Darren Dreifort, R		2-3 1B		3-2 P8		2-0 P3		1-2 BB FC6-4 1B	2-2 1B	4	1	1	0	0	1	4									
Jeff Treadway, L OBP: 0.333, SLG: 0.545 Mitch Webster, S OBP: 0.462, SLG: 0.583		2-2 F7-2		0-1 FC5				1-2 2-3 3-H 1B	1-0 1B	3	1	1	0	0	0	4									
Pedro Astacio, R OBP: 0.200, SLG: 0.200 Gary Wagner, L OBP: 0.333, SLG: 0.333 Roger McDowell, R OBP: 0.280, SLG: 0.287			0-3 K		0-0 SH1-4 1B		2-2 G4-3 2B	4-1 FC6-4 BB 1B BB	0-3 K	2	1	1	0	0	1	0									
Inning Stats	R: 0 E: 0 K: 0 S: 10	H: 1 LOB: 1 BB: 0 P: 16	R: 0 E: 1 K: 1 S: 13	H: 2 LOB: 1 BB: 0 P: 21	R: 0 E: 0 K: 2 S: 7	H: 0 LOB: 0 BB: 0 P: 9	R: 1 E: 0 K: 0 S: 12	H: 1 LOB: 2 BB: 2 P: 24	R: 1 E: 0 K: 0 S: 15	H: 2 LOB: 1 BB: 0 P: 20	R: 0 E: 0 K: 2 S: 10	H: 0 LOB: 0 BB: 0 P: 14	R: 1 E: 0 K: 1 S: 14	H: 2 LOB: 2 BB: 1 P: 25	R: 4 E: 1 K: 0 S: 29	H: 2 LOB: 2 BB: 3 P: 46		R: 1 E: 0 K: 2 S: 17	H: 3 LOB: 2 BB: 0 P: 26	1B: 12 2B: 2 3B: 0 HR: 0	SF: 0 SAC: 1 DP: 1 HBP: 0	WP: 2 PB: 1 SB: 1 CS: 0	PA: 46		
PITCHER	IP WLS BF H R ER SO BB IBB HBP BLK WP HR S P ERA WHIP	IP WLS BF H R ER SO BB IBB HBP BLK WP HR S P ERA WHIP	IP WLS BF H R ER SO BB IBB HBP BLK WP HR S P ERA WHIP	IP WLS BF H R ER SO BB IBB HBP BLK WP HR S P ERA WHIP	IP WLS BF H R ER SO BB IBB HBP BLK WP HR S P ERA WHIP	IP WLS BF H R ER SO BB IBB HBP BLK WP HR S P ERA WHIP	IP WLS BF H R ER SO BB IBB HBP BLK WP HR S P ERA WHIP	IP WLS BF H R ER SO BB IBB HBP BLK WP HR S P ERA WHIP	IP WLS BF H R ER SO BB IBB HBP BLK WP HR S P ERA WHIP	IP WLS BF H R ER SO BB IBB HBP BLK WP HR S P ERA WHIP	IP WLS BF H R ER SO BB IBB HBP BLK WP HR S P ERA WHIP	IP WLS BF H R ER SO BB IBB HBP BLK WP HR S P ERA WHIP	IP WLS BF H R ER SO BB IBB HBP BLK WP HR S P ERA WHIP	IP WLS BF H R ER SO BB IBB HBP BLK WP HR S P ERA WHIP	IP WLS BF H R ER SO BB IBB HBP BLK WP HR S P ERA WHIP	IP WLS BF H R ER SO BB IBB HBP BLK WP HR S P ERA WHIP	IP WLS BF H R ER SO BB IBB HBP BLK WP HR S P ERA WHIP	IP WLS BF H R ER SO BB IBB HBP BLK WP HR S P ERA WHIP	IP WLS BF H R ER SO BB IBB HBP BLK WP HR S P ERA WHIP	IP WLS BF H R ER SO BB IBB HBP BLK WP HR S P ERA WHIP	IP WLS BF H R ER SO BB IBB HBP BLK WP HR S P ERA WHIP	IP WLS BF H R ER SO BB IBB HBP BLK WP HR S P ERA WHIP	IP WLS BF H R ER SO BB IBB HBP BLK WP HR S P ERA WHIP	IP WLS BF H R ER SO BB IBB HBP BLK WP HR S P ERA WHIP	IP WLS BF H R ER SO BB IBB HBP BLK WP HR S P ERA WHIP

AB	39
R	8
H	13
RBI	6
BB	6
SO	8
LOB	29



Batter	1	2	3	4	5	6	7	8	9	AB	R	H	RBI	BB	SO	LOB	BOTTOM								
Lenny Dykstra, L OBP: 0.324, SLG: 0.345	4-1 G4-3 BB		4-1 3B BB		1-0 F7	0-0 G3			1-1 G3-1	3	2	0	0	2	0	2	Los Angeles Dodgers @ Philadelphia Phillies Veterans Stadium, Philadelphia, PA Tue Apr 19 1994, 3:33 AM EDT Att: 35,170 - Cloudy - 77 F								
Mickey Morandini, L OBP: 0.456, SLG: 0.412	4-2 G4-3 BB		1-2 G6-3 3B		2-2 L8		0-0 G4-3		1-0 1B	4	1	2	1	1	0	0									
John Kruk, L OBP: 0.448, SLG: 0.391	2-2 G4-3		4-0 G6-3 BB		4-2 FC6-4 BB		4-0 FC4-6 BB		3-2 F8	2	0	0	0	3	0	4									
Dave Hollins, S OBP: 0.422, SLG: 0.460 Doug Jones, R OBP: 0.281, SLG: 0.367	3-1 G4-3		0-0 G6-3		0-1 FC6-4 1B		1-1 FC4-6		1-3 K	4	1	0	1	0	0	4									
Ricky Jordan, R OBP: 0.281, SLG: 0.367	2-3 3-H		1-2 3-H		1-1 FC4-6 1B		1-2 1B			1	0	0	0	0	1	2									
Darren Daulton, L OBP: 0.481, SLG: 0.778	3-3 K		2-1 F9		1-1 FC4-6 1B		0-3 K			4	0	1	0	0	2	2									
Jim Eisenreich, L OBP: 0.373, SLG: 0.404		0-2 2B		2-2 L7		0-1 FC4-6 HR		0-1 G6-3		4	1	1	0	0	0	2									
Milt Thompson, L OBP: 0.365, SLG: 0.708		1-2 F8		1-0 L4		2-0 HR		0-0 G6-3		4	1	1	3	0	0	1									
Kevin Stocker, S OBP: 0.400, SLG: 0.256		4-0 G6-4-3 BB		3-1 L8		1-1 1B 1B		1-3 K		3	1	1	0	1	1	0									
Curt Schilling, R OBP: 0.273, SLG: 0.273 Larry Andersen, R OBP: 0.222, SLG: 0.222		0-0 G6-4-3		0-0 G1-3		0-0 1B			0-1 G3-1 1B	3	0	1	0	0	0	2									
Inning Stats	R: 1 E: 0 K: 1 S: 15	H: 0 LOB: 1 BB: 2 P: 31	R: 0 E: 0 K: 0 S: 7	H: 1 LOB: 1 BB: 1 P: 12	R: 2 E: 0 K: 0 S: 8	H: 1 LOB: 2 BB: 2 P: 19	R: 0 E: 0 K: 0 S: 6	H: 0 LOB: 0 BB: 0 P: 12	R: 0 E: 0 K: 0 S: 6	H: 0 LOB: 1 BB: 1 P: 10	R: 4 E: 0 K: 0 S: 13	H: 4 LOB: 1 BB: 1 P: 21	R: 0 E: 0 K: 1 S: 6	H: 0 LOB: 1 BB: 1 P: 11	R: 0 E: 0 K: 1 S: 6	H: 0 LOB: 0 BB: 0 P: 7	R: 0 E: 0 K: 1 S: 13	H: 2 LOB: 2 BB: 0 P: 19	1B: 5 2B: 1 3B: 1 HR: 1	SF: 0 SAC: 0 DP: 2 HBP: 0	WP: 0 PB: 0 SB: 0 CS: 0	PA: 40			
PITCHER	IP WLS BF H R ER SO BB IBB HBP BLK WP HR S P ERA WHIP	IP WLS BF H R ER SO BB IBB HBP BLK WP HR S P ERA WHIP	IP WLS BF H R ER SO BB IBB HBP BLK WP HR S P ERA WHIP	IP WLS BF H R ER SO BB IBB HBP BLK WP HR S P ERA WHIP	IP WLS BF H R ER SO BB IBB HBP BLK WP HR S P ERA WHIP	IP WLS BF H R ER SO BB IBB HBP BLK WP HR S P ERA WHIP	IP WLS BF H R ER SO BB IBB HBP BLK WP HR S P ERA WHIP	IP WLS BF H R ER SO BB IBB HBP BLK WP HR S P ERA WHIP	IP WLS BF H R ER SO BB IBB HBP BLK WP HR S P ERA WHIP	IP WLS BF H R ER SO BB IBB HBP BLK WP HR S P ERA WHIP	IP WLS BF H R ER SO BB IBB HBP BLK WP HR S P ERA WHIP	IP WLS BF H R ER SO BB IBB HBP BLK WP HR S P ERA WHIP	IP WLS BF H R ER SO BB IBB HBP BLK WP HR S P ERA WHIP	IP WLS BF H R ER SO BB IBB HBP BLK WP HR S P ERA WHIP	IP WLS BF H R ER SO BB IBB HBP BLK WP HR S P ERA WHIP	IP WLS BF H R ER SO BB IBB HBP BLK WP HR S P ERA WHIP	IP WLS BF H R ER SO BB IBB HBP BLK WP HR S P ERA WHIP	IP WLS BF H R ER SO BB IBB HBP BLK WP HR S P ERA WHIP	IP WLS BF H R ER SO BB IBB HBP BLK WP HR S P ERA WHIP	IP WLS BF H R ER SO BB IBB HBP BLK WP HR S P ERA WHIP	IP WLS BF H R ER SO BB IBB HBP BLK WP HR S P ERA WHIP	IP WLS BF H R ER SO BB IBB HBP BLK WP HR S P ERA WHIP	IP WLS BF H R ER SO BB IBB HBP BLK WP HR S P ERA WHIP	IP WLS BF H R ER SO BB IBB HBP BLK WP HR S P ERA WHIP	IP WLS BF H R ER SO BB IBB HBP BLK WP HR S P ERA WHIP

AB	33
R	7
H	8
RBI	5
BB	7
SO	4
LOB	19



Batter	1	2	3	4	5	6	7	8	9	AB	R	H	RBI	BB	SO	LOB	TOP			
Lenny Dykstra, L (1,8) OBP: 0.391, SLG: 0.391	2-2 P3		1-0 1B SF8		2-2 K			4-2 SH3-4 HR BB		3	2	1	0	1	1	0	Philadelphia Phillies @ San Francisco Giants Candlestick Park, San Francisco, CA Thu Apr 21 1994, 6:33 AM EDT Att: 18,918 - Sunny - 61 F			
Mickey Morandini, L (1,4) OBP: 0.423, SLG: 0.381	2-2 F9		2-2 HR 1B		1-0 F7			0-0 SH3-4		3	1	1	0	0	0	0				
John Kruk, L (1,3) OBP: 0.500, SLG: 0.429	0-1 BB 1B		0-0 SF8		2-1 L8			4-2 HR BB		2	1	1	1	1	0	0				
Dave Hollins, S (1,5) OBP: 0.411, SLG: 0.474	4-2 BB 1-2 BB		3-H 2-0 HR		1-0 G3			3-2 P4		3	1	1	2	1	0	2				
Darren Daulton, L (1,2) OBP: 0.460, SLG: 0.774	3-1 P6		1-2 2B		0-0 F7			0-0 HR		4	1	2	3	0	0	2				
Jim Eisenreich, L (1,9) OBP: 0.345, SLG: 0.373		1-1 G6-3	0-0 L3		3-2 P6			2-3 K		4	0	0	0	0	1	1				
Milt Thompson, L (1,7) OBP: 0.353, SLG: 0.594		2-1 G1-3		3-2 G4-3			1-0 P7		0-1 L6	4	0	0	0	0	0	0				
Kevin Stocker, S (1,6) OBP: 0.379, SLG: 0.239		2-1 G4-3		0-3 K			2-1 G3-1		2-3 K	4	0	0	0	0	2	0				
Danny Jackson, R (1,1) OBP: 0.091, SLG: 0.091			1-3 K	0-0 G4-3			2-2 G4-3		2-3 K	4	0	0	0	0	2	0				
Inning Stats	R: 0 E: 0 K: 0 S: 16	H: 1 LOB: 2 BB: 1 P: 27	R: 0 E: 0 K: 0 S: 6	H: 0 LOB: 0 BB: 0 P: 11	R: 3 E: 0 K: 1 S: 14	H: 4 LOB: 1 BB: 0 P: 21	R: 0 E: 0 K: 1 S: 7	H: 0 LOB: 0 BB: 0 P: 10	R: 0 E: 0 K: 0 S: 6	H: 0 LOB: 0 BB: 0 P: 11	R: 0 E: 0 K: 0 S: 6	H: 0 LOB: 0 BB: 0 P: 11	R: 3 E: 0 K: 1 S: 14	H: 1 LOB: 0 BB: 2 P: 27	R: 0 E: 0 K: 2 S: 8	H: 0 LOB: 0 BB: 0 P: 12	1B: 3 2B: 1 3B: 0 HR: 2	SF: 1 SAC: 1 DP: 0 HBP: 0	WP: 0 PB: 0 SB: 2 CS: 0	PA: 36
PITCHER	IP WLS BF H R ER SO BB IBB HBP BLK WP HR S P ERA WHIP	7.1 L 29 5 4 4 3 2 0 0 0 0 1 65 109 4.91 0.955	0.2 4 1 2 2 1 1 0 0 0 0 1 10 19 27.00 3.000	1.0 3 0 0 0 2 0 0 0 0 0 0 8 12 0.00 0.000																

Batter	1	2	3	4	5	6	7	8	9	AB	R	H	RBI	BB	SO	LOB	BOTTOM					
Darren Lewis, R (1,8) OBP: 0.358, SLG: 0.322	4-0 2B G3 BB		0-1 P8		2-2 K			1-0 G4-3		3	1	0	0	1	1	1	Philadelphia Phillies @ San Francisco Giants Candlestick Park, San Francisco, CA Thu Apr 21 1994, 6:33 AM EDT Att: 18,918 - Sunny - 61 F					
Robby Thompson, R (1,4) OBP: 0.333, SLG: 0.373	1-1 G3 1-3 2B		1-3 K2-3		1-1 P6			0-1 G3		4	0	1	0	0	1	0						
Willie McGee, S (1,9) OBP: 0.328, SLG: 0.382	1-1 G3		0-0 G1-3		2-0 1B			4-0 G4-6-3 1B BB		3	0	1	1	1	0	1						
Matt Williams, R (1,5) OBP: 0.319, SLG: 0.594	1-1 L3		0-0 G6-3		2-2 F9			0-1 G4-6-3 1B		4	0	1	0	0	0	2						
Barry Bonds, L (1,7) OBP: 0.379, SLG: 0.509	4-0 P6 BB		2-0 P6		0-1 P6			1-0 G4-6-3		3	0	0	0	1	0	3						
Todd Benzinger, S (1,3) OBP: 0.303, SLG: 0.322	0-2 G1-3		1-2 G1-3		1-2 L5			0-0 L9		4	0	0	0	0	0	3						
Royce Clayton, R (1,6) OBP: 0.386, SLG: 0.490		0-1 G3		0-1 1B			1-0 G4-3			3	0	1	0	0	0	0						
Kirt Manwaring, R (1,2) OBP: 0.196, SLG: 0.133		0-2 G6-3		1-3 K			2-1 L5			3	0	0	0	0	1	1						
Steve Frey, R (8,1) Tony Menendez, R (9,1)				1-2 K						0	0	0	0	0	0	0						
Salomon Torres, R (1,1) Jeff Reed, L (8,2)		0-3 K		2-3 K				2-3 K		2	0	0	0	0	2	1						
Inning Stats	R: 1 E: 0 K: 0 S: 9	H: 1 LOB: 2 BB: 2 P: 20	R: 0 E: 0 K: 1 S: 8	H: 0 LOB: 0 BB: 0 P: 8	R: 0 E: 0 K: 1 S: 6	H: 0 LOB: 0 BB: 0 P: 7	R: 0 E: 0 K: 0 S: 5	H: 0 LOB: 0 BB: 0 P: 8	R: 0 E: 0 K: 3 S: 13	H: 1 LOB: 1 BB: 0 P: 18	R: 0 E: 0 K: 0 S: 9	H: 1 LOB: 1 BB: 0 P: 14	R: 0 E: 0 K: 0 S: 6	H: 0 LOB: 0 BB: 0 P: 10	R: 0 E: 0 K: 1 S: 7	H: 0 LOB: 0 BB: 0 P: 10	R: 0 E: 0 K: 0 S: 4	H: 1 LOB: 1 BB: 1 P: 9	1B: 3 2B: 1 3B: 0 HR: 0	SF: 0 SAC: 0 DP: 1 HBP: 0	WP: 0 PB: 0 SB: 1 CS: 0	PA: 33
PITCHER	IP WLS BF H R ER SO BB IBB HBP BLK WP HR S P ERA WHIP	9.0 W 33 4 1 1 6 3 0 0 0 0 0 67 104 1.00 0.778																				

Batter	1	2	3	4	5	6	7	8	9	AB	R	H	RBI	BB	SO	LOB	TOP										
Lenny Dykstra, L OBP: 0.341, SLG: 0.368 (1, 8)	G3		G4-3			F8		BB 2B BB	K	4	1	0	0	1	1	1	Philadelphia Phillies @ San Diego Padres Jack Murphy Stadium, San Diego, CA Fri Apr 22 1994, 10:05 PM EDT Att: 19,069 - Unknown - 62 F										
Mickey Morandini, L OBP: 0.379, SLG: 0.333 Mariano Duncan, R OBP: 0.271, SLG: 0.429 (1, 4) (8, PH)	G4-3		G4-3			G6-3		BB 2B BB		3	0	0	0	0	0	0											
John Kruk, L OBP: 0.476, SLG: 0.406 (1, 3)	K					K		BB K		4	0	1	0	0	3	2											
Dave Hollins, S OBP: 0.390, SLG: 0.443 (1, 5)						FC5-4 1B		L8		4	0	0	0	0	1	3											
Darren Daulton, L OBP: 0.448, SLG: 0.754 (1, 2)	F7					G1		2B		4	0	1	2	0	0	1											
Wes Chamberlain, R OBP: 0.444, SLG: 0.778 (1, 9)	HR					L1		F8		4	2	1	1	0	0	1											
Milt Thompson, L OBP: 0.368, SLG: 0.583 (1, 7)	G5-3					L7		1B		4	1	2	0	0	0	0											
Kevin Stocker, S OBP: 0.387, SLG: 0.245 (1, 6)			G4-3			BB		K		3	0	1	1	1	1	1											
Shawn Boskie, R Heathcliff Slocumb, R Jim Eisenreich, L Larry Andersen, R David West, L Pete Incaviglia, R OBP: 0.270, SLG: 0.298 (1, 1) (5, 1) (7, PH) (7, 1) (8, 1) (8, PH)	G3		G3			L4		G5-3		2	0	0	0	0	0	1											
Inning Stats	R: 0 E: 0 K: 1 S: 7	H: 0 LOB: 0 BB: 0 P: 11	R: 1 E: 0 K: 1 S: 9	H: 1 LOB: 0 BB: 0 P: 13	R: 0 E: 0 K: 0 S: 5	H: 0 LOB: 0 BB: 0 P: 8	R: 0 E: 0 K: 0 S: 9	H: 1 LOB: 1 BB: 0 P: 14	R: 0 E: 0 K: 0 S: 6	H: 0 LOB: 0 BB: 0 P: 11	R: 2 E: 1 K: 0 S: 14	H: 2 LOB: 1 BB: 0 P: 25	R: 2 E: 0 K: 1 S: 17	H: 1 LOB: 1 BB: 2 P: 31	R: 0 E: 0 K: 2 S: 11	H: 1 LOB: 1 BB: 0 P: 16		1B: 4 2B: 3 3B: 0 HR: 1	SF: 0 SAC: 0 DP: 0 HBP: 0	WP: 2 PB: 0 SB: 1 CS: 0	PA: 37						
PITCHER	IP	WLS	BF	H	R	ER	SO	BB	IBB	HBP	BLK	WP	HR	S	P	ERA	WHIP										
Andy Ashby, R ERA: 4.07 (1, 1)	7.0		27	4	3	1	3	1	0	0	0	1	1	59	97	1.29	0.714										
Mark Davis, L ERA: 13.5 (8, 1)	0.1		3	0	2	2	1	2	0	0	0	0	0	7	15	54.00	6.000										
Trevor Hoffman, R ERA: 1.04 (8, 1)	1.2	W	7	2	0	0	2	0	0	0	0	0	0	21	32	0.00	1.200										

AB	34
R	5
H	6
RBI	4
BB	3
SO	6
LOB	12



Batter	1	2	3	4	5	6	7	8	9	AB	R	H	RBI	BB	SO	LOB	BOTTOM										
Craig Shipley, R OBP: 0.286, SLG: 0.371 (1, 6)	G4-3		P4			HR 2B		F8		4	1	1	1	0	0	2	Philadelphia Phillies @ San Diego Padres Jack Murphy Stadium, San Diego, CA Fri Apr 22 1994, 10:05 PM EDT Att: 19,069 - Unknown - 62 F										
Tony Gwynn, L OBP: 0.387, SLG: 0.531 (1, 9)	L5					F7		FC6-4 1B		4	0	2	1	0	0	1											
Derek Bell, R OBP: 0.347, SLG: 0.559 (1, 8)	1B		K			HR		FC6-4 1-2		4	1	2	2	0	1	3											
Phil Plantier, L OBP: 0.316, SLG: 0.529 Bill Bean, L OBP: 0.250, SLG: 0.314 (1, 7) (9, 7)	G3					P5		HR		4	1	1	1	0	1	1											
Phil Clark, R OBP: 0.333, SLG: 0.607 Tim Hyers, L OBP: 0.375, SLG: 0.375 (1, 3) (9, 3)	G5-3					F8		F8		4	0	0	0	0	0	0											
Archi Cianfrocco, R OBP: 0.282, SLG: 0.468 (1, 5)	G3-1					G3		K		4	0	0	0	0	1	0											
Brad Ausmus, R OBP: 0.288, SLG: 0.444 (1, 2)	K					HR		K		3	1	1	1	1	2	0											
Luis Lopez, S OBP: 0.375, SLG: 0.429 (1, 4)			SH5-3 2B			SH2-4 2B		L9		3	2	2	0	1	0	0											
Andy Ashby, R OBP: 0.400, SLG: 0.400 Keith Lockhart, L OBP: 0.259, SLG: 0.458 Mark Davis, L Trevor Hoffman, R (1, 1) (7, PH) (8, 1) (8, 1)	SH5-3 2B		SH5-3			SH2-4 1B		L9		0	0	0	0	0	0	0											
Inning Stats	R: 0 E: 0 K: 0 S: 10	H: 1 LOB: 1 BB: 0 P: 13	R: 0 E: 0 K: 1 S: 10	H: 0 LOB: 0 BB: 0 P: 13	R: 1 E: 0 K: 1 S: 12	H: 2 LOB: 1 BB: 0 P: 20	R: 0 E: 0 K: 1 S: 10	H: 0 LOB: 0 BB: 0 P: 15	R: 4 E: 0 K: 0 S: 16	H: 4 LOB: 0 BB: 0 P: 25	R: 0 E: 0 K: 2 S: 10	H: 0 LOB: 2 BB: 0 P: 15	R: 0 E: 0 K: 0 S: 12	H: 2 LOB: 2 BB: 0 P: 16	R: 1 E: 0 K: 0 S: 11	H: 1 LOB: 2 BB: 2 P: 26		1B: 4 2B: 3 3B: 0 HR: 3	SF: 0 SAC: 2 DP: 0 HBP: 0	WP: 0 PB: 0 SB: 1 CS: 0	PA: 36						
PITCHER	IP	WLS	BF	H	R	ER	SO	BB	IBB	HBP	BLK	WP	HR	S	P	ERA	WHIP										
Shawn Boskie, R ERA: 2.79 (1, 1)	1.1		4	0	0	0	2	0	0	0	0	0	0	14	22	0.00	0.000										
Larry Andersen, R ERA: 0.75 (7, 1)	1.0		5	2	0	0	0	0	0	0	0	0	0	12	16	0.00	2.000										
David West, L ERA: 5.87 (8, 1)	1.0	L	6	1	1	1	0	2	0	0	0	0	1	11	26	9.00	3.000										

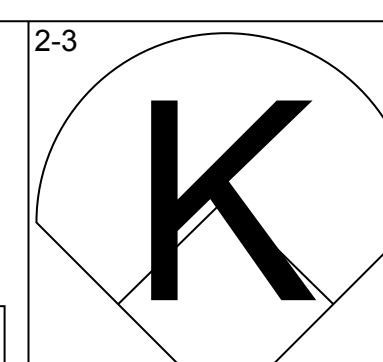
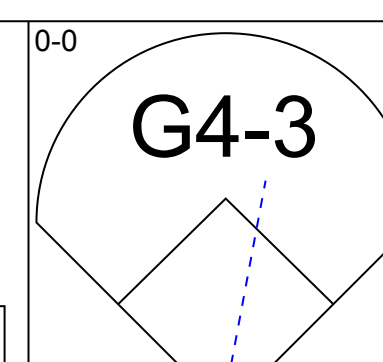
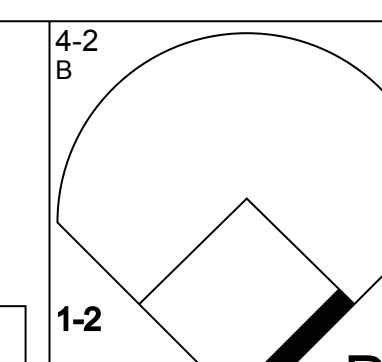
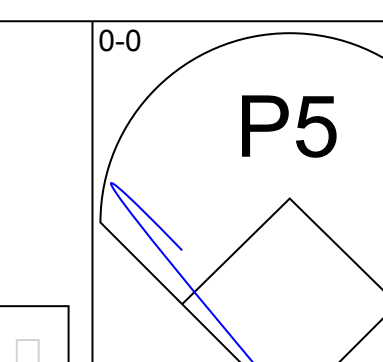
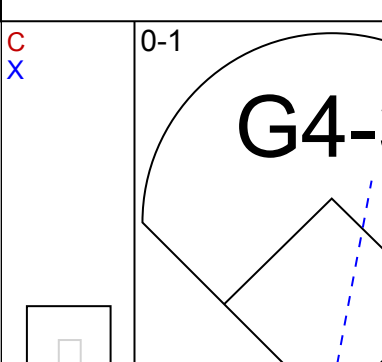
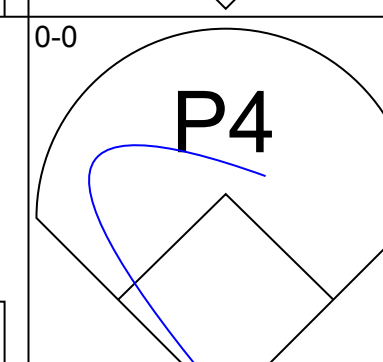
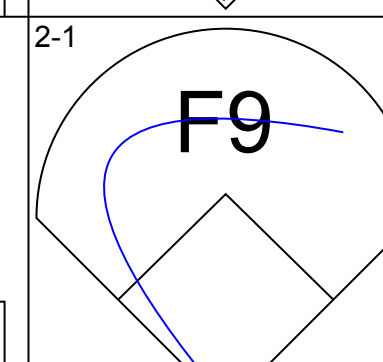
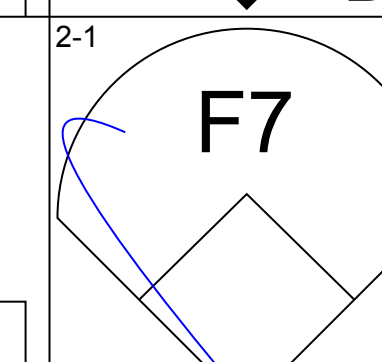
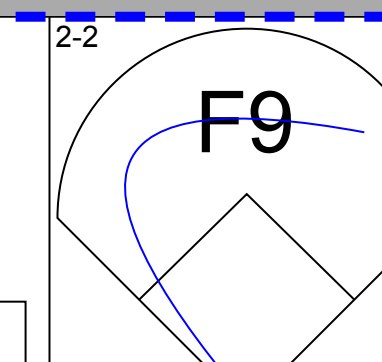
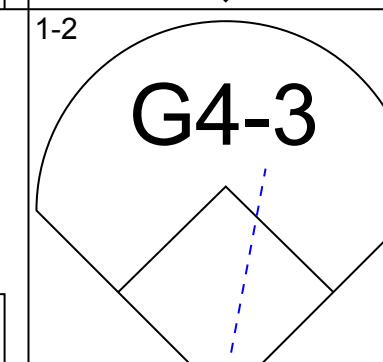
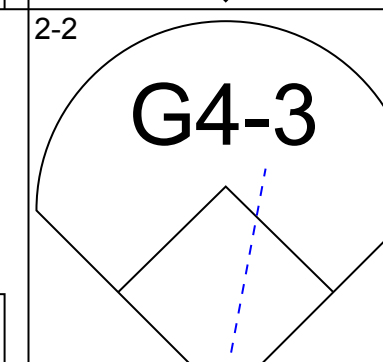
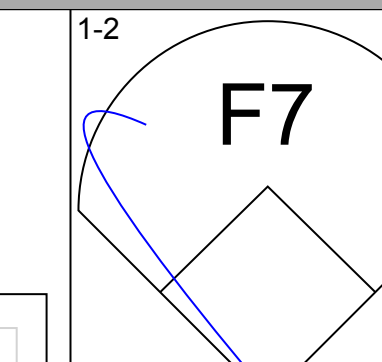
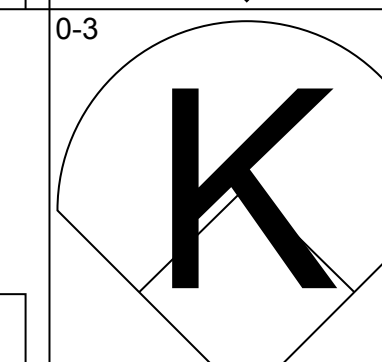
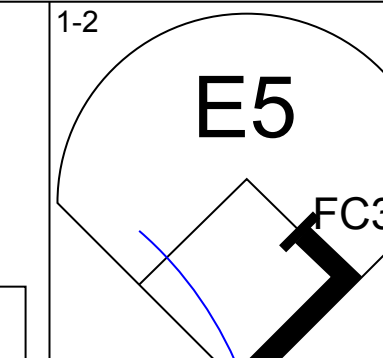
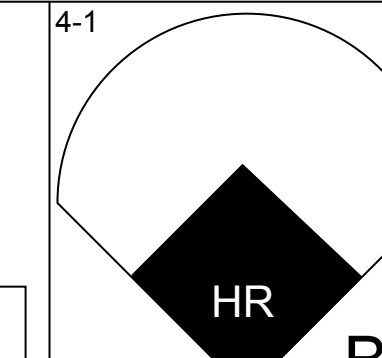
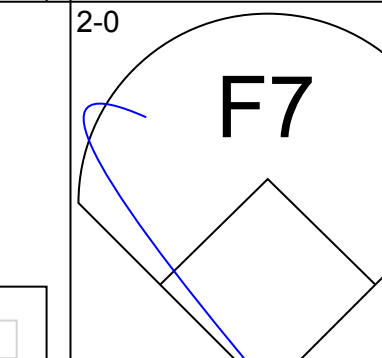
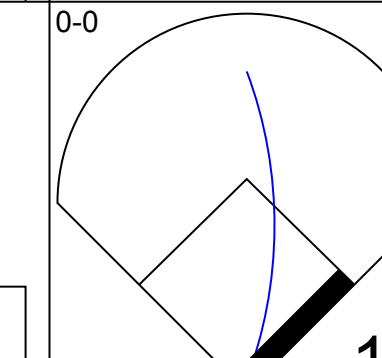
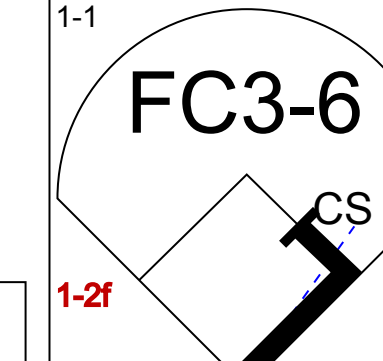
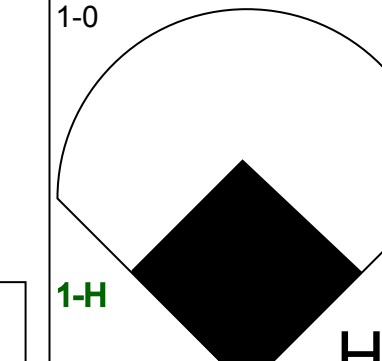
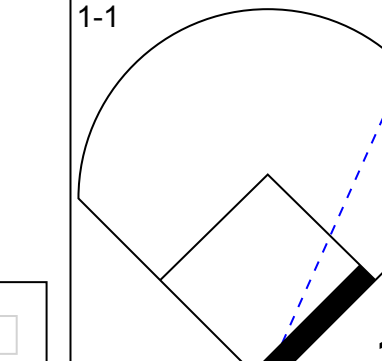
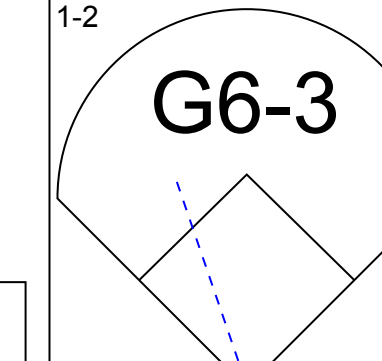
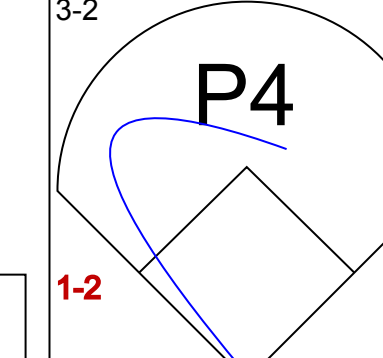
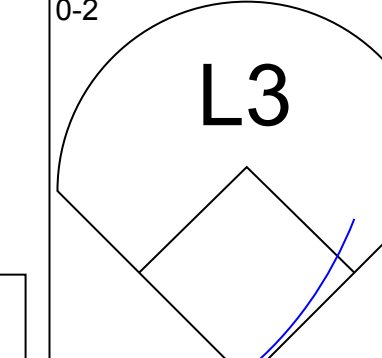
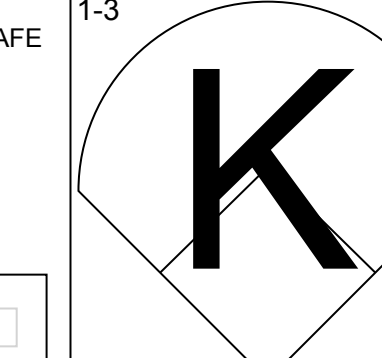
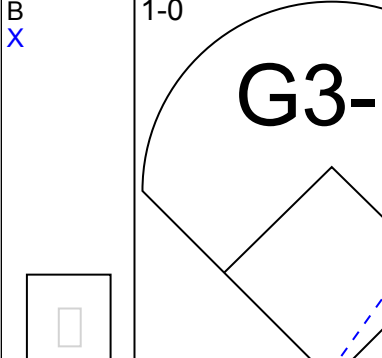
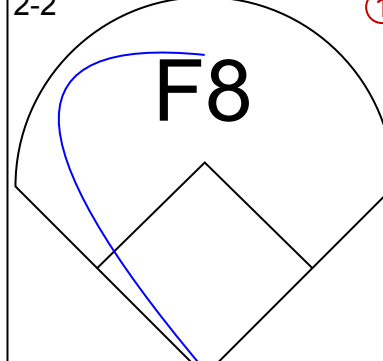
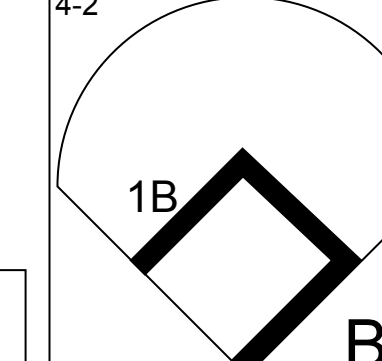
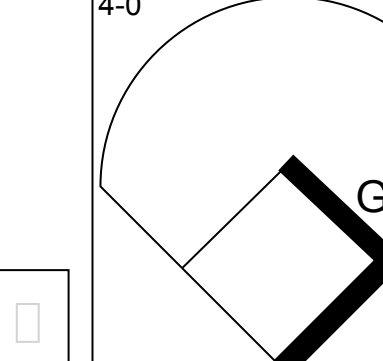
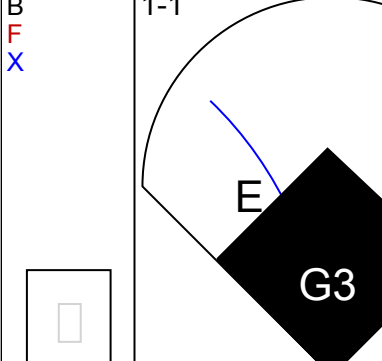
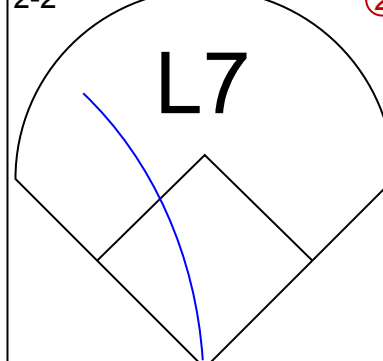
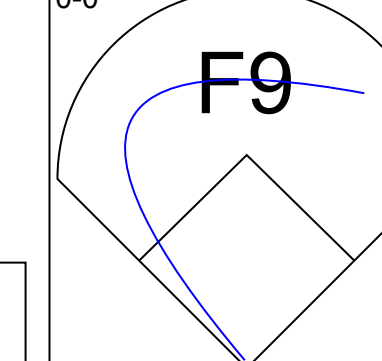
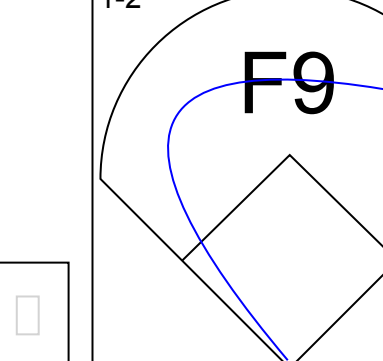
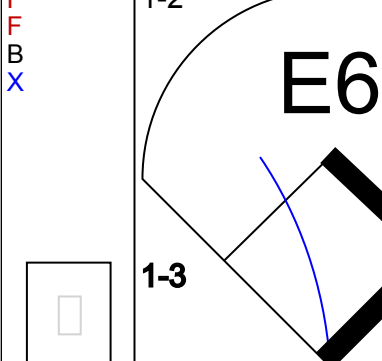

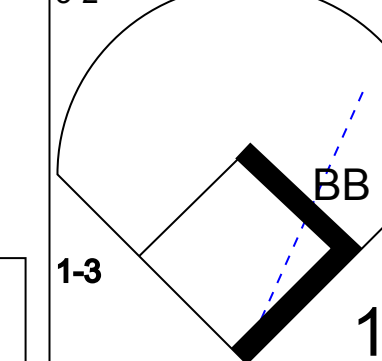
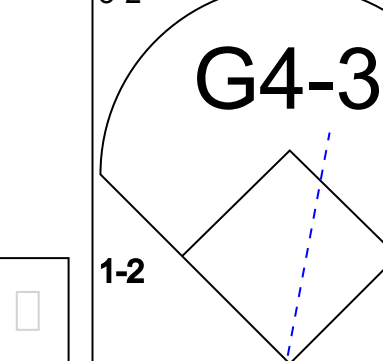
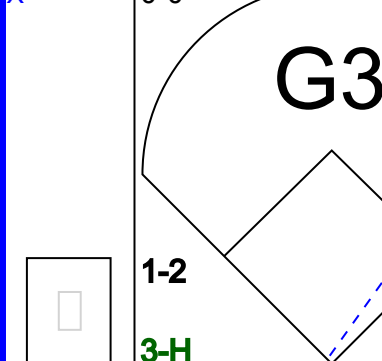
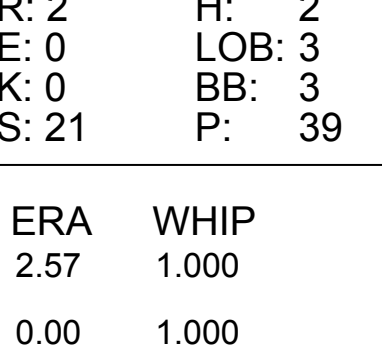
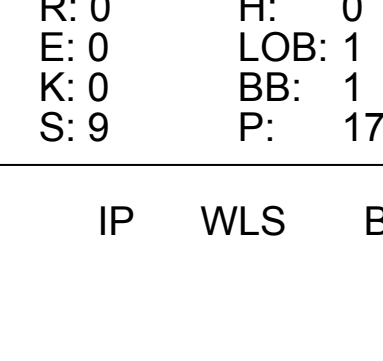
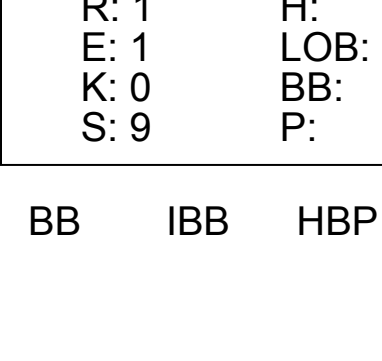
AB	32
R	6
H	10
RBI	6
BB	2
SO	5
LOB	9

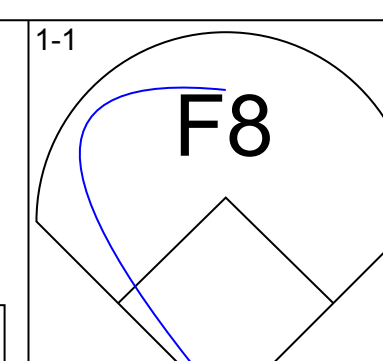
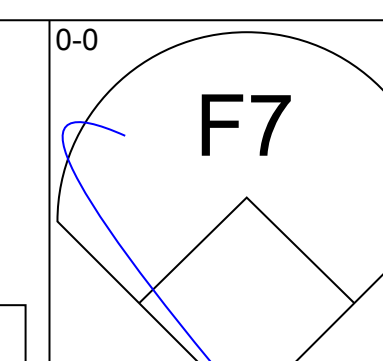
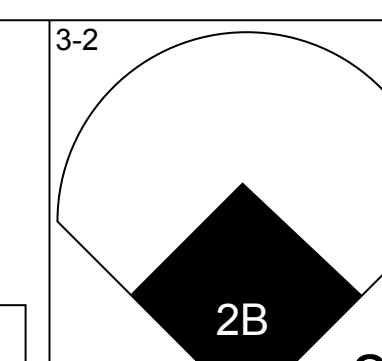
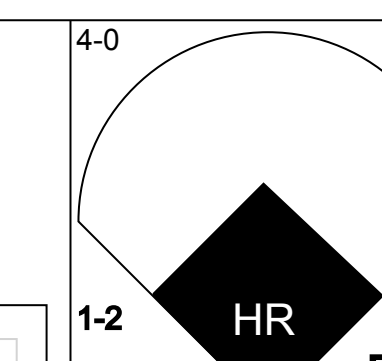
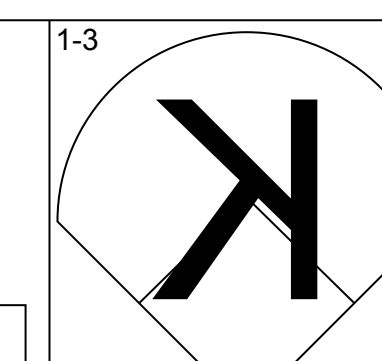
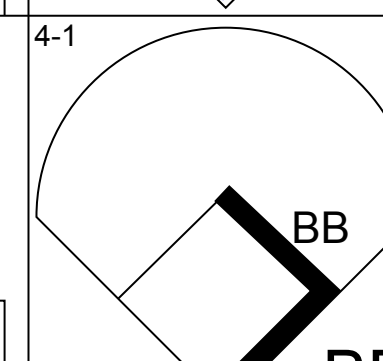
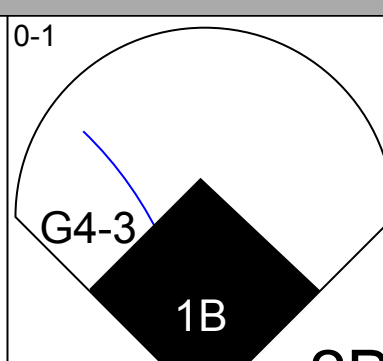

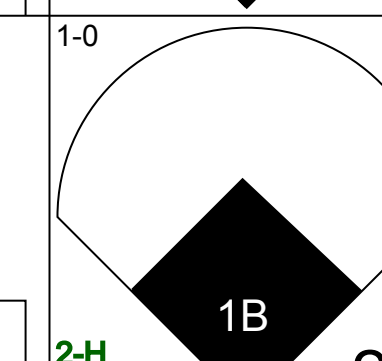
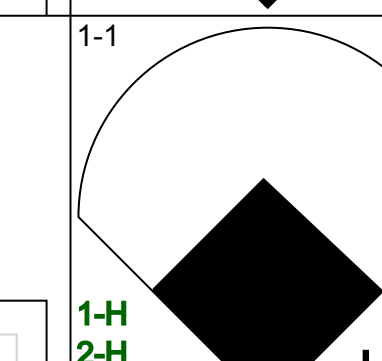

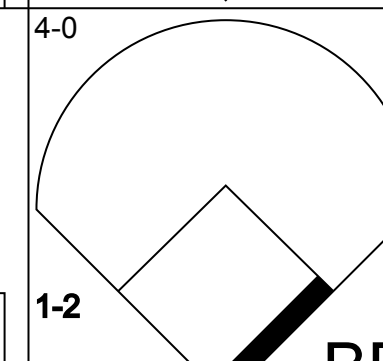
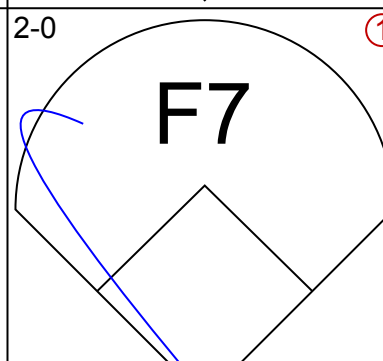
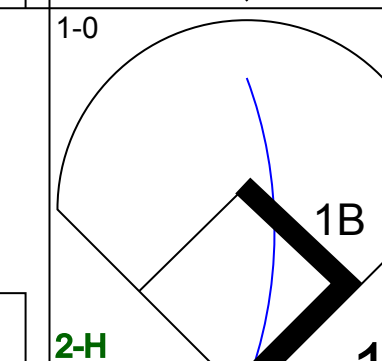
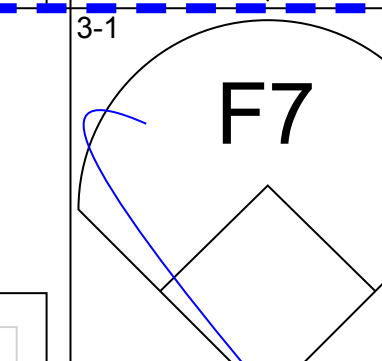
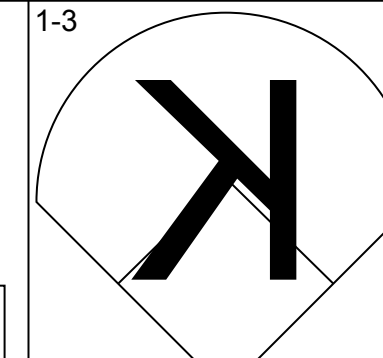
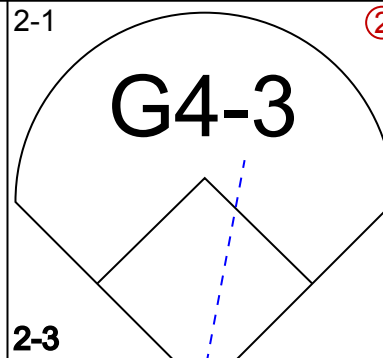
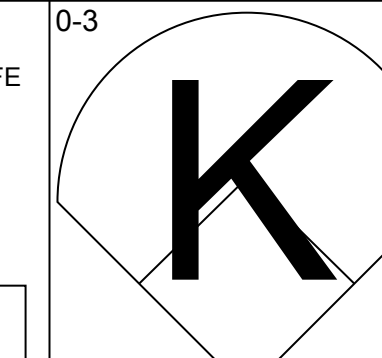
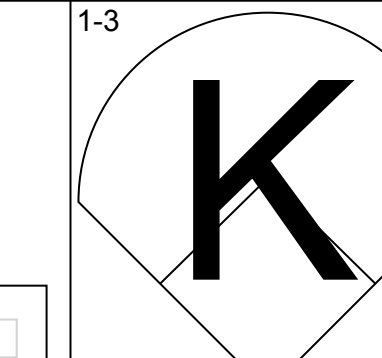
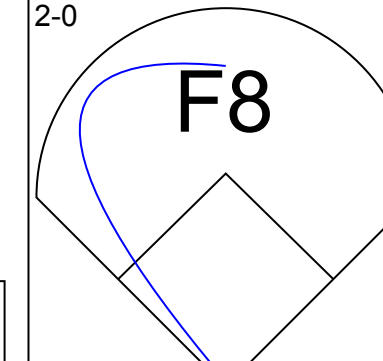
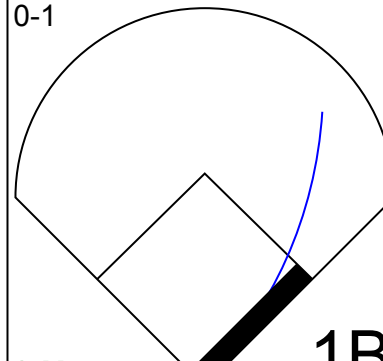
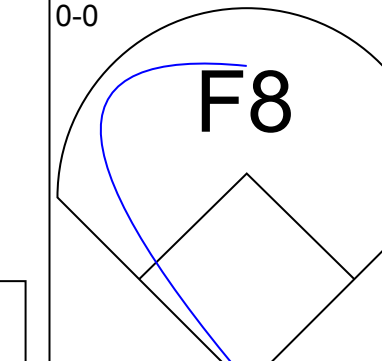
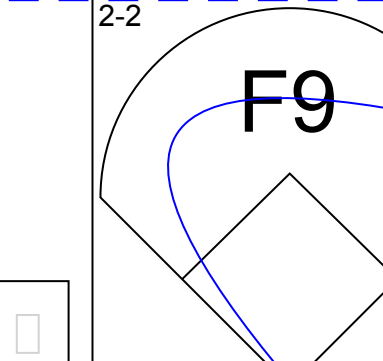
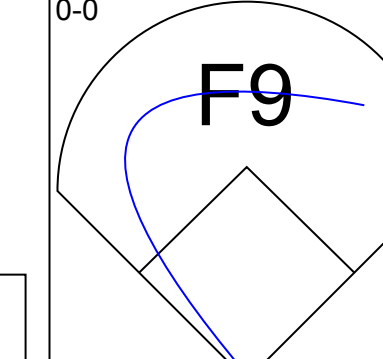
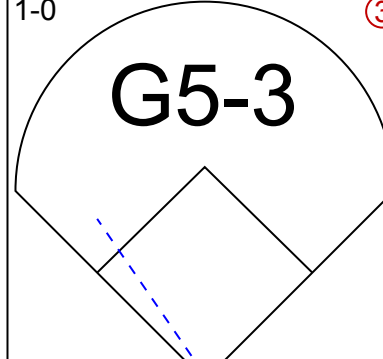
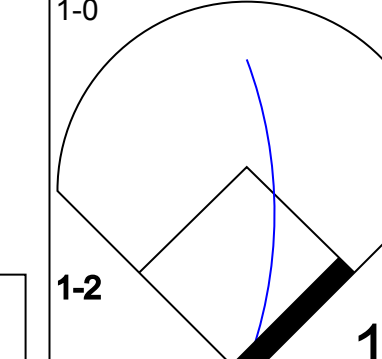
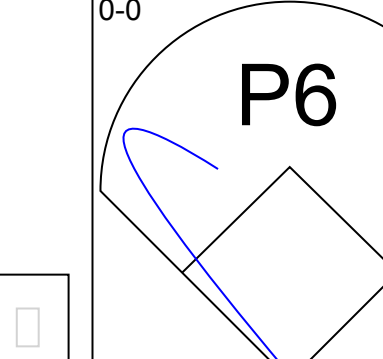
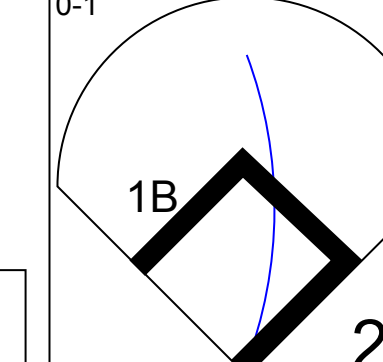

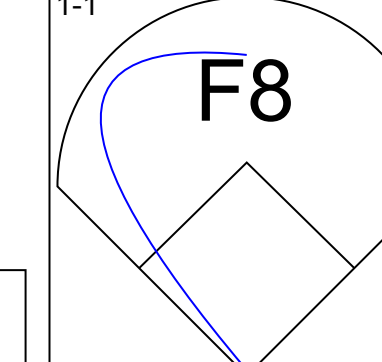
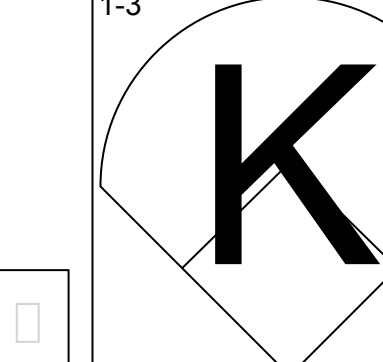
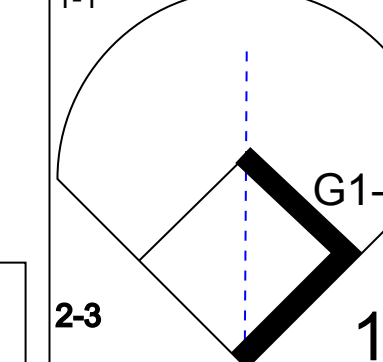


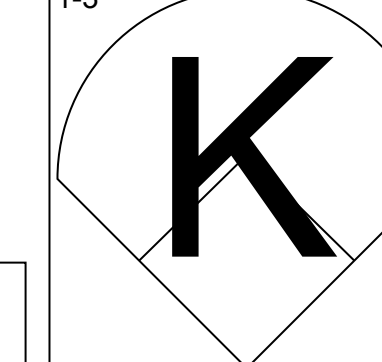
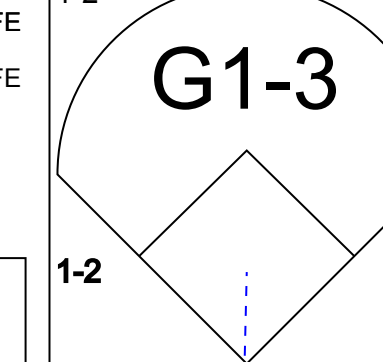


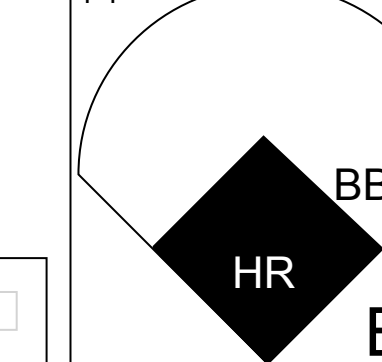
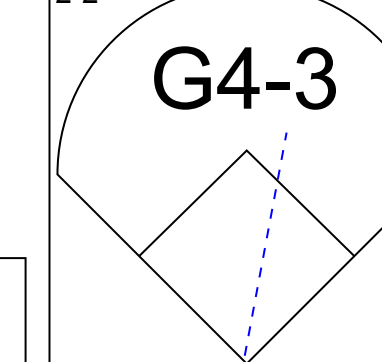


Batter	1	2	3	4	5	6	7	8	9	AB	R	H	RBI	BB	SO	LOB	TOP				
Lenny Dykstra, L OBP: 0.345, SLG: 0.361 (1, 8)	F8 S BB		G3-6-1 1B HR		K		F7		F8	4	1	1	0	1	1	2	Philadelphia Phillies @ San Diego Padres Jack Murphy Stadium, San Diego, CA Sat Apr 23 1994, 10:05 PM EDT Att: 32,745 - Unknown - 60 F				
Mariano Duncan, R OBP: 0.281, SLG: 0.417 (1, 4)	G4-6-3 BB		G3-6-1 1B		F7		K		FC6-4	4	0	1	0	1	1	2					
John Kruk, L OBP: 0.457, SLG: 0.371 (1, 3)	F8 2-3		G3-6-1 1B		BLK BB				G4-3	3	0	0	0	1	0	4					
Dave Hollins, S OBP: 0.383, SLG: 0.477 (1, 5)	G4-6-3 1-2		HR		K2-4				E5	4	1	1	2	0	1	3					
Darren Daulton, L OBP: 0.451, SLG: 0.729 (1, 2)		E4 1B							P4	2	0	0	0	2	0	1					
Wes Chamberlain, R OBP: 0.308, SLG: 0.538 (1, 9)	F9		G5-3		FC4-6 FC1-4				G1-3	4	0	0	0	0	0	4					
Pete Incaviglia, R OBP: 0.244, SLG: 0.263 (1, 7)	K				FC1-4				F8	4	0	0	0	0	1	2					
Kevin Stocker, S OBP: 0.394, SLG: 0.264 (1, 6)					F9				F8 BB	4	0	2	0	0	1	1					
Ben Rivera, R (1, 1)					G5-3					2	0	0	0	0	1	2					
Roger Mason, R (5, 1)										0	0	0	0	0	0	0					
Kim Batisse, R OBP: 0.290, SLG: 0.200 (7, PH)										1	0	0	0	0	1	0					
Heathcliff Slocumb, R OBP: 1.000, SLG: 1.000 (7, 1)										0	0	0	0	0	0	0					
Ricky Jordan, R OBP: 0.300, SLG: 0.367 (9, PH)										0	0	0	0	1	0	0					
Inning Stats	R: 0 E: 0 K: 0 S: 10	H: 0 LOB: 1 BB: 2 P: 21	R: 0 E: 1 K: 2 S: 16	H: 1 LOB: 2 BB: 0 P: 24	R: 2 E: 0 K: 0 S: 11	H: 3 LOB: 1 BB: 1 P: 22	R: 0 E: 0 K: 0 S: 8	H: 0 LOB: 2 BB: 0 P: 13	R: 0 E: 0 K: 1 S: 8	H: 0 LOB: 1 BB: 1 P: 14	R: 0 E: 0 K: 2 S: 10	H: 0 LOB: 0 BB: 0 P: 14	R: 0 E: 1 K: 0 S: 10	H: 0 LOB: 1 BB: 1 P: 17	R: 0 E: 0 K: 0 S: 11	H: 1 LOB: 2 BB: 1 P: 20	1B: 4 2B: 0 3B: 0 HR: 1	SF: 0 SAC: 0 DP: 2 HBP: 0	WP: 0 PB: 0 SB: 1 CS: 0	PA: 38	
PITCHER	IP	WLS	BF	H	R	ER	SO	BB	IBB	HBP	BLK	WP	HR	S	P	ERA	WHIP				
Donnie Elliott, R ERA: 6.75 (1, 1)	2.2		13	4	2	2	2	2	0	0	0	0	1	34	59	6.75	2.250				
Tim Mauser, R ERA: 1.99 (3, 1)	2.1	W	9	0	0	0	2	2	0	0	1	0	0	19	37	0.00	0.857				
Pedro Martinez, L ERA: 0.61 (6, 1)	4.0	S	16	1	0	0	3	2	0	0	0	0	0	39	65	0.00	0.750				

Batter	1	2	3	4	5	6	7	8	9	AB	R	H	RBI	BB	SO	LOB	BOTTOM				
Craig Shipley, R OBP: 0.300, SLG: 0.359 (1, 6)	BB 1B 1B	FC6-4 1B BB		F8	F8		K			4	1	1	0	1	1	3	Philadelphia Phillies @ San Diego Padres Jack Murphy Stadium, San Diego, CA Sat Apr 23 1994, 10:05 PM EDT Att: 32,745 - Unknown - 60 F				
Tony Gwynn, L OBP: 0.426, SLG: 0.648 (1, 9)	1B SF9	FC6-4 1B		WP 2B	HR				2B SF8 1B	5	4	5	3	0	0	0					
Derek Bell, R OBP: 0.351, SLG: 0.535 (1, 8)	SF9 1B	FC6-4		2B	HR				2B SF8 1B	3	0	0	0	2	1	3					
Bill Bean, L OBP: 0.250, SLG: 0.314 (9, 8)	SF9 1B BB	FC6-4		2B	BB				K	0	0	0	0	0	0	0					
Phil Plantier, L OBP: 0.339, SLG: 0.564 (1, 7)	K	L6		2B	BB				2B	4	1	2	1	1	1	5					
Phil Clark, R OBP: 0.316, SLG: 0.563 (1, 3)	1-2 2-3 3-H			L6	L5				SF8	4	0	1	2	0	0	3					
Archi Cianfrocco, R OBP: 0.257, SLG: 0.470 (1, 5)	SF9			F7	K				K	4	0	1	2	0	2	1					
Keith Lockhart, L OBP: 0.299, SLG: 0.458 (9, 5)	2-3 3-H			F7	K				K	0	0	0	0	0	0	0					
Brad Ausmus, R OBP: 0.270, SLG: 0.414 (1, 2)	F8			G6-3	F7				F9	4	0	0	0	0	0	3					
Luis Lopez, S OBP: 0.500, SLG: 0.700 (1, 4)		SH3-4 1B 2B		SH2-4 2B BB	2B				G4-3	3	2	2	0	1	0	0					
Donnie Elliott, R (1, 1)										0	0	0	0	0	0	0					
Tim Mauser, R (3, 1)		SH3-4		SH2-4					G4-3	0	0	0	0	0	0	0					
Tim Hyers, L OBP: 0.444, SLG: 0.375 (5, PH)										0	0	0	0	1	0	0					
Pedro Martinez, L (6, 1)										1	0	0	0	0	0	0					
Inning Stats	R: 2 E: 0 K: 1 S: 15	H: 3 LOB: 2 BB: 1 P: 25	R: 1 E: 0 K: 0 S: 8	H: 2 LOB: 1 BB: 1 P: 15	R: 0 E: 0 K: 0 S: 5	H: 0 LOB: 0 BB: 0 P: 7	R: 2 E: 0 K: 0 S: 8	H: 2 LOB: 2 BB: 2 P: 17	R: 0 E: 0 K: 1 S: 8	H: 1 LOB: 2 BB: 1 P: 15	R: 2 E: 0 K: 0 S: 10	H: 2 LOB: 0 BB: 1 P: 21	R: 0 E: 0 K: 1 S: 7	H: 0 LOB: 0 BB: 0 P: 10	R: 1 E: 0 K: 2 S: 15	H: 2 LOB: 1 BB: 0 P: 24	1B: 5 2B: 6 3B: 0 HR: 1	SF: 2 SAC: 2 DP: 0 HBP: 0	WP: 1 PB: 0 SB: 0 CS: 0	PA: 42	
PITCHER	IP	WLS	BF	H	R	ER	SO	BB	IBB	HBP	BLK	WP	HR	S	P	ERA	WHIP				
Ben Rivera, R ERA: 6.52 (1, 1)	4.0	L	23	7	5	5	1	4	0	0	0	0	0	36	64	11.25	2.750				
Roger Mason, R ERA: 5.19 (5, 1)	2.0		11	3	2	2	1	2	0	0	0	0	1	18	36	9.00	2.500				
Heathcliff Slocumb, R ERA: 3.06 (7, 1)	2.0		8	2	1	1	3	0	0	0	0	0	0	22	34	4.50	1.000				



Batter	1	2	3	4	5	6	7	8	9	AB	R	H	RBI	BB	SO	LOB	TOP					
Darren Lewis, R OBP: 0.355, SLG: 0.325 (1, 8)										4	0	0	0	1	1	2	San Francisco Giants @ Philadelphia Phillies Veterans Stadium, Philadelphia, PA Fri Apr 29 1994, 7:05 PM EDT Att: 30,977 - Overcast - 66 F					
Robby Thompson, R OBP: 0.289, SLG: 0.351 (1, 4)										4	0	0	0	0	0	3						
Todd Benzinger, S OBP: 0.279, SLG: 0.286 (1, 3)										4	0	0	0	0	1	0						
Matt Williams, R OBP: 0.344, SLG: 0.635 (1, 5)										3	1	1	0	1	0	0						
Barry Bonds, L OBP: 0.384, SLG: 0.529 (1, 7)										4	1	2	2	0	0	2						
Dave Martinez, L OBP: 0.240, SLG: 0.333 (1, 9)										4	0	0	0	0	1	2						
Royce Clayton, R OBP: 0.375, SLG: 0.471 (1, 6)										2	1	1	0	2	0	0						
Kirt Manwaring, R OBP: 0.229, SLG: 0.238 (1, 2)										4	0	0	0	0	0	3						
Bryan Hickerson, L OBP: 0.500, SLG: 0.429 Steve Frey, R (6, 1)										2	0	1	0	0	1	0						
John Patterson, S OBP: 0.238, SLG: 0.263 Dave Burba, R (7, 1)										0	0	0	0	0	0	0						
Jeff Reed, L OBP: 0.063, SLG: 0.063 (9, PH)										1	0	0	1	0	0	1						
Inning Stats	R: 0 E: 0 K: 1 S: 7	H: 0 LOB: 0 BB: 0 P: 10	R: 0 E: 1 K: 0 S: 9	H: 0 LOB: 0 BB: 0 P: 13	R: 0 E: 0 K: 1 S: 9	H: 0 LOB: 0 BB: 0 P: 14	R: 0 E: 0 K: 0 S: 6	H: 0 LOB: 0 BB: 0 P: 10	R: 2 E: 0 K: 0 S: 21	H: 2 LOB: 3 BB: 3 P: 39	R: 0 E: 0 K: 1 S: 9	H: 1 LOB: 1 BB: 0 P: 14	R: 0 E: 0 K: 0 S: 9	H: 0 LOB: 1 BB: 1 P: 17	R: 0 E: 0 K: 1 S: 11	H: 1 LOB: 1 BB: 0 P: 14	R: 1 E: 0 K: 0 S: 9	H: 1 LOB: 1 BB: 0 P: 12	1B: 4 2B: 0 3B: 0 HR: 1	SF: 0 SAC: 0 DP: 0 HBP: 0	WP: 0 PB: 0 SB: 0 CS: 1	PA: 37
PITCHER	IP	WLS	BF	H	R	ER	SO	BB	IBB	HBP	BLK	WP	HR	S	P	ERA	WHIP					
Ben Rivera, R ERA: 5.47 Heathcliff Slocumb, R ERA: 2.45	(1, 1)	7.0	W	28	3	2	2	3	4	0	0	0	0	1	70	117	2.57	1.000				
	(8, 1)	2.0		9	2	1	0	1	0	0	0	0	0	0	20	26	0.00	1.000				

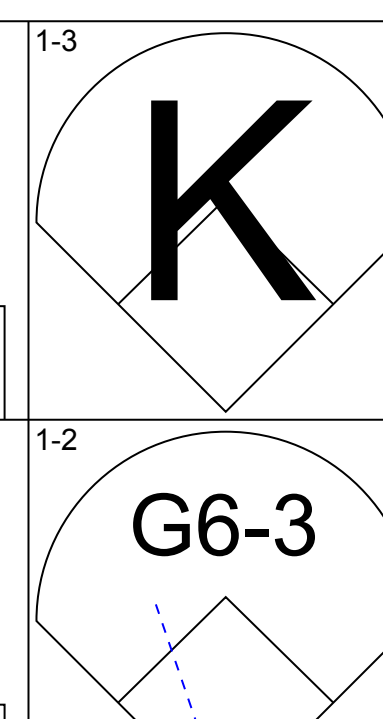
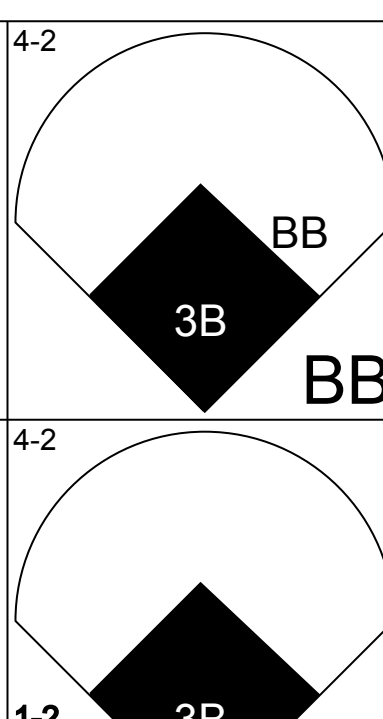
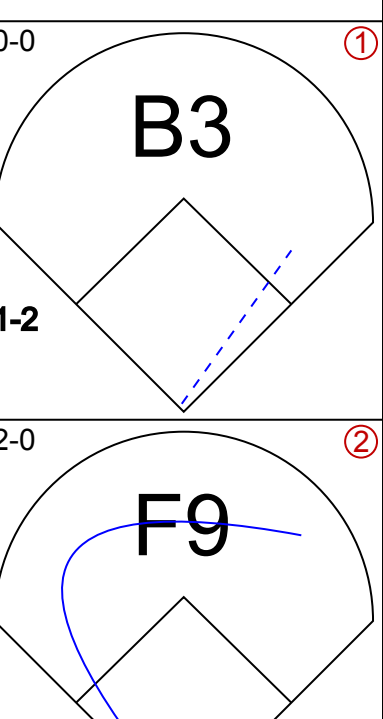
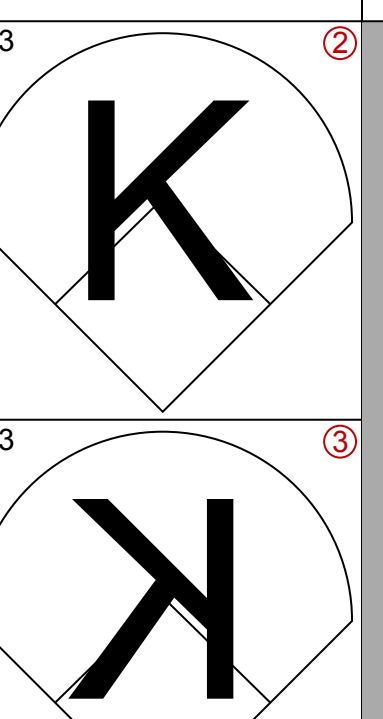
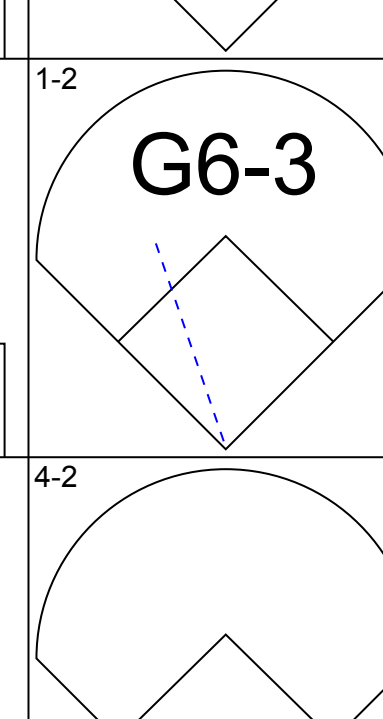
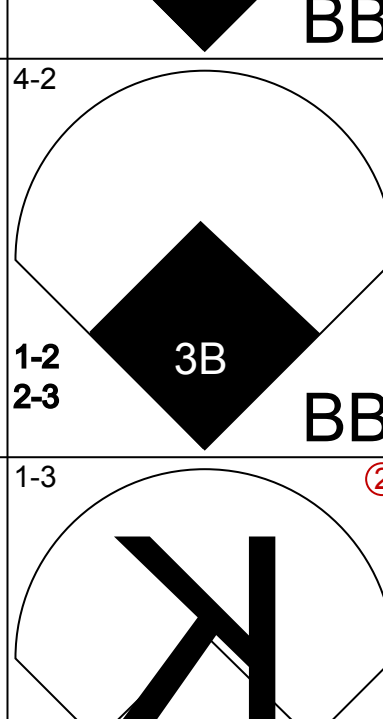
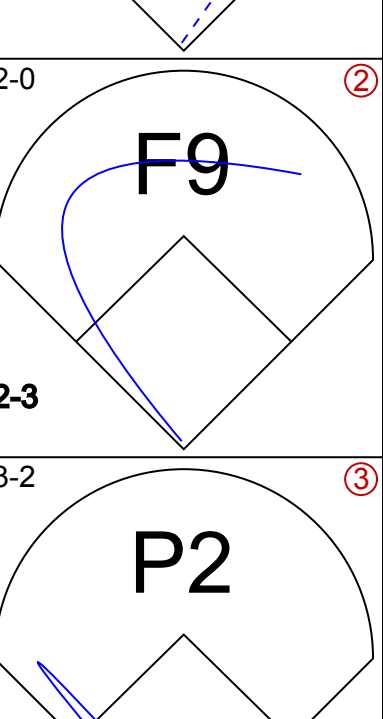
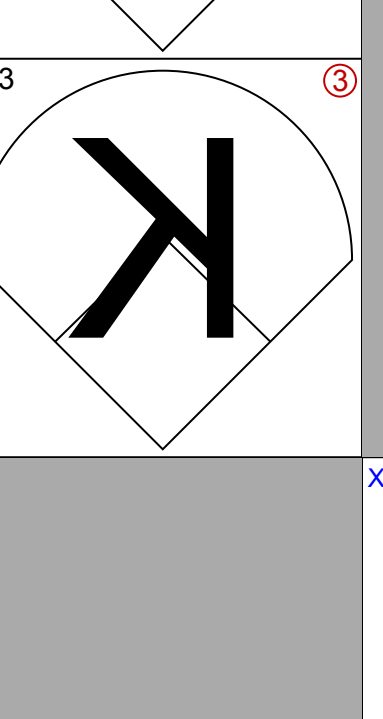
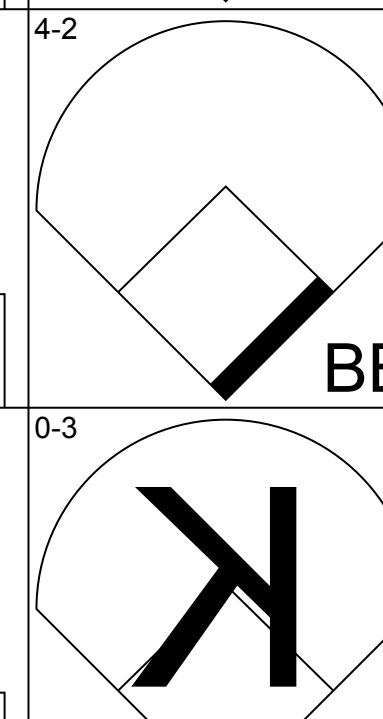
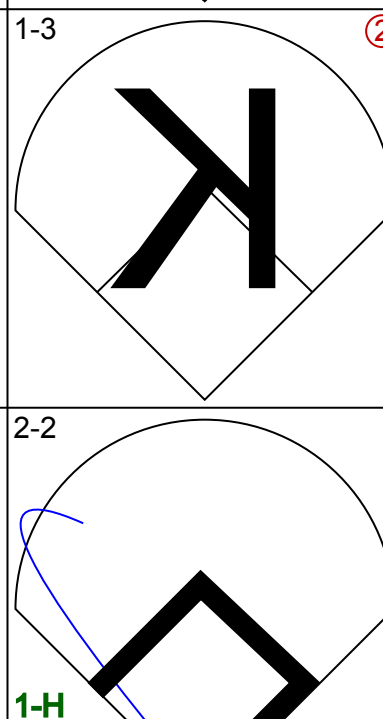
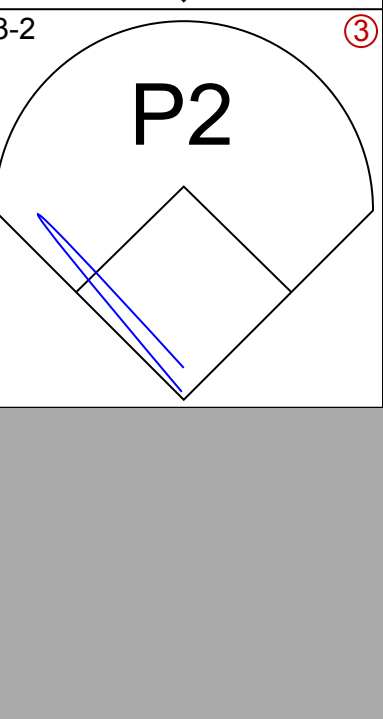
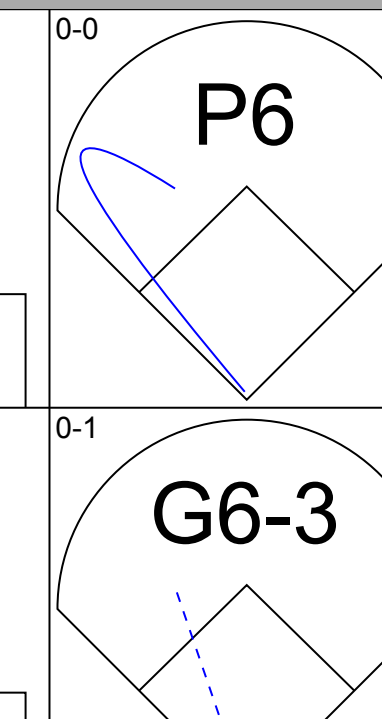

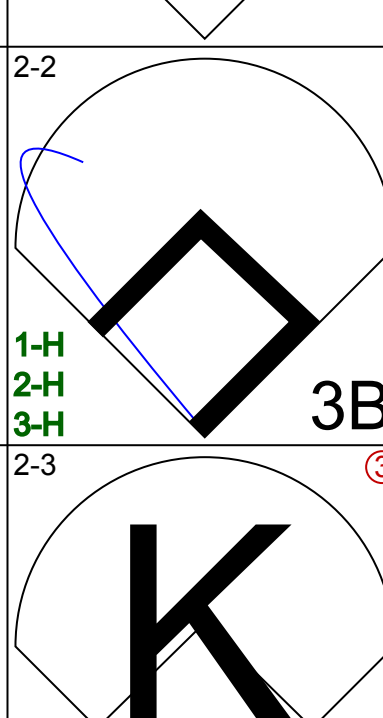
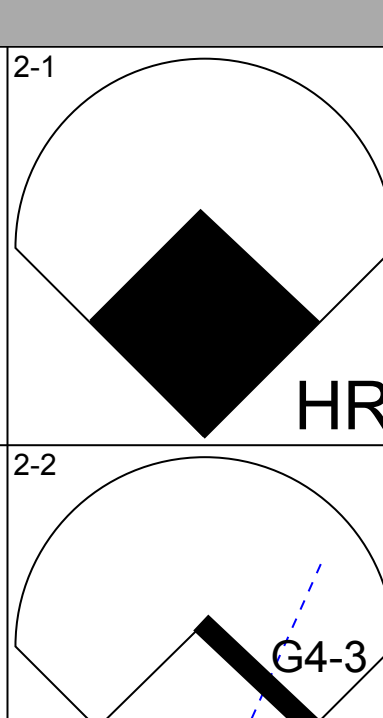
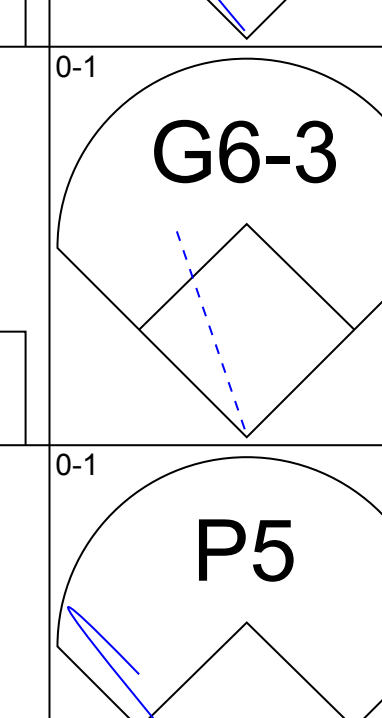
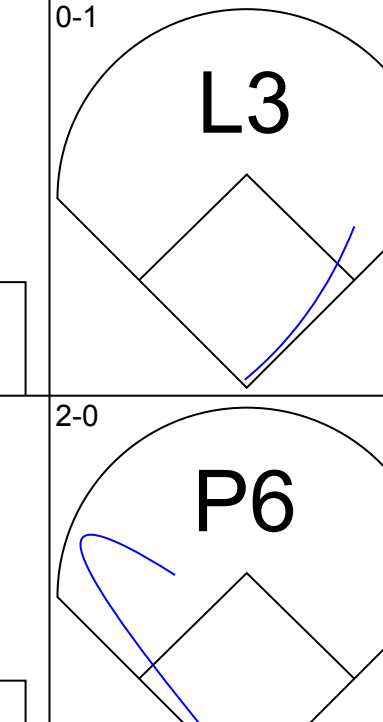

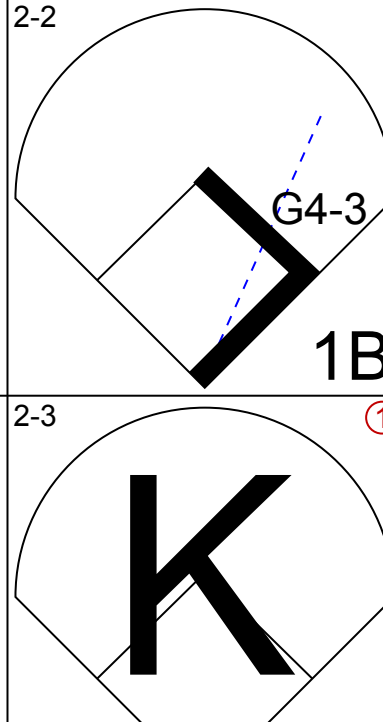
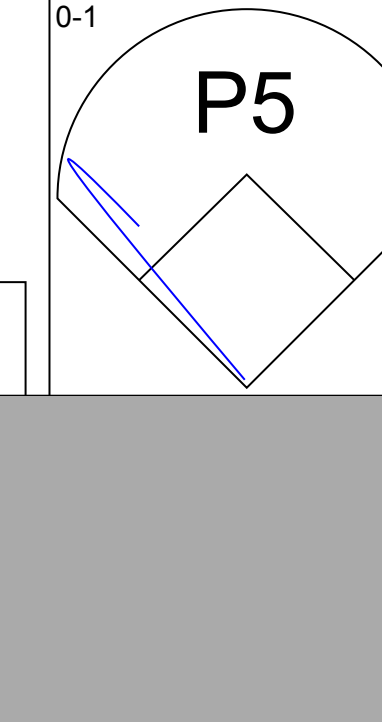
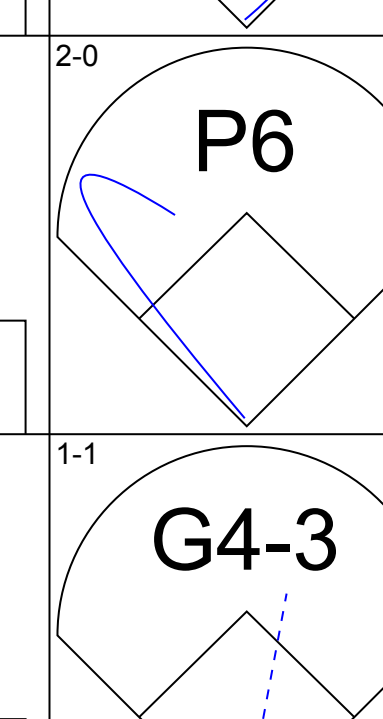
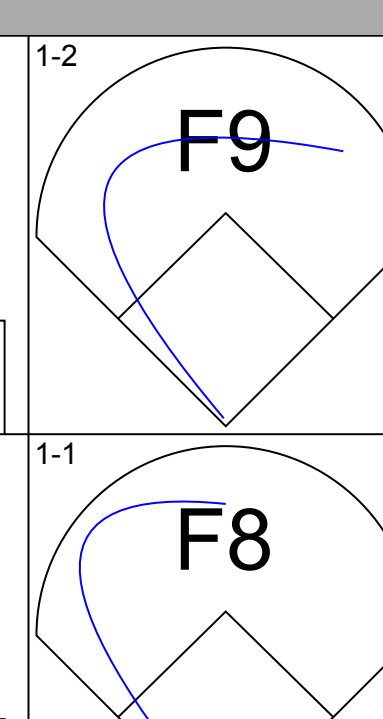
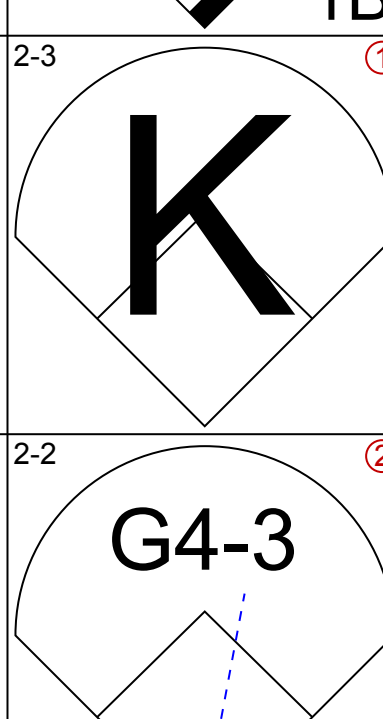
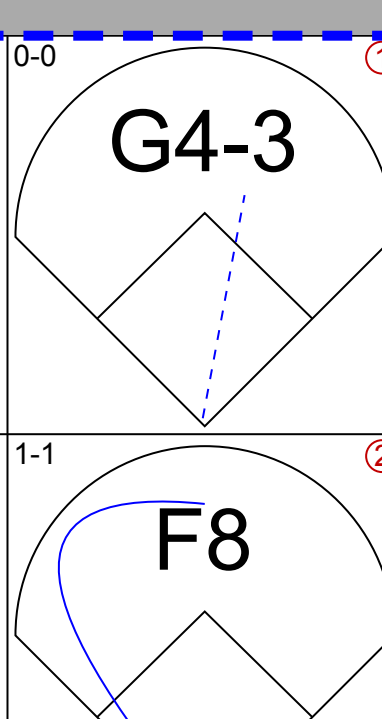
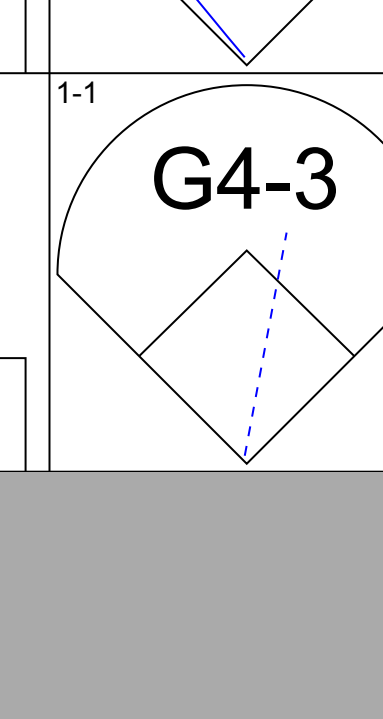
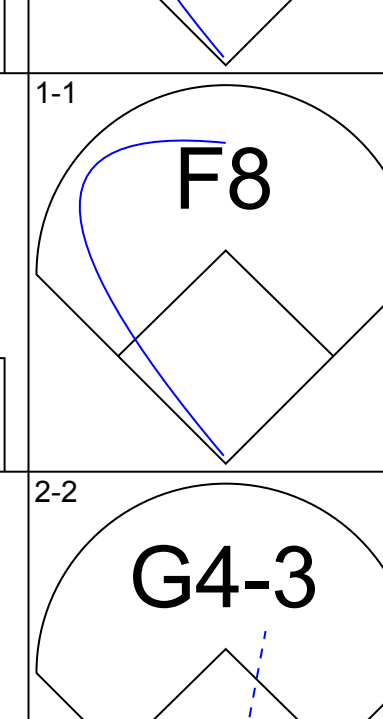
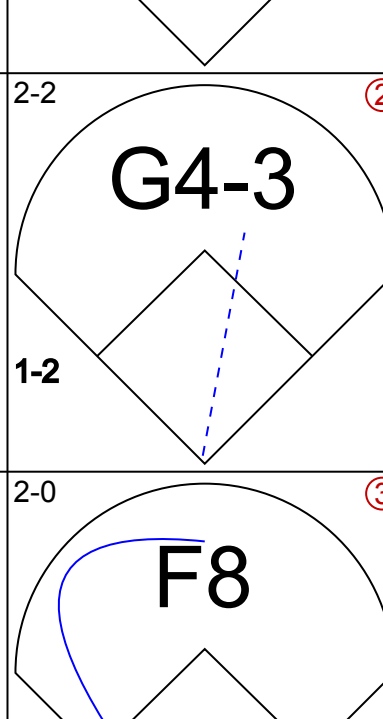
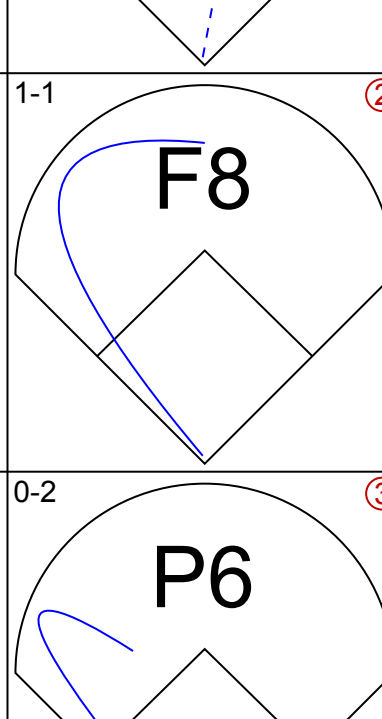
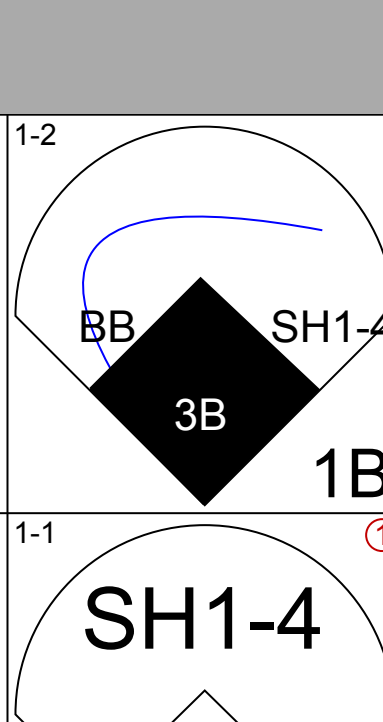
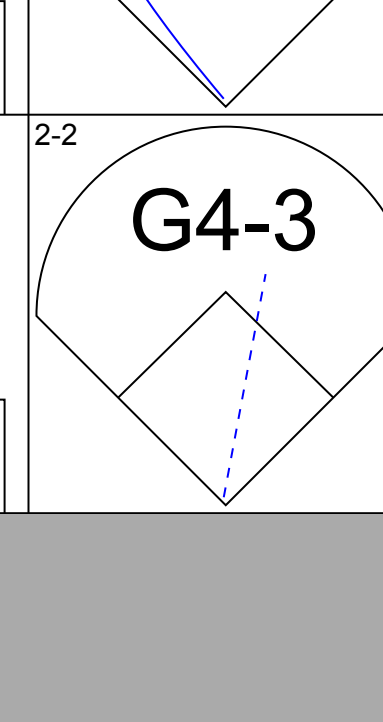
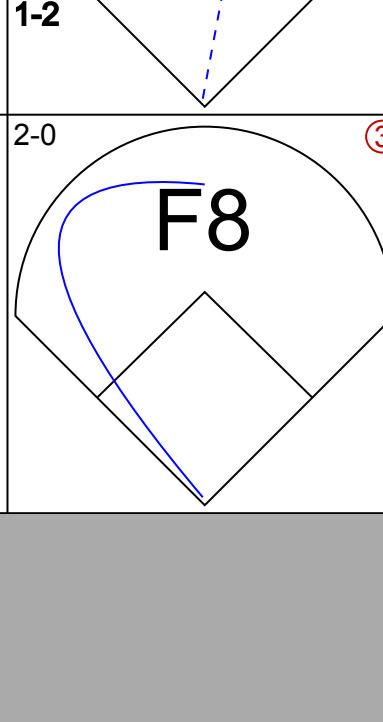
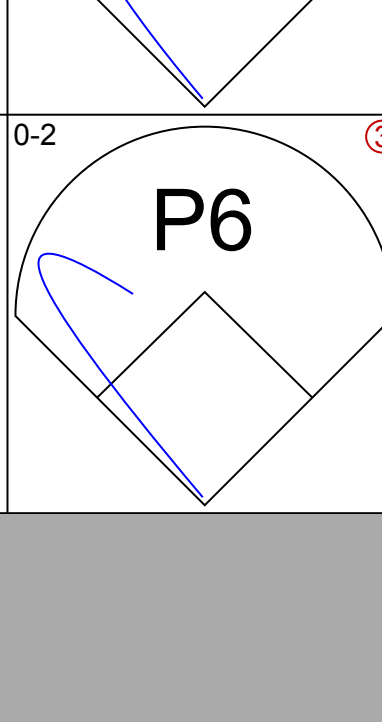
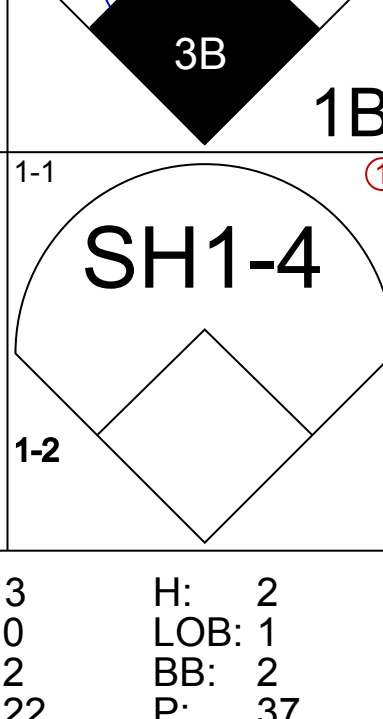
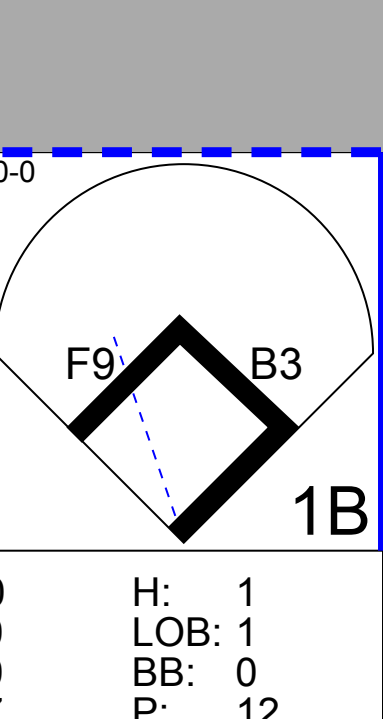
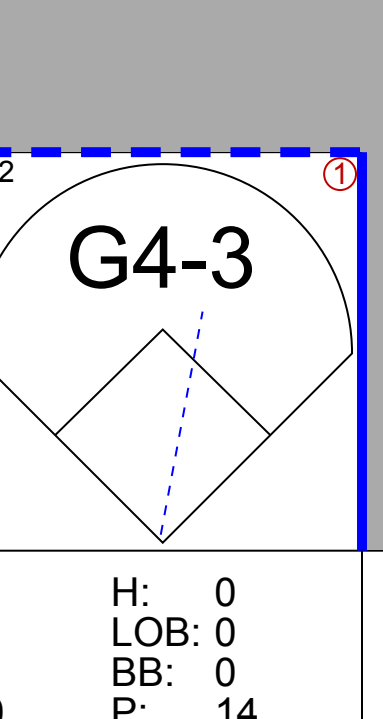
Batter	1	2	3	4	5	6	7	8	9	AB	R	H	RBI	BB	SO	LOB	BOTTOM					
Lenny Dykstra, L OBP: 0.355, SLG: 0.371 (1, 8)										4	2	1	0	1	1	2	San Francisco Giants @ Philadelphia Phillies Veterans Stadium, Philadelphia, PA Fri Apr 29 1994, 7:05 PM EDT Att: 30,977 - Overcast - 66 F					
Mariano Duncan, R OBP: 0.282, SLG: 0.458 (1, 4)										3	3	3	4	1	0	0						
John Kruk, L OBP: 0.483, SLG: 0.438 (1, 3)										3	0	1	1	1	0	1						
Dave Hollins, S OBP: 0.347, SLG: 0.420 (1, 5)										4	0	0	0	0	3	4						
Darren Daulton, L OBP: 0.425, SLG: 0.644 (1, 2)										4	0	1	1	0	0	3						
Wes Chamberlain, R OBP: 0.304, SLG: 0.478 Jim Eisenreich, L OBP: 0.313, SLG: 0.333 (8, 9)										4	0	1	0	0	0	1						
Pete Incaviglia, R OBP: 0.292, SLG: 0.299 Heathcliff Slocumb, R OBP: 1.000, SLG: 1.000 (8, 1)										4	0	1	0	0	1	2						
Kim Batiste, R OBP: 0.214, SLG: 0.214 (1, 6)										4	0	1	0	0	1	0						
Ben Rivera, R Milt Thompson, L OBP: 0.319, SLG: 0.477 (8, 7)										2	1	0	0	1	0	2						
Inning Stats	R: 0 E: 0 K: 1 S: 7	H: 0 LOB: 2 BB: 2 P: 19	R: 0 E: 0 K: 0 S: 9	H: 2 LOB: 0 BB: 0 P: 11	R: 1 E: 0 K: 0 S: 8	H: 2 LOB: 1 BB: 0 P: 13	R: 0 E: 0 K: 0 S: 5	H: 0 LOB: 0 BB: 0 P: 7	R: 2 E: 0 K: 1 S: 14	H: 4 LOB: 2 BB: 0 P: 21	R: 3 E: 0 K: 1 S: 9	H: 1 LOB: 0 BB: 2 P: 23	R: 0 E: 0 K: 1 S: 7	H: 0 LOB: 0 BB: 0 P: 10	R: 0 E: 0 K: 2 S: 10	H: 0 LOB: 0 BB: 0 P: 14		1B: 4 2B: 4 3B: 0 HR: 1	SF: 0 SAC: 0 DP: 0 HBP: 0	WP: 0 PB: 0 SB: 0 CS: 0	PA: 37	
PITCHER	IP	WLS	BF	H	R	ER	SO	BB	IBB	HBP	BLK	WP	HR	S	P	ERA	WHIP					
Bryan Hickerson, L ERA: 3.12 Steve Frey, L ERA: 9.0 Dave Burba, R ERA: 1.93	(1, 1)	5.1	L	29	9	6	6	2	4	0	0	0	0	0	47	85	10.12	2.438				
	(6, 1)	0.2		2	0	0	0	1	0	0	0	0	0	5	9	0.00	0.000					
	(7, 1)	2.0		6	0	0	0	3	0	0	0	0	0	17	24	0.00	0.000					

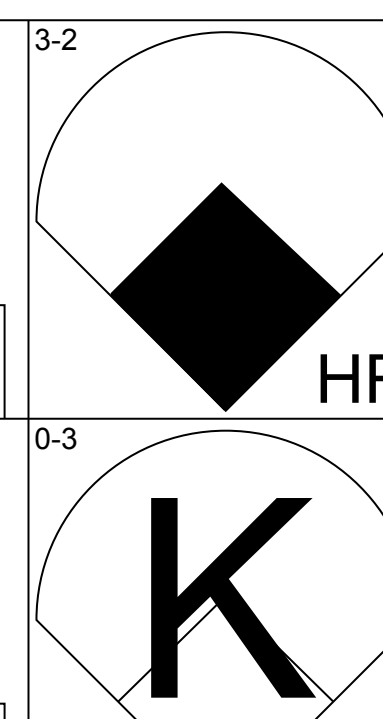
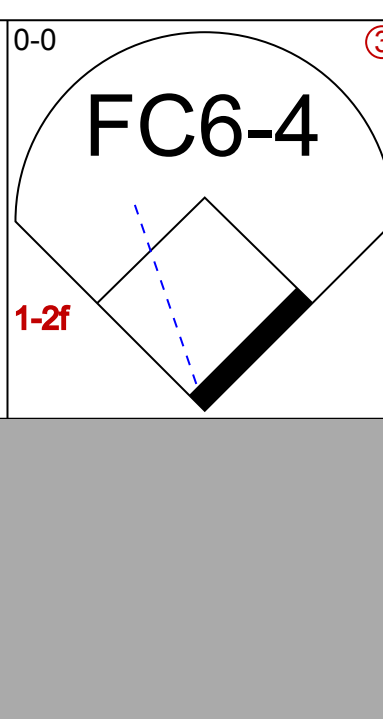
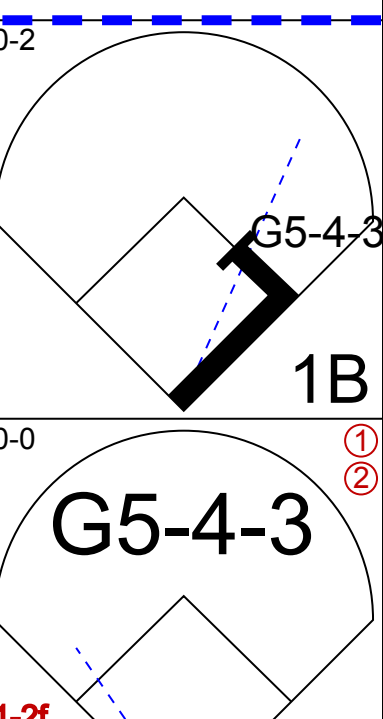
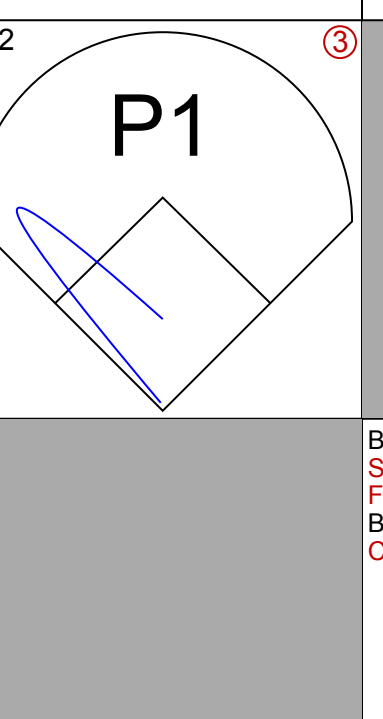
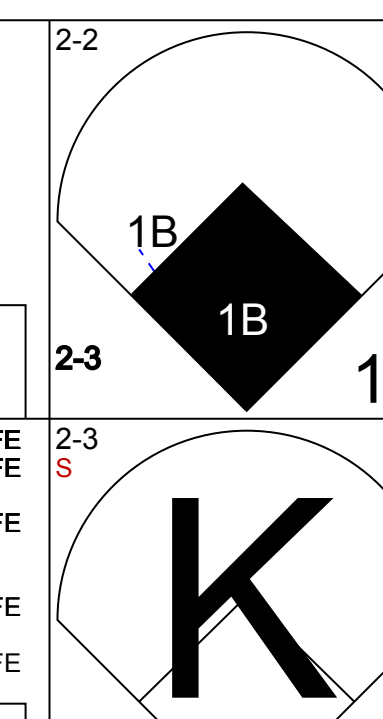
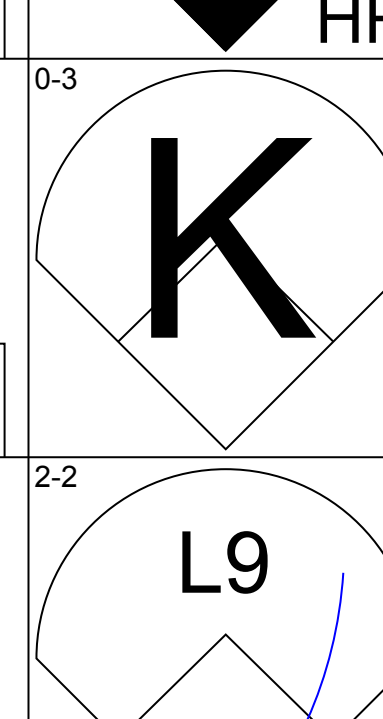
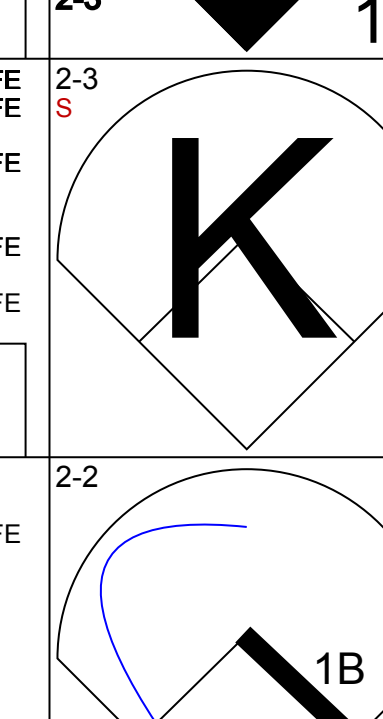
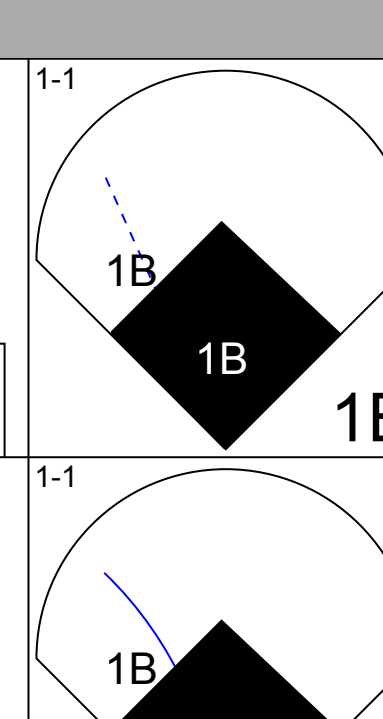

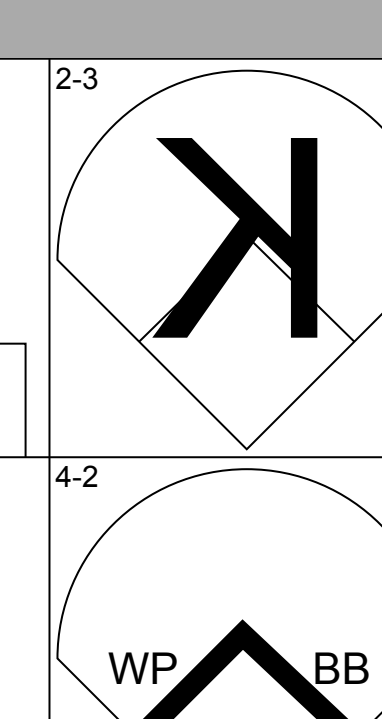
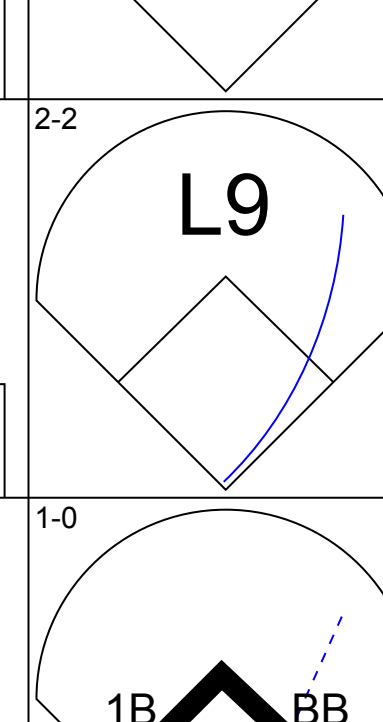
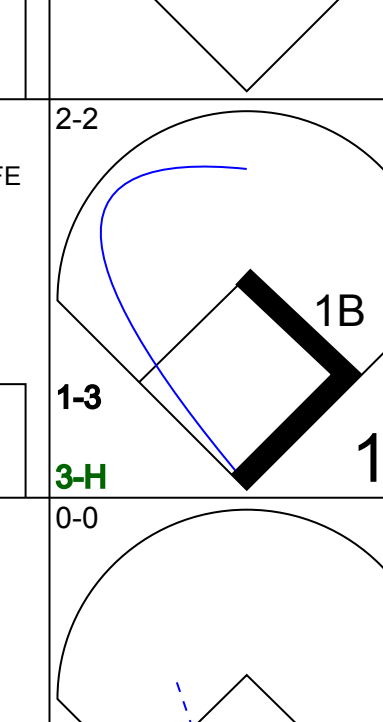
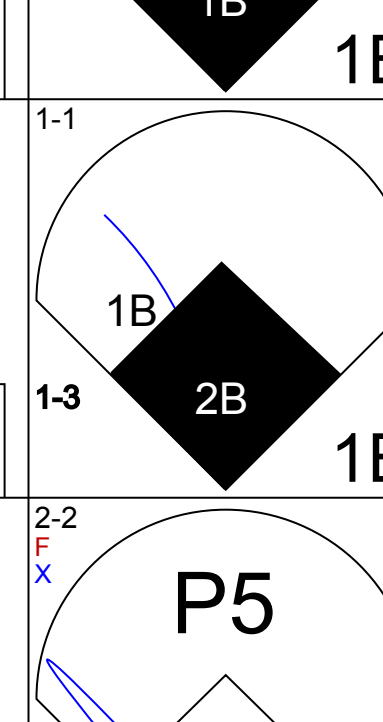

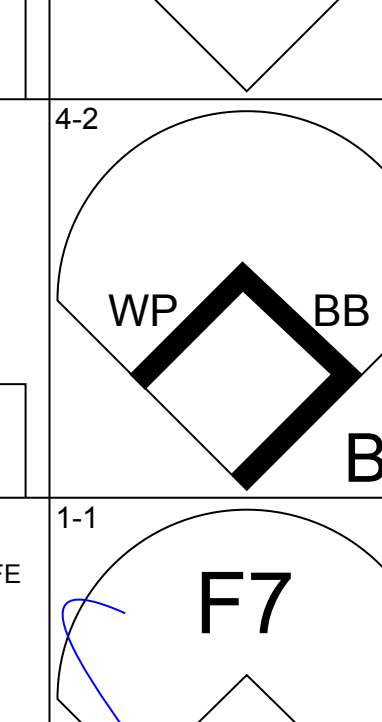
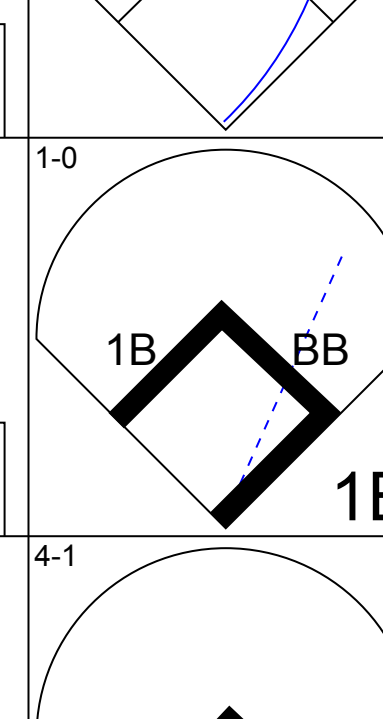
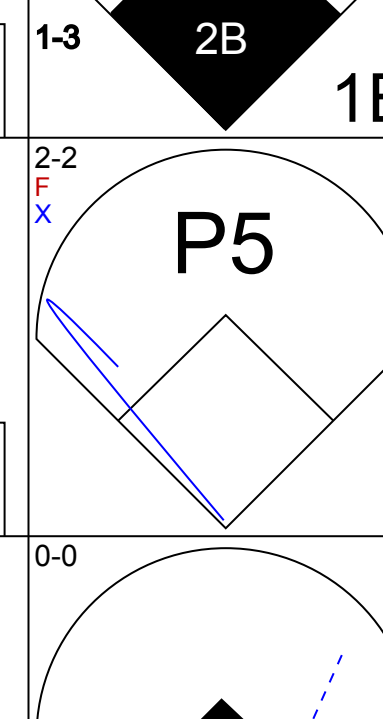

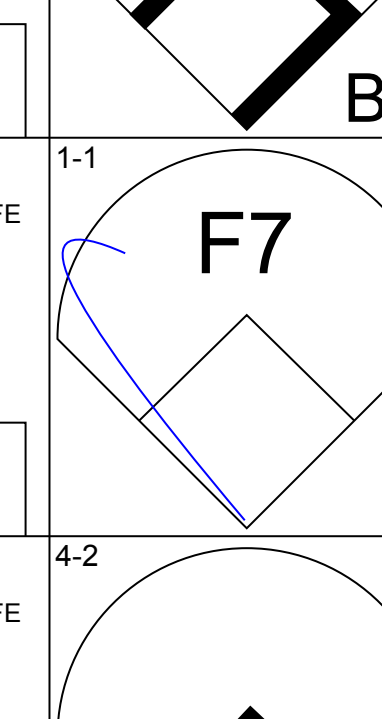
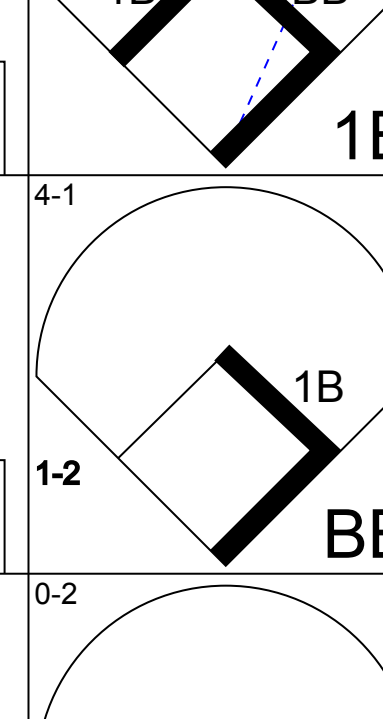
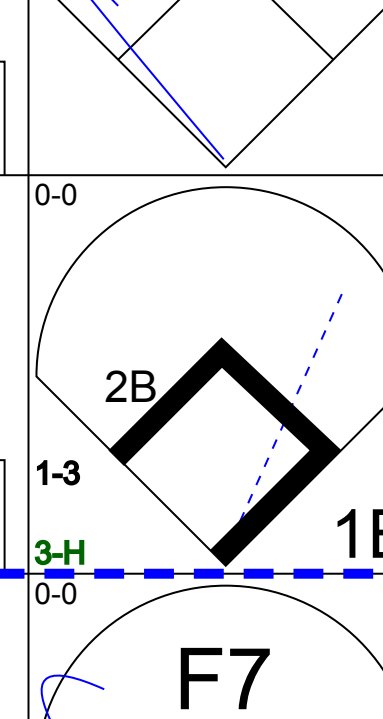
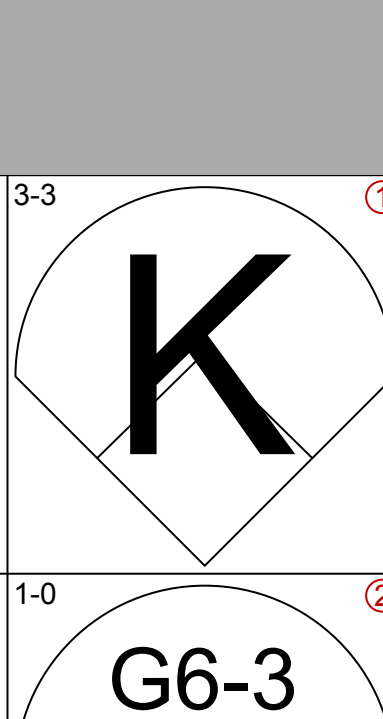
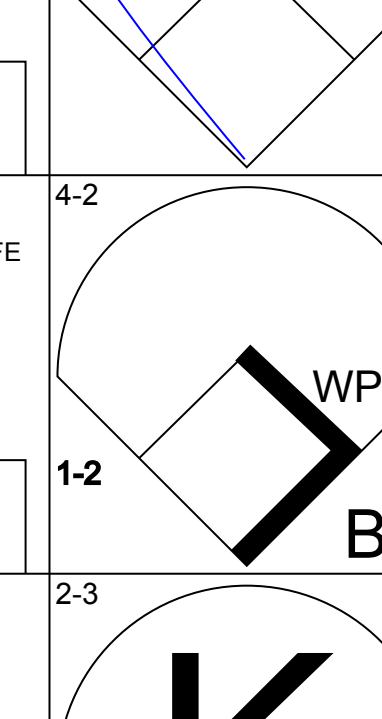
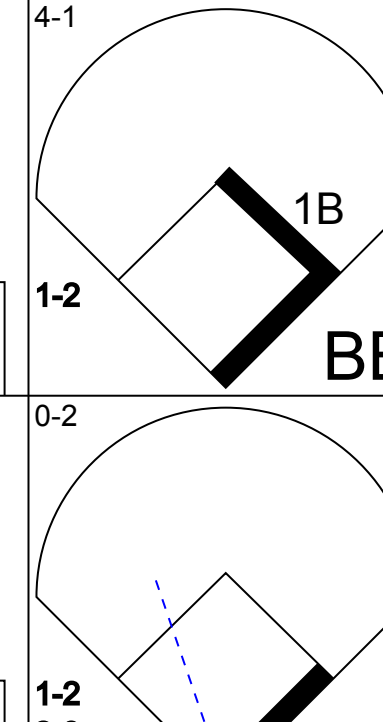
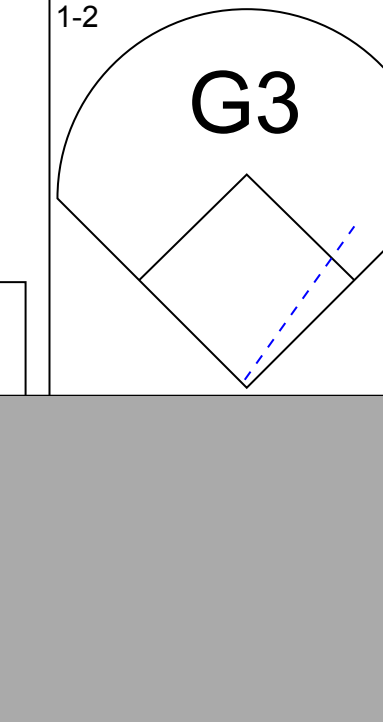
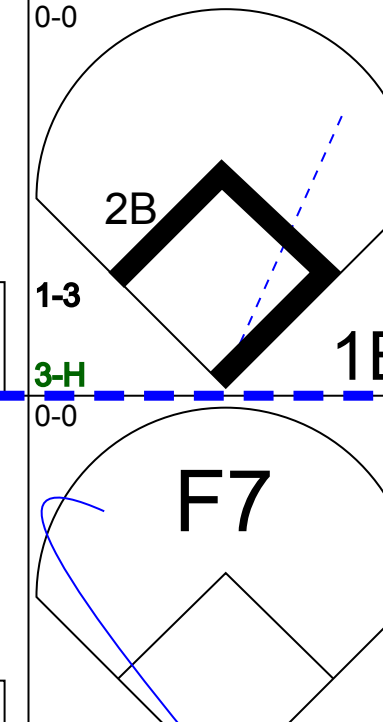
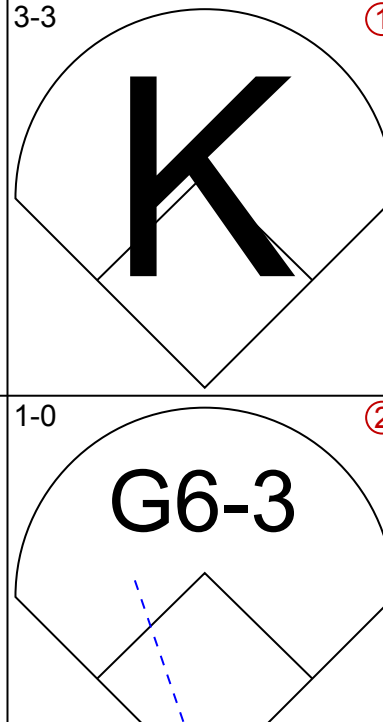
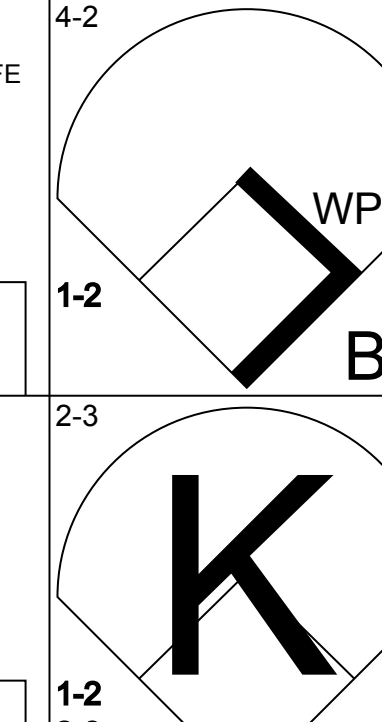
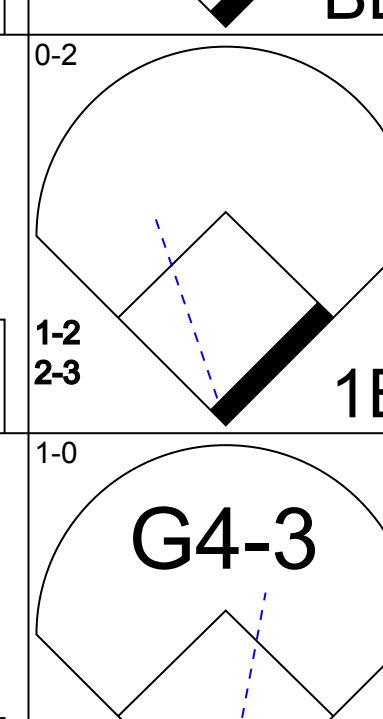
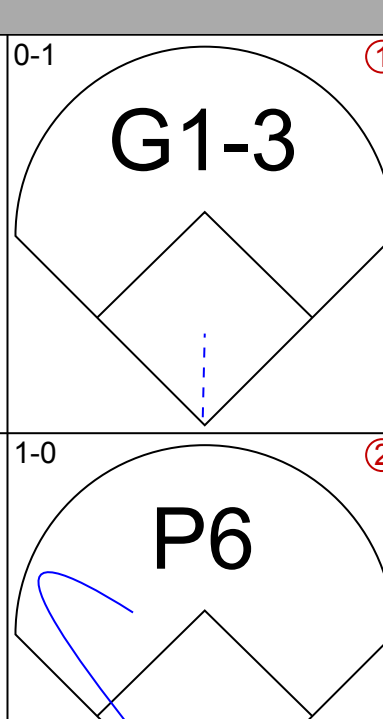
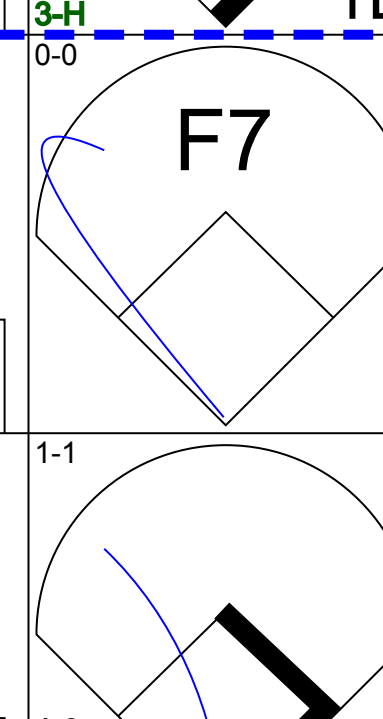
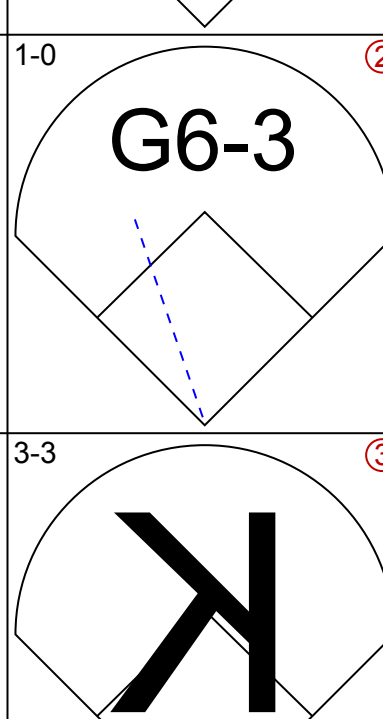
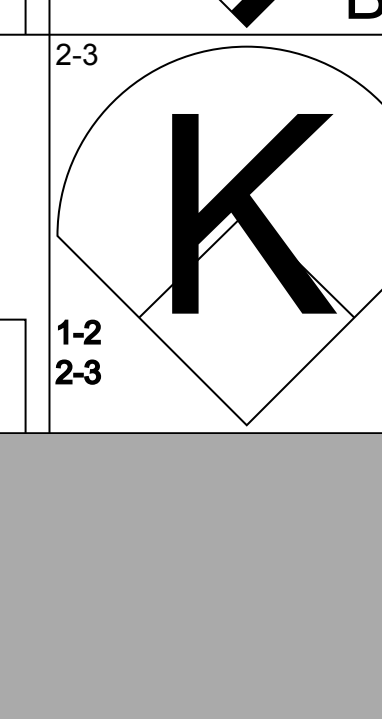
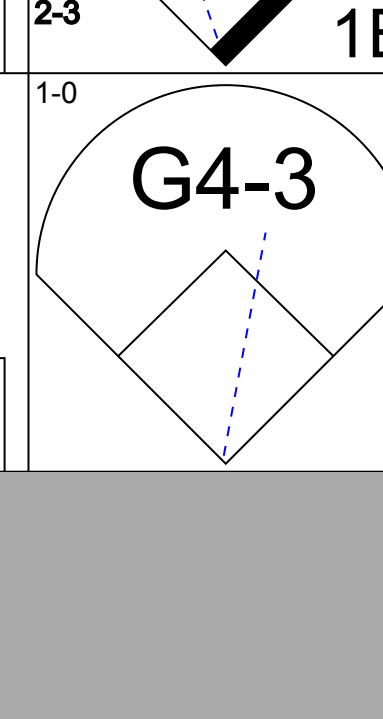
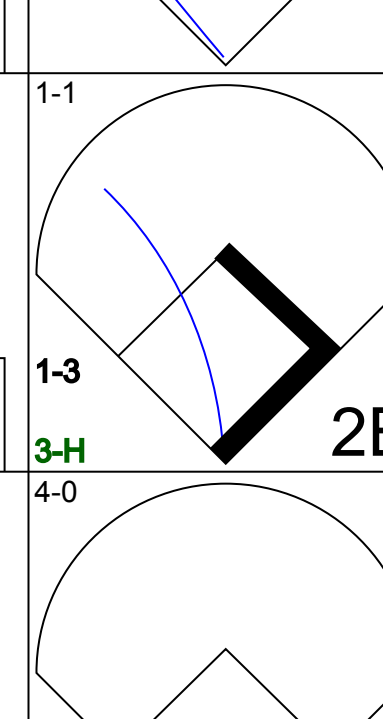

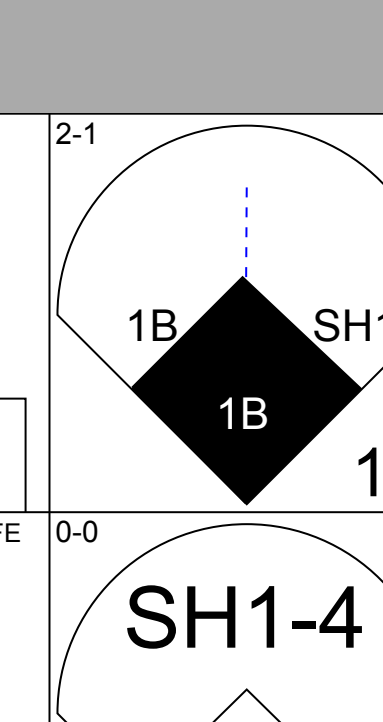
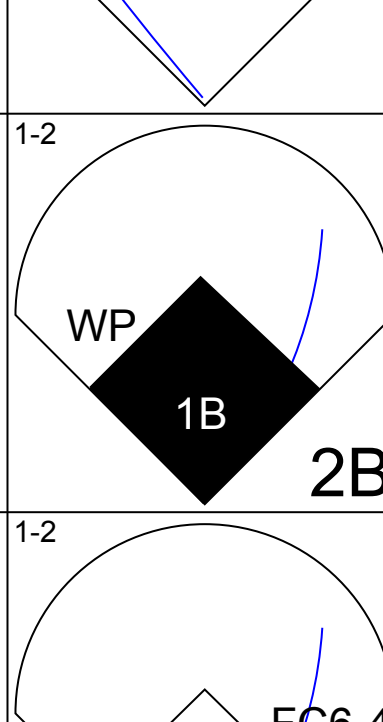
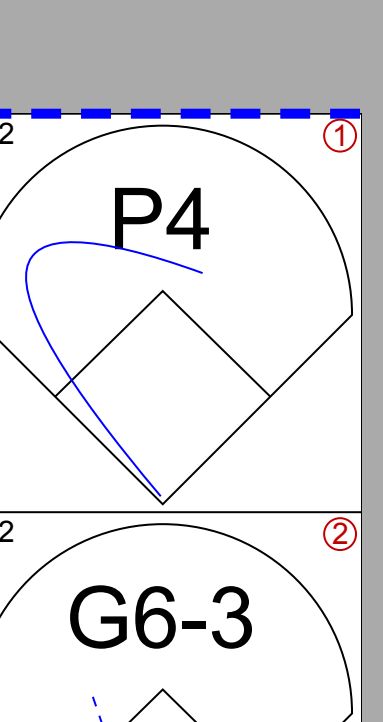
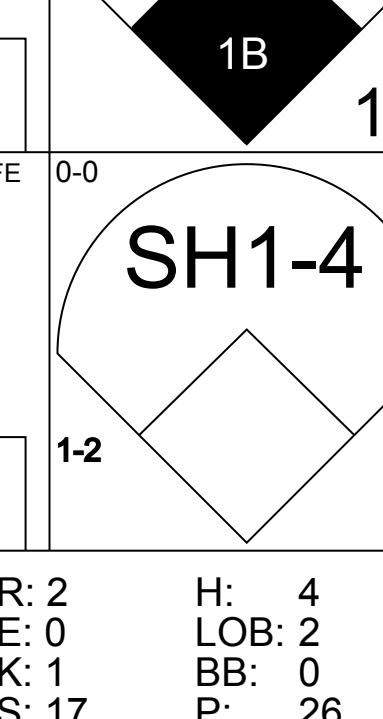
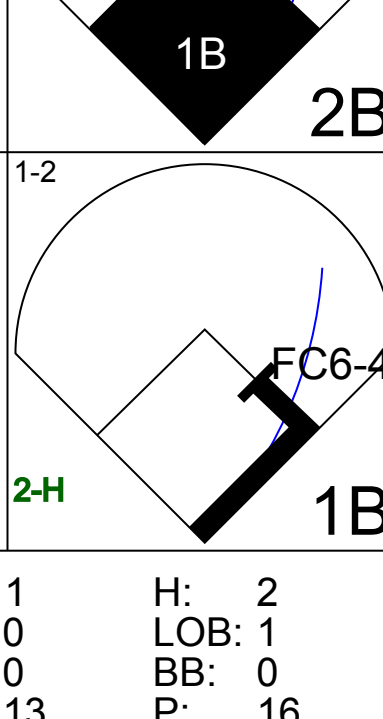
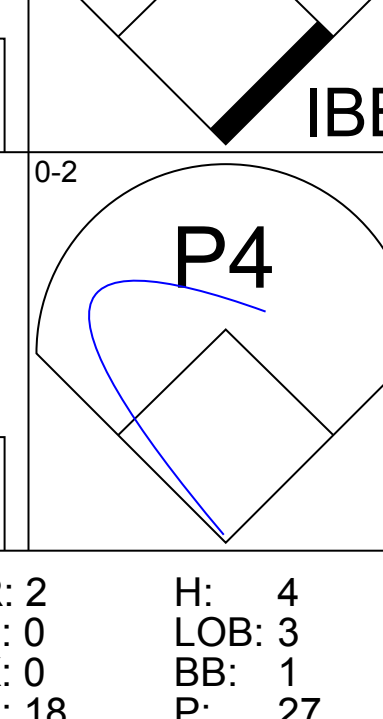
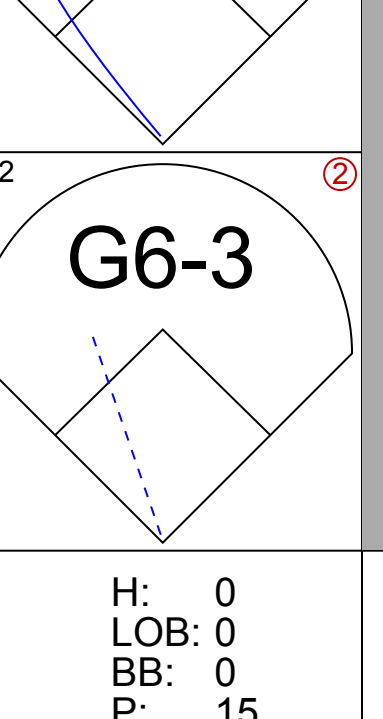
AB	33
R	3
H	5
RBI	3
BB	4
SO	4
LOB	14



Batter	1	2	3	4	5	6	7	8	9	AB	R	H	RBI	BB	SO	LOB	TOP											
Darren Lewis, R OBP: 0.361, SLG: 0.333										4	0	2	0	0	1	0	San Francisco Giants @ Philadelphia Phillies Veterans Stadium, Philadelphia, PA Sat Apr 30 1994, 7:05 PM EDT Att: 37,019 - Unknown - 78 F											
Dave Martinez, L OBP: 0.241, SLG: 0.296										3	0	0	0	1	0	2												
Robby Thompson, R OBP: 0.276, SLG: 0.333										4	0	0	0	0	1	3												
Matt Williams, R OBP: 0.340, SLG: 0.652										4	1	1	1	0	0	1												
Barry Bonds, L OBP: 0.382, SLG: 0.514										2	0	0	0	1	0	0												
Royce Clayton, R OBP: 0.361, SLG: 0.452										3	0	0	0	0	2	1												
Todd Benzinger, S OBP: 0.281, SLG: 0.288										3	0	1	0	0	1	0												
Kirt Manwaring, R OBP: 0.233, SLG: 0.258										3	0	1	0	0	0	1												
John Burkett, R OBP: 0.233, SLG: 0.258										3	0	0	0	0	2	1												
Michael Jackson, R OBP: 0.233, SLG: 0.258										0	0	0	0	0	0	0												
Rod Beck, R OBP: 0.233, SLG: 0.258										0	0	0	0	0	0	0												
Inning Stats	R: 0 H: 0 E: 0 K: 2 S: 12	H: 0 LOB: 0 BB: 0 P: 18	R: 0 H: 0 E: 0 K: 1 S: 8	H: 0 LOB: 0 BB: 0 P: 13	R: 0 H: 0 E: 0 K: 1 S: 9	H: 0 LOB: 0 BB: 0 P: 15	R: 0 H: 0 E: 0 K: 0 S: 5	H: 0 LOB: 0 BB: 0 P: 6	R: 1 H: 1 E: 0 K: 1 S: 11	H: 1 LOB: 1 BB: 1 P: 18	R: 0 H: 2 E: 0 K: 0 S: 6	H: 2 LOB: 2 BB: 0 P: 11	R: 0 H: 0 E: 0 K: 1 S: 8	H: 0 LOB: 0 BB: 0 P: 9	R: 0 H: 1 E: 0 K: 1 S: 5	H: 1 LOB: 0 BB: 0 P: 8	R: 0 H: 1 E: 0 K: 0 S: 8	H: 1 LOB: 1 BB: 1 P: 13	1B: 3 2B: 2 3B: 0 HR: 1	SF: 0 SAC: 0 DP: 2 HBP: 0	WP: 0 PB: 0 SB: 0 CS: 0	PA: 31						
PITCHER	IP	WLS	BF	H	R	ER	SO	BB	IBB	HBP	BLK	WP	HR	S	P	ERA	WHIP											
Curt Schilling, R ERA: 4.23	(1, 1)	7.0	L	24	3	1	1	6	1	0	0	0	0	1	59	90	1.29	0.571										
Shawn Boskie, R ERA: 4.86	(8, 1)	2.0		7	2	0	0	1	1	0	0	0	0	0	13	21	0.00	1.500										


Batter	1	2	3	4	5	6	7	8	9	AB	R	H	RBI	BB	SO	LOB	BOTTOM											
Lenny Dykstra, L OBP: 0.351, SLG: 0.376										4	0	1	0	0	1	0	San Francisco Giants @ Philadelphia Phillies Veterans Stadium, Philadelphia, PA Sat Apr 30 1994, 7:05 PM EDT Att: 37,019 - Unknown - 78 F											
Mariano Duncan, R OBP: 0.293, SLG: 0.474										4	0	2	0	0	0	1												
John Kruk, L OBP: 0.469, SLG: 0.412										3	0	0	0	1	0	2												
Dave Hollins, S OBP: 0.353, SLG: 0.424										4	0	2	0	0	2	3												
Darren Daulton, L OBP: 0.429, SLG: 0.632										3	0	1	0	1	1	1												
Jim Eisenreich, L OBP: 0.309, SLG: 0.328										4	0	1	0	0	0	5												
Milt Thompson, L OBP: 0.314, SLG: 0.458										4	0	1	0	0	0	2												
Mickey Morandini, L OBP: 0.359, SLG: 0.333										4	0	0	0	0	0	3												
Curt Schilling, R OBP: 0.214, SLG: 0.214	(1, 1)									2	0	0	0	0	1	0												
Tony Longmire, L OBP: 0.063, SLG: 0.063	(7, PH)									1	0	0	0	0	0	0												
Shawn Boskie, R ERA: 4.86	(8, 1)									0	0	0	0	0	0	0												
Pete Incaviglia, R OBP: 0.245, SLG: 0.283	(9, PH)									1	0	0	0	0	0	0												
Inning Stats	R: 0 H: 0 E: 0 K: 0 S: 4	H: 2 LOB: 2 BB: 0 P: 6	R: 0 H: 2 E: 0 K: 0 S: 12	H: 1 LOB: 2 BB: 0 P: 17	R: 0 H: 1 E: 0 K: 2 S: 10	H: 1 LOB: 1 BB: 1 P: 18	R: 0 H: 1 E: 0 K: 1 S: 9	H: 1 LOB: 1 BB: 0 P: 15	R: 0 H: 1 E: 0 K: 0 S: 7	H: 1 LOB: 1 BB: 1 P: 14	R: 0 H: 1 E: 0 K: 0 S: 7	H: 1 LOB: 1 BB: 1 P: 13	R: 0 H: 0 E: 0 K: 1 S: 5	H: 0 LOB: 0 BB: 0 P: 8	R: 0 H: 2 E: 0 K: 1 S: 11	H: 2 LOB: 2 BB: 0 P: 18	R: 0 H: 0 E: 0 K: 0 S: 9	H: 0 LOB: 0 BB: 0 P: 14	1B: 6 2B: 2 3B: 0 HR: 0	SF: 0 SAC: 0 DP: 1 HBP: 0	WP: 0 PB: 0 SB: 0 CS: 0	PA: 36						
PITCHER	IP	WLS	BF	H	R	ER	SO	BB	IBB	HBP	BLK	WP	HR	S	P	ERA	WHIP											
John Burkett, R ERA: 1.98	(1, 1)	7.1	W	30	7	0	0	0	0	0	0	0	0	8	11	0.00	1.227											
Michael Jackson, R ERA: 4.86	(8, 1)	0.2		3	1	0	0	1	0	0	0	0	0	0	8	11	0.00	1.500										
Rod Beck, R ERA: 4.86	(9, 1)	1.0	S	3	0	0	0	0	0	0	0	0	0	9	14	0.00	0.000											

Batter	1	2	3	4	5	6	7	8	9	AB	R	H	RBI	BB	SO	LOB	TOP						
Darren Lewis, R OBP: 0.356, SLG: 0.322 (1, 8)										3	1	0	0	1	2	1	San Francisco Giants @ Philadelphia Phillies Veterans Stadium, Philadelphia, PA Sun May 01 1994, 3:33 AM EDT Att: 50,588 - Sunny - 68 F						
Dave Martinez, L OBP: 0.242, SLG: 0.267 (1, 9)										3	1	0	0	1	1								
Robby Thompson, R OBP: 0.275, SLG: 0.321 (1, 4)										3	0	0	0	1	1	4							
Matt Williams, R OBP: 0.346, SLG: 0.699 (1, 5)										4	1	2	4	0	1	1							
Barry Bonds, L OBP: 0.376, SLG: 0.500 (1, 7)										4	0	1	0	0	1	1							
Royce Clayton, R OBP: 0.345, SLG: 0.429 (1, 6)											4	0	0	0	0	1							
Todd Benzinger, S OBP: 0.269, SLG: 0.274 (1, 3)											4	0	0	0	0	1							
Jeff Reed, L OBP: 0.100, SLG: 0.100 (1, 2)											4	1	1	0	0	1							
Bill Swift, R OBP: 0.296, SLG: 0.279 ERA: 5.14 (4, 1)										0	0	0	0	0	0	0	GIANTS						
Rich Monteleone, R OBP: 0.276, SLG: 0.286 ERA: 2.16 (5, PH)									0	0	0	0	0	0	0								
Steve Scarsone, R OBP: 0.276, SLG: 0.286 ERA: 2.16 (5, PH)									1	0	0	0	0	0	0								
Kevin Rogers, L OBP: 0.276, SLG: 0.286 ERA: 2.16 (5, PH)									0	0	0	0	0	0	0								
John Patterson, S OBP: 0.276, SLG: 0.286 ERA: 2.16 (7, PH)									1	0	0	0	0	0	0								
Dave Burba, R OBP: 0.276, SLG: 0.286 ERA: 2.16 (7, PH)									0	0	0	0	0	0	0								
Inning Stats	R: 0 E: 0 K: 14 S: 14	H: 0 LOB: 1 BB: 1 P: 20	R: 0 E: 0 K: 0 S: 5	H: 0 LOB: 0 BB: 0 P: 8	R: 3 E: 0 K: 2 S: 22	H: 2 LOB: 1 BB: 2 P: 37	R: 0 E: 0 K: 0 S: 10	H: 0 LOB: 1 BB: 0 P: 14	R: 0 E: 0 K: 0 S: 7	H: 1 LOB: 1 BB: 0 P: 12	R: 1 E: 0 K: 1 S: 13	H: 2 LOB: 1 BB: 0 P: 23	R: 0 E: 0 K: 0 S: 10	H: 0 LOB: 0 BB: 0 P: 14	R: 0 E: 0 K: 0 S: 5	H: 0 LOB: 0 BB: 0 P: 7		R: 0 E: 0 K: 0 S: 6	H: 0 LOB: 0 BB: 0 P: 7	1B: 3 2B: 0 3B: 1 HR: 1	SF: 0 SAC: 1 DP: 0 HBP: 0	WP: 0 PB: 0 SB: 0 CS: 0	PA: 35
PITCHER	IP	WLS	BF	H	R	ER	SO	BB	IBB	HBP	BLK	WP	HR	S	P	ERA		WHIP					
Tommy Greene, R ERA: 5.14 (1, 1)	4.0		17	2	3	3	4	3	0	0	0	0	0	51	79	6.75	1.250						
David West, L ERA: 6.35 (5, 1)	2.0		9	3	1	1	1	0	0	0	0	0	1	20	35	4.50	1.500						
Heathcliff Slocumb, R ERA: 2.16 (7, 1)	2.0	W	6	0	0	0	2	0	0	0	0	0	0	15	19	0.00	0.000						
Doug Jones, R ERA: 1.98 (9, 1)	1.0	S	3	0	0	0	0	0	0	0	0	0	0	6	7	0.00	0.000						

Batter	1	2	3	4	5	6	7	8	9	AB	R	H	RBI	BB	SO	LOB	BOTTOM				
Lenny Dykstra, L OBP: 0.363, SLG: 0.421 ERA: 5.14 (1, 8)										2	2	2	1	0	0	0	San Francisco Giants @ Philadelphia Phillies Veterans Stadium, Philadelphia, PA Sun May 01 1994, 3:33 AM EDT Att: 50,588 - Sunny - 68 F				
Milt Thompson, L OBP: 0.315, SLG: 0.451 (3, PH) (4, 8) (7, 7)										3	0	1	0	0	0	1					
Mariano Duncan, R OBP: 0.287, SLG: 0.457 (1, 6)										5	1	1	0	0	3	3					
John Kruk, L OBP: 0.493, SLG: 0.426 (1, 3)										3	1	2	1	2	0	0					
Dave Hollins, S OBP: 0.355, SLG: 0.422 (1, 5)										5	0	2	1	0	0	4					
Doug Jones, R (9, 1)										0	0	0	0	0	0	0					
Darren Daulton, L OBP: 0.438, SLG: 0.620 (1, 2)										3	0	1	1	2	1	2					
Wes Chamberlain, R OBP: 0.286, SLG: 0.429 (1, 9)										5	0	1	0	0	1	4					
Tony Longmire, L OBP: 0.190, SLG: 0.150 ERA: 1.000 SLG: 1.000 (7, 1)										4	0	1	1	0	1	3					
Heathcliff Slocumb, R OBP: 1.000, SLG: 1.000 ERA: 2.16 (7, 1)										0	0	0	0	0	0	0					
Kim Sattler, R OBP: 0.214, SLG: 0.214 (9, 5)										0	0	0	0	0	0	0					
Mickey Morandini, L OBP: 0.395, SLG: 0.389 (1, 4)										3	2	2	0	1	0	0					
Tommy Greene, R OBP: 0.400, SLG: 0.400 ERA: 3.08 (1, 1)										1	0	1	1	0	0	0					
Ricky Jordan, R OBP: 0.282, SLG: 0.361 ERA: 3.72 (4, PH)										1	0	0	0	0	0	3					
David West, L (5, 1)										0	0	0	0	0	0	0					
Jim Eisenreich, L OBP: 0.304, SLG: 0.323 (7, 8)										1	0	0	0	0	0	0					
Inning Stats	R: 1 E: 0 K: 1 S: 15	H: 3 LOB: 3 BB: 1 P: 26	R: 2 E: 0 K: 1 S: 17	H: 4 LOB: 2 BB: 0 P: 26	R: 1 E: 0 K: 0 S: 13	H: 2 LOB: 1 BB: 0 P: 16	R: 2 E: 0 K: 0 S: 18	H: 4 LOB: 3 BB: 1 P: 27	R: 0 E: 0 K: 2 S: 8	H: 0 LOB: 0 BB: 0 P: 15	R: 0 E: 0 K: 0 S: 11	H: 0 LOB: 0 BB: 0 P: 15	R: 0 E: 0 K: 2 S: 12	H: 0 LOB: 2 BB: 2 P: 25	R: 0 E: 0 K: 0 S: 6	H: 0 LOB: 0 BB: 0 P: 7	1B: 11 2B: 2 3B: 0 HR: 1	SF: 0 SAC: 1 DP: 1 HBP: 0	WP: 2 PB: 0 SB: 0 CS: 0	PA: 42	
PITCHER	IP	WLS	BF	H	R	ER	SO	BB	IBB	HBP	BLK	WP	HR	S	P	ERA	WHIP				
Bill Swift, R ERA: 3.08 (1, 1)	3.1	L	23	12	6	6	2	1	0	0	0	0	0	6	11	0.00	1.500				
Rich Monteleone, R ERA: 3.72 (4, 1)	0.2		4	1	0	0	0	0	0	0	0	0	0	6	11	0.00	1.500				
Kevin Rogers, L ERA: 3.48 (5, 1)	2.0		7	1	0	0	2	1	0	0	0	0	0	16	29	0.00	1.000				
Dave Burba, R ERA: 1.69 (7, 1)	2.0		8	0	0	0	2	2	0	0	0	1	0	23	40	0.00	1.000				

Batter	1	2	3	4	5	6	7	8	9	AB	R	H	RBI	BB	SO	LOB	TOP			
Bip Roberts, S (1,4) OBP: 0.330, SLG: 0.286 Luis Lopez, S (5,4) OBP: 0.385, SLG: 0.458	G4-3		G6-3		G3-1			G4-3		3	0	0	1	0	0	0	San Diego Padres @ Philadelphia Phillies Veterans Stadium, Philadelphia, PA Mon May 02 1994, 7:05 PM EDT Att: 26,481 - Unknown - 63 F			
Tony Gwynn, L (1,9) OBP: 0.430, SLG: 0.561	K		3-H 0-2 1B				G4-3 1B	F8		4	0	2	0	0	1	0				
Derek Bell, R (1,8) OBP: 0.320, SLG: 0.468	1B		2-3 K				G4-3	F8		4	0	1	0	0	1	2				
Phil Plantier, L (1,7) OBP: 0.311, SLG: 0.531	K				1-2 1B G4-6-3 1B		G1-3	K		4	1	1	0	0	2	2				
Archi Cianfrocco, R (1,5) OBP: 0.274, SLG: 0.427			G4-3		1-2 1B G4-6-3 1B		F8	G6-3		4	0	1	0	0	0	1				
Dave Staton, R (1,3) OBP: 0.289, SLG: 0.326	G1-3				0-1 G4-6-3					3	0	0	0	0	1	1				
Ricky Gutierrez, R (1,6) OBP: 0.203, SLG: 0.313 Donnie Elliott, R (7,1)	K				1-2 3-H 0-2 G1-3			K		3	0	0	0	0	2	0				
Brad Ausmus, R (1,2) OBP: 0.300, SLG: 0.390 Phil Clark, R (4,2) OBP: 0.242, SLG: 0.383					3-1 SH2-4 G6-3 2B		G5-3	G1-6-3		1	1	1	0	0	0	0				
Andy Ashby, R (1,1) OBP: 0.250, SLG: 0.250 Ray Holbert, R (7,6)			0-1 SH2-4		3-3 K			K		1	0	0	0	0	1	0				
Inning Stats	R: 0 E: 0 K: 2 S: 12	H: 1 LOB: 1 BB: 0 P: 19	R: 0 E: 0 K: 1 S: 7	H: 0 LOB: 0 BB: 0 P: 11	R: 1 E: 0 K: 1 S: 12	H: 2 LOB: 1 BB: 0 P: 18	R: 1 E: 0 K: 0 S: 11	H: 2 LOB: 0 BB: 0 P: 13	R: 0 E: 0 K: 1 S: 5	H: 0 LOB: 0 BB: 0 P: 8	R: 0 E: 0 K: 2 S: 8	H: 0 LOB: 0 BB: 0 P: 12	R: 0 E: 0 K: 1 S: 10	H: 0 LOB: 0 BB: 0 P: 18	R: 0 E: 0 K: 1 S: 5	H: 0 LOB: 0 BB: 0 P: 5		1B: 5 2B: 1 3B: 0 HR: 0	SF: 0 SAC: 1 DP: 1 HBP: 0	WP: 0 PB: 0 SB: 0 CS: 0
PITCHER Danny Jackson, L (1,1) ERA: 2.89	IP: 9.0 WLS: W BF: 32 H: 6 R: 2 ER: 2 SO: 9 BB: 0 IBB: 0 HBP: 0 BLK: 0 WP: 0 HR: 0 S: 81 P: 123 ERA: 2.00 WHIP: 0.667															PITCHER				

Batter	1	2	3	4	5	6	7	8	9	AB	R	H	RBI	BB	SO	LOB	BOTTOM			
Lenny Dykstra, L (1,8) OBP: 0.390, SLG: 0.469	G4-3 2B				S PB 2B			E SF9 BB		3	2	3	2	2	0	0	San Diego Padres @ Philadelphia Phillies Veterans Stadium, Philadelphia, PA Mon May 02 1994, 7:05 PM EDT Att: 26,481 - Unknown - 63 F			
Mariano Duncan, R (1,6) OBP: 0.292, SLG: 0.451 Kim Batiste, R (4,PH) OBP: 0.176, SLG: 0.176	G4-3				F8			E6 SF9		1	0	0	0	0	0	1				
John Kruk, L (1,3) OBP: 0.473, SLG: 0.397	2-3 K				F9			FC5		3	0	0	0	0	0	4				
John Kruk, L (1,3) OBP: 0.473, SLG: 0.397	4-1 K				2-0 F9			K		4	0	0	0	1	2	4				
Dave Hollins, S (1,5) OBP: 0.357, SLG: 0.436	3-3 K				3-H			SF9		4	2	2	1	0	1	2				
Darren Daulton, L (1,2) OBP: 0.436, SLG: 0.614	1-2 K				2B 1B			1-2 3-H		4	2	2	1	0	1	2				
Darren Daulton, L (1,2) OBP: 0.436, SLG: 0.614	0-0 P6				K			4-0 IBB		4	0	1	0	1	1	4				
Wes Chamberlain, R (1,9) OBP: 0.250, SLG: 0.375 Jim Eisenreich, L (8,9) OBP: 0.314, SLG: 0.333			L3		P4			K		4	0	0	0	0	1	4				
Milt Thompson, L (1,7) OBP: 0.339, SLG: 0.444			SH3 BB 2B 1B		4-0 IBB			2B IBB		3	2	1	0	2	0	1				
Mickey Morandini, L (1,4) OBP: 0.426, SLG: 0.421	1 SAFE 2-2 SAFE 1 SAFE 1 SAFE		SH3 2B BB		G4-3			FC5 SH3 BB		2	1	1	2	2	0	2				
Danny Jackson, R (1,1) OBP: 0.133, SLG: 0.071	0-0 SH3				G6-3			G5-3		2	0	0	0	0	0	1				
Inning Stats	R: 0 E: 0 K: 1 S: 9	H: 1 LOB: 2 BB: 1 P: 19	R: 2 E: 0 K: 1 S: 19	H: 2 LOB: 2 BB: 1 P: 34	R: 0 E: 0 K: 0 S: 13	H: 1 LOB: 2 BB: 1 P: 24	R: 1 E: 0 K: 0 S: 6	H: 1 LOB: 0 BB: 0 P: 12	R: 2 E: 0 K: 1 S: 9	H: 2 LOB: 1 BB: 1 P: 19	R: 1 E: 1 K: 2 S: 10	H: 0 LOB: 2 BB: 2 P: 25	R: 0 E: 0 K: 0 S: 6	H: 0 LOB: 2 BB: 2 P: 14	R: 1 E: 0 K: 0 S: 9	H: 2 LOB: 1 BB: 0 P: 19	1B: 3 2B: 6 3B: 0 HR: 0	SF: 1 SAC: 2 DP: 0 HBP: 1	WP: 0 PB: 1 SB: 4 CS: 0	PA: 43
PITCHER Andy Ashby, R (1,1) ERA: 3.99 Donnie Elliott, R (7,1) ERA: 4.76	IP: 6.0 WLS: L BF: 33 H: 7 R: 6 ER: 4 SO: 5 BB: 3 IBB: 3 HBP: 1 BLK: 0 WP: 0 HR: 0 S: 66 P: 133 ERA: 6.00 WHIP: 1.667															PITCHER				



Batter	1	2	3	4	5	6	7	8	9	AB	R	H	RBI	BB	SO	LOB	TOP								
Luis Lopez, S OBP: 0.387, SLG: 0.429 (1, 4)	G6-3		K2-3			E FC1 1B	PB HBP		K	4	1	1	0	0	2	2									
Tony Gwynn, L OBP: 0.429, SLG: 0.586 (1, 9)	HR			G6-4-3 1B		E7	F7		FC4-6 HBP BB	5	2	2	2	0	0	4									
Derek Bell, R OBP: 0.314, SLG: 0.449 (1, 8)	K			L6		FC1	P3		HBP BB	4	1	0	1	1	1	1									
Phil Plantier, L OBP: 0.316, SLG: 0.529 Bill Bean, L OBP: 0.299, SLG: 0.292 (1, 7) (9, PR) (9, 7)	K			G6-4-3		G4-3 FC5 2B			P5	4	0	1	0	0	1	1									
Archi Cianfrocco, R OBP: 0.270, SLG: 0.415 (1, 5)		F9				G4-3 HR 1B			K	5	1	1	0	0	2	4									
Dave Stalon, R OBP: 0.286, SLG: 0.420 Tim Hyers, L OBP: 0.353, SLG: 0.333 (1, 3) (8, PR) (8, 3)	K					FC5 HR				4	1	2	2	0	1	1									
Ricky Gutierrez, R OBP: 0.192, SLG: 0.296 (1, 6)	G6-3					L4	G4-3		G3	4	0	0	0	0	0	2									
Brad Ausmus, R OBP: 0.309, SLG: 0.400 (1, 2)			G4-3			F8			HBP PB HBP FC4-6 2B	3	2	1	0	0	0	0									
Pedro Martinez, L A.J. Sager, R OBP: 0.250, SLG: 0.750 Tim Mauser, R OBP: 1.000, SLG: 1.000 (1, 1) (3, 1) (8, 1)			K			P3			B1	1	0	0	0	0	1	0									
									FC4-6 1B	2	0	0	0	0	0	0									
										1	0	1	0	0	0	0									
Inning Stats	R: 1 E: 0 K: 2 S: 9	H: 1 LOB: 0 BB: 0 P: 12	R: 0 E: 0 K: 1 S: 14	H: 0 LOB: 0 BB: 20 P: 20	R: 0 E: 0 K: 2 S: 8	H: 0 LOB: 0 BB: 0 P: 13	R: 0 E: 0 K: 0 S: 7	H: 1 LOB: 0 BB: 0 P: 11	R: 2 E: 0 K: 0 S: 8	H: 2 LOB: 0 BB: 0 P: 10	R: 3 E: 2 K: 0 S: 15	H: 2 LOB: 1 BB: 0 P: 28	R: 1 E: 0 K: 0 S: 9	H: 0 LOB: 1 BB: 0 P: 16	R: 0 E: 0 K: 1 S: 13	H: 1 LOB: 1 BB: 23 P: 23	R: 1 E: 0 K: 2 S: 18	H: 2 LOB: 3 BB: 1 P: 29	1B: 4 2B: 3 3B: 0 HR: 2	SF: 0 SAC: 0 DP: 1 HBP: 3	WP: 0 PB: 2 SB: 0 CS: 0	PA: 41			
PITCHER	IP	WLS	BF	H	R	ER	SO	BB	IBB	HBP	BLK	WP	HR	S	P	ERA	WHIP								
Jeff Juden, R ERA: 4.56 Shawn Boskie, R ERA: 4.58 Andy Carter, L ERA: 4.58 David West, L ERA: 5.79	(1, 1)	5.0	L	22	6	6	3	5	0	0	0	0	2	54	82	5.40	1.200								
	(6, 1)	1.0		3	0	0	0	0	0	0	0	0	0	7	12	0.00	0.000								
	(7, 1)	0.1		3	0	1	0	0	0	0	2	0	0	5	8	0.00	0.000								
	(7, 1)	2.2		13	3	1	1	3	1	0	1	0	0	35	60	3.38	1.500								

San Diego Padres @ Philadelphia Phillies
Veterans Stadium, Philadelphia, PA

AB 37
R 8
H 9
RBI 5
BB 1
SO 8
LOB 16



WP: 0 PA: 41
PB: 2
SB: 0
CS: 0

Tue May 03 1994, 7:05 PM EDT
Att: 24,489 - Unknown - 60 F

BOTTOM

Batter	1	2	3	4	5	6	7	8	9	AB	R	H	RBI	BB	SO	LOB	BOTTOM									
Lenny Dykstra, L OBP: 0.390, SLG: 0.476 (1, 8)	1B BLK 2B	G4-3 CS 1B		F8		F7			F9	5	1	2	0	0	0	0										
Mariano Duncan, R OBP: 0.287, SLG: 0.437 (1, 4)	S BLK G2-3 1B	G4-3		G3-1			K		F8	5	1	1	0	0	1	1										
Ricky Jordan, R OBP: 0.256, SLG: 0.325 (1, 3)	G5-3	G4-3		K			G5-3			4	0	0	0	0	1	2										
Dave Hollins, S OBP: 0.353, SLG: 0.423 (1, 5)	G2-3		1B BB			K		P2		3	1	0	1	1	1	0										
Darren Daulton, L OBP: 0.429, SLG: 0.593 (1, 2)	BB BB BB		F8		L9			P5		3	0	0	0	1	0	1										
Wes Chamberlain, R OBP: 0.333, SLG: 0.429 (1, 9)	BB		FC4-6 1B					WP 1B		3	0	3	0	1	0	0										
Pete Incaviglia, R OBP: 0.264, SLG: 0.286 (1, 7)	BB		FC4-6 1B		F8			K		3	0	1	1	1	1	2										
Kim Batiste, R OBP: 0.143, SLG: 0.143 (1, 6)	G4-3		FC4-6			G5-3		G6-3		4	0	0	0	0	0	6										
Jeff Juden, R OBP: 0.125, SLG: 0.125 Shawn Boskie, R OBP: 0.143, SLG: 0.143 Tony Longmire, L OBP: 0.143, SLG: 0.143 Andy Carter, L OBP: 0.143, SLG: 0.143 David West, L OBP: 0.143, SLG: 0.143 Jim Eisenreich, L OBP: 0.143, SLG: 0.143 (1, 1) (6, 1) (6, PR) (7, 1) (7, 1) (9, PR)		K		F7		G4-3		F7		2	0	0	0	0	1	2										
										0	0	0	0	0	0	0										
										1	0	0	0	0	0	0										
										0	0	0	0	0	0	0										
										0	0	0	0	0	0	0										
										1	0	0	0	0	0	0										
Inning Stats	R: 2 E: 0 K: 0 S: 17	H: 2 LOB: 3 BB: 3 P: 37	R: 0 E: 0 K: 1 S: 14	H: 1 LOB: 1 BB: 0 P: 20	R: 1 E: 0 K: 0 S: 13	H: 2 LOB: 2 BB: 1 P: 23	R: 0 E: 0 K: 1 S: 9	H: 0 LOB: 0 BB: 0 P: 12	R: 0 E: 0 K: 0 S: 9	H: 1 LOB: 1 BB: 0 P: 13	R: 0 E: 0 K: 0 S: 7	H: 0 LOB: 0 BB: 0 P: 12	R: 0 E: 0 K: 1 S: 11	H: 0 LOB: 0 BB: 0 P: 15	R: 0 E: 0 K: 1 S: 10	H: 1 LOB: 1 BB: 0 P: 14	R: 0 E: 0 K: 0 S: 5	H: 0 LOB: 0 BB: 0 P: 8	1B: 6 2B: 1 3B: 0 HR: 0	SF: 0 SAC: 0 DP: 0 HBP: 0	WP: 1 PB: 0 SB: 1 CS: 1	PA: 38				
PITCHER	IP	WLS	BF	H	R	ER	SO	BB	IBB	HBP	BLK	WP	HR	S	P	ERA	WHIP									
Pedro Martinez, L ERA: 2.33 A.J. Sager, R ERA: 5.98 Tim Mauser, R ERA: 2.7	(1, 1)	2.1		15	4	3	3	1	4	0	0	0	0	36	68	11.57	3.429									
	(3, 1)	4.2	W	16	2	0	0	3	0	0	0	0	0	44	64	0.00	0.429									
	(8, 1)	2.0		7	1	0	0	1	0	0	0	0	1	0	15	22	0.00	0.500								

San Diego Padres @ Philadelphia Phillies
Veterans Stadium, Philadelphia, PA

AB 34
R 3
H 7
RBI 2
BB 4
SO 5
LOB 14



WP: 1 PA: 38
PB: 0
SB: 1
CS: 1

Tue May 03 1994, 7:05 PM EDT
Att: 24,489 - Unknown - 60 F


Batter	1	2	3	4	5	6	7	8	9	AB	R	H	RBI	BB	SO	LOB	TOP					
Lenny Dykstra, L OBP: 0.378, SLG: 0.458 (1, 8)										4	0	0	0	0	1	0	Philadelphia Phillies @ Florida Marlins Joe Robbie Stadium, Miami, FL Thu May 05 1994, 7:05 PM EDT Att: 26,329 - Unknown - 84 F					
Mariano Duncan, R OBP: 0.306, SLG: 0.462 (1, 4)										4	0	3	0	0	0	0						
John Kruk, L OBP: 0.449, SLG: 0.371 (1, 3)										4	0	0	0	0	0	3						
Dave Hollins, S OBP: 0.350, SLG: 0.416 (1, 5)										4	0	1	0	0	0	2						
Darren Daulton, L OBP: 0.422, SLG: 0.578 (1, 2)										4	0	1	0	0	1	0						
Wes Chamberlain, R OBP: 0.350, SLG: 0.447 (1, 9)										3	0	1	0	1	1	2						
Pete Incaviglia, R OBP: 0.263, SLG: 0.283 (1, 7)										4	0	1	0	0	1	3						
Kim Batiste, R OBP: 0.125, SLG: 0.125 (1, 6)										3	0	0	0	0	0	3						
Ben Rivera, R (1, 1)										0	0	0	0	0	0	0						
Tom Quinlan, R (3, PH)										1	0	0	0	0	1	0						
Shawn Boskie, R (3, 1)										1	0	0	0	0	0	1						
Ricky Jordan, R OBP: 0.250, SLG: 0.317 (8, PH)										1	0	0	0	0	0	0						
Andy Carter, L (8, 1)										0	0	0	0	0	0	0						
Inning Stats	R: 0 E: 0 K: 1 S: 10	H: 1 LOB: 1 BB: 0 P: 14	R: 0 E: 0 K: 2 S: 8	H: 1 LOB: 1 BB: 0 P: 16	R: 0 E: 0 K: 1 S: 7	H: 0 LOB: 0 BB: 0 P: 9	R: 0 E: 0 K: 0 S: 5	H: 0 LOB: 0 BB: 0 P: 6	R: 0 E: 0 K: 0 S: 5	H: 0 LOB: 1 BB: 1 P: 10	R: 0 E: 0 K: 0 S: 6	H: 1 LOB: 1 BB: 0 P: 10	R: 0 E: 0 K: 0 S: 6	H: 1 LOB: 1 BB: 0 P: 10	R: 0 E: 0 K: 0 S: 10	H: 1 LOB: 1 BB: 0 P: 17	R: 0 E: 0 K: 1 S: 10	H: 2 LOB: 1 BB: 0 P: 15	1B: 5 2B: 2 3B: 0 HR: 0	SF: 0 SAC: 0 DP: 1 HBP: 0	WP: 1 PB: 0 SB: 0 CS: 0	PA: 34
PITCHER Chris Hammond, L ERA: 2.45 (1, 1)	IP: 9.0 WLS: W BF: 34 H: 7 R: 0 ER: 0 SO: 5 BB: 1 IBB: 0 HBP: 0 BLK: 0 WP: 1 HR: 0 S: 67 P: 107 ERA: 0.00 WHIP: 0.889															PITCHER						

Batter	1	2	3	4	5	6	7	8	9	AB	R	H	RBI	BB	SO	LOB	BOTTOM			
Chuck Carr, S OBP: 0.376, SLG: 0.386 (1, 8)										4	1	2	0	0	0	1	Philadelphia Phillies @ Florida Marlins Joe Robbie Stadium, Miami, FL Thu May 05 1994, 7:05 PM EDT Att: 26,329 - Unknown - 84 F			
Dave Magadan, L OBP: 0.425, SLG: 0.369 (1, 5)										3	1	1	2	1	1	1				
Gary Sheffield, R OBP: 0.433, SLG: 0.742 (1, 9)										4	1	0	0	0	2	3				
Jeff Conine, R OBP: 0.369, SLG: 0.564 (1, 7)										3	1	0	0	1	1	1				
Orestes Destrade, S OBP: 0.308, SLG: 0.378 (1, 3)										3	0	0	0	0	1	3				
Jerry Browne, S OBP: 0.394, SLG: 0.364 (1, 4)										3	0	1	3	0	0	0				
Kurt Abbott, R OBP: 0.322, SLG: 0.375 (1, 6)										3	0	0	0	0	0	1				
Ron Tingley, R OBP: 0.179, SLG: 0.120 (1, 2)										3	1	1	0	0	1	0				
Chris Hammond, L OBP: 0.167, SLG: 0.091 (1, 1)										2	0	0	0	0	0	0				
Inning Stats	R: 3 E: 0 K: 1 S: 20	H: 2 LOB: 1 BB: 2 P: 31	R: 2 E: 0 K: 0 S: 12	H: 2 LOB: 0 BB: 0 P: 24	R: 0 E: 0 K: 0 S: 9	H: 0 LOB: 0 BB: 0 P: 13	R: 0 E: 0 K: 0 S: 8	H: 0 LOB: 0 BB: 0 P: 9	R: 0 E: 0 K: 3 S: 10	H: 1 LOB: 1 BB: 0 P: 14	R: 0 E: 0 K: 0 S: 8	H: 0 LOB: 0 BB: 0 P: 10	R: 0 E: 0 K: 1 S: 8	H: 0 LOB: 0 BB: 0 P: 10	R: 0 E: 0 K: 1 S: 8	H: 0 LOB: 0 BB: 0 P: 12		1B: 3 2B: 0 3B: 1 HR: 1	SF: 0 SAC: 1 DP: 0 HBP: 0	WP: 0 PB: 0 SB: 2 CS: 0
PITCHER Ben Rivera, R ERA: 6.67 Shawn Boskie, R ERA: 3.57 Andy Carter, L ERA: (1, 1) (3, 1) (8, 1)	IP: 2.0 WLS: L BF: 12 H: 4 R: 5 ER: 5 SO: 1 BB: 2 IBB: 0 HBP: 0 BLK: 0 WP: 0 HR: 1 S: 32 P: 55 ERA: 22.50 WHIP: 3.000															PITCHER				

AB	33
R	0
H	7
RBI	0
BB	1
SO	5
LOB	14



AB	28
R	5
H	5
RBI	5
BB	2
SO	6
LOB	10




Batter	1	2	3	4	5	6	7	8	9	AB	R	H	RBI	BB	SO	LOB	TOP					
Lenny Dykstra, L OBP: 0.379, SLG: 0.459	2-2 2B	4-1 FC6 1B BB		0-0 G4-3		2-1 P7			1-1 L8	4	1	1	0	1	0	1	Philadelphia Phillies @ Florida Marlins Joe Robbie Stadium, Miami, FL Fri May 06 1994, 7:05 PM EDT Att: 31,368 - Unknown - 80 F					
Mariano Duncan, R OBP: 0.320, SLG: 0.479	1-1 G4-3 2H 1B 2B	1 SAFE 0-2 L5		1-1 F5-3 1B			1-1 1B	0-1 G5-3	5	1	3	1	0	0	1							
John Kruk, L OBP: 0.446, SLG: 0.418	3-1 G4-3 2-3	0-0 FC6 1B 1B		1-0 F5-3 1-2			1-3 K	2-2 HR	5	2	2	1	0	1	3							
Dave Hollins, S OBP: 0.352, SLG: 0.404	4-0 1B BB	2-0 FC6 1B 1-2 2-3		4-1 G4-3 BB			1-0 P3	2-3 K	3	1	0	0	2	1	3							
Darren Daulton, L OBP: 0.425, SLG: 0.574	1-0 1B 1B 1-2 3H	3-2 1B		2-2 F9			1-3 K		4	0	2	2	0	1	2							
Jim Eisenreich, L OBP: 0.311, SLG: 0.329 Heathcliff Slocumb, R OBP: 1.000, SLG: 1.000 Ricky Jordan, R OBP: 0.244, SLG: 0.310 Doug Jones, R	2-2 1B 1-2 2H	2-2 F7		0-0 G4-3 1-2				1-1 G1-4-3	3	0	1	1	0	0	3							
Milt Thompson, L OBP: 0.355, SLG: 0.456 Pete Incaviglia, R OBP: 0.276, SLG: 0.296	0-0 HBP 1-3 2H 1B		2-0 G4-3		1-1 1B			0-1 FC4-6 1B	3	0	2	0	0	0	0							
Mickey Morandini, L OBP: 0.412, SLG: 0.390	2-0 1B 1-2 HBP		1-0 G4-3		1-3 K			3-2 FC4-6 1-2	3	0	0	0	0	1	2							
Curt Schilling, R OBP: 0.188, SLG: 0.188 Tony Longmire, L OBP: 0.391, SLG: 0.136 Wes Chamberlain, R OBP: 0.341, SLG: 0.436	0-1 G3		1-1 G5-3		2-0 F7			2-3 K	2	0	0	0	0	0	3							
Inning Stats	R: 3 E: 0 K: 0 S: 14	H: 5 LOB: 3 BB: 1 P: 29	R: 1 E: 0 K: 0 S: 14	H: 2 LOB: 2 BB: 1 P: 23	R: 0 E: 0 K: 0 S: 4	H: 0 LOB: 0 BB: 0 P: 8	R: 0 E: 0 K: 0 S: 4	H: 1 LOB: 0 BB: 0 P: 6	R: 0 E: 0 K: 1 S: 5	H: 0 LOB: 0 BB: 1 P: 11	R: 0 E: 0 K: 1 S: 8	H: 1 LOB: 1 BB: 0 P: 14	R: 0 E: 0 K: 2 S: 10	H: 1 LOB: 1 BB: 0 P: 13	R: 0 E: 0 K: 1 S: 11	H: 1 LOB: 0 BB: 0 P: 17		R: 1 E: 0 K: 1 S: 10	H: 1 LOB: 0 BB: 0 P: 15	1B: 9 2B: 3 3B: 0 HR: 1	SF: 0 SAC: 0 DP: 2 HBP: 1	WP: 0 PB: 0 SB: 0 CS: 0
PITCHER	IP WLS BF H R ER SO BB IBB HBP BLK WP HR S P ERA WHIP	IP WLS BF H R ER SO BB IBB HBP BLK WP HR S P ERA WHIP	IP WLS BF H R ER SO BB IBB HBP BLK WP HR S P ERA WHIP	IP WLS BF H R ER SO BB IBB HBP BLK WP HR S P ERA WHIP	IP WLS BF H R ER SO BB IBB HBP BLK WP HR S P ERA WHIP	IP WLS BF H R ER SO BB IBB HBP BLK WP HR S P ERA WHIP	IP WLS BF H R ER SO BB IBB HBP BLK WP HR S P ERA WHIP	IP WLS BF H R ER SO BB IBB HBP BLK WP HR S P ERA WHIP	IP WLS BF H R ER SO BB IBB HBP BLK WP HR S P ERA WHIP	IP WLS BF H R ER SO BB IBB HBP BLK WP HR S P ERA WHIP	IP WLS BF H R ER SO BB IBB HBP BLK WP HR S P ERA WHIP	IP WLS BF H R ER SO BB IBB HBP BLK WP HR S P ERA WHIP	IP WLS BF H R ER SO BB IBB HBP BLK WP HR S P ERA WHIP	IP WLS BF H R ER SO BB IBB HBP BLK WP HR S P ERA WHIP	IP WLS BF H R ER SO BB IBB HBP BLK WP HR S P ERA WHIP	IP WLS BF H R ER SO BB IBB HBP BLK WP HR S P ERA WHIP						

AB 36
R 5
H 12
RBI 5
BB 3
SO 5
LOB 20



Batter	1	2	3	4	5	6	7	8	9	AB	R	H	RBI	BB	SO	LOB	BOTTOM					
Chuck Carr, S OBP: 0.377, SLG: 0.387	1-2 HR 1B	0-0 P4			2-2 G4-3 BLK 2B 1B	0-3 K		0-2 G4-3		5	2	2	0	0	1	1	Philadelphia Phillies @ Florida Marlins Joe Robbie Stadium, Miami, FL Fri May 06 1994, 7:05 PM EDT Att: 31,368 - Unknown - 80 F					
Dave Magadan, L OBP: 0.412, SLG: 0.357	1-1 HR 1B		1-2 G5-3		2-2 G4-3 1-3	0-2 G1-3		0-1 G4-3	5	1	1	0	0	0	1							
Gary Sheffield, R OBP: 0.440, SLG: 0.760	2-0 HR 1H 2H HR		4-0 BB		4-0 2B IBB	2-3 K		0-1 F8	3	2	1	3	2	1	0							
Jeff Conine, R OBP: 0.365, SLG: 0.561	3-2 G5-3		0-0 F9		3-1 G4-3 1H 3H 1B 2B		2-2 G5-3		4	1	1	2	0	0	1							
Jerry Browne, S OBP: 0.371, SLG: 0.339	1-0 G6-3		2-3 K		0-1 G4-3 2-3		0-0 G3		4	0	0	0	0	1	2							
Charles Johnson, R OBP: 0.750, SLG: 1.667	3-3 K			3-1 HR	4-0 BB 1B BB		1-2 BB 1B		3	3	2	1	1	1	0							
Kurt Abbott, R OBP: 0.340, SLG: 0.378		0-1 FC4-6 1B		3-2 F9	4-1 1B 1-2 BB		4-2 1B BB		2	0	1	0	2	0	0							
Bret Barberie, S OBP: 0.263, SLG: 0.371		1-0 FC4-6 1-2		1-3 K	0-0 1-2 2H 3H 1B		1-2 1B		4	0	2	3	0	1	1							
David Weathers, R OBP: 0.059, SLG: 0.059 Jeff Mutis, L Richie Lewis, R	1-3 K		1-3 K		1-3 K		0-1 G3		3	0	0	0	0	3	3							
Inning Stats	R: 3 E: 0 K: 1 S: 15	H: 3 LOB: 0 BB: 0 P: 26	R: 0 E: 0 K: 1 S: 7	H: 1 LOB: 1 BB: 0 P: 9	R: 0 E: 0 K: 1 S: 7	H: 0 LOB: 1 BB: 1 P: 14	R: 1 E: 0 K: 2 S: 15	H: 1 LOB: 0 BB: 0 P: 23	R: 4 E: 0 K: 1 S: 16	H: 3 LOB: 2 BB: 3 P: 35	R: 0 E: 0 K: 2 S: 10	H: 0 LOB: 0 BB: 0 P: 12	R: 1 E: 0 K: 0 S: 16	H: 2 LOB: 2 BB: 1 P: 24	R: 0 E: 0 K: 0 S: 8	H: 0 LOB: 0 BB: 0 P: 8		R: 0 E: 0 K: 0 S: 8	H: 0 LOB: 0 BB: 0 P: 8	1B: 7 2B: 1 3B: 0 HR: 2	SF: 0 SAC: 0 DP: 0 HBP: 0	WP: 0 PB: 0 SB: 0 CS: 0
PITCHER	IP WLS BF H R ER SO BB IBB HBP BLK WP HR S P ERA WHIP	IP WLS BF H R ER SO BB IBB HBP BLK WP HR S P ERA WHIP	IP WLS BF H R ER SO BB IBB HBP BLK WP HR S P ERA WHIP	IP WLS BF H R ER SO BB IBB HBP BLK WP HR S P ERA WHIP	IP WLS BF H R ER SO BB IBB HBP BLK WP HR S P ERA WHIP	IP WLS BF H R ER SO BB IBB HBP BLK WP HR S P ERA WHIP	IP WLS BF H R ER SO BB IBB HBP BLK WP HR S P ERA WHIP	IP WLS BF H R ER SO BB IBB HBP BLK WP HR S P ERA WHIP	IP WLS BF H R ER SO BB IBB HBP BLK WP HR S P ERA WHIP	IP WLS BF H R ER SO BB IBB HBP BLK WP HR S P ERA WHIP	IP WLS BF H R ER SO BB IBB HBP BLK WP HR S P ERA WHIP	IP WLS BF H R ER SO BB IBB HBP BLK WP HR S P ERA WHIP	IP WLS BF H R ER SO BB IBB HBP BLK WP HR S P ERA WHIP	IP WLS BF H R ER SO BB IBB HBP BLK WP HR S P ERA WHIP	IP WLS BF H R ER SO BB IBB HBP BLK WP HR S P ERA WHIP	IP WLS BF H R ER SO BB IBB HBP BLK WP HR S P ERA WHIP						

AB 34
R 9
H 10
RBI 9
BB 5
SO 8
LOB 11



Batter	1	2	3	4	5	6	7	8	9	10	11	AB	R	H	RBI	BB	SO	LOB	TOP			
Lenny Dykstra, L OBP: 0.384, SLG: 0.452												4	1	1	0	2	1	2				
Mariano Duncan, R OBP: 0.339, SLG: 0.500												4	1	3	1	1	1	3				
John Kruk, L OBP: 0.427, SLG: 0.397												6	0	1	0	0	2	10				
Dave Hollins, S OBP: 0.369, SLG: 0.398												4	2	1	0	2	2	2				
Darren Daulton, L OBP: 0.429, SLG: 0.606												5	2	2	4	1	1	2				
Jim Eisenreich, L OBP: 0.313, SLG: 0.320												5	0	1	1	1	0	0				
Milt Thompson, L OBP: 0.353, SLG: 0.435												5	0	1	1	1	0	2				
Kim Batiste, R OBP: 0.107, SLG: 0.107												4	0	0	0	0	0	2				
Tommy Greene, R OBP: 0.292, SLG: 0.371												2	1	1	0	0	1	0				
Andy Carter, L OBP: 0.290, SLG: 0.300												1	0	0	0	0	1	0				
Heathcliff Stocumb, R OBP: 0.298, SLG: 0.327												0	0	0	0	0	0	0				
Phil Phan, L OBP: 0.295, SLG: 0.336												0	0	0	0	0	0	0				
Tony Gwynn, L OBP: 0.312, SLG: 0.337												0	0	0	0	0	0	0				
Doug Jones, R OBP: 0.295, SLG: 0.339												0	0	0	0	0	0	0				
Mickey Morandini, L OBP: 0.295, SLG: 0.339												0	0	0	0	0	0	0				
David West, L OBP: 0.295, SLG: 0.339												0	0	0	0	0	0	0				
Inning Stats	R: 4 E: 0 K: 0 S: 14	H: 5 LOB: 1 BB: 1 P: 28	R: 1 E: 1 K: 0 S: 15	H: 3 LOB: 2 BB: 0 P: 27	R: 0 E: 0 K: 0 S: 6	H: 0 LOB: 0 BB: 0 P: 9	R: 0 E: 0 K: 1 S: 9	H: 1 LOB: 1 BB: 0 P: 18	R: 2 E: 0 K: 0 S: 8	H: 1 LOB: 0 BB: 1 P: 15	R: 0 E: 0 K: 3 S: 13	H: 0 LOB: 2 BB: 1 P: 24	R: 0 E: 0 K: 2 S: 12	H: 0 LOB: 0 BB: 0 P: 8	R: 0 E: 1 K: 1 S: 8	H: 0 LOB: 3 BB: 2 P: 19	R: 0 E: 0 K: 1 S: 5	H: 0 LOB: 1 BB: 2 P: 16	1B: 7 2B: 4 3B: 0 HR: 1	SF: 1 SAC: 2 DP: 2 HBP: 0	WP: 1 PB: 0 SB: 0 CS: 0	PA: 52
PITCHER	IP: 1.2 WLS: 1 BF: 13 H: 8 R: 5 ER: 5 SO: 0 BB: 1 IBB: 0 HBP: 0 BLK: 0 WP: 0 HR: 0 S: 27 P: 51 ERA: 27.00 WHIP: 5.400	IP: 3.1 WLS: 2 BF: 13 H: 2 R: 2 ER: 2 SO: 1 BB: 1 IBB: 0 HBP: 0 BLK: 0 WP: 0 HR: 1 S: 25 P: 46 ERA: 5.40 WHIP: 0.900	IP: 2.0 WLS: 8 BF: 1 H: 0 R: 0 ER: 0 SO: 4 BB: 1 IBB: 0 HBP: 0 BLK: 0 WP: 0 HR: 0 S: 20 P: 32 ERA: 0.00 WHIP: 1.000	IP: 2.0 WLS: 8 BF: 1 H: 0 R: 0 ER: 0 SO: 2 BB: 1 IBB: 0 HBP: 0 BLK: 0 WP: 0 HR: 17 S: 28 P: 38 ERA: 0.00 WHIP: 0.500	IP: 2.0 WLS: 10 BF: 0 H: 0 R: 0 ER: 0 SO: 2 BB: 2 IBB: 0 HBP: 0 BLK: 0 WP: 1 HR: 0 S: 13 P: 35 ERA: 0.00 WHIP: 1.000	PITCHER																IP: 1.2 WLS: 1 BF: 13 H: 8 R: 5 ER: 5 SO: 0 BB: 1 IBB: 0 HBP: 0 BLK: 0 WP: 0 HR: 0 S: 27 P: 51 ERA: 27.00 WHIP: 5.400

Philadelphia Phillies @ Florida Marlins
Joe Robbie Stadium, Miami, FL
Sat May 07 1994, 7:05 PM EDT
Att: 41,002 - Unknown


AB 41
R 7
H 12
RBI 7
BB 8
SO 9
LOB 23





Batter	1	2	3	4	5	6	7	8	9	10	11	AB	R	H	RBI	BB	SO	LOB	BOTTOM					
Chuck Carr, S OBP: 0.388, SLG: 0.393												6	1	3	0	1	1	4						
Dave Magadan, L OBP: 0.356, SLG: 0.393												3	1	1	0	1	0	3						
Robb Nen, R OBP: 0.285, SLG: 0.339												0	0	0	0	0	0	0						
Jerry Browne, S OBP: 0.285, SLG: 0.339												0	0	0	0	0	0	0						
Yorkis Perez, L OBP: 0.285, SLG: 0.339												0	0	0	0	0	0	0						
Malias Carrillo, L OBP: 0.285, SLG: 0.339												0	0	0	0	0	0	0						
Richie Lewis, R OBP: 0.285, SLG: 0.339												0	0	0	0	0	0	0						
Rick Renteria, R OBP: 0.285, SLG: 0.339												0	0	0	0	0	0	0						
Gary Sheffield, R OBP: 0.450, SLG: 0.760												4	2	2	1	2	1	5						
Jeff Conine, R OBP: 0.356, SLG: 0.538												5	1	0	1	1	0	4						
Orestes Destrade, S OBP: 0.318, SLG: 0.378												5	0	2	1	1	0	3						
Charles Johnson, R OBP: 0.400, SLG: 0.750												5	1	1	2	0	3	6						
Kurt Abbott, R OBP: 0.340, SLG: 0.375												6	1	2	0	0	1	5						
Bret Barberie, S OBP: 0.287, SLG: 0.394												5	0	3	0	0	0	1						
Pat Rapp, R OBP: 0.287, SLG: 0.394												0	0	0	0	0	0	0						
Luis Aquino, R OBP: 0.333, SLG: 0.378												1	0	0	0	0	0	1						
Alex Arias, R OBP: 0.333, SLG: 0.378												1	1	1	1	1	0	0						
David West, L OBP: 0.295, SLG: 0.339												1	1	1	1	1	0	0						
Inning Stats	R: 0 E: 0 K: 1 S: 9	H: 1 LOB: 3 BB: 2 P: 23	R: 0 E: 0 K: 1 S: 13	H: 2 LOB: 3 BB: 1 P: 22	R: 2 E: 2 K: 0 S: 15	H: 1 LOB: 1 BB: 0 P: 25	R: 3 E: 0 K: 1 S: 13	H: 3 LOB: 0 BB: 0 P: 25	R: 1 E: 0 K: 0 S: 11	H: 2 LOB: 1 BB: 0 P: 15	R: 0 E: 0 K: 1 S: 13	H: 0 LOB: 2 BB: 2 P: 24	R: 0 E: 0 K: 1 S: 15	H: 1 LOB: 1 BB: 0 P: 22	R: 0 E: 0 K: 0 S: 6	H: 0 LOB: 1 BB: 0 P: 7	R: 0 E: 0 K: 1 S: 10	H: 0 LOB: 2 BB: 2 P: 19	R: 1 E: 0 K: 0 S: 7	H: 3 LOB: 2 BB: 0 P: 11	1B: 14 2B: 2 3B: 0 HR: 0	SF: 2 SAC: 2 DP: 1 HBP: 1	WP: 0 PB: 0 SB: 5 CS: 0	PA: 56
PITCHER	IP: 4.0 WLS: 1 BF: 24 H: 8 R: 3 ER: 3 SO: 3 BB: 3 IBB: 0 HBP: 0 BLK: 0 WP: 0 HR: 0 S: 50 P: 95 ERA: 6.75 WHIP: 2.750	IP: 1.1 WLS: 8 BF: 3 H: 2 R: 2 ER: 2 SO: 0 BB: 1 IBB: 0 HBP: 0 BLK: 0 WP: 0 HR: 0 S: 20 P: 34 ERA: 13.50 WHIP: 3.000	IP: 1.2 WLS: 7 BF: 0 H: 0 R: 0 ER: 0 SO: 1 BB: 2 IBB: 0 HBP: 0 BLK: 0 WP: 0 HR: 16 S: 29 P: 29 ERA: 0.00 WHIP: 1.200	IP: 2.0 WLS: 8 BF: 2 H: 0 R: 0 ER: 0 SO: 0 BB: 0 IBB: 0 HBP: 0 BLK: 0 WP: 0 HR: 21 S: 29 P: 29 ERA: 0.00 WHIP: 1.000	IP: 2.0 WLS: 9 BF: 3 H: 1 R: 1 ER: 1 SO: 1 BB: 2 IBB: 0 HBP: 0 BLK: 0 WP: 0 HR: 17 S: 30 P: 30 ERA: 6.75 WHIP: 3.750	PITCHER																IP: 4.0 WLS: 1 BF: 24 H: 8 R: 3 ER: 3 SO: 3 BB: 3 IBB: 0 HBP: 0 BLK: 0 WP: 0 HR: 0 S: 50 P: 95 ERA: 6.75 WHIP: 2.750		

Philadelphia Phillies @ Florida Marlins
Joe Robbie Stadium, Miami, FL
Sat May 07 1994, 7:05 PM EDT
Att: 41,002 - Unknown

AB 43
R 8
H 16
RBI 7
BB 8
SO 6
LOB 33



Batter	1	2	3	4	5	6	7	8	9	AB	R	H	RBI	BB	SO	LOB	TOP					
Lenny Dykstra, L (1,8) OBP: 0.371, SLG: 0.437	G4-3		F8		SF7			F7		3	0	0	1	0	0	0	Philadelphia Phillies @ Atlanta Braves Atlanta-Fulton County Stadium, Atlanta, GA Mon May 09 1994, 7:05 PM EDT Att: 44,987 - Unknown - 76 F AB 30 R 2 H 4 RBI 2 BB 1 SO 6 LOB 7 					
Mariano Duncan, R (1,4) OBP: 0.322, SLG: 0.481	F9			K	F7			L8		4	0	0	0	0	1							
John Kruk, L (1,3) OBP: 0.419, SLG: 0.382	K			2B	BB			G6-3		3	0	0	0	1	1							
Dave Hollins, S (1,5)		K			2B			P3		4	0	1	0	0	1							
Darren Daulton, L (1,2)	F8			P5				F8		4	0	0	0	0	2							
Pete Incaviglia, R (1,7) OBP: 0.284, SLG: 0.361	K			G4-3				P9		3	0	0	0	0	1	2						
Wes Chamberlain, R (1,9) OBP: 0.364, SLG: 0.548				HR	SF7			G4-3		3	2	2	1	0	0	0						
Kim Batiste, R (1,6) OBP: 0.171, SLG: 0.171			G5-3					G5-3		3	0	1	0	0	0	0						
Jeff Juden, R (1,1) OBP: 0.111, SLG: 0.111								G1-3		1	0	0	0	0	1	0						
Andy Carter, L (3,1)										1	0	0	0	0	1	2						
Ricky Jordan, R (8, PH) OBP: 0.294, SLG: 0.458										1	0	0	0	0	0	0						
Mike Williams, R (8,1)										0	0	0	0	0	0	0						
Inning Stats	R: 0 H: 0 E: 0 K: 1 S: 5	H: 0 LOB: 0 BB: 0 P: 11	R: 0 H: 0 E: 0 K: 2 S: 7	H: 0 LOB: 0 BB: 0 P: 13	R: 1 H: 1 E: 0 K: 1 S: 13	H: 1 LOB: 0 BB: 0 P: 18	R: 0 H: 1 E: 0 K: 1 S: 14	H: 1 LOB: 2 BB: 1 P: 23	R: 1 H: 2 E: 0 K: 1 S: 11	H: 2 LOB: 1 BB: 0 P: 14	R: 0 H: 0 E: 0 K: 0 S: 7	H: 0 LOB: 0 BB: 0 P: 12	R: 0 H: 0 E: 0 K: 0 S: 5	H: 0 LOB: 0 BB: 0 P: 7	R: 0 H: 0 E: 0 K: 0 S: 8	H: 0 LOB: 0 BB: 0 P: 13	R: 0 H: 0 E: 0 K: 0 S: 5	H: 0 LOB: 0 BB: 0 P: 8	1B: 1 2B: 2 3B: 0 HR: 1	SF: 1 SAC: 0 DP: 0 HBP: 0	WP: 0 PB: 0 SB: 0 CS: 0	PA: 32
PITCHER	IP WLS BF H R ER SO BB IBB HBP BLK WP HR S P ERA WHIP																					
Steve Avery, L (1,1) ERA: 2.98	7.0 W 26 4 2 2 6 1 0 0 0 0 1 62 98 2.57 0.714																					
Mike Stanton, L (8,1) ERA: 2.57	2.0 6 0 0 0 0 0 0 0 0 0 0 13 21 0.00 0.000																					

Batter	1	2	3	4	5	6	7	8	9	AB	R	H	RBI	BB	SO	LOB	BOTTOM			
Deion Sanders, L (1,8) OBP: 0.377, SLG: 0.426	1B	B3		K		P4		K		5	1	1	0	0	2	1	Philadelphia Phillies @ Atlanta Braves Atlanta-Fulton County Stadium, Atlanta, GA Mon May 09 1994, 7:05 PM EDT Att: 44,987 - Unknown - 76 F AB 33 R 7 H 10 RBI 7 BB 2 SO 8 LOB 15 			
Terry Pendleton, S (1,5) OBP: 0.326, SLG: 0.468	F8			K		G5-3				4	1	1	1	0	1	1				
Ryan Klesko, L (1,7) OBP: 0.400, SLG: 0.640										3	1	2	0	0	0	0				
Dave Gallagher, R (7,7) OBP: 0.303, SLG: 0.367	2B			G3				F8		1	0	0	0	0	0	0				
Fred McGriff, L (1,3) OBP: 0.373, SLG: 0.569	S					L8	HBP	BB		3	2	2	3	1	1	1				
David Justice, L (1,9) OBP: 0.396, SLG: 0.481	S							HR		3	2	2	1	1	1	1				
Javy Lopez, R (1,2) OBP: 0.307, SLG: 0.500								G6-4-3		2	0	0	0	0	1	3				
Mike Stanton, L (8,1)	K							G6-4-3		0	0	0	0	0	0	0				
Mark Lemke, S (1,4) OBP: 0.327, SLG: 0.378										4	0	1	2	0	0	3				
Rafael Belliard, R (1,6) OBP: 0.325, SLG: 0.342	K									4	0	0	0	0	2	4				
Steve Avery, L (1,1) OBP: 0.067, SLG: 0.071										3	0	0	0	0	0	1				
Charlie O'Brien, R (8,2) OBP: 0.333, SLG: 0.478	G6-3									1	0	1	0	0	0	0				
Inning Stats	R: 4 H: 4 E: 0 K: 2 S: 18	H: 4 LOB: 1 BB: 1 P: 36	R: 1 H: 2 E: 0 K: 1 S: 11	H: 2 LOB: 1 BB: 0 P: 15	R: 1 H: 1 E: 0 K: 0 S: 8	H: 1 LOB: 1 BB: 0 P: 14	R: 0 H: 0 E: 0 K: 2 S: 9	H: 0 LOB: 0 BB: 0 P: 14	R: 0 H: 0 E: 0 K: 2 S: 11	H: 0 LOB: 2 BB: 1 P: 23	R: 0 H: 0 E: 0 K: 0 S: 6	H: 0 LOB: 0 BB: 0 P: 11	R: 1 H: 2 E: 0 K: 0 S: 10	H: 2 LOB: 0 BB: 0 P: 13	R: 0 H: 1 E: 0 K: 1 S: 7	H: 1 LOB: 1 BB: 0 P: 11	1B: 5 2B: 2 3B: 0 HR: 3	SF: 0 SAC: 0 DP: 1 HBP: 2	WP: 0 PB: 0 SB: 2 CS: 0	PA: 37
PITCHER	IP WLS BF H R ER SO BB IBB HBP BLK WP HR S P ERA WHIP																			
Jeff Juden, R (1,1) ERA: 6.18	2.0 L 15 7 6 6 3 1 0 1 0 0 1 43 71 1.80 0.600																			
Andy Carter, L (3,1) ERA: 3.52	5.0 18 2 1 1 4 1 0 1 0 0 1 43 71 1.80 0.600																			
Mike Williams, R (8,1) ERA: 4.5	1.0 4 1 0 0 1 0 0 0 0 0 0 7 11 0.00 1.000																			

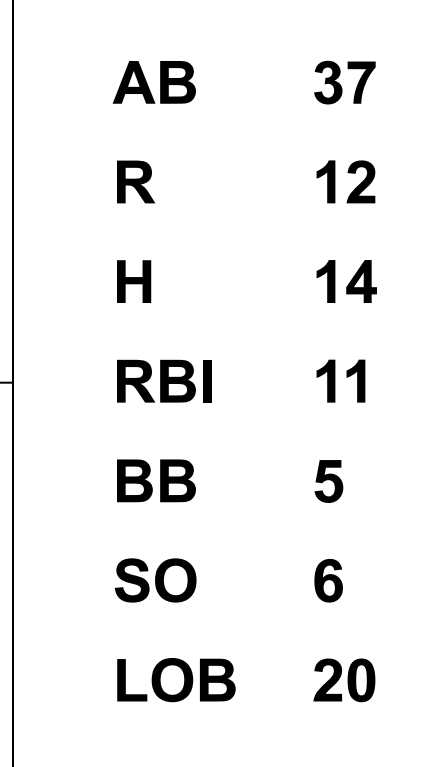

Batter	1	2	3	4	5	6	7	8	9	AB	R	H	RBI	BB	SO	LOB	TOP								
Lenny Dykstra, L OBP: 0.368, SLG: 0.450	F9		K			G4-6-3 1B		FC1-6 1B		4	0	2	0	0	1	0	Philadelphia Phillies @ Atlanta Braves Atlanta-Fulton County Stadium, Atlanta, GA Wed May 11 1994, 3:33 AM EDT Att. 46,985 - Overcast - 76 F								
Mariano Duncan, R OBP: 0.331, SLG: 0.471	G1-3			K		G4-6-3 1-2		FC1-6 G4-6-3		4	0	0	0	0	1	3									
John Kruk, L OBP: 0.420, SLG: 0.386				F8			G4-3 G1-3 1B	G4-6-3		4	1	2	0	0	0	2									
Dave Hollins, S OBP: 0.351, SLG: 0.372	K			P3			G1-3		L8	4	0	0	0	0	1	2									
Darren Daulton, L OBP: 0.406, SLG: 0.593		K					G4-3		G3	4	1	1	1	0	1	1									
Jim Eisenreich, L OBP: 0.310, SLG: 0.317		G3				G4-3				4	0	2	1	0	0	0									
Milt Thompson, L OBP: 0.354, SLG: 0.417				G4-3		K				4	0	1	0	0	1	1									
Mickey Morandini, L OBP: 0.371, SLG: 0.353			L8			G3		G1-3-1		3	0	0	0	0	0	2									
Curt Schilling, R OBP: 0.167, SLG: 0.167			K				G4-3			2	0	0	0	0	1	0	Phillies								
Tony Longmire, L OBP: 0.179, SLG: 0.165								FC1-6 1B BB		0	0	0	0	1	0	0									
David West, L OBP: 0.179, SLG: 0.165										0	0	0	0	0	0	0									
										0	0	0	0	0	0	0									
Inning Stats	R: 0 E: 0 K: 1 S: 9	H: 1 LOB: 1 BB: 0 P: 15	R: 0 E: 0 K: 1 S: 8	H: 0 LOB: 0 BB: 0 P: 15	R: 0 E: 0 K: 2 S: 9	H: 0 LOB: 0 BB: 0 P: 14	R: 0 E: 0 K: 1 S: 9	H: 0 LOB: 0 BB: 0 P: 10	R: 1 E: 0 K: 1 S: 8	H: 1 LOB: 0 BB: 0 P: 9	R: 0 E: 0 K: 0 S: 5	H: 1 LOB: 0 BB: 0 P: 6	R: 1 E: 0 K: 0 S: 8	H: 3 LOB: 2 BB: 0 P: 11	R: 0 E: 0 K: 0 S: 5	H: 1 LOB: 1 BB: 1 P: 11	R: 0 E: 0 K: 0 S: 12	H: 1 LOB: 1 BB: 0 P: 14	1B: 7 2B: 0 3B: 0 HR: 1	SF: 0 SAC: 0 DP: 2 HBP: 0	WP: 0 PB: 0 SB: 1 CS: 1	PA: 34			
PITCHER	IP	WLS	BF	H	R	ER	SO	BB	IBB	HBP	BLK	WP	HR	S	P	ERA	WHIP								
Greg Maddux, R ERA: 1.13	(1, 1)	6.2	W	25	6	2	2	6	0	0	0	0	1	55	78	2.70	0.900								
Mark Wohlers, R ERA: 4.91	(7, 1)	0.1		2	0	0	0	0	1	0	0	0	0	2	7	0.00	3.000								
Greg McMichael, R ERA: 2.95	(8, 1)	2.0	S	7	2	0	0	0	0	0	0	0	0	16	20	0.00	1.000								

Batter	1	2	3	4	5	6	7	8	9	AB	R	H	RBI	BB	SO	LOB	BOTTOM								
Deion Sanders, L OBP: 0.397, SLG: 0.455	G3		K							3	1	1	2	1	1	1	Philadelphia Phillies @ Atlanta Braves Atlanta-Fulton County Stadium, Atlanta, GA Wed May 11 1994, 3:33 AM EDT Att. 46,985 - Overcast - 76 F								
Terry Pendleton, S OBP: 0.314, SLG: 0.447	P7									4	0	1	0	0	1	2									
Ryan Klesko, L OBP: 0.360, SLG: 0.598										3	0	0	0	0	2	2									
Dave Gallagher, R OBP: 0.288, SLG: 0.324	F9		K							1	0	0	0	0	0	2									
Fred McGriff, L OBP: 0.365, SLG: 0.563										4	1	1	1	0	2	0									
David Justice, L OBP: 0.382, SLG: 0.448										4	1	1	0	0	0	0									
Mark Lemke, S OBP: 0.336, SLG: 0.374										4	0	1	0	0	1	0									
Charlie O'Brien, R OBP: 0.353, SLG: 0.545										3	0	1	1	0	0	0									
Rafael Belliard, R OBP: 0.289, SLG: 0.302			L9							3	0	0	0	0	0	0									
Greg Maddux, R OBP: 0.222, SLG: 0.278										2	1	2	0	0	0	0	Braves								
Mark Wohlers, R OBP: 1.000, SLG: 1.000										1	0	1	0	0	0	0									
Greg McMichael, R OBP: 0.353, SLG: 0.545										0	0	0	0	0	0	0									
										0	0	0	0	0	0	0									
Inning Stats	R: 0 E: 0 K: 0 S: 4	H: 0 LOB: 0 BB: 0 P: 6	R: 1 E: 0 K: 0 S: 12	H: 1 LOB: 0 BB: 0 P: 23	R: 0 E: 0 K: 2 S: 15	H: 2 LOB: 2 BB: 0 P: 22	R: 0 E: 0 K: 1 S: 6	H: 0 LOB: 0 BB: 0 P: 9	R: 2 E: 0 K: 0 S: 15	H: 2 LOB: 0 BB: 0 P: 20	R: 1 E: 0 K: 0 S: 17	H: 3 LOB: 2 BB: 0 P: 26	R: 0 E: 0 K: 1 S: 13	H: 1 LOB: 2 BB: 1 P: 24	R: 0 E: 0 K: 2 S: 9	H: 0 LOB: 0 BB: 0 P: 14	1B: 7 2B: 0 3B: 0 HR: 2	SF: 0 SAC: 0 DP: 0 HBP: 0	WP: 0 PB: 1 SB: 0 CS: 0	PA: 33					
PITCHER	IP	WLS	BF	H	R	ER	SO	BB	IBB	HBP	BLK	WP	HR	S	P	ERA	WHIP								
Curt Schilling, R ERA: 5.4	(1, 1)	7.0	L	30	9	4	4	5	1	0	0	0	0	2	82	5.14	1.429								
David West, L ERA: 5.09	(8, 1)	1.0		3	0	0	0	2	0	0	0	0	0	9	14	0.00	0.000								

Batter	1	2	3	4	5	6	7	8	9	AB	R	H	RBI	BB	SO	LOB	TOP					
Carlos Garcia, R (1, 4) OBP: 0.342, SLG: 0.389	1-2 G6-3 1B		1-1 1B 2B		1-2 2B 1B		2-2 G4-3		1-2 G1-3	5	1	3	0	0	0	2	Pittsburgh Pirates @ Philadelphia Phillies Veterans Stadium, Philadelphia, PA Fri May 13 1994, 7:05 PM EDT Att: 32,281 - Unknown					
Jay Bell, R (1, 6) OBP: 0.299, SLG: 0.391	0-1 G6-3		2-3 K		1-0 G3 1B		2-2 F9		1-3 K	4	0	1	1	0	1	2						
Alejandro Pena, R (7, 1) Gary Varsho, L (9, PH) OBP: 0.333, SLG: 0.667	1-2 F8		2-2 1B		1-3 K		1-0 G4-3			4	0	1	0	0	1	1						
Andy Van Slyke, L (1, 8) OBP: 0.375, SLG: 0.384			2-3 1B		0-0 G3				2-2 G6-3	4	0	0	0	0	0	3						
Jeff King, R (1, 5) OBP: 0.331, SLG: 0.381			0-0 F9		2-3 K				3-1 G5-3	4	0	0	0	0	2	1						
Brian Hunter, R (1, 3) OBP: 0.279, SLG: 0.439					1-3 K				2-1 G3-1	4	0	1	0	0	0	0						
Orlando Merced, S (1, 9) OBP: 0.393, SLG: 0.356					2-0 G3				1-3 K	2	0	1	0	2	1	0						
Lloyd McClendon, R (1, 7) OBP: 0.308, SLG: 0.261					1-1 WP 1B				0-0 G1-3 1B	4	0	1	0	0	0	4						
Lance Parrish, R (1, 2) OBP: 0.333, SLG: 0.267					1-2 G4-3				2-0 G3	2	0	0	0	0	2	2						
Paul Wagner, R (1, 1) OBP: 0.176, SLG: 0.235					3-2 K				1-2 G1-3 1B	1	0	0	0	0	1	1						
Al Martin, L (6, PH) OBP: 0.395, SLG: 0.486										0	0	0	0	0	0	0						
Jeff Ballard, L (6, 1) OBP: 0.500, SLG: 0.500										1	0	1	0	0	0	0						
Tom Foley, L (7, 6) OBP: 0.283, SLG: 0.308										1	0	1	0	0	0	0						
Inning Stats	R: 0 E: 0 K: 0 S: 6	H: 1 LOB: 0 BB: 0 P: 9	R: 0 E: 0 K: 1 S: 9	H: 1 LOB: 2 BB: 1 P: 19	R: 0 E: 0 K: 2 S: 16	H: 2 LOB: 2 BB: 0 P: 22	R: 0 E: 1 K: 1 S: 10	H: 0 LOB: 2 BB: 1 P: 19	R: 1 E: 0 K: 2 S: 12	H: 2 LOB: 1 BB: 0 P: 16	R: 0 E: 0 K: 1 S: 7	H: 1 LOB: 0 BB: 0 P: 14	R: 0 E: 0 K: 0 S: 7	H: 0 LOB: 0 BB: 0 P: 12	R: 0 E: 0 K: 0 S: 7	H: 0 LOB: 0 BB: 0 P: 14	R: 0 E: 0 K: 2 S: 18	H: 2 LOB: 2 BB: 0 P: 23	1B: 7 2B: 2 3B: 0 HR: 0	SF: 0 SAC: 0 DP: 1 HBP: 0	WP: 1 PB: 0 SB: 0 CS: 0	PA: 38
PITCHER Danny Jackson, L (1, 1) ERA: 2.56	IP: 9.0 WLS: W BF: 38 H: 9 R: 1 ER: 1 SO: 9 BB: 2 IBB: 0 HBP: 0 BLK: 0 WP: 1 HR: 0 S: 92 P: 148 ERA: 1.00 WHIP: 1.222															PITCHER	IP: 9.0 WLS: W BF: 38 H: 9 R: 1 ER: 1 SO: 9 BB: 2 IBB: 0 HBP: 0 BLK: 0 WP: 1 HR: 0 S: 92 P: 148 ERA: 1.00 WHIP: 1.222					

Batter	1	2	3	4	5	6	7	8	9	AB	R	H	RBI	BB	SO	LOB	BOTTOM			
Lenny Dykstra, L (1, 8) OBP: 0.400, SLG: 0.511	2-1 G6-3 3B		0-1 G4-3 PB 2B	4-1 L4-3 BB		3-2 HR 1B		1-0 F8 1B 2B		4	4	4	0	1	0	0	Pittsburgh Pirates @ Philadelphia Phillies Veterans Stadium, Philadelphia, PA Fri May 13 1994, 7:05 PM EDT Att: 32,281 - Unknown			
Mariano Duncan, R (1, 6) OBP: 0.329, SLG: 0.477	2-1 G6-3		0-1 G4-3	1-0 P5		2-0 HR		0-0 F8		5	1	1	4	0	0	3				
Dave Hollins, S (1, 5) OBP: 0.348, SLG: 0.357	1-1 L7		1-2 E PB 2B HBP	2-2 L4-3		1-0 G6-3		3-1 G3 2B 1B		4	2	1	1	0	0	1				
Tom Quinlan, R (9, 5) OBP: 0.250, SLG: 0.250				1-2 E PB 2B HBP		1-0 G6-3		3-1 G3 2B 1B		0	0	0	0	0	0	0				
Darren Daulton, L (1, 2) OBP: 0.399, SLG: 0.573	0-2 1B		4-2 E 2B BB		2-2 G5-3 2B		2-2 G4-3		0-1 G3	4	1	2	0	1	0	1				
Jim Eisenreich, L (1, 9) OBP: 0.315, SLG: 0.333	2-2 1B		0-1 E5 2B 1B		0-0 G5-3		2-1 G1-3		2-1 HR 2B	5	2	2	1	0	0	3				
Ricky Jordan, R (1, 3) OBP: 0.338, SLG: 0.583	1-2 1B		1-2 2-3 1B		2-3 G6-3				1-0 HR	4	1	1	2	0	2	6				
Milt Thompson, L (1, 7) OBP: 0.369, SLG: 0.427			0-0 F9		4-0 IBB		1-3 K		4-2 BB	3	0	1	2	2	1	1				
Mickey Morandini, L (1, 4) OBP: 0.352, SLG: 0.322	0-1 F7		1-3 2-H 3-H 1B 2B		3-3 K		0-0 F8		0-3 K	4	0	0	0	1	2	4				
Danny Jackson, R (1, 1) OBP: 0.190, SLG: 0.150	0-2 G1-3		0-0 1B 2B		0-1 HR 1B		2-3 K			4	1	2	1	0	1	1				
Inning Stats	R: 1 E: 0 K: 1 S: 15	H: 3 LOB: 2 BB: 0 P: 22	R: 0 E: 0 K: 0 S: 6	H: 0 LOB: 0 BB: 0 P: 6	R: 4 E: 1 K: 1 S: 16	H: 3 LOB: 2 BB: 2 P: 26	R: 0 E: 0 K: 0 S: 5	H: 0 LOB: 0 BB: 1 P: 12	R: 0 E: 0 K: 1 S: 9	H: 1 LOB: 2 BB: 1 P: 18	R: 3 E: 0 K: 0 S: 14	H: 3 LOB: 0 BB: 0 P: 24	R: 0 E: 0 K: 2 S: 10	H: 0 LOB: 1 BB: 0 P: 15	R: 4 E: 0 K: 1 S: 16	H: 4 LOB: 1 BB: 1 P: 27	1B: 6 2B: 6 3B: 1 HR: 2	SF: 0 SAC: 0 DP: 1 HBP: 2	WP: 0 PB: 1 SB: 0 CS: 0	PA: 44
PITCHER Paul Wagner, R (1, 1) ERA: 3.88	IP: 5.0 WLS: L BF: 26 H: 7 R: 5 ER: 2 SO: 3 BB: 2 IBB: 0 HBP: 1 BLK: 0 WP: 0 HR: 0 S: 51 P: 84 ERA: 3.60 WHIP: 1.800															PITCHER Jeff Ballard, L (6, 1) ERA: 3.55	IP: 1.0 WLS: 6 BF: 3 H: 3 R: 3 ER: 3 SO: 0 BB: 0 IBB: 0 HBP: 0 BLK: 0 WP: 1 HR: 14 S: 24 P: 24 ERA: 27.00 WHIP: 3.000			
Alejandro Pena, R (7, 1) ERA: 9.53	IP: 2.0 WLS: 12 BF: 4 H: 4 R: 4 ER: 4 SO: 3 BB: 1 IBB: 0 HBP: 1 BLK: 0 WP: 0 HR: 26 S: 42 P: 42 ERA: 18.00 WHIP: 2.500															PITCHER	IP: 2.0 WLS: 12 BF: 4 H: 4 R: 4 ER: 4 SO: 3 BB: 1 IBB: 0 HBP: 1 BLK: 0 WP: 0 HR: 26 S: 42 P: 42 ERA: 18.00 WHIP: 2.500			


AB 36
R 1
H 9
RBI 1
BB 2
SO 9
LOB 18




Batter	1	2	3	4	5	6	7	8	9	AB	R	H	RBI	BB	SO	LOB	TOP				
Al Martin, L OBP: 0.398, SLG: 0.481 (1, 7)	4-1 G4-6-3 1B BB		0-0 L6		2-1 1B			2-2 P6		3	0	1	0	1	0	0	Pittsburgh Pirates @ Philadelphia Phillies Veterans Stadium, Philadelphia, PA Sat May 14 1994, 7:05 PM EDT Att: 39,916 - Unknown - 70 F				
Carlos Garcia, R OBP: 0.339, SLG: 0.385 (1, 4)	1-2 G4-6-3 1B		1-2 L7		1-2 G5-3			1-0 P3		4	0	1	0	0	0	1					
Andy Van Slyke, L OBP: 0.378, SLG: 0.391 (1, 8)	3-2 G4-6-3 1-2 2-3		0-1 G3			1-2 G6-3 SF9 2B		4-2 BB		3	1	1	0	1	0	2					
Jeff King, R OBP: 0.328, SLG: 0.377 (1, 5)	0-1 P7			0-0 G4-6-3 1B		0-1 G6-3		0-0 P9		4	0	1	0	0	0	3					
Orlando Merced, S OBP: 0.381, SLG: 0.346 (1, 9)		2-3 K		3-2 SAFE G4-6-3 1-2		1-0 SF9		0-2 G6-3		3	0	0	1	0	1	1					
Brian Hunter, R OBP: 0.308, SLG: 0.483 (9, PR)	3-2 1B		0-1 1B			3-H K		4-1 1B BB		3	1	2	0	1	1	0					
Gary Varsho, L OBP: 0.333, SLG: 0.667 (9, PR)		3B		1-3 1B						0	0	0	0	0	0	0					
Lance Parrish, R OBP: 0.318, SLG: 0.263 (1, 2)		0-0 B1-6 BB 1B		1-3 K		3-2 G5-3		1-3 K		4	0	1	1	0	2	2					
Tom Foley, L OBP: 0.300, SLG: 0.310 (1, 6)	4-1 1-2 BB				1-2 F7		0-0 G4-3		0-2 1B	3	0	1	0	1	0	0					
Steve Cooke, R OBP: 0.143, SLG: 0.143 (1, 1)	0-1 B1-6				0-2 L8		0-0 F9		2-1 G1-3	3	0	0	0	0	0	2					
Dave Clark, L OBP: 0.400, SLG: 0.500 (9, PH)		2-3 1B								1	0	0	0	0	0	2					
Inning Stats	R: 0 E: 0 K: 0 S: 9	H: 1 LOB: 1 BB: 1 P: 17	R: 1 E: 0 K: 1 S: 12	H: 2 LOB: 1 BB: 1 P: 21	R: 0 E: 0 K: 1 S: 6	H: 0 LOB: 0 BB: 0 P: 7	R: 0 E: 0 K: 1 S: 12	H: 2 LOB: 1 BB: 0 P: 16	R: 0 E: 0 K: 0 S: 13	H: 1 LOB: 1 BB: 0 P: 12	R: 0 E: 0 K: 0 S: 5	H: 0 LOB: 0 BB: 0 P: 8	R: 0 E: 0 K: 0 S: 8	H: 0 LOB: 1 BB: 1 P: 15	R: 0 E: 0 K: 1 S: 12	H: 1 LOB: 2 BB: 1 P: 19	1B: 6 2B: 2 3B: 1 HR: 0	SF: 1 SAC: 0 DP: 3 HBP: 0	WP: 0 PB: 0 SB: 0 CS: 0	PA: 36	
PITCHER	IP WLS BF H R ER SO	IP WLS BF H R ER SO	IP WLS BF H R ER SO	IP WLS BF H R ER SO	IP WLS BF H R ER SO	IP WLS BF H R ER SO	IP WLS BF H R ER SO	IP WLS BF H R ER SO	IP WLS BF H R ER SO	IP WLS BF H R ER SO	IP WLS BF H R ER SO	IP WLS BF H R ER SO	IP WLS BF H R ER SO	IP WLS BF H R ER SO	IP WLS BF H R ER SO	IP WLS BF H R ER SO	ERA WHIP	ERA WHIP			
Mike Williams, R ERA: 2.4 (1, 1)	7.0 W 27	7 2 2 3	2 0 0 0	2 0 0 0	0 0 0 0	0 0 0 0	0 0 8 15	0.00 1.000													
Heathcliff Slocumb, R ERA: 2.88 (9, 1)	1.0 S	5 1 0 0 1	1 0 0 0 0	1 0 0 0 0	0 0 0 0 0	0 0 0 0 0	0 0 12 19	0.00 2.000													
Doug Jones, R ERA: 3.26 (9, 1)	1.0 S	5 1 0 0 1	1 0 0 0 0	1 0 0 0 0	0 0 0 0 0	0 0 0 0 0	0 0 12 19	0.00 2.000													

Batter	1	2	3	4	5	6	7	8	9	AB	R	H	RBI	BB	SO	LOB	BOTTOM				
Lenny Dykstra, L OBP: 0.408, SLG: 0.532 (1, 8)	4-1 G6-4-3 BB		3-1 2H HR			4-0 G6-3 S 1B BB		0-0 G4-3		2	2	1	2	2	0	0	Pittsburgh Pirates @ Philadelphia Phillies Veterans Stadium, Philadelphia, PA Sat May 14 1994, 7:05 PM EDT Att: 39,916 - Unknown - 70 F				
Mariano Duncan, R OBP: 0.319, SLG: 0.462 (1, 4)	0-1 F8		1-2 P6			1-1 G6-3		1-1 P5		4	0	0	0	0	0	2					
Dave Hollins, S OBP: 0.352, SLG: 0.361 (1, 5)	0-1 G6-4-3			1-1 B1-3		0-0 1B		2-2 FC6-4 1B		4	0	2	1	0	0	1					
Tom Quinlan, R OBP: 0.250, SLG: 0.250 (9, 5)						3-H 1B		0-0 FC6-4 1B		0	0	0	0	0	0	0					
Pete Incaviglia, R OBP: 0.329, SLG: 0.500 (1, 7)		1-0 P3		3-3 K		1-0 G6-4-3 1B		0-0 FC6-4		4	0	1	0	0	1	1					
Doug Jones, R OBP: 1.000, SLG: 1.000 (9, 1)						1-2 1B		1-2 1B		0	0	0	0	0	0	0					
Ricky Jordan, R OBP: 0.324, SLG: 0.556 (1, 3)		2-2 G6-3		1-0 G4-3		1-1 G6-4-3		1-2 1B		3	0	0	0	0	0	2					
Wes Chamberlain, R OBP: 0.345, SLG: 0.509 (1, 9)		1-3 K			1-0 G5-3					3	0	0	0	0	1	0					
Heathcliff Slocumb, R OBP: 1.000, SLG: 1.000 (8, 1)										0	0	0	0	0	0	0					
Milt Thompson, L OBP: 0.369, SLG: 0.427 (9, 7)										0	0	0	0	0	0	0					
Todd Pratt, R OBP: 0.273, SLG: 0.250 (1, 2)			2-3 K		2-1 1B		1-2 G6-3			3	0	1	0	0	1	0					
Kim Batiste, R OBP: 0.205, SLG: 0.231 (1, 6)			0-1 SH3-4 HR 1B		2-3 K		0-2 K			3	1	2	0	0	1	1					
Mike Williams, R OBP: 0.312, SLG: 0.330 (1, 1)			0-1 SH3-4		0-0 F9		1-1 F8			1	0	0	0	0	0	1					
Jim Eisenreich, L OBP: 0.312, SLG: 0.330 (7, PH)			1-2 1B							1	0	0	0	0	0	1					
Inning Stats	R: 0 E: 0 K: 0 S: 5	H: 0 LOB: 0 BB: 0 P: 9	R: 0 E: 0 K: 1 S: 8	H: 0 LOB: 0 BB: 0 P: 12	R: 2 E: 0 K: 1 S: 12	H: 2 LOB: 0 BB: 0 P: 18	R: 0 E: 0 K: 1 S: 6	H: 0 LOB: 0 BB: 0 P: 11	R: 0 E: 0 K: 0 S: 7	H: 1 LOB: 1 BB: 0 P: 12	R: 1 E: 0 K: 0 S: 6	H: 2 LOB: 1 BB: 1 P: 13	R: 0 E: 0 K: 0 S: 9	H: 1 LOB: 1 BB: 0 P: 12	R: 0 E: 0 K: 0 S: 7	H: 1 LOB: 1 BB: 0 P: 10	1B: 5 2B: 1 3B: 0 HR: 1	SF: 0 SAC: 1 DP: 2 HBP: 0	WP: 0 PB: 0 SB: 1 CS: 0	PA: 31	
PITCHER	IP WLS BF H R ER SO	IP WLS BF H R ER SO	IP WLS BF H R ER SO	IP WLS BF H R ER SO	IP WLS BF H R ER SO	IP WLS BF H R ER SO	IP WLS BF H R ER SO	IP WLS BF H R ER SO	IP WLS BF H R ER SO	IP WLS BF H R ER SO	IP WLS BF H R ER SO	IP WLS BF H R ER SO	IP WLS BF H R ER SO	IP WLS BF H R ER SO	IP WLS BF H R ER SO	IP WLS BF H R ER SO	ERA WHIP	ERA WHIP			
Steve Cooke, L ERA: 4.76 (1, 1)	8.0 L	31 7 3 3 4	7 3 3 4	7 3 3 4	2 0 0 0	2 0 0 0	0 0 1 60	97	3.38 1.125												

AB	31
R	2
H	8
RBI	2
BB	4
SO	4
LOB	13



AB	28
R	3
H	7
RBI	3
BB	2
SO	4
LOB	9



Batter	1	2	3	4	5	6	7	8	9	AB	R	H	RBI	BB	SO	LOB	TOP										
Al Martin, L OBP: 0.406, SLG: 0.482 (1, 7)	G6-3		BB G4-3 1B		P6		FC6-4 BB		G6-3 1B	4	0	2	0	1	0	0	Pittsburgh Pirates @ Philadelphia Phillies Veterans Stadium, Philadelphia, PA Sun May 15 1994, 3:33 AM EDT Att: 53,396 - Sunny - 78 F										
Carlos Garcia, R OBP: 0.333, SLG: 0.377 (1, 4)	K		G4-3		G4-3		FC6-4 BB		G6-3 1B	5	0	1	0	0	1	3											
Andy Van Slyke, L OBP: 0.386, SLG: 0.385 (1, 8)	1B BB		BB		P6		BB		G6-3	2	0	0	0	3	0	2											
Dave Clark, L OBP: 0.400, SLG: 0.483 (1, 9)	1-3 1B		P7		CS 1B BB		L7		G1-3	4	0	1	0	1	0	7											
Jay Bell, R OBP: 0.304, SLG: 0.389 (1, 6)	F7		BB		BB		CS 1B		K	3	0	1	0	1	1	2											
Orlando Merced, S OBP: 0.369, SLG: 0.333 (1, 3)		L8			K		K		K	4	0	0	0	0	3	5											
Rick White, R (8, 1)										0	0	0	0	0	0	0											
Lance Parrish, R OBP: 0.346, SLG: 0.273 (1, 2)		1-1 S 1B			G5-3		F9		BB	3	0	1	0	1	0	1											
Tom Foley, L OBP: 0.296, SLG: 0.326 (1, 5)		1-2 F9			G3		FC6-4 2B		G4-3	4	0	1	0	0	0	2											
Jon Lieber, L (1, 1)		0-3 K			G6-3		L7		P4	2	0	0	0	0	1	1											
Lloyd McClendon, R OBP: 0.296, SLG: 0.250 (7, PH)										1	0	0	0	0	0	1											
Randy Tomlin, L OBP: 0.500, SLG: 0.500 (7, 1)										0	0	0	0	0	0	0											
Brian Hunter, R OBP: 0.303, SLG: 0.475 (8, 3)										1	0	0	0	0	0	0											
Inning Stats	R: 0 E: 0 K: 1 S: 16	H: 1 LOB: 2 BB: 1 P: 29	R: 0 E: 0 K: 1 S: 9	H: 1 LOB: 1 BB: 0 P: 11	R: 0 E: 0 K: 1 S: 16	H: 1 LOB: 3 BB: 2 P: 27	R: 0 E: 0 K: 0 S: 5	H: 0 LOB: 0 BB: 0 P: 9	R: 0 E: 0 K: 0 S: 6	H: 1 LOB: 1 BB: 1 P: 19	R: 0 E: 0 K: 0 S: 11	H: 1 LOB: 3 BB: 2 P: 23	R: 0 E: 0 K: 2 S: 11	H: 0 LOB: 1 BB: 1 P: 18	R: 0 E: 0 K: 0 S: 12	H: 2 LOB: 2 BB: 0 P: 12	1B: 6 2B: 2 3B: 0 HR: 0	SF: 0 SAC: 0 DP: 1 HBP: 0	WP: 0 PB: 0 SB: 1 CS: 2	PA: 40							
PITCHER	IP	WLS	BF	H	R	ER	SO	BB	IBB	HBP	BLK	WP	HR	S	P	ERA	WHIP										
Shawn Boskie, R ERA: 3.19 (1, 1)	6.0	W	25	4	0	0	4	4	0	0	0	0	0	61	101	0.00	1.333										
David West, L ERA: 4.66 (7, 1)	1.0		6	1	0	0	0	2	0	0	0	0	0	11	23	0.00	3.000										
Heathcliff Slocumb, R ERA: 2.77 (8, 1)	1.0		4	0	0	0	2	1	0	0	0	0	0	11	18	0.00	2.000										
Doug Jones, R ERA: 3.1 (9, 1)	1.0	S	5	2	0	0	0	0	0	0	0	0	0	12	12	0.00	2.000										

Batter	1	2	3	4	5	6	7	8	9	AB	R	H	RBI	BB	SO	LOB	BOTTOM										
Lenny Dykstra, L OBP: 0.410, SLG: 0.524 (1, 8)	1B FC3 BB		G6-3		1B		1B IBB		G3	2	1	0	0	2	0	0	Pittsburgh Pirates @ Philadelphia Phillies Veterans Stadium, Philadelphia, PA Sun May 15 1994, 3:33 AM EDT Att: 53,396 - Sunny - 78 F										
Mariano Duncan, R OBP: 0.324, SLG: 0.463 (1, 6)	1-3 1B		K		1-2 2-H 1B		1B		F8	4	0	2	0	0	1	0											
Dave Hollins, S OBP: 0.343, SLG: 0.350 (1, 5)	FC3				G3		K		G4-3	4	0	0	1	0	1	0											
Doug Jones, R OBP: 1.000, SLG: 1.000 (9, 1)	3-H FC6-4				G3		K		G4-3	0	0	0	0	0	0	0											
Darren Daulton, L OBP: 0.390, SLG: 0.558 (1, 2)	K				K		P5			3	0	0	0	0	2	1											
Jim Eisenreich, L OBP: 0.323, SLG: 0.352 (1, 9)	FC6-4				FC6-4 1B		2B			3	0	2	0	0	0	1											
Ricky Jordan, R OBP: 0.310, SLG: 0.530 (1, 3)		L9			FC6-4		G4-3			3	0	0	0	0	0	2											
Milt Thompson, L OBP: 0.356, SLG: 0.410 (1, 7)		P6			G4-3		F9			3	0	0	0	0	0	0											
Mickey Morandini, L OBP: 0.351, SLG: 0.323 (1, 4)		G3			SH1-4 1B		F9			3	0	1	0	0	0	0											
Shawn Boskie, R (1, 1)					F8		L4			1	0	0	0	0	0	0											
David West, L (7, 1)										0	0	0	0	0	0	0											
Wes Chamberlain, R OBP: 0.339, SLG: 0.500 (7, PH)										1	0	0	0	0	0	0											
Heathcliff Slocumb, R OBP: 1.000, SLG: 1.000 (8, 1)										0	0	0	0	0	0	0											
Tom Quintan, R OBP: 0.250, SLG: 0.250 (9, 5)										0	0	0	0	0	0	0											
Inning Stats	R: 1 E: 0 K: 1 S: 9	H: 1 LOB: 1 BB: 1 P: 16	R: 0 E: 0 K: 0 S: 8	H: 0 LOB: 0 BB: 0 P: 12	R: 0 E: 0 K: 1 S: 8	H: 0 LOB: 0 BB: 0 P: 9	R: 0 E: 0 K: 1 S: 11	H: 1 LOB: 1 BB: 0 P: 17	R: 0 E: 0 K: 0 S: 8	H: 2 LOB: 2 BB: 1 P: 13	R: 0 E: 0 K: 1 S: 9	H: 1 LOB: 0 BB: 0 P: 14	R: 0 E: 0 K: 0 S: 6	H: 0 LOB: 0 BB: 0 P: 10	R: 0 E: 0 K: 0 S: 5	H: 0 LOB: 0 BB: 0 P: 9	1B: 4 2B: 1 3B: 0 HR: 0	SF: 0 SAC: 1 DP: 0 HBP: 0	WP: 0 PB: 0 SB: 0 CS: 0	PA: 30							
PITCHER	IP	WLS	BF	H	R	ER	SO	BB	IBB	HBP	BLK	WP	HR	S	P	ERA	WHIP										
Jon Lieber, R ERA: 1.5 (1, 1)	6.0	L	24	5	1	1	4	1	1	0	0	0	0	6	10	0.00	0.000										
Randy Tomlin, L ERA: 3.48 (7, 1)	1.0		3	0	0	0	0	0	0	0	0	0	0	6	10	0.00	0.000										
Rick White, R ERA: 1.42 (8, 1)	1.0		3	0	0	0	0	0	0	0	0	0	0	5	9	0.00	0.000										



Batter	1	2	3	4	5	6	7	8	9	AB	R	H	RBI	BB	SO	LOB	TOP			
Mike Lansing, R OBP: 0.331, SLG: 0.401 (1, 5)	G4-3	F8		FC6-4 1B		K		F9-3		5	0	1	0	0	1	1				
Cliff Floyd, L OBP: 0.294, SLG: 0.365 (1, 3)	P3		K	K			G4-3		G6-3	5	0	0	0	0	2	2				
Marquis Grissom, R OBP: 0.306, SLG: 0.364 (1, 8)	1B S BB		S BB 1B	FC6-4 1B			F9 S BB		G6-3	3	2	1	0	2	0	2				
Larry Walker, L OBP: 0.358, SLG: 0.511 (1, 9)	1B BB		S BB		G5-3 BB		F9			2	1	1	0	3	0	1				
Moises Alou, R OBP: 0.420, SLG: 0.575 (1, 7)	1B		K		G5-3		1B		G5-3	5	0	2	1	0	1	4				
Darin Fletcher, L OBP: 0.369, SLG: 0.412 (1, 2)	1B		P4		K		1B			4	0	2	2	0	1	3				
Freddie Benavides, R Mel Rojas, R (1, 4) (7, 1)	F8			2B		G4-3		F7		4	1	1	0	0	0	5				
Wil Cordero, R OBP: 0.327, SLG: 0.362 (1, 6)		G6-3		FC2-5 2B		F9		F9-3 1B		4	0	2	1	0	0	0				
Butch Henry, L Jeff Shaw, R Sean Berry, R (1, 1) (6, 1) (7, 5)	K		FC2-5 1B		G4-3		P4			3	0	0	0	0	1	1				
Inning Stats	R: 2 H: 2 E: 0 K: 0 S: 17	WLS: 2 BF: 25 LOB: 2 P: 32	H: 6 R: 3 ER: 3 SO: 5	R: 0 H: 0 E: 0 K: 1 S: 7	LOB: 0 BB: 0 P: 9	R: 0 H: 1 E: 0 K: 2 S: 12	LOB: 2 BB: 1 P: 22	R: 1 H: 3 E: 0 K: 1 S: 10	LOB: 0 BB: 0 P: 15	R: 0 H: 0 E: 0 K: 1 S: 5	LOB: 1 BB: 1 P: 8	R: 1 H: 2 E: 0 K: 0 S: 12	LOB: 2 BB: 1 P: 23	R: 0 H: 1 E: 0 K: 0 S: 7	LOB: 0 BB: 0 P: 12	R: 0 H: 1 E: 0 K: 0 S: 14	LOB: 1 BB: 0 P: 17	1B: 8 2B: 3 3B: 0 HR: 0	SF: 0 SAC: 0 DP: 1 HBP: 0	WP: 0 PA: 41 PB: 0 SB: 4 CS: 0
PITCHER	IP WLS BF H R ER SO BB IBB HBP BLK WP HR S P ERA WHIP																			
Curt Schilling, R ERA: 5.4 (1, 1)	5.0	L	25	6	3	3	5	4	0	0	0	0	0	0	0	51	92	5.40	2.000	
Bob Wells, R ERA: 4.5 (6, 1)	2.0		9	2	1	1	1	1	0	0	0	0	0	0	0	17	31	4.50	1.500	
Andy Carter, L ERA: 3.48 (8, 1)	2.0		7	2	0	0	0	0	0	0	0	0	0	0	21	29	0.00	1.000		

Mon May 16 1994, 7:05 PM EDT
Att: 28,236 - Unknown - 69 F

AB 36
R 4
H 10
RBI 4
BB 5
SO 6
LOB 20



Batter	1	2	3	4	5	6	7	8	9	AB	R	H	RBI	BB	SO	LOB	BOTTOM	
Lenny Dykstra, L OBP: 0.412, SLG: 0.527 (1, 8)	F8		G5-3 BB			G1-2-3 1B 2B	G3-1			3	0	1	0	1	0	1		
Mariano Duncan, R OBP: 0.329, SLG: 0.457 (1, 4)	G5-3		G5-3			G1-2-3 1B HBP		G4 BB		2	0	0	0	1	0	2		
Dave Hollins, S OBP: 0.347, SLG: 0.376 (1, 5)	HR		K			G1-2-3 1B		K		4	1	2	1	0	2	2		
Darren Daulton, L OBP: 0.386, SLG: 0.545 (1, 2)	FC5-4 BB			P4		G1-2-3		G4		3	0	0	0	1	0	4		
Pete Incaviglia, R OBP: 0.325, SLG: 0.480 (1, 7)	FC5-4			F8		FC6-4 BB		F7		3	0	0	0	1	0	2		
Ricky Jordan, R OBP: 0.293, SLG: 0.500 (1, 3)		F9		P6		FC6-4		L7		4	0	0	0	0	0	3		
Wes Chamberlain, R OBP: 0.317, SLG: 0.466 (1, 9)		G5-3			G4-3		K		P3	4	0	0	0	0	1	0		
Kim Batiste, R OBP: 0.209, SLG: 0.256 (1, 6)		G6-3			G5-3		G4-3 2B		K	4	0	1	0	0	1	0		
Curt Schilling, R ERA: 2.16 (1, 1)	5.2	W	22	3	1	1	1	2	0	0	1	0	0	0	0	0		
Tom Quinlan, R OBP: 0.200, SLG: 0.200 (5, PH)	0.2		4	1	0	0	1	1	0	0	0	0	0	0	0	0		
Bob Wells, R (6, 1)																		
Jim Eisenreich, L OBP: 0.320, SLG: 0.348 (7, PH)																		
Andy Carter, L (8, 1)																		
Inning Stats	R: 1 H: 1 E: 0 K: 0 S: 9	WLS: 2 BF: 22 LOB: 1 P: 18	H: 3 R: 1 ER: 1 SO: 1	R: 0 H: 0 E: 0 K: 1 S: 8	LOB: 0 BB: 1 P: 16	R: 0 H: 0 E: 0 K: 0 S: 9	LOB: 0 BB: 0 P: 12	R: 0 H: 2 E: 0 K: 0 S: 15	LOB: 3 BB: 1 P: 27	R: 0 H: 1 E: 0 K: 1 S: 10	LOB: 1 BB: 0 P: 14	R: 0 H: 0 E: 0 K: 1 S: 12	LOB: 0 BB: 1 P: 20	R: 0 H: 0 E: 0 K: 1 S: 5	LOB: 0 BB: 0 P: 6	1B: 1 2B: 2 3B: 0 HR: 1	SF: 0 SAC: 0 DP: 2 HBP: 1	WP: 0 PA: 35 PB: 0 SB: 0 CS: 0
PITCHER	IP WLS BF H R ER SO BB IBB HBP BLK WP HR S P ERA WHIP																	
Butch Henry, L ERA: 2.16 (1, 1)	5.2	W	22	3	1	1	1	2	0	0	1	0	0	0	0	0		
Jeff Shaw, R ERA: 3.29 (6, 1)	0.2		4	1	0	0	1	1	0	0	0	0	0	0	0	0		
Mel Rojas, R ERA: 1.55 (7, 1)	2.2	S	9	0	0	0	2	1	0	0	0	0	0	0	0	0		

Mon May 16 1994, 7:05 PM EDT
Att: 28,236 - Unknown - 69 F

AB 30
R 1
H 4
RBI 1
BB 4
SO 4
LOB 15



Batter	1	2	3	4	5	6	7	8	9	AB	R	H	RBI	BB	SO	LOB	TOP					
Fernando Vina, L OBP: 0.431, SLG: 0.364 (1, 4)	2-1 G1-6-3	0-0 1B		0-0 1B		4-2 BB		1-2 F8		4	1	2	0	1	0	0	New York Mets @ Philadelphia Phillies Veterans Stadium, Philadelphia, PA Sat May 21 1994, 7:05 PM EDT Att: 43,443 - Unknown					
Jose Vizcaino, S OBP: 0.356, SLG: 0.373 (1, 6)	1-1 2B	3-1 1B		1-2 F8		2-2 G6-3		2-2 2B		5	1	3	1	0	0	2						
Jim Lindeman, R OBP: 0.667, SLG: 1.000 (1, 7)	3-2 1B	1-2 2B		1-2 1B		1-2 WP		1-2 G5-3		5	2	3	1	0	0	1						
Bobby Bonilla, S OBP: 0.408, SLG: 0.532 (1, 5)	0-0 1B	2-2 G3				1-2 WP		1-0 1B		5	3	3	1	0	0	3						
Joe Orsulak, L OBP: 0.322, SLG: 0.430 (1, 9)	0-0 1B		3-1 G4-3			2-3 K		1-2 P4		5	0	1	0	0	1	3						
Ryan Thompson, R OBP: 0.311, SLG: 0.476 (1, 8)	0-0 SF8		0-1 G5-3			1-2 2B		4-1 1B		2	1	0	1	1	0	0						
Todd Hundley, S OBP: 0.318, SLG: 0.560 (1, 2)	3-2 F9		3-3 K			2-2 HBP		2-2 P4		5	0	1	2	0	2	3						
David Segui, S OBP: 0.320, SLG: 0.397 (1, 3)		2-2 F8		2-2 P5		0-1 L8		1-1 1B		4	0	1	1	0	0	1						
Bret Saberhagen, R OBP: 0.231, SLG: 0.130 (5, PH)		0-0 G3		3-3 K		1-0 F8		0-3 K		2	0	0	0	0	0	1						
Jeff McGinnis, S OBP: 0.279, SLG: 0.222 (5, 1)										0	0	0	0	0	0	0						
Doug Linton, R OBP: 0.369, SLG: 0.399 (6, 1)										0	0	0	0	0	0	0						
Roger Mason, R OBP: 0.266, SLG: 0.287 (7, PH)										0	0	0	0	0	0	0						
John Cangelosi, S OBP: 0.359, SLG: 0.399 (7, 1)										0	0	0	0	0	0	1						
Josias Manzanillo, R OBP: 0.359, SLG: 0.399 (7, 1)										0	0	0	0	0	0	0						
Inning Stats	R: 3 E: 0 K: 0 S: 16	H: 4 LOB: 1 BB: 0 P: 25	R: 1 E: 0 K: 0 S: 14	H: 3 LOB: 2 BB: 0 P: 22	R: 0 E: 0 K: 1 S: 7	H: 0 LOB: 0 BB: 0 P: 13	R: 0 E: 1 K: 1 S: 10	H: 1 LOB: 1 BB: 0 P: 16	R: 3 E: 0 K: 1 S: 17	H: 3 LOB: 1 BB: 0 P: 28	R: 0 E: 0 K: 0 S: 8	H: 0 LOB: 0 BB: 1 P: 17	R: 1 E: 0 K: 1 S: 16	H: 2 LOB: 2 BB: 1 P: 25	R: 0 E: 0 K: 0 S: 14	H: 1 LOB: 1 BB: 0 P: 8	1B: 9 2B: 5 3B: 0 HR: 0	SF: 1 SAC: 0 DP: 1 HBP: 1	WP: 2 PB: 0 SB: 1 CS: 0	PA: 43		
PITCHER	IP	WLS	BF	H	R	ER	SO	BB	IBB	HBP	BLK	WP	HR	S	P	ERA	WHIP					
Shawn Boskie, R ERA: 4.39	(1, 1)	4.1		24	10	7	7	3	0	0	1	0	2	0	58	95	14.54	2.308				
Bob Wells, R ERA: 2.45	(5, 1)	0.2	W	3	1	0	0	0	0	0	0	0	0	0	6	9	0.00	1.500				
Andy Carter, L ERA: 3.86	(6, 1)	1.1		6	1	1	1	0	2	0	0	0	0	0	13	28	6.75	2.250				
Larry Andersen, R ERA: 3.0	(7, 1)	1.2		7	2	0	0	1	0	0	0	0	0	0	25	35	0.00	1.200				
Doug Jones, R ERA: 2.7	(9, 1)	1.0	S	3	0	0	0	1	0	0	0	0	0	6	8	0.00	0.000					

Batter	1	2	3	4	5	6	7	8	9	AB	R	H	RBI	BB	SO	LOB	BOTTOM					
Lenny Dykstra, L OBP: 0.426, SLG: 0.556 (1, 8)	1-1 F8	2-0 2B		0-2 2B		4-0 FC6		1-3 K		4	2	2	1	1	1	1	New York Mets @ Philadelphia Phillies Veterans Stadium, Philadelphia, PA Sat May 21 1994, 7:05 PM EDT Att: 43,443 - Unknown					
Mariano Duncan, R OBP: 0.319, SLG: 0.441 (1, 6)	1-2 F9	0-2 E5		1-0 2B		1-1 FC6		3-3 K		5	1	2	1	0	1	3						
Dave Hollins, S OBP: 0.337, SLG: 0.363 (1, 5)	2-3 K	1-1 1B		3-3 2B		3-3 K		0-3 K		4	0	1	1	0	2	1						
Tom Quinlan, R OBP: 0.143, SLG: 0.143 (7, 5)		2-3 1B		1-1 1B				0-3 K		1	0	0	0	0	1	0						
Darren Daulton, L OBP: 0.384, SLG: 0.530 (1, 2)		K				0-0 F8		1-2 K		5	0	1	0	0	2	1						
Jim Eisenreich, L OBP: 0.349, SLG: 0.369 (1, 9)		1-1 1B		1-1 1B		1-2 1B		4-0 1B		3	2	3	0	1	0	0						
Ricky Jordan, R OBP: 0.326, SLG: 0.523 (1, 3)		0-2 1B		0-0 G6-4-3		1-0 G5-3		2-2 G6-4-3		4	1	1	0	0	0	4						
Milt Thompson, L OBP: 0.374, SLG: 0.449 (1, 7)		2-2 1B		3-1 G6-3		0-0 1B		1-0 G4-3		4	2	2	3	0	0	0						
Mickey Morandini, L OBP: 0.345, SLG: 0.324 (1, 4)		0-0 G6-3		1-3 K		3-2 2B		1-0 G3-1		4	0	1	1	0	1	0						
Shawn Boskie, R OBP: 0.192, SLG: 0.200 (5, 1)		1-1 2B		0-2 G3-1		0-2 2B		4-1 BB		2	1	1	0	0	0	0						
Bob Wells, R ERA: 3.74	(5, 1)	1.1	L	11	5	2	2	1	0	2	0	0	0	0	0	0						
Doug Linton, R ERA: 3.63	(6, 1)	0.2		1	0	0	0	0	0	0	0	0	0	0	0	0						
Roger Mason, R ERA: 2.75	(6, 1)	0.2		1	0	0	0	0	0	0	0	0	0	0	0	0						
Josias Manzanillo, R ERA: 3.94	(7, 1)	2.0		7	0	0	0	4	1	0	0	0	0	0	0	0						
Inning Stats	R: 0 E: 0 K: 1 S: 8	H: 0 LOB: 0 BB: 0 P: 12	R: 6 E: 1 K: 1 S: 23	H: 7 LOB: 1 BB: 0 P: 32	R: 0 E: 0 K: 0 S: 5	H: 1 LOB: 0 BB: 0 P: 9	R: 1 E: 0 K: 1 S: 14	H: 2 LOB: 1 BB: 0 P: 17	R: 2 E: 0 K: 0 S: 15	H: 4 LOB: 3 BB: 1 P: 25	R: 0 E: 0 K: 1 S: 10	H: 1 LOB: 1 BB: 1 P: 21	R: 0 E: 0 K: 3 S: 11	H: 0 LOB: 0 BB: 0 P: 15	R: 0 E: 0 K: 3 S: 11	H: 0 LOB: 0 BB: 0 P: 15	1B: 8 2B: 5 3B: 1 HR: 1	SF: 0 SAC: 0 DP: 2 HBP: 0	WP: 0 PB: 0 SB: 0 CS: 0	PA: 40		
PITCHER	IP	WLS	BF	H	R	ER	SO	BB	IBB	HBP	BLK	WP	HR	S	P	ERA	WHIP					
Bret Saberhagen, R ERA: 3.74	(1, 1)	4.0		21	10	6	3	0	0	0	0	0	0	1	50	70	13.50	2.500				
Doug Linton, R ERA: 3.63	(5, 1)	1.1	L	11	5	2	2	1	0	2	0	0	0	0	22	41	13.50	3.750				
Roger Mason, R ERA: 2.75	(6, 1)	0.2		1	0	0	0	0	0	0	0	0	0	3	5	0.00	0.000					
Josias Manzanillo, R ERA: 3.94	(7, 1)	2.0		7	0	0	0	4	1	0	0	0	0	17	28	0.00	0.500					

AB	39
R	8
H	14
RBI	7
BB	2
SO	5
LOB	16




AB	37
R	9
H	15
RBI	8
BB	3
SO	8
LOB	10



Batter	1	2	3	4	5	6	7	8	9	AB	R	H	RBI	BB	SO	LOB	TOP					
Jose Vizcaino, S OBP: 0.354, SLG: 0.369 (1, 6)	1-1 G1-6-3 1B		2-2 P6			0-1 G4-3		1-0 G6-3		4	0	1	0	0	0	1	New York Mets @ Philadelphia Phillies Veterans Stadium, Philadelphia, PA Sun May 22 1994, 3:33 AM EDT Att: 53,340 - Sunny - 83 F					
Luis Rivera, R OBP: 0.487, SLG: 1.000 (1, 4)	1-2 G1-6-3 1-2f			0-1 HR		4-2 2B BB		1-1 FC6-4 1B		3	2	2	1	1	0	1						
Jim Lindeman, R OBP: 0.600, SLG: 0.750 (1, 3)	1-3 K			2-0 FC4-6 1B		4-2 2B BB		3-1 FC6-4 1B 1-2f		3	1	1	0	1	1	1						
Bobby Bonilla, S OBP: 0.410, SLG: 0.538 (1, 5)		3-3 K		3-3 K		0-0 G3 1-2H 2B		1-2 1B		4	0	2	2	0	2	1						
Joe Orsulak, L OBP: 0.311, SLG: 0.414 (1, 9)		0-3 K		2-1 FC4-6 1-2f		2-1 G3		3-1 G3		4	0	0	0	0	1	4						
Todd Hundley, S OBP: 0.306, SLG: 0.538 (1, 2)		2-3 K		3-3 K 1-2		2-0 G3-1			1-1 F9	4	0	0	0	0	2	2						
Ryan Thompson, R OBP: 0.302, SLG: 0.459 (1, 8)			0-2 F7		2-2 P2		2-0 G4-3		1-2 F8	4	0	0	0	0	0	0						
John Cangelosi, S OBP: 0.357, SLG: 0.301 (1, 7)			2-1 SH1 1B		1-2 G1-3		0-1 G3		4-2 WP BB	3	0	1	0	1	0	0						
Pete Smith, R OBP: 0.238, SLG: 0.167 (1, 1)			0-0 SH1		1-2 L9		3-1 G6-3		3-3 K	1	0	0	0	0	0	0						
Eric Hillman, L (5, 1)										0	0	0	0	0	0	0						
Rick Parker, R (7, PH)										1	0	0	0	0	0	0						
Frank Seminara, R (7, 1)										0	0	0	0	0	0	0						
Jeff McKnight, S OBP: 0.281, SLG: 0.211 (9, PH)										1	0	0	0	0	1	1						
Inning Stats	R: 0 E: 0 K: 1 S: 8	H: 1 LOB: 0 BB: 0 P: 11	R: 0 E: 0 K: 3 S: 9	H: 0 LOB: 0 BB: 0 P: 14	R: 0 E: 0 K: 0 S: 9	H: 1 LOB: 1 BB: 0 P: 13	R: 1 E: 0 K: 2 S: 13	H: 2 LOB: 1 BB: 0 P: 23	R: 0 E: 0 K: 0 S: 9	H: 0 LOB: 0 BB: 0 P: 13	R: 2 E: 0 K: 0 S: 11	H: 1 LOB: 1 BB: 2 P: 23	R: 0 E: 0 K: 0 S: 5	H: 0 LOB: 0 BB: 0 P: 10	R: 0 E: 0 K: 0 S: 10	H: 2 LOB: 2 BB: 1 P: 19	R: 0 E: 0 K: 1 S: 10	H: 0 LOB: 1 BB: 1 P: 19	1B: 5 2B: 1 3B: 0 HR: 1	SF: 0 SAC: 1 DP: 1 HBP: 0	WP: 1 PB: 0 SB: 1 CS: 0	PA: 36
PITCHER	IP WLS BF H R ER SO BB IBB HBP BLK WP HR S P ERA WHIP																					
Tommy Greene, R ERA: 4.54 (1, 1)	5.1 W 21 4 3 3 6 2 0 0 0 0 0 1 55 89 5.06 1.125																					
Bobby Munoz, R ERA: 4.0 (6, 1)	2.2 11 3 0 0 0 0 0 0 0 0 0 0 19 37 0.00 1.125																					
Heathcliff Slocumb, R ERA: 3.07 (9, 1)	1.0 4 0 0 0 1 1 0 0 0 0 1 0 10 19 0.00 1.000																					

Batter	1	2	3	4	5	6	7	8	9	AB	R	H	RBI	BB	SO	LOB	BOTTOM			
Lenny Dykstra, L OBP: 0.425, SLG: 0.567 (1, 8)	1-2 HR		2-1 FC4-6 1-2f			4-1 HR BB		0-0 FC1-2		4	2	1	1	1	1	3	New York Mets @ Philadelphia Phillies Veterans Stadium, Philadelphia, PA Sun May 22 1994, 3:33 AM EDT Att: 53,340 - Sunny - 83 F			
Mariano Duncan, R OBP: 0.318, SLG: 0.455 (1, 6)	3-3 K		0-0 F9		1-1 HR	3-H K		0-0 FC5-4 1-2f		4	1	1	3	0	2	2				
Kim Batiste, R OBP: 0.231, SLG: 0.269 (8, 6)					1-1 HR					1	0	0	0	0	0	1				
Dave Hollins, S OBP: 0.333, SLG: 0.358 (1, 5)	0-2 G1-4-3		3-2 G3-1		0-0 2B					2	0	0	0	0	0	1				
Tom Quinlan, R OBP: 0.333, SLG: 0.444 (4, 5)					2-0 2B					2	2	2	0	0	0	0				
Darren Daulton, L OBP: 0.387, SLG: 0.558 (1, 2)	1-3 K			2-2 HR	2-H 2B					4	1	2	2	0	1	1				
Pete Incaviglia, R OBP: 0.319, SLG: 0.488 (7, PR) (8, 7)		2-2 HR		2-3 K	2-2 G6-3			4-2 1B BB		3	1	1	1	1	1	1				
Ricky Jordan, R OBP: 0.333, SLG: 0.517 (1, 3)		2-0 L8		2-2 P4	4-0 IBB			0-2 G6-4-3 1B		3	0	1	1	1	0	0				
Tony Longmire, L OBP: 1.000, SLG: 1.000 (1, 9)	1-0 F8			0-2 G4-3	2-3 K			3-H 2-0 G6-4-3 1-2f		4	0	0	0	0	1	4				
Heathcliff Slocumb, R OBP: 1.000, SLG: 1.000 (9, 1)										0	0	0	0	0	0	0				
Mickey Morandini, L OBP: 0.352, SLG: 0.338 (1, 4)		2-3 K			2-0 L9			4-2 FC5-4 BB		3	0	1	0	1	1	0				
Tommy Greene, R OBP: 0.429, SLG: 0.462 (1, 1)			2-1 FC4-6 1B		3-1 HR 1B			0-2 SH1-4 FC1-2 2B		2	1	2	0	0	0	0				
Bobby Munoz, R OBP: 1.000, SLG: 1.000 (6, 1)										0	0	0	0	0	0	0				
Jim Eisenreich, L OBP: 0.345, SLG: 0.365 (8, PH) (9, 9)										1	0	0	0	0	0	1				
Inning Stats	R: 1 E: 0 K: 2 S: 12	H: 1 LOB: 0 BB: 0 P: 17	R: 1 E: 0 K: 1 S: 8	H: 1 LOB: 0 BB: 0 P: 15	R: 0 E: 0 K: 0 S: 8	H: 1 LOB: 1 BB: 0 P: 15	R: 1 E: 0 K: 1 S: 14	H: 1 LOB: 0 BB: 0 P: 20	R: 4 E: 0 K: 1 S: 18	H: 4 LOB: 2 BB: 2 P: 37	R: 0 E: 0 K: 1 S: 9	H: 1 LOB: 1 BB: 0 P: 13	R: 1 E: 0 K: 0 S: 10	H: 2 LOB: 2 BB: 1 P: 18	R: 0 E: 0 K: 1 S: 8	H: 0 LOB: 1 BB: 1 P: 16	1B: 4 2B: 3 3B: 0 HR: 4	SF: 0 SAC: 1 DP: 1 HBP: 0	WP: 0 PB: 0 SB: 0 CS: 0	PA: 38
PITCHER	IP WLS BF H R ER SO BB IBB HBP BLK WP HR S P ERA WHIP																			
Pete Smith, R ERA: 5.43 (1, 1)	4.1 L 21 2 0 0 2 0 1 0 0 0 0 0 20 33 0.00 1.200																			
Eric Hillman, L ERA: 6.75 (5, 1)	1.2 8 2 0 0 2 0 0 0 0 0 0 0 18 34 4.50 2.000																			
Frank Seminara, R ERA: 4.3 (7, 1)	2.0 9 2 1 1 1 2 0 0 0 1 0 0 0 18 34 4.50 2.000																			

AB 32
R 3
H 7
RBI 3
BB 3
SO 7
LOB 11



AB 33
R 8
H 11
RBI 8
BB 4
SO 7
LOB 14



Batter	1	2	3	4	5	6	7	8	9	AB	R	H	RBI	BB	SO	LOB	TOP										
Lenny Dykstra, L OBP: 0.438, SLG: 0.567 (1, 8)	4-0 BB		0-0 G4-3		0-0 1B		0-0 F7		0-0 G6-3	4	0	1	0	1	0	0											
Mickey Morandini, L OBP: 0.344, SLG: 0.329 (1, 4)	0-0 F5		0-0 F7		0-0 1B		0-0 1-2		0-0 G4-3	5	0	1	0	0	0	1											
Mariano Duncan, R OBP: 0.318, SLG: 0.455 (1, 6)	0-3 K		0-0 F8		0-3 K				0-3 K	4	0	0	0	0	0	3											
Darren Daulton, L OBP: 0.384, SLG: 0.571 (1, 2)	0-3 K			0-0 F8			0-0 F8		0-0 G5-3	4	0	0	0	0	0	1											
Jim Eisenreich, L OBP: 0.365, SLG: 0.380 (1, 9)		0-0 1B		4-0 FC4-6		0-0 1B			0-0 2B	3	1	3	0	1	0	0											
Ricky Jordan, R OBP: 0.333, SLG: 0.520 (1, 3)	0-3 K		0-0 F3		0-0 1B		0-0 G6-4-3		0-0 SH1-4	4	1	2	1	0	1	2											
Milt Thompson, L OBP: 0.375, SLG: 0.441 (1, 7)	0-0 1B		0-0 FC4-6		0-0 1B		0-0 G6-4-3		4-0 SH1-4	3	1	1	0	1	0	3											
Tom Quinlan, R OBP: 0.250, SLG: 0.375 (1, 5)	0-3 K				0-3 K				0-0 SH1-4	3	0	0	0	0	2	2											
David West, L Tony Longmire, L Bobby Munoz, R Wes Chambliss, R Heathcliff Slocumb, R Pete Incaviglia, R Doug Jones, R (1, 1) (5, PH) (5, 1) (7, PH) (7, 1) (6, PH) (9, 1) (9, 1)	0-0 P5				0-0 F8				0-0 HR	1	0	0	0	0	0	2											
Inning Stats	R: 0 E: 0 K: 2 S: 7	H: 0 LOB: 1 BB: 1 P: 11	R: 0 E: 0 K: 2 S: 9	H: 2 LOB: 2 BB: 0 P: 9	R: 0 E: 0 K: 0 S: 3	H: 0 LOB: 1 BB: 1 P: 3	R: 0 E: 0 K: 0 S: 3	H: 0 LOB: 1 BB: 1 P: 7	R: 0 E: 0 K: 2 S: 9	H: 2 LOB: 2 BB: 0 P: 9	R: 0 E: 0 K: 0 S: 4	H: 2 LOB: 1 BB: 0 P: 4	R: 0 E: 0 K: 1 S: 5	H: 0 LOB: 0 BB: 0 P: 5	R: 0 E: 0 K: 1 S: 5	H: 0 LOB: 0 BB: 1 P: 5	R: 4 E: 0 K: 1 S: 8	H: 3 LOB: 0 BB: 1 P: 12	1B: 7 2B: 1 3B: 0 HR: 1	SF: 0 SAC: 1 DP: 1 HBP: 0	WP: 0 PA: 38 PB: 0 SB: 0 CS: 0						
PITCHER	IP	WLS	BF	H	R	ER	SO	BB	IBB	HBP	BLK	WP	HR	S	P	ERA	WHIP										
Vicente Palacios, R ERA: 3.67 (1, 1)	6.0	25	6	0	0	6	2	0	0	0	0	0	0	35	43	0.00	1.333										
Rene Arocha, R ERA: 6.14 (7, 1)	2.0	6	0	0	0	2	0	0	0	0	0	0	0	10	10	0.00	0.000										
Mike Perez, R ERA: 7.5 (9, 1)	0.1	L	5	3	4	4	0	1	0	0	0	0	1	4	8	108.00	12.000										
Bryan Eversgerd, L ERA: 2.29 (9, 1)	0.2	2	0	0	0	1	0	0	0	0	0	0	0	4	4	0.00	0.000										

Philadelphia Phillies @ St. Louis Cardinals
 Busch Stadium, St. Louis, MO
 Tue May 24 1994, 7:05 PM CDT
 Att: 25,618 - Unknown - 84 F

AB 34
 R 4
 H 9
 RBI 4
 BB 3
 SO 9
 LOB 14

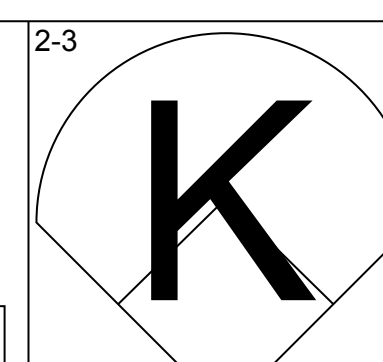
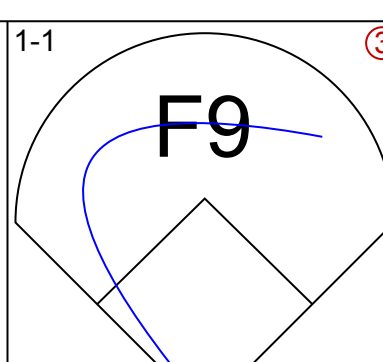
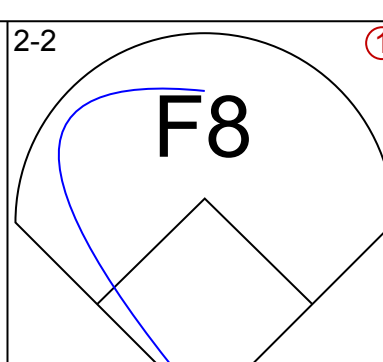
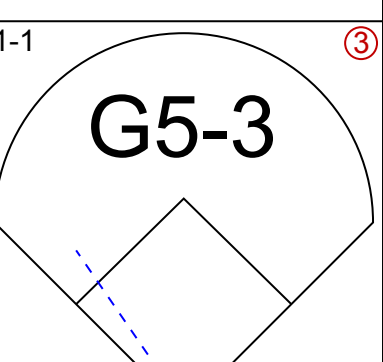
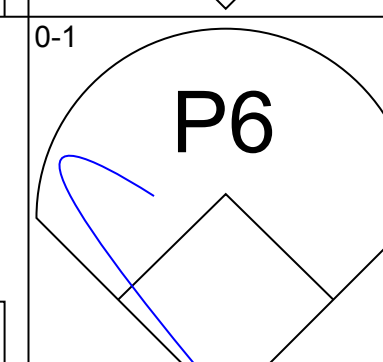
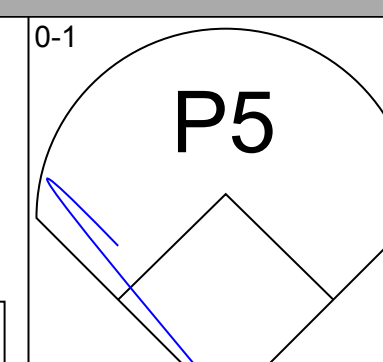
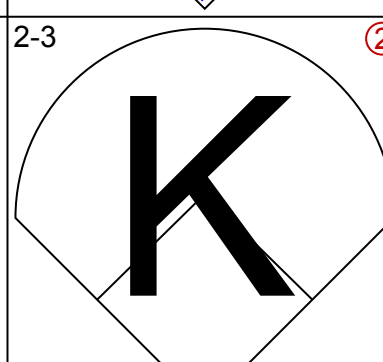
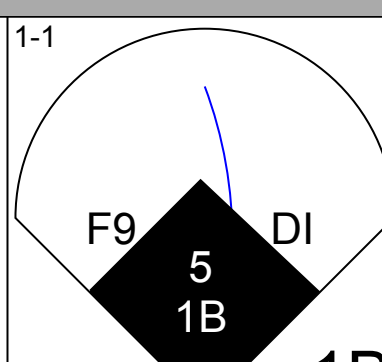
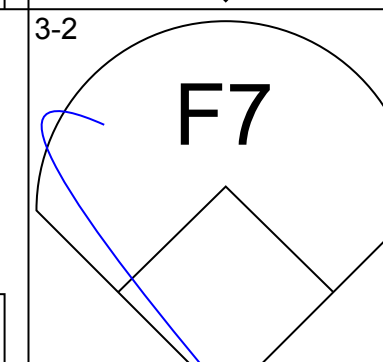
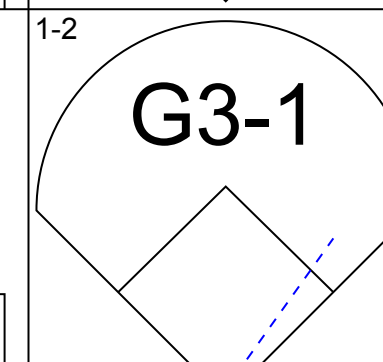
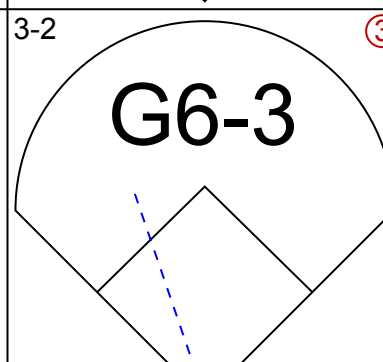
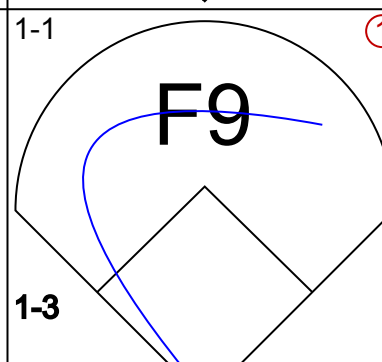
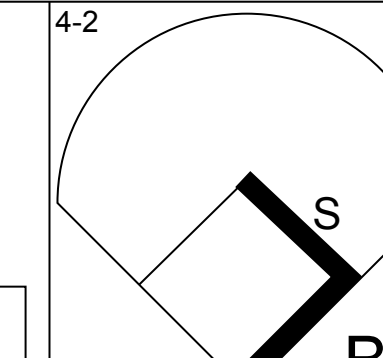
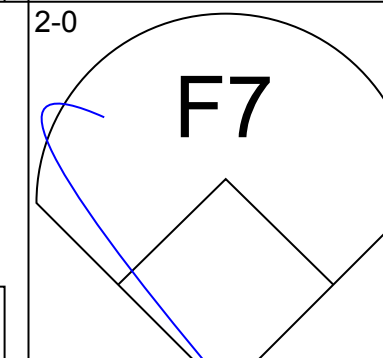
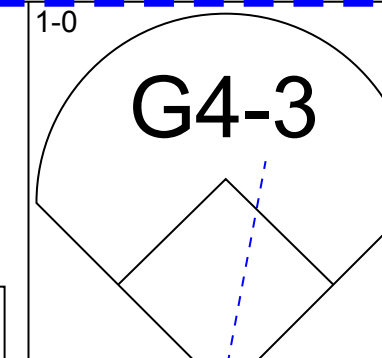
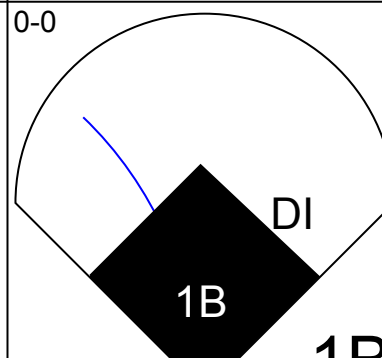
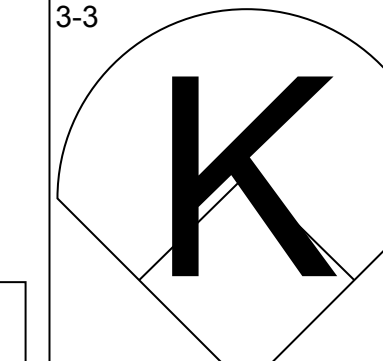
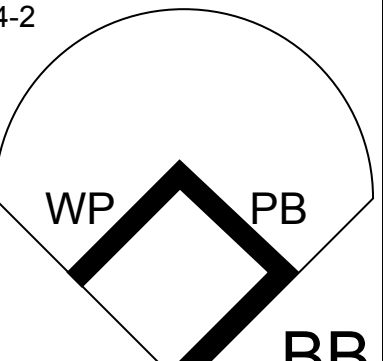
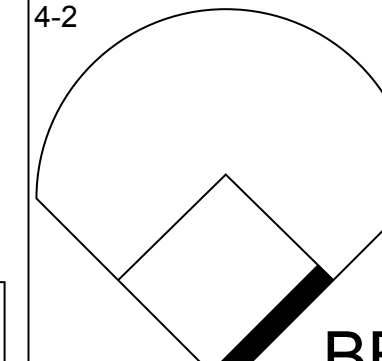
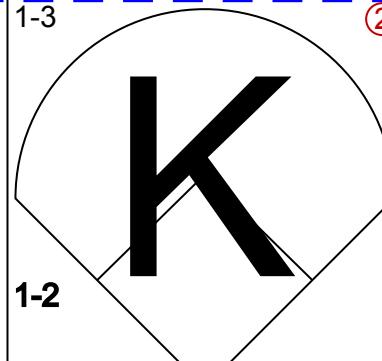
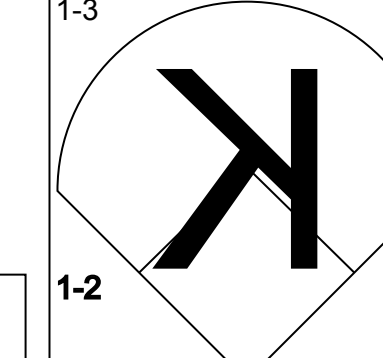
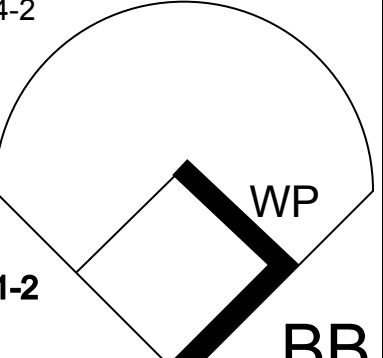
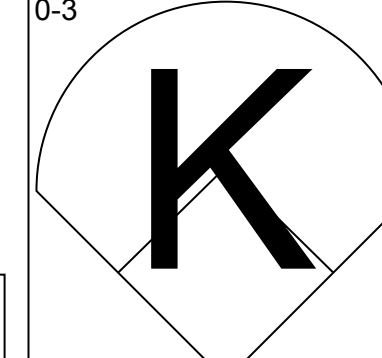
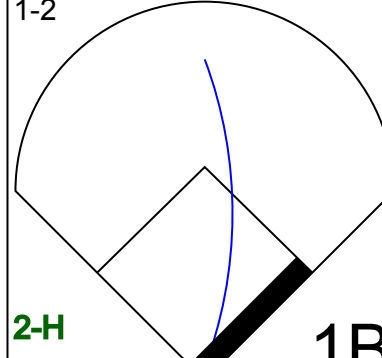
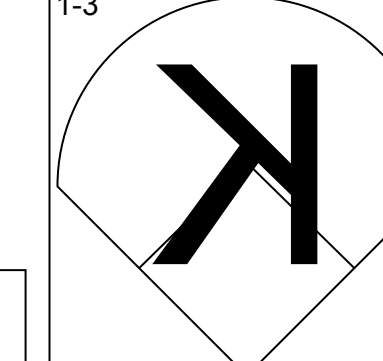
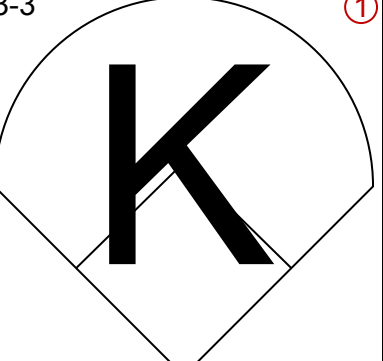
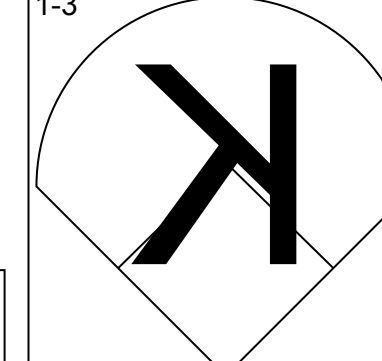
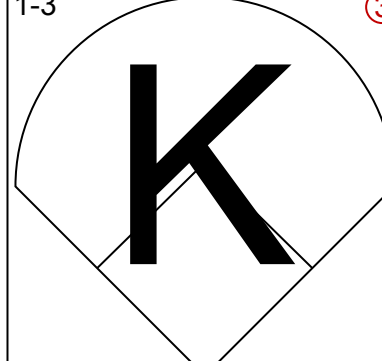
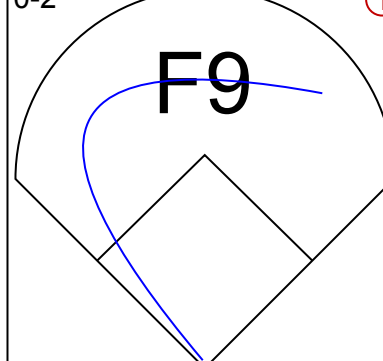
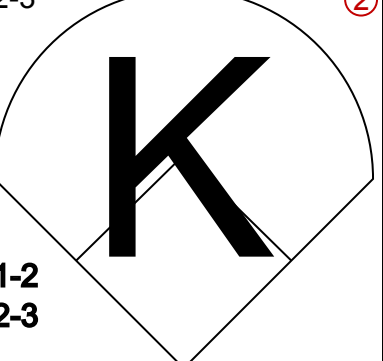
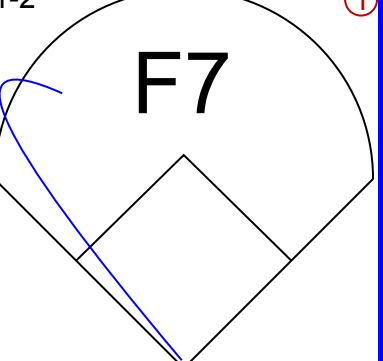
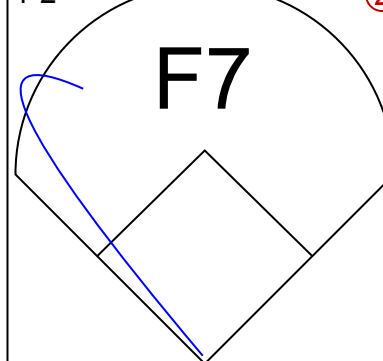
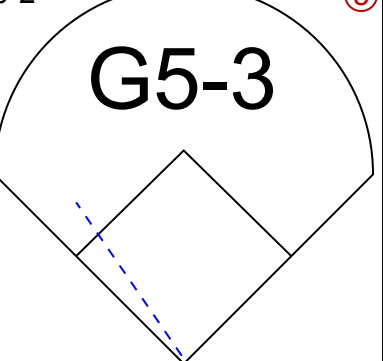
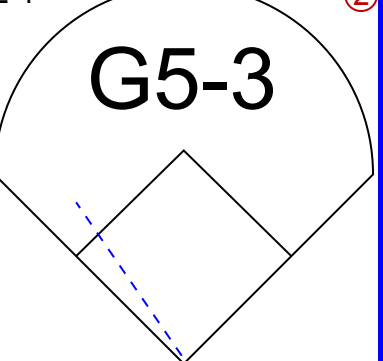


Batter	1	2	3	4	5	6	7	8	9	AB	R	H	RBI	BB	SO	LOB	BOTTOM										
Ray Lankford, L OBP: 0.422, SLG: 0.561 (1, 8)	0-3 K		0-0 F7		0-3 K		0-3 K		0-0 1B	5	0	1	0	0	3	3											
Ozzie Smith, S OBP: 0.304, SLG: 0.293 (1, 6)	0-0 F7		0-0 FC6-4		4-0 1B		0-0 G6-3		0-0 G3	4	0	1	0	1	0	4											
Gregg Jefferies, S OBP: 0.422, SLG: 0.500 (1, 3)	0-0 F5		0-0 FC6-4		0-0 1B		0-0 G4-3		0-0 FC5	5	0	2	0	0	0	1											
Todd Zeile, R OBP: 0.317, SLG: 0.461 (1, 5)		0-0 F8		0-0 F8		4-0 G6-4-3		0-0 2B	0-0 FC5	4	0	3	0	1	0	0											
Bernard Gilkey, R OBP: 0.362, SLG: 0.371 (1, 7)		0-0 G6-3		4-0 G6-3		0-0 G6-4-3		0-3 K	0-0 FC5	4	0	0	0	1	1	7											
Brian Jordan, R OBP: 0.333, SLG: 0.367 (1, 9)		0-0 F8		4-0 G6-3		0-0 1B		4-0 1B	0-0 K	3	0	1	0	2	1	3											
Tom Pagnozzi, R OBP: 0.410, SLG: 0.509 (1, 2)		4-0 BB		0-0 G6-3		1-2 1B		0-0 G6-3	0-0 F8	4	0	1	0	1	0	6											
Luis Alicea, S OBP: 0.321, SLG: 0.304 (1, 4)		0-0 G4-3		4-0 IBB		0-3 K		0-0 G3		3	0	0	0	1	1	4											
Vicente Palacios, R Gerard Perry, L Rene Arocha, R Geronimo Pena, S Mike Perez, R Bryan Eversgerd, R (1, 1) (5, PH) (7, 1) (6, PH) (9, 1) (9, 1)			0-3 K		0-0 F9		4-0 1B		0-3 K	2	0	0	0	0	1	3											
Inning Stats	R: 0 E: 0 K: 1 S: 5	H: 0 LOB: 0 BB: 0 P: 5	R: 0 E: 0 K: 0 S: 4	H: 1 LOB: 2 BB: 1 P: 8	R: 0 E: 0 K: 1 S: 6	H: 1 LOB: 1 BB: 0 P: 6	R: 0 E: 0 K: 0 S: 3	H: 0 LOB: 3 BB: 3 P: 15	R: 0 E: 0 K: 1 S: 5	H: 1 LOB: 2 BB: 2 P: 13	R: 0 E: 0 K: 2 S: 9	H: 2 LOB: 3 BB: 1 P: 13	R: 0 E: 0 K: 1 S: 6	H: 1 LOB: 2 BB: 1 P: 10	R: 0 E: 0 K: 1 S: 6	H: 1 LOB: 1 BB: 0 P: 6	R: 0 E: 0 K: 1 S: 7	H: 2 LOB: 2 BB: 0 P: 7	1B: 7 2B: 2 3B: 0 HR: 0	SF: 0 SAC: 0 DP: 1 HBP: 0	WP: 0 PA: 43 PB: 0 SB: 0 CS: 0						
PITCHER	IP	WLS	BF	H	R	ER	SO	BB	IBB	HBP	BLK	WP	HR	S	P	ERA	WHIP										
David West, L ERA: 4.24 (1, 1)	4.0	18	3	0	0	3	3	0	0	0	0	0	0	14	26	0.00	3.000										
Bobby Munoz, R ERA: 3.27 (5, 1)	2.0	11	3	0	0	3	3	0	0	0	0	0	0	14	26	0.00	3.000										
Heathcliff Slocumb, R ERA: 2.87 (7, 1)	2.0	W	9	2	0	0	2	1	0	0	0	0	0	12	16	0.00	1.500										
Doug Jones, R ERA: 2.59 (9, 1)	1.0	5	2	0	0	1	0	0	0	0	0	0	0	7	7	0.00	2.000										

Philadelphia Phillies @ St. Louis Cardinals
 Busch Stadium, St. Louis, MO
 Tue May 24 1994, 7:05 PM CDT
 Att: 25,618 - Unknown - 84 F

AB 35
 R 0
 H 9
 RBI 0
 BB 8
 SO 8
 LOB 31



Batter	1	2	3	4	5	6	7	8	9	AB	R	H	RBI	BB	SO	LOB	TOP										
James Mouton, R (1, 9) OBP: 0.323, SLG: 0.312 Kevin Bass, S (8, PH) OBP: 0.388, SLG: 0.492 (8, 9)										3	0	0	0	0	1	0											
Steve Finley, L (1, 8) OBP: 0.324, SLG: 0.454								 5 1B		4	1	1	0	0	1	0											
Craig Biggio, R (1, 4) OBP: 0.414, SLG: 0.478										4	0	0	0	0	0	1											
5 Jeff Bagwell, R (1, 3) OBP: 0.408, SLG: 0.589										3	1	1	1	1	0	0											
Luis Gonzalez, L (1, 7) OBP: 0.330, SLG: 0.417										2	0	0	0	2	2	2											
Andujar Cedeno, R (1, 6) OBP: 0.341, SLG: 0.477										3	0	1	1	1	2	2											
Chris Donnels, L (1, 5) OBP: 0.408, SLG: 0.548										4	0	0	0	0	4	5											
Scott Servais, R (1, 2) OBP: 0.212, SLG: 0.325 Mike Felder, S (8, PH) OBP: 0.289, SLG: 0.256 Tony Eusebio, R (8, 2) OBP: 0.269, SLG: 0.396										2	0	0	0	0	1	2											
Doug Drabek, R (1, 1) OBP: 0.182, SLG: 0.161 Sid Bream, L (8, PH) OBP: 0.500, SLG: 0.438 Mitch Williams, L (8, 1)										2	0	0	0	0	0	2											
Inning Stats	R: 0 E: 0 K: 1 S: 8	H: 0 LOB: 0 BB: 0 P: 13	R: 0 E: 0 K: 3 S: 12	H: 0 LOB: 1 BB: 1 P: 21	R: 0 E: 0 K: 0 S: 8	H: 0 LOB: 0 BB: 0 P: 10	R: 0 E: 0 K: 0 S: 6	H: 0 LOB: 0 BB: 0 P: 9	R: 0 E: 0 K: 2 S: 18	H: 0 LOB: 2 BB: 2 P: 31	R: 0 E: 0 K: 2 S: 10	H: 0 LOB: 1 BB: 1 P: 16	R: 0 E: 0 K: 0 S: 8	H: 0 LOB: 0 BB: 0 P: 12	R: 2 E: 0 K: 2 S: 17	H: 3 LOB: 1 BB: 0 P: 22	1B: 3 2B: 0 3B: 0 HR: 0	SF: 0 SAC: 0 DP: 0 HBP: 0	WP: 1 PB: 1 SB: 1 CS: 0	PA: 34							
PITCHER	IP	WLS	BF	H	R	ER	SO	BB	IBB	HBP	BLK	WP	HR	S	P	ERA	WHIP										
David West, L (1, 1) ERA: 3.38	6.0	W	21	0	0	0	7	3	0	0	0	1	0	62	101	0.00	0.500										
Heathcliff Slocumb, R (7, 1) ERA: 3.12	2.1		10	2	2	2	2	1	0	0	0	0	0	23	35	7.71	1.286										
Doug Jones, R (8, 1) ERA: 2.92	0.2	S	3	1	0	0	2	0	0	0	0	0	0	12	15	0.00	1.500										

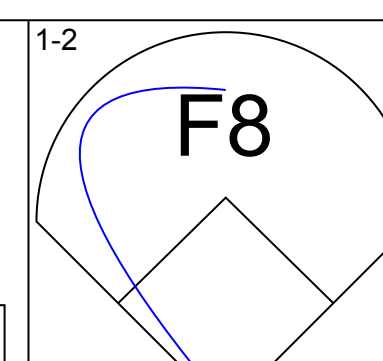
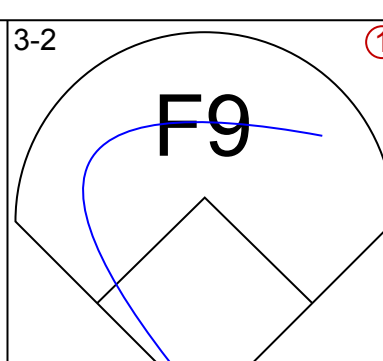
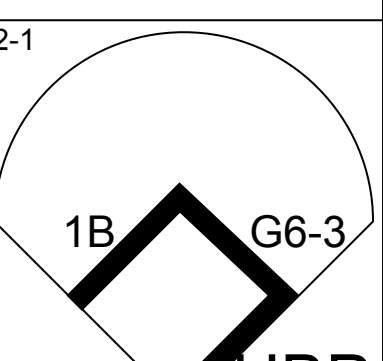
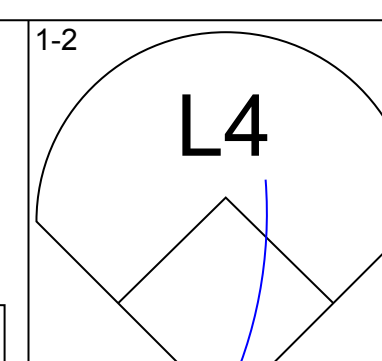
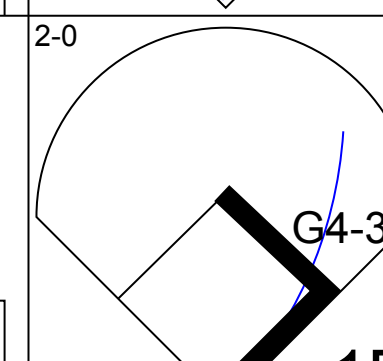
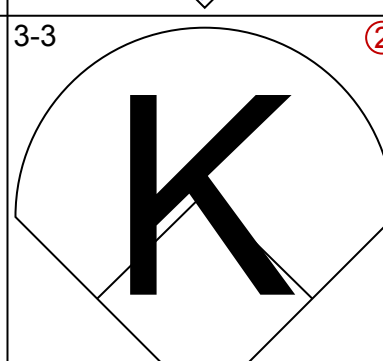
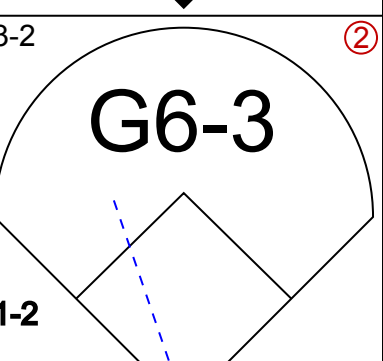
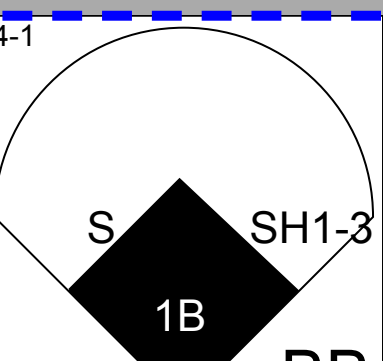
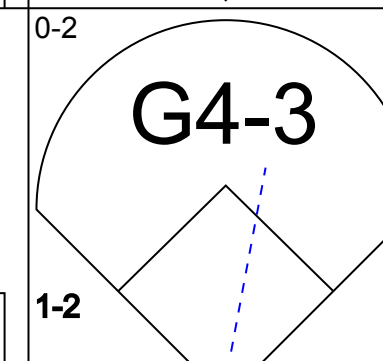
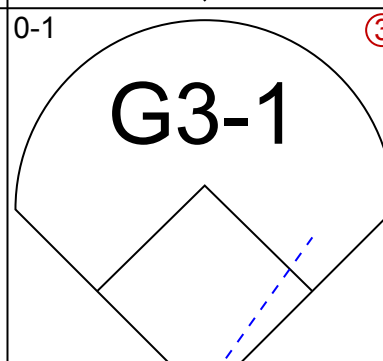
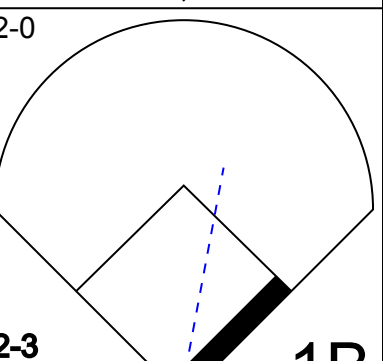
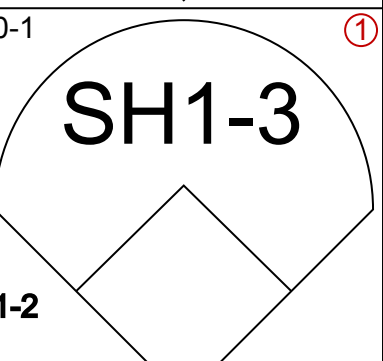
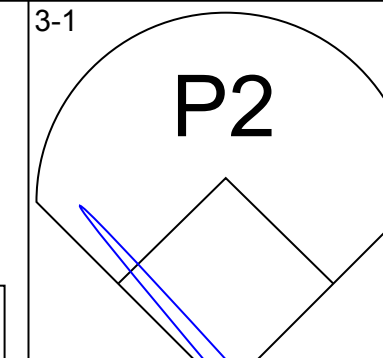
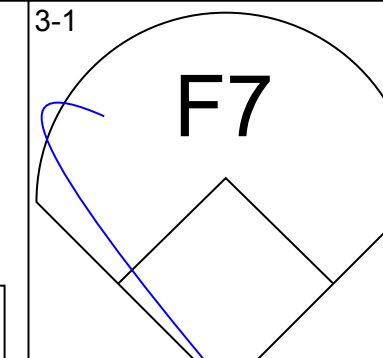
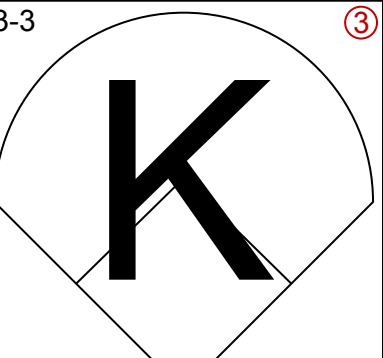
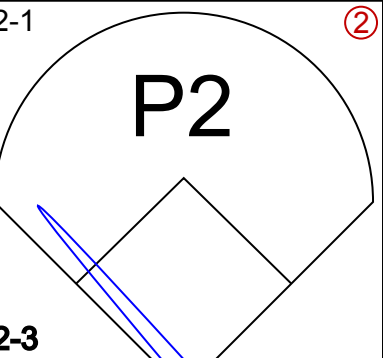
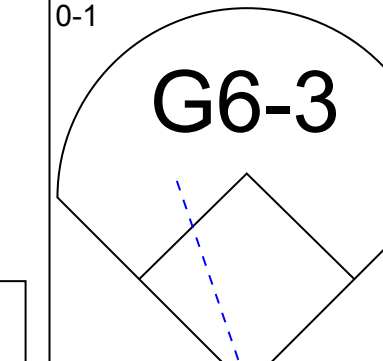
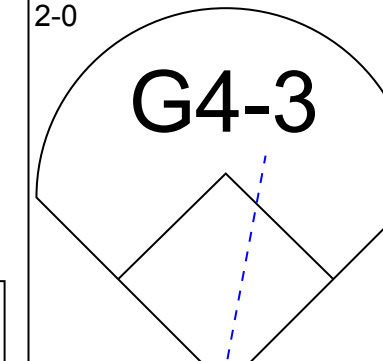
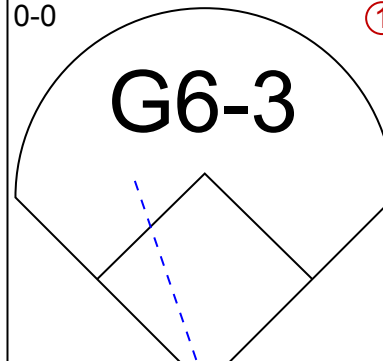
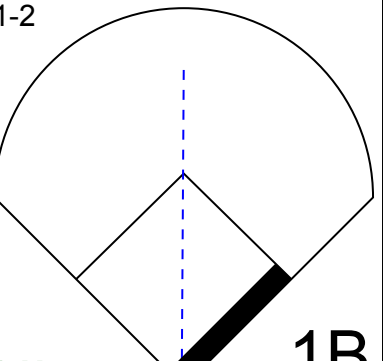
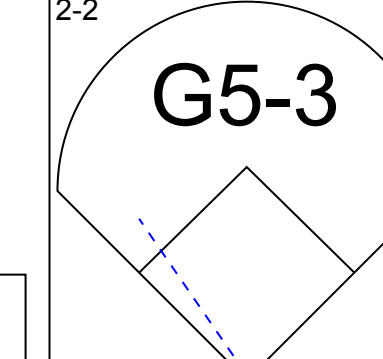
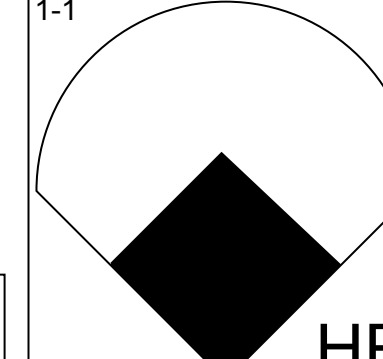
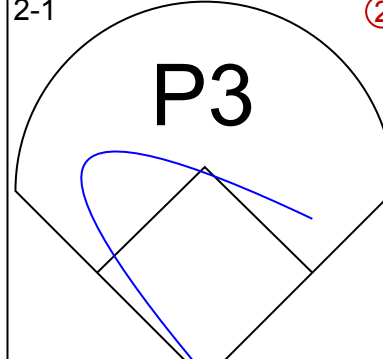
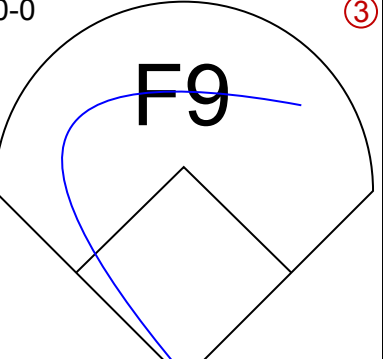
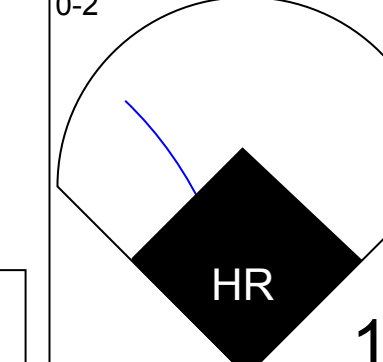
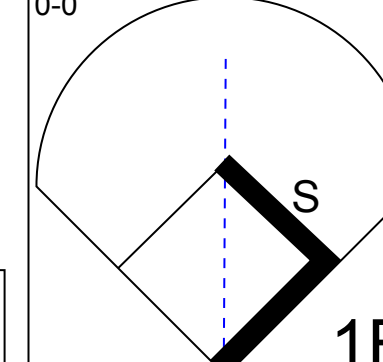
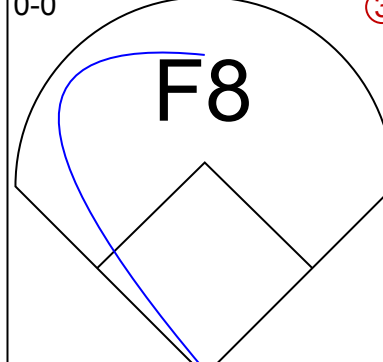
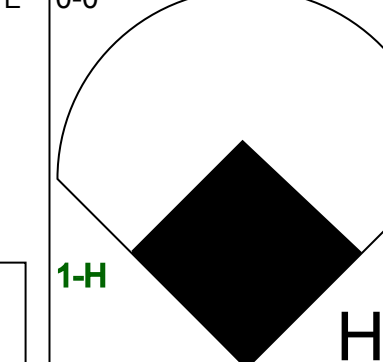
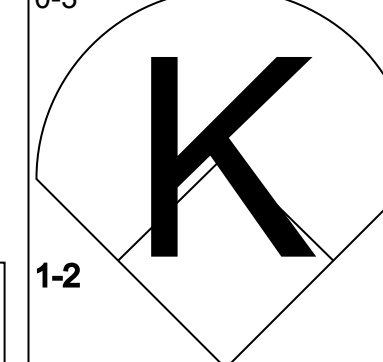
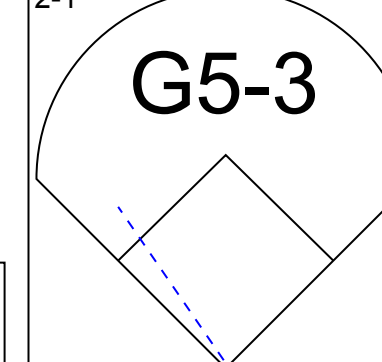
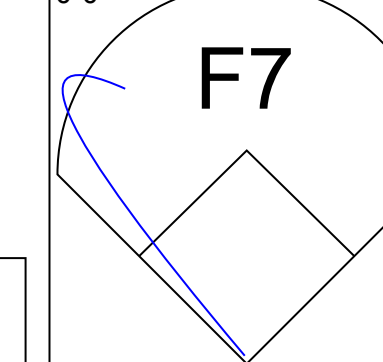
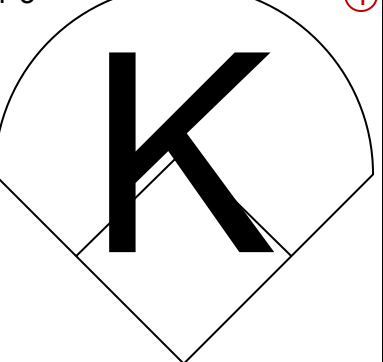
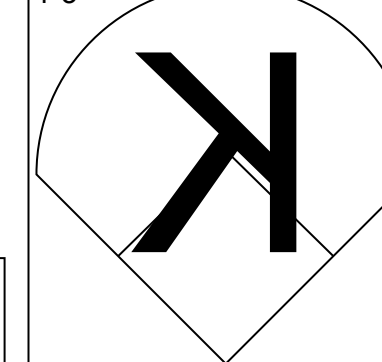
Houston Astros @ Philadelphia Phillies
Veterans Stadium, Philadelphia, PA

AB 30
R 2
H 3
RBI 2
BB 4
SO 11
LOB 14



WP: 1 PA: 34
PB: 1
SB: 1
CS: 0

Sun May 29 1994, 3:33 AM EDT
Att: 52,390 - Sunny - 76 F

Batter	1	2	3	4	5	6	7	8	9	AB	R	H	RBI	BB	SO	LOB	BOTTOM										
Lenny Dykstra, L (1, 8) OBP: 0.445, SLG: 0.559										3	0	0	0	0	0	0											
Mariano Duncan, R (1, 3) OBP: 0.318, SLG: 0.437										3	1	1	0	1	1	1											
Jim Eisenreich, L (1, 9) OBP: 0.374, SLG: 0.377										3	0	1	0	0	0	1											
Darren Daulton, L (1, 2) OBP: 0.384, SLG: 0.579										4	0	0	0	0	1	4											
Milt Thompson, L (1, 7) OBP: 0.367, SLG: 0.429										4	0	1	1	0	0	0											
Kim Batiste, R (1, 6) OBP: 0.232, SLG: 0.304										4	1	1	1	0	0	1											
Mickey Morandini, L (1, 4) OBP: 0.363, SLG: 0.340										3	1	2	0	0	0	0											
Tom Quinlan, R (1, 5) OBP: 0.292, SLG: 0.500										3	1	1	2	0	1	1											
David West, L (1, 1) Heathcliff Slocumb, R (7, 1) Doug Jones, R (8, 1)										2	0	0	0	0	1	0											
Inning Stats	R: 0 E: 0 K: 0 S: 9	H: 1 LOB: 1 BB: 0 P: 15	R: 2 E: 0 K: 0 S: 10	H: 2 LOB: 0 BB: 0 P: 12	R: 0 E: 0 K: 1 S: 13	H: 0 LOB: 0 BB: 0 P: 19	R: 1 E: 0 K: 1 S: 9	H: 2 LOB: 1 BB: 0 P: 15	R: 0 E: 0 K: 2 S: 13	H: 1 LOB: 2 BB: 0 P: 24	R: 0 E: 0 K: 0 S: 4	H: 0 LOB: 0 BB: 0 P: 6	R: 0 E: 0 K: 1 S: 8	H: 0 LOB: 0 BB: 0 P: 12	R: 1 E: 0 K: 0 S: 9	H: 1 LOB: 1 BB: 1 P: 16	1B: 5 2B: 0 3B: 0 HR: 2	SF: 0 SAC: 1 DP: 0 HBP: 1	WP: 0 PB: 0 SB: 2 CS: 0	PA: 33							
PITCHER	IP	WLS	BF	H	R	ER	SO	BB	IBB	HBP	BLK	WP	HR	S	P	ERA	WHIP										
Doug Drabek, R (1, 1) ERA: 2.42	7.0	L	28	6	3	3	5	0	0	0	0	0	0	66	103	3.86	0.857										
Mitch Williams, L (8, 1) ERA: 7.65	1.0		5	1	1	1	0	1	0	0	0	0	0	9	16	9.00	2.000										

Houston Astros @ Philadelphia Phillies
Veterans Stadium, Philadelphia, PA

AB 30
R 4
H 7
RBI 4
BB 1
SO 5
LOB 8



WP: 0 PA: 33
PB: 0
SB: 2
CS: 0

Sun May 29 1994, 3:33 AM EDT
Att: 52,390 - Sunny - 76 F

Batter	1	2	3	4	5	6	7	8	9	AB	R	H	RBI	BB	SO	LOB	TOP								
Lenny Dykstra, L OBP: 0.433, SLG: 0.538 (1, 8)	L3		F7		2B	G5-3		P2		5	1	1	0	0	0	4	Philadelphia Phillies @ Chicago Cubs Wrigley Field, Chicago, IL Tue May 31 1994, 7:05 PM CDT Att: 30,110 - Unknown - 81 F								
Mariano Duncan, R OBP: 0.329, SLG: 0.447 Tom Quinlan, R OBP: 0.292, SLG: 0.500 (1, 6) (8, 5)	G6-3		FC6-4 1B		L9		1B 2B	1B 2B		5	2	3	2	0	0	1									
Jim Eisenreich, L OBP: 0.381, SLG: 0.383 (1, 9)	BB		FC6-4 1-2		HR		L7	1B		4	1	2	2	1	0	2									
Darren Daulton, L OBP: 0.374, SLG: 0.576 (1, 2)	K		G4-3		HR		K	L9		5	1	1	2	0	2	4									
Ricky Jordan, R OBP: 0.320, SLG: 0.512 (1, 3)		HR			G4-3 2B				G4-3	5	1	3	2	0	0	0									
Milt Thompson, L OBP: 0.357, SLG: 0.413 Doug Jones, R OBP: 1.000, SLG: 1.000 (1, 7) (9, 1)	K				G4-3		K		G5-4-3 1B	5	0	1	0	0	3	2									
Kim Batiste, R OBP: 0.247, SLG: 0.312 (8, 6)	G5-3				G5-3		1B		G5-4-3 1B	5	1	2	0	0	0	2									
Mickey Morandini, L OBP: 0.367, SLG: 0.346 (1, 4)	1B				G4-3		1B			4	1	3	0	0	0	1									
Mike Williams, R OBP: 0.143, SLG: 0.286 Andy Carter, L OBP: 0.357, SLG: 0.500 Tony Longmire, L OBP: 0.292, SLG: 0.447 Pete Incaviglia, R OBP: 0.292, SLG: 0.447 Larry Andersen, R OBP: 0.381, SLG: 0.383 Wes Chamberlain, R OBP: 0.374, SLG: 0.576 Heathcliff Stocumb, R OBP: 0.329, SLG: 0.447 Tom Marsh, R OBP: 0.143, SLG: 0.143 (1, 1) (3, 1) (6, PH) (6, PH) (6, PH) (8, PH) (8, PH) (8, 1) (9, 7)	K				B1-3		K		K	1	0	0	0	0	1	1									
Inning Stats	R: 0 E: 0 K: 1 S: 12	H: 0 LOB: 1 BB: 1 P: 24	R: 1 E: 0 K: 2 S: 12	H: 2 LOB: 1 BB: 0 P: 16	R: 0 E: 0 K: 0 S: 8	H: 1 LOB: 1 BB: 0 P: 14	R: 0 E: 0 K: 0 S: 8	H: 1 LOB: 1 BB: 0 P: 9	R: 3 E: 0 K: 2 S: 9	H: 3 LOB: 0 BB: 0 P: 13	R: 0 E: 0 K: 2 S: 10	H: 2 LOB: 2 BB: 0 P: 14	R: 1 E: 0 K: 2 S: 11	H: 2 LOB: 1 BB: 0 P: 14	R: 3 E: 0 K: 1 S: 17	H: 4 LOB: 1 BB: 0 P: 21		R: 0 E: 0 K: 0 S: 5	H: 1 LOB: 0 BB: 0 P: 5	1B: 10 2B: 4 3B: 0 HR: 2	SF: 0 SAC: 0 DP: 1 HBP: 0	WP: 0 PB: 0 SB: 1 CS: 0	PA: 43		
PITCHER	IP WLS BF H R ER SO BB IBB HBP BLK WP HR S P ERA WHIP	IP WLS BF H R ER SO BB IBB HBP BLK WP HR S P ERA WHIP	IP WLS BF H R ER SO BB IBB HBP BLK WP HR S P ERA WHIP	IP WLS BF H R ER SO BB IBB HBP BLK WP HR S P ERA WHIP	IP WLS BF H R ER SO BB IBB HBP BLK WP HR S P ERA WHIP	IP WLS BF H R ER SO BB IBB HBP BLK WP HR S P ERA WHIP	IP WLS BF H R ER SO BB IBB HBP BLK WP HR S P ERA WHIP	IP WLS BF H R ER SO BB IBB HBP BLK WP HR S P ERA WHIP	IP WLS BF H R ER SO BB IBB HBP BLK WP HR S P ERA WHIP	IP WLS BF H R ER SO BB IBB HBP BLK WP HR S P ERA WHIP	IP WLS BF H R ER SO BB IBB HBP BLK WP HR S P ERA WHIP	IP WLS BF H R ER SO BB IBB HBP BLK WP HR S P ERA WHIP	IP WLS BF H R ER SO BB IBB HBP BLK WP HR S P ERA WHIP	IP WLS BF H R ER SO BB IBB HBP BLK WP HR S P ERA WHIP	IP WLS BF H R ER SO BB IBB HBP BLK WP HR S P ERA WHIP	IP WLS BF H R ER SO BB IBB HBP BLK WP HR S P ERA WHIP	IP WLS BF H R ER SO BB IBB HBP BLK WP HR S P ERA WHIP	IP WLS BF H R ER SO BB IBB HBP BLK WP HR S P ERA WHIP	IP WLS BF H R ER SO BB IBB HBP BLK WP HR S P ERA WHIP	IP WLS BF H R ER SO BB IBB HBP BLK WP HR S P ERA WHIP	IP WLS BF H R ER SO BB IBB HBP BLK WP HR S P ERA WHIP	IP WLS BF H R ER SO BB IBB HBP BLK WP HR S P ERA WHIP	IP WLS BF H R ER SO BB IBB HBP BLK WP HR S P ERA WHIP	IP WLS BF H R ER SO BB IBB HBP BLK WP HR S P ERA WHIP	IP WLS BF H R ER SO BB IBB HBP BLK WP HR S P ERA WHIP

AB 42
R 8
H 16
RBI 8
BB 1
SO 8
LOB 21



Batter	1	2	3	4	5	6	7	8	9	AB	R	H	RBI	BB	SO	LOB	BOTTOM								
Karl Rhoads, L OBP: 0.332, SLG: 0.434 (1, 8)	L8		F8			G3-1				5	1	2	0	0	0	2	Philadelphia Phillies @ Chicago Cubs Wrigley Field, Chicago, IL Tue May 31 1994, 7:05 PM CDT Att: 30,110 - Unknown - 81 F								
Shawon Dunston, R OBP: 0.286, SLG: 0.348 (1, 6)	F9		23 S 1B		L3		K		B3	5	0	1	1	0	1	1									
23 Ryne Sandberg, R OBP: 0.341, SLG: 0.424 (1, 4)	G3		1-2 3-H		G5-3		FC4-6 1B		G4-3	5	0	1	0	0	1	2									
Mark Grace, L OBP: 0.392, SLG: 0.401 (1, 3)		HR 1B			G6-3		FC4-6 1-2			4	1	1	0	0	0	2									
Derrick May, L OBP: 0.396, SLG: 0.531 Rey Sanchez, R OBP: 0.337, SLG: 0.310 (1, 7) (9, 5)		HR 1B			F8		G3			4	1	1	0	0	1	1									
Sammy Sosa, R OBP: 0.327, SLG: 0.580 (1, 9)		HR			K				G4-3	4	2	2	4	0	1	0									
Rick Wilkins, L OBP: 0.315, SLG: 0.379 (1, 2)		HR			K				G4-3	4	0	1	0	0	2	0									
Steve Buechele, R OBP: 0.335, SLG: 0.426 Chuck Cnrm, R OBP: 0.327, SLG: 0.580 (1, 5) (9, 1)		HR			K				L4-3	4	1	2	1	0	0	0									
Steve Trachsel, R OBP: 0.273, SLG: 0.286 Dan Plesac, L OBP: 0.357, SLG: 0.500 Jose Bautista, R OBP: 0.381, SLG: 0.383 Randy Myers, L OBP: 0.374, SLG: 0.576 Glenallen Hill, R OBP: 0.329, SLG: 0.377 (1, 1) (6, 1) (7, 1) (8, 1) (8, 7)		HR			SH3 1B		G3		P4	1	1	1	0	0	0	0									
Inning Stats	R: 0 E: 0 K: 0 S: 3	H: 0 LOB: 0 BB: 0 P: 6	R: 6 E: 0 K: 2 S: 24	H: 7 LOB: 1 BB: 0 P: 42	R: 1 E: 0 K: 0 S: 14	H: 3 LOB: 2 BB: 0 P: 22	R: 0 E: 0 K: 0 S: 4	H: 0 LOB: 0 BB: 0 P: 6	R: 0 E: 0 K: 1 S: 7	H: 0 LOB: 0 BB: 0 P: 10	R: 0 E: 0 K: 2 S: 11	H: 1 LOB: 1 BB: 0 P: 14	R: 0 E: 0 K: 0 S: 7	H: 0 LOB: 0 BB: 0 P: 10	R: 0 E: 0 K: 0 S: 12	H: 1 LOB: 1 BB: 0 P: 16		1B: 8 2B: 1 3B: 0 HR: 3	SF: 0 SAC: 1 DP: 0 HBP: 0	WP: 0 PB: 0 SB: 2 CS: 0	PA: 39				
PITCHER	IP WLS BF H R ER SO BB IBB HBP BLK WP HR S P ERA WHIP	IP WLS BF H R ER SO BB IBB HBP BLK WP HR S P ERA WHIP	IP WLS BF H R ER SO BB IBB HBP BLK WP HR S P ERA WHIP	IP WLS BF H R ER SO BB IBB HBP BLK WP HR S P ERA WHIP	IP WLS BF H R ER SO BB IBB HBP BLK WP HR S P ERA WHIP	IP WLS BF H R ER SO BB IBB HBP BLK WP HR S P ERA WHIP	IP WLS BF H R ER SO BB IBB HBP BLK WP HR S P ERA WHIP	IP WLS BF H R ER SO BB IBB HBP BLK WP HR S P ERA WHIP	IP WLS BF H R ER SO BB IBB HBP BLK WP HR S P ERA WHIP	IP WLS BF H R ER SO BB IBB HBP BLK WP HR S P ERA WHIP	IP WLS BF H R ER SO BB IBB HBP BLK WP HR S P ERA WHIP	IP WLS BF H R ER SO BB IBB HBP BLK WP HR S P ERA WHIP	IP WLS BF H R ER SO BB IBB HBP BLK WP HR S P ERA WHIP	IP WLS BF H R ER SO BB IBB HBP BLK WP HR S P ERA WHIP	IP WLS BF H R ER SO BB IBB HBP BLK WP HR S P ERA WHIP	IP WLS BF H R ER SO BB IBB HBP BLK WP HR S P ERA WHIP	IP WLS BF H R ER SO BB IBB HBP BLK WP HR S P ERA WHIP	IP WLS BF H R ER SO BB IBB HBP BLK WP HR S P ERA WHIP	IP WLS BF H R ER SO BB IBB HBP BLK WP HR S P ERA WHIP	IP WLS BF H R ER SO BB IBB HBP BLK WP HR S P ERA WHIP	IP WLS BF H R ER SO BB IBB HBP BLK WP HR S P ERA WHIP	IP WLS BF H R ER SO BB IBB HBP BLK WP HR S P ERA WHIP	IP WLS BF H R ER SO BB IBB HBP BLK WP HR S P ERA WHIP	IP WLS BF H R ER SO BB IBB HBP BLK WP HR S P ERA WHIP	IP WLS BF H R ER SO BB IBB HBP BLK WP HR S P ERA WHIP

AB 38
R 7
H 12
RBI 6
BB 0
SO 7
LOB 8



Batter	1	2	3	4	5	6	7	8	9	AB	R	H	RBI	BB	SO	LOB	TOP			
Lenny Dykstra, L (1,8) OBP: 0.436, SLG: 0.535										3	1	1	0	2	0	1	Philadelphia Phillies @ Chicago Cubs Wrigley Field, Chicago, IL Wed Jun 01 1994, 3:33 AM CDT Att: 27,402 - Sunny - 54 F			
Mariano Duncan, R (1,6) OBP: 0.330, SLG: 0.443										4	1	1	0	1	2	4				
Tony Longmire, L (1,9) OBP: 0.205, SLG: 0.244										3	0	0	1	1	2	1				
Pete Incaviglia, R (1,7) OBP: 0.311, SLG: 0.573										5	2	2	1	0	1	1				
Doug Jones, R (9,1) OBP: 1.000, SLG: 1.000										0	0	0	0	0	0	0				
Ricky Jordan, R (1,3) OBP: 0.323, SLG: 0.508										5	0	2	1	0	2	0				
Mickey Morandini, L (1,4) OBP: 0.371, SLG: 0.355										3	0	1	0	1	0	2				
Todd Pratt, R (1,2) OBP: 0.200, SLG: 0.179										4	0	0	0	0	0	5				
Tom Quinlan, R (1,5) OBP: 0.250, SLG: 0.429										4	0	0	0	0	0	2				
Shawn Boskie, R (1,1) OBP: 0.188, SLG: 0.143										2	0	0	0	1	1	0				
Tom Marsh, R (8, PH) OBP: 0.250, SLG: 0.250										1	0	1	0	0	0	0				
Heathcliff Slocumb, R (8,1) OBP: 0.500, SLG: 0.500										0	0	0	0	0	0	0				
Milt Thompson, L (9,7) OBP: 0.357, SLG: 0.413										0	0	0	0	0	0	0				
Inning Stats	R: 3 E: 0 K: 0 S: 16	H: 3 LOB: 2 BB: 2 P: 33	R: 0 E: 0 K: 1 S: 10	H: 0 LOB: 1 BB: 1 P: 14	R: 0 E: 0 K: 2 S: 12	H: 1 LOB: 1 BB: 0 P: 16	R: 0 E: 0 K: 1 S: 8	H: 1 LOB: 1 BB: 0 P: 9	R: 0 E: 0 K: 1 S: 7	H: 0 LOB: 0 BB: 1 P: 11	R: 1 E: 0 K: 2 S: 12	H: 1 LOB: 0 BB: 0 P: 18	R: 0 E: 0 K: 1 S: 9	H: 1 LOB: 2 BB: 1 P: 15	R: 0 E: 0 K: 0 S: 4	H: 0 LOB: 0 BB: 0 P: 8	1B: 6 2B: 1 3B: 0 HR: 1	SF: 1 SAC: 0 DP: 0 HBP: 0	WP: 1 PB: 0 SB: 0 CS: 0	PA: 41
PITCHER	IP WLS BF H R ER SO BB IBB HBP BLK WP HR S P ERA WHIP																			
Mike Morgan, R (1,1) ERA: 7.75	6.0 L 29 6 3 3 5 5 0 0 0 0 1 0 61 98 4.50 1.833																			
Jose Bautista, R (7,1) ERA: 4.1	2.0 9 2 1 1 3 1 0 0 0 0 0 1 21 33 4.50 1.500																			
Chuck Crim, R (9,1) ERA: 1.42	1.0 3 0 0 0 0 0 0 0 0 0 0 0 4 8 0.00 0.000																			



Batter	1	2	3	4	5	6	7	8	9	AB	R	H	RBI	BB	SO	LOB	BOTTOM					
Karl Rhodes, L (1,8) OBP: 0.330, SLG: 0.426										3	1	0	0	1	1	2	Philadelphia Phillies @ Chicago Cubs Wrigley Field, Chicago, IL Wed Jun 01 1994, 3:33 AM CDT Att: 27,402 - Sunny - 54 F					
Shawn Dunston, R (1,6) OBP: 0.280, SLG: 0.338										4	0	0	0	0	0	4						
Chuck Crim, R (9,1)										0	0	0	0	0	0	0						
23 Ryne Sandberg, R (1,4) OBP: 0.344, SLG: 0.441										4	1	2	1	0	0	1						
Mark Grace, L (1,3) OBP: 0.394, SLG: 0.400										3	0	1	0	1	0	1						
Derrick May, L (1,7) OBP: 0.385, SLG: 0.515										4	0	0	0	0	1	4						
Sammy Sosa, R (1,9) OBP: 0.320, SLG: 0.568										4	0	0	0	0	1	1						
Rick Wilkins, L (1,2) OBP: 0.315, SLG: 0.374										2	0	0	0	1	0	0						
Steve Buechele, R (1,5) OBP: 0.335, SLG: 0.420										2	0	0	0	1	2	0						
Rey Sanchez, R (8, PR) OBP: 0.337, SLG: 0.310										0	0	0	0	0	0	0						
Mike Morgan, R (1,1) OBP: 0.100, SLG: 0.100										1	0	0	0	0	0	0						
Kevin Roberson, S (6, PH) ERA: 4.12										1	0	0	0	0	0	0						
Jose Bautista, R (7,1) ERA: 4.12										0	0	0	0	0	0	0						
José Hernández, R (8, PH) OBP: 0.278, SLG: 0.412										1	0	0	0	0	0	2						
Inning Stats	R: 1 E: 1 K: 1 S: 13	H: 0 LOB: 1 BB: 1 P: 21	R: 0 E: 0 K: 2 S: 8	H: 0 LOB: 0 BB: 0 P: 11	R: 0 E: 0 K: 0 S: 5	H: 0 LOB: 0 BB: 0 P: 6	R: 0 E: 0 K: 0 S: 6	H: 1 LOB: 0 BB: 0 P: 7	R: 0 E: 0 K: 1 S: 8	H: 0 LOB: 0 BB: 0 P: 14	R: 0 E: 0 K: 1 S: 9	H: 0 LOB: 0 BB: 0 P: 14	R: 1 E: 0 K: 0 S: 8	H: 1 LOB: 0 BB: 1 P: 16	R: 0 E: 0 K: 0 S: 15	H: 0 LOB: 3 BB: 2 P: 26	R: 0 E: 0 K: 0 S: 8	H: 1 LOB: 1 BB: 0 P: 11	1B: 2 2B: 0 3B: 0 HR: 1	SF: 0 SAC: 0 DP: 2 HBP: 0	WP: 0 PB: 0 SB: 0 CS: 0	PA: 33
PITCHER	IP WLS BF H R ER SO BB IBB HBP BLK WP HR S P ERA WHIP																					
Shawn Boskie, R (1,1) ERA: 2.95	7.0 W 24 2 2 1 5 2 0 0 0 0 0 0 1 57 89 1.29 0.571																					
Heathcliff Slocumb, R (8,1) ERA: 2.95	1.0 5 0 0 0 0 2 0 0 0 0 0 0 15 26 0.00 2.000																					
Doug Jones, R (9,1) ERA: 2.33	1.0 S 4 1 0 0 0 0 0 0 0 0 0 0 8 11 0.00 1.000																					

Batter	1	2	3	4	5	6	7	8	9	AB	R	H	RBI	BB	SO	LOB	TOP		
Lenny Dykstra, L OBP: 0.431, SLG: 0.532	0-3 K	1-2 P5				3-1 1B G4-6-3 2B	2-1 E6		3-2 G3	5	1	1	0	0	1	3	Philadelphia Phillies @ Chicago Cubs Wrigley Field, Chicago, IL Thu Jun 02 1994, 7:05 PM CDT Att: 31,595 - Unknown - 54 F		
Mariano Duncan, R OBP: 0.332, SLG: 0.439	4-1 BB		0-2 G4-3		0-1 G4-6-3 1B	2-3 F9		0-1 G5-3	4	0	1	0	1	0	2				
John Kruk, L OBP: 0.413, SLG: 0.379	2-1 F8		1-1 BB 1B		0-0 G4-6-3 1-2 3-H 2-2		0-0 G5-3		4	0	1	0	0	0	2				
Darren Daulton, L OBP: 0.371, SLG: 0.566	0-1 P5		4-2 BB 1-2		1-3 F7		3-2 G3		3	0	0	0	1	0	1				
Pete Incaviglia, R OBP: 0.308, SLG: 0.570		0-0 2B	1-3 K		1-0 G5-3		2-2 G6-3		4	1	1	0	0	1	2				
Doug Jones, R OBP: 1.000, SLG: 1.000									0	0	0	0	0	0	0				
Jim Eisenreich, L OBP: 0.385, SLG: 0.389		0-2 G3-1 2-H 2B	2-1 L7		4-2 SH5-3 1B BB		0-1 G3		3	1	1	1	1	0	2				
Kevin Stocker, S OBP: 0.383, SLG: 0.269		2-1 G3-1		4-1 CS BB		1-1 SH5-3		0-0 L8	2	0	0	0	1	0	1				
Tom Quinlan, R OBP: 0.281, SLG: 0.400		4-2 SH3-4 BB		3-3 K		1-2 1B E IBB		0-3 K	2	1	0	0	2	2	1				
Danny Jackson, R OBP: 0.258, SLG: 0.267		0-0 SH3-4		0-3 K		2-0 E 1B		0-0 G6-3	2	0	1	1	0	1	0				
Milt Thompson, L OBP: 0.353, SLG: 0.410		1-2				1-3 2-H 1B			1	0	0	0	0	0	0				
Inning Stats	R: 0 E: 0 K: 1 S: 8	H: 0 LOB: 1 BB: 1 P: 14	R: 1 E: 0 K: 0 S: 14	H: 2 LOB: 2 BB: 1 P: 21	R: 0 E: 0 K: 1 S: 14	H: 1 LOB: 2 BB: 1 P: 22	R: 0 E: 0 K: 2 S: 11	H: 0 LOB: 0 BB: 1 P: 18	R: 1 E: 0 K: 0 S: 8	H: 2 LOB: 0 BB: 2 P: 13	R: 0 E: 0 K: 0 S: 8	H: 0 LOB: 0 BB: 0 P: 13	R: 0 E: 0 K: 1 S: 6	H: 0 LOB: 0 BB: 0 P: 6	R: 0 E: 0 K: 0 S: 7	H: 0 LOB: 0 BB: 0 P: 10	1B: 3 2B: 3 3B: 0 HR: 0	SF: 0 SAC: 2 DP: 1 HBP: 0	WP: 0 PA: 38 PB: 0 SB: 0 CS: 1
PITCHER	IP WLS BF H R ER SO BB IBB HBP BLK WP HR S P ERA WHIP	IP WLS BF H R ER SO BB IBB HBP BLK WP HR S P ERA WHIP	IP WLS BF H R ER SO BB IBB HBP BLK WP HR S P ERA WHIP	IP WLS BF H R ER SO BB IBB HBP BLK WP HR S P ERA WHIP	IP WLS BF H R ER SO BB IBB HBP BLK WP HR S P ERA WHIP	IP WLS BF H R ER SO BB IBB HBP BLK WP HR S P ERA WHIP	IP WLS BF H R ER SO BB IBB HBP BLK WP HR S P ERA WHIP	IP WLS BF H R ER SO BB IBB HBP BLK WP HR S P ERA WHIP	IP WLS BF H R ER SO BB IBB HBP BLK WP HR S P ERA WHIP	IP WLS BF H R ER SO BB IBB HBP BLK WP HR S P ERA WHIP	IP WLS BF H R ER SO BB IBB HBP BLK WP HR S P ERA WHIP	IP WLS BF H R ER SO BB IBB HBP BLK WP HR S P ERA WHIP	IP WLS BF H R ER SO BB IBB HBP BLK WP HR S P ERA WHIP	IP WLS BF H R ER SO BB IBB HBP BLK WP HR S P ERA WHIP	IP WLS BF H R ER SO BB IBB HBP BLK WP HR S P ERA WHIP	IP WLS BF H R ER SO BB IBB HBP BLK WP HR S P ERA WHIP	IP WLS BF H R ER SO BB IBB HBP BLK WP HR S P ERA WHIP		
Anthony Young, R ERA: 4.52	(1, 1)	5.2 L	27 6	4 4	3 3	4 4	5 5	1 1	0 0	0 0	0 0	0 0	0 0	0 0	0 0	0 0	4.76 1.941		
Dave Otto, L ERA: 4.42	(6, 1)	0.1	2	0	0	0	0	0	0	0	0	0	0	0	0	0	0.00 0.000		
Dan Plesac, L ERA: 3.41	(7, 1)	2.0	6	0	0	0	1	0	0	0	0	0	0	0	0	0	0.00 0.000		
Jose Bautista, R ERA: 3.99	(9, 1)	1.0	3	0	0	0	0	0	0	0	0	0	0	0	0	0	0.00 0.000		

AB	30
R	4
H	6
RBI	2
BB	6
SO	5
LOB	14



Batter	1	2	3	4	5	6	7	8	9	AB	R	H	RBI	BB	SO	LOB	BOTTOM	
Sammy Sosa, R OBP: 0.314, SLG: 0.556	1-2 G5-3			1-0 G6-3		0-2 L8		0-0 F9		4	0	0	0	0	0	1	Philadelphia Phillies @ Chicago Cubs Wrigley Field, Chicago, IL Thu Jun 02 1994, 7:05 PM CDT Att: 31,595 - Unknown - 54 F	
Shawon Dunston, R OBP: 0.292, SLG: 0.376	1-3 K			0-0 HR		1-2 2B E FC5-4 1B		2-2 FC5-4 G3 1-2	4	1	3	1	0	1	0			
23 Ryne Sandberg, R OBP: 0.338, SLG: 0.432	1-2 F8			1-0 F9		1-2 E3		1-2 FC5-4 G3 1-2	4	0	0	0	0	0	2			
Mark Grace, L OBP: 0.386, SLG: 0.391		0-0 G4-3		0-1 G5-3		2-3 K		2-0 G3	4	0	0	0	0	1	3			
Glenallen Hill, R OBP: 0.318, SLG: 0.363		1-1 L4		3-1 G4-3		1-1 L5		1-1 G4-3	3	0	0	0	0	0	0			
Derrick May, L OBP: 0.383, SLG: 0.511									1	0	0	0	0	0	1			
Eduardo Zambrano, R OBP: 0.558, SLG: 0.569		2-2 P4		4-2 CS BB		1-3 K			2	0	0	0	1	1	0			
Steve Buechele, R OBP: 0.331, SLG: 0.414				0-1 F9		3-3 K		0-0 G6-3	2	0	0	0	0	1	1			
Rey Sanchez, R OBP: 0.333, SLG: 0.307				1-2 K					1	0	0	0	0	0	0			
Mark Parent, R OBP: 0.487, SLG: 0.516				1-0 G1-6-4 1B		2-2 2B E 1B		1-0 G3	3	1	2	0	0	0	0			
Anthony Young, R ERA: 2.94	(1, 1)	8.0 W	28 4	2 1	1 4	0 0	0 0	0 0	0 0	0 0	0 0	0 0	0 0	0 0	0 0	0 0	1.12 0.625	
Dave Otto, L ERA: 2.25	(9, 1)	1.0 S	4 1	0 0	0 0	0 0	0 0	0 0	0 0	0 0	0 0	0 0	0 0	0 0	0 0	0 0	0.00 1.000	
PITCHER	IP WLS BF H R ER SO BB IBB HBP BLK WP HR S P ERA WHIP	IP WLS BF H R ER SO BB IBB HBP BLK WP HR S P ERA WHIP	IP WLS BF H R ER SO BB IBB HBP BLK WP HR S P ERA WHIP	IP WLS BF H R ER SO BB IBB HBP BLK WP HR S P ERA WHIP	IP WLS BF H R ER SO BB IBB HBP BLK WP HR S P ERA WHIP	IP WLS BF H R ER SO BB IBB HBP BLK WP HR S P ERA WHIP	IP WLS BF H R ER SO BB IBB HBP BLK WP HR S P ERA WHIP	IP WLS BF H R ER SO BB IBB HBP BLK WP HR S P ERA WHIP	IP WLS BF H R ER SO BB IBB HBP BLK WP HR S P ERA WHIP	IP WLS BF H R ER SO BB IBB HBP BLK WP HR S P ERA WHIP	IP WLS BF H R ER SO BB IBB HBP BLK WP HR S P ERA WHIP	IP WLS BF H R ER SO BB IBB HBP BLK WP HR S P ERA WHIP	IP WLS BF H R ER SO BB IBB HBP BLK WP HR S P ERA WHIP	IP WLS BF H R ER SO BB IBB HBP BLK WP HR S P ERA WHIP	IP WLS BF H R ER SO BB IBB HBP BLK WP HR S P ERA WHIP	IP WLS BF H R ER SO BB IBB HBP BLK WP HR S P ERA WHIP	IP WLS BF H R ER SO BB IBB HBP BLK WP HR S P ERA WHIP	
Danny Jackson, L ERA: 2.94	(1, 1)	8.0 W	28 4	2 1	1 4	0 0	0 0	0 0	0 0	0 0	0 0	0 0	0 0	0 0	0 0	0 0	1.12 0.625	
Doug Jones, R ERA: 2.25	(9, 1)	1.0 S	4 1	0 0	0 0	0 0	0 0	0 0	0 0	0 0	0 0	0 0	0 0	0 0	0 0	0 0	0.00 1.000	

AB	31
R	2
H	5
RBI	1
BB	1
SO	4
LOB	10



Batter	1	2	3	4	5	6	7	8	9	AB	R	H	RBI	BB	SO	LOB	TOP			
Lenny Dykstra, L (1, 8) OBP: 0.426, SLG: 0.526	2-1 G4-3		1-1 G3-1		2-3 K			0-0 F9		4	0	0	0	0	1	1	Philadelphia Phillies @ Houston Astros Astrodome, Houston, TX Sat Jun 04 1994, 8:05 PM EDT Att: 23,455 - Dome			
Mickey Morandini, L (1, 4) OBP: 0.376, SLG: 0.360	0-0 2B		0-0			1-0 F8		1-2 P5		4	1	2	0	0	0	0				
John Kruk, L (1, 3) OBP: 0.420, SLG: 0.415	3-2 1B		3-3 K			0-0 FC3-6		2-1 F7		4	0	2	1	0	1	1				
Darren Daulton, L (1, 2) OBP: 0.371, SLG: 0.552	1-2 G6-3		2-1 F7			4-2 FC3-6		1-2 BB		3	0	0	0	1	0	1				
Jim Eisenreich, L (1, 9) OBP: 0.378, SLG: 0.382	1-1		0-1 G4-3			2-2 FC3-6		0-0 F7		4	0	1	0	0	0	2				
Milt Thompson, L (1, 7) OBP: 0.338, SLG: 0.391		0-0 L7		0-0 F7		0-1 G1-3		2-0 P5		4	0	0	0	0	0	2				
Kevin Stocker, S (1, 6) OBP: 0.364, SLG: 0.257		0-0 F7		3-2 G3-1		2-1 G4-3				3	0	0	0	0	0	0				
Tom Quinlan, R (1, 5) OBP: 0.294, SLG: 0.387		1-1 G5-3		4-1		4-2				1	0	0	0	1	0	0				
Tony Longmire, L (7, PH) OBP: 0.222, SLG: 0.244										0	0	0	0	1	0	0				
Kim Batiste, R (7, 5) OBP: 0.250, SLG: 0.313										0	0	0	0	0	0	0				
Bobby Munoz, R (1, 1) OBP: 0.200, SLG: 0.200			2-2 G4-3		0-3 K		1-1 G6-4-3			2	0	0	0	0	1	1				
Ricky Jordan, R (7, PH) OBP: 0.321, SLG: 0.504										1	0	0	0	0	0	1				
Paul Quantrill, L (7, 1) OBP: 0.250, SLG: 0.313										0	0	0	0	0	0	0				
Inning Stats	R: 1 E: 0 K: 0 S: 12	H: 3 LOB: 2 BB: 0 P: 19	R: 0 E: 0 K: 0 S: 4	H: 0 LOB: 0 BB: 0 P: 5	R: 0 E: 0 K: 1 S: 9	H: 1 LOB: 1 BB: 0 P: 15	R: 0 E: 0 K: 0 S: 5	H: 0 LOB: 0 BB: 0 P: 7	R: 0 E: 0 K: 2 S: 11	H: 0 LOB: 1 BB: 1 P: 20	R: 0 E: 0 K: 0 S: 9	H: 1 LOB: 2 BB: 1 P: 16	R: 0 E: 0 K: 0 S: 6	H: 0 LOB: 0 BB: 0 P: 13	R: 0 E: 0 K: 0 S: 4	H: 0 LOB: 0 BB: 0 P: 8	1B: 4 2B: 1 3B: 0 HR: 0	SF: 0 SAC: 0 DP: 1 HBP: 0	WP: 0 PB: 0 SB: 1 CS: 0	PA: 33
PITCHER Doug Drabek, R (1, 1) ERA: 2.28	IP: 9.0 WLS: W BF: 33	H: 5 R: 1 ER: 1 SO: 3	BB: 3 IBB: 0 HBP: 0 BLK: 0	WP: 0 HR: 0 S: 66 P: 112	ERA: 1.00 WHIP: 0.889	PITCHER														

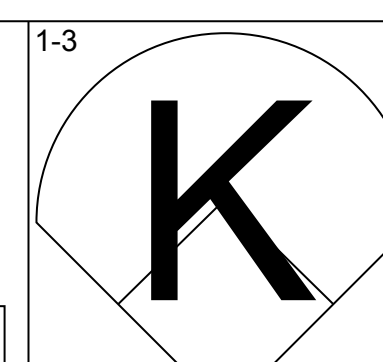
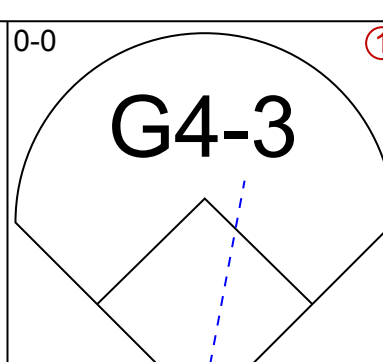
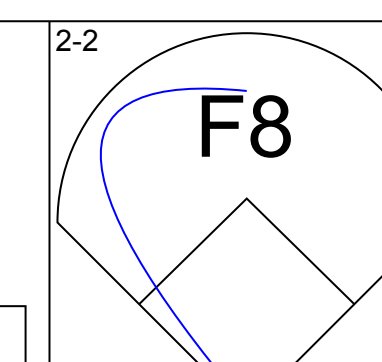

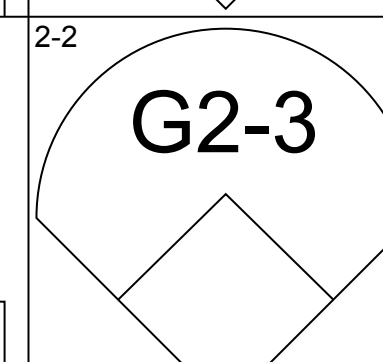
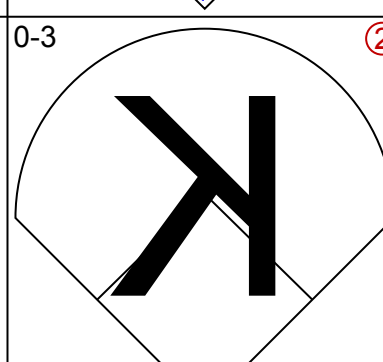
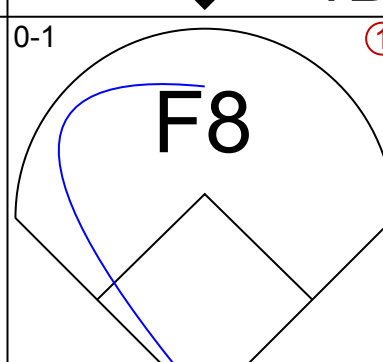
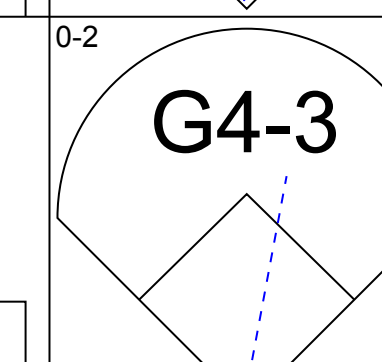
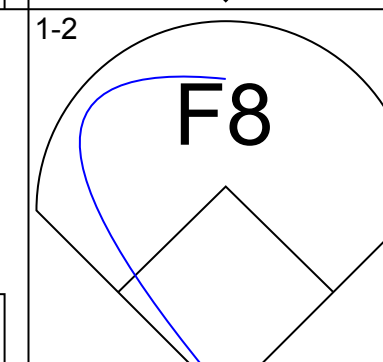
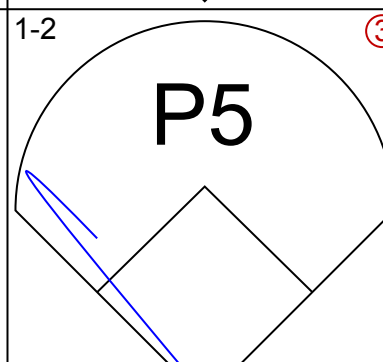
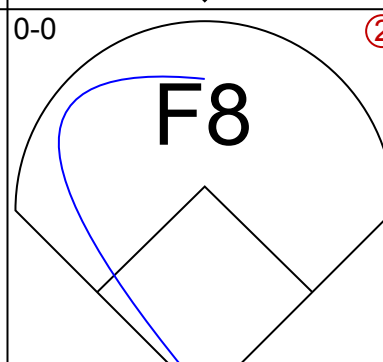
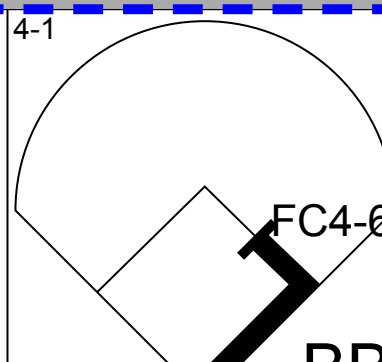
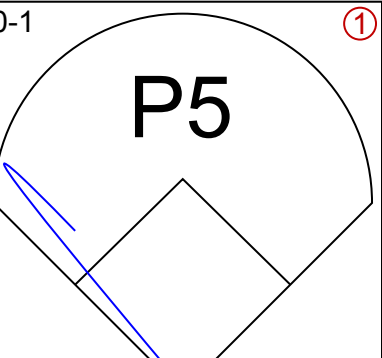
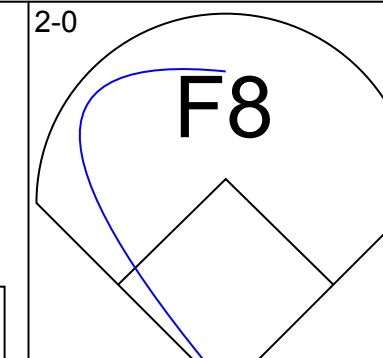
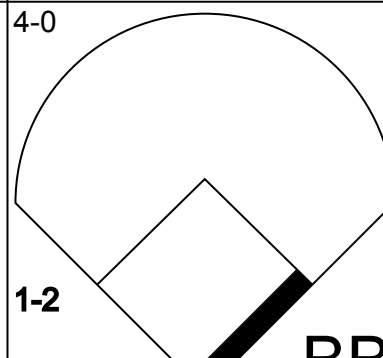
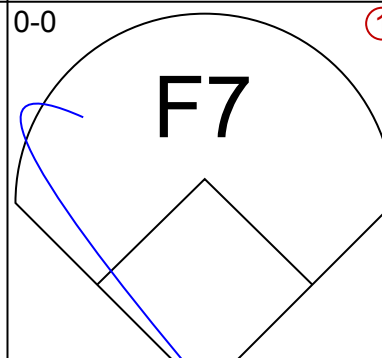
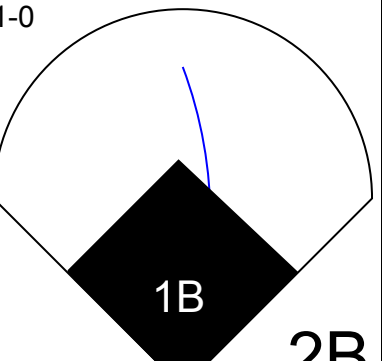
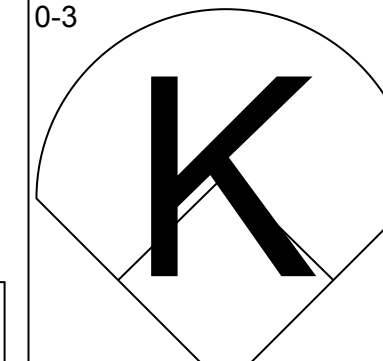
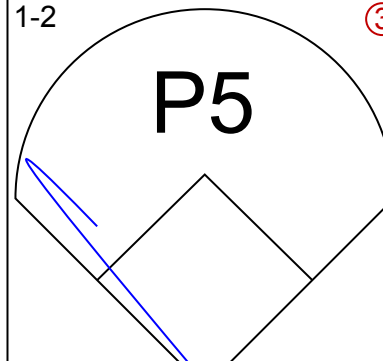
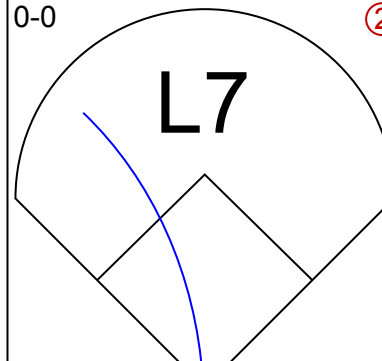
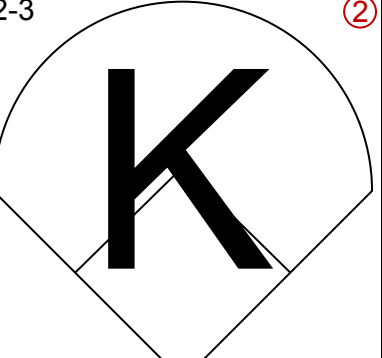
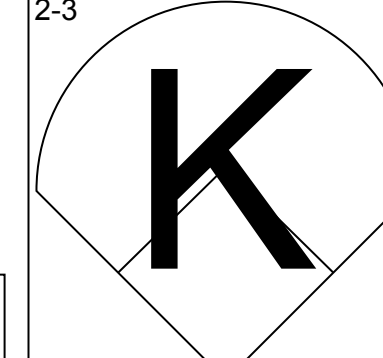
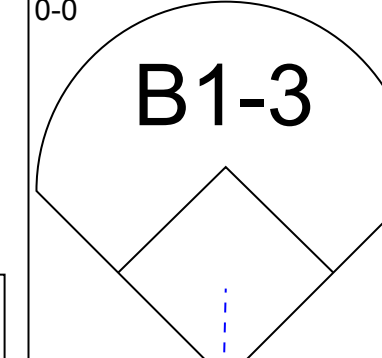
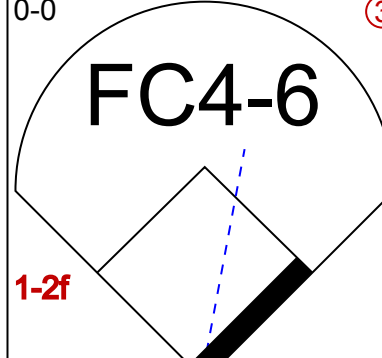
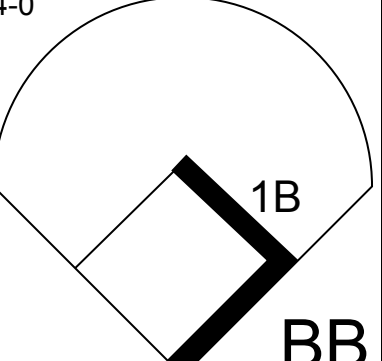
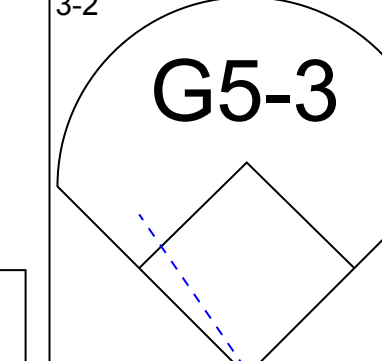
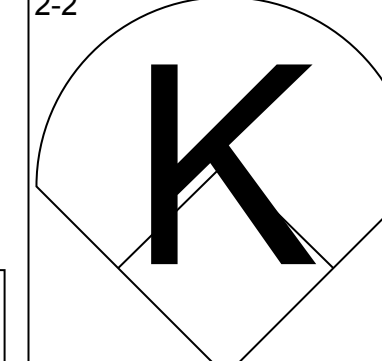
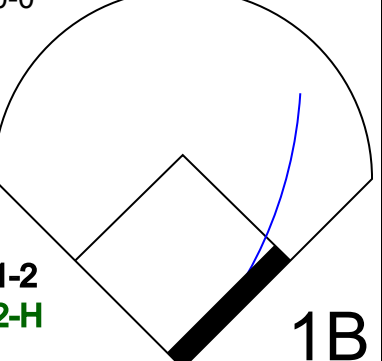
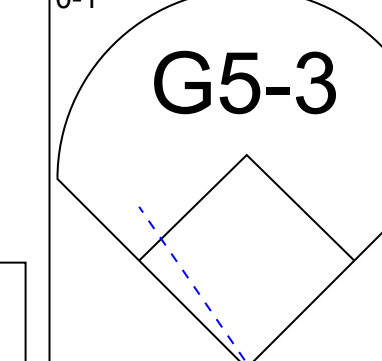
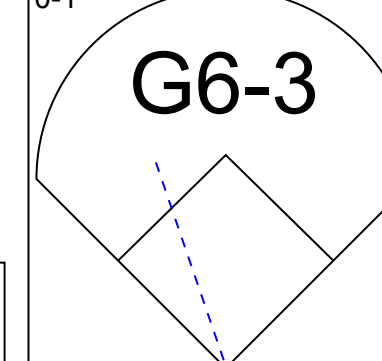
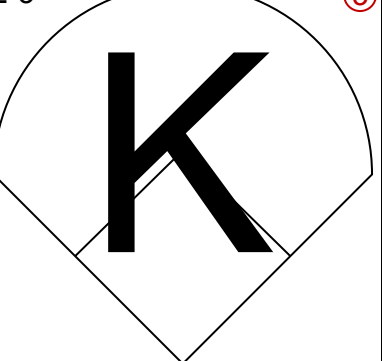
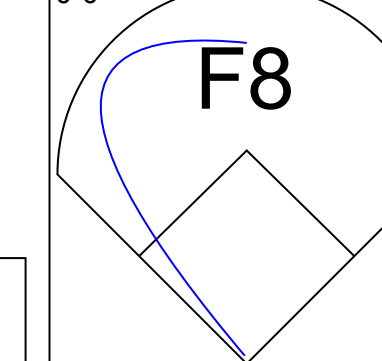
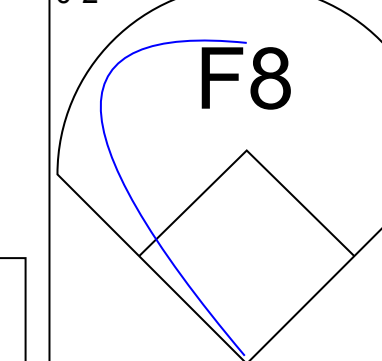
AB	30
R	1
H	5
RBI	1
BB	3
SO	3
LOB	9

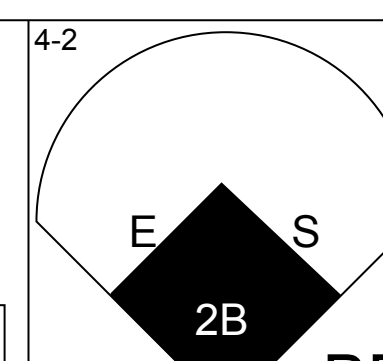
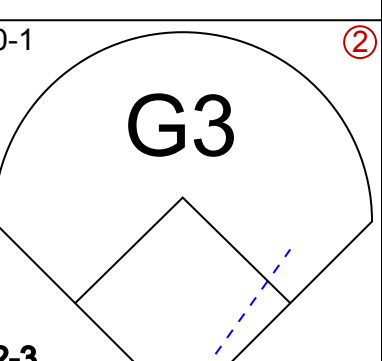
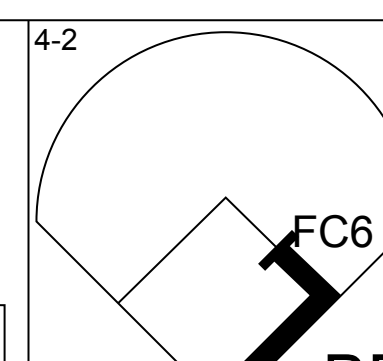
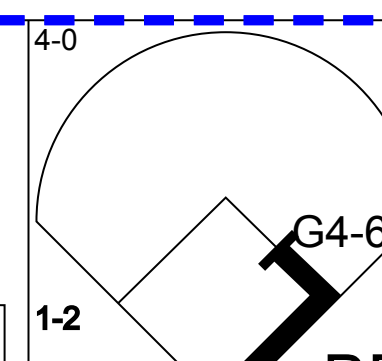

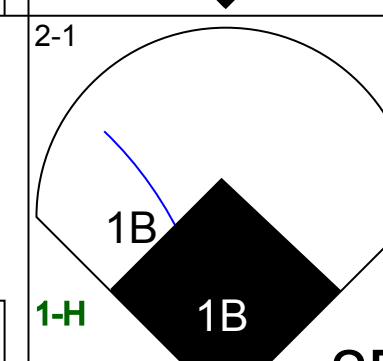
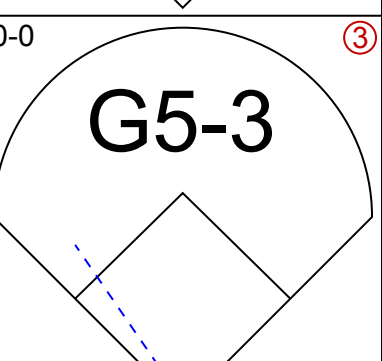
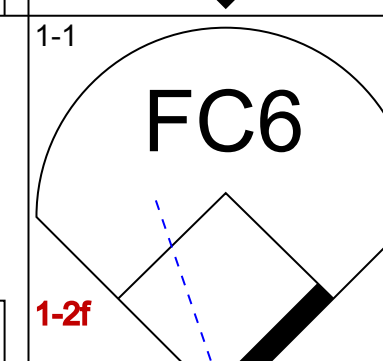
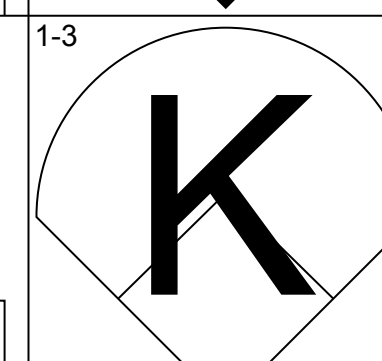
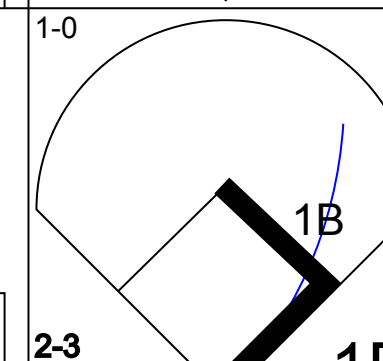
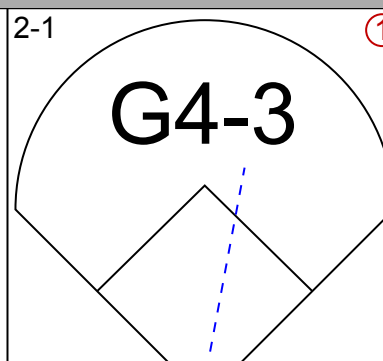
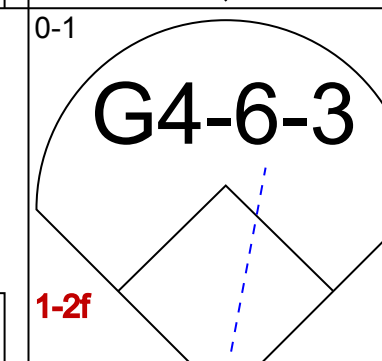
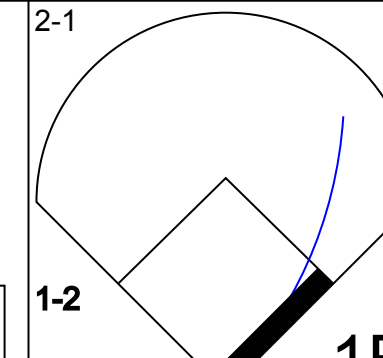
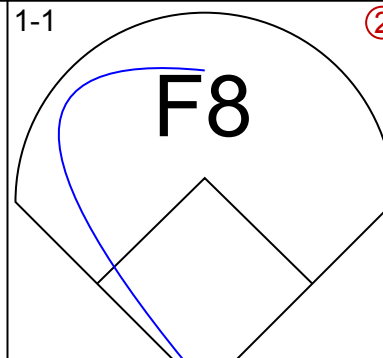

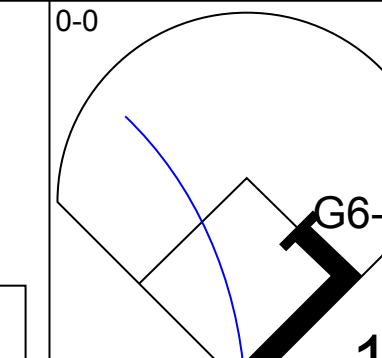
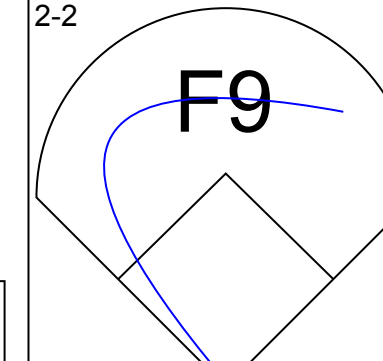
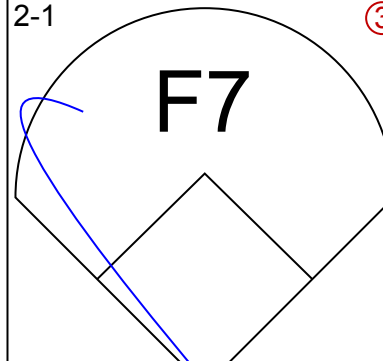
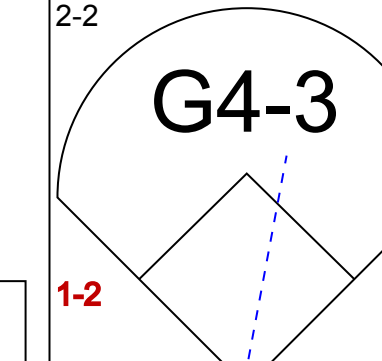
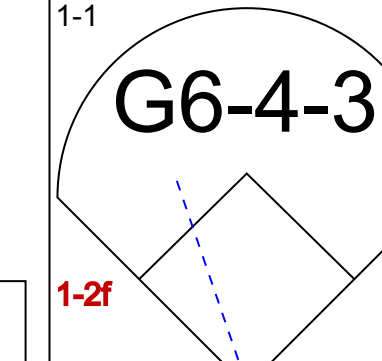
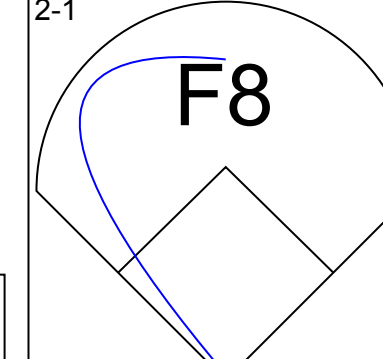
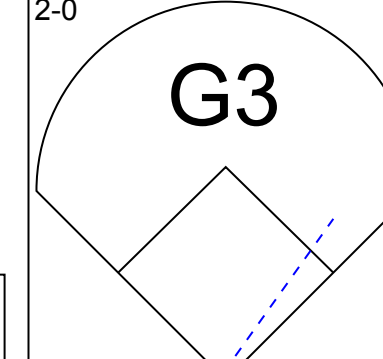
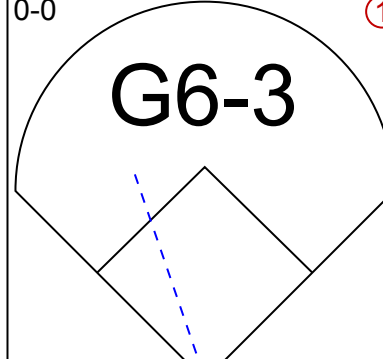
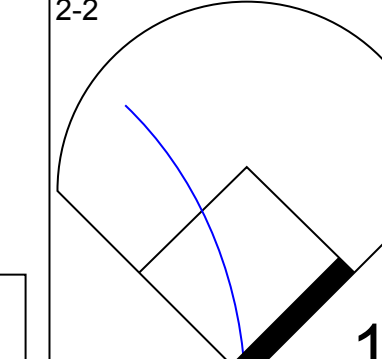
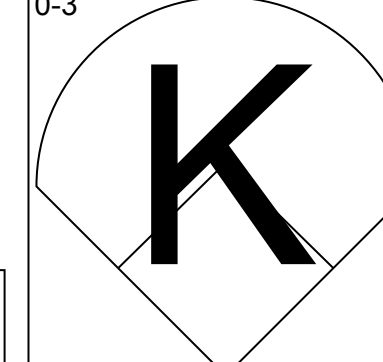
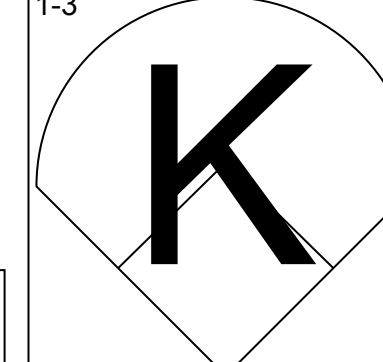
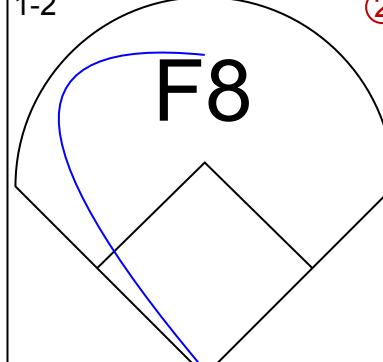
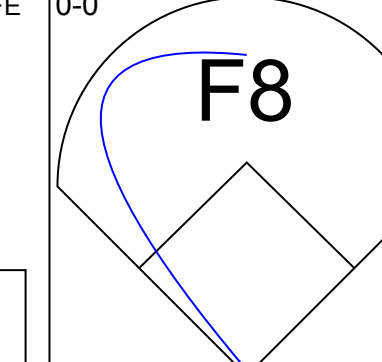
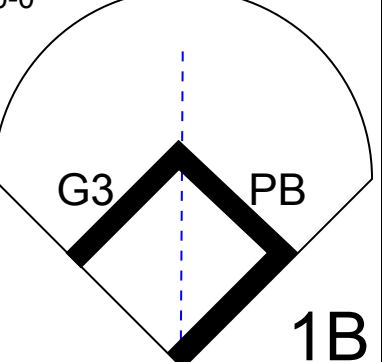
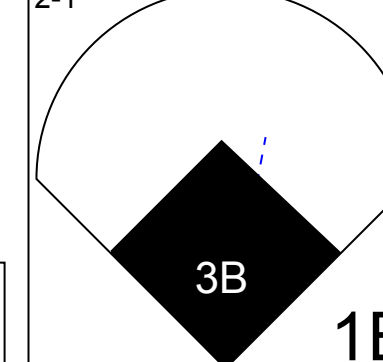
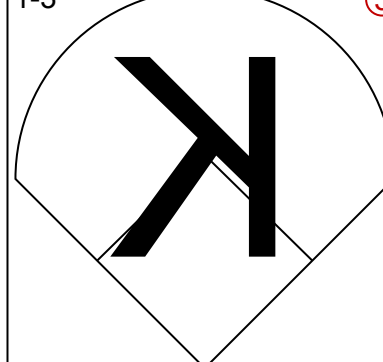
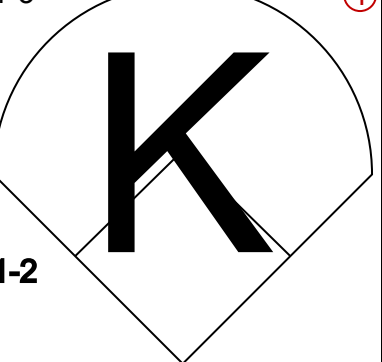
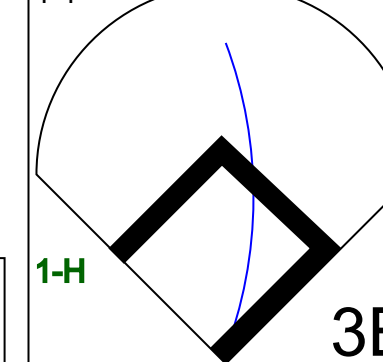
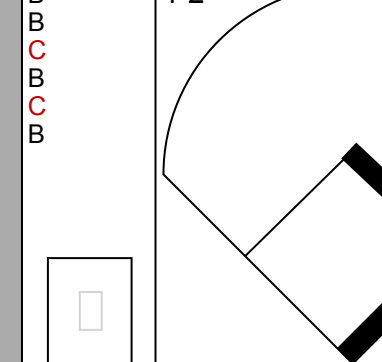


Batter	1	2	3	4	5	6	7	8	9	AB	R	H	RBI	BB	SO	LOB	BOTTOM		
James Mouton, R (1, 9) OBP: 0.321, SLG: 0.312	3-2 SH		2-1 F9		3-3 K		1-1 P4			4	1	1	0	0	1	1	Philadelphia Phillies @ Houston Astros Astrodome, Houston, TX Sat Jun 04 1994, 8:05 PM EDT Att: 23,455 - Dome		
Steve Finley, L (1, 8) OBP: 0.323, SLG: 0.437	1-1 SH		2-2 G4-3		3-2 F9		0-0 1B			3	2	2	0	0	0	0			
Craig Biggio, R (1, 4) OBP: 0.415, SLG: 0.465	1-0 E5		3-2 G4-3		0-2 F9		2-1 1B			4	0	1	1	0	0	2			
5 Jeff Bagwell, R (1, 3) OBP: 0.411, SLG: 0.611	2-0 G6-3		1-0 F8		3-2 1B		2-1 FC5-4			4	1	1	1	0	0	3			
Ken Caminiti, S (1, 5) OBP: 0.361, SLG: 0.543	0-3 K		1-2 G3		1-0 1B		3-1 G6-3			4	0	1	0	0	1	2			
Luis Gonzalez, L (1, 7) OBP: 0.322, SLG: 0.392	1-1 PO		2-2 G3		0-0 G1		2-2 F7		2-3 K	4	0	0	0	0	1	2			
Scott Servais, R (1, 2) OBP: 0.220, SLG: 0.359		1-2 G3		0-0 2B		2-1 FC5-4		0-0 G5-3		4	0	2	1	0	0	0			
Andy Stankiewicz, R (1, 6) OBP: 0.370, SLG: 0.425		4-1		2-0 L9		1-1 FC5-4		2-2 P5		3	0	0	0	1	0	3			
Doug Drabek, R (1, 1) OBP: 0.194, SLG: 0.176		1-1 L6		0-0 F8		1-2 1B				3	1	1	0	0	0	1			
Inning Stats	R: 2 E: 2 K: 1 S: 12	H: 1 LOB: 0 BB: 0 P: 20	R: 0 E: 0 K: 0 S: 9	H: 0 LOB: 1 BB: 1 P: 17	R: 0 E: 0 K: 0 S: 6	H: 1 LOB: 0 BB: 0 P: 9	R: 0 E: 0 K: 1 S: 7	H: 0 LOB: 0 BB: 0 P: 13	R: 1 E: 0 K: 0 S: 15	H: 3 LOB: 2 BB: 0 P: 24	R: 2 E: 1 K: 0 S: 13	H: 3 LOB: 1 BB: 0 P: 20	R: 0 E: 0 K: 1 S: 10	H: 0 LOB: 0 BB: 0 P: 14	1B: 8 2B: 1 3B: 0 HR: 0	SF: 0 SAC: 1 DP: 0 HBP: 0		WP: 1 PB: 0 SB: 2 CS: 0	PA: 36
PITCHER Bobby Munoz, R (1, 1) ERA: 2.82	IP: 6.0 WLS: L BF: 26	H: 6 R: 3 ER: 1 SO: 2	BB: 1 IBB: 0 HBP: 0 BLK: 0	WP: 0 HR: 0 S: 0 P: 100	ERA: 1.50 WHIP: 1.167	PITCHER													
Paul Quantrill, R (7, 1) ERA: 3.71	IP: 2.0 WLS: L BF: 9	H: 3 R: 2 ER: 1 SO: 1	BB: 0 IBB: 0 HBP: 0 BLK: 0	WP: 0 HR: 0 S: 23 P: 34	ERA: 4.50 WHIP: 1.500	PITCHER													

AB	33
R	5
H	9
RBI	3
BB	1
SO	3
LOB	14



Batter	1	2	3	4	5	6	7	8	9	AB	R	H	RBI	BB	SO	LOB	TOP				
Karl Rhodes, L (1,8) OBP: 0.327, SLG: 0.420										4	0	1	0	0	1	0	Chicago Cubs @ Philadelphia Phillies Veterans Stadium, Philadelphia, PA Mon Jun 06 1994, 7:05 PM EDT Att: 25,838 - Unknown - 75 F AB 30 R 1 H 3 RBI 1 BB 3 SO 7 LOB 10 				
23 Ryne Sandberg, R (1,4) OBP: 0.321, SLG: 0.408										4	0	0	0	0	1	1					
Derrick May, L (1,7) OBP: 0.362, SLG: 0.473										3	0	0	0	1	0	1					
Mark Grace, L (1,3) OBP: 0.400, SLG: 0.394										3	0	0	0	1	0	1					
Rick Wilkins, L (1,2) OBP: 0.323, SLG: 0.395										4	1	1	0	0	1	3					
Sammy Sosa, R (1,9) OBP: 0.308, SLG: 0.532										4	0	0	0	0	2	2					
Steve Buechele, R (1,5) OBP: 0.330, SLG: 0.395										2	0	0	0	1	1	0					
Shawon Dunston, R (1,6) OBP: 0.289, SLG: 0.366										3	0	1	1	0	0	0					
Jim Bullinger, R (1,1) OBP: 0.375, SLG: 0.333										2	0	0	0	0	1	2					
Dan Plesac, L (7,1)										0	0	0	0	0	0	0					
Rey Sanchez, R (7,6) OBP: 0.319, SLG: 0.294										1	0	0	0	0	0	0					
Inning Stats	R: 0 E: 0 K: 1 S: 9	H: 0 LOB: 0 BB: 0 P: 13	R: 1 E: 0 K: 2 S: 10	H: 2 LOB: 2 BB: 1 P: 19	R: 0 E: 0 K: 1 S: 7	H: 0 LOB: 0 BB: 0 P: 8	R: 0 E: 0 K: 2 S: 9	H: 0 LOB: 0 BB: 0 P: 13	R: 0 E: 0 K: 0 S: 7	H: 0 LOB: 0 BB: 0 P: 10	R: 0 E: 0 K: 0 S: 11	H: 1 LOB: 2 BB: 1 P: 19	R: 0 E: 0 K: 1 S: 6	H: 0 LOB: 0 BB: 0 P: 8	R: 0 E: 0 K: 0 S: 9	H: 0 LOB: 0 BB: 0 P: 11	R: 0 E: 0 K: 0 S: 4	H: 0 LOB: 1 BB: 1 P: 8	1B: 2 2B: 1 3B: 0 HR: 0	SF: 0 SAC: 0 DP: 0 HBP: 0	WP: 0 PA: 33 PB: 0 SB: 0 CS: 0
PITCHER	IP	WLS	BF	H	R	ER	SO	BB	IBB	HBP	BLK	WP	HR	S	P	ERA	WHIP				
Shawn Boskie, R (1,1) ERA: 3.73	8.0	W	29	3	1	1	7	2	0	0	0	0	0	68	101	1.12	0.625				
Doug Jones, R (9,1) ERA: 2.17	1.0	S	4	0	0	0	0	1	0	0	0	0	0	4	8	0.00	1.000				

Batter	1	2	3	4	5	6	7	8	9	AB	R	H	RBI	BB	SO	LOB	BOTTOM				
Lenny Dykstra, L (1,8) OBP: 0.432, SLG: 0.519										1	1	0	0	3	0	1	Chicago Cubs @ Philadelphia Phillies Veterans Stadium, Philadelphia, PA Mon Jun 06 1994, 7:05 PM EDT Att: 25,838 - Unknown - 75 F AB 29 R 3 H 8 RBI 3 BB 5 SO 6 LOB 18 				
Mariano Duncan, R (1,4) OBP: 0.328, SLG: 0.433										4	1	1	1	0	1	5					
John Kruk, L (1,3) OBP: 0.414, SLG: 0.408										4	0	1	0	0	1	2					
Darren Daulton, L (1,2) OBP: 0.376, SLG: 0.548										3	0	2	1	1	0	0					
Pete Incaviglia, R (1,7) OBP: 0.290, SLG: 0.533										4	0	0	0	0	0	4					
Milt Thompson, L (9,7) OBP: 0.336, SLG: 0.386										0	0	0	0	0	0	0					
Jim Eisenreich, L (1,9) OBP: 0.373, SLG: 0.376										4	0	1	0	0	0	2					
Kim Batiste, R (1,5) OBP: 0.241, SLG: 0.299										4	0	0	0	0	2	3					
Kevin Stocker, S (1,6) OBP: 0.372, SLG: 0.266										3	1	2	0	0	1	0					
Shawn Boskie, R (1,1) OBP: 0.263, SLG: 0.313										2	0	1	1	1	1	1					
Doug Jones, R (9,1) OBP: 1.000, SLG: 1.000										0	0	0	0	0	0	0					
Inning Stats	R: 2 E: 0 K: 1 S: 17	H: 3 LOB: 2 BB: 1 P: 30	R: 0 E: 0 K: 1 S: 7	H: 1 LOB: 0 BB: 0 P: 8	R: 0 E: 0 K: 0 S: 6	H: 0 LOB: 0 BB: 0 P: 11	R: 1 E: 0 K: 1 S: 12	H: 2 LOB: 2 BB: 1 P: 23	R: 0 E: 0 K: 1 S: 8	H: 0 LOB: 0 BB: 1 P: 15	R: 0 E: 0 K: 1 S: 7	H: 0 LOB: 0 BB: 0 P: 9	R: 0 E: 0 K: 1 S: 7	H: 0 LOB: 2 BB: 2 P: 16	R: 0 E: 0 K: 0 S: 9	H: 2 LOB: 1 BB: 0 P: 12	R: 0 E: 0 K: 0 S: 1	H: 6 LOB: 1 3B: 1 HR: 0	SF: 0 SAC: 0 DP: 2 HBP: 0	WP: 0 PA: 34 PB: 1 SB: 1 CS: 1	
PITCHER	IP	WLS	BF	H	R	ER	SO	BB	IBB	HBP	BLK	WP	HR	S	P	ERA	WHIP				
Jim Bullinger, R (1,1) ERA: 4.23	6.0	L	27	6	3	3	5	4	0	0	0	0	0	59	102	4.50	1.667				
Dan Plesac, L (7,1) ERA: 3.34	2.0		7	2	0	0	1	1	0	0	0	0	0	14	22	0.00	1.500				

Batter	1	2	3	4	5	6	7	8	9	AB	R	H	RBI	BB	SO	LOB	TOP											
Shawon Dunston, R OBP: 0.298, SLG: 0.370	G6-3	G6-4-3			L9		F9			4	1	2	0	1	0	0	Chicago Cubs @ Philadelphia Phillies Veterans Stadium, Philadelphia, PA Tue Jun 07 1994, 7:05 PM EDT Att: 36,543 - Unknown - 88 F											
23 Ryne Sandberg, R OBP: 0.322, SLG: 0.405	FC4-6	G6-4-3			K		F9			4	0	1	1	1	1	3												
Sammy Sosa, R OBP: 0.314, SLG: 0.533 Randy Myers, L (8, 1)	FC4-6				E		1B			5	1	3	1	0	1	3												
Glenallen Hill, R OBP: 0.333, SLG: 0.367	2B				FC6-4		1B			0	0	0	0	0	0	0												
Eduardo Zambrano, R OBP: 0.351, SLG: 0.554 Mark Grace, L OBP: 0.401, SLG: 0.395	1B				P4		F8			3	0	1	2	0	0	3												
Rev Sanchez, R OBP: 0.314, SLG: 0.290	G4-3				L4		F8			2	0	1	0	0	0	2												
Kevin Roberson, S OBP: 0.269, SLG: 0.542 Karl Rhodes, L OBP: 0.326, SLG: 0.418					K		G4-1			5	1	1	0	0	1	2												
Mark Parent, R OBP: 0.488, SLG: 0.529 Rick Wilkins, L OBP: 0.329, SLG: 0.390					G4-3		G6-3			3	2	1	1	0	0	0												
Anthony Young, R OBP: 0.182, SLG: 0.182 Steve Buechele, R OBP: 0.329, SLG: 0.393 Jose Bautista, R OBP: 0.360, SLG: 0.470					K		G1-3			1	0	0	0	0	0	0												
Derrick May, L OBP: 0.360, SLG: 0.470					G4-3		F8			2	0	0	0	0	0	0												
Inning Stats	R: 2 E: 0 K: 0 S: 10	H: 1 LOB: 1 BB: 2 P: 24	R: 1 E: 0 K: 1 S: 10	H: 2 LOB: 1 BB: 1 P: 17	R: 0 E: 0 K: 1 S: 6	H: 1 LOB: 0 BB: 0 P: 11	R: 0 E: 0 K: 1 S: 7	H: 0 LOB: 0 BB: 0 P: 10	R: 0 E: 1 K: 0 S: 11	H: 0 LOB: 2 BB: 0 P: 15	R: 1 E: 0 K: 0 S: 15	H: 3 LOB: 2 BB: 0 P: 22	R: 2 E: 1 K: 1 S: 16	H: 1 LOB: 2 BB: 1 P: 26	R: 0 E: 0 K: 0 S: 10	H: 2 LOB: 2 BB: 0 P: 17	1B: 9 2B: 1 3B: 0 HR: 1	SF: 0 SAC: 0 DP: 1 HBP: 1	WP: 1 PB: 0 SB: 1 CS: 0	PA: 44								
PITCHER	IP	WLS	BF	H	R	ER	SO	BB	IBB	HBP	BLK	WP	HR	S	P	ERA	WHIP											
Danny Jackson, L ERA: 3.12	(1, 1)	6.2	31	8	4	4	4	3	0	0	0	0	0	1	63	104	5.40	1.650										
Larry Andersen, R ERA: 5.27	(7, 1)	0.1	1	0	0	0	0	0	0	0	0	0	0	1	1	0.00	0.000											
Heathcliff Slocumb, R ERA: 2.97	(8, 1)	0.2	6	1	2	0	0	1	0	1	0	1	0	13	23	0.00	3.000											
Paul Quantlill, R ERA: 3.67	(8, 1)	0.1	W	1	0	0	0	0	0	0	0	0	0	3	3	0.00	0.000											
Doug Jones, R ERA: 2.1	(9, 1)	1.0	S	5	2	0	0	0	0	0	0	0	0	10	17	0.00	2.000											

AB	39
R	6
H	11
RBI	5
BB	4
SO	5
LOB	24



Batter	1	2	3	4	5	6	7	8	9	AB	R	H	RBI	BB	SO	LOB	BOTTOM											
Lenny Dykstra, L OBP: 0.433, SLG: 0.514	K				HR		G6-3			2	2	0	0	2	1	1	Chicago Cubs @ Philadelphia Phillies Veterans Stadium, Philadelphia, PA Tue Jun 07 1994, 7:05 PM EDT Att: 36,543 - Unknown - 88 F											
Mickey Morandini, L OBP: 0.379, SLG: 0.368	K				F7		CS			3	0	1	1	0	1	1												
Ricky Jordan, R OBP: 0.310, SLG: 0.504	F8				G1-3		CS			4	1	1	2	0	1	1												
Darren Daulton, L OBP: 0.378, SLG: 0.552					L6		G3			4	2	2	0	0	1	0												
Jim Eisenreich, L OBP: 0.369, SLG: 0.368					G3		G5-3			3	0	0	0	1	0	2												
Milt Thompson, L OBP: 0.344, SLG: 0.419 Billy Hatcher, R OBP: 0.291, SLG: 0.327					FC4-6		G3			3	2	2	2	0	0	1												
Kim Batiste, R OBP: 0.231, SLG: 0.286 Doug Jones, R OBP: 1.000, SLG: 1.000					FC4-6		HR			1	0	1	1	0	0	0												
Kevin Stocker, S OBP: 0.361, SLG: 0.256					F8		G1-3			4	0	0	1	0	0	2												
Danny Jackson, R OBP: 0.242, SLG: 0.250 Larry Andersen, R OBP: 0.303, SLG: 0.395 Heathcliff Slocumb, R OBP: 0.329, SLG: 0.393 Paul Quantlill, L OBP: 0.360, SLG: 0.470 Tom Quinlan, R OBP: 0.294, SLG: 0.387					K		G6-3			0	0	0	0	0	0	0												
Inning Stats	R: 0 E: 0 K: 2 S: 9	H: 0 LOB: 0 BB: 0 P: 15	R: 0 E: 0 K: 0 S: 3	H: 0 LOB: 1 BB: 1 P: 10	R: 1 E: 0 K: 1 S: 11	H: 1 LOB: 1 BB: 1 P: 21	R: 2 E: 0 K: 0 S: 12	H: 2 LOB: 0 BB: 0 P: 18	R: 2 E: 0 K: 2 S: 11	H: 1 LOB: 0 BB: 1 P: 19	R: 1 E: 0 K: 1 S: 8	H: 1 LOB: 0 BB: 0 P: 9	R: 0 E: 0 K: 0 S: 7	H: 1 LOB: 0 BB: 0 P: 10	R: 1 E: 0 K: 1 S: 11	H: 2 LOB: 1 BB: 0 P: 18		1B: 4 2B: 2 3B: 0 HR: 2	SF: 0 SAC: 0 DP: 1 HBP: 1	WP: 0 PB: 0 SB: 2 CS: 1	PA: 35							
PITCHER	IP	WLS	BF	H	R	ER	SO	BB	IBB	HBP	BLK	WP	HR	S	P	ERA	WHIP											
Anthony Young, R ERA: 4.77	(1, 1)	6.0	26	5	6	5	6	3	0	0	0	0	0	2	54	92	7.50	1.333										
Jose Bautista, R ERA: 3.77	(7, 1)	1.0	3	1	0	0	0	0	0	1	0	0	0	7	10	0.00	1.000											
Randy Myers, L ERA: 1.83	(8, 1)	1.0	L	5	2	1	1	0	0	0	0	0	0	11	18	9.00	2.000											

AB	30
R	7
H	8
RBI	7
BB	3
SO	7
LOB	8



Batter	1	2	3	4	5	6	7	8	9	AB	R	H	RBI	BB	SO	LOB	TOP							
Shawon Dunston, R OBP: 0.302, SLG: 0.373										4	0	2	0	0	0	0	Chicago Cubs @ Philadelphia Phillies Veterans Stadium, Philadelphia, PA Wed Jun 08 1994, 7:05 PM EDT Att: 35,431 - Unknown - 69 F							
23 Ryne Sandberg, R OBP: 0.317, SLG: 0.397										4	0	0	0	0	1	2								
Mark Grace, L OBP: 0.394, SLG: 0.387										4	0	0	0	0	1	2								
Glenallen Hill, R OBP: 0.320, SLG: 0.351										4	0	0	0	0	1	1								
Sammy Sosa, R OBP: 0.317, SLG: 0.533										4	0	2	0	0	0	0								
Eduardo Zambrano, R OBP: 0.384, SLG: 0.545										1	0	0	0	2	0	0								
Demrick May, L OBP: 0.358, SLG: 0.467										1	0	0	0	0	1	1								
Mark Parent, R OBP: 0.457, SLG: 0.488										3	0	0	0	0	1	3								
Rick Wilkins, L OBP: 0.317, SLG: 0.388										1	0	0	0	0	0	1								
Rey Sanchez, R OBP: 0.314, SLG: 0.291										3	0	1	0	0	2	3								
Kevin Foster, R OBP: 0.324, SLG: 0.415										2	0	0	0	0	0	1								
Dave Otto, L										0	0	0	0	0	0	0								
Turk Wendell, L										0	0	0	0	0	0	0								
Karl Rhodes, L										1	0	0	0	0	1	0								
Dan Plesac, L										0	0	0	0	0	0	0								
Inning Stats	R: 0 E: 0 K: 0 S: 8	H: 1 LOB: 1 BB: 0 P: 14	R: 0 E: 0 K: 2 S: 11	H: 0 LOB: 1 BB: 1 P: 19	R: 0 E: 0 K: 0 S: 10	H: 0 LOB: 0 BB: 0 P: 16	R: 0 E: 0 K: 0 S: 7	H: 0 LOB: 0 BB: 0 P: 8	R: 0 E: 0 K: 1 S: 10	H: 1 LOB: 1 BB: 0 P: 14	R: 0 E: 0 K: 1 S: 11	H: 0 LOB: 0 BB: 0 P: 18	R: 0 E: 0 K: 2 S: 14	H: 1 LOB: 2 BB: 1 P: 20	R: 0 E: 0 K: 1 S: 15	H: 1 LOB: 1 BB: 0 P: 18	R: 0 E: 0 K: 1 S: 13	H: 1 LOB: 1 BB: 0 P: 16	1B: 5 2B: 0 3B: 0 HR: 0	SF: 0 SAC: 0 DP: 0 HBP: 0	WP: 1 PB: 0 SB: 1 CS: 0	PA: 34		
PITCHER	IP WLS BF H R ER SO BB IBB HBP BLK WP HR S P ERA WHIP	7.0 W 26 3 0 0 5 2 0 0 0 1 0 71 109 0.00 0.714	1.0 4 1 0 0 2 0 0 0 0 0 0 15 18 0.00 1.000	1.0 S 4 1 0 0 1 0 0 0 0 0 0 0 13 16 0.00 1.000																				

AB 32
R 0
H 5
RBI 0
BB 2
SO 8
LOB 14



Batter	1	2	3	4	5	6	7	8	9	AB	R	H	RBI	BB	SO	LOB	BOTTOM					
Lenny Dykstra, L OBP: 0.426, SLG: 0.505										4	0	0	0	0	0	0	Chicago Cubs @ Philadelphia Phillies Veterans Stadium, Philadelphia, PA Wed Jun 08 1994, 7:05 PM EDT Att: 35,431 - Unknown - 69 F					
Mariano Duncan, R OBP: 0.326, SLG: 0.427										3	1	0	0	1	0	0						
John Kruk, L OBP: 0.408, SLG: 0.396										3	1	0	0	1	0	0						
Darren Daulton, L OBP: 0.376, SLG: 0.546										4	1	1	0	0	0	2						
Jim Eisenreich, L OBP: 0.379, SLG: 0.374										3	0	2	0	1	0	1						
Milt Thompson, L OBP: 0.348, SLG: 0.417										3	0	1	2	1	0	2						
Kim Batiste, R OBP: 0.223, SLG: 0.280										2	0	0	1	0	1	2						
Kevin Stocker, S OBP: 0.360, SLG: 0.250										2	0	0	0	1	0	2						
David West, L										2	0	0	0	0	1	2						
Tony Longmire, L OBP: 0.240, SLG: 0.261										1	0	0	0	0	0	0						
Heathcliff Slocumb, R OBP: 0.500, SLG: 0.500										0	0	0	0	0	0	0						
Doug Jones, R OBP: 1.000, SLG: 1.000										0	0	0	0	0	0	0						
Inning Stats	R: 0 E: 0 K: 0 S: 12	H: 0 LOB: 0 BB: 0 P: 18	R: 1 E: 0 K: 1 S: 16	H: 2 LOB: 2 BB: 1 P: 23	R: 0 E: 0 K: 0 S: 6	H: 0 LOB: 0 BB: 0 P: 9	R: 0 E: 0 K: 1 S: 7	H: 1 LOB: 0 BB: 0 P: 13	R: 0 E: 0 K: 0 S: 5	H: 0 LOB: 0 BB: 0 P: 7	R: 2 E: 0 K: 0 S: 11	H: 0 LOB: 4 BB: 4 P: 27	R: 0 E: 0 K: 0 S: 4	H: 0 LOB: 0 BB: 0 P: 5	R: 0 E: 1 K: 0 S: 6	H: 1 LOB: 1 BB: 0 P: 10	1B: 4 2B: 0 3B: 0 HR: 0	SF: 1 SAC: 0 DP: 0 HBP: 0	WP: 0 PB: 0 SB: 2 CS: 0	PA: 33		
PITCHER	IP WLS BF H R ER SO BB IBB HBP BLK WP HR S P ERA WHIP	5.0 L 21 3 3 3 2 2 0 0 0 0 0 0 3 11 5.40 1.200	0.1 3 0 0 0 0 2 0 0 0 0 0 0 3 11 0.00 6.000	1.2 5 0 0 0 0 0 0 0 0 0 0 0 7 8 0.00 0.000	1.0 4 1 0 0 0 0 0 0 0 0 0 0 6 10 0.00 1.000																	

AB 27
R 3
H 4
RBI 3
BB 5
SO 2
LOB 11



Batter	1	2	3	4	5	6	7	8	9	AB	R	H	RBI	BB	SO	LOB	TOP								
Bernard Gilkey, R OBP: 0.349, SLG: 0.387 (1, 7)										5	0	2	0	0	0	1									
Gerónimo Pena, S OBP: 0.333, SLG: 0.444 (1, 4)										4	0	2	0	1	0	2									
Gregg Jefferies, S OBP: 0.416, SLG: 0.469 (1, 3)										4	0	1	0	1	0	3									
Todd Zeile, R OBP: 0.322, SLG: 0.416 (1, 5)										5	1	1	0	0	0	6									
Ray Lankford, L OBP: 0.394, SLG: 0.528 (1, 8)										4	0	1	0	0	2	4									
Mark Whiten, S OBP: 0.338, SLG: 0.439 (1, 9)										4	0	0	1	0	0	2									
Tom Pagnozzi, R OBP: 0.352, SLG: 0.490 (1, 2)										3	1	1	0	1	0	1									
José Quiñones, S OBP: 0.367, SLG: 0.233 (1, 6)										4	1	1	0	0	0	1									
Rick Sutcliffe, L OBP: 0.100, SLG: 0.100 (1, 1)										2	0	0	0	0	0	1									
Luis Alicaia, S OBP: 0.338, SLG: 0.397 (7, PH)										1	1	1	3	0	0	0									
Rich Rodríguez, L OBP: 0.436, SLG: 0.375 (9, PH)										0	0	0	0	0	0	0									
Gerald Perry, L OBP: 0.436, SLG: 0.375 (9, PH)										0	0	0	0	0	0	0									
Mike Perez, R OBP: 0.436, SLG: 0.375 (9, 1)										0	0	0	0	0	0	0									
Inning Stats	R: 0 E: 0 K: 1 S: 10	H: 2 LOB: 2 BB: 0 P: 14	R: 0 E: 0 K: 0 S: 8	H: 1 LOB: 1 BB: 0 P: 9	R: 0 E: 0 K: 0 S: 6	H: 1 LOB: 0 BB: 0 P: 9	R: 1 E: 1 K: 0 S: 9	H: 1 LOB: 0 BB: 0 P: 14	R: 0 E: 0 K: 0 S: 4	H: 0 LOB: 0 BB: 1 P: 6	R: 0 E: 0 K: 0 S: 11	H: 0 LOB: 1 BB: 1 P: 18	R: 3 E: 0 K: 0 S: 12	H: 3 LOB: 1 BB: 1 P: 18	R: 0 E: 0 K: 1 S: 8	H: 1 LOB: 1 BB: 0 P: 13	R: 0 E: 1 K: 0 S: 9	H: 1 LOB: 3 BB: 2 P: 17	1B: 7 2B: 3 3B: 0 HR: 1	SF: 0 SAC: 0 DP: 1 HBP: 0	WP: 0 PB: 0 SB: 0 CS: 1	PA: 40			
PITCHER	IP	WLS	BF	H	R	ER	SO	BB	IBB	HBP	BLK	WP	HR	S	P	ERA	WHIP								
Mike Williams, R ERA: 5.36 (1, 1)	6.1	L	27	7	4	3	1	2	0	0	0	0	1	54	81	4.26	1.421								
Larry Andersen, R ERA: 4.7 (7, 1)	1.2		7	2	0	0	1	0	0	0	0	0	0	14	20	0.00	1.200								
Heathcliff Slocumb, R ERA: 2.83 (9, 1)	1.0		6	1	0	0	0	1	1	0	0	0	0	9	17	0.00	2.000								

St. Louis Cardinals @ Philadelphia Phillies
Veterans Stadium, Philadelphia, PA

AB 36
R 4
H 10
RBI 4
BB 4
SO 2
LOB 21



WP: 0 PA: 40
PB: 0
SB: 0
CS: 1

Batter	1	2	3	4	5	6	7	8	9	AB	R	H	RBI	BB	SO	LOB	BOTTOM								
Lenny Dykstra, L OBP: 0.429, SLG: 0.504 (1, 8)										4	1	2	1	0	0	0									
Mariano Duncan, R OBP: 0.332, SLG: 0.432 (1, 4)										3	0	1	2	1	0	1									
John Kruk, L OBP: 0.471, SLG: 0.388 Heathcliff Slocumb, R OBP: 0.500, SLG: 0.500 (9, 1)										2	0	0	0	2	1	1									
Darren Daulton, L OBP: 0.372, SLG: 0.537 (1, 2)										4	0	0	0	0	1	4									
Jim Eisenreich, L OBP: 0.379, SLG: 0.396 (1, 9)										3	0	0	0	1	1	2									
Milt Thompson, L OBP: 0.338, SLG: 0.402 Larry Andersen, R (7, 1)										3	0	0	0	0	0	0									
Ricky Jordan, R OBP: 0.306, SLG: 0.514 (9, 3)										1	0	0	0	0	0	1									
Kim Batiste, R OBP: 0.218, SLG: 0.270 Mickey Morandini, L OBP: 0.376, SLG: 0.365 (9, PH)										3	1	1	0	0	0	0									
Kevin Stocker, S OBP: 0.355, SLG: 0.264 Pete Incaviglia, R OBP: 0.293, SLG: 0.532 (9, PH)										3	1	1	0	0	0	0									
Mike Williams, R OBP: 0.111, SLG: 0.222 Billy Hatcher, R OBP: 0.290, SLG: 0.325 (7, 7)										1	0	0	0	0	1	0									
Inning Stats	R: 0 E: 0 K: 0 S: 5	H: 0 LOB: 0 BB: 1 P: 12	R: 0 E: 0 K: 1 S: 7	H: 0 LOB: 0 BB: 0 P: 10	R: 3 E: 0 K: 1 S: 16	H: 4 LOB: 2 BB: 1 P: 31	R: 0 E: 0 K: 0 S: 5	H: 0 LOB: 0 BB: 0 P: 8	R: 0 E: 0 K: 1 S: 10	H: 1 LOB: 2 BB: 1 P: 22	R: 0 E: 0 K: 0 S: 7	H: 0 LOB: 0 BB: 0 P: 11	R: 0 E: 0 K: 1 S: 12	H: 0 LOB: 0 BB: 0 P: 18	R: 0 E: 0 K: 1 S: 8	H: 0 LOB: 0 BB: 0 P: 12	R: 0 E: 0 K: 1 S: 10	H: 0 LOB: 1 BB: 1 P: 18	1B: 4 2B: 1 3B: 0 HR: 0	SF: 0 SAC: 1 DP: 1 HBP: 0	WP: 1 PB: 0 SB: 0 CS: 0	PA: 35			
PITCHER	IP	WLS	BF	H	R	ER	SO	BB	IBB	HBP	BLK	WP	HR	S	P	ERA	WHIP								
Rick Sutcliffe, R ERA: 5.79 (1, 1)	6.0	W	25	5	3	3	3	3	0	0	0	0	0	50	94	4.50	1.333								
Rich Rodríguez, L ERA: 3.0 (7, 1)	2.0		6	0	0	0	2	0	0	0	0	0	0	20	30	0.00	0.000								
Mike Perez, R ERA: 6.23 (9, 1)	1.0	S	4	0	0	0	1	1	0	0	0	0	0	10	18	0.00	1.000								

St. Louis Cardinals @ Philadelphia Phillies
Veterans Stadium, Philadelphia, PA

AB 30
R 3
H 5
RBI 3
BB 4
SO 6
LOB 11



WP: 1 PA: 35
PB: 0
SB: 0
CS: 0

Batter	1	2	3	4	5	6	7	8	9	AB	R	H	RBI	BB	SO	LOB	TOP								
Bernard Gilkey, R OBP: 0.350, SLG: 0.381 (1, 7)	F8		F8					L9-3		3	1	0	0	1	0	1	St. Louis Cardinals @ Philadelphia Phillies Veterans Stadium, Philadelphia, PA Sat Jun 11 1994, 7:05 PM EDT Att: 39,065 - Unknown - 73 F								
Gerónimo Peña, S OBP: 0.315, SLG: 0.416 (1, 4)	K		F8		F8	FC5		G3		5	0	0	0	0	1	5									
Gregg Jefferies, S OBP: 0.415, SLG: 0.486 (1, 3)	P5		K							5	2	2	3	0	2	0									
Todd Zeile, R OBP: 0.320, SLG: 0.408 (1, 5)		G1 WP BB		G5-3	P2			G6-3		4	0	0	0	1	0	1									
Ray Lankford, L OBP: 0.398, SLG: 0.545 (1, 8)		K		E						4	3	2	2	1	1	1									
Brian Jordan, R OBP: 0.323, SLG: 0.336 (1, 9)		G1 BB		E4						2	0	1	0	1	0	0									
Tom Pagnozzi, R OBP: 0.349, SLG: 0.480 (1, 2)		G1		L6-3						4	0	1	0	0	1	5									
Ozzie Smith, S OBP: 0.317, SLG: 0.313 (1, 6)										3	0	0	0	1	1	4									
Omar Olivares, R OBP: 0.667, SLG: 0.667 (1, 1)		G6-3								3	1	2	1	0	0	3									
Rob Murphy, L (7, 1)										0	0	0	0	0	0	0									
Luis Alica, S OBP: 0.343, SLG: 0.397 (8, PH)										0	0	0	0	0	0	0									
Rene Arocha, R (8, 1)										0	0	0	0	0	0	0									
Inning Stats	R: 0 E: 0 K: 1 S: 12	H: 0 LOB: 3 BB: 0 P: 18	R: 0 E: 0 K: 1 S: 14	H: 0 LOB: 3 BB: 3 P: 28	R: 0 E: 0 K: 1 S: 11	H: 0 LOB: 0 BB: 0 P: 16	R: 1 E: 1 K: 0 S: 9	H: 1 LOB: 0 BB: 0 P: 12	R: 3 E: 0 K: 1 S: 11	H: 2 LOB: 3 BB: 1 P: 17	R: 1 E: 0 K: 1 S: 11	H: 2 LOB: 3 BB: 1 P: 20	R: 2 E: 0 K: 0 S: 8	H: 3 LOB: 1 BB: 0 P: 15	R: 0 E: 0 K: 0 S: 6	H: 0 LOB: 0 BB: 0 P: 10	R: 0 E: 0 K: 1 S: 8	H: 0 LOB: 0 BB: 0 P: 12	1B: 4 2B: 4 3B: 0 HR: 2	SF: 0 SAC: 0 DP: 3 HBP: 3	WP: 1 PB: 0 SB: 0 CS: 0	PA: 41			
PITCHER	IP	WLS	BF	H	R	ER	SO	BB	IBB	HBP	BLK	WP	HR	S	P	ERA	WHIP								
Shawn Boskie, R ERA: 3.95 (1, 1)	5.2	L	28	5	5	4	5	4	1	1	0	1	1	67	109	6.35	1.588								
Andy Carter, L ERA: 3.66 (6, 1)	1.1		7	3	2	2	0	0	0	1	0	0	1	9	17	13.50	2.250								
Paul Quantrill, R ERA: 3.09 (8, 1)	2.0	S	6	0	0	0	1	0	0	1	0	0	0	14	22	0.00	0.000								

AB 33
R 7
H 8
RBI 6
BB 5
SO 6
LOB 20



Batter	1	2	3	4	5	6	7	8	9	AB	R	H	RBI	BB	SO	LOB	BOTTOM								
Lenny Dykstra, L OBP: 0.425, SLG: 0.498 (1, 8)	G6-4-3	G3-1		F9					F8	5	0	1	0	0	0	4	St. Louis Cardinals @ Philadelphia Phillies Veterans Stadium, Philadelphia, PA Sat Jun 11 1994, 7:05 PM EDT Att: 39,065 - Unknown - 73 F								
Mariano Duncan, R OBP: 0.327, SLG: 0.424 (1, 4)	G6-4-3			F9						4	0	0	0	0	2	2									
Mickey Morandini, L OBP: 0.373, SLG: 0.362 (9, 4)										1	0	0	0	0	1	0									
Ricky Jordan, R OBP: 0.309, SLG: 0.510 (1, 3)										5	1	2	0	0	1	0									
Darren Daulton, L OBP: 0.378, SLG: 0.556 (1, 2)										4	1	3	3	0	0	1									
Jim Eisenreich, L OBP: 0.376, SLG: 0.389 (1, 9)										3	0	0	0	1	0	1									
Paul Quantrill, L (8, 1)										0	0	0	0	0	0	0									
Pete Incaviglia, R OBP: 0.285, SLG: 0.516 (1, 7)										4	0	0	0	0	1	2									
Kim Batiste, R OBP: 0.219, SLG: 0.279 (1, 5)										4	1	1	0	0	0	0									
Kevin Stocker, S OBP: 0.360, SLG: 0.258 (1, 6)										2	0	0	0	2	1	0									
Shawn Boskie, R OBP: 0.286, SLG: 0.333 (1, 1)										2	0	1	1	0	0	1									
Andy Carter, L (6, 1)										0	0	0	0	0	0	0									
Tony Longmire, L OBP: 0.250, SLG: 0.255 (7, PH)										1	1	0	0	1	1	1									
Rene Arocha, R (8, 9)										1	1	0	0	1	1	1									
Inning Stats	R: 0 E: 0 K: 0 S: 8	H: 2 LOB: 1 BB: 0 P: 15	R: 1 E: 0 K: 0 S: 10	H: 2 LOB: 2 BB: 1 P: 20	R: 0 E: 0 K: 2 S: 14	H: 1 LOB: 2 BB: 1 P: 25	R: 0 E: 1 K: 0 S: 4	H: 0 LOB: 1 BB: 0 P: 7	R: 1 E: 0 K: 1 S: 9	H: 1 LOB: 0 BB: 0 P: 16	R: 0 E: 0 K: 1 S: 9	H: 0 LOB: 0 BB: 0 P: 13	R: 2 E: 0 K: 1 S: 15	H: 2 LOB: 1 BB: 1 P: 26	R: 0 E: 0 K: 1 S: 9	H: 0 LOB: 1 BB: 1 P: 15	R: 0 E: 0 K: 1 S: 8	H: 0 LOB: 0 BB: 0 P: 14	1B: 6 2B: 1 3B: 0 HR: 1	SF: 0 SAC: 0 DP: 1 HBP: 0	WP: 1 PB: 0 SB: 0 CS: 0	PA: 39			
PITCHER	IP	WLS	BF	H	R	ER	SO	BB	IBB	HBP	BLK	WP	HR	S	P	ERA	WHIP								
Omar Olivares, R ERA: 5.4 (1, 1)	6.2	W	30	7	4	4	5	3	0	0	0	1	0	64	114	5.40	1.500								
Rob Murphy, L ERA: 4.37 (7, 1)	0.1		2	1	0	0	0	0	0	0	0	1	0	5	8	0.00	3.000								
Rene Arocha, R ERA: 5.3 (8, 1)	2.0	S	7	0	0	0	2	1	0	0	0	0	0	17	29	0.00	0.500								

AB 35
R 4
H 8
RBI 4
BB 4
SO 7
LOB 12



Batter	1	2	3	4	5	6	7	8	9	AB	R	H	RBI	BB	SO	LOB	TOP					
Bernard Gilkey, R OBP: 0.348, SLG: 0.383 (1, 7)										4	1	1	0	0	0	2	St. Louis Cardinals @ Philadelphia Phillies Veterans Stadium, Philadelphia, PA Sun Jun 12 1994, 7:05 PM EDT Att: 48,682 - Unknown - 77 F					
Gerónimo Peña, S OBP: 0.323, SLG: 0.420 (1, 4)										4	0	2	0	0	0	1						
Gregg Jefferies, S OBP: 0.413, SLG: 0.484 (1, 3)										3	0	1	1	0	0	1						
Todd Zeile, R OBP: 0.315, SLG: 0.401 (1, 5)										4	0	0	0	0	0	2						
Mark Whiten, S OBP: 0.335, SLG: 0.455 (1, 9)										4	1	1	1	0	2	1						
Brian Jordan, R OBP: 0.321, SLG: 0.333 (1, 8)										4	0	1	0	0	1	0						
Terry McGriff, R OBP: 0.380, SLG: 0.345 (9, PH)										2	0	0	0	1	0	1						
Ozzie Smith, S OBP: 0.321, SLG: 0.323 (9, PH)										3	0	2	0	0	0	1						
Bob Tewksbury, R OBP: 0.229, SLG: 0.242 (4, 1)										1	0	0	0	0	0	1						
Bryan Eversgerd, R OBP: 0.457, SLG: 0.533 (7, PH)										0	0	0	0	0	0	1						
Stan Royer, R OBP: 0.357, SLG: 0.333 (7, 1)										0	0	0	0	0	0	1						
Rob Murphy, L OBP: 0.340, SLG: 0.393 (9, PH)										0	0	0	0	0	0	0						
John Habyan, R OBP: 0.396, SLG: 0.543 (9, PH)										0	0	0	0	0	0	1						
Ray Lankford, L OBP: 0.396, SLG: 0.543 (9, PH)										1	0	0	0	0	0	1						
Inning Stats	R: 1 E: 0 K: 0 S: 7	H: 2 LOB: 0 BB: 0 P: 12	R: 0 E: 0 K: 1 S: 8	H: 0 LOB: 1 BB: 1 P: 16	R: 0 E: 0 K: 1 S: 10	H: 1 LOB: 1 BB: 0 P: 14	R: 0 E: 0 K: 1 S: 9	H: 1 LOB: 1 BB: 0 P: 15	R: 0 E: 0 K: 0 S: 6	H: 1 LOB: 0 BB: 0 P: 10	R: 1 E: 0 K: 0 S: 9	H: 1 LOB: 0 BB: 0 P: 13	R: 0 E: 1 K: 0 S: 7	H: 1 LOB: 1 BB: 0 P: 11	R: 0 E: 0 K: 0 S: 6	H: 1 LOB: 1 BB: 0 P: 7	R: 0 E: 0 K: 1 S: 12	H: 1 LOB: 1 BB: 0 P: 17	1B: 5 2B: 3 3B: 0 HR: 1	SF: 1 SAC: 1 DP: 1 HBP: 0	WP: 0 PB: 0 SB: 0 CS: 0	PA: 36
PITCHER	IP	WLS	BF	H	R	ER	SO	BB	IBB	HBP	BLK	WP	HR	S	P	ERA	WHIP					
Danny Jackson, L ERA: 3.05 (1, 1)	8.0	W	32	8	2	2	3	1	0	0	0	0	1	62	98	2.25	1.125					
Heathcliff Stocumb, R ERA: 2.76 (9, 1)	1.0		4	1	0	0	1	0	0	0	0	0	0	12	17	0.00	1.000					

AB 33
R 2
H 9
RBI 2
BB 1
SO 4
LOB 12



Batter	1	2	3	4	5	6	7	8	9	AB	R	H	RBI	BB	SO	LOB	BOTTOM				
Lenny Dykstra, L OBP: 0.421, SLG: 0.492 (1, 8)										5	0	1	1	0	0	2	St. Louis Cardinals @ Philadelphia Phillies Veterans Stadium, Philadelphia, PA Sun Jun 12 1994, 7:05 PM EDT Att: 48,682 - Unknown - 77 F				
Mickey Morandini, L OBP: 0.362, SLG: 0.353 (1, 4)										3	0	0	0	0	0	2					
John Kruk, L OBP: 0.406, SLG: 0.383 (1, 3)										4	0	1	1	0	1	1					
Darren Daulton, L OBP: 0.372, SLG: 0.545 (1, 2)										4	0	0	0	0	1	3					
Jim Eisenreich, L OBP: 0.384, SLG: 0.410 (1, 9)										4	3	3	0	0	0	0					
Milt Thompson, L OBP: 0.343, SLG: 0.405 (1, 7)										4	1	2	1	0	1	1					
Kim Batiste, R OBP: 0.220, SLG: 0.280 (1, 5)										3	1	1	1	0	1	1					
Kevin Stocker, S OBP: 0.374, SLG: 0.271 (1, 6)										3	2	2	1	1	0	0					
Danny Jackson, R OBP: 0.229, SLG: 0.235 (1, 1)										2	0	0	0	0	1	2					
Tony Longmire, L OBP: 0.254, SLG: 0.292 (8, PH)										1	0	1	2	0	0	0					
Heathcliff Stocumb, R OBP: 0.500, SLG: 0.500 (9, 1)										0	0	0	0	0	0	0					
Inning Stats	R: 0 E: 0 K: 0 S: 5	H: 0 LOB: 0 BB: 0 P: 6	R: 1 E: 0 K: 0 S: 15	H: 3 LOB: 2 BB: 0 P: 22	R: 0 E: 0 K: 0 S: 8	H: 1 LOB: 1 BB: 0 P: 12	R: 4 E: 0 K: 0 S: 13	H: 5 LOB: 2 BB: 0 P: 17	R: 0 E: 0 K: 1 S: 9	H: 0 LOB: 0 BB: 0 P: 9	R: 0 E: 0 K: 1 S: 9	H: 0 LOB: 0 BB: 0 P: 14	R: 0 E: 0 K: 2 S: 9	H: 0 LOB: 0 BB: 0 P: 11	R: 2 E: 0 K: 2 S: 13	H: 2 LOB: 1 BB: 1 P: 26	1B: 8 2B: 3 3B: 0 HR: 0	SF: 1 SAC: 2 DP: 0 HBP: 0	WP: 0 PB: 0 SB: 0 CS: 0	PA: 37	
PITCHER	IP	WLS	BF	H	R	ER	SO	BB	IBB	HBP	BLK	WP	HR	S	P	ERA	WHIP				
Bob Tewksbury, R ERA: 5.18 (1, 1)	3.0	L	16	7	4	4	0	0	0	0	0	0	0	24	33	3.00	0.667				
Bryan Eversgerd, L ERA: 2.76 (4, 1)	3.0		12	2	1	1	1	0	0	0	0	0	0	9	11	0.00	0.000				
Rob Murphy, L ERA: 4.18 (7, 1)	1.0		3	0	0	0	2	0	0	0	0	0	0	13	26	18.00	2.000				
John Habyan, R ERA: 3.58 (8, 1)	1.0		6	2	2	2	2	0	1	0	0	0	0	13	26	18.00	2.000				

AB 33
R 7
H 11
RBI 7
BB 1
SO 5
LOB 12



Batter	1	2	3	4	5	6	7	8	9	AB	R	H	RBI	BB	SO	LOB	TOP										
Lenny Dykstra, L OBP: 0.417, SLG: 0.486 (1, 8)										5	0	1	0	0	2	1	Philadelphia Phillies @ New York Mets Shea Stadium, Flushing, NY Mon Jun 13 1994, 7:05 PM EDT Att: 17,555 - Unknown - 80 F										
Mickey Morandini, L OBP: 0.302, SLG: 0.350 Mariano Duncan, R OBP: 0.329, SLG: 0.427 (1, 4) (9, PH)										4	0	1	0	0	1	1											
Ricky Jordan, R OBP: 0.299, SLG: 0.493 (1, 3)										5	1	0	0	0	0	3											
Darren Daulton, L OBP: 0.366, SLG: 0.535 (1, 2)										4	0	0	0	0	1	3											
Jim Eisenreich, L OBP: 0.387, SLG: 0.409 (1, 9)										3	0	1	1	1	2	0											
Milt Thompson, L OBP: 0.333, SLG: 0.393 (1, 7)										4	0	0	0	0	3	4											
Kim Batiste, R OBP: 0.239, SLG: 0.315 (1, 5)										4	1	3	0	0	0	0											
Kevin Stocker, S OBP: 0.370, SLG: 0.263 (1, 6)										3	0	0	0	1	1	2											
David West, L John Kruk, L Larry Andersen, R Tony Longmire, L Paul Quantlill, L Pete Incaviglia, R (1, 1) (5, PH) (6, PH) (7, PH) (7, 1) (9, PH)										1	0	0	0	0	0	0											
Inning Stats	R: 0 E: 0 K: 2 S: 11	H: 0 LOB: 0 BB: 0 P: 17	R: 0 E: 0 K: 2 S: 7	H: 0 LOB: 0 BB: 0 P: 8	R: 0 E: 0 K: 0 S: 6	H: 1 LOB: 0 BB: 0 P: 9	R: 0 E: 0 K: 0 S: 8	H: 0 LOB: 0 BB: 0 P: 11	R: 0 E: 0 K: 1 S: 8	H: 2 LOB: 1 BB: 0 P: 15	R: 1 E: 1 K: 1 S: 15	H: 2 LOB: 3 BB: 1 P: 25	R: 0 E: 1 K: 3 S: 16	H: 1 LOB: 3 BB: 1 P: 26	R: 1 E: 0 K: 1 S: 20	H: 3 LOB: 2 BB: 0 P: 31		1B: 6 2B: 3 3B: 0 HR: 0	SF: 0 SAC: 0 DP: 1 HBP: 0	WP: 0 PB: 0 SB: 0 CS: 0	PA: 39						
PITCHER	IP	WLS	BF	H	R	ER	SO	BB	IBB	HBP	BLK	WP	HR	S	P	ERA	WHIP										
Bret Saberhagen, R ERA: 3.55 Josias Manzanillo, R ERA: 2.76 John Franco, L ERA: 2.89	(1, 1) (8, 1) (9, 1)	7.0 1.0 1.0	W 6 S	27 6 6	5 1 3	2 0 1	1 0 1	6 3 1	1 0 0	0 0 0	0 0 0	0 0 0	0 0 0	65 16 20	94 26 31	1.29 0.00 9.00	0.857 2.000 3.000										


Batter	1	2	3	4	5	6	7	8	9	AB	R	H	RBI	BB	SO	LOB	BOTTOM										
Jose Vizcaino, S OBP: 0.352, SLG: 0.361 Josias Manzanillo, R John Franco, L (1, 6) (8, 1) (9, 1)										3	0	2	0	0	0	0	Philadelphia Phillies @ New York Mets Shea Stadium, Flushing, NY Mon Jun 13 1994, 7:05 PM EDT Att: 17,555 - Unknown - 80 F										
Kelly Stinnett, R OBP: 0.350, SLG: 0.385 Todd Hundley, S OBP: 0.288, SLG: 0.489 (1, 2) (7, PH) (8, 2)										1	0	0	1	1	1	0											
Kevin McReynolds, R OBP: 0.319, SLG: 0.416 John Cangelosi, S OBP: 0.363, SLG: 0.274 (1, 7) (3, 7)										1	0	0	0	0	0	0											
Bobby Bonilla, S OBP: 0.396, SLG: 0.519 (1, 5)										4	0	0	0	0	0	3											
Jeff Kent, R OBP: 0.354, SLG: 0.529 (1, 4)										4	1	1	0	0	0	0											
David Segui, S OBP: 0.329, SLG: 0.437 (1, 3)										4	1	2	0	0	0	1											
Jim Lindeman, R OBP: 0.333, SLG: 0.444 Joe Orsulak, L OBP: 0.317, SLG: 0.380 (1, 9) (6, PH) (7, 9)										2	0	0	0	0	2	1											
Ryan Thompson, R OBP: 0.325, SLG: 0.522 (1, 8)										3	1	1	1	1	2	0											
Bret Saberhagen, R OBP: 0.235, SLG: 0.194 Fernando Vina, L OBP: 0.418, SLG: 0.368 (1, 1) (7, PH) (8, 6)										1	1	1	0	0	0	0											
Inning Stats	R: 0 E: 0 K: 1 S: 6	H: 0 LOB: 0 BB: 0 P: 8	R: 0 E: 0 K: 1 S: 10	H: 1 LOB: 1 BB: 0 P: 13	R: 1 E: 0 K: 2 S: 11	H: 2 LOB: 1 BB: 0 P: 15	R: 0 E: 0 K: 0 S: 5	H: 0 LOB: 0 BB: 0 P: 13	R: 1 E: 1 K: 1 S: 12	H: 1 LOB: 3 BB: 3 P: 28	R: 1 E: 1 K: 1 S: 8	H: 1 LOB: 0 BB: 0 P: 10	R: 0 E: 0 K: 0 S: 8	H: 0 LOB: 1 BB: 0 P: 13	R: 1 E: 0 K: 0 S: 6	H: 2 LOB: 2 BB: 1 P: 12		1B: 6 2B: 1 3B: 0 HR: 0	SF: 1 SAC: 2 DP: 1 HBP: 1	WP: 0 PB: 0 SB: 0 CS: 0	PA: 36						
PITCHER	IP	WLS	BF	H	R	ER	SO	BB	IBB	HBP	BLK	WP	HR	S	P	ERA	WHIP										
David West, L ERA: 2.91 Larry Andersen, R ERA: 4.41 Paul Quantlill, R ERA: 3.18	(1, 1) (6, 1) (7, 1)	5.0 1.0 2.0	L 4 10	22 4 2	1 1 2	2 0 1	2 1 0	5 2 1	3 0 1	0 0 1	0 0 0	0 0 0	0 0 0	8 8 14	10 10 25	0.00 0.00 4.50	1.000 1.000 1.000										




Batter	1	2	3	4	5	6	7	8	9	AB	R	H	RBI	BB	SO	LOB	TOP		
Billy Hatcher, R OBP: 0.294, SLG: 0.331 (1, 8)										3	0	1	0	1	0	0	Philadelphia Phillies @ New York Mets Shea Stadium, Flushing, NY Tue Jun 14 1994, 7:05 PM EDT Att: 17,914 - Unknown - 85 F		
Mariano Duncan, R OBP: 0.328, SLG: 0.424 (1, 4)										4	1	1	0	0	1	2			
John Kruk, L OBP: 0.406, SLG: 0.420 Doug Jones, R OBP: 1.000, SLG: 1.000 (8, 1)										4	1	1	1	0	1	2			
Darren Daulton, L OBP: 0.368, SLG: 0.532 (1, 2)										3	0	1	1	1	0	0			
Jim Eisenreich, L OBP: 0.378, SLG: 0.399 (1, 9)										4	0	0	0	0	2	3			
Mitt Thompson, L OBP: 0.331, SLG: 0.388 (1, 7)											4	1	1	0	0	2		0	
Kim Batiste, R OBP: 0.239, SLG: 0.313 Tom Quinlan, R OBP: 0.294, SLG: 0.387 (9, 5)										4	0	1	1	0	1	0			
Kevin Stocker, S OBP: 0.366, SLG: 0.262 (1, 6)										4	0	1	0	0	2	0			
Bobby Munoz, R OBP: 0.111, SLG: 0.111 Tony Longmire, L OBP: 0.255, SLG: 0.290 Heathcliff Slocumb, R OBP: 0.500, SLG: 0.500 Ricky Jordan, R OBP: 0.299, SLG: 0.493 Mickey Morandini, L OBP: 0.362, SLG: 0.350 (7, PH)										2	0	0	0	0	1	0			
Inning Stats	R: 0 H: 1 E: 0 K: 2 S: 12	H: 1 R: 0 ER: 0 LOB: 2 BB: 1 P: 21	R: 0 H: 0 E: 0 K: 3 S: 9	H: 0 R: 0 ER: 0 LOB: 0 BB: 0 P: 11	R: 0 H: 0 E: 0 K: 1 S: 11	H: 0 R: 0 ER: 0 LOB: 0 BB: 0 P: 15	R: 0 H: 0 E: 0 K: 1 S: 8	H: 0 R: 0 ER: 0 LOB: 0 BB: 1 P: 10	R: 0 H: 0 E: 0 K: 1 S: 7	R: 2 H: 4 E: 1 K: 1 S: 15	H: 4 R: 0 ER: 0 LOB: 2 BB: 0 P: 21	R: 1 H: 2 E: 0 K: 0 S: 6	H: 2 R: 0 ER: 0 LOB: 1 BB: 0 P: 11	R: 0 H: 0 E: 0 K: 1 S: 8	H: 0 R: 0 ER: 0 LOB: 0 BB: 0 P: 10	1B: 5 2B: 1 3B: 0 HR: 1		SF: 0 SAC: 0 DP: 0 HBP: 0	WP: 0 PB: 0 SB: 0 CS: 1
PITCHER	IP WLS BF H R ER SO BB IBB HBP BLK WP HR S P ERA WHIP																		
Dwight Gooden, R ERA: 6.43 Roger Mason, R ERA: 3.62 (1, 1)	7.0 L 27 5 2 2 10 2 0 0 0 0 0 1 70 103 2.57 1.000																		
PITCHER	IP WLS BF H R ER SO BB IBB HBP BLK WP HR S P ERA WHIP																		

Batter	1	2	3	4	5	6	7	8	9	AB	R	H	RBI	BB	SO	LOB	BOTTOM		
Fernando Vina, L OBP: 0.405, SLG: 0.370 (1, 6)											5	1	1	0	0	1	4		
Todd Hundley, S OBP: 0.285, SLG: 0.476 (1, 2)											4	0	0	0	1	1	2		
Joe Orsulak, L OBP: 0.321, SLG: 0.381 (1, 9)										2	1	1	1	1	0	0			
Bobby Bonilla, S OBP: 0.394, SLG: 0.512 (1, 5)										3	0	0	0	1	0	3			
Jeff Kent, R OBP: 0.352, SLG: 0.524 (1, 4)										4	0	1	0	0	2	0			
David Segui, S OBP: 0.328, SLG: 0.433 (1, 3)										4	0	1	1	0	1	2			
Shawn Hare, L OBP: 0.375, SLG: 0.455 (1, 7)										4	0	2	0	0	1	3			
Ryan Thompson, R OBP: 0.324, SLG: 0.522 (1, 8)										4	0	1	0	0	1	3			
Dwight Gooden, R OBP: 0.143, SLG: 0.143 John Cangelosi, S OBP: 0.360, SLG: 0.271 Roger Mason, R (8, 1)	6.0 W 23 4 1 1 5 2 0 0 0 0 0 0 52 85 1.50 1.000																		
John Cangelosi, S ERA: 2.89 Jim Lindeman, R OBP: 0.347, SLG: 0.444 Tim Bogar, R (9, PR)	1.1 S 9 3 1 1 2 1 0 0 0 0 0 0 22 32 6.75 3.000																		
Inning Stats	R: 1 H: 1 E: 0 K: 0 S: 7	H: 1 R: 0 ER: 0 LOB: 1 BB: 0 P: 11	R: 0 H: 1 E: 0 K: 1 S: 14	H: 1 R: 0 ER: 0 LOB: 3 BB: 2 P: 31	R: 0 H: 1 E: 0 K: 2 S: 12	H: 1 R: 0 ER: 0 LOB: 1 BB: 0 P: 21	R: 0 H: 0 E: 0 K: 1 S: 6	H: 0 R: 0 ER: 0 LOB: 0 BB: 0 P: 9	R: 0 H: 0 E: 0 K: 0 S: 4	R: 0 H: 1 E: 1 K: 1 S: 12	H: 1 R: 0 ER: 0 LOB: 2 BB: 0 P: 16	R: 1 H: 2 E: 0 K: 2 S: 14	H: 2 R: 0 ER: 0 LOB: 1 BB: 1 P: 20	R: 0 H: 0 E: 0 K: 1 S: 8	H: 0 R: 0 ER: 0 LOB: 1 BB: 1 P: 14	1B: 5 2B: 2 3B: 0 HR: 0	SF: 1 SAC: 0 DP: 0 HBP: 0	WP: 0 PB: 0 SB: 0 CS: 0	PA: 38
PITCHER	IP WLS BF H R ER SO BB IBB HBP BLK WP HR S P ERA WHIP																		
Bobby Munoz, R ERA: 2.89 Heathcliff Slocumb, R ERA: 2.89 Doug Jones, R ERA: 1.93 (7, 1)	1.1 S 9 3 1 1 2 1 0 0 0 0 0 0 22 32 6.75 3.000																		
PITCHER	IP WLS BF H R ER SO BB IBB HBP BLK WP HR S P ERA WHIP																		

AB 33
R 3
H 7
RBI 3
BB 2
SO 11
LOB 9



AB 33
R 2
H 7
RBI 2
BB 4
SO 9
LOB 20



livebaseballscores.com

livebaseballscores.com

Batter	1	2	3	4	5	6	7	8	9	AB	R	H	RBI	BB	SO	LOB	TOP					
Billy Hatcher, R OBP: 0.298, SLG: 0.335 (1, 8)										4	0	2	0	0	0	2	Philadelphia Phillies @ New York Mets Shea Stadium, Flushing, NY Wed Jun 15 1994, 7:05 PM EDT Att: 18,397 - Unknown - 83 F					
Mariano Duncan, R OBP: 0.323, SLG: 0.416 (1, 4)										4	0	0	0	0	0	2						
John Kruk, L OBP: 0.394, SLG: 0.495 (1, 3)										4	0	0	0	0	0	1						
Darren Daulton, L OBP: 0.362, SLG: 0.523 (1, 2)										4	0	0	0	0	1	1						
Jim Eisenreich, L OBP: 0.372, SLG: 0.392 (1, 9)										3	0	0	0	0	0	0						
Milt Thompson, L OBP: 0.331, SLG: 0.387 (1, 7)										3	0	1	0	0	0	0						
Kim Batiste, R OBP: 0.233, SLG: 0.305 (1, 5)										3	0	0	0	0	0	1						
Kevin Stocker, S OBP: 0.357, SLG: 0.255 (1, 6)										3	0	0	0	0	0	1						
Mike Williams, R OBP: 0.091, SLG: 0.182 (8, PH)										2	0	0	0	0	1	0						
Lenny Dykstra, L OBP: 0.419, SLG: 0.488 (8, PR)										1	0	1	0	0	0	0						
Tony Longmire, L OBP: 0.255, SLG: 0.280 (8, 1)										0	0	0	0	0	0	0						
Larry Andersen, R (8, 1)										0	0	0	0	0	0	0						
Inning Stats	R: 0 H: 1 E: 0 K: 1 S: 11	H: 1 LOB: 1 BB: 0 P: 18	R: 0 H: 0 E: 0 K: 0 S: 4	H: 0 LOB: 0 BB: 0 P: 5	R: 0 H: 0 E: 0 K: 0 S: 9	H: 0 LOB: 0 BB: 0 P: 14	R: 0 H: 0 E: 0 K: 0 S: 4	H: 0 LOB: 0 BB: 0 P: 6	R: 0 H: 0 E: 0 K: 0 S: 8	H: 0 LOB: 0 BB: 0 P: 11	R: 0 H: 1 E: 0 K: 1 S: 12	H: 1 LOB: 1 BB: 0 P: 14	R: 0 H: 0 E: 0 K: 0 S: 10	H: 0 LOB: 0 BB: 0 P: 16	R: 0 H: 2 E: 0 K: 0 S: 12	H: 2 LOB: 2 BB: 0 P: 17	R: 0 H: 0 E: 0 K: 0 S: 5	H: 0 LOB: 0 BB: 0 P: 7	1B: 4 2B: 0 3B: 0 HR: 0	SF: 0 SAC: 0 DP: 0 HBP: 0	WP: 0 PB: 0 SB: 0 CS: 0	PA: 31
PITCHER	IP	WLS	BF	H	R	ER	SO	BB	IBB	HBP	BLK	WP	HR	S	P	ERA	WHIP					
Bobby Jones, R ERA: 3.15 (1, 1)	8.0	W	28	4	0	0	2	0	0	0	1	0	0	70	101	0.00	0.500					
John Franco, L ERA: 2.79 (9, 1)	1.0	S	3	0	0	0	0	0	0	0	0	0	0	5	7	0.00	0.000					

AB	31
R	0
H	4
RBI	0
BB	0
SO	2
LOB	8



Batter	1	2	3	4	5	6	7	8	9	AB	R	H	RBI	BB	SO	LOB	BOTTOM				
Fernando Vina, L OBP: 0.391, SLG: 0.355 (1, 6)										3	0	0	0	0	1	1	Philadelphia Phillies @ New York Mets Shea Stadium, Flushing, NY Wed Jun 15 1994, 7:05 PM EDT Att: 18,397 - Unknown - 83 F				
John Franco, L (9, 1)										0	0	0	0	0	0	0					
Todd Hundley, S OBP: 0.292, SLG: 0.480 (1, 2)										3	0	2	1	0	0	0					
Joe Orsulak, L OBP: 0.316, SLG: 0.374 (1, 9)										3	0	0	0	0	1	2					
Bobby Bonilla, S OBP: 0.393, SLG: 0.509 (1, 5)										3	0	1	0	0	2	0					
Jeff Kent, R OBP: 0.352, SLG: 0.522 (1, 4)										3	0	1	0	0	0	1					
David Segui, S OBP: 0.332, SLG: 0.436 (1, 3)										3	0	2	0	0	0	0					
Shawn Hare, L OBP: 0.333, SLG: 0.490 (1, 7)										3	0	0	0	0	0	4					
Ryan Thompson, R OBP: 0.319, SLG: 0.513 (1, 8)										3	0	0	0	0	0	0					
Bobby Jones, R OBP: 0.103, SLG: 0.138 (1, 1)										2	1	1	0	0	0	0					
Jose Vizcaino, S OBP: 0.350, SLG: 0.359 (8, 6)										1	0	0	0	0	0	0					
Inning Stats	R: 0 H: 1 E: 0 K: 1 S: 9	H: 2 LOB: 1 BB: 0 P: 15	R: 0 H: 1 E: 0 K: 0 S: 5	H: 1 LOB: 0 BB: 0 P: 7	R: 0 H: 0 E: 0 K: 2 S: 9	H: 0 LOB: 0 BB: 0 P: 16	R: 0 H: 0 E: 0 K: 0 S: 7	H: 0 LOB: 0 BB: 0 P: 12	R: 1 H: 1 E: 1 K: 0 S: 13	H: 1 LOB: 1 BB: 0 P: 18	R: 0 H: 2 E: 0 K: 1 S: 8	H: 2 LOB: 1 BB: 0 P: 11	R: 0 H: 0 E: 0 K: 0 S: 8	H: 0 LOB: 0 BB: 0 P: 13	1B: 7 2B: 0 3B: 0 HR: 0	SF: 0 SAC: 1 DP: 4 HBP: 0	WP: 0 PB: 0 SB: 0 CS: 0	PA: 28			
PITCHER	IP	WLS	BF	H	R	ER	SO	BB	IBB	HBP	BLK	WP	HR	S	P	ERA	WHIP				
Mike Williams, R ERA: 4.56 (1, 1)	7.0	L	25	7	1	0	4	0	0	0	0	0	0	59	92	0.00	1.000				
Larry Andersen, R ERA: 4.15 (8, 1)	1.0		3	0	0	0	0	0	0	0	0	0	0	8	13	0.00	0.000				



Batter	1	2	3	4	5	6	7	8	9	AB	R	H	RBI	BB	SO	LOB	TOP								
Billy Hatcher, R OBP: 0.304, SLG: 0.361 (1, 8)	G3	E2 1-3 2-H		SF8		FC4-6 1B 1-2			K	5	2	3	2	0	1	0									
Mariano Duncan, R OBP: 0.335, SLG: 0.439 Tom Quinlan, R OBP: 0.294, SLG: 0.387 (1, 5) (8, 5)										3	0	2	2	2	0	1									
John Kruk, L OBP: 0.401, SLG: 0.411 (1, 3)	G4-6-3 1-2	L6		K		FC4-6 HBP 2B 1-2 2-3 3-H				5	1	1	1	0	1	6									
Pete Incaviglia, R OBP: 0.289, SLG: 0.497 (1, 7)										5	1	1	0	0	2	5									
Darren Daulton, L OBP: 0.377, SLG: 0.549 Todd Pratt, R OBP: 0.194, SLG: 0.172 (1, 2) (6, 2)										3	3	2	2	0	1	0									
Tony Longmire, L OBP: 0.270, SLG: 0.298 (1, 9)										4	0	1	3	0	0	1									
Kevin Stocker, S OBP: 0.369, SLG: 0.265 (1, 6)										5	1	1	0	0	0	2									
Mickey Morandini, L OBP: 0.368, SLG: 0.370 (1, 4)										4	3	2	0	1	0	0									
Bobby Munoz, R OBP: 0.308, SLG: 0.308 Ricky Jordan, R OBP: 0.296, SLG: 0.487 Heathcliff Slocumb, R OBP: 0.500, SLG: 0.500 (1, 1) (9, PH) (9, 1)										4	2	3	2	0	0	0									
Inning Stats	R: 0 E: 0 K: 0 S: 2	H: 0 LOB: 0 BB: 1 P: 6	R: 5 E: 1 K: 0 S: 8	H: 5 LOB: 1 BB: 1 P: 12	R: 0 E: 0 K: 1 S: 5	H: 0 LOB: 0 BB: 0 P: 5	R: 2 E: 0 K: 1 S: 8	H: 3 LOB: 2 BB: 1 P: 12	R: 1 E: 0 K: 0 S: 4	H: 1 LOB: 0 BB: 0 P: 4	R: 4 E: 0 K: 1 S: 9	H: 4 LOB: 1 BB: 0 P: 10	R: 0 E: 0 K: 0 S: 4	H: 1 LOB: 1 BB: 0 P: 4	R: 0 E: 0 K: 2 S: 8	H: 1 LOB: 1 BB: 0 P: 8	R: 1 E: 0 K: 1 S: 6	H: 1 LOB: 0 BB: 0 P: 6	1B: 10 2B: 4 3B: 1 HR: 1	SF: 1 SAC: 1 DP: 1 HBP: 1	WP: 0 PB: 0 SB: 0 CS: 0	PA: 46			
PITCHER	IP	WLS	BF	H	R	ER	SO	BB	IBB	HBP	BLK	WP	HR	S	P	ERA	WHIP								
Jeff Fassero, L ERA: 3.15 Joey Eischen, L ERA: 54.0 Gil Heredia, R ERA: 3.96 John Wetteland, R ERA: 3.22 (1, 1) (6, 1) (6, 1) (9, 1)	5.0	L	26	9	8	8	2	2	1	0	0	0	1	27	39	14.40	2.200								

Philadelphia Phillies @ Montreal Expos
Olympic Stadium, Montreal, QB
Sun Jun 19 1994, 7:05 PM EDT
Att: 15,092 - Dome

AB 40
R 13
H 16
RBI 13
BB 3
SO 6
LOB 16



Batter	1	2	3	4	5	6	7	8	9	AB	R	H	RBI	BB	SO	LOB	BOTTOM								
Marquis Grissom, R OBP: 0.352, SLG: 0.421 Lou Frazier, S OBP: 0.437, SLG: 0.393 (1, 8) (8, 8)	P6		P4		L8		F9			4	0	0	0	0	0	0									
Cliff Floyd, L OBP: 0.335, SLG: 0.394 (1, 3) (9, 9)	K									4	0	2	0	0	1	0									
Moises Alou, R OBP: 0.419, SLG: 0.595 (1, 7) (6, 9)										3	0	3	0	1	0	0									
John Wetteland, R OBP: 0.250, SLG: 0.250 (9, 1)										0	0	0	0	0	0	0									
Larry Walker, L OBP: 0.388, SLG: 0.526 Gil Heredia, R OBP: 0.500, SLG: 0.500 Freddie Benavides, R OBP: 0.264, SLG: 0.333 (1, 9) (6, 1) (8, PH) (9, 3)	G1-3		F5		F7					3	0	0	0	0	0	4									
Darrin Fletcher, L OBP: 0.351, SLG: 0.444 Tim Spehr, R OBP: 0.276, SLG: 0.308 (1, 2) (7, 2)										3	0	0	0	0	1	0									
Wil Cordero, R OBP: 0.359, SLG: 0.450 (1, 6)										4	0	2	0	0	0	0									
Juan Bell, R OBP: 0.354, SLG: 0.375 (1, 4)										4	0	0	0	0	3	2									
Sean Berry, R OBP: 0.350, SLG: 0.406 (1, 5)										4	0	1	0	0	1	1									
Jeff Fassero, L OBP: 0.088, SLG: 0.121 Joey Eischen, L ERA: 2.13 Rondell White, R OBP: 0.238, SLG: 0.286 (1, 1) (6, 1) (6, 7)										2	0	0	0	0	1	2									
Inning Stats	R: 0 E: 0 K: 1 S: 6	H: 1 LOB: 1 BB: 0 P: 6	R: 0 E: 0 K: 1 S: 6	H: 1 LOB: 0 BB: 0 P: 6	R: 0 E: 0 K: 0 S: 5	H: 2 LOB: 2 BB: 0 P: 5	R: 0 E: 0 K: 3 S: 11	H: 2 LOB: 2 BB: 0 P: 11	R: 0 E: 0 K: 0 S: 4	H: 1 LOB: 1 BB: 0 P: 4	R: 0 E: 0 K: 1 S: 5	H: 0 LOB: 0 BB: 0 P: 5	R: 0 E: 0 K: 0 S: 3	H: 0 LOB: 0 BB: 0 P: 3	R: 0 E: 0 K: 0 S: 3	H: 1 LOB: 1 BB: 1 P: 7	R: 0 E: 0 K: 1 S: 5	H: 0 LOB: 0 BB: 0 P: 5	1B: 6 2B: 2 3B: 0 HR: 0	SF: 0 SAC: 0 DP: 1 HBP: 0	WP: 0 PB: 0 SB: 0 CS: 0	PA: 35			
PITCHER	IP	WLS	BF	H	R	ER	SO	BB	IBB	HBP	BLK	WP	HR	S	P	ERA	WHIP								
Bobby Munoz, R ERA: 2.98 Heathcliff Slocumb, R ERA: 2.98 (1, 1) (9, 1)	8.0	W	32	8	0	0	6	1	0	0	0	0	0	43	47	0.00	1.125								

Philadelphia Phillies @ Montreal Expos
Olympic Stadium, Montreal, QB
Sun Jun 19 1994, 7:05 PM EDT
Att: 15,092 - Dome

AB 34
R 0
H 8
RBI 0
BB 1
SO 7
LOB 12



Batter	1	2	3	4	5	6	7	8	9	AB	R	H	RBI	BB	SO	LOB	TOP					
Billy Hatcher, R OBP: 0.307, SLG: 0.378 (1, 8)	1-2 L1-3 1B		0-0 HR		1-2 G3		1-0 G4-3		1-2 F8	5	1	2	1	0	0	1	Philadelphia Phillies @ Pittsburgh Pirates Three Rivers Stadium, Pittsburgh, PA Tue Jun 21 1994, 7:05 PM EDT Att: 19,568 - Unknown - 76 F					
Kevin Stocker, S OBP: 0.379, SLG: 0.283 (1, 6)	0-2 L1-3		1-1 1B		0-1 1B		4-2 BB			3	0	2	0	1	0	1						
Ricky Jordan, R OBP: 0.294, SLG: 0.481 (1, 3)	1-1 G6-3		0-2 1B		1-1 F8		1-0 F8			4	0	1	0	0	0	2						
Darren Daulton, L OBP: 0.379, SLG: 0.552 (1, 2)		2-0 G3	3-3 K		3-2 1B			0-1 F8		4	0	2	0	0	1	2						
Pete Incaviglia, R OBP: 0.288, SLG: 0.486 (1, 7)		4-1 G3	1-3 K		2-1 F8			1-0 L8		3	0	0	0	1	1	4						
Tony Longmire, L OBP: 0.254, SLG: 0.279 (1, 9)		2-2 G3	2-3 K			0-1 F7		1-0 F8		4	0	0	0	0	1	4						
Kim Batiste, R OBP: 0.234, SLG: 0.303 (1, 5)		1-0 P9		0-2 G4-3		0-2 L5-3		0-0 B1-3		4	0	1	0	0	0	2						
Mickey Morandini, L OBP: 0.371, SLG: 0.377 (1, 4)		4-0 BB		2-2 G4-3		0-1 L5-3		1-1 2B		3	0	1	0	1	0	1						
Shawn Boskie, R OBP: 0.261, SLG: 0.300 (1, 1)		1-3 K		0-2 G3			0-0 G3		3-3 K	2	0	0	0	0	1	3						
Toby Borland, R (4, 1)										0	0	0	0	0	0	0						
Jim Eisenreich, L OBP: 0.366, SLG: 0.385 (7, PH)										1	0	0	0	0	0	0						
Paul Quantrill, L (7, 1)										0	0	0	0	0	0	0						
Tom Quinlan, R OBP: 0.285, SLG: 0.375 (9, PH)										1	0	0	0	0	1	1						
Inning Stats	R: 0 E: 0 K: 0 S: 8	H: 1 LOB: 0 BB: 0 P: 10	R: 0 E: 0 K: 1 S: 10	H: 1 LOB: 3 BB: 2 P: 24	R: 1 E: 0 K: 3 S: 16	H: 3 LOB: 2 BB: 0 P: 23	R: 0 E: 0 K: 0 S: 10	H: 0 LOB: 0 BB: 0 P: 12	R: 0 E: 0 K: 0 S: 12	H: 2 LOB: 2 BB: 0 P: 19	R: 0 E: 0 K: 0 S: 7	H: 1 LOB: 0 BB: 0 P: 7	R: 0 E: 0 K: 0 S: 5	H: 0 LOB: 1 BB: 1 P: 11	R: 0 E: 0 K: 0 S: 4	H: 0 LOB: 0 BB: 0 P: 6	R: 0 E: 0 K: 1 S: 12	H: 1 LOB: 1 BB: 0 P: 17	1B: 5 2B: 5 3B: 0 HR: 1	SF: 0 SAC: 0 DP: 2 HBP: 0	WP: 0 PB: 0 SB: 0 CS: 0	PA: 37
PITCHER Steve Cooke, L ERA: 4.66 (1, 1)	IP: 9.0 WLS: W BF: 37 H: 9 R: 1 ER: 1 SO: 5 BB: 3 IBB: 0 HBP: 0 BLK: 0 WP: 0 HR: 1 S: 84 P: 129 ERA: 1.00 WHIP: 1.333															PITCHER						

AB	34
R	1
H	9
RBI	1
BB	3
SO	5
LOB	21



Batter	1	2	3	4	5	6	7	8	9	AB	R	H	RBI	BB	SO	LOB	BOTTOM						
Carlos Garcia, R OBP: 0.309, SLG: 0.346 (1, 4)	0-2 G5-3	1-2 F8		1-3 K			1-0 G4-3			4	0	0	0	0	1	1	Philadelphia Phillies @ Pittsburgh Pirates Three Rivers Stadium, Pittsburgh, PA Tue Jun 21 1994, 7:05 PM EDT Att: 19,568 - Unknown - 76 F						
Jay Bell, R OBP: 0.317, SLG: 0.411 (1, 6)	1-2 E5	0-2 F8		4-0 G4-6-3			0-1 G5-4-3			3	1	1	0	1	0	1							
Orlando Merced, S OBP: 0.378, SLG: 0.422 (1, 9)	2-2 CI	3-1 1B		1-1 G4-6-3			0-1 G5-4-3			3	1	1	0	0	0	2							
Dave Clark, L OBP: 0.385, SLG: 0.488 (1, 7)	1-2 HR	0-0 L3			1-1 G4-3			1-2 2B		4	2	2	3	0	0	2							
Brian Hunter, R OBP: 0.315, SLG: 0.490 (1, 3)	1-2 SF7		1-1 P4		0-0 G4-3			1-1 G4-3		4	1	2	1	0	0	0							
Kevin Young, R OBP: 0.279, SLG: 0.348 (8, PR) (9, 3)								1-1 2B		0	0	0	0	0	0	0							
Al Martin, L OBP: 0.390, SLG: 0.476 (1, 8)	3-1 E9		4-1 CS		1-0 G4-3			1-0 G4-3		3	0	1	0	1	0	1							
Jeff King, R OBP: 0.330, SLG: 0.385 (1, 5)	1-2 SF7		1-2 BB			1-3 K		0-0 G6-3		3	1	1	1	0	1	2							
Don Slaught, R OBP: 0.388, SLG: 0.313 (1, 2)	3-2 G3-1		0-0 HR		1-1 G5-3			4-0 IBB		3	1	1	2	1	0	1							
Steve Cooke, R OBP: 0.241, SLG: 0.241 (1, 1)		0-0 1B	2-3 K		0-2 G1			1-1 L8		4	0	1	0	0	1	3							
Inning Stats	R: 4 E: 3 K: 0 S: 27	H: 3 LOB: 1 BB: 0 P: 39	R: 0 E: 0 K: 0 S: 15	H: 2 LOB: 0 BB: 0 P: 19	R: 2 E: 0 K: 1 S: 10	H: 2 LOB: 0 BB: 1 P: 18	R: 0 E: 0 K: 1 S: 5	H: 0 LOB: 0 BB: 1 P: 11	R: 0 E: 0 K: 0 S: 4	H: 0 LOB: 0 BB: 0 P: 6	R: 0 E: 0 K: 1 S: 8	H: 0 LOB: 0 BB: 0 P: 10	R: 0 E: 0 K: 0 S: 5	H: 1 LOB: 0 BB: 0 P: 6	R: 1 E: 0 K: 0 S: 9	H: 2 LOB: 3 BB: 1 P: 17	1B: 7 2B: 1 3B: 0 HR: 2	SF: 1 SAC: 0 DP: 2 HBP: 0	WP: 0 PB: 0 SB: 0 CS: 1	PA: 36			
PITCHER Shawn Boskie, R ERA: 4.9 (1, 1)	IP: 3.0 WLS: L BF: 18 H: 7 R: 6 ER: 3 SO: 1 BB: 1 IBB: 0 HBP: 0 BLK: 0 WP: 0 HR: 2 S: 52 P: 76 ERA: 9.00 WHIP: 2.667															PITCHER							
Toby Borland, R ERA: 1.59 (4, 1)	3.0	9	0	0	0	2	1	0	0	0	0	0	0	0	0	0	0	0	0	17	27	0.00	0.333
Paul Quantrill, R ERA: 3.38 (7, 1)	2.0	9	3	1	1	0	0	1	0	0	0	0	0	0	0	0	0	0	0	14	23	4.50	1.500

AB	31
R	7
H	10
RBI	7
BB	3
SO	3
LOB	13



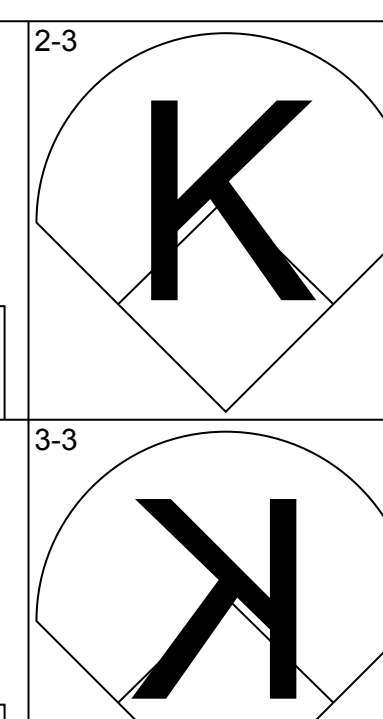
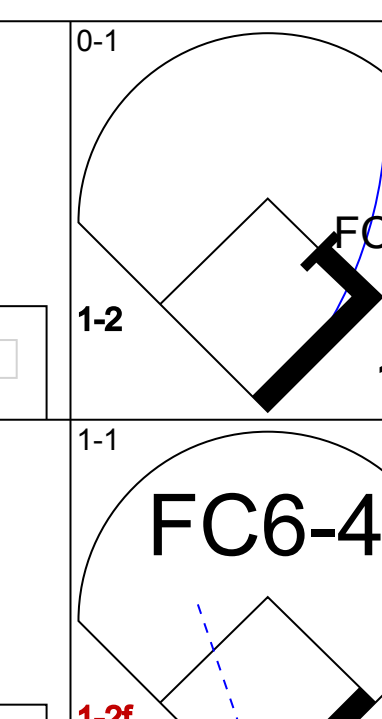
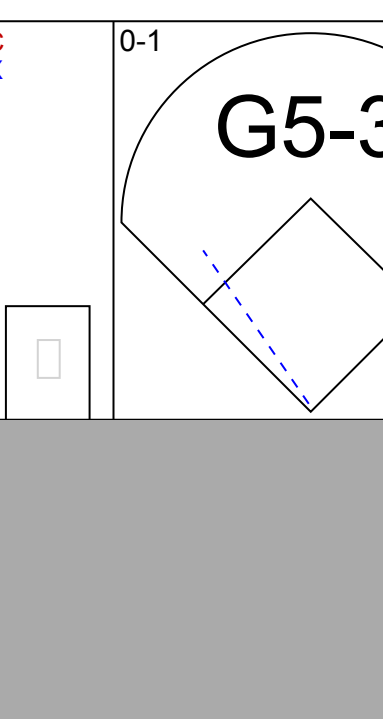
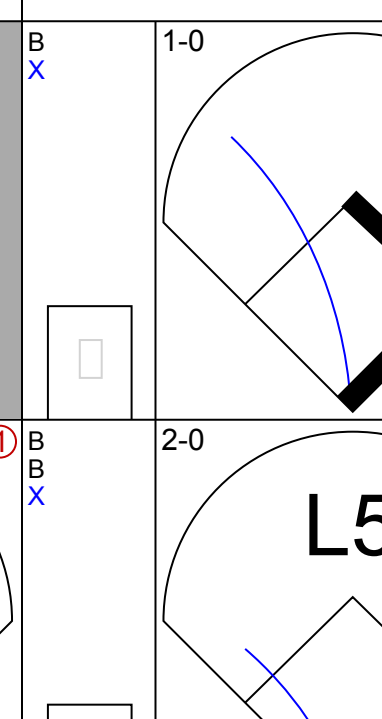
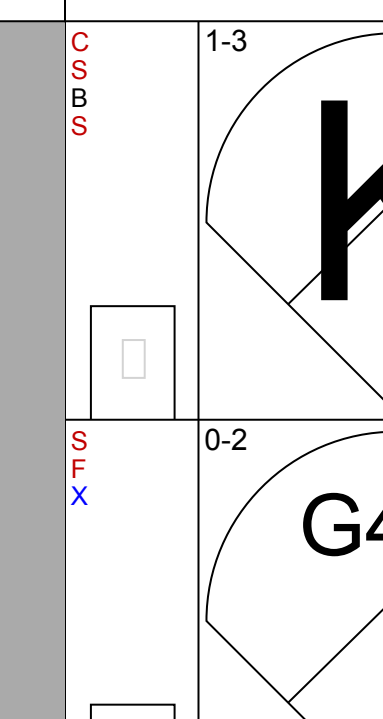
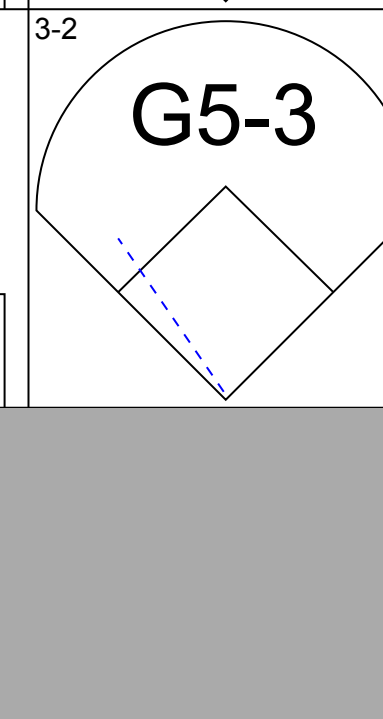

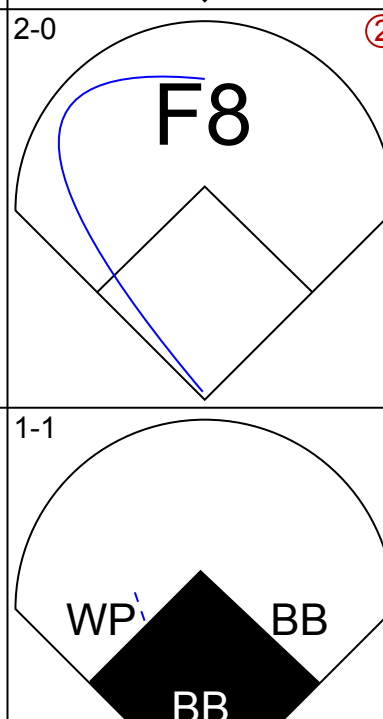
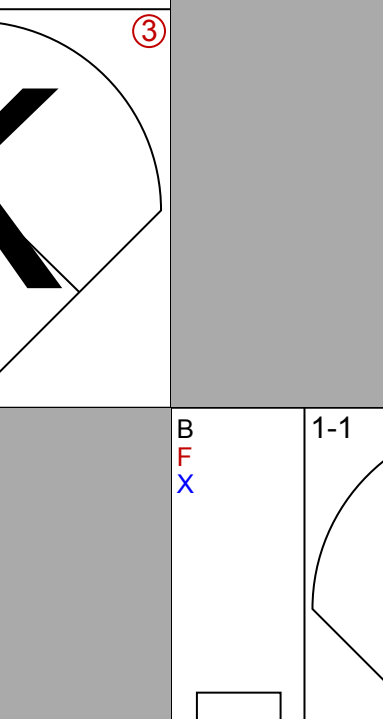


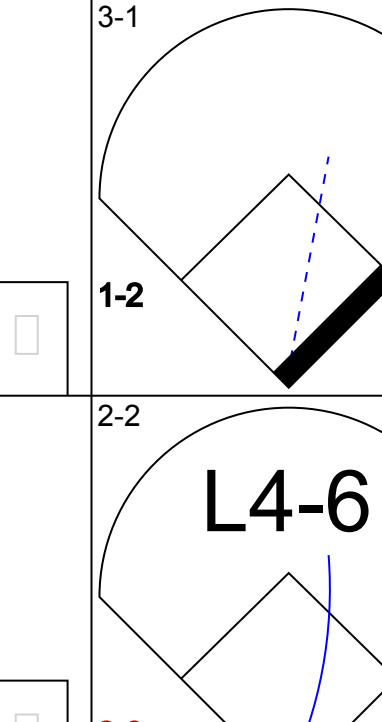
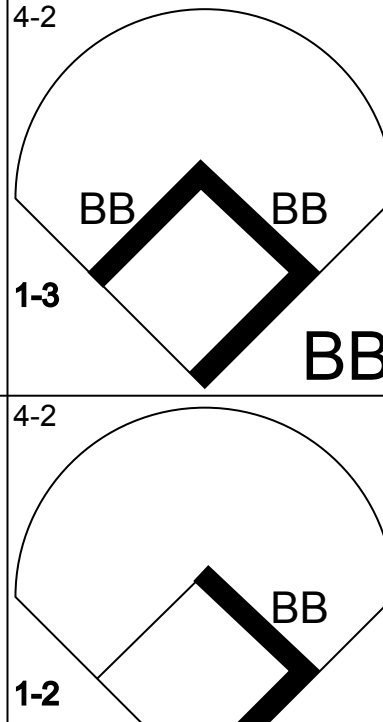

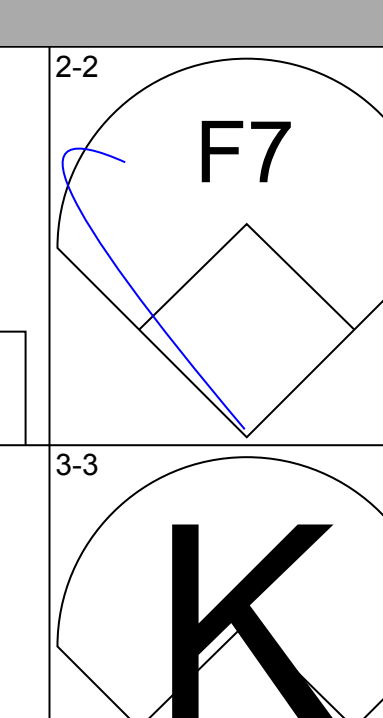
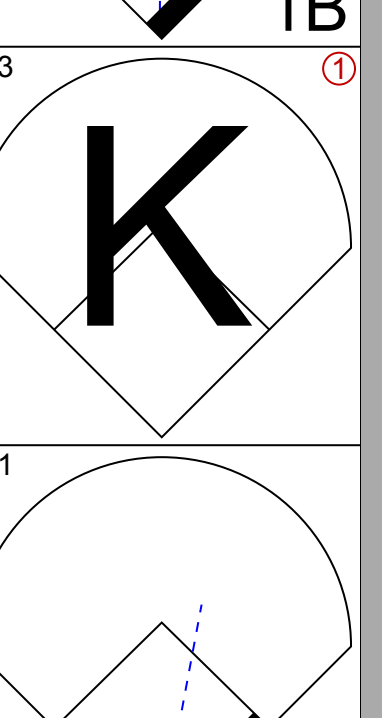
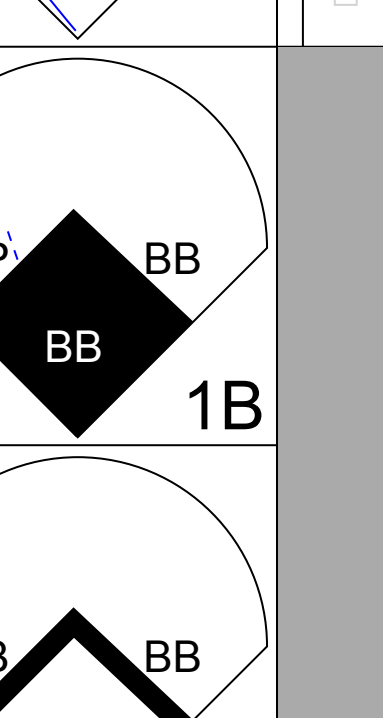
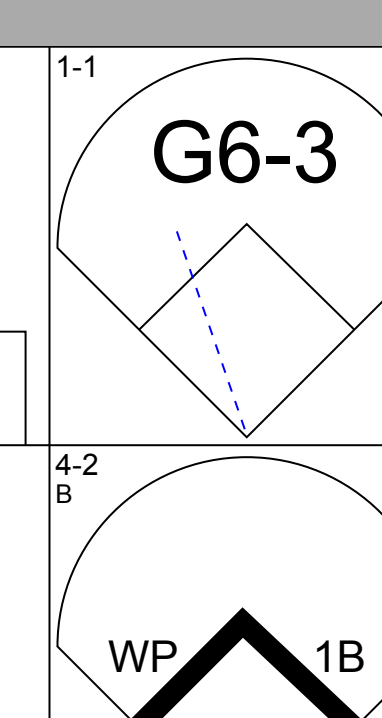
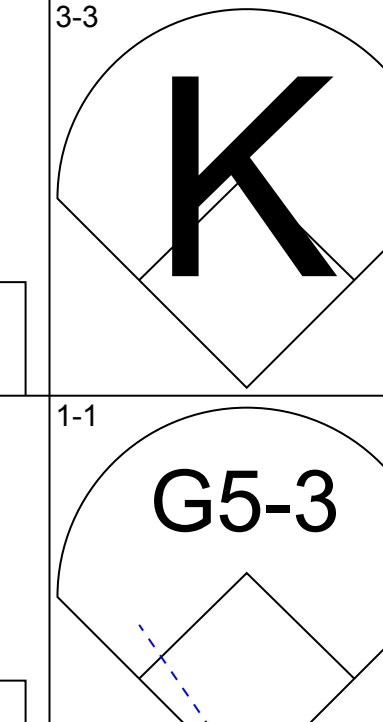
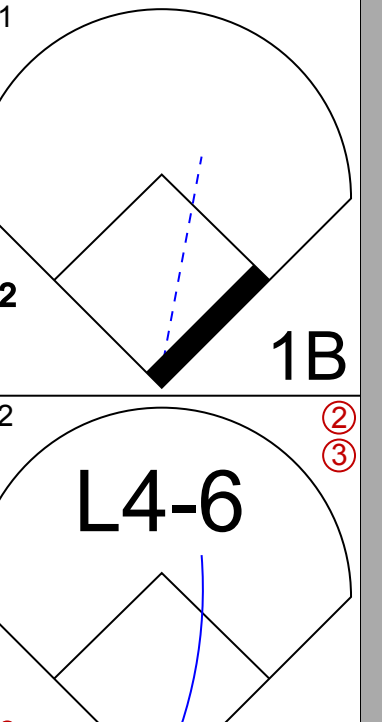
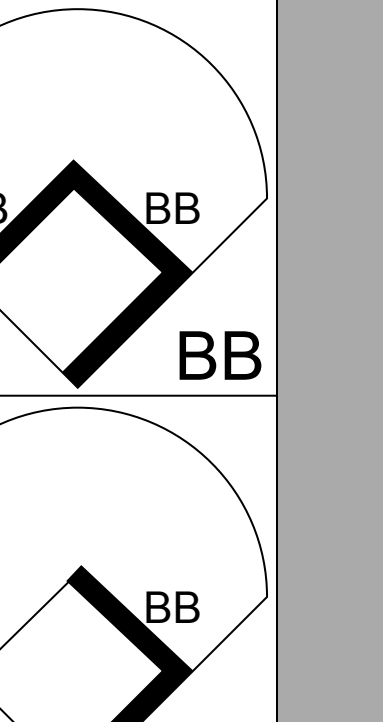
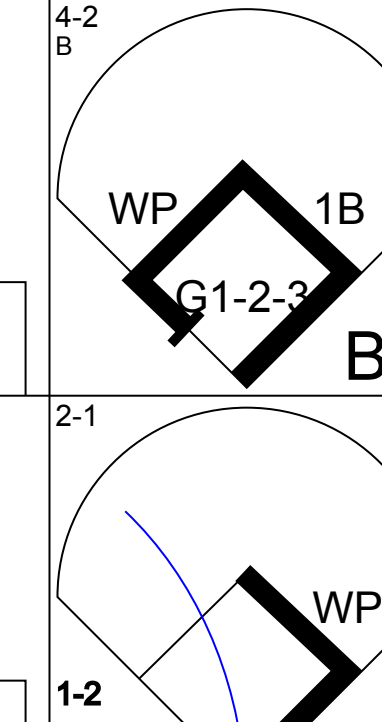
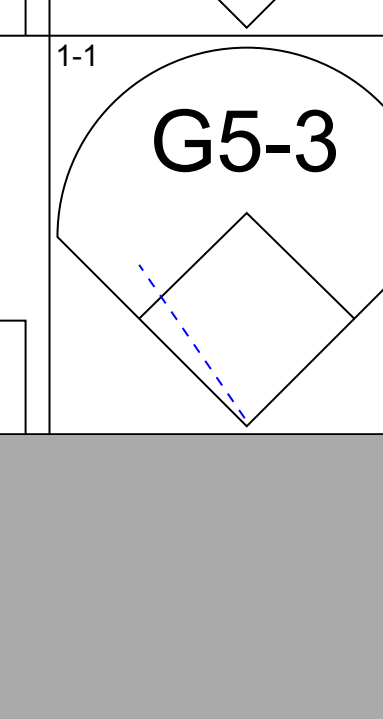
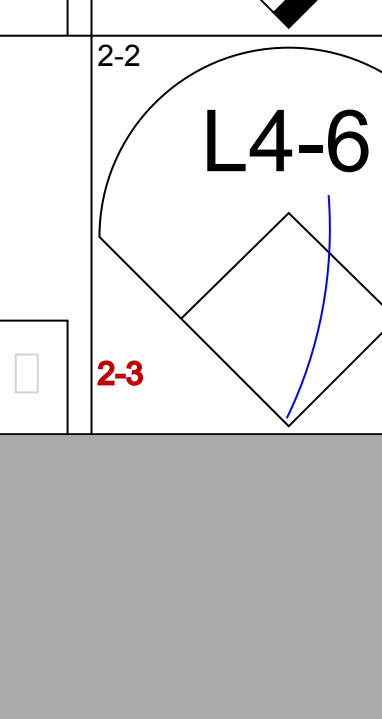
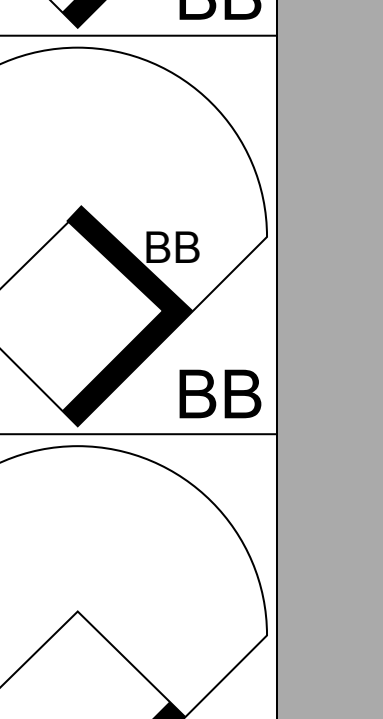
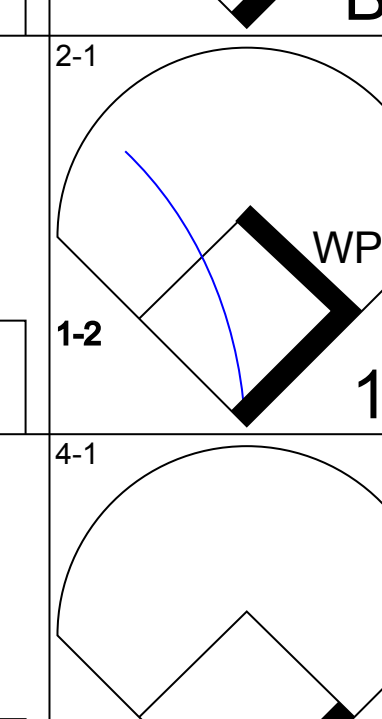
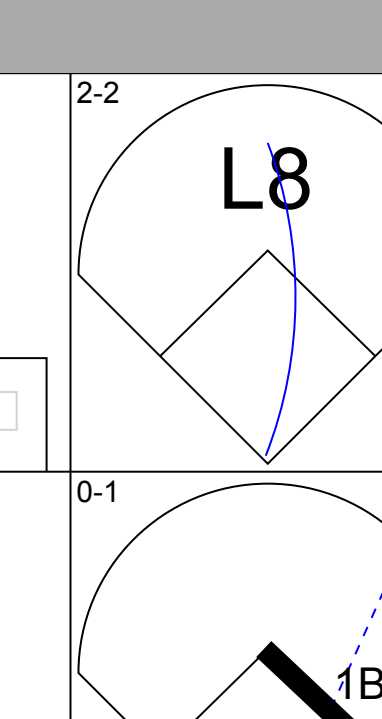
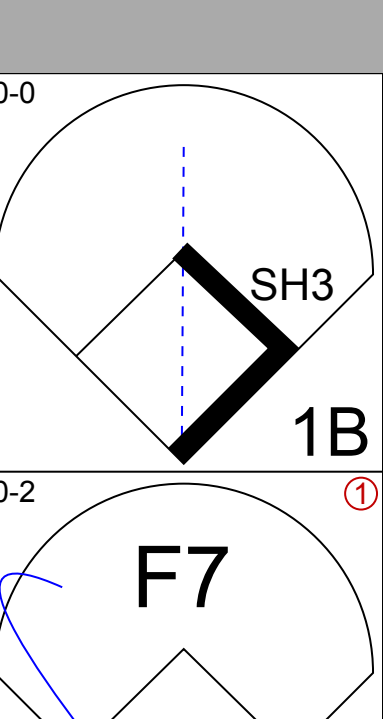
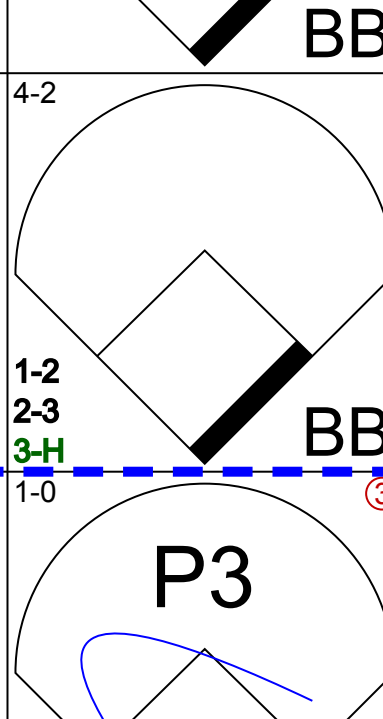
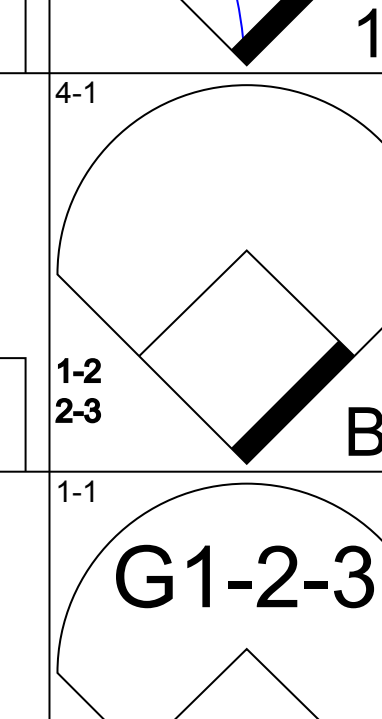
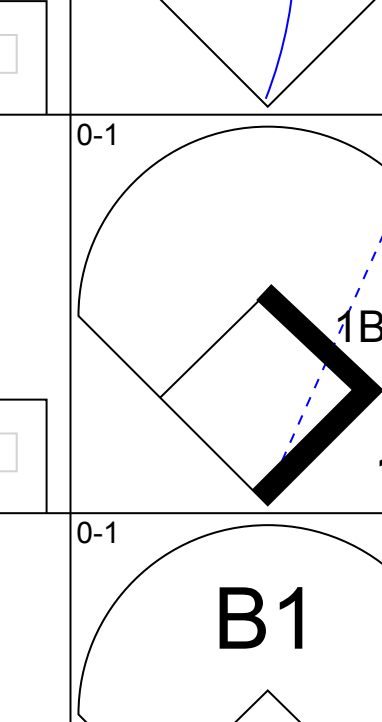
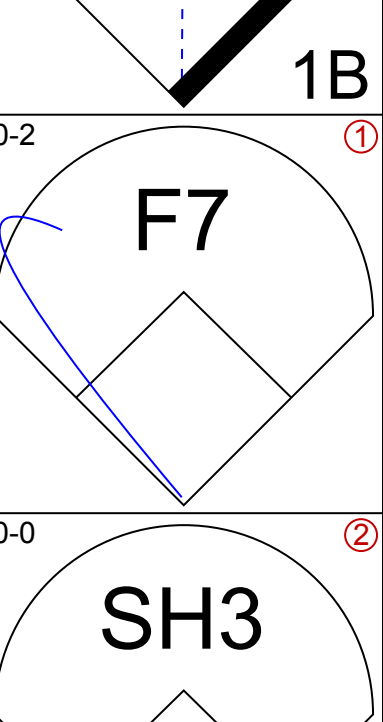
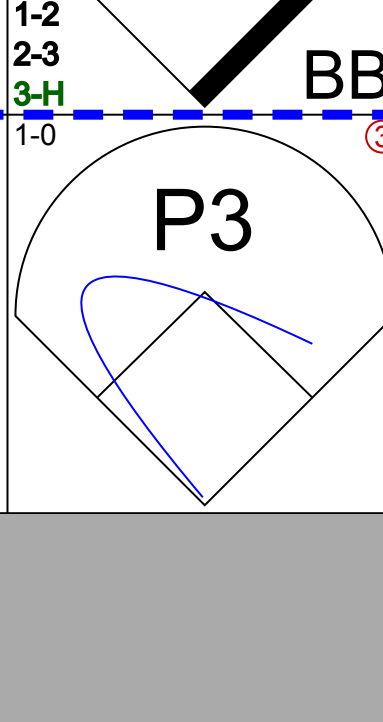
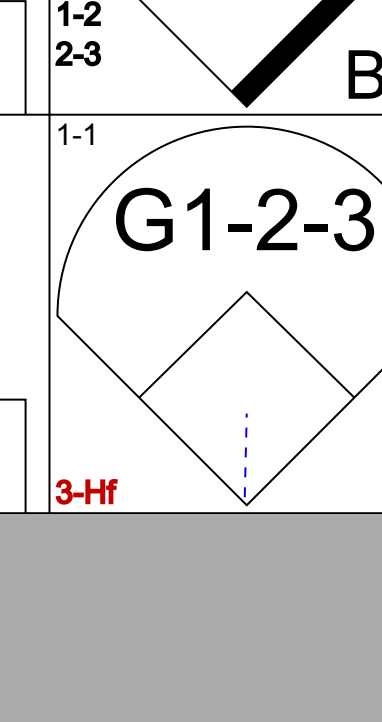
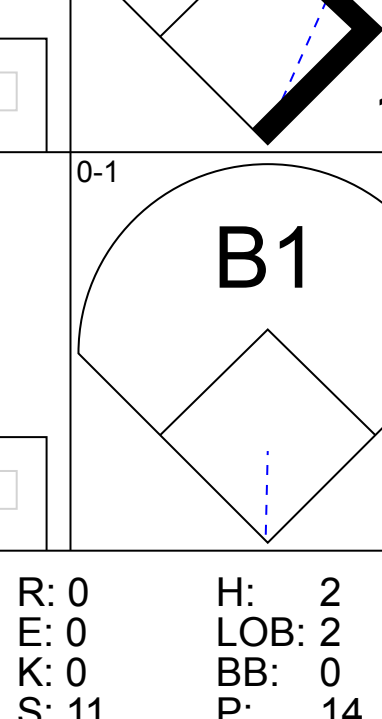
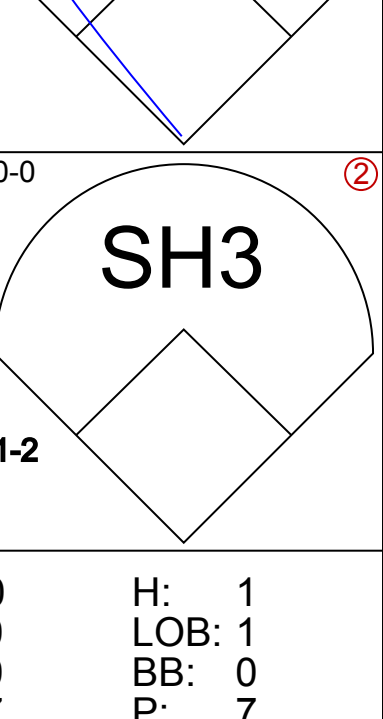
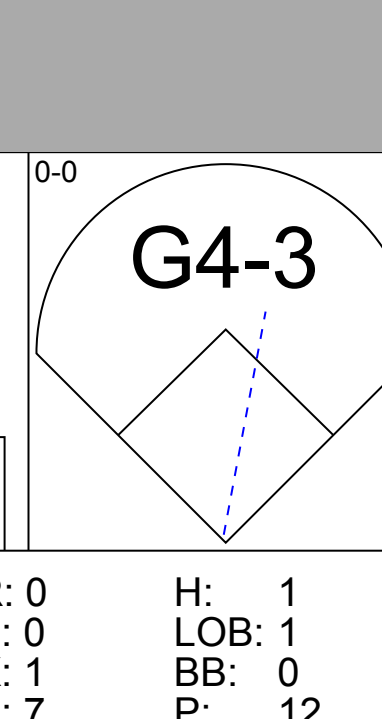
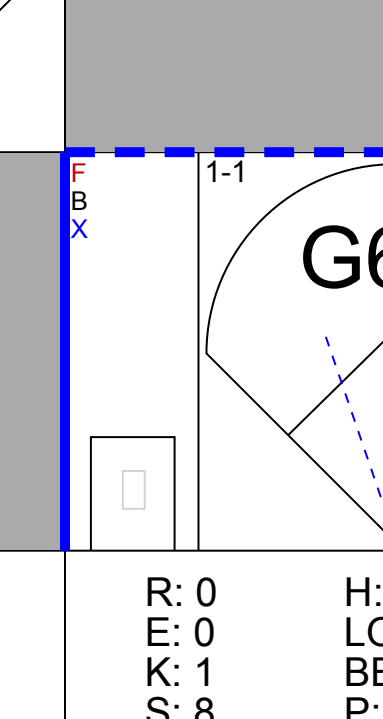
Batter	1	2	3	4	5	6	7	8	9	AB	R	H	RBI	BB	SO	LOB	TOP								
Billy Hatcher, R OBP: 0.300, SLG: 0.368 (1, 8)	G6-3		G6-3		K		G1-4-3		FC9-2	5	0	0	0	0	1	3	Philadelphia Phillies @ Pittsburgh Pirates Three Rivers Stadium, Pittsburgh, PA Wed Jun 22 1994, 7:05 PM EDT Att: 26,376 - Unknown - 85 F								
Mickey Morandini, L OBP: 0.397, SLG: 0.393 (1, 4)	BLK			2B	BB		G1-3	2B	BB	2	2	2	0	2	0	0									
John Kruk, L OBP: 0.397, SLG: 0.414 (1, 3)	K			1-H	E		G1-3		L8	4	1	1	1	1	0	1									
Darren Daulton, L OBP: 0.384, SLG: 0.554 (1, 2)	F7			0-0	E2		1B	1B	BB	3	1	2	1	1	0	1									
Jim Eisenreich, L OBP: 0.369, SLG: 0.388 (1, 9)		K		0-1	CS		3-H	1B	F7	4	0	2	1	0	1	2									
Milt Thompson, L OBP: 0.328, SLG: 0.383 (1, 7)	P6			3-2	G1-3		1-2	1B	K	4	0	0	0	0	1	5									
Kevin Stocker, S OBP: 0.383, SLG: 0.293 (1, 6)	G4-3			2-2	L7			FC1-5	E	3	0	1	0	1	0	0									
Tom Quinlan, R OBP: 0.263, SLG: 0.343 Tony Longmire, L OBP: 0.250, SLG: 0.274 (9, PH)			F8		G4-3			FC1-5	K	3	0	0	0	0	0	1									
David West, L Paul Quantrill, L Ricky Jordan, R Heathcliff Slocumb, R Pete Incaviglia, R Kim Batista, R (1, 1) (6, 1) (7, PH) (7, 1) (9, PH) (9, PH)			K		K			F9	BB	2	0	0	0	0	0	0									
Inning Stats	R: 0 E: 0 K: 1 S: 11	H: 1 LOB: 1 BB: 0 P: 17	R: 0 E: 0 K: 1 S: 8	H: 0 LOB: 0 BB: 0 P: 11	R: 0 E: 0 K: 1 S: 7	H: 0 LOB: 0 BB: 0 P: 10	R: 3 E: 1 K: 0 S: 12	H: 3 LOB: 0 BB: 1 P: 23	R: 0 E: 0 K: 2 S: 7	H: 0 LOB: 0 BB: 0 P: 10	R: 1 E: 0 K: 0 S: 8	H: 3 LOB: 1 BB: 0 P: 15	R: 0 E: 0 K: 0 S: 7	H: 1 LOB: 1 BB: 0 P: 12	R: 0 E: 0 K: 1 S: 10	H: 0 LOB: 2 BB: 2 P: 24		R: 0 E: 1 K: 1 S: 10	H: 0 LOB: 1 BB: 2 P: 19	1B: 5 2B: 4 3B: 0 HR: 0	SF: 0 SAC: 0 DP: 2 HBP: 0	WP: 0 PB: 0 SB: 0 CS: 1	PA: 37		
PITCHER	IP	WLS	BF	H	R	ER	SO	BB	IBB	HBP	BLK	WP	HR	S	P	ERA	WHIP								
Jon Lieber, R ERA: 2.56 Ravelo Manzanillo, L ERA: 2.57 Alejandro Pena, R ERA: 5.06	(1, 1)	5.1	23	7	4	3	5	1	0	0	1	0	0	50	81	5.06	1.500								
(6, 1)	2.2	W	10	1	0	0	1	2	0	0	0	0	0	20	41	0.00	1.125								
(9, 1)	1.0	S	4	0	0	0	1	2	0	0	0	0	0	10	19	0.00	2.000								

AB	32
R	4
H	8
RBI	3
BB	5
SO	7
LOB	17



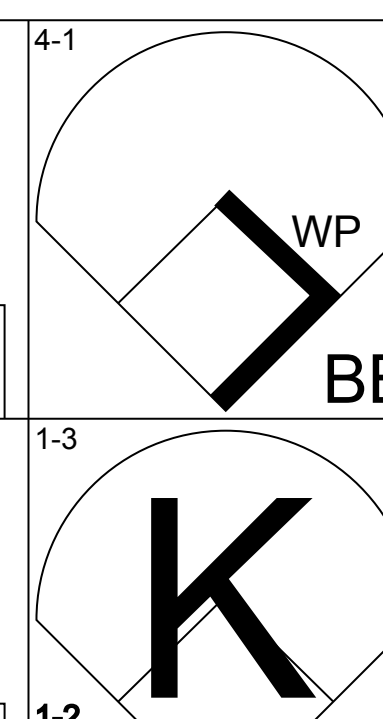
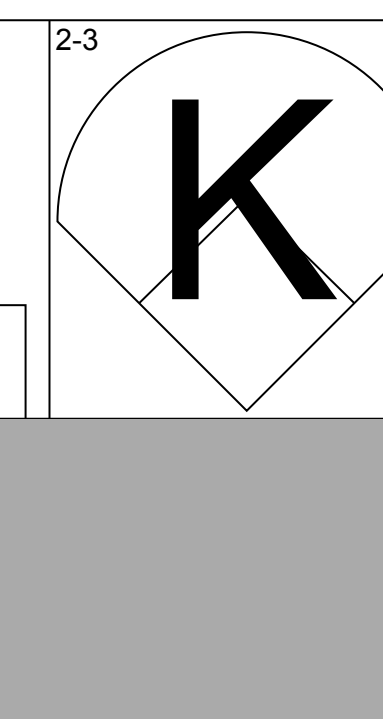
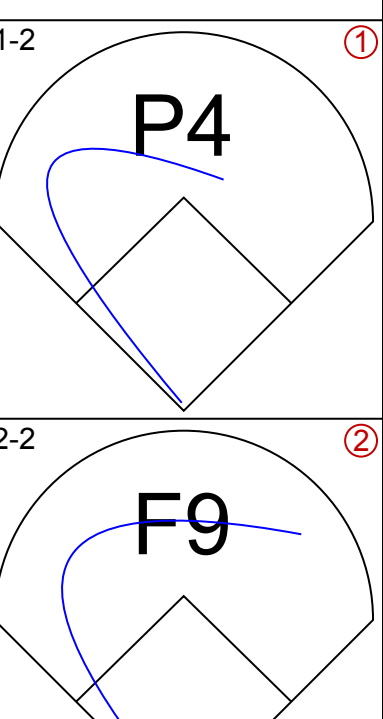
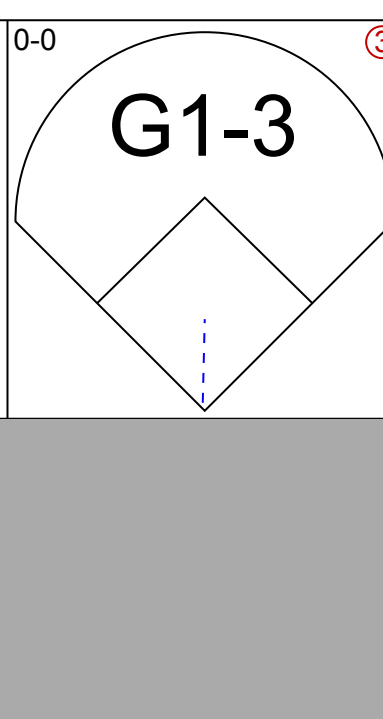
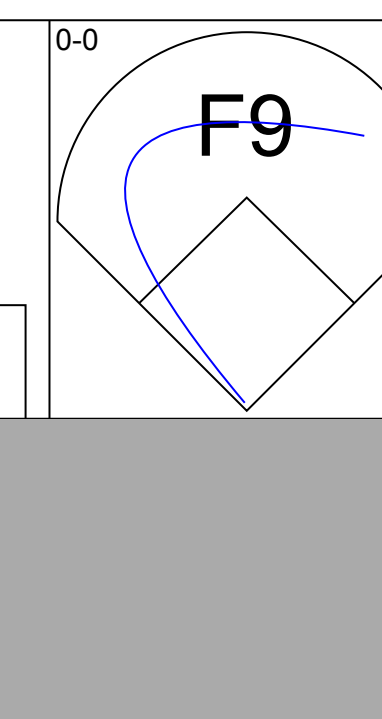
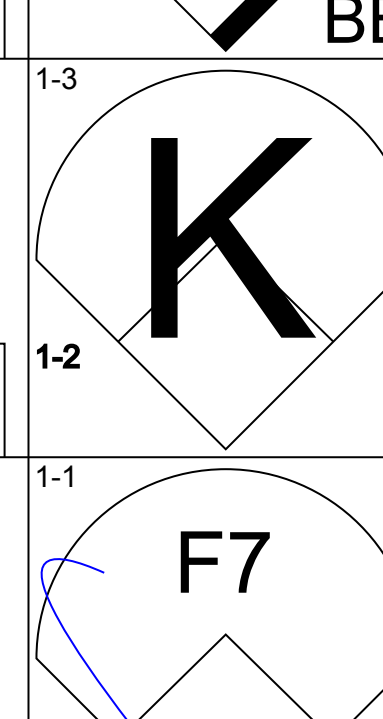
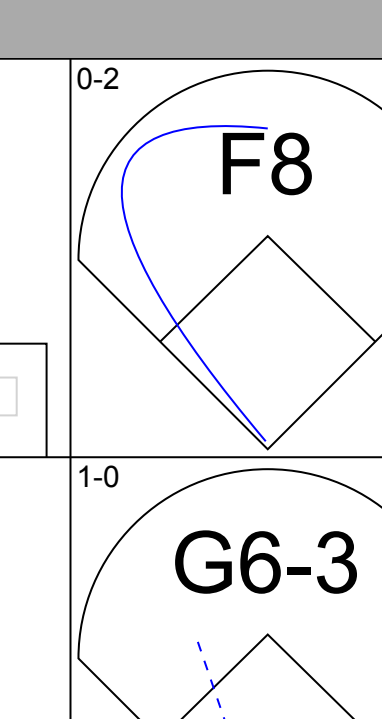
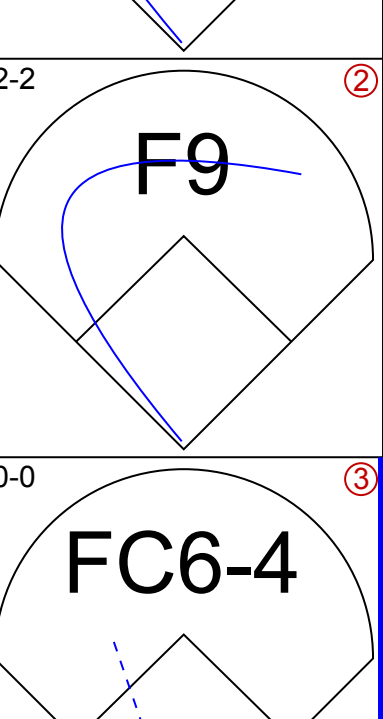
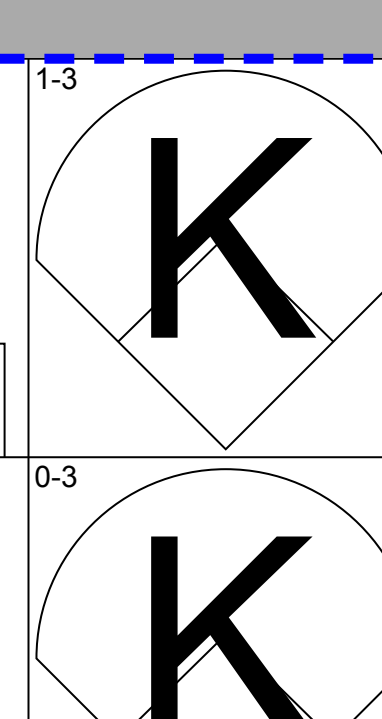
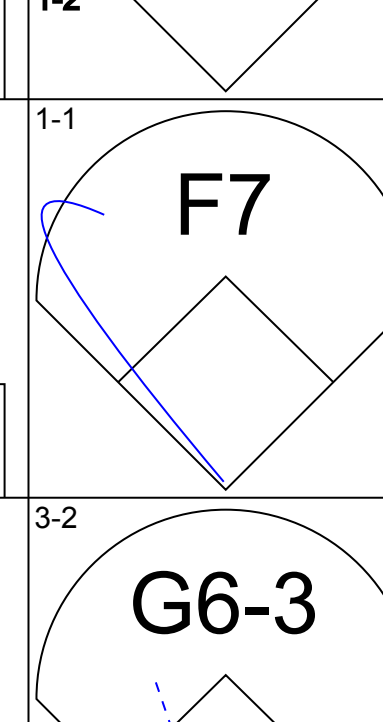
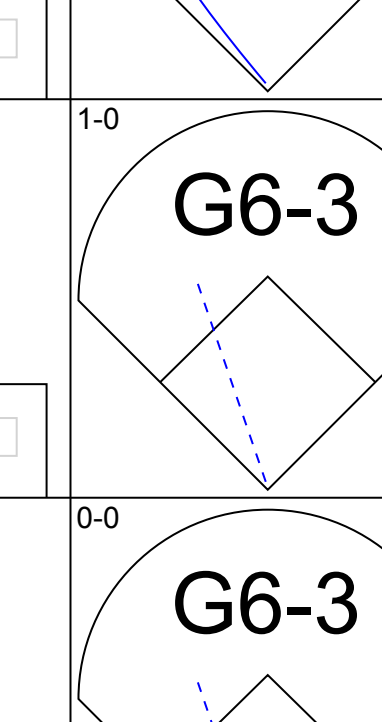
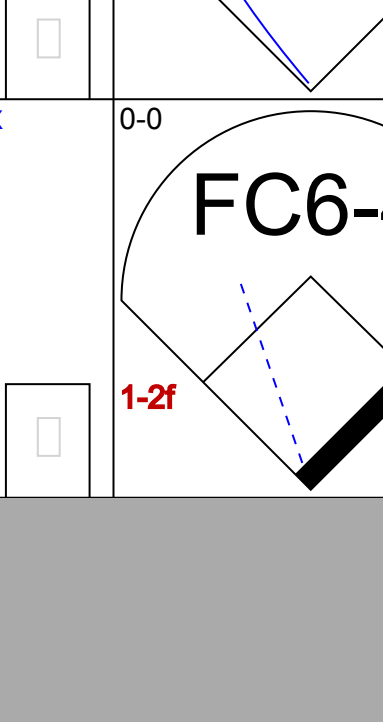
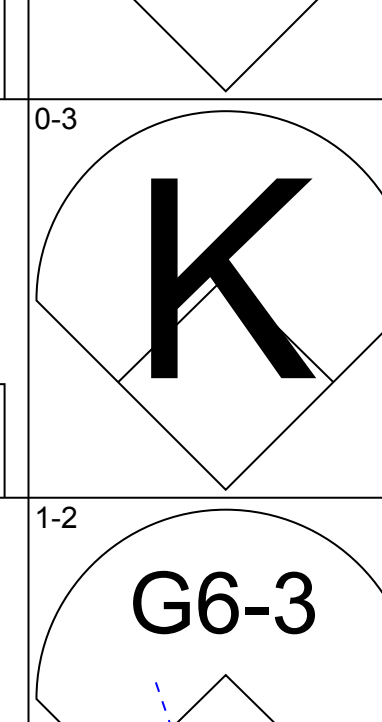
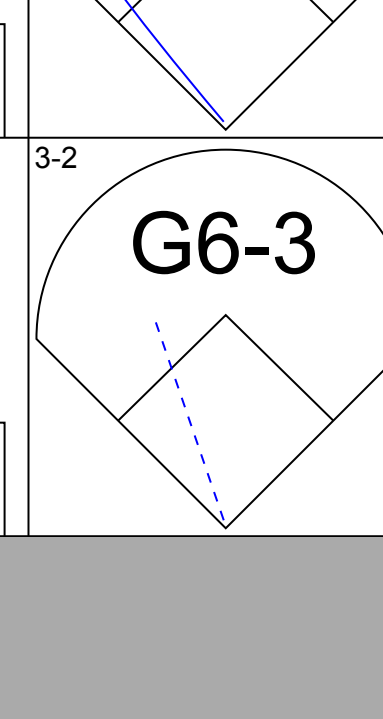
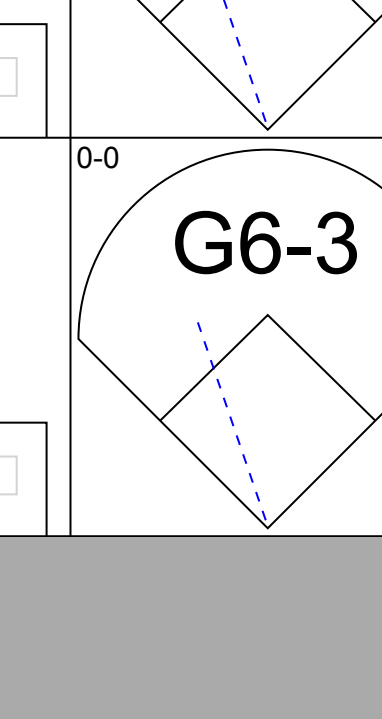
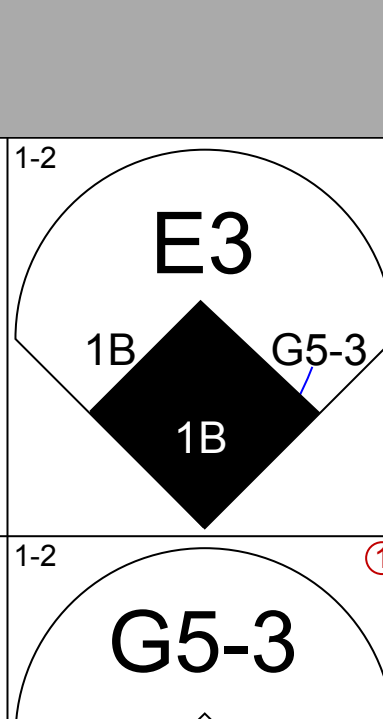
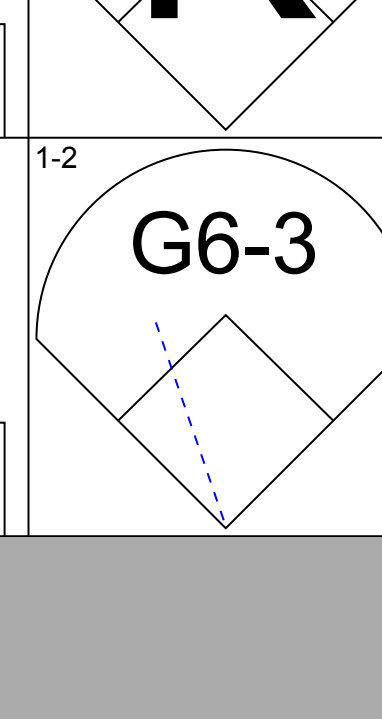
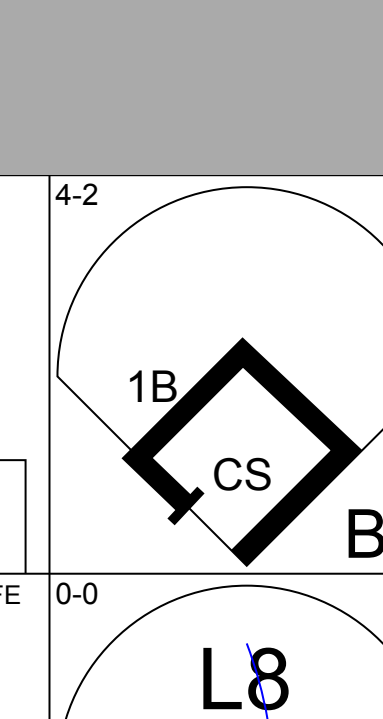
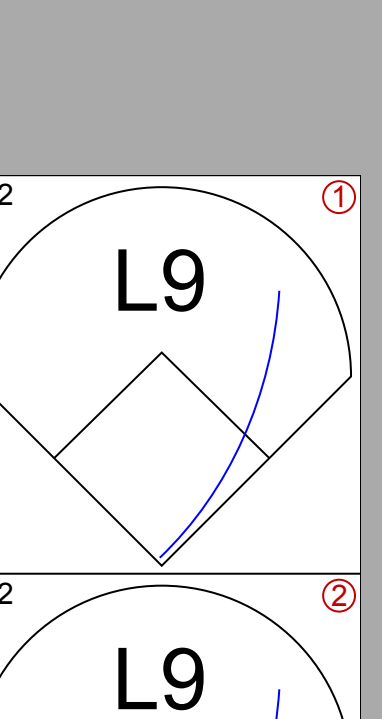
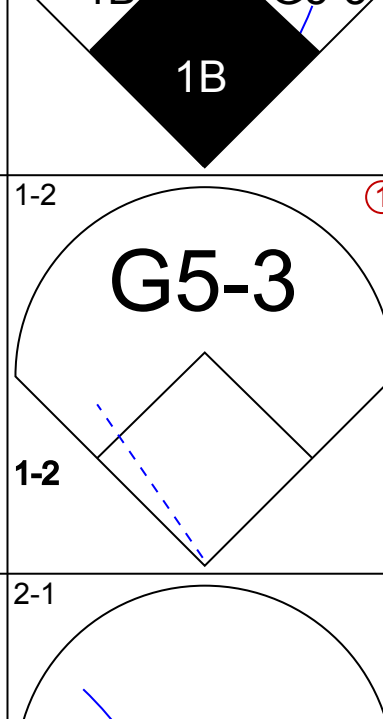
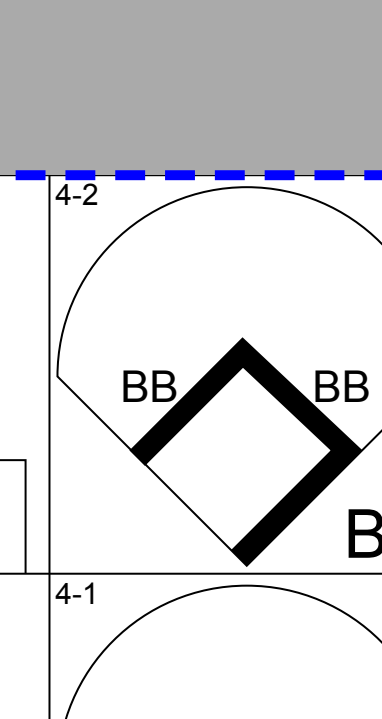
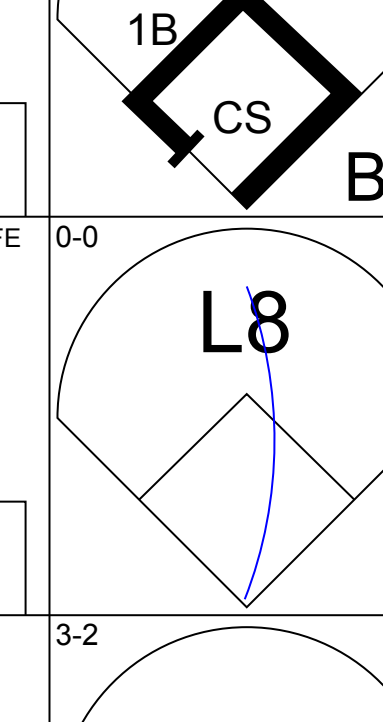
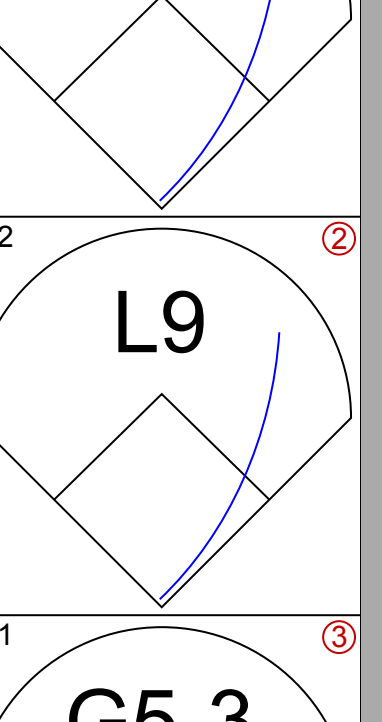
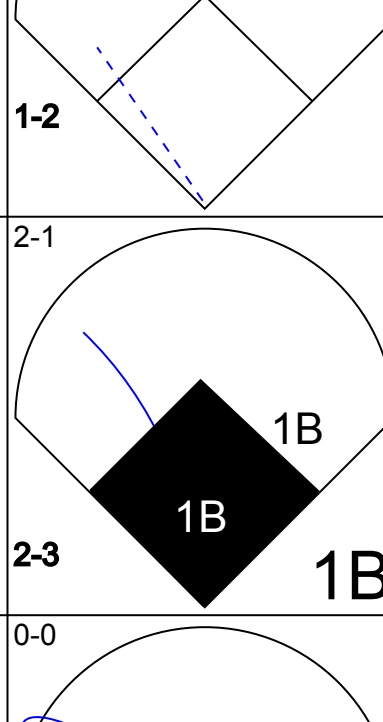
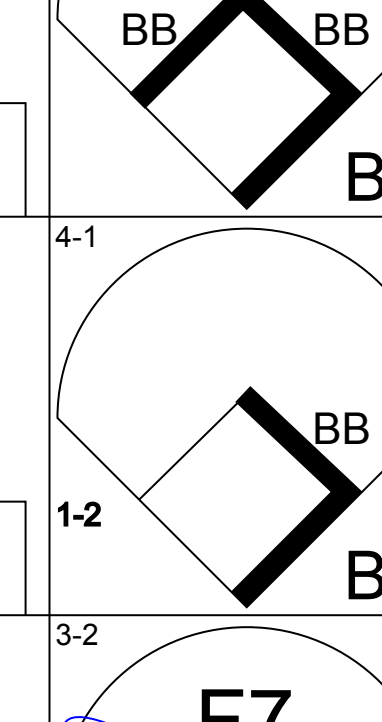
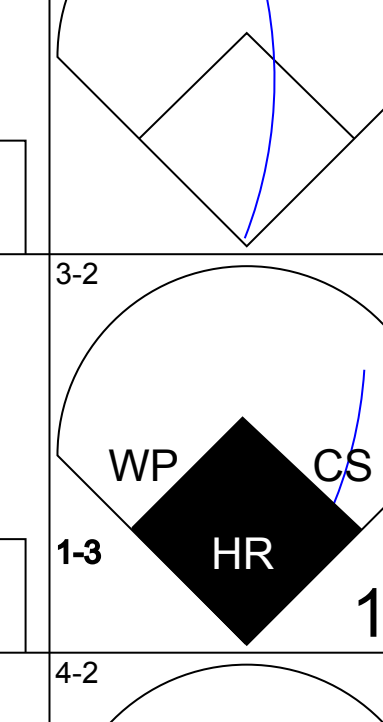
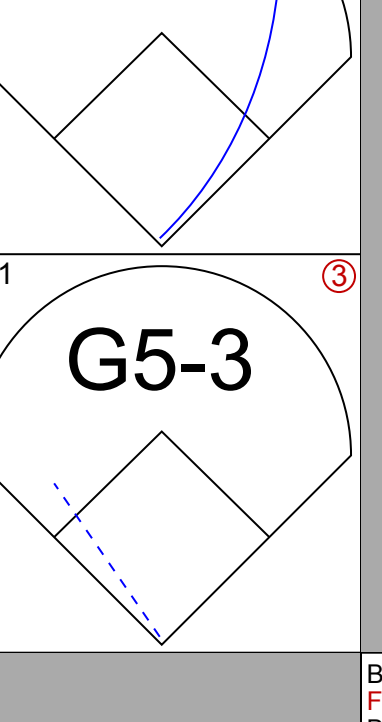
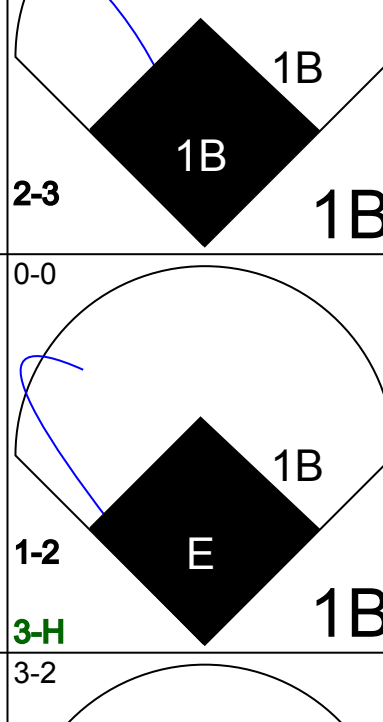
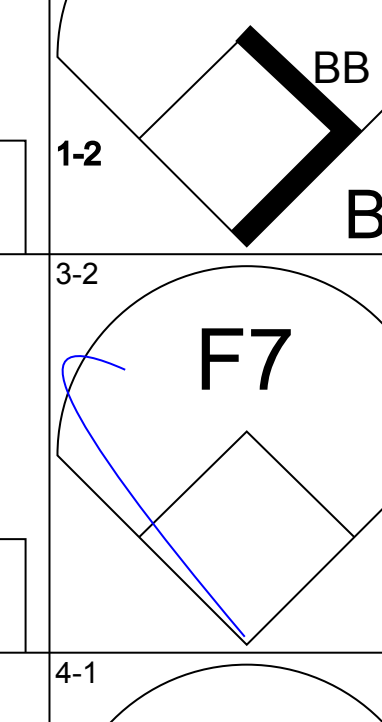
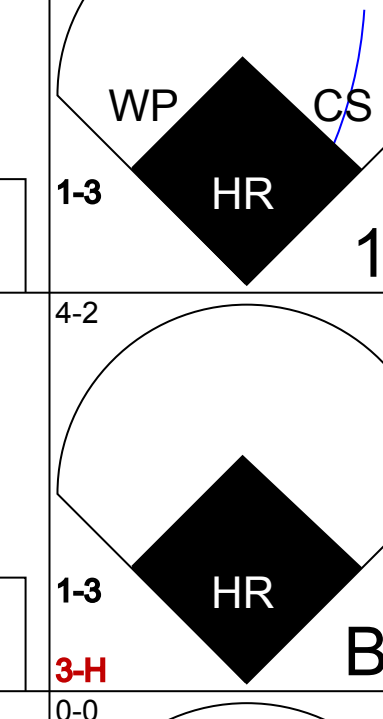
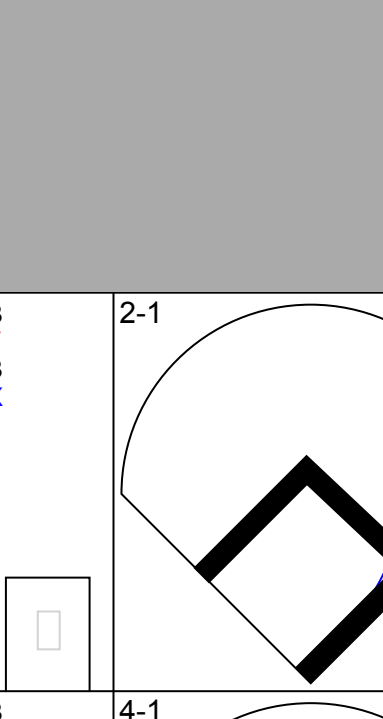
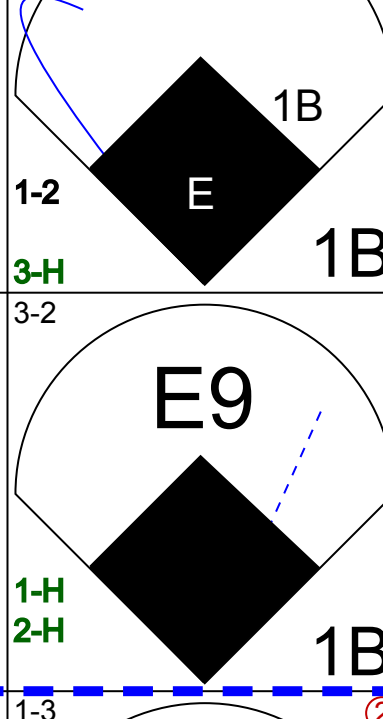
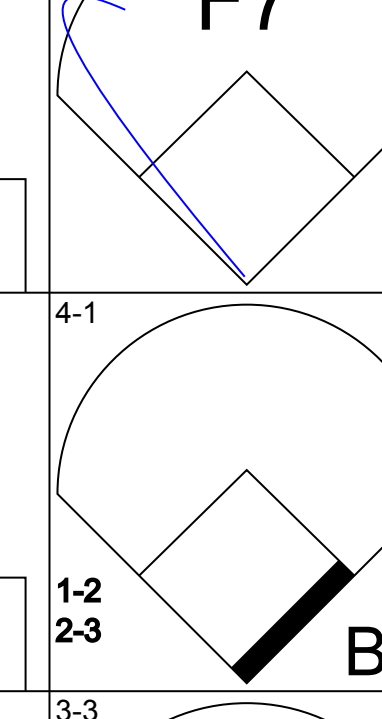
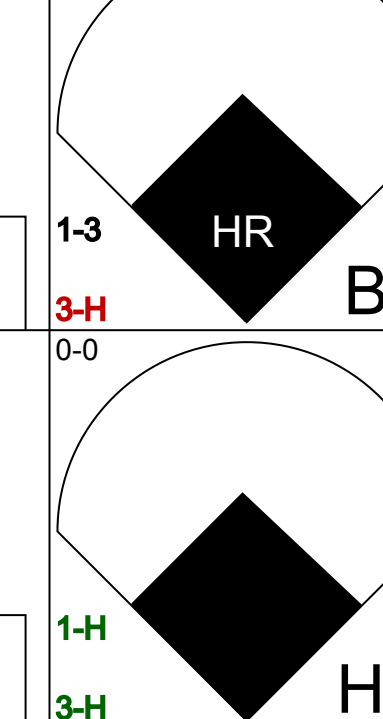
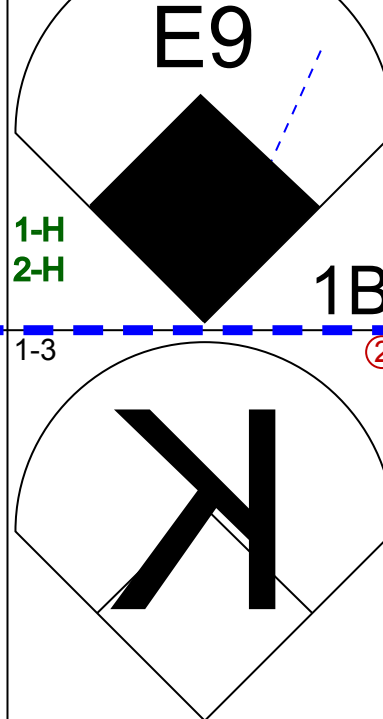
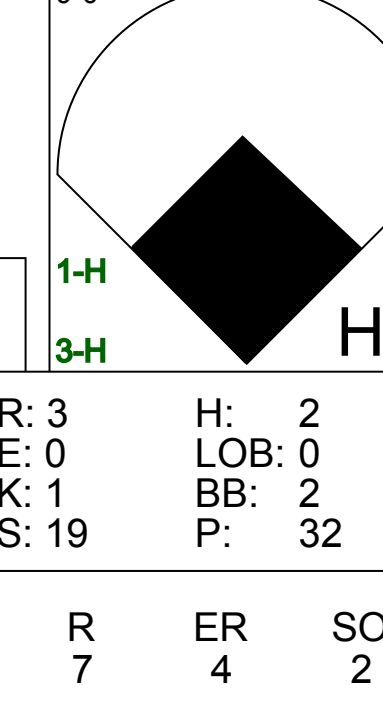
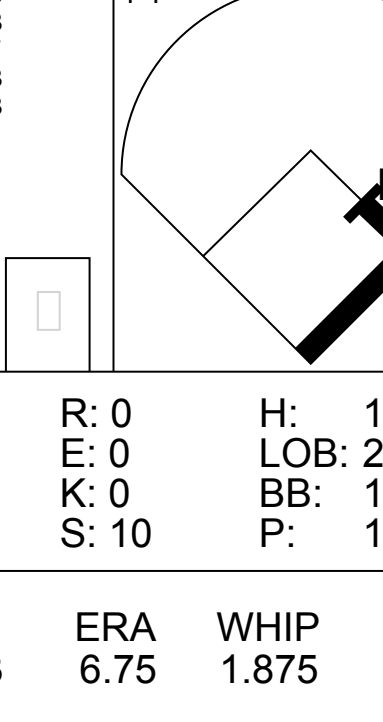
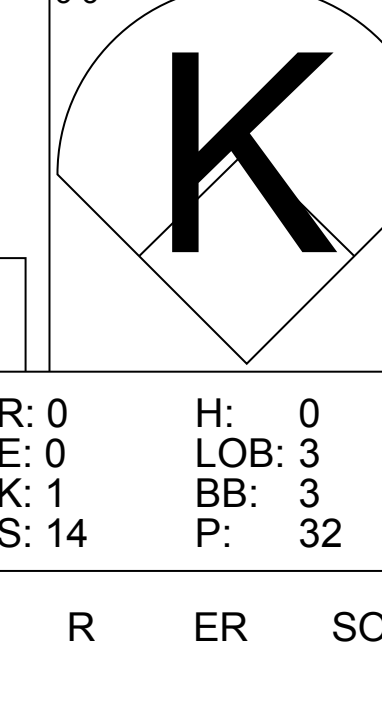
Batter	1	2	3	4	5	6	7	8	9	AB	R	H	RBI	BB	SO	LOB	BOTTOM								
Carlos Garcia, R OBP: 0.316, SLG: 0.347 (1, 4)	1B		CS		G6-3			SH1-4		2	1	1	0	1	0	1	Philadelphia Phillies @ Pittsburgh Pirates Three Rivers Stadium, Pittsburgh, PA Wed Jun 22 1994, 7:05 PM EDT Att: 26,376 - Unknown - 85 F								
Jay Bell, R OBP: 0.314, SLG: 0.406 (1, 6)	K		CS		P4		P5	SH1-4		3	0	0	0	0	1	1									
Jeff King, R OBP: 0.333, SLG: 0.409 (1, 5)	F8				HR		K	FC1-4		4	1	2	2	0	1	1									
Brian Hunter, R OBP: 0.314, SLG: 0.484 Kevin Young, R OBP: 0.276, SLG: 0.348 (9, PR) (9, 3)	P3				K		HR	FC1-4		4	1	1	0	0	1	2									
Orlando Merced, S OBP: 0.376, SLG: 0.432 (1, 9)		G3			F8			K		4	1	1	2	0	1	1									
Lloyd McClendon, R OBP: 0.284, SLG: 0.292 Gary Varsho, L OBP: 0.303, SLG: 0.345 (1, 7) (9, 7)		G6-3					HR	G6-3		3	1	1	1	0	0	0									
Al Martin, L OBP: 0.385, SLG: 0.470 (1, 8)		F8					K	G3-1		3	0	0	0	0	1	0									
Don Slaught, R OBP: 0.387, SLG: 0.321 (1, 2)					L6			F9		3	0	1	0	0	0	0									
Jon Lieber, L OBP: 0.056, SLG: 0.056 Ravelo Manzanillo, L OBP: 0.500, SLG: 0.500 Alejandro Pena, R (1, 1) (6, 1) (9, 1)					G6-3			F9		2	0	0	0	0	1	1									
Inning Stats	R: 0 E: 0 K: 1 S: 8	H: 1 LOB: 1 BB: 0 P: 11	R: 0 E: 0 K: 0 S: 4	H: 0 LOB: 0 BB: 0 P: 8	R: 0 E: 0 K: 0 S: 5	H: 0 LOB: 0 BB: 1 P: 14	R: 1 E: 0 K: 1 S: 9	H: 1 LOB: 0 BB: 0 P: 16	R: 1 E: 0 K: 2 S: 10	H: 2 LOB: 1 BB: 0 P: 15	R: 2 E: 0 K: 1 S: 12	H: 2 LOB: 0 BB: 0 P: 20	R: 0 E: 0 K: 0 S: 9	H: 0 LOB: 0 BB: 0 P: 14	R: 1 E: 0 K: 1 S: 10	H: 1 LOB: 1 BB: 0 P: 15		1B: 2 2B: 2 3B: 0 HR: 3	SF: 0 SAC: 1 DP: 0 HBP: 1	WP: 0 PB: 0 SB: 0 CS: 1	PA: 33				
PITCHER	IP	WLS	BF	H	R	ER	SO	BB	IBB	HBP	BLK	WP	HR	S	P	ERA	WHIP								
David West, L ERA: 2.88 Paul Quantrill, R ERA: 3.73 Heathcliff Slocumb, R ERA: 3.04	(1, 1)	5.0	19	4	2	2	4	1	0	0	0	0	1	12	20	3.60	1.000								
(6, 1)	1.0		5	2	2	2	1	0	0	0	0	0	0	19	29	18.00	2.000								
(7, 1)	2.0	L	8	1	1	1	1	0	0	1	0	0	0	19	29	4.50	0.500								



Batter	1	2	3	4	5	6	7	8	9	AB	R	H	RBI	BB	SO	LOB	TOP				
Roberto Kelly, R OBP: 0.370, SLG: 0.452 (1.8)										5	0	2	0	0	2	1	Atlanta Braves @ Philadelphia Phillies Veterans Stadium, Philadelphia, PA Sat Jun 25 1994, 7:05 PM EDT Att: 57,961 - Unknown				
Jeff Blausler, R OBP: 0.327, SLG: 0.392 (1.6)										5	0	0	0	0	1	3					
Ryan Klesko, L OBP: 0.365, SLG: 0.600 (1.7)										4	0	1	0	0	1	1					
Fred McGriff, L OBP: 0.378, SLG: 0.578 (1.3)										4	1	1	0	0	1	1					
David Justice, L OBP: 0.443, SLG: 0.538 (1.9)										2	0	1	0	2	1	0					
Javy Lopez, R OBP: 0.294, SLG: 0.437 (1.2)										3	0	1	0	1	0	2					
Mark Lemke, S OBP: 0.368, SLG: 0.380 (1.4)										2	0	1	1	2	0	0					
Bill Pecota, R OBP: 0.338, SLG: 0.313 (1.5)										4	0	1	0	0	0	7					
Kent Mercker, L OBP: 0.136, SLG: 0.048 (5.1)										1	0	0	0	0	0	1					
Mark Wohlers, R OBP: 1.000, SLG: 1.000 (7. PH)										0	0	0	0	0	0	0					
Gregg Olson, R OBP: 0.333, SLG: 0.489 (7.1)										0	0	0	0	0	0	0					
Mike Bielecki, R OBP: 0.127, SLG: 0.315 (9. PH)										0	0	0	0	0	0	0					
Dave Gallagher, R OBP: 0.127, SLG: 0.315 (9. PH)										0	0	0	0	0	0	0					
Inning Stats	R: 0 E: 0 K: 2 S: 9	H: 0 LOB: 0 BB: 0 P: 17	R: 0 E: 0 K: 1 S: 9	H: 0 LOB: 0 BB: 0 P: 15	R: 0 E: 0 K: 0 S: 11	H: 2 LOB: 2 BB: 0 P: 14	R: 0 E: 0 K: 1 S: 9	H: 2 LOB: 1 BB: 0 P: 17	R: 0 E: 0 K: 0 S: 7	H: 1 LOB: 1 BB: 0 P: 7	R: 1 E: 0 K: 0 S: 16	H: 1 LOB: 3 BB: 3 P: 35	R: 0 E: 0 K: 1 S: 7	H: 1 LOB: 2 BB: 0 P: 12	R: 0 E: 0 K: 0 S: 13	H: 1 LOB: 2 BB: 2 P: 25	R: 0 E: 0 K: 1 S: 8	H: 0 LOB: 0 BB: 0 P: 10	1B: 8 2B: 1 3B: 0 HR: 0	SF: 0 SAC: 1 DP: 2 HBP: 0	WP: 3 PA: 38 PB: 0 SB: 0 CS: 0
PITCHER	IP WLS BF H R ER SO BB IBB HBP BLK WP HR S P ERA WHIP																				
Bobby Munoz, R ERA: 2.08 (1.1)	5.2 W 25 6 1 1 4 3 0 0 0 1 0 60 103 1.59 1.588																				
Heathcliff Slocumb, R ERA: 2.9 (6.1)	2.1 10 2 0 0 1 2 0 0 0 2 0 21 39 0.00 1.714																				
Doug Jones, R ERA: 1.75 (9.1)	1.0 3 0 0 0 1 0 0 0 0 0 0 8 10 0.00 0.000																				

AB 32
R 1
H 8
RBI 1
BB 5
SO 6
LOB 16



Batter	1	2	3	4	5	6	7	8	9	AB	R	H	RBI	BB	SO	LOB	BOTTOM		
Billy Hatcher, R OBP: 0.300, SLG: 0.364 (1.8)										4	0	0	0	1	1	5	Atlanta Braves @ Philadelphia Phillies Veterans Stadium, Philadelphia, PA Sat Jun 25 1994, 7:05 PM EDT Att: 57,961 - Unknown		
Mariano Duncan, R OBP: 0.329, SLG: 0.429 (1.5)										4	0	0	0	0	2	3			
Ricky Jordan, R OBP: 0.286, SLG: 0.466 (1.3)										3	0	0	0	0	0	3			
Heathcliff Slocumb, R OBP: 0.333, SLG: 0.333 (6.1)										1	0	0	0	0	1	0			
Doug Jones, R OBP: 1.000, SLG: 1.000 (9.1)										0	0	0	0	0	0	0			
Pete Incaviglia, R OBP: 0.297, SLG: 0.493 (1.7)										4	1	0	0	0	0	1			
Milt Thompson, L OBP: 0.329, SLG: 0.383 (8.7)										0	0	0	0	0	0	0			
Todd Pratt, R OBP: 0.229, SLG: 0.161 (1.2)										2	0	0	0	2	0	1			
Tom Marsh, R OBP: 0.313, SLG: 0.333 (1.9)										3	1	1	0	1	0	1			
Kevin Stocker, S OBP: 0.376, SLG: 0.290 (1.6)										4	2	2	1	0	0	2			
Mickey Morandini, L OBP: 0.398, SLG: 0.411 (1.4)										2	2	2	1	2	0	0			
Bobby Munoz, R OBP: 0.400, SLG: 0.571 (1.1)										1	1	1	3	1	0	0			
John Kruk, L OBP: 0.395, SLG: 0.428 (6.3)										2	0	0	0	0	2	3			
Inning Stats	R: 0 E: 0 K: 1 S: 10	H: 0 LOB: 1 BB: 1 P: 19	R: 3 E: 0 K: 1 S: 19	H: 2 LOB: 2 BB: 2 P: 32	R: 0 E: 0 K: 0 S: 5	H: 0 LOB: 0 BB: 0 P: 6	R: 0 E: 0 K: 0 S: 9	H: 0 LOB: 0 BB: 0 P: 17	R: 0 E: 0 K: 0 S: 10	H: 1 LOB: 2 BB: 1 P: 19	R: 4 E: 2 K: 1 S: 18	H: 3 LOB: 0 BB: 0 P: 26	R: 0 E: 0 K: 2 S: 9	H: 0 LOB: 0 BB: 0 P: 11	R: 0 E: 0 K: 1 S: 14	H: 0 LOB: 3 BB: 3 P: 32	1B: 4 2B: 0 3B: 1 HR: 1	SF: 0 SAC: 0 DP: 0 HBP: 0	WP: 2 PA: 37 PB: 0 SB: 0 CS: 2
PITCHER	IP WLS BF H R ER SO BB IBB HBP BLK WP HR S P ERA WHIP																		
Kent Mercker, L ERA: 4.12 (1.1)	5.1 L 26 6 7 4 2 4 0 0 0 0 0 66 113 6.75 1.875																		
Mark Wohlers, R ERA: 3.89 (6.1)	0.2 2 0 0 0 1 0 0 0 0 0 0 5 6 0.00 0.000																		
Gregg Olson, R ERA: 7.88 (7.1)	1.0 3 0 0 0 2 0 0 0 0 0 0 9 11 0.00 0.000																		
Mike Bielecki, R ERA: 5.5 (8.1)	1.0 6 0 0 0 1 3 0 0 0 0 0 14 32 0.00 3.000																		

AB 30
R 7
H 6
RBI 5
BB 7
SO 6
LOB 19



Batter	1	2	3	4	5	6	7	8	9	AB	R	H	RBI	BB	SO	LOB	TOP										
Roberto Kelly, R (1,8) OBP: 0.366, SLG: 0.446 Dave Gallagher, R (8,PH) OBP: 0.333, SLG: 0.333	G6-3		G6-3	K		K				4	0	0	0	0	2	0	Atlanta Braves @ Philadelphia Phillies Veterans Stadium, Philadelphia, PA Sun Jun 26 1994, 3:33 AM EDT Att: 52,545 - Sunny - 88 F										
Jeff Blauer, R (1,6) OBP: 0.325, SLG: 0.392	1B 2B		G4-3			F9		G6-3	L8	5	1	1	0	0	0	1											
Tony Tarasco, L (1,9) OBP: 0.327, SLG: 0.474	F8		G3-1			2B		G4-3	G4-3	5	0	1	0	0	0	1											
Fred McGriff, L (1,3) OBP: 0.385, SLG: 0.588	2H 1B			2-2 HR		1-2 2B		F7	FC6-4 BB	4	1	3	1	1	0	0											
Ryan Klesko, L (1,7) OBP: 0.371, SLG: 0.633	G4-3			1-1 2H HR		4-0 IBB			F9	4	2	2	3	1	0	2											
Javy Lopez, R (1,2) OBP: 0.292, SLG: 0.431		1-1 F9		1-2 2B 1B		2-3 K		G5-3	FC6-4 1-2	5	1	1	0	0	1	4											
Mark Lemke, S (1,4) OBP: 0.366, SLG: 0.382		3-2 F7		3-2 G4-3 1-H PB 2B		0-0 G1-3		G6-3		4	1	1	1	0	0	3											
Bill Pecota, R (1,5) OBP: 0.346, SLG: 0.304		4-1 BB		0-0 G4-3		3-2 F9			BLK HR BB	2	1	0	0	2	0	1											
Steve Avery, L (1,1) OBP: 0.091, SLG: 0.129 Mark Wohlers, R (6,1) OBP: 1.000, SLG: 1.000 Mike Stanton, L (7,1) OBP: 1.000, SLG: 1.000 David Justice, L (8,PH) OBP: 0.445, SLG: 0.555 Greg McMichael, R (8,1)		0-0 L9		1-0 L4		0-0 G3			1-H HR	3	0	0	0	0	0	2											
Inning Stats	R: 1 E: 0 K: 0 S: 9	H: 2 LOB: 1 BB: 0 P: 12	R: 0 E: 0 K: 0 S: 8	H: 0 LOB: 1 BB: 1 P: 16	R: 0 E: 0 K: 0 S: 6	H: 0 LOB: 0 BB: 0 P: 10	R: 4 E: 0 K: 1 S: 20	H: 4 LOB: 0 BB: 0 P: 31	R: 0 E: 0 K: 1 S: 11	H: 2 LOB: 3 BB: 1 P: 21	R: 0 E: 0 K: 0 S: 4	H: 0 LOB: 0 BB: 0 P: 6	R: 3 E: 0 K: 0 S: 9	H: 3 LOB: 1 BB: 1 P: 18	R: 0 E: 0 K: 0 S: 6	H: 0 LOB: 1 BB: 1 P: 10		1B: 3 2B: 5 3B: 0 HR: 3	SF: 0 SAC: 0 DP: 0 HBP: 0	WP: 0 PB: 1 SB: 0 CS: 0	PA: 42						
PITCHER	IP	WLS	BF	H	R	ER	SO	BB	IBB	HBP	BLK	WP	HR	S	P	ERA	WHIP										
Mike Williams, R (1,1) ERA: 5.01	3.0		16	6	5	4	0	1	0	0	0	0	1	35	57	12.00	2.333										
Toby Borland, R (4,1) ERA: 1.04	3.0	W	12	2	0	0	3	0	1	0	0	0	0	28	47	0.00	0.667										
Paul Quantrill, R (7,1) ERA: 4.4	1.2		8	2	3	3	0	1	0	0	1	0	2	11	20	16.20	1.800										
Doug Jones, R (8,1) ERA: 1.69	1.1	S	6	1	0	0	0	1	0	0	0	0	0	8	14	0.00	1.500										

AB	38
R	8
H	11
RBI	7
BB	4
SO	3
LOB	14



Batter	1	2	3	4	5	6	7	8	9	AB	R	H	RBI	BB	SO	LOB	BOTTOM										
Billy Hatcher, R (1,8) OBP: 0.293, SLG: 0.355	F9	G4-3		G3		P4		G4-3		5	0	0	0	0	0	5	Atlanta Braves @ Philadelphia Phillies Veterans Stadium, Philadelphia, PA Sun Jun 26 1994, 3:33 AM EDT Att: 52,545 - Sunny - 88 F										
Mariano Duncan, R (1,5) OBP: 0.326, SLG: 0.425	L7		K			FC6-4		S 1B		5	0	1	0	0	2	2											
John Kruk, L (1,3) OBP: 0.389, SLG: 0.415	G4-3		HR BB			K		K		4	1	0	0	1	3	1											
Pete Incaviglia, R (1,7) OBP: 0.302, SLG: 0.490 Milt Thompson, L (8,7) OBP: 0.327, SLG: 0.380		BB 1B	HR HBP			F9		F7		3	2	1	0	0	1	0											
Darren Daulton, L (1,2) OBP: 0.387, SLG: 0.562		FC3-6 1B BB	HR			SH1-4 1B 1B		1B 3B 1B		3	4	3	3	1	0	0											
Randy Ready, R (1,4) OBP: 0.750, SLG: 0.667		FC3-6 1B 2H	G4-3			1B SH1-4 BB		3B 1B		3	2	2	1	1	0	0											
Tom Marsh, R (1,9) OBP: 0.316, SLG: 0.444 Jim Eisenreich, L (9,9) OBP: 0.369, SLG: 0.388		FC3-6 1B BB	G5-3			SH1-4		3B		3	0	1	2	0	0	2											
Kevin Stocker, S (1,6) OBP: 0.385, SLG: 0.288		1B BB				F9		1B IBB		1	0	0	0	3	0	0											
Mike Williams, R (1,1) OBP: 0.167, SLG: 0.250 Toby Borland, R (4,1)		1B BB				P3		G5-3		1	0	1	1	0	0	0											
Ricky Jordan, R (6,PH) OBP: 0.290, SLG: 0.469 Paul Quantrill, L (7,1) Doug Jones, R (8,1) OBP: 1.000, SLG: 1.000		G4-3				FC6-4 1B				1	0	1	2	0	0	2											
Inning Stats	R: 0 E: 0 K: 0 S: 6	H: 0 LOB: 0 BB: 0 P: 12	R: 2 E: 0 K: 0 S: 12	H: 3 LOB: 2 BB: 2 P: 22	R: 3 E: 0 K: 1 S: 13	H: 1 LOB: 0 BB: 1 P: 24	R: 0 E: 0 K: 0 S: 5	H: 0 LOB: 0 BB: 0 P: 8	R: 0 E: 0 K: 2 S: 9	H: 0 LOB: 0 BB: 0 P: 13	R: 2 E: 0 K: 2 S: 18	H: 3 LOB: 2 BB: 1 P: 29	R: 0 E: 0 K: 1 S: 14	H: 1 LOB: 1 BB: 0 P: 18	1B: 8 2B: 0 3B: 1 HR: 1	SF: 0 SAC: 1 DP: 1 HBP: 1	WP: 0 PB: 0 SB: 1 CS: 0	PA: 40									
PITCHER	IP	WLS	BF	H	R	ER	SO	BB	IBB	HBP	BLK	WP	HR	S	P	ERA	WHIP										
Steve Avery, L (1,1) ERA: 4.23	5.1	L	27	6	7	7	3	4	1	1	0	0	0	4	5	0.00	0.000										
Mark Wohlers, R (6,1) ERA: 3.82	0.2		2	0	0	0	0	0	0	0	0	0	0	4	5	0.00	0.000										
Mike Stanton, L (7,1) ERA: 3.44	1.0		7	3	2	2	2	0	1	0	0	0	0	18	29	18.00	3.000										
Greg McMichael, R (8,1) ERA: 2.98	1.0		4	1	0	0	1	0	0	0	0	0	0	14	18	0.00	1.000										

AB	32
R	9
H	10
RBI	9
BB	6
SO	6
LOB	13



Batter	1	2	3	4	5	6	7	8	9	AB	R	H	RBI	BB	SO	LOB	TOP			
Chuck Carr, S OBP: 0.336, SLG: 0.363 (1, 8)	F9		F9		FC4-6			FC4-6		4	0	0	0	0	0	3	Florida Marlins @ Philadelphia Phillies Veterans Stadium, Philadelphia, PA Mon Jun 27 1994, 7:05 PM EDT Att: 34,638 - Unknown - 81 F			
Jerry Browne, S OBP: 0.397, SLG: 0.375 Bryan Harvey, R (8, 1)	1B		K		CS			G6-3		3	0	1	0	1	1	2				
Gary Sheffield, R OBP: 0.403, SLG: 0.621 (1, 9)	P5				HR			L1-3		4	1	1	1	0	0	2				
Matias Carrillo, L OBP: 0.321, SLG: 0.314 (1, 7)	K		G4-3					P5		4	0	0	0	0	1	1				
Dave Magadan, L OBP: 0.365, SLG: 0.293 (8, 5)			G1-3					L6		3	0	1	0	1	0	0				
Benito Santiago, R OBP: 0.325, SLG: 0.396 (1, 2)	G6-3				P3			F8		4	0	0	0	0	0	2				
Kurt Abbott, R OBP: 0.303, SLG: 0.407 (1, 6)	F9				K			F9		3	0	0	0	0	1	1				
Bret Barberie, S OBP: 0.332, SLG: 0.373 (1, 4)			G6-3					FC4-6		3	0	1	0	0	1	0				
Kurt Miller, R OBP: 0.167, SLG: 0.167 (3, PH) Alex Rodriguez, R OBP: 0.308, SLG: 0.296 (3, 1) Terry Mathews, L OBP: 0.420, SLG: 0.600 (7, 1) Jeff Mutis, L OBP: 0.373, SLG: 0.517 (8, 3)	1B							F7		0	0	0	0	0	0	0				
Inning Stats	R: 0 E: 0 K: 1 S: 14	H: 1 LOB: 1 BB: 0 P: 20	R: 0 E: 0 K: 0 S: 5	H: 0 LOB: 0 BB: 0 P: 6	R: 0 E: 0 K: 1 S: 9	H: 1 LOB: 1 BB: 0 P: 15	R: 1 E: 0 K: 1 S: 14	H: 1 LOB: 1 BB: 1 P: 20	R: 0 E: 0 K: 0 S: 6	H: 0 LOB: 0 BB: 1 P: 12	R: 0 E: 0 K: 0 S: 4	H: 0 LOB: 0 BB: 0 P: 8	R: 0 E: 0 K: 0 S: 10	H: 1 LOB: 1 BB: 0 P: 13	R: 0 E: 0 K: 0 S: 8	H: 1 LOB: 1 BB: 0 P: 10		1B: 5 2B: 1 3B: 0 HR: 1	SF: 0 SAC: 0 DP: 1 HBP: 0	WP: 0 PB: 0 SB: 0 CS: 1
PITCHER Shawn Boskie, R ERA: 4.46 (1, 1)	IP: 9.0 WLS: W BF: 33 H: 6 R: 1 ER: 1 SO: 4 BB: 2 IBB: 0 HBP: 0 BLK: 0 WP: 0 HR: 1 S: 78 P: 115 ERA: 1.00 WHIP: 0.889																			

Batter	1	2	3	4	5	6	7	8	9	AB	R	H	RBI	BB	SO	LOB	BOTTOM			
Mickey Morandini, L OBP: 0.400, SLG: 0.430 (1, 4)	FC5-4	F8			G4-3			HR		3	1	1	1	1	0	0	Florida Marlins @ Philadelphia Phillies Veterans Stadium, Philadelphia, PA Mon Jun 27 1994, 7:05 PM EDT Att: 34,638 - Unknown - 81 F			
Mariano Duncan, R OBP: 0.322, SLG: 0.418 (1, 5)	1B		G5-3		F8			G4-3		4	1	0	0	0	1					
John Kruk, L OBP: 0.398, SLG: 0.438 (1, 3)	1B							K		4	1	3	0	0	1	0				
Darren Daulton, L OBP: 0.385, SLG: 0.557 (1, 2)	1B		F8		P5			G1		4	1	1	1	0	0	2				
Jim Eisenreich, L OBP: 0.372, SLG: 0.398 (1, 8)	G6-3		G3					F7		3	1	1	2	1	0	1				
Milt Thompson, L OBP: 0.325, SLG: 0.383 (1, 7)	G6-3				F9			F7		4	0	1	1	0	1	1				
Tony Longmire, L OBP: 0.264, SLG: 0.288 (1, 9)	P5				F8			FC6-4		4	0	2	0	0	0	1				
Kevin Stocker, S OBP: 0.382, SLG: 0.281 (1, 6)		G4-3			F9			K		3	0	0	0	1	1	3				
Shawn Boskie, R OBP: 0.222, SLG: 0.250 (1, 1)	G5-3				G3			FC6-4		4	0	0	0	0	0	5				
Inning Stats	R: 4 E: 0 K: 0 S: 13	H: 3 LOB: 0 BB: 1 P: 28	R: 0 E: 0 K: 0 S: 8	H: 0 LOB: 0 BB: 0 P: 14	R: 0 E: 0 K: 0 S: 6	H: 1 LOB: 1 BB: 0 P: 8	R: 0 E: 0 K: 0 S: 14	H: 1 LOB: 1 BB: 0 P: 21	R: 0 E: 0 K: 1 S: 11	H: 1 LOB: 2 BB: 1 P: 18	R: 1 E: 0 K: 1 S: 9	H: 1 LOB: 0 BB: 0 P: 14	R: 0 E: 0 K: 1 S: 12	H: 1 LOB: 2 BB: 1 P: 20	R: 0 E: 0 K: 1 S: 12	H: 1 LOB: 1 BB: 1 P: 20		1B: 4 2B: 3 3B: 1 HR: 1	SF: 0 SAC: 0 DP: 0 HBP: 0	WP: 0 PB: 0 SB: 1 CS: 0
PITCHER Kurt Miller, R ERA: 8.1 (1, 1) Terry Mathews, R ERA: 3.12 (3, 1) Jeff Mutis, L ERA: 5.32 (7, 1) Bryan Harvey, R ERA: 3.72 (8, 1)	IP: 2.0 WLS: L BF: 10 H: 3 R: 4 ER: 4 SO: 4 BB: 1 IBB: 0 HBP: 0 BLK: 0 WP: 0 HR: 0 S: 21 P: 42 ERA: 18.00 WHIP: 2.000																			

Batter	1	2	3	4	5	6	7	8	9	AB	R	H	RBI	BB	SO	LOB	TOP										
Chuck Carr, S OBP: 0.334, SLG: 0.361	F7		E3 1B SF8		1B		G3		SH1-4	4	1	1	0	0	0	0	Florida Marlins @ Philadelphia Phillies Veterans Stadium, Philadelphia, PA Tue Jun 28 1994, 7:05 PM EDT Att: 47,027 - Unknown - 84 F										
Jerry Browne, S OBP: 0.393, SLG: 0.369	P3		1B		P8		G6-3		SF8	3	0	0	1	1	0	1											
Gary Sheffield, R OBP: 0.408, SLG: 0.621	F9		1B		1B		G6-3		1B	5	0	3	0	0	0	0											
Jeff Conine, R OBP: 0.373, SLG: 0.515		L7	SF8		P7				1B	3	0	1	1	1	0	2											
Greg Colbrunn, R Robb Nen, R		1B	G3-1				G4-3		K	4	0	0	0	1	2	5											
Bento Santiago, R OBP: 0.328, SLG: 0.398	P6				G5-3		1B		1B	4	0	2	0	0	0	1											
Kurt Abbott, R OBP: 0.303, SLG: 0.405	1B				P4		F7		K	4	0	1	0	0	1	3											
Bret Barberie, S OBP: 0.331, SLG: 0.371	F9				G5-3		FC5		P7	4	0	1	0	0	0	4											
David Weathers, R Jeff Mutis, L			G4-3				K		FC5	3	0	0	0	0	1	2											
Matias Carrillo, L OBP: 0.327, SLG: 0.330									SH1-4 SF8	1	1	1	0	0	0	0											
Inning Stats	R: 0 E: 0 K: 0 S: 11	H: 0 LOB: 0 BB: 0 P: 16	R: 0 E: 0 K: 0 S: 16	H: 1 LOB: 2 BB: 1 P: 25	R: 1 E: 1 K: 0 S: 16	H: 1 LOB: 2 BB: 1 P: 27	R: 0 E: 0 K: 0 S: 9	H: 0 LOB: 0 BB: 0 P: 13	R: 0 E: 0 K: 1 S: 9	H: 2 LOB: 2 BB: 0 P: 11	R: 0 E: 0 K: 0 S: 10	H: 2 LOB: 2 BB: 0 P: 16	R: 0 E: 0 K: 2 S: 10	H: 2 LOB: 2 BB: 0 P: 16	R: 1 E: 0 K: 1 S: 14	H: 2 LOB: 2 BB: 1 P: 23	1B: 9 2B: 1 3B: 0 HR: 0	SF: 2 SAC: 1 DP: 0 HBP: 0	WP: 0 PB: 0 SB: 2 CS: 0	PA: 41							
PITCHER	IP	WLS	BF	H	R	ER	SO	BB	IBB	HBP	BLK	WP	HR	S	P	ERA	WHIP										
Fernando Valenzuela, L ERA: 2.79	6.0		27	6	1	0	1	2	0	0	0	0	0	71	108	0.00	1.333										
Heathcliff Slocumb, R ERA: 4.53	2.0	L	8	2	0	0	2	0	0	0	0	0	0	16	26	0.00	1.000										
Paul Quantrill, R ERA: 1.0	0.2		5	2	1	1	0	1	0	0	0	0	0	11	19	13.50	4.500										
Toby Borland, R ERA: 1.0	0.1		1	0	0	0	1	0	0	0	0	0	0	3	4	0.00	0.000										

Batter	1	2	3	4	5	6	7	8	9	AB	R	H	RBI	BB	SO	LOB	BOTTOM										
Mickey Morandini, L OBP: 0.394, SLG: 0.418	1B FC4-6 BB		P6		G4-3		K		K2-3	4	1	0	0	1	2	5	Florida Marlins @ Philadelphia Phillies Veterans Stadium, Philadelphia, PA Tue Jun 28 1994, 7:05 PM EDT Att: 47,027 - Unknown - 84 F										
Mariano Duncan, R OBP: 0.321, SLG: 0.416	P4		G6-3		G1-3 G4-3 1B		FC6-5			4	0	1	0	0	0	4											
John Kruk, L OBP: 0.394, SLG: 0.433	FC4-6 1B		K		G4-3		G4-3		G6-3	4	0	1	0	0	1	1											
Darren Daulton, L OBP: 0.380, SLG: 0.549	FC4-6				G4-3		G1-3		K	4	0	0	1	0	1	2											
Todd Pratt, R OBP: 0.229, SLG: 0.161	1-2 3-H									0	0	0	0	0	0	0											
Jim Eisenreich, L OBP: 0.366, SLG: 0.391	K				L8		L7		FC4-6 1B	3	0	0	0	0	1	2											
Heathcliff Slocumb, R OBP: 0.333, SLG: 0.333										0	0	0	0	0	0	0											
Pete Incaviglia, R OBP: 0.348, SLG: 0.494										1	0	1	0	0	0	0											
Paul Quantrill, L Toby Borland, R										0	0	0	0	0	0	0											
Milt Thompson, L OBP: 0.324, SLG: 0.380					G6-3		G3		FC4-6	4	0	1	0	0	0	1											
Tony Longmire, L OBP: 0.276, SLG: 0.300					F7		1B 1B		K	4	0	2	0	0	1	0											
Kevin Stocker, S OBP: 0.385, SLG: 0.295	FC4-6 WP				G4-3		FC6-5 1B		BLK	4	0	2	0	0	0	1											
Fernando Valenzuela, L Billy Hatcher, R					G3				G4-3	2	0	1	0	0	0	1											
Inning Stats	R: 1 E: 0 K: 1 S: 17	H: 1 LOB: 1 BB: 1 P: 28	R: 0 E: 0 K: 0 S: 8	H: 2 LOB: 0 BB: 0 P: 13	R: 0 E: 0 K: 1 S: 9	H: 0 LOB: 0 BB: 0 P: 13	R: 0 E: 0 K: 0 S: 4	H: 0 LOB: 0 BB: 0 P: 5	R: 0 E: 0 K: 0 S: 5	H: 1 LOB: 1 BB: 0 P: 6	R: 0 E: 0 K: 0 S: 10	H: 1 LOB: 1 BB: 0 P: 18	R: 0 E: 0 K: 1 S: 14	H: 3 LOB: 3 BB: 0 P: 20	R: 0 E: 0 K: 1 S: 10	H: 1 LOB: 1 BB: 0 P: 13	R: 0 E: 0 K: 2 S: 10	H: 1 LOB: 1 BB: 0 P: 15	1B: 8 2B: 2 3B: 0 HR: 0	SF: 0 SAC: 0 DP: 0 HBP: 0	WP: 1 PB: 0 SB: 0 CS: 1	PA: 37					
PITCHER	IP	WLS	BF	H	R	ER	SO	BB	IBB	HBP	BLK	WP	HR	S	P	ERA	WHIP										
David Weathers, R ERA: 3.41	6.1		27	8	1	1	2	1	0	0	0	0	0	61	95	1.42	1.421										
Jeff Mutis, L ERA: 4.94	1.2	W	6	1	0	0	2	0	0	0	0	0	0	16	21	0.00	0.600										
Robb Nen, R ERA: 3.0	1.0	S	4	1	0	0	2	0	0	0	1	0	0	10	15	0.00	1.000										



Batter	1	2	3	4	5	6	7	8	9	AB	R	H	RBI	BB	SO	LOB	TOP										
Chuck Carr, S (1,8) OBP: 0.330, SLG: 0.356	1-1 P4			1-1 F8		0-0 L5			2-2 P6	4	0	0	0	0	0	0	Florida Marlins @ Philadelphia Phillies Veterans Stadium, Philadelphia, PA Wed Jun 29 1994, 3:33 AM EDT Att: 43,337 - Sunny - 86 F AB 30 R 2 H 4 RBI 2 BB 0 SO 7 LOB 2										
Jerry Browne, S (1,5) OBP: 0.391, SLG: 0.367	3-2 G5-3			2-3 K		0-1 G6-4-3 1B			0-1 G4-3	4	0	1	0	0	1	0											
Gary Sheffield, R (1,9) OBP: 0.405, SLG: 0.612	3-2 P4			2-2 1B		0-1 G6-4-3 1-2			0-2 F9	4	0	1	0	0	0	1											
Jeff Conine, R (1,7) OBP: 0.370, SLG: 0.510		2-2 G4-3		1-0 L9						3	0	0	0	0	1	1											
Greg Colbrunn, R (1,3) OBP: 0.373, SLG: 0.565		1-2 G6-3			1-2 HR 2B				0-1 G6-3	3	1	1	0	0	0	0											
Benito Santiago, R (1,2) OBP: 0.328, SLG: 0.411		3-3 K			0-1 HR 2H				3-3 K	3	1	1	2	0	2	0											
Kurt Abbott, R (1,6) OBP: 0.299, SLG: 0.399			0-1 G4-3		1-3 K				2-2 G6-3	3	0	0	0	0	1	0											
Bret Barberie, S (1,4) OBP: 0.327, SLG: 0.367			0-0 B5-3		1-0 G1-3				0-0 F9	3	0	0	0	0	0	0											
Pat Rapp, R (1,1) OBP: 0.111, SLG: 0.148			0-1 G1-3		1-3 K				1-3 K	2	0	0	0	0	1	0											
Alex Arias, R (8,PH) OBP: 0.304, SLG: 0.293										1	0	0	0	0	1	0											
Bryan Harvey, R (8,1)										0	0	0	0	0	0	0											
Jeff Mutis, L (8,1)										0	0	0	0	0	0	0											
John Johnstone, R (8,1)										0	0	0	0	0	0	0											
Inning Stats	R: 0 E: 0 K: 0 S: 11	H: 0 LOB: 0 BB: 0 P: 18	R: 0 E: 0 K: 1 S: 13	H: 0 LOB: 0 BB: 0 P: 19	R: 0 E: 0 K: 0 S: 5	H: 0 LOB: 0 BB: 0 P: 5	R: 0 E: 0 K: 1 S: 12	H: 1 LOB: 1 BB: 0 P: 18	R: 2 E: 0 K: 2 S: 13	H: 2 LOB: 0 BB: 0 P: 17	R: 0 E: 0 K: 0 S: 5	H: 1 LOB: 0 BB: 0 P: 5	R: 0 E: 0 K: 2 S: 8	H: 0 LOB: 0 BB: 0 P: 11	R: 0 E: 0 K: 1 S: 9	H: 0 LOB: 0 BB: 0 P: 12	R: 0 E: 0 K: 0 S: 8	H: 0 LOB: 0 BB: 0 P: 10	1B: 2 2B: 1 3B: 0 HR: 1	SF: 0 SAC: 0 DP: 1 HBP: 0	WP: 0 PB: 0 SB: 0 CS: 0	PA: 30					
PITCHER	IP	WLS	BF	H	R	ER	SO	BB	IBB	HBP	BLK	WP	HR	S	P	ERA	WHIP										
Danny Jackson, L (1,1) ERA: 3.28	8.0	W	27	4	2	2	7	0	0	0	0	0	1	76	105	2.25	0.500										
Doug Jones, R (9,1) ERA: 1.64	1.0	S	3	0	0	0	0	0	0	0	0	0	0	8	10	0.00	0.000										

Batter	1	2	3	4	5	6	7	8	9	AB	R	H	RBI	BB	SO	LOB	BOTTOM										
Billy Hatcher, R (1,8) OBP: 0.294, SLG: 0.355	0-0 G4-3		2-0 G3 2H 1B		0-0 F8		0-0 SH5-3	3-2 P5		4	0	1	1	0	0	1	Florida Marlins @ Philadelphia Phillies Veterans Stadium, Philadelphia, PA Wed Jun 29 1994, 3:33 AM EDT Att: 43,337 - Sunny - 86 F AB 30 R 5 H 9 RBI 4 BB 5 SO 6 LOB 12										
Mickey Morandini, L (1,4) OBP: 0.366, SLG: 0.408	2-3 K		2-2 G3		2-2 F8		0-0 FC6			4	0	0	0	0	1	2											
John Kruk, L (1,3) OBP: 0.408, SLG: 0.437	4-1 FC5-4 BB		4-1 BB		0-0 BB 1B		4-0 FC5-4 IBB			1	0	1	0	3	0	0											
Pete Incaviglia, R (1,7) OBP: 0.305, SLG: 0.484	2-1 FC5-4		3-0 F8		4-1 FC6-4 BB		1-0 FC5-4			3	0	0	0	1	0	5											
Milt Thompson, L (8,7) OBP: 0.324, SLG: 0.380	1-2 FC5-4				1-2 FC6-4 BB		1-2 FC5-4			0	0	0	0	0	0	0											
Todd Pratt, R (1,2) OBP: 0.231, SLG: 0.229		1-3 K		1-1 BB 3B	1-1 FC6-4			2-3 K		4	1	1	0	0	2	2											
Tony Longmire, L (1,9) OBP: 0.275, SLG: 0.297		2-3 K		0-2 BB 1B		2-0 E3 G5-4-3		2-3 K		4	1	1	1	0	2	0											
Doug Jones, R (9,1) OBP: 1.000, SLG: 1.000				3H G4-6-3 1B						0	0	0	0	0	0	0											
Kim Batiste, R (1,5) OBP: 0.240, SLG: 0.307		0-0 F9		0-1 G4-6-3 1B		0-0 G5-4-3 1-2		0-2 K 2B 1B		4	1	2	0	0	0	1											
Kevin Stocker, S (1,6) OBP: 0.387, SLG: 0.308			1-2 SH3-4 1B		3-2 G4-6-3 1-2 1B		0-0 B5-3		3-2 K 1B 2B	4	2	2	1	0	0	1											
Danny Jackson, R (1,1) OBP: 0.262, SLG: 0.325			1-0 SH3-4 1-2		0-3 K		4-2 FC6 SH5-3 BB		0-0 K 2H 1B	1	0	0	0	1	1	0											
Jim Eisenreich, L (8,PH) OBP: 0.369, SLG: 0.395										1	0	1	1	0	0	0											
Inning Stats	R: 0 E: 0 K: 1 S: 7	H: 0 LOB: 1 BB: 1 P: 15	R: 0 E: 0 K: 2 S: 7	H: 0 LOB: 0 BB: 0 P: 10	R: 1 E: 0 K: 0 S: 10	H: 2 LOB: 2 BB: 1 P: 23	R: 2 E: 0 K: 1 S: 14	H: 3 LOB: 0 BB: 0 P: 18	R: 0 E: 0 K: 0 S: 8	H: 1 LOB: 2 BB: 1 P: 15	R: 0 E: 1 K: 0 S: 3	H: 0 LOB: 0 BB: 0 P: 5	R: 0 E: 0 K: 0 S: 5	H: 0 LOB: 2 BB: 2 P: 14	R: 0 E: 0 K: 2 S: 20	H: 3 LOB: 1 BB: 0 P: 30	R: 2 E: 0 K: 2 S: 10	H: 3 LOB: 1 BB: 0 P: 30	1B: 7 2B: 1 3B: 1 HR: 0	SF: 0 SAC: 2 DP: 2 HBP: 0	WP: 0 PB: 0 SB: 3 CS: 0	PA: 37					
PITCHER	IP	WLS	BF	H	R	ER	SO	BB	IBB	HBP	BLK	WP	HR	S	P	ERA	WHIP										
Pat Rapp, R (1,1) ERA: 4.25	7.0	L	31	6	3	3	4	4	0	0	0	0	0	54	100	3.86	1.429										
Bryan Harvey, R (8,1) ERA: 5.53	0.2		4	2	2	2	2	0	0	0	0	0	0	15	22	27.00	3.000										
Jeff Mutis, L (8,1) ERA: 4.94	0.0		1	1	0	0	0	0	0	0	0	0	0	1	1	∞	∞										
John Johnstone, R (8,1) ERA:	0.1		1	0	0	0	0	0	0	0	0	0	0	4	7	0.00	0.000										

Batter	1	2	3	4	5	6	7	8	9	AB	R	H	RBI	BB	SO	LOB	TOP					
Billy Hatcher, R OBP: 0.299, SLG: 0.356 (1, 8)	F8		G4-3		E8	F8				4	1	1	0	1	0	1	Philadelphia Phillies @ Los Angeles Dodgers Dodger Stadium, Los Angeles, CA Fri Jul 01 1994, 7:05 PM PDT Att: 34,978 - Unknown - 78 F					
Mickey Morandini, L OBP: 0.389, SLG: 0.399 (1, 4)								G4-3		2	1	0	0	3	0	2						
John Kruk, L OBP: 0.415, SLG: 0.429 (1, 3)										3	0	1	2	2	1	3						
Pete Incaviglia, R OBP: 0.295, SLG: 0.464 Milt Thompson, L OBP: 0.322, SLG: 0.377 (9, PR) (9, 7)	P3									5	0	1	1	0	2	4						
Jim Eisenreich, L OBP: 0.373, SLG: 0.406 (1, 9)										3	0	0	0	2	0	1						
Todd Pratt, R OBP: 0.227, SLG: 0.225 (1, 2)										5	0	1	0	0	3	5						
Kim Batiste, R OBP: 0.241, SLG: 0.313 (1, 5)										4	0	1	0	0	2	4						
Kevin Stocker, S OBP: 0.383, SLG: 0.302 (1, 6)										3	1	1	0	1	0	1						
David West, L OBP: 0.071, SLG: 0.071 Doug Jones, R OBP: 1.000, SLG: 1.000 (9, 1)										4	0	1	0	0	2	2						
Inning Stats	R: 0 E: 0 K: 1 S: 6	H: 0 LOB: 1 BB: 1 P: 14	R: 0 E: 0 K: 1 S: 9	H: 1 LOB: 1 BB: 1 P: 15	R: 0 E: 0 K: 2 S: 10	H: 0 LOB: 2 BB: 2 P: 21	R: 0 E: 0 K: 1 S: 9	H: 0 LOB: 0 BB: 0 P: 12	R: 3 E: 1 K: 3 S: 21	H: 3 LOB: 3 BB: 3 P: 36	R: 0 E: 0 K: 0 S: 8	H: 1 LOB: 2 BB: 0 P: 11	R: 0 E: 0 K: 1 S: 8	H: 1 LOB: 1 BB: 0 P: 12	R: 0 E: 0 K: 0 S: 8	H: 1 LOB: 1 BB: 1 P: 15	R: 0 E: 0 K: 1 S: 8	H: 0 LOB: 1 BB: 1 P: 17	1B: 6 2B: 1 3B: 0 HR: 0	SF: 0 SAC: 0 DP: 1 HBP: 0	WP: 0 PB: 0 SB: 2 CS: 1	PA: 42
PITCHER	IP	WLS	BF	H	R	ER	SO	BB	IBB	HBP	BLK	WP	HR	S	P	ERA	WHIP					
Kevin Gross, R ERA: 3.85 (1, 1)	7.0	L	35	7	3	3	9	7	0	0	0	0	0	74	125	3.86	2.000					
Omar Daal, L ERA: 2.25 (8, 1)	1.0		3	0	0	0	0	1	0	0	0	0	0	5	11	0.00	1.000					
Brian Barnes, L ERA: 5.89 (9, 1)	0.2		3	0	0	0	0	1	0	0	0	0	0	4	10	0.00	1.500					
Roger McDowell, R ERA: 4.91 (9, 1)	0.1		1	0	0	0	1	0	0	0	0	0	0	4	7	0.00	0.000					

AB	33
R	3
H	7
RBI	3
BB	9
SO	10
LOB	23



Batter	1	2	3	4	5	6	7	8	9	AB	R	H	RBI	BB	SO	LOB	BOTTOM					
Delino DeShields, L OBP: 0.376, SLG: 0.319 (1, 4)										3	0	0	0	1	1	1	Philadelphia Phillies @ Los Angeles Dodgers Dodger Stadium, Los Angeles, CA Fri Jul 01 1994, 7:05 PM PDT Att: 34,978 - Unknown - 78 F					
Mitch Webster, S OBP: 0.318, SLG: 0.393 (1, 7)										4	0	0	0	0	2	2						
Mike Piazza, R OBP: 0.375, SLG: 0.577 (1, 2)										4	0	1	0	0	2	0						
Tim Wallach, R OBP: 0.337, SLG: 0.490 (1, 5)										4	0	0	0	0	1	1						
Eric Karros, R OBP: 0.318, SLG: 0.413 (1, 3)										4	0	0	0	0	0	1						
Raul Mondesi, R OBP: 0.335, SLG: 0.543 (1, 8)										3	0	0	0	0	1	1						
Cory Snyder, R OBP: 0.333, SLG: 0.477 (1, 9)										2	0	1	0	1	0	0						
Rafael Bourmigal, R OBP: 0.412, SLG: 0.429 (1, 6)										3	0	1	0	0	0	2						
Kevin Gross, R OBP: 0.171, SLG: 0.188 Omar Daal, L (8, 1)										0	0	0	0	0	0	0						
Carlos Hernandez, R OBP: 0.270, SLG: 0.378 Brian Barnes, L (9, 1)										1	0	0	0	0	0	0						
Roger McDowell, R (9, 1)										0	0	0	0	0	0	0						
Inning Stats	R: 0 E: 0 K: 1 S: 10	H: 0 LOB: 0 BB: 0 P: 15	R: 0 E: 0 K: 1 S: 11	H: 0 LOB: 0 BB: 0 P: 15	R: 0 E: 0 K: 1 S: 11	H: 1 LOB: 2 BB: 1 P: 20	R: 0 E: 0 K: 0 S: 10	H: 1 LOB: 1 BB: 0 P: 14	R: 0 E: 0 K: 0 S: 7	H: 0 LOB: 0 BB: 1 P: 14	R: 0 E: 0 K: 1 S: 9	H: 0 LOB: 0 BB: 0 P: 12	R: 0 E: 0 K: 0 S: 11	H: 1 LOB: 1 BB: 0 P: 19	R: 0 E: 0 K: 1 S: 7	H: 0 LOB: 0 BB: 0 P: 11	R: 0 E: 0 K: 2 S: 8	H: 0 LOB: 0 BB: 0 P: 10	1B: 3 2B: 0 3B: 0 HR: 0	SF: 0 SAC: 2 DP: 0 HBP: 0	WP: 2 PB: 0 SB: 0 CS: 0	PA: 32
PITCHER	IP	WLS	BF	H	R	ER	SO	BB	IBB	HBP	BLK	WP	HR	S	P	ERA	WHIP					
David West, L ERA: 2.58 (1, 1)	8.0	W	29	3	0	0	5	2	0	0	0	0	0	76	120	0.00	0.625					
Doug Jones, R ERA: 2.27 (9, 1)	1.0	S	3	0	0	0	2	0	0	0	0	0	0	8	10	0.00	0.000					

AB	28
R	0
H	3
RBI	0
BB	2
SO	7
LOB	8




Batter	1	2	3	4	5	6	7	8	9	AB	R	H	RBI	BB	SO	LOB	TOP										
Milt Thompson, L (1, 8) OBP: 0.330, SLG: 0.374	G4-3		K		G3			FC3-6 1B		4	0	1	0	0	0	1											
Mariano Duncan, R (1, 5) OBP: 0.319, SLG: 0.411	G6-4-3 1B		K			G1-3		FC3-6 1B		4	1	1	0	0	0	1											
Tony Longmire, L (1, 7) OBP: 0.276, SLG: 0.297	G6-4-3 1-2		G4-3			G4-3		G3		4	0	0	0	0	0	2											
John Kruk, L (1, 3) OBP: 0.424, SLG: 0.429		F8			F7		L6			4	0	1	1	0	0	0											
Jim Eisenreich, L (1, 9) OBP: 0.364, SLG: 0.392		1B SF8			G5-3			F7		4	1	1	0	0	0	1											
Mickey Morandini, L (1, 4) OBP: 0.379, SLG: 0.383		SF8 HBP			G6-3		L7			4	0	1	0	0	1	0											
Mike Lieberthal, R (1, 2) OBP: 0.467, SLG: 0.615								WP 1B		3	0	2	0	0	1	0											
Kevin Stocker, S (1, 6) OBP: 0.376, SLG: 0.294		SF8			G6-3			WP 1B		3	0	1	1	0	1	1											
Bobby Munoz, R (1, 1) OBP: 0.300, SLG: 0.421								G4-3		2	0	0	0	0	1	3											
Ricky Jordan, R (7, PH) OBP: 0.288, SLG: 0.466	G4-3									1	0	0	0	0	0	2											
Andy Carter, L (7, 1)										0	0	0	0	0	0	0											
Inning Stats	R: 0 E: 0 K: 0 S: 7	H: 1 LOB: 0 BB: 0 P: 12	R: 1 E: 0 K: 0 S: 13	H: 2 LOB: 2 BB: 0 P: 21	R: 0 E: 0 K: 2 S: 8	H: 0 LOB: 0 BB: 0 P: 11	R: 0 E: 0 K: 0 S: 6	H: 0 LOB: 0 BB: 0 P: 12	R: 0 E: 0 K: 1 S: 6	H: 1 LOB: 1 BB: 0 P: 12	R: 0 E: 0 K: 0 S: 6	H: 0 LOB: 0 BB: 0 P: 10	R: 0 E: 0 K: 0 S: 11	H: 2 LOB: 2 BB: 0 P: 18	R: 1 E: 0 K: 3 S: 9	H: 2 LOB: 1 BB: 0 P: 15	R: 0 E: 0 K: 3 S: 11	H: 0 LOB: 0 BB: 0 P: 18	1B: 7 2B: 0 3B: 1 HR: 0	SF: 1 SAC: 0 DP: 1 HBP: 1	WP: 1 PB: 0 SB: 1 CS: 0	PA: 35					
PITCHER	IP	WLS	BF	H	R	ER	SO	BB	IBB	HBP	BLK	WP	HR	S	P	ERA	WHIP										
Joey Hamilton, R (1, 1) ERA: 1.94	7.0	W	27	6	1	1	3	0	0	1	0	1	0	57	96	1.29	0.857										
Pedro Martinez, L (8, 1) ERA: 2.7	2.0		8	2	1	1	3	0	0	0	0	0	0	20	33	4.50	1.000										

Philadelphia Phillies @ San Diego Padres
 Jack Murphy Stadium, San Diego, CA
 Tue Jul 05 1994, 10:05 PM EDT
 Att: 7,812 - Unknown - 72 F

livebaseballscores.com

AB 33
 R 2
 H 8
 RBI 2
 BB 0
 SO 6
 LOB 11




Batter	1	2	3	4	5	6	7	8	9	AB	R	H	RBI	BB	SO	LOB	BOTTOM										
Bip Roberts, S (1, 4) OBP: 0.394, SLG: 0.404	1B SF8		G3		G6-3			L9		5	1	2	0	0	0	0											
Scott Livingstone, L (1, 5) OBP: 0.285, SLG: 0.371			G3		E HR			HR		5	2	3	1	0	0	1											
Tony Gwynn, L (1, 9) OBP: 0.452, SLG: 0.565	SF8 3-H		E4 1B		E HR			2B 1B		2	1	1	1	2	0	0											
Derek Bell, R (1, 8) OBP: 0.345, SLG: 0.446	K		1B		E3 HR			F9		5	1	2	0	0	1	5											
Phil Plantier, L (1, 7) OBP: 0.317, SLG: 0.474	G3		L6		F9			F7		5	0	0	0	0	1	8											
Eddie Williams, R (1, 3) OBP: 0.463, SLG: 0.696		F9			F8			K		4	1	1	4	0	1	0											
Luis Lopez, S (1, 6) OBP: 0.372, SLG: 0.454		G4-3			HR			DI BB		3	1	2	1	1	0	0											
Brad Ausmus, R (1, 2) OBP: 0.303, SLG: 0.350			F7		G4-3			K		4	0	1	0	0	1	2											
Joey Hamilton, R (1, 1) Pedro Martinez, L (8, 1)		L9			P4			K		3	0	0	0	0	1	1											
Inning Stats	R: 1 E: 0 K: 1 S: 13	H: 2 LOB: 1 BB: 0 P: 19	R: 0 E: 0 K: 0 S: 10	H: 1 LOB: 1 BB: 0 P: 17	R: 0 E: 1 K: 0 S: 12	H: 1 LOB: 2 BB: 0 P: 16	R: 1 E: 0 K: 0 S: 9	H: 1 LOB: 0 BB: 0 P: 14	R: 4 E: 1 K: 0 S: 16	H: 3 LOB: 1 BB: 1 P: 29	R: 0 E: 0 K: 1 S: 7	H: 1 LOB: 2 BB: 1 P: 13	R: 0 E: 0 K: 2 S: 7	H: 0 LOB: 1 BB: 1 P: 13	R: 1 E: 0 K: 2 S: 15	H: 3 LOB: 2 BB: 0 P: 20	1B: 7 2B: 2 3B: 0 HR: 3	SF: 1 SAC: 0 DP: 0 HBP: 0	WP: 0 PB: 0 SB: 1 CS: 0	PA: 41							
PITCHER	IP	WLS	BF	H	R	ER	SO	BB	IBB	HBP	BLK	WP	HR	S	P	ERA	WHIP										
Bobby Munoz, R (1, 1) ERA: 2.07	6.0	L	31	9	6	2	2	2	0	0	0	0	0	67	108	3.00	1.833										
Andy Carter, L (7, 1) ERA: 5.27	2.0		10	3	1	1	4	1	0	0	0	0	1	22	33	4.50	2.000										

Philadelphia Phillies @ San Diego Padres
 Jack Murphy Stadium, San Diego, CA
 Tue Jul 05 1994, 10:05 PM EDT
 Att: 7,812 - Unknown - 72 F

livebaseballscores.com


AB 37
 R 7
 H 12
 RBI 7
 BB 3
 SO 6
 LOB 17



Batter	1	2	3	4	5	6	7	8	9	AB	R	H	RBI	BB	SO	LOB	TOP				
Billy Hatcher, R OBP: 0.291, SLG: 0.345 Heathcliff Slocumb, R OBP: 0.333, SLG: 0.333	(1,9) F 1-2 G1-3		(2) 3-1 G4-3		(1) 0-1 F9		(3) 0-2 G6-3			4	0	0	0	0	0	1					
Mariano Duncan, R OBP: 0.318, SLG: 0.406	(1,5) B 2-1 G6-3		(3) 1-2 G5-3		(2) 0-2 G5-3			(1) 3-2 HBP		3	0	0	0	0	0	1					
Ricky Jordan, R OBP: 0.282, SLG: 0.455	(1,3) B 3-2 G4-3			(1) 0-2 G5-3	(3) 1-3 K			(1) 1-3 K		4	0	0	0	0	2	1					
Pete Incaviglia, R OBP: 0.287, SLG: 0.450		(1,7) B 3-1 E6 G6-4-3		(2) 1-0 P4		(1) 1-0 G4-3 FC5-2 2B		(2) 3-3 K		4	1	1	0	0	1	1					
Todd Pratt, R OBP: 0.283, SLG: 0.340	(1,2) B 1-0 E4 G6-4-3			(1) 2-2 1B 1B		(1) 2-2 G4-3		(3) 2-3 K		4	1	1	0	0	1	3					
Randy Ready, R OBP: 0.500, SLG: 0.429	(1,4) B 1-1 G6-4-3			(1) 2-2 HBP 1B 1B		(2) 0-1 FC5-2			(1) 2-2 K	4	0	1	0	0	1	2					
Milt Thompson, L OBP: 0.328, SLG: 0.371	(1,8) C 0-1 G1-3			(1) 1-0 HBP 1B		(3) 2-0 G4-3			(2) 2-3 K	4	0	1	1	0	1	1					
Kevin Stocker, S OBP: 0.378, SLG: 0.301			(1,6) X 0-0 G4-3		(1) 4-1 FC6-4 HBP		(1) 0-3 K		(3) 0-3 K	3	0	1	0	0	2	0					
David West, L OBP: 0.063, SLG: 0.063 Jim Eisenreich, L OBP: 0.363, SLG: 0.390	(1,1) F (7,PH) (7,9)		(1,3) F 1-3 K		(1,0) 1-0 FC6-4		(2) 1-2 F7			2	0	0	0	0	1	4					
Inning Stats	R: 0 E: 0 K: 0 S: 8	H: 0 LOB: 0 BB: 0 P: 14	R: 1 E: 2 K: 0 S: 7	H: 0 LOB: 0 BB: 0 P: 12	R: 0 E: 0 K: 1 S: 9	H: 1 LOB: 1 BB: 0 P: 14	R: 1 E: 0 K: 0 S: 14	H: 3 LOB: 3 BB: 0 P: 25	R: 0 E: 0 K: 1 S: 9	H: 0 LOB: 0 BB: 0 P: 10	R: 0 E: 0 K: 1 S: 10	H: 0 LOB: 0 BB: 0 P: 11	R: 0 E: 0 K: 3 S: 11	H: 0 LOB: 1 BB: 0 P: 20	R: 0 E: 0 K: 3 S: 10	H: 0 LOB: 0 BB: 0 P: 14	1B: 3 2B: 2 3B: 0 HR: 0	SF: 0 SAC: 0 DP: 1 HBP: 2	WP: 0 PB: 0 SB: 1 CS: 0	PA: 35	
PITCHER	IP	WLS	BF	H	R	ER	SO	BB	IBB	HBP	BLK	WP	HR	S	P	ERA	WHIP				
Bill Krueger, L ERA: 8.48	(1,1) 7.0	W 28	5	2	1	3	0	0	0	1	0	0	0	64	98	1.29	0.714				
Donnie Elliott, R ERA: 2.79	(8,1) 1.0	4	0	0	0	3	0	0	1	0	0	0	0	11	20	0.00	0.000				
Trevor Hoffman, R ERA: 2.7	(9,1) 1.0	S 3	0	0	0	3	0	0	0	0	0	0	0	10	14	0.00	0.000				

Philadelphia Phillies @ San Diego Padres
Jack Murphy Stadium, San Diego, CA
Wed Jul 06 1994, 6:33 AM EDT
Att: 12,113 - Sunny - 75 F


AB 33
R 2
H 5
RBI 1
BB 0
SO 9
LOB 14



Batter	1	2	3	4	5	6	7	8	9	AB	R	H	RBI	BB	SO	LOB	BOTTOM				
Bip Roberts, S OBP: 0.389, SLG: 0.398	(1,4) B (8,7) X F9		(1) 1-3 K		(2) 1-0 G1-3		(3) 1-1 G4-3			4	0	0	0	0	1	1					
Craig Shipley, R OBP: 0.368, SLG: 0.465	(1,5) B 1-0 1B		(2) 1-3 K		(3) 0-0 F9			(1) 0-0 1B 2B		4	2	2	0	0	1	0					
Derek Bell, R OBP: 0.344, SLG: 0.444	(1,8) S 1-2 G1-6-3 1B		(3) 2-2 G6-3		(1) 1-2 G4-3			(1) 2-0 G6-3		4	0	1	1	0	0	1					
Eddie Williams, R OBP: 0.465, SLG: 0.678	(1,3) F 0-1 G1-6-3			(1) 4-1 HR BB		(2) 2-2 F8		(1) 1-1 1B 1B		3	2	1	1	1	0	1					
Phil Clark, R OBP: 0.241, SLG: 0.379 Luis Lopez, S OBP: 0.376, SLG: 0.458	(1,7) B (8,4)		(1) 2-3 K		(1) 1-0 HR			(1) 1-2 1B 1B		2	1	1	2	1	1	0					
Melvin Nieves, S OBP: 0.497, SLG: 0.667 Bill Bean, L OBP: 0.248, SLG: 0.270	(1,9) B (8,9)		(1) 4-2 BB BB		(1) 3-3 K			(1) 2-2 L3 1B		2	0	0	0	1	2	1					
Ricky Gutierrez, R OBP: 0.343, SLG: 0.330	(1,6) B 3-1 F8		(2) 1-1 F9		(1) 4-2 CS BB			(1) 0-3 K		2	0	0	0	1	0	1					
Brian Johnson, R OBP: 0.328, SLG: 0.434	(1,2) B 4-2 1-2 BB		(3) 3-2 G6-3		(1) 3-3 K2			(1) 1-2 K		2	0	0	0	1	1	1					
Bill Krueger, L Phil Planter, L OBP: 0.316, SLG: 0.472 Donnie Elliott, R Trevor Hoffman, R	(1,1) F (7,PH) (8,1) (9,1)		(3) 0-3 K		(1) 3-3 K					2	0	0	0	0	2	2					
Inning Stats	R: 1 E: 0 K: 0 S: 8	H: 2 LOB: 0 BB: 0 P: 13	R: 0 E: 0 K: 2 S: 13	H: 0 LOB: 2 BB: 2 P: 26	R: 0 E: 0 K: 2 S: 12	H: 0 LOB: 0 BB: 0 P: 16	R: 2 E: 0 K: 1 S: 11	H: 1 LOB: 0 BB: 1 P: 23	R: 0 E: 0 K: 1 S: 5	H: 0 LOB: 0 BB: 0 P: 9	R: 0 E: 0 K: 1 S: 13	H: 0 LOB: 1 BB: 1 P: 23	R: 0 E: 0 K: 2 S: 16	H: 0 LOB: 1 BB: 1 P: 23	R: 2 E: 0 K: 0 S: 11	H: 3 LOB: 0 BB: 0 P: 17	1B: 3 2B: 3 3B: 0 HR: 1	SF: 0 SAC: 0 DP: 2 HBP: 0	WP: 0 PB: 1 SB: 0 CS: 1	PA: 33	
PITCHER	IP	WLS	BF	H	R	ER	SO	BB	IBB	HBP	BLK	WP	HR	S	P	ERA	WHIP				
David West, L ERA: 2.76	(1,1) 6.0	L 24	3	3	3	7	4	0	0	0	0	0	0	62	110	4.50	1.167				
Heathcliff Slocumb, R ERA: 2.86	(7,1) 2.0	9	3	2	1	2	1	0	0	0	0	0	0	27	40	4.50	2.000				

Philadelphia Phillies @ San Diego Padres
Jack Murphy Stadium, San Diego, CA
Wed Jul 06 1994, 6:33 AM EDT
Att: 12,113 - Sunny - 75 F

AB 28
R 5
H 6
RBI 5
BB 5
SO 9
LOB 10



Batter	1	2	3	4	5	6	7	8	9	AB	R	H	RBI	BB	SO	LOB	TOP										
Billy Hatcher, R OBP: 0.297, SLG: 0.354 (1, 8)	F9		G6-3				E4			5	0	2	1	0	0	0	Philadelphia Phillies @ San Francisco Giants Candlestick Park, San Francisco, CA Fri Jul 08 1994, 10:05 PM EDT Att: 24,437 - Unknown - 59 F										
Mariano Duncan, R OBP: 0.312, SLG: 0.402 (1, 5)	G4-3		G5-3				K			5	0	1	0	0	1	5											
Tony Longmire, L OBP: 0.275, SLG: 0.287 (1, 7)	G4-3		F7							3	0	0	0	1	0	2											
John Kruk, L OBP: 0.413, SLG: 0.411 (1, 3)	G1-3			K			F8			4	0	0	0	0	1	2											
Jim Eisenreich, L OBP: 0.362, SLG: 0.390 (1, 9)				F8			P4			3	0	0	0	1	0	1											
Todd Pratt, R OBP: 0.279, SLG: 0.315 (1, 2)										3	0	1	0	1	0	2											
Mickey Morandini, L OBP: 0.377, SLG: 0.397 (1, 4)				G5-3			K			4	1	1	1	0	1	2											
Kevin Stocker, S OBP: 0.378, SLG: 0.301 (1, 6)										3	1	1	0	1	1	0											
Fernando Valenzuela, L OBP: 0.406, SLG: 0.600 (6, 1) Toby Soriano, R OBP: 0.325, SLG: 0.499 (7, PH) Ricky Jordan, R OBP: 0.354, SLG: 0.293 (7, 1) Heathcliff Slocumb, R OBP: 0.292, SLG: 0.427 (9, PH) Pete Incaviglia, R OBP: 0.328, SLG: 0.427 (9, PH) Milt Thompson, L OBP: 0.328, SLG: 0.395 (9, PH)										1	0	0	0	0	0	1	AB 33 R 2 H 7 RBI 2 BB 4 SO 4 LOB 15										
Inning Stats	R: 0 E: 0 K: 0 S: 7	H: 1 LOB: 1 BB: 0 P: 11	R: 1 E: 0 K: 0 S: 10	H: 1 LOB: 1 BB: 2 P: 21	R: 0 E: 0 K: 0 S: 5	H: 0 LOB: 0 BB: 0 P: 8	R: 0 E: 0 K: 1 S: 7	H: 0 LOB: 1 BB: 1 P: 13	R: 1 E: 0 K: 0 S: 8	H: 2 LOB: 1 BB: 0 P: 12	R: 0 E: 0 K: 1 S: 11	H: 1 LOB: 1 BB: 0 P: 15	R: 0 E: 1 K: 1 S: 10	H: 0 LOB: 1 BB: 0 P: 14	R: 0 E: 0 K: 0 S: 6	H: 0 LOB: 1 BB: 1 P: 16		R: 0 E: 0 K: 1 S: 9	H: 2 LOB: 3 BB: 0 P: 13	1B: 4 2B: 2 3B: 0 HR: 1	SF: 0 SAC: 1 DP: 1 HBP: 0	WP: 0 PB: 0 SB: 0 CS: 0	PA: 38				
PITCHER	IP	WLS	BF	H	R	ER	SO	BB	IBB	HBP	BLK	WP	HR	S	P	ERA	WHIP										
Mark Portugal, R ERA: 3.54 (1, 1)	7.0	W	30	5	2	2	3	4	0	0	0	0	1	58	98	2.57	1.286										
Steve Frey, L ERA: 5.47 (8, 1)	0.2		2	0	0	0	0	0	0	0	0	0	0	4	8	0.00	0.000										
Rod Beck, R ERA: 3.62 (8, 1)	1.1	S	6	2	0	0	1	0	0	0	0	0	0	11	17	0.00	1.500										
Batter	1	2	3	4	5	6	7	8	9	AB	R	H	RBI	BB	SO	LOB	BOTTOM										
Darren Lewis, R OBP: 0.350, SLG: 0.342 (1, 8)	G6-3		B3				K			4	0	1	0	0	1	1	Philadelphia Phillies @ San Francisco Giants Candlestick Park, San Francisco, CA Fri Jul 08 1994, 10:05 PM EDT Att: 24,437 - Unknown - 59 F										
Dave Martinez, L OBP: 0.321, SLG: 0.370 (1, 3) (9, 9)	P6		G4-3							4	0	0	0	0	0	2											
Barry Bonds, L OBP: 0.410, SLG: 0.574 (1, 7)	L8		G3-1							4	1	1	1	0	0	0											
Matt Williams, R OBP: 0.306, SLG: 0.591 (1, 5)			F8							4	2	3	2	0	0	0											
Darryl Strawberry, L OBP: 0.250, SLG: 0.143 (1, 9) Todd Benzinger, S OBP: 0.289, SLG: 0.368 (9, 3)			G3							4	0	1	0	0	0	1											
Steve Scarsone, R OBP: 0.282, SLG: 0.350 (1, 4)			K							3	0	1	0	0	1	1											
Royce Clayton, R OBP: 0.293, SLG: 0.338 (1, 6)			G6-3							3	0	1	0	0	1	1											
Kirt Manwaring, R OBP: 0.285, SLG: 0.306 (1, 2)			L7							3	0	0	0	0	0	1											
Mark Portugal, R OBP: 0.385, SLG: 0.541 (1, 1) Steve Frey, R (8, 1) Rod Beck, R (8, 1)			G6-3							3	0	1	0	0	1	1											
Inning Stats	R: 0 E: 0 K: 0 S: 5	H: 0 LOB: 0 BB: 0 P: 9	R: 0 E: 1 K: 1 S: 7	H: 0 LOB: 0 BB: 0 P: 10	R: 0 E: 0 K: 0 S: 8	H: 1 LOB: 1 BB: 0 P: 13	R: 1 E: 1 K: 0 S: 14	H: 2 LOB: 1 BB: 0 P: 26	R: 0 E: 0 K: 1 S: 11	H: 3 LOB: 0 BB: 0 P: 20	R: 0 E: 0 K: 2 S: 9	H: 0 LOB: 0 BB: 0 P: 11	R: 0 E: 0 K: 0 S: 6	H: 1 LOB: 1 BB: 0 P: 9	1B: 5 2B: 1 3B: 0 HR: 3	SF: 0 SAC: 0 DP: 0 HBP: 0	WP: 0 PB: 0 SB: 0 CS: 1	PA: 32									
PITCHER	IP	WLS	BF	H	R	ER	SO	BB	IBB	HBP	BLK	WP	HR	S	P	ERA	WHIP										
Fernando Valenzuela, L ERA: 2.6 (1, 1)	5.1	L	24	8	3	3	1	0	0	0	0	0	0	3	5	0.00	0.000										
Toby Borland, R ERA: 1.84 (6, 1)	0.2		1	0	0	0	1	0	0	0	0	0	0	3	5	0.00	0.000										
Heathcliff Slocumb, R ERA: 2.76 (7, 1)	2.0		7	1	0	0	2	0	0	0	0	0	0	15	20	0.00	0.500										

Batter	1	2	3	4	5	6	7	8	9	AB	R	H	RBI	BB	SO	LOB	TOP				
Billy Hatcher, R OBP: 0.295, SLG: 0.351 (1, 8)			G2-3				FC3-6		FC6-4	5	0	1	1	0	1	2					
Mariano Duncan, R OBP: 0.310, SLG: 0.402 (1, 5)	G4-3		K				K		G5-3	5	0	1	0	0	3	3					
John Kruk, L OBP: 0.410, SLG: 0.408 Paul Quanttrill, L (7, 1) Larry Andersen, R (8, 1)	G4-3						F8			4	0	1	0	0	1	3					
Pete Incaviglia, R OBP: 0.289, SLG: 0.447 (1, 7)	K		F8						G6-3	4	0	0	0	0	2	3					
Jim Eisenreich, L OBP: 0.356, SLG: 0.383 (1, 9)		K					G4-3		G1-3	4	0	0	0	0	1	0					
Mickey Morandini, L OBP: 0.388, SLG: 0.412 (1, 4)		1B					F8-3		E8	3	1	3	0	1	0	0					
Mike Lieberthal, R OBP: 0.474, SLG: 0.588 (1, 2)		1B					F8-3		F9	4	0	2	1	0	0	2					
Kevin Stocker, S OBP: 0.390, SLG: 0.309 (1, 6)									FC6-4	2	1	2	0	1	0	0					
Danny Jackson, R OBP: 0.234, SLG: 0.289 Tony Longmire, L (7, PH) Ricky Jordan, R OBP: 0.281, SLG: 0.450 (7, 3)	K		G6-4-3				FC3-6		FC6-4	2	0	0	0	0	1	4					
Inning Stats	R: 0 E: 0 K: 2 S: 14	H: 1 LOB: 1 BB: 0 P: 20	R: 0 E: 0 K: 2 S: 10	H: 2 LOB: 2 BB: 1 P: 17	R: 0 E: 0 K: 1 S: 11	H: 1 LOB: 1 BB: 0 P: 13	R: 1 E: 1 K: 0 S: 10	H: 2 LOB: 1 BB: 0 P: 17	R: 0 E: 0 K: 0 S: 9	H: 1 LOB: 1 BB: 0 P: 12	R: 1 E: 0 K: 2 S: 15	H: 2 LOB: 1 BB: 0 P: 24	R: 0 E: 1 K: 0 S: 10	H: 1 LOB: 1 BB: 0 P: 16	R: 0 E: 0 K: 0 S: 8	H: 0 LOB: 1 BB: 1 P: 12	1B: 9 2B: 3 3B: 0 HR: 0	SF: 0 SAC: 0 DP: 2 HBP: 1	WP: 0 PB: 0 SB: 2 CS: 0	PA: 38	
PITCHER	IP	WLS	BF	H	R	ER	SO	BB	IBB	HBP	BLK	WP	HR	S	P	ERA	WHIP				
William Van Lantingham, R ERA: 3.31	6.0	W	26	9	2	2	7	1	0	1	0	0	0	69	102	3.00	1.667				
Steve Frey, L ERA: 5.26	7.1		4	1	0	0	2	0	0	0	0	0	0	11	18	0.00	1.000				
Rich Monteleone, R ERA: 3.74	8.1		3	1	0	0	0	0	0	0	0	0	0	8	13	0.00	1.500				
Rod Beck, R ERA: 3.48	8.1	S	5	0	0	0	0	1	0	0	0	0	0	10	15	0.00	0.750				

Philadelphia Phillies @ San Francisco Giants
Candlestick Park, San Francisco, CA
Sat Jul 09 1994, 6:33 AM EDT
Att: 35,823 - Sunny

AB	35
R	2
H	11
RBI	2
BB	2
SO	9
LOB	18



Batter	1	2	3	4	5	6	7	8	9	AB	R	H	RBI	BB	SO	LOB	BOTTOM				
Darren Lewis, R OBP: 0.351, SLG: 0.346 (1, 8)	K	G4-3		FC6-4						5	0	2	0	0	1	2					
Steve Scarsone, R OBP: 0.290, SLG: 0.365 Darryl Strawberry, L OBP: 0.333, SLG: 0.143 Mike Benjamin, R OBP: 0.339, SLG: 0.333 (9, 4)	E6			1B					IBB	3	2	2	1	1	0	0					
Barry Bonds, L OBP: 0.410, SLG: 0.571 (1, 7)	S			2B					IBB	0	0	0	0	1	0	0					
Matt Williams, R OBP: 0.310, SLG: 0.589 (1, 5)				G3-1					L6	5	0	2	0	0	0	6					
Mark Carreon, R OBP: 0.330, SLG: 0.426 Rich Monteleone, R (8, 1) Rod Beck, R (8, 1)				P3					IBB	3	0	1	1	2	0	2					
Royce Clayton, R OBP: 0.292, SLG: 0.337 (1, 6)									K	4	0	2	1	0	2	5					
Todd Benzinger, S OBP: 0.288, SLG: 0.367 (1, 3)				2B					K	4	0	1	0	0	3	5					
Kirt Manwaring, R OBP: 0.284, SLG: 0.309 (1, 2)				G6-3					K	4	0	1	0	0	2	4					
William Van Lantingham, R (1, 1) Steve Frey, R (7, 1) Dave Martinez, L OBP: 0.319, SLG: 0.367 (7, 9)				L4					F7	4	1	1	0	0	0	1					
William Van Lantingham, R (1, 1) Steve Frey, R (7, 1) Dave Martinez, L OBP: 0.319, SLG: 0.367 (7, 9)				F7					F8	4	1	1	0	0	0	1					
William Van Lantingham, R (1, 1) Steve Frey, R (7, 1) Dave Martinez, L OBP: 0.319, SLG: 0.367 (7, 9)				E4					P5	2	0	0	0	0	1	1					
Inning Stats	R: 1 E: 1 K: 3 S: 17	H: 2 LOB: 2 BB: 0 P: 23	R: 0 E: 0 K: 0 S: 8	H: 1 LOB: 1 BB: 0 P: 11	R: 1 E: 0 K: 1 S: 14	H: 3 LOB: 2 BB: 0 P: 21	R: 0 E: 1 K: 0 S: 11	H: 0 LOB: 2 BB: 1 P: 21	R: 0 E: 0 K: 2 S: 8	H: 1 LOB: 1 BB: 0 P: 13	R: 1 E: 0 K: 2 S: 13	H: 3 LOB: 3 BB: 1 P: 23	R: 0 E: 0 K: 1 S: 7	H: 1 LOB: 0 BB: 0 P: 10	R: 0 E: 0 K: 1 S: 10	H: 1 LOB: 3 BB: 2 P: 24	1B: 8 2B: 4 3B: 0 HR: 0	SF: 0 SAC: 1 DP: 0 HBP: 0	WP: 0 PB: 0 SB: 1 CS: 1	PA: 41	
PITCHER	IP	WLS	BF	H	R	ER	SO	BB	IBB	HBP	BLK	WP	HR	S	P	ERA	WHIP				
Danny Jackson, L ERA: 3.33	6.0	L	32	10	3	2	8	1	1	0	0	0	0	12	21	0.00	2.250				
Paul Quanttrill, R ERA: 4.41	7.1		6	2	0	0	1	1	0	0	0	0	0	5	13	0.00	0.000				
Larry Andersen, R ERA: 3.32	8.1		3	0	0	0	1	0	1	0	0	0	0	5	13	0.00	0.000				

Philadelphia Phillies @ San Francisco Giants
Candlestick Park, San Francisco, CA
Sat Jul 09 1994, 6:33 AM EDT
Att: 35,823 - Sunny

AB	36
R	3
H	12
RBI	3
BB	4
SO	10
LOB	29



Batter	1	2	3	4	5	6	7	8	9	10	AB	R	H	RBI	BB	SO	LOB	TOP					
Milt Thompson, L OBP: 0.333, SLG: 0.368 (1, 8) (8, 7)	G6-3		G4-3			2B 1B		1B			4	0	2	0	1	0	1	Philadelphia Phillies @ San Francisco Giants Candlestick Park, San Francisco, CA Sun Jul 10 1994, 6:33 AM EDT Att. 48,263 - Sunny - 67 F					
Mickey Morandini, L OBP: 0.388, SLG: 0.411 (1, 4)	CS 1B		1B			1B		F7		P6	5	0	2	1	0	1	3						
Tony Longmire, L OBP: 0.274, SLG: 0.296 Billy Halcher, R OBP: 0.294, SLG: 0.349 (1, 7) (8, 8)	P9		P2			2B		L9		L9	4	0	1	0	0	0	3						
John Kruk, L OBP: 0.416, SLG: 0.412 (1, 3)			FC4-6 1B			L7				F8 SH1-4 1B	3	0	2	0	1	0	0						
Jim Eisenreich, L OBP: 0.351, SLG: 0.376 (1, 9)	P7		G3-1			IBB		1B		SH1-4	3	0	0	0	0	1	4						
Todd Pratt, R OBP: 0.277, SLG: 0.298 (1, 2)	1B		F9			1B		1B		BB	3	0	0	0	1	2	4						
Kim Batiste, R OBP: 0.247, SLG: 0.311 (1, 5)	FC4-6					CS 1B		P9		F8	4	0	1	0	0	0	3						
Kevin Stocker, S OBP: 0.387, SLG: 0.303 (1, 6)			G4-3 1B			K		F7		P6	3	1	0	0	1	1	3						
Bobby Munoz, R OBP: 0.261, SLG: 0.384 Doug Jones, R OBP: 1.000, SLG: 1.000 Mike Lieberthal, R OBP: 0.450, SLG: 0.556 (1, 1) (9, 1) (9, 2)			K			K		G5-3		G5-3	3	0	0	0	0	2	2						
Inning Stats	R: 0 E: 0 K: 0 S: 9	H: 1 LOB: 0 BB: 0 P: 17	R: 0 E: 0 K: 1 S: 10	H: 1 LOB: 1 BB: 0 P: 15	R: 1 E: 0 K: 1 S: 9	H: 1 LOB: 1 BB: 1 P: 16	R: 0 E: 0 K: 2 S: 6	H: 0 LOB: 0 BB: 0 P: 10	R: 0 E: 0 K: 2 S: 8	H: 1 LOB: 0 BB: 0 P: 12	R: 0 E: 0 K: 3 S: 13	H: 2 LOB: 3 BB: 1 P: 23	R: 0 E: 0 K: 0 S: 10	H: 0 LOB: 0 BB: 0 P: 17	R: 0 E: 0 K: 0 S: 4	H: 1 LOB: 0 BB: 0 P: 6	R: 0 E: 0 K: 0 S: 15		H: 1 LOB: 2 BB: 1 P: 24	R: 0 E: 0 K: 0 S: 7	H: 0 LOB: 1 BB: 1 P: 14	1B: 7 2B: 1 3B: 0 HR: 0	SF: 0 SAC: 1 DP: 0 HBP: 0
PITCHER	IP	WLS	BF	H	R	ER	SO	BB	IBB	HBP	BLK	WP	HR	S	P	ERA	WHIP						
John Burkett, R ERA: 3.7 Steve Frey, L ERA: 5.19 Dave Burba, R ERA: 4.21 (1, 1) (9, 1) (9, 1)	8.0		30	7	1	1	7	1	1	0	0	0	0	0	0	69	116	1.12	1.000				
	0.1	2	1	0	0	0	0	0	0	0	0	0	0	5	6	0.00	3.000						
	1.2	W	7	0	0	0	0	2	0	0	0	0	0	17	32	0.00	1.200						

AB	34
R	1
H	8
RBI	1
BB	4
SO	7
LOB	24



Batter	1	2	3	4	5	6	7	8	9	10	AB	R	H	RBI	BB	SO	LOB	BOTTOM			
Darren Lewis, R OBP: 0.352, SLG: 0.357 (1, 8)	G4-3		1B			G4-3					4	1	2	1	0	0	0	Philadelphia Phillies @ San Francisco Giants Candlestick Park, San Francisco, CA Sun Jul 10 1994, 6:33 AM EDT Att. 48,263 - Sunny - 67 F			
John Patterson, S OBP: 0.288, SLG: 0.330 (1, 4)	G3		FC5			G5-3				G6-3	4	0	0	0	0	2					
Barry Bonds, L OBP: 0.405, SLG: 0.563 (1, 7)	G3					L3				L7	4	0	0	0	0	0					
Matt Williams, R OBP: 0.310, SLG: 0.585 (1, 5)						K				1B	4	0	1	0	0	3	0				
Darryl Strawberry, L OBP: 0.231, SLG: 0.091 (1, 9)	G4-3					K				K	4	0	0	0	0	3	1				
Dave Martinez, L OBP: 0.317, SLG: 0.365 (1, 3)	G4-3					K				G6-3	4	1	1	0	0	1	0				
Royce Clayton, R OBP: 0.290, SLG: 0.333 (1, 6)										SH3-4 1B	3	0	0	0	0	1	0				
Kirt Manwaring, R OBP: 0.284, SLG: 0.308 (1, 2)			P8			G4-3				SH3-4											
John Burkett, R OBP: 0.098, SLG: 0.075 Todd Benzing, S OBP: 0.297, SLG: 0.365 Steve Frey, R OBP: 0.284, SLG: 0.308 (1, 1) (8, PH) (9, 1)			L4			L7				L7	4	0	1	0	0	0	1				
John Burkett, R OBP: 0.098, SLG: 0.075 Todd Benzing, S OBP: 0.297, SLG: 0.365 Steve Frey, R OBP: 0.284, SLG: 0.308 Jeff Reed, L OBP: 0.233, SLG: 0.169 (1, 1) (8, PH) (9, 1) (10, PH)			FC5 1B			K				G4-3	2	0	1	0	0	1	1				
Inning Stats	R: 0 E: 0 K: 0 S: 6	H: 0 LOB: 0 BB: 0 P: 9	R: 0 E: 0 K: 1 S: 8	H: 0 LOB: 0 BB: 0 P: 13	R: 0 E: 0 K: 0 S: 10	H: 2 LOB: 2 BB: 0 P: 14	R: 0 E: 0 K: 2 S: 9	H: 0 LOB: 0 BB: 0 P: 14	R: 0 E: 0 K: 2 S: 11	H: 1 LOB: 1 BB: 0 P: 12	R: 0 E: 0 K: 0 S: 5	H: 0 LOB: 0 BB: 0 P: 8	R: 0 E: 0 K: 1 S: 7	H: 0 LOB: 0 BB: 0 P: 9	R: 1 E: 0 K: 1 S: 10	H: 2 LOB: 1 BB: 0 P: 11	R: 1 E: 0 K: 0 S: 5	H: 2 LOB: 1 BB: 0 P: 8	1B: 6 2B: 0 3B: 0 HR: 1	SF: 0 SAC: 1 DP: 0 HBP: 0	WP: 0 PA: 36 PB: 0 SB: 0 CS: 0
PITCHER	IP	WLS	BF	H	R	ER	SO	BB	IBB	HBP	BLK	WP	HR	S	P	ERA	WHIP				
Bobby Munoz, R ERA: 1.96 Doug Jones, R ERA: 2.4 (1, 1) (9, 1)	8.0		28	4	1	1	8	0	0	0	0	0	0	1	68	95	1.12	0.500			
	1.2	L	8	3	1	1	1	0	0	0	0	0	0	12	16	5.40	1.800				

AB	35
R	2
H	7
RBI	2
BB	0
SO	9
LOB	5



Batter	1	2	3	4	5	6	7	8	9	AB	R	H	RBI	BB	SO	LOB	TOP										
Brett Butler, L OBP: 0.416, SLG: 0.439 (1, 8)	4-0 G6-3 S BB	2-3 K			1-2 L5			1-1 G3		3	0	0	0	1	1	2	Los Angeles Dodgers @ Philadelphia Phillies Veterans Stadium, Philadelphia, PA Fri Jul 15 1994, 3:33 AM EDT Sunny - 89 F										
Delino DeShields, L OBP: 0.397, SLG: 0.306 (1, 4)	4-2 G6-3 BB		0-0 L7			1-3 K		0-1 G3		3	0	0	1	1	1	0											
Raul Mondesi, R OBP: 0.334, SLG: 0.543 (1, 9)	0-1 G6-3		2-2 P6			1-1 F8		3-H 1-0 F8		4	0	0	0	0	0	2											
Mike Piazza, R OBP: 0.363, SLG: 0.559 (9, PR) Mitch Webster, S OBP: 0.310, SLG: 0.379	1-3 K		3-2 P3			1-1 G4-3			1-2 FC6-4 1B	4	0	1	0	0	1	1											
Tim Wallach, R OBP: 0.333, SLG: 0.469 (1, 5)		1-2 WP 2B 1B			0-1 G4-3				1-3 K	4	1	1	0	0	1	1											
Eric Karros, R OBP: 0.307, SLG: 0.388 (1, 3)		2-1 F8			1-0 F8				0-2 FC6-4 1-2	4	0	0	0	0	0	2											
Cory Snyder, R OBP: 0.333, SLG: 0.452 (9, PH) Chris Gwynn, L OBP: 0.317, SLG: 0.364	4-2 WP 2B BB		1-2 K			0-1 K			2-3 K	2	1	1	0	1	1	0											
Rafael Bourimigal, R OBP: 0.354, SLG: 0.349 (1, 6)		1-1 2B			2-2 G6-3				0-0 F9	3	0	1	2	0	0	1											
Kevin Gross, R OBP: 0.179, SLG: 0.194 (1, 1) Omar Daal, L (7, 1)	1-3 K		3-2 G5-3						3-1 G3 2B	2	0	0	0	0	1	1											
Jeff Treadway, L OBP: 0.408, SLG: 0.419 (8, PH) Ismael Valdez, R (8, 1)										0	0	0	0	0	0	0											
Inning Stats	R: 0 E: 0 K: 1 S: 8	H: 0 LOB: 1 BB: 2 P: 17	R: 2 E: 0 K: 2 S: 18	H: 2 LOB: 1 BB: 1 P: 29	R: 0 E: 0 K: 1 S: 9	H: 0 LOB: 0 BB: 0 P: 14	R: 0 E: 0 K: 1 S: 6	H: 0 LOB: 0 BB: 0 P: 8	R: 0 E: 0 K: 1 S: 11	H: 0 LOB: 0 BB: 0 P: 17	R: 0 E: 0 K: 0 S: 8	H: 0 LOB: 0 BB: 0 P: 11	R: 0 E: 0 K: 0 S: 8	H: 1 LOB: 1 BB: 0 P: 11	R: 1 E: 0 K: 0 S: 7	H: 1 LOB: 0 BB: 0 P: 12		R: 0 E: 0 K: 2 S: 18	H: 1 LOB: 1 BB: 0 P: 22	1B: 3 2B: 2 3B: 0 HR: 0	SF: 0 SAC: 0 DP: 1 HBP: 0	WP: 1 PB: 0 SB: 1 CS: 0	PA: 34				
PITCHER	IP	WLS	BF	H	R	ER	SO	BB	IBB	HBP	BLK	WP	HR	S	P	ERA		WHIP									
David West, L ERA: 2.74 (1, 1)	7.0	W	26	3	2	2	5	3	0	0	0	1	0	68	107	2.57	0.857										
Larry Andersen, R ERA: 3.57 (8, 1)	1.0		4	1	1	1	0	0	0	0	0	0	0	7	12	9.00	1.000										
Doug Jones, R ERA: 2.34 (9, 1)	1.0	S	4	1	0	0	2	0	0	0	0	0	0	18	22	0.00	1.000										

Batter	1	2	3	4	5	6	7	8	9	AB	R	H	RBI	BB	SO	LOB	BOTTOM											
Mitt Thompson, L OBP: 0.332, SLG: 0.362 (1, 8) (8, 7)	1-0 L8	2-1 G3		3-2 G1-3			4-1 FC4-6 BB			3	0	0	0	1	0	1	Los Angeles Dodgers @ Philadelphia Phillies Veterans Stadium, Philadelphia, PA Fri Jul 15 1994, 3:33 AM EDT Sunny - 89 F											
Mariano Duncan, R OBP: 0.306, SLG: 0.397 (1, 5)	3-1 P6		3-2 P3		2-3 K		0-0 FC4-6 S			4	0	0	0	0	1	1												
Tony Longmire, L OBP: 0.282, SLG: 0.290 (1, 7) Larry Andersen, R (8, 1) Doug Jones, R OBP: 1.000, SLG: 1.000 (9, 1)	4-2 S 2B BB		3-3 K		0-1 G4-3		4-1 SAFE 1-2 BB			2	1	0	0	2	1	0												
John Kruk, L OBP: 0.422, SLG: 0.422 (1, 3)	4-1 2B 1B BB		2-2 1B 2B		0-0 1B		0-1 G4-3			3	2	2	0	1	0	2												
Jim Eisenreich, L OBP: 0.354, SLG: 0.385 (1, 9)	1-0 1B WP 2B		0-0 1B		2-1 L6			1-2 G6-3		4	1	2	2	0	0	1												
Mickey Morandini, L OBP: 0.380, SLG: 0.413 (1, 4)	1-3 2-H S 1B		2-0 F8			1-2 L9		3-1 S 1B		4	0	2	1	0	0	1												
Mike Lieberthal, R OBP: 0.375, SLG: 0.455 (1, 2)	3-2 G5-3		1-0 P4			2-1 G6-3		3-3 K		4	0	0	0	0	1	2												
Kevin Stocker, S OBP: 0.385, SLG: 0.308 (1, 6)		1-2 G1-3		1-1 2B		2-2 G4-3		2-2 G4-3		4	0	1	0	0	0	1												
David West, L OBP: 0.056, SLG: 0.056 (1, 1) Randy Ready, R OBP: 0.462, SLG: 0.364 (7, PH) Billy Hatcher, R OBP: 0.294, SLG: 0.349 (8, 8)	2-1 G4-3		2-3 K			3-2 G5-3				2	0	0	0	0	1	1												
Inning Stats	R: 3 E: 0 K: 0 S: 13	H: 2 LOB: 1 BB: 2 P: 31	R: 0 E: 0 K: 0 S: 7	H: 0 LOB: 0 BB: 0 P: 12	R: 1 E: 0 K: 1 S: 13	H: 2 LOB: 1 BB: 0 P: 23	R: 0 E: 0 K: 1 S: 11	H: 1 LOB: 1 BB: 0 P: 18	R: 0 E: 0 K: 0 S: 8	H: 0 LOB: 0 BB: 0 P: 12	R: 0 E: 0 K: 0 S: 8	H: 0 LOB: 0 BB: 2 P: 13	R: 0 E: 0 K: 0 S: 8	H: 0 LOB: 2 BB: 2 P: 19	R: 0 E: 0 K: 1 S: 11	H: 1 LOB: 1 BB: 0 P: 20		R: 0 E: 0 K: 1 S: 18	H: 1 LOB: 1 BB: 0 P: 20	1B: 4 2B: 3 3B: 0 HR: 0	SF: 0 SAC: 0 DP: 0 HBP: 0	WP: 1 PB: 0 SB: 5 CS: 0	PA: 35					
PITCHER	IP	WLS	BF	H	R	ER	SO	BB	IBB	HBP	BLK	WP	HR	S	P	ERA		WHIP										
Kevin Gross, R ERA: 3.73 (1, 1)	6.2	L	30	4	4	4	3	4	0	0	0	1	0	66	126	5.40		1.500										
Omar Daal, L ERA: 3.12 (7, 1)	0.1		1	0	0	0	0	0	0	0	0	0	0	2	2	0.00	0.000											
Ismael Valdez, R ERA: 3.38 (8, 1)	1.0		4	1	0	0	1	0	0	0	0	0	0	11	20	0.00	1.000											

AB	31
R	3
H	5
RBI	3
BB	3
SO	7
LOB	11

AB	31
R	4
H	7
RBI	3
BB	4
SO	4
LOB	10



Batter	1	2	3	4	5	6	7	8	9	AB	R	H	RBI	BB	SO	LOB	TOP								
Delino DeShields, L OBP: 0.358, SLG: 0.305 (1,4)										4	0	1	0	1	0	2	Los Angeles Dodgers @ Philadelphia Phillies Veterans Stadium, Philadelphia, PA Fri Jul 15 1994, 7:05 PM EDT Att: 58,247 - Unknown								
Mitch Webster, S OBP: 0.316, SLG: 0.371 (1,7)										4	0	1	0	1	1	2									
Raul Mondesi, R OBP: 0.336, SLG: 0.545 (1,8)										4	2	2	0	0	0	3									
Tim Wallach, R OBP: 0.338, SLG: 0.474 (1,5)										3	1	2	1	1	0	0									
Eric Karros, R OBP: 0.304, SLG: 0.384 (1,3)										3	0	0	1	0	0	2									
Todd Worrell, R (8,1)										0	0	0	0	0	0	0									
Cory Snyder, R OBP: 0.331, SLG: 0.446 (1,9)										4	0	1	0	0	0	1									
Carlos Hernandez, R OBP: 0.265, SLG: 0.354 (1,2)										3	0	1	1	1	1	0									
Rafael Bourimigal, R OBP: 0.353, SLG: 0.348 (1,6)										3	0	1	0	0	0	2									
Tom Candiotti, R OBP: 0.143, SLG: 0.167 (1,1)										2	0	1	0	0	0	0									
Ismael Valdez, R (7,1)										0	0	0	0	0	0	0									
Henny Rodriguez, L OBP: 0.341, SLG: 0.454 (8,3)										1	0	0	0	0	0	1									
Inning Stats	R: 0 E: 0 K: 0 S: 3	H: 0 LOB: 0 BB: 1 P: 9	R: 0 E: 0 K: 0 S: 9	H: 0 LOB: 0 BB: 1 P: 17	R: 0 E: 0 K: 1 S: 9	H: 1 LOB: 1 BB: 0 P: 12	R: 1 E: 0 K: 1 S: 14	H: 2 LOB: 1 BB: 0 P: 19	R: 0 E: 0 K: 0 S: 7	H: 1 LOB: 1 BB: 0 P: 12	R: 2 E: 0 K: 0 S: 11	H: 4 LOB: 2 BB: 0 P: 15	R: 0 E: 0 K: 0 S: 6	H: 2 LOB: 1 BB: 0 P: 10	R: 0 E: 0 K: 0 S: 4	H: 0 LOB: 0 BB: 0 P: 10	R: 0 E: 0 K: 0 S: 8	H: 0 LOB: 2 BB: 2 P: 21	1B: 8 2B: 3 3B: 0 HR: 0	SF: 1 SAC: 2 DP: 3 HBP: 0	WP: 0 PB: 0 SB: 0 CS: 0	PA: 38			
PITCHER	IP	WLS	BF	H	R	ER	SO	BB	IBB	HBP	BLK	WP	HR	S	P	ERA	WHIP								
Danny Jackson, L ERA: 3.35 (1,1)	7.0	L	30	10	3	3	2	2	0	0	0	0	0	59	94	3.86	1.714								
Toby Borland, R ERA: 1.62 (8,1)	2.0		8	0	0	0	0	2	0	0	0	0	0	12	31	0.00	1.000								


Batter	1	2	3	4	5	6	7	8	9	AB	R	H	RBI	BB	SO	LOB	BOTTOM								
Billy Hatcher, R OBP: 0.293, SLG: 0.348 (1,8)										4	0	1	0	0	0	1	Los Angeles Dodgers @ Philadelphia Phillies Veterans Stadium, Philadelphia, PA Fri Jul 15 1994, 7:05 PM EDT Att: 58,247 - Unknown								
Mariano Duncan, R OBP: 0.306, SLG: 0.395 (1,5)										4	1	1	0	0	2	2									
Tony Longmire, L OBP: 0.289, SLG: 0.308 (1,9)										4	0	2	0	0	0	1									
Ricky Jordan, R OBP: 0.280, SLG: 0.443 (1,3)										3	0	0	0	1	0	2									
Pete Incaviglia, R OBP: 0.284, SLG: 0.438 (1,7)										4	0	0	0	0	1	2									
Mickey Morandini, L OBP: 0.384, SLG: 0.405 (1,4)										4	0	0	0	0	1	0									
Todd Pratt, R OBP: 0.224, SLG: 0.277 (1,2)										1	0	0	0	2	0	0									
Jim Eisenreich, L OBP: 0.357, SLG: 0.401 (9, PH)										1	1	1	1	0	0	0									
Kevin Stocker, S OBP: 0.382, SLG: 0.303 (1,6)										3	0	0	0	1	1	2									
Danny Jackson, R OBP: 0.224, SLG: 0.277 (1,1)										2	0	0	0	0	1	1									
Milt Thompson, L OBP: 0.330, SLG: 0.360 (7, PH)										1	0	0	0	0	0	1									
Toby Borland, R (8,1)										0	0	0	0	0	0	0									
John Kruk, L OBP: 0.420, SLG: 0.419 (9, PH)										1	0	0	0	0	1	0									
Inning Stats	R: 0 E: 0 K: 0 S: 10	H: 1 LOB: 1 BB: 0 P: 16	R: 0 E: 0 K: 0 S: 10	H: 0 LOB: 1 BB: 1 P: 19	R: 1 E: 0 K: 0 S: 16	H: 2 LOB: 2 BB: 1 P: 27	R: 0 E: 0 K: 1 S: 8	H: 0 LOB: 1 BB: 1 P: 13	R: 0 E: 0 K: 1 S: 13	H: 1 LOB: 1 BB: 0 P: 18	R: 0 E: 0 K: 1 S: 9	H: 0 LOB: 0 BB: 0 P: 15	R: 0 E: 0 K: 1 S: 10	H: 0 LOB: 1 BB: 1 P: 19	R: 0 E: 0 K: 0 S: 7	H: 0 LOB: 0 BB: 0 P: 10	R: 1 E: 0 K: 3 S: 11	H: 1 LOB: 0 BB: 0 P: 17	1B: 3 2B: 1 3B: 0 HR: 1	SF: 0 SAC: 0 DP: 0 HBP: 0	WP: 1 PB: 2 SB: 0 CS: 0	PA: 36			
PITCHER	IP	WLS	BF	H	R	ER	SO	BB	IBB	HBP	BLK	WP	HR	S	P	ERA	WHIP								
Tom Candiotti, R ERA: 3.88 (1,1)	6.0	W	25	4	1	1	3	3	0	0	0	0	0	66	108	1.50	1.167								
Ismael Valdez, R ERA: 3.14 (7,1)	1.0		4	0	0	0	1	1	0	0	0	0	0	10	19	0.00	1.000								
Todd Worrell, R ERA: 2.53 (8,1)	2.0	S	7	1	1	1	3	0	0	0	0	0	1	18	27	4.50	0.500								


livebaseballscores.com

AB 31
R 3
H 10
RBI 3
BB 4
SO 2
LOB 13

livebaseballscores.com

AB 32
R 2
H 5
RBI 1
BB 4
SO 7
LOB 12

Batter	1	2	3	4	5	6	7	8	9	AB	R	H	RBI	BB	SO	LOB	TOP										
Brett Butler, L OBP: 0.411, SLG: 0.434 (1, 8)	L1	SF8			P6		K		F7	4	0	0	1	0	1	2	Los Angeles Dodgers @ Philadelphia Phillies Veterans Stadium, Philadelphia, PA Sat Jul 16 1994, 7:05 PM EDT Att: 46,679 - Unknown - 86 F AB 35 R 6 H 12 RBI 6 BB 3 SO 2 LOB 14 										
Delino DeShields, L OBP: 0.358, SLG: 0.304 (1, 4)	2B 1B	L6			G1-3		1B FC3-2 BB		G3-1	4	1	1	0	1	0	3											
Mike Piazza, R OBP: 0.366, SLG: 0.562 (1, 2)	1B 2B				F7		FC3-2 1B		L5	5	1	3	2	0	0	0											
Tim Lincecum, R OBP: 0.340, SLG: 0.483 (1, 5)	G6-4-3 1B				F9		FC3-2			4	1	2	3	0	0	2											
Henry Rodriguez, L OBP: 0.336, SLG: 0.447 Jim Gott, R (7, 1)	G6-4-3				G4-3		F8		G3	4	0	0	0	0	0	4											
Raul Mondesi, R OBP: 0.335, SLG: 0.542 (1, 9)		L6			F9		G6-4-3 1B		K	4	0	1	0	0	1	0											
Eric Karros, R OBP: 0.306, SLG: 0.386 (1, 3)	1B SF8 1B				G5-4-3 1B		G6-4-3		G6-3	4	1	2	0	0	0	1											
Rafael Bourquim, R OBP: 0.364, SLG: 0.333 (1, 6)	SF8 1B BB				G5-4-3		G5-3			2	0	0	0	0	2	0											
Orel Hershiser, R OBP: 0.238, SLG: 0.184 Ramon Martinez, R OBP: 0.286, SLG: 0.230 Roger McDowell, R OBP: 0.286, SLG: 0.230 Omar Daal, L OBP: 0.286, SLG: 0.230 Jeff Treadway, L OBP: 0.286, SLG: 0.230 Chris Gwynn, L OBP: 0.286, SLG: 0.230 (1, 1)	1-2 2-3 1B				G1-3 1B				G3	0	0	0	0	0	0	0											
Inning Stats	R: 1 E: 0 K: 0 S: 8	H: 3 LOB: 1 BB: 0 P: 12	R: 1 E: 0 K: 0 S: 15	H: 2 LOB: 2 BB: 1 P: 28	R: 0 E: 0 K: 0 S: 7	H: 0 LOB: 0 BB: 0 P: 8	R: 0 E: 0 K: 0 S: 5	H: 1 LOB: 0 BB: 0 P: 6	R: 3 E: 0 K: 0 S: 14	H: 3 LOB: 0 BB: 0 P: 21	R: 0 E: 0 K: 0 S: 6	H: 1 LOB: 0 BB: 0 P: 10	R: 1 E: 0 K: 1 S: 11	H: 2 LOB: 2 BB: 1 P: 19	R: 0 E: 0 K: 1 S: 9	H: 0 LOB: 1 BB: 1 P: 16		R: 0 E: 0 K: 0 S: 7	H: 0 LOB: 0 BB: 0 P: 10	1B: 10 2B: 1 3B: 0 HR: 1	SF: 1 SAC: 0 DP: 3 HBP: 0	WP: 0 PB: 0 SB: 0 CS: 0	PA: 39				
PITCHER	IP	WLS	BF	H	R	ER	SO	BB	IBB	HBP	BLK	WP	HR	S	P	ERA	WHIP										
Bobby Munoz, R ERA: 2.43 (1, 1)	5.0	W	23	9	5	5	0	1	0	0	0	0	1	49	75	9.00	2.000										
Paul Quantrill, R ERA: 4.47 (6, 1)	1.1		7	3	1	1	1	1	0	0	0	0	0	14	25	6.75	3.000										
Toby Borland, R ERA: 1.4 (7, 1)	2.2	S	9	0	0	0	1	1	0	0	0	0	0	19	30	0.00	0.375										

Batter	1	2	3	4	5	6	7	8	9	AB	R	H	RBI	BB	SO	LOB	BOTTOM										
Billy Hatcher, R OBP: 0.291, SLG: 0.345 (1, 8)	F7		E3 1B SF7	G4-6-3	FC1			G6-4-3 1B		5	1	1	0	0	0	4	Los Angeles Dodgers @ Philadelphia Phillies Veterans Stadium, Philadelphia, PA Sat Jul 16 1994, 7:05 PM EDT Att: 46,679 - Unknown - 86 F AB 35 R 10 H 11 RBI 9 BB 5 SO 3 LOB 16 										
Mariano Duncan, R OBP: 0.304, SLG: 0.391 (1, 5)	G6-3		HR 1B	P7	G4-3		G6-4-3			5	1	1	0	0	0	4											
Milt Thompson, L OBP: 0.332, SLG: 0.354 (1, 7)	G3-1		HR BB	G1-3	K		S 1B BB			3	2	0	0	2	1	0											
John Kruk, L OBP: 0.420, SLG: 0.426 (1, 3)		E3 1B	SF7	E	K		1B BB			4	2	2	2	0	1	0											
Jim Eisenreich, L OBP: 0.361, SLG: 0.420 (1, 9)	1B BB		HR	E1 3B			F8			4	2	2	3	1	0	1											
Mickey Morandini, L OBP: 0.381, SLG: 0.412 (1, 4)	P4		P5	1B 3B	K					4	1	1	1	0	1	3											
Mike Lieberthal, R OBP: 0.393, SLG: 0.577 (1, 2)	F8		HR	WP FC1 1B	G4-3					4	1	2	2	0	0	2											
Kevin Stocker, S OBP: 0.384, SLG: 0.303 (1, 6)	G6-3		G4-3	FC1 WP BB	G3					3	0	1	1	1	0	0											
Bobby Munoz, R OBP: 0.280, SLG: 0.375 Tony Longmire, L OBP: 0.296, SLG: 0.308 Paul Quantrill, L Toby Borland, R (1, 1)	G6-3		G4-6-3 1B	FC1 IBB	G6-3					2	0	1	0	0	0	2											
Inning Stats	R: 0 E: 0 K: 0 S: 6	H: 0 LOB: 0 BB: 0 P: 11	R: 1 E: 1 K: 0 S: 8	H: 1 LOB: 2 BB: 1 P: 16	R: 5 E: 1 K: 0 S: 12	H: 3 LOB: 0 BB: 1 P: 23	R: 0 E: 0 K: 0 S: 6	H: 1 LOB: 0 BB: 0 P: 11	R: 3 E: 1 K: 0 S: 17	H: 3 LOB: 3 BB: 2 P: 30	R: 0 E: 0 K: 3 S: 13	H: 1 LOB: 1 BB: 0 P: 19	R: 0 E: 0 K: 0 S: 4	H: 0 LOB: 0 BB: 0 P: 6	R: 1 E: 0 K: 0 S: 10	H: 2 LOB: 1 BB: 1 P: 18		R: 0 E: 0 K: 0 S: 7	H: 0 LOB: 0 BB: 0 P: 10	1B: 6 2B: 2 3B: 1 HR: 2	SF: 1 SAC: 0 DP: 2 HBP: 0	WP: 1 PB: 0 SB: 1 CS: 0	PA: 41				
PITCHER	IP	WLS	BF	H	R	ER	SO	BB	IBB	HBP	BLK	WP	HR	S	P	ERA	WHIP										
Orel Hershiser, R ERA: 3.73 (1, 1)	4.1	L	25	8	9	5	0	2	0	0	0	0	2	40	73	10.38	2.308										
Ramon Martinez, R ERA: 4.38 (5, 1)	0.2		4	0	0	0	0	1	1	0	0	1	0	9	18	0.00	1.500										
Omar Daal, L ERA: 2.79 Jim Gott, R ERA: 5.08 (6, 1)	1.0		4	1	0	0	3	0	0	0	0	0	0	13	19	0.00	1.000										
Jim Gott, R ERA: 5.08 (7, 1)	2.0		8	2	1	1	0	1	0	0	0	0	0	14	24	4.50	1.500										

Batter	1	2	3	4	5	6	7	8	9	AB	R	H	RBI	BB	SO	LOB	TOP										
Brett Butler, L OBP: 0.410, SLG: 0.433 Mitch Webster, S OBP: 0.333, SLG: 0.423	0-0 G6-4-3 1B		3-2 P4			1-1 G5-3				3	0	1	0	0	0	0											
Raul Mondesi, R OBP: 0.336, SLG: 0.538	1-2 G6-4-3 1-2		0-0 G6-3			2-2 F7				4	1	1	2	1	0	1											
Mike Piazza, R OBP: 0.363, SLG: 0.557 Carlos Hernandez, R OBP: 0.275, SLG: 0.420	3-2 G6-3			1-2 F8		1-1 G6-3				3	0	0	0	0	0	0											
Tim Wallach, R OBP: 0.339, SLG: 0.480		2-2 F9		1-0 F8			3-2 P6		3-2 1B FC3-6 1B	4	1	1	0	0	0	0											
Eric Karros, R OBP: 0.311, SLG: 0.390		1-0 1B		1-0 1B		2-1 G4-3			1-1 FC3-6 1B 1-2 1B 1B	4	1	3	0	0	0	0											
Cory Snyder, R OBP: 0.324, SLG: 0.436		0-1 F7		0-0 G4-3		1-3 K			2-2 FC3-6 1-2 2-3 1B	3	0	0	0	0	1	2											
Chris Gwynn, L OBP: 0.323, SLG: 0.368										1	0	1	0	0	0	0											
Jeff Treadway, L OBP: 0.407, SLG: 0.417		1-1 1B		0-0 G4-3		0-3 K			1-1 FC3-6 1B 1-2 2-3 3-H 1B	4	1	1	1	0	1	2											
Rafael Bourimigal, R OBP: 0.345, SLG: 0.314 Delino DeShields, L OBP: 0.357, SLG: 0.503		0-2 P6		1-1 G1-3		1-0 F7			2-1 F8	3	0	0	0	0	0	2											
Pedro Astacio, R OBP: 0.073, SLG: 0.073 Rudy Seanez, R OBP: 0.000, SLG: 0.000 Omar Daal, L OBP: 0.000, SLG: 0.000 Dave Hansen, L OBP: 0.000, SLG: 0.000 Roger McDowell, R OBP: 0.000, SLG: 0.000 Henry Rodriguez, L OBP: 0.000, SLG: 0.000			0-0 G4-3		0-3 K			0-0 G3	0-1 1B 1B	1	0	0	0	0	0	0											
Inning Stats	R: 0 E: 0 K: 0 S: 7	H: 1 LOB: 0 BB: 0 P: 11	R: 0 E: 0 K: 0 S: 11	H: 2 LOB: 2 BB: 0 P: 15	R: 0 E: 0 K: 0 S: 6	H: 0 LOB: 0 BB: 0 P: 9	R: 0 E: 0 K: 0 S: 6	H: 1 LOB: 1 BB: 0 P: 9	R: 0 E: 0 K: 1 S: 10	H: 0 LOB: 0 BB: 0 P: 7	R: 0 E: 0 K: 1 S: 9	H: 0 LOB: 0 BB: 0 P: 15	R: 0 E: 0 K: 1 S: 5	H: 0 LOB: 0 BB: 0 P: 6	R: 7 E: 0 K: 0 S: 37	H: 7 LOB: 2 BB: 2 P: 56	1B: 9 2B: 0 3B: 0 HR: 2	SF: 0 SAC: 0 DP: 1 HBP: 0	WP: 0 PA: 39 PB: 0 SB: 0 CS: 0								
PITCHER	IP	WLS	BF	H	R	ER	SO	BB	IBB	HBP	BLK	WP	HR	S	P	ERA	WHIP										
Fernando Valenzuela, L ERA: 2.94	8.0	W	30	6	3	3	3	1	0	0	0	0	2	72	103	3.38	0.875										
Paul Quanttrill, R ERA: 4.99	0.0		3	3	0	0	0	0	0	0	0	0	0	11	17	∞	∞										
Larry Andersen, R ERA: 3.98	0.2		4	1	2	2	0	1	0	0	0	0	0	8	15	27.00	3.000										
Doug Jones, R ERA: 2.32	0.1	S	2	1	2	2	0	0	0	0	0	0	0	6	7	54.00	3.000										

Los Angeles Dodgers @ Philadelphia Phillies
Veterans Stadium, Philadelphia, PA
Sun Jul 17 1994, 7:05 PM EDT
Att: 50,993 - Unknown

AB	37
R	7
H	11
RBI	7
BB	2
SO	3
LOB	11



Batter	1	2	3	4	5	6	7	8	9	AB	R	H	RBI	BB	SO	LOB	BOTTOM										
Billy Hatcher, R OBP: 0.293, SLG: 0.350	1-2 1B		1-2 WP HR	1-2 G3		0-1 G5-3		1-2 G4-3		5	2	2	0	0	0	1											
Mariano Duncan, R OBP: 0.308, SLG: 0.408	0-0 G6-4-3 2H		2-2 1-H HR	0-3 K		1-2 G6-3		3-1 1B		5	2	3	3	0	1	1											
Milt Thompson, L OBP: 0.333, SLG: 0.356	1-0 G6-4-3 1-2		1-0 S 1B	0-2 G4-3		2-1 G4-3		3-2 2H 1B		5	1	2	1	0	0	1											
John Kruk, L OBP: 0.415, SLG: 0.436	1-2 F7		0-0 F9		2-3 K		2-2 HR	0-1 G1-3		5	1	1	1	0	1	2											
Jim Eisenreich, L OBP: 0.372, SLG: 0.437		4-1 2B G5-3 BB	2-2 1-H SF8 1B	3-1 G6-3 2B		3-1 G3 1B 2B				3	3	3	1	1	0	0											
Mickey Morandini, L OBP: 0.383, SLG: 0.418		1-1 G5-3 2B	1-2 SF8 1B	1-2 G6-3		0-1 G3				4	0	2	0	0	0	2											
Mike Lieberthal, R OBP: 0.406, SLG: 0.567		3-3 K	0-0 1-2 2-3 1B	1-1 G5-3		0-0 G5-3		0-2 3-H 1B		4	0	2	1	0	1	3											
Kevin Stocker, S OBP: 0.382, SLG: 0.300		2-2 G5-3	0-2 SF8			4-2 SH1-4 BB		0-2 L9		2	0	0	2	1	0	2											
Fernando Valenzuela, L OBP: 0.250, SLG: 0.375 Paul Quanttrill, L ERA: 4.97 Larry Andersen, R ERA: 2.61 Doug Jones, R OBP: 1.000, SLG: 1.000		0-1 G3	1-0 F7			1-1 SH1-4		0-3 K		3	0	0	0	0	1	3											
Inning Stats	R: 1 E: 0 K: 0 S: 9	H: 2 LOB: 0 BB: 0 P: 12	R: 1 E: 0 K: 1 S: 11	H: 1 LOB: 1 BB: 1 P: 21	R: 4 E: 0 K: 0 S: 23	H: 6 LOB: 2 BB: 0 P: 31	R: 0 E: 0 K: 1 S: 9	H: 0 LOB: 0 BB: 0 P: 10	R: 0 E: 0 K: 1 S: 10	H: 1 LOB: 1 BB: 0 P: 17	R: 2 E: 0 K: 0 S: 14	H: 3 LOB: 1 BB: 0 P: 21	R: 1 E: 0 K: 1 S: 14	H: 2 LOB: 1 BB: 0 P: 21	R: 8 E: 0 K: 0 S: 37	H: 15 LOB: 1 BB: 2 P: 56	1B: 8 2B: 5 3B: 0 HR: 2	SF: 1 SAC: 1 DP: 1 HBP: 0	WP: 1 PA: 40 PB: 0 SB: 1 CS: 0								
PITCHER	IP	WLS	BF	H	R	ER	SO	BB	IBB	HBP	BLK	WP	HR	S	P	ERA	WHIP										
Pedro Astacio, R ERA: 4.13	2.1	L	14	5	2	2	2	1	0	0	0	0	1	46	69	4.50	1.500										
Rudy Seanez, R ERA: 4.97	0.2		3	1	0	0	0	0	0	0	0	0	0	6	6	0.00	1.500										
Roger McDowell, R ERA: 4.94	1.0		5	2	1	1	1	0	0	0	0	0	0	14	21	9.00	2.000										

Los Angeles Dodgers @ Philadelphia Phillies
Veterans Stadium, Philadelphia, PA
Sun Jul 17 1994, 7:05 PM EDT
Att: 50,993 - Unknown

AB	36
R	9
H	15
RBI	9
BB	2
SO	4
LOB	15



Batter	1	2	3	4	5	6	7	8	9	AB	R	H	RBI	BB	SO	LOB	TOP					
Darren Lewis, R OBP: 0.350, SLG: 0.356 (1, 8)	G4-3	HR		F9		F9		G4-3		5	1	3	0	0	0	0	San Francisco Giants @ Philadelphia Phillies Veterans Stadium, Philadelphia, PA Mon Jul 18 1994, 7:05 PM EDT Att: 39,066 - Unknown - 81 F					
John Patterson, S OBP: 0.292, SLG: 0.321 (1, 4)	1B	L9		F9		L9		G4-3		4	1	0	0	0	0	3						
Barry Bonds, L OBP: 0.415, SLG: 0.614 (1, 7)	1B	HR		FC4			P5	IBB		4	2	2	2	1	0	1						
Matt Williams, R OBP: 0.308, SLG: 0.574 (1, 5)	1B			F9			K	G3		5	1	1	1	0	1	4						
Darryl Strawberry, L OBP: 0.424, SLG: 0.633 Todd Benzing, S OBP: 0.281, SLG: 0.354 (1, 9)	1B			F9			1B			2	1	1	2	0	0	0						
Dave Martinez, L OBP: 0.337, SLG: 0.392 (1, 3)	1B			F9			1B			4	0	1	0	1	0	0						
Royce Clayton, R Steve Frey, R Dave Burba, R Rod Beck, R (9, 1)	K			G4-3			K			4	0	1	1	0	2	2						
Kirt Manwaring, R OBP: 0.277, SLG: 0.294 (1, 2)	1B						1B	BB		4	0	0	0	0	0	0						
Bryan Hickerson, L OBP: 0.241, SLG: 0.222 Rich Monteleone, R Mike Benjamin, R Mark Leonard, L (9, PH) OBP: 0.667, SLG: 0.500 (7, 6)	K			P5			G1-3			3	0	0	0	0	1	3						
Inning Stats	R: 4 E: 0 K: 2 S: 21	H: 4 LOB: 2 BB: 1 P: 34	R: 2 E: 0 K: 0 S: 7	H: 2 LOB: 0 BB: 0 P: 12	R: 0 E: 0 K: 0 S: 11	H: 0 LOB: 1 BB: 1 P: 19	R: 0 E: 1 K: 0 S: 14	H: 1 LOB: 2 BB: 0 P: 21	R: 0 E: 0 K: 1 S: 10	H: 0 LOB: 0 BB: 0 P: 16	R: 0 E: 0 K: 0 S: 4	H: 0 LOB: 0 BB: 0 P: 4	R: 1 E: 0 K: 1 S: 10	H: 3 LOB: 2 BB: 0 P: 14	R: 0 E: 0 K: 1 S: 9	H: 1 LOB: 2 BB: 1 P: 19		R: 0 E: 0 K: 1 S: 12	H: 0 LOB: 1 BB: 1 P: 21	1B: 9 2B: 1 3B: 0 HR: 1	SF: 0 SAC: 0 DP: 0 HBP: 1	WP: 0 PB: 0 SB: 1 CS: 0
PITCHER	IP	WLS	BF	H	R	ER	SO	BB	IBB	HBP	BLK	WP	HR	S	P	ERA	WHIP					
Shawn Boskie, R ERA: 5.01 (1, 1)	1.1	L	12	6	6	6	2	1	0	1	0	0	0	25	41	40.50	5.250					
Andy Carter, L ERA: 4.5 (2, 1)	4.2		17	1	0	0	1	1	0	0	0	0	0	42	65	0.00	0.429					
Toby Borland, R ERA: 1.69 (7, 1)	2.0		11	4	1	1	2	0	1	0	0	0	0	19	33	4.50	2.000					
Larry Andersen, R ERA: 3.7 (9, 1)	1.0		4	0	0	0	1	1	0	0	0	0	0	12	21	0.00	1.000					

Batter	1	2	3	4	5	6	7	8	9	AB	R	H	RBI	BB	SO	LOB	BOTTOM					
Billy Hatcher, R OBP: 0.292, SLG: 0.346 (1, 8)	G4-6-3			K		FC3-6	SF9		K2-3	3	1	0	1	1	2	3	San Francisco Giants @ Philadelphia Phillies Veterans Stadium, Philadelphia, PA Mon Jul 18 1994, 7:05 PM EDT Att: 39,066 - Unknown - 81 F					
Mariano Duncan, R OBP: 0.308, SLG: 0.406 (1, 5)	F8			K		HR	F9			4	1	1	0	0	1	2						
John Kruk, L OBP: 0.408, SLG: 0.427 (1, 3)	G4-6-3			G4-3		K		F8		4	0	0	0	0	1	3						
Pete Incaviglia, R OBP: 0.288, SLG: 0.454 (1, 7)				G6-3		HR		L1		4	1	2	3	0	0	0						
Randy Ready, R OBP: 0.438, SLG: 0.357 Toby Borland, R Tony Longmire, L Larry Andersen, R (6, PH) OBP: 0.293, SLG: 0.305 (9, 1)	K					K		G4-3		3	0	1	0	0	2	1						
Jim Eisenreich, L OBP: 0.374, SLG: 0.435 (1, 9)	L8							G4-3		3	1	1	0	1	0	1						
Mike Lieberthal, R OBP: 0.389, SLG: 0.529 (1, 2)	FC6-4							BB		4	1	1	0	0	0	4						
Kevin Stocker, S OBP: 0.380, SLG: 0.299 (1, 6)										4	0	1	0	0	1	3						
Shawn Boskie, R OBP: 0.207, SLG: 0.231 Andy Carter, L Kim Batiste, R OBP: 0.250, SLG: 0.313 (6, PH) (7, 5)										0	0	0	0	0	0	0						
Mickey Morandini, L OBP: 0.386, SLG: 0.418 (9, PH)										1	0	0	0	0	0	0						
Inning Stats	R: 0 E: 0 K: 0 S: 5	H: 0 LOB: 0 BB: 1 P: 10	R: 0 E: 0 K: 1 S: 8	H: 1 LOB: 0 BB: 0 P: 10	R: 0 E: 0 K: 1 S: 8	H: 0 LOB: 0 BB: 0 P: 11	R: 0 E: 0 K: 1 S: 7	H: 0 LOB: 0 BB: 0 P: 7	R: 0 E: 0 K: 0 S: 8	H: 1 LOB: 1 BB: 1 P: 16	R: 3 E: 0 K: 2 S: 16	H: 3 LOB: 0 BB: 0 P: 23	R: 2 E: 1 K: 0 S: 12	H: 2 LOB: 1 BB: 0 P: 16	R: 0 E: 0 K: 0 S: 7	H: 0 LOB: 0 BB: 0 P: 11	R: 0 E: 0 K: 2 S: 16	H: 1 LOB: 2 BB: 1 P: 26	1B: 7 2B: 0 3B: 0 HR: 1	SF: 1 SAC: 0 DP: 2 HBP: 0	WP: 0 PB: 0 SB: 0 CS: 0	PA: 37
PITCHER	IP	WLS	BF	H	R	ER	SO	BB	IBB	HBP	BLK	WP	HR	S	P	ERA	WHIP					
Bryan Hickerson, L ERA: 4.99 (7, 1)	2.0		8	1	1	0	0	0	0	0	0	0	0	18	25	0.00	0.500					
Steve Frey, L ERA: 5.06 (9, 1)	0.1		2	1	0	0	0	0	0	0	0	0	0	6	10	0.00	3.000					
Dave Burba, R ERA: 4.05 (9, 1)	0.1		2	0	0	0	1	1	0	0	0	0	0	7	12	0.00	3.000					
Rod Beck, R ERA: 3.38 (9, 1)	0.1	S	1	0	0	0	1	0	0	0	0	0	0	3	4	0.00	0.000					

AB	39
R	7
H	11
RBI	7
BB	4
SO	6
LOB	18




Batter	1	2	3	4	5	6	7	8	9	AB	R	H	RBI	BB	SO	LOB	TOP										
Bip Roberts, S OBP: 0.368, SLG: 0.381 (1, 4)	G6-3	G1-3		K		G4-3			FC4-6 1B	5	1	0	0	0	1	1	San Diego Padres @ Philadelphia Phillies Veterans Stadium, Philadelphia, PA Fri Jul 22 1994, 7:05 PM EDT Sunny - 90 F										
Scott Livingstone, L OBP: 0.261, SLG: 0.358 (1, 5)	1B 2B		G4-3		G6-3		G6-3 2B		F9	5	1	2	0	0	0	1											
Tony Gwynn, L OBP: 0.450, SLG: 0.569 (1, 9)	2B 1B		1B 1B		1B FC5-2 1B		G6-3		1B	5	1	4	1	0	0	1											
Derek Bell, R OBP: 0.346, SLG: 0.443 (1, 8)	1B 2B		1B		1B		K		K	5	0	3	1	0	2	2											
Eddie Williams, R OBP: 0.393, SLG: 0.583 (1, 3)	1B		L7		F9		G6-3			4	0	1	1	0	0	5											
Ray McDavid, L OBP: 0.283, SLG: 0.316 (1, 7)	1B		1B		1B			G4-3		4	0	3	0	0	0	0											
Luis Lopez, S OBP: 0.359, SLG: 0.427 (1, 6)	G5-3		G4-3		FC5-2			G6-3		4	0	0	0	0	0	8											
Brad Ausmus, R OBP: 0.303, SLG: 0.337 (1, 2)		G1-6-3		G4-3		F9		G1-3		4	0	0	0	0	0	0											
Joey Hamilton, R (1, 1)										3	0	0	0	0	1	0											
Jeff Tabaka, R (7, 1)										0	0	0	0	0	0	0											
Tim Mauser, R OBP: 0.667, SLG: 0.500 (8, 1)										0	0	0	0	0	0	0											
Bill Bean, L OBP: 0.262, SLG: 0.286 (9, PH)									FC4-6 1B	1	0	1	0	0	0	0											
Inning Stats	R: 2 E: 0 K: 0 S: 16	H: 5 LOB: 2 BB: 0 P: 20	R: 0 E: 0 K: 1 S: 7	H: 0 LOB: 0 BB: 0 P: 13	R: 0 E: 0 K: 0 S: 12	H: 3 LOB: 3 BB: 0 P: 17	R: 0 E: 0 K: 1 S: 6	H: 0 LOB: 0 BB: 0 P: 9	R: 0 E: 0 K: 0 S: 11	H: 3 LOB: 3 BB: 0 P: 17	R: 0 E: 0 K: 1 S: 12	H: 1 LOB: 1 BB: 0 P: 19	R: 0 E: 0 K: 0 S: 6	H: 0 LOB: 0 BB: 0 P: 8	R: 1 E: 0 K: 1 S: 14	H: 2 LOB: 1 BB: 0 P: 19	1B: 12 2B: 2 3B: 0 HR: 0	SF: 0 SAC: 0 DP: 0 HBP: 0	WP: 0 PB: 0 SB: 0 CS: 0	PA: 40							
PITCHER	IP	WLS	BF	H	R	ER	SO	BB	IBB	HBP	BLK	WP	HR	S	P	ERA	WHIP										
Bobby Munoz, R ERA: 2.48 (1, 1)	6.1	W	30	12	2	2	2	0	0	0	0	0	0	62	93	2.84	1.895										
Heathcliff Slocumb, R ERA: 2.6 (7, 1)	1.2		5	0	0	0	1	0	0	0	0	0	0	14	19	0.00	0.000										
Doug Jones, R ERA: 2.42 (9, 1)	1.0	S	5	2	1	1	1	0	0	0	0	0	0	14	19	9.00	2.000										

AB	40
R	3
H	14
RBI	3
BB	0
SO	4
LOB	18



Batter	1	2	3	4	5	6	7	8	9	AB	R	H	RBI	BB	SO	LOB	BOTTOM										
Billy Hatcher, R OBP: 0.287, SLG: 0.339 (1, 8)	L6	FC6-4 1B		G6-3		K				4	0	0	0	0	1	2	San Diego Padres @ Philadelphia Phillies Veterans Stadium, Philadelphia, PA Fri Jul 22 1994, 7:05 PM EDT Sunny - 90 F										
Mariano Duncan, R OBP: 0.313, SLG: 0.411 (1, 5)	1B 1B	1B		F8			FC6-4 SH1-4 1B			4	1	3	0	0	0	0											
Milt Thompson, L OBP: 0.336, SLG: 0.351 (1, 7)	1B SF8	1B		F8		G3-6-3 BB	SH1-4			2	1	1	0	1	0	2											
John Kruk, L OBP: 0.411, SLG: 0.427 (1, 3)	1B			E4 1B		G3-6-3	FC6-4 BB			3	0	2	1	1	0	1											
Jim Eisenreich, L OBP: 0.366, SLG: 0.427 (1, 9)	SF8		E4 G1-3 E	K		K	FC6-4			3	1	0	1	0	1	3											
Mickey Morandini, L OBP: 0.386, SLG: 0.407 (1, 4)	1B		G1-3			P4	B1-3			3	0	0	0	1	0	3											
Mike Lieberthal, R OBP: 0.340, SLG: 0.444 (1, 2)	G6-3		E8			1B FC5-4 1B		F8		4	1	1	0	0	0	2											
Kevin Stocker, S OBP: 0.383, SLG: 0.312 (1, 6)		FC6-4 1B	F8			1B FC5-4 1B	P3			4	0	2	0	0	0	1											
Bobby Munoz, R OBP: 0.250, SLG: 0.333 (1, 1)		FC6-4		K		FC5-4		G5-3		3	0	0	1	0	1	2											
Heathcliff Slocumb, R OBP: 0.333, SLG: 0.333 (7, 1)										0	0	0	0	0	0	0											
Tony Longmire, L OBP: 0.297, SLG: 0.308 (8, PH)										1	0	0	0	0	0	0											
Doug Jones, R OBP: 1.000, SLG: 1.000 (9, 1)										0	0	0	0	0	0	0											
Inning Stats	R: 2 E: 0 K: 0 S: 11	H: 3 LOB: 2 BB: 1 P: 24	R: 0 E: 0 K: 0 S: 7	H: 2 LOB: 2 BB: 0 P: 13	R: 1 E: 2 K: 0 S: 6	H: 1 LOB: 1 BB: 0 P: 9	R: 0 E: 0 K: 1 S: 10	H: 0 LOB: 0 BB: 0 P: 15	R: 0 E: 0 K: 1 S: 5	H: 0 LOB: 0 BB: 1 P: 13	R: 1 E: 0 K: 0 S: 10	H: 2 LOB: 1 BB: 0 P: 12	R: 0 E: 0 K: 0 S: 8	H: 1 LOB: 2 BB: 1 P: 14	R: 0 E: 0 K: 0 S: 5	H: 0 LOB: 0 BB: 0 P: 8	1B: 9 2B: 0 3B: 0 HR: 0	SF: 1 SAC: 1 DP: 1 HBP: 0	WP: 1 PB: 0 SB: 0 CS: 0	PA: 36							
PITCHER	IP	WLS	BF	H	R	ER	SO	BB	IBB	HBP	BLK	WP	HR	S	P	ERA	WHIP										
Joey Hamilton, R ERA: 2.67 (1, 1)	6.1	L	30	9	4	3	3	2	0	0	0	0	0	3	8	4.26	1.737										
Jeff Tabaka, L ERA: 5.35 (7, 1)	0.2		3	0	0	0	0	1	0	0	0	0	0	3	8	0.00	1.500										
Tim Mauser, R ERA: 3.46 (8, 1)	1.0		3	0	0	0	0	0	0	0	0	0	0	5	8	0.00	0.000										



Batter	1	2	3	4	5	6	7	8	9	AB	R	H	RBI	BB	SO	LOB	TOP			
Craig Shipley, R OBP: 0.369, SLG: 0.468 (1.4)	G3		F7						E6	5	2	2	0	0	0	1				
Scott Livingstone, L OBP: 0.259, SLG: 0.363 (1.5)	P6		FC6-5						P5	5	1	2	2	0	0	2				
Tony Gwynn, L OBP: 0.451, SLG: 0.573 (1.9)	G4-3		K							5	0	2	1	0	1	2				
Derek Bell, R OBP: 0.347, SLG: 0.453 (1.8)		E3							K	5	2	3	1	0	1	2				
Bill Bean, L OBP: 0.258, SLG: 0.280 (1.3)	P4		P4						K	5	0	0	0	0	1	6				
Ray McDavid, L OBP: 0.280, SLG: 0.292 (1.7)	K		G3							4	0	0	1	0	2	1				
Luis Lopez, S OBP: 0.358, SLG: 0.422 (1.6)	F9		G4-3						L5	4	0	0	0	0	1	1				
Brad Ausmus, R OBP: 0.305, SLG: 0.348 (1.2)			HR							3	1	1	1	1	1	0				
Bill Krueger, L OBP: 0.333, SLG: 0.500 (1.1)			HR							3	1	2	0	0	0	0				
Tim Mauser, R OBP: 0.500, SLG: 0.333 (7.1)			FC6-5						K	1	0	0	0	0	1	1				
Inning Stats	R: 0 E: 0 K: 0 S: 6	H: 0 LOB: 0 BB: 0 P: 10	R: 0 E: 1 K: 1 S: 9	H: 0 LOB: 1 BB: 0 P: 13	R: 1 E: 0 K: 1 S: 13	H: 2 LOB: 1 BB: 0 P: 18	R: 1 E: 0 K: 0 S: 9	H: 1 LOB: 0 BB: 0 P: 12	R: 1 E: 0 K: 1 S: 10	H: 2 LOB: 1 BB: 0 P: 14	R: 3 E: 0 K: 0 S: 22	H: 5 LOB: 1 BB: 0 P: 33	R: 0 E: 0 K: 2 S: 12	H: 0 LOB: 1 BB: 1 P: 19	R: 0 E: 1 K: 2 S: 16	H: 1 LOB: 2 BB: 0 P: 22	1B: 7 2B: 4 3B: 0 HR: 2	SF: 0 SAC: 0 DP: 1 HBP: 0	WP: 2 PB: 0 SB: 2 CS: 0	PA: 41
PITCHER	IP	WLS	BF	H	R	ER	SO	BB	IBB	HBP	BLK	WP	HR	S	P	ERA	WHIP			
Ben Rivera, R ERA: 7.01 (1.1)	6.1	L	28	8	6	6	4	0	0	0	0	0	2	60	86	8.53	1.263			
Toby Borland, R ERA: 2.29 (7.1)	0.2		4	3	1	1	0	0	0	0	0	1	0	17	26	13.50	4.500			
Larry Andersen, R ERA: 4.6 (8.1)	2.0		9	1	0	0	4	1	0	0	0	0	0	28	41	0.00	1.000			

San Diego Padres @ Philadelphia Phillies
Veterans Stadium, Philadelphia, PA
Sat Jul 23 1994, 7:05 PM EDT
Att: 35,269 - Unknown

livebaseballscorecards.com

AB 40
R 7
H 12
RBI 6
BB 1
SO 8
LOB 16



Batter	1	2	3	4	5	6	7	8	9	AB	R	H	RBI	BB	SO	LOB	BOTTOM					
Lenny Dykstra, L OBP: 0.408, SLG: 0.472 (1.8)	K		F8						P2	4	0	0	0	0	1	1						
Mariano Duncan, R OBP: 0.314, SLG: 0.410 (1.5)	G6-3		G6-3							1	0	0	0	0	0	0						
Kim Batiste, R OBP: 0.245, SLG: 0.307 (2.5)	G6-3		G6-3							3	0	0	0	0	1	1						
Ricky Jordan, R OBP: 0.293, SLG: 0.475 (1.3)										4	1	3	1	0	1	0						
Dave Hollins, S OBP: 0.328, SLG: 0.352 (1.9)										3	0	0	0	0	1	2						
Billy Hatcher, R OBP: 0.290, SLG: 0.342 (7.9)	K									1	0	1	0	0	0	0						
Pete Incaviglia, R OBP: 0.284, SLG: 0.460 (1.7)										4	0	0	0	0	1	3						
Mike Lieberthal, R OBP: 0.314, SLG: 0.408 (1.2)	F7									4	0	0	0	0	0	2						
Mickey Morandini, L OBP: 0.369, SLG: 0.413 (1.4)	P6									3	0	1	0	0	0	0						
Kevin Stocker, S OBP: 0.388, SLG: 0.321 (1.6)										3	0	2	0	0	0	0						
Ben Rivera, R OBP: 0.450, SLG: 0.353 (7.7)										1	0	0	0	0	0	0						
Toby Borland, R OBP: 0.363, SLG: 0.423 (7.7)										0	0	0	0	0	0	0						
Jim Eisenreich, L OBP: 0.363, SLG: 0.423 (7.7)										1	0	0	0	0	0	2						
Larry Andersen, R ERA: 3.27 (8.1)										0	0	0	0	0	0	0						
Inning Stats	R: 0 E: 0 K: 2 S: 10	H: 1 LOB: 1 BB: 0 P: 17	R: 0 E: 0 K: 1 S: 7	H: 0 LOB: 0 BB: 0 P: 13	R: 0 E: 0 K: 0 S: 11	H: 1 LOB: 1 BB: 0 P: 17	R: 0 E: 1 K: 0 S: 11	H: 1 LOB: 1 BB: 0 P: 20	R: 0 E: 0 K: 0 S: 5	H: 0 LOB: 0 BB: 0 P: 5	R: 1 E: 0 K: 1 S: 12	H: 1 LOB: 0 BB: 0 P: 18	R: 0 E: 0 K: 0 S: 11	H: 2 LOB: 2 BB: 0 P: 20	R: 0 E: 0 K: 1 S: 8	H: 0 LOB: 0 BB: 0 P: 11	R: 0 E: 0 K: 0 S: 7	H: 1 LOB: 0 BB: 0 P: 11	1B: 5 2B: 0 3B: 1 HR: 1	SF: 0 SAC: 1 DP: 2 HBP: 0	WP: 0 PB: 0 SB: 0 CS: 0	PA: 33
PITCHER	IP	WLS	BF	H	R	ER	SO	BB	IBB	HBP	BLK	WP	HR	S	P	ERA	WHIP					
Bill Krueger, L ERA: 7.78 (1.1)	6.2	W	26	6	1	1	4	0	0	0	0	0	1	64	104	1.35	0.900					
Tim Mauser, R ERA: 3.27 (7.1)	2.1		7	1	0	0	1	0	0	0	0	0	0	18	28	0.00	0.429					

San Diego Padres @ Philadelphia Phillies
Veterans Stadium, Philadelphia, PA
Sat Jul 23 1994, 7:05 PM EDT
Att: 35,269 - Unknown

livebaseballscorecards.com

AB 32
R 1
H 7
RBI 1
BB 0
SO 5
LOB 11



Batter	1	2	3	4	5	6	7	8	9	AB	R	H	RBI	BB	SO	LOB	TOP											
Lenny Dykstra, L OBP: 0.410, SLG: 0.467	1-0 G6-3 1B		4-1 BB		0-1 L9			1-0 F7	1-3 K	4	0	1	0	1	1	0												
Mickey Morandini, L OBP: 0.377, SLG: 0.401	1-3 K		1-0 G6-3			3-2 G5-3		1-3 K	0-1 P5	5	0	0	0	0	2	2												
Jim Eisenreich, L OBP: 0.366, SLG: 0.419	1-0 G6-3			0-0 L7		4-0 G4-3 1B BB		4-2 1B FC6 BB	1-3 K	3	2	0	0	2	1	1												
John Kruk, L OBP: 0.406, SLG: 0.422		0-1 CS 1B		4-2 BB BB		3-2 G4-3		3-0 FC6 BB		3	1	2	0	1	0	1												
Milt Thompson, L OBP: 0.347, SLG: 0.354	1-1 F7		4-2 BB BB	1-2 BB		0-0 1B		4-0 1B FC6 BB		2	1	1	1	2	0	1												
Todd Pratt, R OBP: 0.288, SLG: 0.329	3-3 K		0-2 L6		0-2 L6	2-H 1B		3-2 FC6 1B		4	1	0	1	0	1	6												
Kim Batiste, R OBP: 0.245, SLG: 0.304			1-1 E8 G4-3 G5-3 1B	1-3 K			2-2 G6-3	1-2 3B 1B		4	2	2	1	0	1	2												
Kevin Stocker, S OBP: 0.388, SLG: 0.333			1-0 G4-3		2-2 G3-1		2-1 G3	0-1 WP 3B		4	1	1	3	0	0	1												
Curt Schilling, R OBP: 0.143, SLG: 0.143			2-0 G5-3		1-3 K		2-2 G6-3	2-2 F9		2	0	0	1	0	1	0												
Larry Andersen, R										0	0	0	0	0	0	0												
Pete Incaviglia, R OBP: 0.253, SLG: 0.458										1	0	0	0	0	0	0												
Heathcliff Slocumb, R OBP: 0.250, SLG: 0.250										1	0	0	0	0	0	0												
Toby Borland, R										0	0	0	0	0	0	0												
Inning Stats	R: 0 E: 0 K: 1 S: 7	H: 1 LOB: 0 BB: 0 P: 10	R: 0 E: 0 K: 1 S: 7	H: 1 LOB: 0 BB: 0 P: 11	R: 1 E: 1 K: 0 S: 6	H: 1 LOB: 1 BB: 1 P: 15	R: 0 E: 0 K: 1 S: 14	H: 0 LOB: 2 BB: 2 P: 23	R: 0 E: 0 K: 0 S: 10	H: 0 LOB: 0 BB: 0 P: 13	R: 1 E: 0 K: 0 S: 11	H: 1 LOB: 1 BB: 1 P: 24	R: 0 E: 0 K: 0 S: 10	H: 0 LOB: 0 BB: 0 P: 16	R: 6 E: 0 K: 1 S: 23	H: 3 LOB: 0 BB: 2 P: 42	R: 0 E: 0 K: 2 S: 8	H: 0 LOB: 0 BB: 0 P: 10	1B: 6 2B: 0 3B: 1 HR: 0	SF: 0 SAC: 0 DP: 1 HBP: 0	WP: 1 PB: 0 SB: 0 CS: 1	PA: 39						
PITCHER	IP	WLS	BF	H	R	ER	SO	BB	IBB	HBP	BLK	WP	HR	S	P	ERA	WHIP											
David Weathers, R	(1, 1)	6.0	L	24	4	2	1	4	4	0	0	0	0	0	55	96	1.50	1.333										
Terry Mathews, R	(7, 1)	1.0		3	0	0	0	0	0	0	0	0	0	10	16	0.00	0.000											
Jeff Mutis, L	(8, 1)	0.2		5	1	3	3	1	2	0	0	0	0	10	23	40.50	4.500											
Richie Lewis, R	(8, 1)	0.1		4	2	3	3	0	0	0	0	0	1	0	13	19	81.00	6.000										
Yorkis Perez, L	(9, 1)	1.0		3	0	0	0	2	0	0	0	0	0	8	10	0.00	0.000											

Philadelphia Phillies @ Florida Marlins
Joe Robbie Stadium, Miami, FL
Mon Jul 25 1994, 7:05 PM EDT
Att: 30,082 - Unknown - 82 F

AB	33
R	8
H	7
RBI	7
BB	6
SO	7
LOB	14



Batter	1	2	3	4	5	6	7	8	9	AB	R	H	RBI	BB	SO	LOB	BOTTOM										
Mario Diaz, R OBP: 0.393, SLG: 0.510	2-2 F9		0-0 1B		0-0 G5-3		0-2 G4-3		1-3 K	5	0	1	0	0	1	1											
Chuck Carr, S OBP: 0.302, SLG: 0.319	1-1 2B		3-2 S 1B		0-1 E6 WP		0-1 S 1B		0-0 G3-1	5	0	3	0	0	0	1											
Gary Sheffield, R OBP: 0.385, SLG: 0.587	1-2 L7		4-2 1B BB		1-3 K		2-3 K		1-1 G5-3	4	0	0	0	1	2	4											
Jeff Conine, R OBP: 0.386, SLG: 0.539	1-1 F9		2-3 K		4-0 1B BB		1-2 G6-3			3	0	0	0	1	1	5											
Darrell Whitmore, L OBP: 0.222, SLG: 0.125		2-3 K		0-3 K		0-1 F7		2-1 F7		4	0	0	0	0	2	2											
Benito Santiago, R OBP: 0.324, SLG: 0.407		1-2 G5-3		1-2 K		1-0 2B		0-2 G6-3		4	0	1	0	0	1	0											
Kurt Abbott, R OBP: 0.286, SLG: 0.386		2-0 P3		1-0 1B		1-3 K		0-0 1B 1B		4	0	2	0	0	1	1											
Bret Barberie, S OBP: 0.350, SLG: 0.389			0-3 K		0-1 G3		1-0 L8		2-2 1B	4	0	1	0	0	1	2											
David Weathers, R	(1, 1)									2	1	1	0	0	1	0											
Greg Chaitorini, L	(6, PH)									1	0	0	0	0	0	1											
Terry Mathews, L	(7, 1)									0	0	0	0	0	0	0											
Jeff Mutis, L	(8, 1)									0	0	0	0	0	0	0											
Richie Lewis, R	(8, 1)									0	0	0	0	0	0	0											
Mattias Carrillo, L	(8, PH)									1	0	0	0	0	0	2											
Yorkis Perez, L	(9, 1)									0	0	0	0	0	0	0											
Inning Stats	R: 0 E: 0 K: 0 S: 13	H: 1 LOB: 1 BB: 0 P: 18	R: 0 E: 0 K: 1 S: 7	H: 0 LOB: 0 BB: 0 P: 12	R: 0 E: 0 K: 3 S: 15	H: 2 LOB: 3 BB: 1 P: 24	R: 0 E: 0 K: 2 S: 9	H: 1 LOB: 1 BB: 0 P: 11	R: 1 E: 1 K: 1 S: 12	H: 1 LOB: 2 BB: 1 P: 17	R: 0 E: 0 K: 1 S: 6	H: 1 LOB: 1 BB: 0 P: 11	R: 0 E: 0 K: 1 S: 13	H: 1 LOB: 1 BB: 0 P: 15	R: 0 E: 0 K: 0 S: 12	H: 2 LOB: 2 BB: 0 P: 18	R: 0 E: 0 K: 1 S: 7	H: 0 LOB: 0 BB: 0 P: 9	1B: 7 2B: 2 3B: 0 HR: 0	SF: 0 SAC: 0 DP: 0 HBP: 0	WP: 1 PB: 0 SB: 2 CS: 0	PA: 39					
PITCHER	IP	WLS	BF	H	R	ER	SO	BB	IBB	HBP	BLK	WP	HR	S	P	ERA	WHIP										
Curt Schilling, R	(1, 1)	5.0	W	23	5	1	0	7	2	0	0	0	0	56	82	0.00	1.400										
Larry Andersen, R	(6, 1)	1.0		4	1	0	0	1	0	0	0	0	0	6	11	0.00	1.000										
Heathcliff Slocumb, R	(7, 1)	2.0		9	3	0	0	1	0	0	0	0	0	25	33	0.00	1.500										
Toby Borland, R	(9, 1)	1.0		3	0	0	0	1	0	0	0	0	0	7	9	0.00	0.000										

Philadelphia Phillies @ Florida Marlins
Joe Robbie Stadium, Miami, FL
Mon Jul 25 1994, 7:05 PM EDT
Att: 30,082 - Unknown - 82 F

AB	37
R	1
H	9
RBI	0
BB	2
SO	10
LOB	19




Batter	1	2	3	4	5	6	7	8	9	10	11	12	AB	R	H	RBI	BB	SO	LOB		
Lenny Dykstra, L Heathcliff Stocumb, R Lenny Anderson, R Milt Thompson, L Doug Jones, R Randy Reyes, R Ben Rivera, R	2-2 S 1B HBP	3-2 G3-1	4-2 BB		4-0 1B IBB		0-0 FC4 L7-2 1B		4-2 SAFE L3 BB		4-0 BB		2 1 1 1 2 0								
Mickey Morandini, L OBP: 0.378, SLG: 0.402	0-2 1B	0-0 G4-3	1-2 2-3 3-H BB		0-1 1B		1-2 FC4 1B		0-0 L3		2-0 P6		7 1 3 3 0 1 7								
Jim Eisenreich, L OBP: 0.367, SLG: 0.415	4-1 1B 2B BB	4-2 BB		2-1 G4-3	0-2 L7		1-0 FC4		2-1 G3-1		3-1 E9 1B		5 2 1 0 2 0 4								
John Kruk, L OBP: 0.404, SLG: 0.419 Ricky Jordan, R OBP: 0.294, SLG: 0.473	2-1 2B 1B	0-0 F7		1-1 G4-3	0-0 G3		3-2 L7-2		1-2 F8		1-2 G6-3 SH3-4 1B		4 1 1 1 1 0 0 3 3 1 1 1 1 0 0 3								
Pete Incaviglia, R OBP: 0.288, SLG: 0.470 Billy Hatcher, R OBP: 0.290, SLG: 0.342	1-3 K		4-1 2B FC3-2 BB	0-2 3B		0-2 L9		0-2 P3		0-0 2B	1-0 SH3-4		5 0 2 0 1 1 2 0 0 0 0 0 0 0								
Todd Pratt, R OBP: 0.269, SLG: 0.355	1-0 1B		2-1 FC3-2 BB 2B	0-1 F8		4-2 FC5-4 BB		0-0 L7		3-0 L7	0-2 G6-3		6 2 2 1 1 0 3								
Kim Batiste, R OBP: 0.259, SLG: 0.315	1-1 FC3-6 1B		0-0 P4		0-2 SH1-4 HBP 1B	1-1 FC5-4		3-3 K		1-0 BB	0-1 BB		7 1 4 3 0 1 3								
Kevin Stocker, S OBP: 0.393, SLG: 0.329	0-0 FC3-6		4-0 BB FC3-2 IBB	1-1 SH1-4 1B HBP		0-0 L6		1-1 BB HBP		1-3 K	4-2 BB		3 1 0 0 2 1 3								
David West, L OBP: 0.048, SLG: 0.048 Toby Borland, R OBP: 0.289, SLG: 0.302	3-1 G5-3		1-1 FC3-2 BB	2-2 SH1-4		3-2 G6-3		2-2 P3		1-0 F8	2-3 K		2 0 0 0 0 0 4 0 0 0 0 0 0 0 4 0 0 0 0 1 4								
Inning Stats	R: 5 E: 0 K: 1 S: 18	H: 4 LOB: 1 BB: 1 P: 32	R: 0 E: 0 K: 0 S: 7	H: 0 LOB: 1 BB: 1 P: 14	R: 1 E: 0 K: 1 S: 12	H: 1 LOB: 3 BB: 3 P: 27	R: 0 E: 0 K: 0 S: 9	H: 1 LOB: 1 BB: 0 P: 12	R: 0 E: 0 K: 0 S: 11	H: 2 LOB: 2 BB: 0 P: 18	R: 0 E: 0 K: 1 S: 7	H: 1 LOB: 1 BB: 0 P: 13	R: 0 E: 0 K: 1 S: 6	H: 1 LOB: 2 BB: 1 P: 15	R: 2 E: 1 K: 1 S: 18	H: 3 LOB: 2 BB: 1 P: 29	1B: 11 2B: 5 3B: 1 HR: 0	SF: 0 SAC: 2 DP: 2 HBP: 3	WP: 0 PB: 0 SB: 1 CS: 0	PA: 63	
PITCHER	IP	WLS	BF	H	R	ER	SO	BB	IBB	HBP	BLK	WP	HR	S	P	ERA	WHIP				
Charlie Hough, R ERA: 5.15	(1, 1)	0.1	7	4	5	1	1	1	3	1	0	0	0	0	15	26	135.00	15.000			
Richie Lewis, R ERA: 4.63	(1, 1)	3.2	17	2	1	1	1	3	1	0	0	0	0	31	59	2.46	1.364				
John Johnstone, R ERA: 5.54	(5, 1)	1.0	7	2	2	2	0	0	1	1	0	0	0	15	22	18.00	2.000				
Terry Mathews, R ERA: 3.15	(6, 1)	1.1	6	1	0	0	0	1	0	0	0	0	0	13	21	0.00	1.500				
Jeff Mutis, L ERA: 5.14	(7, 1)	0.2	3	1	0	0	0	0	0	0	0	0	0	7	11	0.00	1.500				
PITCHER	IP	WLS	BF	H	R	ER	SO	BB	IBB	HBP	BLK	WP	HR	S	P	ERA	WHIP				
Luis Aquino, R ERA: 3.63	(8, 1)	3.0	11	1	0	0	1	1	0	0	0	0	0	22	38	0.00	0.667				
Robb Nen, R ERA: 3.14	(11, 1)	1.2	11	4	2	2	1	2	0	0	0	0	0	21	39	10.80	3.600				
Yorkis Perez, L ERA: 3.27	(12, 1)	0.1	1	0	0	0	1	0	0	0	0	0	0	3	5	0.00	0.000				

TOP

Philadelphia Phillies @ Florida Marlins
Joe Robbie Stadium, Miami, FL
Tue Jul 26 1994, 7:05 PM EDT
Att. 32,648 - Unknown - 88 F

AB 48
R 10
H 15
RBI 10
BB 10
SO 5
LOB 36




Batter	1	2	3	4	5	6	7	8	9	10	11	12	AB	R	H	RBI	BB	SO	LOB					
Mario Diaz, R OBP: 0.410, SLG: 0.509	1-2 F8 1B FC4-6	2-0 2B 1B		4-1 BB		0-0 G6-3	0-1 L8		0-1 1B		0-0 G6-3		6 1 3 0 1 0 2											
Chuck Carr, S OBP: 0.307, SLG: 0.332	0-0 FC4-6 1B	0-2 1-3 2-H 2B		3-1 P3		1-0 G6-3 3B	2-1 E9 1B		1-0 F9		2-2 G6-3		7 2 4 1 0 0 2											
Gary Sheffield, R OBP: 0.382, SLG: 0.578	1-1 F8	0-2 FC4 BB		0-3 K		0-2 G6-3	1-2 1B		1-2 P4		3-1 F9		6 0 1 3 1 1 4											
Jeff Conine, R OBP: 0.384, SLG: 0.542	2-2 FC4-6 1B	0-1 FC4		3-3 K		3-3 HR	0-0 P2		0-2 K		0-0 1B		7 1 2 2 0 2 5											
Bret Barberie, S OBP: 0.348, SLG: 0.390	0-0 1B		0-2 F9		2-3 K	1-1 2B		3-2 F8		0-1 L9	2-3 K		7 0 2 0 0 2 1											
Kurt Abbott, R OBP: 0.287, SLG: 0.381	2-3 K		1-2 G5-3		4-2 1B WP 2B BB	1-0 HBP		1-1 G3-1		1-2 G5-3			4 1 0 0 1 1 2											
Darrell Whitmore, L OBP: 0.333, SLG: 0.357		1-1 G4-3	0-0 2B		3-2 2B 1B	2-3 K		0-0 1B		0-0 L5			6 1 3 0 0 1 2											
Rob Natal, R OBP: 0.429, SLG: 0.391		4-2 FC3-6 BB	2-2 F8		0-1 1B		1-1 F8	2-1 G4-3		4-2 G4-3 S BB			4 0 1 2 2 0 2											
Charlie Hough, R ERA: 5.15 Alex Aguiar, R ERA: 3.35 Heathcliff Stocumb, R ERA: 2.88 Larry Andersen, R ERA: 4.31 Doug Jones, R ERA: 2.25		0-0 FC3-6 1B 2B		3-2 P3		0-1 E 1B 1B		1-2 G6-3		2-2 G4-3			0 0											
Inning Stats	R: 1 E: 0 K: 0 S: 16	H: 3 LOB: 2 BB: 0 P: 22	R: 1 E: 0 K: 0 S: 14	H: 2 LOB: 3 BB: 2 P: 25	R: 0 E: 0 K: 0 S: 10	H: 1 LOB: 1 BB: 0 P: 13	R: 0 E: 0 K: 1 S: 14	H: 0 LOB: 1 BB: 1 P: 24	R: 2 E: 0 K: 3 S: 20	H: 2 LOB: 1 BB: 1 P: 35	R: 2 E: 0 K: 0 S: 12	H: 3 LOB: 1 BB: 0 P: 17	R: 0 E: 0 K: 0 S: 8	H: 1 LOB: 0 BB: 0 P: 14	R: 0 E: 0 K: 1 S: 9	H: 0 LOB: 0 BB: 0 P: 9	R: 0 E: 0 K: 1 S: 8	H: 0 LOB: 1 BB: 1 P: 14	R: 0 E: 0 K: 1 S: 10	H: 1 LOB: 1 BB: 0 P: 17	1B: 11 2B: 4 3B: 1 HR: 1	SF: 0 SAC: 0 DP: 0 HBP: 1	WP: 1 PB: 0 SB: 2 CS: 0	PA: 59
PITCHER	IP	WLS	BF	H	R	ER	SO	BB	IBB	HBP	BLK	WP	HR	S	P	ERA	WHIP							
David West, L ERA: 3.35	(1, 1)	5.0	27	8	4	4	5	4	0	0	0	1	0	74	119	7.20	2.400							
Toby Borland, R ERA: 2.81	(6, 1)	1.0	7	3	2	2	1	0	0	1	0	0	1	12	17	18.00	3.000							
Heathcliff Stocumb, R ERA: 2.88	(7, 1)	1.0	6	3	2	2	0	0	0	0	0	0	0	12	16	18.00	3.000							
Larry Andersen, R ERA: 4.31	(8, 1)	1.0	4	1	0	0	0	0	0	0	0	0	0	8	14	0.00	1.000							
Doug Jones, R ERA: 2.25	(9, 1)	2.0	7	1	0	0	1	0	0	0	0	0	0	17	21	0.00	0.500							
PITCHER	IP	WLS	BF	H	R	ER	SO	BB	IBB	HBP	BLK	WP	HR	S	P	ERA	WHIP							
Ben Rivera, R ERA: 6.63	(11, 1)	2.0	8	1	0	0	1	1	0	0	0	0	0	18	31	0.00	1.000							

BOTTOM

Philadelphia Phillies @ Florida Marlins
Joe Robbie Stadium, Miami, FL
Tue Jul 26 1994, 7:05 PM EDT
Att. 32,648 - Unknown - 88 F

AB 53
R 8
H 17
RBI 8
BB 5
SO 8
LOB 23



Batter	1	2	3	4	5	6	7	8	9	AB	R	H	RBI	BB	SO	LOB	TOP					
Lenny Dykstra, L OBP: 0.414, SLG: 0.462	1-1 G3	0-0 L8			0-1 F9			4-2 G5-3 BB		3	0	0	0	1	0	1	Philadelphia Phillies @ Florida Marlins Joe Robbie Stadium, Miami, FL Wed Jul 27 1994, 7:05 PM EDT Att: 40,017 - Unknown - 89 F					
Mickey Morandini, L OBP: 0.360, SLG: 0.412	3-2 3B		0-2 1B		0-0 F7			2-1 F8		4	2	2	0	0	0	1						
Jim Eisenreich, L OBP: 0.369, SLG: 0.424	1-1 1B		0-1 3B		0-2 G1-3			2-2 G5-3		4	1	2	2	0	0	1						
Ricky Jordan, R OBP: 0.293, SLG: 0.468	3-2 1B		1-2 F8		1-3 K			0-1 P3		4	0	1	1	0	1	2						
Milt Thompson, L OBP: 0.349, SLG: 0.352	3-1 G5-4-3		2-2 G1-3		1-1 G6-3			2-2 G4-6-3 1B		4	0	1	0	0	0	2						
Todd Pratt, R OBP: 0.286, SLG: 0.338	1-0 G6-3		2-1 P4		0-3 K			0-3 K		4	0	0	0	0	2	3						
Kim Batiste, R OBP: 0.253, SLG: 0.308		0-1 G4-3		1-0 F8				1-2 G5-3		4	0	0	0	0	0	1						
Kevin Stocker, S OBP: 0.396, SLG: 0.333		0-0 1B		2-2 CS 1B				0-0 P5		3	0	2	0	0	0	0						
Bobby Munoz, R OBP: 0.226, SLG: 0.300		1-0 P2		2-3 K				0-0 L8		3	0	0	0	0	1	2						
Inning Stats	R: 2 E: 0 K: 0 S: 15	H: 3 LOB: 1 BB: 0 P: 27	R: 0 E: 0 K: 0 S: 5	H: 1 LOB: 1 BB: 0 P: 6	R: 1 E: 0 K: 0 S: 14	H: 2 LOB: 1 BB: 0 P: 19	R: 0 E: 0 K: 1 S: 10	H: 1 LOB: 0 BB: 0 P: 15	R: 0 E: 0 K: 0 S: 6	H: 0 LOB: 0 BB: 0 P: 6	R: 0 E: 0 K: 2 S: 8	H: 0 LOB: 0 BB: 0 P: 10	R: 0 E: 0 K: 0 S: 5	H: 0 LOB: 1 BB: 1 P: 6	R: 0 E: 0 K: 1 S: 10	H: 0 LOB: 0 BB: 0 P: 18	R: 0 E: 0 K: 1 S: 8	H: 1 LOB: 0 BB: 0 P: 10	1B: 6 2B: 1 3B: 2 HR: 0	SF: 0 SAC: 0 DP: 2 HBP: 0	WP: 0 PB: 0 SB: 0 CS: 1	PA: 34
PITCHER Pat Rapp, R ERA: 3.72	IP: 9.0 WLS: L BF: 34	H: 8 R: 3 ER: 3 SO: 4	BB: 1 IBB: 0 HBP: 0 BLK: 0	WP: 0 HR: 0 S: 81 P: 117	ERA: 3.00 WHIP: 1.000	PITCHER										IP: 9.0 WLS: W BF: 28	H: 2 R: 1 ER: 1 SO: 3	BB: 0 IBB: 0 HBP: 0 BLK: 0	WP: 0 HR: 1 S: 57 P: 80	ERA: 1.00 WHIP: 0.222		

Batter	1	2	3	4	5	6	7	8	9	AB	R	H	RBI	BB	SO	LOB	BOTTOM					
Mario Diaz, R OBP: 0.388, SLG: 0.475	0-2 G4-3		1-2 G1-3			0-0 G6-3			2-1 G6-3	4	0	0	0	0	0	0	Philadelphia Phillies @ Florida Marlins Joe Robbie Stadium, Miami, FL Wed Jul 27 1994, 7:05 PM EDT Att: 40,017 - Unknown - 89 F					
Chuck Carr, S OBP: 0.307, SLG: 0.332	0-1 G6-4-3 1B			2-1 G5-3			1-1 G6-3			3	0	1	0	0	0	0						
Gary Sheffield, R OBP: 0.379, SLG: 0.571	1-2 G6-4-3			3-2 G5-3			0-0 G5-3			3	0	0	0	0	0	1						
Jeff Conine, R OBP: 0.382, SLG: 0.538		2-0 F9		1-2 G1-3			0-0 G4-3			3	0	0	0	0	0	0						
Benito Santiago, R OBP: 0.323, SLG: 0.415		1-1 HR		3-2 F9			3-2 F9			3	1	1	1	0	0	0						
Darrell Whitmore, L OBP: 0.278, SLG: 0.294		0-1 G6-3		0-0 G4-3			0-0 G1-3			3	0	0	0	0	0	0						
Bret Barberie, S OBP: 0.346, SLG: 0.387		0-3 K		0-0 G4-3			2-3 K			3	0	0	0	0	2	0						
Alex Arias, R OBP: 0.310, SLG: 0.302			1-1 G6-3			0-3 K			0-0 G4-3	3	0	0	0	0	1	0						
Pat Rapp, R OBP: 0.108, SLG: 0.135			0-0 F8			0-1 G6-3			0-0 G4-3	2	0	0	0	0	0	0						
Matias Carrillo, L OBP: 0.301, SLG: 0.307										1	0	0	0	0	0	0						
Inning Stats	R: 0 E: 0 K: 0 S: 8	H: 1 LOB: 0 BB: 0 P: 9	R: 1 E: 0 K: 1 S: 8	H: 1 LOB: 0 BB: 0 P: 11	R: 0 E: 0 K: 0 S: 6	H: 0 LOB: 0 BB: 0 P: 8	R: 0 E: 0 K: 0 S: 9	H: 0 LOB: 0 BB: 0 P: 15	R: 0 E: 0 K: 0 S: 5	H: 0 LOB: 0 BB: 0 P: 8	R: 0 E: 0 K: 1 S: 6	H: 0 LOB: 0 BB: 0 P: 6	R: 0 E: 0 K: 0 S: 4	H: 0 LOB: 0 BB: 0 P: 5	R: 0 E: 0 K: 1 S: 7	H: 0 LOB: 0 BB: 0 P: 12	R: 0 E: 0 K: 0 S: 4	H: 0 LOB: 0 BB: 0 P: 6	1B: 1 2B: 0 3B: 0 HR: 1	SF: 0 SAC: 0 DP: 1 HBP: 0	WP: 0 PB: 0 SB: 0 CS: 0	PA: 28
PITCHER Bobby Munoz, R ERA: 2.32	IP: 9.0 WLS: W BF: 28	H: 2 R: 1 ER: 1 SO: 3	BB: 0 IBB: 0 HBP: 0 BLK: 0	WP: 0 HR: 1 S: 57 P: 80	ERA: 1.00 WHIP: 0.222	PITCHER										IP: 9.0 WLS: W BF: 28	H: 2 R: 1 ER: 1 SO: 3	BB: 0 IBB: 0 HBP: 0 BLK: 0	WP: 0 HR: 1 S: 57 P: 80	ERA: 1.00 WHIP: 0.222		

Batter	1	2	3	4	5	6	7	8	9	AB	R	H	RBI	BB	SO	LOB	TOP					
Lenny Dykstra, L (1, 8) OBP: 0.412, SLG: 0.463	G3		G1-3		K			1-2 1-H 2B		4	0	1	1	0	1	0	Philadelphia Phillies @ Atlanta Braves Atlanta-Fulton County Stadium, Atlanta, GA Fri Jul 29 1994, 7:05 PM EDT Att: 48,921 - Unknown - 86 F					
Billy Hatcher, R (1, 9) OBP: 0.286, SLG: 0.337	P5		K			2-3 K		K		4	0	0	0	0	3	1						
Ricky Jordan, R (1, 3) OBP: 0.287, SLG: 0.459	F9			1-1 L7			1-2 G3	F9		4	0	0	0	0	0	1						
Pete Incaviglia, R (1, 7)		1-1 FC3-6 1B		0-3 K		2-3 K			0-0 G4-3	4	0	1	0	0	2	0						
Randy Ready, R (1, 4) OBP: 0.480, SLG: 0.524		0-1 FC3-6 1B		1-0 HR			0-1 G6-3		2-1 G5-3	4	1	2	1	0	0	0						
Todd Pratt, R (1, 2) OBP: 0.284, SLG: 0.333		1-3 K		2-1 1B			1-1 G4-3		2-1 G1-3	4	0	1	0	0	1	2						
Kim Batiste, R (1, 5) OBP: 0.249, SLG: 0.303		0-1 FC3-6		1-0 P3			1-2 G6-3			3	0	0	0	0	0	3						
Kevin Stocker, S (1, 6) OBP: 0.395, SLG: 0.333		1-0 G4-3			0-2 F7			1-1 2B 1B		3	1	1	0	0	0	2						
Danny Jackson, R (1, 1) OBP: 0.200, SLG: 0.245			1-3 K		0-2 G6-3			0-1 F7		2	0	0	0	0	1	0						
Toby Bordland, R (7, 1)										0	0	0	0	0	0	0						
Tony Longmire, L (8, PH) OBP: 0.287, SLG: 0.299										1	0	0	0	0	0	1						
Ricky Bottalico, L (8, 1)										0	0	0	0	0	0	0						
Inning Stats	R: 0 E: 0 K: 0 S: 4	H: 0 LOB: 0 BB: 0 P: 9	R: 0 E: 0 K: 1 S: 10	H: 2 LOB: 2 BB: 0 P: 13	R: 0 E: 0 K: 2 S: 8	H: 0 LOB: 0 BB: 0 P: 13	R: 1 E: 0 K: 1 S: 9	H: 2 LOB: 1 BB: 0 P: 14	R: 0 E: 0 K: 1 S: 11	H: 0 LOB: 0 BB: 0 P: 14	R: 0 E: 0 K: 2 S: 10	H: 0 LOB: 0 BB: 0 P: 15	R: 0 E: 0 K: 0 S: 8	H: 0 LOB: 0 BB: 0 P: 10	R: 1 E: 0 K: 1 S: 13	H: 2 LOB: 1 BB: 0 P: 15	R: 0 E: 0 K: 0 S: 5	H: 0 LOB: 0 BB: 0 P: 9	1B: 4 2B: 1 3B: 0 HR: 1	SF: 0 SAC: 0 DP: 0 HBP: 0	WP: 0 PB: 0 SB: 0 CS: 0	PA: 33
PITCHER Steve Avery, L (1, 1) ERA: 4.44	IP: 9.0 WLS: W BF: 33 H: 6 R: 2 ER: 2 SO: 8 BB: 0 IBB: 0 HBP: 0 BLK: 0 WP: 0 HR: 1 S: 78 P: 112 ERA: 2.00 WHIP: 0.667															PITCHER						

Batter	1	2	3	4	5	6	7	8	9	AB	R	H	RBI	BB	SO	LOB	BOTTOM			
Dave Gallagher, R (1, 7) OBP: 0.318, SLG: 0.298	F8		G6-3		FC6-4 BB	K				3	0	0	0	1	1	0	Philadelphia Phillies @ Atlanta Braves Atlanta-Fulton County Stadium, Atlanta, GA Fri Jul 29 1994, 7:05 PM EDT Att: 48,921 - Unknown - 86 F			
Jeff Blauser, R (1, 6) OBP: 0.318, SLG: 0.365	G6-3		P4		FC6-4 1B		3-2 FC6-4 1B			4	1	1	1	0	0	2				
Roberto Kelly, R (1, 8) OBP: 0.349, SLG: 0.423	1B		G5-3		1B BB		FC6-4 G4-6-3			3	0	1	0	1	0	1				
Fred McGriff, L (1, 3) OBP: 0.379, SLG: 0.583	K			0-0 G4-3	0-1 1B		2-2 G4-6-3			4	0	1	2	0	1	2				
David Justice, L (1, 9) OBP: 0.443, SLG: 0.545		0-2 G5-3		2-3 K	0-2 F8		2-2 F8			4	0	0	0	0	1	2				
Tony Tarasco, L (9, 9) OBP: 0.316, SLG: 0.434										0	0	0	0	0	0	0				
Terry Pendleton, S (1, 5) OBP: 0.286, SLG: 0.370		1-2 1B		1-1 G6-3		1-1 HR 1B		1-1 1B 1B		4	1	3	0	0	0	0				
Javy Lopez, R (1, 2) OBP: 0.296, SLG: 0.431		1-0 1B			2-2 FC2-5 1B	0-0 HR 1B		3-2 P3		4	1	3	2	0	0	1				
Mark Lemke, S (1, 4) OBP: 0.357, SLG: 0.363		1-3 K			3-1 BB FC2-5 1B	0-0 B1-4 1B		1-1 1B		4	1	3	0	0	1	2				
Steve Avery, L (1, 1) OBP: 0.128, SLG: 0.159		1-0 L8			0-1 FC2-5 FC6-4 BB 1B	0-2 B1-4		0-3 K		4	1	0	0	0	1	7				
Inning Stats	R: 0 E: 0 K: 1 S: 13	H: 1 LOB: 1 BB: 0 P: 22	R: 0 E: 0 K: 1 S: 12	H: 2 LOB: 2 BB: 0 P: 16	R: 0 E: 0 K: 0 S: 6	H: 0 LOB: 0 BB: 0 P: 9	R: 0 E: 0 K: 1 S: 6	H: 0 LOB: 0 BB: 0 P: 9	R: 3 E: 0 K: 0 S: 19	H: 3 LOB: 2 BB: 2 P: 32	R: 2 E: 0 K: 1 S: 10	H: 3 LOB: 0 BB: 0 P: 13	R: 0 E: 0 K: 0 S: 9	H: 1 LOB: 0 BB: 0 P: 14	R: 0 E: 0 K: 1 S: 15	H: 2 LOB: 2 BB: 0 P: 22	1B: 11 2B: 1 3B: 0 HR: 1	SF: 0 SAC: 0 DP: 2 HBP: 0	WP: 0 PB: 0 SB: 0 CS: 0	PA: 36
PITCHER Danny Jackson, L (1, 1) ERA: 3.42	IP: 6.0 WLS: L BF: 28 H: 9 R: 5 ER: 5 SO: 4 BB: 2 IBB: 0 HBP: 0 BLK: 0 WP: 0 HR: 1 S: 66 P: 101 ERA: 7.50 WHIP: 1.833															PITCHER				
Toby Bordland, R (7, 1) ERA: 2.7	1.0	3	1	0	0	0	0	0	0	9	14	0.00	1.000							
Ricky Bottalico, R (8, 1) ERA:	1.0	5	2	0	0	1	0	0	0	15	22	0.00	2.000							



Batter	1	2	3	4	5	6	7	8	9	AB	R	H	RBI	BB	SO	LOB	TOP								
Lenny Dykstra, L OBP: 0.417, SLG: 0.471	4-2 2B BB	2-1 G4-3			4-1 FC6-4 BB		4-0 IBB		0-0 SF7 3B	2	2	1	2	3	0	1	Philadelphia Phillies @ Atlanta Braves Atlanta-Fulton County Stadium, Atlanta, GA Sat Jul 30 1994, 3:33 AM EDT Att: 49,701 - Sunny								
Kevin Stocker, S OBP: 0.388, SLG: 0.328	1-3 K		3-1 L9		0-0 FC6-4 1-2f		2-0 FC5 2-3f		0-0 SF7 3H	4	0	0	1	0	1	5									
Jim Eisenreich, L OBP: 0.366, SLG: 0.424	1-2 1-H 2B		0-0 G1-3		0-1 F8			3-2 G4-3	1-3 K	5	0	1	1	0	1	0									
John Kruk, L OBP: 0.396, SLG: 0.410	0-0 G6-3		1-3 K		2-3 K			2-1 G4-3	2-3 K	5	0	0	0	0	3	1									
Randy Ready, R OBP: 0.483, SLG: 0.478				2-1 G5-3		2-2 F8		4-1 BB		2	0	0	0	2	0	0									
Doug Jones, R OBP: 1.000, SLG: 1.000										0	0	0	0	0	0	0									
Billy Hatcher, R OBP: 0.283, SLG: 0.333	2-2 F9			2-1 G6-3			1-1 G3-1	2-3 K		3	0	0	0	0	0	2									
Milt Thompson, L OBP: 0.347, SLG: 0.350										1	0	0	0	0	1	1									
Kim Batiste, R OBP: 0.254, SLG: 0.307		1-3 K		2-1 L7			2-2 SH3-4 1B	3-2 2B 1B		4	1	2	0	0	1	0									
Mike Lieberthal, R OBP: 0.345, SLG: 0.462		2-2 E7 2B			3-2 F8		1 SAFE 4-1 FC5 SH3-4 BB	1-1 1B 3B 2B		3	1	2	0	1	0	0									
Curt Schilling, R OBP: 0.130, SLG: 0.130		2-3 K			0-3 K		0-1 SH3-4	2-2 3B 1B		2	0	0	0	0	2	1									
Heathcliff Slocumb, R OBP: 0.250, SLG: 0.250							1-2 2-3			0	0	0	0	0	0	0									
Mickey Morandini, L OBP: 0.382, SLG: 0.414									2-3 3H	1	1	1	1	0	0	0									
Inning Stats	R: 1 E: 0 K: 1 S: 21	H: 1 LOB: 2 BB: 2 P: 33	R: 0 E: 1 K: 2 S: 11	H: 1 LOB: 1 BB: 0 P: 18	R: 0 E: 0 K: 1 S: 8	H: 0 LOB: 0 BB: 0 P: 12	R: 0 E: 0 K: 0 S: 6	H: 0 LOB: 0 BB: 0 P: 12	R: 0 E: 0 K: 1 S: 8	H: 0 LOB: 1 BB: 1 P: 15	R: 0 E: 0 K: 0 S: 9	H: 0 LOB: 0 BB: 0 P: 13	R: 0 E: 0 K: 0 S: 9	H: 1 LOB: 3 BB: 2 P: 22	R: 0 E: 0 K: 1 S: 13	H: 0 LOB: 1 BB: 1 P: 24	R: 4 E: 0 K: 2 S: 20	H: 4 LOB: 0 BB: 0 P: 29	1B: 3 2B: 3 3B: 1 HR: 0	SF: 1 SAC: 1 DP: 0 HBP: 0	WP: 0 PB: 0 SB: 0 CS: 0	PA: 40			
PITCHER	IP	WLS	BF	H	R	ER	SO	BB	IBB	HBP	BLK	WP	HR	S	P	ERA	WHIP								
Tom Glavine, L ERA: 4.01	7.0		29	3	1	1	6	4	1	0	0	0	0	72	125	1.29	1.000								
Mike Stanton, L ERA: 3.43	0.2		3	0	0	0	0	1	0	0	0	0	0	10	19	0.00	1.500								
Steve Bedrosian, R ERA: 2.66	0.1		1	0	0	0	1	0	0	0	0	0	0	3	5	0.00	0.000								
Greg McMichael, R ERA: 3.79	0.0	L	4	4	4	4	0	0	0	0	0	0	0	12	18	∞	∞								
Mark Wohlers, R ERA: 4.4	1.0		3	0	0	0	2	0	0	0	0	0	0	8	11	0.00	0.000								


Batter	1	2	3	4	5	6	7	8	9	AB	R	H	RBI	BB	SO	LOB	BOTTOM								
Roberto Kelly, R OBP: 0.345, SLG: 0.418	1-1 P3		1-0 F8		0-2 F9		0-0 L7		1-3 K	5	0	0	0	0	1	3	Philadelphia Phillies @ Atlanta Braves Atlanta-Fulton County Stadium, Atlanta, GA Sat Jul 30 1994, 3:33 AM EDT Att: 49,701 - Sunny								
Jeff Blauser, R OBP: 0.320, SLG: 0.363	4-2 2B BB		2-1 G5-3		4-2 BB		0-0 E1			2	1	0	0	2	0	0									
Ryan Klesko, L OBP: 0.292, SLG: 0.584	0-0 F7		1-1 F7		0-1 L5		2-1 F8			4	0	0	0	0	0	3									
Greg McMichael, R OBP: 1.000, SLG: 1.000										0	0	0	0	0	0	0									
Mark Wohlers, R OBP: 1.000, SLG: 1.000										0	0	0	0	0	0	0									
Fred McGriff, L OBP: 0.380, SLG: 0.583	0-0 1-H 2B			2-2 F9		0-1 F7		4-0 IBB		3	0	1	1	1	0	1									
David Justice, L OBP: 0.438, SLG: 0.538	1-2 P6			2-0 P5		1-2 F7		2-1 P6		4	0	0	0	0	0	4									
Terry Pendleton, S OBP: 0.285, SLG: 0.368			1-3 K		0-3 K		2-2 FC1-6 1B	1-3 K2-3		4	0	1	0	0	3	2									
Javy Lopez, R OBP: 0.426																									
Bill Pecota, R OBP: 0.310, SLG: 0.312																									
Charlie O'Brien, R OBP: 0.307, SLG: 0.504																									
Mark Lemke, S OBP: 0.364, SLG: 0.367																									
Tom Glavine, L OBP: 0.236, SLG: 0.212																									
Tony Tarasco, L OBP: 0.313, SLG: 0.434																									
Mike Stanton, L OBP: 1.000, SLG: 1.000																									
Steve Bedrosian, R OBP: 1.000, SLG: 1.000																									
Dave Gallagher, R OBP: 0.316, SLG: 0.295																									
Inning Stats	R: 1 E: 0 K: 0 S: 9	H: 1 LOB: 1 BB: 1 P: 15	R: 0 E: 0 K: 1 S: 11	H: 1 LOB: 0 BB: 0 P: 15	R: 0 E: 0 K: 0 S: 5	H: 0 LOB: 0 BB: 0 P: 9	R: 0 E: 0 K: 1 S: 7	H: 0 LOB: 0 BB: 0 P: 11	R: 0 E: 0 K: 0 S: 10	H: 0 LOB: 1 BB: 1 P: 15	R: 0 E: 0 K: 0 S: 9	H: 0 LOB: 1 BB: 1 P: 14	R: 1 E: 0 K: 0 S: 9	H: 2 LOB: 1 BB: 0 P: 14	R: 0 E: 1 K: 1 S: 12	H: 0 LOB: 2 BB: 1 P: 21	R: 0 E: 0 K: 1 S: 9	H: 0 LOB: 1 BB: 1 P: 14	1B: 3 2B: 1 3B: 0 HR: 0	SF: 1 SAC: 1 DP: 0 HBP: 0	WP: 0 PB: 0 SB: 0 CS: 0	PA: 37			
PITCHER	IP	WLS	BF	H	R	ER	SO	BB	IBB	HBP	BLK	WP	HR	S	P	ERA	WHIP								
Curt Schilling, R ERA: 4.7	7.0		28	4	2	2	2	3	0	0	0	0	0	60	93	2.57	1.000								
Heathcliff Slocumb, R ERA: 2.82	1.0	W	5	0	0	0	1	0	1	0	0	0	0	12	21	0.00	0.000								
Doug Jones, R ERA: 2.2	1.0	S	4	0	0	0	1	1	0	0	0	0	0	9	14	0.00	1.000								



Batter	1	2	3	4	5	6	7	8	9	AB	R	H	RBI	BB	SO	LOB	TOP						
Carlos Garcia, R OBP: 0.306, SLG: 0.357 (1, 4)										4	2	2	0	0	1	1							
Jay Bell, R OBP: 0.349, SLG: 0.435 (1, 6)										4	0	1	1	0	0	1							
Orlando Merced, S OBP: 0.354, SLG: 0.425 (1, 3)										4	0	0	1	0	0	1							
Dave Clark, L OBP: 0.345, SLG: 0.471 (1, 9)										3	0	0	0	1	1	0							
Andy Van Slyke, L OBP: 0.338, SLG: 0.351 (1, 8)										4	0	1	0	0	2	1							
Jeff King, R OBP: 0.312, SLG: 0.365 (1, 5)										4	0	1	0	0	0	2							
Midre Cummings, L Dan Miceli, R (1, 7) (9, 1)										4	0	0	0	0	0	2	AB 33						
Don Slaught, R OBP: 0.383, SLG: 0.352 (1, 2)										3	0	0	0	0	1	1	R 3						
Rick White, R Lloyd McClendon, R Ravelo Manzanillo, L Gary Varsho, L (1, 1) (8, PH) (8, 1) (9, 7)										2	0	1	0	0	0	0	H 7						
										0	1	1	1	0	0	0	RBI 3						
										0	0	0	0	0	0	0	BB 1						
										0	0	0	0	0	0	0	SO 5						
										0	0	0	0	0	0	0	LOB 9						
Inning Stats	R: 1 E: 0 K: 0 S: 9	H: 1 LOB: 0 BB: 0 P: 14	R: 0 E: 0 K: 0 S: 8	H: 1 LOB: 1 BB: 0 P: 11	R: 0 E: 0 K: 1 S: 6	H: 0 LOB: 0 BB: 0 P: 8	R: 0 E: 0 K: 2 S: 11	H: 0 LOB: 0 BB: 0 P: 18	R: 0 E: 0 K: 1 S: 5	H: 0 LOB: 0 BB: 0 P: 6	R: 0 E: 0 K: 0 S: 4	H: 1 LOB: 0 BB: 0 P: 7	R: 0 E: 0 K: 1 S: 9	H: 0 LOB: 1 BB: 1 P: 14	R: 2 E: 0 K: 0 S: 11	H: 3 LOB: 1 BB: 0 P: 17	R: 0 E: 0 K: 0 S: 7	H: 1 LOB: 1 BB: 0 P: 9	1B: 4 2B: 2 3B: 0 HR: 1	SF: 0 SAC: 0 DP: 1 HBP: 0	WP: 0 PB: 0 SB: 1 CS: 0	PA: 34	
PITCHER	IP WLS BF H R ER SO BB IBB HBP BLK WP HR S P ERA WHIP	8.0 L 30 6 3 3 5 1 0 0 0 0 1 63 95 3.38 0.875	1.0 S 4 1 0 0 0 0 0 0 0 0 0 7 9 0.00 1.000																				

Pittsburgh Pirates @ Philadelphia Phillies
Veterans Stadium, Philadelphia, PA
Tue Aug 02 1994, 7:05 PM EDT
Att: 40,164 - Unknown - 78 F


AB 33
R 3
H 7
RBI 3
BB 1
SO 5
LOB 9

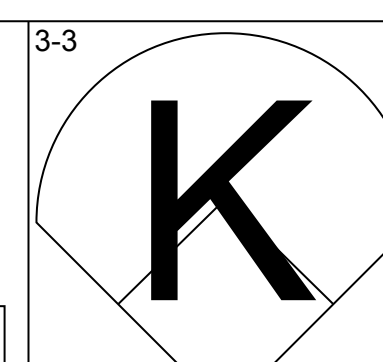
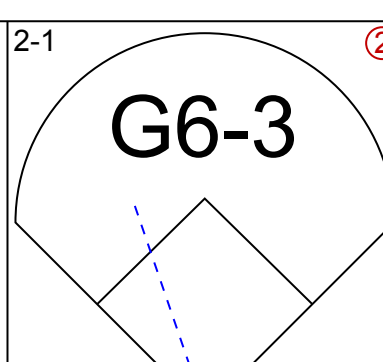
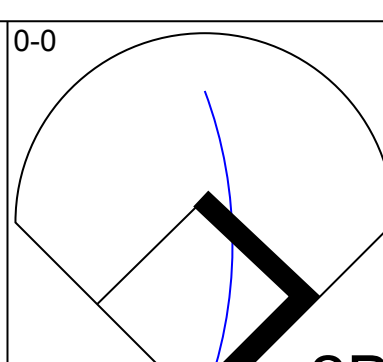
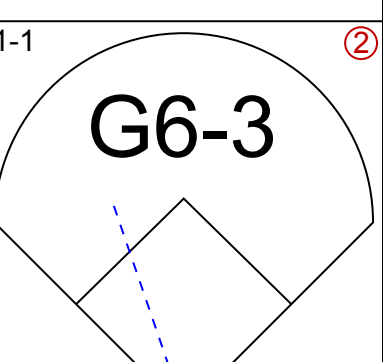
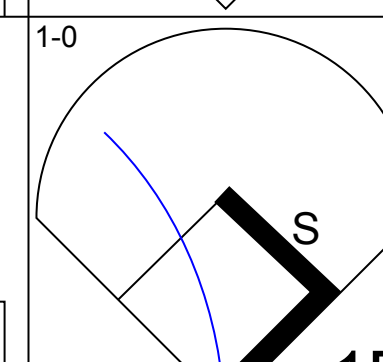
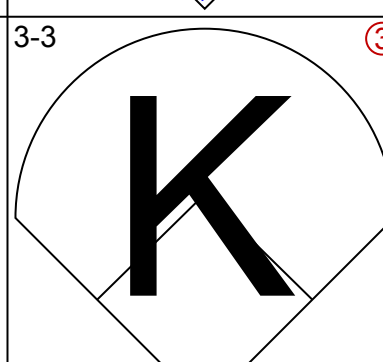
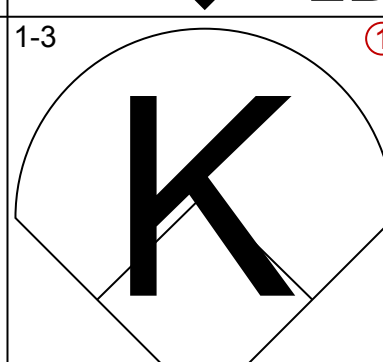
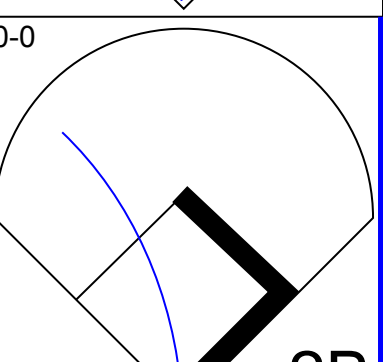
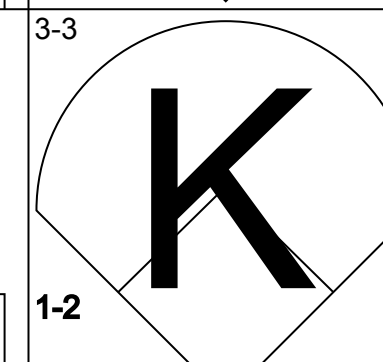
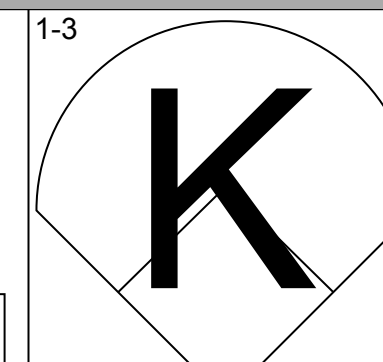
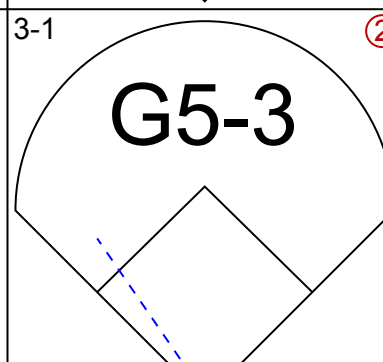
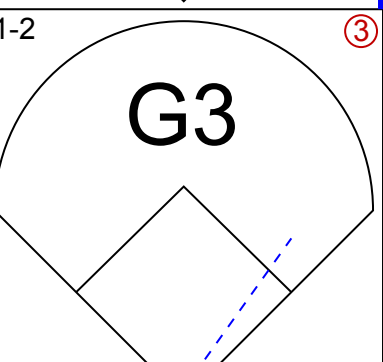
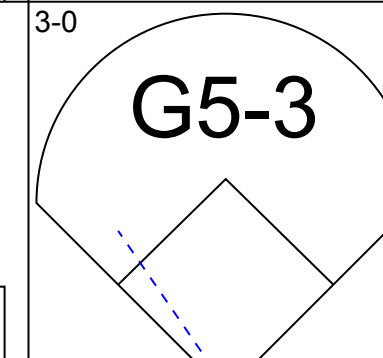
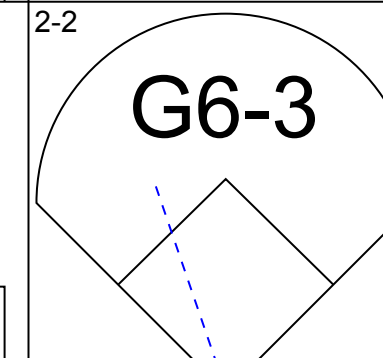
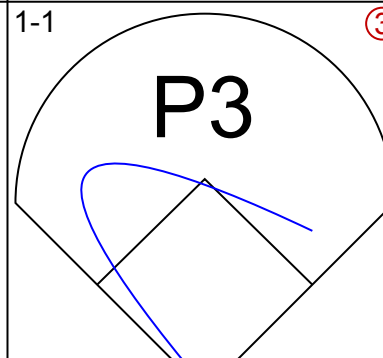
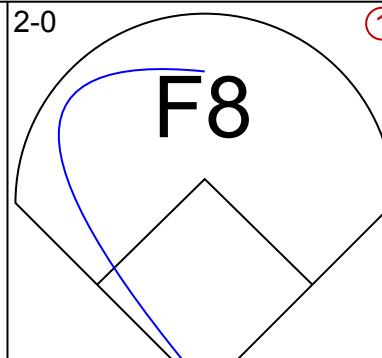
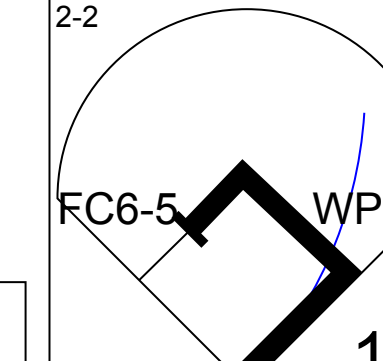
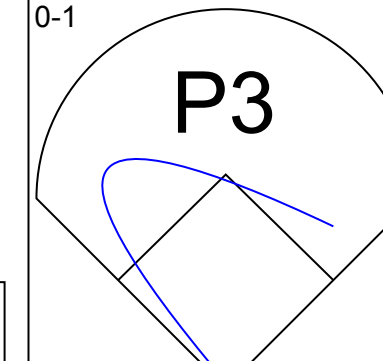
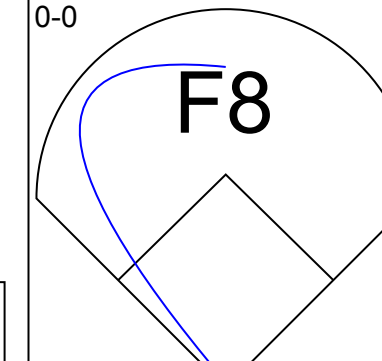
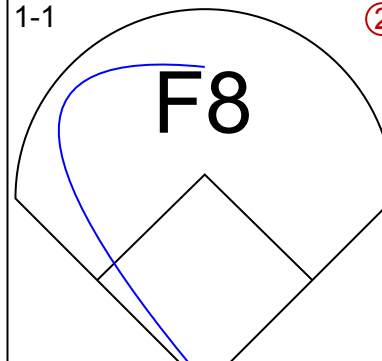
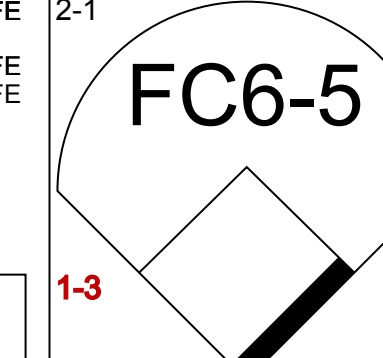
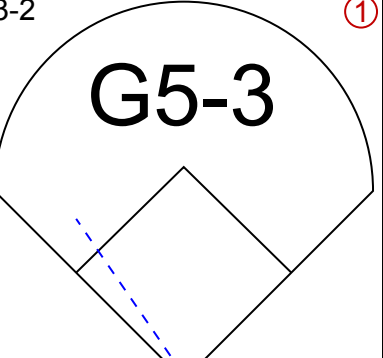
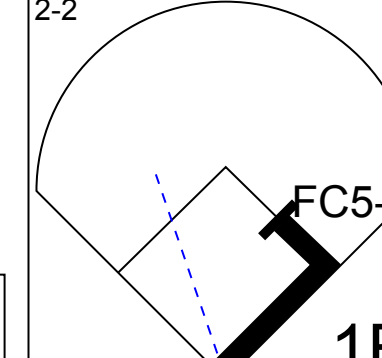
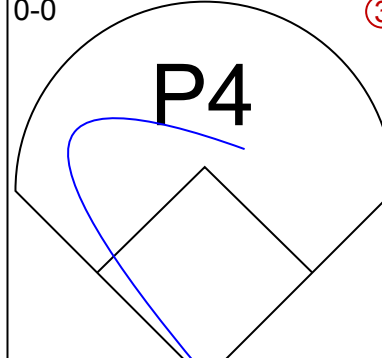
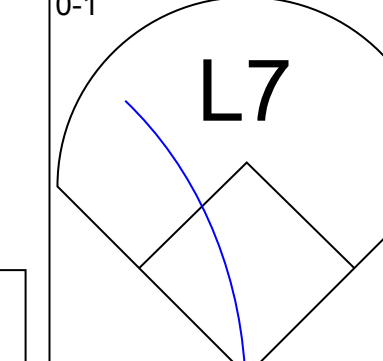
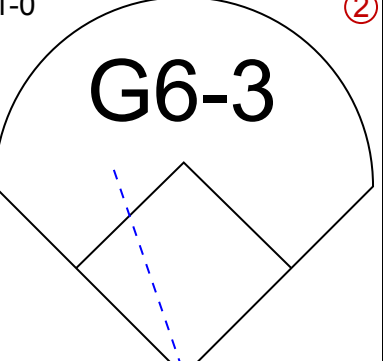
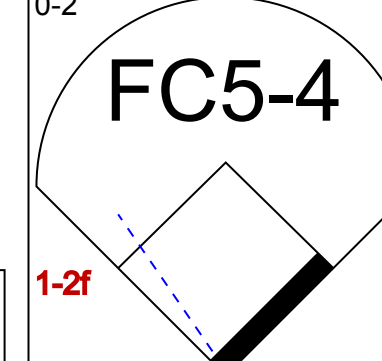
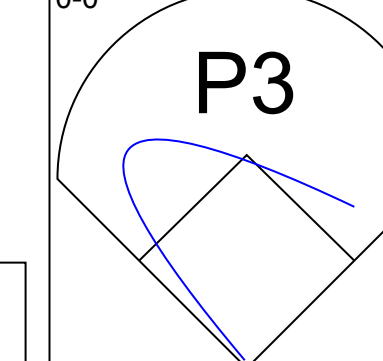
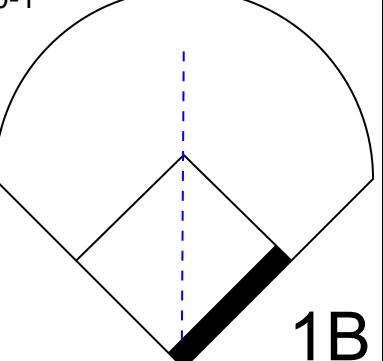
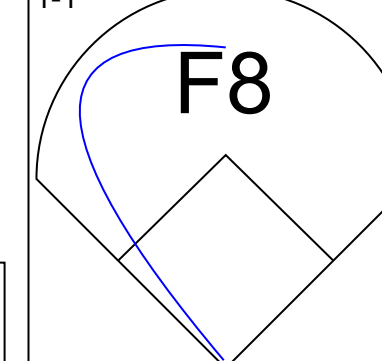

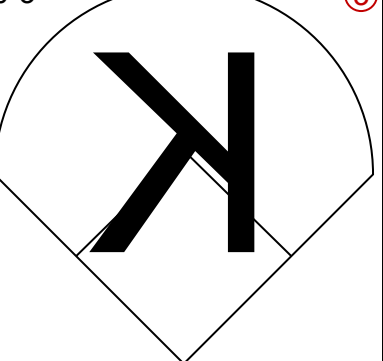
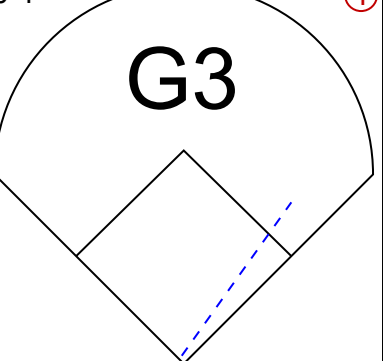


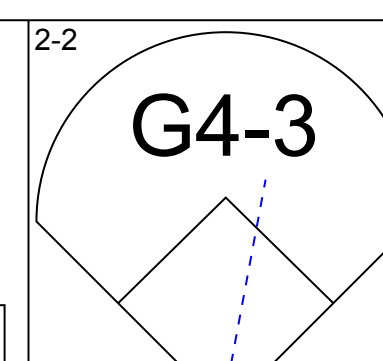
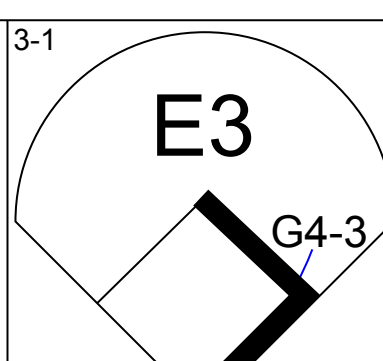

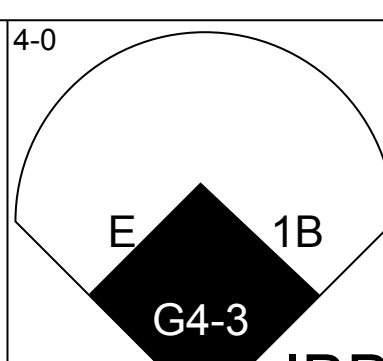
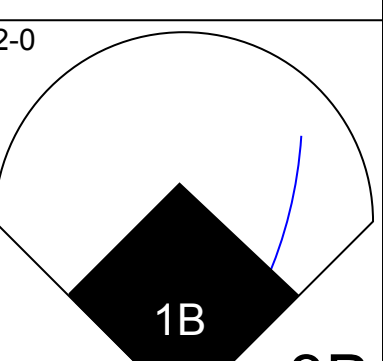
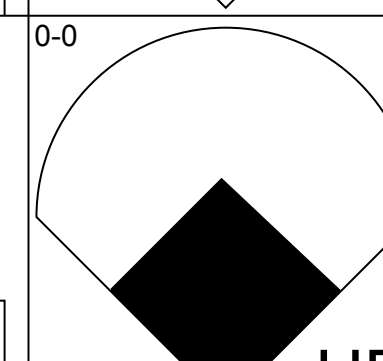
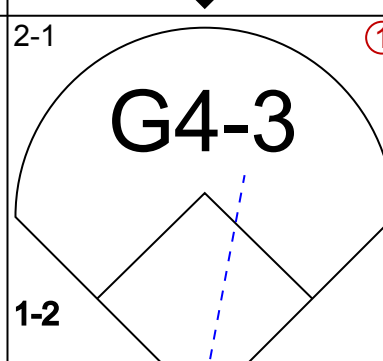
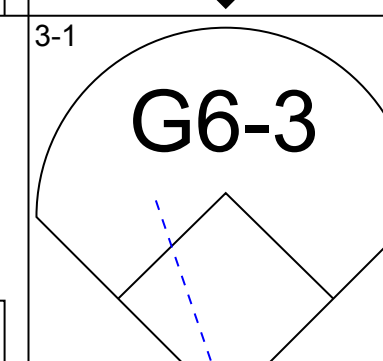
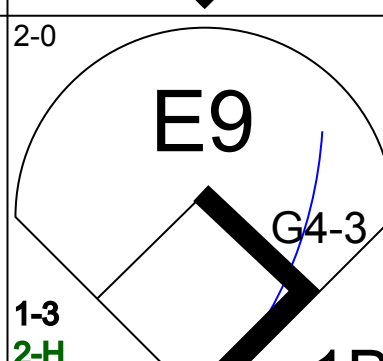
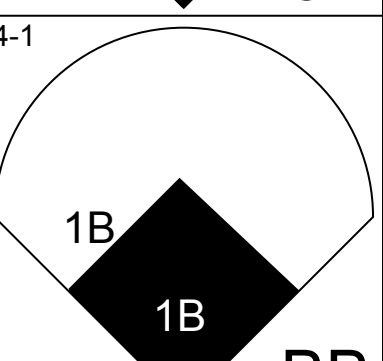
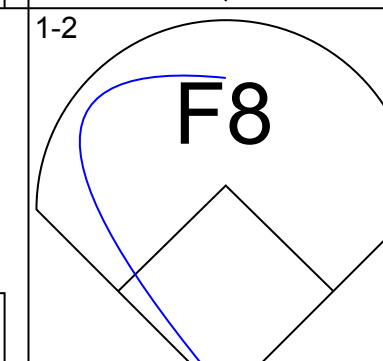
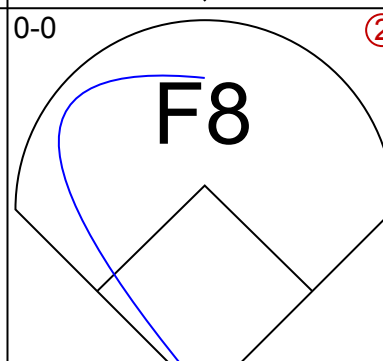
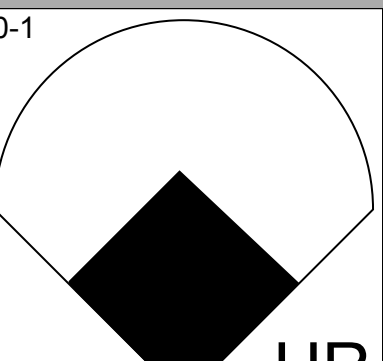
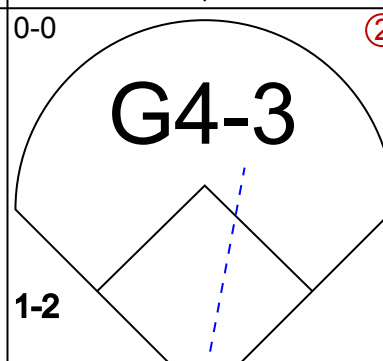
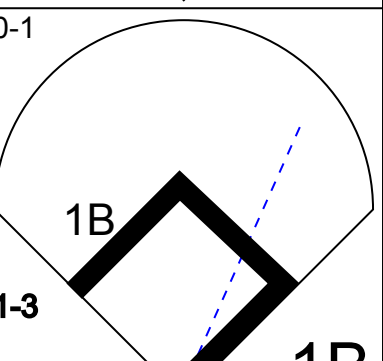
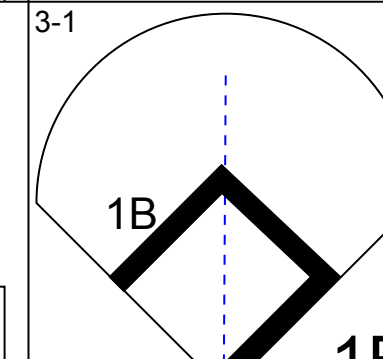

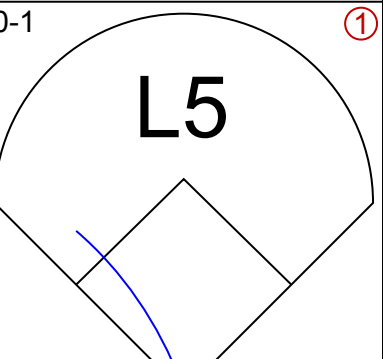
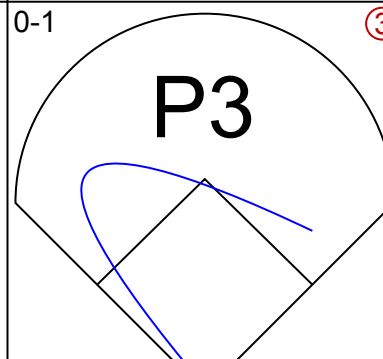
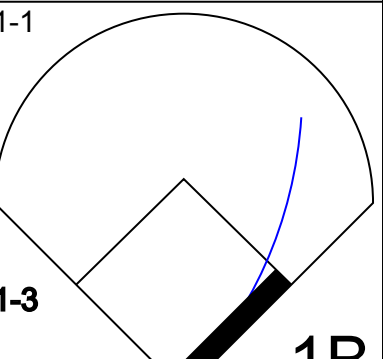
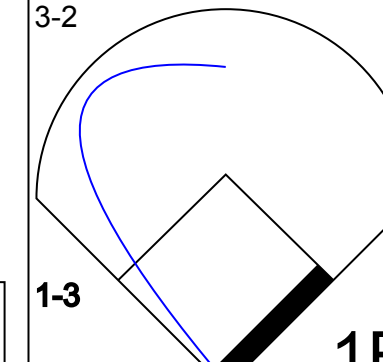
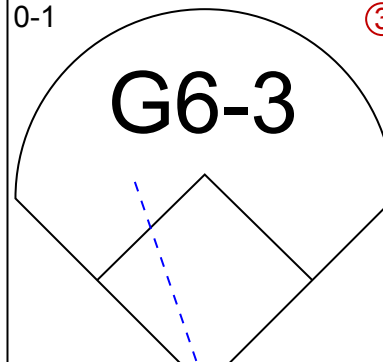
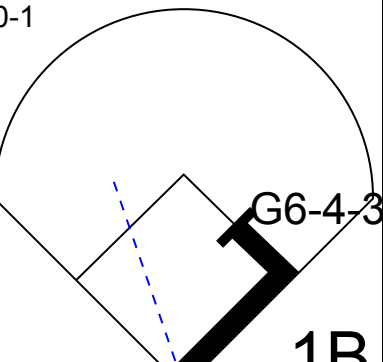
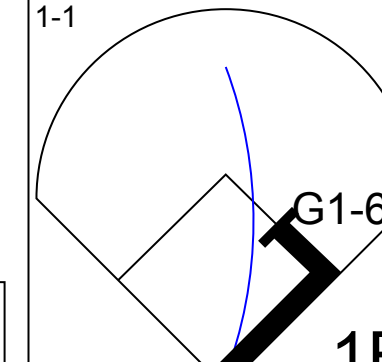
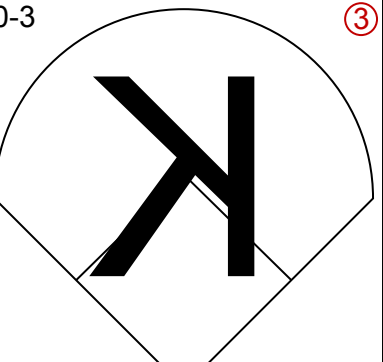
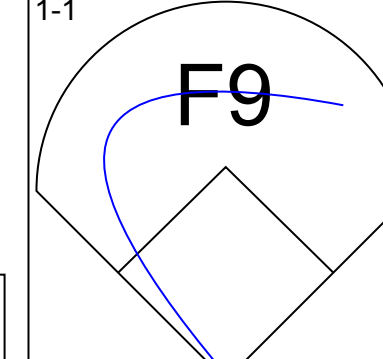
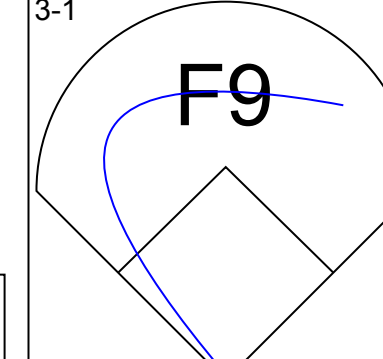
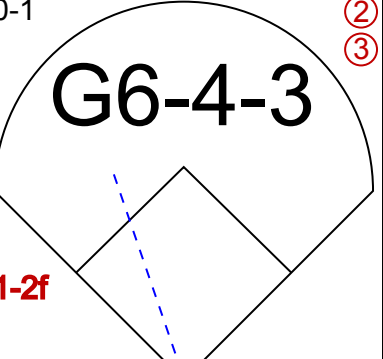
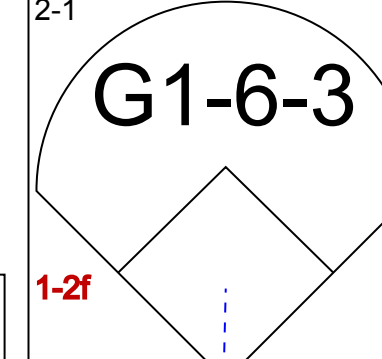
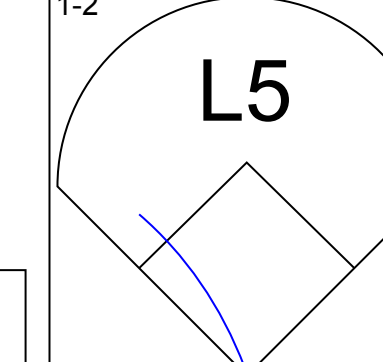
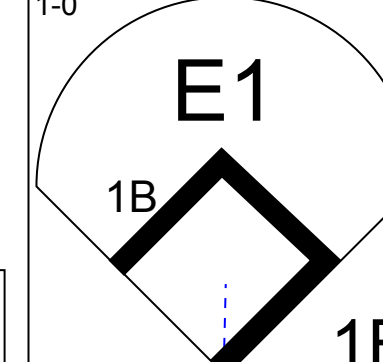
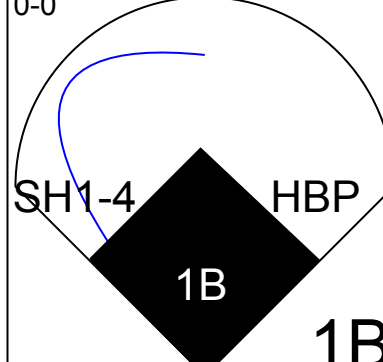

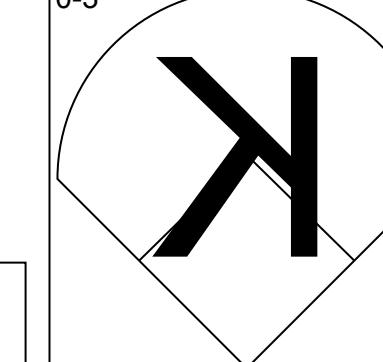
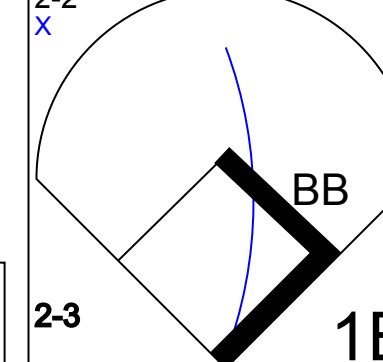
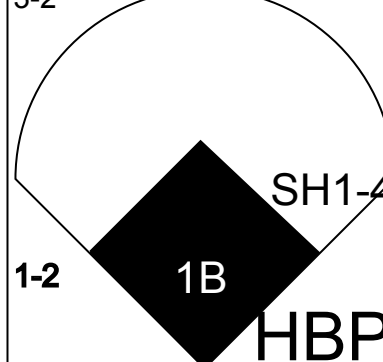
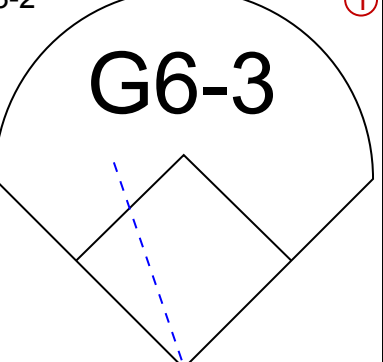
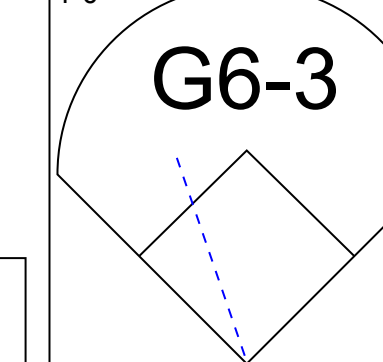
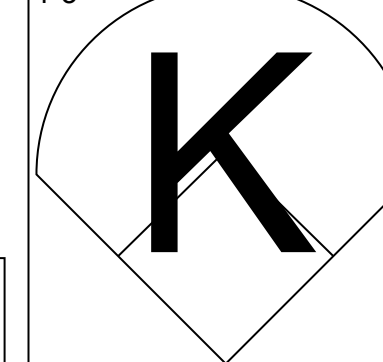
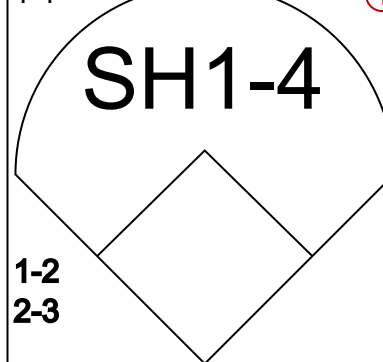
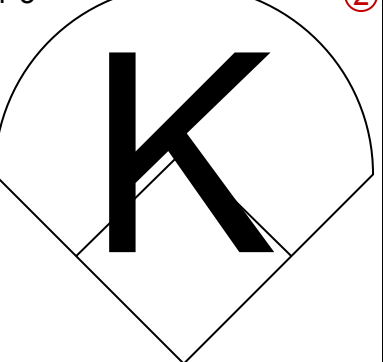
Batter	1	2	3	4	5	6	7	8	9	AB	R	H	RBI	BB	SO	LOB	BOTTOM						
Lenny Dykstra, L OBP: 0.411, SLG: 0.459 (1, 8)										5	0	1	0	0	0	2							
Mickey Morandini, L OBP: 0.391, SLG: 0.425 (1, 4)										4	0	1	0	0	2	1							
Jim Eisenreich, L OBP: 0.369, SLG: 0.419 (1, 9)										3	0	1	0	0	0	1							
John Kruk, L OBP: 0.394, SLG: 0.413 (1, 3)										4	0	2	0	0	0	2							
Tony Longmire, L OBP: 0.284, SLG: 0.295 (1, 7)										4	0	1	0	0	1	2							
Kim Batiste, R OBP: 0.259, SLG: 0.306 (1, 5)										4	0	1	0	0	1	2							
Mike Lieberthal, R OBP: 0.317, SLG: 0.417 (1, 2)										4	0	0	0	0	0	1	AB 34						
Kevin Stocker, S OBP: 0.391, SLG: 0.343 (1, 6)										3	2	2	1	1	0	1	R 2						
Bobby Munoz, R Tom Edens, R (1, 1) (9, 1)										2	0	0	0	0	2	0	H 10						
Ricky Jordan, R Billy Hatcher, R (9, PH) (9, FR)										1	0	1	1	0	0	0	RBI 2						
										0	0	0	0	0	0	0	BB 1						
										0	0	0	0	0	0	0	SO 6						
										0	0	0	0	0	0	0	LOB 12						
Inning Stats	R: 0 E: 0 K: 1 S: 13	H: 1 LOB: 1 BB: 0 P: 16	R: 0 E: 0 K: 1 S: 12	H: 1 LOB: 1 BB: 0 P: 16	R: 0 E: 0 K: 1 S: 9	H: 1 LOB: 0 BB: 0 P: 10	R: 0 E: 0 K: 0 S: 4	H: 1 LOB: 0 BB: 0 P: 6	R: 1 E: 0 K: 2 S: 22	H: 2 LOB: 1 BB: 0 P: 28	R: 0 E: 0 K: 1 S: 14	H: 1 LOB: 1 BB: 0 P: 20	R: 0 E: 0 K: 0 S: 6	H: 1 LOB: 1 BB: 0 P: 8	R: 0 E: 0 K: 0 S: 8	H: 1 LOB: 1 BB: 0 P: 14	R: 1 E: 0 K: 0 S: 11	H: 1 LOB: 1 BB: 1 P: 17	1B: 8 2B: 2 3B: 0 HR: 1	SF: 0 SAC: 1 DP: 2 HBP: 1	WP: 0 PB: 0 SB: 0 CS: 0	PA: 37	
PITCHER	IP WLS BF H R ER SO BB IBB HBP BLK WP HR S P ERA WHIP	7.0 W 28 7 3 3 6 0 0 0 0 0 1 80 104 1.29 1.143	1.0 S 4 1 0 0 0 0 0 0 0 0 0 8 14 0.00 1.000	1.0 S 5 1 1 1 0 1 0 0 0 0 0 11 17 9.00 2.000																			

Pittsburgh Pirates @ Philadelphia Phillies
Veterans Stadium, Philadelphia, PA
Tue Aug 02 1994, 7:05 PM EDT
Att: 40,164 - Unknown - 78 F

AB 34
R 2
H 10
RBI 2
BB 1
SO 6
LOB 12



Batter	1	2	3	4	5	6	7	8	9	AB	R	H	RBI	BB	SO	LOB	TOP			
Carlos Garcia, R (1,4) OBP: 0.305, SLG: 0.359										4	0	1	0	0	1	0	Pittsburgh Pirates @ Philadelphia Phillies Veterans Stadium, Philadelphia, PA Wed Aug 03 1994, 7:05 PM EDT Att: 36,542 - Unknown - 85 F			
Jay Bell, R (1,6) OBP: 0.350, SLG: 0.438 Mark Dewey, R (8,1) OBP: 1.000, SLG: 1.000										4	0	2	0	0	2	1				
Orlando Merced, S (1,3) OBP: 0.351, SLG: 0.421										4	0	0	0	0	2	3				
Lloyd McClendon, R (1,9) OBP: 0.268, SLG: 0.403										4	0	0	0	0	2					
Jeff King, R (1,5) OBP: 0.311, SLG: 0.363										4	0	1	0	0	0	0				
Andy Van Slyke, L (1,8) OBP: 0.337, SLG: 0.350										4	0	1	0	0	0	1				
Steve Pegues, R (1,7) OBP: 0.364, SLG: 0.333										3	0	0	0	0	0	2				
Don Slaught, R (1,2) OBP: 0.383, SLG: 0.351										3	0	1	0	0	0	2				
Steve Cooke, R (1,1) OBP: 0.200, SLG: 0.225 Paul Wagner, R (6,1) OBP: 0.162, SLG: 0.169 Junior Noboa, R (8, PH) OBP: 0.349, SLG: 0.390										2	0	0	0	0	2	1				
Inning Stats	R: 0 E: 0 K: 2 S: 11	H: 1 LOB: 1 BB: 0 P: 21	R: 0 E: 0 K: 0 S: 8	H: 1 LOB: 1 BB: 0 P: 12	R: 0 E: 0 K: 2 S: 8	H: 0 LOB: 0 BB: 0 P: 15	R: 0 E: 0 K: 1 S: 8	H: 0 LOB: 0 BB: 0 P: 11	R: 0 E: 0 K: 1 S: 9	H: 1 LOB: 1 BB: 0 P: 13	R: 0 E: 0 K: 0 S: 9	H: 1 LOB: 1 BB: 0 P: 12	R: 0 E: 0 K: 0 S: 8	H: 1 LOB: 1 BB: 0 P: 10	R: 0 E: 0 K: 0 S: 4	H: 0 LOB: 0 BB: 0 P: 7	1B: 4 2B: 2 3B: 0 HR: 0	SF: 0 SAC: 0 DP: 0 HBP: 0	WP: 1 PB: 0 SB: 1 CS: 0	PA: 33
PITCHER Danny Jackson, L (1,1) ERA: 3.24	IP: 9.0 WLS: W BF: 33 H: 6 R: 0 ER: 0 SO: 7 BB: 0 IBB: 0 HBP: 0 BLK: 0 WP: 1 HR: 0 S: 73 P: 114 ERA: 0.00 WHIP: 0.667																			

Batter	1	2	3	4	5	6	7	8	9	AB	R	H	RBI	BB	SO	LOB	BOTTOM			
Lenny Dykstra, L (1,8) OBP: 0.414, SLG: 0.465										3	2	1	0	2	0	0	Pittsburgh Pirates @ Philadelphia Phillies Veterans Stadium, Philadelphia, PA Wed Aug 03 1994, 7:05 PM EDT Att: 36,542 - Unknown - 85 F			
Kevin Stocker, S (1,6) OBP: 0.395, SLG: 0.358										4	2	2	3	1	0	4				
Ricky Jordan, R (1,3) OBP: 0.293, SLG: 0.480										5	1	2	3	0	0	2				
Pete Incaviglia, R (1,7) OBP: 0.290, SLG: 0.463 Jim Eisenreich, L (7,9) OBP: 0.371, SLG: 0.422										3	0	1	0	1	0	1				
Randy Ready, R (1,4) OBP: 0.500, SLG: 0.500										5	0	3	0	0	1	4				
Todd Pratt, R (1,2) OBP: 0.273, SLG: 0.318										4	0	0	0	0	0	4				
Billy Hatcher, R (1,9) OBP: 0.286, SLG: 0.336										4	1	2	0	0	0	0				
Kim Batiste, R (1,5) OBP: 0.264, SLG: 0.307										3	1	1	0	0	1	0				
Danny Jackson, R (1,1) OBP: 0.190, SLG: 0.232										3	0	0	0	0	2	2				
Inning Stats	R: 1 E: 0 K: 0 S: 15	H: 3 LOB: 2 BB: 0 P: 25	R: 0 E: 0 K: 1 S: 7	H: 0 LOB: 0 BB: 0 P: 9	R: 0 E: 1 K: 0 S: 7	H: 0 LOB: 2 BB: 1 P: 16	R: 0 E: 1 K: 1 S: 21	H: 2 LOB: 3 BB: 1 P: 35	R: 1 E: 0 K: 0 S: 8	H: 2 LOB: 0 BB: 0 P: 8	R: 3 E: 1 K: 0 S: 10	H: 2 LOB: 1 BB: 1 P: 20	R: 0 E: 0 K: 0 S: 6	H: 1 LOB: 0 BB: 0 P: 9	R: 2 E: 0 K: 2 S: 16	H: 3 LOB: 2 BB: 1 P: 27	1B: 10 2B: 0 3B: 1 HR: 2	SF: 0 SAC: 1 DP: 2 HBP: 1	WP: 0 PB: 0 SB: 0 CS: 0	PA: 41
PITCHER Steve Cooke, L (1,1) ERA: 5.09 Paul Wagner, R (6,1) ERA: 4.73 Mark Dewey, R (8,1) ERA: 4.23	IP: 5.0 WLS: L BF: 24 H: 7 R: 2 ER: 2 SO: 2 BB: 1 IBB: 1 HBP: 0 BLK: 0 WP: 0 HR: 2 S: 28 P: 93 ERA: 3.60 WHIP: 1.600																			

AB	33
R	0
H	6
RBI	0
BB	0
SO	7
LOB	12



AB	35
R	7
H	13
RBI	7
BB	4
SO	4
LOB	17



Batter	1	2	3	4	5	6	7	8	9	AB	R	H	RBI	BB	SO	LOB	TOP			
Carlos Garcia, R OBP: 0.306, SLG: 0.359 (1, 4)	1-1 L9	1-0 1B			1-2 G6-3 2B	2-2 F8			2-0 L9	5	1	2	1	0	0	1	Pittsburgh Pirates @ Philadelphia Phillies Veterans Stadium, Philadelphia, PA Thu Aug 04 1994, 3:33 AM EDT Att: 37,481 - Sunny - 88 F			
Jay Bell, R OBP: 0.350, SLG: 0.441 (1, 6)	2-0 L7	0-0 1B			1-0 G6-3		1-1 F8 1B	0-1 G4-3	5	1	2	0	0	0	1					
Orlando Merced, S OBP: 0.349, SLG: 0.416 (1, 3)	4-2 1B			1-0 F7	0-0 G6-3		0-0 F8	3-3 K	4	1	0	0	1	1	2					
Dave Clark, L OBP: 0.352, SLG: 0.481 (1, 9)	2-1 BB			1-0 G3	3-1 2B		0-0 G4-6-3 1B		4	0	3	2	0	0	0					
Andy Van Slyke, L OBP: 0.336, SLG: 0.348 (1, 8)	1-1 1B			2-0 L8	3-H 2-1 F8		3-H 0-1 G4-6-3 1B		4	0	1	1	0	0	2					
Jeff King, R OBP: 0.313, SLG: 0.372 (1, 5)	4-1 BB			0-1 L8		0-1 HR		1-3 K	3	1	1	1	1	1	0					
Midre Cummings, L OBP: 0.296, SLG: 0.358 (1, 7)	0-3 K			0-2 G3	2-1 P7		0-1 L9		4	0	0	0	0	1	3					
Lance Parrish, R OBP: 0.362, SLG: 0.378 (1, 2)		0-2 F9		2-1 G5-3	2-2 FC3-6 1B		4-0 BB		3	0	1	0	1	0	0					
Jon Lieber, L OBP: 0.132, SLG: 0.135 Ravelo Manzanillo, L OBP: 0.667, SLG: 1.000 (1, 1) (8, 1)		0-3 K		0-0 WP 1B	0-2 FC3-6 2B		1-3 K		4	1	1	0	0	2	2					
Inning Stats	R: 1 E: 0 K: 1 S: 14	H: 2 LOB: 3 BB: 2 P: 28	R: 0 E: 0 K: 1 S: 8	H: 2 LOB: 2 BB: 0 P: 9	R: 0 E: 0 K: 0 S: 3	H: 0 LOB: 0 BB: 0 P: 7	R: 0 E: 0 K: 0 S: 8	H: 0 LOB: 1 BB: 0 P: 10	R: 2 E: 0 K: 0 S: 11	H: 3 LOB: 1 BB: 0 P: 18	R: 1 E: 0 K: 0 S: 6	H: 2 LOB: 0 BB: 0 P: 7	R: 0 E: 0 K: 2 S: 9	H: 0 LOB: 1 BB: 1 P: 15	R: 0 E: 0 K: 1 S: 6	H: 0 LOB: 0 BB: 0 P: 11	1B: 7 2B: 3 3B: 0 HR: 1	SF: 0 SAC: 0 DP: 1 HBP: 0	WP: 1 PB: 0 SB: 0 CS: 0	PA: 39
PITCHER	IP WLS BF H R ER SO BB IBB HBP BLK WP HR S P ERA WHIP																			
Curt Schilling, R ERA: 4.91 Toby Borland, R ERA: 2.79 Heathcliff Slocumb, R ERA: 2.78	(1, 1) (7, 1) (9, 1)	6.1 1.2 1.0	L 5 3	31 0 0	11 0 0	5 0 0	2 2 1	2 0 0	0 0 0	0 0 0	1 0 0	1 0 0	63 11 6	98 17 11	0.00 0.00 0.00	7.11 2.053 0.600				

AB	36
R	5
H	11
RBI	5
BB	3
SO	5
LOB	11



Batter	1	2	3	4	5	6	7	8	9	AB	R	H	RBI	BB	SO	LOB	BOTTOM			
Lenny Dykstra, L OBP: 0.412, SLG: 0.460 (1, 8)	0-0 F9		1-3 K			1-1 F7		4-1 BB		3	0	0	0	1	1	0	Pittsburgh Pirates @ Philadelphia Phillies Veterans Stadium, Philadelphia, PA Thu Aug 04 1994, 3:33 AM EDT Att: 37,481 - Sunny - 88 F			
Mickey Morandini, L OBP: 0.366, SLG: 0.418 (1, 4)	0-1 G4-3			0-2 P5		2-2 E3 F9		1-3 K		4	0	0	0	0	1	2				
Jim Eisenreich, L OBP: 0.373, SLG: 0.423 (1, 9)	1-0 1B			2-2 1B SF9		0-1 F9		3-2 P6		4	1	2	0	0	0	3				
John Kruk, L OBP: 0.392, SLG: 0.410 (1, 3)	3-3 K			0-0 1B	1-3 1B	1-1 G4-3		0-2 G6-3		4	0	1	0	0	1	2				
Pete Incaviglia, R OBP: 0.285, SLG: 0.457 (1, 7)		0-2 G6-3		2-2 SF9		1-3 K		1-3 K		3	0	0	1	0	2	0				
Kim Batiste, R OBP: 0.259, SLG: 0.301 (1, 5)		1-3 K		3-H 2-0 G1-3		1-0 L3		1-3 K		4	0	0	0	0	2	1				
Mike Lieberthal, R OBP: 0.303, SLG: 0.397 (1, 2)		0-1 G6-3			0-0 P3		1-3 K		3	0	0	0	0	1	0	0				
Kevin Stocker, S OBP: 0.394, SLG: 0.355 (1, 6)				0-0 G5-3		3-2 G4-3		4-1 BB BB		2	0	0	0	1	0	0				
Curt Schilling, R OBP: 0.120, SLG: 0.120 Toby Borland, R ERA: 3.63 Tony Longmire, L OBP: 0.261, SLG: 0.293 Heathcliff Slocumb, R OBP: 0.250, SLG: 0.250 (1, 1) (7, 1) (8, PH) (9, 1)	(1, 1) (7, 1) (8, PH) (9, 1)	7.1 1.2 1.2	W 6 0	27 0 0	3 1 0	1 1 0	6 6 3	1 0 1	0 0 0	0 0 0	0 0 0	0 0 0	0 0 0	0 0 0	0 0 0	0 0 0	0 0 0	0 0 0	0 0 0	0 0 0
PITCHER	IP WLS BF H R ER SO BB IBB HBP BLK WP HR S P ERA WHIP																			
Jon Lieber, R ERA: 3.72 Ravelo Manzanillo, L ERA: 3.72	(1, 1) (8, 1)	7.1 1.2	W 6	27 0	3 0	1 0	6 3	1 0	0 0	0 0	0 0	0 0	67 17	100 27	1.23 0.600	0.545				

AB	30
R	1
H	3
RBI	1
BB	2
SO	9
LOB	9



Batter	1	2	3	4	5	6	7	8	9	AB	R	H	RBI	BB	SO	LOB	TOP								
Marquis Grissom, R (1, 8) OBP: 0.346, SLG: 0.430										4	1	0	0	1	1	2	Montreal Expos @ Philadelphia Phillies Veterans Stadium, Philadelphia, PA Fri Aug 05 1994, 7:05 PM EDT Att: 33,642 - Unknown								
Rondell White, R (1, 7) OBP: 0.374, SLG: 0.506										5	2	1	0	0	1	2									
Moises Alou, R (1, 9) OBP: 0.396, SLG: 0.580										5	1	1	1	0	2	3									
Larry Walker, L (1, 3) OBP: 0.394, SLG: 0.590										4	0	1	1	0	1	0									
Wil Cordero, R (1, 6) OBP: 0.365, SLG: 0.501										3	0	0	0	1	0	2									
Lenny Webster, R (1, 2) OBP: 0.376, SLG: 0.469										3	0	1	0	1	0	0									
Sean Berry, R (1, 5) OBP: 0.341, SLG: 0.441										2	0	0	0	2	0	1									
Mike Lansing, R (1, 4) OBP: 0.327, SLG: 0.360										4	1	1	0	0	1	3									
Pedro Martinez, R (1, 1) OBP: 0.159, SLG: 0.150										2	0	0	0	1	1	1									
Darin Fletcher, L (9, PH) OBP: 0.322, SLG: 0.449										1	0	1	1	0	0	0									
John Wetteland, R (9, 1) OBP: 0.250, SLG: 0.250										0	0	0	0	0	0	0									
Inning Stats	R: 0 E: 0 K: 3 S: 12	H: 0 LOB: 0 BB: 0 P: 17	R: 0 E: 0 K: 0 S: 8	H: 1 LOB: 2 BB: 2 P: 19	R: 2 E: 2 K: 1 S: 16	H: 0 LOB: 1 BB: 1 P: 23	R: 0 E: 0 K: 1 S: 7	H: 0 LOB: 0 BB: 0 P: 10	R: 2 E: 0 K: 0 S: 14	H: 3 LOB: 1 BB: 1 P: 25	R: 0 E: 0 K: 0 S: 8	H: 0 LOB: 0 BB: 0 P: 14	R: 0 E: 0 K: 0 S: 7	H: 0 LOB: 0 BB: 0 P: 11	R: 0 E: 0 K: 1 S: 9	H: 0 LOB: 1 BB: 1 P: 14	R: 1 E: 1 K: 0 S: 12	H: 2 LOB: 1 BB: 0 P: 16	1B: 2 2B: 4 3B: 0 HR: 0	SF: 0 SAC: 0 DP: 1 HBP: 0	WP: 0 PB: 0 CS: 0	PA: 39			
PITCHER	IP	WLS	BF	H	R	ER	SO	BB	IBB	HBP	BLK	WP	HR	S	P	ERA	WHIP								
David West, L (1, 1) ERA: 3.55	8.0	L	34	4	4	2	7	6	0	0	0	0	0	81	133	2.25	1.250								
Doug Jones, R (9, 1) ERA: 2.34	1.0		5	2	1	1	0	0	0	0	0	0	0	12	16	9.00	2.000								

AB	33
R	5
H	6
RBI	3
BB	6
SO	7
LOB	14



Batter	1	2	3	4	5	6	7	8	9	AB	R	H	RBI	BB	SO	LOB	BOTTOM								
Lenny Dykstra, L (1, 8) OBP: 0.410, SLG: 0.455										3	0	0	0	1	1	0	Montreal Expos @ Philadelphia Phillies Veterans Stadium, Philadelphia, PA Fri Aug 05 1994, 7:05 PM EDT Att: 33,642 - Unknown								
Mickey Morandini, L (1, 4) OBP: 0.364, SLG: 0.415										4	0	1	0	0	1	1									
Jim Eisenreich, L (1, 9) OBP: 0.371, SLG: 0.418										3	0	0	0	1	1	0									
John Kruk, L (1, 3) OBP: 0.387, SLG: 0.403										4	0	0	0	0	2	2									
Tony Longmire, L (1, 7) OBP: 0.281, SLG: 0.291										4	0	1	0	0	2	2									
Kim Batiste, R (1, 5) OBP: 0.255, SLG: 0.296										3	0	0	0	0	1	1									
Mike Lieberthal, R (1, 2) OBP: 0.304, SLG: 0.385										2	0	0	0	1	0	1									
Kevin Stocker, S (1, 6) OBP: 0.393, SLG: 0.352										2	0	0	0	1	0	1									
David West, L (1, 1) OBP: 0.080, SLG: 0.080										2	0	0	0	0	1	1									
Ricky Jordan, R (8, PH) OBP: 0.292, SLG: 0.478										1	0	0	0	0	0	0									
Doug Jones, R (9, 1) OBP: 1.000, SLG: 1.000										0	0	0	0	0	0	0									
Inning Stats	R: 0 E: 1 K: 1 S: 9	H: 1 LOB: 2 BB: 1 P: 19	R: 0 E: 0 K: 2 S: 15	H: 0 LOB: 1 BB: 1 P: 25	R: 0 E: 0 K: 1 S: 6	H: 0 LOB: 0 BB: 0 P: 10	R: 0 E: 0 K: 1 S: 7	H: 0 LOB: 0 BB: 0 P: 10	R: 0 E: 0 K: 0 S: 4	H: 0 LOB: 0 BB: 1 P: 9	R: 0 E: 0 K: 2 S: 8	H: 0 LOB: 0 BB: 0 P: 13	R: 0 E: 0 K: 1 S: 11	H: 1 LOB: 1 BB: 0 P: 19	R: 0 E: 0 K: 0 S: 8	H: 0 LOB: 1 BB: 1 P: 17	R: 0 E: 0 K: 1 S: 11	H: 0 LOB: 0 BB: 0 P: 14	1B: 2 2B: 1 3B: 0 HR: 0	SF: 0 SAC: 0 DP: 1 HBP: 0	WP: 0 PB: 0 CS: 0	PA: 32			
PITCHER	IP	WLS	BF	H	R	ER	SO	BB	IBB	HBP	BLK	WP	HR	S	P	ERA	WHIP								
Pedro Martinez, R (1, 1) ERA: 3.64	8.0	W	29	2	0	0	8	4	0	0	0	0	0	68	122	0.00	0.750								
John Wetteland, R (9, 1) ERA: 2.73	1.0		3	0	0	0	1	0	0	0	0	0	0	11	14	0.00	0.000								

AB	28
R	0
H	2
RBI	0
BB	4
SO	9
LOB	9



Batter	1	2	3	4	5	6	7	8	9	AB	R	H	RBI	BB	SO	LOB	TOP			
Marquis Grissom, R OBP: 0.343, SLG: 0.423										5	1	1	0	0	0	6	Montreal Expos @ Philadelphia Phillies Veterans Stadium, Philadelphia, PA Sun Aug 07 1994, 3:33 AM EDT Att: 45,346 - Sunny - 78 F			
Lou Frazier, S OBP: 0.358, SLG: 0.307 Randy Milligan, R OBP: 0.337, SLG: 0.329										4	1	1	0	0	1	3				
Moises Alou, R OBP: 0.396, SLG: 0.585										5	2	3	2	0	0	1				
Darrin Fletcher, L OBP: 0.319, SLG: 0.443										3	0	0	1	1	1	2				
Cliff Floyd, L OBP: 0.333, SLG: 0.400										5	0	1	1	0	2	1				
Wil Cordero, R OBP: 0.364, SLG: 0.494										5	0	0	0	0	2	3				
Juan Bell, R OBP: 0.372, SLG: 0.381										4	1	2	0	1	0	1				
Sean Berry, R OBP: 0.346, SLG: 0.459										5	1	3	1	0	0	2				
Ken Hill, R OBP: 0.196, SLG: 0.146 Mel Rojas, R OBP: 0.222, SLG: 0.222 Tim Spehr, R OBP: 0.333, SLG: 0.400										1	0	1	0	0	0	0				
Inning Stats	R: 1 E: 0 K: 0 S: 12	H: 2 LOB: 2 BB: 1 P: 24	R: 0 E: 1 K: 1 S: 12	H: 1 LOB: 2 BB: 0 P: 19	R: 0 E: 0 K: 0 S: 8	H: 0 LOB: 0 BB: 0 P: 9	R: 0 E: 0 K: 0 S: 10	H: 2 LOB: 2 BB: 0 P: 11	R: 1 E: 0 K: 1 S: 7	H: 1 LOB: 0 BB: 0 P: 11	R: 2 E: 1 K: 2 S: 11	H: 2 LOB: 1 BB: 0 P: 13	R: 1 E: 0 K: 0 S: 8	H: 2 LOB: 2 BB: 0 P: 18	R: 0 E: 0 K: 2 S: 9	H: 1 LOB: 1 BB: 0 P: 15		1B: 8 2B: 3 3B: 1 HR: 0	SF: 1 SAC: 3 DP: 0 HBP: 0	WP: 1 PB: 0 SB: 1 CS: 0
PITCHER	IP WLS BF H R ER SO BB IBB HBP BLK WP HR S P ERA WHIP																			
Bobby Munoz, R ERA: 2.67	(1, 1) 7.0 L 34 9 5 5 4 2 0 0 0 1 1 0 68 105 6.43 1.571																			
Tom Edens, R ERA: 4.5	(8, 1) 1.0 6 2 1 1 0 1 0 0 0 0 0 8 18 9.00 3.000																			
Ricky Bottalico, R ERA:	(9, 1) 1.0 4 1 0 0 2 0 0 0 0 0 0 9 15 0.00 1.000																			


AB	37
R	6
H	12
RBI	5
BB	3
SO	6
LOB	19




Batter	1	2	3	4	5	6	7	8	9	AB	R	H	RBI	BB	SO	LOB	BOTTOM			
Lenny Dykstra, L OBP: 0.405, SLG: 0.446										4	0	0	0	0	0	2	Montreal Expos @ Philadelphia Phillies Veterans Stadium, Philadelphia, PA Sun Aug 07 1994, 3:33 AM EDT Att: 45,346 - Sunny - 78 F			
Mickey Morandini, L OBP: 0.363, SLG: 0.415										3	2	1	0	1	0	0				
Jim Eisenreich, L OBP: 0.370, SLG: 0.414										3	1	1	0	1	0	1				
John Kruk, L OBP: 0.390, SLG: 0.419										4	0	2	2	0	0	1				
Tony Longmire, L OBP: 0.285, SLG: 0.313										3	0	1	1	0	1	2				
Kim Batiste, R OBP: 0.246, SLG: 0.286										4	0	0	0	0	1	3				
Mike Lieberthal, R OBP: 0.297, SLG: 0.371										4	0	1	0	0	0	0				
Kevin Stocker, S OBP: 0.392, SLG: 0.363										4	1	1	0	0	0	1				
Bobby Munoz, R OBP: 0.229, SLG: 0.294 Ricky Jordan, R OBP: 0.293, SLG: 0.473 Tom Edens, R Ricky Bottalico, L Randy Ready, R OBP: 0.475, SLG: 0.438										2	0	1	0	0	0	0				
Inning Stats	R: 2 E: 0 K: 0 S: 6	H: 1 LOB: 1 BB: 2 P: 17	R: 0 E: 1 K: 0 S: 10	H: 1 LOB: 1 BB: 0 P: 13	R: 0 E: 0 K: 0 S: 8	H: 1 LOB: 0 BB: 0 P: 12	R: 0 E: 0 K: 0 S: 9	H: 0 LOB: 0 BB: 0 P: 15	R: 0 E: 0 K: 0 S: 6	H: 1 LOB: 1 BB: 0 P: 9	R: 0 E: 0 K: 2 S: 5	H: 1 LOB: 1 BB: 0 P: 8	R: 1 E: 0 K: 2 S: 14	H: 2 LOB: 0 BB: 0 P: 17	R: 0 E: 0 K: 0 S: 8	H: 0 LOB: 0 BB: 0 P: 12		1B: 5 2B: 2 3B: 1 HR: 0	SF: 1 SAC: 0 DP: 0 HBP: 0	WP: 1 PB: 0 SB: 1 CS: 1
PITCHER	IP WLS BF H R ER SO BB IBB HBP BLK WP HR S P ERA WHIP																			
Ken Hill, R ERA: 3.32	(1, 1) 7.0 W 29 7 4 4 0 2 0 0 0 0 0 0 20 26 0.00 0.500																			
Mel Rojas, R ERA: 3.35	(8, 1) 2.0 S 7 1 0 0 2 0 0 0 0 0 0 0 20 26 0.00 0.500																			

AB	33
R	4
H	8
RBI	3
BB	2
SO	2
LOB	11



Batter	1	2	3	4	5	6	7	8	9	AB	R	H	RBI	BB	SO	LOB	TOP			
Jose Vizcaino, S OBP: 0.312, SLG: 0.326 (1, 6)	1-2 P2		2-2 G6-3		1-0 F8			2-2 G4-3		4	0	0	0	0	0	0	New York Mets @ Philadelphia Phillies Veterans Stadium, Philadelphia, PA Tue Aug 09 1994, 7:05 PM EDT Att: 31,740 - Unknown - 81 F 			
Todd Hundley, S OBP: 0.305, SLG: 0.449 (1, 2)	1-1 F8		4-0 1B 1B BB		3-1 F8			0-0 F9		3	1	0	0	1	0	0				
Joe Orsulak, L OBP: 0.299, SLG: 0.354 (1, 8)	2-1 G4-3		0-0 1B 1-2 1B		0-1 G5-3			2-1 G3		4	0	1	0	0	0	0				
Bobby Bonilla, S OBP: 0.376, SLG: 0.509 (1, 5)		1-2 G4-3	0-0 1-2 2H 1B		3-1 P4			0-0 G5-3		4	0	1	1	0	0	0				
Jeff Kent, R OBP: 0.340, SLG: 0.472 (1, 4)		0-0 1B 1B	0-0 G3		0-1 G5-3			0-0 F9		4	0	1	0	0	0	2				
Rico Brogna, L OBP: 0.388, SLG: 0.648 (1, 3)		0-3 K		0-0 F8			2-3 K	1-1 P5		4	0	0	0	0	2	1				
David Segui, S OBP: 0.309, SLG: 0.390 (1, 7)		2-2 1-3 1B		0-2 F9			2-0 F8			3	0	1	0	0	0	0				
Jeremy Burnitz, L OBP: 0.344, SLG: 0.329 (1, 9)		0-3 K		1-2 G4-3			1-1 1B			3	0	1	0	0	1	2				
Mike Remlinger, L (1, 1)			0-3 K		2-2 G6-3			1-3 K		1	0	0	0	0	1	0				
Mike Maddux, L (4, 1)										1	0	0	0	0	0	0				
Jim Lindeman, R OBP: 0.309, SLG: 0.489 (7, PH)										1	0	0	0	0	1	1				
Doug Linton, R (7, 1)										0	0	0	0	0	0	0				
Inning Stats	R: 0 E: 0 K: 0 S: 9	H: 0 LOB: 0 BB: 0 P: 13	R: 0 E: 0 K: 2 S: 17	H: 2 LOB: 2 BB: 0 P: 20	R: 1 E: 0 K: 1 S: 9	H: 2 LOB: 2 BB: 1 P: 15	R: 0 E: 0 K: 0 S: 7	H: 0 LOB: 0 BB: 0 P: 8	R: 0 E: 0 K: 2 S: 6	H: 0 LOB: 0 BB: 0 P: 9	R: 0 E: 0 K: 2 S: 9	H: 1 LOB: 1 BB: 0 P: 15	R: 0 E: 0 K: 0 S: 7	H: 0 LOB: 0 BB: 0 P: 11	R: 0 E: 0 K: 0 S: 4	H: 0 LOB: 0 BB: 0 P: 5	1B: 5 2B: 0 3B: 0 HR: 0	SF: 0 SAC: 0 DP: 0 HBP: 0	WP: 0 PB: 0 SB: 0 CS: 0	PA: 33
PITCHER Curt Schilling, R ERA: 4.48 (1, 1)	IP: 9.0 WLS: W BF: 33 H: 5 R: 1 ER: 1 SO: 5 BB: 1 IBB: 0 HBP: 0 BLK: 0 WP: 0 HR: 0 S: 77 P: 111 ERA: 1.00 WHIP: 0.667															PITCHER				

Batter	1	2	3	4	5	6	7	8	9	AB	R	H	RBI	BB	SO	LOB	BOTTOM	
Lenny Dykstra, L OBP: 0.408, SLG: 0.446 (1, 8)	2-1 S 1B	1-1 S 1B		0-2 FC4-6 1-2H HR	1-1 F8			3-1 FC6-4 1B		5	2	3	0	0	0	1	New York Mets @ Philadelphia Phillies Veterans Stadium, Philadelphia, PA Tue Aug 09 1994, 7:05 PM EDT Att: 31,740 - Unknown - 81 F 	
Mariano Duncan, R OBP: 0.308, SLG: 0.409 (1, 5)	1-2 F8	0-3 K		1 SAFE 0-0 1-H HR		1-0 L6		0-1 L5		5	1	1	2	0	1	3		
Ricky Jordan, R OBP: 0.299, SLG: 0.474 (1, 3)	3-2 1-H 2B 1B	0-3 K		0-0 1B FC1-2 1B		1-0 F9		1-2 FC6-4 1-2H		5	1	2	1	0	1	2		
Pete Incaviglia, R OBP: 0.282, SLG: 0.446 (1, 7)	1-0 2B SF9 1B		2-1 G6-3	0-0 FC1-2 1B		1-3 K				4	1	2	0	0	1	0		
Jim Eisenreich, L OBP: 0.309, SLG: 0.412 (7, 9)	1-2 2B SF9 1B		1-2 FC1-2 1B							0	0	0	0	0	0	0		
Randy Ready, R OBP: 0.500, SLG: 0.500 (1, 4)	2-2 1-3 2H 2B		2-0 P3	1-0 FC1-2 1B		1-0 FC4-6 1B				4	0	3	1	0	0	0		
Todd Pratt, R OBP: 0.289, SLG: 0.302 (1, 2)	4-0 FC6-4 BB		2-2 1B	1-1 FC1-2 FC6-4		1-3 K				3	0	1	0	1	1	4		
Billy Hatcher, R OBP: 0.283, SLG: 0.333 (1, 9) (7, 7)	1-2 SF9		0-0 1B	1-2 FC6-4 1-2H 3-H		0-0 FC4-6				3	0	1	1	0	0	4		
Kevin Stocker, S OBP: 0.389, SLG: 0.359 (1, 6)	0-2 FC6-4 1-2H		1-0 F8		0-0 G5-3		1-1 G4-3			4	0	0	0	0	0	5		
Curt Schilling, R OBP: 0.138, SLG: 0.107 (1, 1)		2-1 G5-3		4-2 FC4-6 BB	1-3 K		0-1 G4-3			3	0	0	0	1	1	0		
Inning Stats	R: 3 E: 0 K: 0 S: 21	H: 4 LOB: 2 BB: 1 P: 35	R: 0 E: 0 K: 2 S: 10	H: 1 LOB: 1 BB: 0 P: 13	R: 0 E: 0 K: 0 S: 8	H: 2 LOB: 2 BB: 0 P: 15	R: 2 E: 0 K: 0 S: 14	H: 4 LOB: 3 BB: 1 P: 22	R: 0 E: 0 K: 1 S: 6	H: 0 LOB: 0 BB: 0 P: 8	R: 0 E: 0 K: 1 S: 5	H: 1 LOB: 1 BB: 0 P: 10	R: 0 E: 0 K: 0 S: 9	H: 1 LOB: 1 BB: 0 P: 13	1B: 11 2B: 1 3B: 0 HR: 1	SF: 1 SAC: 0 DP: 0 HBP: 0	WP: 0 PB: 0 SB: 0 CS: 0	PA: 39
PITCHER Mike Remlinger, L ERA: 4.61 (1, 1)	IP: 3.1 WLS: L BF: 23 H: 11 R: 5 ER: 5 SO: 2 BB: 0 IBB: 0 HBP: 0 BLK: 0 WP: 0 HR: 1 S: 48 P: 77 ERA: 13.50 WHIP: 3.900															PITCHER		
Mike Maddux, R ERA: 5.11 (4, 1)	2.2 8 0 0 0 2 0 0 0 0 0 0 16 24 0.00 0.000																	
Doug Linton, R ERA: 4.5 (7, 1)	2.0 8 2 0 0 1 0 0 0 0 0 0 16 23 0.00 1.000																	

Batter	1	2	3	4	5	6	7	8	9	AB R H RBI BB SO LOB	TOP											
Jose Vizcaino, S (1, 6) OBP: 0.310, SLG: 0.324	P4		P4			G6-3		1B	P7	5 1 1 0 0 0 1	New York Mets @ Philadelphia Phillies Veterans Stadium, Philadelphia, PA Wed Aug 10 1994, 7:05 PM EDT Att: 36,716 - Unknown - 78 F											
Todd Hundley, S (1, 2) OBP: 0.304, SLG: 0.445	G5-3			F8				P9	G6-3	5 0 1 0 0 0 3												
Jim Lindeman, R (1, 7) OBP: 0.303, SLG: 0.478 Joe Orsulak, L (6, 7) OBP: 0.302, SLG: 0.356	P3			P3		F9		1B		3 0 0 0 0 0 1 1 1 1 1 0 0 0												
Bobby Bonilla, S (1, 5) OBP: 0.374, SLG: 0.506		K		K		L8		1B		4 0 1 1 0 2 1												
Jeff Kent, R (1, 4) OBP: 0.342, SLG: 0.474					G5-3		F9			4 0 2 1 0 0 0												
David Segui, S (1, 3) OBP: 0.311, SLG: 0.391 Fernando Vina, L (9, PR) OBP: 0.372, SLG: 0.298 Rico Brogna, L (9, 3) OBP: 0.389, SLG: 0.648							P8		2B	4 1 2 0 0 1 1 0 1 0 0 0 0 0 0 0 0 0 0 0 0												
Ryan Thompson, R (1, 8) OBP: 0.303, SLG: 0.441									1B	4 1 2 0 0 1 1												
Jeremy Burnitz, L (1, 9) OBP: 0.347, SLG: 0.329									2B	3 1 1 3 1 1 1												
Bret Saberhagen, R (1, 1) OBP: 0.226, SLG: 0.207 John Franco, L (8, 1)									1B	2 0 0 0 0 0 1 1 0 0 0 0 1 1												
Inning Stats	R: 0 E: 0 K: 0 S: 9	H: 0 LOB: 0 BB: 0 P: 15	R: 0 E: 0 K: 2 S: 13	H: 1 LOB: 1 BB: 0 P: 17	R: 0 E: 0 K: 1 S: 8	H: 0 LOB: 0 BB: 0 P: 13	R: 0 E: 0 K: 1 S: 8	H: 0 LOB: 0 BB: 0 P: 11	R: 1 E: 0 K: 0 S: 10	H: 2 LOB: 1 BB: 0 P: 15		R: 0 E: 0 K: 0 S: 14	H: 1 LOB: 1 BB: 0 P: 24	R: 0 E: 0 K: 1 S: 6	H: 0 LOB: 0 BB: 0 P: 8	R: 3 E: 0 K: 0 S: 13	H: 4 LOB: 2 BB: 1 P: 24	R: 2 E: 0 K: 1 S: 15	H: 3 LOB: 1 BB: 0 P: 20	1B: 9 2B: 2 3B: 0 HR: 0	SF: 0 SAC: 1 DP: 0 HBP: 0	WP: 0 PB: 1 SB: 0 CS: 0
PITCHER	IP WLS BF H R ER SO BB IBB HBP BLK WP HR S P ERA WHIP											PITCHER	IP WLS BF H R ER SO BB IBB HBP BLK WP HR S P ERA WHIP									
David West, L (1, 1) ERA: 3.35	7.2 L 31 7 4 3 5 1 0 0 0 0 0 0 79 123 3.52 1.043																					
Heathcliff Slocumb, R (8, 1) ERA: 2.86	0.1 4 4 2 2 0 0 0 0 0 0 0 0 12 17 54.00 12.000																					
Toby Borland, R (9, 1) ERA: 2.99	1.0 3 0 0 0 1 0 0 0 0 0 0 0 5 7 0.00 0.000																					

Batter	1	2	3	4	5	6	7	8	9	AB R H RBI BB SO LOB	BOTTOM											
Lenny Dykstra, L (1, 8) OBP: 0.404, SLG: 0.441	P5		P6			G4-3		F7		4 0 0 0 0 0 0	New York Mets @ Philadelphia Phillies Veterans Stadium, Philadelphia, PA Wed Aug 10 1994, 7:05 PM EDT Att: 36,716 - Unknown - 78 F											
Mariano Duncan, R (1, 5) OBP: 0.307, SLG: 0.408	K		G4-3					E5		4 1 1 0 0 1 0												
Jim Eisenreich, L (1, 9) OBP: 0.373, SLG: 0.424	F7									4 0 3 1 0 0 0												
John Kruk, L (1, 3) OBP: 0.393, SLG: 0.427										3 0 1 0 1 0 3												
Tony Longmire, L (1, 7) OBP: 0.285, SLG: 0.312 Billy Hatcher, R (9, PH) OBP: 0.285, SLG: 0.339										3 0 0 0 0 1 4 1 1 1 0 0 0 0												
Mickey Morandini, L (1, 4) OBP: 0.379, SLG: 0.410										4 0 1 0 0 1 2												
Mike Lieberthal, R (1, 2) OBP: 0.305, SLG: 0.372										4 0 1 1 0 1 2												
Kevin Stocker, S (1, 6) OBP: 0.384, SLG: 0.353										4 0 0 0 0 1 3												
David West, L (1, 1) OBP: 0.071, SLG: 0.071 Heathcliff Slocumb, R (8, 1) OBP: 0.250, SLG: 0.250 Toby Borland, R (9, 1)										3 0 0 0 0 2 1 0 0 0 0 0 0 0 0 0 0 0 0 0 0												
Inning Stats	R: 0 E: 0 K: 1 S: 6	H: 0 LOB: 0 BB: 0 P: 7	R: 0 E: 0 K: 1 S: 10	H: 2 LOB: 2 BB: 0 P: 11	R: 0 E: 0 K: 0 S: 8	H: 0 LOB: 0 BB: 0 P: 11	R: 0 E: 0 K: 1 S: 6	H: 1 LOB: 1 BB: 0 P: 7	R: 0 E: 0 K: 2 S: 8	H: 0 LOB: 0 BB: 0 P: 13		R: 1 E: 0 K: 0 S: 11	H: 2 LOB: 1 BB: 1 P: 20	R: 0 E: 0 K: 1 S: 9	H: 1 LOB: 1 BB: 0 P: 12	R: 0 E: 1 K: 0 S: 10	H: 1 LOB: 1 BB: 0 P: 13	R: 1 E: 0 K: 1 S: 10	H: 1 LOB: 0 BB: 0 P: 14	1B: 5 2B: 2 3B: 1 HR: 0	SF: 0 SAC: 0 DP: 2 HBP: 0	WP: 0 PB: 0 SB: 0 CS: 0
PITCHER	IP WLS BF H R ER SO BB IBB HBP BLK WP HR S P ERA WHIP											PITCHER	IP WLS BF H R ER SO BB IBB HBP BLK WP HR S P ERA WHIP									
Bret Saberhagen, R (1, 1) ERA: 2.74	7.1 W 29 6 1 1 1 1 0 0 0 0 0 0 64 87 1.23 0.955																					
John Franco, L (8, 1) ERA: 2.7	1.2 S 6 2 1 1 1 0 0 0 0 0 0 0 14 21 5.40 1.200																					

AB	36
R	6
H	11
RBI	6
BB	1
SO	6
LOB	11



AB	34
R	2
H	8
RBI	2
BB	1
SO	7
LOB	15



