

Philadelphia Phillies - 1995

Batter	1	2	3	4	5	6	7	8	9	AB R H RBI BB SO LOB	TOP																										
Lenny Dykstra, L OBP: 0.400, SLG: 0.250 (1, 8) X	0-0 L7		4-2 WP 2B BB	0-0 FC6-4 1B		2-3 K			1-1 F8	4 1 1 0 1 1 0																											
Mickey Morandini, L OBP: 0.200, SLG: 0.400 (1, 4) C X	0-2 G5-3		2-0 E 2B	1-3 K		1-3 K			0-1 P7	5 1 1 2 0 2 2																											
Gregg Jefferies, S OBP: 0.400, SLG: 0.250 (1, 7) B C X	4-1 S BB		2-2 E4 HR	0-2 F8		2-1 G1-3			2-2 CS 1B	4 1 1 0 1 0 2																											
Dave Hollins, S OBP: 0.250, SLG: 1.000 (1, 3) C X	3-2 F8		1-1 HR	0-1 FC6-4					1-1 CS	4 1 1 2 0 0 3																											
Darren Daulton, L OBP: 0.500, SLG: 0.500 (1, 2) B C X		2-2 FC5-4 1B	1-2 G4-3		3-2 G5-3				1-1 G4-3	4 0 2 0 0 0 0																											
Jim Eisenreich, L (1, 9) B X		1-0 F7	0-1 G6-3		3-3 K				2-1 G4-6-3 1B	4 0 0 0 0 1 2																											
Charlie Hayes, R OBP: 0.500, SLG: 0.333 (1, 5) B C X		2-1 FC5-4 1-2f	4-1 FC4-6 BB		3-2 1B				0-0 F7	3 0 1 0 1 0 1																											
Kevin Stocker, S (1, 6) B C X		2-1 FC5-4 1-2f	0-2 FC4-6		2-2 G4-3				1-2 P4	4 0 0 0 0 0 3																											
Curt Schilling, R OBP: 0.500, SLG: 0.500 (1, 1) B C X			1-2 WP 2B 1B		1-1 E3 1B				0-1 L8	2 1 1 0 0 0 0 1 1 1 1 0 0 0 0 0 0 0 0 0 0 0 0 0 0 0 0 0 1 0																											
Tony Longmire, L OBP: 1.000, SLG: 4.000 (6, PH) B C X						2-1 HR																															
Toby Borland, R (6, 1) B C X																																					
Gene Harris, R (6, 1) B C X																																					
Randy Ready, R (8, PH) B C X																																					
Heathcliff Slocumb, R (8, 1) B C X																																					
Norm Charlton, S (9, 1) B C X																																					
Inning Stats	R: 0 E: 0 K: 0 S: 9	H: 0 LOB: 1 BB: 1 P: 16	R: 0 E: 0 K: 0 S: 8	H: 1 LOB: 1 BB: 0 P: 15	R: 5 E: 1 K: 0 S: 24	H: 3 LOB: 1 BB: 2 P: 39	R: 0 E: 1 K: 1 S: 14	H: 1 LOB: 2 BB: 0 P: 16	R: 0 E: 0 K: 1 S: 13	H: 1 LOB: 1 BB: 0 P: 24	R: 1 E: 0 K: 2 S: 11	H: 1 LOB: 0 BB: 0 P: 18	R: 0 E: 0 K: 0 S: 6	H: 1 LOB: 0 BB: 0 P: 10	R: 0 E: 0 K: 0 S: 8	H: 0 LOB: 0 BB: 0 P: 9	R: 0 E: 0 K: 0 S: 8	H: 1 LOB: 0 BB: 0 P: 12	1B: 6 2B: 1 3B: 0 HR: 2	SF: 0 SAC: 0 DP: 1 HBP: 0	WP: 1 PB: 0 SB: 1 CS: 1	PA: 40															
PITCHER	IP WLS BF H R ER SO BB IBB HBP BLK WP HR S P ERA WHIP																																				
Ken Hill, R ERA: 9.0 (1, 1)	4.0		22	5	5	4	1	3	0	0	0	1	1	55	86	9.00	2.000																				
Vicente Palacios, R ERA: 4.5 (5, 1)	2.0		8	2	1	1	3	0	0	0	0	0	1	24	42	4.50	1.000																				
Rich DeLucia, R ERA: (7, 1)	0.1		2	1	0	0	0	0	0	0	0	0	0	4	6	0.00	3.000																				
Rich Rodriguez, L ERA: (7, 1)	1.2		4	0	0	0	0	0	0	0	0	0	0	10	13	0.00	0.000																				
Rene Arocha, R ERA: (9, 1)	1.0	W	3	1	0	0	0	0	0	0	0	0	0	8	12	0.00	1.000																				

Philadelphia Phillies @ St. Louis Cardinals
 Busch Stadium, St. Louis, MO

Wed Apr 26 1995, 7:05 PM CDT
 Att. 33,539 - Unknown - 65 F

livebaseballscorecards.com

AB 36
 R 6
 H 9
 RBI 5
 BB 3
 SO 4
 LOB 13



BOTTOM

Philadelphia Phillies @ St. Louis Cardinals
Busch Stadium, St. Louis, MO

Wed Apr 26 1995, 7:05 PM CDT
Att: 33,539 - Unknown - 65 F

livebaseballscorecards.com

AB	34
R	7
H	11
RBI	7
BB	5
SO	5
LOB	10



WP:	0	PA:	40
PB:	0		
SB:	1		
CS:	0		

AB R H RBI BB SO LOB

4 1 1 0 1 0 1

4 2 1 0 1 0 3

3 1 1 0 2 0 0

5 1 3 4 0 1 1

4 1 2 3 0 2 1

4 0 1 0 0 0 3

4 0 0 0 0 1 1

1 1 1 0 0 0 0

3 0 1 0 0 0 0

0 0 0 0 0 0 0

1 0 0 0 0 0 1 0

0 0 0 0 0 0 0 0

0 0 0 0 0 1 0 0

0 0 0 0 0 0 0 0

1 0 0 0 0 0 0 0

0 0 0 0 0 0 0 0

1B: 10 SF: 0
2B: 0 SAC: 1
3B: 0 DP: 0
HR: 1 HBP: 0

Batter	1	2	3	4	5	6	7	8	9
Bernard Gilkey, R (1, 7) OBP: 0.400, SLG: 0.250	0-0 G3		1-2 G5-3		0-2 G4-3	4-1 BB			3-1 BB BB 1B 1B
Ozzie Smith, S (1, 6) OBP: 0.400, SLG: 0.250	3-2 G4-3		0-0 BB 1B 1B		1-0 G4-3	2-1 G1-3			4-0 BB BB 1B BB
Ray Lankford, L (1, 8) OBP: 0.600, SLG: 0.333	1-2 G4-3		4-0 1B BB		2-2 G4-3		1-0 S 1B		4-0 BB BB 1B BB
Scott Cooper, L (1, 5) OBP: 0.600, SLG: 0.600		1-3 K	3-2 1B 1B		0-1 HR 1B		2-2 L8		2-1 1B
Brian Jordan, R (1, 9) OBP: 0.500, SLG: 1.250		2-3 K	1-2 1B		1-1 HR		1-3 K		
John Mabry, L (1, 3) OBP: 0.250, SLG: 0.250		1-2 1B	2-1 F7		0-0 G3-1		1-1 G6-3		
Tom Pagnozzi, R (1, 2) OBP: 0.250, SLG: 0.250		1-0 L7		0-1 G4-3		0-1 G6-3		3-3 K	
Manuel Lee, S (1, 4) OBP: 1.000, SLG: 1.000			1-2 1B SH2-4 1B		2-2 G6-3		0-2 BB BB 1B		1-1 G4-3
José Oquendo, S (4, 4) OBP: 0.333, SLG: 0.333									
Ken Hill, R (1, 1)			0-0 SH2-4		3-3 K		4-0 BB BB		1-2 P3
Allen Battle, R (4, PH)									
Vicente Palacios, R (5, 1)									
Danny Sheaffer, R (6, PH)									
Rich DeLucia, R (7, 1)									
Rich Rodriguez, L (7, 1)									
Gerald Perry, L (8, PH)									
Rene Arocha, R (9, 1)									

Inning Stats	R: 0	H: 0	E: 0	K: 0	S: 8	H: 0	LOB: 0	BB: 0	P: 12	R: 0	H: 1	E: 0	K: 2	S: 11	R: 0	H: 0	E: 0	K: 1	S: 8	R: 0	H: 0	E: 0	K: 0	S: 7	R: 2	H: 3	E: 0	K: 0	S: 14	R: 0	H: 1	E: 0	K: 1	S: 10	R: 0	H: 0	E: 0	K: 1	S: 8	R: 2	H: 2	E: 0	K: 0	S: 4	1B: 10	SF: 0	2B: 0	SAC: 1	3B: 0	DP: 0	HR: 1	HBP: 0	WP: 0	PA: 40
--------------	------	------	------	------	------	------	--------	-------	-------	------	------	------	------	-------	------	------	------	------	------	------	------	------	------	------	------	------	------	------	-------	------	------	------	------	-------	------	------	------	------	------	------	------	------	------	------	--------	-------	-------	--------	-------	-------	-------	--------	-------	--------

PITCHER	IP	WLS	BF	H	R	ER	SO	BB	IBB	HBP	BLK	WP	HR	S	P	ERA	WHIP
Curt Schilling, R (1, 1) ERA: 5.4	5.0		21	5	3	3	3	1	0	0	0	0	0	51	80	5.40	1.200
Toby Borland, R (6, 1) ERA: 27.0	0.2		7	3	2	2	0	2	0	0	0	0	1	12	21	27.00	7.500
Gene Harris, R (6, 1) ERA:	1.1		5	1	0	0	1	0	0	0	0	0	0	12	19	0.00	0.750
Heathcliff Slocumb, R (8, 1) ERA:	1.0		3	0	0	0	1	0	0	0	0	0	0	8	13	0.00	0.000
Norm Charlton, L (9, 1) ERA:	0.0	L	4	2	2	2	0	2	0	0	0	0	0	4	17	∞	∞

BOTTOM

Philadelphia Phillies @ St. Louis Cardinals
Busch Stadium, St. Louis, MO

Thu Apr 27 1995, 3:33 AM CDT
Att: 21,741 - Sunny - 55 F

livebaseballscores.com

AB	35
R	2
H	10
RBI	2
BB	4
SO	3
LOB	21



WP:	1	PA:	41
PB:	0	SB:	0
CS:	0		

AB R H RBI BB SO LOB

5	0	0	0	0	0	2
5	0	1	0	0	0	0
3	0	0	0	2	0	1
3	0	1	0	1	1	1
5	0	2	0	0	0	5
3	0	0	0	0	1	3
4	1	4	0	0	0	0
3	1	1	1	1	0	3
2	0	1	1	0	1	1
1	0	0	0	0	0	2
0	0	0	0	0	0	0
0	0	0	0	0	0	0
0	0	0	0	0	0	0
1	0	0	0	0	0	3
0	0	0	0	0	0	0

Batter	1	2	3	4	5	6	7	8	9
Bernard Gilkey, R OBP: 0.200, SLG: 0.111 (1, 7)	0-0 P3	3-2 G6-4-3		0-1 L8			0-0 F8		2-2 G6-3
Ozzie Smith, S OBP: 0.300, SLG: 0.333 (1, 6)	1-2 G4-3		2-0 1B 2B		0-1 G6-3		3-2 L8		1-2 G1-3
Ray Lankford, L OBP: 0.500, SLG: 0.167 (1, 8)	4-2 BB BB		0-2 F7		1-1 L9		2-1 P5		4-0 1B BB
Scott Cooper, L OBP: 0.600, SLG: 0.500 (1, 5)	4-0 1-2 BB		3-3 K		1-1 WP HBP		1-1 F8		3-1 FC6-4 1B
Brian Jordan, R OBP: 0.444, SLG: 0.778 (1, 9)	2-2 F8		1-2 1B		2-2 G4-3		1-0 BB 1B 1B		2-1 FC6-4
Darnell Coles, R (1, 3)		3-1 L8	2-1 L7		2-1 FC1-5 1B HBP		1-3 K		
Tom Pagnozzi, R (1, 2)		3-1 2B 2B		2-1 2B		0-1 FC1-5 1B		1-0 BB 1B	
José Oquendo, S (1, 4)		2-0 1B 2B		1-1 F9		0-0 FC1-5		4-2 BB	
Danny Jackson, R (1, 1) Gerald Perry, L (6, PH) Jeff Parrett, R (7, 1) Tony Fossas, L (7, 1) John Habyan, R (7, 1) John Mabry, L (8, PH) Tom Henke, R (9, 1)		0-0 G6-4-3 1B		1-3 K		3-2 G4-6-3		2-2 P5	

Inning Stats	R: 0 H: 0 E: 0 K: 10 S: 10	R: 2 H: 3 E: 0 K: 0 S: 9	R: 0 H: 2 E: 0 K: 1 S: 13	R: 0 H: 1 E: 0 K: 1 S: 9	R: 0 H: 0 E: 0 K: 0 S: 8	R: 0 H: 1 E: 0 K: 0 S: 7	R: 0 H: 0 E: 0 K: 0 S: 8	R: 0 H: 2 E: 0 K: 1 S: 13	R: 0 H: 1 E: 0 K: 10 S: 22
--------------	----------------------------	--------------------------	---------------------------	--------------------------	--------------------------	--------------------------	--------------------------	---------------------------	----------------------------

PITCHER	IP	WLS	BF	H	R	ER	SO	BB	IBB	HBP	BLK	WP	HR	S	P	ERA	WHIP
David West, L ERA: 3.6 (1, 1)	5.0	W	23	6	2	2	2	2	0	1	0	1	0	49	87	3.60	1.600
Ricky Bottalico, R ERA: (6, 1)	2.2		12	3	0	0	1	1	0	1	0	0	0	25	43	0.00	1.500
Gene Harris, R ERA: (8, 1)	0.1		1	0	0	0	0	0	0	0	0	0	0	3	5	0.00	0.000
Heathcliff Slocumb, R ERA: (9, 1)	1.0		5	1	0	0	0	1	0	0	0	0	0	10	22	0.00	2.000

Batter	1	2	3	4	5	6	7	8	9	AB R H RBI BB SO LOB	TOP											
Carlos Garcia, R (1, 4) OBP: 0.273, SLG: 0.111	0-0 G1-3		0-0 G6-3		0-0 G4-6-3			0-0 FC6-4 1B 2B		4 1 0 0 0 0 2	Pittsburgh Pirates @ Philadelphia Phillies Veterans Stadium, Philadelphia, PA Fri Apr 28 1995, 7:05 PM EDT Att. 47,088 - Unknown - 67 F											
Mackey Sasser, L (1, 2) OBP: 0.333, SLG: 0.500	0-0 1B		0-0 P5			0-0 G4-3		0-0 P5		4 0 1 0 0 0 1												
Al Martin, L (1, 8) OBP: 0.250, SLG: 0.250	0-0 F7			0-0 CS 1B		0-0 G3-1		0-0 2B 1B		4 1 2 0 0 0 1												
Jeff King, R (1, 5) OBP: 0.250, SLG: 0.500	0-0 G3			0-3 K 1-2		0-0 G4-3		0-0 2B 1-H 2-H		4 0 1 2 0 1 2												
Orlando Merced, S (1, 7) Dan Plesac, L (8, 1)		0-0 G1-3 2B		0-0 3B		0-0 G3		0-0 L3		4 0 2 0 0 0 1 0 0 0 0 0 0 0												
Jay Bell, R (1, 6) OBP: 0.417, SLG: 0.556		0-0 G1-3 2-3		4-0 BB		0-0 PB 1B		0-0 G6-3		3 0 1 0 1 0 1												
Midre Cummings, L (1, 9) OBP: 0.300, SLG: 0.125		0-3 K		0-0 G6-3		0-0 G4-3 1-3		0-0 F8		4 0 0 0 0 1 4												
Mark Johnson, L (1, 3)		0-0 P6			0-0 G3		0-3 K		0-0 G4-3			4 0 0 0 0 1 2										
Denny Neagle, L (1, 1) OBP: 0.500, SLG: 0.500 Gary Wilson, R (7, 1) Dave Clark, L (8, PH) (8, 7)			0-3 K		0-0 G4-6-3 1B			0-0 E1 FC6-4		2 0 1 0 0 1 0 0 0 0 0 0 0 0 1 0 0 0 0 0 0												
Inning Stats	R: 0 E: 0 K: 0 S: 4	H: 1 LOB: 1 BB: 0 P: 4	R: 0 E: 0 K: 1 S: 6	H: 1 LOB: 1 BB: 0 P: 6	R: 0 E: 0 K: 1 S: 5	H: 0 LOB: 0 BB: 0 P: 5	R: 0 E: 0 K: 1 S: 6	H: 2 LOB: 2 BB: 1 P: 10	R: 0 E: 0 K: 0 S: 3	H: 1 LOB: 0 BB: 0 P: 3	R: 0 E: 0 K: 0 S: 3	H: 0 LOB: 0 BB: 0 P: 3	R: 0 E: 0 K: 1 S: 6	H: 1 LOB: 1 BB: 0 P: 6	R: 2 E: 1 K: 0 S: 6	H: 2 LOB: 1 BB: 0 P: 6	R: 0 E: 0 K: 0 S: 3	H: 0 LOB: 0 BB: 0 P: 3	1B: 5 2B: 2 3B: 1 HR: 0	SF: 0 SAC: 0 DP: 1 HBP: 0	WP: 0 PB: 2 SB: 0 CS: 1	PA: 35
PITCHER	IP WLS BF H R ER SO BB IBB HBP BLK WP HR S P ERA WHIP																					
Paul Quantrill, R (1, 1) ERA:	6.0 W 22 5 0 0 3 1 0 0 0 0 0 0 27 31 0.00 1.000																					
Toby Borland, R (7, 1) ERA: 6.75	2.0 10 3 2 0 1 0 0 0 0 0 0 0 12 12 0.00 1.500																					
Heathcliff Slocumb, R (9, 1) ERA:	1.0 S 3 0 0 0 0 0 0 0 0 0 0 0 3 3 0.00 0.000																					

livebaseballscorecards.com

AB	34
R	2
H	8
RBI	2
BB	1
SO	4
LOB	14



Batter	1	2	3	4	5	6	7	8	9	AB	R	H	RBI	BB	SO	LOB
Lenny Dykstra, L (1, 8) OBP: 0.357, SLG: 0.182	4-0 BB S BB		0-0 F8		0-0 F8		0-0 G1-6-3 WP G6-3 1B			3	1	1	0	1	0	0
Mickey Morandini, L (1, 4) OBP: 0.111, SLG: 0.222	0-3 K 1-2		0-3 K		0-0 G3		0-0 G1-6-3 1-3			4	0	0	0	0	2	2
Gregg Jefferies, S (1, 7) OBP: 0.357, SLG: 0.385	0-0 F8		0-0 1B 1B		0-0 F9		0-0 G6-3 3-H			4	0	1	1	0	0	1
Dave Hollins, S (1, 3) OBP: 0.538, SLG: 0.909	0-3 K		0-0 1-2 1B		4-0 BB 1B BB		0-0 G4-3			3	1	1	0	1	1	1
Darren Daulton, L (1, 2) OBP: 0.231, SLG: 0.308		0-0 F3	0-0 F8		0-0 F5		0-0 P6			4	0	0	0	0	0	3
Charlie Hayes, R (1, 5) OBP: 0.417, SLG: 0.125		4-0 1B 1B BB		0-3 K		4-0 BB 1-2 1B BB		0-0 G5-3		2	2	0	0	2	1	0
Dave Gallagher, R (1, 9) OBP: 0.428, SLG: 0.333 Toby Borland, R (7, 1) Randy Ready, R (8, PH) Heathcliff Slocumb, R (9, 1)		0-0 1B 1-2 1B		0-3 K		4-0 1B 1-2 2-3 BB		0-3 K		2	0	1	0	1	1	0
Kevin Stocker, S (1, 6) OBP: 0.364, SLG: 0.222		0-0 1-3 2-H 1B		0-0 G6-3		0-0 1-3 2-H 3-H 1B				3	0	2	3	0	0	0
Paul Quantrill, L (1, 1) Jim Eisenreich, L (7, 9) OBP: 0.200, SLG: 0.800		0-0 G1-3			0-0 G6-3		0-0 HR			2	0	0	0	0	0	1
										1	1	1	1	0	0	0

Inning Stats	R: 0	H: 0	E: 0	K: 2	S: 7	R: 1	H: 2	E: 0	K: 0	S: 4	R: 0	H: 2	E: 0	K: 1	S: 7	R: 0	H: 0	E: 0	K: 2	S: 7	R: 0	H: 0	E: 0	K: 0	S: 3	R: 2	H: 1	E: 0	K: 0	S: 3	R: 2	H: 2	E: 0	K: 0	S: 5	R: 0	H: 0	E: 0	K: 1	S: 5
	LOB: 1	BB: 1	LOB: 1	BB: 1	P: 11	LOB: 1	BB: 1	LOB: 2	BB: 0	P: 8	LOB: 0	BB: 0	LOB: 0	BB: 0	P: 7	LOB: 2	BB: 3	LOB: 0	BB: 0	P: 3	LOB: 0	BB: 0	LOB: 0	BB: 0	P: 5	LOB: 0	BB: 0	LOB: 0	BB: 0	P: 5	LOB: 0	SAC: 0	DP: 0	HBP: 0	HR: 1	CS: 0				


PITCHER	IP	WLS	BF	H	R	ER	SO	BB	IBB	HBP	BLK	WP	HR	S	P	ERA	WHIP
Denny Neagle, L (1, 1) ERA: 4.5	6.0	L	26	5	3	3	5	5	0	0	0	0	0	31	51	4.50	1.667
Gary Wilson, R (7, 1) ERA: 18.0	1.0		5	2	2	2	0	0	0	0	0	1	1	5	5	18.00	2.000
Dan Plesac, L (8, 1) ERA:	1.0		3	0	0	0	1	0	0	0	0	0	0	5	5	0.00	0.000

BOTTOM

Pittsburgh Pirates @ Philadelphia Phillies
Veterans Stadium, Philadelphia, PA

livebaseballscorecards.com

AB	29
R	5
H	7
RBI	5
BB	5
SO	6
LOB	8



PITCHER	IP	WLS	BF	H	R	ER	SO	BB	IBB	HBP	BLK	WP	HR	S	P	ERA	WHIP

Fri Apr 28 1995, 7:05 PM EDT
Att: 47,088 - Unknown - 67 F

Batter	1	2	3	4	5	6	7	8	9	AB R H RBI BB SO LOB	TOP		
Nelson Liriano, S OBP: 0.400, SLG: 0.250 (1, 4)	1-0 G3 S 1B	2-0 FC4-6 1-2f		1-0 F8			4-2 SAFE SAFE 1-2 G6-4-3 BB			3 0 1 0 1 0 2	Pittsburgh Pirates @ Philadelphia Phillies Veterans Stadium, Philadelphia, PA Sat Apr 29 1995, 7:05 PM EDT Att. 27,530 - Unknown - 59 F		
Jay Bell, R OBP: 0.375, SLG: 0.462 (1, 6)	3-3 K 1-2		3-2 1B SF7 1B		0-0 G6-3		2-2 G6-4-3 1-2f 2-3			4 1 1 0 0 1 3			
Al Martin, L OBP: 0.188, SLG: 0.188 (1, 8) (6, 7)	2-0 G3 2-3		3-2 F8		2-0 L3		1-2 P5			4 0 0 0 0 0 3			
Dave Clark, L OBP: 0.400, SLG: 0.250 (1, 9)	4-1 BB		3-1 1-3 1B		3-2 F8		1-1 G6-3			3 0 1 0 1 0 0			
Jeff King, R OBP: 0.188, SLG: 0.400 (1, 5)	0-0 G5-3		1-1 SF7		2-0 P5		2-1 P4			3 0 0 1 0 0 2			
Orlando Merced, S OBP: 0.250, SLG: 0.625 (1, 7) (6, 3)		1-0 F7	1-0 G3		2-1 HR		2-1 G4-3			4 1 1 1 0 0 1			
Mark Johnson, L OBP: 0.111, SLG: 0.444 (1, 3) Jason Christiansen, R (6, 1) Mike Maddux, L (7, 1) Midre Cummings, L (9, PH) Jim Gott, R (9, 1)		2-0 HR		2-3 K		1-3 K		0-2 F7		3 1 1 1 0 2 0 0 0 0 0 0 0 0 1 0 0 0 0 0 0 0 0 0 0 0 0 0			
Mark Parent, R OBP: 0.300, SLG: 0.333 (1, 2)		0-0 G5-3		2-1 2B		2-3 K		3-3 K		4 0 1 0 0 2 0			
Esteban Loaiza, R OBP: 0.500, SLG: 0.500 (1, 1) Jacob Brumfield, R (6, 8)		0-0 FC4-6 1B		2-3 K		1-1 G6-4-3 BB 1B		0-0 G3-1		2 0 1 0 0 1 1 2 0 1 0 0 0 0			
Inning Stats	R: 0 H: 1 E: 0 LOB: 2 K: 1 BB: 1 S: 7 P: 17	R: 1 H: 2 E: 0 LOB: 1 K: 0 BB: 0 S: 5 P: 10	R: 1 H: 2 E: 0 LOB: 1 K: 0 BB: 0 S: 13 P: 24	R: 0 H: 1 E: 0 LOB: 1 K: 2 BB: 0 S: 9 P: 16	R: 0 H: 0 E: 0 LOB: 0 K: 0 BB: 0 S: 5 P: 10	R: 1 H: 1 E: 0 LOB: 0 K: 2 BB: 0 S: 9 P: 16	R: 0 H: 1 E: 0 LOB: 1 K: 0 BB: 1 S: 11 P: 19	R: 0 H: 0 E: 0 LOB: 0 K: 0 BB: 0 S: 6 P: 11	R: 0 H: 0 E: 0 LOB: 0 K: 1 BB: 0 S: 9 P: 12	1B: 5 SF: 1 2B: 1 SAC: 0 3B: 0 DP: 1 HR: 2 HBP: 0		WP: 0 PA: 36 PB: 0 SB: 1 CS: 0	
PITCHER	IP WLS BF H R ER SO BB IBB HBP BLK WP HR S P ERA WHIP											PITCHER	IP WLS BF H R ER SO BB IBB HBP BLK WP HR S P ERA WHIP
Tyler Green, R (1, 1) ERA: 3.6	5.0 L 22 6 2 2 3 1 0 0 0 0 0 1 39 77 3.60 1.400												
Andy Carter, L (6, 1) ERA: 4.5	2.0 8 2 1 1 2 1 0 0 0 0 0 1 20 35 4.50 1.500												
Norm Charlton, L (8, 1) ERA: 18.0	1.0 3 0 0 0 0 0 0 0 0 0 0 0 6 11 0.00 0.000												
Gene Harris, R (9, 1) ERA:	1.0 3 0 0 0 0 1 0 0 0 0 0 0 9 12 0.00 0.000												

livebaseballscorecards.com

AB	33
R	3
H	8
RBI	3
BB	2
SO	6
LOB	12



Batter	1	2	3	4	5	6	7	8	9	AB R H RBI BB SO LOB	TOP	
Lenny Dykstra, L (1, 8) OBP: 0.348, SLG: 0.350	0-0 G4-3	0-0 2-3 2B		0-0 G4-3		0-0 G5-3 1B		0-0 F9		5 0 2 0 0 0 0		
Mickey Morandini, L (1, 4) OBP: 0.222, SLG: 0.235	0-0 L8	0-3 K			0-0 F9	0-0 F7		0-0 G3-6-1 1B	5 0 1 0 0 1 3			
Gregg Jefferies, S (1, 7) OBP: 0.304, SLG: 0.364	0-0 G3	0-0 L3			0-0 1B 2B	0-0 G5-3 1-2		0-0 G3-6-1 1-2f	5 1 1 0 0 0 4			
Dave Hollins, S (1, 3) OBP: 0.455, SLG: 0.684		4-0 2B BB	0-3 K		0-0 1B 1B 2-H	0-3 K		0-0 2B	4 2 2 1 1 2 1			
Darren Daulton, L (1, 2) OBP: 0.273, SLG: 0.333		0-0 3B 2B 1-H	0-0 G3		0-3 K		0-3 K	0-0 G3-1	5 1 1 1 0 2 2			
Jim Eisenreich, L (1, 9) OBP: 0.385, SLG: 0.667		0-0 3B 1B	0-0 2B		0-0 1B BB 2-3 1B		0-0 P6		4 1 3 0 0 0 0			
Charlie Hayes, R (1, 5) OBP: 0.400, SLG: 0.333		0-0 1B 3B 1-H 2-H	0-0 L3		4-0 1B BB 1-2		0-0 G5-3		3 1 1 2 1 0 1			
Kevin Stocker, S (1, 6) OBP: 0.333, SLG: 0.250		0-0 2B SH1-4 1B 3-H		0-3 K	0-0 1B 1-2 2-3 3-H		0-3 K		4 0 2 2 0 2 0			
Curt Schilling, R (1, 1) OBP: 0.250, SLG: 0.250		0-0 SH1-4		0-3 K	0-0 G1-3		0-0 F8		2 0 0 0 0 1 3			
Tony Longmire, L (8, PH) OBP: 0.667, SLG: 1.667									1 0 0 0 0 0 0			
Gene Harris, R (8, 1)									0 0 0 0 0 0 0			
Inning Stats	R: 0 E: 0 K: 0 S: 3 H: 0 LOB: 0 BB: 0 P: 3	R: 4 E: 0 K: 1 S: 10 H: 5 LOB: 2 BB: 1 P: 14	R: 0 E: 0 K: 1 S: 6 H: 1 LOB: 1 BB: 0 P: 6	R: 0 E: 0 K: 2 S: 7 H: 0 LOB: 0 BB: 0 P: 7	R: 2 E: 0 K: 1 S: 9 H: 4 LOB: 3 BB: 1 P: 13	R: 0 E: 0 K: 1 S: 6 H: 1 LOB: 1 BB: 0 P: 6	R: 0 E: 0 K: 1 S: 5 H: 0 LOB: 0 BB: 0 P: 5	R: 0 E: 0 K: 1 S: 5 H: 0 LOB: 0 BB: 0 P: 5	R: 0 E: 0 K: 0 S: 4 H: 2 LOB: 1 BB: 0 P: 4	1B: 7 2B: 5 3B: 1 HR: 0 SF: 0 SAC: 1 DP: 1 HBP: 0	WP: 0 PA: 41 PB: 0 SB: 0 CS: 0	
PITCHER	IP WLS BF H R ER SO BB IBB HBP BLK WP HR S P ERA WHIP	IP WLS BF H R ER SO BB IBB HBP BLK WP HR S P ERA WHIP	IP WLS BF H R ER SO BB IBB HBP BLK WP HR S P ERA WHIP	IP WLS BF H R ER SO BB IBB HBP BLK WP HR S P ERA WHIP	IP WLS BF H R ER SO BB IBB HBP BLK WP HR S P ERA WHIP	IP WLS BF H R ER SO BB IBB HBP BLK WP HR S P ERA WHIP	IP WLS BF H R ER SO BB IBB HBP BLK WP HR S P ERA WHIP	IP WLS BF H R ER SO BB IBB HBP BLK WP HR S P ERA WHIP	IP WLS BF H R ER SO BB IBB HBP BLK WP HR S P ERA WHIP	IP WLS BF H R ER SO BB IBB HBP BLK WP HR S P ERA WHIP	IP WLS BF H R ER SO BB IBB HBP BLK WP HR S P ERA WHIP	
Jose Rijo, R (1, 1) ERA: 9.31	4.1 L	22 8 6 6 4	1 0 0 0	0 0 0 0	0 0 0 0	0 0 0 0	0 0 0 0	0 0 0 0	0 0 0 0	0 0 0 0	0 0 0 0	12.46 2.077
Pete Smith, R (5, 1) ERA:	2.2	12 3 0 0 3	1 0 0 0	0 0 0 0	0 0 0 0	0 0 0 0	0 0 0 0	0 0 0 0	0 0 0 0	0 0 0 0	0 0 0 0	0.00 1.500
Johnny Ruffin, R (8, 1) ERA: 2.25	2.0	7 2 0 0 1	0 0 0 0	0 0 0 0	0 0 0 0	0 0 0 0	0 0 0 0	0 0 0 0	0 0 0 0	0 0 0 0	0 0 0 0	0.00 1.000

Philadelphia Phillies @ Cincinnati Reds
Riverfront Stadium, Cincinnati, OH
Tue May 02 1995, 7:05 PM EDT
Att. 19,389 - Unknown - 58 F

AB	38
R	6
H	13
RBI	6
BB	2
SO	8
LOB	14



Batter	1	2	3	4	5	6	7	8	9	AB R H RBI BB SO LOB
Deion Sanders, L (1, 8) OBP: 0.185, SLG: 0.222	0-0 L5		0-0 P6			0-0 F7			0-0 CS DI 1B	4 0 1 0 0 0 0
Reggie Sanders, R (1, 9) OBP: 0.458, SLG: 0.526	0-3 K		0-3 K			0-0 L7			4-0 BB CS BB	3 0 0 0 1 2 0
Barry Larkin, R (1, 6) OBP: 0.481, SLG: 0.833	0-0 1B				0-0 G6-3	0-0 F8			0-0 L4	4 0 1 0 0 0 2
Hal Morris, L (1, 3) OBP: 0.120, SLG: 0.043	0-0 G3				0-0 L8		0-0 L9		0-0 G6-3	4 0 0 0 0 0 2
Bret Boone, R (1, 4) OBP: 0.333, SLG: 0.500		0-0 G6-3			0-0 1B		0-3 K2-3			3 0 1 0 0 1 0
Thomas Howard, S (1, 7) OBP: 0.300, SLG: 0.222		0-0 G1-3			0-3 K		0-0 G3			2 0 0 0 0 1 1
Pete Smith, R (5, 1)										0 0 0 0 0 0 0
Jeff Branson, L (7, PH) OBP: 0.200, SLG: 0.200										1 0 0 0 0 0 0
Johnny Ruffin, R (8, 1)										0 0 0 0 0 0 0
Benito Santiago, R (1, 2) OBP: 0.350, SLG: 0.600		0-0 1B				0-0 G5-3			G4-6-3 1B	3 0 2 0 0 0 0
Willie Greene, L (1, 5) OBP: 0.263, SLG: 0.125		0-0 F8				0-0 G3-1			G4-6-3	3 0 0 0 0 0 2
Jose Rijo, R (1, 1)			0-0 F8			0-0 G5-3			F5	1 0 0 0 0 0 0
Brian Hunter, R (5, 7) OBP: 0.167, SLG: 0.167										2 0 0 0 0 0 0


Inning Stats	R: 0	H: 1	E: 0	LOB: 1	K: 1	P: 6	R: 0	H: 1	E: 0	LOB: 1	K: 0	P: 4	R: 0	H: 0	E: 0	LOB: 0	K: 1	P: 5	R: 0	H: 1	E: 0	LOB: 1	K: 1	P: 6	R: 0	H: 0	E: 0	LOB: 0	K: 0	P: 3	R: 0	H: 0	E: 0	LOB: 0	K: 1	P: 5	R: 0	H: 1	E: 0	LOB: 0	K: 0	P: 3	R: 0	H: 1	E: 0	LOB: 1	K: 0	P: 7
	0	1	0	1	1	6	0	1	0	1	0	4	0	0	0	0	1	5	3	0	0	0	1	6	0	0	0	0	0	0	3	0	0	0	0	5	0	5	0	1	0	3	0	1	7			

BOTTOM

Philadelphia Phillies @ Cincinnati Reds
Riverfront Stadium, Cincinnati, OH

Tue May 02 1995, 7:05 PM EDT
Att: 19,389 - Unknown - 58 F

AB	30
R	0
H	5
RBI	0
BB	1
SO	4
LOB	7



PITCHER	IP	WLS	BF	H	R	ER	SO	BB	IBB	HBP	BLK	WP	HR	S	P	ERA	WHIP
Curt Schilling, R (1, 1) ERA: 2.25	7.0	W	24	3	0	0	4	0	0	0	0	0	0	32	32	0.00	0.429
Gene Harris, R (8, 1) ERA:	2.0		7	2	0	0	0	1	0	0	0	0	0	6	10	0.00	1.500

Batter	1	2	3	4	5	6	7	8	9	AB R H RBI BB SO LOB	TOP																
Lenny Dykstra, L (1, 8) OBP: 0.333, SLG: 0.304	1-1 G4-3		1-1 L8			4-0 FC5-4 BB		3-2 P7		3 0 0 0 1 0 1																	
Mariano Duncan, R (1, 4) OBP: 0.222, SLG: 0.556	0-2 P3			0-0 G4-3		2-3 K		2-2 HR		4 1 1 1 0 1 1																	
Gregg Jefferies, S (1, 7) OBP: 0.259, SLG: 0.308	0-1 P3			2-2 G5-3		2-1 F7		1-1 F9		4 0 0 0 0 0 1																	
Dave Hollins, S (1, 3) OBP: 0.423, SLG: 0.591		1-1 G4-3		4-0 2B BB		1-0 FC5-4 1-2f		0-3 K		3 1 0 0 1 1 1																	
Darren Daulton, L (1, 2) OBP: 0.308, SLG: 0.375		3-1 G3		2-2 1-H 2B		4-0 FC6 BB		1-1 F8		3 0 1 1 1 0 0																	
Charlie Hayes, R (1, 5) OBP: 0.333, SLG: 0.263		0-3 K		1-1 G6-3		0-1 FC6 1B 1-2f		0-2 L9		4 0 0 0 0 1 2																	
Dave Gallagher, R (1, 9) OBP: 0.556, SLG: 0.500			2-2 SH2-4 1B		1-2 G6-4-3 1B		1-1 F7		0-3 K	2 0 2 0 0 0 0 2 0 0 0 0 1 1																	
Jim Eisenreich, L (7, PH) OBP: 0.333, SLG: 0.571																											
Kevin Stocker, S (1, 6) OBP: 0.333, SLG: 0.263			0-0 B1		1-0 G6-4-3 1-2f		1-1 1B			3 0 1 0 0 0 2																	
David West, L (1, 1)			0-2 SH2-4		2-3 K		2-0 P5			1 0 0 0 0 1 0 0 0 0 0 0 0 0 1 0 0 0 0 0 2 0																	
Toby Borland, R (6, 1)																											
Gary Varsho, L (7, PH) OBP: 0.650, SLG: 0.500																											
Norm Charlton, S (7, 1)																											
Ricky Bottalico, L (7, 1)																											
Andy Carter, L (8, 1)																											
Mike Williams, R (8, 1)																											
Inning Stats	R: 0 E: 0 K: 0 S: 7	H: 0 LOB: 0 BB: 0 P: 8	R: 0 E: 0 K: 1 S: 7	H: 0 LOB: 0 BB: 0 P: 11	R: 0 E: 0 K: 0 S: 12	H: 1 LOB: 1 BB: 0 P: 15	R: 1 E: 0 K: 0 S: 9	H: 1 LOB: 1 BB: 1 P: 18	R: 0 E: 0 K: 1 S: 9	H: 1 LOB: 0 BB: 0 P: 13	R: 0 E: 0 K: 1 S: 6	H: 0 LOB: 1 BB: 1 P: 15	R: 0 E: 0 K: 0 S: 7	H: 1 LOB: 2 BB: 1 P: 15	R: 1 E: 0 K: 1 S: 13	H: 1 LOB: 0 BB: 0 P: 19	R: 0 E: 0 K: 1 S: 10	H: 0 LOB: 0 BB: 0 P: 11	1B: 3 2B: 1 3B: 0 HR: 1	SF: 0 SAC: 1 DP: 1 HBP: 0	WP: 0 PB: 0 SB: 0 CS: 0	PA: 34					
PITCHER	IP WLS BF H R ER SO BB IBB HBP BLK WP HR S P ERA WHIP																										
John Smiley, L (1, 1) ERA: 4.09	6.0	22	3	1	1	3	2	0	0	0	0	0	0	50	80	1.50	0.833										
Xavier Hernandez, R (7, 1) ERA: 9.53	1.1	W	6	1	0	0	1	0	0	0	0	0	0	11	22	0.00	1.500										
Jeff Brantley, R (8, 1) ERA: 5.79	1.2	S	6	1	1	1	2	0	0	0	0	0	1	19	23	5.40	0.600										

Philadelphia Phillies @ Cincinnati Reds
Riverfront Stadium, Cincinnati, OH
Wed May 03 1995, 7:05 PM EDT
Att. 17,480 - Unknown - 61 F

livebaseballscorecards.com

AB	30
R	2
H	5
RBI	2
BB	3
SO	5
LOB	11



Batter	1	2	3	4	5	6	7	8	9
Deion Sanders, L (1, 8) OBP: 0.188, SLG: 0.226	1-3 K		3-2 P5		3-3 K		1-2 S 1B	1-0 SF9	
Bret Boone, R (1, 4) OBP: 0.345, SLG: 0.464	0-0 G6-3		1-2 P8		1-1 L8		4-0 1B BB	2-3 3-H 2-2 3B 1B	
Barry Larkin, R (1, 6) OBP: 0.500, SLG: 0.857	3-2 L4			1-2 G6-3		2-2 WP 1B	4-1 1B BB	2-1 3B	
Ron Gant, R (1, 7) OBP: 0.375, SLG: 0.733		4-2 S BB		0-0 HR		3-3 K	0-1 1B	0-0 G4-3	
Jeff Brantley, R (8, 1)									
Reggie Sanders, R (1, 9) OBP: 0.464, SLG: 0.476		2-3 K		4-2 G4-3 S BB		4-1 WP BB	3-3 K		
Hal Morris, L (1, 3) OBP: 0.138, SLG: 0.074		1-3 K		2-1 G4-3		2-3 K		0-0 HBP SH3 SF9 1B	
Benito Santiago, R (1, 2) OBP: 0.348, SLG: 0.545		4-2 BB		1-3 K		2-2 G1-3		1-1 SH3	
Xavier Hernandez, L (7, 1)									
Jerome Walton, R (8, 7) OBP: 0.200, SLG: 0.250								1-2 1B	
Mark Lewis, R (1, 5) OBP: 0.222, SLG: 0.143		1-3 K		3-2 G4-3			0-0 G6-3	4-0 SF9 1B IBB	
Willie Greene, L (8, PH) OBP: 0.263, SLG: 0.125									
Brian Hunter, R (8, PH) OBP: 0.231, SLG: 0.167									
Jeff Branson, L (9, 5) OBP: 0.200, SLG: 0.200									
John Smiley, L (1, 1) OBP: 0.667, SLG: 1.667			1-3 K		1-0 1B		3-2 L9	2-2 3B HBP	
Eddie Taubensee, L (7, 2) OBP: 0.333, SLG: 0.200									

Inning Stats	R: 0	H: 0	E: 0	K: 1	S: 9	R: 0	H: 0	E: 0	K: 3	S: 15	R: 0	H: 0	E: 0	K: 1	S: 11	R: 1	H: 1	E: 0	K: 1	S: 11	R: 0	H: 1	E: 0	K: 2	S: 15	R: 2	H: 2	E: 0	K: 1	S: 13	R: 4	H: 3	E: 0	K: 0	S: 13
	LOB: 0	BB: 0	P: 13	LOB: 2	BB: 2	P: 27	LOB: 0	BB: 0	P: 16	LOB: 1	BB: 1	P: 19	LOB: 2	BB: 1	P: 28	LOB: 1	BB: 1	P: 25	LOB: 0	BB: 0	P: 17	LOB: 2	BB: 2	P: 28	LOB: 1	BB: 1	P: 28	LOB: 1	BB: 1	P: 25	LOB: 1	SAC: 1	DP: 0	HBP: 1	

PITCHER	IP	WLS	BF	H	R	ER	SO	BB	IBB	HBP	BLK	WP	HR	S	P	ERA	WHIP
David West, L (1, 1) ERA: 2.7	5.0		20	2	1	1	7	3	0	0	0	0	0	55	92	1.80	1.000
Toby Borland, R (6, 1) ERA: 4.91	1.0		5	1	0	0	2	1	0	0	0	2	0	15	28	0.00	2.000
Norm Charlton, L (7, 1) ERA: 21.6	0.2	L	5	1	2	2	0	2	0	0	0	0	0	8	20	27.00	4.500
Ricky Bottalico, R (7, 1) ERA: 2.7	0.2		4	2	1	1	1	0	0	0	0	0	0	8	12	13.50	3.000
Andy Carter, L (8, 1) ERA: 11.57	0.1		3	0	0	0	0	0	1	1	0	0	0	3	10	0.00	0.000

AB	R	H	RBI	BB	SO	LOB
4	1	1	1	0	2	1
4	2	1	1	1	0	1
4	0	2	2	1	0	0
3	1	2	3	1	1	1
1	0	0	0	0	0	1
2	0	0	0	2	2	3
4	1	1	0	0	2	4
2	0	0	0	1	1	3
0	0	0	0	0	0	0
0	0	0	0	0	0	0
3	0	0	0	0	1	2
0	0	0	0	0	0	0
0	1	0	0	1	0	0
0	0	0	0	0	0	0
2	0	1	0	0	1	0
1	1	0	0	0	0	0

AB	30
R	7
H	8
RBI	7
BB	7
SO	10
LOB	16

BOTTOM

Philadelphia Phillies @ Cincinnati Reds
Riverfront Stadium, Cincinnati, OH
Wed May 03 1995, 7:05 PM EDT
Att: 17,480 - Unknown - 61 F

livebaseballscorecards.com

AB	30
R	7
H	8
RBI	7
BB	7
SO	10
LOB	16



WP	HR	S	P	ERA	WHIP
2	0	7	11	81.00	6.000

Batter	1	2	3	4	5	6	7	8	9	AB R H RBI BB SO LOB	TOP						
Lenny Dykstra, L OBP: 0.344, SLG: 0.321 (1, 8)	0-0 F7		0-0 F8-3 1B			0-0 G3-1	0-0 G1-3		0-0 1B SF8 1B	5 1 2 0 0 0 2							
Mickey Morandini, L OBP: 0.304, SLG: 0.286 (1, 4)	4-0 G4-3 BB		0-0 F8-3 1-2			0-0 F7		0-0 2B 1B 1B	0-0 1-3 1B	4 1 2 0 1 0 1							
Gregg Jefferies, S OBP: 0.258, SLG: 0.333 Gary Varsho, L OBP: 0.333, SLG: 0.500 (1, 7) (8, 7)	0-0 G4-3 1-2		0-0 G6-3			0-0 G4-3		0-0 1B SF7 2B	0-0 3-H SF8	4 1 1 0 0 0 1 0 0 0 1 0 0 0							
Dave Hollins, S OBP: 0.452, SLG: 0.542 (1, 3)		4-0 1B BB SF BB		0-0 F9			4-0 G1-3 E 1B BB	4-0 1B BB	0-0 G4-3	2 2 0 0 3 0 1							
Darren Daulton, L OBP: 0.333, SLG: 0.346 (1, 2)		4-0 SF 1B BB		0-0 F9			4-0 G1-3 1B BB	0-3 K		2 1 0 0 2 1 3							
Jim Eisenreich, L OBP: 0.316, SLG: 0.500 (1, 9)		0-3 K		0-0 F8			0-0 G1-3	0-0 FC6-4 1B		4 0 1 1 0 1 4							
Charlie Hayes, R OBP: 0.321, SLG: 0.273 (1, 5)		0-0 SF 1B		0-0 F9		0-0 F9	0-0 F3	0-0 SF7		3 0 1 1 0 0 2							
Kevin Stocker, S OBP: 0.320, SLG: 0.238 (1, 6)		0-0 SF G6-4-3		0-0 F7		0-0 F7	4-0 1B BB	0-0 FC6-4 1-2f		2 0 0 1 1 0 2							
Paul Quantrill, L Tony Longmire, L OBP: 0.667, SLG: 1.667 Mariano Duncan, R OBP: 0.300, SLG: 0.600 Gene Harris, R Heathcliff Slocumb, R (1, 1) (7, PH) (7, PH) (7, 1) (8, 1)		0-0 G6-4-3 1-2f		0-0 G6-3		0-0 G6-3	0-0 G6-3 1-2 2-H 3-H 1B	0-0 G6-3		2 0 0 0 0 0 3 0 0 0 0 0 0 0 1 0 1 2 0 0 0 0 0 0 0 0 0 0 1 0 0 0 0 0 0							
Inning Stats	R: 0 E: 0 K: 0 S: 2 H: 0 LOB: 0 BB: 1 P: 6	R: 1 E: 1 K: 1 S: 6 H: 1 LOB: 2 BB: 2 P: 14	R: 0 E: 0 K: 0 S: 3 H: 1 LOB: 0 BB: 0 P: 3	R: 0 E: 0 K: 0 S: 3 H: 0 LOB: 0 BB: 0 P: 3	R: 0 E: 0 K: 0 S: 3 H: 0 LOB: 0 BB: 0 P: 3	R: 0 E: 0 K: 0 S: 3 H: 0 LOB: 0 BB: 0 P: 3	R: 2 E: 1 K: 0 S: 4 H: 1 LOB: 2 BB: 3 P: 16	R: 2 E: 0 K: 1 S: 8 H: 3 LOB: 2 BB: 1 P: 12	R: 1 E: 0 K: 0 S: 5 H: 2 LOB: 1 BB: 0 P: 5	1B: 7 2B: 2 3B: 0 HR: 0 SF: 3 SAC: 0 DP: 2 HBP: 0	WP: 0 PB: 0 SB: 0 CS: 0 PA: 40						
PITCHER	IP WLS BF H R ER SO BB IBB HBP BLK WP HR S P ERA WHIP	IP WLS BF H R ER SO BB IBB HBP BLK WP HR S P ERA WHIP	IP WLS BF H R ER SO BB IBB HBP BLK WP HR S P ERA WHIP	IP WLS BF H R ER SO BB IBB HBP BLK WP HR S P ERA WHIP	IP WLS BF H R ER SO BB IBB HBP BLK WP HR S P ERA WHIP	IP WLS BF H R ER SO BB IBB HBP BLK WP HR S P ERA WHIP	IP WLS BF H R ER SO BB IBB HBP BLK WP HR S P ERA WHIP	IP WLS BF H R ER SO BB IBB HBP BLK WP HR S P ERA WHIP	IP WLS BF H R ER SO BB IBB HBP BLK WP HR S P ERA WHIP	IP WLS BF H R ER SO BB IBB HBP BLK WP HR S P ERA WHIP	IP WLS BF H R ER SO BB IBB HBP BLK WP HR S P ERA WHIP						
Kevin Jarvis, R ERA: 3.27 (1, 1)	6.0	22	2	2	2	1	4	0	0	0	0	0	0	20	36	3.00	1.000
Johnny Ruffin, R ERA: 3.86 (7, 1)	0.2	4	0	0	0	0	2	0	0	0	0	0	0	2	10	0.00	3.000
Matt Grott, L ERA: (7, 1)	0.1	2	1	1	1	0	0	0	0	0	0	0	0	2	2	27.00	3.000
Hector Carrasco, R ERA: 6.0 (8, 1)	2.0	L	12	5	3	3	1	1	0	0	0	0	0	13	17	13.50	3.000

Philadelphia Phillies @ Cincinnati Reds
Riverfront Stadium, Cincinnati, OH

AB	30
R	6
H	8
RBI	6
BB	7
SO	2
LOB	19



Thu May 04 1995, 7:05 PM EDT
Att. 17,675 - Unknown - 52 F

WP: 0	PA: 40
PB: 0	
SB: 0	
CS: 0	

Batter	1	2	3	4	5	6	7	8	9	AB	R	H	RBI	BB	SO	LOB
Deion Sanders, L (1, 8) OBP: 0.194, SLG: 0.229	0-0 1B 1B	0-0 F9			0-0 F7			0-0 G4-3		4	1	1	0	0	0	0
Bret Boone, R (1, 4) OBP: 0.394, SLG: 0.500	0-0 1B 1B		0-0 B1-3 1B		0-0 L9			0-0 1B		4	1	3	0	0	0	0
Barry Larkin, R (1, 6) OBP: 0.472, SLG: 0.781	0-0 1B 1B		0-0 F9		0-0 F9			0-0 G1-3		4	1	1	1	0	0	2
Ron Gant, R (1, 7) OBP: 0.400, SLG: 0.842	0-0 1B 1B		0-0 B1-3		0-0 L8			0-0 FC1-5 BB 1B		4	1	2	3	0	0	1
Jerome Walton, R (9, PR) OBP: 0.200, SLG: 0.250	0-0 1B 1B		0-0 L8		0-0 L9			0-0 FC1-5 BB		0	0	0	0	0	0	0
Hal Morris, L (1, 3) OBP: 0.152, SLG: 0.067	0-0 G6-3		0-0 L8		0-0 G6-3			0-0 FC1-5 BB		3	0	0	0	1	0	1
Reggie Sanders, R (1, 9) OBP: 0.406, SLG: 0.400	0-0 G6-3		0-0 G6-3		0-0 F9			0-0 FC1-5 BB G6-4-3		4	0	0	0	0	0	2
Benito Santiago, R (1, 2) OBP: 0.296, SLG: 0.462	0-0 P4		0-0 F9		0-0 F9			0-0 G6-4-3		4	0	0	0	0	0	2
Willie Greene, L (1, 5) OBP: 0.227, SLG: 0.105		0-3 K		0-3 K				0-0 G4-3		3	0	0	0	0	2	0
Hector Carrasco, R (8, 1)		0-3 K		0-3 K				0-0 L6		0	0	0	0	0	0	0
Kevin Jarvis, L (1, 1)		0-3 K		0-3 K						2	0	0	0	0	2	0
Johnny Ruffin, R (7, 1)										0	0	0	0	0	0	0
Matt Grott, L (7, 1)										0	0	0	0	0	0	0
Jeff Branson, L (8, 5) OBP: 0.167, SLG: 0.167										1	0	0	0	0	0	0

Inning Stats	R: 4	H: 4	E: 0	LOB: 0	K: 0	P: 7	R: 0	H: 0	E: 0	LOB: 0	K: 2	P: 7	R: 0	H: 1	E: 0	LOB: 1	K: 0	P: 4	R: 0	H: 0	E: 0	LOB: 0	K: 1	P: 5	R: 0	H: 0	E: 0	LOB: 0	K: 1	P: 5	R: 0	H: 0	E: 0	LOB: 0	K: 0	P: 3	R: 0	H: 1	E: 0	LOB: 1	K: 0	P: 4	R: 0	H: 1	E: 0	LOB: 1	K: 0	P: 7	1B: 6	SF: 0	2B: 0	SAC: 0	3B: 0	DP: 1	HR: 1	HBP: 0	WP: 0	PA: 34
--------------	------	------	------	--------	------	------	------	------	------	--------	------	------	------	------	------	--------	------	------	------	------	------	--------	------	------	------	------	------	--------	------	------	------	------	------	--------	------	------	------	------	------	--------	------	------	------	------	------	--------	------	------	-------	-------	-------	--------	-------	-------	-------	--------	-------	--------


PITCHER	IP	WLS	BF	H	R	ER	SO	BB	IBB	HBP	BLK	WP	HR	S	P	ERA	WHIP
Paul Quantrill, R (1, 1) ERA: 3.0	6.0		23	5	4	4	4	0	0	0	0	0	1	31	31	6.00	0.833
Gene Harris, R (7, 1) ERA:	1.0	W	3	0	0	0	0	0	0	0	0	0	0	3	3	0.00	0.000
Heathcliff Slocumb, R (8, 1) ERA:	2.0	S	8	2	0	0	0	1	0	0	0	0	0	7	11	0.00	1.500

BOTTOM

Philadelphia Phillies @ Cincinnati Reds
Riverfront Stadium, Cincinnati, OH

Thu May 04 1995, 7:05 PM EDT
Att: 17,675 - Unknown - 52 F

AB	33
R	4
H	7
RBI	4
BB	1
SO	4
LOB	8



PITCHER	IP	WLS	BF	H	R	ER	SO	BB	IBB	HBP	BLK	WP	HR	S	P	ERA	WHIP
---------	----	-----	----	---	---	----	----	----	-----	-----	-----	----	----	---	---	-----	------

Philadelphia Phillies @ Atlanta Braves
Atlanta-Fulton County Stadium, Atlanta, GA

Fri May 05 1995, 7:05 PM EDT
Att: 33,296 - Unknown

livebaseballscorecards.com



AB	35
R	9
H	12
RBI	9
BB	7
SO	7
LOB	18

AB R H RBI BB SO LOB

5	2	2	1	0	0	2
5	2	3	1	0	1	1
5	0	2	1	0	0	1
2	1	0	1	2	1	0
3	1	0	0	2	1	2
4	2	2	3	1	0	3
4	0	3	2	1	1	0
2	1	0	0	1	0	4
1	0	0	0	0	0	2
0	0	0	0	0	0	0
3	0	0	0	0	2	1
1	0	0	0	0	1	2

Batter	1	2	3	4	5	6	7	8	9
Lenny Dykstra, L OBP: 0.351, SLG: 0.364 (1, 8)	1-2 P4		1-0 1B SF8 1B	1-1 G4-3		1-2 G3-1 1B 2B	1-0 F7		
Mariano Duncan, R OBP: 0.400, SLG: 0.800 (1, 4) (7, 6)	1-2 G4-3 1B		0-2 SF8 1B 1B	1-1 HR		1-2 G3-1		0-2 K	
Gregg Jefferies, S OBP: 0.278, SLG: 0.343 (1, 7)	2-2 G4-3		1-0 BB SF8 1B	1-1 F7		2-1 BB 1B		0-1 G4-3	
Dave Hollins, S OBP: 0.444, SLG: 0.500 (1, 3)		4-1 BLK HR BB	1-2 SF8		2-1 F9	4-1 BB BB		3-3 K	
Darren Daulton, L OBP: 0.343, SLG: 0.310 (1, 2)		4-1 SAFE HR BB	4-0 BB IBB		0-1 L9	1-0 L4		2-3 K	
Charlie Hayes, R OBP: 0.364, SLG: 0.462 (1, 5)		3-2 HR	0-2 F8		1-2 1B 2B		4-2 F9 1B BB	2-2 F8	
Dave Gallagher, R OBP: 0.643, SLG: 0.583 (1, 9)		0-0 G6-4-3 1B	4-2 BB		2-0 1B		0-0 1B	2-3 K	
Kevin Stocker, S OBP: 0.321, SLG: 0.217 (1, 6)	1-0 G6-4-3		0-0 G3-1			4-1 WP 2B BB	2-1 F9		
Tony Longmire, L OBP: 0.500, SLG: 1.250 (7, PH)									
Toby Borland, R (7, 1)									
Tyler Green, R (1, 1)	2-2 L4			1-3 K		0-3 K	1-3 K		
Mickey Morandini, L OBP: 0.292, SLG: 0.273 (7, PH) (7, 4)									

Inning Stats	R: 0 H: 1 E: 0 LOB: 0 K: 0 BB: 0 S: 10 P: 14	R: 3 H: 2 E: 0 LOB: 0 K: 0 BB: 2 P: 25	R: 2 H: 3 E: 0 LOB: 3 K: 0 BB: 2 P: 29	R: 1 H: 1 E: 0 LOB: 0 K: 1 BB: 0 P: 13	R: 1 H: 2 E: 0 LOB: 1 K: 0 BB: 0 P: 13	R: 2 H: 2 E: 0 LOB: 2 K: 1 BB: 2 P: 27	R: 0 H: 1 E: 0 LOB: 2 K: 1 BB: 1 P: 19	R: 0 H: 0 E: 0 LOB: 0 K: 2 BB: 0 P: 13	R: 0 H: 0 E: 0 LOB: 0 K: 2 BB: 0 P: 23	1B: 8 SF: 1 2B: 2 SAC: 0 3B: 0 DP: 2 HR: 2 HBP: 0	WP: 1 PA: 43 PB: 0 SB: 0 CS: 0
--------------	--	--	--	--	--	--	--	--	--	---	--------------------------------

PITCHER	IP	WLS	BF	H	R	ER	SO	BB	IBB	HBP	BLK	WP	HR	S	P	ERA	WHIP
Kent Mercker, L ERA: 6.43 (1, 1)	2.0	L	12	6	5	5	0	2	0	0	1	0	1	27	47	22.50	4.000
Jason Schmidt, R ERA: 9.0 (3, 1)	3.0		13	3	2	2	1	1	1	0	0	0	1	29	47	6.00	1.333
Terry Clark, R ERA: 4.91 (6, 1)	2.0		12	3	2	2	2	3	0	0	0	1	0	25	46	9.00	3.000
Pedro Borbon, L ERA: 9.0 (8, 1)	2.0		6	0	0	0	4	0	0	0	0	0	0	27	36	0.00	0.000

Batter	1	2	3	4	5	6	7	8	9	AB	R	H	RBI	BB	SO	LOB
Marquis Grissom, R OBP: 0.310, SLG: 0.368 (1, 8)	1-0 G5-3		3-2 G6-3		1-0 CS 1B			2-1 2B		4	0	2	1	0	0	0
Jeff Blauser, R OBP: 0.350, SLG: 0.303 (1, 6)	0-0 G5-3			1-1 F9	1-2 CS 1-2	1-1 10 G4-6-3 1B		0-0 G1-3		4	0	1	0	0	0	1
10 Chipper Jones, S OBP: 0.350, SLG: 0.294 (1, 7)	3-1 G4-3			1-3 K		3-2 G4-6-3 1-2f			0-0 G4-3	4	0	0	0	0	1	1
Fred McGriff, L OBP: 0.425, SLG: 0.625 (1, 3)			1-3 K	2-3 K		0-0 G3			1-0 HR	4	1	1	1	0	2	0
David Justice, L OBP: 0.425, SLG: 0.600 (1, 9)		2-0 L9			1-1 L9		1-1 F8		2-1 1B	4	0	1	0	0	0	0
Jose Oliva, R OBP: 0.462, SLG: 1.000 (1, 5)		0-0 2B			4-0 1B 2B BB		0-0 G6-3		0-1 F7	3	1	1	0	1	0	1
Javy Lopez, R OBP: 0.333, SLG: 0.571 (8, 1)		3-0 L8			1-1 2B G3 1B		3-3 K		2-3 K	3	1	1	0	0	1	1
Mike Sharperson, R (9, PH)					1-2 1B					0	0	0	0	0	0	0
Mark Lemke, S OBP: 0.389, SLG: 0.500 (1, 4)			2-2 G4-3		0-0 G3 1B 2B			2-2 G6-4-3 1B		3	1	2	1	0	0	0
Kent Mercker, L (1, 1)			1-1 G3		2-0 G3			3-2 G6-4-3		0	0	0	0	0	0	0
Jason Schmidt, R (3, 1)										1	0	0	0	0	0	0
Dwight Smith, L OBP: 0.375, SLG: 0.429 (5, PH)										1	0	0	1	0	0	1
Terry Clark, R (6, 1)										0	0	0	0	0	0	0
Charlie O'Brien, R OBP: 0.625, SLG: 0.250 (8, 2)					2-3 3-H			1-2f		1	0	0	0	0	0	1

Inning Stats	R: 0	H: 0	E: 0	K: 0	S: 4	H: 0	LOB: 0	BB: 0	P: 8	R: 0	H: 1	E: 0	K: 1	S: 6	H: 1	LOB: 1	BB: 0	P: 12	R: 0	H: 0	E: 0	K: 0	S: 9	H: 0	LOB: 0	BB: 0	P: 15	R: 3	H: 3	E: 0	K: 0	S: 9	R: 0	H: 1	E: 0	K: 0	S: 6	R: 0	H: 0	E: 0	K: 1	S: 6	R: 0	H: 2	E: 0	K: 0	S: 12	R: 1	H: 2	E: 0	K: 1	S: 10	1B: 5	SF: 0	2B: 3	SAC: 0	3B: 0	DP: 2	HR: 1	HBP: 0	WP: 0	PA: 35
--------------	------	------	------	------	------	------	--------	-------	------	------	------	------	------	------	------	--------	-------	-------	------	------	------	------	------	------	--------	-------	-------	------	------	------	------	------	------	------	------	------	------	------	------	------	------	------	------	------	------	------	-------	------	------	------	------	-------	-------	-------	-------	--------	-------	-------	-------	--------	-------	--------

PITCHER	IP	WLS	BF	H	R	ER	SO	BB	IBB	HBP	BLK	WP	HR	S	P	ERA	WHIP
Tyler Green, R ERA: 4.09 (1, 1)	6.0	W	22	5	3	3	3	1	0	0	0	0	0	43	77	4.50	1.000
Toby Borland, R ERA: 4.05 (7, 1)	3.0	S	12	4	1	1	2	0	0	0	0	0	1	28	44	3.00	1.333

BOTTOM

Philadelphia Phillies @ Atlanta Braves
Atlanta-Fulton County Stadium, Atlanta, GA

livebaseballscores.com

AB	33
R	4
H	9
RBI	4
BB	1
SO	5
LOB	7



Fri May 05 1995, 7:05 PM EDT
Att. 33,296 - Unknown

Batter	1	2	3	4	5	6	7	8	9	AB R H RBI BB SO LOB	TOP									
Lenny Dykstra, L (1, 8) OBP: 0.333, SLG: 0.324	2-3 K	0-0 F8			4-1 S BB BB	1-3 K			2-0 F9	4 0 0 0 1 2 3										
Mickey Morandini, L (1, 4) OBP: 0.310, SLG: 0.296	3-1 G6-3		0-3 K		0-3 K			0-0 FC5-4 1B	1-1 2B 1B	5 0 2 0 0 2 1										
Gregg Jefferies, S (1, 7) OBP: 0.268, SLG: 0.350	3-1 L4		1-2 G4-3		0-1 P6			1-1 FC5-4 1B S 1-2f SF8	0-2 2B 1-2	5 1 1 0 0 0 2										
Dave Hollins, S (1, 3) OBP: 0.488, SLG: 0.500		4-1 G3 HR BB		3-3 K	4-1 S 1-2 BB			1-2 1-3 1B	4-0 IBB	2 1 1 0 3 1 0										
Jim Eisenreich, L (1, 9) OBP: 0.333, SLG: 0.476 Heathcliff Slocumb, R (9, 1)		1-2 G3 1-2		2-2 BB 1B	4-1 1-2 2-3 IBB			1-1 SF8 3-H	2-3 K	3 0 1 1 1 1 3 0 0 0 0 0 0 0										
Charlie Hayes, R (1, 5) OBP: 0.378, SLG: 0.552		2-1 HR 2-H		4-1 1-2 BB	0-0 G1-3			1-1 G1-3		3 1 1 2 1 0 4										
Mariano Duncan, R (1, 6) OBP: 0.421, SLG: 0.737		0-1 E 1B		1-3 K		3-1 FC2-6 1B		1-3 K		4 0 2 0 0 2 2										
Lenny Webster, R (1, 2)		2-2 E5 SH2-4 1-3		2-3 K		1-3 K		1-0 F8		4 0 0 0 0 2 4										
Mike Mimbs, L (1, 1) Gene Harris, R (7, 1) Tony Longmire, L (8, PH) OBP: 0.400, SLG: 1.000 Norm Charlton, S (8, 1) Gary Varsho, L (9, 9) OBP: 0.333, SLG: 0.500		2-2 SH2-4		2-3 K		1-1 FC2-6 1-2f		1-2 G4-3		2 0 0 0 0 1 3 0 0 0 0 0 0 0 1 0										
Inning Stats	R: 0 E: 0 K: 1 S: 7	H: 0 LOB: 0 BB: 0 P: 15	R: 2 E: 1 K: 0 S: 15	H: 2 LOB: 2 BB: 1 P: 26	R: 0 E: 0 K: 2 S: 11	H: 0 LOB: 0 BB: 0 P: 15	R: 0 E: 0 K: 3 S: 13	H: 1 LOB: 2 BB: 1 P: 24	R: 0 E: 0 K: 1 S: 10	H: 0 LOB: 3 BB: 3 P: 22	R: 1 E: 0 K: 0 S: 12	H: 2 LOB: 1 BB: 0 P: 15	R: 0 E: 0 K: 1 S: 7	H: 0 LOB: 0 BB: 0 P: 10	R: 0 E: 0 K: 1 S: 9	H: 2 LOB: 2 BB: 1 P: 18	1B: 6 2B: 1 3B: 0 HR: 1	SF: 1 SAC: 1 DP: 0 HBP: 0	WP: 0 PB: 0 SB: 3 CS: 0	PA: 41
PITCHER	IP WLS BF H R ER SO BB IBB HBP BLK WP HR S P ERA WHIP																			
29 John Smoltz, R (1, 1) ERA: 2.7	5.0 L 24 3 2 2 7 4 1 0 0 0 1 56 102 3.60 1.400																			
Brad Woodall, L (6, 1) ERA: 9.0	1.2 8 3 1 1 2 0 0 0 0 0 0 18 27 5.40 1.800																			
Mark Wohlers, R (7, 1) ERA: 4.91	0.1 1 0 0 0 0 0 0 0 0 0 0 4 4 0.00 0.000																			
Steve Bedrosian, R (8, 1) ERA: 3.38	1.0 3 0 0 0 1 0 0 0 0 0 0 7 10 0.00 0.000																			
Mike Stanton, L (9, 1) ERA: 4.15	1.0 5 2 0 0 1 0 1 0 0 0 0 9 18 0.00 2.000																			

Philadelphia Phillies @ Atlanta Braves
Atlanta-Fulton County Stadium, Atlanta, GA

Sat May 06 1995, 7:05 PM EDT
Att. 37,850 - Unknown - 76 F

livebaseballscorecards.com

AB	33
R	3
H	8
RBI	3
BB	6
SO	11
LOB	22



Batter	1	2	3	4	5	6	7	8	9	AB	R	H	RBI	BB	SO	LOB
Marquis Grissom, R OBP: 0.304, SLG: 0.357 (1, 8)	2-2 L7 ①		1-2 G5-3 ①		1-0 G6-3 ③		3-2 1B SAFE ①			4	0	1	0	0	0	0
Jeff Blauser, R OBP: 0.341, SLG: 0.278 (1, 6)	2-2 G6-3 ②		0-3 K ②			4-2 G6-3 10 BB BB ①	3-3 K 1-2 ③			3	0	0	0	1	2	2
10 Chipper Jones, S OBP: 0.386, SLG: 0.286 (1, 7)	4-1 BB E BB ①		0-0 G3 ③			4-2 G6-3 1-2 BB ①		4-0 G6-4-3 BB ①		1	0	0	0	3	0	0
Fred McGriff, L OBP: 0.386, SLG: 0.556 (1, 3)	0-0 E6 BB 1-2 ①			0-0 L7 ①		0-1 G6-3 1-2f 2-3 ①		2-1 G6-4-3 1-2f ②		4	0	0	0	0	0	4
David Justice, L OBP: 0.409, SLG: 0.553 Mike Kelly, R OBP: 0.211, SLG: 0.222 (1, 9) (9, 9)	4-0 FC6-4 BB 1-2 2-3 ①			2-2 G3 ②		2-3 K ③		1-1 G4-3 ③		3	0	0	0	1	1	1
Jose Oliva, R OBP: 0.412, SLG: 0.786 (1, 5)	0-1 FC6-4 1-2f ③			4-1 FC6-4 BB ①			2-2 G6-3 ①		1-1 G6-3 ①	3	0	0	0	1	0	3
Javy Lopez, R OBP: 0.353, SLG: 0.625 (1, 2)		0-1 F X ①		2-2 FC6-4 1-2f ③			3-2 1B 3B ①		2-3 K ②	4	1	2	0	0	1	1
Mark Lemke, S OBP: 0.350, SLG: 0.441 (1, 4)		2-1 G1-3 ②			2-2 F9 ①		1-0 P6 ②		2-2 F9 ③	4	0	0	0	0	0	1
29 John Smoltz, R Mike Mordecai, R Brad Woodall, S Mark Wohlers, R Dwight Smith, L Steve Bedrosian, R Mike Stanton, L (1, 1) (5, PH) (6, 1) (7, 1) (7, PH) (8, 1) (9, 1)		2-3 K ③			1-3 K2-3 ②		2-1 1B 3-H 1B ①			1	0	0	0	0	1	0

Inning Stats	R: 0	H: 0	E: 1	LOB: 3	K: 0	P: 22	R: 0	H: 1	E: 0	LOB: 0	K: 1	P: 11	R: 0	H: 0	E: 0	LOB: 1	K: 1	P: 17	R: 0	H: 0	E: 0	LOB: 0	K: 1	P: 11	R: 0	H: 0	E: 0	LOB: 1	K: 1	P: 20	R: 1	H: 3	E: 0	LOB: 2	K: 1	P: 30	R: 0	H: 0	E: 0	LOB: 0	K: 0	P: 11	R: 0	H: 0	E: 0	LOB: 0	K: 1	P: 15	1B: 3	SF: 0	2B: 0	SAC: 0	3B: 1	DP: 2	HR: 0	HBP: 0	WP: 0	PA: 35
--------------	------	------	------	--------	------	-------	------	------	------	--------	------	-------	------	------	------	--------	------	-------	------	------	------	--------	------	-------	------	------	------	--------	------	-------	------	------	------	--------	------	-------	------	------	------	--------	------	-------	------	------	------	--------	------	-------	-------	-------	-------	--------	-------	-------	-------	--------	-------	--------

PITCHER	IP	WLS	BF	H	R	ER	SO	BB	IBB	HBP	BLK	WP	HR	S	P	ERA	WHIP
Mike Mims, L ERA: 1.35	(1, 1)	6.0	W	23	1	0	4	5	0	0	0	0	0	50	89	0.00	1.000
Gene Harris, R ERA: 1.35	(7, 1)	1.0		6	3	1	1	0	0	0	0	0	0	16	30	9.00	3.000
Norm Charlton, L ERA: 13.5	(8, 1)	1.0		3	0	0	0	1	0	0	0	0	0	4	11	0.00	1.000
Heathcliff Slocumb, R ERA:	(9, 1)	1.0	S	3	0	0	1	0	0	0	0	0	0	10	15	0.00	0.000

BOTTOM

Philadelphia Phillies @ Atlanta Braves
Atlanta-Fulton County Stadium, Atlanta, GA

Sat May 06 1995, 7:05 PM EDT
Att: 37,850 - Unknown - 76 F

livebaseballscorecards.com

AB	29
R	1
H	4
RBI	1
BB	6
SO	6
LOB	12



Batter	1	2	3	4	5	6	7	8	9	AB R H RBI BB SO LOB	TOP																
Lenny Dykstra, L (1, 8) OBP: 0.340, SLG: 0.333	0-0 F7		0-0 L3				0-1 F7		2-2 L4-3 1B	5 0 2 1 0 0 1																	
Mickey Morandini, L (1, 4) OBP: 0.265, SLG: 0.250	3-2 G1-3			1-0 B2-3	1-1 G1-3		2-2 G4-3		2-2 F7	5 0 0 0 0 0 2																	
Gregg Jefferies, S (1, 7) OBP: 0.261, SLG: 0.333	0-2 G6-3			0-1 FC1-6 BB 1B		1-0 F7		0-1 F8	0-2 L4-3	5 0 1 0 0 0 1																	
Dave Hollins, S (1, 3) OBP: 0.489, SLG: 0.484		2-2 G1-3		4-2 FC1-6 BB 1-2		0-2 HR 1B		1-3 K		3 1 1 0 1 1 0																	
Darren Daulton, L (1, 2) OBP: 0.359, SLG: 0.406		3-3 K		1-1 FC1-6 1-2f 2-3		0-0 HR 1-H		4-2 1B BB 1B BB		3 2 1 2 1 1 2																	
Charlie Hayes, R (1, 5) OBP: 0.366, SLG: 0.500		2-3 K		1-1 F8		2-3 K		4-2 1B BB 1-2 1B BB		3 1 0 0 1 2 2																	
Mariano Duncan, R (1, 6) OBP: 0.478, SLG: 0.739			0-2 FC6-4 1B		0-1 F8	0-0 1B		2-2 1B 1-2 2-3 1B		4 0 3 0 0 0 0																	
Gary Varsho, L (1, 9) OBP: 0.286, SLG: 0.333			0-1 FC6-4 SH1-4 1-2f		0-3 K	0-0 L9		1-0 1-3 2-H 3-H 1B		4 0 1 2 0 1 2																	
Curt Schilling, R (1, 1) OBP: 0.333, SLG: 0.500			0-0 SH1-4		1-2 1B 2B		1-3 K	2-1 F8		2 1 1 0 0 1 0																	
Jim Eisenreich, L (8, PH) OBP: 0.320, SLG: 0.455										1 0 0 0 0 0 2																	
Ricky Bottalico, L (8, 1)										0 0 0 0 0 0 0																	
Norm Charlton, S (8, 1)										0 0 0 0 0 0 0																	
Heathcliff Slocumb, R (9, 1)										0 0 0 0 0 0 0																	
Inning Stats	R: 0 E: 0 K: 0 S: 10	H: 0 LOB: 0 BB: 0 P: 13	R: 0 E: 0 K: 2 S: 9	H: 0 LOB: 0 BB: 0 P: 16	R: 0 E: 0 K: 0 S: 7	H: 1 LOB: 1 BB: 0 P: 7	R: 0 E: 0 K: 0 S: 10	H: 1 LOB: 2 BB: 1 P: 17	R: 1 E: 0 K: 1 S: 12	H: 2 LOB: 1 BB: 0 P: 14	R: 2 E: 0 K: 1 S: 12	H: 3 LOB: 1 BB: 0 P: 15	R: 0 E: 0 K: 1 S: 9	H: 0 LOB: 0 BB: 0 P: 12	R: 2 E: 0 K: 1 S: 15	H: 2 LOB: 2 BB: 2 P: 29	R: 0 E: 0 K: 0 S: 10	H: 1 LOB: 0 BB: 0 P: 14	1B: 8 2B: 2 3B: 0 HR: 1	SF: 0 SAC: 1 DP: 1 HBP: 0	WP: 0 PB: 0 SB: 0 CS: 0	PA: 39					
PITCHER	IP WLS BF H R ER SO BB IBB HBP BLK WP HR S P ERA WHIP																										
Greg Maddux, R (1, 1) ERA: 1.72	5.0		20	4	1	1	3	1	0	0	0	0	0	48	67	1.80	1.000										
Greg McMichael, R (6, 1) ERA: 3.38	2.0		9	3	2	2	2	0	0	0	0	0	1	21	27	9.00	1.500										
Mike Stanton, L (8, 1) ERA: 5.4	0.2		3	0	1	1	1	1	0	0	0	0	0	7	12	13.50	1.500										
Steve Bedrosian, R (8, 1) ERA: 5.06	0.0	L	2	1	0	0	0	1	0	0	0	0	0	5	11	∞	∞										
Brad Clontz, R (8, 1) ERA: 1.59	1.1		5	2	1	1	0	0	0	0	0	0	0	13	20	6.75	1.500										

Philadelphia Phillies @ Atlanta Braves
Atlanta-Fulton County Stadium, Atlanta, GA

Sun May 07 1995, 3:33 AM EDT
Att. 34,166 - Sunny - 77 F

livebaseballscorecards.com

AB	35
R	5
H	10
RBI	5
BB	3
SO	6
LOB	12



Batter	1	2	3	4	5	6	7	8	9	AB	R	H	RBI	BB	SO	LOB
Marquis Grissom, R OBP: 0.300, SLG: 0.348 (1, 8)	1-1 G5-3		0-0 1B	0-0 F8			1-0 L9			4	1	1	0	0	0	1
Jeff Blauser, R OBP: 0.354, SLG: 0.282 (1, 6)	1-3 K		0-0 F7		1-1 FC4-6 1B			2-0 HBP		3	0	1	0	0	1	2
10 Chipper Jones, S OBP: 0.375, SLG: 0.282 (1, 7)	2-3 K		1-0 PB 1B		1-2 FC4-6 G3-6 1-2f			1-0 L9		4	1	1	0	0	1	2
Fred McGriff, L OBP: 0.375, SLG: 0.525 (1, 3)		3-3 K	3-2 PB 1B		0-1 G3-6 1-2f			0-3 K		4	1	1	2	0	2	2
Dwight Smith, L OBP: 0.417, SLG: 0.455 Mike Kelly, R OBP: 0.200, SLG: 0.211 (1, 9) (8, PH) (9, 9)	1-1 G6-3		1-2 BLK 1B		0-0 G4-3			1-0 F9		3	0	1	1	0	0	0
Jose Oliva, R OBP: 0.381, SLG: 0.722 (1, 5)	2-2 2B		3-0 F9		2-0 L7			0-2 F9		4	0	1	0	0	0	1
Javy Lopez, R OBP: 0.342, SLG: 0.583 (1, 2)	2-3 K		3-2 SH3-4 1B		2-0 G5-3			0-3 K		4	0	1	0	0	2	1
Mark Lemke, S OBP: 0.318, SLG: 0.395 (1, 4)			1-3 K		0-3 K			2-1 G6-3		4	0	0	0	0	2	1
Greg Maddux, R OBP: 0.000, SLG: 0.000 Greg McMichael, R Mike Mordecai, R Mike Stanton, L Steve Bedrosian, R Brad Clontz, R (1, 1) (6, 1) (7, PH) (8, 1) (8, 1) (8, 1)			0-2 1B 1B		1-0 SH3-4			1-0 P4		1	1	1	0	0	0	0

Inning Stats	R: 0	H: 0	E: 0	K: 2	S: 8	H: 0	LOB: 0	BB: 0	P: 12	R: 0	H: 1	E: 0	K: 2	S: 13	R: 0	H: 5	E: 0	K: 1	S: 16	R: 0	H: 1	E: 0	K: 1	S: 8	R: 0	H: 1	E: 0	K: 0	S: 7	R: 0	H: 0	E: 0	K: 0	S: 3	R: 0	H: 0	E: 0	K: 0	S: 4	R: 0	H: 0	E: 0	K: 1	S: 5	R: 0	H: 0	E: 0	K: 1	S: 8	R: 0	H: 0	E: 0	K: 1	S: 10	1B: 7	2B: 1	3B: 0	HR: 0	SF: 0	SAC: 1	DP: 1	HBP: 1	WP: 0	PA: 35
--------------	------	------	------	------	------	------	--------	-------	-------	------	------	------	------	-------	------	------	------	------	-------	------	------	------	------	------	------	------	------	------	------	------	------	------	------	------	------	------	------	------	------	------	------	------	------	------	------	------	------	------	------	------	------	------	------	-------	-------	-------	-------	-------	-------	--------	-------	--------	-------	--------

PITCHER	IP	WLS	BF	H	R	ER	SO	BB	IBB	HBP	BLK	WP	HR	S	P	ERA	WHIP
Curt Schilling, R ERA: 2.84 (1, 1)	7.0	W	28	8	4	3	6	0	0	0	1	0	0	59	93	3.86	1.143
Ricky Bottalico, R ERA: 2.45 (8, 1)	0.1		2	0	0	0	0	0	0	1	0	0	0	1	4	0.00	0.000
Norm Charlton, L ERA: 10.8 (8, 1)	0.2		2	0	0	0	1	0	0	0	0	0	0	4	5	0.00	0.000
Heathcliff Slocumb, R ERA: (9, 1)	1.0	S	3	0	0	0	1	0	0	0	0	0	0	8	10	0.00	0.000

BOTTOM

Philadelphia Phillies @ Atlanta Braves
Atlanta-Fulton County Stadium, Atlanta, GA
Sun May 07 1995, 3:33 AM EDT
Att. 34,166 - Sunny - 77 F

livebaseballscorecards.com

AB	33
R	4
H	8
RBI	3
BB	0
SO	8
LOB	11



Batter	1	2	3	4	5	6	7	8	9	AB R H RBI BB SO LOB	TOP											
Lenny Dykstra, L (1, 8) OBP: 0.385, SLG: 0.356	4-2 HR BB	2-0 2-H 1B		0-0 E 1B		4-2 BB			0-3 K	3 1 2 1 2 1 0												
Mariano Duncan, R (1, 6) OBP: 0.393, SLG: 0.607	0-3 SAFE K	0-1 SAFE F8		0-2 SAFE E5		0-3 SAFE K			0-1 E5	5 0 0 0 0 2 4												
Gregg Jefferies, S (1, 7) OBP: 0.275, SLG: 0.400	3-1 SAFE HR	0-2 SAFE P4		1-0 F8					1-2 SAFE 1B	5 1 2 2 0 0 3												
Dave Hollins, S (1, 3) OBP: 0.469, SLG: 0.457	1-1 BB 1B			1-2 P6					1-2 G4-3	4 0 1 0 0 0 0												
Darren Daulton, L (1, 2) OBP: 0.349, SLG: 0.371	1-1 P4			4-2 FC4-6 BB					1-1 P6	3 0 0 0 1 0 1												
Charlie Hayes, R (1, 5) OBP: 0.378, SLG: 0.471	4-0 1-2 BB			1-0 FC4-6					2-3 K	2 0 0 0 2 1 1												
Dave Gallagher, R (1, 9) OBP: 0.529, SLG: 0.467	2-3 K			2-2 SAFE P4					1-3 K	3 0 0 0 0 1 4												
Tony Longmire, L (8, PH) OBP: 0.333, SLG: 0.833										1 0 0 0 0 1 0												
Gene Harris, R (8, 1)										0 0 0 0 0 0 0												
Heathcliff Slocumb, R (9, 1)										0 0 0 0 0 0 0												
Mickey Morandini, L (1, 4) OBP: 0.263, SLG: 0.250				1-0 SH1-4 1B					1-3 K	4 1 1 0 0 1 0												
David West, L (1, 1)										0 0 0 0 0 0 0												
Kyle Abbott, L (3, 1)				0-2 SH1-4					2-3 K	1 0 0 0 0 1 0												
Lenny Webster, R (6, PH)										1 0 0 0 0 0 0												
Toby Borland, R (6, 1)										0 0 0 0 0 0 0												
Jim Eisenreich, L (8, 9) OBP: 0.308, SLG: 0.435				1-2						1 0 0 0 0 1 0												
Inning Stats	R: 2 E: 0 K: 2 S: 18	H: 2 LOB: 2 BB: 2 P: 33	R: 1 E: 0 K: 0 S: 10	H: 2 LOB: 1 BB: 0 P: 13	R: 0 E: 0 K: 0 S: 9	H: 0 LOB: 1 BB: 1 P: 17	R: 0 E: 1 K: 1 S: 13	H: 1 LOB: 2 BB: 0 P: 17	R: 0 E: 0 K: 0 S: 9	H: 0 LOB: 1 BB: 1 P: 19	R: 0 E: 0 K: 1 S: 11	H: 0 LOB: 1 BB: 1 P: 18	R: 0 E: 0 K: 0 S: 6	H: 0 LOB: 0 BB: 0 P: 9	R: 0 E: 0 K: 3 S: 10	H: 0 LOB: 0 BB: 0 P: 14	R: 0 E: 1 K: 2 S: 13	H: 1 LOB: 2 BB: 0 P: 16	1B: 5 2B: 0 3B: 0 HR: 1	SF: 0 SAC: 1 DP: 0 HBP: 0	WP: 0 PB: 0 SB: 0 CS: 0	PA: 39
PITCHER	IP WLS BF H R ER SO BB IBB HBP BLK WP HR S P ERA WHIP																					
Tom Glavine, L (1, 1) ERA: 3.78	6.0 L 29 5 3 3 4 5 0 0 0 0 0 1 70 117 4.50 1.667																					
Mark Wohlers, R (7, 1) ERA: 3.18	2.0 6 0 0 0 3 0 0 0 0 0 0 0 16 23 0.00 0.000																					
Mike Stanton, L (9, 1) ERA: 4.5	1.0 4 1 0 0 2 0 0 0 0 0 0 0 13 16 0.00 1.000																					

Philadelphia Phillies @ Atlanta Braves
Atlanta-Fulton County Stadium, Atlanta, GA

Mon May 08 1995, 7:05 PM EDT
Att. 27,266 - Unknown - 79 F

livebaseballscorecards.com

AB 33
R 3
H 6
RBI 3
BB 5
SO 9
LOB 13



Batter	1	2	3	4	5	6	7	8	9	AB	R	H	RBI	BB	SO	LOB
Marquis Grissom, R OBP: 0.291, SLG: 0.333 (1, 8)	2-1 FC5-6-5 10 BB 1B	2-2 FC5 1-2 2-3f		0-0 G5-3			1-2 G5-3	1-0 F8		5	0	1	0	0	0	5
Jeff Blauser, R OBP: 0.377, SLG: 0.302 (1, 6)	4-2 FC5-6-5 10 BB 1-2		0-1 G4-3 10 BB FC5-5-4 1B		0-1 L4-3 10 BB 1B		3-3 K		3-3 K	4	1	2	0	1	2	0
10 Chipper Jones, S OBP: 0.377, SLG: 0.302 (1, 7)	1-0 FC5-6-5 1-2 2-3f		4-1 FC5-6-5 G4-3 BB 1-2		2-1 L4-3 1-2		1-2 2B		0-0 G3	4	0	1	0	1	0	3
Fred McGriff, L OBP: 0.358, SLG: 0.477 (1, 3)	2-1 P4		3-2 G4-3 1-2 2-3		3-2 F8		4-0 IBB		0-2 K	4	0	0	0	1	1	4
Jose Oliva, R OBP: 0.360, SLG: 0.619 (1, 5)	0-1 F9		0-0 FC6-5-4 2-3 3-H		4-0 G5-4-3 BB		1-3 K			3	0	0	1	1	1	5
Javy Lopez, R OBP: 0.357, SLG: 0.575 Mike Mordecai, R (8, PR) Mike Stanton, L (9, 1)		1-0 FC5 BB 1B	1-3 K		0-0 G5-4-3 1-2f			1-0 1B 1B		4	0	2	0	0	1	2
Mike Kelly, R OBP: 0.250, SLG: 0.190 (1, 9)		4-1 FC5 BB 1-2		2-0 G6-3		4-2 2B BB		2-2 P3		2	1	0	0	2	0	1
Mark Lemke, S OBP: 0.354, SLG: 0.439 (1, 4)		2-0 F8		4-0 BB		2-2 2B		0-0 1B		3	0	2	1	1	0	2
Tom Glavine, L (1, 1) Dwight Smith, L OBP: 0.385, SLG: 0.417 (6, PH) Mark Wohlers, R (7, 1) Charlie O'Brien, R OBP: 0.556, SLG: 0.200 (8, PH) (9, 2)		2-2 B5		0-1 B1-3		2-3 K		2-2 P5		2	0	0	0	0	0	3

Inning Stats	R: 0	H: 1	E: 0	LOB: 2	K: 0	BB: 1	S: 10	R: 0	H: 1	E: 0	LOB: 2	K: 0	BB: 1	S: 10	R: 1	H: 1	E: 0	LOB: 1	K: 1	BB: 1	S: 10	R: 0	H: 0	E: 0	LOB: 1	K: 0	BB: 1	S: 4	R: 0	H: 1	E: 0	LOB: 0	K: 0	BB: 0	S: 7	R: 1	H: 1	E: 0	LOB: 1	K: 1	BB: 2	S: 11	R: 0	H: 1	E: 0	LOB: 2	K: 2	BB: 1	S: 12	R: 0	H: 2	E: 0	LOB: 2	K: 0	BB: 0	S: 10	R: 0	H: 0	E: 0	LOB: 0	K: 2	BB: 0	S: 7	1B: 6	2B: 3	3B: 0	HR: 0	SF: 0	SAC: 0	DP: 2	HBP: 0	WP: 0	PA: 40
--------------	------	------	------	--------	------	-------	-------	------	------	------	--------	------	-------	-------	------	------	------	--------	------	-------	-------	------	------	------	--------	------	-------	------	------	------	------	--------	------	-------	------	------	------	------	--------	------	-------	-------	------	------	------	--------	------	-------	-------	------	------	------	--------	------	-------	-------	------	------	------	--------	------	-------	------	-------	-------	-------	-------	-------	--------	-------	--------	-------	--------

PITCHER	IP	WLS	BF	H	R	ER	SO	BB	IBB	HBP	BLK	WP	HR	S	P	ERA	WHIP
David West, L ERA: 2.25 (1, 1)	2.0		10	2	0	0	0	2	0	0	0	0	0	20	40	0.00	2.000
Kyle Abbott, L ERA: 3.0 (3, 1)	3.0	W	12	2	1	1	1	2	0	0	0	0	0	21	40	3.00	1.333
Toby Borland, R ERA: 4.15 (6, 1)	2.0		10	2	1	1	3	2	1	0	0	0	0	23	45	4.50	2.000
Gene Harris, R ERA: 1.17 (8, 1)	1.0		5	2	0	0	0	0	0	0	0	0	0	10	16	0.00	2.000
Heathcliff Slocumb, R ERA: (9, 1)	1.0	S	3	0	0	0	2	0	0	0	0	0	0	7	10	0.00	0.000


BOTTOM

Philadelphia Phillies @ Atlanta Braves
Atlanta-Fulton County Stadium, Atlanta, GA
Mon May 08 1995, 7:05 PM EDT
Att: 27,266 - Unknown - 79 F

livebaseballscores.com

AB	33
R	2
H	8
RBI	2
BB	7
SO	6
LOB	28



Batter	1	2	3	4	5	6	7	8	9	AB R H RBI BB SO LOB	TOP		
Tony Tarasco, L (1, 7) OBP: 0.490, SLG: 0.756	0-1 HR		1-2 1B		0-2 F8	4-2 FC6 BB			3-2 G3-1	4 1 2 2 1 0 1	Montreal Expos @ Philadelphia Phillies Veterans Stadium, Philadelphia, PA Tue May 09 1995, 7:05 PM EDT Att. 21,138 - Unknown - 70 F livebaseballscorecards.com AB 35 R 3 H 9 RBI 3 BB 3 SO 4 LOB 18 		
Wil Cordero, R (1, 6) OBP: 0.382, SLG: 0.471	1-1 FC6-4 1B		2-1 1B		0-0 1B	0-1 FC6			2-1 F8	5 0 3 0 0 0 3			
Roberto Kelly, R (1, 8) OBP: 0.273, SLG: 0.382	1-0 FC6-4 1-2f		2-1 P4		1-2 G5-3				2-2 G6-3	4 0 0 0 0 0 5			
Moises Alou, R (1, 9) OBP: 0.360, SLG: 0.439	3-3 K 1-2		3-2 G3			0-0 1B 2B			2-1 P4	4 1 1 0 0 1 3			
Darrin Fletcher, L (1, 2) OBP: 0.333, SLG: 0.457		0-0 F8		0-1 F7		0-1 2B BB 1B			1-0 G4-3	4 1 1 0 0 0 0			
Mike Lansing, R (1, 4) OBP: 0.260, SLG: 0.217		0-1 G6-3		1-1 G5-3		1-2 P4			1-3 K	4 0 0 0 0 1 2			
Cliff Floyd, L (1, 3) OBP: 0.326, SLG: 0.324		4-2 BB		2-3 K		1-0 BB 2B			0-0 G3-1	3 0 1 1 1 1 0			
Mark Grudzielanek, R (1, 5) OBP: 0.316, SLG: 0.526		1-1 L8			1-2 1B 1B	0-3 K			0-0 G5-3	4 0 1 0 0 1 3			
Butch Henry, L Luis Aquino, R Chad Forville, S Bryan Eversgerd, R Reid Cornelius, R Ronald Wilson, R Ugueth Urbina, R Jeff Shaw, R Lou Frazier, S			0-0 G1-3		0-0 F8	4-0 BB BB			1-0 G1-3	1 0 1 0 0 0 0 0 0 0			
Inning Stats	R: 1 H: 2 E: 0 LOB: 0 K: 1 BB: 0 S: 10 P: 15	R: 0 H: 0 E: 0 LOB: 1 K: 0 BB: 1 S: 10 P: 15	R: 0 H: 2 E: 0 LOB: 2 K: 0 BB: 0 S: 11 P: 19	R: 0 H: 0 E: 0 LOB: 0 K: 1 BB: 0 S: 7 P: 10	R: 0 H: 2 E: 0 LOB: 2 K: 0 BB: 0 S: 13 P: 15	R: 2 H: 3 E: 0 LOB: 3 K: 1 BB: 2 S: 15 P: 25	R: 0 H: 0 E: 0 LOB: 0 K: 0 BB: 0 S: 6 P: 11	R: 0 H: 0 E: 0 LOB: 0 K: 1 BB: 0 S: 5 P: 6	R: 0 H: 0 E: 0 LOB: 0 K: 0 BB: 0 S: 6 P: 12	1B: 7 SF: 0 2B: 1 SAC: 0 3B: 0 DP: 0 HR: 1 HBP: 0	WP: 0 PA: 38 PB: 0 SB: 1 CS: 0		
PITCHER	IP WLS BF H R ER SO BB IBB HBP BLK WP HR S P ERA WHIP											PITCHER	IP WLS BF H R ER SO BB IBB HBP BLK WP HR S P ERA WHIP
Paul Quantrill, R (1, 1) ERA: 3.63	5.1 W 25 9 3 3 2 1 0 0 0 0 0 1 58 83 5.06 1.875												
Ricky Bottalico, R (6, 1) ERA: 1.69	1.2 7 0 0 0 1 2 0 0 0 0 0 0 14 27 0.00 1.200												
Gene Harris, R (8, 1) ERA: 0.93	2.0 6 0 0 0 1 0 0 0 0 0 0 0 11 18 0.00 0.000												

Batter	1	2	3	4	5	6	7	8	9
Lenny Dykstra, L (1, 8) OBP: 0.386, SLG: 0.347	0-1 G3		1-0 1B HBP	3-1 1-2 1B		0-0 G4-3		1-1 G4-3	
Mickey Morandini, L (1, 4) OBP: 0.326, SLG: 0.366	3-1 G5-4-3 1B		2-2 1-2 2-3 3-H 1B	2-3 K		1-1 2-3 2B		2-0 G6-3 2B	
Mariano Duncan, R (1, 6) OBP: 0.364, SLG: 0.545	0-2 G5-4-3 1-2f		3-2 1-2 2-3 3-H 1B		1-0 P4	0-1 P6		0-0 G6-3	
Dave Hollins, S (1, 3) OBP: 0.444, SLG: 0.500		3-2 L5	1-1 P6		0-0 HR	1-3 K		1-0 G5-3	
Darren Daulton, L (1, 2) OBP: 0.340, SLG: 0.359		3-2 G4-3	1-2 P5		1-0 WP 1B		2-3 K		
Charlie Hayes, R (1, 5) OBP: 0.388, SLG: 0.553		2-2 G6-3	1-2 K		2-2 1-H 1B		0-2 HR		
Dave Gallagher, R (1, 9) (6, 7) OBP: 0.524, SLG: 0.526			3-2 1B SH 2B	1-2 FC1-6 1B	2-0 L6		1-2 G3-1		
Tony Longmire, L (1, 7) OBP: 0.333, SLG: 0.667			1-2 SH 1B	2-3 K	0-3 K		2-1 P4		
Ricky Bottalico, L (6, 1)									
Lenny Webster, R (7, PH)									
Gene Harris, R (8, 1)									
Paul Quantrill, L (1, 1)			0-0 SH 1B	0-0 FC1-6 1B		2-2 G4-3 2B		0-2 E5 G4-3 2B	
Jim Eisenreich, L (6, 9)			1-3 3-H 1B	1-2f					

AB	R	H	RBI	BB	SO	LOB
4	0	1	0	0	0	2
5	0	4	3	0	1	2
5	0	1	1	0	0	3
5	1	1	1	0	1	5
4	1	1	0	0	1	3
4	1	2	2	0	1	3
4	1	2	0	0	0	1
3	1	1	0	0	2	2
0	0	0	0	0	0	0
1	0	0	0	0	0	0
0	0	0	0	0	0	0
1	1	0	0	0	0	1
2	2	2	0	0	0	0

AB	R	H	RBI	BB	SO	LOB
38	8	15	7	0	6	22

Inning Stats	R: 0	H: 1	E: 0	K: 0	S: 7	LOB: 0	BB: 0	P: 10
R: 0	H: 0	E: 0	K: 0	S: 9	LOB: 0	BB: 0	P: 17	
R: 3	H: 4	E: 1	K: 1	S: 24	LOB: 3	BB: 0	P: 37	
R: 0	H: 2	E: 0	K: 2	S: 16	LOB: 2	BB: 0	P: 24	
R: 2	H: 3	E: 0	K: 1	S: 10	LOB: 1	BB: 0	P: 16	
R: 1	H: 2	E: 0	K: 1	S: 12	LOB: 1	BB: 0	P: 16	
R: 1	H: 1	E: 0	K: 1	S: 12	LOB: 0	BB: 0	P: 17	
R: 1	H: 2	E: 1	K: 0	S: 9	LOB: 1	BB: 0	P: 13	

WP	PA
1	40

PITCHER	IP	WLS	BF	H	R	ER	SO	BB	IBB	HBP	BLK	WP	HR	S	P	ERA	WHIP
Butch Henry, L (1, 1) ERA: 4.15	2.0	L	12	5	3	2	0	0	0	0	0	0	0	30	51	9.00	2.500
Luis Aquino, R (3, 1) ERA: 7.94	2.0		8	2	0	0	3	0	0	0	0	0	0	26	37	0.00	1.000
Bryan Eversgerd, L (5, 1) ERA: 6.75	0.1		4	3	2	2	0	0	0	0	0	1	1	6	10	54.00	9.000
Reid Cornelius, R (5, 1) ERA: 5.79	0.2		2	0	0	0	1	0	0	0	0	0	0	4	6	0.00	0.000
Ugueth Urbina, R (6, 1) ERA: 9.0	2.0		9	3	2	2	2	0	0	0	0	0	1	24	33	9.00	1.500

PITCHER	IP	WLS	BF	H	R	ER	SO	BB	IBB	HBP	BLK	WP	HR	S	P	ERA	WHIP
Jeff Shaw, R (8, 1) ERA: 6.1	1.0		5	2	1	1	0	0	0	0	0	0	0	9	13	9.00	2.000

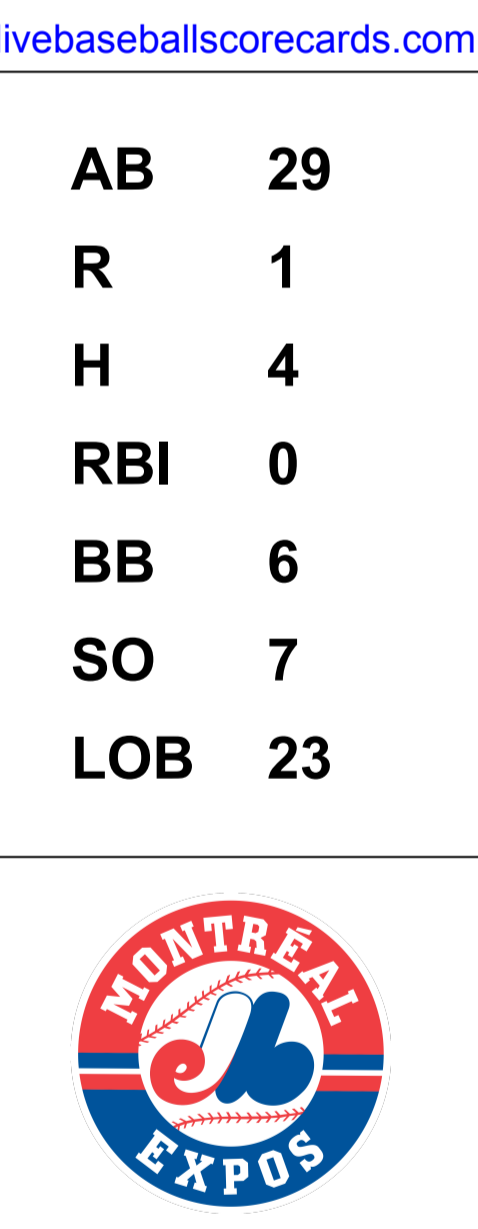
Montreal Expos @ Philadelphia Phillies
 Veterans Stadium, Philadelphia, PA
 Tue May 09 1995, 7:05 PM EDT
 Att: 21,138 - Unknown - 70 F

livebaseballscorecards.com



Batter	1	2	3	4	5	6	7	8	9	AB R H RBI BB SO LOB	TOP	
Tony Tarasco, L (1, 7) OBP: 0.472, SLG: 0.708 Bryan Eversgerd, R (7, 1)	4-1 BB		3-3 K		1-2 F8		3-1 G3			3 0 0 0 1 1 2 0 0 0 0 0 0 0		
Wil Cordero, R (1, 6) OBP: 0.390, SLG: 0.481	1-1 F9		3-1 G6-3			2-1 F9 2B		1-0 G3 1B WP HBP		3 1 1 0 0 0 1		
Roberto Kelly, R (1, 8) OBP: 0.288, SLG: 0.368	2-1 F7		4-2 CS BB			4-0 BB		3-1 F8		2 0 0 0 2 0 2		
Moises Alou, R (1, 9) OBP: 0.352, SLG: 0.422	1-0 G4-3		2-2 CS	1-0 G5-3		1-3 K		1-0 WP G3 1B		4 0 1 0 0 1 3		
Darrin Fletcher, L (1, 2) OBP: 0.333, SLG: 0.432 Reid Cornelius, R (6, 1) Lou Frazier, S (7, 7) OBP: 0.143, SLG: 0.143		4-1 F9 1B BB		3-2 F8		3-1 F9		0-0 G3		2 0 0 0 1 0 2 0 0 0 0 0 0 0 1 0 0 0 0 0 2		
Cliff Floyd, L (1, 3) OBP: 0.298, SLG: 0.293		1-3 K		0-3 K		2-3 K		2-0 G4-3		4 0 0 0 0 3 4		
Mike Lansing, R (1, 4) OBP: 0.283, SLG: 0.229 Chad Fonville, S (8, 4) OBP: 0.429, SLG: 0.429		2-0 1B			2-1 G5-3		4-2 G4-6-3 BB BB		2-1 G4-3	2 0 1 0 1 0 0 1 0 0 0 0 0 0	AB 29 R 1 H 4 RBI 0 BB 6 SO 7 LOB 23	
Mark Grudzielanek, R (1, 5) OBP: 0.348, SLG: 0.500		0-0 F9			0-0		4-0 G4-6-3 BB		0-1 G4-3	3 0 1 0 1 0 2		
Gil Heredia, R (1, 1) OBP: 0.250, SLG: 0.250 Shane Andrews, R (5, PH) OBP: 0.292, SLG: 0.591 Gabe White, L (5, 1) Tim Laker, R (6, 2) OBP: 0.143, SLG: 0.143		1-0 F9		2-3 K		2-3 K		2-2 G4-6-3		1 0 0 0 0 0 2 1 0 0 0 0 1 1 0 0 0 0 0 0 0 2 0 0 0 0 1 2		
Inning Stats	R: 0 H: 0 E: 0 LOB: 1 K: 0 BB: 1 S: 6 P: 14	R: 0 H: 1 E: 0 LOB: 2 K: 1 BB: 1 S: 7 P: 15	R: 0 H: 0 E: 0 LOB: 0 K: 1 BB: 0 S: 12 P: 24	R: 0 H: 0 E: 0 LOB: 0 K: 1 BB: 0 S: 8 P: 12	R: 0 H: 1 E: 0 LOB: 1 K: 1 BB: 0 S: 9 P: 14	R: 0 H: 1 E: 0 LOB: 2 K: 2 BB: 1 S: 11 P: 23	R: 0 H: 0 E: 0 LOB: 1 K: 0 BB: 2 S: 8 P: 21	R: 1 H: 1 E: 0 LOB: 1 K: 0 BB: 0 S: 5 P: 12	R: 0 H: 0 E: 0 LOB: 0 K: 1 BB: 0 S: 7 P: 10	1B: 3 SF: 0 2B: 1 SAC: 0 3B: 0 DP: 1 HR: 0 HBP: 1	WP: 1 PA: 37 PB: 0 SB: 0 CS: 1	
PITCHER	IP WLS BF H R ER SO BB IBB HBP BLK WP HR S P ERA WHIP											
Tyler Green, R (1, 1) ERA: 2.65	6.0 W 24 3 0 0 6 4 0 0 0 0 0 0 53 102 0.00 1.167											
Toby Borland, R (7, 1) ERA: 4.22	2.0 9 1 1 1 0 2 0 0 1 0 1 0 13 33 4.50 1.500											
Mike Williams, R (9, 1) ERA: 6.75	1.0 3 0 0 0 0 1 0 0 0 0 0 0 7 10 0.00 0.000											

Montreal Expos @ Philadelphia Phillies
 Veterans Stadium, Philadelphia, PA
 Wed May 10 1995, 7:05 PM EDT
 Att. 20,708 - Unknown - 55 F



WP: 1 PA: 37
 PB: 0
 SB: 0
 CS: 1

Batter	1	2	3	4	5	6	7	8	9	AB	R	H	RBI	BB	SO	LOB	TOP								
Sean Berry, R OBP: 0.387, SLG: 0.423 (1, 5)										6	1	2	1	0	2	3									
Wil Cordero, R OBP: 0.354, SLG: 0.433 (1, 6)										6	0	0	0	0	0	4									
Roberto Kelly, R OBP: 0.313, SLG: 0.393 (1, 8)											4	2	2	0	1	2	0								
Tim Spehr, R OBP: 0.750, SLG: 2.000 (9, PH)											1	1	1	2	0	0									
Tony Tarasco, L OBP: 0.472, SLG: 0.708 (9, 9)											0	0	0	0	0	0									
Moises Alou, R OBP: 0.390, SLG: 0.540 (1, 9)											5	2	4	2	0	1	1								
Lou Frazier, S OBP: 0.125, SLG: 0.125 (8, 9)											1	0	0	0	0	0									
Rondell White, R OBP: 0.379, SLG: 0.731 (1, 7)											6	1	2	3	0	3	2								
Shane Andrews, R OBP: 0.345, SLG: 0.692 (1, 3)											4	2	2	2	1	0	0								
Cliff Floyd, L OBP: 0.298, SLG: 0.293 (8, 3)											0	0	0	0	0	0									
Mike Lansing, R OBP: 0.293, SLG: 0.231 (1, 4)											4	1	1	0	1	1	3								
Tim Scott, R (8, 1)											0	0	0	0	0	0									
Mel Rojas, R (9, 1)											0	0	0	0	0	0									
Tim Laker, R OBP: 0.158, SLG: 0.316 (1, 2)											5	1	1	1	0	1	5								
Carlos Perez, L OBP: 0.667, SLG: 2.000 (1, 1)											2	1	1	1	1	1	2								
Chad Fonville, S OBP: 0.375, SLG: 0.375 (6, PH)											1	0	0	0	0	1	3								
Luis Aquino, R OBP: 0.500, SLG: 0.500 (6, 1)											0	0	0	0	0	0									
Mark Grudzielanek, R OBP: 0.375, SLG: 0.500 (8, 4)											0	1	0	0	0	0									
Inning Stats	R: 5 E: 1 K: 1 S: 18	H: 5 LOB: 2 BB: 1 P: 30	R: 0 E: 0 K: 2 S: 9	H: 1 LOB: 1 BB: 0 P: 13	R: 0 E: 0 K: 1 S: 9	H: 0 LOB: 0 BB: 0 P: 17	R: 1 E: 0 K: 2 S: 11	H: 2 LOB: 1 BB: 0 P: 16	R: 2 E: 0 K: 1 S: 16	H: 2 LOB: 2 BB: 2 P: 31	R: 1 E: 0 K: 2 S: 16	H: 3 LOB: 3 BB: 1 P: 26	R: 0 E: 0 K: 2 S: 8	H: 0 LOB: 0 BB: 0 P: 11	R: 1 E: 0 K: 0 S: 8	H: 1 LOB: 0 BB: 0 P: 16	R: 3 E: 1 K: 1 S: 15	H: 2 LOB: 1 BB: 0 P: 19	1B: 8 2B: 3 3B: 0 HR: 5	SF: 0 SAC: 0 DP: 0 HBP: 1	WP: 2 PB: 0 SB: 0 CS: 0	PA: 50			
PITCHER	IP	WLS	BF	H	R	ER	SO	BB	IBB	HBP	BLK	WP	HR	S	P	ERA	WHIP								
Mike Mims, L ERA: 7.11 (1, 1)	0.1	L	8	5	5	5	0	1	0	0	0	0	1	13	23	135.00	18.000								
Mike Williams, R ERA: 6.35 (1, 1)	4.1		20	5	3	3	7	2	0	0	0	2	1	47	80	6.23	1.615								
Kyle Abbott, L ERA: 3.38 (5, 1)	2.1		11	3	1	1	4	1	0	0	0	0	0	27	41	3.86	1.714								
Andy Carter, L ERA: 10.8 (8, 1)	1.0		4	1	1	1	0	0	0	0	0	0	1	8	16	9.00	1.000								
Norm Charlton, L ERA: 14.54 (9, 1)	1.0		7	2	3	3	1	0	0	1	0	0	2	15	19	27.00	2.000								

Montreal Expos @ Philadelphia Phillies
 Veterans Stadium, Philadelphia, PA
 Thu May 11 1995, 3:33 AM EDT
 Att. 27,665 - Sunny

livebaseballscorecards.com

AB	45
R	13
H	16
RBI	12
BB	4
SO	12
LOB	23



Batter	1	2	3	4	5	6	7	8	9	AB	R	H	RBI	BB	SO	LOB
Lenny Dykstra, L OBP: 0.348, SLG: 0.298 (1, 8)	3-3 K		3-2 G3		1-0 L8			3-1 F6		4	0	0	0	0	1	1
Randy Ready, R OBP: 0.143, SLG: 0.143 (1, 4)	3-3 K		2-2 CS 1B		3-2 FC1-6 WP			2-1 F9		4	0	1	0	0	1	1
Tony Longmire, L OBP: 0.500, SLG: 0.722 (1, 7)	3-1 1B		1-1 CS		0-0 E 1B WP			0-0 G4-3		4	1	2	0	0	1	1
Dave Hollins, S OBP: 0.444, SLG: 0.532 (1, 3)	3-1 F4				2-2 WP E 1B			0-0 P4		3	0	1	0	1	0	1
Charlie Hayes, R OBP: 0.386, SLG: 0.511 (1, 5)			1-1 G6-3		1-0 E9 WP			2-2 F9		4	0	0	0	0	0	3
Lenny Webster, R (1, 2)			3-2 F7		3-3 K			2-3 K		4	0	0	0	0	2	4
Dave Gallagher, R OBP: 0.522, SLG: 0.571 Kyle Abbott, L (5, 1) Jim Eisenreich, L OBP: 0.382, SLG: 0.516 (7, PH) Andy Carter, L (8, 1) Norm Charlton, S (9, 1) Mike Lieberthal, R (9, PH)			2-0 2B		3-3 K			0-0 L9		2	0	1	0	0	1	2
Kevin Stocker, S OBP: 0.286, SLG: 0.172 (1, 6)			2-2 G4-3		1-0 B5-3			0-1 G5-3		3	0	0	0	0	0	3
Mike Mimbs, L (1, 1)			1-3 K					0-1 F9		0	0	0	0	0	0	0
Mike Williams, R (1, 1)										1	0	0	0	0	1	0
Gary Varsho, L OBP: 0.333, SLG: 0.375 (5, 9)										2	0	1	0	0	0	0

Inning Stats	R: 0	H: 1	E: 0	LOB: 1	K: 2	BB: 0	S: 10	P: 22	R: 0	H: 1	E: 0	LOB: 1	K: 0	BB: 0	S: 9	P: 17	R: 0	H: 1	E: 0	LOB: 0	K: 1	BB: 0	S: 10	P: 17	R: 1	H: 2	E: 1	LOB: 2	K: 2	BB: 0	S: 12	P: 22	R: 0	H: 1	E: 0	LOB: 1	K: 1	BB: 0	S: 8	P: 14	R: 0	H: 0	E: 0	LOB: 0	K: 1	BB: 0	S: 7	P: 11	R: 0	H: 0	E: 0	LOB: 0	K: 0	BB: 0	S: 5	P: 5	R: 0	H: 0	E: 0	LOB: 0	K: 0	BB: 0	S: 5	P: 10	R: 0	H: 0	E: 0	LOB: 0	K: 0	BB: 1	S: 8	P: 12	1B: 5	SF: 0	2B: 1	SAC: 0	3B: 0	DP: 0	HR: 0	HBP: 0	WP: 2	PA: 35	PB: 0	SB: 0	CS: 1
--------------	------	------	------	--------	------	-------	-------	-------	------	------	------	--------	------	-------	------	-------	------	------	------	--------	------	-------	-------	-------	------	------	------	--------	------	-------	-------	-------	------	------	------	--------	------	-------	------	-------	------	------	------	--------	------	-------	------	-------	------	------	------	--------	------	-------	------	------	------	------	------	--------	------	-------	------	-------	------	------	------	--------	------	-------	------	-------	-------	-------	-------	--------	-------	-------	-------	--------	-------	--------	-------	-------	-------

PITCHER	IP	WLS	BF	H	R	ER	SO	BB	IBB	HBP	BLK	WP	HR	S	P	ERA	WHIP
Carlos Perez, L ERA: 0.96 (1, 1)	5.0	W	21	6	1	1	6	0	0	0	0	2	0	49	92	1.80	1.200
Luis Aquino, R ERA: 5.87 (6, 1)	2.0		6	0	0	0	1	0	0	0	0	0	0	12	16	0.00	0.000
Tim Scott, R ERA: 1.29 (8, 1)	1.0		3	0	0	0	0	0	0	0	0	0	0	5	10	0.00	0.000
Mel Rojas, R ERA: 1.8 (9, 1)	1.0		4	0	0	0	0	1	0	0	0	0	0	8	12	0.00	1.000


BOTTOM

Montreal Expos @ Philadelphia Phillies
Veterans Stadium, Philadelphia, PA
 Thu May 11 1995, 3:33 AM EDT
 Att. 27,665 - Sunny

livebaseballscores.com

AB	33
R	1
H	6
RBI	0
BB	1
SO	7
LOB	17



Batter	1	2	3	4	5	6	7	8	9	AB R H RBI BB SO LOB	TOP																								
Lenny Dykstra, L OBP: 0.352, SLG: 0.306 (1, 8)	3-2 G6-3	1-0 FC5-4			1-2 1B 1B		2-2 S SH1-3 2B 1B	3-2 FC3-6		5 2 2 0 0 0 2																									
Mickey Morandini, L OBP: 0.308, SLG: 0.360 (1, 4)	1-1 S 2B 1B	2-1 CS	1-1 G4-3 2B		2-2 F9		2-1 SH1-3	2-3 K		4 1 2 0 0 1 2																									
Gregg Jefferies, S OBP: 0.286, SLG: 0.418 (1, 7)	2-3 K		2-0 G5-3		1-0 1B 1B		2-1 BB 2B		1-0 F8	5 0 2 1 0 1 2																									
Dave Hollins, S OBP: 0.471, SLG: 0.560 (1, 3)	4-1 2B BB		3-2 G4-3		0-0 1B		4-0 FC5 BB IBB	2-2 BB 2B	2-2 BB 2B	3 1 2 1 2 0 1																									
Darren Daulton, L OBP: 0.404, SLG: 0.511 (1, 2)	0-1 1B 2B		4-0 BB		0-1 F8		4-1 FC5 BB	1-1 P6	1-1 P6	3 1 1 2 2 0 3																									
Jim Eisenreich, L OBP: 0.385, SLG: 0.486 (1, 9)	2-0 1B		2-1 G4-3		2-0 F7		3-1 P3	4-0 BB IBB	4-0 BB IBB	4 0 1 1 1 0 7																									
Charlie Hayes, R OBP: 0.371, SLG: 0.469 (1, 5)	1-0 G1-3			2-3 K		1-0 G5-3	2-1 FC5		4-2 BB	4 0 0 0 1 1 4	AB 37 R 5 H 12 RBI 5 BB 6 SO 5 LOB 26																								
Kevin Stocker, S OBP: 0.300, SLG: 0.206 (1, 6)		1-1 FC5-4 1B		3-1 B1-3		3-2 G6-3		0-0 FC1-6 1B	3-3 K	5 0 2 0 0 1 3																									
Curt Schilling, R OBP: 0.200, SLG: 0.300 Gene Harris, R Norm Charlton, S Heathcliff Slocumb, R		0-3 K		0-0 G6-3		0-0 G3		0-0 FC1-6 FC3-6		4 0 0 0 0 1 2 0																									
Inning Stats	R: 3 E: 0 K: 1 S: 13	H: 3 LOB: 1 BB: 1 P: 26	R: 0 E: 0 K: 1 S: 7	H: 1 LOB: 0 BB: 0 P: 11	R: 0 E: 0 K: 1 S: 9	H: 1 LOB: 2 BB: 1 P: 21	R: 0 E: 0 K: 1 S: 8	H: 0 LOB: 0 BB: 0 P: 13	R: 1 E: 0 K: 0 S: 14	H: 3 LOB: 2 BB: 0 P: 19	R: 0 E: 0 K: 0 S: 5	H: 0 LOB: 0 BB: 0 P: 9	R: 1 E: 0 K: 0 S: 13	H: 2 LOB: 3 BB: 2 P: 32	R: 0 E: 0 K: 1 S: 9	H: 1 LOB: 1 BB: 0 P: 14	R: 0 E: 0 K: 1 S: 11	H: 1 LOB: 3 BB: 2 P: 26	1B: 8 2B: 4 3B: 0 HR: 0	SF: 0 SAC: 1 DP: 0 HBP: 0	WP: 0 PA: 45 PB: 0 SB: 2 CS: 1														
PITCHER Doug Drabek, R ERA: 5.4 Jim Dougherty, R ERA: 3.86 Ross Powell, L ERA: 15.43 Doug Brocail, R ERA: 1.17 Dean Hartgraves, L ERA: 6.0	IP 5.0 1.0 0.2 0.2 0.2	WLS L 3 6 3	BF 24 3 6 3 2	H 8 0 2 0	R 4 0 1 0	ER 4 0 1 0	SO 3 0 0 1	BB 2 0 1 0	IBB 0 0 1 0	HBP 0 0 0 0	BLK 0 0 0 0	WP 0 0 0 0	HR 0 0 0 0	S 51 5 11 4 7	P 90 9 28 6 12	ERA 7.20 0.00 13.50 0.00 0.00	WHIP 2.000 0.000 4.500 1.500 0.000	PITCHER Todd Jones, R ERA:	IP 1.0 (9, 1)	WLS 6	BF 6	H 1	R 0	ER 0	SO 1	BB 1	IBB 1	HBP 0	BLK 0	WP 0	HR 0	S 11	P 26	ERA 0.00	WHIP 2.000

Philadelphia Phillies @ Houston Astros
Astrodome, Houston, TX
Fri May 12 1995, 8:05 PM EDT
Att. 30,828 - Dome

livebaseballscorecards.com

Batter	1	2	3	4	5	6	7	8	9	AB	R	H	RBI	BB	SO	LOB
Craig Biggio, R OBP: 0.434, SLG: 0.467 (1, 4)	1-1 L8		2-1 G4-3 2B		2-3 K		0-0 F9		1-1 G5-3	5	0	1	0	0	1	1
Luis Gonzalez, L OBP: 0.303, SLG: 0.516 (1, 7)	2-2 5 1B 1B		1-0 G4-3		0-1 FC5-4 1-2f		2-3 K		3-1 P6	5	0	1	0	0	1	2
5 Jeff Bagwell, R OBP: 0.361, SLG: 0.357 (1, 3)	1-1 1-2 1B		1-0 G2-3		1-3 K			2-3 K		4	0	1	0	0	2	2
Derek Bell, R OBP: 0.420, SLG: 0.468 (1, 8)	3-3 K			0-0 G6-3		2-3 K2-3		0-2 P4		4	0	0	0	0	2	2
Dave Magadan, L OBP: 0.455, SLG: 0.400 (1, 5)	1-2 G4-3			2-2 1B 2B		4-1 1B BB		4-2 1B BB		2	2	1	0	2	0	2
Milt Thompson, L OBP: 0.353, SLG: 0.154 (1, 9)				2-2 P5		3-2 1-3 1B		4-0 1-2 1B BB		3	0	1	0	1	1	1
Tony Eusebio, R OBP: 0.455, SLG: 0.567 (1, 2)				1-1 G4-3		2-0 FC5-4 1B		3-1 1-2 2-H 1B		4	0	2	2	0	0	2
Orlando Miller, R OBP: 0.327, SLG: 0.422 (7, 1)				0-0 G6-3		1-2 FC5-4 1-2f		0-0 F9		3	0	0	0	0	0	3
Ross Fowell, L OBP: 0.347, SLG: 0.548 (8, PH)										0	0	0	0	0	0	0
Doug Brocail, L OBP: 0.347, SLG: 0.548 (8, PH)										0	0	0	0	0	0	0
Dean Hartgraves, R OBP: 0.347, SLG: 0.548 (8, PH)										0	0	0	0	0	0	0
Phil Planter, L OBP: 0.347, SLG: 0.548 (8, PH)										1	0	0	0	0	0	2
Todd Jones, L OBP: 0.347, SLG: 0.548 (8, PH)										0	0	0	0	0	0	0
Doug Drabek, R OBP: 0.500, SLG: 0.667 (1, 1)				0-1 G5-3		3-2 FC5-4 1B		0-3 K		1	0	0	0	0	0	0
Chris Donnels, L OBP: 1.000, SLG: 1.000 (5, PH)										1	0	1	0	0	0	0
Jim Dougherty, R OBP: 0.500, SLG: 0.688 (7, 6)										0	0	0	0	0	0	0
Craig Shipley, R OBP: 0.500, SLG: 0.688 (7, 6)										2	0	0	0	0	1	0

Inning Stats	R: 0	H: 2	E: 0	K: 1	S: 13	R: 0	H: 0	E: 0	K: 1	S: 6	R: 0	H: 1	E: 0	K: 0	S: 6	R: 1	H: 2	E: 0	K: 0	S: 11	R: 0	H: 1	E: 0	K: 2	S: 13	R: 0	H: 1	E: 0	K: 1	S: 10	R: 0	H: 0	E: 0	K: 2	S: 8	R: 1	H: 1	E: 0	K: 1	S: 14	R: 0	H: 0	E: 0	K: 0	S: 5	1B: 6	2B: 2	3B: 0	HR: 0	SF: 0	SAC: 0	DP: 0	HBP: 0	WP: 0	PB: 0	SB: 0	CS: 0	PA: 38
--------------	------	------	------	------	-------	------	------	------	------	------	------	------	------	------	------	------	------	------	------	-------	------	------	------	------	-------	------	------	------	------	-------	------	------	------	------	------	------	------	------	------	-------	------	------	------	------	------	-------	-------	-------	-------	-------	--------	-------	--------	-------	-------	-------	-------	--------

PITCHER	IP	WLS	BF	H	R	ER	SO	BB	IBB	HBP	BLK	WP	HR	S	P	ERA	WHIP
Curt Schilling, R ERA: 2.7 (1, 1)	7.2	W	32	7	2	2	8	2	0	0	0	0	0	77	123	2.35	1.174
Gene Harris, R ERA: 0.93 (8, 1)	0.0		2	1	0	0	0	1	0	0	0	0	0	2	9	∞	∞
Norm Charlton, L ERA: 13.5 (8, 1)	0.1		1	0	0	0	0	0	0	0	0	0	0	2	3	0.00	0.000
Heathcliff Slocumb, R ERA: (9, 1)	1.0	S	3	0	0	0	0	0	0	0	0	0	0	5	9	0.00	0.000

Philadelphia Phillies @ Houston Astros
Astrodome, Houston, TX
Fri May 12 1995, 8:05 PM EDT
Att. 30,828 - Dome

AB	35
R	2
H	8
RBI	2
BB	3
SO	8
LOB	17



Batter	1	2	3	4	5	6	7	8	9	AB R H RBI BB SO LOB	TOP										
Lenny Dykstra, L (1, 8) OBP: 0.355, SLG: 0.303	4-1 BB WP BB	1-0 2-H 3-H 1B		2-3 K		1-0 G3		0-0 P5		4 0 1 2 1 1 1											
Mickey Morandini, L (1, 4) OBP: 0.351, SLG: 0.365	4-2 L6-4 BB	3-2 L8			4-0 G3 WP 1B	1-0 HBP		3-2 P5 1B		2 1 1 0 2 0 1											
Gregg Jefferies, S (1, 7) OBP: 0.279, SLG: 0.390	4-1 1-2 2-3 BB		2-1 P6		3-1 P4	2-2 F9		1-2 P5		4 0 0 0 1 0 3											
Dave Hollins, S (1, 3) OBP: 0.452, SLG: 0.564	0-2 L6-4 2-3		1-0 G3		1-2 G3		0-0 G3-1		0-1 SF8 3B	5 1 1 0 0 0 4											
Darren Daulton, L (1, 2) OBP: 0.403, SLG: 0.490	2-1 F7		0-0 G3-1		4-2 1B BB		4-2 G3 BB		2-0 SF8	2 0 0 1 2 0 2											
Jim Eisenreich, L (1, 9) OBP: 0.409, SLG: 0.513		1-2 G4-3		1-0 3B 2B	2-2 1-2 3-H 1B		3-2 G3		4-1 FC3-6 1B BB	4 1 2 1 1 0 1											
Charlie Hayes, R (1, 5) OBP: 0.403, SLG: 0.528		1-0 SH5-4 1B		3-1 G6-3 3B	1-1 G1-3		4-2 FC6-4 BB		0-1 FC3-6 1B	4 2 3 1 1 0 2											
Kevin Stocker, S (1, 6) OBP: 0.289, SLG: 0.205		1-2 E4 SH5-4 1B		0-2 G3		2-1 G3 S 1B		1-1 FC6-4	2-2 FC3-6	5 2 1 0 0 0 6											
David West, L Kyle Abbott, L Tony Longmire, L Ricky Bottalico, L Lenny Webster, R Toby Stansand, R Gary Varsho, L Gene Harris, R Randy Ready, R Heathcliff Slocumb, R		1-0 SH5-4		2-0 G6-3		1-3 K		2-2 F9	1-0 G1-3	0 0											
Inning Stats	R: 0 E: 0 K: 0 S: 9	H: 0 LOB: 2 BB: 3 P: 23	R: 2 E: 1 K: 0 S: 12	H: 2 LOB: 1 BB: 0 P: 20	R: 0 E: 0 K: 0 S: 4	H: 0 LOB: 0 BB: 0 P: 7	R: 2 E: 0 K: 1 S: 12	H: 2 LOB: 0 BB: 0 P: 20	R: 1 E: 0 K: 0 S: 12	H: 1 LOB: 2 BB: 2 P: 27	R: 1 E: 0 K: 1 S: 10	H: 1 LOB: 1 BB: 0 P: 17	R: 0 E: 0 K: 0 S: 11	H: 0 LOB: 2 BB: 2 P: 23	R: 0 E: 0 K: 0 S: 16	H: 1 LOB: 1 BB: 0 P: 22	R: 1 E: 0 K: 0 S: 11	H: 2 LOB: 2 BB: 1 P: 20	1B: 6 2B: 2 3B: 2 HR: 0	SF: 1 SAC: 1 DP: 1 HBP: 1	WP: 2 PA: 45
PITCHER	IP WLS BF H R ER SO BB IBB HBP BLK WP HR S P ERA WHIP																				
Darryl Kile, R (1, 1) ERA: 3.13	5.0 L 25 5 5 3 1 5 0 0 0 2 0 49 97 5.40 2.000																				
Pedro Martinez, L (6, 1) ERA: 8.44	1.2 8 1 1 1 1 1 0 1 0 0 0 17 31 5.40 1.200																				
Dave Veres, R (7, 1) ERA:	1.1 6 1 0 0 0 1 0 0 0 0 0 20 31 0.00 1.500																				
Ross Powell, L (9, 1) ERA: 16.2	0.1 3 1 1 1 0 1 0 0 0 0 0 4 10 27.00 6.000																				
Jim Dougherty, R (9, 1) ERA: 3.6	0.2 3 1 0 0 0 0 0 0 0 0 0 7 10 0.00 1.500																				

Philadelphia Phillies @ Houston Astros
Astrodome, Houston, TX
Sat May 13 1995, 8:05 PM EDT
Att. 18,073 - Dome

livebaseballscorecards.com

AB	34
R	7
H	9
RBI	6
BB	8
SO	2
LOB	23



Batter	1	2	3	4	5	6	7	8	9	AB	R	H	RBI	BB	SO	LOB	BOTTOM
--------	---	---	---	---	---	---	---	---	---	----	---	---	-----	----	----	-----	--------

James Mouton, R (1, 9) OBP: 0.321, SLG: 0.346 Phil Plantier, L (9, PH) OBP: 0.340, SLG: 0.535	1-1 G4-3	0-3 K		4-1 BB			1-3 K		2-3 K	3	0	0	0	1	2	2	Philadelphia Phillies @ Houston Astros Astrodome, Houston, TX Sat May 13 1995, 8:05 PM EDT Att. 18,073 - Dome
--	----------	-------	--	--------	--	--	-------	--	-------	---	---	---	---	---	---	---	---

Craig Biggio, R (1, 4) OBP: 0.432, SLG: 0.453	2-2 F7	1-1 FC4		0-1 L8			4-1 BB		1-1 1B	4	0	1	1	1	0	3
--	--------	---------	--	--------	--	--	--------	--	--------	---	---	---	---	---	---	---

5 Jeff Bagwell, R (1, 3) OBP: 0.338, SLG: 0.328	3-1 G4-3			3-1 F9			1-1 G6-4-3		1-1 G6-3	5	0	0	0	0	0	4
--	----------	--	--	--------	--	--	------------	--	----------	---	---	---	---	---	---	---

Derek Bell, R (1, 8) OBP: 0.425, SLG: 0.485		2-1 BB 1B		3-2 1B SF7			1-2 G4-3		3-1 F9	4	2	2	0	0	0	0
--	--	-----------	--	------------	--	--	----------	--	--------	---	---	---	---	---	---	---

Craig Shigley, R (1, 5) OBP: 0.524, SLG: 0.684 Pedro Martinez, L (6, 1) Dave Veres, R (7, 1) Milt Thompson, L (8, PH) OBP: 0.333, SLG: 0.143 Ross Fowell, L (9, 1) Jim Dougherty, R (9, 1)		2-2 BB		0-1 BB			0-2 G6-3		3-1 G6-3	3	1	2	0	0	0	0
---	--	--------	--	--------	--	--	----------	--	----------	---	---	---	---	---	---	---

Luis Gonzalez, L (1, 7) OBP: 0.300, SLG: 0.500		4-0 BB		0-0 SF7			1-0 G3-1		1-1 G6-3	2	1	0	1	1	0	0
---	--	--------	--	---------	--	--	----------	--	----------	---	---	---	---	---	---	---

Scott Servais, R (1, 2) OBP: 0.333, SLG: 0.385 Chris Donnels, L (9, PH) OBP: 1.000, SLG: 1.000		2-1 1B		4-2 BB			4-2 G5-4-3		1-2 BB	1	0	1	3	2	0	0
---	--	--------	--	--------	--	--	------------	--	--------	---	---	---	---	---	---	---

Orlando Miller, R (1, 6) OBP: 0.308, SLG: 0.396 Tony Eusebio, R (9, PH) OBP: 0.441, SLG: 0.548		1-2 K		0-2 G3-1			1-0 G5-4-3		0-2 G1-3	3	0	0	0	0	1	4
---	--	-------	--	----------	--	--	------------	--	----------	---	---	---	---	---	---	---

Darryl Kile, R (1, 1) OBP: 0.444, SLG: 0.429 Dave Magadan, L (6, 5) OBP: 0.456, SLG: 0.390		4-0 FC4					1-3 K		4-1 BB	1	0	0	0	1	1	0
---	--	---------	--	--	--	--	-------	--	--------	---	---	---	---	---	---	---

Inning Stats	R: 0	H: 0	E: 0	K: 0	S: 7	H: 0	LOB: 0	BB: 0	P: 13	R: 3	H: 3	E: 0	K: 2	S: 16	R: 1	H: 2	E: 0	K: 0	S: 13	R: 0	H: 0	E: 0	K: 0	S: 8	R: 0	H: 0	E: 0	K: 0	S: 6	R: 0	H: 0	E: 0	K: 1	S: 6	R: 0	H: 0	E: 0	K: 1	S: 6	R: 1	H: 2	E: 0	K: 1	S: 14	1B: 5	2B: 2	3B: 0	HR: 0	SF: 1	SAC: 0	DP: 2	HBP: 0	WP: 0	PB: 0	SB: 1	CS: 0	PA: 39
--------------	------	------	------	------	------	------	--------	-------	-------	------	------	------	------	-------	------	------	------	------	-------	------	------	------	------	------	------	------	------	------	------	------	------	------	------	------	------	------	------	------	------	------	------	------	------	-------	-------	-------	-------	-------	-------	--------	-------	--------	-------	-------	-------	-------	--------

PITCHER	IP	WLS	BF	H	R	ER	SO	BB	IBB	HBP	BLK	WP	HR	S	P	ERA	WHIP
David West, L (1, 1) ERA: 4.05	1.1		9	3	3	3	1	2	0	0	0	0	0	18	39	20.25	3.750
Kyle Abbott, L (2, 1) ERA: 3.86	1.2		8	2	1	1	1	0	0	0	0	0	0	18	26	5.40	1.800
Ricky Bottalico, R (4, 1) ERA: 1.23	2.0	W	7	0	0	0	1	1	0	0	0	0	0	16	26	0.00	0.500
Toby Borland, R (6, 1) ERA: 3.55	2.0		6	0	0	0	1	2	0	0	0	0	0	12	24	0.00	1.000
Gene Harris, R (8, 1) ERA: 0.84	1.0		3	0	0	0	0	0	0	0	0	0	0	6	13	0.00	0.000

AB	31
R	5
H	7
RBI	5
BB	7
SO	5
LOB	16



livebaseballscores.com

Batter	1	2	3	4	5	6	7	8	9	AB	R	H	RBI	BB	SO	LOB
Craig Biggio, R OBP: 0.412, SLG: 0.426 (1, 4)	0-1 G4-3		1-1 G5-3			0-3 K		1-1 G5-3		4	0	0	0	0	1	2
Luis Gonzalez, L OBP: 0.301, SLG: 0.507 (1, 7) Craig Shipley, R OBP: 0.500, SLG: 0.650 (8, PH) Dean Hartgraves, R (9, 1) Dave Veres, R (9, 1)	0-1 2B		2-2 F8			1-1 F7		2-3 K		3	0	1	0	0	0	0
5 Jeff Bagwell, R OBP: 0.333, SLG: 0.313 (1, 3)	2-3 K			0-0 P9			0-2 G5-3		4-2 S BB	3	0	0	0	1	1	1
Derek Bell, R OBP: 0.403, SLG: 0.457 (1, 8)	2-3 K			1-2 G6-3			0-0 G6-3		0-3 K	4	0	0	0	0	2	2
Dave Magadan, L OBP: 0.443, SLG: 0.400 (1, 5)		3-2 2B		2-0 G4-3			2-2 F7		2-1 F9	4	0	1	0	0	0	1
Tony Eusebio, R OBP: 0.421, SLG: 0.514 (1, 2)		1-2 L9			0-1 F8			1-0 2B 1B	3-2 G4-3	4	1	1	0	0	0	2
James Mouton, R OBP: 0.323, SLG: 0.345 (1, 9)		2-2 F9			0-0 B5-3			1-1 2B WP 1B		3	1	1	0	0	0	1
Andy Stankiewicz, R OBP: 0.273, SLG: 0.200 (1, 6)		2-2 G5-3			2-1 G1-3			2-3 K		3	0	0	0	0	1	3
Mike Hampton, R (1, 1) Chris Donnels, L OBP: 0.667, SLG: 0.667 (6, PH) Todd Jones, L (7, 1) John Hudek, S (8, 1) Milt Thompson, L OBP: 0.366, SLG: 0.267 (8, PH) (9, 7)			2-2 G5-3			1-1 G4-3		1-2 WP 2B		1	0	0	0	0	0	0

Inning Stats	R: 0	H: 1	E: 0	K: 2	S: 10	LOB: 1	BB: 0	P: 14	R: 0	H: 1	E: 0	K: 0	S: 17	LOB: 1	BB: 0	P: 25	R: 0	H: 0	E: 0	K: 0	S: 9	LOB: 0	BB: 0	P: 14	R: 0	H: 0	E: 0	K: 0	S: 5	LOB: 0	BB: 0	P: 8	R: 0	H: 0	E: 0	K: 1	S: 7	LOB: 0	BB: 0	P: 9	R: 0	H: 0	E: 0	K: 0	S: 9	LOB: 0	BB: 0	P: 11	R: 2	H: 3	E: 0	K: 2	S: 14	LOB: 1	BB: 0	P: 22	R: 0	H: 0	E: 0	K: 1	S: 11	LOB: 1	BB: 1	P: 20	1B: 2	SF: 0	2B: 3	SAC: 0	3B: 0	DP: 0	HR: 0	HBP: 0
--------------	------	------	------	------	-------	--------	-------	-------	------	------	------	------	-------	--------	-------	-------	------	------	------	------	------	--------	-------	-------	------	------	------	------	------	--------	-------	------	------	------	------	------	------	--------	-------	------	------	------	------	------	------	--------	-------	-------	------	------	------	------	-------	--------	-------	-------	------	------	------	------	-------	--------	-------	-------	-------	-------	-------	--------	-------	-------	-------	--------

PITCHER	IP	WLS	BF	H	R	ER	SO	BB	IBB	HBP	BLK	WP	HR	S	P	ERA	WHIP
Paul Quantrill, R ERA: 3.28 (1, 1)	7.1	W	27	5	2	2	4	0	0	0	0	0	0	71	102	2.46	0.682
Toby Borland, R ERA: 3.46 (8, 1)	0.1		1	0	0	0	0	0	0	0	0	0	0	2	3	0.00	0.000
Norm Charlton, L ERA: 12.6 (8, 1)	0.1		1	0	0	0	1	0	0	0	0	1	0	3	5	0.00	0.000
Heathcliff Slocumb, R ERA: 0.82 (9, 1)	1.0	S	4	0	0	0	1	1	0	0	0	0	0	11	20	0.00	1.000


BOTTOM

Philadelphia Phillies @ Houston Astros
Astrodome, Houston, TX

Sun May 14 1995, 4:33 AM EDT
Att. 12,286 - Dome

AB	32
R	2
H	5
RBI	1
BB	1
SO	6
LOB	13

livebaseballscorecards.com



WP: 1 PA: 33
PB: 0
SB: 1
CS: 0

Batter	1	2	3	4	5	6	7	8	9	AB R H RBI BB SO LOB	TOP											
Lenny Dykstra, L (1, 8) OBP: 0.345, SLG: 0.297 Dave Gallagher, R (7, PH) OBP: 0.464, SLG: 0.560 (7, 8)	1-3 K		1-3 K		1-2 P4		3-2 2B			3 0 0 0 0 2 2 1 0 1 0 0 0 0												
Mickey Morandini, L (1, 4) OBP: 0.333, SLG: 0.344	1-0 F7		2-1 G3			0-0 1B	1-3 K			4 0 1 0 0 1 3												
Gregg Jefferies, S (1, 7) OBP: 0.286, SLG: 0.426 Gary Varsho, L (8, 7) OBP: 0.300, SLG: 0.333	1-1 F9			1-1 F7		2-1 F8		3-2 F7		4 0 0 0 0 0 1 0 0 0 0 0 0 0												
Dave Hollins, S (1, 3) OBP: 0.476, SLG: 0.559		4-1 G4-3 BB		0-0 G3		4-2 BB		0-0 2B		2 0 1 0 2 0 0												
Darren Daulton, L (1, 2) OBP: 0.379, SLG: 0.453 Lenny Webster, R (8, 2) OBP: 0.188, SLG: 0.133		1 SAFE 2-2 G4-3		2-0 L9		3-1 P5		2-3 K		4 0 0 0 0 1 4 0 0 0 0 0 0 0												
Jim Eisenreich, L (1, 9) OBP: 0.396, SLG: 0.476		4-2 G6-4-3 BB		2-2 G4-3		2-2 G1-3		3-2 G1-3		3 0 0 0 1 0 3												
Charlie Hayes, R (1, 5) OBP: 0.406, SLG: 0.516		2-0 G6-4-3		2-2 S 1B		2-1 F8		0-0 G3-1		4 1 1 0 0 0 2												
Kevin Stocker, S (1, 6) OBP: 0.264, SLG: 0.174		4-2 SH3-4 BB		3-3 K		1-1 G3-1		3-3 K		3 0 0 0 1 2 1												
Tyler Green, R (1, 1) Mike Williams, R (3, 1) Tony Longmire, L (5, PH) OBP: 0.500, SLG: 0.700 Andy Carter, L (5, 1) OBP: 1.000, SLG: 1.000 Randy Ready, R (9, PH) OBP: 0.111, SLG: 0.111		1-1 SH3-4		1-1 SH3-4		1-1 1B		2-0 F9		0 0 0 0 0 0 0 0 0 0 0 0 0 0 1 0 1 1 0 0 0 1 0 1 0 0 0 0 1 0 0 0 0 0 0												
Inning Stats	R: 0 E: 0 K: 1 S: 6	H: 0 LOB: 0 BB: 0 P: 9	R: 0 E: 0 K: 0 S: 9	H: 0 LOB: 1 BB: 2 P: 21	R: 0 E: 0 K: 1 S: 9	H: 0 LOB: 1 BB: 1 P: 17	R: 0 E: 0 K: 0 S: 4	H: 0 LOB: 0 BB: 0 P: 7	R: 1 E: 0 K: 1 S: 15	H: 2 LOB: 1 BB: 0 P: 24	R: 0 E: 0 K: 0 S: 10	H: 1 LOB: 2 BB: 1 P: 21	R: 0 E: 0 K: 1 S: 14	H: 2 LOB: 2 BB: 0 P: 23	R: 0 E: 0 K: 1 S: 14	H: 1 LOB: 1 BB: 0 P: 22	R: 0 E: 0 K: 1 S: 8	H: 0 LOB: 0 BB: 0 P: 13	1B: 4 2B: 2 3B: 0 HR: 0	SF: 0 SAC: 1 DP: 1 HBP: 0	WP: 0 PB: 0 SB: 1 CS: 0	PA: 36
PITCHER	IP WLS BF H R ER SO BB IBB HBP BLK WP HR S P ERA WHIP																					
John Burkett, R (1, 1) ERA: 4.4	6.2 W 28 5 1 1 3 4 0 0 0 0 0 0 64 118 1.35 1.350																					
Yorkis Perez, L (7, 1) ERA: 5.23	1.1 5 1 0 0 2 0 0 0 0 0 0 0 17 26 0.00 0.750																					
Richie Lewis, R (9, 1) ERA: 0.93	1.0 3 0 0 0 1 0 0 0 0 0 0 0 8 13 0.00 0.000																					

Philadelphia Phillies @ Florida Marlins
Joe Robbie Stadium, Miami, FL
Mon May 15 1995, 7:05 PM EDT
Att. 17,897 - Unknown - 86 F

livebaseballscorecards.com

AB	31
R	1
H	6
RBI	1
BB	4
SO	6
LOB	16



Batter	1	2	3	4	5	6	7	8	9
Quilvio Veras, S <small>OBP: 0.405, SLG: 0.387</small> (1, 4)	4-1 	3-1 	4-2 		3-2 		2-2 		
Terry Pendleton, S <small>OBP: 0.250, SLG: 0.301</small> (1, 5)	2-1 	4-0 	0-0 		2-1 			0-0 	
Gary Sheffield, R <small>OBP: 0.494, SLG: 0.508</small> Jerry Browne, S <small>OBP: 0.206, SLG: 0.161</small> (1, 9) (3, 8)	1-2 	2-3 		4-2 	3-2 			1-1 	
Jeff Conine, R <small>OBP: 0.447, SLG: 0.577</small> (1, 7)	3-1 		0-0 	3-2 	0-0 			2-2 	
Greg Colbrunn, R <small>OBP: 0.324, SLG: 0.433</small> (1, 3)	3-2 		1-1 	1-1 		0-0 			
Kurt Abbott, R <small>OBP: 0.325, SLG: 0.528</small> (1, 6)	1-0 		2-0 	2-0 		0-3 			
Darrell Whitmore, L <small>OBP: 0.261, SLG: 0.450</small> (1, 8) (3, 9)		1-0 	4-1 	1-0 		3-3 			
Charles Johnson, R <small>OBP: 0.234, SLG: 0.193</small> (1, 2)		1-2 	1-2 	2-3 			3-2 		
John Burkett, R <small>OBP: 0.167, SLG: 0.091</small> Yorkis Perez, L (7, 1) Richie Lewis, R (9, 1)		0-0 	0-0 	3-1 			1-3 		

AB	R	H	RBI	BB	SO	LOB
3	2	2	2	2	1	0
4	0	1	0	1	0	3
2	0	0	0	0	1	3
2	1	0	0	1	0	0
5	1	2	1	0	0	0
3	2	2	1	0	0	0
3	1	1	1	0	1	2
2	1	1	2	1	1	0
4	1	1	1	0	1	1
2	0	0	0	0	0	3
1	0	0	0	0	1	0
0	0	0	0	0	0	0

BOTTOM	
Philadelphia Phillies @ Florida Marlins Joe Robbie Stadium, Miami, FL Mon May 15 1995, 7:05 PM EDT Att: 17,897 - Unknown - 86 F	
AB 31 R 9 H 10 RBI 8 BB 5 SO 6 LOB 12	
WP: 1 PA: 40 PB: 1 SB: 0 CS: 1	

Inning Stats		R: 1	H: 3	E: 0	K: 0	S: 12	R: 2	H: 2	E: 1	K: 1	S: 10	R: 2	H: 3	E: 0	K: 0	S: 13	R: 3	H: 1	E: 1	K: 1	S: 13	R: 1	H: 1	E: 0	K: 0	S: 11	R: 0	H: 0	E: 0	K: 2	S: 8	R: 0	H: 0	E: 0	K: 2	S: 9	R: 0	H: 0	E: 0	K: 0	S: 6	R: 0	H: 0	E: 0	K: 0	S: 9
TYLER GREEN, R <small>ERA: 4.19</small> (1, 1)	MIKE WILLIAMS, R <small>ERA: 6.14</small> (3, 1)	ANDY CARTER, L <small>ERA: 6.14</small> (5, 1)	TYLER GREEN, R <small>ERA: 4.19</small> (1, 1)	MIKE WILLIAMS, R <small>ERA: 6.14</small> (3, 1)	ANDY CARTER, L <small>ERA: 6.14</small> (5, 1)	TYLER GREEN, R <small>ERA: 4.19</small> (1, 1)	MIKE WILLIAMS, R <small>ERA: 6.14</small> (3, 1)	ANDY CARTER, L <small>ERA: 6.14</small> (5, 1)	TYLER GREEN, R <small>ERA: 4.19</small> (1, 1)	MIKE WILLIAMS, R <small>ERA: 6.14</small> (3, 1)	ANDY CARTER, L <small>ERA: 6.14</small> (5, 1)	TYLER GREEN, R <small>ERA: 4.19</small> (1, 1)	MIKE WILLIAMS, R <small>ERA: 6.14</small> (3, 1)	ANDY CARTER, L <small>ERA: 6.14</small> (5, 1)	TYLER GREEN, R <small>ERA: 4.19</small> (1, 1)	MIKE WILLIAMS, R <small>ERA: 6.14</small> (3, 1)	ANDY CARTER, L <small>ERA: 6.14</small> (5, 1)	TYLER GREEN, R <small>ERA: 4.19</small> (1, 1)	MIKE WILLIAMS, R <small>ERA: 6.14</small> (3, 1)	ANDY CARTER, L <small>ERA: 6.14</small> (5, 1)	TYLER GREEN, R <small>ERA: 4.19</small> (1, 1)	MIKE WILLIAMS, R <small>ERA: 6.14</small> (3, 1)	ANDY CARTER, L <small>ERA: 6.14</small> (5, 1)	TYLER GREEN, R <small>ERA: 4.19</small> (1, 1)	MIKE WILLIAMS, R <small>ERA: 6.14</small> (3, 1)	ANDY CARTER, L <small>ERA: 6.14</small> (5, 1)	TYLER GREEN, R <small>ERA: 4.19</small> (1, 1)	MIKE WILLIAMS, R <small>ERA: 6.14</small> (3, 1)	ANDY CARTER, L <small>ERA: 6.14</small> (5, 1)	TYLER GREEN, R <small>ERA: 4.19</small> (1, 1)	MIKE WILLIAMS, R <small>ERA: 6.14</small> (3, 1)	ANDY CARTER, L <small>ERA: 6.14</small> (5, 1)	TYLER GREEN, R <small>ERA: 4.19</small> (1, 1)	MIKE WILLIAMS, R <small>ERA: 6.14</small> (3, 1)	ANDY CARTER, L <small>ERA: 6.14</small> (5, 1)	TYLER GREEN, R <small>ERA: 4.19</small> (1, 1)	MIKE WILLIAMS, R <small>ERA: 6.14</small> (3, 1)	ANDY CARTER, L <small>ERA: 6.14</small> (5, 1)	TYLER GREEN, R <small>ERA: 4.19</small> (1, 1)	MIKE WILLIAMS, R <small>ERA: 6.14</small> (3, 1)	ANDY CARTER, L <small>ERA: 6.14</small> (5, 1)	TYLER GREEN, R <small>ERA: 4.19</small> (1, 1)	MIKE WILLIAMS, R <small>ERA: 6.14</small> (3, 1)	ANDY CARTER, L <small>ERA: 6.14</small> (5, 1)		

Batter	1	2	3	4	5	6	7	8	9	10	AB	R	H	RBI	BB	SO	LOB	TOP
--------	---	---	---	---	---	---	---	---	---	----	----	---	---	-----	----	----	-----	-----

Lenny Dykstra, L OBP: 0.367, SLG: 0.316 (1, 8) B X	1-0 FC7-4 G4-3 1B		4-0 G6-3 BB		0-1 F9 ①		2-0 G5-3 ②	1-1 FC7-5 1B 1-3 2-H		0-1 SAFE FC3 1B 1-3	5	1	3	1	1	0	0	
Mickey Morandini, L OBP: 0.333, SLG: 0.323 (1, 4) B F 1 SAFE 1 B X	3-1 G4-3 1-2		2-1 L7 ①		1-3 K ②		4-1 1B BB E	1-1 FC7-5 HBP		0-1 FC3 1B 1-2 3-H	4	1	0	1	1	1	3	
Gregg Jefferies, S OBP: 0.276, SLG: 0.405 (1, 7) B C C B X	3-1 FC7-4 2-3 ③		1-2 G6-3 1-2f ③		1-2 G4-3 ③		1-1 E7 1B 1-H	1-1 FC7-5 ②		1-3 K ②	6	1	1	1	0	1	6	

Dave Hollins, S OBP: 0.500, SLG: 0.565 (1, 3) B C C B B		4-2 1B WP BB		3-2 1B 1B		4-2 1B G4-3 BB	4-0 1B IBB	0-1 P5 ③		1-2 1B 1-3 2-H	3	2	2	1	3	0	2	
Darren Daulton, L OBP: 0.389, SLG: 0.458 (1, 2) B S B B F C X		3-2 WP E 1B		2-2 F8 ①		0-0 G4-3 1B 1-3	0-2 1B 1-3 2-H		1-2 G3-1 ①	0-0 G3 ③	6	1	3	1	0	0	3	
Charlie Hayes, R OBP: 0.395, SLG: 0.493 (1, 5) B B X		2-0 G5-3 1-H 3-H		0-1 F8 ②		2-1 G4-3 1-2f 3-H	0-3 K ③		0-2 G3-6-3 1B		5	0	1	0	0	1	4	

Gary Varsho, L OBP: 0.333, SLG: 0.308 Heathcliff Slocumb, R (9, 1) M F X		0-2 P5 ②		0-1 HBP 1B 1-3		4-0 BB ③		0-1 G6-3 ①	0-0 G3-6-3 ③		4	0	1	0	1	0	1	
Kevin Stocker, S OBP: 0.310, SLG: 0.188 (1, 6) B C C B B		4-2 BB		1-1 HBP 1B 1-2		2-2 F8 ③		0-0 1B 1B		4-1 1B FC3 BB	2	2	1	0	2	0	1	
Mike Mimbs, L Ricky Bottalico, L Tony Longmire, L Toby Borland, R Randy Ready, R Gene Harris, F Norm Charlton, S Dave Gallagher, R (1, 1) (4, 1) (7, PH) (7, 1) (8, PH) (8, 1) (9, 1) (9, 9) X		0-0 G4-3 ③		1-2 L4 ③		1-3 K ①		1-1 E 1B FC7-5 1B		0-3 K ①	2	0	0	0	0	0	4	

Inning Stats	PHILLIES																PHILADELPHIA PHILLIES																																																																			
	R: 0	E: 0	K: 0	S: 5	H: 1	LOB: 0	BB: 0	P: 12	R: 2	E: 1	K: 0	S: 15	H: 1	LOB: 1	BB: 2	P: 28	R: 0	E: 0	K: 0	S: 5	H: 0	LOB: 0	BB: 1	P: 12	R: 0	E: 0	K: 1	S: 9	H: 0	LOB: 0	BB: 0	P: 11	R: 1	E: 0	K: 0	S: 9	H: 1	LOB: 1	BB: 2	P: 21	R: 2	E: 1	K: 2	S: 13	H: 2	LOB: 2	BB: 2	P: 25	R: 2	E: 1	K: 0	S: 12	H: 3	LOB: 2	BB: 0	P: 16	R: 0	E: 0	K: 0	S: 7	H: 1	LOB: 0	BB: 0	P: 8	R: 2	E: 0	K: 2	S: 18	H: 2	LOB: 2	BB: 1	P: 24	1B: 13	2B: 1	3B: 0	HR: 0	SF: 0	SAC: 0	DP: 4	HBP: 2	WP: 1	PB: 0	SB: 0	CS: 0
PITCHER	IP	WLS	BF	H	R	ER	SO	BB	IBB	HBP	BLK	WP	HR	S	P	ERA	WHIP																																																																			
David Weathers, R ERA: 3.63 (1, 1)	6.0		26	5	3	2	1	5	0	1	0	1	0	60	108	3.00	1.667																																																																			
Matt Dunbar, L ERA: 10.8 (7, 1)	0.2		6	2	2	2	1	1	1	0	0	0	0	10	22	27.00	4.500																																																																			
Randy Veres, R ERA: (7, 1)	0.1		1	0	0	0	1	0	0	0	0	0	0	3	3	0.00	0.000																																																																			
Terry Mathews, R ERA: 3.95 (8, 1)	2.0		10	4	2	2	0	0	0	1	0	0	0	19	24	9.00	2.000																																																																			
Robb Nen, R ERA: 6.75 (10, 1)	1.0	L	7	2	2	2	2	1	0	0	0	0	0	18	24	18.00	3.000																																																																			

Philadelphia Phillies @ Florida Marlins
Joe Robbie Stadium, Miami, FL
Tue May 16 1995, 7:05 PM EDT
Att. 19,348 - Unknown - 95 F

livebaseballscorecards.com

AB	40
R	9
H	13
RBI	5
BB	8
SO	5
LOB	25



Batter	1	2	3	4	5	6	7	8	9	10	AB	R	H	RBI	BB	SO	LOB	BOTTOM						
Quilvio Veras, S OBP: 0.424, SLG: 0.385 (1.4)											3 1 1 0 1 1 2													
Jerry Browne, S OBP: 0.250, SLG: 0.147 (1.8)										3 1 0 0 3 0 5														
Gary Sheffield, R OBP: 0.506, SLG: 0.559 (1.9)										5 1 3 4 1 0 1														
Jeff Conine, R OBP: 0.451, SLG: 0.579 (1.3)										5 1 2 0 1 0 5														
Andre Dawson, R OBP: 0.250, SLG: 0.273 Robb Nen, R (10.1)										4 1 0 0 1 1 5 0 0 0 0 0 0 0														
Terry Pendleton, S OBP: 0.259, SLG: 0.299 Alex Arias, R (10.5)										4 1 1 0 0 0 5 1 0 1 0 0 0 0														
Kurt Abbott, R OBP: 0.304, SLG: 0.463 (1.6)											5 0 0 1 1 0 2													
Charles Johnson, R OBP: 0.257, SLG: 0.213 (1.2)										4 1 2 2 1 0 1														
David Weathers, R Matt Dunbar, L Randy Veres, R Darrell Whitmore, L Terry Mathews, L Mario Diaz, R Greg Colbrunn, R										2 0 0 0 0 0 1 2 0 0 0 0 0 0 0 0 0 0 0 0 0 0 0 0 1 0 0 0 0 0 0 2 0 0 0 0 0 0 0 0 1 0 0 0 0 0 0 1 0 0 0 0 0 0 0 0														
Inning Stats	R: 0 E: 0 K: 1 S: 12	H: 1 LOB: 2 BB: 1 P: 22	R: 0 E: 1 K: 0 S: 12	H: 1 LOB: 3 BB: 0 P: 18	R: 2 E: 0 K: 1 S: 14	H: 1 LOB: 2 BB: 1 P: 31	R: 0 E: 0 K: 0 S: 14	H: 0 LOB: 3 BB: 4 P: 34	R: 0 E: 0 K: 0 S: 5	H: 0 LOB: 0 BB: 0 P: 9	R: 0 E: 0 K: 0 S: 11	H: 1 LOB: 1 BB: 0 P: 15	R: 1 E: 1 K: 0 S: 19	H: 2 LOB: 2 BB: 0 P: 29	R: 0 E: 0 K: 1 S: 9	H: 1 LOB: 2 BB: 1 P: 14	R: 4 E: 0 K: 0 S: 9	H: 2 LOB: 1 BB: 2 P: 23	R: 0 E: 0 K: 0 S: 8	H: 1 LOB: 0 BB: 0 P: 11	1B: 8 2B: 1 3B: 0 HR: 1	SF: 1 SAC: 1 DP: 1 HBP: 4	WP: 0 PB: 0 SB: 0 CS: 2	PA: 53
PITCHER	IP WLS BF H R ER SO BB IBB HBP BLK WP HR S P ERA WHIP	IP WLS BF H R ER SO BB IBB HBP BLK WP HR S P ERA WHIP	IP WLS BF H R ER SO BB IBB HBP BLK WP HR S P ERA WHIP	IP WLS BF H R ER SO BB IBB HBP BLK WP HR S P ERA WHIP	IP WLS BF H R ER SO BB IBB HBP BLK WP HR S P ERA WHIP	IP WLS BF H R ER SO BB IBB HBP BLK WP HR S P ERA WHIP	IP WLS BF H R ER SO BB IBB HBP BLK WP HR S P ERA WHIP	IP WLS BF H R ER SO BB IBB HBP BLK WP HR S P ERA WHIP	IP WLS BF H R ER SO BB IBB HBP BLK WP HR S P ERA WHIP	IP WLS BF H R ER SO BB IBB HBP BLK WP HR S P ERA WHIP	IP WLS BF H R ER SO BB IBB HBP BLK WP HR S P ERA WHIP	IP WLS BF H R ER SO BB IBB HBP BLK WP HR S P ERA WHIP	IP WLS BF H R ER SO BB IBB HBP BLK WP HR S P ERA WHIP	IP WLS BF H R ER SO BB IBB HBP BLK WP HR S P ERA WHIP	IP WLS BF H R ER SO BB IBB HBP BLK WP HR S P ERA WHIP	IP WLS BF H R ER SO BB IBB HBP BLK WP HR S P ERA WHIP	IP WLS BF H R ER SO BB IBB HBP BLK WP HR S P ERA WHIP	IP WLS BF H R ER SO BB IBB HBP BLK WP HR S P ERA WHIP	IP WLS BF H R ER SO BB IBB HBP BLK WP HR S P ERA WHIP	IP WLS BF H R ER SO BB IBB HBP BLK WP HR S P ERA WHIP	IP WLS BF H R ER SO BB IBB HBP BLK WP HR S P ERA WHIP	IP WLS BF H R ER SO BB IBB HBP BLK WP HR S P ERA WHIP	IP WLS BF H R ER SO BB IBB HBP BLK WP HR S P ERA WHIP	IP WLS BF H R ER SO BB IBB HBP BLK WP HR S P ERA WHIP

Philadelphia Phillies @ Florida Marlins
Joe Robbie Stadium, Miami, FL
Tue May 16 1995, 7:05 PM EDT
Att. 19,348 - Unknown - 95 F

AB	38
R	7
H	10
RBI	7
BB	9
SO	3
LOB	31

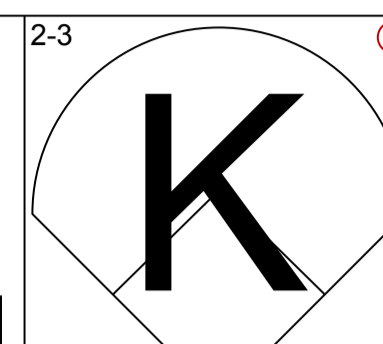
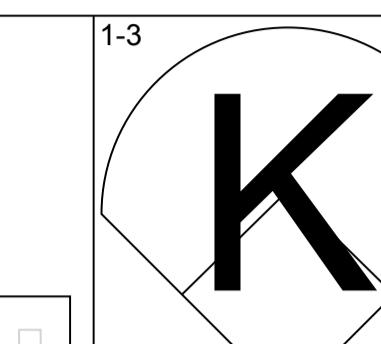
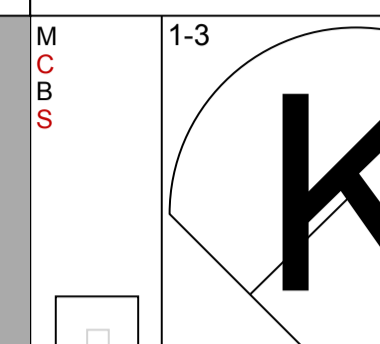
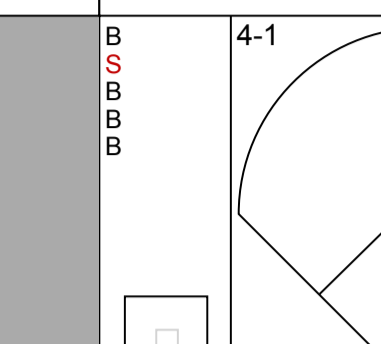


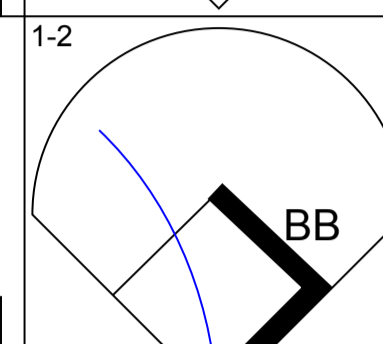
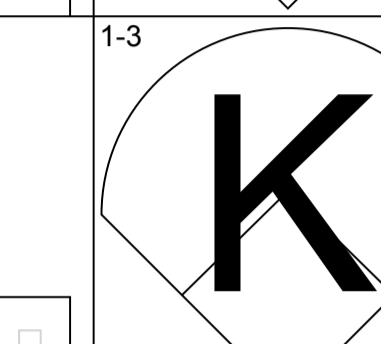
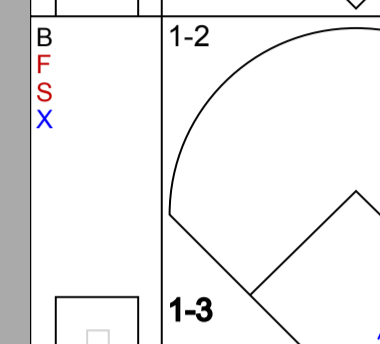
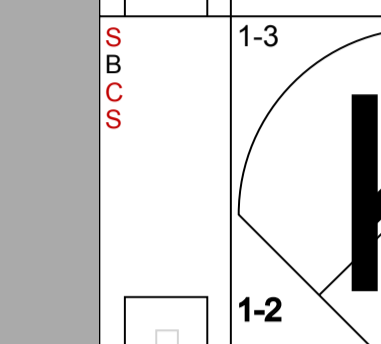

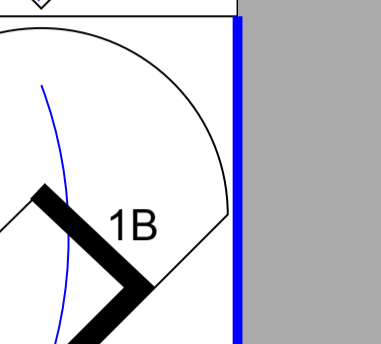
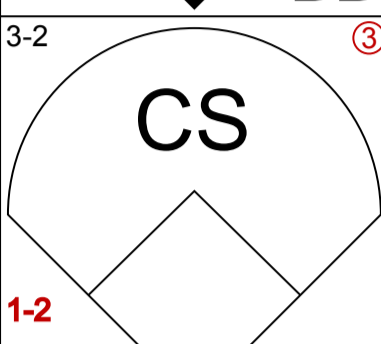
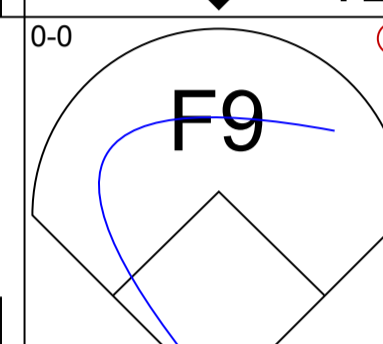

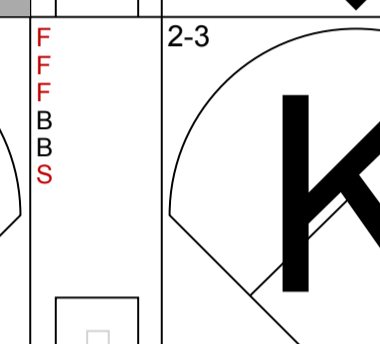

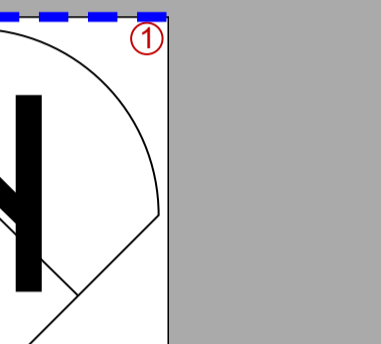
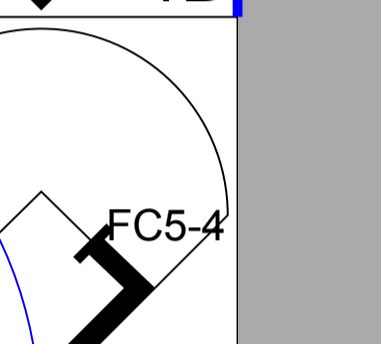

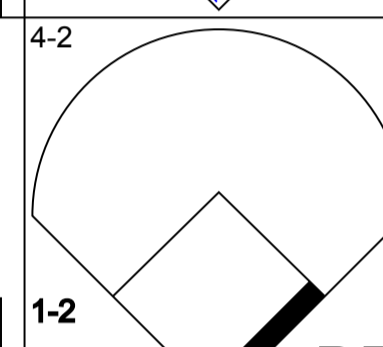
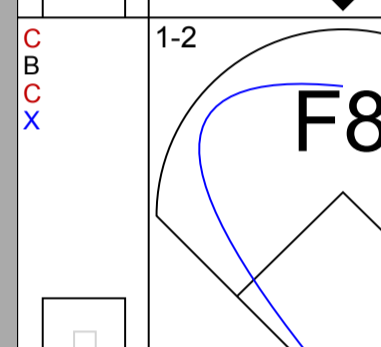

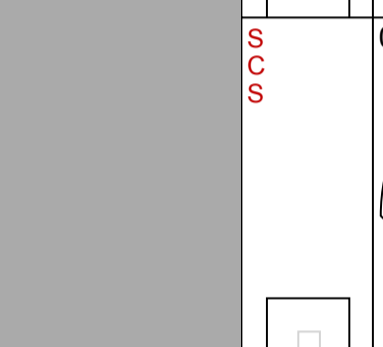
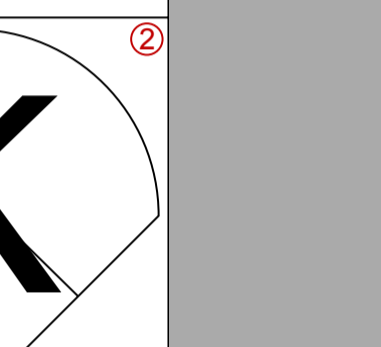

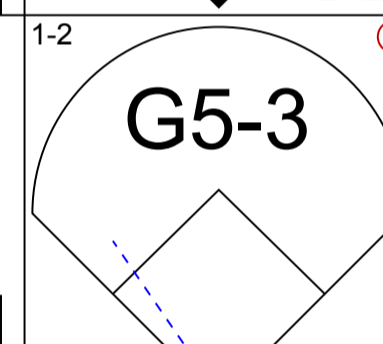
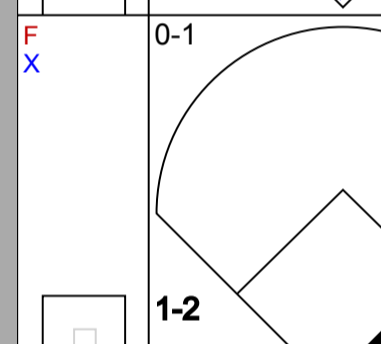

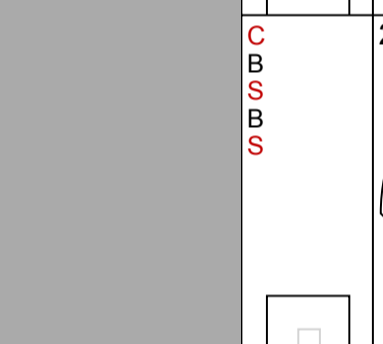
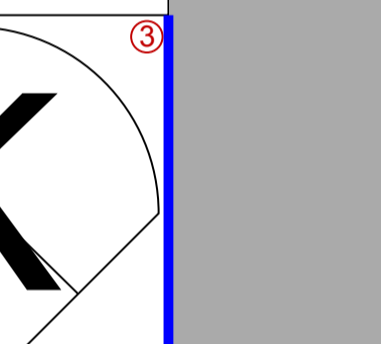


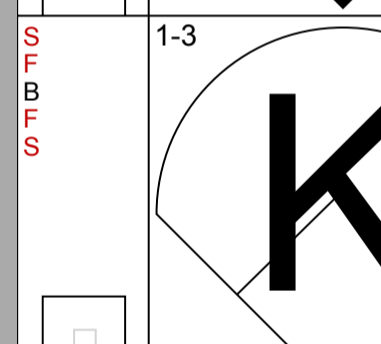


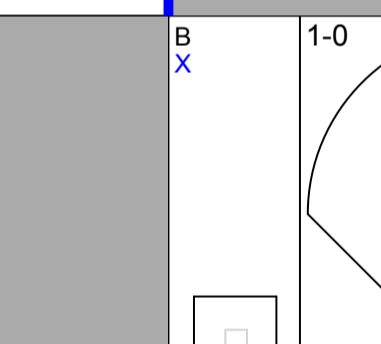

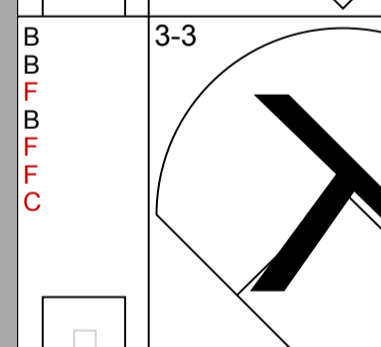


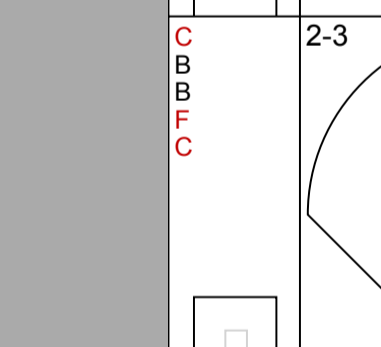
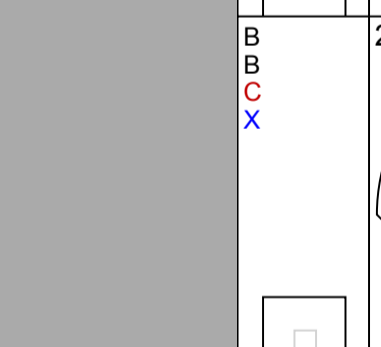
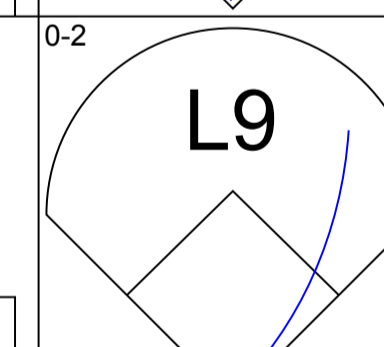

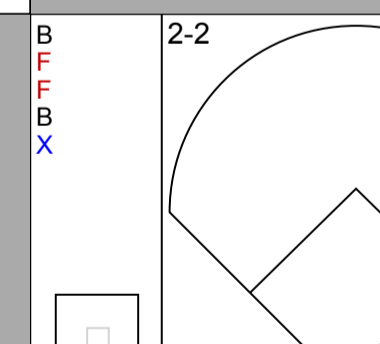

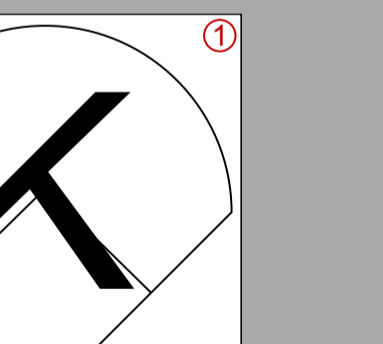
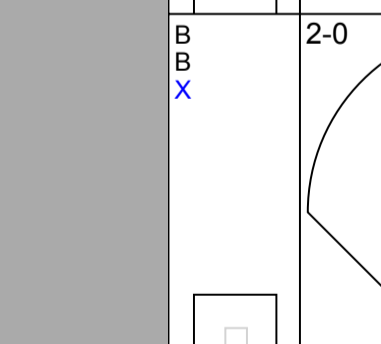
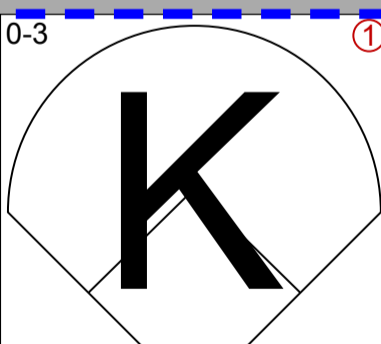


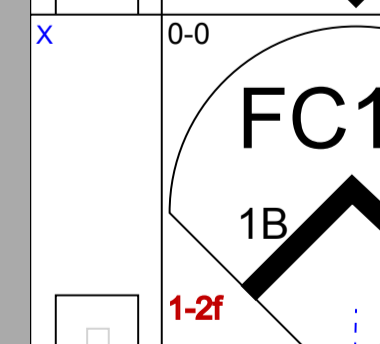

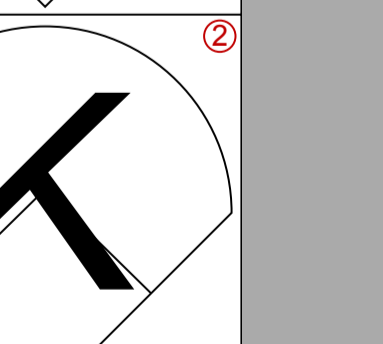
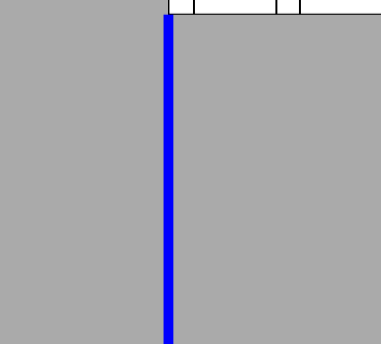
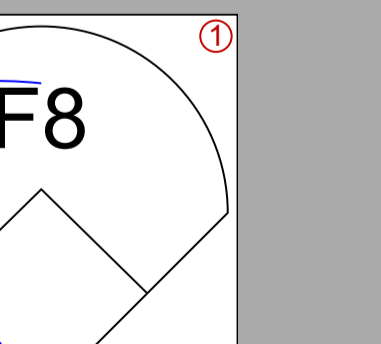
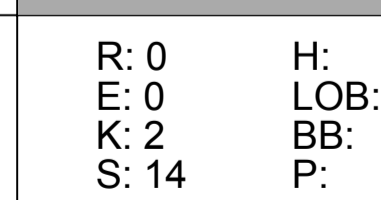
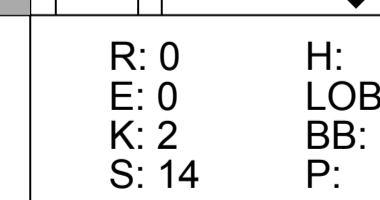
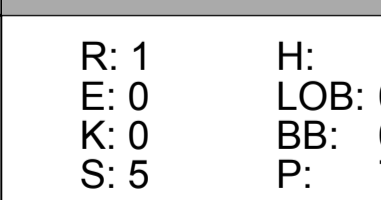

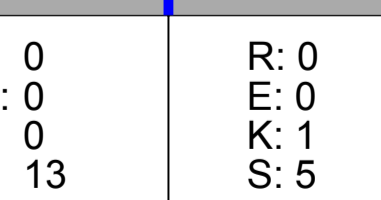

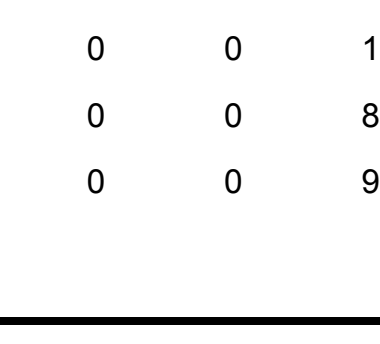







Batter	1	2	3	4	5	6	7	8	9	10	11	12	13	AB R H RBI BB SO LOB	TOP														
Lenny Dykstra, L (1, 8) OBP: 0.375, SLG: 0.305	0-3 K			2-0 L9			4-2 2B BB	1 SAFE 2-2 F7			4-1 CS BB		4-0 FC4-6 BB	3 1 0 0 3 1 2															
Mariano Duncan, R (1, 4) OBP: 0.333, SLG: 0.513 Heathcliff Slocumb, R (13, 1)	2-3 K			0-0 F7			0-0 1-H 2B		0-3 K		2-2 CS 1-2	1-1 L8	0-1 FC4-6 1-2f	6 0 1 1 0 2 1 0 0 0 0 0 0 0															
Gregg Jefferies, S (1, 7) OBP: 0.268, SLG: 0.400	0-1 F9			1-0 G5-3			0-1 G5-3		1-0 F8			2-1 2B	3-1 G3	6 0 1 0 0 0 2															
Dave Hollins, S (1, 3) OBP: 0.495, SLG: 0.538		4-2 G6-4-3 BB			0-1 G5-3		0-0 L6		2-2 G4-3			4-0 FC6-4 IBB		3 0 0 0 2 0 1															
Darren Daulton, L (1, 2) OBP: 0.364, SLG: 0.422		1-3 K			1-2 P3		0-0 F7			1-2 G6-3		3-2 F8		5 0 0 0 0 1 4															
Charlie Hayes, R (1, 5) OBP: 0.384, SLG: 0.472		1-1 G6-4-3 1-2f			0-2 F9		2-0 WP SH5-4 1B			1-3 K		1-2 FC6-4 1-2f		5 0 1 0 0 1 3															
Dave Gallagher, R (1, 9) OBP: 0.419, SLG: 0.500 Gary Varsho, L (10, PH) OBP: 0.353, SLG: 0.286 (10, 9)			1-3 K			1-0 G5-3	0-0 SH5-4 1-2		1-2 L3				3-2 SH1-4 HR HBP	2 0 0 0 0 1 0 1 1 0 0 0 0 0	AB 39 R 3 H 4 RBI 3 BB 6 SO 8 LOB 14														
Kevin Stocker, S (1, 6) OBP: 0.290, SLG: 0.173			0-3 K			2-1 G4-3	2-1 G6-3 2-3			1-2 P6			1-0 SH1-4	4 0 0 0 0 1 1															
Curt Schilling, R (1, 1) OBP: 0.167, SLG: 0.250 Randy Ready, R (8, PH) OBP: 0.273, SLG: 0.200 Toby Bordard, R (8, 1) Tony Longmire, L (11, PH) OBP: 0.355, SLG: 0.636 Gene Harris, R (11, 1) Ricky Bottalico, L (12, 1) Mickey Morandini, L (13, PH) OBP: 0.342, SLG: 0.379 (13, 4)			1-3 K			1-0 G3	4-0 BB			0-0 L8			0-0 HR 2-H	2 0 0 0 0 1 0 0 0 0 0 0 1 0 0 0 0 0 0 0 0 0 0 1 0 1 1 1 2 0 0 0 0															
Inning Stats	R: 0 E: 0 K: 2 S: 8	H: 0 LOB: 0 BB: 0 P: 10	R: 0 E: 0 K: 1 S: 8	H: 0 LOB: 0 BB: 1 P: 14	R: 0 E: 0 K: 3 S: 11	H: 0 LOB: 0 BB: 0 P: 13	R: 0 E: 0 K: 0 S: 3	H: 0 LOB: 0 BB: 0 P: 6	R: 0 E: 0 K: 0 S: 9	H: 0 LOB: 0 BB: 0 P: 10	R: 1 E: 0 K: 0 S: 8	H: 1 LOB: 1 BB: 1 P: 12	R: 0 E: 0 K: 1 S: 7	H: 0 LOB: 0 BB: 0 P: 10	R: 0 E: 0 K: 1 S: 12	H: 0 LOB: 0 BB: 0 P: 15	R: 0 E: 0 K: 0 S: 7	H: 0 LOB: 0 BB: 1 P: 14	R: 0 E: 0 K: 0 S: 11	H: 1 LOB: 2 BB: 1 P: 22	R: 2 E: 0 K: 0 S: 8	H: 1 LOB: 1 BB: 1 P: 19	1B: 1 2B: 2 3B: 0 HR: 1	SF: 0 SAC: 2 DP: 1 HBP: 1	WP: 1 PA: 49 PB: 0 SB: 0 CS: 1				
PITCHER	IP WLS BF H R ER SO BB IBB HBP BLK WP HR S P ERA WHIP																												
Chris Hammond, L (1, 1) ERA: 0.96	8.0		28	2	1	1	6	3	0	0	0	0	0	0	0	0	0	0	0	0	0	0	0	0	0	0	0	1.12	0.625
Robb Nen, R (9, 1) ERA: 5.56	2.0		6	0	0	0	2	0	0	0	0	0	0	0	0	0	0	0	0	0	0	0	0	0	0	0	0	0.00	0.000
Yorkis Perez, L (11, 1) ERA: 4.5	1.2		7	1	0	0	0	1	1	0	0	0	0	0	0	0	0	0	0	0	0	0	0	0	0	0	0	0.00	1.200
Richie Lewis, R (12, 1) ERA: 2.45	1.1	L	7	1	2	2	0	1	0	1	0	0	0	0	0	0	0	0	0	0	0	0	0	0	0	0	0	13.50	1.500

Philadelphia Phillies @ Florida Marlins
Joe Robbie Stadium, Miami, FL
Wed May 17 1995, 7:05 PM EDT
Att: 21,375 - Unknown - 92 F

livebaseballscorecards.com



Batter	1	2	3	4	5	6	7	8	9	10	11	12	13	AB R H RBI BB SO LOB															
Quilvio Veras, S <small>(1, 4) OBP: 0.418, SLG: 0.362</small>														4 0 0 0 2 3 1															
Terry Pendleton, S <small>(1, 5) OBP: 0.278, SLG: 0.317</small>														5 0 3 0 0 2 1 0 0 0 0 0 0 0 0 0 0 0 1 0 0															
Alex Arias, R <small>(12, 6) OBP: 0.385, SLG: 0.286</small>														6 0 2 0 0 2 4															
Gary Sheffield, R <small>(1, 9) OBP: 0.495, SLG: 0.541</small>														4 0 0 0 2 1 3															
Jeff Conine, R <small>(1, 7) OBP: 0.443, SLG: 0.550</small>														4 1 2 1 0 1 2 0 0 0 0 0 0 0 2 0 0 0 0 0 2															
Greg Colbrunn, R <small>(1, 3) OBP: 0.333, SLG: 0.479</small>														5 0 0 0 0 1 2															
Mario Diaz, R <small>(11, 5) OBP: 0.200, SLG: 0.333</small>														5 0 0 0 0 2 2 0 0 0 0 0 0 0															
Darrell Whitmore, L <small>(1, 8) OBP: 0.207, SLG: 0.346</small>														5 0 1 0 0 3 0															
Kurt Abbott, R <small>(1, 6) OBP: 0.275, SLG: 0.413</small>														3 0 0 0 0 2 1 2 0 0 0 0 0 0															
Richie Lewis, R <small>(12, 1)</small>																													
Charles Johnson, R <small>(1, 2) OBP: 0.253, SLG: 0.212</small>																													
Chris Hammond, L <small>(1, 1)</small>																													
Jerry Browne, S <small>(9, 7) OBP: 0.238, SLG: 0.139</small>																													
Inning Stats	R: 0 E: 0 K: 1 S: 12	H: 1 LOB: 2 BB: 1 P: 20	R: 0 E: 0 K: 1 S: 12	H: 0 LOB: 0 BB: 0 P: 15	R: 0 E: 0 K: 3 S: 12	H: 0 LOB: 0 BB: 0 P: 16	R: 0 E: 0 K: 2 S: 14	H: 2 LOB: 2 BB: 0 P: 21	R: 0 E: 0 K: 2 S: 14	H: 2 LOB: 2 BB: 0 P: 20	R: 1 E: 0 K: 0 S: 5	H: 1 LOB: 0 BB: 0 P: 7	R: 0 E: 0 K: 3 S: 10	H: 0 LOB: 1 BB: 1 P: 18	R: 0 E: 0 K: 3 S: 9	H: 0 LOB: 0 BB: 0 P: 13	R: 0 E: 0 K: 1 S: 5	H: 0 LOB: 0 BB: 0 P: 10	R: 0 E: 0 K: 0 S: 17	H: 2 LOB: 2 BB: 0 P: 24	R: 0 E: 0 K: 0 S: 11	H: 0 LOB: 0 BB: 0 P: 19	R: 0 E: 0 K: 1 S: 8	H: 0 LOB: 0 BB: 1 P: 16	R: 0 E: 0 K: 0 S: 9	H: 0 LOB: 1 BB: 2 P: 19	1B: 7 2B: 0 3B: 0 HR: 1	SF: 0 SAC: 0 DP: 1 HBP: 0	WP: 0 PA: 51 PB: 0 SB: 1 CS: 1

BOTTOM

Philadelphia Phillies @ Florida Marlins
 Joe Robbie Stadium, Miami, FL
 Wed May 17 1995, 7:05 PM EDT
 Att: 21,375 - Unknown - 92 F

livebaseballscorecards.com

AB	45
R	1
H	8
RBI	1
BB	5
SO	17
LOB	18



PITCHER																
IP	WLS	BF	H	R	ER	SO	BB	IBB	HBP	BLK	WP	HR	S	P	ERA	WHIP
Curt Schilling, R <small>(1, 1) ERA: 2.41</small>	7.0	29	6	1	1	12	2	0	0	0	0	1	79	117	1.29	1.143
Toby Borland, R <small>(8, 1) ERA: 2.65</small>	3.0	11	2	0	0	4	0	0	0	0	0	0	31	47	0.00	0.667
Gene Harris, R <small>(11, 1) ERA: 0.71</small>	1.0	3	0	0	0	0	0	0	0	0	0	0	11	19	0.00	0.000
Ricky Bottalico, R <small>(12, 1) ERA: 0.84</small>	1.0	W	3	0	0	0	1	0	0	0	0	0	8	16	0.00	1.000
Heathcliff Slocumb, R <small>(13, 1) ERA: 1.35</small>	1.0	S	4	0	0	0	2	0	0	0	0	0	9	19	0.00	2.000

Batter	1	2	3	4	5	6	7	8	9	AB R H RBI BB SO LOB	TOP										
Brett Butler, L (1, 8) OBP: 0.414, SLG: 0.449	1-1 G5-3		0-0 P2		0-3 K		1-0 SH1-4	3-2 G6-3		4 0 0 0 0 1 3											
Jose Vizcaino, S (1, 6) OBP: 0.315, SLG: 0.346 Doug Henry, R (8, 1)	3-2 F7		0-0 G4-3		2-3 K		1-2 FC3	2-2 G3		5 1 0 1 0 1 4 0 0 0 0 0 0 0											
Rico Brogna, L (1, 3)	0-0 G1-3				1-3 K		1-0 G6-3		0-0 G3	5 1 1 3 0 1 0											
Bobby Bonilla, S (1, 5)		2-1 G4-3 2B		4-0 1B 1B		3-2 FC6-5 2B	1-2 FC3-6 1B		4-2 G4-6-3 BB	3 1 3 0 2 0 0											
Joe Orsulak, L (1, 9)	0-2 F7		0-0 1B		0-0 FC6-5 BB		3-1 FC3-6		1-0 G4-6-3	5 0 1 0 0 0 4											
Jeff Kent, R (1, 4)	2-2 G4-3		1-0 1B		1-2 1B		2-0 L9			3 0 1 1 1 0 2											
Todd Hundley, S (1, 2)	0-3 K		0-0 L9		3-2 L4			4-1 G6-3 1B BB		3 0 0 0 1 1 5											
Chris Jones, R (1, 7)			1-0 SH1-4 1B		3-3 K		1-1 SH1-4 FC3 1B		2-3 K	4 1 2 0 0 2 3											
Bret Saberhagen, R (1, 1) OBP: 0.286, SLG: 0.429 Eric Gunderson, R (6, 1) David Segui, S (8, PH) OBP: 0.357, SLG: 0.400 Tim Bogar, R (8, 6) OBP: 0.154, SLG: 0.154	0-2 SH1-4		0-1 G1-3		0-1 G1-3		1-2 FC3 SH1-4 HR HBP		0-1 G6-3 1B	1 0 0 0 0 0 0 0 1 0 0 0 0 0 1 0 1 0 0 0 0 0 0 0 0 0 0 0											
Inning Stats	R: 0 E: 0 K: 0 S: 6	H: 0 LOB: 0 BB: 0 P: 10	R: 0 E: 0 K: 1 S: 12	H: 1 LOB: 1 BB: 0 P: 16	R: 0 E: 0 K: 0 S: 6	H: 1 LOB: 1 BB: 0 P: 7	R: 1 E: 0 K: 2 S: 13	H: 2 LOB: 2 BB: 1 P: 22	R: 0 E: 0 K: 2 S: 8	H: 0 LOB: 0 BB: 0 P: 10	R: 0 E: 0 K: 0 S: 19	H: 1 LOB: 2 BB: 1 P: 31	R: 4 E: 1 K: 0 S: 16	H: 3 LOB: 1 BB: 0 P: 27	R: 0 E: 0 K: 1 S: 12	H: 1 LOB: 2 BB: 1 P: 23	R: 0 E: 0 K: 0 S: 5	H: 0 LOB: 0 BB: 1 P: 10	1B: 6 2B: 2 3B: 0 HR: 1	SF: 0 SAC: 2 DP: 1 HBP: 1	WP: 0 PA: 41 PB: 0 SB: 0 CS: 0
PITCHER	IP WLS BF H R ER SO BB IBB HBP BLK WP HR S P ERA WHIP																				
Paul Quantrill, R (1, 1) ERA: 4.06	6.1 L 31 8 5 5 5 2 0 1 0 0 0 1 77 115 7.11 1.579																				
Kyle Abbott, L (7, 1) ERA: 3.52	0.2 2 0 0 0 0 0 0 0 0 0 0 0 3 8 0.00 0.000																				
Ricky Bottalico, R (8, 1) ERA: 0.71	2.0 8 1 0 0 1 2 0 0 0 0 0 0 17 33 0.00 1.500																				

New York Mets @ Philadelphia Phillies
Veterans Stadium, Philadelphia, PA
 Fri May 19 1995, 7:05 PM EDT
 Att. 31,601 - Unknown - 66 F

livebaseballscorecards.com

AB	34
R	5
H	9
RBI	5
BB	4
SO	6
LOB	21



Batter	1	2	3	4	5	6	7	8	9	AB	R	H	RBI	BB	SO	LOB
Lenny Dykstra, L (1, 8) OBP: 0.400, SLG: 0.329	4-1 G4-3 SH1-3 BB		0-0 1B		0-1 BB 1B		1-0 1-2 1B			3	0	3	0	1	0	0
Mickey Morandini, L (1, 4) OBP: 0.355, SLG: 0.382	0-0 SH1-3 1-2		2-2 G1-6-3 1B		4-2 BB 1-2 2-3		0-0 G5-3 2-3f			2	0	1	0	1	0	2
Gregg Jefferies, S (1, 7) OBP: 0.267, SLG: 0.410	1-1 G4-3 2-3		0-0 G1-6-3 1-2f		1-1 SF7			0-1 G3 2B		3	0	1	1	0	0	2
Dave Hollins, S (1, 3) OBP: 0.474, SLG: 0.507	1-3 K			2-1 F8	0-0 G1-3			3-2 F7		4	0	0	0	0	1	4
Darren Daulton, L (1, 2) OBP: 0.346, SLG: 0.397		0-2 G3-1		0-1 G4-3		0-0 G1-3		1-1 G3 2-3		4	0	0	0	0	0	1
Jim Eisenreich, L (1, 9) OBP: 0.404, SLG: 0.478		0-1 BB 1B		1-0 1B		0-1 G4-3		0-0 G3-1		4	0	2	0	0	0	1
Charlie Hayes, R (1, 5) OBP: 0.378, SLG: 0.453		4-2 SAFE 1-3 BB		2-1 F9		0-0 F8			3-2 F9	3	0	0	0	1	0	1
Kevin Stocker, S (1, 6) OBP: 0.288, SLG: 0.179		1-3 K			0-0 F7		2-1 G5-3 1B 1B		1-1 F9	4	0	1	0	0	1	2
Paul Quantrill, L (1, 1) Kyle Abbott, L (7, 1) Randy Ready, R (7, PH) Ricky Bottalico, L (8, 1) Tony Longmire, L (9, PH)		1-3 K			4-2 BB SF7 BB		2-1 F8		0-0 F7	1	1	0	0	0	1	2

Inning Stats	R: 0	H: 0	E: 0	K: 1	S: 7	R: 0	H: 1	E: 0	K: 2	S: 14	R: 0	H: 2	E: 0	K: 0	S: 6	R: 0	H: 1	E: 0	K: 0	S: 7	R: 1	H: 1	E: 0	K: 0	S: 11	R: 0	H: 0	E: 0	K: 0	S: 4	R: 0	H: 2	E: 0	K: 0	S: 6	R: 0	H: 1	E: 0	K: 0	S: 9	R: 0	H: 0	E: 0	K: 0	S: 6	R: 0	H: 0	E: 0	K: 0	S: 6	1B: 7	SF: 1	2B: 1	SAC: 1	3B: 0	DP: 2	HR: 0	HBP: 0	WP: 0	PA: 36
--------------	------	------	------	------	------	------	------	------	------	-------	------	------	------	------	------	------	------	------	------	------	------	------	------	------	-------	------	------	------	------	------	------	------	------	------	------	------	------	------	------	------	------	------	------	------	------	------	------	------	------	------	-------	-------	-------	--------	-------	-------	-------	--------	-------	--------

PITCHER	IP	WLS	BF	H	R	ER	SO	BB	IBB	HBP	BLK	WP	HR	S	P	ERA	WHIP
Bret Saberhagen, R (1, 1) ERA: 4.06	5.0		22	5	1	1	3	4	0	0	0	0	0	45	73	1.80	1.800
Eric Gunderson, L (6, 1) ERA: 3.68	2.0	W	7	2	0	0	0	0	0	0	0	0	0	10	15	0.00	1.000
Doug Henry, R (8, 1) ERA: 3.27	2.0		7	1	0	0	0	0	0	0	0	0	0	15	23	0.00	0.500

BOTTOM

New York Mets @ Philadelphia Phillies
Veterans Stadium, Philadelphia, PA
 Fri May 19 1995, 7:05 PM EDT
 Att: 31,601 - Unknown - 66 F

livebaseballscorecards.com

AB	30
R	1
H	8
RBI	1
BB	4
SO	3
LOB	16



Batter	1	2	3	4	5	6	7	8	9	AB R H RBI BB SO LOB	TOP
--------	---	---	---	---	---	---	---	---	---	----------------------	-----

Brett Butler, L <small>(1, 8) OBP: 0.424, SLG: 0.444</small>										3 2 1 0 2 0 0	
--	--	--	--	--	--	--	--	--	--	---------------	--

Jose Vizcaino, S <small>(1, 6) OBP: 0.309, SLG: 0.329</small>										4 2 0 1 1 0 3	
---	--	--	--	--	--	--	--	--	--	---------------	--

Rico Brogna, L <small>(1, 3) OBP: 0.366, SLG: 0.600</small>										5 1 1 1 0 1 2	
---	--	--	--	--	--	--	--	--	--	---------------	--

Bobby Bonilla, S <small>(1, 5) OBP: 0.422, SLG: 0.648</small>										5 1 3 2 0 2 0	
---	--	--	--	--	--	--	--	--	--	---------------	--

Joe Orsulak, L <small>(1, 9) OBP: 0.382, SLG: 0.460</small>										5 1 3 1 0 1 1	
---	--	--	--	--	--	--	--	--	--	---------------	--

Jeff Kent, R <small>(1, 4) OBP: 0.287, SLG: 0.321</small> Jerry Dipoto, R <small>(6, 1)</small> David Segui, S <small>(9, PH) OBP: 0.351, SLG: 0.391</small>										4 0 2 1 0 0 3 0 0 0 0 0 0 0 1 0 0 0 0 0 0	
--	--	--	--	--	--	--	--	--	--	---	--

Todd Hundley, S <small>(1, 2) OBP: 0.375, SLG: 0.543</small>										5 0 3 1 0 1 1	
--	--	--	--	--	--	--	--	--	--	---------------	--

Chris Jones, R <small>(1, 7) OBP: 0.368, SLG: 0.333</small>										4 1 1 0 0 0 2	
---	--	--	--	--	--	--	--	--	--	---------------	--

Pete Harnisch, S <small>(1, 1) OBP: 0.111, SLG: 0.111</small> Blas Minor, R <small>(3, 1)</small> Ricky Otero, S <small>(4, PH) OBP: 0.222, SLG: 0.212</small> Kevin Lomon, R <small>(4, 1)</small> Edgardo Alfonzo, R <small>(6, 4) OBP: 0.325, SLG: 0.514</small>										1 0 0 0 0 0 0 0 0 0 0 0 0 0 1 0 0 0 0 0 1 0 0 0 0 0 0 0 1 0 0 0 0 0 0	
---	--	--	--	--	--	--	--	--	--	---	--

Inning Stats	R: 0 H: 0 E: 0 LOB: 0 K: 0 BB: 0 S: 4 P: 7	R: 1 H: 2 E: 0 LOB: 1 K: 1 BB: 0 S: 13 P: 20	R: 2 H: 2 E: 0 LOB: 2 K: 1 BB: 2 S: 9 P: 20	R: 0 H: 2 E: 0 LOB: 2 K: 0 BB: 0 S: 9 P: 15	R: 1 H: 2 E: 0 LOB: 1 K: 1 BB: 0 S: 14 P: 19	R: 4 H: 6 E: 1 LOB: 2 K: 0 BB: 1 S: 19 P: 32	R: 0 H: 0 E: 0 LOB: 0 K: 0 BB: 0 S: 9 P: 14	R: 0 H: 0 E: 0 LOB: 0 K: 1 BB: 0 S: 7 P: 8	1B: 12 SF: 0 2B: 2 SAC: 1 3B: 0 DP: 0 HR: 0 HBP: 0	WP: 2 PA: 43 PB: 0 SB: 1 CS: 0
--------------	---	---	--	--	---	---	--	---	---	---

PITCHER	IP	WLS	BF	H	R	ER	SO	BB	IBB	HBP	BLK	WP	HR	S	P	ERA	WHIP
Tyler Green, R <small>(1, 1) ERA: 5.47</small>	5.1	W	28	9	6	6	3	3	0	0	0	1	0	53	89	10.12	2.250
Toby Borland, R <small>(6, 1) ERA: 3.12</small>	0.1		5	4	2	1	0	0	0	0	0	1	0	12	19	27.00	12.000
Norm Charlton, L <small>(6, 1) ERA: 12.86</small>	1.1		4	1	0	0	0	0	0	0	0	0	0	12	19	0.00	0.750
Gene Harris, R <small>(8, 1) ERA: 0.66</small>	1.0		3	0	0	0	1	0	0	0	0	0	0	9	14	0.00	0.000
Heathcliff Stocumb, R <small>(9, 1) ERA: 1.26</small>	1.0	S	3	0	0	0	1	0	0	0	0	0	0	7	8	0.00	0.000

New York Mets @ Philadelphia Phillies
Veterans Stadium, Philadelphia, PA
 Sat May 20 1995, 7:05 PM EDT
 Att. 38,829 - Unknown - 70 F

livebaseballscorecards.com

AB	39
R	8
H	14
RBI	7
BB	3
SO	5
LOB	13



Batter	1	2	3	4	5	6	7	8	9
Lenny Dykstra, L OBP: 0.410, SLG: 0.348 (1, 8)	0-2 G4-3	0-0 HR 2B	4-1 G3 BB		3-2 2B 1B		0-0 G4-6-3 1-2f		
Mickey Morandini, L OBP: 0.383, SLG: 0.466 (1, 4)	1-2 1B	2-2 HR	2-2 G3		1-1 2B			2-2 G6-3 G4-3 1B	
Gregg Jefferies, S OBP: 0.253, SLG: 0.386 (1, 7)	1 SAFE F8	0-2 G6-3	3-2 G4-3		2-3 K			0-0 G4-3	
Dave Hollins, S OBP: 0.471, SLG: 0.486 (1, 3)	2-0 L9		4-2 2B BB		4-2 1B G3-1 BB		1-0 G6-3	2-1 G6-3	
Darren Daulton, L OBP: 0.360, SLG: 0.411 (1, 2)		1-2 1B 1B	2-2 P4		2-1 G3-1 1B		2-1 1B	1-0 P6	
Jim Eisenreich, L OBP: 0.393, SLG: 0.480 (1, 9)		2-2 F8	1-2 2B 2B		2-1 G3-1		0-3 K		
Charlie Hayes, R OBP: 0.383, SLG: 0.449 (1, 5)		0-0 1B 2B 1B	4-2 2B BB		3-2 L8		3-2 G1-3		
Kevin Stocker, S OBP: 0.300, SLG: 0.217 (1, 6)		1-1 2B HR 1B	0-0 2B 2B		0-3 K		2-1 G4-3		
Tyler Green, R OBP: 0.411, SLG: 0.222 Toby Borland, R Norm Charlton, S Tony Longmire, L OBP: 0.458, SLG: 0.609 Gene Harris, R Heathcliff Slocumb, R		3-2 P4	0-1 G3 2B		1-3 K		4-2 G4-6-3 BB		

Inning Stats	R: 0 E: 0 K: 10 S: 10	H: 1 LOB: 1 BB: 0 P: 13	R: 5 E: 0 K: 0 S: 23	H: 5 LOB: 0 BB: 0 P: 34	R: 4 E: 0 K: 0 S: 24	H: 3 LOB: 2 BB: 3 P: 44	R: 1 E: 0 K: 1 S: 12	H: 1 LOB: 1 BB: 1 P: 23	R: 0 E: 0 K: 2 S: 12	H: 2 LOB: 1 BB: 0 P: 19	R: 0 E: 0 K: 1 S: 9	H: 1 LOB: 1 BB: 0 P: 15	R: 0 E: 0 K: 0 S: 5	H: 0 LOB: 0 BB: 1 P: 11	R: 0 E: 0 K: 0 S: 7	H: 1 LOB: 1 BB: 0 P: 12
1B: 8 2B: 5 3B: 0 HR: 1	SF: 0 SAC: 0 DP: 1 HBP: 0	WP: 0 PA: 41														

PITCHER	IP	WLS	BF	H	R	ER	SO	BB	IBB	HBP	BLK	WP	HR	S	P	ERA	WHIP
Pete Harnisch, R ERA: 4.45 (1, 1)	2.1	L	17	8	9	9	0	2	0	0	0	0	1	47	72	34.71	4.286
Blas Minor, R ERA: 1.86 (3, 1)	0.2		4	1	0	0	0	1	0	0	0	0	0	10	19	0.00	3.000
Kevin Lomon, R ERA: 6.75 (4, 1)	2.0		9	3	1	1	3	1	0	0	0	0	0	24	42	4.50	2.000
Jerry Dipoto, R ERA: 6.91 (6, 1)	3.0		11	2	0	0	1	1	0	0	0	0	0	21	38	0.00	1.000

BOTTOM

New York Mets @ Philadelphia Phillies
Veterans Stadium, Philadelphia, PA

Sat May 20 1995, 7:05 PM EDT
Att: 38,829 - Unknown - 70 F

livebaseballscorecards.com

AB	36
R	10
H	14
RBI	10
BB	5
SO	4
LOB	20



Batter	1	2	3	4	5	6	7	8	9	AB R H RBI BB SO LOB	TOP		
Brett Butler, L (1, 8) OBP: 0.406, SLG: 0.424 Josias Manzanillo, R (7, 1)	2-3 K		1-2 P6		1-1 G4-3		2-0 G4-6-3			4 0 0 0 0 1 2 0 0 0 0 0 0 0			
Jose Vizcaino, S (1, 6) OBP: 0.306, SLG: 0.326	0-0 B2-3			1-0 G4-3		0-2 2B SF9 1B		1-1 F7		4 1 1 0 0 0 0			
Rico Brogna, L (1, 3) OBP: 0.360, SLG: 0.595	1-3 K			1-3 K		1-1 SF9 2B		3-3 K		4 0 1 0 0 3 0			
Bobby Bonilla, S (1, 7) OBP: 0.425, SLG: 0.649		3-2 G4-3		1-1 1B		1-1 SF9		2-2 1B		3 0 2 1 0 0 0			
Jeff Kent, R (1, 4) OBP: 0.286, SLG: 0.317		0-2 FC1-6 1B		2-3 K		0-1 P9		1-0 P5		4 0 1 0 0 1 3			
Chris Jones, R (1, 9) OBP: 0.348, SLG: 0.318		1-0 FC1-6 FC6-4 1-2f			3-1 WP HR 1B		2-2 G6-3		0-3 K	4 1 1 0 0 1 2			
Edgardo Alfonzo, R (1, 5) OBP: 0.295, SLG: 0.463		3-1 FC6-4 1-2f			1-3 K		0-0 P4		3-2 G5-3	4 0 0 0 0 1 2			
Kelly Stinnett, R (1, 2) OBP: 0.435, SLG: 0.632 Ricky Otero, S (7, PR) OBP: 0.216, SLG: 0.206 (7, 8)			1-1 G4-3		0-0 HR		3-2 E S 1B		0-1 G4-3	3 1 2 2 0 0 0 1 0 0 0 0 0 0			
Bobby Jones, R (1, 1) OBP: 0.222, SLG: 0.222 Joe Orsulak, L (7, PH) OBP: 0.393, SLG: 0.460 Todd Hundley, S (7, 2) OBP: 0.375, SLG: 0.543			1-3 K		1-3 K		4-2 SAFE G4-6-3 BB			2 0 0 0 0 2 0 0 0 0 0 1 0 0 0 0 0 0 0 0 0			
Inning Stats	R: 0 H: 0 E: 0 LOB: 0 K: 2 BB: 0 S: 9 P: 12	R: 0 H: 1 E: 0 LOB: 1 K: 0 BB: 0 S: 9 P: 16	R: 0 H: 0 E: 0 LOB: 0 K: 1 BB: 0 S: 8 P: 11	R: 0 H: 1 E: 0 LOB: 1 K: 2 BB: 0 S: 10 P: 15	R: 2 H: 2 E: 0 LOB: 0 K: 2 BB: 0 S: 12 P: 18	R: 1 H: 2 E: 0 LOB: 1 K: 0 BB: 0 S: 13 P: 17	R: 0 H: 1 E: 0 LOB: 2 K: 0 BB: 1 S: 8 P: 17	R: 0 H: 1 E: 0 LOB: 1 K: 1 BB: 0 S: 10 P: 17	R: 0 H: 0 E: 0 LOB: 0 K: 1 BB: 0 S: 8 P: 11	1B: 6 SF: 1 2B: 1 SAC: 0 3B: 0 DP: 1 HR: 1 HBP: 0	WP: 1 PA: 35 PB: 0 SB: 1 CS: 0		
PITCHER	IP WLS BF H R ER SO BB IBB HBP BLK WP HR S P ERA WHIP											PITCHER	IP WLS BF H R ER SO BB IBB HBP BLK WP HR S P ERA WHIP
Mike Mimbs, L (1, 1) ERA: 5.63	6.0 W 24 6 3 3 7 0 0 0 0 1 1 61 89 4.50 1.000												
Ricky Bottalico, R (7, 1) ERA: 0.69	0.1 3 1 0 0 0 1 0 0 0 0 0 7 14 0.00 6.000												
Norm Charlton, L (7, 1) ERA: 10.8	1.1 4 1 0 0 1 0 0 0 0 0 0 10 18 0.00 0.750												
Gene Harris, R (8, 1) ERA: 0.64	0.1 1 0 0 0 0 0 0 0 0 0 0 1 2 0.00 0.000												
Heathcliff Slocumb, R (9, 1) ERA: 1.17	1.0 S 3 0 0 0 1 0 0 0 0 0 0 8 11 0.00 0.000												

New York Mets @ Philadelphia Phillies
Veterans Stadium, Philadelphia, PA
 Sun May 21 1995, 3:33 AM EDT
 Att. 43,134 - Sunny - 81 F

livebaseballscorecards.com

AB	33
R	3
H	8
RBI	3
BB	1
SO	9
LOB	9



Batter	1	2	3	4	5	6	7	8	9
Lenny Dykstra, L OBP: 0.407, SLG: 0.348 Dave Gallagher, R OBP: 0.406, SLG: 0.483	0-0 E S 1B	1-2 F7		0-1 G6-3			3-2 F8		
Mickey Morandini, L OBP: 0.388, SLG: 0.468	2-2 1B 2B 1B		2-1 G4-3 FC4-2 1B		2-2 F8		1-2 L5		
Gregg Jefferies, S OBP: 0.253, SLG: 0.380	2-2 2B 1B 1B		3-2 G4-3		0-1 G3		2-2 F7		
Dave Hollins, S OBP: 0.453, SLG: 0.461	2-3 K		0-0 FC4-2 WP		0-3 K		2-0 G3		
Darren Daulton, L OBP: 0.367, SLG: 0.442	0-0 1B 2B		2-0 G3		0-2 F8		0-0 E 2B		
Charlie Hayes, R OBP: 0.388, SLG: 0.451	2-2 1B		0-2 G4-3		0-1 1B		2-0 E9		
Gary Varsho, L OBP: 0.356, SLG: 0.294 Ricky Bottalico, L Norm Charlton, S Gene Harris, R Tony Longmire, L OBP: 0.440, SLG: 1.093 Heathcliff Slocumb, R	2-3 K		1-0 SH3-4 1B		3-1 F8		0-0 G3-1		
Kevin Stocker, S OBP: 0.301, SLG: 0.222		0-1 F7	1 SAFE 0-2 SH3-4 1B		1-2 G3				
Mike Mimbs, L Jim Eisenreich, L OBP: 0.386, SLG: 0.471		0-0 G4-3	1-2 SH3-4		0-2 SH3-4		2-2 K		

Inning Stats	R: 4	H: 5	E: 0	LOB: 0	K: 2	P: 28	R: 0	H: 0	E: 0	LOB: 0	K: 0	P: 9	R: 0	H: 1	E: 0	LOB: 1	K: 0	P: 14	R: 0	H: 2	E: 0	LOB: 2	K: 0	P: 15	R: 0	H: 0	E: 0	LOB: 0	K: 1	P: 10	R: 0	H: 1	E: 0	LOB: 1	K: 0	P: 15	R: 0	H: 0	E: 0	LOB: 0	K: 1	P: 15	R: 1	H: 1	E: 1	LOB: 1	K: 0	P: 15	
1B: 8	SF: 0	2B: 2	SAC: 1	3B: 0	DP: 0	HR: 0	HBP: 0	WP: 1	PA: 34	PB: 0	SB: 2	CS: 0																																					

PITCHER	IP	WLS	BF	H	R	ER	SO	BB	IBB	HBP	BLK	WP	HR	S	P	ERA	WHIP	
Bobby Jones, R ERA: 2.43	(1, 1)	6.0	L	26	9	4	4	3	0	0	0	0	1	0	66	91	6.00	1.500
Josias Manzanillo, R ERA: 8.36	(7, 1)	2.0		8	1	1	0	1	0	0	0	0	0	18	30	0.00	0.500	

BOTTOM

New York Mets @ Philadelphia Phillies
Veterans Stadium, Philadelphia, PA
Sun May 21 1995, 3:33 AM EDT
Att: 43,134 - Sunny - 81 F

livebaseballscorecards.com

AB	33
R	5
H	10
RBI	4
BB	0
SO	4
LOB	10



Batter	1	2	3	4	5	6	7	8	9	AB R H RBI BB SO LOB	TOP																
Darren Lewis, R OBP: 0.244, SLG: 0.263 (1, 8) X	0-0 P4		3-2 F8		1-3 K		0-0 B3			4 0 0 0 0 1 2																	
Robby Thompson, R OBP: 0.293, SLG: 0.395 (1, 4) C B B X	2-1 2B			1-1 L8		2-1 E3 2B	4-2 BB G6-4-3			3 1 1 0 1 0 0																	
Barry Bonds, L OBP: 0.442, SLG: 0.500 (1, 7) X	0-0 F7			4-2 E S 2B BB		0-0 HR 2B	0-1 G6-4-3 1-2f			3 2 1 1 1 0 4																	
Matt Williams, R OBP: 0.435, SLG: 0.804 (1, 5) S C B S	1-3 K			3-3 K 1-3		0-0 HR 2H		0-1 G6-3		4 1 1 2 0 2 2																	
Glenallen Hill, R OBP: 0.364, SLG: 0.579 (1, 9) S C B C		2-3 K2-3		4-2 2B BB		0-3 K		2-2 L3		3 1 0 0 1 2 0																	
Royce Clayton, R OBP: 0.314, SLG: 0.366 (1, 6) C B B X		1-2 G5-3		0-2 1H 3H 2B		1-2 CS 1B		2-1 G4-3		4 0 2 2 0 0 0 0 0 0 0 0 0 0																	
Rod Beck, R OBP: 0.333, SLG: 0.333 (8, 1) X																											
J.R. Phillips, L OBP: 0.202, SLG: 0.275 (1, 3) C X		0-1 G6-3		1-3 K		1-3 K 1-2				3 0 0 0 0 2 2 0 0 0 0 0 0 0 0 0 0 0 0 0 0																	
Shawn Barton, R (6, 1)											AB 30																
Mark Dewey, R (8, 1)											R 5																
Mike Benjamin, R OBP: 0.286, SLG: 0.286 (8, 6) X											H 5																
Kirt Manwaring, R OBP: 0.329, SLG: 0.323 (1, 2) B C B B X		2-2 G6-3			4-2 B1-6-4 BB		1-1 BB BB HBP		0-1 G1-3	2 0 0 0 1 0 0	RBI 5																
Mark Portugal, R (1, 1) F X			0-1 G5-3								BB 5																
Steve Scarsone, R OBP: 0.500, SLG: 0.789 (6, 3) X					0-0 B1-6-4 1-2f		4-2 BB BB		0-0 F8	2 0 0 0 0 0 1 1 0 0 0 1 0 0	SO 7																
											LOB 11																
Inning Stats	R: 0 H: 1 E: 0 LOB: 1 K: 1 BB: 0 S: 7 P: 10	R: 0 H: 0 E: 0 LOB: 0 K: 1 BB: 0 S: 8 P: 11	R: 0 H: 0 E: 0 LOB: 0 K: 0 BB: 0 S: 14 P: 19	R: 2 H: 1 E: 0 LOB: 1 K: 2 BB: 2 S: 21 P: 34	R: 0 H: 0 E: 0 LOB: 0 K: 1 BB: 1 S: 9 P: 14	R: 3 H: 3 E: 1 LOB: 0 K: 2 BB: 0 S: 14 P: 18	R: 0 H: 0 E: 0 LOB: 2 K: 0 BB: 2 S: 8 P: 17	R: 0 H: 0 E: 0 LOB: 0 K: 0 BB: 0 S: 8 P: 12	R: 0 H: 0 E: 0 LOB: 0 K: 0 BB: 0 S: 5 P: 6	1B: 1 SF: 0 2B: 3 SAC: 0 3B: 0 DP: 2 HR: 1 HBP: 1	WP: 0 PA: 36 PB: 0 SB: 1 CS: 1																
PITCHER	IP WLS BF H R ER SO BB IBB HBP BLK WP HR S P ERA WHIP											PITCHER	IP WLS BF H R ER SO BB IBB HBP BLK WP HR S P ERA WHIP														
Curt Schilling, R ERA: 2.95 (1, 1)	6.0		25	5	5	4	7	3	0	0	0	0	1	73	106	6.00	1.333										
Ricky Bottalico, R ERA: 0.68 (7, 1)	0.1		4	0	0	0	0	2	0	1	0	0	0	6	15	0.00	6.000										
Kyle Abbott, L ERA: 3.24 (7, 1)	0.2		1	0	0	0	0	0	0	0	0	0	0	2	2	0.00	0.000										
Toby Borland, R ERA: 2.95 (8, 1)	1.0		3	0	0	0	0	0	0	0	0	0	0	8	12	0.00	0.000										
Gene Harris, R ERA: 0.6 (9, 1)	1.0	W	3	0	0	0	0	0	0	0	0	0	0	5	6	0.00	0.000										

San Francisco Giants @ Philadelphia Phillies
Veterans Stadium, Philadelphia, PA

Tue May 23 1995, 7:05 PM EDT
Att. 22,418 - Unknown - 79 F

livebaseballscorecards.com



Batter	1	2	3	4	5	6	7	8	9	AB	R	H	RBI	BB	SO	LOB
Gary Varsho, L (1, 9) Ricky Bottalico, L (7, 1) Kyle Abbott, L (7, 1) Toby Borland, R (8, 1) Tony Longmire, L (8, PH) Gene Harris, R (9, 1)	1-0 G4-3	0-0 L4		0-2 G3		0-0 G4-3 2-H 1B		2-2 F8		4	0	1	1	0	0	1
Mickey Morandini, L (1, 4) OBP: 0.389, SLG: 0.476	1-0 G6-3		3-2 BB 1B		3-1 G6-3 2B	0-0 G4-3 1-2f		2-1 G4-3		5	0	2	0	0	0	3
Gregg Jefferies, S (1, 7) OBP: 0.270, SLG: 0.385	2-1 S 1B		3-2 P4		0-2 G6-3		3-1 G6-4-3 1B		4-2 BB 1B	4	1	2	0	1	0	2
Dave Hollins, S (1, 3) OBP: 0.468, SLG: 0.455	4-2 1B		4-2 BB		4-2 BB		1-0 G6-4-3 1-2f		4-2 1B SF8 BB	1	1	0	0	4	0	1
Darren Daulton, L (1, 2) OBP: 0.358, SLG: 0.427	0-0 G4-3		2-1 P5		2-2 F8		0-1 G3		0-0 IBB 1B	5	0	1	1	0	0	6
Jim Eisenreich, L (1, 8) (7, 9)		0-1 FC4 BB G2-3 1B	0-0 G3		4-1 FC4 BB			4-1 SH3-4 1B BB	4-0 IBB	2	2	1	0	3	0	2
Charlie Hayes, R (1, 5) OBP: 0.398, SLG: 0.453		4-2 FC4 BB		1-1 G3 G3 1B		0-1 FC4 1-2f		0-1 1B SH3-4 1B	1-3 K	4	0	2	0	1	1	6
Kevin Stocker, S (1, 6) OBP: 0.299, SLG: 0.227		3-2 FC4 E G2-3		0-0 G3 1-2		1-1 G5-3 1B		0-1 SH3-4	0-1 SF8	3	2	1	1	0	0	3
Curt Schilling, R (1, 1) Dave Gallagher, R (6, PH) (7, 8) OBP: 0.143, SLG: 0.214 OBP: 0.412, SLG: 0.484		1-1 G2-3		0-2 G3		1-1 G5-3		2-0 1B		2	0	0	1	0	0	1

Inning Stats	R: 0	H: 1	E: 0	LOB: 2	K: 0	P: 7	S: 7	R: 2	H: 1	E: 1	LOB: 0	K: 0	P: 11	R: 0	H: 1	E: 0	LOB: 2	K: 0	P: 13	R: 0	H: 1	E: 0	LOB: 1	K: 0	P: 10	R: 0	H: 1	E: 0	LOB: 3	K: 0	P: 16	R: 1	H: 2	E: 0	LOB: 0	K: 0	P: 6	R: 0	H: 1	E: 0	LOB: 0	K: 0	P: 5	R: 1	H: 2	E: 0	LOB: 2	K: 0	P: 11	R: 2	H: 1	E: 0	LOB: 2	K: 1	P: 11	1B: 10	SF: 1	3B: 0	HR: 0
--------------	------	------	------	--------	------	------	------	------	------	------	--------	------	-------	------	------	------	--------	------	-------	------	------	------	--------	------	-------	------	------	------	--------	------	-------	------	------	------	--------	------	------	------	------	------	--------	------	------	------	------	------	--------	------	-------	------	------	------	--------	------	-------	--------	-------	-------	-------

PITCHER	IP	WLS	BF	H	R	ER	SO	BB	IBB	HBP	BLK	WP	HR	S	P	ERA	WHIP
Mark Portugal, R ERA: 3.82	(1, 1)	5.1	28	7	3	2	0	5	0	0	0	0	0	62	106	3.38	2.250
Shawn Barton, L ERA: 3.86	(6, 1)	1.2	5	1	1	1	0	1	0	0	0	0	0	7	15	5.40	1.200
Mark Dewey, R ERA: 2.87	(8, 1)	0.1	3	2	0	0	0	0	0	0	0	0	0	5	7	0.00	6.000
Rod Beck, R ERA: 4.2	(8, 1)	1.1	L 8	1	2	2	1	2	1	0	0	0	0	16	33	13.50	2.250

BOTTOM

San Francisco Giants @ Philadelphia Phillies
Veterans Stadium, Philadelphia, PA

Tue May 23 1995, 7:05 PM EDT
Att. 22,418 - Unknown - 79 F

AB	33
R	6
H	11
RBI	5
BB	9
SO	1
LOB	28

WP: 0 PA: 44
PB: 0
SB: 1
CS: 0



Batter	1	2	3	4	5	6	7	8	9	AB R H RBI BB SO LOB	TOP																
Darren Lewis, R (1, 8) OBP: 0.244, SLG: 0.263	2-3 K		2-2 1B		3-3 K			0-0 B3		4 0 1 0 0 2 1																	
Robby Thompson, R (1, 4) OBP: 0.279, SLG: 0.375	3-1 G4-3		0-0 G5-3			3-2 G6-3		1-0 F8		4 0 0 0 0 0 1																	
Barry Bonds, L (1, 7) OBP: 0.444, SLG: 0.543	1-0 G4-3			3-2 HR		1-0 P6		0-1 2B		4 1 2 1 0 0 0																	
Matt Williams, R (1, 5) OBP: 0.429, SLG: 0.780		2-3 K		3-2 F8		0-0 P4		4-0 FC6-4 IBB		3 0 0 0 1 1 0																	
Glenallen Hill, R (1, 9) OBP: 0.351, SLG: 0.556		1-3 K		1-2 L6			0-0 G6-3	0-0 FC6-4		4 0 0 0 0 1 2																	
Royce Clayton, R (1, 6) OBP: 0.312, SLG: 0.361		0-0 1B		1-0 G6-3			2-3 K		2-1 G2-3	4 0 1 0 0 1 0																	
J.R. Phillips, L (1, 3) OBP: 0.204, SLG: 0.286		3-1 L9		1-2 L9			0-1 1B 2B		0-0 F7	4 0 1 0 0 0 1																	
Kirt Manwaring, R (1, 2) OBP: 0.342, SLG: 0.328			3-2 G5-3		0-0 G4-3 1B		4-0 1B IBB		1-3 K	2 0 1 0 1 0 0 1 0 0 0 0 1 0																	
Mark Carreon, R (9, PH) OBP: 0.269, SLG: 0.360																											
Trevor Wilson, L (1, 1) OBP: 0.182, SLG: 0.182			2-3 K		0-0 G4-3		1-2 1B			3 0 1 0 0 1 1																	
Dave Burba, R (8, 1)										0 0 0 0 0 0 0																	
Inning Stats	R: 0 E: 0 K: 1 S: 6	H: 0 LOB: 0 BB: 0 P: 12	R: 0 E: 0 K: 2 S: 11	H: 1 LOB: 1 BB: 0 P: 17	R: 0 E: 0 K: 1 S: 13	H: 1 LOB: 1 BB: 0 P: 20	R: 1 E: 0 K: 0 S: 11	H: 1 LOB: 0 BB: 0 P: 19	R: 0 E: 0 K: 1 S: 8	H: 1 LOB: 1 BB: 0 P: 12	R: 0 E: 0 K: 0 S: 9	H: 0 LOB: 0 BB: 0 P: 13	R: 0 E: 0 K: 1 S: 9	H: 2 LOB: 2 BB: 1 P: 16	R: 0 E: 0 K: 0 S: 5	H: 1 LOB: 2 BB: 1 P: 10	R: 0 E: 0 K: 1 S: 6	H: 0 LOB: 0 BB: 0 P: 9	1B: 4 2B: 2 3B: 0 HR: 1	SF: 0 SAC: 0 DP: 0 HBP: 0	WP: 0 PB: 0 SB: 0 CS: 0	PA: 35					
PITCHER	IP WLS BF H R ER SO BB IBB HBP BLK WP HR S P ERA WHIP																										
Paul Quantrill, R (1, 1) ERA: 3.55	7.0		27	6	1	1	6	0	1	0	0	0	1	67	109	1.29	0.857										
Norm Charlton, L (8, 1) ERA: 9.64	1.0	W	5	1	0	0	0	0	1	0	0	0	0	5	10	0.00	1.000										
Heathcliff Slocumb, R (9, 1) ERA: 1.1	1.0	S	3	0	0	0	1	0	0	0	0	0	0	6	9	0.00	0.000										

San Francisco Giants @ Philadelphia Phillies
Veterans Stadium, Philadelphia, PA
Wed May 24 1995, 7:05 PM EDT
Att. 21,131 - Unknown - 87 F

livebaseballscorecards.com

AB	33
R	1
H	7
RBI	1
BB	2
SO	7
LOB	6



Batter	1	2	3	4	5	6	7	8	9
Dave Gallagher, R OBP: 0.474, SLG: 0.529 (1, 8)	0-0 G6-4-3 1B		1-0 1B			0-0 G6-3 1B		4-0 SH G5-3 BB	
Mariano Duncan, R OBP: 0.333, SLG: 0.500 (1, 4)	0-2 G6-4-3 1-2f		0-0 L7			0-0 G6-3 1B		1-1 SH G5-3 1-3	
Gregg Jefferies, S OBP: 0.269, SLG: 0.374 (1, 7)	4-0 FC6-4 BB				2-1 F8	0-1 G6-3 1-2f 2-3		0-0 G5-3 1-2 3-H	
Dave Hollins, S OBP: 0.452, SLG: 0.432 (1, 3)	1-1 FC6-4 1-2f				0-1 G6-3	0-1 P4		0-3 K	
Darren Daulton, L OBP: 0.354, SLG: 0.419 (1, 2)		1-1 L6			0-0 L8		1-2 2B 1B	2-3 K	
Charlie Hayes, R OBP: 0.387, SLG: 0.438 (1, 5)		1-3 K			0-0 F9		1-2 F9		
Jim Eisenreich, L OBP: 0.431, SLG: 0.518 (1, 9)		2-1 L7			0-1 2B		1-2 2B 1-H		
Kevin Stocker, S OBP: 0.288, SLG: 0.217 (1, 6)			1-0 G5-3		2-2 K		0-0 G5-3		
Paul Quantrill, L Randy Ready, R Norm Charlton, S Heathcliff Slocumb, R			0-1 B1-3		0-1 G6-3		2-3 K		

Inning Stats	R: 0 E: 0 K: 0 S: 6	H: 1 LOB: 1 BB: 1 P: 11	R: 0 E: 0 K: 1 S: 7	H: 0 LOB: 0 BB: 0 P: 11	R: 0 E: 0 K: 0 S: 5	H: 1 LOB: 1 BB: 0 P: 7	R: 0 E: 0 K: 0 S: 5	H: 0 LOB: 0 BB: 0 P: 7	R: 0 E: 0 K: 1 S: 8	H: 1 LOB: 1 BB: 0 P: 10	R: 0 E: 0 K: 0 S: 6	H: 2 LOB: 1 BB: 0 P: 6	R: 1 E: 0 K: 1 S: 14	H: 2 LOB: 1 BB: 0 P: 19	R: 1 E: 1 K: 2 S: 9	H: 0 LOB: 1 BB: 1 P: 16
--------------	------------------------------	----------------------------------	------------------------------	----------------------------------	------------------------------	---------------------------------	------------------------------	---------------------------------	------------------------------	----------------------------------	------------------------------	---------------------------------	-------------------------------	----------------------------------	------------------------------	----------------------------------

PITCHER	IP	WLS	BF	H	R	ER	SO	BB	IBB	HBP	BLK	WP	HR	S	P	ERA	WHIP
Trevor Wilson, L ERA: 3.18 (1, 1)	7.0	L	29	7	2	1	3	2	0	0	0	0	0	53	78	1.29	1.286
Dave Burba, R ERA: 6.75 (8, 1)	1.0		3	0	0	0	2	0	0	0	0	0	0	7	9	0.00	0.000

BOTTOM

San Francisco Giants @ Philadelphia Phillies
Veterans Stadium, Philadelphia, PA


Wed May 24 1995, 7:05 PM EDT
Att: 21,131 - Unknown - 87 F

AB	R	H	RBI	BB	SO	LOB
3	1	3	0	1	0	0
3	0	1	0	0	0	2
3	0	0	1	1	0	3
4	0	0	0	0	1	3
4	1	1	0	0	1	1
3	0	0	0	0	1	1
3	0	2	1	0	0	0
3	0	0	0	0	1	2
2	0	0	0	0	0	1
1	0	0	0	0	1	1
0	0	0	0	0	0	0
0	0	0	0	0	0	0

AB	29
R	2
H	7
RBI	2
BB	2
SO	5
LOB	14

livebaseballscorecards.com

WP : 0	PA : 32
PB : 0	
SB : 0	
CS : 0	



Batter	1	2	3	4	5	6	7	8	9	AB R H RBI BB SO LOB	TOP				
Darren Lewis, R (1, 8) OBP: 0.246, SLG: 0.281	1-1 F9			2-1 WP 3B	0-0 P4					3 1 1 0 0 0 0	San Francisco Giants @ Philadelphia Phillies Veterans Stadium, Philadelphia, PA Thu May 25 1995, 7:05 PM EDT Att. 20,539 - Unknown - 73 F				
Robby Thompson, R (1, 4) OBP: 0.281, SLG: 0.366	3-3 K			4-0 G3 WP 1B BB		2-3 K				2 1 0 0 1 2 0					
Barry Bonds, L (1, 7) OBP: 0.433, SLG: 0.526	1-3 K			2-1 G3		3-2 F7				3 0 0 0 0 1 1					
Matt Williams, R (1, 5) OBP: 0.426, SLG: 0.767		0-0 P6		2-1 2B SF8 1B		0-0 F8				3 1 1 1 0 0 0					
Glenallen Hill, R (1, 9) OBP: 0.354, SLG: 0.564		0-3 K		1-2 1-3 2B						2 0 1 0 0 1 0					
Royce Clayton, R (1, 6) OBP: 0.315, SLG: 0.367		0-0 CS 1B		1-0 SF8						1 0 1 1 0 0 0					
J.R. Phillips, L (1, 3) OBP: 0.200, SLG: 0.279		2-0 CS 1-2	2-1 F8	2-2 G1-3						2 0 0 0 0 0 1					
Kirt Manwaring, R (1, 2) OBP: 0.333, SLG: 0.318			2-0 P2		3-3 K					2 0 0 0 0 1 0					
Mark Leiter, R (1, 1) OBP: 0.100, SLG: 0.100			1-3 K		2-3 K					2 0 0 0 0 2 0					
Inning Stats	R: 0 E: 0 K: 2 S: 10	H: 0 LOB: 0 BB: 0 P: 15	R: 0 E: 0 K: 1 S: 5	H: 1 LOB: 0 BB: 0 P: 7	R: 0 E: 0 K: 1 S: 6	H: 0 LOB: 0 BB: 0 P: 11	R: 3 E: 0 K: 0 S: 13	H: 3 LOB: 1 BB: 1 P: 27	R: 0 E: 0 K: 2 S: 9	H: 0 LOB: 0 BB: 0 P: 14	R: 0 E: 0 K: 1 S: 7	H: 0 LOB: 0 BB: 0 P: 12	1B: 2 2B: 1 3B: 1 HR: 0	SF: 1 SAC: 0 DP: 0 HBP: 0	WP: 1 PA: 23 PB: 0 SB: 0 CS: 1
PITCHER Tyler Green, R (1, 1) ERA: 5.28	IP: 6.0 WLS: L BF: 22 H: 4 R: 3 ER: 3 SO: 7 BB: 1 IBB: 0 HBP: 0 BLK: 0 WP: 1 HR: 0 S: 50 P: 86 ERA: 4.50 WHIP: 0.833											PITCHER	IP: WLS: BF: H: R: ER: SO: BB: IBB: HBP: BLK: WP: HR: S: P: ERA: WHIP		

AB	20
R	3
H	4
RBI	2
BB	1
SO	7
LOB	2



Batter	1	2	3	4	5	6	7	8	9	AB R H RBI BB SO LOB
Dave Gallagher, R OBP: 0.463, SLG: 0.595 (1, 8) C B B X	2-1 HR		1-1 G6-3 ②		1-2 G3-1 ②					3 1 1 1 0 0 0
Mickey Morandini, L OBP: 0.387, SLG: 0.482 (1, 4) F B B F F X	3-2 F7 ①		0-0 G3 ③		3-2 2B					3 0 1 0 0 0 0
Gregg Jefferies, S OBP: 0.262, SLG: 0.363 (1, 7) B C C F F F F X	2-2 F8 ②			3-1 F8 ①	1-0 P5 ③					3 0 0 0 0 0 1
Dave Hollins, S OBP: 0.458, SLG: 0.434 (1, 3) B B F F F S S	3-3 K ③			3-2 F8 WP 1B ②		4-2 BB ①				2 0 1 0 1 1 0
Darren Daulton, L OBP: 0.343, SLG: 0.404 (1, 2) B X		1-0 F8 ①		1-1 F8 ②		0-0 P6 ①				3 0 0 0 0 0 2
Jim Eisenreich, L OBP: 0.441, SLG: 0.517 (1, 9) C X		0-1 FC5-4 1B ②		4-0 HBP BB ②		1-3 K ②				2 0 1 0 1 1 1
Charlie Hayes, R OBP: 0.389, SLG: 0.433 (1, 5) B SAFE X		1-0 FC5-4 ②		1-0 SAFE H ②		1-2 HBP ②				1 0 0 0 0 0 1
Kevin Stocker, S OBP: 0.280, SLG: 0.211 (1, 6) X		0-0 G4-3 ③		0-0 G4-3 ③						2 0 0 0 0 0 4
Tyler Green, R OBP: 0.091, SLG: 0.182 (1, 1) C B B F X			2-2 G5-3 ①		3-2 F7 ①					2 0 0 0 0 0 0

BOTTOM

San Francisco Giants @ Philadelphia Phillies
Veterans Stadium, Philadelphia, PA
Thu May 25 1995, 7:05 PM EDT
Att: 20,539 - Unknown - 73 F

livebaseballscorecards.com

AB	21
R	1
H	4
RBI	1
BB	2
SO	2
LOB	9



1B: 2	SF: 0	WP: 1	PA: 24
2B: 1	SAC: 0	PB: 0	
3B: 0	DP: 0	SB: 0	
HR: 1	HBP: 1	CS: 0	

Inning Stats	R: 1	H: 1	E: 0	LOB: 0	K: 1	S: 16	P: 26	R: 0	H: 1	E: 0	LOB: 1	K: 0	S: 5	P: 7	R: 0	H: 0	E: 0	LOB: 0	K: 0	S: 6	P: 9	R: 0	H: 1	E: 0	LOB: 3	K: 0	S: 9	P: 21	R: 0	H: 1	E: 0	LOB: 1	K: 0	S: 13	P: 21	R: 0	H: 0	E: 0	LOB: 1	K: 1	S: 10	P: 15
PITCHER Mark Leiter, R ERA: 3.78 (1, 1)	IP: 5.2	WLS: W	BF: 24	H: 4	R: 1	ER: 1	SO: 2	BB: 2	IBB: 0	HBP: 1	BLK: 0	WP: 1	HR: 1	S: 59	P: 99	ERA: 1.59	WHIP: 1.059																									
PITCHER	IP	WLS	BF	H	R	ER	SO	BB	IBB	HBP	BLK	WP	HR	S	P	ERA	WHIP																									

Batter	1	2	3	4	5	6	7	8	9	AB R H RBI BB SO LOB	TOP											
Bip Roberts, S (1, 4) OBP: 0.415, SLG: 0.421	1-1 F9		2-2 F7			4-0 BB		0-0 G1-3		3 0 0 0 1 0 1												
Steve Finley, L (1, 8) OBP: 0.331, SLG: 0.330	3-2 P5			1-1 L3		1-0 G3		0-0 L5		4 0 0 0 0 0 1												
Tony Gwynn, L (1, 9) OBP: 0.376, SLG: 0.425	1-2 G4-3			0-1 F7			0-1 E1 FC6-4		0-0 G3-1	4 0 0 0 0 0 0												
Eddie Williams, R (1, 3) OBP: 0.326, SLG: 0.402		1-3 K		2-0 F9			1-0 FC6-4 1-2f		2-1 G4-3	4 0 0 0 0 1 1												
Ken Caminiti, S (1, 5) OBP: 0.378, SLG: 0.549		2-0 2B			3-2 F8		3-0 F9			3 0 1 0 0 0 1												
Phil Clark, R (1, 7) OBP: 0.412, SLG: 0.625		0-0 F7			3-2 P4		3-1 F9			3 0 0 0 0 0 2												
Andujar Cedeno, R (1, 6) OBP: 0.265, SLG: 0.374		0-0 G4-3			1-1 F8			2-0 2B		3 0 1 0 0 0 1												
Brad Ausmus, R (1, 2) OBP: 0.349, SLG: 0.488			3-1 G1-3			1-3 K		1-0 G5-3		3 0 0 0 0 1 1												
Andy Benes, R (1, 1) OBP: 0.091, SLG: 0.091			1-3 K			1-3 K		2-0 F9		2 0 0 0 0 2 0												
Brian Johnson, R (8, PH) OBP: 0.241, SLG: 0.345										1 0 0 0 0 0 1												
Bryce Florie, R (8, 1)										0 0 0 0 0 0 0												
Inning Stats	R: 0 E: 0 K: 0 S: 8	H: 0 LOB: 0 BB: 0 P: 13	R: 0 E: 0 K: 1 S: 6	H: 1 LOB: 1 BB: 0 P: 9	R: 0 E: 0 K: 1 S: 8	H: 0 LOB: 0 BB: 0 P: 14	R: 0 E: 0 K: 0 S: 5	H: 0 LOB: 0 BB: 0 P: 8	R: 0 E: 0 K: 0 S: 10	H: 0 LOB: 0 BB: 0 P: 17	R: 0 E: 0 K: 2 S: 7	H: 0 LOB: 1 BB: 1 P: 14	R: 0 E: 1 K: 0 S: 6	H: 0 LOB: 1 BB: 0 P: 13	R: 0 E: 0 K: 0 S: 4	H: 1 LOB: 1 BB: 0 P: 9	R: 0 E: 0 K: 0 S: 4	H: 0 LOB: 0 BB: 0 P: 6	1B: 0 2B: 2 3B: 0 HR: 0	SF: 0 SAC: 0 DP: 0 HBP: 0	WP: 0 PB: 0 SB: 0 CS: 0	PA: 31
PITCHER Mike Mims, L (1, 1) ERA: 3.6	IP: 9.0 WLS: W BF: 31 H: 2 R: 0 ER: 0 SO: 4 BB: 1 IBB: 0 HBP: 0 BLK: 0 WP: 0 HR: 0 S: 58 P: 103 ERA: 0.00 WHIP: 0.333											PITCHER IP: WLS: BF: H: R: ER: SO: BB: IBB: HBP: BLK: WP: HR: S: P: ERA: WHIP:										

San Diego Padres @ Philadelphia Phillies
Veterans Stadium, Philadelphia, PA

Fri May 26 1995, 7:05 PM EDT
Att. 21,032 - Unknown - 65 F

AB	30
R	0
H	2
RBI	0
BB	1
SO	4
LOB	9



Batter	1	2	3	4	5	6	7	8	9
Dave Gallagher, R OBP: 0.444, SLG: 0.561 (1, 8) B F X	1-1 1B 1B 1B		2-3 K		0-2 F9			3-3 K	
Mickey Morandini, L OBP: 0.392, SLG: 0.483 (1, 4) C B X	1-1 1B 1-2 SF7 1B		3-2 G4-3			2-2 FC9-6 1B		2-1 G4-3	
Gregg Jefferies, S OBP: 0.264, SLG: 0.362 (1, 7) C C F B F B X	2-2 1-3 2-H 1B		3-2 F8			1-0 FC9-6 1-2f			
Dave Hollins, S OBP: 0.446, SLG: 0.424 (1, 3) B S C B B X	3-2 SF7			0-0 G3-1		3-2 F7			
Darren Daulton, L OBP: 0.333, SLG: 0.391 (1, 2) C S S S	3-H 1-3 K			1-1 F9		1-2 G4-3			
Jim Eisenreich, L OBP: 0.437, SLG: 0.508 (1, 9) X		0-0 P5		0-1 1B			2-3 K		
Charlie Hayes, R OBP: 0.387, SLG: 0.424 (1, 5) C B B B B C		4-2 F9 BB		2-3 K			2-3 K		
Kevin Stocker, S OBP: 0.271, SLG: 0.203 (1, 6) C B B B C X		1-2 F9			1-3 K		0-1 G4-3		
Mike Mimbs, L (1, 1) C B B B C X		1-2 G6-3			0-3 K			2-1 G3	

Inning Stats	R: 2	H: 3	E: 0	LOB: 0	K: 1	S: 15	P: 23	R: 0	H: 0	E: 0	LOB: 1	K: 0	S: 11	P: 17	R: 0	H: 0	E: 0	LOB: 0	K: 1	S: 13	P: 21	R: 0	H: 1	E: 0	LOB: 1	K: 1	S: 9	P: 12	R: 0	H: 0	E: 0	LOB: 0	K: 2	S: 9	P: 10	R: 0	H: 1	E: 0	LOB: 1	K: 0	S: 12	P: 19	R: 0	H: 0	E: 0	LOB: 0	K: 2	S: 10	P: 14	R: 0	H: 0	E: 0	LOB: 0	K: 1	S: 7	P: 14
--------------	------	------	------	--------	------	-------	-------	------	------	------	--------	------	-------	-------	------	------	------	--------	------	-------	-------	------	------	------	--------	------	------	-------	------	------	------	--------	------	------	-------	------	------	------	--------	------	-------	-------	------	------	------	--------	------	-------	-------	------	------	------	--------	------	------	-------

PITCHER	IP	WLS	BF	H	R	ER	SO	BB	IBB	HBP	BLK	WP	HR	S	P	ERA	WHIP
Andy Benes, R ERA: 5.08 (1, 1)	7.0	L	26	5	2	2	7	1	0	0	0	0	0	79	116	2.57	0.857
Bryce Florie, R ERA: 4.05 (8, 1)	1.0		3	0	0	0	1	0	0	0	0	0	0	7	14	0.00	0.000

BOTTOM

San Diego Padres @ Philadelphia Phillies
Veterans Stadium, Philadelphia, PA

Fri May 26 1995, 7:05 PM EDT
Att: 21,032 - Unknown - 65 F

AB	R	H	RBI	BB	SO	LOB
4	1	1	0	0	2	0
4	1	2	0	0	0	0
3	0	1	1	0	0	1
2	0	0	1	0	0	1
3	0	0	0	0	1	1
3	0	1	0	0	1	0
2	0	0	0	1	2	1
3	0	0	0	0	1	1
3	0	0	0	0	1	1

AB	27
R	2
H	5
RBI	2
BB	1
SO	8
LOB	6

WP: 0 PA: 29
PB: 0
SB: 0
CS: 0



PITCHER	IP	WLS	BF	H	R	ER	SO	BB	IBB	HBP	BLK	WP	HR	S	P	ERA	WHIP
---------	----	-----	----	---	---	----	----	----	-----	-----	-----	----	----	---	---	-----	------

San Diego Padres @ Philadelphia Phillies
 Veterans Stadium, Philadelphia, PA

Sat May 27 1995, 7:05 PM EDT
 Att: 33,719 - Unknown - 75 F

AB	40
R	4
H	11
RBI	4
BB	5
SO	5
LOB	25



AB R H RBI BB SO LOB

6	0	2	0	0	0	4
4	0	1	0	1	1	3
4	0	0	0	0	0	2
4	0	1	0	1	0	4
4	0	0	0	1	1	3
5	2	3	0	0	0	2
4	1	2	3	0	1	1
1	0	0	0	0	0	1
3	0	1	0	0	0	0
0	0	0	0	2	0	0
1	0	0	0	0	0	0
1	0	0	0	0	0	0
1	0	0	0	0	0	0
1	0	0	0	0	1	2
0	0	0	0	0	0	0

Batter 1 2 3 4 5 6 7 8 9 10

Steve Finley, L (1, 8) OBP: 0.331, SLG: 0.331	0-1 F9		1-2 S 1B		3-1 P5		1-0 HBP 1B	0-1 F8		0-2 P5
Roberto Petagine, L (1, 3) OBP: 0.576, SLG: 0.552	0-0 F9		3-3 K 1-2		2-0 FC4-6 1B		2-1 F8		4-0 L5-3 BB	
Tony Gwynn, L (1, 9) OBP: 0.369, SLG: 0.409	0-2 G6-3		1-1 G4-3		1-0 FC4-6 1-2f S		2-1 HBP		2-1 L5-3	
Ken Caminiti, S (1, 5) OBP: 0.379, SLG: 0.538		1-1 F7		4-2 FC3-6 BB		1-0 F8		2-1 F7		0-0 1B
Melvin Nieves, S (1, 7) OBP: 0.321, SLG: 0.353		4-2 BB		0-0 FC3-6 1-2f		1-3 K 1-2		1-1 G3		0-0 G6-3
Andujar Cedeno, R (1, 6) OBP: 0.280, SLG: 0.385		0-0 F8		0-0 F8			3-2 HR 1B		3-1 2B 1B	
Brian Johnson, R (1, 2) OBP: 0.273, SLG: 0.485		1-0 F7		0-3 K			2-1 HR		1-0 FC5 2B	
Brad Ausmus, R (8, PR) OBP: 0.345, SLG: 0.481							1-H		1-H	
Jody Reed, R (1, 4) OBP: 0.308, SLG: 0.250		2-1 F8		3-2 G5-3			2-2 F8 1B		4-2 FC5 BB	
Bip Roberts, S (8, PH) OBP: 0.425, SLG: 0.421							1B		BB	
Fernando Valenzuela, L (1, 1) Scott Livingstone, L (5, PH) Brian Williams, R (5, 1) Eddie Williams, R (8, PH) Andres Berumen, R (8, 1) Phil Clark, R (10, PH) Dustin Hermanson, R (10, 1)		1-2 F8		1-0 HR			1-3 K		2-1 FC5	
							1-2 2-3f			1-3 K

Inning Stats	R: 0	H: 0	E: 0	K: 0	S: 7	R: 0	H: 0	E: 0	K: 0	S: 6	R: 0	H: 0	E: 0	K: 1	S: 19	R: 0	H: 0	E: 0	K: 0	S: 6	R: 1	H: 1	E: 0	K: 1	S: 9	R: 0	H: 1	E: 0	K: 1	S: 6	R: 2	H: 4	E: 0	K: 1	S: 20	R: 1	H: 2	E: 0	K: 0	S: 12	R: 0	H: 1	E: 0	K: 0	S: 4	R: 0	H: 1	E: 0	K: 1	S: 11	1B: 8	2B: 2	3B: 0	HR: 2	SF: 0	SAC: 0	DP: 1	HBP: 1	WP: 0	PA: 46
--------------	------	------	------	------	------	------	------	------	------	------	------	------	------	------	-------	------	------	------	------	------	------	------	------	------	------	------	------	------	------	------	------	------	------	------	-------	------	------	------	------	-------	------	------	------	------	------	------	------	------	------	-------	-------	-------	-------	-------	-------	--------	-------	--------	-------	--------

PITCHER	IP	WLS	BF	H	R	ER	SO	BB	IBB	HBP	BLK	WP	HR	S	P	ERA	WHIP
Mike Williams, R (1, 1) ERA: 4.73	6.0		24	4	2	2	3	2	0	0	0	0	1	58	91	3.00	1.000
Gene Harris, R (7, 1) ERA: 1.17	0.1		3	2	1	1	1	0	0	0	0	0	1	9	14	27.00	6.000
Norm Charlton, L (7, 1) ERA: 9.64	0.0		1	1	0	0	0	0	0	0	0	0	0	1	2	∞	∞
Toby Borland, R (7, 1) ERA: 3.2	1.1		8	2	1	1	0	1	0	1	0	0	0	15	32	6.75	2.250
Kyle Abbott, L (8, 1) ERA: 2.53	2.1	W	10	2	0	0	1	2	0	0	0	0	0	17	28	0.00	1.714

Batter	1	2	3	4	5	6	7	8	9	10	AB	R	H	RBI	BB	SO	LOB
Steve Finley, L OBP: 0.338, SLG: 0.333 (1, 8) F B X	1-1 G5-4-3 1B			1-1 L3		0-0 L3 1-1		0-0 P5		BB 1B	5	2	2	0	1	0	2
Brad Ausmus, R OBP: 0.344, SLG: 0.459 (1, 2) X	0-0 F9			1-1 G6-3			0-2 F9	1-0 F9		BB BB	4	2	0	0	2	0	2
Tony Gwynn, L OBP: 0.383, SLG: 0.417 (1, 9) B B X	1-1 G5-4-3 1-2f			3-1 G4-3			2-2 HR 1B		2-2 S BB 1B	BB BB	5	3	3	2	1	0	1
Ken Caminiti, S OBP: 0.385, SLG: 0.559 (1, 5)		1-3 K			3-2 G3		2-2 HR 1-H		4-2 BB BB 1-2	L6 BB	5	1	2	3	1	1	3
Eddie Williams, R OBP: 0.324, SLG: 0.404 (1, 3)		1-2 G5-3			1-2 PB 2B		0-1 G4-3		1-0 F7	BB WP FC5-4	6	1	2	2	0	0	4
Melvin Nieves, S OBP: 0.314, SLG: 0.389 (1, 7)		3-3 K			2-3 K 2-3		2-2 HR		0-3 K	SF9 1-2 3-H	4	1	1	2	0	3	3
Andujar Cedeno, R OBP: 0.273, SLG: 0.374 (1, 6) Bip Roberts, S OBP: 0.434, SLG: 0.426 (9, PH) (9, 4)			0-0 F9		2-2 P6		2-1 G4-3		4-1 BB 1-2 2-3	0-0 WP 2B 1B	3	0	0	0	0	0	1
Jody Reed, R OBP: 0.314, SLG: 0.237 (1, 4) (9, 6)			3-2 F9		1-2 G6-3			0-0 P6	4-2 BB 1-2 2-3 3-H	4-1 2B IBB	3	1	0	1	2	0	0
Andy Ashby, R OBP: 0.286, SLG: 0.167 (1, 1) Scott Livingstone, L OBP: 0.296, SLG: 0.429 (6, PH) Willie Blair, R (6, 1) Roberto Petagine, L OBP: 0.387, SLG: 0.567 (8, PH) Ray Holbert, R OBP: 0.400, SLG: 0.182 (8, 1) Bryce Florio, R (8, 1) Brian Johnson, R OBP: 0.265, SLG: 0.471 (9, PH) Trevor Hoffman, R OBP: 1.000, SLG: 2.000 (9, 1)			2-3 K		3-2 L3 1B		1-0 1B		1-1 G1-3	0-0 BB 1B 2B	1	0	0	0	0	1	0

Inning Stats	R: 0	H: 1	R: 0	H: 0	R: 0	H: 0	R: 0	H: 1	R: 0	H: 1	R: 3	H: 3	R: 0	H: 1	R: 1	H: 1	R: 9	H: 6	1B: 10	SF: 1	WP: 1	PA: 50
	E: 0	LOB: 0	E: 0	LOB: 0	E: 0	LOB: 0	E: 0	LOB: 1	E: 0	LOB: 0	E: 0	LOB: 0	E: 0	LOB: 1	E: 0	LOB: 3	K: 0	BB: 5	2B: 3	SAC: 0	PB: 1	
	K: 0	BB: 0	K: 2	BB: 0	K: 1	BB: 0	K: 1	BB: 0	K: 0	BB: 0	K: 0	BB: 0	K: 0	BB: 0	K: 1	BB: 3	S: 5	P: 7	3B: 0	DP: 2	SB: 2	
	S: 5	P: 7	S: 12	P: 17	S: 7	P: 12	S: 6	P: 11	S: 13	P: 21	S: 17	P: 25	S: 4	P: 6	S: 14	P: 30	S: 21	P: 47	HR: 2	HBP: 0	CS: 0	

PITCHER	IP	WLS	BF	H	R	ER	SO	BB	IBB	HBP	BLK	WP	HR	S	P	ERA	WHIP
Curt Schilling, R ERA: 3.09 (1, 1)	7.0		25	6	3	3	4	0	0	0	0	0	2	70	107	3.86	0.857
Ricky Bottalico, R ERA: 0.63 (8, 1)	1.0		4	1	0	0	0	0	0	0	0	0	0	4	6	0.00	1.000
Heathcliff Slocumb, R ERA: 1.56 (9, 1)	1.0		7	1	1	1	1	3	0	0	0	0	0	14	30	9.00	4.000
Gene Harris, R ERA: 3.45 (10, 1)	0.1	L	5	2	4	4	0	2	0	0	0	0	0	7	19	108.00	12.000
Toby Borland, R ERA: 5.31 (10, 1)	0.2		9	4	5	5	0	2	1	0	0	1	0	14	28	67.50	9.000


TOP

San Diego Padres @ Philadelphia Phillies
Veterans Stadium, Philadelphia, PA

Sun May 28 1995, 3:33 AM EDT
Att: 33,303 - Cloudy - 69 F

livebaseballscorecards.com

AB	41
R	13
H	14
RBI	12
BB	8
SO	5
LOB	19



BOTTOM

San Diego Padres @ Philadelphia Phillies
Veterans Stadium, Philadelphia, PA

livebaseballscorecards.com

AB	41
R	5
H	12
RBI	5
BB	4
SO	8
LOB	18



WP:	0	PA:	45
PB:	1		
SB:	0		
CS:	1		

Sun May 28 1995, 3:33 AM EDT
Att. 33,303 - Cloudy - 69 F

AB	R	H	RBI	BB	SO	LOB
5	0	1	0	0	1	2

5	1	1	0	0	1	2
0	0	0	0	0	0	0
0	0	0	0	0	0	0

4	0	0	0	0	0	2
0	0	0	0	0	0	0
0	0	0	0	0	0	0
1	0	1	0	0	0	0

4	3	2	1	1	1	1
---	---	---	---	---	---	---

3	0	0	0	2	0	1
---	---	---	---	---	---	---

5	0	2	3	0	1	1
---	---	---	---	---	---	---

5	1	2	1	0	2	4
---	---	---	---	---	---	---

4	0	2	0	1	0	1
---	---	---	---	---	---	---

2	0	0	0	0	1	1
---	---	---	---	---	---	---

3	0	1	0	0	1	3
---	---	---	---	---	---	---

1B:	5	SF:	0
2B:	5	SAC:	0
3B:	0	DP:	0
HR:	2	HBP:	0

Batter	1	2	3	4	5	6	7	8	9	10
Lenny Dykstra, L OBP: 0.398, SLG: 0.353 (1, 8)	P5	1B		G3-1			F7		K	
Mickey Morandini, L OBP: 0.379, SLG: 0.474 Gene Harris, R Toby Borland, R	1B 2B	G1-3			G4-3		F7		K	
Tony Longmire, L OBP: 0.387, SLG: 0.533 Ricky Bottalico, L Heathcliff Slocumb, R Mariano Duncan, R OBP: 0.319, SLG: 0.489	L6		G3		L4-3		F9		2B	
Dave Hollins, S OBP: 0.435, SLG: 0.447	1B BB		G3-1 2B		K			HR	G4-3	
Darren Daulton, L OBP: 0.336, SLG: 0.379	1B BB		G3-1			FC4-6 BB		G3		P5
Jim Eisenreich, L OBP: 0.429, SLG: 0.507	1B		2B			FC4-6		K		F8
Charlie Hayes, R OBP: 0.397, SLG: 0.465	K		K			F8		1B		HR
Kevin Stocker, S OBP: 0.298, SLG: 0.235		G3				G1-3		1B		2B
Curt Schilling, R OBP: 0.125, SLG: 0.188 Gary Varsho, L OBP: 0.310, SLG: 0.269		G2-3				K		G3-1		K

Inning Stats	R: 2	H: 2	E: 0	K: 1	S: 15	R: 0	H: 1	E: 0	K: 1	S: 9	R: 1	H: 2	E: 0	K: 1	S: 13	R: 0	H: 0	E: 0	K: 1	S: 8	R: 0	H: 0	E: 0	K: 1	S: 6	R: 0	H: 0	E: 0	K: 0	S: 9	R: 0	H: 1	E: 0	K: 0	S: 6	R: 1	H: 3	E: 0	K: 1	S: 10	R: 0	H: 1	E: 0	K: 2	S: 14	R: 0	H: 2	E: 0	K: 1	S: 14	1B: 5	2B: 5	3B: 0	HR: 2	SF: 0	SAC: 0	DP: 0	HBP: 0
--------------	------	------	------	------	-------	------	------	------	------	------	------	------	------	------	-------	------	------	------	------	------	------	------	------	------	------	------	------	------	------	------	------	------	------	------	------	------	------	------	------	-------	------	------	------	------	-------	------	------	------	------	-------	-------	-------	-------	-------	-------	--------	-------	--------

PITCHER	IP	WLS	BF	H	R	ER	SO	BB	IBB	HBP	BLK	WP	HR	S	P	ERA	WHIP
Andy Ashby, R ERA: 6.15	(1, 1)	5.0	22	5	3	3	4	3	0	0	0	0	0	51	83	5.40	1.600
Willie Blair, R ERA: 7.11	(6, 1)	2.0	8	1	0	0	0	1	0	0	0	0	0	15	25	0.00	1.000
Bryce Florie, R ERA: 4.4	(8, 1)	1.0	6	3	1	1	1	0	0	0	0	0	1	10	17	9.00	3.000
Trevor Hoffman, R ERA: 3.97	(9, 1)	2.0	W 9	3	1	1	3	0	0	0	0	0	1	28	38	4.50	1.500

Batter	1	2	3	4	5	6	7	8	9	AB R H RBI BB SO LOB	TOP																
Delino DeShields, L (1, 4) OBP: 0.307, SLG: 0.322	1-3 K		2-3 K		2-2 HR	2-3 K			0-3 K	5 1 1 1 0 4 3																	
Jose Offerman, S (1, 6) OBP: 0.460, SLG: 0.425	4-2 G6-4-3 BB			1-0 F7	0-2 F8			3-3 K		3 0 0 0 1 1 0																	
Roberto Kelly, R (1, 8) OBP: 0.341, SLG: 0.360	0-1 G6-4-3 1-2f			0-1 HR 1B		1-0 F8	1-3 K			4 1 1 0 0 1 1																	
Eric Karros, R (1, 3) OBP: 0.423, SLG: 0.597		2-0 F9		0-0 HR 1-H		1-1 G6-3	2-2 G6-3			4 1 1 2 0 0 0																	
Raul Mondesi, R (1, 9) OBP: 0.364, SLG: 0.606		0-0 G4-3 S 1B		1-1 G6-3		1-1 2B 2B		0-3 K		4 1 2 0 0 1 0																	
Tim Wallach, R (1, 5) OBP: 0.361, SLG: 0.545		3-1 G4-3 1-3		1-0 P2		0-0 BB 2B 2-H		1-0 F8		4 1 1 1 0 0 1																	
Chris Gwynn, L (1, 7) OBP: 0.350, SLG: 0.447		1-1 F7			0-1 1B G6-3 2B	4-1 BB BB BB		1-3 K		3 1 1 0 1 1 1																	
Todd Worrell, R (8, 1)										0 0 0 0 0 0 0																	
Tom Prince, R (1, 2) OBP: 0.241, SLG: 0.429			1-0 F7		0-1 G6-3 1B	4-1 BB BB		3-2 K		2 0 1 0 1 0 0																	
Mitch Webster, S (9, PH) OBP: 0.182, SLG: 0.286					2-3 G6-3 1B	1-2 2-3 BB BB				1 0 0 0 0 1 0																	
Pedro Astacio, R (1, 1)			1-1 G1-3		1-1 G6-3 1-2f 3-H	4-2 BB		1-2 G5-3		1 0 0 0 0 0 0																	
Joey Eischen, L (4, 1)										0 0 0 0 0 0 0																	
Greg Hansell, R (4, 1)										0 0 0 0 0 0 0																	
Dave Hansen, L (5, PH) OBP: 0.394, SLG: 0.286										1 0 0 0 0 0 1																	
Omar Daal, L (5, 1)										0 0 0 0 0 0 0																	
Billy Ashley, R (6, PH) OBP: 0.310, SLG: 0.407										0 0 0 1 1 0 0																	
Felix Rodriguez, R (6, 1)										0 0 0 0 0 0 0																	
Rick Parker, R (8, 7) OBP: 0.667, SLG: 0.667										1 0 0 0 0 0 0																	
Inning Stats	R: 0 E: 0 K: 1 S: 9	H: 0 LOB: 0 BB: 1 P: 14	R: 0 E: 0 K: 0 S: 6	H: 1 LOB: 1 BB: 0 P: 12	R: 0 E: 0 K: 1 S: 7	H: 0 LOB: 0 BB: 0 P: 11	R: 2 E: 0 K: 0 S: 7	H: 2 LOB: 0 BB: 0 P: 10	R: 2 E: 0 K: 0 S: 14	H: 3 LOB: 0 BB: 0 P: 17	R: 2 E: 0 K: 1 S: 15	H: 2 LOB: 3 BB: 3 P: 32	R: 0 E: 0 K: 2 S: 10	H: 0 LOB: 0 BB: 0 P: 16	R: 0 E: 0 K: 2 S: 7	H: 0 LOB: 0 BB: 0 P: 9	R: 0 E: 0 K: 2 S: 9	H: 0 LOB: 0 BB: 0 P: 13	1B: 3 2B: 3 3B: 0 HR: 2	SF: 0 SAC: 0 DP: 2 HBP: 0	WP: 0 PB: 0 SB: 1 CS: 0	PA: 37					
PITCHER	IP	WLS	BF	H	R	ER	SO	BB	IBB	HBP	BLK	WP	HR	S	P	ERA	WHIP										
Paul Quantrill, R (1, 1) ERA: 4.33	5.2	W	25	8	6	6	2	2	0	0	0	0	2	50	78	9.53	1.765										
Ricky Bottalico, R (6, 1) ERA: 0.54	2.1		9	0	0	0	5	2	0	0	0	0	0	25	43	0.00	0.857										
Heathcliff Slocumb, R (9, 1) ERA: 1.47	1.0	S	3	0	0	0	2	0	0	0	0	0	0	9	13	0.00	0.000										

Los Angeles Dodgers @ Philadelphia Phillies
Veterans Stadium, Philadelphia, PA

livebaseballscorecards.com

AB	33
R	6
H	8
RBI	5
BB	4
SO	9
LOB	7



Mon May 29 1995, 7:05 PM EDT
Att. 27,426 - Unknown - 78 F

Batter	1	2	3	4	5	6	7	8	9	AB	R	H	RBI	BB	SO	LOB	BOTTOM			
Lenny Dykstra, L OBP: 0.382, SLG: 0.340 (1, 8)	1-3 K	0-0 FC3-6		1-0 G6-3	1-1 SF9		2-1 G3			4	0	0	1	0	1	1	Los Angeles Dodgers @ Philadelphia Phillies Veterans Stadium, Philadelphia, PA Mon May 29 1995, 7:05 PM EDT Att: 27,426 - Unknown - 78 F			
Mickey Morandini, L OBP: 0.370, SLG: 0.455 (1, 4)	4-1 1B BB		0-3 K	3-2 L9	2-3 K		2-2 F8			4	0	0	0	1	2	0				
Tony Longmire, L OBP: 0.344, SLG: 0.588 (1, 7)	0-1 1B		3-2 2B	4-0 1B		3-2 1B		2-2 G3-1		4	3	3	0	1	0	0				
Heathcliff Slocumb, R (9, 1)	1-3 1B		1-2 2B	2-0 1B		1-2 SAFE		1-0 1B		0	0	0	0	0	0	0				
Dave Hollins, S OBP: 0.441, SLG: 0.465 (1, 3)	1-0 G4-6-3		1-2 G3	1-2 1B		1-2 SAFE		1-0 1B		5	1	3	1	0	0	3				
Darren Daulton, L OBP: 0.348, SLG: 0.414 (1, 2)		1-1 HR	0-0 G3	2-1 1B		1 SAFE		2-0 F8		4	1	2	2	1	0	1				
Jim Eisenreich, L OBP: 0.457, SLG: 0.600 (1, 9)		3-2 HR	1-0 2B	4-1 BB		1 SAFE		1-2 1B		3	2	3	3	1	0	0				
Charlie Hayes, R OBP: 0.392, SLG: 0.467 (1, 5)		0-1 F7	0-1 2B	3-2 G6-3		3-2 SAFE		3-2 F9		4	0	1	1	0	0	5				
Kevin Stocker, S OBP: 0.306, SLG: 0.250 (1, 6)		1-3 K	4-0 IBB		0-0 SH2-3		0-0 F8			3	1	1	0	1	1	2				
Paul Quantrill, L OBP: 0.133, SLG: 0.071 (1, 1)		3-2 1B	0-0 G4-3		0-0 SH2-3					2	0	1	0	0	0	2				
Ricky Bottalico, L (6, 1)										1	0	0	0	0	1	0				
Gary Varsho, L OBP: 0.310, SLG: 0.269 (9, 7)										0	0	0	0	0	0	0				
Inning Stats	R: 0 E: 0 K: 1 S: 7	H: 1 LOB: 1 BB: 1 P: 13	R: 2 E: 0 K: 1 S: 17	H: 3 LOB: 1 BB: 0 P: 25	R: 3 E: 0 K: 1 S: 14	H: 4 LOB: 2 BB: 1 P: 23	R: 1 E: 0 K: 0 S: 14	H: 2 LOB: 3 BB: 2 P: 33	R: 1 E: 0 K: 1 S: 7	H: 2 LOB: 0 BB: 0 P: 10	R: 1 E: 0 K: 0 S: 13	H: 2 LOB: 2 BB: 1 P: 25	R: 0 E: 0 K: 1 S: 9	H: 0 LOB: 0 BB: 0 P: 16	R: 0 E: 0 K: 0 S: 5	H: 1 LOB: 0 BB: 0 P: 10	1B: 7 2B: 4 3B: 1 HR: 2	SF: 1 SAC: 1 DP: 1 HBP: 0	WP: 0 PB: 0 SB: 0 CS: 0	PA: 41
PITCHER	IP WLS BF H R ER SO BB IBB HBP BLK WP HR S P ERA WHIP														IP WLS BF H R ER SO BB IBB HBP BLK WP HR S P ERA WHIP					
Pedro Astacio, R (1, 1) ERA: 4.28	3.2 L	22 2	9 1	6 0	6 0	3 0	2 1	0 0	0 0	0 0	0 0	0 0	0 0	0 0	0 0	0 0	0.00 0.000	14.73 3.000		
Joey Eischen, L (4, 1) ERA: 4.5	0.0	2	1	0	0	0	1	0	0	0	0	0	0	0	0	0				
Greg Hansell, R (4, 1) ERA: 5.4	0.1	1	0	0	0	0	0	0	0	0	0	0	0	0	0	0				
Omar Daal, L (5, 1) ERA: 2.0	1.0	4	1	1	1	1	0	0	0	0	0	0	0	0	0	0	9.00	1.000		
Felix Rodriguez, R (6, 1) ERA: 4.5	2.0	9	2	1	1	1	1	0	0	0	0	0	0	0	0	0	4.50	1.500		
PITCHER	IP WLS BF H R ER SO BB IBB HBP BLK WP HR S P ERA WHIP														IP WLS BF H R ER SO BB IBB HBP BLK WP HR S P ERA WHIP					
Todd Worrell, R (8, 1) ERA:	1.0	3	1	0	0	0	0	0	0	0	0	0	0	0	0	0	0.00	1.000		

AB	34
R	8
H	14
RBI	8
BB	5
SO	5
LOB	14



Batter	1	2	3	4	5	6	7	8	9	AB	R	H	RBI	BB	SO	LOB
Lenny Dykstra, L OBP: 0.367, SLG: 0.327 (1, 8)	2-2 P2		3-1 G4-3	3-0 F7		0-2 L7		0-0 SF7		4	0	0	1	0	0	1
Mickey Morandini, L OBP: 0.354, SLG: 0.433 (1, 4)	2-0 G4-3		2-0 E8 WP	1-2 P3			0-1 F8	0-1 G4-3		5	1	0	0	0	0	1
Gregg Jefferies, S OBP: 0.303, SLG: 0.378 (1, 7)	1-1 1B		4-0 WP BB PB BB		1-0 S 1B		2-2 FC4-6 1B			3	1	3	0	1	0	0
Dave Hollins, S OBP: 0.443, SLG: 0.461 (1, 3)	2-1 G5-3		4-2 PB WP 1B BB		1-0 F9		2-2 FC4-6 SAFE SAFE 1-2 1B			3	1	1	0	1	0	2
Darren Daulton, L OBP: 0.345, SLG: 0.402 (1, 2)		4-2 G5-4-3 1B BB	0-1 P6		3-2 F8		1-0 FC4-6 1-2f 2-3			3	0	0	0	1	0	6
Jim Eisenreich, L OBP: 0.459, SLG: 0.589 (1, 9)		2-1 G5-4-3 1B	4-1 PB 1B BB		3-2 G4-3		3-2 G1-3			3	1	1	0	1	0	3
Charlie Hayes, R OBP: 0.403, SLG: 0.477 (1, 5)		2-2 G5-4-3 1-2f 2-3	1-1 FC4-6 1B		2-2 G3 1B		1-1 SH1-4 FC4 SF7 1B			4	1	3	2	0	0	2
Kevin Stocker, S OBP: 0.304, SLG: 0.241 (1, 6)		4-0 BB	0-2 FC4-6 1-2f		0-0 G3		3-2 FC4 SH1-4			3	0	0	0	1	0	3
Tyler Green, R OBP: 0.071, SLG: 0.143 (1, 1)		2-3 K		1-3 K		1-3 K	1-0 SH1-4			3	0	0	0	0	3	3

Inning Stats	R: 0	H: 1	E: 0	LOB: 1	K: 0	BB: 0	S: 8	R: 0	H: 1	E: 0	LOB: 2	K: 1	BB: 2	S: 11	R: 4	H: 1	E: 1	LOB: 1	K: 0	BB: 3	S: 15	R: 0	H: 0	E: 0	LOB: 0	K: 1	BB: 0	S: 9	R: 0	H: 1	E: 0	LOB: 1	K: 0	BB: 0	S: 8	R: 0	H: 1	E: 0	LOB: 1	K: 1	BB: 0	S: 10	R: 0	H: 2	E: 0	LOB: 2	K: 0	BB: 0	S: 12	R: 1	H: 1	E: 0	LOB: 1	K: 0	BB: 0	S: 9	1B: 8	SF: 1	2B: 0	SAC: 1	3B: 0	DP: 1	HR: 0	HBP: 0
--------------	------	------	------	--------	------	-------	------	------	------	------	--------	------	-------	-------	------	------	------	--------	------	-------	-------	------	------	------	--------	------	-------	------	------	------	------	--------	------	-------	------	------	------	------	--------	------	-------	-------	------	------	------	--------	------	-------	-------	------	------	------	--------	------	-------	------	-------	-------	-------	--------	-------	-------	-------	--------

PITCHER	IP	WLS	BF	H	R	ER	SO	BB	IBB	HBP	BLK	WP	HR	S	P	ERA	WHIP
Tom Candiotti, R ERA: 4.74 (1, 1)	4.0	L	20	3	4	0	2	5	0	0	0	1	0	43	87	0.00	2.000
Joey Eischen, L ERA: 2.25 (5, 1)	2.0		8	2	0	0	1	0	0	0	0	0	0	18	29	0.00	1.000
Omar Daal, L ERA: 1.8 (7, 1)	1.0		5	2	0	0	0	0	0	0	0	0	0	12	20	0.00	2.000
Todd Williams, R ERA: 4.5 (8, 1)	1.0		5	1	1	1	0	0	0	0	0	0	0	9	14	9.00	1.000

BOTTOM

Los Angeles Dodgers @ Philadelphia Phillies
Veterans Stadium, Philadelphia, PA
Tue May 30 1995, 7:05 PM EDT
Att: 26,014 - Unknown - 70 F

livebaseballscores.com

AB	31
R	5
H	8
RBI	3
BB	5
SO	3
LOB	21



WP: 1	PA: 38
PB: 1	
SB: 1	
CS: 0	

Batter	1	2	3	4	5	6	7	8	9	10	AB	R	H	RBI	BB	SO	LOB	TOP								
Delino DeShields, L OBP: 0.301, SLG: 0.315 (1, 4)	2-2 L8		0-1 CS 1B			3-2 L9	3-1 F8			0-3 K	5	0	1	0	0	1	2									
Jose Offerman, S OBP: 0.480, SLG: 0.445 (1, 6)	4-1 G4-6-3 BB		2-1 CS 1-2	2-1 L3		2-2 1B 2B		4-1 F9 SH1-4 BB		1-0 PB 1B	3	2	2	0	2	0	0									
Roberto Kelly, R OBP: 0.333, SLG: 0.346 Rick Parker, R OBP: 0.800, SLG: 0.800 (1, 8) (4, 8)	0-1 G4-6-3 1-2f			1-0 FC6-4 HBP		1-0 1B 2-H		0-0 SH1-4 1-2		2-2 HR 1B 1-H	1	0	0	0	0	0	1									
Eric Karros, R OBP: 0.425, SLG: 0.603 (1, 3)		4-0 1B BB		2-3 K		3-2 L5		0-1 F9 2-3		3-1 HR 2-H	4	1	1	2	1	1	3									
Raul Mondesi, R OBP: 0.349, SLG: 0.571 (1, 9)		3-2 L7		3-1 FC6-4 1-2f		3-3 K		0-2 G5-3		1-1 L6	5	0	0	0	0	1	4									
Tim Wallach, R OBP: 0.386, SLG: 0.525 (1, 5)		1-2 G1-4-3 1B			0-0 1B		4-1 FC1-5 BB BB		0-2 G6-3		3	0	2	0	1	0	0									
Billy Ashley, R OBP: 0.298, SLG: 0.389 Todd Worrell, R (10, 1)		0-1 G1-4-3 1-2f			1-3 K		0-3 K		0-0 P4		4	0	0	0	0	2	4									
Carlos Hernandez, R OBP: 0.175, SLG: 0.078 (1, 2)			2-3 K		1-0 P4		4-0 FC1-5 BB 1-2		3-2 F9		3	0	0	0	1	1	1									
Ramon Martinez, R OBP: 0.176, SLG: 0.235 Chris Gwynn, L OBP: 0.333, SLG: 0.419 (10, PH) (10, 7)			2-3 K		0-0 G6-3		1-1 FC1-5 1-2 2-3f		2-3 K		3	0	0	0	0	1	3									
Inning Stats	R: 0 E: 0 K: 0 S: 7	H: 0 LOB: 0 BB: 1 P: 13	R: 0 E: 0 K: 0 S: 8	H: 1 LOB: 1 BB: 1 P: 16	R: 0 E: 0 K: 2 S: 10	H: 1 LOB: 0 BB: 0 P: 16	R: 0 E: 0 K: 1 S: 6	H: 1 LOB: 1 BB: 0 P: 8	R: 1 E: 0 K: 1 S: 17	H: 2 LOB: 1 BB: 0 P: 29	R: 0 E: 0 K: 1 S: 9	H: 0 LOB: 2 BB: 2 P: 21	R: 0 E: 0 K: 0 S: 7	H: 0 LOB: 1 BB: 1 P: 11	R: 0 E: 0 K: 0 S: 7	H: 0 LOB: 0 BB: 0 P: 10	R: 3 E: 0 K: 2 S: 14	H: 3 LOB: 0 BB: 0 P: 23	1B: 6 2B: 1 3B: 0 HR: 1	SF: 0 SAC: 1 DP: 2 HBP: 1	WP: 0 PB: 1 SB: 0 CS: 1	PA: 42				
PITCHER	IP	WLS	BF	H	R	ER	SO	BB	IBB	HBP	BLK	WP	HR	S	P	ERA	WHIP									
Mike Mims, L ERA: 3.09 Gene Harris, R ERA: 3.24 Ricky Bottalico, R ERA: 1.93	(1, 1) 7.0 (8, 1) 1.0 (9, 1) 2.0			5	1	1	6	4	0	0	0	0	0	0	7	11	1.29	1.286								
		L	9	3	3	3	2	0	0	0	0	0	1	21	33	13.50	1.500									

Los Angeles Dodgers @ Philadelphia Phillies
Veterans Stadium, Philadelphia, PA

Wed May 31 1995, 7:05 PM EDT
Att. 22,480 - Unknown - 84 F

livebaseballscorecards.com

AB 34
R 4
H 8
RBI 4
BB 5
SO 8
LOB 18



BOTTOM

Los Angeles Dodgers @ Philadelphia Phillies
Veterans Stadium, Philadelphia, PA

Wed May 31 1995, 7:05 PM EDT
Att. 22,480 - Unknown - 84 F

livebaseballscorecards.com

AB 29
R 1
H 3
RBI 1
BB 9
SO 7
LOB 18



WP: 1 PA: 38
FB: 0
SB: 0
CS: 0

AB R H RBI BB SO LOB

5 0 0 0 0 1 2

4 0 0 0 1 0 2

2 0 1 0 2 0 0

3 1 0 0 1 1 4

3 0 0 0 1 2 4

4 0 1 0 0 0 3

1 0 0 0 3 0 0

3 0 1 1 1 0 1

2 0 0 0 0 2 0

0 0 0 0 0 0 0

1 0 0 0 0 0 0

0 0 0 0 0 0 0

1 0 0 0 0 1 2

1B: 2 SF: 0
2B: 1 SAC: 0
3B: 0 DP: 2
HR: 0 HBP: 0

Batter	1	2	3	4	5	6	7	8	9	10
Lenny Dykstra, L OBP: 0.353, SLG: 0.313 (1, 8)	2-2 P6		1-3 K			3-1 G6-3		0-2 F8		0-0 F8
Mickey Morandini, L OBP: 0.347, SLG: 0.417 (1, 4)	1-2 G5-3		0-1 G3			4-2 FC6-4 BB		1-0 F7		2-2 G4-3
Gregg Jefferies, S OBP: 0.317, SLG: 0.389 (1, 7)	2-1 G5-3			3-1 1B 2B		4-0 FC6-4 BB			4-1 BB BB	
Dave Hollins, S OBP: 0.438, SLG: 0.448 (1, 3)		4-2 BB BB 1B		1-1 F8		1-0 FC6-4 BB			1-3 K	
Darren Daulton, L OBP: 0.341, SLG: 0.390 (1, 2)	2-1 P6		2-3 K			2-2 K			4-1 G4-6-3 BB	
Jim Eisenreich, L OBP: 0.449, SLG: 0.571 (1, 9)	1-1 F7		2-2 2-H 1B				0-0 G5-3		2-2 G4-6-3	
Charlie Hayes, R OBP: 0.414, SLG: 0.473 (1, 5)	4-1 1B BB 1B			2-0 P3			4-1 G1-6-3 BB			4-2 WP BB
Kevin Stocker, S OBP: 0.311, SLG: 0.244 (1, 6)	0-2 1-H 2-H 1B			2-2 G3-1			1-2 G1-6-3			4-2 BB
Mike Mimbs, L Gene Harris, R Gary Varsho, L Ricky Bottalico, L Tony Longmire, L			2-3 K		1-3 K			0-0 G1-3		1-3 K

Inning Stats	R: 0	H: 0	E: 0	K: 0	S: 10	R: 1	H: 1	E: 0	K: 0	S: 11	R: 0	H: 0	E: 0	K: 2	S: 9	R: 0	H: 2	E: 0	K: 1	S: 12	R: 0	H: 0	E: 0	K: 1	S: 8	R: 0	H: 0	E: 0	K: 0	S: 5	R: 0	H: 0	E: 0	K: 0	S: 5	R: 0	H: 0	E: 0	K: 0	S: 5	R: 0	H: 0	E: 0	K: 0	S: 8	R: 0	H: 0	E: 0	K: 1	S: 15	R: 0	H: 0	E: 0	K: 1	S: 15																				
	0	0	0	0	15	1	1	0	0	22	0	0	0	2	12	0	2	0	1	20	0	0	0	1	13	0	0	0	2	26	0	0	0	1	10	0	0	0	0	6	0	0	0	1	19	0	0	0	2	26	2	1	0	0	0	0	0	0	0	0	0	0	0	0	0	0	0	0	0	1	2	1	0	2	0

PITCHER	IP	WLS	BF	H	R	ER	SO	BB	IBB	HBP	BLK	WP	HR	S	P	ERA	WHIP
Ramon Martinez, R ERA: 3.88	9.0	W	33	3	1	1	6	7	0	0	0	0	0	80	143	1.00	1.111
Todd Worrell, R ERA:	1.0	S	5	0	0	0	1	2	0	0	0	1	0	15	26	0.00	2.000

Batter	1	2	3	4	5	6	7	8	9	AB R H RBI BB SO LOB	TOP																								
Brian McRae, S (1, 8) OBP: 0.310, SLG: 0.422	0-0 1B 2B		2-2 G1-3		0-1 P5		4-1 E S BB		0-2 FC4-6 1-2f	4 1 1 0 1 0 1																									
Rey Sanchez, R (1, 4) OBP: 0.315, SLG: 0.384	1-0 F7 2-H 1B		2-0 FC5-4 1B		0-2 G5-3		3-1 G1-3 1-3			4 0 2 1 0 0 1																									
Sammy Sosa, R (1, 9) OBP: 0.372, SLG: 0.590	0-0 P3		1-1 FC5-4 1-2f		0-1 S 1B			1-2 S 1B		4 0 2 0 0 0 2																									
Mark Grace, L (1, 3) OBP: 0.383, SLG: 0.568	2-1 F7 2-3			2-2 HR	1-0 G4-3			0-0 F7		4 1 1 1 0 0 3																									
Rick Wilkins, L (1, 2) OBP: 0.381, SLG: 0.315	2-1 P6			1-0 F9		0-0 F7		4-0 G6-4-3 1-2 BB		3 0 0 0 1 0 1																									
Shawon Dunston, R (1, 6) OBP: 0.339, SLG: 0.505		0-1 F9		2-2 3B 1B		1-1 G5-3		0-1 G6-4-3 1-2f		4 1 1 0 0 0 2																									
Howard Johnson, S (1, 5) OBP: 0.302, SLG: 0.324		2-2 L9		3-1 F8		1-3 K			0-1 P9	4 0 0 0 0 1 1																									
Scott Bullett, L (1, 7) OBP: 0.275, SLG: 0.418		0-2 G4-3		1-2 1-H 3B			0-0 F7		1-1 E4 FC4-6	4 0 1 1 0 0 0																									
Steve Trachsel, R (1, 1) OBP: 0.214, SLG: 0.214			0-3 K	1-2 K			0-2 L7		2-0 P2	3 0 0 0 0 2 1																									
Larry Casian, R (8, 1)										0 0 0 0 0 0 0																									
Turk Wendell, L (8, 1)										0 0 0 0 0 0 0																									
Kevin Roberson, S (9, PH) OBP: 0.250, SLG: 0.308										1 0 0 0 0 0 1																									
Inning Stats	R: 1 E: 0 K: 0 S: 7	H: 2 LOB: 1 BB: 0 P: 12	R: 0 E: 0 K: 0 S: 8	H: 0 LOB: 0 BB: 0 P: 10	R: 0 E: 0 K: 1 S: 10	H: 1 LOB: 1 BB: 0 P: 15	R: 2 E: 0 K: 1 S: 15	H: 3 LOB: 1 BB: 0 P: 25	R: 0 E: 0 K: 1 S: 8	H: 0 LOB: 0 BB: 0 P: 8	R: 0 E: 0 K: 0 S: 7	H: 0 LOB: 1 BB: 1 P: 14	R: 0 E: 0 K: 0 S: 8	H: 1 LOB: 1 BB: 1 P: 13	R: 0 E: 1 K: 0 S: 9	H: 0 LOB: 1 BB: 0 P: 11	1B: 5 2B: 1 3B: 1 HR: 1	SF: 0 SAC: 0 DP: 1 HBP: 0	WP: 0 PA: 37 PB: 0 SB: 3 CS: 0																
PITCHER	IP WLS BF H R ER SO BB IBB HBP BLK WP HR S P ERA WHIP																																		
Mike Williams, R (1, 1) ERA: 4.43	7.0	29	7	3	3	3	1	0	0	0	0	1	61	93	3.86	1.143																			
Norm Charlton, L (8, 1) ERA: 8.71	1.0	W	4	1	0	0	1	0	0	0	0	0	8	13	0.00	2.000																			
Heathcliff Slocumb, R (9, 1) ERA: 1.4	1.0	S	4	0	0	0	0	0	0	0	0	0	9	11	0.00	0.000																			

Chicago Cubs @ Philadelphia Phillies
Veterans Stadium, Philadelphia, PA

Thu Jun 01 1995, 3:33 AM EDT
Att. 26,149 - Sunny - 81 F

livebaseballscorecards.com

AB	35
R	3
H	8
RBI	3
BB	2
SO	3
LOB	13



Batter	1	2	3	4	5	6	7	8	9
Lenny Dykstra, L (1, 8) OBP: 0.358, SLG: 0.314	4-2 FC4-6 BB		2-2 1B FC3-6 1B	1-0 G4-3			1-1 F8		
Mariano Duncan, R (1, 4) OBP: 0.314, SLG: 0.471	3-2 FC4-6 2B		2-2 FC5 FC3-6 1B FC4-6		0-2 CS 1B		1-3 K		
Gregg Jefferies, S (1, 7) OBP: 0.331, SLG: 0.405	0-2 1-H 2B		2-2 FC3-6 1B		2-2 P6		4-1 G3 BB 1B BB		
Dave Hollins, S (1, 3) OBP: 0.432, SLG: 0.435	0-3 K		2-2 FC3-6 FC4-6		1-3 K		4-2 G3 1B BB		
Charlie Hayes, R (1, 5) OBP: 0.401, SLG: 0.456	0-0 G5-3		1-2 FC4-6		1-1 G6-3		0-0 G3		
Gary Varsho, L (1, 9) OBP: 0.324, SLG: 0.267 Heathcliff Slocumb, R (9, 1)		0-0 G3	1-0 L3		0-0 FC6-4 1B		4-0 1B IBB		
Lenny Webster, R (1, 2) OBP: 0.261, SLG: 0.238 Darren Daulton, L (8, PH) OBP: 0.339, SLG: 0.387		4-1 FC3-6 BB		0-0 G6-3		2-2 FC6-4 1-2f	2-2 K		
Kevin Stocker, S (1, 6) OBP: 0.318, SLG: 0.255		2-2 FC3-6 1-2f		3-2 SH1-4 1B		0-0 G4-3	1-1 1B		
Mike Williams, R (1, 1) Tony Longmire, L (7, PH) OBP: 0.421, SLG: 0.556 Norm Charlton, S (8, 1) Jim Eisenreich, L (8, PH) OBP: 0.444, SLG: 0.564		0-2 G5-3		0-0 SH1-4			0-0 F8	0-1 G3	

AB	R	H	RBI	BB	SO	LOB
3	1	1	0	1	0	1
4	2	1	0	0	1	2
3	1	2	1	1	0	1
3	1	0	1	1	2	4
4	0	0	1	0	0	4
3	0	1	0	1	0	1
0	0	0	0	0	0	0
2	0	0	0	1	0	1
1	0	0	0	0	1	3
4	0	2	2	0	0	2
1	0	0	0	0	0	1
1	0	0	0	0	0	0
0	0	0	0	0	0	0
1	0	0	0	0	0	2

1B	2B	3B	HR	SF	SAC	DP	HBP
6	2	0	0	0	1	1	0
0	0	0	0	0	0	0	0
0	0	0	0	0	0	0	0
0	0	0	0	0	0	0	0

WP	PA
0	36


Inning Stats		R	H	E	K	S	R	H	E	K	S	R	H	E	K	S	R	H	E	K	S	R	H	E	K	S	
1	2	1	1	0	14	21	0	0	0	8	14	2	2	1	20	30	0	0	0	6	10	0	0	0	10	13	
3	4	0	1	0	6	10	0	1	0	6	10	0	1	0	6	10	0	0	0	0	6	10	0	0	6	10	
5	6	0	1	0	10	13	0	1	0	10	13	0	1	0	10	13	0	0	0	0	10	13	0	0	10	13	
7	8	0	0	0	6	8	0	0	0	6	8	0	0	0	6	8	0	0	0	0	6	8	0	0	6	8	
9	11	2	1	0	11	26	2	1	0	11	26	2	1	0	11	26	2	1	0	0	11	26	2	1	0	11	26

PITCHER		IP	WLS	BF	H	R	ER	SO	BB	IBB	HBP	BLK	WP	HR	S	P	ERA	WHIP
Steve Trachsel, R (1, 1) ERA: 2.86	(1, 1)	7.1	L	33	6	5	3	3	4	1	0	0	0	0	78	124	3.68	1.364
Larry Casian, L (8, 1) ERA: 1.23	(8, 1)	0.1		2	1	0	0	1	0	0	0	0	0	5	8		0.00	3.000
Turk Wendell, R (8, 1) ERA:	(8, 1)	0.1		1	0	0	0	0	0	0	0	0	0	2	2		0.00	0.000

Chicago Cubs @ Philadelphia Phillies
Veterans Stadium, Philadelphia, PA

Thu Jun 01 1995, 3:33 AM EDT
Att. 26,149 - Sunny - 81 F

AB	R	H	RBI	BB	SO	LOB
30	5	7	5	5	4	22



Batter	1	2	3	4	5	6	7	8	9	AB R H RBI BB SO LOB	TOP																
Lenny Dykstra, L (1, 8) OBP: 0.359, SLG: 0.311	1-1 G6-4-3 1B		4-1 1B BB		2-1 G3		2-2 P8		0-0 L9	4 0 1 0 1 0 4																	
Mickey Morandini, L (1, 4) OBP: 0.358, SLG: 0.425	2-2 G6-4-3 1-2f		0-1 1B		0-1 1B		0-0 E6 1B		3-3 K	5 0 3 2 0 1 3																	
Gregg Jefferies, S (1, 7) OBP: 0.326, SLG: 0.392	1-1 G4-3		0-1 L9		0-0 F8		4-0 IBB		1-1 G4-3	4 0 0 0 1 0 5																	
Dave Hollins, S (1, 3) OBP: 0.421, SLG: 0.420		3-2 G4-3		0-3 K		0-1 F8		1-0 P6		4 0 0 0 0 1 3																	
Darren Daulton, L (1, 2) OBP: 0.336, SLG: 0.382		3-3 K		1-0 FC1-6 1B		0-0 F8		3-1 G3		4 0 1 0 0 1 0																	
Jim Eisenreich, L (1, 9) OBP: 0.436, SLG: 0.549		2-2 G3-1		2-1 FC1-6 FC6-4 1-2f		0-2 1B		1-0 F7		4 0 1 0 0 0 1																	
Charlie Hayes, R (1, 5) OBP: 0.397, SLG: 0.449			2-0 G3 1B 1B	0-2 FC6-4 1-2f		0-1 F9		2-3 K		4 1 1 0 0 1 2																	
Kevin Stocker, S (1, 6) OBP: 0.316, SLG: 0.255			1-1 G3		0-1 G3 SH1-4 1B 1B		0-3 K		3-2 E5 L9 SH	4 1 1 0 0 1 1																	
Curt Schilling, R (1, 1) OBP: 0.167, SLG: 0.222			1-1 G5-3		0-0 SH1-4		1-2 E 1B 1B		1-1 SH	2 0 1 0 0 0 1																	
Randy Ready, R (9, PH) OBP: 0.231, SLG: 0.167										0 0 0 0 0 0 0																	
Gene Harris, R (9, 1)										0 0 0 0 0 0 0																	
Inning Stats	R: 0 E: 0 K: 0 S: 7	H: 1 LOB: 0 BB: 0 P: 11	R: 0 E: 0 K: 1 S: 10	H: 0 LOB: 0 BB: 0 P: 18	R: 1 E: 0 K: 0 S: 10	H: 2 LOB: 2 BB: 1 P: 18	R: 0 E: 0 K: 1 S: 9	H: 1 LOB: 1 BB: 0 P: 12	R: 1 E: 0 K: 0 S: 8	H: 2 LOB: 1 BB: 0 P: 10	R: 0 E: 0 K: 0 S: 8	H: 1 LOB: 1 BB: 0 P: 8	R: 0 E: 1 K: 1 S: 13	H: 2 LOB: 3 BB: 1 P: 21	R: 0 E: 0 K: 1 S: 6	H: 0 LOB: 0 BB: 0 P: 12	R: 0 E: 1 K: 1 S: 12	H: 0 LOB: 2 BB: 0 P: 20	1B: 9 2B: 0 3B: 0 HR: 0	SF: 0 SAC: 2 DP: 1 HBP: 0	WP: 0 PB: 0 SB: 0 CS: 0	PA: 39					
PITCHER	IP WLS BF H R ER SO BB IBB HBP BLK WP HR S P ERA WHIP											PITCHER	IP WLS BF H R ER SO BB IBB HBP BLK WP HR S P ERA WHIP														
Mark Portugal, R (1, 1) ERA: 3.25	7.0		31	9	2	2	3	1	1	0	0	0	0	65	98	2.57	1.429										
Shawn Barton, L (8, 1) ERA: 3.18	1.2		7	0	0	0	2	0	0	0	0	0	0	16	29	0.00	0.000										
Rod Beck, R (9, 1) ERA: 3.26	0.1	W	1	0	0	0	0	0	0	0	0	0	0	2	3	0.00	0.000										

Philadelphia Phillies @ San Francisco Giants
Candlestick Park, San Francisco, CA

Fri Jun 02 1995, 10:05 PM EDT
Att. 12,484 - Unknown - 54 F

livebaseballscorecards.com

AB	35
R	2
H	9
RBI	2
BB	2
SO	5
LOB	20



Batter	1	2	3	4	5	6	7	8	9	AB R H RBI BB SO LOB
Darren Lewis, R OBP: 0.247, SLG: 0.270 (1, 8)	3-2 G5-3	0-0 P5			1-1 G6-3			0-2 1B		4 0 1 0 0 0 2
John Patterson, S OBP: 0.197, SLG: 0.172 (1, 4)	1-3 K				1-0 L8			1-1 F2		4 0 0 0 0 1 1
Barry Bonds, L OBP: 0.424, SLG: 0.584 (1, 7)	1-0 G4-3							2-1 L8		3 0 0 0 1 0 1
Matt Williams, R OBP: 0.438, SLG: 0.763 (1, 5)								0-0 F7		3 1 0 0 0 0 2
Glenallen Hill, R OBP: 0.329, SLG: 0.508 (1, 9)								3-3 K		4 0 0 0 0 1 3
Royce Clayton, R OBP: 0.317, SLG: 0.366 (1, 6)								4-2 HR		3 2 1 0 1 0 0
Steve Scarosone, R OBP: 0.459, SLG: 0.941 (1, 3)								2-0 HR		4 1 2 2 0 2 2
Kirt Manwaring, R OBP: 0.341, SLG: 0.329 (1, 2)										3 0 2 2 0 0 0
Mark Portugal, R OBP: 0.077, SLG: 0.077 (1, 1)										2 0 1 0 0 0 0
Tom Lampkin, L OBP: 0.300, SLG: 0.176 (7, PH)										1 0 0 0 0 0 2
Shawn Barton, R (8, 1)										0 0 0 0 0 0 0
Rod Beck, R OBP: 0.333, SLG: 0.333 (9, 1)										0 0 0 0 0 0 0

Inning Stats	R: 0 E: 0 K: 1 S: 8	H: 0 LOB: 0 BB: 0 P: 13	R: 2 E: 0 K: 1 S: 15	H: 3 LOB: 2 BB: 0 P: 25	R: 0 E: 1 K: 0 S: 9	H: 0 LOB: 1 BB: 1 P: 13	R: 0 E: 0 K: 1 S: 7	H: 0 LOB: 0 BB: 0 P: 9	R: 0 E: 0 K: 0 S: 4	H: 0 LOB: 0 BB: 0 P: 7	R: 0 E: 0 K: 0 S: 7	H: 0 LOB: 0 BB: 0 P: 9	R: 0 E: 0 K: 0 S: 11	H: 2 LOB: 1 BB: 0 P: 14	R: 0 E: 0 K: 0 S: 9	H: 1 LOB: 1 BB: 0 P: 11	R: 2 E: 0 K: 1 S: 6	H: 1 LOB: 0 BB: 1 P: 15	1B: 6 2B: 0 3B: 0 HR: 1	SF: 0 SAC: 0 DP: 2 HBP: 1	WP: 0 PB: 0 SB: 1 CS: 0	PA: 34
--------------	------------------------------	----------------------------------	-------------------------------	----------------------------------	------------------------------	----------------------------------	------------------------------	---------------------------------	------------------------------	---------------------------------	------------------------------	---------------------------------	-------------------------------	----------------------------------	------------------------------	----------------------------------	------------------------------	----------------------------------	----------------------------------	------------------------------------	----------------------------------	--------

PITCHER	IP	WLS	BF	H	R	ER	SO	BB	IBB	HBP	BLK	WP	HR	S	P	ERA	WHIP
Curt Schilling, R ERA: 2.96 (1, 1)	8.0		31	6	2	2	3	1	0	1	0	0	0	70	101	2.25	0.875
Gene Harris, R ERA: 4.24 (9, 1)	0.1	L	3	1	2	2	1	1	0	0	0	0	1	6	15	54.00	6.000

BOTTOM

Philadelphia Phillies @ San Francisco Giants
Candlestick Park, San Francisco, CA

Fri Jun 02 1995, 10:05 PM EDT
Att: 12,484 - Unknown - 54 F

livebaseballscorecards.com

AB	31
R	4
H	7
RBI	4
BB	2
SO	4
LOB	13



Batter	1	2	3	4	5	6	7	8	9	AB R H RBI BB SO LOB	TOP											
Lenny Dykstra, L (1, 8) OBP: 0.354, SLG: 0.307	1-3 K		2-1 F8		0-1 G5-3 1B		2-2 L9		2-0 L7	5 0 1 0 0 1 1												
Mariano Duncan, R (1, 4) OBP: 0.309, SLG: 0.455	1-1 P3		0-0 P6		0-0 G5-3			3-2 FC1-6 1B		4 0 1 0 0 0 2												
Gregg Jefferies, S (1, 7) OBP: 0.331, SLG: 0.390	1-1 G6-3			4-1 2B G4-3 BB	3-2 G4-3			1-1 FC1-6 1B		3 1 1 0 1 0 1												
Dave Hollins, S (1, 3) OBP: 0.423, SLG: 0.431		0-0 G3 1B		0-0 G4-3 2B		2-0 G1-3		2-1 FC1-6		4 0 2 0 0 0 2												
Darren Daulton, L (1, 2) OBP: 0.333, SLG: 0.377		1-0 G3		1-1 G4-3		0-0 1B		1-1 P6		4 0 1 1 0 0 4												
Charlie Hayes, R (1, 5) OBP: 0.400, SLG: 0.446		0-0 G6-3		4-2 FC6-4 BB		2-2 G4-6-3 1B		2-2 G4-3		3 0 1 0 1 0 3												
Dave Gallagher, R (1, 9) OBP: 0.460, SLG: 0.578		4-0 BB		1-1 P2		1-0 G4-6-3			3-3 K	2 0 0 0 1 0 4												
Jim Eisenreich, L (9, PH) OBP: 0.432, SLG: 0.542										1 0 0 0 0 1 0												
Kevin Stocker, S (1, 6) OBP: 0.314, SLG: 0.248		1-3 K		0-0 FC6-4		4-1 G5-4-3 BB			1-2 G3-1	3 0 0 0 1 1 4												
Paul Quantrill, L (1, 1) OBP: 0.176, SLG: 0.067			1-1 P6		4-1 G5-3 1B BB		3-2 G5-4-3		2-2 1B	1 0 0 0 1 0 0												
Randy Ready, R (7, PH) OBP: 0.214, SLG: 0.154										1 0 0 0 0 0 1												
Norm Charlton, S (7, 1)										0 0 0 0 0 0 0												
Tony Longmire, L (9, PH) OBP: 0.436, SLG: 0.568										1 0 1 0 0 0 0												
Inning Stats	R: 0 E: 0 K: 1 S: 8	H: 0 LOB: 0 BB: 0 P: 11	R: 0 E: 0 K: 1 S: 7	H: 1 LOB: 2 BB: 1 P: 13	R: 0 E: 0 K: 0 S: 5	H: 0 LOB: 0 BB: 0 P: 8	R: 1 E: 0 K: 0 S: 9	H: 1 LOB: 2 BB: 2 P: 19	R: 0 E: 0 K: 0 S: 8	H: 1 LOB: 1 BB: 1 P: 15	R: 0 E: 0 K: 0 S: 6	H: 2 LOB: 1 BB: 0 P: 11	R: 0 E: 0 K: 0 S: 7	H: 0 LOB: 0 BB: 1 P: 16	R: 0 E: 0 K: 0 S: 12	H: 2 LOB: 2 BB: 0 P: 21	R: 0 E: 0 K: 1 S: 11	H: 1 LOB: 1 BB: 0 P: 19	1B: 7 2B: 1 3B: 0 HR: 0	SF: 0 SAC: 0 DP: 3 HBP: 0	WP: 0 PB: 0 SB: 0 CS: 0	PA: 37
PITCHER	IP WLS BF H R ER SO BB IBB HBP BLK WP HR S P ERA WHIP																					
Trevor Wilson, L (1, 1) ERA: 2.68	7.0 W 28 5 1 1 2 5 0 0 0 0 0 0 50 93 1.29 1.429																					
Jose Bautista, R (8, 1) ERA: 5.96	0.1 3 2 0 0 0 0 0 0 0 0 0 0 7 13 0.00 6.000																					
Shawn Barton, L (8, 1) ERA: 3.0	0.1 1 0 0 0 0 0 0 0 0 0 0 0 2 3 0.00 0.000																					
Rod Beck, R (8, 1) ERA: 3.05	1.1 S 5 1 0 0 1 0 0 0 0 0 0 0 14 24 0.00 0.750																					

Philadelphia Phillies @ San Francisco Giants
 Candlestick Park, San Francisco, CA
 Sat Jun 03 1995, 6:33 AM EDT
 Att. 16,587 - Sunny - 68 F

livebaseballscorecards.com

AB	32
R	1
H	8
RBI	1
BB	5
SO	3
LOB	22



Batter	1	2	3	4	5	6	7	8	9
Darren Lewis, R OBP: 0.253, SLG: 0.276 (1, 8)	G4-3		G5-3				FC6-4		
John Patterson, S OBP: 0.185, SLG: 0.161 (1, 4)	G3		P4			G3	FC6-4		
Barry Bonds, L OBP: 0.419, SLG: 0.574 (1, 7)	F9		F9			E SF9	P5		
Matt Williams, R OBP: 0.436, SLG: 0.754 J.R. Phillips, L OBP: 0.179, SLG: 0.235 (6, PR) (7, 3)		K	P4			SF9 E	K		
Mark Carreon, R OBP: 0.314, SLG: 0.412 (1, 9)	G4-3		G6-3			E3	L4-3		
Royce Clayton, R OBP: 0.315, SLG: 0.365 (1, 6)			P9			SF9	L4-3		
Steve Scarsone, R OBP: 0.450, SLG: 0.892 (7, 5)			P5			FC6-4			
Kirt Manwaring, R OBP: 0.340, SLG: 0.353 (1, 2)			L8			FC6-4			
Trevor Wilson, L OBP: 0.250, SLG: 0.313 Rikkert Faneyte, R (7, PH) Jose Bautista, R (8, 1) Shawn Barton, R (8, 1) Rod Beck, R OBP: 0.333, SLG: 0.333 (8, 1)			G6-3			K			

AB	R	H	RBI	BB	SO	LOB
4	0	2	0	0	0	0
4	0	0	0	0	0	3
4	1	1	0	0	0	3
3	0	1	0	0	1	2
1	1	0	0	0	1	0
4	0	1	0	0	0	2
3	0	1	1	0	0	1
3	0	1	1	0	1	1
3	1	1	0	0	0	3
2	0	1	1	0	0	0
1	0	0	0	0	1	0
0	0	0	0	0	0	0
0	0	0	0	0	0	0
0	0	0	0	0	0	0

BOTTOM	
Philadelphia Phillies @ San Francisco Giants Candlestick Park, San Francisco, CA	
Sat Jun 03 1995, 6:33 AM EDT Att. 16,587 - Sunny - 68 F	
AB 32	
R 3	
H 9	
RBI 3	
BB 0	
SO 4	
LOB 15	
WP: 0 PA: 33	
PB: 0	
SB: 0	
CS: 0	

Inning Stats		R	H	E	K	S	P	1B	2B	3B	SF	FC	LOB	BB	SO
R: 0	H: 0	R: 0	H: 1	R: 1	H: 3	R: 0	H: 0	R: 2	H: 3	R: 0	H: 1	R: 0	H: 1	R: 0	H: 1
E: 0	LOB: 0	E: 0	LOB: 1	E: 0	LOB: 2	E: 1	LOB: 3	E: 0	LOB: 3	E: 0	LOB: 1	E: 0	LOB: 0	E: 0	LOB: 0
K: 0	BB: 0	K: 2	BB: 0	K: 0	BB: 0	K: 0	BB: 0	K: 1	BB: 0	K: 1	BB: 0	K: 1	BB: 0	K: 1	BB: 0
S: 9	P: 14	S: 12	P: 18	S: 13	P: 19	S: 8	P: 13	S: 5	P: 5	S: 8	P: 14	S: 5	P: 8	S: 5	P: 8

PITCHER	IP	WLS	BF	H	R	ER	SO	BB	IBB	HBP	BLK	WP	HR	S	P	ERA	WHIP
Paul Quantrill, R ERA: 3.99 (1, 1)	6.0	L	26	7	3	1	2	0	0	0	0	0	0	73	103	1.50	1.167
Norm Charlton, L ERA: 7.3 (7, 1)	2.0		7	2	0	0	2	0	0	0	0	0	0	13	22	0.00	1.000

PITCHER	IP	WLS	BF	H	R	ER	SO	BB	IBB	HBP	BLK	WP	HR	S	P	ERA	WHIP



Batter	1	2	3	4	5	6	7	8	9	AB R H RBI BB SO LOB	TOP											
Dave Gallagher, R (1, 8) OBP: 0.426, SLG: 0.531	2-1 G4-3		2-0 P2		2-2 P3			1-0 P4		4 0 0 0 0 0 1	Philadelphia Phillies @ San Francisco Giants Candlestick Park, San Francisco, CA Sun Jun 04 1995, 6:33 AM EDT Att. 22,838 - Sunny - 65 F											
Mickey Morandini, L (1, 4) OBP: 0.362, SLG: 0.431	4-0 G3-6-3 BB		1-1 2B		0-0 F8			2-1 G3		3 0 1 0 1 0 1												
Gregg Jefferies, S (1, 7) OBP: 0.321, SLG: 0.378	1-2 G3-6-3 1-2f		2-1 F8			2-0 F8			1-2 F8	4 0 0 0 0 0 2												
Dave Hollins, S (1, 3) OBP: 0.419, SLG: 0.425		2-3 K		0-0 1B		0-0 L9			1-1 G3	4 0 1 0 0 1 0												
Darren Daulton, L (1, 2) OBP: 0.331, SLG: 0.368		4-2 1B BB		1-3 K 1 SAFE 1 SAFE		3-0 L8			2-2 G6-3	3 0 0 0 1 1 1												
Jim Eisenreich, L (1, 9) OBP: 0.418, SLG: 0.523		1-1 P5		0-0 P6			2-1 L3			3 0 0 0 0 0 2												
Charlie Hayes, R (1, 5) OBP: 0.399, SLG: 0.444		2-1 1B		1-2 G4-3			0-1 B1			3 0 1 0 0 0 1												
Kevin Stocker, S (1, 6) OBP: 0.306, SLG: 0.240		2-2 G4-3			2-3 K		1-0 G3			3 0 0 0 0 1 2												
Tyler Green, R (1, 1) OBP: 0.125, SLG: 0.250			2-1 P6		2-2 2B			0-0 G6-3		2 0 1 0 0 0 0												
Toby Borland, R (7, 1)										0 0 0 0 0 0 0												
Kyle Abbott, L (7, 1)										0 0 0 0 0 0 0												
Gary Varsho, L (8, PH) OBP: 0.314, SLG: 0.258										1 0 0 0 0 0 0												
Ricky Bottalico, L (8, 1)										0 0 0 0 0 0 0												
Inning Stats	R: 0 E: 0 K: 0 S: 5	H: 0 LOB: 0 BB: 1 P: 12	R: 0 E: 0 K: 1 S: 14	H: 1 LOB: 2 BB: 1 P: 25	R: 0 E: 0 K: 1 S: 7	H: 1 LOB: 1 BB: 0 P: 14	R: 0 E: 0 K: 1 S: 8	H: 1 LOB: 1 BB: 0 P: 10	R: 0 E: 0 K: 1 S: 10	H: 1 LOB: 1 BB: 0 P: 16	R: 0 E: 0 K: 0 S: 3	H: 0 LOB: 0 BB: 0 P: 8	R: 0 E: 0 K: 0 S: 5	H: 0 LOB: 0 BB: 0 P: 8	R: 0 E: 0 K: 0 S: 4	H: 0 LOB: 0 BB: 0 P: 7	R: 0 E: 0 K: 0 S: 8	H: 0 LOB: 0 BB: 0 P: 12	1B: 2 2B: 2 3B: 0 HR: 0	SF: 0 SAC: 0 DP: 1 HBP: 0	WP: 0 PB: 0 SB: 0 CS: 0	PA: 32
PITCHER Mark Leiter, R (1, 1) ERA: 2.74	IP: 9.0 WLS: W BF: 32 H: 4 R: 0 ER: 0 SO: 3 BB: 2 IBB: 0 HBP: 0 BLK: 0 WP: 0 HR: 0 S: 64 P: 112 ERA: 0.00 WHIP: 0.667																					

livebaseballscorecards.com

AB	30
R	0
H	4
RBI	0
BB	2
SO	3
LOB	10



Batter	1	2	3	4	5	6	7	8	9
Rikkert Faneite, R OBP: 0.400, SLG: 0.250 (1, 8) Darren Lewis, R OBP: 0.252, SLG: 0.274 (8, 8)	3-3 K ①		4-1 BB		1-0 P5 ①		1-2 G6-3 1B	2-3 K ②	
Mike Benjamin, R OBP: 0.214, SLG: 0.154 (1, 4)	4-0 BB		1-2 P9 ②		1-2 P3 ②		3-2 G6-3 ① 1B	1-3 K ③	
Steve Scarsons, R OBP: 0.409, SLG: 0.805 (1, 5)	1-0 P9 ②		3-3 K ③		2-2 G6-3 ③		0-2 F7 ②		
Barry Bonds, L OBP: 0.421, SLG: 0.565 (1, 7)	3-3 K ③			4-2 FC5 S BB		2-2 G1-3 ①	4-0 1B IBB		
Glenallen Hill, R OBP: 0.333, SLG: 0.507 (1, 9)		2-2 G4-3 ①		1-1 FC5 1B ①		2-2 1B S	0-0 1B 1B		
Royce Clayton, R OBP: 0.333, SLG: 0.375 (1, 6)		4-0 CS BB		1-0 1B SAFE		4-2 1B SAFE	3-2 1B 1B		
Kirt Manwaring, R OBP: 0.337, SLG: 0.348 (1, 2)		2-1 G1-3 ② ③		1-2 1B 1-2 2-H		2-0 P4 ②	2-0 P4 ③		
J.R. Phillips, L OBP: 0.190, SLG: 0.238 (1, 3)			4-2 SH3-4 BB		2-3 K ②	0-1 G3 ③		2-2 1B	
Mark Leiter, R OBP: 0.143, SLG: 0.143 (1, 1)			0-1 SH3-4 ①		1-2 F9 ③		1-1 G6-3 1B 1B	1-3 K ①	

Inning Stats	R: 0	H: 0	E: 0	K: 2	S: 8	R: 0	H: 0	E: 0	K: 0	S: 7	R: 0	H: 0	E: 0	K: 1	S: 16	R: 1	H: 2	E: 0	K: 1	S: 15	R: 0	H: 0	E: 0	K: 0	S: 7	R: 0	H: 1	E: 0	K: 0	S: 13	R: 3	H: 4	E: 0	K: 0	S: 23	R: 0	H: 1	E: 0	K: 3	S: 15	R: 3	H: 1	E: 0	K: 1	S: 21
	LOB: 1	BB: 1	P: 19			LOB: 0	BB: 1	P: 15			LOB: 2	BB: 2	P: 28			LOB: 2	BB: 1	P: 25			LOB: 0	BB: 0	P: 11			LOB: 2	BB: 1	P: 22			LOB: 2	BB: 1	P: 37			LOB: 1	BB: 0	P: 21							

PITCHER	IP	WLS	BF	H	R	ER	SO	BB	IBB	HBP	BLK	WP	HR	S	P	ERA	WHIP
Tyler Green, R ERA: 3.74 (1, 1)	6.0	L	26	3	1	1	4	6	0	0	0	0	0	66	120	1.50	1.500
Toby Borland, R ERA: 6.43 (7, 1)	0.2		7	4	3	3	0	0	1	0	0	0	0	22	34	40.50	6.000
Kyle Abbott, L ERA: 2.45 (7, 1)	0.1		1	0	0	0	0	0	0	0	0	0	0	1	3	0.00	0.000
Ricky Bottalico, R ERA: 1.83 (8, 1)	1.0		4	1	0	0	3	0	0	0	0	0	0	15	21	0.00	1.000

AB	R	H	RBI	BB	SO	LOB
3	1	1	0	1	1	0
1	0	0	0	0	1	1
4	0	0	0	1	1	5
4	0	0	0	0	1	5
2	1	0	0	2	1	1
4	1	2	2	0	0	1
2	0	2	1	2	0	0
4	0	1	1	0	0	5
3	0	1	0	1	1	4
3	1	1	0	0	1	3

WP	PA	ERA	WHIP
0	38		
0			
2			
1			

Philadelphia Phillies @ San Francisco Giants
 Candlestick Park, San Francisco, CA
 Sun Jun 04 1995, 6:33 AM EDT
 Att. 22,838 - Sunny - 65 F

AB	30
R	4
H	8
RBI	4
BB	7
SO	7
LOB	25



Batter	1	2	3	4	5	6	7	8	9	10	AB	R	H	RBI	BB	SO	LOB
Gary Varsho, L OBP: 0.300, SLG: 0.250 (1, 9)	0-1 FC6-5 1B 1B	1-0 F7			2-3 K		1-0 L4			1-2 F7	5	0	1	0	0	1	0
Mickey Morandini, L OBP: 0.364, SLG: 0.438 (1, 4)	0-0 FC6-5 E 1B		2-3 K		2-0 K			2-0 G4-3		0-1 L4	5	1	2	0	0	1	0
Gregg Jefferies, S OBP: 0.313, SLG: 0.366 (1, 7)	1-1 FC6-5 E 1B		1-1 G4-3		1-3 K			1-3 K			4	1	0	0	0	2	3
Dave Hollins, S OBP: 0.409, SLG: 0.411 (1, 3)	2-1 E7 1B		2-3 K		1-1 G1-6-3			0-0 F7			4	1	0	0	0	1	2
Darren Daulton, L OBP: 0.343, SLG: 0.388 (1, 2)	3-1 2-H 3-H 1B			3-2 G5-3 1B 2B		1-1 F7			0-0 SH3-4 1B		4	1	3	2	0	0	0
Jim Eisenreich, L OBP: 0.406, SLG: 0.506 Norm Charlton, S (9, 1)	2-3 K		0-0 G5-3		2-1 L5			0-1 SH3-4		1-2	3	0	0	0	0	1	2
Charlie Hayes, R OBP: 0.395, SLG: 0.438 (1, 5)	0-3 K		0-0 3-H 1B		1-2 F8			1-3 K			4	0	1	1	0	2	2
Kevin Stocker, S OBP: 0.296, SLG: 0.231 (1, 6)		0-0 F9		2-3 K		2-2 F7		1-3 K			4	0	0	0	0	2	2
Mike Mimbs, L Dave Gallagher, R OBP: 0.418, SLG: 0.520 (9, 8)		1-3 K		1-0 F8		1-1 F7		1-1 F8			3	0	0	0	0	1	1
											1	0	0	0	0	0	0

Inning Stats	R: 3	H: 3	R: 0	H: 0	R: 0	H: 0	R: 1	H: 2	R: 0	H: 1	R: 0	H: 0	R: 0	H: 0	R: 0	H: 1	R: 0	H: 0	R: 0	H: 0	R: 0	H: 0	R: 0	H: 0	1B: 5	SF: 0	WP: 0	PA: 38
	E: 1	LOB: 1	E: 0	LOB: 0	E: 0	LOB: 0	E: 0	LOB: 1	E: 0	LOB: 1	E: 0	LOB: 0	E: 0	LOB: 0	E: 0	LOB: 1	E: 0	LOB: 0	E: 0	LOB: 0	E: 0	LOB: 0	E: 0	LOB: 0	2B: 2	SAC: 1	PB: 0	
	K: 2	BB: 0	K: 1	BB: 0	K: 2	BB: 0	K: 1	BB: 0	K: 2	BB: 0	K: 0	BB: 0	K: 1	BB: 0	K: 2	BB: 0	K: 0	BB: 0	K: 0	BB: 0	K: 0	BB: 0	K: 0	BB: 0	3B: 0	DP: 0	SB: 0	
	S: 19	P: 27	S: 5	P: 7	S: 9	P: 14	S: 11	P: 17	S: 10	P: 16	S: 7	P: 11	S: 8	P: 12	S: 5	P: 8	S: 10	P: 12	S: 7	P: 9	S: 7	P: 9	S: 7	P: 9	HR: 0	HBP: 0	CS: 0	

PITCHER	IP	WLS	BF	H	R	ER	SO	BB	IBB	HBP	BLK	WP	HR	S	P	ERA	WHIP
Andy Benes, R ERA: 4.39 (1, 1)	9.0		35	7	4	2	11	0	0	0	0	0	0	84	124	2.00	0.778
Trevor Hoffman, R ERA: 5.27 (10, 1)	1.0	W	3	0	0	0	0	0	0	0	0	0	0	7	9	0.00	0.000

PITCHER	IP	WLS	BF	H	R	ER	SO	BB	IBB	HBP	BLK	WP	HR	S	P	ERA	WHIP

TOP

Philadelphia Phillies @ San Diego Padres
Jack Murphy Stadium, San Diego, CA

Mon Jun 05 1995, 10:05 PM EDT
Att. 7,233 - Unknown - 64 F

AB	37
R	4
H	7
RBI	3
BB	0
SO	11
LOB	12

Batter	1	2	3	4	5	6	7	8	9	10	AB	R	H	RBI	BB	SO	LOB					
Bip Roberts, S (1, 4) OBP: 0.406, SLG: 0.426	1-0 G6-3	3-2 G4-3		2-0 2B 1B		0-0 G6-3		3-1 P6			5	0	1	1	0	0	1					
Steve Finley, L (1, 8) OBP: 0.345, SLG: 0.373	0-1 G4-3 1B	2-1 P6		2-2 1-3 2B		1-1 BB 1B			0-3 K		5	0	3	0	0	1	1					
Tony Gwynn, L (1, 9) OBP: 0.381, SLG: 0.414	1-1 G4-3 1-2	1-0 F7		1-0 F7		4-0 1-2 BB			0-0 CS 1B		4	0	1	0	1	0	4					
Ken Caminiti, S (1, 5) OBP: 0.338, SLG: 0.489	2-1 F7		2-1 HBP 1B 1B	2-0 F8		1-1 G3-1			3-3 K 1-2		5	0	1	0	0	1	6					
Eddie Williams, R (1, 3) Ray Holbert, R (10, PR) OBP: 0.315, SLG: 0.430 OBP: 0.389, SLG: 0.154		1-0 BB 1B 2B	3-1 F8	2-1 F7		2-3 K				2-2 SH3 1B 1B	5	1	2	0	0	1	3					
Melvin Nieves, S (1, 7) OBP: 0.298, SLG: 0.400		1-0 1B BB 1B	0-1 HBP 1B		0-3 K		1-2 F9			1-1 SH3	4	1	1	0	0	1	1					
Brian Johnson, R (1, 2) OBP: 0.326, SLG: 0.450		4-1 1B BB 1B	3-1 HBP		1-1 G1-6-3 1B		2-0 F9			4-0 1B IBB IBB	2	1	1	0	2	0	0					
Andujar Cedeno, R (1, 6) OBP: 0.265, SLG: 0.366		1-1 1B G4-3 1B	2-2 P6		0-0 G1-6-3 1-2f			3-3 K		4-0 1B IBB	4	1	1	1	1	1	4					
Andy Benes, R (1, 1) Trevor Hoffman, R (10, 1) Phil Clark, R (10, PH) OBP: 0.111, SLG: 0.111 OBP: 1.000, SLG: 2.000 OBP: 0.364, SLG: 0.550		0-1 G4-3 1B	1-3 K		2-1 G6-3			0-0 G5-3		2-2 1-2 2-3 3-H 1B	4	0	1	2	0	1	3					
Inning Stats	R: 0 E: 0 K: 0 S: 7	H: 1 LOB: 1 BB: 0 P: 11	R: 4 E: 1 K: 0 S: 16	H: 3 LOB: 1 BB: 1 P: 29	R: 0 E: 0 K: 1 S: 13	H: 2 LOB: 3 BB: 0 P: 24	R: 0 E: 0 K: 0 S: 9	H: 2 LOB: 2 BB: 0 P: 17	R: 0 E: 0 K: 1 S: 6	H: 1 LOB: 2 BB: 1 P: 15	R: 0 E: 0 K: 1 S: 7	H: 0 LOB: 0 BB: 0 P: 12	R: 0 E: 0 K: 1 S: 6	H: 0 LOB: 0 BB: 0 P: 12	R: 0 E: 0 K: 2 S: 7	H: 1 LOB: 1 BB: 0 P: 10	R: 1 E: 0 K: 0 S: 9	H: 2 LOB: 3 BB: 2 P: 22	1B: 11 2B: 3 3B: 0 HR: 0	SF: 0 SAC: 1 DP: 2 HBP: 1	WP: 0 PB: 0 SB: 0 CS: 1	PA: 45

PITCHER	IP	WLS	BF	H	R	ER	SO	BB	IBB	HBP	BLK	WP	HR	S	P	ERA	WHIP
Mike Mims, L (1, 1) ERA: 3.15	8.0		37	10	4	3	4	2	0	1	0	0	0	71	127	3.38	1.500
Norm Charlton, L (9, 1) ERA: 7.24	1.1	L	8	3	1	1	2	0	2	0	0	0	0	16	32	6.75	2.250


BOTTOM

Philadelphia Phillies @ San Diego Padres
Jack Murphy Stadium, San Diego, CA

Mon Jun 05 1995, 10:05 PM EDT
Att: 7,233 - Unknown - 64 F

livebaseballscorecards.com

AB	39
R	5
H	13
RBI	5
BB	4
SO	6
LOB	23



Batter	1	2	3	4	5	6	7	8	9	AB R H RBI BB SO LOB	TOP													
Dave Gallagher, R (1, 9) <small>OBP: 0.397, SLG: 0.491</small> Jim Eisenreich, L (8, PH) <small>OBP: 0.412, SLG: 0.511</small> Heathcliff Slocumb, R (8, 1)	3-2 P4		2-1 G5-3		3-2 P6			3-1 1B		3 0 0 0 0 0 1 1 0 1 0 0 0 0 0 0 0 0 0 0 0	Philadelphia Phillies @ San Diego Padres Jack Murphy Stadium, San Diego, CA Tue Jun 06 1995, 10:05 PM EDT Att: 8,891 - Unknown - 68 F													
Randy Ready, R (1, 3) <small>OBP: 0.176, SLG: 0.125</small> Dave Hollins, S (8, PH) <small>OBP: 0.406, SLG: 0.408</small>	2-0 G5-3		2-1 F9		1-0 F8		1-3 K		3 0 0 0 0 0 0 1 0 0 0 0 1 2															
Gregg Jefferies, S (1, 7) <small>OBP: 0.318, SLG: 0.378</small>	2-2 2B			0-1 F8 CS 1B	1-0 F8		1-3 K		4 0 2 0 0 1 2															
Charlie Hayes, R (1, 5) <small>OBP: 0.391, SLG: 0.432</small>	1-1 G5-3			1-2 F9	3-1 F9			0-1 1B 1B	4 0 1 0 0 0 2															
Mariano Duncan, R (1, 4) <small>OBP: 0.305, SLG: 0.441</small>		3-3 K		3-2 F8 1-3	0-3 K2-3		3-2 BB 1B		4 0 1 0 0 2 1															
Tony Longmire, L (1, 8) <small>OBP: 0.419, SLG: 0.537</small>		1-0 1B		2-1 L9	2-1 G4-3		1-1 P2		4 0 1 0 0 0 3															
Lenny Webster, R (1, 2) <small>OBP: 0.231, SLG: 0.208</small> Darren Daulton, L (9, PH) <small>OBP: 0.340, SLG: 0.385</small>		0-1 F9		3-2 F9	2-3 K		1-3 K		3 0 0 0 0 1 1 1 0 0 0 0 1 2															
Kevin Stocker, S (1, 6) <small>OBP: 0.310, SLG: 0.229</small>		3-3 K		4-2 SH1-4 BB	4-1 1B BB		1-2 BB		1 0 0 0 3 1 1															
Mike Williams, R (1, 1) Ricky Bottalico, L (7, 1) Gary Varsho, L (8, PH) <small>OBP: 0.286, SLG: 0.237</small>		2-1 G4-3		1-2 SH1-4	1-2 K		1-0 F7		1 0 0 0 0 0 0 0 0 0 0 0 0 0 2 0 0 0 0 1 4															
Inning Stats	R: 0 E: 0 K: 0 S: 9	H: 1 LOB: 1 BB: 0 P: 17	R: 0 E: 0 K: 2 S: 9	H: 1 LOB: 1 BB: 0 P: 16	R: 0 E: 0 K: 0 S: 6	H: 0 LOB: 0 BB: 0 P: 12	R: 0 E: 0 K: 0 S: 13	H: 1 LOB: 1 BB: 0 P: 19	R: 0 E: 0 K: 2 S: 14	H: 0 LOB: 1 BB: 1 P: 25	R: 0 E: 0 K: 0 S: 4	H: 0 LOB: 0 BB: 0 P: 9	R: 0 E: 0 K: 2 S: 10	H: 0 LOB: 0 BB: 0 P: 14	R: 0 E: 0 K: 3 S: 12	H: 1 LOB: 2 BB: 1 P: 22	R: 0 E: 0 K: 1 S: 12	H: 2 LOB: 3 BB: 1 P: 22	1B: 5 2B: 1 3B: 0 HR: 0	SF: 0 SAC: 1 DP: 0 HBP: 0	WP: 0 PB: 0 SB: 0 CS: 1	PA: 36		
PITCHER	IP WLS BF H R ER SO BB IBB HBP BLK WP HR S P ERA WHIP																							
Fernando Valenzuela, L (1, 1) <small>ERA: 5.27</small> Bryce Florie, R (7, 1) <small>ERA: 3.6</small> Brian Williams, R (8, 1) <small>ERA: 5.85</small> Trevor Hoffman, R (9, 1) <small>ERA: 4.91</small>	6.0 W 22 3 0 0 2 1 0 0 0 0 0 0 55 98 0.00 0.667	1.1 6 1 0 0 3 1 0 0 0 0 0 0 16 28 0.00 1.500	0.2 2 0 0 0 2 0 0 0 0 0 0 0 6 8 0.00 0.000	1.0 S 6 2 0 0 1 1 0 0 0 0 0 0 12 22 0.00 3.000																				

livebaseballscores.com

AB	32
R	0
H	6
RBI	0
BB	3
SO	8
LOB	19



Batter	1	2	3	4	5	6	7	8	9	AB	R	H	RBI	BB	SO	LOB
Bip Roberts, S OBP: 0.403, SLG: 0.428 (1, 4)	0-1 G1-3	2-3 K		1-0 F7			3-2 G3 2B			4	0	1	0	0	1	2
Steve Finley, L OBP: 0.337, SLG: 0.363 (1, 8)	0-1 G3		1-1 P2		1-0 F9		2-1 G3			4	0	0	0	0	0	1
Tony Gwynn, L OBP: 0.396, SLG: 0.432 (1, 9)	2-1 BB 1B		0-0 FC1-4 1B		2-1 G4-3 2B		4-0 BB IBB			3	0	3	0	1	0	0
Ken Caminiti, S OBP: 0.342, SLG: 0.483 (1, 5)	4-2 1-2 BB		0-0 FC1-4 1B		3-1 G4-3		4-2 G6-3 BB			2	0	0	0	2	0	2
Eddie Williams, R OBP: 0.313, SLG: 0.424 (1, 3)	3-3 K		1-1 1-2 1B		1-2 G4-3		1-2 G6-3			4	0	1	0	0	1	6
Melvin Nieves, S OBP: 0.287, SLG: 0.383 (1, 7)		0-0 G4-3	2-1 G3		0-1 4-3		2-0 G1-3			4	0	0	0	0	0	2
Brad Ausmus, R OBP: 0.330, SLG: 0.419 (1, 2)		1-1 1B S G3 HBP		0-1 G4-3		1-0 G3	2-3 K			3	1	0	0	0	1	0
Andujar Cedeno, R OBP: 0.279, SLG: 0.373 (1, 6)		3-2 G3 1B		4-1 SH1-4 BB		1-0 1B	1-2 F9			3	0	2	0	1	0	0
Fernando Valenzuela, L (1, 1)		1-2 G3		0-1 SH1-4		1-1 G6-3				1	0	0	1	0	0	1
Scott Livingstone, L OBP: 0.280, SLG: 0.400 (6, PH)										1	0	0	0	0	0	1
Bryce Florie, R (7, 1)										0	0	0	0	0	0	0
Brian Williams, R (8, 1)										0	0	0	0	0	0	0
Trevor Hoffman, R OBP: 1.000, SLG: 2.000 (9, 1)										0	0	0	0	0	0	0

Inning Stats	R: 0	H: 1	E: 0	K: 1	S: 13	R: 1	H: 1	E: 0	K: 1	S: 13	R: 0	H: 2	E: 0	K: 0	S: 8	R: 0	H: 0	E: 0	K: 0	S: 6	R: 0	H: 1	E: 0	K: 0	S: 8	R: 0	H: 1	E: 0	K: 0	S: 6	R: 0	H: 1	E: 0	K: 0	S: 12	R: 0	H: 0	E: 0	K: 1	S: 7	R: 0	H: 0	E: 0	K: 1	S: 7
	LOB: 2	BB: 1	P: 22	LOB: 1	BB: 0	P: 20	LOB: 2	BB: 0	P: 12	LOB: 1	BB: 1	LOB: 1	BB: 0	P: 11	LOB: 1	BB: 0	LOB: 1	BB: 0	P: 9	LOB: 2	BB: 2	LOB: 0	BB: 0	P: 12	LOB: 0	BB: 0	LOB: 0	BB: 0	P: 12	LOB: 0	BB: 0	LOB: 0	BB: 0	P: 12	LOB: 0	BB: 0	LOB: 0	BB: 0	P: 12	LOB: 0	BB: 0	LOB: 0	BB: 0	P: 12	


PITCHER	IP	WLS	BF	H	R	ER	SO	BB	IBB	HBP	BLK	WP	HR	S	P	ERA	WHIP
Mike Williams, R ERA: 3.71 (1, 1)	6.1	L	30	7	1	1	2	2	1	1	0	0	0	61	105	1.42	1.421
Ricky Bottalico, R ERA: 1.77 (7, 1)	0.2		2	0	0	0	0	1	0	0	0	0	0	5	10	0.00	1.500
Heathcliff Slocumb, R ERA: 1.33 (8, 1)	1.0		3	0	0	0	1	0	0	0	0	0	0	7	12	0.00	0.000

BOTTOM

Philadelphia Phillies @ San Diego Padres
Jack Murphy Stadium, San Diego, CA

Tue Jun 06 1995, 10:05 PM EDT
Att. 8,891 - Unknown - 68 F

AB	29
R	1
H	7
RBI	1
BB	4
SO	3
LOB	15



WP	PA	CS
0	35	1

Batter	1	2	3	4	5	6	7	8	9	AB R H RBI BB SO LOB	TOP
Mickey Morandini, L (1, 4) OBP: 0.365, SLG: 0.460	0-2 G4-3		2-0 G1-4-3		0-0 SF8 1B	0-2 HR		2-0 F9		5 2 2 1 0 0 0	
Tony Longmire, L (1, 8) OBP: 0.413, SLG: 0.523 Dave Gallagher, R (5, 8) OBP: 0.383, SLG: 0.473	0-0 G4-3		1-1 1B 1B		0-3 K 1-2	3-3 K		2-2 G6-3		3 0 1 0 0 1 1 2 0 0 0 0 1 0	
Gregg Jefferies, S (1, 7) OBP: 0.327, SLG: 0.407	0-0 G6-3		2-0 1B 1-2		1-0 E1 HR 2-3		1-2 HR		0-0 1B BB G3 1B	5 3 3 1 0 0 1	
Dave Hollins, S (1, 3) OBP: 0.394, SLG: 0.395		2-2 F7	2-2 F7		0-0 SF8 3-H		2-1 F7		1-1 P2	4 0 0 1 0 0 3	
Darren Daulton, L (1, 2) OBP: 0.356, SLG: 0.421		1-0 G3-1		2-2 S G3 1B 1-H	3-2 HR		3-2 1B FC6-4 1B		4-2 G3 1B BB 1-2	4 2 3 2 1 0 0	
Jim Eisenreich, L (1, 9) OBP: 0.430, SLG: 0.537		1-2 1B 1B		0-0 F7	0-2 2B		1-1 FC6-4 1B 1-3		1-2 G3 1B 1-2 2-3	5 0 4 0 0 0 1	
Charlie Hayes, R (1, 5) OBP: 0.385, SLG: 0.423		2-1 SAFE 1B 1-3		1-2 G3 1-2	2-0 F9		1-1 FC6-4 1-2f 3-H		1-1 G3 1-2 2-3 3-H 4-0	5 0 1 2 0 0 5	
Kevin Stocker, S (1, 6) OBP: 0.313, SLG: 0.223		0-0 L7		4-2 BB 2-3		1-0 G1-3	1-1 G3		1-1 IBB	3 0 0 0 2 0 3	
Curt Schilling, R (1, 1) OBP: 0.130, SLG: 0.174			3-3 K 1	0-3 K 3		0-3 K 2		2-2 G3-1	0-0 G6-3	5 0 0 0 0 3 5	
Inning Stats	R: 0 E: 0 K: 0 S: 7 H: 0 LOB: 0 BB: 0 P: 7	R: 0 E: 0 K: 0 S: 14 H: 2 LOB: 2 BB: 0 P: 20	R: 0 E: 0 K: 1 S: 10 H: 2 LOB: 2 BB: 0 P: 20	R: 0 E: 0 K: 1 S: 15 H: 1 LOB: 2 BB: 1 P: 22	R: 3 E: 1 K: 1 S: 13 H: 3 LOB: 1 BB: 0 P: 19	R: 1 E: 0 K: 2 S: 11 H: 1 LOB: 0 BB: 0 P: 15	R: 2 E: 0 K: 0 S: 15 H: 3 LOB: 1 BB: 0 P: 24	R: 0 E: 0 K: 0 S: 10 H: 0 LOB: 0 BB: 0 P: 16	R: 1 E: 0 K: 0 S: 11 H: 2 LOB: 3 BB: 2 P: 22	1B: 10 2B: 1 3B: 0 HR: 3 SF: 1 SAC: 0 DP: 0 HBP: 0	WP: 0 PB: 0 SB: 2 CS: 0 PA: 45
PITCHER	IP WLS BF H R ER SO BB IBB HBP BLK WP HR S P ERA WHIP	IP WLS BF H R ER SO BB IBB HBP BLK WP HR S P ERA WHIP	IP WLS BF H R ER SO BB IBB HBP BLK WP HR S P ERA WHIP	IP WLS BF H R ER SO BB IBB HBP BLK WP HR S P ERA WHIP	IP WLS BF H R ER SO BB IBB HBP BLK WP HR S P ERA WHIP	IP WLS BF H R ER SO BB IBB HBP BLK WP HR S P ERA WHIP	IP WLS BF H R ER SO BB IBB HBP BLK WP HR S P ERA WHIP	IP WLS BF H R ER SO BB IBB HBP BLK WP HR S P ERA WHIP	IP WLS BF H R ER SO BB IBB HBP BLK WP HR S P ERA WHIP	IP WLS BF H R ER SO BB IBB HBP BLK WP HR S P ERA WHIP	IP WLS BF H R ER SO BB IBB HBP BLK WP HR S P ERA WHIP
Andy Ashby, R (1, 1) ERA: 4.72	6.0 L 29 9 4 1 5 1 0 0 0 0 2 70 103 1.50 1.667										
Dustin Hermanson, R (7, 1) ERA: 8.25	2.0 9 3 2 2 0 0 0 0 0 0 0 1 25 40 9.00 1.500										
Willie Blair, R (9, 1) ERA: 6.88	1.0 7 2 1 1 0 1 1 0 0 0 0 0 11 22 9.00 3.000										

Philadelphia Phillies @ San Diego Padres
 Jack Murphy Stadium, San Diego, CA
 Wed Jun 07 1995, 6:33 AM EDT
 Att: 9,749 - Sunny - 75 F

AB	41
R	7
H	14
RBI	7
BB	3
SO	5
LOB	19



Batter	1	2	3	4	5	6	7	8	9	AB R H RBI BB SO LOB
--------	---	---	---	---	---	---	---	---	---	----------------------

Bip Roberts, S (1, 7) <small>OBP: 0.395, SLG: 0.419</small> Melvin Nieves, S (9, 7) <small>OBP: 0.284, SLG: 0.379</small>	0-2 G6-3		1-3 K			3-2 K			3-3 K	3 0 0 0 0 2 0 1 0 0 0 0 1 0
Steve Finley, L (1, 8) <small>OBP: 0.330, SLG: 0.354</small>	2-1 G4-3		0-1 G4-3			0-2 P2			1-0 P6	4 0 0 0 0 0 0
Tony Gwynn, L (1, 9) <small>OBP: 0.387, SLG: 0.421</small>	3-2 E3			2-2 F7			1-1 F7		3-1 F7	4 0 0 0 0 0 0
Ken Caminiti, S (1, 5) <small>OBP: 0.342, SLG: 0.500</small>	1-3 K			1-3 K			2-2 HR			3 1 1 1 0 2 1
Eddie Williams, R (1, 3) <small>OBP: 0.316, SLG: 0.433</small> Roberto Petagine, L (7, 3) <small>OBP: 0.529, SLG: 0.486</small>		1-1 2B		1-3 K			1-1 G4-3			2 0 1 0 0 1 0 1 0 0 0 0 0 0
Brad Ausmus, R (1, 2) <small>OBP: 0.322, SLG: 0.407</small>		1-2 K			0-2 G5-3			1-0 G4-3		3 0 0 0 0 1 1
Andujar Cedeno, R (1, 6) <small>OBP: 0.273, SLG: 0.365</small>		0-2 G6-3			2-1 F9			1-2 G6-3		3 0 0 0 0 0 1
Jody Reed, R (1, 4) <small>OBP: 0.301, SLG: 0.214</small>		0-0 P2			1-0 F8			1-0 L9		3 0 0 0 0 0 1
Andy Ashby, R (1, 1) <small>OBP: 0.222, SLG: 0.125</small> Scott Livingstone, L (6, PH) <small>OBP: 0.269, SLG: 0.385</small> Dustin Hermanson, R (7, 1) <small>OBP: 0.368, SLG: 0.143</small> Ray Holbert, R (8, PH) <small>OBP: 0.368, SLG: 0.143</small> Willie Blair, R (9, 1)			0-3 K			1-2 L7		1-2 G6-3		1 0 0 0 0 1 0 1 0 0 0 0 0 0 0 0 0 0 0 0 0 1 0 0 0 0 0 0 0 0 0 0 0 0 0

Inning Stats	R: 0	H: 0	E: 1	K: 1	S: 14	LOB: 1	BB: 0	P: 20	R: 0	H: 1	E: 0	K: 1	S: 10	LOB: 1	BB: 0	P: 12	R: 0	H: 0	E: 0	K: 2	S: 8	LOB: 0	BB: 0	P: 9	R: 0	H: 0	E: 0	K: 2	S: 11	LOB: 0	BB: 0	P: 15	R: 0	H: 0	E: 0	K: 1	S: 11	LOB: 0	BB: 0	P: 15	R: 1	H: 1	E: 0	K: 0	S: 8	LOB: 0	BB: 0	P: 13	R: 0	H: 0	E: 0	K: 0	S: 9	LOB: 0	BB: 0	P: 12	R: 0	H: 0	E: 0	K: 1	S: 6	LOB: 0	BB: 0	P: 13	1B: 0	SF: 0	2B: 1	SAC: 0	3B: 0	DP: 0	HR: 1	HBP: 0	WP: 0	PA: 30
--------------	------	------	------	------	-------	--------	-------	-------	------	------	------	------	-------	--------	-------	-------	------	------	------	------	------	--------	-------	------	------	------	------	------	-------	--------	-------	-------	------	------	------	------	-------	--------	-------	-------	------	------	------	------	------	--------	-------	-------	------	------	------	------	------	--------	-------	-------	------	------	------	------	------	--------	-------	-------	-------	-------	-------	--------	-------	-------	-------	--------	-------	--------

PITCHER	IP	WLS	BF	H	R	ER	SO	BB	IBB	HBP	BLK	WP	HR	S	P	ERA	WHIP
Curt Schilling, R (1, 1) <small>ERA: 2.69</small>	9.0	W	30	2	1	1	8	0	0	0	0	0	1	83	118	1.00	0.222

BOTTOM

Philadelphia Phillies @ San Diego Padres
Jack Murphy Stadium, San Diego, CA
 Wed Jun 07 1995, 6:33 AM EDT
 Att. 9,749 - Sunny - 75 F

AB	30
R	1
H	2
RBI	1
BB	0
SO	8
LOB	4



WP	PA	ERA	WHIP
0	30		

Batter	1	2	3	4	5	6	7	8	9	AB R H RBI BB SO LOB	TOP									
Mickey Morandini, L (1, 4) OBP: 0.359, SLG: 0.446	3-2 G6-3		3-3 K			1-3 K		2-1 HBP	3-3 K	4 0 0 0 0 3 2	Philadelphia Phillies @ Los Angeles Dodgers Dodger Stadium, Los Angeles, CA Fri Jun 09 1995, 7:05 PM PDT Att. 29,679 - Unknown									
Dave Gallagher, R (1, 8) OBP: 0.375, SLG: 0.458	1-0 G6-3 1B			0-1 E6		2-1 L9		0-3 K		4 0 1 0 0 1 1										
Gregg Jefferies, S (1, 7) OBP: 0.318, SLG: 0.396	1-2 G6-3 1-2f			1-1 F7			0-0 F9	2-2 G5-3		4 0 0 0 0 0 3										
Dave Hollins, S (1, 3) OBP: 0.402, SLG: 0.402		4-2 CS BB		3-2 P4			0-2 FC4-6 WP 1B		3-2 2B 1B	3 2 2 0 1 0 1										
Darren Daulton, L (1, 2) OBP: 0.360, SLG: 0.426		0-1 F8		2-3 K			4-1 FC4-6 1-2 BB	2-2 G4-3 1-H 1B 2B		3 1 1 1 1 1 2										
Jim Eisenreich, L (1, 9) OBP: 0.423, SLG: 0.535		3-2 1-2 2B			0-1 G1-3		0-0 FC4-6 WP 1B 1-2f 2-3	0-2 G4-3 2-3		4 1 1 0 0 0 3										
Charlie Hayes, R (1, 5) OBP: 0.386, SLG: 0.426		1-3 K			0-1 G5-3		3-2 1-H 3-H 1B	2-0 1B 1B		4 0 2 2 0 1 1										
Kevin Stocker, S (1, 6) OBP: 0.304, SLG: 0.216			1-0 F8		2-3 K		2-3 K	0-2 F7		4 0 0 0 0 2 2										
Paul Quantrill, L (1, 1) OBP: 0.150, SLG: 0.056 Tony Longmire, L (9, PH) OBP: 0.426, SLG: 0.533 Heathcliff Slocumb, R (9, 1)			1-3 K			1-3 K		0-3 K 1B	1-2 1B	3 0 0 0 0 3 0 1 0 1 0 0 0 0 0 0 0 0 0 0 0										
Inning Stats	R: 0 E: 0 K: 0 S: 8	H: 1 LOB: 0 BB: 0 P: 13	R: 0 E: 0 K: 1 S: 14	H: 1 LOB: 1 BB: 1 P: 22	R: 0 E: 0 K: 2 S: 7	H: 0 LOB: 0 BB: 0 P: 12	R: 0 E: 1 K: 1 S: 10	H: 0 LOB: 1 BB: 0 P: 16	R: 0 E: 0 K: 1 S: 8	H: 0 LOB: 0 BB: 0 P: 10	R: 2 E: 0 K: 1 S: 15	H: 2 LOB: 1 BB: 1 P: 24	R: 0 E: 0 K: 2 S: 10	H: 0 LOB: 1 BB: 0 P: 14	R: 2 E: 0 K: 1 S: 23	H: 4 LOB: 2 BB: 0 P: 34	1B: 6 2B: 2 3B: 0 HR: 0	SF: 0 SAC: 0 DP: 1 HBP: 1	WP: 1 PB: 0 SB: 0 CS: 1	PA: 37
PITCHER	IP WLS BF H R ER SO BB IBB HBP BLK WP HR S P ERA WHIP																			
Pedro Astacio, R (1, 1) ERA: 4.22	7.0 L 26 4 2 2 8 2 0 0 0 0 1 0 70 109 2.57 0.857																			
Greg Hansell, R (8, 1) ERA: 5.4	1.0 5 1 1 1 2 0 0 1 0 0 0 0 15 22 9.00 1.000																			
Joey Eischen, L (9, 1) ERA: 3.38	0.1 2 1 0 0 0 0 0 0 0 0 0 0 6 8 0.00 3.000																			
Felix Rodriguez, R (9, 1) ERA: 3.52	0.2 4 2 1 1 1 0 0 0 0 0 0 0 12 18 13.50 3.000																			

livebaseballscorecards.com

AB	34
R	4
H	8
RBI	3
BB	2
SO	11
LOB	15



Batter	1	2	3	4	5	6	7	8	9	AB	R	H	RBI	BB	SO	LOB
Delino DeShields, L (1, 4) OBP: 0.315, SLG: 0.313	2-3 K	1-2 FC6-4			3-2 L9		4-2 BB		3-2 G4-3	4	0	0	0	1	1	6
Jose Offerman, S (1, 6) OBP: 0.469, SLG: 0.469	1-3 K		3-2 L5		1-3 K		0-1 G4-3			4	0	0	0	0	2	3
Raul Mondesi, R (1, 9) OBP: 0.344, SLG: 0.561	0-1 E6		0-0 G6-3			0-0 F9		1-2 P4		4	0	0	0	0	0	0
Mike Piazza, R (1, 2) OBP: 0.435, SLG: 0.750	0-1 FC6-4		2-1 G4-3			3-1 G4-3		0-2 F9		4	0	0	0	0	0	1
Eric Karros, R (1, 3) OBP: 0.407, SLG: 0.579		1-3 K		1-2 P3		2-1 2B		1-1 G6-3		4	0	1	0	0	1	0
Roberto Kelly, R (1, 8) OBP: 0.329, SLG: 0.358		3-2 G4-3		2-1 G1-3		0-0 G4-3		3-2 G6-3		4	0	0	0	0	0	1
Tim Wallach, R (1, 5) OBP: 0.351, SLG: 0.457		1-2 BB 1B		2-3 K			2-2 G6-4-3 1B		2-3 K	4	0	2	0	0	2	0
Billy Ashley, R (1, 7) OBP: 0.298, SLG: 0.368		0-0 BB		1-3 K		2-2 G6-4-3 1B		1-2 BB		4	0	2	0	0	1	1
Pedro Astacio, R (1, 1) OBP: 0.176, SLG: 0.188 Chris Gwynn, L (7, PH) OBP: 0.296, SLG: 0.353 Greg Harris, R (8, 1) Joey Eischen, L (9, 1) Felix Rodriguez, R (9, 1) Dave Hansen, L (9, PH) OBP: 0.377, SLG: 0.293		4-2 FC6-4		1-2 1B		1-1 BB		4-2 SAFE		1	0	1	0	1	0	0

Inning Stats	R: 0	H: 0	E: 1	K: 2	S: 11	LOB: 1	BB: 0	P: 14	R: 0	H: 2	E: 0	K: 1	S: 18	LOB: 3	BB: 1	P: 28	R: 0	H: 0	E: 0	K: 0	S: 6	LOB: 0	BB: 0	P: 11	R: 0	H: 0	E: 0	K: 1	S: 10	LOB: 0	BB: 0	P: 15	R: 0	H: 1	E: 0	K: 2	S: 13	LOB: 1	BB: 0	P: 19	R: 0	H: 1	E: 0	K: 0	S: 6	LOB: 1	BB: 0	P: 11	R: 0	H: 1	E: 0	K: 0	S: 11	LOB: 2	BB: 1	P: 20	R: 0	H: 0	E: 0	K: 0	S: 9	LOB: 0	BB: 0	P: 11	R: 0	H: 1	E: 0	K: 1	S: 14	LOB: 2	BB: 1	P: 27	1B: 5	SF: 0	2B: 1	SAC: 0	3B: 0	DP: 1	HR: 0	HBP: 1	WP: 0	PA: 37
--------------	------	------	------	------	-------	--------	-------	-------	------	------	------	------	-------	--------	-------	-------	------	------	------	------	------	--------	-------	-------	------	------	------	------	-------	--------	-------	-------	------	------	------	------	-------	--------	-------	-------	------	------	------	------	------	--------	-------	-------	------	------	------	------	-------	--------	-------	-------	------	------	------	------	------	--------	-------	-------	------	------	------	------	-------	--------	-------	-------	-------	-------	-------	--------	-------	-------	-------	--------	-------	--------

PITCHER	IP	WLS	BF	H	R	ER	SO	BB	IBB	HBP	BLK	WP	HR	S	P	ERA	WHIP
Paul Quantrill, R (1, 1) ERA: 3.43	8.0	W	32	5	0	0	6	2	0	1	0	0	0	84	129	0.00	0.875
Heathcliff Slocumb, R (9, 1) ERA: 1.27	1.0		5	1	0	0	1	1	0	0	0	0	0	14	27	0.00	2.000

BOTTOM

Philadelphia Phillies @ Los Angeles Dodgers
 Dodger Stadium, Los Angeles, CA
 Fri Jun 09 1995, 7:05 PM PDT
 Att. 29,679 - Unknown

livebaseballscorecards.com

AB	33
R	0
H	6
RBI	0
BB	3
SO	7
LOB	12



Batter	1	2	3	4	5	6	7	8	9	AB R H RBI BB SO LOB	TOP		
Mickey Morandini, L (1, 4) OBP: 0.354, SLG: 0.437	2-2 FC6-4 SF7 1B		1-1 G4-3		0-0 F9		2-2 F9		2-3 K	5 1 1 0 0 1 2			
Mariano Duncan, R (1, 6) OBP: 0.297, SLG: 0.422	1-1 FC6-4 1B		0-1 F7			2-2 P3		1-2 G5-3	3-2 G5-3	5 0 1 0 0 0 1			
Gregg Jefferies, S (1, 7) OBP: 0.317, SLG: 0.399	0-0 FC6-4 1-2f 2-3		3-2 G3			1-0 G4-3		1-1 1B 2B		4 1 1 0 0 0 2			
Dave Hollins, S (1, 3) OBP: 0.410, SLG: 0.415	1-1 SF7 3-H			0-1 PB G2-3 1B		1-1 1B		1-0 BB 1B 2-H		3 0 3 2 0 0 0			
Darren Daulton, L (1, 2) OBP: 0.351, SLG: 0.414	1-1 G4-3			0-0 G2-3 1-2		0-0 G4-3		0-1 F8		4 0 0 0 0 0 4			
Jim Eisenreich, L (1, 9) OBP: 0.426, SLG: 0.559		1-1 F7		2-1 G3 2-3		2-0 HR		4-1 BB 1-2		3 1 1 1 1 0 1			
Charlie Hayes, R (1, 5) OBP: 0.379, SLG: 0.414		2-2 E8 G4-3		2-2 G4-3		0-0 G4-3		0-2 F9		4 0 0 0 0 0 3			
Dave Gallagher, R (1, 8) OBP: 0.382, SLG: 0.460		2-1 G4-3 2-3			1-0 L9		1-0 FC1-6 1B		3-1 SH1-4 1B	4 0 2 0 0 0 1			
Tyler Green, R (1, 1) OBP: 0.105, SLG: 0.211		0-2 G5-3			2-2 K		0-2 FC1-6 1-2f		0-0 SH1-4	3 0 0 0 0 1 2			
Inning Stats	R: 1 H: 2 E: 0 LOB: 1 K: 0 BB: 0 S: 10 P: 15	R: 0 H: 0 E: 1 LOB: 1 K: 0 BB: 0 S: 10 P: 15	R: 0 H: 0 E: 0 LOB: 0 K: 0 BB: 0 S: 7 P: 11	R: 0 H: 1 E: 0 LOB: 1 K: 0 BB: 0 S: 9 P: 13	R: 0 H: 0 E: 0 LOB: 0 K: 1 BB: 0 S: 5 P: 8	R: 0 H: 1 E: 0 LOB: 1 K: 0 BB: 0 S: 7 P: 11	R: 1 H: 2 E: 0 LOB: 1 K: 0 BB: 0 S: 10 P: 15	R: 1 H: 2 E: 0 LOB: 2 K: 0 BB: 1 S: 13 P: 20	R: 0 H: 1 E: 0 LOB: 1 K: 1 BB: 0 S: 11 P: 19	1B: 7 SF: 1 2B: 1 SAC: 1 3B: 0 DP: 0 HR: 1 HBP: 0	WP: 0 PA: 38 PB: 1 SB: 0 CS: 0		
PITCHER	IP WLS BF H R ER SO BB IBB HBP BLK WP HR S P ERA WHIP											PITCHER	IP WLS BF H R ER SO BB IBB HBP BLK WP HR S P ERA WHIP
Tom Candiotti, R (1, 1) ERA: 4.21	7.0 L 28 6 2 2 1 0 0 0 0 0 0 1 58 88 2.57 0.857												
Greg Hansell, R (8, 1) ERA: 5.87	0.1 3 2 1 1 0 0 0 0 0 0 0 0 7 10 27.00 6.000												
Omar Daal, L (8, 1) ERA: 2.19	0.1 2 0 0 0 0 0 1 0 0 0 0 0 3 7 0.00 3.000												
Todd Williams, R (8, 1) ERA: 3.93	1.1 5 1 0 0 0 1 0 0 0 0 0 0 14 22 0.00 0.750												

Philadelphia Phillies @ Los Angeles Dodgers
Dodger Stadium, Los Angeles, CA

Sat Jun 10 1995, 7:05 PM PDT
Att. 37,220 - Unknown - 69 F

livebaseballscorecards.com

AB	35
R	3
H	9
RBI	3
BB	1
SO	2
LOB	16



Batter	1	2	3	4	5	6	7	8	9	AB	R	H	RBI	BB	SO	LOB
Delino DeShields, L OBP: 0.314, SLG: 0.311 (1, 4)	0-0 F9 G4-3 1B	2-2 F8			0-3 K		3-2 G3			4	0	1	0	0	1	3
Jose Offerman, S OBP: 0.459, SLG: 0.456 (1, 6)	1-2 G4-3 1-2		0-3 K		1-2 G6-3			2-2 P5		4	0	0	0	0	1	1
Raul Mondesi, R OBP: 0.342, SLG: 0.552 (1, 9)	4-2 BB		0-0 F9			0-0 G6-3		0-0 P2		3	0	0	0	1	0	0
Mike Piazza, R OBP: 0.409, SLG: 0.703 (1, 2)	1-1 F9 2-3		2-3 K			0-1 E6 FC6-4		1-1 F9		4	0	0	0	0	1	2
Eric Karros, R OBP: 0.398, SLG: 0.564 (1, 3)	1-1 G6-3			1-1 P4		1-1 F8			2-2 G3	4	0	0	0	0	0	3
Roberto Kelly, R OBP: 0.333, SLG: 0.361 (1, 8)		1-1 CS 1B		0-0 1B		0-0 FC6-4 1-2f			1-0 F9	4	0	2	0	0	0	1
Tim Wallach, R OBP: 0.333, SLG: 0.432 (1, 5)		0-1 F8		2-2 P3			0-0 G6-3		3-2 F8	4	0	0	0	0	0	2
Billy Ashley, R OBP: 0.307, SLG: 0.371 (1, 7)		2-1 1B 1-2 1B		0-3 K			3-1 FC4-6 HBP			2	0	1	0	0	1	1
Tom Candiotti, R OBP: 0.211, SLG: 0.118 (1, 1)		0-0 1B			0-0 G6-3		2-0 FC4-6 1-2f			2	0	1	0	0	0	0
Dave Hansen, L OBP: 0.371, SLG: 0.288 (7, PH)										1	0	0	0	0	0	1
Greg Hansell, R (8, 1)										0	0	0	0	0	0	0
Omar Daal, L (8, 1)										0	0	0	0	0	0	0
Todd Williams, R OBP: 0.500, SLG: 0.500 (8, 1)		1-3 1B								0	0	0	0	0	0	0


Inning Stats	R: 0	H: 1	E: 0	K: 0	S: 11	R: 0	H: 3	E: 0	K: 0	S: 10	R: 0	H: 0	E: 0	K: 2	S: 8	R: 0	H: 1	E: 0	K: 1	S: 10	R: 0	H: 0	E: 0	K: 1	S: 7	R: 0	H: 0	E: 1	K: 0	S: 6	R: 0	H: 0	E: 0	K: 0	S: 7	R: 0	H: 0	E: 0	K: 0	S: 7	R: 0	H: 0	E: 0	K: 0	S: 8	R: 0	H: 0	E: 0	K: 0	S: 8	1B: 5	2B: 0	3B: 0	HR: 0	SF: 0	SAC: 0	DP: 0	HBP: 1	WP: 0	PB: 0	SB: 0	CS: 1	PA: 34
--------------	------	------	------	------	-------	------	------	------	------	-------	------	------	------	------	------	------	------	------	------	-------	------	------	------	------	------	------	------	------	------	------	------	------	------	------	------	------	------	------	------	------	------	------	------	------	------	------	------	------	------	------	-------	-------	-------	-------	-------	--------	-------	--------	-------	-------	-------	-------	--------

PITCHER	IP	WLS	BF	H	R	ER	SO	BB	IBB	HBP	BLK	WP	HR	S	P	ERA	WHIP
Tyler Green, R ERA: 3.13 (1, 1)	9.0	W	34	5	0	0	4	1	0	1	0	0	0	74	110	0.00	0.667

BOTTOM

Philadelphia Phillies @ Los Angeles Dodgers
 Dodger Stadium, Los Angeles, CA
 Sat Jun 10 1995, 7:05 PM PDT
 Att: 37,220 - Unknown - 69 F

AB	32
R	0
H	5
RBI	0
BB	1
SO	4
LOB	14



Batter	1	2	3	4	5	6	7	8	9	AB R H RBI BB SO LOB	TOP											
Mickey Morandini, L (1, 4) OBP: 0.349, SLG: 0.436	0-0 G4-3	0-0 G4-3			0-3 K		0-0 1B 2B		0-3 K	5 1 1 0 0 2 2	Philadelphia Phillies @ Los Angeles Dodgers Dodger Stadium, Los Angeles, CA Sun Jun 11 1995, 3:33 AM PDT Att. 32,223 - Sunny - 80 F											
Mariano Duncan, R (1, 6) OBP: 0.304, SLG: 0.420	0-0 G6-3		0-0 1B		0-3 K		0-0 BB 1B	0-0 G3-1	5 0 2 1 0 1 0													
Gregg Jefferies, S (1, 7) OBP: 0.321, SLG: 0.408	0-0 2B		0-0 F3			0-0 G3	0-0 BB 1B		4 0 2 0 0 0 1													
Dave Hollins, S (1, 3) OBP: 0.412, SLG: 0.409	4-0 FC6-4 BB		0-0 F2			0-0 G4-3	4-0 G4-6-3 BB		2 0 0 0 2 0 1													
Charlie Hayes, R (1, 5) OBP: 0.376, SLG: 0.409	0-0 FC6-4		0-3 K			0-0 1B 1B	0-0 G4-6-3		4 1 1 0 0 1 6													
Gary Varsho, L (1, 9) OBP: 0.328, SLG: 0.286		0-0 1B 1B		0-3 K		0-0 1B 1B		0-0 L3 1B	4 0 3 0 0 1 0													
Heathcliff Slocumb, R (9, 1)									0 0 0 0 0 0 0													
Lenny Webster, R (1, 2) OBP: 0.233, SLG: 0.214		0-3 K		0-0 G4-3		0-0 1B		0-0 F4	4 0 1 1 0 1 2													
Dave Gallagher, R (1, 8) OBP: 0.361, SLG: 0.433		0-0 F9		0-0 P3		0-0 P6		0-0 L3	4 0 0 0 0 0 4													
Mike Mims, L (1, 1) OBP: 0.063, SLG: 0.063		0-0 1B			0-0 G6-3		0-0 F7		3 0 1 0 0 0 0													
Ricky Bottalico, L (8, 1)									0 0 0 0 0 0 0													
Jim Eisenreich, L (9, PH) (9, 9)		1-2 1B							1 0 0 0 0 0 0													
Inning Stats	R: 0 E: 0 K: 0 S: 4	H: 1 LOB: 2 BB: 1 P: 8	R: 0 E: 0 K: 1 S: 7	H: 2 LOB: 2 BB: 0 P: 7	R: 0 E: 0 K: 1 S: 6	H: 1 LOB: 1 BB: 0 P: 6	R: 0 E: 0 K: 1 S: 5	H: 0 LOB: 0 BB: 0 P: 5	R: 0 E: 0 K: 2 S: 7	H: 0 LOB: 0 BB: 0 P: 7	R: 1 E: 0 K: 0 S: 6	H: 3 LOB: 2 BB: 0 P: 6	R: 1 E: 0 K: 0 S: 5	H: 3 LOB: 2 BB: 1 P: 9	R: 0 E: 0 K: 0 S: 3	H: 1 LOB: 0 BB: 0 P: 3	R: 0 E: 0 K: 1 S: 5	H: 0 LOB: 0 BB: 0 P: 5	1B: 9 2B: 3 3B: 0 HR: 0	SF: 0 SAC: 0 DP: 2 HBP: 0	WP: 0 PB: 0 SB: 0 CS: 0	PA: 38
PITCHER	IP WLS BF H R ER SO BB IBB HBP BLK WP HR S P ERA WHIP																					
Ramon Martinez, R (1, 1) ERA: 3.46	7.0 L 32 10 2 2 5 2 0 0 0 0 0 0 40 48 2.57 1.714																					
Felix Rodriguez, R (8, 1) ERA: 3.12	1.0 3 1 0 0 0 0 0 0 0 0 0 0 3 3 0.00 1.000																					
Todd Worrell, R (9, 1) ERA:	1.0 3 0 0 0 0 1 0 0 0 0 0 0 5 5 0.00 0.000																					

livebaseballscorecards.com

AB	36
R	2
H	11
RBI	2
BB	2
SO	6
LOB	16



BOTTOM

Philadelphia Phillies @ Los Angeles Dodgers
Dodger Stadium, Los Angeles, CA
Sun Jun 11 1995, 3:33 AM PDT
Att. 32,223 - Sunny - 80 F

livebaseballscorecards.com

AB	33
R	1
H	7
RBI	1
BB	7
SO	6
LOB	24



WP	2	PA	41
PB	0		
SB	0		
CS	1		

AB	R	H	RBI	BB	SO	LOB
3	0	1	0	2	0	1
3	0	0	0	2	0	4
3	1	0	0	1	0	5
0	0	0	0	0	0	0
0	0	0	0	1	0	0
4	0	2	0	0	0	1
0	0	0	0	0	0	0
1	0	0	0	0	1	3
4	0	1	0	0	1	3
4	0	1	1	0	0	2
4	0	1	0	0	1	3
2	0	0	0	0	2	0
2	0	0	0	0	1	1
2	0	1	0	0	0	0
1	0	0	0	0	0	1
0	0	0	0	0	0	0
0	0	0	0	1	0	0

Batter	1	2	3	4	5	6	7	8	9
Delino DeShields, L OBP: 0.321, SLG: 0.311	0-0 G4-3		4-0 BB BB		4-0 WP BB		0-0 F8		0-0 G3 1B
Jose Offerman, S OBP: 0.457, SLG: 0.447	4-0 FC5-4 BB		4-0 BB BB		0-0 F9		0-0 P6		0-0 G3
Raul Mondesi, R OBP: 0.340, SLG: 0.542	0-0 FC5-4		0-0 L7		0-0 G4-3		4-0 1B BB		4-0 IBB
Todd Worrell, R OBP: 0.380, SLG: 0.288	1-2f WP								
Mike Piazza, R OBP: 0.414, SLG: 0.691	0-0 G3								
Chad Fonville, S OBP: 0.222, SLG: 0.222	1-2								
Carlos Hernandez, R OBP: 0.169, SLG: 0.075									
Eric Karros, R OBP: 0.395, SLG: 0.557		0-0 L9		0-0 L5		0-0 CS 1B		0-0 K	
Roberto Kelly, R OBP: 0.331, SLG: 0.359		0-0 G6-3		0-0 F7		0-0 P4		0-0 1B	
Tim Wallach, R OBP: 0.329, SLG: 0.423		0-0 G6-3		0-3 K		0-0 CS		0-0 F9	
Billy Ashley, R OBP: 0.302, SLG: 0.364			0-3 K		0-3 K		0-0 G5-3		0-3 K
Rick Parker, R OBP: 0.500, SLG: 0.500									
Ramon Martinez, R OBP: 0.200, SLG: 0.250			0-0 L9		0-0 WP BB		0-0 FC6-5		4-0 G3 1B BB
Mitch Webster, S OBP: 0.200, SLG: 0.292									
Felix Rodriguez, R OBP: 0.309, SLG: 0.353									
Chris Gwynn, L OBP: 0.309, SLG: 0.353									

Inning Stats	R: 0	H: 0	E: 0	K: 0	S: 3	R: 0	H: 0	E: 0	K: 0	S: 3	R: 0	H: 0	E: 0	K: 1	S: 5	R: 0	H: 1	E: 0	K: 1	S: 6	R: 0	H: 1	E: 0	K: 1	S: 6	R: 0	H: 1	E: 0	K: 0	S: 3	R: 0	H: 2	E: 0	K: 1	S: 7	R: 0	H: 1	E: 0	K: 2	S: 8	R: 0	H: 1	E: 0	K: 0	S: 8	1B: 7	2B: 0	3B: 0	HR: 0	SF: 0	SAC: 0	DP: 0	HBP: 0	WP: 2	PB: 0	SB: 0	CS: 1	PA: 41
--------------	------	------	------	------	------	------	------	------	------	------	------	------	------	------	------	------	------	------	------	------	------	------	------	------	------	------	------	------	------	------	------	------	------	------	------	------	------	------	------	------	------	------	------	------	------	-------	-------	-------	-------	-------	--------	-------	--------	-------	-------	-------	-------	--------

PITCHER	IP	WLS	BF	H	R	ER	SO	BB	IBB	HBP	BLK	WP	HR	S	P	ERA	WHIP
Mike Mimbs, L ERA: 2.85	7.1	W	31	5	1	1	3	5	0	0	0	2	0	32	52	1.23	1.364
Ricky Bottalico, R ERA: 1.71	0.2		3	1	0	0	1	0	0	0	0	0	0	5	5	0.00	1.500
Heathcliff Slocumb, R ERA: 1.21	1.0	S	6	1	0	0	2	1	1	0	0	0	0	8	16	0.00	2.000

Batter	1	2	3	4	5	6	7	8	9	AB R H RBI BB SO LOB	TOP															
Brian Hunter, R (1, 8) FC X	0-2 G5-3 ①		3-3 K ②		0-1 FC6-5 ① 1-2 2-3f 3-H			4-2 5 1B SF8 1B BB	2-1 G4-3 ③	4 1 0 1 1 1 3																
Craig Biggio, R (1, 4) OBP: 0.398, SLG: 0.415 F B C S	1-3 K ②		1-2 P4 ③		2-3 K ②			1-2 5 1B HR 1B		4 1 1 0 0 2 3																
5 Jeff Bagwell, R (1, 3) OBP: 0.340, SLG: 0.396 C B S X	1-2 P4 ③			0-2 F8 ①	0-3 K ③			0-2 HR 1B		4 1 1 0 0 1 2																
Derek Bell, R (1, 9) OBP: 0.374, SLG: 0.446 C X T B		1-2 F9 ①		0-0 E3 ②		1-0 G4-3 ①		0-1 SF8 ①		3 0 0 1 0 0 0																
Luis Gonzalez, L (1, 7) OBP: 0.296, SLG: 0.421 B B T B		3-3 K ②		0-0 P7 ②		1-3 K CS		1-2 HR 1-H 2-H		4 1 1 3 0 2 1																
Phil Nevin, R (1, 5) OBP: 0.111, SLG: 0.111 John Hudek, S (8, 1) OBP: 1.000, SLG: 1.000 C C		0-3 K ③		0-2 K ③		1-1 P4 SAFE		0-2 G6-3 ②		4 0 0 0 0 2 2 0 0 0 0 0 0 0																
Tony Eusebio, R (1, 2) OBP: 0.383, SLG: 0.442 B X			1-0 2B 1B		4-1 SH 1B FC6-5 BB	0-1 CS SAFE 1-2	1-2 G6-3 ①	2-0 F9 ③		3 2 1 0 1 0 0																
Orlando Miller, R (1, 6) OBP: 0.329, SLG: 0.407 B X T B C B		2-2 1-H 2B		1-0 FC6-5 SH 1B		1-0 G4-3 ②		0-2 G6-3 ①		4 0 2 1 0 0 0																
Mike Hampton, R (1, 1) Doug Brocail, L (6, 1) OBP: 0.500, SLG: 0.500 Jim Dougherty, R (6, 1) Milt Thompson, L (7, PH) OBP: 0.229, SLG: 0.163 Dave Veres, R (7, 1) Pedro Martinez, L (8, 1) Craig Shipley, R (8, 5) OBP: 0.378, SLG: 0.436 L L C		0-3 K ①		0-1 SH FC6-5		1-3 K ③		0-1 F9 ②		1 0 0 0 0 0 1 1 0 0 0 0 0 0 0 0 0 0 0 0 0 0 0 0 1 0 0 0 0 0 1 0 0 0 0 0 0 0 0 0 0 0 0 0 0 0 0 0 1 0 0 0 0 0 0 0																
Inning Stats	R: 0 E: 0 K: 1 S: 9	H: 0 LOB: 0 BB: 0 P: 11	R: 0 E: 0 K: 2 S: 9	H: 0 LOB: 0 BB: 0 P: 13	R: 1 E: 0 K: 2 S: 16	H: 2 LOB: 1 BB: 0 P: 23	R: 0 E: 1 K: 1 S: 8	H: 0 LOB: 1 BB: 0 P: 8	R: 1 E: 1 K: 2 S: 12	H: 1 LOB: 2 BB: 1 P: 19	R: 0 E: 0 K: 1 S: 7	H: 0 LOB: 0 BB: 0 P: 10	R: 0 E: 0 K: 1 S: 7	H: 0 LOB: 0 BB: 0 P: 10	R: 4 E: 0 K: 0 S: 19	H: 3 LOB: 0 BB: 1 P: 27	R: 0 E: 0 K: 0 S: 7	H: 0 LOB: 0 BB: 0 P: 9	1B: 4 2B: 1 3B: 0 HR: 1	SF: 1 SAC: 1 DP: 0 HBP: 0	WP: 0 PB: 1 SB: 0 CS: 1	PA: 38				
PITCHER Curt Schilling, R (1, 1) ERA: 3.14 Ricky Bottalico, R (9, 1) ERA: 1.64	IP 8.0	WLS L	BF 34	H 6	R 6	ER 6	SO 10	BB 2	IBB 0	HBP 0	BLK 0	WP 0	HR 1	S 87	P 121	ERA 6.75	WHIP 1.000									

Houston Astros @ Philadelphia Phillies
Veterans Stadium, Philadelphia, PA
Tue Jun 13 1995, 7:05 PM EDT
Att. 20,311 - Unknown - 69 F

livebaseballscorecards.com

AB	33
R	6
H	6
RBI	6
BB	2
SO	10
LOB	12



Batter	1	2	3	4	5	6	7	8	9	AB	R	H	RBI	BB	SO	LOB
Dave Gallagher, R OBP: 0.390, SLG: 0.435 (1, 8)	1-0 P7 BB		4-1 G5-4-3 BB		4-2 E BB	1-1 1-2 1B		4-1 WP BB		2	0	1	0	3	0	0
Mariano Duncan, R OBP: 0.297, SLG: 0.405 (1, 4) (8, 3)	1-1 1B		2-2 G5-4-3 SAFE 1-2f		0-0 E5 FC5-4	0-3 1B		2-1 F8		5	0	1	0	0	1	6
Gregg Jefferies, S OBP: 0.318, SLG: 0.420 (1, 7)	0-0 B1			1-0 HR	2-2 FC5-4 1-2f		0-0 P4		2-2 F7	5	1	1	1	0	0	3
Darren Daulton, L OBP: 0.346, SLG: 0.428 (1, 2)	2-3 K			1-0 F7		1-1 HR	3-3 K		1-3 K	5	1	1	1	0	3	1
Charlie Hayes, R OBP: 0.376, SLG: 0.405 (1, 5)		2-0 E3 CS		0-0 P3		4-2 1B BB	0-0 1B		3-2 G1-3	4	1	1	0	1	0	0
Randy Ready, R OBP: 0.150, SLG: 0.105 Mickey Morandini, L OBP: 0.346, SLG: 0.433 (7, PH) (8, 4)		3-3 K 1-2		3-3 K		2-2 F7	2-3 SAFE SAFE			3	0	0	0	0	2	2
Jim Eisenreich, L OBP: 0.442, SLG: 0.570 (1, 9)		0-2 1B			2-2 FC5-4 1B	3-2 F7 1B		1-2 WP SH3-4 1B		4	1	4	0	0	0	0
Kevin Stocker, S OBP: 0.298, SLG: 0.210 (1, 6)		0-0 L8			1-1 FC5-4 SH5-4 E 1-2f	2-2 F7		0-1 SH3-4		3	1	0	0	0	0	4
Curt Schilling, R OBP: 0.160, SLG: 0.200 Tony Longmire, L OBP: 0.417, SLG: 0.522 Ricky Bottalico, L (9, 1)			0-3 K		0-0 SH5-4	0-0 1B		3-3 K		2	0	1	2	0	1	0

Inning Stats	R: 0	H: 1	E: 0	LOB: 1	K: 1	P: 11	R: 0	H: 1	E: 1	LOB: 1	K: 1	P: 13	R: 0	H: 0	E: 0	LOB: 0	K: 1	P: 15	R: 1	H: 1	E: 0	LOB: 0	K: 1	P: 11	R: 1	H: 1	E: 1	LOB: 2	K: 0	P: 22	R: 3	H: 4	E: 0	LOB: 2	K: 1	P: 34	R: 0	H: 1	E: 0	LOB: 1	K: 2	P: 16	R: 0	H: 1	E: 0	LOB: 2	K: 1	P: 22	R: 0	H: 0	E: 0	LOB: 0	K: 1	P: 15	1B: 8	2B: 1	3B: 0	HR: 2	SF: 0	SAC: 2	DP: 2	HBP: 0
--------------	------	------	------	--------	------	-------	------	------	------	--------	------	-------	------	------	------	--------	------	-------	------	------	------	--------	------	-------	------	------	------	--------	------	-------	------	------	------	--------	------	-------	------	------	------	--------	------	-------	------	------	------	--------	------	-------	------	------	------	--------	------	-------	-------	-------	-------	-------	-------	--------	-------	--------

PITCHER	IP	WLS	BF	H	R	ER	SO	BB	IBB	HBP	BLK	WP	HR	S	P	ERA	WHIP
Mike Hampton, L ERA: 2.35 (1, 1)	5.0		21	4	2	1	4	2	0	0	0	0	1	49	78	1.80	1.200
Doug Brocail, R ERA: 4.61 (6, 1)	0.2		7	4	3	3	0	1	0	0	0	0	1	18	31	40.50	7.500
Jim Dougherty, R ERA: 3.24 (6, 1)	0.1		1	0	0	0	1	0	0	0	0	0	0	3	3	0.00	0.000
Dave Veres, R ERA: 1.14 (7, 1)	1.1	W	6	2	0	0	2	0	0	0	0	0	0	16	22	0.00	1.500
Pedro Martinez, L ERA: 5.93 (8, 1)	0.1		1	0	0	0	1	0	0	0	0	0	0	4	7	0.00	0.000


BOTTOM

Houston Astros @ Philadelphia Phillies
Veterans Stadium, Philadelphia, PA

Tue Jun 13 1995, 7:05 PM EDT
Att. 20,311 - Unknown - 69 F

AB	35
R	5
H	10
RBI	4
BB	4
SO	9
LOB	18

WP: 1 PA: 41
PB: 0
SB: 1
CS: 1



PITCHER	IP	WLS	BF	H	R	ER	SO	BB	IBB	HBP	BLK	WP	HR	S	P	ERA	WHIP
John Hudek, R ERA: 2.04 (8, 1)	1.1		5	0	0	0	1	1	0	0	0	1	0	12	24	0.00	0.750

Batter	1	2	3	4	5	6	7	8	9	AB R H RBI BB SO LOB	TOP																									
Brian Hunter, R (1, 8) OBP: 0.273, SLG: 0.400	1-1 L8	2-1 G1-3		0-3 K		1-2 1B 5 1B		3-2 2B 3B 1-H 2-H	1-3 K	6 2 2 2 0 2 1																										
Craig Biggio, R (1, 4) OBP: 0.411, SLG: 0.439	1-1 1B 5 BB 1B		0-0 5 G6-3 2B		4-0 5 G5-3 2B BB	0-0 5 1B		0-0 5 WP 5 E 2B	2-2 L4	5 4 4 1 1 0 1																										
5 Jeff Bagwell, R (1, 3) OBP: 0.342, SLG: 0.393	4-0 BB 1B 1-2 BB		0-0 G6-3		1-1 G5-3	1-0 1B		3-2 G3 BB WP		4 1 1 1 1 0 2																										
Derek Bell, R (1, 9) OBP: 0.375, SLG: 0.441	1-0 1-2 2-3 1B		1-1 G6-3		3-2 F7	0-0 G3		4-1 WP G3 BB		4 0 1 1 1 0 3																										
Luis Gonzalez, L (1, 7) OBP: 0.305, SLG: 0.429	4-2 1-2 2-3 3-H BB		0-0 1B 1B		1-1 2B			0-1 G3		4 0 2 2 1 0 2																										
Phil Nevin, R (1, 5) OBP: 0.214, SLG: 0.154	2-3 K		1-2 1-3 1B		4-0 BB			2-2 G6-3		4 0 1 0 1 2 4																										
Pedro Martinez, L (8, 1)								2-3 3-H 2B		0 0 0 0 0 0 0																										
Todd Jones, L (8, 1)								3-2 3-H K		0 0 0 0 0 0 0																										
Tony Eusebio, R (1, 2) OBP: 0.364, SLG: 0.418	0-2 G4-3		1-0 G1-3		3-2 G6-3			2-2 G6-3		5 0 0 0 0 1 8																										
Orlando Miller, R (1, 6) OBP: 0.324, SLG: 0.400		0-1 G6-3		1-2 G3-1		0-2 L3		0-0 BB 3B 1B	1-2 L8	5 1 1 0 0 0 0																										
Darryl Kile, R (1, 1) OBP: 0.250, SLG: 0.222								4-1 BB 3B		3 0 0 0 0 3 0																										
John Cangelosi, S (8, PH) OBP: 0.419, SLG: 0.353		3-3 K		2-3 K		2-3 K		1-2 BB 3B	4-0 BB	0 1 0 0 1 0 0																										
Dave Magadan, L (8, 5) OBP: 0.417, SLG: 0.371										0 0 0 0 1 0 0																										
Inning Stats	R: 1 E: 0 K: 1 S: 15	H: 2 LOB: 3 BB: 2 P: 28	R: 0 E: 0 K: 1 S: 7	H: 0 LOB: 0 BB: 0 P: 12	R: 1 E: 0 K: 0 S: 9	H: 3 LOB: 2 BB: 0 P: 12	R: 0 E: 0 K: 2 S: 10	H: 0 LOB: 0 BB: 0 P: 13	R: 1 E: 0 K: 0 S: 12	H: 1 LOB: 2 BB: 2 P: 28	R: 1 E: 0 K: 1 S: 12	H: 3 LOB: 2 BB: 0 P: 16	R: 0 E: 0 K: 2 S: 7	H: 0 LOB: 0 BB: 0 P: 9	R: 5 E: 1 K: 0 S: 20	H: 3 LOB: 1 BB: 2 P: 38	R: 0 E: 0 K: 1 S: 12	H: 0 LOB: 1 BB: 1 P: 20	1B: 8 2B: 3 3B: 1 HR: 0	SF: 0 SAC: 0 DP: 0 HBP: 0	WP: 2 PB: 0 SB: 0 CS: 0	PA: 47														
PITCHER	IP WLS BF H R ER SO BB IBB HBP BLK WP HR S P ERA WHIP																																			
Paul Quantrill, R (1, 1) ERA: 3.59	5.0		25	6	3	3	4	4	0	0	0	0	0	53	93	5.40	2.000																			
Gene Harris, R (6, 1) ERA: 4.5	1.0		6	3	1	1	1	0	0	0	0	0	0	12	16	9.00	3.000																			
Norm Charlton, L (7, 1) ERA: 8.59	1.0	L	6	2	3	3	2	1	0	0	0	0	0	12	21	27.00	3.000																			
Toby Borland, R (8, 1) ERA: 6.86	0.0		3	1	1	1	0	1	0	0	0	1	0	7	14	∞	∞																			
Kyle Abbott, L (8, 1) ERA: 2.25	1.0		3	0	1	0	0	0	0	0	0	1	0	8	12	0.00	0.000																			
PITCHER	IP WLS BF H R ER SO BB IBB HBP BLK WP HR S P ERA WHIP																																			
Mike Williams, R (9, 1) ERA: 3.58	1.0		4	0	0	0	1	1	0	0	0	0	0	12	20	0.00	1.000																			

Houston Astros @ Philadelphia Phillies
Veterans Stadium, Philadelphia, PA

AB 40
R 9
H 12
RBI 7
BB 7
SO 8
LOB 21



Wed Jun 14 1995, 7:05 PM EDT
Att. 24,933 - Unknown - 74 F

livebaseballscorecards.com

BOTTOM

Houston Astros @ Philadelphia Phillies
Veterans Stadium, Philadelphia, PA

livebaseballscorecards.com

AB 32
R 5
H 7
RBI 5
BB 4
SO 6
LOB 18



WP: 0 PA: 40
PB: 1
SB: 1
CS: 0

Wed Jun 14 1995, 7:05 PM EDT
Att: 24,933 - Unknown - 74 F

AB R H RBI BB SO LOB

4 1 0 0 1 0 2

4 1 2 1 0 0 1

5 1 1 1 0 1 2

4 1 1 0 1 1 1

4 0 0 1 0 1 3

2 0 1 1 1 0 0

3 0 0 0 1 1 4

3 1 2 1 0 0 1

1 0 0 0 0 1 1
0 0 0 0 0 0 0
1 0 0 0 0 1 1
0 0 0 0 0 0 0
0 0 0 0 0 0 0
0 0 0 0 0 0 0
1 0 0 0 0 0 2
0 0 0 0 0 0 0

1B: 6 SF: 1
2B: 1 SAC: 1
3B: 0 DP: 0
HR: 0 HBP: 2

Table with 10 columns (Batter 1-9) and 9 rows of game data. Each cell contains a batter's name, statistics, and a baseball diamond diagram showing the play. Batter 1: Mickey Morandini, Mariano Duncan, Gregg Jefferies, Darren Daulton, Jim Eisenreich, Charlie Hayes, Gary Varsho, Kevin Stocker. Batter 2: Paul Quantrill, Gene Harris, Tom Marsh, Norm Charlton, Toby Borland, Kyle Abbott, Dave Gallagher, Mike Williams. Batter 3: SH5-4. Batter 4: FC4-6, G1-3. Batter 5: K. Batter 6: G4-3, K. Batter 7: G6-3, G6-3, P6, L7, L9, K. Batter 8: BB, P5, BB, K, L9, FC6-4, FC6-4. Batter 9: G3, G1, G1, F8, BB, P5, BB, K, FC6-4.

Inning Stats table with columns for R, H, E, K, S, LOB, BB, P, and rows for each of the 9 batters.

PITCHER table with columns for IP, WLS, BF, H, R, ER, SO, BB, IBB, HBP, BLK, WP, HR, S, P, ERA, WHIP, and rows for Darryl Kile, Pedro Martinez, and Todd Jones.

Batter	1	2	3	4	5	6	7	8	9	AB R H RBI BB SO LOB	TOP
Brian Hunter, R OBP: 0.188, SLG: 0.267 (1, 8)	3-2 G6-3		2-0 F8		0-3 K2-3			3-2 F7	3-1 L8	5 0 0 0 0 1 2	Houston Astros @ Philadelphia Phillies Veterans Stadium, Philadelphia, PA Thu Jun 15 1995, 7:05 PM EDT Att. 29,411 - Unknown - 77 F livebaseballscorecards.com
Craig Biggio, R OBP: 0.401, SLG: 0.426 (1, 4)	1-3 K		0-1 G6-3			2-2 G4-3		2-2 P4	0-3 K	5 0 0 0 0 2 2	
5 Jeff Bagwell, R OBP: 0.348, SLG: 0.395 (1, 3)	2-3 K		1-0 1B			4-2 G6-3 BB		2-2 WP 1B	0-3 K	4 0 2 0 1 2 3	
Derek Bell, R OBP: 0.378, SLG: 0.439 (1, 9)		2-0 G4-3 S 2B 1B	3-2 G6-3			3-1 G6-3		4-0 BB		3 1 1 0 1 0 2	
Luis Gonzalez, L OBP: 0.309, SLG: 0.424 (1, 7)		4-2 G4-3 BB		1-0 G6-3		4-0 IBB		0-0 G4-3		2 0 0 0 2 0 2	
Phil Nevin, R OBP: 0.176, SLG: 0.125 (1, 5)		3-2 G4-3		0-3 K		0-3 K			2-3 K	3 0 0 0 0 2 4	
John Cangelosi, S OBP: 0.409, SLG: 0.343 (9, PH)		1-2f 2-3								1 0 0 0 0 1 0	
John Hudek, S OBP: 1.000, SLG: 1.000 (9, 1)										0 0 0 0 0 0 0	
Orlando Miller, R OBP: 0.336, SLG: 0.417 (1, 6)		0-0 2B		1-0 L9			1-1 G1-6-3 1B		0-2 1B 1B	4 1 3 1 0 0 0	
Scott Servais, R OBP: 0.289, SLG: 0.391 (1, 2)		3-H 4-0 IBB			1-0 G6-3		0-0 G1-6-3		0-0 WP 1B 1B	3 0 1 0 1 0 1	
Shane Reynolds, R OBP: 0.095, SLG: 0.095 (1, 1)		0-3 K			0-3 K		0-3 K		3-2 WP 1B	3 0 0 0 0 3 2	
Dave Magadan, L OBP: 0.422, SLG: 0.378 (9, PH) (9, 5)									1-2 3-H	1 0 1 1 0 0 0	

Inning Stats	R: 0	H: 0	E: 0	K: 2	S: 11	P: 17	R: 1	H: 2	E: 0	K: 1	S: 13	P: 26	R: 0	H: 1	E: 0	K: 0	S: 7	P: 13	R: 0	H: 0	E: 0	K: 1	S: 5	P: 7	R: 0	H: 0	E: 0	K: 2	S: 7	P: 8	R: 0	H: 0	E: 0	K: 1	S: 10	P: 23	R: 0	H: 1	E: 0	K: 1	S: 6	P: 7	R: 0	H: 1	E: 0	K: 0	S: 13	P: 24	R: 1	H: 3	E: 0	K: 3	S: 18	P: 26	1B: 7	SF: 0	2B: 1	SAC: 0	3B: 0	DP: 2	HR: 0	HBP: 0	WP: 2	PA: 39
--------------	------	------	------	------	-------	-------	------	------	------	------	-------	-------	------	------	------	------	------	-------	------	------	------	------	------	------	------	------	------	------	------	------	------	------	------	------	-------	-------	------	------	------	------	------	------	------	------	------	------	-------	-------	------	------	------	------	-------	-------	-------	-------	-------	--------	-------	-------	-------	--------	-------	--------

PITCHER																	PITCHER																																								
IP	WLS	BF	H	R	ER	SO	BB	IBB	HBP	BLK	WP	HR	S	P	ERA	WHIP	IP	WLS	BF	H	R	ER	SO	BB	IBB	HBP	BLK	WP	HR	S	P	ERA	WHIP																								
Tyler Green, R ERA: 3.0 (1, 1)	8.1		36	8	2	2	9	3	2	0	0	1	0	82	140	2.16	1.320																																								
Ricky Bottalico, R ERA: 1.59 (9, 1)	0.2	W	3	0	0	0	2	0	0	0	0	1	0	8	11	0.00	0.000																																								



Batter	1	2	3	4	5	6	7	8	9	AB	R	H	RBI	BB	SO	LOB	BOTTOM					
Mickey Morandini, L (1, 4) OBP: 0.340, SLG: 0.416	3-2 G3		0-0 G6-3 1B		0-0 L7			2-0 L8		4	0	1	0	0	0	1						
Mariano Duncan, R (1, 6) OBP: 0.313, SLG: 0.402	0-1 G6-3		2-2 G6-3			1-2 G4-3-6 BB E 1B		1-2 G6-3		4	1	1	0	0	0	1						
Gregg Jefferies, S (1, 7) OBP: 0.318, SLG: 0.412	0-3 K		0-1 G1-3			4-1 G4-3-6 BB		3-2 1B		3	0	1	0	1	1	1						
Jim Eisenreich, L (1, 8) OBP: 0.422, SLG: 0.539		2-2 G6-3		1-0 G5-4-3 1B		1-2 G4-3-6		0-0 F7		4	0	1	0	0	0	3						
Charlie Hayes, R (1, 5) OBP: 0.382, SLG: 0.418		4-0 1B BB		0-0 G5-4-3		2-2 E9		3-2 P8		3	0	1	1	1	0	1						
Gary Varsho, L (1, 9) OBP: 0.315, SLG: 0.265		0-3 K		1-1 G3		1-2 G4-3		0-2 1B HR		4	1	1	0	0	1	2						
Lenny Webster, R (1, 2) OBP: 0.265, SLG: 0.250		1-1 FC6-4 1B		3-2 G6-3		3-2 G4-6-3 1B		2-3 K		4	0	2	0	0	1	1						
Randy Ready, R (1, 3) OBP: 0.208, SLG: 0.136		2-1 FC6-4		4-0 SH1-4 BB		0-1 G4-6-3		3-2 1B HR		3	1	1	0	1	0	3						
Tyler Green, R (1, 1) OBP: 0.095, SLG: 0.190			1-3 K		0-0 SH1-4		1-2 G4-3		2-1 HR	2	0	0	0	0	1	0						
Ricky Bottalico, L (9, 1)										0	0	0	0	0	0	0						
Tony Longmire, L (9, PH) OBP: 0.429, SLG: 0.596										1	1	1	3	0	0	0						
Inning Stats	R: 0 E: 0 K: 1 S: 9	H: 0 LOB: 0 BB: 0 P: 12	R: 0 E: 0 K: 1 S: 11	H: 1 LOB: 2 BB: 1 P: 20	R: 0 E: 0 K: 1 S: 9	H: 1 LOB: 1 BB: 0 P: 12	R: 0 E: 0 K: 0 S: 4	H: 1 LOB: 0 BB: 0 P: 6	R: 0 E: 0 K: 0 S: 6	H: 0 LOB: 1 BB: 1 P: 13	R: 1 E: 1 K: 0 S: 17	H: 2 LOB: 1 BB: 1 P: 26	R: 0 E: 0 K: 0 S: 9	H: 1 LOB: 0 BB: 0 P: 13	R: 0 E: 0 K: 0 S: 8	H: 1 LOB: 1 BB: 0 P: 14	R: 3 E: 0 K: 1 S: 18	H: 3 LOB: 0 BB: 0 P: 28	1B: 8 2B: 1 3B: 0 HR: 1	SF: 0 SAC: 1 DP: 3 HBP: 0	WP: 0 PB: 0 SB: 0 CS: 0	PA: 36
PITCHER Shane Reynolds, R (1, 1) ERA: 3.28	IP: 8.0	WLS: 31	H: 7	R: 1	ER: 1	SO: 3	BB: 3	IBB: 0	HBP: 0	BLK: 0	WP: 0	HR: 0	S: 73	P: 116	ERA: 1.12	WHIP: 1.250						
John Hudek, R (9, 1) ERA: 3.44	0.2	L	5	3	3	1	0	0	0	0	0	1	18	28	40.50	4.500						

Houston Astros @ Philadelphia Phillies
Veterans Stadium, Philadelphia, PA

Thu Jun 15 1995, 7:05 PM EDT
Att: 29,411 - Unknown - 77 F

livebaseballscores.com

AB	32
R	4
H	10
RBI	4
BB	3
SO	4
LOB	13



Batter	1	2	3	4	5	6	7	8	9	AB R H RBI BB SO LOB	TOP	
Quilvio Veras, S (1, 4) <small>OBP: 0.382, SLG: 0.340</small>	1-1 		1-2 		0-0 			1-2 		4 0 1 0 0 0 3	Florida Marlins @ Philadelphia Phillies Veterans Stadium, Philadelphia, PA Fri Jun 16 1995, 7:05 PM EDT Att. 29,092 - Unknown - 78 F	
Chuck Carr, S (1, 8) <small>OBP: 0.291, SLG: 0.219</small>	2-3 		2-2 			2-2 		4-0 		3 0 1 0 1 1 1		
Jeff Conine, R (1, 7) <small>OBP: 0.405, SLG: 0.517</small>	4-2 		0-1 	2-2 		3-1 		0-0 		3 1 1 1 1 0 2		
Terry Pendleton, S (1, 5) <small>OBP: 0.311, SLG: 0.393</small>	1-0 			3-2 		2-2 		0-3 		4 0 0 0 0 1 2		
Greg Colbrunn, R (1, 3) <small>OBP: 0.319, SLG: 0.439</small>		3-1 		2-2 		4-1 		0-0 		3 0 0 0 1 0 0		
Andre Dawson, R (1, 9) <small>OBP: 0.221, SLG: 0.297</small>		2-3 		2-1 		0-0 		1-0 		4 1 1 1 0 1 1		
Alex Arias, R (1, 6) <small>OBP: 0.391, SLG: 0.434</small>		2-2 		1-0 		0-1 				3 0 0 0 0 0 1		
Charles Johnson, R (1, 2) <small>OBP: 0.257, SLG: 0.214</small>		4-2 		1-3 		0-0 		0-0 		2 0 0 0 1 1 0		
Pat Rapp, R (1, 1) <small>OBP: 0.333, SLG: 0.417</small> Yorkis Perez, L (8, 1) Robb Nen, R (8, 1)	0-0 		0-0 		1-0 		0-1 			2 0 2 0 0 0 0		
Inning Stats	R: 0 H: 1 E: 0 LOB: 1 K: 1 BB: 1 S: 10 P: 18	R: 0 H: 0 E: 0 LOB: 0 K: 1 BB: 0 S: 8 P: 15	R: 0 H: 1 E: 0 LOB: 1 K: 0 BB: 1 S: 12 P: 19	R: 2 H: 2 E: 0 LOB: 0 K: 0 BB: 0 S: 15 P: 25	R: 0 H: 1 E: 0 LOB: 0 K: 1 BB: 0 S: 5 P: 7	R: 0 H: 0 E: 0 LOB: 0 K: 0 BB: 0 S: 8 P: 15	R: 0 H: 0 E: 0 LOB: 0 K: 0 BB: 1 S: 4 P: 8	R: 0 H: 1 E: 0 LOB: 2 K: 0 BB: 1 S: 8 P: 13	R: 0 H: 0 E: 0 LOB: 0 K: 1 BB: 0 S: 6 P: 7	1B: 4 SF: 0 2B: 0 SAC: 1 3B: 0 DP: 3 HR: 2 HBP: 0		WP: 0 PA: 34 PB: 0 SB: 1 CS: 1
PITCHER David West, L (1, 1) <small>ERA: 3.54</small> Gene Harris, R (8, 1) <small>ERA: 4.26</small> Heathcliff Slocumb, R (9, 1) <small>ERA: 1.16</small>	IP WLS BF H R ER SO BB IBB HBP BLK WP HR S P ERA WHIP 7.0 L 25 5 2 2 3 3 0 0 0 0 2 62 107 2.57 1.143											PITCHER IP WLS BF H R ER SO BB IBB HBP BLK WP HR S P ERA WHIP

livebaseballscorecards.com

AB	28
R	2
H	6
RBI	2
BB	4
SO	4
LOB	10



Batter	1	2	3	4	5	6	7	8	9	AB	R	H	RBI	BB	SO	LOB
Mickey Morandini, L (1, 4) OBP: 0.341, SLG: 0.412	3-1 G6-3		2-2 BB 1B		4-0 G4-6-3 BB		3-2 G4-6-3 1-2f		1-1 F8	4	0	1	0	1	0	1
Mariano Duncan, R (1, 6) OBP: 0.307, SLG: 0.402	2-2 G3-1		0-3 SAFE SAFE		1-3 K			1-1 G3-1 1B 2B	0-0 F9	5	1	1	0	0	2	2
Gregg Jefferies, S (1, 7) OBP: 0.317, SLG: 0.405	3-1 G4-3		4-2 SAFE BB		2-1 G4-6-3 1-2f			3-1 G3-1		3	0	0	0	1	0	2
Darren Daulton, L (1, 2) OBP: 0.345, SLG: 0.414		3-2 L7	0-1 F7			0-2 E9		4-1 S 1B BB		3	0	0	0	1	0	2
Jim Eisenreich, L (1, 8) OBP: 0.424, SLG: 0.534		4-0 1B 1B BB	2-2 FC5-4 1-2f			0-0 F7		1-1 S 1B	1-2 3-H 2-3 1B	3	0	1	1	1	0	3
Charlie Hayes, R (1, 5) OBP: 0.379, SLG: 0.414		1-1 F9		2-1 FC4-6 BB 1B		1-0 P4		1-2 2-3 K		4	0	1	0	0	1	4
Gene Schall, R (1, 3) OBP: 0.667, SLG: 0.500		0-2		4-1 FC4-6 BB		2-3 K		4-0 IBB		2	0	1	0	1	1	1
Tony Longmire, L (8, PH) OBP: 0.440, SLG: 0.596		1-2 1B 1B		1-2 BB						0	0	0	0	1	0	0
Heathcliff Slocumb, R (9, 1)										0	0	0	0	0	0	0
Gary Varsho, L (1, 9) OBP: 0.310, SLG: 0.264		1-1 1-2 2-3 1B		0-1 FC4-6 G4-6-3 1-2f 2-3				0-0 G3	0-0 G3-1	4	0	1	0	0	0	5
David West, L (1, 1)		1-0 F8		1-1 G4-6-3 1-2f												
Randy Ready, R (7, PH) OBP: 0.240, SLG: 0.136																
Gene Harris, R (8, 1)																
Kevin Stocker, S (9, 6) OBP: 0.308, SLG: 0.220																

Inning Stats	R: 0	H: 0	E: 0	K: 0	S: 7	R: 0	H: 2	E: 0	K: 0	S: 12	R: 0	H: 1	E: 0	K: 1	S: 18	R: 0	H: 1	E: 0	K: 0	S: 7	R: 0	H: 0	E: 0	K: 1	S: 6	R: 0	H: 0	E: 1	K: 1	S: 8	R: 0	H: 0	E: 0	K: 0	S: 5	R: 1	H: 2	E: 0	K: 1	S: 11	R: 0	H: 0	E: 0	K: 0	S: 6	1B: 5	2B: 1	3B: 0	HR: 0	SF: 0	SAC: 0	DP: 3	HBP: 0	WP: 0	PB: 0	SB: 2	CS: 0	PA: 38
--------------	------	------	------	------	------	------	------	------	------	-------	------	------	------	------	-------	------	------	------	------	------	------	------	------	------	------	------	------	------	------	------	------	------	------	------	------	------	------	------	------	-------	------	------	------	------	------	-------	-------	-------	-------	-------	--------	-------	--------	-------	-------	-------	-------	--------

PITCHER	IP	WLS	BF	H	R	ER	SO	BB	IBB	HBP	BLK	WP	HR	S	P	ERA	WHIP
Pat Rapp, R (1, 1) ERA: 4.06	7.1	W	31	5	1	1	3	6	0	0	0	0	0	68	126	1.23	1.500
Yorkis Perez, L (8, 1) ERA: 5.23	0.0		1	1	0	0	0	0	0	0	0	0	0	2	3	∞	∞
Robb Nen, R (8, 1) ERA: 4.62	1.2	S	6	0	0	0	1	0	1	0	0	0	0	10	20	0.00	0.000

BOTTOM

Florida Marlins @ Philadelphia Phillies
Veterans Stadium, Philadelphia, PA

livebaseballscorecards.com

AB	31
R	1
H	6
RBI	1
BB	7
SO	4
LOB	25



WP	HR	S	P	ERA	WHIP
0	0	0	0	0.00	0.000

Fri Jun 16 1995, 7:05 PM EDT
Att: 29,092 - Unknown - 78 F

Batter	1	2	3	4	5	6	7	8	9	AB R H RBI BB SO LOB	TOP											
Quilvio Veras, S OBP: 0.377, SLG: 0.336 (1, 4)	2-1 WP BB 1B	1-0 G4-3		3-1 G5-3			0-2 G1-3		0-2 L6	5 1 1 0 0 0 2												
Chuck Carr, S OBP: 0.308, SLG: 0.224 (1, 8)	4-1 SAFE SAFE 1B BB	0-0 L7		1-1 L9			0-0 PB 1B		4-0 G6-4-3 BB	3 1 1 0 2 0 0												
Jeff Conine, R OBP: 0.405, SLG: 0.507 (1, 7)	3-1 L5	4-1 FC5-4 BB			1-2 G6-3		4-2 G4-6-3 BB		3-1 G6-4-3	3 0 0 0 2 0 5												
Greg Colbrunn, R OBP: 0.318, SLG: 0.435 (1, 3)	1-0 2B 1B	2-0 FC5-4			1-3 K		2-0 G4-6-3			4 1 1 2 0 1 3												
Andre Dawson, R OBP: 0.236, SLG: 0.368 (1, 9)	0-1 1B 2B		2-2 F8		3-1 HR			3-2 F7		4 1 2 2 0 0 0												
Kurt Abbott, R OBP: 0.288, SLG: 0.468 (1, 6)	1-3 K		0-0 G5-3		3-2 P7			0-0 L4		4 0 0 0 0 1 1												
Alex Arias, R OBP: 0.398, SLG: 0.430 Jeremy Hernandez, R (8, 1)	2-2 BB 1B		4-0 BB			1-1 P8		3-3 K		3 0 1 0 1 1 0 0 0 0 0 0 0 0												
Charles Johnson, R OBP: 0.258, SLG: 0.211 Tommy Gregg, L (9, PH) OBP: 0.300, SLG: 0.424	4-2 BB 1B		0-3 K			1-0 L4			4-1 BB 1B BB	2 0 0 0 1 1 1 0 0 0 0 1 0 0												
David Weathers, R OBP: 0.077, SLG: 0.077 Terry Mathews, L OBP: 0.200, SLG: 0.200 Yorkis Perez, L OBP: 0.186, SLG: 0.279	0-3 K		0-3 K			1-0 G1-3			1-1 BB 1B	3 0 0 0 0 2 3 0 0 0 0 0 0 0 0 0 0 0 0 0 0 1 0 1 0 0 0 0												
Inning Stats	R: 3 E: 0 K: 2 S: 20	H: 4 LOB: 3 BB: 2 P: 37	R: 0 E: 0 K: 0 S: 4	H: 0 LOB: 1 BB: 1 P: 11	R: 0 E: 0 K: 1 S: 11	H: 0 LOB: 1 BB: 1 P: 17	R: 0 E: 0 K: 1 S: 7	H: 0 LOB: 0 BB: 0 P: 11	R: 1 E: 0 K: 1 S: 14	H: 1 LOB: 0 BB: 0 P: 22	R: 0 E: 0 K: 0 S: 4	H: 0 LOB: 0 BB: 0 P: 7	R: 0 E: 0 K: 0 S: 9	H: 1 LOB: 1 BB: 1 P: 15	R: 0 E: 0 K: 1 S: 10	H: 0 LOB: 0 BB: 0 P: 16	R: 0 E: 0 K: 0 S: 8	H: 1 LOB: 2 BB: 2 P: 20	1B: 5 2B: 1 3B: 0 HR: 1	SF: 0 SAC: 0 DP: 2 HBP: 0	WP: 1 PB: 1 SB: 0 CS: 0	PA: 39
PITCHER	IP WLS BF H R ER SO BB IBB HBP BLK WP HR S P ERA WHIP																					
Mike Mimbs, L ERA: 3.21	(1, 1) 6.0 W 27 5 4 4 5 4 0 0 0 1 1 60 105 6.00 1.500																					
Ricky Bottalico, R ERA: 1.46	(7, 1) 2.0 7 1 0 0 1 1 0 0 0 0 0 19 31 0.00 1.000																					
Heathcliff Slocumb, R ERA: 1.11	(9, 1) 1.0 5 1 0 0 0 2 0 0 0 0 0 8 20 0.00 3.000																					

Florida Marlins @ Philadelphia Phillies
Veterans Stadium, Philadelphia, PA

Sat Jun 17 1995, 7:05 PM EDT
Att. 37,843 - Unknown - 85 F

livebaseballscorecards.com

AB	32
R	4
H	7
RBI	4
BB	7
SO	6
LOB	15



BOTTOM

Florida Marlins @ Philadelphia Phillies
Veterans Stadium, Philadelphia, PA
Sat Jun 17 1995, 7:05 PM EDT
Att: 37,843 - Unknown - 85 F

livebaseballscorecards.com

AB 32
R 11
H 10
RBI 11
BB 5
SO 2
LOB 12



WP: 0 PA: 39
PB: 0
SB: 0
CS: 0

AB	R	H	RBI	BB	SO	LOB
3	1	2	2	2	0	0
4	1	0	1	0	0	5
4	2	1	2	1	0	2
4	1	1	2	0	0	2
3	1	1	2	0	0	0
3	0	0	0	0	1	1
0	0	0	0	0	0	0
0	1	0	0	1	0	0
0	0	0	0	0	0	0
4	1	2	1	0	0	0
3	1	1	0	1	1	1
1	0	0	0	0	0	0
3	2	2	1	0	0	1
1B: 4	SF: 2	2B: 7	SAC: 0	3B: 0	DP: 2	HR: 0
	HBP: 0					


Batter	1	2	3	4	5	6	7	8	9				
Mickey Morandini, L (1, 4) OBP: 0.355, SLG: 0.423	4-2 G4-3 G5-3 BB		1-0 G6-3			0-0 2B 1B	4-1 BB	2-0 SF8 2B					
Mariano Duncan, R (1, 3) OBP: 0.290, SLG: 0.385	2-2 G5-3			0-0 G6-3		1-2 E1 2B	2-2 L7-4	2-1 SF8					
Darren Daulton, L (1, 2) OBP: 0.347, SLG: 0.416	0-0 G4-3			2-2 G4-3		0-0 E 2B							
Jim Eisenreich, L (1, 9) OBP: 0.419, SLG: 0.533	1-2 G4-3			2-1 F7		1-0 E9 SF8 2B		0-0 B1					
Charlie Hayes, R (1, 5) OBP: 0.376, SLG: 0.418		0-0 G1-3			0-2 E6 G5-4-3	3-2 SF8		0-1 2B 2B					
Tom Marsh, R (1, 7) Ricky Bottalico, L (7, 1) Gene Schall, R (8, PH) Heathcliff Slocumb, R (9, 1)		1-1 F7			2-2 G5-4-3	0-3 K		4-0 2B 1B IBB					
Dave Gallagher, R (1, 8) OBP: 0.390, SLG: 0.446		2-1 P3			1-0 FC6-4 1B	2-2 F8		2-0 1B 2B 2B					
Kevin Stocker, S (1, 6) OBP: 0.313, SLG: 0.230			2-3 K		1-1 FC6-4		2-1 L7-4 2B	4-0 2B 1B IBB					
Mike Mimbs, L (1, 1) OBP: 0.059, SLG: 0.059 Gary Varsho, L (6, PH) OBP: 0.328, SLG: 0.286			0-0 P7			1-2 E 1B 2B 1B	3-2 P8	1-2 2B SF8 1B					
Inning Stats	R: 0 H: 0 E: 0 LOB: 1 K: 0 BB: 1 S: 14 P: 21	R: 0 H: 0 E: 0 LOB: 0 K: 0 BB: 0 S: 5 P: 8	R: 0 H: 0 E: 0 LOB: 0 K: 1 BB: 0 S: 5 P: 8	R: 0 H: 0 E: 0 LOB: 0 K: 0 BB: 0 S: 6 P: 10	R: 0 H: 1 E: 1 LOB: 1 K: 0 BB: 0 S: 9 P: 13	R: 5 H: 4 E: 2 LOB: 0 K: 1 BB: 0 S: 25 P: 33	R: 0 H: 1 E: 0 LOB: 1 K: 0 BB: 1 S: 10 P: 21	R: 6 H: 4 E: 0 LOB: 1 K: 0 BB: 3 S: 15 P: 35					
PITCHER	IP WLS BF H R ER SO BB IBB HBP BLK WP HR S P ERA WHIP											PITCHER	IP WLS BF H R ER SO BB IBB HBP BLK WP HR S P ERA WHIP
David Weathers, R (1, 1) ERA: 5.86	5.0 L 22 5 5 3 1 1 0 0 0 0 0 0 49 73 5.40 1.200												
Terry Mathews, R (6, 1) ERA: 2.9	2.0 7 1 0 0 1 1 0 0 0 0 0 0 25 41 0.00 1.000												
Yorkis Perez, L (8, 1) ERA: 6.43	0.1 4 1 3 3 0 1 1 0 0 0 0 0 5 13 81.00 6.000												
Jeremy Hernandez, R (8, 1) ERA: 9.53	0.2 6 3 3 3 0 0 1 0 0 0 0 0 10 22 40.50 4.500												

Batter	1	2	3	4	5	6	7	8	9	AB R H RBI BB SO LOB	TOP											
Quilvio Veras, S OBP: 0.369, SLG: 0.327 (1, 4)	1-1 B2		1-3 K			3-2 G4-3	3-3 K			4 0 0 0 0 2 2												
Chuck Carr, S OBP: 0.295, SLG: 0.213 (1, 8)	0-0 F7			1-0 B1-3		1-2 G5-3		2-1 G4-3		4 0 0 0 0 0 0												
Jeff Conine, R OBP: 0.407, SLG: 0.513 (1, 7)	1-0 2B			0-0 1B		2-0 F7		1-2 L3		4 0 2 0 0 0 0												
Greg Colbrunn, R OBP: 0.310, SLG: 0.424 (1, 3)	2-3 K			0-3 K			0-0 G6-3	0-1 F8		4 0 0 0 0 2 2												
Tommy Gregg, L OBP: 0.318, SLG: 0.514 (1, 9)			1-3 K	1-3 K			1-0 HR		0-1 G6-4-3 1B	4 1 2 1 0 2 1												
Kurt Abbott, R OBP: 0.295, SLG: 0.496 (1, 6)			1-1 F7		2-1 E4 G4-3 SF8 1B		2-2 HR		1-0 G6-4-3 1-2f	4 2 2 1 0 0 1												
Alex Arias, R OBP: 0.379, SLG: 0.410 (1, 5)			2-3 K		0-0 G4-3		0-2 G6-3		1-1 G6-3	4 0 0 0 0 1 1												
Steve Decker, R OBP: 0.286, SLG: 0.250 (1, 2)			3-3 K		2-2 SF8		1-1 1B 1B			2 0 1 1 0 1 0												
Mark Gardner, R (1, 1)			0-3 K		0-2 G4-3		2-2 1B			2 0 0 0 0 1 0												
Matt Mantei, R (6, 1)										0 0 0 0 0 0 0												
Andre Dawson, R OBP: 0.247, SLG: 0.377 (7, PH)										1 0 1 0 0 0 0												
Yorkis Perez, L (7, 1)										0 0 0 0 0 0 0												
Randy Veres, R (7, 1)										0 0 0 0 0 0 0												
Inning Stats	R: 0 E: 0 K: 1 S: 7	H: 1 LOB: 1 BB: 0 P: 11	R: 0 E: 0 K: 2 S: 8	H: 0 LOB: 0 BB: 0 P: 12	R: 0 E: 0 K: 3 S: 10	H: 0 LOB: 0 BB: 0 P: 14	R: 0 E: 0 K: 2 S: 8	H: 1 LOB: 1 BB: 0 P: 10	R: 1 E: 1 K: 0 S: 10	H: 1 LOB: 0 BB: 0 P: 14	R: 0 E: 0 K: 0 S: 10	H: 0 LOB: 0 BB: 0 P: 16	R: 2 E: 0 K: 1 S: 18	H: 4 LOB: 2 BB: 0 P: 27	R: 0 E: 0 K: 0 S: 7	H: 0 LOB: 0 BB: 0 P: 10	R: 0 E: 0 K: 0 S: 5	H: 1 LOB: 0 BB: 0 P: 7	1B: 5 2B: 1 3B: 0 HR: 2	SF: 1 SAC: 0 DP: 1 HBP: 0	WP: 0 PB: 0 SB: 0 CS: 0	PA: 34
PITCHER	IP WLS BF H R ER SO BB IBB HBP BLK WP HR S P ERA WHIP																					
Curt Schilling, R ERA: 3.09 (1, 1)	7.0 W 28 7 3 2 9 0 0 0 0 0 2 71 104 2.57 1.000																					
Ricky Bottalico, R ERA: 1.4 (8, 1)	1.0 3 0 0 0 0 0 0 0 0 0 0 7 10 0.00 0.000																					
Heathcliff Slocumb, R ERA: 1.07 (9, 1)	1.0 S 3 1 0 0 0 0 0 0 0 0 0 5 7 0.00 1.000																					

Florida Marlins @ Philadelphia Phillies
Veterans Stadium, Philadelphia, PA
Sun Jun 18 1995, 3:33 AM EDT
Att. 40,105 - Sunny - 90 F

livebaseballscorecards.com

AB	33
R	3
H	8
RBI	3
BB	0
SO	9
LOB	7



Batter	1	2	3	4	5	6	7	8	9
Mickey Morandini, L (1, 4) OBP: 0.362, SLG: 0.431	0-0 F7		1-0 2B		2-2 E BB 2B 1B		1-0 HR HBP	1-0 L6	
Mariano Duncan, R (1, 3) OBP: 0.278, SLG: 0.368	1-1 G5-3		2-3 K		0-0 F8		1-3 K		
Darren Daulton, L (1, 2) OBP: 0.350, SLG: 0.434	2-2 L9		0-0 G4-3		4-0 E BB 2B		0-0 1-H HR		
Jim Eisenreich, L (1, 9) OBP: 0.407, SLG: 0.516		1-3 K		3-2 F8	1-2 P5		1-0 F8		
Charlie Hayes, R (1, 5) OBP: 0.389, SLG: 0.452		4-2 1B BB		0-0 HR	3-2 1-H 2-H 2B		1-2 1B		
Tom Marsh, R (1, 7) OBP: 0.250, SLG: 0.250		0-1 1-2 1B		1-2 G3 1B	1-3 K		0-3 K		
Dave Gallagher, R (1, 8) OBP: 0.372, SLG: 0.423		3-3 K		0-0 G3		2-1 P4		0-1 G6-3	
Kevin Stocker, S (1, 6) OBP: 0.318, SLG: 0.227		2-1 F9		4-1 IBB		4-2 B1-3 BB		1-0 G3	
Curt Schilling, R (1, 1) OBP: 0.143, SLG: 0.179			1-3 K		0-0 G4-3		0-0 B1-3	1-0 1B	
Ricky Bottalico, L (8, 1)									
Gene Schall, R (8, PH) OBP: 0.800, SLG: 0.667									
Heathcliff Slocumb, R (9, 1)									

Inning Stats	R: 0	H: 0	E: 0	K: 0	S: 6	H: 0	LOB: 0	BB: 0	P: 9	R: 0	H: 1	E: 0	K: 2	S: 13	H: 1	LOB: 2	BB: 1	P: 23	R: 0	H: 1	E: 0	K: 2	S: 15	H: 2	LOB: 2	BB: 1	P: 19	R: 1	H: 2	E: 0	K: 0	S: 10	H: 2	LOB: 1	BB: 1	P: 26	R: 0	H: 0	E: 0	K: 0	S: 9	H: 0	LOB: 0	BB: 1	P: 15	R: 2	H: 2	E: 0	K: 2	S: 12	H: 2	LOB: 1	BB: 0	P: 16	R: 0	H: 1	E: 0	K: 0	S: 5	H: 1	LOB: 1	BB: 0	P: 8
--------------	------	------	------	------	------	------	--------	-------	------	------	------	------	------	-------	------	--------	-------	-------	------	------	------	------	-------	------	--------	-------	-------	------	------	------	------	-------	------	--------	-------	-------	------	------	------	------	------	------	--------	-------	-------	------	------	------	------	-------	------	--------	-------	-------	------	------	------	------	------	------	--------	-------	------

PITCHER	IP	WLS	BF	H	R	ER	SO	BB	IBB	HBP	BLK	WP	HR	S	P	ERA	WHIP
Mark Gardner, R (1, 1) ERA: 6.43	5.0		24	6	3	2	5	2	1	0	0	0	0	59	95	3.60	1.600
Matt Mantei, R (6, 1) ERA:	1.0		3	0	0	0	0	1	0	0	0	0	0	9	15	0.00	1.000
Yorkis Perez, L (7, 1) ERA: 7.06	0.2	L	4	1	2	2	1	0	0	1	0	0	1	5	8	27.00	1.500
Randy Veres, R (7, 1) ERA: 2.11	1.1		6	2	0	0	1	0	0	0	0	0	0	12	16	0.00	1.500

BOTTOM


Florida Marlins @ Philadelphia Phillies
Veterans Stadium, Philadelphia, PA

Sun Jun 18 1995, 3:33 AM EDT
Att. 40,105 - Sunny - 90 F

AB	R	H	RBI	BB	SO	LOB
4	2	2	0	0	0	1
4	0	0	0	0	2	3
3	2	1	2	1	0	1
4	0	0	0	0	1	2
3	1	3	3	1	0	0
4	0	2	0	0	2	2
4	0	0	0	0	1	3
2	0	0	0	2	0	2
3	0	0	0	0	1	3
0	0	0	0	0	0	0
1	0	1	0	0	0	0
0	0	0	0	0	0	0

AB	32
R	5
H	9
RBI	5
BB	4
SO	7
LOB	17

WP: 0 PA: 37
PB: 0
SB: 0
CS: 0



PITCHER	IP	WLS	BF	H	R	ER	SO	BB	IBB	HBP	BLK	WP	HR	S	P	ERA	WHIP
---------	----	-----	----	---	---	----	----	----	-----	-----	-----	----	----	---	---	-----	------

Batter	1	2	3	4	5	6	7	8	9	AB	R	H	RBI	BB	SO	LOB	TOP								
Mickey Morandini, L (1, 4) OBP: 0.352, SLG: 0.418	3-1 P6		2-2 L9		2-2 L4	2-2 F7		3-1 G3		5	0	0	0	0	0	4									
Mariano Duncan, R (1, 3) OBP: 0.265, SLG: 0.350	1-3 K		0-0 F9		1-3 K		1-0 P3		0-0 G4-3	5	0	0	0	0	2	1									
Andy Van Slyke, L (1, 8) OBP: 0.247, SLG: 0.373	1-2 1B		0-1 HR		1-3 K		2-0 G6-3		4-2 G3-6-3 BB	4	1	2	2	1	1	0									
Darren Daulton, L (1, 2) OBP: 0.352, SLG: 0.429	3-1 P6		4-1 BB			3-2 1B		1-0 F9	3-1 G3-6-3	4	1	1	0	1	0	2									
Jim Eisenreich, L (1, 9) OBP: 0.417, SLG: 0.527		3-2 G6-4-3 1B	1-1 F7			4-1 1B		2-2 S G6-3		3	2	2	0	1	0	1									
Charlie Hayes, R (1, 5) OBP: 0.391, SLG: 0.450		2-0 G6-4-3		4-1 FC4-6 BB		2-1 1B		0-2 L1		3	0	1	1	1	0	2									
Tom Marsh, R (1, 7) OBP: 0.250, SLG: 0.250		2-0 1B		1-2 F8		0-0 FC5-4		2-2 G6-3		4	0	1	1	0	0	2									
Kevin Stocker, S (1, 6) OBP: 0.323, SLG: 0.229		1-2 G1-3		0-0 FC4-6		4-1 BB		2-1 2B		3	1	1	0	1	0	2									
Paul Quantrill, L (1, 1) OBP: 0.167, SLG: 0.091			2-2 HR	1 SAFE	0-0 F7		0-3 K		0-0 1-H 2B	3	1	1	0	0	1	3									
Norm Charlton, S (7, 1) OBP: 1.000, SLG: 2.000										1	0	1	1	0	0	0									
Heathcliff Stocumb, R (9, 1)										0	0	0	0	0	0	0									
Inning Stats	R: 0 E: 0 K: 1 S: 10	H: 1 LOB: 1 BB: 0 P: 18	R: 0 E: 0 K: 0 S: 9	H: 2 LOB: 1 BB: 0 P: 17	R: 2 E: 0 K: 0 S: 12	H: 2 LOB: 1 BB: 1 P: 21	R: 0 E: 0 K: 2 S: 6	H: 0 LOB: 1 BB: 1 P: 11	R: 0 E: 0 K: 2 S: 9	H: 0 LOB: 0 BB: 0 P: 13	R: 2 E: 1 K: 1 S: 15	H: 2 LOB: 2 BB: 2 P: 30	R: 0 E: 0 K: 0 S: 3	H: 0 LOB: 0 BB: 0 P: 7	R: 2 E: 0 K: 0 S: 15	H: 3 LOB: 1 BB: 0 P: 24	R: 0 E: 0 K: 0 S: 5	H: 0 LOB: 0 BB: 1 P: 12	1B: 7 2B: 2 3B: 0 HR: 1	SF: 0 SAC: 0 DP: 2 HBP: 0	WP: 0 PB: 0 SB: 2 CS: 0	PA: 40			
PITCHER	IP	WLS	BF	H	R	ER	SO	BB	IBB	HBP	BLK	WP	HR	S	P	ERA	WHIP								
Dave Mlicki, R (1, 1) ERA: 3.73	7.0	L	31	7	4	3	4	4	0	0	0	0	1	64	117	3.86	1.571								
Blas Minor, R (8, 1) ERA: 4.29	0.2		5	3	2	2	0	0	0	0	0	0	0	13	19	27.00	4.500								
Eric Gunderson, L (8, 1) ERA: 4.5	1.1		4	0	0	0	0	1	0	0	0	0	0	7	17	0.00	0.750								

Philadelphia Phillies @ New York Mets
Shea Stadium, Flushing, NY

Mon Jun 19 1995, 7:05 PM EDT
Att. 14,250 - Unknown - 91 F

livebaseballscorecards.com

AB	35
R	6
H	10
RBI	5
BB	5
SO	4
LOB	17



BOTTOM

Philadelphia Phillies @ New York Mets
 Shea Stadium, Flushing, NY
 Mon Jun 19 1995, 7:05 PM EDT
 Att: 14,250 - Unknown - 91 F

livebaseballscorecards.com

AB	31
R	3
H	7
RBI	3
BB	1
SO	5
LOB	12



WP: 0	PA: 34
PB: 0	
SB: 0	
CS: 0	

AB	R	H	RBI	BB	SO	LOB
4	0	0	0	0	1	0
4	1	1	0	0	0	0
2	0	1	0	1	1	0
4	0	0	0	0	2	4
2	1	1	0	0	0	0
2	0	1	0	0	1	2
4	0	1	1	0	0	2
4	0	1	0	0	0	3
2	1	1	2	0	0	0
2	0	0	0	0	0	1
1	0	0	0	0	0	0
0	0	0	0	0	0	0
0	0	0	0	0	0	0

Batter	1	2	3	4	5	6	7	8	9
Brett Butler, L OBP: 0.343, SLG: 0.325 (1, 8)	1-3 K		3-2 F7		0-0 G6-3		1-2 G6-3		
Jose Vizcaino, S OBP: 0.316, SLG: 0.314 (1, 6)	2-2 F8		1-0 G6-3			0-0 1B 3B		1-0 F8	
Rico Brogna, L OBP: 0.330, SLG: 0.461 (1, 3)	0-0 1B		2-3 K			4-2 1B BB		1-2 G6-4-3 HBP	
Bobby Bonilla, S OBP: 0.376, SLG: 0.547 (1, 7)	1-2 F7			1-3 K		1-3 K		3-1 G6-4-3 1-2f	
Todd Hundley, S OBP: 0.372, SLG: 0.429 (1, 2)		0-1 1B SF8 1B		1-0 F7		2-2 K		0-1 G6-4-3 1B	
Kelly Stinnett, R OBP: 0.358, SLG: 0.435 (6, 2)									
Jeff Kent, R OBP: 0.327, SLG: 0.429 (1, 4)		1-2 SAFE F9		1-0 G6-3		2-1 1B		0-0 F9	
Edgardo Alfonzo, R OBP: 0.268, SLG: 0.382 (1, 5)		1 SAFE 0-1 1B			1-1 G6-3	3-2 G4-3		1-1 G6-4-3 1-2f	
Ryan Thompson, R OBP: 0.386, SLG: 0.594 (1, 9)		1-2 SF8			0-1 HR		0-1 F7		
Dave Micki, R (1, 1)		1-0 G6-3			0-0 G4-3		1-0 P5		
Bill Spiers, L OBP: 0.261, SLG: 0.222 (7, PH)									
Blas Minor, R (8, 1)									
Eric Gunderson, R (8, 1)									

Inning Stats	R: 0	H: 1	E: 0	K: 1	S: 13	LOB: 1	BB: 0	P: 17
	R: 1	H: 2	E: 0	K: 0	S: 11	LOB: 1	BB: 0	P: 14
	R: 0	H: 0	E: 0	K: 1	S: 7	LOB: 0	BB: 0	P: 13
	R: 0	H: 0	E: 0	K: 1	S: 5	LOB: 0	BB: 0	P: 8
	R: 1	H: 1	E: 0	K: 0	S: 6	LOB: 0	BB: 0	P: 7
	R: 1	H: 2	E: 0	K: 2	S: 18	LOB: 2	BB: 1	P: 30
	R: 0	H: 0	E: 0	K: 0	S: 6	LOB: 0	BB: 0	P: 8
	R: 0	H: 0	E: 0	K: 0	S: 5	LOB: 0	BB: 0	P: 10
	R: 0	H: 1	E: 0	K: 0	S: 5	LOB: 0	BB: 0	P: 6

PITCHER	IP	WLS	BF	H	R	ER	SO	BB	IBB	HBP	BLK	WP	HR	S	P	ERA	WHIP
Paul Quantrill, R ERA: 3.65 (1, 1)	6.1	W	26	6	3	3	5	1	0	0	0	0	1	62	91	4.26	1.105
Norm Charlton, L ERA: 7.71 (7, 1)	1.2		5	0	0	0	0	0	0	1	0	0	0	9	16	0.00	0.000
Heathcliff Slocumb, R ERA: 1.03 (9, 1)	1.0	S	3	1	0	0	0	0	0	0	0	0	0	5	6	0.00	1.000

PITCHER	IP	WLS	BF	H	R	ER	SO	BB	IBB	HBP	BLK	WP	HR	S	P	ERA	WHIP
Paul Quantrill, R ERA: 3.65 (1, 1)	6.1	W	26	6	3	3	5	1	0	0	0	0	1	62	91	4.26	1.105
Norm Charlton, L ERA: 7.71 (7, 1)	1.2		5	0	0	0	0	0	0	1	0	0	0	9	16	0.00	0.000
Heathcliff Slocumb, R ERA: 1.03 (9, 1)	1.0	S	3	1	0	0	0	0	0	0	0	0	0	5	6	0.00	1.000

Batter	1	2	3	4	5	6	7	8	9	AB R H RBI BB SO LOB	TOP		
Mickey Morandini, L (1, 4) OBP: 0.348, SLG: 0.408	1-2 P1		1-0 2B 1B HBP	1-1 F7		1-3 K		3-1 F7		4 1 0 0 0 1 2			
Mariano Duncan, R (1, 3) OBP: 0.262, SLG: 0.352	1-2 G4-3		1-1 1B E 1-3 2-H	0-0 FC6-4			2-2 P3	0-0 FC5-4		5 1 1 1 0 0 2			
Andy Van Slyke, L (1, 8) OBP: 0.260, SLG: 0.362 Dave Gallagher, R (7, 8) OBP: 0.379, SLG: 0.430	2-1 G4-3		4-2 E BB		4-1 G4-3 S 2B BB		2-0 G3-1		0-0 G4-6-3 1B	2 1 0 0 2 0 0 1 0 1 0 0 0 0			
Darren Daulton, L (1, 2) OBP: 0.353, SLG: 0.429		1-2 G5-3 1B	1-1 E9 1B 1-2 2-H 3-H		3-3 SAFE K 1-2		1-0 G6-3		0-1 F8	5 1 2 1 0 1 2			
Jim Eisenreich, L (1, 9) OBP: 0.409, SLG: 0.515		2-0 G5-3	2-2 F9		0-2 G4-3			3-2 E1 1B	3-1 G4-6-3	5 1 1 0 0 0 5			
Charlie Hayes, R (1, 5) OBP: 0.393, SLG: 0.457		0-0 F9	1-3 K		0-0 K 2B			1-2 1B 1B		4 1 2 2 0 1 3			
Tom Marsh, R (1, 7) OBP: 0.313, SLG: 0.313		1-0 2-H 1B	0-3 K		1-1 G3			1-1 1B 1B		4 1 2 1 0 1 3			
Kevin Stocker, S (1, 6) OBP: 0.321, SLG: 0.230		0-0 SAFE G4-3		2-2 G3-1		0-0 G4-3		1-1 FC5-4 1B		4 0 1 2 0 0 1			
Tyler Green, R (1, 1) OBP: 0.160, SLG: 0.280			0-1 2B 2B	1-2 FC6-4 1B		2-3 K		0-1 F7		4 1 2 0 0 1 1			
Inning Stats	R: 0 E: 0 K: 0 S: 8 H: 0 LOB: 0 BB: 0 P: 12	R: 1 E: 0 K: 0 S: 7 H: 2 LOB: 1 BB: 0 P: 11	R: 3 E: 1 K: 2 S: 17 H: 3 LOB: 2 BB: 1 P: 27	R: 0 E: 0 K: 0 S: 13 H: 1 LOB: 1 BB: 0 P: 17	R: 1 E: 0 K: 1 S: 13 H: 1 LOB: 1 BB: 1 P: 21	R: 0 E: 0 K: 2 S: 7 H: 0 LOB: 0 BB: 0 P: 10	R: 0 E: 0 K: 0 S: 6 H: 0 LOB: 0 BB: 0 P: 11	R: 3 E: 1 K: 0 S: 16 H: 4 LOB: 1 BB: 0 P: 25	R: 0 E: 0 K: 0 S: 5 H: 1 LOB: 0 BB: 0 P: 8	1B: 9 2B: 3 3B: 0 HR: 0 SF: 0 SAC: 0 DP: 1 HBP: 1	WP: 0 PB: 0 SB: 1 CS: 0 PA: 41		
PITCHER	IP WLS BF H R ER SO BB IBB HBP BLK WP HR S P ERA WHIP											PITCHER	IP WLS BF H R ER SO BB IBB HBP BLK WP HR S P ERA WHIP
Pete Harnisch, R (1, 1) ERA: 4.09	5.0 L 25 7 5 4 3 2 0 0 1 0 0 0 58 88 7.20 1.800												
Jerry Dipoto, R (6, 1) ERA: 6.84	2.0 10 4 3 3 2 0 0 0 0 0 0 0 24 38 13.50 2.000												
Doug Henry, R (8, 1) ERA: 5.59	1.0 3 0 0 0 0 0 0 0 0 0 0 0 5 8 0.00 0.000												
Pete Walker, R (9, 1) ERA: 6.14	1.0 3 1 0 0 0 0 0 0 0 0 0 0 5 8 0.00 1.000												

Philadelphia Phillies @ New York Mets
Shea Stadium, Flushing, NY
Tue Jun 20 1995, 7:05 PM EDT
Att. 15,308 - Unknown - 93 F

livebaseballscorecards.com

AB	38
R	8
H	12
RBI	7
BB	2
SO	5
LOB	19



Batter	1	2	3	4	5	6	7	8	9	AB	R	H	RBI	BB	SO	LOB
Brett Butler, L OBP: 0.345, SLG: 0.325 Pete Walker, R (1, 8) (9, 1)	4-2 L3 BB		2-1 E 1B		0-0 B3-1			1-0 G4-3		3	0	1	0	1	0	2
Jose Vizcaino, S OBP: 0.314, SLG: 0.315 (1, 6)	1-0 L3 1-1		1-1 E 1B		1-2 G5-3			0-0 SF7		3	0	1	1	0	0	2
Rico Brogna, L OBP: 0.322, SLG: 0.450 (1, 3)	0-0 L4		0-1 E4 G3-6-1					2-3 K		4	0	0	0	0	1	2
Bobby Bonilla, S OBP: 0.374, SLG: 0.541 (1, 7)		2-0 1B SF9 1B	2-1 G3-6-1					1-0 G4-3		4	1	1	0	0	1	3
Todd Hundley, S OBP: 0.369, SLG: 0.423 (1, 2)		2-1 G4-3 1B		2-0 F8				0-0 E7		4	0	1	0	0	0	0
Jeff Kent, R OBP: 0.325, SLG: 0.428 (1, 4)		2-1 SF9		0-0 F8				0-0 G6-3		3	0	1	1	0	0	0
Edgardo Alfonzo, R OBP: 0.267, SLG: 0.379 (1, 5)		2-1 G4-3		3-1 F8				1-0 G5-4-3 1B		4	0	1	0	0	0	2
Ryan Thompson, R OBP: 0.373, SLG: 0.567 (1, 9) (9, 8)		2-0 F7		0-1 F7				0-1 G5-4-3		3	0	0	0	0	0	2
Pete Harnisch, S OBP: 0.158, SLG: 0.158 Bill Spiers, L OBP: 0.262, SLG: 0.263 Jerry Dipoto, R Doug Henry, R Joe Orsulak, L OBP: 0.396, SLG: 0.406 (1, 1) (5, PH) (6, 1) (8, 1) (8, PH) (9, 9)			1-2 G3		3-2 B3-1 1B			2-2 G4-3 SF7 2B		1	0	0	0	0	0	0

Inning Stats	R: 0	H: 0	E: 0	K: 0	S: 4	R: 1	H: 2	E: 0	K: 0	S: 8	R: 0	H: 2	E: 1	K: 0	S: 15	R: 0	H: 0	E: 0	K: 0	S: 4	R: 0	H: 1	E: 0	K: 0	S: 10	R: 0	H: 0	E: 1	K: 1	S: 5	R: 0	H: 1	E: 0	K: 0	S: 4	R: 1	H: 1	E: 0	K: 1	S: 8	R: 0	H: 1	E: 0	K: 0	S: 11	1B: 7	SF: 2	2B: 2	SAC: 0	3B: 0	DP: 3	HR: 0	HBP: 0	WP: 0	PA: 34
PITCHER Tyler Green, R ERA: 2.88 (1, 1)	IP	WLS	BF	H	R	ER	SO	BB	IBB	HBP	BLK	WP	HR	S	P	ERA	WHIP																																						

BOTTOM

Philadelphia Phillies @ New York Mets
Shea Stadium, Flushing, NY
Tue Jun 20 1995, 7:05 PM EDT
Att: 15,308 - Unknown - 93 F

livebaseballscores.com

AB	31
R	2
H	8
RBI	2
BB	1
SO	2
LOB	13



Batter	1	2	3	4	5	6	7	8	9	AB R H RBI BB SO LOB	TOP											
Mickey Morandini, L (1, 4) OBP: 0.344, SLG: 0.414	1-1 G4-3	2-1 3B			0-2 G5-3		0-2 P6		0-3 K	5 0 1 2 0 1 2												
Mariano Duncan, R (1, 3) OBP: 0.268, SLG: 0.364	3-2 2B	0-0 G5-3			2-3 K		1-0 1B		2-3 K	5 0 2 1 0 2 1												
Jim Eisenreich, L (1, 9) OBP: 0.416, SLG: 0.507	4-0 G4-3 BB			4-2 BB	2-2 L7			4-0 G5-3 HR BB	1-0 G4-3	2 1 0 0 3 0 0												
Darren Daulton, L (1, 2) OBP: 0.351, SLG: 0.421	0-1 G4-3			0-0 F7		2-2 G4-6-3 HBP		2-3 K		3 0 0 0 0 1 4												
Charlie Hayes, R (1, 5) OBP: 0.386, SLG: 0.447		2-3 K		2-1 F8		3-2 G4-6-3		0-2 G5-3		4 0 0 0 0 1 3												
Tom Marsh, R (1, 7) OBP: 0.350, SLG: 0.650		3-1 HR		0-3 K		0-0 F8		0-0 HR		4 2 2 3 0 1 1												
Dave Gallagher, R (1, 8) OBP: 0.398, SLG: 0.446		1-0 SH1-4 3B 1B		1-3 K		1-1 1B 1B		2-1 2B 1B		4 2 3 0 0 1 0												
Kevin Stocker, S (1, 6) OBP: 0.325, SLG: 0.245		3-2 E1 SH1-4 3B		1-1 G3		2-2 1B 1B		1-1 2B		4 1 2 0 0 0 1												
David West, L (1, 1) Ricky Bottalico, L (7, 1)		0-2 SH1-4		2-3 K		1-3 K		1-3 K2-3		2 0 0 0 0 2 2 1 0 0 0 0 1 2												
Inning Stats	R: 0 E: 0 K: 0 S: 9	H: 1 LOB: 1 BB: 1 P: 17	R: 3 E: 1 K: 1 S: 15	H: 3 LOB: 1 BB: 0 P: 26	R: 0 E: 0 K: 1 S: 9	H: 0 LOB: 1 BB: 1 P: 15	R: 0 E: 0 K: 2 S: 9	H: 0 LOB: 0 BB: 0 P: 13	R: 0 E: 0 K: 1 S: 13	H: 0 LOB: 0 BB: 0 P: 17	R: 0 E: 0 K: 0 S: 6	H: 0 LOB: 0 BB: 0 P: 11	R: 1 E: 0 K: 1 S: 15	H: 3 LOB: 2 BB: 0 P: 20	R: 2 E: 0 K: 2 S: 14	H: 3 LOB: 2 BB: 1 P: 24	R: 0 E: 0 K: 2 S: 7	H: 0 LOB: 0 BB: 0 P: 10	1B: 5 2B: 2 3B: 1 HR: 2	SF: 0 SAC: 1 DP: 2 HBP: 1	WP: 0 PB: 0 SB: 0 CS: 0	PA: 39
PITCHER	IP WLS BF H R ER SO BB IBB HBP BLK WP HR S P ERA WHIP																					
Bobby Jones, R (1, 1) ERA: 2.51	7.0 L 29 7 4 2 6 2 0 1 0 0 0 1 76 119 2.57 1.286																					
Eric Gunderson, L (8, 1) ERA: 5.02	0.1 2 0 1 1 1 1 0 0 0 0 0 3 9 27.00 3.000																					
Blas Minor, R (8, 1) ERA: 4.57	0.2 5 3 1 1 1 0 0 0 0 0 1 11 15 13.50 4.500																					
Doug Henry, R (9, 1) ERA: 5.31	1.0 3 0 0 0 2 0 0 0 0 0 0 7 10 0.00 0.000																					

Philadelphia Phillies @ New York Mets
Shea Stadium, Flushing, NY

Wed Jun 21 1995, 7:05 PM EDT
Att. 14,446 - Unknown - 72 F

livebaseballscorecards.com

AB	34
R	6
H	10
RBI	6
BB	3
SO	10
LOB	16



Batter	1	2	3	4	5	6	7	8	9	AB	R	H	RBI	BB	SO	LOB
Ryan Thompson, R (1, 8) OBP: 0.375, SLG: 0.569	0-3 K	1-0 F8			2-1 1B		2-2 1B 2B		0-1 G1-4-3	5	1	2	0	0	1	2
Edgardo Alfonzo, R (1, 5) OBP: 0.273, SLG: 0.382	1-1 F9		0-0 F9		2-0 1B		2-0 1B			4	0	2	1	0	0	0
Chris Jones, R (1, 9) OBP: 0.417, SLG: 0.566 Joe Orsulak, L (7, PH) OBP: 0.355, SLG: 0.402 (8, 9)	4-1 BB		0-0 L8		1-1 L8		0-1 L8			2	0	0	0	1	0	2
Bobby Bonilla, S (1, 7) OBP: 0.367, SLG: 0.530	0-0 G4-3		0-0 P3			1-0 F9	2-2 G5-3			4	0	0	0	0	0	2
Jeff Kent, R (1, 4) OBP: 0.324, SLG: 0.424		2-2 P6		1-2 CS 1B		1-3 K		1-2 G3-1		4	0	1	0	0	1	0
Kelly Stinnett, R (1, 2) OBP: 0.375, SLG: 0.426 Bill Spiers, L (8, PH) OBP: 0.280, SLG: 0.250 Doug Henry, R (9, 1)		4-2 1B BB		0-3 K		4-0 FC5 BB		3-1 P6		1	1	0	0	2	1	1
Tim Bogar, R (1, 3) OBP: 0.270, SLG: 0.206 Rico Brogna, L (8, PH) OBP: 0.321, SLG: 0.447 (9, 3)		1-2 1B 1B		1-1 F9		0-0 E7		2-3 K		3	0	1	0	0	0	2
Jose Vizcaino, S (1, 6) OBP: 0.313, SLG: 0.313		1-2 F8 1B		2-1 G4-3		0-0 FC5		1-3 K		4	0	1	1	0	1	2
Bobby Jones, R (1, 1) OBP: 0.182, SLG: 0.182 Jeff Barry, S (7, PH) Eric Gunderson, R (8, 1) Blas Minor, R (8, 1) Todd Hundley, S (9, 2) OBP: 0.367, SLG: 0.419		0-0 F8		0-2 G5-3			0-3 K		1-3 K	2	0	0	0	0	0	2

Inning Stats	R: 0	H: 0	E: 0	K: 1	S: 7	H: 0	LOB: 1	BB: 1	P: 12	R: 1	H: 2	E: 0	K: 0	S: 14	H: 0	LOB: 0	BB: 0	P: 3	R: 0	H: 1	E: 0	K: 1	S: 10	H: 2	LOB: 2	BB: 0	P: 18	R: 0	H: 0	E: 1	K: 1	S: 6	H: 2	LOB: 1	BB: 0	P: 19	R: 0	H: 0	E: 0	K: 1	S: 8	H: 0	LOB: 0	BB: 0	P: 14	R: 0	H: 0	E: 0	K: 2	S: 10	H: 0	LOB: 0	BB: 0	P: 12	1B: 6	SF: 0	2B: 1	SAC: 0	3B: 0	DP: 0	HR: 0	HBP: 0	WP: 0	PA: 37
--------------	------	------	------	------	------	------	--------	-------	-------	------	------	------	------	-------	------	--------	-------	------	------	------	------	------	-------	------	--------	-------	-------	------	------	------	------	------	------	--------	-------	-------	------	------	------	------	------	------	--------	-------	-------	------	------	------	------	-------	------	--------	-------	-------	-------	-------	-------	--------	-------	-------	-------	--------	-------	--------

PITCHER	IP	WLS	BF	H	R	ER	SO	BB	IBB	HBP	BLK	WP	HR	S	P	ERA	WHIP
David West, L (1, 1) ERA: 3.38	6.1	W	29	7	2	2	4	3	0	0	0	0	0	59	92	2.84	1.579
Ricky Bottalico, R (7, 1) ERA: 1.27	2.2	S	8	0	0	0	3	0	0	0	0	0	0	23	33	0.00	0.000

BOTTOM

Philadelphia Phillies @ New York Mets
Shea Stadium, Flushing, NY
Wed Jun 21 1995, 7:05 PM EDT
Att: 14,446 - Unknown - 72 F

livebaseballscorecards.com

AB	34
R	2
H	7
RBI	2
BB	3
SO	7
LOB	14



Batter	1	2	3	4	5	6	7	8	9	AB R H RBI BB SO LOB	TOP		
Dave Gallagher, R OBP: 0.402, SLG: 0.437 (1, 8) C F C	0-3 K 1B	4-0 BB		1-1 G5-3		4-0 1B BB	0-1 G5-3		2-2 1B 1B	4 0 1 0 2 1 3			
Mariano Duncan, R OBP: 0.288, SLG: 0.397 (1, 4) B X	1-0 E 1B	1-2 F9		0-0 1B 3B		0-1 F9		0-0 3B 1B	1-2 1B	6 3 4 1 0 0 3			
Tom Marsh, R OBP: 0.385, SLG: 0.692 (1, 7) B X	1-0 E4 1B		1-3 K	0-2 CS 1B		2-2 1B		0-0 G4-3 3B	0-2 G4-3	6 1 3 3 0 1 4			
Charlie Hayes, R OBP: 0.391, SLG: 0.451 (1, 5) B X	2-0 1B		1-1 2B 1B	1-0 CS 1B	0-2 G5-3 1B	2-3 K		0-0 G4		5 0 3 1 0 1 3			
Gene Schall, R OBP: 0.600, SLG: 0.625 (1, 3) C B SAFE X	1-2 F8		1-2 2B		1-2 G5-3 1B		2-0 F9	2-0 G4-3		5 0 2 1 0 0 2			
Lenny Webster, R OBP: 0.256, SLG: 0.222 (1, 2) C B SAFE X	2-2 F7		1-1 P4		0-2 G5-3		4-1 1B BB	0-3 K		4 1 0 0 1 1 6			
Jim Eisenreich, L OBP: 0.421, SLG: 0.511 (1, 9) C B SAFE X		3-2 E7 PB 1B		2-2 P6		1-1 F8		1-0 SH2-3 1B	0-1 1B 1B	5 1 3 0 0 0 3			
Kevin Stocker, S OBP: 0.327, SLG: 0.250 (1, 6) C B SAFE X		1-2 G5-3		1-1 F8		0-0 F9 1B BB	0-1 SH2-3 1B	0-0 F7		5 1 2 1 0 0 2			
Mike Mimbs, L OBP: 0.095, SLG: 0.143 (1, 1) C B SAFE X		0-0 G3-1		2-1 3B 2B		0-3 K	0-0 SH2-3	0-3 K		4 1 1 0 0 2 3			
Inning Stats	R: 1 E: 1 K: 1 S: 12 H: 2 LOB: 2 P: 19	R: 1 E: 1 K: 0 S: 13 H: 1 LOB: 1 P: 22	R: 0 E: 0 K: 1 S: 13 H: 2 LOB: 2 P: 19	R: 2 E: 0 K: 0 S: 10 H: 3 LOB: 0 P: 15	R: 0 E: 0 K: 0 S: 11 H: 2 LOB: 1 P: 13	R: 1 E: 0 K: 2 S: 13 H: 2 LOB: 2 P: 21	R: 1 E: 0 K: 0 S: 8 H: 2 LOB: 2 P: 15	R: 2 E: 0 K: 1 S: 7 H: 2 LOB: 0 P: 9	R: 0 E: 0 K: 1 S: 15 H: 3 LOB: 3 P: 18	1B: 15 2B: 2 3B: 2 HR: 0 SF: 0 SAC: 1 DP: 1 HBP: 0	WP: 0 PB: 1 SB: 0 CS: 1 PA: 49		
PITCHER	IP WLS BF H R ER SO BB IBB HBP BLK WP HR S P ERA WHIP											PITCHER	IP WLS BF H R ER SO BB IBB HBP BLK WP HR S P ERA WHIP
Bill Pulsipher, L ERA: 7.24 (1, 1)	6.2 L 36 14 6 4 4 3 0 0 0 0 0 0 78 122 5.40 2.550												
Jerry Dipoto, R ERA: 7.16 (7, 1)	1.1 6 2 2 2 1 0 0 0 0 0 0 0 9 11 13.50 1.500												
Pete Walker, R ERA: 5.4 (9, 1)	1.0 6 3 0 0 0 1 0 0 0 0 0 0 0 15 18 0.00 3.000												

Philadelphia Phillies @ New York Mets
Shea Stadium, Flushing, NY
Thu Jun 22 1995, 7:05 PM EDT
Att. 15,216 - Unknown - 75 F

livebaseballscorecards.com

AB	44
R	8
H	19
RBI	7
BB	3
SO	6
LOB	29



Batter	1	2	3	4	5	6	7	8	9	AB	R	H	RBI	BB	SO	LOB
Ryan Thompson, R (1, 8) OBP: 0.393, SLG: 0.579	0-0 L5-3 1B		0-1 G6-3-5 1B		1-2 1B			1-1 F9		4	0	3	0	0	0	0
Edgardo Alfonzo, R (1, 5) OBP: 0.266, SLG: 0.372	1-0 L5-3 1-2		2-2 F9		1-1 F8			0-1 G6-3		4	0	0	0	0	0	3
Chris Jones, R (1, 9) OBP: 0.391, SLG: 0.526	1-3 K		1-0 G6-3-5 1-2f							4	0	0	0	0	1	1
Bobby Bonilla, S (1, 7) OBP: 0.369, SLG: 0.530		2-0 G4-3		2-1 G4-3 1B				1-0 G4-3		4	0	2	0	0	0	0
Jeff Kent, R (1, 4) OBP: 0.324, SLG: 0.439		3-1 HR		1-0 F9				0-0 G6-3		3	1	1	1	0	0	1
Bill Spiers, L (8, 4) OBP: 0.308, SLG: 0.333										1	0	1	0	0	0	0
Kelly Stinnett, R (1, 2) OBP: 0.383, SLG: 0.431		2-0 G5-3 1B		2-2 G4-3 1-2				1-0 FC5-4 1B		4	1	2	0	0	1	3
Tim Bogar, R (1, 3) OBP: 0.244, SLG: 0.184		1-0 G5-3 1-2		3-1 G5-3				0-2 FC5-4 G6-4-3		4	0	0	0	0	0	5
Jose Vizcaino, S (1, 6) OBP: 0.313, SLG: 0.314		2-2 2-H 1B						0-0 G6-4-3		3	0	1	1	0	0	1
Bill Pulsipher, L (1, 1) Jerry Dipoto, R (7, 1) Jeff Barry, S (8, PH) Pete Walker, R (9, 1)		0-0 G6-3						0-3 K		2	0	0	0	0	0	1
										0	0	0	0	0	0	0
										1	0	0	0	0	1	0
										0	0	0	0	0	0	0

Inning Stats	R: 0	H: 1	E: 0	K: 1	S: 5	LOB: 0	BB: 0	P: 7	R: 2	H: 3	E: 0	K: 0	S: 9	LOB: 1	BB: 0	P: 19	R: 0	H: 1	E: 0	K: 0	S: 6	LOB: 0	BB: 0	P: 9	R: 0	H: 1	E: 0	K: 0	S: 8	LOB: 1	BB: 0	P: 16	R: 0	H: 0	E: 0	K: 0	S: 4	LOB: 0	BB: 0	P: 8	R: 0	H: 1	E: 0	K: 0	S: 5	LOB: 0	BB: 0	P: 6	R: 0	H: 0	E: 0	K: 1	S: 9	LOB: 0	BB: 0	P: 10	R: 0	H: 2	E: 0	K: 1	S: 12	LOB: 2	BB: 0	P: 19	1B: 8	SF: 0	2B: 3	SAC: 0	3B: 0	DP: 3	HR: 1	HBP: 0	WP: 0	PA: 34
PITCHER Mike Mimbs, L (1, 1) ERA: 3.03	IP	WLS	BF	H	R	ER	SO	BB	IBB	HBP	BLK	WP	HR	S	P	ERA	WHIP	IP	WLS	BF	H	R	ER	SO	BB	IBB	HBP	BLK	WP	HR	S	P	ERA	WHIP	IP	WLS	BF	H	R	ER	SO	BB	IBB	HBP	BLK	WP	HR	S	P	ERA	WHIP																							
	9.0	W	34	10	2	2	3	0	0	0	0	0	1	68	110	2.00	1.111																																																									


BOTTOM

Philadelphia Phillies @ New York Mets
Shea Stadium, Flushing, NY

Thu Jun 22 1995, 7:05 PM EDT
Att: 15,216 - Unknown - 75 F

livebaseballscorecards.com

AB	34
R	2
H	10
RBI	2
BB	0
SO	3
LOB	15



Batter	1	2	3	4	5	6	7	8	9	AB R H RBI BB SO LOB	TOP	
Mickey Morandini, L (1, 4) OBP: 0.342, SLG: 0.410	1-3 		0-0 			2-1 		0-0 		4 0 1 0 0 1 2	Philadelphia Phillies @ St. Louis Cardinals Busch Stadium, St. Louis, MO Fri Jun 23 1995, 7:05 PM CDT Att. 29,375 - Unknown	
Mariano Duncan, R (1, 3) OBP: 0.279, SLG: 0.383	0-1 		1-0 			0-0 		2-1 		4 0 0 0 0 0 2		
Tony Longmire, L (1, 7) OBP: 0.426, SLG: 0.588	1-1 				2-2 		1-0 		0-0 	4 1 1 0 0 1 0		
Darren Daulton, L (1, 2) OBP: 0.351, SLG: 0.419 Lenny Webster, R (7, 2) OBP: 0.250, SLG: 0.216		1-1 		1-2 		3-2 		1-0 		3 0 1 0 0 0 0 1 0 0 0 0 0 1		
Jim Eisenreich, L (1, 9) OBP: 0.429, SLG: 0.517		3-2 		2-0 		1-2 		1-0 		4 0 3 1 0 0 0		
Charlie Hayes, R (1, 5) OBP: 0.368, SLG: 0.447		0-2 		2-1 		0-2 		2-2 		4 0 1 0 0 0 3		
Dave Gallagher, R (1, 8) OBP: 0.390, SLG: 0.422		2-2 		0-0 		1-1 				3 0 0 0 0 0 3		
Kevin Stocker, S (1, 6) OBP: 0.322, SLG: 0.245			0-2 		2-2 		0-1 			3 0 0 0 0 1 0		
Curt Schilling, R (1, 1) OBP: 0.136, SLG: 0.172 Kyle Abbott, L (5, 1) OBP: 0.250, SLG: 0.174 Randy Ready, R (6, PH) OBP: 0.250, SLG: 0.174 Ryan Karp, L (6, 1) OBP: 0.339, SLG: 0.298 Gary Varsho, L (8, PH) OBP: 0.339, SLG: 0.298 Mike Williams, R (8, 1)			2-3 			0-2 		1-1 		1 0 0 0 0 1 0 0 0 0 0 0 0 0 1 0 1 0 0 0 0 0 0 0 0 0 0 0 1 0 1 0 0 0 0 0 0 0 0 0 0 0		
Inning Stats	R: 0 E: 0 K: 1 S: 7 H: 0 LOB: 0 BB: 0 P: 9	R: 0 E: 0 K: 0 S: 11 H: 2 LOB: 1 BB: 0 P: 17	R: 0 E: 0 K: 1 S: 8 H: 1 LOB: 1 BB: 0 P: 11	R: 0 E: 0 K: 1 S: 7 H: 0 LOB: 0 BB: 0 P: 12	R: 0 E: 0 K: 1 S: 8 H: 0 LOB: 0 BB: 0 P: 12	R: 0 E: 0 K: 0 S: 6 H: 1 LOB: 0 BB: 0 P: 8	R: 0 E: 0 K: 0 S: 14 H: 2 LOB: 2 BB: 0 P: 20	R: 0 E: 0 K: 0 S: 7 H: 1 LOB: 1 BB: 0 P: 10	R: 1 E: 0 K: 0 S: 6 H: 2 LOB: 0 BB: 0 P: 10	1B: 8 2B: 1 3B: 0 HR: 0 SF: 0 SAC: 0 DP: 3 HBP: 0	WP: 0 PB: 0 SB: 1 CS: 0 PA: 33	
PITCHER Mike Morgan, R (1, 1) ERA: 2.56	IP: 9.0 WLS: W BF: 33 H: 9 R: 1 ER: 1 SO: 4 BB: 0 IBB: 0 HBP: 0 BLK: 0 WP: 0 HR: 0 S: 74 P: 109 ERA: 1.00 WHIP: 1.000											PITCHER IP: WLS: BF: H: R: ER: SO: BB: IBB: HBP: BLK: WP: HR: S: P: ERA: WHIP

livebaseballscorecards.com

AB	33
R	1
H	9
RBI	1
BB	0
SO	4
LOB	11



Batter	1	2	3	4	5	6	7	8	9
Bernard Gilkey, R OBP: 0.355, SLG: 0.467 (1, 7)	2-1 F8	3-3 K			1-0 G4-3 1B	3-2 BB 1B		2-0 G5-3	
Tripp Cromer, R OBP: 0.259, SLG: 0.386 (1, 6)	1-2 F9		1-2 F9		1-0 G4-3	1-2 F7		3-3 K	
Brian Jordan, R OBP: 0.312, SLG: 0.458 (1, 9)	3-2 HR 1B		0-0 F9		1-2 E S BLK 1B	4-2 BB BB			
Ray Lankford, L OBP: 0.353, SLG: 0.469 (1, 8)	1-1 1-H HR		3-1 2B 1B		4-2 WP BLK 1B	4-2 BB			
John Mabry, L OBP: 0.333, SLG: 0.381 (1, 3)	2-2 P2		0-0 1-H 2B		1-1 P5	0-1 P6			
Scott Cooper, L OBP: 0.383, SLG: 0.339 (1, 5)		3-2 SH3-4 1B	2-1 G4-3		3-1 2-H 1B		2-2 F8		
Tom Pagnozzi, R OBP: 0.240, SLG: 0.274 (1, 2)		1-3 K		3-2 G6-3	1-1 F8		0-3 K		
Ramon Caraballo, S OBP: 0.500, SLG: 0.333 (1, 4)		3-1 SH3-4 1B		2-0 G6-3		4-0 WP 1B	2-1 L7		
Mike Morgan, R OBP: 0.091, SLG: 0.091 (1, 1)		1-2 SH3-4		2-2 P4		1-3 K		3-3 K	

AB	R	H	RBI	BB	SO	LOB
5	1	2	1	0	1	2
5	0	0	0	0	1	2
3	2	2	1	1	0	0
2	3	2	2	2	0	0
4	0	1	1	0	0	4
4	0	2	1	0	0	1
4	0	0	0	0	2	2
3	1	1	0	1	0	0
3	0	0	0	0	2	1

BOTTOM

Philadelphia Phillies @ St. Louis Cardinals
 Busch Stadium, St. Louis, MO
 Fri Jun 23 1995, 7:05 PM CDT
 Att. 29,375 - Unknown

livebaseballscorecards.com

AB	33
R	7
H	10
RBI	6
BB	4
SO	6
LOB	12



1B: 7	SF: 0	WP: 2	PA: 38
2B: 2	SAC: 1	PB: 0	
3B: 0	DP: 0	SB: 1	
HR: 1	HBP: 0	CS: 0	

Inning Stats	R	H	E	K	S	R	H	E	K	S	R	H	E	K	S	R	H	E	K	S	R	H	E	K	S
Curt Schilling, R ERA: 3.58 (1, 1)	2	2	0	14	23	0	2	0	2	15	0	2	0	2	16	3	3	0	15	0	0	0	0	0	0
Kyle Abbott, L ERA: 2.13 (5, 1)	0	0	0	0	0	0	0	0	0	0	0	0	0	0	0	0	0	0	0	0	0	0	0	0	0
Ryan Karp, L ERA: 4.5 (6, 1)	0	0	0	0	0	0	0	0	0	0	0	0	0	0	0	0	0	0	0	0	0	0	0	0	0
Mike Williams, R ERA: 3.45 (8, 1)	0	0	0	0	0	0	0	0	0	0	0	0	0	0	0	0	0	0	0	0	0	0	0	0	0

PITCHER	IP	WLS	BF	H	R	ER	SO	BB	IBB	HBP	BLK	WP	HR	S	P	ERA	WHIP
Curt Schilling, R ERA: 3.58 (1, 1)	4.1	L	22	8	6	6	2	1	0	0	0	0	1	58	98	12.46	2.077
Kyle Abbott, L ERA: 2.13 (5, 1)	0.2		3	1	0	0	0	0	0	0	1	1	0	6	11	0.00	1.500
Ryan Karp, L ERA: 4.5 (6, 1)	2.0		10	1	1	1	2	3	0	0	0	1	0	27	48	4.50	2.000
Mike Williams, R ERA: 3.45 (8, 1)	1.0		3	0	0	0	2	0	0	0	0	0	0	9	17	0.00	0.000

Batter	1	2	3	4	5	6	7	8	9	AB	R	H	RBI	BB	SO	LOB	TOP						
Lenny Dykstra, L OBP: 0.353, SLG: 0.298 (1, 8)	4-2 1B 1B 1B BB	4-2 1B 2B BB	3-2 P6		0-1 F7	1-2 FC6-4 1B		2-2 P9		4	2	0	0	2	0	5							
Mickey Morandini, L OBP: 0.356, SLG: 0.435 (1, 4)	1-2 1B 1B 1B	0-1 2B 2B 1B	2-1 2B		1-1 1B 2B	1-0 1B		2-1 F8		6	2	5	3	0	0	0							
Jim Eisenreich, L OBP: 0.438, SLG: 0.530 Heathcliff Slocumb, R (9, 1)	1-1 1B 1B	0-1 2B 2B	1-2 L3		2-2 1B 1B	2-1 L6		1-1 G4-6-3 1B		6	2	4	2	0	0	3							
Darren Daulton, L OBP: 0.350, SLG: 0.409 (1, 2)	2-3 K	4-2 2B BB			2-1 G4-3	4-2 1B BB		3-3 K		4	0	0	0	2	2	4							
Charlie Hayes, R OBP: 0.393, SLG: 0.456 (1, 5)	3-3 K	0-0 2B			1-0 SF9 1B	1-1 1B		0-1 G6-3		5	1	3	3	0	1	3							
Gary Varsho, L OBP: 0.328, SLG: 0.290 Ricky Bottalico, L (8, 1) Dave Gallagher, R OBP: 0.390, SLG: 0.422 (9, 9)	0-0 FC4-6 1B	1-0 F8			2-2 E3 1B	2-3 K		0-2 P6		5	0	1	1	0	1	5							
Mariano Duncan, R OBP: 0.276, SLG: 0.379 (1, 3)	0-0 FC4-6 1B				2-1 SF9			1-2 G6-3		4	0	1	1	0	0	3							
Kevin Stocker, S OBP: 0.330, SLG: 0.257 (1, 6)		0-1 G4-3			0-0 FC1-5 1B	2-3 K		1-0 FC6-4 1B		5	2	3	0	0	1	1							
Paul Quantrill, L OBP: 0.143, SLG: 0.077 Mike Williams, R (6, 1) Norm Charlton, S OBP: 1.000, SLG: 2.000 Tom Marsh, R OBP: 0.370, SLG: 0.667 (7, 7)		0-1 G5-3			0-0 FC1-5 2B			0-0 K		4	1	0	0	0	1	3							
Inning Stats	R: 1 E: 0 K: 2 S: 16	H: 3 LOB: 3 BB: 1 P: 27	R: 3 E: 0 K: 0 S: 15	H: 3 LOB: 2 BB: 2 P: 24	R: 2 E: 0 K: 0 S: 11	H: 3 LOB: 1 BB: 0 P: 17	R: 1 E: 1 K: 1 S: 13	H: 1 LOB: 1 BB: 0 P: 22	R: 2 E: 0 K: 2 S: 19	H: 3 LOB: 2 BB: 1 P: 29	R: 0 E: 0 K: 1 S: 8	H: 0 LOB: 0 BB: 0 P: 11	R: 0 E: 0 K: 1 S: 12	H: 1 LOB: 1 BB: 0 P: 19	R: 0 E: 0 K: 0 S: 6	H: 1 LOB: 0 BB: 0 P: 9	1B: 13 2B: 4 3B: 0 HR: 0	SF: 1 SAC: 0 DP: 1 HBP: 0	WP: 0 PB: 0 SB: 2 CS: 0	PA: 49			
PITCHER	IP	WLS	BF	H	R	ER	SO	BB	IBB	HBP	BLK	WP	HR	S	P	ERA	WHIP					ERA	WHIP
Ken Hill, R ERA: 4.35 (1, 1)	4.0	L	26	10	7	6	3	3	0	0	0	0	0	55	90	13.50	3.250						
Rich DeLucia, R ERA: 4.1 (5, 1)	2.0		13	5	3	2	2	1	0	0	0	0	0	30	46	9.00	3.000						
John Habyan, R ERA: 2.94 (7, 1)	1.2		6	1	0	0	2	0	0	0	0	0	0	15	23	0.00	0.600						
Tony Fossas, L ERA: 0.6 (8, 1)	1.1		4	1	0	0	0	0	0	0	0	0	0	11	16	0.00	0.750						

Philadelphia Phillies @ St. Louis Cardinals
 Busch Stadium, St. Louis, MO
 Sat Jun 24 1995, 3:33 AM CDT
 Att. 24,013 - Sunny - 88 F

AB	44
R	10
H	17
RBI	10
BB	4
SO	7
LOB	28



1B	13	SF	1	WP	0
2B	4	SAC	0	PB	0
3B	0	DP	1	SB	2
HR	0	HBP	0	CS	0

WP	0	PA	49
----	---	----	----

Batter	1	2	3	4	5	6	7	8	9	AB	R	H	RBI	BB	SO	LOB
Bernard Gilkey, R (1, 7) OBP: 0.352, SLG: 0.466	1-2 G4-3		0-1 L4		0-1 2B	1-3 K		0-0 G6-3		5	1	1	1	0	1	1
Tripp Cromer, R (1, 6) OBP: 0.269, SLG: 0.399	1-1 G6-3		0-1 2B		2-2 2B HR		0-0 3B 1B		0-0 FC6-4 1B	5	2	3	0	0	0	1
Brian Jordan, R (1, 9) OBP: 0.314, SLG: 0.472	1-0 F7		1-1 G4-3		1-2 HR 2B		0-2 SF8 3B		2-2 FC6-4	5	2	2	2	0	0	2
Ray Lankford, L (1, 8) OBP: 0.350, SLG: 0.479		2-2 G4-3		0-1 F8	1-1 HR		3-2 SF8		0-1 P4	4	1	1	4	0	0	1
John Mabry, L (1, 3) OBP: 0.336, SLG: 0.382		0-0 E G5-3 1B		1-2 1B	2-0 G6-3		1-2 P8		0-1 G5-3	5	1	2	0	0	0	1
Scott Cooper, L (1, 5) OBP: 0.376, SLG: 0.331		3-2 E3		0-1 L6	1-2 G6-3		3-2 F8			4	0	0	0	0	0	2
Tony Fossas, L (8, 1)		1-3								0	0	0	0	0	0	0
Danny Sheaffer, R (1, 2) OBP: 0.310, SLG: 0.442		0-0 G5-3		2-2 P3						4	1	2	2	0	0	2
Ramon Caraballo, S (1, 4) OBP: 0.429, SLG: 0.200		0-3 K			2-0 SH1-4 2B HBP		2-2 F9		0-0 SH3-4	2	1	0	0	0	1	1
Ken Hill, R (1, 1) OBP: 0.240, SLG: 0.217			0-1 G4-3			0-1 SH1-4		2-0 F9		1	0	0	0	0	0	0
Rich DeLucia, R (5, 1) OBP: 0.429, SLG: 0.333						1-2 SH1-4				0	0	0	0	0	0	0
Scott Hemond, R (6, PH) OBP: 0.147, SLG: 0.161										1	0	0	0	0	0	0
John Habyan, R (7, 1)										0	0	0	0	0	0	0
Darnell Coles, R (8, 5) OBP: 0.296, SLG: 0.380										1	0	0	0	0	1	1

Inning Stats	R: 0	H: 0	E: 0	LOB: 0	K: 0	S: 6	R: 1	H: 1	E: 1	LOB: 1	K: 1	S: 11	R: 0	H: 1	E: 0	LOB: 1	K: 0	S: 8	R: 0	H: 1	E: 0	LOB: 1	K: 0	S: 10	R: 5	H: 3	E: 1	LOB: 0	K: 0	S: 18	R: 1	H: 1	E: 0	LOB: 0	K: 1	S: 11	R: 2	H: 2	E: 0	LOB: 0	K: 0	S: 19	R: 0	H: 1	E: 0	LOB: 1	K: 1	S: 9	R: 0	H: 1	E: 0	LOB: 1	K: 0	S: 9	1B: 5	SF: 1	2B: 3	SAC: 2	3B: 1	DP: 0	HR: 2	HBP: 1	WP: 0	PA: 41
--------------	------	------	------	--------	------	------	------	------	------	--------	------	-------	------	------	------	--------	------	------	------	------	------	--------	------	-------	------	------	------	--------	------	-------	------	------	------	--------	------	-------	------	------	------	--------	------	-------	------	------	------	--------	------	------	------	------	------	--------	------	------	-------	-------	-------	--------	-------	-------	-------	--------	-------	--------

PITCHER	IP	WLS	BF	H	R	ER	SO	BB	IBB	HBP	BLK	WP	HR	S	P	ERA	WHIP
Paul Quantrill, R (1, 1) ERA: 4.01	5.0	W	25	7	7	5	1	0	0	0	0	0	2	57	81	9.00	1.400
Mike Williams, R (6, 1) ERA: 3.94	1.0		5	2	2	2	1	0	0	0	0	0	0	11	16	18.00	2.000
Norm Charlton, L (7, 1) ERA: 7.27	1.0		3	0	0	0	0	0	0	0	0	0	0	15	22	0.00	0.000
Ricky Bottalico, R (8, 1) ERA: 1.23	1.0		4	1	0	0	1	0	0	0	0	0	0	9	12	0.00	1.000
Heathcliff Slocumb, R (9, 1) ERA: 0.99	1.0	S	4	1	0	0	0	0	0	0	0	0	0	9	11	0.00	1.000

BOTTOM

Philadelphia Phillies @ St. Louis Cardinals
 Busch Stadium, St. Louis, MO
 Sat Jun 24 1995, 3:33 AM CDT
 Att. 24,013 - Sunny - 88 F

livebaseballscores.com

AB	37
R	9
H	11
RBI	9
BB	0
SO	3
LOB	12



Batter	1	2	3	4	5	6	7	8	9	AB R H RBI BB SO LOB	TOP											
Lenny Dykstra, L (1, 8) OBP: 0.348, SLG: 0.301	3-3 K		2-3 K	0-1 G4-3			1-1 2B		3-2 F8	5 0 1 0 0 2 2												
Mariano Duncan, R (1, 4) OBP: 0.279, SLG: 0.381 Mickey Morandini, L (3, 4) OBP: 0.351, SLG: 0.428	0-3 K		1-1 1B HR 1B		1-0 G4-3		0-0 F9		1-1 P5	2 1 1 0 0 1 0 3 0 0 0 0 0 2												
Tom Marsh, R (1, 7) OBP: 0.355, SLG: 0.613	2-0 L9		0-0 1B HR 1B		2-0 L8		0-3 K			4 1 1 0 0 1 1												
Charlie Hayes, R (1, 5) OBP: 0.399, SLG: 0.474		4-0 1B BB G6-4-3	1-1 1B HR 1-H 2-H		0-1 1B FC6-4		3-3 K			3 2 2 3 1 1 1												
Gene Schall, R (1, 3) OBP: 0.500, SLG: 0.500		1-0 1B G6-4-3	0-0 G6-3		1-2 1B FC6-4		2-1 F8			4 0 1 0 0 0 1												
Dave Gallagher, R (1, 9) OBP: 0.385, SLG: 0.415		0-1 1B G6-4-3		1-2 1B G5-3		2-1 1B FC3-6		3-3 K		4 0 1 0 0 1 2												
Lenny Webster, R (1, 2) OBP: 0.273, SLG: 0.268		1-2 1B 3-H		0-1 2B 2B		0-0 F9		1-2 G5-3		4 1 2 1 0 0 1												
Kevin Stocker, S (1, 6) OBP: 0.328, SLG: 0.252		2-2 P6		1-2 F9		0-0 1B FC3-6			4-1 BB FC2-6	3 0 0 0 1 0 3												
Tyler Green, R (1, 1) OBP: 0.172, SLG: 0.310 Heathcliff Slocumb, R (9, 1)			2-1 G6-3	0-0 2B 2-H		3-2 L5			1-2 FC2-6	4 0 1 1 0 0 2 0 0 0 0 0 0 0												
Inning Stats	R: 0 E: 0 K: 2 S: 7	H: 0 LOB: 0 BB: 0 P: 12	R: 1 E: 0 K: 0 S: 10	H: 2 LOB: 1 BB: 1 P: 18	R: 3 E: 0 K: 1 S: 12	H: 3 LOB: 0 BB: 0 P: 18	R: 1 E: 0 K: 0 S: 11	H: 2 LOB: 1 BB: 0 P: 13	R: 0 E: 0 K: 0 S: 7	H: 1 LOB: 1 BB: 0 P: 11	R: 0 E: 0 K: 0 S: 7	H: 1 LOB: 1 BB: 0 P: 12	R: 0 E: 0 K: 2 S: 9	H: 1 LOB: 1 BB: 0 P: 13	R: 0 E: 0 K: 1 S: 8	H: 0 LOB: 0 BB: 0 P: 14	R: 0 E: 0 K: 0 S: 12	H: 0 LOB: 1 BB: 1 P: 21	1B: 6 2B: 3 3B: 0 HR: 1	SF: 0 SAC: 0 DP: 1 HBP: 0	WP: 0 PB: 0 SB: 0 CS: 0	PA: 38
PITCHER	IP WLS BF H R ER SO BB IBB HBP BLK WP HR S P ERA WHIP																				PITCHER	IP WLS BF H R ER SO BB IBB HBP BLK WP HR S P ERA WHIP
Tom Urbani, L (1, 1) ERA: 4.19	5.0 L 23 8 5 5 3 1 0 0 0 0 1 47 72 9.00 1.800																					
Rene Arocha, R (6, 1) ERA: 3.74	2.0 8 2 0 0 2 0 0 0 0 0 0 0 16 25 0.00 1.000																					
Jeff Parrett, R (8, 1) ERA: 3.86	2.0 7 0 0 0 1 1 0 0 0 0 0 0 20 35 0.00 0.500																					

Philadelphia Phillies @ St. Louis Cardinals
 Busch Stadium, St. Louis, MO
 Sun Jun 25 1995, 3:33 AM CDT
 Att. 24,304 - Unknown

livebaseballscorecards.com

AB	36
R	5
H	10
RBI	5
BB	2
SO	6
LOB	15



BOTTOM

Philadelphia Phillies @ St. Louis Cardinals
 Busch Stadium, St. Louis, MO
 Sun Jun 25 1995, 3:33 AM CDT
 Att. 24,304 - Unknown

livebaseballscorecards.com

AB	31
R	3
H	6
RBI	3
BB	6
SO	6
LOB	18



WP: 0	PA: 38
PB: 0	
SB: 0	
CS: 0	

AB R H RBI BB SO LOB

5	0	2	1	0	1	2
3	0	1	0	2	1	2
4	0	0	0	0	1	5
4	0	0	0	0	3	3
4	1	1	0	0	0	1
4	0	1	0	0	0	1
3	1	0	0	1	0	1
1	0	0	0	2	0	1
0	1	0	0	1	0	0
0	0	0	0	0	0	0
1	0	0	0	0	0	1
1	0	0	0	0	0	1
0	0	0	0	0	0	0
1	0	1	2	0	0	0

1B: 5	SF: 0
2B: 0	SAC: 1
3B: 1	DP: 1
HR: 0	HBP: 0

Batter	1	2	3	4	5	6	7	8	9
Brian Jordan, R OBP: 0.316, SLG: 0.470 (1, 9) C C X	0-2 FC3-6 1B 1B		3-3 K ②		1-1 FC6-4 1-2f ③			0-0 G6-3 ① X	0-0 1B 1-2 3-H
Tripp Cromer, R OBP: 0.279, SLG: 0.398 (1, 6) 1 SAFE B X	1-0 FC3-6 1B 1-2		4-0 BB BBB			4-2 BB S B B B		1-2 L9 C B C X	0-3 K ③
John Mabry, L OBP: 0.324, SLG: 0.368 (1, 7) B F X	1-1 FC3-6 G6-3 1-2f 2-3 ①		0-0 L8 ③			1 SAFE 1-2 K ① S B C F F T		0-0 G6-3 ③	
Ray Lankford, L OBP: 0.344, SLG: 0.470 (1, 8) C X	0-1 G6-3 1-2f ② ③			3-3 K ① C C C C F S B B B		1-3 K ② F B C S B B			2-3 K ① F C C B B S S
Scott Cooper, L OBP: 0.374, SLG: 0.341 (1, 5)		2-1 G4-3 ① C B B X		0-0 L4 ② X		0-1 P5 ③ S X			2-2 1B 3B ① S B F B F X
Gerald Perry, L OBP: 0.220, SLG: 0.196 (1, 3)		2-1 G4-3 ② C B B X		1-0 F8 ③ B X			1-2 FC6-4 1B ① C B C S X		0-2 G5-3 ② F F X
Tom Pagnozzi, R OBP: 0.241, SLG: 0.268 (1, 2)		1-1 F8 ③ B C X			2-1 L9 ① B B C X		1 SAFE 1-2 FC6-4 1-2f ① B C C C X		4-0 BB 1B BB ① B B B B
José Oquendo, S OBP: 0.343, SLG: 0.305 Darnell Coles, R OBP: 0.309, SLG: 0.380 (9, PH)			4-2 SH1-4 BB ① C B B C B		4-1 FC6-4 BB ② B B C C B B		1-1 F8 ② B C X		4-2 1B 1B BB ① C B F B B B
Tom Urbani, L OBP: 0.306, SLG: 0.333 Chris Sabo, R OBP: 0.283, SLG: 0.345 Rene Arocha, R Danny Sheaffer, R OBP: 0.306, SLG: 0.434 Jeff Parrett, R OBP: 1.000, SLG: 1.000 Bernard Gilkey, R OBP: 0.355, SLG: 0.468 (1, 1) (5, PH) (6, 1) (7, PH) (8, 1) (9, PH)			2-2 SH1-4 ① L 1 SAFE B L B X		2-1 F9 ② C B B X		0-0 F8 ③ X		3-2 1B 1B ① B S B S F B X

Inning Stats	R: 0 E: 0 K: 0 S: 8	H: 2 LOB: 1 BB: 0 P: 10	R: 0 E: 0 K: 0 S: 6	H: 0 LOB: 0 BB: 0 P: 11	R: 0 E: 0 K: 1 S: 10	H: 0 LOB: 2 BB: 2 P: 23	R: 0 E: 0 K: 1 S: 6	H: 0 LOB: 0 BB: 0 P: 10	R: 0 E: 0 K: 0 S: 7	H: 0 LOB: 1 BB: 1 P: 16	R: 0 E: 0 K: 2 S: 12	H: 0 LOB: 1 BB: 1 P: 18	R: 0 E: 1 K: 0 S: 9	H: 1 LOB: 1 BB: 0 P: 12	R: 0 E: 0 K: 0 S: 5	H: 0 LOB: 0 BB: 0 P: 6	R: 3 E: 0 K: 2 S: 22	H: 3 LOB: 2 BB: 2 P: 37	1B: 5 2B: 0 3B: 1 HR: 0	SF: 0 SAC: 1 DP: 1 HBP: 0
---------------------	------------------------------	----------------------------------	------------------------------	----------------------------------	-------------------------------	----------------------------------	------------------------------	----------------------------------	------------------------------	----------------------------------	-------------------------------	----------------------------------	------------------------------	----------------------------------	------------------------------	---------------------------------	-------------------------------	----------------------------------	----------------------------------	------------------------------------

PITCHER	IP	WLS	BF	H	R	ER	SO	BB	IBB	HBP	BLK	WP	HR	S	P	ERA	WHIP
Tyler Green, R ERA: 2.9 (1, 1)	8.2	W	35	4	3	3	5	6	0	0	0	0	0	76	131	3.12	1.154
Heathcliff Slocumb, R ERA: 0.98 (9, 1)	0.1	S	3	2	0	0	1	0	0	0	0	0	0	9	12	0.00	6.000

PITCHER	IP	WLS	BF	H	R	ER	SO	BB	IBB	HBP	BLK	WP	HR	S	P	ERA	WHIP
---------	----	-----	----	---	---	----	----	----	-----	-----	-----	----	----	---	---	-----	------

Batter	1	2	3	4	5	6	7	8	9	AB R H RBI BB SO LOB	TOP											
Jerome Walton, R OBP: 0.327, SLG: 0.489 (1, 8)	0-0 S 1B	0-1 CS 1B			0-0 B1-3	4-0 FC6-4 BB		3-2 F7		4 0 2 0 1 0 1												
Barry Larkin, R OBP: 0.412, SLG: 0.503 (1, 6)	0-2 L9	2-0 CS 1-2	1-1 E4 G6-4-3		1-1 BB HBP 1B	2-2 FC6-4 2B HR		2-3 K		5 1 1 1 0 1 4												
Ron Gant, R OBP: 0.411, SLG: 0.607 (1, 7)	1-3 K 1-2		1-0 SAFE G6-4-3 1-2f		2-2 BB HBP 1-2	1-2 SAFE HR 2B		2-3 K		4 1 1 1 0 2 3												
Reggie Sanders, R OBP: 0.416, SLG: 0.631 (1, 9)	1-0 G4-3		2-2		4-2 G4-6-3 BB 1-2 2-3	2-1 HR		2-3 K		4 1 2 3 1 1 1												
Bret Boone, R OBP: 0.328, SLG: 0.384 (1, 4)		3-1 G5-3 BB SF9 1B	2-2 P6		0-0 G4-6-3 1-2f	2-3 K		3-2 HR		5 2 2 1 0 1 4												
Mark Lewis, R OBP: 0.407, SLG: 0.556 (1, 5)		4-0 G5-3 HR BB		2-2 G4-3 SF9 2B		1-0 BB 1B	2-2 F9		3-3 K	3 3 2 0 1 0 0 1 0 0 0 0 1 0												
Xavier Hernandez, L (7, 1)																						
Craig Worthington, R OBP: 0.389, SLG: 0.563 (1, 3)		1-0 G5-3		0-1 G4-3		4-0 FC1-5 1B BB	3-2 P4		2-2 HR	4 1 1 1 1 0 3												
Damon Berryhill, S OBP: 0.227, SLG: 0.246 (1, 2)		0-1 SF9		3-2 SF9		2-0 BB FC1-5 FC6-4 1B	3-3 K		0-3 K	3 1 1 3 0 2 0												
John Smiley, L OBP: 0.214, SLG: 0.444 (1, 1)		0-0		0-3 K		0-1 FC1-5 FC6-4 BB 2B		4-2 BB		3 2 1 2 0 1 2 0 0 0 0 1 0 0												
Jeff Branson, L OBP: 0.339, SLG: 0.458 (7, 5)		2-H HR																				
Inning Stats	R: 0 E: 0 K: 1 S: 8	H: 1 LOB: 1 BB: 0 P: 10	R: 3 E: 0 K: 0 S: 8	H: 3 LOB: 0 BB: 1 P: 18	R: 0 E: 1 K: 0 S: 11	H: 1 LOB: 1 BB: 0 P: 17	R: 1 E: 0 K: 1 S: 11	H: 1 LOB: 0 BB: 0 P: 16	R: 0 E: 0 K: 0 S: 8	H: 1 LOB: 2 BB: 1 P: 15	R: 6 E: 0 K: 1 S: 15	H: 4 LOB: 0 BB: 2 P: 33	R: 0 E: 0 K: 1 S: 9	H: 0 LOB: 0 BB: 0 P: 17	R: 0 E: 0 K: 2 S: 12	H: 0 LOB: 1 BB: 1 P: 23	R: 2 E: 0 K: 3 S: 16	H: 2 LOB: 0 BB: 0 P: 26	1B: 7 2B: 2 3B: 0 HR: 4	SF: 2 SAC: 0 DP: 2 HBP: 1	WP: 0 PB: 0 SB: 1 CS: 1	PA: 45
PITCHER	IP WLS BF H R ER SO BB IBB HBP BLK WP HR S P ERA WHIP																					
Mike Mims, L ERA: 3.74 (1, 1)	5.0 L 26 9 7 7 2 3 0 1 0 0 0 1 48 85 12.60 2.400																					
Mike Williams, R ERA: 4.7 (6, 1)	1.0 6 2 3 3 1 1 0 0 0 0 0 1 13 24 27.00 3.000																					
Kyle Abbott, L ERA: 2.87 (7, 1)	3.0 12 2 2 2 6 1 0 0 0 0 0 2 37 66 6.00 1.000																					

Cincinnati Reds @ Philadelphia Phillies
Veterans Stadium, Philadelphia, PA
Tue Jun 27 1995, 7:05 PM EDT
Att. 25,020 - Unknown - 65 F

livebaseballscorecards.com

AB	36
R	12
H	13
RBI	12
BB	5
SO	9
LOB	18



Batter	1	2	3	4	5	6	7	8	9	AB	R	H	RBI	BB	SO	LOB
Lenny Dykstra, L (1, 8) OBP: 0.344, SLG: 0.298	3-1 F8		0-1 G4-3		0-0 1B		0-2 F8		3-2 F8	5	0	1	1	0	0	1
Mariano Duncan, R (1, 4) OBP: 0.284, SLG: 0.389	0-1 2B		1-3 K		0-2 1B		1-3 K2-3		1-0 FC4	5	0	2	0	0	2	1
Tom Marsh, R (1, 7) OBP: 0.324, SLG: 0.559	1-1 F7		1-0 P3		0-3 K		4-2 BB			3	0	0	0	0	1	3
Tony Longmire, L (7, PH) OBP: 0.436, SLG: 0.588 (8, 7)										0	0	0	0	1	0	0
Dave Hollins, S (1, 3) OBP: 0.409, SLG: 0.404	3-3 K			1-1 L7		2-2 2B 1B		2-0 G3		4	1	1	0	0	1	2
Darren Daulton, L (1, 2) OBP: 0.353, SLG: 0.408		4-2 2B BB		0-2 G3		2-2 P2		0-0 G5-4-3 1B		3	1	1	0	1	0	1
Charlie Hayes, R (1, 5) OBP: 0.392, SLG: 0.465		0-3 K		1-2 G5-3		0-0 F8		0-0 F7		4	0	0	0	0	1	3
Dave Gallagher, R (1, 9) OBP: 0.389, SLG: 0.439		1-2 2B		1-2 P4		3-2 2B		1-1 G5-4-3		4	0	2	1	0	0	1
Kevin Stocker, S (1, 6) OBP: 0.326, SLG: 0.252		0-1 F9		1-3 K SH1-4 1B		0-2 1B		0-3 K		4	1	1	1	0	2	1
Mike Mimbs, L (1, 1) OBP: 0.091, SLG: 0.136		1-2 G1-3		0-0 SH1-4		1-2 F9		3-2 FC4 1B		1	0	0	0	0	0	1
Mike Williams, R (6, 1)										0	0	0	0	0	0	0
Randy Ready, R (6, PH) OBP: 0.259, SLG: 0.167										1	0	0	0	0	0	2
Kyle Abbott, L (7, 1)										0	0	0	0	0	0	0
Gary Varsho, L (9, PH) OBP: 0.338, SLG: 0.302										1	0	1	0	0	0	0

Inning Stats	R: 0	H: 1	E: 0	LOB: 1	K: 1	BB: 0	S: 11	R: 1	H: 1	E: 0	LOB: 1	K: 1	BB: 1	S: 14	R: 0	H: 0	E: 0	LOB: 0	K: 1	BB: 0	S: 8	R: 0	H: 0	E: 0	LOB: 0	K: 0	BB: 0	S: 8	R: 1	H: 2	E: 0	LOB: 2	K: 2	BB: 0	S: 18	R: 1	H: 3	E: 0	LOB: 2	K: 0	BB: 0	S: 19	R: 0	H: 0	E: 0	LOB: 1	K: 1	BB: 1	S: 10	R: 0	H: 1	E: 0	LOB: 0	K: 0	BB: 0	S: 4	R: 0	H: 1	E: 0	LOB: 1	K: 1	BB: 0	S: 12	R: 0	H: 1	E: 0	LOB: 1	K: 1	BB: 0	S: 19	1B: 6	SF: 0	2B: 3	SAC: 1	3B: 0	DP: 1	HR: 0	HBP: 0	WP: 1	PA: 38
--------------	------	------	------	--------	------	-------	-------	------	------	------	--------	------	-------	-------	------	------	------	--------	------	-------	------	------	------	------	--------	------	-------	------	------	------	------	--------	------	-------	-------	------	------	------	--------	------	-------	-------	------	------	------	--------	------	-------	-------	------	------	------	--------	------	-------	------	------	------	------	--------	------	-------	-------	------	------	------	--------	------	-------	-------	-------	-------	-------	--------	-------	-------	-------	--------	-------	--------

PITCHER	IP	WLS	BF	H	R	ER	SO	BB	IBB	HBP	BLK	WP	HR	S	P	ERA	WHIP
John Smiley, L (1, 1) ERA: 3.32	6.0	W	27	7	3	3	5	1	0	0	0	1	0	78	106	4.50	1.333
Xavier Hernandez, R (7, 1) ERA: 3.92	3.0	S	11	2	0	0	2	1	0	0	0	0	0	26	41	0.00	1.000

BOTTOM

Cincinnati Reds @ Philadelphia Phillies
Veterans Stadium, Philadelphia, PA
Tue Jun 27 1995, 7:05 PM EDT
Att: 25,020 - Unknown - 65 F

livebaseballscores.com

AB	35
R	3
H	9
RBI	3
BB	2
SO	7
LOB	16



Batter	1	2	3	4	5	6	7	8	9	AB R H RBI BB SO LOB	TOP													
Barry Larkin, R (1, 6) OBP: 0.405, SLG: 0.492	2-2 G4-3			1-1 G4-3		0-0 F8		1-1 E4		4 0 0 0 0 0 0														
Thomas Howard, S (1, 8) OBP: 0.371, SLG: 0.371	2-2 G6-3			3-2 E E 1B		0-1 1B		2-1 G4-3		4 1 2 0 0 0 1														
Jeff Brantley, R (8, 1)								1-2		0 0 0 0 0 0 0														
Ron Gant, R (1, 7) OBP: 0.408, SLG: 0.597	0-3 K			1-0 P4		2-2 P6			4-2 F8 S BB	3 0 0 0 1 1 2														
Reggie Sanders, R (1, 9) OBP: 0.409, SLG: 0.618			1-1 G5-3	0-3 K 1-H		0-3 K		2-3 K	1-2	4 0 0 0 0 3 2														
Eric Anthony, L (1, 3) OBP: 0.327, SLG: 0.408			3-3 K		0-0 F7		3-2 L8	4-0 F8 IBB		3 0 0 0 1 1 0														
Eddie Taubensee, L (1, 2) OBP: 0.312, SLG: 0.411			1-3 K		0-0 F7		1-1 L7	1-0 F8	1-2 2-3	4 0 0 0 0 1 2														
Bret Boone, R (1, 4) OBP: 0.326, SLG: 0.381			1-3 K		0-2 1B 1B		0-2 G5-3	3-3 K		4 0 1 0 0 2 2														
Jeff Branson, L (1, 5) OBP: 0.339, SLG: 0.455			1-3 K		2-2 1B			0-0 F7		3 0 1 0 0 1 0														
C.J. Nitkowski, L (1, 1)			1-3 K		2-3 K			2-2 P5		2 0 0 0 0 2 2														
Lenny Harris, L (8, PH) OBP: 0.258, SLG: 0.293										1 0 0 0 0 0 0														
Jerome Walton, R (8, 8) OBP: 0.327, SLG: 0.489										0 0 0 0 0 0 0														
Inning Stats	R: 0 E: 0 K: 1 S: 11	H: 0 LOB: 0 BB: 0 P: 15	R: 0 E: 0 K: 2 S: 8	H: 0 LOB: 0 BB: 0 P: 13	R: 0 E: 0 K: 3 S: 9	H: 0 LOB: 0 BB: 0 P: 12	R: 1 E: 1 K: 1 S: 9	H: 1 LOB: 0 BB: 0 P: 14	R: 0 E: 0 K: 1 S: 11	H: 2 LOB: 2 BB: 0 P: 15	R: 0 E: 0 K: 0 S: 9	H: 1 LOB: 1 BB: 0 P: 11	R: 0 E: 0 K: 0 S: 9	H: 0 LOB: 0 BB: 0 P: 13	R: 0 E: 1 K: 0 S: 8	H: 0 LOB: 1 BB: 0 P: 13	R: 0 E: 0 K: 2 S: 9	H: 0 LOB: 2 BB: 2 P: 23	R: 0 E: 0 K: 2 S: 9	H: 0 LOB: 2 BB: 2 P: 23	1B: 4 2B: 0 3B: 0 HR: 0	SF: 0 SAC: 0 DP: 0 HBP: 0	WP: 0 PB: 0 SB: 2 CS: 0	PA: 34
PITCHER	IP WLS BF H R ER SO BB IBB HBP BLK WP HR S P ERA WHIP																							
Curt Schilling, R (1, 1) ERA: 3.26	8.0 L 29 4 1 0 9 0 0 0 0 0 0 0 74 106 0.00 0.500																							
Ricky Bottalico, R (9, 1) ERA: 1.19	1.0 5 0 0 0 2 1 1 0 0 0 0 0 9 23 0.00 1.000																							

Cincinnati Reds @ Philadelphia Phillies
Veterans Stadium, Philadelphia, PA
Wed Jun 28 1995, 7:05 PM EDT
Att: 26,579 - Unknown

livebaseballscorecards.com

AB	32
R	1
H	4
RBI	0
BB	2
SO	11
LOB	11



BOTTOM

Cincinnati Reds @ Philadelphia Phillies
Veterans Stadium, Philadelphia, PA

Wed Jun 28 1995, 7:05 PM EDT
Att. 26,579 - Unknown

AB	30
R	0
H	3
RBI	0
BB	2
SO	8
LOB	19



WP	0	PA	34
PB	0		
SB	0		
CS	0		

AB R H RBI BB SO LOB

4	0	0	0	0	0	2
4	0	1	0	0	2	3
3	0	0	0	0	1	3
3	0	1	0	1	1	3
3	0	0	0	0	0	3
4	0	0	0	0	1	3
3	0	0	0	0	0	1
1	0	0	0	0	1	1
3	0	0	0	0	2	0
2	0	1	0	0	0	0
0	0	0	0	1	0	0
0	0	0	0	0	0	0

Batter	1	2	3	4	5	6	7	8	9
Lenny Dykstra, L OBP: 0.335, SLG: 0.290 (1, 8)	F7		F9			F8		FC3	
Mariano Duncan, R OBP: 0.283, SLG: 0.385 (1, 4)	K			FC6-4 1B		FC3-6 HBP 1-2f		K	
Jim Eisenreich, L OBP: 0.434, SLG: 0.519 (1, 9)	G1-3			FC6-4 FC4-6 1-2f			1 SAFE B 1 SAFE H	K2-3	
Dave Hollins, S OBP: 0.411, SLG: 0.403 (1, 3)				FC4-6 1-2f			1-3		FC3-6 BB
Darren Daulton, L OBP: 0.351, SLG: 0.401 (1, 2)			F9	G3			L4-6 BLK HBP		FC3-6 G6-3 1-2f
Charlie Hayes, R OBP: 0.386, SLG: 0.456 (1, 5)			F8		K		L4-6 1-2		G6-3 1-2
Dave Gallagher, R OBP: 0.378, SLG: 0.426 Gary Varsho, L OBP: 0.333, SLG: 0.297 (9, PH)			P4		G5-3		G5-3		K
Kevin Stocker, S OBP: 0.321, SLG: 0.247 (1, 6)			K		F8				K
Curt Schilling, R OBP: 0.161, SLG: 0.194 Tony Longmire, L OBP: 0.446, SLG: 0.588 Ricky Bottalico, L (9, 1)			G4-3						

Inning Stats	R: 0	H: 0	E: 0	K: 1	S: 8	H: 0	LOB: 0	BB: 0	P: 11	R: 0	H: 1	E: 0	K: 0	S: 9	H: 0	LOB: 1	BB: 0	P: 12	R: 0	H: 0	E: 0	K: 1	S: 8	R: 0	H: 1	E: 0	K: 1	S: 5	H: 0	LOB: 0	BB: 0	P: 12	R: 0	H: 1	E: 0	K: 1	S: 11	H: 0	LOB: 2	BB: 0	P: 16	R: 0	H: 0	E: 0	K: 0	S: 7	H: 0	LOB: 0	BB: 0	P: 11	R: 0	H: 0	E: 1	K: 3	S: 20	H: 0	LOB: 2	BB: 1	P: 28	R: 0	H: 0	E: 0	K: 1	S: 13	H: 0	LOB: 1	BB: 1	P: 23	1B: 3	SF: 0	2B: 1	SAC: 0	3B: 0	DP: 1	HR: 0	HBP: 2	WP: 0	PA: 34
--------------	------	------	------	------	------	------	--------	-------	-------	------	------	------	------	------	------	--------	-------	-------	------	------	------	------	------	------	------	------	------	------	------	--------	-------	-------	------	------	------	------	-------	------	--------	-------	-------	------	------	------	------	------	------	--------	-------	-------	------	------	------	------	-------	------	--------	-------	-------	------	------	------	------	-------	------	--------	-------	-------	-------	-------	-------	--------	-------	-------	-------	--------	-------	--------

PITCHER	IP	WLS	BF	H	R	ER	SO	BB	IBB	HBP	BLK	WP	HR	S	P	ERA	WHIP
C.J. Nitkowski, L ERA: 2.74 (1, 1)	7.0	W	25	3	0	0	4	0	0	0	1	0	0	56	84	0.00	0.429
Jeff Brantley, R ERA: 2.62 (8, 1)	2.0	S	9	0	0	0	4	2	0	0	0	0	0	33	51	0.00	1.000

Batter	1	2	3	4	5	6	7	8	9	AB R H RBI BB SO LOB	TOP											
Barry Larkin, R OBP: 0.395, SLG: 0.478 (1, 6)										5 0 0 0 0 1 1												
Thomas Howard, S OBP: 0.373, SLG: 0.388 (1, 8) (9, 7)										5 1 2 0 0 1 0												
Ron Gant, R OBP: 0.408, SLG: 0.607 Jerome Walton, R OBP: 0.327, SLG: 0.489 (1, 7) (9, 8)										5 1 2 2 0 2 1 0 0 0 0 0 0 0												
Reggie Sanders, R OBP: 0.401, SLG: 0.604 (1, 9)										5 1 0 0 0 1 2												
Eric Anthony, L OBP: 0.367, SLG: 0.519 (1, 3)										5 3 4 2 0 1 1												
Eddie Taubensee, L OBP: 0.326, SLG: 0.426 (1, 2)										3 2 2 1 1 0 0												
Bret Boone, R OBP: 0.329, SLG: 0.384 (1, 4)										4 1 2 0 0 0 4												
Jeff Branson, L OBP: 0.344, SLG: 0.451 (1, 5)										3 1 1 1 1 1 1												
Pete Schourek, L OBP: 0.222, SLG: 0.222 Chuck McElroy, L (6, 1) Craig Worthington, R OBP: 0.368, SLG: 0.529 Hector Carrasco, R (8, 1)										3 0 1 2 0 1 2 0 0 0 0 0 0 0 1 0 0 0 0 0 0 0 0 0 0 0 0 0												
Inning Stats	R: 6 E: 1 K: 1 S: 22	H: 5 LOB: 1 BB: 1 P: 36	R: 0 E: 0 K: 1 S: 8	H: 0 LOB: 0 BB: 0 P: 14	R: 3 E: 0 K: 0 S: 15	H: 4 LOB: 0 BB: 0 P: 23	R: 0 E: 0 K: 0 S: 8	H: 1 LOB: 0 BB: 0 P: 10	R: 1 E: 0 K: 1 S: 11	H: 2 LOB: 1 BB: 0 P: 16	R: 0 E: 0 K: 2 S: 10	H: 0 LOB: 0 BB: 0 P: 15	R: 0 E: 0 K: 0 S: 12	H: 1 LOB: 1 BB: 1 P: 21	R: 0 E: 0 K: 1 S: 6	H: 0 LOB: 0 BB: 0 P: 8	R: 0 E: 0 K: 2 S: 12	H: 1 LOB: 1 BB: 0 P: 19	1B: 9 2B: 3 3B: 0 HR: 2	SF: 0 SAC: 0 DP: 3 HBP: 0	WP: 0 PB: 0 SB: 1 CS: 0	PA: 41
PITCHER	IP WLS BF H R ER SO BB IBB HBP BLK WP HR S P ERA WHIP																					
Paul Quantrill, R ERA: 4.22 (1, 1)	0.2 L 9 5 6 2 1 0 0 1 0 0 0 1 19 31 27.00 7.500																					
Tommy Greene, R ERA: 11.57 (1, 1)	2.1 10 4 3 3 1 0 0 0 0 1 0 0 26 42 11.57 1.714																					
Kyle Abbott, L ERA: 2.75 (4, 1)	4.0 15 4 1 1 3 1 0 0 0 0 0 1 41 62 2.25 1.250																					
Norm Charlton, L ERA: 6.87 (8, 1)	1.0 3 0 0 0 1 0 0 0 0 0 0 0 6 8 0.00 0.000																					
Heathcliff Slocumb, R ERA: 0.94 (9, 1)	1.0 4 1 0 0 2 0 0 0 0 0 0 0 0 12 19 0.00 1.000																					

Cincinnati Reds @ Philadelphia Phillies
Veterans Stadium, Philadelphia, PA
Thu Jun 29 1995, 3:33 AM EDT
Att. 33,614 - Cloudy - 74 F

livebaseballscorecards.com

AB	39
R	10
H	14
RBI	8
BB	2
SO	8
LOB	12



Batter	1	2	3	4	5	6	7	8	9	AB	R	H	RBI	BB	SO	LOB	BOTTOM			
Lenny Dykstra, L (1, 8) OBP: 0.337, SLG: 0.293	1-2 HBP 1B		3-3 K			0-0 HR 1B	2-0 F9		1-0 G4-3	5	1	2	0	0	1	1				
Mickey Morandini, L (1, 4) OBP: 0.349, SLG: 0.440	3-2 P5		0-2 L4			0-0 HR 1-H	2-2 F7			4	1	1	2	0	0	1				
Tom Marsh, R (1, 7) OBP: 0.306, SLG: 0.528 Kyle Abbott, L (4, 1) OBP: 0.500, SLG: 0.500 Randy Ready, R (7, PH) OBP: 0.250, SLG: 0.160 Norm Charlton, S (8, 1) OBP: 1.000, SLG: 2.000 Heathcliff Slocumb, R (9, 1)	1-2 P8		3-1 G5-3			1-2 PB BB SF8 1B	1-0 P3			2	0	0	0	0	0	1				
Dave Hollins, S (1, 3) OBP: 0.407, SLG: 0.395	2-2 HBP				2-0 F8	2-1 L8		1-0 G3-1		3	0	0	0	0	0	1				
Darren Daulton, L (1, 2) OBP: 0.351, SLG: 0.401 Lenny Webster, R (1, 2) OBP: 0.271, SLG: 0.250	1-2 F7				0-0 G4-3	4-2 BB 2B BB		3-1 P3		0	0	0	0	0	0	0				
Charlie Hayes, R (1, 5) OBP: 0.383, SLG: 0.449					1-1 L7	4-0 2B 1-2 2-3 BB		0-2 G6-3		3	0	0	0	1	0	0				
Jim Eisenreich, L (1, 9) OBP: 0.429, SLG: 0.516						1-1 F8		2-2 E3 G3		3	0	1	1	0	0	0				
Kevin Stocker, S (1, 6) OBP: 0.320, SLG: 0.253						3-1 G5-3		1-1 G3		4	0	1	1	0	1	2				
Paul Quantrill, L (1, 1) OBP: 0.143, SLG: 0.077 Tommy Greene, R (1, 1) Dave Gallagher, R (4, 7) OBP: 0.368, SLG: 0.413						1-1 F8		1-1 L4		0	0	0	0	0	0	0				
										1	0	0	0	0	1	1				
										3	0	0	0	0	0	3				
Inning Stats	R: 0 E: 0 K: 15	H: 1 LOB: 2 BB: 0 P: 23	R: 0 E: 0 K: 11	H: 1 LOB: 1 BB: 0 P: 17	R: 0 E: 0 K: 10	H: 0 LOB: 0 BB: 0 P: 16	R: 0 E: 0 K: 6	H: 0 LOB: 0 BB: 0 P: 11	R: 4 E: 0 K: 14	H: 4 LOB: 2 BB: 2 P: 27	R: 0 E: 0 K: 5	H: 0 LOB: 0 BB: 0 P: 10	R: 0 E: 0 K: 7	H: 0 LOB: 0 BB: 0 P: 11	R: 0 E: 1 K: 10	H: 0 LOB: 1 BB: 0 P: 15	1B: 4 2B: 1 3B: 0 HR: 1	SF: 1 SAC: 0 DP: 0 HBP: 1	WP: 0 PB: 1 SB: 0 CS: 0	PA: 37
PITCHER	IP WLS BF H R ER SO	IP WLS BF H R ER SO	IP WLS BF H R ER SO	IP WLS BF H R ER SO	IP WLS BF H R ER SO	IP WLS BF H R ER SO	IP WLS BF H R ER SO	IP WLS BF H R ER SO	IP WLS BF H R ER SO	IP WLS BF H R ER SO	IP WLS BF H R ER SO	IP WLS BF H R ER SO	IP WLS BF H R ER SO	IP WLS BF H R ER SO	IP WLS BF H R ER SO	IP WLS BF H R ER SO	ERA WHIP	ERA WHIP		
Pete Schourek, L (1, 1) ERA: 3.72	5.2	1.1	2.0	5.2	5.2	5.2	5.2	5.2	5.2	5.2	5.2	5.2	5.2	5.2	5.2	5.2	6.35	1.412		
Chuck McElroy, L (6, 1) ERA: 5.06	1.1			1.1	1.1	1.1	1.1	1.1	1.1	1.1	1.1	1.1	1.1	1.1	1.1	1.1	0.00	0.000		
Hector Carrasco, R (8, 1) ERA: 2.93	2.0			2.0	2.0	2.0	2.0	2.0	2.0	2.0	2.0	2.0	2.0	2.0	2.0	2.0	0.00	0.000		

Cincinnati Reds @ Philadelphia Phillies
Veterans Stadium, Philadelphia, PA
Thu Jun 29 1995, 3:33 AM EDT
Att: 33,614 - Cloudy - 74 F

livebaseballscores.com

AB	33
R	4
H	6
RBI	4
BB	2
SO	3
LOB	12



Batter	1	2	3	4	5	6	7	8	9	AB R H RBI BB SO LOB	TOP											
Marquis Grissom, R (1, 8) OBP: 0.337, SLG: 0.438	3-3 K		3-2 G6-3		1-2 G1-3			0-1 G4-3 F9 1B		4 0 1 0 0 1 1												
Jeff Blauser, R (1, 6) OBP: 0.344, SLG: 0.393	2-2 G6-3			3-3 K		2-1 G6-3		2-1 F9 1-2		4 0 0 0 0 1 1												
10 Chipper Jones, S (1, 5) OBP: 0.340, SLG: 0.446	3-3 K			0-0 G6-3		2-1 G5-3		3-1 G4-3 2-3		4 0 0 0 0 1 1												
Fred McGriff, L (1, 3) OBP: 0.376, SLG: 0.484		1-0 G6-3		1-1 HBP 1B		3-1 G1-6-3		3-1 G2-3		4 1 1 0 0 0 1												
David Justice, L (1, 9) OBP: 0.405, SLG: 0.504		1-2 P5		3-2 1B HBP			2-1 G3-1		4-2 WP BB	2 0 0 0 1 0 0												
Ryan Klesko, L (1, 7) OBP: 0.417, SLG: 0.622		1-1 G6-3		1-0 1B			1-0 BLK 1B		1-3 K	3 0 2 1 0 0 0 1 0 0 0 0 1 1												
Mike Kelly, R (7, PR) OBP: 0.269, SLG: 0.350 (7, 7)				1-3 2-H 1B																		
Javy Lopez, R (1, 2) OBP: 0.331, SLG: 0.459			0-0 G4-3	2-2 P4			1-1 1B		3-3 K	4 0 1 0 0 1 3												
Rafael Belliard, R (1, 4) OBP: 0.250, SLG: 0.231			2-2 G1-3		0-2 G6-3		4-0 IBB		1-3 K	2 0 0 0 1 0 0 1 0 0 0 0 1 1												
Dwight Smith, L (9, PH) OBP: 0.323, SLG: 0.475																						
29 John Smoltz, R (1, 1) OBP: 0.207, SLG: 0.042			4-2 BB		0-3 K		2-2 G6-3			2 0 0 0 1 1 2 0 0 0 0 0 0 0 0 0 0 0 0 0 0												
Pedro Borbon, R (7, 1)																						
Brad Clontz, R (8, 1)																						
Inning Stats	R: 0 E: 0 K: 2 S: 12	H: 0 LOB: 0 BB: 0 P: 20	R: 0 E: 0 K: 0 S: 6	H: 0 LOB: 0 BB: 0 P: 9	R: 0 E: 0 K: 0 S: 11	H: 0 LOB: 1 BB: 1 P: 20	R: 1 E: 0 K: 1 S: 17	H: 2 LOB: 2 BB: 0 P: 27	R: 0 E: 0 K: 1 S: 9	H: 0 LOB: 0 BB: 0 P: 10	R: 0 E: 0 K: 0 S: 6	H: 0 LOB: 0 BB: 0 P: 13	R: 0 E: 0 K: 0 S: 11	H: 2 LOB: 2 BB: 1 P: 21	R: 0 E: 0 K: 0 S: 8	H: 1 LOB: 1 BB: 0 P: 16	R: 0 E: 0 K: 3 S: 13	H: 0 LOB: 1 BB: 1 P: 22	1B: 5 2B: 0 3B: 0 HR: 0	SF: 0 SAC: 0 DP: 0 HBP: 1	WP: 1 PB: 0 SB: 0 CS: 0	PA: 35
PITCHER	IP WLS BF H R ER SO BB IBB HBP BLK WP HR S P ERA WHIP																					
Tyler Green, R (1, 1) ERA: 2.75	7.2 W 30 5 1 1 4 1 1 1 1 0 0 78 131 1.17 0.783																					
Norm Charlton, L (8, 1) ERA: 6.75	0.1 1 0 0 0 0 0 0 0 0 0 0 2 5 0.00 0.000																					
Heathcliff Slocumb, R (9, 1) ERA: 0.91	1.0 S 4 0 0 0 3 1 0 0 0 1 0 13 22 0.00 1.000																					

Atlanta Braves @ Philadelphia Phillies
Veterans Stadium, Philadelphia, PA
Fri Jun 30 1995, 7:05 PM EDT
Att. 32,821 - Unknown - 84 F

AB	31
R	1
H	5
RBI	1
BB	3
SO	7
LOB	11



Batter	1	2	3	4	5	6	7	8	9	AB	R	H	RBI	BB	SO	LOB
Lenny Dykstra, L (1, 8) OBP: 0.341, SLG: 0.299	1-0 F7		2-2 G5-3			0-0 FC4-6 1B	1-1 1B 1B			4	1	2	0	0	0	0
Mickey Morandini, L (1, 4) OBP: 0.347, SLG: 0.436	2-2 G3			0-2 G4-3		1-1 FC4-6 E F9 1-2f	0-0 1B 1B			4	1	1	1	0	0	1
Tony Longmire, L (1, 7) OBP: 0.433, SLG: 0.564 Dave Gallagher, R (8, 7) OBP: 0.368, SLG: 0.413	2-2 G6-3			1-1 G4-3		0-1 F9	0-0 1B 1B			4	0	1	1	0	0	1
0 0 0 0 0 0 0										0	0	0	0	0	0	0
Dave Hollins, S (1, 3) OBP: 0.414, SLG: 0.396		3-1 P4		4-2 WP BB		4-1 E BB	0-1 BB 1B			2	0	1	1	2	0	0
Darren Daulton, L (1, 2) OBP: 0.358, SLG: 0.399		4-2 BB		4-1 BB		2-0 E6	4-1 FC6-4 BB			1	0	0	0	3	0	2
Jim Eisenreich, L (1, 9) OBP: 0.420, SLG: 0.503		2-3 K		2-1 G3-1		0-0 F8	0-0 FC6-4			4	0	0	0	0	1	9
Charlie Hayes, R (1, 5) OBP: 0.381, SLG: 0.443		1-1 F8			0-1 G6-3		4-1 1B SH3-4 BB	2-2 G5-3		3	1	0	0	1	0	1
Kevin Stocker, S (1, 6) OBP: 0.313, SLG: 0.247		2-2 P6		1-1 F7		1-3 K	1-0 G6-3			4	0	0	0	0	1	1
Tyler Green, R (1, 1) OBP: 0.161, SLG: 0.290 Norm Charlton, S (8, 1) OBP: 1.000, SLG: 2.000 Tom Marsh, R (8, PH) OBP: 0.297, SLG: 0.514 Heathcliff Slocumb, R (9, 1)		1-3 K		0-3 K		1-1 SH3-4	0-2 F9			2	0	0	0	0	2	0
0 0 0 0 0 0 0										0	0	0	0	0	0	0
1 0 0 0 0 0 0										1	0	0	0	0	0	0
0 0 0 0 0 0 0										0	0	0	0	0	0	0

Inning Stats	R: 0	H: 0	E: 0	K: 0	S: 7	R: 0	H: 0	E: 0	K: 1	S: 12	R: 0	H: 0	E: 0	K: 1	S: 9	R: 0	H: 0	E: 0	K: 1	S: 7	R: 0	H: 1	E: 1	K: 0	S: 8	R: 3	H: 4	E: 0	K: 1	S: 15	R: 0	H: 0	E: 0	K: 0	S: 9
	0	0	0	0	7	0	0	0	1	12	0	0	0	1	9	0	1	0	0	7	0	1	1	0	8	3	4	0	1	15	0	0	0	0	9

PITCHER	IP	WLS	BF	H	R	ER	SO	BB	IBB	HBP	BLK	WP	HR	S	P	ERA	WHIP
29 John Smoltz, R (1, 1) ERA: 3.0	6.2	L	31	5	3	3	4	5	0	0	0	1	0	67	113	4.05	1.500
Pedro Borbon, L (7, 1) ERA: 3.18	0.1		2	0	0	0	0	1	0	0	0	0	0	2	6	0.00	3.000
Brad Clontz, R (8, 1) ERA: 4.56	1.0		3	0	0	0	0	0	0	0	0	0	0	9	12	0.00	0.000


BOTTOM

Atlanta Braves @ Philadelphia Phillies
Veterans Stadium, Philadelphia, PA

Fri Jun 30 1995, 7:05 PM EDT
Att: 32,821 - Unknown - 84 F

livebaseballscorecards.com

AB	29
R	3
H	5
RBI	3
BB	6
SO	4
LOB	15



WP: 1	PA: 36
PB: 0	SB: 0
CS: 0	

Batter	1	2	3	4	5	6	7	8	9	AB R H RBI BB SO LOB	TOP			
Marquis Grissom, R (1, 8) <small>OBP: 0.336, SLG: 0.433</small>	0-0 		2-1 		1-2 		4-2 		3 0 0 0 1 0 1					
Jeff Blauser, R (1, 6) <small>OBP: 0.338, SLG: 0.386</small>	3-2 			0-0 	1-0 		3-2 		4 1 0 0 0 0 1					
Jose Oliva, R (1, 5) <small>OBP: 0.195, SLG: 0.341</small>	2-2 			1-2 	2-1 			0-1 	4 0 0 0 0 0 1					
Fred McGriff, L (1, 3) <small>OBP: 0.374, SLG: 0.484</small>		3-3 		2-0 		2-2 		2-2 	4 1 1 0 0 2 0					
David Justice, L (1, 9) <small>OBP: 0.407, SLG: 0.522</small>		1-3 		2-1 		0-0 		4-2 	3 1 1 3 1 1 0					
Mike Kelly, R (1, 7) <small>OBP: 0.277, SLG: 0.350</small>		0-3 		4-1 		2-0 		1 SAFE 0-0 	3 0 1 0 1 2 0					
Charlie O'Brien, R (1, 2) <small>OBP: 0.390, SLG: 0.557</small>			4-0 	2-3 		0-1 		3-2 	3 0 0 0 1 1 2	AB 31 R 3 H 5 RBI 3 BB 4 SO 7 LOB 9				
Rafael Belliard, R (1, 4) <small>OBP: 0.273, SLG: 0.256</small>			0-2 	2-2 		0-0 		2-2 	4 0 2 0 0 0 1					
Greg Maddux, R (1, 1) <small>OBP: 0.212, SLG: 0.161</small>			1-1 	2-3 		0-0 		0-2 	3 0 0 0 0 1 3					
Inning Stats	R: 0 H: 0 E: 0 LOB: 0 K: 0 BB: 0 S: 9 P: 14	R: 0 H: 0 E: 0 LOB: 0 K: 3 BB: 0 S: 10 P: 14	R: 0 H: 0 E: 0 LOB: 1 K: 0 BB: 1 S: 8 P: 15	R: 3 H: 3 E: 1 LOB: 2 K: 2 BB: 1 S: 21 P: 36	R: 0 H: 0 E: 0 LOB: 0 K: 0 BB: 0 S: 7 P: 11	R: 0 H: 1 E: 0 LOB: 1 K: 1 BB: 0 S: 10 P: 14	R: 0 H: 0 E: 0 LOB: 1 K: 0 BB: 1 S: 9 P: 16	R: 0 H: 0 E: 0 LOB: 0 K: 0 BB: 1 S: 9 P: 15	R: 0 H: 1 E: 0 LOB: 1 K: 1 BB: 0 S: 14 P: 19	1B: 3 SF: 0 2B: 1 SAC: 1 3B: 0 DP: 0 HR: 1 HBP: 0	WP: 0 PA: 37 PB: 0 SB: 3 CS: 0			
PITCHER	David West, L (1, 1) <small>ERA: 3.41</small>	Kyle Abbott, L (6, 1) <small>ERA: 2.38</small>	Ricky Bottalico, R (9, 1) <small>ERA: 1.15</small>	PITCHER										
	IP WLS BF H R ER SO BB IBB HBP BLK WP HR S P ERA WHIP													
	5.0 L 21 3 3 2 5 2 0 0 0 0 0 1 55 90 3.60 1.000													
	3.0 11 1 0 0 1 2 0 0 0 0 0 0 28 45 0.00 1.000													
	1.0 4 1 0 0 1 0 0 0 0 0 0 0 14 19 0.00 1.000													

Atlanta Braves @ Philadelphia Phillies
 Veterans Stadium, Philadelphia, PA
 Sat Jul 01 1995, 7:05 PM EDT
 Att. 33,375 - Unknown

livebaseballscorecards.com

Batter	1	2	3	4	5	6	7	8	9	AB	R	H	RBI	BB	SO	LOB
Lenny Dykstra, L OBP: 0.339, SLG: 0.304 (1, 8)	1-0 G5-3 ①		0-0 F7 ②			0-3 K ①		1-0 2B ②		4	0	1	1	0	1	0
Mickey Morandini, L OBP: 0.341, SLG: 0.427 Ricky Bottalico, L (9, 1)	0-1 E6 FC3-6 ①		0-1 P5 ③			0-3 K ②		2-3 K ③		4	0	0	0	0	2	1
Tony Longmire, L OBP: 0.422, SLG: 0.542 (1, 7)	1-1 FC3-6 1-2f ②				0-3 K ①	2-1 G4-3 ③			1-0 FC6-4 1B ①	4	0	1	0	0	1	1
Dave Hollins, S OBP: 0.406, SLG: 0.386 (1, 3)	1-0 G4-3 ③				1-3 K ②		2-3 K ①		1-3 K ①	4	0	0	0	0	3	2
Darren Daulton, L OBP: 0.355, SLG: 0.394 Lenny Webster, R OBP: 0.260, SLG: 0.239 (1, 2) (5, 2)		1-1 G6-3 ①			1-3 K ③		1-1 G6-3 ②		2-2 FC6-4 1-2f ②	2	0	0	0	0	1	0
Jim Eisenreich, L OBP: 0.411, SLG: 0.491 (1, 9)		0-0 G6-3 ②				1-2 G3 ①		0-0 G6-3 ③	2-3 K ③	4	0	0	0	0	1	1
Charlie Hayes, R OBP: 0.385, SLG: 0.446 (1, 5)		3-2 1B ③			3-1 G4-3 1B ③			0-0 L4 ①		3	0	2	0	0	0	0
Kevin Stocker, S OBP: 0.308, SLG: 0.243 (1, 6)		0-1 G4-3 ③			0-0 G4-3 1-2 ②			2-3 K ②		3	0	0	0	0	1	2
David West, L (1, 1)			0-3 K ①			0-0 G3 ③		1-2 2B ②		1	0	0	0	0	1	0
Gary Varsho, L OBP: 0.329, SLG: 0.292 (5, PH)										1	0	0	0	0	0	1
Kyle Abbott, L OBP: 0.500, SLG: 0.500 (6, 1)										0	0	0	0	0	0	0
Mariano Duncan, R OBP: 0.288, SLG: 0.397 (8, PH)										1	1	1	0	0	0	0
(9, 4)																

Inning Stats	R: 0	H: 0	E: 1	LOB: 1	K: 0	BB: 0	S: 6	P: 9	R: 0	H: 1	E: 0	LOB: 1	K: 0	BB: 0	S: 8	P: 12	R: 0	H: 0	E: 0	LOB: 0	K: 1	BB: 0	S: 6	R: 0	H: 0	E: 0	LOB: 0	K: 3	BB: 0	S: 9	R: 0	H: 1	E: 0	LOB: 1	K: 0	BB: 0	S: 7	R: 0	H: 0	E: 0	LOB: 0	K: 2	BB: 0	S: 11	R: 0	H: 0	E: 0	LOB: 0	K: 1	BB: 0	S: 8	R: 1	H: 2	E: 0	LOB: 1	K: 2	BB: 0	S: 11	R: 0	H: 1	E: 0	LOB: 1	K: 2	BB: 0	S: 10	1B: 3	SF: 0	2B: 2	SAC: 0	3B: 0	DP: 0	HR: 0	HBP: 0	WP: 0	PA: 33
PITCHER Greg Maddux, R ERA: 1.78 (1, 1)	IP	WLS	BF	H	R	ER	SO	BB	IBB	HBP	BLK	WP	HR	S	P	ERA	WHIP	IP	WLS	BF	H	R	ER	SO	BB	IBB	HBP	BLK	WP	HR	S	P	ERA	WHIP	IP	WLS	BF	H	R	ER	SO	BB	IBB	HBP	BLK	WP	HR	S	P	ERA	WHIP																								

BOTTOM

Atlanta Braves @ Philadelphia Phillies
Veterans Stadium, Philadelphia, PA

Sat Jul 01 1995, 7:05 PM EDT
Att. 33,375 - Unknown

livebaseballscorecards.com

AB	33
R	1
H	5
RBI	1
BB	0
SO	11
LOB	9



Batter	1	2	3	4	5	6	7	8	9	AB R H RBI BB SO LOB	TOP											
Marquis Grissom, R OBP: 0.333, SLG: 0.428 (1, 8)	1-2 G6-3		0-0 F8	1-0 P4		2-2 10 WP 1B		2-0 F8		5 0 1 0 0 0 2												
Jeff Blauser, R OBP: 0.332, SLG: 0.378 (1, 6)	0-0 G6-3			0-0 F8	1-3 K	3-3 K			0-1 G6-3	5 0 0 0 0 2 3												
10 Chipper Jones, S OBP: 0.348, SLG: 0.446 (1, 5)	4-2 BB			1-0 1B SF9	4-1 BB BB	4-2 BB			2-3 K	2 1 1 0 3 1 0												
Fred McGriff, L OBP: 0.375, SLG: 0.480 (1, 3)	0-0 G4-3			3-2 SF9 2B	4-0 BB	1-0 F8			1-0 G4-3	4 1 1 0 1 0 4												
David Justice, L OBP: 0.409, SLG: 0.515 (1, 9)			2-1 F8	4-1 SF9 2B	4-0 G6-4-3 BB			1-2 F7		2 1 0 0 2 0 0												
Javy Lopez, R OBP: 0.324, SLG: 0.451 (1, 2)			2-3 K	1-0 SF9	0-0 G6-4-3			3-3 K		3 0 0 1 0 2 3												
Mike Kelly, R OBP: 0.284, SLG: 0.358 (1, 7)			3-2 L1	0-0 1B 2B		1-0 1B 10 WP HBP		1-1 G5-3		3 2 1 2 0 0 0												
Rafael Belliard, R OBP: 0.271, SLG: 0.255 (1, 4)			1-3 K	0-0 1B		1-0 F9		0-0 G5-3		4 0 1 1 0 1 1												
Tom Glavine, L OBP: 0.286, SLG: 0.259 (1, 1)			1-1 G6-3	0-0 1B		0-0 10 WP 1B		2-0 F7		3 0 2 0 0 0 0												
Dwight Smith, L OBP: 0.318, SLG: 0.468 (8, PH)										1 0 0 0 0 0 0												
Greg McMichael, R (8, 1)										0 0 0 0 0 0 0												
Mark Wohlers, R (8, 1)										0 0 0 0 0 0 0												
Inning Stats	R: 0 E: 0 K: 0 S: 9	H: 0 LOB: 1 BB: 1 P: 14	R: 0 E: 0 K: 1 S: 8	H: 0 LOB: 0 BB: 0 P: 15	R: 0 E: 0 K: 1 S: 6	H: 0 LOB: 0 BB: 0 P: 8	R: 4 E: 0 K: 0 S: 11	H: 5 LOB: 2 BB: 1 P: 21	R: 0 E: 0 K: 1 S: 5	H: 0 LOB: 2 BB: 3 P: 18	R: 1 E: 0 K: 1 S: 12	H: 2 LOB: 3 BB: 1 P: 24	R: 0 E: 0 K: 1 S: 11	H: 0 LOB: 0 BB: 0 P: 16	R: 0 E: 0 K: 0 S: 3	H: 0 LOB: 0 BB: 0 P: 7	R: 0 E: 0 K: 1 S: 6	H: 0 LOB: 0 BB: 0 P: 9	1B: 6 2B: 1 3B: 0 HR: 0	SF: 1 SAC: 0 DP: 1 HBP: 1	WP: 1 PB: 0 SB: 0 CS: 0	PA: 40
PITCHER	IP WLS BF H R ER SO BB IBB HBP BLK WP HR S P ERA WHIP																					
Mike Mims, L ERA: 4.02 (1, 1)	4.1 L 23 5 4 4 3 5 0 0 0 0 0 0 38 75 8.31 2.308																					
Mike Williams, R ERA: 4.78 (5, 1)	1.1 7 2 1 1 1 1 0 1 0 1 0 12 23 6.75 2.250																					
Norm Charlton, L ERA: 6.3 (6, 1)	1.1 4 0 0 0 1 0 0 0 0 0 0 12 18 0.00 0.000																					
Tommy Greene, R ERA: 8.1 (8, 1)	1.0 3 0 0 0 0 0 0 0 0 0 0 3 7 0.00 0.000																					
Ricky Bottalico, R ERA: 1.11 (9, 1)	1.0 3 0 0 0 1 0 0 0 0 0 0 6 9 0.00 0.000																					

Atlanta Braves @ Philadelphia Phillies
Veterans Stadium, Philadelphia, PA

livebaseballscorecards.com

AB 32
R 5
H 7
RBI 4
BB 6
SO 6
LOB 13



Sun Jul 02 1995, 3:33 AM EDT
Att. 35,648 - Sunny - 79 F

Batter	1	2	3	4	5	6	7	8	9	AB	R	H	RBI	BB	SO	LOB
Lenny Dykstra, L OBP: 0.341, SLG: 0.313 (1, 8)	2-1 G1-3 ①		1-0 1-H 2B		0-0 1-2 1B		2-3 K ③		3-2 P7 ②	5	0	2	1	0	1	0
Mariano Duncan, R OBP: 0.278, SLG: 0.383 (1, 4) (9, 6)	3-1 F8 ②		3-1 G5-3 ③		0-1 G5-3 ③			3-3 K ①	1-2 G4-3 ③	5	0	0	0	0	1	3
Gregg Jefferies, S OBP: 0.310, SLG: 0.395 (1, 7)	1-1 F8 ③			0-1 L6 ①		0-1 G6-3 ①		2-0 P5 ②		4	0	0	0	0	0	0
Dave Hollins, S OBP: 0.408, SLG: 0.391 (1, 3)			2-3 K ①		3-2 G3 HBP ②		1-1 P3 ②		2-2 2B 2B ②	3	1	1	0	0	1	0
Darren Daulton, L OBP: 0.358, SLG: 0.393 (1, 2)			2-1 G4-3 ②		2-2 G3 ②		0-0 BB 1B ②		4-1 2B BB ②	3	1	1	0	1	0	1
Charlie Hayes, R OBP: 0.386, SLG: 0.449 (1, 5)			0-0 G4-3 ③		1-2 G1-3 ③		4-1 BB 1B ③		1-2 1B 1-H 2-H 2B ③	3	0	1	2	1	0	1
Dave Gallagher, R OBP: 0.376, SLG: 0.415 (1, 9)			4-0 FC6-4 BB ①		3-2 G6-4-3 1B ①		2-1 P6 ③		2-1 1B ③	2	0	1	0	1	0	2
Tony Longmire, L OBP: 0.431, SLG: 0.550 (8, PH)										1	0	1	0	0	0	0
Ricky Bottalico, L (9, 1)										0	0	0	0	0	0	0
Kevin Stocker, S OBP: 0.304, SLG: 0.239 (1, 6)			2-2 FC6-4 2B 1-2f ①		2-2 G6-4-3 1-2f ②				2-3 K ③	3	1	0	0	0	0	2
Jim Eisenreich, L OBP: 0.409, SLG: 0.488 (8, PH) (9, 9)										1	0	0	0	0	1	2
Mike Mimbs, L OBP: 0.087, SLG: 0.130 (1, 1)			0-0 B2 ②		1-1 1B ②					1	0	0	0	0	0	1
Mike Williams, R OBP: 0.200, SLG: 0.200 (5, 1)										1	0	1	0	0	0	0
Norm Charlton, S OBP: 1.000, SLG: 2.000 (6, 1)										0	0	0	0	0	0	0
Randy Ready, R OBP: 0.241, SLG: 0.154 (7, PH)										1	0	0	0	0	0	0
Tommy Greene, R (8, 1)										0	0	0	0	0	0	0
Mickey Morandini, L OBP: 0.339, SLG: 0.425 (9, 4)										1	0	0	0	0	1	0

Inning Stats	R: 0	H: 0	E: 0	LOB: 0	K: 0	BB: 0	S: 6	P: 12	R: 0	H: 0	E: 0	LOB: 0	K: 1	BB: 0	S: 6	P: 10	R: 1	H: 1	E: 0	LOB: 1	K: 0	BB: 1	S: 7	P: 17	R: 0	H: 0	E: 0	LOB: 1	K: 0	BB: 0	S: 10	P: 16	R: 0	H: 3	E: 0	LOB: 2	K: 0	BB: 0	S: 14	P: 20	R: 0	H: 1	E: 0	LOB: 2	K: 0	BB: 1	S: 8	P: 15	R: 0	H: 0	E: 0	LOB: 0	K: 1	BB: 0	S: 10	P: 16	R: 2	H: 3	E: 0	LOB: 2	K: 2	BB: 1	S: 17	P: 33	R: 0	H: 0	E: 0	LOB: 0	K: 1	BB: 0	S: 11	P: 18	R: 0	H: 0	E: 0	LOB: 0	K: 1	BB: 0	S: 11	P: 18	1B: 5	SF: 0	2B: 3	SAC: 0	3B: 0	DP: 1	HR: 0	HBP: 1	WP: 0	PA: 38
--------------	------	------	------	--------	------	-------	------	-------	------	------	------	--------	------	-------	------	-------	------	------	------	--------	------	-------	------	-------	------	------	------	--------	------	-------	-------	-------	------	------	------	--------	------	-------	-------	-------	------	------	------	--------	------	-------	------	-------	------	------	------	--------	------	-------	-------	-------	------	------	------	--------	------	-------	-------	-------	------	------	------	--------	------	-------	-------	-------	------	------	------	--------	------	-------	-------	-------	-------	-------	-------	--------	-------	-------	-------	--------	-------	--------

PITCHER	IP	WLS	BF	H	R	ER	SO	BB	IBB	HBP	BLK	WP	HR	S	P	ERA	WHIP
Tom Glavine, L ERA: 3.4 (1, 1)	7.0	W	28	5	1	1	2	2	2	0	0	0	0	61	106	1.29	1.000
Greg McMichael, R ERA: 3.22 (8, 1)	0.2		4	1	2	2	1	1	0	0	0	0	0	8	19	27.00	3.000
Mark Wohlers, R ERA: 3.2 (8, 1)	1.1	S	6	2	0	0	2	0	0	0	0	0	0	20	32	0.00	1.500

BOTTOM

Atlanta Braves @ Philadelphia Phillies
Veterans Stadium, Philadelphia, PA

Sun Jul 02 1995, 3:33 AM EDT
Att. 35,648 - Sunny - 79 F

livebaseballscorecards.com

AB	34
R	3
H	8
RBI	3
BB	3
SO	5
LOB	12



Batter	1	2	3	4	5	6	7	8	9	AB	R	H	RBI	BB	SO	LOB	TOP					
Marquis Grissom, R (1, 8) OBP: 0.330, SLG: 0.426	0-3 K	0-3 K		1-2 FC4-6		0-0 FC5-4 10 BB 1B	2-1 2B	2-0 F9		6	1	1	0	0	2	5						
Jeff Blauser, R (1, 6) OBP: 0.329, SLG: 0.372	0-0 S 2B 1B	3-2 L9		0-2 G3		1-3 K	0-0 G5-3		3-2 G6-3	6	1	1	0	0	1	5						
10 Chipper Jones, S (1, 5) OBP: 0.351, SLG: 0.441	4-2 S 2B BB		0-3 K		4-2 BB 1B BB	4-0 1B BB		1-2 P5	1-3 K	3	2	0	0	3	2	0						
Fred McGriff, L (1, 3) OBP: 0.385, SLG: 0.489	3-3 K		4-2 BB		4-0 BB 1B BB	1-2 G5-4-3 BB	1-2 2-H 1B	1-1 BB 2B 1B	3-1 2B	4	2	3	1	2	1	2						
David Justice, L (1, 9) OBP: 0.412, SLG: 0.518	1-0 E 2B 2B		3-2 P5		0-0 G5-4-3 BB 1B	1-3 K		4-2 2B BB	2-2 G3-1	5	2	2	3	1	1	4						
Ryan Klesko, L (1, 7) OBP: 0.420, SLG: 0.623	2-1 E6		3-2 P5		4-2 G5-4-3 BB		1-0 F9 1B 2B	0-3 K		3	0	1	0	1	0	2						
Mike Kelly, R (7, PR) OBP: 0.282, SLG: 0.355	2-3 2B				1-2 2-3 BB					1	1	0	0	0	1	2						
Charlie O'Brien, R (1, 2) OBP: 0.402, SLG: 0.581	1-1 2B				4-0 FC1-5 1B BB	0-1 G5-4-3	2-0 F9	3-2 1B 2B		4	1	2	3	1	0	3						
Rafael Belliard, R (1, 4) OBP: 0.302, SLG: 0.288	1-2 G4-3				0-1 FC4-6 FC1-5 1B	1-3 K2-3	0-0 2B 1B	0-0 1B 1B		5	0	3	1	0	1	3						
Steve Avery, L (1, 1) OBP: 0.308, SLG: 0.500		2-3 K			0-0 FC1-5 FC4-6 1B		2-2 FC5-4 1B	1-3 K	3-2 1B	5	0	2	1	0	2	4						
Steve Bedrosian, R (8, 1)					1-2 2-3f			1-3 3-H		0	0	0	0	0	0	0						
Inning Stats	R: 3 E: 1 K: 2 S: 20	H: 3 LOB: 2 BB: 1 P: 32	R: 0 E: 0 K: 2 S: 11	H: 0 LOB: 0 BB: 0 P: 16	R: 0 E: 0 K: 1 S: 11	H: 0 LOB: 1 BB: 1 P: 21	R: 0 E: 0 K: 0 S: 9	H: 1 LOB: 2 BB: 1 P: 14	R: 2 E: 0 K: 1 S: 10	H: 1 LOB: 1 BB: 3 P: 23	R: 1 E: 0 K: 2 S: 15	H: 2 LOB: 2 BB: 1 P: 24	R: 1 E: 0 K: 1 S: 10	H: 3 LOB: 2 BB: 0 P: 16	R: 3 E: 0 K: 1 S: 22	H: 4 LOB: 2 BB: 1 P: 36	R: 0 E: 0 K: 1 S: 11	H: 1 LOB: 1 BB: 0 P: 20	1B: 9 2B: 6 3B: 0 HR: 0	SF: 0 SAC: 0 DP: 1 HBP: 0	WP: 0 PB: 0 SB: 3 CS: 0	PA: 50
PITCHER	IP WLS BF H R ER SO BB IBB HBP BLK WP HR S P ERA WHIP	IP WLS BF H R ER SO BB IBB HBP BLK WP HR S P ERA WHIP																				
Curt Schilling, R (1, 1) ERA: 3.51	4.0 L 24 5 5 4 5 6 0 0 0 0 0 56 100 9.00 2.750																					
Mike Williams, R (5, 1) ERA: 4.64	1.0 2 0 0 0 1 0 0 0 0 0 0 0 5 6 0.00 0.000																					
Kyle Abbott, L (6, 1) ERA: 2.92	2.0 12 5 2 2 3 1 0 0 0 0 0 0 25 40 9.00 3.000																					
Tommy Greene, R (8, 1) ERA: 10.13	2.0 12 5 3 3 2 1 0 0 0 0 0 0 33 56 13.50 3.000																					

Atlanta Braves @ Philadelphia Phillies
Veterans Stadium, Philadelphia, PA

Mon Jul 03 1995, 7:05 PM EDT
Att: 59,203 - Unknown

livebaseballscorecards.com

AB 42
R 10
H 15
RBI 9
BB 8
SO 11
LOB 30



Batter	1	2	3	4	5	6	7	8	9	AB	R	H	RBI	BB	SO	LOB
Lenny Dykstra, L OBP: 0.342, SLG: 0.317 (1, 8) FX	0-1 G4-3 ①		4-1 BB ②		2-1 G4-3 ③			3-1 1B 2B	3-1 G4-3 ③	4	1	1	0	1	0	1
Mickey Morandini, L OBP: 0.342, SLG: 0.426 (1, 4) CX	0-1 G6-4-3 1B		2-2 F7 ②			0-3 K ①		2-0 1B HR 1B 2-H		4	1	2	1	0	1	2
Gregg Jefferies, S OBP: 0.309, SLG: 0.392 (1, 7) CX SAFE	0-1 G6-4-3 1-2f		3-2 G4-3 ③			0-0 F9 ②		0-0 HR 1B 1-2		4	1	1	0	0	0	3
Dave Hollins, S OBP: 0.410, SLG: 0.409 (1, 3)		4-2 BB		0-0 G3-1 ①		3-1 L8 ③		3-1 HR 1-H 2-H		3	1	1	3	1	0	0
Darren Daulton, L OBP: 0.351, SLG: 0.385 (1, 2)		3-3 SAFE K ①		2-3 K ②		1-2 L9 ①		1-3 K ②		4	0	0	0	0	3	1
Charlie Hayes, R OBP: 0.388, SLG: 0.450 (1, 5)		2-3 K ②		1-1 1B		2-2 1B		1-1 F9 ③		4	0	2	0	0	1	1
Dave Gallagher, R OBP: 0.372, SLG: 0.409 (1, 9)		3-1 SAFE F8 ③		0-2 SAFE G5-3 ③		0-2 P3 ②			0-0 SAFE G4-3 1B E	4	0	1	0	0	0	3
Kevin Stocker, S OBP: 0.304, SLG: 0.240 Tommy Greene, R (8, 1) Tony Longmire, L OBP: 0.424, SLG: 0.541 (9, PH)		2-0 SH3-4 1B		1-0 G6-3 ①		1-1 G1-3 ③			0-0 SAFE F9 ①	3	0	1	0	0	0	1
Curt Schilling, R OBP: 0.161, SLG: 0.194 Mike Williams, R OBP: 0.200, SLG: 0.200 Randy Ready, R OBP: 0.233, SLG: 0.148 Kyle Abbott, L OBP: 0.500, SLG: 0.500 Mariano Duncan, R OBP: 0.274, SLG: 0.378 (8, 6)		0-1 SH3-4 ①		0-0 F8 ②				0-0 G5-3 ①	2-2 G4-3 ②	0	0	0	0	0	0	0
		1-2								1	0	0	0	0	0	1
										0	0	0	0	0	0	0
										0	0	0	0	0	0	0
										2	0	0	0	0	0	1

Inning Stats	R: 0	H: 1	E: 0	LOB: 0	K: 0	S: 6	R: 0	H: 0	E: 0	LOB: 1	K: 2	S: 11	R: 0	H: 1	E: 0	LOB: 2	K: 0	S: 11	R: 0	H: 1	E: 0	LOB: 1	K: 1	S: 9	R: 0	H: 0	E: 0	LOB: 0	K: 0	S: 4	R: 0	H: 0	E: 0	LOB: 0	K: 1	S: 6	R: 0	H: 1	E: 0	LOB: 1	K: 0	S: 11	R: 4	H: 4	E: 0	LOB: 0	K: 1	S: 12	R: 0	H: 1	E: 1	LOB: 1	K: 0	S: 8	1B: 7	SF: 0	2B: 1	SAC: 1	3B: 0	DP: 1	HR: 1	HBP: 0	WP: 0	PA: 37
--------------	------	------	------	--------	------	------	------	------	------	--------	------	-------	------	------	------	--------	------	-------	------	------	------	--------	------	------	------	------	------	--------	------	------	------	------	------	--------	------	------	------	------	------	--------	------	-------	------	------	------	--------	------	-------	------	------	------	--------	------	------	-------	-------	-------	--------	-------	-------	-------	--------	-------	--------

PITCHER	IP	WLS	BF	H	R	ER	SO	BB	IBB	HBP	BLK	WP	HR	S	P	ERA	WHIP
Steve Avery, L ERA: 4.1 (1, 1)	7.1	W	29	6	2	2	4	2	0	0	0	0	0	62	103	2.46	1.091
Steve Bedrosian, R ERA: 5.4 (8, 1)	1.2		8	3	2	2	1	0	0	0	0	0	1	16	26	10.80	1.800

BOTTOM

Atlanta Braves @ Philadelphia Phillies
Veterans Stadium, Philadelphia, PA
Mon Jul 03 1995, 7:05 PM EDT
Att. 59,203 - Unknown

livebaseballscores.com

AB	34
R	4
H	9
RBI	4
BB	2
SO	5
LOB	14



Batter	1	2	3	4	5	6	7	8	9	AB R H RBI BB SO LOB	TOP									
Lenny Dykstra, L (1, 8) OBP: 0.345, SLG: 0.324	4-0 1B WP BB	3-1 2B			3-2 G3		2-2 G1-3			3 0 1 0 1 0 1										
Mickey Morandini, L (1, 4) OBP: 0.341, SLG: 0.420	4-2 1B BB	1-3 K			2-0 L3			0-1 G3		3 0 0 0 1 1 2										
Gregg Jefferies, S (1, 7) OBP: 0.308, SLG: 0.389 Heathcliff Slocumb, R (8, 1)	3-2 F7				2-2 F9		1-1 F7	0-1 FC5-4 1B		4 0 1 0 0 0 2 0 0 0 0 0 0 0										
Dave Hollins, S (1, 3) OBP: 0.411, SLG: 0.407	3-2 1B 2-3				4-2 BB		1-3 K	1-2 FC5-4 1-2f		3 0 1 0 1 1 1										
Darren Daulton, L (1, 2) OBP: 0.345, SLG: 0.377	0-3 K				0-2 F7		2-3 K	0-1 F9		4 0 0 0 0 2 5										
Charlie Hayes, R (1, 5) OBP: 0.352, SLG: 0.442	0-1 G5-3				1-3 K		0-0 F9		1-2 F8	4 0 0 0 0 1 4										
Jim Eisenreich, L (1, 9) OBP: 0.400, SLG: 0.476		2-2 L8			1-3 K		0-0 P5		0-0 G4-3	4 0 0 0 0 1 0										
Kevin Stocker, S (1, 6) OBP: 0.299, SLG: 0.235		1-1 L9			0-0 P5		0-3 K		0-1 F7	4 0 0 0 0 1 0										
Paul Quantrill, L (1, 1) OBP: 0.167, SLG: 0.107 Gary Varsho, L (7, PH) OBP: 0.338, SLG: 0.303 Norm Charlton, S (7, 1) OBP: 1.000, SLG: 2.000 Dave Gallagher, R (8, 7) OBP: 0.372, SLG: 0.409		1-1 2B 1B			2-3 K		1-1 1B			2 0 1 0 0 1 0 1 0 1 0 0 0 0 0 0 0 0 0 0 0 0 0 0 0 0 0 0										
Inning Stats	R: 0 E: 0 K: 1 S: 18	H: 1 LOB: 3 BB: 2 P: 32	R: 0 E: 0 K: 1 S: 15	H: 2 LOB: 2 BB: 0 P: 23	R: 0 E: 0 K: 1 S: 16	H: 0 LOB: 1 BB: 1 P: 23	R: 0 E: 0 K: 2 S: 7	H: 0 LOB: 0 BB: 0 P: 10	R: 0 E: 0 K: 2 S: 7	H: 0 LOB: 0 BB: 0 P: 10	R: 0 E: 0 K: 1 S: 11	H: 1 LOB: 1 BB: 0 P: 14	R: 0 E: 0 K: 0 S: 9	H: 1 LOB: 1 BB: 0 P: 10	R: 0 E: 0 K: 0 S: 6	H: 0 LOB: 0 BB: 0 P: 7	1B: 4 2B: 1 3B: 0 HR: 0	SF: 0 SAC: 0 DP: 0 HBP: 0	WP: 1 PB: 0 SB: 0 CS: 0	PA: 35
PITCHER	IP WLS BF H R ER SO BB IBB HBP BLK WP HR S P ERA WHIP																			
John Ericks, R (1, 1) ERA: 2.77	7.0 W 28 4 0 0 8 3 0 0 0 1 0 81 125 0.00 1.000																			
Jason Christiansen, L (8, 1) ERA: 2.14	1.0 4 1 0 0 0 0 0 0 0 0 0 9 10 0.00 1.000																			
Dan Miceli, R (9, 1) ERA: 3.42	1.0 3 0 0 0 0 0 0 0 0 0 0 6 7 0.00 0.000																			

Philadelphia Phillies @ Pittsburgh Pirates
 Three Rivers Stadium, Pittsburgh, PA
 Tue Jul 04 1995, 3:33 AM EDT
 Att. 23,334 - Sunny

livebaseballscorecards.com

AB 32
 R 0
 H 5
 RBI 0
 BB 3
 SO 8
 LOB 15



Batter	1	2	3	4	5	6	7	8	9	AB R H RBI BB SO LOB
Al Martin, L OBP: 0.309, SLG: 0.357 (1, 8) F X	1-1 BB S G3 1B	0-1 F7 2		1-1 2B		2-2 G4-3 2		3-2 2B 1B		5 2 3 0 0 0 2
Jay Bell, R OBP: 0.315, SLG: 0.317 (1, 6) C 1 SAFE B 1 SAFE C B X	2-2 G5-3 1-2	2-2 G1-3 3		1-1 L4 3		1-3 K 3		1-2 G3 1-H 2B 2B		5 1 1 1 0 1 4
Orlando Merced, S OBP: 0.337, SLG: 0.424 (1, 9) B C B B F F B	4-2 G3 BB BB		1-1 G4-3 1B SF8 1B		0-2 2B G4-3 1B		0-1 G6-3 1B E 1B	1-0 G3 2-3		4 3 3 0 1 0 1
Mark Johnson, L OBP: 0.369, SLG: 0.523 (1, 3) B B B C B	4-1 G3 1-2 2-3 BB		0-1 SF8 G4-3 1B		1-1 G4-3 1-3 SF8 2B		0-0 FC3 1B G6-3 1-2 FC5-2 2B	0-1 2B 3-H		4 1 3 1 1 0 1
Jeff King, R OBP: 0.362, SLG: 0.466 (1, 5) C C C X	0-2 G3 1-2 2-3 3-H 2		2-1 G4-3 1-2 2-3 1		2-1 G4-3 2-3 3-H 2		3-2 G6-3 1-2 2-3 1	3-3 K 2		5 0 0 2 0 1 8
Dave Clark, L OBP: 0.384, SLG: 0.456 Jacob Brumfield, R OBP: 0.333, SLG: 0.329 (7, PH) (8, 8) B X	1-0 G3 3		3-2 SF8 2-3 3-H 2		0-0 SF8 3-H 2		2-2 1B FC5-2 2-3 3-H 1B	2-2 F8 3		1 0 0 2 0 0 2 2 0 1 1 0 0 1
Don Slaught, R OBP: 0.300, SLG: 0.359 (1, 2) X		0-0 FC1-5 1B 1B		3-3 K 3		0-1 1B 1B		FC5-2 1B 1-2 3-H 1B		4 0 2 0 0 1 3
Nelson Liriano, S OBP: 0.365, SLG: 0.417 (1, 4) B F C C X		1-2 FC1-5 1B 1-2		0-1 G5-3 1		2-1 L8 3		1-0 1B 1-2 2-3 1B		4 0 2 0 0 0 1
John Ericks, R Freddy Garcia, R OBP: 0.147, SLG: 0.065 Jason Christiansen, R Dan Miceli, R (7, PH) (8, 1) (9, 1) C X		0-1 FC1-5 1-2 2-3f 1		3-3 K 2		1-2 L7 1		1-0 F8 3		3 0 0 0 0 1 2 1 0 0 0 0 0 3 0 0 0 0 0 0 0 0 0 0 0 0 0 0


Inning Stats	R: 1	H: 1	E: 0	K: 0	S: 14	H: 1	LOB: 2	BB: 2	P: 26	R: 0	H: 2	E: 0	K: 0	S: 11	R: 0	H: 2	E: 0	K: 1	S: 12	R: 0	H: 1	E: 0	K: 1	S: 10	R: 2	H: 3	E: 0	K: 0	S: 12	R: 0	H: 0	E: 0	K: 1	S: 10	R: 1	H: 3	E: 1	K: 0	S: 15	R: 2	H: 3	E: 0	K: 1	S: 16	H: 3	LOB: 1	BB: 0	P: 26
--------------	------	------	------	------	-------	------	--------	-------	-------	------	------	------	------	-------	------	------	------	------	-------	------	------	------	------	-------	------	------	------	------	-------	------	------	------	------	-------	------	------	------	------	-------	------	------	------	------	-------	------	--------	-------	-------

PITCHER	IP	WLS	BF	H	R	ER	SO	BB	IBB	HBP	BLK	WP	HR	S	P	ERA	WHIP
Paul Quantrill, R ERA: 4.35 (1, 1)	6.0	L	29	9	4	4	3	2	0	0	0	0	0	69	107	6.00	1.833
Norm Charlton, L ERA: 6.0 (7, 1)	1.0		7	3	1	0	0	0	0	0	0	0	0	15	22	0.00	3.000
Heathcliff Slocumb, R ERA: 1.47 (8, 1)	1.0		6	3	2	2	1	0	0	0	0	0	0	16	26	18.00	3.000

BOTTOM

Philadelphia Phillies @ Pittsburgh Pirates
Three Rivers Stadium, Pittsburgh, PA
Tue Jul 04 1995, 3:33 AM EDT
Att. 23,334 - Sunny

AB	38
R	7
H	15
RBI	7
BB	2
SO	4
LOB	28



WP	HR	S	P	ERA	WHIP
0	0	0	42	0	0

Batter	1	2	3	4	5	6	7	8	9	AB R H RBI BB SO LOB	TOP												
Lenny Dykstra, L OBP: 0.348, SLG: 0.320 (1, 8) B F H	2-1 SH FC3-2 HBP	0-0 G3			1-0 L8		4-2 BB			2 0 0 0 1 0 1													
Mickey Morandini, L OBP: 0.341, SLG: 0.424 (1, 4) X	0-0 SH FC3-2 1B	0-0 G4-3			1-2 2B		2-1 P7			3 1 1 0 0 0 3													
Gregg Jefferies, S OBP: 0.307, SLG: 0.383 (1, 7) B B B	4-0 FC3-2 1B BB				1-2 G4-3			0-1 F8		3 1 0 0 1 0 1													
Dave Hollins, S OBP: 0.404, SLG: 0.398 (1, 3) C F B X	1-2 FC3-2 1B				0-0 G4-3			1-0 P5		4 1 0 0 0 0 3													
Darren Daulton, L OBP: 0.339, SLG: 0.369 (1, 2) B F B C S	3-3 K				2-1 G5-3			2-3 K		4 0 0 0 0 2 3													
Jim Eisenreich, L OBP: 0.402, SLG: 0.494 (1, 9) C B B X	2-1 1B				2-1 F8				1-1 HR	4 1 2 3 0 0 0													
Charlie Hayes, R OBP: 0.384, SLG: 0.447 (1, 5) S B X	1-1 1B				0-0 G1-3			0-1 WP 2B		4 0 2 1 0 0 0													
Kevin Stocker, S OBP: 0.283, SLG: 0.230 (1, 6) B S X		1-1 G3			1-2 G4-3			2-1 P8		4 0 0 0 0 0 1													
Tyler Green, R OBP: 0.176, SLG: 0.324 Norm Charlton, S OBP: 1.000, SLG: 2.000 Ricky Bottalico, L Tony Longmire, L OBP: 0.418, SLG: 0.532 (8, 1) (8, 1) (8, 7)		0-1 G3 2B			1-2 K			0-1 G5-3		3 0 1 0 0 1 1													
Inning Stats	R: 3 E: 1 K: 1 S: 12	H: 2 LOB: 2 BB: 1 P: 25	R: 0 E: 0 K: 0 S: 6	H: 1 LOB: 1 BB: 0 P: 7	R: 0 E: 0 K: 0 S: 5	H: 0 LOB: 0 BB: 0 P: 9	R: 0 E: 0 K: 0 S: 7	H: 0 LOB: 0 BB: 0 P: 11	R: 0 E: 0 K: 1 S: 10	H: 1 LOB: 1 BB: 0 P: 14	R: 0 E: 0 K: 0 S: 5	H: 0 LOB: 0 BB: 0 P: 9	R: 0 E: 0 K: 0 S: 12	H: 1 LOB: 2 BB: 1 P: 20	R: 0 E: 0 K: 1 S: 6	H: 0 LOB: 0 BB: 0 P: 9	R: 1 E: 0 K: 0 S: 11	H: 1 LOB: 0 BB: 0 P: 18	1B: 2 2B: 3 3B: 0 HR: 1	SF: 0 SAC: 1 DP: 0 HBP: 1	WP: 1 PB: 0 SB: 0 CS: 0	PA: 36	
PITCHER	IP WLS BF H R ER SO BB IBB HBP BLK WP HR S P ERA WHIP																						
Esteban Loaiza, R ERA: 5.5 Dan Plesac, L ERA: 2.17 Dan Miceli, R ERA: 3.65	(1, 1) (7, 1) (9, 1)	6.2 1.1 1.0	WLS W 4 1	BF 4 4	H 0 1	R 0 1	ER 0 1	SO 2 1 0	BB 2 0 0	IBB 0 0 0	HBP 1 0 0	BLK 0 0 0	WP 1 0 0	HR 0 8 1	S 55 8 11	P 91 13 18	ERA 0.00 0.00 9.00	WHIP 1.050 0.000 1.000					

Philadelphia Phillies @ Pittsburgh Pirates
 Three Rivers Stadium, Pittsburgh, PA
 Wed Jul 05 1995, 7:05 PM EDT
 Att: 9,245 - Unknown - 83 F

livebaseballscorecards.com

AB 32
 R 4
 H 6
 RBI 4
 BB 2
 SO 3
 LOB 13



Batter	1	2	3	4	5	6	7	8	9	AB	R	H	RBI	BB	SO	LOB
Jacob Brumfield, R (1, 8) OBP: 0.343, SLG: 0.342	0-1 G4-6-3 1B			2-1 BB HBP		1-0 P2		3-1 HR 2B		3	1	2	0	0	0	0
Jay Bell, R (1, 6) OBP: 0.314, SLG: 0.313	2-1 G4-6-3 1-2f			4-2 SAFE G4-3 BB		1-0 F9		1-2 L3		3	0	0	0	1	0	2
Orlando Merced, S (1, 9) OBP: 0.335, SLG: 0.418 (9, 3)	0-0 F8			2-2 SAFE G4-3		3-2 G6-3		4-0 HR BB		3	1	0	0	1	0	1
Mark Johnson, L (1, 3) OBP: 0.375, SLG: 0.519 Kevin Young, R (8, PH) OBP: 0.257, SLG: 0.353 Dave Clark, L (8, PH) OBP: 0.388, SLG: 0.484 (9, 9)			4-1 F7-6-3 BB		1-2 F8		4-0 3B BB	1-2 1-H 2-H HR		1	1	0	0	2	0	1
Jeff King, R (1, 5) OBP: 0.365, SLG: 0.479			3-2 F8		1-3 K		0-1 1-H 3B	1-2 HR 1B		4	1	2	1	0	1	1
Al Martin, L (1, 7) OBP: 0.313, SLG: 0.375			2-2 F7-6-3 1-2		1-1 2B 1B		1-3 K	1-1 1-H HR		4	2	2	2	0	1	2
Carlos Garcia, R (1, 4) OBP: 0.321, SLG: 0.424			0-1 G6-3		1-1 1-H 2B		0-1 P3	0-0 G4-3		4	0	1	1	0	0	1
Don Slaught, R (1, 2) OBP: 0.279, SLG: 0.333			3-2 G5-3		2-0 L3		1-1 G1-3			3	0	0	0	0	0	2
Esteban Loaiza, R (1, 1) OBP: 0.259, SLG: 0.240 Dan Plesac, L (7, 1) Nelson Liriano, S (8, PH) OBP: 0.361, SLG: 0.412 Dan Miceli, R (9, 1)			1-3 K2-3		1-1 G6-3			1-2 L7		2	0	0	0	0	1	1

Inning Stats	R: 0	H: 1	E: 0	K: 5	S: 7	R: 0	H: 0	E: 0	K: 7	S: 7	R: 0	H: 0	E: 0	K: 1	S: 8	R: 1	H: 2	E: 0	K: 10	S: 10	R: 0	H: 0	E: 0	K: 5	S: 10	R: 1	H: 1	E: 0	K: 1	S: 10	R: 5	H: 4	E: 0	K: 17	S: 17	
	LOB: 0	BB: 0	P: 7			LOB: 0	BB: 1	P: 16			LOB: 1	BB: 1	P: 19	LOB: 1	BB: 0	P: 16	LOB: 0	BB: 0	P: 10		LOB: 1	BB: 1	P: 16	LOB: 0	BB: 1	P: 29		LOB: 0	BB: 1	P: 29	SF: 0	SAC: 0	DP: 2	HBP: 1		

PITCHER	IP	WLS	BF	H	R	ER	SO	BB	IBB	HBP	BLK	WP	HR	S	P	ERA	WHIP
Tyler Green, R (1, 1) ERA: 2.81	7.2		29	5	3	3	3	3	0	1	0	0	0	63	109	3.52	1.043
Norm Charlton, L (8, 1) ERA: 6.43	0.0	L	1	0	0	0	0	1	0	0	0	0	0	4	∞	∞	
Ricky Bottalico, R (8, 1) ERA: 1.93	0.1		4	3	4	4	0	0	0	0	0	0	2	9	12	108.00	9.000

BOTTOM																		
Philadelphia Phillies @ Pittsburgh Pirates Three Rivers Stadium, Pittsburgh, PA																		
Wed Jul 05 1995, 7:05 PM EDT Att. 9,245 - Unknown - 83 F																		
AB	29	R	7	H	8	RBI	7	BB	4	SO	3	LOB	11					
																		
WP: 0	PA: 34	PB: 0	SB: 0	CS: 0	1B: 3	SF: 0	2B: 3	SAC: 0	3B: 1	DP: 2	HR: 2	HBP: 1	WP: 0	HR	S	P	ERA	WHIP

Batter	1	2	3	4	5	6	7	8	9	AB	R	H	RBI	BB	SO	LOB	TOP	
Lenny Dykstra, L (1, 8) OBP: 0.350, SLG: 0.322	3-2 P6		1-2 G6-3	2-1 1B		1-2 K		1-0 SF 1B		5	1	2	1	0	1	1		
Mariano Duncan, R (1, 6) OBP: 0.272, SLG: 0.372	0-1 P5		0-3 K	0-1 G5-3		0-0 F9		0-0 SF 1B		5	0	1	0	0	1	2		
Gregg Jefferies, S (1, 7) OBP: 0.314, SLG: 0.412	1-2 G6-3			1-0 BB WP 2B	1-1 HR		2-0 1B WP 1B	2-0 SF		4	2	3	2	0	0	0		
Darren Daulton, L (1, 2) OBP: 0.336, SLG: 0.365		3-2 F8		0-0 L4	3-2 F9		3-1 1B	2-3 K		5	0	1	0	0	1	3		
Dave Hollins, S (1, 3) OBP: 0.417, SLG: 0.407		4-1 1B SF9 BB		3-2 WP BB G1-3 HBP	2-0 WP BB 2B		4-2 1B L4-3 BB	3-2 HBP		1	2	1	0	2	0	0		
Jim Eisenreich, L (1, 9) OBP: 0.402, SLG: 0.489	1 SAFE 1 SAFE 1 SAFE 1 SAFE 1 SAFE 1 SAFE 1 SAFE 1 SAFE	3-2 1B		4-0 G1-3 WP HR BB	1-1 L8		0-0 L4-3	1-1 F7		4	1	1	0	1	0	6		
Charlie Hayes, R (1, 5) OBP: 0.384, SLG: 0.446		3-2 SF9		3-2 G1-3	4-1 BB			2-2 1B 1B	0-0 G6-3	3	1	1	2	1	0	1	AB 35	
Mickey Morandini, L (1, 4) OBP: 0.346, SLG: 0.425	1 SAFE 1 SAFE 1 SAFE 1 SAFE	2-1 P6		4-0 1-3 2-H 3-H WP HR BB		1-1 SH1-4 1B		0-0 1B 1B SF 1B	1-2 F9	4	2	2	0	1	0	1	R 10	
David West, L (1, 1) OBP: 0.222, SLG: 0.500			0-1 G6-3	2-0 HR		0-2 SH1-4		0-3 K	1-2 K	2	1	1	3	0	0	0	H 13	
Ricky Bottalico, L (7, 1)				1-H 3-H		1-2				2	0	0	0	0	2	2	RBI 8	
Inning Stats	R: 0 H: 0 E: 0 K: 0 S: 10	R: 1 H: 1 E: 0 K: 0 S: 13	R: 0 H: 0 E: 0 K: 1 S: 8	R: 5 H: 3 E: 0 K: 0 S: 12	R: 1 H: 2 E: 0 K: 0 S: 11	R: 0 H: 1 E: 0 K: 1 S: 9	R: 0 H: 2 E: 0 K: 0 S: 6	R: 3 H: 4 E: 1 K: 2 S: 18	R: 0 H: 0 E: 0 K: 1 S: 8	1B: 9 SF: 2 2B: 3 SAC: 1 3B: 0 DP: 1 HR: 2 HBP: 2	WP: 4 PA: 45							
PITCHER	IP WLS BF H R ER SO BB IBB HBP BLK WP HR S P ERA WHIP	IP WLS BF H R ER SO BB IBB HBP BLK WP HR S P ERA WHIP																
Steve Parris, R (1, 1) ERA: 8.15	3.2 L 19 4 6 6 1 3 0 1 0 0 2 1 41 80 14.73 1.909																	
Mike Dyer, R (4, 1) ERA: 4.46	1.1 6 2 1 1 0 1 0 0 0 0 1 1 13 24 6.75 2.250																	
Ramon Morel, R (6, 1) ERA:	1.0 4 1 0 0 1 0 0 0 0 0 0 0 9 11 0.00 1.000																	
Jeff McCurry, R (7, 1) ERA: 4.45	1.0 4 2 0 0 0 1 0 0 0 0 1 0 6 15 0.00 3.000																	
John Hope, R (8, 1) ERA: 162.0	0.1 3 2 2 2 1 0 0 0 0 0 0 0 7 9 54.00 6.000																	
Jason Christiansen, L (8, 1) ERA: 1.99	1.2 9 2 1 0 2 0 0 1 0 0 0 0 19 30 0.00 1.200																	

Philadelphia Phillies @ Pittsburgh Pirates
 Three Rivers Stadium, Pittsburgh, PA
 Thu Jul 06 1995, 7:05 PM EDT
 Att. 10,039 - Unknown - 81 F

livebaseballscorecards.com



BOTTOM

Philadelphia Phillies @ Pittsburgh Pirates
Three Rivers Stadium, Pittsburgh, PA

Thu Jul 06 1995, 7:05 PM EDT
Att: 10,039 - Unknown - 81 F

livebaseballscorecards.com

AB	33
R	5
H	7
RBI	5
BB	3
SO	5
LOB	9



AB R H RBI BB SO LOB

4	1	2	0	0	0	0
3	1	0	0	1	1	1
4	0	1	0	0	2	2
4	0	0	0	0	0	3
4	0	1	2	0	0	0
3	1	1	1	1	0	0
4	0	0	0	0	1	2
3	1	1	0	0	1	0
0	0	0	0	0	0	0
0	0	0	0	0	0	0
1	0	0	0	0	0	0
2	1	1	2	0	0	1

Batter	1	2	3	4	5	6	7	8	9
Jacob Brumfield, R OBP: 0.347, SLG: 0.353 (1, 8)	1-2 P7			0-0 F9 2B	1-1 1B		0-0 F8		
Jay Bell, R OBP: 0.313, SLG: 0.308 (1, 6)	2-0 G6-3			4-0 2B BB	1-1 L4		2-3 K		
Carlos Garcia, R OBP: 0.320, SLG: 0.420 (1, 4)	2-2 F8			2-3 K		0-2 G6-4-3 1B		1-3 K	
Jeff King, R OBP: 0.357, SLG: 0.468 (1, 3)		1-2 P7		3-1 F9		0-0 G6-4-3		2-0 F8	
Steve Pegues, R OBP: 0.292, SLG: 0.446 (1, 9) (8, 7)		2-2 L6		2-2 1-H 3-H 2B		3-1 G4-3		0-1 G4-3	
Mark Parent, R OBP: 0.345, SLG: 0.576 (1, 2)		0-1 P4		4-1 FC6-4 BB		1-1 HR		1-0 G4-3	
Kevin Young, R OBP: 0.231, SLG: 0.316 (1, 5)			0-1 G1-3	2-0 FC6-4		2-3 K		1-0 F9	
Freddy Garcia, R OBP: 0.162, SLG: 0.118 John Hope, R (8, 1) Jason Christiansen, R (8, 1) Mark Johnson, L OBP: 0.379, SLG: 0.519 (9, PH)			3-3 K		0-1 G6-3		0-1 HR 2B	4-1 BB	
Steve Parris, R Mike Dyer, R OBP: 0.500, SLG: 0.500 Nelson Lirio, S OBP: 0.357, SLG: 0.407 Ramon Morel, R (8, 1) Jeff McCurry, R (7, 1) Orlando Merced, S OBP: 0.336, SLG: 0.434 (7, PH) (8, 9)			0-0 P4		1-0 G4-3		2-1 HR	1-0 G4-3	

Inning Stats	R: 0	H: 0	E: 0	LOB: 0	K: 0	S: 9	P: 14	R: 0	H: 0	E: 0	LOB: 0	K: 0	S: 9	P: 12	R: 0	H: 0	E: 0	LOB: 0	K: 1	S: 6	R: 2	H: 2	E: 0	LOB: 2	K: 1	S: 11	P: 28	R: 0	H: 1	E: 0	LOB: 1	K: 0	S: 7	P: 10	R: 0	H: 1	E: 0	LOB: 0	K: 0	S: 6	R: 3	H: 3	E: 0	LOB: 0	K: 2	S: 15	P: 22	R: 0	H: 0	E: 0	LOB: 0	K: 1	S: 6	P: 9	R: 0	H: 0	E: 0	LOB: 1	K: 0	S: 4	P: 11	1B: 2	SF: 0	2B: 3	SAC: 0	3B: 0	DP: 1	HR: 2	HBP: 0	WP: 0	PA: 36
--------------	------	------	------	--------	------	------	-------	------	------	------	--------	------	------	-------	------	------	------	--------	------	------	------	------	------	--------	------	-------	-------	------	------	------	--------	------	------	-------	------	------	------	--------	------	------	------	------	------	--------	------	-------	-------	------	------	------	--------	------	------	------	------	------	------	--------	------	------	-------	-------	-------	-------	--------	-------	-------	-------	--------	-------	--------

PITCHER	IP	WLS	BF	H	R	ER	SO	BB	IBB	HBP	BLK	WP	HR	S	P	ERA	WHIP
David West, L ERA: 3.79 (1, 1)	6.1	W	26	6	4	4	3	2	0	0	0	0	1	57	94	5.68	1.263
Ricky Bottalico, R ERA: 2.04 (7, 1)	2.2		10	1	1	1	2	1	0	0	0	0	1	16	30	3.38	0.750

WP	HR	S	P	ERA	WHIP
0	0	0	0	0	0

Batter	1	2	3	4	5	6	7	8	9	AB R H RBI BB SO LOB	TOP	
Brian McRae, S OBP: 0.347, SLG: 0.472 (1, 8)	F8		G1-3			P7		SH5-4 E	BB BB 1B	5 2 2 0 0 0 1		
Rey Sanchez, R OBP: 0.313, SLG: 0.374 (1, 4)	L1-3 1B		G6-3			BB WP		SH5-4	L9	4 1 2 0 0 0 2		
Mark Grace, L OBP: 0.404, SLG: 0.589 (1, 3)	L1-3					WP BB		E4 1B	L4	3 1 0 1 2 0 2		
Sammy Sosa, R OBP: 0.330, SLG: 0.485 (1, 9)		G6-3				WP BB		K	L4 BB	3 1 0 0 2 1 2		
Todd Zeile, R OBP: 0.357, SLG: 0.455 (1, 5)		G6-3				CS BB		G4-3	L9	4 2 1 0 1 0 2		
Shawon Dunston, R OBP: 0.350, SLG: 0.525 (1, 6)						G5-4-3 BB		1B 2B	1B BB	5 1 4 3 0 0 0		
Ozzie Timmons, R OBP: 0.317, SLG: 0.489 Scott Bullett, L OBP: 0.283, SLG: 0.343 (8, PR) (8, 7)						G6-3		K	1B	4 0 1 2 0 1 2		
Todd Pratt, R OBP: 0.216, SLG: 0.133 (1, 2)						FC5-4 1B		G6-3	1B	1 0 1 1 0 0 0		
Jim Bullinger, R OBP: 0.208, SLG: 0.105 Bryan Hickerson, L OBP: 0.667, SLG: 0.500 (1, 1) (8, 1)						G1-3		G6-3	F8	4 0 1 0 1 0 3		
						FC6-4 1B		IBB		3 0 0 0 1 1 4		
						G1-3 BB		K		0 0 0 0 0 0 0		
Inning Stats	R: 0 H: 1 E: 0 LOB: 0 K: 0 BB: 0 S: 5 P: 8	R: 0 H: 1 E: 0 LOB: 1 K: 0 BB: 0 S: 8 P: 12	R: 0 H: 0 E: 0 LOB: 1 K: 0 BB: 1 S: 6 P: 15	R: 0 H: 0 E: 0 LOB: 0 K: 0 BB: 1 S: 3 P: 8	R: 0 H: 1 E: 0 LOB: 1 K: 1 BB: 0 S: 8 P: 12	R: 1 H: 1 E: 0 LOB: 1 K: 0 BB: 2 S: 10 P: 23	R: 0 H: 1 E: 0 LOB: 1 K: 0 BB: 0 S: 8 P: 12	R: 4 H: 4 E: 1 LOB: 2 K: 2 BB: 1 S: 17 P: 33	R: 3 H: 3 E: 0 LOB: 2 K: 0 BB: 2 S: 14 P: 29	1B: 8 SF: 0 2B: 5 SAC: 1 3B: 0 DP: 2 HR: 0 HBP: 0	WP: 2 PA: 44 PB: 0 SB: 0 CS: 1	
PITCHER	IP WLS BF H R ER SO BB IBB HBP BLK WP HR S P ERA WHIP											
Mike Mims, L ERA: 3.86 (1, 1)	7.2 L 33 8 5 2 2 4 0 0 0 1 0 61 110 2.35 1.565											
Ricky Bottalico, R ERA: 2.02 (8, 1)	0.1 3 1 0 0 1 0 1 0 0 0 0 4 13 0.00 3.000											
Norm Charlton, L ERA: 7.36 (9, 1)	1.0 8 3 3 3 0 2 0 0 0 0 0 14 29 27.00 5.000											

Chicago Cubs @ Philadelphia Phillies
Veterans Stadium, Philadelphia, PA
Fri Jul 07 1995, 7:05 PM EDT
Att. 52,516 - Unknown - 78 F

livebaseballscorecards.com

AB	36
R	8
H	12
RBI	7
BB	7
SO	3
LOB	18



BOTTOM

Chicago Cubs @ Philadelphia Phillies
Veterans Stadium, Philadelphia, PA

livebaseballscorecards.com

AB 34
R 2
H 8
RBI 1
BB 4
SO 4
LOB 17



WP: 1 PA: 39
PB: 0
SB: 1
CS: 0

Fri Jul 07 1995, 7:05 PM EDT
Att: 52,516 - Unknown - 78 F

AB R H RBI BB SO LOB

4	0	2	1	1	0	0
5	0	2	0	0	0	1
5	0	1	0	0	1	6
3	1	1	0	1	0	0
4	0	0	0	0	1	3
3	0	0	0	1	1	3
3	0	1	0	1	0	1
4	1	1	0	0	0	2
2	0	0	0	0	1	0
0	0	0	0	0	0	0
0	0	0	0	0	0	0
1	0	0	0	0	0	1

Batter	1	2	3	4	5	6	7	8	9
Lenny Dykstra, L OBP: 0.356, SLG: 0.337 (1, 8)	0-0 F7 ①		3-2 2B BB		4-2 1B BB		1-1 F7 ③		1-1 1B 2B 2-H
Mariano Duncan, R OBP: 0.276, SLG: 0.373 (1, 6)	2-2 G1-3 ②		1-0 G5-3 ②		0-0 1B 1-2 2-3			3-2 G5-3 ①	2-2 1B 2-3
Gregg Jefferies, S OBP: 0.311, SLG: 0.406 (1, 7)	2-0 G4-3 ③		1-2 P3 ③		1-3 K ③			1-1 G1-3 1B BB	1-0 G4-3 ③
Darren Daulton, L OBP: 0.339, SLG: 0.374 (1, 2)		1-1 WP 3B		1-0 G3-1 ①		2-0 G3-1 ①		4-1 G1-3 1B BB 1-2	
Dave Hollins, S OBP: 0.410, SLG: 0.398 (1, 3)		3-3 K ①		3-1 F7 ②		0-0 G3-1 ②		0-1 G1-3 ②	
Jim Eisenreich, L OBP: 0.399, SLG: 0.481 (1, 9)		2-3 K2-3 ②		1-0 L3 ③		4-1 BB		3-2 G4-3 ③	
Charlie Hayes, R OBP: 0.386, SLG: 0.444 (1, 5)		4-0 S BB 3-H			1-1 FC3-6 1B		2-1 G6-3 ③		3-1 G6-3 ①
Mickey Morandini, L OBP: 0.345, SLG: 0.422 (1, 4)		2-2 L4 ③			0-1 FC3-6 1B SH1-4 1-2f		3-2 G5-3 ①		0-1 G4-3 2B 1B
Mike Mimbs, L OBP: 0.080, SLG: 0.120 Ricky Bottalico, L (8, 1)			0-2 G5-3 ①		0-1 SH1-4 ②		1-3 K ②		1-1 G4-3 ②
Norm Charlton, S OBP: 1.000, SLG: 2.000 Randy Ready, R OBP: 0.226, SLG: 0.143 (9, PH)					1-2				1-2

Inning Stats	R: 0	H: 0	E: 0	K: 0	S: 5	R: 1	H: 1	E: 0	K: 2	S: 11	R: 0	H: 1	E: 0	K: 0	S: 10	R: 0	H: 2	E: 0	K: 1	S: 12	R: 0	H: 0	E: 0	K: 0	S: 5	R: 0	H: 0	E: 0	K: 1	S: 8	R: 0	H: 1	E: 0	K: 0	S: 12	R: 1	H: 3	E: 0	K: 0	S: 14
	0	0	0	0	9	1	1	0	2	23	0	1	0	0	15	0	2	0	1	18	0	0	1	1	13	0	0	0	0	13	0	1	0	0	23	1	3	0	0	22

PITCHER	IP	WLS	BF	H	R	ER	SO	BB	IBB	HBP	BLK	WP	HR	S	P	ERA	WHIP
Jim Bullinger, R ERA: 2.89 (1, 1)	7.1	W	31	5	1	1	4	4	0	0	0	1	0	62	115	1.23	1.227
Bryan Hickerson, L ERA: 6.33 (8, 1)	1.2	S	8	3	1	1	0	0	0	0	0	0	0	19	30	5.40	1.800

Batter	1	2	3	4	5	6	7	8	9	AB R H RBI BB SO LOB	TOP	
Brian McRae, S OBP: 0.344, SLG: 0.471 (1, 8)	1-2 G4-3	2-3 			3-2 G5-3		1-2 F9 2B		3-2 G4-3	5 0 1 0 0 1 1	Chicago Cubs @ Philadelphia Phillies Veterans Stadium, Philadelphia, PA Sat Jul 08 1995, 7:05 PM EDT Att. 31,892 - Unknown - 83 F livebaseballscorecards.com AB 33 R 3 H 7 RBI 2 BB 5 SO 10 LOB 15 	
Rey Sanchez, R OBP: 0.311, SLG: 0.370 (1, 4)	0-0 L8		0-0 F8		1-0 1B		3-2 F9		1-3 K	5 1 1 0 0 1 1		
Mark Grace, L OBP: 0.404, SLG: 0.584 (1, 3)	4-1 BB		2-0 F8		1-0 E8 1-H 1B		2-1 G5-3		2-0 G3-1	4 0 1 0 1 0 1		
Sammy Sosa, R OBP: 0.332, SLG: 0.484 (1, 9)	4-2 BB		0-2 1B		3-3 K			1-3 K		3 0 1 0 1 2 1		
Todd Zeile, R OBP: 0.355, SLG: 0.456 (1, 5)	0-3 K		2-1 L9		3-3 K			1-0 FC4 2B		4 0 1 0 0 2 4		
Luis Gonzalez, L OBP: 0.308, SLG: 0.396 (1, 7)		4-2 2B SH3-4 BB		1-1 G6-3		1-3 		4-0 FC4 IBB		2 1 0 0 2 1 0		
Shawon Dunston, R OBP: 0.348, SLG: 0.524 (1, 6)		0-2 SAFE SH3-4 2B		0-1 G1-3		1-2 P3		1-2 FC4 1-2f 2-3		4 0 1 0 0 0 2		
Scott Servais, R OBP: 0.305, SLG: 0.391 (1, 2)		0-3 K		1-2 HR		0-0 F9		4-0 1-2 IBB		3 1 1 1 1 1 2		
Jaime Navarro, R OBP: 0.097, SLG: 0.100 Randy Myers, L (9, 1)		0-2 SH3-4		0-3 K		1-3 		1-2 G4-3		3 0 0 1 0 2 3 0 0 0 0 0 0 0		
Inning Stats	R: 0 E: 0 K: 1 S: 11 H: 0 LOB: 2 BB: 2 P: 20	R: 1 E: 0 K: 2 S: 17 H: 1 LOB: 1 BB: 1 P: 23	R: 0 E: 0 K: 0 S: 7 H: 1 LOB: 1 BB: 0 P: 11	R: 1 E: 0 K: 1 S: 11 H: 1 LOB: 0 BB: 0 P: 13	R: 1 E: 1 K: 2 S: 11 H: 2 LOB: 1 BB: 0 P: 22	R: 0 E: 0 K: 1 S: 7 H: 0 LOB: 0 BB: 0 P: 9	R: 0 E: 0 K: 1 S: 11 H: 1 LOB: 1 BB: 0 P: 18	R: 0 E: 0 K: 1 S: 10 H: 1 LOB: 3 BB: 2 P: 22	R: 0 E: 0 K: 1 S: 9 H: 0 LOB: 0 BB: 0 P: 15	1B: 3 2B: 3 3B: 0 HR: 1 SF: 0 SAC: 1 DP: 0 HBP: 0		WP: 0 PB: 0 SB: 1 CS: 0 PA: 39
PITCHER	IP WLS BF H R ER SO BB IBB HBP BLK WP HR S P ERA WHIP											
Curt Schilling, R ERA: 3.41 Heathcliff Slocumb, R ERA: 1.42	(1, 1) 8.0 L 36 7 3 2 9 3 2 0 0 0 1 85 138 2.25 1.250											

Batter	1	2	3	4	5	6	7	8	9	AB	R	H	RBI	BB	SO	LOB
Lenny Dykstra, L OBP: 0.349, SLG: 0.330 (1, 8)	1-0 F7 ①		1-2 G5-3 ①			0-1 G6-3 ①		1-1 F7 ③		4	0	0	0	0	0	1
Mickey Morandini, L OBP: 0.343, SLG: 0.416 (1, 4)	4-2 E S BB		1-2 F7 ②			0-1 G1-3 ②			0-1 G6-3 ①	3	0	0	0	1	0	0
Gregg Jefferies, S OBP: 0.305, SLG: 0.398 (1, 7)	1-0 F7 ②		2-2 F7 ③			1-0 G4-3 ③			1-1 E4	4	0	0	0	0	0	1
Darren Daulton, L OBP: 0.333, SLG: 0.367 (1, 2)	1-3 K ③			3-2 F8 ①			1-2 L6 ①		1-1 F7 ②	4	0	0	0	0	1	2
Dave Hollins, S OBP: 0.407, SLG: 0.391 (1, 3)		4-1 G4-3 PB 1B BB		0-2 P5 ②			2-0 F9 ②		2-0 G5-3 ③	3	1	0	0	1	0	1
Jim Eisenreich, L OBP: 0.393, SLG: 0.473 (1, 9)		2-1 F9 ①		0-2 L8 ③			0-0 F9 ③			3	0	0	0	0	0	1
Charlie Hayes, R OBP: 0.385, SLG: 0.447 (1, 5)		1-2 G4-3 ②			1-2 G6-3 ①			1-1 G3 2B		3	0	1	0	0	0	1
Kevin Stocker, S OBP: 0.294, SLG: 0.232 (1, 6)		0-0 1B			1-1 P5 ②			1-2 G3 ①		3	0	1	1	0	0	1
Curt Schilling, R OBP: 0.152, SLG: 0.182 (1, 1)		2-3 3-H 2-3 ③			0-0 G1-3 ③			0-0 L4 ②		2	0	0	0	0	1	1
Tony Longmire, L OBP: 0.412, SLG: 0.524 (8, PH)										1	0	0	0	0	0	1
Heathcliff Slocumb, R (9, 1)										0	0	0	0	0	0	0

Inning Stats		R: 0	H: 0	E: 0	K: 1	S: 9	R: 1	H: 1	E: 0	K: 1	S: 11	R: 0	H: 0	E: 0	K: 0	S: 9	R: 0	H: 0	E: 0	K: 0	S: 6	R: 0	H: 0	E: 0	K: 0	S: 5	R: 0	H: 1	E: 0	K: 0	S: 9	R: 0	H: 0	E: 1	K: 0	S: 7	1B: 1	2B: 1	3B: 0	HR: 0	SF: 0	SAC: 0	DP: 0	HBP: 0	WP: 0	PB: 1	SB: 1	CS: 0	PA: 32
PITCHER	IP	WLS	BF	H	R	ER	SO	BB	IBB	HBP	BLK	WP	HR	S	P	ERA	WHIP																			ERA	WHIP												
Jaime Navarro, R ERA: 2.82 (1, 1)	8.1	W	30	2	1	0	2	2	0	0	0	0	0	67	100	0.00	0.480																																
Randy Myers, L ERA: 2.57 (9, 1)	0.2	S	2	0	0	0	0	0	0	0	0	0	0	3	6	0.00	0.000																																


BOTTOM

Chicago Cubs @ Philadelphia Phillies
Veterans Stadium, Philadelphia, PA

Sat Jul 08 1995, 7:05 PM EDT
Att: 31,892 - Unknown - 83 F

livebaseballscores.com

AB	30
R	1
H	2
RBI	1
BB	2
SO	2
LOB	10



Batter	1	2	3	4	5	6	7	8	9	10	11	12	13	AB R H RBI BB SO LOB	TOP														
Brian McRae, S OBP: 0.346, SLG: 0.468 (1, 8)	1-1 SH1-3 1B 1B		3-2 S 1B		0-0 L9		1-3 K		4-2 2B 1B BB		3-2 G6-3		2-2 E3 SH1-3 1B SF8	6 3 2 0 1 1 1	Chicago Cubs @ Philadelphia Phillies Veterans Stadium, Philadelphia, PA Sun Jul 09 1995, 3:33 AM EDT Att: 34,669 - Cloudy - 70 F livebaseballscorecards.com														
Rey Sanchez, R OBP: 0.318, SLG: 0.391 (1, 4)	1-0 SH1-3		2-1 S 1B		2-1 F8		0-0 HR		1-0 1B 2B		0-1 B1		1-0 SF8 SH1-3 1B	6 1 4 4 0 0 0															
Mark Grace, L OBP: 0.406, SLG: 0.580 (1, 3)	2-2 BB 1B		0-0 L8		0-2 P6		0-1 G5-3		4-0 1B IBB		0-0 WP BB 1B		1-1 SH1-3	5 0 2 1 1 0 2															
Sammy Sosa, R OBP: 0.338, SLG: 0.478 (1, 9)	4-2 1B BB		4-1 G4-6-3 BB		0-0 P4		1-2 P2		1-3 K		4-1 WP BB		4-0 IBB	3 0 0 0 4 1 3															
Todd Zeile, R OBP: 0.349, SLG: 0.448 (1, 5)	2-2 P6		0-1 G4-6-3		2-2 P4		0-3 K		1-0 1B		2-1 F7		3-2 SF8	6 0 1 2 0 1 7															
Luis Gonzalez, L OBP: 0.310, SLG: 0.404 Randy Myers, L Mike Walker, R Chris Nabholz, L Scott Bullitt, L OBP: 0.279, SLG: 0.337 (1, 7) (8, 1) (11, 1) (11, 1) (12, PH) (12, 7)	3-1 F7		1-1 G3-1 2B		0-0 G3-1		1-2 G4-3		3-3 K		1-2 P6		2-2 F7	5 0 2 0 0 1 5 0 2 0 0 0 0 0 2															
Scott Servais, R OBP: 0.299, SLG: 0.375 Todd Pratt, R OBP: 0.216, SLG: 0.133 (1, 2) (13, 2)		2-0 G5-3		0-0 G3-1		0-2 K		1-3 K		1-2 F7		4-2 FC5 WP BB		5 0 0 0 1 2 2 0 0 0 0 0 0 0															
José Hernández, R OBP: 0.284, SLG: 0.443 Ozzie Timmons, R OBP: 0.317, SLG: 0.479 Turk Wendell, L (1, 6) (9, PH) (9, 7) (12, 1)		2-1 F8		3-3 K		1-0 G6-3		4-1 1B 2B BB		2-2 F8		1-2 L5		3 0 0 0 0 1 1 2 1 0 0 1 0 1 0 0 0 0 0 0 0															
Kevin Foster, R OBP: 0.313, SLG: 0.433 Bryan Hickerson, L OBP: 0.667, SLG: 0.500 Mike Perez, R Howard Johnson, S OBP: 0.282, SLG: 0.321 Shawon Dunston, R OBP: 0.345, SLG: 0.520 (1, 1) (7, 1) (7, 1) (9, PH) (9, 6)		0-1 G6-3		0-0 G4-3		4-2 HR BB		2-1 BB 1B		0-1 G6-3		1-0 FC5		2 1 0 0 1 0 1 0 0 0 0 0 0 0 0 0 0 0 0 0 0 1 1 1 0 0 0 0 2 0 0 0 0 0 1															
Inning Stats	R: 1 E: 0 K: 0 S: 13	H: 2 LOB: 2 BB: 1 P: 26	R: 0 E: 0 K: 0 S: 5	H: 0 LOB: 0 BB: 0 P: 9	R: 0 E: 0 K: 0 S: 11	H: 2 LOB: 2 BB: 1 P: 20	R: 0 E: 0 K: 1 S: 8	H: 1 LOB: 1 BB: 0 P: 12	R: 0 E: 0 K: 1 S: 6	H: 0 LOB: 0 BB: 0 P: 8	R: 0 E: 0 K: 1 S: 9	H: 0 LOB: 0 BB: 0 P: 11	R: 0 E: 0 K: 1 S: 9	H: 0 LOB: 0 BB: 0 P: 11		R: 3 E: 0 K: 3 S: 21	H: 3 LOB: 3 BB: 3 P: 42	R: 0 E: 0 K: 0 S: 9	H: 0 LOB: 0 BB: 0 P: 12	R: 0 E: 0 K: 0 S: 9	H: 1 LOB: 2 BB: 1 P: 18	R: 0 E: 0 K: 0 S: 9	H: 0 LOB: 1 BB: 1 P: 16	R: 1 E: 1 K: 0 S: 13	H: 1 LOB: 2 BB: 1 P: 26	1B: 8 2B: 3 3B: 0 HR: 1	SF: 1 SAC: 2 DP: 1 HBP: 0	WP: 2 PA: 60 PB: 0 SB: 3 CS: 0	
PITCHER Paul Quantrill, R ERA: 4.31 Ricky Bottalico, R ERA: 1.96 Heathcliff Slocumb, R ERA: 2.14 Kyle Abbott, L ERA: 2.84 Toby Borland, R ERA: 6.45	(1, 1) (8, 1) (9, 1) (11, 1) (11, 1)	IP: 7.0 WLS: 30 BF: 7 H: 3 R: 3 ER: 3 SO: 3	H: 7 R: 3 ER: 3 SO: 3	H: 3 R: 3 ER: 3 SO: 3	H: 3 R: 3 ER: 3 SO: 3	H: 7 R: 3 ER: 3 SO: 3	H: 3 R: 3 ER: 3 SO: 3	H: 7 R: 3 ER: 3 SO: 3	H: 3 R: 3 ER: 3 SO: 3	H: 7 R: 3 ER: 3 SO: 3	H: 3 R: 3 ER: 3 SO: 3	H: 7 R: 3 ER: 3 SO: 3	H: 7 R: 3 ER: 3 SO: 3	H: 3 R: 3 ER: 3 SO: 3		H: 7 R: 3 ER: 3 SO: 3	H: 3 R: 3 ER: 3 SO: 3	H: 7 R: 3 ER: 3 SO: 3	H: 3 R: 3 ER: 3 SO: 3	H: 7 R: 3 ER: 3 SO: 3	H: 3 R: 3 ER: 3 SO: 3	H: 7 R: 3 ER: 3 SO: 3	H: 3 R: 3 ER: 3 SO: 3	H: 7 R: 3 ER: 3 SO: 3	H: 3 R: 3 ER: 3 SO: 3	H: 7 R: 3 ER: 3 SO: 3	H: 3 R: 3 ER: 3 SO: 3	H: 7 R: 3 ER: 3 SO: 3	H: 3 R: 3 ER: 3 SO: 3
PITCHER Mike Williams, R ERA: 4.5	(13, 1)	IP: 1.0 WLS: L BF: 6 H: 1 R: 1 ER: 0 SO: 0	H: 1 R: 1 ER: 0 SO: 0	H: 1 R: 1 ER: 0 SO: 0	H: 1 R: 1 ER: 0 SO: 0	H: 1 R: 1 ER: 0 SO: 0	H: 1 R: 1 ER: 0 SO: 0	H: 1 R: 1 ER: 0 SO: 0	H: 1 R: 1 ER: 0 SO: 0	H: 1 R: 1 ER: 0 SO: 0	H: 1 R: 1 ER: 0 SO: 0	H: 1 R: 1 ER: 0 SO: 0	H: 1 R: 1 ER: 0 SO: 0	H: 1 R: 1 ER: 0 SO: 0		H: 1 R: 1 ER: 0 SO: 0	H: 1 R: 1 ER: 0 SO: 0	H: 1 R: 1 ER: 0 SO: 0	H: 1 R: 1 ER: 0 SO: 0	H: 1 R: 1 ER: 0 SO: 0	H: 1 R: 1 ER: 0 SO: 0	H: 1 R: 1 ER: 0 SO: 0	H: 1 R: 1 ER: 0 SO: 0	H: 1 R: 1 ER: 0 SO: 0	H: 1 R: 1 ER: 0 SO: 0	H: 1 R: 1 ER: 0 SO: 0	H: 1 R: 1 ER: 0 SO: 0	H: 1 R: 1 ER: 0 SO: 0	



Batter	1	2	3	4	5	6	7	8	9	10	11	12	13	AB R H RBI BB SO LOB
Lenny Dykstra, L OBP: 0.347, SLG: 0.325 (1, 8)	G3-1		G4-3		G3		1B 1B		K		IBB		F7	6 1 1 1 1 1 5
Mickey Morandini, L OBP: 0.345, SLG: 0.414 (1, 4)	G4-3			F8 1B		G4-3 BB	1B 1B		G1-3		F7		G6-4-3	6 1 2 1 1 0 4
Gregg Jefferies, S OBP: 0.306, SLG: 0.396 (1, 7)	K			1B		G4-3	1B		G4-3				G4-3	6 1 2 1 0 1 1
Darren Daulton, L OBP: 0.329, SLG: 0.366 (1, 2)		F8		F8		L9	K			P5			G1-2-3 2B	6 0 1 0 0 1 5
Charlie Hayes, R OBP: 0.384, SLG: 0.444 (1, 5)		K		G4-6-3		K	1B			G1-3			IBB 1B	6 0 2 2 0 2 3
Dave Hollins, S OBP: 0.403, SLG: 0.391 (1, 3)														
Kyle Abbott, L OBP: 0.500, SLG: 0.500 (11, 1)														
Toby Borland, R (11, 1)														
Jim Eisenreich, L OBP: 0.396, SLG: 0.473 (13, 9)														
Gary Varsho, L OBP: 0.329, SLG: 0.294 (7, PH)														
Dave Gallagher, R OBP: 0.376, SLG: 0.421 (8, 9)														
Mike Williams, R OBP: 0.200, SLG: 0.200 (13, 1)														
Kevin Stocker, S OBP: 0.300, SLG: 0.237 (1, 6)														
Paul Quantrill, L OBP: 0.184, SLG: 0.107 (7, PH)														
Randy Ready, R OBP: 0.219, SLG: 0.138 (8, 1)														
Ricky Bottalico, L OBP: 0.206, SLG: 0.516 (8, PH)														
Heathcliff Slocumb, R OBP: 0.279, SLG: 0.374 (11, 3)														

Inning Stats	R: 0	H: 0	E: 0	LOB: 0	K: 1	BB: 0	S: 8	P: 11	R: 0	H: 0	E: 0	LOB: 0	K: 1	BB: 0	S: 7	P: 9	R: 0	H: 2	E: 0	LOB: 1	K: 0	BB: 1	S: 9	P: 16	R: 0	H: 1	E: 1	LOB: 2	K: 1	BB: 1	S: 15	P: 27	R: 0	H: 0	E: 0	LOB: 1	K: 1	BB: 1	S: 10	P: 19	R: 6	H: 6	E: 1	LOB: 1	K: 2	BB: 0	S: 26	P: 39	R: 0	H: 0	E: 0	LOB: 0	K: 1	BB: 0	S: 9	P: 14	R: 0	H: 0	E: 0	LOB: 0	K: 1	BB: 0	S: 9	P: 13	R: 0	H: 1	E: 0	LOB: 2	K: 0	BB: 1	S: 7	P: 18	R: 0	H: 2	E: 0	LOB: 2	K: 0	BB: 1	S: 11	P: 18	R: 0	H: 2	E: 0	LOB: 1	K: 0	BB: 0	S: 9	P: 15	R: 0	H: 2	E: 0	LOB: 1	K: 0	BB: 0	S: 9	P: 15	R: 0	H: 2	E: 0	LOB: 1	K: 0	BB: 0	S: 9	P: 15
PITCHER	IP	WLS	BF	H	R	ER	SO	BB	IBB	HBP	BLK	WP	HR	S	P	ERA	WHIP																																																																																							
Kevin Foster, R ERA: 4.57 (1, 1)	6.0		24	4	1	1	4	3	0	0	0	0	0	61	100	1.50	1.167																																																																																							
Bryan Hickerson, L ERA: 6.83 (7, 1)	0.2		7	4	3	2	2	0	0	0	0	0	0	20	31	27.00	6.000																																																																																							
Mike Perez, R ERA: 3.28 (7, 1)	1.1		5	1	2	0	1	0	0	0	0	0	0	13	20	0.00	0.750																																																																																							
Randy Myers, L ERA: 2.4 (9, 1)	2.0		6	0	0	0	1	0	0	0	0	0	0	14	21	0.00	0.000																																																																																							
Mike Walker, R ERA: 2.23 (11, 1)	0.2		3	1	0	0	0	0	0	0	0	0	0	4	9	0.00	1.500																																																																																							
PITCHER	IP	WLS	BF	H	R	ER	SO	BB	IBB	HBP	BLK	WP	HR	S	P	ERA	WHIP																																																																																							
Chris Nabholz, L ERA: 4.11 (11, 1)	0.1		2	0	0	0	0	0	1	0	0	0	0	0	0	0.00	0.000																																																																																							
Turk Wendell, R ERA: 4.35 (12, 1)	2.0	W	9	4	0	0	0	0	1	0	0	0	0	20	33	0.00	2.000																																																																																							

AB	R	H	RBI	BB	SO	LOB
6	1	1	1	1	1	5
6	1	2	1	1	0	4
6	1	2	1	0	1	1
6	0	1	0	0	1	5
6	0	2	2	0	2	3
5	1	1	0	0	1	1
0	0	0	0	0	0	0
0	0	0	0	0	0	0
0	0	0	0	1	0	0
2	0	0	0	0	0	0
4	1	2	1	0	1	3
0	0	0	0	0	0	0
4	0	2	0	1	1	1
0	0	0	0	0	1	0
1	1	0	0	0	0	1
0	0	0	0	0	0	0
1	0	0	0	0	0	0
0	0	0	0	0	0	0
2	0	1	0	0	0	1

WP	PA
0	56

Chicago Cubs @ Philadelphia Phillies
Veterans Stadium, Philadelphia, PA
 Sun Jul 09 1995, 3:33 AM EDT
 Att. 34,669 - Cloudy - 70 F

livebaseballscorecards.com

AB	R	H	RBI	BB	SO	LOB
49	6	14	6	5	8	25



Batter	1	2	3	4	5	6	7	8	9	AB R H RBI BB SO LOB	TOP		
Geronimo Pena, S (1, 4) OBP: 0.375, SLG: 0.358	2-3 K		2-3 K			0-1 1B BB 1B	2-3 K			4 1 1 0 0 3 0			
Allen Battle, R (1, 7) OBP: 0.429, SLG: 0.345	4-2 FC5-4 BB			4-2 FC5-4 BB		4-2 1B BB 1B	0-3 K			1 1 0 0 3 1 0			
Brian Jordan, R (1, 9) OBP: 0.335, SLG: 0.479	1-2 FC5-4 1-2f			0-2 FC5-4 1-2f		1-2 1B E 1B		0-0 G6-3		4 1 1 0 0 0 2			
Ray Lankford, L (1, 8) OBP: 0.338, SLG: 0.469	2-2 G3			1-0 SAFE F7		2-0 FC4-6 E SF9 1-3 2-H 3-H 1B		2-1 F7		4 1 1 2 0 0 2			
Darnell Coles, R (1, 5) OBP: 0.304, SLG: 0.294			1-0 G1-3		2-2 F9	1-2 FC5 FC4-6 1-2 3-H		2-3 K		4 0 0 1 0 1 2			
José Oquendo, S (8, 5) OBP: 0.340, SLG: 0.295										0 0 0 0 0 0 0			
John Mabry, L (1, 3) OBP: 0.349, SLG: 0.398			1-0 G5-3			1-1 FC4-6 1-2f 2-3		2-0 3B		4 0 2 0 0 0 2			
Tripp Cromer, R (1, 6) OBP: 0.272, SLG: 0.357			1-0 F9			0-0 SF9		0-3 K		3 0 0 1 0 2 2			
Tom Pagnozzi, R (1, 2) OBP: 0.256, SLG: 0.312			1-0 F8			0-1 F9		2-3 K		4 0 0 0 0 1 3			
Danny Jackson, R (1, 1) OBP: 0.217, SLG: 0.227			1-3 K			2-3 K		3-2 F9		2 0 0 0 0 0 2 1			
Rich DeLucia, R (6, 1) OBP: 0.375, SLG: 0.286										0 0 0 0 0 0 0 0			
Tony Fossas, L (6, 1)										0 0 0 0 0 0 0 0			
Ramon Caraballo, S (7, PH) OBP: 0.342, SLG: 0.471										1 0 0 0 0 0 0 0			
Rene Arocha, R (7, 1)										0 0 0 0 0 0 0 0			
Gerald Perry, L (8, PH) OBP: 0.196, SLG: 0.186										1 0 0 0 0 0 0 1			
Tom Henke, R (9, 1)										0 0 0 0 0 0 0 0			
Inning Stats	R: 0 H: 0 E: 0 LOB: 1 K: 1 BB: 1 S: 14 P: 23	R: 0 H: 0 E: 0 LOB: 0 K: 0 BB: 0 S: 3 P: 6	R: 0 H: 0 E: 0 LOB: 0 K: 2 BB: 0 S: 7 P: 11	R: 0 H: 0 E: 0 LOB: 1 K: 0 BB: 1 S: 12 P: 19	R: 0 H: 1 E: 0 LOB: 1 K: 2 BB: 0 S: 13 P: 19	R: 4 H: 3 E: 1 LOB: 1 K: 0 BB: 1 S: 16 P: 28	R: 0 H: 0 E: 0 LOB: 0 K: 2 BB: 0 S: 9 P: 14	R: 0 H: 0 E: 0 LOB: 0 K: 1 BB: 0 S: 8 P: 12	R: 0 H: 1 E: 0 LOB: 1 K: 2 BB: 0 S: 12 P: 18	1B: 4 SF: 1 2B: 0 SAC: 0 3B: 1 DP: 0 HR: 0 HBP: 0	WP: 0 PA: 36 PB: 0 SB: 0 CS: 0		
PITCHER	IP WLS BF H R ER SO BB IBB HBP BLK WP HR S P ERA WHIP											PITCHER	IP WLS BF H R ER SO BB IBB HBP BLK WP HR S P ERA WHIP
Mike Mims, L (1, 1) ERA: 3.9	6.0 L 26 4 4 3 5 3 0 0 0 0 0 0 65 106 4.50 1.167												
Ricky Bottalico, R (7, 1) ERA: 1.82	3.0 10 1 0 0 5 0 0 0 0 0 0 0 29 44 0.00 0.333												

St. Louis Cardinals @ Philadelphia Phillies
Veterans Stadium, Philadelphia, PA
Wed Jul 12 1995, 7:05 PM EDT
Att. 24,327 - Unknown - 80 F

livebaseballscorecards.com

AB	32
R	4
H	5
RBI	4
BB	3
SO	10
LOB	15



BOTTOM

St. Louis Cardinals @ Philadelphia Phillies
Veterans Stadium, Philadelphia, PA

Wed Jul 12 1995, 7:05 PM EDT
 Att: 24,327 - Unknown - 80 F

livebaseballscorecards.com

AB	32
R	3
H	9
RBI	3
BB	2
SO	4
LOB	10



WP: 0	PA: 36
PB: 0	
SB: 0	
CS: 0	

AB R H RBI BB SO LOB

3 1 1 0 1 0 1
 3 0 1 1 0 0 2
 1 0 0 0 0 0 0

4 0 2 0 0 0 0

4 0 1 1 0 0 2

4 0 1 0 0 0 0

3 1 1 1 1 0 0

2 0 1 0 0 0 0
 1 0 0 0 0 0 0

4 1 1 0 0 1 3

1 0 0 0 0 1 0
 1 0 0 0 0 1 2
 0 0 0 0 0 0 0
 1 0 0 0 0 1 0

1B: 6 SF: 0
 2B: 2 SAC: 2
 3B: 0 DP: 1
 HR: 1 HBP: 0

Batter	1	2	3	4	5	6	7	8	9
Lenny Dykstra, L (1, 8) OBP: 0.350, SLG: 0.325	4-2 BB G6-4-3		1-0 G3-1 2-3		0-1 1B 1B		0-0 G3		
Mariano Duncan, R (1, 4) OBP: 0.280, SLG: 0.373	1-0 G6-4-3 1-2f		1-0 2B 1B		0-2 P8		2-2 G5-3		
Mickey Morandini, L (7, PH) OBP: 0.344, SLG: 0.412			3-H 1B		0-2 1B 1-2		3-1 G4-3		
Gregg Jefferies, S (1, 7) OBP: 0.309, SLG: 0.403	2-1 F8		0-2 2B		2-1 1B 1-3				
Darren Daulton, L (1, 2) OBP: 0.328, SLG: 0.364		1-1 G4-3	0-2 P6		2-1 1B 1-3 2-H			3-2 G4-3	
Charlie Hayes, R (1, 5) OBP: 0.382, SLG: 0.441		1-0 G6-3		0-1 F9		0-1 SH1-4 BB 1B		2-1 G6-3	
Dave Hollins, S (1, 3) OBP: 0.404, SLG: 0.407		1-1 HR		3-1 P6		4-1 SH1-4 BB		1-0 G4-3	
Dave Gallagher, R (1, 9) OBP: 0.378, SLG: 0.431		0-0 G5-3		1-1 2B		0-0 SH1-4			1-2 P2
Gary Varsho, L (9, PH) OBP: 0.324, SLG: 0.290						1-2 2-3			
Kevin Stocker, S (1, 6) OBP: 0.300, SLG: 0.237			0-0 G3-1 SH1-4 1B 1B	2-1 L1-2-3		3-2 F8			2-3 K
Mike Mimbs, L (1, 1) OBP: 0.077, SLG: 0.115			0-0 SH1-4		0-3 K		2-2 K		0-3 K
Tony Longmire, L (6, PH) OBP: 0.400, SLG: 0.508									
Ricky Bottalico, L (7, 1)									
Jim Eisenreich, L (9, PH) OBP: 0.394, SLG: 0.470									

Inning Stats	R: 0	H: 0	E: 0	K: 5	S: 5	R: 1	H: 1	E: 0	K: 6	S: 6	R: 1	H: 3	E: 0	K: 11	S: 11	R: 0	H: 1	E: 0	K: 8	S: 8	R: 1	H: 3	E: 0	K: 14	S: 14	R: 0	H: 1	E: 0	K: 13	S: 13	R: 0	H: 0	E: 0	K: 6	S: 6	R: 0	H: 0	E: 0	K: 6	S: 6	R: 0	H: 0	E: 0	K: 11	S: 11	R: 0	H: 0	E: 0	K: 11	S: 11
--------------	------	------	------	------	------	------	------	------	------	------	------	------	------	-------	-------	------	------	------	------	------	------	------	------	-------	-------	------	------	------	-------	-------	------	------	------	------	------	------	------	------	------	------	------	------	------	-------	-------	------	------	------	-------	-------

PITCHER	IP	WLS	BF	H	R	ER	SO	BB	IBB	HBP	BLK	WP	HR	S	P	ERA	WHIP
Danny Jackson, L (1, 1) ERA: 6.62	5.0		24	9	3	3	1	2	0	0	0	0	1	47	71	5.40	2.200
Rich DeLucia, R (6, 1) ERA: 3.49	0.2		2	0	0	0	0	0	0	0	0	0	0	7	10	0.00	0.000
Tony Fossas, L (6, 1) ERA: 0.9	0.1		1	0	0	0	1	0	0	0	0	0	0	3	5	0.00	0.000
Rene Arocha, R (7, 1) ERA: 3.4	2.0		6	0	0	0	0	0	0	0	0	0	0	12	23	0.00	0.000
Tom Henke, R (9, 1) ERA: 1.59	1.0	S	3	0	0	0	2	0	0	0	0	0	0	11	14	0.00	0.000

TOP

Philadelphia Phillies @ Montreal Expos
Olympic Stadium, Montreal, QB
Thu Jul 13 1995, 7:05 PM EDT
Att. 16,991 - Dome

livebaseballscorecards.com

AB	37
R	4
H	11
RBI	4
BB	6
SO	6
LOB	22



WP:	0	PA:	44
PB:	0		
SB:	3		
CS:	0		

AB R H RBI BB SO LOB

5	2	2	0	0	1	2
5	1	2	2	0	0	1
4	0	2	1	1	0	0
0	0	0	0	0	0	0
3	0	1	1	1	1	2
4	0	0	0	1	1	4
3	0	1	0	2	0	3
5	0	0	0	0	0	4
4	0	1	0	1	1	3
4	1	2	0	0	2	3
0	0	0	0	0	0	0

Batter	1	2	3	4	5	6	7	8	9
Lenny Dykstra, L OBP: 0.351, SLG: 0.332 (1, 8)	0-2 G5-3	2-2 3B 1B		0-0 G3 SF7 2B	0-3 K			1-1 F8	
Mickey Morandini, L OBP: 0.345, SLG: 0.421 (1, 4)	2-2 S 1B 1B	1-0 1B 3B		1-2 G3		0-0 L3		0-0 G4-3	
Gregg Jefferies, S OBP: 0.316, SLG: 0.405 Heathcliff Slocumb, R (8, 1)	1-0 BB 1B	2-1 S 1B		4-0 S BB		0-0 P4		0-1 G3	
Darren Daulton, L OBP: 0.329, SLG: 0.364 (1, 2)	2-3 K	4-2 BB 1B		1-1 SF7		0-1 L6		2-2 1B 1B	
Charlie Hayes, R OBP: 0.379, SLG: 0.434 (1, 5)	4-2 BB	2-2 P9		1-3 K		1-2 G4-3		0-0 F9	
Dave Hollins, S OBP: 0.408, SLG: 0.405 (1, 3)	0-1 P2		4-2 FC6-4 BB		3-1 F9		4-2 G4-3 BB	0-2 1B	
Dave Gallagher, R OBP: 0.364, SLG: 0.413 (8, 7)		1-2 G6-3	0-0 FC6-4		1-1 L9		0-2 G4-3	3-0 P8	
Kevin Stocker, S OBP: 0.302, SLG: 0.238 (1, 6)		3-3 K	1 SAFE 0-0 F7		2-1 1B 1B		4-0 BB	2-1 F7	
Curt Schilling, R OBP: 0.189, SLG: 0.243 Jim Eisenreich, L OBP: 0.394, SLG: 0.470 (8, 9)		0-1 1B 3B 2B	0-3 K2-3		0-2 1B		1-3 K		

Inning Stats	R: 0	H: 2	E: 0	K: 1	S: 16	P: 25	R: 3	H: 4	E: 0	K: 1	S: 25	P: 40	R: 0	H: 0	E: 0	K: 1	S: 9	P: 13	R: 1	H: 1	E: 0	K: 1	S: 9	P: 16	R: 0	H: 2	E: 0	K: 1	S: 12	P: 18	R: 0	H: 0	E: 0	K: 0	S: 4	P: 4	R: 0	H: 0	E: 0	K: 1	S: 13	P: 23	R: 0	H: 0	E: 0	K: 0	S: 5	P: 6	R: 0	H: 2	E: 0	K: 0	S: 11	P: 18	1B: 8	2B: 2	3B: 1	HR: 0	SF: 1	SAC: 0	DP: 0	HBP: 0	WP: 0	PA: 44
--------------	------	------	------	------	-------	-------	------	------	------	------	-------	-------	------	------	------	------	------	-------	------	------	------	------	------	-------	------	------	------	------	-------	-------	------	------	------	------	------	------	------	------	------	------	-------	-------	------	------	------	------	------	------	------	------	------	------	-------	-------	-------	-------	-------	-------	-------	--------	-------	--------	-------	--------

PITCHER	IP	WLS	BF	H	R	ER	SO	BB	IBB	HBP	BLK	WP	HR	S	P	ERA	WHIP
Jeff Fassero, L ERA: 4.12 (1, 1)	4.0	L	23	7	4	4	4	4	0	0	0	0	0	59	94	9.00	2.750
Gil Heredia, R ERA: 5.96 (5, 1)	1.0		5	2	0	0	1	0	0	0	0	0	0	12	18	0.00	2.000
Luis Aquino, R ERA: 3.93 (6, 1)	2.0		8	0	0	0	1	2	0	0	0	0	0	17	27	0.00	1.000
Tim Scott, R ERA: 4.68 (8, 1)	1.1		6	2	0	0	0	0	0	0	0	0	0	13	16	0.00	1.500
Greg Harris, R ERA: 2.95 (9, 1)	0.2		2	0	0	0	0	0	0	0	0	0	0	3	8	0.00	0.000

PITCHER IP WLS BF H R ER SO BB IBB HBP BLK WP HR S P ERA WHIP

BOTTOM

Philadelphia Phillies @ Montreal Expos
Olympic Stadium, Montreal, QB
Thu Jul 13 1995, 7:05 PM EDT
Att. 16,991 - Dome

livebaseballscorecards.com

AB	33
R	3
H	7
RBI	3
BB	2
SO	10
LOB	13



WP	0	PA	36
PB	0		
SB	2		
CS	0		

AB R H RBI BB SO LOB

3	1	0	0	1	1	0
4	0	1	0	0	1	0
4	0	0	0	0	2	2
3	1	1	1	0	0	0
4	1	1	0	0	2	3
4	0	1	0	0	0	3
4	0	2	2	0	0	0
2	0	0	0	0	2	1
0	0	0	0	0	0	0
0	0	0	0	1	0	0
1	0	1	0	0	0	0
0	0	0	0	0	0	0
0	0	0	0	0	0	0
1	0	0	0	0	0	1

1B	7	SF	0
2B	0	SAC	0
3B	0	DP	1
HR	0	HBP	1

WP	0	PA	36
PB	0		
SB	2		
CS	0		

1B	7	SF	0
2B	0	SAC	0
3B	0	DP	1
HR	0	HBP	1

WP	0	PA	36
PB	0		
SB	2		
CS	0		

Batter	1	2	3	4	5	6	7	8	9
Rondell White, R OBP: 0.337, SLG: 0.466 (1, 8)	2-3 K ①		0-1 L3 ②			0-0 L8 ②		4-2 L9 1B 1B BB	
David Segui, S OBP: 0.397, SLG: 0.465 (1, 3)	1-3 K ②		1-0 G3 ③			1-1 L7 ③		0-2 FC4-6 1B 1-2 1B	
Wil Cordero, R OBP: 0.362, SLG: 0.436 (1, 6)	0-1 G5-3 ③			2-3 K ①			0-3 K ①	3-2 L9 ①	
Moises Alou, R OBP: 0.358, SLG: 0.463 (1, 7)		1-0 G6-3 S 1B HBP		1-0 F7 ②			0-0 P3 ②	0-0 FC4-6 1-2 1B	
Tony Tarasco, L OBP: 0.345, SLG: 0.446 (1, 9)		3-3 K ①		2-3 K ③			3-2 1B 1B	2-1 FC4-6 1-2f 2-3	
Sean Berry, R OBP: 0.342, SLG: 0.465 (1, 5)		1-0 G6-3 ②			0-1 G6-3 ①		0-2 BB 1B 1-2 1B	2-2 F9 ③	
Mike Lansing, R OBP: 0.270, SLG: 0.345 (1, 4)		3-2 S 1B			0-1 G4-3 ②		0-0 BB 1-2 2-H 1B		3-1 G5-3 ①
Tim Spehr, R OBP: 0.375, SLG: 0.500 (1, 2)		2-3 K ③			0-3 K ③		4-2 BB 1-2 2-3	2-2 G6-4-3 1B	
Luis Aquino, R OBP: 0.400, SLG: 0.250 (6, 1)									0-1 G6-4-3 ②
Jeff Treadway, L OBP: 0.216, SLG: 0.208 (7, PH)									
Darrin Fletcher, L OBP: 0.350, SLG: 0.450 (8, 2)									
Jeff Fassero, L OBP: 0.241, SLG: 0.120 (5, 1)			2-3 K ①						0-1 G6-4-3 ②
Gil Heredia, R OBP: 0.227, SLG: 0.227 (6, 2)									
Tim Lincecum, R OBP: 0.253, SLG: 0.286 (7, PH)									
Curtis Pride, L OBP: 0.250, SLG: 0.217 (8, 1)									
Tim Scott, R OBP: 0.333, SLG: 0.333 (9, 1)									
Greg Harris, S OBP: 0.333, SLG: 0.667 (9, PH)									
Tom Foley, L OBP: 0.269, SLG: 0.292 (9, PH)									

Inning Stats	R: 0	H: 0	E: 0	K: 2	S: 9	R: 1	H: 1	E: 0	K: 2	S: 10	R: 0	H: 0	E: 0	K: 1	S: 6	R: 0	H: 0	E: 0	K: 2	S: 7	R: 0	H: 0	E: 0	K: 1	S: 7	R: 0	H: 0	E: 0	K: 2	S: 6	R: 1	H: 3	E: 0	K: 2	S: 18	R: 1	H: 2	E: 0	K: 0	S: 18	R: 0	H: 1	E: 0	K: 0	S: 9	R: 0	H: 0	E: 0	K: 0	S: 9
--------------	------	------	------	------	------	------	------	------	------	-------	------	------	------	------	------	------	------	------	------	------	------	------	------	------	------	------	------	------	------	------	------	------	------	------	-------	------	------	------	------	-------	------	------	------	------	------	------	------	------	------	------

PITCHER	IP	WLS	BF	H	R	ER	SO	BB	IBB	HBP	BLK	WP	HR	S	P	ERA	WHIP
Curt Schilling, R ERA: 3.35 (1, 1)	7.0	W	27	4	2	2	10	1	0	1	0	0	0	63	94	2.57	0.714
Heathcliff Slocumb, R ERA: 2.27 (8, 1)	2.0	S	9	3	1	1	0	1	0	0	0	0	0	27	43	4.50	2.000

PITCHER	IP	WLS	BF	H	R	ER	SO	BB	IBB	HBP	BLK	WP	HR	S	P	ERA	WHIP
Curt Schilling, R ERA: 3.35 (1, 1)	7.0	W	27	4	2	2	10	1	0	1	0	0	0	63	94	2.57	0.714
Heathcliff Slocumb, R ERA: 2.27 (8, 1)	2.0	S	9	3	1	1	0	1	0	0	0	0	0	27	43	4.50	2.000

Batter	1	2	3	4	5	6	7	8	9	AB R H RBI BB SO LOB	TOP																				
Lenny Dykstra, L OBP: 0.349, SLG: 0.340 (1, 8)	2-2 F8		0-0 P6			1-1 G3-1 3B		1-0 F8		4 1 1 0 0 0 0	Philadelphia Phillies @ Montreal Expos Olympic Stadium, Montreal, QB Fri Jul 14 1995, 7:05 PM EDT Att. 15,921 - Dome																				
Mickey Morandini, L OBP: 0.347, SLG: 0.419 (1, 4)	0-0 G4-3		4-2 CS BB			1-1 G3-1		0-0 1B		3 0 1 1 1 0 0																					
Gregg Jefferies, S OBP: 0.319, SLG: 0.407 (1, 7)	1-1 1B		1-2 CS 1-2	1-1 L9-3 1B		0-0 F7		1-1 F8		4 0 2 0 0 0 1																					
Darren Daulton, L OBP: 0.328, SLG: 0.359 (1, 2)	2-0 P3			3-2 L9-3 1-1		4-2 BB			2-2 G6-3	3 0 0 0 1 0 2																					
Jim Eisenreich, L OBP: 0.387, SLG: 0.460 (1, 9)				2-1 F7		0-2 F8			2-1 G3	4 0 0 0 0 0 1																					
Dave Hollins, S OBP: 0.410, SLG: 0.415 (1, 3)					1-3 K				0-0 G4-3	3 1 1 0 1 1 0																					
Charlie Hayes, R OBP: 0.375, SLG: 0.431 (1, 5)										2 0 0 1 0 1 1																					
Kevin Stocker, S OBP: 0.302, SLG: 0.239 Toby Borland, R (7, 1)										3 0 1 0 0 1 0 0 0 0 0 0 0 0																					
Tyler Green, R OBP: 0.171, SLG: 0.314 Gary Varsho, L OBP: 0.320, SLG: 0.286 Kyle Abbott, L OBP: 0.500, SLG: 0.500 Omar Olivares, R OBP: 0.250, SLG: 0.286 Kevin Elster, R OBP: 0.158, SLG: 0.167 (1, 1) (5, PH) (5, 1) (6, 1) (7, 6)										1 0 0 0 0 1 0 1 0 0 0 0 1 1 0 0 0 0 0 0 0 0 0 0 0 0 0 0 1 0 0 0 0 1 0																					
Inning Stats	R: 0 E: 0 K: 0 S: 8	H: 1 LOB: 1 BB: 0 P: 13	R: 1 E: 0 K: 0 S: 10	H: 1 LOB: 0 BB: 0 P: 17	R: 0 E: 0 K: 1 S: 12	H: 0 LOB: 0 BB: 1 P: 17	R: 0 E: 0 K: 0 S: 7	H: 1 LOB: 0 BB: 0 P: 13	R: 0 E: 0 K: 3 S: 18	H: 1 LOB: 1 BB: 0 P: 25		R: 1 E: 0 K: 0 S: 11	H: 1 LOB: 1 BB: 1 P: 17	R: 0 E: 0 K: 1 S: 6	H: 0 LOB: 0 BB: 1 P: 12	R: 0 E: 0 K: 1 S: 7	H: 1 LOB: 1 BB: 0 P: 9	R: 0 E: 0 K: 0 S: 6	H: 0 LOB: 0 BB: 0 P: 10	1B: 4 2B: 1 3B: 2 HR: 0	SF: 1 SAC: 0 DP: 2 HBP: 0	WP: 0 PB: 0 SB: 0 CS: 1	PA: 34								
PITCHER Pedro Martinez, R ERA: 2.94 Jeff Shaw, R ERA: 4.78 (1, 1) (9, 1)	IP 8.0	WLS W	BF 30	H 6	R 2	ER 2	SO 6	BB 3	IBB 0	HBP 0	BLK 0	WP 0	HR 0	S 79	P 123	ERA 2.25	WHIP 1.125														
											PITCHER	IP	WLS	BF	H	R	ER	SO	BB	IBB	HBP	BLK	WP	HR	S	P	ERA	WHIP			

livebaseballscorecards.com

AB	29
R	2
H	6
RBI	2
BB	3
SO	6
LOB	6



Batter	1	2	3	4	5	6	7	8	9	AB	R	H	RBI	BB	SO	LOB
Rondell White, R OBP: 0.348, SLG: 0.481 (1, 8)	G3-1 1B		E 1B	HR 2B	1-2 2-H 3-H 1B		G6-3			5	2	4	2	0	0	0
David Segui, S OBP: 0.397, SLG: 0.476 (1, 3)	G3-1		E 2B BB	HR	L9			F7		4	2	1	2	1	0	3
Wil Cordero, R OBP: 0.359, SLG: 0.432 (1, 6)	G3-1		K	1B			G5-3	P6		5	0	1	0	0	1	3
Moises Alou, R OBP: 0.351, SLG: 0.454 (1, 7)	F8		E6 2B	K			F8	K		5	1	0	0	0	2	3
Darrin Fletcher, L OBP: 0.359, SLG: 0.460 (1, 2)		G3-1	WP 1B 2B				1B BB 1B	BB 1B		3	2	2	2	1	0	0
Tony Tarasco, L OBP: 0.347, SLG: 0.444 (1, 9)		G6-3 1B	K				F9	BB		3	0	1	0	1	1	2
Shane Andrews, R OBP: 0.296, SLG: 0.446 (1, 5)		G6-3	2-4 1B				1B BB	G5-3		3	1	1	1	1	0	3
Mike Lansing, R OBP: 0.269, SLG: 0.340 (1, 4)		BB	2-4				G5-3	P5		3	0	0	0	1	0	2
Pedro Martinez, R OBP: 0.088, SLG: 0.094 Jeff Shaw, R (9, 1)		K					P4	1B		4	0	1	0	0	1	2
							1-2 2-3 1B	G6-3		0	0	0	0	0	0	0

Inning Stats	R: 0	H: 1	E: 0	LOB: 1	K: 0	BB: 0	S: 10	P: 17	R: 0	H: 1	E: 0	LOB: 2	K: 1	BB: 1	S: 8	P: 15	R: 4	H: 3	E: 1	LOB: 1	K: 2	BB: 1	S: 16	P: 33	R: 2	H: 3	E: 0	LOB: 1	K: 1	BB: 0	S: 16	R: 2	H: 2	E: 0	LOB: 2	K: 0	BB: 2	S: 15	P: 28	R: 0	H: 1	E: 0	LOB: 2	K: 0	BB: 1	S: 11	P: 18	R: 0	H: 0	E: 0	LOB: 0	K: 0	BB: 0	S: 7	P: 12	R: 0	H: 0	E: 0	LOB: 0	K: 1	BB: 0	S: 8	P: 12
--------------	------	------	------	--------	------	-------	-------	-------	------	------	------	--------	------	-------	------	-------	------	------	------	--------	------	-------	-------	-------	------	------	------	--------	------	-------	-------	------	------	------	--------	------	-------	-------	-------	------	------	------	--------	------	-------	-------	-------	------	------	------	--------	------	-------	------	-------	------	------	------	--------	------	-------	------	-------

PITCHER	IP	WLS	BF	H	R	ER	SO	BB	IBB	HBP	BLK	WP	HR	S	P	ERA	WHIP
Tyler Green, R ERA: 3.06 (1, 1)	4.0	L	23	8	6	4	4	2	0	0	0	1	1	50	89	9.00	2.500
Kyle Abbott, L ERA: 3.42 (5, 1)	1.0		7	2	2	2	0	2	0	0	0	0	0	15	28	18.00	4.000
Omar Olivares, R ERA: 7.16 (6, 1)	1.0		5	1	0	0	0	1	0	0	0	0	0	11	18	0.00	2.000
Toby Borland, R ERA: 5.92 (7, 1)	2.0		6	0	0	0	1	0	0	0	0	0	0	15	24	0.00	0.000

BOTTOM

Philadelphia Phillies @ Montreal Expos
Olympic Stadium, Montreal, QB
Fri Jul 14 1995, 7:05 PM EDT
Att. 15,921 - Dome

livebaseballscores.com

AB	35
R	8
H	11
RBI	7
BB	5
SO	5
LOB	18



1B: 8	SF: 0	WP: 1	PA: 40
2B: 2	SAC: 0	PB: 0	
3B: 0	DP: 0	SB: 1	
HR: 1	HBP: 0	CS: 0	

PITCHER	IP	WLS	BF	H	R	ER	SO	BB	IBB	HBP	BLK	WP	HR	S	P	ERA	WHIP
---------	----	-----	----	---	---	----	----	----	-----	-----	-----	----	----	---	---	-----	------

Batter	1	2	3	4	5	6	7	8	9	AB R H RBI BB SO LOB	TOP
Lenny Dykstra, L (1, 8) OBP: 0.350, SLG: 0.346	2-1 G3-1		2-0 1B		2-2 G3-1		1-0 G3 2B		1-1 P6	5 0 2 0 0 0 0	
Mickey Morandini, L (1, 4) OBP: 0.345, SLG: 0.415	2-3 K		0-1 P6		2-0 G4-3		1-2 K		0-2 DI 1B	5 1 1 0 0 2 4	
Gregg Jefferies, S (1, 7) OBP: 0.316, SLG: 0.402	0-2 G4-3		3-2 G5-3		0-1 E5		0-0 G3		2-1 DI 1B	5 0 1 2 0 0 3	
Dave Hollins, S (1, 3) OBP: 0.406, SLG: 0.425		1-2 G3		2-0 HR		0-3 K		2-1 F9	0-3 K	5 1 1 1 0 2 3	
Darren Daulton, L (1, 2) OBP: 0.331, SLG: 0.366		3-1 2B		1-1 G4-3		1-0 G4-6-3 1B		1-0 G4-3		4 0 2 0 0 0 0	
Charlie Hayes, R (1, 5) OBP: 0.377, SLG: 0.432		3-3 K		0-0 F9		0-0 G4-6-3 1B		2-1 1B		4 0 2 0 0 1 1	
Dave Gallagher, R (1, 9) OBP: 0.363, SLG: 0.411		3-2 G5-3		1-1 BB 1B		0-0 G4-6-3		2-1 L8		3 0 1 0 0 0 3	
Jim Eisenreich, L (8, PH) OBP: 0.385, SLG: 0.458						1-2 F7		0-3 K		1 0 0 0 0 0 1	
Kevin Elster, R (1, 6) OBP: 0.227, SLG: 0.200		1-2 1B		4-2 1B		0-0 F7		0-3 K		2 0 1 0 1 0 1	
Tony Longmire, L (8, PH) OBP: 0.394, SLG: 0.500			1-2 1B		1-2 BB					1 0 0 0 0 1 1	
Kevin Stocker, S (8, 6) OBP: 0.302, SLG: 0.239										0 0 0 0 0 0 0	
Paul Quantrill, L (1, 1) OBP: 0.182, SLG: 0.100			0-3 K		1-1 G4-3		0-0 2B G3 1B		2-3 K	2 0 0 0 0 0 1 3	
Mike Williams, R (6, 1) OBP: 0.200, SLG: 0.200										0 0 0 0 0 0 0 0	
Gary Varsho, L (7, PH) OBP: 0.320, SLG: 0.296										1 1 1 0 0 0 0 0	
Toby Borland, R (7, 1) OBP: 0.500, SLG: 0.600										0 0 0 0 0 0 0 0	
Kyle Abbott, L (7, 1) OBP: 0.500, SLG: 0.600										0 0 0 0 0 0 0 0	
Mariano Duncan, R (8, PH) OBP: 0.278, SLG: 0.371										1 0 0 0 0 0 1 0	
Inning Stats	R: 0 H: 0 E: 0 LOB: 0 K: 1 BB: 0 S: 9 P: 13	R: 0 H: 1 E: 0 LOB: 1 K: 1 BB: 0 S: 11 P: 21	R: 0 H: 2 E: 0 LOB: 2 K: 1 BB: 0 S: 12 P: 18	R: 1 H: 2 E: 0 LOB: 2 K: 0 BB: 1 S: 11 P: 20	R: 0 H: 0 E: 1 LOB: 1 K: 1 BB: 0 S: 9 P: 13	R: 0 H: 2 E: 0 LOB: 1 K: 0 BB: 0 S: 4 P: 5	R: 1 H: 2 E: 0 LOB: 1 K: 1 BB: 0 S: 9 P: 13	R: 0 H: 1 E: 0 LOB: 1 K: 1 BB: 0 S: 8 P: 13	R: 1 H: 2 E: 0 LOB: 1 K: 2 BB: 0 S: 13 P: 18	1B: 9 SF: 0 2B: 2 SAC: 0 3B: 0 DP: 1 HR: 1 HBP: 0	WP: 0 PA: 40 PB: 0 SB: 0 CS: 0
PITCHER	IP WLS BF H R ER SO BB IBB HBP BLK WP HR S P ERA WHIP										
Butch Henry, L (1, 1) ERA: 3.54	6.0 W 26 7 1 1 4 1 0 0 0 0 0 1 56 90 1.50 1.333										
Tim Scott, R (7, 1) ERA: 4.81	1.0 5 2 1 1 1 0 0 0 0 0 0 0 9 13 9.00 2.000										
Mel Rojas, R (8, 1) ERA: 3.99	2.0 S 9 3 1 1 3 0 0 0 0 0 0 0 21 31 4.50 1.500										

Philadelphia Phillies @ Montreal Expos
Olympic Stadium, Montreal, QB
Sat Jul 15 1995, 7:05 PM EDT
Att. 30,100 - Dome

livebaseballscorecards.com

AB	39
R	3
H	12
RBI	3
BB	1
SO	8
LOB	20



Batter	1	2	3	4	5	6	7	8	9	AB R H RBI BB SO LOB	TOP											
Lenny Dykstra, L (1, 8) OBP: 0.349, SLG: 0.344	3-2 F9		2-1 L8		0-1 FC5-4			0-1 PB 1B		4 0 1 0 0 0 1												
Mariano Duncan, R (1, 4) OBP: 0.277, SLG: 0.374	2-3 K			2-2 1B 2B	1-1 F9			0-0 L9		4 1 1 0 0 1 2												
Gregg Jefferies, S (1, 7) OBP: 0.315, SLG: 0.399	1-1 G5-3			1-1 L9		2-2 G4-3		2-2 PB 1B		4 0 1 0 0 0 1												
Charlie Hayes, R (1, 5) OBP: 0.375, SLG: 0.429		1-0 G6-3		0-0 1B 1B		1-1 G5-3		0-1 F9		4 0 1 1 0 0 2												
Dave Hollins, S (1, 3) OBP: 0.403, SLG: 0.418		1-3 K		3-2 F8		0-1 G6-3		4-2 1B 2B		3 0 0 0 1 1 1												
Dave Gallagher, R (1, 9) OBP: 0.377, SLG: 0.429		4-2 BB		1-1 1B		2-1 F9 2B		1-1 F7		2 0 2 0 1 0 0												
Jim Eisenreich, L (8, PH) OBP: 0.383, SLG: 0.455				1-3 1B						1 0 0 0 0 0 3												
Lenny Webster, R (1, 2) OBP: 0.245, SLG: 0.224		1-0 F7		2-1 F7		0-0 G1-3				3 0 0 0 0 0 4												
Mickey Morandini, L (9, PH) OBP: 0.343, SLG: 0.413										1 0 0 0 0 1 0	AB 34											
Kevin Stocker, S (1, 6) OBP: 0.303, SLG: 0.240			2-3 K2-3		0-0 E8 1B		1-1 F9		0-0 L9	3 0 1 0 0 1 1	R 1											
Tony Longmire, L (9, PH) OBP: 0.389, SLG: 0.493							2-3			1 0 0 0 0 0 0	H 7											
Sid Fernandez, L (1, 1) OBP: 0.200, SLG: 0.200			1-3 K		0-0 FC1-5		1-0 L4		1-2 F7	2 0 0 0 0 1 1	RBI 1											
Mike Williams, R (6, 1) OBP: 0.217, SLG: 0.190										0 0 0 0 0 0 0	BB 2											
Kevin Elster, R (7, PH) OBP: 0.217, SLG: 0.190										1 0 0 0 0 0 1	SO 5											
Omar Olivares, R (7, 1) OBP: 0.250, SLG: 0.286										0 0 0 0 0 0 0	LOB 17											
Darren Daulton, L (9, PH) OBP: 0.330, SLG: 0.364										1 0 0 0 0 0 0												
Inning Stats	R: 0 E: 0 K: 1 S: 11	H: 0 LOB: 0 BB: 0 P: 17	R: 0 E: 0 K: 1 S: 7	H: 0 LOB: 1 BB: 1 P: 14	R: 0 E: 0 K: 2 S: 8	H: 0 LOB: 0 BB: 0 P: 13	R: 1 E: 0 K: 0 S: 13	H: 3 LOB: 2 BB: 0 P: 22	R: 0 E: 1 K: 0 S: 6	H: 1 LOB: 1 BB: 0 P: 7	R: 0 E: 0 K: 0 S: 7	H: 0 LOB: 0 BB: 0 P: 10	R: 0 E: 0 K: 0 S: 6	H: 1 LOB: 1 BB: 0 P: 10	R: 0 E: 0 K: 0 S: 14	H: 2 LOB: 3 BB: 1 P: 21	R: 0 E: 0 K: 1 S: 7	H: 0 LOB: 0 BB: 0 P: 9	1B: 5 2B: 2 3B: 0 HR: 0	SF: 0 SAC: 0 DP: 0 HBP: 0	WP: 0 PB: 1 SB: 0 CS: 0	PA: 36
PITCHER	IP WLS BF H R ER SO BB IBB HBP BLK WP HR S P ERA WHIP																					
Carlos Perez, L (1, 1) ERA: 3.07	7.1 W 30 7 1 1 4 1 0 0 0 0 0 0 66 103 1.23 1.091																					
Jeff Shaw, R (8, 1) ERA: 4.74	0.1 2 0 0 0 0 1 0 0 0 0 0 0 4 8 0.00 3.000																					
Mel Rojas, R (8, 1) ERA: 3.86	1.1 S 4 0 0 0 1 0 0 0 0 0 0 0 9 12 0.00 0.000																					

Philadelphia Phillies @ Montreal Expos
Olympic Stadium, Montreal, QB
Sun Jul 16 1995, 3:33 AM EDT
Att. 22,345 - Dome

livebaseballscorecards.com



BOTTOM

Philadelphia Phillies @ Montreal Expos
Olympic Stadium, Montreal, QB
Sun Jul 16 1995, 3:33 AM EDT
Att. 22,345 - Dome

livebaseballscorecards.com

AB	32
R	5
H	9
RBI	4
BB	2
SO	8
LOB	14



WP:	0	PA:	35
PB:	0	SB:	4
CS:	0		

AB	R	H	RBI	BB	SO	LOB
3	0	0	0	1	0	1
4	1	1	0	0	0	1
3	1	2	2	0	0	1
4	0	0	0	0	2	3
4	0	1	0	0	2	1
3	2	1	0	1	0	1
4	0	2	0	0	1	1
4	1	2	2	0	2	3
3	0	0	0	0	1	2
0	0	0	0	0	0	0
0	0	0	0	0	0	0

1B:	6	SF:	0
2B:	1	SAC:	0
3B:	0	DP:	0
HR:	2	HBP:	1

Batter	1	2	3	4	5	6	7	8	9
Rondell White, R OBP: 0.354, SLG: 0.489 (1, 8)	3-2 P4 1B	2-2 F7 1B			4-1 BB BB		1-0 G5-3 1B		
David Segui, S OBP: 0.387, SLG: 0.462 (1, 3)	2-2 HR 1B		2-1 F8 1B		0-0 P2 1B		1-1 F9 1B		
Wil Cordero, R OBP: 0.369, SLG: 0.459 (1, 6)	1-0 HR 1B		2-2 2B 1B		0-2 P4 1B		1-0 HBP 1B		
Moises Alou, R OBP: 0.345, SLG: 0.441 (1, 7)	1-0 F8 1B		0-3 K 1B		1-0 F8 1B		1-3 K2-3 1B		
Shane Andrews, R OBP: 0.288, SLG: 0.429 (1, 5)	1-1 P3 1B		0-3 K 1B		3-3 K 1B		2-1 1B 1B		
Mike Lansing, R OBP: 0.279, SLG: 0.349 (1, 4)		1-0 S 1B E 1B		1-0 P3 1B		4-0 1B 1B BB	2-1 F8 1B		
Tony Tarasco, L OBP: 0.351, SLG: 0.450 (1, 9)		1-0 S 1B 1B		2-3 K 1B		0-2 1B 1B	2-2 P2 1B		
Tim Laker, R OBP: 0.265, SLG: 0.338 (1, 2)		1-3 K 1B		3-2 HR 1B		0-0 1B 1B	0-3 K 1B		
Carlos Perez, L OBP: 0.185, SLG: 0.320 (1, 1)		1-3 K 1B		1-2 G3 1B		3-2 F7 1B			
Jeff Shaw, R (8, 1)									
Mel Rojas, R (8, 1)									

Inning Stats	R: 2 E: 0 K: 0 S: 12	H: 2 LOB: 0 BB: 0 P: 20	R: 1 E: 1 K: 2 S: 12	H: 2 LOB: 1 BB: 0 P: 18	R: 0 E: 0 K: 2 S: 11	H: 1 LOB: 1 BB: 0 P: 15	R: 1 E: 0 K: 1 S: 10	H: 1 LOB: 0 BB: 0 P: 17	R: 0 E: 0 K: 0 S: 6	H: 0 LOB: 1 BB: 1 P: 11	R: 1 E: 0 K: 1 S: 11	H: 2 LOB: 1 BB: 1 P: 21	R: 0 E: 0 K: 1 S: 6	H: 0 LOB: 1 BB: 0 P: 10	R: 0 E: 0 K: 1 S: 10	H: 1 LOB: 1 BB: 0 P: 16
---------------------	-------------------------------	----------------------------------	-------------------------------	----------------------------------	-------------------------------	----------------------------------	-------------------------------	----------------------------------	------------------------------	----------------------------------	-------------------------------	----------------------------------	------------------------------	----------------------------------	-------------------------------	----------------------------------

PITCHER	IP	WLS	BF	H	R	ER	SO	BB	IBB	HBP	BLK	WP	HR	S	P	ERA	WHIP
Sid Fernandez, L ERA: 7.29 (1, 1)	5.1	L	25	7	5	4	6	2	0	0	0	0	2	58	95	6.75	1.688
Mike Williams, R ERA: 4.37 (6, 1)	0.2		2	1	0	0	0	0	0	0	0	0	0	4	7	0.00	1.500
Omar Olivares, R ERA: 6.75 (7, 1)	2.0		8	1	0	0	2	0	0	1	0	0	0	16	26	0.00	0.500

Batter	1	2	3	4	5	6	7	8	9	AB R H RBI BB SO LOB	TOP																
Lenny Dykstra, L OBP: 0.350, SLG: 0.340 (1, 8)	4-1 BB G4-6-3	2-1 G4-3		4-1 BB CS		1-0 G6-3		1-3 K		3 0 0 0 2 1 2																	
Mickey Morandini, L OBP: 0.344, SLG: 0.421 (1, 4)	0-0 F9		2-1 1B 1B	3-1 P7		2-3 K		1-0 3B		5 1 2 0 0 1 2																	
Gregg Jefferies, S OBP: 0.317, SLG: 0.394 (1, 7)	1-2 G4-6-3 1-2f		1-0 L8		4-1 2B BB	0-0 P5		4-1 BB		3 1 0 0 2 0 2																	
Darren Daulton, L OBP: 0.331, SLG: 0.362 (1, 2)		1-1 G3	1-0 FC6 1B 1B		2-3 K		4-1 FC1-6 BB	1-3 K		4 0 1 0 1 2 3																	
Jim Eisenreich, L OBP: 0.388, SLG: 0.464 (1, 9)		1-1 1B E 1B	1-0 FC6 1B		1-2 2B		0-1 FC1-6 E 1-2f	3-2 G5-3		5 2 3 1 0 0 1																	
Dave Hollins, S OBP: 0.399, SLG: 0.418 (1, 3)		2-0 F8	1-0 P9		2-0 2B		0-0 F9	2-1 G4-3		5 0 1 2 0 0 4																	
Charlie Hayes, R OBP: 0.373, SLG: 0.425 (1, 5)		2-2 E 1B 1B	0-1 FC6		3-3 K		1-1 E4	0-0 F8		5 1 1 0 0 1 4																	
Kevin Elster, R OBP: 0.222, SLG: 0.167 Ricky Bottalico, L (7, 1) Mike Williams, R OBP: 0.200, SLG: 0.200 (8, 1)		1-1 E5 1B	3-1 F9		4-0 IBB		0-0 F8			3 0 0 0 1 0 6 0 0 0 0 0 0 0 0 0 0 0 0 0 0																	
Mike Mimbs, L OBP: 0.103, SLG: 0.138 Toby Borland, R Kevin Stocker, S OBP: 0.301, SLG: 0.239 (7, 6)		0-0 1B		2-3 K	0-3 K			2-2 L9		3 0 1 1 0 2 2 0 0 0 0 0 0 0 1 0 0 0 0 0 0																	
Inning Stats	R: 0 E: 0 K: 0 S: 5	H: 0 LOB: 0 BB: 1 P: 10	R: 2 E: 1 K: 0 S: 13	H: 3 LOB: 2 BB: 0 P: 22	R: 1 E: 0 K: 0 S: 10	H: 3 LOB: 3 BB: 0 P: 19	R: 0 E: 0 K: 1 S: 7	H: 0 LOB: 0 BB: 1 P: 16	R: 2 E: 0 K: 3 S: 16	H: 2 LOB: 2 BB: 2 P: 32	R: 0 E: 0 K: 1 S: 5	H: 0 LOB: 0 BB: 0 P: 8	R: 0 E: 1 K: 0 S: 7	H: 0 LOB: 2 BB: 1 P: 12	R: 0 E: 0 K: 2 S: 13	H: 1 LOB: 2 BB: 1 P: 22	R: 0 E: 0 K: 0 S: 6	H: 0 LOB: 0 BB: 0 P: 11	1B: 6 2B: 2 3B: 1 HR: 0	SF: 0 SAC: 0 DP: 1 HBP: 0	WP: 0 PB: 0 SB: 0 CS: 1	PA: 43					
PITCHER	IP WLS BF H R ER SO BB IBB HBP BLK WP HR S P ERA WHIP																										
Joe Grahe, R ERA: 4.01 (1, 1)	5.0		27	8	5	3	4	3	1	0	0	0	0	51	99	5.40	2.200										
Lance Painter, L ERA: 8.03 (6, 1)	1.2		7	0	0	0	1	1	0	0	0	0	0	11	19	0.00	0.600										
Curt Leskanic, R ERA: 3.31 (7, 1)	0.1		1	0	0	0	0	0	0	0	0	0	0	1	1	0.00	0.000										
Mike Munoz, L ERA: 4.97 (8, 1)	1.0	W	5	1	0	0	2	1	0	0	0	0	0	13	22	0.00	2.000										
Darren Holmes, R ERA: 2.55 (9, 1)	1.0	S	3	0	0	0	0	0	0	0	0	0	0	6	11	0.00	0.000										

Philadelphia Phillies @ Colorado Rockies
Coors Field, Denver, CO
Mon Jul 17 1995, 7:05 PM MDT
Att. 48,070 - Unknown - 78 F

AB	37
R	5
H	9
RBI	4
BB	6
SO	7
LOB	26



Batter	1	2	3	4	5	6	7	8	9	AB	R	H	RBI	BB	SO	LOB	BOTTOM																		
Eric Young Sr., R (1, 4) OBP: 0.347, SLG: 0.349 Darren Holmes, R (9, 1)	2-1 G1-3	2-3 K		4-0 BB BB	2-2 F8		4-0 BB 1-2 2-3 3-H	2-1 G1-3		4	0	0	0	2	1	7																			
Ellis Burks, R (1, 8) OBP: 0.349, SLG: 0.462	3-1 HR 3B		0-1 1B S 2B 1B	2-3 K		1-3 K	3-2 P4			5	2	2	0	0	2	5																			
Dante Bichette, R (1, 7) OBP: 0.365, SLG: 0.566	1-0 HR		1-3 K	4-0 BB 1-2 2-3		2-2 G2		0-0 1B 2B		4	2	2	2	1	1	1																			
Larry Walker, L (1, 9) OBP: 0.379, SLG: 0.630	2-2 F8		3-2 2B 1B	0-2 F9		3-3 K		0-3 K		5	1	1	0	0	2	4																			
Andres Galarraga, R (1, 3) OBP: 0.345, SLG: 0.549 Mike Kingery, L (7, PR) (8, 3)	3-3 K		2-0 P5		3-3 K		0-0 E3 1B	4-1 1B FC4-6 BB		4	0	0	0	0	2	2																			
Vinny Castilla, R (1, 5) OBP: 0.344, SLG: 0.578		0-1 G6-3	0-2 1H 3-H 2B		1-0 WP BB 1B		0-2 E6 BB 1B BB	0-2 FC4-6 1B 1B		5	1	3	3	0	0	1																			
Joe Girardi, R (1, 2) OBP: 0.337, SLG: 0.376		0-0 SH5-4 BB 1B	0-0 G1-4-3		4-2 WP BB		1-3 K	4-0 FC4-6 BB		3	0	1	0	2	1	3																			
Walt Weiss, S (1, 6) OBP: 0.380, SLG: 0.299		4-1 SH5-4 BB		4-1 BB SH1-4 BB	2-1 L8		3-2 BB BB 1B	3-2 FC4-6 1B		3	0	1	2	2	0	4																			
Joe Grahe, R (1, 1) OBP: 0.480, SLG: 0.500 Jim Tatum, R (5, PH) OBP: 0.368, SLG: 0.500 Lance Paster, L (6, 1) OBP: 0.667, SLG: 1.000 Curt Leskanic, R (7, 1) OBP: 0.250, SLG: 0.250 John Vander Wal, L (7, PH) OBP: 0.632, SLG: 0.706 Mike Munoz, L (8, 1) OBP: 1.000, SLG: 2.000 Jason Bates, S (8, PH) OBP: 0.352, SLG: 0.422 (9, 4)		1-0 SH5-4		0-1 SH1-4	1-3 K		4-2 BB 1B	2-0 1B		0	0	0	0	0	0	0																			
Inning Stats	R: 2 E: 0 K: 1 S: 12	H: 2 LOB: 0 BB: 0 P: 23	R: 0 E: 0 K: 1 S: 8	H: 1 LOB: 2 BB: 1 P: 15	R: 2 E: 0 K: 1 S: 13	H: 3 LOB: 1 BB: 0 P: 19	R: 0 E: 0 K: 1 S: 10	H: 0 LOB: 3 BB: 3 P: 24	R: 0 E: 0 K: 2 S: 14	H: 1 LOB: 3 BB: 1 P: 27	R: 0 E: 0 K: 2 S: 11	H: 0 LOB: 0 BB: 0 P: 17	R: 1 E: 2 K: 1 S: 16	H: 1 LOB: 3 BB: 2 P: 31	R: 3 E: 0 K: 1 S: 14	H: 3 LOB: 2 BB: 2 P: 29	1B: 7 2B: 2 3B: 1 HR: 1	SF: 0 SAC: 2 DP: 0 HBP: 0	WP: 1 PB: 0 SB: 1 CS: 0	PA: 46															
PITCHER	IP	WLS	BF	H	R	ER	SO	BB	IBB	HBP	BLK	WP	HR	S	P	ERA	WHIP	IP	WLS	BF	H	R	ER	SO	BB	IBB	HBP	BLK	WP	HR	S	P	ERA	WHIP	
Mike Mimbs, L (1, 1) ERA: 4.08	5.0		28	7	4	4	6	5	0	0	0	1	1	57	108	7.20	2.400																		
Toby Borland, R (6, 1) ERA: 5.88	1.1		7	1	1	0	3	0	0	0	0	0	0	21	31	0.00	0.750																		
Ricky Bottalico, R (7, 1) ERA: 2.41	1.1	L	10	3	3	3	1	4	0	0	0	0	0	18	42	20.25	5.250																		
Mike Williams, R (8, 1) ERA: 4.33	0.1		1	0	0	0	0	0	0	0	0	0	0	2	4	0.00	0.000																		

Philadelphia Phillies @ Colorado Rockies
Coors Field, Denver, CO
Mon Jul 17 1995, 7:05 PM MDT
Att: 48,070 - Unknown - 78 F

livebaseballscorecards.com

AB	35
R	8
H	11
RBI	8
BB	9
SO	10
LOB	29



Batter	1	2	3	4	5	6	7	8	9	AB R H RBI BB SO LOB	TOP											
Lenny Dykstra, L (1, 7) OBP: 0.351, SLG: 0.341	1-1 2B 1B	0-0 S 1B		1-2 K			0-2 G3		3-2 K	5 1 2 0 0 2 0												
Gregg Jefferies, S (1, 3) OBP: 0.327, SLG: 0.409	1-2 1B 2B	3-1 F9 1B			4-1 2B BB		2-2 HBP 1B		2-1 G3 1B 2B	4 3 3 1 1 0 1												
Andy Van Slyke, L (1, 8) OBP: 0.256, SLG: 0.365	2-2 F8		2-3 K		0-0 G4-3 1B 2B		1-0 P6		1-2 G3	5 1 1 1 0 1 3												
Darren Daulton, L (1, 2) OBP: 0.339, SLG: 0.369	2-2 FC4-6 1B		3-0 2B 1B		2-0 G4-3		4-2 SAFE 1-2 HBP		0-0 FC4-6 1B	4 1 3 2 0 0 1												
Jim Eisenreich, L (1, 9) OBP: 0.388, SLG: 0.468	0-1 FC4-6 1-2f		1-0 1B 2B		1-2 G6-4-3 1B		2-0 F7		1-0 FC4-6 1-2f	5 0 2 2 0 0 4												
Charlie Hayes, R (1, 5) OBP: 0.368, SLG: 0.419	3-3 K 1-2		2-1 G5-3		0-2 G6-4-3 1-2f			1-3 K		4 0 0 0 0 2 3												
Mickey Morandini, L (1, 4) OBP: 0.343, SLG: 0.430		2-2 HR	2-1 F8			1-1 F7		1-1 F8		4 1 1 1 0 0 1												
Kevin Stocker, S (1, 6) OBP: 0.305, SLG: 0.244		2-3 K		0-1 G3		3-1 B2-6-4 1B		2-1 1B		4 0 2 0 0 1 0												
Curt Schilling, R (1, 1) OBP: 0.175, SLG: 0.225		0-3 K		0-0 G4-3		0-1 B2-6-4 1-2f		1-1 P3		3 0 0 0 0 1 1												
Kyle Abbott, L (7, 1) OBP: 0.500, SLG: 0.500										0 0 0 0 0 0 0												
Ricky Bottalico, L (7, 1)										0 0 0 0 0 0 0												
Tony Longmire, L (8, PH) OBP: 0.384, SLG: 0.485										1 0 0 0 0 0 1												
Heathcliff Slocumb, R (8, 1)										0 0 0 0 0 0 0												
Inning Stats	R: 2 E: 0 K: 1 S: 16	H: 3 LOB: 1 BB: 0 P: 25	R: 1 E: 0 K: 2 S: 12	H: 2 LOB: 1 BB: 0 P: 19	R: 1 E: 0 K: 1 S: 9	H: 2 LOB: 1 BB: 0 P: 19	R: 0 E: 0 K: 1 S: 6	H: 0 LOB: 0 BB: 0 P: 7	R: 2 E: 0 K: 0 S: 9	H: 2 LOB: 0 BB: 1 P: 16	R: 0 E: 0 K: 0 S: 6	H: 1 LOB: 0 BB: 0 P: 10	R: 0 E: 0 K: 0 S: 11	H: 1 LOB: 2 BB: 0 P: 20	R: 0 E: 0 K: 1 S: 10	H: 1 LOB: 1 BB: 0 P: 15	R: 1 E: 0 K: 1 S: 13	H: 2 LOB: 1 BB: 0 P: 20	1B: 9 2B: 4 3B: 0 HR: 1	SF: 0 SAC: 0 DP: 2 HBP: 1	WP: 0 PB: 0 SB: 2 CS: 0	PA: 41
PITCHER	IP WLS BF H R ER SO BB IBB HBP BLK WP HR S P ERA WHIP																					
Kevin Ritz, R (1, 1) ERA: 3.9	5.0 L 24 9 6 6 5 1 0 0 0 0 0 1 52 86 10.80 2.000																					
Mark Thompson, R (6, 1) ERA: 5.72	1.1 5 2 0 0 0 0 0 0 0 0 0 0 13 19 0.00 1.500																					
Lance Painter, L (7, 1) ERA: 7.62	0.2 3 0 0 0 0 0 0 0 1 0 0 0 4 11 0.00 0.000																					
Curt Leskanic, R (8, 1) ERA: 3.4	1.1 6 2 1 1 2 0 0 0 0 0 0 0 16 26 6.75 1.500																					
Mike Munoz, L (9, 1) ERA: 4.85	0.2 3 1 0 0 0 0 0 0 0 0 0 0 7 9 0.00 1.500																					

Philadelphia Phillies @ Colorado Rockies
 Coors Field, Denver, CO
 Tue Jul 18 1995, 7:05 PM MDT
 Att. 48,011 - Unknown - 74 F

AB	39
R	7
H	14
RBI	7
BB	1
SO	7
LOB	15



1B	9	SF	0
2B	4	SAC	0
3B	0	DP	2
HR	1	HBP	1

Batter	1	2	3	4	5	6	7	8	9	AB	R	H	RBI	BB	SO	LOB
Eric Young Sr., R OBP: 0.348, SLG: 0.346 (1, 4)	G4-3		F8		F8				G1-3	4	0	1	0	1	0	1
Mike Kingery, L OBP: 0.372, SLG: 0.429 (1, 8)			G4-3						G1-3	3	1	2	0	0	0	0
Jim Tatum, R OBP: 0.400, SLG: 0.526 (7, PH)										1	0	1	2	0	0	0
Curt Leskanic, R OBP: 0.250, SLG: 0.250 (8, 1)										0	0	0	0	0	0	0
Mike Munoz, L OBP: 1.000, SLG: 2.000 (9, 1)										0	0	0	0	0	0	0
Jason Bates, S OBP: 0.350, SLG: 0.420 (9, PH)										1	0	0	0	0	0	1
Dante Bichette, R OBP: 0.360, SLG: 0.557 (1, 7)	K				F9		L7		F9	5	0	0	0	0	1	5
Larry Walker, L OBP: 0.381, SLG: 0.651 (1, 9)	K									4	2	2	3	0	1	3
Andres Galarraga, R OBP: 0.344, SLG: 0.543 (1, 3)					G6-3		G6-3		F8	3	0	0	0	0	0	2
Vinny Castilla, R OBP: 0.342, SLG: 0.573 (1, 5)										4	0	1	0	0	1	1
Joe Girardi, R OBP: 0.332, SLG: 0.369 (1, 2)										4	0	0	0	0	0	2
Walt Weiss, S OBP: 0.381, SLG: 0.303 (1, 6)										4	1	2	0	0	0	1
Kevin Ritz, R OBP: 0.320, SLG: 0.238 (5, PH)										1	0	0	0	0	1	0
John Vander Wal, L OBP: 0.524, SLG: 0.692 (6, 1)										1	0	0	0	0	1	1
Mark Thompson, R OBP: 0.375, SLG: 0.375 (7, 1)										0	0	0	0	0	0	0
Lance Painter, L OBP: 0.667, SLG: 1.000 (7, PH)										0	0	0	0	0	0	0
Ellis Burks, R OBP: 0.391, SLG: 0.459 (8, 8)										1	1	0	0	1	0	0

Inning Stats	R: 0	H: 1	R: 0	H: 0	R: 0	H: 0	R: 1	H: 1	R: 0	H: 1	R: 2	H: 3	R: 0	H: 2	R: 0	H: 0	R: 0	H: 1	1B: 6	SF: 0	WP: 0	PA: 39	
E: 0	LOB: 1	E: 0	LOB: 1	E: 0	LOB: 0	E: 0	LOB: 0	E: 0	LOB: 1	E: 0	LOB: 1	E: 0	LOB: 1	E: 0	LOB: 0	E: 0	LOB: 1	E: 0	LOB: 1	2B: 1	SAC: 0	PB: 1	
K: 2	BB: 0	K: 0	BB: 0	K: 1	BB: 0	K: 1	BB: 0	K: 1	BB: 0	K: 1	BB: 0	K: 0	BB: 2	K: 0	BB: 0	K: 0	BB: 0	K: 0	BB: 0	3B: 0	DP: 0	SB: 0	
S: 13	P: 19	S: 11	P: 21	S: 11	P: 14	S: 7	P: 9	S: 15	P: 23	S: 11	P: 11	S: 10	P: 25	S: 6	P: 10	S: 8	P: 10	S: 8	P: 10	HR: 2	HBP: 1	CS: 0	

PITCHER	IP	WLS	BF	H	R	ER	SO	BB	IBB	HBP	BLK	WP	HR	S	P	ERA	WHIP
Curt Schilling, R ERA: 3.57 (1, 1)	6.0	W	28	7	5	5	5	2	0	0	0	0	2	71	110	7.50	1.500
Kyle Abbott, L ERA: 3.21 (7, 1)	0.0		1	1	0	0	0	0	0	0	0	0	0	2	4	∞	∞
Ricky Bottalico, R ERA: 2.36 (7, 1)	1.0	S	3	0	0	0	0	0	0	0	0	0	0	5	8	0.00	0.000
Heathcliff Stocumb, R ERA: 2.15 (8, 1)	2.0	S	7	1	0	0	0	0	0	0	0	0	0	14	20	0.00	0.500

BOTTOM

Philadelphia Phillies @ Colorado Rockies
Coors Field, Denver, CO
 Tue Jul 18 1995, 7:05 PM MDT
 Att: 48,011 - Unknown - 74 F

livebaseballscores.com

AB	36
R	5
H	9
RBI	5
BB	2
SO	5
LOB	17



Batter	1	2	3	4	5	6	7	8	9	AB R H RBI BB SO LOB	TOP											
Lenny Dykstra, L (1, 7) OBP: 0.359, SLG: 0.342	0-0 G1-3 1B		2-1 G3		3-0 G2-3 2B HBP		4-2 BB		4-1 DI BB	2 2 1 0 2 0 0												
Gregg Jefferies, S (1, 3) OBP: 0.328, SLG: 0.413	2-1 G1-3 1B		2-2 1B 2B		2-2 G2-3		0-1 F7		1-2 G6-3	5 1 2 0 0 0 4												
Andy Van Slyke, L (1, 8) OBP: 0.267, SLG: 0.385	1-3 SAFE K		1-1 1B		0-1 2B		3-1 F8			4 0 2 1 0 1 4												
Darren Daulton, L (1, 2) OBP: 0.342, SLG: 0.371	1-1 SAFE G1-3		0-1 1B		1-2 F8			1-0 1B		4 0 2 2 0 0 2												
Jim Eisenreich, L (1, 9) OBP: 0.362, SLG: 0.459	0-1 L9		0-3 K			0-0 G5-3		1-0 F8		4 0 0 0 0 1 4												
Charlie Hayes, R (1, 5) OBP: 0.363, SLG: 0.412		1-3 K		3-1 G1-3		1-1 G4-3		2-1 F9		4 0 0 0 0 1 1												
Mickey Morandini, L (1, 4) OBP: 0.338, SLG: 0.424		2-2 F8		1-0 F8		3-2 G4-3		1-1 F8		4 0 0 0 0 0 1												
Kevin Stocker, S (1, 6) OBP: 0.304, SLG: 0.244		0-2 G4-3		1-0 B1-3			0-1 BB 1B		2-3 K	4 0 1 0 0 1 0												
Tyler Green, R (1, 1) OBP: 0.162, SLG: 0.297			0-2 G6-3		1-1 P4		1-0 L8		1-3 K	2 0 0 0 0 0 0												
Dave Hollins, S (7, PH) OBP: 0.398, SLG: 0.416										1 0 0 0 0 0 1												
Toby Borland, R (7, 1)										0 0 0 0 0 0 0												
Tony Longmire, L (9, PH) OBP: 0.378, SLG: 0.478										1 0 0 0 0 1 0												
Inning Stats	R: 1 E: 0 K: 1 S: 13	H: 2 LOB: 1 BB: 0 P: 17	R: 0 E: 0 K: 1 S: 11	H: 0 LOB: 0 BB: 0 P: 14	R: 1 E: 0 K: 1 S: 16	H: 3 LOB: 2 BB: 0 P: 21	R: 0 E: 0 K: 0 S: 4	H: 0 LOB: 0 BB: 0 P: 9	R: 1 E: 0 K: 0 S: 12	H: 1 LOB: 1 BB: 0 P: 19	R: 0 E: 0 K: 0 S: 10	H: 0 LOB: 0 BB: 0 P: 14	R: 0 E: 0 K: 0 S: 11	H: 1 LOB: 2 BB: 1 P: 19	R: 0 E: 0 K: 2 S: 11	H: 1 LOB: 1 BB: 0 P: 19	R: 0 E: 0 K: 2 S: 11	H: 0 LOB: 1 BB: 1 P: 19	1B: 6 2B: 2 3B: 0 HR: 0	SF: 0 SAC: 0 DP: 0 HBP: 1	WP: 0 PB: 0 SB: 0 CS: 0	PA: 38
PITCHER	IP WLS BF H R ER SO BB IBB HBP BLK WP HR S P ERA WHIP																					
Bryan Rekar, R (1, 1) ERA: 4.26	6.1 W 28 7 3 3 3 1 0 1 0 0 0 73 106 4.26 1.263																					
Lance Painter, L (7, 1) ERA: 7.07	1.0 4 1 0 0 0 0 0 0 0 0 0 6 11 0.00 1.000																					
Curt Leskanic, R (8, 1) ERA: 3.36	0.2 2 0 0 0 0 0 0 0 0 0 0 4 7 0.00 0.000																					
Darren Holmes, R (9, 1) ERA: 2.48	1.0 S 4 0 0 0 2 1 0 0 0 0 0 0 11 19 0.00 1.000																					

Philadelphia Phillies @ Colorado Rockies
 Coors Field, Denver, CO
 Wed Jul 19 1995, 7:05 PM MDT
 Att. 48,087 - Unknown - 62 F

livebaseballscorecards.com

AB	35
R	3
H	8
RBI	3
BB	2
SO	5
LOB	17



Batter	1	2	3	4	5	6	7	8	9	AB	R	H	RBI	BB	SO	LOB
--------	---	---	---	---	---	---	---	---	---	----	---	---	-----	----	----	-----

Mike Kingery, L <small>(1, 8)</small> <small>OBP: 0.378, SLG: 0.430</small>	1-1 G1-3 HR 1B	4-0 1-2 BB		1-2 F8		4-2 1B BB				2	1	1	0	2	0	2
Joe Girardi, R <small>(1, 2)</small> <small>OBP: 0.331, SLG: 0.367</small>	0-0 G1-3 1-2	0-3 K			1-1 G1-3	2-2 1-3 2-H 1B				4	0	1	1	0	1	3
Dante Bichette, R <small>(1, 7)</small> <small>OBP: 0.358, SLG: 0.563</small>	2-2 2-H HR		0-1 G6-3		3-1 F8		2-1 F8			4	1	1	2	0	0	0
Larry Walker, L <small>(1, 9)</small> <small>OBP: 0.382, SLG: 0.648</small>	4-0 1B BB		1-0 G4-3		1-3 K		1-1 G5-4-3 1B			3	0	1	0	1	1	0
Andres Galarraga, R <small>(1, 3)</small> <small>OBP: 0.343, SLG: 0.539</small>	0-0 G6-4-3 1-2 1B		1-0 G6-3		0-0 G4-3		0-1 G5-4-3 1-2f			4	0	1	0	0	0	1
Vinny Castilla, R <small>(1, 5)</small> <small>OBP: 0.344, SLG: 0.572</small>	0-1 G6-4-3 1-2f			3-1 FC4-6 1B		1-1 2B 1B		0-3 K		4	1	2	0	0	1	2
Jason Bates, S <small>(1, 4)</small> <small>OBP: 0.349, SLG: 0.422</small>		0-1 G5-3		0-1 FC4-6 BB 1-2f		1-0 1B 2B		1-3 K		4	1	1	0	0	1	1
Walt Weiss, S <small>(1, 6)</small> <small>OBP: 0.383, SLG: 0.303</small>		4-1 FC1-6 BB		2-1 F9		0-1 S 1B 2-H 3-H		0-0 B3		3	1	1	2	1	0	1
Bryan Rekar, R <small>(1, 1)</small> Lance Painter, L <small>(7, 1)</small> <small>OBP: 0.667, SLG: 1.000</small> Curt Leskanic, R <small>(8, 1)</small> <small>OBP: 0.250, SLG: 0.250</small> Darren Holmes, R <small>(9, 1)</small>		0-0 FC1-6 BB 1-2f		4-1 BB		3-3 K 1-2				2	0	0	0	1	1	2

Inning Stats	R: 2	H: 3	E: 0	LOB: 1	K: 0	BB: 1	S: 9	P: 16	R: 0	H: 0	E: 0	LOB: 2	K: 1	BB: 2	S: 8	P: 16	R: 0	H: 0	E: 0	LOB: 0	K: 0	BB: 0	S: 4	P: 6	R: 0	H: 1	E: 0	LOB: 2	K: 0	BB: 1	S: 11	P: 21	R: 0	H: 0	E: 0	LOB: 0	K: 1	BB: 0	S: 7	P: 12	R: 3	H: 4	E: 0	LOB: 2	K: 1	BB: 1	S: 16	P: 27	R: 0	H: 1	E: 0	LOB: 0	K: 0	BB: 0	S: 6	P: 9	R: 0	H: 0	E: 0	LOB: 0	K: 2	BB: 0	S: 7	P: 8
--------------	------	------	------	--------	------	-------	------	-------	------	------	------	--------	------	-------	------	-------	------	------	------	--------	------	-------	------	------	------	------	------	--------	------	-------	-------	-------	------	------	------	--------	------	-------	------	-------	------	------	------	--------	------	-------	-------	-------	------	------	------	--------	------	-------	------	------	------	------	------	--------	------	-------	------	------

PITCHER	IP	WLS	BF	H	R	ER	SO	BB	IBB	HBP	BLK	WP	HR	S	P	ERA	WHIP
Tyler Green, R <small>(1, 1)</small> <small>ERA: 3.31</small>	6.0	L	29	8	5	5	3	5	0	0	0	0	1	55	98	7.50	2.167
Toby Borland, R <small>(7, 1)</small> <small>ERA: 5.46</small>	2.0		6	1	0	0	2	0	0	0	0	0	0	13	17	0.00	0.500

BOTTOM

Philadelphia Phillies @ Colorado Rockies
Coors Field, Denver, CO
 Wed Jul 19 1995, 7:05 PM MDT
 Att: 48,087 - Unknown - 62 F

AB	30
R	5
H	9
RBI	5
BB	5
SO	5
LOB	12



WP	PA	3B	DP	HR	SF	SAC	DP	HBP
0	35	0	2	1	0	0	2	0

Batter	1	2	3	4	5	6	7	8	9	AB R H RBI BB SO LOB
Lenny Dykstra, L OBP: 0.362, SLG: 0.350 (1, 7)	1-3 K			1-2 HR 2B		2-2 F7		1-0 1B 1-2 2-H		4 1 2 1 0 1 0
Gregg Jefferies, S OBP: 0.327, SLG: 0.423 (1, 3)	0-1 F8			1-0 HR 2-H		2-0 P5		3-1 L6		4 1 1 2 0 0 2
Andy Van Slyke, L OBP: 0.267, SLG: 0.378 (1, 8)	0-3 K			1-0 G1-3			2-1 E 1B	1-3 K		4 0 1 0 0 2 2
Darren Daulton, L OBP: 0.344, SLG: 0.374 (1, 2)				2-0 G1-4-3			1-0 L8		3-1 F9 2B	3 0 1 0 1 0 1
Jim Eisenreich, L OBP: 0.375, SLG: 0.450 (1, 9)				0-1 G3			1-2 L4-6 1-3	0-1 F9		4 0 0 0 0 0 3
Charlie Hayes, R OBP: 0.358, SLG: 0.406 (1, 5)				2-3 K			1-1 L4-6 2-3	0-3 K		4 0 0 0 0 2 3
Mickey Morandini, L OBP: 0.333, SLG: 0.417 (1, 4)				1-0 G4-3			0-1 G4-3	2-2 F7	1-0 G5-3	4 0 0 0 0 0 1
Kevin Stocker, S OBP: 0.304, SLG: 0.245 (1, 6)				1-0 G4-3			1-1 F7	1-1 1B 1B		3 1 1 0 0 0 0
Paul Quantrill, L OBP: 0.176, SLG: 0.097 Dave Hollins, S OBP: 0.396, SLG: 0.414 Omar Olivares, R OBP: 0.250, SLG: 0.286 Dave Gallagher, R OBP: 0.381, SLG: 0.433 Ricky Bottalico, L (8, 1)				2-2 G6-3			3-2 G3	0-0 1B 1-2 1B		1 0 0 0 0 0 0 1 0 0 0 0 0 0 0 0 0 0 0 0 0 1 0 1 0 0 0 0 0 0 0 0 0 0 0

Inning Stats	R: 0 E: 0 K: 2 S: 8	H: 0 LOB: 0 BB: 0 P: 9	R: 0 E: 0 K: 1 S: 5	H: 0 LOB: 0 BB: 1 P: 11	R: 0 E: 0 K: 0 S: 5	H: 0 LOB: 0 BB: 0 P: 9	R: 2 E: 0 K: 0 S: 8	H: 2 LOB: 0 BB: 0 P: 13	R: 0 E: 0 K: 0 S: 5	H: 0 LOB: 0 BB: 0 P: 7	R: 0 E: 0 K: 0 S: 7	H: 0 LOB: 0 BB: 0 P: 14	R: 0 E: 1 K: 0 S: 9	H: 1 LOB: 1 BB: 0 P: 14	R: 1 E: 0 K: 1 S: 12	H: 3 LOB: 2 BB: 0 P: 20	R: 0 E: 0 K: 1 S: 9	H: 1 LOB: 1 BB: 0 P: 13	1B: 4 2B: 3 3B: 0 HR: 1	SF: 0 SAC: 0 DP: 2 HBP: 0	WP: 0 PB: 0 SB: 0 CS: 0	PA: 34
--------------	------------------------------	---------------------------------	------------------------------	----------------------------------	------------------------------	---------------------------------	------------------------------	----------------------------------	------------------------------	---------------------------------	------------------------------	----------------------------------	------------------------------	----------------------------------	-------------------------------	----------------------------------	------------------------------	----------------------------------	----------------------------------	------------------------------------	----------------------------------	--------

PITCHER	IP	WLS	BF	H	R	ER	SO	BB	IBB	HBP	BLK	WP	HR	S	P	ERA	WHIP
Bill Swift, R ERA: 5.42 (1, 1)	7.0	W	24	3	2	2	3	1	0	0	0	0	1	47	77	2.57	0.571
Mike Munoz, L ERA: 5.13 (8, 1)	0.1		4	3	1	1	0	0	0	0	0	0	0	7	11	27.00	9.000
Curt Leskanic, R ERA: 3.32 (8, 1)	0.2		2	0	0	0	1	0	0	0	0	0	0	5	9	0.00	0.000
Darren Holmes, R ERA: 2.41 (9, 1)	1.0		4	1	0	0	1	0	0	0	0	0	0	9	13	0.00	1.000

PITCHER	IP	WLS	BF	H	R	ER	SO	BB	IBB	HBP	BLK	WP	HR	S	P	ERA	WHIP

Philadelphia Phillies @ Colorado Rockies
Coors Field, Denver, CO

Thu Jul 20 1995, 3:33 AM MDT
Att. 48,037 - Cloudy - 82 F

livebaseballscorecards.com

AB	33
R	3
H	7
RBI	3
BB	1
SO	5
LOB	12



WP	PA
0	34

Batter	1	2	3	4	5	6	7	8	9
Mike Kingery, L (1, 8) OBP: 0.379, SLG: 0.429	0-1 G5-3		0-0 SH3 HR 1B	2-2 P6			3-2 G4-3	0-1 2-1 1B	
Joe Girardi, R (1, 2) OBP: 0.331, SLG: 0.375	3-3 K		1 SAFE SH3 1-2	0-0 G4-3			1-1 SF8 3B	1-2 2-1 1-2 3-H	
Dante Bichette, R (1, 7) OBP: 0.357, SLG: 0.570	2-3 K		1-0 HR 2-H				0-1 SF8 3-H		
Larry Walker, L (1, 9) OBP: 0.384, SLG: 0.645		0-1 BB E 1B	0-0 G1-3			1-0 G5-4-3 1B	0-0 G4-3		
Andres Galarraga, R (1, 3) OBP: 0.342, SLG: 0.533		0-0 E3 BB 1-2	2-1 1B 3B HBP			1-2 G5-4-3 1-2f	2-3 K		
Vinny Castilla, R (1, 5) OBP: 0.350, SLG: 0.575		1-0 P3	2-1 3B 1B			0-0 G4-3 1B	0-1 1B SF9 1B		
Jason Bates, S (1, 4) OBP: 0.351, SLG: 0.433		1-2 F7	2-2 1-H 2-H 3B			3-2 G4-3	0-0 BB 1B 1B		
Walt Weiss, S (1, 6) OBP: 0.385, SLG: 0.300		4-2 BB 1-2 2-3	1-2 F9			0-3 K	4-2 1B 2-1 BB		
Bill Swift, R (1, 1) OBP: 0.207, SLG: 0.259	0-3 K			0-0 F8			1-1 G3	0-0 SF9 3-H	
Mike Munoz, L (8, 1) OBP: 1.000, SLG: 2.000									
Curt Leskanic, R (8, 1) OBP: 0.250, SLG: 0.250									
John Vander Wal, L (8, PH) OBP: 0.516, SLG: 0.692									
Darren Holmes, R (9, 1)									

Inning Stats	R: 0 E: 0 K: 2 S: 10	H: 0 LOB: 0 BB: 0 P: 15	R: 0 E: 1 K: 1 S: 12	H: 1 LOB: 3 BB: 1 P: 18	R: 4 E: 0 K: 0 S: 13	H: 4 LOB: 1 BB: 0 P: 21	R: 0 E: 0 K: 0 S: 5	H: 0 LOB: 0 BB: 0 P: 7	R: 0 E: 0 K: 1 S: 7	H: 1 LOB: 0 BB: 0 P: 10	R: 0 E: 0 K: 1 S: 9	H: 1 LOB: 1 BB: 0 P: 13	R: 1 E: 0 K: 0 S: 9	H: 1 LOB: 0 BB: 0 P: 13	R: 2 E: 0 K: 1 S: 14	H: 3 LOB: 2 BB: 1 P: 21
--------------	-------------------------------	----------------------------------	-------------------------------	----------------------------------	-------------------------------	----------------------------------	------------------------------	---------------------------------	------------------------------	----------------------------------	------------------------------	----------------------------------	------------------------------	----------------------------------	-------------------------------	----------------------------------

PITCHER	IP	WLS	BF	H	R	ER	SO	BB	IBB	HBP	BLK	WP	HR	S	P	ERA	WHIP
Paul Quantrill, R (1, 1) ERA: 4.58	5.0	L	23	6	4	4	4	1	0	1	0	0	1	47	71	7.20	1.400
Omar Olivares, R (6, 1) ERA: 6.63	2.0		8	2	1	1	1	0	0	0	0	0	0	18	26	4.50	1.000
Ricky Bottalico, R (8, 1) ERA: 2.72	1.0		7	3	2	2	1	1	0	0	0	0	0	14	21	18.00	4.000

AB R H RBI BB SO LOB

5	1	2	1	0	0	0
3	1	1	0	0	1	0
3	1	1	3	0	2	0
4	0	2	0	0	0	0
3	1	0	0	0	1	2
4	2	3	0	0	0	2
4	1	2	2	0	0	3
2	0	0	0	2	1	2
3	0	0	0	0	1	4
0	0	0	0	0	0	0
0	0	0	0	0	0	0
0	0	0	1	0	0	0
0	0	0	0	0	0	0

WP	PA	3B	SF	SAC	DP	HBP
0	37	1	2	1	1	1

Philadelphia Phillies @ Colorado Rockies
Coors Field, Denver, CO
Thu Jul 20 1995, 3:33 AM MDT
Att. 48,037 - Cloudy - 82 F

livebaseballscores.com

AB	31
R	7
H	11
RBI	7
BB	2
SO	6
LOB	13



Batter	1	2	3	4	5	6	7	8	9	AB R H RBI BB SO LOB	TOP											
Ramon Caraballo, S OBP: 0.345, SLG: 0.423 (1, 4)	2-3 K		0-0 P3			2-2 1B			0-3 K	4 0 1 0 0 2 0	St. Louis Cardinals @ Philadelphia Phillies Veterans Stadium, Philadelphia, PA Fri Jul 21 1995, 7:05 PM EDT Att. 28,468 - Unknown - 85 F											
Allen Battle, R OBP: 0.387, SLG: 0.327 (1, 9) (5, 8)	0-2 1B		1-3 K			0-3 K			2-2 G6-3	4 0 1 0 0 2 1												
Bernard Gilkey, R OBP: 0.357, SLG: 0.460 (1, 7)	0-2 1B			3-1 F9		1-3 K			0-0 G6-3	4 0 1 0 0 1 1												
Ray Lankford, L OBP: 0.348, SLG: 0.500 Gerald Perry, L OBP: 0.176, SLG: 0.172 (1, 8) (5, 3)	0-1 F9		1-3 K				2-2 G6-3			2 0 0 0 0 1 2 1 0 0 0 0 0 0												
Damell Coles, R OBP: 0.330, SLG: 0.359 (1, 5)	2-0 F9		3-3 K				0-0 G5-4-3 1B			3 0 1 0 0 1 2												
Danny Sheaffer, R OBP: 0.284, SLG: 0.341 (1, 2)		3-2 F6			2-2 F8		1-1 G5-4-3			3 0 0 0 0 0 1												
John Mabry, L OBP: 0.320, SLG: 0.360 (1, 3) (5, 9)		1-0 L7			0-0 F8			1-0 E3 FC6-4		3 0 0 0 0 0 0												
Tripp Cromer, R OBP: 0.263, SLG: 0.343 (1, 6)		1-3 K			2-3 K			0-0 FC6-4 G5-4-3 1-2f		3 0 0 0 0 2 1												
Donovan Osborne, S John Frascatore, R Scott Hemond, R Jeff Parrett, R OBP: 1.000, SLG: 1.000 (1, 1) (5, 1) (8, PH) (8, 1)			2-3 K			1-3 K		2-2 G5-4-3 1-2f		1 0 0 0 0 1 0 1 0 0 0 0 1 0 1 0 0 0 0 0 1 0 0 0 0 0 0 0												
Inning Stats	R: 0 E: 0 K: 1 S: 12	H: 2 LOB: 2 BB: 0 P: 16	R: 0 E: 0 K: 1 S: 8	H: 0 LOB: 0 BB: 0 P: 13	R: 0 E: 0 K: 2 S: 8	H: 0 LOB: 0 BB: 0 P: 11	R: 0 E: 0 K: 2 S: 11	H: 0 LOB: 0 BB: 0 P: 18	R: 0 E: 0 K: 1 S: 9	H: 0 LOB: 0 BB: 0 P: 13	R: 0 E: 0 K: 3 S: 14	H: 1 LOB: 1 BB: 0 P: 18	R: 0 E: 0 K: 0 S: 6	H: 1 LOB: 0 BB: 0 P: 9	R: 0 E: 1 K: 0 S: 5	H: 0 LOB: 0 BB: 0 P: 8	R: 0 E: 0 K: 1 S: 7	H: 0 LOB: 0 BB: 0 P: 9	1B: 4 2B: 0 3B: 0 HR: 0	SF: 0 SAC: 0 DP: 2 HBP: 0	WP: 0 PB: 0 SB: 0 CS: 0	PA: 30
PITCHER	IP WLS BF H R ER SO BB IBB HBP BLK WP HR S P ERA WHIP	IP WLS BF H R ER SO BB IBB HBP BLK WP HR S P ERA WHIP																				
Sid Fernandez, L ERA: 6.18 Toby Borland, R ERA: 4.94 (1, 1) (7, 1)	6.0 W 21 3 0 0 10 0 0 0 0 0 0 62 89 0.00 0.500	3.0 S 9 1 0 0 1 0 0 0 0 0 0 18 26 0.00 0.333																				

livebaseballscorecards.com

AB	30
R	0
H	4
RBI	0
BB	0
SO	11
LOB	9



Batter	1	2	3	4	5	6	7	8	9	AB	R	H	RBI	BB	SO	LOB
Lenny Dykstra, L OBP: 0.358, SLG: 0.359 (1, 7)	2-2 P4	2-3 K		1-2 HR	1-0 L4		0-0 F7			5	1	1	1	0	1	2
Gregg Jefferies, S OBP: 0.332, SLG: 0.428 (1, 3)	2-0 HR	1-2 1B HR 1B		1-1 2B 2B		4-0 G5-3 1B BB		0-0 F8		4	3	2	0	1	0	0
Mariano Duncan, R OBP: 0.287, SLG: 0.405 (1, 4)	0-0 HR	1-0 HR 1B		2-2 2B		1-3 K		2-3 K		5	2	3	3	0	2	1
Darren Daulton, L OBP: 0.348, SLG: 0.389 (1, 2)	4-2 BB BB BB	0-0 HR		2-1 G5-3		0-1 G5-3 1B		1-0 F8		4	1	2	3	1	0	1
Charlie Hayes, R OBP: 0.357, SLG: 0.402 (1, 5)	4-2 BB BB	2-0 F9		2-2 P2		0-0 G5-3		1-2 2-3		3	0	0	0	1	0	3
Andy Van Slyke, L OBP: 0.287, SLG: 0.381 (1, 8)	4-2 1-2 2-3 BB		1-1 F7		1-0 F8 1B 1B		4-2 BB			2	0	1	0	2	0	0
Dave Gallagher, R OBP: 0.378, SLG: 0.427 (1, 9)	1-2 F8		0-2 G6-3		3-1 1B		0-1 G6-3			4	0	1	0	0	0	6
Kevin Stocker, S OBP: 0.299, SLG: 0.241 (1, 6)	0-1 L8		1-3 K2-3		0-0 F8		1-0 G3-1			4	0	0	0	0	1	5
Sid Fernandez, L Toby Borland, R (1, 1) (7, 1)		0-3 K		1-3 K		2-3 K		0-2 G4-3		3	0	0	0	0	3	2
										1	0	0	0	0	0	0

Inning Stats	R: 2	H: 1	E: 1	K: 0	S: 23	LOB: 3	BB: 3	P: 40	R: 3	H: 3	E: 0	K: 2	S: 13	LOB: 0	BB: 0	P: 19	R: 0	H: 0	E: 0	K: 1	S: 8	LOB: 0	BB: 0	P: 10	R: 2	H: 3	E: 0	K: 1	S: 16	LOB: 1	BB: 0	P: 25	R: 0	H: 2	E: 0	K: 1	S: 9	LOB: 2	BB: 0	P: 16	R: 0	H: 1	E: 0	K: 1	S: 12	LOB: 3	BB: 2	P: 21	R: 0	H: 0	E: 0	K: 0	S: 5	LOB: 0	BB: 0	P: 8	R: 0	H: 0	E: 0	K: 1	S: 5	LOB: 0	BB: 0	P: 8
--------------	------	------	------	------	-------	--------	-------	-------	------	------	------	------	-------	--------	-------	-------	------	------	------	------	------	--------	-------	-------	------	------	------	------	-------	--------	-------	-------	------	------	------	------	------	--------	-------	-------	------	------	------	------	-------	--------	-------	-------	------	------	------	------	------	--------	-------	------	------	------	------	------	------	--------	-------	------

PITCHER	IP	WLS	BF	H	R	ER	SO	BB	IBB	HBP	BLK	WP	HR	S	P	ERA	WHIP
Donovan Osborne, L ERA: 5.17 (1, 1)	4.0	L	23	7	7	6	4	3	0	0	0	0	3	60	94	13.50	2.500
John Frascatore, R ERA: 5.18 (5, 1)	3.0		14	3	0	0	2	2	0	0	0	0	0	26	43	0.00	1.667
Jeff Parrett, R ERA: 4.98 (8, 1)	1.0		3	0	0	0	1	0	0	0	0	0	0	5	8	0.00	0.000

BOTTOM

St. Louis Cardinals @ Philadelphia Phillies
Veterans Stadium, Philadelphia, PA

Fri Jul 21 1995, 7:05 PM EDT
Att: 28,468 - Unknown - 85 F

livebaseballscorecards.com

AB	35
R	7
H	10
RBI	7
BB	5
SO	7
LOB	20



WP: 0	PA: 40
PB: 0	SB: 0
CS: 0	

Batter	1	2	3	4	5	6	7	8	9	10	11	AB R H RBI BB SO LOB	TOP																		
Allen Battle, R OBP: 0.382, SLG: 0.333 (1, 9)	E4 L5-4 S		FC5 2B		F9		K		CS BB		FC5-4 2B	5 1 1 0 1 1 1	St. Louis Cardinals @ Philadelphia Phillies Veterans Stadium, Philadelphia, PA Sat Jul 22 1995, 7:05 PM EDT Att: 35,513 - Unknown - 78 F																		
José Oquendo, S OBP: 0.349, SLG: 0.303 (1, 4)	F8		P6		2B BB		E 1B		1B		2B	5 1 3 1 1 0 2																			
Bernard Gilkey, R OBP: 0.356, SLG: 0.459 (1, 7)	BB		FC5		2B		E5		K		G5-3	5 0 1 1 1 1 5																			
Ray Lankford, L OBP: 0.346, SLG: 0.495 (1, 8)	L5-4				G4-3		K				F8	5 1 1 0 0 1 5																			
Darnell Coles, R OBP: 0.333, SLG: 0.365 (1, 5)			P3		1B BB		L5				G6-3	4 1 1 0 1 0 0																			
John Mabry, L OBP: 0.322, SLG: 0.361 (1, 3)			K		1B		G4-3				F8	5 0 2 1 0 1 1																			
Tripp Cromer, R OBP: 0.266, SLG: 0.343 (1, 6)			FC6-4 HBP		G6-4-3		SF8		K		SH1-4 1B	3 1 1 1 0 1 3																			
Scott Hemond, R OBP: 0.158, SLG: 0.135 (1, 2)	FC6-4		G4-3		G4-3		K		K		SH1-4	4 0 0 0 0 2 3																			
Danny Jackson, R OBP: 0.185, SLG: 0.192 (8, 1)			K		G6-3		K		K		FC5-4 1B	3 0 0 0 0 2 0																			
Rene Arochib, R OBP: 0.371, SLG: 0.400 (9, PH)												0 0 0 0 0 0 0																			
Geronimo Pena, S OBP: 0.371, SLG: 0.400 (9, 1)												1 0 0 0 0 0 1 0																			
Tony Fossas, L OBP: 0.300, SLG: 0.222 (11, PH)												0 0 0 0 0 0 0 0																			
Rich DeLucia, R OBP: 0.168, SLG: 0.185 (11, 1)												1 0 0 0 0 0 0 0																			
Gerald Perry, L OBP: 0.168, SLG: 0.185 (11, 1)												0 0 0 0 0 0 0 0																			
Tom Henke, R OBP: 0.168, SLG: 0.185 (11, 1)												0 0 0 0 0 0 0 0																			
Inning Stats	R: 0 E: 1 K: 0 S: 11	H: 0 LOB: 1 BB: 1 P: 21	R: 0 E: 0 K: 1 S: 8	H: 0 LOB: 1 BB: 0 P: 14	R: 0 E: 0 K: 1 S: 8	H: 1 LOB: 1 BB: 0 P: 10	R: 1 E: 0 K: 0 S: 7	H: 2 LOB: 1 BB: 1 P: 12	R: 1 E: 0 K: 0 S: 10	H: 1 LOB: 0 BB: 1 P: 18	R: 1 E: 0 K: 1 S: 10	H: 1 LOB: 0 BB: 0 P: 16	R: 0 E: 1 K: 3 S: 15	H: 1 LOB: 2 BB: 0 P: 23	R: 0 E: 0 K: 2 S: 13	H: 1 LOB: 1 BB: 0 P: 19	R: 0 E: 0 K: 2 S: 16	H: 1 LOB: 2 BB: 1 P: 25	R: 0 E: 0 K: 0 S: 6	H: 0 LOB: 0 BB: 0 P: 7	R: 2 E: 0 K: 0 S: 11	H: 3 LOB: 1 BB: 0 P: 18	1B: 7 2B: 6 3B: 0 HR: 0	SF: 1 SAC: 1 DP: 3 HBP: 1	WP: 0 PB: 0 SB: 2 CS: 1	PA: 48					
PITCHER	IP WLS BF H R ER SO BB IBB HBP BLK WP HR S P ERA WHIP															IP WLS BF H R ER SO BB IBB HBP BLK WP HR S P ERA WHIP															
Bobby Munoz, R ERA: 4.5 (1, 1)	6.0	26	5	3	3	3	3	0	1	0	0	0	0	54	91	4.50	1.333														
Ricky Bottalico, R ERA: 2.6 (7, 1)	2.0	9	2	0	0	5	0	0	0	0	0	0	0	28	42	0.00	1.000														
Heathcliff Slocumb, R ERA: 2.04 (9, 1)	2.0	7	1	0	0	2	1	0	0	0	0	0	0	22	32	0.00	1.000														
Omar Olivares, R ERA: 6.93 (11, 1)	1.0	L 6	3	2	2	0	0	0	0	0	0	0	0	11	18	18.00	3.000														

livebaseballscorecards.com

AB	41
R	5
H	11
RBI	5
BB	4
SO	10
LOB	20



Batter	1	2	3	4	5	6	7	8	9	10	11	AB R H RBI BB SO LOB
Lenny Dykstra, L OBP: 0.355, SLG: 0.356 (1, 7)	4-2 S 1B BB		1-2 1B	1-0 F5			1-1 F8		0-0 P2		1-0 F9	5 1 1 0 1 0 4
Gregg Jefferies, S OBP: 0.337, SLG: 0.429 (1, 3)	1-1 CS 1B		1-1 F8		1-0 G4-3		0-1 1B		4-2 1B BB			4 0 2 1 1 0 1
Mariano Duncan, R OBP: 0.284, SLG: 0.399 (1, 4)	1-0 L8		2-0 P4		1-3 K		1-3 K		1-2 1B			5 0 1 0 0 2 4
Charlie Hayes, R OBP: 0.355, SLG: 0.396 (1, 5)	2-1 F8			1-2 WP 2B HBP		1-1 F8		2-2 G4-3		1-3 K		4 1 0 0 0 1 3
Andy Van Slyke, L OBP: 0.293, SLG: 0.386 (1, 8)	0-0 CS	0-0 B5		3-1 HBP 2B		3-1 F8		4-1 S 1B BB		2-1 F7		4 1 1 1 1 0 0
Dave Gallagher, R OBP: 0.377, SLG: 0.421 Ricky Bottalico, L OBP: 0.387, SLG: 0.486 Tony Longmire, L OBP: 0.387, SLG: 0.486 Heathcliff Stocumb, R OBP: 0.385, SLG: 0.412 Dave Hollins, S OBP: 0.385, SLG: 0.412 Omar Olivares, R OBP: 0.290, SLG: 0.286 (1, 9) (7, 1) (8, PH) (9, 1) (10, PH) (11, 1)		3-2 F7		4-2 HBP BB		1-2 G1-3		3-2 CS 1B		3-2 F7		2 0 0 0 0 1 0 0 0 0 0 0 0 0 0 0 1 0 0 1 1 0 0 0 0 0 0 0 0 0 0 0 1 0 0 0 0 0 0 0 0 0 0 0 0 0 0 0
Lenny Webster, R OBP: 0.259, SLG: 0.259 (1, 2)		0-0 FC5-4 1B		0-1 L7		1-0 G2-3		3-2 2B		3-2 G4-3		5 0 2 0 0 0 2
Kevin Stocker, S OBP: 0.298, SLG: 0.238 Mickey Morandini, L OBP: 0.332, SLG: 0.415 (1, 6) (11, PH)		1-1 FC5-4		3-1 HBP		2-1 F8		2-1 G4-3			0-1 F7	3 0 0 0 0 0 0 2 1 0 0 0 0 0 0 0
Bobby Munoz, R OBP: 0.374, SLG: 0.448 Jim Eisenreich, L OBP: 0.374, SLG: 0.448 (1, 1) (7, 9)			1-3 K	0-0 P4		2-2 1B			1-3 K		3-2 F8	2 0 0 0 0 1 3 3 0 1 0 0 1 0

Inning Stats	R: 1	H: 1	R: 0	H: 1	R: 0	H: 1	R: 1	H: 1	R: 0	H: 0	R: 0	H: 0	R: 0	H: 2	R: 1	H: 2	R: 0	H: 1	R: 0	H: 0	R: 0	H: 0	R: 0	H: 0	1B: 7	SF: 0	WP: 1	PA: 47
	E: 0	LOB: 0	E: 0	LOB: 1	E: 0	LOB: 1	E: 0	LOB: 3	E: 0	LOB: 0	E: 0	LOB: 0	E: 0	LOB: 2	E: 0	LOB: 1	E: 0	LOB: 2	E: 0	LOB: 0	E: 0	LOB: 0	E: 0	LOB: 0	2B: 2	SAC: 0	PB: 0	
	K: 0	BB: 1	K: 0	BB: 0	K: 1	BB: 0	K: 0	BB: 1	K: 1	BB: 0	K: 0	BB: 0	K: 1	BB: 0	K: 0	BB: 1	K: 2	BB: 1	K: 0	BB: 0	K: 0	BB: 0	K: 0	BB: 0	3B: 0	DP: 0	SB: 2	
	S: 8	P: 16	S: 7	P: 11	S: 10	P: 15	S: 15	P: 27	S: 6	P: 9	S: 6	P: 11	S: 12	P: 18	S: 12	P: 26	S: 12	P: 19	S: 12	P: 16	S: 6	P: 10	S: 6	P: 10	HR: 0	HBP: 2	CS: 2	

PITCHER	IP	WLS	BF	H	R	ER	SO	BB	IBB	HBP	BLK	WP	HR	S	P	ERA	WHIP
Danny Jackson, L ERA: 6.08 (1, 1)	7.0		30	6	2	2	3	2	0	2	0	1	0	64	107	2.57	1.143
Rene Arocha, R ERA: 3.54 (8, 1)	1.0		5	2	1	1	0	1	0	0	0	0	0	12	26	9.00	3.000
Tony Fossas, L ERA: 1.54 (9, 1)	0.2		2	0	0	0	1	0	0	0	0	0	0	4	5	0.00	0.000
Rich DeLucia, R ERA: 3.12 (9, 1)	1.1	W	6	1	0	0	1	1	0	0	0	0	0	16	30	0.00	1.500
Tom Henke, R ERA: 1.34 (11, 1)	1.0	S	3	0	0	0	0	0	0	0	0	0	0	6	10	0.00	0.000

PITCHER	IP	WLS	BF	H	R	ER	SO	BB	IBB	HBP	BLK	WP	HR	S	P	ERA	WHIP

BOTTOM

St. Louis Cardinals @ Philadelphia Phillies
Veterans Stadium, Philadelphia, PA
Sat Jul 22 1995, 7:05 PM EDT
Att: 35,513 - Unknown - 78 F

livebaseballscores.com

AB	40
R	3
H	9
RBI	3
BB	4
SO	5
LOB	19



Batter	1	2	3	4	5	6	7	8	9	AB R H RBI BB SO LOB	TOP																									
Geronimo Pena, S OBP: 0.382, SLG: 0.391 (1, 4)	4-2 2B 1B BB	3-2 L9		4-1 1B BB		2-3 K		4-2 FC5-4 BB		2 2 0 0 3 1 1																										
Allen Battle, R OBP: 0.356, SLG: 0.308 (1, 9) (8, 7)	1-2 L4		3-1 F8	2-1 L9		1-0 G6-3		0-0 FC5-4		5 0 0 0 0 0 5																										
Bernard Gilkey, R OBP: 0.361, SLG: 0.462 Tony Fossas, L (8, 1)	3-2 1B 2B		4-2 FC6-4 BB	4-0 1B BB		2-1 L9		0-1 F9		3 1 1 0 2 0 2 0 0 0 0 0 0 0																										
Ray Lankford, L OBP: 0.347, SLG: 0.493 (1, 8)	2-2 1B		2-2 FC6-4 1B	1-1 G6-4-3 1B			2-2 L7		0-0 L4	5 1 2 4 0 0 1																										
Darnell Coles, R OBP: 0.328, SLG: 0.350 (1, 5)	3-0 L5		4-1 1B BB	1-2 G6-4-3			0-0 G5-3		1-2 K	4 1 0 0 1 1 3																										
John Mabry, L OBP: 0.324, SLG: 0.359 (1, 3) (8, 9)	1-1 G3		4-2 FC5 1B BB			0-0 F7		0-1 1B	2-2 G1-3	4 0 1 0 1 0 1																										
Danny Sheaffer, R OBP: 0.303, SLG: 0.371 (1, 2)			1-0 1B	1-2 2B		2-2 2B		0-0 G4-3		4 0 3 2 0 0 1																										
Tripp Cromer, R OBP: 0.265, SLG: 0.342 (1, 6)			3-1 F9	1-0 FC5		1-0 G6-3		1-2 FC5-4 BB 1B		4 0 1 0 0 0 4																										
Ken Hill, R OBP: 0.235, SLG: 0.194 Mark Petkovsek, R OBP: 0.250, SLG: 0.167 John Frascatore, R (6, 1) Gerald Perry, L OBP: 0.186, SLG: 0.182 (8, PH) (8, 3)			2-1 SH1-4	4-2 BB BB 1B BB		0-0 P3		2-0 P6		0 0 0 0 0 0 0 1 1 0 0 1 0 1 0 0 0 0 0 0 0 1 0 0 0 0 0 1																										
Inning Stats	R: 2 E: 0 K: 0 S: 15	H: 2 LOB: 1 BB: 1 P: 29	R: 0 E: 0 K: 0 S: 10	H: 1 LOB: 1 BB: 0 P: 20	R: 2 E: 0 K: 0 S: 14	H: 1 LOB: 2 BB: 3 P: 33	R: 2 E: 0 K: 0 S: 14	H: 1 LOB: 1 BB: 3 P: 30	R: 0 E: 0 K: 1 S: 6	H: 0 LOB: 0 BB: 0 P: 11	R: 0 E: 0 K: 0 S: 9	H: 1 LOB: 1 BB: 0 P: 11	R: 0 E: 0 K: 0 S: 9	H: 1 LOB: 2 BB: 1 P: 16	R: 0 E: 0 K: 1 S: 8	H: 0 LOB: 0 BB: 0 P: 11	1B: 6 2B: 2 3B: 0 HR: 0	SF: 0 SAC: 1 DP: 1 HBP: 0	WP: 0 PB: 0 SB: 2 CS: 0	PA: 42																
PITCHER	IP WLS BF H R ER SO BB IBB HBP BLK WP HR S P ERA WHIP																																			
Mike Mims, L ERA: 4.34 (1, 1)	3.0		17	4	4	4	0	4	0	0	0	0	0	39	82	12.00	2.667																			
Kyle Abbott, L ERA: 3.81 (4, 1)	0.1		5	1	2	2	0	3	0	0	0	0	0	11	26	54.00	12.000																			
Paul Quantrill, R ERA: 4.5 (4, 1)	1.2	W	5	1	0	0	0	0	0	0	0	0	0	9	13	0.00	0.600																			
Toby Borland, R ERA: 4.37 (6, 1)	4.0	S	15	2	0	0	2	1	0	0	0	0	0	32	49	0.00	0.750																			

St. Louis Cardinals @ Philadelphia Phillies
Veterans Stadium, Philadelphia, PA

Sun Jul 23 1995, 3:33 AM EDT
Att. 30,104 - Overcast - 88 F

AB 33
R 6
H 8
RBI 6
BB 8
SO 2
LOB 20



WP: 0 PA: 42
PB: 0
SB: 2
CS: 0

ERA WHIP

ERA WHIP

Batter	1	2	3	4	5	6	7	8	9	AB	R	H	RBI	BB	SO	LOB
Lenny Dykstra, L (1, 7) OBP: 0.362, SLG: 0.368	2-1 G3	2-1 HR	4-1 1B BB		0-0 G4-3		4-2 S BB			3	1	1	1	2	0	0
Gregg Jefferies, S (1, 3) OBP: 0.342, SLG: 0.434	4-1 G4-3 1B BB	0-2 P5	0-0 1-2 1B			1-1 G4-3 2B	0-2 G6-3			4	2	2	1	1	0	1
Andy Van Slyke, L (1, 8) OBP: 0.288, SLG: 0.376	0-0 G4-3		1-2 1B			0-1 G4-3	2-3 K			5	1	1	0	0	1	5
Darren Daulton, L (1, 2) OBP: 0.353, SLG: 0.386	4-0 1B 2B BB		4-2 1B 2B BB	1-0 E4		4-0 2B IBB	2-3 K			2	2	0	0	3	1	0
Tony Longmire, L (1, 9) OBP: 0.400, SLG: 0.507	1-1 2B 1B		1-0 2B 1B	2-0 G3-6-3		2-1 1-3 2B	0-2 F7			5	1	3	3	0	0	1
Mariano Duncan, R (1, 5) OBP: 0.287, SLG: 0.410	1-2 1-3 2-H 2B		1-0 1-H 2-H 2B 2B	3-3 K		2-3 2B	0-1 G6-3			5	1	2	3	0	2	2
Mickey Morandini, L (1, 4) OBP: 0.338, SLG: 0.422	2-1 G3		0-0 SH3 1B 2B		3-2 S E SH3 1B	4-0 IBB				3	2	2	1	1	0	2
Kevin Elster, R (1, 6) OBP: 0.207, SLG: 0.154		1-3 K	0-1 SH3		0-0 SH3	1-3 K				2	0	0	0	0	2	3
Mike Mims, L (1, 1) Dave Hollins, S (3, PH) Kyle Abbott, L (4, 1) Paul Quattrini, L (4, 1) Dave Gallagher, R (5, PH) Toby Borland, R (6, 1)		0-0 P6	2-3 K		2-3 K		2-1 F8			1	0	0	0	0	0	0

Inning Stats	R: 2	H: 2	E: 0	K: 0	S: 13	LOB: 2	BB: 2	P: 27	R: 1	H: 1	E: 0	K: 1	S: 11	LOB: 0	BB: 0	P: 14	R: 5	H: 5	E: 0	K: 1	S: 17	LOB: 2	BB: 2	P: 30	R: 0	H: 0	E: 1	K: 1	S: 6	LOB: 0	BB: 0	P: 12	R: 1	H: 1	E: 0	K: 1	S: 11	LOB: 0	BB: 0	P: 16	R: 1	H: 2	E: 0	K: 2	S: 12	LOB: 3	BB: 2	P: 26	R: 0	H: 0	E: 0	K: 1	S: 10	LOB: 1	BB: 1	P: 18	R: 0	H: 0	E: 0	K: 1	S: 8	LOB: 0	BB: 0	P: 10
AB	33																																																															
R	10																																																															
H	11																																																															
RBI	9																																																															
BB	7																																																															
SO	8																																																															
LOB	15																																																															
PITCHER	IP	WLS	BF	H	R	ER	SO	BB	IBB	HBP	BLK	WP	HR	S	P	ERA	WHIP																																															
Ken Hill, R (1, 1) ERA: 5.06	2.2	L	20	8	8	8	2	4	0	0	0	0	1	39	69	27.00	4.500																																															
Mark Petkovsek, R (3, 1) ERA: 3.86	2.2		12	3	2	1	2	0	1	0	0	0	0	25	43	3.38	1.125																																															
John Frascatore, R (6, 1) ERA: 4.85	1.2		7	0	0	0	3	1	1	0	0	0	0	16	31	0.00	0.600																																															
Tony Fossas, L (8, 1) ERA: 1.48	1.0		3	0	0	0	1	0	0	0	0	0	0	8	10	0.00	0.000																																															


BOTTOM

St. Louis Cardinals @ Philadelphia Phillies
Veterans Stadium, Philadelphia, PA

Sun Jul 23 1995, 3:33 AM EDT
Att. 30,104 - Overcast - 88 F

livebaseballscorecards.com

AB 33
R 10
H 11
RBI 9
BB 7
SO 8
LOB 15



WP: 0 PA: 42
PB: 0
SB: 2
CS: 0

Batter	1	2	3	4	5	6	7	8	9	AB R H RBI BB SO LOB	TOP											
Mike Kingery, L (1, 8) OBP: 0.376, SLG: 0.436	1-1 1B		0-0 G4-3	0-2 HR 1B		3-2 1B 2B		2-2 F7		5 2 3 2 0 0 0												
Jason Bates, S (1, 4) OBP: 0.353, SLG: 0.441	0-1 L6		3-2 G6-3	0-1 HR		3-1 BB 1B		3-3 K		5 1 2 4 0 1 1												
Larry Walker, L (1, 9) OBP: 0.387, SLG: 0.628	0-3 K		4-0 HR BB	2-0 G4-3		4-2 1-2 BB		0-0 HR 1B		3 2 1 0 2 1 1												
Andres Galarraga, R (1, 3) OBP: 0.336, SLG: 0.530	1-1 F9		0-0 HR	0-3 K		2-3 K		0-2 F7		5 1 1 2 0 2 4												
Ellis Burks, R (1, 7) OBP: 0.358, SLG: 0.503		0-2 G5-3	0-3 K		3-1 G3-1		3-2 P5	2-1 HR		2 0 0 0 0 1 0 3 1 1 2 0 0 0												
John Vander Wal, L (5, PH) OBP: 0.507, SLG: 0.714																						
Vinny Castilla, R (1, 5) OBP: 0.353, SLG: 0.593		1-3 K		4-0 BB 1B BB	1-3 K		3-2 G1-3	0-1 G5-3		4 1 0 0 1 2 0												
Joe Girardi, R (1, 2) OBP: 0.324, SLG: 0.376		1-0 HR		0-1 BB 1B 1B	1-2 G5-3		0-1 G6-3			4 2 2 1 0 0 0												
Walt Weiss, S (1, 6) OBP: 0.382, SLG: 0.295		4-2 BB		1-1 F7		3-2 G3		0-0 G1-3		3 0 0 0 1 0 2												
Bryan Rekar, R (1, 1)		2-3 K		4-1 HR BB		0-3 K		0-3 K		3 1 0 0 1 3 1												
Inning Stats	R: 0 E: 0 K: 1 S: 9	H: 1 LOB: 1 BB: 0 P: 11	R: 1 E: 0 K: 2 S: 12	H: 1 LOB: 1 BB: 1 P: 20	R: 2 E: 0 K: 1 S: 8	H: 1 LOB: 0 BB: 1 P: 15	R: 5 E: 0 K: 1 S: 15	H: 3 LOB: 0 BB: 2 P: 26	R: 0 E: 0 K: 1 S: 8	H: 0 LOB: 0 BB: 0 P: 13	R: 1 E: 0 K: 2 S: 21	H: 2 LOB: 2 BB: 1 P: 36	R: 0 E: 0 K: 0 S: 8	H: 0 LOB: 0 BB: 0 P: 14	R: 0 E: 0 K: 1 S: 7	H: 0 LOB: 0 BB: 0 P: 9	R: 2 E: 0 K: 1 S: 15	H: 2 LOB: 0 BB: 0 P: 20	1B: 5 2B: 1 3B: 0 HR: 4	SF: 0 SAC: 0 DP: 0 HBP: 0	WP: 0 PB: 0 SB: 0 CS: 0	PA: 42
PITCHER	IP WLS BF H R ER SO BB IBB HBP BLK WP HR S P ERA WHIP																					
Tyler Green, R (1, 1) ERA: 3.81	5.0 L 25 6 8 8 6 4 0 0 0 0 3 52 85 14.40 2.000																					
Omar Olivares, R (6, 1) ERA: 6.91	4.0 17 4 3 3 4 1 0 0 0 0 1 51 79 6.75 1.250																					

Colorado Rockies @ Philadelphia Phillies
Veterans Stadium, Philadelphia, PA

Mon Jul 24 1995, 7:05 PM EDT
Att. 25,424 - Unknown - 91 F

AB	37
R	11
H	10
RBI	11
BB	5
SO	10
LOB	9



Batter	1	2	3	4	5	6	7	8	9	AB	R	H	RBI	BB	SO	LOB
Lenny Dykstra, L (1, 7) OBP: 0.359, SLG: 0.362	1-0 F7		4-0 BLK S BB		1-0 F8		1-2 G4-3		2-3 K	4	0	0	0	1	1	0
Gregg Jefferies, S (1, 3) OBP: 0.341, SLG: 0.431	0-1 G5-3		3-2 F8		0-2 1B		0-3 K			4	0	1	0	0	1	1
Andy Van Slyke, L (1, 8) OBP: 0.296, SLG: 0.375	4-2 BB			3-1 G4-3	2-0 1B		0-0 G4-3			3	0	1	0	1	0	0
Darren Daulton, L (1, 2) OBP: 0.351, SLG: 0.383	1-1 L4			0-3 K	0-0 F9			0-0 G6-4-3 1B		4	0	1	0	0	1	3
Tony Longmire, L (1, 9) OBP: 0.407, SLG: 0.507		1-1 G4-6-3 HBP		0-1 2B		4-2 1B SF8 BB		2-2 G6-4-3 1B		0	0	0	0	0	0	0
Dave Gallagher, R (4, PH) OBP: 0.387, SLG: 0.434								1-2 G6-4-3 1B		2	1	2	0	1	0	0
Charlie Hayes, R (1, 5) OBP: 0.350, SLG: 0.391		1-2 F8		3-1 F9		1-3 K		0-0 G6-4-3		4	0	0	0	0	1	5
Mickey Morandini, L (1, 4) OBP: 0.340, SLG: 0.423		0-0 G4-6-3			3-2 FC4-6 1B	0-1 1B		1-2 F7		4	0	2	0	0	0	2
Kevin Stocker, S (1, 6) OBP: 0.294, SLG: 0.235			2-1 G4-3		2-1 FC4-6 HR	0-0 SF8			1-1 F7	3	1	0	1	0	0	1
Tyler Green, R (1, 1) OBP: 0.158, SLG: 0.289			1-2 G6-3		0-0 HR	0-3 K			0-2 G5-3	1	0	0	0	0	0	0
Omar Olivares, R (5, PH) OBP: 0.300, SLG: 0.667										2	1	1	2	0	1	1
Jim Eisenreich, L (9, PH) OBP: 0.373, SLG: 0.446										1	0	0	0	0	0	0

Inning Stats	R: 0	H: 0	E: 0	K: 0	S: 7	R: 0	H: 0	E: 0	K: 0	S: 6	R: 0	H: 0	E: 0	K: 0	S: 8	R: 0	H: 1	E: 0	K: 1	S: 13	R: 2	H: 4	E: 0	K: 0	S: 12	R: 1	H: 1	E: 0	K: 2	S: 13	R: 0	H: 0	E: 0	K: 1	S: 8	R: 0	H: 2	E: 0	K: 0	S: 10	R: 0	H: 0	E: 0	K: 1	S: 8	R: 0	H: 0	E: 0	K: 1	S: 11	1B: 6	SF: 1	2B: 1	SAC: 0	3B: 0	DP: 2	HR: 1	HBP: 1	WP: 0	PA: 37
PITCHER Bryan Rekar, R (1, 1) ERA: 3.52	IP	WLS	BF	H	R	ER	SO	BB	IBB	HBP	BLK	WP	HR	S	P	ERA	WHIP	IP	WLS	BF	H	R	ER	SO	BB	IBB	HBP	BLK	WP	HR	S	P	ERA	WHIP																										


BOTTOM

Colorado Rockies @ Philadelphia Phillies
Veterans Stadium, Philadelphia, PA

Mon Jul 24 1995, 7:05 PM EDT
Att: 25,424 - Unknown - 91 F

livebaseballscorecards.com


AB	32
R	3
H	8
RBI	3
BB	3
SO	5
LOB	13



Batter	1	2	3	4	5	6	7	8	9	10	AB R H RBI BB SO LOB	TOP																	
Eric Young Sr., R OBP: 0.375, SLG: 0.382 (1, 7) C B F B F B X	3-2 S G4-3 2B 1B	0-1 P4		X 0-0 1B HR 1B		F C X 0-2 F9			C B B B B 0-1 G4-3 S BB		4 2 2 0 1 0 2																		
Mike Kingery, L OBP: 0.376, SLG: 0.435 (1, 8) L X	0-1 G4-3 1-2	1-0 2-H 3-H 1B		B 1 SAFE X 1-0 HR 1B		X 0-0 G4-3			B C C B X 2-2 G4-3		5 1 2 2 0 0 2																		
Dante Bichette, R OBP: 0.351, SLG: 0.571 (1, 9) C B C C B C S (8, 7)	1-3 K 2-3	2-3 K		X 0-0 1-H 3-H HR					B B S S L S 2-3 K		5 1 1 3 0 4 3																		
Andres Galarraga, R OBP: 0.334, SLG: 0.528 (1, 3) B B F B F B X	3-2 1B 2B		B X 1-0 P2	B X 1-0 L8				C X 0-1 G5-3		B S F C S 1-3 K	5 0 1 1 0 1 0																		
Vinny Castilla, R OBP: 0.357, SLG: 0.592 (1, 5) C X	0-1 FC6-4 1B		X C C C 0-2		H 1-0 G3 SH3 HBP			B B B C C S 3-3 K		F X 0-1 E5 WP 1B	4 0 2 0 0 1 0																		
Joe Girardi, R OBP: 0.323, SLG: 0.375 (1, 2) C B X	1-1 FC6-4 1-2r		S B B S 1-3		X 0-0 SH3 1-2			S X 0-1 F9		F B S SAFE X 1-2 WP 1B	4 0 1 0 0 1 3																		
Jason Bates, S OBP: 0.347, SLG: 0.433 Curt Leskanic, R OBP: 0.250, SLG: 0.250 John Vander Wal, L OBP: 0.500, SLG: 0.702 Mike Munoz, L OBP: 1.000, SLG: 2.000 Steve Reed, R OBP: 0.500, SLG: 0.500 Walt Weiss, S OBP: 0.379, SLG: 0.293 (1, 6) C X		1-0 G5-3	2-1 F9		1-1 G3			C C B C C B 1-3 K		B S F C S 3-3 K	4 0 0 0 0 1 2																		
Bill Swift, R OBP: 0.226, SLG: 0.310 Lance Painter, L OBP: 0.400, SLG: 0.500 Larry Walker, L OBP: 0.385, SLG: 0.626 (1, 1) L X (5, 1) (8, 9)		0-1 2B 1B 1B		C B B C S 3-3 K		2-3 K		B X 1-0 G6-3		B S F C S 1-3 K	5 1 1 0 0 3 3																		
		0-1 1B 2B		B B B B B B X 3-2 G6-3		F B F B F B S 1-3 K			B S F B B C S 2-3 K		2 1 1 0 0 0 0																		
											1 0 0 0 0 1 0																		
											1 0 0 0 0 1 0																		
Inning Stats	R: 1 E: 0 K: 1 S: 16	H: 3 LOB: 2 BB: 0 P: 24	R: 2 E: 0 K: 1 S: 12	H: 3 LOB: 1 BB: 0 P: 16	R: 0 E: 0 K: 1 S: 9	H: 1 LOB: 1 BB: 0 P: 13	R: 3 E: 0 K: 1 S: 19	H: 3 LOB: 0 BB: 0 P: 27	R: 0 E: 0 K: 1 S: 7	H: 0 LOB: 1 BB: 0 P: 11	R: 0 E: 0 K: 1 S: 8	H: 0 LOB: 0 BB: 0 P: 9	R: 0 E: 0 K: 2 S: 10	H: 0 LOB: 0 BB: 0 P: 14	R: 0 E: 0 K: 1 S: 6	H: 0 LOB: 0 BB: 0 P: 8	R: 0 E: 0 K: 2 S: 11	H: 0 LOB: 1 BB: 1 P: 21	R: 0 E: 1 K: 3 S: 17	H: 1 LOB: 2 BB: 0 P: 23	1B: 8 2B: 2 3B: 0 HR: 1	SF: 0 SAC: 1 DP: 0 HBP: 1	WP: 1 PB: 0 SB: 2 CS: 0	PA: 44					
PITCHER	IP WLS BF H R ER SO BB IBB HBP BLK WP HR S P ERA WHIP												PITCHER	IP WLS BF H R ER SO BB IBB HBP BLK WP HR S P ERA WHIP															
Jim Deshaies, L ERA: 13.5 Toby Borland, R ERA: 4.14 Ricky Bottalico, R ERA: 2.49 Heathcliff Slocumb, R ERA: 1.94	(1, 1) (5, 1) (7, 1) (8, 1)	4.0 2.0 2.0 2.0	WLS 22 7 6 9	BF 22 7 6 9	H 10 0 0 1	R 6 0 0 0	ER 6 0 0 0	SO 4 2 3 5	BB 0 0 0 1	IBB 0 0 0 0	HBP 0 1 0 0	BLK 0 0 0 0	WP 0 0 0 1	HR 1 0 0 0	S 56 15 16 28	P 80 20 22 44	ERA 13.50 0.00 0.00 0.00	WHIP 2.500 0.000 0.000 1.000											

Colorado Rockies @ Philadelphia Phillies
Veterans Stadium, Philadelphia, PA
Tue Jul 25 1995, 7:05 PM EDT
Att. 25,837 - Unknown - 90 F

AB	41
R	6
H	11
RBI	6
BB	1
SO	14
LOB	17



BOTTOM

Colorado Rockies @ Philadelphia Phillies
Veterans Stadium, Philadelphia, PA

Tue Jul 25 1995, 7:05 PM EDT
Att. 25,837 - Unknown - 90 F

livebaseballscorecards.com

AB 40
R 7
H 12
RBI 7
BB 3
SO 9
LOB 10



WP: 0 PA: 43
PB: 0
SB: 1
CS: 0

AB R H RBI BB SO LOB

5 1 2 2 0 1 0

5 0 2 1 0 1 2

5 1 1 2 0 0 3

3 1 1 0 2 1 0

5 0 1 1 0 3 1

5 0 1 1 0 1 2

3 1 1 0 1 1 0

1 0 0 0 0 1 1
1 1 1 0 0 0 0
0 0 0 0 0 0 0
1 0 0 0 0 0 0
0 0 0 0 0 0 0
1 0 0 0 0 0 1
0 0 0 0 0 0 0

1B: 9 SF: 0
2B: 2 SAC: 0
3B: 1 DP: 0
HR: 0 HBP: 0

Main table with columns for Batter, Inning (1-10), and AB/R/H/RBI/BB/SO/LOB. Rows include players like Lenny Dykstra, Gregg Jefferies, Andy Van Slyke, Darren Daulton, Mark Whiten, Mickey Morandini, Charlie Hayes, Kevin Stocker, Jim Deshaies, Dave Gallagher, Toby Borland, Kevin Elster, Ricky Bottalico, Jim Eisenreich, and Heathcliff Slocumb.

Inning Stats table with columns for R, H, E, K, S, H, LOB, BB, IBB, HBP, BLK, WP, HR, S, P, ERA, WHIP.

PITCHER table with columns for PITCHER, IP, WLS, BF, H, R, ER, SO, BB, IBB, HBP, BLK, WP, HR, S, P, ERA, WHIP.

Batter	1	2	3	4	5	6	7	8	9	10	11	AB R H RBI BB SO LOB	TOP					
John Wehner, R (1, 5) OBP: 0.440, SLG: 0.391 <i>F B B B S</i>	3-3 K		2-0 F8			4-2 G6-3 BB		0-0 L7			1-1 1B	4 0 1 0 1 1 1	Pittsburgh Pirates @ Philadelphia Phillies Veterans Stadium, Philadelphia, PA Wed Jul 26 1995, 7:05 PM EDT Cloudy					
Jay Bell, R (1, 6) OBP: 0.324, SLG: 0.352 <i>C B B X</i>	2-1 F8			0-1 L8		1-1 G6-3 SAFE 1-2			2-2 F8		0-3 K	5 0 0 0 0 1 2						
Nelson Liriano, S (1, 4) OBP: 0.323, SLG: 0.349 <i>X</i>	0-0 L7			1-3 K		0-2 P4			0-1 F7			4 0 0 0 0 1 1						
Jeff King, R (1, 3) OBP: 0.328, SLG: 0.438 <i>C C C</i>		1-3 K		3-1 F7		3-2 G6-3			1-2 G6-3			4 0 0 0 0 1 1						
Steve Pegues, R (1, 9) OBP: 0.256, SLG: 0.417 Mark Johnson, L (10, PH) OBP: 0.354, SLG: 0.462 <i>F F F X</i>		1-2 P9			2-2 F8		1-2 G4-3			1-1 G1-3		3 0 0 0 0 0 0 1 0 0 0 0 0 0						
Midre Cummings, L (1, 8) OBP: 0.286, SLG: 0.263 <i>F B S T</i>		1-2 K			1-2 F7		1-2 F8			3-2 F8		4 0 0 0 0 1 0						
Mark Parent, R (1, 2) OBP: 0.345, SLG: 0.560 <i>F B B B B</i>				4-2 BB		0-1 HR		1-0 F8		0-3 K		3 1 1 1 1 1 0						
Freddy Garcia, R (1, 7) OBP: 0.213, SLG: 0.190 Al Martin, L (8, PH) OBP: 0.335, SLG: 0.400 <i>S B B B B</i>			2-3 K		4-1 BB			2-3 K		0-0 F7		1 0 0 0 1 1 1 2 0 0 0 0 1 0						
Paul Wagner, R (1, 1) OBP: 0.278, SLG: 0.250 Orlando Merced, S (8, PH) OBP: 0.335, SLG: 0.449 Jason Christiansen, R (8, 1) Jeff McCurry, R (10, 1) 2 Angelo Encarnacion, R (10, 2) Dan Plesac, L (10, 1) <i>S B B B B</i>			1-3 K		1-3 K			0-0 G6-3		2-0 L6		2 0 0 0 0 2 2 1 0 1 0 0 0 0 0 0 0 0 0 0 0 0 0						
Inning Stats	R: 0 H: 0 E: 0 LOB: 0 K: 1 BB: 0 S: 6 P: 11	R: 0 H: 0 E: 0 LOB: 0 K: 2 BB: 0 S: 10 P: 13	R: 0 H: 0 E: 0 LOB: 1 K: 2 BB: 1 S: 10 P: 19	R: 0 H: 0 E: 0 LOB: 0 K: 1 BB: 0 S: 7 P: 11	R: 1 H: 1 E: 0 LOB: 1 K: 1 BB: 1 S: 12 P: 20	R: 0 H: 0 E: 0 LOB: 1 K: 0 BB: 1 S: 11 P: 19	R: 0 H: 0 E: 0 LOB: 0 K: 0 BB: 0 S: 8 P: 11	R: 0 H: 0 E: 0 LOB: 0 K: 1 BB: 0 S: 5 P: 7	R: 0 H: 0 E: 0 LOB: 0 K: 0 BB: 0 S: 10 P: 13	R: 0 H: 0 E: 0 LOB: 0 K: 1 BB: 0 S: 9 P: 13	R: 0 H: 1 E: 0 LOB: 1 K: 1 BB: 0 S: 8 P: 11	1B: 1 SF: 0 2B: 0 SAC: 0 3B: 0 DP: 0 HR: 1 HBP: 0		WP: 0 PA: 38 PB: 0 SB: 0 CS: 0				
PITCHER	IP WLS BF H R ER SO BB IBB HBP BLK WP HR S P ERA WHIP																	
Sid Fernandez, L (1, 1) ERA: 5.44	7.0	25	1	1	1	7	3	0	0	0	0	0	0	1	64	104	1.29	0.571
Ricky Bottalico, R (8, 1) ERA: 2.34	3.0	9	0	0	0	2	0	0	0	0	0	0	0	0	24	33	0.00	0.000
Toby Borland, R (11, 1) ERA: 4.03	1.0	W 4	1	0	0	1	0	0	0	0	0	0	0	0	8	11	0.00	1.000

AB	35
R	1
H	2
RBI	1
BB	3
SO	10
LOB	8



livebaseballscores.com

Batter	1	2	3	4	5	6	7	8	9	10	11	AB R H RBI BB SO LOB	BOTTOM	
Lenny Dykstra, L OBP: 0.354, SLG: 0.356 (1, 7)	1-2 F8 1B	1-0 F7			1-1 G4-3		1-1 F8			1-2 F9		5 0 0 0 0 0 4	Pittsburgh Pirates @ Philadelphia Phillies Veterans Stadium, Philadelphia, PA Wed Jul 26 1995, 7:05 PM EDT Cloudy	
Gregg Jefferies, S OBP: 0.339, SLG: 0.426 (1, 3)	2-1 FC4-6 1B		1-1 G5-3		3-1 P5			0-1 F8		1-1 G4-6-3 1-2f		5 0 1 0 0 0 1		
Andy Van Slyke, L OBP: 0.297, SLG: 0.362 (1, 8)	2-1 FC4-6 1-2f BB		0-1 G3-1			2-1 G3		3-3 K			4-2 FC5-4 BB	4 1 0 0 1 1 1		
Darren Daulton, L OBP: 0.353, SLG: 0.385 (1, 2)	4-1 BB		4-0 BB			2-1 G4-3		2-2 F8			4-2 FC5-4 1-2 BB	2 0 0 0 3 0 0		
Mark Whiten, S OBP: 0.244, SLG: 0.233 Dave Gallagher, R OBP: 0.391, SLG: 0.445 (1, 9) (11, PR)	3-0 G3-1		0-1 G3-1			3-2 K			2-0 G6-3		0-2 FC5-4 1-2f 2-3	5 0 0 0 0 1 5 0 0 0 0 0 0 0		
Mickey Morandini, L OBP: 0.339, SLG: 0.431 (1, 4)		0-1 G5-3 2B		1-0 G4-3			0-0 G3-1		1-1 CS 2B		1-2 SF7 3-H	4 1 2 1 0 0 0		
Charlie Hayes, R OBP: 0.347, SLG: 0.384 (1, 5)		0-0 G5-3 2-3		1-1 G4-3			0-1 G5-3			4-0 IBB		3 0 0 0 1 0 1		
Kevin Stocker, S OBP: 0.296, SLG: 0.236 (1, 6)		0-0 G5-3 3-H		2-1 F7			0-0 1B 1B		1-3 K 2-3			4 0 1 1 0 1 2		
Sid Fernandez, L OBP: 0.374, SLG: 0.447 Ricky Bottalico, L OBP: 0.291, SLG: 0.413 Mariano Duncan, R OBP: 0.291, SLG: 0.413 Toby Borland, R OBP: 0.297, SLG: 0.356 (1, 1) (7, PH) (8, 1) (10, PH) (11, 1)		4-1 BB		3-2 F8			3-2 1B 1B			0-0 G4-6-3 1B		1 0 0 0 1 0 0 1 0 1 0 0 0 0 0 0 0 0 0 0 0 1 0 1 0 0 0 0 0 0 0 0 0 0 0		
Inning Stats	R: 0 H: 1 E: 0 LOB: 2 K: 0 BB: 1 S: 9 P: 21	R: 1 H: 1 E: 0 LOB: 1 K: 0 BB: 1 S: 6 P: 11	R: 0 H: 0 E: 0 LOB: 1 K: 0 BB: 1 S: 6 P: 11	R: 0 H: 0 E: 0 LOB: 0 K: 0 BB: 0 S: 5 P: 9	R: 0 H: 0 E: 0 LOB: 0 K: 0 BB: 0 S: 7 P: 14	R: 0 H: 0 E: 0 LOB: 0 K: 1 BB: 0 S: 9 P: 16	R: 0 H: 2 E: 0 LOB: 2 K: 0 BB: 0 S: 9 P: 13	R: 0 H: 0 E: 0 LOB: 0 K: 1 BB: 0 S: 10 P: 15	R: 0 H: 1 E: 0 LOB: 1 K: 1 BB: 1 S: 6 P: 14	R: 0 H: 1 E: 0 LOB: 0 K: 0 BB: 0 S: 6 P: 8	R: 1 H: 0 E: 0 LOB: 1 K: 0 BB: 2 S: 14 P: 23	1B: 4 SF: 1 2B: 2 SAC: 0 3B: 0 DP: 1 HR: 0 HBP: 0		WP: 0 PA: 42 PB: 0 SB: 0 CS: 1
PITCHER	IP WLS BF H R ER SO BB IBB HBP BLK WP HR S P ERA WHIP													
Paul Wagner, R ERA: 5.23 (1, 1)	7.0 28 4 1 1 1 3 0 0 0 0 0 51 95 1.29 1.000													
Jason Christiansen, L ERA: 2.12 (8, 1)	2.0 7 1 0 0 2 0 1 0 0 0 0 16 29 0.00 0.500													
Jeff McCurry, R ERA: 4.04 (10, 1)	0.0 1 1 0 0 0 0 0 0 0 0 0 1 1 ∞ ∞													
Dan Plesac, L ERA: 2.97 (10, 1)	1.2 L 6 0 1 1 0 2 0 0 0 0 0 0 19 30 5.40 1.200													

livebaseballscorecards.com



Batter	1	2	3	4	5	6	7	8	9	AB R H RBI BB SO LOB	TOP		
Al Martin, L OBP: 0.336, SLG: 0.412 (1, 7) B X	1-0 HR		1-1 G5-3 1B		1-0 G4-3		0-0 G4-3		0-0 F7	5 1 2 1 0 0 0			
Jay Bell, R OBP: 0.325, SLG: 0.356 (1, 6) F B S X	1-2 G6-4-3 1B		2-2 G5-3		1-1 G5-3		1-3 K		3-1 2B	5 0 2 0 0 1 1			
Orlando Merced, S OBP: 0.336, SLG: 0.452 (1, 9) X	0-0 G6-4-3 1-2f		2-3 K		3-2 2B		1-2 1B		1-3 K	5 0 2 0 0 2 3			
Midre Cummings, L OBP: 0.280, SLG: 0.304 (1, 8) C S X	0-2 G5-3				0-1 2 BB 1B 2B		1-1 G4-3			4 1 1 0 0 0 2			
Mark Johnson, L OBP: 0.347, SLG: 0.471 (1, 3) C B C B B C X			3-2 P5		1-3 K		1-1 L9		1-1 G1-3	4 0 0 0 0 1 1			
Nelson Liriano, S OBP: 0.336, SLG: 0.389 (1, 4) B F X			1-1 1B 1B		1-1 F7		0-1 1B 2 FC5-2 1B		0-1 HR	4 1 3 1 0 0 1			
John Wehner, R OBP: 0.483, SLG: 0.423 (1, 5) Mike Dyer, R OBP: 0.500, SLG: 0.500 (8, 1) Jason Christiansen, R (8, 1) B B X			2-0 G4-6-3 1B		4-0 2 BB 1B BB		1-0 1 SAFE 1 SAFE B 1 SAFE X 1-3 2 FC5-2 1B		0-0 F7	3 1 2 0 1 0 0 0 0 0 0 0 0 0 0 0 0 0 0 0 0			
2 Angelo Encarnacion, R OBP: 0.375, SLG: 0.378 (1, 2) X	0-0 G4-6-3 1-2f		0-0 1B BB		4-1 1B BB		0-0 FC5-2 FC5-4		1-3 K	3 0 0 0 1 1 4			
Steve Parris, R OBP: 0.250, SLG: 0.375 (1, 1) Jeff King, R OBP: 0.327, SLG: 0.436 (8, 5) X			0-0 G5-3		0-1 1B		0-1 FC5-4		0-0 F8	3 0 1 2 0 0 2 1 0 0 0 0 0 0			
Inning Stats	R: 1 H: 2 E: 0 LOB: 0 K: 0 BB: 0 S: 8 P: 10	R: 0 H: 2 E: 0 LOB: 1 K: 0 BB: 0 S: 7 P: 13	R: 0 H: 1 E: 0 LOB: 1 K: 1 BB: 0 S: 9 P: 14	R: 2 H: 2 E: 0 LOB: 2 K: 1 BB: 2 S: 11 P: 21	R: 0 H: 1 E: 0 LOB: 1 K: 0 BB: 0 S: 9 P: 15	R: 0 H: 2 E: 0 LOB: 2 K: 0 BB: 0 S: 8 P: 10	R: 0 H: 1 E: 0 LOB: 1 K: 1 BB: 0 S: 8 P: 11	R: 1 H: 1 E: 0 LOB: 0 K: 1 BB: 0 S: 8 P: 10	R: 0 H: 1 E: 0 LOB: 1 K: 1 BB: 0 S: 7 P: 11	1B: 8 SF: 0 2B: 3 SAC: 0 3B: 0 DP: 2 HR: 2 HBP: 0	WP: 0 PA: 39 PB: 0 SB: 0 CS: 0		
PITCHER	IP WLS BF H R ER SO BB IBB HBP BLK WP HR S P ERA WHIP											PITCHER	IP WLS BF H R ER SO BB IBB HBP BLK WP HR S P ERA WHIP
Paul Quantrill, R ERA: 4.5 (1, 1)	8.0 W 35 12 4 4 4 2 0 0 0 0 2 68 104 4.50 1.750												
Heathcliff Slocumb, R ERA: 1.9 (9, 1)	1.0 S 4 1 0 0 1 0 0 0 0 0 0 7 11 0.00 1.000												

Pittsburgh Pirates @ Philadelphia Phillies
Veterans Stadium, Philadelphia, PA

Wed Jul 26 1995, 7:05 PM EDT
Att. 32,517 - Unknown - 88 F

livebaseballscorecards.com

AB	37
R	4
H	13
RBI	4
BB	2
SO	5
LOB	14



Batter	1	2	3	4	5	6	7	8	9	AB R H RBI BB SO LOB	TOP																
Al Martin, L (1, 7) OBP: 0.333, SLG: 0.408	0-0 F7		0-1 G4-3 1B BB 1B	2-0 G4-3		2-3 K			2-3 K	5 1 1 0 0 2 1																	
Jay Bell, R (1, 6) OBP: 0.327, SLG: 0.360	0-3 K		0-0 BB G4-3 1-2 1B 1B		2-1 F8		2-2 F8		2-0 1-H 2B	5 1 2 1 0 1 0																	
Orlando Merced, S (1, 9) OBP: 0.333, SLG: 0.445	2-0 L8		3-1 G4-3		4-2 1B BB		2-3 K		1-3 K	4 0 0 0 1 2 3																	
Midre Cummings, L (1, 8) OBP: 0.310, SLG: 0.308		2-2 P6	4-1 BB BB 1B BB		0-1 BB 1-3 1B		1-2 K			3 1 1 0 1 1 0																	
Mark Johnson, L (1, 3) OBP: 0.354, SLG: 0.468		4-2 1B BB	4-1 1B BB 1-2 2-3 3-H		4-1 FC6-4 1-2 BB		3-2 K			1 0 0 1 3 1 0																	
Nelson Liriano, S (1, 4) OBP: 0.333, SLG: 0.385		2-1 L8	1-0 FC4-6 1-2 2-H 3-H 1B		1-3 K		0-3 K			4 0 1 2 0 2 4																	
John Wehner, R (1, 5) OBP: 0.455, SLG: 0.400		2-1 1B	1-0 FC4-6		1-1 FC6-4		0-0 F7			4 0 1 0 0 0 5																	
Dan Miceli, R (8, 1)		1-2 1B	1-2f		1-2f					0 0 0 0 0 0 0																	
2 Angelo Encarnacion, R (1, 2) OBP: 0.346, SLG: 0.347		0-0 G4-3		2-2 F9		0-0 G4-3			0-0 G5-3	4 0 0 0 0 0 2																	
John Ericks, R (1, 1) OBP: 0.143, SLG: 0.214			0-3 K		0-2 G4-3		0-3 K		2-1 2B 1B	3 0 0 0 0 2 0																	
Dan Plesac, L (7, 1)										0 0 0 0 0 0 0																	
Jeff McCurry, R (7, 1)										0 0 0 0 0 0 0																	
Jeff King, R (8, 5) OBP: 0.330, SLG: 0.439										1 1 1 0 0 0 0																	
Inning Stats	R: 0 E: 0 K: 1 S: 5	H: 0 LOB: 0 BB: 0 P: 7	R: 0 E: 0 K: 0 S: 11	H: 1 LOB: 2 BB: 1 P: 21	R: 3 E: 0 K: 1 S: 12	H: 3 LOB: 2 BB: 2 P: 25	R: 0 E: 0 K: 0 S: 12	H: 0 LOB: 0 BB: 0 P: 16	R: 0 E: 0 K: 1 S: 14	H: 1 LOB: 3 BB: 2 P: 26	R: 0 E: 0 K: 2 S: 7	H: 0 LOB: 0 BB: 0 P: 9	R: 0 E: 0 K: 2 S: 10	H: 0 LOB: 0 BB: 0 P: 15	R: 0 E: 0 K: 2 S: 9	H: 0 LOB: 0 BB: 0 P: 12	R: 1 E: 0 K: 2 S: 12	H: 2 LOB: 1 BB: 0 P: 19	1B: 6 2B: 1 3B: 0 HR: 0	SF: 0 SAC: 0 DP: 0 HBP: 0	WP: 0 PB: 0 SB: 0 CS: 0	PA: 39					
PITCHER	IP WLS BF H R ER SO BB IBB HBP BLK WP HR S P ERA WHIP																										
Jeff Juden, R (1, 1) ERA: 6.23	4.1		22	5	3	3	2	4	0	0	0	0	0	48	83	6.23	2.077										
Mike Mimbs, L (5, 1) ERA: 4.22	2.2	W	9	0	0	0	5	1	0	0	0	0	0	23	36	0.00	0.375										
Toby Borland, R (8, 1) ERA: 3.92	1.0		3	0	0	0	2	0	0	0	0	0	0	9	12	0.00	0.000										
Heathcliff Slocumb, R (9, 1) ERA: 2.06	1.0	S	5	2	1	1	2	0	0	0	0	0	0	12	19	9.00	2.000										

Pittsburgh Pirates @ Philadelphia Phillies
Veterans Stadium, Philadelphia, PA

Thu Jul 27 1995, 3:33 AM EDT
Att. 31,955 - Sunny - 94 F

livebaseballscorecards.com

AB	34
R	4
H	7
RBI	4
BB	5
SO	11
LOB	15



Batter	1	2	3	4	5	6	7	8	9
Mickey Morandini, L (1,4) OBP: 0.341, SLG: 0.434	1-0 WP 2B 1B		1-1 CS 1B		3-1 G3		0-2 E7 1B 2-H	0-2 P4 1-2	
Gregg Jefferies, S (1,3) OBP: 0.338, SLG: 0.423	2-1 F8		1-1 1B 1-2 1B		2-2 P2		3-2 P4 1-2	2-2 G3-1	
Andy Van Slyke, L (1,8) OBP: 0.294, SLG: 0.354	3-0 F7 1-2		2-0 1B 1-2 1B		2-2 G1-3		1-1 1B 2-3 2B 1B		
Darren Daulton, L (1,2) OBP: 0.355, SLG: 0.390	1-1 1B 2-H 2B		1-2 F7		0-0 G3		1-1 2B 1-2 FC1-2 3-H 1B		
Tony Longmire, L (1,7) OBP: 0.419, SLG: 0.563	1-1 WP 2-H 1B		2-0 L8		2-3 K		3-0 1-3 2B 2-H 2B		
Charlie Hayes, R (1,5) OBP: 0.351, SLG: 0.388	3-2 G6-3 1-2			3-3 K		1-1 1B 1B	1-0 FC1-2 2B		
Jim Eisenreich, L (1,9) OBP: 0.378, SLG: 0.457		1-1 P5		3-1 1B		2-0 1B 1-2 1B	2-0 1-3 2B 2-H 2B		
Kevin Stocker, S (1,6) OBP: 0.292, SLG: 0.232		1-2 F7		3-2 F8		0-0 L8	0-0 G4-3		
Jeff Juden, R (1,1) Mike Mims, L (5,1) Lenny Dykstra, L (7,PH) Toby Borland, R (8,1) Mark Whiten, S (8,PH) Tyler Green, R (8,PR) Heathcliff Slocumb, R (9,1)		0-1 G1-4-3		1-3 K			0-1 E3 E	2-2 CS 1B	

AB	R	H	RBI	BB	SO	LOB
5	2	3	0	0	0	1
5	0	1	0	0	0	3
4	1	2	0	0	0	1
4	1	2	2	0	0	2
4	1	2	2	0	1	2
4	0	1	0	0	1	3
4	0	3	1	0	0	0
4	0	0	0	0	0	5
2	0	0	0	0	1	1
0	0	0	0	0	0	0
1	1	0	0	0	0	0
0	0	0	0	0	0	0
1	0	1	0	0	0	0
0	0	0	0	0	0	0
0	0	0	0	0	0	0
1B: 12	SF: 0					
2B: 3	SAC: 0					
3B: 0	DP: 0					
HR: 0	HBP: 0					

BOTTOM

Pittsburgh Pirates @ Philadelphia Phillies
Veterans Stadium, Philadelphia, PA
 Thu Jul 27 1995, 3:33 AM EDT
 Att: 31,955 - Sunny - 94 F

livebaseballscorecards.com

AB	38
R	6
H	15
RBI	5
BB	0
SO	3
LOB	18



Inning Stats		R: 2	H: 3	E: 0	K: 0	S: 11	H: 3	LOB: 1	BB: 0	P: 22	R: 0	H: 0	E: 0	K: 0	S: 7	R: 0	H: 3	E: 0	K: 0	S: 10	R: 0	H: 1	E: 0	K: 2	S: 15	R: 0	H: 0	E: 0	K: 0	S: 8	R: 0	H: 2	E: 0	K: 1	S: 8	R: 4	H: 5	E: 2	K: 0	S: 16	R: 0	H: 1	E: 0	K: 0	S: 9
PITCHER		IP	WLS	BF	H	R	ER	SO	BB	IBB	HBP	BLK	WP	HR	S	P	ERA	WHIP																											
John Ericks, R (1,1) ERA: 3.61		6.1	L	29	10	4	3	3	0	0	0	0	2	0	67	112	4.26	1.579																											
Dan Plesac, L (7,1) ERA: 3.47		0.0		3	3	1	1	0	0	0	0	0	0	0	5	10	∞	∞																											
Jeff McCurry, R (7,1) ERA: 3.96		0.2		3	1	1	1	0	0	0	0	0	0	0	3	6	13.50	1.500																											
Dan Miceli, R (8,1) ERA: 3.38		1.0		3	1	0	0	0	0	0	0	0	0	0	9	13	0.00	1.000																											

WP	HR	S	P	ERA	WHIP
WP: 2	HR: 0	S: 0	P: 38	ERA: 3.61	WHIP: 1.579
PB: 0	SAC: 0	DP: 0	CS: 2		

Batter	1	2	3	4	5	6	7	8	9	AB R H RBI BB SO LOB	TOP	
Mickey Morandini, L (1, 4) OBP: 0.342, SLG: 0.431	0-0 F7		2-2 G4-3		1-1 G4-6-3 1B		1-2 P6		4-0 1B BB	4 0 1 0 1 0 2		
Gregg Jefferies, S (1, 3) OBP: 0.339, SLG: 0.422	1-2 E6 G4-3 1B		2-0 1B 1B		1-3 K		3-1 F7		0-2 FC6-4 1B	5 0 2 0 0 1 3		
Andy Van Slyke, L (1, 8) OBP: 0.308, SLG: 0.362 Mike Williams, R (7, 1) OBP: 0.200, SLG: 0.200 Mark Whiten, S (9, PH) OBP: 0.246, SLG: 0.235	2-0 G4-3 1B		2-1 1B 1B		1-1 G4-6-3 1-2f		4-2 BB		1-1 FC6-4 1-2f	3 0 2 0 1 0 1 0 0 0 0 0 0 0 1 0 0 0 0 0 2		
Darren Daulton, L (1, 2) OBP: 0.350, SLG: 0.384	0-0 G4-3 1-2 2-3		3-2 F7			1-0 P5	2-1 F7			4 0 0 0 0 0 7		
Tony Longmire, L (1, 7) OBP: 0.411, SLG: 0.548	3-3 K		2-2 F8			1-0 P6		2-1 G1-6-3 1B		4 0 1 0 0 1 4		
Charlie Hayes, R (1, 5) OBP: 0.349, SLG: 0.386		0-1 L9		0-0 P6		2-1 1B		0-0 G1-6-3 1-2f		4 0 1 0 0 0 1		
Jim Eisenreich, L (1, 9) OBP: 0.372, SLG: 0.449		2-2 G6-3		0-1 G4-3		0-0 G4-3		2-1 L8		4 0 0 0 0 0 1		
Kevin Stocker, S (1, 6) OBP: 0.299, SLG: 0.245		0-1 2B		0-0 1B		1-2 BB 1B		1-2 G6-3		4 0 3 0 0 0 0		
Bobby Munoz, R (1, 1) Tom Marsh, R (7, PH) OBP: 0.308, SLG: 0.513 (7, 8)		1-0 G5-3		1-1 G5-3		1-1 BB 1B		2-2 G4-3		2 0 0 0 0 0 2 2 0 1 0 0 0 0		
Inning Stats	R: 0 H: 1 E: 1 LOB: 2 K: 1 BB: 0 S: 11 P: 17	R: 0 H: 1 E: 0 LOB: 1 K: 0 BB: 0 S: 8 P: 11	R: 0 H: 2 E: 0 LOB: 2 K: 0 BB: 0 S: 12 P: 23	R: 0 H: 1 E: 0 LOB: 1 K: 0 BB: 0 S: 6 P: 7	R: 0 H: 1 E: 0 LOB: 0 K: 1 BB: 0 S: 8 P: 11	R: 0 H: 1 E: 0 LOB: 1 K: 0 BB: 0 S: 5 P: 9	R: 0 H: 2 E: 0 LOB: 3 K: 0 BB: 1 S: 14 P: 26	R: 0 H: 1 E: 0 LOB: 0 K: 0 BB: 0 S: 5 P: 9	R: 0 H: 1 E: 0 LOB: 2 K: 0 BB: 1 S: 13 P: 21	1B: 10 SF: 0 2B: 1 SAC: 0 3B: 0 DP: 2 HR: 0 HBP: 0	WP: 0 PA: 39 PB: 0 SB: 0 CS: 0	
PITCHER	IP WLS BF H R ER SO BB IBB HBP BLK WP HR S P ERA WHIP											
Frank Castillo, R (1, 1) ERA: 2.59	6.2 W 30 9 0 0 2 1 0 0 0 0 0 0 62 100 0.00 1.500											
Bryan Hickerson, L (7, 1) ERA: 6.82	2.0 8 2 0 0 0 1 0 0 0 0 0 0 18 31 0.00 1.500											
Randy Myers, L (9, 1) ERA: 3.41	0.1 S 1 0 0 0 0 0 0 0 0 0 0 0 2 3 0.00 0.000											

Philadelphia Phillies @ Chicago Cubs
Wrigley Field, Chicago, IL
Fri Jul 28 1995, 3:33 AM CDT
Att. 31,629 - Sunny - 85 F

livebaseballscorecards.com

AB	37
R	0
H	11
RBI	0
BB	2
SO	2
LOB	23



Batter	1	2	3	4	5	6	7	8	9
Brian McRae, S OBP: 0.340, SLG: 0.451 (1, 8)	4-2 1B S BB	2-1 G3			3-2 G4-3		1-1 CS	0-0 G6-3	
Todd Haney, R OBP: 0.500, SLG: 1.333 (1, 4)	4-1 BB 1B 1-2 1B BB		2-2 F8		0-0 HR			0-1 G3	
Mark Grace, L OBP: 0.383, SLG: 0.543 (1, 3)	2-2 BB 1-2 2-3 1B		0-0 S 1B		0-1 G6-3			1-3 K	
Sammy Sosa, R OBP: 0.349, SLG: 0.475 (1, 9)	4-0 1B 1-2 2-3 3-H BB		4-2 G5-4-3 1-2 BB		3-2 L7 S 1B				
Todd Zeile, R OBP: 0.312, SLG: 0.410 (1, 5)	0-1 1-3 2-H 3-H 1B		0-1 G5-4-3		2-0 L7				
Luis Gonzalez, L OBP: 0.317, SLG: 0.413 (1, 7)	1-0 L4		0-0 G1-3		2-2 SAFE L7				
Bryan Hickerson, L OBP: 0.667, SLG: 0.500 (7, 1)									
Randy Myers, L (9, 1)									
José Hernández, R OBP: 0.290, SLG: 0.453 (1, 6)	2-2 P6		0-0 G6-3		3-2 G5-3				
Joe Kmak, R OBP: 0.412, SLG: 0.357 (1, 2)			3-2 G6-3		1-0 G5-3				
Frank Castillo, R OBP: 0.135, SLG: 0.086 (1, 1)			1-2 G4-3		2-2 G3				
Scott Bullett, L OBP: 0.297, SLG: 0.396 (7, 7)									

Inning Stats	R: 3 E: 0 K: 0 S: 13	H: 2 LOB: 1 BB: 3 P: 29	R: 0 E: 0 K: 0 S: 12	H: 0 LOB: 0 BB: 0 P: 18	R: 0 E: 0 K: 0 S: 9	H: 1 LOB: 1 BB: 1 P: 15	R: 0 E: 0 K: 0 S: 3	H: 0 LOB: 0 BB: 0 P: 4	R: 1 E: 0 K: 0 S: 9	H: 1 LOB: 0 BB: 0 P: 14	R: 0 E: 0 K: 0 S: 7	H: 1 LOB: 0 BB: 0 P: 14	R: 0 E: 0 K: 0 S: 11	H: 1 LOB: 0 BB: 0 P: 18	R: 0 E: 0 K: 1 S: 6	H: 0 LOB: 0 BB: 0 P: 7
--------------	-------------------------------	----------------------------------	-------------------------------	----------------------------------	------------------------------	----------------------------------	------------------------------	---------------------------------	------------------------------	----------------------------------	------------------------------	----------------------------------	-------------------------------	----------------------------------	------------------------------	---------------------------------

PITCHER	IP	WLS	BF	H	R	ER	SO	BB	IBB	HBP	BLK	WP	HR	S	P	ERA	WHIP
Bobby Munoz, R ERA: 5.25 (1, 1)	6.0	L	24	5	4	4	0	4	0	0	0	0	1	53	94	6.00	1.500
Mike Williams, R ERA: 4.1 (7, 1)	2.0		6	1	0	0	1	0	0	0	0	0	0	17	25	0.00	0.500


BOTTOM

AB	R	H	RBI	BB	SO	LOB
3	1	0	0	1	0	0
3	2	1	1	1	0	0
4	1	2	0	0	1	0
1	0	1	1	2	0	0
3	0	1	2	0	0	3
3	0	0	0	0	0	2
0	0	0	0	0	0	0
0	0	0	0	0	0	0
3	0	0	0	0	0	1
3	0	0	0	0	0	0
2	0	0	0	0	0	0
1	0	1	0	0	0	0

Philadelphia Phillies @ Chicago Cubs
Wrigley Field, Chicago, IL

Fri Jul 28 1995, 3:33 AM CDT
Att: 31,629 - Sunny - 85 F

AB	26
R	4
H	6
RBI	4
BB	4
SO	1
LOB	6



WP	PA
0	31

livebaseballscorecards.com

Batter	1	2	3	4	5	6	7	8	9	AB R H RBI BB SO LOB	TOP																										
Mickey Morandini, L (1, 4) OBP: 0.345, SLG: 0.429	0-0 G4-6-3 1B	4-0 FC6-4 BB		4-0 FC1-2 BB		0-0 FC6-4 1-2f	0-0 F8		0-3 K	4 0 1 0 2 1 5																											
Gregg Jefferies, S (1, 3) OBP: 0.342, SLG: 0.420	0-0 G4-6-3 1-2f	0-0 FC6-4 1-2f		4-0 FC1-2 IBB		0-0 G3 1-2		0-0 G4-6-3 1B	4-0 IBB	4 0 1 0 2 0 5																											
Andy Van Slyke, L (1, 8) OBP: 0.309, SLG: 0.364	0-0 1B 2B		4-0 FC6-4 BB	0-0 FC1-2 1-2 2-3 3-Hf		0-0 G1-3		0-0 G4-6-3 1-2f	0-0 G3-1	5 1 1 0 1 0 7																											
Darren Daulton, L (1, 2) OBP: 0.351, SLG: 0.388	0-0 1B 2-H		0-0 FC6-4 1B 1B 1-2f SF9-3-4	0-3 K			0-0 2B 2B	0-0 F7		5 2 2 1 0 1 4																											
Tony Longmire, L (1, 7) OBP: 0.421, SLG: 0.545	0-0 F9		0-0 SF9-3-4 1B 1-2		0-0 G6-3		4-0 2B G6-3 BB	0-0 BB 1B 1B	4 2 2 0 1 0 1																												
Charlie Hayes, R (1, 5) OBP: 0.353, SLG: 0.393		0-0 F8	0-0 SF9-3-4 1B 1-2 2-3		0-0 F3		0-0 G4-3 2B 1-3 2-H	0-0 BB 1B 1B	5 1 3 1 0 0 0																												
Tom Marsh, R (1, 9) OBP: 0.341, SLG: 0.512		0-0 SH1-4 1B 1B	0-0 SF9-3-4 1-2 2-3 3-H		4-0 BB BB		0-0 G6-3 3-H	4-0 1B 1B BB 1-2 2-3	2 1 1 2 2 0 1																												
Kevin Stocker, S (1, 6) OBP: 0.301, SLG: 0.249		0-0 SH1-4 1B		0-0 S FC1-2 1B		0-0 F8		0-0 CS 1B 1B 1-3 2-H 3-H	4 0 2 0 0 0 2																												
Mariano Duncan, R (9, PH) OBP: 0.297, SLG: 0.418									1 0 1 2 0 0 0																												
Kevin Elster, R (9, 6) OBP: 0.212, SLG: 0.167									0 0 0 0 0 0 0																												
Tyler Green, R (1, 1) OBP: 0.179, SLG: 0.308		0-0 SH1-4 2		0-0 SH3-4 1		0-0 FC6-4 1B		4-0 BB BB	0-0 WP 1B 1-2 2-3 3-H	1 0 1 0 0 0 0																											
Toby Gorland, R (6, 1) OBP: 0.376, SLG: 0.449									0 0 0 0 0 0 0																												
Jim Eisenreich, L (7, PH) OBP: 0.376, SLG: 0.449									0 0 0 0 0 1 0 0																												
Ricky Bottalico, L (7, 1) OBP: 0.376, SLG: 0.449									0 0 0 0 0 0 0 0																												
Dave Gallagher, R (9, PH) OBP: 0.376, SLG: 0.449									1 0 1 1 0 0 0 0																												
Heathcliff Slocumb, R (9, 1) OBP: 0.376, SLG: 0.449									0 0 0 0 0 0 0 0																												
Inning Stats	R: 1 E: 0 K: 0 S: 5	H: 3 LOB: 1 P: 5	R: 0 E: 0 K: 0 S: 5	H: 2 LOB: 3 BB: 1 P: 9	R: 1 E: 0 K: 1 S: 6	H: 2 LOB: 1 BB: 1 P: 8	R: 0 E: 0 K: 1 S: 6	H: 1 LOB: 3 BB: 2 P: 14	R: 0 E: 0 K: 0 S: 3	H: 0 LOB: 1 BB: 1 P: 7	R: 0 E: 0 K: 0 S: 4	H: 1 LOB: 1 BB: 0 P: 4	R: 2 E: 0 K: 0 S: 5	H: 2 LOB: 2 BB: 2 P: 13	R: 0 E: 0 K: 0 S: 3	H: 1 LOB: 0 BB: 0 P: 3	R: 3 E: 0 K: 1 S: 8	H: 4 LOB: 2 BB: 2 P: 16	1B: 13 2B: 4 3B: 0 HR: 0	SF: 1 SAC: 2 DP: 3 HBP: 0	WP: 1 PB: 0 SB: 2 CS: 1	PA: 48															
PITCHER	IP WLS BF H R ER SO BB IBB HBP BLK WP HR S P ERA WHIP																																				
Steve Trachsel, R (1, 1) ERA: 4.61	6.0		30	9	2	2	1	4	1	0	0	0	0	27	47	3.00	2.167																				
Chris Nabholz, L (7, 1) ERA: 4.79	0.0		2	1	2	2	0	1	0	0	0	0	0	1	5	∞	∞																				
Mike Perez, R (7, 1) ERA: 3.63	1.2		7	2	0	0	0	1	0	0	0	0	0	6	10	0.00	1.800																				
Randy Myers, L (8, 1) ERA: 4.15	0.1		5	3	3	3	0	1	0	0	0	0	0	4	8	81.00	12.000																				
Anthony Young, R (9, 1) ERA: 5.84	1.0	W	4	1	0	0	1	0	1	0	0	1	0	5	9	0.00	1.000																				

Philadelphia Phillies @ Chicago Cubs
Wrigley Field, Chicago, IL
Sat Jul 29 1995, 3:33 AM CDT
Att. 38,768 - Sunny - 85 F

livebaseballscorecards.com

AB	36
R	7
H	16
RBI	7
BB	9
SO	2
LOB	25



Batter	1	2	3	4	5	6	7	8	9	AB R H RBI BB SO LOB
--------	---	---	---	---	---	---	---	---	---	----------------------

Brian McRae, S OBP: 0.344, SLG: 0.451 (1, 8)	0-0 1B SF7 1B	0-0 1-2 3-H 1B			0-0 F7		0-0 G5-3		1-0 HR HBP	4 2 2 1 0 0 0
Shawon Dunston, R OBP: 0.355, SLG: 0.566 (1, 6)	0-0 1-3 FC6-4 1B	0-0 F8			0-0 F9		0-0 G6-3		0-0 1-H 2-H HR	5 1 2 3 0 0 2
Mark Grace, L OBP: 0.378, SLG: 0.538 (1, 3)	0-0 SF7				0-0 F9		0-0 G3			3 0 0 1 0 0 0
Sammy Sosa, R OBP: 0.348, SLG: 0.471 (1, 9)	0-0 F8				0-0 G4-3	4-0 HR BB		0-3 K		3 1 0 0 1 1 1
Todd Zeile, R OBP: 0.314, SLG: 0.422 (1, 5)	0-0 1-2f FC6-4				0-0 1B	0-0 1-H HR		0-0 G4-3		4 1 2 2 0 0 1
Luis Gonzalez, L OBP: 0.313, SLG: 0.408 (1, 7)		0-0 F5	0-0 P6		0-0 P4		0-0 G4-3			4 0 0 0 0 0 1
Todd Haney, R OBP: 0.500, SLG: 1.000 (1, 4)		0-0 1B 1B 2B			0-0 G6-4-3 1B		0-0 G4-3		0-3 K	4 1 2 0 0 1 0
Joe Kmak, R OBP: 0.381, SLG: 0.500 (1, 2)		0-0 3-1			0-0 1-2f G6-4-3		0-0 HR		0-3 K	4 1 1 1 0 1 2
Steve Trachsel, R OBP: 0.242, SLG: 0.319 (6, PH) Howard Johnson, S OBP: 0.256, SLG: 0.286 (7, 1) Chris Naddo, L OBP: 0.256, SLG: 0.286 (7, 1) Mike Perez, R OBP: 0.256, SLG: 0.286 (7, 1) Randy Myers, L OBP: 0.256, SLG: 0.286 (8, 1) Anthony Young, R OBP: 0.256, SLG: 0.286 (9, 1) Scott Bullitt, L OBP: 0.294, SLG: 0.393 (9, 7)		0-0 2-3 1B 1B			0-0 G5-3	0-3 K		0-0 E5 HBP HR	2 0 1 0 0 0 0 1 0 0 0 0 1 0 1 1 0 0 0 0 0	

BOTTOM

Philadelphia Phillies @ Chicago Cubs
Wrigley Field, Chicago, IL
Sat Jul 29 1995, 3:33 AM CDT
Att. 38,768 - Sunny - 85 F

AB	35
R	8
H	10
RBI	8
BB	1
SO	4
LOB	7



Inning Stats	R: 1	H: 2	E: 0	K: 5	S: 5	LOB: 1	BB: 0	P: 5	R: 1	H: 3	E: 0	K: 0	S: 6	LOB: 2	BB: 0	P: 6	R: 0	H: 1	E: 0	K: 0	S: 4	LOB: 1	BB: 0	P: 4	R: 0	H: 1	E: 0	K: 0	S: 3	LOB: 0	BB: 0	P: 3	R: 0	H: 0	E: 0	K: 0	S: 3	LOB: 0	BB: 0	P: 3	R: 3	H: 2	E: 0	K: 1	S: 7	LOB: 0	BB: 1	P: 11	R: 0	H: 0	E: 0	K: 0	S: 3	LOB: 0	BB: 0	P: 3	R: 0	H: 0	E: 0	K: 1	S: 5	LOB: 0	BB: 0	P: 5	R: 3	H: 1	E: 1	K: 2	S: 8	LOB: 0	BB: 0	P: 9	1B: 6	SF: 1	2B: 1	3B: 0	HR: 3	SAC: 0	DP: 1	HBP: 1	WP: 0	PA: 38
--------------	------	------	------	------	------	--------	-------	------	------	------	------	------	------	--------	-------	------	------	------	------	------	------	--------	-------	------	------	------	------	------	------	--------	-------	------	------	------	------	------	------	--------	-------	------	------	------	------	------	------	--------	-------	-------	------	------	------	------	------	--------	-------	------	------	------	------	------	------	--------	-------	------	------	------	------	------	------	--------	-------	------	-------	-------	-------	-------	-------	--------	-------	--------	-------	--------

PITCHER	IP	WLS	BF	H	R	ER	SO	BB	IBB	HBP	BLK	WP	HR	S	P	ERA	WHIP
Tyler Green, R ERA: 4.01 (1, 1)	5.2		26	9	5	5	0	1	0	0	0	0	2	25	29	7.94	1.765
Toby Borland, R ERA: 3.89 (6, 1)	0.1		1	0	0	0	1	0	0	0	0	0	0	3	3	0.00	0.000
Ricky Bottalico, R ERA: 2.25 (7, 1)	2.0		6	0	0	0	1	0	0	0	0	0	0	8	8	0.00	0.000
Heathcliff Slocumb, R ERA: 2.03 (9, 1)	0.2	L	5	1	3	0	2	0	0	1	0	0	1	8	9	0.00	1.500

Batter	1	2	3	4	5	6	7	8	9	AB R H RBI BB SO LOB	TOP											
Mickey Morandini, L (1, 4) OBP: 0.340, SLG: 0.423	1-1 G4-3		3-3 K		1-1 F8			0-0 G1-3		4 0 0 0 0 1 2	Philadelphia Phillies @ Chicago Cubs Wrigley Field, Chicago, IL Sun Jul 30 1995, 3:33 AM CDT Att. 32,797 - Sunny - 95 F											
Gregg Jefferies, S (1, 3) OBP: 0.338, SLG: 0.414	1-1 F8			1-0 F8	2-2 F7			3-1 F7		4 0 0 0 0 0 2												
Tom Marsh, R (1, 8) OBP: 0.333, SLG: 0.489	1-1 G6-3			1-2 1B		0-2 P4		2-3 K		4 0 1 0 0 1 0												
Tony Longmire, L (1, 7) OBP: 0.414, SLG: 0.533		1-0 G6-3		0-0 1B		3-3 K		1-1 F9		4 0 1 0 0 1 0												
Jim Eisenreich, L (1, 9) OBP: 0.373, SLG: 0.443		4-1 G5-3 BB		2-0 F7		0-1 G4-3		0-0 F9		3 0 0 0 1 0 2												
Charlie Hayes, R (1, 5) OBP: 0.349, SLG: 0.388		2-0 G5-3		2-3 K		3-3 K		1-1 F8		4 0 0 0 0 2 3												
Lenny Webster, R (1, 2) OBP: 0.292, SLG: 0.271		3-3 K		4-1 1B BB		2-2 G3				2 0 0 0 1 1 1												
Kevin Stocker, S (1, 6) OBP: 0.305, SLG: 0.251			1-1 G4-3		0-0 1B		4-0 BB			2 0 1 0 1 0 0												
Jim Deshaies, L (1, 1) Paul Quantrill, L (2, 1) Mark Whiten, S (5, PH) Mike Williams, R (5, 1) Andy Van Slyke, L (7, PH) Mike Vintbs, L (7, 1)			1-3 K		2-3 K		1-0 F8			0 0 0 0 0 0 0 1 0 0 0 0 1 0 1 0 0 0 0 1 2 0 0 0 0 0 0 0 1 0 0 0 0 0 1 0 0 0 0 0 0 0												
Inning Stats	R: 0 E: 0 K: 0 S: 6	H: 0 LOB: 0 BB: 0 P: 9	R: 0 E: 0 K: 1 S: 6	H: 0 LOB: 1 BB: 1 P: 16	R: 0 E: 2 K: 1 S: 10	H: 0 LOB: 0 BB: 1 P: 15	R: 0 E: 0 K: 1 S: 9	H: 2 LOB: 2 BB: 0 P: 15	R: 0 E: 0 K: 1 S: 12	H: 1 LOB: 2 BB: 1 P: 21	R: 0 E: 0 K: 1 S: 9	H: 0 LOB: 0 BB: 0 P: 12	R: 0 E: 0 K: 1 S: 7	H: 0 LOB: 1 BB: 1 P: 17	R: 0 E: 0 K: 1 S: 6	H: 0 LOB: 0 BB: 0 P: 11	R: 0 E: 0 K: 0 S: 5	H: 0 LOB: 0 BB: 0 P: 7	1B: 3 2B: 0 3B: 0 HR: 0	SF: 0 SAC: 0 DP: 0 HBP: 0	WP: 0 PB: 0 SB: 0 CS: 0	PA: 33
PITCHER Jim Bullinger, R (1, 1) ERA: 2.94	IP 9.0 WLS W BF 33 H 3 R 0 ER 0 SO 8 BB 3 IBB 0 HBP 0 BLK 0 WP 0 HR 0 S 70 P 123 ERA 0.00 WHIP 0.667											PITCHER IP WLS BF H R ER SO BB IBB HBP BLK WP HR S P ERA WHIP										

livebaseballscorecards.com

AB	30
R	0
H	3
RBI	0
BB	3
SO	8
LOB	13



Batter	1	2	3	4	5	6	7	8	9
Brian McRae, S OBP: 0.347, SLG: 0.456 (1, 8)	2-2 1B 2B	1-1 FC5-4 1-2 1B		2-1 G1-3		1-2 P5		0-1 1B 2-3 3-H	
Shawon Dunston, R OBP: 0.354, SLG: 0.565 Todd Haney, R OBP: 0.444, SLG: 0.875 (8, 4)	3-2 G2	1-1 FC5-4 1-2 2-3 2B		0-0 2B			1-0 G4-3	2-1 G3	
Mark Grace, L OBP: 0.380, SLG: 0.541 (1, 3)	2-2 PB HR 1B 2-H	1 SAFE 1 SAFE 0-1 1-H 3-H 2B		2-0 G5-3			0-0 F7		
Sammy Sosa, R OBP: 0.347, SLG: 0.477 (1, 9)	3-3 1-2	3-2 P3			1-1 F8		0-0 HR		
Todd Zeile, R OBP: 0.320, SLG: 0.434 (1, 5)	3-2 HR 2-H		1-2 FC5-4 1B		4-2 G5-4-3 BB		1-0 G6-3		
Ozzie Timmons, R OBP: 0.299, SLG: 0.422 Scott Bullett, L OBP: 0.294, SLG: 0.393 (9, 7)	3-3 K		2-2 FC5-4 1-2f S		0-0 G5-4-3 1-2f			1-1 F7	
José Hernández, R OBP: 0.289, SLG: 0.471 (8, 6)		2-1 HR	0-1 F9			1-0 F8	0-0 P3		
Joe Kmak, R OBP: 0.400, SLG: 0.450 (1, 2)		2-1 P4	3-2 P3 1-2			4-2 SH1-4 BB	4-2 2B 1B BB		
Jim Bullinger, R OBP: 0.242, SLG: 0.154 (1, 1)		4-2 FC5-4 1B 2B BB		1-3 K		1 SAFE 0-0 SH1-4 1-2	3-2 1B 1-3 2B		

Inning Stats	R: 3	H: 3	E: 0	LOB: 0	K: 2	S: 19	P: 35
	R: 3	H: 3	E: 0	LOB: 1	K: 0	S: 16	P: 29
	R: 0	H: 1	E: 0	LOB: 1	K: 1	S: 13	P: 19
	R: 0	H: 1	E: 0	LOB: 1	K: 1	S: 7	P: 12
	R: 0	H: 0	E: 0	LOB: 0	K: 0	S: 5	P: 10
	R: 0	H: 0	E: 0	LOB: 1	K: 0	S: 7	P: 13
	R: 1	H: 1	E: 0	LOB: 0	K: 0	S: 4	P: 6
	R: 1	H: 2	E: 0	LOB: 2	K: 0	S: 13	P: 23

PITCHER															PITCHER																				
IP	WLS	BF	H	R	ER	SO	BB	IBB	HBP	BLK	WP	HR	S	P	ERA	WHIP	IP	WLS	BF	H	R	ER	SO	BB	IBB	HBP	BLK	WP	HR	S	P	ERA	WHIP		
Jim Deshaies, L ERA: 20.25 (1, 1)	1.1	L	10	5	6	6	2	1	0	0	0	2	27	52	40.50	4.500																			
Paul Quantrill, R ERA: 4.39 (2, 1)	2.2		11	3	0	0	1	0	0	0	0	0	28	43	0.00	1.125																			
Mike Williams, R ERA: 3.89 (5, 1)	2.0		7	0	0	0	0	2	0	0	0	0	12	23	0.00	1.000																			
Mike Mims, L ERA: 4.32 (7, 1)	2.0		10	3	2	2	0	1	0	0	0	1	17	29	9.00	2.000																			


BOTTOM

Philadelphia Phillies @ Chicago Cubs
Wrigley Field, Chicago, IL
Sun Jul 30 1995, 3:33 AM CDT
Att. 32,797 - Sunny - 95 F

AB	R	H	RBI	BB	SO	LOB
5	1	3	1	0	0	1
4	1	1	0	0	0	3
1	0	0	0	0	0	2
4	1	2	3	0	0	1
4	1	1	1	0	1	2
3	1	2	2	1	0	0
4	0	0	0	0	1	2
0	0	0	0	0	0	0
4	1	1	1	0	0	1
2	1	0	0	2	0	1
2	1	1	0	1	1	0

AB	33
R	8
H	11
RBI	8
BB	4
SO	3
LOB	13

livebaseballscores.com



WP: 0	PA: 38
PB: 1	
SB: 1	
CS: 0	
1B: 4	SF: 0
2B: 4	SAC: 1
3B: 0	DP: 1
HR: 3	HBP: 0

Batter	1	2	3	4	5	6	7	8	9	AB R H RBI BB SO LOB	TOP										
Dave Gallagher, R OBP: 0.391, SLG: 0.434 (1, 9)	F7		L8		G1-6-3 1B				K	4 0 1 0 1 1 0	Philadelphia Phillies @ Atlanta Braves Atlanta-Fulton County Stadium, Atlanta, GA Tue Aug 01 1995, 7:05 PM EDT Att. 38,579 - Unknown - 88 F										
Gregg Jefferies, S OBP: 0.335, SLG: 0.410 (1, 3)	K2-3		G4-3		G1-6-3 1B		F8	F9	5 0 1 0 0 1 1												
Mariano Duncan, R OBP: 0.296, SLG: 0.414 Ricky Bottalico, L (7, 1)	K			FC5-2 1B	G1-6-3		F8	G3	4 0 1 0 0 1 3												
Mark Whiten, S OBP: 0.242, SLG: 0.231 Heathcliff Slocumb, R (9, 1)					1-2 2-3				0 0 0 0 0 0 0												
Darren Daulton, L OBP: 0.350, SLG: 0.390 (1, 2)		G4-3		FC5-2 3B	G3			F8	4 1 1 0 0 0 1												
Charlie Hayes, R OBP: 0.351, SLG: 0.393 (1, 5)		L6		G5-3		F8 SF8 2B		F8 BB	4 1 2 0 0 0 2												
Tom Marsh, R OBP: 0.333, SLG: 0.479 Toby Borland, R (6, 1)		BB 1B		FC5-2 3B		F8		K	3 1 1 0 0 0 3												
Mickey Morandini, L OBP: 0.339, SLG: 0.421 (7, 4)				2-3 3-H		2-3			0 0 0 0 0 0 0												
Tony Longmire, L OBP: 0.427, SLG: 0.533 (1, 7)		1 SAFE SAFE		4-0		SF8		BB BB	1 0 0 0 0 1 1												
Kevin Elster, R OBP: 0.243, SLG: 0.242 (1, 6)		1-2 BB		1-2 3B BB		3-H 1-0 P6		BB BB	0 1 0 1 3 0 0												
Sid Fernandez, L (1, 1)			K						3 0 1 3 1 1 2												
Andy Van Slyke, L OBP: 0.302, SLG: 0.355 (6, 8)			K				F8	K	2 0 0 0 0 2 1												
									2 0 0 0 0 1 3												
Inning Stats	R: 0 E: 0 K: 2 S: 10	H: 0 LOB: 0 BB: 0 P: 15	R: 0 E: 0 K: 1 S: 14	H: 1 LOB: 2 BB: 1 P: 24	R: 0 E: 0 K: 1 S: 10	H: 0 LOB: 0 BB: 0 P: 17	R: 3 E: 0 K: 1 S: 17	H: 3 LOB: 1 BB: 1 P: 32	R: 0 E: 0 K: 0 S: 6	H: 2 LOB: 1 BB: 0 P: 7	R: 1 E: 0 K: 0 S: 6	H: 1 LOB: 0 BB: 0 P: 12	R: 0 E: 0 K: 0 S: 7	H: 0 LOB: 1 BB: 1 P: 14	R: 0 E: 0 K: 2 S: 14	H: 1 LOB: 3 BB: 2 P: 28	R: 0 E: 0 K: 1 S: 9	H: 0 LOB: 0 BB: 0 P: 13	1B: 5 2B: 2 3B: 1 HR: 0	SF: 1 SAC: 0 DP: 1 HBP: 0	WP: 0 PA: 39 PB: 0 SB: 0 CS: 0
PITCHER	IP WLS BF H R ER SO BB IBB HBP BLK WP HR S P ERA WHIP																				
Steve Avery, L ERA: 4.31 (1, 1)	6.0 L 26 7 4 4 5 2 0 0 0 0 0 0 63 107 6.00 1.500																				
Greg McMichael, R ERA: 3.65 (7, 1)	1.1 6 1 0 0 0 1 0 0 0 0 0 0 12 22 0.00 1.500																				
Pedro Borbon, L ERA: 2.63 (8, 1)	0.1 2 0 0 0 1 1 0 0 0 0 0 0 6 12 0.00 3.000																				
Brad Clontz, R ERA: 3.05 (8, 1)	1.1 5 0 0 0 2 1 0 0 0 0 0 0 12 21 0.00 0.750																				

livebaseballscorecards.com

AB	33
R	4
H	8
RBI	4
BB	5
SO	8
LOB	17



Batter	1	2	3	4	5	6	7	8	9	AB R H RBI BB SO LOB
Marquis Grissom, R (1, 8) OBP: 0.325, SLG: 0.395	1-2 F7 ①		4-2 S BB		4-2 10 HR BB		3-2 G6-3 ①		2-3 K ②	3 1 0 0 2 1 0
Jeff Blauser, R (1, 6) OBP: 0.320, SLG: 0.351	4-2 10 CS BB		2-3 K ②		0-3 K ②		3-3 K ②		3-3 K ③	4 0 0 0 1 4 3
10 Chipper Jones, S (1, 5) OBP: 0.360, SLG: 0.440	3-3 K ③		3-3 K ③		3-2 1-H 2-H HR		0-0 BB 1B			4 1 2 3 0 2 2
Fred McGriff, L (1, 3) OBP: 0.361, SLG: 0.469		2-3 K ①		3-2 F7 ①	2-0 1B		4-2 1-2 BB			3 0 1 0 1 1 0
David Justice, L (1, 9) OBP: 0.385, SLG: 0.464		4-2 BB BB		0-0 E1	1-0 F8 ③		2-2 G4-3 ③			3 0 0 0 1 0 3
Charlie O'Brien, R (1, 2) OBP: 0.400, SLG: 0.500		4-2 SAFE BB		1-3 K ②		4-0 FC5-4 BB		2-2 G1-6-3 1B		2 0 1 0 2 1 1
Mike Kelly, R (8, PR) OBP: 0.264, SLG: 0.322		1-2 BB		1-3 K ③		1-2 F8		2-3 K ①		0 0 0 0 0 0 0
Javy Lopez, R (9, 2) OBP: 0.341, SLG: 0.475				2-3 K ③		0-1 FC5-4 BB		0-0 G1-6-3 ② ③		0 0 0 0 0 0 0
Ryan Klesko, L (1, 7) OBP: 0.419, SLG: 0.607		1-3 K ②			4-0 10 HR SH2-4 BB			1-2 K ①		4 0 0 0 0 3 5
Mark Lemke, S (1, 4) OBP: 0.299, SLG: 0.306		3-1 L7 ③			0-0 SH2-4 BB	0-0 FC5-4				3 1 0 0 1 0 4
Steve Avey, L (1, 1) OBP: 0.276, SLG: 0.514			0-3 K ①		0-0 SH2-4 BB	0-0 FC5-4				1 0 0 0 0 0 1 0
Mike Moroccali, R (8, PH) OBP: 0.290, SLG: 0.448					1-2 SH2-4 BB	1-2 FC5-4				1 0 0 0 0 0 0 1
Greg McMichael, R (7, 1) OBP: 0.341, SLG: 0.468										0 0 0 0 0 0 0 0
Pedro Borbon, R (8, 1) OBP: 0.341, SLG: 0.468										0 0 0 0 0 0 0 0
Brad Clontz, R (8, 1) OBP: 0.341, SLG: 0.468										0 0 0 0 0 0 0 0
Dwight Smith, L (9, PH) OBP: 0.341, SLG: 0.468										1 0 0 0 0 0 1 0

BOTTOM

Philadelphia Phillies @ Atlanta Braves
Atlanta-Fulton County Stadium, Atlanta, GA

Tue Aug 01 1995, 7:05 PM EDT
Att: 38,579 - Unknown - 88 F

livebaseballscorecards.com

AB 29
R 3
H 4
RBI 3
BB 8
SO 14
LOB 19

WP: 0	PA: 38
PB: 0	
SB: 1	
CS: 1	

Braves

Inning Stats												Pitcher																														
R: 0	H: 0	E: 0	K: 1	S: 8	R: 0	H: 0	E: 0	K: 2	S: 15	R: 0	H: 0	E: 0	K: 3	S: 13	R: 3	H: 2	E: 0	K: 1	S: 11	R: 0	H: 1	E: 0	K: 1	S: 6	R: 0	H: 1	E: 0	K: 1	S: 7	R: 0	H: 0	E: 0	K: 3	S: 11	1B: 3	SF: 0	2B: 1	SAC: 1	3B: 0	DP: 2	HR: 1	HBP: 0

PITCHER												PITCHER																				
Sid Fernandez, L (1, 1) ERA: 5.44	5.0	WLS	W	23	H	2	R	3	ER	3	SO	9	BB	6	IBB	0	HBP	0	BLK	0	WP	0	HR	1	S	60	P	111	ERA	5.40	WHIP	1.600
Toby Borland, R (6, 1) ERA: 3.73	1.2			8	1	0	0	0	1	2	0	0	0	0	0	0	0	0	0	0	0	0	0	0	15	30	0.00	1.800				
Ricky Bottalico, R (7, 1) ERA: 2.19	1.1			4	1	0	0	0	1	0	0	0	0	0	0	0	0	0	0	0	0	0	0	10	16	0.00	0.750					
Heathcliff Stocumb, R (9, 1) ERA: 1.99	1.0	S		3	0	0	0	0	3	0	0	0	0	0	0	0	0	0	0	0	0	0	0	11	17	0.00	0.000					

Batter	1	2	3	4	5	6	7	8	9	AB	R	H	RBI	BB	SO	LOB	TOP							
Dave Gallagher, R (1, 9) OBP: 0.388, SLG: 0.426 Mike Mimbs, L (6, 1) OBP: 0.100, SLG: 0.133 Jim Eisenreich, L (8, PH) OBP: 0.371, SLG: 0.442 Ricky Bottalico, L (8, 1)	0-0 G5-3		1-0 F9		4-0 2B SF7 BB	1-2 F9		3-2 F9		3	1	0	0	1	0	1								
Gregg Jefferies, S (1, 3) OBP: 0.340, SLG: 0.417	1-1 1B		1-0 G5-3		0-1 2B	3-2 1B		0-3 K		5	0	3	1	0	1	1								
Mariano Duncan, R (1, 4) OBP: 0.294, SLG: 0.416	0-3 K			1-1 2B	0-2 SF7	1-0 G5-3		0-0 L4		4	0	1	1	0	1	2								
Darren Daulton, L (1, 2) OBP: 0.350, SLG: 0.388	1-1 P4			0-0 E6 BB	4-2 BB		1-0 F7		3-2 G6-3 1B	4	0	1	0	1	0	2								
Charlie Hayes, R (1, 5)		1-2 2B		0-0 F8	2-1 F7		0-1 HR		1-0 G6-3	5	1	2	1	0	0	5								
Tom Marsh, R (1, 8) OBP: 0.309, SLG: 0.442		0-3 K		1-3 K		0-0 L8	1-1 G5-3			4	0	0	0	0	2	3								
Tony Longmire, L (1, 7) OBP: 0.430, SLG: 0.526		0-0 F7		4-1 BB	1-2 2-3	2-1 1B 2B 1B	3-2 G3-1			3	1	1	0	1	0	1								
Kevin Elster, R (1, 6) OBP: 0.231, SLG: 0.229 Mike Williams, R (4, 1) OBP: 0.200, SLG: 0.200 Mark Whiten, S (6, PH) OBP: 0.246, SLG: 0.236		2-2 G6-3		0-3 K		0-1 2B 1B		2-3 K		2	0	0	0	0	1	4								
Bobby Munoz, R (1, 1) Mickey Morandini, L (4, 4) OBP: 0.342, SLG: 0.430			1-3 K		0-3 K	1-1 F9 1B 2B		0-2 2B		1	0	0	0	0	1	0								
Inning Stats	R: 0 E: 0 K: 1 S: 8	H: 1 LOB: 1 BB: 0 P: 10	R: 0 E: 0 K: 1 S: 10	H: 1 LOB: 1 BB: 0 P: 13	R: 0 E: 0 K: 1 S: 7	H: 0 LOB: 0 BB: 0 P: 10	R: 0 E: 1 K: 2 S: 13	H: 1 LOB: 3 BB: 1 P: 19	R: 1 E: 0 K: 1 S: 13	H: 1 LOB: 2 BB: 2 P: 23	R: 3 E: 0 K: 0 S: 15	H: 4 LOB: 1 BB: 0 P: 23	R: 1 E: 0 K: 0 S: 8	H: 1 LOB: 0 BB: 0 P: 13	R: 0 E: 0 K: 2 S: 13	H: 1 LOB: 1 BB: 0 P: 18	R: 0 E: 0 K: 0 S: 8	H: 1 LOB: 0 BB: 0 P: 12	1B: 5 2B: 5 3B: 0 HR: 1	SF: 1 SAC: 0 DP: 1 HBP: 0	WP: 0 PB: 0 SB: 0 CS: 0	PA: 41		
PITCHER	IP	WLS	BF	H	R	ER	SO	BB	IBB	HBP	BLK	WP	HR	S	P	ERA	WHIP							
Kent Mercker, L (1, 1) ERA: 4.07	5.1	W	27	7	4	4	6	3	0	0	0	0	0	58	85	6.75	1.875							
Greg McMichael, R (6, 1) ERA: 3.6	0.2		3	1	0	0	0	0	0	0	0	0	0	8	13	0.00	1.500							
Brad Clontz, R (7, 1) ERA: 3.18	1.1		6	2	1	1	1	0	0	0	0	0	1	14	21	6.75	1.500							
Pedro Borbon, L (8, 1) ERA: 2.57	0.1		1	0	0	0	0	0	0	0	0	0	0	3	6	0.00	0.000							
Mark Wohlers, R (8, 1) ERA: 2.31	1.1	S	4	1	0	0	1	0	0	0	0	0	0	12	16	0.00	0.750							

Philadelphia Phillies @ Atlanta Braves
Atlanta-Fulton County Stadium, Atlanta, GA

Wed Aug 02 1995, 7:05 PM EDT
Att. 39,594 - Unknown - 84 F

livebaseballscorecards.com

AB	37
R	5
H	11
RBI	5
BB	3
SO	8
LOB	20



Batter	1	2	3	4	5	6	7	8	9	AB R H RBI BB SO LOB	BOTTOM
--------	---	---	---	---	---	---	---	---	---	----------------------	--------

Marquis Grissom, R <small>(1, 8)</small> <small>OBP: 0.326, SLG: 0.393</small>	4-2 		3-1 	3-1 		2-0 		2-0 		2 1 0 1 1 0 3	<p>Philadelphia Phillies @ Atlanta Braves Atlanta-Fulton County Stadium, Atlanta, GA</p> <p>Wed Aug 02 1995, 7:05 PM EDT Att: 39,594 - Unknown - 84 F</p>
Jeff Blauer, R <small>(1, 6)</small> <small>OBP: 0.323, SLG: 0.351</small>	1-2 		1-1 	3-2 		3-3 		4-2 		3 1 1 0 1 1 2	
10 Chipper Jones, S <small>(1, 5)</small> <small>OBP: 0.361, SLG: 0.442</small>	1-1 		2-2 	2-0 			3-3 	1-3 		5 1 2 1 0 2 5	
Fred McGriff, L <small>(1, 3)</small> <small>OBP: 0.362, SLG: 0.472</small>	2-2 		3-0 	0-0 			3-1 			4 0 2 2 0 0 3	
David Justice, L <small>(1, 9)</small> <small>OBP: 0.387, SLG: 0.475</small>		2-2 	4-2 		3-2 		0-1 			3 1 1 1 1 0 1	
Ryan Klesko, L <small>(1, 7)</small> <small>OBP: 0.416, SLG: 0.597</small> Mike Kelly, R <small>(8, PR)</small> <small>(9, 7)</small> <small>OBP: 0.264, SLG: 0.322</small>		3-2 	1-3 		2-2 		1-0 	4-2 		3 0 0 0 1 1 2 0 1 0 0 0 0 0	
Javy Lopez, R <small>(1, 2)</small> <small>OBP: 0.335, SLG: 0.466</small>		1-3 		1-2 	1-3 			0-0 		4 1 0 0 0 2 1	
Mark Lemke, S <small>(1, 4)</small> <small>OBP: 0.303, SLG: 0.319</small>		0-1 		2-0 		2-2 		0-0 		4 1 2 2 0 0 0	
Kent Mercker, L <small>(1, 1)</small> <small>OBP: 0.171, SLG: 0.187</small> Greg McMichael, R <small>(6, 1)</small> <small>OBP: 0.212, SLG: 0.351</small> Jose Oliva, R <small>(6, PH)</small> <small>OBP: 0.212, SLG: 0.351</small> Brad Clontz, R <small>(7, 1)</small> <small>OBP: 0.212, SLG: 0.351</small> Pedro Borbon, R <small>(8, 1)</small> <small>OBP: 0.212, SLG: 0.351</small> Mark Wohlers, R <small>(8, 1)</small> <small>OBP: 0.212, SLG: 0.351</small>			1-3 	0-1 		4-1 		0-3 		2 0 0 0 0 1 1 0 0 0 0 0 0 0 0 0 0 0 1 0 0 0 0 0 0 0 0 0 0 0 0 0 0 0 0 1 0 0 0 0 1 2	

Inning Stats R: 0 H: 0 E: 0 LOB: 1 K: 0 BB: 1 S: 9 P: 17	R: 1 H: 1 E: 0 LOB: 0 K: 1 BB: 0 S: 11 P: 17	R: 2 H: 2 E: 0 LOB: 2 K: 2 BB: 1 S: 18 P: 32	R: 3 H: 3 E: 1 LOB: 1 K: 0 BB: 0 S: 15 P: 26	R: 0 H: 0 E: 0 LOB: 0 K: 1 BB: 0 S: 10 P: 16	R: 0 H: 0 E: 0 LOB: 1 K: 1 BB: 1 S: 8 P: 19	R: 0 H: 1 E: 0 LOB: 0 K: 1 BB: 0 S: 7 P: 14	R: 1 H: 1 E: 1 LOB: 3 K: 2 BB: 2 S: 14 P: 25	1B: 4 SF: 1 2B: 2 SAC: 0 3B: 1 DP: 1 HR: 1 HBP: 2	WP: 0 PA: 40 PB: 0 SB: 0 CS: 1
---	---	---	---	---	--	--	---	--	---

PITCHER	IP	WLS	BF	H	R	ER	SO	BB	IBB	HBP	BLK	WP	HR	S	P	ERA	WHIP
Bobby Munoz, R <small>(1, 1)</small> <small>ERA: 5.74</small>	3.2	L	20	5	6	3	3	2	0	0	0	0	1	51	88	7.36	1.909
Mike Williams, R <small>(4, 1)</small> <small>ERA: 3.76</small>	1.1		5	1	0	0	1	0	0	0	0	0	0	12	20	0.00	0.750
Mike Mimbs, L <small>(6, 1)</small> <small>ERA: 4.23</small>	2.0		7	1	0	0	2	1	0	0	0	0	0	15	33	0.00	1.000
Ricky Bottalico, R <small>(8, 1)</small> <small>ERA: 2.15</small>	1.0		7	1	1	0	2	2	0	0	0	0	0	14	25	0.00	3.000



Batter 1 2 3 4 5 6 7 8 9 AB R H RBI BB SO LOB TOP

Mickey Morandini, L OBP: 0.346, SLG: 0.433 (1, 4)	0-0 G6-3	0-0 FC6 1-2 1B			2-0 FC3-6 1B	0-0 G4-6-3 1-2f		1-2 1B	5 0 3 1 0 0 1
Gregg Jefferies, S OBP: 0.340, SLG: 0.417 (1, 3)	2-1 G3-1	0-0 FC6 1-2f			2-1 FC3-6 1-2f		1-0 1B HR	2-2 1B	5 1 2 0 0 0 3
Andy Van Slyke, L OBP: 0.313, SLG: 0.354 (1, 8)	4-1 BB			4-2 G4-6-3 BB	1-3 K		2-0 1B HR	0-1 F8	3 1 1 0 2 1 3
Darren Daulton, L OBP: 0.349, SLG: 0.384 (1, 2)	4-1 BB			0-1 G4-6-3		2-0 G4-3	0-0 F7		3 0 0 0 1 0 3
Mark Whiten, S OBP: 0.246, SLG: 0.260 (1, 9)	2-2 G4-3			2-2 P6		2-3 K	1-0 HR		4 1 1 3 0 1 2
Tony Longmire, L OBP: 0.432, SLG: 0.535 (1, 7)		0-1 WP S 1B		2-3 K		2-0 2B	1-0 F8		4 1 2 0 0 1 0
Heathcliff Slocumb, R (8, 1)									0 0 0 0 0 0 0
Charlie Hayes, R OBP: 0.350, SLG: 0.401 (1, 5)		1 SAFE 4-2 1B 1-3 BB		1-2 G6-3		0-3 K	1-0 L7		3 0 0 0 1 1 1
Kevin Stocker, S OBP: 0.304, SLG: 0.251 (1, 6)		0-3 K		0-0 B1-3				3-1 F8	4 0 1 0 0 1 2
Tyler Green, R OBP: 0.171, SLG: 0.293 (1, 1)		1-3 K		1-3 K				0-2 G1-3	2 0 0 0 0 2 2
Dave Gallagher, R OBP: 0.386, SLG: 0.423 (7, PH)									1 0 0 0 0 0 1
Paul Quantrill, L OBP: 0.167, SLG: 0.091 (7, 1)									0 0 0 0 0 0 0
Jim Eisenreich, L OBP: 0.370, SLG: 0.440 (8, 7)									1 0 0 0 0 0 0

Inning Stats	R: 0 E: 0 K: 0 S: 8	H: 0 LOB: 2 BB: 2 P: 20	R: 1 E: 0 K: 2 S: 13	H: 2 LOB: 2 BB: 1 P: 18	R: 0 E: 0 K: 0 S: 7	H: 0 LOB: 0 BB: 1 P: 13	R: 0 E: 0 K: 1 S: 8	H: 0 LOB: 0 BB: 0 P: 11	R: 0 E: 0 K: 2 S: 9	H: 1 LOB: 1 BB: 0 P: 15	R: 0 E: 0 K: 2 S: 8	H: 1 LOB: 1 BB: 0 P: 14	R: 0 E: 0 K: 0 S: 7	H: 1 LOB: 0 BB: 0 P: 10	R: 3 E: 0 K: 0 S: 6	H: 3 LOB: 0 BB: 0 P: 12	R: 0 E: 0 K: 0 S: 14	H: 2 LOB: 2 BB: 0 P: 20	1B: 8 2B: 1 3B: 0 HR: 1	SF: 0 SAC: 0 DP: 2 HBP: 0	WP: 1 PB: 0 SB: 1 CS: 0	PA: 39
--------------	------------------------------	----------------------------------	-------------------------------	----------------------------------	------------------------------	----------------------------------	------------------------------	----------------------------------	------------------------------	----------------------------------	------------------------------	----------------------------------	------------------------------	----------------------------------	------------------------------	----------------------------------	-------------------------------	----------------------------------	----------------------------------	------------------------------------	----------------------------------	--------

PITCHER	IP	WLS	BF	H	R	ER	SO	BB	IBB	HBP	BLK	WP	HR	S	P	ERA	WHIP										
29 John Smoltz, R ERA: 2.93 (1, 1)	8.0		34	8	4	4	7	4	0	0	0	1	1	66	113	4.50	1.500										
Pedro Borbon, L ERA: 2.4 (9, 1)	1.0	W	5	2	0	0	0	0	0	0	0	0	0	14	20	0.00	2.000										

Philadelphia Phillies @ Atlanta Braves
 Atlanta-Fulton County Stadium, Atlanta, GA
 Thu Aug 03 1995, 7:05 PM EDT
 Att. 37,971 - Unknown - 76 F

AB	35
R	4
H	10
RBI	4
BB	4
SO	7
LOB	18



Batter	1	2	3	4	5	6	7	8	9	AB	R	H	RBI	BB	SO	LOB	BOTTOM
Marquis Grissom, R (1, 8) OBP: 0.322, SLG: 0.389	2-3 		2-1 		1-0 		1-1 			4	0	0	0	0	1	2	
Jeff Blauser, R (1, 6) OBP: 0.322, SLG: 0.353	1-3 		1-0 		0-0 			0-3 		4	1	1	0	0	2	1	
10 Chipper Jones, S (1, 5) OBP: 0.359, SLG: 0.443	1-1 			0-1 	1-1 			2-3 		4	0	1	2	0	1	0	
Fred McGriff, L (1, 3) OBP: 0.358, SLG: 0.467		0-0 		3-1 	1-0 			2-3 		4	0	0	0	0	1	1	
David Justice, L (1, 9) OBP: 0.392, SLG: 0.502		1-0 		3-1 		3-2 			1-0 	4	2	3	1	0	0	0	
Ryan Klesko, L (1, 7) OBP: 0.417, SLG: 0.593		4-1 		0-0 		2-1 			1-2 	3	0	1	0	1	0	1	
Mike Kelly, R (9, PR) OBP: 0.264, SLG: 0.322									2-3 	0	1	0	0	0	0	0	
Javy Lopez, R (1, 2) OBP: 0.333, SLG: 0.462		0-0 		1-1 	1-2 		3-1 		0-1 	4	0	1	1	0	0	3	
Mark Lemke, S (1, 4) OBP: 0.306, SLG: 0.323			2-2 		0-0 		0-1 		3-2 	4	0	2	1	0	0	0	
29 John Smoltz, R (1, 1) OBP: 0.190, SLG: 0.056			2-3 		1-0 		2-2 			3	1	1	0	0	1	1	
Pedro Borbon, R (9, 1)										0	0	0	0	0	0	0	

Inning Stats		R: 0	H: 0	E: 0	K: 2	S: 8	R: 0	H: 1	E: 0	K: 0	S: 4	R: 0	H: 1	E: 0	K: 1	S: 10	R: 1	H: 2	E: 0	K: 0	S: 9	R: 2	H: 3	E: 0	K: 0	S: 7	R: 0	H: 0	E: 0	K: 3	S: 8	R: 0	H: 0	E: 0	K: 3	S: 10	R: 2	H: 3	E: 1	K: 0	S: 13	1B: 5	SF: 0	2B: 4	SAC: 0	3B: 0	DP: 1	HR: 1	HBP: 0	WP: 1	PA: 35
PITCHER		IP	WLS	BF	H	R	ER	SO	BB	IBB	HBP	BLK	WP	HR	S	P	ERA	WHIP	PITCHER		IP	WLS	BF	H	R	ER	SO	BB	IBB	HBP	BLK	WP	HR	S	P	ERA	WHIP														
Tyler Green, R (1, 1) ERA: 4.04	6.0			25	7	3	3	3	1	0	0	1	1	1	46	81	4.50	1.333																																	
Paul Quantrill, R (7, 1) ERA: 4.33	1.2			5	0	0	0	2	0	0	0	0	0	0	14	19	0.00	0.000																																	
Heathcliff Slocumb, R (8, 1) ERA: 2.17	0.1	L		5	3	2	1	1	0	0	0	0	0	0	16	23	27.00	9.000																																	

Philadelphia Phillies @ Atlanta Braves
Atlanta-Fulton County Stadium, Atlanta, GA

Thu Aug 03 1995, 7:05 PM EDT
Att: 37,971 - Unknown - 76 F



Batter	1	2	3	4	5	6	7	8	9	AB R H RBI BB SO LOB	TOP			
Mickey Morandini, L (1, 4) OBP: 0.342, SLG: 0.428 C F B X	1-2 G1-3 ①		X 0-0 F8 ③			B B X 2-0 F9 ②		B X 1-0 G6-3 ②		4 0 0 0 0 0 1				
Gregg Jefferies, S (1, 3) OBP: 0.342, SLG: 0.418 B X	1-1 CS 1B		X 0-0 L6 ①			C B X 1-1 L8 ③		B F F X 1-2 1B		4 0 2 0 0 0 0				
Tom Marsh, R (1, 7) OBP: 0.298, SLG: 0.426 Tony Longmire, L (7, PH) OBP: 0.425, SLG: 0.525 B B F SAFE F B S (7, 7)	3-3 K ② ③ 1-2			3-2 F9 ②			2-3 K ① X	0-0 L4 ③		2 0 0 0 0 1 1 2 0 0 0 0 1 1				
Darren Daulton, L (1, 2) OBP: 0.351, SLG: 0.381		X 0-0 F7 ①		B B S H 2-2 HBP			B B B B B 4-1 2B BB	C X 0-1 L9 ①		2 0 0 0 1 0 0				
Mark Whiten, S (1, 9) OBP: 0.254, SLG: 0.275 B C B X	2-1 G5-3 ②		B C C X 2-1 F9 ③			B B F X 2-1 2B		C C B B B B F X 3-2 1B		4 0 2 0 0 0 1				
Charlie Hayes, R (1, 5) OBP: 0.349, SLG: 0.398 C B B T C X	1-3 K ③			B B B T C X 3-2 G5-3 ①			B B T F I 4-0 IBB	X 0-0 F8 ②		3 0 0 0 1 1 1				
Dave Gallagher, R (1, 8) OBP: 0.387, SLG: 0.424 Jim Eisenreich, L (7, PH) OBP: 0.370, SLG: 0.440 Mariano Duncan, R (7, PH) OBP: 0.292, SLG: 0.414 Toby Borland, R (7, 1)			X 0-0 SH3-4 1B			C B F X 1-2 F8 ②		B B F X 0-1 P2 ②		2 0 1 0 0 0 0 0 0 0 0 0 0 0 1 0 0 0 0 0 3 0 0 0 0 0 0 0 1 0 0 0 0 0 1				
Lenny Webster, R (9, PH) OBP: 0.288, SLG: 0.267			S C F 0-3 K ①			S B B T F I 2-3 K ③		B B B F X 1-2 F9 ③		3 0 0 0 0 2 4				
Kevin Stocker, S (1, 6) OBP: 0.301, SLG: 0.248														
Jeff Juden, R (1, 1)			B C X 1-1 SH3-4 ②			C X 0-1 F7 ①		B B B X 2-1 F9 ①		1 0 0 0 0 0 0 1 0 0 0 0 0 0				
Andy Van Slyke, L (7, 8) OBP: 0.310, SLG: 0.352														
Inning Stats	R: 0 E: 0 K: 1 S: 8 H: 1 LOB: 1 BB: 0 P: 13	R: 0 E: 0 K: 1 S: 6 H: 0 LOB: 0 BB: 0 P: 9	R: 0 E: 0 K: 1 S: 7 H: 1 LOB: 1 BB: 0 P: 8	R: 0 E: 0 K: 0 S: 9 H: 0 LOB: 1 BB: 0 P: 16	R: 0 E: 0 K: 1 S: 10 H: 0 LOB: 0 BB: 0 P: 16	R: 0 E: 0 K: 0 S: 5 H: 0 LOB: 0 BB: 0 P: 8	R: 0 E: 0 K: 1 S: 12 H: 1 LOB: 3 BB: 2 P: 25	R: 0 E: 0 K: 0 S: 7 H: 1 LOB: 1 BB: 0 P: 11	R: 0 E: 0 K: 0 S: 10 H: 1 LOB: 1 BB: 0 P: 14	1B: 4 2B: 2 3B: 0 HR: 0 SF: 0 SAC: 1 DP: 1 HBP: 1	WP: 0 PB: 0 SB: 0 CS: 1 PA: 34			
PITCHER	IP WLS BF H R ER SO BB IBB HBP BLK WP HR S P ERA WHIP	IP WLS BF H R ER SO BB IBB HBP BLK WP HR S P ERA WHIP	IP WLS BF H R ER SO BB IBB HBP BLK WP HR S P ERA WHIP	IP WLS BF H R ER SO BB IBB HBP BLK WP HR S P ERA WHIP	IP WLS BF H R ER SO BB IBB HBP BLK WP HR S P ERA WHIP	IP WLS BF H R ER SO BB IBB HBP BLK WP HR S P ERA WHIP	IP WLS BF H R ER SO BB IBB HBP BLK WP HR S P ERA WHIP	IP WLS BF H R ER SO BB IBB HBP BLK WP HR S P ERA WHIP	IP WLS BF H R ER SO BB IBB HBP BLK WP HR S P ERA WHIP	IP WLS BF H R ER SO BB IBB HBP BLK WP HR S P ERA WHIP	IP WLS BF H R ER SO BB IBB HBP BLK WP HR S P ERA WHIP			
John Smiley, L (1, 1) ERA: 3.21	6.0 W	20 2	2 0	0 0	4 4	0 0	0 0	0 0	1 0	0 0	0 0	0 0	45 70	0.00 0.333
Hector Carrasco, R (7, 1) ERA: 2.73	0.1	4 1	1 0	0 0	1 1	1 1	1 0	0 0	0 0	0 0	0 0	0 0	7 19	0.00 6.000
Chuck McElroy, L (7, 1) ERA: 4.37	1.2	6 1	1 0	0 0	0 0	0 0	0 0	0 0	0 0	0 0	0 0	0 0	12 17	0.00 0.600
Jeff Brantley, R (9, 1) ERA: 2.77	1.0 S	4 1	1 0	0 0	0 0	0 0	0 0	0 0	0 0	0 0	0 0	0 0	10 14	0.00 1.000

Philadelphia Phillies @ Cincinnati Reds
Riverfront Stadium, Cincinnati, OH
Fri Aug 04 1995, 7:05 PM EDT
Att: 30,668 - Unknown

AB	30
R	0
H	5
RBI	0
BB	2
SO	5
LOB	13



Batter	1	2	3	4	5	6	7	8	9
Darren Lewis, R OBP: 0.307, SLG: 0.308 (1, 8)	1-2 G1-3	4-1 CS BB			2-1 F8			3-2 FC1-4-6 FC5-2 1B 1B	
Barry Larkin, R OBP: 0.387, SLG: 0.487 (1, 6)	3-1 1B S SF8 1B	1-2 CS	3-2 G6-3		2-0 P4			1-2 FC1-4-6 1B	
Hal Morris, L OBP: 0.262, SLG: 0.383 (1, 3)	1-2 BLK 1B 1-3 1B		0-0 G6-3 1B			2-3 K		1-2 FC1-4-6 FC5-2 BB 1-2f 2-3	
Reggie Sanders, R OBP: 0.406, SLG: 0.579 (1, 9)	0-0 SF8		2-2 G6-3			0-0 G6-3		4-2 FC5-2 BB	
Ron Gant, R OBP: 0.382, SLG: 0.563 (1, 7)	2-0 BLK 1B			1-0 G5-3		1-3 K		3-2 FC5-2 FC6-4	
Jerome Walton, R OBP: 0.336, SLG: 0.496 (8, PR) (9, 7)								1-2 2-3 3-Hf	
Bret Boone, R OBP: 0.355, SLG: 0.488 (1, 4)	4-1 1-2 2-3 BB			0-0 G3			4-0 G5-4-3 BB	1-0 FC6-4	
Benito Santiago, R OBP: 0.349, SLG: 0.538 (1, 2)	1-1 F8			0-0 F8			0-0 G5-4-3		
Mark Lewis, R OBP: 0.423, SLG: 0.510 (1, 5)			1-1 G6-3		4-0 F8 SH3-4 BB		4-0 FC6-4 BB		
Jeff Branson, L OBP: 0.322, SLG: 0.446 (8, 5)									
John Smiley, L OBP: 0.167, SLG: 0.325 (1, 1)			1-3 K		1-0 SH3-4		1-2 FC6-4		
Hector Carrasco, R (7, 1)									
Chuck McElroy, L (7, 1)									
Jeff Brantley, R (9, 1)									

Inning Stats	R: 1 E: 0 K: 0 S: 14	H: 3 LOB: 3 BB: 1 P: 26	R: 0 E: 0 K: 1 S: 8	H: 0 LOB: 0 BB: 1 P: 15	R: 0 E: 0 K: 0 S: 7	H: 1 LOB: 0 BB: 0 P: 12	R: 0 E: 0 K: 0 S: 3	H: 0 LOB: 0 BB: 0 P: 4	R: 0 E: 0 K: 0 S: 4	H: 0 LOB: 1 BB: 1 P: 13	R: 0 E: 0 K: 2 S: 7	H: 0 LOB: 0 BB: 0 P: 10	R: 0 E: 0 K: 0 S: 5	H: 0 LOB: 1 BB: 2 P: 14	R: 0 E: 0 K: 0 S: 17	H: 2 LOB: 3 BB: 1 P: 30
--------------	-------------------------------	----------------------------------	------------------------------	----------------------------------	------------------------------	----------------------------------	------------------------------	---------------------------------	------------------------------	----------------------------------	------------------------------	----------------------------------	------------------------------	----------------------------------	-------------------------------	----------------------------------

PITCHER	IP	WLS	BF	H	R	ER	SO	BB	IBB	HBP	BLK	WP	HR	S	P	ERA	WHIP
Jeff Juden, R ERA: 3.48 (1, 1)	6.0	L	23	4	1	1	3	3	0	0	1	0	0	43	80	1.50	1.167
Toby Borland, R ERA: 3.56 (7, 1)	2.0		10	2	0	0	0	3	0	0	0	0	0	22	44	0.00	2.500

BOTTOM

Philadelphia Phillies @ Cincinnati Reds
Riverfront Stadium, Cincinnati, OH

Fri Aug 04 1995, 7:05 PM EDT
Att. 30,668 - Unknown

AB	R	H	RBI	BB	SO	LOB
3	0	1	0	1	0	1
4	1	2	0	0	0	1
4	0	2	0	0	1	2
2	0	0	1	1	0	1
4	0	1	0	0	1	3
0	0	0	0	0	0	0
2	0	0	0	2	0	3
3	0	0	0	0	0	4
1	0	0	0	2	0	0
0	0	0	0	0	0	0
1	0	0	0	0	0	1
0	0	0	0	0	0	0

AB	25
R	1
H	6
RBI	1
BB	6
SO	3
LOB	16

WP: 0 PA: 34
PB: 0
SB: 1
CS: 1



PITCHER	IP	WLS	BF	H	R	ER	SO	BB	IBB	HBP	BLK	WP	HR	S	P	ERA	WHIP
---------	----	-----	----	---	---	----	----	----	-----	-----	-----	----	----	---	---	-----	------

Batter	1	2	3	4	5	6	7	8	9	AB R H RBI BB SO LOB	TOP																						
Dave Gallagher, R (1, 8) OBP: 0.378, SLG: 0.413	1-3 K2-3		2-3 K		2-2 G6-3			3-2 L5		4 0 0 0 0 2 2																							
Gregg Jefferies, S (1, 3) OBP: 0.338, SLG: 0.412	1-1 F8			1-1 G5-3		0-0 G5-3		0-0 G6-3		4 0 0 0 0 0 0																							
Mariano Duncan, R (1, 4) OBP: 0.286, SLG: 0.405	1-3 K			0-0 F7		0-1 L9		0-0 F8		4 0 0 0 0 1 0																							
Mark Whiten, S (1, 9) OBP: 0.253, SLG: 0.269		3-3 K		4-1 BB		2-2 G5-3		0-0 B1-3		3 0 0 0 1 1 0																							
Charlie Hayes, R (1, 5) OBP: 0.349, SLG: 0.403		0-1 1B		1-3 K		0-0 F9				3 1 1 0 0 1 1																							
Tom Marsh, R (1, 7) OBP: 0.317, SLG: 0.456		2-2 G5-4-3 1B		0-2 F9 2B		0-0 F8				3 0 2 1 0 0 0																							
Lenny Webster, R (1, 2) OBP: 0.290, SLG: 0.258		1-2 G5-4-3 1-2f		4-2 BB		0-3 K				2 0 0 0 1 1 1																							
Kevin Elster, R (1, 6) OBP: 0.214, SLG: 0.211			2-3 K		0-0 P3		1-0 P6			3 0 0 0 0 1 2																							
Tommy Greene, R (1, 1) Mike Mims, L (3, 1) Tony Lonzgare, L (5, PH) Mike Williams, R (5, 1) Jim Eisenreich, L (8, PH) Paul Quastrell, L (8, 1)			0-1 P4		0-1 F9 2-3		1-0 G4-3			1 0 0 0 0 0 0 0 0 0 0 0 0 0 1 0 0 0 0 0 2 0 0 0 0 0 0 0 1 0 0 0 0 0 0 0 0 0 0 0 0 0																							
Inning Stats	R: 0 E: 0 K: 2 S: 8	H: 0 LOB: 0 BB: 0 P: 11	R: 1 E: 0 K: 1 S: 13	H: 2 LOB: 0 BB: 0 P: 19	R: 0 E: 0 K: 2 S: 10	H: 0 LOB: 0 BB: 0 P: 14	R: 0 E: 0 K: 1 S: 7	H: 0 LOB: 1 BB: 1 P: 13	R: 0 E: 0 K: 0 S: 12	H: 1 LOB: 2 BB: 1 P: 18	R: 0 E: 0 K: 0 S: 6	H: 0 LOB: 0 BB: 0 P: 8	R: 0 E: 0 K: 1 S: 5	H: 0 LOB: 0 BB: 0 P: 5	R: 0 E: 0 K: 0 S: 7	H: 0 LOB: 0 BB: 0 P: 12	R: 0 E: 0 K: 0 S: 3	H: 0 LOB: 0 BB: 0 P: 3	1B: 1 2B: 1 3B: 1 HR: 0	SF: 0 SAC: 0 DP: 1 HBP: 0	WP: 0 PB: 0 SB: 0 CS: 0	PA: 31											
PITCHER Pete Schourek, L (1, 1) ERA: 3.2	IP 9.0	WLS W	BF 31	H 3	R 1	ER 1	SO 7	BB 2	IBB 0	HBP 0	BLK 0	WP 0	HR 0	S 71	P 103	ERA 1.00	WHIP 0.556																
											PITCHER	IP	WLS	BF	H	R	ER	SO	BB	IBB	HBP	BLK	WP	HR	S	P	ERA	WHIP					

Philadelphia Phillies @ Cincinnati Reds
Riverfront Stadium, Cincinnati, OH
Sun Aug 06 1995, 3:33 AM EDT
Cloudy - 75 F

livebaseballscorecards.com

AB	29
R	1
H	3
RBI	1
BB	2
SO	7
LOB	8



Batter	1	2	3	4	5	6	7	8	9
Thomas Howard, S OBP: 0.369, SLG: 0.421 (1, 8) BB BB (9, 7)	4-0 S BB	2-2 2B		3-3 K		0-0 G4-3			
Barry Larkin, R OBP: 0.386, SLG: 0.484 (1, 6) C X	0-1 F9	3-2 G5-3		1-1 2B 1B		3-2 L4			
Hal Morris, L OBP: 0.273, SLG: 0.402 (1, 3) B X	1-0 F7		1-2 WP SF8 2B	3-2 1-H 2B		0-1 G6-4-3 1B			
Reggie Sanders, R OBP: 0.402, SLG: 0.574 (1, 9) B S BB X	3-1 L5		3-2 SF8	0-3 K		0-1 G6-4-3 1-2f			
Ron Gant, R OBP: 0.381, SLG: 0.557 Darren Lewis, R OBP: 0.307, SLG: 0.308 (1, 7) (9, 8)		4-2 S 1B HR BB	3-2 E5 FC3-6		1-2 G5-3		3-2 L7		
Eddie Taubensee, L OBP: 0.316, SLG: 0.449 (1, 2) SAFE SAFE SAFE SAFE	1-1 S HR 1B	0-1 FC3-6		2-2 G3		1-0 F7			
Bret Boone, R OBP: 0.354, SLG: 0.484 (1, 4)	2-3 K	2-0 F9		4-1 BB		1-3 K			
Jeff Branson, L OBP: 0.325, SLG: 0.459 (1, 5)	2-1 HR		4-0 SH1-4 1B BB	1-1 F7		2-0 P5			
Pete Schourek, L OBP: 0.176, SLG: 0.176 (1, 1)	0-0 F7		0-0 SH1-4		0-2 G6-3				

Inning Stats	R: 0	H: 0	E: 0	K: 0	S: 5	LOB: 1	BB: 1	P: 13	R: 3	H: 3	E: 0	K: 1	S: 16	LOB: 1	BB: 1	P: 30	R: 1	H: 1	E: 1	K: 0	S: 14	LOB: 1	BB: 0	P: 23	R: 2	H: 2	E: 0	K: 2	S: 13	LOB: 1	BB: 1	P: 24	R: 0	H: 0	E: 0	K: 0	S: 9	LOB: 0	BB: 1	P: 17	R: 0	H: 0	E: 0	K: 0	S: 8	LOB: 0	BB: 0	P: 11	R: 0	H: 1	E: 0	K: 0	S: 7	LOB: 0	BB: 0	P: 10	R: 0	H: 0	E: 0	K: 1	S: 5	LOB: 0	BB: 0	P: 9
--------------	------	------	------	------	------	--------	-------	-------	------	------	------	------	-------	--------	-------	-------	------	------	------	------	-------	--------	-------	-------	------	------	------	------	-------	--------	-------	-------	------	------	------	------	------	--------	-------	-------	------	------	------	------	------	--------	-------	-------	------	------	------	------	------	--------	-------	-------	------	------	------	------	------	--------	-------	------

PITCHER															IP	WLS	BF	H	R	ER	SO	BB	IBB	HBP	BLK	WP	HR	S	P	ERA	WHIP
Tommy Greene, R ERA: 11.74															2.1	L	14	4	4	4	1	2	0	0	0	1	1	32	61	15.43	2.571
Mike Mims, L ERA: 4.34															1.2		8	2	2	2	2	1	0	0	0	0	0	16	29	10.80	1.800
Mike Williams, R ERA: 3.5															3.0		10	1	0	0	0	1	0	0	0	0	0	24	38	0.00	0.667
Paul Quantrill, R ERA: 4.29															1.0		3	0	0	0	1	0	0	0	0	0	0	5	9	0.00	0.000

AB R H RBI BB SO LOB

3	0	1	0	1	1	1
4	1	1	1	0	0	2
4	1	3	1	0	0	1
3	0	0	1	0	1	3
3	1	0	0	1	0	0
0	0	0	0	0	0	0
4	1	1	0	0	0	1
3	0	0	0	1	2	3
3	2	1	3	1	0	1
2	0	0	0	0	0	0

AB	29
R	6
H	7
RBI	6
BB	4
SO	4
LOB	12



Philadelphia Phillies @ Cincinnati Reds
Riverfront Stadium, Cincinnati, OH
Sun Aug 06 1995, 3:33 AM EDT
Cloudy - 75 F

livebaseballscorecards.com

WP	1	PA	35
PB	0		
SB	3		
CS	0		

Philadelphia Phillies @ Cincinnati Reds
 Riverfront Stadium, Cincinnati, OH

Sun Aug 06 1995, 3:38 AM EDT
 Att. 34,784 - Unknown - 81 F

AB	35
R	1
H	7
RBI	1
BB	4
SO	5
LOB	17



AB R H RBI BB SO LOB

2	1	0	0	3	1	1
5	0	0	0	0	0	4
5	0	2	0	0	1	1
4	0	1	1	0	0	3
2	0	0	0	1	0	1
1	0	0	0	0	0	2
4	0	2	0	0	0	1
4	0	0	0	0	0	3
4	0	1	0	0	1	0
2	0	1	0	0	1	0
1	0	0	0	0	0	0
0	0	0	0	0	0	0
1	0	0	0	0	1	1
0	0	0	0	0	0	0

Batter	1	2	3	4	5	6	7	8	9	10
Mickey Morandini, L OBP: 0.346, SLG: 0.425	4-0 BB		0-3 K		4-0 BB			4-0 BB		0-0 L9
Gregg Jefferies, S OBP: 0.333, SLG: 0.406	0-0 F7		0-0 F8		0-0 4-3			0-0 F9		0-0 F7
Andy Van Slyke, L OBP: 0.313, SLG: 0.353	0-0 F9			0-0 L3 1B		0-3 K		0-0 E 1B		0-0 F5
Darren Daulton, L OBP: 0.350, SLG: 0.379	0-0 L4			0-0 L3 1B		0-0 G3 1B		0-0 E4 G5-4-3		
Tony Longmire, L OBP: 0.419, SLG: 0.510		0-0 F3		4-0 BB		0-0 G3		0-0 G5-4-3		
Mark Whiten, S OBP: 0.252, SLG: 0.267										
Jim Eisenreich, L OBP: 0.370, SLG: 0.439		0-0 G3		0-0 BB		0-0 F9			0-0 G6-4-3 1B	
Charlie Hayes, R OBP: 0.345, SLG: 0.398		0-0 F8		0-0 F7			0-0 F4		0-0 G6-4-3	
Kevin Stocker, S OBP: 0.301, SLG: 0.248			0-3 K		0-0 F9		0-0 4-3		0-0 BB	
Sid Fernandez, L OBP: 0.182, SLG: 0.100			0-0 BB		0-3 K		0-0 6-3		0-3 K	
Tom Marsh, R OBP: 0.311, SLG: 0.448										
Ricky Bottalico, L OBP: 0.285, SLG: 0.403										
Mariano Duncan, R OBP: 0.285, SLG: 0.403										
Heathcliff Slocumb, R										

Inning Stats	R: 0	H: 0	E: 0	K: 0	S: 3	LOB: 1	BB: 1	P: 7	R: 0	H: 0	E: 0	K: 0	S: 3	LOB: 0	BB: 0	P: 3	R: 0	H: 2	E: 0	K: 0	S: 4	LOB: 2	BB: 1	P: 8	R: 0	H: 0	E: 0	K: 1	S: 5	LOB: 1	BB: 1	P: 9	R: 0	H: 1	E: 0	K: 1	S: 6	LOB: 1	BB: 0	P: 6	R: 0	H: 0	E: 0	K: 0	S: 3	LOB: 0	BB: 0	P: 3	R: 1	H: 1	E: 1	K: 0	S: 4	LOB: 1	BB: 1	P: 8	R: 0	H: 2	E: 0	K: 1	S: 6	LOB: 1	BB: 0	P: 6	R: 0	H: 0	E: 0	K: 0	S: 3	LOB: 0	BB: 0	P: 3	R: 0	H: 0	E: 0	K: 0	S: 3	LOB: 0	BB: 3	P: 3	1B: 7	SF: 0	2B: 1	SAC: 0	3B: 0	DP: 3	HR: 0	HBP: 0	WP: 0	PA: 39
--------------	------	------	------	------	------	--------	-------	------	------	------	------	------	------	--------	-------	------	------	------	------	------	------	--------	-------	------	------	------	------	------	------	--------	-------	------	------	------	------	------	------	--------	-------	------	------	------	------	------	------	--------	-------	------	------	------	------	------	------	--------	-------	------	------	------	------	------	------	--------	-------	------	------	------	------	------	------	--------	-------	------	------	------	------	------	------	--------	-------	------	-------	-------	-------	--------	-------	-------	-------	--------	-------	--------

PITCHER	IP	WLS	BF	H	R	ER	SO	BB	IBB	HBP	BLK	WP	HR	S	P	ERA	WHIP
Mark Portugal, R ERA: 4.56	7.0		27	4	0	0	4	3	0	0	0	0	0	32	44	0.00	1.000
Chuck McElroy, L ERA: 4.56	1.0		5	1	1	1	0	1	0	0	0	0	0	4	8	9.00	2.000
Michael Jackson, R ERA: 2.39	2.0	W	7	2	0	0	1	0	0	0	0	0	0	9	9	0.00	1.000

Batter	1	2	3	4	5	6	7	8	9	AB	R	H	RBI	BB	SO	LOB	TOP										
Brett Butler, L (1, 8) OBP: 0.380, SLG: 0.390 Dave Telgheder, R (8, 1) Jerry Dipoto, R (9, 1) John Franco, L (9, 1)	2-2 G1-3 HR 1B		0-0 BB 1B 1B	4-2 WP S BB		3-1 WP 2B	4-0 2B IBB	1-2 P4		4	3	3	0	2	0	2											
Edgardo Alfonzo, R (1, 5) OBP: 0.292, SLG: 0.369	2-0 G1-3 1-2		1-2 BB 1B 1B	1-3 K 1-2		0-0 L3	2-0 P4	2-3 K		6	1	1	0	0	2	8											
Carl Everett, S (1, 9) OBP: 0.328, SLG: 0.464	2-1 HR 2-H		4-2 1B BB 1-2 2-3	4-2 BB BB		4-1 WP BB	1-0 2B 1-H 2-H 3-H		1-2 2B 1B	3	3	3	5	3	0	0											
Jeff Kent, R (1, 4) OBP: 0.332, SLG: 0.476	0-0 P4		1-0 1B 1B 1-2 2-H 3-H	0-0 F8		1-3 K	0-0 F7		1-1 F9	6	0	1	2	0	1	6											
Rico Brogna, L (1, 3) OBP: 0.347, SLG: 0.491 Tim Bogar, R (9, PH) (9, 3)	3-2 F9		1-2 F7		0-2 HR	4-0 IBB		2-2 1B 2B 1B	1-1 P3	4	2	2	1	1	0	2											
Jose Vizcaino, S (1, 6) OBP: 0.321, SLG: 0.352		0-0 F8	1-0 1B 1-2 2-H		0-0 1B	1-1 L7		3-2 2B 1B 1B	1-1 2B	6	1	4	2	0	0	3											
Kelly Stinnett, R (1, 2) OBP: 0.371, SLG: 0.419		3-1 P6	2-0 P4		2-2 F7		2-1 E2 1B 2B 1B	1-0 SF7 2B	1-3 K	6	1	2	1	0	1	4	AB 43 R 12 H 17 RBI 12 BB 8 SO 7 LOB 33										
Damon Buford, R (1, 7) OBP: 0.286, SLG: 0.186 (8, 9)		4-1 BB	2-2 G6-3		0-3 K		3-1 2B 1B	4-2 SF7 BB		3	1	1	0	2	1	3											
Reid Cornelius, R (1, 1) Don Florence, R (6, 1) Chris Jones, R (8, PH) (8, 7)		1-3 K		0-0 G5-3		0-1 P4	2-3 K	0-1 SF7		3	0	0	0	0	1	2											
Inning Stats	R: 2 E: 0 K: 0 S: 11	H: 2 LOB: 0 BB: 0 P: 20	R: 0 E: 0 K: 0 S: 7	H: 0 LOB: 1 BB: 1 P: 15	R: 3 E: 0 K: 1 S: 18	H: 4 LOB: 2 BB: 1 P: 30	R: 0 E: 0 K: 1 S: 9	H: 0 LOB: 2 BB: 2 P: 18	R: 1 E: 0 K: 1 S: 12	H: 2 LOB: 1 BB: 0 P: 14	R: 0 E: 0 K: 1 S: 9	H: 1 LOB: 3 BB: 2 P: 22	R: 3 E: 1 K: 1 S: 10	H: 3 LOB: 1 BB: 1 P: 24	R: 2 E: 0 K: 1 S: 19	H: 3 LOB: 2 BB: 1 P: 32	R: 1 E: 0 K: 1 S: 12	H: 2 LOB: 1 BB: 0 P: 17	1B: 11 2B: 4 3B: 0 HR: 2	SF: 1 SAC: 0 DP: 0 HBP: 0	WP: 2 PB: 0 SB: 2 CS: 0	PA: 52					
PITCHER	IP	WLS	BF	H	R	ER	SO	BB	IBB	HBP	BLK	WP	HR	S	P	ERA	WHIP										
Tyler Green, R (1, 1) ERA: 4.32	2.1	L	15	6	5	5	1	2	0	0	0	0	1	32	57	19.29	3.429										
Mike Williams, R (3, 1) ERA: 3.5	2.2		12	2	1	1	2	2	0	0	0	1	1	25	40	3.38	1.500										
Paul Fletcher, R (6, 1) ERA:	1.0		6	1	0	0	1	1	1	0	0	1	0	9	22	0.00	2.000										
Toby Borland, R (7, 1) ERA: 4.5	1.0		10	6	5	5	1	0	1	0	0	0	0	18	38	45.00	6.000										
Mike Mimbs, L (8, 1) ERA: 4.34	2.0		9	2	1	1	2	1	0	0	0	0	0	23	35	4.50	1.500										

New York Mets @ Philadelphia Phillies
Veterans Stadium, Philadelphia, PA

Tue Aug 08 1995, 7:05 PM EDT
Att. 28,536 - Unknown - 76 F

livebaseballscorecards.com



BOTTOM

New York Mets @ Philadelphia Phillies
Veterans Stadium, Philadelphia, PA

livebaseballscorecards.com

AB	42
R	10
H	15
RBI	10
BB	5
SO	5
LOB	27



WP	0	PA	48
PB	0		
SB	1		
CS	0		

Tue Aug 08 1995, 7:05 PM EDT
Att: 28,536 - Unknown - 76 F

AB R H RBI BB SO LOB

4	1	2	0	2	1	2
4	0	2	4	1	0	3
6	1	0	1	0	0	9
5	1	2	1	0	0	4
5	2	3	4	0	1	1
4	0	1	0	0	0	2
4	2	1	0	1	1	1
4	2	2	0	1	0	2
0	0	0	0	0	0	0
1	1	1	0	0	0	0
0	0	0	0	0	0	0
1	0	0	0	0	1	1
0	0	0	0	0	0	0
0	0	0	0	0	0	0
2	0	1	0	0	0	2
1	0	0	0	0	0	0

1B	10	SF	1
2B	4	SAC	0
3B	0	DP	1
HR	2	HBP	0

Batter	1	2	3	4	5	6	7	8	9
Mickey Morandini, L (1, 4) OBP: 0.351, SLG: 0.426	3-2 E 1B		4-1 1B BB		0-2 FC1 FC3-6		0-3 K	0-0 1B	4-1 1B BB
Gregg Jefferies, S (1, 3) OBP: 0.336, SLG: 0.407	1-1 F7		2-1 1B		0-1 FC3-6 FC6		4-1 FC4-6 BB	2-1 SF8	2-1 FC4-6 1B
Andy Van Slyke, L (1, 8) OBP: 0.301, SLG: 0.338	2-0 F9		0-2 F7		0-1 FC6		0-1 FC4-6 1B	3-2 G4-3	0-0 FC4-6
Mark Whiten, S (1, 9) OBP: 0.257, SLG: 0.279	2-1 E9 2B		3-2 G3		3-2 G4-3		1-2 E5 1B		0-1 HR 1B
Darren Daulton, L (1, 2) OBP: 0.353, SLG: 0.403	1-3 K			0-0 P6		2-0 HR	1-2 1B		2-1 HR
Jim Eisenreich, L (1, 7) OBP: 0.368, SLG: 0.440		2-1 F9 L1-5 2B		2-2 L7		0-1 F9	1-2 G4-3		0-2 L8
Charlie Hayes, R (1, 5) OBP: 0.346, SLG: 0.397		3-1 F9		1-3 K		2-2 F7		4-1 1B SF8 BB	0-1 G4-3 1B
Kevin Stocker, S (1, 6) OBP: 0.306, SLG: 0.252		2-1 L1-5			1-1 2B FC3-6 1B	2-1 1B		0-2 F8	4-0 1B BB
Tyler Green, R Mike Williams, R Tom Marsh, R Paul Ritchie, R Gary Vazish, L Toby Borland, R Mike Mims, L Dave Gallagher, R 23 Kevin Jordan, R			1-3 K		0-1 FC3-6 FC6 2B	0-3 K		1-0 SF8 1B	1-1 G4-3

Inning Stats	R: 1	H: 2	E: 1	K: 1	S: 12	R: 0	H: 1	E: 0	K: 0	S: 6	R: 0	H: 1	E: 0	K: 1	S: 14	R: 0	H: 0	E: 0	K: 1	S: 7	R: 2	H: 2	E: 0	K: 0	S: 14	R: 1	H: 2	E: 0	K: 1	S: 14	R: 1	H: 1	E: 1	K: 1	S: 16	R: 1	H: 2	E: 0	K: 0	S: 14	R: 4	H: 4	E: 0	K: 0	S: 15
	LOB: 1	BB: 0	BB: 21	LOB: 0	BB: 13	LOB: 2	BB: 24	LOB: 0	BB: 10	LOB: 1	BB: 18	LOB: 2	BB: 20	LOB: 2	BB: 23	LOB: 2	BB: 24	LOB: 4	BB: 28																										

PITCHER	IP	WLS	BF	H	R	ER	SO	BB	IBB	HBP	BLK	WP	HR	S	P	ERA	WHIP
Reid Cornelius, R (1, 1) ERA: 6.53	5.2	W	26	8	4	4	3	1	0	0	0	0	1	64	103	6.35	1.588
Don Florence, L (6, 1) ERA:	1.1		7	1	1	0	2	1	0	0	0	0	0	19	26	0.00	1.500
Dave Telgheder, R (8, 1) ERA: 27.0	1.1		10	5	4	4	0	1	0	0	0	0	1	23	35	27.00	4.500
Jerry Dipoto, R (9, 1) ERA: 4.82	0.1		3	0	0	0	0	2	0	0	0	0	0	3	12	0.00	6.000
John Franco, L (9, 1) ERA: 2.43	0.1	S	2	1	1	1	0	0	0	0	0	0	0	3	5	27.00	3.000

Batter	1	2	3	4	5	6	7	8	9	AB	R	H	RBI	BB	SO	LOB
Mickey Morandini, L (1, 4) OBP: 0.347, SLG: 0.421	0-0 G6-3		0-2 G3			1-2 G3			1-2 F9	4	0	0	0	0	0	0
Gregg Jefferies, S (1, 3) OBP: 0.332, SLG: 0.402	1-1 G1-3			0-0 L9		2-0 G4-3			1-2 P5	4	0	0	0	0	0	0
Jim Eisenreich, L (1, 7) OBP: 0.372, SLG: 0.443 Ricky Bottalico, L (8, 1) Gary Varsho, L (9, PH) OBP: 0.321, SLG: 0.288	0-1 1B			3-2 1B			1-2 G3		1-3 K	3	0	2	0	0	0	0
Mark Whiten, S (1, 9) OBP: 0.252, SLG: 0.273	3-2 G1-3			3-1 G6-4-3			1-0 F7			3	0	0	0	0	0	2
Darren Daulton, L (1, 2) OBP: 0.356, SLG: 0.406		1-0 1B			1-1 1B		1-0 G3			3	0	2	0	0	0	0
Charlie Hayes, R (1, 5) OBP: 0.344, SLG: 0.393		2-2 F8			0-0 G5-4-3			3-1 F9		3	0	0	0	0	0	2
Andy Van Slyke, L (1, 8) OBP: 0.308, SLG: 0.345		2-0 G3-6-3			0-1 1B			0-1 1B		3	0	2	0	0	0	1
Kevin Stocker, S (1, 6) OBP: 0.303, SLG: 0.249			0-1 F7			0-0 G4-3		3-2 G5-3		3	0	0	0	0	0	2
Paul Quantrill, L (1, 1) OBP: 0.158, SLG: 0.086 Tom Marsh, R (8, 7) OBP: 0.317, SLG: 0.467			0-3 K				2-3 K		3-2 F9	2	0	0	0	0	2	0
										1	0	0	0	0	0	1

Inning Stats		R: 0	H: 1	R: 0	H: 1	R: 0	H: 0	R: 0	H: 1	R: 0	H: 2	R: 0	H: 0	R: 0	H: 1	R: 0	H: 0	R: 0	H: 0	R: 0	H: 0	1B: 6	SF: 0	WP: 0	PA: 30		
		E: 0	LOB: 1	E: 0	LOB: 0	E: 0	LOB: 0	E: 0	LOB: 0	E: 0	LOB: 1	E: 0	LOB: 0	E: 0	LOB: 0	E: 0	LOB: 0	E: 0	LOB: 0	E: 0	LOB: 0	2B: 0	SAC: 0	PB: 0			
		K: 0	BB: 0	K: 0	BB: 0	K: 0	BB: 0	K: 0	BB: 0	K: 0	BB: 0	K: 1	BB: 0	K: 0	BB: 0	K: 0	BB: 0	K: 1	BB: 0	K: 1	BB: 0	3B: 0	DP: 3	SB: 2			
		S: 9	P: 13	S: 8	P: 13	S: 11	P: 11	S: 6	P: 12	S: 6	P: 7	S: 8	P: 13	S: 5	P: 8	S: 14	P: 23	S: 9	P: 12	S: 9	P: 12	HR: 0	HBP: 0	CS: 0			
PITCHER	IP	WLS	BF	H	R	ER	SO	BB	IBB	HBP	BLK	WP	HR	S	P	ERA	WHIP										
Jason Isringhausen, R (1, 1) ERA: 3.41	8.0	W	27	6	0	0	2	0	0	0	0	0	0	67	100	0.00	0.750										
Doug Henry, R (8, 1) ERA: 4.01	1.0		3	0	0	0	1	0	0	0	0	0	0	9	12	0.00	0.000										

BOTTOM

New York Mets @ Philadelphia Phillies
Veterans Stadium, Philadelphia, PA

livebaseballscores.com

AB	30
R	0
H	6
RBI	0
BB	0
SO	3
LOB	8



WP: 0	PA: 30
PB: 0	
SB: 2	
CS: 0	

Wed Aug 09 1995, 7:05 PM EDT
Att: 36,147 - Unknown - 78 F

Batter	1	2	3	4	5	6	7	8	9	10	11	AB	R	H	RBI	BB	SO	LOB	TOP							
Damon Buford, R (1, 8) OBP: 0.313, SLG: 0.200	2-0 F9 S HBP		4-1 S BB		2-2 P3		4-2 WP BB			1-0 B3	4-2 E BB	2	0	0	0	3	0	2								
Edgardo Alfonzo, R (1, 5) OBP: 0.295, SLG: 0.383 Tim Bogar, R (6, 5) OBP: 0.317, SLG: 0.354	0-1 F9		0-0 F7		1-0 G1-3		3-0 P4			0-0 1B	2-2 E5 1B	3	0	0	0	0	0	4								
Carl Everett, S (1, 9) OBP: 0.311, SLG: 0.433	2-3 K		1-1 F9							0-2 L7	2-3 K	6	0	0	0	0	3	5								
Jeff Kent, R (1, 4) OBP: 0.326, SLG: 0.465	0-3 K				1-0 G4-3		1-2 G5-3			0-0 F9	1-1 L7	5	0	0	0	0	1	1								
Rico Brogna, L (1, 3) OBP: 0.347, SLG: 0.486					0-3 G4-3		3-2 K 1B			1-1 G4-3	1-2 1B 1B	5	1	2	0	0	1	0								
Joe Orsulak, L (1, 7) OBP: 0.317, SLG: 0.388					1-1 G4-3		2-1 G3			2-1 F8	2-2 WP 1B 1B	5	1	1	0	0	0	1								
Jose Vizcaino, S (1, 6) OBP: 0.330, SLG: 0.359					1-0 G4-3		2-1 S SH5-4 WP 1B			4-1 G6-4-3 BB	0-0 WP 1B 1B	4	1	3	1	1	0	0								
Kelly Stinnett, R (1, 2) OBP: 0.361, SLG: 0.398					3-2 G6-3		4-1 PB BB			1-2 G6-4-3	1-2 1B 1B	4	1	1	1	1	1	3								
Bill Pulsipher, L (1, 1) OBP: 0.179, SLG: 0.087 Bill Spiers, L (10, PH) OBP: 0.240, SLG: 0.256 Don Florence, R (10, 1) Chris Jones, R (11, PH) OBP: 0.352, SLG: 0.519 John Franco, L (11, 1)					1-1 G4-3		4-1 BB			0-0 SH5-4	1-1 1B S	1	0	0	0	1	0	0								
Inning Stats	R: 0 E: 0 K: 2 S: 10	H: 0 LOB: 1 BB: 0 P: 14	R: 0 E: 0 K: 0 S: 7	H: 1 LOB: 1 BB: 0 P: 16	R: 0 E: 0 K: 0 S: 6	H: 0 LOB: 1 BB: 1 P: 12	R: 0 E: 0 K: 1 S: 6	H: 0 LOB: 0 BB: 0 P: 8	R: 0 E: 0 K: 0 S: 8	H: 0 LOB: 2 BB: 2 P: 20	R: 0 E: 0 K: 1 S: 13	H: 1 LOB: 1 BB: 0 P: 19	R: 1 E: 0 K: 1 S: 12	H: 1 LOB: 1 BB: 1 P: 23	R: 0 E: 0 K: 0 S: 4	H: 0 LOB: 0 BB: 0 P: 5	R: 0 E: 0 K: 0 S: 6	H: 0 LOB: 0 BB: 1 P: 13	R: 0 E: 0 K: 0 S: 8	H: 1 LOB: 1 BB: 0 P: 10	R: 4 E: 1 K: 1 S: 28	H: 6 LOB: 2 BB: 1 P: 42	1B: 10 2B: 0 3B: 0 HR: 0	SF: 0 SAC: 1 DP: 1 HBP: 1	WP: 2 PB: 1 SB: 4 CS: 0	PA: 48
PITCHER	IP WLS BF H R ER SO BB IBB HBP BLK WP HR S P ERA WHIP																				IP WLS BF H R ER SO BB IBB HBP BLK WP HR S P ERA WHIP					
Jeff Juden, R (1, 1) ERA: 2.6	7.0 29 3 1 1 5 4 0 1 0 1 0 62 112 1.29 1.000																									
Ricky Bottalico, R (8, 1) ERA: 1.94	2.0 6 0 0 0 0 1 0 0 0 0 0 10 18 0.00 0.500																									
Heathcliff Slocumb, R (10, 1) ERA: 2.77	1.2 10 6 4 3 0 0 0 0 0 1 0 26 34 16.20 3.600																									
Toby Borland, R (11, 1) ERA: 4.47	0.1 3 1 0 0 0 1 0 0 0 0 0 10 18 0.00 6.000																									

New York Mets @ Philadelphia Phillies
Veterans Stadium, Philadelphia, PA
Thu Aug 10 1995, 7:05 PM EDT
Att: 24,795 - Unknown - 83 F

livebaseballscorecards.com

AB	40
R	5
H	10
RBI	3
BB	6
SO	6
LOB	17



Batter	1	2	3	4	5	6	7	8	9	AB R H RBI BB SO LOB	TOP											
Rondell White, R (1, 8) OBP: 0.335, SLG: 0.438	1-3 K		0-3 K		2-0 HR		1-0 G4-3		1-2 G6-3	5 1 1 2 0 2 2												
F.P. Santangelo, S (1, 7) OBP: 0.483, SLG: 0.615	1-3 K		1-0 G5-3		1-2 G5-3			4-0 BB		3 0 0 0 1 1 0												
David Segui, S (1, 3) OBP: 0.383, SLG: 0.477	1-2 L5			1-2 1B		0-0 HR		1-3 K		4 1 2 1 0 1 1												
Moises Alou, R (1, 9) OBP: 0.335, SLG: 0.459		0-0 P9		3-2 F9		0-0 F8		0-0 F8		4 0 0 0 0 0 2												
Wil Cordero, R (1, 6) OBP: 0.356, SLG: 0.442		3-1 P2		2-3 K		2-3 K		0-3 K		1 0 0 0 0 0 0												
Dave Silvestri, R (3, 6) OBP: 0.235, SLG: 0.256										3 0 0 0 0 3 2												
Mike Lansing, R (1, 4) OBP: 0.317, SLG: 0.420		0-2 2B 1B		1-3 K		2-0 P7			4-1 G4-3 2B BB	3 2 1 0 1 1 1												
Tim Laker, R (1, 2) OBP: 0.304, SLG: 0.366		3-2 SAFE 2B				2-2 F8		2-0 P8		3 0 1 1 0 0 0												
Darrin Fletcher, L (9, PH) OBP: 0.388, SLG: 0.486									2-2 G4-3	1 0 0 0 0 0 1												
Shane Andrews, R (1, 5) OBP: 0.282, SLG: 0.369		3-2 SAFE 2B				1-2 HR 1B		0-0 1B		3 1 2 0 0 1 1												
Jeff Treadway, L (9, PH) OBP: 0.246, SLG: 0.246									1-1 2B	1 0 1 1 0 0 0												
Curtis Pride, L (9, PR) OBP: 0.237, SLG: 0.200									2-1 2B	0 0 0 0 0 0 0												
Carlos Perez, L (1, 1) OBP: 0.175, SLG: 0.270									2-1 L8	2 0 0 0 0 1 1												
Greg Harris, S (6, 1) OBP: 0.333, SLG: 0.667										0 0 0 0 0 0 0												
Sean Berry, R (7, PH) OBP: 0.345, SLG: 0.489										1 0 0 0 0 0 1												
Willie Fraser, R (7, 1)										0 0 0 0 0 0 0												
Tony Tarasco, L (9, PH) OBP: 0.330, SLG: 0.407										1 0 0 0 0 0 1												
Inning Stats	R: 0 E: 0 K: 2 S: 10	H: 0 LOB: 0 BB: 0 P: 13	R: 1 E: 0 K: 1 S: 16	H: 2 LOB: 1 BB: 0 P: 24	R: 0 E: 0 K: 1 S: 6	H: 0 LOB: 0 BB: 0 P: 7	R: 0 E: 0 K: 2 S: 16	H: 1 LOB: 1 BB: 0 P: 23	R: 2 E: 0 K: 1 S: 15	H: 2 LOB: 0 BB: 0 P: 22	R: 1 E: 0 K: 1 S: 6	H: 1 LOB: 0 BB: 0 P: 10	R: 0 E: 0 K: 0 S: 5	H: 1 LOB: 1 BB: 0 P: 9	R: 0 E: 0 K: 2 S: 7	H: 0 LOB: 1 BB: 1 P: 12	R: 1 E: 0 K: 0 S: 12	H: 1 LOB: 1 BB: 1 P: 22	1B: 4 2B: 2 3B: 0 HR: 2	SF: 0 SAC: 0 DP: 0 HBP: 0	WP: 0 PB: 0 SB: 0 CS: 0	PA: 37
PITCHER	IP WLS BF H R ER SO BB IBB HBP BLK WP HR S P ERA WHIP																					
Sid Fernandez, L (1, 1) ERA: 5.06	6.2 W 27 7 4 4 8 0 0 0 0 0 2 73 106 5.40 1.050																					
Ricky Bottalico, R (7, 1) ERA: 2.03	1.2 8 1 1 1 2 2 0 0 0 0 0 0 15 28 5.40 1.800																					
Heathcliff Slocumb, R (9, 1) ERA: 2.74	0.2 S 2 0 0 0 0 0 0 0 0 0 0 0 5 8 0.00 0.000																					

Montreal Expos @ Philadelphia Phillies
Veterans Stadium, Philadelphia, PA
 Fri Aug 11 1995, 7:05 PM EDT
 Att: 25,194 - Unknown

livebaseballscorecards.com

AB	35
R	5
H	8
RBI	5
BB	2
SO	10
LOB	13



Batter	1	2	3	4	5	6	7	8	9	AB R H RBI BB SO LOB	TOP											
Rondell White, R OBP: 0.339, SLG: 0.449 (1, 8) FC FB FX	1-2 P3		1-0 1B 2B		4-1 CS BB		1-1 1B 3B	2-3 K		4 1 2 0 1 1 1												
Tony Tarasco, L OBP: 0.331, SLG: 0.407 (1, 9) BC FB FX	3-2 G4-3		0-0 B1		1-0 WP S 1-2 1B		0-2 2B 1B		0-0 P3	5 1 2 1 0 0 1												
Moises Alou, R OBP: 0.341, SLG: 0.464 (1, 7) BB FB BB	4-1 BB		0-1 2-3 1B		1-3 SAFE SAFE 1-2 K		0-0 1-H 2B		4-2 E BB	3 0 2 1 2 1 1												
David Segui, S OBP: 0.380, SLG: 0.470 (1, 3) CB SAFE FX	1-1 F8		0-2 P4		2-2 F8		4-0 IBB		1-1 E5 G3-6-3 1-3	4 0 0 0 1 0 5												
Darrin Fletcher, L OBP: 0.388, SLG: 0.502 (1, 2) CX		0-1 2B 2B	1-1 L3			3-2 HR	0-0 L4		1-2 G3-6-3 1-2f	5 2 2 1 0 0 6												
Mike Lansing, R OBP: 0.316, SLG: 0.421 (1, 4) FB FX		1-1 2-H 2B		2-2 P3		0-0 P2	1-2 P3			4 0 1 1 0 0 2												
Shane Andrews, R OBP: 0.275, SLG: 0.360 (1, 5) CX		0-1 F8		1-3 K		2-3 K		1-1 F8		4 0 0 0 0 2 1												
Dave Silvestri, R OBP: 0.236, SLG: 0.255 (1, 6) FB FX		1-1 P3		0-1 1B		0-0 G6-3		3-0 F8		4 0 1 0 0 0 1												
Jeff Fassero, L OBP: 0.178, SLG: 0.075 (1, 1) Mel Rojas, R (9, 1) Dave Leiper, L (9, 1) CB FB FX		0-3 K		1-2 P5		0-2 G6-3		4-1 BB		3 0 0 0 1 1 2 0 0 0 0 0 0 0 0 0 0 0 0 0 0												
Inning Stats	R: 0 E: 0 K: 0 S: 10	H: 0 LOB: 1 BB: 1 P: 19	R: 1 E: 0 K: 1 S: 11	H: 2 LOB: 1 BB: 0 P: 13	R: 0 E: 0 K: 0 S: 9	H: 2 LOB: 2 BB: 0 P: 11	R: 0 E: 0 K: 1 S: 12	H: 1 LOB: 1 BB: 0 P: 16	R: 0 E: 0 K: 1 S: 9	H: 1 LOB: 1 BB: 1 P: 16	R: 1 E: 0 K: 1 S: 8	H: 1 LOB: 0 BB: 0 P: 13	R: 2 E: 0 K: 0 S: 13	H: 3 LOB: 2 BB: 1 P: 19	R: 0 E: 0 K: 1 S: 7	H: 0 LOB: 1 BB: 1 P: 17	R: 0 E: 1 K: 0 S: 10	H: 0 LOB: 1 BB: 1 P: 16	1B: 4 2B: 4 3B: 1 HR: 1	SF: 0 SAC: 0 DP: 1 HBP: 0	WP: 1 PB: 0 SB: 1 CS: 1	PA: 41
PITCHER	IP WLS BF H R ER SO BB IBB HBP BLK WP HR S P ERA WHIP																				PITCHER	IP WLS BF H R ER SO BB IBB HBP BLK WP HR S P ERA WHIP
Tommy Greene, R ERA: 7.9 (1, 1)	6.0 L 26 7 2 2 4 2 0 0 0 1 1 59 88 3.00 1.500																					
Toby Borland, R ERA: 4.84 (7, 1)	0.1 5 3 2 2 0 0 0 1 0 0 0 0 9 14 54.00 9.000																					
Mike Mimbs, L ERA: 4.23 (7, 1)	2.2 10 0 0 0 0 1 2 0 0 0 0 0 21 38 0.00 0.750																					

Montreal Expos @ Philadelphia Phillies
Veterans Stadium, Philadelphia, PA
Sat Aug 12 1995, 7:05 PM EDT
Att: 37,267 - Unknown

livebaseballscorecards.com

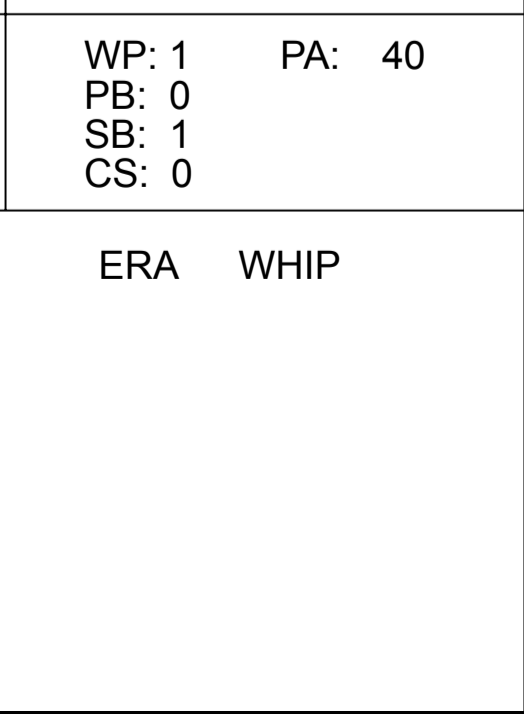
AB	36
R	4
H	10
RBI	4
BB	5
SO	5
LOB	20



Batter	1	2	3	4	5	6	7	8	9	AB	R	H	RBI	BB	SO	LOB
Mickey Morandini, L (1, 4) OBP: 0.352, SLG: 0.422	0-3 K		0-1 G4-3		0-0 BB 1B		1-2 G6-3		4-2 1B DI 1B BB	4	1	1	0	1	1	0
Tom Marsh, R (1, 7) OBP: 0.299, SLG: 0.459	1-2 G4-3 1B		2-0 G6-3		0-0 F7		1-1 G5-3		0-1 1B 1B	5	0	2	0	0	0	2
Gregg Jefferies, S (1, 3) OBP: 0.336, SLG: 0.404	0-0 G4-3			1-2 1B 1B	4-1 1B BB		3-3 K		2-2 1B	4	0	2	1	1	1	1
Mark Whiten, S (1, 9) OBP: 0.278, SLG: 0.301	4-0 BB			3-2 SAFE 1B 1B	1-0 F8			4-1 E S G4-3 BB	3-H 2-2 K	3	1	1	0	2	1	5
Darren Daulton, L (1, 2) OBP: 0.349, SLG: 0.392	1-1 F9			1-3 SAFE K		0-0 F7		1-2 F7		4	0	0	0	0	1	5
Charlie Hayes, R (1, 5) OBP: 0.346, SLG: 0.408		2-1 G5-3		0-0 1B		2-2 E8 WP 2B		1-0 G4-3		4	1	2	1	0	0	0
Andy Van Slyke, L (1, 8) OBP: 0.298, SLG: 0.340		1-2 F8		3-3 K		4-0 BB		3-H 2-2 G6-3		3	0	0	0	1	1	2
Kevin Stocker, S (1, 6) OBP: 0.295, SLG: 0.240 Gary Varsho, L (9, PH) OBP: 0.316, SLG: 0.284		2-3 K			1-3 K	0-1 L9			1-0 F7	3	0	0	0	0	2	1
Tommy Greene, R (1, 1) 23 Kevin Jordan, R (6, PH) Toby Borland, R (7, 1) Mike Mimbs, L (7, 1) OBP: 0.100, SLG: 0.133 Jim Eisenreich, L (9, PH) OBP: 0.369, SLG: 0.439			1-1 F9		4-1 1B BB	0-3 K			1-2 F8	1	0	0	0	1	0	0

BOTTOM	
Montreal Expos @ Philadelphia Phillies Veterans Stadium, Philadelphia, PA	
Sat Aug 12 1995, 7:05 PM EDT Att. 37,267 - Unknown	
AB	34
R	3
H	8
RBI	2
BB	6
SO	8
LOB	17
WP: 1	PA: 40
PB: 0	
SB: 1	
CS: 0	

Inning	1	2	3	4	5	6	7	8	9	1B	2B	3B	SF	HR	S	P	ERA	WHIP	
R: 0	H: 1	R: 0	H: 0	R: 0	H: 3	R: 0	H: 1	R: 1	H: 1	R: 0	H: 0	R: 1	H: 0	R: 1	H: 2	R: 1	H: 2	R: 0	H: 0
E: 0	LOB: 2	E: 0	LOB: 0	E: 0	LOB: 2	E: 1	LOB: 1	E: 0	LOB: 0	E: 0	LOB: 0	E: 0	LOB: 0	E: 0	LOB: 2	E: 0	LOB: 2	E: 0	LOB: 0
K: 1	BB: 1	K: 1	BB: 0	K: 0	BB: 0	K: 1	BB: 1	K: 1	BB: 0	K: 0	BB: 1	K: 0	BB: 1	K: 1	BB: 1	K: 1	BB: 1	K: 1	BB: 1
S: 9	P: 15	S: 8	P: 13	S: 5	P: 8	S: 13	P: 18	S: 8	P: 13	S: 8	P: 13	S: 9	P: 17	S: 15	P: 25	S: 15	P: 25	S: 15	P: 25
PITCHER	IP	WLS	BF	H	R	ER	SO	BB	IBB	HBP	BLK	WP	HR	S	P	ERA	WHIP		
Jeff Fassero, L (1, 1) ERA: 3.97	8.0	W	34	6	2	1	7	5	0	0	0	1	0	70	121	1.12	1.375		
Mel Rojas, R (9, 1) ERA: 4.56	0.2		5	2	1	1	0	1	0	0	0	0	0	12	20	13.50	4.500		
Dave Leiper, L (9, 1) ERA: 3.71	0.1	S	1	0	0	0	1	0	0	0	0	0	0	3	5	0.00	0.000		



Batter		1	2	3	4	5	6	7	8	9	AB R H RBI BB SO LOB	TOP													
Rondell White, R OBP: 0.343, SLG: 0.455 (1, 8) B X	2-0										5 1 3 1 0 0 2														
Tony Tarasco, L OBP: 0.327, SLG: 0.402 (1, 9) C SAFE SAFE SAFE SAFE	0-3										4 0 0 0 0 2 4														
Moises Alou, R OBP: 0.340, SLG: 0.460 (1, 7) SAFE B B B B	4-1										3 0 0 0 1 1 1														
David Segui, S OBP: 0.385, SLG: 0.472 (1, 3) SAFE X	0-0										3 0 2 1 1 1 0														
Sean Berry, R OBP: 0.348, SLG: 0.495 (1, 5) SAFE B S X	1-2										4 0 2 0 0 1 2														
Mike Lansing, R OBP: 0.312, SLG: 0.416 (1, 4) SAFE C F C	0-3										4 0 0 0 0 1 5														
Dave Silvestri, R OBP: 0.237, SLG: 0.255 (1, 6) SAFE X	1-0										4 0 1 0 0 1 2														
Tim Laker, R OBP: 0.310, SLG: 0.397 (1, 2) SAFE B X	1-3										4 2 2 1 0 1 1														
Gil Heredia, R OBP: 0.231, SLG: 0.231 (1, 1) SAFE X C F	0-2										2 0 1 0 0 0 0														
Tim Scott, R OBP: 0.250, SLG: 0.250 (7, 1) SAFE C F F	0-3										0 0 0 0 0 0 0														
Jeff Treadway, L OBP: 0.242, SLG: 0.241 (9, PH) SAFE C F F	0-3										1 0 0 0 0 1 0														
Mel Rojas, R (9, 1) SAFE C F F	0-3										0 0 0 0 0 0 0														
Inning Stats		R: 1 H: 2 E: 1 LOB: 2 K: 2 BB: 1 S: 12 P: 19	R: 0 H: 0 E: 0 LOB: 0 K: 1 BB: 0 S: 7 P: 9	R: 0 H: 0 E: 0 LOB: 0 K: 1 BB: 0 S: 9 P: 14	R: 0 H: 2 E: 0 LOB: 0 K: 0 BB: 0 S: 6 P: 9	R: 0 H: 2 E: 0 LOB: 2 K: 1 BB: 0 S: 11 P: 19	R: 0 H: 1 E: 0 LOB: 2 K: 0 BB: 1 S: 9 P: 19	R: 1 H: 2 E: 0 LOB: 1 K: 0 BB: 0 S: 10 P: 14	R: 0 H: 0 E: 0 LOB: 0 K: 2 BB: 0 S: 8 P: 12	R: 1 H: 2 E: 0 LOB: 0 K: 2 BB: 0 S: 14 P: 20	1B: 8 SF: 0 2B: 2 SAC: 1 3B: 0 DP: 1 HR: 1 HBP: 0	WP: 0 PA: 38 PB: 0 SB: 1 CS: 1													
PITCHER						PITCHER						PITCHER													
Tyler Green, R ERA: 4.23 (1, 1)	7.0	WLS: 30	H: 9 R: 2 ER: 2 SO: 5	BB: 2 IBB: 0 HBP: 0 BLK: 0	WP: 0 HR: 0 S: 64 P: 103 ERA: 2.57	WHIP: 1.571	Ricky Bottalico, R ERA: 2.11 (8, 1)	2.0	L	7	2	1	1	4	0	0	0	0	0	0	1	22	32	4.50	1.000

Montreal Expos @ Philadelphia Phillies
Veterans Stadium, Philadelphia, PA

Sun Aug 13 1995, 3:33 AM EDT
Att. 31,528 - Sunny - 89 F

AB 34
R 3
H 11
RBI 3
BB 2
SO 9
LOB 17



WP: 0 PA: 38
PB: 0
SB: 1
CS: 1

BOTTOM

Montreal Expos @ Philadelphia Phillies
Veterans Stadium, Philadelphia, PA

Sun Aug 13 1995, 3:33 AM EDT
Att: 31,528 - Sunny - 89 F

livebaseballscorecards.com

AB	35
R	2
H	9
RBI	2
BB	0
SO	6
LOB	11



WP:	0	PA:	35
PB:	0		
SB:	1		
CS:	0		

AB R H RBI BB SO LOB

4	0	1	0	0	1	0
4	0	1	0	0	0	1
4	1	1	1	0	0	1
4	0	1	0	0	1	0
4	1	2	0	0	1	2
4	0	2	0	0	1	1
4	0	1	1	0	0	1
2	0	0	0	0	0	0
1	0	0	0	0	0	2
0	0	0	0	0	0	0
1	0	0	0	0	1	1
2	0	0	0	0	1	0
1	0	0	0	0	0	2
0	0	0	0	0	0	0

1B:	6	SF:	0
2B:	2	SAC:	0
3B:	1	DP:	1
HR:	1	HBP:	0

Batter	1	2	3	4	5	6	7	8	9
Mickey Morandini, L (1, 4) OBP: 0.351, SLG: 0.426	0-1 G3-1		0-0 L3-5 3B			1-0 G3		2-3 K	
Jim Eisenreich, L (1, 7) OBP: 0.367, SLG: 0.440	1-2 1B 2B		1-1 L3-5 3-H			1-2 G4-3		0-0 F7	
Gregg Jefferies, S (1, 3) OBP: 0.335, SLG: 0.411	2-2 P6				0-1 G3-1		0-0 F7	2-2 HR	
Mark Whiten, S (1, 9) OBP: 0.277, SLG: 0.299	3-2 1B				0-2 G3		2-0 G5-3	0-3 K	
Charlie Hayes, R (1, 5) OBP: 0.347, SLG: 0.409	0-0 P9				0-0 1B		0-0 1B 1B	0-3 K2-3	
Andy Van Slyke, L (1, 8) OBP: 0.303, SLG: 0.344		2-2 L6-3			1-3 K		2-2 S 1B 1B	2-1 1B	
Lenny Webster, R (1, 2) OBP: 0.288, SLG: 0.258		1-0 G4-3			1-1 G4-3		0-0 1-2 2-H 1B	2-2 P5	
Kevin Stocker, S (1, 6) OBP: 0.293, SLG: 0.238		0-0 F9			0-0 P7		1-2 F7	1-3 K	
Gary Varsho, L (7, PH) OBP: 0.313, SLG: 0.280							2-3		
Kevin Elster, R (8, 6) OBP: 0.214, SLG: 0.211									
Darren Daulton, L (9, PH) OBP: 0.348, SLG: 0.390									
Tyler Green, R (1, 1) OBP: 0.163, SLG: 0.279			0-3 K			0-1 G5-3			
Tom Marsh, R (7, PH) OBP: 0.295, SLG: 0.453									
Ricky Bottalico, L (8, 1)									

Inning Stats	R: 0	H: 2	E: 0	K: 0	S: 15	R: 0	H: 0	E: 0	K: 0	S: 6	R: 0	H: 1	E: 0	K: 1	S: 6	R: 0	H: 1	E: 0	K: 1	S: 10	R: 0	H: 0	E: 0	K: 0	S: 5	R: 1	H: 3	E: 0	K: 0	S: 13	R: 1	H: 1	E: 0	K: 2	S: 12	R: 0	H: 1	E: 0	K: 2	S: 13	1B: 6	2B: 2	3B: 1	HR: 1	SF: 0	SAC: 0	DP: 1	HBP: 0	WP: 0	PA: 35
--------------	------	------	------	------	-------	------	------	------	------	------	------	------	------	------	------	------	------	------	------	-------	------	------	------	------	------	------	------	------	------	-------	------	------	------	------	-------	------	------	------	------	-------	-------	-------	-------	-------	-------	--------	-------	--------	-------	--------

PITCHER	IP	WLS	BF	H	R	ER	SO	BB	IBB	HBP	BLK	WP	HR	S	P	ERA	WHIP
Gil Heredia, R (1, 1) ERA: 4.69	6.1		25	7	1	1	2	0	0	0	0	0	0	53	71	1.42	1.105
Tim Scott, R (7, 1) ERA: 4.4	1.2	W	6	1	1	1	2	0	0	0	0	0	1	19	25	5.40	0.600
Mel Rojas, R (9, 1) ERA: 4.47	1.0	S	4	1	0	0	2	0	0	0	0	0	0	13	18	0.00	1.000

Batter	1	2	3	4	5	6	7	8	9	AB R H RBI BB SO LOB	TOP														
Rondell White, R OBP: 0.344, SLG: 0.455 (1, 8)	0-0 G3		2-0 G6-3			0-0 F9	SAFE SAFE SAFE BB	4-0 BB	1-1 G5-3 WP 2B	4 1 1 0 1 0 0															
F.P. Santangelo, S OBP: 0.471, SLG: 0.600 (1, 7)	1-2 P6			4-2 CS BB		1-0 HR 2B		2-2 P8	1-2 G5-3	4 1 1 0 1 0 3															
Moises Alou, R OBP: 0.341, SLG: 0.466 (1, 9)	0-0 F9			1-1 F8		0-1 HR 2H		2-3 K	4-2 BB	4 1 1 2 1 1 1															
David Segui, S OBP: 0.385, SLG: 0.474 (1, 3)		1-3 K		3-1 1B 1-2 1B		2-2 2B		2-1 G6-3	1-0 G4-3	5 0 2 0 0 1 1															
Darrin Fletcher, L OBP: 0.390, SLG: 0.500 (1, 2)		1-1 F7		0-0 1B		2-1 F7		4-2 2B BB		3 1 1 0 1 0 1															
Mike Lansing, R OBP: 0.315, SLG: 0.420 (1, 4)		2-1 1B		1-0 G5-3		0-0 L6		3-1 2B		4 0 2 1 0 0 3															
Sean Berry, R OBP: 0.341, SLG: 0.485 (1, 5)		0-1 P3			3-2 L1		0-2 G5-3	0-0 G6-3		4 0 0 0 0 0 2															
Dave Silvestri, R OBP: 0.238, SLG: 0.309 (1, 6)			1-2 G1-3		1-3 K		0-0 F7		0-1 HR	4 1 1 1 0 1 0															
Pedro Martinez, R OBP: 0.140, SLG: 0.128 (7, PH) Curtis Pride, L OBP: 0.250, SLG: 0.200 (7, 1) Willie Fraser, R OBP: 0.250, SLG: 0.200 (7, 1) Dave Leiper, L OBP: 0.242, SLG: 0.241 (9, PH) Shane Andrews, R OBP: 0.274, SLG: 0.358 (9, PH) Greg Harris, S OBP: 0.333, SLG: 0.667 (9, 1)			1-3 K		0-0 P4		4-0 BB	0-0 F7		2 0 0 0 0 0 1 0 0 0 0 0 0 1 0 1 0 0 0 0 0 0 0 0 0 0 0 0 0 0 0 0 0															
Inning Stats	R: 0 E: 0 K: 0 S: 5	H: 0 LOB: 0 BB: 0 P: 6	R: 0 E: 0 K: 1 S: 9	H: 1 LOB: 1 BB: 0 P: 13	R: 0 E: 0 K: 1 S: 10	H: 0 LOB: 0 BB: 0 P: 14	R: 0 E: 0 K: 1 S: 8	H: 2 LOB: 2 BB: 1 P: 17	R: 0 E: 0 K: 1 S: 8	H: 0 LOB: 0 BB: 0 P: 12	R: 2 E: 0 K: 0 S: 10	H: 3 LOB: 1 BB: 0 P: 15	R: 0 E: 0 K: 0 S: 7	H: 0 LOB: 2 BB: 2 P: 17	R: 1 E: 0 K: 1 S: 12	H: 1 LOB: 1 BB: 1 P: 23	R: 2 E: 0 K: 0 S: 13	H: 2 LOB: 1 BB: 1 P: 20	1B: 3 2B: 4 3B: 0 HR: 2	SF: 0 SAC: 0 DP: 0 HBP: 0	WP: 1 PB: 0 SB: 1 CS: 1	PA: 40			
PITCHER Paul Quantrill, R ERA: 4.24 (1, 1) Mike Williams, R ERA: 3.8 (8, 1) Mike Mimbs, L ERA: 4.28 (9, 1)	IP 7.0 1.0 1.0	WLS L 5	BF 29 6 5	H 6 2 1	R 2 2 1	ER 2 2 1	SO 3 1 0	BB 3 1 1	IBB 0 0 0	HBP 0 0 0	BLK 0 0 0	WP 0 0 1	HR 1 1 0	S 58 14 11	P 94 25 18	ERA 2.57 18.00 9.00	WHIP 1.286 3.000 2.000								

Montreal Expos @ Philadelphia Phillies
Veterans Stadium, Philadelphia, PA
Mon Aug 14 1995, 3:33 AM EDT
Att. 25,835 - Sunny - 86 F

livebaseballscorecards.com

AB	35
R	5
H	9
RBI	4
BB	5
SO	4
LOB	11



Batter	1	2	3	4	5	6	7	8	9	AB	R	H	RBI	BB	SO	LOB
Mickey Morandini, L (1, 4) OBP: 0.355, SLG: 0.429	1-0 F7		3-1 1B		2-1 BLK HBP		0-0 FC4 1B			3	0	2	0	0	0	0
Jim Eisenreich, L (1, 7) OBP: 0.366, SLG: 0.437	1-3 K		1-2 1B		2-2 L5		2-0 FC4			4	0	1	0	0	1	2
Gregg Jefferies, S (1, 3) OBP: 0.337, SLG: 0.415	2-1 CS 1B		1-0 P6			1-2 G3 FC5-2 2B		1-2 L9		4	0	2	0	0	0	2
Mark Whiten, S (1, 9) OBP: 0.271, SLG: 0.292	2-2 CS	1-1 G6-3		0-0 G3-1		0-2 G3		2-1 F7		4	0	0	0	0	0	1
Darren Daulton, L (1, 2) OBP: 0.347, SLG: 0.389		2-2 FC4-6 1B		2-3 K		0-0 FC5-2 1B		0-1 P6		4	0	1	0	0	1	1
Charlie Hayes, R (1, 5) OBP: 0.346, SLG: 0.407		0-0 F9		3-2 G5-3		1-2 1B			2-3 K	4	0	1	0	0	1	1
Andy Van Slyke, L (1, 8) OBP: 0.296, SLG: 0.335		2-2 FC4-6		3-2 K		0-0 F9			0-0 P6	4	0	0	0	0	1	3
Kevin Stocker, S (1, 6) OBP: 0.293, SLG: 0.242			0-1 P4		0-0 G1-3 BLK 2B		0-0 F7		3-2 G6-3	4	1	1	0	0	0	0
Paul Quantrill, L (1, 1) OBP: 0.150, SLG: 0.081			2-2 G5-3		1-0 G1-3		2-3 K			2	0	0	0	0	0	1
Tom Marsh, R (7, PH) OBP: 0.291, SLG: 0.447										1	0	0	0	0	1	0
Mike Williams, R (8, 1) OBP: 0.167, SLG: 0.167										0	0	0	0	0	0	0
Mike Mimbs, L (9, 1) OBP: 0.100, SLG: 0.133										0	0	0	0	0	0	0

Inning Stats	R: 0	H: 1	E: 0	LOB: 0	K: 1	S: 8	P: 14	R: 0	H: 1	E: 0	LOB: 1	K: 0	S: 9	P: 14	R: 0	H: 2	E: 0	LOB: 2	K: 0	S: 13	P: 20	R: 0	H: 0	E: 0	LOB: 0	K: 1	S: 9	P: 14	R: 1	H: 1	E: 0	LOB: 1	K: 1	S: 11	P: 19	R: 0	H: 2	E: 0	LOB: 2	K: 0	S: 12	P: 14	R: 0	H: 1	E: 0	LOB: 1	K: 1	S: 6	P: 10	R: 0	H: 0	E: 0	LOB: 0	K: 0	S: 7	P: 10	R: 0	H: 0	E: 0	LOB: 0	K: 1	S: 7	P: 12	1B: 6	SF: 0	2B: 2	SAC: 0	3B: 0	DP: 0	HR: 0	HBP: 1	WP: 0	PA: 36
--------------	------	------	------	--------	------	------	-------	------	------	------	--------	------	------	-------	------	------	------	--------	------	-------	-------	------	------	------	--------	------	------	-------	------	------	------	--------	------	-------	-------	------	------	------	--------	------	-------	-------	------	------	------	--------	------	------	-------	------	------	------	--------	------	------	-------	------	------	------	--------	------	------	-------	-------	-------	-------	--------	-------	-------	-------	--------	-------	--------

PITCHER	IP	WLS	BF	H	R	ER	SO	BB	IBB	HBP	BLK	WP	HR	S	P	ERA	WHIP
Pedro Martinez, R (1, 1) ERA: 3.42	6.0		25	7	1	1	3	0	0	1	1	0	0	62	95	1.50	1.167
Willie Fraser, R (7, 1) ERA: 2.38	0.2		3	1	0	0	1	0	0	0	0	0	0	5	7	0.00	1.500
Dave Leiper, L (7, 1) ERA: 3.54	1.1		4	0	0	0	0	0	0	0	0	0	0	8	13	0.00	0.000
Greg Harris, R (9, 1) ERA: 2.6	1.0		3	0	0	0	1	0	0	0	0	0	0	7	12	0.00	0.000

BOTTOM

Montreal Expos @ Philadelphia Phillies
Veterans Stadium, Philadelphia, PA

Mon Aug 14 1995, 3:33 AM EDT
Att: 25,835 - Sunny - 86 F

livebaseballscorecards.com

AB	34
R	1
H	8
RBI	0
BB	0
SO	5
LOB	11



Batter	1	2	3	4	5	6	7	8	9	AB R H RBI BB SO LOB	TOP																
Kevin Flora, R (1, 8) C X	0-1 G5-3 ①		1-2 G6-3 ②		0-2 L4 ③			0-1 G5-3 ②		4 0 0 0 0 0 2	Philadelphia Phillies @ Houston Astros Astrodome, Houston, TX Tue Aug 15 1995, 8:05 PM EDT Att. 13,516 - Dome																
23 Kevin Jordan, R (1, 4) OBP: 0.091, SLG: 0.091 B B T F F X	2-2 FC3-6 1B		0-3 K ③			0-2 F7 ①		0-1 G5-3 ③		4 0 1 0 0 1 0																	
Gregg Jefferies, S (1, 3) OBP: 0.333, SLG: 0.410 X	0-0 FC3-6 HR 1-2f			2-1 G5-3 ①		0-1 G4-3 ②			1-2 G6-3 ①	4 1 0 0 0 0 1																	
Mark Whiten, S (1, 9) OBP: 0.276, SLG: 0.333 1 SAFE B X	1-0 HR 1-H			0-0 F7 ②		2-0 HR			2-3 K ②	4 2 2 3 0 1 0																	
Darren Daulton, L (1, 2) OBP: 0.343, SLG: 0.384 C F S	0-3 K ③			0-1 F7 ③		1-3 K ③			0-0 L7 ③	4 0 0 0 0 2 0																	
Charlie Hayes, R (1, 5) OBP: 0.349, SLG: 0.415 S X		0-1 G6-3 ①			3-1 1B 2B		0-0 FC1-5 2B			3 0 2 0 0 0 0																	
Tom Marsh, R (1, 7) OBP: 0.280, SLG: 0.430 Jim Eisenreich, L (7, 7) OBP: 0.366, SLG: 0.437 C B C X		0-3 K ②			0-1 G6-3 ①		0-0 FC1-5 G6-3 2-3			3 0 0 0 0 1 2 0 0 0 0 0 0 0																	
Kevin Stocker, S (1, 6) OBP: 0.283, SLG: 0.243 X		0-0 L7 ③			1-2 2-3 1B		1 SAFE 1B F S S X	1-2 G6-3 ② ③ 1-2f		3 0 1 0 0 0 1																	
Jeff Juden, R (1, 1) Gary Varsho, L (8, PH) OBP: 0.309, SLG: 0.276 Ricky Bottalico, L (8, 1) Heathcliff Slocumb, R (9, 1) C B S S			2-3 K ①		1 SAFE L 1 SAFE S S	0-3 K ②		2-2 F8 ①		2 0 0 0 0 2 2 1 0																	
Inning Stats	R: 2 E: 0 K: 1 S: 11	H: 2 LOB: 0 BB: 0 P: 14	R: 0 E: 0 K: 1 S: 6	H: 0 LOB: 0 BB: 0 P: 6	R: 0 E: 0 K: 2 S: 11	H: 0 LOB: 0 BB: 0 P: 14	R: 0 E: 0 K: 0 S: 5	H: 0 LOB: 0 BB: 0 P: 7	R: 0 E: 0 K: 1 S: 14	H: 2 LOB: 2 BB: 0 P: 18	R: 1 E: 0 K: 1 S: 10	H: 1 LOB: 0 BB: 0 P: 13	R: 0 E: 0 K: 0 S: 5	H: 1 LOB: 0 BB: 0 P: 6	R: 0 E: 0 K: 0 S: 8	H: 0 LOB: 0 BB: 0 P: 10	R: 0 E: 0 K: 1 S: 7	H: 0 LOB: 0 BB: 0 P: 10	1B: 2 2B: 2 3B: 0 HR: 2	SF: 0 SAC: 0 DP: 1 HBP: 0	WP: 0 PB: 0 SB: 0 CS: 0	PA: 32					
PITCHER	IP	WLS	BF	H	R	ER	SO	BB	IBB	HBP	BLK	WP	HR	S	P	ERA	WHIP										
Greg Swindell, L (1, 1) ERA: 4.48	7.0	L	26	6	3	3	6	0	0	0	0	0	2	62	78	3.86	0.857										
Craig McMurtry, R (8, 1) ERA:	2.0		6	0	0	0	1	0	0	0	0	0	0	15	20	0.00	0.000										

livebaseballscorecards.com

AB	32
R	3
H	6
RBI	3
BB	0
SO	7
LOB	8




Batter	1	2	3	4	5	6	7	8	9	AB	R	H	RBI	BB	SO	LOB
Brian Hunter, R OBP: 0.368, SLG: 0.414 (1, 8)	1-2 4-3	1-1 P4			2-3 K		1-1 G6-3			4	0	0	0	0	1	2
James Mouton, R OBP: 0.336, SLG: 0.403 (1, 7)	3-2 F9		1-2 G1-3			0-0 F8		1-3 K		4	0	0	0	0	1	0
Craig Biggio, R OBP: 0.412, SLG: 0.504 (1, 4)	1-0 1B		0-1 G6-3			1-3 K		2-3 K2-3		4	0	1	0	0	2	0
Derek Bell, R OBP: 0.373, SLG: 0.428 (1, 9)	4-1 BB		0-3 K			4-2 BB		4-1 BB		1	0	0	0	3	1	0
Dave Magadan, L OBP: 0.412, SLG: 0.352 (1, 5)	0-2 G1-3			3-2 1B		1-0 L9		2-1 L6		4	0	1	0	0	0	4
Tony Eusebio, R OBP: 0.378, SLG: 0.454 (1, 2)		4-1 HR BB		0-1 G4-6-3 1-2f		0-2 G6-3		0-2 P4		3	1	0	0	1	0	1
Mike Simms, R OBP: 0.359, SLG: 0.629 (1, 3)		3-2 HR		3-3 K		3-3 K		1-3 K		4	1	1	2	0	3	0
Orlando Miller, R OBP: 0.321, SLG: 0.379 (1, 6)		1-0 1B			1-1 CS HBP		1-0 1B 1B		2-3 K	2	0	2	0	0	0	0
Ricky Gutierrez, R OBP: 0.240, SLG: 0.208 (7, PR)					2-2 P4		0-1 1B			0	0	0	0	0	0	0
John Cangelosi, S OBP: 0.472, SLG: 0.430 (9, PH)		1-2 G5-4-3 1B			1-2 P4					1	0	0	0	0	1	0
Greg Swindell, L OBP: 0.302, SLG: 0.341 (1, 1)										2	0	0	0	0	0	2
Derrick May, L OBP: 0.318, SLG: 0.360 (7, PH)										1	0	1	0	0	0	0
Craig McMurtry, R (8, 1)										0	0	0	0	0	0	0

Inning Stats		R: 0	H: 1	E: 0	K: 0	S: 11	R: 2	H: 2	E: 0	K: 0	S: 11	R: 0	H: 0	E: 0	K: 1	S: 8	R: 0	H: 1	E: 0	K: 1	S: 10	R: 0	H: 0	E: 0	K: 1	S: 7	R: 0	H: 0	E: 0	K: 1	S: 8	R: 0	H: 2	E: 0	K: 1	S: 11	R: 0	H: 0	E: 0	K: 2	S: 10	R: 0	H: 0	E: 0	K: 2	S: 9	1B: 5	2B: 0	3B: 0	HR: 1	SF: 0	SAC: 0	DP: 2	HBP: 1	WP: 0	PB: 0	SB: 2	CS: 1	PA: 35
PITCHER	IP	WLS	BF	H	R	ER	SO	BB	IBB	HBP	BLK	WP	HR	S	P	ERA	WHIP																																										
Jeff Juden, R ERA: 2.59 (1, 1)	7.0	W	28	6	2	2	5	3	0	1	0	0	1	66	108	2.57	1.286																																										
Ricky Bottalico, R ERA: 2.08 (8, 1)	1.0		4	0	0	0	2	1	0	0	0	0	0	10	19	0.00	1.000																																										
Heathcliff Slocumb, R ERA: 2.68 (9, 1)	1.0	S	3	0	0	0	2	0	0	0	0	0	0	9	12	0.00	0.000																																										

Philadelphia Phillies @ Houston Astros
Astrodome, Houston, TX
Tue Aug 15 1995, 8:05 PM EDT
Att. 13,516 - Dome

AB	30
R	2
H	6
RBI	2
BB	4
SO	9
LOB	9



Batter	1	2	3	4	5	6	7	8	9	AB R H RBI BB SO LOB	TOP																										
Mickey Morandini, L (1, 4) OBP: 0.355, SLG: 0.428	3-2 F7		1-3 K	2-1 1B			0-0 G3 WP 1B		1-3 K	5 0 2 1 0 2 0																											
Kevin Stocker, S (1, 6) OBP: 0.295, SLG: 0.243	2-1 G4-3		1-1 1B HBP	1-0 G3			3-1 G3		2-1 L4-3 1B	4 1 1 0 0 0 2																											
Gregg Jefferies, S (1, 3) OBP: 0.334, SLG: 0.410	3-2 WP 1B		1-1 1B 1B				2-2 F8		0-1 L4-3	5 1 2 0 0 0 2																											
Mark Whiten, S (1, 9) OBP: 0.281, SLG: 0.333	3-3 K		2-1 1B 1B				0-0 G3-1		4-0 1B BB SF9 BB	3 1 1 1 1 1 1																											
Darren Daulton, L (1, 2) OBP: 0.345, SLG: 0.383		1-0 F7	0-0 FC5-4 1B				0-2 G1-3		4-0 SF9 1B 1-2 BB	3 0 1 1 1 0 0																											
Jim Eisenreich, L (1, 7) OBP: 0.367, SLG: 0.436		4-1 1B S FC1-2 BB	1-2 FC5-4				0-0 F8		0-0 S 1-2 2-3 1B	3 0 1 0 1 0 1																											
Charlie Hayes, R (1, 5) OBP: 0.346, SLG: 0.414		2-2 FC1-2		1-3 K			1-3 K		1-2 SF9	3 0 1 0 0 2 0																											
Kevin Elster, R (6, 5) OBP: 0.209, SLG: 0.211		1-3 1B							2-3 3-H	0 0 0 1 0 0 0	AB 33																										
Kevin Flora, R (1, 8) OBP: 0.100, SLG: 0.100		2-1 FC1-2		1-0 SH5-4 1B			2-0 P6		3-3 K	4 1 1 0 0 1 4	R 4																										
Sid Fernandez, L (1, 1) OBP: 0.125, SLG: 0.067		3-3 K		0-1 SH5-4					1-1 G1-3	2 0 0 0 0 2 2	H 10																										
Ricky Bottalico, L (7, 1)										0 0 0 0 0 0 0	RBI 4																										
Gary Varsho, L (8, PH) OBP: 0.305, SLG: 0.273										1 0 0 0 0 0 2	BB 3																										
Toby Bordland, R (8, 1)										0 0 0 0 0 0 0	SO 8																										
Heathcliff Slocumb, R (9, 1)										0 0 0 0 0 0 0	LOB 14																										
Inning Stats	R: 0 E: 0 K: 1 S: 15	H: 1 LOB: 1 BB: 0 P: 26	R: 0 E: 0 K: 1 S: 12	H: 1 LOB: 2 BB: 1 P: 24	R: 2 E: 0 K: 1 S: 14	H: 3 LOB: 1 BB: 0 P: 20	R: 1 E: 0 K: 1 S: 10	H: 2 LOB: 1 BB: 0 P: 15	R: 0 E: 0 K: 0 S: 6	H: 0 LOB: 0 BB: 0 P: 6	R: 0 E: 0 K: 1 S: 5	H: 0 LOB: 0 BB: 0 P: 8	R: 0 E: 0 K: 1 S: 10	H: 1 LOB: 1 BB: 0 P: 17	R: 1 E: 0 K: 1 S: 10	H: 1 LOB: 2 BB: 2 P: 22	R: 0 E: 0 K: 1 S: 7	H: 1 LOB: 0 BB: 0 P: 10	1B: 10 2B: 1 3B: 0 HR: 0	SF: 1 SAC: 1 DP: 1 HBP: 1	WP: 2 PB: 0 SB: 2 CS: 0	PA: 39															
PITCHER	IP WLS BF H R ER SO BB IBB HBP BLK WP HR S P ERA WHIP																																				
Doug Drabek, R (1, 1) ERA: 4.74	7.0		30	8	3	3	6	1	0	1	0	2	0	72	116	3.86	1.286																				
Jeff Tabaka, L (8, 1) ERA: 4.3	0.0		2	0	1	1	0	2	0	0	0	0	0	8	∞	∞																					
Dave Veres, R (8, 1) ERA: 1.83	0.2		3	1	0	0	1	0	0	0	0	0	0	8	11	0.00	1.500																				
Dean Hartgraves, L (8, 1) ERA: 2.42	1.1	W	4	1	0	0	1	0	0	0	0	0	0	9	13	0.00	0.750																				

Philadelphia Phillies @ Houston Astros
Astrodome, Houston, TX
Wed Aug 16 1995, 8:05 PM EDT
Att. 13,000 - Dome

livebaseballscorecards.com



Batter	1	2	3	4	5	6	7	8	9	AB R H RBI BB SO LOB
Brian Hunter, R OBP: 0.368, SLG: 0.415 (1, 8)	1-3 K		2-3 K		4-1 E BB		1-1 G4-3 1B 2B		1-3 K	4 1 1 0 1 3 2
James Mouton, R OBP: 0.330, SLG: 0.395 Jeff Tabaka, R (8, 1)	2-1 P4		3-3 K		1-0 FC5		2-2 G4-3		0-2 1B BB 1B	4 0 0 1 0 1 3 0
Dave Veres, R (8, 1)					1-2 2-3		2-3 3-H		1-2 2-H 1B	1 0 1 1 0 0 0
Dean Hartgraves, R (8, 1)					0-0 P2		2-2 CS 1B		4-1 1B BB	3 1 2 2 2 0 3
Derrick May, L OBP: 0.321, SLG: 0.364 (9, PH)					0-0 L9		3-H		1-2 2-3 1B	5 0 3 1 0 0 3
Craig Biggio, R OBP: 0.416, SLG: 0.513 (1, 4)	2-1 HR				0-1 S 1B		1-0 1B		1-2 2-3 1B	
Derek Bell, R OBP: 0.375, SLG: 0.430 (1, 9)	1-1 G5-3				2-3 K		0-0 P4		1-0 CS	4 0 1 0 0 2 2
Mike Simms, R OBP: 0.349, SLG: 0.590 (1, 3)					0-2 F9		1-2 F7		0-3 K	
Craig Shipley, R OBP: 0.281, SLG: 0.331 Dave Magadan, L OBP: 0.411, SLG: 0.351 (8, PH) (9, 5)					0-2 F8		1-2 F7		1-1 G4-3	3 0 0 0 0 0 3 1 0 0 0 0 0 0
Pat Borders, R OBP: 0.256, SLG: 0.369 Tony Eusebio, R OBP: 0.377, SLG: 0.452 (8, PH) (9, 2)					1-2 P4		1-0 P4		2-1 G6-3	3 0 0 0 0 1 3 1 0 0 0 0 0 0
Ricky Gutierrez, R OBP: 0.241, SLG: 0.214 (1, 6)					1-2 2-3		1-1 E5 FC5 BLK		0-0 G4-3	4 1 1 0 0 0 1
Doug Drabek, R OBP: 0.244, SLG: 0.233 John Cangelosi, S OBP: 0.482, SLG: 0.430 (7, PH) (8, 7)					1-3 K		1-3 K		4-0 2B G4-3 BB	2 0 0 0 0 2 1 0 2 0 0 2 0 0

BOTTOM

Philadelphia Phillies @ Houston Astros
Astrodome, Houston, TX
Wed Aug 16 1995, 8:05 PM EDT
Att. 13,000 - Dome

livebaseballscorecards.com

AB	35
R	5
H	9
RBI	5
BB	5
SO	9
LOB	21



Inning Stats	R: 1	H: 1	E: 0	K: 1	S: 9	LOB: 0	BB: 0	P: 15	R: 0	H: 1	E: 0	K: 1	S: 13	LOB: 1	BB: 0	P: 21	R: 0	H: 0	E: 0	K: 3	S: 10	LOB: 0	BB: 0	P: 16	R: 0	H: 1	E: 0	K: 1	S: 12	LOB: 2	BB: 1	P: 19	R: 0	H: 0	E: 2	K: 1	S: 9	LOB: 3	BB: 1	P: 16	R: 0	H: 0	E: 0	K: 0	S: 5	LOB: 0	BB: 0	P: 7	R: 2	H: 3	E: 0	K: 0	S: 10	LOB: 1	BB: 1	P: 21	R: 0	H: 0	E: 0	K: 1	S: 7	LOB: 0	BB: 0	P: 10	R: 2	H: 3	E: 0	K: 1	S: 10	LOB: 3	BB: 2	P: 20	1B: 7	SF: 0	2B: 1	SAC: 0	3B: 0	DP: 0	HR: 1	HBP: 0	WP: 0	PA: 41	PB: 0	SB: 3	CS: 1	ERA	WHIP
--------------	------	------	------	------	------	--------	-------	-------	------	------	------	------	-------	--------	-------	-------	------	------	------	------	-------	--------	-------	-------	------	------	------	------	-------	--------	-------	-------	------	------	------	------	------	--------	-------	-------	------	------	------	------	------	--------	-------	------	------	------	------	------	-------	--------	-------	-------	------	------	------	------	------	--------	-------	-------	------	------	------	------	-------	--------	-------	-------	-------	-------	-------	--------	-------	-------	-------	--------	-------	--------	-------	-------	-------	-----	------

PITCHER	IP	WLS	BF	H	R	ER	SO	BB	IBB	HBP	BLK	WP	HR	S	P	ERA	WHIP
Sid Fernandez, L ERA: 4.76 (1, 1)	6.0		25	3	1	1	7	2	0	0	1	0	1	58	94	1.50	0.833
Ricky Bottalico, R ERA: 2.32 (7, 1)	1.0		6	3	2	2	0	1	0	0	0	0	0	10	21	18.00	4.000
Toby Borland, R ERA: 4.73 (8, 1)	1.0		3	0	0	0	1	0	0	0	0	0	0	7	10	0.00	0.000
Heathcliff Stocumb, R ERA: 3.02 (9, 1)	0.1	L	6	3	2	2	1	2	0	0	0	0	0	10	20	54.00	15.000

PITCHER	IP	WLS	BF	H	R	ER	SO	BB	IBB	HBP	BLK	WP	HR	S	P	ERA	WHIP
Sid Fernandez, L ERA: 4.76 (1, 1)	6.0		25	3	1	1	7	2	0	0	1	0	1	58	94	1.50	0.833
Ricky Bottalico, R ERA: 2.32 (7, 1)	1.0		6	3	2	2	0	1	0	0	0	0	0	10	21	18.00	4.000
Toby Borland, R ERA: 4.73 (8, 1)	1.0		3	0	0	0	1	0	0	0	0	0	0	7	10	0.00	0.000
Heathcliff Stocumb, R ERA: 3.02 (9, 1)	0.1	L	6	3	2	2	1	2	0	0	0	0	0	10	20	54.00	15.000

Batter	1	2	3	4	5	6	7	8	9	AB R H RBI BB SO LOB	TOP																	
Mickey Morandini, L (1, 4) OBP: 0.353, SLG: 0.423	0-1 P6		1-3 K		0-0 G4-3		0-2 P5	4-0 IBB		4 0 0 0 1 1 0																		
Kevin Stocker, S (1, 6) OBP: 0.296, SLG: 0.247	1-2 G4-1 1B 2B		2-1 P6		3-2 BB HBP		1-3 K	2-3 K		4 1 1 0 0 2 2																		
Gregg Jefferies, S (1, 3) OBP: 0.338, SLG: 0.411	2-2 G4-1 2-3		1-1 1B		4-0 BB BB		0-0 1B 1B	0-1 F9		4 0 2 0 1 0 3																		
Mark Whiten, S (1, 9) OBP: 0.289, SLG: 0.333	4-1 1B BB		1-0 G2-3		4-2 BB		2-0 1B	2-2 G6-3		3 0 1 0 2 0 1																		
Jim Eisenreich, L (1, 7) OBP: 0.365, SLG: 0.431	1-2 1-3 1B			2-3 K	1-3 K		0-1 G4-3	2-2 F7		5 0 1 1 0 2 5																		
Charlie Hayes, R (1, 5) OBP: 0.349, SLG: 0.412	0-2 G5-3			0-0 L1		1-1 G4-3		0-0 FC5-4 1B	4-0 BB	4 0 1 0 1 0 2																		
Lenny Webster, R (1, 2) OBP: 0.295, SLG: 0.268		1-0 L1		0-0 1B		1-1 G4-3 1B		1-1 FC5-4 1B E	1-1 G5-3	5 1 2 0 0 0 2																		
Kevin Flora, R (1, 8) OBP: 0.143, SLG: 0.143		1-0 G4-3		1-2 G1-3		0-1 G4-3		2-1 S E 1B		4 1 1 0 0 0 2																		
Tommy Greene, R (1, 1)		0-0 G6-3			1-3 K	1-1 G6-3		2-2 E8 1B		3 0 0 0 0 1 1																		
Paul Fletcher, R (7, 1)										0 0 0 0 0 0 0																		
Gary Varsho, L (8, PH) OBP: 0.313, SLG: 0.282										1 0 1 2 0 0 0																		
Toby Borland, R (8, 1)										0 0 0 0 0 0 0																		
Inning Stats	R: 1 E: 0 K: 0 S: 16	H: 2 LOB: 2 BB: 1 P: 24	R: 0 E: 0 K: 0 S: 3	H: 0 LOB: 0 BB: 0 P: 5	R: 0 E: 0 K: 1 S: 8	H: 1 LOB: 1 BB: 0 P: 13	R: 0 E: 0 K: 1 S: 8	H: 1 LOB: 1 BB: 0 P: 11	R: 0 E: 0 K: 1 S: 10	H: 2 LOB: 2 BB: 0 P: 13	R: 2 E: 1 K: 1 S: 16	H: 3 LOB: 2 BB: 1 P: 27	R: 0 E: 0 K: 0 S: 8	H: 0 LOB: 1 BB: 1 P: 17	1B: 9 2B: 1 3B: 0 HR: 0	SF: 0 SAC: 0 DP: 0 HBP: 1	WP: 0 PB: 0 SB: 2 CS: 0	PA: 43										
PITCHER	IP WLS BF H R ER SO BB IBB HBP BLK WP HR S P ERA WHIP																											
Doug Brocail, R (1, 1) ERA: 3.22	7.0		32	7	1	1	5	3	0	1	0	0	0	68	105	1.29	1.429											
Todd Jones, R (8, 1) ERA: 2.6	0.2	L	6	3	2	2	1	0	1	0	0	0	0	14	25	27.00	4.500											
Dean Hartgraves, L (8, 1) ERA: 2.33	1.0		4	0	0	0	0	1	0	0	0	0	0	8	16	0.00	1.000											
Mike Henneman, R (9, 1) ERA: 1.42	0.1		1	0	0	0	0	0	0	0	0	0	0	2	3	0.00	0.000											

Philadelphia Phillies @ Houston Astros
Astrodome, Houston, TX
Thu Aug 17 1995, 4:33 AM EDT
Att. 12,587 - Dome

livebaseballscorecards.com

AB	37
R	3
H	10
RBI	3
BB	5
SO	6
LOB	18



BOTTOM

Philadelphia Phillies @ Houston Astros
Astrodome, Houston, TX
Thu Aug 17 1995, 4:33 AM EDT
Att. 12,587 - Dome

livebaseballscorecards.com

AB 33
R 2
H 8
RBI 2
BB 2
SO 6
LOB 21



WP: 1 PA: 38
PB: 0
SB: 1
CS: 0

AB	R	H	RBI	BB	SO	LOB
4	1	2	0	0	0	1
0	0	0	0	0	0	0
0	0	0	0	0	0	0
0	0	0	0	0	0	0
0	0	0	0	0	0	0
4	0	1	0	1	0	6
3	0	1	0	0	0	3
4	0	0	1	0	1	3
4	0	1	0	0	1	2
3	0	1	0	0	0	1
1	1	0	0	0	0	1
4	0	1	1	0	2	1
4	0	1	0	0	1	2
1	0	0	0	0	0	0
0	0	0	0	1	0	0
1	0	0	0	0	1	1

Batter	1	2	3	4	5	6	7	8	9
John Cangelosi, S OBP: 0.482, SLG: 0.433 Todd Jones, L OBP: 0.200, SLG: 0.400 Dean Hartgraves, R OBP: 0.333, SLG: 0.395 Mike Henneman, R OBP: 0.333, SLG: 0.395 James Mouton, R OBP: 0.333, SLG: 0.395	2-2 1B G3 1B		2-1 F8		1-0 F7		1-1 G6-3 1B		2-0 HBP
Craig Biggio, R OBP: 0.416, SLG: 0.510	1-1 SAFE G3 G1-3 1-3 1B		4-1 BB		0-2 L3		2-2 G6-3 1-2f		1-1 G1-3
Derek Bell, R OBP: 0.376, SLG: 0.430	1-0 SAFE G1-3 1-2		0-0 F8		3-1 G4-3 HBP		2-2 G4-3 1B		
Derrick May, L OBP: 0.315, SLG: 0.356	1-1 G3 2-3 3-H		1-3 K		0-2 SAFE G4-3 1-2f		1-1 G4-3 1-2		
Tony Eusebio, R OBP: 0.375, SLG: 0.449	3-2 G5-3		0-0 1B		2-2 F8		2-3 K		
Dave Magadan, L OBP: 0.410, SLG: 0.350 Brian Hunter, R OBP: 0.367, SLG: 0.413		2-2 F7		2-1 F9		2-2 2B 1B		3-1 F9	
Mike Simms, R OBP: 0.340, SLG: 0.581		0-3 K		0-3 K		1 SAFE SAFE 1B 2B		0-1 G6-3	
Ricky Gutierrez, R OBP: 0.242, SLG: 0.219		0-0 G4-3		1-1 SH1-4 1B		1-1 L9		1-3 K	
Doug Brocail, L OBP: 0.250, SLG: 0.250 Milt Thompson, L OBP: 0.291, SLG: 0.297 Craig Shipley, R OBP: 0.280, SLG: 0.329			0-1 L1		0-0 SH1-4 1-2		4-2 SAFE 1B BB		2-3 K

Inning	1	2	3	4	5	6	7	8	9
R:	1	0	0	0	0	0	1	0	0
H:	2	0	0	1	1	0	0	1	0
E:	0	0	0	0	0	0	0	0	0
K:	0	1	0	2	0	0	0	1	2
S:	14	7	9	9	7	9	20	18	16

PITCHER	IP	WLS	BF	H	R	ER	SO	BB	IBB	HBP	BLK	WP	HR	S	P	ERA	WHIP
Tommy Greene, R ERA: 6.3	6.1		28	7	2	2	3	2	0	0	0	0	0	67	101	2.84	1.421
Paul Fletcher, R ERA:	0.2	W	1	0	0	0	0	0	0	0	0	0	0	5	7	0.00	0.000
Toby Borland, R ERA: 4.53	2.0	S	9	1	0	0	3	0	0	1	0	1	0	20	34	0.00	0.500

Batter	1	2	3	4	5	6	7	8	9	AB R H RBI BB SO LOB	TOP
--------	---	---	---	---	---	---	---	---	---	----------------------	-----

Deion Sanders, L (1, 8) <small>OBP: 0.304, SLG: 0.380</small>	2-1 	4-2 		2-2 		1-3 		0-1 		4 1 1 0 1 1 0	
Mike Benjamin, R (1, 5) <small>OBP: 0.281, SLG: 0.340</small>	3-2 	0-0 		2-3 		4-2 		0-3 		4 0 1 1 1 2 0	
Barry Bonds, L (1, 7) <small>OBP: 0.434, SLG: 0.580</small>	1-2 	2-1 		0-0 		2-3 				5 2 2 2 0 1 3	
Mark Carreon, R (1, 3) <small>OBP: 0.338, SLG: 0.478</small>	1-1 	0-0 		2-1 		3-2 		1-2 		5 0 1 0 0 0 2	
Glenallen Hill, R (1, 9) <small>OBP: 0.325, SLG: 0.479</small>	3-3 		1-1 		3-1 	1-1 		0-1 		5 2 3 0 0 1 2	
Royce Clayton, R (1, 6) <small>OBP: 0.299, SLG: 0.339</small>	2-0 		1-2 		4-2 	0-1 		1-2 		4 0 1 0 1 0 3	
Robby Thompson, R (1, 4) <small>OBP: 0.309, SLG: 0.320</small>		0-0 		0-1 		0-2 		3-2 		4 2 2 3 0 0 3	
Kirt Manwaring, R (1, 2) <small>OBP: 0.319, SLG: 0.346</small> Jose Bautista, R (7, 1)		3-1 		3-1 		0-1 		2-2 		4 0 0 0 0 0 2 0 0 0 0 0 0 0	
Terry Mulholland, R (1, 1) <small>OBP: 0.100, SLG: 0.241</small> Chris Hook, R (5, 1) Shawn Barton, R (6, 1) Jeff Reed, L (7, 2) <small>OBP: 0.378, SLG: 0.287</small>		0-0 		2-3 		2-3 		1-1 		2 1 1 1 0 1 1 1 0 0 0 0 1 0 0 0 0 0 0 0 0 1 0 0 0 0 0 0	

Inning Stats	R: 2 E: 1 K: 1 S: 16	H: 2 LOB: 1 BB: 0 P: 28	R: 2 E: 0 K: 0 S: 10	H: 3 LOB: 2 BB: 1 P: 19	R: 1 E: 1 K: 1 S: 12	H: 2 LOB: 1 BB: 0 P: 19	R: 1 E: 0 K: 1 S: 10	H: 1 LOB: 0 BB: 0 P: 16	R: 0 E: 0 K: 0 S: 10	H: 1 LOB: 1 BB: 1 P: 16	R: 0 E: 0 K: 3 S: 11	H: 0 LOB: 1 BB: 1 P: 20	R: 2 E: 0 K: 0 S: 16	H: 2 LOB: 0 BB: 0 P: 25	R: 0 E: 0 K: 1 S: 7	H: 0 LOB: 0 BB: 0 P: 8	R: 0 E: 0 K: 0 S: 11	H: 1 LOB: 1 BB: 0 P: 14	1B: 5 2B: 1 3B: 1 HR: 5	SF: 0 SAC: 0 DP: 1 HBP: 0	WP: 0 PA: 42
--------------	-------------------------------	----------------------------------	-------------------------------	----------------------------------	-------------------------------	----------------------------------	-------------------------------	----------------------------------	-------------------------------	----------------------------------	-------------------------------	----------------------------------	-------------------------------	----------------------------------	------------------------------	---------------------------------	-------------------------------	----------------------------------	----------------------------------	------------------------------------	-----------------

PITCHER	IP	WLS	BF	H	R	ER	SO	BB	IBB	HBP	BLK	WP	HR	S	P	ERA	WHIP
Tyler Green, R (1, 1) ERA: 4.46	1.1		10	4	4	4	1	1	0	0	0	0	3	22	41	27.00	3.750
Mike Williams, R (2, 1) ERA: 3.71	3.2		16	5	2	1	2	1	0	0	0	0	1	36	57	2.46	1.636
Mike Mimbs, L (6, 1) ERA: 4.24	1.0	W	4	0	0	0	3	1	0	0	0	0	0	11	20	0.00	1.000
Paul Fletcher, R (7, 1) ERA: 6.75	1.0		5	2	2	2	0	0	0	0	0	0	1	16	25	18.00	2.000
Toby Borland, R (8, 1) ERA: 4.44	1.0		3	0	0	0	1	0	0	0	0	0	0	7	8	0.00	0.000
PITCHER	IP	WLS	BF	H	R	ER	SO	BB	IBB	HBP	BLK	WP	HR	S	P	ERA	WHIP
Heathcliff Slocumb, R (9, 1) ERA: 2.96	1.0		4	1	0	0	0	0	0	0	0	0	0	11	14	0.00	1.000

San Francisco Giants @ Philadelphia Phillies
 Veterans Stadium, Philadelphia, PA
 Fri Aug 18 1995, 7:05 PM EDT
 Att. 23,409 - Unknown - 90 F

AB	39
R	8
H	12
RBI	7
BB	3
SO	7
LOB	16



Batter	1	2	3	4	5	6	7	8	9
Kevin Flora, R OBP: 0.250, SLG: 0.400 (1, 8)			G1-3		HR	F9	HR	1B	
23 Kevin Jordan, R OBP: 0.176, SLG: 0.176 (1, 4)			1B		F8	G6-3	F8	L8	
Gregg Jefferies, S OBP: 0.341, SLG: 0.412 (1, 3)	L8		1B		SF8	S		1B BB	
Mark Whiten, S OBP: 0.297, SLG: 0.360 (1, 9)	G6-3		K		HR	1B	2B	1B BB	
Darren Daulton, L OBP: 0.351, SLG: 0.399 (1, 2)		G5-3		BB	HR	1B	F7		
Charlie Hayes, R OBP: 0.350, SLG: 0.420 (1, 5)		G5-3		P7	HR	F9	1B	1B FC5-2	
Jim Eisenreich, L OBP: 0.365, SLG: 0.426 (1, 7)		G4-3		G4-6-3	BB		P7	FC5-2	
Kevin Stocker, S OBP: 0.294, SLG: 0.244 (6, 1)		F8		G4-6-3	G4-3		P5	2B	
Mike Mirabs, L OBP: 0.100, SLG: 0.133 (7, 1)								2B	
Paul Fletcher, R OBP: 0.029, SLG: 0.333 (7, PH)								1B	
Andy Van Slyke, L OBP: 0.294, SLG: 0.333 (8, 1)								2B	
Toby Borland, R OBP: 0.351, SLG: 0.291 (8, PH)								1B	
Gary Varsho, L OBP: 0.351, SLG: 0.291 (9, 1)								2B	
Tyler Green, R OBP: 0.163, SLG: 0.279 (1, 1)			L9		23 F8	1B	HR	1B	
Mike Williams, R OBP: 0.143, SLG: 0.143 (2, 1)							HR	2B	
Kevin Elster, R OBP: 0.277, SLG: 0.366 (5, PH)							HR	1B	
							HBP	2B	

Inning Stats	R: 0	H: 1	E: 1	LOB: 1	K: 1	P: 17	R: 1	H: 1	E: 0	LOB: 0	K: 0	P: 15	R: 0	H: 2	E: 0	LOB: 2	K: 1	P: 18	R: 0	H: 1	E: 0	LOB: 1	K: 0	P: 13	R: 5	H: 5	E: 0	LOB: 1	K: 0	P: 34	R: 3	H: 3	E: 0	LOB: 1	K: 0	P: 29	R: 2	H: 1	E: 0	LOB: 0	K: 0	P: 13	R: 5	H: 4	E: 0	LOB: 1	K: 0	P: 33		

PITCHER	IP	WLS	BF	H	R	ER	SO	BB	IBB	HBP	BLK	WP	HR	S	P	ERA	WHIP
Terry Mulholland, L ERA: 7.01 (1, 1)	4.2		23	9	5	5	2	1	0	0	0	0	1	56	87	9.64	2.143
Chris Hook, R ERA: 5.32 (5, 1)	1.0	L	8	3	4	4	0	2	0	0	0	0	2	18	33	36.00	5.000
Shawn Barton, L ERA: 3.71 (6, 1)	1.0		5	1	1	1	0	0	0	1	0	0	0	8	13	9.00	1.000
Jose Bautista, R ERA: 6.57 (7, 1)	1.1		11	5	6	6	0	2	0	0	0	0	1	21	39	40.50	5.250

BOTTOM


San Francisco Giants @ Philadelphia Phillies
Veterans Stadium, Philadelphia, PA

Fri Aug 18 1995, 7:05 PM EDT
Att: 23,409 - Unknown - 90 F

AB	R	H	RBI	BB	SO	LOB
6	2	3	3	0	1	0
6	0	2	0	0	0	3
2	1	1	1	2	0	1
4	3	2	3	1	1	3
5	2	4	1	0	0	2
5	2	2	3	0	0	2
3	1	0	0	2	0	3
3	0	0	0	0	0	3
0	0	0	0	0	0	0
0	0	0	0	0	0	0
1	0	0	0	0	0	0
0	0	0	0	0	0	0
1	1	1	1	0	0	0
0	0	0	0	0	0	0
0	0	0	0	0	0	0
0	0	0	0	0	0	0
0	0	0	0	0	0	0
0	0	0	0	0	0	0
0	0	0	0	0	0	0
1	0	0	0	0	0	0
3	4	3	4	0	0	0

AB	40
R	16
H	18
RBI	16
BB	5
SO	2
LOB	17

1B	10	SF	1	WP	0	PA	47
2B	3	SAC	0 <td>PB</td> <td>0 <td></td> <td></td> </td>	PB	0 <td></td> <td></td>		
3B	1	DP	1 <td>SB</td> <td>1 <td></td> <td></td> </td>	SB	1 <td></td> <td></td>		
HR	4	HBP	1 <td>CS</td> <td>0 <td></td> <td></td> </td>	CS	0 <td></td> <td></td>		



Batter	1	2	3	4	5	6	7	8	9	AB R H RBI BB SO LOB	TOP																
Deion Sanders, L (1, 8) OBP: 0.302, SLG: 0.385	1-2 G6-3	0-2 FC3-5-2-5 3B		2-3 K		0-0 B2			0-0 L1-3	5 0 1 2 0 1 2																	
Mike Benjamin, R (1, 5) OBP: 0.281, SLG: 0.333 John Patterson, S (9, PH) OBP: 0.267, SLG: 0.280	4-2 1B BB	2-1 FC3-5-2-5		0-1 F8			1-2 P2		0-0 G3	3 0 0 0 1 0 2 1 0 0 0 0 0 0																	
Barry Bonds, L (1, 7) OBP: 0.434, SLG: 0.577	4-2 1B BB	4-0 IBB			1-0 F8		0-0 G6-3			2 0 0 0 2 0 0																	
Mark Carreon, R (1, 3) OBP: 0.337, SLG: 0.475	1-0 1B 2-H	3-2 P3			0-1 F7		0-3 K			4 0 1 0 0 1 2																	
Glenallen Hill, R (1, 9) OBP: 0.324, SLG: 0.477	0-0 P5			1-0 G4-3		1-1 1B 1B		2-2 F9		4 1 1 0 0 0 2																	
Royce Clayton, R (1, 6) OBP: 0.301, SLG: 0.343		2-2 HBP FC4-6 2B		1-1 G4-3		1 SAFE 1 SAFE 1B		1-3 K		4 1 2 1 0 1 0																	
Robby Thompson, R (1, 4) OBP: 0.312, SLG: 0.320		4-2 FC4-6 3B BB		1-0 G4-3		0-0 G5-3		0-1 1B		3 1 1 0 1 0 1																	
Kirt Manwaring, R (1, 2) OBP: 0.322, SLG: 0.347 Matt Williams, R (8, PH) OBP: 0.433, SLG: 0.748 Scott Service, R (8, 1)		1-2 FC4-6 HBP			0-0 1B		0-0 G6-3		1-1 G5-3	2 0 1 0 0 0 0 1 0 0 0 0 0 1 0 0 0 0 0 0 0																	
Sergio Valdez, R (1, 1) OBP: 0.100, SLG: 0.100 Shawn Barton, R (7, 1) Tom Lampkin, L (8, 2) OBP: 0.351, SLG: 0.353		2-1 FC4-6 3B			0-3 K		2-3 K		2-2 L1-3 1B	3 1 0 1 0 2 3 0 0 0 0 0 0 0 1 0 1 0 0 0 0																	
Inning Stats	R: 0 E: 0 K: 0 S: 9	H: 1 LOB: 2 BB: 2 P: 19	R: 3 E: 0 K: 0 S: 20	H: 2 LOB: 2 BB: 2 P: 38	R: 0 E: 0 K: 0 S: 4	H: 0 LOB: 0 BB: 0 P: 7	R: 0 E: 0 K: 2 S: 9	H: 1 LOB: 1 BB: 0 P: 11	R: 1 E: 0 K: 0 S: 8	H: 2 LOB: 1 BB: 0 P: 12	R: 0 E: 0 K: 1 S: 5	H: 0 LOB: 0 BB: 0 P: 7	R: 0 E: 0 K: 1 S: 7	H: 0 LOB: 0 BB: 0 P: 8	R: 0 E: 0 K: 1 S: 12	H: 1 LOB: 1 BB: 0 P: 16	R: 0 E: 0 K: 0 S: 5	H: 1 LOB: 0 BB: 0 P: 7	1B: 6 2B: 2 3B: 1 HR: 0	SF: 0 SAC: 0 DP: 1 HBP: 1	WP: 0 PB: 0 SB: 2 CS: 0	PA: 38					
PITCHER	IP	WLS	BF	H	R	ER	SO	BB	IBB	HBP	BLK	WP	HR	S	P	ERA	WHIP										
Paul Quantrill, R (1, 1) ERA: 4.32	6.0		28	6	4	4	3	3	1	1	0	0	0	55	94	6.00	1.500										
Ricky Bottalico, R (7, 1) ERA: 2.25	2.0	W	7	1	0	0	2	0	0	0	0	0	0	19	24	0.00	0.500										
Heathcliff Slocumb, R (9, 1) ERA: 2.91	1.0	S	3	1	0	0	0	0	0	0	0	0	0	5	7	0.00	1.000										

San Francisco Giants @ Philadelphia Phillies
Veterans Stadium, Philadelphia, PA

livebaseballscorecards.com

AB	33
R	4
H	8
RBI	4
BB	4
SO	5
LOB	13



Sat Aug 19 1995, 7:05 PM EDT
Att. 25,712 - Unknown - 83 F

Batter	1	2	3	4	5	6	7	8	9
Mickey Morandini, L (1, 4) OBP: 0.354, SLG: 0.431	2-1 G3		0-1 FC3-6 1-2 1B		1-1 L3		2-2 HR	1 SAFE 0-0 G4-3	
Kevin Stocker, S (1, 6) OBP: 0.289, SLG: 0.240	1-3 K		0-0 FC3-6 1-2f 2-3		0-3 K		2-3 K2-3	2-0 F8	
Gregg Jefferies, S (1, 3) OBP: 0.343, SLG: 0.424	1-1 HR		2-2 G4-3		1-0 G1-4-3		0-1 2B		
Mark Whiten, S (1, 9) OBP: 0.307, SLG: 0.371	2-0 G3			1-0 1B 1B		1-1 WP 2B	4-0 IBB		
Darren Daulton, L (1, 2) OBP: 0.350, SLG: 0.397		3-2 G5-3		1 SAFE 0-0 1B 1-2 FC3 1B		3-2 P7	1-1 P4		
Charlie Hayes, R (1, 5) OBP: 0.351, SLG: 0.423		1-0 G6-3		0-0 E8 FC5 FC3 1B 1-3 2-H		0-2 1B 2B	1-3 K		
Andy Van Slyke, L (1, 8) OBP: 0.299, SLG: 0.343		3-2 P9		2-1 FC3 1-2 3-H		0-0 1B		2-0 SH5-4 23 WP 2B	
Kevin Flora, R (1, 7) OBP: 0.217, SLG: 0.348			1-3 K	2-3 K		0-1 L6		0-0 SH5-4	
Paul Quantrill, L (1, 1) OBP: 0.167, SLG: 0.103			2-2 FC3-6 1B		0-0 FC5		1-0 L9	4-1 G4-3 BB	
Gary Varsho, L (6, PH) OBP: 0.318, SLG: 0.288									
Ricky Bottalico, L (7, 1)									
23 Kevin Jordan, R (8, PH) OBP: 0.222, SLG: 0.176									
Heathcliff Slocumb, R (9, 1)									

Inning Stats	R: 1 E: 0 K: 1 S: 9	H: 1 LOB: 0 BB: 0 P: 15	R: 0 E: 0 K: 0 S: 9	H: 0 LOB: 0 BB: 0 P: 16	R: 0 E: 0 K: 1 S: 12	H: 2 LOB: 2 BB: 0 P: 17	R: 0 E: 1 K: 1 S: 9	H: 3 LOB: 2 BB: 0 P: 14	R: 0 E: 0 K: 1 S: 6	H: 0 LOB: 0 BB: 0 P: 8	R: 2 E: 0 K: 0 S: 12	H: 3 LOB: 1 BB: 0 P: 17	R: 1 E: 0 K: 2 S: 15	H: 2 LOB: 2 BB: 1 P: 25	R: 1 E: 0 K: 0 S: 5	H: 1 LOB: 1 BB: 1 P: 13
1B: 6 2B: 4 3B: 0 HR: 2	SF: 0 SAC: 1 DP: 0 HBP: 0	WP: 2 PB: 0 SB: 0 CS: 0	PA: 38													


PITCHER	IP	WLS	BF	H	R	ER	SO	BB	IBB	HBP	BLK	WP	HR	S	P	ERA	WHIP
Sergio Valdez, R (1, 1) ERA: 5.58	6.1	L	31	11	5	5	5	0	0	0	0	1	2	67	105	7.11	1.737
Shawn Barton, L (7, 1) ERA: 3.63	0.2		2	0	0	0	1	0	0	0	0	0	0	5	7	0.00	0.000
Scott Service, R (8, 1) ERA: 4.22	1.0		5	1	1	1	0	1	0	0	0	1	0	5	13	9.00	2.000

BOTTOM

San Francisco Giants @ Philadelphia Phillies
Veterans Stadium, Philadelphia, PA

Sat Aug 19 1995, 7:05 PM EDT
Att: 25,712 - Unknown - 83 F

AB	35
R	6
H	12
RBI	4
BB	2
SO	6
LOB	18



Batter	1	2	3	4	5	6	7	8	9	10	AB	R	H	RBI	BB	SO	LOB							
Deion Sanders, L OBP: 0.310, SLG: 0.403 (1, 8) X	0-0 HR	4-2 BB HBP BB		3-3 K		0-0 F7		0-0 G6-3 1B 1-2 2-H	1-2 1B 1-3 2-H		5	1	3	3	1	1	0							
John Patterson, S OBP: 0.275, SLG: 0.279 Jose Bautista, R (9, 1)	1-3 K	2-2 BB HBP		1-3 K		1-2 1B		0-0 G6-3 1-2 2-3	4-0 BB		4	0	1	0	1	2	2							
Barry Bonds, L OBP: 0.437, SLG: 0.576 (1, 7)	2-3 K	4-2 BB		2-0 1B		2-0 1B		4-0 S IBB	2-2 G4-3		4	0	2	1	2	1	3							
Mark Carreon, R OBP: 0.333, SLG: 0.467 (1, 3)	3-2 P3	1-3 K		2-1 L6		2-1 P3		1-1 P3 1-2		0-0 SH1-4 1B	6	0	1	0	0	1	7							
Matt Williams, R OBP: 0.439, SLG: 0.763 Mike Benjamin, R OBP: 0.281, SLG: 0.333 (9, PR) (9, 5)		0-0 HR	2-1 1B		0-1 G5-3		2-3 K		1-0 E S 1B HBP	0-0 SH1-4 1-2	4	1	2	1	0	1	0							
Glenallen Hill, R OBP: 0.320, SLG: 0.470 (1, 9)		2-3 K	1-3 K		0-0 P3		0-3 K		2-3 K 1-3	0-3 K	6	0	0	0	0	5	3							
Royce Clayton, R OBP: 0.306, SLG: 0.347 (1, 6)		4-0 S 2B BB	0-3 K		1-0 2B		1-0 G6-3		2-1 BB 1B 3-H	4-0 BB	4	2	2	1	2	1	1							
Tom Lampkin, L OBP: 0.381, SLG: 0.393 (1, 2)		2-2 HBP BB 2B	1-0 1B		4-0 IBB			1-1 1B 1B	0-1 F9	1-2 G4-3	5	2	3	1	1	0	3							
William Van Landingham, R OBP: 0.194, SLG: 0.333 Shawn Barton, R (8, 1) Rod Beck, R OBP: 0.333, SLG: 0.333 J.R. Phillips, L OBP: 0.298, SLG: 0.320 Steve Mirtz, L (9, 1) Scott Service, R (9, 1) Robby Thompson, R OBP: 0.312, SLG: 0.320 (9, 4)		1-3 K	1-3 K		3-3 K			0-0 G6-3 1B 1-2	4-2 1B BB		4	0	1	0	0	3	5							
Inning Stats	R: 1 E: 0 K: 2 S: 12	H: 1 LOB: 0 BB: 0 P: 18	R: 3 E: 0 K: 3 S: 20	H: 2 LOB: 3 BB: 3 P: 40	R: 0 E: 0 K: 3 S: 12	H: 2 LOB: 2 BB: 0 P: 17	R: 0 E: 0 K: 1 S: 9	H: 1 LOB: 2 BB: 1 P: 17	R: 0 E: 0 K: 0 S: 8	H: 2 LOB: 1 BB: 0 P: 13	R: 0 E: 0 K: 2 S: 8	H: 0 LOB: 0 BB: 0 P: 11	R: 1 E: 0 K: 0 S: 7	H: 3 LOB: 2 BB: 1 P: 13	R: 2 E: 0 K: 1 S: 17	H: 2 LOB: 3 BB: 2 P: 33	R: 0 E: 0 K: 1 S: 9	H: 1 LOB: 2 BB: 1 P: 14	1B: 11 2B: 2 3B: 0 HR: 2	SF: 0 SAC: 1 DP: 1 HBP: 2	WP: 0 PB: 0 SB: 3 CS: 0	PA: 53		
PITCHER	IP	WLS	BF	H	R	ER	SO	BB	IBB	HBP	BLK	WP	HR	S	P	ERA	WHIP							
Jeff Juden, R ERA: 3.81 (1, 1)	1.2		12	3	4	4	4	3	0	1	0	0	0	29	54	21.60	3.600							
Russ Springer, R ERA: 5.94 (2, 1)	1.1		6	2	0	0	4	0	0	0	0	0	0	15	21	0.00	1.500							
Mike Mimbs, L ERA: 4.2 (4, 1)	1.0		4	1	0	0	2	0	0	0	0	0	0	10	18	0.00	1.000							
Paul Fletcher, R ERA: 3.86 (5, 1)	2.0		9	3	0	0	1	0	1	0	0	0	0	17	30	0.00	1.500							
Toby Borland, R ERA: 4.44 (7, 1)	2.0		9	3	1	1	2	0	1	0	0	0	0	15	24	4.50	1.500							
PITCHER	IP	WLS	BF	H	R	ER	SO	BB	IBB	HBP	BLK	WP	HR	S	P	ERA	WHIP							
Ricky Bottalico, R ERA: 2.49 (9, 1)	0.2		7	2	2	2	1	2	0	0	0	0	0	13	27	27.00	6.000							
Mike Williams, R ERA: 3.68 (9, 1)	0.1		1	0	0	0	0	0	0	0	0	0	0	4	6	0.00	0.000							
Heathcliff Slocumb, R ERA: 2.85 (10, 1)	1.0	W	5	1	0	0	1	1	0	0	0	0	0	9	14	0.00	2.000							

San Francisco Giants @ Philadelphia Phillies
Veterans Stadium, Philadelphia, PA
Sun Aug 20 1995, 3:33 AM EDT
Att. 30,176 - Sunny - 79 F

livebaseballscorecards.com

AB	42
R	7
H	15
RBI	7
BB	8
SO	15
LOB	24



Batter	1	2	3	4	5	6	7	8	9	AB R H RBI BB SO LOB	TOP		
Steve Finley, L (1, 8) OBP: 0.385, SLG: 0.461	1-2 K		0-0 P4			3-2 G4-3		4-1 BB		3 0 0 0 1 1 0	San Diego Padres @ Philadelphia Phillies Veterans Stadium, Philadelphia, PA Mon Aug 21 1995, 7:05 PM EDT Att. 22,865 - Unknown - 86 F		
Jody Reed, R (1, 4) OBP: 0.360, SLG: 0.308	2-0 P5		2-1 F8			2-3 K		0-1 P3		4 0 0 0 0 1 2			
Tony Gwynn, L (1, 9) OBP: 0.400, SLG: 0.479	2-0 F7				1-2 G5-3		1-1 F7		1-2 F7	4 0 0 0 0 0 0			
Ken Caminiti, S (1, 5)		1-1 P2			1-2 G1-3		2-1 F8		0-0 G6-3	4 0 0 0 0 0 0			
Eddie Williams, R (1, 3)		1-3 K			0-1 G6-3		2-1 1B		2-0 1B 2B	4 0 2 0 0 1 0			
Archibianfroco, R (1, 7) OBP: 0.375, SLG: 0.522		0-1 2B			4-2 G6-3 BB		1-2 F9		0-0 2B	2 1 1 0 1 0 1			
Scott Livingstone, L (9, PH) OBP: 0.364, SLG: 0.485									2-3 1B	1 0 1 0 0 0 0			
Brian Johnson, R (1, 2) OBP: 0.285, SLG: 0.356		1-0 1B 2B			3-3 K			0-0 S 1B	1-3 K	3 0 2 1 0 1 1			
Brad Ausmus, R (8, PR) OBP: 0.342, SLG: 0.391					SAFE					1 0 0 0 0 1 2			
Andujar Cedeno, R (1, 6) OBP: 0.268, SLG: 0.334		0-1 2-H 1B			SAFE			0-0 F8		3 0 1 0 0 0 2			
Andy Ashby, R (1, 1) OBP: 0.154, SLG: 0.132			0-3 K							2 0 0 0 0 2 0			
Phil Clark, R (8, PH) OBP: 0.289, SLG: 0.338										1 0 0 0 0 1 1			
Doug Bochtler, R (8, 1)								1-2 K		0 0 0 0 0 0 0			
Inning Stats	R: 0 H: 0 E: 0 LOB: 0 K: 1 BB: 0 S: 5 P: 10	R: 1 H: 3 E: 0 LOB: 2 K: 1 BB: 0 S: 10 P: 13	R: 0 H: 0 E: 0 LOB: 0 K: 1 BB: 0 S: 6 P: 8	R: 0 H: 0 E: 0 LOB: 0 K: 0 BB: 0 S: 9 P: 11	R: 0 H: 0 E: 0 LOB: 0 K: 1 BB: 1 S: 9 P: 17	R: 0 H: 0 E: 0 LOB: 0 K: 2 BB: 0 S: 9 P: 14	R: 0 H: 1 E: 0 LOB: 1 K: 0 BB: 0 S: 9 P: 15	R: 0 H: 1 E: 0 LOB: 2 K: 1 BB: 1 S: 8 P: 13	R: 0 H: 2 E: 0 LOB: 2 K: 1 BB: 0 S: 10 P: 14	1B: 4 SF: 0 2B: 3 SAC: 0 3B: 0 DP: 1 HR: 0 HBP: 0	WP: 0 PA: 34 PB: 0 SB: 1 CS: 0		
PITCHER	IP WLS BF H R ER SO BB IBB HBP BLK WP HR S P ERA WHIP											PITCHER	IP WLS BF H R ER SO BB IBB HBP BLK WP HR S P ERA WHIP
Sid Fernandez, L (1, 1) ERA: 4.38	8.0 W 29 5 1 1 7 2 0 0 0 0 0 0 65 101 1.12 0.875												
Toby Borland, R (9, 1) ERA: 4.35	1.0 S 5 2 0 0 1 0 0 0 0 0 0 0 10 14 0.00 2.000												

AB	32
R	1
H	7
RBI	1
BB	2
SO	8
LOB	9



Batter	1	2	3	4	5	6	7	8	9	AB R H RBI BB SO LOB
--------	---	---	---	---	---	---	---	---	---	----------------------

Mickey Morandini, L <small>(1, 4) OBP: 0.358, SLG: 0.435</small>										4 1 1 0 0 1 1
Kevin Stocker, S <small>(1, 6) OBP: 0.294, SLG: 0.249</small>										2 0 0 0 1 0 0
Gregg Jefferies, S <small>(1, 3) OBP: 0.344, SLG: 0.423</small>										4 0 1 1 0 1 1
Mark Whiten, S <small>(1, 9) OBP: 0.309, SLG: 0.361</small>										2 0 0 0 1 1 1
Darren Daulton, L <small>(1, 2) OBP: 0.354, SLG: 0.398</small>										2 1 1 0 1 0 0
Charlie Hayes, R <small>(1, 5) OBP: 0.349, SLG: 0.418</small>										3 0 1 0 0 0 2
Andy Van Slyke, L <small>(1, 8) OBP: 0.302, SLG: 0.341</small>										3 1 1 0 0 0 1
Kevin Flora, R <small>(1, 7) OBP: 0.276, SLG: 0.517</small>										3 0 0 0 0 1 1
Sid Fernandez, L <small>(1, 1) OBP: 0.111, SLG: 0.059</small> Gary Varsho, L <small>(8, PH) OBP: 0.315, SLG: 0.277</small> Toby Borland, R <small>(9, 1)</small>										2 0 0 1 0 0 0 0 0 0 0 1 0 0 0 0 0 0 0 0 0

Inning Stats		R: 0	H: 1	R: 1	H: 2	R: 0	H: 0	R: 1	H: 1	R: 0	H: 0	R: 0	H: 0	R: 1	H: 1	R: 0	H: 1	R: 1	H: 2	1B: 5	SF: 0	WP: 0	PA: 30
		E: 0	LOB: 1	E: 0	LOB: 0	E: 0	LOB: 1	E: 1	LOB: 0	E: 0	LOB: 0	E: 0	LOB: 0	E: 0	LOB: 0	E: 0	LOB: 2	E: 0	LOB: 2	2B: 0	SAC: 0	PB: 0	
		K: 1	BB: 0	K: 1	BB: 0	K: 0	BB: 2	K: 1	BB: 0	K: 0	BB: 0	K: 0	BB: 0	K: 0	BB: 2	K: 0	BB: 2	K: 0	BB: 2	3B: 0	DP: 2	SB: 1	
		S: 8	P: 18	S: 7	P: 14	S: 7	P: 13	S: 7	P: 16	S: 5	P: 8	S: 6	P: 9	S: 14	P: 25	S: 14	P: 25	S: 14	P: 25	HR: 0	HBP: 1	CS: 1	

PITCHER		IP	WLS	BF	H	R	ER	SO	BB	IBB	HBP	BLK	WP	HR	S	P	ERA	WHIP
Andy Ashby, R <small>(1, 1) ERA: 3.11</small>	(1, 1)	7.0	L	25	4	2	1	4	2	0	1	0	0	0	50	95	1.29	0.857
Doug Bochtler, R <small>(8, 1) ERA: 2.17</small>	(8, 1)	1.0		5	1	1	1	0	2	0	0	0	0	0	14	25	9.00	3.000

PITCHER		IP	WLS	BF	H	R	ER	SO	BB	IBB	HBP	BLK	WP	HR	S	P	ERA	WHIP

BOTTOM

San Diego Padres @ Philadelphia Phillies
 Veterans Stadium, Philadelphia, PA

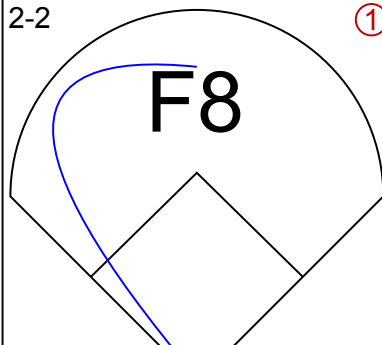
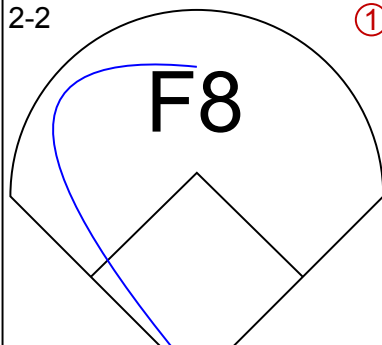
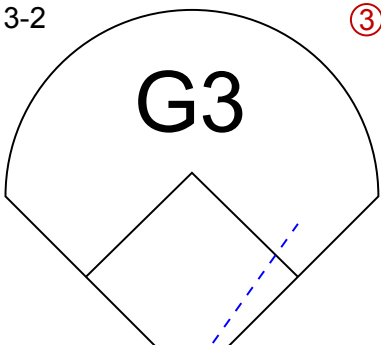
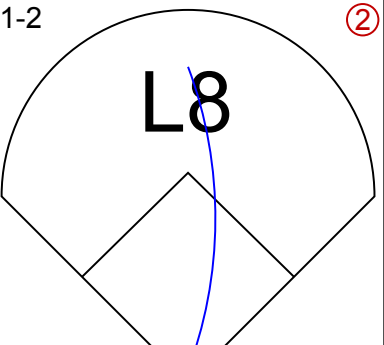
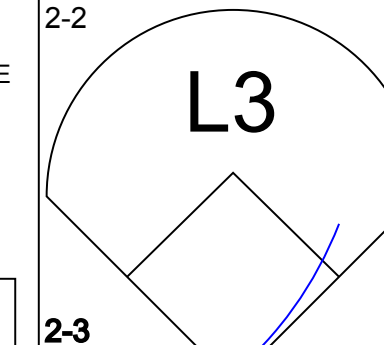
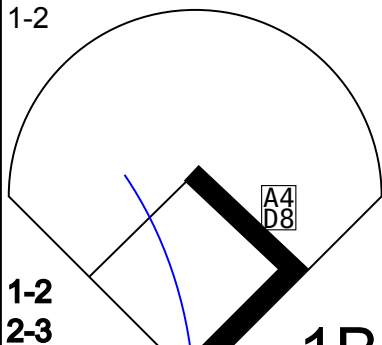
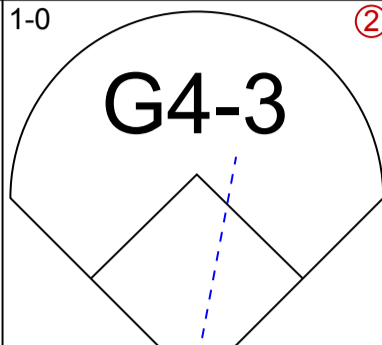
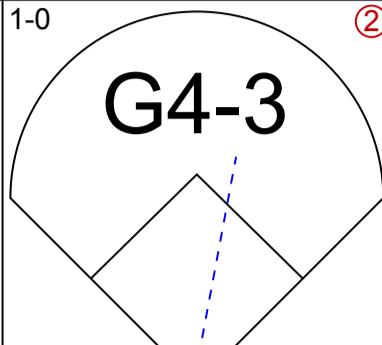
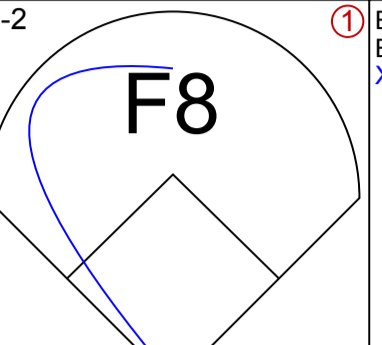
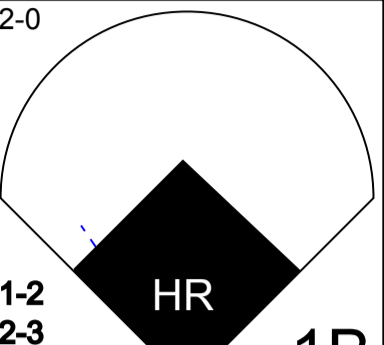
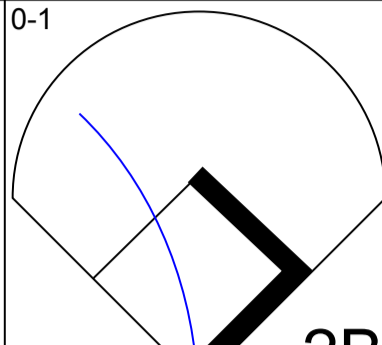
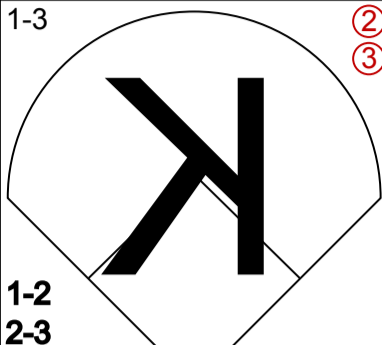
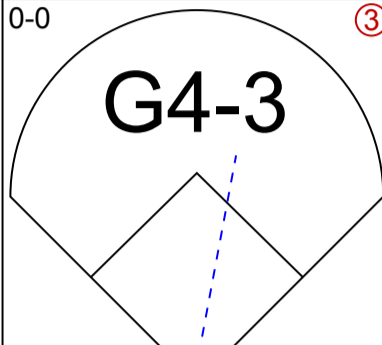
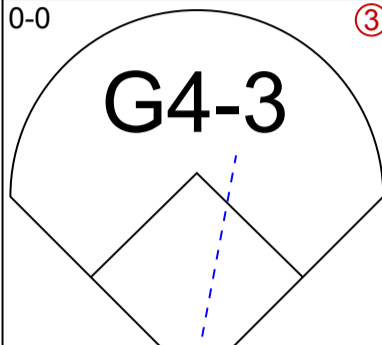
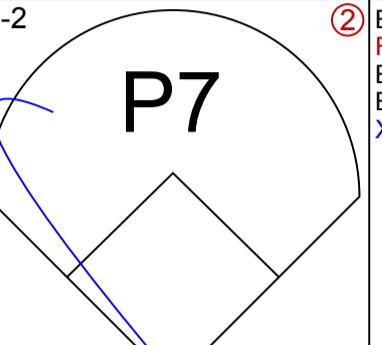
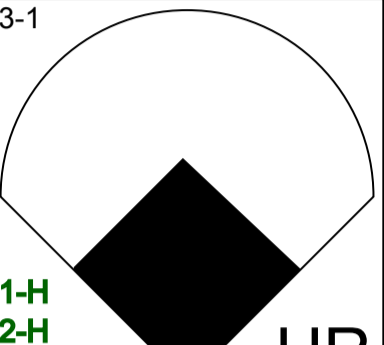
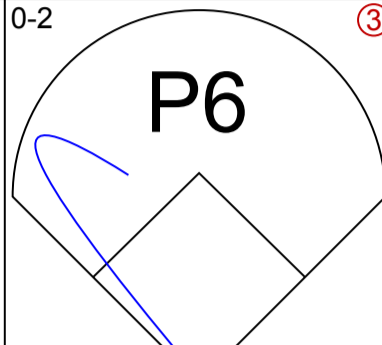
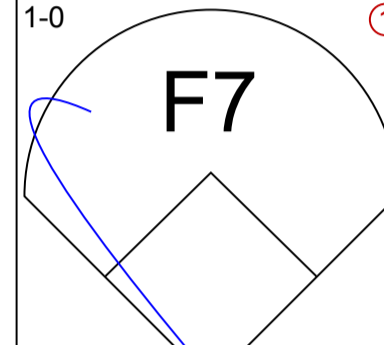
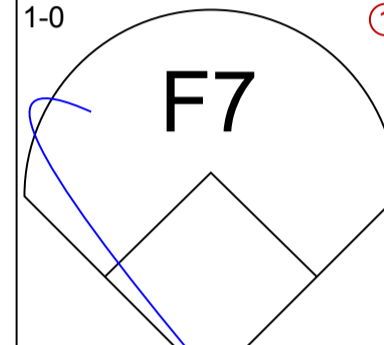
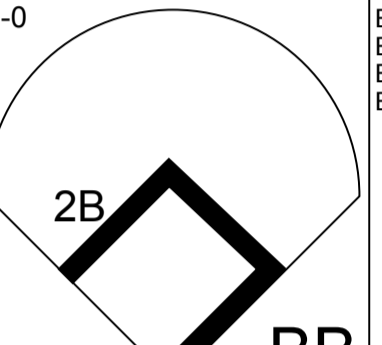
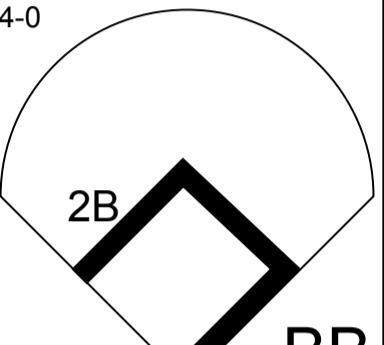
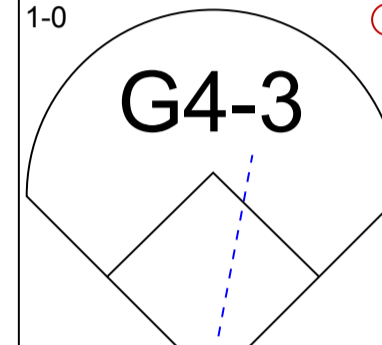
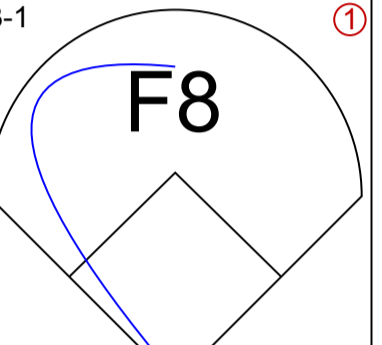
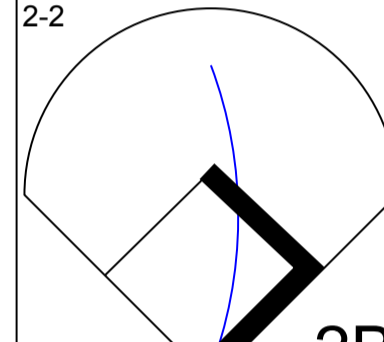
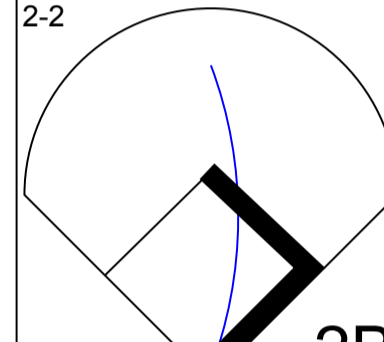
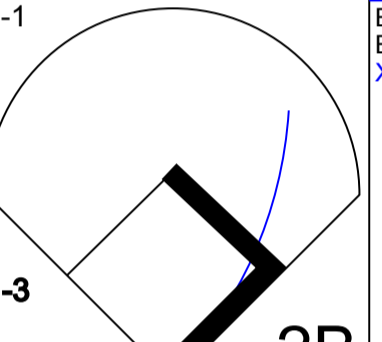
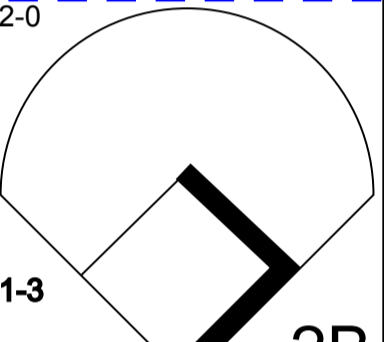
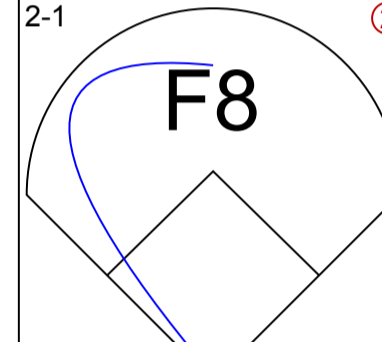
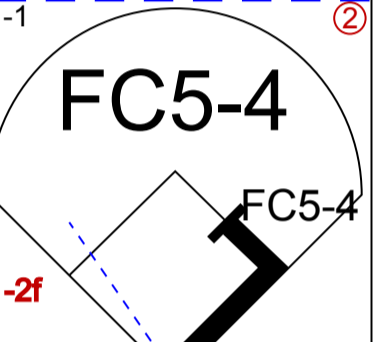
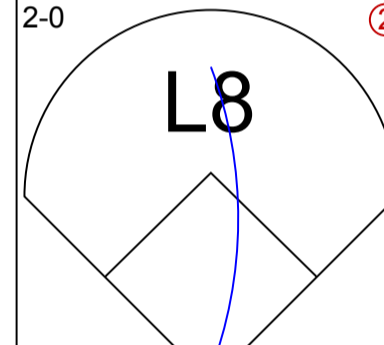
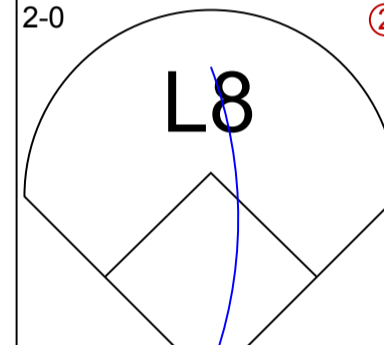
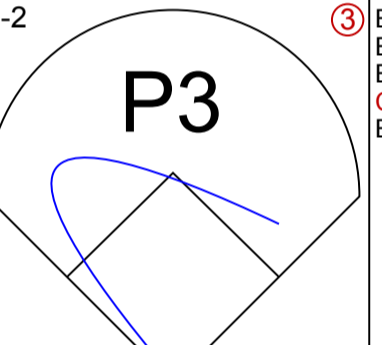
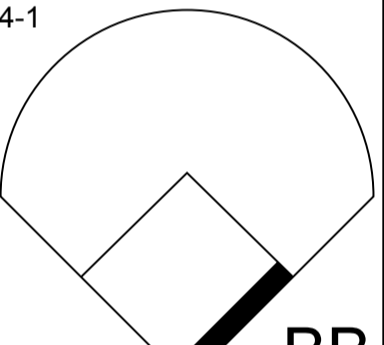
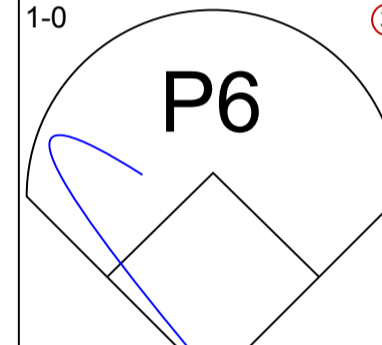
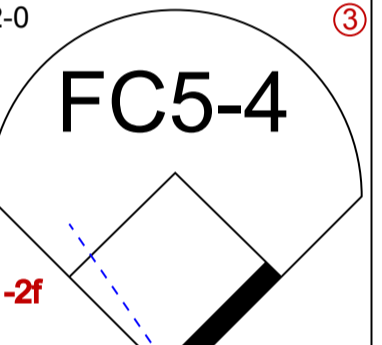
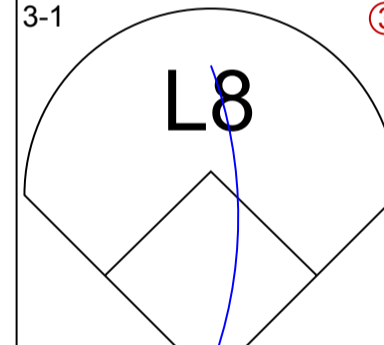
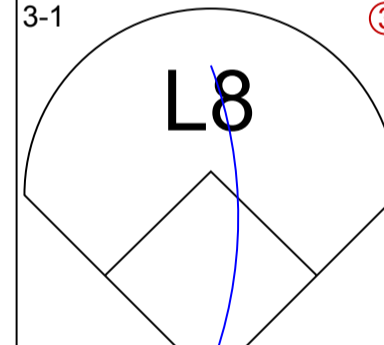
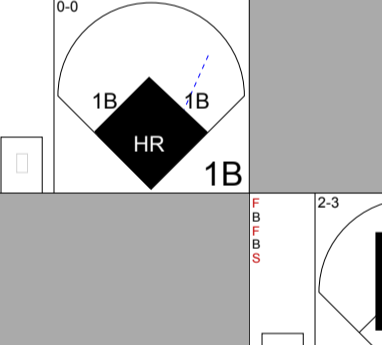
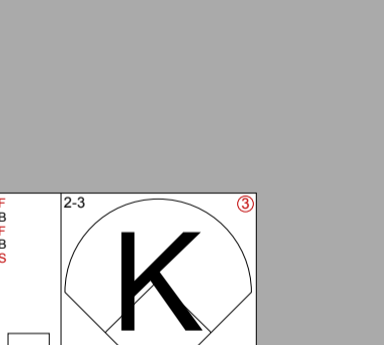
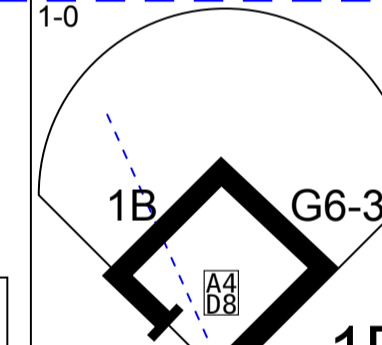
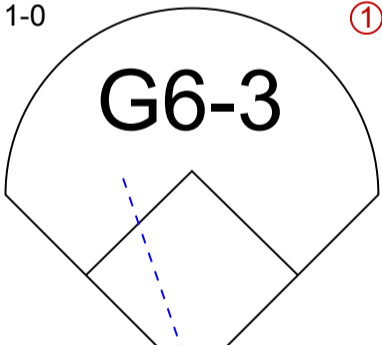
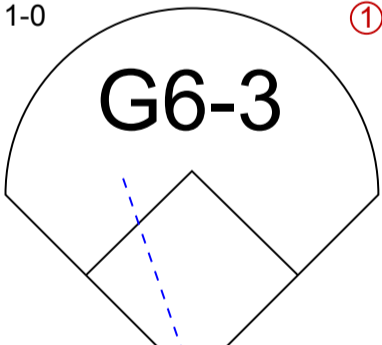
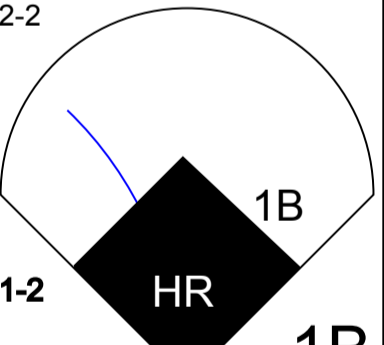
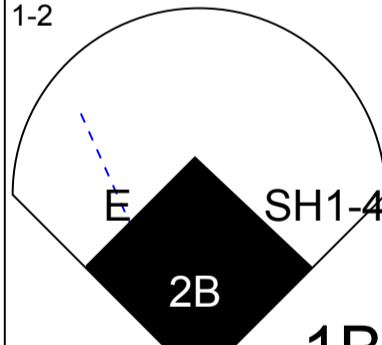
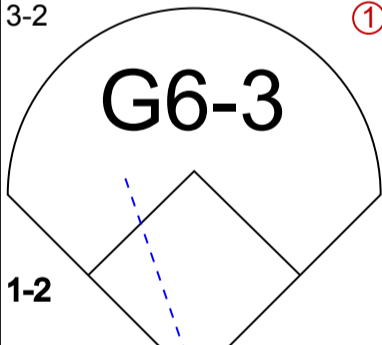
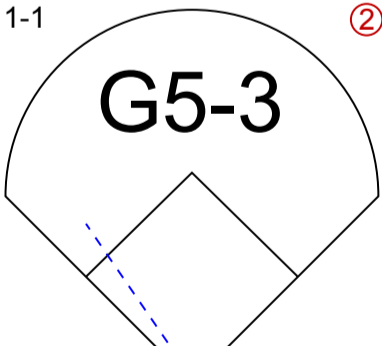
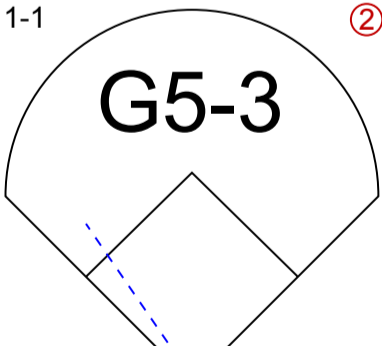
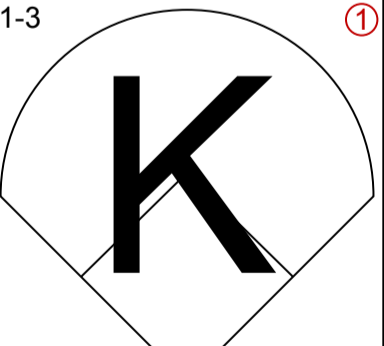
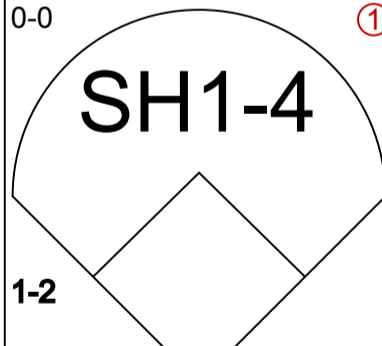
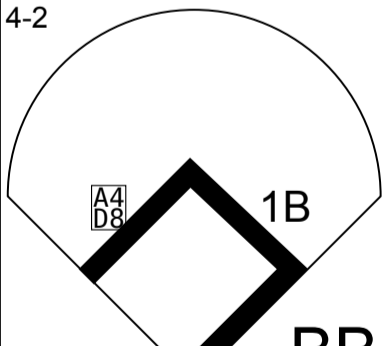
Mon Aug 21 1995, 7:05 PM EDT
 Att: 22,865 - Unknown - 86 F

livebaseballscorecards.com

AB	25
R	3
H	5
RBI	2
BB	4
SO	4
LOB	7



Batter	1	2	3	4	5	6	7	8	9	AB R H RBI BB SO LOB	TOP
--------	---	---	---	---	---	---	---	---	---	----------------------	-----

Steve Finley, L (1, 8) OBP: 0.383, SLG: 0.458 										5 0 1 0 0 0 3	<p style="text-align: center;">San Diego Padres @ Philadelphia Phillies Veterans Stadium, Philadelphia, PA</p> <p style="text-align: center;">Tue Aug 22 1995, 7:05 PM EDT Att. 28,325 - Unknown - 82 F</p>	
Bip Roberts, S (1, 7) OBP: 0.371, SLG: 0.393 										5 1 2 1 0 1 3		
Tony Gwynn, L (1, 9) OBP: 0.400, SLG: 0.484 										4 1 1 4 1 0 1		
Ken Caminiti, S (1, 5) OBP: 0.365, SLG: 0.459 												3 0 0 0 2 0 1
Scott Livingstone, L (1, 3) OBP: 0.377, SLG: 0.523 Arch Cianfrocco, R (9, PH) OBP: 0.370, SLG: 0.514 										4 0 3 0 0 0 0 1 0 0 0 0 0 1		
Jody Reed, R (1, 4) OBP: 0.358, SLG: 0.304 										4 0 0 0 1 0 4		
Brad Ausmus, R (1, 2) OBP: 0.345, SLG: 0.393 										4 1 2 0 0 1 4		
Andujar Cedeno, R (1, 6) OBP: 0.271, SLG: 0.336 										4 2 2 0 0 0 1		
Brian Williams, R (1, 1) Fernando Valenzuela, L (4, 1) OBP: 0.236, SLG: 0.471 Doug Bochtler, R (6, 1) Eddie Williams, R (8, PH) OBP: 0.332, SLG: 0.430 Ron Villone, L (8, 1) Trevor Hoffman, R (8, 1) OBP: 0.500, SLG: 1.000 										1 0 0 0 0 0 0 1 0 0 0 0 0 1 0 0 0 0 0 0 0 0 0 0 0 0 1 0 0 0 0 0 0 0 0 0 0 0 0 0 0 0		

Inning Stats	R: 0	H: 0	E: 0	K: 0	S: 7	P: 10	R: 0	H: 1	E: 0	K: 0	S: 8	P: 16	R: 0	H: 0	E: 0	K: 0	S: 7	P: 12	R: 0	H: 1	E: 0	K: 0	S: 15	P: 27	R: 4	H: 5	E: 0	K: 0	S: 21	P: 42	R: 1	H: 2	E: 1	K: 0	S: 13	P: 16	R: 0	H: 0	E: 0	K: 0	S: 4	P: 8	R: 0	H: 2	E: 0	K: 1	S: 12	P: 22	R: 0	H: 0	E: 0	K: 0	S: 6	P: 16	1B: 6	2B: 4	3B: 0	HR: 1	SF: 0	SAC: 1	DP: 0	HBP: 0	WP: 0	PA: 42	PB: 0	SB: 0	CS: 0
--------------	------	------	------	------	------	-------	------	------	------	------	------	-------	------	------	------	------	------	-------	------	------	------	------	-------	-------	------	------	------	------	-------	-------	------	------	------	------	-------	-------	------	------	------	------	------	------	------	------	------	------	-------	-------	------	------	------	------	------	-------	-------	-------	-------	-------	-------	--------	-------	--------	-------	--------	-------	-------	-------

PITCHER	IP	WLS	BF	H	R	ER	SO	BB	IBB	HBP	BLK	WP	HR	S	P	ERA	WHIP
Tommy Greene, R (1, 1) ERA: 6.57	4.2	L	22	6	4	4	1	2	0	0	0	0	1	53	94	7.71	1.714
Russ Springer, R (5, 1) ERA: 5.86	2.1		11	3	1	1	1	1	0	0	0	0	0	22	37	3.86	1.714
Mike Mimbs, L (8, 1) ERA: 4.15	1.1		7	2	0	0	1	2	0	0	0	0	0	15	32	0.00	3.000
Paul Fletcher, R (9, 1) ERA: 3.38	0.2		2	0	0	0	0	0	0	0	0	0	0	3	6	0.00	0.000

AB	R	H	RBI	BB	SO	LOB
36	5	11	5	5	3	20

Batter	1	2	3	4	5	6	7	8	9	AB R H RBI BB SO LOB
Mickey Morandini, L OBP: 0.360, SLG: 0.434	1-1 FC4-6 1B	1-2 HBP		3-2 SH3-4 1B	0-0 L7		2-2 G6-3		3-2 G4-3	5 0 2 1 0 0 6
Jim Eisenreich, L OBP: 0.366, SLG: 0.430	1-0 FC4-6 1B	0-0 P5		0-0 SH3-4		1-1 2B		1-3 K		4 1 1 0 0 1 3
Gregg Jefferies, S OBP: 0.347, SLG: 0.429	0-2 1B		0-0 1B	4-0 IBB		3-2 G5-3		2-2 P4		4 1 2 0 1 0 1
Mark Whiten, S OBP: 0.311, SLG: 0.362	3-2 1B		2-0 G4-3 1B	2-2 P5		3-3 K		2-1 G5-3		5 0 2 2 0 1 4
Darren Daulton, L OBP: 0.354, SLG: 0.394	3-3 K		1-2 P2 SAFE	3-1 G3-1		4-1 BB		4-1 1B		3 0 0 0 2 1 6
Charlie Hayes, R OBP: 0.345, SLG: 0.413	0-1 G6-3		1-2 G4-3		3-2 P9		2-3 K		0-3 K	5 0 0 0 0 2 6
Andy Van Slyke, L OBP: 0.305, SLG: 0.348		1-2 P4	1-0 G6-3		2-1 SH3-4 2B		3-3 K		2-1 BB	5 0 2 0 0 1 1
Kevin Stocker, S OBP: 0.301, SLG: 0.254		4-1 SH1-4 BB		0-1 1B	4-2 SH3-4 BB		0-1 F9		4-1 BB	2 1 1 0 3 0 0
Tommy Greene, R Russ Springer, R Kevin Flora, R Mike Mimms, L Paul Fletcher, R Gary Varsho, L		0-0 SH1-4		4-0 SH3-4 1B	0-0 SH3-4		4-2 BB		0-1 P5	0 0 0 0 1 0 0 0 0 0 0 0 0 0 0 0 0 0 1 0 0 0 0 0 0 0 0 0 0 0 0 0 0 0 0 1 0 0 0 0 0 3

Inning Stats	R: 1	H: 3	E: 0	K: 15	LOB: 23	BB: 23	P: 23	R: 0	H: 0	E: 0	K: 8	LOB: 2	BB: 14	P: 14	R: 1	H: 2	E: 0	K: 9	LOB: 1	BB: 0	P: 14	R: 1	H: 2	E: 0	K: 15	LOB: 3	BB: 31	P: 31	R: 0	H: 1	E: 0	K: 11	LOB: 2	BB: 20	P: 20	R: 0	H: 1	E: 0	K: 2	LOB: 2	BB: 1	P: 28	R: 0	H: 0	E: 0	K: 11	LOB: 1	BB: 20	P: 20	R: 0	H: 0	E: 0	K: 8	LOB: 0	BB: 13	P: 13	R: 0	H: 1	E: 0	K: 13	LOB: 3	BB: 26	P: 26	1B: 6	2B: 3	3B: 1	HR: 0	SF: 0	SAC: 3	DP: 0	HBP: 1	WP: 0	PB: 0	SB: 0	CS: 0	PA: 46
--------------	------	------	------	-------	---------	--------	-------	------	------	------	------	--------	--------	-------	------	------	------	------	--------	-------	-------	------	------	------	-------	--------	--------	-------	------	------	------	-------	--------	--------	-------	------	------	------	------	--------	-------	-------	------	------	------	-------	--------	--------	-------	------	------	------	------	--------	--------	-------	------	------	------	-------	--------	--------	-------	-------	-------	-------	-------	-------	--------	-------	--------	-------	-------	-------	-------	--------

PITCHER	IP	WLS	BF	H	R	ER	SO	BB	IBB	HBP	BLK	WP	HR	S	P	ERA	WHIP
Brian Williams, R ERA: 6.95	(1, 1)	3.0		19	7	3	1	2	0	1	0	0	0	41	67	9.00	3.000
Fernando Valenzuela, L ERA: 5.46	(4, 1)	2.2	W	13	2	0	1	2	1	0	0	0	0	28	57	0.00	1.500
Doug Bochler, R ERA: 2.08	(6, 1)	1.1		5	0	0	2	1	0	0	0	0	0	15	26	0.00	0.750
Ron Villone, L ERA: 6.67	(8, 1)	1.0		4	0	0	1	1	0	0	0	0	0	9	18	0.00	1.000
Trevor Hoffman, R ERA: 4.17	(9, 1)	1.0	S	5	1	0	1	1	0	0	0	0	0	12	21	0.00	2.000

BOTTOM

San Diego Padres @ Philadelphia Phillies

Veterans Stadium, Philadelphia, PA

Tue Aug 22 1995, 7:05 PM EDT

Att. 28,325 - Unknown - 82 F

livebaseballscorecards.com

AB	34
R	3
H	10
RBI	3
BB	8
SO	6
LOB	30



Batter	1	2	3	4	5	6	7	8	9	AB R H RBI BB SO LOB	TOP																																																																																		
Steve Finley, L (1, 8) OBP: 0.383, SLG: 0.456	4-1 G4-6-3 WP 1B BB	1-1 1-2 1B		1-1 FC5-4 1-2f 1B		1-1 B4-3		0-0 G4-3		4 1 1 2 1 0 1	San Diego Padres @ Philadelphia Phillies Veterans Stadium, Philadelphia, PA Wed Aug 23 1995, 7:05 PM EDT Att. 21,017 - Unknown - 81 F																																																																																		
Bip Roberts, S (1, 4) OBP: 0.376, SLG: 0.397	1-0 G4-6-3 1B	3-2 3-H 1B		1-1 L7		1-2 1B		0-0 P3		5 0 3 1 0 0 1																																																																																			
Tony Gwynn, L (1, 9) OBP: 0.395, SLG: 0.478	0-1 G4-6-3 1-2f 2-3	2-0 G4-6-3 1-2f		2-1 G6-3 1-2		0-0 F7			0-3 K	5 0 0 0 0 1 6																																																																																			
Ken Caminiti, S (1, 5) OBP: 0.363, SLG: 0.454	4-2 WP BB			2-0 G6-3		1-1 L4		0-0 G3		4 0 0 0 1 0 1																																																																																			
Phil Plantier, L (1, 7) OBP: 0.333, SLG: 0.400 Melvin Nieves, S (9, PH) OBP: 0.270, SLG: 0.344	1 SAFE 2-3 K			2-1 G3-1		0-0 G3			4-2 HR BB	4 0 0 0 0 1 1 0 1 0 0 1 0 0																																																																																			
Scott Livingstone, L (1, 3) OBP: 0.373, SLG: 0.514 Eddie Williams, R (9, PH) OBP: 0.334, SLG: 0.444				3-1 F7		0-0 BB WP 1B		1-1 G4-3		4 0 1 0 0 0 0 1 1 1 2 0 0 0																																																																																			
Brad Ausmus, R (1, 2) OBP: 0.357, SLG: 0.404		1-1 2B 1B				1 SAFE 4-0 BB BB		4-1 BB		3 2 3 0 2 0 0																																																																																			
Andujar Cedeno, R (1, 6) OBP: 0.276, SLG: 0.342		1-0 1B 2B		0-0 1B FC5-4 2-H		4-2 1-2 2-3 BB		1-3 K		4 2 2 1 1 2 2																																																																																			
Glenn Dishman, R (1, 1) OBP: 0.231, SLG: 0.240 Dustin Hermanson, R (5, 1) Phil Clark, R (8, PH) OBP: 0.286, SLG: 0.333 Bryce Florie, R (8, 1)		1-1 1B		0-1 1B FC5-4		0-3 K		2-1 G6-3		3 1 2 1 0 1 3 0 0 0 0 0 0 0 1 0 0 0 0 0 0 0 0 0 0 0 0 0																																																																																			
Inning Stats	R: 1 E: 0 K: 1 S: 11	H: 1 LOB: 1 BB: 2 P: 22	R: 3 E: 0 K: 0 S: 13	H: 5 LOB: 1 BB: 0 P: 25	R: 0 E: 0 K: 0 S: 5	H: 0 LOB: 0 BB: 0 P: 12	R: 2 E: 0 K: 0 S: 10	H: 3 LOB: 1 BB: 0 P: 14	R: 0 E: 0 K: 1 S: 10	H: 1 LOB: 3 BB: 2 P: 19		R: 0 E: 0 K: 0 S: 10	H: 1 LOB: 1 BB: 0 P: 12	R: 0 E: 0 K: 1 S: 10	H: 0 LOB: 1 BB: 1 P: 19	R: 0 E: 0 K: 0 S: 4	H: 0 LOB: 0 BB: 0 P: 6	R: 2 E: 0 K: 2 S: 15	H: 2 LOB: 1 BB: 1 P: 25	1B: 10 SF: 0 2B: 2 SAC: 0 3B: 0 DP: 2 HR: 1 HBP: 0	WP: 2 PA: 44 PB: 0 SB: 1 CS: 0																																																																								
PITCHER	IP WLS BF H R ER SO BB IBB HBP BLK WP HR S P ERA WHIP	<table border="1"> <thead> <tr> <th>PITCHER</th> <th>IP</th> <th>WLS</th> <th>BF</th> <th>H</th> <th>R</th> <th>ER</th> <th>SO</th> <th>BB</th> <th>IBB</th> <th>HBP</th> <th>BLK</th> <th>WP</th> <th>HR</th> <th>S</th> <th>P</th> <th>ERA</th> <th>WHIP</th> </tr> </thead> <tbody> <tr> <td>Tyler Green, R (1, 1) ERA: 4.68</td> <td>1.1</td> <td></td> <td>11</td> <td>6</td> <td>4</td> <td>4</td> <td>1</td> <td>2</td> <td>0</td> <td>0</td> <td>0</td> <td>1</td> <td>0</td> <td>23</td> <td>44</td> <td>27.00</td> <td>6.000</td> </tr> <tr> <td>Mike Williams, R (2, 1) ERA: 3.76</td> <td>3.2</td> <td>W</td> <td>16</td> <td>4</td> <td>2</td> <td>2</td> <td>1</td> <td>2</td> <td>0</td> <td>0</td> <td>0</td> <td>1</td> <td>0</td> <td>26</td> <td>48</td> <td>4.91</td> <td>1.636</td> </tr> <tr> <td>Mike Mimbs, L (6, 1) ERA: 4.16</td> <td>4.0</td> <td>S</td> <td>17</td> <td>3</td> <td>2</td> <td>2</td> <td>3</td> <td>2</td> <td>0</td> <td>0</td> <td>0</td> <td>0</td> <td>1</td> <td>39</td> <td>62</td> <td>4.50</td> <td>1.250</td> </tr> </tbody> </table>																			PITCHER	IP	WLS	BF	H	R	ER	SO	BB	IBB	HBP	BLK	WP	HR	S	P	ERA	WHIP	Tyler Green, R (1, 1) ERA: 4.68	1.1		11	6	4	4	1	2	0	0	0	1	0	23	44	27.00	6.000	Mike Williams, R (2, 1) ERA: 3.76	3.2	W	16	4	2	2	1	2	0	0	0	1	0	26	48	4.91	1.636	Mike Mimbs, L (6, 1) ERA: 4.16	4.0	S	17	3	2	2	3	2	0	0	0	0	1	39	62	4.50	1.250	ERA WHIP
PITCHER	IP	WLS	BF	H	R	ER	SO	BB	IBB	HBP	BLK	WP	HR	S	P	ERA	WHIP																																																																												
Tyler Green, R (1, 1) ERA: 4.68	1.1		11	6	4	4	1	2	0	0	0	1	0	23	44	27.00	6.000																																																																												
Mike Williams, R (2, 1) ERA: 3.76	3.2	W	16	4	2	2	1	2	0	0	0	1	0	26	48	4.91	1.636																																																																												
Mike Mimbs, L (6, 1) ERA: 4.16	4.0	S	17	3	2	2	3	2	0	0	0	0	1	39	62	4.50	1.250																																																																												

AB	38
R	8
H	13
RBI	7
BB	6
SO	5
LOB	15



Batter	1	2	3	4	5	6	7	8	9	AB R H RBI BB SO LOB
--------	---	---	---	---	---	---	---	---	---	----------------------

Kevin Flora, R (1, 7) OBP: 0.324, SLG: 0.500										3 1 1 0 1 0 0 1 1 1 0 0 0 0
---	--	--	--	--	--	--	--	--	--	--------------------------------

Mike Mimbs, L (6, 1) OBP: 0.129, SLG: 0.161										5 0 0 0 0 0 3
--	--	--	--	--	--	--	--	--	--	---------------

23 Kevin Jordan, R (1, 4) OBP: 0.208, SLG: 0.304										5 1 2 2 0 0 0
---	--	--	--	--	--	--	--	--	--	---------------

Gregg Jefferies, S (1, 3) OBP: 0.348, SLG: 0.429										5 1 1 0 0 2 1
---	--	--	--	--	--	--	--	--	--	---------------

Mark Whiten, S (1, 9) OBP: 0.309, SLG: 0.358										4 1 2 2 0 1 0
---	--	--	--	--	--	--	--	--	--	---------------

Charlie Hayes, R (1, 5) OBP: 0.347, SLG: 0.416										3 1 1 0 1 0 1
---	--	--	--	--	--	--	--	--	--	---------------

Lenny Webster, R (1, 2) OBP: 0.322, SLG: 0.308										2 2 0 0 2 0 2
---	--	--	--	--	--	--	--	--	--	---------------

Andy Van Slyke, L (1, 8) OBP: 0.308, SLG: 0.344										3 2 1 0 1 1 0
--	--	--	--	--	--	--	--	--	--	---------------

Kevin Elster, R (1, 6) OBP: 0.294, SLG: 0.364										1 1 1 3 0 0 0 1 0 0 0 0 0 0 2 1 1 4 0 0 0
--	--	--	--	--	--	--	--	--	--	---

Tyler Green, R (1, 1) OBP: 0.182, SLG: 0.364										1 1 1 3 0 0 0 1 0 0 0 0 0 0 2 1 1 4 0 0 0
---	--	--	--	--	--	--	--	--	--	---

Mike Williams, R (2, 1) OBP: 0.125, SLG: 0.125										1 1 1 3 0 0 0 1 0 0 0 0 0 0 2 1 1 4 0 0 0
Jim Eisenreich, L (5, PH) OBP: 0.367, SLG: 0.441										1 1 1 3 0 0 0 1 0 0 0 0 0 0 2 1 1 4 0 0 0

BOTTOM

San Diego Padres @ Philadelphia Phillies

Veterans Stadium, Philadelphia, PA

Wed Aug 23 1995, 7:05 PM EDT
Att: 21,017 - Unknown - 81 F

AB	35
R	12
H	11
RBI	11
BB	5
SO	4
LOB	7

R: 7	H: 5	R: 0	H: 1	R: 0	H: 0	R: 4	H: 3	R: 0	H: 0	R: 0	H: 0	R: 1	H: 2	1B: 7	SF: 0	WP: 1	PA: 40
E: 0	LOB: 1	E: 0	LOB: 2	E: 0	LOB: 0	E: 0	LOB: 0	E: 0	LOB: 0	E: 0	LOB: 0	E: 1	LOB: 1	2B: 2	SAC: 0	PB: 0	
K: 0	BB: 3	K: 0	BB: 1	K: 0	BB: 0	K: 0	BB: 1	K: 1	BB: 0	K: 1	BB: 0	K: 1	BB: 0	3B: 0	DP: 0	SB: 0	
S: 21	P: 46	S: 11	P: 20	S: 8	P: 10	S: 7	P: 10	S: 5	P: 6	S: 12	P: 17	S: 12	P: 20	HR: 2	HBP: 0	CS: 0	

PITCHER	IP	WLS	BF	H	R	ER	SO	BB	IBB	HBP	BLK	WP	HR	S	P	ERA	WHIP
Glenn Dishman, L (1, 1) ERA: 4.91	4.1	L	25	7	9	9	1	5	0	0	0	1	1	54	100	18.69	2.769
Dustin Hermanson, R (5, 1) ERA: 7.56	2.2		10	2	2	2	2	0	0	0	0	0	1	26	39	6.75	0.750
Bryce Florie, R (8, 1) ERA: 3.07	1.0		5	2	1	1	1	0	0	0	0	0	0	12	20	9.00	2.000

Batter	1	2	3	4	5	6	7	8	9	10	11	AB R H RBI BB SO LOB	TOP												
Brett Butler, L (1, 8) OBP: 0.373, SLG: 0.385	2-1 P7		1-2 P5		4-2 G6-3 BB		0-1 B3		1-0 SH1-4		0-2 FC3-2 1B	4 0 1 0 1 0 0	<p>Los Angeles Dodgers @ Philadelphia Phillies</p> <p>Veterans Stadium, Philadelphia, PA</p> <p>Thu Aug 24 1995, 7:05 PM EDT Att: 24,448 - Unknown - 89 F</p>												
Jose Offerman, S (1, 6) OBP: 0.383, SLG: 0.377 Rudy Seanez, R (11, 1)	1-3 K		2-2 L7		0-0 G6-3		2-3 K		0-0 G5-3		1-0 FC3-2	6 0 0 0 0 2 4 0 0 0 0 0 0 0													
Mike Piazza, R (1, 2) OBP: 0.406, SLG: 0.605	1-0 G6-3				2-1 G4-3		0-3 K		2-2 G1-3		1-2 K	6 1 1 0 0 2 3													
Eric Karros, R (1, 3) OBP: 0.375, SLG: 0.544					1-1 G4-3 1B		2-2 2B		4-1 FC5-4 BB		3-2 G1-3	4 1 2 1 1 0 0													
Raul Mondesi, R (1, 9) OBP: 0.346, SLG: 0.513					1-1 G4-3		2-1 F7		2-2 FC5-4 HR		1-0 1B	5 1 1 0 0 0 3													
Delino DeShields, L (1, 4) OBP: 0.342, SLG: 0.367					3-2 1B		3-3 K		0-0 HR		2-1 1B	5 3 4 3 0 1 0													
Tim Wallach, R (1, 5) OBP: 0.332, SLG: 0.424					3-2 1B		0-3 K		1-1 F9		2-1 G6-4-3	5 0 2 2 0 1 2													
Chad Fonville, S (1, 7) OBP: 0.338, SLG: 0.311 Mark Guttridge, R (8, 1) Todd Worrell, R (9, 1) Dave Hansen, L (11, PH) OBP: 0.389, SLG: 0.344 Garey Ingram, R (11, PR) OBP: 0.350, SLG: 0.283 Pedro Astacio, R (11, 1) OBP: 0.197, SLG: 0.174 Roberto Kelly, R (11, 7) OBP: 0.285, SLG: 0.341					1-2 FC5-4		2-2 1B		3-2 F7		4-1 1B SH1-4 FC3-2 BB	4 0 2 0 0 0 0 1 0 1 0													
Tom Candiotti, R (1, 1) OBP: 0.167, SLG: 0.111 John Cummings, L (7, 1) Antonio Osuna, R (8, 1) Rick Parker, R (8, 7) OBP: 0.296, SLG: 0.269					0-1 G6-3		0-3 K				1-0 SH1-4	3 0 0 0 0 2 3 0 0 0 0 0 0 0 0 0 0 0 0 0 0 0 0 0 0 1 0 0													
Inning Stats	R: 0 H: 0 E: 0 K: 1 S: 8	H: 0 LOB: 0 BB: 0 P: 12	R: 1 H: 2 E: 0 K: 0 S: 16	H: 2 LOB: 1 BB: 0 P: 24	R: 0 H: 0 E: 0 K: 0 S: 9	H: 0 LOB: 0 BB: 0 P: 12	R: 2 H: 4 E: 0 K: 1 S: 19	H: 4 LOB: 2 BB: 0 P: 30	R: 1 H: 2 E: 0 K: 0 S: 14	H: 2 LOB: 1 BB: 1 P: 24	R: 0 H: 1 E: 0 K: 3 S: 15	H: 1 LOB: 1 BB: 0 P: 20		R: 0 H: 0 E: 0 K: 2 S: 10	H: 0 LOB: 0 BB: 0 P: 12	R: 2 H: 1 E: 0 K: 0 S: 11	H: 1 LOB: 0 BB: 1 P: 21	R: 0 H: 0 E: 0 K: 0 S: 8	H: 0 LOB: 1 BB: 1 P: 15	R: 0 H: 2 E: 0 K: 0 S: 9	H: 2 LOB: 1 BB: 0 P: 17	R: 0 H: 1 E: 0 K: 1 S: 9	H: 1 LOB: 2 BB: 1 P: 16	1B: 9 SF: 0 2B: 3 SAC: 2 3B: 0 DP: 2 HR: 1 HBP: 0	WP: 1 PA: 48 PB: 0 SB: 2 CS: 0
PITCHER	IP WLS BF H R ER SO BB IBB HBP BLK WP HR S P ERA WHIP																								
Paul Quantrill, R (1, 1) ERA: 4.42	5.0		23	8	4	4	2	1	0	0	0	0	0	0	66	102	7.20	1.800							
Russ Springer, R (6, 1) ERA: 5.86	3.0		12	2	2	2	5	1	0	0	0	0	1	36	53	6.00	1.000								
Toby Borland, R (9, 1) ERA: 4.19	2.0		8	2	0	0	0	1	0	0	0	0	1	17	32	0.00	1.500								
Heathcliff Slocumb, R (11, 1) ERA: 2.8	1.0	W	5	1	0	0	1	1	0	0	0	0	0	9	16	0.00	2.000								

livebaseballscorecards.com

AB	42
R	6
H	13
RBI	6
BB	4
SO	8
LOB	16



Batter	1	2	3	4	5	6	7	8	9	AB R H RBI BB SO LOB	TOP		
Brett Butler, L OBP: 0.371, SLG: 0.382 Rick Parker, R OBP: 0.276, SLG: 0.250	3-2 G3		1-1 G6-3		0-2 E4 1B	2-2 L9			0-2 G6-3	3 1 0 0 0 0 1 2 0 0 0 0 0 1	Los Angeles Dodgers @ Philadelphia Phillies Veterans Stadium, Philadelphia, PA Fri Aug 25 1995, 7:05 PM EDT Att. 33,230 - Unknown - 82 F livebaseballscorecards.com AB 33 R 4 H 7 RBI 3 BB 4 SO 2 LOB 15		
Chad Fonville, S OBP: 0.335, SLG: 0.308	2-2 L6-3 1B		1-3 K		1-0 L5			2-1 G6-3	0-0 G3-1	5 0 1 0 0 1 1			
Mike Piazza, R OBP: 0.409, SLG: 0.604 Carlos Hernandez, R OBP: 0.213, SLG: 0.185	0-0 L6-3			4-1 G5-3 1B BB	0-1 1B			1-0 P4		2 1 1 0 1 0 1 1 0 0 0 0 0 0			
Eric Karros, R OBP: 0.374, SLG: 0.541		1-2 F9		1-2 G5-3	0-1 1B			1-0 G5-3		4 0 1 1 0 0 1			
Raul Mondesi, R OBP: 0.343, SLG: 0.509 Billy Ashley, R OBP: 0.325, SLG: 0.375		1-3 K		1-2 G5-3	0-0 F7			2-1 1B		3 0 0 0 0 1 3 1 0 1 0 0 0 0			
Delino DeShields, L OBP: 0.347, SLG: 0.369 Garey Ingram, R OBP: 0.345, SLG: 0.277		4-2 HBP BB		1-2 G3 2B 1B		4-2 G3 DI WP BB		1-0 P6		1 2 1 1 2 0 0 1 0 0 0 0 0 1			
Tim Wallach, R OBP: 0.337, SLG: 0.430 Dave Hansen, L OBP: 0.384, SLG: 0.338		1-2 HBP		0-1 2B		1-0 G3		0-0 F7		1 0 1 1 0 0 0 2 0 0 0 0 0 2			
Roberto Kelly, R OBP: 0.294, SLG: 0.339 Jim Bruske, R John Cummings, L Pedro Astacio, R OBP: 0.160, SLG: 0.167		2-0 F9		1-0 G1-3		1-2 G5-3		2-2 G1-3		2 0 0 0 0 0 3 0 0 0 0 0 0 0 1 0 0 0 0 0 0 1 0 0 0 0 0 1			
Hideo Nomo, R OBP: 0.091, SLG: 0.091 Jose Offerman, S OBP: 0.382, SLG: 0.375			1-0 G6-3 1B		1-0 G4-3		4-2 BB		2-1 G3-1	1 0 1 0 0 0 0 2 0 0 0 1 0 0			
Inning Stats	R: 0 H: 1 E: 0 LOB: 0 K: 0 BB: 0 S: 8 P: 13	R: 0 H: 0 E: 0 LOB: 2 K: 1 BB: 1 S: 11 P: 20	R: 0 H: 1 E: 0 LOB: 0 K: 1 BB: 0 S: 6 P: 9	R: 2 H: 2 E: 0 LOB: 1 K: 0 BB: 1 S: 13 P: 21	R: 1 H: 2 E: 1 LOB: 2 K: 0 BB: 0 S: 10 P: 12	R: 1 H: 0 E: 0 LOB: 1 K: 0 BB: 2 S: 11 P: 23	R: 0 H: 0 E: 0 LOB: 0 K: 0 BB: 0 S: 4 P: 8	R: 0 H: 1 E: 0 LOB: 1 K: 0 BB: 0 S: 8 P: 13	R: 0 H: 0 E: 0 LOB: 0 K: 0 BB: 0 S: 7 P: 9	1B: 6 SF: 0 2B: 2 SAC: 0 3B: 0 DP: 2 HR: 0 HBP: 1		WP: 1 PA: 38 PB: 0 SB: 0 CS: 0	
PITCHER Jeff Juden, R ERA: 3.6	IP WLS BF H R ER SO BB IBB HBP BLK WP HR S P ERA WHIP	9.0 W 38 7 4 3 2 4 0 1 0 1 0 78 128 3.00 1.222											



Batter	1	2	3	4	5	6	7	8	9
Mickey Morandini, L (1, 4) OBP: 0.359, SLG: 0.434	1-3 K		1-0 WP 3B 2B	G4-3 L8		0-0 L7		3-3 K	
Jim Eisenreich, L (1, 7) OBP: 0.374, SLG: 0.452	2-0 HR 2B		4-1 3B BB	1-2 1B WP 1B	0-1 2B 2B 1B	1-3 K			
Gregg Jefferies, S (1, 3) OBP: 0.348, SLG: 0.442	1-2 2-H HR		0-1 1B 3B	1-1 WP 1B 1B	2-2 2B 2B	1-0 G4-3			
Mark Whiten, S (1, 9) OBP: 0.317, SLG: 0.371	2-3 K		2-2 CI 1B 3B	0-1 WP 1B 1B	0-2 F7		2-3 K		
Darren Daulton, L (1, 2) OBP: 0.359, SLG: 0.401 Lenny Webster, R (4, PR) OBP: 0.315, SLG: 0.300 (5, 2)	4-2 BB		2-0 3B 1B	4-1 E 1B HR BB	1-3 K		0-0 G5-3		
Charlie Hayes, R (1, 5) OBP: 0.354, SLG: 0.433	2-3 K		2-1 F9	1-0 HR 1B	1-1 1B 2B		1-1 1B		
Andy Van Slyke, L (1, 8) OBP: 0.301, SLG: 0.335 Kevin Flora, R (7, PH) OBP: 0.297, SLG: 0.457 (8, 8)		0-1 G3-1	1-1 L9	1-0 FC4 HR	3-2 1B 1B		0-3 K		
Kevin Stocker, S (1, 6) OBP: 0.307, SLG: 0.266		3-3 K	2-0 3B	0-0 P3	1-1 1B		1-1 F9		
Jeff Juden, R (1, 1) OBP: 0.083, SLG: 0.333		3-3 K	2-3 K	2-2 HR	0-2 G5-3		1-2 G4-3		

Inning Stats	R: 2	H: 2	E: 0	K: 3	S: 17	LOB: 1	BB: 1	P: 29
	R: 0	H: 0	E: 0	K: 2	S: 8	LOB: 0	BB: 0	P: 14
	R: 5	H: 4	E: 1	K: 1	S: 18	LOB: 1	BB: 1	P: 34
	R: 7	H: 5	E: 1	K: 0	S: 19	LOB: 1	BB: 1	P: 32
	R: 3	H: 5	E: 0	K: 1	S: 22	LOB: 2	BB: 0	P: 30
	R: 0	H: 0	E: 0	K: 1	S: 5	LOB: 0	BB: 0	P: 7
	R: 0	H: 1	E: 0	K: 2	S: 9	LOB: 1	BB: 0	P: 12
	R: 0	H: 0	E: 0	K: 1	S: 8	LOB: 0	BB: 0	P: 13
	R: 0	H: 0	E: 0	K: 1	S: 8	LOB: 0	BB: 0	P: 13

PITCHER	IP	WLS	BF	H	R	ER	SO	BB	IBB	HBP	BLK	WP	HR	S	P	ERA	WHIP
Hideo Nomo, R (1, 1) ERA: 2.59	3.0	L	18	6	7	6	6	2	0	0	0	1	0	43	77	18.00	2.667
Jim Bruske, R (4, 1) ERA: 81.0	0.1		6	4	5	3	0	1	0	0	0	1	0	12	21	81.00	15.000
John Cummings, L (4, 1) ERA: 4.31	2.2		15	6	5	3	2	0	0	0	0	0	1	34	48	10.12	2.250
Pedro Astacio, R (7, 1) ERA: 4.38	2.0		7	1	0	0	3	0	0	0	0	0	0	17	25	0.00	0.500

BOTTOM

6 1 1 0 0 2 1

4 4 3 0 1 1 0

5 4 4 4 0 0 0

4 2 1 0 0 2 2

1 1 1 1 2 0 0
2 1 0 0 0 1 2

5 2 3 4 0 1 3

4 1 1 1 0 0 4
1 0 0 0 0 1 1

5 0 2 2 0 1 3

5 1 1 4 0 2 3

AB 42
R 17
H 17
RBI 16
BB 3
SO 11
LOB 19

livebaseballscorecards.com

Los Angeles Dodgers @ Philadelphia Phillies
Veterans Stadium, Philadelphia, PA

Fri Aug 25 1995, 7:05 PM EDT
Att: 33,230 - Unknown - 82 F



WP: 2 PA: 46
PB: 0
SB: 0
CS: 0

1B: 9 SF: 0
2B: 4 SAC: 0
3B: 2 DP: 0
HR: 2 HBP: 0

Batter	1	2	3	4	5	6	7	8	9	AB R H RBI BB SO LOB	TOP											
Brett Butler, L (1, 8) OBP: 0.372, SLG: 0.388	2-1 F9		0-2 G5-3			3-2 HR 1B	2-2 1-H 3B			4 1 2 1 0 0 0	Los Angeles Dodgers @ Philadelphia Phillies Veterans Stadium, Philadelphia, PA Sat Aug 26 1995, 7:05 PM EDT Att. 30,126 - Unknown - 82 F											
Jose Offerman, S (1, 6) OBP: 0.381, SLG: 0.373	0-1 F9		3-2 1B			2-2 L4	2-2 L8			4 0 1 0 0 0 2												
Mike Piazza, R (1, 2) OBP: 0.410, SLG: 0.622	3-1 HR		1-3 K			0-2 1-H HR		1-3 K		4 2 2 3 0 2 1												
Eric Karros, R (1, 3) OBP: 0.373, SLG: 0.538	3-2 1B			2-2 P3		2-3 K		1-0 G5-3		4 0 1 0 0 1 0												
Raul Mondesi, R (1, 9) OBP: 0.340, SLG: 0.505	2-3 K			2-3 K		2-3 K		0-3 K		4 0 0 0 0 4 1												
Delino DeShields, L (1, 4) OBP: 0.346, SLG: 0.366		1-1 B1-3		1-3 K		3-1 F7		4-0 FC5-4 BB		3 0 0 0 1 1 1												
Tim Wallach, R (1, 5) OBP: 0.334, SLG: 0.426		0-2 G5-3			3-2 L8		1-1 3B 1B	1-1 FC5-4 G1-3		2 0 0 0 0 0 0												
Rick Parker, R (5, 5) OBP: 0.300, SLG: 0.276								1-2 1-2		1 1 1 0 0 0 0												
Mark Guthrie, R (7, 1) Antonio Osuna, R (8, 1) Garey Ingram, R (9, PH) OBP: 0.339, SLG: 0.271								1-1 G1-3		0 0 0 0 0 0 0												
Chad Fonville, S (1, 7) OBP: 0.329, SLG: 0.302		2-2 G6-3			1-1 G6-3		1-3 K	1-1 G1-3		1 0 0 0 0 1 2												
Ismael Valdez, R (1, 1) OBP: 0.098, SLG: 0.080			0-3 K		1-3 K		2-3 K	0-0 F7		1 0 0 0 0 1 0												
Billy Ashley, R (5, PH) OBP: 0.324, SLG: 0.373										1 0 0 0 0 1 0												
Jim Bruske, R (5, 1) Dave Hansen, L (7, PH) OBP: 0.379, SLG: 0.333										0 0 0 0 0 0 0												
										2 0 0 0 0 1 2												
Inning Stats	R: 1 E: 0 K: 1 S: 14	H: 2 LOB: 1 BB: 0 P: 24	R: 0 E: 0 K: 0 S: 10	H: 0 LOB: 0 BB: 0 P: 13	R: 0 E: 0 K: 2 S: 13	H: 1 LOB: 1 BB: 0 P: 17	R: 0 E: 0 K: 2 S: 11	H: 0 LOB: 0 BB: 0 P: 16	R: 0 E: 0 K: 1 S: 11	H: 0 LOB: 0 BB: 0 P: 16	R: 2 E: 0 K: 2 S: 19	H: 2 LOB: 1 BB: 0 P: 31	R: 1 E: 0 K: 2 S: 16	H: 2 LOB: 1 BB: 0 P: 24	R: 0 E: 0 K: 2 S: 7	H: 0 LOB: 0 BB: 0 P: 9	R: 0 E: 0 K: 0 S: 5	H: 0 LOB: 1 BB: 1 P: 11	1B: 4 2B: 0 3B: 1 HR: 2	SF: 0 SAC: 0 DP: 0 HBP: 0	WP: 1 PB: 0 SB: 0 CS: 0	PA: 36
PITCHER	IP WLS BF H R ER SO BB IBB HBP BLK WP HR S P ERA WHIP																					
Sid Fernandez, L (1, 1) ERA: 4.43	5.1 W 21 5 3 3 6 0 0 0 0 0 0 2 70 102 5.06 0.938																					
Mike Williams, R (6, 1) ERA: 3.81	1.2 8 2 1 1 4 0 0 0 0 1 0 24 39 5.40 1.200																					
Toby Borland, R (8, 1) ERA: 4.04	2.0 7 0 0 0 2 1 0 0 0 0 0 0 12 20 0.00 0.500																					

livebaseballscorecards.com

AB	35
R	4
H	7
RBI	4
BB	1
SO	12
LOB	10



Batter	1	2	3	4	5	6	7	8	9
Mickey Morandini, L (1, 4) OBP: 0.360, SLG: 0.436	3-2 G3-1			1-1 SH 2B		0-2 G3		0-0 G6-3	
Kevin Stocker, S (1, 6) OBP: 0.304, SLG: 0.263	1-0 P4			1-1 SH 1B		1-1 G3		1-2 K	
Jim Eisenreich, L (1, 7) OBP: 0.373, SLG: 0.449	1-1 G3			1-0 E5 1B			2-2 G4-3		
Mark Whiten, S (1, 9) OBP: 0.325, SLG: 0.376		2-3 K		1-0 1B G6-3 1B			4-1 S G5-3 1B BB		
Charlie Hayes, R (1, 5) OBP: 0.353, SLG: 0.431		1-3 K		0-0 G6-3 1B FC6-4			3-2 SAFE SAFE G5-3		
Andy Van Slyke, L (1, 8) OBP: 0.300, SLG: 0.330		3-2 P4		0-0 G6-3	1-2 G3-1		4-0 1B BB		
Lenny Webster, R (1, 2) OBP: 0.333, SLG: 0.321			1-0 G4-6-3 1B	0-0 2B E 1B	1-0 G4-3		3-1 1-2 2-H 1B		
Kevin Elster, R (1, 3) OBP: 0.291, SLG: 0.375			0-1 G4-6-3	0-1 E 1B 2B	0-1 F8		2-2 F9		
Sid Fernandez, L (1, 1) OBP: 0.100, SLG: 0.053			1-3 K	0-1 FC6 1B 1B		2-1 G3		0-3 K	
Mike Williams, R (6, 1) OBP: 0.111, SLG: 0.111									
Toby Borland, R (8, 1)									

Inning Stats	R: 0	H: 0	E: 0	K: 0	S: 7	LOB: 0	BB: 0	P: 12	R: 0	H: 0	E: 0	K: 2	S: 11	LOB: 0	BB: 0	P: 17	R: 0	H: 1	E: 0	K: 1	S: 6	LOB: 0	BB: 0	P: 8	R: 8	H: 8	E: 2	K: 0	S: 23	LOB: 3	BB: 0	P: 30	R: 0	H: 0	E: 0	K: 0	S: 6	LOB: 0	BB: 0	P: 8	R: 0	H: 0	E: 2	K: 0	S: 7	LOB: 0	BB: 0	P: 10	R: 1	H: 1	E: 0	K: 0	S: 13	LOB: 2	BB: 2	P: 31	R: 0	H: 0	E: 0	K: 2	S: 7	LOB: 0	BB: 0	P: 8
--------------	------	------	------	------	------	--------	-------	-------	------	------	------	------	-------	--------	-------	-------	------	------	------	------	------	--------	-------	------	------	------	------	------	-------	--------	-------	-------	------	------	------	------	------	--------	-------	------	------	------	------	------	------	--------	-------	-------	------	------	------	------	-------	--------	-------	-------	------	------	------	------	------	--------	-------	------

PITCHER		IP	WLS	BF	H	R	ER	SO	BB	IBB	HBP	BLK	WP	HR	S	P	ERA	WHIP
Ismael Valdez, R (1, 1) ERA: 2.9		4.0	L	23	9	8	4	3	0	0	0	0	0	0	47	67	9.00	2.250
Jim Bruske, R (5, 1) ERA: 11.57		2.0		6	0	0	0	0	0	0	0	0	0	13	18	0.00	0.000	
Mark Guthrie, L (7, 1) ERA: 4.14		1.0		6	1	1	1	0	2	0	0	0	0	13	31	9.00	3.000	
Antonio Osuna, R (8, 1) ERA: 4.85		1.0		3	0	0	0	2	0	0	0	0	0	7	8	0.00	0.000	

BOTTOM

Los Angeles Dodgers @ Philadelphia Phillies
Veterans Stadium, Philadelphia, PA

Sat Aug 26 1995, 7:05 PM EDT
Att: 30,126 - Unknown - 82 F

AB	R	H	RBI	BB	SO	LOB
5	1	2	1	0	0	0
4	1	0	0	0	1	2
4	1	1	1	0	0	1
3	2	2	2	1	1	0
4	1	1	1	0	1	4
3	0	0	1	1	0	1
4	1	3	2	0	0	0
4	1	1	0	0	0	3
2	1	0	0	0	1	1
1	0	0	0	0	0	0
1	0	0	0	0	1	0

AB	35
R	9
H	10
RBI	8
BB	2
SO	5
LOB	12

livebaseballscores.com

WP	PA
0	38



Batter	1	2	3	4	5	6	7	8	9	AB R H RBI BB SO LOB	TOP		
Brett Butler, L (1, 8) OBP: 0.372, SLG: 0.387	3-2 L7		4-1 S 2B BB	0-0 F8		0-1 S HR 1B		3-2 G4-3		4 2 1 0 1 0 2	Los Angeles Dodgers @ Philadelphia Phillies Veterans Stadium, Philadelphia, PA Sun Aug 27 1995, 7:05 PM EDT Att. 32,889 - Unknown - 84 F		
Jose Offerman, S (1, 6) OBP: 0.382, SLG: 0.372	2-1 F7		2-3 1 SAFE 1 SAFE 1 SAFE K	2-1 F8		4-0 HR BB		1-2 HR 1B	4 2 1 0 1 1 3				
Mike Piazza, R (1, 2) OBP: 0.418, SLG: 0.651	4-0 BB		0-0 HR 2B		0-1 2B	1-0 HR		1-1 HR	4 3 4 7 1 0 0				
Eric Karros, R (1, 3) OBP: 0.371, SLG: 0.533	1-3 K		2-1 P4		4-1 BB	2-2 G5-3		1-3 K	4 0 0 0 1 2 2				
Raul Mondesi, R (1, 9) OBP: 0.339, SLG: 0.508		0-1 F7	1-2 HR		2-1 P2	3-1 F8		2-3 K FC4-6	5 1 1 2 0 1 2				
Delino DeShields, L (1, 4) OBP: 0.347, SLG: 0.369		0-2 2B	1-0 G6-3		2-2 F9		0-1 FC5-4 1B	0-0 FC4-6 1-2f	5 0 2 0 0 0 3				
Dave Hansen, L (1, 5) OBP: 0.373, SLG: 0.329		1-3 K		2-2 1B 1B	3-3 K		1-0 F7	0-0 P6	5 0 1 0 0 2 4				
Chad Fonville, S (1, 7) OBP: 0.330, SLG: 0.301		1-2 HBP		0-0 1B		0-1 E6 1B SH1-4 HR	1 SAFE 1 SAFE FC5-4 1-2f	3-2 G6-3	4 1 1 0 0 0 1				
Kevin Tapani, R (1, 1) OBP: 0.100, SLG: 0.100 Billy Ashley, R (9, PH) OBP: 0.322, SLG: 0.371 Antonio Osuna, R (9, 1)		2-2 P6		0-3 K		0-0 SH1-4	0-1 P3	0-0 G6-3	3 0 0 0 0 1 5 1 0 0 0 0 0 0 0 0 0 0 0 0 0				
Inning Stats	R: 0 E: 0 K: 1 S: 8 H: 0 LOB: 1 BB: 1 P: 18	R: 0 E: 0 K: 1 S: 13 H: 1 LOB: 2 BB: 0 P: 17	R: 3 E: 0 K: 1 S: 13 H: 2 LOB: 0 BB: 1 P: 22	R: 0 E: 0 K: 1 S: 10 H: 2 LOB: 2 BB: 0 P: 14	R: 0 E: 0 K: 1 S: 13 H: 1 LOB: 2 BB: 1 P: 24	R: 4 E: 1 K: 0 S: 11 H: 2 LOB: 0 BB: 1 P: 21	R: 0 E: 0 K: 0 S: 7 H: 1 LOB: 1 BB: 0 P: 8	R: 2 E: 0 K: 2 S: 16 H: 2 LOB: 1 BB: 0 P: 24	R: 0 E: 0 K: 0 S: 7 H: 0 LOB: 0 BB: 0 P: 10	1B: 5 2B: 3 3B: 0 HR: 3 SF: 0 SAC: 1 DP: 0 HBP: 1	WP: 1 PB: 0 SB: 2 CS: 0 PA: 45		
PITCHER	IP WLS BF H R ER SO BB IBB HBP BLK WP HR S P ERA WHIP											PITCHER	IP WLS BF H R ER SO BB IBB HBP BLK WP HR S P ERA WHIP
Tommy Greene, R (1, 1) ERA: 7.2	5.1 L 30 8 7 6 5 4 0 1 0 0 2 63 106 10.12 2.250												
Paul Fletcher, R (6, 1) ERA: 4.5	2.2 12 3 2 2 2 0 0 0 0 1 1 28 42 6.75 1.125												
Mike Mimbs, L (9, 1) ERA: 4.12	1.0 3 0 0 0 0 0 0 0 0 0 0 7 10 0.00 0.000												

livebaseballscorecards.com



Batter	1	2	3	4	5	6	7	8	9	AB	R	H	RBI	BB	SO	LOB
Mickey Morandini, L (1, 4) OBP: 0.358, SLG: 0.434	2-2 1B 1B		1-2 G6-3			1-1 P8		2-3 K		4	0	1	0	0	1	1
Jim Eisenreich, L (1, 7) OBP: 0.374, SLG: 0.460 Mike Mimbs, L (9, 1) OBP: 0.129, SLG: 0.161	2-2 1-3 1B		2-2 F8			2-2 HR		2-3 K		4	1	2	1	0	1	1
Gregg Jefferies, S (1, 3) OBP: 0.347, SLG: 0.441	2-3 K				1-2 L6	0-0 G6-3			1-0 1B	4	0	1	0	0	1	2
Mark Whiten, S (1, 9) OBP: 0.323, SLG: 0.373	2-3 1-2 K				1-0 1B	0-3 K			3-3 K	4	0	1	0	0	3	3
Charlie Hayes, R (1, 5) OBP: 0.350, SLG: 0.427	1-3 K				1-0 F9		1-0 F9		0-1 F7	4	0	0	0	0	1	4
Andy Van Slyke, L (1, 8) OBP: 0.295, SLG: 0.323		3-2 G4-3			2-2 F8			2-3 K	2-2 K	4	0	0	0	0	2	2
Lenny Webster, R (1, 2) OBP: 0.323, SLG: 0.310		1-1 G6-3				1-3 K		1-2 G4-3		3	0	0	0	0	1	0
Kevin Stocker, S (1, 6) OBP: 0.304, SLG: 0.270		2-2 G4-3				1-2 G4-3			1-1 3B	3	0	1	0	0	0	0
Tommy Greene, R (1, 1) Paul Fletcher, R (6, 1) Gary Varsho, L (8, PH) (9, 7) OBP: 0.315, SLG: 0.271			3-3 K			0-1 P9		0-0 P6		2	0	0	0	0	1	0
										0	0	0	0	0	0	0
										1	0	0	0	0	0	1

Inning Stats	R: 0	H: 2	E: 0	K: 3	S: 17	R: 0	H: 0	E: 0	K: 0	S: 10	R: 0	H: 0	E: 0	K: 1	S: 11	R: 0	H: 1	E: 0	K: 0	S: 10	R: 0	H: 0	E: 0	K: 1	S: 8	R: 1	H: 1	E: 0	K: 1	S: 9	R: 0	H: 0	E: 0	K: 1	S: 9	R: 0	H: 1	E: 0	K: 2	S: 9	R: 0	H: 1	E: 0	K: 2	S: 10	1B: 4	2B: 0	3B: 1	SF: 0	SAC: 0	DP: 0	HBP: 0	WP: 0	PA: 33
PITCHER	IP	WLS	BF	H	R	ER	SO	BB	IBB	HBP	BLK	WP	HR	S	P	ERA	WHIP																																					
Kevin Tapani, R (1, 1) ERA: 4.94	8.0	W	29	5	1	1	9	0	0	0	0	0	1	83	123	1.12	0.625																																					
Antonio Osuna, R (9, 1) ERA: 4.7	1.0		4	1	0	0	2	0	0	0	0	0	0	10	16	0.00	1.000																																					

BOTTOM

Los Angeles Dodgers @ Philadelphia Phillies
Veterans Stadium, Philadelphia, PA

Sun Aug 27 1995, 7:05 PM EDT
Att: 32,889 - Unknown - 84 F

livebaseballscores.com

AB	33
R	1
H	6
RBI	1
BB	0
SO	11
LOB	14



Batter	1	2	3	4	5	6	7	8	9	AB R H RBI BB SO LOB	TOP											
Kevin Flora, R OBP: 0.286, SLG: 0.425 (1, 8) C B F X	1-2 G5-3 ①		2-2 23 HR 1B C B B F X		0-0 P3 X		0-1 F7 C X		0-1 F8 C X	5 1 1 0 0 0 2												
23 Kevin Jordan, R OBP: 0.241, SLG: 0.464 (1, 4) B F X	1-1 G5-3 ②		1-0 SAFE 1-H HR B X		1-0 G6-4-3 2B B X		1-1 P5 C B X			4 1 2 2 0 0 0												
Gregg Jefferies, S OBP: 0.349, SLG: 0.444 (1, 3) B B F F X	2-2 L7 ③		0-1 G6-3 C X		0-2 G6-4-3 1B F F F X		1-0 F8 1B 2B B X			4 1 2 0 0 0 0												
Mark Whiten, S OBP: 0.322, SLG: 0.368 (1, 9) B B X		2-0 G5-3 ①		1-0 P3 B X		1-2 G6-4-3 1-2f 2-3 C S F B X		4-1 1B BB B B C B B		3 0 0 0 1 0 2												
Charlie Hayes, R OBP: 0.347, SLG: 0.423 (1, 5) C B F B X	1-2 G6-3 ②			1-0 G1-3 B X		0-1 F8 M X		2-0 F8 2-3 B B X		4 0 0 0 0 0 3												
Lenny Webster, R OBP: 0.340, SLG: 0.374 (1, 2) B B B B X		3-0 HR B B B B X		3-1 2B B B B B C X			0-2 G5-3 X C B F X		0-0 1-2 3-H 1B B B X	4 1 3 2 0 0 0												
Jim Eisenreich, L OBP: 0.373, SLG: 0.457 (1, 7) F X	0-1 G4-3 ③			2-1 G6-3 B C C X			0-0 FC9-6 1B X		0-0 P6 X	4 0 1 0 0 0 3												
Kevin Elster, R OBP: 0.276, SLG: 0.353 Mickey Morandini, L OBP: 0.358, SLG: 0.433 (9, PH) C B B B X			3-3 K C B B B X		0-2 F9 F X		0-1 FC9-6 1B 1-2f C X		3-3 K S C B B B X	3 0 0 0 0 1 1 1 0 0 0 0 1 0												
Paul Quantrill, L OBP: 0.170, SLG: 0.114 Mike Mimbs, L OBP: 0.129, SLG: 0.161 Toby Borland, R Gary Varsho, L OBP: 0.312, SLG: 0.267 (9, PH) C B B B X	(1, 1) (7, 1) (7, 1) (9, PH)		1-3 K C B B B X		0-1 G5-3 C X		0-0 1-2 1B X		1-2 G3 B B B X	3 0 1 0 0 1 0 0 0 0 0 0 0 0 0 0 0 0 0 0 0 1 0 0 0 0 0 0												
Inning Stats	R: 0 E: 0 K: 0 S: 8	H: 0 LOB: 0 BB: 0 P: 12	R: 1 E: 0 K: 0 S: 8	H: 1 LOB: 0 BB: 0 P: 14	R: 2 E: 0 K: 2 S: 16	H: 2 LOB: 0 BB: 0 P: 23	R: 0 E: 0 K: 0 S: 6	H: 1 LOB: 1 BB: 0 P: 13	R: 0 E: 0 K: 0 S: 7	H: 0 LOB: 0 BB: 0 P: 7	R: 0 E: 0 K: 0 S: 11	H: 2 LOB: 1 BB: 0 P: 13	R: 0 E: 0 K: 0 S: 10	H: 2 LOB: 2 BB: 0 P: 10	R: 1 E: 0 K: 0 S: 7	H: 2 LOB: 2 BB: 1 P: 15	R: 0 E: 0 K: 1 S: 12	H: 0 LOB: 0 BB: 0 P: 16	1B: 5 2B: 3 3B: 0 HR: 2	SF: 0 SAC: 0 DP: 1 HBP: 0	WP: 0 PB: 0 SB: 0 CS: 0	PA: 37
PITCHER	IP WLS BF H R ER SO BB IBB HBP BLK WP HR S P ERA WHIP																					
Terry Mulholland, L ERA: 6.4 Chris Hook, R ERA: 5.24 Scott Service, R ERA: 2.87 Shawn Barton, L ERA: 4.04 Rod Beck, R ERA: 4.89	(1, 1) (8, 1) (8, 1) (8, 1) (9, 1)	7.0 0.1 0.1 0.1 1.0	W S S	28 3 2 1 3	8 1 1 0 0	3 1 0 0 0	2 0 0 0 1	0 1 0 0 0	0 0 0 0 0	0 0 0 0 0	0 0 0 0 0	0 0 0 0 0	2 4 1 12	66 4 2 1 12	92 10 4 1 16	3.86 27.00 0.00 0.00 0.00	1.143 6.000 3.000 0.000 0.000					

Philadelphia Phillies @ San Francisco Giants
Candlestick Park, San Francisco, CA
Tue Aug 29 1995, 6:33 AM EDT
Att. 11,304 - Sunny - 70 F

livebaseballscorecards.com

AB	36
R	4
H	10
RBI	4
BB	1
SO	3
LOB	11



Batter	1	2	3	4	5	6	7	8	9
Deion Sanders, L OBP: 0.310, SLG: 0.395 (1, 8)	1-3 1B		2-2 1B		0-0 1B		2-0 2B	1-2 1B	
Robby Thompson, R OBP: 0.300, SLG: 0.313 (1, 4)	2-0 1B		4-2 1B		1-3 1B		0-1 1B	1-2 1B	
Barry Bonds, L OBP: 0.433, SLG: 0.567 (1, 7)	4-0 1B		1-3 1B		4-2 1B		0-2 2B		
Matt Williams, R OBP: 0.406, SLG: 0.679 (1, 5)	1-0 1B		0-0 1B		0-1 1B		4-0 IBB		
Glenallen Hill, R OBP: 0.318, SLG: 0.464 (1, 9)		0-0 1B	3-2 1B			0-0 1B	1-2 1B		
Mark Carreon, R OBP: 0.345, SLG: 0.483 (1, 3)		0-0 1B		4-2 BB		0-1 1B	2-0 2B		
Royce Clayton, R OBP: 0.302, SLG: 0.348 (1, 6)		3-2 1B		0-0 1-2f		2-1 1B	1-3 2B		
Kirt Manwaring, R OBP: 0.312, SLG: 0.327 (1, 2)		1-2 1B		3-3 1-2			1-2 1B	1-0 1B	
Terry Mulholland, R OBP: 0.083, SLG: 0.200 (7, PH)		1-2 1B		1-3 1B			1-2 1B	1-2 1-2f	

Inning Stats	R: 0	H: 0	E: 0	K: 1	S: 5	LOB: 1	BB: 1	P: 13
	R: 2	H: 2	E: 0	K: 1	S: 14	LOB: 0	BB: 0	P: 19
	R: 0	H: 1	E: 0	K: 1	S: 13	LOB: 2	BB: 1	P: 23
	R: 0	H: 0	E: 0	K: 2	S: 10	LOB: 1	BB: 1	P: 18
	R: 0	H: 0	E: 0	K: 1	S: 9	LOB: 1	BB: 1	P: 14
	R: 0	H: 0	E: 0	K: 0	S: 5	LOB: 0	BB: 0	P: 7
	R: 4	H: 5	E: 0	K: 1	S: 21	LOB: 2	BB: 1	P: 33
	R: 0	H: 2	E: 1	K: 0	S: 12	LOB: 1	BB: 0	P: 16

PITCHER															PITCHER																		
IP	WLS	BF	H	R	ER	SO	BB	IBB	HBP	BLK	WP	HR	S	P	ERA	WHIP	IP	WLS	BF	H	R	ER	SO	BB	IBB	HBP	BLK	WP	HR	S	P	ERA	WHIP
Paul Quantrill, R (1, 1)	6.1	L	29	6	5	5	6	4	0	0	0	1	65	107	7.11	1.579																	
Mike Mimbs, L (7, 1)	0.0		2	1	0	0	0	0	1	0	0	0	3	7	∞	∞																	
Toby Borland, R (7, 1)	1.2		7	3	1	1	1	0	0	0	0	0	21	29	5.40	1.800																	

AB	R	H	RBI	BB	SO	LOB
5	1	3	0	0	1	0
4	1	1	1	1	1	1
2	1	1	2	2	1	2
3	0	0	0	1	0	4
4	1	1	0	0	0	4
3	1	2	3	1	0	0
4	0	0	0	0	2	3
4	0	1	0	0	1	1
2	0	0	0	0	1	1
1	1	1	0	0	0	0
0	0	0	0	0	0	0
0	0	0	0	0	0	0
0	0	0	0	0	0	0
1	0	0	0	0	0	1
0	0	0	0	0	0	0

AB	R	H	RBI	BB	SO	LOB
33	6	10	6	5	7	17

BOTTOM

Philadelphia Phillies @ San Francisco Giants
Candlestick Park, San Francisco, CA

Tue Aug 29 1995, 6:33 AM EDT
Att: 11,304 - Sunny - 70 F



WP	HR	S	P	ERA	WHIP
0	0	0	0	0	0

Batter	1	2	3	4	5	6	7	8	9	AB R H RBI BB SO LOB	TOP	
Mickey Morandini, L (1, 4) OBP: 0.357, SLG: 0.429	0-3 K			4-1 FC3-6 BB		0-0 L7		1-0 F9		3 0 0 0 1 1 0		
Jim Eisenreich, L (1, 7) OBP: 0.374, SLG: 0.468 Ricky Bottalico, L (8, 1)	0-1 G6-3			1-1 FC3-6 BB 1-2f		1-1 HR		2-1 1B		4 1 2 1 0 0 1 0 0 0 0 0 0 0		
Gregg Jefferies, S (1, 3) OBP: 0.346, SLG: 0.439	0-2 P1			2-3 K		1-2 G5-3		0-3 K		4 0 0 0 0 2 2		
Mark Whiten, S (1, 9) OBP: 0.329, SLG: 0.374				4-1 G4-6-3 BB		3-3 K		1-1 2B		2 0 1 0 2 1 0		
Charlie Hayes, R (1, 5) OBP: 0.344, SLG: 0.419				2-1 G4-6-3 1-2f		0-0 F9		0-0 F7		4 0 0 0 0 0 4		
Andy Van Slyke, L (1, 8) OBP: 0.299, SLG: 0.328				1-3 K		2-0 P6		2-0 WP 2B		3 0 1 0 0 1 0		
Lenny Webster, R (1, 2) OBP: 0.337, SLG: 0.362				0-0 G4-3		4-1 1B BB		0-0 P5		3 0 0 0 1 0 3		
Kevin Stocker, S (1, 6) OBP: 0.303, SLG: 0.270				2-2 K		0-0 23 L1-3 1B		3-3 K		4 0 1 0 0 2 3		
Jeff Juden, R (1, 1) OBP: 0.077, SLG: 0.308 23 Kevin Jordan, R (5, PH) OBP: 0.233, SLG: 0.448 Russ Springer, R (5, 1) Gary Varsho, L (8, PH) OBP: 0.309, SLG: 0.264 (8, 7)				3-3 K		0-1 L1-3 1-2		2-2 P4		1 0 0 0 0 1 0 1 0 0 0 0 0 2 0 0 0 0 0 0 0 1 0 0 0 0 0 0		
Inning Stats	R: 0 H: 0 E: 0 LOB: 0 K: 1 BB: 0 S: 8 P: 8	R: 0 H: 0 E: 0 LOB: 0 K: 1 BB: 1 S: 6 P: 13	R: 0 H: 0 E: 0 LOB: 0 K: 2 BB: 0 S: 10 P: 15	R: 0 H: 0 E: 0 LOB: 2 K: 1 BB: 2 S: 9 P: 20	R: 0 H: 1 E: 0 LOB: 1 K: 0 BB: 1 S: 5 P: 11	R: 1 H: 1 E: 0 LOB: 0 K: 1 BB: 0 S: 9 P: 14	R: 0 H: 1 E: 0 LOB: 1 K: 1 BB: 0 S: 6 P: 11	R: 0 H: 1 E: 0 LOB: 1 K: 1 BB: 0 S: 9 P: 14	R: 0 H: 1 E: 0 LOB: 2 K: 0 BB: 0 S: 11 P: 17	1B: 2 SF: 0 2B: 3 SAC: 0 3B: 0 DP: 2 HR: 1 HBP: 1	WP: 1 PA: 35 PB: 0 SB: 0 CS: 0	
PITCHER William Van Lanningham, R (1, 1) ERA: 3.94 Rod Beck, R (9, 1) ERA: 4.83	IP WLS BF H R ER SO BB IBB HBP BLK WP HR S P ERA WHIP	8.1 W 33 5 1 1 8 4 0 1 0 1 1 66 113 1.08 1.080	0.2 S 2 0 0 0 0 0 0 0 0 0 0 0 7 10 0.00 0.000	PITCHER IP WLS BF H R ER SO BB IBB HBP BLK WP HR S P ERA WHIP								

Philadelphia Phillies @ San Francisco Giants
Candlestick Park, San Francisco, CA

Wed Aug 30 1995, 6:33 AM EDT
Att. 11,635 - Sunny - 60 F

livebaseballscorecards.com

AB	30
R	1
H	5
RBI	1
BB	4
SO	8
LOB	15



Batter	1	2	3	4	5	6	7	8	9	AB	R	H	RBI	BB	SO	LOB
Deion Sanders, L (1, 8) OBP: 0.309, SLG: 0.393	2-2 G3	0-2 L9			1-3 K2-3		2-1 FC6-5 1B			4	0	1	0	0	1	1
Robby Thompson, R (1, 4) OBP: 0.303, SLG: 0.322	2-2 HR		1-0 G6-3		4-2 BB		2-2 FC6-5			3	1	1	1	1	0	1
Barry Bonds, L (1, 7) OBP: 0.429, SLG: 0.561	3-3 K		1-3 K		2-3 K		2-1 P5			4	0	0	0	0	3	2
Matt Williams, R (1, 5) OBP: 0.398, SLG: 0.663	1-2 P6		1-2 G5-3		1-3 K			2-3 K2-3		4	0	0	0	0	2	1
Glenallen Hill, R (1, 9) J.R. Phillips, L (5, 3) OBP: 0.319, SLG: 0.466 OBP: 0.244, SLG: 0.324		0-1 2B G4-3 2B		0-1 E5 WP		3-1 F9		2-3 K2-3		2	2	1	0	0	0	0
Mark Carreon, R (1, 3) (5, 9)		1-2 G4-3 2B		4-1 WP 1-2 BB		3-2 K		0-1 G6-3		3	1	1	0	1	1	0
Royce Clayton, R (1, 6)		0-2 G4-3		0-3 K		2-2 1B				3	0	1	1	0	1	3
Kirt Manwaring, R (1, 2) OBP: 0.312, SLG: 0.330		1-1 2B		1-3 K		0-3 K				3	0	1	1	0	2	2
William Van Landingham, R (1, 1) Rod Beck, R (9, 1) OBP: 0.171, SLG: 0.293 OBP: 0.353, SLG: 0.333		1-3 K		1-3 K			2-3 K			3	0	0	0	0	3	2
										0	0	0	0	0	0	0

Inning Stats	R: 1	H: 1	E: 0	K: 1	S: 14	H: 1	LOB: 0	BB: 0	P: 22	R: 2	H: 3	E: 0	K: 1	S: 16	H: 0	LOB: 1	BB: 0	P: 19	R: 0	H: 0	E: 0	K: 1	S: 7	H: 0	LOB: 0	BB: 0	P: 10	R: 1	H: 0	E: 1	K: 3	S: 14	H: 0	LOB: 1	BB: 1	P: 19	R: 0	H: 0	E: 0	K: 3	S: 11	H: 0	LOB: 1	BB: 1	P: 19	R: 0	H: 1	E: 0	K: 2	S: 13	H: 1	LOB: 1	BB: 0	P: 21	R: 0	H: 1	E: 0	K: 1	S: 11	H: 0	LOB: 0	BB: 0	P: 12	R: 0	H: 0	E: 0	K: 2	S: 8	H: 0	LOB: 0	BB: 0	P: 12
--------------	------	------	------	------	-------	------	--------	-------	-------	------	------	------	------	-------	------	--------	-------	-------	------	------	------	------	------	------	--------	-------	-------	------	------	------	------	-------	------	--------	-------	-------	------	------	------	------	-------	------	--------	-------	-------	------	------	------	------	-------	------	--------	-------	-------	------	------	------	------	-------	------	--------	-------	-------	------	------	------	------	------	------	--------	-------	-------

PITCHER	IP	WLS	BF	H	R	ER	SO	BB	IBB	HBP	BLK	WP	HR	S	P	ERA	WHIP
Jeff Juden, R (1, 1) ERA: 3.92	4.0	L	18	4	4	3	6	1	0	0	0	1	1	51	70	6.75	1.250
Russ Springer, R (5, 1) ERA: 5.58	3.0		12	2	0	0	6	1	0	0	0	0	0	35	59	0.00	1.000
Ricky Bottalico, R (8, 1) ERA: 2.45	1.0		3	0	0	0	2	0	0	0	0	0	0	8	12	0.00	0.000

BOTTOM

Philadelphia Phillies @ San Francisco Giants
Candlestick Park, San Francisco, CA

Wed Aug 30 1995, 6:33 AM EDT
Att: 11,635 - Sunny - 60 F

livebaseballscorecards.com

AB	31
R	4
H	6
RBI	3
BB	2
SO	14
LOB	12

GIANTS

1B:	2	SF:	0	WP:	1	PA:	33
2B:	3	SAC:	0	PB:	0		
3B:	0	DP:	0	SB:	3		
HR:	1	HBP:	0	CS:	0		

Batter	1	2	3	4	5	6	7	8	9	AB R H RBI BB SO LOB	TOP																								
Mickey Morandini, L OBP: 0.355, SLG: 0.426 (1, 4)	1-2 G5-3		0-0 G4-3		3-3 K			0-1 F9	2-0 1B	5 0 1 1 0 1 0																									
Jim Eisenreich, L OBP: 0.375, SLG: 0.465 (1, 7)	4-1 BB			2-3 K		1-2 F9		1-0 G1-3	1-2 1B	4 0 1 2 1 1 0																									
Gregg Jefferies, S OBP: 0.346, SLG: 0.446 Heathcliff Slocumb, R (1, 3) (9, 1)	3-2 P6			2-1 FC4-6 1B		1-0 G6-3		0-2 HR	3-3 K	5 1 2 1 0 1 3 0 0 0 0 0 0 0																									
Mark Whiten, S OBP: 0.331, SLG: 0.388 (1, 9)	3-1 L8			1-1 FC4-6 1B WP		3-2 G1-3		3-0 HR	3-2 FC6-4 1B	5 2 2 1 0 0 2																									
Charlie Hayes, R OBP: 0.344, SLG: 0.419 (1, 5)			1-3 K		0-1 WP 1B		0-0 G6-4-3 BB 1B	2-1 F7	0-0 FC6-4	5 0 2 0 0 1 3																									
Andy Van Slyke, L OBP: 0.307, SLG: 0.327 (1, 8)			3-3 K		4-0 1B		4-2 G6-4-3 BB		4-2 SH3-4 BB 1B	1 1 0 0 3 1 0																									
Mike Lieberthal, R (1, 2)			2-3 K		1-2 IBB		0-2 G6-4-3		4-2 1B SH3-4 BB	3 1 0 0 1 1 4																									
Kevin Stocker, S OBP: 0.303, SLG: 0.268 (1, 6)			3-2 F8		1-0 F8		4-0 G6-3		2-0 SH3-4	2 0 0 0 1 0 0																									
Sid Fernandez, L OBP: 0.087, SLG: 0.045 Ricky Bottalico, L (1, 1) (7, 1)			2-3 K		0-3 K		0-2 FC6-4		4-0 1B IBB	3 0 0 0 0 2 2 0 0 0 0 0 0 0 0 0 0 0 0 0 0 0 1 0 0 1 0 0 0 0 0 0 0 0 0																									
Gary Varsho, L OBP: 0.309, SLG: 0.264 23 Kevin Jordan, R OBP: 0.258, SLG: 0.448 Kevin Elster, R OBP: 0.276, SLG: 0.353 (9, PH) (9, PH) (9, 3)																																			
Inning Stats	R: 0 E: 0 K: 0 S: 9	H: 0 LOB: 1 BB: 1 P: 20	R: 0 E: 0 K: 3 S: 14	H: 0 LOB: 0 BB: 0 P: 20	R: 0 E: 0 K: 1 S: 8	H: 0 LOB: 0 BB: 0 P: 13	R: 1 E: 0 K: 1 S: 10	H: 2 LOB: 2 BB: 1 P: 20	R: 0 E: 0 K: 2 S: 11	H: 0 LOB: 0 BB: 0 P: 14	R: 0 E: 0 K: 0 S: 7	H: 0 LOB: 0 BB: 0 P: 12	R: 0 E: 0 K: 0 S: 9	H: 1 LOB: 2 BB: 2 P: 17	R: 2 E: 0 K: 0 S: 9	H: 2 LOB: 0 BB: 0 P: 15	R: 3 E: 0 K: 1 S: 17	H: 3 LOB: 3 BB: 3 P: 39	1B: 6 2B: 0 3B: 0 HR: 2	SF: 0 SAC: 1 DP: 1 HBP: 0	WP: 1 PB: 0 SB: 0 CS: 0	PA: 41													
PITCHER	IP WLS BF H R ER SO BB IBB HBP BLK WP HR S P ERA WHIP																																		
Jamie Brewington, R ERA: 3.1 Shawn Barton, L ERA: 4.46 Scott Service, R ERA: 3.86 Pat Gomez, L ERA: 7.56 Jose Bautista, R ERA: 6.6	(1, 1) (8, 1) (8, 1) (9, 1) (9, 1)	7.0 0.2 0.2 0.1 0.1	L 4 4 5 1	27 2 0 3 0	3 2 0 3 0	1 2 2 1 0	1 0 2 1 0	7 0 0 1 0	2 0 2 0 0	2 0 0 1 0	0 0 0 0 0	0 0 0 0 0	1 0 0 10 1	116 7 8 23 1	1.29 27.00 27.00 27.00 0.00	0.714 3.000 3.000 9.000 0.000																			

Philadelphia Phillies @ San Francisco Giants
Candlestick Park, San Francisco, CA
Thu Aug 31 1995, 6:33 AM EDT
Att. 11,265 - Sunny - 69 F

livebaseballscorecards.com

AB	33
R	6
H	8
RBI	5
BB	7
SO	8
LOB	14



Batter	1	2	3	4	5	6	7	8	9	AB R H RBI BB SO LOB
Deion Sanders, L (1, 8) OBP: 0.312, SLG: 0.390	1-0 F7		4-2 BB		1-0 P5			4-0 BB		2 0 0 0 2 0 0
Robby Thompson, R (1, 4) OBP: 0.302, SLG: 0.319	3-1 P3		0-1 L8			4-1 FC6-4 BB		1-3 K		3 0 0 0 1 1 2
Barry Bonds, L (1, 7) OBP: 0.426, SLG: 0.556	2-3 K			3-1 P4		0-0 P5		0-2 F7		4 0 0 0 0 1 2
Matt Williams, R (1, 5) OBP: 0.390, SLG: 0.648		0-2 F9		2-1 G5-3		0-0 FC6-4		1-3 K		4 0 0 0 0 1 2
Mark Carreon, R (1, 9) OBP: 0.349, SLG: 0.485		0-1 P3		1-0 1B		1-0 F7		3-2 1B		4 0 2 0 0 0 1
Royce Clayton, R (1, 6) OBP: 0.306, SLG: 0.350		4-1 BB		2-1 1B		0-0 1B		1-3 K		3 0 2 0 1 1 1
Steve Scarosone, R (1, 3) OBP: 0.335, SLG: 0.503		0-3 K		0-2 F2		1-3 K		1-1 F9		4 0 0 0 0 2 5
Kirt Manwaring, R (1, 2) OBP: 0.311, SLG: 0.329			0-3 K		0-0 F9		3-2 F7		0-0 1B	4 0 1 0 0 1 1
Jamie Brewington, R (1, 1) OBP: 0.176, SLG: 0.176			1-3 K		3-3 K		2-0 P2		0-0 G4-3	2 0 0 0 0 0 2 0
Glenallen Hill, R (7, PH) OBP: 0.318, SLG: 0.465										1 0 0 0 0 0 0 1
Shawn Barton, R (8, 1)										0 0 0 0 0 0 0 0
Scott Service, R (8, 1)										0 0 0 0 0 0 0 0
Pat Gomez, L (9, 1)										0 0 0 0 0 0 0 0
Jose Bautista, R (9, 1)										0 0 0 0 0 0 0 0
Tom Lampkin, L (9, PH) OBP: 0.377, SLG: 0.377										1 0 0 0 0 0 0 2

Inning Stats	R: 0	H: 0	E: 0	K: 1	S: 7	R: 0	H: 0	E: 0	K: 1	S: 9	R: 0	H: 0	E: 0	K: 2	S: 11	R: 0	H: 2	E: 0	K: 0	S: 10	R: 0	H: 0	E: 0	K: 1	S: 5	R: 0	H: 0	E: 0	K: 0	S: 4	R: 0	H: 1	E: 0	K: 1	S: 9	R: 0	H: 0	E: 0	K: 2	S: 9	R: 0	H: 2	E: 0	K: 1	S: 11	1B: 5	2B: 0	3B: 0	HR: 0	SF: 0	SAC: 0	DP: 0	HBP: 0	WP: 0	PB: 0	SB: 2	CS: 0	PA: 36
--------------	------	------	------	------	------	------	------	------	------	------	------	------	------	------	-------	------	------	------	------	-------	------	------	------	------	------	------	------	------	------	------	------	------	------	------	------	------	------	------	------	------	------	------	------	------	-------	-------	-------	-------	-------	-------	--------	-------	--------	-------	-------	-------	-------	--------

PITCHER	IP	WLS	BF	H	R	ER	SO	BB	IBB	HBP	BLK	WP	HR	S	P	ERA	WHIP
Sid Fernandez, L (1, 1) ERA: 4.1	6.2	W	26	3	0	0	6	3	0	0	0	0	0	54	90	0.00	0.900
Ricky Bottalico, R (7, 1) ERA: 2.41	1.1		5	0	0	0	2	1	0	0	0	0	0	10	18	0.00	0.750
Heathcliff Slocumb, R (9, 1) ERA: 2.75	1.0		5	2	0	0	1	0	0	0	0	0	0	11	16	0.00	2.000


BOTTOM

Philadelphia Phillies @ San Francisco Giants
Candlestick Park, San Francisco, CA

Thu Aug 31 1995, 6:33 AM EDT
Att. 11,265 - Sunny - 69 F

livebaseballscorecards.com

AB 32
R 0
H 5
RBI 0
BB 4
SO 9
LOB 17



Batter	1	2	3	4	5	6	7	8	9	AB R H RBI BB SO LOB	TOP	
Kevin Flora, R (1, 8) OBP: 0.261, SLG: 0.386 Andy Van Slyke, L (9, PH) OBP: 0.305, SLG: 0.325	1-2 F9		1-3 K		1-3 K		0-3 K		0-2 F9	4 0 0 0 0 3 2 1 0 0 0 0 0 0	Philadelphia Phillies @ San Diego Padres Jack Murphy Stadium, San Diego, CA Fri Sep 01 1995, 10:05 PM EDT Att. 18,125 - Unknown - 78 F livebaseballscorecards.com	
23 Kevin Jordan, R (1, 4) OBP: 0.250, SLG: 0.412	2-2 F8			2-1 F8 FC4-6 1B	3-1 F8		1-1 L6		0-3 K	5 1 1 0 0 1 1		
Gregg Jefferies, S (1, 3) OBP: 0.345, SLG: 0.443	0-1 F8			1-0 FC4-6 1-2 1B		0-0 F8		0-2 G4-3	0-0 G4-3	5 0 1 0 0 0 0		
Mark Whiten, S (1, 9) OBP: 0.329, SLG: 0.399		2-0 F9		0-0 F8		2-1 HR		1-1 G1		4 1 1 1 0 0 2		
Charlie Hayes, R (1, 5) OBP: 0.344, SLG: 0.417		2-2 P4		2-2 FC4-6 1B 1-2f 3-H		2-3 K		3-2 BB 1B BB 1B		4 1 1 1 0 1 1		
Gene Schall, R (1, 7) OBP: 0.556, SLG: 0.563		1-3 K		2-0 1B 1-2 1B		3-2 1B 1B		0-1 BB BB 1B		4 0 3 0 0 1 0		
Lenny Webster, R (1, 2) OBP: 0.343, SLG: 0.361			1-1 P4	2-3 K		2-1 1B 1-2 1B		4-2 BB BB		3 0 1 0 1 1 2		
Kevin Stocker, S (1, 6) OBP: 0.306, SLG: 0.272 Jim Eisenreich, L (8, PH) OBP: 0.377, SLG: 0.465 Kevin Elster, R (8, 6) OBP: 0.276, SLG: 0.353			1-1 SH3-4 1B		3-2 SH5-4 1B		1-3 K		4-2 BB BB	3 0 2 0 0 1 2 0 0 0 1 1 0 0 0 0 0 0 0 0 0		
Mike Grace, R (1, 1) Mike Mims, L (5, 1) OBP: 0.129, SLG: 0.161 Russ Springer, R (5, 1) Gary Varsho, L (7, PH) OBP: 0.305, SLG: 0.261 Mike Williams, R (7, 1) OBP: 0.111, SLG: 0.111 Mickey Morandini, L (8, PH) OBP: 0.354, SLG: 0.425 Toby Sorland, R (8, 1)			1-1 SH3-4		0-0 SH5-4		2-1 G4-3		0-3 K	0 1 0 1 0 0 0 0 1 3 0 0 0 0 0 0 0		
Inning Stats	R: 0 H: 0 E: 0 LOB: 0 K: 0 BB: 0 S: 9 P: 12	R: 0 H: 0 E: 0 LOB: 0 K: 1 BB: 0 S: 7 P: 12	R: 0 H: 1 E: 0 LOB: 1 K: 1 BB: 0 S: 9 P: 13	R: 1 H: 3 E: 0 LOB: 2 K: 1 BB: 0 S: 12 P: 21	R: 0 H: 1 E: 0 LOB: 1 K: 1 BB: 0 S: 10 P: 17	R: 1 H: 3 E: 0 LOB: 2 K: 2 BB: 0 S: 15 P: 25	R: 0 H: 0 E: 0 LOB: 0 K: 1 BB: 0 S: 7 P: 10	R: 1 H: 2 E: 0 LOB: 3 K: 1 BB: 2 S: 20 P: 32	R: 0 H: 0 E: 0 LOB: 0 K: 1 BB: 0 S: 7 P: 7	1B: 9 SF: 0 2B: 0 SAC: 2 3B: 0 DP: 0 HR: 1 HBP: 0		WP: 0 PA: 39 PB: 0 SB: 0 CS: 0
PITCHER	IP WLS BF H R ER SO BB IBB HBP BLK WP HR S P ERA WHIP											
Fernando Valenzuela, L (1, 1) ERA: 4.92	5.2 W 25 8 2 2 5 0 0 0 0 0 0 1 58 95 3.18 1.412											
Scott Sanders, R (6, 1) ERA: 4.35	2.0 9 2 1 1 2 1 0 0 0 0 0 0 25 37 4.50 1.500											
Doug Bochtler, R (8, 1) ERA: 1.82	0.1 2 0 0 0 1 1 0 0 0 0 0 0 6 10 0.00 3.000											
Trevor Hoffman, R (9, 1) ERA: 4.57	1.0 S 3 0 0 0 1 0 0 0 0 0 0 0 7 7 0.00 0.000											



Batter	1	2	3	4	5	6	7	8	9	AB	R	H	RBI	BB	SO	LOB
Bip Roberts, S OBP: 0.365, SLG: 0.399 (1, 8) BB: 1 F: 1 X: 1 (8, 7)	2-1 G4-3 S 1B	1-2 FC4-6 1-2f			2-2 1B S	0-1 P5				4	2	2	0	0	0	1
Jody Reed, R OBP: 0.357, SLG: 0.311 (1, 4) SAFE: 1 SAFE: 1 BB: 1 BB: 1 SAFE: 1 S: 1 X: 1	3-2 G4-3 1-3		1-1 L8		3-2 1B 1B 1-H	3-2 P5				4	1	1	1	0	0	1
Tony Gwynn, L OBP: 0.395, SLG: 0.475 (1, 9) F: 1 X: 1	0-1 1B 1B 3-H		1-0 G4-3		2-2 1B 1B 1-3 HR	0-1 F8				4	1	2	1	0	0	0
Ken Caminiti, S OBP: 0.373, SLG: 0.479 (1, 5) C: 1 X: 1	0-1 1B 1-2		1-2 F8		1-0 1B 1-2 HR 1B 3-H		1-1 G6-3			4	1	2	1	0	0	0
Scott Livingstone, L OBP: 0.374, SLG: 0.504 (1, 3) C: 1 C: 1 C: 1	0-3 K			0-0 B1-3 2B	0-0 HR 1-H 2-H		0-3 K			2	0	1	0	0	1	2
Arch Cianfrocco, R OBP: 0.357, SLG: 0.494 (5, PH) (6, 3)										2	1	1	3	0	1	0
Phil Plantier, L OBP: 0.336, SLG: 0.389 (1, 7) BB: 1 BB: 1 C: 1 F: 1 S: 1 X: 1	3-2 F8		1-1 F7		2-0 WP 1B		1-3 K			4	0	1	0	0	1	3
Doug Bochtler, R (8, 1)										0	0	0	0	0	0	0
Trevor Hoffman, R OBP: 0.500, SLG: 1.000 (9, 1)										0	0	0	0	0	0	0
Brad Ausmus, R OBP: 0.355, SLG: 0.408 (1, 2)		2-3 K		1-0 B1-3	2-2 P4		0-0 L6			4	0	0	0	0	1	2
Andujar Cedeno, R OBP: 0.280, SLG: 0.333 (1, 6)		2-3 K		2-3 K	1-2 P4		1-1 G6-3			3	0	0	0	1	2	1
Fernando Valenzuela, L OBP: 0.217, SLG: 0.391 (1, 1)		0-0 K		0-3 K	4-0 IBB		1-1 G6-3			3	0	1	0	0	0	2
Scott Sanders, R OBP: 0.321, SLG: 0.333 (6, 1)										0	0	0	0	0	0	0
Steve Finley, L OBP: 0.373, SLG: 0.447 (8, 8)										1	0	0	0	0	0	0

Inning Stats	R: 1	H: 3	E: 0	K: 1	S: 16	H: 3	LOB: 2	BB: 0	P: 24	R: 0	H: 1	E: 0	K: 2	S: 10	H: 0	LOB: 0	BB: 0	P: 15	R: 0	H: 0	E: 0	K: 0	S: 6	R: 0	H: 1	E: 0	K: 1	S: 7	H: 6	LOB: 2	BB: 1	P: 38	R: 0	H: 0	E: 0	K: 0	S: 8	H: 0	LOB: 0	BB: 0	P: 11	R: 0	H: 0	E: 0	K: 2	S: 9	H: 0	LOB: 0	BB: 0	P: 11	R: 0	H: 0	E: 0	K: 0	S: 5	H: 0	LOB: 0	BB: 0	P: 7
--------------	------	------	------	------	-------	------	--------	-------	-------	------	------	------	------	-------	------	--------	-------	-------	------	------	------	------	------	------	------	------	------	------	------	--------	-------	-------	------	------	------	------	------	------	--------	-------	-------	------	------	------	------	------	------	--------	-------	-------	------	------	------	------	------	------	--------	-------	------

PITCHER	IP	WLS	BF	H	R	ER	SO	BB	IBB	HBP	BLK	WP	HR	S	P	ERA	WHIP
Mike Grace, R ERA: 8.31 (1, 1)	4.1	L	21	8	4	4	4	0	0	0	0	0	0	50	75	8.31	1.846
Mike Mims, L ERA: 4.28 (5, 1)	0.0		1	1	0	0	0	0	0	0	0	0	0	1	2	∞	∞
Russ Springer, R ERA: 5.57 (5, 1)	1.2		8	2	2	2	0	0	1	0	0	1	1	18	29	10.80	1.200
Mike Williams, R ERA: 3.75 (7, 1)	1.0		3	0	0	0	2	0	0	0	0	0	0	9	11	0.00	0.000
Toby Borland, R ERA: 3.86 (8, 1)	1.0		3	0	0	0	0	0	0	0	0	0	0	5	7	0.00	0.000

BOTTOM

Philadelphia Phillies @ San Diego Padres
Jack Murphy Stadium, San Diego, CA

Fri Sep 01 1995, 10:05 PM EDT
Att: 18,125 - Unknown - 78 F

AB	35
R	6
H	11
RBI	6
BB	1
SO	6
LOB	12



WP	HR	S	P	ERA	WHIP
1	1	0	36		
0	0	0			
2	0	0			
0	0	0			

Batter	1	2	3	4	5	6	7	8	9	10	11	AB R H RBI BB SO LOB	TOP																
Mickey Morandini, L OBP: 0.350, SLG: 0.420	3-3 K	0-3 K			1-0 G3		2-3 K		0-1 L4			5 0 0 0 0 3 4	Philadelphia Phillies @ San Diego Padres Jack Murphy Stadium, San Diego, CA Sat Sep 02 1995, 6:33 AM EDT Att: 18,401 - Sunny - 84 F																
Andy Van Slyke, L OBP: 0.307, SLG: 0.343	1-0 1B		0-0 G6-3		2-2 SF9		3-3 K		1-1 HR			4 2 2 2 0 1 1																	
Gregg Jefferies, S OBP: 0.343, SLG: 0.440	1-2 1B		1-0 F7		1-1 G4-3			0-3 K	2-2 G4-3			5 1 1 0 0 1 1																	
Mark Whiten, S OBP: 0.327, SLG: 0.392	4-1 1B		1-2 F7		3-3 K			1-2 G5-3		0-3 K		4 0 0 0 1 2 0																	
Charlie Hayes, R OBP: 0.346, SLG: 0.421	1-1 1B		2-2 G4-3		3-2 1B			0-2 2B		1-1 P4		5 1 3 2 0 0 0																	
Gene Schall, R OBP: 0.476, SLG: 0.474 Toby Borland, R OBP: 0.240, SLG: 0.412 23 Kevin Jordan, R OBP: 0.313, SLG: 0.281 Gary Varsho, L OBP: 0.129, SLG: 0.161 Ricky Bottalico, L OBP: 0.265, SLG: 0.376 Heathcliff Slocumb, R OBP: 0.129, SLG: 0.161	0-0 G6-4-3		1-1 G4-3		0-2 K		1-2 2B		2-3 K			3 0 0 0 0 1 3 0 0 0 0 0 0 0 0 0 0 0 0 0 0 1 0 0 1 0 0 0 0 0 0 0 0 0 0 1 0 0 0 0 1 0 0 0 0 0 0 0 0																	
Mike Lieberthal, R OBP: 0.307, SLG: 0.274		2-1 F7		2-1 F8		1-2 F8		4-2 BB		2-2 F8		4 0 0 0 1 0 1																	
Kevin Stocker, S OBP: 0.307, SLG: 0.274		0-0 SH1-4 1B		2-2 G3 BB SF9 1B		1-3 K		1-1 G1-3		2-1 F7		5 1 2 0 0 1 2																	
Tyler Green, R OBP: 0.182, SLG: 0.364 Tom Marsh, R OBP: 0.289, SLG: 0.430 Mike Mimbs, L OBP: 0.129, SLG: 0.161 Jim Eisenreich, L OBP: 0.376, SLG: 0.464		0-0 SH1-4		4-2 SF9 G3 BB		2-2 1B			0-0 F7		2-1 G3-1	0 0 0 0 0 0 0 0 0 0 0 1 0 0 0 0 0 0 0 0 0 3 0 1 0 0 0 0																	
Inning Stats	R: 2 E: 0 K: 1 S: 11	H: 3 LOB: 1 BB: 1 P: 21	R: 0 E: 0 K: 1 S: 7	H: 1 LOB: 1 BB: 0 P: 9	R: 0 E: 0 K: 0 S: 5	H: 0 LOB: 0 BB: 0 P: 7	R: 0 E: 0 K: 0 S: 7	H: 0 LOB: 0 BB: 0 P: 12	R: 1 E: 0 K: 0 S: 12	H: 1 LOB: 1 BB: 1 P: 22	R: 0 E: 0 K: 3 S: 14	H: 1 LOB: 1 BB: 0 P: 22		R: 0 E: 0 K: 2 S: 14	H: 1 LOB: 1 BB: 0 P: 21	R: 0 E: 0 K: 3 S: 14	H: 1 LOB: 1 BB: 0 P: 22	R: 1 E: 0 K: 1 S: 18	H: 2 LOB: 2 BB: 1 P: 25	R: 1 E: 0 K: 0 S: 8	H: 1 LOB: 0 BB: 0 P: 11	R: 0 E: 0 K: 2 S: 9	H: 0 LOB: 0 BB: 0 P: 12	R: 0 E: 0 K: 0 S: 8	H: 0 LOB: 0 BB: 0 P: 14	1B: 7 2B: 2 3B: 0 HR: 1	SF: 1 SAC: 1 DP: 1 HBP: 0	WP: 0 PB: 0 SB: 0 CS: 0	PA: 45
PITCHER	IP WLS BF H R ER SO BB IBB HBP BLK WP HR S P ERA WHIP															IP WLS BF H R ER SO BB IBB HBP BLK WP HR S P ERA WHIP													
Glenn Dishman, L ERA: 4.8	(1, 1) 5.1 23 6 3 3 3 2 0 0 0 0 0 49 84 5.06 1.500																												
Bryce Florie, R ERA: 3.08	(6, 1) 0.2 2 0 0 0 1 0 0 0 0 0 0 7 8 0.00 0.000																												
Ron Villone, L ERA: 6.15	(7, 1) 1.2 7 2 1 1 4 0 0 0 0 0 0 24 33 5.40 1.200																												
Doug Bochtler, R ERA: 1.8	(8, 1) 0.1 3 1 0 0 0 1 0 0 0 0 0 8 14 0.00 6.000																												
Trevor Hoffman, R ERA: 4.47	(9, 1) 3.0 W 10 1 1 1 2 0 0 0 0 0 1 25 37 3.00 0.333																												

AB	40
R	5
H	10
RBI	5
BB	3
SO	10
LOB	12



livebaseballscorecards.com

Batter	1	2	3	4	5	6	7	8	9	10	11	AB R H RBI BB SO LOB	BOTTOM												
Bip Roberts S OBP: 0.362, SLG: 0.395 (1, 6) (9, 7)	0-3 K2-3		1-0 FC4-6 1B		1-3 K		1-3 K			3-3 K		5 0 1 0 0 4 0	Philadelphia Phillies @ San Diego Padres Jack Murphy Stadium, San Diego, CA Sat Sep 02 1995, 6:33 AM EDT Att. 18,401 - Sunny - 84 F												
Steve Finley L OBP: 0.371, SLG: 0.444 (1, 8)	4-1 CS BB		0-1 FC4-6 E G3 1-2f		2-2 F9		1-2 L6			1-0 G6-3		4 1 0 0 1 0 1													
Tony Gwynn L OBP: 0.393, SLG: 0.472 (1, 9)	2-3 K		2-0 E9 G3 1B 1-3		0-0 G4-3		2-3 K			1-2 G4-3		5 1 1 0 0 2 1													
Ken Caminiti S OBP: 0.376, SLG: 0.479 (1, 5)		4-2 1B 2B BB	2-2 G3		0-0 FC1-6 1B		1-1 F8			1-0 FC2-6 1B		4 1 2 1 1 0 1													
Scott Livingstone L OBP: 0.378, SLG: 0.504 Andujar Cedeno R OBP: 0.279, SLG: 0.332 (1, 3) (9, 6)		2-0 2B G4-3 1B	0-1 3-H 1B		3-2 FC1-6 BB 1B 1-2f		1-2 G4-3			0-1 FC2-6 G5-3 1B 1-2f		4 1 2 1 0 0 1 1 1 0 0 0 0 1													
Phil Plantier L OBP: 0.339, SLG: 0.397 Trevor Hoffman R OBP: 0.500, SLG: 1.000 Phil Clark R OBP: 0.284, SLG: 0.329 (1, 7) (9, 1) (11, PH)		3-2 G4-3 G1-3 2B	2-0 F9		1-2 BB 1B		1-3 K			1-2 1B G5-3 1B		4 1 2 1 0 1 1 0 0 0 0 0 0 0 1 0 1 0 0 0 0													
Jody Reed R OBP: 0.355, SLG: 0.307 (1, 4)		3-2 G4-3	1-1 L9		4-1 BB BB BB BB 1-2 2-3 BB		1-0 G3			3-2 G5-3		4 0 0 1 1 0 3													
Brian Johnson R OBP: 0.278, SLG: 0.335 (1, 2)		1-1 G1-3	1-1 G6-3		2-2 F9		0-0 P4			0-1 1B		5 0 1 2 0 0 3													
Glenn Dishman R OBP: 0.214, SLG: 0.222 Bryce Ffolkes R Melvin Nieves S OBP: 0.270, SLG: 0.355 Ron Villone L Doug Bochtler R Archi Cianfrocco R OBP: 0.394, SLG: 0.468 (1, 1) (6, 1) (6, PH) (7, 1) (8, 1) (9, 3)		1-1 G5-3	1-3 K2-3		1-0 G4-3		1-3 K			1-3 K		2 0 0 0 0 0 1 0 0 0 0 0 0 0 0 0 1 0 0 0 0 0 0 3 0 0 0 0 0 0 0 0 0 0 0 0 0 0 0 0 1 0 0 0 0 0 1 0													
Inning Stats	R: 0 E: 0 K: 2 S: 7	H: 0 LOB: 1 BB: 1 P: 13	R: 3 E: 0 K: 0 S: 13	H: 2 LOB: 0 BB: 1 P: 27	R: 2 E: 1 K: 0 S: 10	H: 3 LOB: 1 BB: 0 P: 17	R: 0 E: 0 K: 1 S: 7	H: 0 LOB: 0 BB: 0 P: 10	R: 0 E: 0 K: 1 S: 8	H: 0 LOB: 0 BB: 0 P: 11	R: 0 E: 0 K: 2 S: 9	H: 0 LOB: 0 BB: 0 P: 13		R: 0 E: 0 K: 1 S: 9	H: 0 LOB: 0 BB: 0 P: 12	R: 0 E: 0 K: 1 S: 5	H: 0 LOB: 0 BB: 0 P: 7	R: 0 E: 0 K: 1 S: 8	H: 0 LOB: 0 BB: 0 P: 13	R: 1 E: 0 K: 0 S: 11	H: 3 LOB: 2 BB: 0 P: 16	1B: 9 2B: 2 3B: 0 HR: 0	SF: 0 SAC: 0 DP: 1 HBP: 0	WP: 0 PB: 0 SB: 0 CS: 1	PA: 44
PITCHER	IP WLS BF H R ER SO BB IBB HBP BLK WP HR S P ERA WHIP																								
Tyler Green R ERA: 4.87 (1, 1)	4.0 18 5 5 5 3 2 0 0 0 0 0 0 37 67 11.25 1.750																								
Mike Minbs L ERA: 4.23 (5, 1)	1.1 6 2 0 0 0 1 0 0 0 0 0 0 15 22 0.00 1.500																								
Toby Borland R ERA: 3.75 (6, 1)	1.2 6 0 0 0 0 2 1 0 0 0 0 0 15 26 0.00 0.600																								
Ricky Bottalico R ERA: 2.34 (8, 1)	2.0 6 0 0 0 0 2 0 0 0 0 0 0 14 19 0.00 0.000																								
Heathcliff Slocumb R ERA: 2.63 (10, 1)	1.2 L 8 3 1 1 1 0 0 0 0 0 0 0 19 29 5.40 1.800																								

AB	41
R	6
H	10
RBI	6
BB	3
SO	9
LOB	15



Batter	1	2	3	4	5	6	7	8	9	AB R H RBI BB SO LOB	TOP									
Mickey Morandini, L (1, 4) OBP: 0.351, SLG: 0.425	1-1 SF7 3B	2-2 G6-3			0-1 F9		1-2 1B		0-3 K	5 1 2 0 0 1 4	Philadelphia Phillies @ San Diego Padres Jack Murphy Stadium, San Diego, CA Sun Sep 03 1995, 6:33 AM EDT Att. 14,783 - Sunny - 83 F livebaseballscorecards.com									
Andy Van Slyke, L (1, 8) OBP: 0.305, SLG: 0.337	2-3 K		4-0 2B BB		3-2 G4-3		0-1 G3	0-3 K	4 1 0 0 1 2 4											
Gregg Jefferies, S (1, 3) OBP: 0.344, SLG: 0.444	0-0 SF7		2-1 1B 1-H G4-3 2B		0-0 1B			0-1 G6-3	3 1 2 2 0 0 0											
Charlie Hayes, R (1, 5) OBP: 0.347, SLG: 0.421	4-2 3-H BB		2-1 G4-3 1B		0-0 G5-3			1-1 L9	3 0 1 0 1 0 1											
Jim Eisenreich, L (1, 9) OBP: 0.375, SLG: 0.459	1-0 G4-3		0-1 G4-3 1-2f 3-H		2-1 G6-3			4-1 BB	3 0 0 0 1 0 2											
Gene Schall, R (1, 7) OBP: 0.440, SLG: 0.435		1-1 1B 1B	1-1 G6-3		2-2 F9			2-2 F7	4 0 1 0 0 0 1											
Tom Marsh, R (8, 7) OBP: 0.289, SLG: 0.430					1-1 K			0-2 SH3-4 1B	0 0 0 0 0 0 0											
Lenny Webster, R (1, 2) OBP: 0.339, SLG: 0.356		0-3 K		1-0 G4-3		1-3 K		0-0 SH3-4	4 0 1 0 0 2 1											
Kevin Flora, R (9, PR) OBP: 0.255, SLG: 0.378								1-2 SH3-4	0 0 0 0 0 0 0											
Heathcliff Slocumb, R (9, 1)								0-0 1B	0 0 0 0 0 0 0											
Kevin Stocker, S (1, 6) OBP: 0.308, SLG: 0.274		0-0 1B		2-1 G3-1			1-3 K	0-0 SH3-4	3 0 1 0 0 1 0											
Paul Quantrill, L (1, 1) OBP: 0.160, SLG: 0.106		0-3 K		3-2 G6-3			0-3 K	1-2 SH3-4	3 0 0 0 0 2 2											
Ricky Bottalico, L (8, 1)								4-1 BB	0 0 0 0 0 0 0											
Gary Varsho, L (9, PH) OBP: 0.320, SLG: 0.281									0 0 0 0 1 0 0											
Mike Lieberthal, R (9, 2)									0 0 0 0 0 0 0											
Inning Stats	R: 1 E: 0 K: 1 S: 11	H: 1 LOB: 1 BB: 1 P: 19	R: 0 E: 0 K: 2 S: 12	H: 2 LOB: 2 BB: 0 P: 15	R: 2 E: 0 K: 0 S: 8	H: 2 LOB: 0 BB: 1 P: 17	R: 0 E: 0 K: 0 S: 7	H: 0 LOB: 0 BB: 0 P: 13	R: 0 E: 0 K: 1 S: 10	H: 0 LOB: 0 BB: 0 P: 15	R: 0 E: 0 K: 2 S: 14	H: 1 LOB: 1 BB: 0 P: 16	R: 0 E: 0 K: 2 S: 8	H: 0 LOB: 1 BB: 1 P: 15	R: 0 E: 0 K: 2 S: 11	H: 1 LOB: 2 BB: 1 P: 15	1B: 6 2B: 1 3B: 1 HR: 0	SF: 1 SAC: 1 DP: 1 HBP: 0	WP: 0 PB: 0 SB: 0 CS: 0	PA: 38
PITCHER	IP WLS BF H R ER SO BB IBB HBP BLK WP HR S P ERA WHIP																			
Joey Hamilton, R (1, 1) ERA: 2.99	8.1 L 36 8 3 3 6 4 0 0 0 0 0 0 82 129 3.24 1.440																			
Tim Worrell, R (9, 1) ERA:	0.2 2 0 0 0 2 0 0 0 0 0 0 0 6 6 0.00 0.000																			

Philadelphia Phillies @ San Diego Padres
 Jack Murphy Stadium, San Diego, CA
 Sun Sep 03 1995, 6:33 AM EDT
 Att. 14,783 - Sunny - 83 F

AB	32
R	3
H	8
RBI	2
BB	4
SO	8
LOB	15



Batter	1	2	3	4	5	6	7	8	9	AB R H RBI BB SO LOB
Bip Roberts, S OBP: 0.359, SLG: 0.392 (1, 6)	1-0 G4-3 1B		3-2 G6-3 2-3		3-3 K		2-1 G6-3		1-0 F7	5 0 1 0 0 1 1
Steve Finley, L OBP: 0.371, SLG: 0.445 (1, 8)	1-1 G4-3 1-3		0-2 1B 3-H 1B		0-1 1B 2B		2-2 G4-3		0-3 K	5 1 2 1 0 1 1
Tony Gwynn, L OBP: 0.396, SLG: 0.475 (1, 9)	3-1 G5-3		1 SAFE 2-2 1B 1-3 1B		1-1 1B 2-H 1B		1-2 1B			4 0 3 1 0 0 1
Ken Caminiti, S OBP: 0.377, SLG: 0.477 (1, 5)	2-1 F8		4-2 1-2 BB		4-2 BB		1-3 K			2 0 0 0 2 1 2
Scott Livingstone, L OBP: 0.374, SLG: 0.496 (1, 3)		1-0 G4-3	0-0 G6-3		0-0 F8		2-2 E7 F8 1B			4 0 1 0 0 0 5
Ray Holbert, R OBP: 0.279, SLG: 0.245 (8, PR)										0 0 0 0 0 0 0
Archi Cianfrocco, R OBP: 0.354, SLG: 0.488 (9, 3)										0 0 0 0 0 0 0
Phil Plantier, L OBP: 0.338, SLG: 0.391 (1, 7)		4-2 L3 BB		1-2 G3-1		0-0 G3-1		2-1 F8 2-3		3 0 0 0 1 0 1
Jody Reed, R OBP: 0.356, SLG: 0.307 (1, 4)		0-1 L3 1-2		0-0 G6-3		0-1 FC4 1B		4-0 L6-3 BB		3 0 1 0 1 0 1
Brad Ausmus, R OBP: 0.354, SLG: 0.406 (1, 2)			0-1 G6-3 SH3-4 1B		1-2 G6-3		2-2 FC4 1-2f		0-1 L6-3	4 1 1 0 0 0 3
Joey Hamilton, R OBP: 0.133, SLG: 0.123 (1, 1)			0-0 SH3-4		0-0 G5-3		1-3 K		3-3 K	2 0 0 0 0 1 1
Tim Worrell, R ERA: 2.31 (9, 1)										0 0 0 0 0 0 0
Phil Clark, R OBP: 0.281, SLG: 0.326 (9, PH)										1 0 0 0 0 1 0

Inning Stats	R: 0	H: 1	E: 0	K: 0	S: 8	R: 0	H: 0	E: 0	K: 0	S: 8	R: 1	H: 3	E: 0	K: 0	S: 17	R: 0	H: 0	E: 0	K: 0	S: 7	R: 1	H: 2	E: 0	K: 1	S: 12	R: 0	H: 1	E: 0	K: 1	S: 10	R: 0	H: 1	E: 1	K: 0	S: 9	R: 0	H: 1	E: 0	K: 2	S: 8	R: 0	H: 0	E: 0	K: 2	S: 8	1B: 8	2B: 3	3B: 0	HR: 0	SF: 0	SAC: 1	DP: 2	HBP: 0	WP: 0	PB: 0	SB: 1	CS: 0	PA: 38
--------------	------	------	------	------	------	------	------	------	------	------	------	------	------	------	-------	------	------	------	------	------	------	------	------	------	-------	------	------	------	------	-------	------	------	------	------	------	------	------	------	------	------	------	------	------	------	------	-------	-------	-------	-------	-------	--------	-------	--------	-------	-------	-------	-------	--------

PITCHER	IP	WLS	BF	H	R	ER	SO	BB	IBB	HBP	BLK	WP	HR	S	P	ERA	WHIP
Paul Quantrill, R ERA: 4.45 (1, 1)	7.0	W	32	9	2	2	3	3	0	0	0	0	0	78	119	2.57	1.714
Ricky Bottalico, R ERA: 2.31 (8, 1)	1.0		3	0	0	0	0	1	0	0	0	0	0	4	10	0.00	1.000
Heathcliff Slocumb, R ERA: 2.78 (9, 1)	1.0	S	3	0	0	0	2	0	0	0	0	0	0	8	12	0.00	0.000

BOTTOM

Philadelphia Phillies @ San Diego Padres
Jack Murphy Stadium, San Diego, CA

livebaseballscorecards.com

AB	33
R	2
H	9
RBI	2
BB	4
SO	5
LOB	16



Sun Sep 03 1995, 6:33 AM EDT
Att. 14,783 - Sunny - 83 F

Batter	1	2	3	4	5	6	7	8	9	AB R H RBI BB SO LOB	TOP											
Mickey Morandini, L (1, 4) OBP: 0.352, SLG: 0.425	3-2 F7		2-2 1B			0-0 G4-3 BB 1B	1-0 F8			4 0 2 0 0 0 2	Philadelphia Phillies @ Los Angeles Dodgers Dodger Stadium, Los Angeles, CA Mon Sep 04 1995, 3:33 AM PDT Att. 44,910 - Sunny											
Andy Van Slyke, L (1, 8) OBP: 0.308, SLG: 0.341	1-1 2B		1-1 F8			4-1 G4-3 BB 1B		2-2 F9		3 0 1 0 1 0 1												
Gregg Jefferies, S (1, 3) OBP: 0.343, SLG: 0.442	1-0 F8				1-1 G6-3	1-1 G4-3 1-2f 2-3		1-1 FC4-8 1B		4 0 1 0 0 0 3												
Charlie Hayes, R (1, 5) OBP: 0.345, SLG: 0.417	2-1 P6				3-2 G6-3	1-0 G1-3		1-0 FC4-6 1-2f		4 0 0 0 0 0 3												
Jim Eisenreich, L (1, 9) OBP: 0.373, SLG: 0.460					0-1 G4-3		1-1 G4-3 1B 2B	2-3 K		4 1 1 0 0 2 1												
Gene Schall, R (1, 7) OBP: 0.379, SLG: 0.370							2-2 G4-3 2-3	2-2 P4		4 0 0 0 0 2 1												
Mike Lieberthal, R (1, 2)							0-0 P3	1-1 G4-3		4 0 0 0 0 0 1												
Kevin Stocker, S (1, 6)							1-0 BB 1B	2-1 F7		3 0 1 1 1 0 0												
Jeff Juden, R (1, 1) OBP: 0.067, SLG: 0.267							4-1 BB			2 0 0 0 0 2 1												
Gary Varsho, L (7, PH) OBP: 0.327, SLG: 0.281										0 0 0 0 1 0 0												
Russ Springer, R (7, 1)										0 0 0 0 0 0 0												
Inning Stats	R: 0 E: 0 K: 0 S: 8	H: 1 LOB: 1 BB: 0 P: 15	R: 0 E: 0 K: 2 S: 7	H: 0 LOB: 0 BB: 0 P: 11	R: 0 E: 0 K: 1 S: 10	H: 1 LOB: 1 BB: 0 P: 16	R: 0 E: 0 K: 0 S: 7	H: 0 LOB: 0 BB: 0 P: 11	R: 0 E: 0 K: 0 S: 10	H: 0 LOB: 1 BB: 1 P: 20	R: 0 E: 0 K: 0 S: 5	H: 1 LOB: 1 BB: 1 P: 11	R: 1 E: 0 K: 0 S: 9	H: 2 LOB: 2 BB: 1 P: 18	R: 0 E: 0 K: 1 S: 9	H: 1 LOB: 1 BB: 0 P: 15	R: 0 E: 0 K: 0 S: 8	H: 0 LOB: 0 BB: 0 P: 13	1B: 4 2B: 2 3B: 0 HR: 0	SF: 0 SAC: 0 DP: 1 HBP: 0	WP: 0 PB: 0 SB: 0 CS: 0	PA: 35
PITCHER	IP WLS BF H R ER SO BB IBB HBP BLK WP HR S P ERA WHIP																					
Tom Candiotti, R (1, 1) ERA: 3.37	6.2 W 27 5 1 1 5 3 0 0 0 0 0 0 55 100 1.35 1.200																					
Mark Guthrie, L (7, 1) ERA: 4.58	1.1 5 1 0 0 1 0 0 0 0 0 0 0 10 17 0.00 0.750																					
Antonio Osuna, R (9, 1) ERA: 4.19	1.0 3 0 0 0 0 0 0 0 0 0 0 0 8 13 0.00 0.000																					

livebaseballscorecards.com

AB	32
R	1
H	6
RBI	1
BB	3
SO	6
LOB	13



Batter	1	2	3	4	5	6	7	8	9
Brett Butler, L OBP: 0.384, SLG: 0.394 (1, 8)	2-2 G6-3		1-0 SF9 1-2 1B	3-1 SF9			4-0 HR BB		
Chad Fonville, S OBP: 0.333, SLG: 0.306 (1, 6)	0-3 K		3-2 FC4 1-2 2-3	1-1 F8			0-0 L7		
Raul Mondesi, R OBP: 0.342, SLG: 0.520 (1, 9)	4-2 BB		0-0 F9		1-0 G5-3		2-1 HR		
Eric Karros, R OBP: 0.383, SLG: 0.528 (1, 3)	2-2 K		2-0 SF9 2-3 3-H		0-1 G6-3		0-0 F9		
Mike Piazza, R OBP: 0.414, SLG: 0.628 (1, 2)		4-2 G5-3 BB	3-2 G5-3 1-2		0-1 G6-3			3-3 K	
Delino DeShields, L OBP: 0.352, SLG: 0.371 (1, 4)	2-2 G5-3 1-2			4-1 S 1B BB		0-3 K		2-1 F8	
Roberto Kelly, R OBP: 0.294, SLG: 0.339 (7, 1)	0-3 K			4-0 SH5-4 1B 1-2 SF9 BB		1-2 G6-3		1-2 G3-1	
Mark Guthrie, R (7, 1)									
Karim Garcia, L (8, PH)									
Antonio Osuna, R (9, 1)									
Dave Hansen, L OBP: 0.357, SLG: 0.314 (1, 5)	1-1 F9			1-2 SH5-4 1B		1-0 G4-3			
Juan Castro, R (9, 5)									
Tom Candiotti, R OBP: 0.176, SLG: 0.125 (1, 1)			1-1 E 1B SF9		1-0 SH5-4		3-2 L7		
Roger Cedeno, S OBP: 0.286, SLG: 0.258 (7, 7)				1-2 2-3					

AB	R	H	RBI	BB	SO	LOB
2	1	1	1	1	0	0
4	0	0	0	0	1	4
3	1	1	2	1	0	3
3	0	0	1	0	1	1
3	0	0	0	1	1	2
3	1	0	0	1	1	1
2	1	0	0	1	1	1
0	0	0	0	0	0	0
1	0	0	0	0	0	0
3	0	1	1	0	0	1
0	0	0	0	0	0	0
1	1	1	0	0	0	0
1	0	0	0	0	0	0

BOTTOM

Philadelphia Phillies @ Los Angeles Dodgers
 Dodger Stadium, Los Angeles, CA

Mon Sep 04 1995, 3:33 AM PDT
 Att. 44,910 - Sunny

livebaseballscorecards.com

AB	26
R	5
H	4
RBI	5
BB	5
SO	5
LOB	13



Inning Stats	R: 0	H: 0	E: 0	LOB: 1	K: 2	S: 13	P: 21
	R: 0	H: 0	E: 0	LOB: 1	K: 1	S: 13	P: 20
	R: 1	H: 2	E: 1	LOB: 2	K: 0	S: 13	P: 23
	R: 2	H: 1	E: 0	LOB: 1	K: 0	S: 9	P: 23
	R: 0	H: 0	E: 0	LOB: 0	K: 0	S: 5	P: 6
	R: 0	H: 0	E: 0	LOB: 0	K: 1	S: 10	P: 12
	R: 2	H: 1	E: 0	LOB: 0	K: 0	S: 10	P: 19
	R: 0	H: 0	E: 0	LOB: 0	K: 1	S: 8	P: 14

1B:	2B:	3B:	HR:	SF:	SAC:	DP:	HBP:
3	0	0	1	2	1	0	0

WP:	PA:
0	34

PITCHER	IP	WLS	BF	H	R	ER	SO	BB	IBB	HBP	BLK	WP	HR	S	P	ERA	WHIP
Jeff Juden, R ERA: 3.8 (1, 1)	6.0	L	26	3	3	2	4	4	0	0	0	0	0	63	105	3.00	1.167
Russ Springer, R ERA: 5.68 (7, 1)	2.0		8	1	2	2	1	1	0	0	0	0	1	18	33	9.00	1.000

Batter	1	2	3	4	5	6	7	8	9	AB R H RBI BB SO LOB	TOP																
Mickey Morandini, L (1, 4) OBP: 0.351, SLG: 0.424	3-2 K		2-3 K		0-0 2-H 1B			3-1 F7		4 0 1 1 0 2 0	Philadelphia Phillies @ Los Angeles Dodgers Dodger Stadium, Los Angeles, CA Tue Sep 05 1995, 7:05 PM PDT Att. 39,406 - Unknown - 77 F																
Andy Van Slyke, L (1, 8) OBP: 0.311, SLG: 0.341	2-0 G3		1-0 BB 1B		1 SAFE 3-3 K			4-1 BB		3 0 1 0 1 1 1																	
Gregg Jefferies, S (1, 3) OBP: 0.343, SLG: 0.439	1-1 G4-3		4-1 BB			2-1 F7		0-1 L7		3 0 0 0 1 0 1																	
Mark Whiten, S (1, 9) OBP: 0.322, SLG: 0.385		2-3 K	3-3 K			3-1 G3		0-3 K		4 0 0 0 0 3 3																	
Charlie Hayes, R (1, 5) OBP: 0.344, SLG: 0.414		4-2 BB BB		2-2 G5-3		2-3 K		0-1 G5-3		3 0 0 0 1 1 0																	
Jim Eisenreich, L (1, 7) OBP: 0.375, SLG: 0.459		4-2 BB		1-2 F8			3-2 SH1-4 1B	2-2 G4-3		3 0 1 0 1 0 0																	
Lenny Webster, R (1, 2) OBP: 0.330, SLG: 0.346		0-0 P6		1-3 K		0-0 SH1-4	1-2 SH1-4	1-0 L5		3 0 0 0 0 1 2																	
Kevin Stocker, S (1, 6) OBP: 0.310, SLG: 0.275		1-0 G4-3			0-0 SH3-4 1B 1B	1-1 F7				3 1 1 0 0 0 3																	
Mike Williams, R (1, 1) OBP: 0.100, SLG: 0.100			2-3 K		1-1 SH3-4	2-3 K				1 0 0 0 0 1 0																	
Gary Varsho, L (7, PH) OBP: 0.323, SLG: 0.278					1-2 SH3-4					1 0 0 0 0 1 1																	
Toby Borland, R (7, 1)										0 0 0 0 0 0 0																	
Inning Stats	R: 0 E: 0 K: 1 S: 6	H: 0 LOB: 0 BB: 0 P: 12	R: 0 E: 0 K: 1 S: 9	H: 0 LOB: 2 BB: 2 P: 20	R: 0 E: 0 K: 3 S: 17	H: 1 LOB: 2 BB: 1 P: 29	R: 0 E: 0 K: 1 S: 9	H: 0 LOB: 0 BB: 0 P: 13	R: 1 E: 0 K: 1 S: 7	H: 2 LOB: 0 BB: 0 P: 11	R: 0 E: 0 K: 1 S: 7	H: 0 LOB: 0 BB: 0 P: 14	R: 0 E: 0 K: 1 S: 10	H: 1 LOB: 1 BB: 0 P: 16	R: 0 E: 0 K: 1 S: 8	H: 0 LOB: 1 BB: 1 P: 15	R: 0 E: 0 K: 0 S: 6	H: 0 LOB: 0 BB: 0 P: 9	1B: 4 2B: 0 3B: 0 HR: 0	SF: 0 SAC: 2 DP: 0 HBP: 0	WP: 0 PB: 0 SB: 0 CS: 0	PA: 34					
PITCHER	IP WLS BF H R ER SO BB IBB HBP BLK WP HR S P ERA WHIP																										
Hideo Nomo, R (1, 1) ERA: 2.45	5.0		20	3	1	1	7	3	0	0	0	0	0	48	85	1.80	1.200										
Kevin Tapani, R (6, 1) ERA: 5.1	2.0		7	1	0	0	2	0	0	0	0	0	0	17	30	0.00	0.500										
John Cummings, L (8, 1) ERA: 4.17	2.0	W	7	0	0	0	1	1	0	0	0	0	0	14	24	0.00	0.500										

livebaseballscorecards.com

AB	28
R	1
H	4
RBI	1
BB	4
SO	10
LOB	11



Batter	1	2	3	4	5	6	7	8	9	AB R H RBI BB SO LOB
Brett Butler, L (1, 8) OBP: 0.384, SLG: 0.393	2-2 1B		1-1 FC2-6 B1-3		0-0 L5			2-1 G1-3	4-2 BB	4 0 1 1 1 0 1
Chad Fonville, S (1, 6) OBP: 0.332, SLG: 0.302	0-0 B2		1-1 B1-3			4-0 G5-3 1B BB		1-1 G4-3		3 0 0 0 1 0 2
Raul Mondesi, R (1, 9) OBP: 0.341, SLG: 0.517	3-1 F8		0-0 G5-3			0-0 F7		2-1 S 1B		4 0 1 0 0 0 3
Eric Karros, R (1, 3) OBP: 0.385, SLG: 0.534	1-2 G6-3			0-0 HR		1-1 1B		2-1 G5-3		4 1 2 1 0 0 2
Mike Piazza, R (1, 2) OBP: 0.415, SLG: 0.626 Roger Cedeno, S (9, PR) OBP: 0.286, SLG: 0.258		2-2 G3 1B		1-2 G5-3		0-0 G5-3		1-2 S FC3-2 1B		4 0 2 0 0 0 2 0 0 0 0 0 0 0
Delino DeShields, L (1, 4) OBP: 0.351, SLG: 0.370		0-0 G3		1-0 G6-3		1-1 G6-3		2-2 FC3-2 IBB BB 1B		4 1 1 0 0 0 1
Roberto Kelly, R (1, 7) OBP: 0.296, SLG: 0.339		1-2 F8		1-0 F7		0-1 1B		4-0 BB FC3-2 IBB		3 0 1 0 1 0 1
Dave Hansen, L (1, 5) OBP: 0.351, SLG: 0.309 Juan Castro, R (8, 5) Jose Offerman, S (9, PH) OBP: 0.388, SLG: 0.376		1-0 G5-3			0-0 G3-1		0-0 F8	1-0 FC3-2 BB		3 0 0 0 0 0 2 0 0 0 0 0 0 0 1 0 0 0 0 0 3
Hideo Nomo, R (1, 1) OBP: 0.085, SLG: 0.085 Karim Garcia, L (5, PH) Kevin Tapani, R (6, 1) OBP: 0.100, SLG: 0.100 Chris Gwynn, L (7, PH) OBP: 0.272, SLG: 0.301 John Cummings, L (8, 1) Carlos Hernandez, R (9, PH) OBP: 0.221, SLG: 0.230			0-0 E6 FC2-6		0-2 F7		3-2 F8	2-3 K		1 0 0 0 0 0 0 1 0 0 0 0 0 0 0 0 0 0 0 0 0 1 0 0 0 0 0 1 0 0 0 0 0 0 0 1 0 0 0 0 0 1 3

Inning Stats	R: 0	H: 1	E: 0	K: 0	S: 9	LOB: 1	BB: 0	P: 15	R: 0	H: 1	E: 0	K: 0	S: 8	LOB: 1	BB: 0	P: 12	R: 0	H: 0	E: 1	K: 0	S: 6	LOB: 1	BB: 0	P: 8	R: 1	H: 1	E: 0	K: 0	S: 7	LOB: 0	BB: 0	P: 10	R: 0	H: 0	E: 0	K: 0	S: 5	LOB: 0	BB: 0	P: 5	R: 0	H: 1	E: 0	K: 0	S: 4	LOB: 1	BB: 1	P: 9	R: 0	H: 1	E: 0	K: 0	S: 8	LOB: 1	BB: 0	P: 12	R: 0	H: 1	E: 0	K: 0	S: 8	LOB: 1	BB: 0	P: 15	R: 1	H: 2	E: 0	K: 1	S: 15	LOB: 3	BB: 2	P: 29	1B: 7	2B: 0	3B: 0	HR: 1	SF: 0	SAC: 0	DP: 1	HBP: 0	WP: 0	PA: 37
PITCHER	IP	WLS	BF	H	R	ER	SO	BB	IBB	HBP	BLK	WP	HR	S	P	ERA	WHIP																																																																	
Mike Williams, R (1, 1) ERA: 3.53	6.0		23	4	1	1	0	1	0	0	0	0	0	39	59	1.50	0.833																																																																	
Toby Borland, R (7, 1) ERA: 3.73	2.2	L	14	4	1	1	1	1	1	0	0	0	0	31	56	3.38	1.875																																																																	

BOTTOM

Philadelphia Phillies @ Los Angeles Dodgers
 Dodger Stadium, Los Angeles, CA
 Tue Sep 05 1995, 7:05 PM PDT
 Att: 39,406 - Unknown - 77 F

AB	34
R	2
H	8
RBI	2
BB	3
SO	1
LOB	21



WP: 0	PA: 37
PB: 0	ERA
SB: 3	WHIP
CS: 0	

Batter	1	2	3	4	5	6	7	8	9	AB R H RBI BB SO LOB	TOP
Mickey Morandini, L (1, 4) OBP: 0.348, SLG: 0.420	2-2 K		1-0 F7			2-3 K			2-2 F9	4 0 0 0 0 2 0	Philadelphia Phillies @ Los Angeles Dodgers Dodger Stadium, Los Angeles, CA Wed Sep 06 1995, 7:05 PM PDT Att. 29,835 - Unknown - 80 F
Kevin Stocker, S (1, 6) OBP: 0.307, SLG: 0.272	1-0 P3			1-3 K			2-1 G3-1	2-2 G5-3	4 0 0 0 0 1 0		
Gregg Jefferies, S (1, 3) OBP: 0.342, SLG: 0.438	2-1 1B			0-1 G4-3			0-0 G4-3	0-2 G5-3	4 0 1 0 0 0 0		
Mark Whiten, S (1, 9) OBP: 0.318, SLG: 0.380	2-2 P5			1-0 P5			0-0 G1-3		3 0 0 0 0 0 1		
Jim Eisenreich, L (1, 7) OBP: 0.374, SLG: 0.457		1-1 G4-3			0-0 G3		1-1 SH1-4 1B SF7 1B		3 1 1 0 0 0 0		
Andy Van Slyke, L (1, 8) OBP: 0.312, SLG: 0.341		1-2 G1-3			1-1 G6-3		0-0 SF7 SH1-4 1B		3 0 1 0 0 0 0		
Mike Lieberthal, R (1, 2)		0-2 F9			1-0 L9		0-1 SH1-4		2 0 0 0 0 0 0		
Kevin Elster, R (1, 5) OBP: 0.262, SLG: 0.340			1-1 G5-3			1-3 K	3-2 SF7		2 0 0 1 0 1 0		
Mike Grace, R (1, 1)			3-3 K			1-3 K	2-3 3-H G1-3		2 0 0 0 0 2 0		
Gary Varsho, L (8, PH) OBP: 0.320, SLG: 0.275									1 0 0 0 0 0 1		
Ricky Bottalico, L (8, 1)									0 0 0 0 0 0 0		
Heathcliff Slocumb, R (9, 1)									0 0 0 0 0 0 0		
Inning Stats	R: 0 H: 1 E: 0 LOB: 1 K: 1 BB: 0 S: 9 P: 16	R: 0 H: 0 E: 0 LOB: 0 K: 0 BB: 0 S: 10 P: 12	R: 0 H: 0 E: 0 LOB: 0 K: 1 BB: 0 S: 6 P: 11	R: 0 H: 0 E: 0 LOB: 0 K: 1 BB: 0 S: 6 P: 8	R: 0 H: 0 E: 0 LOB: 0 K: 0 BB: 0 S: 4 P: 6	R: 0 H: 0 E: 0 LOB: 0 K: 3 BB: 0 S: 10 P: 14	R: 0 H: 0 E: 0 LOB: 0 K: 0 BB: 0 S: 4 P: 6	R: 1 H: 2 E: 0 LOB: 1 K: 0 BB: 0 S: 12 P: 16	R: 0 H: 0 E: 0 LOB: 0 K: 0 BB: 0 S: 12 P: 16	1B: 3 SF: 1 2B: 0 SAC: 1 3B: 0 DP: 0 HR: 0 HBP: 0	WP: 0 PA: 30 PB: 0 SB: 0 CS: 0
PITCHER	IP WLS BF H R ER SO BB IBB HBP BLK WP HR S P ERA WHIP										
Ismael Valdez, R (1, 1) ERA: 2.98	8.0 L 27 3 1 1 6 0 0 0 0 0 0 0 61 89 1.12 0.375										
Mark Guthrie, L (9, 1) ERA: 4.5	1.0 3 0 0 0 0 0 0 0 0 0 0 0 12 16 0.00 0.000										

livebaseballscorecards.com

AB	28
R	1
H	3
RBI	1
BB	0
SO	6
LOB	2



Batter	1	2	3	4	5	6	7	8	9	AB	R	H	RBI	BB	SO	LOB
Brett Butler, L OBP: 0.386, SLG: 0.392 (1, 8)	3-2 G6-3		4-0 1B BB			4-0 FC4 BB		2-1 SH2-4		1	0	0	0	2	0	0
Chad Fonville, S OBP: 0.331, SLG: 0.301 (1, 6)	1-2 P5		0-1 1B			0-0 FC4		1-1 P7		4	0	1	0	0	0	3
Raul Mondesi, R OBP: 0.339, SLG: 0.513 (1, 9)	0-0 P9					0-0 F8		1-3 K		4	0	0	0	0	1	3
Eric Karros, R OBP: 0.382, SLG: 0.530 (1, 3)		2-2 G3-1		1-0 F9			0-3 K		1-0 G6-3	4	0	0	0	0	1	0
Mike Piazza, R OBP: 0.413, SLG: 0.621 (1, 2)		0-2 G1-3		0-0 P4			4-2 FC6-4 BB		0-1 L9	3	0	0	0	1	0	0
Delino DeShields, L OBP: 0.347, SLG: 0.366 (1, 4)		2-1 G6-3			0-1 L6		1-2 FC6-4 1B		2-3 K	4	0	0	0	0	1	1
Roberto Kelly, R OBP: 0.296, SLG: 0.339 (1, 7)			0-1 L8		1-2 K		1-1 1B			3	0	1	0	0	1	0
Dave Hansen, L OBP: 0.351, SLG: 0.305 (1, 5)			4-1 SH3 1B BB		2-2 L8		2-3 K			2	0	0	0	1	1	2
Juan Castro, R (8, 5)										0	0	0	0	0	0	0
Ismael Valdez, R OBP: 0.094, SLG: 0.077 (1, 1)			0-0 SH3			1-2 G5-3		0-1 SH2-4 1B		1	0	0	0	0	0	0
Chris Gwynn, L OBP: 0.280, SLG: 0.311 (8, PH)										1	0	1	0	0	0	0
Roger Cedeno, S OBP: 0.286, SLG: 0.258 (8, PR)										0	0	0	0	0	0	0
Mark Guthrie, R (9, 1)										0	0	0	0	0	0	0

Inning Stats	R: 0	H: 0	E: 0	K: 0	S: 10	R: 0	H: 0	E: 0	K: 0	S: 9	R: 0	H: 1	E: 0	K: 0	S: 6	R: 0	H: 0	E: 0	K: 1	S: 8	R: 0	H: 0	E: 0	K: 2	S: 14	R: 0	H: 1	E: 0	K: 1	S: 10	R: 0	H: 0	E: 0	K: 1	S: 6	R: 0	H: 0	E: 0	K: 1	S: 9	1B: 3	2B: 0	3B: 0	HR: 0	SF: 0	SAC: 2	DP: 0	HBP: 0	WP: 0	PB: 0	SB: 1	CS: 0	PA: 33
--------------	------	------	------	------	-------	------	------	------	------	------	------	------	------	------	------	------	------	------	------	------	------	------	------	------	-------	------	------	------	------	-------	------	------	------	------	------	------	------	------	------	------	-------	-------	-------	-------	-------	--------	-------	--------	-------	-------	-------	-------	--------

PITCHER	IP	WLS	BF	H	R	ER	SO	BB	IBB	HBP	BLK	WP	HR	S	P	ERA	WHIP
Mike Grace, R ERA: 3.18 (1, 1)	7.0	W	26	2	0	0	3	4	0	0	0	0	0	56	89	0.00	0.857
Ricky Bottalico, R ERA: 2.28 (8, 1)	1.0		4	1	0	0	1	0	0	0	0	0	0	10	14	0.00	1.000
Heathcliff Stocumb, R ERA: 2.73 (9, 1)	1.0	S	3	0	0	0	1	0	0	0	0	0	0	6	9	0.00	0.000

BOTTOM

Philadelphia Phillies @ Los Angeles Dodgers
 Dodger Stadium, Los Angeles, CA
 Wed Sep 06 1995, 7:05 PM PDT
 Att: 29,835 - Unknown - 80 F

AB	27
R	0
H	3
RBI	0
BB	4
SO	5
LOB	9



PITCHER	IP	WLS	BF	H	R	ER	SO	BB	IBB	HBP	BLK	WP	HR	S	P	ERA	WHIP
---------	----	-----	----	---	---	----	----	----	-----	-----	-----	----	----	---	---	-----	------

Batter	1	2	3	4	5	6	7	8	9	AB R H RBI BB SO LOB	TOP									
John Cangelosi, S OBP: 0.485, SLG: 0.424 (1, 8)	4-1 1B 5 SF8 BB	2-0 E SF8-3-5-4 2B		2-1 5 1B HBP SF8 1B	4-2 FC5-4 BB		3-1 F7			3 3 2 0 2 0 0										
Craig Biggio, R OBP: 0.404, SLG: 0.482 Andy Stankiewicz, R OBP: 0.220, SLG: 0.162 (1, 4) (6, 4)	SAFE 2-1 HBP 1B	1-1 G5-3		1-2 SF8 5 1B HBP 1B	1-1 FC5-4		4-1 5 G5-4-3 BB			3 2 1 0 0 0 3 0 0 0 0 1 0 0										
5 Jeff Bagwell, R OBP: 0.404, SLG: 0.492 (1, 3)	0-1 SF8	4-0 E IBB		2-1 1B 1B	0-3 K		0-0 G5-4-3			3 1 1 2 1 1 2										
Derrick May, L OBP: 0.320, SLG: 0.393 (1, 7)	1-1 1B PB HBP	2-2 E4		1-0 SF8	2-0 F8			0-2 L6		3 1 0 2 0 0 3										
Tony Eusebio, R OBP: 0.374, SLG: 0.443 (1, 2)	0-1 PB 2B 1B	0-0 SF8-3-5-4		1-2 BB 1B		0-1 G5-3 1B SF9 1B		3-1 L9		4 2 3 3 0 0 0										
Dave Magadan, L OBP: 0.415, SLG: 0.371 (1, 5)	1-0 1B 2B		4-0 G5-4-3 BB	2-1 F7		3-1 G5-3 1B		2-3 K		4 1 2 1 1 1 2										
James Mouton, R OBP: 0.326, SLG: 0.377 (1, 9)	3-1 G1-6-3 1B		2-1 G5-4-3	2-2 BB 1B		3-2 G5-3		0-1 F8		5 0 2 2 0 0 3										
Ricky Gutierrez, R OBP: 0.262, SLG: 0.255 (1, 6)	0-0 G1-6-3		3-3 K	4-0 BB		0-0 SF9		3-2 L9		3 0 0 1 1 1 1										
Mike Hampton, R OBP: 0.186, SLG: 0.103 Jim Dougherty, R OBP: 0.125, SLG: 0.125 (1, 1) (8, 1)		4-2 2B E BB				2-2 F9		2-1 G6-3		3 2 1 0 1 0 4 1 0 0 0 0 0 0										
Inning Stats	R: 5 E: 0 K: 0 S: 12	H: 4 LOB: 0 BB: 1 P: 23	R: 2 E: 1 K: 0 S: 13	H: 1 LOB: 1 BB: 2 P: 25	R: 0 E: 0 K: 1 S: 5	H: 0 LOB: 0 BB: 1 P: 14	R: 4 E: 0 K: 0 S: 22	H: 5 LOB: 3 BB: 1 P: 39	R: 0 E: 0 K: 1 S: 8	H: 0 LOB: 1 BB: 0 P: 19	R: 0 E: 0 K: 0 S: 4	H: 0 LOB: 0 BB: 1 P: 11	R: 0 E: 0 K: 1 S: 8	H: 0 LOB: 0 BB: 0 P: 13	R: 0 E: 0 K: 0 S: 9	H: 0 LOB: 0 BB: 0 P: 14	1B: 10 2B: 3 3B: 0 HR: 0	SF: 4 SAC: 0 DP: 4 HBP: 2	WP: 0 PB: 1 SB: 0 CS: 0	PA: 45
PITCHER	IP WLS BF H R ER SO BB IBB HBP BLK WP HR S P ERA WHIP																			
Tyler Green, R ERA: 5.18 (1, 1)	0.1 L 7 4 5 5 0 1 0 1 0 0 0 0 11 22 135.00 15.000																			
Mike Mimbs, L ERA: 4.21 (1, 1)	2.2 10 1 2 1 1 2 1 0 0 0 0 19 40 3.38 1.125																			
Paul Fletcher, R ERA: 8.0 (4, 1)	1.0 10 5 4 4 0 1 0 1 0 0 0 22 39 36.00 6.000																			
Chuck Ricci, R ERA: 3.0 (5, 1)	3.0 12 2 1 1 1 2 0 0 0 0 0 24 45 3.00 1.333																			
Steve Frey, L ERA: 4.12 (8, 1)	2.0 6 0 0 0 0 1 0 0 0 0 0 17 27 0.00 0.000																			

Houston Astros @ Philadelphia Phillies
Veterans Stadium, Philadelphia, PA

AB 32
R 12
H 12
RBI 11
BB 7
SO 3
LOB 18



Fri Sep 08 1995, 7:05 PM EDT
Att. 24,059 - Unknown - 72 F

livebaseballscorecards.com

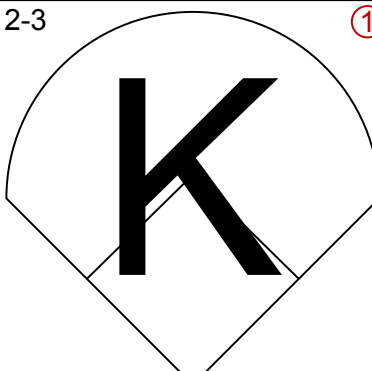
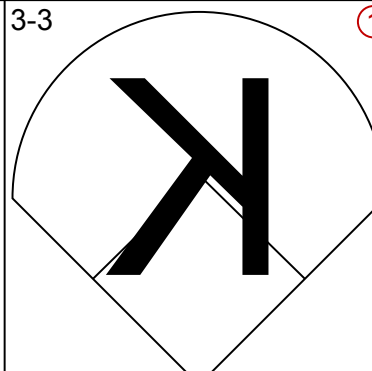
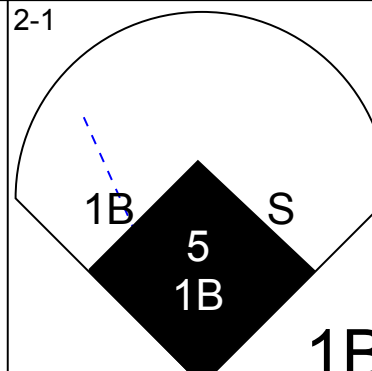
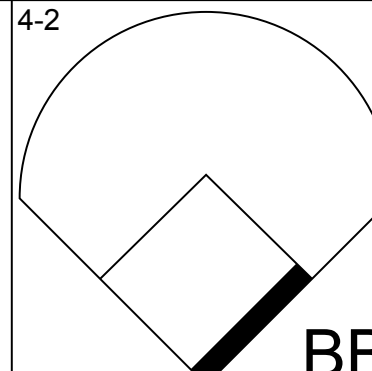
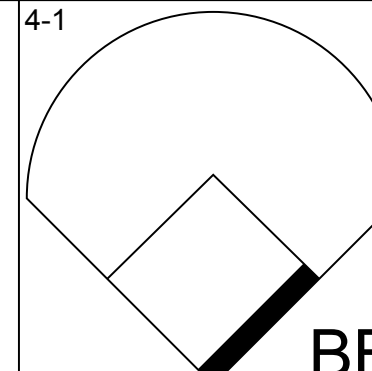
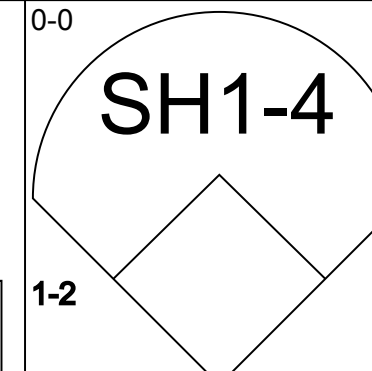
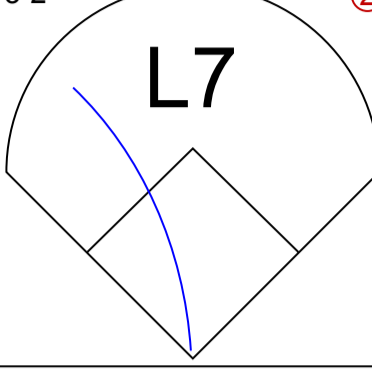
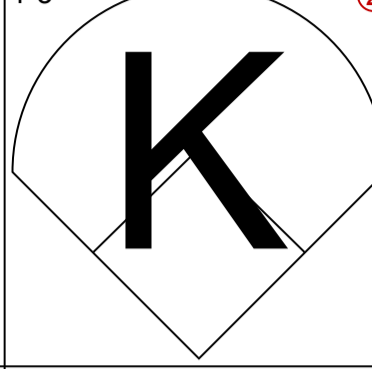
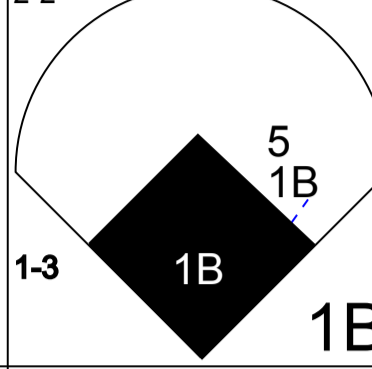
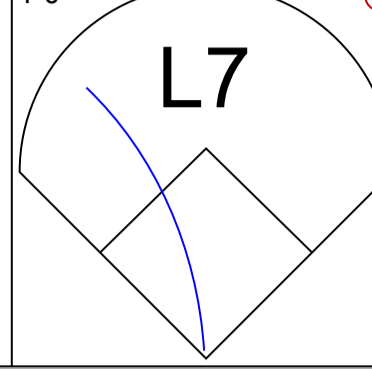
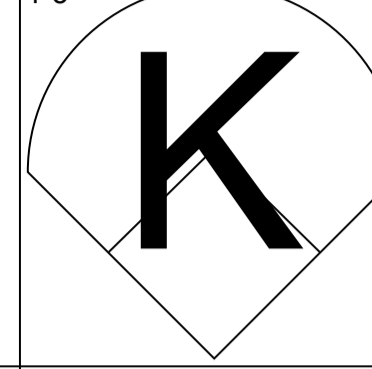
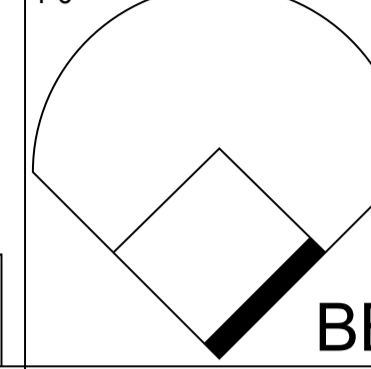
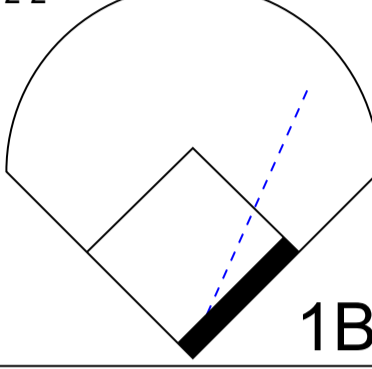
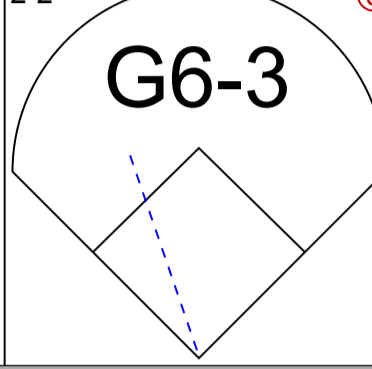
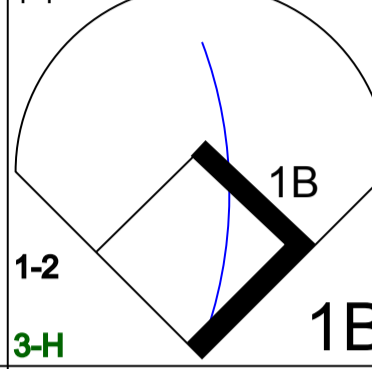

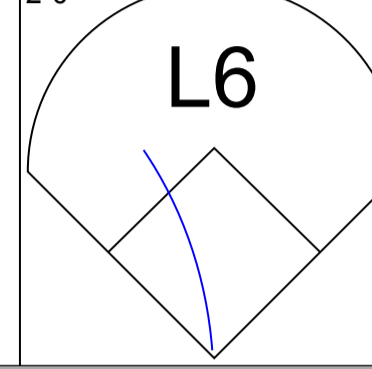
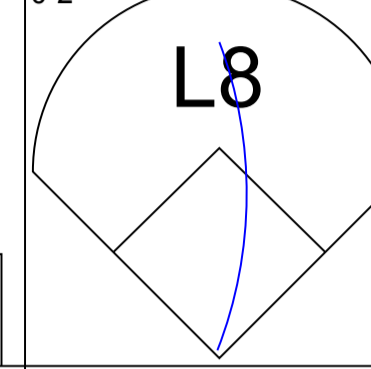
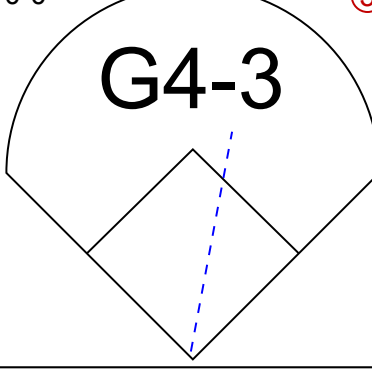

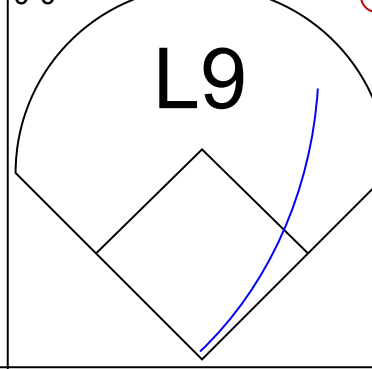


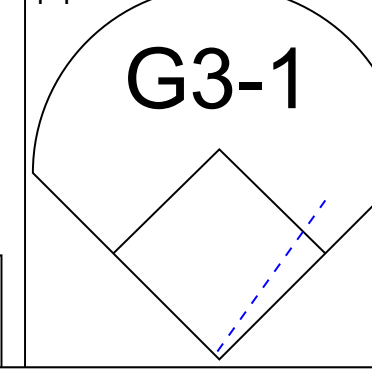
Batter	1	2	3	4	5	6	7	8	9	AB R H RBI BB SO LOB
Mickey Morandini, L (1,4) OBP: 0.346, SLG: 0.416	4-1 FC6-4 BB		2-1 G3		0-0 P8		0-0 G4-3		2-1 G4-3	4 0 0 0 1 0 1
Kevin Flora, R (1,8) OBP: 0.288, SLG: 0.420	0-1 FC6-4 2B		2-1 BB 1B		1-0 P9		3-2 1B		3-2 1B 2B	5 2 3 1 0 0 1
Gregg Jefferies, S (1,3) OBP: 0.345, SLG: 0.440	2-1 1-H 2B		4-1 1-2 BB		0-1 P8		2-1 P6		2-2 2-H 1B	4 0 2 2 1 0 1
Mark Whiten, S (1,9) OBP: 0.316, SLG: 0.374	1-2 F7		2-3 K					4-1 DI BB	0-2 P8	4 0 0 0 1 2 4
Charlie Hayes, R (1,5) OBP: 0.342, SLG: 0.412 Kevin Sefcik, R (7,5)	0-1 L9			0-2 F8				0-3 K		3 0 0 0 0 1 1 1 0 0 0 0 1 1
Tom Marsh, R (1,7) OBP: 0.299, SLG: 0.427		0-0 G4-3		4-1 1B BB		0-0 1B		1-3 K		3 0 1 0 1 1 1
Lenny Webster, R (1,2) OBP: 0.328, SLG: 0.343		1-0 G6-3		2-0 L6		0-0 G5-3		0-2 1B		4 0 1 0 0 0 2
Kevin Stocker, S (1,6) OBP: 0.309, SLG: 0.277		3-3 K		1-2 1B			0-2 G4-3 1B 2B	1-3 K		4 1 2 0 0 2 2
Tyler Green, R Mike Mims, L Gene Schall, R Paul Pritchett, R 23 Kevin Jordan, R Chuck Ricci, R Mike Lieberthal, R Steve Frey, R Gary Varsho, L			1-1 G6-3	1-0 P3					2-2 F8	0 0 0 0 0 0 0 0 0 0 0 0 0 0 1 0 0 0 0 0 0 0 0 0 0 0 0 0 1 0 0 0 0 0 0 0 0 0 0 0 0 0 1 0 0 0 0 0 0 1 0 0 0 0 0 0 1 0 0 0 0 0 0 1 0 0 0 0 0 0

BOTTOM															
Houston Astros @ Philadelphia Phillies Veterans Stadium, Philadelphia, PA Fri Sep 08 1995, 7:05 PM EDT Att: 24,059 - Unknown - 72 F															
<table border="0"> <tr> <td>AB</td> <td>36</td> </tr> <tr> <td>R</td> <td>3</td> </tr> <tr> <td>H</td> <td>9</td> </tr> <tr> <td>RBI</td> <td>3</td> </tr> <tr> <td>BB</td> <td>4</td> </tr> <tr> <td>SO</td> <td>7</td> </tr> <tr> <td>LOB</td> <td>17</td> </tr> </table>		AB	36	R	3	H	9	RBI	3	BB	4	SO	7	LOB	17
AB	36														
R	3														
H	9														
RBI	3														
BB	4														
SO	7														
LOB	17														
<table border="0"> <tr> <td>WP: 0</td> <td>PA: 40</td> </tr> <tr> <td>PB: 0</td> <td></td> </tr> <tr> <td>SB: 0</td> <td></td> </tr> <tr> <td>CS: 0</td> <td></td> </tr> </table>		WP: 0	PA: 40	PB: 0		SB: 0		CS: 0							
WP: 0	PA: 40														
PB: 0															
SB: 0															
CS: 0															

Inning Stats		R: 1	H: 1	E: 0	K: 0	S: 11	R: 0	H: 0	E: 0	K: 1	S: 7	R: 0	H: 1	E: 0	K: 1	S: 10	R: 0	H: 1	E: 0	K: 0	S: 10	R: 0	H: 0	E: 0	K: 0	S: 4	R: 0	H: 1	E: 0	K: 2	S: 9	R: 1	H: 2	E: 0	K: 0	S: 12	R: 0	H: 1	E: 0	K: 3	S: 13	R: 1	H: 2	E: 0	K: 0	S: 15	1B: 6	SF: 0	2B: 3	SAC: 0	3B: 0	DP: 0	HR: 0	HBP: 0	WP: 0	PA: 40
PITCHER		IP	WLS	BF	H	R	ER	SO	BB	IBB	HBP	BLK	WP	HR	S	P	ERA	WHIP	PITCHER		IP	WLS	BF	H	R	ER	SO	BB	IBB	HBP	BLK	WP	HR	S	P	ERA	WHIP																			
Mike Hampton, L (1,1) ERA: 3.57	7.0	W	30	6	2	2	4	3	0	0	0	0	0	0	63	105	2.57	1.286																																						
Jim Dougherty, R (8,1) ERA: 4.99	2.0		10	3	1	1	3	1	0	0	0	0	0	0	28	43	4.50	2.000																																						

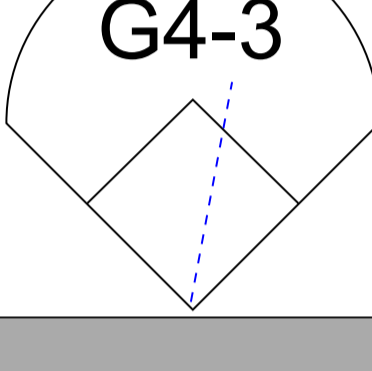

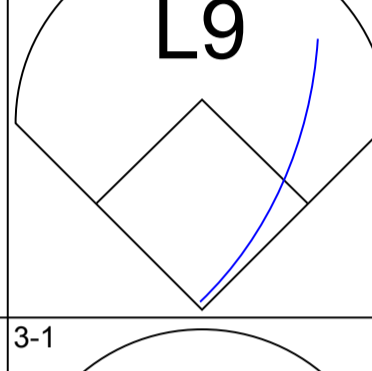


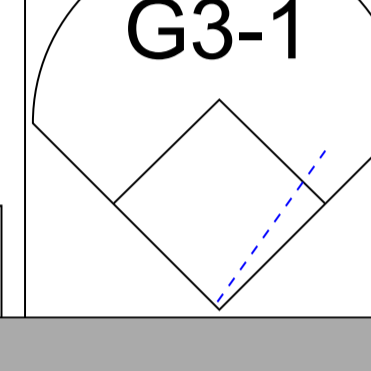


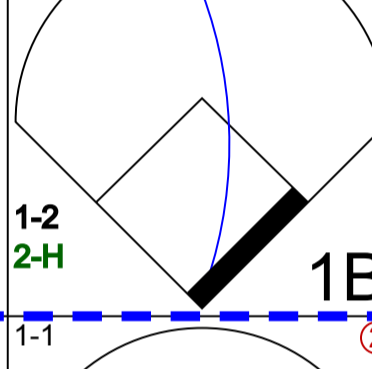





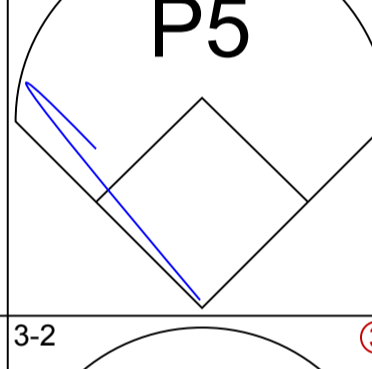





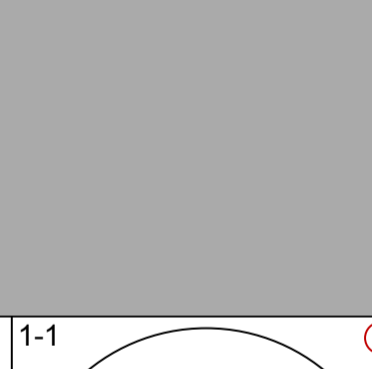
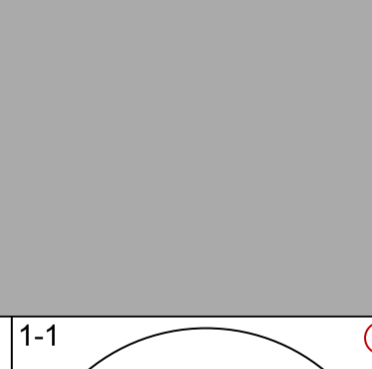




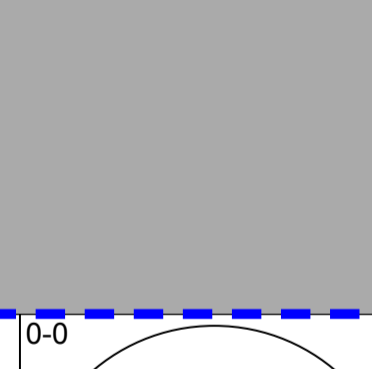
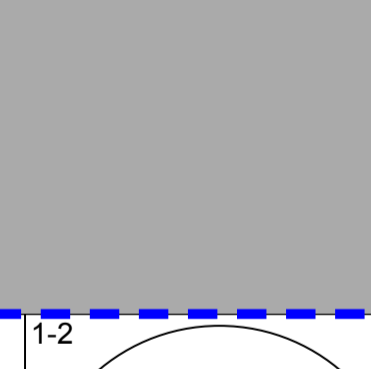

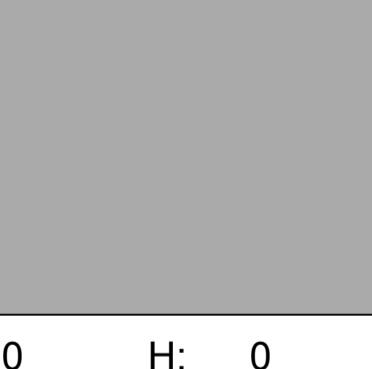

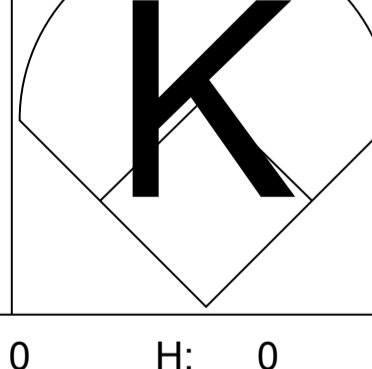
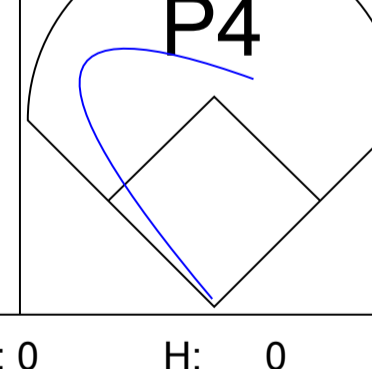
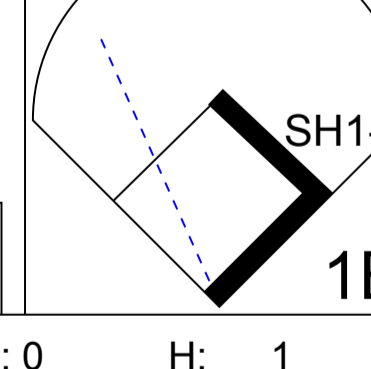
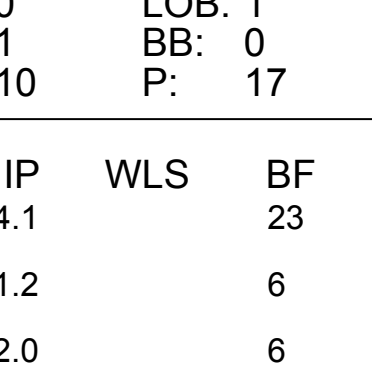
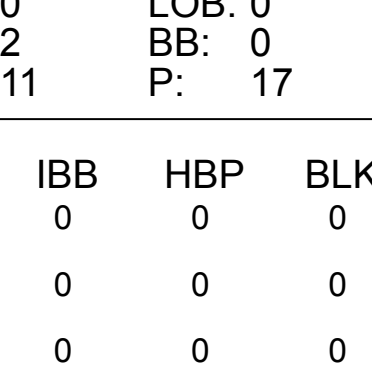
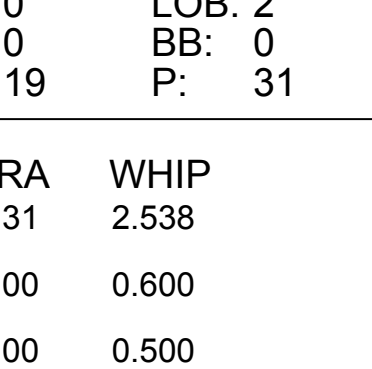
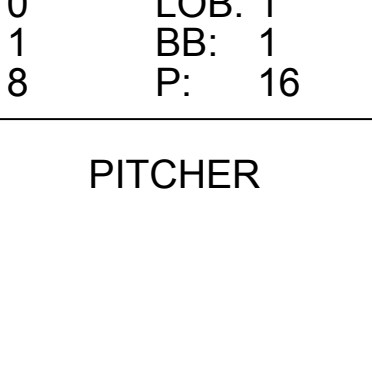
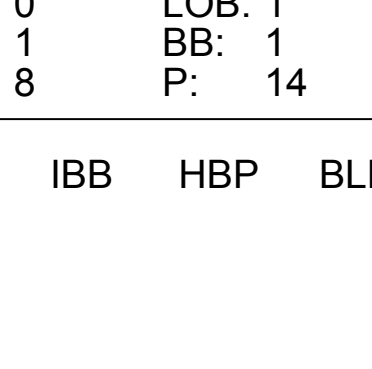
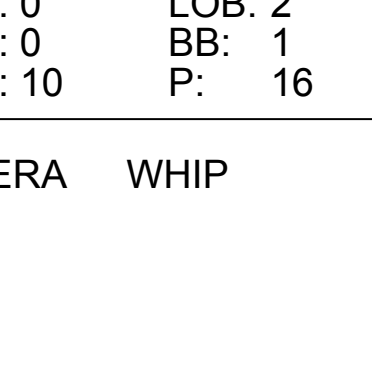
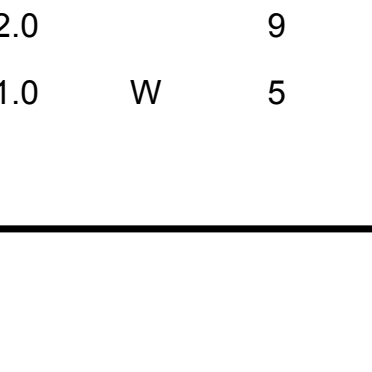
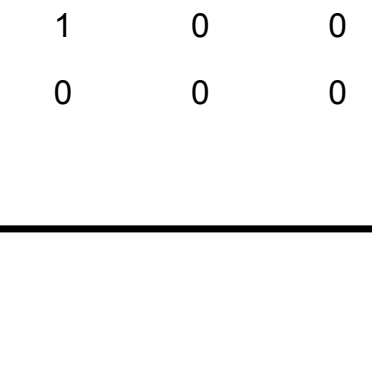


Batter 1 2 3 4 5 6 7 8 9 10 11 AB R H RBI BB SO LOB TOP

John Cangelosi, S (1, 8) OBP: 0.488, SLG: 0.422														3 1 1 0 2 2 0	
Greg Swindell, L (9, 1) OBP: 0.280, SLG: 0.298														0 0 0 0 0 0 0	
Todd Jones, L (9, 1) OBP: 0.200, SLG: 0.400														0 0 0 0 0 0 0	
Andy Stankiewicz, R (11, PH) OBP: 0.220, SLG: 0.162														0 0 0 0 0 0 0	
Mike Brumley, S (11, 7)															6 0 2 1 0 1 3

5	1	1	0	1	2	2
6	0	2	1	0	1	3
6	1	2	0	0	0	5
0	0	0	0	0	0	0
4	1	3	1	0	0	1
0	0	0	0	0	0	0
1	0	1	0	0	0	0
4	0	1	0	0	0	4
1	0	0	0	0	1	1
3	0	1	1	1	0	2
5	0	1	0	0	1	4
3	0	0	0	0	3	3
0	0	0	0	0	0	0
2	0	1	0	0	0	0

Houston Astros @ Philadelphia Phillies
Veterans Stadium, Philadelphia, PA
Sat Sep 09 1995, 7:05 PM EDT
Att: 25,665 - Unknown - 82 F

Derrick May, L (1, 7) OBP: 0.320, SLG: 0.391														4 0 1 0 0 0 1	
Mike Henneman, R (11, 1)															1 0 1 0 0 0 0
Dave Magadan, L (1, 5) OBP: 0.418, SLG: 0.379														3 0 1 1 1 0 2	
Dave Veres, R (7, 1)															5 0 1 0 0 1 4
Brian Hunter, R (9, 8) OBP: 0.358, SLG: 0.419														3 0 1 1 1 0 2	
James Mouton, R (1, 9) OBP: 0.325, SLG: 0.375														5 0 1 0 0 1 4	
Milt Thompson, L (10, PH) OBP: 0.289, SLG: 0.289														3 0 0 0 0 3 3	
Rick Wilkins, L (1, 2) OBP: 0.346, SLG: 0.314														0 0 0 0 0 0 0	
Ricky Gutierrez, R (1, 6) OBP: 0.259, SLG: 0.252														2 0 1 0 0 0 0	
Shane Reynolds, R (1, 1) OBP: 0.143, SLG: 0.127															0 0 0 0 0 0 0
Jeff Tabaka, R (7, 1)															2 0 1 0 0 0 0
Craig Shipley, R (7, 5) OBP: 0.278, SLG: 0.347															3 0 0 0 0 3 3

livebaseballscores.com

AB	43
R	4
H	14
RBI	3
BB	4
SO	10
LOB	25



Inning Stats												PITCHER												1B: 12	SF: 1	WP: 0	PA: 49		
R: 0	H: 1	R: 1	H: 3	R: 0	H: 0	R: 1	H: 3	R: 2	H: 4	R: 0	H: 0	R: 0	H: 1	R: 0	H: 0	R: 0	H: 0	R: 0	H: 1	R: 0	H: 1	R: 0	H: 1	R: 0	H: 1	2B: 1	SF: 1	WP: 0	PA: 49
E: 0	LOB: 1	E: 0	LOB: 1	E: 0	LOB: 0	E: 0	LOB: 2	E: 0	LOB: 2	E: 0	LOB: 1	E: 0	LOB: 0	E: 0	LOB: 0	E: 0	LOB: 2	E: 0	LOB: 2	E: 0	LOB: 2	E: 0	LOB: 2	E: 0	LOB: 1	3B: 1	DP: 2	PB: 0	
K: 1	BB: 0	K: 1	BB: 0	K: 2	BB: 0	K: 1	BB: 0	K: 0	BB: 0	K: 1	BB: 0	K: 1	BB: 0	K: 1	BB: 0	K: 1	BB: 1	K: 1	BB: 1	K: 0	BB: 1	K: 1	BB: 1	K: 0	BB: 1	HR: 0	HBP: 0	SB: 1	
S: 10	P: 17	S: 12	P: 16	S: 11	P: 17	S: 14	P: 19	S: 19	P: 31	S: 8	P: 16	S: 6	P: 8	S: 8	P: 11	S: 8	P: 14	S: 6	P: 13	S: 10	P: 16	S: 8	P: 14	S: 6	P: 13	CS: 0			

PITCHER	IP	WLS	BF	H	R	ER	SO	BB	IBB	HBP	BLK	WP	HR	S	P	ERA	WHIP
Paul Quantrill, R (1, 1) ERA: 4.56	4.1		23	11	4	4	5	0	0	0	0	0	0	59	89	8.31	2.538
Russ Springer, R (5, 1) ERA: 5.64	1.2		6	0	0	0	1	1	0	0	0	0	0	15	27	0.00	0.600
Toby Borland, R (7, 1) ERA: 3.62	2.0		6	1	0	0	2	0	0	0	0	0	0	14	19	0.00	0.500
Ricky Bottalico, R (9, 1) ERA: 2.22	2.0		9	1	0	0	2	1	1	0	0	0	0	14	27	0.00	1.000
Heathcliff Slocumb, R (11, 1) ERA: 2.69	1.0	W	5	1	0	0	0	1	0	0	0	0	0	10	16	0.00	2.000

Batter	1	2	3	4	5	6	7	8	9	10	11	AB R H RBI BB SO LOB	BOTTOM
--------	---	---	---	---	---	---	---	---	---	----	----	----------------------	--------

Mickey Morandini, L <small>OBP: 0.346, SLG: 0.415</small>	3-2 G3		1 SAFE 1-1 G2-3		2-3 K		1-0 G1-3 2B		1-2 F7		1-0 FC5-4 HBP	5 0 1 0 0 1 1	
Andy Van Slyke, L <small>OBP: 0.308, SLG: 0.336</small>	2-3 K		3-1 G4-3		1-0 L3 1B		3-2 P2		1-1 F7		0-3 K	6 0 1 0 0 2 3	
Gregg Jefferies, S <small>OBP: 0.344, SLG: 0.441</small>	2-1 G3-1			2-0 E4 1B 1B	1-0 L3		2-1 G1-3		1-1 F7 2B		1-1 FC5-4 1-2f HR	6 2 2 0 0 0 3	
Mark Whiten, S <small>OBP: 0.324, SLG: 0.388</small>		4-0 FC6-4 BB		2-0 K 1B 1B		3-3 K	2-2 G6-3		4-1 F7 BB		3-2 HR	4 2 2 2 2 1 1	
Charlie Hayes, R <small>OBP: 0.342, SLG: 0.411</small>		0-1 FC6-4 1-2f FC5-4		2-2 1B G5-3 1B		0-0 1B 1B		0-0 F8	0-2 G3-1			5 2 2 1 0 0 3	
Jim Eisenreich, L <small>OBP: 0.380, SLG: 0.463</small>		1-2 F9		2-2 G3 G5-3 1B		1-0 1B 1B		0-1 FC4-6 1B		0-0 G4-3 SH1-4 1B		5 0 4 1 0 0 1	
Mike Lieberthal, R <small>OBP: 0.190, SLG: 0.105</small>		1-2 FC5-4 1-2f		1-2 G5-3		2-0 1B	1-2 1B	1-1 FC4-6 1B		0-1 SH1-4		4 0 2 2 0 0 2	
Kevin Stocker, S <small>OBP: 0.307, SLG: 0.276</small>			2-2 G2-3 1B		G3		0-3 K		0-1 FC4-6 1B		2-1 G4-3	5 0 1 0 0 1 6	
Paul Quantrill, L <small>OBP: 0.154, SLG: 0.102</small>			1-3 K		1-3 K		0-0 G3		1-2 K		2-3 K	2 0 0 0 0 0 2 2	
Russ Springer, R <small>OBP: 0.297, SLG: 0.389</small>												0 0 0 0 0 0 0 0	
Gary Varsho, L <small>OBP: 0.314, SLG: 0.269</small>												0 0 0 0 0 0 0 0	
Toby Borland, R <small>OBP: 0.227, SLG: 0.339</small>												0 0 0 0 0 0 0 0	
23 Kevin Jordan, R <small>OBP: 0.255, SLG: 0.339</small>												0 0 0 0 0 0 0 0	
Ricky Bottalico, L <small>OBP: 0.255, SLG: 0.339</small>												0 0 0 0 0 0 0 0	
Lenny Webster, R <small>OBP: 0.255, SLG: 0.339</small>												0 0 0 0 0 0 0 0	
Heathcliff Slocumb, R												0 0 0 0 0 0 0 0	

Inning Stats	R: 0	H: 0	R: 0	H: 0	R: 0	H: 1	R: 3	H: 4	R: 0	H: 1	R: 1	H: 3	R: 0	H: 1	R: 0	H: 2	R: 0	H: 1	R: 0	H: 1	R: 2	H: 1	1B: 12	SF: 0	WP: 0	PA: 49
E: 0	LOB: 0	E: 0	LOB: 1	E: 0	LOB: 1	E: 0	LOB: 2	E: 0	LOB: 2	E: 0	LOB: 2	E: 0	LOB: 1	E: 0	LOB: 1	E: 0	LOB: 2	E: 0	LOB: 1	E: 0	LOB: 0	2B: 3	SAC: 1	PB: 0		
K: 1	BB: 0	K: 0	BB: 1	K: 1	BB: 0	K: 1	BB: 0	K: 2	BB: 0	K: 1	BB: 0	K: 0	BB: 0	K: 0	BB: 0	K: 1	BB: 1	K: 0	BB: 1	K: 1	BB: 0	3B: 0	DP: 1	SB: 0		
S: 8	P: 15	S: 8	P: 14	S: 10	P: 17	S: 19	P: 29	S: 5	P: 9	S: 12	P: 18	S: 9	P: 17	S: 10	P: 12	S: 11	P: 18	S: 11	P: 18	S: 9	P: 13	HR: 1	HBP: 1	CS: 0		

PITCHER	IP	WLS	BF	H	R	ER	SO	BB	IBB	HBP	BLK	WP	HR	S	P	ERA	WHIP
Shane Reynolds, R <small>ERA: 3.2</small>	(1, 1)	6.0	28	10	4	4	6	1	0	0	0	0	0	63	104	6.00	1.833
Jeff Tabaka, L <small>ERA: 2.45</small>	(7, 1)	0.1	1	0	0	0	0	0	0	0	0	0	0	3	6	0.00	0.000
Dave Veres, R <small>ERA: 2.24</small>	(7, 1)	1.2	7	2	0	0	1	0	0	0	0	0	0	15	21	0.00	1.200
Greg Swindell, L <small>ERA: 4.63</small>	(9, 1)	0.2	4	1	0	0	0	1	0	0	0	0	0	8	15	0.00	3.000
Todd Jones, R <small>ERA: 2.99</small>	(9, 1)	1.1	5	1	0	0	1	0	0	0	0	0	0	12	16	0.00	0.750
PITCHER	IP	WLS	BF	H	R	ER	SO	BB	IBB	HBP	BLK	WP	HR	S	P	ERA	WHIP
Mike Henneman, R <small>ERA: 1.76</small>	(11, 1)	0.2	4	1	1	2	1	0	0	1	0	0	1	2	13	27.00	1.500

Houston Astros @ Philadelphia Phillies
Veterans Stadium, Philadelphia, PA

livebaseballscores.com

AB	45
R	6
H	15
RBI	6
BB	2
SO	9
LOB	27



Sat Sep 09 1995, 7:05 PM EDT
Att: 25,665 - Unknown - 82 F

Batter	1	2	3	4	5	6	7	8	9	AB R H RBI BB SO LOB	TOP
John Cangelosi, S (1, 8) OBP: 0.486, SLG: 0.424	2-1 SH3 5 SF8 2B		3-2 G4-3	0-1 L4		4-2 BB			1-0 G6-3	4 1 1 0 1 0 2	
Craig Biggio, R (1, 4) OBP: 0.404, SLG: 0.482	1-0 SH3		2-0 5 2B 1B		3-2 2B	2-2 SF7			1-3 K	3 2 2 1 0 1 0	
5 Jeff Bagwell, R (1, 3) OBP: 0.401, SLG: 0.489	0-0 SF8		0-1 2B		1-2 K	1-1 G5-3			2-3 K	4 0 1 2 0 2 2	
Derrick May, L (1, 7) OBP: 0.319, SLG: 0.393	1-2 G6-3		1-1 G3-1		0-0 2B		0-0 P4			4 0 1 1 0 0 1	
Tony Eusebio, R (1, 2) OBP: 0.370, SLG: 0.438		1-2 G6-3		3-1 F9	2-3 K		1-0 G1-3			4 0 0 0 0 1 1	
Dave Magadan, L (1, 5) OBP: 0.422, SLG: 0.382		3-1 PB 1B		0-0 1B 2B 1B	4-1 BB		1-0 L6			3 1 2 0 1 0 0	
Mike Simms, R (1, 9) OBP: 0.311, SLG: 0.500		1-1 F7		1-1 P4	1-1 F7			1-0 G4-3		3 0 0 0 0 0 4	
James Mouton, R (7, 9) OBP: 0.324, SLG: 0.374		1-2								1 0 0 0 0 0 0	AB 32 R 5 H 9 RBI 5 BB 3 SO 6 LOB 11
Ricky Gutierrez, R (1, 6) OBP: 0.288, SLG: 0.255		2-2 G6-3		1-1 2B 1B		4-1 SH1-4 SF7 BB		0-3 K		3 1 1 0 1 1 1	
Doug Drabek, R (1, 1) OBP: 0.250, SLG: 0.259			3-0 G5-3	1-2 2B		1-1 SH1-4		1-3 K		2 0 1 1 0 0 0	
Milt Thompson, L (8, PH) OBP: 0.287, SLG: 0.287				1-3 2-H						1 0 0 0 0 1 0	
Dave Veres, R (8, 1)										0 0 0 0 0 0 0	
Mike Henneman, R (9, 1)										0 0 0 0 0 0 0	
Inning Stats	R: 1 H: 1 E: 0 LOB: 0 K: 0 P: 7 S: 7	R: 0 H: 1 E: 0 LOB: 1 K: 0 BB: 0 P: 19 S: 12	R: 1 H: 2 E: 0 LOB: 1 K: 0 BB: 0 P: 18 S: 9	R: 1 H: 3 E: 0 LOB: 2 K: 2 BB: 1 P: 18 S: 12	R: 1 H: 2 E: 0 LOB: 2 K: 2 BB: 1 P: 24 S: 13	R: 1 H: 0 E: 0 LOB: 1 K: 2 BB: 2 P: 22 S: 10	R: 0 H: 0 E: 0 LOB: 0 K: 0 BB: 0 P: 5 S: 3	R: 0 H: 0 E: 0 LOB: 0 K: 2 BB: 0 P: 9 S: 7	R: 0 H: 0 E: 0 LOB: 0 K: 2 BB: 0 P: 11 S: 7	1B: 4 SF: 2 2B: 5 SAC: 2 3B: 0 DP: 0 HR: 0 HBP: 0	WP: 0 PA: 39 PB: 1 SB: 2 CS: 0
PITCHER	IP WLS BF H R ER SO BB IBB HBP BLK WP HR S P ERA WHIP	PITCHER IP WLS BF H R ER SO BB IBB HBP BLK WP HR S P ERA WHIP									
Jeff Juden, R (1, 1) ERA: 4.29	5.1 L 28 9 5 5 2 3 0 0 0 0 0 0 58 104 8.44 2.250										
Chuck Ricci, R (6, 1) ERA: 2.45	0.2 2 0 0 0 0 0 0 0 0 0 0 0 5 8 0.00 0.000										
Steve Frey, L (7, 1) ERA: 3.92	1.0 3 0 0 0 0 0 0 0 0 0 0 0 3 5 0.00 0.000										
Ricky Bottalico, R (8, 1) ERA: 2.16	2.0 6 0 0 0 0 4 0 0 0 0 0 0 14 20 0.00 0.000										

Houston Astros @ Philadelphia Phillies
Veterans Stadium, Philadelphia, PA
Sun Sep 10 1995, 3:33 AM EDT
Att. 27,235 - Sunny - 74 F

livebaseballscorecards.com



Batter	1	2	3	4	5	6	7	8	9	AB	R	H	RBI	BB	SO	LOB	BOTTOM
--------	---	---	---	---	---	---	---	---	---	----	---	---	-----	----	----	-----	--------

Mickey Morandini, L (1,4) OBP: 0.347, SLG: 0.415	1-1 2B 1B	2-2 G3-6 1B		2-2 F7			1-0 F8		0-0 F7	5	1	2	0	0	0	1	
---	-----------------	-------------------	--	-----------	--	--	-----------	--	-----------	---	---	---	---	---	---	---	--

Andy Van Slyke, L (1,8) OBP: 0.311, SLG: 0.341	1-0 1B HR 2B	0-2 G3-6 1-2f		3-2 G4-3			4-2 S BB			3	1	1	1	1	0	1	
---	-----------------------	---------------------	--	-------------	--	--	----------------	--	--	---	---	---	---	---	---	---	--

Gregg Jefferies, S (1,3) OBP: 0.344, SLG: 0.439	2-0 S HR 1B	3-0 G3-1			2-2 P6		0-2 G6-3			4	1	1	0	0	0	1	
--	----------------------	-------------	--	--	-----------	--	-------------	--	--	---	---	---	---	---	---	---	--

Mark Whiten, S (1,9) OBP: 0.326, SLG: 0.402	3-2 1-H HR			1-0 F8 1B		0-1 G4-3		3-3 K		4	1	2	3	0	1	0	
--	------------------	--	--	-----------------	--	-------------	--	----------	--	---	---	---	---	---	---	---	--

Charlie Hayes, R (1,5) OBP: 0.342, SLG: 0.410	2-3 K			1-1 2-3 1B		3-3 K		2-2 L9		4	0	1	0	0	2	0	
--	----------	--	--	------------------	--	----------	--	-----------	--	---	---	---	---	---	---	---	--

Jim Eisenreich, L (1,7) OBP: 0.376, SLG: 0.457	0-1 G3			0-2 F8			0-1 G4-3		1-0 G6-3	4	0	0	0	0	0	2	
---	-----------	--	--	-----------	--	--	-------------	--	-------------	---	---	---	---	---	---	---	--

Mike Lieberthal, R (1,2) OBP: 0.200, SLG: 0.174	0-0 2B			1-0 F8 2-3			1-1 F7		3-2 L5	4	0	1	0	0	0	2	
--	-----------	--	--	------------------	--	--	-----------	--	-----------	---	---	---	---	---	---	---	--

Kevin Stocker, S (1,6) OBP: 0.307, SLG: 0.274	4-0 IBB			0-1 L6			0-3 K		1-1 F8	3	0	0	0	1	1	2	
--	------------	--	--	-----------	--	--	----------	--	-----------	---	---	---	---	---	---	---	--

Jeff Juden, R (1,1) OBP: 0.099, SLG: 0.235	1-1 G2-3				3-3 K			1-0 P6		2-0 1B	2	0	0	0	0	1	2
---	-------------	--	--	--	----------	--	--	-----------	--	-----------	---	---	---	---	---	---	---

Inning Stats	R: 4 E: 0 K: 1 S: 17	H: 5 LOB: 2 BB: 1 P: 31	R: 0 E: 0 K: 0 S: 9	H: 1 LOB: 0 BB: 0 P: 14	R: 0 E: 0 K: 0 S: 10	H: 2 LOB: 2 BB: 0 P: 13	R: 0 E: 0 K: 1 S: 10	H: 0 LOB: 0 BB: 0 P: 18	R: 0 E: 0 K: 1 S: 9	H: 0 LOB: 0 BB: 0 P: 14	R: 0 E: 0 K: 1 S: 7	H: 0 LOB: 0 BB: 0 P: 8	R: 0 E: 0 K: 0 S: 10	H: 0 LOB: 1 BB: 1 P: 16	R: 0 E: 0 K: 1 S: 9	H: 0 LOB: 0 BB: 0 P: 15	R: 0 E: 0 K: 0 S: 8	H: 1 LOB: 1 BB: 0 P: 14	1B: 6 2B: 2 3B: 0 HR: 1	SF: 0 SAC: 0 DP: 1 HBP: 0	WP: 0 PB: 0 SB: 2 CS: 0	PA: 37
--------------	-------------------------------	----------------------------------	------------------------------	----------------------------------	-------------------------------	----------------------------------	-------------------------------	----------------------------------	------------------------------	----------------------------------	------------------------------	---------------------------------	-------------------------------	----------------------------------	------------------------------	----------------------------------	------------------------------	----------------------------------	----------------------------------	------------------------------------	----------------------------------	--------

PITCHER	Doug Drabek, R (1,1) ERA: 4.74	IP: 7.0 WLS: W BF: 30	H: 8 R: 4 ER: 4	SO: 4	BB: 1	IBB: 1	HBP: 0	BLK: 0	WP: 0	HR: 1	S: 72	P: 114	ERA: 5.14	WHIP: 1.286
PITCHER	Dave Veres, R (8,1) ERA: 2.22	IP: 1.0 WLS: S	H: 0 R: 0 ER: 0	SO: 1	BB: 0	IBB: 0	HBP: 0	BLK: 0	WP: 0	HR: 0	S: 9	P: 15	ERA: 0.00	WHIP: 0.000
PITCHER	Mike Henneman, R (9,1) ERA: 1.71	IP: 1.0 WLS: S	H: 1 R: 0 ER: 0	SO: 0	BB: 0	IBB: 0	HBP: 0	BLK: 0	WP: 0	HR: 0	S: 8	P: 14	ERA: 0.00	WHIP: 1.000

Houston Astros @ Philadelphia Phillies
Veterans Stadium, Philadelphia, PA

Sun Sep 10 1995, 3:33 AM EDT
Att. 27,235 - Sunny - 74 F

AB	35
R	4
H	9
RBI	4
BB	2
SO	5
LOB	11



WP: 0	PA: 37
PB: 0	
SB: 2	
CS: 0	

ERA	WHIP
-----	------

Batter	1	2	3	4	5	6	7	8	9	AB R H RBI BB SO LOB	TOP					
Mickey Morandini, L (1, 4) OBP: 0.352, SLG: 0.424	1-1 G3-1 G6-3 2B		4-2 2B E BB	0-0 SH5-3 2-3		0-1 E7 2B		0-0 SF9 1B BB		3 3 3 1 1 0 0						
Andy Van Slyke, L (1, 8) OBP: 0.317, SLG: 0.345	2-0 G3-1 2-3		1-0 E9 2B 1-H	0-0 G6-3		4-2 BB BB		4-2 1B BB		3 1 1 0 2 0 2						
Gregg Jefferies, S (1, 3) OBP: 0.344, SLG: 0.441	1-2 G6-3 3-H		1-0 2B 2B	1-0 G6-3		4-1 BB BB		1-2 SF9 2-3 3-H		3 1 1 3 1 0 1						
Mark Whiten, S (1, 9) OBP: 0.327, SLG: 0.406	1-3 K 1-3		1-2 F9 1B 2B 2-H		1-3 K 1-3		3-3 K 1-3	0-0 BB 1B 3-H		5 1 2 2 0 3 3						
Charlie Hayes, R (1, 5) OBP: 0.340, SLG: 0.406		1-2 G6-3	1-0 L8		1-3 K 1-3		2-3 K 1-3	4-2 FC6-4 BB 1-2		4 0 0 0 1 2 1						
Jim Eisenreich, L (1, 7) OBP: 0.371, SLG: 0.450		1-1 F7	0-1 F9 2-3		1-2 G4-3		1-3 K 1-3	0-0 FC6-4 1-2f		5 0 0 0 0 1 4						
Lenny Webster, R (1, 2) OBP: 0.328, SLG: 0.342		0-0 1B 1B	1-1 1B 3-H			2-2 F7 1-3	1-0 G4-3		2-2 F8	5 0 2 1 0 0 0						
Kevin Stocker, S (1, 6) OBP: 0.308, SLG: 0.278		0-0 1B 1-2	0-1 G1-3			2-2 G6-3 E 2B		0-3 K 1-3	0-2 L7	5 1 2 0 0 1 1						
Mike Williams, R (1, 1) OBP: 0.154, SLG: 0.231		0-3 K				1-0 G6-3		0-0 1B SF9 1B	0-0 F8	3 0 1 0 0 1 3						
Toby Borland, R (7, 1) OBP: 0.167, SLG: 0.200				2-2 SH5-3 2B						2 1 1 0 0 0 0						
Inning Stats	R: 1 H: 1 E: 0 LOB: 0 K: 1 BB: 0 S: 9 P: 14	R: 0 H: 2 E: 0 LOB: 2 K: 1 BB: 0 S: 11 P: 13	R: 4 H: 4 E: 1 LOB: 1 K: 0 BB: 1 S: 14 P: 23	R: 0 H: 1 E: 0 LOB: 1 K: 0 BB: 0 S: 7 P: 10	R: 0 H: 0 E: 0 LOB: 0 K: 2 BB: 0 S: 10 P: 13	R: 1 H: 2 E: 1 LOB: 3 K: 1 BB: 2 S: 19 P: 35	R: 0 H: 0 E: 0 LOB: 0 K: 2 BB: 0 S: 7 P: 11	R: 2 H: 3 E: 0 LOB: 3 K: 1 BB: 2 S: 15 P: 24	R: 0 H: 0 E: 0 LOB: 0 K: 0 BB: 0 S: 7 P: 9	1B: 6 2B: 7 3B: 0 HR: 0 SF: 1 SAC: 1 DP: 0 HBP: 0	WP: 0 PA: 45 PB: 0 SB: 0 CS: 0					
PITCHER	IP WLS BF H R ER SO BB IBB HBP BLK WP HR S P ERA WHIP											PITCHER	IP WLS BF H R ER SO BB IBB HBP BLK WP HR S P ERA WHIP			
Tavo Alvarez, R (1, 1) ERA: 5.61	2.1 L 14 6 5 5 2 1 0 0 0 0 0 0 28 43 19.29 3.000											Jose DeLeon, R (8, 1) ERA: 5.47	0.2 7 3 2 2 1 2 0 0 0 0 0 0 8 14 27.00 7.500			
Gil Heredia, R (3, 1) ERA: 4.57	1.2 7 2 0 0 0 0 0 0 0 0 0 0 13 17 0.00 1.200											Tim Scott, R (8, 1) ERA: 3.99	1.1 4 0 0 0 0 0 0 0 0 0 0 0 10 10 0.00 0.000			
Bryan Eversgerd, L (5, 1) ERA: 7.84	1.0 3 0 0 0 2 0 0 0 0 0 0 0 10 13 0.00 0.000															
Curt Schmidt, R (6, 1) ERA: 6.0	0.2 6 2 1 1 0 2 0 0 0 0 0 0 16 29 13.50 6.000															
Greg Harris, R (6, 1) ERA: 2.63	1.1 4 0 0 0 3 0 0 0 0 0 0 0 10 17 0.00 0.000															

Philadelphia Phillies @ Montreal Expos
Olympic Stadium, Montreal, QB
Tue Sep 12 1995, 7:05 PM EDT
Att. 11,246 - Unknown - 68 F

livebaseballscorecards.com
AB 38
R 8
H 13
RBI 7
BB 5
SO 8
LOB 15



Batter	1	2	3	4	5	6	7	8	9	AB	R	H	RBI	BB	SO	LOB		
Rondell White, R OBP: 0.355, SLG: 0.463 (1, 8)	2-2 G4-3 2B		1-1 G6-3			2-2 E8 FC4-6 1B		1-2 FC5-4 1B		4	2	3	0	0	0	1		
Cliff Floyd, L OBP: 0.267, SLG: 0.245 (1, 7) F.P. Santangelo, S OBP: 0.381, SLG: 0.412 (6, PR) (7, 7)	0-1 G4-3 2-3		2-3 K			4-1 FC4-6 BB		0-1 FC5-4 1B 1-2		2	0	0	0	1	1	2		
David Segui, S OBP: 0.367, SLG: 0.457 (1, 3)	3-1 G4-3 3-H				0-1 G3-6-3 1B	2-2 FC4-6 1-2f 3-H		2-2 FC5-4 1-2f 2-3		4	0	1	2	0	0	3		
Henry Rodriguez, L OBP: 0.293, SLG: 0.341 (1, 9)	1-1 G6-3				0-0 G3-6-3 1-2f	1-0 L9		2-3 K		4	0	0	0	0	1	4		
Darrin Fletcher, L OBP: 0.357, SLG: 0.450 (1, 2) Jeff Treadway, L OBP: 0.264, SLG: 0.269 (9, 4)		2-1 G4-3			0-1 G4-3	0-0 G4-3			2-2 E 1B	3	0	0	0	0	0	1		
Mike Lansing, R OBP: 0.308, SLG: 0.403 (1, 4) Joe Siddall, L OBP: 1.000, SLG: 1.000 (9, 2)		0-1 P3				2-2 L7		3-2 F7	2-2 E8 1-3 1B	3	0	0	0	0	0	0		
Shane Andrews, R OBP: 0.271, SLG: 0.351 (1, 5)		2-3 K				2-0 F9		3-3 K	3-3 K 1B	4	0	0	0	0	3	2		
Mark Grudzielanek, R OBP: 0.309, SLG: 0.320 (1, 6) Jose DeLeon, R (8, 1) Tim Scott, R OBP: 0.250, SLG: 0.250 (8, 1) Sean Berry, R OBP: 0.378, SLG: 0.556 (9, PH)			1-1 SH3-4 1B			1-0 1B		0-3 K	0-3 K	3	0	2	0	0	1	0		
Tavo Alvarez, R (1, 1) Gil Heredia, R OBP: 0.194, SLG: 0.194 (3, 1) Bryan Eversgerd, R (5, 1) Tony Tarasco, L OBP: 0.319, SLG: 0.387 (5, PH) Curt Schmidt, R (6, 1) Greg Harris, S OBP: 0.333, SLG: 0.667 (6, 1) Dave Silvestri, R OBP: 0.286, SLG: 0.372 (8, 6)			0-0 SH3-4 1B			2-2 G4-3		1-1 F9	0-1 F7	0	0	0	0	0	0	0		
Inning Stats	R: 1 E: 0 K: 0 S: 9	H: 1 LOB: 0 BB: 0 P: 15	R: 0 E: 0 K: 1 S: 7	H: 0 LOB: 0 BB: 0 P: 11	R: 0 E: 0 K: 1 S: 9	H: 1 LOB: 1 BB: 0 P: 13	R: 0 E: 0 K: 0 S: 8	H: 1 LOB: 1 BB: 0 P: 15	R: 1 E: 1 K: 0 S: 10	H: 1 LOB: 1 BB: 1 P: 19	R: 0 E: 0 K: 2 S: 9	H: 0 LOB: 0 BB: 0 P: 15	R: 0 E: 0 K: 1 S: 13	H: 2 LOB: 2 BB: 0 P: 19	R: 0 E: 1 K: 2 S: 14	H: 2 LOB: 2 BB: 0 P: 21	1B: 8 2B: 1 3B: 0 HR: 0	SF: 0 SAC: 1 DP: 1 HBP: 0
PITCHER Mike Williams, R ERA: 3.36 (1, 1) Toby Borland, R ERA: 3.46 (7, 1)	IP: 6.0 WLS: W BF: 23 H: 5 R: 2 ER: 1 SO: 2	IP: 3.0 WLS: S BF: 13 H: 4 R: 0 ER: 0 SO: 5	IP: 9.0 WLS: S BF: 23 H: 5 R: 0 ER: 1 SO: 2	IP: 9.0 WLS: S BF: 23 H: 5 R: 0 ER: 1 SO: 2	IP: 9.0 WLS: S BF: 23 H: 5 R: 0 ER: 1 SO: 2	IP: 9.0 WLS: S BF: 23 H: 5 R: 0 ER: 1 SO: 2	IP: 9.0 WLS: S BF: 23 H: 5 R: 0 ER: 1 SO: 2	IP: 9.0 WLS: S BF: 23 H: 5 R: 0 ER: 1 SO: 2	IP: 9.0 WLS: S BF: 23 H: 5 R: 0 ER: 1 SO: 2	IP: 9.0 WLS: S BF: 23 H: 5 R: 0 ER: 1 SO: 2	IP: 9.0 WLS: S BF: 23 H: 5 R: 0 ER: 1 SO: 2	IP: 9.0 WLS: S BF: 23 H: 5 R: 0 ER: 1 SO: 2	IP: 9.0 WLS: S BF: 23 H: 5 R: 0 ER: 1 SO: 2	IP: 9.0 WLS: S BF: 23 H: 5 R: 0 ER: 1 SO: 2	IP: 9.0 WLS: S BF: 23 H: 5 R: 0 ER: 1 SO: 2	IP: 9.0 WLS: S BF: 23 H: 5 R: 0 ER: 1 SO: 2		

BOTTOM

Philadelphia Phillies @ Montreal Expos
Olympic Stadium, Montreal, QB
Tue Sep 12 1995, 7:05 PM EDT
Att. 11,246 - Unknown - 68 F

AB	34
R	2
H	9
RBI	2
BB	1
SO	7
LOB	18



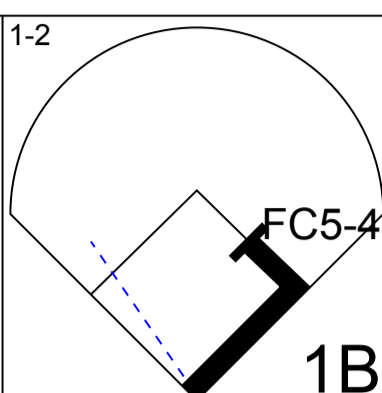
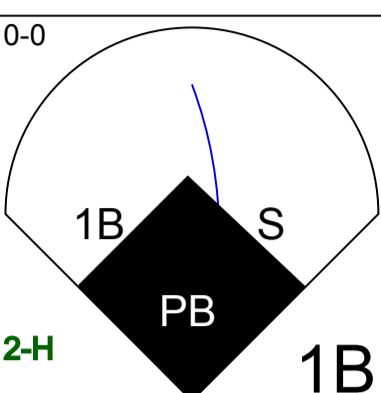
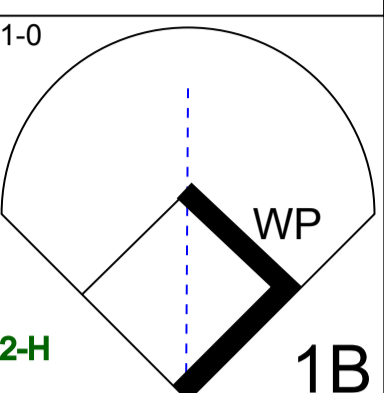
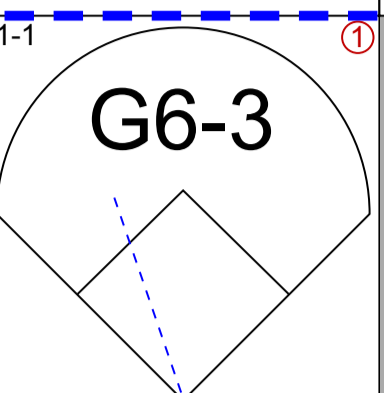
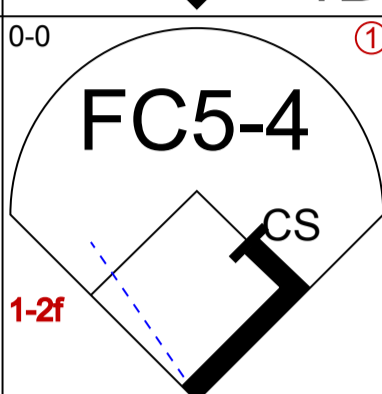
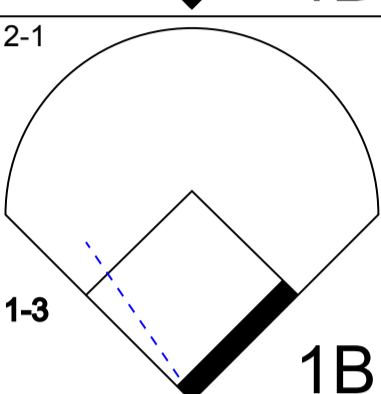
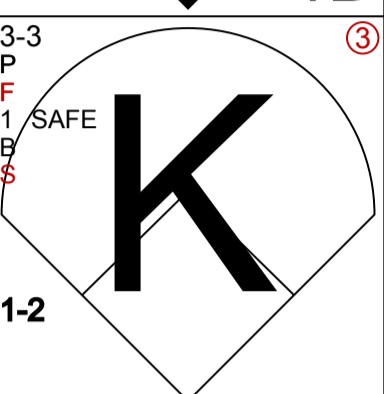
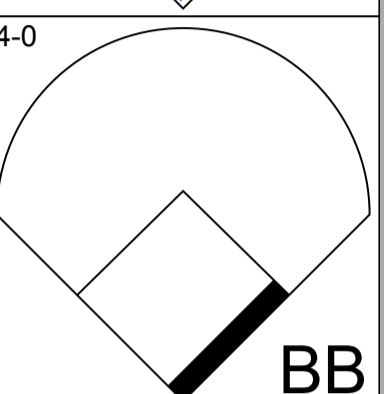
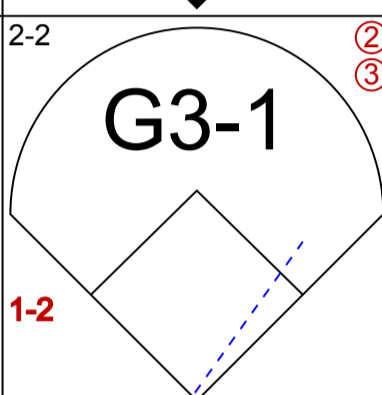
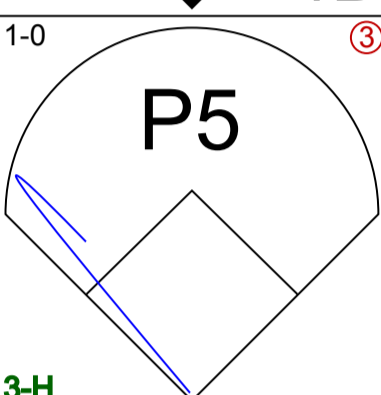
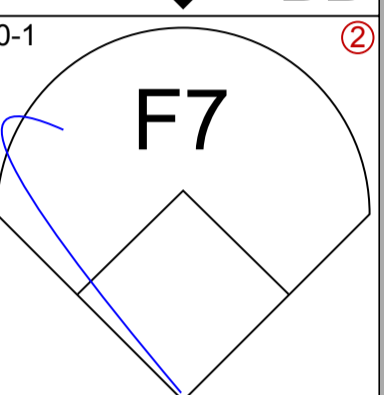
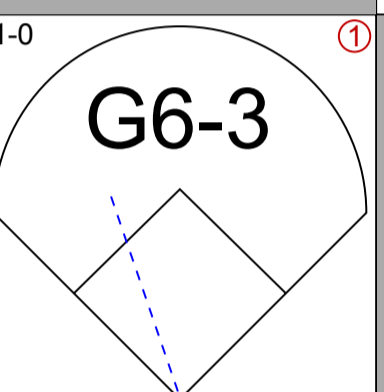
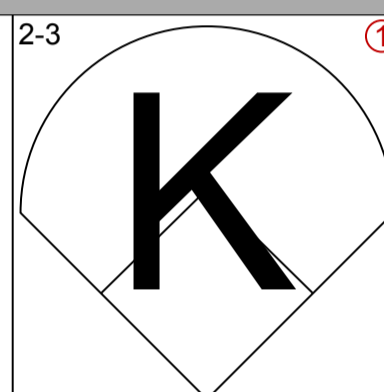
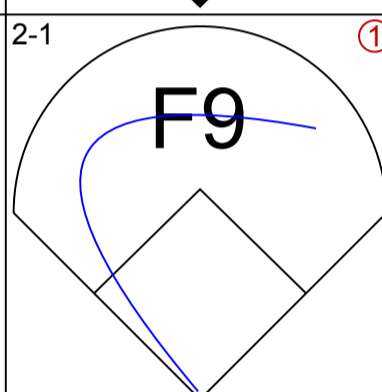
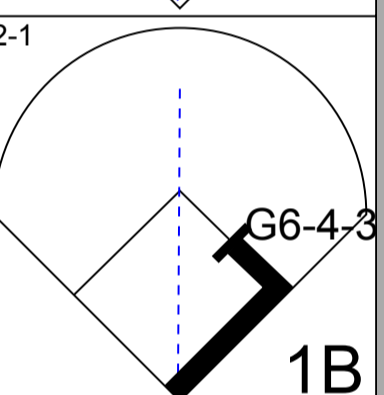
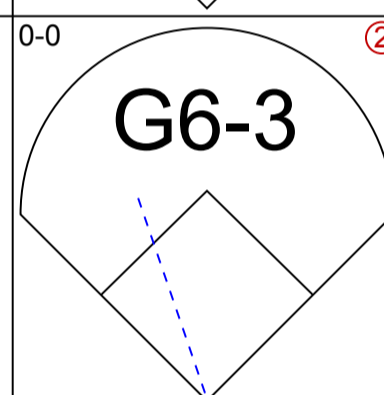
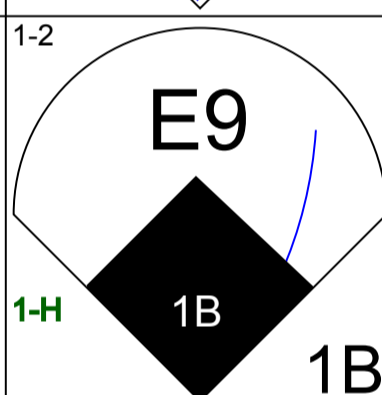
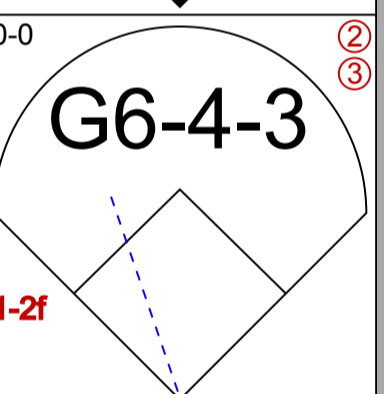
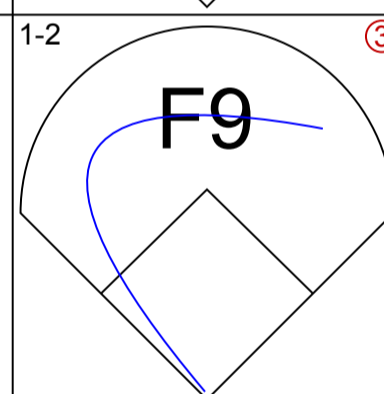
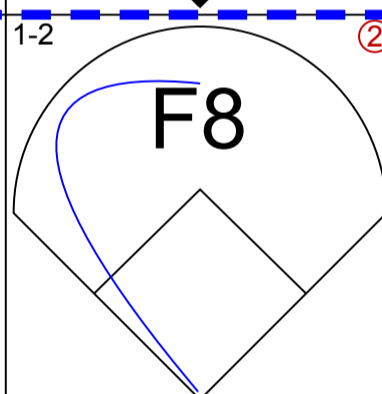
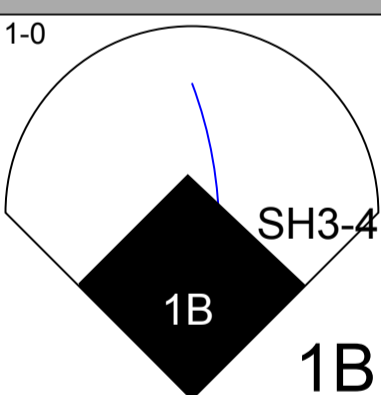
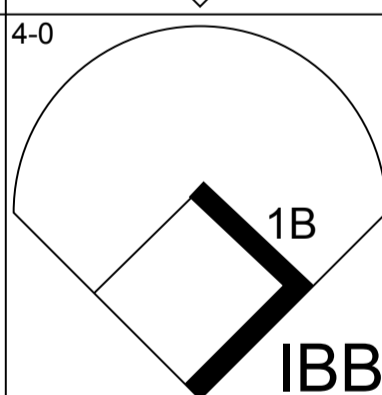
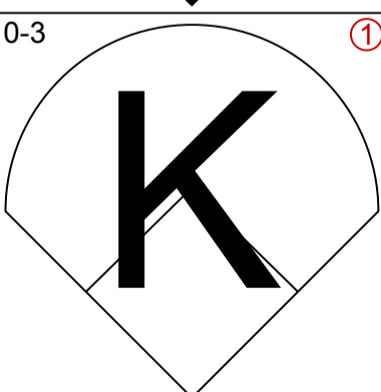
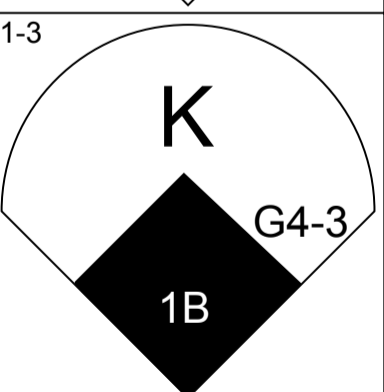
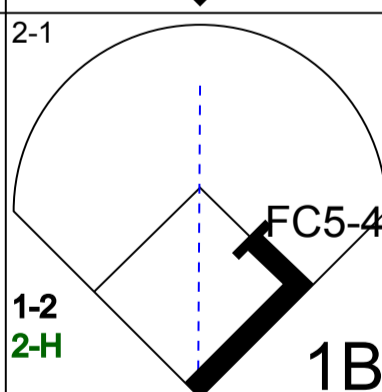
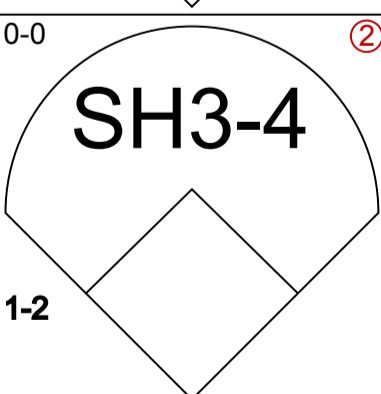
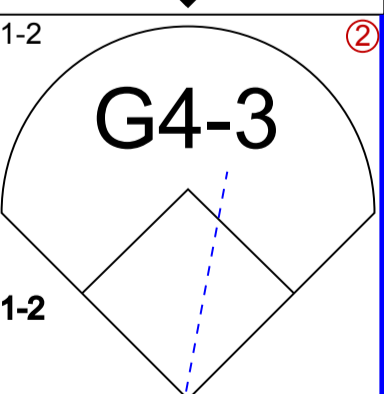
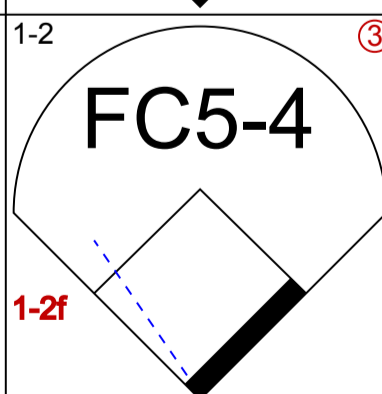
Batter	1	2	3	4	5	6	7	8	9	AB	R	H	RBI	BB	SO	LOB	TOP	
Kevin Flora, R (1, 8) OBP: 0.298, SLG: 0.418	2-3 K		0-2 F9		1-1 F8		3-2 23 1B PB 1B		1-0 G6-3 1B	5	1	2	0	0	1	0	<p>Philadelphia Phillies @ Montreal Expos</p> <p>Olympic Stadium, Montreal, QB</p> <p>Wed Sep 13 1995, 7:05 PM EDT</p> <p>Att. 11,335 - Dome</p>	
23 Kevin Jordan, R (1, 4) OBP: 0.238, SLG: 0.375 Ricky Bottalico, L (7, 1) Andy Van Slyke, L (9, PH) OBP: 0.316, SLG: 0.343	1-0 G4-3		2-1 F9		2-2 G6-3		1-0 PB E 1B		0-0 F7	4	1	1	0	0	0	0		
Gregg Jefferies, S (1, 3) OBP: 0.343, SLG: 0.445	3-2 P6			1-0 HR	1-1 F9		2-1 F8		2-1 G6-3	5	1	1	1	0	0	2		
Mark Whiten, S (1, 9) OBP: 0.325, SLG: 0.402		3-3 K		0-0 E9 1B		0-2 P5		1-2 E3		0-0 F7	5	1	1	0	0	1		
Charlie Hayes, R (1, 5) OBP: 0.342, SLG: 0.407		2-1 1B 1B		0-0 FC5-4 1B		2-3 K		0-0 G5-3			4	0	2	1	0	1		
Tom Marsh, R (1, 7) OBP: 0.308, SLG: 0.430 Jim Eisenreich, L (8, PH) OBP: 0.370, SLG: 0.449 (8, 7)		0-0 F9		2-1 FC5-4 1B		0-0 BB 1B												
Mike Lieberthal, R (1, 2) OBP: 0.276, SLG: 0.231		2-1 1B		0-0 1B		4-1 BB		1-2 G5-3			3	0	2	0	1	0		
Kevin Stocker, S (1, 6) OBP: 0.307, SLG: 0.278		0-0 G4-3		0-0 P6		0-1 G6-3		1-1 1B			4	0	1	0	0	0		
Dennis Springer, R (1, 1) Russ Springer, R (6, 1) Gene Schall, R (7, PH) OBP: 0.353, SLG: 0.345 Mickey Morandini, L (7, 4) OBP: 0.351, SLG: 0.423			1-2 P4		0-0 G1-3		1-1 F8		0-2 G4-3	2	0	0	0	0	0	2		
Inning Stats	R: 0 E: 0 K: 1 S: 8 H: 0 LOB: 0 BB: 0 P: 14	R: 0 E: 0 K: 1 S: 9 H: 2 LOB: 2 BB: 0 P: 16	R: 0 E: 0 K: 0 S: 10 H: 0 LOB: 0 BB: 0 P: 13	R: 2 E: 1 K: 0 S: 8 H: 4 LOB: 2 BB: 0 P: 11	R: 0 E: 0 K: 0 S: 9 H: 0 LOB: 0 BB: 0 P: 13	R: 0 E: 0 K: 1 S: 11 H: 1 LOB: 2 BB: 1 P: 17	R: 2 E: 1 K: 0 S: 13 H: 2 LOB: 1 BB: 0 P: 21	R: 0 E: 0 K: 1 S: 12 H: 1 LOB: 1 BB: 0 P: 14	R: 0 E: 0 K: 0 S: 5 H: 1 LOB: 1 BB: 0 P: 8	1B: 10 2B: 0 3B: 0 HR: 1 SF: 0 SAC: 0 DP: 0 HBP: 0	WP: 0 PA: 40 PB: 1 SB: 0 CS: 0							
PITCHER	IP	WLS	BF	H	R	ER	SO	BB	IBB	HBP	BLK	WP	HR	S	P	ERA	WHIP	
Kirk Rueter, L (1, 1) ERA: 5.16	4.0		18	6	2	2	2	0	0	0	0	0	1	35	54	4.50	1.500	
Gil Heredia, R (5, 1) ERA: 4.53	1.0	W	3	0	0	0	0	0	0	0	0	0	0	9	13	0.00	0.000	
Dave Leiper, L (6, 1) ERA: 3.18	1.1		8	3	2	1	1	1	0	0	0	0	0	17	28	6.75	3.000	
Tim Scott, R (7, 1) ERA: 3.94	0.2		3	0	0	0	0	0	0	0	0	0	0	7	10	0.00	0.000	
Mel Rojas, R (8, 1) ERA: 4.16	2.0	S	8	2	0	0	1	0	0	0	0	0	0	17	22	0.00	1.000	

livebaseballscorecards.com

AB	39
R	4
H	11
RBI	2
BB	1
SO	4
LOB	16



Batter	1	2	3	4	5	6	7	8	9	AB R H RBI BB SO LOB	BOTTOM
--------	---	---	---	---	---	---	---	---	---	----------------------	--------

Rondell White, R <small>(1, 8) OBP: 0.359, SLG: 0.466</small>	1-2 		0-0 		1-0 		1-1 			4 1 3 2 0 0 0	Philadelphia Phillies @ Montreal Expos Olympic Stadium, Montreal, QB Wed Sep 13 1995, 7:05 PM EDT Att. 11,335 - Dome
Mark Grudzielanek, R <small>(1, 6) OBP: 0.313, SLG: 0.320</small>	0-0 		2-1 		3-3 		4-0 			3 0 1 0 1 1 2	
David Segui, S <small>(1, 3) OBP: 0.366, SLG: 0.455</small>	2-2 		1-0 				0-1 			4 1 1 0 0 0 3	
Sean Berry, R <small>(1, 5) OBP: 0.373, SLG: 0.548</small>			1-0 		2-3 		2-1 			4 0 0 0 0 2 2	
Henry Rodriguez, L <small>(1, 7) OBP: 0.307, SLG: 0.349</small> F.P. Santangelo, S <small>(8, PR) OBP: 0.381, SLG: 0.412</small> <small>(9, 7)</small>			2-1 		0-0 		1-2 			3 1 2 0 1 0 0 0 0 0 0 0 0 0	
Mike Lansing, R <small>(1, 4) OBP: 0.305, SLG: 0.400</small>			0-0 		1-2 		1-2 			4 0 0 0 0 0 3	
Tony Tarasco, L <small>(1, 9) OBP: 0.320, SLG: 0.386</small>			1-0 				4-0 			3 1 1 0 1 0 1	
Joe Siddall, L <small>(1, 2) OBP: 0.400, SLG: 0.400</small>			0-3 		1-3 		2-1 			4 1 1 1 0 3 2	
Kirk Rueter, L <small>(1, 1) OBP: 0.194, SLG: 0.194</small> Gil Heredia, R <small>(5, 1) OBP: 0.262, SLG: 0.241</small> Cliff Floyd, L <small>(6, 1) OBP: 0.250, SLG: 0.250</small> Dave Leiper, L <small>(7, 1) OBP: 0.250, SLG: 0.250</small> Tim Scott, R <small>(8, 1) OBP: 0.250, SLG: 0.250</small> Mel Rojas, R			0-0 		1-2 		1-2 			0 0 0 0 0 0 0 0 0 0 0 0 0 0 1 0 0 0 0 0 1 1 0 0 0 0 0 2 0 0 0 0 0 0 0 0 0 0 0 0 0 0	

Inning Stats	R: 0	H: 1	E: 0	LOB: 0	K: 0	BB: 0	S: 8	P: 11	R: 0	H: 1	E: 0	LOB: 0	K: 0	BB: 0	S: 4	P: 7	R: 2	H: 3	E: 0	LOB: 1	K: 1	BB: 0	S: 11	P: 13	R: 0	H: 0	E: 0	LOB: 0	K: 1	BB: 0	S: 7	P: 10	R: 1	H: 1	E: 0	LOB: 1	K: 2	BB: 0	S: 15	P: 22	R: 2	H: 3	E: 1	LOB: 2	K: 0	BB: 1	S: 16	P: 30	R: 0	H: 0	E: 0	LOB: 1	K: 1	BB: 1	S: 8	P: 13	R: 0	H: 0	E: 0	LOB: 1	K: 1	BB: 1	S: 7	P: 13
--------------	------	------	------	--------	------	-------	------	-------	------	------	------	--------	------	-------	------	------	------	------	------	--------	------	-------	-------	-------	------	------	------	--------	------	-------	------	-------	------	------	------	--------	------	-------	-------	-------	------	------	------	--------	------	-------	-------	-------	------	------	------	--------	------	-------	------	-------	------	------	------	--------	------	-------	------	-------

PITCHER	IP	WLS	BF	H	R	ER	SO	BB	IBB	HBP	BLK	WP	HR	S	P	ERA	WHIP
Dennis Springer, R <small>ERA: 5.06</small>	(1, 1)	5.1	L	23	8	5	3	4	0	0	0	1	0	51	75	5.06	1.500
Russ Springer, R <small>ERA: 5.48</small>	(6, 1)	0.2		4	1	0	0	0	1	0	0	0	0	10	18	0.00	1.500
Ricky Bottalico, R <small>ERA: 2.11</small>	(7, 1)	2.0		8	0	0	2	2	0	0	0	0	0	15	26	0.00	1.000

AB	31
R	5
H	9
RBI	3
BB	3
SO	6
LOB	16



1B: 9	SF: 0	WP: 1	PA: 35
2B: 0	SAC: 1	PB: 2	
3B: 0	DP: 1	SB: 1	
HR: 0	HBP: 0	CS: 1	

PITCHER	IP	WLS	BF	H	R	ER	SO	BB	IBB	HBP	BLK	WP	HR	S	P	ERA	WHIP
---------	----	-----	----	---	---	----	----	----	-----	-----	-----	----	----	---	---	-----	------

Batter	1	2	3	4	5	6	7	8	9	AB R H RBI BB SO LOB	TOP											
Mickey Morandini, L (1, 4) OBP: 0.352, SLG: 0.424	1-3 		2-2 G4-3 		4-1 BB 	2-2 G6-3 		2-2 2B 		4 0 1 0 1 1 0												
Andy Van Slyke, L (1, 8) OBP: 0.317, SLG: 0.345	1-0 F7 		3-1 1B 		0-0 BB 1B 1B 		3-2 G3-1 	2-3 K 		5 1 2 1 0 1 1												
Gregg Jefferies, S (1, 3) OBP: 0.346, SLG: 0.448 Kevin Sefcik, R (7, PR) Gene Schall, R (7, 3) OBP: 0.344, SLG: 0.333	2-2 BB 1B 		2-3 K 		0-0 BB 1B 		3-2 1B 1B G4-3 1B 	1-3 K 		4 1 3 0 0 1 1 0 1 0 0 0 0 0 1 0 0 0 0 1 1												
Mark Whiten, S (1, 9) OBP: 0.333, SLG: 0.409	4-0 BB 		2-3 K 		4-1 1B 1B BB 		1-1 G4-3 1B 		0-0 E9 3B 2B 	3 1 2 0 2 1 1												
Charlie Hayes, R (1, 5) OBP: 0.344, SLG: 0.408	1-3 K 			1-0 F9 	0-0 BB 1B 		2-1 G4-3 1B 		1-0 G1-3 3B HBP 	4 1 2 2 0 1 2												
Jim Eisenreich, L (1, 7) OBP: 0.373, SLG: 0.458		1-2 HR 		4-1 G6-3 BB 	3-1 1B 		2-2 G4-3 		0-1 G1-3 	4 1 2 2 1 0 4												
Lenny Webster, R (1, 2) OBP: 0.323, SLG: 0.331		0-0 G4-3 		0-0 G6-3 1-2f 	2-3 K 		1-2 BB 		1-3 K 	4 0 0 0 1 2 6												
Kevin Stocker, S (1, 6) OBP: 0.306, SLG: 0.282		3-1 G6-3 		0-1 F8 	1-2 G6-3 		1-0 F8 		0-0 3B 	5 0 1 2 0 0 3												
Paul Quantrill, L (1, 1) OBP: 0.164, SLG: 0.115 Steve Frey, R (6, 1) Gary Varsho, L (9, PH) OBP: 0.308, SLG: 0.263 Heathcliff Slocumb, R (9, 1)		2-1 G5-3 		1-0 BB 1B 	1-3 K 		0-3 K 		0-2 F9 	3 1 1 0 0 1 0 1 0 0 0 0 1 0 1 0 0 0 0 0 1 0 0 0 0 0 0 0												
Inning Stats	R: 0 E: 0 K: 2 S: 11	H: 1 LOB: 2 BB: 1 P: 20	R: 1 E: 0 K: 0 S: 8	H: 1 LOB: 0 BB: 0 P: 14	R: 0 E: 0 K: 2 S: 11	H: 1 LOB: 1 BB: 0 P: 20	R: 0 E: 0 K: 0 S: 3	H: 0 LOB: 0 BB: 1 P: 8	R: 3 E: 0 K: 1 S: 14	H: 5 LOB: 3 BB: 2 P: 28	R: 0 E: 0 K: 1 S: 10	H: 0 LOB: 0 BB: 0 P: 14	R: 1 E: 0 K: 0 S: 16	H: 3 LOB: 3 BB: 1 P: 32	R: 0 E: 0 K: 3 S: 15	H: 1 LOB: 1 BB: 0 P: 20	R: 2 E: 1 K: 1 S: 12	H: 2 LOB: 1 BB: 0 P: 14	1B: 10 2B: 2 3B: 1 HR: 1	SF: 0 SAC: 0 DP: 1 HBP: 1	WP: 0 PB: 0 SB: 0 CS: 0	PA: 45
PITCHER	IP WLS BF H R ER SO BB IBB HBP BLK WP HR S P ERA WHIP																					
Paul Wagner, R (1, 1) ERA: 5.06	5.0 L 25 8 4 4 5 4 0 0 0 0 0 1 47 90 7.20 2.400																					
Lee Hancock, L (6, 1) ERA: 1.17	1.2 8 3 1 1 1 0 0 0 0 0 0 0 23 38 5.40 1.800																					
Jeff McCurry, R (7, 1) ERA: 5.37	0.1 2 0 0 0 0 1 0 0 0 0 0 0 3 8 0.00 3.000																					
Jason Christiansen, L (8, 1) ERA: 4.56	1.0 4 1 0 0 3 0 0 0 0 0 0 0 15 20 0.00 1.000																					
Dan Miceli, R (9, 1) ERA: 4.18	1.0 6 2 2 2 1 0 0 1 0 0 0 0 12 14 18.00 2.000																					

Philadelphia Phillies @ Pittsburgh Pirates
 Three Rivers Stadium, Pittsburgh, PA
 Thu Sep 14 1995, 7:05 PM EDT
 Att: 7,770 - Unknown - 73 F

livebaseballscorecards.com

AB	39
R	7
H	14
RBI	7
BB	5
SO	10
LOB	20



Batter	1	2	3	4	5	6	7	8	9	AB R H RBI BB SO LOB	BOTTOM
--------	---	---	---	---	---	---	---	---	---	----------------------	--------

<p>Jacob Brumfield, R OBP: 0.354, SLG: 0.391</p> <p style="font-size: small;">(1, 8) C X</p>	<p>0-1</p> <p>G6-3 BLK S 1B</p>		<p>3-2</p> <p>CS 1B</p>			<p>1-3</p> <p>1B</p>	<p>1-0</p> <p>G6-3</p>			<p>4 1 2 0 0 1 0</p>	<p>Philadelphia Phillies @ Pittsburgh Pirates</p> <p>Three Rivers Stadium, Pittsburgh, PA</p> <p>Thu Sep 14 1995, 7:05 PM EDT</p> <p>Att. 7,770 - Unknown - 73 F</p>															
<p>Al Martin, L OBP: 0.349, SLG: 0.425</p> <p style="font-size: small;">(1, 7) 1 SAFE C X</p>	<p>0-1</p> <p>F8</p>		<p>0-0</p> <p>F7</p>			<p>0-1</p> <p>1B 2B</p>		<p>1-0</p> <p>P5</p>		<p>4 1 1 0 0 0 2</p>		<p>livebaseballscorecards.com</p> <table style="width:100%; border-collapse: collapse;"> <tr><td style="width:50%;">AB</td><td style="width:50%;">34</td></tr> <tr><td>R</td><td>2</td></tr> <tr><td>H</td><td>8</td></tr> <tr><td>RBI</td><td>1</td></tr> <tr><td>BB</td><td>1</td></tr> <tr><td>SO</td><td>2</td></tr> <tr><td>LOB</td><td>14</td></tr> </table>	AB	34	R	2	H	8	RBI	1	BB	1	SO	2	LOB	14
AB	34																									
R	2																									
H	8																									
RBI	1																									
BB	1																									
SO	2																									
LOB	14																									
<p>Orlando Merced, S OBP: 0.363, SLG: 0.488</p> <p style="font-size: small;">(1, 3) F B X</p>	<p>1-2</p> <p>G6-3</p>		<p>1-0</p> <p>CS</p>	<p>1-2</p> <p>L3</p>		<p>1-2</p> <p>BB E 2-H 1B</p>		<p>1-2</p> <p>G6-3</p>		<p>4 0 1 1 0 0 1</p>																
<p>Jeff King, R OBP: 0.339, SLG: 0.459</p> <p style="font-size: small;">(1, 5) B B C X</p>	<p>2-1</p> <p>1B</p>		<p>3-2</p> <p>61-6-4-3 1B</p>			<p>0-2</p> <p>E6 BB 1-2</p>		<p>3-2</p> <p>F9</p>		<p>4 0 2 0 0 0 1</p>																
<p>Dave Clark, L OBP: 0.368, SLG: 0.421</p> <p style="font-size: small;">(1, 9) X</p>	<p>0-0</p> <p>G6-3</p>		<p>1-0</p> <p>G1-6-4-3 1-2f</p>			<p>4-0</p> <p>BB 1-2 2-3</p>		<p>1-1</p> <p>G4-3</p>		<p>3 0 0 0 1 0 2</p>																
<p>Nelson Liriano, S OBP: 0.345, SLG: 0.405</p> <p style="font-size: small;">(1, 4) C F B X</p>		<p>1-2</p> <p>P6</p>		<p>0-0</p> <p>L7</p>		<p>0-0</p> <p>P5</p>		<p>2-3</p> <p>K</p>		<p>4 0 0 0 0 1 3</p>																
<p>Don Slaught, R OBP: 0.352, SLG: 0.365</p> <p style="font-size: small;">(1, 2) B X</p>		<p>1-0</p> <p>G3-1</p>		<p>2-2</p> <p>G4-3</p>		<p>3-2</p> <p>G5-3</p>		<p>0-2</p> <p>2B</p>		<p>4 0 1 0 0 0 3</p>																
<p>Carlos Garcia, R OBP: 0.338, SLG: 0.424</p> <p style="font-size: small;">(1, 6) B F B X</p>		<p>2-2</p> <p>G3</p>		<p>0-0</p> <p>E9 2B</p>			<p>1-0</p> <p>F9</p>		<p>1-2</p> <p>G6-3</p>		<p>4 0 1 0 0 0 1</p>															
<p>Paul Wagner, R OBP: 0.243, SLG: 0.308</p> <p>Midre Cummings, L OBP: 0.271, SLG: 0.308</p> <p>Lee Hancock, L OBP: 0.186, SLG: 0.214</p> <p>Jeff McCurry, R OBP: 0.199, SLG: 0.250</p> <p>Steve Pegues, R OBP: 0.260, SLG: 0.407</p> <p>Jason Christiansen, R OBP: 0.193, SLG: 0.257</p> <p>Dan Miceli, R OBP: 0.187, SLG: 0.229</p> <p style="font-size: small;">(1, 1) (5, PH) (6, 1) (7, 1) (7, PH) (8, 1) (9, 1)</p>			<p>1-2</p> <p>P3</p>		<p>1-0</p> <p>G4-3</p>		<p>1-2</p> <p>F9</p>			<p>1 0 0 0 0 0 0</p> <p>1 0 0 0 0 0 0</p> <p>0 0 0 0 0 0 0</p> <p>0 0 0 0 0 0 0</p> <p>1 0 0 0 0 0 0</p> <p>0 0 0 0 0 0 0</p> <p>0 0 0 0 0 0 0</p>																

Inning Stats	R:	H:	E:	K:	S:	LOB:	BB:	P:	R:	H:	E:	K:	S:	LOB:	BB:	P:	R:	H:	E:	K:	S:	LOB:	BB:	P:	R:	H:	E:	K:	S:	LOB:	BB:	P:	R:	H:	E:	K:	S:	LOB:	BB:	P:	RBI:	SF:	SAC:	DP:	HBP:	WP:	PB:	SB:	CS:	PA:								
	1	2	0	0	10	1	0	13	0	0	0	0	7	1	0	11	0	1	10	0	1	0	0	9	0	0	13	0	1	10	1	2	10	0	0	12	0	1	17	0	0	8	0	0	12	0	1	16	5	0	0	1	0	0	0	1	1	36

PITCHER	IP	WLS	BF	H	R	ER	SO	BB	IBB	HBP	BLK	WP	HR	S	P	ERA	WHIP	PITCHER	IP	WLS	BF	H	R	ER	SO	BB	IBB	HBP	BLK	WP	HR	S	P	ERA	WHIP															
Paul Quantrill, R ERA: 4.52	(1, 1)	5.1	W	22	7	2	1	0	0	0	1	0	0	58	79	3.38	1.312	Steve Frey, L ERA: 3.47	(6, 1)	2.2	9	0	0	0	0	1	0	0	0	16	31	0.00	0.375	Heathcliff Slocumb, R ERA: 2.64	(9, 1)	1.0	4	1	0	0	1	0	0	0	0	0	12	16	0.00	1.000

Batter	1		2		3		4		5		6		7		8		9		AB R H RBI BB SO LOB	TOP
Mickey Morandini, L (1, 4) OBP: 0.350, SLG: 0.426	1-3 K			1-0 SF9 3B				3-1 G4-3			X	0-0 G3	0-1 G4-6-3 1-2f					5 1 1 0 0 1 3		
Andy Van Slyke, L (1, 8) OBP: 0.319, SLG: 0.347	0-2 G1-6-3 1B			1-1 SF9				2-3 K			B	3-1 1B S 1B		2-2 G6-3				4 0 2 1 0 1 0		
Gregg Jefferies, S (1, 3) OBP: 0.351, SLG: 0.454	1-2 G1-6-3 1-2f			2-2 3-H 1B				1-0 1B 1B			B	1-2 1B 1-3 1B		1-0 2B				5 0 4 0 0 0 1		
Mark Whiten, S (1, 9) OBP: 0.331, SLG: 0.405			1-0 F8		2-2 P2			0-0 1B FC6-4 1B			B	1-0 P2		2-2 P4				5 0 1 0 0 0 4		
Charlie Hayes, R (1, 5) OBP: 0.343, SLG: 0.406			0-2 G4-3				X	0-0 1B 1B			F	2-2 FC6-4 1-2f		0-1 P2			0-1 G3-1	5 0 1 0 0 0 5		
Jim Eisenreich, L (1, 7) OBP: 0.374, SLG: 0.459			1-1 1B 1B				F	0-2 1B 1-2 1B			B	2-0 F8		2-1 F8				4 0 2 0 0 0 0		
Mike Lieberthal, R (1, 2) OBP: 0.303, SLG: 0.267			2-0 1B 1-2 1B				B	3-2 P4			X	0-0 F9		3-2 1B HBP 1B				4 0 2 0 0 0 2		
Kevin Stocker, S (1, 6) OBP: 0.308, SLG: 0.283			1-3 K				B	1-3 K			X	0-0 1B		1-1 1B HBP				3 0 1 0 0 2 4		
Mike Mimbs, L (1, 1) OBP: 0.121, SLG: 0.152							B	0-3 K			C	1-3 K		0-0 1B				2 0 0 0 0 1 2		
Tom Marsh, R (6, PH) OBP: 0.304, SLG: 0.425							T							1-2 G4-6-3 1B				1 0 0 0 0 1 1		
Russ Springer, R (6, 1)																		0 0 0 0 0 0 0		
Gary Varsho, L (8, PH) OBP: 0.314, SLG: 0.271																		1 0 1 0 0 0 0		
Chuck Ricci, R (8, 1)																		0 0 0 0 0 0 0		
Inning Stats	R: 0 E: 0 K: 1 S: 12	H: 1 LOB: 0 BB: 0 P: 14	R: 0 E: 0 K: 1 S: 10	H: 2 LOB: 2 BB: 0 P: 15	R: 1 E: 0 K: 0 S: 13	H: 2 LOB: 1 BB: 0 P: 20	R: 0 E: 0 K: 2 S: 14	H: 2 LOB: 2 BB: 0 P: 18	R: 0 E: 0 K: 1 S: 10	H: 1 LOB: 1 BB: 0 P: 9	R: 0 E: 0 K: 0 S: 10	H: 2 LOB: 2 BB: 0 P: 15	R: 0 E: 0 K: 0 S: 11	H: 2 LOB: 2 BB: 0 P: 17	R: 0 E: 0 K: 0 S: 9	H: 1 LOB: 1 BB: 0 P: 14	1B: 13 2B: 1 3B: 1 HR: 0	SF: 1 SAC: 0 DP: 2 HBP: 1	WP: 0 PB: 0 SB: 1 CS: 0	PA: 41
PITCHER	IP WLS BF H R ER SO BB IBB HBP BLK WP HR S P ERA WHIP																			
Jason Isringhausen, R (1, 1) ERA: 2.92	7.1 W 35 13 1 1 6 0 0 1 0 0 0 0 83 123 1.23 1.773																			
Jerry Dipoto, R (8, 1) ERA: 4.15	0.2 2 1 0 0 0 0 0 0 0 0 0 0 3 3 0.00 1.500																			
John Franco, L (9, 1) ERA: 2.44	1.0 S 4 1 0 0 0 0 0 0 0 0 0 0 9 14 0.00 1.000																			

Philadelphia Phillies @ New York Mets
Shea Stadium, Flushing, NY
Fri Sep 15 1995, 7:05 PM EDT
Att. 15,637 - Unknown - 72 F

AB	39
R	1
H	15
RBI	1
BB	0
SO	6
LOB	22



Batter	1	2	3	4	5	6	7	8	9
Damon Buford, R (1, 7) OBP: 0.309, SLG: 0.318	1-1 F9		2-1 L7-4-7 1-2 1B		1-1 1B		3-2 F7		
Jose Vizcaino, S (1, 6) OBP: 0.315, SLG: 0.346	3-3 K		1-1 B3		1-2 1B BB		2-1 L4		
Carl Everett, S (1, 9) OBP: 0.332, SLG: 0.462	1-1 G4-3		0-0 L7-4-7		0-1 FC6-4 1-2 2-H 1B		1-3 K		
Jeff Kent, R (1, 4) OBP: 0.321, SLG: 0.448		1-0 G5-3		1-2 F9 2B	1-1 FC6-4		3-2 F9 1B		
Rico Brogna, L (1, 3) OBP: 0.342, SLG: 0.483		0-0 WP 1B		1-0 F9		1-2 HR	1-1 P4		
Todd Hundley, S (1, 2) OBP: 0.409, SLG: 0.532		1-2 2-H 1B		4-0 G6-4-3 BB		0-2 1-H HR	1-0 1-2 1B		
Ryan Thompson, R (1, 8) OBP: 0.311, SLG: 0.392		1-0 F9		0-0 G6-4-3		2-3 K	1-1 F9		
Tim Bogar, R (1, 5) OBP: 0.305, SLG: 0.355		1-3 K			0-3 K	2-3 K	0-3 K		
Jason Isringhausen, R (1, 1) OBP: 0.269, SLG: 0.217			4-1 1B		1-3 K	0-3 K			
Jerry Dipoto, R (8, 1)			BB						
John Franco, L (9, 1)									

AB	R	H	RBI	BB	SO	LOB
4	1	2	0	0	0	0
3	0	0	0	1	1	2
4	0	1	1	0	1	3
4	0	2	0	0	0	2
3	2	1	0	0	0	2
3	1	3	3	1	0	0
4	0	0	0	0	1	5
4	0	0	0	0	4	3
2	0	0	0	1	2	0
0	0	0	0	0	0	0
0	0	0	0	0	0	0

BOTTOM	
Philadelphia Phillies @ New York Mets Shea Stadium, Flushing, NY	
AB 31	
R 4	
H 9	
RBI 4	
BB 3	
SO 9	
LOB 17	
	
WP: 2	PA: 35
PB: 1	
SB: 0	
CS: 0	

Inning Stats		R	H	E	K	S	P	BB	IBB	HBP	BLK	WP	HR	S	P	ERA	WHIP
R: 0	H: 0	R: 1	H: 2	R: 0	H: 1	R: 1	H: 2	R: 2	H: 1	R: 0	H: 0	R: 0	H: 2	R: 0	H: 0	R: 0	H: 2
E: 0	LOB: 0	E: 0	LOB: 1	E: 0	LOB: 1	E: 0	LOB: 2	E: 0	LOB: 0	E: 0	LOB: 0	E: 0	LOB: 0	E: 0	LOB: 0	E: 0	LOB: 2
K: 1	BB: 0	K: 1	BB: 0	K: 0	BB: 1	K: 2	BB: 1	K: 1	BB: 0	K: 1	BB: 0	K: 1	BB: 0	K: 1	BB: 0	K: 1	BB: 0
S: 7	P: 12	S: 9	P: 13	S: 6	P: 13	S: 5	P: 11	S: 14	P: 21	S: 9	P: 15	S: 11	P: 17	S: 9	P: 15	S: 11	P: 17

PITCHER		IP	WLS	BF	H	R	ER	SO	BB	IBB	HBP	BLK	WP	HR	S	P	ERA	WHIP
Mike Mimbs, L (1, 1) ERA: 4.19	(1, 1)	5.0	L	22	6	2	2	4	3	0	0	0	2	0	41	70	3.60	1.800
Russ Springer, R (6, 1) ERA: 5.58	(6, 1)	2.0		8	1	2	2	4	0	0	1	0	0	1	25	36	9.00	0.500
Chuck Ricci, R (8, 1) ERA: 1.93	(8, 1)	1.0		5	2	0	0	1	0	0	0	0	0	0	11	17	0.00	2.000

Fri Sep 15 1995, 7:05 PM EDT
Att: 15,637 - Unknown - 72 F

livebaseballscores.com

Batter	1		2		3		4		5		6		7		8		9		AB R H RBI BB SO LOB	TOP
--------	---	--	---	--	---	--	---	--	---	--	---	--	---	--	---	--	---	--	----------------------	-----

Mickey Morandini, L (1, 4) C X OBP: 0.351, SLG: 0.425
0-1 F8

Andy Van Slyke, L (1, 8) B X OBP: 0.320, SLG: 0.346
2-0 L1

Gregg Jefferies, S (1, 3) C C C X OBP: 0.349, SLG: 0.451
0-2 G6-3

Mark Whiten, S (1, 9) B X OBP: 0.332, SLG: 0.409
1-0 G3

Charlie Hayes, R (1, 5) C B B X OBP: 0.345, SLG: 0.413
1-2 E S

Tom Marsh, R (1, 7) B OBP: 0.302, SLG: 0.418
Toby Borland, R (7, 1) B OBP: 0.167, SLG: 0.200
Steve Frey, R (8, 1) C OBP: 0.167, SLG: 0.200
3-3 K

Lenny Webster, R (1, 2) C X OBP: 0.321, SLG: 0.352
0-1 L9

Kevin Elster, R (1, 6) F B B F B OBP: 0.277, SLG: 0.357
4-2 1B SH1-4 BB

Tommy Greene, R (1, 1) C L X OBP: 0.059, SLG: 0.235
Jeff Juden, R (2, 1) OBP: 0.059, SLG: 0.235
23 Kevin Jordan, R (4, PH) OBP: 0.253, SLG: 0.366
Tyler Green, R (4, 1) OBP: 0.182, SLG: 0.364
Paul Fletcher, R (5, 1) OBP: 0.182, SLG: 0.364
Gary Varsho, L (7, PH) OBP: 0.311, SLG: 0.268
Jim Eisenreich, L (7, 7) OBP: 0.373, SLG: 0.459
0-2 SH1-4

Mickey Morandini, L (1, 4) C X OBP: 0.351, SLG: 0.425
1-1 1B 1B

Andy Van Slyke, L (1, 8) B X OBP: 0.320, SLG: 0.346
1-3 K

Gregg Jefferies, S (1, 3) C C C X OBP: 0.349, SLG: 0.451
1-2 1B 1B

Mark Whiten, S (1, 9) B X OBP: 0.332, SLG: 0.409
2-2 1B 1B

Charlie Hayes, R (1, 5) C B B X OBP: 0.345, SLG: 0.413
2-2 G4-3

Tom Marsh, R (1, 7) B OBP: 0.302, SLG: 0.418
Toby Borland, R (7, 1) B OBP: 0.167, SLG: 0.200
Steve Frey, R (8, 1) C OBP: 0.167, SLG: 0.200
1-3 K

Lenny Webster, R (1, 2) C X OBP: 0.321, SLG: 0.352
0-0 HR

Kevin Elster, R (1, 6) F B B F B OBP: 0.277, SLG: 0.357
2-0 G5-3

Mickey Morandini, L (1, 4) C X OBP: 0.351, SLG: 0.425
0-0 L8

Andy Van Slyke, L (1, 8) B X OBP: 0.320, SLG: 0.346
4-1 BB

Gregg Jefferies, S (1, 3) C C C X OBP: 0.349, SLG: 0.451
0-1 F7

Mark Whiten, S (1, 9) B X OBP: 0.332, SLG: 0.409
2-1 F8

Charlie Hayes, R (1, 5) C B B X OBP: 0.345, SLG: 0.413
3-2 HR

Tom Marsh, R (1, 7) B OBP: 0.302, SLG: 0.418
Toby Borland, R (7, 1) B OBP: 0.167, SLG: 0.200
Steve Frey, R (8, 1) C OBP: 0.167, SLG: 0.200
0-0 G3

Lenny Webster, R (1, 2) C X OBP: 0.321, SLG: 0.352
0-0 F8

Kevin Elster, R (1, 6) F B B F B OBP: 0.277, SLG: 0.357
2-3 K

Mickey Morandini, L (1, 4) C X OBP: 0.351, SLG: 0.425
1-2 2B 1B

Andy Van Slyke, L (1, 8) B X OBP: 0.320, SLG: 0.346
0-0 K

Gregg Jefferies, S (1, 3) C C C X OBP: 0.349, SLG: 0.451
3-2 L9

Mark Whiten, S (1, 9) B X OBP: 0.332, SLG: 0.409
1-0 BLK 1B 2B

Charlie Hayes, R (1, 5) C B B X OBP: 0.345, SLG: 0.413
4-2 1B BB

Tom Marsh, R (1, 7) B OBP: 0.302, SLG: 0.418
Toby Borland, R (7, 1) B OBP: 0.167, SLG: 0.200
Steve Frey, R (8, 1) C OBP: 0.167, SLG: 0.200
1-3 1B

Lenny Webster, R (1, 2) C X OBP: 0.321, SLG: 0.352
2-2 L3

Kevin Elster, R (1, 6) F B B F B OBP: 0.277, SLG: 0.357
0-2 PB SF8 2B

Mickey Morandini, L (1, 4) C X OBP: 0.351, SLG: 0.425
1-2 1B 1B

Andy Van Slyke, L (1, 8) B X OBP: 0.320, SLG: 0.346
2-3 1B

Gregg Jefferies, S (1, 3) C C C X OBP: 0.349, SLG: 0.451
3-3 1B

Mark Whiten, S (1, 9) B X OBP: 0.332, SLG: 0.409
2-2 1B 1B

Charlie Hayes, R (1, 5) C B B X OBP: 0.345, SLG: 0.413
3-1 F8

Tom Marsh, R (1, 7) B OBP: 0.302, SLG: 0.418
Toby Borland, R (7, 1) B OBP: 0.167, SLG: 0.200
Steve Frey, R (8, 1) C OBP: 0.167, SLG: 0.200
0-0 G5-3

Lenny Webster, R (1, 2) C X OBP: 0.321, SLG: 0.352
0-0 HR

Kevin Elster, R (1, 6) F B B F B OBP: 0.277, SLG: 0.357
2-0 G5-3

Mickey Morandini, L (1, 4) C X OBP: 0.351, SLG: 0.425
0-0 L8

Andy Van Slyke, L (1, 8) B X OBP: 0.320, SLG: 0.346
4-1 BB

Gregg Jefferies, S (1, 3) C C C X OBP: 0.349, SLG: 0.451
0-1 F7

Mark Whiten, S (1, 9) B X OBP: 0.332, SLG: 0.409
2-1 F8

Charlie Hayes, R (1, 5) C B B X OBP: 0.345, SLG: 0.413
3-2 HR

Tom Marsh, R (1, 7) B OBP: 0.302, SLG: 0.418
Toby Borland, R (7, 1) B OBP: 0.167, SLG: 0.200
Steve Frey, R (8, 1) C OBP: 0.167, SLG: 0.200
0-0 G3

Lenny Webster, R (1, 2) C X OBP: 0.321, SLG: 0.352
0-0 F8

Kevin Elster, R (1, 6) F B B F B OBP: 0.277, SLG: 0.357
2-3 K

Mickey Morandini, L (1, 4) C X OBP: 0.351, SLG: 0.425
1-2 2B 1B

Andy Van Slyke, L (1, 8) B X OBP: 0.320, SLG: 0.346
0-0 K

Gregg Jefferies, S (1, 3) C C C X OBP: 0.349, SLG: 0.451
3-2 L9

Mark Whiten, S (1, 9) B X OBP: 0.332, SLG: 0.409
1-0 BLK 1B 2B

Charlie Hayes, R (1, 5) C B B X OBP: 0.345, SLG: 0.413
4-2 1B BB

Tom Marsh, R (1, 7) B OBP: 0.302, SLG: 0.418
Toby Borland, R (7, 1) B OBP: 0.167, SLG: 0.200
Steve Frey, R (8, 1) C OBP: 0.167, SLG: 0.200
1-3 1B

Lenny Webster, R (1, 2) C X OBP: 0.321, SLG: 0.352
2-2 L3

Kevin Elster, R (1, 6) F B B F B OBP: 0.277, SLG: 0.357
0-2 PB SF8 2B


Inning Stats	R: 0	H: 0	E: 0	K: 0	S: 9	P: 11	R: 0	H: 1	E: 1	K: 1	S: 10	P: 15	R: 2	H: 3	E: 0	K: 1	S: 22	P: 33	R: 1	H: 1	E: 0	K: 0	S: 7	P: 12	R: 0	H: 0	E: 0	K: 0	S: 6	P: 12	R: 1	H: 1	E: 0	K: 1	S: 12	P: 17	R: 3	H: 4	E: 0	K: 0	S: 16	P: 28	R: 1	H: 1	E: 0	K: 2	S: 10	P: 13	R: 0	H: 0	E: 0	K: 0	S: 6	P: 11	1B: 7	2B: 2	3B: 0	HR: 2	SF: 1	SAC: 1	DP: 0	HBP: 0	WP: 0	PA: 41	PB: 1	SB: 1	CS: 0
--------------	------	------	------	------	------	-------	------	------	------	------	-------	-------	------	------	------	------	-------	-------	------	------	------	------	------	-------	------	------	------	------	------	-------	------	------	------	------	-------	-------	------	------	------	------	-------	-------	------	------	------	------	-------	-------	------	------	------	------	------	-------	-------	-------	-------	-------	-------	--------	-------	--------	-------	--------	-------	-------	-------

PITCHER	IP	WLS	BF	H	R	ER	SO	BB	IBB	HBP	BLK	WP	HR	S	P	ERA	WHIP	PITCHER													IP	WLS	BF	H	R	ER	SO	BB	IBB	HBP	BLK	WP	HR	S	P	ERA	WHIP					
Dave Telgheder, R (1, 1) ERA: 6.23	5.0	W	22	5	3	3	2	2	0	0	0	0	1	54	83	5.40	1.400																																			
Blas Minor, R (6, 1) ERA: 4.01	1.2		9	4	4	4	1	0	0	0	0	0	1	22	33	21.60	2.400																																			
Doug Henry, R (7, 1) ERA: 3.36	0.1		3	1	0	0	0	1	0	0	1	0	0	6	12	0.00	6.000																																			
Paul Byrd, R (8, 1) ERA: 2.04	1.0		4	1	1	0	2	0	0	0	0	0	0	10	13	0.00	1.000																																			
John Franco, L (9, 1) ERA: 2.39	1.0	S	3	0	0	0	0	0	0	0	0	0	0	6	11	0.00	0.000																																			

Philadelphia Phillies @ New York Mets
Shea Stadium, Flushing, NY
Sat Sep 16 1995, 3:33 AM EDT
Att. 18,351 - Overcast - 70 F

livebaseballscorecards.com

AB	36
R	8
H	11
RBI	8
BB	3
SO	5
LOB	12




WP: 0	PA: 41	PB: 1	SB: 1	CS: 0
-------	--------	-------	-------	-------

Batter	1	2	3	4	5	6	7	8	9	AB	R	H	RBI	BB	SO	LOB				
Damon Buford, R (1, 7) OBP: 0.317, SLG: 0.318										3	2	1	0	2	1	1				
Jose Vizcaino, S (1, 6) OBP: 0.316, SLG: 0.344										3	1	0	1	2	0	3				
Carl Everett, S (1, 9) OBP: 0.337, SLG: 0.465										3	0	1	3	2	1	3				
Jeff Kent, R (1, 4) OBP: 0.322, SLG: 0.450										5	1	2	0	0	2	3				
Rico Brogna, L (1, 3) OBP: 0.344, SLG: 0.493										5	2	3	2	0	1	1				
Todd Hundley, S (1, 2) OBP: 0.409, SLG: 0.526										3	1	0	0	2	1	2				
Ryan Thompson, R (1, 8) OBP: 0.306, SLG: 0.386										4	0	0	0	0	2	3				
Tim Bogar, R (1, 5) OBP: 0.318, SLG: 0.357										2	2	1	0	2	1	0				
Dave Telgheder, R (1, 1) OBP: 0.400, SLG: 0.400										2	1	2	1	0	0	0				
Bill Spiers, L (5, PH) OBP: 0.308, SLG: 0.250										1	0	1	1	0	0	0				
Blas Minor, R (6, 1) OBP: 1.000, SLG: 1.000										0	0	0	0	0	0	0				
Doug Henry, R (7, 1) OBP: 0.333, SLG: 0.381										0	0	0	0	0	0	0				
Joe Orsulak, L (7, PH) OBP: 1.000, SLG: 1.000										1	0	0	0	0	0	1				
Paul Byrd, R (8, 1) OBP: 1.000, SLG: 1.000										0	0	0	0	0	0	0				
John Franco, L (9, 1)										0	0	0	0	0	0	0				
Inning Stats	R: 0 E: 0 K: 2 S: 11	H: 0 LOB: 1 BB: 2 P: 23	R: 5 E: 0 K: 2 S: 27	H: 2 LOB: 1 BB: 4 P: 51	R: 1 E: 0 K: 3 S: 10	H: 1 LOB: 0 BB: 0 P: 13	R: 0 E: 0 K: 0 S: 11	H: 2 LOB: 1 BB: 0 P: 18	R: 3 E: 0 K: 0 S: 14	H: 3 LOB: 1 BB: 2 P: 30	R: 0 E: 0 K: 1 S: 6	H: 0 LOB: 1 BB: 1 P: 14	R: 0 E: 0 K: 1 S: 10	H: 1 LOB: 1 BB: 0 P: 17	R: 1 E: 1 K: 1 S: 14	H: 2 LOB: 2 BB: 1 P: 23	1B: 7 2B: 4 3B: 0 HR: 1	SF: 0 SAC: 0 DP: 2 HBP: 0	WP: 2 PB: 0 SB: 1 CS: 1	PA: 42

BOTTOM

Philadelphia Phillies @ New York Mets
Shea Stadium, Flushing, NY
Sat Sep 16 1995, 3:33 AM EDT
Att: 18,351 - Overcast - 70 F

AB	32
R	10
H	11
RBI	8
BB	10
SO	9
LOB	17



PITCHER	IP	WLS	BF	H	R	ER	SO	BB	IBB	HBP	BLK	WP	HR	S	P	ERA	WHIP
Tommy Greene, R (1, 1) ERA: 8.24	1.2	L	12	2	5	5	3	6	0	0	0	0	0	33	66	27.00	4.800
Jeff Juden, R (2, 1) ERA: 4.35	1.1		5	1	1	1	4	0	0	0	0	0	1	15	21	6.75	0.750
Tyler Green, R (4, 1) ERA: 5.31	1.2		10	5	3	3	0	2	0	0	0	2	0	22	43	16.20	4.200
Paul Fletcher, R (5, 1) ERA: 6.97	1.1		5	0	0	0	0	1	0	0	0	0	0	9	19	0.00	0.750
Toby Borland, R (7, 1) ERA: 3.5	1.2		8	2	1	1	2	1	0	0	0	0	0	21	36	5.40	1.800
Steve Frey, L (8, 1) ERA: 3.42	0.1		2	1	0	0	0	0	0	0	0	0	0	1	1	0.00	3.000

Batter	1	2	3	4	5	6	7	8	9	AB R H RBI BB SO LOB	TOP											
Mickey Morandini, L (1, 4) OBP: 0.353, SLG: 0.428	1-0 G4-3		0-0 2B		1-2 HBP		0-0 1B		2-2 F8	4 0 2 0 0 0 1	Philadelphia Phillies @ New York Mets Shea Stadium, Flushing, NY Sun Sep 17 1995, 3:33 AM EDT Att. 16,325 - Cloudy - 68 F											
Andy Van Slyke, L (1, 8) OBP: 0.319, SLG: 0.344	1-3 K		2-3 K		0-0 F7		1-0 G6-4-3 1B			4 0 1 0 0 2 2												
Gregg Jefferies, S (1, 3) OBP: 0.346, SLG: 0.447	1-0 F4			2-2 P2	0-1 G4-3		2-1 G6-4-3 1-2f			4 0 0 0 0 0 3												
Mark Whiten, S (1, 9) OBP: 0.331, SLG: 0.418		2-3 K		1-0 G4-3		2-1 HR		3-3 K		4 1 1 1 0 2 0												
Charlie Hayes, R (1, 5) OBP: 0.346, SLG: 0.416		1-2 F9		0-0 1B 2B		1-1 G6-4-3 1B		1-0 G4-3		4 1 2 0 0 0 0												
Jim Eisenreich, L (1, 7) OBP: 0.375, SLG: 0.458		4-1 BB		1-1 1B 1B		1-1 G6-4-3 1-2f		3-2 L7		3 0 1 1 1 0 1												
Mike Lieberthal, R (1, 2) OBP: 0.324, SLG: 0.273		1-1 G3		2-1 1B 1B		4-1 BB				3 0 1 0 1 1 1												
Kevin Stocker, S (1, 6) OBP: 0.307, SLG: 0.282			0-0 L7	1-0 P6		0-0 G1-3				4 0 1 0 0 0 3												
Mike Williams, R (1, 1) OBP: 0.143, SLG: 0.214 23 Kevin Jordan, R (5, PH) OBP: 0.227, SLG: 0.357 Jeff Juden, R (5, 1) OBP: 0.059, SLG: 0.235 Gary Varsho, L (7, PH) OBP: 0.306, SLG: 0.285 Russ Springer, R (7, 1) Gene Schall, R (9, PH) OBP: 0.333, SLG: 0.323			3-2 F7		2-3 K		3-2 F9		2-2 G5-3	1 0 0 0 0 0 0 0 1 0 0 0 0 0 1 0 0 0 0 0 0 0 0 0 1 0 0 0 0 0 0 0 0 0 0 0 0 0 0 0 1 0 0 0 0 0 0 1												
Inning Stats	R: 0 E: 0 K: 1 S: 5	H: 0 LOB: 0 BB: 0 P: 8	R: 0 E: 0 K: 1 S: 9	H: 0 LOB: 1 BB: 1 P: 17	R: 0 E: 0 K: 1 S: 11	H: 1 LOB: 1 BB: 0 P: 16	R: 1 E: 0 K: 0 S: 10	H: 3 LOB: 2 BB: 0 P: 17	R: 0 E: 0 K: 1 S: 10	H: 0 LOB: 1 BB: 0 P: 13	R: 1 E: 0 K: 0 S: 8	H: 2 LOB: 1 BB: 1 P: 16	R: 0 E: 0 K: 0 S: 7	H: 2 LOB: 1 BB: 0 P: 13	R: 0 E: 0 K: 1 S: 9	H: 0 LOB: 0 BB: 0 P: 16	R: 0 E: 0 K: 1 S: 19	H: 1 LOB: 1 BB: 0 P: 28	1B: 6 2B: 2 3B: 0 HR: 1	SF: 0 SAC: 0 DP: 2 HBP: 1	WP: 0 PB: 0 SB: 0 CS: 0	PA: 37
PITCHER	IP WLS BF H R ER SO BB IBB HBP BLK WP HR S P ERA WHIP																					
Reid Cornelius, R (1, 1) ERA: 5.88	6.1 W 29 8 2 2 4 2 0 1 0 0 1 58 96 2.84 1.579																					
Jerry Dipoto, R (7, 1) ERA: 4.0	2.2 S 8 1 0 0 2 0 0 0 0 0 0 30 48 0.00 0.375																					

livebaseballscorecards.com



Batter	1	2	3	4	5	6	7	8	9	AB R H RBI BB SO LOB
Damon Buford, R OBP: 0.309, SLG: 0.308 (1, 7)	3-2 L7 		2-3 K 	0-3 K 		3-2 G6-3 		1-0 F4 		5 0 0 0 0 2 2
Jose Vizcaino, S OBP: 0.315, SLG: 0.343 (1, 6)	1-1 F7 		2-2 BB WP HR 1B 	2-1 L8 		0-0 G4-3 		3-2 F7 		5 1 1 0 0 0 2
Carl Everett, S OBP: 0.343, SLG: 0.467 (1, 9)	1-1 L3-1 		4-2 BB HR BB 	2-1 		1-1 		1-1 E S HR 1B 		3 2 2 0 1 0 0
Jeff Kent, R OBP: 0.323, SLG: 0.456 (1, 4)		0-1 F9 	4-2 HR BB 	1-1 F8 		3-2 		1-H HR 		3 2 1 2 1 0 2
Rico Brogna, L OBP: 0.348, SLG: 0.509 (1, 3)		3-1 BB 1B 	2-2 	1-1 HR 		1-3 K 		1-3 K 		4 3 3 5 0 1 0
Todd Hundley, S OBP: 0.410, SLG: 0.527 (1, 2)		4-1 BB 1B 	3-3 K 	3-2 		2-3 K 		2-3 K 		3 0 1 0 1 2 0
Ryan Thompson, R OBP: 0.309, SLG: 0.392 (1, 8)		1-1 	1-1 	1-2 P4 		0-3 K 		0-3 K 		4 0 2 1 0 1 0
Tim Bogar, R OBP: 0.316, SLG: 0.354 (1, 5)		0-1 L9 	1-2 G5-3 	1-2 F8 		1-2 		2-2 		4 0 1 0 0 0 3
Reid Cornelius, R OBP: 0.118, SLG: 0.118 Jerry Dipoto, R (7, 1)		0-2 G6-3 		1-1 		0-1 G5-3 		2-3 K 		3 0 1 0 0 0 2 1 0 0 0 0 1 1

Inning Stats	R: 0	H: 0	E: 0	K: 0	S: 7	R: 1	H: 2	E: 0	K: 0	S: 12	R: 4	H: 3	E: 0	K: 2	S: 30	R: 0	H: 2	E: 0	K: 1	S: 11	R: 1	H: 2	E: 0	K: 0	S: 16	R: 0	H: 0	E: 0	K: 0	S: 7	R: 2	H: 2	E: 0	K: 3	S: 17	R: 0	H: 1	E: 0	K: 1	S: 11	R: 0	H: 0	E: 0	K: 1	S: 11	1B: 7	2B: 2	3B: 0	HR: 3	SF: 0	SAC: 0	DP: 0	HBP: 0	WP: 1	PB: 0	SB: 1	CS: 0	PA: 38
--------------	------	------	------	------	------	------	------	------	------	-------	------	------	------	------	-------	------	------	------	------	-------	------	------	------	------	-------	------	------	------	------	------	------	------	------	------	-------	------	------	------	------	-------	------	------	------	------	-------	-------	-------	-------	-------	-------	--------	-------	--------	-------	-------	-------	-------	--------

PITCHER	IP	WLS	BF	H	R	ER	SO	BB	IBB	HBP	BLK	WP	HR	S	P	ERA	WHIP
Mike Williams, R ERA: 3.79 (1, 1)	4.0	L	22	7	5	5	3	3	0	0	0	1	1	60	98	11.25	2.500
Jeff Juden, R ERA: 4.36 (5, 1)	2.0		7	2	1	1	0	0	0	0	0	0	1	23	32	4.50	1.000
Russ Springer, R ERA: 5.68 (7, 1)	2.0		9	3	2	2	4	0	0	0	0	0	1	28	43	9.00	1.500

BOTTOM

Philadelphia Phillies @ New York Mets
Shea Stadium, Flushing, NY
Sun Sep 17 1995, 3:33 AM EDT
Att: 16,325 - Cloudy - 68 F

livebaseballscorecards.com

AB	35
R	8
H	12
RBI	8
BB	3
SO	7
LOB	12



Batter	1	2	3	4	5	6	7	8	9	AB R H RBI BB SO LOB	TOP		
Quilvio Veras, S (1, 4) <small>OBP: 0.384, SLG: 0.369</small>	4-0 S HR BB		1-2 G6-3	2-3 K		4-2 S HR BB		1-0 FC4-6 SF8 HBP 1-2f 2-3		3 2 0 0 2 1 3			
Chuck Carr, S (1, 8) <small>OBP: 0.328, SLG: 0.303</small> Tommy Gregg, L (8, PH) <small>OBP: 0.307, SLG: 0.397</small> Robb Nen, R (8, 1)	1-2 L4 1-3		1-2 S 1B 2B	1-3 K		4-2 SAFE B 1-2 HR BB		1-1 HBP		3 2 1 0 1 1 2 0 0 0 0 0 0 0 0 0 0 0 0 0 0			
Gary Sheffield, R (1, 7) <small>OBP: 0.456, SLG: 0.588</small>	0-1 3-H HR		1-2 S 2B 1B		4-0 G6-3 S BB	1-1 1-H 2-H HR		1-1 SF8 2-3 3-H		3 3 3 7 1 0 0			
Jeff Conine, R (1, 3) <small>OBP: 0.384, SLG: 0.522</small>	1-2 F7		0-2 1-H 1B 2B		1 SAFE 1 SAFE 4-2 B 1-2 BB	0-0 F7		0-3 K		4 1 1 1 1 1 2			
Terry Pendleton, S (1, 5) <small>OBP: 0.344, SLG: 0.449</small>	1-1 G5-3		0-0 P2		0-0 G6-3 1-2 2-3 BB		4-1 G5-4-3 BB		4-2 1B BB BB	3 0 0 0 2 0 3			
Andre Dawson, R (1, 9) <small>OBP: 0.306, SLG: 0.444</small> Jesus Tavarez, S (9, PR) <small>OBP: 0.337, SLG: 0.355</small>		3-3 K	0-2 2-H 1B		0-3 K		1-1 G5-4-3 1-2f		4-0 1B BB 1-2 BB	4 0 1 1 1 2 3 0 0 0 0 0 0 0			
Kurt Abbott, R (1, 6) <small>OBP: 0.315, SLG: 0.447</small>		3-1 P4	1-3 K		2-3 K		1-3 K		1-1 1B 1-3 2-3	5 0 1 0 0 3 3			
Charles Johnson, R (1, 2) <small>OBP: 0.351, SLG: 0.410</small> Steve Decker, R (6, PH) <small>OBP: 0.336, SLG: 0.364</small> Greg Colbrunn, R (9, PH) <small>OBP: 0.316, SLG: 0.456</small>		0-0 HR		1-1 SH3-4 HBP		2-3 K		0-1 FC4-6 SF8 1B 1B	0-3 K	1 1 1 1 0 0 0 2 1 1 0 0 1 0 1 0 0 0 0 1 2			
<small>Chris Hammond, L David Weather, R Mario Diaz, R Mark Gardner, R Randy Veres, L Buddy Croxon, L Aaron Small, R Jay Powell, R Jerry Browne, S</small>		2-3 K	0-1 SH3-4 1-2		3-3 K		3-3 K		0-0 FC4-6 1B	0-1 G1-3	1 0 0 0 0 0 1 0 2 0 0 1 0 0 0 2		
Inning Stats	R: 2 H: 1 E: 0 LOB: 0 K: 0 BB: 1 S: 10 P: 17	R: 1 H: 1 E: 0 LOB: 0 K: 2 BB: 0 S: 9 P: 17	R: 3 H: 4 E: 0 LOB: 1 K: 1 BB: 0 S: 23 P: 27	R: 0 H: 0 E: 0 LOB: 1 K: 2 BB: 0 S: 9 P: 13	R: 0 H: 0 E: 0 LOB: 2 K: 2 BB: 2 S: 11 P: 21	R: 3 H: 1 E: 0 LOB: 0 K: 2 BB: 2 S: 18 P: 32	R: 0 H: 0 E: 0 LOB: 0 K: 1 BB: 1 S: 6 P: 12	R: 1 H: 2 E: 0 LOB: 2 K: 1 BB: 0 S: 10 P: 13	R: 0 H: 1 E: 0 LOB: 2 K: 1 BB: 2 S: 10 P: 19	1B: 5 SF: 1 2B: 2 SAC: 1 3B: 0 DP: 1 HR: 3 HBP: 2	WP: 0 PA: 45 PB: 0 SB: 6 CS: 0		
PITCHER	IP WLS BF H R ER SO BB IBB HBP BLK WP HR S P ERA WHIP											PITCHER	IP WLS BF H R ER SO BB IBB HBP BLK WP HR S P ERA WHIP
Sid Fernandez, L (1, 1) <small>ERA: 4.56</small> Chuck Ricci, R (3, 1) <small>ERA: 1.5</small> Paul Fletcher, R (5, 1) <small>ERA: 6.35</small> Ricky Bottalico, R (6, 1) <small>ERA: 2.41</small> Toby Borland, R (7, 1) <small>ERA: 3.53</small>	2.2 15 6 6 6 2 1 0 0 0 0 2 39 57 20.25 2.625											Heathcliff Slocumb, R (9, 1) <small>ERA: 2.6</small>	1.0 5 1 0 0 1 2 0 0 0 0 10 19 0.00 3.000

Florida Marlins @ Philadelphia Phillies
Veterans Stadium, Philadelphia, PA

Mon Sep 18 1995, 7:05 PM EDT
 Att. 17,736 - Unknown - 73 F

livebaseballscorecards.com




Batter	1	2	3	4	5	6	7	8	9	AB	R	H	RBI	BB	SO	LOB
Mickey Morandini, L (1, 4) OBP: 0.355, SLG: 0.427	1-1 BB BB 1B		4-2 G5-3 BB	2-1 FC3-6 1-2f 2-3 3-H	2-3 K	4-2 2B BB		3-1 F8		4	1	1	1	2	1	5
Kevin Flora, R (1, 8) OBP: 0.306, SLG: 0.424	1 SAFE 1 BB 1 SAFE 1 BB 1 SAFE 1 BB		1-3 K	0-3 K		K				4	1	1	1	1	3	3
Gregg Jefferies, S (1, 3) OBP: 0.349, SLG: 0.448	4-0 G4-6-3 1B 1-2 2-3 BB		1-0 G5-3		4-0 1B 1B BB	2B				3	2	1	0	2	1	3
Mark Whiten, S (1, 9) OBP: 0.335, SLG: 0.417	1-1 G4-6-3 1B 1-2 2-H 3-H		1-3 K		2-3 K	4-1 2B BB	3-2 E S 1B HBP			3	2	1	2	1	2	2
Charlie Hayes, R (1, 5) OBP: 0.349, SLG: 0.420	1-0 G4-6-3 1B 1-2f 2-3			1-0 BB 23 HBP 1B	0-2 BB FC4-6 1B	2-0 1B 2B	0-3 K			5	2	3	2	0	1	3
Tom Marsh, R (1, 7) OBP: 0.327, SLG: 0.438	1-3 K			3-2 23 HBP BB 1-2 FC3-6 1B	0-1 FC4-6 BB 1-2 2-3 1B	2-0 E 1B	0-1 L6-3 1B			5	2	4	1	0	1	1
Lenny Webster, R (1, 2) OBP: 0.324, SLG: 0.344		2-3 K		4-0 FC3-6 23 HBP BB 1-2 2-3 BB	4-2 FC4-6 BB	1-0 E6 1B	2-1 L6-3			3	1	0	1	2	1	1
Kevin Stocker, S (1, 6) OBP: 0.306, SLG: 0.279		2-2 G5-3		1-1 L6	1-2 FC4-6 BB	4-2 1B BB		0-0 B1-3		4	1	0	1	1	0	5
Sid Fernandez, L Chuck Ricci, R 23 Kevin Jordan, R Paul Hildreth, R Jim Eisenreich, L Ricky Bottalico, L Gary Varsho, L Gene Schott, R Roby Groom, L Kevin Seick, R Heathcliff Stocumb, R		1-1 G6-3		1-1 FC3-6 HBP	4-0 BB	1-0 2B 1B		3-3 K		1	0	0	0	0	0	0

Inning Stats	R: 2 E: 0 K: 1 S: 9	H: 2 LOB: 1 BB: 2 P: 21	R: 0 E: 0 K: 1 S: 8	H: 0 LOB: 0 BB: 1 P: 13	R: 0 E: 0 K: 2 S: 11	H: 0 LOB: 1 BB: 1 P: 18	R: 2 E: 0 K: 1 S: 14	H: 2 LOB: 2 BB: 1 P: 26	R: 2 E: 0 K: 2 S: 16	H: 2 LOB: 3 BB: 3 P: 33	R: 6 E: 1 K: 2 S: 23	H: 5 LOB: 2 BB: 3 P: 48	R: 1 E: 1 K: 1 S: 9	H: 1 LOB: 0 BB: 0 P: 14	R: 0 E: 0 K: 1 S: 7	H: 0 LOB: 0 BB: 0 P: 13	1B: 9 2B: 4 3B: 0 HR: 0	SF: 0 SAC: 0 DP: 2 HBP: 2	WP: 0 PB: 0 SB: 1 CS: 0	PA: 46
--------------	------------------------------	----------------------------------	------------------------------	----------------------------------	-------------------------------	----------------------------------	-------------------------------	----------------------------------	-------------------------------	----------------------------------	-------------------------------	----------------------------------	------------------------------	----------------------------------	------------------------------	----------------------------------	----------------------------------	------------------------------------	----------------------------------	--------

PITCHER	IP	WLS	BF	H	R	ER	SO	BB	IBB	HBP	BLK	WP	HR	S	P	ERA	WHIP
Chris Hammond, L (1, 1) ERA: 3.92	4.1		25	6	6	5	6	6	0	1	0	0	0	52	98	10.38	2.769
David Weathers, R (5, 1) ERA: 5.98	0.2		3	0	0	0	1	1	0	0	0	0	6	13	0.00	1.500	
Mark Gardner, R (6, 1) ERA: 4.56	0.1		4	2	3	3	1	1	0	0	0	0	7	15	81.00	9.000	
Randy Veres, R (6, 1) ERA: 3.59	0.1	L	3	1	0	0	0	1	0	0	0	0	4	11	0.00	6.000	
Buddy Groom, L (6, 1) ERA: 7.44	0.0		2	1	2	0	0	1	0	0	0	0	3	8	∞	∞	

Florida Marlins @ Philadelphia Phillies
Veterans Stadium, Philadelphia, PA
Mon Sep 18 1995, 7:05 PM EDT
Att: 17,736 - Unknown - 73 F


AB	34
R	13
H	12
RBI	11
BB	10
SO	11
LOB	23



Batter	1	2	3	4	5	6	7	8	9	AB R H RBI BB SO LOB	TOP															
Quilvio Veras, S (1, 4) OBP: 0.382, SLG: 0.365	3-2 G6-3 			2-1 G4-3 		2-3 K 		0-0 G3-1 		4 0 0 0 0 1 2																
Jesus Tavarez, S (1, 8) OBP: 0.335, SLG: 0.358	1-2 L4 			0-0 P6 			2-0 E9 1B 2B 		1-0 G6-3 	4 1 1 0 0 0 0																
Gary Sheffield, R (1, 9) OBP: 0.457, SLG: 0.584	2-3 K 			3-2 G6-3 			1-1 G3 G5-3 1B 		4-1 S 2B BB 	3 1 1 1 1 1 0																
Jeff Conine, R (1, 7) OBP: 0.383, SLG: 0.521				3-2 F8 		1-0 L7 		0-0 G5-3 	2-1 1-H 1B 2B 	4 1 1 1 0 0 1																
Terry Pendleton, S (1, 5) OBP: 0.345, SLG: 0.448				4-1 G6-4-3 BB 		0-1 F9 		0-1 G3 	3-1 WP HR 1B 	3 1 1 1 1 0 1																
Greg Colbrunn, R (1, 3) OBP: 0.316, SLG: 0.461				0-1 G6-4-3 		2-1 G6-3 		1-1 G6-3 	3-2 1-H HR 	4 1 1 2 0 0 2																
Kurt Abbott, R (1, 6) OBP: 0.315, SLG: 0.445				1-2 G6-3 		1-0 G5-3 		3-1 G5-3 1B 	2-2 P3 	4 0 1 0 0 0 0																
Steve Decker, R (1, 2) OBP: 0.333, SLG: 0.354				0-1 G6-3 		0-1 G4-3 		1-2 G5-3 	4-1 BB 	3 0 0 0 1 0 1																
Ryan Bowen, R (8, 1) Russ Morman, R (8, PH) Richie Lewis, R (8, 1) Tommy Gregg, L (8, PH) Yorkis Perez, L (8, 1) Andre Dawson, R (8, PH) Robb Nen, R (9, 1)				1-3 K 		1-0 PB 1B 		3-2 F7 	0-3 K 	1 0 0 0 0 1 0 1 0 1 0 0 0 0 0 0 0 0 0 0 0 1 0 0 0 0 0 1 0 0 0 0 0 0 0 1 0 0 0 0 1 1 0 0 0 0 0 0 0																
Inning Stats	R: 0 E: 0 K: 1 S: 10	H: 0 LOB: 0 BB: 0 P: 16	R: 0 E: 0 K: 0 S: 7	H: 0 LOB: 0 BB: 1 P: 14	R: 0 E: 0 K: 1 S: 8	H: 0 LOB: 0 BB: 0 P: 10	R: 0 E: 0 K: 0 S: 9	H: 0 LOB: 0 BB: 0 P: 14	R: 0 E: 0 K: 0 S: 5	H: 0 LOB: 0 BB: 0 P: 8	R: 0 E: 1 K: 1 S: 9	H: 1 LOB: 1 BB: 0 P: 13	R: 1 E: 1 K: 0 S: 8	H: 2 LOB: 1 BB: 0 P: 12	R: 0 E: 0 K: 0 S: 10	H: 1 LOB: 1 BB: 0 P: 17	R: 4 E: 0 K: 1 S: 16	H: 3 LOB: 1 BB: 2 P: 35	1B: 4 2B: 2 3B: 0 HR: 1	SF: 0 SAC: 0 DP: 1 HBP: 0	WP: 1 PB: 1 SB: 1 CS: 0	PA: 36				
PITCHER	IP WLS BF H R ER SO BB IBB HBP BLK WP HR S P ERA WHIP																									
Dennis Springer, R (1, 1) ERA: 2.92	7.0		25	4	1	1	3	1	0	0	0	0	0	58	92	1.29	0.714									
Ricky Bottalico, R (8, 1) ERA: 2.39	1.0		3	0	0	0	0	0	0	0	0	0	0	8	12	0.00	0.000									
Heathcliff Slocumb, R (9, 1) ERA: 3.02	0.1		4	2	3	3	0	1	0	0	0	0	0	6	16	81.00	9.000									
Toby Borland, R (9, 1) ERA: 3.63	0.2	L	4	1	1	1	1	1	0	0	0	1	1	10	19	13.50	3.000									

Florida Marlins @ Philadelphia Phillies
Veterans Stadium, Philadelphia, PA

AB	33
R	5
H	7
RBI	5
BB	3
SO	4
LOB	9



Tue Sep 19 1995, 7:05 PM EDT
Att. 19,555 - Unknown - 67 F

livebaseballscores.com

Batter	1	2	3	4	5	6	7	8	9	AB	R	H	RBI	BB	SO	LOB
Mickey Morandini, L <small>OBP: 0.352, SLG: 0.422</small>	2-2 G6-3	2-1 G6-4-3	2-0 L9			2-1 G4-3		2-1 L4		5	0	0	0	0	0	5
Andy Van Slyke, L <small>OBP: 0.314, SLG: 0.337</small>	2-3 K		3-2 L3	2-1 G4-3		0-3 K		0-0 G3		5	0	0	0	0	2	0
Gregg Jefferies, S <small>OBP: 0.349, SLG: 0.448</small>	1-0 1B 1B		0-1 E3 1B 1B	0-0 F9		0-0 1B		1-1 G4-3		5	1	2	0	0	0	0
Mark Whiten, S <small>OBP: 0.336, SLG: 0.416</small>	3-1 FC5-4 1B		3-1 1B 2B 1B	1-2 G4-3		2-0 G3-1		3-3 K		5	1	2	0	0	1	1
Charlie Hayes, R <small>OBP: 0.346, SLG: 0.416</small>	1-0 FC5-4		1-3 K		3-1 F9		1-0 G5-3			4	0	0	0	0	1	4
Jim Eisenreich, L <small>OBP: 0.380, SLG: 0.465</small>		4-0 1B 1B BB	1-1 2B 1B	1-1 3B		3-3 K2-3				3	2	2	1	1	1	0
Mike Lieberthal, R <small>OBP: 0.341, SLG: 0.324</small>		1-1 1B 1B	1-0 1B 2B	1-0 P4		1-0 P5				4	0	2	2	0	0	1
Kevin Stocker, S <small>OBP: 0.310, SLG: 0.281</small>		1-2 1B 1B	4-0 1B IBB	4-0 S IBB				0-0 P3		2	0	1	1	2	0	0
Dennis Springer, R <small>OBP: 0.200, SLG: 0.200</small>		0-3 K	2-2 1B	2-2 G5-3				0-0 G5-3		3	0	1	0	0	1	4
Ricky Bottalico, L <small>OBP: 0.324, SLG: 0.433</small>										0	0	0	0	0	0	0
Tom Marsh, R <small>OBP: 0.324, SLG: 0.433</small>										1	0	0	0	0	0	0
Heathcliff Slocumb, R <small>OBP: 0.167, SLG: 0.200</small>										0	0	0	0	0	0	0
Toby Borland, R <small>OBP: 0.167, SLG: 0.200</small>										0	0	0	0	0	0	0

Inning Stats	R: 0	H: 2	E: 0	K: 1	S: 10	R: 1	H: 2	E: 0	K: 1	S: 13	R: 3	H: 4	E: 1	K: 1	S: 18	R: 0	H: 0	E: 0	K: 0	S: 6	R: 0	H: 1	E: 0	K: 0	S: 9	R: 0	H: 1	E: 0	K: 1	S: 7	R: 0	H: 0	E: 0	K: 1	S: 5	R: 0	H: 0	E: 0	K: 0	S: 4	R: 0	H: 0	E: 0	K: 0	S: 6	R: 0	H: 0	E: 0	K: 1	S: 6	R: 0	H: 0	E: 0	K: 1	S: 6
	LOB: 2	BB: 0	P: 19	LOB: 1	BB: 21	LOB: 3	BB: 1	P: 35	LOB: 0	BB: 9	LOB: 2	BB: 1	P: 20	LOB: 1	BB: 11	LOB: 0	BB: 0	P: 10	LOB: 0	BB: 6	LOB: 0	BB: 0	LOB: 0	BB: 0	P: 6	LOB: 0	BB: 10	LOB: 0	BB: 0	P: 6	LOB: 0	BB: 10	LOB: 0	BB: 0	P: 6	LOB: 0	BB: 0	P: 6	LOB: 0	BB: 10	LOB: 0	BB: 0	P: 6	LOB: 0	BB: 10	LOB: 0	BB: 0	P: 6	LOB: 0	BB: 10	LOB: 0	BB: 0	P: 6		

BOTTOM

Florida Marlins @ Philadelphia Phillies
Veterans Stadium, Philadelphia, PA

Tue Sep 19 1995, 7:05 PM EDT
Att: 19,555 - Unknown - 67 F

livebaseballscorecards.com

AB	37
R	4
H	10
RBI	4
BB	3
SO	6
LOB	15



PITCHER	IP	WLS	BF	H	R	ER	SO	BB	IBB	HBP	BLK	WP	HR	S	P	ERA	WHIP
Ryan Bowen, R <small>ERA: 3.0</small>	(1, 1)	5.0		9	4	1	3	1	2	0	0	0	0	56	104	1.80	2.000
Richie Lewis, R <small>ERA: 3.86</small>	(6, 1)	2.0	7	1	0	0	2	0	0	0	0	0	0	12	21	0.00	0.500
Yorkis Perez, L <small>ERA: 5.52</small>	(8, 1)	1.0	W 3	0	0	0	0	0	0	0	0	0	0	4	6	0.00	0.000
Robb Nen, R <small>ERA: 3.15</small>	(9, 1)	1.0	S 3	0	0	0	1	0	0	0	0	0	0	6	10	0.00	0.000

WP: 0	PA: 40
PB: 0	
SB: 1	
CS: 0	

Batter	1	2	3	4	5	6	7	8	9	AB R H RBI BB SO LOB	TOP										
Quilvio Veras, S (1, 4) <small>OBP: 0.382, SLG: 0.372</small>	0-0 		3-1 			4-2 		1-3 		3 1 1 2 1 1 0											
Jesus Tavarez, S (1, 8) <small>OBP: 0.333, SLG: 0.356</small>	1-3 		0-3 			2-1 		0-1 		4 0 1 0 0 2 0											
Gary Sheffield, R (1, 9) <small>OBP: 0.454, SLG: 0.578</small>	2-3 			1-2 		1-0 			1-1 	4 0 1 0 0 1 2											
Jeff Conine, R (1, 7) <small>OBP: 0.380, SLG: 0.517</small>		0-1 		0-0 		0-0 			2-2 	4 0 0 0 0 0 3											
Terry Pendleton, S (1, 5) <small>OBP: 0.344, SLG: 0.446</small>		1-2 		2-0 		2-2 			4-0 	3 0 0 0 1 1 2											
Greg Colbrunn, R (1, 3) <small>OBP: 0.313, SLG: 0.457</small>		2-3 			1-2 		0-0 		3-1 	4 0 0 0 0 1 2											
Kurt Abbott, R (1, 6) <small>OBP: 0.315, SLG: 0.444</small>			2-2 		0-0 		1-3 			3 0 1 0 0 1 0											
Steve Decker, R (1, 2) <small>OBP: 0.333, SLG: 0.353</small>			1-1 		1-0 		0-0 			3 1 1 0 0 0 1											
John Burkett, R (1, 1) <small>OBP: 0.147, SLG: 0.123</small>			0-3 		1-1 			0-0 		3 0 0 0 0 1 2											
Inning Stats	R: 0 H: 0 E: 0 LOB: 0 K: 2 BB: 0 S: 7 P: 10	R: 0 H: 0 E: 0 LOB: 0 K: 1 BB: 0 S: 8 P: 11	R: 2 H: 2 E: 0 LOB: 0 K: 2 BB: 0 S: 13 P: 19	R: 0 H: 0 E: 0 LOB: 0 K: 0 BB: 0 S: 5 P: 8	R: 0 H: 1 E: 0 LOB: 1 K: 0 BB: 0 S: 8 P: 11	R: 0 H: 1 E: 0 LOB: 2 K: 1 BB: 1 S: 11 P: 19	R: 0 H: 0 E: 0 LOB: 0 K: 1 BB: 0 S: 5 P: 6	R: 0 H: 0 E: 0 LOB: 0 K: 1 BB: 0 S: 6 P: 7	R: 0 H: 1 E: 0 LOB: 1 K: 0 BB: 1 S: 8 P: 18	1B: 4 SF: 0 2B: 0 SAC: 0 3B: 0 DP: 0 HR: 1 HBP: 0	WP: 0 PA: 33 PB: 0 SB: 0 CS: 0										
PITCHER	IP WLS BF H R ER SO BB IBB HBP BLK WP HR S P ERA WHIP											IP WLS BF H R ER SO BB IBB HBP BLK WP HR S P ERA WHIP									
Paul Quantrill, R (1, 1) <small>ERA: 4.41</small>	8.0 L 29 4 2 2 8 1 0 0 0 0 0 1 63 91 2.25 0.625																				
Russ Springer, R (9, 1) <small>ERA: 5.6</small>	1.0 4 1 0 0 0 0 0 1 0 0 0 0 8 18 0.00 1.000																				

Florida Marlins @ Philadelphia Phillies
 Veterans Stadium, Philadelphia, PA

Wed Sep 20 1995, 7:05 PM EDT
 Att. 17,885 - Unknown - 73 F

livebaseballscorecards.com



Batter	1	2	3	4	5	6	7	8	9	AB	R	H	RBI	BB	SO	LOB
Mickey Morandini, L OBP: 0.353, SLG: 0.422 (1, 4)	1-1 F8		4-1 CS BB		1-0 L8			1-0 1B		3	0	1	0	1	0	0
Andy Van Slyke, L OBP: 0.309, SLG: 0.332 (1, 8)	1-0 G4-3		3-2 G4-3 1-2			2-2 G3		3-2 P5		4	0	0	0	0	0	2
Gene Schall, R OBP: 0.342, SLG: 0.333 (1, 3)	2-1 1B			3-2 G5-3		1-2 G4-3			2-3 K	4	0	1	0	0	1	0
Mark Whiten, S OBP: 0.335, SLG: 0.412 (1, 9)	1-3 K			4-2 1B 23 FC1-2-5 BB		1-2 P6			0-0 G1-3	3	0	0	0	1	1	1
Jim Eisenreich, L OBP: 0.379, SLG: 0.463 (1, 7)		1-3 K		2-1 23 FC1-2-5 1B		2-2 G4-3			0-0 F9	4	0	1	0	0	1	0
23 Kevin Jordan, R OBP: 0.229, SLG: 0.333 (1, 5)		1-0 G5-3		0-0 FC1-2-5		2-0 G4-3				3	0	0	0	0	0	2
Lenny Webster, R OBP: 0.324, SLG: 0.367 (1, 2)		1-1 HR		1-3 3-H		0-1 G5-3				3	1	1	1	0	0	2
Kevin Stocker, S OBP: 0.308, SLG: 0.278 (1, 6)		2-3 K		3-1 L8		0-0 G1-3			2-1 G3	3	0	0	0	0	1	0
Paul Quantrill, L OBP: 0.158, SLG: 0.111 Gary Varsho, L OBP: 0.315, SLG: 0.265 Russ Springer, R (8, PH) (9, 1)			1-2 G5-3		1-0 G3-1			1-2 1B HBP		2	0	0	0	0	0	0

Inning Stats	R: 0 E: 0 K: 1 S: 8	H: 1 LOB: 1 BB: 0 P: 13	R: 1 E: 0 K: 2 S: 9	H: 1 LOB: 0 BB: 0 P: 14	R: 0 E: 0 K: 0 S: 7	H: 0 LOB: 0 BB: 1 P: 15	R: 0 E: 0 K: 0 S: 10	H: 1 LOB: 2 BB: 1 P: 22	R: 0 E: 0 K: 0 S: 3	H: 0 LOB: 0 BB: 0 P: 5	R: 0 E: 0 K: 0 S: 9	H: 0 LOB: 0 BB: 0 P: 13	R: 0 E: 0 K: 0 S: 6	H: 0 LOB: 0 BB: 0 P: 10	R: 0 E: 0 K: 0 S: 8	H: 1 LOB: 1 BB: 0 P: 15	R: 0 E: 0 K: 1 S: 6	H: 0 LOB: 0 BB: 0 P: 8	1B: 3 2B: 0 3B: 0 HR: 1	SF: 0 SAC: 0 DP: 0 HBP: 1
PITCHER John Burkett, R ERA: 4.04 (1, 1)	IP 9.0	WLS W	BF 32	H 4	R 1	ER 1	SO 4	BB 2	IBB 0	HBP 1	BLK 0	WP 0	HR 1	S 66	P 115	ERA 1.00	WHIP 0.667			
PITCHER	IP	WLS	BF	H	R	ER	SO	BB	IBB	HBP	BLK	WP	HR	S	P	ERA	WHIP	WP: 0 PB: 0 SB: 0 CS: 1	PA: 32	

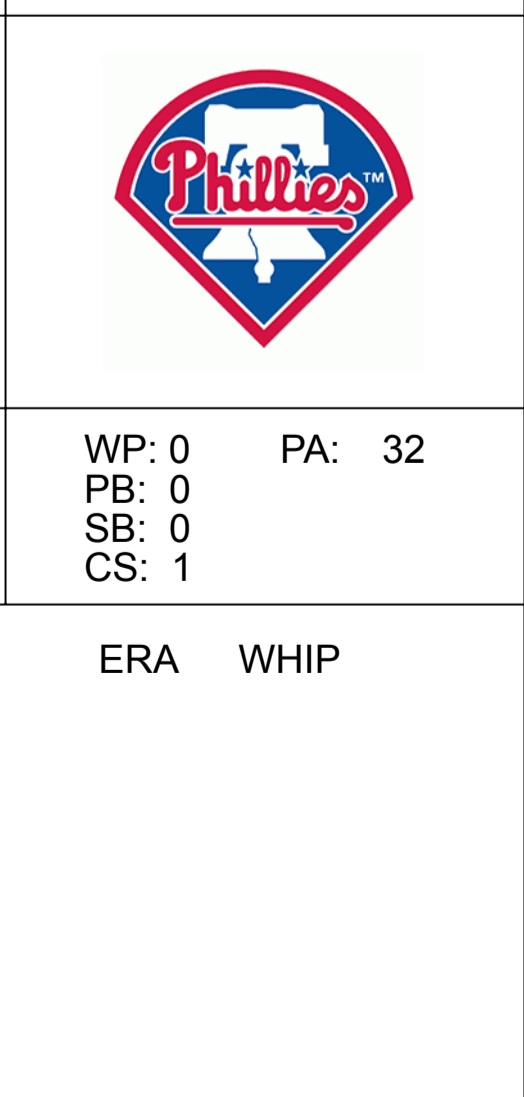
BOTTOM

Florida Marlins @ Philadelphia Phillies
Veterans Stadium, Philadelphia, PA

Wed Sep 20 1995, 7:05 PM EDT
Att: 17,885 - Unknown - 73 F

livebaseballscorecards.com

AB	29
R	1
H	4
RBI	1
BB	2
SO	4
LOB	7



Batter 1 2 3 4 5 6 7 8 9 AB R H RBI BB SO LOB TOP

Quilvio Veras, S (1, 4) OBP: 0.384, SLG: 0.373
Chuck Carr, S (1, 8) OBP: 0.325, SLG: 0.299
Gary Sheffield, R (1, 9) OBP: 0.455, SLG: 0.572
Jeff Conine, R (1, 7) OBP: 0.379, SLG: 0.514
Greg Colbrunn, R (1, 3) OBP: 0.311, SLG: 0.453
Kurt Abbott, R (1, 6) OBP: 0.314, SLG: 0.441
Alex Arias, R (1, 5) OBP: 0.341, SLG: 0.357
Steve Decker, R (1, 2) OBP: 0.326, SLG: 0.345
Tommy Gregg, L (9, PH) OBP: 0.309, SLG: 0.395
Willie Banks, R (1, 1) OBP: 0.308, SLG: 0.292
Richie Lewis, R (6, 1)
Jay Powell, R (7, 1)
Russ Morman, R (8, PH) OBP: 0.348, SLG: 0.508
Jesus Tavarez, S (8, PR) OBP: 0.333, SLG: 0.356
Terry Mathews, L (8, 1) OBP: 0.462, SLG: 0.615
Andre Dawson, R (9, PH) OBP: 0.308, SLG: 0.442
Rob Natal, R (9, PR) OBP: 0.207, SLG: 0.464

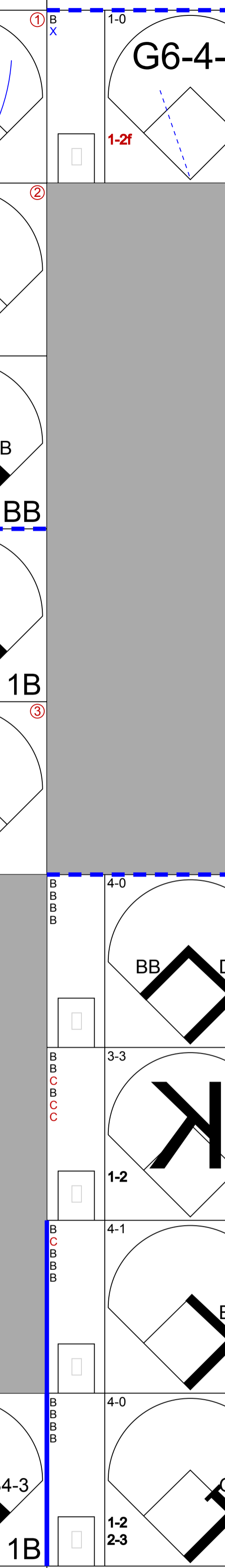
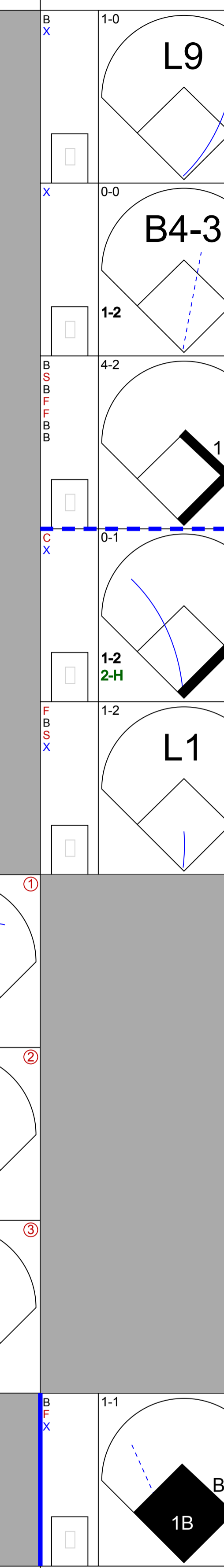
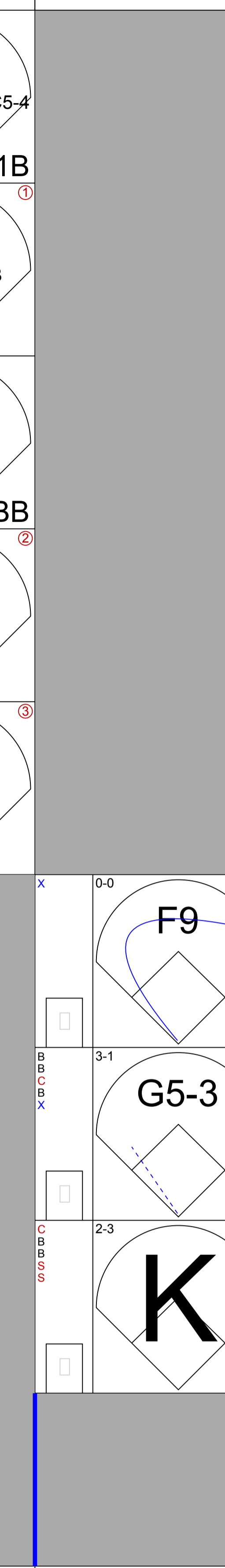
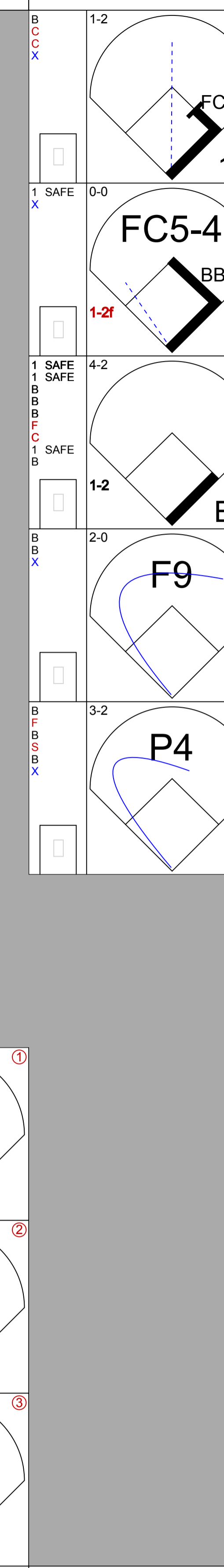
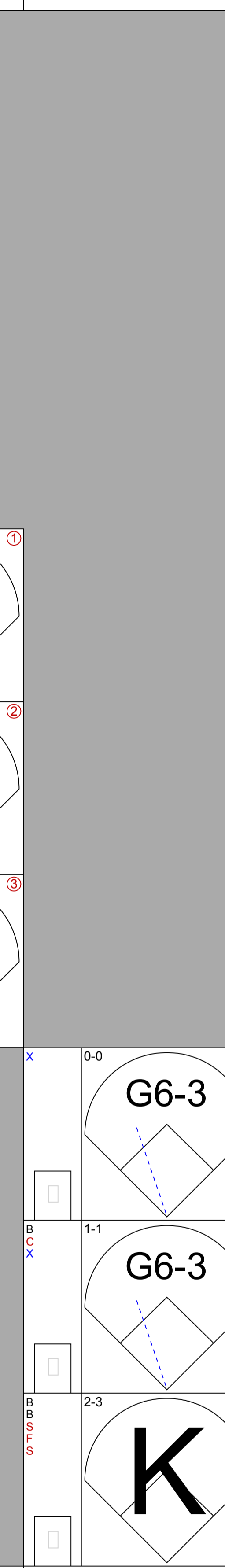
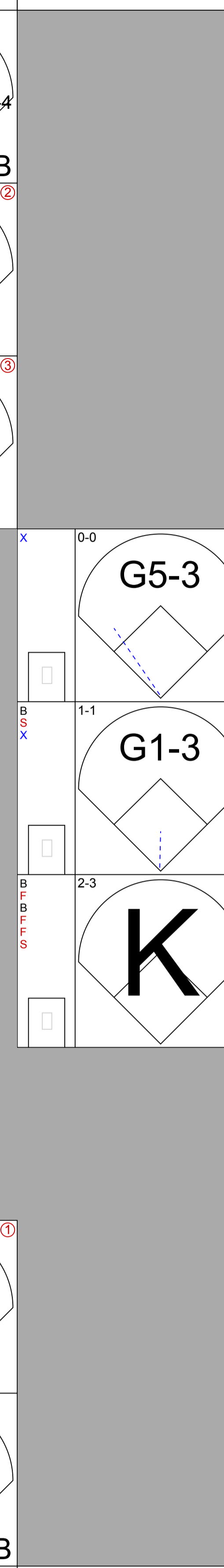

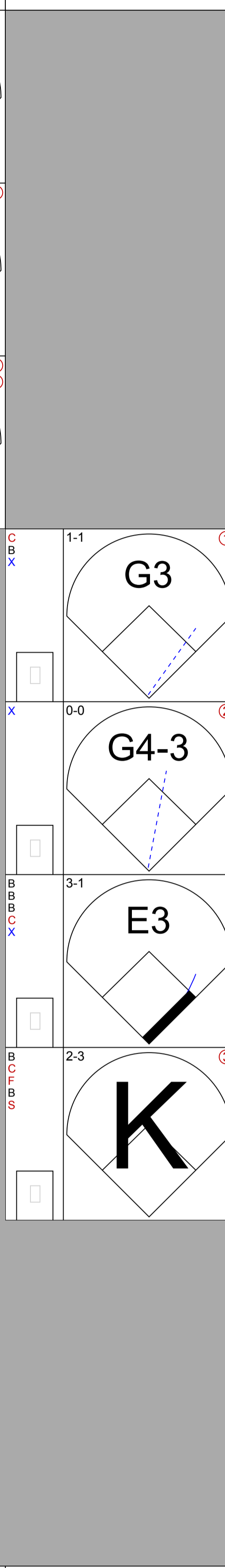


Table with columns for AB, R, H, RBI, BB, SO, LOB. Row 1: 4 0 2 0 1 0 4. Row 2: 4 0 0 0 0 0 5. Row 3: 2 0 0 0 2 1 3. Row 4: 4 0 1 1 0 0 2. Row 5: 4 0 0 0 0 0 4. Row 6: 3 0 0 0 1 1 0. Row 7: 4 0 0 0 0 2 2. Row 8: 3 0 0 0 0 2 0. Row 9: 0 0 0 0 1 0 0. Row 10: 2 0 1 0 0 1 0. Row 11: 0 0 0 0 0 0 0. Row 12: 0 0 0 0 0 0 0. Row 13: 1 0 1 0 0 0 0. Row 14: 0 1 0 0 0 0 0. Row 15: 0 0 0 0 0 0 0. Row 16: 0 0 0 0 1 0 0. Row 17: 0 0 0 0 0 0 0.

Florida Marlins @ Philadelphia Phillies
Veterans Stadium, Philadelphia, PA
Thu Sep 21 1995, 7:05 PM EDT
Att. 18,953 - Unknown - 78 F
AB 31
R 1
H 5
RBI 1
BB 6
SO 7
LOB 20
WP: 0 PA: 37
PB: 0
SB: 0
CS: 1

Inning Stats
R: 0 H: 0 E: 0 K: 1 S: 8
H: 0 LOB: 0 BB: 1 P: 15
R: 0 H: 0 E: 1 K: 1 S: 8
H: 0 LOB: 1 BB: 0 P: 14
R: 0 H: 2 E: 0 K: 1 S: 9
H: 2 LOB: 2 BB: 0 P: 13
R: 0 H: 0 E: 0 K: 1 S: 7
H: 0 LOB: 0 BB: 0 P: 10
R: 0 H: 0 E: 0 K: 1 S: 6
H: 0 LOB: 0 BB: 0 P: 9

PITCHER IP WLS BF H R ER SO BB IBB HBP BLK WP HR S P ERA WHIP
Mike Mims, L (1, 1) 7.2 W 30 4 1 1 6 3 0 0 0 0 0 0 61 105 1.17 0.913
Ricky Bottalico, R (8, 1) 0.1 2 1 0 0 0 0 0 0 0 0 0 0 5 6 0.00 3.000
Heathcliff Slocumb, R (9, 1) 0.1 4 0 0 0 1 3 0 0 0 0 0 0 4 19 0.00 9.000
Steve Frey, L (9, 1) 0.2 S 1 0 0 0 0 0 0 0 0 0 0 0 1 2 0.00 0.000



Batter	1	2	3	4	5	6	7	8	9
Mickey Morandini, L (1,4) OBP: 0.354, SLG: 0.421	3-2 F7		1-0 P4			0-0 F9 SH1-3 1B	4-0 IBB		
Kevin Flora, R (1,8) OBP: 0.292, SLG: 0.403	2-1 G5-3		2-2 G5-3			1-0 SH1-3	1-0 G5-3		
Jim Eisenreich, L (1,7) OBP: 0.378, SLG: 0.469	2-2 G4-3			0-0 HR		3-1 F9		0-3 K	
Mark Whiten, S (1,9) OBP: 0.337, SLG: 0.411		1-3 K		4-2 G4-3 BB		0-0 2B 1B		2-2 G5-3	
Charlie Hayes, R (1,5) OBP: 0.345, SLG: 0.417		1-0 G4-3		1-0 G4-3		1-0 3-H 2B		1-3 K	
Gene Schall, R (1,3) OBP: 0.317, SLG: 0.308		2-3 K		2-3 K		1-0 F8			
Lenny Webster, R (1,2) OBP: 0.331, SLG: 0.382			1-1 G4-3 1B 2B		1-2 G3		3-2 SH1-4 1B		
Kevin Stocker, S (1,6) OBP: 0.306, SLG: 0.276			1-0 G4-3		0-3 K		0-0 P5		
Mike Mimbs, L (1,1) OBP: 0.143, SLG: 0.171			0-0 3-H 1B		0-0 G4-3		1-0 SH1-4		
Ricky Bottalico, L (8,1)									
Heathcliff Slocumb, R (9,1)									
Steve Frey, R (9,1)									

Inning Stats	R: 0	H: 0	E: 0	LOB: 0	K: 0	S: 10	P: 17	R: 0	H: 0	E: 0	LOB: 0	K: 2	S: 9	R: 1	H: 2	E: 0	LOB: 1	K: 0	S: 9	R: 1	H: 1	E: 0	LOB: 0	K: 1	S: 7	R: 0	H: 0	E: 0	LOB: 0	K: 1	S: 7	R: 1	H: 3	E: 0	LOB: 2	K: 0	S: 9	R: 0	H: 1	E: 0	LOB: 2	K: 0	S: 9	R: 0	H: 0	E: 0	LOB: 0	K: 2	S: 9		
	0	0	0	0	0	10	17	0	0	0	0	2	9	1	2	0	1	0	9	1	3	2	0	0	7	1	0	0	0	0	0	0	3	2	0	2	0	9	1	1	2	0	0	0	0	0	0	0	0	0	0

PITCHER	IP	WLS	BF	H	R	ER	SO	BB	IBB	HBP	BLK	WP	HR	S	P	ERA	WHIP
Willie Banks, R (1,1) ERA: 5.85	5.2	L	23	6	3	3	4	1	0	0	0	0	1	48	77	4.76	1.235
Richie Lewis, R (6,1) ERA: 3.82	0.1		1	0	0	0	0	0	0	0	0	0	0	1	2	0.00	0.000
Jay Powell, R (7,1) ERA: 2.08	1.0		5	1	0	0	0	0	1	0	0	0	0	9	18	0.00	1.000
Terry Mathews, R (8,1) ERA: 3.49	1.0		3	0	0	0	2	0	0	0	0	0	0	9	12	0.00	0.000

AB R H RBI BB SO LOB

BOTTOM

3	1	1	0	1	0	1
3	0	0	0	0	0	3
4	1	1	1	0	1	1
3	0	1	1	1	1	0
4	0	1	0	0	1	1
3	0	0	0	0	2	2
3	1	2	0	0	0	0
3	0	0	0	0	1	2
2	0	1	1	0	0	0
0	0	0	0	0	0	0
0	0	0	0	0	0	0
0	0	0	0	0	0	0

AB	28
R	3
H	7
RBI	3
BB	2
SO	6
LOB	10



1B: 4	SF: 0	WP: 0	PA: 32
2B: 2	SAC: 2	PB: 0	
3B: 0	DP: 1	SB: 0	
HR: 1	HBP: 0	CS: 0	

Florida Marlins @ Philadelphia Phillies
Veterans Stadium, Philadelphia, PA
 Thu Sep 21 1995, 7:05 PM EDT
 Att: 18,953 - Unknown - 78 F

livebaseballscorecards.com

Batter	1	2	3	4	5	6	7	8	9	AB R H RBI BB SO LOB	TOP	
Thomas Howard, S (1, 8) <small>OBP: 0.357, SLG: 0.415</small> Darren Lewis, R (9, 8) <small>OBP: 0.310, SLG: 0.300</small>	1-0 		3-2 		0-0 			1-1 		4 0 0 0 0 0 3 0 0 0 0 0 0 0		
Barry Larkin, R (1, 6) <small>OBP: 0.394, SLG: 0.495</small>	1-1 			3-3 		2-3 		2-2 		4 0 1 0 0 2 2		
Ron Gant, R (1, 7) <small>OBP: 0.394, SLG: 0.580</small>	1-3 			3-3 		0-0 			0-1 	4 1 1 0 0 2 1		
Reggie Sanders, R (1, 9) <small>OBP: 0.401, SLG: 0.596</small>	2-3 			2-1 		0-3 			4-1 	3 2 1 1 1 2 1		
Hal Morris, L (1, 3) <small>OBP: 0.330, SLG: 0.442</small>		0-2 		0-2 			1-1 		1-0 	3 0 0 0 0 1 0		
Benito Santiago, R (1, 2) <small>OBP: 0.344, SLG: 0.500</small>		1-3 			3-2 		2-2 		4-0 	3 0 1 0 1 1 0		
Bret Boone, R (1, 4) <small>OBP: 0.327, SLG: 0.426</small>		2-2 			2-2 		0-3 		2-1 	4 0 2 2 0 1 0		
Jeff Branson, L (1, 5) <small>OBP: 0.335, SLG: 0.443</small>			2-2 		3-1 			4-2 	1-3 	3 0 0 0 1 1 4		
John Smiley, L (1, 1) <small>OBP: 0.224, SLG: 0.302</small> Lenny Harris, L (8, PH) <small>OBP: 0.253, SLG: 0.277</small> Dave Burba, R (8, 1) <small>OBP: 0.250, SLG: 0.077</small> Eddie Taubensee, L (9, PH) <small>OBP: 0.348, SLG: 0.485</small> Jeff Brantley, R (9, 1)			3-3 		0-0 		0-0 	2-0 	2 0 0 0 0 1 2 0 0 0 0 0 0 0 0 0 0 0 0 0 0 1 0 0 0 0 0 2 0 0 0 0 0 0 0			
Inning Stats	R: 0 H: 1 E: 0 LOB: 1 K: 2 BB: 0 S: 9 P: 14	R: 0 H: 0 E: 0 LOB: 0 K: 2 BB: 0 S: 10 P: 13	R: 0 H: 0 E: 0 LOB: 0 K: 1 BB: 0 S: 9 P: 17	R: 1 H: 1 E: 0 LOB: 0 K: 2 BB: 0 S: 11 P: 19	R: 0 H: 2 E: 0 LOB: 2 K: 0 BB: 0 S: 10 P: 18	R: 0 H: 0 E: 0 LOB: 0 K: 2 BB: 0 S: 7 P: 9	R: 0 H: 0 E: 0 LOB: 0 K: 1 BB: 0 S: 8 P: 11	R: 0 H: 0 E: 1 LOB: 1 K: 0 BB: 1 S: 8 P: 15	R: 2 H: 2 E: 0 LOB: 2 K: 1 BB: 2 S: 10 P: 24	1B: 2 SF: 0 2B: 2 SAC: 2 3B: 1 DP: 0 HR: 1 HBP: 0	WP: 0 PA: 36 PB: 0 SB: 0 CS: 1	
PITCHER Mike Williams, R (1, 1) <small>ERA: 3.53</small> Toby Borland, R (9, 1) <small>ERA: 3.88</small> Steve Frey, L (9, 1) <small>ERA: 3.28</small> Ricky Bottalico, R (9, 1) <small>ERA: 2.36</small>	IP WLS BF H R ER SO BB IBB HBP BLK WP HR S P ERA WHIP											PITCHER IP WLS BF H R ER SO BB IBB HBP BLK WP HR S P ERA WHIP

Cincinnati Reds @ Philadelphia Phillies
Veterans Stadium, Philadelphia, PA

AB	31
R	3
H	6
RBI	3
BB	3
SO	11
LOB	15



Fri Sep 22 1995, 7:05 PM EDT
 Att. 21,183 - Unknown - 65 F

livebaseballscorecards.com

Batter	1	2	3	4	5	6	7	8	9	AB	R	H	RBI	BB	SO	LOB
Kevin Flora, R (1, 8) OBP: 0.275, SLG: 0.379 Andy Van Slyke, L (9, PH) OBP: 0.308, SLG: 0.331	3-3 K		1-0 P4		1-3 K		2-3 K		2-2 G3	4	0	0	0	0	3	3
23 Kevin Jordan, R (1, 4) OBP: 0.231, SLG: 0.327 Gary Varsho, L (9, PH) OBP: 0.312, SLG: 0.263	2-3 K		2-3 K		0-1 1B 2-H		1-1 P2		1-2 F7	4	0	1	1	0	2	2
Tom Marsh, R (1, 7) OBP: 0.330, SLG: 0.436	1-1 G3-1			0-0 1B E	0-1 1B		1-2 L6			4	1	2	0	0	0	0
Mark Whiten, S (1, 9) OBP: 0.333, SLG: 0.405		0-3 K		0-3 SAFE K	3-3 SAFE K			3-2 G3		4	0	0	0	0	3	3
Charlie Hayes, R (1, 5) OBP: 0.346, SLG: 0.419		0-0 G5-3		0-2 E 1-3 1B		1-2 2B		1-3 K		4	0	2	0	0	1	0
Gene Schall, R (1, 3) OBP: 0.333, SLG: 0.310		2-3 K		0-2 E4 G5-4-3 1-3 3-H 1B	4-2 BB		1-1 1B			3	0	1	1	1	1	1
Lenny Webster, R (1, 2) OBP: 0.329, SLG: 0.378			0-0 SH2-6-4 BB 1B	0-1 G5-4-3 1-2f 1B	0-2 F8		0-3 K		0-3 K	4	0	1	0	0	1	5
Kevin Stocker, S (1, 6) OBP: 0.306, SLG: 0.275 Mickey Morandini, L (9, PH) OBP: 0.353, SLG: 0.420			4-2 SH2-6-4 BB 1-2		0-3 K 23 1B SH1-3	0-3 K		2-3 K		2	1	0	0	1	2	2
Mike Williams, R (1, 1) OBP: 0.133, SLG: 0.200 Toby Borland, R (9, 1) OBP: 0.167, SLG: 0.200 Steve Frey, R (9, 1) Ricky Bottalico, L (9, 1) Jim Eisenreich, L (9, PH) OBP: 0.379, SLG: 0.469			0-1 SH2-6-4 1-2 2-3		2-0 SH1-3 1-2	1-2 P6		4-1 G3 BB		1	0	0	0	0	0	2

Inning Stats	R: 0	H: 0	E: 0	K: 2	S: 9	R: 0	H: 0	E: 0	K: 2	S: 7	R: 0	H: 1	E: 0	K: 1	S: 11	R: 1	H: 2	E: 1	K: 1	S: 12	R: 1	H: 2	E: 0	K: 3	S: 21	R: 0	H: 1	E: 0	K: 1	S: 15	R: 0	H: 0	E: 0	K: 1	S: 12	R: 0	H: 1	E: 0	K: 2	S: 13	R: 0	H: 0	E: 0	K: 1	S: 13	R: 0	H: 0	E: 0	K: 1	S: 13
	LOB: 0	BB: 0	P: 15	LOB: 0	BB: 0	P: 9	LOB: 2	BB: 1	P: 18	LOB: 1	BB: 0	P: 12	LOB: 2	BB: 0	P: 27	LOB: 2	BB: 1	P: 21	LOB: 0	BB: 0	LOB: 0	BB: 0	LOB: 1	BB: 1	P: 18	LOB: 1	BB: 1	P: 22	LOB: 1	BB: 1	P: 22	1B: 6	SF: 0	2B: 1	SAC: 2	3B: 0	DP: 1	HR: 0	HBP: 0	WP: 1	PA: 38	PB: 0	SB: 0	CS: 0						
PITCHER	IP	WLS	BF	H	R	ER	SO	BB	IBB	HBP	BLK	WP	HR	S	P	ERA	WHIP																																	
John Smiley, L (1, 1) ERA: 3.34	7.0		30	6	2	2	11	2	0	0	0	1	0	87	118	2.57	1.143																																	
Dave Burba, R (8, 1) ERA: 3.88	1.0	W	4	1	0	0	2	0	0	0	0	0	0	13	18	0.00	1.000																																	
Jeff Brantley, R (9, 1) ERA: 2.81	1.0	S	4	0	0	0	1	1	0	0	0	0	0	13	22	0.00	1.000																																	

BOTTOM

Cincinnati Reds @ Philadelphia Phillies
Veterans Stadium, Philadelphia, PA

livebaseballscorecards.com

AB	33
R	2
H	7
RBI	2
BB	3
SO	14
LOB	20



WP: 1	PA: 38
PB: 0	
SB: 0	
CS: 0	
ERA	WHIP

Fri Sep 22 1995, 7:05 PM EDT
Att: 21,183 - Unknown - 65 F

Batter	1	2	3	4	5	6	7	8	9	10	11	12	13	AB R H RBI BB SO LOB	TOP															
Darren Lewis, R OBP: 0.313, SLG: 0.299 (1, 8)	4-2 FC4-6 1B BB		2-1 HBP 1B		3-3 K		3-1 G4-3			4-1 B1-3 BB		0-1 L9		4 0 1 0 2 1 2																
Lenny Harris, L OBP: 0.255, SLG: 0.295 (1, 7) (3, 4)	0-1 FC4-6 1B		1-0 F7		3-2 G4-3			2-2 HR		0-0 B1-3 1-1f		1-1 G6-3		6 1 2 1 0 0 2																
Bret Boone, R OBP: 0.327, SLG: 0.425 Nigel Wilson, L (3, PR) (3, 7)	3-3 K		2-1 HBP			1-0 F7		0-2 G3		1-3 K		2-3 K		1 0 0 0 0 1 2 4 0 0 0 0 2 0																
Mariano Duncan, R OBP: 0.298, SLG: 0.426 (1, 6)	0-2 FC4-6 1-2f 2-3		0-3 K			1-2 G6-3		1-0 G4-3			1-3 K		1-2 F8		6 0 0 0 0 2 4															
Brian Hunter, R OBP: 0.314, SLG: 0.342 (1, 3)	2-1 G1-3			1-3 K2-3		3-3 K		3-1 2B			1-0 G6-3			5 0 1 0 0 2 2																
Eric Anthony, L OBP: 0.331, SLG: 0.438 Chuck McElroy, L Xavier Hernandez, L (11, 1) (12, 1)		1-3 K		0-2 1B			1-3 K	1-0 F7			1-0 P3			5 0 1 0 0 2 1 0 0 0 0 0 0 0 0 0 0 0 0 0 0																
Eddie Taubensee, L OBP: 0.345, SLG: 0.476 (1, 2)		1-1 F7		0-0 F7			0-2 F7		1-1 F9			4-2 BB		4 0 0 0 1 0 1																
Mark Lewis, R OBP: 0.419, SLG: 0.497 (1, 5)		1-0 G4		3-1 G6-3			0-1 WP 1B 2B		3-3 K			1-3 K		5 1 1 0 0 2 2																
Pete Schourek, L OBP: 0.232, SLG: 0.268 Reggie Sanders, R OBP: 0.400, SLG: 0.595 Jeff Brantley, R Michael Jackson, R OBP: 0.250, SLG: 0.250 Thomas Howard, S OBP: 0.356, SLG: 0.414 (1, 1) (9, PH) (9, 1) (10, 1) (11, 9)			1-3 K		1-3 K		1-0 2-H 1B		2-0 F8			3-2 L7		3 0 1 1 0 2 0 1 0 1 0 0 0 0 0 1																
Inning Stats	R: 0 E: 0 K: 1 S: 13	H: 1 LOB: 2 BB: 1 P: 22	R: 0 E: 0 K: 1 S: 6	H: 0 LOB: 0 BB: 0 P: 9	R: 0 E: 0 K: 2 S: 11	H: 1 LOB: 2 BB: 0 P: 16	R: 0 E: 0 K: 1 S: 9	H: 1 LOB: 1 BB: 0 P: 13	R: 0 E: 0 K: 2 S: 11	H: 0 LOB: 0 BB: 0 P: 18	R: 0 E: 0 K: 1 S: 9	H: 0 LOB: 0 BB: 0 P: 14	R: 1 E: 0 K: 1 S: 11	H: 2 LOB: 1 BB: 0 P: 16	R: 1 E: 0 K: 0 S: 11	H: 2 LOB: 1 BB: 0 P: 18	R: 0 E: 0 K: 1 S: 6	H: 0 LOB: 0 BB: 0 P: 12	R: 0 E: 0 K: 1 S: 6	H: 0 LOB: 0 BB: 1 P: 11	R: 0 E: 0 K: 1 S: 5	H: 0 LOB: 0 BB: 0 P: 8	R: 0 E: 0 K: 1 S: 13	H: 0 LOB: 1 BB: 1 P: 21	R: 0 E: 0 K: 1 S: 8	H: 0 LOB: 0 BB: 0 P: 12	1B: 4 2B: 3 3B: 0 HR: 1	SF: 0 SAC: 0 DP: 1 HBP: 1	WP: 1 PB: 0 SB: 0 CS: 0	PA: 49
PITCHER	IP WLS BF H R ER SO BB IBB HBP BLK WP HR S P ERA WHIP	IP WLS BF H R ER SO BB IBB HBP BLK WP HR S P ERA WHIP														IP WLS BF H R ER SO BB IBB HBP BLK WP HR S P ERA WHIP														
Jeff Juden, R ERA: 4.01 (1, 1)	7.0	28	5	1	1	1	9	1	0	0	0	0	0	0	1	17	30	4.50	1.000											
Steve Frey, L ERA: 3.38 (8, 1)	2.0	8	2	1	1	1	0	0	0	0	0	0	0	0	0	6	11	0.00	1.000											
Russ Springer, R ERA: 5.52 (10, 1)	1.0	3	0	0	0	0	1	0	0	0	0	0	0	0	0	0	18	29	0.00	0.500										
Ricky Bottalico, R ERA: 2.3 Chuck Ricci, R ERA: 1.29 (11, 1) (13, 1)	2.0	7	0	0	0	2	1	0	0	0	0	0	0	0	0	8	12	0.00	0.000											

Cincinnati Reds @ Philadelphia Phillies
Veterans Stadium, Philadelphia, PA

livebaseballscorecards.com

AB	45
R	2
H	7
RBI	2
BB	3
SO	14
LOB	17



Sat Sep 23 1995, 7:05 PM EDT
Att: 23,315 - Unknown - 59 F

Batter	1	2	3	4	5	6	7	8	9	10	11	12	13	AB R H RBI BB SO LOB											
Mickey Morandini, L OBP: 0.353, SLG: 0.418 (1, 4)	0-0 G4-3			2-3 K		1-0 FC6-4 1B		2-2 L7			1-1 L6		4-1 BB FC6-2 BB	5 0 1 1 1 1 0											
Kevin Flora, R OBP: 0.264, SLG: 0.362 Andy Van Slyke, L OBP: 0.308, SLG: 0.338 (9, PH) (10, B)	1-3 K			1-1 P3		0-0 FC6-4 1B 1-2F			1-1 P6		1-0 3B		3-3 K	3 0 0 0 0 1 1 3 0 1 0 0 1 3											
Jim Eisenreich, L OBP: 0.378, SLG: 0.465 (1, 7)	1-1 F7			0-0 G6-3		1-2 1B			1-3 K		4-2 BB		0-2 FC6-2 BB	5 0 1 0 1 1 3											
Mark Whiten, S OBP: 0.333, SLG: 0.412 (1, 9)		3-1 F7			2-3 K			3-3 K		1-1 HR		3-2 G5-3	4-2 BB	5 1 1 2 1 2 2											
Charlie Hayes, R OBP: 0.345, SLG: 0.419 (1, 5)		2-1 G5-3			2-2 2B			0-0 F8		1-3 K		1-3 K		5 0 1 0 0 2 0											
Gene Schall, R Steve Frey, R Russ Springer, R Gary Varsho, L Ricky Bottalico, L Tom Marsh, R Chuck Ricci, R (1, 3) (8, 1) (10, 1) (10, PH) (11, 1) (12, PH) (13, 1)		0-3 K		0-1 G6-3		1-1 2B		0-1 2B		3-2 F8		1-0 P6		3 0 1 0 0 0 1 1 0 0 0 0 0 0 0 0 0 0 0 0 0 0 0 0 1 0 0 0 0 0 0 0 0 0 0 0 0 0 0 0 1 0 0 0 0 0 0 0 0 0 0 0 0 0 0 0											
Lenny Webster, R OBP: 0.318, SLG: 0.364 (1, 2)			2-2 G6-3		1-3 K			2-2 G1-3		3-2 G6-3		1-3 K		5 0 0 0 0 2 2											
Kevin Elster, R OBP: 0.286, SLG: 0.367 (8, 3)			0-3 K			1-1 SH1-4 1B 2B		1-2 L7		1-0 P6			4-1 BB SH FC6-2 BB	4 1 1 0 1 1 0											
Jeff Juden, R OBP: 0.056, SLG: 0.222 Kevin Stocker, S OBP: 0.305, SLG: 0.274 (1, 1) (8, 6)			3-3 K			0-0 SH1-4 2-3		1-3 K			3-3 K		0-1 SH FC6-2 BB BB	1 0 0 0 0 1 0 2 1 0 0 0 2 0											
Inning Stats	R: 0 E: 0 K: 1 S: 6	H: 0 LOB: 0 BB: 0 P: 8	R: 0 E: 0 K: 1 S: 7	H: 0 LOB: 0 BB: 0 P: 12	R: 0 E: 0 K: 2 S: 9	H: 0 LOB: 0 BB: 0 P: 14	R: 0 E: 0 K: 2 S: 12	H: 1 LOB: 1 BB: 0 P: 18	R: 1 E: 0 K: 1 S: 9	H: 3 LOB: 2 BB: 0 P: 12	R: 0 E: 0 K: 1 S: 11	H: 1 LOB: 1 BB: 0 P: 16	R: 0 E: 0 K: 1 S: 11	H: 0 LOB: 0 BB: 0 P: 15	R: 1 E: 0 K: 2 S: 12	H: 1 LOB: 0 BB: 0 P: 16	R: 0 E: 0 K: 0 S: 7	H: 0 LOB: 2 BB: 1 P: 24	R: 0 E: 0 K: 2 S: 7	H: 0 LOB: 0 BB: 0 P: 10	R: 1 E: 1 K: 1 S: 15	H: 0 LOB: 3 BB: 3 P: 30	1B: 2 2B: 3 3B: 1 HR: 1	SF: 0 SAC: 2 DP: 0 HBP: 0	WP: 0 PA: 49 PB: 0 SB: 0 CS: 0

PITCHER													PITCHER																						
IP	WLS	BF	H	R	ER	SO	BB	IBB	HBP	BLK	WP	HR	S	P	ERA	WHIP	IP	WLS	BF	H	R	ER	SO	BB	IBB	HBP	BLK	WP	HR	S	P	ERA	WHIP		
Pete Schourek, L ERA: 3.17 (1, 1)	8.0		28	5	1	1	9	0	0	0	0	0	0	71	104	1.12	0.625																		
Jeff Brantley, R ERA: 2.9 (9, 1)	1.0		4	1	1	1	2	0	0	0	0	0	1	12	16	9.00	1.000																		
Michael Jackson, R ERA: 2.56 (10, 1)	1.0		3	0	0	0	0	0	0	0	0	0	0	7	14	0.00	0.000																		
Chuck McElroy, L ERA: 5.59 (11, 1)	1.0		5	1	0	0	1	1	0	0	0	0	0	12	24	0.00	2.000																		
Xavier Hernandez, R ERA: 4.09 (12, 1)	1.2	L	9	0	1	0	3	3	0	0	0	0	0	22	40	0.00	1.800																		

Cincinnati Reds @ Philadelphia Phillies
Veterans Stadium, Philadelphia, PA

livebaseballscorecards.com

AB	43
R	3
H	7
RBI	3
BB	4
SO	15
LOB	12



Sat Sep 23 1995, 7:05 PM EDT
Att: 23,315 - Unknown - 59 F

Batter	1	2	3	4	5	6	7	8	9	AB R H RBI BB SO LOB	TOP
Thomas Howard, S (1, 8) OBP: 0.353, SLG: 0.408 (7, 7)	4-2 		2-2 F9 		2-3 K 	2-1 G3 		0-0 F8 		4 0 0 0 1 1 2	
Barry Larkin, R (1, 6) OBP: 0.395, SLG: 0.499 Mark Lewis, R (8, 5) OBP: 0.422, SLG: 0.500	2-3 K 		3-2 F8 		0-1 PB 		0-1 S 		2-2 CS 	4 0 2 0 0 1 1 1 0 1 0 0 0 0	
Ron Gant, R (1, 7) OBP: 0.395, SLG: 0.578 Darren Lewis, R (7, 8) OBP: 0.312, SLG: 0.298	4-1 CS 			0-0 E S FC6-4 	3-3 K 		2-3 K 		1-2 F9 	3 1 1 0 1 2 2 1 0 0 0 0 0 1	
Reggie Sanders, R (1, 9) OBP: 0.400, SLG: 0.594	4-2 			1-2 F2 	0-0 P3 		2-3 		1-2 	4 1 1 0 1 1 3	
Hal Morris, L (1, 3) OBP: 0.333, SLG: 0.444 Hector Carrasco, R (9, 1) Jeff Brantley, R (9, 1)	2-2 G6-3 			4-1 BB 		4-2 1B 		1-2 K 	0-1 	3 2 1 1 2 1 3 0 0 0 0 0 0 0 0 0 0 0 0 0 0	
Benito Santiago, R (1, 2) OBP: 0.349, SLG: 0.498			2-2 F7 	4-0 FC6-4 		1-2 HR 		4-1 SH2-4 	3-2 F7 	3 1 1 0 2 0 1	
Mariano Duncan, R (1, 4) OBP: 0.298, SLG: 0.435			2-2 L9 	2-2 FC6-4 		0-0 HR 		0-3 K 		4 1 1 4 0 1 2	
Jeff Branson, L (1, 5) OBP: 0.337, SLG: 0.441 (8, 6)			3-2 P4 	4-0 		3-1 P4 		4-0 SH2-4 		2 0 0 0 2 0 0	
David Wells, L (1, 1) OBP: 0.148, SLG: 0.148 Lenny Harris, L (9, 3) OBP: 0.255, SLG: 0.295			0-0 P4 	0-1 G4-3 		1-3 K 		0-0 SH2-4 		3 0 0 0 0 1 2 0 0 0 0 0 0 0	
Inning Stats	R: 0 H: 0 E: 0 LOB: 2 K: 1 BB: 3 S: 14 P: 29	R: 0 H: 0 E: 0 LOB: 0 K: 0 BB: 0 S: 12 P: 19	R: 0 H: 0 E: 0 LOB: 0 K: 0 BB: 0 S: 8 P: 13	R: 2 H: 1 E: 2 LOB: 2 K: 0 BB: 3 S: 11 P: 26	R: 0 H: 1 E: 0 LOB: 1 K: 2 BB: 0 S: 10 P: 15	R: 3 H: 2 E: 0 LOB: 0 K: 1 BB: 1 S: 16 P: 27	R: 0 H: 1 E: 0 LOB: 1 K: 3 BB: 0 S: 11 P: 16	R: 0 H: 0 E: 0 LOB: 2 K: 1 BB: 2 S: 7 P: 15	R: 1 H: 3 E: 0 LOB: 1 K: 0 BB: 0 S: 17 P: 24	1B: 3 SF: 0 2B: 4 SAC: 1 3B: 0 DP: 0 HR: 1 HBP: 0	WP: 0 PA: 42 PB: 1 SB: 2 CS: 3
PITCHER Dennis Springer, R (1, 1) ERA: 3.93 Paul Fletcher, R (7, 1) ERA: 5.4 Chuck Ricci, R (9, 1) ERA: 2.25	IP WLS BF H R ER SO BB IBB HBP BLK WP HR S P ERA WHIP 6.0 L 28 4 5 4 4 6 1 0 0 0 1 71 129 6.00 1.667 2.0 9 1 0 0 4 2 0 0 0 0 0 18 31 0.00 1.500 1.0 5 3 1 1 0 0 0 0 0 0 0 17 24 9.00 3.000	PITCHER IP WLS BF H R ER SO BB IBB HBP BLK WP HR S P ERA WHIP									

Cincinnati Reds @ Philadelphia Phillies
 Veterans Stadium, Philadelphia, PA
 Sun Sep 24 1995, 3:33 AM EDT
 Att. 30,310 - Unknown - 64 F

livebaseballscorecards.com

AB	32
R	6
H	8
RBI	5
BB	9
SO	8
LOB	17



Batter	1	2	3	4	5	6	7	8	9	AB R H RBI BB SO LOB
Kevin Flora, R (1, 8) OBP: 0.263, SLG: 0.347	0-3 K			4-1 BB		1-2 F9		0-3 K		3 0 0 0 1 2 1
23 Kevin Jordan, R (1, 4) OBP: 0.232, SLG: 0.321	1-1 G4-3			1-0 F7			0-2 G6-3		1-1 G4-3 1B	4 1 1 0 0 0 1
Tom Marsh, R (1, 7) OBP: 0.324, SLG: 0.434	1-1 G5-3			3-2 F9			0-1 1B 2B		1-2 G4-3	4 1 1 0 0 0 2
Mark Whiten, S (1, 9) OBP: 0.332, SLG: 0.410			1-1 G5-3	2-0 F8			0-0 G5-3		1-0 1B 2-H 1B	4 1 1 1 0 0 2
Charlie Hayes, R (1, 5) OBP: 0.346, SLG: 0.420			0-2 F8		3-3 K		1-2 2-H 1B		1-1 1B 1B SF7 1B	4 1 2 1 0 1 0
Gene Schall, R (1, 3) OBP: 0.327, SLG: 0.327			0-2 G6-3		3-2 P6		1-0 P3		1-0 1B 1-2 3-H 1B	4 0 1 1 0 0 1
Mike Lieberthal, R (1, 2) OBP: 0.356, SLG: 0.341			0-3 K2-3		2-3 K			0-1 1B	0-1 1-2 2-3 1B	4 0 2 0 0 2 0
Kevin Elster, R (1, 6) OBP: 0.274, SLG: 0.349			1-1 F7			1-3 K		1-3 K	0-0 SF7	3 0 0 0 0 2 1 0 0 0 1 0 0 0
Jim Eisenreich, L (9, PH) OBP: 0.378, SLG: 0.465			1-2 L3			2-3 K		1-2 P4	2-3 K	
Dennis Springer, R (1, 1) OBP: 0.167, SLG: 0.167										1 0 0 0 0 0 0
Gary Bennett, R (6, PH)										1 0 0 0 0 0 1
Paul Fletcher, R (7, 1)										0 0 0 0 0 0 0
Kevin Seick, R (8, PH)										1 0 0 0 0 0 1
Chuck Ricci, R (9, 1)										0 0 0 0 0 0 0
Andy Van Slyke, L (9, PH) OBP: 0.307, SLG: 0.337										1 0 0 0 0 0 1 2

BOTTOM

Cincinnati Reds @ Philadelphia Phillies
Veterans Stadium, Philadelphia, PA
Sun Sep 24 1995, 3:33 AM EDT
Att: 30,310 - Unknown - 64 F

AB	34
R	4
H	8
RBI	4
BB	1
SO	9
LOB	11



Inning Stats	R: 0	H: 0	E: 0	K: 1	S: 7	LOB: 0	BB: 0	P: 9	R: 0	H: 0	E: 0	K: 0	S: 8	LOB: 0	BB: 0	P: 9	R: 0	H: 0	E: 0	K: 1	S: 9	LOB: 1	BB: 1	P: 16	R: 0	H: 0	E: 0	K: 2	S: 10	LOB: 0	BB: 0	P: 18	R: 1	H: 2	E: 0	K: 0	S: 10	LOB: 1	BB: 0	P: 12	R: 0	H: 1	E: 0	K: 2	S: 16	LOB: 1	BB: 0	P: 18	R: 3	H: 5	E: 0	K: 1	S: 15	LOB: 2	BB: 0	P: 22	1B: 7	2B: 1	3B: 0	HR: 0	SF: 1	SAC: 0	DP: 0	HBP: 0	WP: 0	PA: 36
PITCHER	IP	WLS	BF	H	R	ER	SO	BB	IBB	HBP	BLK	WP	HR	S	P	ERA	WHIP																																																	
David Wells, L (1, 1) ERA: 3.23	8.0	W	28	3	1	1	8	1	0	0	0	0	0	78	109	1.12	0.500																																																	
Hector Carrasco, R (9, 1) ERA: 3.74	0.1		5	4	3	3	0	0	0	0	0	0	0	9	14	81.00	12.000																																																	
Jeff Brantley, R (9, 1) ERA: 2.87	0.2	S	3	1	0	0	1	0	0	0	0	0	0	6	8	0.00	1.500																																																	

Batter	1	2	3	4	5	6	7	8	9	AB R H RBI BB SO LOB	TOP									
Marquis Grissom, R (1, 8) <small>OBP: 0.318, SLG: 0.372</small> Mike Kelly, R (7, 8) <small>OBP: 0.264, SLG: 0.321</small>	1-2 G5-3	3-2 G6-3		0-0 L9			0-0 G6-3		0-3 K	4 0 0 0 0 0 2 1 0 0 0 0 1 1										
Mark Lemke, S (1, 4) <small>OBP: 0.327, SLG: 0.346</small> Rafael Belliard, R (4, 4) <small>OBP: 0.254, SLG: 0.243</small>	0-0 F7	0-0 L7		1-2 F8			1-2 G6-3			3 0 0 0 0 0 2 1 0 0 0 0 0 0										
10 Chipper Jones, S (1, 5) <small>OBP: 0.352, SLG: 0.447</small>	0-0 HR						3-2 L7			3 2 1 1 1 0 0										
Fred McGriff, L (1, 3) <small>OBP: 0.363, SLG: 0.487</small> Mike Mordecai, R (8, 3) <small>OBP: 0.359, SLG: 0.500</small>	1-0 HR			1-3 1B			1-3 K		0-0 G4-3	4 1 2 0 0 1 0 0 0 0 0 0 0 0										
David Justice, L (1, 9) <small>OBP: 0.372, SLG: 0.491</small> Mike Devereaux, R (5, 9) <small>OBP: 0.345, SLG: 0.457</small>	3-1 HR			0-3 K			0-1 P5		3-1 P4	3 1 1 0 0 1 2 1 0 0 0 0 0 0										
Ryan Klesko, L (1, 7) <small>OBP: 0.396, SLG: 0.605</small>	0-0 HR			2-0 SF7			2-1 F9		2-1 P6	3 1 1 4 0 0 0										
Javy Lopez, R (1, 2) <small>OBP: 0.350, SLG: 0.509</small> Eddie Pérez, R (6, 2) <small>OBP: 0.300, SLG: 0.600</small>	1-0 L9			0-1 G6-3			3-0 G5-3		0-3 K	3 0 1 0 0 0 1 1 0 0 0 0 1 0										
Jeff Blausler, R (1, 6) <small>OBP: 0.319, SLG: 0.337</small>				2-1 G5-3			3-2 G5-3		2-2 HBP	2 0 0 0 1 0 1										
29 John Smoltz, R (1, 1) <small>OBP: 0.210, SLG: 0.109</small> Dwight Smith, L (8, PH) <small>OBP: 0.326, SLG: 0.416</small> Brad Clontz, R (6, 1) <small>OBP: 0.326, SLG: 0.416</small> Alejandro Pena, R (7, 1) <small>OBP: 0.326, SLG: 0.416</small> Pedro Borbon, R (8, 1) <small>OBP: 0.326, SLG: 0.416</small> Luis Polonia, L (8, PH) <small>OBP: 0.326, SLG: 0.416</small> Mark Wohlers, R (9, 1) <small>OBP: 0.326, SLG: 0.416</small>		0-0 SH1-4		4-2 BB			3-3 K		1-3 K	0 0 0 0 1 0 0 1 0 0 0 0 1 1 0 1 0 0 0 0 1 1 0 0 0 0 0 0 0										
Inning Stats	R: 4 E: 0 K: 0 S: 10	H: 4 LOB: 0 BB: 0 P: 16	R: 0 E: 0 K: 0 S: 7	H: 0 LOB: 1 BB: 1 P: 14	R: 1 E: 0 K: 1 S: 10	H: 1 LOB: 1 BB: 1 P: 16	R: 0 E: 0 K: 0 S: 8	H: 0 LOB: 1 BB: 1 P: 15	R: 0 E: 0 K: 1 S: 8	H: 0 LOB: 0 BB: 0 P: 10	R: 0 E: 0 K: 1 S: 9	H: 1 LOB: 1 BB: 0 P: 20	R: 0 E: 0 K: 0 S: 10	H: 0 LOB: 0 BB: 0 P: 14	R: 0 E: 0 K: 3 S: 16	H: 0 LOB: 1 BB: 0 P: 19	1B: 4 2B: 0 3B: 0 HR: 2	SF: 1 SAC: 1 DP: 0 HBP: 1	WP: 0 PB: 0 SB: 0 CS: 0	PA: 37
PITCHER	IP WLS BF H R ER SO BB IBB HBP BLK WP HR S P ERA WHIP																			
Paul Quantrill, R (1, 1) <small>ERA: 4.49</small>	7.0 L 30 6 5 5 3 3 0 0 0 0 0 2 62 105 6.43 1.286																			
Steve Frey, L (8, 1) <small>ERA: 3.25</small>	1.0 3 0 0 0 0 0 0 0 0 0 0 5 10 0.00 0.000																			
Tommy Greene, R (9, 1) <small>ERA: 7.99</small>	1.0 4 0 0 0 0 3 0 0 1 0 0 0 16 19 0.00 0.000																			

Atlanta Braves @ Philadelphia Phillies
Veterans Stadium, Philadelphia, PA
Tue Sep 26 1995, 7:05 PM EDT
Att. 21,476 - Unknown - 62 F

livebaseballscorecards.com

AB	31
R	5
H	6
RBI	5
BB	3
SO	6
LOB	11



Batter	1	2	3	4	5	6	7	8	9	AB	R	H	RBI	BB	SO	LOB
Mickey Morandini, L (1, 4) OBP: 0.352, SLG: 0.415	4-2 FC4-6 BB G5-3 BB		2-1 F7		1-3 K			1-3 K		3	1	0	0	1	2	1
Andy Van Slyke, L (1, 8) OBP: 0.313, SLG: 0.338	4-2 FC4-6 1-2 BB		1-3 K		1-0 HBP			1-2 FC4-6 1B		2	0	1	0	1	1	0
Jim Eisenreich, L (1, 7) OBP: 0.374, SLG: 0.460	2-0 FC4-6 G5-3 BB 1-2f 2-3		1-2 F8		1-1 G4-3			0-0 FC4-6 1-2f		4	0	0	0	0	0	5
Mark Whiten, S (1, 9) OBP: 0.334, SLG: 0.409	4-2 G5-3 1-2 BB			0-0 1B		1-3 K		2-3 K		3	0	1	0	1	2	1
Charlie Hayes, R (1, 5) OBP: 0.344, SLG: 0.417	0-0 G5-3 1-2 2-3 3-H		1-1 L8		0-0 G5-3			3-2 G6-3		4	0	0	1	0	0	3
Gene Schall, R (1, 3) OBP: 0.304, SLG: 0.302	K		1-3 K		0-2 F8			0-3 K		4	0	0	0	0	3	3
Lenny Webster, R (1, 2) OBP: 0.310, SLG: 0.354		1-2 G6-3		0-1 L6		0-3 K		2-2 E5		4	0	0	0	0	1	1
Kevin Stocker, S (1, 6) OBP: 0.304, SLG: 0.276		2-1 G6-3		3-2 SH2-4 2B		3-3 K		0-3 K		4	0	1	0	0	2	1
Paul Quantrill, L (1, 1) OBP: 0.155, SLG: 0.109 Tom Marsh, R (7, PH) OBP: 0.321, SLG: 0.430 Steve Frey, R (8, 1) Tommy Greene, R (9, 1)		1-3 K		2-2 SH2-4 2-3		0-3 K				1	0	0	0	0	1	0

Inning Stats	R	H	E	K	S	R	H	E	K	S	R	H	E	K	S	R	H	E	K	S	R	H	E	K	S	R	H	E	K	S	1B	2B	3B	HR	SF	SAC	DP	HBP	WP	PA	
	1	0	0	11	27	0	0	0	8	12	0	0	0	11	27	0	0	0	8	12	0	0	0	11	27	0	0	0	0	2	1	0	0	0	0	0	0	0	0	0	35

PITCHER	IP	WLS	BF	H	R	ER	SO	BB	IBB	HBP	BLK	WP	HR	S	P	ERA	WHIP
29 John Smoltz, R (1, 1) ERA: 3.26	5.0		21	2	1	1	5	3	0	0	0	0	0	47	81	1.80	1.000
Brad Clontz, R (6, 1) ERA: 3.72	1.0		3	0	0	0	1	0	0	0	0	0	0	7	8	0.00	0.000
Alejandro Pena, R (7, 1) ERA: 4.83	1.0		3	0	0	0	3	0	0	0	0	0	0	9	12	0.00	0.000
Pedro Borbon, L (8, 1) ERA: 3.3	1.0		4	1	0	0	2	0	0	0	0	0	0	14	18	0.00	1.000
Mark Wohlers, R (9, 1) ERA: 2.14	1.0		4	0	0	0	2	0	0	0	0	0	0	15	20	0.00	0.000

BOTTOM

Atlanta Braves @ Philadelphia Phillies
Veterans Stadium, Philadelphia, PA

Tue Sep 26 1995, 7:05 PM EDT
Att: 21,476 - Unknown - 62 F

livebaseballscores.com

AB	30
R	1
H	3
RBI	1
BB	3
SO	13
LOB	15



Batter	1	2	3	4	5	6	7	8	9	AB R H RBI BB SO LOB	TOP													
Marquis Grissom, R (1, 8) <i>OBP: 0.320, SLG: 0.379</i> Mike Devereaux, R (5, 8) <i>OBP: 0.344, SLG: 0.454</i>	0-0 6-3		1-0 HR		3-0 2B 1B		0-0 P4		0-1 F9	3 2 2 1 0 0 0 2 0 0 0 0 0 1														
Mark Lemke, S (1, 4) <i>OBP: 0.331, SLG: 0.363</i> Dwight Smith, L (9, PH) <i>OBP: 0.324, SLG: 0.413</i> Ed Giovanola, L (9, 4) <i>OBP: 0.250, SLG: 0.077</i>	0-0 HR		1-1 F7		1-0 10 3B 2B		1-0 2B		3-3 K	4 2 3 2 0 0 0 1 0 0 0 0 1 0 0 0 0 0 0 0 0														
10 Chipper Jones, S (1, 5) <i>OBP: 0.355, SLG: 0.454</i> Mike Mordecai, R (5, PR) <i>OBP: 0.354, SLG: 0.500</i>	0-0 G6-3 1B		0-0 G5-3 1B		3-2 2-H 3B		1-1 SF8			3 0 3 1 0 0 0 0 0 0 1 0 0 0														
Fred McGriff, L (1, 3) <i>OBP: 0.361, SLG: 0.485</i> Luis Polonia, L (5, 7) <i>OBP: 0.325, SLG: 0.358</i>	0-0 G6-3 1-2f		3-2 G5-3		3-2 L3		2-3 K			3 0 0 0 0 0 3 1 0 0 0 0 1 1														
David Justice, L (1, 9) <i>OBP: 0.371, SLG: 0.488</i> Jason Schmidt, R (8, 1) <i>OBP: 0.333, SLG: 0.200</i>		4-2 1B PB BB	3-3 K		2-2 F7			1-3 K		3 1 0 0 1 2 2 0 0 0 0 0 0 0														
Ryan Klesko, L (1, 7) <i>OBP: 0.391, SLG: 0.598</i>		2-3 K		0-2 G4-3		0-0 F7		2-2 G3		4 0 0 0 0 1 1														
Charlie O'Brien, R (1, 2) <i>OBP: 0.341, SLG: 0.392</i>		1-0 PB 1B		1-2 F9		0-3 K		3-1 HBP		3 0 1 0 0 1 0														
Jeff Blauser, R (1, 6) <i>OBP: 0.316, SLG: 0.333</i>		3-3 K		2-0 L7		1-1 L8		3-3 K		4 0 0 0 0 2 2														
Greg Maddux, R (1, 1) <i>OBP: 0.187, SLG: 0.181</i> Greg McMichael, R (7, 1) <i>OBP: 0.262, SLG: 0.319</i> Mike Kelly, R (8, 9)		1-1 G5-3		1-3 K			0-2 2B SF8 1B		0-3 K	3 1 1 0 0 1 1 0 0 0 0 0 0 0 1 0 0 0 0 1 0														
Inning Stats	R: 1 E: 0 K: 0 S: 4	H: 2 LOB: 0 BB: 0 P: 4	R: 1 E: 0 K: 2 S: 11	H: 1 LOB: 1 BB: 1 P: 22	R: 1 E: 0 K: 1 S: 11	H: 2 LOB: 1 BB: 0 P: 19	R: 0 E: 0 K: 0 S: 7	H: 0 LOB: 0 BB: 0 P: 10	R: 2 E: 0 K: 1 S: 14	H: 3 LOB: 1 BB: 0 P: 27	R: 0 E: 0 K: 1 S: 6	H: 0 LOB: 0 BB: 0 P: 7	R: 1 E: 0 K: 1 S: 10	H: 2 LOB: 1 BB: 0 P: 14	R: 0 E: 0 K: 2 S: 14	H: 0 LOB: 1 BB: 0 P: 23	R: 0 E: 0 K: 2 S: 8	H: 0 LOB: 0 BB: 0 P: 11	1B: 5 2B: 2 3B: 1 HR: 2	SF: 1 SAC: 0 DP: 1 HBP: 1	WP: 0 PB: 1 SB: 0 CS: 0	PA: 38		
PITCHER	IP WLS BF H R ER SO BB IBB HBP BLK WP HR S P ERA WHIP													PITCHER	IP WLS BF H R ER SO BB IBB HBP BLK WP HR S P ERA WHIP									
Mike Mims, L (1, 1) <i>ERA: 4.15</i> Steve Frey, L (5, 1) <i>ERA: 3.18</i> Russ Springer, R (6, 1) <i>ERA: 5.42</i> Heathcliff Slocumb, R (9, 1) <i>ERA: 2.95</i>	4.1 L 21 8 5 4 4 1 0 0 0 0 2 41 71 8.31 2.077																							

Atlanta Braves @ Philadelphia Phillies
Veterans Stadium, Philadelphia, PA
Wed Sep 27 1995, 7:05 PM EDT
Att. 26,636 - Unknown

livebaseballscorecards.com

AB	35
R	6
H	10
RBI	5
BB	1
SO	10
LOB	11



Batter	1	2	3	4	5	6	7	8	9	AB R H RBI BB SO LOB
Mickey Morandini, L (1, 4) OBP: 0.352, SLG: 0.416	0-0 4-3		3-2 G4-3			1-3 K		1-2 WP 2B		4 0 1 0 0 1 1
Andy Van Slyke, L (1, 8) OBP: 0.313, SLG: 0.337	0-0 G4-6-3 1B			1-2 G4-3		1-1 P6		2-1 F7		4 0 1 0 0 0 1
Jim Eisenreich, L (1, 7) OBP: 0.375, SLG: 0.459	0-0 G4-6-3 1-2f			0-0 S 1B		1-2 G4-3			4-2 BB	3 0 1 0 1 0 1
Mark Whiten, S (1, 9) OBP: 0.330, SLG: 0.404		3-3 K2-3		3-3 SAFE K		1-3 K		0-0 F8		4 0 0 0 0 3 2
Charlie Hayes, R (1, 5) Kevin Sevcik, R (8, 5) OBP: 0.342, SLG: 0.414		0-0 G6-3		2-2 G6-3		3-2 G6-3		0-1 L9		3 0 0 0 0 0 1 1 0 0 0 0 0 1
Gene Schall, R (1, 3) OBP: 0.300, SLG: 0.298		0-1 G5-3			1-1 G3-1		2-1 DI 1B		3-2 G4-3	4 0 1 0 0 0 1
Mike Lieberthal, R (1, 2) OBP: 0.333, SLG: 0.318			0-1 G4-3		0-1 G6-3		2-1 F8			3 0 0 0 0 0 1
Kevin Stocker, S (1, 6) OBP: 0.307, SLG: 0.277			1-2 S SH2-4 HBP		0-2 1B			2-0 G4-3		2 0 1 0 0 0 0
Mike Mimbs, L (1, 1) Steve Frey, R (5, 1) Tom Marsh, R (5, PH) Russ Springer, R (8, 1) Gary Varsho, L (8, PH) Heathcliff Slocumb, R (9, 1) OBP: 0.142, SLG: 0.171 OBP: 0.319, SLG: 0.426			0-0 SH2-4		0-3 K			3-3 K		0 0 0 0 0 0 0 0 0 0 0 0 0 0 1 0 0 0 0 1 1 0 0 0 0 0 0 0 1 0 0 0 0 1 0 0 0 0 0 0 0 0

BOTTOM

Atlanta Braves @ Philadelphia Phillies
Veterans Stadium, Philadelphia, PA
Wed Sep 27 1995, 7:05 PM EDT
Att. 26,636 - Unknown

livebaseballscorecards.com

AB	30
R	0
H	5
RBI	0
BB	1
SO	6
LOB	10



Inning Stats	R: 0 E: 0 K: 0 S: 3	H: 1 LOB: 0 BB: 0 P: 3	R: 0 E: 0 K: 1 S: 6	H: 0 LOB: 0 BB: 0 P: 9	R: 0 E: 0 K: 0 S: 10	H: 0 LOB: 1 BB: 0 P: 14	R: 0 E: 0 K: 1 S: 12	H: 1 LOB: 1 BB: 0 P: 18	R: 0 E: 0 K: 1 S: 10	H: 1 LOB: 1 BB: 0 P: 11	R: 0 E: 0 K: 1 S: 8	H: 0 LOB: 0 BB: 0 P: 11	R: 0 E: 0 K: 1 S: 10	H: 1 LOB: 1 BB: 0 P: 18	R: 0 E: 0 K: 1 S: 9	H: 1 LOB: 1 BB: 0 P: 17	R: 0 E: 0 K: 0 S: 10	H: 0 LOB: 1 BB: 1 P: 17	1B: 4 2B: 1 3B: 0 HR: 0	SF: 0 SAC: 1 DP: 1 HBP: 1	WP: 1 PB: 0 SB: 2 CS: 0	PA: 33 ERA WHIP		
PITCHER	IP	WLS	BF	H	R	ER	SO	BB	IBB	HBP	BLK	WP	HR	S	P	ERA	WHIP							
Greg Maddux, R (1, 1) ERA: 1.63	6.0	W	21	3	0	0	4	0	0	0	0	0	0	49	66	0.00	0.500							
Greg McMichael, R (7, 1) ERA: 2.85	1.0		4	1	0	0	1	0	0	0	0	0	0	10	18	0.00	1.000							
Jason Schmidt, R (8, 1) ERA: 3.96	2.0		8	1	0	0	1	1	0	0	0	1	0	19	34	0.00	1.000							

Batter	1	2	3	4	5	6	7	8	9	AB R H RBI BB SO LOB	TOP	
Mickey Morandini, L OBP: 0.351, SLG: 0.416 (1, 4) FCX	0-2 L8 SF7 2B	1-0 L6			3-0 F7			2-0 F8			4 1 1 0 0 0 4	
Kevin Flora, R OBP: 0.250, SLG: 0.329 (1, 8) LCBX	1-2 L8 2-3			3-1 E4 G6-3	0-0 G6-3			0-3 K			4 0 0 0 0 1 1	
Jim Eisenreich, L OBP: 0.371, SLG: 0.455 (1, 7) XC	0-0 SF7			0-1 G6-3	2-0 G4-3			3-3 K			3 0 0 1 0 1 1	
Mark Whiten, S OBP: 0.327, SLG: 0.399 (1, 9) CCBFB	3-H 2-3 K			3-3 K			0-0 F9	0-2 G1-3			4 0 0 0 0 2 1	
Charlie Hayes, R OBP: 0.343, SLG: 0.413 (1, 5) BBBFB			4-2 FC5-4 BB	2-0 G1-3			1-2 G3-1			4-0 3B BB	2 1 0 0 2 0 1	
Gene Schall, R OBP: 0.297, SLG: 0.283 (1, 3) BCXC			1-1 FC5-4 1B BB 1-2			1-2 G5-3 HBP	0-1 G4-3			2-3 K	3 0 0 0 0 1 2	
Mike Lieberthal, R OBP: 0.327, SLG: 0.298 (1, 2) BBCB1SAFE BB1SAFE FB1SAFE			4-2 1B BB 1-2			0-1 F8			1-2 F9			3 0 0 0 1 1 2
Kevin Elster, R OBP: 0.289, SLG: 0.354 (1, 6) Gary Varsho, L OBP: 0.313, SLG: 0.284 (9, PH) BCBXC			3-1 1B			1-0 G5-3			4-1 BB			2 0 1 0 1 0 1 1 0 1 1 0 0 0
Dennis Springer, R OBP: 0.125, SLG: 0.125 (1, 1) Jeff Juden, R OBP: 0.056, SLG: 0.222 (5, 1) Tom Marsh, R OBP: 0.316, SLG: 0.422 (7, PH) Toby Borland, R OBP: 0.167, SLG: 0.200 (7, 1) Andy Van Slyke, L OBP: 0.311, SLG: 0.336 (9, PH) S11C			1-3 K			0-3 K			2-3 K			2 0 0 0 0 2 4 0 0 0 0 0 0 0 1 0 0 0 0 1 1 0 0 0 0 0 0 0 1 0 0 0 0 1 1
Inning Stats	R: 1 E: 0 K: 1 S: 11 H: 1 LOB: 0 BB: 0 P: 14	R: 0 E: 0 K: 1 S: 15 H: 1 LOB: 3 BB: 2 P: 29	R: 0 E: 1 K: 1 S: 8 H: 0 LOB: 1 BB: 0 P: 16	R: 0 E: 0 K: 1 S: 8 H: 0 LOB: 1 BB: 0 P: 10	R: 0 E: 0 K: 0 S: 3 H: 0 LOB: 0 BB: 0 P: 8	R: 0 E: 0 K: 0 S: 6 H: 0 LOB: 0 BB: 0 P: 7	R: 0 E: 0 K: 1 S: 8 H: 0 LOB: 1 BB: 1 P: 17	R: 0 E: 0 K: 2 S: 9 H: 0 LOB: 0 BB: 0 P: 12	R: 1 E: 0 K: 3 S: 12 H: 1 LOB: 1 BB: 1 P: 20	1B: 1 2B: 1 3B: 1 HR: 0 SF: 1 SAC: 0 DP: 0 HBP: 1	WP: 0 PB: 0 SB: 0 CS: 0 PA: 36	
PITCHER	IP WLS BF H R ER SO BB IBB HBP BLK WP HR S P ERA WHIP	PITCHER										
Chris Hammond, L ERA: 3.8 (1, 1)	7.0 W 28 2 1 1 5 3 0 1 0 0 0 0 59 101 1.29 0.714											
Terry Mathews, R ERA: 3.42 (8, 1)	1.0 3 0 0 0 2 0 0 0 0 0 0 0 9 12 0.00 0.000											
Robb Nen, R ERA: 3.34 (9, 1)	1.0 5 1 1 1 3 1 0 0 0 0 0 0 12 20 9.00 2.000											

Philadelphia Phillies @ Florida Marlins

Joe Robbie Stadium, Miami, FL

Fri Sep 29 1995, 7:05 PM EDT
Att. 29,331 - Unknown - 82 F

AB	30
R	2
H	3
RBI	2
BB	4
SO	10
LOB	19



Batter	1	2	3	4	5	6	7	8	9	AB	R	H	RBI	BB	SO	LOB
Jesus Tavarez, S OBP: 0.343, SLG: 0.372 (1, 8) (7, 9)	SH1-3 2B		B3 1-2		S 1B BB		K 1B			3	1	1	0	1	1	1
Jerry Browne, S OBP: 0.342, SLG: 0.280 (1, 4)	SH1-3 2-3		HBP		1B 1-H		1B 1-3			2	0	2	1	0	0	0
Jeff Conine, R OBP: 0.377, SLG: 0.516 (1, 7)	K 0-3		L6-4 2-2		G5-3		G5-3			4	0	0	0	0	1	5
Terry Pendleton, S OBP: 0.340, SLG: 0.440 (1, 5)	K 3-3				G3				K 1-3	4	1	1	0	0	2	1
Greg Colbrunn, R OBP: 0.310, SLG: 0.449 (1, 3)		G5-3 0-2			HR 1B		G6-3 3-2		G4-3 2-2	4	1	1	0	0	0	0
Andre Dawson, R OBP: 0.306, SLG: 0.439 Chuck Carr, S OBP: 0.328, SLG: 0.312 (1, 9) (7, 8)		K 1-3			G5-3 0-0		P4 0-1		F9 0-1	3	0	0	0	0	1	2
Kurt Abbott, R OBP: 0.319, SLG: 0.455 (1, 6)		K 1-2			G3-1 0-0		K 2-3			1	0	0	0	0	0	0
Rob Natal, R OBP: 0.256, SLG: 0.514 (1, 2)					HR 2-H 3-H		K 1-3			3	1	1	3	0	1	0
Chris Hammond, L OBP: 0.364, SLG: 0.375 Tommy Gregg, L OBP: 0.308, SLG: 0.386 Terry Mathews, L OBP: 0.462, SLG: 0.615 Robb Nen, R (8, 1) (9, 1)					HR 1-2		G3-1 2-2		G1-3 0-0	3	1	1	1	0	1	0

Inning Stats	R: 0	H: 1	E: 0	K: 2	S: 11	LOB: 1	BB: 0	P: 16	R: 0	H: 0	E: 0	K: 1	S: 14	LOB: 0	BB: 0	P: 16	R: 1	H: 1	E: 0	K: 0	S: 12	LOB: 1	BB: 1	P: 20	R: 3	H: 3	E: 0	K: 1	S: 10	LOB: 0	BB: 0	P: 14	R: 1	H: 1	E: 0	K: 1	S: 9	LOB: 0	BB: 1	P: 14	R: 0	H: 0	E: 0	K: 1	S: 9	LOB: 0	BB: 0	P: 14	R: 0	H: 1	E: 0	K: 1	S: 14	LOB: 2	BB: 0	P: 19	R: 0	H: 0	E: 0	K: 1	S: 9	LOB: 0	BB: 0	P: 12
--------------	------	------	------	------	-------	--------	-------	-------	------	------	------	------	-------	--------	-------	-------	------	------	------	------	-------	--------	-------	-------	------	------	------	------	-------	--------	-------	-------	------	------	------	------	------	--------	-------	-------	------	------	------	------	------	--------	-------	-------	------	------	------	------	-------	--------	-------	-------	------	------	------	------	------	--------	-------	-------

PITCHER	IP	WLS	BF	H	R	ER	SO	BB	IBB	HBP	BLK	WP	HR	S	P	ERA	WHIP
Dennis Springer, R ERA: 4.84 (1, 1)	4.0	L	18	5	4	4	4	1	0	1	0	0	0	47	66	9.00	1.500
Jeff Juden, R ERA: 4.02 (5, 1)	2.0		7	1	1	1	1	1	0	0	0	0	0	18	28	4.50	1.000
Toby Borland, R ERA: 3.77 (7, 1)	2.0		8	1	0	0	2	0	0	0	0	1	0	23	31	0.00	0.500

BOTTOM

Philadelphia Phillies @ Florida Marlins
Joe Robbie Stadium, Miami, FL
Fri Sep 29 1995, 7:05 PM EDT
Att: 29,331 - Unknown - 82 F

AB	29
R	5
H	7
RBI	5
BB	2
SO	7
LOB	9



WP	HR	S	P	ERA	WHIP
1	0	1	33		
0	0	1			
0	0	0			
0	0	0			
1B: 3	SF: 0				
2B: 3	SAC: 1				
3B: 0	DP: 1				
HR: 2	HBP: 1				
WP: 1	PA: 33				
PB: 0					
SB: 1					
CS: 0					

Batter	1	2	3	4	5	6	7	8	9	AB R H RBI BB SO LOB	TOP											
Mickey Morandini, L (1, 4) OBP: 0.349, SLG: 0.418	2-2 1B 3B	1-2 G5-3		2-2 P5		1-0 G4-6-3 1-2f			1-0 E6 CS	5 1 1 0 0 0 3												
Andy Van Slyke, L (1, 8) OBP: 0.311, SLG: 0.346	2-3 K		3-3 K	1-0 HR			1-0 G3		1-1 CS 1-2	4 1 1 1 0 2 1												
Jim Eisenreich, L (1, 7) OBP: 0.373, SLG: 0.456	2-1 S 1B 3-H		0-0 BB 1B	2-3 K			2-2 G4-3			4 1 2 1 0 1 0												
Mark Whiten, S (1, 9) OBP: 0.326, SLG: 0.397	3-3 K 1-2		0-0 BB 1B 1-2		3-2 K		0-2 G4-3			4 0 1 0 0 2 1												
Charlie Hayes, R (1, 5) OBP: 0.341, SLG: 0.410	1-3 K		2-3 K		2-3 K			0-0 B1-3		4 0 0 0 0 3 3												
Lenny Webster, R (1, 2) OBP: 0.321, SLG: 0.367			2-1 SH1-4 1B	4-0 BB 1-2 2-3 BB		1-0 2B		3-0 F8		3 0 2 0 1 0 0												
Gene Schall, R (1, 3) OBP: 0.294, SLG: 0.270 Heathcliff Slocumb, R (8, 1)			2-0 FC6 SH1-4 1-2	4-2 BB 1-2 2-3 3-H BB		0-3 K		1-2 G6-3		3 0 0 1 1 1 2 0 0 0 0 0 0 0												
Kevin Stocker, S (1, 6) OBP: 0.304, SLG: 0.274			0-0 F9	2-1 F9			0-0 F7		3-2 F7	4 0 0 0 0 0 5												
Mike Williams, R (1, 1) OBP: 0.176, SLG: 0.188 Ricky Bottalico, L (7, 1) Kevin Elster, R (8, 3) OBP: 0.286, SLG: 0.348			0-1 SH1-4		1-3 K		4-1 BB G4-6-3		1-2 P6	1 0 0 0 1 1 0 0 0 0 0 0 0 0 1 0 0 0 0 0 0												
Inning Stats	R: 1 E: 0 K: 3 S: 14	H: 2 LOB: 1 BB: 0 P: 24	R: 0 E: 1 K: 0 S: 9	H: 1 LOB: 2 BB: 0 P: 14	R: 1 E: 0 K: 2 S: 15	H: 2 LOB: 3 BB: 2 P: 30	R: 1 E: 0 K: 2 S: 14	H: 1 LOB: 0 BB: 0 P: 20	R: 0 E: 0 K: 3 S: 10	H: 1 LOB: 1 BB: 0 P: 16	R: 0 E: 0 K: 0 S: 3	H: 0 LOB: 0 BB: 1 P: 8	R: 0 E: 0 K: 0 S: 7	H: 0 LOB: 0 BB: 0 P: 10	R: 0 E: 0 K: 0 S: 5	H: 0 LOB: 0 BB: 0 P: 9	R: 0 E: 1 K: 0 S: 9	H: 0 LOB: 0 BB: 0 P: 15	1B: 4 2B: 1 3B: 1 HR: 1	SF: 0 SAC: 1 DP: 1 HBP: 0	WP: 0 PB: 0 SB: 1 CS: 1	PA: 38
PITCHER	IP WLS BF H R ER SO BB IBB HBP BLK WP HR S P ERA WHIP																				PITCHER	IP WLS BF H R ER SO BB IBB HBP BLK WP HR S P ERA WHIP
John Burkett, R (1, 1) ERA: 4.3	5.0 L 25 7 3 3 10 2 0 0 0 0 1 62 104 5.40 1.800																					
Jay Powell, R (6, 1) ERA: 1.29	1.0 3 0 0 0 0 0 1 0 0 0 0 0 3 8 0.00 1.000																					
Yorkis Perez, L (7, 1) ERA: 5.32	1.0 3 0 0 0 0 0 0 0 0 0 0 0 7 10 0.00 0.000																					
Mark Gardner, R (8, 1) ERA: 4.49	1.0 3 0 0 0 0 0 0 0 0 0 0 0 5 9 0.00 0.000																					
Terry Mathews, R (9, 1) ERA: 3.38	1.0 3 0 0 0 0 0 0 0 0 0 0 0 9 15 0.00 0.000																					

Philadelphia Phillies @ Florida Marlins
Joe Robbie Stadium, Miami, FL

AB	33
R	3
H	7
RBI	3
BB	3
SO	10
LOB	15



Sat Sep 30 1995, 7:05 PM EDT
Att. 39,183 - Unknown - 81 F

livebaseballscorecards.com

Batter 1 2 3 4 5 6 7 8 9 AB R H RBI BB SO LOB BOTTOM

Jesus Tavarez, S (1, 8) OBP: 0.345, SLG: 0.373 (9, 9)	1-3 		1-0 		0-0 		3-2 	2-2 	5 1 2 0 0 1 1
Jerry Browne, S (1, 4) OBP: 0.338, SLG: 0.278	2-2 		0-1 		0-0 		0-1 	1-2 	5 0 1 0 0 0 2
Jeff Conine, R (1, 7) OBP: 0.377, SLG: 0.521	2-2 		0-1 		0-0 		0-0 	2-3 	5 1 2 2 0 1 2
Terry Pendleton, S (1, 5) OBP: 0.339, SLG: 0.439		0-1 		1-2 		0-2 		2-3 	4 0 1 0 0 1 0
Greg Colbrunn, R (1, 3) OBP: 0.312, SLG: 0.449		2-0 		0-3 		0-0 		2-1 	4 0 2 0 0 1 2
Andre Dawson, R (1, 9) OBP: 0.305, SLG: 0.434 Chuck Carr, S (8, PR) OBP: 0.328, SLG: 0.312 (9, 8)		1-3 		2-0 		2-2 		4-2 	3 0 0 0 1 1 3 0 0 0 0 0 0 0
Kurt Abbott, R (1, 6) OBP: 0.319, SLG: 0.454 Gary Sheffield, R (8, PH) OBP: 0.467, SLG: 0.587 Terry Mathews, L (9, 1) OBP: 0.462, SLG: 0.615		1-1 		1-0 		0-0 		4-1 	3 0 1 0 0 0 0 0 0 0 0 1 0 0 0 0 0 0 0 0 0
Steve Decker, R (1, 2) OBP: 0.318, SLG: 0.323 Alex Arias, R (8, PH) OBP: 0.332, SLG: 0.351 (9, 6)		0-2 		0-0 		1-3 		0-3 	3 0 0 0 0 1 2 1 0 0 0 0 1 3
John Burkett, R (1, 1) OBP: 0.145, SLG: 0.121 Mario Diaz, R (5, PH) OBP: 0.230, SLG: 0.291 Jay Powell, R (6, 1) OBP: 0.291, SLG: 0.291 Yorkis Perez, L (7, 1) OBP: 0.190, SLG: 0.190 Russ Morman, R (7, PH) OBP: 0.190, SLG: 0.190 Mark Gardner, R (8, 1) OBP: 0.190, SLG: 0.190 Rob Natal, R (9, 2) OBP: 0.250, SLG: 0.500			1-0 		1-2 		0-0 	2-2 	1 0 0 0 0 0 0 1 0 1 0 1 0 0 0 0 0 0 0 0 0 0 0 0 0 1 0 0 0 0 0 0

Inning Stats	R: 0 H: 0 E: 0 K: 1 S: 10	H: 0 LOB: 0 BB: 0 P: 15	R: 0 H: 2 E: 0 K: 1 S: 13	H: 2 LOB: 2 BB: 0 P: 17	R: 0 H: 1 E: 0 K: 0 S: 6	H: 1 LOB: 1 BB: 0 P: 8	R: 0 H: 0 E: 0 K: 1 S: 7	H: 0 LOB: 0 BB: 0 P: 10	R: 0 H: 1 E: 0 K: 0 S: 6	H: 1 LOB: 1 BB: 0 P: 8	R: 0 H: 2 E: 0 K: 0 S: 9	H: 2 LOB: 2 BB: 0 P: 11	R: 0 H: 0 E: 0 K: 1 S: 6	H: 0 LOB: 0 BB: 0 P: 7	R: 2 H: 3 E: 0 K: 2 S: 21	H: 3 LOB: 3 BB: 2 P: 36	R: 0 H: 1 E: 0 K: 1 S: 14	H: 1 LOB: 1 BB: 0 P: 21	1B: 9 2B: 0 3B: 0 HR: 1	SF: 0 SAC: 0 DP: 0 HBP: 0
--------------	---------------------------	-------------------------	---------------------------	-------------------------	--------------------------	------------------------	--------------------------	-------------------------	--------------------------	------------------------	--------------------------	-------------------------	--------------------------	------------------------	---------------------------	-------------------------	---------------------------	-------------------------	-------------------------	---------------------------

PITCHER	Mike Williams, R (1, 1) ERA: 3.29	Ricky Bottalico, R (7, 1) ERA: 2.46	Heathcliff Slocumb, R (8, 1) ERA: 2.89
PITCHER	IP: 6.0 WLS: 1 W: 24 BF: 6 H: 0 R: 0 ER: 0 SO: 3 BB: 0 IBB: 0 HBP: 0 BLK: 0 WP: 0 HR: 0 S: 51 P: 69 ERA: 0.00 WHIP: 1.000	IP: 1.2 WLS: 0 W: 8 BF: 3 H: 2 R: 2 ER: 2 SO: 2 BB: 0 IBB: 0 HBP: 0 BLK: 0 WP: 0 HR: 1 S: 20 P: 28 ERA: 10.80 WHIP: 1.800	IP: 1.1 WLS: 0 W: 7 BF: 1 H: 0 R: 0 ER: 0 SO: 2 BB: 2 IBB: 0 HBP: 0 BLK: 0 WP: 0 HR: 0 S: 21 P: 36 ERA: 0.00 WHIP: 2.250

Philadelphia Phillies @ Florida Marlins
 Joe Robbie Stadium, Miami, FL
 Sat Sep 30 1995, 7:05 PM EDT
 Att: 39,183 - Unknown - 81 F

AB	37
R	2
H	10
RBI	2
BB	2
SO	7
LOB	15



WP: 0	PA: 39
PB: 0	
SB: 0	
CS: 0	

Batter	1	2	3	4	5	6	7	8	9	AB R H RBI BB SO LOB	TOP			
Mickey Morandini, L (1, 4) OBP: 0.350, SLG: 0.417	4-1 BB BB		3-1 F8		0-2 FC4-6 1B	0-1 G3		2-2 G4-3		4 0 1 0 1 0 2				
Andy Van Slyke, L (1, 8) OBP: 0.309, SLG: 0.343	1-3 K		2-2 G6-3		3-1 FC4-6 1B		2-2 L7		1-0 G4-3 1B	5 0 1 0 0 1 2				
Jim Eisenreich, L (1, 7) OBP: 0.375, SLG: 0.464	4-2 1-2 BB		2-2 HR		3-1 FC6 1B		3-3 K		2-1 G4-3	4 1 2 1 1 1 1				
Mark Whiten, S (1, 9) OBP: 0.324, SLG: 0.400	0-3 K		2-3 K		0-3 K		3-2 3B		1-1 G5-3	5 0 1 0 0 3 5				
Charlie Hayes, R (1, 5) OBP: 0.340, SLG: 0.406	2-3 K			0-1 F9	0-0 FC6		4-1 BB BB		3-2 G4-3	4 0 0 0 1 1 5				
Lenny Webster, R (1, 2) OBP: 0.337, SLG: 0.407		1-0 G4-3 1B		0-0 HR		1-1 2B	4-2 FC6-4 BB			3 1 3 1 1 0 0				
Gene Schall, R (1, 3) OBP: 0.306, SLG: 0.262		2-1 G4-3		4-2 FC6-4 BB		4-2 BB	1-1 FC6-4			2 0 0 0 2 0 4				
Kevin Elster, R (1, 6) OBP: 0.272, SLG: 0.329		2-2 G5-3		1-0 F9		0-3 K		0-0 F9		4 0 0 0 0 1 4				
Paul Quantrill, L (1, 1) OBP: 0.190, SLG: 0.105 Russ Springer, R (4, 1) 23 Kevin Jordan, R (6, PH) Chuck Ricci, R (6, 1) Gary Varsho, L (8, PH) Tommy Greene, R (8, 1)		1-1 G1-3		2-2 FC6-4		2-3 K		1-2 G1-3		2 0 0 0 0 0 2 0 0 0 0 0 0 0 1 0 0 0 0 0 1 2 0 0 0 0 0 0 0 0 1 0 0 0 0 0 0 0 0 0 0 0 0 0 0 0				
Inning Stats	R: 0 H: 0 E: 0 LOB: 2 K: 3 BB: 2 S: 14 P: 25	R: 0 H: 1 E: 0 LOB: 1 K: 0 BB: 0 S: 8 P: 14	R: 1 H: 1 E: 0 LOB: 0 K: 1 BB: 1 S: 11 P: 20	R: 1 H: 1 E: 0 LOB: 1 K: 0 BB: 1 S: 10 P: 17	R: 0 H: 2 E: 0 LOB: 2 K: 1 BB: 0 S: 11 P: 17	R: 0 H: 1 E: 0 LOB: 2 K: 2 BB: 1 S: 13 P: 20	R: 0 H: 1 E: 0 LOB: 3 K: 1 BB: 2 S: 15 P: 32	R: 0 H: 0 E: 0 LOB: 0 K: 0 BB: 0 S: 7 P: 10	R: 0 H: 1 E: 0 LOB: 1 K: 0 BB: 0 S: 11 P: 18	1B: 4 SF: 0 2B: 1 SAC: 0 3B: 1 DP: 0 HR: 2 HBP: 0	WP: 0 PA: 41 PB: 0 SB: 0 CS: 0			
PITCHER	IP WLS BF H R ER SO BB IBB HBP BLK WP HR S P ERA WHIP												PITCHER	IP WLS BF H R ER SO BB IBB HBP BLK WP HR S P ERA WHIP
Ryan Bowen, R (1, 1) ERA: 3.78	5.2 W 27 6 2 2 7 4 0 0 0 0 2 65 111 3.18 1.765													
Yorkis Perez, L (6, 1) ERA: 5.21	1.0 4 1 0 0 1 0 0 0 0 0 0 12 20 0.00 1.000													
Jay Powell, R (7, 1) ERA: 1.08	1.1 6 0 0 0 0 2 0 0 0 0 0 12 24 0.00 1.500													
Robb Nen, R (9, 1) ERA: 3.29	1.0 4 1 0 0 0 0 0 0 0 0 0 11 18 0.00 1.000													

Philadelphia Phillies @ Florida Marlins
Joe Robbie Stadium, Miami, FL

Sun Oct 01 1995, 3:33 AM EDT
Att. 30,211 - Sunny - 83 F

livebaseballscorecards.com

AB 35
R 2
H 8
RBI 2
BB 6
SO 8
LOB 27



Batter	1	2	3	4	5	6	7	8	9
Jesus Tavarez, S OBP: 0.346, SLG: 0.374 (1, 8) (7, 9)	2-1 G5-3	0-3 K		1-0 1B SH 1-2 PB 1B	0-0 F8		0-1 1-2 2-H 1B		
Jerry Browne, S OBP: 0.346, SLG: 0.293 (1, 4)	2-1 1B	2-0 1B 1-2 1B		0-0 SH PB 1B 1-2 2-3 SF7	0-1 2B		0-0 G3-1		
Jeff Conine, R OBP: 0.379, SLG: 0.520 (1, 7)	0-0 F9	4-2 1B 1-2 2-3 BB		0-2 1B 1-2 2-3 3-H 1B	1-0 P6		4-1 HR BB		
Greg Colbrunn, R OBP: 0.311, SLG: 0.453 (1, 3)	1-1 G4-3	2-1 G6-3		2-1 F9		0-3 K	1-0 HR		
Tommy Gregg, L OBP: 0.313, SLG: 0.385 Jay Powell, R (7, 1)		2-2 1B HR 1B	2-3 K	4-1 1B 1-2 2-3 3-H BB		1-2 L1	1-1 G4-3 WP 1B		
Mario Diaz, R OBP: 0.239, SLG: 0.299 Robb Nen, R (9, 1)									
Kurt Abbott, R OBP: 0.318, SLG: 0.452 (1, 6)		0-0 1B 1-2 HR 1B	0-0 G6-3	1-0 SF7		2-3 K	2-3 K2-3		
Alex Arias, R OBP: 0.337, SLG: 0.370 (1, 5)		0-1 1B 1-H 2-H HR	2-1 1B	3-2 1B 1-2 2-3 1B			1-3 K	3-2 G4-3	
Rob Natal, R OBP: 0.244, SLG: 0.465 (1, 2)		2-2 G5-3	0-2 G1-3	1-0 G1-3			1-0 1B BB 1B	3-2 P5	
Ryan Bowen, R OBP: 0.333, SLG: 0.333 Yorkis Perez, L (6, 1)		0-0 1B BB 1B		0-0 SH 1B 1B	1-3 K		4-2 1B		
Chuck Carr, S OBP: 0.330, SLG: 0.312 (7, 8)									

AB	R	H	RBI	BB	SO	LOB
5	1	2	0	0	1	1
4	1	3	0	0	0	2
3	1	1	1	2	0	2
5	1	1	2	0	1	7
3	1	1	0	1	1	0
0	0	0	0	0	0	0
1	0	1	0	0	0	0
0	0	0	0	0	0	0
4	1	1	1	0	2	1
5	1	3	3	0	1	1
5	0	1	0	0	0	5
3	1	2	0	0	1	0
0	0	0	0	0	0	0
0	0	0	0	1	0	0

1B	2B	3B	HR	SF	SAC	DP	HBP
13	1	0	2	1	0	0	0
1	0	0	1	1	0	0	0
0	0	0	1	0	0	0	0

AB	R	H	RBI	BB	SO	LOB
38	8	16	7	4	7	19



WP	HR	S	P	ERA	WHIP
1	1	14	28	18.00	3.000

PA	44
44	

Philadelphia Phillies @ Florida Marlins
Joe Robbie Stadium, Miami, FL
Sun Oct 01 1995, 3:33 AM EDT
Att: 30,211 - Sunny - 83 F

livebaseballscorecards.com

Inning	Stats
1	R: 0 H: 1 E: 0 K: 7 S: 7
2	R: 3 H: 5 E: 0 K: 21 S: 24
3	R: 0 H: 1 E: 0 K: 1 S: 9
4	R: 3 H: 4 E: 1 K: 17 S: 17
5	R: 0 H: 1 E: 0 K: 7 S: 7
6	R: 0 H: 0 E: 0 K: 10 S: 10
7	R: 0 H: 2 E: 0 K: 9 S: 15
8	R: 2 H: 2 E: 0 K: 14 S: 14

PITCHER	IP	WLS	BF	H	R	ER	SO	BB	IBB	HBP	BLK	WP	HR	S	P	ERA	WHIP
Paul Quantrill, R ERA: 4.67	3.0	L	21	10	6	5	2	1	0	0	0	0	1	46	68	15.00	3.667
Russ Springer, R ERA: 5.29	2.0		9	2	0	0	1	1	0	0	0	0	0	18	31	0.00	1.500
Chuck Ricci, R ERA: 1.8	2.0		8	2	0	0	3	1	0	0	0	0	0	19	28	0.00	1.500
Tommy Greene, R ERA: 8.29	1.0		6	2	2	2	1	1	0	0	0	1	1	14	28	18.00	3.000