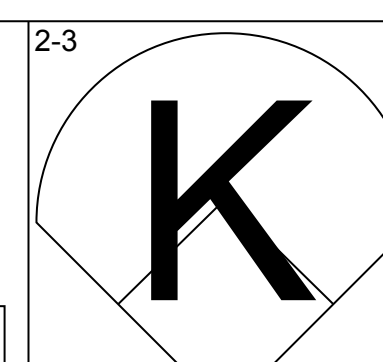
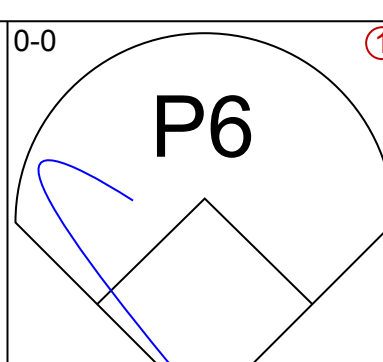
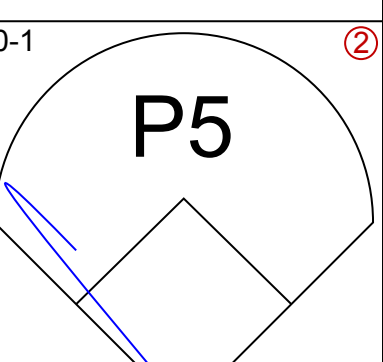
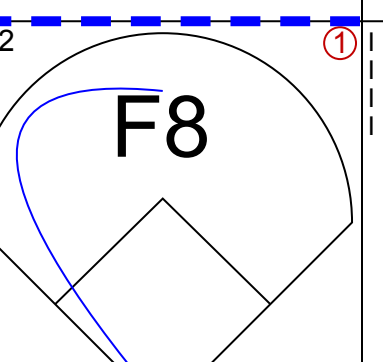
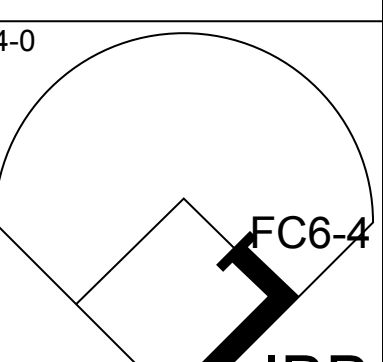
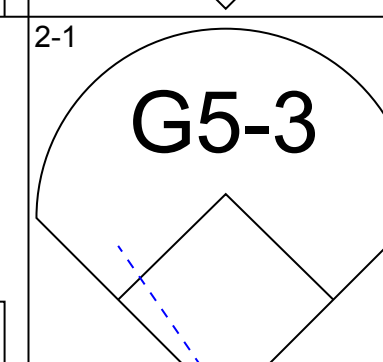
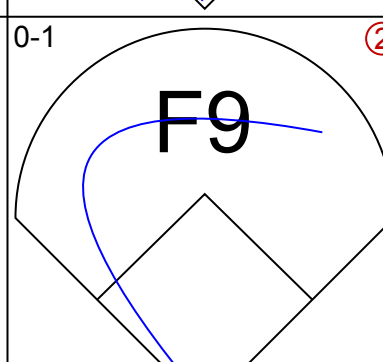
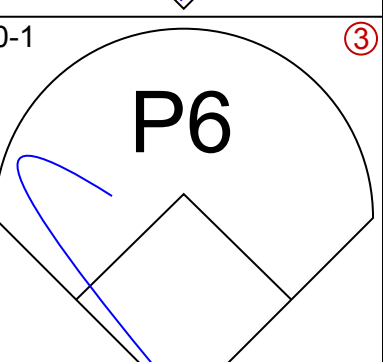
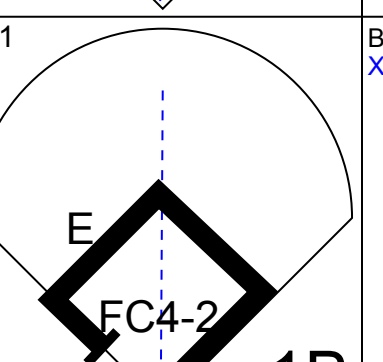
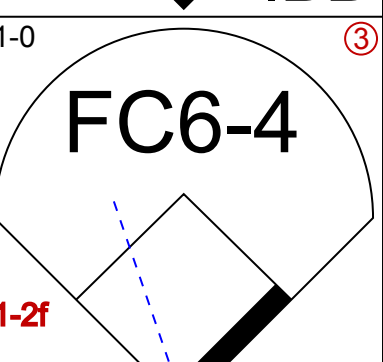
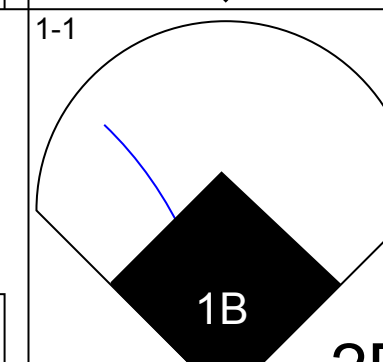
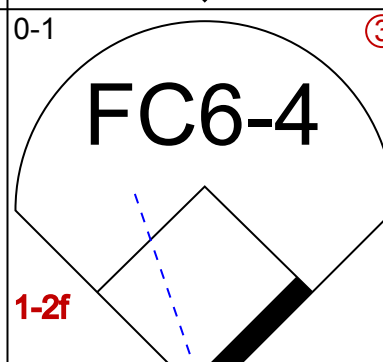
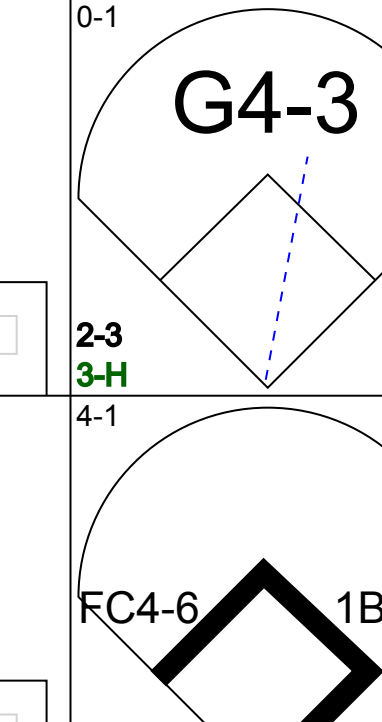
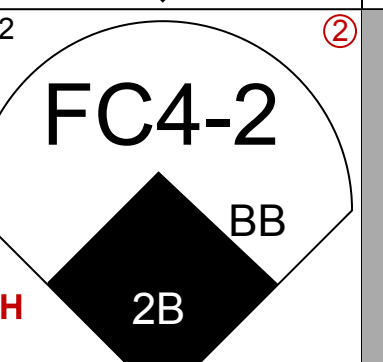
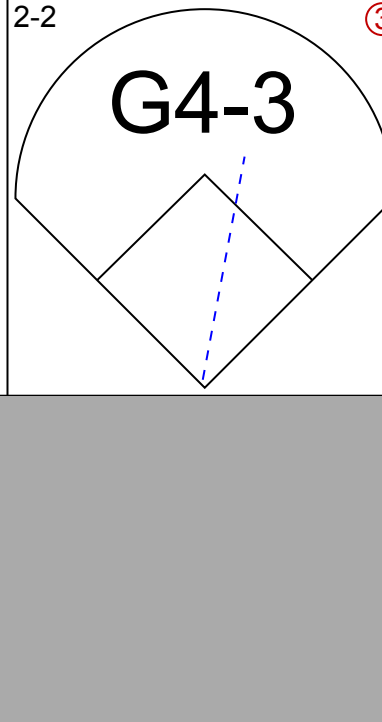
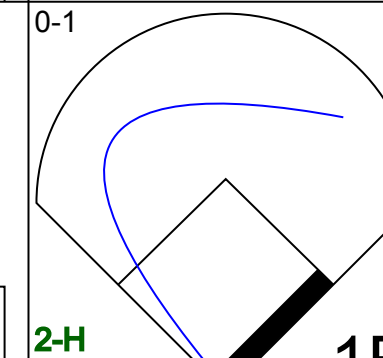
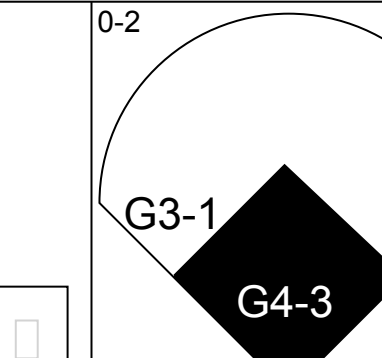
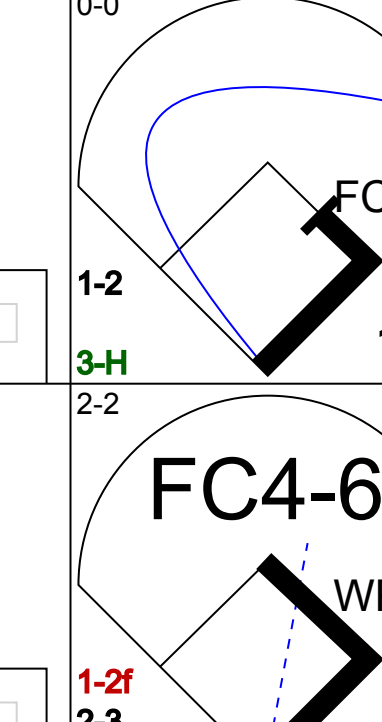
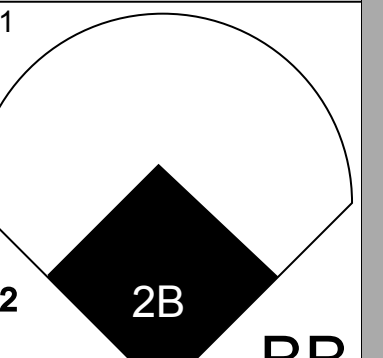


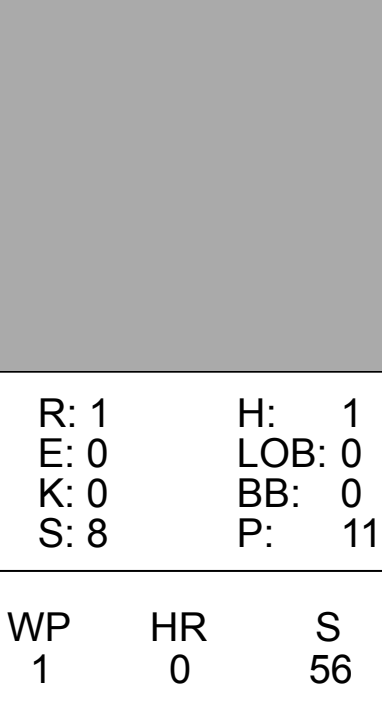
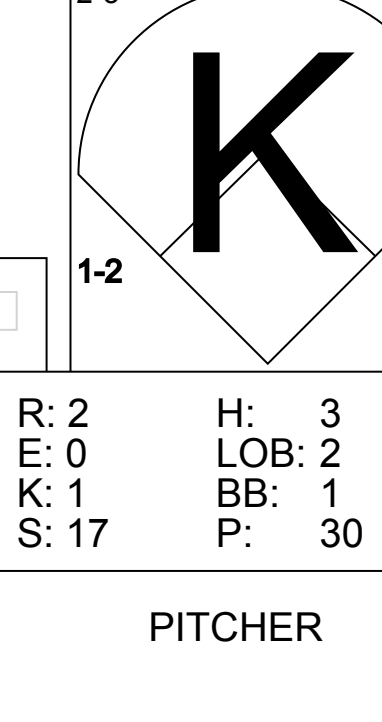


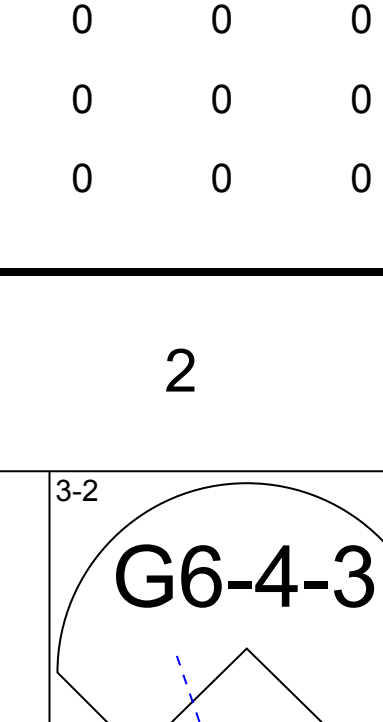
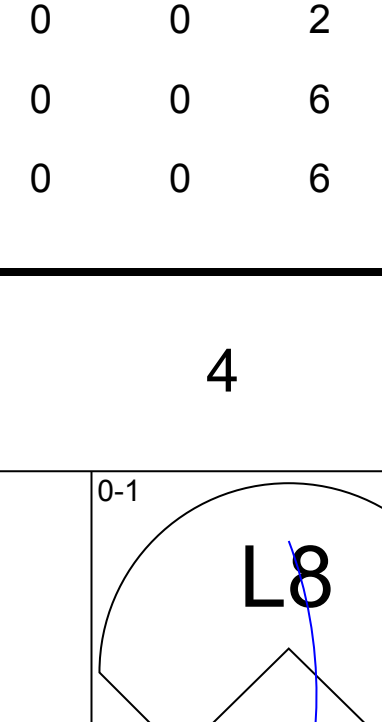
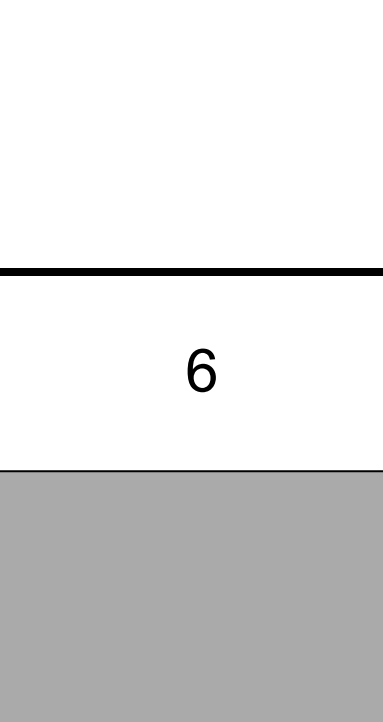
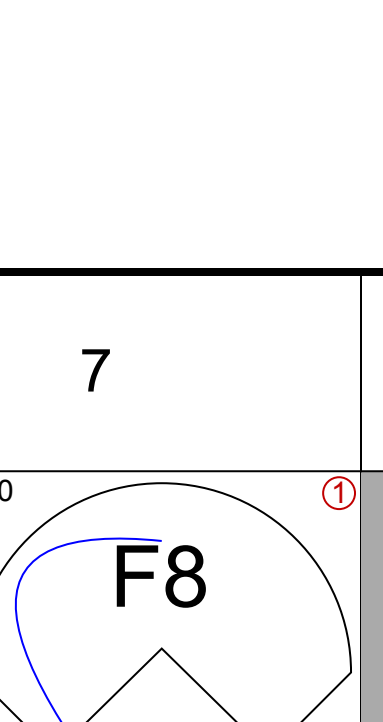



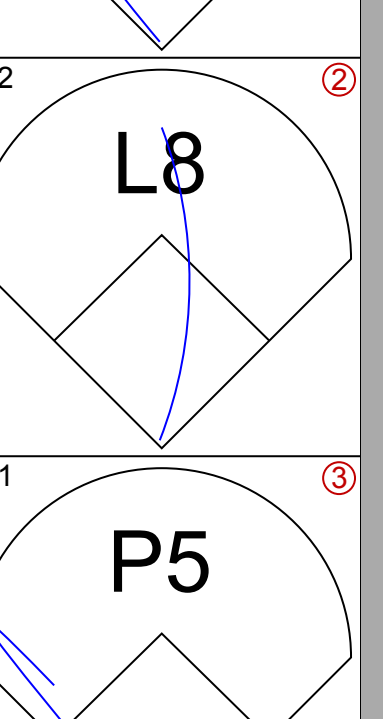

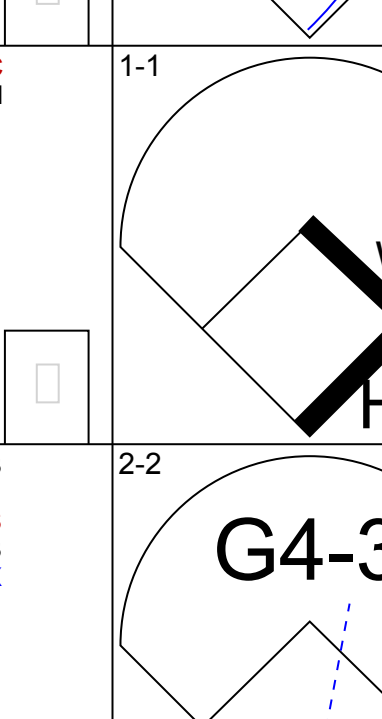


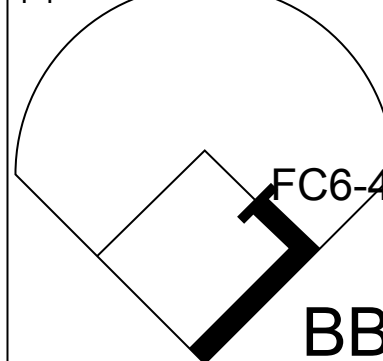
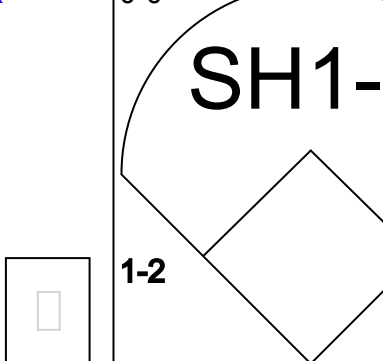
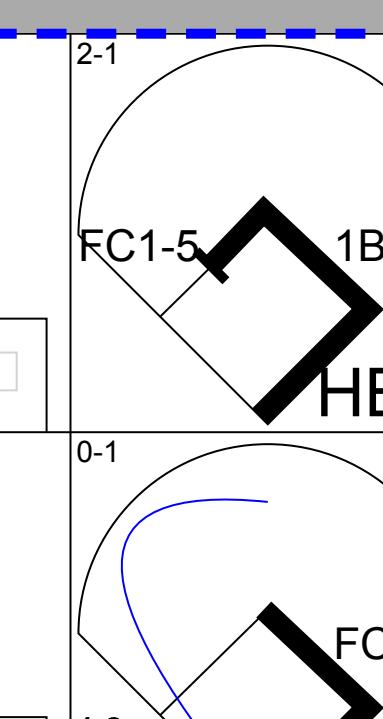

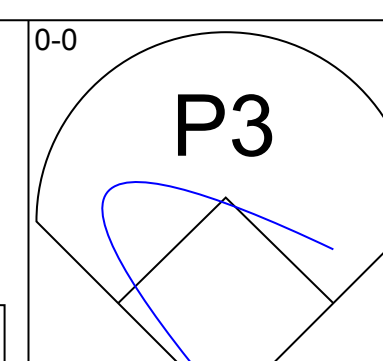
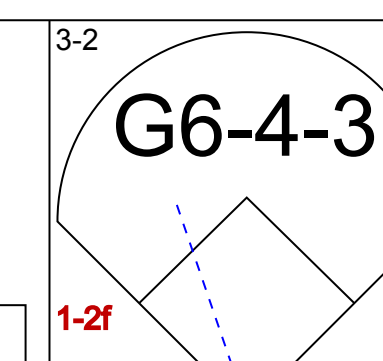
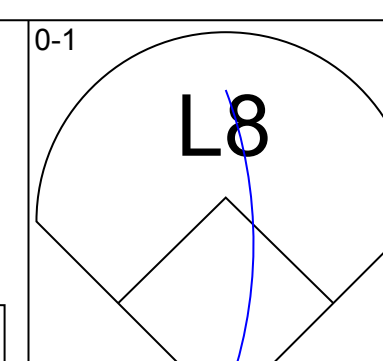
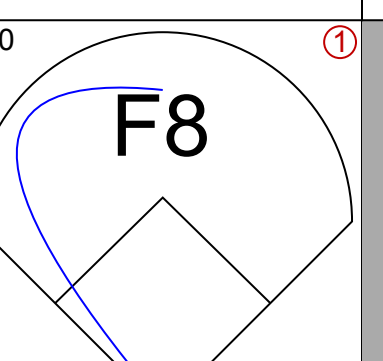
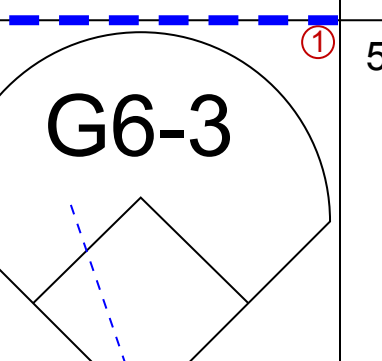
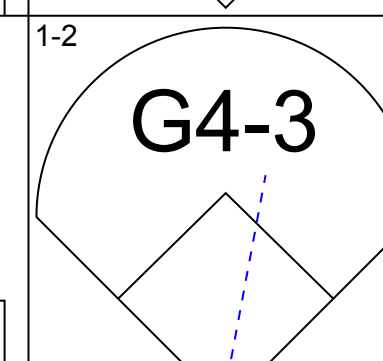
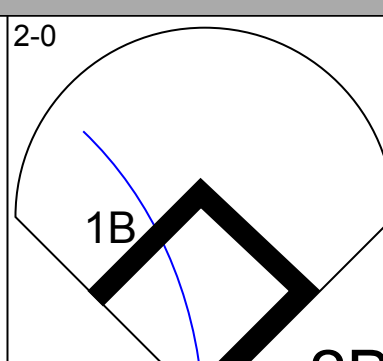
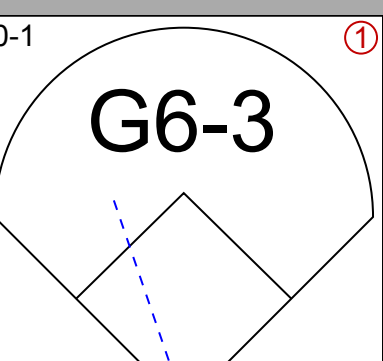
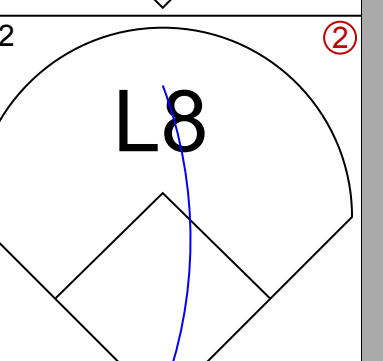
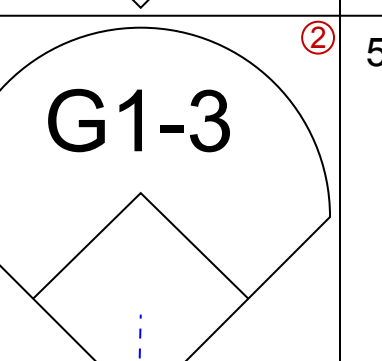
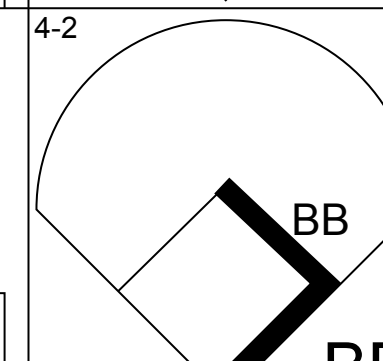
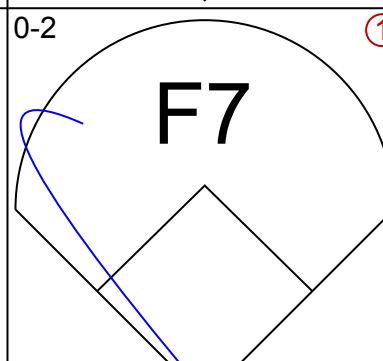
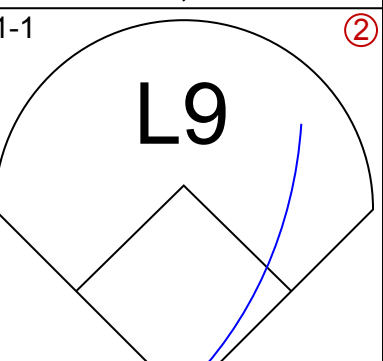
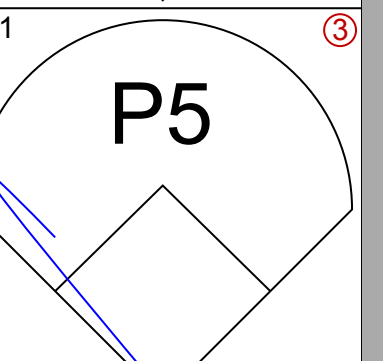
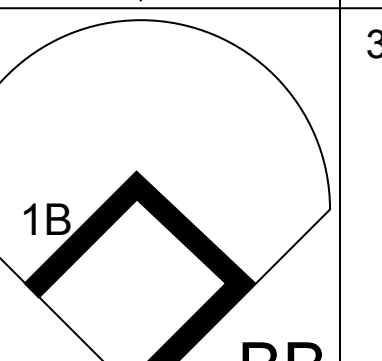
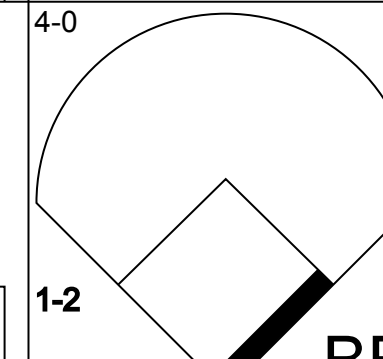
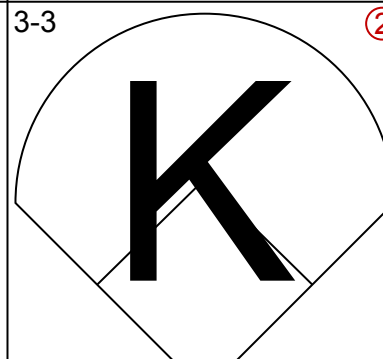
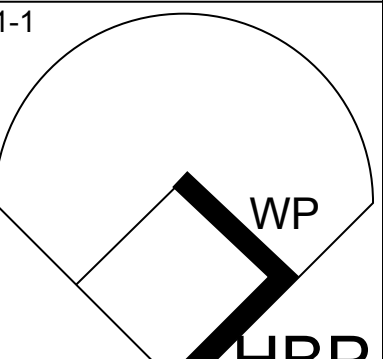

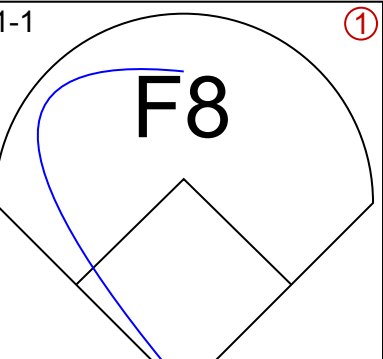
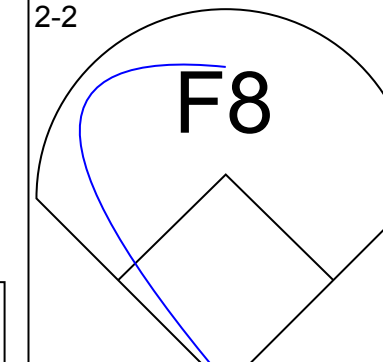
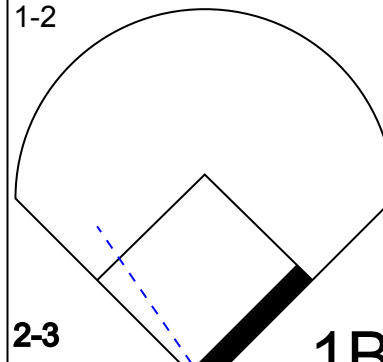
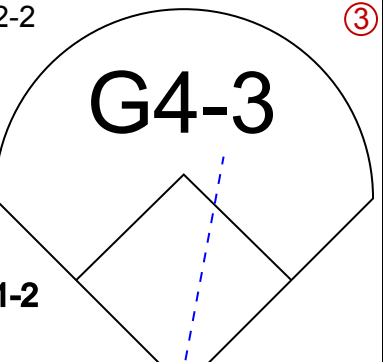

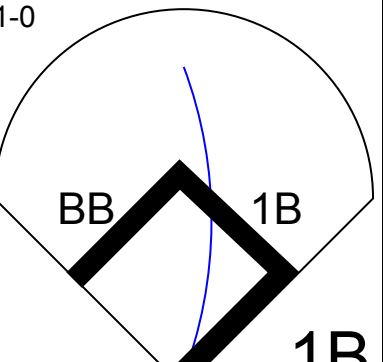
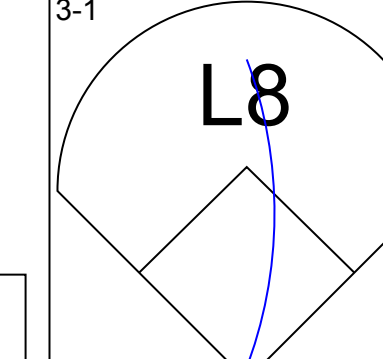
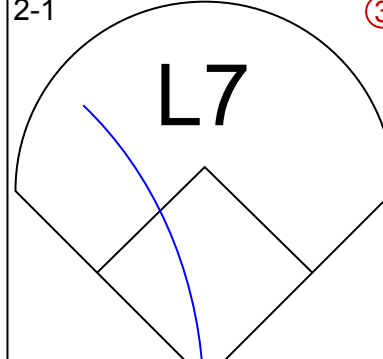


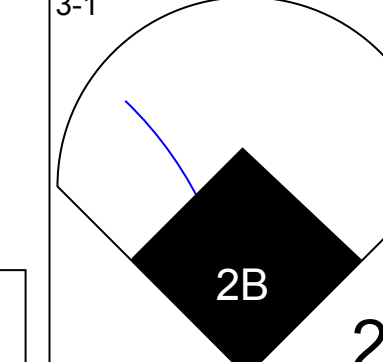
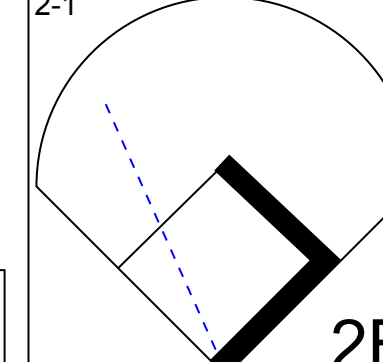
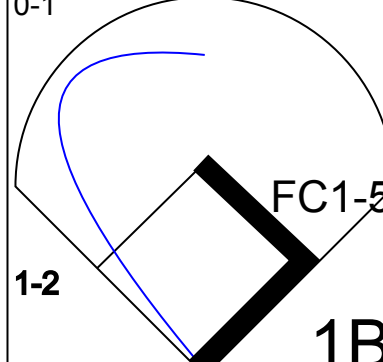
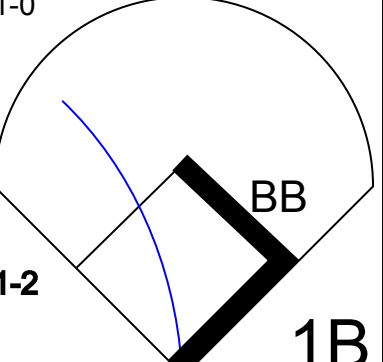
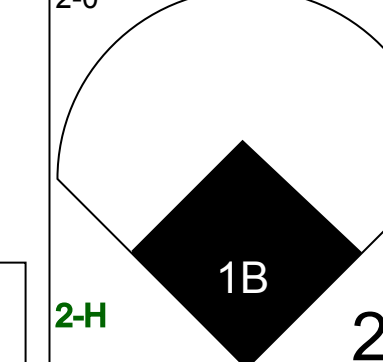
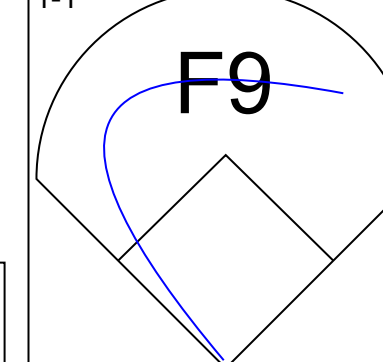
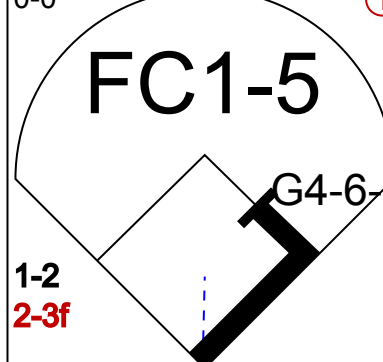
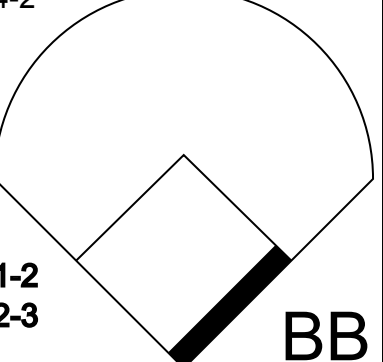
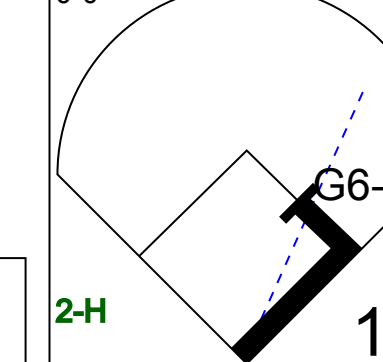
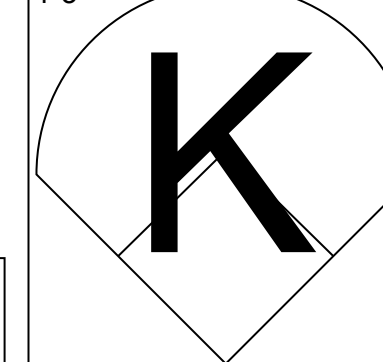
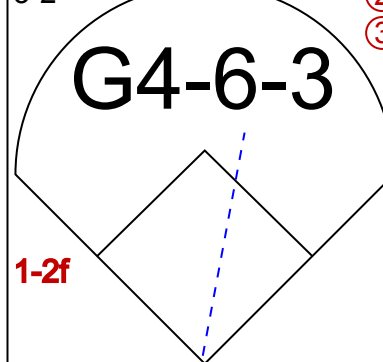
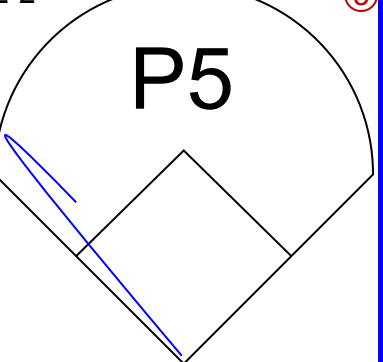


Philadelphia Phillies - 1995

Batter	1	2	3	4	5	6	7	8	9	AB	R	H	RBI	BB	SO	LOB	TOP				
Lenny Dykstra, L OBP: 0.300, SLG: 0.125										4	0	0	0	1	1	2	Philadelphia Phillies @ St. Louis Cardinals Busch Stadium, St. Louis, MO Thu Apr 27 1995, 3:33 AM CDT Att: 21,741 - Sunny - 55 F				
Mariano Duncan, R OBP: 0.200, SLG: 0.200										5	0	1	0	0	0	4					
Gregg Jefferies, S OBP: 0.400, SLG: 0.444										5	3	2	0	0	0	2					
Dave Hollins, S OBP: 0.556, SLG: 1.125										4	3	3	1	1	0	0					
Darren Daulton, L OBP: 0.333, SLG: 0.444										5	0	1	3	0	0	3					
Charlie Hayes, R OBP: 0.375, SLG: 0.167										3	0	0	1	1	1	1					
Dave Gallagher, R OBP: 0.250, SLG: 0.250										4	0	1	1	0	0	0					
Kevin Stocker, S OBP: 0.375, SLG: 0.167										2	0	0	0	1	0	2					
David West, L Randy Ready, R Ricky Bottalico, L Gene Harris, R Heathcliff Slocumb, R										0	0	0	0	1	0	0					
Inning Stats	R: 1 E: 0 K: 1 S: 12	H: 2 LOB: 1 BB: 0 P: 18	R: 0 E: 0 K: 1 S: 6	H: 0 LOB: 0 BB: 0 P: 11	R: 0 E: 0 K: 0 S: 6	H: 0 LOB: 1 BB: 1 P: 10	R: 1 E: 0 K: 0 S: 8	H: 1 LOB: 0 BB: 0 P: 11	R: 0 E: 0 K: 0 S: 7	H: 0 LOB: 1 BB: 1 P: 11	R: 2 E: 0 K: 1 S: 17	H: 3 LOB: 2 BB: 1 P: 30	R: 2 E: 1 K: 0 S: 13	H: 2 LOB: 1 BB: 1 P: 29	R: 0 E: 0 K: 0 S: 4	H: 0 LOB: 2 BB: 1 P: 10	R: 0 E: 0 K: 0 S: 6	H: 0 LOB: 0 BB: 0 P: 11	1B: 4 2B: 4 3B: 0 HR: 0	SF: 0 SAC: 2 DP: 0 HBP: 1	WP: 1 PA: 41 PB: 0 SB: 0 CS: 0
PITCHER	IP WLS BF H R ER SO BB IBB HBP BLK WP HR S P ERA WHIP																				
Danny Jackson, L ERA: 6.0	(1, 1) 6.0 L 27 6 4 4 3 3 3 0 0 0 0 1 0 56 91 6.00 1.500																				
Jeff Parrett, R ERA: 27.0	(7, 1) 0.2 4 1 2 2 0 1 0 0 0 0 0 0 0 9 22 27.00 3.000																				
Tony Fossas, L ERA: 0.0	(7, 1) 0.0 1 1 0 0 0 0 0 0 0 0 0 0 0 2 3 ∞ ∞																				
John Habyan, R ERA: 0.0	(7, 1) 1.1 6 0 0 0 0 0 0 1 1 0 0 0 0 6 14 0.00 0.000																				
Tom Henke, R ERA: 0.0	(9, 1) 1.0 3 0 0 0 0 0 0 0 0 0 0 0 0 6 11 0.00 0.000																				

Batter	1	2	3	4	5	6	7	8	9	AB	R	H	RBI	BB	SO	LOB	BOTTOM		
Bernard Gilkey, R OBP: 0.200, SLG: 0.111										5	0	0	0	0	0	2	Philadelphia Phillies @ St. Louis Cardinals Busch Stadium, St. Louis, MO Thu Apr 27 1995, 3:33 AM CDT Att: 21,741 - Sunny - 55 F		
Ozzie Smith, S OBP: 0.300, SLG: 0.333										5	0	1	0	0	0	0			
Ray Lankford, L OBP: 0.500, SLG: 0.167										3	0	0	0	2	0	1			
Scott Cooper, L OBP: 0.600, SLG: 0.500										3	0	1	0	1	1	1			
Brian Jordan, R OBP: 0.444, SLG: 0.778										5	0	2	0	0	0	5			
Damell Coles, R OBP: 0.500, SLG: 0.111										3	0	0	0	0	1	3			
Tom Pagnozzi, R OBP: 0.500, SLG: 0.750										4	1	4	0	0	0	0			
José Oquendo, S OBP: 0.429, SLG: 0.500										3	1	1	1	1	0	3			
Danny Jackson, R Gerald Perry, L Jeff Parrett, R Tony Fossas, L John Habyan, R John Mabry Tom Henke, R										2	0	1	1	0	1	1			
Inning Stats	R: 0 E: 0 K: 0 S: 10	H: 0 LOB: 2 BB: 2 P: 21	R: 2 E: 0 K: 0 S: 9	H: 3 LOB: 0 BB: 0 P: 20	R: 0 E: 0 K: 1 S: 13	H: 1 LOB: 1 BB: 0 P: 21	R: 0 E: 0 K: 1 S: 9	H: 1 LOB: 1 BB: 0 P: 13	R: 0 E: 0 K: 0 S: 7	H: 1 LOB: 0 BB: 0 P: 12	R: 0 E: 0 K: 0 S: 8	H: 0 LOB: 0 BB: 0 P: 13	R: 0 E: 0 K: 1 S: 13	H: 2 LOB: 3 BB: 1 P: 23	R: 0 E: 0 K: 0 S: 10	H: 1 LOB: 2 BB: 1 P: 22	1B: 6 2B: 4 3B: 0 HR: 0	SF: 0 SAC: 0 DP: 2 HBP: 2	WP: 1 PA: 41 PB: 0 SB: 0 CS: 0
PITCHER	IP WLS BF H R ER SO BB IBB HBP BLK WP HR S P ERA WHIP																		
David West, L ERA: 3.8	(1, 1) 5.0 W 23 6 2 2 2 2 2 0 1 0 0 1 0 49 87 3.60 1.600																		
Ricky Bottalico, R ERA: 0.0	(6, 1) 2.2 12 3 0 0 1 1 0 0 1 0 0 0 0 25 43 0.00 1.500																		
Gene Harris, R ERA: 0.0	(8, 1) 0.1 1 0 0 0 0 0 0 0 0 0 0 0 0 3 5 0.00 0.000																		
Heathcliff Slocumb, R ERA: 0.0	(9, 1) 1.0 5 1 0 0 0 0 1 0 0 0 0 0 0 10 22 0.00 2.000																		

Batter	1	2	3	4	5	6	7	8	9	AB	R	H	RBI	BB	SO	LOB	TOP								
Carlos Garcia, R (1,4) OBP: 0.273, SLG: 0.111	G1-3		G6-3		G4-6-3			FC6-4 1B 2B		4	1	0	0	0	0	2	Pittsburgh Pirates @ Philadelphia Phillies Veterans Stadium, Philadelphia, PA Fri Apr 28 1995, 7:05 PM EDT Att: 47,088 - Unknown - 67 F								
Mackey Sasser, L (1,2) OBP: 0.333, SLG: 0.500	1B		P5			G4-3		P5		4	0	1	0	0	0	1									
Al Martin, L (1,8) OBP: 0.250, SLG: 0.250	F7					G3-1		2B 1B		4	1	2	0	0	0	1									
Jeff King, R (1,5) OBP: 0.250, SLG: 0.500	G3					G4-3		2B		4	0	1	2	0	1	2									
Orlando Merced, S (1,7) OBP: 0.250, SLG: 0.500 Dan Plesac, L (8,1)		G1-3 2B						L3		4	0	2	0	0	0	1									
Jay Bell, R (1,6) OBP: 0.417, SLG: 0.556	G1-3							G6-3		3	0	1	0	1	0	1									
Midre Cummings, L (1,9) OBP: 0.300, SLG: 0.125	2-3 K							F8		4	0	0	0	0	1	4									
Mark Johnson, L (1,3)	P6							G4-3		4	0	0	0	0	1	2									
Denny Neagle, L (1,1) OBP: 0.500, SLG: 0.500 Gary Wilson, R (7,1) Dave Clark, L (8,PH) (8,7)			K					E1 FC6-4 1B		2	0	1	0	0	1	0									
										0	0	0	0	0	0	0									
										1	0	0	0	0	0	0									
Inning Stats	R: 0 E: 0 K: 0 S: 4	H: 1 LOB: 1 BB: 0 P: 4	R: 0 E: 0 K: 1 S: 6	H: 1 LOB: 1 BB: 0 P: 6	R: 0 E: 0 K: 1 S: 5	H: 0 LOB: 0 BB: 0 P: 5	R: 0 E: 0 K: 1 S: 6	H: 2 LOB: 2 BB: 1 P: 10	R: 0 E: 0 K: 0 S: 3	H: 1 LOB: 0 BB: 0 P: 3	R: 0 E: 0 K: 0 S: 3	H: 0 LOB: 0 BB: 0 P: 3	R: 0 E: 0 K: 1 S: 6	H: 1 LOB: 1 BB: 0 P: 6	R: 2 E: 1 K: 0 S: 6	H: 2 LOB: 1 BB: 0 P: 6	R: 0 E: 0 K: 0 S: 3	H: 0 LOB: 0 BB: 0 P: 3	1B: 5 2B: 2 3B: 1 HR: 0	SF: 0 SAC: 0 DP: 1 HBP: 0	WP: 0 PB: 2 SB: 0 CS: 1	PA: 35			
PITCHER	IP	WLS	BF	H	R	ER	SO	BB	IBB	HBP	BLK	WP	HR	S	P	ERA	WHIP								
Paul Quantrill, R (1,1) ERA: 6.75	6.0	W	22	5	0	0	3	1	0	0	0	0	0	27	31	0.00	1.000								
Toby Borland, R (7,1) ERA: 6.75	2.0		10	3	2	0	1	0	0	0	0	0	0	12	12	0.00	1.500								
Heathcliff Slocumb, R (9,1) ERA:	1.0	S	3	0	0	0	0	0	0	0	0	0	0	3	3	0.00	0.000								

Batter	1	2	3	4	5	6	7	8	9	AB	R	H	RBI	BB	SO	LOB	BOTTOM								
Lenny Dykstra, L (1,8) OBP: 0.357, SLG: 0.182	S BB		F8					G1-6-3 WP G6-3 1B		3	1	1	0	1	0	0	Pittsburgh Pirates @ Philadelphia Phillies Veterans Stadium, Philadelphia, PA Fri Apr 28 1995, 7:05 PM EDT Att: 47,088 - Unknown - 67 F								
Mickey Morandini, L (1,4) OBP: 0.111, SLG: 0.222	K		K					G1-6-3 1-3		4	0	0	0	0	2	2									
Gregg Jefferies, S (1,7) OBP: 0.357, SLG: 0.385	F8							G6-3		4	0	1	1	0	0	1									
Dave Hollins, S (1,3) OBP: 0.538, SLG: 0.909	K							G4-3		3	1	1	0	1	1	1									
Darren Daulton, L (1,2) OBP: 0.231, SLG: 0.308		F3	F8					P6		4	0	0	0	0	0	3									
Charlie Hayes, R (1,5) OBP: 0.417, SLG: 0.125		1B BB						G5-3		2	2	0	0	2	1	0									
Dave Gallagher, R (1,9) OBP: 0.429, SLG: 0.333 Toby Borland, R (7,1) Randy Ready, R (8,PH) Heathcliff Slocumb, R (9,1)		1B 1B						K		2	0	1	0	1	1	0									
Kevin Stocker, S (1,6) OBP: 0.364, SLG: 0.222		1B						G6-3		3	0	2	3	0	0	0									
Paul Quantrill, L (1,1) Jim Eisenreich, L (7,9) OBP: 0.200, SLG: 0.800		G1-3						G6-3		2	0	0	0	0	0	1									
										1	1	1	1	0	0	0									
Inning Stats	R: 0 E: 0 K: 2 S: 7	H: 0 LOB: 1 BB: 1 P: 11	R: 1 E: 0 K: 0 S: 4	H: 2 LOB: 1 BB: 1 P: 8	R: 0 E: 0 K: 1 S: 7	H: 2 LOB: 0 BB: 0 P: 7	R: 0 E: 0 K: 2 S: 7	H: 0 LOB: 0 BB: 0 P: 7	R: 0 E: 0 K: 0 S: 3	H: 0 LOB: 0 BB: 0 P: 3	R: 2 E: 0 K: 0 S: 3	H: 1 LOB: 2 BB: 3 P: 15	R: 2 E: 0 K: 0 S: 5	H: 2 LOB: 0 BB: 0 P: 5	R: 0 E: 0 K: 1 S: 5	H: 0 LOB: 0 BB: 0 P: 5	1B: 6 2B: 0 3B: 0 HR: 1	SF: 0 SAC: 0 DP: 0 HBP: 0	WP: 1 PB: 0 SB: 1 CS: 0	PA: 34					
PITCHER	IP	WLS	BF	H	R	ER	SO	BB	IBB	HBP	BLK	WP	HR	S	P	ERA	WHIP								
Denny Neagle, L (1,1) ERA: 4.5	6.0	L	26	5	3	3	5	5	0	0	0	0	0	31	51	4.50	1.667								
Gary Wilson, R (7,1) ERA: 18.0	1.0		5	2	2	2	0	0	0	0	0	1	1	5	5	18.00	2.000								
Dan Plesac, L (8,1) ERA:	1.0		3	0	0	0	1	0	0	0	0	0	0	5	5	0.00	0.000								



Batter	1	2	3	4	5	6	7	8	9	AB	R	H	RBI	BB	SO	LOB	TOP										
Lenny Dykstra, L OBP: 0.348, SLG: 0.350	G4-3			G4-3		G5-3		F9		5	0	2	0	0	0	0	Philadelphia Phillies @ Cincinnati Reds Riverfront Stadium, Cincinnati, OH Tue May 02 1995, 7:05 PM EDT Att: 19,389 - Unknown - 58 F										
Mickey Morandini, L OBP: 0.222, SLG: 0.235	L8	K			F9	F7		G3-6-1	1B	5	0	1	0	0	1	3											
Gregg Jefferies, S OBP: 0.304, SLG: 0.364	G3	L3			1B	G5-3		G3-6-1	1-2	5	1	1	0	0	0	4											
Dave Hollins, S OBP: 0.455, SLG: 0.684		2B		K	1B	1B		2B		4	2	2	1	1	2	1											
Darren Daulton, L OBP: 0.273, SLG: 0.333		3B		G3	K			G3-1		5	1	1	1	0	2	2											
Jim Eisenreich, L OBP: 0.385, SLG: 0.667		3B			1B	BB		P6		4	1	3	0	0	0	0											
Charlie Hayes, R OBP: 0.400, SLG: 0.333		1B		L3	1B	BB		G5-3		3	1	1	2	1	0	1											
Kevin Stocker, S OBP: 0.333, SLG: 0.250		2B		K				K		4	0	2	2	0	2	0											
Curt Schilling, R OBP: 0.250, SLG: 0.250 (8, PH)	SH1-4			K				F8		2	0	0	0	0	1	3											
Tony Longmire, L OBP: 0.667, SLG: 1.667 Gene Harris, R (8, 1)				K		G1-3				1	0	0	0	0	0	0											
										0	0	0	0	0	0	0											
Inning Stats	R: 0 E: 0 K: 0 S: 3	H: 0 LOB: 0 BB: 0 P: 3	R: 4 E: 0 K: 1 S: 10	H: 5 LOB: 2 BB: 1 P: 14	R: 0 E: 0 K: 1 S: 6	H: 1 LOB: 1 BB: 0 P: 6	R: 0 E: 0 K: 2 S: 7	H: 0 LOB: 0 BB: 0 P: 7	R: 2 E: 0 K: 1 S: 9	H: 4 LOB: 3 BB: 1 P: 13	R: 0 E: 0 K: 1 S: 5	H: 0 LOB: 0 BB: 0 P: 5	R: 0 E: 0 K: 1 S: 5	H: 0 LOB: 0 BB: 0 P: 5	R: 0 E: 0 K: 0 S: 4	H: 2 LOB: 1 BB: 0 P: 4	1B: 7 2B: 5 3B: 1 HR: 0	SF: 0 SAC: 1 DP: 1 HBP: 0	WP: 0 PB: 0 CS: 0 SB: 0	PA: 41							
PITCHER	IP	WLS	BF	H	R	ER	SO	BB	IBB	HBP	BLK	WP	HR	S	P	ERA	WHIP										
Jose Rijo, R ERA: 9.31	4.1	L	22	8	6	6	4	1	0	0	0	0	0	29	33	12.46	2.077										
Pete Smith, R ERA:	2.2		12	3	0	0	3	1	0	0	0	0	0	17	21	0.00	1.500										
Johnny Ruffin, R ERA: 2.25	2.0		7	2	0	0	1	0	0	0	0	0	0	9	9	0.00	1.000										

AB	38
R	6
H	13
RBI	6
BB	2
SO	8
LOB	14



Batter	1	2	3	4	5	6	7	8	9	AB	R	H	RBI	BB	SO	LOB	BOTTOM										
Deion Sanders, L OBP: 0.185, SLG: 0.222	L5		P6			F7			CS	4	0	1	0	0	0	0	Philadelphia Phillies @ Cincinnati Reds Riverfront Stadium, Cincinnati, OH Tue May 02 1995, 7:05 PM EDT Att: 19,389 - Unknown - 58 F										
Reggie Sanders, R OBP: 0.458, SLG: 0.526	K		K			L7		CS	1B	3	0	0	0	1	2	0											
Barry Larkin, R OBP: 0.481, SLG: 0.833					G6-3	F8		L4	BB	4	0	1	0	0	0	2											
Hal Morris, L OBP: 0.120, SLG: 0.043	G3				L8			L9		4	0	0	0	0	0	2											
Bret Boone, R OBP: 0.333, SLG: 0.500						K2-3				3	0	1	0	0	1	0											
Thomas Howard, S OBP: 0.300, SLG: 0.222 Pete Smith, R (5, 1)						1B		G3		2	0	0	0	0	1	1											
Jeff Branson, L OBP: 0.200, SLG: 0.200 Johnny Ruffin, R (8, 1)					K					0	0	0	0	0	0	0											
										1	0	0	0	0	0	0											
Benito Santiago, R OBP: 0.350, SLG: 0.600						G5-3		G4-6-3	1B	3	0	2	0	0	0	0											
Willie Greene, L OBP: 0.263, SLG: 0.125								G3-1		3	0	0	0	0	0	2											
Jose Rijo, R Brian Hunter, R OBP: 0.167, SLG: 0.167								G5-3		1	0	0	0	0	0	0											
										2	0	0	0	0	0	0											
Inning Stats	R: 0 E: 0 K: 1 S: 6	H: 1 LOB: 1 BB: 0 P: 6	R: 0 E: 0 K: 0 S: 4	H: 1 LOB: 0 BB: 0 P: 4	R: 0 E: 0 K: 1 S: 5	H: 0 LOB: 0 BB: 0 P: 5	R: 0 E: 0 K: 1 S: 6	H: 1 LOB: 1 BB: 0 P: 6	R: 0 E: 0 K: 0 S: 3	H: 0 LOB: 0 BB: 0 P: 3	R: 0 E: 0 K: 1 S: 5	H: 0 LOB: 0 BB: 0 P: 5	R: 0 E: 0 K: 0 S: 3	H: 1 LOB: 0 BB: 0 P: 3	R: 0 E: 0 K: 0 S: 3	H: 1 LOB: 1 BB: 1 P: 7	1B: 5 2B: 0 3B: 0 HR: 0	SF: 0 SAC: 0 DP: 1 HBP: 0	WP: 0 PB: 0 CS: 2 SB: 0	PA: 31							
PITCHER	IP	WLS	BF	H	R	ER	SO	BB	IBB	HBP	BLK	WP	HR	S	P	ERA	WHIP										
Curt Schilling, R ERA: 2.25	7.0	W	24	3	0	0	4	0	0	0	0	0	0	32	32	0.00	0.429										
Gene Harris, R ERA:	2.0		7	2	0	0	0	1	0	0	0	0	0	6	10	0.00	1.500										



Batter	1	2	3	4	5	6	7	8	9	AB	R	H	RBI	BB	SO	LOB	TOP			
Lenny Dykstra, L (1,8) OBP: 0.333, SLG: 0.304	G4-3		L8			FC5-4 BB		P7		3	0	0	0	1	0	1	Philadelphia Phillies @ Cincinnati Reds Riverfront Stadium, Cincinnati, OH Wed May 03 1995, 7:05 PM EDT Att: 17,480 - Unknown - 61 F			
Mariano Duncan, R (1,4) OBP: 0.222, SLG: 0.556	P3			G4-3		K		HR		4	1	1	1	0	1	1				
Gregg Jefferies, S (1,7) OBP: 0.259, SLG: 0.308	P3			G5-3		F7		F9		4	0	0	0	0	0	1				
Dave Hollins, S (1,3) OBP: 0.423, SLG: 0.591		G4-3			4-0 2B BB			K		3	1	0	0	1	1	1				
Darren Daulton, L (1,2) OBP: 0.308, SLG: 0.375		G3			2-2 1-H 2B			F8		3	0	1	1	1	0	0				
Charlie Hayes, R (1,5) OBP: 0.333, SLG: 0.263				G6-3		FC6 BB		L9		4	0	0	0	0	1	2				
Dave Gallagher, R (1,9) OBP: 0.566, SLG: 0.500										2	0	2	0	0	0	0				
Jim Eisenreich, L (7, PH) OBP: 0.333, SLG: 0.571			SH2-4 1B			G6-4-3 1B		K		2	0	0	0	0	1	1				
Kevin Stocker, S (1,6) OBP: 0.333, SLG: 0.263			B1			G6-4-3 1-2				3	0	1	0	0	0	2				
David West, L (1,1) Toby Borland, R (6,1) Gary Varsho, L (7, PH) Norm Charlton, S (7,1) Ricky Bottalico, L (8,1) Andy Carter, L (8,1) Mike Williams, R (8,1)			SH2-4			K		P5		1	0	0	0	0	1	0				
Inning Stats	R: 0 E: 0 K: 0 S: 7	H: 0 LOB: 0 BB: 0 P: 8	R: 0 E: 0 K: 1 S: 7	H: 0 LOB: 0 BB: 0 P: 11	R: 0 E: 0 K: 0 S: 12	H: 1 LOB: 1 BB: 0 P: 15	R: 1 E: 0 K: 0 S: 9	H: 1 LOB: 1 BB: 1 P: 18	R: 0 E: 0 K: 1 S: 6	H: 0 LOB: 1 BB: 1 P: 15	R: 0 E: 0 K: 0 S: 7	H: 1 LOB: 2 BB: 1 P: 15	R: 1 E: 0 K: 1 S: 13	H: 1 LOB: 0 BB: 0 P: 19	R: 0 E: 0 K: 1 S: 10	H: 0 LOB: 0 BB: 0 P: 11	1B: 3 2B: 1 3B: 0 HR: 1	SF: 0 SAC: 1 DP: 1 HBP: 0	WP: 0 PA: 34 PB: 0 SB: 0 CS: 0	
PITCHER	IP WLS BF H R ER SO	IP WLS BF H R ER SO	IP WLS BF H R ER SO	IP WLS BF H R ER SO	IP WLS BF H R ER SO	IP WLS BF H R ER SO	IP WLS BF H R ER SO	IP WLS BF H R ER SO	IP WLS BF H R ER SO	IP WLS BF H R ER SO	IP WLS BF H R ER SO	IP WLS BF H R ER SO	IP WLS BF H R ER SO	IP WLS BF H R ER SO	IP WLS BF H R ER SO	IP WLS BF H R ER SO	ERA WHIP	ERA WHIP	ERA WHIP	
John Smiley, L (1,1) ERA: 4.06	6.0	22	3	1	1	3	2	0	0	0	0	0	0	50	80	1.50	0.833			
Xavier Hernandez, R (7,1) ERA: 9.53	1.1	W 6	1	0	0	0	1	0	0	0	0	0	0	11	22	0.00	1.500			
Jeff Brantley, R (8,1) ERA: 5.79	1.2	S 6	1	1	1	2	0	0	0	0	0	1	19	23	5.40	0.600				

Batter	1	2	3	4	5	6	7	8	9	AB	R	H	RBI	BB	SO	LOB	BOTTOM			
Deion Sanders, L (1,8) OBP: 0.188, SLG: 0.226	K		P5					SF9		4	1	1	1	0	2	1	Philadelphia Phillies @ Cincinnati Reds Riverfront Stadium, Cincinnati, OH Wed May 03 1995, 7:05 PM EDT Att: 17,480 - Unknown - 61 F			
Bret Boone, R (1,4) OBP: 0.345, SLG: 0.464	G6-3		P8		L8			3B 1B		4	2	1	1	1	0	1				
Barry Larkin, R (1,6) OBP: 0.500, SLG: 0.857	L4			G6-3		WP 1B		3B 1B		4	0	2	2	1	0	0				
Ron Gant, R (1,7) OBP: 0.375, SLG: 0.733								G4-3		3	1	2	3	1	1	1				
Jeff Brantley, R (8,1) OBP: 0.333, SLG: 0.476										1	0	0	0	0	0	1				
Reggie Sanders, R (1,9) OBP: 0.464, SLG: 0.476				G4-3 S BB		WP BB				2	0	0	0	2	2	3				
Hal Morris, L (1,3) OBP: 0.138, SLG: 0.074				G4-3				HBP SH3 SF9 1B		4	1	1	0	0	2	4				
Benito Santiago, R (1,2) OBP: 0.348, SLG: 0.545										2	0	0	0	1	1	3				
Xavier Hernandez, L (7,1) OBP: 0.231, SLG: 0.167										0	0	0	0	0	0	0				
Jerome Walton, R (8,7) OBP: 0.200, SLG: 0.250										0	0	0	0	0	0	0				
Mark Lewis, R (1,5) OBP: 0.222, SLG: 0.143										3	0	0	0	0	1	2				
Willie Greene, L (8, PH) OBP: 0.231, SLG: 0.125										0	0	0	0	0	0	0				
Brian Hunter, R (8, PH) OBP: 0.231, SLG: 0.167										0	1	0	0	1	0	0				
Jeff Branson, L (9,5) OBP: 0.200, SLG: 0.200										0	0	0	0	0	0	0				
John Smiley, L (1,1) OBP: 0.667, SLG: 1.667										2	0	1	0	0	1	0				
Eddie Taubensee, L (7,2) OBP: 0.333, SLG: 0.200										1	1	0	0	0	0	0				
Inning Stats	R: 0 E: 0 K: 1 S: 9	H: 0 LOB: 0 BB: 0 P: 13	R: 0 E: 0 K: 3 S: 15	H: 0 LOB: 2 BB: 2 P: 27	R: 0 E: 0 K: 1 S: 11	H: 0 LOB: 0 BB: 0 P: 16	R: 1 E: 0 K: 1 S: 11	H: 1 LOB: 1 BB: 1 P: 19	R: 0 E: 0 K: 2 S: 15	H: 1 LOB: 2 BB: 1 P: 28	R: 2 E: 0 K: 1 S: 13	H: 2 LOB: 2 BB: 2 P: 28	R: 4 E: 0 K: 0 S: 13	H: 3 LOB: 1 BB: 1 P: 25	R: 0 E: 0 K: 0 S: 10	H: 0 LOB: 0 BB: 0 P: 11	1B: 6 2B: 0 3B: 1 HR: 1	SF: 1 SAC: 1 DP: 0 HBP: 1	WP: 2 PA: 40 PB: 0 SB: 4 CS: 0	
PITCHER	IP WLS BF H R ER SO	IP WLS BF H R ER SO	IP WLS BF H R ER SO	IP WLS BF H R ER SO	IP WLS BF H R ER SO	IP WLS BF H R ER SO	IP WLS BF H R ER SO	IP WLS BF H R ER SO	IP WLS BF H R ER SO	IP WLS BF H R ER SO	IP WLS BF H R ER SO	IP WLS BF H R ER SO	IP WLS BF H R ER SO	IP WLS BF H R ER SO	IP WLS BF H R ER SO	IP WLS BF H R ER SO	ERA WHIP	ERA WHIP	ERA WHIP	
David West, L (1,1) ERA: 2.7	5.0	20	2	1	1	7	3	0	0	0	0	0	0	55	92	1.80	1.000			
Toby Borland, R (6,1) ERA: 4.91	1.0	5	1	0	0	2	1	0	0	0	2	0	15	28	0.00	2.000				
Norm Charlton, L (7,1) ERA: 21.6	0.2	L 5	1	2	2	0	2	0	0	0	0	0	8	20	27.00	4.500				
Ricky Bottalico, R (7,1) ERA: 2.7	0.2	4	2	1	1	1	0	0	0	0	0	0	8	12	13.50	3.000				
Andy Carter, L (8,1) ERA: 11.57	0.1	3	0	0	0	0	0	1	1	0	0	0	3	10	0.00	0.000				



Batter	1	2	3	4	5	6	7	8	9	AB	R	H	RBI	BB	SO	LOB	TOP										
Lenny Dykstra, L (1,8) OBP: 0.344, SLG: 0.321	F7		F8-3 1B			G3-1	G1-3		1B SF8 1B	5	1	2	0	0	0	2	Philadelphia Phillies @ Cincinnati Reds Riverfront Stadium, Cincinnati, OH Thu May 04 1995, 7:05 PM EDT Att: 17,675 - Unknown - 52 F										
Mickey Morandini, L (1,4) OBP: 0.304, SLG: 0.296	G4-3 BB		F8-3			F7		2B 1B 1B	1-3 1B	4	1	2	0	1	0	1											
Gregg Jefferies, S (1,7) OBP: 0.258, SLG: 0.333 Gary Varsho, L (8,7) OBP: 0.333, SLG: 0.500	G4-3		G6-3			G4-3		1B SF7 2B	SF8	4	1	1	0	0	0	1											
Dave Hollins, S (1,3) OBP: 0.452, SLG: 0.542		1B BB SF BB		F9			G1-3 1B BB	1B BB	G4-3	2	2	0	0	3	0	1											
Darren Daulton, L (1,2) OBP: 0.333, SLG: 0.346		SF 1B BB		F9			G1-3 1B BB	K		2	1	0	0	2	1	3											
Jim Eisenreich, L (1,9) OBP: 0.316, SLG: 0.500		K		F8			G1-3	FC6-4 1B		4	0	1	1	0	1	4											
Charlie Hayes, R (1,5) OBP: 0.321, SLG: 0.273		SF 1B		F9			F3	SF7		3	0	1	1	0	0	2											
Kevin Stocker, S (1,6) OBP: 0.320, SLG: 0.238		SF		F7			1B BB	FC6-4		2	0	0	1	1	0	2											
Paul Quantrill, L (1,1) Tony Longmire, L (7,PH) OBP: 0.567, SLG: 1.667 Mariano Duncan, R (7,PH) OBP: 0.300, SLG: 0.600 Gene Harris, R (7,1) Heathcliff Slocumb, R (8,1)	G6-4-3		G6-3				G6-3		G6-3	2	0	0	0	0	0	3											
Inning Stats	R: 0 E: 0 K: 0 S: 2	H: 0 LOB: 0 BB: 1 P: 6	R: 1 E: 1 K: 1 S: 6	H: 1 LOB: 2 BB: 2 P: 14	R: 0 E: 0 K: 0 S: 3	H: 1 LOB: 0 BB: 0 P: 3	R: 0 E: 0 K: 0 S: 3	H: 0 LOB: 0 BB: 0 P: 3	R: 0 E: 0 K: 0 S: 3	H: 0 LOB: 0 BB: 0 P: 3	R: 2 E: 1 K: 0 S: 4	H: 1 LOB: 2 BB: 3 P: 16	R: 2 E: 0 K: 1 S: 8	H: 3 LOB: 2 BB: 1 P: 12	R: 1 E: 0 K: 0 S: 5	H: 2 LOB: 1 BB: 0 P: 5		1B: 7 2B: 2 3B: 0 HR: 0	SF: 3 SAC: 0 DP: 2 HBP: 0	WP: 0 PA: 40 PB: 0 CS: 0 SB: 0							
PITCHER	IP	WLS	BF	H	R	ER	SO	BB	IBB	HBP	BLK	WP	HR	S	P	ERA	WHIP										
Kevin Jarvis, R (1,1) ERA: 3.27	6.0		22	2	2	2	1	4	0	0	0	0	0	20	36	3.00	1.000										
Johnny Ruffin, R (7,1) ERA: 3.95	0.2		4	0	0	0	0	2	0	0	0	0	0	2	10	0.00	3.000										
Matt Grott, L (7,1) ERA:	0.1		1	1	1	0	0	0	0	0	0	0	0	2	2	27.00	3.000										
Hector Carrasco, R (8,1) ERA: 6.0	2.0	L	12	5	3	3	1	1	0	0	0	0	0	13	17	13.50	3.000										

Batter	1	2	3	4	5	6	7	8	9	AB	R	H	RBI	BB	SO	LOB	BOTTOM										
Deion Sanders, L (1,8) OBP: 0.194, SLG: 0.229	1B 1B		F9					G4-3		4	1	1	0	0	0	0	Philadelphia Phillies @ Cincinnati Reds Riverfront Stadium, Cincinnati, OH Thu May 04 1995, 7:05 PM EDT Att: 17,675 - Unknown - 52 F										
Bret Boone, R (1,4) OBP: 0.394, SLG: 0.500	1B HR		B1-3 1B				L9			4	1	3	0	0	0	0											
Barry Larkin, R (1,6) OBP: 0.472, SLG: 0.781	1B HR		F9				F9			4	1	1	1	0	0	2											
Ron Gant, R (1,7) OBP: 0.400, SLG: 0.842 Jerome Walton, R (9,PR) OBP: 0.200, SLG: 0.250	1B HR		B1-3				L8		FC1-5 BB 1B	4	1	2	3	0	0	1											
Hal Morris, L (1,3) OBP: 0.152, SLG: 0.067	G6-3		L8				L9		FC1-5 BB	3	0	0	0	1	0	1											
Reggie Sanders, R (1,9) OBP: 0.406, SLG: 0.400	G6-3		L8				F9		FC1-5 BB	4	0	0	0	0	0	2											
Benito Santiago, R (1,2) OBP: 0.296, SLG: 0.462	P4		L8				F9		G6-4-3	4	0	0	0	0	0	2											
Willie Greene, L (1,5) OBP: 0.227, SLG: 0.105 Hector Carrasco, R (8,1)		K		K			G4-3			3	0	0	0	0	2	0											
Kevin Jarvis, L (1,1) Johnny Ruffin, R (7,1) Matt Grott, L (7,1) Jeff Branson, L (8,5) OBP: 0.167, SLG: 0.167		K		K				L6		2	0	0	0	0	2	0											
Inning Stats	R: 4 E: 0 K: 0 S: 7	H: 4 LOB: 0 BB: 0 P: 7	R: 0 E: 0 K: 2 S: 7	H: 0 LOB: 0 BB: 0 P: 7	R: 0 E: 0 K: 1 S: 4	H: 1 LOB: 1 BB: 0 P: 4	R: 0 E: 0 K: 1 S: 5	H: 0 LOB: 0 BB: 0 P: 5	R: 0 E: 0 K: 0 S: 3	H: 0 LOB: 0 BB: 0 P: 3	R: 0 E: 0 K: 0 S: 3	H: 0 LOB: 0 BB: 0 P: 3	R: 0 E: 0 K: 0 S: 4	H: 1 LOB: 1 BB: 0 P: 4	R: 0 E: 0 K: 0 S: 3	H: 1 LOB: 1 BB: 1 P: 7		1B: 6 2B: 0 3B: 0 HR: 1	SF: 0 SAC: 0 DP: 1 HBP: 0	WP: 0 PA: 34 PB: 0 CS: 0 SB: 0							
PITCHER	IP	WLS	BF	H	R	ER	SO	BB	IBB	HBP	BLK	WP	HR	S	P	ERA	WHIP										
Paul Quantrill, R (1,1) ERA: 3.0	6.0		23	5	4	4	4	0	0	0	0	0	0	31	31	6.00	0.833										
Gene Harris, R (7,1) ERA:	1.0	W	3	0	0	0	0	0	0	0	0	0	0	3	3	0.00	0.000										
Heathcliff Slocumb, R (8,1) ERA:	2.0	S	8	2	0	0	0	1	0	0	0	0	0	7	11	0.00	1.500										



Batter	1	2	3	4	5	6	7	8	9	AB	R	H	RBI	BB	SO	LOB	TOP				
Lenny Dykstra, L (1, 8) OBP: 0.351, SLG: 0.364	P4		1B SF8	G4-3		G3-1 1B	F7			5	2	2	1	0	0	2	Philadelphia Phillies @ Atlanta Braves Atlanta-Fulton County Stadium, Atlanta, GA Fri May 05 1995, 7:05 PM EDT Att: 33,296 - Unknown				
Mariano Duncan, R (1, 4) OBP: 0.400, SLG: 0.800	G4-3 1B		SF8 1B	HR		G3-1		K		5	2	3	1	0	1	1					
Gregg Jefferies, S (1, 7) OBP: 0.278, SLG: 0.343	G4-3		BB SF8	F7		BB 1B		G4-3		5	0	2	1	0	0	1					
Dave Hollins, S (1, 3) OBP: 0.444, SLG: 0.500		BLK HR BB	SF8		F9			K		2	1	0	1	2	1	0					
Darren Daulton, L (1, 2) OBP: 0.343, SLG: 0.310	HR BB		BB	IBB	L9	L4		K		3	1	0	0	2	1	2					
Charlie Hayes, R (1, 5) OBP: 0.354, SLG: 0.462	HR		F8		1B 2B		F9 1B BB	F8		4	2	2	3	1	0	3					
Dave Gallagher, R (1, 9) OBP: 0.643, SLG: 0.583	G6-4-3 1B		BB		1B			K		4	0	3	2	1	1	0					
Kevin Stocker, S (1, 6) OBP: 0.321, SLG: 0.217	G6-4-3		G3-1			WP 2B BB	F9			2	1	0	0	1	0	4					
Tony Longmire, L (7, PH) OBP: 0.500, SLG: 1.250										1	0	0	0	0	0	2					
Toby Borland, R (7, 1)										0	0	0	0	0	0	0					
Tyler Green, R (1, 1)	L4									3	0	0	0	0	2	1					
Mickey Morandini, L (7, PH) OBP: 0.252, SLG: 0.273				K				K		1	0	0	0	0	1	2					
Inning Stats	R: 0 E: 0 K: 0 S: 10	H: 1 LOB: 0 BB: 0 P: 14	R: 3 E: 0 K: 0 S: 11	H: 2 LOB: 0 BB: 2 P: 25	R: 2 E: 0 K: 0 S: 18	H: 3 LOB: 3 BB: 2 P: 29	R: 1 E: 0 K: 1 S: 9	H: 1 LOB: 0 BB: 0 P: 13	R: 1 E: 0 K: 0 S: 8	H: 2 LOB: 1 BB: 0 P: 13	R: 2 E: 0 K: 1 S: 14	H: 2 LOB: 2 BB: 2 P: 27	R: 0 E: 0 K: 1 S: 11	H: 1 LOB: 2 BB: 1 P: 19	R: 0 E: 0 K: 2 S: 10	H: 0 LOB: 0 BB: 0 P: 13	R: 0 E: 0 K: 2 S: 17	H: 0 LOB: 0 BB: 0 P: 23	1B: 8 2B: 2 3B: 0 HR: 2	SF: 1 SAC: 0 DP: 2 HBP: 0	WP: 1 PA: 43 CS: 0
PITCHER	IP WLS BF H R ER SO BB IBB HBP BLK WP HR S P ERA WHIP																				
Kent Mercker, L (1, 1) ERA: 6.43	2.0 L 12 6 5 5 0 2 0 0 0 0 0 1 27 47 22.50 4.000																				
Jason Schmidt, R (3, 1) ERA: 9.0	3.0 13 3 2 2 1 1 1 0 0 0 0 1 29 47 6.00 1.333																				
Terry Clark, R (6, 1) ERA: 4.91	2.0 12 3 2 2 2 3 0 0 0 0 1 0 25 46 9.00 3.000																				
Pedro Borbon, L (8, 1) ERA: 9.0	2.0 6 0 0 0 4 0 0 0 0 0 0 0 27 36 0.00 0.000																				

Batter	1	2	3	4	5	6	7	8	9	AB	R	H	RBI	BB	SO	LOB	BOTTOM				
Marquis Grissom, R (1, 8) OBP: 0.310, SLG: 0.368	G5-3		G6-3		CS 1B			2B		4	0	2	1	0	0	0	Philadelphia Phillies @ Atlanta Braves Atlanta-Fulton County Stadium, Atlanta, GA Fri May 05 1995, 7:05 PM EDT Att: 33,296 - Unknown				
Jeff Blauser, R (1, 6) OBP: 0.350, SLG: 0.303	G5-3			F9	CS	G4-6-3 1B		G1-3		4	0	1	0	0	0	1					
10 Chipper Jones, S (1, 7) OBP: 0.350, SLG: 0.294	G4-3			K		G4-6-3 1B				4	0	0	0	0	1	1					
Fred McGriff, L (1, 3) OBP: 0.425, SLG: 0.625		K		K		G3				4	1	1	1	0	2	0					
David Justice, L (1, 9) OBP: 0.425, SLG: 0.600		L9			L9			F8		4	0	1	0	0	0	0					
Jose Oliva, R (1, 5) OBP: 0.462, SLG: 1.000		2B			1B 2B BB			G6-3		3	1	1	0	1	0	1					
Javy Lopez, R (1, 2) OBP: 0.333, SLG: 0.571		L8			2B G3 1B					3	1	1	0	0	1	1					
Pedro Borbon, R (8, 1)										0	0	0	0	0	0	0					
Mike Sharperson, R (9, PH)										1	0	0	0	0	1	1					
Mark Lemke, S (1, 4) OBP: 0.389, SLG: 0.500			G4-3		G3 1B 2B					3	1	2	1	0	0	0					
Kent Mercker, L (1, 1) ERA: 4.09			G3		G3			G6-4-3		0	0	0	0	0	0	0					
Dwight Smith, L (5, PH) OBP: 0.375, SLG: 0.429										1	0	0	1	0	0	1					
Terry Clark, R (6, 1) OBP: 0.625, SLG: 0.250										0	0	0	0	0	0	0					
Charlie O'Brien, R (8, 2)										1	0	0	0	0	0	1					
Inning Stats	R: 0 E: 0 K: 0 S: 4	H: 0 LOB: 0 BB: 0 P: 8	R: 0 E: 0 K: 1 S: 6	H: 1 LOB: 1 BB: 0 P: 12	R: 0 E: 0 K: 0 S: 9	H: 0 LOB: 0 BB: 0 P: 15	R: 0 E: 0 K: 2 S: 9	H: 0 LOB: 0 BB: 0 P: 13	R: 3 E: 0 K: 0 S: 9	H: 3 LOB: 0 BB: 1 P: 19	R: 0 E: 0 K: 0 S: 6	H: 1 LOB: 0 BB: 0 P: 10	R: 0 E: 0 K: 1 S: 6	H: 0 LOB: 0 BB: 0 P: 10	R: 0 E: 0 K: 0 S: 12	H: 2 LOB: 1 BB: 0 P: 19	R: 1 E: 0 K: 1 S: 10	H: 2 LOB: 1 BB: 0 P: 15	1B: 5 2B: 3 3B: 0 HR: 1	SF: 0 SAC: 0 DP: 2 HBP: 0	WP: 0 PA: 35 CS: 1
PITCHER	IP WLS BF H R ER SO BB IBB HBP BLK WP HR S P ERA WHIP																				
Tyler Green, R (1, 1) ERA: 4.09	6.0 W 22 5 3 3 3 1 0 0 0 0 0 1 43 77 4.50 1.000																				
Toby Borland, R (7, 1) ERA: 4.05	3.0 S 12 4 1 1 2 0 0 0 0 0 0 1 28 44 3.00 1.333																				

AB	35
R	9
H	12
RBI	9
BB	7
SO	7
LOB	18



AB	33
R	4
H	9
RBI	4
BB	1
SO	5
LOB	7



Batter	1	2	3	4	5	6	7	8	9	AB	R	H	RBI	BB	SO	LOB	TOP										
Lenny Dykstra, L OBP: 0.333, SLG: 0.324	K	F8				S BB	K		F9	4	0	0	0	1	2	3	Philadelphia Phillies @ Atlanta Braves Atlanta-Fulton County Stadium, Atlanta, GA Sat May 06 1995, 7:05 PM EDT Att: 37,850 - Unknown - 76 F										
Mickey Morandini, L OBP: 0.310, SLG: 0.296	G6-3		K		K		FC5-4	1B	1B	5	0	2	0	0	2	1											
Gregg Jefferies, S OBP: 0.268, SLG: 0.350	L4		G4-3		P6		FC5-4	1B S	2B	5	1	1	0	0	0	2											
Dave Hollins, S OBP: 0.488, SLG: 0.500		G3	K		S		1B		2B	2	1	1	0	3	1	0											
Jim Eisenreich, L OBP: 0.333, SLG: 0.476 Heathcliff Slocumb, R (9, 1)	G3			BB	1B		SF8		K	3	0	1	1	1	1	3											
Charlie Hayes, R OBP: 0.376, SLG: 0.552	HR			1B	IBB		G1-3			0	0	0	0	0	0	0											
Mariano Duncan, R OBP: 0.421, SLG: 0.737	E		K				FC2-6	1B	K	4	0	2	0	0	2	2											
Lenny Webster, R (1, 2)	E5		K		K		F8		F8	4	0	0	0	0	2	4											
Mike Mimbs, L Gene Harris, R Tony Longmire, L Norm Charlton, S Gary Varsho, L	SH2-4		K		FC2-6		G4-3		G4-3	2	0	0	0	0	1	3											
Inning Stats	R: 0 E: 1 K: 1 S: 7	H: 0 LOB: 0 BB: 0 P: 15	R: 2 E: 1 K: 0 S: 15	H: 2 LOB: 2 BB: 1 P: 26	R: 0 E: 0 K: 2 S: 11	H: 0 LOB: 0 BB: 0 P: 15	R: 0 E: 0 K: 3 S: 13	H: 1 LOB: 2 BB: 1 P: 24	R: 0 E: 0 K: 1 S: 10	H: 0 LOB: 3 BB: 3 P: 22	R: 1 E: 0 K: 0 S: 12	H: 2 LOB: 1 BB: 0 P: 15	R: 0 E: 0 K: 1 S: 7	H: 0 LOB: 0 BB: 1 P: 10	R: 0 E: 0 K: 1 S: 9	H: 2 LOB: 2 BB: 1 P: 18		1B: 6 2B: 1 3B: 0 HR: 1	SF: 1 SAC: 1 DP: 0 HBP: 0	WP: 0 PB: 0 SB: 3 CS: 0	PA: 41						
PITCHER	IP	WLS	BF	H	R	ER	SO	BB	IBB	HBP	BLK	WP	HR	S	P	ERA	WHIP										
29 John Smoltz, R ERA: 2.7	5.0	L	24	3	2	2	7	4	1	0	0	0	1	56	102	3.60	1.400										
Brad Woodall, L ERA: 9.0	1.2		8	3	1	1	2	0	0	0	0	0	0	18	27	5.40	1.800										
Mark Wohlers, R ERA: 4.91	0.1		1	0	0	0	0	0	0	0	0	0	0	4	4	0.00	0.000										
Steve Bedrosian, R ERA: 3.38	1.0		3	0	0	0	1	0	0	0	0	0	0	7	10	0.00	0.000										
Mike Stanton, L ERA: 4.15	1.0		5	2	0	0	1	0	1	0	0	0	0	9	18	0.00	2.000										

Batter	1	2	3	4	5	6	7	8	9	AB	R	H	RBI	BB	SO	LOB	BOTTOM										
Marquis Grissom, R OBP: 0.304, SLG: 0.357	L7		G5-3		G6-3		S			4	0	1	0	0	0	0	Philadelphia Phillies @ Atlanta Braves Atlanta-Fulton County Stadium, Atlanta, GA Sat May 06 1995, 7:05 PM EDT Att: 37,850 - Unknown - 76 F										
Jeff Blauser, R OBP: 0.341, SLG: 0.278	G6-3		K			G6-3	10 BB		K	3	0	0	0	1	2	2											
10 Chipper Jones, S OBP: 0.386, SLG: 0.286	BB		G3			G6-3	BB		G6-4-3	1	0	0	0	3	0	0											
Fred McGriff, L OBP: 0.386, SLG: 0.556	E6				L7	G6-3			G6-4-3	4	0	0	0	0	0	4											
David Justice, L OBP: 0.409, SLG: 0.553 Mike Kelly, R OBP: 0.211, SLG: 0.222	FC6-4		G3			K			G4-3	3	0	0	0	1	1	1											
Jose Oliva, R OBP: 0.412, SLG: 0.786	FC6-4								G6-3	3	0	0	0	1	0	3											
Javy Lopez, R OBP: 0.353, SLG: 0.625					FC6-4				K	4	1	2	0	0	1	1											
Mark Lemke, S OBP: 0.350, SLG: 0.441	G1-3				F9		P6		F9	4	0	0	0	0	0	1											
29 John Smoltz, R Mike Mordcaai, R Brad Woodall, S Mark Wohlers, R Dwight Smith, L Steve Bedrosian, R Mike Stanton, L	K				K2-3		1B			1	0	0	0	0	1	0											
Inning Stats	R: 0 E: 1 K: 0 S: 10	H: 0 LOB: 3 BB: 2 P: 22	R: 0 E: 0 K: 1 S: 7	H: 1 LOB: 0 BB: 0 P: 11	R: 0 E: 0 K: 1 S: 7	H: 0 LOB: 0 BB: 0 P: 8	R: 0 E: 0 K: 0 S: 9	H: 0 LOB: 1 BB: 1 P: 17	R: 0 E: 0 K: 1 S: 7	H: 0 LOB: 0 BB: 0 P: 11	R: 0 E: 0 K: 1 S: 10	H: 0 LOB: 1 BB: 2 P: 20	R: 1 E: 0 K: 1 S: 16	H: 3 LOB: 2 BB: 0 P: 30	R: 0 E: 0 K: 0 S: 4	H: 0 LOB: 0 BB: 1 P: 11		R: 0 E: 0 K: 1 S: 10	H: 0 LOB: 0 BB: 0 P: 15	1B: 3 2B: 0 3B: 1 HR: 0	SF: 0 SAC: 0 DP: 2 HBP: 0	WP: 0 PB: 0 SB: 1 CS: 0	PA: 35				
PITCHER	IP	WLS	BF	H	R	ER	SO	BB	IBB	HBP	BLK	WP	HR	S	P	ERA	WHIP										
Mike Mimbs, L Gene Harris, R Norm Charlton, L Heathcliff Slocumb, R	6.0	W	23	3	1	1	1	0	0	0	0	0	0	16	30	9.00	3.000										
ERA: 1.35	1.0		6	3	1	1	1	0	0	0	0	0	0	4	11	0.00	1.000										
ERA: 13.5	1.0	S	3	0	0	0	0	1	0	0	0	0	0	10	15	0.00	0.000										



Batter	1	2	3	4	5	6	7	8	9	AB	R	H	RBI	BB	SO	LOB	TOP										
Lenny Dykstra, L OBP: 0.340, SLG: 0.333 (1, 8)	F7		L3				F7		L4-3	5	0	2	1	0	0	1											
Mickey Morandini, L OBP: 0.266, SLG: 0.250 (1, 4)	G1-3			B2-3	G1-3		G4-3		F7	5	0	0	0	0	0	2											
Gregg Jefferies, S OBP: 0.261, SLG: 0.333 (1, 7)	G6-3			FC1-6	1B		F7		F8	5	0	1	0	0	0	1											
Dave Hollins, S OBP: 0.489, SLG: 0.484 (1, 3)		G1-3		FC1-6	1B		HR		K	3	1	1	0	1	1	0											
Darren Daulton, L OBP: 0.359, SLG: 0.406 (1, 2)		K		FC1-6	1B		HR		1B	3	2	1	2	1	1	2											
Charlie Hayes, R OBP: 0.366, SLG: 0.500 (1, 5)		K		F8	1B		K		1B	3	1	0	0	1	2	2											
Mariano Duncan, R OBP: 0.478, SLG: 0.739 (1, 6)				FC6-4	1B		F8		1B	4	0	3	0	0	0	0											
Gary Varsho, L OBP: 0.286, SLG: 0.333 (1, 9)			FC6-4	SH1-4	1B		K		L9	4	0	1	2	0	1	2											
Curt Schilling, R OBP: 0.333, SLG: 0.500 (1, 1)			SH1-4						F8	2	1	1	0	0	1	0											
Jim Eisenreich, L OBP: 0.320, SLG: 0.455 (8, PH)										1	0	0	0	0	0	2											
Ricky Bottalico, L (8, 1)										0	0	0	0	0	0	0											
Norm Charlton, S (8, 1)										0	0	0	0	0	0	0											
Heathcliff Slocumb, R (9, 1)										0	0	0	0	0	0	0											
Inning Stats	R: 0 E: 0 K: 0 S: 10	H: 0 LOB: 0 BB: 0 P: 13	R: 0 E: 0 K: 2 S: 9	H: 0 LOB: 0 BB: 0 P: 16	R: 0 E: 0 K: 0 S: 7	H: 1 LOB: 1 BB: 0 P: 7	R: 0 E: 0 K: 0 S: 10	H: 1 LOB: 2 BB: 1 P: 17	R: 1 E: 0 K: 1 S: 12	H: 2 LOB: 1 BB: 0 P: 14	R: 2 E: 0 K: 1 S: 12	H: 3 LOB: 1 BB: 0 P: 15	R: 0 E: 0 K: 1 S: 9	H: 0 LOB: 0 BB: 0 P: 12	R: 2 E: 0 K: 1 S: 15	H: 2 LOB: 2 BB: 2 P: 29	R: 0 E: 0 K: 0 S: 10	H: 1 LOB: 0 BB: 0 P: 14	1B: 8 2B: 2 3B: 0 HR: 1	SF: 0 SAC: 1 DP: 1 HBP: 0	WP: 0 PB: 0 CS: 0	PA: 39					
PITCHER	IP	WLS	BF	H	R	ER	SO	BB	IBB	HBP	BLK	WP	HR	S	P	ERA	WHIP										
Greg Maddux, R ERA: 1.72 (1, 1)	5.0		20	4	1	1	3	1	0	0	0	0	0	48	67	1.80	1.000										
Greg McMichael, R ERA: 3.39 (6, 1)	2.0		9	3	2	2	2	0	0	0	0	0	1	21	27	9.00	1.500										
Mike Stanton, L ERA: 5.4 (8, 1)	0.2		3	0	1	1	0	1	0	0	0	0	0	7	12	13.50	1.500										
Steve Bedrosian, R ERA: 5.06 (8, 1)	0.0	L	2	1	0	0	0	1	0	0	0	0	0	5	11	∞	∞										
Brad Clontz, R ERA: 1.59 (8, 1)	1.1		5	2	1	1	0	0	0	0	0	0	0	13	20	6.75	1.500										

Philadelphia Phillies @ Atlanta Braves
Atlanta-Fulton County Stadium, Atlanta, GA
Sun May 07 1995, 3:33 AM EDT
Att: 34,166 - Sunny - 77 F

AB	35
R	5
H	10
RBI	5
BB	3
SO	6
LOB	12



Batter	1	2	3	4	5	6	7	8	9	AB	R	H	RBI	BB	SO	LOB	BOTTOM										
Marquis Grissom, R OBP: 0.300, SLG: 0.348 (1, 8)	G5-3		10	F8			L9			4	1	1	0	0	0	1											
Jeff Blauser, R OBP: 0.354, SLG: 0.282 (1, 6)	K		F7				10	HBP		3	0	1	0	0	1	2											
10 Chipper Jones, S OBP: 0.375, SLG: 0.282 (1, 7)	K		1B	FC4-6	G3-6		L9			4	1	1	0	0	1	2											
Fred McGriff, L OBP: 0.375, SLG: 0.525 (1, 3)		K	1B	G3-6			K			4	1	1	2	0	2	2											
Dwight Smith, L OBP: 0.417, SLG: 0.455 (8, PH)		G6-3		BLK			G4-3			3	0	1	1	0	0	0											
Mike Kelly, R OBP: 0.200, SLG: 0.211 (9, 9)				1B						1	0	0	0	0	0	1											
Jose Oliva, R OBP: 0.381, SLG: 0.722 (1, 5)			F9				L7			4	0	1	0	0	0	1											
Javy Lopez, R OBP: 0.342, SLG: 0.583 (1, 2)		K		SH3-4			G5-3			4	0	1	0	0	2	1											
Mark Lemke, S OBP: 0.318, SLG: 0.395 (1, 4)			K				G3			4	0	0	0	0	2	1											
Greg Maddux, R ERA: 2.84 (1, 1)										1	1	1	0	0	0	0											
Greg McMichael, R (6, 1)										0	0	0	0	0	0	0											
Mike Mordecai, R (7, PH)										1	0	0	0	0	0	0											
Mike Stanton, L (8, 1)										0	0	0	0	0	0	0											
Steve Bedrosian, R (8, 1)										0	0	0	0	0	0	0											
Brad Clontz, R (8, 1)										0	0	0	0	0	0	0											
Inning Stats	R: 0 E: 0 K: 2 S: 8	H: 0 LOB: 0 BB: 0 P: 12	R: 0 E: 0 K: 2 S: 13	H: 1 LOB: 1 BB: 0 P: 21	R: 4 E: 0 K: 1 S: 16	H: 5 LOB: 1 BB: 0 P: 25	R: 0 E: 0 K: 1 S: 8	H: 1 LOB: 1 BB: 0 P: 12	R: 0 E: 0 K: 0 S: 3	H: 0 LOB: 0 BB: 0 P: 7	R: 0 E: 0 K: 0 S: 4	H: 0 LOB: 0 BB: 0 P: 7	R: 0 E: 0 K: 1 S: 5	H: 0 LOB: 1 BB: 0 P: 9	R: 0 E: 0 K: 1 S: 8	H: 0 LOB: 0 BB: 0 P: 10	1B: 7 2B: 1 3B: 0 HR: 0	SF: 0 SAC: 1 DP: 1 HBP: 1	WP: 0 PB: 1 CS: 0	PA: 35							
PITCHER	IP	WLS	BF	H	R	ER	SO	BB	IBB	HBP	BLK	WP	HR	S	P	ERA	WHIP										
Curt Schilling, R ERA: 2.45 (1, 1)	7.0		28	8	4	3	6	0	0	0	1	0	0	59	93	3.86	1.143										
Ricky Bottalico, R (8, 1)	0.1		2	0	0	0	0	0	0	1	0	0	0	1	4	0.00	0.000										
Norm Charlton, L ERA: 10.8 (8, 1)	0.2		2	0	0	0	1	0	0	0	0	0	0	4	5	0.00	0.000										
Heathcliff Slocumb, R (9, 1)	1.0	S	3	0	0	0	1	0	0	0	0	0	0	8	10	0.00	0.000										

Philadelphia Phillies @ Atlanta Braves
Atlanta-Fulton County Stadium, Atlanta, GA
Sun May 07 1995, 3:33 AM EDT
Att: 34,166 - Sunny - 77 F

AB	33
R	4
H	8
RBI	3
BB	0
SO	8
LOB	11



Batter	1	2	3	4	5	6	7	8	9	AB	R	H	RBI	BB	SO	LOB	TOP			
Lenny Dykstra, L OBP: 0.385, SLG: 0.356	4-2 HR BB	2-0 2H 1B		0-0 E 1B		4-2 BB			0-3 K	3	1	2	1	2	1	0	Philadelphia Phillies @ Atlanta Braves Atlanta-Fulton County Stadium, Atlanta, GA Mon May 08 1995, 7:05 PM EDT Att: 27,266 - Unknown - 79 F			
Mariano Duncan, R OBP: 0.393, SLG: 0.607	0-3 K	0-1 F8		0-2 E5 1-2		0-3 K			0-1 E5 1B	5	0	0	0	0	2	4				
Gregg Jefferies, S OBP: 0.275, SLG: 0.400	3-1 1H HR	0-2 P4		1-0 F8			0-1 P6		1-2 1B	5	1	2	2	0	0	3				
Dave Hollins, S OBP: 0.469, SLG: 0.457	1-1 BB 1B		1-2 P6		2-2 G4-3		1-2 G4-3			4	0	1	0	0	0	0				
Darren Daulton, L OBP: 0.349, SLG: 0.371	1-1 P4		4-2 FC4-6 BB		1-1 P6		2-0 G3-1			3	0	0	0	1	0	1				
Charlie Hayes, R OBP: 0.376, SLG: 0.471	4-0 1-2 BB		1-0 FC4-6 1-2		4-0 BB			2-3 K		2	0	0	0	2	1	1				
Dave Gallagher, R Tony Longmire, L Gene Harris, R Heathcliff Slocumb, R	2-3 K		2-2 P4		3-2 P4			1-3 K	2	3	0	0	0	0	0	1		4		
Mickey Morandini, L OBP: 0.263, SLG: 0.250		1-0 SH1-4 1B		2-2 G4-3		2-1 F8		1-3 K	3	4	1	1	0	0	1	0				
David West, L Kyle Abbott, L Lenny Webster, R Toby Borland, R Jim Eisenreich, L OBP: 0.435		0-2 SH1-4		1-3 K		1-1 G5-3		2-3 K	1	0	0	0	0	0	0	0				
Inning Stats	R: 2 E: 0 K: 2 S: 18	H: 2 LOB: 2 BB: 2 P: 33	R: 1 E: 0 K: 0 S: 10	H: 2 LOB: 1 BB: 0 P: 13	R: 0 E: 0 K: 0 S: 9	H: 0 LOB: 1 BB: 1 P: 17	R: 0 E: 1 K: 1 S: 13	H: 1 LOB: 2 BB: 0 P: 17	R: 0 E: 0 K: 0 S: 9	H: 0 LOB: 1 BB: 1 P: 19	R: 0 E: 0 K: 0 S: 6	H: 0 LOB: 0 BB: 0 P: 9	R: 0 E: 0 K: 3 S: 10	H: 0 LOB: 0 BB: 0 P: 14	R: 0 E: 1 K: 2 S: 13	H: 1 LOB: 2 BB: 0 P: 16		1B: 5 2B: 0 3B: 0 HR: 1	SF: 0 SAC: 1 DP: 0 HBP: 0	WP: 0 PB: 0 SB: 0 CS: 0
PITCHER	IP WLS BF H R ER SO BB IBB HBP BLK WP HR S P ERA WHIP	IP WLS BF H R ER SO BB IBB HBP BLK WP HR S P ERA WHIP	IP WLS BF H R ER SO BB IBB HBP BLK WP HR S P ERA WHIP	IP WLS BF H R ER SO BB IBB HBP BLK WP HR S P ERA WHIP	IP WLS BF H R ER SO BB IBB HBP BLK WP HR S P ERA WHIP	IP WLS BF H R ER SO BB IBB HBP BLK WP HR S P ERA WHIP	IP WLS BF H R ER SO BB IBB HBP BLK WP HR S P ERA WHIP	IP WLS BF H R ER SO BB IBB HBP BLK WP HR S P ERA WHIP	IP WLS BF H R ER SO BB IBB HBP BLK WP HR S P ERA WHIP	IP WLS BF H R ER SO BB IBB HBP BLK WP HR S P ERA WHIP	IP WLS BF H R ER SO BB IBB HBP BLK WP HR S P ERA WHIP	IP WLS BF H R ER SO BB IBB HBP BLK WP HR S P ERA WHIP	IP WLS BF H R ER SO BB IBB HBP BLK WP HR S P ERA WHIP	IP WLS BF H R ER SO BB IBB HBP BLK WP HR S P ERA WHIP	IP WLS BF H R ER SO BB IBB HBP BLK WP HR S P ERA WHIP	IP WLS BF H R ER SO BB IBB HBP BLK WP HR S P ERA WHIP	IP WLS BF H R ER SO BB IBB HBP BLK WP HR S P ERA WHIP			


AB	33
R	3
H	6
RBI	3
BB	5
SO	9
LOB	13




Batter	1	2	3	4	5	6	7	8	9	AB	R	H	RBI	BB	SO	LOB	BOTTOM					
Marquis Grissom, R OBP: 0.291, SLG: 0.333	2-1 10 FC5-6 BB 1B	2-2 FC5 1-2 2-3F		0-0 G5-3			1-2 G5-3	1-0 F8		5	0	1	0	0	0	5	Philadelphia Phillies @ Atlanta Braves Atlanta-Fulton County Stadium, Atlanta, GA Mon May 08 1995, 7:05 PM EDT Att: 27,266 - Unknown - 79 F					
Jeff Blauser, R OBP: 0.377, SLG: 0.302	4-2 10 FC5-6 BB		0-1 G4-3 10 FC5-6 BB 1B		0-1 10 L4-3 1B		3-3 K		3-3 K	4	1	2	0	1	2	0						
10 Chipper Jones, S OBP: 0.377, SLG: 0.302	1-0 FC5-6-5 1-2 2-3F		4-1 FC5-6 G4-3 BB		2-1 L4-3 1-2		1-2 2B		0-0 G3	4	0	1	0	1	0	3						
Fred McGriff, L OBP: 0.358, SLG: 0.477	2-1 P4		3-2 G4-3 1-2 2-3		3-2 F8		4-0 IBB		0-2 K	4	0	0	0	1	1	4						
Jose Oliva, R OBP: 0.360, SLG: 0.619	0-1 F9		0-0 FC6-5-4 2-3 3H			4-0 G5-4-3 BB	1-3 K			3	0	0	1	1	1	5						
Javy Lopez, R Mike Mordecai, R Mike Stanton, L		1-0 FC5 BB 1B				0-0 G5-4-3 1-2		1-0 1B 1B		4	0	2	0	0	1	2						
Mike Kelly, R OBP: 0.250, SLG: 0.190		4-1 FC5 BB		2-0 G6-3		4-2 2B BB		2-2 P3		2	1	0	0	2	0	1						
Mark Lemke, S OBP: 0.354, SLG: 0.439		2-0 F8		4-0 BB		2-2 1H 2B		0-0 1B		3	0	2	1	1	0	2						
Tom Glavine, L Dwight Smith, L Mark Wohlers, R Charlie O'Brien, R OBP: 0.200		2-2 B5		0-1 B1-3		2-3 K		2-2 P5		2	0	0	0	0	0	3						
Inning Stats	R: 0 E: 0 K: 0 S: 10	H: 1 LOB: 2 BB: 1 P: 19	R: 0 E: 0 K: 0 S: 10	H: 1 LOB: 2 BB: 1 P: 21	R: 1 E: 0 K: 1 S: 10	H: 1 LOB: 1 BB: 1 P: 18	R: 0 E: 0 K: 0 S: 4	H: 0 LOB: 1 BB: 1 P: 10	R: 0 E: 0 K: 0 S: 7	H: 1 LOB: 0 BB: 0 P: 12	R: 1 E: 0 K: 1 S: 11	H: 1 LOB: 2 BB: 2 P: 23	R: 0 E: 0 K: 2 S: 12	H: 1 LOB: 2 BB: 1 P: 22	R: 0 E: 0 K: 0 S: 10	H: 2 LOB: 2 BB: 0 P: 16		R: 0 E: 0 K: 2 S: 7	H: 0 LOB: 0 BB: 0 P: 10	1B: 6 2B: 3 3B: 0 HR: 0	SF: 0 SAC: 0 DP: 2 HBP: 0	WP: 0 PB: 0 SB: 0 CS: 0
PITCHER	IP WLS BF H R ER SO BB IBB HBP BLK WP HR S P ERA WHIP	IP WLS BF H R ER SO BB IBB HBP BLK WP HR S P ERA WHIP	IP WLS BF H R ER SO BB IBB HBP BLK WP HR S P ERA WHIP	IP WLS BF H R ER SO BB IBB HBP BLK WP HR S P ERA WHIP	IP WLS BF H R ER SO BB IBB HBP BLK WP HR S P ERA WHIP	IP WLS BF H R ER SO BB IBB HBP BLK WP HR S P ERA WHIP	IP WLS BF H R ER SO BB IBB HBP BLK WP HR S P ERA WHIP	IP WLS BF H R ER SO BB IBB HBP BLK WP HR S P ERA WHIP	IP WLS BF H R ER SO BB IBB HBP BLK WP HR S P ERA WHIP	IP WLS BF H R ER SO BB IBB HBP BLK WP HR S P ERA WHIP	IP WLS BF H R ER SO BB IBB HBP BLK WP HR S P ERA WHIP	IP WLS BF H R ER SO BB IBB HBP BLK WP HR S P ERA WHIP	IP WLS BF H R ER SO BB IBB HBP BLK WP HR S P ERA WHIP	IP WLS BF H R ER SO BB IBB HBP BLK WP HR S P ERA WHIP	IP WLS BF H R ER SO BB IBB HBP BLK WP HR S P ERA WHIP	IP WLS BF H R ER SO BB IBB HBP BLK WP HR S P ERA WHIP	IP WLS BF H R ER SO BB IBB HBP BLK WP HR S P ERA WHIP					

AB	33
R	2
H	8
RBI	2
BB	7
SO	6
LOB	28



Batter	1	2	3	4	5	6	7	8	9	AB	R	H	RBI	BB	SO	LOB	TOP									
Tony Tarasco, L OBP: 0.490, SLG: 0.756	0-1 HR		1-2 1B			0-2 F8	4-2 FC6 BB		3-2 G3-1	4	1	2	2	1	0	1	Montreal Expos @ Philadelphia Phillies Veterans Stadium, Philadelphia, PA Tue May 09 1995, 7:05 PM EDT Att: 21,138 - Unknown - 70 F 									
Wil Cordero, R OBP: 0.382, SLG: 0.471	1-1 FC6-4 1B		2-1 1B		0-0 1B	0-1 FC6		2-1 F8	5	0	3	0	0	0	3											
Roberto Kelly, R OBP: 0.273, SLG: 0.382	1-0 FC6-4 1-2		2-1 P4		1-2 G5-3		2-2 G6-3			4	0	0	0	0	5											
Moises Alou, R OBP: 0.360, SLG: 0.439	3-3 K		3-2 G3			0-0 1B 2B	2-1 P4			4	1	1	0	0	1	3										
Darrin Fletcher, L OBP: 0.333, SLG: 0.457		0-0 F8		0-1 F7		0-1 2B 1B	1-0 G4-3			4	1	1	0	0	0	0										
Mike Lansing, R OBP: 0.280, SLG: 0.217		0-1 G6-3		1-1 G5-3		1-2 P4		1-3 K		4	0	0	0	0	1	2										
Cliff Floyd, L OBP: 0.326, SLG: 0.324		4-2 BB		2-3 K		1-0 BB 2B	0-0 G3-1			3	0	1	1	1	1	0										
Mark Grudzielanek, R OBP: 0.316, SLG: 0.526	1-1 L8				1-2 1B	0-3 K	0-0 G5-3			4	0	1	0	0	1	3										
Butch Henry, L Luis Aquino, R Reid Cornelius, R Ugueth Urbina, R Jeff Shaw, R			0-0 G1-3		0-0 F8	4-0 BB BB		1-0 G1-3	1	0	0	0	0	0	0	0										
Inning Stats	R: 1 E: 0 K: 1 S: 10	H: 2 LOB: 0 BB: 0 P: 15	R: 0 E: 0 K: 0 S: 10	H: 0 LOB: 1 BB: 1 P: 15	R: 0 E: 0 K: 0 S: 11	H: 2 LOB: 2 BB: 0 P: 19	R: 0 E: 0 K: 1 S: 7	H: 0 LOB: 0 BB: 0 P: 10	R: 0 E: 0 K: 0 S: 13	H: 2 LOB: 2 BB: 0 P: 15	R: 2 E: 0 K: 1 S: 15	H: 3 LOB: 2 BB: 2 P: 25	R: 0 E: 0 K: 0 S: 6	H: 0 LOB: 0 BB: 0 P: 11	R: 0 E: 0 K: 1 S: 5	H: 0 LOB: 0 BB: 0 P: 6		R: 0 E: 0 K: 0 S: 6	H: 0 LOB: 0 BB: 0 P: 12	1B: 7 2B: 1 3B: 0 HR: 1	SF: 0 SAC: 0 DP: 0 HBP: 0	WP: 0 PB: 0 SB: 1 CS: 0	PA: 38			
PITCHER	IP	WLS	BF	H	R	ER	SO	BB	IBB	HBP	BLK	WP	HR	S	P	ERA	WHIP									
Paul Quantrill, R ERA: 3.63	(1, 1)	5.1	W	25	9	3	3	2	1	0	0	0	0	1	58	83	5.06	1.875								
Ricky Bottalico, R ERA: 1.89	(6, 1)	1.2		7	0	0	0	1	2	0	0	0	0	0	14	27	0.00	1.200								
Gene Harris, R ERA: 0.93	(8, 1)	2.0		6	0	0	0	1	0	0	0	0	0	0	11	18	0.00	0.000								

Batter	1	2	3	4	5	6	7	8	9	AB	R	H	RBI	BB	SO	LOB	BOTTOM									
Lenny Dykstra, L OBP: 0.386, SLG: 0.347	0-1 G3		1-0 1B 1B HBP	3-1 1B		0-0 G4-3		1-1 G4-3		4	0	1	0	0	0	2	Montreal Expos @ Philadelphia Phillies Veterans Stadium, Philadelphia, PA Tue May 09 1995, 7:05 PM EDT Att: 21,138 - Unknown - 70 F 									
Mickey Morandini, L OBP: 0.306, SLG: 0.306	3-1 G5-4-3 1B		2-2 1B	2-3 K		2-1 2B		2-0 G6-3 2B		5	0	4	3	0	1	2										
Mariano Duncan, R OBP: 0.364, SLG: 0.545	0-2 G5-4-3 1-2		3-2 1B		1-0 P4	0-1 P6		0-0 G6-3		5	0	1	1	0	0	3										
Dave Hollins, S OBP: 0.444, SLG: 0.500		3-2 L5	1-1 P6		0-0 HR	1-3 K		1-0 G5-3		5	1	1	1	0	1	5										
Darren Daulton, L OBP: 0.340, SLG: 0.359		3-2 G4-3	1-2 P5		1-0 WP 1B		2-3 K			4	1	1	0	0	1	3										
Charlie Hayes, R OBP: 0.386, SLG: 0.553		2-2 G6-3	1-2 K		2-2 1B		0-2 HR			4	1	2	2	0	1	3										
Dave Gallagher, R OBP: 0.524, SLG: 0.526			3-2 1B SH 2B	1-2 FC1-6 1B		1-2 L6		1-2 G3-1		4	1	2	0	0	0	1										
Tony Longmire, L OBP: 0.333, SLG: 0.667			1-2 SH 1B	2-3 K		0-3 K		2-1 P4		3	1	1	0	0	2	2										
Ricky Bottalico, L Lenny Webster, R Gene Harris, R			2-3 1B							0	0	0	0	0	0	0										
Paul Quantrill, L Jim Eisenreich, L			0-0 SH 1B	0-0 FC1-6 1B		2-2 G4-3 2B		0-2 E5		1	1	0	0	0	0	1										
Inning Stats	R: 0 E: 0 K: 0 S: 7	H: 1 LOB: 0 BB: 0 P: 10	R: 0 E: 0 K: 0 S: 9	H: 0 LOB: 0 BB: 0 P: 17	R: 3 E: 1 K: 1 S: 24	H: 4 LOB: 3 BB: 0 P: 37	R: 0 E: 0 K: 2 S: 16	H: 2 LOB: 2 BB: 0 P: 24	R: 2 E: 0 K: 1 S: 10	H: 3 LOB: 1 BB: 0 P: 16	R: 1 E: 0 K: 1 S: 12	H: 2 LOB: 1 BB: 0 P: 16	R: 1 E: 0 K: 0 S: 12	H: 1 LOB: 0 BB: 0 P: 17	R: 1 E: 1 K: 0 S: 9	H: 2 LOB: 1 BB: 0 P: 13	1B: 9 2B: 4 3B: 0 HR: 2	SF: 0 SAC: 1 DP: 1 HBP: 1	WP: 1 PB: 0 SB: 0 CS: 0	PA: 40						
PITCHER	IP	WLS	BF	H	R	ER	SO	BB	IBB	HBP	BLK	WP	HR	S	P	ERA	WHIP									
Butch Henry, L ERA: 4.15	(1, 1)	2.0	L	12	5	3	2	0	0	0	0	0	0	0	30	51	9.00	2.500								
Luis Aquino, R ERA: 7.84	(3, 1)	2.0		8	2	0	0	3	0	0	0	0	0	26	37	0.00	1.000									
Bryan Eversgerd, L ERA: 6.75	(5, 1)	0.1		4	3	2	2	0	0	0	0	1	1	6	10	54.00	9.000									
Reid Cornelius, R ERA: 5.79	(5, 1)	0.2		2	0	0	0	1	0	0	0	0	0	4	6	0.00	0.000									
Ugueth Urbina, R ERA: 9.0	(6, 1)	2.0		9	3	2	2	2	0	0	0	0	1	24	33	9.00	1.500									

Batter	1	2	3	4	5	6	7	8	9	AB	R	H	RBI	BB	SO	LOB	TOP										
Tony Tarasco, L (1, 7) OBP: 0.472, SLG: 0.708 Bryan Eversgerd, R (7, 1)	4-1 BB		3-3 K				1-2 F8										3 0 0 0 1 1 2 0 0 0 0 0 0 0										
Wil Cordero, R (1, 6) OBP: 0.390, SLG: 0.481	1-1 F9		3-1 G6-3				2-1 F9		1-0 G3								3 1 1 0 0 0 1										
Roberto Kelly, R (1, 8) OBP: 0.288, SLG: 0.368	2-1 F7		4-2 CS				4-0 BB		3-1 F8								2 0 0 0 2 0 2										
Moises Alou, R (1, 9) OBP: 0.352, SLG: 0.422	1-0 G4-3		2-2 CS		1-0 G5-3		1-3 K		1-0 WP								4 0 1 0 0 1 3										
Darrin Fletcher, L (1, 2) OBP: 0.333, SLG: 0.432 Reid Cornelius, R (6, 1)		4-1 F9		3-2 F8			3-1 F9		0-0 G3								2 0 0 0 1 0 2 0 0 0 0 0 0 0 1 0 0 0 0 0 2										
Lou Frazier, S (7, 7)		1-3 BB		0-3 K			2-3 K		1-2 G4-3								4 0 0 0 0 3 4										
Cliff Floyd, L (1, 3) OBP: 0.298, SLG: 0.293		2-0 BB		2-1 G5-3			4-2 G4-6-3		2-1 G4-3								2 0 1 0 1 0 0 1 0 0 0 0 0 0										
Mike Lansing, R (1, 4) OBP: 0.283, SLG: 0.229 Chad Fonville, S (8, 4)		1-2 BB		0-0 F9			0-0 BB		0-1 G4-3								3 0 1 0 1 0 2										
Mark Grudzielanek, R (1, 5) OBP: 0.348, SLG: 0.500		2-3 F9		2-3 BB			1-2 BB		2-2 G4-6-3								1 0 0 0 0 0 2 1 0 0 0 0 0 1 0 0 0 0 0 0 0 2 0 0 0 0 1 2										
Gil Heredia, R (1, 1) OBP: 0.250, SLG: 0.250 Shane Andrews, R (5, PH) OBP: 0.292, SLG: 0.591 Gabe White, L (5, 1) Tim Laker, R (6, 2) OBP: 0.143, SLG: 0.143		1-0 F9		2-3 K			1-2 G4-6-3		1-3 K								1 0 0 0 0 0 2 1 0 0 0 0 0 1 0 0 0 0 0 0 0 2 0 0 0 0 1 2										
Inning Stats	R: 0 E: 0 K: 0 S: 6	H: 0 LOB: 1 BB: 1 P: 14	R: 0 E: 0 K: 1 S: 7	H: 1 LOB: 2 BB: 1 P: 15	R: 0 E: 0 K: 1 S: 12	H: 0 LOB: 0 BB: 1 P: 24	R: 0 E: 0 K: 1 S: 8	H: 0 LOB: 0 BB: 0 P: 12	R: 0 E: 0 K: 1 S: 9	H: 1 LOB: 1 BB: 0 P: 14	R: 0 E: 0 K: 2 S: 11	H: 1 LOB: 2 BB: 1 P: 23	R: 0 E: 0 K: 0 S: 8	H: 0 LOB: 1 BB: 2 P: 21	R: 1 E: 0 K: 0 S: 5	H: 1 LOB: 1 BB: 0 P: 12	R: 0 E: 0 K: 1 S: 7	H: 0 LOB: 0 BB: 0 P: 10	1B: 3 2B: 1 3B: 0 HR: 0	SF: 0 SAC: 0 DP: 1 HBP: 1	WP: 1 PB: 0 SB: 0 CS: 1	PA: 37					
PITCHER	IP	WLS	BF	H	R	ER	SO	BB	IBB	HBP	BLK	WP	HR	S	P	ERA	WHIP										
Tyler Green, R (1, 1) ERA: 2.65	6.0	W	24	3	0	0	6	4	0	0	0	0	0	53	102	0.00	1.167										
Toby Borland, R (7, 1) ERA: 4.22	2.0		9	1	1	1	0	2	0	1	0	1	0	13	33	4.50	1.500										
Mike Williams, R (9, 1) ERA: 6.75	1.0		3	0	0	0	1	0	0	0	0	0	0	7	10	0.00	0.000										

Montreal Expos @ Philadelphia Phillies
Veterans Stadium, Philadelphia, PA
Wed May 10 1995, 7:05 PM EDT
Att: 20,708 - Unknown - 55 F

AB 29
R 1
H 4
RBI 0
BB 6
SO 7
LOB 23




Batter	1	2	3	4	5	6	7	8	9	AB	R	H	RBI	BB	SO	LOB	BOTTOM										
Lenny Dykstra, L (1, 8) OBP: 0.371, SLG: 0.321	0-2 G4-3		4-2 S		0-1 F7		0-1 G3		3-2 F9								4 1 0 0 1 0 2										
Mickey Morandini, L (1, 4) OBP: 0.292, SLG: 0.326	1-0 F8		1-0 F7		0-1 G6-3		0-0 F9		1-0 F8								5 0 0 0 0 0 1										
Tony Longmire, L (1, 7) OBP: 0.500, SLG: 0.786	3-3 K		2-0 HR		3-2 HBP		3-1 HR		3-2 2B								5 4 4 1 0 1 0										
Dave Hollins, S (1, 3) OBP: 0.441, SLG: 0.545		0-0 E6		1-3 K		2-2 FC6-4		0-0 P5									4 3 1 2 0 1 2										
Darren Daulton, L (1, 2) OBP: 0.385, SLG: 0.500		2-0 BB		2-2 HR		1-0 FC6-4		3-3 K		0-2 2B							5 1 4 4 0 1 0										
Jim Eisenreich, L (1, 9) OBP: 0.394, SLG: 0.533		0-0 L4		0-2 S		1-0 FC6-4		0-0 BB		1-1 G3							5 1 3 2 0 0 2										
Charlie Hayes, R (1, 5) OBP: 0.415, SLG: 0.561		0-0 FC5-4		2-2 L4		1-2 BB		2-0 SF9									3 0 2 0 1 0 1										
Kevin Stocker, S (1, 6) OBP: 0.313, SLG: 0.192		1-2 L4		0-1 G4-3		2-2 F9		4-2 BB									3 0 0 0 1 0 5										
Tyler Green, R (1, 1) Lenny Webster, R (6, PH) Toby Borland, R (7, 1) Mike Williams, R (9, 1)		2-0 FC5-4		0-0 L7		2-2 G5-3		1-1 SF9									2 0 0 0 0 0 2 1 0 0 0 0 0 0 0 0 0 1 0 0 0 0 0 0 0 0 0 0										
Inning Stats	R: 0 E: 0 K: 1 S: 7	H: 0 LOB: 0 BB: 0 P: 11	R: 1 E: 1 K: 0 S: 9	H: 3 LOB: 2 BB: 0 P: 14	R: 3 E: 0 K: 1 S: 18	H: 3 LOB: 1 BB: 1 P: 30	R: 0 E: 0 K: 0 S: 5	H: 0 LOB: 0 BB: 0 P: 5	R: 2 E: 0 K: 0 S: 20	H: 2 LOB: 2 BB: 1 P: 33	R: 0 E: 0 K: 0 S: 6	H: 0 LOB: 0 BB: 0 P: 8	R: 3 E: 0 K: 1 S: 15	H: 4 LOB: 2 BB: 1 P: 31	R: 1 E: 0 K: 0 S: 12	H: 2 LOB: 1 BB: 0 P: 17	1B: 10 2B: 3 3B: 0 HR: 2	SF: 1 SAC: 0 DP: 1 HBP: 1	WP: 0 PB: 0 SB: 2 CS: 0	PA: 42							
PITCHER	IP	WLS	BF	H	R	ER	SO	BB	IBB	HBP	BLK	WP	HR	S	P	ERA	WHIP										
Gil Heredia, R (1, 1) ERA: 6.39	4.0	L	19	6	4	3	2	1	0	0	0	0	0	39	60	6.75	1.750										
Gabe White, L (5, 1) ERA: 18.0	1.0		7	2	2	2	0	1	0	1	0	0	0	20	33	18.00	3.000										
Reid Cornelius, R (6, 1) ERA: 9.0	1.1		8	4	3	3	1	0	0	0	0	0	1	14	24	20.25	3.000										
Bryan Eversgerd, L (7, 1) ERA: 6.35	1.2		8	2	1	1	0	1	0	0	0	0	0	19	32	5.40	1.800										

Montreal Expos @ Philadelphia Phillies
Veterans Stadium, Philadelphia, PA
Wed May 10 1995, 7:05 PM EDT
Att: 20,708 - Unknown - 55 F

AB 37
R 10
H 14
RBI 10
BB 3
SO 3
LOB 15



Batter	1	2	3	4	5	6	7	8	9	AB	R	H	RBI	BB	SO	LOB	TOP
Sean Berry, R OBP: 0.387, SLG: 0.423										6	1	2	1	0	2	3	Montreal Expos @ Philadelphia Phillies Veterans Stadium, Philadelphia, PA Thu May 11, 1995, 3:33 AM EDT Att: 27,665 - Sunny
Wil Cordero, R OBP: 0.354, SLG: 0.433	G5-3	F8	G6-3	G1-3	G6-3	G6-3	F8	6	0	0	0	0	0	4			
Roberto Kelly, R OBP: 0.313, SLG: 0.393	1B	K	1B					4	2	2	0	1	2	0			
Tim Spehr, R OBP: 0.750, SLG: 2.000	2B	K						1	1	1	2	0	0	0			
Tony Tarasco, L OBP: 0.472, SLG: 0.708	2B	K	1B					0	0	0	0	0	0	0			
Moises Alou, R OBP: 0.390, SLG: 0.540	2B	WP						5	2	4	2	0	1	2	0		
Lou Frazier, S OBP: 0.125, SLG: 0.125	2B	1B	2B					1	0	0	0	0	0	0			
Rondell White, R OBP: 0.379, SLG: 0.731	HR	2B	K					6	1	2	3	0	3	2			
Shane Andrews, R OBP: 0.345, SLG: 0.692	HR							4	2	2	2	1	0	0			
Cliff Floyd, L OBP: 0.298, SLG: 0.293	HR		F8					0	0	0	0	0	0	0			
Mike Lansing, R OBP: 0.293, SLG: 0.231	E	1B	K					4	1	1	0	1	1	3			
Tim Scott, R	1B		K					0	0	0	0	0	0	0			
Mel Rojas, R			K					0	0	0	0	0	0	0			
Tim Laker, R OBP: 0.158, SLG: 0.316	E5	FC5-4	F9					5	1	1	1	0	1	5			
Carlos Perez, L OBP: 0.667, SLG: 2.000	K							2	1	1	1	1	1	2			
Chad Forville, S OBP: 0.375, SLG: 0.375	K							1	0	0	0	0	1	3			
Luis Aquino, R OBP: 0.500, SLG: 0.500	K							0	0	0	0	0	0	0			
Mark Grudzielanek, R OBP: 0.375, SLG: 0.500	K							0	1	0	0	0	0	0			
Inning Stats	R: 5 H: 5 E: 1 K: 1 S: 18	H: 5 R: 1 ER: 0 LOB: 2 BB: 1 P: 30	R: 0 H: 1 ER: 0 LOB: 1 BB: 0 P: 13	R: 0 H: 0 ER: 0 LOB: 0 BB: 0 P: 17	R: 1 H: 2 ER: 0 LOB: 1 BB: 0 P: 16	R: 2 H: 2 ER: 0 LOB: 3 BB: 1 P: 31	R: 1 H: 3 ER: 0 LOB: 3 BB: 1 P: 26	R: 0 H: 0 ER: 0 LOB: 0 BB: 0 P: 11	R: 1 H: 1 ER: 1 LOB: 1 BB: 0 P: 16	R: 3 H: 2 ER: 1 LOB: 1 BB: 0 P: 19	1B: 8 2B: 3 3B: 0 HR: 5	SF: 0 SAC: 0 DP: 0 HBP: 1	WP: 2 PB: 0 SB: 0 CS: 0	PA: 50			
PITCHER	IP WLS BF H R ER SO BB IBB HBP BLK WP HR S P ERA WHIP																
Mike Mims, L ERA: 7.11	0.1 L 8 5 5 3 0 1 0 0 0 0 0 1 13 23 135.00 18.000																
Mike Williams, R ERA: 6.35	4.1 20 5 3 3 7 2 0 0 0 0 2 1 47 80 6.23 1.615																
Kyle Abbott, L ERA: 3.38	2.1 11 3 1 1 4 1 0 0 0 0 0 0 27 41 3.86 1.714																
Andy Carter, L ERA: 10.8	1.0 4 1 1 1 0 0 0 0 0 0 0 1 8 16 9.00 1.000																
Norm Charlton, L ERA: 14.54	1.0 7 2 3 3 1 0 0 1 0 0 0 2 15 19 27.00 2.000																
Batter	1	2	3	4	5	6	7	8	9	AB	R	H	RBI	BB	SO	LOB	BOTTOM
Lenny Dykstra, L OBP: 0.348, SLG: 0.298	K		G3		L8			F6		4	0	0	0	0	1	1	Montreal Expos @ Philadelphia Phillies Veterans Stadium, Philadelphia, PA Thu May 11, 1995, 3:33 AM EDT Att: 27,665 - Sunny
Randy Ready, R OBP: 0.143, SLG: 0.143	K		CS		FC1-6			F9		4	0	1	0	0	1	1	
Tony Longmire, L OBP: 0.500, SLG: 0.722	1B		CS		E			G4-3		4	1	2	0	0	1	1	
Dave Hollins, S OBP: 0.444, SLG: 0.532	F4				WP			P4		3	0	1	0	1	0	1	
Charlie Hayes, R OBP: 0.386, SLG: 0.511	G6-3		E9		F9			F7		4	0	0	0	0	0	3	
Lenny Webster, R	F7		K		K			P6		4	0	0	0	0	2	4	
Dave Gallagher, R OBP: 0.625, SLG: 0.875	2B		K		L9			L5		2	0	1	0	0	1	2	
Jim Eisenreich, L OBP: 0.389, SLG: 0.556										0	0	0	0	0	0	0	
Nody Carter, L OBP: 0.500, SLG: 0.500										0	0	0	0	0	0	0	
Norm Charlton, S OBP: 0.375, SLG: 0.500										1	0	0	0	0	0	1	
Kevin Stocker, S OBP: 0.286, SLG: 0.172	G4-3		B5-3		G5-3					3	0	0	0	0	0	3	
Mike Mims, L										0	0	0	0	0	0	0	
Mike Williams, R										1	0	0	0	0	1	0	
Gary Varsho, L OBP: 0.333, SLG: 0.375			K		FC1-6			F9		2	0	1	0	0	0	0	
Inning Stats	R: 0 H: 1 E: 0 K: 2 S: 10	H: 1 R: 0 ER: 0 LOB: 1 BB: 0 P: 22	R: 0 H: 1 ER: 0 LOB: 0 BB: 0 P: 17	R: 0 H: 1 ER: 0 LOB: 0 BB: 0 P: 17	R: 1 H: 2 ER: 1 LOB: 2 BB: 0 P: 22	R: 0 H: 1 ER: 0 LOB: 1 BB: 0 P: 14	R: 0 H: 0 ER: 0 LOB: 0 BB: 0 P: 11	R: 0 H: 0 ER: 0 LOB: 0 BB: 0 P: 5	R: 0 H: 0 ER: 0 LOB: 0 BB: 0 P: 10	R: 0 H: 0 ER: 0 LOB: 1 BB: 1 P: 12	1B: 5 2B: 1 3B: 0 HR: 0	SF: 0 SAC: 0 DP: 0 HBP: 0	WP: 2 PB: 0 SB: 0 CS: 1	PA: 35			
PITCHER	IP WLS BF H R ER SO BB IBB HBP BLK WP HR S P ERA WHIP																
Carlos Perez, L ERA: 0.96	5.0 W 21 6 1 1 6 0 0 0 0 0 0 0 12 16 0.00 0.000																
Luis Aquino, R ERA: 5.87	2.0 6 0 0 0 1 0 0 0 0 0 0 0 12 16 0.00 0.000																
Tim Scott, R ERA: 1.29	1.0 3 0 0 0 0 0 0 0 0 0 0 0 5 10 0.00 0.000																
Mel Rojas, R ERA: 1.8	1.0 4 0 0 0 0 0 1 0 0 0 0 0 0 8 12 0.00 1.000																

Batter	1	2	3	4	5	6	7	8	9	AB	R	H	RBI	BB	SO	LOB	TOP											
Lenny Dykstra, L OBP: 0.355, SLG: 0.303	4-1 BB WP BB	1-0 2-H 3-H 1B		2-3 K		1-0 G3		0-0 P5		4	0	1	2	1	1	1	Philadelphia Phillies @ Houston Astros Astrodome, Houston, TX Sat May 13 1995, 8:05 PM EDT Att: 18,073 - Dome											
Mickey Morandini, L OBP: 0.351, SLG: 0.385	4-2 L6-4 BB	1-2 BB			4-0 G3 WP 1B BB	1-0 HBP		3-2 1B		2	1	1	0	2	0	1												
Gregg Jefferies, S OBP: 0.279, SLG: 0.390	4-1 BB		2-1 P6		3-1 P4	2-2 F9		1-2 P5		4	0	0	0	1	0	3												
Dave Hollins, S OBP: 0.452, SLG: 0.564	0-2 L6-4		1-0 G3		1-2 G3		0-0 G3-1		0-1 SF8 3B	5	1	1	0	0	0	4												
Darren Daulton, L OBP: 0.403, SLG: 0.490	2-1 F7		0-0 G3-1		4-2 1B BB		4-2 G3 BB		2-0 SF8	2	0	0	1	2	0	2												
Jim Eisenreich, L OBP: 0.409, SLG: 0.513		1-2 G4-3		1-0 3B 2B	2-2 1-2 1B		3-2 G3		4-1 FC3-6 1B BB	4	1	2	1	1	0	1												
Charlie Hayes, R OBP: 0.403, SLG: 0.528		1-0 SH5-4 1B		3-1 G6-3 3B	1-1 G1-3		4-2 FC6-4 BB		0-1 FC3-6 1B	4	2	3	1	1	0	2												
Kevin Stocker, S OBP: 0.289, SLG: 0.205		1-2 E4 1B SH5-4		0-2 G3	2-1 G3 S 1B		1-1 FC6-4		2-2 FC3-6	5	2	1	0	0	0	6												
David West, L Kye Abbott, L Tony Loggins, L Ricky Bottalico, R Toby Borland, R Gary Vastho, L Gene Harris, R Randy Green, R Heathcliff Slocumb, R		1-0 SH5-4		2-0 G6-3	1-3 K		2-2 F9		1-0 G1-3	8	0	0	0	0	0	0												
Inning Stats	R: 0 E: 0 K: 0 S: 9	H: 0 LOB: 2 BB: 3 P: 23	R: 2 E: 1 K: 0 S: 12	H: 2 LOB: 1 BB: 0 P: 20	R: 0 E: 0 K: 0 S: 4	H: 0 LOB: 0 BB: 0 P: 7	R: 2 E: 0 K: 1 S: 12	H: 2 LOB: 2 BB: 2 P: 27	R: 1 E: 0 K: 1 S: 10	H: 1 LOB: 1 BB: 0 P: 17	R: 0 E: 0 K: 0 S: 11	H: 0 LOB: 2 BB: 2 P: 23	R: 0 E: 0 K: 0 S: 16	H: 1 LOB: 1 BB: 0 P: 22	R: 1 E: 0 K: 0 S: 11	H: 2 LOB: 2 BB: 1 P: 20	1B: 6 2B: 2 3B: 2 HR: 0		SF: 1 SAC: 1 DP: 1 HBP: 1	WP: 2 PB: 0 SB: 2 CS: 0	PA: 45							
PITCHER	IP	WLS	BF	H	R	ER	SO	BB	IBB	HBP	BLK	WP	HR	S	P	ERA	WHIP											
Darryl Kile, R ERA: 3.13	(1, 1)	5.0	L	25	5	5	3	1	5	0	0	0	2	0	49	97	5.40	2.000										
Pedro Martinez, L ERA: 8.44	(6, 1)	1.2		8	1	1	1	1	1	0	1	0	0	0	17	31	5.40	1.200										
Dave Veres, R ERA: 16.2	(7, 1)	1.1		6	1	0	0	0	1	0	0	0	0	0	20	31	0.00	1.500										
Ross Powell, L ERA: 3.6	(9, 1)	0.1		3	1	1	1	0	1	0	0	0	0	4	10	27.00	6.000											
Jim Dougherty, R ERA: 3.6	(9, 1)	0.2		3	1	0	0	0	0	0	0	0	0	7	10	0.00	1.500											
Batter	1	2	3	4	5	6	7	8	9	AB	R	H	RBI	BB	SO	LOB	BOTTOM											
James Mouton, R OBP: 0.321, SLG: 0.346	1-1 G4-3	0-3 K		4-1 5 S BB			1-3 K		2-3 K	3	0	0	0	1	2	2	Philadelphia Phillies @ Houston Astros Astrodome, Houston, TX Sat May 13 1995, 8:05 PM EDT Att: 18,073 - Dome											
Phil Plantier, L OBP: 0.340, SLG: 0.535	(9, FH)									1	0	0	0	0	1	2												
Craig Biggio, R OBP: 0.432, SLG: 0.453	2-2 F7	1-1 FC4		0-1 L8			4-1 5 G6-4-3 BB		1-1 1-2 2-H 1B	4	0	1	1	1	0	3												
Jeff Bagwell, R OBP: 0.338, SLG: 0.328	3-1 G4-3		0-0 G6-3	3-1 F9			1-1 G6-4-3		1-1 G6-3	5	0	0	0	0	0	4												
Derek Bell, R OBP: 0.425, SLG: 0.485		2-1 BB 1B 2B	3-2 1B SF7 2B		1-2 G4-3		3-1 F9			4	2	2	0	0	0	0												
Craig Shipley, R OBP: 0.257, SLG: 0.684	(1, 1)	2-2 BB 1B	0-1 BB		0-2 G6-3		3-1 G6-3			3	1	2	0	0	0	0												
Pedro Martinez, L OBP: 0.333, SLG: 0.684	(8, 1)									0	0	0	0	0	0	0												
Dave Veres, R ERA: 16.2	(7, 1)									0	0	0	0	0	0	0												
Milt Thompson, L OBP: 0.143	(8, PH)									0	0	0	0	0	0	0												
Ross Powell, L ERA: 3.6	(9, 1)									0	0	0	0	0	0	0												
Jim Dougherty, R ERA: 3.6	(9, 1)									0	0	0	0	0	0	0												
Luis Gonzalez, L OBP: 0.300, SLG: 0.500		4-0 2B BB	0-0 SF7		1-0 G3-1		1-1 G6-3			2	1	0	1	1	0	0												
Scott Servais, R OBP: 0.333, SLG: 0.385	(1, 2)	2-1 BB 1B	3-H 4-2 1B				4-2 G5-4-3 BB		1-2 G1-3 1B	1	0	1	3	2	0	0												
Chris Donnels, L OBP: 1.000, SLG: 1.000	(9, PH)									1	1	1	0	0	0	0												
Orlando Miller, R OBP: 0.308, SLG: 0.396	(1, 6)	1-H 2-H 3-H 2B	1-2 BB				1-0 G5-4-3		0-2 G1-3	3	0	0	0	0	1	4												
Tony Eusebio, R OBP: 0.441, SLG: 0.548	(9, PH)						1-2 BB		1-2 BB	1	0	0	0	0	0	1												
Darryl Kile, R ERA: 3.13	(1, 1)	4-0 FC4 BB		1-3 K			1-1 L7		4-1 1B BB	1	0	0	0	1	1	0												
Dave Magadan, L OBP: 0.356, SLG: 0.390	(6, 5)									1	0	0	0	1	0	0												
Inning Stats	R: 0 E: 0 K: 0 S: 7	H: 0 LOB: 0 BB: 0 P: 13	R: 3 E: 0 K: 2 S: 16	H: 3 LOB: 2 BB: 2 P: 32	R: 1 E: 0 K: 0 S: 13	H: 2 LOB: 1 BB: 1 P: 20	R: 0 E: 0 K: 1 S: 8	H: 0 LOB: 0 BB: 1 P: 16	R: 0 E: 0 K: 0 S: 6	H: 0 LOB: 0 BB: 1 P: 12	R: 0 E: 0 K: 1 S: 6	H: 0 LOB: 0 BB: 1 P: 12	R: 0 E: 0 K: 0 S: 6	H: 0 LOB: 0 BB: 0 P: 13	R: 1 E: 0 K: 1 S: 14	H: 2 LOB: 2 BB: 1 P: 23	1B: 5 2B: 2 3B: 0 HR: 0	SF: 1 SAC: 0 DP: 2 HBP: 0	WP: 0 PB: 0 SB: 1 CS: 0	PA: 39								
PITCHER	IP	WLS	BF	H	R	ER	SO	BB	IBB	HBP	BLK	WP	HR	S	P	ERA	WHIP											
David West, L ERA: 4.05	(1, 1)	1.1		9	3	3	3	1	2	0	0	0	0	18	39	20.25	3.750											
Kyle Abbott, L ERA: 3.86	(2, 1)	1.2		8	2	1	1	1	1	0	0	0	0	18	26	5.40	1.800											
Ricky Bottalico, R ERA: 1.23	(4, 1)	2.0	W	7	0	0	0	1	1	0	0	0	0	16	26	0.00	0.500											
Toby Borland, R ERA: 3.55	(6, 1)	2.0		6	0	0	0	1	2	0	0	0	0	12	24	0.00	1.000											
Gene Harris, R ERA: 0.84	(8, 1)	1.0		3	0	0	0	0	0	0	0	0	0	6	13	0.00	0.000											
PITCHER	IP	WLS	BF	H	R	ER	SO	BB	IBB	HBP	BLK	WP	HR	S	P	ERA	WHIP											
Heathcliff Slocumb, R ERA: 0.9	(9, 1)	1.0	S	6	2	1	1	1	1	0	0	0	0	14	23	9.00	3.000											

Batter	1	2	3	4	5	6	7	8	9	AB	R	H	RBI	BB	SO	LOB	TOP							
Lenny Dykstra, L OBP: 0.358, SLG: 0.310										5	1	2	0	0	0	1								
Mickey Morandini, L OBP: 0.339, SLG: 0.351										5	1	1	1	0	0	2								
Gregg Jefferies, S OBP: 0.303, SLG: 0.453										5	2	3	2	0	0	0								
Dave Hollins, S OBP: 0.462, SLG: 0.544										2	1	0	0	3	1	1								
Charlie Hayes, R OBP: 0.417, SLG: 0.534										5	0	3	1	0	0	2								
Dave Gallagher, R OBP: 0.444, SLG: 0.500										3	0	0	1	0	1	4								
Lenny Webster, R OBP: 0.188, SLG: 0.133										3	0	2	1	1	1	2								
Kevin Stocker, S OBP: 0.265, SLG: 0.186										4	0	0	0	0	0	5								
Paul Quantrill, L										4	0	0	0	0	3	3								
Toby Borland, R										0	0	0	0	0	0	0								
Norm Charlton, S										0	0	0	0	0	0	0								
Heathcliff Slocumb, R										0	0	0	0	0	0	0								
Inning Stats	R: 3 E: 0 K: 0 S: 15	H: 4 LOB: 2 BB: 1 P: 25	R: 0 E: 0 K: 1 S: 5	H: 1 LOB: 0 BB: 0 P: 7	R: 0 E: 0 K: 1 S: 10	H: 2 LOB: 0 BB: 0 P: 17	R: 0 E: 0 K: 1 S: 8	H: 0 LOB: 0 BB: 0 P: 12	R: 0 E: 0 K: 1 S: 7	H: 0 LOB: 0 BB: 0 P: 9	R: 0 E: 0 K: 1 S: 13	H: 1 LOB: 2 BB: 1 P: 22	R: 2 E: 0 K: 0 S: 8	H: 2 LOB: 1 BB: 1 P: 16	R: 0 E: 0 K: 1 S: 13	H: 1 LOB: 1 BB: 0 P: 23	R: 0 E: 0 K: 0 S: 9	H: 0 LOB: 1 BB: 1 P: 20	1B: 10 2B: 0 3B: 0 HR: 1	SF: 1 SAC: 0 DP: 0 HBP: 0	WP: 0 PB: 0 SB: 0 CS: 1	PA: 41		
PITCHER	IP WLS BF H R ER SO BB IBB HBP BLK WP HR S P ERA WHIP	IP WLS BF H R ER SO BB IBB HBP BLK WP HR S P ERA WHIP	IP WLS BF H R ER SO BB IBB HBP BLK WP HR S P ERA WHIP	IP WLS BF H R ER SO BB IBB HBP BLK WP HR S P ERA WHIP	IP WLS BF H R ER SO BB IBB HBP BLK WP HR S P ERA WHIP	IP WLS BF H R ER SO BB IBB HBP BLK WP HR S P ERA WHIP	IP WLS BF H R ER SO BB IBB HBP BLK WP HR S P ERA WHIP	IP WLS BF H R ER SO BB IBB HBP BLK WP HR S P ERA WHIP	IP WLS BF H R ER SO BB IBB HBP BLK WP HR S P ERA WHIP	IP WLS BF H R ER SO BB IBB HBP BLK WP HR S P ERA WHIP	IP WLS BF H R ER SO BB IBB HBP BLK WP HR S P ERA WHIP	IP WLS BF H R ER SO BB IBB HBP BLK WP HR S P ERA WHIP	IP WLS BF H R ER SO BB IBB HBP BLK WP HR S P ERA WHIP	IP WLS BF H R ER SO BB IBB HBP BLK WP HR S P ERA WHIP	IP WLS BF H R ER SO BB IBB HBP BLK WP HR S P ERA WHIP	IP WLS BF H R ER SO BB IBB HBP BLK WP HR S P ERA WHIP	IP WLS BF H R ER SO BB IBB HBP BLK WP HR S P ERA WHIP	IP WLS BF H R ER SO BB IBB HBP BLK WP HR S P ERA WHIP	IP WLS BF H R ER SO BB IBB HBP BLK WP HR S P ERA WHIP	IP WLS BF H R ER SO BB IBB HBP BLK WP HR S P ERA WHIP	IP WLS BF H R ER SO BB IBB HBP BLK WP HR S P ERA WHIP	IP WLS BF H R ER SO BB IBB HBP BLK WP HR S P ERA WHIP	IP WLS BF H R ER SO BB IBB HBP BLK WP HR S P ERA WHIP	IP WLS BF H R ER SO BB IBB HBP BLK WP HR S P ERA WHIP


Philadelphia Phillies @ Houston Astros
Astrodome, Houston, TX
Sun May 14, 1995, 4:33 AM EDT
Att. 12,286 - Dome


AB 36
R 5
H 11
RBI 5
BB 4
SO 6
LOB 20

Batter	1	2	3	4	5	6	7	8	9	AB	R	H	RBI	BB	SO	LOB	BOTTOM							
Craig Biggio, R OBP: 0.312, SLG: 0.426										4	0	0	0	0	1	2								
Luis Gonzalez, L OBP: 0.301, SLG: 0.507										3	0	1	0	0	0	0								
Craig Shipley, R OBP: 0.500, SLG: 0.650										1	0	0	0	0	1	1								
Dean Hartgraves, R										0	0	0	0	0	0	0								
Dave Veres, R										0	0	0	0	0	0	0								
5 Jeff Bagwell, R OBP: 0.333, SLG: 0.313										3	0	0	0	1	1	1								
Derek Bell, R OBP: 0.403, SLG: 0.457										4	0	0	0	0	2	2								
Dave Magadan, L OBP: 0.343, SLG: 0.400										4	0	1	0	0	0	1								
Tony Eusebio, R OBP: 0.421, SLG: 0.514										4	1	1	0	0	0	2								
James Mouton, R OBP: 0.323, SLG: 0.345										3	1	1	0	0	0	1								
Andy Stankiewicz, R OBP: 0.273, SLG: 0.200										3	0	0	0	0	1	3								
Mike Hampton, R										1	0	0	0	0	0	0								
Chris Donnels, L										1	0	0	0	0	0	0								
Todd Jones, L										0	0	0	0	0	0	0								
John Hudek, S										0	0	0	0	0	0	0								
Milt Thompson, L										1	0	1	1	0	0	0								
Inning Stats	R: 0 E: 0 K: 2 S: 10	H: 1 LOB: 1 BB: 0 P: 14	R: 0 E: 0 K: 0 S: 17	H: 1 LOB: 0 BB: 0 P: 25	R: 0 E: 0 K: 0 S: 9	H: 0 LOB: 0 BB: 0 P: 14	R: 0 E: 0 K: 0 S: 5	H: 0 LOB: 0 BB: 0 P: 8	R: 0 E: 0 K: 1 S: 7	H: 0 LOB: 0 BB: 0 P: 9	R: 0 E: 0 K: 0 S: 9	H: 0 LOB: 0 BB: 0 P: 11	R: 2 E: 0 K: 2 S: 14	H: 3 LOB: 1 BB: 0 P: 22	R: 0 E: 0 K: 1 S: 11	H: 0 LOB: 1 BB: 1 P: 20	1B: 2 2B: 3 3B: 0 HR: 0	SF: 0 SAC: 0 DP: 0 HBP: 0	WP: 1 PB: 0 SB: 1 CS: 0	PA: 33				
PITCHER	IP WLS BF H R ER SO BB IBB HBP BLK WP HR S P ERA WHIP	IP WLS BF H R ER SO BB IBB HBP BLK WP HR S P ERA WHIP	IP WLS BF H R ER SO BB IBB HBP BLK WP HR S P ERA WHIP	IP WLS BF H R ER SO BB IBB HBP BLK WP HR S P ERA WHIP	IP WLS BF H R ER SO BB IBB HBP BLK WP HR S P ERA WHIP	IP WLS BF H R ER SO BB IBB HBP BLK WP HR S P ERA WHIP	IP WLS BF H R ER SO BB IBB HBP BLK WP HR S P ERA WHIP	IP WLS BF H R ER SO BB IBB HBP BLK WP HR S P ERA WHIP	IP WLS BF H R ER SO BB IBB HBP BLK WP HR S P ERA WHIP	IP WLS BF H R ER SO BB IBB HBP BLK WP HR S P ERA WHIP	IP WLS BF H R ER SO BB IBB HBP BLK WP HR S P ERA WHIP	IP WLS BF H R ER SO BB IBB HBP BLK WP HR S P ERA WHIP	IP WLS BF H R ER SO BB IBB HBP BLK WP HR S P ERA WHIP	IP WLS BF H R ER SO BB IBB HBP BLK WP HR S P ERA WHIP	IP WLS BF H R ER SO BB IBB HBP BLK WP HR S P ERA WHIP	IP WLS BF H R ER SO BB IBB HBP BLK WP HR S P ERA WHIP	IP WLS BF H R ER SO BB IBB HBP BLK WP HR S P ERA WHIP	IP WLS BF H R ER SO BB IBB HBP BLK WP HR S P ERA WHIP	IP WLS BF H R ER SO BB IBB HBP BLK WP HR S P ERA WHIP	IP WLS BF H R ER SO BB IBB HBP BLK WP HR S P ERA WHIP	IP WLS BF H R ER SO BB IBB HBP BLK WP HR S P ERA WHIP	IP WLS BF H R ER SO BB IBB HBP BLK WP HR S P ERA WHIP	IP WLS BF H R ER SO BB IBB HBP BLK WP HR S P ERA WHIP	IP WLS BF H R ER SO BB IBB HBP BLK WP HR S P ERA WHIP

Philadelphia Phillies @ Houston Astros
Astrodome, Houston, TX
Sun May 14, 1995, 4:33 AM EDT
Att. 12,286 - Dome

AB 32
R 2
H 5
RBI 1
BB 1
SO 6
LOB 13

Batter	1	2	3	4	5	6	7	8	9	AB	R	H	RBI	BB	SO	LOB	TOP										
Brett Butler, L OBP: 0.414, SLG: 0.449 (1, 8)	G5-3		P2		K		SH1-4	G6-3		4	0	0	0	0	1	3	New York Mets @ Philadelphia Phillies Veterans Stadium, Philadelphia, PA Fri May 19 1995, 7:05 PM EDT Att: 31,601 - Unknown - 66 F AB 34 R 5 H 9 RBI 5 BB 4 SO 6 LOB 21 										
Jose Vizcaino, S OBP: 0.315, SLG: 0.346 Doug Henry, R (8, 1)	F7		G4-3		K		FC3	G3		5	1	0	1	0	1	4											
Rico Brogna, L OBP: 0.377, SLG: 0.629 (1, 3)	G1-3				K				G3	5	1	1	3	0	1	0											
Bobby Bonilla, S OBP: 0.412, SLG: 0.640 (1, 5)		G4-3			1B					3	1	3	0	2	0	0											
Joe Orsulak, L OBP: 0.360, SLG: 0.422 (1, 9)	F7				1B					5	0	1	0	0	0	4											
Jeff Kent, R OBP: 0.277, SLG: 0.311 (1, 4)	G4-3				1B					3	0	1	1	1	0	2											
Todd Hundley, S OBP: 0.360, SLG: 0.538 (1, 2)					L9					3	0	0	0	1	1	5											
Chris Jones, R OBP: 0.400, SLG: 0.357 (1, 7)										4	1	2	0	0	2	3											
Bret Saberhagen, R OBP: 0.286, SLG: 0.429 Eric Gunderson, R (6, 1)										1	0	0	0	0	0	0											
David Segui, S OBP: 0.357, SLG: 0.400 Tim Bogar, R OBP: 0.154, SLG: 0.154 (8, 6)										0	1	0	0	0	0	0											
Inning Stats	R: 0 E: 0 K: 0 S: 6	H: 0 LOB: 0 BB: 0 P: 10	R: 0 E: 0 K: 1 S: 12	H: 1 LOB: 1 BB: 0 P: 16	R: 0 E: 0 K: 0 S: 6	H: 1 LOB: 1 BB: 0 P: 7	R: 1 E: 0 K: 2 S: 13	H: 2 LOB: 2 BB: 1 P: 22	R: 0 E: 0 K: 2 S: 8	H: 0 LOB: 0 BB: 0 P: 10	R: 0 E: 0 K: 0 S: 19	H: 1 LOB: 2 BB: 1 P: 31	R: 4 E: 1 K: 0 S: 16	H: 3 LOB: 1 BB: 0 P: 27	R: 0 E: 0 K: 1 S: 12	H: 1 LOB: 2 BB: 1 P: 23	R: 0 E: 0 K: 0 S: 5	H: 0 LOB: 0 BB: 1 P: 10	1B: 6 2B: 2 3B: 0 HR: 1	SF: 0 SAC: 2 DP: 1 HBP: 1	WP: 0 PB: 0 SB: 0 CS: 0	PA: 41					
PITCHER	IP	WLS	BF	H	R	ER	SO	BB	IBB	HBP	BLK	WP	HR	S	P	ERA	WHIP										
Paul Quantrill, R ERA: 4.06 (1, 1)	6.1	L	31	8	5	5	5	2	0	1	0	0	1	77	115	7.11	1.579										
Kyle Abbott, L ERA: 3.52 (7, 1)	0.2		2	0	0	0	0	0	0	0	0	0	0	3	8	0.00	0.000										
Ricky Bottalico, R ERA: 0.71 (8, 1)	2.0		8	1	0	0	1	2	0	0	0	0	0	17	33	0.00	1.500										

Batter	1	2	3	4	5	6	7	8	9	AB	R	H	RBI	BB	SO	LOB	BOTTOM										
Lenny Dykstra, L OBP: 0.400, SLG: 0.329 (1, 8)	G4-3									3	0	3	0	1	0	0	New York Mets @ Philadelphia Phillies Veterans Stadium, Philadelphia, PA Fri May 19 1995, 7:05 PM EDT Att: 31,601 - Unknown - 66 F AB 30 R 1 H 8 RBI 1 BB 4 SO 3 LOB 16 										
Mickey Morandini, L OBP: 0.356, SLG: 0.382 (1, 4)	SH1-3									2	0	1	0	1	0	2											
Gregg Jefferies, S OBP: 0.267, SLG: 0.410 (1, 7)	G4-3									3	0	1	1	0	0	2											
Dave Hollins, S OBP: 0.474, SLG: 0.507 (1, 3)										4	0	0	0	0	1	4											
Darren Daulton, L OBP: 0.346, SLG: 0.397 (1, 2)										4	0	0	0	0	0	1											
Jim Eisenreich, L OBP: 0.404, SLG: 0.478 (1, 9)										4	0	2	0	0	0	1											
Charlie Hayes, R OBP: 0.376, SLG: 0.453 (1, 5)										3	0	0	0	1	0	1											
Kevin Stocker, S OBP: 0.288, SLG: 0.179 (1, 6)										4	0	1	0	0	1	2											
Paul Quantrill, L (1, 1)										1	1	0	0	1	1	2											
Kyle Abbott, L (7, 1)										0	0	0	0	0	0	0											
Randy Ready, R OBP: 0.250, SLG: 0.182 Ricky Bottalico, L (8, 1)										1	0	0	0	0	0	1											
Tony Longmire, L OBP: 0.435, SLG: 0.609 (8, 1)										0	0	0	0	0	0	0											
Inning Stats	R: 0 E: 0 K: 1 S: 7	H: 0 LOB: 1 BB: 1 P: 13	R: 0 E: 0 K: 2 S: 14	H: 1 LOB: 2 BB: 1 P: 20	R: 0 E: 0 K: 0 S: 6	H: 2 LOB: 0 BB: 0 P: 8	R: 0 E: 0 K: 0 S: 7	H: 1 LOB: 1 BB: 0 P: 12	R: 1 E: 0 K: 0 S: 11	H: 1 LOB: 2 BB: 2 P: 20	R: 0 E: 0 K: 0 S: 4	H: 0 LOB: 0 BB: 0 P: 4	R: 0 E: 0 K: 0 S: 6	H: 2 LOB: 1 BB: 0 P: 11	R: 0 E: 0 K: 0 S: 9	H: 1 LOB: 1 BB: 0 P: 13	R: 0 E: 0 K: 0 S: 6	H: 0 LOB: 0 BB: 0 P: 10	1B: 7 2B: 1 3B: 0 HR: 0	SF: 1 SAC: 1 DP: 2 HBP: 0	WP: 0 PB: 0 SB: 0 CS: 0	PA: 36					
PITCHER	IP	WLS	BF	H	R	ER	SO	BB	IBB	HBP	BLK	WP	HR	S	P	ERA	WHIP										
Bret Saberhagen, R ERA: 4.06 (1, 1)	5.0		22	5	1	1	3	4	0	0	0	0	0	45	73	1.80	1.800										
Eric Gunderson, L ERA: 3.69 (6, 1)	2.0	W	7	2	0	0	0	0	0	0	0	0	0	10	15	0.00	1.000										
Doug Henry, R ERA: 3.27 (8, 1)	2.0		7	1	0	0	0	0	0	0	0	0	0	15	23	0.00	0.500										

Batter	1	2	3	4	5	6	7	8	9	AB	R	H	RBI	BB	SO	LOB	TOP											
Brett Butler, L OBP: 0.406, SLG: 0.424 Josias Manzanillo, R OBP: 0.360, SLG: 0.595	2-3 		1-2 		1-1 		2-0 			4	0	0	0	0	1	2												
Jose Vizcaino, S OBP: 0.305, SLG: 0.326	0-0 			1-0 		0-2 		1-1 		4	1	1	0	0	0	0												
Rico Brogna, L OBP: 0.360, SLG: 0.595	1-3 			1-3 		1-1 		3-3 		4	0	1	0	0	3	0												
Bobby Bonilla, S OBP: 0.425, SLG: 0.649		3-2 		1-1 		1-1 		2-2 		3	0	2	1	0	0	0												
Jeff Kent, R OBP: 0.286, SLG: 0.317		0-2 		2-3 		0-1 		1-0 		4	0	1	0	0	1	3												
Chris Jones, R OBP: 0.348, SLG: 0.318		1-0 			3-1 		2-2 		0-3 	4	1	1	0	0	1	2												
Edgardo Alfonzo, R OBP: 0.295, SLG: 0.463		3-1 			1-3 		0-0 		3-2 	4	0	0	0	0	1	2												
Kelly Stinnett, R OBP: 0.435, SLG: 0.632 Ricky Otero, S OBP: 0.216, SLG: 0.206			1-1 		0-0 		3-2 		0-1 	3	1	2	2	0	0	0												
Bobby Jones, R OBP: 0.222, SLG: 0.222 Joe Orsulak, L OBP: 0.393, SLG: 0.460 Todd Hundley, S OBP: 0.375, SLG: 0.543			1-3 		1-3 		1-3 			2	0	0	0	0	2	0												
Inning Stats	R: 0 E: 0 K: 2 S: 9	H: 0 LOB: 0 BB: 0 P: 12	R: 0 E: 0 K: 0 S: 9	H: 1 LOB: 1 BB: 0 P: 16	R: 0 E: 0 K: 1 S: 8	H: 0 LOB: 0 BB: 0 P: 11	R: 0 E: 0 K: 2 S: 10	H: 1 LOB: 1 BB: 0 P: 15	R: 2 E: 0 K: 0 S: 13	H: 2 LOB: 1 BB: 1 P: 17	R: 0 E: 0 K: 0 S: 8	H: 1 LOB: 2 BB: 0 P: 17	R: 0 E: 0 K: 1 S: 10	H: 1 LOB: 1 BB: 0 P: 11	R: 0 E: 0 K: 1 S: 8	H: 0 LOB: 0 BB: 0 P: 11	1B: 6 2B: 1 3B: 0 HR: 1	SF: 1 SAC: 0 DP: 1 HBP: 0	WP: 1 PB: 0 SB: 1 CS: 0	PA: 35								
PITCHER	IP	WLS	BF	H	R	ER	SO	BB	IBB	HBP	BLK	WP	HR	S	P	ERA	WHIP											
Mike Mims, L ERA: 5.63	(1, 1)	6.0	W	24	6	3	3	7	0	0	0	0	1	1	61	89	4.50	1.000										
Ricky Bottalico, R ERA: 0.69	(7, 1)	0.1		3	1	0	0	0	1	0	0	0	0	0	7	14	0.00	6.000										
Norm Charlton, L ERA: 10.8	(7, 1)	1.1		4	1	0	0	1	0	0	0	0	0	0	10	18	0.00	0.750										
Gene Harris, R ERA: 0.64	(8, 1)	0.1		1	0	0	0	0	0	0	0	0	0	0	1	2	0.00	0.000										
Heathcliff Stocumb, R ERA: 1.17	(9, 1)	1.0	S	3	0	0	0	1	0	0	0	0	0	0	8	11	0.00	0.000										

New York Mets @ Philadelphia Phillies
Veterans Stadium, Philadelphia, PA
Sun May 21, 1995, 3:33 AM EDT
Att: 43,134 - Sunny - 81 F

AB	33
R	3
H	8
RBI	3
BB	1
SO	9
LOB	9



Batter	1	2	3	4	5	6	7	8	9	AB	R	H	RBI	BB	SO	LOB	BOTTOM											
Lenny Dykstra, L OBP: 0.407, SLG: 0.348 Dave Gallagher, R OBP: 0.406, SLG: 0.483	0-0 	1-2 		0-1 			3-2 			3	1	1	0	0	0	2												
Mickey Morandini, L OBP: 0.366, SLG: 0.468	2-2 		2-1 		2-2 		1-2 			4	1	2	1	0	0	0												
Gregg Jefferies, S OBP: 0.253, SLG: 0.380	2-2 		3-2 		0-1 		2-2 			4	1	1	0	0	0	1												
Dave Hollins, S OBP: 0.453, SLG: 0.461	2-3 		0-0 		0-3 		2-0 			4	0	0	0	0	2	3												
Darren Daulton, L OBP: 0.367, SLG: 0.442	0-0 		2-0 		0-2 		0-0 			4	2	2	1	0	0	1												
Charlie Hayes, R OBP: 0.386, SLG: 0.451	2-2 			0-2 		0-1 		2-0 		4	0	2	2	0	0	0												
Gary Varsho, L OBP: 0.350, SLG: 0.294 Ricky Bottalico, L ERA: 2.43 Norm Charlton, S ERA: 10.8 Gene Harris, R ERA: 0.64 Tony Lomax, L OBP: 0.347, SLG: 0.563 Heathcliff Stocumb, R ERA: 1.17	1-0 			1-0 		1-1 		0-0 		3	0	1	0	0	1	1												
Kevin Stocker, S OBP: 0.301, SLG: 0.222		0-1 		0-2 		1-2 				3	0	1	0	0	0	1												
Mike Mims, L				0-2 						1	0	0	0	0	0	0												
Jim Eisenreich, L OBP: 0.386, SLG: 0.471				1-2 			2-2 			1	0	0	0	0	1	0												
Inning Stats	R: 4 E: 0 K: 2 S: 18	H: 5 LOB: 0 BB: 0 P: 28	R: 0 E: 0 K: 0 S: 8	H: 0 LOB: 0 BB: 0 P: 9	R: 0 E: 0 K: 0 S: 7	H: 1 LOB: 1 BB: 0 P: 14	R: 0 E: 0 K: 0 S: 14	H: 2 LOB: 2 BB: 0 P: 15	R: 0 E: 0 K: 1 S: 8	H: 1 LOB: 1 BB: 0 P: 15	R: 0 E: 0 K: 1 S: 9	H: 0 LOB: 0 BB: 0 P: 15	R: 1 E: 1 K: 0 S: 9	H: 1 LOB: 1 BB: 0 P: 15	R: 0 E: 0 K: 1 S: 8	H: 0 LOB: 0 BB: 0 P: 11	1B: 8 2B: 2 3B: 0 HR: 0	SF: 0 SAC: 1 DP: 0 HBP: 0	WP: 1 PB: 0 SB: 2 CS: 0	PA: 34								
PITCHER	IP	WLS	BF	H	R	ER	SO	BB	IBB	HBP	BLK	WP	HR	S	P	ERA	WHIP											
Bobby Jones, R ERA: 8.36	(1, 1)	6.0	L	26	9	4	4	3	0	0	0	0	0	0	66	91	6.00	1.500										
Josias Manzanillo, R ERA: 8.36	(7, 1)	2.0		8	1	1	0	1	0	0	0	0	0	0	18	30	0.00	0.500										

New York Mets @ Philadelphia Phillies
Veterans Stadium, Philadelphia, PA
Sun May 21, 1995, 3:33 AM EDT
Att: 43,134 - Sunny - 81 F

AB	33
R	5
H	10
RBI	4
BB	0
SO	4
LOB	10



Batter	1	2	3	4	5	6	7	8	9	AB	R	H	RBI	BB	SO	LOB	TOP										
Darren Lewis, R OBP: 0.244, SLG: 0.263 (1, 8)										4	0	0	0	0	1	2	San Francisco Giants @ Philadelphia Phillies Veterans Stadium, Philadelphia, PA Tue May 23 1995, 7:05 PM EDT Att: 22,418 - Unknown - 79 F livebaseballscorecards.com										
Robby Thompson, R OBP: 0.293, SLG: 0.395 (1, 4)										3	1	1	0	1	0	0											
Barry Bonds, L OBP: 0.442, SLG: 0.500 (1, 7)										3	2	1	1	1	0	4											
Matt Williams, R OBP: 0.435, SLG: 0.804 (1, 5)										4	1	1	2	0	2	2											
Glenallen Hill, R OBP: 0.364, SLG: 0.579 (1, 9)										3	1	0	0	1	2	0											
Royce Clayton, R OBP: 0.314, SLG: 0.366 Rod Beck, R OBP: 0.333, SLG: 0.333 (8, 1)										4	0	2	2	0	0	0											
J.R. Phillips, L OBP: 0.275, SLG: 0.275 Shawn Barton, R Mark Dewey, R Mike Benjamin, R OBP: 0.286, SLG: 0.286 (8, 6)										3	0	0	0	0	2	2											
Kirt Manwaring, R OBP: 0.329, SLG: 0.323 (1, 2)										2	0	0	0	1	0	0											
Mark Portugal, R Steve Scarosone, R OBP: 0.500, SLG: 0.789 (6, 3)										2	0	0	0	0	0	1											
Inning Stats	R: 0 E: 0 K: 1 S: 7	H: 1 LOB: 1 BB: 0 P: 10	R: 0 E: 0 K: 1 S: 8	H: 0 LOB: 0 BB: 0 P: 11	R: 0 E: 0 K: 0 S: 14	H: 0 LOB: 0 BB: 0 P: 19	R: 2 E: 0 K: 2 S: 21	H: 1 LOB: 1 BB: 2 P: 34	R: 0 E: 0 K: 1 S: 9	H: 0 LOB: 0 BB: 1 P: 14	R: 3 E: 1 K: 2 S: 14	H: 3 LOB: 0 BB: 2 P: 18	R: 0 E: 0 K: 0 S: 8	H: 0 LOB: 0 BB: 2 P: 17	R: 0 E: 0 K: 0 S: 5	H: 0 LOB: 0 BB: 0 P: 6		1B: 1 2B: 3 3B: 0 HR: 1	SF: 0 SAC: 0 DP: 2 HBP: 1	WP: 0 PB: 0 SB: 1 CS: 1	PA: 36						
PITCHER	IP	WLS	BF	H	R	ER	SO	BB	IBB	HBP	BLK	WP	HR	S	P	ERA	WHIP										
Curt Schilling, R ERA: 2.95 Ricky Bottalico, R ERA: 0.99 Kyle Abbott, L ERA: 3.24 Toby Borland, R ERA: 2.95 Gene Harris, R ERA: 0.6	(1, 1)	6.0	25	5	5	4	7	3	0	0	0	0	1	73	106	6.00	1.333										
	(7, 1)	0.1	4	0	0	0	0	2	0	1	0	0	0	6	15	0.00	6.000										
	(7, 1)	0.2	1	0	0	0	0	0	0	0	0	0	0	2	2	0.00	0.000										
	(8, 1)	1.0	3	0	0	0	0	0	0	0	0	0	0	8	12	0.00	0.000										
	(9, 1)	1.0	W	3	0	0	0	0	0	0	0	0	0	5	6	0.00	0.000										

Batter	1	2	3	4	5	6	7	8	9	AB	R	H	RBI	BB	SO	LOB	BOTTOM										
Gary Varsho, L OBP: 0.331, SLG: 0.286 Ricky Bottalico, L ERA: 0.99 Kyle Abbott, L Toby Borland, R Tony Longmire, L OBP: 0.423, SLG: 0.500 Gene Harris, R (9, 1)										4	0	1	1	0	0	1	San Francisco Giants @ Philadelphia Phillies Veterans Stadium, Philadelphia, PA Tue May 23 1995, 7:05 PM EDT Att: 22,418 - Unknown - 79 F livebaseballscorecards.com										
Mickey Morandini, L OBP: 0.369, SLG: 0.476 (1, 4)										5	0	2	0	0	0	3											
Gregg Jefferies, S OBP: 0.270, SLG: 0.385 (1, 7)										4	1	2	0	1	0	2											
Dave Hollins, S OBP: 0.468, SLG: 0.455 (1, 3)										1	1	0	0	4	0	1											
Darren Daulton, L OBP: 0.358, SLG: 0.427 (1, 2)										5	0	1	1	0	0	6											
Jim Eisenreich, L OBP: 0.419, SLG: 0.472 (7, 9)										2	2	1	0	3	0	2											
Charlie Hayes, R OBP: 0.398, SLG: 0.453 (1, 5)										4	0	2	0	1	1	6											
Kevin Stocker, S OBP: 0.299, SLG: 0.227 (1, 6)										3	2	1	1	0	0	3											
Curt Schilling, R OBP: 0.143, SLG: 0.214 Dave Gallagher, R OBP: 0.412, SLG: 0.484 (6, PH) (7, 8)										2	0	0	1	0	0	1											
										2	0	1	1	0	0	1											
Inning Stats	R: 0 E: 0 K: 0 S: 7	H: 1 LOB: 2 BB: 1 P: 15	R: 2 E: 1 K: 0 S: 11	H: 1 LOB: 0 BB: 1 P: 19	R: 0 E: 0 K: 0 S: 13	H: 1 LOB: 1 BB: 0 P: 25	R: 0 E: 0 K: 0 S: 10	H: 1 LOB: 1 BB: 0 P: 11	R: 0 E: 0 K: 0 S: 16	H: 1 LOB: 3 BB: 2 P: 29	R: 1 E: 0 K: 0 S: 6	H: 2 LOB: 0 BB: 0 P: 8	R: 0 E: 0 K: 0 S: 5	H: 1 LOB: 0 BB: 0 P: 9	R: 1 E: 0 K: 0 S: 11	H: 2 LOB: 2 BB: 1 P: 21	R: 2 E: 0 K: 1 S: 11	H: 1 LOB: 2 BB: 3 P: 24	1B: 10 2B: 1 3B: 0 HR: 0	SF: 1 SAC: 1 DP: 2 HBP: 0	WP: 0 PB: 0 SB: 1 CS: 0	PA: 44					
PITCHER	IP	WLS	BF	H	R	ER	SO	BB	IBB	HBP	BLK	WP	HR	S	P	ERA	WHIP										
Mark Portugal, R ERA: 3.82 Shawn Barton, L ERA: 3.99 Mark Dewey, R ERA: 2.87 Rod Beck, R ERA: 4.2	(1, 1)	5.1	28	7	3	2	0	5	0	0	0	0	0	7	16	5.40	1.200										
	(6, 1)	1.2	5	1	1	1	0	1	0	0	0	0	0	7	15	5.40	1.200										
	(8, 1)	0.1	3	2	0	0	0	0	0	0	0	0	0	5	7	0.00	6.000										
	(8, 1)	1.1	L	8	1	2	1	2	1	0	0	0	0	16	33	13.50	2.250										

Batter	1	2	3	4	5	6	7	8	9	AB	R	H	RBI	BB	SO	LOB	TOP					
Darren Lewis, R (1, 8) OBP: 0.244, SLG: 0.263	2-3 K		2-2 1B		3-3 K			0-0 B3		4	0	1	0	0	2	1	San Francisco Giants @ Philadelphia Phillies Veterans Stadium, Philadelphia, PA Wed May 24 1995, 7:05 PM EDT Att: 21,131 - Unknown - 87 F					
Robby Thompson, R (1, 4) OBP: 0.279, SLG: 0.375	3-1 G4-3		0-0 G5-3			3-2 G6-3		1-0 F8		4	0	0	0	0	0	1						
Barry Bonds, L (1, 7) OBP: 0.444, SLG: 0.543	1-0 G4-3			3-2 HR		1-0 P6		0-1 2B		4	1	2	1	0	0	0						
Matt Williams, R (1, 5) OBP: 0.429, SLG: 0.780		2-3 K		3-2 F8		0-0 P4		4-0 FC6-4 IBB		3	0	0	0	1	1	0						
Glenallen Hill, R (1, 9) OBP: 0.351, SLG: 0.556		1-3 K		1-2 L6			0-0 G6-3	0-0 FC6-4 1-2		4	0	0	0	0	1	2						
Royce Clayton, R (1, 6) OBP: 0.312, SLG: 0.361		0-0 1B		1-0 G6-3			2-3 K		2-1 G2-3	4	0	1	0	0	1	0						
J.R. Phillips, L (1, 3) OBP: 0.204, SLG: 0.286	1 SAFE 1 SAFE 1 SAFE 1 SAFE 1 SAFE 1 SAFE 1 SAFE 1 SAFE 1 SAFE 1 SAFE	3-1 L9		1-2 L9			0-1 1B 2B		0-0 F7	4	0	1	0	0	0	1						
Kirt Manwaring, R (1, 2) OBP: 0.342, SLG: 0.328			3-2 G5-3		0-0 G4-3 1B		4-0 1B IBB		1-3 K	2	0	1	0	1	0	0						
Mark Carreon, R (9, PH) OBP: 0.209, SLG: 0.360										1	0	0	0	0	1	0						
Trevor Wilson, L (1, 1) OBP: 0.182, SLG: 0.182			2-3 K		0-0 G4-3		1-2 1B			3	0	1	0	0	1	1						
Dave Burba, R (8, 1)										0	0	0	0	0	0	0						
Inning Stats	R: 0 E: 0 K: 1 S: 6	H: 0 LOB: 0 BB: 0 P: 12	R: 0 E: 0 K: 2 S: 11	H: 1 LOB: 1 BB: 0 P: 17	R: 0 E: 0 K: 1 S: 13	H: 1 LOB: 1 BB: 0 P: 20	R: 1 E: 0 K: 0 S: 11	H: 1 LOB: 0 BB: 0 P: 19	R: 0 E: 0 K: 1 S: 8	H: 1 LOB: 1 BB: 0 P: 12	R: 0 E: 0 K: 0 S: 9	H: 0 LOB: 0 BB: 0 P: 13	R: 0 E: 0 K: 1 S: 9	H: 2 LOB: 2 BB: 1 P: 16	R: 0 E: 0 K: 0 S: 5	H: 1 LOB: 2 BB: 1 P: 10	R: 0 E: 0 K: 1 S: 6	H: 0 LOB: 0 BB: 0 P: 9	1B: 4 2B: 2 3B: 0 HR: 1	SF: 0 SAC: 0 DP: 0 HBP: 0	WP: 0 PB: 0 SB: 0 CS: 0	PA: 35
PITCHER	IP WLS BF H R ER SO BB IBB HBP BLK WP HR S P ERA WHIP	7.0 3 27 6 1 1 6 0 1 0 0 0 1 67 5 109 1.29 0.857	1.0 W 5 1 0 0 0 0 1 0 0 0 0 5 10 0.00 1.000	1.0 S 3 0 0 0 1 0 0 0 0 0 0 6 9 0.00 0.000											IP WLS BF H R ER SO BB IBB HBP BLK WP HR S P ERA WHIP	7.0 3 27 6 1 1 6 0 1 0 0 0 1 67 5 109 1.29 0.857	1.0 W 5 1 0 0 0 0 1 0 0 0 0 5 10 0.00 1.000	1.0 S 3 0 0 0 1 0 0 0 0 0 0 6 9 0.00 0.000				


AB	33
R	1
H	7
RBI	1
BB	2
SO	7
LOB	6




Batter	1	2	3	4	5	6	7	8	9	AB	R	H	RBI	BB	SO	LOB	BOTTOM					
Dave Gallagher, R (1, 8) OBP: 0.474, SLG: 0.529	0-0 G6-4-3 1B		1-0 1B			0-0 G6-3 1B		4-0 SH G6-3 BB		3	1	3	0	1	0	0	San Francisco Giants @ Philadelphia Phillies Veterans Stadium, Philadelphia, PA Wed May 24 1995, 7:05 PM EDT Att: 21,131 - Unknown - 87 F					
Mariano Duncan, R (1, 4) OBP: 0.333, SLG: 0.500	0-2 G6-4-3 1-2		0-0 L7			0-0 G6-3 1B		1-1 SH G5-3		3	0	1	0	0	0	2						
Gregg Jefferies, S (1, 7) OBP: 0.269, SLG: 0.374	4-0 FC6-4 BB			2-1 F8		0-1 G6-3		0-0 G5-3		3	0	0	1	1	0	3						
Dave Hollins, S (1, 3) OBP: 0.452, SLG: 0.432	1-1 FC6-4 1-2			0-1 G6-3		0-1 P4		0-3 K		4	0	0	0	0	1	3						
Darren Daulton, L (1, 2) OBP: 0.354, SLG: 0.419		1-1 L6		0-0 L8		1-2 2B 1B		2-3 K		4	1	1	0	0	1	1						
Charlie Hayes, R (1, 5) OBP: 0.397, SLG: 0.438		1-3 K			0-0 F9		1-2 F9			3	0	0	0	0	1	1						
Jim Eisenreich, L (1, 9) OBP: 0.431, SLG: 0.518		2-1 L7			0-1 2B		1-2 2B			3	0	2	1	0	0	0						
Kevin Stocker, S (1, 6) OBP: 0.288, SLG: 0.217			1-0 G5-3		2-2 K		0-0 G5-3			3	0	0	0	0	1	2						
Paul Quantrill, L (1, 1) Randy Ready, R (7, PH) Norm Charlton, S (8, 1) Heathcliff Slocumb, R (9, 1)			0-1 B1-3		0-1 G6-3		2-3 K			2	0	0	0	0	0	1						
Inning Stats	R: 0 E: 0 K: 0 S: 6	H: 1 LOB: 1 BB: 1 P: 11	R: 0 E: 0 K: 1 S: 7	H: 0 LOB: 0 BB: 0 P: 11	R: 0 E: 0 K: 0 S: 5	H: 1 LOB: 1 BB: 0 P: 7	R: 0 E: 0 K: 0 S: 5	H: 0 LOB: 0 BB: 0 P: 7	R: 0 E: 0 K: 1 S: 8	H: 1 LOB: 1 BB: 0 P: 10	R: 0 E: 0 K: 0 S: 6	H: 2 LOB: 1 BB: 0 P: 6	R: 1 E: 0 K: 1 S: 14	H: 2 LOB: 1 BB: 0 P: 19	R: 1 E: 1 K: 2 S: 9	H: 0 LOB: 1 BB: 1 P: 16		R: 0 E: 0 K: 2 S: 6	H: 0 LOB: 1 BB: 1 P: 16	1B: 5 2B: 2 3B: 0 HR: 0	SF: 0 SAC: 1 DP: 2 HBP: 0	WP: 0 PB: 0 SB: 0 CS: 0
PITCHER	IP WLS BF H R ER SO BB IBB HBP BLK WP HR S P ERA WHIP	7.0 L 29 7 2 1 3 2 0 0 0 0 0 7 9 0.00 0.000	1.0 3 0 0 0 2 0 0 0 0 0 0 0 7 9 0.00 0.000											IP WLS BF H R ER SO BB IBB HBP BLK WP HR S P ERA WHIP	7.0 L 29 7 2 1 3 2 0 0 0 0 0 7 9 0.00 0.000	1.0 3 0 0 0 2 0 0 0 0 0 0 0 7 9 0.00 0.000						

AB	29
R	2
H	7
RBI	2
BB	2
SO	5
LOB	14



Batter	1	2	3	4	5	6	7	8	9	AB	R	H	RBI	BB	SO	LOB	TOP		
Darren Lewis, R OBP: 0.246, SLG: 0.281 (1, 8)	F9			WP	P4					3	1	1	0	0	0	0	San Francisco Giants @ Philadelphia Phillies Veterans Stadium, Philadelphia, PA Thu May 25 1995, 7:05 PM EDT Att: 20,539 - Unknown - 73 F		
Robby Thompson, R OBP: 0.291, SLG: 0.366 (1, 4)	K			G3 WP 1B BB	K					2	1	0	0	1	2	0			
Barry Bonds, L OBP: 0.433, SLG: 0.526 (1, 7)	K			G3	F7					3	0	0	0	0	1	1			
Matt Williams, R OBP: 0.426, SLG: 0.767 (1, 5)				2B SF8 1B	F8					3	1	1	1	0	0	0			
Glenallen Hill, R OBP: 0.354, SLG: 0.564 (1, 9)	K			1-2 2B						2	0	1	0	0	1	0			
Royce Clayton, R OBP: 0.315, SLG: 0.367 (1, 6)				1-0 SF8						1	0	1	1	0	0	0			
J.R. Phillips, L OBP: 0.200, SLG: 0.279 (1, 3)	CS			F8	G1-3					2	0	0	0	0	0	1			
Kirt Manwaring, R OBP: 0.333, SLG: 0.318 (1, 2)				P2	K					2	0	0	0	0	1	0			
Mark Leiter, R OBP: 0.100, SLG: 0.100 (1, 1)				K	K					2	0	0	0	0	2	0			
Inning Stats	R: 0 H: 0 E: 0 K: 2 S: 10	H: 0 LOB: 0 BB: 0 P: 15	R: 0 H: 1 E: 0 K: 1 S: 5	LOB: 0 BB: 0 P: 7	R: 0 H: 0 E: 0 K: 1 S: 6	LOB: 0 BB: 0 P: 11	R: 3 H: 3 E: 0 K: 0 S: 13	LOB: 1 BB: 1 P: 27	R: 0 H: 0 E: 0 K: 2 S: 9	LOB: 0 BB: 0 P: 14	R: 0 H: 0 E: 0 K: 1 S: 7	LOB: 0 BB: 0 P: 12							
PITCHER Tyler Green, R ERA: 5.28 (1, 1)	IP: 6.0 WLS: L BF: 22 H: 4 R: 3 ER: 3 SO: 7 BB: 1 IBB: 0 HBP: 0 BLK: 0 WP: 1 HR: 0 S: 50 P: 86 ERA: 4.50 WHIP: 0.833																		

Batter	1	2	3	4	5	6	7	8	9	AB	R	H	RBI	BB	SO	LOB	BOTTOM		
Dave Gallagher, R OBP: 0.463, SLG: 0.595 (1, 8)	HR			G6-3	G3-1					3	1	1	1	0	0	0	San Francisco Giants @ Philadelphia Phillies Veterans Stadium, Philadelphia, PA Thu May 25 1995, 7:05 PM EDT Att: 20,539 - Unknown - 73 F		
Mickey Morandini, L OBP: 0.397, SLG: 0.482 (1, 4)	F7			G3	2B					3	0	1	0	0	0	0			
Gregg Jefferies, S OBP: 0.262, SLG: 0.363 (1, 7)	F8			F8	P5					3	0	0	0	0	0	1			
Dave Hollins, S OBP: 0.458, SLG: 0.434 (1, 3)	K			F8 WP 1B	BB					2	0	1	0	1	1	0			
Darren Daulton, L OBP: 0.343, SLG: 0.404 (1, 2)				F8	P6					3	0	0	0	0	0	2			
Jim Eisenreich, L OBP: 0.441, SLG: 0.517 (1, 9)				FC5-4 1B	HBP BB					2	0	1	0	1	1	1			
Charlie Hayes, R OBP: 0.389, SLG: 0.433 (1, 5)				FC5-4 1-2	HBP					1	0	0	0	0	0	1			
Kevin Stocker, S OBP: 0.280, SLG: 0.211 (1, 6)				G4-3	G4-3					2	0	0	0	0	0	4			
Tyler Green, R OBP: 0.091, SLG: 0.182 (1, 1)				G5-3	F7					2	0	0	0	0	0	0			
Inning Stats	R: 1 H: 1 E: 0 K: 1 S: 16	H: 1 LOB: 0 BB: 0 P: 26	R: 0 H: 1 E: 0 K: 0 S: 5	H: 1 LOB: 1 BB: 0 P: 7	R: 0 H: 0 E: 0 K: 0 S: 6	LOB: 0 BB: 0 P: 9	R: 0 H: 1 E: 0 K: 0 S: 9	LOB: 3 BB: 1 P: 21	R: 0 H: 1 E: 0 K: 0 S: 13	LOB: 1 BB: 1 P: 21	R: 0 H: 0 E: 0 K: 1 S: 10	LOB: 1 BB: 1 P: 15							
PITCHER Mark Leiter, R ERA: 3.78 (1, 1)	IP: 5.2 WLS: W BF: 24 H: 4 R: 1 ER: 1 SO: 2 BB: 2 IBB: 0 HBP: 1 BLK: 0 WP: 1 HR: 1 S: 59 P: 99 ERA: 1.59 WHIP: 1.059																		

AB 20
R 3
H 4
RBI 2
BB 1
SO 7
LOB 2

AB 21
R 1
H 4
RBI 1
BB 2
SO 2
LOB 9

Batter	1	2	3	4	5	6	7	8	9	AB	R	H	RBI	BB	SO	LOB	TOP				
Bip Roberts, S OBP: 0.415, SLG: 0.421	1-1 F9		2-2 F7			4-0 BB		0-0 G1-3		3	0	0	0	1	0	1					
Steve Finley, L OBP: 0.331, SLG: 0.330	3-2 P5			1-1 L3		1-0 G3			0-0 L5	4	0	0	0	0	0	1					
Tony Gwynn, L OBP: 0.376, SLG: 0.425	1-2 G4-3			0-1 F7			0-1 E1 FC6-4		0-0 G3-1	4	0	0	0	0	0	0					
Eddie Williams, R OBP: 0.326, SLG: 0.402		1-3 K		2-0 F9			1-0 FC6-4 1-2		2-1 G4-3	4	0	0	0	0	1	1					
Ken Caminiti, S OBP: 0.378, SLG: 0.549		2-0 2B		3-2 F8			3-0 F9			3	0	1	0	0	0	1					
Phil Clark, R OBP: 0.412, SLG: 0.625		0-0 F7		3-2 P4			3-1 F9			3	0	0	0	0	0	2					
Andujar Cedeno, R OBP: 0.265, SLG: 0.374		0-0 G4-3		1-1 F8				2-0 2B		3	0	1	0	0	0	1					
Brad Ausmus, R OBP: 0.349, SLG: 0.488			3-1 G1-3			1-3 K		1-0 G5-3		3	0	0	0	0	1	1					
Andy Benes, R OBP: 0.091, SLG: 0.091 (8, PH)			1-3 K			1-3 K		2-0 F9		2	0	0	0	0	2	0					
Brian Johnson, R OBP: 0.241, SLG: 0.345 (8, PH)										1	0	0	0	0	0	1					
Bryce Florie, R (8, 1)										0	0	0	0	0	0	0					
Inning Stats	R: 0 H: 0 E: 0 K: 0 S: 8	H: 0 LOB: 0 BB: 0 P: 13	R: 0 H: 1 E: 0 K: 1 S: 6	LOB: 1 BB: 0 P: 9	R: 0 H: 0 E: 0 K: 1 S: 8	LOB: 0 BB: 0 P: 14	R: 0 H: 0 E: 0 K: 0 S: 5	H: 0 LOB: 0 BB: 0 P: 8	R: 0 H: 0 E: 0 K: 2 S: 10	LOB: 0 BB: 0 P: 17	R: 0 H: 0 E: 0 K: 2 S: 7	H: 0 LOB: 1 BB: 1 P: 14	R: 0 H: 0 E: 1 K: 0 S: 6	H: 0 LOB: 1 BB: 0 P: 13	R: 0 H: 1 E: 0 K: 0 S: 4	LOB: 1 BB: 0 P: 9	R: 0 H: 0 E: 0 K: 0 S: 4	H: 0 LOB: 0 BB: 0 P: 6	1B: 0 2B: 2 3B: 0 HR: 0	SF: 0 SAC: 0 DP: 0 HBP: 0	WP: 0 PA: 31 PB: 0 SB: 0 CS: 0
PITCHER Mike Mims, L ERA: 3.6	IP: 9.0 WLS: W BF: 31 H: 2 R: 0 ER: 0 SO: 4 BB: 1 IBB: 0 HBP: 0 BLK: 0 WP: 0 HR: 0 S: 58 P: 103 ERA: 0.00 WHIP: 0.333																				

San Diego Padres @ Philadelphia Phillies
Veterans Stadium, Philadelphia, PA
Fri May 26 1995, 7:05 PM EDT
Att: 21,032 - Unknown - 65 F

AB	30
R	0
H	2
RBI	0
BB	1
SO	4
LOB	9



Batter	1	2	3	4	5	6	7	8	9	AB	R	H	RBI	BB	SO	LOB	BOTTOM		
Dave Gallagher, R OBP: 0.444, SLG: 0.561	1-1 1B 1B		2-3 K		0-2 F9			3-3 K		4	1	1	0	0	2	0			
Mickey Morandini, L OBP: 0.392, SLG: 0.483	1-1 1B SF7		3-2 G4-3			2-2 FC9-6 1B		2-1 G4-3		4	1	2	0	0	0	0			
Gregg Jefferies, S OBP: 0.264, SLG: 0.362	2-2 1B 2-H		3-2 F8			1-0 FC9-6 1-2				3	0	1	1	0	0	1			
Dave Hollins, S OBP: 0.446, SLG: 0.424	3-2 SF7			0-0 G3-1		3-2 F7				2	0	0	1	0	0	1			
Darren Daulton, L OBP: 0.333, SLG: 0.391	3-H K		1-3 K		1-1 F9		1-2 G4-3			3	0	0	0	0	1	1			
Jim Eisenreich, L OBP: 0.437, SLG: 0.508		0-0 P5		0-1 1B			2-3 K			3	0	1	0	0	1	0			
Charlie Hayes, R OBP: 0.387, SLG: 0.424		4-2 F9 BB		2-3 K			2-3 K			2	0	0	0	1	2	1			
Kevin Stocker, S OBP: 0.271, SLG: 0.203		1-2 F9		1-3 K			0-1 G4-3			3	0	0	0	0	1	1			
Mike Mims, L (1, 1)		1-2 G6-3		0-3 K				2-1 G3		3	0	0	0	0	1	1			
Inning Stats	R: 2 H: 3 E: 0 K: 1 S: 15	H: 3 LOB: 0 BB: 0 P: 23	R: 0 H: 0 E: 0 K: 0 S: 11	LOB: 0 BB: 1 P: 17	R: 0 H: 0 E: 0 K: 1 S: 13	LOB: 0 BB: 0 P: 21	R: 0 H: 1 E: 0 K: 1 S: 9	H: 1 LOB: 1 BB: 0 P: 12	R: 0 H: 0 E: 0 K: 2 S: 9	LOB: 0 BB: 0 P: 10	R: 0 H: 1 E: 0 K: 0 S: 12	H: 1 LOB: 1 BB: 0 P: 19	R: 0 H: 0 E: 0 K: 2 S: 10	H: 0 LOB: 0 BB: 0 P: 14	R: 0 H: 0 E: 0 K: 1 S: 7	LOB: 0 BB: 0 P: 14	1B: 5 2B: 0 3B: 0 HR: 0	SF: 1 SAC: 0 DP: 0 HBP: 0	WP: 0 PA: 29 PB: 0 SB: 0 CS: 0
PITCHER Andy Benes, R ERA: 5.08 Bryce Florie, R ERA: 4.05	IP: 7.0 WLS: L BF: 26 H: 5 R: 2 ER: 2 SO: 7 BB: 1 IBB: 0 HBP: 0 BLK: 0 WP: 0 HR: 0 S: 79 P: 116 ERA: 2.57 WHIP: 0.857																		

San Diego Padres @ Philadelphia Phillies
Veterans Stadium, Philadelphia, PA
Fri May 26 1995, 7:05 PM EDT
Att: 21,032 - Unknown - 65 F


AB	27
R	2
H	5
RBI	2
BB	1
SO	8
LOB	6



Batter	1	2	3	4	5	6	7	8	9	10	AB	R	H	RBI	BB	SO	LOB	TOP								
Steve Finley, L OBP: 0.331, SLG: 0.331	(1,8) F9																									
Roberto Petagine, L OBP: 0.578, SLG: 0.552	(1,3) F9																									
Tony Gwynn, L OBP: 0.369, SLG: 0.409	(1,9) G6-3																									
Ken Caminiti, S OBP: 0.379, SLG: 0.538																										
Melvin Nieves, S OBP: 0.321, SLG: 0.353																										
Andujar Cedeno, R OBP: 0.280, SLG: 0.385																										
Brian Johnson, R OBP: 0.273, SLG: 0.485																										
Brad Ausmus, R OBP: 0.345, SLG: 0.481																										
Jody Reed, R OBP: 0.308, SLG: 0.250																										
Bip Roberts, S OBP: 0.425, SLG: 0.421																										
Fernando Valenzuela, L OBP: 0.282, SLG: 0.400																										
Scott Livingstone, L OBP: 0.303, SLG: 0.388																										
Brian Williams, R OBP: 0.303, SLG: 0.388																										
Eddie Williams, R OBP: 0.285, SLG: 0.388																										
Andres Berumen, R OBP: 0.285, SLG: 0.388																										
Phil Clark, R OBP: 0.285, SLG: 0.388																										
Dustin Hermanson, R ERA: 7.56																										
Inning Stats	R: 0 E: 0 K: 0 S: 7	H: 0 LOB: 0 BB: 0 P: 7	R: 0 E: 0 K: 0 S: 6	H: 0 LOB: 1 BB: 1 P: 12	R: 0 E: 0 K: 1 S: 19	H: 1 LOB: 0 BB: 0 P: 26	R: 0 E: 0 K: 0 S: 6	H: 0 LOB: 1 BB: 1 P: 11	R: 1 E: 0 K: 1 S: 9	H: 1 LOB: 0 BB: 0 P: 16	R: 0 E: 0 K: 1 S: 6	H: 1 LOB: 1 BB: 0 P: 11	R: 2 E: 0 K: 1 S: 20	H: 4 LOB: 3 BB: 0 P: 35	R: 1 E: 0 K: 0 S: 12	H: 2 LOB: 2 BB: 1 P: 23	R: 0 E: 0 K: 0 S: 4	H: 1 LOB: 1 BB: 1 P: 10	R: 0 E: 0 K: 1 S: 11	H: 1 LOB: 2 BB: 1 P: 16	1B: 8 2B: 2 3B: 0 HR: 2	SF: 0 SAC: 0 DP: 1 HBP: 1	WP: 0 PB: 0 SB: 2 CS: 0	PA: 46		
PITCHER	IP WLS BF H R ER SO BB IBB HBP BLK WP HR S P ERA WHIP	IP WLS BF H R ER SO BB IBB HBP BLK WP HR S P ERA WHIP	IP WLS BF H R ER SO BB IBB HBP BLK WP HR S P ERA WHIP	IP WLS BF H R ER SO BB IBB HBP BLK WP HR S P ERA WHIP	IP WLS BF H R ER SO BB IBB HBP BLK WP HR S P ERA WHIP	IP WLS BF H R ER SO BB IBB HBP BLK WP HR S P ERA WHIP	IP WLS BF H R ER SO BB IBB HBP BLK WP HR S P ERA WHIP	IP WLS BF H R ER SO BB IBB HBP BLK WP HR S P ERA WHIP	IP WLS BF H R ER SO BB IBB HBP BLK WP HR S P ERA WHIP	IP WLS BF H R ER SO BB IBB HBP BLK WP HR S P ERA WHIP	IP WLS BF H R ER SO BB IBB HBP BLK WP HR S P ERA WHIP	IP WLS BF H R ER SO BB IBB HBP BLK WP HR S P ERA WHIP	IP WLS BF H R ER SO BB IBB HBP BLK WP HR S P ERA WHIP	IP WLS BF H R ER SO BB IBB HBP BLK WP HR S P ERA WHIP	IP WLS BF H R ER SO BB IBB HBP BLK WP HR S P ERA WHIP	IP WLS BF H R ER SO BB IBB HBP BLK WP HR S P ERA WHIP	IP WLS BF H R ER SO BB IBB HBP BLK WP HR S P ERA WHIP	IP WLS BF H R ER SO BB IBB HBP BLK WP HR S P ERA WHIP	IP WLS BF H R ER SO BB IBB HBP BLK WP HR S P ERA WHIP	IP WLS BF H R ER SO BB IBB HBP BLK WP HR S P ERA WHIP	IP WLS BF H R ER SO BB IBB HBP BLK WP HR S P ERA WHIP	IP WLS BF H R ER SO BB IBB HBP BLK WP HR S P ERA WHIP	IP WLS BF H R ER SO BB IBB HBP BLK WP HR S P ERA WHIP	IP WLS BF H R ER SO BB IBB HBP BLK WP HR S P ERA WHIP	IP WLS BF H R ER SO BB IBB HBP BLK WP HR S P ERA WHIP	IP WLS BF H R ER SO BB IBB HBP BLK WP HR S P ERA WHIP
Mike Williams, R ERA: 4.73	(1,1) 6.0																									
Gene Harris, R ERA: 1.17	(7,1) 0.1																									
Norm Charlton, L ERA: 9.64	(7,1) 0.0																									
Toby Borland, R ERA: 3.2	(7,1) 1.1																									
Kyle Abbott, L ERA: 2.53	(8,1) 2.1																									

San Diego Padres @ Philadelphia Phillies
Veterans Stadium, Philadelphia, PA
Sat May 27 1995, 7:05 PM EDT
Att: 33,719 - Unknown - 75 F

AB 40
R 4
H 11
RBI 4
BB 5
SO 5
LOB 25




WP: 0 PA: 46
PB: 0
SB: 2
CS: 0

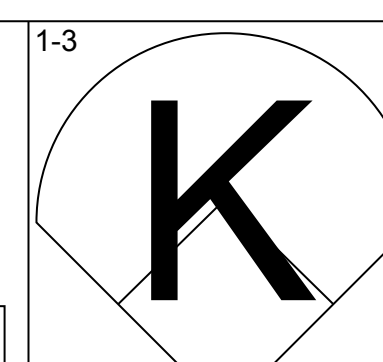
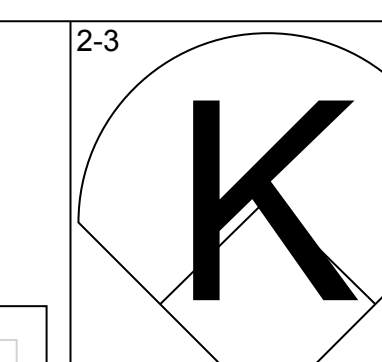
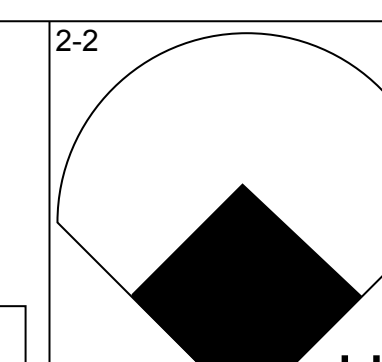
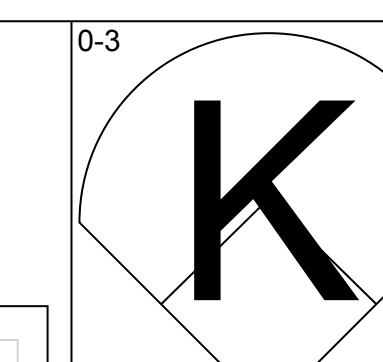
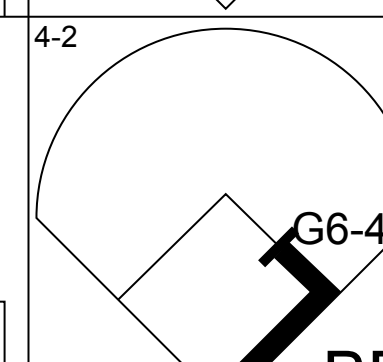
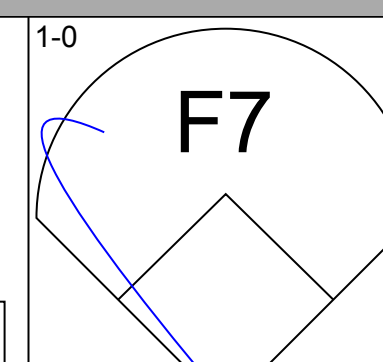
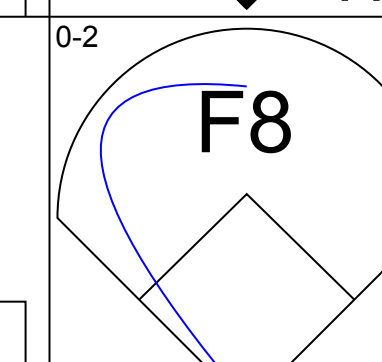
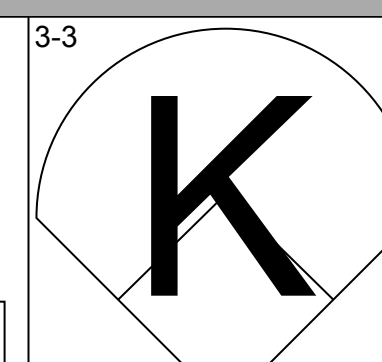
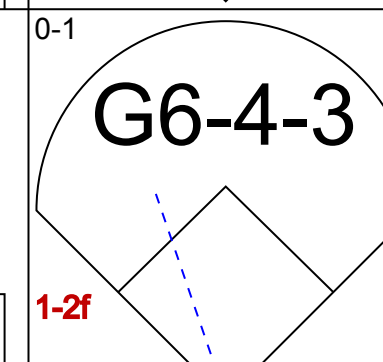
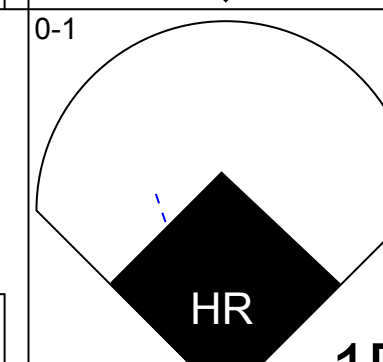
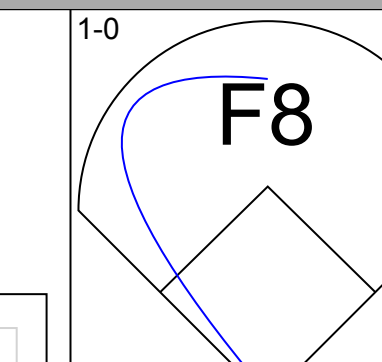
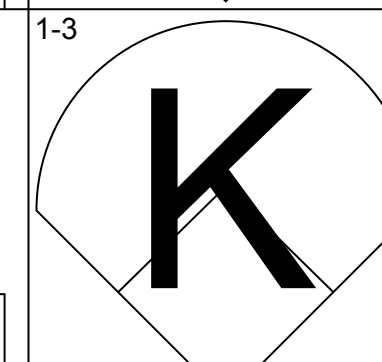
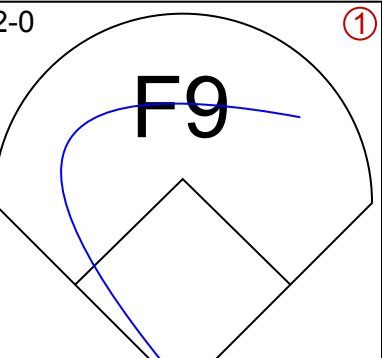
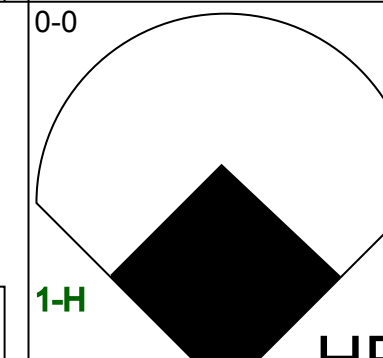
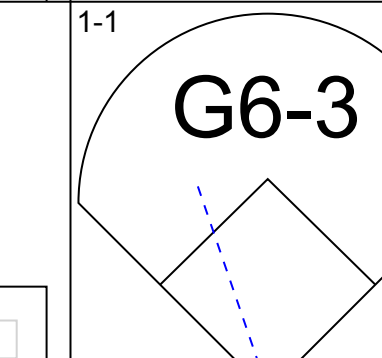
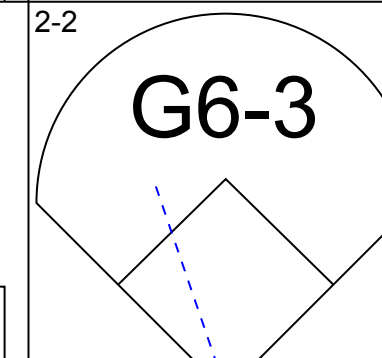
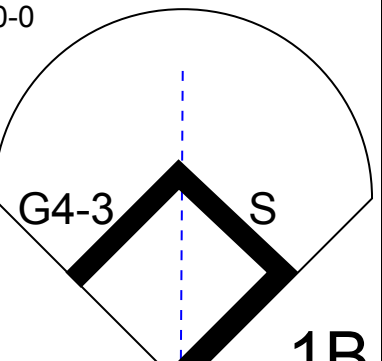
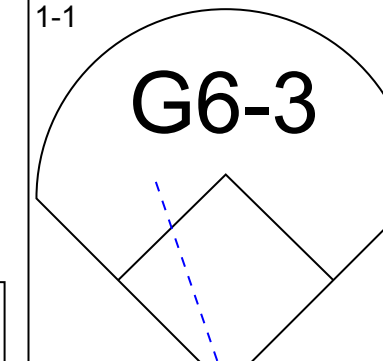
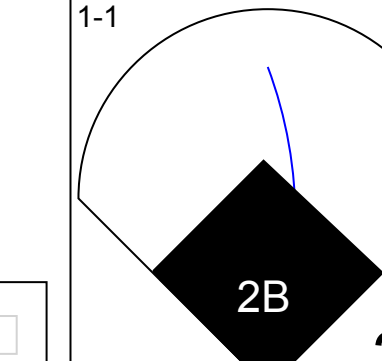
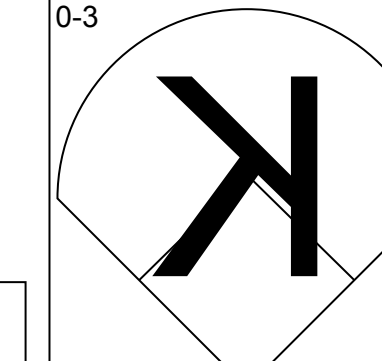
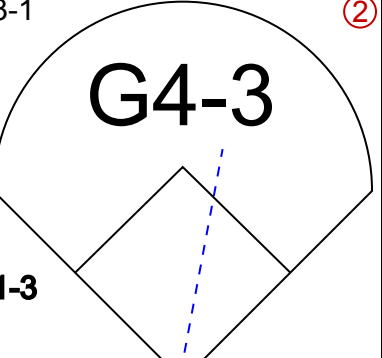
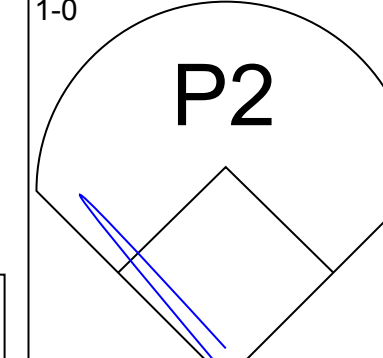
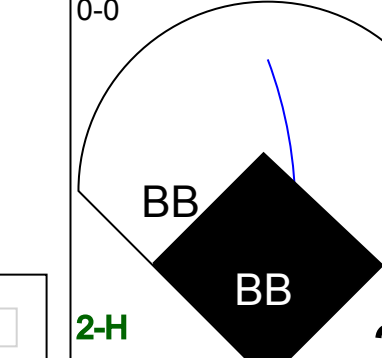
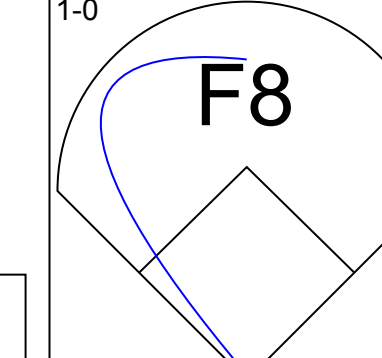
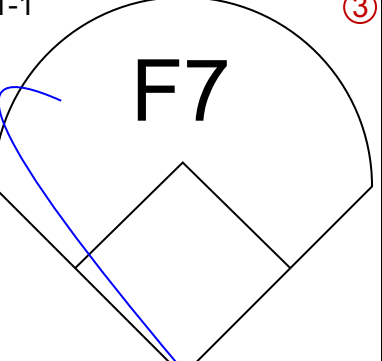
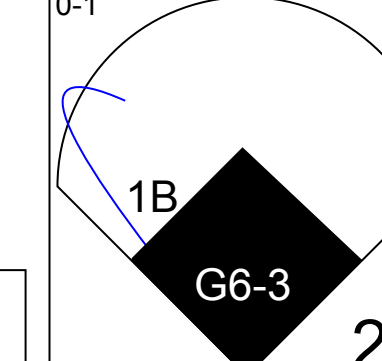
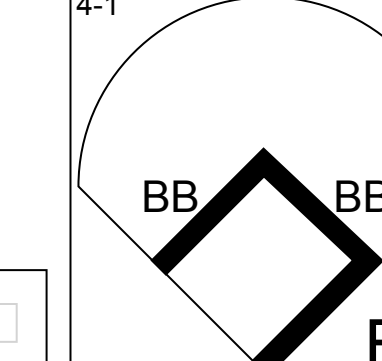
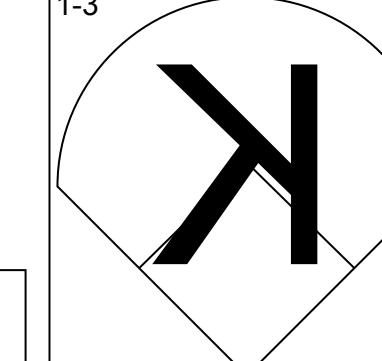
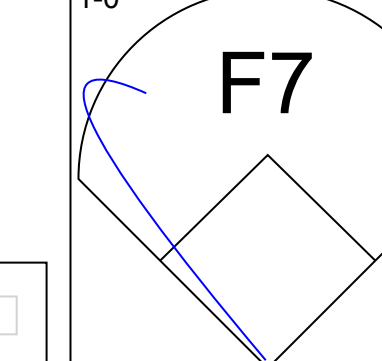
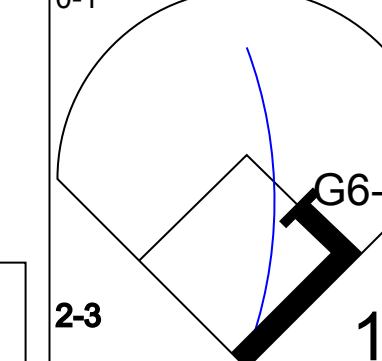
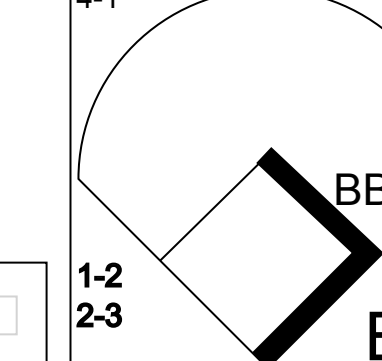
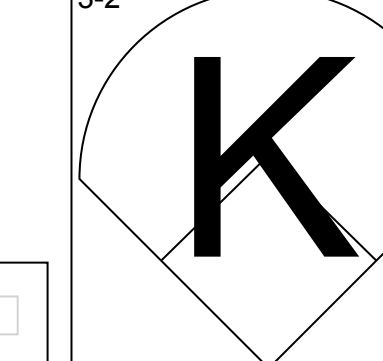
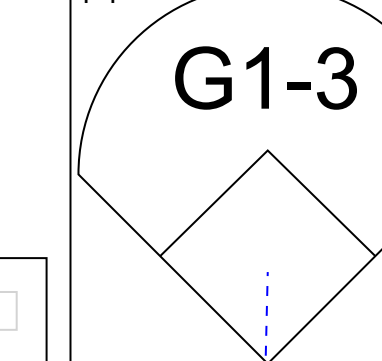
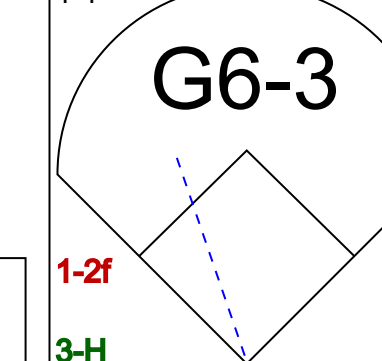
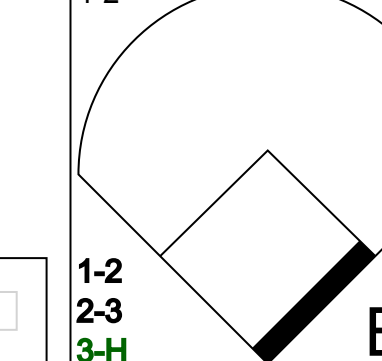
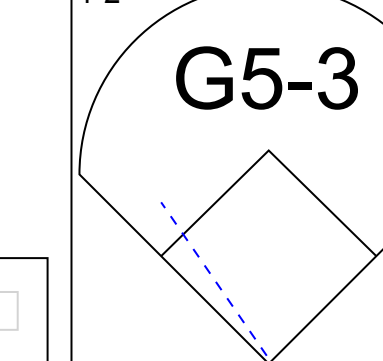
Batter	1	2	3	4	5	6	7	8	9	10	AB	R	H	RBI	BB	SO	LOB	BOTTOM								
Lenny Dykstra, L OBP: 0.407, SLG: 0.361	(1,8) G4-3 2B																									
Mariano Duncan, R OBP: 0.304, SLG: 0.457	(1,4) G4-3																									
Kyle Abbott, L OBP: 0.444, SLG: 0.615	(8,1) G4-3																									
Tony Longmire, L OBP: 0.444, SLG: 0.615	(10, PH) G4-3																									
Gregg Jefferies, S OBP: 0.278, SLG: 0.361	(1,7) 2B																									
Dave Hollins, S OBP: 0.429, SLG: 0.400	(1,3) P5																									
Charlie Hayes, R OBP: 0.337, SLG: 0.438	(1,5) 1B																									
Dave Gallagher, R OBP: 0.468, SLG: 0.605	(1,9) 1B																									
Jim Eisenreich, L OBP: 0.431, SLG: 0.500	(4, PR) 1B																									
Toby Borland, R ERA: 2.39	(7,1) 1B																									
Mickey Morandini, L OBP: 0.386, SLG: 0.478	(8,4) 1B																									
Lenny Webster, R OBP: 0.250, SLG: 0.263	(1,2) G6-3																									
Kevin Stocker, S OBP: 0.281, SLG: 0.208	(1,6) G6-3																									
Mike Williams, R ERA: 6.2	(1,1) G6-3																									
Gene Harris, R ERA: 1.17	(7,1) SH1-3																									
Norm Charlton, S ERA: 9.64	(7,1) SH1-3																									
Gary Varsho, L OBP: 0.308, SLG: 0.261	(7,9) SH1-3																									
Inning Stats	R: 2 E: 0 K: 0 S: 12	H: 3 LOB: 2 BB: 1 P: 21	R: 1 E: 0 K: 0 S: 9	H: 2 LOB: 0 BB: 0 P: 19	R: 0 E: 0 K: 1 S: 8	H: 0 LOB: 0 BB: 0 P: 13	R: 1 E: 0 K: 0 S: 9	H: 1 LOB: 2 BB: 1 P: 14	R: 0 E: 0 K: 1 S: 9	H: 1 LOB: 1 BB: 0 P: 16	R: 0 E: 0 K: 0 S: 10	H: 0 LOB: 0 BB: 0 P: 15	R: 0 E: 0 K: 0 S: 7	H: 1 LOB: 1 BB: 0 P: 10	R: 0 E: 0 K: 0 S: 8	H: 0 LOB: 0 BB: 0 P: 14	R: 0 E: 0 K: 2 S: 15	H: 1 LOB: 2 BB: 1 P: 27	R: 1 E: 0 K: 0 S: 6	H: 2 LOB: 2 BB: 1 P: 13	1B: 6 2B: 5 3B: 0 HR: 0	SF: 0 SAC: 1 DP: 0 HBP: 0	WP: 1 PB: 0 SB: 0 CS: 1	PA: 42		
PITCHER	IP WLS BF H R ER SO BB IBB HBP BLK WP HR S P ERA WHIP	IP WLS BF H R ER SO BB IBB HBP BLK WP HR S P ERA WHIP	IP WLS BF H R ER SO BB IBB HBP BLK WP HR S P ERA WHIP	IP WLS BF H R ER SO BB IBB HBP BLK WP HR S P ERA WHIP	IP WLS BF H R ER SO BB IBB HBP BLK WP HR S P ERA WHIP	IP WLS BF H R ER SO BB IBB HBP BLK WP HR S P ERA WHIP	IP WLS BF H R ER SO BB IBB HBP BLK WP HR S P ERA WHIP	IP WLS BF H R ER SO BB IBB HBP BLK WP HR S P ERA WHIP	IP WLS BF H R ER SO BB IBB HBP BLK WP HR S P ERA WHIP	IP WLS BF H R ER SO BB IBB HBP BLK WP HR S P ERA WHIP	IP WLS BF H R ER SO BB IBB HBP BLK WP HR S P ERA WHIP	IP WLS BF H R ER SO BB IBB HBP BLK WP HR S P ERA WHIP	IP WLS BF H R ER SO BB IBB HBP BLK WP HR S P ERA WHIP	IP WLS BF H R ER SO BB IBB HBP BLK WP HR S P ERA WHIP	IP WLS BF H R ER SO BB IBB HBP BLK WP HR S P ERA WHIP	IP WLS BF H R ER SO BB IBB HBP BLK WP HR S P ERA WHIP	IP WLS BF H R ER SO BB IBB HBP BLK WP HR S P ERA WHIP	IP WLS BF H R ER SO BB IBB HBP BLK WP HR S P ERA WHIP	IP WLS BF H R ER SO BB IBB HBP BLK WP HR S P ERA WHIP	IP WLS BF H R ER SO BB IBB HBP BLK WP HR S P ERA WHIP	IP WLS BF H R ER SO BB IBB HBP BLK WP HR S P ERA WHIP	IP WLS BF H R ER SO BB IBB HBP BLK WP HR S P ERA WHIP	IP WLS BF H R ER SO BB IBB HBP BLK WP HR S P ERA WHIP	IP WLS BF H R ER SO BB IBB HBP BLK WP HR S P ERA WHIP	IP WLS BF H R ER SO BB IBB HBP BLK WP HR S P ERA WHIP	IP WLS BF H R ER SO BB IBB HBP BLK WP HR S P ERA WHIP
Fernando Valenzuela, L ERA: 6.2	(1,1) 4.0																									
Brian Williams, R ERA: 5.84	(8,1) 3.0																									
Andres Berumen, R ERA: 2.39	(8,1) 2.0																									
Dustin Hermanson, R ERA: 7.56	(10,1) 0.1																									

San Diego Padres @ Philadelphia Phillies
Veterans Stadium, Philadelphia, PA
Sat May 27 1995, 7:05 PM EDT
Att: 33,719 - Unknown - 75 F

AB 36
R 5
H 11
RBI 5
BB 4
SO 4
LOB 19

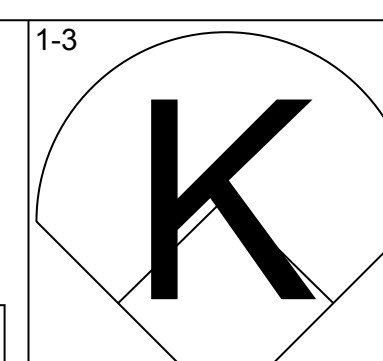
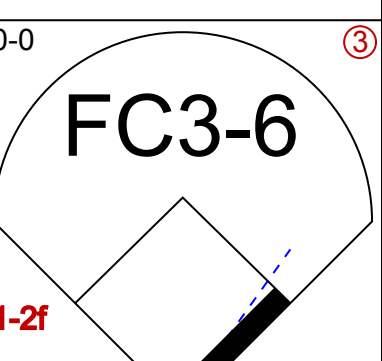
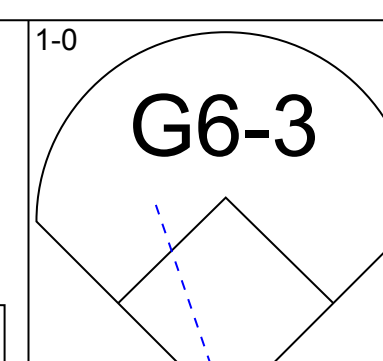
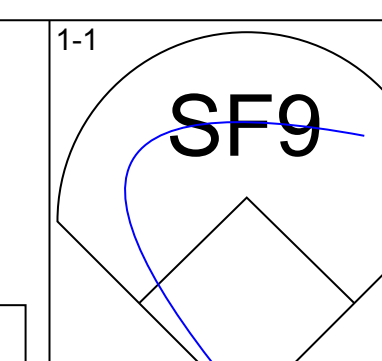
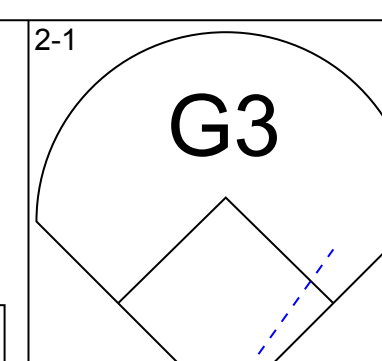
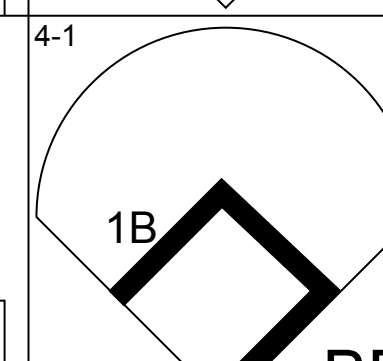
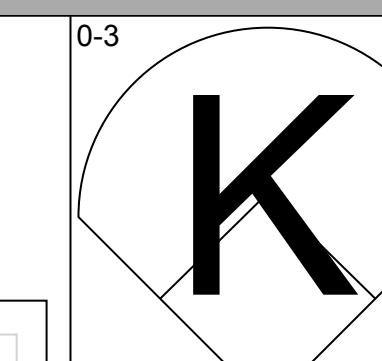
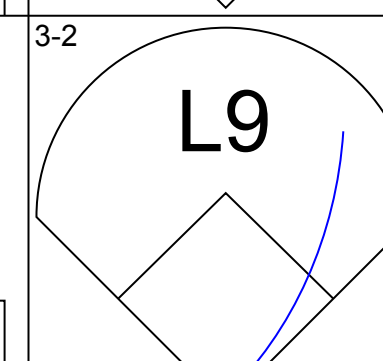
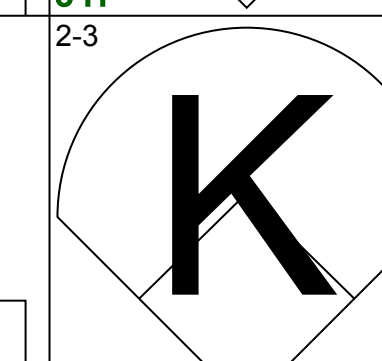
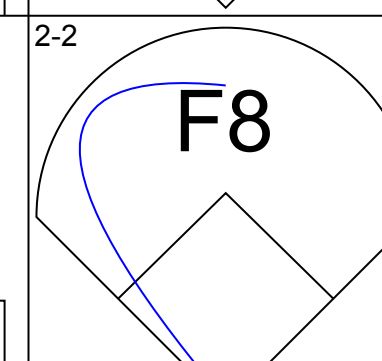
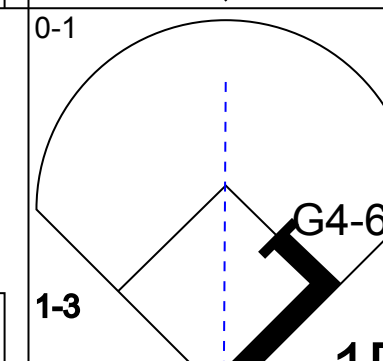
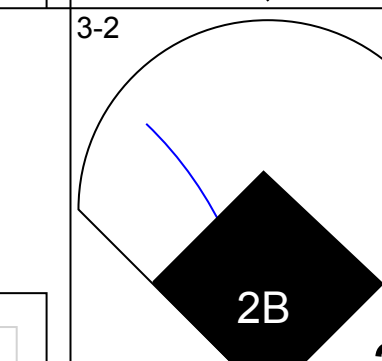
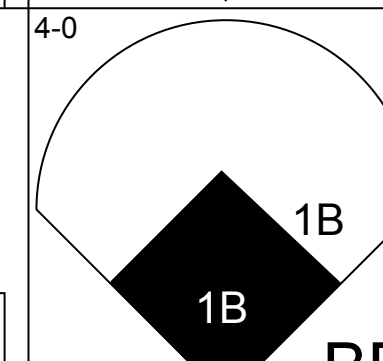

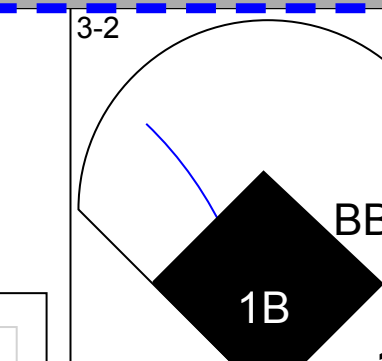

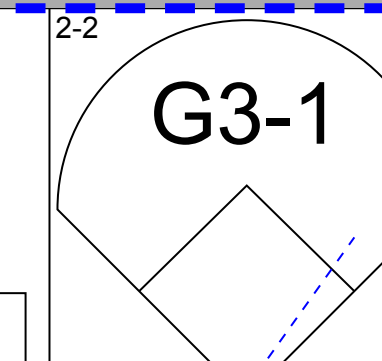
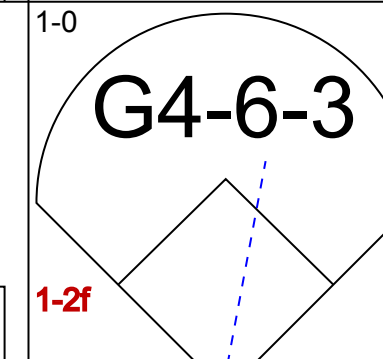
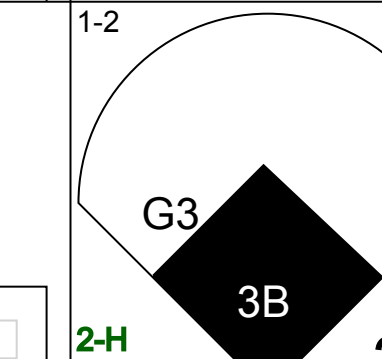
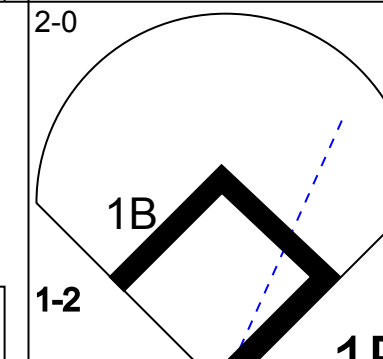

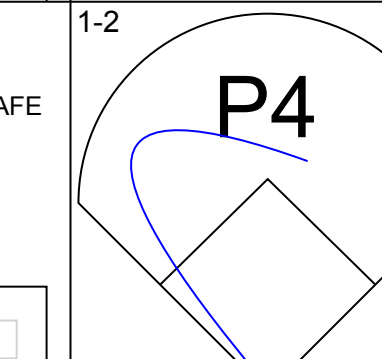
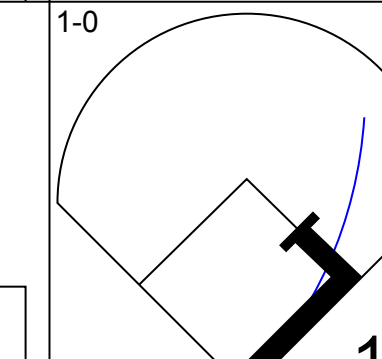
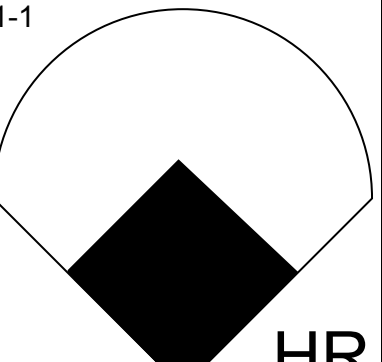
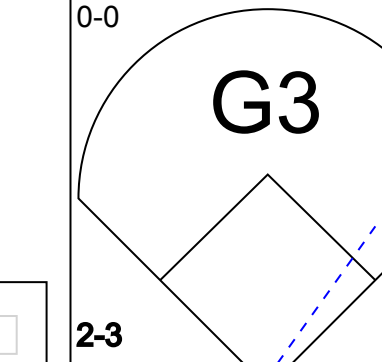
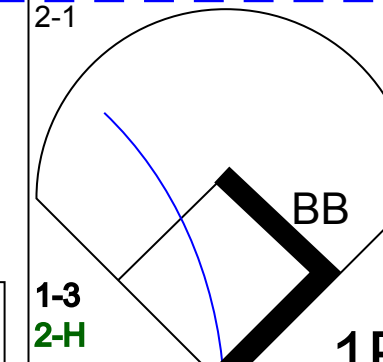

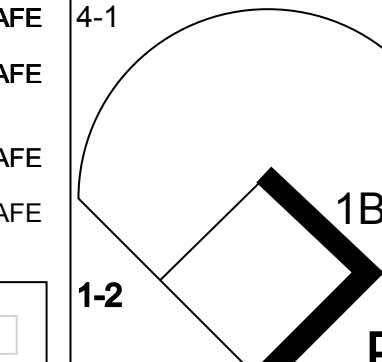

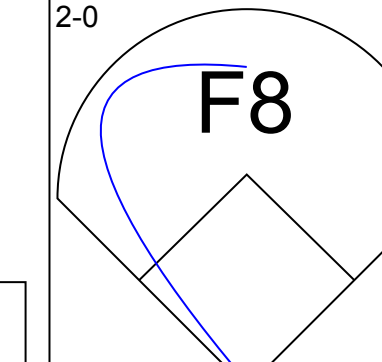
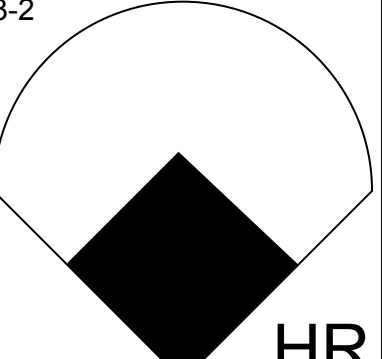
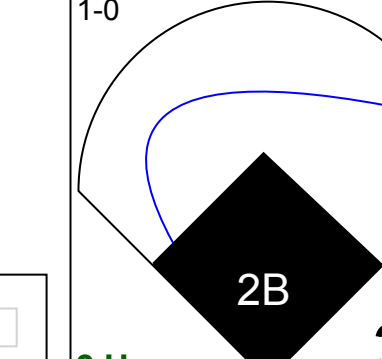
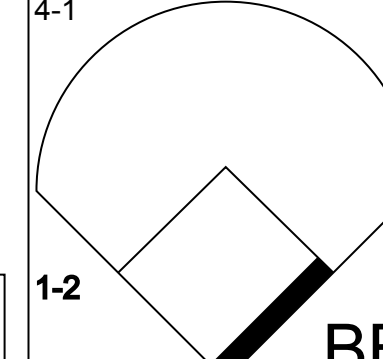

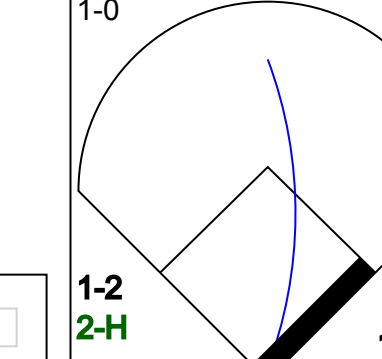

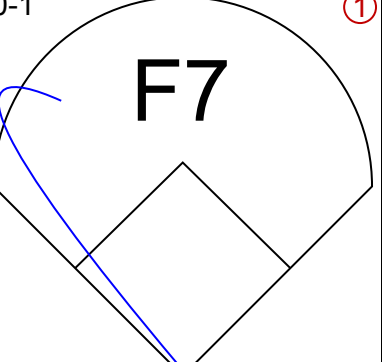
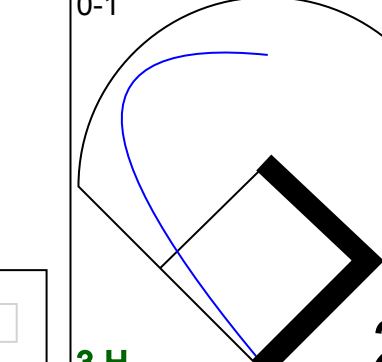
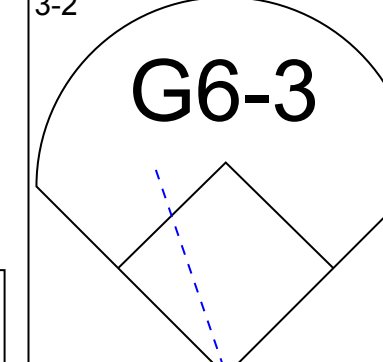


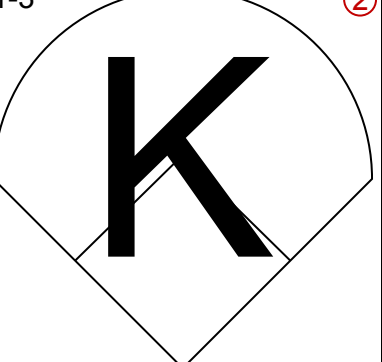
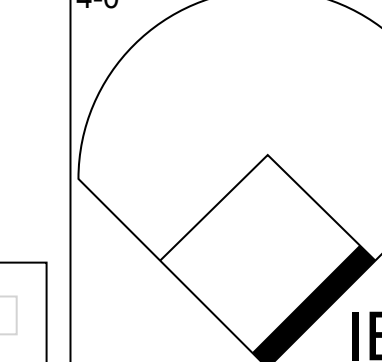
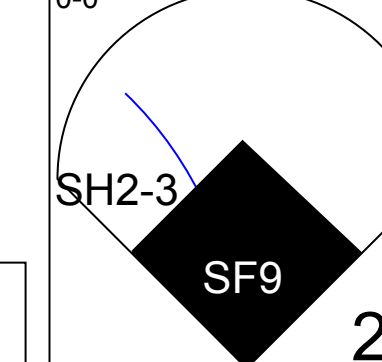
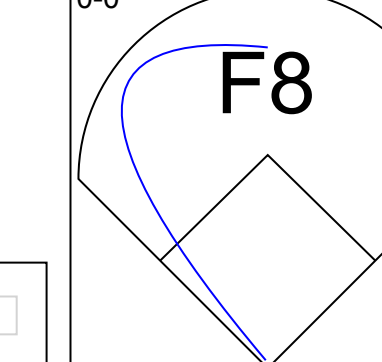
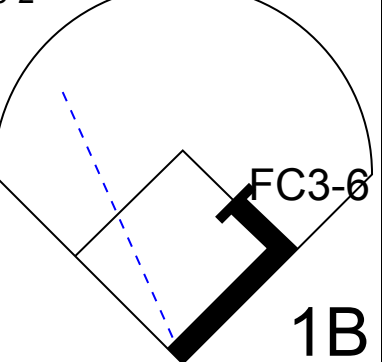
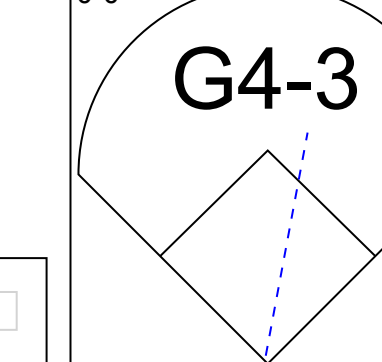
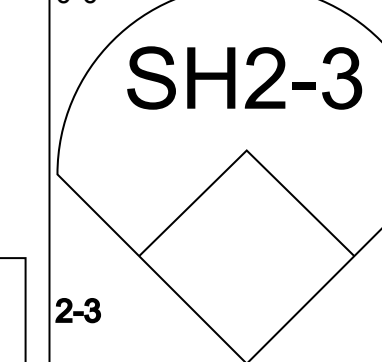
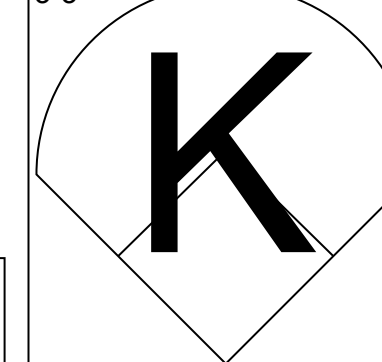


WP: 1 PA: 42
PB: 0
SB: 0
CS: 1

Batter	1	2	3	4	5	6	7	8	9	AB	R	H	RBI	BB	SO	LOB	TOP					
Delino DeShields, L OBP: 0.307, SLG: 0.322 (1, 4)										5	1	1	1	0	4	3	Los Angeles Dodgers @ Philadelphia Phillies Veterans Stadium, Philadelphia, PA Mon May 29 1995, 7:05 PM EDT Att: 27,426 - Unknown - 78 F					
Jose Offerman, S OBP: 0.460, SLG: 0.425 (1, 6)										3	0	0	0	1	1	0						
Roberto Kelly, R OBP: 0.341, SLG: 0.360 (1, 8)										4	1	1	0	0	1	1						
Eric Karros, R OBP: 0.423, SLG: 0.597 (1, 3)										4	1	1	2	0	0	0						
Raul Mondesi, R OBP: 0.364, SLG: 0.606 (1, 9)										4	1	2	0	0	1	0						
Tim Lincecum, R OBP: 0.381, SLG: 0.545 (1, 5)										4	1	1	1	0	0	1						
Chris Gwynn, L OBP: 0.350, SLG: 0.447 Todd Worrell, R (8, 1)										3	1	1	0	1	1	1						
Tom Prince, R OBP: 0.241, SLG: 0.429 Mitch Webster, S OBP: 0.182, SLG: 0.286 (9, PH)										2	0	1	0	1	0	0						
Pedro Astacio, R OBP: 0.350, SLG: 0.429 Joey Eischen, L OBP: 0.350, SLG: 0.429 Greg Hansell, R OBP: 0.350, SLG: 0.429 Dave Hansen, L OBP: 0.350, SLG: 0.429 Omar Daal, L OBP: 0.350, SLG: 0.429 Billy Ashley, R OBP: 0.350, SLG: 0.429 Felix Rodriguez, R OBP: 0.350, SLG: 0.429 Rick Parker, R OBP: 0.350, SLG: 0.429 (11, 1)										1	0	0	0	0	0	0						
Inning Stats	R: 0 E: 0 K: 1 S: 9	H: 0 LOB: 0 BB: 1 P: 14	R: 0 E: 0 K: 0 S: 6	H: 1 LOB: 1 BB: 0 P: 12	R: 0 E: 0 K: 1 S: 7	H: 0 LOB: 0 BB: 0 P: 11	R: 2 E: 0 K: 0 S: 7	H: 2 LOB: 0 BB: 0 P: 10	R: 2 E: 0 K: 0 S: 14	H: 3 LOB: 0 BB: 0 P: 17	R: 2 E: 0 K: 1 S: 15	H: 2 LOB: 3 BB: 3 P: 32	R: 0 E: 0 K: 2 S: 10	H: 0 LOB: 0 BB: 0 P: 16	R: 0 E: 0 K: 2 S: 7	H: 0 LOB: 0 BB: 0 P: 9		R: 0 E: 0 K: 2 S: 9	H: 0 LOB: 0 BB: 0 P: 13	1B: 3 2B: 3 3B: 0 HR: 2	SF: 0 SAC: 0 DP: 2 HBP: 0	WP: 0 PB: 0 SB: 1 CS: 0
PITCHER	IP	WLS	BF	H	R	ER	SO	BB	IBB	HBP	BLK	WP	HR	S	P	ERA	WHIP					
Paul Quantrill, R ERA: 4.33 Ricky Bottalico, R ERA: 0.54 Heathcliff Slocumb, R ERA: 1.47	(1, 1)	5.2	W	25	8	6	6	2	2	0	0	0	0	2	50	78	9.53	1.765				
	(6, 1)	2.1		9	0	0	0	5	2	0	0	0	0	0	25	43	0.00	0.857				
	(9, 1)	1.0	S	3	0	0	0	2	0	0	0	0	0	0	9	13	0.00	0.000				

AB	33
R	6
H	8
RBI	5
BB	4
SO	9
LOB	7



Batter	1	2	3	4	5	6	7	8	9	AB	R	H	RBI	BB	SO	LOB	BOTTOM					
Lenny Dykstra, L OBP: 0.382, SLG: 0.340 (1, 8)										4	0	0	1	0	1	1	Los Angeles Dodgers @ Philadelphia Phillies Veterans Stadium, Philadelphia, PA Mon May 29 1995, 7:05 PM EDT Att: 27,426 - Unknown - 78 F					
Mickey Morandini, L OBP: 0.370, SLG: 0.455 (1, 4)										4	0	0	0	1	2	0						
Tony Longmire, L OBP: 0.244, SLG: 0.588 Heathcliff Slocumb, R (9, 1)										4	3	3	0	1	0	0						
Dave Hollins, S OBP: 0.441, SLG: 0.465 (1, 3)										5	1	3	1	0	0	3						
Darren Daulton, L OBP: 0.348, SLG: 0.414 (1, 2)										4	1	2	2	1	0	1						
Jim Eisenreich, L OBP: 0.457, SLG: 0.600 (1, 9)										3	2	3	3	1	0	0						
Charlie Hayes, R OBP: 0.392, SLG: 0.467 (1, 5)										4	0	1	1	0	0	5						
Kevin Stocker, S OBP: 0.306, SLG: 0.250 (1, 6)										3	1	1	0	1	1	2						
Paul Quantrill, L OBP: 0.133, SLG: 0.071 Ricky Bottalico, L OBP: 0.310, SLG: 0.269 (1, 1)										2	0	1	0	0	0	2						
Inning Stats	R: 0 E: 0 K: 1 S: 7	H: 1 LOB: 1 BB: 1 P: 13	R: 2 E: 0 K: 1 S: 17	H: 3 LOB: 1 BB: 0 P: 25	R: 3 E: 0 K: 1 S: 14	H: 4 LOB: 2 BB: 1 P: 23	R: 1 E: 0 K: 0 S: 14	H: 2 LOB: 3 BB: 2 P: 33	R: 1 E: 0 K: 1 S: 7	H: 1 LOB: 0 BB: 0 P: 10	R: 1 E: 0 K: 0 S: 13	H: 2 LOB: 2 BB: 1 P: 25	R: 0 E: 0 K: 1 S: 9	H: 0 LOB: 0 BB: 0 P: 16	R: 0 E: 0 K: 0 S: 5	H: 1 LOB: 0 BB: 0 P: 10		1B: 7 2B: 4 3B: 1 HR: 2	SF: 1 SAC: 1 DP: 1 HBP: 0	WP: 0 PB: 0 SB: 0 CS: 0	PA: 41	
PITCHER	IP	WLS	BF	H	R	ER	SO	BB	IBB	HBP	BLK	WP	HR	S	P	ERA	WHIP					
Pedro Astacio, R ERA: 4.28 Joey Eischen, L ERA: 4.5 Greg Hansell, R ERA: 5.4 Omar Daal, L ERA: 2.0 Felix Rodriguez, R ERA: 4.5	(1, 1)	3.2	L	22	9	6	6	3	2	1	0	0	0	0	3	9	14.73	3.000				
	(4, 1)	0.0		2	1	0	0	0	1	0	0	0	0	0	3	9	∞	∞				
	(4, 1)	0.1		1	0	0	0	0	0	0	0	0	0	0	6	9	0.00	0.000				
	(5, 1)	1.0		4	1	1	1	1	0	0	0	0	0	0	7	10	9.00	1.000				
	(6, 1)	2.0		9	2	1	1	1	1	0	0	0	0	0	22	41	4.50	1.500				
PITCHER	IP	WLS	BF	H	R	ER	SO	BB	IBB	HBP	BLK	WP	HR	S	P	ERA	WHIP					
Todd Worrell, R ERA: 4.5 (8, 1)	1.0		3	1	0	0	0	0	0	0	0	0	0	5	10	0.00	1.000					

AB	34
R	8
H	14
RBI	8
BB	5
SO	5
LOB	14



Batter	1	2	3	4	5	6	7	8	9	AB	R	H	RBI	BB	SO	LOB	TOP					
Delino DeShields, L OBP: 0.305, SLG: 0.320	G4-3		S		F7		FC4-6			4	0	1	0	0	0	3	Los Angeles Dodgers @ Philadelphia Phillies Veterans Stadium, Philadelphia, PA Tue May 30 1995, 7:05 PM EDT Att: 26,014 - Unknown - 70 F					
Jose Offerman, S OBP: 0.469, SLG: 0.431	G6-3		B2				FC6-4			3	0	2	0	1	0	1						
Roberto Kelly, R OBP: 0.331, SLG: 0.349	G6-3		G6-3		F8		FC6-4			4	0	0	0	0	0	7						
Eric Karros, R OBP: 0.426, SLG: 0.591			K							3	0	1	0	1	1	1						
Raul Mondesi, R OBP: 0.361, SLG: 0.593	L8				F8					3	0	0	0	1	1	3						
Tim Lincecum, R OBP: 0.350, SLG: 0.514					L3					4	0	1	0	0	0	2						
Chris Gwynn, L OBP: 0.341, SLG: 0.429			G4-6-3				FC4-6		G4-3	4	0	1	0	0	1	2						
Tom Prince, R OBP: 0.242, SLG: 0.387							L9		G5-3	3	0	0	0	1	1	2						
Tom Candiotti, R OBP: 0.126, SLG: 0.087										1	0	0	0	0	0	1	Dodgers					
Gary Ingram, R OBP: 0.275, SLG: 0.300										0	0	0	0	0	0	0						
Joey Eschen, L OBP: 0.295, SLG: 0.298										0	0	0	0	0	0	0						
Dave Hansen, L OBP: 0.209, SLG: 0.200										0	0	0	0	0	0	0						
Omar Daal, L OBP: 0.209, SLG: 0.200										0	0	0	0	0	0	0						
Todd Williams, R OBP: 0.174, SLG: 0.273										0	0	0	0	0	0	0						
Mitch Webster, S OBP: 0.174, SLG: 0.273										1	0	0	0	0	0	0						
Inning Stats	R: 0 E: 0 K: 0 S: 8	H: 1 LOB: 2 BB: 1 P: 14	R: 0 E: 0 K: 2 S: 10	H: 1 LOB: 1 BB: 0 P: 14	R: 0 E: 0 K: 1 S: 11	H: 1 LOB: 1 BB: 0 P: 19	R: 0 E: 1 K: 0 S: 5	H: 0 LOB: 0 BB: 1 P: 12	R: 0 E: 0 K: 0 S: 12	H: 1 LOB: 2 BB: 1 P: 20	R: 0 E: 0 K: 0 S: 6	H: 1 LOB: 0 BB: 0 P: 7	R: 0 E: 0 K: 0 S: 12	H: 2 LOB: 3 BB: 1 P: 22	R: 0 E: 0 K: 1 S: 10	H: 0 LOB: 0 BB: 0 P: 15		R: 0 E: 0 K: 0 S: 8	H: 0 LOB: 0 BB: 0 P: 14	1B: 7 2B: 1 3B: 0 HR: 0	SF: 0 SAC: 0 DP: 2 HBP: 0	WP: 0 PB: 0 SB: 1 CS: 0
PITCHER Tyler Green, R ERA: 4.08	IP: 9.0 WLS: W BF: 36 H: 7 R: 0 ER: 0 SO: 4 BB: 4 IBB: 0 HBP: 0 BLK: 0 WP: 0 HR: 0 S: 82 P: 137 ERA: 0.00 WHIP: 1.222																					

Batter	1	2	3	4	5	6	7	8	9	AB	R	H	RBI	BB	SO	LOB	BOTTOM			
Lenny Dykstra, L OBP: 0.367, SLG: 0.327	P2		G4-3		F7		L7		SF7	4	0	0	1	0	0	1	Los Angeles Dodgers @ Philadelphia Phillies Veterans Stadium, Philadelphia, PA Tue May 30 1995, 7:05 PM EDT Att: 26,014 - Unknown - 70 F			
Mickey Morandini, L OBP: 0.354, SLG: 0.433	G4-3		E8		P3		F8		G4-3	5	1	0	0	0	0	1				
Gregg Jefferies, S OBP: 0.303, SLG: 0.378			WP							3	1	3	0	1	0	0				
Dave Hollins, S OBP: 0.443, SLG: 0.461	G5-3		WP				F9		FC4-6	3	1	1	0	1	0	2				
Darren Daulton, L OBP: 0.345, SLG: 0.402			WP				F8		FC4-6	3	0	0	0	1	0	6				
Jim Eisenreich, L OBP: 0.459, SLG: 0.589			P6				G4-3		G1-3	3	1	1	0	1	0	3				
Charlie Hayes, R OBP: 0.403, SLG: 0.477			G5-4-3				G3		SH1-4	4	1	3	2	0	0	2				
Kevin Stocker, S OBP: 0.304, SLG: 0.241			FC4-6				G3		FC4	3	0	0	0	1	0	3				
Tyler Green, R OBP: 0.071, SLG: 0.143							K		SH1-4	3	0	0	0	0	3	3				
Inning Stats	R: 0 E: 0 K: 0 S: 8	H: 1 LOB: 1 BB: 0 P: 15	R: 0 E: 0 K: 1 S: 11	H: 1 LOB: 2 BB: 2 P: 25	R: 4 E: 1 K: 0 S: 15	H: 1 LOB: 1 BB: 3 P: 33	R: 0 E: 0 K: 1 S: 9	H: 0 LOB: 0 BB: 0 P: 14	R: 0 E: 0 K: 0 S: 8	H: 1 LOB: 1 BB: 0 P: 16	R: 0 E: 0 K: 1 S: 10	H: 1 LOB: 0 BB: 0 P: 13	R: 0 E: 0 K: 0 S: 12	H: 2 LOB: 2 BB: 0 P: 20	R: 1 E: 0 K: 0 S: 9	H: 1 LOB: 1 BB: 0 P: 14	1B: 8 2B: 0 3B: 0 HR: 0	SF: 1 SAC: 1 DP: 1 HBP: 0	WP: 1 PB: 1 SB: 1 CS: 0	PA: 38
PITCHER Tom Candiotti, R ERA: 4.74	IP: 4.0 WLS: L BF: 20 H: 3 R: 4 ER: 2 SO: 3 BB: 5 IBB: 0 HBP: 0 BLK: 0 WP: 0 HR: 0 S: 43 P: 87 ERA: 0.00 WHIP: 2.000																			
Joey Eschen, L ERA: 2.25	IP: 2.0 WLS: 0 BF: 8 H: 2 R: 0 ER: 0 SO: 1 BB: 0 IBB: 0 HBP: 0 BLK: 0 WP: 0 HR: 0 S: 18 P: 29 ERA: 0.00 WHIP: 1.000																			
Omar Daal, L ERA: 1.8	IP: 1.0 WLS: 0 BF: 5 H: 2 R: 0 ER: 0 SO: 0 BB: 0 IBB: 0 HBP: 0 BLK: 0 WP: 0 HR: 0 S: 12 P: 20 ERA: 0.00 WHIP: 2.000																			
Todd Williams, R ERA: 4.5	IP: 1.0 WLS: 0 BF: 5 H: 1 R: 1 ER: 1 SO: 0 BB: 0 IBB: 0 HBP: 0 BLK: 0 WP: 0 HR: 0 S: 9 P: 14 ERA: 9.00 WHIP: 1.000																			

Batter	1	2	3	4	5	6	7	8	9	10	AB	R	H	RBI	BB	SO	LOB	TOP				
Delino DeShields, L OBP: 0.301, SLG: 0.315	L8		CS			L9	F8			K	5	0	1	0	0	1	2	Los Angeles Dodgers @ Philadelphia Phillies Veterans Stadium, Philadelphia, PA Wed May 31 1995, 7:05 PM EDT Att: 22,480 - Unknown - 84 F				
Jose Offerman, S OBP: 0.480, SLG: 0.445	G4-6-3 BB		CS	L3		1B	2B	F9 SH1-4 BB		1B	3	2	2	0	2	0	0					
Roberto Kelly, R OBP: 0.333, SLG: 0.346	G4-6-3							SH1-4		1B	1	0	0	0	0	0	1					
Rick Parker, R OBP: 0.800, SLG: 0.800	G4-6-3			FC6-4 HBP				1B		1B	2	1	2	2	0	0	0					
Eric Karros, R OBP: 0.425, SLG: 0.603		1B				L5		F9		1B	4	1	1	2	1	1	3					
Raul Mondesi, R OBP: 0.349, SLG: 0.571	L7			FC6-4				G5-3		L6	5	0	0	0	0	1	4					
Tim Wallach, R OBP: 0.386, SLG: 0.525																						
Billy Ashley, R OBP: 0.288, SLG: 0.389	G1-4-3 1B																					
Todd Worrell, R (10, 1)	G1-4-3																					
Carlos Hernandez, R OBP: 0.175, SLG: 0.078																						
Ramon Martinez, R OBP: 0.176, SLG: 0.235																						
Chris Gwynn, L OBP: 0.333, SLG: 0.419																						
Inning Stats	R: 0 E: 0 K: 0 S: 7	H: 0 LOB: 0 BB: 1 P: 13	R: 0 E: 0 K: 0 S: 8	H: 1 LOB: 1 BB: 1 P: 16	R: 0 E: 0 K: 2 S: 10	H: 1 LOB: 0 BB: 0 P: 16	R: 0 E: 0 K: 1 S: 6	H: 1 LOB: 1 BB: 0 P: 8	R: 1 E: 0 K: 1 S: 17	H: 2 LOB: 1 BB: 0 P: 29	R: 0 E: 0 K: 1 S: 9	H: 0 LOB: 2 BB: 2 P: 21	R: 0 E: 0 K: 0 S: 7	H: 0 LOB: 1 BB: 1 P: 11	R: 0 E: 0 K: 0 S: 7	H: 0 LOB: 0 BB: 0 P: 10	R: 3 E: 0 K: 2 S: 14	H: 3 LOB: 0 BB: 0 P: 23	1B: 6 2B: 1 3B: 0 HR: 1	SF: 0 SAC: 1 DP: 2 HBP: 1	WP: 0 PB: 1 SB: 0 CS: 1	PA: 42
PITCHER	IP	WLS	BF	H	R	ER	SO	BB	IBB	HBP	BLK	WP	HR	S	P	ERA	WHIP					
Mike Mims, L ERA: 3.09	7.0		28	5	1	1	6	4	0	0	0	0	0	64	118	1.29	1.286					
Gene Harris, R ERA: 3.24	1.0		4	0	0	0	0	1	0	0	0	0	0	7	11	0.00	1.000					
Ricky Bottalico, R ERA: 1.93	2.0	L	9	3	3	3	2	0	0	0	0	0	1	21	33	13.50	1.500					

AB	34
R	4
H	8
RBI	4
BB	5
SO	8
LOB	18



Batter	1	2	3	4	5	6	7	8	9	10	AB	R	H	RBI	BB	SO	LOB	BOTTOM		
Lenny Dykstra, L OBP: 0.353, SLG: 0.313	P6		K			G6-3		F8		F8	5	0	0	0	0	1	2	Los Angeles Dodgers @ Philadelphia Phillies Veterans Stadium, Philadelphia, PA Wed May 31 1995, 7:05 PM EDT Att: 22,480 - Unknown - 84 F		
Mickey Morandini, L OBP: 0.347, SLG: 0.417	G5-3		G3			FC6-4 BB		F7		G4-3	4	0	0	0	1	0	2			
Gregg Jefferies, S OBP: 0.317, SLG: 0.389	G5-3					1B	2B	FC6-4 BB		BB	2	0	1	0	2	0	0			
Dave Hollins, S OBP: 0.438, SLG: 0.448		1B				F8		FC6-4		K	3	1	0	0	1	1	4			
Darren Daulton, L OBP: 0.341, SLG: 0.390	P6					K		K		G4-6-3 BB	3	0	0	0	1	2	4			
Jim Eisenreich, L OBP: 0.449, SLG: 0.571	F7					1B				G4-6-3 BB	4	0	1	0	0	0	3			
Charlie Hayes, R OBP: 0.414, SLG: 0.473		1B								WP	1	0	0	0	3	0	0			
Kevin Stocker, S OBP: 0.311, SLG: 0.244										BB	3	0	1	1	1	0	1			
Mike Mims, L (1, 1)																				
Gene Harris, R (8, 1)																				
Gary Varsho, L OBP: 0.300, SLG: 0.259																				
Ricky Bottalico, L (9, 1)																				
Tony Longmire, L OBP: 0.432, SLG: 0.571																				
Inning Stats	R: 0 E: 0 K: 0 S: 10	H: 1 LOB: 1 BB: 2 P: 22	R: 0 E: 0 K: 2 S: 9	H: 0 LOB: 0 BB: 0 P: 12	R: 0 E: 0 K: 1 S: 12	H: 2 LOB: 2 BB: 0 P: 20	R: 0 E: 0 K: 1 S: 8	H: 0 LOB: 0 BB: 1 P: 13	R: 0 E: 0 K: 0 S: 5	H: 0 LOB: 0 BB: 1 P: 10	R: 0 E: 0 K: 0 S: 5	H: 0 LOB: 0 BB: 0 P: 6	R: 0 E: 0 K: 1 S: 8	H: 0 LOB: 1 BB: 2 P: 19	R: 0 E: 0 K: 1 S: 15	H: 0 LOB: 2 BB: 2 P: 26	1B: 2 2B: 1 3B: 0 HR: 0	SF: 0 SAC: 0 DP: 2 HBP: 0	WP: 1 PB: 0 SB: 0 CS: 0	PA: 38
PITCHER	IP	WLS	BF	H	R	ER	SO	BB	IBB	HBP	BLK	WP	HR	S	P	ERA	WHIP			
Ramon Martinez, R ERA: 3.88	9.0	W	33	3	1	1	6	7	0	0	0	0	0	80	143	1.00	1.111			
Todd Worrell, R ERA:	1.0	S	5	0	0	0	1	2	0	0	0	1	0	15	26	0.00	2.000			



Batter	1	2	3	4	5	6	7	8	9	AB	R	H	RBI	BB	SO	LOB	TOP		
Brian McRae, S (1, 8) OBP: 0.310, SLG: 0.422	0-0 1B 2B		2-2 G1-3		0-1 P5		4-1 E S BB		0-2 FC4-6	4	1	1	0	1	0	1	Chicago Cubs @ Philadelphia Phillies Veterans Stadium, Philadelphia, PA Thu Jun 01 1995, 3:33 AM EDT Att: 26,149 - Sunny - 81 F		
Rey Sanchez, R (1, 4) OBP: 0.315, SLG: 0.384	1-0 F7 2H 1B		2-0 FC5-4 1B		0-2 G5-3		3-1 G1-3			4	0	2	1	0	0	1			
Sammy Sosa, R (1, 9) OBP: 0.372, SLG: 0.590	0-0 P3		1-1 FC5-4		0-1 S 1B			1-2 S 1B		4	0	2	0	0	0	2			
Mark Grace, L (1, 3) OBP: 0.383, SLG: 0.568	2-1 F7 2-3			2-2 HR		1-0 G4-3		0-0 F7		4	1	1	1	0	0	3			
Rick Wilkins, L (1, 2) OBP: 0.381, SLG: 0.315	2-1 P6			1-0 F9		0-0 F7		4-0 G6-4-3 BB		3	0	0	0	1	0	1			
Shawon Dunston, R (1, 6) OBP: 0.339, SLG: 0.505		0-1 F9		2-2 3B 1B		1-1 G5-3		0-1 G6-4-3		4	1	1	0	0	0	2			
Howard Johnson, S (1, 5) OBP: 0.302, SLG: 0.324		2-2 L9		3-1 F8		1-3 K		0-1 P9		4	0	0	0	0	1	1			
Scott Bulett, L (1, 7) OBP: 0.275, SLG: 0.418		0-2 G4-3		1-2 1-H 3B		0-0 F7		1-1 E4 FC4-6		4	0	1	1	0	0	0			
Steve Trachsel, R (1, 1) OBP: 0.214, SLG: 0.214			0-3 K	1-2 K		0-2 L7		2-0 P2		3	0	0	0	0	2	1			
Larry Casian, R (8, 1)										0	0	0	0	0	0	0			
Turk Wendell, L (8, 1)										0	0	0	0	0	0	0			
Kevin Roberson, S (9, PH) OBP: 0.250, SLG: 0.308										1	0	0	0	0	0	1			
Inning Stats	R: 1 E: 0 K: 0 S: 7	H: 2 LOB: 1 BB: 0 P: 12	R: 0 E: 0 K: 0 S: 8	H: 0 LOB: 0 BB: 0 P: 10	R: 0 E: 0 K: 1 S: 10	H: 1 LOB: 1 BB: 0 P: 15	R: 2 E: 0 K: 1 S: 15	H: 3 LOB: 1 BB: 0 P: 25	R: 0 E: 0 K: 1 S: 6	H: 0 LOB: 0 BB: 0 P: 8	R: 0 E: 0 K: 0 S: 7	H: 0 LOB: 1 BB: 1 P: 14	R: 0 E: 0 K: 0 S: 8	H: 1 LOB: 1 BB: 1 P: 13	R: 0 E: 1 K: 0 S: 9	H: 0 LOB: 1 BB: 0 P: 11	1B: 5 2B: 1 3B: 1 HR: 1	SF: 0 SAC: 0 DP: 1 HBP: 0	WP: 0 PA: 37 PB: 0 SB: 3 CS: 0
PITCHER	IP WLS BF H R ER SO BB IBB HBP BLK WP HR S P ERA WHIP	IP WLS BF H R ER SO BB IBB HBP BLK WP HR S P ERA WHIP	IP WLS BF H R ER SO BB IBB HBP BLK WP HR S P ERA WHIP	IP WLS BF H R ER SO BB IBB HBP BLK WP HR S P ERA WHIP	IP WLS BF H R ER SO BB IBB HBP BLK WP HR S P ERA WHIP	IP WLS BF H R ER SO BB IBB HBP BLK WP HR S P ERA WHIP	IP WLS BF H R ER SO BB IBB HBP BLK WP HR S P ERA WHIP	IP WLS BF H R ER SO BB IBB HBP BLK WP HR S P ERA WHIP	IP WLS BF H R ER SO BB IBB HBP BLK WP HR S P ERA WHIP	IP WLS BF H R ER SO BB IBB HBP BLK WP HR S P ERA WHIP	IP WLS BF H R ER SO BB IBB HBP BLK WP HR S P ERA WHIP	IP WLS BF H R ER SO BB IBB HBP BLK WP HR S P ERA WHIP	IP WLS BF H R ER SO BB IBB HBP BLK WP HR S P ERA WHIP	IP WLS BF H R ER SO BB IBB HBP BLK WP HR S P ERA WHIP	IP WLS BF H R ER SO BB IBB HBP BLK WP HR S P ERA WHIP	IP WLS BF H R ER SO BB IBB HBP BLK WP HR S P ERA WHIP	IP WLS BF H R ER SO BB IBB HBP BLK WP HR S P ERA WHIP		
Mike Williams, R (1, 1) ERA: 4.43	7.0	29	7	3	3	3	1	0	0	0	0	0	0	0	0	0	3.86	1.143	
Norm Charlton, L (8, 1) ERA: 8.71	1.0	W	4	1	0	0	0	1	0	0	0	0	0	0	0	0	0.00	2.000	
Heathcliff Slocumb, R (9, 1) ERA: 1.4	1.0	S	4	0	0	0	0	0	0	0	0	0	0	0	0	0	0.00	0.000	


AB	35
R	3
H	8
RBI	3
BB	2
SO	3
LOB	13




Batter	1	2	3	4	5	6	7	8	9	AB	R	H	RBI	BB	SO	LOB	BOTTOM		
Lenny Dykstra, L (1, 8) OBP: 0.358, SLG: 0.314	4-2 FC4-6 BB		2-2 1B FC3-6 1B	1-0 G4-3			1-1 F8			3	1	1	0	1	0	1	Chicago Cubs @ Philadelphia Phillies Veterans Stadium, Philadelphia, PA Thu Jun 01 1995, 3:33 AM EDT Att: 26,149 - Sunny - 81 F		
Mariano Duncan, R (1, 4) OBP: 0.314, SLG: 0.471	3-2 FC4-6 2B		2-2 FC5 FC3-6 FC4-6 1B		0-2 CS 1B		1-3 K			4	2	1	0	0	1	2			
Gregg Jefferies, S (1, 7) OBP: 0.331, SLG: 0.405	0-2 1-H 2B		2-2 FC3-6 1B		2-2 P6			4-1 G3 BB BB		3	1	2	1	1	0	1			
Dave Hollins, S (1, 3) OBP: 0.432, SLG: 0.435	0-3 K		2-2 FC3-6 FC4-6		1-3 K			4-2 G3 BB		3	1	0	1	1	2	4			
Charlie Hayes, R (1, 5) OBP: 0.401, SLG: 0.456	0-0 G5-3		1-2 FC4-6			1-1 G6-3		0-0 G3		4	0	0	1	0	0	4			
Gary Varsho, L (1, 9) OBP: 0.324, SLG: 0.267		0-0 G3		1-0 L3			0-0 FC6-4 1B		4-0 1B IBB	3	0	1	0	1	0	1			
Heathcliff Slocumb, R (9, 1)										0	0	0	0	0	0	0			
Lenny Webster, R (1, 2) OBP: 0.321, SLG: 0.238		4-1 FC3-6 BB			0-0 G6-3		2-2 FC6-4		2-2 K	2	0	0	0	1	0	1			
Darren Daulton, L (8, PH) OBP: 0.339, SLG: 0.387							1-2 K			1	0	0	0	0	1	3			
Kevin Stocker, S (1, 6) OBP: 0.318, SLG: 0.255		2-2 FC3-6		3-2 SH1-4 1B		0-0 G4-3		1-1 G3		4	0	2	2	0	0	2			
Mike Williams, R (1, 1) Tony Longmire, L (7, PH) Norm Charlton, S (8, 1) Jim Eisenreich, L (8, PH)	0-2 G5-3				0-0 SH1-4 1B			0-0 F8	0-1 G3	1	0	0	0	0	0	1			
Inning Stats	R: 1 E: 0 K: 1 S: 14	H: 1 LOB: 1 BB: 1 P: 21	R: 0 E: 0 K: 0 S: 8	H: 0 LOB: 1 BB: 1 P: 14	R: 2 E: 1 K: 0 S: 20	H: 2 LOB: 1 BB: 0 P: 30	R: 0 E: 0 K: 0 S: 6	H: 1 LOB: 1 BB: 0 P: 10	R: 0 E: 0 K: 1 S: 10	H: 1 LOB: 1 BB: 0 P: 13	R: 0 E: 0 K: 0 S: 10	H: 1 LOB: 0 BB: 0 P: 12	R: 0 E: 0 K: 1 S: 6	H: 0 LOB: 0 BB: 0 P: 8	R: 2 E: 0 K: 1 S: 11	H: 1 LOB: 2 BB: 3 P: 26	1B: 6 2B: 2 3B: 0 HR: 0	SF: 0 SAC: 1 DP: 1 HBP: 0	WP: 0 PA: 36 PB: 0 SB: 0 CS: 1
PITCHER	IP WLS BF H R ER SO BB IBB HBP BLK WP HR S P ERA WHIP	IP WLS BF H R ER SO BB IBB HBP BLK WP HR S P ERA WHIP	IP WLS BF H R ER SO BB IBB HBP BLK WP HR S P ERA WHIP	IP WLS BF H R ER SO BB IBB HBP BLK WP HR S P ERA WHIP	IP WLS BF H R ER SO BB IBB HBP BLK WP HR S P ERA WHIP	IP WLS BF H R ER SO BB IBB HBP BLK WP HR S P ERA WHIP	IP WLS BF H R ER SO BB IBB HBP BLK WP HR S P ERA WHIP	IP WLS BF H R ER SO BB IBB HBP BLK WP HR S P ERA WHIP	IP WLS BF H R ER SO BB IBB HBP BLK WP HR S P ERA WHIP	IP WLS BF H R ER SO BB IBB HBP BLK WP HR S P ERA WHIP	IP WLS BF H R ER SO BB IBB HBP BLK WP HR S P ERA WHIP	IP WLS BF H R ER SO BB IBB HBP BLK WP HR S P ERA WHIP	IP WLS BF H R ER SO BB IBB HBP BLK WP HR S P ERA WHIP	IP WLS BF H R ER SO BB IBB HBP BLK WP HR S P ERA WHIP	IP WLS BF H R ER SO BB IBB HBP BLK WP HR S P ERA WHIP	IP WLS BF H R ER SO BB IBB HBP BLK WP HR S P ERA WHIP			
Steve Trachsel, R (1, 1) ERA: 2.86	7.1	L	33	6	3	3	4	1	0	0	0	0	0	0	0	0	3.68	1.364	
Larry Casian, L (8, 1) ERA: 1.23	0.1		2	1	0	0	0	0	0	0	0	0	0	0	0	0	0.00	3.000	
Turk Wendell, R (8, 1) ERA:	0.1		1	0	0	0	0	0	0	0	0	0	0	0	0	0	0.00	0.000	

AB	30
R	5
H	7
RBI	5
BB	5
SO	4
LOB	22



Batter	1	2	3	4	5	6	7	8	9	AB	R	H	RBI	BB	SO	LOB	TOP									
Lenny Dykstra, L OBP: 0.359, SLG: 0.311	1-1 G6-4-3 1B		4-1 1B BB		2-1 G3		2-2 P8		0-0 L9	4	0	1	0	1	0	4	Philadelphia Phillies @ San Francisco Giants Candlestick Park, San Francisco, CA Fri Jun 02 1995, 10:05 PM EDT Att: 12,484 - Unknown - 54 F									
Mickey Morandini, L OBP: 0.358, SLG: 0.425	2-2 G6-4-3 1-2f		0-1 1-2 2-H 1B		0-1 3-H 1B		0-0 E6 1B		3-3 K	5	0	3	2	0	1	3										
Gregg Jefferies, S OBP: 0.326, SLG: 0.392	1-1 G4-3		0-1 L9		0-0 F8		4-0 IBB		1-1 G4-3	4	0	0	0	1	0	5										
Dave Hollins, S OBP: 0.421, SLG: 0.420		3-2 G4-3		0-3 K		0-1 F8		1-0 P6		4	0	0	0	0	1	3										
Darren Daulton, L OBP: 0.336, SLG: 0.382		3-3 K		1-0 FC1-6 1B		0-0 F8		3-1 G3		4	0	1	0	0	1	0										
Jim Eisenreich, L OBP: 0.436, SLG: 0.549		2-2 G3-1		2-1 FC1-6 FC6-4 1-2f		0-2 1B		1-0 F7		4	0	1	0	0	0	1										
Charlie Hayes, R OBP: 0.397, SLG: 0.449			2-0 G3 1B		0-2 FC6-4 1-2f		0-1 F9		2-3 K	4	1	1	0	0	1	2										
Kevin Stocker, S OBP: 0.316, SLG: 0.255			1-1 G3		0-1 G3 SH1-4 1B		0-3 K		3-2 E5 L9 SH	4	1	1	0	0	1	1										
Curt Schilling, R OBP: 0.167, SLG: 0.222			1-1 G5-3		0-0 SH1-4		1-2 E 1B		1-1 SH	2	0	1	0	0	0	1	livebaseballscores.com AB 35 R 2 H 9 RBI 2 BB 2 SO 5 LOB 20 									
Randy Ready, R OBP: 0.231, SLG: 0.167										0	0	0	0	0	0	0										
Gene Harris, R										0	0	0	0	0	0	0										
Inning Stats	R: 0 E: 0 K: 0 S: 7	H: 1 LOB: 0 BB: 0 P: 11	R: 0 E: 0 K: 1 S: 10	H: 0 LOB: 0 BB: 0 P: 18	R: 1 E: 0 K: 0 S: 10	H: 2 LOB: 2 BB: 1 P: 18	R: 0 E: 0 K: 1 S: 9	H: 1 LOB: 1 BB: 0 P: 12	R: 1 E: 0 K: 0 S: 8	H: 2 LOB: 1 BB: 0 P: 10	R: 0 E: 0 K: 0 S: 8	H: 1 LOB: 1 BB: 0 P: 8	R: 0 E: 1 K: 1 S: 13	H: 2 LOB: 3 BB: 1 P: 21	R: 0 E: 0 K: 1 S: 6	H: 0 LOB: 0 BB: 0 P: 12		R: 0 E: 1 K: 1 S: 12	H: 0 LOB: 2 BB: 0 P: 20	1B: 9 2B: 0 3B: 0 HR: 0	SF: 0 SAC: 2 DP: 1 HBP: 0	WP: 0 PB: 0 SB: 0 CS: 0	PA: 39			
PITCHER	IP	WLS	BF	H	R	ER	SO	BB	IBB	HBP	BLK	WP	HR	S	P	ERA		WHIP								
Mark Portugal, R ERA: 3.25	(1, 1)	7.0	31	9	2	2	3	1	1	0	0	0	0	65	98	2.57		1.429								
Shawn Barton, L ERA: 3.18	(8, 1)	1.2	7	0	0	0	2	0	0	0	0	0	0	16	29	0.00		0.000								
Rod Beck, R ERA: 3.26	(9, 1)	0.1	W	1	0	0	0	0	0	0	0	0	0	2	3	0.00		0.000								

Batter	1	2	3	4	5	6	7	8	9	AB	R	H	RBI	BB	SO	LOB	BOTTOM									
Darren Lewis, R OBP: 0.247, SLG: 0.270	3-2 G5-3				1-1 G6-3			0-2 1B		4	0	1	0	0	0	2	Philadelphia Phillies @ San Francisco Giants Candlestick Park, San Francisco, CA Fri Jun 02 1995, 10:05 PM EDT Att: 12,484 - Unknown - 54 F									
John Patterson, S OBP: 0.197, SLG: 0.172	1-3 K		0-0 G6-3		1-0 L8		1-1 F2		4	0	0	0	0	1	1											
Barry Bonds, L OBP: 0.424, SLG: 0.584	1-0 G4-3		4-2 E BB		0-1 L8		2-1 L8		3	0	0	0	1	0	1											
Matt Williams, R OBP: 0.438, SLG: 0.763		2-1 1B HBP	0-2 E6 G6-4-3		2-2 G4-3		0-0 F7		3	1	0	0	0	0	2											
Glenallen Hill, R OBP: 0.329, SLG: 0.508		0-0 P3	0-0 G6-4-3 1-2f		0-0 F8		3-3 K		4	0	0	0	0	1	3											
Royce Clayton, R OBP: 0.317, SLG: 0.366		3-2 S 1B		0-0 P9		2-2 P9		4-2 HR BB		3	2	1	0	1	0	0										
Steve Scarosne, R OBP: 0.459, SLG: 0.941		1-3 K		1-3 K		1-1 1B		2-0 HR		4	1	2	2	0	2	2										
Kirt Manwaring, R OBP: 0.341, SLG: 0.329		1-1 1B		1-2 L8		0-1 L8		1-3 G5-4-3 1B		3	0	2	2	0	0	0										
Mark Portugal, R OBP: 0.077, SLG: 0.077					1-0 G4-3		0-1 G5-4-3		2	0	1	0	0	0	0	0	livebaseballscores.com AB 31 R 4 H 7 RBI 4 BB 2 SO 4 LOB 13 									
Tom Lampkin, L OBP: 0.300, SLG: 0.176									1	0	0	0	0	0	2											
Shawn Barton, R									0	0	0	0	0	0	0											
Rod Beck, R OBP: 0.333, SLG: 0.333									0	0	0	0	0	0	0											
Inning Stats	R: 0 E: 0 K: 1 S: 8	H: 0 LOB: 0 BB: 0 P: 13	R: 2 E: 0 K: 1 S: 15	H: 3 LOB: 2 BB: 0 P: 25	R: 0 E: 0 K: 0 S: 9	H: 0 LOB: 0 BB: 1 P: 13	R: 0 E: 0 K: 1 S: 7	H: 0 LOB: 0 BB: 0 P: 9	R: 0 E: 0 K: 0 S: 4	H: 0 LOB: 0 BB: 0 P: 7	R: 0 E: 0 K: 0 S: 7	H: 0 LOB: 0 BB: 0 P: 9	R: 0 E: 0 K: 0 S: 11	H: 2 LOB: 1 BB: 0 P: 14	R: 0 E: 0 K: 0 S: 9	H: 1 LOB: 1 BB: 0 P: 11		R: 2 E: 0 K: 1 S: 6	H: 1 LOB: 0 BB: 1 P: 15	1B: 6 2B: 0 3B: 0 HR: 1	SF: 0 SAC: 0 DP: 2 HBP: 1	WP: 0 PB: 0 SB: 1 CS: 0	PA: 34			
PITCHER	IP	WLS	BF	H	R	ER	SO	BB	IBB	HBP	BLK	WP	HR	S	P	ERA		WHIP								
Curt Schilling, R ERA: 2.96	(1, 1)	8.0	31	6	2	2	3	1	0	1	0	0	0	70	101	2.25		0.875								
Gene Harris, R ERA: 4.24	(9, 1)	0.1	L	3	1	2	1	1	0	0	0	0	1	6	15	54.00		6.000								

Batter	1	2	3	4	5	6	7	8	9	AB	R	H	RBI	BB	SO	LOB	TOP			
Lenny Dykstra, L (1, 8) OBP: 0.354, SLG: 0.307										5	0	1	0	0	1	1				
Mariano Duncan, R (1, 4) OBP: 0.309, SLG: 0.455										4	0	1	0	0	0	2				
Gregg Jefferies, S (1, 7) OBP: 0.331, SLG: 0.390										3	1	1	0	1	0	1				
Dave Hollins, S (1, 3) OBP: 0.423, SLG: 0.431										4	0	2	0	0	0	2				
Darren Daulton, L (1, 2) OBP: 0.333, SLG: 0.377										4	0	1	1	0	0	4				
Charlie Hayes, R (1, 5) OBP: 0.400, SLG: 0.446										3	0	1	0	1	0	3				
Dave Gallagher, R (1, 9) OBP: 0.468, SLG: 0.578										2	0	0	0	1	0	4				
Jim Eisenreich, L (9, PH) OBP: 0.432, SLG: 0.542										1	0	0	0	0	1	0				
Kevin Stocker, S (1, 6) OBP: 0.314, SLG: 0.248										3	0	0	0	1	1	4				
Paul Quantrill, L (1, 1) OBP: 0.176, SLG: 0.067										1	0	0	0	1	0	0				
Randy Ready, R (7, PH) OBP: 0.214, SLG: 0.154										1	0	0	0	0	0	1				
Norm Charlton, S (7, 1) OBP: 0.336, SLG: 0.568										0	0	0	0	0	0	0				
Tony Longmire, L (9, PH) OBP: 0.336, SLG: 0.568										1	0	1	0	0	0	0				
Inning Stats	R: 0 E: 0 K: 1 S: 8	H: 0 LOB: 0 BB: 0 P: 11	R: 0 E: 0 K: 1 S: 7	H: 1 LOB: 2 BB: 1 P: 13	R: 0 E: 0 K: 0 S: 5	H: 0 LOB: 0 BB: 0 P: 8	R: 1 E: 0 K: 0 S: 9	H: 1 LOB: 2 BB: 2 P: 19	R: 0 E: 0 K: 0 S: 6	H: 2 LOB: 1 BB: 0 P: 11	R: 0 E: 0 K: 0 S: 7	H: 0 LOB: 0 BB: 1 P: 16	R: 0 E: 0 K: 0 S: 12	H: 2 LOB: 2 BB: 0 P: 21	R: 0 E: 0 K: 1 S: 11	H: 1 LOB: 1 BB: 0 P: 19	1B: 7 2B: 1 3B: 0 HR: 0	SF: 0 SAC: 0 DP: 3 HBP: 0	WP: 0 PB: 0 SB: 0 CS: 0	PA: 37
PITCHER	IP	WLS	BF	H	R	ER	SO	BB	IBB	HBP	BLK	WP	HR	S	P	ERA	WHIP			
Trevor Wilson, L (1, 1) ERA: 2.88	7.0	W	28	5	1	1	2	5	0	0	0	0	0	50	93	1.29	1.429			
Jose Bautista, R (8, 1) ERA: 5.95	0.1		3	2	0	0	0	0	0	0	0	0	0	7	13	0.00	6.000			
Shawn Barton, L (8, 1) ERA: 3.0	0.1		1	0	0	0	0	0	0	0	0	0	0	2	3	0.00	0.000			
Rod Beck, R (8, 1) ERA: 3.05	1.1	S	5	1	0	0	1	0	0	0	0	0	0	14	24	0.00	0.750			

Philadelphia Phillies @ San Francisco Giants
Candlestick Park, San Francisco, CA
Sat Jun 03 1995, 6:33 AM EDT
Att: 16,587 - Sunny - 68 F

AB	32
R	1
H	8
RBI	1
BB	5
SO	3
LOB	22



Batter	1	2	3	4	5	6	7	8	9	AB	R	H	RBI	BB	SO	LOB	BOTTOM			
Darren Lewis, R (1, 8) OBP: 0.253, SLG: 0.276										4	0	2	0	0	0	0				
John Patterson, S (1, 4) OBP: 0.185, SLG: 0.161										4	0	0	0	0	0	3				
Barry Bonds, L (1, 7) OBP: 0.419, SLG: 0.574										4	1	1	0	0	0	3				
Matt Williams, R (1, 5) OBP: 0.436, SLG: 0.754										3	0	1	0	0	1	2				
J.R. Phillips, L (6, PR) OBP: 0.175, SLG: 0.235										1	1	0	0	0	1	0				
Mark Carreon, R (1, 9) OBP: 0.314, SLG: 0.412										4	0	1	0	0	0	2				
Royce Clayton, R (1, 6) OBP: 0.315, SLG: 0.365										3	0	1	1	0	0	1				
Steve Scarson, R (1, 3) OBP: 0.450, SLG: 0.892										3	0	1	1	0	1	1				
Kirt Manwaring, R (1, 2) OBP: 0.340, SLG: 0.353										3	1	1	0	0	0	3				
Trevor Wilson, L (1, 1) OBP: 0.250, SLG: 0.313										2	0	1	1	0	0	0				
Rikkert Faneyte, R (7, PH) OBP: 0.333, SLG: 0.333										1	0	0	0	0	1	0				
Jose Bautista, R (8, 1) OBP: 0.333, SLG: 0.333										0	0	0	0	0	0	0				
Shawn Barton, R (8, 1) OBP: 0.333, SLG: 0.333										0	0	0	0	0	0	0				
Rod Beck, R (8, 1) OBP: 0.333, SLG: 0.333										0	0	0	0	0	0	0				
Inning Stats	R: 0 E: 0 K: 0 S: 9	H: 0 LOB: 0 BB: 0 P: 14	R: 0 E: 0 K: 2 S: 12	H: 1 LOB: 1 BB: 0 P: 18	R: 1 E: 0 K: 0 S: 13	H: 3 LOB: 2 BB: 0 P: 19	R: 0 E: 0 K: 0 S: 8	H: 0 LOB: 0 BB: 0 P: 13	R: 0 E: 0 K: 0 S: 5	H: 0 LOB: 0 BB: 0 P: 5	R: 2 E: 1 K: 0 S: 26	H: 3 LOB: 3 BB: 0 P: 34	R: 0 E: 0 K: 1 S: 8	H: 1 LOB: 1 BB: 0 P: 14	R: 0 E: 0 K: 1 S: 5	H: 1 LOB: 0 BB: 0 P: 8	1B: 8 2B: 1 3B: 1 HR: 0	SF: 1 SAC: 0 DP: 1 HBP: 0	WP: 0 PB: 0 SB: 0 CS: 0	PA: 33
PITCHER	IP	WLS	BF	H	R	ER	SO	BB	IBB	HBP	BLK	WP	HR	S	P	ERA	WHIP			
Paul Quantrill, R (1, 1) ERA: 3.99	6.0	L	26	7	3	1	2	0	0	0	0	0	0	73	103	1.50	1.167			
Norm Charlton, L (7, 1) ERA: 7.3	2.0		7	2	0	0	2	0	0	0	0	0	0	13	22	0.00	1.000			

Philadelphia Phillies @ San Francisco Giants
Candlestick Park, San Francisco, CA
Sat Jun 03 1995, 6:33 AM EDT
Att: 16,587 - Sunny - 68 F

AB	32
R	3
H	9
RBI	3
BB	0
SO	4
LOB	15



Batter	1	2	3	4	5	6	7	8	9	AB	R	H	RBI	BB	SO	LOB	TOP			
Dave Gallagher, R (1, 8) OBP: 0.428, SLG: 0.531	2-1 G4-3		2-0 P2		2-2 P3			1-0 P4		4	0	0	0	0	0	1	Philadelphia Phillies @ San Francisco Giants Candlestick Park, San Francisco, CA Sun Jun 04 1995, 6:33 AM EDT Att: 22,838 - Sunny - 65 F			
Mickey Morandini, L (1, 4) OBP: 0.362, SLG: 0.431	4-0 G3-6-3 BB		1-1 2B		0-0 F8			2-1 G3		3	0	1	0	1	0	1				
Gregg Jefferies, S (1, 7) OBP: 0.321, SLG: 0.378	1-2 G3-6-3 1-2		2-1 F8			2-0 F8			1-2 F8	4	0	0	0	0	0	2				
Dave Hollins, S (1, 3) OBP: 0.419, SLG: 0.425		2-3 K		0-0 1B		0-0 L9			1-1 G3	4	0	1	0	0	1	0				
Darren Daulton, L (1, 2) OBP: 0.331, SLG: 0.368		4-2 1B BB		1-3 SAFE SAFE SAFE K		3-0 L8			2-2 G6-3	3	0	0	0	1	1	1				
Jim Eisenreich, L (1, 9) OBP: 0.418, SLG: 0.523		1-1 P5		0-0 P6			2-1 L3			3	0	0	0	0	0	2				
Charlie Hayes, R (1, 5) OBP: 0.399, SLG: 0.444		2-1 1-2 1B		1-2 SAFE SAFE G4-3			0-1 B1			3	0	1	0	0	0	1				
Kevin Stocker, S (1, 6) OBP: 0.306, SLG: 0.240		2-2 G4-3			2-3 K		1-0 G3			3	0	0	0	0	1	2				
Tyler Green, R (1, 1) OBP: 0.125, SLG: 0.250			2-1 P6		2-2 2B			0-0 G6-3		2	0	1	0	0	0	0				
Toby Bordland, R (7, 1) Kyle Abbott, L (7, 1) Gary Varsho, L (8, PH) Ricky Bottalico, L (8, 1)										0	0	0	0	0	0	0				
Inning Stats	R: 0 E: 0 K: 0 S: 5	H: 0 LOB: 0 BB: 1 P: 12	R: 0 E: 0 K: 1 S: 14	H: 1 LOB: 2 BB: 1 P: 25	R: 0 E: 0 K: 0 S: 7	H: 1 LOB: 1 BB: 0 P: 14	R: 0 E: 0 K: 1 S: 8	H: 1 LOB: 1 BB: 0 P: 10	R: 0 E: 0 K: 0 S: 3	H: 0 LOB: 0 BB: 0 P: 8	R: 0 E: 0 K: 0 S: 5	H: 0 LOB: 2 BB: 0 P: 8	R: 0 E: 0 K: 0 S: 4	H: 0 LOB: 0 BB: 0 P: 7	R: 0 E: 0 K: 0 S: 8	H: 0 LOB: 0 BB: 0 P: 12	1B: 2 2B: 2 3B: 0 HR: 0	SF: 0 SAC: 0 DP: 1 HBP: 0	WP: 0 PB: 0 SB: 0 CS: 0	PA: 32
PITCHER Mark Leiter, R (1, 1) ERA: 2.74	IP: 9.0 WLS: W BF: 32 H: 4 R: 0 ER: 0 SO: 3	BB: 2 IBB: 0 HBP: 0 BLK: 0	WP: 0 HR: 0 S: 64 P: 112	ERA: 0.00 WHIP: 0.667	PITCHER												IP: 9.0 WLS: W BF: 32 H: 4 R: 0 ER: 0 SO: 3	BB: 2 IBB: 0 HBP: 0 BLK: 0	WP: 0 HR: 0 S: 64 P: 112	ERA: 0.00 WHIP: 0.667

AB 30
R 0
H 4
RBI 0
BB 2
SO 3
LOB 10



Batter	1	2	3	4	5	6	7	8	9	AB	R	H	RBI	BB	SO	LOB	BOTTOM			
Rikkert FaneYTE, R (1, 8) OBP: 0.400, SLG: 0.250	3-3 K		4-1 BB		1-0 P5		1-2 G6-3 1B	2-3 K		3	1	1	0	1	1	0	Philadelphia Phillies @ San Francisco Giants Candlestick Park, San Francisco, CA Sun Jun 04 1995, 6:33 AM EDT Att: 22,838 - Sunny - 65 F			
Darren Lewis, R (8, 8) OBP: 0.252, SLG: 0.274					1-2 P9		3-2 G6-3	1-3 K		4	0	0	0	1	1	5				
Mike Benjamin, R (1, 4) OBP: 0.214, SLG: 0.154	4-0 BB		1-2 P9		1-2 P3		1-2 2-3 G6-3			4	0	0	0	0	1	5				
Steve Scarosne, R (1, 5) OBP: 0.409, SLG: 0.805	1-0 P9		3-3 K		2-2 G6-3		0-2 F7			4	0	0	0	0	1	5				
Barry Bonds, L (1, 7) OBP: 0.421, SLG: 0.565	1-3 SAFE SAFE SAFE K			4-2 FC5 S BB		2-2 G1-3	4-0 1B 1B IBB			2	1	0	0	2	1	1				
Glenallen Hill, R (1, 9) OBP: 0.333, SLG: 0.507		2-2 G4-3		1-1 FC5 1B		2-2 1B	0-0 1B 1B 1B			4	1	2	2	0	0	1				
Royce Clayton, R (1, 6) OBP: 0.333, SLG: 0.375		4-0 CS BB		1-0 SAFE SAFE SAFE 1B		4-2 1B	3-2 1B 1B			2	0	2	1	2	0	0				
Kirt Manwaring, R (1, 2) OBP: 0.337, SLG: 0.348		1-2 SAFE SAFE SAFE G1-3		1-2 SAFE SAFE SAFE 1B		2-0 P4	2-0 P4			4	0	1	1	0	0	5				
J.R. Phillips, L (1, 3) OBP: 0.190, SLG: 0.238			4-2 SH3-4 BB		2-3 K		0-1 G3	2-2 1B		3	0	1	0	1	1	4				
Mark Leiter, R (1, 1) OBP: 0.143, SLG: 0.143			0-1 SAFE SAFE SAFE SH3-4		1-2 F9		1-1 G6-3 1B 1B	1-3 K		3	1	1	0	0	1	3				
Inning Stats	R: 0 E: 0 K: 2 S: 8	H: 0 LOB: 1 BB: 1 P: 19	R: 0 E: 0 K: 0 S: 7	H: 0 LOB: 0 BB: 1 P: 15	R: 0 E: 0 K: 1 S: 16	H: 0 LOB: 2 BB: 2 P: 28	R: 1 E: 0 K: 1 S: 15	H: 2 LOB: 2 BB: 1 P: 25	R: 0 E: 0 K: 0 S: 7	H: 0 LOB: 0 BB: 0 P: 11	R: 0 E: 0 K: 0 S: 13	H: 1 LOB: 2 BB: 1 P: 22	R: 3 E: 0 K: 0 S: 23	H: 4 LOB: 2 BB: 1 P: 37	R: 0 E: 0 K: 3 S: 15	H: 1 LOB: 1 BB: 0 P: 21	1B: 8 2B: 0 3B: 0 HR: 0	SF: 0 SAC: 1 DP: 0 HBP: 0	WP: 0 PB: 0 SB: 2 CS: 1	PA: 38
PITCHER Tyler Green, R (1, 1) ERA: 3.74 Toby Bordland, R (7, 1) ERA: 6.43 Kyle Abbott, L (7, 1) ERA: 2.45 Ricky Bottalico, R (8, 1) ERA: 1.83	IP: 6.0 WLS: L BF: 26 H: 3 R: 1 ER: 1 SO: 4	BB: 6 IBB: 0 HBP: 0 BLK: 0	WP: 0 HR: 0 S: 66 P: 120	ERA: 1.50 WHIP: 1.500	PITCHER												IP: 6.0 WLS: L BF: 26 H: 3 R: 1 ER: 1 SO: 4	BB: 6 IBB: 0 HBP: 0 BLK: 0	WP: 0 HR: 0 S: 66 P: 120	ERA: 1.50 WHIP: 1.500

AB 30
R 4
H 8
RBI 4
BB 7
SO 7
LOB 25



Batter	1	2	3	4	5	6	7	8	9	10	AB	R	H	RBI	BB	SO	LOB	TOP			
Gary Varsho, L OBP: 0.300, SLG: 0.250 (1, 9)	0-1 FC6-5 1B	1-0 F7				2-3 K	1-0 L4			1-2 F7	5	0	1	0	0	1	0				
Mickey Morandini, L OBP: 0.364, SLG: 0.438 (1, 4)	0-0 FC6-5 E 1B			2-3 K		2-0 G4-3				0-1 L4	5	1	2	0	0	1	0				
Gregg Jefferies, S OBP: 0.313, SLG: 0.366 (1, 7)	1-1 FC6-5 E 1B			1-1 G4-3		1-3 K					4	1	0	0	0	2	3				
Dave Hollins, S OBP: 0.409, SLG: 0.411 (1, 3)	2-1 E7 1B			2-3 K		1-1 G1-6-3				0-0 F7	4	1	0	0	0	1	2				
Darren Daulton, L OBP: 0.343, SLG: 0.388 (1, 2)	3-1 2-H 3-H 1B			3-2 G5-3 1B		1-1 F7				0-0 SH3-4 1B	4	1	3	2	0	0	0				
Jim Eisenreich, L OBP: 0.408, SLG: 0.506 Norm Charlton, S (9, 1)	2-3 K			0-0 G5-3		2-1 L5				0-1 SH3-4	3	0	0	0	0	1	2				
Charlie Hayes, R OBP: 0.395, SLG: 0.438 (1, 5)	0-3 K			2-3 K		1-2 F8				1-3 K	4	0	1	1	0	2	2				
Kevin Stocker, S OBP: 0.296, SLG: 0.231 (1, 6)		0-0 F9		3-H K		2-2 F7				1-3 K	4	0	0	0	0	2	2				
Mike Mimbs, L Dave Gallagher, R OBP: 0.418, SLG: 0.520 (9, 8)		1-3 K		1-0 F8		1-1 F7				1-1 F8	3	0	0	0	0	1	1				
Inning Stats	R: 3 E: 1 K: 2 S: 19	H: 3 LOB: 1 BB: 0 P: 27	R: 0 E: 0 K: 1 S: 5	H: 0 LOB: 0 BB: 0 P: 7	R: 0 E: 0 K: 2 S: 9	H: 0 LOB: 0 BB: 0 P: 14	R: 1 E: 0 K: 1 S: 11	H: 2 LOB: 1 BB: 0 P: 17	R: 0 E: 0 K: 2 S: 10	H: 0 LOB: 0 BB: 0 P: 11	R: 0 E: 0 K: 0 S: 7	H: 0 LOB: 0 BB: 0 P: 12	R: 0 E: 0 K: 1 S: 5	H: 0 LOB: 0 BB: 0 P: 8	R: 0 E: 0 K: 2 S: 10	H: 1 LOB: 1 BB: 0 P: 12	R: 0 E: 0 K: 0 S: 7	H: 0 LOB: 0 BB: 0 P: 9	1B: 5 2B: 2 3B: 0 HR: 0	SF: 0 SAC: 1 DP: 0 HBP: 0	WP: 0 PA: 38 PB: 0 SB: 0 CS: 0
PITCHER	IP 9.0	WLS 3	BF 35	H 7	R 4	ER 2	SO 11	BB 0	IBB 0	HBP 0	BLK 0	WP 0	HR 0	S 84	P 124	ERA 2.00	WHIP 0.778				
Trevor Hoffman, R ERA: 5.27 (10, 1)	1.0	W	3	0	0	0	0	0	0	0	0	0	0	7	9	0.00	0.000				

Philadelphia Phillies @ San Diego Padres
Jack Murphy Stadium, San Diego, CA
Mon Jun 05 1995, 10:05 PM EDT
Att: 7,233 - Unknown - 64 F

AB 37
R 4
H 7
RBI 3
BB 0
SO 11
LOB 12



Batter	1	2	3	4	5	6	7	8	9	10	AB	R	H	RBI	BB	SO	LOB	BOTTOM			
Bip Roberts, S OBP: 0.406, SLG: 0.426 (1, 4)	1-0 G6-3	3-2 G4-3		2-0 2B 1B		0-0 G6-3		3-1 P6			5	0	1	1	0	0	1				
Steve Finley, L OBP: 0.345, SLG: 0.373 (1, 8)	0-1 G4-3 1B	2-1 P6		1-3 2B		1-1 BB 1B		0-3 K			5	0	3	0	0	1	1				
Tony Gwynn, L OBP: 0.361, SLG: 0.414 (1, 9)	1-1 G4-3	1-0 F7		1-0 F7		4-0 BB 1B		0-0 CS 1B			4	0	1	0	1	0	4				
Ken Caminiti, S OBP: 0.338, SLG: 0.489 (1, 5)	2-1 F7		2-1 HBP 1B	2-0 F8		1-1 G3-1		1-2 BB			5	0	1	0	0	1	6				
Eddie Williams, R OBP: 0.315, SLG: 0.430 Ray Holbert, R OBP: 0.389, SLG: 0.154 (10, PR)		1-0 BB 1B		3-1 F8		2-1 F7		2-3 K		2-2 SH3 1B	5	1	2	0	0	1	3				
Melvin Nieves, S OBP: 0.298, SLG: 0.400 (1, 7)		1-0 E6 1B		0-1 HBP 1B		0-3 K		1-2 F9		1-1 SH3	4	1	1	0	0	1	1				
Brian Johnson, R OBP: 0.326, SLG: 0.450 (1, 2)		4-1 BB 1B		3-1 HBP		1-1 G1-6-3 1B		2-0 F9		4-0 1B IBB	2	1	1	0	2	0	0				
Andujar Cedeno, R OBP: 0.265, SLG: 0.366 (1, 6)		1-1 BB 1B		2-2 P6		0-0 G1-6-3		3-3 K		4-0 1B IBB	4	1	1	1	1	1	4				
Andy Benes, R OBP: 0.111, SLG: 0.111 Trevor Hoffman, R OBP: 1.000, SLG: 2.000 Phil Clark, R OBP: 0.364, SLG: 0.550 (10, PH)		0-1 G4-3 1B		1-3 K		2-1 G6-3		0-0 G5-3		2-2 1B	4	0	1	2	0	1	3				
Inning Stats	R: 0 E: 0 K: 0 S: 7	H: 1 LOB: 1 BB: 0 P: 11	R: 4 E: 1 K: 0 S: 16	H: 3 LOB: 3 BB: 1 P: 29	R: 0 E: 0 K: 1 S: 13	H: 2 LOB: 3 BB: 0 P: 24	R: 0 E: 0 K: 0 S: 9	H: 2 LOB: 2 BB: 0 P: 17	R: 0 E: 0 K: 1 S: 6	H: 1 LOB: 1 BB: 0 P: 15	R: 0 E: 0 K: 1 S: 7	H: 0 LOB: 0 BB: 0 P: 12	R: 0 E: 0 K: 1 S: 6	H: 0 LOB: 0 BB: 0 P: 12	R: 0 E: 0 K: 2 S: 7	H: 1 LOB: 1 BB: 0 P: 10	R: 1 E: 0 K: 0 S: 9	H: 2 LOB: 3 BB: 2 P: 22	1B: 11 2B: 3 3B: 0 HR: 0	SF: 0 SAC: 1 DP: 2 HBP: 1	WP: 0 PA: 45 PB: 0 SB: 0 CS: 1
PITCHER	IP 8.0	WLS 3	BF 37	H 10	R 4	ER 3	SO 4	BB 2	IBB 1	HBP 0	BLK 0	WP 0	HR 0	S 71	P 127	ERA 3.38	WHIP 1.500				
Mike Mimbs, L ERA: 3.15 (9, 1)	1.1	L	8	3	1	1	2	0	2	0	0	0	0	16	32	6.75	2.250				

Philadelphia Phillies @ San Diego Padres
Jack Murphy Stadium, San Diego, CA
Mon Jun 05 1995, 10:05 PM EDT
Att: 7,233 - Unknown - 64 F

AB 39
R 5
H 13
RBI 5
BB 4
SO 6
LOB 23



Batter	1	2	3	4	5	6	7	8	9	AB	R	H	RBI	BB	SO	LOB	TOP											
Dave Gallagher, R OBP: 0.397, SLG: 0.491 Jim Eisenreich, L OBP: 0.412, SLG: 0.511 Heathcliff Slocumb, R (8, 1)	P4		G5-3		P6			1-2		3 0 0 0 0 0 1	1 0 1 0 0 0 0	0 0 0 0 0 0 0					Philadelphia Phillies @ San Diego Padres Jack Murphy Stadium, San Diego, CA Tue Jun 06 1995, 10:05 PM EDT Att: 8,891 - Unknown - 68 F											
Randy Ready, R OBP: 0.176, SLG: 0.125 Dave Hollins, S OBP: 0.406, SLG: 0.408 (8, 3)	G5-3		F9		F8			1-3		3 0 0 0 0 0 0	1 0 0 0 0 1 2																	
Gregg Jefferies, S OBP: 0.318, SLG: 0.378 (1, 7)	2B			F8 CS	F8			1-3		4 0 2 0 0 1 2																		
Charlie Hayes, R OBP: 0.391, SLG: 0.432 (1, 5)	G5-3			F9	F9				1B	4 0 1 0 0 0 2																		
Mariano Duncan, R OBP: 0.305, SLG: 0.441 (1, 4)				F8					1B	4 0 1 0 0 2 1																		
Tony Longmire, L OBP: 0.418, SLG: 0.537 (1, 8)				L9						4 0 1 0 0 0 3																		
Lenny Webster, R OBP: 0.231, SLG: 0.208 Darren Daulton, L OBP: 0.340, SLG: 0.385 (9, PH)					F9					3 0 0 0 0 1 1	1 0 0 0 0 1 2																	
Kevin Stocker, S OBP: 0.310, SLG: 0.229 (1, 6)										1 0 0 0 3 1 1																		
Mike Williams, R (1, 1)										1 0 0 0 0 0 0	0 0 0 0 0 0 0																	
Ricky Bottalico, L (7, 1)										2 0 0 0 0 1 4																		
Gary Varsho, L OBP: 0.286, SLG: 0.237 (8, 9)																												
Inning Stats	R: 0 E: 0 K: 0 S: 9	H: 1 LOB: 1 BB: 0 P: 17	R: 0 E: 0 K: 2 S: 9	H: 1 LOB: 1 BB: 0 P: 16	R: 0 E: 0 K: 0 S: 6	H: 0 LOB: 0 BB: 0 P: 12	R: 0 E: 0 K: 0 S: 13	H: 1 LOB: 1 BB: 0 P: 19	R: 0 E: 0 K: 0 S: 14	H: 0 LOB: 0 BB: 1 P: 25	R: 0 E: 0 K: 2 S: 10	H: 0 LOB: 0 BB: 0 P: 14	R: 0 E: 0 K: 3 S: 12	H: 1 LOB: 2 BB: 1 P: 22	R: 0 E: 0 K: 1 S: 12	H: 2 LOB: 3 BB: 1 P: 22	1B: 5 2B: 1 3B: 0 HR: 0	SF: 0 SAC: 1 DP: 0 HBP: 0	WP: 0 PB: 0 SB: 1 CS: 0	PA: 36								
PITCHER	IP	WLS	BF	H	R	ER	SO	BB	IBB	HBP	BLK	WP	HR	S	P	ERA	WHIP											
Fernando Valenzuela, L ERA: 5.27	(1, 1)	6.0	W	22	3	0	0	2	1	0	0	0	0	0	55	98	0.00	0.667										
Bryce Florie, R ERA: 3.6	(7, 1)	1.1		6	1	0	0	3	1	0	0	0	0	16	28	0.00	1.500											
Brian Williams, R ERA: 5.85	(8, 1)	0.2		2	0	0	0	2	0	0	0	0	0	6	8	0.00	0.000											
Trevor Hoffman, R ERA: 4.91	(9, 1)	1.0	S	6	2	0	0	1	1	0	0	0	0	12	22	0.00	3.000											

Batter	1	2	3	4	5	6	7	8	9	AB	R	H	RBI	BB	SO	LOB	BOTTOM										
Bip Roberts, S OBP: 0.403, SLG: 0.428 (1, 4)	G1-3				F7					4 0 1 0 0 1 2							Philadelphia Phillies @ San Diego Padres Jack Murphy Stadium, San Diego, CA Tue Jun 06 1995, 10:05 PM EDT Att: 8,891 - Unknown - 68 F										
Steve Finley, L OBP: 0.337, SLG: 0.363 (1, 8)	G3				P2					4 0 0 0 0 0 1																	
Tony Gwynn, L OBP: 0.396, SLG: 0.432 (1, 9)										3 0 3 0 1 0 0																	
Ken Caminiti, S OBP: 0.342, SLG: 0.483 (1, 5)										2 0 0 0 2 0 2																	
Eddie Williams, R OBP: 0.313, SLG: 0.424 (1, 3)										4 0 1 0 0 1 6																	
Melvin Nieves, S OBP: 0.287, SLG: 0.383 (1, 7)										4 0 0 0 0 0 2																	
Brad Ausmus, R OBP: 0.330, SLG: 0.419 (1, 2)										3 1 0 0 0 1 0																	
Andujar Cedeno, R OBP: 0.279, SLG: 0.373 (1, 6)										3 0 2 0 1 0 0																	
Fernando Valenzuela, L (1, 1)										1 0 0 1 0 0 1																	
Scott Livingstone, L OBP: 0.250, SLG: 0.400 Bryce Florie, R (7, 1)										1 0 0 0 0 0 1																	
Brian Williams, R (8, 1)										0 0 0 0 0 0 0																	
Trevor Hoffman, R OBP: 1.000, SLG: 2.000 (9, 1)										0 0 0 0 0 0 0																	
Inning Stats	R: 0 E: 0 K: 1 S: 13	H: 1 LOB: 2 BB: 1 P: 22	R: 1 E: 0 K: 1 S: 13	H: 1 LOB: 1 BB: 0 P: 20	R: 0 E: 0 K: 0 S: 8	H: 2 LOB: 2 BB: 0 P: 12	R: 0 E: 0 K: 0 S: 6	H: 0 LOB: 1 BB: 1 P: 11	R: 0 E: 0 K: 0 S: 8	H: 1 LOB: 1 BB: 0 P: 15	R: 0 E: 0 K: 0 S: 12	H: 1 LOB: 2 BB: 2 P: 26	R: 0 E: 0 K: 1 S: 7	H: 0 LOB: 0 BB: 0 P: 12	1B: 5 2B: 2 3B: 0 HR: 0	SF: 0 SAC: 1 DP: 1 HBP: 1	WP: 0 PB: 0 SB: 1 CS: 0	PA: 35									
PITCHER	IP	WLS	BF	H	R	ER	SO	BB	IBB	HBP	BLK	WP	HR	S	P	ERA	WHIP										
Mike Williams, R (1, 1)	6.1	L	30	7	1	1	2	2	1	1	0	0	0	61	105	1.42	1.421										
Ricky Bottalico, R ERA: 1.77	(7, 1)	0.2		2	0	0	0	1	0	0	0	0	0	5	10	0.00	1.500										
Heathcliff Slocumb, R ERA: 1.35	(8, 1)	1.0		3	0	0	0	1	0	0	0	0	0	7	12	0.00	0.000										

Batter	1	2	3	4	5	6	7	8	9	AB	R	H	RBI	BB	SO	LOB	TOP							
Mickey Morandini, L (1.4) OBP: 0.365, SLG: 0.460	G4-3		G1-4-3					F9		5	2	2	1	0	0	0	Philadelphia Phillies @ San Diego Padres Jack Murphy Stadium, San Diego, CA Wed Jun 07 1995, 6:33 AM EDT Att: 9,749 - Sunny - 75 F							
Tony Longmire, L (1.8) OBP: 0.413, SLG: 0.523 Dave Gallagher, R (5.8) OBP: 0.383, SLG: 0.473	G4-3		1B					G6-3		3	0	1	0	0	1	1								
Gregg Jefferies, S (1.7) OBP: 0.327, SLG: 0.407	G6-3		1B							5	3	3	1	0	0	1								
Dave Hollins, S (1.3) OBP: 0.394, SLG: 0.395		F7	F7							4	0	0	1	0	0	3								
Darren Daulton, L (1.2) OBP: 0.356, SLG: 0.421	G3-1									4	2	3	2	1	0	0								
Jim Eisenreich, L (1.9) OBP: 0.430, SLG: 0.537	1B									5	0	4	0	0	0	1								
Charlie Hayes, R (1.5) OBP: 0.365, SLG: 0.423	1B									5	0	1	2	0	0	5								
Kevin Stocker, S (1.6) OBP: 0.313, SLG: 0.223	L7									3	0	0	0	2	0	3								
Curt Schilling, R (1.1) OBP: 0.130, SLG: 0.174			K							5	0	0	0	0	3	5								
Inning Stats	R: 0 E: 0 K: 0 S: 7	H: 0 LOB: 0 BB: 0 P: 7	R: 0 E: 0 K: 0 S: 14	H: 2 LOB: 2 BB: 0 P: 20	R: 0 E: 0 K: 1 S: 10	H: 2 LOB: 2 BB: 0 P: 20	R: 0 E: 0 K: 1 S: 15	H: 1 LOB: 2 BB: 1 P: 22	R: 3 E: 1 K: 1 S: 13	H: 3 LOB: 1 BB: 0 P: 19	R: 1 E: 0 K: 2 S: 11	H: 1 LOB: 0 BB: 0 P: 15	R: 2 E: 0 K: 0 S: 15	H: 3 LOB: 1 BB: 0 P: 24	R: 0 E: 0 K: 0 S: 10	H: 0 LOB: 0 BB: 0 P: 16	R: 1 E: 0 K: 0 S: 11	H: 2 LOB: 2 BB: 2 P: 22	1B: 10 2B: 1 3B: 0 HR: 3	SF: 1 SAC: 0 DP: 0 HBP: 0	WP: 0 PB: 0 SB: 2 CS: 0	PA: 45		
PITCHER	IP WLS BF H R ER SO BB IBB HBP BLK WP HR S P ERA WHIP	IP WLS BF H R ER SO BB IBB HBP BLK WP HR S P ERA WHIP	IP WLS BF H R ER SO BB IBB HBP BLK WP HR S P ERA WHIP	IP WLS BF H R ER SO BB IBB HBP BLK WP HR S P ERA WHIP	IP WLS BF H R ER SO BB IBB HBP BLK WP HR S P ERA WHIP	IP WLS BF H R ER SO BB IBB HBP BLK WP HR S P ERA WHIP	IP WLS BF H R ER SO BB IBB HBP BLK WP HR S P ERA WHIP	IP WLS BF H R ER SO BB IBB HBP BLK WP HR S P ERA WHIP	IP WLS BF H R ER SO BB IBB HBP BLK WP HR S P ERA WHIP	IP WLS BF H R ER SO BB IBB HBP BLK WP HR S P ERA WHIP	IP WLS BF H R ER SO BB IBB HBP BLK WP HR S P ERA WHIP	IP WLS BF H R ER SO BB IBB HBP BLK WP HR S P ERA WHIP	IP WLS BF H R ER SO BB IBB HBP BLK WP HR S P ERA WHIP	IP WLS BF H R ER SO BB IBB HBP BLK WP HR S P ERA WHIP	IP WLS BF H R ER SO BB IBB HBP BLK WP HR S P ERA WHIP	IP WLS BF H R ER SO BB IBB HBP BLK WP HR S P ERA WHIP	IP WLS BF H R ER SO BB IBB HBP BLK WP HR S P ERA WHIP	IP WLS BF H R ER SO BB IBB HBP BLK WP HR S P ERA WHIP	IP WLS BF H R ER SO BB IBB HBP BLK WP HR S P ERA WHIP	IP WLS BF H R ER SO BB IBB HBP BLK WP HR S P ERA WHIP	IP WLS BF H R ER SO BB IBB HBP BLK WP HR S P ERA WHIP	IP WLS BF H R ER SO BB IBB HBP BLK WP HR S P ERA WHIP	IP WLS BF H R ER SO BB IBB HBP BLK WP HR S P ERA WHIP	IP WLS BF H R ER SO BB IBB HBP BLK WP HR S P ERA WHIP


AB	41
R	7
H	14
RBI	7
BB	3
SO	5
LOB	19




Batter	1	2	3	4	5	6	7	8	9	AB	R	H	RBI	BB	SO	LOB	BOTTOM							
Bip Roberts, S (1.7) OBP: 0.395, SLG: 0.419 Melvin Nieves, S (9.7) OBP: 0.284, SLG: 0.379	G6-3		K							3	0	0	0	0	2	0	Philadelphia Phillies @ San Diego Padres Jack Murphy Stadium, San Diego, CA Wed Jun 07 1995, 6:33 AM EDT Att: 9,749 - Sunny - 75 F							
Steve Finley, L (1.8) OBP: 0.330, SLG: 0.354	G4-3		G4-3							4	0	0	0	0	0	0								
Tony Gwynn, L (1.9) OBP: 0.387, SLG: 0.421	E3									4	0	0	0	0	0	0								
Ken Caminiti, S (1.5) OBP: 0.342, SLG: 0.500	K									3	1	1	1	0	2	1								
Eddie Williams, R (1.3) OBP: 0.316, SLG: 0.433 Roberto Pelagino, L (7.3) OBP: 0.529, SLG: 0.466										2	0	1	0	0	1	0								
Brad Ausmus, R (1.2) OBP: 0.322, SLG: 0.407	K									3	0	0	0	0	1	1								
Andujar Cedeno, R (1.6) OBP: 0.273, SLG: 0.365	G6-3									3	0	0	0	0	0	1								
Jody Reed, R (1.4) OBP: 0.301, SLG: 0.214	P2									3	0	0	0	0	0	1								
Andy Ashby, R (1.1) OBP: 0.222, SLG: 0.125 Scott Livingstone, L (6. PH) OBP: 0.259, SLG: 0.365 Dustin Hermanson, R (7.1) OBP: 0.368, SLG: 0.143 Willie Blair, R (9.1) OBP: 0.368, SLG: 0.143			K							1	0	0	0	0	1	0								
Inning Stats	R: 0 E: 1 K: 1 S: 14	H: 0 LOB: 1 BB: 0 P: 20	R: 0 E: 0 K: 1 S: 10	H: 1 LOB: 1 BB: 0 P: 12	R: 0 E: 0 K: 2 S: 8	H: 0 LOB: 0 BB: 0 P: 9	R: 0 E: 0 K: 2 S: 11	H: 0 LOB: 0 BB: 0 P: 15	R: 0 E: 0 K: 1 S: 11	H: 0 LOB: 0 BB: 0 P: 15	R: 1 E: 0 K: 0 S: 8	H: 1 LOB: 0 BB: 0 P: 13	R: 0 E: 0 K: 0 S: 9	H: 0 LOB: 0 BB: 0 P: 12	R: 0 E: 0 K: 1 S: 6	H: 0 LOB: 0 BB: 0 P: 13	R: 0 E: 0 K: 1 S: 6	H: 0 LOB: 0 BB: 0 P: 13	1B: 0 2B: 1 3B: 0 HR: 1	SF: 0 SAC: 0 DP: 0 HBP: 0	WP: 0 PB: 0 SB: 0 CS: 0	PA: 30		
PITCHER	IP WLS BF H R ER SO BB IBB HBP BLK WP HR S P ERA WHIP	IP WLS BF H R ER SO BB IBB HBP BLK WP HR S P ERA WHIP	IP WLS BF H R ER SO BB IBB HBP BLK WP HR S P ERA WHIP	IP WLS BF H R ER SO BB IBB HBP BLK WP HR S P ERA WHIP	IP WLS BF H R ER SO BB IBB HBP BLK WP HR S P ERA WHIP	IP WLS BF H R ER SO BB IBB HBP BLK WP HR S P ERA WHIP	IP WLS BF H R ER SO BB IBB HBP BLK WP HR S P ERA WHIP	IP WLS BF H R ER SO BB IBB HBP BLK WP HR S P ERA WHIP	IP WLS BF H R ER SO BB IBB HBP BLK WP HR S P ERA WHIP	IP WLS BF H R ER SO BB IBB HBP BLK WP HR S P ERA WHIP	IP WLS BF H R ER SO BB IBB HBP BLK WP HR S P ERA WHIP	IP WLS BF H R ER SO BB IBB HBP BLK WP HR S P ERA WHIP	IP WLS BF H R ER SO BB IBB HBP BLK WP HR S P ERA WHIP	IP WLS BF H R ER SO BB IBB HBP BLK WP HR S P ERA WHIP	IP WLS BF H R ER SO BB IBB HBP BLK WP HR S P ERA WHIP	IP WLS BF H R ER SO BB IBB HBP BLK WP HR S P ERA WHIP	IP WLS BF H R ER SO BB IBB HBP BLK WP HR S P ERA WHIP	IP WLS BF H R ER SO BB IBB HBP BLK WP HR S P ERA WHIP	IP WLS BF H R ER SO BB IBB HBP BLK WP HR S P ERA WHIP	IP WLS BF H R ER SO BB IBB HBP BLK WP HR S P ERA WHIP	IP WLS BF H R ER SO BB IBB HBP BLK WP HR S P ERA WHIP	IP WLS BF H R ER SO BB IBB HBP BLK WP HR S P ERA WHIP	IP WLS BF H R ER SO BB IBB HBP BLK WP HR S P ERA WHIP	IP WLS BF H R ER SO BB IBB HBP BLK WP HR S P ERA WHIP

AB	30
R	1
H	2
RBI	1
BB	0
SO	8
LOB	4



Batter	1	2	3	4	5	6	7	8	9	AB	R	H	RBI	BB	SO	LOB	TOP										
Mickey Morandini, L (1.4) OBP: 0.359, SLG: 0.446	G6-3		K			K			K	4	0	0	0	0	3	2	Philadelphia Phillies @ Los Angeles Dodgers Dodger Stadium, Los Angeles, CA Fri Jun 09 1995, 7:05 PM PDT Att: 29,679 - Unknown										
Dave Gallagher, R (1.8) OBP: 0.375, SLG: 0.458	G6-3 1B			E6		L9			K	4	0	1	0	0	1	1											
Gregg Jefferies, S (1.7) OBP: 0.318, SLG: 0.396	G6-3 1-2			F7			F9		G5-3	4	0	0	0	0	0	3											
Dave Hollins, S (1.3) OBP: 0.402, SLG: 0.402		CS BB		P4			FC4-6 BB WP 1B		2B 1B	3	2	2	0	1	0	1											
Darren Daulton, L (1.2) OBP: 0.360, SLG: 0.426	F8			K			FC4-6 BB 1-2		G4-3 1-H 1B 2B	3	1	1	1	1	1	2											
Jim Eisenreich, L (1.9) OBP: 0.423, SLG: 0.535	G6-3 1-2 2B				G1-3		FC4-6 WP 1B 1-2 2-3		G4-3	4	1	1	0	0	0	3											
Charlie Hayes, R (1.5) OBP: 0.368, SLG: 0.426			K		G5-3		1-H 3-H 1B 2-3		1B 1B	4	0	2	2	0	1	1											
Kevin Stocker, S (1.6) OBP: 0.304, SLG: 0.216			F8		K		K		F7	4	0	0	0	0	2	2											
Paul Quantrill, L (1.1) OBP: 0.150, SLG: 0.056 Tony Longmire, L (9. PH) OBP: 0.269, SLG: 0.533 Heathcliff Slocumb, R (9.1)			K			K		K	1-2 1B	3	0	0	0	0	3	0	livebaseballscores.com AB 34 R 4 H 8 RBI 3 BB 2 SO 11 LOB 15 										
Inning Stats	R: 0 E: 0 K: 0 S: 8	H: 1 LOB: 0 BB: 0 P: 13	R: 0 E: 0 K: 1 S: 14	H: 1 LOB: 1 BB: 1 P: 22	R: 0 E: 0 K: 2 S: 7	H: 0 LOB: 0 BB: 0 P: 12	R: 0 E: 1 K: 1 S: 10	H: 0 LOB: 1 BB: 0 P: 16	R: 0 E: 0 K: 2 S: 8	H: 0 LOB: 0 BB: 0 P: 10	R: 2 E: 0 K: 1 S: 15	H: 2 LOB: 1 BB: 1 P: 24	R: 0 E: 0 K: 2 S: 10	H: 0 LOB: 1 BB: 0 P: 14	R: 2 E: 0 K: 1 S: 23	H: 4 LOB: 2 BB: 0 P: 34		1B: 6 2B: 2 3B: 0 HR: 0	SF: 0 SAC: 0 DP: 1 HBP: 1	WP: 1 PB: 0 SB: 0 CS: 1	PA: 37						
PITCHER	IP	WLS	BF	H	R	ER	SO	BB	IBB	HBP	BLK	WP	HR	S	P	ERA	WHIP										
Pedro Astacio, R (1.1) ERA: 4.22	7.0	L	26	4	2	2	8	2	0	0	0	1	0	70	109	2.57	0.857										
Greg Hansell, L (8.1) ERA: 5.4	1.0		5	1	1	1	2	0	0	1	0	0	0	15	22	9.00	1.000										
Joey Eischen, L (9.1) ERA: 3.38	0.1		2	1	0	0	0	0	0	0	0	0	0	6	8	0.00	3.000										
Felix Rodriguez, R (9.1) ERA: 3.52	0.2		4	2	1	1	1	0	0	0	0	0	0	12	18	13.50	3.000										

Batter	1	2	3	4	5	6	7	8	9	AB	R	H	RBI	BB	SO	LOB	BOTTOM										
Delino DeShields, L (1.4) OBP: 0.315, SLG: 0.313	K	FC6-4 1-2			L9				G4-3	4	0	0	0	1	1	6	Philadelphia Phillies @ Los Angeles Dodgers Dodger Stadium, Los Angeles, CA Fri Jun 09 1995, 7:05 PM PDT Att: 29,679 - Unknown										
Jose Offerman, S (1.6) OBP: 0.469, SLG: 0.469	K		L5		K		G4-3			4	0	0	0	0	2	3											
Raul Mondesi, R (1.9) OBP: 0.344, SLG: 0.561	E6 FC6-4		G6-3			F9		P4		4	0	0	0	0	0	0											
Mike Piazza, R (1.2) OBP: 0.435, SLG: 0.750	FC6-4 1-2		G4-3			G4-3		F9		4	0	0	0	0	0	1											
Eric Karros, R (1.3) OBP: 0.407, SLG: 0.579			K		P3		2B		G6-3	4	0	1	0	0	1	0											
Roberto Kelly, R (1.8) OBP: 0.329, SLG: 0.358		G4-3		G1-3		G4-3			G6-3	4	0	0	0	0	0	1											
Tim Wallach, R (1.5) OBP: 0.351, SLG: 0.457		BB 1B 1B		K			G6-4-3 1B		K	4	0	2	0	0	2	0											
Billy Ashley, R (1.7) OBP: 0.298, SLG: 0.368		BB 1B			K		G6-4-3 1-2		BB 1B	4	0	2	0	0	1	1											
Pedro Astacio, R (1.1) OBP: 0.176, SLG: 0.188 Chris Lanyon, L (7. PH) OBP: 0.296, SLG: 0.353 Greg Hansell, R (8.1) ERA: 3.43 Joey Eischen, L (9.1) ERA: 3.38 Felix Rodriguez, R (9.1) ERA: 3.52 Dave Hansen, L (9. PH) OBP: 0.377, SLG: 0.293		FC6-4 1-2 2-3 BB							1-2 BB	1	0	1	0	1	0	0	livebaseballscores.com AB 33 R 0 H 6 RBI 0 BB 3 SO 7 LOB 12 										
Inning Stats	R: 0 E: 1 K: 2 S: 11	H: 0 LOB: 1 BB: 0 P: 14	R: 0 E: 0 K: 1 S: 18	H: 2 LOB: 3 BB: 1 P: 28	R: 0 E: 0 K: 0 S: 6	H: 0 LOB: 0 BB: 0 P: 11	R: 0 E: 0 K: 1 S: 10	H: 0 LOB: 0 BB: 0 P: 15	R: 0 E: 0 K: 2 S: 13	H: 1 LOB: 1 BB: 0 P: 19	R: 0 E: 0 K: 0 S: 6	H: 1 LOB: 1 BB: 0 P: 11	R: 0 E: 0 K: 0 S: 11	H: 1 LOB: 2 BB: 1 P: 20	R: 0 E: 0 K: 0 S: 9	H: 0 LOB: 0 BB: 0 P: 11		R: 0 E: 0 K: 1 S: 14	H: 1 LOB: 2 BB: 1 P: 27	1B: 5 2B: 1 3B: 0 HR: 0	SF: 0 SAC: 0 DP: 1 HBP: 1	WP: 0 PB: 0 SB: 0 CS: 0	PA: 37				
PITCHER	IP	WLS	BF	H	R	ER	SO	BB	IBB	HBP	BLK	WP	HR	S	P	ERA	WHIP										
Paul Quantrill, R (1.1) ERA: 3.43	8.0	W	32	5	0	0	6	2	0	1	0	0	0	84	129	0.00	0.875										
Heathcliff Slocumb, R (9.1) ERA: 1.27	1.0		5	1	0	0	1	1	0	0	0	0	0	14	27	0.00	2.000										

Batter	1	2	3	4	5	6	7	8	9	AB	R	H	RBI	BB	SO	LOB	TOP										
Mickey Morandini, L (1.4) OBP: 0.354, SLG: 0.437	2-2 FC6-4 1B SF7		1-1 G4-3		0-0 F9		2-2 F9		2-3 K	5	1	1	0	0	1	2											
Mariano Duncan, R (1.6) OBP: 0.297, SLG: 0.422	1-1 FC6-4 1B		0-1 F7			2-2 P3		1-2 G5-3	3-2 G5-3	5	0	1	0	0	0	1											
Gregg Jefferies, S (1.7) OBP: 0.317, SLG: 0.399	0-0 FC6-4 1-2 2-3		3-2 G3			1-0 G4-3		1-1 1B		4	1	1	0	0	0	2											
Dave Hollins, S (1.3) OBP: 0.410, SLG: 0.415	1-1 SF7			0-1 PB G2-3 1B		1-1 1B		1-0 2B		3	0	3	2	0	0	0											
Darren Daulton, L (1.2) OBP: 0.351, SLG: 0.414	1-1 G4-3			0-0 G2-3 1-2		0-0 G4-3		0-1 F8		4	0	0	0	0	0	4											
Jim Eisenreich, L (1.9) OBP: 0.426, SLG: 0.559		1-1 F7		2-1 G3 2-3			2-0 HR	4-1 1-2 BB		3	1	1	1	1	0	1											
Charlie Hayes, R (1.5) OBP: 0.379, SLG: 0.414		2-2 E8 G4-3		2-2 G4-3			0-0 G4-3	0-2 F9		4	0	0	0	0	0	3											
Dave Gallagher, R (1.8) OBP: 0.382, SLG: 0.460		2-1 G4-3 2-3			1-0 L9		1-0 FC1-6 1B	3-1 SH1-4 1B		4	0	2	0	0	0	1											
Tyler Green, R (1.1) OBP: 0.105, SLG: 0.211		0-2 G5-3			2-2 K		0-2 FC1-6 1-2	0-0 SH1-4 1-2		3	0	0	0	0	1	2											
Inning Stats	R: 1 E: 0 K: 0 S: 10	H: 2 LOB: 1 BB: 0 P: 15	R: 0 E: 1 K: 0 S: 10	H: 0 LOB: 1 BB: 0 P: 15	R: 0 E: 0 K: 0 S: 7	H: 0 LOB: 0 BB: 0 P: 11	R: 0 E: 0 K: 1 S: 9	H: 1 LOB: 1 BB: 0 P: 13	R: 0 E: 0 K: 1 S: 5	H: 0 LOB: 0 BB: 0 P: 8	R: 0 E: 0 K: 0 S: 7	H: 1 LOB: 1 BB: 0 P: 11	R: 1 E: 0 K: 0 S: 10	H: 2 LOB: 1 BB: 0 P: 15	R: 0 E: 0 K: 0 S: 13	H: 2 LOB: 2 BB: 1 P: 20	R: 0 E: 0 K: 1 S: 11	H: 1 LOB: 1 BB: 0 P: 19	1B: 7 2B: 1 3B: 0 HR: 1	SF: 1 SAC: 1 DP: 0 HBP: 0	WP: 0 PB: 1 SB: 0 CS: 0	PA: 38					
PITCHER	IP	WLS	BF	H	R	ER	SO	BB	IBB	HBP	BLK	WP	HR	S	P	ERA	WHIP										
Tom Candiotti, R (1.1) ERA: 4.21	7.0	L	28	6	2	2	1	0	0	0	0	0	1	58	88	2.57	0.857										
Greg Hansell, R (8.1) ERA: 5.87	0.1	3	2	1	1	0	0	0	0	0	0	0	0	7	10	27.00	6.000										
Omar Daal, L (8.1) ERA: 2.19	0.1	2	0	0	0	0	1	0	0	0	0	0	0	3	7	0.00	3.000										
Todd Williams, R (8.1) ERA: 3.93	1.1	5	1	0	0	1	0	0	0	0	0	0	0	14	22	0.00	0.750										

Philadelphia Phillies @ Los Angeles Dodgers
 Dodger Stadium, Los Angeles, CA
 Sat Jun 10 1995, 7:05 PM PDT
 Att: 37,220 - Unknown - 69 F

AB	35
R	3
H	9
RBI	3
BB	1
SO	2
LOB	16



Batter	1	2	3	4	5	6	7	8	9	AB	R	H	RBI	BB	SO	LOB	BOTTOM										
Delino DeShields, L (1.4) OBP: 0.314, SLG: 0.311	0-0 F9 G4-3 1B				0-3 K			3-2 G3		4	0	1	0	0	1	3											
Jose Offerman, S (1.6) OBP: 0.459, SLG: 0.456	1-2 G4-3 1-2		0-3 K		1-2 G6-3			2-2 P5		4	0	0	0	0	1	1											
Raul Mondesi, R (1.9) OBP: 0.342, SLG: 0.552	4-2 BB		0-0 F9			0-0 G6-3		0-0 P2		3	0	0	0	1	0	0											
Mike Piazza, R (1.2) OBP: 0.409, SLG: 0.703	1-1 F9 2-3		2-3 K			0-1 E6 FC6-4		1-1 F9		4	0	0	0	0	1	2											
Eric Karros, R (1.3) OBP: 0.398, SLG: 0.564	1-1 G6-3			1-1 P4		1-1 F8		2-2 G3		4	0	0	0	0	0	3											
Roberto Kelly, R (1.8) OBP: 0.333, SLG: 0.361		1-1 CS 1B		0-0 1B		0-0 FC6-4 1-2		1-0 F9		4	0	2	0	0	0	1											
Tim Wallach, R (1.5) OBP: 0.333, SLG: 0.432		0-1 F8		2-2 P3			0-0 G6-3	3-2 F8		4	0	0	0	0	0	2											
Billy Ashley, R (1.7) OBP: 0.307, SLG: 0.371		2-1 1B 1-2 1B		0-3 K			3-1 FC4-6 HBP			2	0	1	0	0	1	1											
Tom Candiotti, R (1.1) OBP: 0.211, SLG: 0.118					0-0 G6-3					2	0	1	0	0	0	0											
Dave Hansen, L (7, PH) OBP: 0.371, SLG: 0.288										1	0	0	0	0	0	1											
Greg Hansell, R (8.1) ERA: 5.87										0	0	0	0	0	0	0											
Omar Daal, L (8.1) ERA: 2.19										0	0	0	0	0	0	0											
Todd Williams, R (8.1) OBP: 0.500, SLG: 0.500										0	0	0	0	0	0	0											
Inning Stats	R: 0 E: 0 K: 0 S: 11	H: 1 LOB: 2 BB: 1 P: 18	R: 0 E: 0 K: 0 S: 10	H: 3 LOB: 2 BB: 0 P: 15	R: 0 E: 0 K: 2 S: 8	H: 0 LOB: 0 BB: 0 P: 10	R: 0 E: 0 K: 1 S: 10	H: 1 LOB: 1 BB: 0 P: 13	R: 0 E: 0 K: 1 S: 7	H: 0 LOB: 0 BB: 0 P: 8	R: 0 E: 1 K: 0 S: 6	H: 0 LOB: 1 BB: 0 P: 7	R: 0 E: 0 K: 0 S: 7	H: 0 LOB: 0 BB: 0 P: 15	R: 0 E: 0 K: 0 S: 7	H: 0 LOB: 0 BB: 0 P: 10	R: 0 E: 0 K: 0 S: 8	H: 0 LOB: 0 BB: 0 P: 14	1B: 5 2B: 0 3B: 0 HR: 0	SF: 0 SAC: 0 DP: 0 HBP: 1	WP: 0 PB: 0 SB: 0 CS: 1	PA: 34					
PITCHER	IP	WLS	BF	H	R	ER	SO	BB	IBB	HBP	BLK	WP	HR	S	P	ERA	WHIP										
Tyler Green, R (1.1) ERA: 3.13	9.0	W	34	5	0	0	4	1	0	1	0	0	0	74	110	0.00	0.667										

Philadelphia Phillies @ Los Angeles Dodgers
 Dodger Stadium, Los Angeles, CA
 Sat Jun 10 1995, 7:05 PM PDT
 Att: 37,220 - Unknown - 69 F

AB	32
R	0
H	5
RBI	0
BB	1
SO	4
LOB	14



Batter	1	2	3	4	5	6	7	8	9	AB	R	H	RBI	BB	SO	LOB	TOP					
Mickey Morandini, L OBP: 0.349, SLG: 0.436 (1, 4)	G4-3	G4-3			K				K	5	1	1	0	0	2	2	Philadelphia Phillies @ Los Angeles Dodgers Dodger Stadium, Los Angeles, CA Sun Jun 11 1995, 3:33 AM PDT Att: 32,223 - Sunny - 80 F					
Mariano Duncan, R OBP: 0.304, SLG: 0.420 (1, 6)	G6-3				K				G3-1	5	0	2	1	0	1	0						
Gregg Jefferies, S OBP: 0.321, SLG: 0.408 (1, 7)					F3					4	0	2	0	0	0	1						
Dave Hollins, S OBP: 0.412, SLG: 0.409 (1, 3)					F2					2	0	0	0	2	0	1						
Charlie Hayes, R OBP: 0.376, SLG: 0.409 (1, 5)	FC6-4				K					4	1	1	0	0	1	6						
Gary Varsho, L OBP: 0.328, SLG: 0.286 Heathcliff Slocumb, R (9, 1)					K					4	0	3	0	0	1	0						
Lenny Webster, R OBP: 0.233, SLG: 0.214 (1, 2)					G4-3					4	0	1	1	0	1	2						
Dave Gallagher, R OBP: 0.361, SLG: 0.433 (1, 8)					P3					4	0	0	0	0	0	4						
Mike Mims, L OBP: 0.063, SLG: 0.063 Ricky Bottalico, L (8, 1)					G6-3					3	0	1	0	0	0	0						
Jim Eisenreich, L OBP: 0.422, SLG: 0.553 (9, PH) (9, 9)										0	0	0	0	0	0	0						
Inning Stats	R: 0 E: 0 K: 0 S: 4	H: 1 LOB: 2 BB: 1 P: 8	R: 0 E: 0 K: 1 S: 7	H: 2 LOB: 2 BB: 0 P: 7	R: 0 E: 0 K: 1 S: 6	H: 1 LOB: 1 BB: 0 P: 6	R: 0 E: 0 K: 1 S: 5	H: 0 LOB: 0 BB: 0 P: 5	R: 0 E: 0 K: 2 S: 7	H: 0 LOB: 0 BB: 0 P: 7	R: 1 E: 0 K: 0 S: 6	H: 3 LOB: 2 BB: 0 P: 6	R: 1 E: 0 K: 0 S: 5	H: 3 LOB: 2 BB: 1 P: 9	R: 0 E: 0 K: 0 S: 3	H: 1 LOB: 0 BB: 0 P: 3	R: 0 E: 0 K: 1 S: 5	H: 0 LOB: 0 BB: 0 P: 5	1B: 9 2B: 3 3B: 0 HR: 0	SF: 0 SAC: 0 DP: 2 HBP: 0	WP: 0 PB: 0 SB: 0 CS: 0	PA: 38
PITCHER	IP	WLS	BF	H	R	ER	SO	BB	IBB	HBP	BLK	WP	HR	S	P	ERA	WHIP					
Ramon Martinez, R ERA: 3.46 (1, 1)	7.0	L	32	10	2	2	5	2	0	0	0	0	0	40	48	2.57	1.714					
Felix Rodriguez, R ERA: 3.12 (8, 1)	1.0		3	1	0	0	0	0	0	0	0	0	0	3	3	0.00	1.000					
Todd Worrell, R ERA: (9, 1)	1.0		3	0	0	0	1	0	0	0	0	0	0	5	5	0.00	0.000					

Batter	1	2	3	4	5	6	7	8	9	AB	R	H	RBI	BB	SO	LOB	BOTTOM					
Delino DeShields, L OBP: 0.321, SLG: 0.311 (1, 4)	G4-3									3	0	1	0	2	0	1	Philadelphia Phillies @ Los Angeles Dodgers Dodger Stadium, Los Angeles, CA Sun Jun 11 1995, 3:33 AM PDT Att: 32,223 - Sunny - 80 F					
Jose Offerman, S OBP: 0.457, SLG: 0.447 (1, 6)										3	0	0	0	2	0	4						
Raul Mondesi, R OBP: 0.340, SLG: 0.542 Todd Worrell, R (9, 1)										3	1	0	0	1	0	5						
Dave Hansen, L OBP: 0.380, SLG: 0.288 (9, PH) (9, 9)										0	0	0	0	1	0	0						
Mike Piazza, R OBP: 0.414, SLG: 0.691 Chad Foyville, S OBP: 0.222, SLG: 0.222 Carlos Hernandez, R OBP: 0.169, SLG: 0.075 (1, 2) (8, PR) (9, 2)										4	0	2	0	0	0	1						
Eric Karros, R OBP: 0.395, SLG: 0.557 (1, 3)										4	0	1	0	0	1	3						
Roberto Kelly, R OBP: 0.331, SLG: 0.359 (1, 8)										4	0	1	1	0	0	2						
Tim Wallach, R OBP: 0.329, SLG: 0.423 (1, 5)										4	0	1	0	0	1	3						
Billy Ashley, R OBP: 0.302, SLG: 0.364 Rick Parker, R OBP: 0.500, SLG: 0.500 (7, PH) (8, 7)										2	0	0	0	0	2	0						
Ramon Martinez, R OBP: 0.200, SLG: 0.250 Mitch Webster, S OBP: 0.200, SLG: 0.292 Felix Rodriguez, R (8, 1) Chris Gwynn, L OBP: 0.309, SLG: 0.353 (9, 9)										2	0	1	0	0	0	0						
Inning Stats	R: 0 E: 0 K: 0 S: 3	H: 0 LOB: 1 BB: 1 P: 7	R: 0 E: 0 K: 0 S: 3	H: 0 LOB: 0 BB: 0 P: 3	R: 0 E: 0 K: 1 S: 5	H: 0 LOB: 2 BB: 2 P: 13	R: 0 E: 0 K: 1 S: 6	H: 1 LOB: 1 BB: 0 P: 6	R: 0 E: 0 K: 1 S: 6	H: 1 LOB: 2 BB: 1 P: 10	R: 0 E: 0 K: 0 S: 3	H: 1 LOB: 0 BB: 0 P: 3	R: 0 E: 0 K: 0 S: 4	H: 1 LOB: 1 BB: 0 P: 4	R: 1 E: 0 K: 1 S: 7	H: 2 LOB: 2 BB: 1 P: 11	R: 0 E: 0 K: 2 S: 8	H: 1 LOB: 3 BB: 2 P: 16	1B: 7 2B: 0 3B: 0 HR: 0	SF: 0 SAC: 0 DP: 0 HBP: 0	WP: 2 PB: 0 SB: 0 CS: 1	PA: 41
PITCHER	IP	WLS	BF	H	R	ER	SO	BB	IBB	HBP	BLK	WP	HR	S	P	ERA	WHIP					
Mike Mims, L ERA: 2.85 (1, 1)	7.1	W	31	5	1	1	3	5	0	0	0	0	0	32	52	1.23	1.364					
Ricky Bottalico, R ERA: 1.71 (8, 1)	0.2		3	1	0	0	1	0	0	0	0	0	0	5	5	0.00	1.500					
Heathcliff Slocumb, R ERA: 1.21 (9, 1)	1.0	S	6	1	0	0	2	1	1	0	0	0	0	8	16	0.00	2.000					

AB	36
R	2
H	11
RBI	2
BB	2
SO	6
LOB	16



AB	33
R	1
H	7
RBI	1
BB	7
SO	6
LOB	24



Batter	1	2	3	4	5	6	7	8	9	AB	R	H	RBI	BB	SO	LOB	TOP								
Brian Hunter, R (1.8)	G5-3		K		FC6-5			SF8	G4-3	4	1	0	1	1	1	3	Houston Astros @ Philadelphia Phillies Veterans Stadium, Philadelphia, PA Tue Jun 13 1995, 7:05 PM EDT Att: 20,311 - Unknown - 69 F								
Craig Biggio, R (1.4) OBP: 0.398, SLG: 0.415	K		P4		K			HR		4	1	1	0	0	2	3									
5 Jeff Bagwell, R (1.3) OBP: 0.340, SLG: 0.396	P4			F8	K			HR		4	1	1	0	0	1	2									
Derek Bell, R (1.9) OBP: 0.374, SLG: 0.446		F9		E3		G4-3		SF8		3	0	0	1	0	0	0									
Luis Gonzalez, L (1.7) OBP: 0.296, SLG: 0.421	K		K	P7		K		HR		4	1	1	3	0	2	1									
Phil Nevin, R (1.5) OBP: 0.111, SLG: 0.111 John Hudek, S (8.1) OBP: 1.000, SLG: 1.000	K			K		P4		G6-3		4	0	0	0	0	2	2									
Tony Eusebio, R (1.2) OBP: 0.383, SLG: 0.442			2B		SH	CS	G6-3	F9		3	2	1	0	1	0	0									
Orlando Miller, R (1.6) OBP: 0.329, SLG: 0.407			2B		FC6-5	G4-3		G6-3		4	0	2	1	0	0	0									
Mike Hampton, R (1.1) Doug Brocail, L (6.1) Jim Dougherty, R (8.1) Milt Thompson, L (7. PH) Dave Veres, R (7.1) Pedro Martinez, L (8.1) Craig Shipley, R (8.5) OBP: 0.295, SLG: 0.438			K		SH	K		F9		1	0	0	0	0	1	1									
Inning Stats	R: 0 E: 0 K: 1 S: 9	H: 0 LOB: 0 BB: 0 P: 11	R: 0 E: 0 K: 2 S: 9	H: 0 LOB: 0 BB: 0 P: 13	R: 1 E: 0 K: 2 S: 16	H: 2 LOB: 1 BB: 0 P: 23	R: 0 E: 1 K: 1 S: 8	H: 0 LOB: 1 BB: 0 P: 8	R: 1 E: 1 K: 2 S: 12	H: 1 LOB: 2 BB: 1 P: 19	R: 0 E: 0 K: 1 S: 7	H: 0 LOB: 0 BB: 0 P: 10	R: 0 E: 0 K: 2 S: 11	H: 0 LOB: 0 BB: 0 P: 10	R: 4 E: 0 K: 0 S: 19	H: 3 LOB: 0 BB: 1 P: 27		R: 0 E: 0 K: 0 S: 7	H: 0 LOB: 0 BB: 0 P: 9	1B: 4 2B: 1 3B: 0 HR: 1	SF: 1 SAC: 1 DP: 0 HBP: 0	WP: 0 PB: 1 SB: 1 CS: 0	PA: 38		
PITCHER	IP	WLS	BF	H	R	ER	SO	BB	IBB	HBP	BLK	WP	HR	S	P	ERA	WHIP								
Curt Schilling, R (1.1) ERA: 3.14	8.0	L	34	6	6	6	10	2	0	0	0	0	1	87	121	6.75	1.000								
Ricky Bottalico, R (9.1) ERA: 1.64	1.0		3	0	0	0	0	0	0	0	0	0	0	7	9	0.00	0.000								

Batter	1	2	3	4	5	6	7	8	9	AB	R	H	RBI	BB	SO	LOB	BOTTOM								
Dave Gallagher, R (1.8) OBP: 0.390, SLG: 0.435	P7		G5-4-3		E	1B		WP		2	0	1	0	3	0	0	Houston Astros @ Philadelphia Phillies Veterans Stadium, Philadelphia, PA Tue Jun 13 1995, 7:05 PM EDT Att: 20,311 - Unknown - 69 F								
Mariano Duncan, R (1.4) OBP: 0.297, SLG: 0.405	1B		G5-4-3		E5	K		F8		5	0	1	0	0	1	6									
Gregg Jefferies, S (1.7) OBP: 0.318, SLG: 0.420	B1			HR	FC5-4			P4		5	1	1	1	0	0	3									
Darren Daulton, L (1.2) OBP: 0.346, SLG: 0.428	K			F7		HR		K		5	1	1	1	0	3	1									
Charlie Hayes, R (1.5) OBP: 0.376, SLG: 0.405		E3		P3		HR		G1-3		4	1	1	0	1	0	0									
Randy Ready, R (1.3) OBP: 0.150, SLG: 0.105 Mickey Morandini, L (7. PH) OBP: 0.340, SLG: 0.433	K			K		F7		K		3	0	0	0	0	2	2									
Jim Eisenreich, L (1.9) OBP: 0.442, SLG: 0.570					FC5-4	1B		WP		4	1	4	0	0	0	0									
Kevin Stocker, S (1.6) OBP: 0.298, SLG: 0.210		L8			FC5-4	F7		SH3-4		3	1	0	0	0	0	4									
Curt Schilling, R (1.1) OBP: 0.160, SLG: 0.200 Tony Longmire, L (8. PH) OBP: 0.417, SLG: 0.522 Ricky Bottalico, L (9.1)				K		SH5-4		K		2	0	1	2	0	1	0									
Inning Stats	R: 0 E: 0 K: 1 S: 7	H: 1 LOB: 1 BB: 0 P: 11	R: 0 E: 1 K: 1 S: 8	H: 1 LOB: 1 BB: 0 P: 13	R: 0 E: 0 K: 1 S: 15	H: 0 LOB: 0 BB: 1 P: 21	R: 1 E: 0 K: 1 S: 6	H: 1 LOB: 0 BB: 0 P: 11	R: 1 E: 1 K: 0 S: 13	H: 1 LOB: 2 BB: 1 P: 22	R: 3 E: 0 K: 1 S: 21	H: 4 LOB: 2 BB: 1 P: 34	R: 0 E: 0 K: 2 S: 11	H: 1 LOB: 1 BB: 0 P: 16	R: 0 E: 0 K: 1 S: 12	H: 1 LOB: 2 BB: 1 P: 22		R: 0 E: 0 K: 1 S: 9	H: 0 LOB: 0 BB: 0 P: 15	1B: 8 2B: 1 3B: 0 HR: 2	SF: 0 SAC: 2 DP: 2 HBP: 0	WP: 1 PB: 0 SB: 1 CS: 1	PA: 41		
PITCHER	IP	WLS	BF	H	R	ER	SO	BB	IBB	HBP	BLK	WP	HR	S	P	ERA	WHIP								
John Hudek, R (8.1) ERA: 2.04	1.1	S	5	0	0	0	1	0	0	0	0	0	0	4	7	0.00	0.750								
Mike Hampton, L (1.1) ERA: 2.35	5.0		21	4	2	1	4	2	0	0	0	0	1	18	31	40.50	7.500								
Doug Brocail, R (6.1) ERA: 4.61	0.2		7	4	3	3	0	1	0	0	0	0	1	18	31	40.50	7.500								
Jim Dougherty, R (6.1) ERA: 3.24	0.1		1	0	0	0	1	0	0	0	0	0	0	3	3	0.00	0.000								
Dave Veres, R (7.1) ERA: 1.14	1.1	W	6	2	0	0	2	0	0	0	0	0	0	16	22	0.00	1.500								
Pedro Martinez, L (8.1) ERA: 5.93	0.1		1	0	0	0	1	0	0	0	0	0	0	4	7	0.00	0.000								



Batter	1	2	3	4	5	6	7	8	9	AB	R	H	RBI	BB	SO	LOB	TOP		
Brian Hunter, R OBP: 0.273, SLG: 0.400	1-1 L8	2-1 G1-3		0-3 K		1-2 1B 5 1B		3-2 2B 3B	1-3 K	6	2	2	2	0	2	1			
Craig Biggio, R OBP: 0.411, SLG: 0.439	1-1 1B 5 BB		0-0 5 G6-3		4-0 2B 5 G5-3	0-0 5 1B		0-0 5 WP E	2-2 L4	5	4	4	1	1	0	1			
5 Jeff Bagwell, R OBP: 0.342, SLG: 0.393	4-0 BB 1B		0-0 G6-3		1-1 G5-3	1-0 1B		3-2 E6 G3 BB WP		4	1	1	1	1	0	2			
Derek Bell, R OBP: 0.375, SLG: 0.441	1-0 BB 1B		1-1 G6-3		3-2 F7	0-0 G3		4-1 WP G3 BB		4	0	1	1	1	0	3			
Luis Gonzalez, L OBP: 0.305, SLG: 0.429	4-2 BB		0-0 1B		1-1 2B			0-1 G3		4	0	2	2	1	0	2			
Phil Nevin, R OBP: 0.214, SLG: 0.154	2-3 K		1-2 1B		4-0 BB			2-2 G6-3		4	0	1	0	0	3	4			
Pedro Martinez, L OBP: 0.154, SLG: 0.000	1-3 K		1-3 1B					2-3 3B BB		0	0	0	0	0	0	0			
Todd Jones, L OBP: 0.000, SLG: 0.000										0	0	0	0	0	0	0			
Tony Eusebio, R OBP: 0.364, SLG: 0.418	0-2 G4-3		1-0 G1-3		3-2 G6-3			2-2 G6-3		5	0	0	0	0	1	8			
Orlando Miller, R OBP: 0.324, SLG: 0.400		0-1 G6-3		1-2 G3-1		0-2 L3		0-0 BB 3B 1B	1-2 L8	5	1	1	0	0	0	0			
Darryl Kile, R OBP: 0.250, SLG: 0.222	3-3 K		2-3 K		2-3 K			4-1 BB 3B BB		3	0	0	0	0	3	0			
John Cangelosi, S OBP: 0.419, SLG: 0.353										0	1	0	0	1	0	0			
Dave Magadan, L OBP: 0.317, SLG: 0.371										0	0	0	0	1	0	0			
Inning Stats	R: 1 E: 0 K: 1 S: 15	H: 2 LOB: 3 BB: 2 P: 28	R: 0 E: 0 K: 1 S: 7	H: 0 LOB: 0 BB: 0 P: 12	R: 1 E: 0 K: 0 S: 9	H: 3 LOB: 2 BB: 0 P: 12	R: 0 E: 0 K: 2 S: 10	H: 0 LOB: 0 BB: 0 P: 13	R: 1 E: 0 K: 0 S: 12	H: 3 LOB: 2 BB: 0 P: 16	R: 0 E: 0 K: 2 S: 7	H: 0 LOB: 0 BB: 0 P: 9	R: 5 E: 1 K: 0 S: 20	H: 3 LOB: 1 BB: 2 P: 38	R: 0 E: 0 K: 1 S: 12	H: 0 LOB: 1 BB: 1 P: 20	1B: 8 2B: 3 3B: 1 HR: 0	SF: 0 SAC: 0 DP: 0 HBP: 0	WP: 2 PA: 47
PITCHER	IP WLS BF H R ER SO BB IBB HBP BLK WP HR S P ERA WHIP	IP WLS BF H R ER SO BB IBB HBP BLK WP HR S P ERA WHIP	IP WLS BF H R ER SO BB IBB HBP BLK WP HR S P ERA WHIP	IP WLS BF H R ER SO BB IBB HBP BLK WP HR S P ERA WHIP	IP WLS BF H R ER SO BB IBB HBP BLK WP HR S P ERA WHIP	IP WLS BF H R ER SO BB IBB HBP BLK WP HR S P ERA WHIP	IP WLS BF H R ER SO BB IBB HBP BLK WP HR S P ERA WHIP	IP WLS BF H R ER SO BB IBB HBP BLK WP HR S P ERA WHIP	IP WLS BF H R ER SO BB IBB HBP BLK WP HR S P ERA WHIP	IP WLS BF H R ER SO BB IBB HBP BLK WP HR S P ERA WHIP	IP WLS BF H R ER SO BB IBB HBP BLK WP HR S P ERA WHIP	IP WLS BF H R ER SO BB IBB HBP BLK WP HR S P ERA WHIP	IP WLS BF H R ER SO BB IBB HBP BLK WP HR S P ERA WHIP	IP WLS BF H R ER SO BB IBB HBP BLK WP HR S P ERA WHIP	IP WLS BF H R ER SO BB IBB HBP BLK WP HR S P ERA WHIP	IP WLS BF H R ER SO BB IBB HBP BLK WP HR S P ERA WHIP	IP WLS BF H R ER SO BB IBB HBP BLK WP HR S P ERA WHIP	IP WLS BF H R ER SO BB IBB HBP BLK WP HR S P ERA WHIP	
Paul Quantrill, R ERA: 3.59	(1, 1)	5.0	25	6	3	3	4	4	0	0	0	0	0	0	0	0	0	5.40	2.000
Gene Harris, R ERA: 4.5	(6, 1)	1.0	6	3	1	1	1	0	0	0	0	0	0	0	0	0	0	9.00	3.000
Norm Charlton, L ERA: 8.59	(7, 1)	1.0	L	6	2	3	3	2	1	0	0	0	0	0	0	0	0	27.00	3.000
Toby Borland, R ERA: 6.86	(8, 1)	0.0	3	1	1	1	0	1	0	0	0	0	1	0	7	14	∞	∞	∞
Kyle Abbott, L ERA: 2.25	(8, 1)	1.0	3	0	1	0	0	0	0	0	0	0	1	0	8	12	0.00	0.000	
Mickey Morandini, L OBP: 0.342, SLG: 0.421	4-1 1B 1B BB		1-0 F8		0-1 FC4-6		1-0 G6-3		1-2 G3	4	1	0	0	1	0	2			
Mariano Duncan, R OBP: 0.316, SLG: 0.410	1-0 BB 1B FC3-6		2-1 S 1B		0-2 G1-3		1-1 G6-3		1-0 G1 HBP	4	1	2	1	0	0	1			
Gregg Jefferies, S OBP: 0.314, SLG: 0.414	3-2 FC3-6 SF8 1B		3-2 G4-3		0-3 K		0-0 P6		0-2 G1	5	1	1	1	0	1	2			
Darren Daulton, L OBP: 0.348, SLG: 0.423	4-0 FC3-6 BB		2-3 K		0-0 G4-3		1-0 BB 1B		0-0 F8	4	1	1	0	1	1	1			
Jim Eisenreich, L OBP: 0.427, SLG: 0.550	1-0 FC3-6		2-0 G4-3		1-3 K		3-2 P5			4	0	0	1	0	1	3			
Charlie Hayes, R OBP: 0.375, SLG: 0.413	3-2 SF8		0-1 PB 2B		0-2 L7		4-0 1B BB			2	0	1	1	1	0	0			
Gary Varsho, L OBP: 0.320, SLG: 0.267	0-0 P9		3-2 G3-1		4-0 BB		2-3 K		2-3 K	3	0	0	0	1	1	4			
Kevin Stocker, S OBP: 0.310, SLG: 0.221		3-2 SH5-4 1B HBP		0-1 FC4-6 1B		2-0 L9		2-1 FC6-4 1B		3	1	2	1	0	0	1			
Paul Quantrill, L OBP: 0.143, SLG: 0.053	(1, 1)	7.0	30	5	4	4	4	3	0	1	0	0	0	0	0	0	5.14	1.143	
Tom Marsh, R ERA: 6.28	(6, 1)	0.2	5	2	1	1	1	1	0	0	0	0	0	0	0	0	13.50	4.500	
Pedro Martinez, L ERA: 6.28	(8, 1)	0.2	S	5	0	0	0	0	0	1	0	0	0	0	0	0	0.00	0.000	
Todd Jones, R ERA: 2.0	(8, 1)	1.1	S	5	0	0	0	0	0	1	0	0	0	0	0	0	0.00	0.000	
Inning Stats	R: 3 E: 0 K: 0 S: 10	H: 2 LOB: 1 BB: 2 P: 26	R: 1 E: 0 K: 0 S: 13	H: 1 LOB: 1 BB: 0 P: 22	R: 0 E: 0 K: 1 S: 10	H: 1 LOB: 1 BB: 0 P: 17	R: 0 E: 0 K: 1 S: 10	H: 1 LOB: 1 BB: 0 P: 10	R: 0 E: 0 K: 1 S: 7	H: 0 LOB: 0 BB: 1 P: 14	R: 0 E: 0 K: 0 S: 4	H: 0 LOB: 0 BB: 0 P: 6	R: 1 E: 0 K: 1 S: 13	H: 2 LOB: 2 BB: 1 P: 25	R: 0 E: 0 K: 0 S: 9	H: 0 LOB: 1 BB: 0 P: 11	1B: 6 2B: 1 3B: 0 HR: 0	SF: 1 SAC: 1 DP: 0 HBP: 2	WP: 0 PA: 40
PITCHER	IP WLS BF H R ER SO BB IBB HBP BLK WP HR S P ERA WHIP	IP WLS BF H R ER SO BB IBB HBP BLK WP HR S P ERA WHIP	IP WLS BF H R ER SO BB IBB HBP BLK WP HR S P ERA WHIP	IP WLS BF H R ER SO BB IBB HBP BLK WP HR S P ERA WHIP	IP WLS BF H R ER SO BB IBB HBP BLK WP HR S P ERA WHIP	IP WLS BF H R ER SO BB IBB HBP BLK WP HR S P ERA WHIP	IP WLS BF H R ER SO BB IBB HBP BLK WP HR S P ERA WHIP	IP WLS BF H R ER SO BB IBB HBP BLK WP HR S P ERA WHIP	IP WLS BF H R ER SO BB IBB HBP BLK WP HR S P ERA WHIP	IP WLS BF H R ER SO BB IBB HBP BLK WP HR S P ERA WHIP	IP WLS BF H R ER SO BB IBB HBP BLK WP HR S P ERA WHIP	IP WLS BF H R ER SO BB IBB HBP BLK WP HR S P ERA WHIP	IP WLS BF H R ER SO BB IBB HBP BLK WP HR S P ERA WHIP	IP WLS BF H R ER SO BB IBB HBP BLK WP HR S P ERA WHIP	IP WLS BF H R ER SO BB IBB HBP BLK WP HR S P ERA WHIP	IP WLS BF H R ER SO BB IBB HBP BLK WP HR S P ERA WHIP	IP WLS BF H R ER SO BB IBB HBP BLK WP HR S P ERA WHIP	IP WLS BF H R ER SO BB IBB HBP BLK WP HR S P ERA WHIP	


Houston Astros @ Philadelphia Phillies
Veterans Stadium, Philadelphia, PA
Wed Jun 14 1995, 7:05 PM EDT
Att: 24,933 - Unknown - 74 F

AB	40
R	9
H	12
RBI	7
BB	7
SO	8
LOB	21



Houston Astros @ Philadelphia Phillies
Veterans Stadium, Philadelphia, PA
Wed Jun 14 1995, 7:05 PM EDT
Att: 24,933 - Unknown - 74 F

AB	32
R	5
H	7
RBI	5
BB	4
SO	6
LOB	18



Batter	1	2	3	4	5	6	7	8	9	AB	R	H	RBI	BB	SO	LOB	TOP								
Brian Hunter, R OBP: 0.188, SLG: 0.267 (1, 8)	G6-3		F8		K2-3			F7	L8	5	0	0	0	0	1	2									
Craig Biggio, R OBP: 0.401, SLG: 0.426 (1, 4)	K		G6-3			G4-3		P4	K	5	0	0	0	0	2	2									
Jeff Bagwell, R OBP: 0.348, SLG: 0.395 (1, 3)	K					G6-3 BB		WP 1B	K	4	0	2	0	1	2	3									
Derek Bell, R OBP: 0.378, SLG: 0.439 (1, 9)			G6-3			G6-3				3	1	1	0	1	0	2									
Luis Gonzalez, L OBP: 0.309, SLG: 0.424 (1, 7)					G6-3			G4-3		2	0	0	0	2	0	2									
Phil Nevin, R OBP: 0.176, SLG: 0.125 John Cangelosi, S OBP: 0.409, SLG: 0.343 John Hudek, S OBP: 1.000, SLG: 1.000 (1, 5)	G4-3									3	0	0	0	0	2	4									
Orlando Miller, R OBP: 0.336, SLG: 0.417 (1, 6)					L9					4	1	3	1	0	0	0									
Scott Servais, R OBP: 0.289, SLG: 0.391 (1, 2)					G6-3		G1-6-3			3	0	1	0	1	0	1									
Shane Reynolds, R OBP: 0.095, SLG: 0.095 Dave Magadan, L OBP: 0.422, SLG: 0.378 (1, 1)										3	0	0	0	0	3	2									
Inning Stats	R: 0 E: 0 K: 2 S: 11	H: 0 LOB: 0 BB: 0 P: 17	R: 1 E: 0 K: 1 S: 13	H: 2 LOB: 2 BB: 2 P: 26	R: 0 E: 0 K: 0 S: 7	H: 1 LOB: 1 BB: 0 P: 13	R: 0 E: 0 K: 1 S: 5	H: 0 LOB: 0 BB: 0 P: 7	R: 0 E: 0 K: 2 S: 7	H: 0 LOB: 0 BB: 0 P: 8	R: 0 E: 0 K: 1 S: 10	H: 0 LOB: 0 BB: 2 P: 23	R: 0 E: 0 K: 0 S: 6	H: 1 LOB: 0 BB: 0 P: 7	R: 0 E: 0 K: 0 S: 13	H: 1 LOB: 2 BB: 1 P: 24	R: 1 E: 0 K: 3 S: 18	H: 3 LOB: 3 BB: 0 P: 26	1B: 7 2B: 1 3B: 0 HR: 0	SF: 0 SAC: 0 DP: 2 HBP: 0	WP: 2 PB: 0 CS: 2	PA: 39			
PITCHER	IP	WLS	BF	H	R	ER	SO	BB	IBB	HBP	BLK	WP	HR	S	P	ERA	WHIP								
Tyler Green, R ERA: 3.0 Ricky Bottalico, R ERA: 1.59	8.1		36	8	2	2	9	3	2	0	0	1	0	82	140	2.16	1.320								

Houston Astros @ Philadelphia Phillies
Veterans Stadium, Philadelphia, PA
Thu Jun 15 1995, 7:05 PM EDT
Att: 29,411 - Unknown - 77 F

AB 34
R 2
H 8
RBI 2
BB 5
SO 11
LOB 18



Batter	1	2	3	4	5	6	7	8	9	AB	R	H	RBI	BB	SO	LOB	BOTTOM								
Mickey Morandini, L OBP: 0.340, SLG: 0.416 (1, 4)	G3				L7			L8		4	0	1	0	0	0	1									
Mariano Duncan, R OBP: 0.313, SLG: 0.402 (1, 6)	G6-3		G6-3			G4-3-6 BB E		G6-3		4	1	1	0	0	0	1									
Gregg Jefferies, S OBP: 0.318, SLG: 0.412 (1, 7)	K		G1-3			G4-3-6 BB		1B		3	0	1	0	1	1	1									
Jim Eisenreich, L OBP: 0.422, SLG: 0.539 (1, 8)			G6-3		G5-4-3 1B	G4-3-6		F7		4	0	1	0	0	0	3									
Charlie Hayes, R OBP: 0.382, SLG: 0.418 (1, 5)					G5-4-3	E9		P8		3	0	1	1	1	0	1									
Gary Varsho, L OBP: 0.315, SLG: 0.265 (1, 9)	K				G3	G4-3		1B HR		4	1	1	0	0	1	2									
Lenny Webster, R OBP: 0.265, SLG: 0.250 (1, 2)			FC6-4 1B			G6-3		G4-6-3 1B		4	0	2	0	0	1	1									
Randy Ready, R OBP: 0.208, SLG: 0.136 (1, 3)			FC6-4			SH1-4 BB		G4-6-3		3	1	1	0	1	0	3									
Tyler Green, R OBP: 0.095, SLG: 0.190 Ricky Bottalico, L OBP: 0.429, SLG: 0.596 (1, 1)						SH1-4		G4-3		2	0	0	0	0	1	0									
Inning Stats	R: 0 E: 0 K: 1 S: 9	H: 0 LOB: 0 BB: 0 P: 12	R: 0 E: 0 K: 1 S: 11	H: 1 LOB: 2 BB: 1 P: 20	R: 0 E: 0 K: 1 S: 9	H: 1 LOB: 1 BB: 0 P: 12	R: 0 E: 0 K: 0 S: 4	H: 1 LOB: 0 BB: 0 P: 6	R: 0 E: 0 K: 0 S: 6	H: 0 LOB: 1 BB: 1 P: 13	R: 1 E: 1 K: 0 S: 17	H: 2 LOB: 1 BB: 1 P: 26	R: 0 E: 0 K: 0 S: 9	H: 1 LOB: 0 BB: 0 P: 13	R: 0 E: 0 K: 0 S: 8	H: 1 LOB: 1 BB: 0 P: 14	R: 3 E: 0 K: 1 S: 18	H: 3 LOB: 0 BB: 0 P: 28	1B: 8 2B: 1 3B: 0 HR: 1	SF: 0 SAC: 1 DP: 3 HBP: 0	WP: 0 PB: 0 SB: 0 CS: 0	PA: 36			
PITCHER	IP	WLS	BF	H	R	ER	SO	BB	IBB	HBP	BLK	WP	HR	S	P	ERA	WHIP								
Shane Reynolds, R ERA: 3.28 John Hudek, R ERA: 3.44	8.0	L	5	3	3	3	1	0	0	0	0	0	1	18	28	40.50	4.500								

Houston Astros @ Philadelphia Phillies
Veterans Stadium, Philadelphia, PA
Thu Jun 15 1995, 7:05 PM EDT
Att: 29,411 - Unknown - 77 F

AB 32
R 4
H 10
RBI 4
BB 3
SO 4
LOB 13



Batter	1	2	3	4	5	6	7	8	9	AB	R	H	RBI	BB	SO	LOB	TOP					
Quilvio Veras, S OBP: 0.369, SLG: 0.327	B2		K			G4-3	K			4	0	0	0	0	2	2	Florida Marlins @ Philadelphia Phillies Veterans Stadium, Philadelphia, PA Sun Jun 18 1995, 3:33 AM EDT Att: 40,105 - Sunny - 90 F					
Chuck Carr, S OBP: 0.295, SLG: 0.213	F7			B1-3		G5-3		G4-3	4	0	0	0	0	0	0							
Jeff Conine, R OBP: 0.407, SLG: 0.513						F7		L3	4	0	2	0	0	0	0							
Greg Colbrunn, R OBP: 0.310, SLG: 0.424	K			K			G6-3	F8	4	0	0	0	0	2	2							
Tommy Gregg, L OBP: 0.318, SLG: 0.514		K		K			HR	G6-4-3	4	1	2	1	0	2	1							
Kurt Abbott, R OBP: 0.295, SLG: 0.496	F7				E4		HR	G6-4-3	4	2	2	1	0	0	1							
Alex Arias, R OBP: 0.379, SLG: 0.410					G4-3		HR	G6-3	4	0	0	0	0	1	1							
Steve Decker, R OBP: 0.286, SLG: 0.250			K		SF8				2	0	1	1	0	1	0							
Mark Gardner, R									2	0	0	0	0	1	0							
Matt Mantei, R									0	0	0	0	0	0	0							
Andre Dawson, R Yorkis Perez, L Randy Veres, R									1	0	1	0	0	0	0							
Inning Stats	R: 0 E: 0 K: 1 S: 7	H: 1 LOB: 1 BB: 0 P: 11	R: 0 E: 0 K: 2 S: 8	H: 0 LOB: 0 BB: 0 P: 12	R: 0 E: 0 K: 3 S: 10	H: 0 LOB: 0 BB: 0 P: 14	R: 0 E: 0 K: 2 S: 8	H: 1 LOB: 1 BB: 0 P: 10	R: 1 E: 1 K: 0 S: 10	H: 1 LOB: 0 BB: 0 P: 14	R: 0 E: 0 K: 0 S: 10	H: 0 LOB: 0 BB: 0 P: 16	R: 2 E: 0 K: 1 S: 18	H: 4 LOB: 2 BB: 0 P: 27	R: 0 E: 0 K: 0 S: 7	H: 0 LOB: 0 BB: 0 P: 10	R: 0 E: 0 K: 0 S: 5	H: 1 LOB: 0 BB: 0 P: 7	1B: 5 2B: 1 3B: 0 HR: 2	SF: 1 SAC: 0 DP: 1 HBP: 0	WP: 0 PB: 0 SB: 0 CS: 0	PA: 34
PITCHER	IP WLS BF H R ER SO BB IBB HBP BLK WP HR S P ERA WHIP																					
Curt Schilling, R ERA: 3.05	(1, 1)	7.0 W 28 7 3 2 9 0 0 0 0 0 2 71 104 2.57 1.000																				
Ricky Bottalico, R ERA: 1.4	(8, 1)	1.0 3 0 0 0 0 0 0 0 0 0 0 7 10 0.00 0.000																				
Heathcliff Slocumb, R ERA: 1.07	(9, 1)	1.0 S 3 1 0 0 0 0 0 0 0 0 0 0 5 7 0.00 1.000																				

Batter	1	2	3	4	5	6	7	8	9	AB	R	H	RBI	BB	SO	LOB	BOTTOM			
Mickey Morandini, L OBP: 0.362, SLG: 0.431	F7				E		HR	L6		4	2	2	0	0	0	1	Florida Marlins @ Philadelphia Phillies Veterans Stadium, Philadelphia, PA Sun Jun 18 1995, 3:33 AM EDT Att: 40,105 - Sunny - 90 F			
Mariano Duncan, R OBP: 0.278, SLG: 0.368	G5-3		K		F8		K		4	0	0	0	0	2	3					
Darren Daulton, L OBP: 0.350, SLG: 0.434	L9		G4-3				HR		3	2	1	2	1	0	1					
Jim Eisenreich, L OBP: 0.407, SLG: 0.516		K			F8		P5	F8	4	0	0	0	0	1	2					
Charlie Hayes, R OBP: 0.389, SLG: 0.452									3	1	3	3	1	0	0					
Tom Marsh, R OBP: 0.250, SLG: 0.250									4	0	2	0	0	2	2					
Dave Gallagher, R OBP: 0.372, SLG: 0.423					G3			G6-3	4	0	0	0	0	1	3					
Kevin Stocker, S OBP: 0.318, SLG: 0.227								G3	2	0	0	0	2	0	2					
Curt Schilling, R Ricky Bottalico, L Gene Schall, R Heathcliff Slocumb, R									3	0	0	0	0	1	3					
Inning Stats	R: 0 E: 0 K: 0 S: 6	H: 0 LOB: 0 BB: 0 P: 9	R: 0 E: 0 K: 2 S: 13	H: 1 LOB: 2 BB: 1 P: 23	R: 0 E: 0 K: 2 S: 15	H: 1 LOB: 1 BB: 0 P: 19	R: 1 E: 0 K: 0 S: 10	H: 2 LOB: 2 BB: 1 P: 18	R: 2 E: 0 K: 1 S: 15	H: 2 LOB: 1 BB: 1 P: 26	R: 0 E: 0 K: 0 S: 9	H: 0 LOB: 0 BB: 1 P: 15	R: 2 E: 0 K: 2 S: 12	H: 2 LOB: 1 BB: 0 P: 16	R: 0 E: 0 K: 0 S: 5	H: 1 LOB: 1 BB: 0 P: 8		1B: 5 2B: 3 3B: 0 HR: 2	SF: 0 SAC: 0 DP: 1 HBP: 1	WP: 0 PB: 0 SB: 0 CS: 0
PITCHER	IP WLS BF H R ER SO BB IBB HBP BLK WP HR S P ERA WHIP																			
Mark Gardner, R ERA: 6.43	(1, 1)	5.0 24 4 3 2 5 2 1 0 0 0 0 59 95 3.60 1.600																		
Matt Mantei, R ERA	(6, 1)	1.0 3 0 0 0 0 1 0 0 0 0 0 9 15 0.00 1.000																		
Yorkis Perez, L ERA: 7.06	(7, 1)	0.2 L 4 1 2 2 1 0 0 0 1 0 0 1 5 8 27.00 1.500																		
Randy Veres, R ERA: 2.11	(7, 1)	1.1 6 2 0 0 0 1 0 0 0 0 0 0 12 16 0.00 1.500																		

Batter	1	2	3	4	5	6	7	8	9	AB	R	H	RBI	BB	SO	LOB	TOP					
Mickey Morandini, L (1.4) OBP: 0.352, SLG: 0.418	P6		L9		L4	F7		G3		5	0	0	0	0	0	4	Philadelphia Phillies @ New York Mets Shea Stadium, Flushing, NY Mon Jun 19 1995, 7:05 PM EDT Att: 14,250 - Unknown - 91 F					
Mariano Duncan, R (1.3) OBP: 0.265, SLG: 0.350	K		F9		K		P3	G4-3	5	0	0	0	0	0	2	1						
Andy Van Slyke, L (1.8) OBP: 0.247, SLG: 0.373	1B		HR		K		G6-3	G3-6-3 BB	4	1	2	2	1	1	0							
Darren Daulton, L (1.2) OBP: 0.352, SLG: 0.429	P6		BB		1B	1B	F9	G3-6-3	4	1	1	0	1	0	2							
Jim Eisenreich, L (1.9) OBP: 0.417, SLG: 0.527		G6-4-3 1B	F7		1B	BB	G6-3 2B		3	2	2	0	1	0	1							
Charlie Hayes, R (1.5) OBP: 0.391, SLG: 0.450	G6-4-3 1-2f			FC4-6 BB	1B	1B	L1		3	0	1	1	1	0	2							
Tom Marsh, R (1.7) OBP: 0.250, SLG: 0.250	1B		F8		FC5-4 1B	1B	G6-3		4	0	1	1	0	0	2							
Kevin Stocker, S (1.6) OBP: 0.323, SLG: 0.229	G1-3		FC4-6 1-2f		BB	BB	2B 1B		3	1	1	0	1	0	2							
Paul Quantill, L (1.1) OBP: 0.167, SLG: 0.091 Norm Charlton, S (7.1) ERA: 1.900, SLG: 2.200 Heathcliff Slocumb, R (9.1) ERA: 4.5			HR 1B		F7	K	1-H 2B		3	1	1	0	0	1	3							
Inning Stats	R: 0 E: 0 K: 1 S: 10	H: 1 LOB: 1 BB: 0 P: 18	R: 0 E: 0 K: 0 S: 9	H: 2 LOB: 1 BB: 0 P: 17	R: 2 E: 0 K: 0 S: 12	H: 2 LOB: 1 BB: 1 P: 21	R: 0 E: 0 K: 0 S: 6	H: 0 LOB: 1 BB: 1 P: 11	R: 0 E: 0 K: 2 S: 9	H: 0 LOB: 0 BB: 0 P: 13	R: 2 E: 1 K: 1 S: 15	H: 2 LOB: 2 BB: 2 P: 30	R: 0 E: 0 K: 0 S: 3	H: 0 LOB: 0 BB: 0 P: 7	R: 2 E: 0 K: 0 S: 15	H: 3 LOB: 1 BB: 0 P: 24	R: 0 E: 0 K: 0 S: 5	H: 0 LOB: 0 BB: 1 P: 12	1B: 7 2B: 2 3B: 0 HR: 1	SF: 0 SAC: 0 DP: 2 HBP: 0	WP: 0 PB: 0 SB: 2 CS: 0	PA: 40
PITCHER	IP WLS BF H R ER SO BB IBB HBP BLK WP HR S P ERA WHIP																					
Dave Micki, R (1.1) ERA: 3.73	7.0 L 31 7 4 3 4 4 0 0 0 0 0 1 64 117 3.86 1.571																					
Blas Minor, R (8.1) ERA: 4.29	0.2 5 3 2 2 0 0 0 0 0 0 0 0 13 19 27.00 4.500																					
Eric Gunderson, L (8.1) ERA: 4.5	1.1 4 0 0 0 0 1 0 0 0 0 0 0 7 17 0.00 0.750																					

AB	35
R	6
H	10
RBI	5
BB	5
SO	4
LOB	17



Batter	1	2	3	4	5	6	7	8	9	AB	R	H	RBI	BB	SO	LOB	BOTTOM					
Brett Butler, L (1.8) OBP: 0.343, SLG: 0.325	K		F7		G6-3		G6-3			4	0	0	0	0	1	0	Philadelphia Phillies @ New York Mets Shea Stadium, Flushing, NY Mon Jun 19 1995, 7:05 PM EDT Att: 14,250 - Unknown - 91 F					
Jose Vizcaino, S (1.6) OBP: 0.316, SLG: 0.314	F8		G6-3		1B 3B		F8		4	1	1	0	0	0	0							
Rico Brogna, L (1.3) OBP: 0.330, SLG: 0.461	1B		K		1B BB		G6-4-3 HBP		2	0	1	0	1	1	0							
Bobby Bonilla, S (1.7) OBP: 0.376, SLG: 0.547	F7		K		K		G6-4-3		4	0	0	0	0	2	4							
Todd Hundley, S (1.2) OBP: 0.372, SLG: 0.429 Kelly Stinnett, R (6.2) OBP: 0.358, SLG: 0.435	1B SF8 1B		F7		K		G6-4-3 1B		2	1	1	0	0	0	0							
Jeff Kent, R (1.4) OBP: 0.327, SLG: 0.429	F9		G6-3		1B		F9		4	0	1	1	0	0	2							
Edgardo Alfonzo, R (1.5) OBP: 0.268, SLG: 0.382	1B		G6-3		G4-3		G6-4-3		4	0	1	0	0	0	3							
Ryan Thompson, R (1.9) OBP: 0.389, SLG: 0.594	SF8		HR		F7		F7		2	1	1	2	0	0	0							
Dave Micki, R (1.1) Bill Spiers, L (7. PH) OBP: 0.281, SLG: 0.222 Blas Minor, R (8.1) Eric Gunderson, R (8.1)	G6-3		G4-3		G4-3		P5		2	0	0	0	0	0	1							
Inning Stats	R: 0 E: 0 K: 1 S: 13	H: 1 LOB: 1 BB: 0 P: 17	R: 1 E: 0 K: 0 S: 11	H: 2 LOB: 1 BB: 0 P: 14	R: 0 E: 0 K: 1 S: 7	H: 0 LOB: 0 BB: 0 P: 13	R: 0 E: 0 K: 1 S: 5	H: 0 LOB: 0 BB: 0 P: 8	R: 1 E: 0 K: 0 S: 6	H: 1 LOB: 0 BB: 0 P: 7	R: 1 E: 0 K: 2 S: 18	H: 2 LOB: 2 BB: 1 P: 30	R: 0 E: 0 K: 0 S: 6	H: 0 LOB: 0 BB: 0 P: 8	R: 0 E: 0 K: 0 S: 5	H: 0 LOB: 0 BB: 0 P: 10	R: 0 E: 0 K: 0 S: 5	H: 1 LOB: 0 BB: 0 P: 6	1B: 5 2B: 0 3B: 1 HR: 1	SF: 1 SAC: 0 DP: 2 HBP: 1	WP: 0 PB: 0 SB: 0 CS: 0	PA: 34
PITCHER	IP WLS BF H R ER SO BB IBB HBP BLK WP HR S P ERA WHIP																					
Paul Quantill, R (1.1) ERA: 3.65	6.1 W 26 6 3 3 5 1 0 0 0 0 0 1 62 91 4.26 1.105																					
Norm Charlton, L (7.1) ERA: 7.71	1.2 5 0 0 0 0 0 0 0 1 0 0 0 9 16 0.00 0.000																					
Heathcliff Slocumb, R (9.1) ERA: 1.00	1.0 S 3 1 0 0 0 0 0 0 0 0 0 0 5 6 0.00 1.000																					




Batter	1	2	3	4	5	6	7	8	9	AB	R	H	RBI	BB	SO	LOB	TOP								
Mickey Morandini, L OBP: 0.348, SLG: 0.408 (1, 4)	P1		2B 1B HBP	F7		K		F7		4	1	0	0	0	1	2									
Mariano Duncan, R OBP: 0.282, SLG: 0.352 (1, 3)	G4-3		1B E 1-3 2-H	FC6-4			P3	FC5-4		5	1	1	1	0	0	2									
Andy Van Slyke, L OBP: 0.260, SLG: 0.362 Dave Gallagher, R OBP: 0.378, SLG: 0.430 (1, 8) (7, 8)	G4-3		E BB		G4-3 2B S BB		G3-1		G4-6-3 1B	2	1	0	0	2	0	0									
Darren Daulton, L OBP: 0.353, SLG: 0.429 (1, 2)		G5-3 1B	E9 1B		K		G6-3		F8	5	1	2	1	0	1	2									
Jim Eisenreich, L OBP: 0.409, SLG: 0.515 (1, 9)	G5-3		F9		G4-3			E1 1B	G4-6-3 1B	5	1	1	0	0	0	5									
Charlie Hayes, R OBP: 0.393, SLG: 0.457 (1, 5)	F9		K					1B 1B		4	1	2	2	0	1	3									
Tom Marsh, R OBP: 0.313, SLG: 0.313 (1, 7)			K				G3			4	1	2	1	0	1	3									
Kevin Stocker, S OBP: 0.321, SLG: 0.230 (1, 6)	G4-3				G3-1			G4-3		4	0	1	2	0	0	1									
Tyler Green, R OBP: 0.160, SLG: 0.280 (1, 1)			2B 2B					K		4	1	2	0	0	1	1									
Inning Stats	R: 0 E: 0 K: 0 S: 8	H: 0 LOB: 0 BB: 0 P: 12	R: 1 E: 0 K: 0 S: 7	H: 2 LOB: 1 BB: 0 P: 11	R: 3 E: 1 K: 2 S: 17	H: 3 LOB: 2 BB: 1 P: 27	R: 0 E: 0 K: 0 S: 13	H: 1 LOB: 1 BB: 0 P: 17	R: 1 E: 0 K: 1 S: 13	H: 1 LOB: 1 BB: 1 P: 21	R: 0 E: 0 K: 2 S: 7	H: 0 LOB: 0 BB: 0 P: 10	R: 0 E: 0 K: 0 S: 6	H: 0 LOB: 0 BB: 0 P: 11	R: 3 E: 1 K: 0 S: 16	H: 4 LOB: 1 BB: 0 P: 25	R: 0 E: 0 K: 0 S: 5	H: 1 LOB: 0 BB: 0 P: 8	1B: 9 2B: 3 3B: 0 HR: 0	SF: 0 SAC: 0 DP: 1 HBP: 1	WP: 0 PB: 0 SB: 1 CS: 0	PA: 41			
PITCHER	IP	WLS	BF	H	R	ER	SO	BB	IBB	HBP	BLK	WP	HR	S	P	ERA	WHIP								
Pete Harnisch, R ERA: 4.09 (1, 1)	5.0	L	25	7	5	4	3	2	0	0	0	0	0	58	88	7.20	1.800								
Jerry Dipoto, R ERA: 5.84 (6, 1)	2.0		10	4	3	3	2	0	0	0	0	0	0	24	38	13.50	2.000								
Doug Henry, R ERA: 5.59 (8, 1)	1.0		3	0	0	0	0	0	0	0	0	0	0	5	8	0.00	0.000								
Pete Walker, R ERA: 6.14 (9, 1)	1.0		3	1	0	0	0	0	0	0	0	0	0	5	8	0.00	1.000								

Philadelphia Phillies @ New York Mets
Shea Stadium, Flushing, NY
Tue Jun 20 1995, 7:05 PM EDT
Att: 15,308 - Unknown - 93 F

livebaseballscorecards.com

AB 38
R 8
H 12
RBI 7
BB 2
SO 5
LOB 19




Batter	1	2	3	4	5	6	7	8	9	AB	R	H	RBI	BB	SO	LOB	BOTTOM								
Brett Butler, L OBP: 0.345, SLG: 0.325 Pete Walker, R (1, 8) (9, 1)	L3 BB		E 1B		B3-1			G4-3		3	0	1	0	1	0	2									
Jose Vizcaino, S OBP: 0.314, SLG: 0.315 (1, 6)	L3		E 1B		G5-3			SF7		3	0	1	1	0	0	2									
Rico Brogna, L OBP: 0.322, SLG: 0.450 (1, 3)	L4		E4 G3-6-4			G4-3		K		4	0	0	0	0	1	2									
Bobby Bonilla, S OBP: 0.374, SLG: 0.541 (1, 7)		1B SF9 1B	G3-6-1			K			G4-3	4	1	1	0	0	1	3									
Todd Hundley, S OBP: 0.369, SLG: 0.423 (1, 2)		G4-3 1B			F8		E7		F9	4	0	1	0	0	0	0									
Jeff Kent, R OBP: 0.325, SLG: 0.428 (1, 4)	SF9				F8			G6-3		3	0	1	1	0	0	0									
Edgardo Alfonzo, R OBP: 0.267, SLG: 0.379 (1, 5)	G4-3				F8			G5-4-3 1B		4	0	1	0	0	0	2									
Ryan Thompson, R OBP: 0.373, SLG: 0.567 (1, 9) (8, 8)	F7							G5-4-3		3	0	0	0	0	0	2									
Pete Harnisch, S OBP: 0.198, SLG: 0.158 Bill Skowron, L OBP: 0.262, SLG: 0.283 Jerry Dipoto, R OBP: 0.378, SLG: 0.430 Doug Henry, R OBP: 0.358, SLG: 0.408 (1, 1) (5, PH) (8, 1) (8, PH) (9, 9)			G3					G4-3 SF7 2B		1	0	0	0	0	0	0									
Inning Stats	R: 0 E: 0 K: 0 S: 4	H: 0 LOB: 0 BB: 1 P: 9	R: 1 E: 0 K: 0 S: 8	H: 2 LOB: 1 BB: 0 P: 18	R: 0 E: 1 K: 0 S: 15	H: 2 LOB: 2 BB: 0 P: 20	R: 0 E: 0 K: 0 S: 4	H: 0 LOB: 0 BB: 0 P: 9	R: 0 E: 0 K: 1 S: 5	H: 1 LOB: 1 BB: 0 P: 6	R: 0 E: 0 K: 0 S: 4	H: 1 LOB: 0 BB: 0 P: 5	R: 1 E: 0 K: 1 S: 8	H: 1 LOB: 0 BB: 0 P: 13	R: 0 E: 0 K: 0 S: 11	H: 1 LOB: 1 BB: 0 P: 16	1B: 7 2B: 2 3B: 0 HR: 0	SF: 2 SAC: 0 DP: 3 HBP: 0	WP: 0 PB: 0 SB: 0 CS: 0	PA: 34					
PITCHER	IP	WLS	BF	H	R	ER	SO	BB	IBB	HBP	BLK	WP	HR	S	P	ERA	WHIP								
Tyler Green, R ERA: 2.88 (1, 1)	9.0	W	34	8	2	2	2	1	0	0	0	0	0	69	110	2.00	1.000								

Philadelphia Phillies @ New York Mets
Shea Stadium, Flushing, NY
Tue Jun 20 1995, 7:05 PM EDT
Att: 15,308 - Unknown - 93 F

livebaseballscorecards.com

AB 31
R 2
H 8
RBI 2
BB 1
SO 2
LOB 13



Batter	1	2	3	4	5	6	7	8	9	AB	R	H	RBI	BB	SO	LOB	TOP										
Mickey Morandini, L (1,4)	G4-3				G5-3		P6		K	5	0	1	2	0	1	2	Philadelphia Phillies @ New York Mets Shea Stadium, Flushing, NY Wed Jun 21 1995, 7:05 PM EDT Att: 14,446 - Unknown - 72 F										
Mariano Duncan, R (1,3)		G5-3			K				K	5	0	2	1	0	2	1											
Jim Eisenreich, L (1,9)					L7				G4-3	2	1	0	0	3	0	0											
Darren Daulton, L (1,2)	G4-3			F7					K	3	0	0	0	0	1	4											
Charlie Hayes, R (1,5)			K	F8		G4-6-3			G5-3	4	0	0	0	0	1	3											
Tom Marsh, R (1,7)					K					4	2	2	3	0	1	1											
Dave Gallagher, R (1,8)										4	2	3	0	0	1	0											
Kevin Stocker, S (1,6)										4	1	2	0	0	0	1											
David West, L (1,1)										2	0	0	0	0	2	2											
Ricky Bottalico, L (7,1)										1	0	0	0	0	1	2											
Inning Stats	R: 0 E: 0 K: 0 S: 9	H: 1 LOB: 1 BB: 1 P: 17	R: 3 E: 1 K: 1 S: 15	H: 3 LOB: 1 BB: 0 P: 26	R: 0 E: 0 K: 1 S: 9	H: 0 LOB: 1 BB: 1 P: 15	R: 0 E: 0 K: 2 S: 9	H: 0 LOB: 0 BB: 0 P: 13	R: 0 E: 0 K: 0 S: 13	H: 0 LOB: 0 BB: 0 P: 11	R: 1 E: 0 K: 1 S: 15	H: 3 LOB: 2 BB: 0 P: 20	R: 2 E: 0 K: 2 S: 14	H: 3 LOB: 2 BB: 1 P: 24	R: 0 E: 0 K: 2 S: 7	H: 0 LOB: 0 BB: 0 P: 10	1B: 5 2B: 2 3B: 1 HR: 2	SF: 0 SAC: 1 DP: 2 HBP: 1	WP: 0 PB: 0 SB: 0 CS: 0	PA: 39							
PITCHER	IP	WLS	BF	H	R	ER	SO	BB	IBB	HBP	BLK	WP	HR	S	P	ERA	WHIP										
Bobby Jones, R (1,1)	7.0	L	29	7	4	2	6	2	0	1	0	0	1	76	119	2.57	1.286										
Eric Gunderson, L (8,1)	0.1		2	0	1	1	1	1	0	0	0	0	0	3	9	27.00	3.000										
Bias Minor, R (8,1)	0.2		5	3	1	1	1	0	0	0	0	0	1	11	15	13.50	4.500										
Doug Henry, R (9,1)	1.0		3	0	0	0	2	0	0	0	0	0	0	7	10	0.00	0.000										

Batter	1	2	3	4	5	6	7	8	9	AB	R	H	RBI	BB	SO	LOB	BOTTOM										
Ryan Thompson, R (1,8)	K								G1-4-3	5	1	2	0	0	1	2	Philadelphia Phillies @ New York Mets Shea Stadium, Flushing, NY Wed Jun 21 1995, 7:05 PM EDT Att: 14,446 - Unknown - 72 F										
Edgardo Alfonzo, R (1,5)										4	0	2	1	0	0	0											
Chris Jones, R (1,9)										2	0	0	0	1	0	2											
Joe Orsulak, L (7, PH)										1	0	0	0	0	0	1											
Bobby Bonilla, S (1,7)										4	0	0	0	0	0	2											
Jeff Kent, R (1,4)										4	0	1	0	0	1	0											
Kelly Stinnett, R (1,2)										1	1	0	0	2	1	1											
Bill Spiers, L (8, PH)										1	0	0	0	0	0	0											
Doug Henry, R (9,1)										0	0	0	0	0	0	0											
Tim Bogar, R (1,3)										3	0	1	0	0	0	2											
Rico Brogna, L (6, PH)										1	0	0	0	0	1	0											
Jose Vizcaino, S (1,6)										4	0	1	1	0	1	2											
Bobby Jones, R (1,1)										2	0	0	0	0	0	2											
Jeff Barry, S (7, PH)										1	0	0	0	0	1	0											
Eric Gunderson, R (8,1)										0	0	0	0	0	0	0											
Bias Minor, R (8,1)										0	0	0	0	0	0	0											
Todd Hundley, S (9,2)										1	0	0	0	0	1	0											
Inning Stats	R: 0 E: 0 K: 1 S: 7	H: 0 LOB: 1 BB: 1 P: 12	R: 1 E: 0 K: 0 S: 14	H: 2 LOB: 2 BB: 1 P: 23	R: 0 E: 0 K: 0 S: 3	H: 0 LOB: 0 BB: 0 P: 3	R: 0 E: 0 K: 1 S: 10	H: 1 LOB: 0 BB: 0 P: 12	R: 0 E: 0 K: 0 S: 11	H: 2 LOB: 2 BB: 0 P: 18	R: 0 E: 1 K: 1 S: 6	H: 0 LOB: 2 BB: 1 P: 12	R: 1 E: 0 K: 1 S: 13	H: 2 LOB: 1 BB: 0 P: 19	R: 0 E: 0 K: 1 S: 8	H: 0 LOB: 0 BB: 0 P: 14	R: 0 E: 0 K: 2 S: 10	H: 0 LOB: 0 BB: 0 P: 12	1B: 6 2B: 1 3B: 0 HR: 0	SF: 0 SAC: 0 DP: 0 HBP: 0	WP: 0 PB: 0 SB: 0 CS: 1	PA: 37					
PITCHER	IP	WLS	BF	H	R	ER	SO	BB	IBB	HBP	BLK	WP	HR	S	P	ERA	WHIP										
David West, L (1,1)	6.1	W	29	7	2	2	4	3	0	0	0	0	0	59	92	2.84	1.579										
Ricky Bottalico, R (7,1)	2.2	S	8	0	0	0	3	0	0	0	0	0	0	23	33	0.00	0.000										

AB	34
R	6
H	10
RBI	6
BB	3
SO	10
LOB	16



AB	34
R	2
H	7
RBI	2
BB	3
SO	7
LOB	14



Batter	1	2	3	4	5	6	7	8	9	AB	R	H	RBI	BB	SO	LOB	TOP				
Mickey Morandini, L OBP: 0.342, SLG: 0.410	(1,4) C 1-3 K		X 0-0 1B			F 2-1 G5-4-3		X 0-0 L5		4	0	1	0	0	1	2	Philadelphia Phillies @ St. Louis Cardinals Busch Stadium, St. Louis, MO Fri Jun 23 1995, 7:05 PM CDT Att: 29,375 - Unknown				
Mariano Duncan, R OBP: 0.279, SLG: 0.383	(1,3) C 0-1 G1-3		X 1-0 G5-3			X 0-0 G4-3		X 2-1 G4-3		4	0	0	0	0	2						
Tony Longmire, L OBP: 0.326, SLG: 0.588	(1,7) B 1-1 G1-3			2-2 K			X 1-0 G4-3		X 0-0 1B 2B	4	1	1	0	0	1	0					
Darren Daulton, L OBP: 0.351, SLG: 0.419		1-1 G1-6-3 1B		1-2 F7			3-2 G4-3		X 1-0 G5-3	3	0	1	0	0	0	0					
Lenny Webster, R OBP: 0.250, SLG: 0.216				2-0 G4-3				X 1-0 G4-3		1	0	0	0	0	0	1					
Jim Eisenreich, L OBP: 0.429, SLG: 0.517		3-2 G1-6-3 1B		X 2-0 G4-3			X 1-2 1B		X 1-0 G4-6-3 1B	4	0	3	1	0	0	0					
Charlie Hayes, R OBP: 0.386, SLG: 0.447	(1,5) C 0-2 G1-6-3				2-1 G4-3		X 0-2 1B		X 2-2 G4-6-3	4	0	1	0	0	0	3					
Dave Gallagher, R OBP: 0.390, SLG: 0.422	(1,8) C 2-2 G4-3				0-0 G6-3		X 1-1 FC6-4 1B			3	0	0	0	0	0	3					
Kevin Stocker, S OBP: 0.322, SLG: 0.245	(1,6) C 0-2 G4-3		X 0-2 G4-3		2-2 K		X 0-1 F8			3	0	0	0	0	1	0					
Curt Schilling, R ERA: 3.58	(1,1) C 0-0 G5-4-3 1B		X 2-3 K			0-2 G5-4-3 1B		X 1-1 S 1B		1	0	0	0	0	0	0					
Kyle Abbott, L ERA: 2.13	(5,1) C 0-0 G5-4-3 1B									0	0	0	0	0	0	0					
Randy Ready, R ERA: 4.5	(6,1) C 0-0 G5-4-3 1B									0	0	0	0	0	0	0					
Ryan Karp, L ERA: 4.5	(6,1) C 0-0 G5-4-3 1B									0	0	0	0	0	0	0					
Gary Varsho, L ERA: 3.45	(8,1) C 0-0 G5-4-3 1B									1	0	1	0	0	0	0					
Mike Williams, R ERA: 3.45	(8,1) C 0-0 G5-4-3 1B									0	0	0	0	0	0	0					
Inning Stats	R: 0 E: 0 K: 1 S: 7	H: 0 LOB: 0 BB: 0 P: 9	R: 0 E: 0 K: 0 S: 11	H: 2 LOB: 1 BB: 0 P: 17	R: 0 E: 0 K: 1 S: 8	H: 1 LOB: 1 BB: 0 P: 11	R: 0 E: 0 K: 1 S: 7	H: 0 LOB: 0 BB: 0 P: 12	R: 0 E: 0 K: 1 S: 8	H: 0 LOB: 0 BB: 0 P: 12	R: 0 E: 0 K: 0 S: 6	H: 1 LOB: 1 BB: 0 P: 8	R: 0 E: 0 K: 0 S: 14	H: 2 LOB: 2 BB: 0 P: 20	R: 0 E: 0 K: 0 S: 7	H: 1 LOB: 0 BB: 0 P: 10	R: 1 E: 0 K: 0 S: 6	H: 2 LOB: 0 BB: 0 P: 10	1B: 8 2B: 1 3B: 0 HR: 0	SF: 0 SAC: 0 DP: 3 HBP: 0	WP: 0 PA: 33 PB: 0 SB: 1 CS: 0
PITCHER Mike Morgan, R ERA: 2.56	(1,1) IP: 9.0 WLS: W BF: 33 H: 9 R: 1 ER: 1 SO: 4 BB: 0 IBB: 0 HBP: 0 BLK: 0 WP: 0 HR: 0 S: 74 P: 109 ERA: 1.00 WHIP: 1.000															PITCHER					

Batter	1	2	3	4	5	6	7	8	9	AB	R	H	RBI	BB	SO	LOB	BOTTOM		
Bernard Gilkey, R OBP: 0.355, SLG: 0.467	(1,7) B 2-1 F8		X 3-3 K			X 1-0 G4-3 1B 2B		X 3-2 BB 1B		5	1	2	1	0	1	2	Philadelphia Phillies @ St. Louis Cardinals Busch Stadium, St. Louis, MO Fri Jun 23 1995, 7:05 PM CDT Att: 29,375 - Unknown		
Tripp Cramer, R OBP: 0.259, SLG: 0.386	(1,6) B 1-2 F9		X 1-2 F9		X 1-0 G4-3		X 1-2 F7		X 3-3 K	5	0	0	0	0	1	2			
Brian Jordan, R OBP: 0.312, SLG: 0.458	(1,9) B 3-2 HR 1B		X 0-0 F9		X 1-2 3H 1B		X 4-2 BB 1B			3	2	2	1	1	0	0			
Ray Lankford, L OBP: 0.353, SLG: 0.469	(1,8) C 1-1 HR		X 3-1 2B 1B		X 4-2 WP 1B		X 1-3 BB		X 1-2 2-3 BB	2	3	2	2	2	0	0			
John Mabry, L OBP: 0.333, SLG: 0.381	(1,3) B 2-2 P2		X 0-0 1H 2B		X 1-1 P5		X 0-1 P6			4	0	1	1	0	0	4			
Scott Cooper, L OBP: 0.383, SLG: 0.339	(1,5) B 3-2 SH3-4 1B		X 2-1 G4-3		X 3-1 1-2 3H 1B		X 2-2 F8			4	0	2	1	0	0	1			
Tom Pagnozzi, R OBP: 0.240, SLG: 0.274	(1,2) B 1-3 K		X 3-2 G6-3		X 1-1 F8		X 0-3 K			4	0	0	0	0	2	2			
Ramon Caraballo, S OBP: 0.500, SLG: 0.333	(1,4) B 3-1 SH3-4 1B		X 2-0 G6-3		X 4-0 WP 1B		X 2-1 L7			3	1	1	0	1	0	0			
Mike Morgan, R OBP: 0.091, SLG: 0.091	(1,1) B 1-2 SH3-4		X 2-2 P4		X 1-3 K		X 3-3 K			3	0	0	0	0	2	1			
Inning Stats	R: 2 E: 0 K: 0 S: 14	H: 2 LOB: 0 BB: 0 P: 23	R: 0 E: 0 K: 2 S: 15	H: 2 LOB: 2 BB: 0 P: 26	R: 1 E: 0 K: 0 S: 10	H: 2 LOB: 1 BB: 0 P: 16	R: 0 E: 0 K: 0 S: 10	H: 0 LOB: 0 BB: 0 P: 17	R: 3 E: 0 K: 0 S: 15	H: 3 LOB: 1 BB: 1 P: 27	R: 1 E: 0 K: 1 S: 19	H: 1 LOB: 3 BB: 3 P: 36	R: 0 E: 0 K: 1 S: 8	H: 0 LOB: 0 BB: 0 P: 12	R: 0 E: 0 K: 2 S: 9	H: 0 LOB: 0 BB: 0 P: 17	1B: 7 2B: 2 3B: 0 HR: 1	SF: 0 SAC: 1 DP: 0 HBP: 0	WP: 2 PA: 38 PB: 0 SB: 1 CS: 0
PITCHER Curt Schilling, R ERA: 3.58	(1,1) IP: 4.1 WLS: L BF: 22 H: 8 R: 6 ER: 6 SO: 2 BB: 1 IBB: 0 HBP: 0 BLK: 0 WP: 1 HR: 1 S: 58 P: 98 ERA: 12.46 WHIP: 2.077															PITCHER			
Kyle Abbott, L ERA: 2.13	(5,1) IP: 0.2 WLS: L BF: 3 H: 1 R: 0 ER: 0 SO: 0 BB: 0 IBB: 0 HBP: 0 BLK: 1 WP: 1 HR: 0 S: 6 P: 11 ERA: 0.00 WHIP: 1.500																		
Ryan Karp, L ERA: 4.5	(6,1) IP: 2.0 WLS: L BF: 10 H: 1 R: 1 ER: 1 SO: 2 BB: 3 IBB: 0 HBP: 0 BLK: 0 WP: 1 HR: 0 S: 27 P: 48 ERA: 4.50 WHIP: 2.000																		
Mike Williams, R ERA: 3.45	(8,1) IP: 1.0 WLS: L BF: 3 H: 0 R: 0 ER: 0 SO: 2 BB: 0 IBB: 0 HBP: 0 BLK: 0 WP: 0 HR: 0 S: 9 P: 17 ERA: 0.00 WHIP: 0.000																		

Batter	1	2	3	4	5	6	7	8	9	AB	R	H	RBI	BB	SO	LOB	TOP								
Jerome Walton, R OBP: 0.327, SLG: 0.489 (1, 8)										4	0	2	0	1	0	1	Cincinnati Reds @ Philadelphia Phillies Veterans Stadium, Philadelphia, PA Tue Jun 27 1995, 7:05 PM EDT Att: 25,020 - Unknown - 65 F livebaseballscorecards.com								
Barry Larkin, R OBP: 0.412, SLG: 0.503 (1, 6)										5	1	1	1	0	1	4									
Ron Gant, R OBP: 0.411, SLG: 0.607 (1, 7)										4	1	1	1	0	2	3									
Reggie Sanders, R OBP: 0.416, SLG: 0.631 (1, 9)										4	1	2	3	1	1	1									
Bret Boone, R OBP: 0.328, SLG: 0.384 (1, 4)										5	2	2	1	0	1	4									
Mark Lewis, R OBP: 0.497, SLG: 0.556 Xavier Hernandez, L (7, 1)											3	3	2	0	1	0		0							
Craig Worthington, R OBP: 0.389, SLG: 0.563 (1, 3)										4	1	1	1	1	0	3									
Damon Berryhill, S OBP: 0.227, SLG: 0.246 (1, 2)										3	1	1	3	0	2	0									
John Smiley, L OBP: 0.214, SLG: 0.444 Jeff Branson, L OBP: 0.339, SLG: 0.458 (7, 5)										3	2	1	2	0	1	2									
Inning Stats	R: 0 E: 0 K: 1 S: 8	H: 1 LOB: 1 BB: 0 P: 10	R: 3 E: 0 K: 0 S: 8	H: 3 LOB: 0 BB: 1 P: 18	R: 0 E: 1 K: 0 S: 11	H: 1 LOB: 0 BB: 0 P: 17	R: 1 E: 0 K: 1 S: 11	H: 1 LOB: 0 BB: 0 P: 16	R: 0 E: 0 K: 0 S: 8	H: 0 LOB: 2 BB: 1 P: 15	R: 6 E: 0 K: 1 S: 15	H: 4 LOB: 0 BB: 2 P: 33	R: 0 E: 0 K: 1 S: 9	H: 0 LOB: 0 BB: 0 P: 17	R: 0 E: 0 K: 2 S: 12	H: 0 LOB: 1 BB: 1 P: 23		R: 2 E: 0 K: 3 S: 16	H: 2 LOB: 0 BB: 0 P: 26	1B: 7 2B: 2 3B: 0 HR: 4	SF: 2 SAC: 0 DP: 2 HBP: 1	WP: 0 PB: 0 SB: 1 CS: 1	PA: 45		
PITCHER	IP	WLS	BF	H	R	ER	SO	BB	IBB	HBP	BLK	WP	HR	S	P	ERA	WHIP								
Mike Mims, L ERA: 3.74 (1, 1)	5.0	L	26	9	7	7	2	3	0	1	0	0	1	48	85	12.60	2.400								
Mike Williams, R ERA: 4.7 (6, 1)	1.0		6	2	3	3	1	1	0	0	0	0	1	13	24	27.00	3.000								
Kyle Abbott, L ERA: 2.87 (7, 1)	3.0		12	2	2	2	6	1	0	0	0	0	2	37	66	6.00	1.000								

Batter	1	2	3	4	5	6	7	8	9	AB	R	H	RBI	BB	SO	LOB	BOTTOM								
Lenny Dykstra, L OBP: 0.344, SLG: 0.298 (1, 8)										5	0	1	1	0	0	1	Cincinnati Reds @ Philadelphia Phillies Veterans Stadium, Philadelphia, PA Tue Jun 27 1995, 7:05 PM EDT Att: 25,020 - Unknown - 65 F livebaseballscorecards.com								
Mariano Duncan, R OBP: 0.284, SLG: 0.389 (1, 4)										5	0	2	0	0	2	1									
Tom Marsh, R OBP: 0.324, SLG: 0.559 Tony Longmire, L OBP: 0.436, SLG: 0.588 (7, PH) (8, 7)										3	0	0	0	0	1	3									
Dave Hollins, S OBP: 0.409, SLG: 0.404 (1, 3)										4	1	1	0	0	1	2									
Darren Daulton, L OBP: 0.353, SLG: 0.408 (1, 2)										3	1	1	0	1	0	1									
Charlie Hayes, R OBP: 0.392, SLG: 0.465 (1, 5)										4	0	0	0	0	1	3									
Dave Gallagher, R OBP: 0.389, SLG: 0.439 (1, 9)										4	0	2	1	0	0	1									
Kevin Stocker, S OBP: 0.326, SLG: 0.252 (1, 6)										4	1	1	1	0	2	1									
Mike Mims, L OBP: 0.091, SLG: 0.136 Mike Williams, R (6, 1)										1	0	0	0	0	0	1									
Randy Ready, R OBP: 0.259, SLG: 0.167 Kyle Abbott, L (7, 1) Gary Varsho, L OBP: 0.338, SLG: 0.302 (9, PH)										1	0	0	0	0	0	0									
Inning Stats	R: 0 E: 0 K: 1 S: 11	H: 1 LOB: 1 BB: 0 P: 18	R: 1 E: 0 K: 1 S: 14	H: 1 LOB: 1 BB: 1 P: 20	R: 0 E: 0 K: 0 S: 8	H: 0 LOB: 0 BB: 0 P: 10	R: 0 E: 0 K: 0 S: 8	H: 0 LOB: 0 BB: 0 P: 10	R: 1 E: 0 K: 2 S: 18	H: 2 LOB: 2 BB: 0 P: 21	R: 1 E: 0 K: 0 S: 19	H: 3 LOB: 0 BB: 0 P: 27	R: 0 E: 0 K: 1 S: 10	H: 0 LOB: 1 BB: 1 P: 17	R: 0 E: 0 K: 0 S: 4	H: 1 LOB: 0 BB: 0 P: 5	R: 0 E: 0 K: 1 S: 12	H: 1 LOB: 1 BB: 0 P: 19	1B: 6 2B: 3 3B: 0 HR: 0	SF: 0 SAC: 1 DP: 1 HBP: 0	WP: 1 PB: 0 SB: 0 CS: 0	PA: 38			
PITCHER	IP	WLS	BF	H	R	ER	SO	BB	IBB	HBP	BLK	WP	HR	S	P	ERA	WHIP								
John Smiley, L ERA: 3.32 (1, 1)	6.0	W	27	7	3	3	5	1	0	0	0	0	0	26	41	0.00	1.000								
Xavier Hernandez, R ERA: 3.92 (7, 1)	3.0	S	11	2	0	0	2	1	0	0	0	0	0	26	41	0.00	1.000								

Batter	1	2	3	4	5	6	7	8	9	AB	R	H	RBI	BB	SO	LOB	TOP																			
Barry Larkin, R OBP: 0.405, SLG: 0.492	G4-3			G4-3		F8		E4		4	0	0	0	0	0	0	Cincinnati Reds @ Philadelphia Phillies Veterans Stadium, Philadelphia, PA Wed Jun 28 1995, 7:05 PM EDT Att: 26,579 - Unknown																			
Thomas Howard, S OBP: 0.371, SLG: 0.371 Jeff Brantley, R (8, 1)	G6-3			E E 1B		1B		G4-3		4	1	2	0	0	0	1																				
Ron Gant, R OBP: 0.408, SLG: 0.597	K			P4		P6			F8 S BB	3	0	0	0	1	1	2																				
Reggie Sanders, R OBP: 0.409, SLG: 0.618			G5-3		K				K	4	0	0	0	0	3	2																				
Eric Anthony, L OBP: 0.327, SLG: 0.408			K			F7			F8 IBB	3	0	0	0	1	1	0																				
Eddie Taubensee, L OBP: 0.312, SLG: 0.411			K			F7			F8	4	0	0	0	0	1	2																				
Bret Boone, R OBP: 0.326, SLG: 0.381				K		1B 1B			K	4	0	1	0	0	2	2																				
Jeff Branson, L OBP: 0.339, SLG: 0.455				K		1-2 1B			F7	3	0	1	0	0	1	0																				
C.J. Nitkowski, L (1, 1)				K		2-3 K			P5	2	0	0	0	0	2	2																				
Lenny Harris, L OBP: 0.258, SLG: 0.293 Jerome Walton, R OBP: 0.327, SLG: 0.489				K		K				1	0	0	0	0	0	0																				
Inning Stats	R: 0 E: 0 K: 1 S: 11	H: 0 LOB: 0 BB: 0 P: 15	R: 0 E: 0 K: 2 S: 8	H: 0 LOB: 0 BB: 0 P: 13	R: 0 E: 0 K: 3 S: 9	H: 0 LOB: 0 BB: 0 P: 12	R: 1 E: 1 K: 1 S: 9	H: 1 LOB: 0 BB: 0 P: 14	R: 0 E: 0 K: 1 S: 11	H: 2 LOB: 2 BB: 0 P: 15	R: 0 E: 0 K: 1 S: 9	H: 0 LOB: 0 BB: 0 P: 13	R: 0 E: 1 K: 0 S: 8	H: 0 LOB: 1 BB: 0 P: 13	R: 0 E: 0 K: 2 S: 9	H: 0 LOB: 2 BB: 2 P: 23	1B: 4 2B: 0 3B: 0 HR: 0	SF: 0 SAC: 0 DP: 0 HBP: 0	WP: 0 PB: 0 SB: 2 CS: 0	PA: 34																
PITCHER	IP	WLS	BF	H	R	ER	SO	BB	IBB	HBP	BLK	WP	HR	S	P	ERA	WHIP	PITCHER		IP	WLS	BF	H	R	ER	SO	BB	IBB	HBP	BLK	WP	HR	S	P	ERA	WHIP
Curt Schilling, R ERA: 3.26	(1, 1)	8.0	L	29	4	1	0	9	0	0	0	0	0	74	106	0.00	0.500																			
Ricky Bottalico, R ERA: 1.19	(9, 1)	1.0	S	5	0	0	0	2	1	1	0	0	0	9	23	0.00	1.000																			

AB	32
R	1
H	4
RBI	0
BB	2
SO	11
LOB	11



Batter	1	2	3	4	5	6	7	8	9	AB	R	H	RBI	BB	SO	LOB	BOTTOM																			
Lenny Dykstra, L OBP: 0.335, SLG: 0.290	F7		F9			F8		FC3		4	0	0	0	0	0	2	Cincinnati Reds @ Philadelphia Phillies Veterans Stadium, Philadelphia, PA Wed Jun 28 1995, 7:05 PM EDT Att: 26,579 - Unknown																			
Mariano Duncan, R OBP: 0.283, SLG: 0.385	K			FC6-4 1B		FC3-6 HBP 1-2		K		4	0	1	0	0	2	3																				
Jim Eisenreich, L OBP: 0.434, SLG: 0.519	G1-3			FC6-4 FC4-6 1-2		FC3-6 HBP 1-2		K2-3		3	0	0	0	0	1	3																				
Dave Hollins, S OBP: 0.411, SLG: 0.403				FC4-6 1B 1-2		K			FC3-6 BB	3	0	1	0	1	1	3																				
Darren Daulton, L OBP: 0.351, SLG: 0.401				G3			L4-6 BLK HBP		FC3-6 G6-3 1-2	3	0	0	0	0	0	3																				
Charlie Hayes, R OBP: 0.386, SLG: 0.456					K		L4-6 1-2		G6-3	4	0	0	0	0	1	3																				
Dave Gallagher, R OBP: 0.161, SLG: 0.426 Gary Varsho, L OBP: 0.333, SLG: 0.297				P4		G5-3			K	3	0	0	0	0	0	1																				
Kevin Stocker, S OBP: 0.321, SLG: 0.247					K					3	0	0	0	0	2	0																				
Curt Schilling, R OBP: 0.161, SLG: 0.194 Tony Longmire, L OBP: 0.446, SLG: 0.588 Ricky Bottalico, L (9, 1)				G4-3					FC3-6 1B BB	2	0	1	0	0	0	0																				
Inning Stats	R: 0 E: 0 K: 1 S: 8	H: 0 LOB: 0 BB: 0 P: 11	R: 0 E: 0 K: 0 S: 9	H: 1 LOB: 0 BB: 0 P: 12	R: 0 E: 0 K: 1 S: 8	H: 0 LOB: 0 BB: 0 P: 13	R: 0 E: 0 K: 0 S: 5	H: 1 LOB: 1 BB: 0 P: 9	R: 0 E: 0 K: 1 S: 8	H: 0 LOB: 0 BB: 0 P: 12	R: 0 E: 0 K: 1 S: 11	H: 1 LOB: 2 BB: 0 P: 16	R: 0 E: 0 K: 0 S: 7	H: 0 LOB: 0 BB: 0 P: 11	R: 0 E: 1 K: 3 S: 20	H: 0 LOB: 2 BB: 1 P: 28		R: 0 E: 0 K: 1 S: 13	H: 0 LOB: 1 BB: 1 P: 23	1B: 3 2B: 1 3B: 0 HR: 0	SF: 0 SAC: 0 DP: 1 HBP: 2	WP: 0 PB: 0 SB: 0 CS: 0	PA: 34													
PITCHER	IP	WLS	BF	H	R	ER	SO	BB	IBB	HBP	BLK	WP	HR	S	P	ERA	WHIP	PITCHER		IP	WLS	BF	H	R	ER	SO	BB	IBB	HBP	BLK	WP	HR	S	P	ERA	WHIP
C.J. Nitkowski, L ERA: 2.74	(1, 1)	7.0	W	25	3	0	4	0	0	2	1	0	0	56	84	0.00	0.429																			
Jeff Brantley, R ERA: 2.62	(8, 1)	2.0	S	9	0	0	4	2	0	0	0	0	0	33	51	0.00	1.000																			

AB	30
R	0
H	3
RBI	0
BB	2
SO	8
LOB	19



Batter	1	2	3	4	5	6	7	8	9	AB	R	H	RBI	BB	SO	LOB	TOP				
Barry Larkin, R OBP: 0.395, SLG: 0.478										5	0	0	0	0	1	1					
Thomas Howard, S OBP: 0.373, SLG: 0.388										5	1	2	0	0	1	0					
Ron Gant, R OBP: 0.408, SLG: 0.607										5	1	2	2	0	2	1					
Jerome Walton, R OBP: 0.327, SLG: 0.489										0	0	0	0	0	0	0					
Reggie Sanders, R OBP: 0.401, SLG: 0.604										5	1	0	0	0	1	2					
Eric Anthony, L OBP: 0.367, SLG: 0.519										5	3	4	2	0	1	1					
Eddie Taubensee, L OBP: 0.326, SLG: 0.426										3	2	2	1	1	0	0					
Bret Boone, R OBP: 0.329, SLG: 0.384										4	1	2	0	0	0	4					
Jeff Branson, L OBP: 0.344, SLG: 0.451										3	1	1	1	1	1	1					
Pete Schourek, L OBP: 0.222, SLG: 0.222										3	0	1	2	0	1	2					
Chuck McElroy, L OBP: 0.388, SLG: 0.529										0	0	0	0	0	0	0					
Craig Worthington, R OBP: 0.388, SLG: 0.529										0	0	0	0	0	0	0					
Hector Carrasco, R OBP: 0.388, SLG: 0.529										0	0	0	0	0	0	0					
Inning Stats	R: 6 E: 1 K: 1 S: 22	H: 5 LOB: 1 BB: 1 P: 36	R: 0 E: 0 K: 1 S: 8	H: 0 LOB: 0 BB: 0 P: 14	R: 3 E: 0 K: 0 S: 15	H: 4 LOB: 0 BB: 0 P: 23	R: 0 E: 0 K: 0 S: 8	H: 1 LOB: 0 BB: 0 P: 10	R: 1 E: 0 K: 1 S: 11	H: 2 LOB: 1 BB: 0 P: 16	R: 0 E: 0 K: 2 S: 10	H: 0 LOB: 0 BB: 0 P: 15	R: 0 E: 0 K: 0 S: 12	H: 1 LOB: 1 BB: 1 P: 21	R: 0 E: 0 K: 1 S: 6	H: 0 LOB: 0 BB: 0 P: 8	R: 0 E: 0 K: 2 S: 12	H: 1 LOB: 1 BB: 0 P: 19	1B: 9 2B: 3 3B: 0 HR: 2	SF: 0 SAC: 0 DP: 3 HBP: 0	WP: 0 PA: 41 PB: 0 SB: 1 CS: 0
PITCHER	IP WLS BF H R ER SO BB IBB HBP BLK WP HR S P ERA WHIP	IP WLS BF H R ER SO BB IBB HBP BLK WP HR S P ERA WHIP																			
Paul Quantrill, R ERA: 4.22	(1, 1) 0.2 L 9 5 6 2 1 0 0 1 0 0 0 1 19 31 27.00 7.500																				
Tommy Greene, R ERA: 11.57	(1, 1) 2.1 10 4 3 3 1 0 0 0 0 1 0 0 26 42 11.57 1.714																				
Kyle Abbott, L ERA: 2.75	(4, 1) 4.0 15 4 1 1 3 1 0 0 0 0 0 1 41 62 2.25 1.250																				
Norm Charlton, L ERA: 6.87	(8, 1) 1.0 3 0 0 0 1 0 0 0 0 0 0 0 6 8 0.00 0.000																				
Heathcliff Slocumb, R ERA: 0.94	(9, 1) 1.0 4 1 0 0 2 0 0 0 0 0 0 0 12 19 0.00 1.000																				

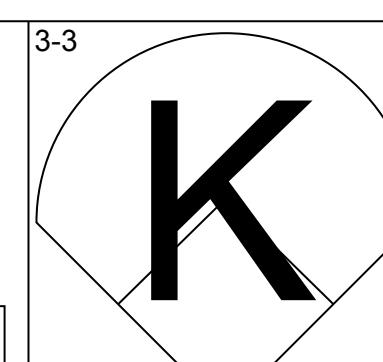
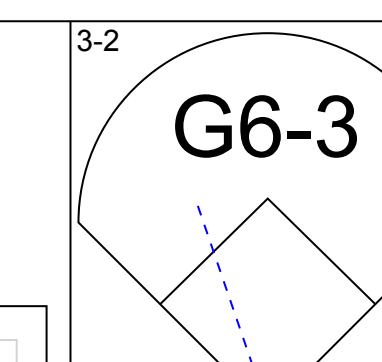
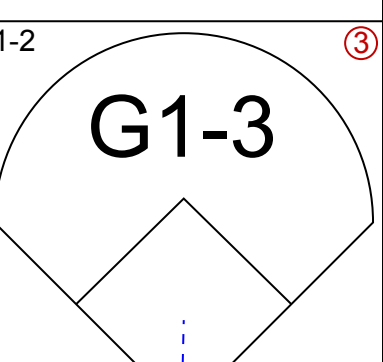
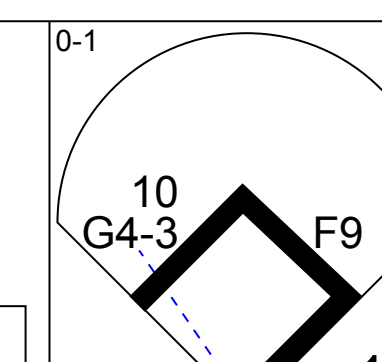
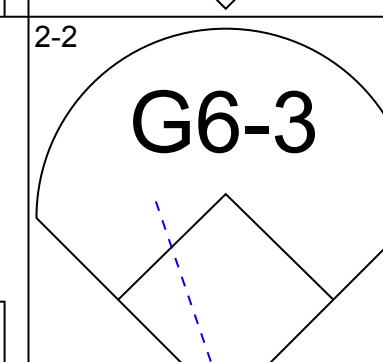
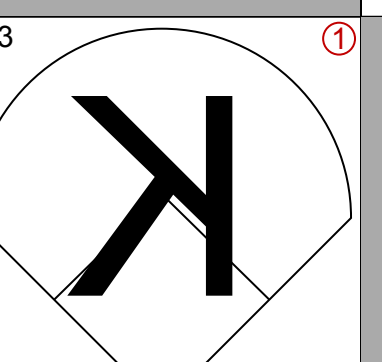
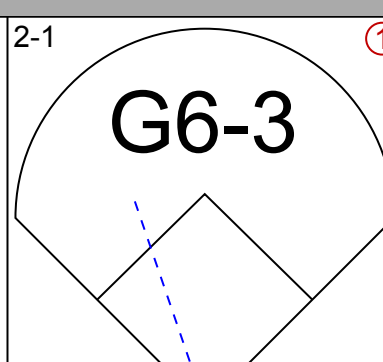
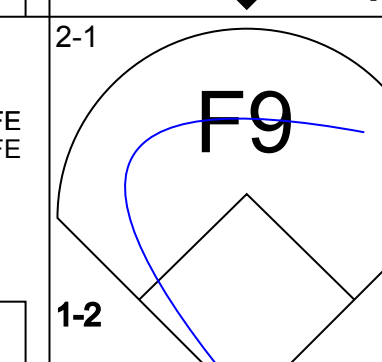
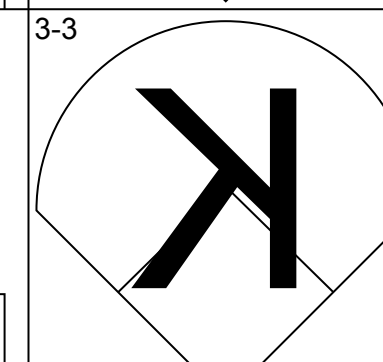
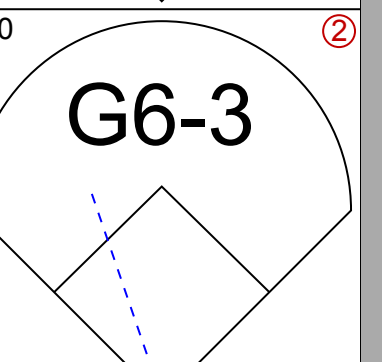
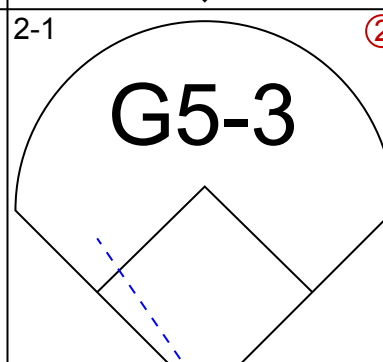
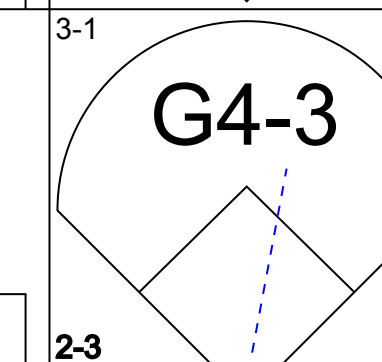
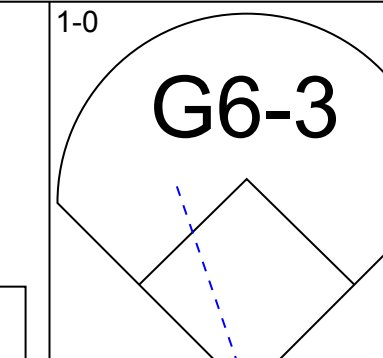
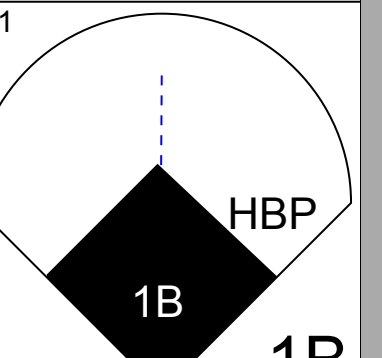
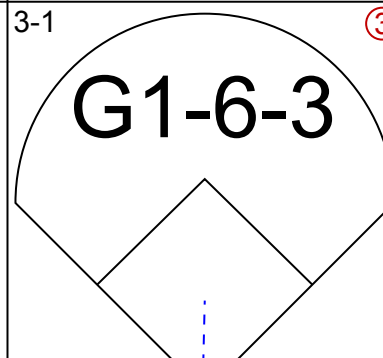
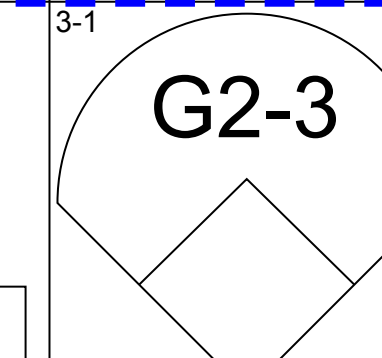
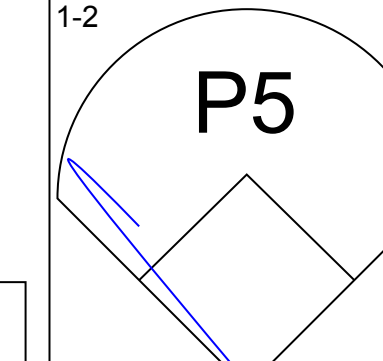
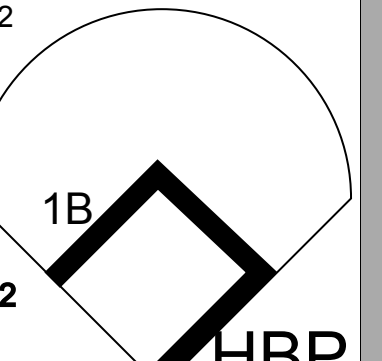
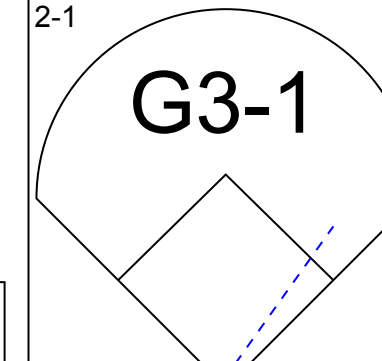
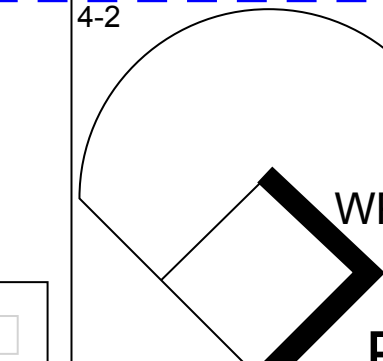
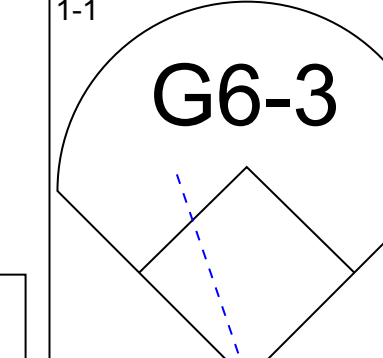
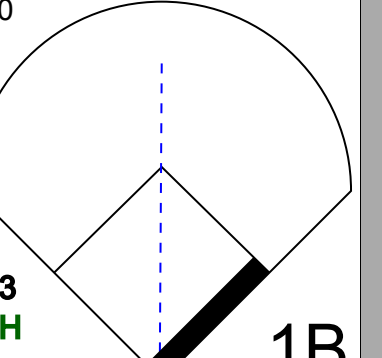
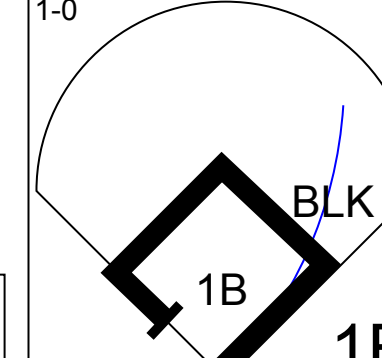
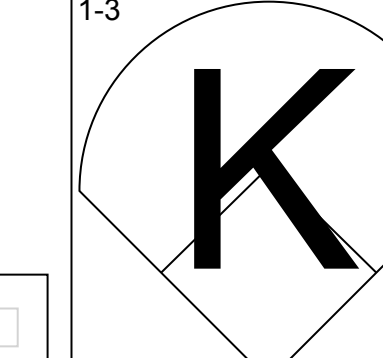
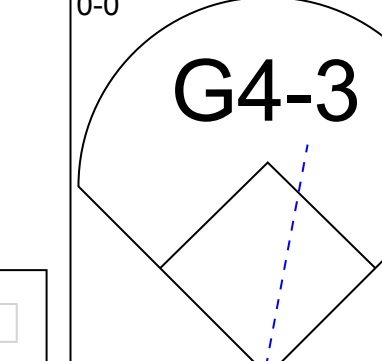
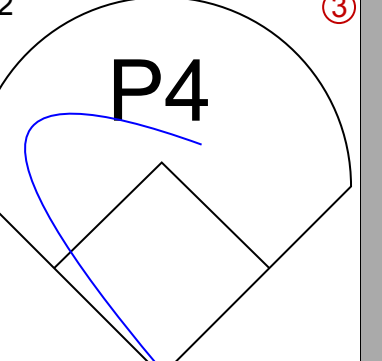
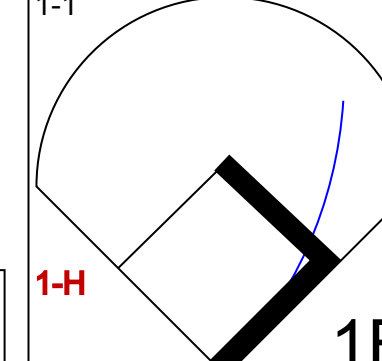
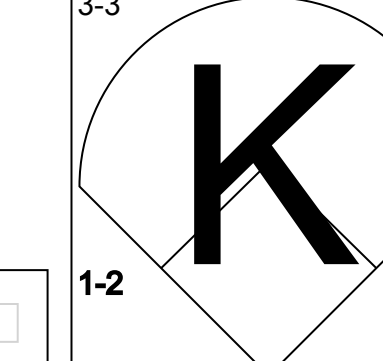
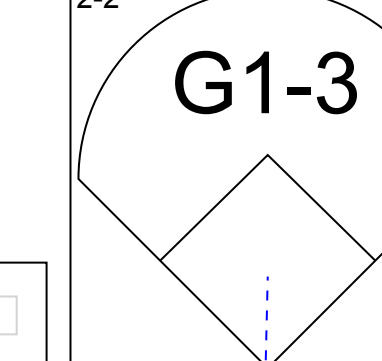
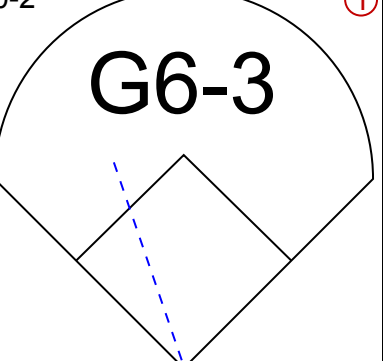
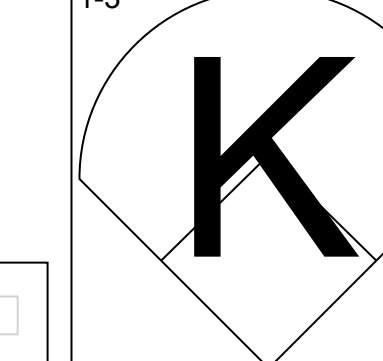

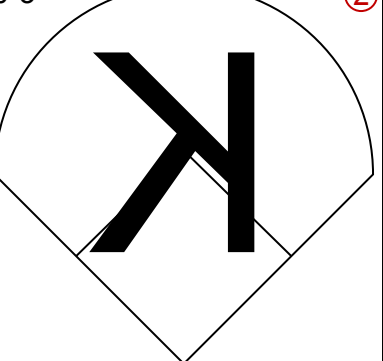
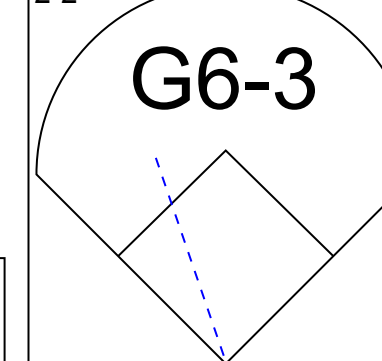
Cincinnati Reds @ Philadelphia Phillies
Veterans Stadium, Philadelphia, PA
Thu Jun 29 1995, 3:33 AM EDT
Att: 33,614 - Cloudy - 74 F

AB 39
R 10
H 14
RBI 8
BB 2
SO 8
LOB 12

Batter	1	2	3	4	5	6	7	8	9	AB	R	H	RBI	BB	SO	LOB	BOTTOM				
Lenny Dykstra, L OBP: 0.337, SLG: 0.293										5	1	2	0	0	1	1					
Mickey Morandini, L OBP: 0.369, SLG: 0.440										4	1	1	2	0	0	1					
Tom Marsh, R OBP: 0.390, SLG: 0.528										2	0	0	0	0	0	1					
Kyle Abbott, L OBP: 0.500, SLG: 0.500										1	1	1	0	0	0	0					
Randy Ready, R OBP: 0.250, SLG: 0.160										1	0	0	0	0	0	0					
Norm Charlton, S OBP: 1.000, SLG: 2.000										0	0	0	0	0	0	0					
Heathcliff Slocumb, R OBP: 0.388, SLG: 0.529										0	0	0	0	0	0	0					
Dave Hollins, S OBP: 0.407, SLG: 0.395										3	0	0	0	0	0	1					
Darren Daulton, L OBP: 0.351, SLG: 0.401										0	0	0	0	0	0	0					
Lenny Webster, R OBP: 0.271, SLG: 0.250										3	1	0	0	1	0	2					
Charlie Hayes, R OBP: 0.383, SLG: 0.449										3	0	0	0	1	0	0					
Jim Eisenreich, L OBP: 0.429, SLG: 0.516										3	0	1	1	0	0	0					
Kevin Stocker, S OBP: 0.320, SLG: 0.253										4	0	1	1	0	1	2					
Paul Quantrill, L OBP: 0.143, SLG: 0.077										0	0	0	0	0	0	0					
Tommy Greene, R ERA: 5.09										1	0	0	0	0	1	1					
Dave Gallagher, R OBP: 0.368, SLG: 0.413										3	0	0	0	0	0	3					
Inning Stats	R: 0 E: 0 K: 0 S: 15	H: 1 LOB: 2 BB: 0 P: 23	R: 0 E: 0 K: 2 S: 11	H: 1 LOB: 0 BB: 0 P: 17	R: 0 E: 0 K: 1 S: 10	H: 0 LOB: 0 BB: 0 P: 16	R: 0 E: 0 K: 0 S: 4	H: 0 LOB: 0 BB: 0 P: 7	R: 0 E: 0 K: 0 S: 6	H: 0 LOB: 0 BB: 0 P: 11	R: 4 E: 0 K: 0 S: 14	H: 4 LOB: 2 BB: 2 P: 27	R: 0 E: 0 K: 0 S: 5	H: 0 LOB: 0 BB: 0 P: 10	R: 0 E: 0 K: 0 S: 7	H: 0 LOB: 0 BB: 0 P: 11	R: 0 E: 1 K: 0 S: 10	H: 0 LOB: 1 BB: 0 P: 15	1B: 4 2B: 1 3B: 0 HR: 1	SF: 1 SAC: 0 DP: 0 HBP: 1	WP: 0 PA: 37 PB: 1 SB: 0 CS: 0
PITCHER	IP WLS BF H R ER SO BB IBB HBP BLK WP HR S P ERA WHIP	IP WLS BF H R ER SO BB IBB HBP BLK WP HR S P ERA WHIP																			
Pete Schourek, L ERA: 3.72	(1, 1) 5.2 W 26 6 4 4 3 2 0 0 0 0 0 0 1 59 6.35 1.412																				
Chuck McElroy, L ERA: 5.09	(6, 1) 1.1 4 0 0 0 0 0 0 0 0 0 0 0 6 12 0.00 0.000																				
Hector Carrasco, R ERA: 2.93	(8, 1) 2.0 7 0 0 0 0 0 0 0 0 0 0 0 17 26 0.00 0.000																				

Cincinnati Reds @ Philadelphia Phillies
Veterans Stadium, Philadelphia, PA
Thu Jun 29 1995, 3:33 AM EDT
Att: 33,614 - Cloudy - 74 F

AB 33
R 4
H 6
RBI 4
BB 2
SO 3
LOB 12

Batter	1	2	3	4	5	6	7	8	9	AB	R	H	RBI	BB	SO	LOB	TOP
Marquis Grissom, R (1, 8) OBP: 0.337, SLG: 0.438										4	0	1	0	0	0	1	
Jeff Blauser, R (1, 6) OBP: 0.344, SLG: 0.393										4	0	0	0	0	0	1	
10 Chipper Jones, S (1, 5) OBP: 0.340, SLG: 0.446										4	0	0	0	0	0	1	
Fred McGriff, L (1, 3) OBP: 0.376, SLG: 0.484										4	1	1	0	0	0	0	
David Justice, L (1, 9) OBP: 0.405, SLG: 0.504										2	0	0	0	0	1	0	
Ryan Klesko, L (1, 7) OBP: 0.417, SLG: 0.622 Mike Kelly, R (7, PR) OBP: 0.269, SLG: 0.350 (7, 7)										3	0	2	1	0	0	0	
Javy Lopez, R (1, 2) OBP: 0.331, SLG: 0.459										4	0	1	0	0	1	3	
Rafael Belliard, R (1, 4) OBP: 0.250, SLG: 0.231 Dwight Smith, L (9, PH) OBP: 0.323, SLG: 0.475										2	0	0	0	0	1	0	
29 John Smoltz, R (1, 1) OBP: 0.207, SLG: 0.042 Pedro Borbon, R (7, 1) Brad Clontz, R (8, 1)										2	0	0	0	0	1	2	
Inning Stats	R: 0 H: 0 E: 0 K: 2 S: 12	H: 0 LOB: 0 BB: 0 P: 20	R: 0 H: 0 E: 0 K: 0 S: 6	H: 0 LOB: 0 BB: 0 P: 9	R: 0 H: 0 E: 0 K: 0 S: 11	H: 0 LOB: 1 BB: 1 P: 20	R: 1 H: 2 E: 0 K: 1 S: 17	H: 2 LOB: 2 BB: 0 P: 27	R: 0 H: 0 E: 0 K: 0 S: 9	H: 0 LOB: 0 BB: 0 P: 10	R: 0 H: 1 E: 0 K: 0 S: 8	H: 1 LOB: 1 BB: 0 P: 16	R: 0 H: 0 E: 0 K: 3 S: 13	H: 0 LOB: 1 BB: 1 P: 22	1B: 5 2B: 0 3B: 0 HR: 0	SF: 0 SAC: 0 DP: 0 HBP: 1	WP: 1 PA: 35 PB: 0 SB: 0 CS: 0
PITCHER	IP WLS BF H R ER SO BB IBB HBP BLK WP HR S P ERA WHIP																
Tyler Green, R (1, 1) ERA: 2.75	7.2 W 30 5 1 1 4 1 1 1 1 0 0 78 131 1.17 0.783																
Norm Charlton, L (8, 1) ERA: 6.75	0.1 1 0 0 0 0 0 0 0 0 0 0 2 5 0.00 0.000																
Heathcliff Slocumb, R (9, 1) ERA: 0.91	1.0 S 4 0 0 0 3 1 0 0 0 0 1 0 13 22 0.00 1.000																

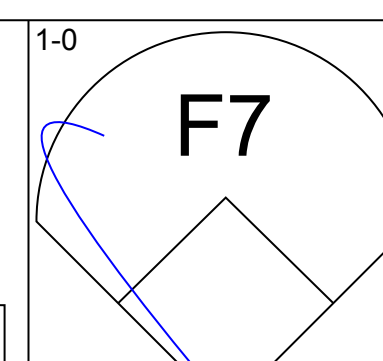
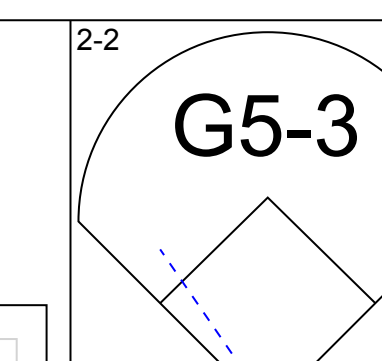
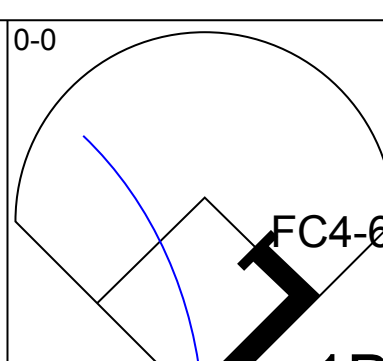
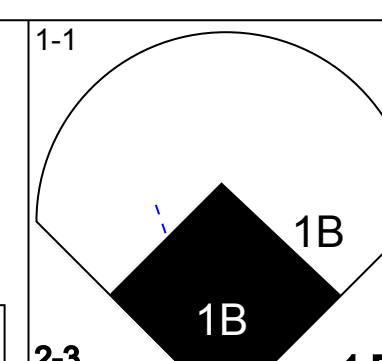
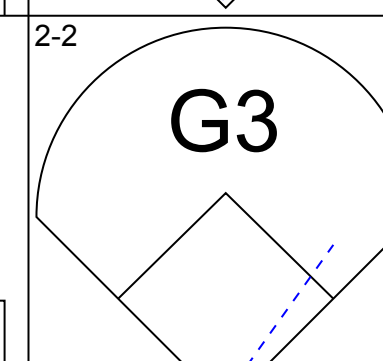
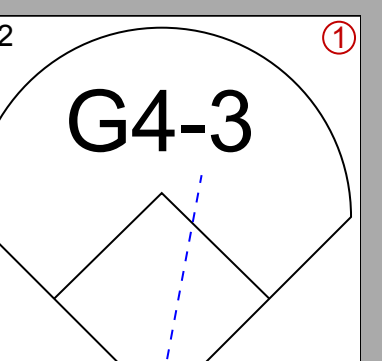
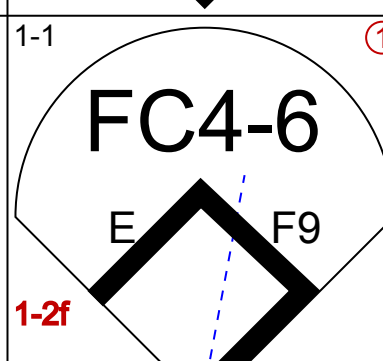
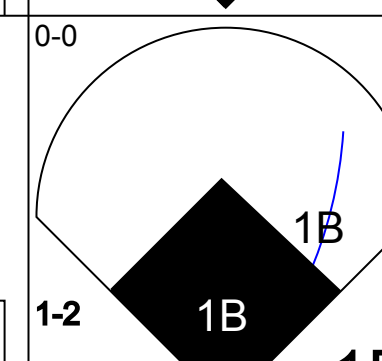
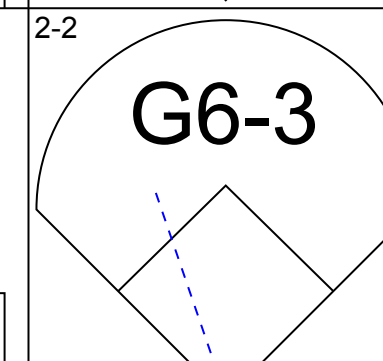
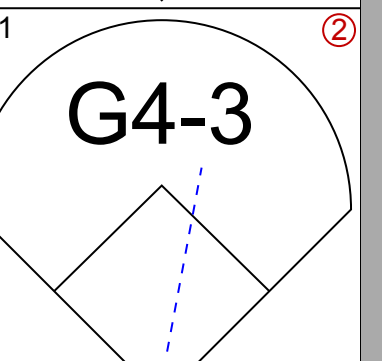
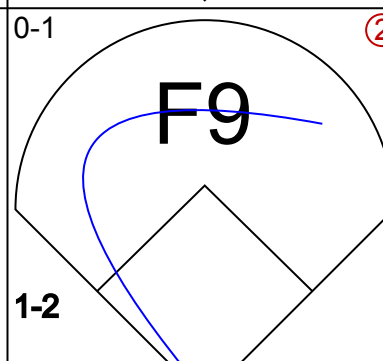
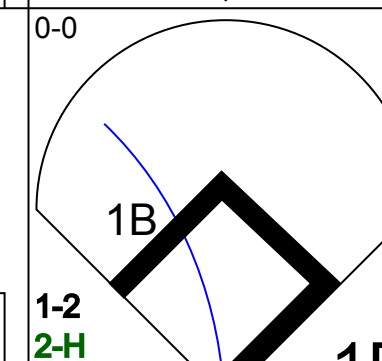
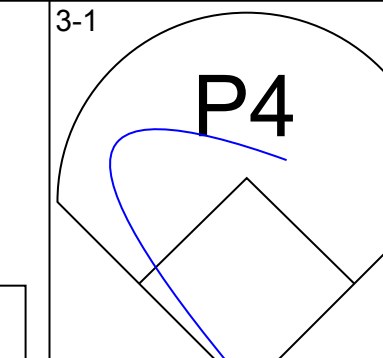
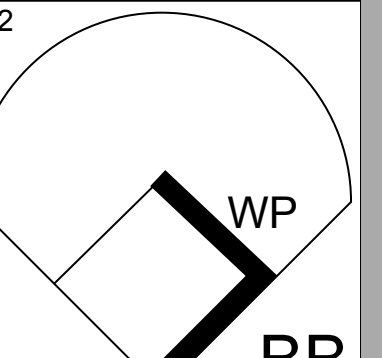
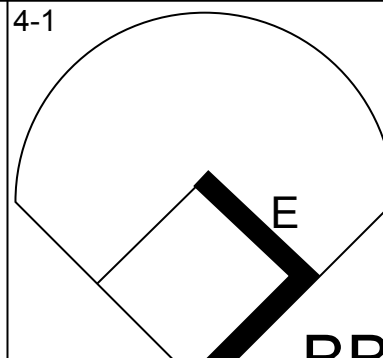
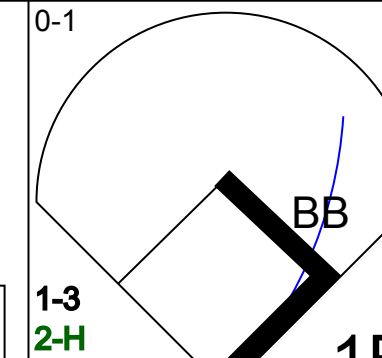
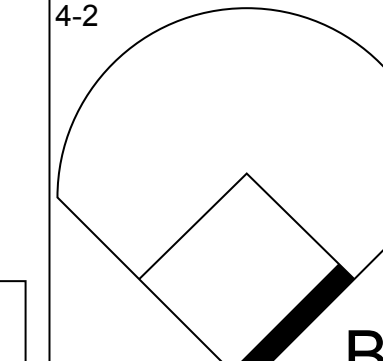
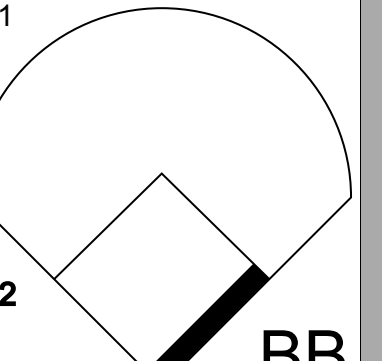
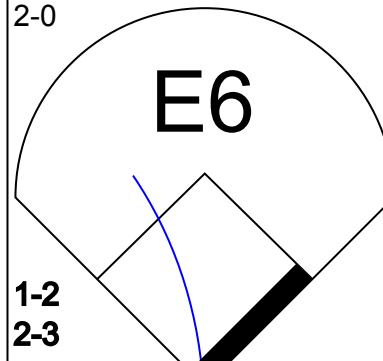
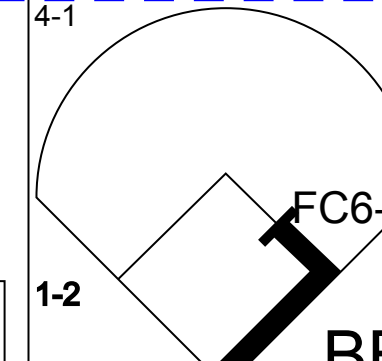
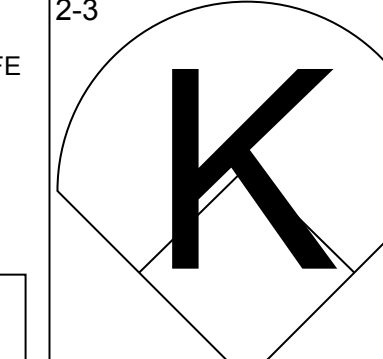
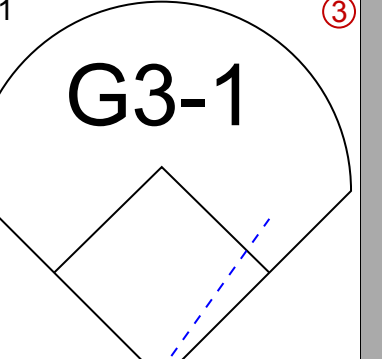
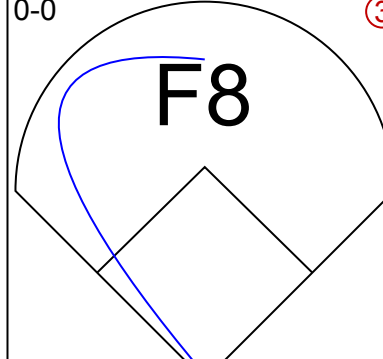
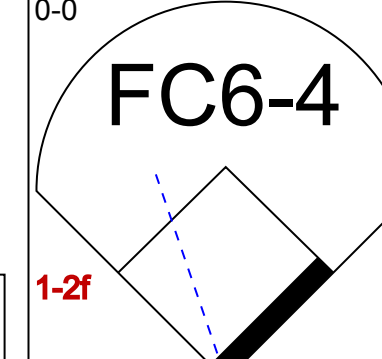
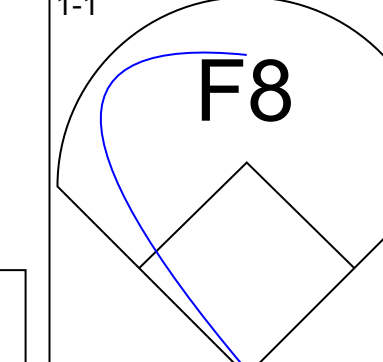
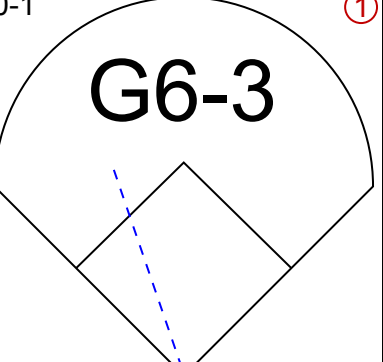
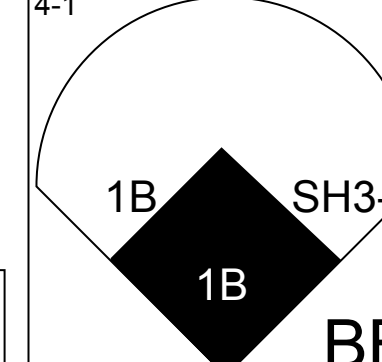
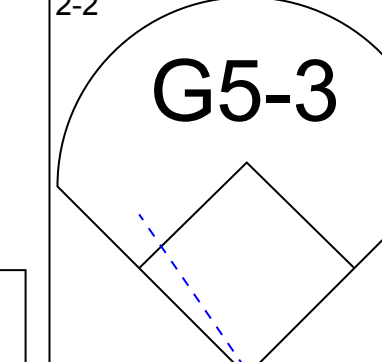
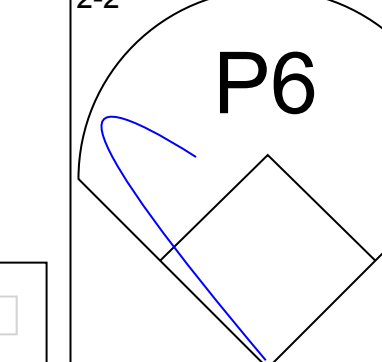
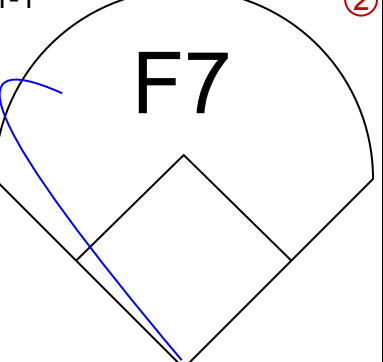
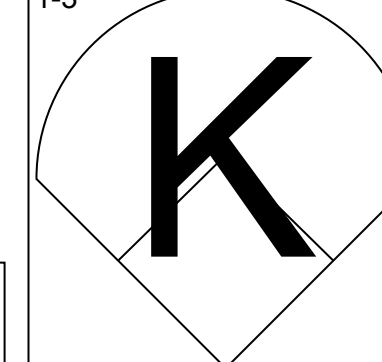
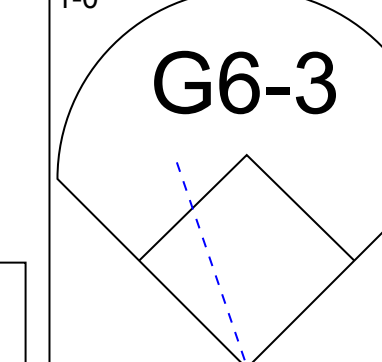
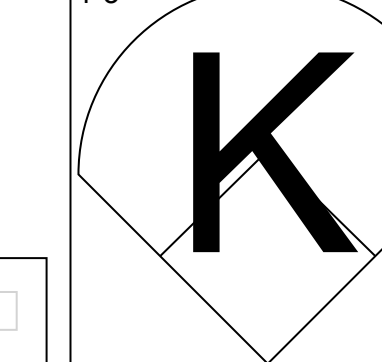
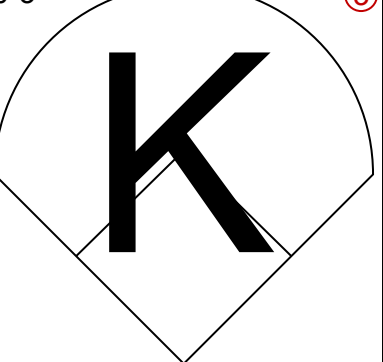
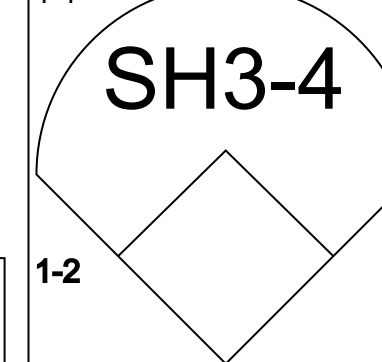
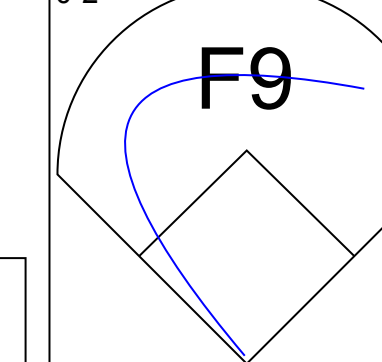
Atlanta Braves @ Philadelphia Phillies
Veterans Stadium, Philadelphia, PA

AB 31
R 1
H 5
RBI 1
BB 3
SO 7
LOB 11



WP: 1 PA: 35
PB: 0 SB: 0 CS: 0

PITCHER IP WLS BF H R ER SO BB IBB HBP BLK WP HR S P ERA WHIP

Batter	1	2	3	4	5	6	7	8	9	AB	R	H	RBI	BB	SO	LOB	BOTTOM
Lenny Dykstra, L (1, 8) OBP: 0.341, SLG: 0.299										4	1	2	0	0	0	0	
Mickey Morandini, L (1, 4) OBP: 0.397, SLG: 0.436										4	1	1	1	0	0	1	
Tony Longmire, L (1, 7) OBP: 0.433, SLG: 0.564 Dave Gallagher, R (8, 7) OBP: 0.368, SLG: 0.413										4	0	1	1	0	0	1	
Dave Hollins, S (1, 3) OBP: 0.414, SLG: 0.396										2	0	1	1	2	0	0	
Darren Daulton, L (1, 2) OBP: 0.358, SLG: 0.399										1	0	0	0	3	0	2	
Jim Eisenreich, L (1, 9) OBP: 0.420, SLG: 0.503										4	0	0	0	0	1	9	
Charlie Hayes, R (1, 5) OBP: 0.351, SLG: 0.443										3	1	0	0	1	0	1	
Kevin Stocker, S (1, 6) OBP: 0.313, SLG: 0.247										4	0	0	0	0	1	1	
Tyler Green, R (1, 1) OBP: 0.161, SLG: 0.290 Norm Charlton, S (8, 1) OBP: 1.000, SLG: 2.000 Tom Marsh, R (8, PH) OBP: 0.297, SLG: 0.514 Heathcliff Slocumb, R (9, 1)										2	0	0	0	0	2	0	
Inning Stats	R: 0 H: 0 E: 0 K: 0 S: 7	H: 0 LOB: 0 BB: 0 P: 12	R: 0 H: 0 E: 0 K: 1 S: 12	H: 0 LOB: 1 BB: 1 P: 22	R: 0 H: 0 E: 0 K: 1 S: 9	H: 0 LOB: 0 BB: 0 P: 14	R: 0 H: 0 E: 0 K: 0 S: 11	H: 0 LOB: 2 BB: 2 P: 22	R: 0 H: 1 E: 1 K: 0 S: 8	H: 1 LOB: 3 BB: 1 P: 15	R: 3 H: 4 E: 0 K: 1 S: 15	H: 4 LOB: 3 BB: 2 P: 26	R: 0 H: 0 E: 0 K: 0 S: 9	H: 0 LOB: 0 BB: 0 P: 12	1B: 5 2B: 0 3B: 0 HR: 0	SF: 0 SAC: 1 DP: 0 HBP: 0	WP: 1 PA: 36 PB: 0 SB: 0 CS: 0
PITCHER	IP WLS BF H R ER SO BB IBB HBP BLK WP HR S P ERA WHIP																
29 John Smoltz, R (1, 1) ERA: 3.0	6.2 L 31 5 3 3 4 5 0 0 0 0 0 0 67 113 4.05 1.500																
Pedro Borbon, L (7, 1) ERA: 3.19	0.1 2 0 0 0 0 1 0 0 0 0 0 0 2 6 0.00 3.000																
Brad Clontz, R (8, 1) ERA: 4.56	1.0 3 0 0 0 0 0 0 0 0 0 0 0 9 12 0.00 0.000																


Atlanta Braves @ Philadelphia Phillies
Veterans Stadium, Philadelphia, PA

AB 29
R 3
H 5
RBI 3
BB 6
SO 4
LOB 15



WP: 1 PA: 36
PB: 0 SB: 0 CS: 0

PITCHER IP WLS BF H R ER SO BB IBB HBP BLK WP HR S P ERA WHIP

Batter	1	2	3	4	5	6	7	8	9	AB	R	H	RBI	BB	SO	LOB	TOP			
Marquis Grissom, R OBP: 0.336, SLG: 0.433 (1, 8)	L7		G5-3		G5-3		S BB			3	0	0	0	1	0	1	Atlanta Braves @ Philadelphia Phillies Veterans Stadium, Philadelphia, PA Sat Jul 01 1995, 7:05 PM EDT Att: 33,375 - Unknown			
Jeff Blauser, R OBP: 0.336, SLG: 0.386 (1, 6)	G6-3			E1 2B HR	L7		L9			4	1	0	0	0	0	1				
Jose Oliva, R OBP: 0.195, SLG: 0.341 (1, 5)	F8			F8	L8			F9		4	0	0	0	0	0	1				
Fred McGriff, L OBP: 0.374, SLG: 0.484 (1, 3)		K		HR 2B		K		G4-3		4	1	1	0	0	2	0				
David Justice, L OBP: 0.407, SLG: 0.522 (1, 9)		K		HR		P3			PO BB	3	1	1	3	1	1	0				
Mike Kelly, R OBP: 0.277, SLG: 0.350 (1, 7)		K		1B S BB				PO	K	3	0	1	0	1	2	0				
Charlie O'Brien, R OBP: 0.390, SLG: 0.557 (1, 2)				FC1-6 BB	K		G4-3		G5-3	3	0	0	0	1	1	2				
Rafael Belliard, R OBP: 0.273, SLG: 0.256 (1, 4)			FC1-6 SH1-4		S 1B		F8			4	0	2	0	0	0	1				
Greg Maddux, R OBP: 0.212, SLG: 0.161 (1, 1)			SH1-4		K		G6-3		F9	3	0	0	0	0	1	3				
Inning Stats	R: 0 E: 0 K: 0 S: 9	H: 0 LOB: 0 BB: 0 P: 14	R: 0 E: 0 K: 3 S: 10	H: 0 LOB: 0 BB: 0 P: 14	R: 0 E: 0 K: 1 S: 8	H: 0 LOB: 1 BB: 1 P: 15	R: 3 E: 1 K: 2 S: 21	H: 3 LOB: 2 BB: 1 P: 36	R: 0 E: 0 K: 1 S: 10	H: 1 LOB: 1 BB: 0 P: 14	R: 0 E: 0 K: 0 S: 9	H: 0 LOB: 1 BB: 1 P: 16	R: 0 E: 0 K: 1 S: 14	H: 0 LOB: 1 BB: 0 P: 15	R: 0 E: 0 K: 1 S: 14	H: 1 LOB: 1 BB: 0 P: 19	1B: 3 2B: 1 3B: 0 HR: 1	SF: 0 SAC: 1 DP: 0 HBP: 0	WP: 0 PB: 0 SB: 3 CS: 0	PA: 37
PITCHER	IP WLS BF H R ER SO BB IBB HBP BLK WP HR S P ERA WHIP	IP WLS BF H R ER SO BB IBB HBP BLK WP HR S P ERA WHIP																		
David West, L ERA: 3.41 (1, 1)	5.0 L 21 3 3 2 5 2 0 0 0 0 1 55 90 3.60 1.000																			
Kyle Abbott, L ERA: 2.39 (6, 1)	3.0 11 1 0 0 1 2 0 0 0 0 0 28 45 0.00 1.000																			
Ricky Bottalico, R ERA: 1.15 (9, 1)	1.0 4 1 0 0 1 0 0 0 0 0 0 14 19 0.00 1.000																			

Batter	1	2	3	4	5	6	7	8	9	AB	R	H	RBI	BB	SO	LOB	BOTTOM					
Lenny Dykstra, L OBP: 0.339, SLG: 0.304 (1, 8)	G5-3		F7			K				4	0	1	1	0	1	0	Atlanta Braves @ Philadelphia Phillies Veterans Stadium, Philadelphia, PA Sat Jul 01 1995, 7:05 PM EDT Att: 33,375 - Unknown					
Mickey Morandini, L OBP: 0.341, SLG: 0.427 (1, 4)	E6		P5			K		2B		4	0	0	0	0	2	1						
Ricky Bottalico, L (9, 1)	FC3-6					K		K		0	0	0	0	0	0	0						
Tony Longmire, L OBP: 0.322, SLG: 0.542 (1, 7)	FC3-6				K	G4-3			FC6-4 1B	4	0	1	0	0	1	1						
Dave Hollins, S OBP: 0.406, SLG: 0.386 (1, 3)	G4-3				K		K		K	4	0	0	0	0	3	2						
Darren Daulton, L OBP: 0.355, SLG: 0.394 (1, 2)		G6-3			K		G6-3		FC6-4	2	0	0	0	0	1	0						
Lenny Webster, R OBP: 0.260, SLG: 0.239 (5, 2)					K		G6-3			2	0	0	0	0	0	1						
Jim Eisenreich, L OBP: 0.411, SLG: 0.491 (1, 9)		G6-3				G3		G6-3		4	0	0	0	0	1	1						
Charlie Hayes, R OBP: 0.365, SLG: 0.446 (1, 5)								L4		3	0	2	0	0	0	0	AB 33 R 1 H 5 RBI 1 BB 0 SO 11 LOB 9					
Kevin Stocker, S OBP: 0.308, SLG: 0.243 (1, 6)								G4-3		3	0	0	0	0	1	2						
David West, L (1, 1)										1	0	0	0	0	1	0						
Gary Varsho, L OBP: 0.329, SLG: 0.292 (5, PH)										1	0	0	0	0	0	1						
Kyle Abbott, L OBP: 0.500, SLG: 0.500 (6, 1)										0	0	0	0	0	0	0						
Mariano Duncan, R OBP: 0.288, SLG: 0.397 (9, 4)								2B		1	1	1	0	0	0	0						
Inning Stats	R: 0 E: 1 K: 0 S: 6	H: 0 LOB: 1 BB: 0 P: 9	R: 0 E: 0 K: 0 S: 8	H: 1 LOB: 1 BB: 0 P: 12	R: 0 E: 0 K: 1 S: 6	H: 0 LOB: 0 BB: 0 P: 6	R: 0 E: 0 K: 3 S: 9	H: 0 LOB: 0 BB: 0 P: 11	R: 0 E: 0 K: 0 S: 7	H: 1 LOB: 1 BB: 0 P: 11	R: 0 E: 0 K: 2 S: 11	H: 0 LOB: 0 BB: 0 P: 13	R: 0 E: 0 K: 1 S: 8	H: 0 LOB: 0 BB: 0 P: 11	R: 1 E: 0 K: 2 S: 11	H: 2 LOB: 1 BB: 0 P: 17	R: 0 E: 0 K: 2 S: 10	H: 1 LOB: 1 BB: 0 P: 16	1B: 3 2B: 2 3B: 0 HR: 0	SF: 0 SAC: 0 DP: 0 HBP: 0	WP: 0 PB: 0 SB: 0 CS: 0	PA: 33
PITCHER	IP WLS BF H R ER SO BB IBB HBP BLK WP HR S P ERA WHIP	IP WLS BF H R ER SO BB IBB HBP BLK WP HR S P ERA WHIP																				
Greg Maddux, R ERA: 1.78 (1, 1)	9.0 W 33 5 1 1 11 0 0 0 0 0 76 106 1.00 0.556																					

Batter	1	2	3	4	5	6	7	8	9	AB	R	H	RBI	BB	SO	LOB	TOP										
Marquis Grissom, R OBP: 0.333, SLG: 0.428	G6-3		F8	P4		10 WP		F8		5	0	1	0	0	0	2	Atlanta Braves @ Philadelphia Phillies Veterans Stadium, Philadelphia, PA Sun Jul 02 1995, 3:33 AM EDT Att: 35,648 - Sunny - 79 F										
Jeff Blauer, R OBP: 0.332, SLG: 0.378	G6-3			F8	K	K		G6-3		5	0	0	0	0	2	3											
10 Chipper Jones, S OBP: 0.348, SLG: 0.446				1B	BB	BB		K		2	1	1	0	3	1	0											
Fred McGriff, L OBP: 0.375, SLG: 0.480	G4-3			SF9	BB	BB		F8		4	1	1	0	1	0	4											
David Justice, L OBP: 0.409, SLG: 0.515		F8		SF9	BB	G6-4-3		F7		2	1	0	0	2	0	0											
Javy Lopez, R OBP: 0.324, SLG: 0.451		K		SF9	G6-4-3			K		3	0	0	1	0	2	3											
Mike Kelly, R OBP: 0.284, SLG: 0.358		L1		1B		10 WP		G5-3		3	2	1	2	0	0	0											
Rafael Belliard, R OBP: 0.271, SLG: 0.255			K	1B		F9		G5-3		4	0	1	1	0	1	1											
Tom Glavine, L OBP: 0.286, SLG: 0.259			G6-3					F7		3	0	2	0	0	0	0											
Dwight Smith, L OBP: 0.318, SLG: 0.468						10 WP				1	0	0	0	0	0	0											
Greg McMichael, R OBP: 0.284, SLG: 0.358										0	0	0	0	0	0	0											
Mark Wohlers, R OBP: 0.284, SLG: 0.358										0	0	0	0	0	0	0											
Inning Stats	R: 0 E: 0 K: 0 S: 9	H: 0 LOB: 1 BB: 1 P: 14	R: 0 E: 0 K: 1 S: 8	H: 0 LOB: 0 BB: 0 P: 15	R: 0 E: 0 K: 1 S: 6	H: 0 LOB: 0 BB: 1 P: 8	R: 4 E: 0 K: 0 S: 11	H: 5 LOB: 2 BB: 1 P: 21	R: 0 E: 0 K: 1 S: 5	H: 0 LOB: 2 BB: 3 P: 18	R: 1 E: 0 K: 1 S: 12	H: 2 LOB: 3 BB: 1 P: 24	R: 0 E: 0 K: 1 S: 11	H: 0 LOB: 0 BB: 0 P: 16	R: 0 E: 0 K: 0 S: 3	H: 0 LOB: 0 BB: 0 P: 7	R: 0 E: 0 K: 1 S: 6	H: 0 LOB: 0 BB: 0 P: 9	1B: 6 2B: 1 3B: 0 HR: 0	SF: 1 SAC: 0 DP: 1 HBP: 1	WP: 1 PB: 0 SB: 0 CS: 0	PA: 40					
PITCHER	IP	WLS	BF	H	R	ER	SO	BB	IBB	HBP	BLK	WP	HR	S	P	ERA	WHIP										
Mike Mims, L ERA: 4.02	4.1	L	23	5	4	4	3	5	0	0	0	0	0	38	75	8.31	2.308										
Mike Williams, R ERA: 4.79	1.1		7	2	1	1	1	1	0	1	0	1	0	12	23	6.75	2.250										
Norm Charlton, L ERA: 6.3	1.1		4	0	0	0	1	0	0	0	0	0	0	12	18	0.00	0.000										
Tommy Greene, R ERA: 8.1	1.0		3	0	0	0	0	0	0	0	0	0	0	3	7	0.00	0.000										
Ricky Bottalico, R ERA: 1.11	1.0		3	0	0	0	1	0	0	0	0	0	0	6	9	0.00	0.000										

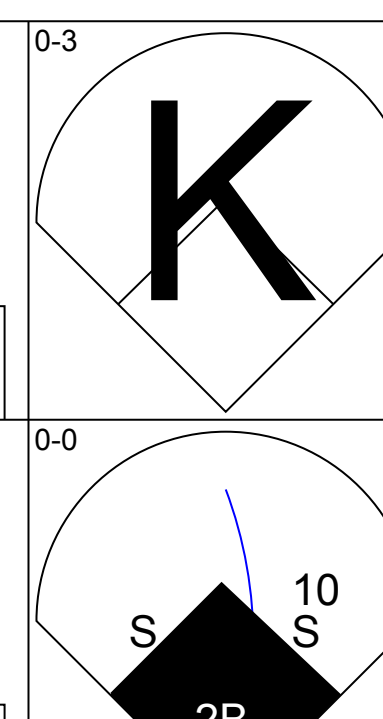
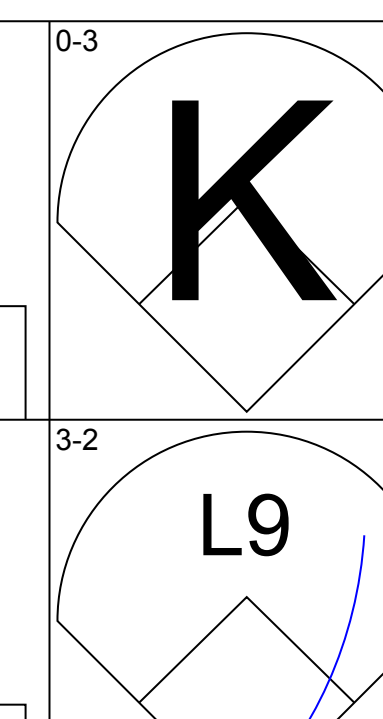
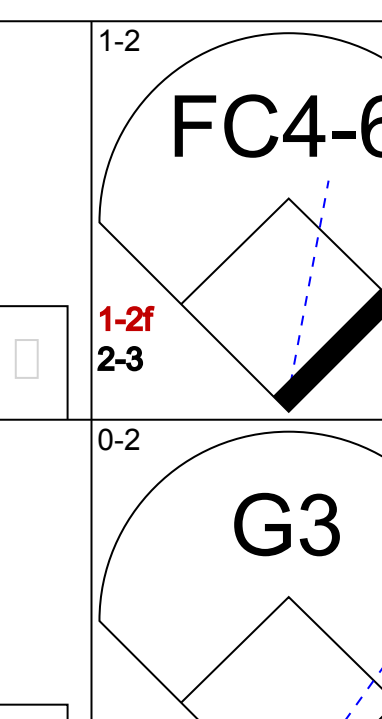
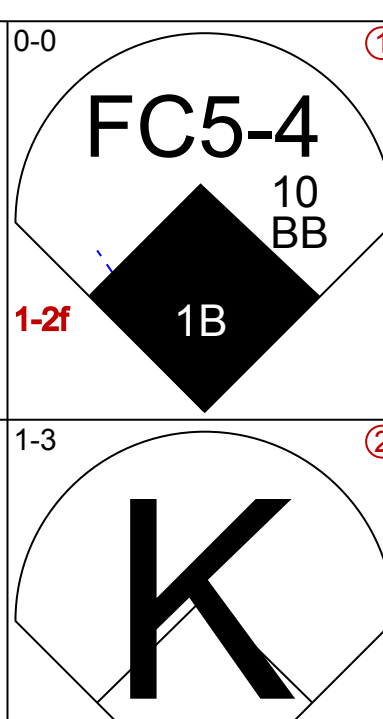
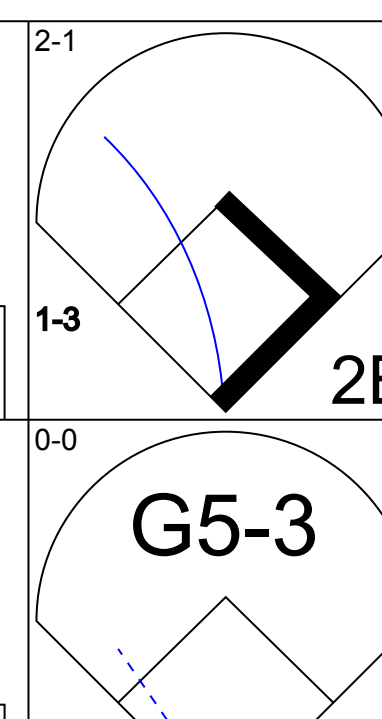
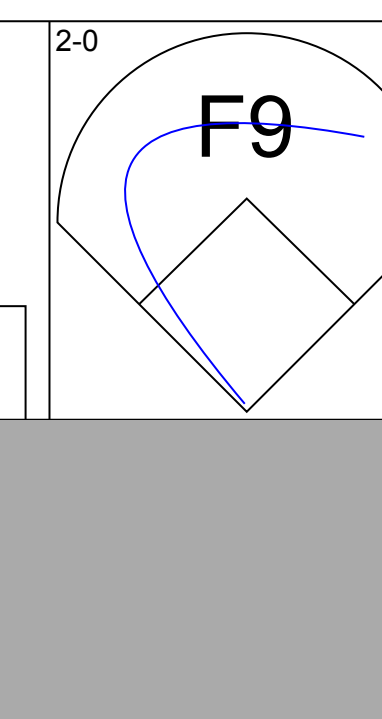
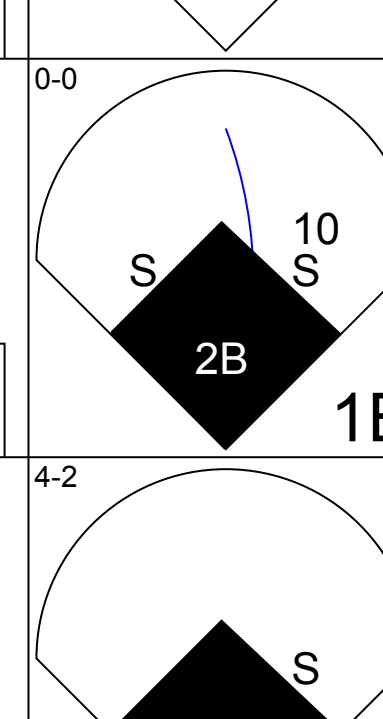
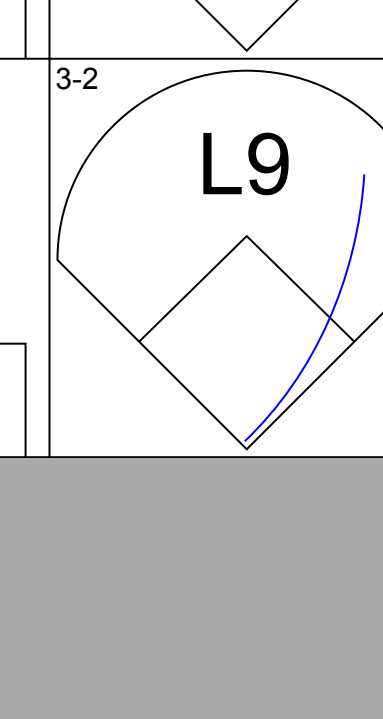
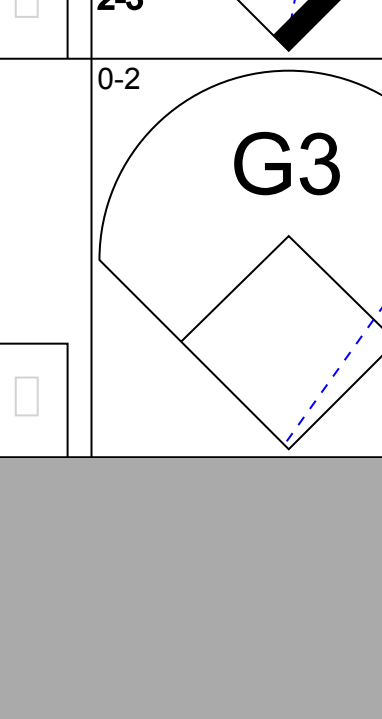
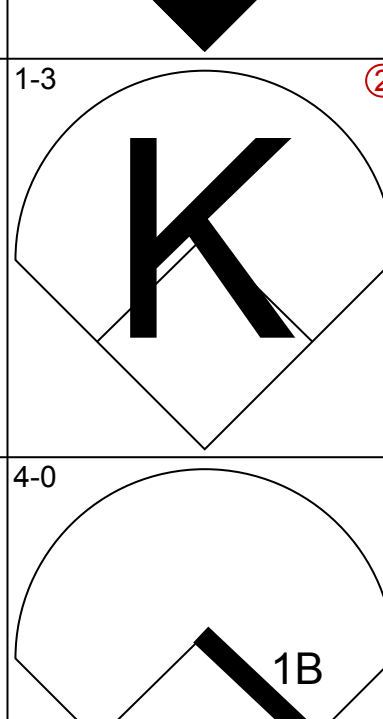
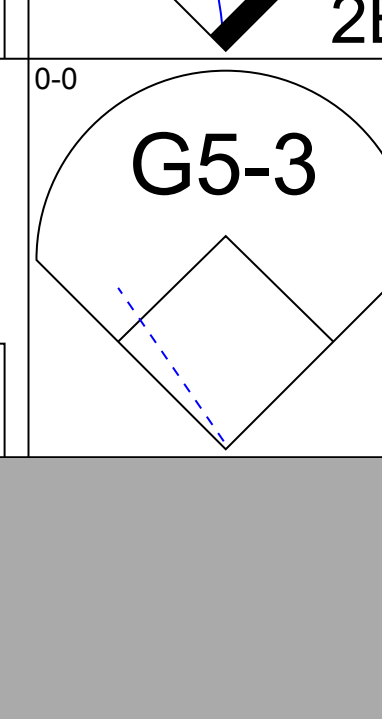
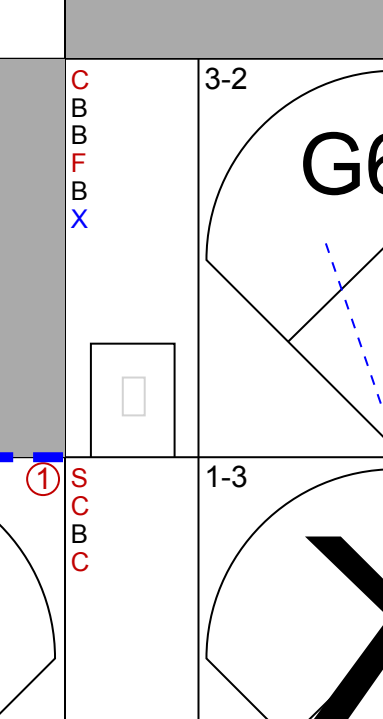
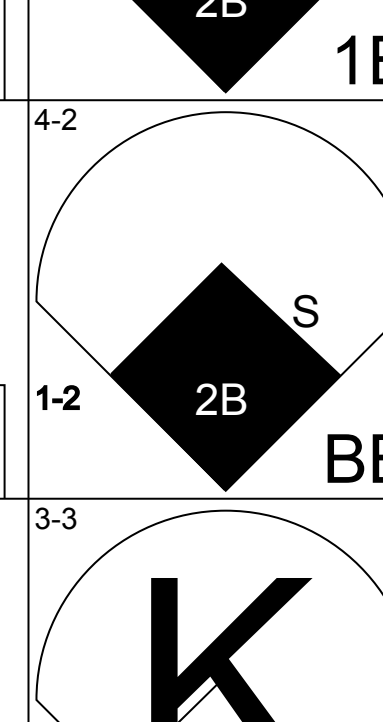
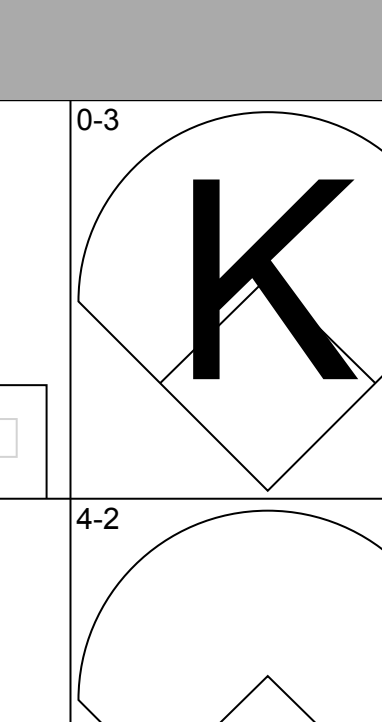
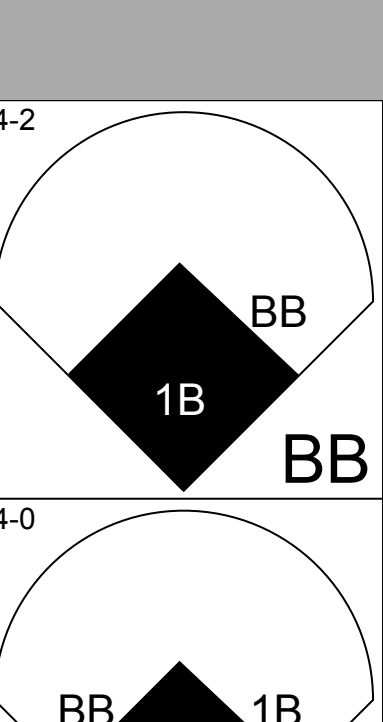
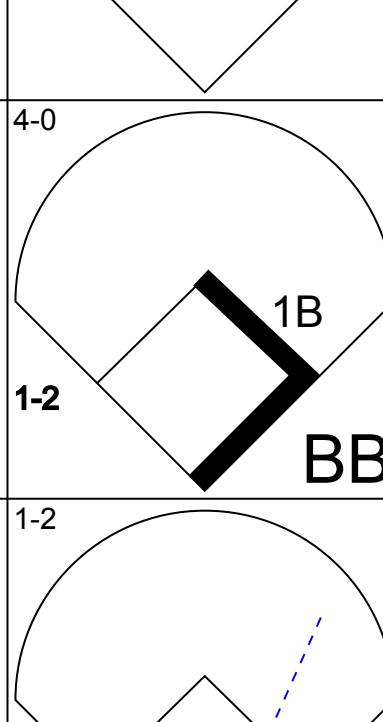
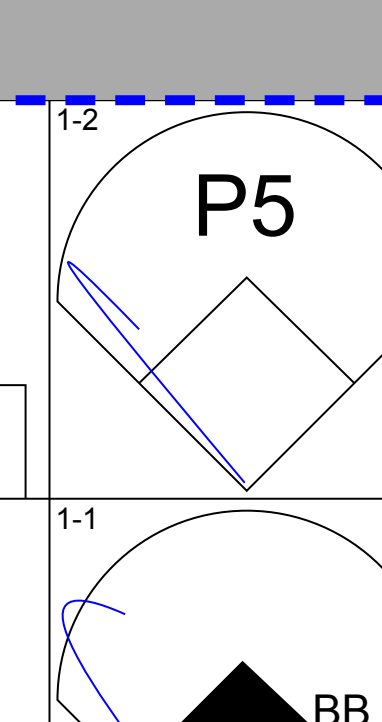
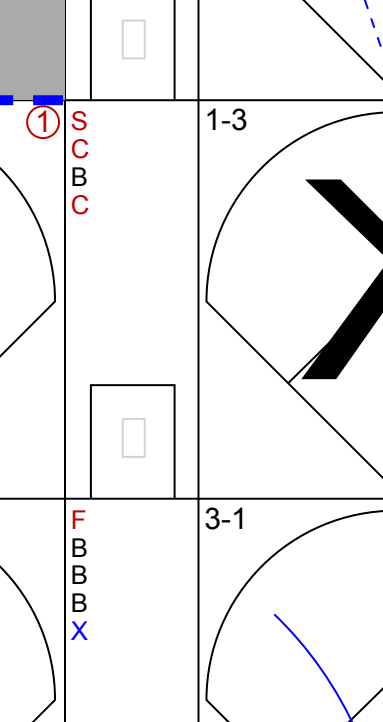
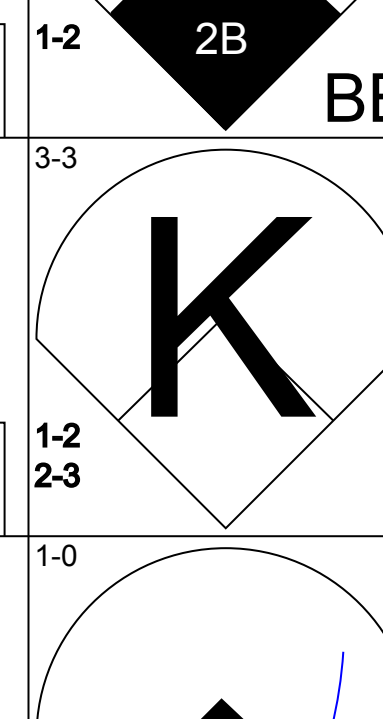
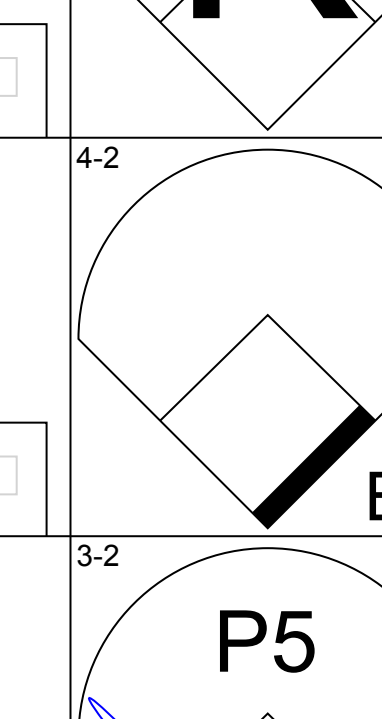
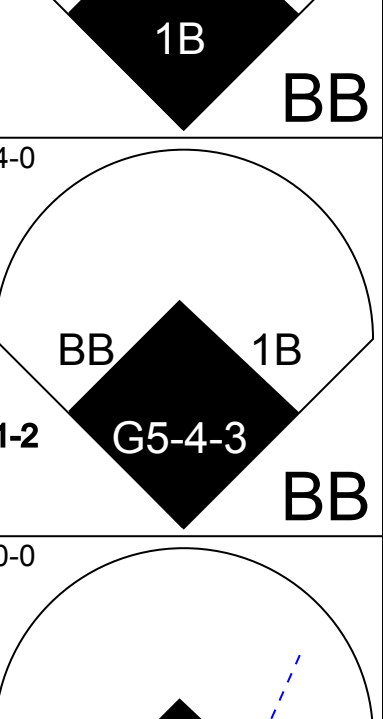
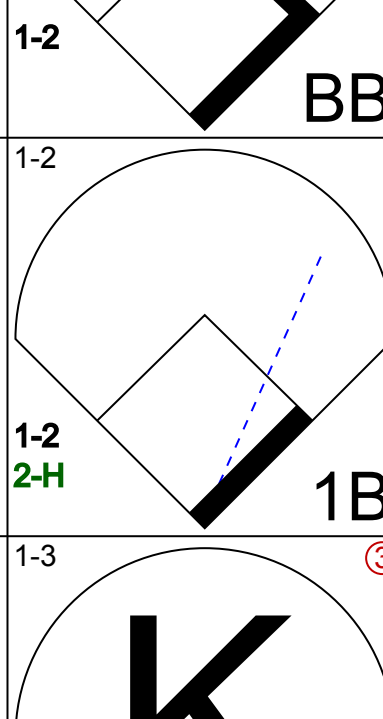
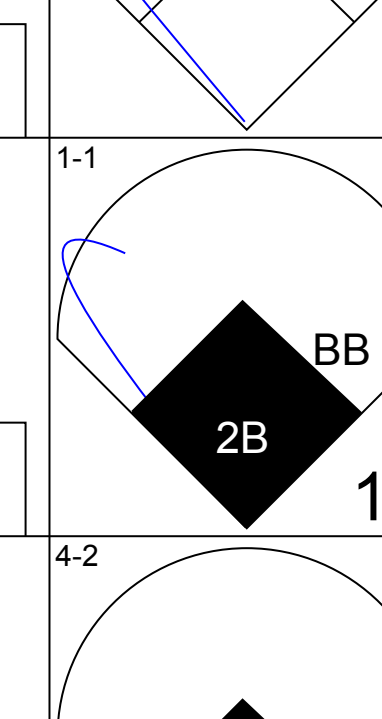
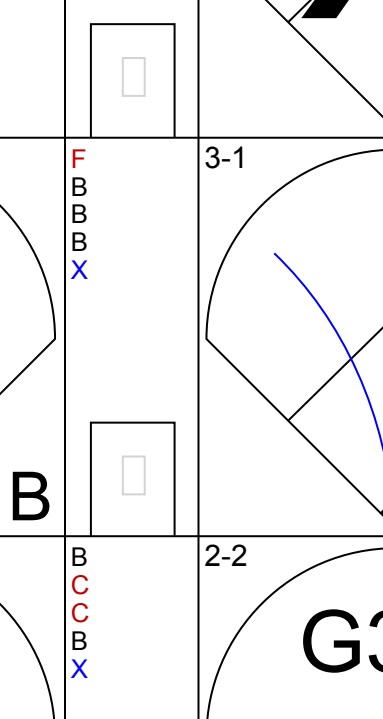
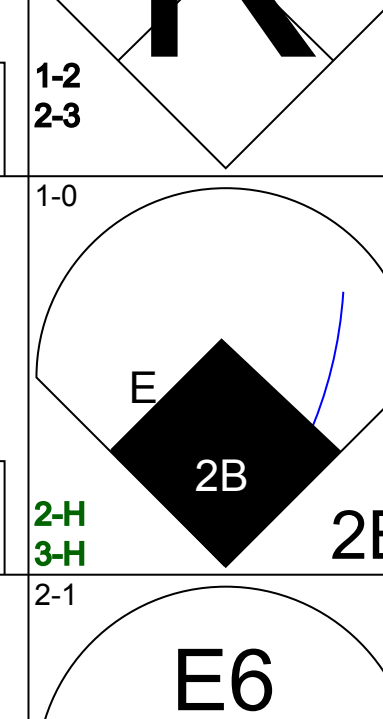
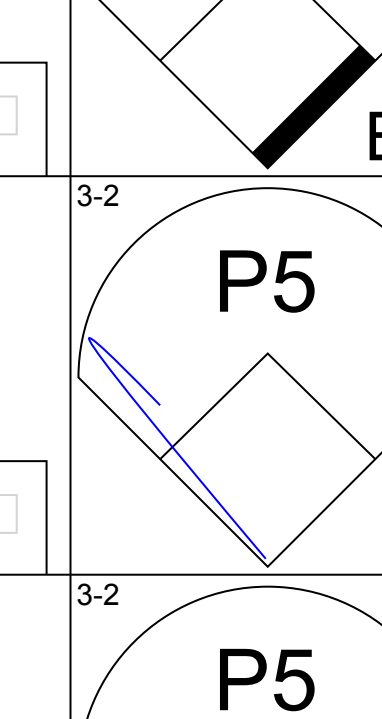
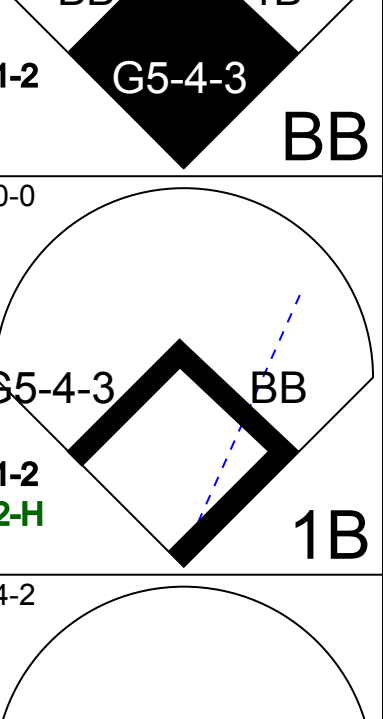
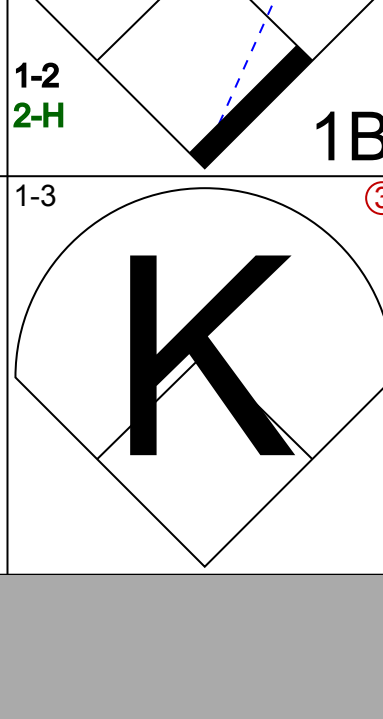
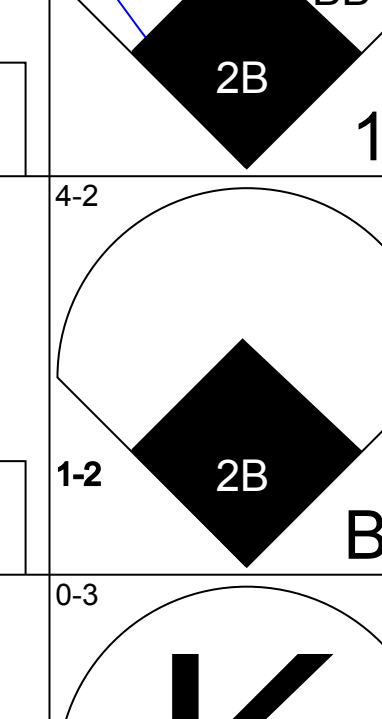
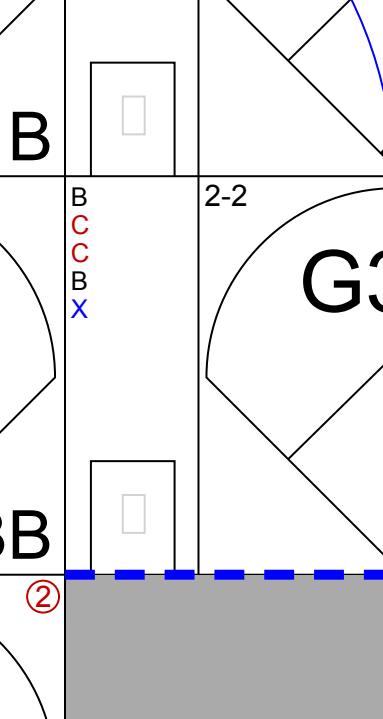
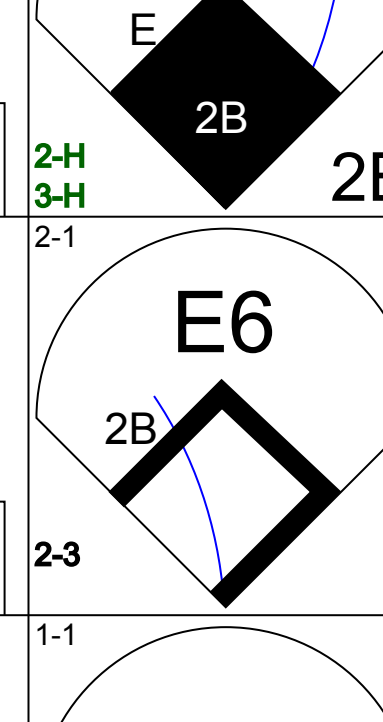
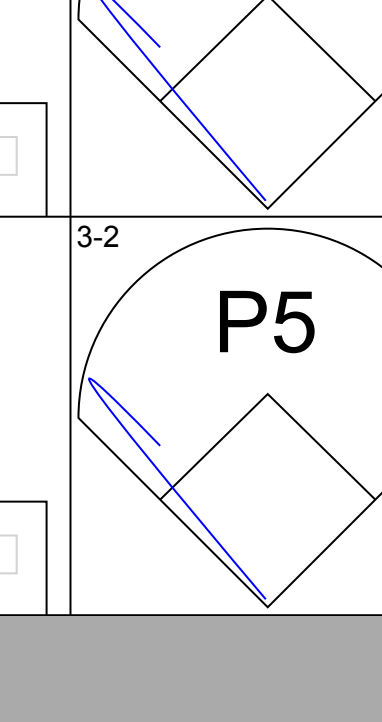
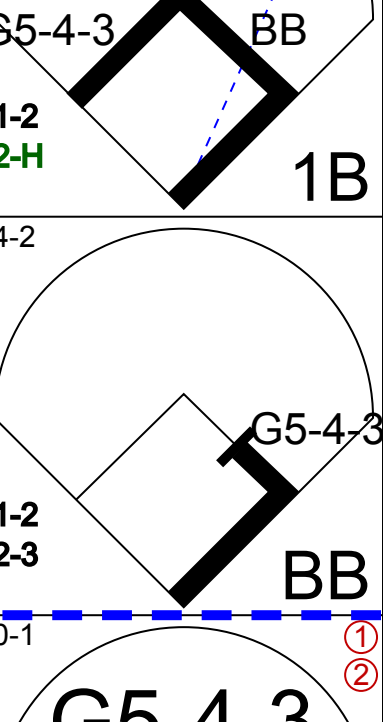
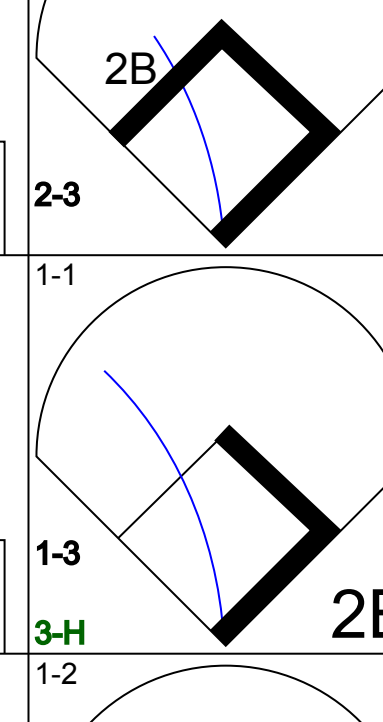
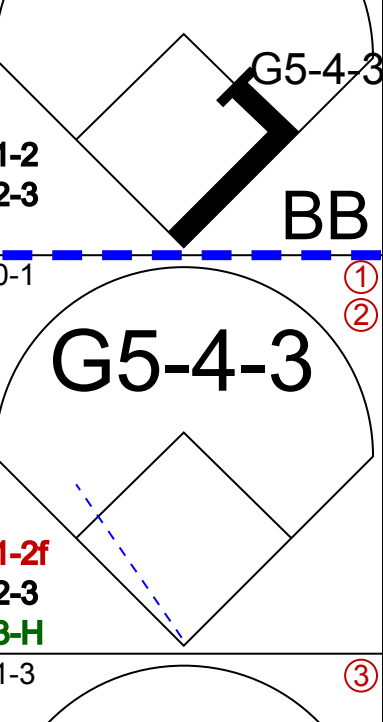
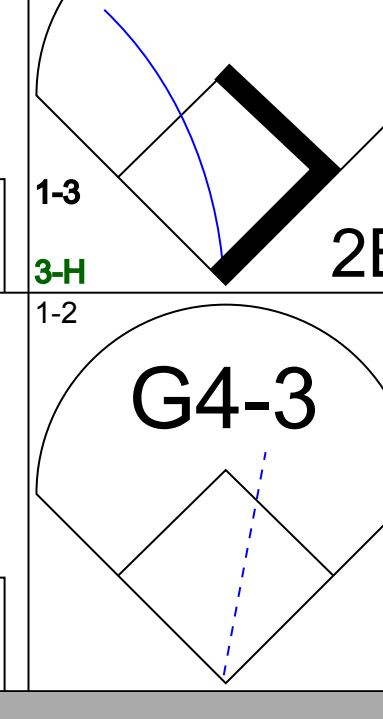
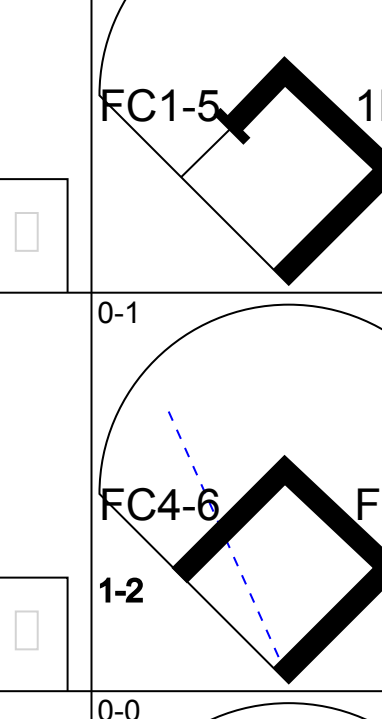
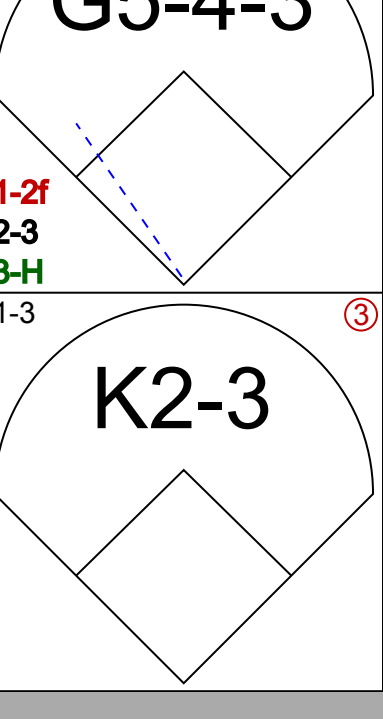

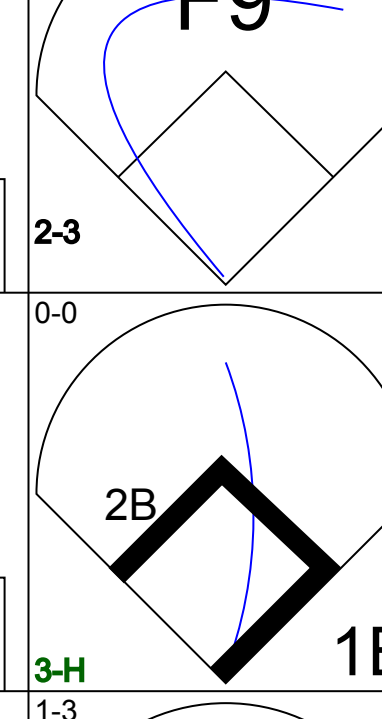
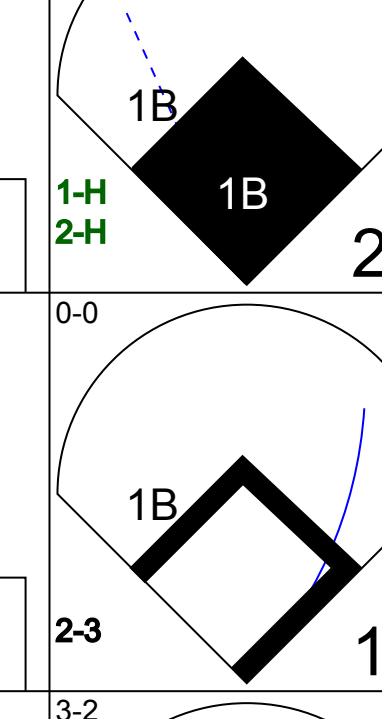
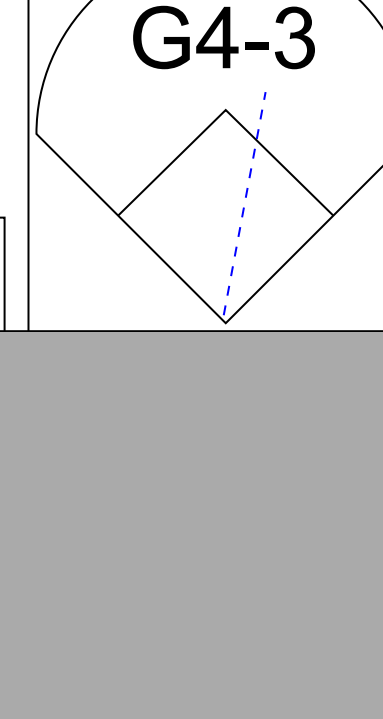
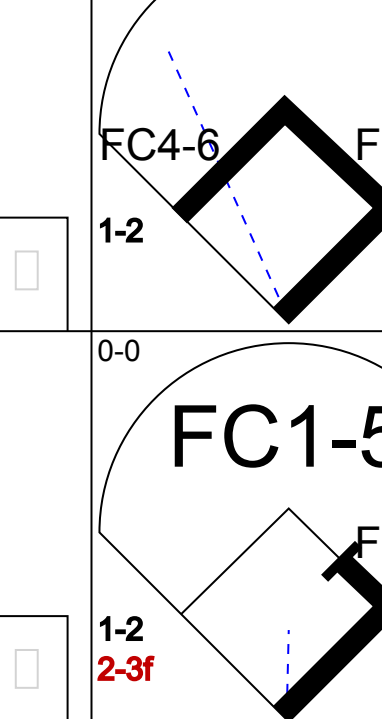
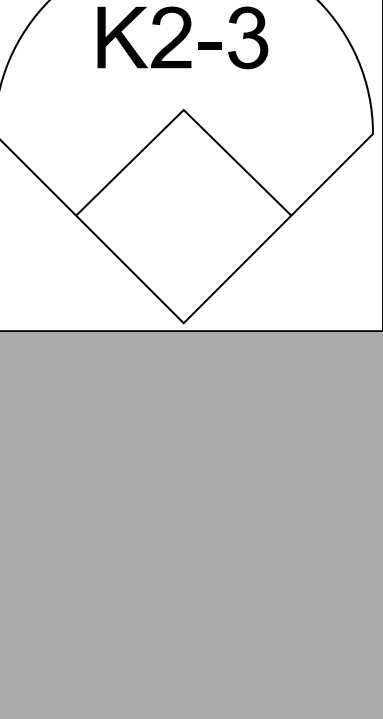
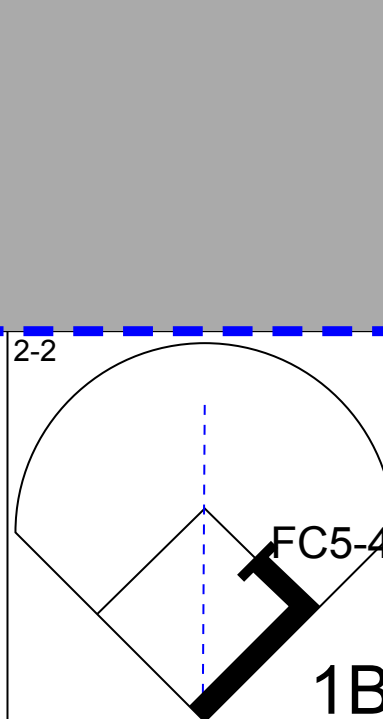
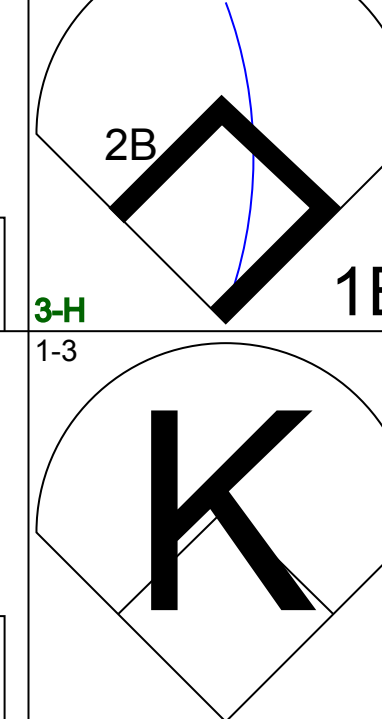
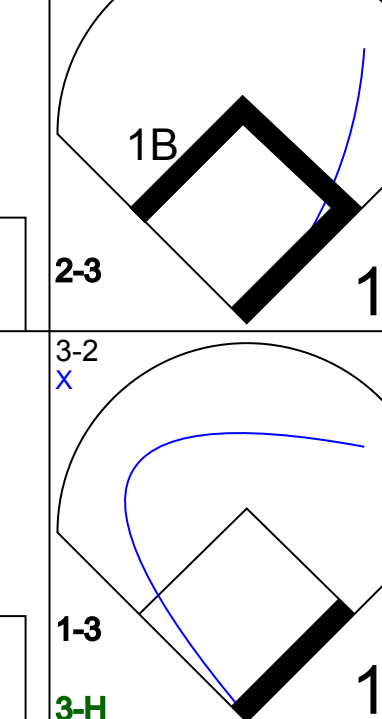
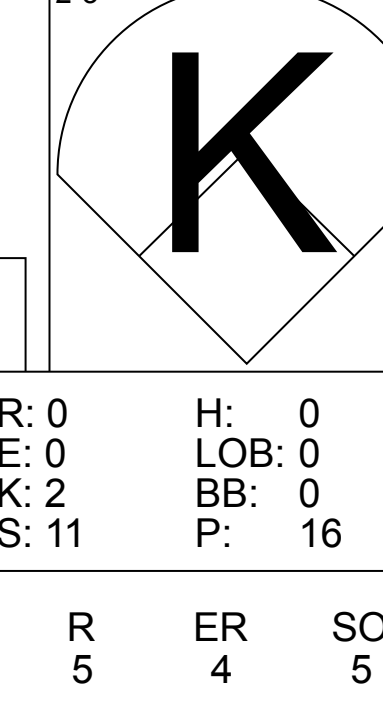
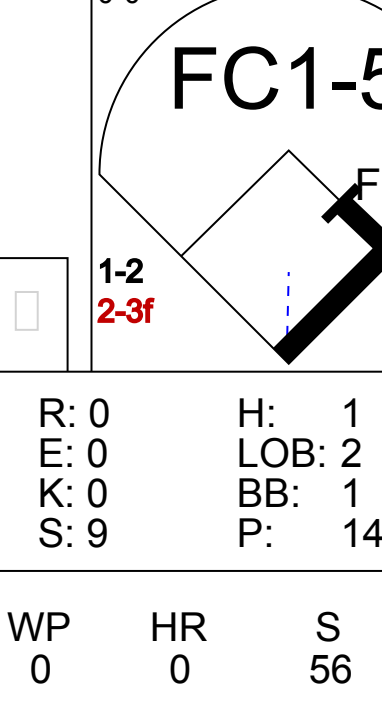
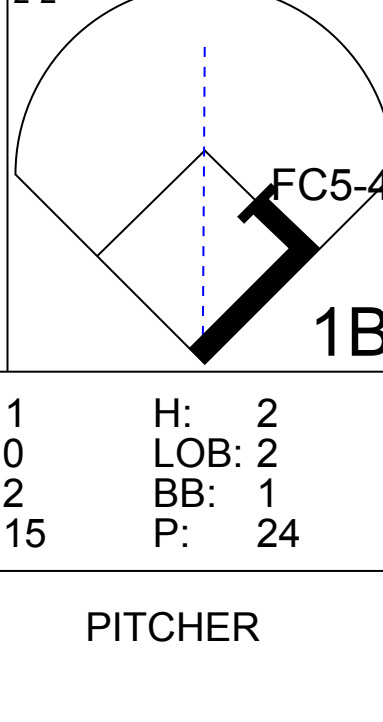
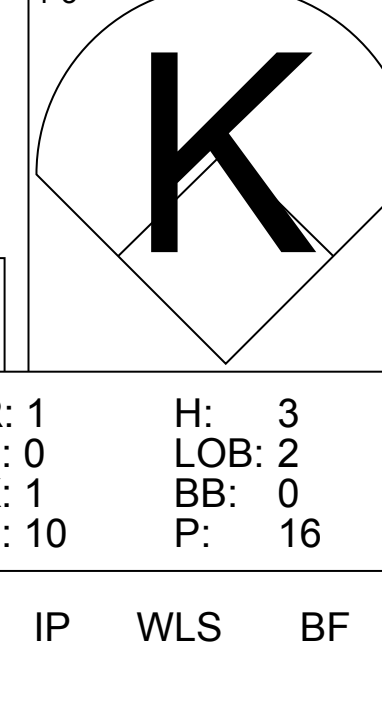
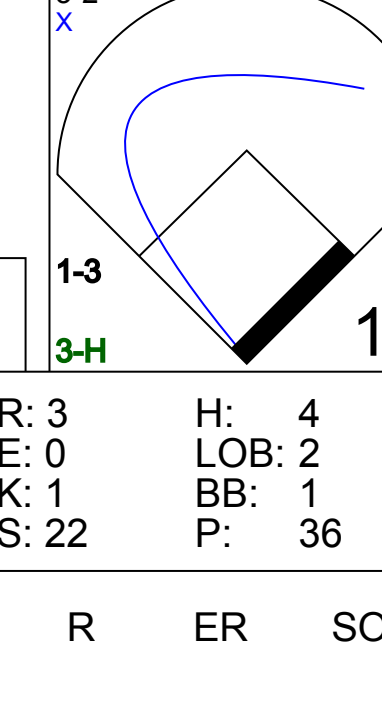
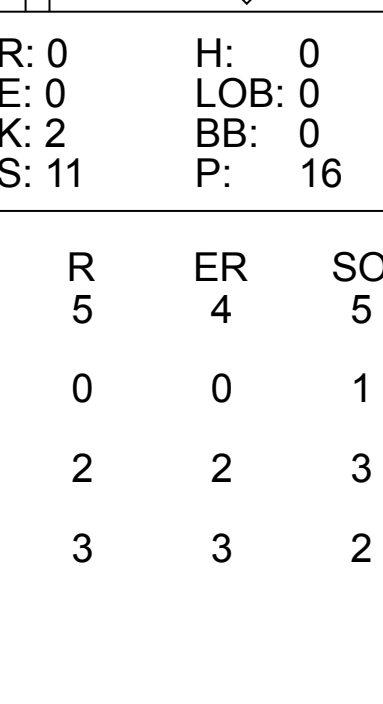
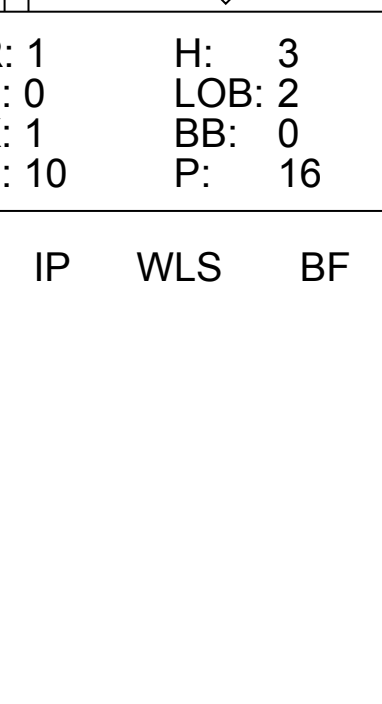
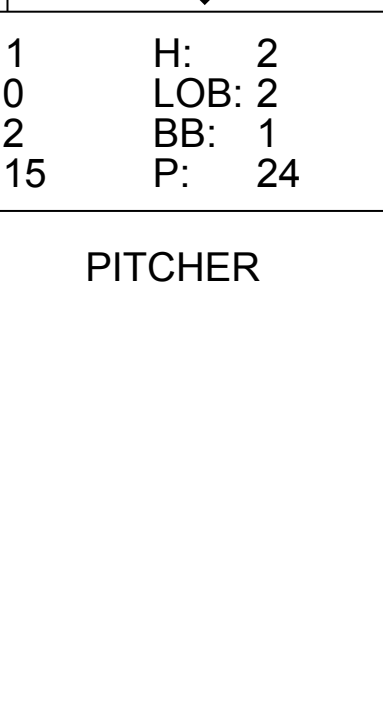
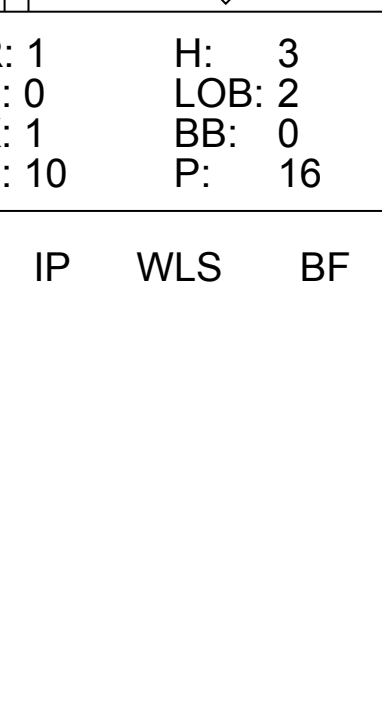
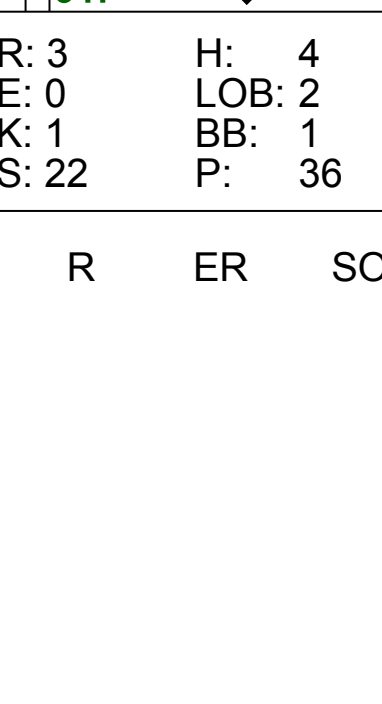
AB 32
R 5
H 7
RBI 4
BB 6
SO 6
LOB 13



Batter	1	2	3	4	5	6	7	8	9	AB	R	H	RBI	BB	SO	LOB	BOTTOM										
Lenny Dykstra, L OBP: 0.341, SLG: 0.313	G1-3		1-H	2B		1-2		K		5	0	2	1	0	1	0	Atlanta Braves @ Philadelphia Phillies Veterans Stadium, Philadelphia, PA Sun Jul 02 1995, 3:33 AM EDT Att: 35,648 - Sunny - 79 F										
Mariano Duncan, R OBP: 0.278, SLG: 0.383	F8		G5-3		G5-3			K		5	0	0	0	0	1	3											
Gregg Jefferies, S OBP: 0.310, SLG: 0.395	F8			L6		G6-3		P5		4	0	0	0	0	0	0											
Dave Hollins, S OBP: 0.408, SLG: 0.391		K		G3		P3		2B		3	1	1	0	0	1	0											
Darren Daulton, L OBP: 0.358, SLG: 0.393		G4-3		G3		BB		2B		3	1	1	0	1	0	1											
Charlie Hayes, R OBP: 0.386, SLG: 0.449		G4-3		G1-3		1B		2B		3	0	1	2	1	0	1											
Dave Gallagher, R OBP: 0.376, SLG: 0.415				FC6-4		G6-4-3		P6		2	0	1	0	1	0	2											
Tony Longmire, L OBP: 0.431, SLG: 0.550				BB		1B		1B		1	0	1	0	0	0	0											
Ricky Bottalico, L OBP: 0.431, SLG: 0.550				FC6-4		G6-4-3		1B		0	0	0	0	0	0	0											
Kevin Stocker, S OBP: 0.304, SLG: 0.239				FC6-4		G6-4-3		P6		3	1	0	0	0	0	2											
Jim Eisenreich, L OBP: 0.409, SLG: 0.488				2B		1-2		K		1	0	0	0	0	1	2											
Mike Mims, L OBP: 0.287, SLG: 0.130										1	0	0	0	0	0	1											
Mike Williams, R OBP: 0.200, SLG: 0.200										1	0	1	0	0	0	0											
Norm Charlton, S OBP: 0.200, SLG: 0.200										0	0	0	0	0	0	0											
Randy Roede, R OBP: 0.246, SLG: 0.194										1	0	0	0	0	0	0											
Randy Roede, R OBP: 0.246, SLG: 0.194										0	0	0	0	0	0	0											
Tommy Greene, R OBP: 0.284, SLG: 0.358										0	0	0	0	0	0	0											
Mickey Morandini, L OBP: 0.338, SLG: 0.428										1	0	0	0	0	1	0											
Inning Stats	R: 0 E: 0 K: 0 S: 6	H: 0 LOB: 0 BB: 0 P: 12	R: 0 E: 0 K: 1 S: 6	H: 0 LOB: 0 BB: 0 P: 10	R: 1 E: 0 K: 0 S: 7	H: 1 LOB: 1 BB: 1 P: 17	R: 0 E: 0 K: 0 S: 10	H: 0 LOB: 1 BB: 0 P: 16	R: 0 E: 0 K: 0 S: 14	H: 3 LOB: 2 BB: 0 P: 20	R: 0 E: 0 K: 0 S: 8	H: 1 LOB: 2 BB: 1 P: 15	R: 0 E: 0 K: 1 S: 10	H: 0 LOB: 0 BB: 0 P: 16	R: 2 E: 0 K: 2 S: 17	H: 3 LOB: 2 BB: 1 P: 33	R: 0 E: 0 K: 1 S: 11	H: 0 LOB: 0 BB: 0 P: 18	1B: 5 2B: 3 3B: 0 HR: 0	SF: 0 SAC: 0 DP: 1 HBP: 1	WP: 0 PB: 0 SB: 0 CS: 0	PA: 38					
PITCHER	IP	WLS	BF	H	R	ER	SO	BB	IBB	HBP	BLK	WP	HR	S	P	ERA	WHIP										
Tom Glavine, L ERA: 3.4	7.0	W	28	5	1	1	2	2	0	1	0	0	0	61	106	1.29	1.000										
Greg McMichael, R ERA: 3.22	0.2		4	1	2	2	1	1	0	0	0	0	0	8	19	27.00	3.000										
Mark Wohlers, R ERA: 3.2	1.1	S	6	2	0	0	2	0	0	0	0	0	0	20	32	0.00	1.500										

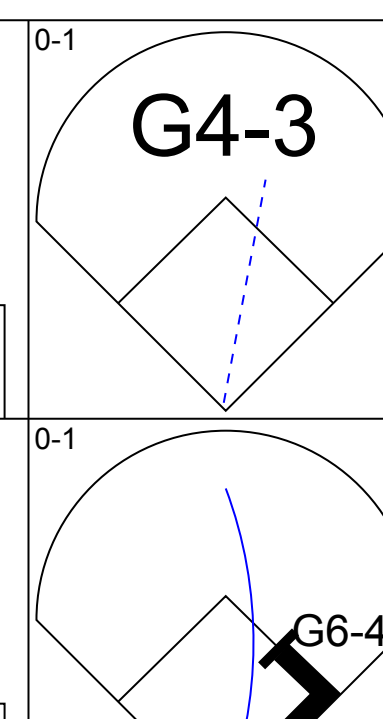
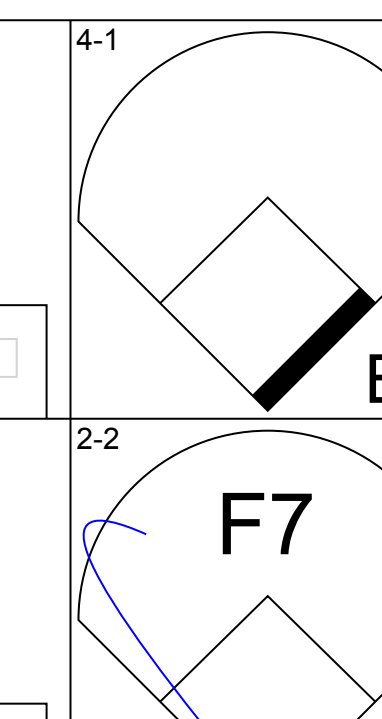
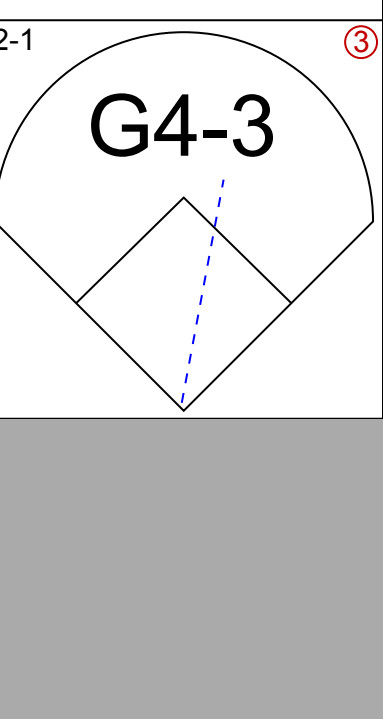
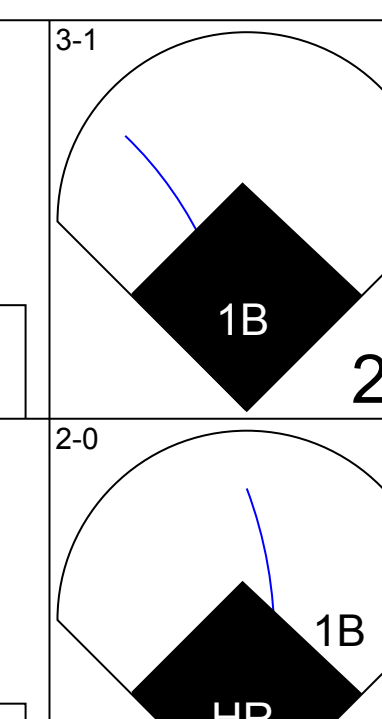
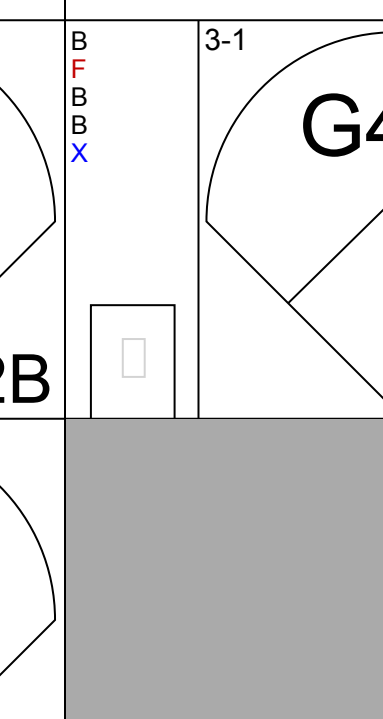
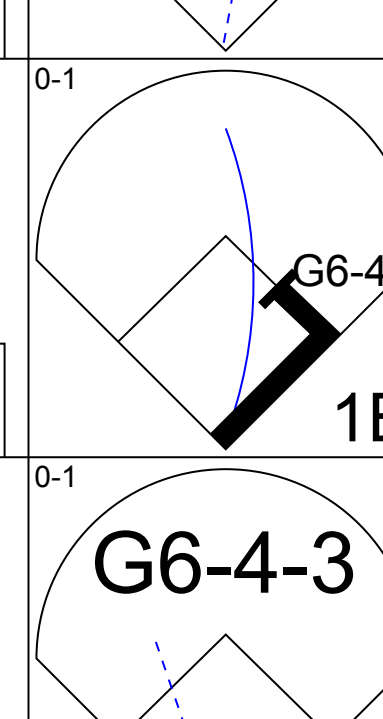
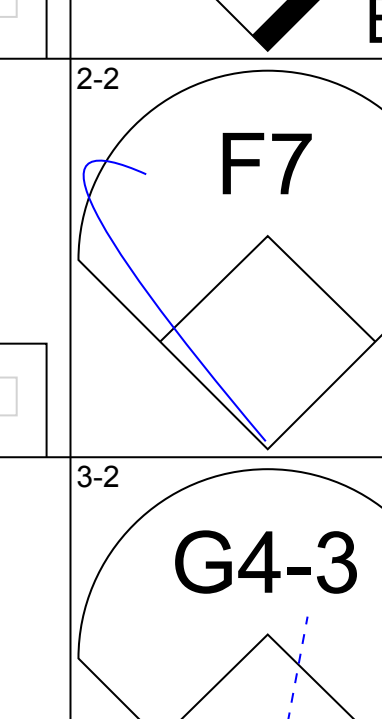
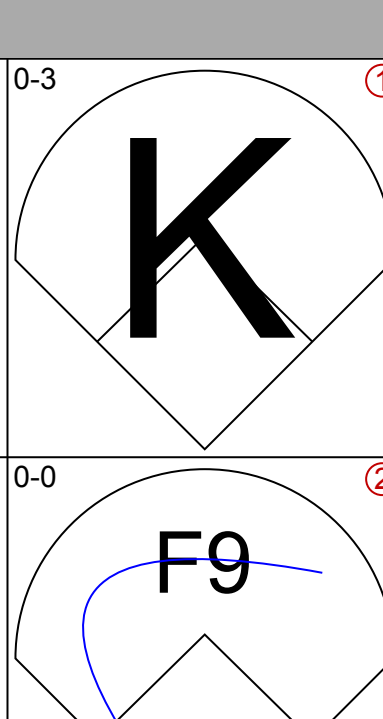
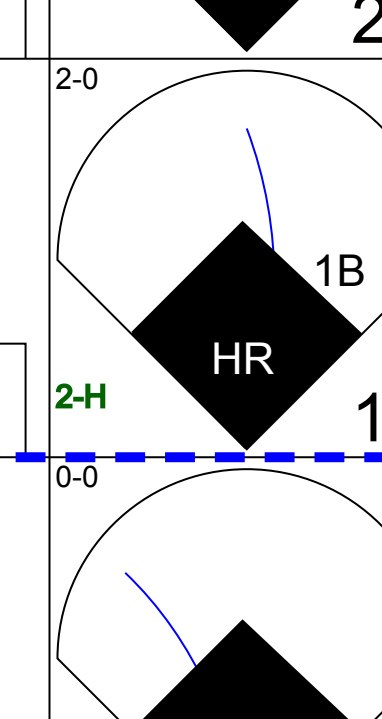
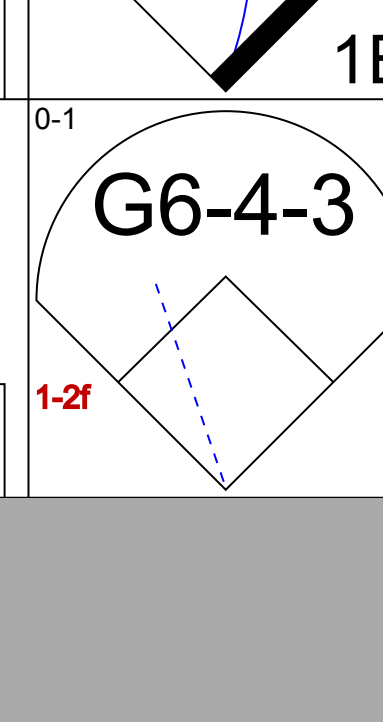
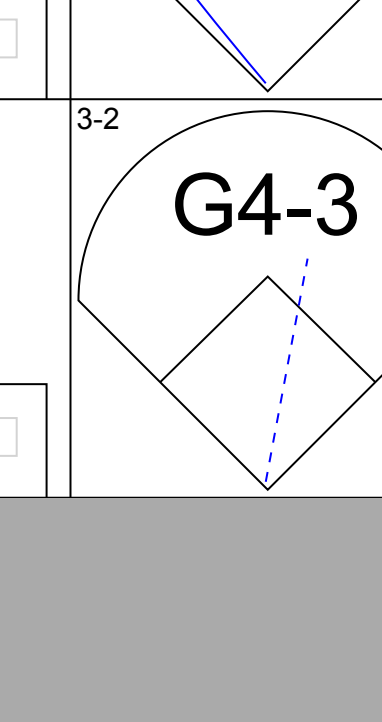
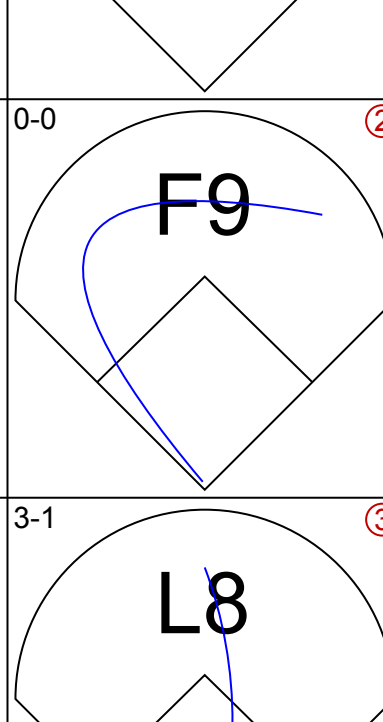
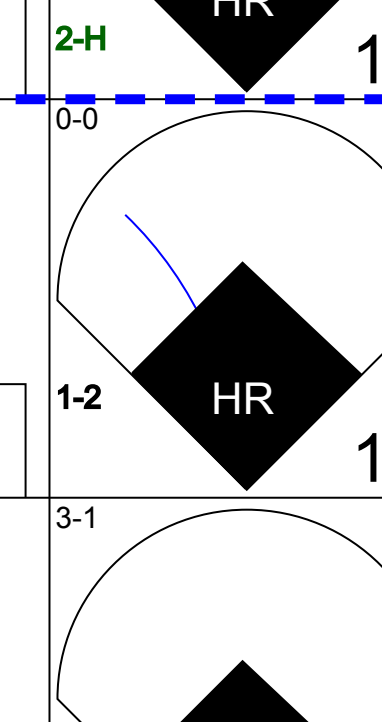
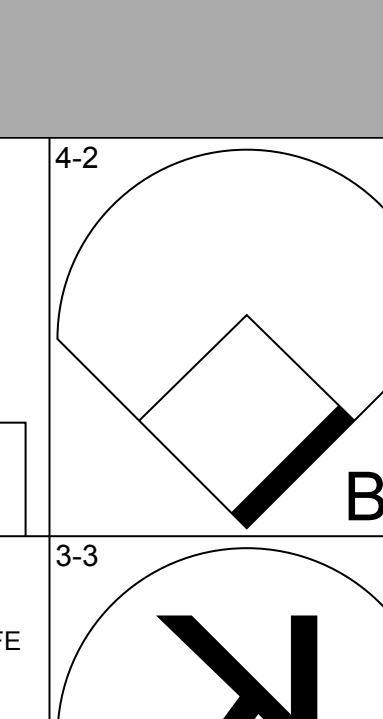
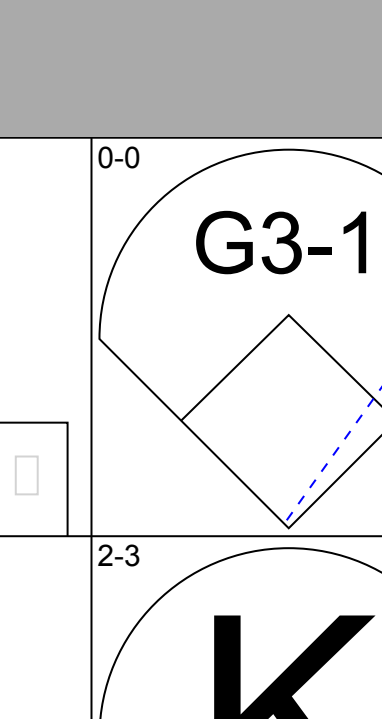
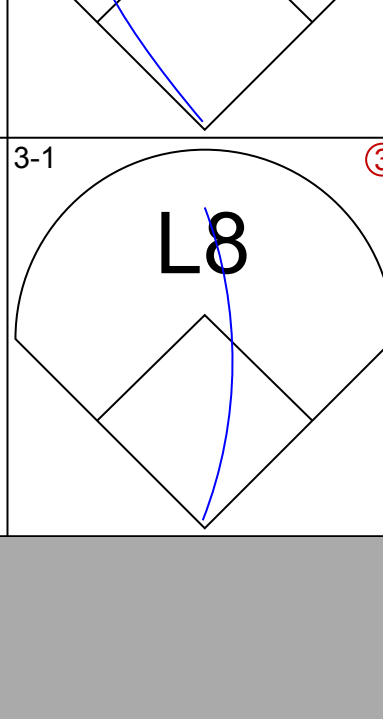
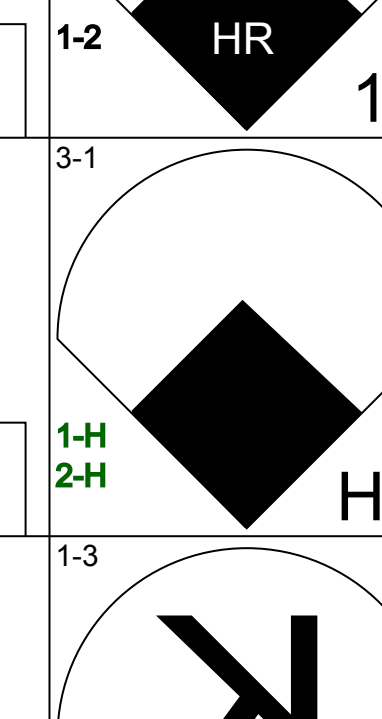
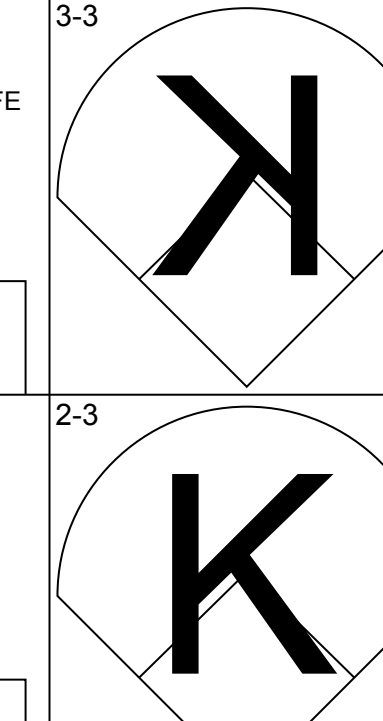
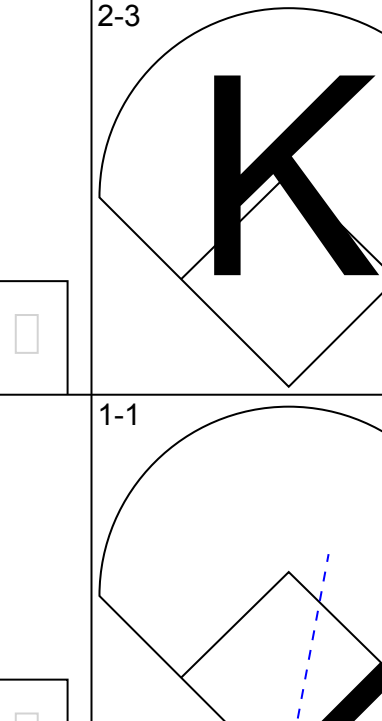

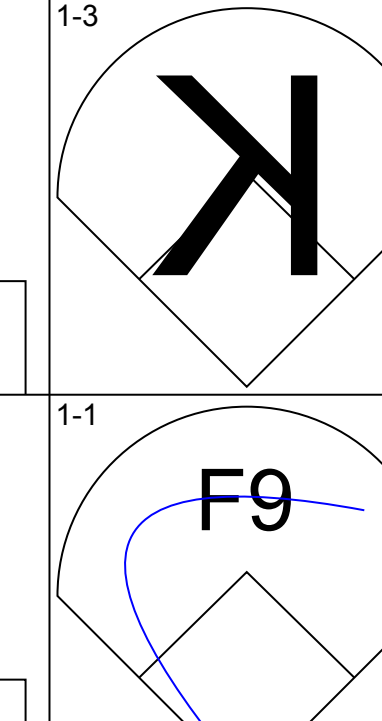
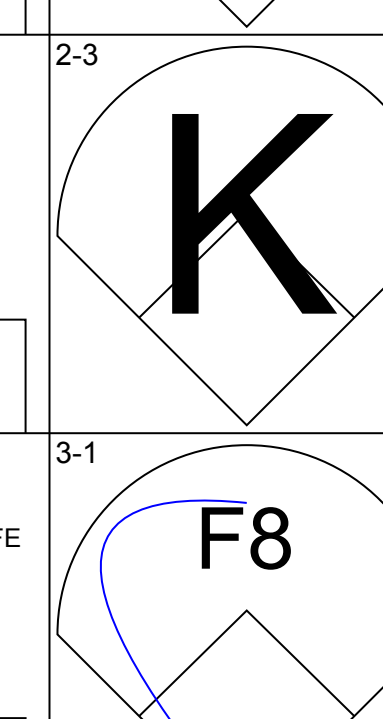
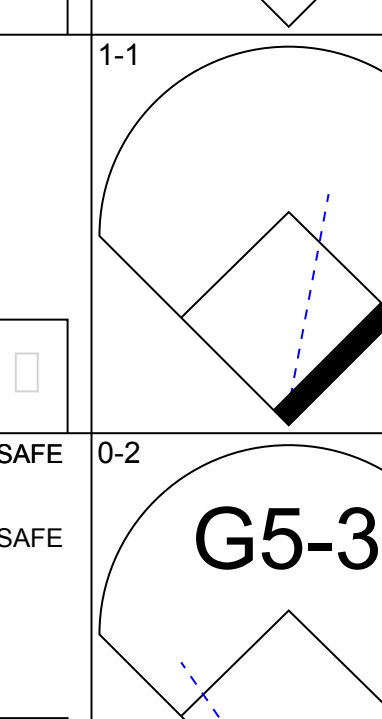

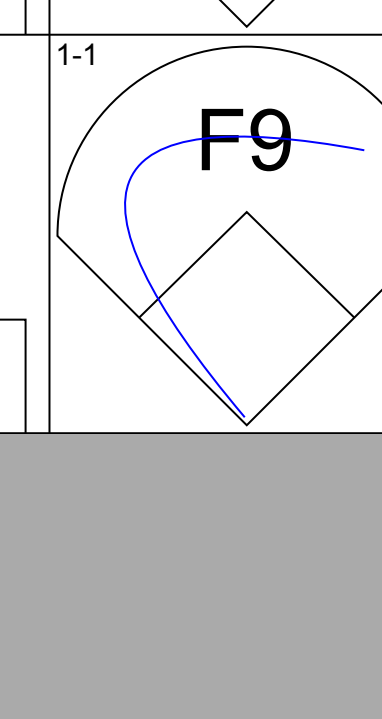
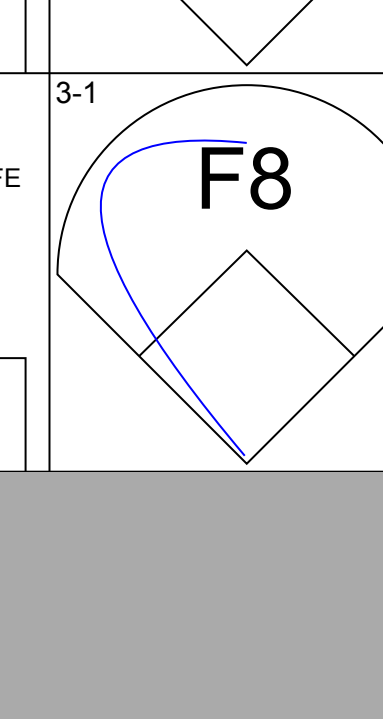
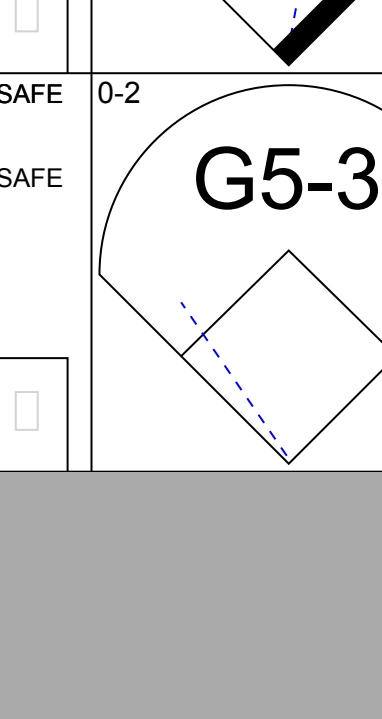

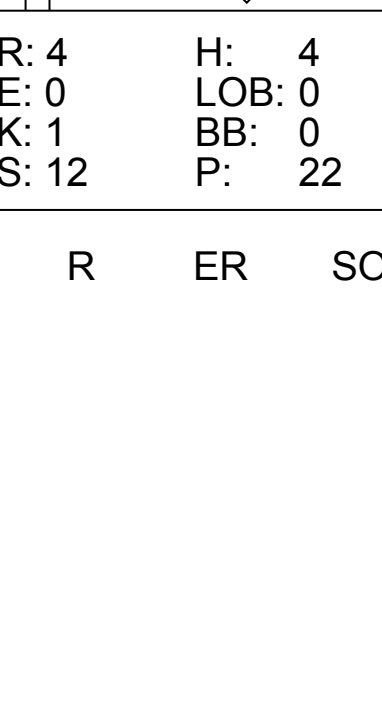
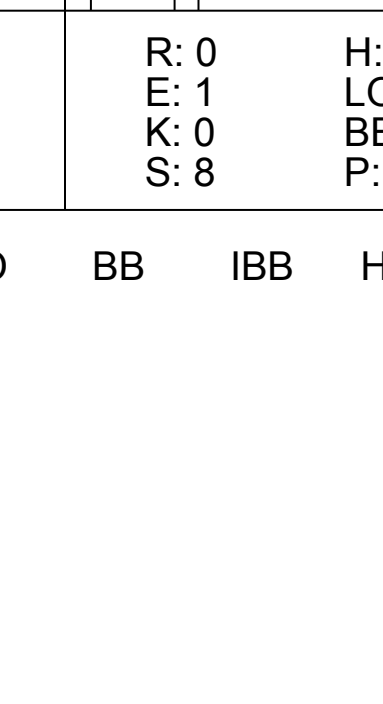
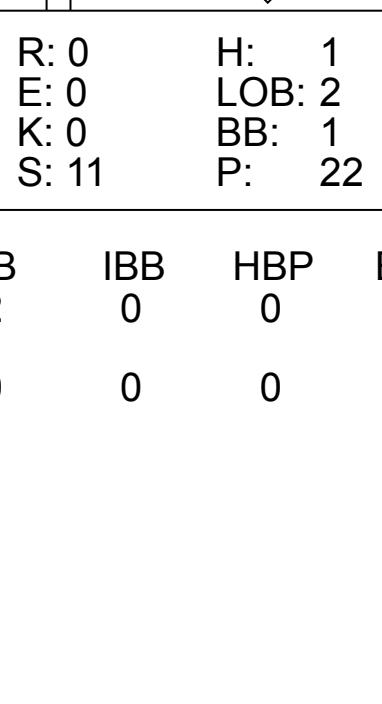

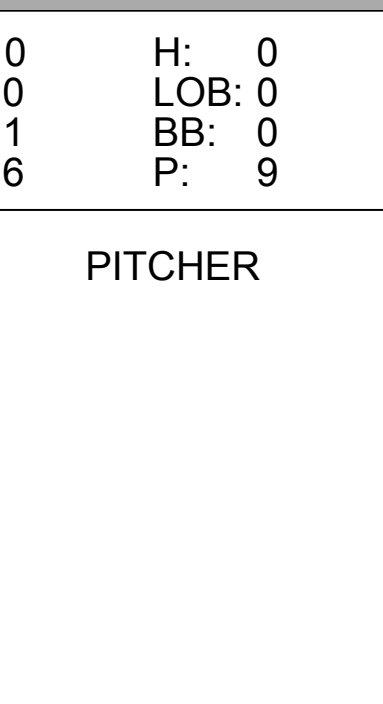
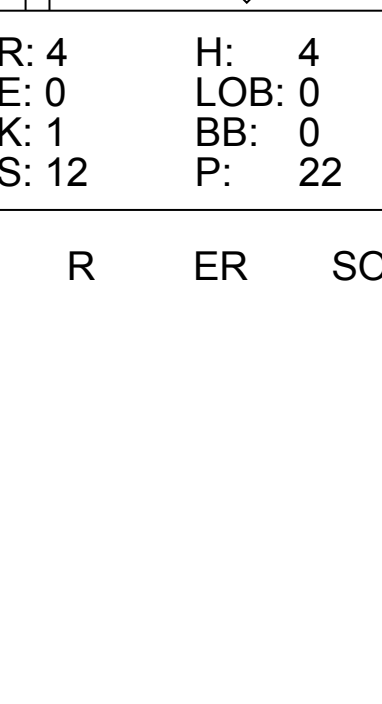
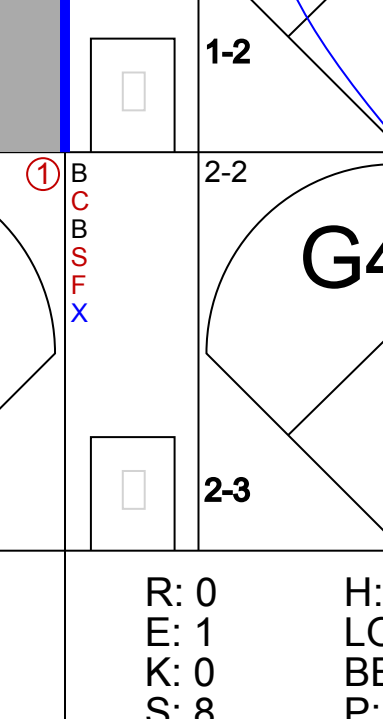
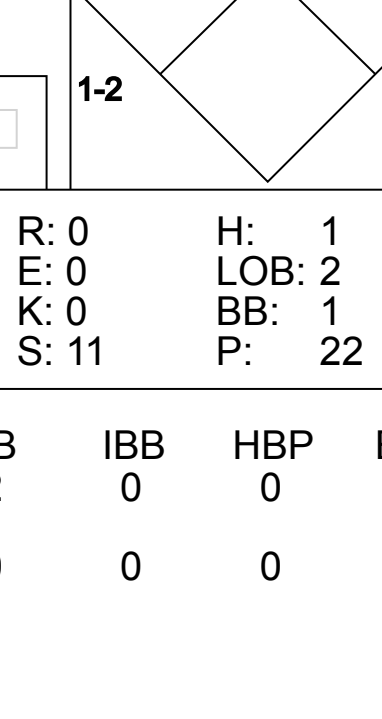
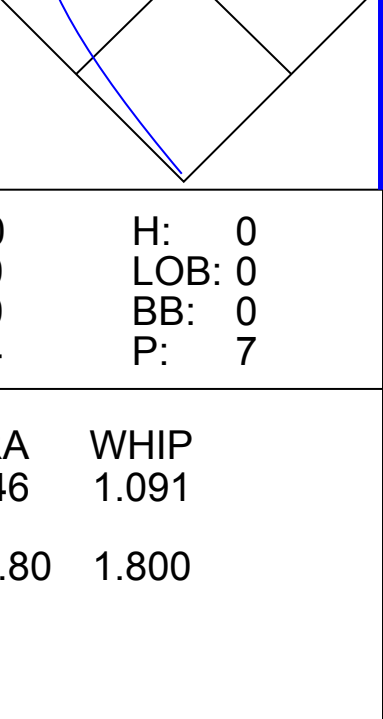
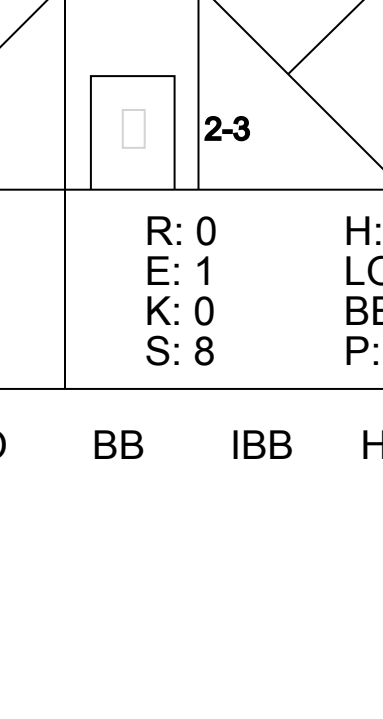

AB 34
R 3
H 8
RBI 3
BB 3
SO 5
LOB 12



Batter	1	2	3	4	5	6	7	8	9	AB	R	H	RBI	BB	SO	LOB	TOP							
Marquis Grissom, R OBP: 0.330, SLG: 0.426										6	1	1	0	0	2	5	Atlanta Braves @ Philadelphia Phillies Veterans Stadium, Philadelphia, PA Mon Jul 03 1995, 7:05 PM EDT Att: 59,203 - Unknown							
Jeff Blausler, R OBP: 0.329, SLG: 0.372										6	1	1	0	0	1	5								
10 Chipper Jones, S OBP: 0.351, SLG: 0.441										3	2	0	0	3	2	0								
Fred McGriff, L OBP: 0.385, SLG: 0.489										4	2	3	1	2	1	2								
David Justice, L OBP: 0.412, SLG: 0.518										5	2	2	3	1	1	4								
Ryan Klesko, L OBP: 0.420, SLG: 0.623										3	0	1	0	1	0	2								
Mike Kelly, R OBP: 0.282, SLG: 0.355										1	1	0	0	0	1	2								
Charlie O'Brien, R OBP: 0.402, SLG: 0.581										4	1	2	3	1	0	3								
Rafael Belliard, R OBP: 0.302, SLG: 0.288										5	0	3	1	0	1	3								
Steve Avery, L OBP: 0.308, SLG: 0.500										5	0	2	1	0	2	4								
Steve Bedrosian, R OBP: 0.302, SLG: 0.581										0	0	0	0	0	0	0								
Inning Stats	R: 3 E: 1 K: 2 S: 20	H: 3 LOB: 2 BB: 1 P: 32	R: 0 E: 0 K: 2 S: 11	H: 0 LOB: 0 BB: 0 P: 16	R: 0 E: 0 K: 1 S: 11	H: 0 LOB: 1 BB: 1 P: 21	R: 0 E: 0 K: 0 S: 9	H: 1 LOB: 2 BB: 1 P: 14	R: 2 E: 0 K: 1 S: 10	H: 1 LOB: 1 BB: 3 P: 23	R: 1 E: 0 K: 2 S: 15	H: 2 LOB: 2 BB: 1 P: 24	R: 1 E: 0 K: 1 S: 10	H: 3 LOB: 2 BB: 0 P: 16	R: 3 E: 0 K: 1 S: 22	H: 4 LOB: 2 BB: 1 P: 36	R: 0 E: 0 K: 1 S: 11	H: 1 LOB: 1 BB: 0 P: 20	1B: 9 2B: 6 3B: 0 HR: 0	SF: 0 SAC: 0 DP: 1 HBP: 0	WP: 0 PB: 0 SB: 3 CS: 0	PA: 50		
PITCHER	IP WLS BF H R ER SO BB IBB HBP BLK WP HR S P ERA WHIP	IP WLS BF H R ER SO BB IBB HBP BLK WP HR S P ERA WHIP	IP WLS BF H R ER SO BB IBB HBP BLK WP HR S P ERA WHIP	IP WLS BF H R ER SO BB IBB HBP BLK WP HR S P ERA WHIP	IP WLS BF H R ER SO BB IBB HBP BLK WP HR S P ERA WHIP	IP WLS BF H R ER SO BB IBB HBP BLK WP HR S P ERA WHIP	IP WLS BF H R ER SO BB IBB HBP BLK WP HR S P ERA WHIP	IP WLS BF H R ER SO BB IBB HBP BLK WP HR S P ERA WHIP	IP WLS BF H R ER SO BB IBB HBP BLK WP HR S P ERA WHIP	IP WLS BF H R ER SO BB IBB HBP BLK WP HR S P ERA WHIP	IP WLS BF H R ER SO BB IBB HBP BLK WP HR S P ERA WHIP	IP WLS BF H R ER SO BB IBB HBP BLK WP HR S P ERA WHIP	IP WLS BF H R ER SO BB IBB HBP BLK WP HR S P ERA WHIP	IP WLS BF H R ER SO BB IBB HBP BLK WP HR S P ERA WHIP	IP WLS BF H R ER SO BB IBB HBP BLK WP HR S P ERA WHIP	IP WLS BF H R ER SO BB IBB HBP BLK WP HR S P ERA WHIP	IP WLS BF H R ER SO BB IBB HBP BLK WP HR S P ERA WHIP	IP WLS BF H R ER SO BB IBB HBP BLK WP HR S P ERA WHIP	IP WLS BF H R ER SO BB IBB HBP BLK WP HR S P ERA WHIP	IP WLS BF H R ER SO BB IBB HBP BLK WP HR S P ERA WHIP	IP WLS BF H R ER SO BB IBB HBP BLK WP HR S P ERA WHIP	IP WLS BF H R ER SO BB IBB HBP BLK WP HR S P ERA WHIP	IP WLS BF H R ER SO BB IBB HBP BLK WP HR S P ERA WHIP	
Curt Schilling, R ERA: 3.51	4.0	24	5	5	4	5	6	0	0	0	0	0	0	0	56	100	9.00	2.750						
Mike Williams, R ERA: 4.54	1.0	2	0	0	0	1	0	0	0	0	0	0	0	0	5	6	0.00	0.000						
Kyle Abbott, L ERA: 2.92	2.0	12	5	2	2	3	1	0	0	0	0	0	0	25	40	9.00	3.000							
Tommy Greene, R ERA: 10.13	2.0	12	5	3	3	2	1	0	0	0	0	0	0	33	56	13.50	3.000							

AB 42
R 10
H 15
RBI 9
BB 8
SO 11
LOB 30



Batter	1	2	3	4	5	6	7	8	9	AB	R	H	RBI	BB	SO	LOB	BOTTOM							
Lenny Dykstra, L OBP: 0.342, SLG: 0.317										4	1	1	0	1	0	1	Atlanta Braves @ Philadelphia Phillies Veterans Stadium, Philadelphia, PA Mon Jul 03 1995, 7:05 PM EDT Att: 59,203 - Unknown							
Mickey Morandini, L OBP: 0.342, SLG: 0.426										4	1	2	1	0	1	2								
Gregg Jefferies, S OBP: 0.309, SLG: 0.392										4	1	1	0	0	0	3								
Dave Hollins, S OBP: 0.410, SLG: 0.409										3	1	1	3	1	0	0								
Darren Daulton, L OBP: 0.351, SLG: 0.385										4	0	0	0	0	3	1								
Charlie Hayes, R OBP: 0.388, SLG: 0.450										4	0	2	0	0	1	1								
Dave Gallagher, R OBP: 0.372, SLG: 0.409										4	0	1	0	0	0	3								
Kevin Stocker, S OBP: 0.304, SLG: 0.240										3	0	1	0	0	0	1								
Tommy Greene, R OBP: 0.324, SLG: 0.541										0	0	0	0	0	0	0								
Curt Schilling, R OBP: 0.161, SLG: 0.194										1	0	0	0	0	0	0								
Mike Williams, R OBP: 0.200, SLG: 0.200										0	0	0	0	0	0	0								
Randy Ready, R OBP: 0.233, SLG: 0.148										1	0	0	0	0	0	0								
Kyle Abbott, L OBP: 0.500, SLG: 0.500										0	0	0	0	0	0	0								
Mariano Duncan, R OBP: 0.274, SLG: 0.378										2	0	0	0	0	0	1								
Inning Stats	R: 0 E: 0 K: 0 S: 6	H: 1 LOB: 0 BB: 0 P: 6	R: 0 E: 0 K: 2 S: 11	H: 0 LOB: 1 BB: 1 P: 23	R: 0 E: 0 K: 0 S: 11	H: 1 LOB: 2 BB: 1 P: 22	R: 0 E: 0 K: 1 S: 9	H: 1 LOB: 1 BB: 0 P: 12	R: 0 E: 0 K: 0 S: 4	H: 0 LOB: 0 BB: 0 P: 7	R: 0 E: 0 K: 1 S: 6	H: 0 LOB: 0 BB: 0 P: 9	R: 0 E: 0 K: 0 S: 11	H: 1 LOB: 1 BB: 0 P: 15	R: 4 E: 0 K: 1 S: 12	H: 4 LOB: 0 BB: 0 P: 22	R: 0 E: 1 K: 0 S: 8	H: 1 LOB: 1 BB: 0 P: 13	1B: 7 2B: 1 3B: 0 HR: 1	SF: 0 SAC: 1 DP: 1 HBP: 0	WP: 0 PB: 0 SB: 0 CS: 0	PA: 37		
PITCHER	IP WLS BF H R ER SO BB IBB HBP BLK WP HR S P ERA WHIP	IP WLS BF H R ER SO BB IBB HBP BLK WP HR S P ERA WHIP	IP WLS BF H R ER SO BB IBB HBP BLK WP HR S P ERA WHIP	IP WLS BF H R ER SO BB IBB HBP BLK WP HR S P ERA WHIP	IP WLS BF H R ER SO BB IBB HBP BLK WP HR S P ERA WHIP	IP WLS BF H R ER SO BB IBB HBP BLK WP HR S P ERA WHIP	IP WLS BF H R ER SO BB IBB HBP BLK WP HR S P ERA WHIP	IP WLS BF H R ER SO BB IBB HBP BLK WP HR S P ERA WHIP	IP WLS BF H R ER SO BB IBB HBP BLK WP HR S P ERA WHIP	IP WLS BF H R ER SO BB IBB HBP BLK WP HR S P ERA WHIP	IP WLS BF H R ER SO BB IBB HBP BLK WP HR S P ERA WHIP	IP WLS BF H R ER SO BB IBB HBP BLK WP HR S P ERA WHIP	IP WLS BF H R ER SO BB IBB HBP BLK WP HR S P ERA WHIP	IP WLS BF H R ER SO BB IBB HBP BLK WP HR S P ERA WHIP	IP WLS BF H R ER SO BB IBB HBP BLK WP HR S P ERA WHIP	IP WLS BF H R ER SO BB IBB HBP BLK WP HR S P ERA WHIP	IP WLS BF H R ER SO BB IBB HBP BLK WP HR S P ERA WHIP	IP WLS BF H R ER SO BB IBB HBP BLK WP HR S P ERA WHIP	IP WLS BF H R ER SO BB IBB HBP BLK WP HR S P ERA WHIP	IP WLS BF H R ER SO BB IBB HBP BLK WP HR S P ERA WHIP	IP WLS BF H R ER SO BB IBB HBP BLK WP HR S P ERA WHIP	IP WLS BF H R ER SO BB IBB HBP BLK WP HR S P ERA WHIP	IP WLS BF H R ER SO BB IBB HBP BLK WP HR S P ERA WHIP	
Steve Avery, L ERA: 4.1	7.1	29	6	2	2	4	2	0	0	0	0	0	0	62	103	2.46	1.091							
Steve Bedrosian, R ERA: 5.4	1.2	8	3	2	2	1	0	0	0	0	0	1	16	26	10.80	1.800								



Batter	1	2	3	4	5	6	7	8	9	AB	R	H	RBI	BB	SO	LOB	TOP			
Lenny Dykstra, L OBP: 0.345, SLG: 0.324 (1, 8)	4-0 1B WP BB	3-1 2B			3-2 G3		2-2 G1-3			3	0	1	0	1	0	1				
Mickey Morandini, L OBP: 0.341, SLG: 0.420 (1, 4)	4-2 1B BB	1-3 K			2-0 L3			0-1 G3		3	0	0	0	1	1	2				
Gregg Jefferies, S OBP: 0.339, SLG: 0.399 Heathcliff Slocumb, R (8, 1)	3-2 F7		2-2 F9		1-1 F7			0-1 FC5-4 1B		4	0	1	0	0	0	2				
Dave Hollins, S OBP: 0.411, SLG: 0.407 (1, 3)	3-2 1B 2-3		4-2 BB		1-3 K			1-2 FC5-4 1-2		3	0	1	0	1	1	1				
Darren Daulton, L OBP: 0.345, SLG: 0.377 (1, 2)	0-3 K		0-2 F7		2-3 K			0-1 F9		4	0	0	0	0	2	5				
Charlie Hayes, R OBP: 0.382, SLG: 0.442 (1, 5)	0-1 G5-3		1-3 K		0-0 F9			1-2 F8		4	0	0	0	0	1	4				
Jim Eisenreich, L OBP: 0.400, SLG: 0.476 (1, 9)		2-2 L8		1-3 K		0-0 P5		0-0 G4-3		4	0	0	0	0	1	0				
Kevin Stocker, S OBP: 0.299, SLG: 0.235 (1, 6)		1-1 L9		0-0 P5		0-3 K		0-1 F7		4	0	0	0	0	1	0				
Paul Quantrill, L OBP: 0.167, SLG: 0.107 Gary Varsho, L OBP: 0.339, SLG: 0.303 Norm Charlton, S OBP: 1.000, SLG: 2.000 Dave Gallagher, R OBP: 0.372, SLG: 0.409 (7, PH) (7, 1) (8, 7)		1-1 2B 1B		2-3 K		1-1 1B				2	0	1	0	0	1	0				
Inning Stats	R: 0 E: 0 K: 1 S: 18	H: 1 LOB: 3 BB: 2 P: 32	R: 0 E: 0 K: 1 S: 15	H: 2 LOB: 2 BB: 0 P: 23	R: 0 E: 0 K: 1 S: 16	H: 0 LOB: 1 BB: 1 P: 23	R: 0 E: 0 K: 2 S: 7	H: 0 LOB: 0 BB: 0 P: 10	R: 0 E: 0 K: 1 S: 7	H: 0 LOB: 0 BB: 0 P: 13	R: 0 E: 0 K: 1 S: 11	H: 1 LOB: 1 BB: 0 P: 14	R: 0 E: 0 K: 0 S: 9	H: 1 LOB: 1 BB: 0 P: 10	R: 0 E: 0 K: 0 S: 6	H: 0 LOB: 0 BB: 0 P: 7	1B: 4 2B: 1 3B: 0 HR: 0	SF: 0 SAC: 0 DP: 0 HBP: 0	WP: 1 PB: 0 SB: 0 CS: 0	PA: 35
PITCHER	IP WLS BF H R ER SO	IP WLS BF H R ER SO	IP WLS BF H R ER SO	IP WLS BF H R ER SO	IP WLS BF H R ER SO	IP WLS BF H R ER SO	IP WLS BF H R ER SO	IP WLS BF H R ER SO	IP WLS BF H R ER SO	IP WLS BF H R ER SO	IP WLS BF H R ER SO	IP WLS BF H R ER SO	IP WLS BF H R ER SO	IP WLS BF H R ER SO	IP WLS BF H R ER SO	IP WLS BF H R ER SO	ERA WHIP	ERA WHIP		
John Ericks, R ERA: 2.77 Jason Christiansen, L ERA: 2.14 Dan Miceli, R ERA: 3.42 (1, 1) (8, 1) (9, 1)	7.0 W 28 4 0 0 8	1.0 4 1 0 0 0 0	1.0 3 0 0 0 0 0	1.0 3 0 0 0 0 0	1.0 3 0 0 0 0 0	1.0 3 0 0 0 0 0	1.0 3 0 0 0 0 0	1.0 3 0 0 0 0 0	1.0 3 0 0 0 0 0	1.0 3 0 0 0 0 0	1.0 3 0 0 0 0 0	1.0 3 0 0 0 0 0	1.0 3 0 0 0 0 0	1.0 3 0 0 0 0 0	1.0 3 0 0 0 0 0	1.0 3 0 0 0 0 0	0.00 1.000	0.00 1.000		

Philadelphia Phillies @ Pittsburgh Pirates
Three Rivers Stadium, Pittsburgh, PA
Tue Jul 04 1995, 3:33 AM EDT
Att: 23,334 - Sunny

AB 32
R 0
H 5
RBI 0
BB 3
SO 8
LOB 15



Batter	1	2	3	4	5	6	7	8	9	AB	R	H	RBI	BB	SO	LOB	BOTTOM			
Al Martin, L OBP: 0.309, SLG: 0.357 (8, 7)	1-1 BB G3 1B	0-1 F7		1-1 2B		2-2 G4-3		3-2 2B 1B		5	2	3	0	0	0	2				
Jay Bell, R OBP: 0.315, SLG: 0.317 (1, 6)	2-2 G5-3 1-2	2-2 G1-3		1-1 L4		1-3 K		1-2 G3 2B 1-H		5	1	1	1	0	1	4				
Orlando Merced, S OBP: 0.337, SLG: 0.424 (1, 9)	4-2 G3 BB BB		1-1 G4-3 1B SF8 1B		0-2 2B G4-3 1B		0-1 G6-3 1B 1B	1-0 G3		4	3	3	0	1	0	1				
Mark Johnson, L OBP: 0.369, SLG: 0.523 (1, 3)	4-1 G3 1-2 2-3 BB		0-1 SF8 G4-3 1B		1-1 G4-3 SF8 2B		0-0 FC3 1B G6-3 FC5-2	0-1 2B		4	1	3	1	1	0	1				
Jeff King, R OBP: 0.362, SLG: 0.466 (1, 5)	0-2 G3 1-2 2-3 3-H		2-1 G4-3		2-1 G4-3		3-2 G6-3	3-3 K		5	0	0	2	0	1	8				
Dave Clark, L OBP: 0.384, SLG: 0.456 Jacob Brumfield, R OBP: 0.333, SLG: 0.329 (7, PH) (8, 8)	1-0 G3		3-2 SF8		0-0 SF8		2-2 1B FC5-2	2-2 F8		1	0	0	2	0	0	2				
Don Slaught, R OBP: 0.300, SLG: 0.359 (1, 2)		0-0 FC1-5 1B 1B		2-3 3-H K		0-1 1B		1-2 FC5-2 1B		4	0	2	0	0	1	3				
Nelson Liriano, S OBP: 0.365, SLG: 0.417 (1, 4)		1-2 FC1-5 1B		0-1 G5-3		2-1 L8		1-2 1B		4	0	2	0	0	0	1				
John Ericks, R Freddie Garcia, R OBP: 0.147, SLG: 0.065 Jason Christiansen, R Dan Miceli, R (1, 1) (7, PH) (8, 1) (9, 1)		0-1 FC1-5		3-3 K		1-2 L7		1-0 F8		3	0	0	0	0	1	2				
Inning Stats	R: 1 E: 0 K: 0 S: 14	H: 1 LOB: 2 BB: 2 P: 26	R: 0 E: 0 K: 0 S: 11	H: 2 LOB: 2 BB: 0 P: 14	R: 1 E: 0 K: 1 S: 12	H: 2 LOB: 1 BB: 0 P: 21	R: 0 E: 0 K: 1 S: 10	H: 1 LOB: 1 BB: 0 P: 15	R: 2 E: 0 K: 0 S: 12	H: 3 LOB: 1 BB: 0 P: 17	R: 0 E: 0 K: 1 S: 10	H: 0 LOB: 0 BB: 0 P: 14	R: 1 E: 1 K: 0 S: 15	H: 3 LOB: 3 BB: 0 P: 22	R: 2 E: 0 K: 1 S: 16	H: 3 LOB: 1 BB: 0 P: 26	1B: 11 2B: 4 3B: 0 HR: 0	SF: 2 SAC: 0 DP: 0 HBP: 0	WP: 0 PB: 0 SB: 1 CS: 0	PA: 42
PITCHER	IP WLS BF H R ER SO	IP WLS BF H R ER SO	IP WLS BF H R ER SO	IP WLS BF H R ER SO	IP WLS BF H R ER SO	IP WLS BF H R ER SO	IP WLS BF H R ER SO	IP WLS BF H R ER SO	IP WLS BF H R ER SO	IP WLS BF H R ER SO	IP WLS BF H R ER SO	IP WLS BF H R ER SO	IP WLS BF H R ER SO	IP WLS BF H R ER SO	IP WLS BF H R ER SO	IP WLS BF H R ER SO	ERA WHIP	ERA WHIP		
Paul Quantrill, R ERA: 4.35 Norm Charlton, L ERA: 6.0 Heathcliff Slocumb, R ERA: 1.47 (1, 1) (7, 1) (8, 1)	6.0 L 29 9 4 4 3	1.0 7 3 1 0 0 0	1.0 6 3 2 2 1 0	1.0 6 3 2 2 1 0	1.0 6 3 2 2 1 0	1.0 6 3 2 2 1 0	1.0 6 3 2 2 1 0	1.0 6 3 2 2 1 0	1.0 6 3 2 2 1 0	1.0 6 3 2 2 1 0	1.0 6 3 2 2 1 0	1.0 6 3 2 2 1 0	1.0 6 3 2 2 1 0	1.0 6 3 2 2 1 0	1.0 6 3 2 2 1 0	1.0 6 3 2 2 1 0	0.00 3.000	0.00 3.000		

Philadelphia Phillies @ Pittsburgh Pirates
Three Rivers Stadium, Pittsburgh, PA
Tue Jul 04 1995, 3:33 AM EDT
Att: 23,334 - Sunny

AB 38
R 7
H 15
RBI 7
BB 2
SO 4
LOB 28




Batter	1	2	3	4	5	6	7	8	9	AB	R	H	RBI	BB	SO	LOB	TOP								
Lenny Dykstra, L (1,8) OBP: 0.348, SLG: 0.320	2-1 SH FC3-2 HBP	0-0 G3			1-0 L8		4-2 BB			2	0	0	0	1	0	1	Philadelphia Phillies @ Pittsburgh Pirates Three Rivers Stadium, Pittsburgh, PA Wed Jul 05 1995, 7:05 PM EDT Att: 9,245 - Unknown - 83 F								
Mickey Morandini, L (1,4) OBP: 0.341, SLG: 0.424	0-0 SH FC3-2 1B	0-0 G4-3			1-2 2B		2-1 P7			3	1	1	0	0	0	3									
Gregg Jefferies, S (1,7) OBP: 0.307, SLG: 0.383	4-0 FC3-2 1B		3-1 G6-3		1-2 G4-3			0-1 F8		3	1	0	0	1	0	1									
Dave Hollins, S (1,3) OBP: 0.404, SLG: 0.398	1-2 FC3-2 1B		1-1 G1-3		0-0 G4-3			1-0 P5		4	1	0	0	0	0	3									
Darren Daulton, L (1,2) OBP: 0.339, SLG: 0.369	3-3 K		0-0 F9		2-1 G5-3			2-3 K		4	0	0	0	0	2	3									
Jim Eisenreich, L (1,9) OBP: 0.402, SLG: 0.494	2-1 1B			3-2 G3		2-1 F8			1-1 HR	4	1	2	3	0	0	0									
Charlie Hayes, R (1,5) OBP: 0.384, SLG: 0.447	1-1 1B		0-0 G1-3			0-1 WP 2B		1-0 F8		4	0	2	1	0	0	0									
Kevin Stocker, S (1,6) OBP: 0.293, SLG: 0.230		1-1 G3		1-2 G4-3		2-1 P8		3-2 G1-3		4	0	0	0	0	0	1									
Tyler Green, R (1,1) OBP: 0.176, SLG: 0.324		0-1 1B			1-2 K		0-1 G5-3		2-2 F9	3	0	1	0	0	1	1									
Norm Charlton, S (8,1) OBP: 1.000, SLG: 2.000										0	0	0	0	0	0	0									
Ricky Bottalico, L (8,1) OBP: 0.318, SLG: 0.532										0	0	0	0	0	0	0									
Tony Longmire, L (8,7)										1	0	0	0	0	0	0									
Inning Stats	R: 3 E: 1 K: 1 S: 12	H: 2 LOB: 2 BB: 1 P: 25	R: 0 E: 0 K: 0 S: 6	H: 1 LOB: 1 BB: 0 P: 7	R: 0 E: 0 K: 0 S: 5	H: 0 LOB: 0 BB: 0 P: 9	R: 0 E: 0 K: 0 S: 7	H: 0 LOB: 0 BB: 0 P: 11	R: 0 E: 0 K: 1 S: 10	H: 1 LOB: 1 BB: 0 P: 14	R: 0 E: 0 K: 0 S: 5	H: 1 LOB: 2 BB: 1 P: 20	R: 0 E: 0 K: 1 S: 6	H: 0 LOB: 0 BB: 0 P: 9	R: 1 E: 0 K: 0 S: 11	H: 1 LOB: 0 BB: 0 P: 18	1B: 2 2B: 3 3B: 0 HR: 1	SF: 0 SAC: 1 DP: 0 HBP: 1	WP: 1 PB: 0 SB: 0 CS: 0	PA: 36					
PITCHER	IP WLS BF H R ER SO BB IBB HBP BLK WP HR S P ERA WHIP																								
Esteban Loaiza, R (1,1) ERA: 5.5	6.2	28	5	3	0	2	2	0	1	0	0	0	0	0	0	55	91	0.00	1.050						
Dan Plesac, L (7,1) ERA: 2.17	1.1	W 4	0	0	0	1	0	0	0	0	0	0	0	0	8	13	0.00	0.000							
Dan Miceli, R (9,1) ERA: 3.65	1.0	4	1	1	1	0	0	0	0	0	0	0	0	1	11	18	9.00	1.000							


AB	32
R	4
H	6
RBI	4
BB	2
SO	3
LOB	13



Batter	1	2	3	4	5	6	7	8	9	AB	R	H	RBI	BB	SO	LOB	BOTTOM							
Jacob Brumfield, R (1,8) OBP: 0.343, SLG: 0.342	0-1 G4-6-3 1B			2-1 BB HBP		1-0 P2		3-1 HR 2B		3	1	2	0	0	0	0	Philadelphia Phillies @ Pittsburgh Pirates Three Rivers Stadium, Pittsburgh, PA Wed Jul 05 1995, 7:05 PM EDT Att: 9,245 - Unknown - 83 F							
Jay Bell, R (1,6) OBP: 0.314, SLG: 0.313	1 SAFE 2-1 G4-6-3 1-2F			4-2 G4-3 BB		1-0 F9		1-2 L3		3	0	0	0	1	0	2								
Orlando Merced, S (1,9) OBP: 0.335, SLG: 0.418	0-0 F8			2-2 G4-3		3-2 G6-3		4-0 HR BB		3	1	0	0	1	0	1								
Mark Johnson, L (1,3) OBP: 0.375, SLG: 0.519		4-1 F7-6-3 BB		1-2 F8			4-0 3B BB	1-2 HR		1	1	0	0	2	0	1								
Kevin Young, R (8, PH) OBP: 0.297, SLG: 0.353										0	0	0	0	0	0	0								
Dave Clark, L (8, PH) OBP: 0.388, SLG: 0.484										1	1	1	3	0	0	0								
Jeff King, R (1,5) OBP: 0.365, SLG: 0.479		3-2 F8			1-3 K		0-1 1-H 3B	1-2 HR 1B		4	1	2	1	0	1	1								
Al Martin, L (1,7) OBP: 0.313, SLG: 0.375		2-2 F7-6-3			1-1 2B 1B		1-3 K	1-1 HR 1B		4	2	2	2	0	1	2								
Carlos Garcia, R (1,4) OBP: 0.321, SLG: 0.424			0-1 G6-3		1-1 1-H 2B 1B		0-1 P3	0-0 G4-3		4	0	1	1	0	0	1								
Don Slaught, R (1,2) OBP: 0.279, SLG: 0.333			3-2 G5-3		2-0 L3		1-1 G1-3			3	0	0	0	0	0	2								
Esteban Loaiza, R (1,1) OBP: 0.259, SLG: 0.240			1-3 K2-3		1-1 G6-3			1-2 L7		2	0	0	0	0	1	1								
Dan Plesac, L (7,1) OBP: 0.361, SLG: 0.412										0	0	0	0	0	0	0								
Nelson Liriano, S (8, PH) OBP: 0.361, SLG: 0.412										1	0	0	0	0	0	0								
Dan Miceli, R (9,1) ERA: 1.93										0	0	0	0	0	0	0								
Inning Stats	R: 0 E: 0 K: 0 S: 5	H: 1 LOB: 0 BB: 0 P: 7	R: 0 E: 0 K: 0 S: 7	H: 0 LOB: 0 BB: 1 P: 16	R: 0 E: 0 K: 1 S: 8	H: 0 LOB: 0 BB: 0 P: 12	R: 0 E: 0 K: 0 S: 10	H: 0 LOB: 1 BB: 1 P: 19	R: 1 E: 0 K: 1 S: 10	H: 2 LOB: 1 BB: 0 P: 16	R: 0 E: 0 K: 0 S: 5	H: 0 LOB: 0 BB: 0 P: 10	R: 1 E: 0 K: 1 S: 10	H: 1 LOB: 1 BB: 1 P: 16	R: 5 E: 0 K: 0 S: 17	H: 4 LOB: 0 BB: 1 P: 29	1B: 3 2B: 3 3B: 1 HR: 2	SF: 0 SAC: 0 DP: 2 HBP: 1	WP: 0 PB: 0 SB: 0 CS: 0	PA: 34				
PITCHER	IP WLS BF H R ER SO BB IBB HBP BLK WP HR S P ERA WHIP																							
Tyler Green, R (1,1) ERA: 2.81	7.2	29	5	3	3	3	3	0	1	0	0	0	0	0	63	109	3.52	1.043						
Norm Charlton, L (8,1) ERA: 8.43	0.0	L 1	0	0	0	0	1	0	0	0	0	0	0	0	4	∞	∞							
Ricky Bottalico, R (8,1) ERA: 1.93	0.1	4	3	4	4	0	0	0	0	0	0	2	9	12	108.00	9.000								



Batter	1	2	3	4	5	6	7	8	9	10	11	12	13	AB R H RBI BB SO LOB	TOP													
Brian McRae, S OBP: 0.346, SLG: 0.468 (1, 8)	1-1 SH1-3 1B		3-2 S 1B		0-0 L9		1-3 K		4-2 2B 1B BB		3-2 G6-3		2-2 SH1-3 1B SF8	6 3 2 0 1 1 1	<p>Chicago Cubs @ Philadelphia Phillies Veterans Stadium, Philadelphia, PA</p> <p>Sun Jul 09 1995, 3:33 AM EDT Att. 34,669 - Cloudy - 70 F</p> <p>livebaseballscores.com</p> <p>AB 48 R 7 H 12 RBI 7 BB 9 SO 7 LOB 26</p> 													
Rey Sanchez, R OBP: 0.315, SLG: 0.391 (1, 4)	1-0 SH1-3		2-1 S 1B		2-1 F8		0-0 K		1-0 1B 2B		0-1 B1		1-0 SF8 SH1-3 1B	6 1 4 4 0 0 0														
Mark Grace, L OBP: 0.406, SLG: 0.580 (1, 3)	2-2 BB 1B		0-0 L8		0-2 P6		0-1 G5-3		1-3 1B IBB		0-0 WP BB 1B		1-1 SH1-3	5 0 2 1 1 0 2														
Sammy Sosa, R OBP: 0.338, SLG: 0.478 (1, 9)	4-2 3H 1B		4-1 G4-6-3 BB					1-2 P2	1-3 K		4-1 WP BB		4-0 IBB	3 0 0 0 4 1 3														
Todd Zeile, R OBP: 0.349, SLG: 0.448 (1, 5)	1-2 BB		1-2 2-3 BB					2-2 P4	0-3 K		2-1 F7		3-2 SF8	6 0 1 2 0 1 7														
Luis Gonzalez, L OBP: 0.375, SLG: 0.404 (8, 1)	3-1 F7				1-1 G3-1 2B			1-2 G4-3	3-3 K				1-2 P6	5 0 2 0 0 1 5														
Mike Walker, R OBP: 0.276, SLG: 0.337 (12, 7)													2-3 3H F7	0 0 0 0 0 0 0														
Scott Servais, R OBP: 0.299, SLG: 0.375 (1, 2)														0 0 0 0 0 0 0														
Todd Pratt, R OBP: 0.216, SLG: 0.133 (13, 2)														0 0 0 0 0 0 0														
José Hernández, R OBP: 0.264, SLG: 0.443 (9, PH)														0 0 0 0 0 0 0														
Ozzie Timmons, R OBP: 0.317, SLG: 0.479 (9, 7)														0 0 0 0 0 0 0														
Turk Wendell, L (12, 1)														0 0 0 0 0 0 0														
Kevin Foster, R OBP: 0.313, SLG: 0.433 (7, 1)														0 0 0 0 0 0 0														
Bryan Hickerson, L OBP: 0.651, SLG: 0.500 (7, 1)														0 0 0 0 0 0 0														
Mike Perez, R OBP: 0.282, SLG: 0.321 (9, PH)														1 1 1 0 0 0 0														
Shawon Dunston, R OBP: 0.345, SLG: 0.520 (9, 6)														2 0 0 0 0 0 1														
Inning Stats	R: 1 E: 0 K: 0 S: 13	H: 2 LOB: 2 BB: 1 P: 26	R: 0 E: 0 K: 0 S: 5	H: 0 LOB: 0 BB: 0 P: 9	R: 0 E: 0 K: 0 S: 11	H: 2 LOB: 2 BB: 1 P: 20	R: 0 E: 0 K: 1 S: 8	H: 1 LOB: 1 BB: 0 P: 12	R: 0 E: 0 K: 1 S: 9	H: 0 LOB: 0 BB: 0 P: 11	R: 2 E: 0 K: 1 S: 11	H: 1 LOB: 0 BB: 1 P: 17	R: 0 E: 0 K: 1 S: 9	H: 0 LOB: 0 BB: 0 P: 11	R: 3 E: 0 K: 3 S: 21	H: 3 LOB: 3 BB: 3 P: 42	R: 0 E: 0 K: 0 S: 9	H: 0 LOB: 0 BB: 0 P: 12	R: 0 E: 0 K: 0 S: 9	H: 1 LOB: 2 BB: 1 P: 18	R: 0 E: 0 K: 0 S: 9	H: 0 LOB: 1 BB: 1 P: 16	R: 1 E: 1 K: 0 S: 13	H: 1 LOB: 2 BB: 1 P: 26	1B: 8 2B: 3 3B: 0 HR: 1	SF: 0 SAC: 2 DP: 1 HBP: 0	WP: 2 PB: 0 SB: 3 CS: 0	PA: 60
PITCHER	IP WLS BF H R ER SO BB IBB HBP BLK WP HR S P ERA WHIP	7.0 30 30 7 3 3 3 3 0 0 0 0 1 63 103 3.86 1.429	1.0 3 3 0 0 0 1 0 0 0 0 0 0 9 11 0.00 0.000	2.0 12 3 3 3 3 2 1 0 0 0 0 0 30 54 13.50 2.500	0.2 3 1 0 0 0 0 0 0 0 0 0 0 6 9 0.00 1.500	1.1 6 0 0 0 0 2 0 0 0 0 2 0 12 25 0.00 1.500	PITCHER Mike Williams, R (13, 1) ERA: 4.5										1.0 L 6 1 1 0 0 0 0 1 0 0 0 0 13 26 0.00 1.000											

Batter	1	2	3	4	5	6	7	8	9	10	11	12	13	AB R H RBI BB SO LOB	BOTTOM													
Lenny Dykstra, L OBP: 0.347, SLG: 0.325 (1, 8)	1-2 G3-1		1-1 G4-3						3-2 1B 1B				2-1 F7	6 1 1 1 1 1 5	<p>Chicago Cubs @ Philadelphia Phillies Veterans Stadium, Philadelphia, PA</p> <p>Sun Jul 09 1995, 3:33 AM EDT Att. 34,669 - Cloudy - 70 F</p> <p>livebaseballscores.com</p> <p>AB 49 R 6 H 14 RBI 6 BB 5 SO 8 LOB 25</p> 													
Mickey Morandini, L OBP: 0.346, SLG: 0.414 (1, 4)	2-1 G4-3		2-2 F8 1B						0-1 G1-3		2-2 F7 IBB		2-2 G6-4-3	6 1 2 1 1 0 4														
Gregg Jefferies, S OBP: 0.306, SLG: 0.356 (1, 7)	0-3 K		1-1 G4-6-3 1B						2-2 G4-3					6 1 2 1 0 1 1														
Darren Daulton, L OBP: 0.329, SLG: 0.366 (1, 2)			1-1 F8						0-0 L9		1-0 P5		0-2 1B 2B	6 0 1 0 0 1 5														
Charlie Hayes, R OBP: 0.384, SLG: 0.444 (1, 5)			1-3 K						2-3 K		2-2 G1-3		2-2 IBB 1B	6 0 2 2 0 2 3														
Dave Hollins, S OBP: 0.403, SLG: 0.391 (1, 3)			0-1 G4-1											5 1 1 0 0 1 1														
Kyle Abbott, L OBP: 0.500, SLG: 0.500 (11, 1)														0 0 0 0 0 0 0														
Toby Borland, R OBP: 0.396, SLG: 0.473 (13, 9)														0 0 0 0 1 0 0														
Jim Eisenreich, L OBP: 0.396, SLG: 0.473 (12, PH)														0 0 0 0 1 0 0														
Gary Varsho, L OBP: 0.329, SLG: 0.294 (1, 9)			1-2 F7						0-0 1B 2B		1-0 SH1-4 1B		1-0 G1-2-3	2 0 0 0 0 0 0														
Dave Gailagher, R OBP: 0.378, SLG: 0.421 (7, PH)														4 1 2 1 0 1 3														
Mike Williams, R OBP: 0.200, SLG: 0.200 (13, 1)														0 0 0 0 0 0 0														
Kevin Stocker, S OBP: 0.300, SLG: 0.237 (1, 6)			4-2 SH3-4 BB						1-3 K		1-0 SH1-4 1B		1-1 1B	4 0 2 0 1 1 1														
Paul Quantrill, L OBP: 0.194, SLG: 0.107 (7, PH)			1-1 SH3-4						1-2 E5 1B 1B		3-1 G5-3		3-1 G6-4-3	0 0 0 0 0 1 0														
Randy Pezeta, S OBP: 0.194, SLG: 0.107 (7, PH)														1 1 0 0 0 0 1														
Ricky Bottalico, L OBP: 0.194, SLG: 0.107 (8, PH)														0 0 0 0 0 0 0														
Tony Lengenius, L OBP: 0.194, SLG: 0.107 (8, PH)														1 0 0 0 0 0 0														
Heathcliff Slocumb, R OBP: 0.194, SLG: 0.107 (8, PH)														0 0 0 0 0 0 0														
Marjano Duncan, R OBP: 0.276, SLG: 0.374 (11, 9)														2 0 1 0 0 0 1														
Inning Stats	R: 0 E: 0 K: 1 S: 8	H: 0 LOB: 0 BB: 0 P: 11	R: 0 E: 0 K: 1 S: 7	H: 0 LOB: 0 BB: 0 P: 9	R: 0 E: 0 K: 0 S: 10	H: 2 LOB: 1 BB: 0 P: 16	R: 0 E: 1 K: 1 S: 15	H: 1 LOB: 2 BB: 1 P: 27	R: 0 E: 0 K: 1 S: 10	H: 0 LOB: 0 BB: 0 P: 19	R: 6 E: 1 K: 2 S: 26	H: 6 LOB: 1 BB: 0 P: 39	R: 0 E: 0 K: 1 S: 9	H: 0 LOB: 0 BB: 0 P: 14	R: 0 E: 0 K: 1 S: 5	H: 0 LOB: 0 BB: 0 P: 13	R: 0 E: 0 K: 0 S: 5	H: 0 LOB: 0 BB: 0 P: 8	R: 0 E: 0 K: 0 S: 7	H: 1 LOB: 2 BB: 1 P: 18	R: 0 E: 0 K: 0 S: 11	H: 2 LOB: 2 BB: 1 P: 18	R: 0 E: 0 K: 0 S: 9	H: 2 LOB: 1 BB: 1 P: 15	1B: 11 2B: 3 3B: 0 HR: 0	SF: 0 SAC: 3 DP: 3 HBP: 0	WP: 0 PB: 0 SB: 1 CS: 0	PA: 56
PITCHER	IP WLS BF H R ER SO BB IBB HBP BLK WP HR S P ERA WHIP	6.0 24 24 4 1 1 4 3 0 0 0 0 0 61 100 1.50 1.167	0.2 7 4 3 2 2 0 0 0 0 0 0 0 20 31 27.00 6.000	1.1 5 1 2 0 1 0 0 0 0 0 0 0 13 20 0.00 0.750	2.0 6 0 0 0 0 0 0 0 0 0 0 0 14 21 0.00 0.000	0.2 3 1 0 0 0 0 0 0 0 0 0 0 4 9 0.00 1.500	PITCHER Chris Nabholtz, L (11, 1) ERA: 4.11										2.0 W 9 4 0 0 0 0 1 0 0 0 0 20 33 0.00 2.000											

Batter	1	2	3	4	5	6	7	8	9	AB	R	H	RBI	BB	SO	LOB	TOP								
Gerónimo Peña, S (1, 4) OBP: 0.375, SLG: 0.358										4	1	1	0	0	3	0	St. Louis Cardinals @ Philadelphia Phillies Veterans Stadium, Philadelphia, PA Wed Jul 12 1995, 7:05 PM EDT Att: 24,327 - Unknown - 80 F								
Allen Battle, R (1, 7) OBP: 0.429, SLG: 0.345										1	1	0	0	3	1	0									
Brian Jordan, R (1, 9) OBP: 0.335, SLG: 0.479										4	1	1	0	0	0	2									
Ray Lankford, L (1, 8) OBP: 0.338, SLG: 0.469										4	1	1	2	0	0	2									
Darnell Coles, R (1, 5) OBP: 0.304, SLG: 0.294										4	0	0	1	0	1	2									
José Oquendo, S (8, 5) OBP: 0.340, SLG: 0.295										0	0	0	0	0	0	0									
John Mabry, L (1, 3) OBP: 0.346, SLG: 0.398										4	0	2	0	0	0	2									
Tripp Cramer, R (1, 6) OBP: 0.272, SLG: 0.357										3	0	0	1	0	2	2									
Tom Pagnozzi, R (1, 2) OBP: 0.256, SLG: 0.312										4	0	0	0	0	1	3									
Danny Jackson, R (1, 1) OBP: 0.217, SLG: 0.227										2	0	0	0	0	2	1									
Rich DelLucia, R (6, 1) OBP: 0.375, SLG: 0.286										0	0	0	0	0	0	0									
Tony Fossas, L (6, 1) OBP: 0.375, SLG: 0.286										0	0	0	0	0	0	0									
Ramon Caraballo, S (7, PH) OBP: 0.342, SLG: 0.471										0	0	0	0	0	0	0									
Rene Arocha, R (7, 1) OBP: 0.167, SLG: 0.196										0	0	0	0	0	0	0									
Gerard Perry, L (9, PH) OBP: 0.167, SLG: 0.196										0	0	0	0	0	0	0									
Tom Henke, R (9, 1) OBP: 0.167, SLG: 0.196										0	0	0	0	0	0	0									
Inning Stats	R: 0 E: 0 K: 1 S: 14	H: 0 LOB: 1 BB: 1 P: 23	R: 0 E: 0 K: 0 S: 3	H: 0 LOB: 0 BB: 0 P: 6	R: 0 E: 0 K: 2 S: 7	H: 0 LOB: 0 BB: 0 P: 11	R: 0 E: 0 K: 0 S: 12	H: 0 LOB: 1 BB: 1 P: 19	R: 0 E: 0 K: 2 S: 13	H: 1 LOB: 1 BB: 0 P: 19	R: 4 E: 1 K: 0 S: 16	H: 3 LOB: 1 BB: 1 P: 28	R: 0 E: 0 K: 1 S: 9	H: 0 LOB: 0 BB: 0 P: 14	R: 0 E: 0 K: 1 S: 8	H: 0 LOB: 0 BB: 0 P: 12	R: 0 E: 0 K: 2 S: 12	H: 1 LOB: 1 BB: 0 P: 18	1B: 4 2B: 0 3B: 1 HR: 0	SF: 1 SAC: 0 DP: 0 HBP: 0	WP: 0 PB: 0 SB: 0 CS: 0	PA: 36			
PITCHER	IP WLS BF H R ER SO BB IBB HBP BLK WP HR S P ERA WHIP	IP WLS BF H R ER SO BB IBB HBP BLK WP HR S P ERA WHIP	IP WLS BF H R ER SO BB IBB HBP BLK WP HR S P ERA WHIP	IP WLS BF H R ER SO BB IBB HBP BLK WP HR S P ERA WHIP	IP WLS BF H R ER SO BB IBB HBP BLK WP HR S P ERA WHIP	IP WLS BF H R ER SO BB IBB HBP BLK WP HR S P ERA WHIP	IP WLS BF H R ER SO BB IBB HBP BLK WP HR S P ERA WHIP	IP WLS BF H R ER SO BB IBB HBP BLK WP HR S P ERA WHIP	IP WLS BF H R ER SO BB IBB HBP BLK WP HR S P ERA WHIP	IP WLS BF H R ER SO BB IBB HBP BLK WP HR S P ERA WHIP	IP WLS BF H R ER SO BB IBB HBP BLK WP HR S P ERA WHIP	IP WLS BF H R ER SO BB IBB HBP BLK WP HR S P ERA WHIP	IP WLS BF H R ER SO BB IBB HBP BLK WP HR S P ERA WHIP	IP WLS BF H R ER SO BB IBB HBP BLK WP HR S P ERA WHIP	IP WLS BF H R ER SO BB IBB HBP BLK WP HR S P ERA WHIP	IP WLS BF H R ER SO BB IBB HBP BLK WP HR S P ERA WHIP	IP WLS BF H R ER SO BB IBB HBP BLK WP HR S P ERA WHIP	IP WLS BF H R ER SO BB IBB HBP BLK WP HR S P ERA WHIP	IP WLS BF H R ER SO BB IBB HBP BLK WP HR S P ERA WHIP	IP WLS BF H R ER SO BB IBB HBP BLK WP HR S P ERA WHIP	IP WLS BF H R ER SO BB IBB HBP BLK WP HR S P ERA WHIP	IP WLS BF H R ER SO BB IBB HBP BLK WP HR S P ERA WHIP	IP WLS BF H R ER SO BB IBB HBP BLK WP HR S P ERA WHIP	IP WLS BF H R ER SO BB IBB HBP BLK WP HR S P ERA WHIP	IP WLS BF H R ER SO BB IBB HBP BLK WP HR S P ERA WHIP

AB	32
R	4
H	5
RBI	4
BB	3
SO	10
LOB	15



Batter	1	2	3	4	5	6	7	8	9	AB	R	H	RBI	BB	SO	LOB	BOTTOM								
Lenny Dykstra, L (1, 8) OBP: 0.350, SLG: 0.325										3	1	1	0	1	0	1	St. Louis Cardinals @ Philadelphia Phillies Veterans Stadium, Philadelphia, PA Wed Jul 12 1995, 7:05 PM EDT Att: 24,327 - Unknown - 80 F								
Mariano Duncan, R (1, 4) OBP: 0.280, SLG: 0.373										3	0	1	1	0	0	2									
Mickey Morandini, L (7, PH) OBP: 0.344, SLG: 0.412										1	0	0	0	0	0	0									
Gregg Jefferies, S (1, 7) OBP: 0.309, SLG: 0.403										4	0	2	0	0	0	0									
Darren Daulton, L (1, 2) OBP: 0.328, SLG: 0.364										4	0	1	1	0	0	2									
Charlie Hayes, R (1, 5) OBP: 0.382, SLG: 0.441										4	0	1	0	0	0	0									
Dave Hollins, S (1, 3) OBP: 0.404, SLG: 0.407										3	1	1	1	1	0	0									
Dave Gallagher, R (1, 9) OBP: 0.378, SLG: 0.431										2	0	1	0	0	0	0									
Gary Varsho, L (9, PH) OBP: 0.324, SLG: 0.290										1	0	0	0	0	0	0									
Kevin Stocker, S (1, 6) OBP: 0.300, SLG: 0.237										4	1	1	0	0	1	3									
Mike Mimbs, L (1, 1) OBP: 0.077, SLG: 0.115										1	0	0	0	0	1	0									
Tony Longmire, L (6, PH) OBP: 0.300, SLG: 0.508										1	0	0	0	0	1	2									
Ricky Bottalico, L (7, 1) OBP: 0.324, SLG: 0.290										0	0	0	0	0	0	0									
Jim Eisenreich, L (9, PH) OBP: 0.394, SLG: 0.470										1	0	0	0	0	1	0									
Inning Stats	R: 0 E: 0 K: 0 S: 5	H: 0 LOB: 0 BB: 1 P: 12	R: 1 E: 0 K: 0 S: 6	H: 1 LOB: 0 BB: 0 P: 9	R: 1 E: 0 K: 0 S: 11	H: 3 LOB: 2 BB: 0 P: 13	R: 0 E: 0 K: 0 S: 8	H: 1 LOB: 1 BB: 0 P: 14	R: 0 E: 0 K: 1 S: 14	H: 3 LOB: 2 BB: 0 P: 16	R: 0 E: 0 K: 1 S: 13	H: 1 LOB: 2 BB: 1 P: 22	R: 0 E: 0 K: 0 S: 6	H: 0 LOB: 0 BB: 0 P: 11	R: 0 E: 0 K: 0 S: 6	H: 0 LOB: 0 BB: 0 P: 12	R: 0 E: 0 K: 2 S: 11	H: 0 LOB: 0 BB: 0 P: 14	1B: 6 2B: 2 3B: 0 HR: 1	SF: 0 SAC: 2 DP: 1 HBP: 0	WP: 0 PB: 0 SB: 0 CS: 0	PA: 36			
PITCHER	IP WLS BF H R ER SO BB IBB HBP BLK WP HR S P ERA WHIP	IP WLS BF H R ER SO BB IBB HBP BLK WP HR S P ERA WHIP	IP WLS BF H R ER SO BB IBB HBP BLK WP HR S P ERA WHIP	IP WLS BF H R ER SO BB IBB HBP BLK WP HR S P ERA WHIP	IP WLS BF H R ER SO BB IBB HBP BLK WP HR S P ERA WHIP	IP WLS BF H R ER SO BB IBB HBP BLK WP HR S P ERA WHIP	IP WLS BF H R ER SO BB IBB HBP BLK WP HR S P ERA WHIP	IP WLS BF H R ER SO BB IBB HBP BLK WP HR S P ERA WHIP	IP WLS BF H R ER SO BB IBB HBP BLK WP HR S P ERA WHIP	IP WLS BF H R ER SO BB IBB HBP BLK WP HR S P ERA WHIP	IP WLS BF H R ER SO BB IBB HBP BLK WP HR S P ERA WHIP	IP WLS BF H R ER SO BB IBB HBP BLK WP HR S P ERA WHIP	IP WLS BF H R ER SO BB IBB HBP BLK WP HR S P ERA WHIP	IP WLS BF H R ER SO BB IBB HBP BLK WP HR S P ERA WHIP	IP WLS BF H R ER SO BB IBB HBP BLK WP HR S P ERA WHIP	IP WLS BF H R ER SO BB IBB HBP BLK WP HR S P ERA WHIP	IP WLS BF H R ER SO BB IBB HBP BLK WP HR S P ERA WHIP	IP WLS BF H R ER SO BB IBB HBP BLK WP HR S P ERA WHIP	IP WLS BF H R ER SO BB IBB HBP BLK WP HR S P ERA WHIP	IP WLS BF H R ER SO BB IBB HBP BLK WP HR S P ERA WHIP	IP WLS BF H R ER SO BB IBB HBP BLK WP HR S P ERA WHIP	IP WLS BF H R ER SO BB IBB HBP BLK WP HR S P ERA WHIP	IP WLS BF H R ER SO BB IBB HBP BLK WP HR S P ERA WHIP	IP WLS BF H R ER SO BB IBB HBP BLK WP HR S P ERA WHIP	IP WLS BF H R ER SO BB IBB HBP BLK WP HR S P ERA WHIP

AB	32
R	3
H	9
RBI	3
BB	2
SO	4
LOB	10



Batter	1	2	3	4	5	6	7	8	9	AB	R	H	RBI	BB	SO	LOB	TOP			
Lenny Dykstra, L OBP: 0.349, SLG: 0.344	F9		L8		FC5-4			PB 1B		4	0	1	0	0	0	1	Philadelphia Phillies @ Montreal Expos Olympic Stadium, Montreal, QB Sun Jul 16 1995, 3:33 AM EDT Att: 22,345 - Dome			
Mariano Duncan, R OBP: 0.277, SLG: 0.374	K			1B	F9			L9		4	1	1	0	0	1	2				
Gregg Jefferies, S OBP: 0.315, SLG: 0.399	G5-3			L9		G4-3		PB 1B		4	0	1	0	0	0	1				
Charlie Hayes, R OBP: 0.375, SLG: 0.429		G6-3		1B	G5-3			F9		4	0	1	1	0	0	2				
Dave Hollins, S OBP: 0.403, SLG: 0.418	K			2H	F8			G6-3		3	0	0	0	1	1	1				
Dave Gallagher, R OBP: 0.377, SLG: 0.429										2	0	2	0	1	0	0				
Jim Eisenreich, L OBP: 0.383, SLG: 0.455								F7		1	0	0	0	0	0	3				
Lenny Webster, R OBP: 0.293, SLG: 0.224																				
Mickey Morandini, L OBP: 0.343, SLG: 0.413	F7				F7		G1-3		K	3	0	0	0	0	0	4				
Kevin Stocker, S OBP: 0.303, SLG: 0.240			K2-3		E8		F9		L9	3	0	1	0	0	1	1				
Tony Longmire, L OBP: 0.369, SLG: 0.493					FC1-5		2-3			1	0	0	0	0	0	0				
Sid Fernandez, L OBP: 0.200, SLG: 0.200			K		FC1-5		L4		F7	2	0	0	0	0	0	1				
Mike Williams, R OBP: 0.217, SLG: 0.190										0	0	0	0	0	0	0				
Kevin Elster, R OBP: 0.250, SLG: 0.286										1	0	0	0	0	0	1				
Omar Olivares, R OBP: 0.250, SLG: 0.286										0	0	0	0	0	0	0				
Darren Daulton, L OBP: 0.330, SLG: 0.364										1	0	0	0	0	0	0				
Inning Stats	R: 0 E: 0 K: 1 S: 11	H: 0 LOB: 0 BB: 0 P: 17	R: 0 E: 0 K: 1 S: 7	H: 0 LOB: 1 BB: 1 P: 14	R: 0 E: 0 K: 2 S: 8	H: 0 LOB: 0 BB: 0 P: 13	R: 1 E: 0 K: 0 S: 13	H: 3 LOB: 2 BB: 0 P: 22	R: 0 E: 0 K: 0 S: 6	H: 0 LOB: 0 BB: 0 P: 10	R: 0 E: 0 K: 0 S: 6	H: 1 LOB: 1 BB: 0 P: 10	R: 0 E: 0 K: 0 S: 14	H: 2 LOB: 3 BB: 1 P: 21	R: 0 E: 0 K: 1 S: 7	H: 0 LOB: 0 BB: 0 P: 9	1B: 5 2B: 2 3B: 0 HR: 0	SF: 0 SAC: 0 DP: 0 HBP: 0	WP: 0 PB: 1 SB: 0 CS: 0	PA: 36
PITCHER	IP WLS BF H R ER SO BB IBB HBP BLK WP HR S P ERA WHIP																			
Carlos Perez, L ERA: 3.07	(1, 1) 7.1 W 30 7 1 1 4 1 0 0 0 0 0 66 103 1.23 1.091																			
Jeff Shaw, R ERA: 4.74	(8, 1) 0.1 2 0 0 0 0 1 0 0 0 0 0 4 8 0.00 3.000																			
Mel Rojas, R ERA: 3.86	(8, 1) 1.1 S 4 0 0 0 1 0 0 0 0 0 0 0 9 12 0.00 0.000																			

AB	34
R	1
H	7
RBI	1
BB	2
SO	5
LOB	17



Batter	1	2	3	4	5	6	7	8	9	AB	R	H	RBI	BB	SO	LOB	BOTTOM			
Rondell White, R OBP: 0.354, SLG: 0.489	P4	F7			BB		G5-3			3	0	0	0	1	0	1	Philadelphia Phillies @ Montreal Expos Olympic Stadium, Montreal, QB Sun Jul 16 1995, 3:33 AM EDT Att: 22,345 - Dome			
David Sequi, S OBP: 0.387, SLG: 0.462	HR		F8		P2		F9			4	1	1	0	0	0	1				
Wil Cordero, R OBP: 0.369, SLG: 0.459	HR				P4			S		3	1	2	2	0	0	1				
Moises Alou, R OBP: 0.345, SLG: 0.441	F8		K		F8		K2-3			4	0	0	0	0	2	3				
Shane Andrews, R OBP: 0.288, SLG: 0.429	P3		K							4	0	1	0	0	2	1				
Mike Lansing, R OBP: 0.279, SLG: 0.349		S			P3			F8		3	2	1	0	1	0	1				
Tony Tarasco, L OBP: 0.351, SLG: 0.450		S			K			P2		4	0	2	0	0	1	1				
Tim Laker, R OBP: 0.265, SLG: 0.338		K								4	1	2	2	0	2	3				
Carlos Perez, L OBP: 0.185, SLG: 0.320										3	0	0	0	0	1	2				
Jeff Shaw, R ERA: 4.37					G3					0	0	0	0	0	0	0				
Mel Rojas, R ERA: 6.75										0	0	0	0	0	0	0				
Inning Stats	R: 2 E: 0 K: 0 S: 12	H: 2 LOB: 0 BB: 0 P: 20	R: 1 E: 1 K: 2 S: 12	H: 2 LOB: 1 BB: 0 P: 18	R: 0 E: 0 K: 2 S: 11	H: 1 LOB: 1 BB: 0 P: 15	R: 1 E: 0 K: 1 S: 10	H: 1 LOB: 0 BB: 0 P: 17	R: 0 E: 0 K: 0 S: 6	H: 0 LOB: 1 BB: 1 P: 11	R: 1 E: 0 K: 1 S: 11	H: 2 LOB: 1 BB: 1 P: 21	R: 0 E: 0 K: 1 S: 6	H: 0 LOB: 1 BB: 0 P: 10	R: 0 E: 0 K: 1 S: 10	H: 1 LOB: 1 BB: 0 P: 16	1B: 6 2B: 1 3B: 0 HR: 2	SF: 0 SAC: 0 DP: 0 HBP: 1	WP: 0 PB: 0 SB: 4 CS: 0	PA: 35
PITCHER	IP WLS BF H R ER SO BB IBB HBP BLK WP HR S P ERA WHIP																			
Sid Fernandez, L ERA: 7.29	(1, 1) 5.1 L 25 7 5 4 6 2 0 0 0 0 0 0 4 7 0.00 1.688																			
Mike Williams, R ERA: 4.37	(6, 1) 0.2 2 1 0 0 0 0 0 0 0 0 0 0 4 7 0.00 1.500																			
Omar Olivares, R ERA: 6.75	(7, 1) 2.0 8 1 0 0 2 0 0 0 1 0 0 0 0 16 26 0.00 0.500																			

AB	32
R	5
H	9
RBI	4
BB	2
SO	8
LOB	14



Batter	1	2	3	4	5	6	7	8	9	AB	R	H	RBI	BB	SO	LOB	TOP										
Lenny Dykstra, L OBP: 0.350, SLG: 0.340	G4-3 BB	G4-3				G6-3		K		3	0	0	0	2	1	2	Philadelphia Phillies @ Colorado Rockies Coors Field, Denver, CO Mon Jul 17 1995, 7:05 PM MDT Att: 48,070 - Unknown - 78 F										
Mickey Morandini, L OBP: 0.344, SLG: 0.421	F9		1B			K				5	1	2	0	0	1	2											
Gregg Jefferies, S OBP: 0.317, SLG: 0.394	G4-6-3 1-2		L8			P5				3	1	0	0	2	0	2											
Darren Daulton, L OBP: 0.331, SLG: 0.362		G3	FC6 1B			K		K		4	0	1	0	1	2	3											
Jim Eisenreich, L OBP: 0.388, SLG: 0.464	1B E	1B	FC6 1B			2B			G5-3	5	2	3	1	0	0	1											
Dave Hollins, S OBP: 0.395, SLG: 0.418	F8		P9					F9	G4-3	5	0	1	2	0	0	4											
Charlie Hayes, R OBP: 0.373, SLG: 0.425	E 1B		FC6			K		E4	F8	5	1	1	0	0	1	4											
Kevin Elster, R OBP: 0.222, SLG: 0.167	E5		F9					F8		3	0	0	0	1	0	6											
Ricky Bottalico, L OBP: 0.200, SLG: 0.200	1B									0	0	0	0	0	0	0											
Mike Williams, R OBP: 0.200, SLG: 0.200	1B									0	0	0	0	0	0	0											
Mike Mims, L OBP: 0.103, SLG: 0.138								L9		3	0	1	1	0	2	2											
Toby Borland, R OBP: 0.301, SLG: 0.239										0	0	0	0	0	0	0											
Inning Stats	R: 0 E: 0 K: 0 S: 5	H: 0 LOB: 0 BB: 1 P: 10	R: 2 E: 1 K: 0 S: 13	H: 3 LOB: 2 BB: 0 P: 22	R: 1 E: 0 K: 0 S: 10	H: 3 LOB: 3 BB: 0 P: 19	R: 0 E: 0 K: 1 S: 7	H: 0 LOB: 0 BB: 1 P: 16	R: 2 E: 0 K: 3 S: 16	H: 2 LOB: 2 BB: 2 P: 32	R: 0 E: 0 K: 1 S: 5	H: 0 LOB: 0 BB: 0 P: 8	R: 0 E: 1 K: 0 S: 7	H: 0 LOB: 2 BB: 1 P: 12	R: 0 E: 0 K: 2 S: 13	H: 1 LOB: 2 BB: 1 P: 22	R: 0 E: 0 K: 0 S: 6	H: 0 LOB: 0 BB: 0 P: 11	1B: 6 2B: 2 3B: 1 HR: 0	SF: 0 SAC: 0 DP: 1 HBP: 0	WP: 0 PB: 0 SB: 0 CS: 1	PA: 43					
PITCHER	IP	WLS	BF	H	R	ER	SO	BB	IBB	HBP	BLK	WP	HR	S	P	ERA	WHIP										
Joe Grahe, R ERA: 4.01	5.0		27	8	5	3	4	3	1	0	0	0	0	51	99	5.40	2.200										
Lance Painter, L ERA: 8.03	1.2		7	0	0	0	1	1	0	0	0	0	0	11	19	0.00	0.600										
Curt Leskanic, R ERA: 3.31	0.1		1	0	0	0	0	0	0	0	0	0	0	1	1	0.00	0.000										
Mike Munoz, L ERA: 4.97	1.0	W	5	1	0	0	2	1	0	0	0	0	0	13	22	0.00	2.000										
Darren Holmes, R ERA: 2.55	1.0	S	3	0	0	0	0	0	0	0	0	0	0	6	11	0.00	0.000										

Batter	1	2	3	4	5	6	7	8	9	AB	R	H	RBI	BB	SO	LOB	BOTTOM										
Eric Young Sr., R OBP: 0.347, SLG: 0.349	G1-3							G1-3		4	0	0	0	2	1	7	Philadelphia Phillies @ Colorado Rockies Coors Field, Denver, CO Mon Jul 17 1995, 7:05 PM MDT Att: 48,070 - Unknown - 78 F										
Darren Holmes, R		K								0	0	0	0	0	0	0											
Ellis Burks, R OBP: 0.349, SLG: 0.462	HR 3B		1B S 2B			K		P4		5	2	2	0	0	2	5											
Dante Bichette, R OBP: 0.365, SLG: 0.566	HR		K			G2		1B 2B		4	2	2	2	1	1	1											
Larry Walker, L OBP: 0.379, SLG: 0.630	F8		2B 1B					K		5	1	1	0	0	2	4											
Andres Galarraga, R OBP: 0.345, SLG: 0.549			P5					E3 1B		4	0	0	0	0	2	2											
Mike Kingery, L OBP: 0.369, SLG: 0.421								1B FC4-6 BB		0	2	0	0	1	0	0											
Vinny Castilla, R OBP: 0.344, SLG: 0.578		G6-3						E6 BB 1B		5	1	3	3	0	0	1											
Joe Girardi, R OBP: 0.337, SLG: 0.376			G1-4-3					K BB		3	0	1	0	2	1	3											
Walt Weiss, S OBP: 0.380, SLG: 0.299								FC4-6 1B		3	0	1	2	2	0	4											
Joe Grahe, R OBP: 0.429, SLG: 0.500										0	0	0	0	0	0	0											
Jim Talbot, R OBP: 0.268, SLG: 0.500										1	0	0	0	0	1	2											
Lance Painter, L OBP: 0.268, SLG: 0.500										0	0	0	0	0	0	0											
Curt Leskanic, R OBP: 0.268, SLG: 0.500										0	0	0	0	0	0	0											
John Vander Wal, L OBP: 0.268, SLG: 0.500										0	0	0	0	0	1	0											
Mike Munoz, L OBP: 0.268, SLG: 0.500										0	0	0	0	0	0	0											
Jason Bates, S OBP: 0.350, SLG: 0.422										1	0	1	1	0	0	0											
Inning Stats	R: 2 E: 0 K: 1 S: 12	H: 2 LOB: 0 BB: 0 P: 23	R: 0 E: 0 K: 1 S: 8	H: 1 LOB: 2 BB: 1 P: 15	R: 2 E: 0 K: 1 S: 13	H: 3 LOB: 1 BB: 0 P: 19	R: 0 E: 0 K: 1 S: 10	H: 0 LOB: 3 BB: 3 P: 24	R: 0 E: 0 K: 2 S: 14	H: 1 LOB: 3 BB: 1 P: 27	R: 0 E: 0 K: 2 S: 11	H: 0 LOB: 0 BB: 0 P: 17	R: 1 E: 2 K: 1 S: 16	H: 1 LOB: 3 BB: 2 P: 31	R: 3 E: 0 K: 1 S: 14	H: 3 LOB: 2 BB: 2 P: 29	R: 0 E: 0 K: 3 S: 11	H: 0 LOB: 0 BB: 0 P: 11	1B: 7 2B: 2 3B: 1 HR: 1	SF: 0 SAC: 2 DP: 0 HBP: 0	WP: 1 PB: 0 SB: 1 CS: 0	PA: 46					
PITCHER	IP	WLS	BF	H	R	ER	SO	BB	IBB	HBP	BLK	WP	HR	S	P	ERA	WHIP										
Mike Mims, L ERA: 4.08	5.0		28	7	4	4	6	5	0	0	0	0	0	21	31	0.00	0.750										
Toby Borland, R ERA: 5.89	1.1		7	1	1	0	3	0	0	0	0	0	0	21	31	0.00	0.750										
Ricky Bottalico, R ERA: 2.41	1.1	L	10	3	3	3	1	4	0	0	0	0	0	18	42	20.25	5.250										
Mike Williams, R ERA: 4.33	0.1		1	0	0	0	0	0	0	0	0	0	0	2	4	0.00	0.000										

Batter	1	2	3	4	5	6	7	8	9	AB	R	H	RBI	BB	SO	LOB	TOP					
Lenny Dykstra, L (1,7) OBP: 0.362, SLG: 0.350	1-3 K			1-2 HR 2B		2-2 F7		1-0 1-2 2-H 1B		4	1	2	1	0	1	0	Philadelphia Phillies @ Colorado Rockies Coors Field, Denver, CO Thu Jul 20 1995, 3:33 AM MDT Att: 48,037 - Cloudy - 82 F					
Gregg Jefferies, S (1,3) OBP: 0.327, SLG: 0.423	0-1 F8			1-0 HR		2-0 P5		3-1 L6		4	1	1	2	0	0	2						
Andy Van Slyke, L (1,8) OBP: 0.267, SLG: 0.378	0-3 K			1-0 G1-3			2-1 E 1B	1-3 K		4	0	1	0	0	2	2						
Darren Daulton, L (1,2) OBP: 0.344, SLG: 0.374		4-1 G3-6-3 BB		2-0 G1-4-3			1-0 L8	3-1 F9 2B		3	0	1	0	1	0	1						
Jim Eisenreich, L (1,9) OBP: 0.375, SLG: 0.450		0-0 G3-6-3 1-2		0-1 G3			1-2 L4-6 1-3 E1	0-1 F9 2-3		4	0	0	0	0	0	3						
Charlie Hayes, R (1,5) OBP: 0.355, SLG: 0.406		2-3 K			1-0 F8		1-1 L4-6 2-3	0-3 K		4	0	0	0	0	2	3						
Mickey Morandini, L (1,4) OBP: 0.333, SLG: 0.417			1-0 G4-3		0-1 G4-3			2-2 F7	1-0 G5-3	4	0	0	0	0	0	1						
Kevin Stocker, S (1,6) OBP: 0.304, SLG: 0.245			1-0 G4-3		1-1 F7			1-1 1B 1B		3	1	1	0	0	0	0						
Paul Quantrill, L (1,1) OBP: 0.176, SLG: 0.097			2-2 G6-3			3-2 G3		0-0 1B 1-2 1B		1	0	0	0	0	0	0						
Dave Hollins, S (6,PH) OBP: 0.396, SLG: 0.414										1	0	0	0	0	0	0						
Omar Olivares, R (6,1) OBP: 0.250, SLG: 0.286										0	0	0	0	0	0	0						
Dave Gallagher, R (8,PH) OBP: 0.381, SLG: 0.433										1	0	1	0	0	0	0						
Ricky Bottalico, L (8,1) OBP: 0.381, SLG: 0.433										0	0	0	0	0	0	0						
Inning Stats	R: 0 E: 0 K: 2 S: 8	H: 0 LOB: 0 BB: 0 P: 9	R: 0 E: 0 K: 1 S: 5	H: 0 LOB: 0 BB: 1 P: 11	R: 0 E: 0 K: 0 S: 5	H: 0 LOB: 0 BB: 0 P: 9	R: 2 E: 0 K: 0 S: 8	H: 2 LOB: 0 BB: 0 P: 13	R: 0 E: 0 K: 0 S: 5	H: 0 LOB: 0 BB: 0 P: 7	R: 0 E: 0 K: 0 S: 7	H: 0 LOB: 0 BB: 0 P: 14	R: 0 E: 1 K: 0 S: 9	H: 1 LOB: 1 BB: 0 P: 14	R: 1 E: 0 K: 0 S: 12	H: 3 LOB: 2 BB: 0 P: 20	R: 0 E: 0 K: 1 S: 9	H: 1 LOB: 1 BB: 0 P: 13	1B: 4 2B: 3 3B: 0 HR: 1	SF: 0 SAC: 0 DP: 2 HBP: 0	WP: 0 PB: 0 SB: 0 CS: 0	PA: 34
PITCHER	IP WLS BF H R ER SO BB IBB HBP BLK WP HR S P ERA WHIP																					
Bill Swift, R (1,1) ERA: 5.42	7.0 W 24 3 2 2 3 1 0 0 0 0 0 1 47 77 2.57 0.571																					
Mike Munoz, L (8,1) ERA: 5.13	0.1 4 3 1 1 0 0 0 0 0 0 0 0 7 11 27.00 9.000																					
Curt Leskanic, R (8,1) ERA: 3.32	0.2 2 0 0 0 1 0 0 0 0 0 0 0 5 9 0.00 0.000																					
Darren Holmes, R (9,1) ERA: 2.41	1.0 4 1 0 0 1 0 0 0 0 0 0 0 9 13 0.00 1.000																					


AB	33
R	3
H	7
RBI	3
BB	1
SO	5
LOB	12




Batter	1	2	3	4	5	6	7	8	9	AB	R	H	RBI	BB	SO	LOB	BOTTOM			
Mike Kingery, L (1,8) OBP: 0.375, SLG: 0.429	0-1 G5-3		0-0 SH3 HR 1B	2-2 P6			3-2 G4-3	0-1 1-3 2-H 1B		5	1	2	1	0	0	0	Philadelphia Phillies @ Colorado Rockies Coors Field, Denver, CO Thu Jul 20 1995, 3:33 AM MDT Att: 48,037 - Cloudy - 82 F			
Joe Girardi, R (1,2) OBP: 0.331, SLG: 0.375	3-3 K		0-0 SH3 1-2	0-0 G4-3			1-1 SF8 3B	1-2 2-1 1-2 3-H		3	1	1	0	0	1	0				
Dante Bichette, R (1,7) OBP: 0.357, SLG: 0.570	2-3 K		1-0 HR		1-3 K		0-1 SF8 3-H			3	1	1	3	0	2	0				
Larry Walker, L (1,9) OBP: 0.384, SLG: 0.645		0-1 BB E 1B	0-0 G1-3		1-0 G5-4-3 1B		0-0 G4-3			4	0	2	0	0	0	0				
Andres Galarraga, R (1,3) OBP: 0.342, SLG: 0.533		0-0 E3 BB 1-2	2-1 1B 3B HBP		1-2 G5-4-3 1-2			2-3 K		3	1	0	0	0	1	2				
Vinny Castilla, R (1,5) OBP: 0.350, SLG: 0.575	1-0 P3		2-1 3B 1B			0-0 G4-3 1B		0-1 1B SF9 1B		4	2	3	0	0	0	2				
Jason Bates, S (1,4) OBP: 0.351, SLG: 0.433		1-2 F7	2-2 1-H 2-H 3B			3-2 G4-3		0-0 BB 1B		4	1	2	2	0	0	3				
Walt Weiss, S (1,6) OBP: 0.385, SLG: 0.300		4-2 1-2 2-3 BB	1-2 F9			0-3 K		4-2 1B 1-2 2-1 BB		2	0	0	0	2	1	2				
Bill Swift, R (1,1) OBP: 0.207, SLG: 0.259		0-3 K		0-0 F8			1-1 G3		0-0 SF9 3-H	3	0	0	0	0	1	4				
Mike Munoz, L (8,1) ERA: 5.13										0	0	0	0	0	0	0				
Curt Leskanic, R (8,1) OBP: 0.250, SLG: 0.250										0	0	0	0	0	0	0				
John Vander Wal, L (8,PH) OBP: 0.516, SLG: 0.692										0	0	0	1	0	0	0				
Darren Holmes, R (9,1) ERA: 2.72										0	0	0	0	0	0	0				
Inning Stats	R: 0 E: 0 K: 2 S: 10	H: 1 LOB: 3 BB: 1 P: 15	R: 0 E: 1 K: 1 S: 12	H: 1 LOB: 3 BB: 1 P: 18	R: 4 E: 0 K: 0 S: 13	H: 4 LOB: 1 BB: 0 P: 21	R: 0 E: 0 K: 0 S: 5	H: 0 LOB: 0 BB: 0 P: 7	R: 0 E: 0 K: 1 S: 7	H: 1 LOB: 0 BB: 0 P: 10	R: 0 E: 0 K: 1 S: 9	H: 1 LOB: 1 BB: 0 P: 13	R: 1 E: 0 K: 0 S: 9	H: 1 LOB: 0 BB: 0 P: 13	R: 2 E: 0 K: 0 S: 14	H: 3 LOB: 2 BB: 1 P: 21	1B: 8 2B: 0 3B: 2 HR: 1	SF: 2 SAC: 1 DP: 1 HBP: 1	WP: 0 PB: 0 SB: 0 CS: 0	PA: 37
PITCHER	IP WLS BF H R ER SO BB IBB HBP BLK WP HR S P ERA WHIP																			
Paul Quantrill, R (1,1) ERA: 4.58	5.0 L 23 6 4 4 4 1 0 0 0 0 0 0 1 47 71 7.20 1.400																			
Omar Olivares, R (6,1) ERA: 6.53	2.0 8 2 1 1 1 0 0 0 0 0 0 0 18 26 4.50 1.000																			
Ricky Bottalico, R (8,1) ERA: 2.72	1.0 7 3 2 2 1 1 0 0 0 0 0 0 14 21 18.00 4.000																			

AB	31
R	7
H	11
RBI	7
BB	2
SO	6
LOB	13



Batter	1	2	3	4	5	6	7	8	9	AB	R	H	RBI	BB	SO	LOB	TOP
Ramon Caraballo, S OBP: 0.345, SLG: 0.423	(1, 4) K		(2) P3			(2-2) 1B			(1) K	4	0	1	0	0	2	0	St. Louis Cardinals @ Philadelphia Phillies Veterans Stadium, Philadelphia, PA Fri Jul 21 1995, 7:05 PM EDT Att: 28,468 - Unknown - 85 F AB 30 R 0 H 4 RBI 0 BB 0 SO 11 LOB 9 
Allen Battle, R OBP: 0.387, SLG: 0.327	(1, 9) (5, 8) 1B		(3) K			(2) K			(2) G6-3	4	0	1	0	0	2	1	
Bernard Gilkey, R OBP: 0.357, SLG: 0.460	(1, 7) 1-2 1B					(1) F9			(3) K	4	0	1	0	0	1	1	
Ray Lankford, L OBP: 0.348, SLG: 0.500	(1, 8) F9									2	0	0	0	0	1	2	
Gerald Perry, L OBP: 0.176, SLG: 0.172	(5, 3) F9					(2) K				1	0	0	0	0	0	0	
Darnell Coles, R OBP: 0.330, SLG: 0.359	(1, 5) F9					(3) K				3	0	1	0	0	1	2	
Danny Sheaffer, R OBP: 0.284, SLG: 0.341	(1, 2)									3	0	0	0	0	0	1	
John Mabry, L OBP: 0.320, SLG: 0.360	(1, 3) (5, 9) L7									3	0	0	0	0	0	0	
Tripp Cromer, R OBP: 0.263, SLG: 0.343	(1, 6) K									3	0	0	0	0	2	1	
Donovan Osborne, S John Frascatore, R Scott Hemond, R Jeff Parrett, R	(1, 1) (5, 1) (8, PH) (8, 1) OBP: 1.000, SLG: 1.000									1	0	0	0	0	1	0	
										1	0	0	0	0	1	0	
										1	0	0	0	0	0	1	
										0	0	0	0	0	0	0	
Inning Stats	R: 0 H: 2 E: 0 K: 1 S: 12	H: 0 R: 0 ER: 0 SO: 13 BB: 0 IBB: 0 HBP: 0 BLK: 0	R: 0 H: 0 E: 0 K: 2 S: 8	H: 0 R: 0 ER: 0 SO: 11 BB: 0 IBB: 0 HBP: 0 BLK: 0	R: 0 H: 0 E: 0 K: 2 S: 11	H: 0 R: 0 ER: 0 SO: 18 BB: 0 IBB: 0 HBP: 0 BLK: 0	R: 0 H: 1 E: 0 K: 1 S: 14	H: 1 R: 0 ER: 0 SO: 18 BB: 0 IBB: 0 HBP: 0 BLK: 0	R: 0 H: 1 E: 0 K: 0 S: 6	H: 0 R: 0 ER: 0 SO: 8 BB: 0 IBB: 0 HBP: 0 BLK: 0	R: 0 H: 0 E: 0 K: 1 S: 7	H: 0 R: 0 ER: 0 SO: 9 BB: 0 IBB: 0 HBP: 0 BLK: 0	1B: 4 2B: 0 3B: 0 HR: 0	SF: 0 SAC: 0 DP: 2 HBP: 0	WP: 0 PB: 0 SB: 0 CS: 0	PA: 30	
PITCHER	IP WLS BF H R ER SO BB IBB HBP BLK WP HR S P ERA WHIP																
Sid Fernandez, L ERA: 6.18	(1, 1) 6.0 W 21 3 0 0 10 0 0 0 0 0 0 62 89 0.00 0.500																
Toby Borland, R ERA: 4.94	(7, 1) 3.0 S 9 1 0 0 1 0 0 0 0 0 0 0 18 26 0.00 0.333																


Batter	1	2	3	4	5	6	7	8	9	AB	R	H	RBI	BB	SO	LOB	BOTTOM
Lenny Dykstra, L OBP: 0.358, SLG: 0.359	(1, 7) P4	(2) K								5	1	1	1	0	1	2	St. Louis Cardinals @ Philadelphia Phillies Veterans Stadium, Philadelphia, PA Fri Jul 21 1995, 7:05 PM EDT Att: 28,468 - Unknown - 85 F AB 35 R 7 H 10 RBI 7 BB 5 SO 7 LOB 20 
Gregg Jefferies, S OBP: 0.332, SLG: 0.428	(1, 3) E4 HR	(1-2) 1B HR								4	3	2	0	1	0	0	
Mariano Duncan, R OBP: 0.287, SLG: 0.405	(1, 4) HR	(1-2) 1B HR								5	2	3	3	0	2	1	
Darren Daulton, L OBP: 0.348, SLG: 0.389	(1, 2) BB BB	(0-0) 1B HR								4	1	2	3	1	0	1	
Charlie Hayes, R OBP: 0.357, SLG: 0.402	(1, 5) BB	(2-0) F9								3	0	0	0	1	0	3	
Andy Van Slyke, L OBP: 0.287, SLG: 0.381	(1, 8) BB									2	0	1	0	2	0	0	
Dave Gallagher, R OBP: 0.378, SLG: 0.427	(1, 9) F8									4	0	1	0	0	0	6	
Kevin Stocker, S OBP: 0.299, SLG: 0.241	(1, 6) L8									4	0	0	0	0	1	5	
Sid Fernandez, L Toby Borland, R	(1, 1) (7, 1) K									3	0	0	0	0	3	2	
										1	0	0	0	0	0	0	
Inning Stats	R: 2 H: 1 E: 1 K: 0 S: 23	H: 3 R: 3 ER: 0 SO: 19 BB: 0 IBB: 0 HBP: 0 BLK: 0	R: 0 H: 0 E: 0 K: 1 S: 8	H: 0 R: 0 ER: 0 SO: 10 BB: 0 IBB: 0 HBP: 0 BLK: 0	R: 2 H: 3 E: 0 K: 1 S: 16	H: 3 R: 3 ER: 0 SO: 25 BB: 0 IBB: 0 HBP: 0 BLK: 0	R: 0 H: 1 E: 0 K: 1 S: 12	H: 1 R: 0 ER: 0 SO: 21 BB: 3 IBB: 0 HBP: 0 BLK: 0	R: 0 H: 0 E: 0 K: 1 S: 5	H: 0 R: 0 ER: 0 SO: 8 BB: 0 IBB: 0 HBP: 0 BLK: 0	R: 0 H: 0 E: 0 K: 1 S: 5	H: 0 R: 0 ER: 0 SO: 6 BB: 0 IBB: 0 HBP: 0 BLK: 0	1B: 5 2B: 2 3B: 0 HR: 3	SF: 0 SAC: 0 DP: 0 HBP: 0	WP: 0 PB: 0 SB: 0 CS: 0	PA: 40	
PITCHER	IP WLS BF H R ER SO BB IBB HBP BLK WP HR S P ERA WHIP																
Donovan Osborne, L ERA: 5.17	(1, 1) 4.0 L 23 7 0 0 2 2 0 0 0 0 0 0 26 43 0.00 1.667																
John Frascatore, R ERA: 5.18	(5, 1) 3.0 14 3 0 0 2 2 0 0 0 0 0 0 26 43 0.00 1.667																
Jeff Parrett, R ERA: 4.98	(8, 1) 1.0 3 0 0 0 1 0 0 0 0 0 0 0 5 8 0.00 0.000																

Batter	1	2	3	4	5	6	7	8	9	10	11	AB	R	H	RBI	BB	SO	LOB	TOP						
Allen Battle, R OBP: 0.382, SLG: 0.333 (1, 9)	E4 L5-4 S		FC5 2B		F9		K		1B CS BB		FC5-4 2B	5	1	1	0	1	1	1							
José Oquendo, S OBP: 0.349, SLG: 0.303 (1, 4)	F8		P6		2B BB		1B		1B		2B	5	1	3	1	1	0	2							
Bernard Gilkey, R OBP: 0.356, SLG: 0.459 (1, 7)	BB		FC5		2B		E5		K		G5-3	5	0	1	1	1	1	5							
Ray Lankford, L OBP: 0.346, SLG: 0.495 (1, 8)	L5-4				G4-3		K				F8	5	1	1	0	0	1	5							
Damell Coles, R OBP: 0.333, SLG: 0.365 (1, 5)		P3			1B BB		G4-3 SF8		L5		G6-3	4	1	1	0	1	0	0							
John Mabry, L OBP: 0.322, SLG: 0.361 (1, 3)	K				1B		G4-3				F8	5	0	2	1	0	1	1							
Tripp Cramer, R OBP: 0.266, SLG: 0.343 (1, 6)					G6-4-3		SF8		K		SH1-4 1B	3	1	1	1	0	1	3							
Scott Hemond, R OBP: 0.158, SLG: 0.135 (1, 2)	FC6-4 HBP				G4-3		K		K		SH1-4	4	0	0	0	0	2	3							
Danny Jackson, R OBP: 0.350, SLG: 0.192 (8, 1)					G6-3		K		K		FC5-4 1B	3	0	0	0	0	2	0							
Rene Arocha, R OBP: 0.310, SLG: 0.400 (8, PH)												0	0	0	0	0	2	0							
Caronno Pina, S OBP: 0.271, SLG: 0.400 (8, PH)												0	0	0	0	1	0	0							
Tony Fosses, L OBP: 0.250, SLG: 0.322 (8, 1)												0	0	0	0	0	0	0							
Rich DeLucia, R OBP: 0.245, SLG: 0.222 (10, PH)												0	0	0	0	0	0	0							
Gerald Perry, R OBP: 0.245, SLG: 0.188 (11, 1)												1	0	1	1	0	0	0							
Tom Henke, R OBP: 0.245, SLG: 0.188 (11, 1)												0	0	0	0	0	0	0							
Inning Stats	R: 0 E: 1 K: 0 S: 11	H: 0 LOB: 1 BB: 1 P: 21	R: 0 E: 0 K: 1 S: 8	H: 0 LOB: 1 BB: 0 P: 14	R: 0 E: 0 K: 1 S: 8	H: 1 LOB: 1 BB: 0 P: 10	R: 1 E: 0 K: 0 S: 7	H: 2 LOB: 1 BB: 1 P: 12	R: 1 E: 0 K: 0 S: 10	H: 1 LOB: 1 BB: 0 P: 16	R: 0 E: 1 K: 3 S: 15	H: 1 LOB: 2 BB: 0 P: 23	R: 0 E: 0 K: 2 S: 13	H: 1 LOB: 1 BB: 0 P: 19	R: 0 E: 0 K: 2 S: 16	H: 1 LOB: 2 BB: 1 P: 25	R: 0 E: 0 K: 0 S: 6	H: 0 LOB: 0 BB: 0 P: 7	R: 2 E: 0 K: 0 S: 11	H: 3 LOB: 1 BB: 0 P: 18	1B: 7 2B: 6 3B: 0 HR: 0	SF: 1 SAC: 1 DP: 3 HBP: 1	WP: 0 PB: 0 SB: 2 CS: 1	PA: 48	
PITCHER	IP 6.0	WLS 26	BF 3	H 3	R 3	ER 3	SO 3	BB 3	IBB 0	HBP 0	BLK 0	WP 0	HR 0	S 54	P 91	ERA 4.50	WHIP 1.333								
Bobby Munoz, R ERA: 4.5 (1, 1)																									
Ricky Bottalico, R ERA: 2.9 (7, 1)																									
Heathcliff Slocumb, R ERA: 2.04 (8, 1)																									
Omar Olivares, R ERA: 6.93 (11, 1)																									

St. Louis Cardinals @ Philadelphia Phillies
Veterans Stadium, Philadelphia, PA
Sat Jul 22 1995, 7:05 PM EDT
Att: 35,513 - Unknown - 78 F

livebaseballscorecards.com

AB 41
R 5
H 11
RBI 5
BB 4
SO 10
LOB 20





Batter	1	2	3	4	5	6	7	8	9	10	11	AB	R	H	RBI	BB	SO	LOB	BOTTOM					
Lenny Dykstra, L OBP: 0.358, SLG: 0.356 (1, 7)	S 1B BB		1B		F5		F8		P2		F9	5	1	1	0	1	0	4						
Gregg Jefferies, S OBP: 0.307, SLG: 0.429 (1, 3)	CS 1B		F8		G4-3		1B		BB			4	0	2	1	1	0	1						
Mariano Duncan, R OBP: 0.284, SLG: 0.399 (1, 4)	L8		P4		K		K		1B			5	0	1	0	0	2	4						
Charlie Hayes, R OBP: 0.355, SLG: 0.396 (1, 5)	F8				WP 2B HBP		F8		G4-3		K	4	1	0	0	0	1	3						
Andy Van Slyke, L OBP: 0.293, SLG: 0.386 (1, 8)	CS		B5		HBP 2B		F8		S 1B BB		F7	4	1	1	1	1	0	0						
Dave Saltzer, R OBP: 0.277, SLG: 0.421 (7, 1)												2	0	0	0	1	0	0						
Ricky Bottalico, R OBP: 0.277, SLG: 0.421 (7, 1)												0	0	0	0	0	0	0						
Tony Longmire, L OBP: 0.277, SLG: 0.421 (8, PH)												1	0	1	1	0	0	0						
Heathcliff Slocumb, R OBP: 0.277, SLG: 0.421 (8, PH)												0	0	0	0	0	0	0						
Dave Hollins, S OBP: 0.277, SLG: 0.421 (10, PH)												0	0	0	0	0	0	0						
Omar Olivares, R OBP: 0.277, SLG: 0.421 (11, 1)												0	0	0	0	0	0	0						
Lenny Webster, R OBP: 0.259, SLG: 0.259 (1, 2)	FC5-4 1B		L7		L7		G2-3		2B		G4-3	5	0	2	0	0	0	2						
Kevin Stocker, S OBP: 0.258, SLG: 0.238 (1, 6)	FC5-4				HBP		F8		G4-3		F7	3	0	0	0	0	0	2						
Mickey Morandini, L OBP: 0.332, SLG: 0.415 (11, PH)					HBP						F7	1	0	0	0	0	0	0						
Bobby Munoz, R (1, 1)											F8	2	0	0	0	0	1	3						
Jim Eisenreich, L OBP: 0.374, SLG: 0.448 (7, 9)					P4		1B		K		F8	3	0	1	0	0	1	0						
Inning Stats	R: 1 E: 0 K: 0 S: 8	H: 1 LOB: 0 BB: 1 P: 16	R: 0 E: 0 K: 0 S: 7	H: 1 LOB: 1 BB: 0 P: 11	R: 0 E: 0 K: 1 S: 10	H: 1 LOB: 1 BB: 0 P: 15	R: 1 E: 0 K: 0 S: 15	H: 2 LOB: 3 BB: 1 P: 27	R: 0 E: 0 K: 0 S: 6	H: 0 LOB: 0 BB: 0 P: 11	R: 0 E: 0 K: 1 S: 12	H: 2 LOB: 2 BB: 0 P: 18	R: 1 E: 0 K: 0 S: 12	H: 2 LOB: 1 BB: 1 P: 26	R: 0 E: 0 K: 0 S: 8	H: 0 LOB: 0 BB: 0 P: 16	R: 0 E: 0 K: 0 S: 6	H: 0 LOB: 0 BB: 0 P: 10	1B: 7 2B: 2 3B: 0 HR: 0	SF: 0 SAC: 0 DP: 0 HBP: 2	WP: 1 PB: 0 SB: 2 CS: 2	PA: 47		
PITCHER	IP 7.0	WLS 30	BF 5	H 2	R 2	ER 2	SO 3	BB 2	IBB 0	HBP 0	BLK 0	WP 1	HR 0	S 64	P 107	ERA 2.57	WHIP 1.143							
Danny Jackson, L ERA: 6.08 (8, 1)																								
Rene Arocha, R ERA: 3.54 (8, 1)																								
Tony Fosses, L ERA: 1.54 (8, 1)																								
Rich DeLucia, R ERA: 3.12 (8, 1)																								
Tom Henke, R ERA: 1.34 (11, 1)																								


St. Louis Cardinals @ Philadelphia Phillies
Veterans Stadium, Philadelphia, PA
Sat Jul 22 1995, 7:05 PM EDT
Att: 35,513 - Unknown - 78 F

livebaseballscorecards.com

AB 40
R 3
H 9
RBI 3
BB 4
SO 5
LOB 19



Batter	1	2	3	4	5	6	7	8	9	AB R H RBI BB SO LOB	TOP											
Mike Kingery, L (1, 8) OBP: 0.376, SLG: 0.436	1-1 1B		0-0 G4-3	0-2 HR 1B		3-2 1B 2B		2-2 F7		5 2 3 2 0 0 0	Colorado Rockies @ Philadelphia Phillies Veterans Stadium, Philadelphia, PA Mon Jul 24 1995, 7:05 PM EDT Att: 25,424 - Unknown - 91 F AB 37 R 11 H 10 RBI 11 BB 5 SO 10 LOB 9 											
Jason Bates, S (1, 4) OBP: 0.353, SLG: 0.441	0-1 L6		3-2 G6-3	0-1 HR		3-1 BB 1B			3-3 K	5 1 2 4 0 1 1												
Larry Walker, L (1, 9) OBP: 0.387, SLG: 0.628	0-3 K		4-0 HR	2-0 G4-3		4-2 BB			0-0 HR 1B	3 2 1 0 2 1 1												
Andres Galarraga, R (1, 3) OBP: 0.336, SLG: 0.530	1-1 F9		0-0 HR	0-3 K		2-3 K			0-2 F7	5 1 1 2 0 2 4												
Ellis Burks, R (1, 7) OBP: 0.358, SLG: 0.503 John Vander Wal, L (5, PH) OBP: 0.507, SLG: 0.714		0-2 G5-3	0-3 K		3-1 G3-1		3-2 P5		2-1 HR	2 0 0 0 0 1 0 3 1 1 2 0 0 0												
Vinny Castilla, R (1, 5) OBP: 0.353, SLG: 0.593		1-3 K		4-0 BB 1B BB	1-3 K		3-2 G1-3		0-1 G5-3	4 1 0 0 1 2 0												
Joe Girardi, R (1, 2) OBP: 0.324, SLG: 0.376		1-0 HR		0-1 BB 1B	1-2 G5-3		0-1 G6-3			4 2 2 1 0 0 0												
Walt Weiss, S (1, 6) OBP: 0.382, SLG: 0.295		4-2 BB		1-1 F7		3-2 G3		0-0 G1-3		3 0 0 0 1 0 2												
Bryan Rekar, R (1, 1)		2-3 K		4-1 1B HR BB		0-3 K		0-3 K		3 1 0 0 1 3 1												
Inning Stats	R: 0 E: 0 K: 1 S: 9	H: 1 LOB: 1 BB: 0 P: 11	R: 1 E: 0 K: 2 S: 12	H: 1 LOB: 1 BB: 2 P: 20	R: 2 E: 0 K: 1 S: 8	H: 1 LOB: 0 BB: 1 P: 15	R: 5 E: 0 K: 1 S: 15	H: 3 LOB: 0 BB: 2 P: 26	R: 0 E: 0 K: 1 S: 8	H: 0 LOB: 0 BB: 0 P: 13		R: 1 E: 0 K: 2 S: 21	H: 2 LOB: 2 BB: 1 P: 36	R: 0 E: 0 K: 0 S: 8	H: 0 LOB: 0 BB: 0 P: 14	R: 0 E: 0 K: 1 S: 7	H: 0 LOB: 0 BB: 0 P: 9	R: 2 E: 0 K: 1 S: 15	H: 2 LOB: 0 BB: 0 P: 20	1B: 5 2B: 1 3B: 0 HR: 4	SF: 0 SAC: 0 DP: 0 HBP: 0	WP: 0 PB: 0 SB: 0 CS: 0
PITCHER	IP WLS BF H R ER SO BB IBB HBP BLK WP HR S P ERA WHIP											IP WLS BF H R ER SO BB IBB HBP BLK WP HR S P ERA WHIP										
Tyler Green, R (1, 1) ERA: 3.81	5.0 L 25 6 8 8 6 4 0 0 0 0 3 52 85 14.40 2.000																					
Omar Olivares, R (6, 1) ERA: 6.91	4.0 17 4 3 3 4 1 0 0 0 0 1 51 79 6.75 1.250																					

Batter	1	2	3	4	5	6	7	8	9	AB R H RBI BB SO LOB	BOTTOM											
Lenny Dykstra, L (1, 7) OBP: 0.359, SLG: 0.362	1-0 F7		4-0 BLK S BB		1-0 F8		1-2 G4-3		2-3 K	4 0 0 0 1 1 0	Colorado Rockies @ Philadelphia Phillies Veterans Stadium, Philadelphia, PA Mon Jul 24 1995, 7:05 PM EDT Att: 25,424 - Unknown - 91 F AB 32 R 3 H 8 RBI 3 BB 3 SO 5 LOB 13 											
Gregg Jefferies, S (1, 3) OBP: 0.341, SLG: 0.431	0-1 G5-3		3-2 F8		0-2 1B		0-3 K			4 0 1 0 0 1 1												
Andy Van Slyke, L (1, 8) OBP: 0.296, SLG: 0.375	4-2 BB		1-3 1B		2-0 1B		0-0 G4-3			3 0 1 0 1 0 0												
Darren Daulton, L (1, 2) OBP: 0.351, SLG: 0.383	1-1 L4		0-3 K		0-0 F9			0-0 G6-4-3 1B		4 0 1 0 0 1 3												
Tony Longmire, L (1, 9) OBP: 0.307, SLG: 0.507 Dave Gallagher, R (4, PH) OBP: 0.387, SLG: 0.434		1-1 G4-6-3 HBP		0-1 2B		4-2 1B SF8 BB		2-2 G6-4-3 1B		0 0 0 0 0 0 0 2 1 2 0 1 0 0												
Charlie Hayes, R (1, 5) OBP: 0.350, SLG: 0.391		1-2 F8		3-1 F9		1-3 K		0-0 G6-4-3		4 0 0 0 0 1 5												
Mickey Morandini, L (1, 4) OBP: 0.340, SLG: 0.423	0-0 G4-6-3				3-2 FC4-6 1B		0-1 1B		1-2 F7	4 0 2 0 0 0 2												
Kevin Stocker, S (1, 6) OBP: 0.294, SLG: 0.235			2-1 G4-3		2-1 FC4-6 HR		0-0 SF8		1-1 F7	3 1 0 1 0 0 1												
Tyler Green, R (1, 1) OBP: 0.158, SLG: 0.289 Omar Olivares, R (5, PH) OBP: 0.300, SLG: 0.667			1-2 G6-3		0-0 HR		3-H K		0-2 G5-3	1 0 0 0 0 0 0 2 1 1 2 0 1 1												
Jim Eisenreich, L (8, PH) OBP: 0.373, SLG: 0.446					1-H HR					1 0 0 0 0 0 0												
Inning Stats	R: 0 E: 0 K: 0 S: 7	H: 0 LOB: 1 BB: 1 P: 13	R: 0 E: 0 K: 0 S: 6	H: 0 LOB: 0 BB: 0 P: 8	R: 0 E: 0 K: 0 S: 8	H: 0 LOB: 1 BB: 1 P: 18	R: 0 E: 0 K: 1 S: 13	H: 1 LOB: 0 BB: 0 P: 19	R: 2 E: 0 K: 0 S: 12	H: 4 LOB: 2 BB: 0 P: 20	R: 1 E: 0 K: 2 S: 13	H: 1 LOB: 1 BB: 1 P: 18	R: 0 E: 0 K: 1 S: 10	H: 0 LOB: 0 BB: 0 P: 9	R: 0 E: 0 K: 0 S: 10	H: 2 LOB: 1 BB: 0 P: 13	R: 0 E: 0 K: 1 S: 8	H: 0 LOB: 0 BB: 0 P: 11	1B: 6 2B: 1 3B: 0 HR: 1	SF: 1 SAC: 0 DP: 2 HBP: 1	WP: 0 PB: 0 SB: 1 CS: 0	PA: 37
PITCHER	IP WLS BF H R ER SO BB IBB HBP BLK WP HR S P ERA WHIP											IP WLS BF H R ER SO BB IBB HBP BLK WP HR S P ERA WHIP										
Bryan Rekar, R (1, 1) ERA: 3.52	9.0 W 37 8 3 3 5 3 0 1 1 0 1 85 129 3.00 1.222																					

Batter	1	2	3	4	5	6	7	8	9	10	AB	R	H	RBI	BB	SO	LOB	TOP								
Eric Young Sr., R OBP: 0.375, SLG: 0.382 (1, 7) (8, 4)	3-2 S G4-3 2B 1B	0-1 P4		0-0 1B HR 1B		0-2 F9			4-1 G4-3 S BB		4	2	2	0	1	0	2									
Mike Kingery, L OBP: 0.376, SLG: 0.435 (1, 8)	0-1 G4-3	1-0 1B		1-0 HR 1B		0-0 G4-3			2-2 G4-3		5	1	2	2	0	0	2									
Dante Bichette, R OBP: 0.351, SLG: 0.571 (1, 9) (8, 7)	1-3 K	2-3 K		0-0 HR					2-3 K		5	1	1	3	0	4	3									
Andres Galaraga, R OBP: 0.334, SLG: 0.528 (1, 3)	3-2 1B 2B			1-0 P2 L8					0-1 G5-3		5	0	1	1	0	1	0									
Vinny Castilla, R OBP: 0.357, SLG: 0.592 (1, 5)	3-4 FC6-4 1B			1-0 1B					3-3 K		4	0	2	0	0	1	0									
Jose Girardi, R OBP: 0.323, SLG: 0.375 (1, 2)	1-1 FC6-4			1-3 K					0-1 F9		4	0	1	0	0	1	3									
Jason Bates, S OBP: 0.347, SLG: 0.433 Curt Leskanic, R OBP: 0.250, SLG: 0.250 John Vander Wal, L OBP: 0.500, SLG: 0.702 Mike Munoz, L OBP: 1.000, SLG: 2.000 Steve Reed, R OBP: 0.500, SLG: 0.500		1-0 G5-3		2-1 F9					1-3 K		4	0	0	0	0	1	2									
Walt Weiss, S OBP: 0.379, SLG: 0.293 (1, 6)		0-1 2B 1B		3-3 K					1-0 G6-3		5	1	1	0	0	3	3									
Bill Swift, R OBP: 0.226, SLG: 0.310 Lance Painter, L OBP: 0.400, SLG: 0.500 Larry Walker, L OBP: 0.385, SLG: 0.626		0-1 1B 2B		3-2 G6-3					1-3 K		2	1	1	0	0	0	0									
Inning Stats	R: 1 E: 0 K: 1 S: 16	H: 3 LOB: 2 P: 24	R: 2 E: 0 K: 1 S: 12	H: 3 LOB: 1 P: 16	R: 0 E: 0 K: 1 S: 9	H: 1 LOB: 1 BB: 0 P: 13	R: 3 E: 0 K: 1 S: 19	H: 3 LOB: 0 BB: 0 P: 27	R: 0 E: 0 K: 1 S: 7	H: 0 LOB: 1 BB: 0 P: 11	R: 0 E: 0 K: 1 S: 8	H: 0 LOB: 0 BB: 0 P: 9	R: 0 E: 0 K: 2 S: 10	H: 0 LOB: 0 BB: 0 P: 14	R: 0 E: 0 K: 1 S: 6	H: 0 LOB: 0 BB: 0 P: 8	R: 0 E: 0 K: 2 S: 11	H: 0 LOB: 1 BB: 1 P: 21	R: 0 E: 1 K: 3 S: 17	H: 1 LOB: 2 BB: 0 P: 23	1B: 8 2B: 2 3B: 0 HR: 1	SF: 0 SAC: 1 DP: 0 HBP: 1	WP: 1 PB: 0 SB: 2 CS: 0	PA: 44		
PITCHER	IP WLS BF H R ER SO BB IBB HBP BLK WP HR S P ERA WHIP	IP WLS BF H R ER SO BB IBB HBP BLK WP HR S P ERA WHIP	IP WLS BF H R ER SO BB IBB HBP BLK WP HR S P ERA WHIP	IP WLS BF H R ER SO BB IBB HBP BLK WP HR S P ERA WHIP	IP WLS BF H R ER SO BB IBB HBP BLK WP HR S P ERA WHIP	IP WLS BF H R ER SO BB IBB HBP BLK WP HR S P ERA WHIP	IP WLS BF H R ER SO BB IBB HBP BLK WP HR S P ERA WHIP	IP WLS BF H R ER SO BB IBB HBP BLK WP HR S P ERA WHIP	IP WLS BF H R ER SO BB IBB HBP BLK WP HR S P ERA WHIP	IP WLS BF H R ER SO BB IBB HBP BLK WP HR S P ERA WHIP	IP WLS BF H R ER SO BB IBB HBP BLK WP HR S P ERA WHIP	IP WLS BF H R ER SO BB IBB HBP BLK WP HR S P ERA WHIP	IP WLS BF H R ER SO BB IBB HBP BLK WP HR S P ERA WHIP	IP WLS BF H R ER SO BB IBB HBP BLK WP HR S P ERA WHIP	IP WLS BF H R ER SO BB IBB HBP BLK WP HR S P ERA WHIP	IP WLS BF H R ER SO BB IBB HBP BLK WP HR S P ERA WHIP	IP WLS BF H R ER SO BB IBB HBP BLK WP HR S P ERA WHIP	IP WLS BF H R ER SO BB IBB HBP BLK WP HR S P ERA WHIP	IP WLS BF H R ER SO BB IBB HBP BLK WP HR S P ERA WHIP	IP WLS BF H R ER SO BB IBB HBP BLK WP HR S P ERA WHIP	IP WLS BF H R ER SO BB IBB HBP BLK WP HR S P ERA WHIP	IP WLS BF H R ER SO BB IBB HBP BLK WP HR S P ERA WHIP	IP WLS BF H R ER SO BB IBB HBP BLK WP HR S P ERA WHIP	IP WLS BF H R ER SO BB IBB HBP BLK WP HR S P ERA WHIP	IP WLS BF H R ER SO BB IBB HBP BLK WP HR S P ERA WHIP	IP WLS BF H R ER SO BB IBB HBP BLK WP HR S P ERA WHIP

Colorado Rockies @ Philadelphia Phillies
Veterans Stadium, Philadelphia, PA
Tue Jul 25 1995, 7:05 PM EDT
Att: 25,837 - Unknown - 90 F

AB	41
R	6
H	11
RBI	6
BB	1
SO	14
LOB	17



Batter	1	2	3	4	5	6	7	8	9	10	AB	R	H	RBI	BB	SO	LOB	BOTTOM								
Lenny Dykstra, L OBP: 0.360, SLG: 0.363 (1, 7)	1-1 L9			1-1 1B 1B					1-2 F9		5	2	2	0	0	0	0									
Gregg Jefferies, S OBP: 0.342, SLG: 0.431 (1, 3)	0-0 G4-3			2-1 3B 1B					3-3 K		5	1	2	2	0	1	0									
Andy Van Slyke, L OBP: 0.301, SLG: 0.376 (1, 8)	1-2 FC3-6 1B			3-4 G4-3 1B					0-3 K		5	0	2	1	0	1	2									
Darren Daulton, L OBP: 0.349, SLG: 0.388 (1, 2)	3-1 FC3-6			0-0 2B 3B					1-1 G3-1		5	1	1	2	0	0	3									
Mark Whiten, S OBP: 0.254, SLG: 0.243 (1, 9)		1-0 G3-1		0-2 2B BB					4-1 E S 1B BB		3	1	1	0	2	1	0									
Mickey Morandini, L OBP: 0.538, SLG: 0.423 (1, 4)		1-1 G1-6-3		0-0 2B					1-3 K		5	0	1	1	0	3	1									
Charlie Hayes, R OBP: 0.346, SLG: 0.388 (1, 5)		1-0 G4-3		0-1 G4					3-2 1B		5	0	1	1	0	1	2									
Kevin Stocker, S OBP: 0.297, SLG: 0.236 (1, 6)				1-0 1B 1B					4-0 BB		3	1	1	0	1	1	0									
Jim Deshaies, L Dave Gallagher, R Toby Borland, R Kevin Elster, R Ricky Bottalico, L Jim Eisenreich, L Heathcliff Stocumb, R		0-3 K		0-2 1B 2B					1-0 F8		1	0	0	0	0	1	1									
Inning Stats	R: 0 E: 0 K: 0 S: 8	H: 1 LOB: 1 BB: 0 P: 13	R: 0 E: 0 K: 0 S: 4	H: 0 LOB: 0 BB: 0 P: 7	R: 4 E: 0 K: 1 S: 19	H: 5 LOB: 2 BB: 1 P: 30	R: 0 E: 0 K: 1 S: 10	H: 0 LOB: 0 BB: 0 P: 16	R: 0 E: 0 K: 2 S: 6	H: 0 LOB: 0 BB: 0 P: 8	R: 0 E: 0 K: 1 S: 11	H: 0 LOB: 1 BB: 1 P: 19	R: 0 E: 0 K: 2 S: 10	H: 0 LOB: 0 BB: 0 P: 14	R: 1 E: 0 K: 1 S: 12	H: 1 LOB: 1 BB: 1 P: 21	1B: 9 2B: 2 3B: 1 HR: 0	SF: 0 SAC: 0 DP: 0 HBP: 0	WP: 0 PB: 0 SB: 1 CS: 0	PA: 43						
PITCHER	IP WLS BF H R ER SO BB IBB HBP BLK WP HR S P ERA WHIP	IP WLS BF H R ER SO BB IBB HBP BLK WP HR S P ERA WHIP	IP WLS BF H R ER SO BB IBB HBP BLK WP HR S P ERA WHIP	IP WLS BF H R ER SO BB IBB HBP BLK WP HR S P ERA WHIP	IP WLS BF H R ER SO BB IBB HBP BLK WP HR S P ERA WHIP	IP WLS BF H R ER SO BB IBB HBP BLK WP HR S P ERA WHIP	IP WLS BF H R ER SO BB IBB HBP BLK WP HR S P ERA WHIP	IP WLS BF H R ER SO BB IBB HBP BLK WP HR S P ERA WHIP	IP WLS BF H R ER SO BB IBB HBP BLK WP HR S P ERA WHIP	IP WLS BF H R ER SO BB IBB HBP BLK WP HR S P ERA WHIP	IP WLS BF H R ER SO BB IBB HBP BLK WP HR S P ERA WHIP	IP WLS BF H R ER SO BB IBB HBP BLK WP HR S P ERA WHIP	IP WLS BF H R ER SO BB IBB HBP BLK WP HR S P ERA WHIP	IP WLS BF H R ER SO BB IBB HBP BLK WP HR S P ERA WHIP	IP WLS BF H R ER SO BB IBB HBP BLK WP HR S P ERA WHIP	IP WLS BF H R ER SO BB IBB HBP BLK WP HR S P ERA WHIP	IP WLS BF H R ER SO BB IBB HBP BLK WP HR S P ERA WHIP	IP WLS BF H R ER SO BB IBB HBP BLK WP HR S P ERA WHIP	IP WLS BF H R ER SO BB IBB HBP BLK WP HR S P ERA WHIP	IP WLS BF H R ER SO BB IBB HBP BLK WP HR S P ERA WHIP	IP WLS BF H R ER SO BB IBB HBP BLK WP HR S P ERA WHIP	IP WLS BF H R ER SO BB IBB HBP BLK WP HR S P ERA WHIP	IP WLS BF H R ER SO BB IBB HBP BLK WP HR S P ERA WHIP	IP WLS BF H R ER SO BB IBB HBP BLK WP HR S P ERA WHIP	IP WLS BF H R ER SO BB IBB HBP BLK WP HR S P ERA WHIP	IP WLS BF H R ER SO BB IBB HBP BLK WP HR S P ERA WHIP

Colorado Rockies @ Philadelphia Phillies
Veterans Stadium, Philadelphia, PA
Tue Jul 25 1995, 7:05 PM EDT
Att: 25,837 - Unknown - 90 F

AB	40
R	7
H	12
RBI	7
BB	3
SO	9
LOB	10



Batter	1	2	3	4	5	6	7	8	9	10	11	AB R H RBI BB SO LOB	TOP															
John Wehner, R OBP: 0.440, SLG: 0.391 (1, 5)	(1, 5) 3-3 K		(1, 5) 2-0 F8			(1, 5) 4-2 G6-3 BB		(1, 5) 0-0 L7			(1, 5) 1-1 1B	4 0 1 0 1 1 1																
Jay Bell, R OBP: 0.324, SLG: 0.352 (1, 6)	(1, 6) 2-1 F8			(1, 6) 0-1 L8		(1, 6) 1-1 G6-3		(1, 6) 2-2 F8		(1, 6) 0-3 K		5 0 0 0 0 1 2																
Nelson Liriano, S OBP: 0.323, SLG: 0.349 (1, 4)	(1, 4) 0-0 L7			(1, 4) 1-3 K		(1, 4) 0-2 P4		(1, 4) 0-1 F7				4 0 0 0 0 1 1																
Jeff King, R OBP: 0.328, SLG: 0.438 (1, 3)	(1, 3) 1-3 K			(1, 3) 3-1 F7		(1, 3) 3-2 G6-3		(1, 3) 1-2 G6-3				4 0 0 0 0 1 1																
Steve Pegues, R OBP: 0.259, SLG: 0.417 Mark Johnson, L OBP: 0.354, SLG: 0.482 (10, PH)	(10, PH) 1-2 P9				(10, PH) 2-2 F8		(10, PH) 1-2 G4-3		(10, PH) 1-1 G1-3			3 0 0 0 0 0 0 1 0 0 0 0 0 0																
Midre Cummings, L OBP: 0.286, SLG: 0.263 (1, 8)	(1, 8) 1-2 K				(1, 8) 1-2 F7		(1, 8) 1-2 F8		(1, 8) 3-2 F8			4 0 0 0 0 1 0																
Mark Parent, R OBP: 0.345, SLG: 0.560 (1, 2)	(1, 2) 4-2 BB				(1, 2) 0-1 HR		(1, 2) 1-0 F8		(1, 2) 0-3 K			3 1 1 1 1 1 0																
Freddy Garcia, R OBP: 0.213, SLG: 0.190 Al Martin, L OBP: 0.335, SLG: 0.400 (8, PH)	(8, PH) 2-3 K				(8, PH) 4-1 BB		(8, PH) 2-3 K		(8, PH) 0-0 F7		(8, PH) 0-0 F7	1 0 0 0 1 1 1 2 0 0 0 0 1 0																
Paul Wagner, R OBP: 0.290, SLG: 0.290 Orlando Merced, S OBP: 0.249, SLG: 0.249 Jason Christensen, R OBP: 0.249, SLG: 0.249 Jeff McCurry, R OBP: 0.249, SLG: 0.249 2 Angelo Encarnacion, R OBP: 0.249, SLG: 0.249 Dan Plesac, L OBP: 0.249, SLG: 0.249 (10, 1)	(10, 1) 1-3 K				(10, 1) 1-3 K		(10, 1) 0-0 G6-3		(10, 1) 2-0 L6			2 0 0 0 0 2 2 1 0 0 0 0 0 0 0 0 0 0 0 0 0 1 0 0 0 0 0 0 0 0 0 0 0 0 0																
Inning Stats	R: 0 E: 0 K: 1 S: 6	H: 0 LOB: 0 BB: 0 P: 11	R: 0 E: 0 K: 2 S: 10	H: 0 LOB: 0 BB: 0 P: 13	R: 0 E: 0 K: 2 S: 10	H: 0 LOB: 1 BB: 1 P: 19	R: 0 E: 0 K: 1 S: 7	H: 0 LOB: 0 BB: 0 P: 11	R: 1 E: 0 K: 1 S: 12	H: 1 LOB: 1 BB: 1 P: 20	R: 0 E: 0 K: 0 S: 11	H: 0 LOB: 1 BB: 1 P: 19	R: 0 E: 0 K: 1 S: 5	H: 0 LOB: 0 BB: 0 P: 7	R: 0 E: 0 K: 0 S: 10	H: 0 LOB: 0 BB: 0 P: 13	R: 0 E: 0 K: 1 S: 9	H: 0 LOB: 0 BB: 0 P: 13	R: 0 E: 0 K: 1 S: 8	H: 1 LOB: 1 BB: 0 P: 11	1B: 1 2B: 0 3B: 0 HR: 1	SF: 0 SAC: 0 DP: 0 HBP: 0	WP: 0 PB: 0 SB: 0 CS: 0	PA: 38				
PITCHER	IP 7.0	WLS 7.0	BF 25	H 1	R 1	ER 1	SO 7	BB 3	IBB 0	HBP 0	BLK 0	WP 0	HR 0	S 64	P 104	ERA 1.29	WHIP 0.571											
Sid Fernandez, L ERA: 5.44 (1, 1)	(1, 1) 3.0	(1, 1) 9	(1, 1) 0	(1, 1) 0	(1, 1) 0	(1, 1) 0	(1, 1) 2	(1, 1) 0	(1, 1) 0	(1, 1) 0	(1, 1) 0	(1, 1) 0	(1, 1) 0	(1, 1) 0	(1, 1) 24	(1, 1) 33	(1, 1) 0.00	(1, 1) 0.000										
Ricky Bottalico, R ERA: 2.34 (8, 1)	(8, 1) 1.0	(8, 1) W	(8, 1) 4	(8, 1) 1	(8, 1) 0	(8, 1) 0	(8, 1) 1	(8, 1) 0	(8, 1) 0	(8, 1) 0	(8, 1) 0	(8, 1) 0	(8, 1) 0	(8, 1) 0	(8, 1) 8	(8, 1) 11	(8, 1) 0.00	(8, 1) 1.000										
Toby Borland, R ERA: 4.03 (11, 1)	(11, 1) 1.0	(11, 1) W	(11, 1) 4	(11, 1) 1	(11, 1) 0	(11, 1) 0	(11, 1) 1	(11, 1) 0	(11, 1) 0	(11, 1) 0	(11, 1) 0	(11, 1) 0	(11, 1) 0	(11, 1) 0	(11, 1) 8	(11, 1) 11	(11, 1) 0.00	(11, 1) 1.000										

Pittsburgh Pirates @ Philadelphia Phillies
Veterans Stadium, Philadelphia, PA
Wed Jul 26 1995, 7:05 PM EDT
Cloudy

AB 35
R 1
H 2
RBI 1
BB 3
SO 10
LOB 8



Batter	1	2	3	4	5	6	7	8	9	10	11	AB R H RBI BB SO LOB	BOTTOM															
Lenny Dykstra, L OBP: 0.354, SLG: 0.356 (1, 7)	(1, 7) 1-2 F8				(1, 7) 1-1 G4-3		(1, 7) 1-1 F8			(1, 7) 1-2 F9		5 0 0 0 0 0 4																
Gregg Jefferies, S OBP: 0.339, SLG: 0.426 (1, 3)	(1, 3) 2-1 FC4-6 1B		(1, 3) 1-1 G5-3		(1, 3) 3-1 P5		(1, 3) 0-1 F8		(1, 3) 0-1 G4-6-3			5 0 1 0 0 0 1																
Andy Van Slyke, L OBP: 0.297, SLG: 0.362 (1, 8)	(1, 8) 2-1 FC4-6 BB		(1, 8) 0-1 G3-1			(1, 8) 2-1 G3		(1, 8) 3-3 K		(1, 8) 4-2 FC5-4 BB SF7		4 1 0 0 1 1 1																
Darren Daulton, L OBP: 0.353, SLG: 0.385 (1, 2)	(1, 2) 4-1 SAFE BB		(1, 2) 4-0 BB		(1, 2) 2-1 G4-3		(1, 2) 2-2 F8			(1, 2) 4-2 SAFE FC5-4 BB		2 0 0 0 3 0 0																
Mark Whiten, S OBP: 0.244, SLG: 0.233 Dave Gallagher, R OBP: 0.391, SLG: 0.445 (11, PR)	(11, PR) 3-0 G3-1		(11, PR) 0-1 G3-1		(11, PR) 3-2 K		(11, PR) 2-0 G6-3		(11, PR) 2-0 G6-3		(11, PR) 0-2 FC5-4 BB	5 0 0 0 0 1 5 0 0 0 0 0 0 0																
Mickey Morandini, L OBP: 0.336, SLG: 0.431 (1, 4)	(1, 4) 0-1 G5-3 2B			(1, 4) 1-0 G4-3		(1, 4) 0-0 G3-1		(1, 4) 1-1 G3-1		(1, 4) 1-1 CS 2B		4 1 2 1 0 0 0																
Charlie Hayes, R OBP: 0.347, SLG: 0.384 (1, 5)	(1, 5) 0-0 G5-3			(1, 5) 0-1 G4-3		(1, 5) 0-1 G5-3		(1, 5) 4-0 IBB				3 0 0 0 1 0 1																
Kevin Stocker, S OBP: 0.296, SLG: 0.236 (1, 6)	(1, 6) 0-0 G5-3			(1, 6) 2-1 F7		(1, 6) 0-0 1B		(1, 6) 1-3 K		(1, 6) 1-3 K		4 0 1 1 0 1 2																
Sid Fernandez, L (1, 1)	(1, 1) 4-1 F8				(1, 1) 3-2 F8		(1, 1) 3-2 1B		(1, 1) 0-0 G4-6-3 1B			1 0 0 0 1 0 0 1 0 1 0 0 0 0 0 0 0 0 0 0 0 1 0 1 0 0 0 0 0 0 0 0 0 0 0																
Jim Eisenreich, L OBP: 0.374, SLG: 0.447 Ricky Bottalico, L (8, 1)	(8, 1) 1-3 1B																											
Mariano Duncan, R OBP: 0.291, SLG: 0.413 Toby Borland, R (11, 1)	(11, 1) BB																											
Inning Stats	R: 0 E: 0 K: 0 S: 9	H: 1 LOB: 2 BB: 1 P: 21	R: 1 E: 0 K: 0 S: 6	H: 1 LOB: 1 BB: 1 P: 11	R: 0 E: 0 K: 0 S: 6	H: 0 LOB: 0 BB: 1 P: 11	R: 0 E: 0 K: 0 S: 5	H: 0 LOB: 0 BB: 0 P: 9	R: 0 E: 0 K: 0 S: 7	H: 0 LOB: 0 BB: 0 P: 14	R: 0 E: 0 K: 1 S: 9	H: 2 LOB: 2 BB: 2 P: 13	R: 0 E: 0 K: 1 S: 10	H: 0 LOB: 0 BB: 0 P: 15	R: 0 E: 0 K: 0 S: 6	H: 1 LOB: 1 BB: 1 P: 14	R: 0 E: 0 K: 0 S: 6	H: 1 LOB: 0 BB: 0 P: 8	R: 1 E: 0 K: 0 S: 14	H: 0 LOB: 1 BB: 2 P: 23	1B: 4 2B: 2 3B: 0 HR: 0	SF: 1 SAC: 0 DP: 1 HBP: 0	WP: 0 PB: 0 SB: 0 CS: 1	PA: 42				
PITCHER	IP 7.0	WLS 7.0	BF 28	H 4	R 1	ER 1	SO 1	BB 3	IBB 0	HBP 0	BLK 0	WP 0	HR 0	S 51	P 95	ERA 1.29	WHIP 1.000											
Jason Christensen, L ERA: 3.12 (8, 1)	(8, 1) 2.0	(8, 1) 7	(8, 1) 1	(8, 1) 0	(8, 1) 0	(8, 1) 2	(8, 1) 0	(8, 1) 0	(8, 1) 0	(8, 1) 0	(8, 1) 0	(8, 1) 0	(8, 1) 0	(8, 1) 16	(8, 1) 29	(8, 1) 0.00	(8, 1) 0.500											
Jeff McCurry, R ERA: 4.04 (10, 1)	(10, 1) 0.0	(10, 1) 1	(10, 1) 1	(10, 1) 0	(10, 1) 0	(10, 1) 0	(10, 1) 0	(10, 1) 0	(10, 1) 0	(10, 1) 0	(10, 1) 0	(10, 1) 0	(10, 1) 0	(10, 1) 1	(10, 1) 1	(10, 1) =	(10, 1) =											
Dan Plesac, L ERA: 2.97 (10, 1)	(10, 1) 1.2	(10, 1) L	(10, 1) 6	(10, 1) 0	(10, 1) 1	(10, 1) 1	(10, 1) 0	(10, 1) 2	(10, 1) 0	(10, 1) 0	(10, 1) 0	(10, 1) 0	(10, 1) 0	(10, 1) 0	(10, 1) 19	(10, 1) 30	(10, 1) 5.40	(10, 1) 1.200										

Pittsburgh Pirates @ Philadelphia Phillies
Veterans Stadium, Philadelphia, PA
Wed Jul 26 1995, 7:05 PM EDT
Cloudy

AB 35
R 2
H 6
RBI 2
BB 6
SO 3
LOB 14



Batter	1	2	3	4	5	6	7	8	9	AB	R	H	RBI	BB	SO	LOB	TOP		
Al Martin, L OBP: 0.336, SLG: 0.412 (1, 7)	1-0 HR		1-1 G5-3 1B		1-0 G4-3		0-0 G4-3		0-0 F7	5	1	2	1	0	0	0			
Jay Bell, R OBP: 0.325, SLG: 0.356 (1, 6)	1-2 G6-4-3 1B		2-2 G5-3 1-2		1-1 G5-3		1-3 K		3-1 2B	5	0	2	0	0	1	1			
Orlando Merced, S OBP: 0.336, SLG: 0.452 (1, 9)	0-0 G6-4-3 1-2		2-3 K		3-2 2B		1-2 1B		1-3 K	5	0	2	0	0	2	3			
Midre Cummings, L OBP: 0.280, SLG: 0.304 (1, 8)	0-2 G5-3			0-1 2 BB 1B	1-1 G4-3		1-0 L9			4	1	1	0	0	0	2			
Mark Johnson, L OBP: 0.347, SLG: 0.471 (1, 3)		3-2 P5		1-3 K		1-1 L9		1-1 G1-3		4	0	0	0	0	1	1			
Nelson Liriano, S OBP: 0.336, SLG: 0.389 (1, 4)	1-1 1B		1-1 F7		0-1 1B FC5-2		0-1 HR			4	1	3	1	0	0	1			
John Wehner, R OBP: 0.483, SLG: 0.423 (1, 5)	2-0 G4-6-3 1B		4-0 2 BB 1B		1-0 FC5-2 1B		0-0 F7			3	1	2	0	1	0	0			
Mike Dyer, R OBP: 0.500, SLG: 0.500 (8, 1)	1-3 G4-6-3 1B		4-1 1B BB		1-3 FC5-2 1B		1-3 F7			0	0	0	0	0	0	0			
Jason Christiansen, R OBP: 0.500, SLG: 0.500 (8, 1)	1-3 G4-6-3 1B		4-1 1B BB		1-3 FC5-2 1B		1-3 F7			0	0	0	0	0	0	0			
2 Angelo Encarnacion, R OBP: 0.375, SLG: 0.378 (1, 2)	0-0 G4-6-3 1-2		4-1 1B BB		0-0 FC5-2 FC5-4		1-3 K			3	0	0	0	1	1	4			
Steve Parris, R OBP: 0.250, SLG: 0.375 (1, 1)			0-0 G5-3		0-1 FC5-4		0-1 F8			3	0	1	2	0	0	2			
Jeff King, R OBP: 0.327, SLG: 0.436 (8, 5)			1-3 2-H 3-H 1B		0-1 FC5-4		0-1 F8			1	0	0	0	0	0	0			
Inning Stats	R: 1 E: 0 K: 0 S: 8	H: 2 LOB: 0 BB: 0 P: 10	R: 0 E: 0 K: 0 S: 7	H: 2 LOB: 1 BB: 0 P: 13	R: 0 E: 0 K: 1 S: 9	H: 1 LOB: 1 BB: 0 P: 14	R: 2 E: 0 K: 1 S: 11	H: 2 LOB: 2 BB: 2 P: 21	R: 0 E: 0 K: 0 S: 9	H: 2 LOB: 1 BB: 0 P: 15	R: 0 E: 0 K: 1 S: 8	H: 1 LOB: 0 BB: 0 P: 11	R: 1 E: 0 K: 1 S: 8	H: 1 LOB: 0 BB: 0 P: 10	R: 0 E: 0 K: 1 S: 7	H: 1 LOB: 1 BB: 0 P: 11	1B: 8 2B: 3 3B: 0 HR: 2	SF: 0 SAC: 0 DP: 2 HBP: 0	WP: 0 PA: 39 PB: 0 SB: 0 CS: 0
PITCHER	IP WLS BF H R ER SO BB IBB HBP BLK WP HR S P ERA WHIP	IP WLS BF H R ER SO BB IBB HBP BLK WP HR S P ERA WHIP	IP WLS BF H R ER SO BB IBB HBP BLK WP HR S P ERA WHIP	IP WLS BF H R ER SO BB IBB HBP BLK WP HR S P ERA WHIP	IP WLS BF H R ER SO BB IBB HBP BLK WP HR S P ERA WHIP	IP WLS BF H R ER SO BB IBB HBP BLK WP HR S P ERA WHIP	IP WLS BF H R ER SO BB IBB HBP BLK WP HR S P ERA WHIP	IP WLS BF H R ER SO BB IBB HBP BLK WP HR S P ERA WHIP	IP WLS BF H R ER SO BB IBB HBP BLK WP HR S P ERA WHIP	IP WLS BF H R ER SO BB IBB HBP BLK WP HR S P ERA WHIP	IP WLS BF H R ER SO BB IBB HBP BLK WP HR S P ERA WHIP	IP WLS BF H R ER SO BB IBB HBP BLK WP HR S P ERA WHIP	IP WLS BF H R ER SO BB IBB HBP BLK WP HR S P ERA WHIP	IP WLS BF H R ER SO BB IBB HBP BLK WP HR S P ERA WHIP	IP WLS BF H R ER SO BB IBB HBP BLK WP HR S P ERA WHIP	IP WLS BF H R ER SO BB IBB HBP BLK WP HR S P ERA WHIP	IP WLS BF H R ER SO BB IBB HBP BLK WP HR S P ERA WHIP	IP WLS BF H R ER SO BB IBB HBP BLK WP HR S P ERA WHIP	IP WLS BF H R ER SO BB IBB HBP BLK WP HR S P ERA WHIP

Pittsburgh Pirates @ Philadelphia Phillies
Veterans Stadium, Philadelphia, PA
Wed Jul 26 1995, 7:05 PM EDT
Att: 32,517 - Unknown - 88 F

AB	37
R	4
H	13
RBI	4
BB	2
SO	5
LOB	14



Batter	1	2	3	4	5	6	7	8	9	AB	R	H	RBI	BB	SO	LOB	BOTTOM		
Mickey Morandini, L OBP: 0.337, SLG: 0.431 (1, 4)	0-0 G1-3		3-2 2-H 2B		1-1 P6		3-1 L4		0-3 K	5	0	1	1	0	1	2			
Mariano Duncan, R OBP: 0.293, SLG: 0.414 (1, 3)	1-2 E		1-3 K		2-2 G4-3 E3		3-2 L4-3 1B			2	1	1	0	0	1	1			
Gregg Jefferies, S OBP: 0.340, SLG: 0.427 (5, FH)	1-2 E		1-3 K		2-2 G4-3 E3		3-2 L4-3 1B			2	0	1	0	0	0	0			
Andy Van Slyke, L OBP: 0.287, SLG: 0.349 (1, 8)	3-2 F7		1-2 G3-1		1-1 G4-3		0-0 L4-3			4	0	0	0	0	0	3			
Jim Eisenreich, L OBP: 0.372, SLG: 0.447 (1, 9)	0-0 E9 1-H 2B		0-1 F7		2-3 K2-3		0-0 G6-3			4	1	1	1	0	1	1			
Charlie Hayes, R OBP: 0.352, SLG: 0.390 (1, 5)	1-2 S 3-H 1B		0-3 K		4-1 S BB		1-2 FC1-5 2B			3	0	2	1	1	1	0			
Dave Gallagher, R OBP: 0.387, SLG: 0.436 (1, 7)	0-1 G6-3		2-2 F9		4-2 BB		0-0 FC1-5 HR			3	1	0	0	1	0	2			
Lenny Webster, R OBP: 0.290, SLG: 0.281 (1, 2)		2-0 SH5-4 2B 1B		1-0 SH3-4 1B		1-3 K		4-1 HR BB		3	2	2	0	1	1	3			
Kevin Elster, R OBP: 0.212, SLG: 0.167 (1, 6)		0-1 F8		2-0 SH3-4 1B		2-1 G6-3		3-1 HR		3	0	1	0	0	0	1			
Tony Longoria, L OBP: 0.415, SLG: 0.553 (8, FH)		0-1 F8		1-2 SH3-4 1B		0-0 G6-3		1-2 HR		1	1	1	3	0	0	0			
Kevin Stocker, S OBP: 0.296, SLG: 0.236 (9, 6)		0-1 F8		1-2 SH3-4 1B		0-0 G6-3		1-2 HR		0	0	0	0	0	0	0			
Paul Quantrill, L OBP: 0.171, SLG: 0.094 (1, 1)		0-1 SH5-4		0-1 SH3-4		0-0 G6-3		2-1 G6-3		1	0	0	0	0	0	0			
Mark Whiten, S OBP: 0.242, SLG: 0.231 (8, PH)		0-1 SH5-4		0-1 SH3-4		0-0 G6-3		2-1 G6-3		1	0	0	0	0	0	0			
Heathcliff Slocumb, R ERA: 4.89 (9, 1)		0-1 SH5-4		0-1 SH3-4		0-0 G6-3		2-1 G6-3		0	0	0	0	0	0	0			
Inning Stats	R: 2 E: 1 K: 0 S: 13	H: 3 LOB: 1 BB: 0 P: 18	R: 1 E: 0 K: 1 S: 13	H: 2 LOB: 0 BB: 0 P: 19	R: 0 E: 0 K: 1 S: 9	H: 0 LOB: 0 BB: 0 P: 10	R: 0 E: 0 K: 0 S: 9	H: 2 LOB: 2 BB: 0 P: 15	R: 0 E: 0 K: 2 S: 17	H: 0 LOB: 3 BB: 2 P: 31	R: 0 E: 0 K: 0 S: 5	H: 0 LOB: 0 BB: 0 P: 10	R: 0 E: 0 K: 0 S: 5	H: 1 LOB: 0 BB: 0 P: 8	R: 3 E: 0 K: 1 S: 13	H: 2 LOB: 0 BB: 1 P: 23	1B: 6 2B: 4 3B: 0 HR: 1	SF: 0 SAC: 2 DP: 1 HBP: 0	WP: 0 PA: 37 PB: 0 SB: 2 CS: 0
PITCHER	IP WLS BF H R ER SO BB IBB HBP BLK WP HR S P ERA WHIP	IP WLS BF H R ER SO BB IBB HBP BLK WP HR S P ERA WHIP	IP WLS BF H R ER SO BB IBB HBP BLK WP HR S P ERA WHIP	IP WLS BF H R ER SO BB IBB HBP BLK WP HR S P ERA WHIP	IP WLS BF H R ER SO BB IBB HBP BLK WP HR S P ERA WHIP	IP WLS BF H R ER SO BB IBB HBP BLK WP HR S P ERA WHIP	IP WLS BF H R ER SO BB IBB HBP BLK WP HR S P ERA WHIP	IP WLS BF H R ER SO BB IBB HBP BLK WP HR S P ERA WHIP	IP WLS BF H R ER SO BB IBB HBP BLK WP HR S P ERA WHIP	IP WLS BF H R ER SO BB IBB HBP BLK WP HR S P ERA WHIP	IP WLS BF H R ER SO BB IBB HBP BLK WP HR S P ERA WHIP	IP WLS BF H R ER SO BB IBB HBP BLK WP HR S P ERA WHIP	IP WLS BF H R ER SO BB IBB HBP BLK WP HR S P ERA WHIP	IP WLS BF H R ER SO BB IBB HBP BLK WP HR S P ERA WHIP	IP WLS BF H R ER SO BB IBB HBP BLK WP HR S P ERA WHIP	IP WLS BF H R ER SO BB IBB HBP BLK WP HR S P ERA WHIP	IP WLS BF H R ER SO BB IBB HBP BLK WP HR S P ERA WHIP	IP WLS BF H R ER SO BB IBB HBP BLK WP HR S P ERA WHIP	IP WLS BF H R ER SO BB IBB HBP BLK WP HR S P ERA WHIP

Pittsburgh Pirates @ Philadelphia Phillies
Veterans Stadium, Philadelphia, PA
Wed Jul 26 1995, 7:05 PM EDT
Att: 32,517 - Unknown - 88 F

AB	32
R	6
H	10
RBI	6
BB	3
SO	5
LOB	13



Batter	1	2	3	4	5	6	7	8	9	AB	R	H	RBI	BB	SO	LOB	TOP										
Al Martin, L OBP: 0.333, SLG: 0.408 (1, 7)										5	1	1	0	0	2	1	Pittsburgh Pirates @ Philadelphia Phillies Veterans Stadium, Philadelphia, PA Thu Jul 27 1995, 3:33 AM EDT Att: 31,955 - Sunny - 94 F										
Jay Bell, R OBP: 0.327, SLG: 0.360 (1, 6)										5	1	2	1	0	1	0											
Orlando Merced, S OBP: 0.333, SLG: 0.445 (1, 9)										4	0	0	0	1	2	3											
Midre Cummings, L OBP: 0.310, SLG: 0.308 (1, 8)										3	1	1	0	1	1	0											
Mark Johnson, L OBP: 0.354, SLG: 0.468 (1, 3)										1	0	0	1	3	1	0											
Nelson Liriano, S OBP: 0.333, SLG: 0.385 (1, 4)										4	0	1	2	0	2	4											
John Wehner, R Dan Miceli, R (8, 1)										4	0	1	0	0	0	5											
2 Angelo Encarnacion, R OBP: 0.346, SLG: 0.347 (1, 2)										4	0	0	0	0	0	2											
John Ericks, R Dan Plesac, L (7, 1)										3	0	0	0	0	2	0											
Jeff McCurry, R Jeff King, R (8, 5)										0	0	0	0	0	0	0											
Inning Stats	R: 0 E: 0 K: 1 S: 5	H: 0 LOB: 0 BB: 0 P: 7	R: 0 E: 0 K: 0 S: 11	H: 1 LOB: 2 BB: 1 P: 21	R: 3 E: 0 K: 1 S: 12	H: 3 LOB: 2 BB: 2 P: 25	R: 0 E: 0 K: 0 S: 12	H: 0 LOB: 0 BB: 0 P: 16	R: 0 E: 0 K: 1 S: 14	H: 1 LOB: 3 BB: 2 P: 26	R: 0 E: 0 K: 2 S: 7	H: 0 LOB: 0 BB: 0 P: 9	R: 0 E: 0 K: 2 S: 10	H: 0 LOB: 0 BB: 0 P: 15	R: 0 E: 0 K: 2 S: 9	H: 0 LOB: 0 BB: 0 P: 12	R: 1 E: 0 K: 2 S: 12	H: 2 LOB: 1 BB: 0 P: 19	1B: 6 2B: 1 3B: 0 HR: 0	SF: 0 SAC: 0 DP: 0 HBP: 0	WP: 0 PB: 0 SB: 0 CS: 0	PA: 39					
PITCHER	IP	WLS	BF	H	R	ER	SO	BB	IBB	HBP	BLK	WP	HR	S	P	ERA	WHIP										
Jeff Juden, R ERA: 6.23 (1, 1)	4.1		22	5	3	3	2	4	0	0	0	0	0	48	83	6.23	2.077										
Mike Mims, L ERA: 4.22 (5, 1)	2.2	W	9	0	0	0	5	1	0	0	0	0	0	23	36	0.00	0.375										
Toby Borland, R ERA: 3.92 (8, 1)	1.0		3	0	0	0	2	0	0	0	0	0	0	9	12	0.00	0.000										
Heathcliff Slocumb, R ERA: 2.06 (9, 1)	1.0	S	5	2	1	1	2	0	0	0	0	0	0	12	19	9.00	2.000										

AB	34
R	4
H	7
RBI	4
BB	5
SO	11
LOB	15




Batter	1	2	3	4	5	6	7	8	9	AB	R	H	RBI	BB	SO	LOB	BOTTOM										
Mickey Morandini, L OBP: 0.341, SLG: 0.434 (1, 4)										5	2	3	0	0	0	1	Pittsburgh Pirates @ Philadelphia Phillies Veterans Stadium, Philadelphia, PA Thu Jul 27 1995, 3:33 AM EDT Att: 31,955 - Sunny - 94 F										
Gregg Jefferies, S OBP: 0.338, SLG: 0.423 (1, 3)										5	0	1	0	0	0	3											
Andy Van Slyke, L OBP: 0.294, SLG: 0.354 (1, 8)										4	1	2	0	0	0	1											
Darren Daulton, L OBP: 0.355, SLG: 0.390 (1, 2)										4	1	2	2	0	0	2											
Tony Longmire, L OBP: 0.319, SLG: 0.563 (1, 7)										4	1	2	2	0	1	2											
Charlie Hayes, R OBP: 0.351, SLG: 0.388 (1, 5)										4	0	1	0	0	1	3											
Jim Eisenreich, L OBP: 0.378, SLG: 0.457 (1, 9)										4	0	3	1	0	0	0											
Kevin Stocker, S OBP: 0.292, SLG: 0.232 (1, 6)										4	0	0	0	0	0	5											
Jeff Juden, R Mike Mims, L Lenny Dykstra, L Toby Borland, R Mark Whiten, S Tyler Green, R Heathcliff Slocumb, R (9, 1)										2	0	0	0	0	1	1											
Inning Stats	R: 2 E: 0 K: 0 S: 11	H: 3 LOB: 1 BB: 0 P: 22	R: 0 E: 0 K: 0 S: 7	H: 0 LOB: 0 BB: 0 P: 9	R: 0 E: 0 K: 2 S: 10	H: 3 LOB: 2 BB: 0 P: 17	R: 0 E: 0 K: 2 S: 15	H: 1 LOB: 1 BB: 0 P: 25	R: 0 E: 0 K: 0 S: 8	H: 0 LOB: 0 BB: 0 P: 15	R: 0 E: 0 K: 1 S: 8	H: 2 LOB: 2 BB: 0 P: 13	R: 4 E: 2 K: 0 S: 16	H: 5 LOB: 2 BB: 0 P: 27	R: 0 E: 0 K: 0 S: 9	H: 1 LOB: 1 BB: 0 P: 13		1B: 12 2B: 3 3B: 0 HR: 0	SF: 0 SAC: 0 DP: 0 HBP: 0	WP: 2 PB: 0 SB: 0 CS: 2	PA: 38						
PITCHER	IP	WLS	BF	H	R	ER	SO	BB	IBB	HBP	BLK	WP	HR	S	P	ERA	WHIP										
John Ericks, R ERA: 3.61 (1, 1)	6.1	L	29	10	4	3	3	0	0	0	0	0	0	5	10	3.61	1.579										
Dan Plesac, L ERA: 3.47 (7, 1)	0.0		3	3	1	1	0	0	0	0	0	0	0	5	10	3.47	1.579										
Jeff McCurry, R ERA: 3.96 (7, 1)	0.2		3	1	1	1	0	0	0	0	0	0	0	3	6	13.50	1.500										
Dan Miceli, R ERA: 3.38 (8, 1)	1.0		3	1	0	0	0	0	0	0	0	0	0	9	13	0.00	1.000										




Batter	1	2	3	4	5	6	7	8	9	AB	R	H	RBI	BB	SO	LOB	TOP			
Mickey Morandini, L (1,4) OBP: 0.342, SLG: 0.431	F7		G4-3		G4-6-3		P6		1B	4	0	1	0	1	0	2	Philadelphia Phillies @ Chicago Cubs Wrigley Field, Chicago, IL Fri Jul 28 1995, 3:33 AM CDT Att: 31,629 - Sunny - 85 F			
Gregg Jefferies, S (1,3) OBP: 0.339, SLG: 0.422	E6		1B		1B		F7		FC6-4	5	0	2	0	0	1	3				
Andy Van Slyke, L (1,8) OBP: 0.306, SLG: 0.362			1B						1B	3	0	2	0	1	0	1				
Mike Williams, R (7,1) OBP: 0.200, SLG: 0.200									FC6-4	0	0	0	0	0	0	0				
Mark Whiten, S (9,PH) OBP: 0.246, SLG: 0.235			1B						1-2	1	0	0	0	0	0	2				
Darren Daulton, L (1,2) OBP: 0.350, SLG: 0.384	G4-3		F7				F7			4	0	0	0	0	0	7				
Tony Longmire, L (1,7) OBP: 0.311, SLG: 0.548	K		F8				P6		G1-6-3	4	0	1	0	0	1	4				
Charlie Hayes, R (1,5) OBP: 0.345, SLG: 0.386					P6				1B	4	0	1	0	0	0	1				
Jim Eisenreich, L (1,9) OBP: 0.372, SLG: 0.449			G6-3		G4-3		G4-3		L8	4	0	0	0	0	0	1				
Kevin Stocker, S (1,6) OBP: 0.299, SLG: 0.245									G6-3	4	0	3	0	0	0	0				
Bobby Munoz, R (1,1)									G6-3	2	0	0	0	0	0	2				
Tom Marsh, R (7,PH) OBP: 0.308, SLG: 0.513			G5-3		G5-3				G4-3	2	0	1	0	0	0	0				
Inning Stats	R: 0 E: 1 K: 1 S: 11	H: 1 LOB: 2 BB: 0 P: 17	R: 0 E: 0 K: 0 S: 8	H: 1 LOB: 1 BB: 0 P: 11	R: 0 E: 0 K: 0 S: 12	H: 2 LOB: 2 BB: 0 P: 23	R: 0 E: 0 K: 0 S: 6	H: 1 LOB: 1 BB: 0 P: 7	R: 0 E: 0 K: 0 S: 5	H: 1 LOB: 1 BB: 0 P: 9	R: 0 E: 0 K: 0 S: 14	H: 2 LOB: 3 BB: 1 P: 26	R: 0 E: 0 K: 0 S: 5	H: 1 LOB: 0 BB: 0 P: 9	R: 0 E: 0 K: 0 S: 13	H: 1 LOB: 2 BB: 1 P: 21	1B: 10 2B: 1 3B: 0 HR: 0	SF: 0 SAC: 0 DP: 2 HBP: 0	WP: 0 PB: 0 SB: 0 CS: 0	PA: 39
PITCHER	IP WLS BF H R ER SO BB IBB HBP BLK WP HR S P ERA WHIP	IP WLS BF H R ER SO BB IBB HBP BLK WP HR S P ERA WHIP	IP WLS BF H R ER SO BB IBB HBP BLK WP HR S P ERA WHIP	IP WLS BF H R ER SO BB IBB HBP BLK WP HR S P ERA WHIP	IP WLS BF H R ER SO BB IBB HBP BLK WP HR S P ERA WHIP	IP WLS BF H R ER SO BB IBB HBP BLK WP HR S P ERA WHIP	IP WLS BF H R ER SO BB IBB HBP BLK WP HR S P ERA WHIP	IP WLS BF H R ER SO BB IBB HBP BLK WP HR S P ERA WHIP	IP WLS BF H R ER SO BB IBB HBP BLK WP HR S P ERA WHIP	IP WLS BF H R ER SO BB IBB HBP BLK WP HR S P ERA WHIP	IP WLS BF H R ER SO BB IBB HBP BLK WP HR S P ERA WHIP	IP WLS BF H R ER SO BB IBB HBP BLK WP HR S P ERA WHIP	IP WLS BF H R ER SO BB IBB HBP BLK WP HR S P ERA WHIP	IP WLS BF H R ER SO BB IBB HBP BLK WP HR S P ERA WHIP	IP WLS BF H R ER SO BB IBB HBP BLK WP HR S P ERA WHIP	IP WLS BF H R ER SO BB IBB HBP BLK WP HR S P ERA WHIP	IP WLS BF H R ER SO BB IBB HBP BLK WP HR S P ERA WHIP			
Frank Castillo, R (1,1) ERA: 2.59	6.2	W	30	9	0	0	2	1	0	0	0	0	0	0	0	0	0.00	1.500		
Bryan Hickerson, L (7,1) ERA: 6.82	2.0		8	2	0	0	0	1	0	0	0	0	0	0	0	0	0.00	1.500		
Randy Myers, L (9,1) ERA: 3.41	0.1	S	1	0	0	0	0	0	0	0	0	0	0	0	0	0	0.00	0.000		

Batter	1	2	3	4	5	6	7	8	9	AB	R	H	RBI	BB	SO	LOB	BOTTOM			
Brian McRae, S (1,8) OBP: 0.340, SLG: 0.451	1B	G3			G4-3		CS		G6-3	3	1	0	0	1	0	0	Philadelphia Phillies @ Chicago Cubs Wrigley Field, Chicago, IL Fri Jul 28 1995, 3:33 AM CDT Att: 31,629 - Sunny - 85 F			
Todd Haney, R (1,4) OBP: 0.500, SLG: 1.333	1B		F8		HR				G3	3	2	1	1	1	0	0				
Mark Grace, L (1,3) OBP: 0.383, SLG: 0.543	1B		S		G6-3				K	4	1	2	0	0	1	0				
Sammy Sosa, R (1,9) OBP: 0.349, SLG: 0.475	1B		G5-4-3				L7		1B	1	0	1	1	2	0	0				
Todd Zeile, R (1,5) OBP: 0.312, SLG: 0.410	1B		G5-4-3				L7			3	0	1	2	0	0	3				
Luis Gonzalez, L (1,7) OBP: 0.317, SLG: 0.413					G1-3				L7	3	0	0	0	0	0	2				
Bryan Hickerson, L (7,1) OBP: 0.667, SLG: 0.500										0	0	0	0	0	0	0				
Randy Myers, L (9,1)										0	0	0	0	0	0	0				
José Hernández, R (1,6) OBP: 0.290, SLG: 0.453			P6		G6-3		G5-3			3	0	0	0	0	0	1				
Joe Kmak, R (1,2) OBP: 0.412, SLG: 0.357		G6-3			G5-3		G6-3			3	0	0	0	0	0	0				
Frank Castillo, R (1,1) OBP: 0.135, SLG: 0.086			G4-3							2	0	0	0	0	0	0				
Scott Bulett, L (7,7) OBP: 0.297, SLG: 0.396					G3				CS	1	0	1	0	0	0	0				
Inning Stats	R: 3 E: 0 K: 0 S: 13	H: 2 LOB: 1 BB: 3 P: 29	R: 0 E: 0 K: 0 S: 12	H: 0 LOB: 0 BB: 0 P: 18	R: 0 E: 0 K: 0 S: 9	H: 1 LOB: 1 BB: 1 P: 15	R: 0 E: 0 K: 0 S: 3	H: 0 LOB: 0 BB: 0 P: 4	R: 1 E: 0 K: 0 S: 9	H: 1 LOB: 0 BB: 0 P: 14	R: 0 E: 0 K: 0 S: 7	H: 1 LOB: 0 BB: 0 P: 14	R: 0 E: 0 K: 0 S: 11	H: 1 LOB: 0 BB: 0 P: 18	R: 0 E: 0 K: 1 S: 6	H: 0 LOB: 0 BB: 0 P: 7	1B: 5 2B: 0 3B: 0 HR: 1	SF: 0 SAC: 0 DP: 1 HBP: 0	WP: 0 PB: 0 SB: 3 CS: 1	PA: 31
PITCHER	IP WLS BF H R ER SO BB IBB HBP BLK WP HR S P ERA WHIP	IP WLS BF H R ER SO BB IBB HBP BLK WP HR S P ERA WHIP	IP WLS BF H R ER SO BB IBB HBP BLK WP HR S P ERA WHIP	IP WLS BF H R ER SO BB IBB HBP BLK WP HR S P ERA WHIP	IP WLS BF H R ER SO BB IBB HBP BLK WP HR S P ERA WHIP	IP WLS BF H R ER SO BB IBB HBP BLK WP HR S P ERA WHIP	IP WLS BF H R ER SO BB IBB HBP BLK WP HR S P ERA WHIP	IP WLS BF H R ER SO BB IBB HBP BLK WP HR S P ERA WHIP	IP WLS BF H R ER SO BB IBB HBP BLK WP HR S P ERA WHIP	IP WLS BF H R ER SO BB IBB HBP BLK WP HR S P ERA WHIP	IP WLS BF H R ER SO BB IBB HBP BLK WP HR S P ERA WHIP	IP WLS BF H R ER SO BB IBB HBP BLK WP HR S P ERA WHIP	IP WLS BF H R ER SO BB IBB HBP BLK WP HR S P ERA WHIP	IP WLS BF H R ER SO BB IBB HBP BLK WP HR S P ERA WHIP	IP WLS BF H R ER SO BB IBB HBP BLK WP HR S P ERA WHIP	IP WLS BF H R ER SO BB IBB HBP BLK WP HR S P ERA WHIP	IP WLS BF H R ER SO BB IBB HBP BLK WP HR S P ERA WHIP			
Bobby Munoz, R (1,1) ERA: 5.25	6.0	L	24	5	4	4	0	4	0	0	0	0	0	0	0	0	6.00	1.500		
Mike Williams, R (7,1) ERA: 4.1	2.0		6	1	0	0	1	0	0	0	0	0	0	0	0	0	0.00	0.500		

AB 37
R 0
H 11
RBI 0
BB 2
SO 2
LOB 23



AB 26
R 4
H 6
RBI 4
BB 4
SO 1
LOB 6



Batter	1	2	3	4	5	6	7	8	9	AB	R	H	RBI	BB	SO	LOB	TOP						
Mickey Morandini, L (1.4) OBP: 0.340, SLG: 0.423	1-1 G4-3		3-3 K		1-1 F8			0-0 G1-3		4	0	0	0	0	1	2							
Gregg Jefferies, S (1.3) OBP: 0.338, SLG: 0.414	1-1 F8			1-0 F8	2-2 F7			3-1 F7		4	0	0	0	0	0	2							
Tom Marsh, R (1.8) OBP: 0.333, SLG: 0.489	1-1 G6-3			1-2 1B		0-2 P4		2-3 K		4	0	1	0	0	1	0							
Tony Longmire, L (1.7) OBP: 0.314, SLG: 0.533		1-0 G6-3		0-0 1B	1-2 1B	3-3 K		1-1 F9		4	0	1	0	0	1	0							
Jim Eisenreich, L (1.9) OBP: 0.373, SLG: 0.443		4-1 G5-3 BB		2-0 F7		0-1 G4-3		0-0 F9		3	0	0	0	1	0	2							
Charlie Hayes, R (1.5) OBP: 0.346, SLG: 0.388		2-0 G5-3		2-3 K			3-3 K	1-1 F8		4	0	0	0	0	2	3							
Lenny Webster, R (1.2) OBP: 0.292, SLG: 0.271		3-3 K			4-1 1B BB		2-2 G3			2	0	0	0	1	1	1							
Kevin Stocker, S (1.6) OBP: 0.305, SLG: 0.251			1-1 G4-3		0-0 1B		4-0 BB			2	0	1	0	1	0	0							
Jim Deshaies, L (1.1) Paul Quanttrill, L (2.1) Mark Whiten, S (5. Ph) Mike Williams, R (5.1) Andy Van Slyke, L (7. Ph) Mike Mimbbs, L (7.1)			1-3 K		2-3 K		1-0 F8			0	0	0	0	0	0	0							
	R: 0 E: 0 K: 0 S: 6	H: 0 LOB: 0 BB: 0 P: 9	R: 0 E: 0 K: 1 S: 6	H: 0 LOB: 1 BB: 1 P: 16	R: 0 E: 0 K: 2 S: 10	H: 0 LOB: 0 BB: 0 P: 15	R: 0 E: 0 K: 1 S: 9	H: 2 LOB: 2 BB: 1 P: 10	R: 0 E: 0 K: 1 S: 12	H: 1 LOB: 2 BB: 1 P: 21	R: 0 E: 0 K: 1 S: 9	H: 0 LOB: 0 BB: 0 P: 12	R: 0 E: 0 K: 1 S: 7	H: 0 LOB: 1 BB: 1 P: 17	R: 0 E: 0 K: 1 S: 6	H: 0 LOB: 0 BB: 0 P: 11	R: 0 E: 0 K: 0 S: 5	H: 0 LOB: 0 BB: 0 P: 7	1B: 3 2B: 0 3B: 0 HR: 0	SF: 0 SAC: 0 DP: 0 HBP: 0	WP: 0 PB: 0 SB: 0 CS: 0	PA: 33	
PITCHER Jim Bullinger, R (1.1) ERA: 2.94	IP: 9.0 WLS: W BF: 33 H: 3 R: 0 ER: 0 SO: 8 BB: 3 IBB: 0 HBP: 0 BLK: 0 WP: 0 HR: 0 S: 70 P: 123 ERA: 0.00 WHIP: 0.667																						

Philadelphia Phillies @ Chicago Cubs
Wrigley Field, Chicago, IL
Sun Jul 30 1995, 3:33 AM CDT
Att: 32,797 - Sunny - 95 F

AB 30
R 0
H 3
RBI 0
BB 3
SO 8
LOB 13





Batter	1	2	3	4	5	6	7	8	9	AB	R	H	RBI	BB	SO	LOB	BOTTOM				
Brian McRae, S (1.8) OBP: 0.347, SLG: 0.456	2-2 1B 2B	1-1 FC5-4 1B		2-1 G1-3		1-2 P5		0-1 1B		5	1	3	1	0	0	1					
Shawon Dunston, R (1.6) OBP: 0.354, SLG: 0.555	3-2 G2	FC5-4 2B		0-0 2B		1-0 G4-3		2-1 G3		4	1	1	0	0	0	3					
Todd Haney, R (8.4) OBP: 0.444, SLG: 0.875		1-2 2-3 2B		2-0 G5-3			0-0 F7			1	0	0	0	0	0	2					
Mark Grace, L (1.3) OBP: 0.380, SLG: 0.541	2-2 HR 1B	0-1 1B 2B		2-0 G5-3			0-0 F7			4	1	2	3	0	0	1					
Sammy Sosa, R (1.9) OBP: 0.347, SLG: 0.477	3-3 K	3-2 P3			1-1 F8		0-0 HR			4	1	1	1	0	1	2					
Todd Zeile, R (1.5) OBP: 0.320, SLG: 0.434	3-2 HR		1-2 FC5-4 1B		4-2 G5-4-3 BB		1-0 G6-3			3	1	2	2	1	0	0					
Ozzie Timmons, R (1.7) OBP: 0.299, SLG: 0.422	3-3 K		2-2 FC5-4		0-0 G5-4-3			1-1 F7		4	0	0	0	0	1	2					
Scott Burrell, L (9.7) OBP: 0.294, SLG: 0.393			1-2 FC5-4		1-2 G5-4-3					0	0	0	0	0	0	0					
José Hernández, R (1.4) OBP: 0.289, SLG: 0.471		2-1 HR		0-1 F9		1-0 F8		0-0 P3		4	1	1	1	0	0	1					
Joe Kmak, R (1.2) OBP: 0.400, SLG: 0.450		2-1 P4		3-2 P3		4-2 SH1-4 BB		4-2 2B 1B BB		2	1	0	0	2	0	1					
Jim Bullinger, R (1.1) OBP: 0.242, SLG: 0.154		4-2 FC5-4 1B 2B BB		1-3 K		0-0 SH1-4		3-2 1B 2B		2	1	1	0	1	1	0					
	R: 3 E: 0 K: 2 S: 19	H: 3 LOB: 0 BB: 0 P: 35	R: 3 E: 0 K: 0 S: 16	H: 3 LOB: 1 BB: 1 P: 29	R: 0 E: 0 K: 0 S: 13	H: 1 LOB: 1 BB: 0 P: 19	R: 0 E: 0 K: 1 S: 7	H: 1 LOB: 0 BB: 0 P: 12	R: 0 E: 0 K: 0 S: 5	H: 0 LOB: 0 BB: 1 P: 10	R: 0 E: 0 K: 0 S: 7	H: 0 LOB: 1 BB: 1 P: 13	R: 1 E: 0 K: 0 S: 4	H: 1 LOB: 0 BB: 0 P: 6	R: 1 E: 0 K: 0 S: 13	H: 2 LOB: 2 BB: 1 P: 23	1B: 4 2B: 4 3B: 0 HR: 3	SF: 0 SAC: 1 DP: 1 HBP: 0	WP: 0 PB: 1 SB: 1 CS: 0	PA: 38	
PITCHER Jim Deshaies, L (1.1) ERA: 20.25 Paul Quanttrill, R (2.1) ERA: 4.32 Mike Williams, R (5.1) ERA: 3.89 Mike Mimbbs, L (7.1) ERA: 4.32	IP: 1.1 WLS: L BF: 10 H: 5 R: 6 ER: 6 SO: 2 BB: 1 IBB: 0 HBP: 0 BLK: 0 WP: 0 HR: 2 S: 27 P: 52 ERA: 40.50 WHIP: 4.500																				

Philadelphia Phillies @ Chicago Cubs
Wrigley Field, Chicago, IL
Sun Jul 30 1995, 3:33 AM CDT
Att: 32,797 - Sunny - 95 F

AB 33
R 8
H 11
RBI 8
BB 4
SO 3
LOB 13



Batter	1	2	3	4	5	6	7	8	9	AB	R	H	RBI	BB	SO	LOB	TOP					
Dave Gallagher, R OBP: 0.391, SLG: 0.434	F7		L8						K	4	0	1	0	1	1	0	Philadelphia Phillies @ Atlanta Braves Atlanta-Fulton County Stadium, Atlanta, GA Tue Aug 01 1995, 7:05 PM EDT Att: 38,579 - Unknown - 88 F livebaseballscorecards.com AB 33 R 4 H 8 RBI 4 BB 5 SO 8 LOB 17 					
Gregg Jefferies, S OBP: 0.335, SLG: 0.410	K2-3		G4-3						F9	5	0	1	0	0	1							
Mariano Duncan, R OBP: 0.299, SLG: 0.414 Ricky Bottalico, L	K								G3	4	0	1	0	0	1							
Mark Whiten, S OBP: 0.242, SLG: 0.231 Heathcliff Slocumb, R										0	0	0	0	0	0							
Darren Daulton, L OBP: 0.350, SLG: 0.390										4	1	1	0	0	0							
Charlie Hayes, R OBP: 0.351, SLG: 0.393										4	1	2	0	0	0							
Tom Marsh, R OBP: 0.333, SLG: 0.479 Toby Borland, R										3	1	1	0	0	0							
Mickey Morandini, L OBP: 0.339, SLG: 0.421										0	0	0	0	0	0							
Tony Longmire, L OBP: 0.327, SLG: 0.533										0	1	0	1	3	0							
Kevin Elster, R OBP: 0.243, SLG: 0.242										3	0	1	3	1	1							
Sid Fernandez, L										2	0	0	0	0	2							
Andy Van Slyke, L OBP: 0.302, SLG: 0.355										2	0	0	0	0	1							
Inning Stats	R: 0 E: 0 K: 2 S: 10	H: 0 LOB: 0 BB: 0 P: 15	R: 0 E: 0 K: 1 S: 14	H: 1 LOB: 2 BB: 1 P: 24	R: 0 E: 0 K: 1 S: 10	H: 0 LOB: 0 BB: 0 P: 17	R: 3 E: 0 K: 1 S: 17	H: 3 LOB: 1 BB: 1 P: 32	R: 0 E: 0 K: 0 S: 6	H: 2 LOB: 1 BB: 0 P: 7	R: 1 E: 0 K: 0 S: 6	H: 1 LOB: 0 BB: 0 P: 12	R: 0 E: 0 K: 0 S: 7	H: 0 LOB: 1 BB: 1 P: 14	R: 0 E: 0 K: 2 S: 14	H: 1 LOB: 3 BB: 2 P: 28	R: 0 E: 0 K: 1 S: 9	H: 0 LOB: 0 BB: 0 P: 13	1B: 5 2B: 2 3B: 1 HR: 0	SF: 1 SAC: 0 DP: 1 HBP: 0	WP: 0 PB: 0 SB: 0 CS: 0	PA: 39
PITCHER	IP WLS BF H R ER SO BB IBB HBP BLK WP HR S P ERA WHIP																					
Steve Avery, L ERA: 4.31	6.0 L 26 7 4 4 5 2 0 0 0 0 0 0 63 107 6.00 1.500																					
Gregg Jefferies, S ERA: 3.65	1.1 6 1 0 0 0 1 0 0 0 0 0 0 6 12 0.00 1.500																					
Pedro Borbon, L ERA: 2.63	0.1 2 0 0 0 1 1 0 0 0 0 0 0 6 12 0.00 3.000																					
Brad Clontz, R ERA: 3.05	1.1 5 0 0 0 2 1 0 0 0 0 0 0 12 21 0.00 0.750																					

Batter	1	2	3	4	5	6	7	8	9	AB	R	H	RBI	BB	SO	LOB	BOTTOM					
Marquis Grissom, R OBP: 0.325, SLG: 0.395	F7		S						K	3	1	0	0	2	1	0	Philadelphia Phillies @ Atlanta Braves Atlanta-Fulton County Stadium, Atlanta, GA Tue Aug 01 1995, 7:05 PM EDT Att: 38,579 - Unknown - 88 F livebaseballscorecards.com AB 29 R 3 H 4 RBI 3 BB 8 SO 14 LOB 19 					
Jeff Blauser, R OBP: 0.320, SLG: 0.351	10 CS		K						K	4	0	0	0	1	4	3						
10 Chipper Jones, S OBP: 0.360, SLG: 0.440	K		K							4	1	2	3	0	2							
Fred McGriff, L OBP: 0.361, SLG: 0.469										3	0	1	0	1	1							
David Justice, L OBP: 0.385, SLG: 0.464										3	0	0	0	1	0							
Charlie O'Brien, R OBP: 0.400, SLG: 0.500 Mike Kelly, R OBP: 0.264, SLG: 0.322 Javy Lopez, R OBP: 0.341, SLG: 0.475										2	0	1	0	2	1							
Ryan Klesko, L OBP: 0.419, SLG: 0.607										0	0	0	0	0	0							
Mark Lemke, S OBP: 0.299, SLG: 0.306										0	0	0	0	0	0							
Steve Avery, L ERA: 4.34 Mike Moricoff, R OBP: 0.276, SLG: 0.514 Gregg Jefferies, S OBP: 0.335, SLG: 0.410 Pedro Borbon, R OBP: 0.299, SLG: 0.440 Brad Clontz, R OBP: 0.341, SLG: 0.440 Dwight Smith, L OBP: 0.341, SLG: 0.440										0	0	0	0	0	0							
Inning Stats	R: 0 E: 0 K: 1 S: 8	H: 0 LOB: 1 BB: 1 P: 16	R: 0 E: 0 K: 2 S: 15	H: 0 LOB: 2 BB: 2 P: 29	R: 0 E: 0 K: 3 S: 13	H: 0 LOB: 1 BB: 1 P: 22	R: 0 E: 1 K: 2 S: 13	H: 0 LOB: 1 BB: 0 P: 19	R: 3 E: 0 K: 1 S: 11	H: 2 LOB: 1 BB: 2 P: 25	R: 0 E: 0 K: 0 S: 6	H: 0 LOB: 1 BB: 1 P: 11	R: 0 E: 0 K: 1 S: 12	H: 1 LOB: 2 BB: 1 P: 24	R: 0 E: 0 K: 1 S: 7	H: 1 LOB: 1 BB: 0 P: 11		R: 0 E: 0 K: 3 S: 11	H: 0 LOB: 0 BB: 0 P: 17	1B: 3 2B: 1 3B: 0 HR: 1	SF: 0 SAC: 1 DP: 2 HBP: 0	WP: 0 PB: 0 SB: 1 CS: 1
PITCHER	IP WLS BF H R ER SO BB IBB HBP BLK WP HR S P ERA WHIP																					
Sid Fernandez, L ERA: 5.44	5.0 W 23 2 3 3 9 6 0 0 0 0 0 0 1 60 111 5.40 1.600																					
Toby Borland, R ERA: 3.73	1.2 8 1 0 0 1 2 0 0 0 0 0 0 15 30 0.00 1.800																					
Ricky Bottalico, R ERA: 2.15	1.1 4 1 0 0 1 0 0 0 0 0 0 0 10 16 0.00 0.750																					
Heathcliff Slocumb, R ERA: 1.99	1.0 S 3 0 0 0 3 0 0 0 0 0 0 0 11 17 0.00 0.000																					

Batter	1	2	3	4	5	6	7	8	9	AB	R	H	RBI	BB	SO	LOB	TOP								
Dave Gallagher, R (1,9) OBP: 0.388, SLG: 0.426	G5-3		F9		SF7	F9		F9		3	1	0	0	1	0	1	Philadelphia Phillies @ Atlanta Braves Atlanta-Fulton County Stadium, Atlanta, GA Wed Aug 02 1995, 7:05 PM EDT Att: 39,594 - Unknown - 84 F								
Mike Mimbs, L (6,1) OBP: 0.100, SLG: 0.133					BB					0	0	0	0	0	0	0									
Jim Eisenreich, L (8,PH) OBP: 0.371, SLG: 0.442										1	0	0	0	0	0	1									
Ricky Bottalico, L (8,1)										0	0	0	0	0	0	0									
Gregg Jefferies, S (1,3) OBP: 0.340, SLG: 0.417	1B		G5-3		2B			K		5	0	3	1	0	1	1									
Mariano Duncan, R (1,4) OBP: 0.294, SLG: 0.416					2B					4	0	1	1	0	1	2									
Darren Daulton, L (1,2) OBP: 0.350, SLG: 0.388	P4				2B					4	0	1	0	1	0	2									
Charlie Hayes, R (1,5) OBP: 0.351, SLG: 0.405										5	1	2	1	0	0	5									
Tom Marsh, R (1,8) OBP: 0.309, SLG: 0.442										4	0	0	0	0	2	3									
Tony Longmire, L (1,7) OBP: 0.330, SLG: 0.526										3	1	1	0	1	0	1									
Kevin Elster, R (1,6) OBP: 0.231, SLG: 0.229										2	0	0	0	0	1	4									
Mike Williams, R (4,1) OBP: 0.200, SLG: 0.200										0	0	0	0	0	0	0									
Mark Whiten, S (6,PH) OBP: 0.246, SLG: 0.236										2	1	1	0	0	1	0									
Bobby Munoz, R (1,1)										1	0	0	0	0	1	0									
Mickey Morandini, L (4,4) OBP: 0.342, SLG: 0.430										3	1	2	2	0	1	0									
Inning Stats	R: 0 E: 0 K: 1 S: 8	H: 1 LOB: 1 BB: 0 P: 10	R: 0 E: 0 K: 1 S: 10	H: 1 LOB: 1 BB: 0 P: 13	R: 0 E: 0 K: 1 S: 7	H: 0 LOB: 0 BB: 0 P: 10	R: 0 E: 1 K: 2 S: 13	H: 1 LOB: 3 BB: 1 P: 19	R: 1 E: 0 K: 1 S: 13	H: 1 LOB: 2 BB: 2 P: 23	R: 3 E: 0 K: 0 S: 15	H: 4 LOB: 1 BB: 0 P: 23	R: 1 E: 0 K: 0 S: 8	H: 1 LOB: 0 BB: 0 P: 13	R: 0 E: 0 K: 2 S: 13	H: 1 LOB: 0 BB: 0 P: 18	R: 0 E: 0 K: 0 S: 8	H: 1 LOB: 0 BB: 0 P: 12	1B: 5 2B: 5 3B: 0 HR: 1	SF: 1 SAC: 0 DP: 1 HBP: 0	WP: 0 PB: 0 SB: 0 CS: 0	PA: 41			
PITCHER	IP	WLS	BF	H	R	ER	SO	BB	IBB	HBP	BLK	WP	HR	S	P	ERA	WHIP	PITCHER							
Kent Mercker, L (1,1) ERA: 4.07	5.1	W	27	7	4	4	6	3	0	0	0	0	0	58	85	6.75	1.875								
Greg McMichael, R (6,1) ERA: 3.5	0.2		3	1	0	0	0	0	0	0	0	0	0	8	13	0.00	1.500								
Brad Clontz, R (7,1) ERA: 3.18	1.1		6	2	1	1	1	0	0	0	0	0	1	14	21	6.75	1.500								
Pedro Borbon, L (8,1) ERA: 2.57	0.1		1	0	0	0	0	0	0	0	0	0	0	3	6	0.00	0.000								
Mark Wohlers, R (8,1) ERA: 2.31	1.1	S	4	1	0	0	1	0	0	0	0	0	0	12	16	0.00	0.750								

Batter	1	2	3	4	5	6	7	8	9	AB	R	H	RBI	BB	SO	LOB	BOTTOM								
Marquis Grissom, R (1,8) OBP: 0.326, SLG: 0.393	10 FC1-6 HBP BB		10 1B 2B HBP		SF8	L6		L8		2	1	0	1	1	0	3	Philadelphia Phillies @ Atlanta Braves Atlanta-Fulton County Stadium, Atlanta, GA Wed Aug 02 1995, 7:05 PM EDT Att: 39,594 - Unknown - 84 F								
Jeff Blauser, R (1,6) OBP: 0.323, SLG: 0.351	10 FC1-6 HBP		P5			K				3	1	1	0	1	1	2									
10 Chipper Jones, S (1,5) OBP: 0.361, SLG: 0.442	10 FC1-6 G4-3		2B							5	1	2	1	0	2	5									
Fred McGriff, L (1,3) OBP: 0.362, SLG: 0.472	G4-3		1B							4	0	2	2	0	0	3									
David Justice, L (1,9) OBP: 0.387, SLG: 0.475			2B							3	1	1	1	1	0	1									
Ryan Klesko, L (1,7) OBP: 0.416, SLG: 0.597			HR							3	0	0	0	1	1	2									
Mike Kelly, R (8,FR) OBP: 0.264, SLG: 0.322	F8		K							0	1	0	0	0	0	0									
Javy Lopez, R (1,2) OBP: 0.335, SLG: 0.466										4	1	0	0	0	2	1									
Mark Lemke, S (1,4) OBP: 0.303, SLG: 0.319	F7									4	1	2	2	0	0	0									
Kent Mercker, L (1,1) ERA: 4.07										2	0	0	0	0	1	1									
Greg McMichael, R (6,1) ERA: 3.5										0	0	0	0	0	0	0									
Jose Oliva, R (6,PH) OBP: 0.285, SLG: 0.351										0	0	0	0	0	0	0									
Brad Clontz, R (7,1) ERA: 3.18										0	0	0	0	0	0	0									
Pedro Borbon, L (8,1) ERA: 2.57										0	0	0	0	0	0	0									
Mark Wohlers, R (8,1) ERA: 2.31										1	0	0	0	0	1	2									
Inning Stats	R: 0 E: 0 K: 0 S: 9	H: 0 LOB: 1 BB: 1 P: 17	R: 1 E: 0 K: 1 S: 11	H: 1 LOB: 0 BB: 0 P: 17	R: 2 E: 0 K: 2 S: 18	H: 2 LOB: 2 BB: 1 P: 32	R: 3 E: 1 K: 0 S: 15	H: 3 LOB: 1 BB: 0 P: 26	R: 0 E: 0 K: 1 S: 10	H: 0 LOB: 0 BB: 0 P: 16	R: 0 E: 0 K: 1 S: 8	H: 0 LOB: 1 BB: 1 P: 19	R: 0 E: 0 K: 1 S: 7	H: 1 LOB: 0 BB: 0 P: 14	R: 1 E: 1 K: 2 S: 14	H: 1 LOB: 3 BB: 2 P: 25	R: 0 E: 0 K: 0 S: 8	H: 1 LOB: 0 BB: 0 P: 12	1B: 4 2B: 2 3B: 1 HR: 1	SF: 1 SAC: 0 DP: 1 HBP: 2	WP: 0 PB: 0 SB: 0 CS: 1	PA: 40			
PITCHER	IP	WLS	BF	H	R	ER	SO	BB	IBB	HBP	BLK	WP	HR	S	P	ERA	WHIP	PITCHER							
Bobby Munoz, R (1,1) ERA: 5.74	3.2	L	20	5	6	3	3	2	0	2	0	0	1	51	88	7.36	1.909								
Mike Williams, R (4,1) ERA: 3.75	1.1		5	1	0	0	1	0	0	0	0	0	0	12	20	0.00	0.750								
Mike Mimbs, L (6,1) ERA: 4.23	2.0		7	1	0	0	2	1	0	0	0	0	0	15	33	0.00	1.000								
Ricky Bottalico, R (8,1) ERA: 2.15	1.0		7	1	1	0	2	2	0	0	0	0	0	14	25	0.00	3.000								

AB	37
R	5
H	11
RBI	5
BB	3
SO	8
LOB	20



AB	31
R	7
H	8
RBI	7
BB	5
SO	8
LOB	20



Batter	1	2	3	4	5	6	7	8	9	AB	R	H	RBI	BB	SO	LOB	TOP				
Mickey Morandini, L (1,4)	G6-3	FC6			FC3-6		G4-6-3		1B	5	0	3	1	0	0	1					
Gregg Jefferies, S (1,3)	G3-1	FC6			FC3-6			1B	1B	5	1	2	0	0	0	3					
Andy Van Slyke, L (1,8)	BB				G4-6-3			HR	1B	3	1	1	0	2	1	3					
Darren Daulton, L (1,2)	BB				G4-6-3			F7		3	0	0	0	1	0	3					
Mark Whiten, S (1,9)	G4-3				P6			HR		4	1	1	3	0	1	2					
Tony Longoria, L (1,7)					K			F8		4	1	2	0	0	1	0					
Heathcliff Slocumb, R (8,1)					K			F8		0	0	0	0	0	0	0					
Charlie Hayes, R (1,5)					G6-3			L7		3	0	0	0	1	1						
Kevin Stocker, S (1,6)					B1-3				F8	4	0	1	0	0	1	2					
Tyler Green, R (1,1)					K			G1-3		2	0	0	0	0	2	2					
Dave Gallagher, R (7,PH)										1	0	0	0	0	0	1					
Paul Quantrill, L (7,1)										0	0	0	0	0	0	0					
Jim Eisenreich, L (8,7)										1	0	0	0	0	0	0					
Inning Stats	R: 0 E: 0 K: 0 S: 8	H: 0 LOB: 2 BB: 2 P: 20	R: 1 E: 0 K: 2 S: 13	H: 2 LOB: 2 BB: 1 P: 18	R: 0 E: 0 K: 0 S: 7	H: 0 LOB: 0 BB: 1 P: 13	R: 0 E: 0 K: 1 S: 8	H: 0 LOB: 0 BB: 0 P: 11	R: 0 E: 0 K: 2 S: 9	H: 1 LOB: 1 BB: 0 P: 15	R: 0 E: 0 K: 0 S: 8	H: 1 LOB: 1 BB: 0 P: 14	R: 0 E: 0 K: 0 S: 7	H: 1 LOB: 0 BB: 0 P: 10	R: 3 E: 0 K: 0 S: 6	H: 3 LOB: 0 BB: 0 P: 12	R: 0 E: 0 K: 0 S: 14	H: 2 LOB: 2 BB: 0 P: 20	1B: 8 2B: 1 3B: 0 HR: 1	SF: 0 SAC: 0 DP: 2 HBP: 0	WP: 1 PA: 39 PB: 0 SB: 1 CS: 0
PITCHER	IP WLS BF H R ER SO BB IBB HBP BLK WP HR S P ERA WHIP	IP WLS BF H R ER SO BB IBB HBP BLK WP HR S P ERA WHIP	IP WLS BF H R ER SO BB IBB HBP BLK WP HR S P ERA WHIP	IP WLS BF H R ER SO BB IBB HBP BLK WP HR S P ERA WHIP	IP WLS BF H R ER SO BB IBB HBP BLK WP HR S P ERA WHIP	IP WLS BF H R ER SO BB IBB HBP BLK WP HR S P ERA WHIP	IP WLS BF H R ER SO BB IBB HBP BLK WP HR S P ERA WHIP	IP WLS BF H R ER SO BB IBB HBP BLK WP HR S P ERA WHIP	IP WLS BF H R ER SO BB IBB HBP BLK WP HR S P ERA WHIP	IP WLS BF H R ER SO BB IBB HBP BLK WP HR S P ERA WHIP	IP WLS BF H R ER SO BB IBB HBP BLK WP HR S P ERA WHIP	IP WLS BF H R ER SO BB IBB HBP BLK WP HR S P ERA WHIP	IP WLS BF H R ER SO BB IBB HBP BLK WP HR S P ERA WHIP	IP WLS BF H R ER SO BB IBB HBP BLK WP HR S P ERA WHIP	IP WLS BF H R ER SO BB IBB HBP BLK WP HR S P ERA WHIP	IP WLS BF H R ER SO BB IBB HBP BLK WP HR S P ERA WHIP	IP WLS BF H R ER SO BB IBB HBP BLK WP HR S P ERA WHIP	IP WLS BF H R ER SO BB IBB HBP BLK WP HR S P ERA WHIP	IP WLS BF H R ER SO BB IBB HBP BLK WP HR S P ERA WHIP	IP WLS BF H R ER SO BB IBB HBP BLK WP HR S P ERA WHIP	IP WLS BF H R ER SO BB IBB HBP BLK WP HR S P ERA WHIP

Philadelphia Phillies @ Atlanta Braves
Atlanta-Fulton County Stadium, Atlanta, GA

AB 35
R 4
H 10
RBI 4
BB 4
SO 7
LOB 18



Thu Aug 03 1995, 7:05 PM EDT
Att: 37,971 - Unknown - 76 F

Batter	1	2	3	4	5	6	7	8	9	AB	R	H	RBI	BB	SO	LOB	BOTTOM				
Marquis Grissom, R (1,8)	K				P3		G5-3			4	0	0	0	0	1	2					
Jeff Blauser, R (1,6)	K				P6			K		4	1	1	0	0	2	1					
10 Chipper Jones, S (1,5)	F7				G4-3			K		4	0	1	2	0	1	0					
Fred McGriff, L (1,3)					G4-3			K		4	0	0	0	0	1	1					
David Justice, L (1,9)					HR			L8		4	2	3	1	0	0	0					
Ryan Klesko, L (1,7)					BLK			G4-3		3	0	1	0	1	0	1					
Mike Kelly, R (9,FR)					1B			E1		0	1	0	0	0	0	0					
Javy Lopez, R (1,2)					G5-3			F8		4	0	1	1	0	0	3					
Mark Lemke, S (1,4)					F9			L5		4	0	2	1	0	0	0					
29 John Smoltz, R (1,1)					K			G5-3		3	1	1	0	0	1	1					
Pedro Borbon, R (9,1)					2B					0	0	0	0	0	0	0					
Inning Stats	R: 0 E: 0 K: 2 S: 8	H: 0 LOB: 0 BB: 0 P: 12	R: 0 E: 0 K: 0 S: 4	H: 1 LOB: 1 BB: 1 P: 9	R: 0 E: 0 K: 1 S: 10	H: 1 LOB: 1 BB: 0 P: 17	R: 1 E: 0 K: 0 S: 9	H: 2 LOB: 1 BB: 0 P: 16	R: 2 E: 0 K: 0 S: 7	H: 3 LOB: 1 BB: 0 P: 11	R: 0 E: 0 K: 0 S: 8	H: 0 LOB: 0 BB: 0 P: 16	R: 0 E: 0 K: 0 S: 7	H: 0 LOB: 0 BB: 0 P: 10	R: 0 E: 0 K: 3 S: 10	H: 0 LOB: 0 BB: 0 P: 14	R: 2 E: 1 K: 0 S: 13	H: 3 LOB: 2 BB: 0 P: 18	1B: 5 2B: 4 3B: 0 HR: 1	SF: 0 SAC: 0 DP: 1 HBP: 0	WP: 1 PA: 35 PB: 0 SB: 0 CS: 0
PITCHER	IP WLS BF H R ER SO BB IBB HBP BLK WP HR S P ERA WHIP	IP WLS BF H R ER SO BB IBB HBP BLK WP HR S P ERA WHIP	IP WLS BF H R ER SO BB IBB HBP BLK WP HR S P ERA WHIP	IP WLS BF H R ER SO BB IBB HBP BLK WP HR S P ERA WHIP	IP WLS BF H R ER SO BB IBB HBP BLK WP HR S P ERA WHIP	IP WLS BF H R ER SO BB IBB HBP BLK WP HR S P ERA WHIP	IP WLS BF H R ER SO BB IBB HBP BLK WP HR S P ERA WHIP	IP WLS BF H R ER SO BB IBB HBP BLK WP HR S P ERA WHIP	IP WLS BF H R ER SO BB IBB HBP BLK WP HR S P ERA WHIP	IP WLS BF H R ER SO BB IBB HBP BLK WP HR S P ERA WHIP	IP WLS BF H R ER SO BB IBB HBP BLK WP HR S P ERA WHIP	IP WLS BF H R ER SO BB IBB HBP BLK WP HR S P ERA WHIP	IP WLS BF H R ER SO BB IBB HBP BLK WP HR S P ERA WHIP	IP WLS BF H R ER SO BB IBB HBP BLK WP HR S P ERA WHIP	IP WLS BF H R ER SO BB IBB HBP BLK WP HR S P ERA WHIP	IP WLS BF H R ER SO BB IBB HBP BLK WP HR S P ERA WHIP	IP WLS BF H R ER SO BB IBB HBP BLK WP HR S P ERA WHIP	IP WLS BF H R ER SO BB IBB HBP BLK WP HR S P ERA WHIP	IP WLS BF H R ER SO BB IBB HBP BLK WP HR S P ERA WHIP	IP WLS BF H R ER SO BB IBB HBP BLK WP HR S P ERA WHIP	IP WLS BF H R ER SO BB IBB HBP BLK WP HR S P ERA WHIP

Philadelphia Phillies @ Atlanta Braves
Atlanta-Fulton County Stadium, Atlanta, GA


AB 34
R 5
H 10
RBI 5
BB 1
SO 6
LOB 9




Thu Aug 03 1995, 7:05 PM EDT
Att: 37,971 - Unknown - 76 F

Batter	1	2	3	4	5	6	7	8	9	AB	R	H	RBI	BB	SO	LOB	TOP					
Mickey Morandini, L (1.4) OBP: 0.342, SLG: 0.428	G1-3		F8			F9		G6-3		4	0	0	0	0	0	1	Philadelphia Phillies @ Cincinnati Reds Riverfront Stadium, Cincinnati, OH Fri Aug 04 1995, 7:05 PM EDT Att: 30,668 - Unknown					
Gregg Jefferies, S (1.3) OBP: 0.342, SLG: 0.418	1B				L6	L8		1B		4	0	2	0	0	0	0						
Tom Marsh, R (1.7) Tony Longmire, L (7, PH) OBP: 0.425, SLG: 0.525	K				F9		K	L4		2	0	0	0	0	1	1						
Darren Daulton, L (1.2) OBP: 0.351, SLG: 0.381									L9		2	0	0	0	1	0						
Mark Whiten, S (1.9) OBP: 0.254, SLG: 0.275											4	0	2	0	0	0						
Charlie Hayes, R (1.5) OBP: 0.346, SLG: 0.398											3	0	0	0	1	1						
Dave Gallagher, R (1.8) Jim Eisenreich, L (7, PH) Mariano Duncan, R (7, PH) Toby Borland, R (7.1) Lenny Webster, R (9, PH) Kevin Stocker, S (1.6) OBP: 0.301, SLG: 0.248																						
Jeff Juden, R (1.1) Andy Van Slyke, L (7.8) OBP: 0.310, SLG: 0.352																						
Inning Stats	R: 0 E: 0 K: 1 S: 8	H: 1 LOB: 1 BB: 0 P: 13	R: 0 E: 0 K: 1 S: 6	H: 0 LOB: 0 BB: 0 P: 9	R: 0 E: 0 K: 1 S: 7	H: 1 LOB: 1 BB: 0 P: 8	R: 0 E: 0 K: 0 S: 9	H: 0 LOB: 1 BB: 0 P: 16	R: 0 E: 0 K: 1 S: 10	H: 0 LOB: 0 BB: 0 P: 16	R: 0 E: 0 K: 0 S: 5	H: 0 LOB: 0 BB: 0 P: 8	R: 0 E: 0 K: 1 S: 12	H: 1 LOB: 3 BB: 2 P: 25	R: 0 E: 0 K: 0 S: 7	H: 1 LOB: 1 BB: 0 P: 11	R: 0 E: 0 K: 0 S: 10	H: 1 LOB: 1 BB: 0 P: 14	1B: 4 2B: 2 3B: 0 HR: 0	SF: 0 SAC: 1 DP: 1 HBP: 1	WP: 0 PB: 0 SB: 0 CS: 1	PA: 34
PITCHER	IP	WLS	BF	H	R	ER	SO	BB	IBB	HBP	BLK	WP	HR	S	P	ERA	WHIP					
John Smiley, L (1.1) ERA: 3.21	6.0	W	20	2	0	0	4	0	0	1	0	0	0	45	70	0.00	0.333					
Hector Carrasco, R (7.1) ERA: 2.73	0.1		4	1	0	0	1	1	1	0	0	0	0	7	19	0.00	6.000					
Chuck McElroy, L (7.1) ERA: 4.37	1.2		6	1	0	0	0	0	0	0	0	0	0	12	17	0.00	0.600					
Jeff Brantley, R (9.1) ERA: 2.77	1.0	S	4	1	0	0	0	0	0	0	0	0	0	10	14	0.00	1.000					

Batter	1	2	3	4	5	6	7	8	9	AB	R	H	RBI	BB	SO	LOB	BOTTOM					
Darren Lewis, R (1.8) OBP: 0.307, SLG: 0.308	G1-3									3	0	1	0	1	0	1	Philadelphia Phillies @ Cincinnati Reds Riverfront Stadium, Cincinnati, OH Fri Aug 04 1995, 7:05 PM EDT Att: 30,668 - Unknown					
Barry Larkin, R (1.6) OBP: 0.387, SLG: 0.487	1B									4	1	2	0	0	0	1						
Hal Morris, L (1.3) OBP: 0.282, SLG: 0.383	1B									4	0	2	0	0	1	2						
Reggie Sanders, R (1.9) OBP: 0.406, SLG: 0.579	1B									2	0	0	1	1	0	1						
Ron Gant, R (1.7) Jerome Walton, R (8, PR) OBP: 0.336, SLG: 0.496	1B									4	0	1	0	0	1	3						
Bret Boone, R (1.4) OBP: 0.355, SLG: 0.488	1B									2	0	0	0	2	0	3						
Benito Santiago, R (1.2) OBP: 0.349, SLG: 0.538	F8									3	0	0	0	0	0	4						
Mark Lewis, R (1.5) Jeff Branson, L (8.5) OBP: 0.423, SLG: 0.510										1	0	0	0	2	0	0						
John Smiley, L (1.1) Hector Carrasco, R (7.1) Chuck McElroy, L (7.1) Jeff Brantley, R (9.1)										1	0	0	0	0	1	0						
										0	0	0	0	0	0	0						
Inning Stats	R: 1 E: 0 K: 0 S: 14	H: 3 LOB: 3 BB: 1 P: 26	R: 0 E: 0 K: 1 S: 8	H: 0 LOB: 0 BB: 1 P: 15	R: 0 E: 0 K: 0 S: 7	H: 1 LOB: 0 BB: 0 P: 12	R: 0 E: 0 K: 0 S: 3	H: 0 LOB: 0 BB: 0 P: 4	R: 0 E: 0 K: 2 S: 7	H: 0 LOB: 1 BB: 2 P: 10	R: 0 E: 0 K: 0 S: 5	H: 0 LOB: 2 BB: 2 P: 14	R: 0 E: 0 K: 0 S: 17	H: 2 LOB: 3 BB: 1 P: 30	R: 0 E: 0 K: 0 S: 10	H: 0 LOB: 1 BB: 2 P: 14	R: 0 E: 0 K: 0 S: 17	H: 2 LOB: 3 BB: 1 P: 30	1B: 6 2B: 0 3B: 0 HR: 0	SF: 1 SAC: 1 DP: 2 HBP: 0	WP: 0 PB: 0 SB: 1 CS: 1	PA: 34
PITCHER	IP	WLS	BF	H	R	ER	SO	BB	IBB	HBP	BLK	WP	HR	S	P	ERA	WHIP					
Jeff Juden, R (1.1) ERA: 3.48	6.0	L	23	4	1	1	3	3	0	0	1	0	0	43	44	1.50	1.167					
Toby Borland, R (7.1) ERA: 3.95	2.0		10	2	0	0	0	3	0	0	0	0	0	22	44	0.00	2.500					

Batter	1	2	3	4	5	6	7	8	9	AB	R	H	RBI	BB	SO	LOB	TOP			
Dave Gallagher, R OBP: 0.378, SLG: 0.413 (1, 8)	1-3 K2-3		2-3 K		2-2 G6-3			3-2 L5		4	0	0	0	0	2	2	Philadelphia Phillies @ Cincinnati Reds Riverfront Stadium, Cincinnati, OH Sun Aug 06 1995, 3:33 AM EDT Cloudy - 75 F 			
Gregg Jefferies, S OBP: 0.338, SLG: 0.412 (1, 3)	1-1 F8			1-1 G5-3		0-0 G5-3		0-0 G6-3		4	0	0	0	0	0	0				
Mariano Duncan, R OBP: 0.286, SLG: 0.405 (1, 4)	1-3 K			0-0 F7		0-1 L9		0-0 F8		4	0	0	0	0	1	0				
Mark Whiten, S OBP: 0.253, SLG: 0.269 (1, 9)		3-3 K		4-1 BB		2-2 G5-3		0-0 B1-3		3	0	0	0	1	1	0				
Charlie Hayes, R OBP: 0.349, SLG: 0.403 (1, 5)	0-1 1B 3B			1-3 K			0-0 F9			3	1	1	0	0	1	1				
Tom Marsh, R OBP: 0.317, SLG: 0.456 (1, 7)	2-2 G5-4-3 1B				0-2 F9 2B		0-0 F8			3	0	2	1	0	0	0				
Lenny Webster, R OBP: 0.290, SLG: 0.258 (1, 2)	1-2 G5-4-3 1-2				4-2 BB		0-3 K			2	0	0	0	1	1	1				
Kevin Elster, R OBP: 0.214, SLG: 0.211 (1, 6)			2-3 K		0-0 P3			1-0 P6		3	0	0	0	0	1	2				
Tommy Greene, R (1, 1)			0-1 P4		0-1 F9			1-0 G4-3		1	0	0	0	0	0	0				
Mike Mims, L (3, 1)					2-3					0	0	0	0	0	0	0				
Tony Lott, R (5, PH)										0	0	0	0	0	0	2				
Mike Williams, R (5, PH)										0	0	0	0	0	0	0				
Jim Eisenreich, L (8, PH)										1	0	0	0	0	0	0				
Paul Quantrill, L (8, PH)										0	0	0	0	0	0	0				
Inning Stats	R: 0 E: 0 K: 2 S: 8	H: 0 LOB: 0 BB: 0 P: 11	R: 1 E: 0 K: 1 S: 13	H: 2 LOB: 0 BB: 0 P: 19	R: 0 E: 0 K: 2 S: 10	H: 0 LOB: 0 BB: 0 P: 14	R: 0 E: 0 K: 1 S: 7	H: 0 LOB: 1 BB: 1 P: 13	R: 0 E: 0 K: 0 S: 12	H: 0 LOB: 0 BB: 0 P: 8	R: 0 E: 0 K: 1 S: 5	H: 0 LOB: 0 BB: 0 P: 5	R: 0 E: 0 K: 0 S: 7	H: 0 LOB: 0 BB: 0 P: 12	R: 0 E: 0 K: 0 S: 3	H: 0 LOB: 0 BB: 0 P: 3	1B: 1 2B: 1 3B: 1 HR: 0	SF: 0 SAC: 0 DP: 1 HBP: 0	WP: 0 PB: 0 SB: 0 CS: 0	PA: 31
PITCHER Pete Schourek, L ERA: 3.2 (1, 1)	IP: 9.0 WLS: W BF: 31 H: 3 R: 1 ER: 1 SO: 7 BB: 2 IBB: 0 HBP: 0 BLK: 0 WP: 0 HR: 0 S: 71 P: 103 ERA: 1.00 WHIP: 0.556															PITCHER Pete Schourek, L ERA: 3.2 (1, 1)	IP: 9.0 WLS: W BF: 31 H: 3 R: 1 ER: 1 SO: 7 BB: 2 IBB: 0 HBP: 0 BLK: 0 WP: 0 HR: 0 S: 71 P: 103 ERA: 1.00 WHIP: 0.556			

Batter	1	2	3	4	5	6	7	8	9	AB	R	H	RBI	BB	SO	LOB	BOTTOM	
Thomas Howard, S OBP: 0.369, SLG: 0.421 (1, 8)	4-0 S BB	2-2 2B		3-3 K		0-0 G4-3				3	0	1	0	1	1	1	Philadelphia Phillies @ Cincinnati Reds Riverfront Stadium, Cincinnati, OH Sun Aug 06 1995, 3:33 AM EDT Cloudy - 75 F 	
Barry Larkin, R OBP: 0.386, SLG: 0.484 (1, 6)	0-1 F9	3-2 G5-3		1-1 2B 1B		3-2 L4				4	1	1	1	0	0	2		
Hal Morris, L OBP: 0.273, SLG: 0.402 (1, 3)	1-0 F7		1-2 WP SF8 2B	3-2 1B 2B		0-1 G6-4-3 1B				4	1	3	1	0	0	1		
Reggie Sanders, R OBP: 0.402, SLG: 0.574 (1, 9)	3-1 L5		3-2 SF8	0-3 K		0-1 G6-4-3 1-2				3	0	0	1	0	1	3		
Ron Gant, R OBP: 0.381, SLG: 0.557 (1, 7)		4-2 S 1B HR BB	3-2 E5 FC3-6		1-2 G5-3		3-2 L7			3	1	0	0	1	0	0		
Darren Lewis, R OBP: 0.307, SLG: 0.308 (9, 8)			1-1 FC3-6 1B	2-2 G3				1-0 F7		0	0	0	0	0	0	0		
Eddie Taubensee, L OBP: 0.316, SLG: 0.449 (1, 2)	1-1 SAFE SAFE SAFE SAFE	1-1 S HR 1B	0-1 FC3-6 1-2	2-2 G3				1-0 F7		4	1	1	0	0	0	1		
Bret Boone, R OBP: 0.354, SLG: 0.484 (1, 4)	2-3 K	2-0 F9		4-1 BB				1-3 K		3	0	0	0	1	2	3		
Jeff Branson, L OBP: 0.325, SLG: 0.459 (1, 5)	2-1 HR		4-0 SH1-4 1B BB		1-1 F7			2-0 P5		3	2	1	3	1	0	1		
Pete Schourek, L OBP: 0.176, SLG: 0.176 (1, 1)	0-0 F7		0-0 SH1-4 1-2		0-2 G6-3					2	0	0	0	0	0	0		
Inning Stats	R: 0 E: 0 K: 0 S: 5	H: 0 LOB: 1 BB: 1 P: 13	R: 3 E: 0 K: 1 S: 16	H: 3 LOB: 1 BB: 1 P: 30	R: 1 E: 1 K: 0 S: 14	H: 1 LOB: 1 BB: 0 P: 23	R: 2 E: 0 K: 2 S: 13	H: 2 LOB: 1 BB: 1 P: 24	R: 0 E: 0 K: 0 S: 8	H: 0 LOB: 0 BB: 0 P: 11	R: 0 E: 0 K: 0 S: 7	H: 1 LOB: 0 BB: 0 P: 10	R: 0 E: 0 K: 1 S: 5	H: 0 LOB: 0 BB: 0 P: 9	1B: 3 2B: 3 3B: 0 HR: 1	SF: 1 SAC: 1 DP: 1 HBP: 0	WP: 1 PB: 0 SB: 3 CS: 0	PA: 35
PITCHER Tommy Greene, R ERA: 11.74 (1, 1)	IP: 2.1 WLS: L BF: 14 H: 4 R: 4 ER: 4 SO: 1 BB: 2 IBB: 0 HBP: 0 BLK: 0 WP: 1 HR: 1 S: 32 P: 61 ERA: 15.43 WHIP: 2.571															PITCHER Tommy Greene, R ERA: 11.74 (1, 1)	IP: 2.1 WLS: L BF: 14 H: 4 R: 4 ER: 4 SO: 1 BB: 2 IBB: 0 HBP: 0 BLK: 0 WP: 1 HR: 1 S: 32 P: 61 ERA: 15.43 WHIP: 2.571	
Mike Mims, L ERA: 4.34 (3, 1)	IP: 1.2 WLS: L BF: 8 H: 2 R: 2 ER: 2 SO: 2 BB: 1 IBB: 0 HBP: 0 BLK: 0 WP: 0 HR: 0 S: 16 P: 29 ERA: 10.80 WHIP: 1.800															Mike Mims, L ERA: 4.34 (3, 1)	IP: 1.2 WLS: L BF: 8 H: 2 R: 2 ER: 2 SO: 2 BB: 1 IBB: 0 HBP: 0 BLK: 0 WP: 0 HR: 0 S: 16 P: 29 ERA: 10.80 WHIP: 1.800	
Mike Williams, R ERA: 3.5 (5, 1)	IP: 3.0 WLS: L BF: 10 H: 1 R: 0 ER: 0 SO: 0 BB: 1 IBB: 0 HBP: 0 BLK: 0 WP: 0 HR: 0 S: 24 P: 38 ERA: 0.00 WHIP: 0.667															Mike Williams, R ERA: 3.5 (5, 1)	IP: 3.0 WLS: L BF: 10 H: 1 R: 0 ER: 0 SO: 0 BB: 1 IBB: 0 HBP: 0 BLK: 0 WP: 0 HR: 0 S: 24 P: 38 ERA: 0.00 WHIP: 0.667	
Paul Quantrill, R ERA: 4.29 (8, 1)	IP: 1.0 WLS: L BF: 3 H: 0 R: 0 ER: 0 SO: 1 BB: 0 IBB: 0 HBP: 0 BLK: 0 WP: 0 HR: 0 S: 5 P: 9 ERA: 0.00 WHIP: 0.000															Paul Quantrill, R ERA: 4.29 (8, 1)	IP: 1.0 WLS: L BF: 3 H: 0 R: 0 ER: 0 SO: 1 BB: 0 IBB: 0 HBP: 0 BLK: 0 WP: 0 HR: 0 S: 5 P: 9 ERA: 0.00 WHIP: 0.000	

Batter	1	2	3	4	5	6	7	8	9	10	AB	R	H	RBI	BB	SO	LOB	TOP						
Mickey Morandini, L OBP: 0.346, SLG: 0.425	4-0 BB		0-3 K		4-0 S BB			4-0 1B E BB		0-0 L9	2	1	0	0	3	1	1							
Gregg Jefferies, S OBP: 0.333, SLG: 0.406	0-0 F7		0-0 F8		0-0 4-3			0-0 F9		0-0 F7	5	0	0	0	0	0	4							
Andy Van Slyke, L OBP: 0.313, SLG: 0.353	0-0 F9				0-0 L3 1B			0-0 E 1B		0-0 F5	5	0	2	0	0	1	1							
Darren Daulton, L OBP: 0.350, SLG: 0.379	0-0 L4				0-0 L3 1-2			0-0 E4 1B G5-4-3			4	0	1	1	0	0	3							
Tony Longmire, L OBP: 0.182, SLG: 0.510		0-0 F3			4-0 1B BB			0-0 G3 1-2			2	0	0	0	1	0	1							
Mark Whiten, S OBP: 0.252, SLG: 0.267								0-0 G5-4-3 1-2			1	0	0	0	0	0	2							
Jim Eisenreich, L OBP: 0.370, SLG: 0.439		0-0 G3			0-0 1B 1-2			0-0 F9			4	0	2	0	0	0	1							
Charlie Hayes, R OBP: 0.345, SLG: 0.398		0-0 F8			0-0 F7			0-0 F4		0-0 G6-4-3 1B 1-2	4	0	0	0	0	0	3							
Kevin Stocker, S OBP: 0.301, SLG: 0.248			0-3 K		0-0 F9			0-0 4-3			4	0	1	0	0	1	0							
Sid Fernandez, L OBP: 0.182, SLG: 0.100			0-0 1B		0-3 K			0-0 6-3		0-3 K	2	0	1	0	0	1	0							
Tom Marsh, R OBP: 0.311, SLG: 0.448											1	0	0	0	0	0	0							
Ricky Bottalico, L OBP: 0.285, SLG: 0.463											0	0	0	0	0	0	0							
Mariano Duncan, R OBP: 0.285, SLG: 0.463											1	0	0	0	0	1	1							
Heathcliff Stocumb, R OBP: 0.285, SLG: 0.463											0	0	0	0	0	0	0							
Inning Stats	R: 0 E: 0 K: 0 S: 3	H: 0 LOB: 1 BB: 1 P: 7	R: 0 E: 0 K: 0 S: 3	H: 0 LOB: 0 BB: 0 P: 3	R: 0 E: 0 K: 2 S: 8	H: 1 LOB: 1 BB: 0 P: 8	R: 0 E: 0 K: 0 S: 4	H: 2 LOB: 2 BB: 1 P: 8	R: 0 E: 0 K: 1 S: 5	H: 0 LOB: 1 BB: 1 P: 9	R: 0 E: 0 K: 1 S: 6	H: 1 LOB: 1 BB: 0 P: 6	R: 0 E: 0 K: 0 S: 3	H: 0 LOB: 0 BB: 0 P: 3	R: 1 E: 1 K: 0 S: 4	H: 1 LOB: 1 BB: 1 P: 8	R: 0 E: 0 K: 1 S: 6	H: 2 LOB: 1 BB: 0 P: 6	R: 0 E: 0 K: 0 S: 3	H: 0 LOB: 0 BB: 0 P: 3	1B: 7 2B: 1 3B: 0 HR: 0	SF: 0 SAC: 0 DP: 3 HBP: 0	WP: 0 PB: 0 SB: 1 CS: 0	PA: 39
PITCHER	IP WLS BF H R ER SO	IP WLS BF H R ER SO	IP WLS BF H R ER SO	IP WLS BF H R ER SO	IP WLS BF H R ER SO	IP WLS BF H R ER SO	IP WLS BF H R ER SO	IP WLS BF H R ER SO	IP WLS BF H R ER SO	IP WLS BF H R ER SO	IP WLS BF H R ER SO	IP WLS BF H R ER SO	IP WLS BF H R ER SO	IP WLS BF H R ER SO	IP WLS BF H R ER SO	IP WLS BF H R ER SO	IP WLS BF H R ER SO	IP WLS BF H R ER SO	IP WLS BF H R ER SO	IP WLS BF H R ER SO	ERA WHIP	ERA WHIP		
Mark Portugal, R ERA: 4.56	7.0	1.0	2.0	0.0	0.0	0.0	0.0	0.0	0.0	0.0	0.0	0.0	0.0	0.0	0.0	0.0	0.0	0.0	0.0	0.0	0.0	0.00	1.000	
Chuck McElroy, L ERA: 4.56	8.1	1.0	2.0	0.0	0.0	0.0	0.0	0.0	0.0	0.0	0.0	0.0	0.0	0.0	0.0	0.0	0.0	0.0	0.0	0.0	0.00	2.000		
Michael Jackson, R ERA: 2.39	9.1	2.0	7.0	2.0	0.0	1.0	0.0	0.0	0.0	0.0	0.0	0.0	0.0	0.0	0.0	0.0	0.0	0.0	0.0	0.0	0.00	1.000		

Philadelphia Phillies @ Cincinnati Reds
Riverfront Stadium, Cincinnati, OH
Sun Aug 06 1995, 3:38 AM EDT
Att: 34,784 - Unknown - 81 F

AB	35
R	1
H	7
RBI	1
BB	4
SO	5
LOB	17



Batter	1	2	3	4	5	6	7	8	9	10	AB	R	H	RBI	BB	SO	LOB	BOTTOM					
Jerome Walton, R OBP: 0.333, SLG: 0.483	0-3 K		1-0 1B HBP		0-0 F8			0-0 F8		0-0 SH1-4	3	0	0	0	0	1	0						
Darren Lewis, R OBP: 0.308, SLG: 0.308	0-0 S 1B		0-0 F7		0-0 F8			0-0 4-3		4-0 1B 1B IBB	4	0	1	0	0	0	2						
Ron Gant, R OBP: 0.382, SLG: 0.557			0-0 1B		0-0 2B					0-0 1B	0	0	0	0	1	0	0						
Barry Larkin, R OBP: 0.389, SLG: 0.489	0-3 K		0-0 1B		0-0 K			0-0 5-3		0-0 1B	5	0	3	1	0	1	1						
Reggie Sanders, R OBP: 0.399, SLG: 0.568	0-3 K		0-3 K		0-3 K			0-0 L6		0-0 1B	5	0	1	1	0	3	2						
Bret Boone, R OBP: 0.350, SLG: 0.476		0-0 F2		0-3 K				0-0 F7		0-0 G3	4	0	0	0	0	1	0						
Benito Santiago, R OBP: 0.354, SLG: 0.537		0-3 K		0-0 S 1B				0-0 1B		0-0 1-3	4	0	2	0	0	1	0						
Brian Hunter, R OBP: 0.320, SLG: 0.328		0-3 K		0-0 S 1B				0-3 K		0-0 4-3	2	0	0	0	1	2	1						
Jeff Branson, L OBP: 0.323, SLG: 0.457				1-2 BB				0-0 K		0-3 K	1	0	0	0	0	0	0						
Mark Lewis, R OBP: 0.421, SLG: 0.500			0-3 K		4-0 1B			0-0 F9			2	0	0	0	1	1	1						
Hal Morris, L OBP: 0.271, SLG: 0.400				1-2 2-3 BB							1	0	0	0	0	1	0						
Mark Portugal, R OBP: 0.200, SLG: 0.242			0-0 1B		0-3 K			0-0 6-3			2	1	1	0	0	1	3						
Lenny Harris, L OBP: 0.241, SLG: 0.295										0-0 1B SH1-4	1	0	0	0	0	0	0						
Chuck McElroy, L OBP: 0.323, SLG: 0.457											0	0	0	0	0	0	0						
Michael Jackson, R OBP: 0.372, SLG: 0.424											1	1	1	0	0	0	0						
Inning Stats	R: 0 E: 0 K: 3 S: 10	H: 1 LOB: 1 BB: 0 P: 10	R: 0 E: 0 K: 2 S: 7	H: 0 LOB: 0 BB: 0 P: 7	R: 1 E: 0 K: 1 S: 6	H: 2 LOB: 2 BB: 0 P: 7	R: 0 E: 0 K: 3 S: 10	H: 1 LOB: 3 BB: 2 P: 18	R: 0 E: 0 K: 1 S: 6	H: 1 LOB: 1 BB: 0 P: 6	R: 0 E: 0 K: 0 S: 3	H: 0 LOB: 0 BB: 0 P: 3	R: 0 E: 0 K: 0 S: 3	H: 0 LOB: 0 BB: 0 P: 3	R: 0 E: 0 K: 1 S: 5	H: 0 LOB: 0 BB: 0 P: 5	R: 1 E: 0 K: 0 S: 4	H: 3 LOB: 3 BB: 1 P: 8	1B: 7 2B: 2 3B: 0 HR: 0	SF: 0 SAC: 1 DP: 0 HBP: 1	WP: 0 PB: 0 SB: 3 CS: 0	PA: 40	
PITCHER	IP WLS BF H R ER SO	IP WLS BF H R ER SO	IP WLS BF H R ER SO	IP WLS BF H R ER SO	IP WLS BF H R ER SO	IP WLS BF H R ER SO	IP WLS BF H R ER SO	IP WLS BF H R ER SO	IP WLS BF H R ER SO	IP WLS BF H R ER SO	IP WLS BF H R ER SO	IP WLS BF H R ER SO	IP WLS BF H R ER SO	IP WLS BF H R ER SO	IP WLS BF H R ER SO	IP WLS BF H R ER SO	IP WLS BF H R ER SO	IP WLS BF H R ER SO	IP WLS BF H R ER SO	ERA WHIP	ERA WHIP		
Sid Fernandez, L ERA: 5.02	6.0	6.0	2.0	0.0	0.0	0.0	0.0	0.0	0.0	0.0	0.0	0.0	0.0	0.0	0.0	0.0	0.0	0.0	0.0	0.0	0.00	1.333	
Ricky Bottalico, R ERA: 2.08	7.1	2.0	7.0	0.0	0.0	0.0	0.0	0.0	0.0	0.0	0.0	0.0	0.0	0.0	0.0	0.0	0.0	0.0	0.0	0.0	0.00	0.000	
Heathcliff Stocumb, R ERA: 2.3	9.1	1.1	8.0	3.0	1.0	1.0	0.0	0.0	0.0	0.0	0.0	0.0	0.0	0.0	0.0	0.0	0.0	0.0	0.0	0.0	6.75	2.250	

Philadelphia Phillies @ Cincinnati Reds
Riverfront Stadium, Cincinnati, OH
Sun Aug 06 1995, 3:38 AM EDT
Att: 34,784 - Unknown - 81 F

AB	35
R	2
H	9
RBI	2
BB	3
SO	12
LOB	10



Batter	1	2	3	4	5	6	7	8	9	AB	R	H	RBI	BB	SO	LOB	TOP								
Brett Butler, L (1, 8) OBP: 0.380, SLG: 0.390	2-2 G1-3 HR 1B		0-0 BB 1B	4-2 WP S BB		3-1 WP 2B	4-0 2B IBB	1-2 P4		4	3	3	0	2	0	2									
Dave Telgheder, R (8, 1)										0	0	0	0	0	0	0									
Jerry Dipoto, R (9, 1)										0	0	0	0	0	0	0									
John Franco, L (9, 1)										0	0	0	0	0	0	0									
Edgardo Alfonso, R (1, 5) OBP: 0.292, SLG: 0.369	2-0 G1-3		1-2 BB 1B	1-3 K		0-0 L3	2-0 P4	2-3 K		6	1	1	0	0	2	8									
Carl Everett, S (1, 9) OBP: 0.328, SLG: 0.464	2-1 HR		4-2 1B BB	4-2 BB		4-1 WP BB	1-0 2B		1-2 2B 1B	3	3	3	5	3	0	0									
Jeff Kent, R (1, 4) OBP: 0.332, SLG: 0.476	0-0 P4		1-0 1B	0-0 F8		1-3 K	0-0 F7		1-1 F9	6	0	1	2	0	1	6									
Rico Brogna, L (1, 3) OBP: 0.347, SLG: 0.491	3-2 F9		1-2 F7			4-0 HR			2-2 1B 2B 1B	4	2	2	1	1	0	2									
Tim Bogar, R (9, PH) OBP: 0.304, SLG: 0.342										1	0	0	0	0	0	1									
Jose Vizcaino, S (1, 6) OBP: 0.321, SLG: 0.352		0-0 F8	1-0 1B			0-0 HR	1-1 L7		3-2 2B SF7 1B	6	1	4	2	0	0	3									
Kelly Stinnett, R (1, 2) OBP: 0.371, SLG: 0.419		3-1 P6	2-0 P4			2-2 F7			1-0 E2 1B 2B 1B	6	1	2	1	0	1	4									
Damon Buford, R (1, 7) OBP: 0.286, SLG: 0.186		4-1 BB	2-2 G6-3			0-3 K			3-1 2B 1B	3	1	1	0	2	1	3									
Reid Cornelius, R (1, 1)		1-3 K				0-0 G5-3			2-3 K	3	0	0	0	0	1	2									
Don Florence, R (6, 1)									0-1 SF7	1	0	0	0	0	1	2									
Chris Jones, R (8, PH) OBP: 0.347, SLG: 0.515									1-2 SF7	0	0	0	1	0	0	0									
Inning Stats	R: 2 E: 0 K: 0 S: 11	H: 2 LOB: 0 BB: 0 P: 20	R: 0 E: 0 K: 1 S: 7	H: 0 LOB: 1 BB: 1 P: 15	R: 3 E: 0 K: 0 S: 18	H: 4 LOB: 2 BB: 1 P: 30	R: 0 E: 0 K: 1 S: 9	H: 0 LOB: 2 BB: 2 P: 18	R: 1 E: 0 K: 1 S: 12	H: 2 LOB: 1 BB: 0 P: 14	R: 0 E: 0 K: 1 S: 9	H: 1 LOB: 3 BB: 2 P: 22	R: 3 E: 1 K: 1 S: 10	H: 3 LOB: 1 BB: 1 P: 24	R: 2 E: 0 K: 1 S: 19	H: 3 LOB: 2 BB: 1 P: 32	R: 1 E: 0 K: 1 S: 12	H: 2 LOB: 1 BB: 0 P: 17	1B: 11 2B: 4 3B: 0 HR: 2	SF: 1 SAC: 0 DP: 0 HBP: 0	WP: 2 PB: 0 SB: 2 CS: 0	PA: 52			
PITCHER	IP	WLS	BF	H	R	ER	SO	BB	IBB	HBP	BLK	WP	HR	S	P	ERA	WHIP								
Tyler Green, R (1, 1) ERA: 4.32	2.1	L	15	6	5	5	1	2	0	0	0	0	1	32	57	19.29	3.429								
Mike Williams, R (3, 1) ERA: 3.5	2.2		12	2	1	1	2	2	0	0	0	1	1	25	40	3.38	1.500								
Paul Fletcher, R (6, 1) ERA:	1.0		6	1	0	0	1	1	0	0	0	1	0	9	22	0.00	2.000								
Toby Borland, R (7, 1) ERA: 4.5	1.0		10	6	5	5	1	0	1	0	0	0	0	18	38	45.00	6.000								
Mike Mints, L (8, 1) ERA: 4.34	2.0		9	2	1	1	2	1	0	0	0	0	0	23	35	4.50	1.500								

New York Mets @ Philadelphia Phillies
Veterans Stadium, Philadelphia, PA
Tue Aug 08 1995, 7:05 PM EDT
Att: 28,536 - Unknown - 76 F

AB 43
R 12
H 17
RBI 12
BB 8
SO 7
LOB 33



Batter	1	2	3	4	5	6	7	8	9	AB	R	H	RBI	BB	SO	LOB	BOTTOM								
Mickey Morandini, L (1, 4) OBP: 0.351, SLG: 0.426	3-2 E 1B		4-1 1B BB			0-2 FC1 FC3-6		0-3 K	0-0 1B	4	1	2	0	2	1	2									
Gregg Jefferies, S (1, 3) OBP: 0.336, SLG: 0.407	1-1 F7		2-1 1B			0-1 FC3-6 FC6		4-1 FC4-6 BB	2-1 SF8 FC4-6	4	0	2	4	1	0	3									
Andy Van Slyke, L (1, 8) OBP: 0.301, SLG: 0.338	2-0 F9		0-2 F7			0-1 FC6 S		0-1 FC4-6 E 1B	3-2 G4-3	6	1	0	1	0	0	9									
Mark Whiten, S (1, 9) OBP: 0.257, SLG: 0.279	2-1 E9 1H 2B		3-2 G3			3-2 G4-3		1-2 E5 1B		5	1	2	1	0	0	4									
Darren Daulton, L (1, 2) OBP: 0.353, SLG: 0.403	1-3 K					0-0 P6		2-0 HR	1-2 1B	5	2	3	4	0	1	1									
Jim Eisenreich, L (1, 7) OBP: 0.368, SLG: 0.440		2-1 F9 L1-5 2B				2-2 L7		0-1 F9	1-2 G4-3	4	0	1	0	0	0	2									
Charlie Hayes, R (1, 5) OBP: 0.346, SLG: 0.397		3-1 F9				1-3 K		2-2 F7		4	2	1	0	1	1	1									
Kevin Stocker, S (1, 6) OBP: 0.306, SLG: 0.252		2-1 L1-5						1-1 2B FC3-6 1B	2-1 1B	4	2	2	0	1	0	2									
Tyler Green, R (1, 1) ERA: 6.53	5.2	W	26	8	4	4	3	1	0	0	0	0	0	64	103	6.35	1.588								
Don Florence, L (6, 1) ERA:	1.1		7	1	1	0	2	1	0	0	0	0	0	19	26	0.00	1.500								
Dave Telgheder, R (8, 1) ERA: 27.0	1.1		10	5	4	4	0	1	0	0	0	0	1	23	35	27.00	4.500								
Jerry Dipoto, R (9, 1) ERA: 4.82	0.1	S	3	0	0	0	0	2	0	0	0	0	0	3	12	0.00	6.000								
John Franco, L (9, 1) ERA: 2.43	0.1		2	1	1	1	0	0	0	0	0	0	0	3	5	27.00	3.000								
Inning Stats	R: 1 E: 1 K: 1 S: 12	H: 2 LOB: 1 BB: 0 P: 21	R: 0 E: 0 K: 0 S: 6	H: 1 LOB: 0 BB: 0 P: 13	R: 0 E: 0 K: 1 S: 14	H: 1 LOB: 2 BB: 1 P: 24	R: 0 E: 0 K: 1 S: 7	H: 0 LOB: 0 BB: 0 P: 10	R: 2 E: 0 K: 0 S: 14	H: 2 LOB: 1 BB: 0 P: 18	R: 1 E: 0 K: 1 S: 14	H: 2 LOB: 1 BB: 0 P: 20	R: 1 E: 1 K: 1 S: 16	H: 1 LOB: 2 BB: 1 P: 23	R: 1 E: 0 K: 0 S: 14	H: 2 LOB: 2 BB: 1 P: 24	R: 4 E: 0 K: 0 S: 15	H: 4 LOB: 2 BB: 2 P: 28	1B: 10 2B: 4 3B: 0 HR: 2	SF: 1 SAC: 0 DP: 1 HBP: 0	WP: 0 PB: 0 SB: 1 CS: 0	PA: 48			
PITCHER	IP	WLS	BF	H	R	ER	SO	BB	IBB	HBP	BLK	WP	HR	S	P	ERA	WHIP								
Reid Cornelius, R (1, 1) ERA: 6.53	5.2	W	26	8	4	4	3	1	0	0	0	0	0	64	103	6.35	1.588								
Don Florence, L (6, 1) ERA:	1.1		7	1	1	0	2	1	0	0	0	0	0	19	26	0.00	1.500								
Dave Telgheder, R (8, 1) ERA: 27.0	1.1		10	5	4	4	0	1	0	0	0	0	1	23	35	27.00	4.500								
Jerry Dipoto, R (9, 1) ERA: 4.82	0.1	S	3	0	0	0	0	2	0	0	0	0	0	3	12	0.00	6.000								
John Franco, L (9, 1) ERA: 2.43	0.1		2	1	1	1	0	0	0	0	0	0	0	3	5	27.00	3.000								

New York Mets @ Philadelphia Phillies
Veterans Stadium, Philadelphia, PA
Tue Aug 08 1995, 7:05 PM EDT
Att: 28,536 - Unknown - 76 F

AB 42
R 10
H 15
RBI 10
BB 5
SO 5
LOB 27



Batter	1	2	3	4	5	6	7	8	9	AB	R	H	RBI	BB	SO	LOB	TOP										
Brett Butler, L OBP: 0.381, SLG: 0.392 (1, 8)	G4-3		G6-3 1B 2B		G4-3		G3-1			3	2	1	0	1	0	0	New York Mets @ Philadelphia Phillies Veterans Stadium, Philadelphia, PA Wed Aug 09 1995, 7:05 PM EDT Att: 36,147 - Unknown - 78 F										
Eduardo Alfonzo, R OBP: 0.298, SLG: 0.387 (1, 5)	FC6-4 1B		G6-3		F8-2 3B		1-H 2-H 3B			4	0	3	2	0	0	1											
Carl Everett, S OBP: 0.325, SLG: 0.456 (1, 9)	F8		2-3 1B		F8-2 3B		G3-1			4	0	1	1	0	0	3											
Jeff Kent, R OBP: 0.331, SLG: 0.473 (1, 4)	FC6-4 1-2		3-H 1-0 1B		1B E 1B		P7		F8	4	1	1	0	0	0	1											
Rico Brogna, L OBP: 0.346, SLG: 0.488 (1, 3)		G1-3		1-2 E 1B		F7		G4-3	4	0	1	0	0	0	0	0											
Jose Vizcaino, S OBP: 0.323, SLG: 0.354 (1, 6)		FC5-4 1B		1-2 2-3 1B		K		G1-3	4	0	2	0	0	1	0	0											
Kelly Stinnett, R OBP: 0.359, SLG: 0.404 (1, 2)	F8			2-0 E6		G6-3		F7	4	0	0	1	0	0	0	3											
Damon Buford, R OBP: 0.284, SLG: 0.206 (1, 7)	FC5-4 1-2			1-2 2-3 3-H 2-3 K		1-1 3B 2B		K	4	1	1	0	0	2	4	0											
Jason Isringhausen, R OBP: 0.330, SLG: 0.392 (9, PH) Joe Orsulak, L OBP: 0.330, SLG: 0.392 (9, PH) Doug Henry, R OBP: 0.330, SLG: 0.392 (9, PH)			L6		B1-2-3		K		G3	3	0	0	0	0	1	4	AB 35 R 4 H 10 RBI 4 BB 1 SO 4 LOB 16										
Inning Stats	R: 0 E: 0 K: 0 S: 12	H: 1 LOB: 1 BB: 0 P: 15	R: 0 E: 0 K: 0 S: 6	H: 1 LOB: 1 BB: 0 P: 11	R: 1 E: 0 K: 0 S: 9	H: 2 LOB: 0 BB: 0 P: 11	R: 1 E: 1 K: 1 S: 11	H: 3 LOB: 2 BB: 0 P: 16	R: 0 E: 0 K: 0 S: 6	H: 0 LOB: 0 BB: 0 P: 7	R: 2 E: 0 K: 1 S: 15	H: 2 LOB: 1 BB: 1 P: 26	R: 0 E: 0 K: 0 S: 4	H: 0 LOB: 0 BB: 0 P: 6	R: 0 E: 0 K: 1 S: 8	H: 0 LOB: 0 BB: 0 P: 11		1B: 6 2B: 3 3B: 2 HR: 0	SF: 0 SAC: 0 DP: 2 HBP: 0	WP: 0 PB: 0 SB: 0 CS: 1	PA: 37						
PITCHER	IP	WLS	BF	H	R	ER	SO	BB	IBB	HBP	BLK	WP	HR	S	P	ERA	WHIP										
Paul Quantrill, R ERA: 4.34 (1, 1)	7.0	L	30	10	4	4	3	1	0	0	0	0	0	65	96	5.14	1.571										
Ricky Bottalico, R ERA: 2.01 (8, 1)	2.0		6	0	0	0	1	0	0	0	0	0	0	12	17	0.00	0.000										

Batter	1	2	3	4	5	6	7	8	9	AB	R	H	RBI	BB	SO	LOB	BOTTOM										
Mickey Morandini, L OBP: 0.347, SLG: 0.421 (1, 4)	G6-3		G3			G3			F9	4	0	0	0	0	0	0	New York Mets @ Philadelphia Phillies Veterans Stadium, Philadelphia, PA Wed Aug 09 1995, 7:05 PM EDT Att: 36,147 - Unknown - 78 F										
Gregg Jefferies, S OBP: 0.332, SLG: 0.402 (1, 3)	G1-3				L9	G4-3			P5	4	0	0	0	0	0	0											
Jim Eisenreich, L OBP: 0.372, SLG: 0.443 (1, 7) Ricky Bottalico, L OBP: 0.321, SLG: 0.288 (9, PH) Gary Varsho, L OBP: 0.321, SLG: 0.288 (9, PH)					G6-4-3 1B		G3		K	3	0	2	0	0	0	0											
Mark Whiten, S OBP: 0.252, SLG: 0.273 (1, 9)	G1-3				G6-4-3 1-2		F7			3	0	0	0	0	0	2											
Darren Daulton, L OBP: 0.356, SLG: 0.406 (1, 2)						G5-4-3 1B		G3		3	0	2	0	0	0	0											
Charlie Hayes, R OBP: 0.344, SLG: 0.393 (1, 5)		F8			G5-4-3 1-2		F9			3	0	0	0	0	0	2											
Andy Van Slyke, L OBP: 0.308, SLG: 0.345 (1, 8)		G3-6-3 1-2								3	0	2	0	0	0	1											
Kevin Stocker, S OBP: 0.303, SLG: 0.249 (1, 6)					F7		G4-3		G5-3	3	0	0	0	0	0	2											
Paul Quantrill, L OBP: 0.158, SLG: 0.086 (1, 1) Tom Marsh, R OBP: 0.317, SLG: 0.467 (8, 7)									F9	2	0	0	0	0	2	0	AB 30 R 0 H 6 RBI 0 BB 0 SO 3 LOB 8										
Inning Stats	R: 0 E: 0 K: 0 S: 9	H: 1 LOB: 1 BB: 0 P: 13	R: 0 E: 0 K: 0 S: 8	H: 1 LOB: 0 BB: 0 P: 13	R: 0 E: 0 K: 1 S: 11	H: 0 LOB: 0 BB: 0 P: 11	R: 0 E: 0 K: 0 S: 6	H: 1 LOB: 0 BB: 0 P: 12	R: 0 E: 0 K: 0 S: 6	H: 2 LOB: 1 BB: 0 P: 7	R: 0 E: 0 K: 1 S: 8	H: 0 LOB: 0 BB: 0 P: 13	R: 0 E: 0 K: 0 S: 5	H: 0 LOB: 0 BB: 0 P: 8	R: 0 E: 0 K: 0 S: 14	H: 1 LOB: 1 BB: 0 P: 23		R: 0 E: 0 K: 1 S: 9	H: 0 LOB: 0 BB: 0 P: 12	1B: 6 2B: 0 3B: 0 HR: 0	SF: 0 SAC: 0 DP: 3 HBP: 0	WP: 0 PB: 0 SB: 2 CS: 0	PA: 30				
PITCHER	IP	WLS	BF	H	R	ER	SO	BB	IBB	HBP	BLK	WP	HR	S	P	ERA	WHIP										
Jason Isringhausen, R ERA: 4.01 (1, 1)	8.0	W	27	6	0	0	2	0	0	0	0	0	0	67	100	0.00	0.750										
Doug Henry, R ERA: 4.01 (9, 1)	1.0		3	0	0	0	1	0	0	0	0	0	0	9	12	0.00	0.000										

Batter	1	2	3	4	5	6	7	8	9	AB	R	H	RBI	BB	SO	LOB	TOP					
Rondell White, R OBP: 0.335, SLG: 0.438 (1, 8)										5	1	1	2	0	2	2	Montreal Expos @ Philadelphia Phillies Veterans Stadium, Philadelphia, PA Fri Aug 11 1995, 7:05 PM EDT Att: 25,194 - Unknown					
F.P. Santangelo, S OBP: 0.445, SLG: 0.615 (1, 7)										3	0	0	0	1	1	0						
David Segui, S OBP: 0.383, SLG: 0.477 (1, 3)										4	1	2	1	0	1	1						
Moises Alou, R OBP: 0.335, SLG: 0.459 (1, 9)										4	0	0	0	0	0	2						
Wil Cordero, R OBP: 0.356, SLG: 0.442 Dave Silvestri, R OBP: 0.235, SLG: 0.256 (1, 6) (3, 6)										1	0	0	0	0	0	0						
Mike Lansing, R OBP: 0.317, SLG: 0.420 (1, 4)										3	2	1	0	1	1	1						
Tim Laker, R OBP: 0.304, SLG: 0.366 Darrin Fletcher, L OBP: 0.388, SLG: 0.486 (9, PH) (9, PH)										3	0	1	1	0	0	0						
Shane Andrews, R OBP: 0.282, SLG: 0.369 Jeff Treadway, L OBP: 0.246, SLG: 0.246 Curtis Pride, L OBP: 0.237, SLG: 0.200 (9, FR) (9, FR)										3	1	2	0	0	1	1						
Carlos Perez, L OBP: 0.175, SLG: 0.270 Greg Harris, S OBP: 0.353, SLG: 0.667 Sean Berry, R OBP: 0.345, SLG: 0.489 Willie Fraser, R OBP: 0.330, SLG: 0.407 (9, PH) (9, PH)										2	0	0	0	0	1	1						
Inning Stats	R: 0 E: 0 K: 2 S: 10	H: 0 LOB: 0 BB: 0 P: 13	R: 1 E: 0 K: 1 S: 16	H: 2 LOB: 1 BB: 0 P: 24	R: 0 E: 0 K: 1 S: 6	H: 0 LOB: 0 BB: 0 P: 7	R: 0 E: 0 K: 2 S: 16	H: 1 LOB: 1 BB: 0 P: 23	R: 2 E: 0 K: 1 S: 15	H: 2 LOB: 0 BB: 0 P: 22	R: 1 E: 0 K: 1 S: 6	H: 1 LOB: 1 BB: 0 P: 10	R: 0 E: 0 K: 2 S: 5	H: 0 LOB: 1 BB: 1 P: 9	R: 0 E: 0 K: 2 S: 7	H: 0 LOB: 1 BB: 1 P: 12		R: 1 E: 0 K: 0 S: 12	H: 1 LOB: 1 BB: 1 P: 22	1B: 4 2B: 2 3B: 0 HR: 2	SF: 0 SAC: 0 DP: 0 HBP: 0	WP: 0 PB: 0 SB: 0 CS: 0
PITCHER	IP WLS BF H R ER SO BB IBB HBP BLK WP HR S P ERA WHIP																					
Sid Fernandez, L ERA: 5.08 Ricky Bottalico, R ERA: 2.03 Heathcliff Slocumb, R ERA: 2.74 (1, 1) (7, 1) (9, 1)	6.2 W 27 7 4 4 8 0 0 0 0 0 2 73 106 5.40 1.050																					
	1.2 8 1 1 1 2 2 0 0 0 0 0 0 15 28 5.40 1.800																					
	0.2 S 2 0 0 0 0 0 0 0 0 0 0 0 5 8 0.00 0.000																					

AB	35
R	5
H	8
RBI	5
BB	2
SO	10
LOB	13



Batter	1	2	3	4	5	6	7	8	9	AB	R	H	RBI	BB	SO	LOB	BOTTOM			
Mickey Morandini, L OBP: 0.351, SLG: 0.425 (1, 4)										4	2	2	1	1	0	0	Montreal Expos @ Philadelphia Phillies Veterans Stadium, Philadelphia, PA Fri Aug 11 1995, 7:05 PM EDT Att: 25,194 - Unknown			
Tom Marsh, R OBP: 0.292, SLG: 0.464 (1, 7)										4	1	1	2	0	1	4				
Gregg Jefferies, S OBP: 0.332, SLG: 0.403 (1, 3)										4	1	2	0	0	0	1				
Mark Whiten, S OBP: 0.268, SLG: 0.300 (1, 9)										4	0	1	1	0	1	2				
Darren Daulton, L OBP: 0.353, SLG: 0.397 (1, 2)										3	0	0	0	1	0	2				
Charlie Hayes, R OBP: 0.344, SLG: 0.404 (1, 5)										4	1	2	2	0	1	1				
Andy Van Slyke, L OBP: 0.299, SLG: 0.347 (1, 8)										4	1	1	0	0	0	3				
Kevin Stocker, S OBP: 0.298, SLG: 0.243 (1, 6)										3	0	0	0	1	1	1				
Sid Fernandez, L OBP: 0.143, SLG: 0.077 Ricky Bottalico, L Heathcliff Slocumb, R (1, 1) (7, 1) (9, 1)										3	0	0	0	0	3	2				
Inning Stats	R: 0 E: 1 K: 1 S: 10	H: 0 LOB: 1 BB: 0 P: 18	R: 0 E: 0 K: 1 S: 10	H: 1 LOB: 1 BB: 0 P: 14	R: 1 E: 0 K: 2 S: 13	H: 2 LOB: 2 BB: 1 P: 21	R: 1 E: 0 K: 1 S: 7	H: 1 LOB: 0 BB: 0 P: 12	R: 2 E: 0 K: 0 S: 7	H: 2 LOB: 0 BB: 0 P: 7	R: 1 E: 0 K: 2 S: 13	H: 2 LOB: 2 BB: 1 P: 22	R: 1 E: 1 K: 0 S: 9	H: 1 LOB: 1 BB: 1 P: 17	R: 0 E: 0 K: 0 S: 6	H: 0 LOB: 0 BB: 0 P: 10		1B: 3 2B: 3 3B: 1 HR: 2	SF: 0 SAC: 0 DP: 1 HBP: 0	WP: 0 PB: 0 SB: 0 CS: 0
PITCHER	IP WLS BF H R ER SO BB IBB HBP BLK WP HR S P ERA WHIP																			
Carlos Perez, L ERA: 3.5 Greg Harris, R ERA: 2.7 Willie Fraser, R ERA: 2.53 (1, 1) (6, 1) (7, 1)	5.2 L 28 8 5 5 7 1 1 0 0 0 0 0 1 1 7.94 1.588																			
	0.1 0 0 0 0 0 0 0 0 0 0 0 0 1 1 0.00 0.000																			
	2.0 8 1 1 1 0 1 0 0 0 0 0 0 15 27 4.50 1.000																			

AB	34
R	6
H	9
RBI	6
BB	3
SO	7
LOB	16



Batter	1	2	3	4	5	6	7	8	9	AB	R	H	RBI	BB	SO	LOB	TOP					
Rondell White, R OBP: 0.343, SLG: 0.455	2-0 S E 1B		2-1 F9		2-2 P3		1-2 G4-3 2B		1-1 CS 1B	5	1	3	1	0	0	2	Montreal Expos @ Philadelphia Phillies Veterans Stadium, Philadelphia, PA Sun Aug 13 1995, 3:33 AM EDT Att: 31,528 - Sunny - 89 F					
Tony Tarasco, L OBP: 0.327, SLG: 0.402	0-3 K		0-2 F7		0-3 K		2-0 G4-3 2B		2-2 CS 1B	4	0	0	0	0	2	4						
Moises Alou, R OBP: 0.340, SLG: 0.460	4-1 FC5 1B 1-3 BB		3-3 K		1-2 F8		0-1 F8			3	0	0	0	1	1	1						
David Segui, S OBP: 0.385, SLG: 0.472	0-0 FC5 1B			0-0 1B 1B		4-1 2B BB		1-3 K		3	0	2	1	1	1	0						
Sean Berry, R OBP: 0.348, SLG: 0.495	1-2 FC5			3-2 G5-4-3 1B		0-0 2B		3-3 K		4	0	2	0	0	1	2						
Mike Lansing, R OBP: 0.312, SLG: 0.416	0-3 K			0-0 G5-4-3		3-1 P7		0-0 L8		4	0	0	0	0	1	5						
Dave Silvestri, R OBP: 0.237, SLG: 0.255		1-0 G5-3			2-0 1B G6-3 1B		2-1 G5-3		1-3 K	4	0	1	0	0	1	2						
Tim Laker, R OBP: 0.310, SLG: 0.397		1-3 K			1-0 G6-3		0-0 SH3-4 2B 1B		2-1 HR	4	2	2	1	0	1	1						
Gil Heredia, R OBP: 0.231, SLG: 0.231		0-2 L9			3-2 1B		1-2 SH3-4		0-3 K	2	0	1	0	0	0	0						
Tim Scott, R OBP: 0.250, SLG: 0.250					2-3 1B		1-2			0	0	0	0	0	0	0						
Jeff Treadway, L OBP: 0.242, SLG: 0.241										1	0	0	0	0	1	0						
Mel Rojas, R										0	0	0	0	0	0	0						
Inning Stats	R: 1 E: 1 K: 2 S: 12	H: 2 LOB: 2 BB: 1 P: 19	R: 0 E: 0 K: 1 S: 7	H: 0 LOB: 0 BB: 0 P: 9	R: 0 E: 0 K: 1 S: 9	H: 2 LOB: 0 BB: 0 P: 14	R: 0 E: 0 K: 0 S: 6	H: 2 LOB: 0 BB: 0 P: 9	R: 0 E: 0 K: 1 S: 11	H: 1 LOB: 2 BB: 1 P: 19	R: 1 E: 0 K: 0 S: 10	H: 2 LOB: 1 BB: 0 P: 14	R: 0 E: 0 K: 2 S: 8	H: 0 LOB: 0 BB: 0 P: 12	R: 1 E: 0 K: 2 S: 14	H: 2 LOB: 0 BB: 0 P: 20	1B: 8 2B: 2 3B: 0 HR: 1	SF: 0 SAC: 1 DP: 1 HBP: 0	WP: 0 PB: 0 SB: 1 CS: 1	PA: 38		
PITCHER	IP WLS BF H R ER SO BB IBB HBP BLK WP HR S P ERA WHIP	7.0 L 30 9 2 2 5 2 0 0 0 0 0 1 64 103 2.57 1.571	2.0 L 7 2 1 1 4 0 0 0 0 0 1 22 32 4.50 1.000																			

AB	34
R	3
H	11
RBI	3
BB	2
SO	9
LOB	17



Batter	1	2	3	4	5	6	7	8	9	AB	R	H	RBI	BB	SO	LOB	BOTTOM					
Mickey Morandini, L OBP: 0.351, SLG: 0.426	0-1 G3-1		0-0 L3-5 3B			1-0 G3		2-3 K		4	0	1	0	0	1	0	Montreal Expos @ Philadelphia Phillies Veterans Stadium, Philadelphia, PA Sun Aug 13 1995, 3:33 AM EDT Att: 31,528 - Sunny - 89 F					
Jim Eisenreich, L OBP: 0.397, SLG: 0.440	1-2 1B 2B		1-1 L3-5 3H			1-2 G4-3		0-0 F7		4	0	1	0	0	0	1						
Gregg Jefferies, S OBP: 0.335, SLG: 0.411	2-2 P6			0-1 G3-1		0-0 F7		2-2 HR		4	1	1	1	0	0	1						
Mark Whiten, S OBP: 0.277, SLG: 0.299	3-2 1B			0-2 G3		2-0 G5-3		0-3 K		4	0	1	0	0	1	0						
Charlie Hayes, R OBP: 0.347, SLG: 0.409	0-0 P9			0-0 1B		0-0 1B 1B		0-3 K2-3		4	1	2	0	0	1	2						
Andy Van Slyke, L OBP: 0.303, SLG: 0.344		2-2 L6-3		1-3 K		2-2 S 1B 1-2 1B		2-1 1B		4	0	2	0	0	1	1						
Lenny Webster, R OBP: 0.288, SLG: 0.258		1-0 G4-3			1-1 G4-3		0-0 1-2 2H 1B		2-2 P5	4	0	1	1	0	0	1						
Kevin Stocker, S OBP: 0.293, SLG: 0.238					0-0 P7		1-2 F7		1-3 K	2	0	0	0	0	0	0						
Gary Varsho, L OBP: 0.313, SLG: 0.280										1	0	0	0	0	0	2						
Kevin Elster, R OBP: 0.214, SLG: 0.211										0	0	0	0	0	0	0						
Darren Daulton, L OBP: 0.348, SLG: 0.390										1	0	0	0	0	1	1						
Tyler Green, R OBP: 0.163, SLG: 0.279										2	0	0	0	0	1	0						
Tom Marsh, R OBP: 0.295, SLG: 0.453										1	0	0	0	0	0	2						
Ricky Bottalico, L										0	0	0	0	0	0	0						
Inning Stats	R: 0 E: 0 K: 0 S: 15	H: 2 LOB: 0 BB: 0 P: 21	R: 0 E: 0 K: 0 S: 6	H: 0 LOB: 0 BB: 0 P: 9	R: 0 E: 0 K: 1 S: 6	H: 1 LOB: 0 BB: 0 P: 7	R: 0 E: 0 K: 1 S: 10	H: 1 LOB: 1 BB: 0 P: 11	R: 0 E: 0 K: 0 S: 5	H: 0 LOB: 0 BB: 0 P: 6	R: 0 E: 0 K: 0 S: 5	H: 0 LOB: 0 BB: 0 P: 7	R: 1 E: 0 K: 0 S: 13	H: 3 LOB: 2 BB: 0 P: 19	R: 1 E: 0 K: 2 S: 12	H: 1 LOB: 0 BB: 0 P: 16	R: 0 E: 0 K: 2 S: 13	H: 1 LOB: 1 BB: 0 P: 18	1B: 6 2B: 2 3B: 1 HR: 1	SF: 0 SAC: 0 DP: 1 HBP: 0	WP: 0 PB: 0 SB: 1 CS: 0	PA: 35
PITCHER	IP WLS BF H R ER SO BB IBB HBP BLK WP HR S P ERA WHIP	6.1 W 6 1 1 1 2 0 0 0 0 0 1 19 25 5.40 0.600	1.0 S 4 1 0 0 2 0 0 0 0 0 0 13 18 0.00 1.000																			

AB	35
R	2
H	9
RBI	2
BB	0
SO	6
LOB	11



Batter	1	2	3	4	5	6	7	8	9	AB R H RBI BB SO LOB	TOP											
Rondell White, R OBP: 0.344, SLG: 0.455 (1, 8)	G3		G6-3			F9			G5-3 WP 2B	4 1 1 0 1 0 0	Montreal Expos @ Philadelphia Phillies Veterans Stadium, Philadelphia, PA Mon Aug 14 1995, 3:33 AM EDT Att: 25,835 - Sunny - 86 F											
F.P. Santangelo, S OBP: 0.471, SLG: 0.600 (1, 7)	P6			CS BB		HR 2B	P8		G5-3	4 1 1 0 1 0 3												
Moises Alou, R OBP: 0.341, SLG: 0.466 (1, 9)	F9			F8		HR		K		4 1 1 2 1 1 1												
David Segui, S OBP: 0.385, SLG: 0.474 (1, 3)		K		1B		HR		G6-3	G4-3	5 0 2 0 0 1 1												
Darrin Fletcher, L OBP: 0.390, SLG: 0.500 (1, 2)	F7			1B		2B		F7		3 1 1 0 1 0 1												
Mike Lansing, R OBP: 0.315, SLG: 0.420 (1, 4)				G5-3		L6			2B	4 0 2 1 0 0 3												
Sean Berry, R OBP: 0.341, SLG: 0.485 (1, 5)	P3			L1		G5-3		G6-3		4 0 0 0 0 0 2												
Dave Silvestri, R OBP: 0.238, SLG: 0.309 (1, 6)			G1-3		K		F7		HR	4 1 1 1 0 1 0												
Pedro Martinez, R OBP: 0.140, SLG: 0.128 (7, PH) Curtis Fritts, L OBP: 0.250, SLG: 0.200 (7, 1) Willie Fraser, K (7, 1) Dave Leiper, L (6, PH) Jeff Treadway, L OBP: 0.242, SLG: 0.241 (6, PH) Shane Andrews, R OBP: 0.274, SLG: 0.200 (6, 1) Greg Harris, S OBP: 0.333, SLG: 0.667 (9, 1)			K		P4		S BB		F7	2 0 0 0 0 0 1 0 0 0 0 0 0 1 0 0 0 0 0 0 0 0 0 0 0 0 0 0 0 0 0 0 1 0 0 0 0 0 0 0 0 0 0 0 0 0 0 0												
Inning Stats	R: 0 E: 0 K: 0 S: 5	H: 0 LOB: 0 BB: 0 P: 6	R: 0 E: 0 K: 1 S: 9	H: 1 LOB: 1 BB: 0 P: 13	R: 0 E: 0 K: 1 S: 10	H: 0 LOB: 0 BB: 0 P: 14	R: 0 E: 0 K: 0 S: 9	H: 2 LOB: 2 BB: 1 P: 17	R: 0 E: 0 K: 1 S: 8	H: 0 LOB: 0 BB: 0 P: 12		R: 2 E: 0 K: 0 S: 10	H: 3 LOB: 1 BB: 0 P: 15	R: 0 E: 0 K: 0 S: 7	H: 0 LOB: 0 BB: 2 P: 17	R: 1 E: 0 K: 1 S: 12	H: 1 LOB: 1 BB: 1 P: 23	R: 2 E: 0 K: 0 S: 13	H: 2 LOB: 1 BB: 1 P: 20	1B: 3 2B: 4 3B: 0 HR: 2	SF: 0 SAC: 0 DP: 0 HBP: 0	WP: 1 PB: 0 SB: 1 CS: 1
PITCHER	IP WLS BF H R ER SO BB IBB HBP BLK WP HR S P ERA WHIP											PITCHER	IP WLS BF H R ER SO BB IBB HBP BLK WP HR S P ERA WHIP									
Paul Quantrill, R ERA: 4.24 (1, 1)	7.0 L 29 6 2 2 3 3 0 0 0 0 0 1 58 94 2.57 1.286																					
Mike Williams, R ERA: 3.8 (8, 1)	1.0 6 2 2 2 1 1 0 0 0 0 0 1 14 25 18.00 3.000																					
Mike Mims, L ERA: 4.28 (9, 1)	1.0 5 1 1 1 0 1 0 0 0 0 1 0 11 18 9.00 2.000																					

AB 35
R 5
H 9
RBI 4
BB 5
SO 4
LOB 11



Batter	1	2	3	4	5	6	7	8	9	AB R H RBI BB SO LOB	BOTTOM									
Mickey Morandini, L OBP: 0.355, SLG: 0.429 (1, 4)	F7		1B		BLK HBP		FC4 1B			3 0 2 0 0 0 0	Montreal Expos @ Philadelphia Phillies Veterans Stadium, Philadelphia, PA Mon Aug 14 1995, 3:33 AM EDT Att: 25,835 - Sunny - 86 F									
Jim Eisenreich, L OBP: 0.366, SLG: 0.437 (1, 7)	K		1B		L5		FC4			4 0 1 0 0 1 2										
Gregg Jefferies, S OBP: 0.337, SLG: 0.415 (1, 3)	CS 1B		P6			G3 FC5-2 2B		L9		4 0 2 0 0 0 2										
Mark Whiten, S OBP: 0.271, SLG: 0.292 (1, 9)	CS	G6-3		G3-1		G3		F7		4 0 0 0 0 0 1										
Darren Daulton, L OBP: 0.347, SLG: 0.389 (1, 2)			FC4-6 1B		K	FC5-2 1B		P6		4 0 1 0 0 1 1										
Charlie Hayes, R OBP: 0.346, SLG: 0.407 (1, 5)		F9		G5-3		G5-3		K		4 0 1 0 0 1 1										
Andy Van Slyke, L OBP: 0.296, SLG: 0.335 (1, 8)		FC4-6			K	F9		P6		4 0 0 0 0 1 3										
Kevin Stocker, S OBP: 0.293, SLG: 0.242 (1, 6)			P4		G1-3 BLK 2B		F7		G6-3	4 1 1 0 0 0 0										
Paul Quantrill, L OBP: 0.150, SLG: 0.081 (1, 1) Tom Marsh, R OBP: 0.291, SLG: 0.447 (7, PH) Mike Williams, R OBP: 0.167, SLG: 0.167 (8, 1) Mike Mims, L OBP: 0.100, SLG: 0.133 (9, 1)			G5-3		G1-3		K			2 0 0 0 0 0 1 1 0 0 0 0 1 0 0 0 0 0 0 0 0 0 0 0 0 0 0 0										
Inning Stats	R: 0 E: 0 K: 1 S: 8	H: 1 LOB: 1 BB: 0 P: 14	R: 0 E: 0 K: 0 S: 13	H: 1 LOB: 0 BB: 0 P: 20	R: 0 E: 0 K: 1 S: 9	H: 0 LOB: 0 BB: 0 P: 14	R: 1 E: 0 K: 1 S: 11	H: 1 LOB: 1 BB: 0 P: 19	R: 0 E: 0 K: 0 S: 12	H: 2 LOB: 2 BB: 0 P: 14		R: 0 E: 0 K: 1 S: 6	H: 1 LOB: 1 BB: 0 P: 10	R: 0 E: 0 K: 0 S: 7	H: 0 LOB: 0 BB: 0 P: 10	R: 0 E: 0 K: 1 S: 7	H: 0 LOB: 0 BB: 0 P: 12	1B: 6 2B: 2 3B: 0 HR: 0	SF: 0 SAC: 0 DP: 0 HBP: 1	WP: 0 PB: 0 SB: 0 CS: 1
PITCHER	IP WLS BF H R ER SO BB IBB HBP BLK WP HR S P ERA WHIP											PITCHER	IP WLS BF H R ER SO BB IBB HBP BLK WP HR S P ERA WHIP							
Pedro Martinez, R ERA: 3.42 (7, 1)	0.2 W 3 1 0 0 1 0 0 0 0 0 0 0 5 7 0.00 1.500																			
Willie Fraser, R ERA: 2.38 (7, 1)	1.1 4 0 0 0 0 0 0 0 0 0 0 0 8 13 0.00 0.000																			
Dave Leiper, L ERA: 3.54 (9, 1)	1.0 3 0 0 0 0 1 0 0 0 0 0 0 7 12 0.00 0.000																			

AB 34
R 1
H 8
RBI 0
BB 0
SO 5
LOB 11



Batter	1	2	3	4	5	6	7	8	9	AB	R	H	RBI	BB	SO	LOB	TOP										
Kevin Flora, R (1.8)	G5-3		G6-3		L4			G5-3		4	0	0	0	0	0	2	Philadelphia Phillies @ Houston Astros Astrodome, Houston, TX Tue Aug 15 1995, 8:05 PM EDT Att. 13,516 - Dome										
23 Kevin Jordan, R (1.4) OBP: 0.091, SLG: 0.091	FC3-6 1B		K				F7	G5-3		4	0	1	0	0	1	0											
Gregg Jefferies, S (1.3) OBP: 0.333, SLG: 0.410	FC3-6 1-2 HR				G5-3		G4-3		G6-3	4	1	0	0	0	0	1											
Mark Whiten, S (1.9) OBP: 0.276, SLG: 0.333	1-H HR				F7			HR	K	4	2	2	3	0	1	0											
Darren Daulton, L (1.2) OBP: 0.343, SLG: 0.384	K				F7			K	L7	4	0	0	0	0	2	0											
Charlie Hayes, R (1.5) OBP: 0.346, SLG: 0.415		G6-3				1B 2B		FC1-5 2B		3	0	2	0	0	0	0											
Tom Marsh, R (1.7) OBP: 0.289, SLG: 0.430			K			G6-3		FC1-5 G6-3		3	0	0	0	0	1	2											
Jim Eisenreich, L (7.7) OBP: 0.366, SLG: 0.437								2-3		0	0	0	0	0	0	0											
Kevin Stocker, S (1.6) OBP: 0.293, SLG: 0.243			L7					1-2 G6-3		3	0	1	0	0	0	1											
Jeff Juden, R (1.1) OBP: 0.276, SLG: 0.276								1-2 G6-3		3	0	1	0	0	0	1											
Gary Varsho, L (8. PH) OBP: 0.318, SLG: 0.360			K					2-2 F8		2	0	0	0	0	2	2											
Ricky Bottalico, L (8.1) OBP: 0.240, SLG: 0.208										1	0	0	0	0	0	0											
Heathcliff Slocumb, R (9.1) OBP: 0.472, SLG: 0.430										0	0	0	0	0	0	0											
Inning Stats	R: 2 E: 0 K: 1 S: 11	H: 2 LOB: 0 BB: 0 P: 14	R: 0 E: 0 K: 1 S: 6	H: 0 LOB: 0 BB: 0 P: 6	R: 0 E: 0 K: 2 S: 11	H: 0 LOB: 0 BB: 0 P: 14	R: 0 E: 0 K: 0 S: 5	H: 0 LOB: 0 BB: 0 P: 7	R: 0 E: 0 K: 1 S: 14	H: 2 LOB: 2 BB: 0 P: 18	R: 1 E: 0 K: 1 S: 10	H: 1 LOB: 0 BB: 0 P: 13	R: 0 E: 0 K: 0 S: 5	H: 1 LOB: 0 BB: 0 P: 6	R: 0 E: 0 K: 0 S: 8	H: 0 LOB: 0 BB: 0 P: 10	R: 0 E: 0 K: 1 S: 7	H: 0 LOB: 0 BB: 0 P: 10	1B: 2 2B: 2 3B: 0 HR: 2	SF: 0 SAC: 0 DP: 1 HBP: 0	WP: 0 PB: 0 SB: 0 CS: 0	PA: 32					
PITCHER	IP	WLS	BF	H	R	ER	SO	BB	IBB	HBP	BLK	WP	HR	S	P	ERA	WHIP										
Greg Swindell, L (1.1) ERA: 4.48	7.0	L	26	6	3	3	6	0	0	0	0	0	2	62	78	3.86	0.857										
Craig McMurtry, R (8.1) ERA:	2.0		6	0	0	0	1	0	0	0	0	0	0	15	20	0.00	0.000										

Batter	1	2	3	4	5	6	7	8	9	AB	R	H	RBI	BB	SO	LOB	BOTTOM										
Brian Hunter, R (1.8) OBP: 0.368, SLG: 0.414	4-3	P4			K			G6-3		4	0	0	0	0	1	2	Philadelphia Phillies @ Houston Astros Astrodome, Houston, TX Tue Aug 15 1995, 8:05 PM EDT Att. 13,516 - Dome										
James Mouton, R (1.7) OBP: 0.336, SLG: 0.403	F9		G1-3				F8		K	4	0	0	0	0	1	0											
Craig Biggio, R (1.4) OBP: 0.412, SLG: 0.504	S 1B		G6-3				K		K2-3	4	0	1	0	0	2	0											
Derek Bell, R (1.9) OBP: 0.373, SLG: 0.428	1-3 BB		K				4-2 BB		4-1 BB	1	0	0	0	3	1	0											
Dave Magadan, L (1.5) OBP: 0.412, SLG: 0.352	G1-3				G4-6-3 1B		L9		L6	4	0	1	0	0	0	4											
Tony Eusebio, R (1.2) OBP: 0.376, SLG: 0.454		4-1 HR BB			G4-6-3 1-2			G6-3		3	1	0	0	1	0	1											
Mike Simms, R (1.3) OBP: 0.359, SLG: 0.629		3-2 1-H HR			K			K		4	1	1	2	0	3	0											
Orlando Miller, R (1.6) OBP: 0.321, SLG: 0.379		1-0 HR					1-1 CS		1-0 1B	2	0	2	0	0	0	0											
Ricky Gutierrez, R (7. PH) OBP: 0.240, SLG: 0.208									2-3 K	0	0	0	0	0	0	0											
John Cangelosi, S (9. PH) OBP: 0.472, SLG: 0.430									1-0 1B	1	0	0	0	0	1	0											
Greg Swindell, L (1.1) ERA: 2.59		1-2 G5-4-3					1-1 HBP		0-1 1B	2	0	0	0	0	0	2											
Derrick May, L (7. PH) OBP: 0.318, SLG: 0.360							1-2 P4			1	0	1	0	0	0	0											
Craig McMurtry, R (8.1) ERA: 2.66							1-2		1-2 1B	0	0	0	0	0	0	0											
Inning Stats	R: 0 E: 0 K: 0 S: 11	H: 1 LOB: 2 BB: 1 P: 20	R: 2 E: 0 K: 0 S: 11	H: 2 LOB: 0 BB: 1 P: 21	R: 0 E: 0 K: 1 S: 8	H: 0 LOB: 0 BB: 0 P: 9	R: 0 E: 0 K: 1 S: 10	H: 1 LOB: 0 BB: 0 P: 16	R: 0 E: 0 K: 1 S: 7	H: 0 LOB: 0 BB: 0 P: 12	R: 0 E: 0 K: 1 S: 8	H: 0 LOB: 1 BB: 1 P: 14	R: 0 E: 0 K: 1 S: 11	H: 2 LOB: 2 BB: 0 P: 16	R: 0 E: 0 K: 2 S: 10	H: 0 LOB: 1 BB: 1 P: 19	R: 0 E: 0 K: 2 S: 9	H: 0 LOB: 0 BB: 0 P: 12	1B: 5 2B: 0 3B: 0 HR: 1	SF: 0 SAC: 0 DP: 2 HBP: 1	WP: 0 PB: 0 SB: 2 CS: 1	PA: 35					
PITCHER	IP	WLS	BF	H	R	ER	SO	BB	IBB	HBP	BLK	WP	HR	S	P	ERA	WHIP										
Jeff Juden, R (1.1) ERA: 2.59	7.0	W	28	6	2	2	5	3	0	1	0	0	0	66	108	2.57	1.286										
Ricky Bottalico, R (8.1) ERA: 2.08	1.0		4	0	0	0	2	1	0	0	0	0	0	10	19	0.00	1.000										
Heathcliff Slocumb, R (9.1) ERA: 2.66	1.0	S	3	0	0	0	2	0	0	0	0	0	0	9	12	0.00	0.000										

AB	32
R	3
H	6
RBI	3
BB	0
SO	7
LOB	8



Batter	1	2	3	4	5	6	7	8	9	AB	R	H	RBI	BB	SO	LOB	TOP								
Mickey Morandini, L (1.4) OBP: 0.355, SLG: 0.428	F7		K	2-1 2H			G3 WP 1B		K	5	0	2	1	0	2	0	Philadelphia Phillies @ Houston Astros Astrodome, Houston, TX Wed Aug 16 1995, 8:05 PM EDT Att: 13,000 - Dome								
Kevin Stocker, S (1.6) OBP: 0.295, SLG: 0.243	G4-3		1B HBP	G3			G3		L4-3 1B	4	1	1	0	0	0	2									
Gregg Jefferies, S (1.3) OBP: 0.334, SLG: 0.410	WP 1B		1B 1B				F8		L4-3 1-2	5	1	2	0	0	0	2									
Mark Whiten, S (1.9) OBP: 0.281, SLG: 0.333	K		1B 1B				G3-1		1B BB SF9 BB	3	1	1	1	1	1	1									
Darren Daulton, L (1.2) OBP: 0.345, SLG: 0.383	F7		FC5-4 1B				G1-3		SF9 1B 1-2 BB	3	0	1	1	1	0	0									
Jim Eisenreich, L (1.7) OBP: 0.397, SLG: 0.436	1B S FC1-2 BB		FC5-4 1-2				F8		S 1-2 2-3 1B	3	0	1	0	1	0	1									
Charlie Hayes, R (1.5) Kevin Elster, R (6.5) OBP: 0.335, SLG: 0.414 OBP: 0.209, SLG: 0.211	FC1-2 1B		K				K		SF9	3	0	1	0	0	2	0									
Kevin Flora, R (1.8) OBP: 0.100, SLG: 0.100	FC1-2 1-2 3-H		SH5-4 1B				P6		2-3 3-H 3-3 K	4	1	1	0	0	1	4									
Sid Fernandez, L (1.1) Ricky Bottalico, L (7.1) Gary Varsho, L (8. PH) Toby Borland, R (8.1) Heathcliff Slocumb, R (9.1) OBP: 0.125, SLG: 0.067 OBP: 0.335, SLG: 0.273	K		SH5-4 1-2				K		G1-3	2	0	0	0	0	2	2									
Inning Stats	R: 0 E: 0 K: 1 S: 15	H: 1 LOB: 1 BB: 0 P: 26	R: 0 E: 0 K: 1 S: 12	H: 1 LOB: 2 BB: 1 P: 24	R: 2 E: 0 K: 1 S: 14	H: 3 LOB: 1 BB: 0 P: 20	R: 1 E: 0 K: 1 S: 10	H: 2 LOB: 1 BB: 0 P: 15	R: 0 E: 0 K: 0 S: 6	H: 0 LOB: 0 BB: 0 P: 6	R: 0 E: 0 K: 1 S: 5	H: 0 LOB: 0 BB: 0 P: 8	R: 0 E: 0 K: 1 S: 10	H: 1 LOB: 1 BB: 0 P: 17	R: 1 E: 0 K: 1 S: 10	H: 1 LOB: 2 BB: 2 P: 22		R: 0 E: 0 K: 1 S: 7	H: 1 LOB: 0 BB: 0 P: 10	1B: 10 2B: 1 3B: 0 HR: 0	SF: 1 SAC: 1 DP: 1 HBP: 1	WP: 2 PB: 0 SB: 2 CS: 0	PA: 39		
PITCHER	IP	WLS	BF	H	R	ER	SO	BB	IBB	HBP	BLK	WP	HR	S	P	ERA	WHIP								
Doug Drabek, R (1.1) ERA: 4.74	7.0		30	8	3	3	6	1	0	1	0	2	0	72	116	3.86	1.286								
Jeff Tabaka, L (8.1)	0.0		2	0	1	1	0	2	0	0	0	0	0	0	8	∞	∞								
Dave Veres, R (8.1)	0.2		3	1	0	0	1	0	0	0	0	0	0	8	11	0.00	1.500								
Dean Hartgraves, L (8.1) ERA: 1.83	1.1	W	4	1	0	0	1	0	0	0	0	0	0	9	13	0.00	0.750								

AB	33
R	4
H	10
RBI	4
BB	3
SO	8
LOB	14



Batter	1	2	3	4	5	6	7	8	9	AB	R	H	RBI	BB	SO	LOB	BOTTOM								
Brian Hunter, R (1.8) OBP: 0.368, SLG: 0.415	K		K				G4-3 1B 2B		K	4	1	1	0	1	3	2	Philadelphia Phillies @ Houston Astros Astrodome, Houston, TX Wed Aug 16 1995, 8:05 PM EDT Att: 13,000 - Dome								
James Mouton, R (1.7) Jeff Tabaka, R (8.1) OBP: 0.330, SLG: 0.395 ERA: 4.3	P4		K				G4-3		1B BB	4	0	0	1	0	1	3									
Dave Veres, R (8.1)									1B BB	0	0	0	0	0	0	0									
Dean Hartgraves, R (8.1)									1-2 2-H 1B	0	0	0	0	0	0	0									
Derrick May, L (9. PH) OBP: 0.321, SLG: 0.364									1-2 2-3 1B	1	0	1	1	0	0	0									
Craig Biggio, R (1.4) OBP: 0.416, SLG: 0.513	HR								4-1 1B BB	3	1	2	2	2	0	3									
Derek Bell, R (1.9) OBP: 0.375, SLG: 0.430	G5-3								1-2 2-3 3-H 1B	5	0	3	1	0	0	3									
Mike Simms, R (1.3) OBP: 0.349, SLG: 0.590									1-2 2-3 3-H 1B	4	0	1	0	0	2	2									
Craig Shipley, R (1.5) Dave Magadan, L (8. PH) OBP: 0.281, SLG: 0.331 OBP: 0.411, SLG: 0.351	F8								G4-3	3	0	0	0	0	0	3									
Pat Borders, R (1.2) Tony Eusebio, R (8. PH) OBP: 0.256, SLG: 0.369 OBP: 0.377, SLG: 0.452	K								G6-3	1	0	0	0	0	0	0									
Ricky Gutierrez, R (1.6) OBP: 0.241, SLG: 0.214	G4-3								1B BB	4	1	1	0	0	0	1									
Doug Drabek, R (1.1) John Cangelosi, S (7. PH) OBP: 0.244, SLG: 0.233 OBP: 0.482, SLG: 0.430	K								1B BB	2	0	0	0	0	2	1									
Inning Stats	R: 1 E: 0 K: 1 S: 9	H: 1 LOB: 0 BB: 0 P: 15	R: 0 E: 0 K: 1 S: 13	H: 1 LOB: 0 BB: 0 P: 21	R: 0 E: 0 K: 3 S: 10	H: 0 LOB: 0 BB: 0 P: 16	R: 0 E: 0 K: 1 S: 12	H: 1 LOB: 2 BB: 1 P: 19	R: 0 E: 0 K: 0 S: 9	H: 0 LOB: 3 BB: 1 P: 16	R: 0 E: 0 K: 0 S: 5	H: 0 LOB: 0 BB: 0 P: 7	R: 2 E: 0 K: 0 S: 10	H: 3 LOB: 1 BB: 1 P: 21	R: 0 E: 0 K: 1 S: 7	H: 0 LOB: 0 BB: 0 P: 10	R: 2 E: 0 K: 1 S: 10	H: 3 LOB: 3 BB: 2 P: 20	1B: 7 2B: 1 3B: 0 HR: 1	SF: 0 SAC: 0 DP: 0 HBP: 0	WP: 0 PB: 0 SB: 3 CS: 1	PA: 41			
PITCHER	IP	WLS	BF	H	R	ER	SO	BB	IBB	HBP	BLK	WP	HR	S	P	ERA	WHIP								
Sid Fernandez, L (1.1) ERA: 4.78	6.0		25	3	1	1	7	2	0	0	1	7	0	58	94	1.50	0.833								
Ricky Bottalico, R (7.1) ERA: 2.32	1.0		6	3	2	2	0	1	0	0	0	0	0	10	21	18.00	4.000								
Toby Borland, R (8.1) ERA: 4.75	1.0		3	0	0	0	1	0	0	0	0	0	0	7	10	0.00	0.000								
Heathcliff Slocumb, R (9.1) ERA: 3.02	0.1	L	6	3	2	2	1	2	0	0	0	0	0	10	20	54.00	15.000								

AB	35
R	5
H	9
RBI	5
BB	5
SO	9
LOB	21



Batter	1	2	3	4	5	6	7	8	9	AB	R	H	RBI	BB	SO	LOB	TOP			
Mickey Morandini, L (1.4)	P6		K		G4-3		P5	IBB		4	0	0	0	1	1	0	Philadelphia Phillies @ Houston Astros Astrodome, Houston, TX Thu Aug 17 1995, 4:33 AM EDT Att: 12,587 - Dome			
Kevin Stocker, S (1.6)	G4-1 1B 2B		P6		BB HBP		K	K		4	1	1	0	0	2	2				
Gregg Jefferies, S (1.3)	G4-1 2-3		1-1 1B		BB BB		1B 1B	F9		4	0	2	0	1	0	3				
Mark Whiten, S (1.9)	1B S BB		G2-3		1-2 2-3 BB		1B 1B		G6-3	3	0	1	0	2	0	1				
Jim Eisenreich, L (1.7)	1-2 1B			K	K		G4-3		F7	5	0	1	1	0	2	5				
Charlie Hayes, R (1.5)	G5-3			L1		G4-3		FC5-4 1B		4	0	1	0	1	0	2				
Lenny Webster, R (1.2)		L1			1B		G4-3 1B	FC5-4 1B E	G5-3	5	1	2	0	0	0	2				
Kevin Flora, R (1.8)		G4-3		G1-3		G4-3		1-2 E 1B		4	1	1	0	0	0	2				
Tommy Greene, R (1.1)							G6-3		E8 1-1 3-H 1B	3	0	0	0	0	1	1				
Paul Fletcher, R (7.1)										0	0	0	0	0	0	0				
Gary Varsho, L (8. PH)										1	0	1	2	0	0	0				
Toby Borland, R (8.1)										0	0	0	0	0	0	0				
Inning Stats	R: 1 E: 0 K: 0 S: 16	H: 2 LOB: 2 BB: 1 P: 24	R: 0 E: 0 K: 0 S: 3	H: 0 LOB: 0 BB: 0 P: 5	R: 0 E: 0 K: 1 S: 8	H: 1 LOB: 1 BB: 0 P: 13	R: 0 E: 0 K: 1 S: 8	H: 1 LOB: 1 BB: 0 P: 11	R: 0 E: 0 K: 2 S: 15	H: 0 LOB: 3 BB: 2 P: 28	R: 0 E: 0 K: 0 S: 10	H: 2 LOB: 2 BB: 0 P: 13	R: 2 E: 1 K: 1 S: 16	H: 3 LOB: 2 BB: 1 P: 27	R: 0 E: 0 K: 0 S: 8	H: 0 LOB: 1 BB: 1 P: 17	1B: 9 2B: 1 3B: 0 HR: 0	SF: 0 SAC: 0 DP: 0 HBP: 1	WP: 0 PB: 0 SB: 2 CS: 0	PA: 43
PITCHER	IP WLS BF H R ER SO BB IBB HBP BLK WP HR S P ERA WHIP	IP WLS BF H R ER SO BB IBB HBP BLK WP HR S P ERA WHIP	IP WLS BF H R ER SO BB IBB HBP BLK WP HR S P ERA WHIP	IP WLS BF H R ER SO BB IBB HBP BLK WP HR S P ERA WHIP	IP WLS BF H R ER SO BB IBB HBP BLK WP HR S P ERA WHIP	IP WLS BF H R ER SO BB IBB HBP BLK WP HR S P ERA WHIP	IP WLS BF H R ER SO BB IBB HBP BLK WP HR S P ERA WHIP	IP WLS BF H R ER SO BB IBB HBP BLK WP HR S P ERA WHIP	IP WLS BF H R ER SO BB IBB HBP BLK WP HR S P ERA WHIP	IP WLS BF H R ER SO BB IBB HBP BLK WP HR S P ERA WHIP	IP WLS BF H R ER SO BB IBB HBP BLK WP HR S P ERA WHIP	IP WLS BF H R ER SO BB IBB HBP BLK WP HR S P ERA WHIP	IP WLS BF H R ER SO BB IBB HBP BLK WP HR S P ERA WHIP	IP WLS BF H R ER SO BB IBB HBP BLK WP HR S P ERA WHIP	IP WLS BF H R ER SO BB IBB HBP BLK WP HR S P ERA WHIP	IP WLS BF H R ER SO BB IBB HBP BLK WP HR S P ERA WHIP	IP WLS BF H R ER SO BB IBB HBP BLK WP HR S P ERA WHIP			
Doug Brocail, R (1.1)	7.0	32	7	1	1	5	3	0	1	0	0	0	0	0	0	0	1.29	1.429		
Todd Jones, R (8.1)	0.2	L	6	3	2	1	0	1	0	0	0	0	0	0	0	0	27.00	4.500		
Dean Hartgraves, L (8.1)	1.0		4	0	0	0	1	0	0	0	0	0	0	0	0	0	0.00	1.000		
Mike Henneman, R (9.1)	0.1		1	0	0	0	0	0	0	0	0	0	0	0	0	0	0.00	0.000		

AB	37
R	3
H	10
RBI	3
BB	5
SO	6
LOB	18



Batter	1	2	3	4	5	6	7	8	9	AB	R	H	RBI	BB	SO	LOB	BOTTOM					
John Cangelosi, S (1.8)			F8		F7		G6-3			4	1	2	0	0	0	1	Philadelphia Phillies @ Houston Astros Astrodome, Houston, TX Thu Aug 17 1995, 4:33 AM EDT Att: 12,587 - Dome					
Todd Jones, L (8.1)	1B G3									0	0	0	0	0	0	0						
Dean Hartgraves, R (8.1)										0	0	0	0	0	0	0						
Mike Henneman, R (9.1)										0	0	0	0	0	0	0						
James Mouton, R (9. PH)										0	0	0	0	0	0	0						
Craig Biggio, R (1.4)	G3 G1-3 1B				L3		G6-3		G1-3	4	0	1	0	1	0	6						
Derek Bell, R (1.9)	G1-3		F8			G4-3 HBP		G4-3 1B		3	0	1	0	0	0	3						
Derrick May, L (1.7)	G3			K		G4-3		G4-3		4	0	0	1	0	1	3						
Tony Eusebio, R (1.2)	G5-3					F8		K		4	0	1	0	0	1	2						
Dave Magadan, L (1.5)		F7			F9			F9		3	0	1	0	0	0	1						
Brian Hunter, R (7. PR)							2B 1B			1	1	0	0	0	0	1						
Mike Simms, R (1.3)		K			K		1B 2B		G6-3	4	0	1	1	0	2	1						
Ricky Gutierrez, R (1.6)					G4-3		L9		K	4	0	1	0	0	1	2						
Doug Brocail, L (1.1)					L1		SH1-4 1B			1	0	0	0	0	0	0						
Milt Thompson, L (7. PH)										0	0	0	0	1	0	0						
Craig Shipley, R (8.5)										1	0	0	0	0	1	1						
Inning Stats	R: 1 E: 0 K: 0 S: 14	H: 2 LOB: 1 BB: 0 P: 22	R: 0 E: 0 K: 1 S: 7	H: 0 LOB: 0 BB: 0 P: 9	R: 0 E: 0 K: 0 S: 6	H: 0 LOB: 1 BB: 1 P: 12	R: 0 E: 0 K: 2 S: 9	H: 1 LOB: 1 BB: 0 P: 12	R: 0 E: 0 K: 0 S: 7	H: 1 LOB: 1 BB: 0 P: 9	R: 0 E: 0 K: 0 S: 9	H: 0 LOB: 0 BB: 0 P: 14	R: 1 E: 0 K: 0 S: 20	H: 3 LOB: 3 BB: 1 P: 30	R: 0 E: 0 K: 1 S: 10	H: 1 LOB: 2 BB: 0 P: 18	R: 0 E: 0 K: 2 S: 10	H: 0 LOB: 2 BB: 0 P: 16	1B: 7 2B: 1 3B: 0 HR: 0	SF: 0 SAC: 1 DP: 2 HBP: 2	WP: 1 PB: 0 SB: 1 CS: 0	PA: 38
PITCHER	IP WLS BF H R ER SO BB IBB HBP BLK WP HR S P ERA WHIP	IP WLS BF H R ER SO BB IBB HBP BLK WP HR S P ERA WHIP	IP WLS BF H R ER SO BB IBB HBP BLK WP HR S P ERA WHIP	IP WLS BF H R ER SO BB IBB HBP BLK WP HR S P ERA WHIP	IP WLS BF H R ER SO BB IBB HBP BLK WP HR S P ERA WHIP	IP WLS BF H R ER SO BB IBB HBP BLK WP HR S P ERA WHIP	IP WLS BF H R ER SO BB IBB HBP BLK WP HR S P ERA WHIP	IP WLS BF H R ER SO BB IBB HBP BLK WP HR S P ERA WHIP	IP WLS BF H R ER SO BB IBB HBP BLK WP HR S P ERA WHIP	IP WLS BF H R ER SO BB IBB HBP BLK WP HR S P ERA WHIP	IP WLS BF H R ER SO BB IBB HBP BLK WP HR S P ERA WHIP	IP WLS BF H R ER SO BB IBB HBP BLK WP HR S P ERA WHIP	IP WLS BF H R ER SO BB IBB HBP BLK WP HR S P ERA WHIP	IP WLS BF H R ER SO BB IBB HBP BLK WP HR S P ERA WHIP	IP WLS BF H R ER SO BB IBB HBP BLK WP HR S P ERA WHIP	IP WLS BF H R ER SO BB IBB HBP BLK WP HR S P ERA WHIP	IP WLS BF H R ER SO BB IBB HBP BLK WP HR S P ERA WHIP					
Tommy Greene, R (1.1)	6.1	28	7	2	2	3	2	0	1	0	0	0	0	0	0	0	2.84	1.421				
Paul Fletcher, R (7.1)	0.2	W	1	0	0	0	0	0	0	0	0	5	7	0.00	0.000							
Toby Borland, R (8.1)	2.0	S	9	1	0	0	3	0	0	1	0	20	34	0.00	0.500							

AB	33
R	2
H	8
RBI	2
BB	2
SO	6
LOB	21



Batter	1	2	3	4	5	6	7	8	9	AB	R	H	RBI	BB	SO	LOB	TOP								
Deion Sanders, L (1, 8) OBP: 0.302, SLG: 0.385	1-2 G6-3	0-2 FC3-2-5 3B		2-3 K		0-0 B2			0-0 L1-3	5	0	1	2	0	1	2	San Francisco Giants @ Philadelphia Phillies Veterans Stadium, Philadelphia, PA Sat Aug 19 1995, 7:05 PM EDT Att: 25,712 - Unknown - 83 F								
Mike Benjamin, R (1, 5) OBP: 0.281, SLG: 0.333	4-2 S 1B	2-1 FC3-5-2-5		0-1 F8			1-2 P2		0-0 G3	3	0	0	0	1	0	2									
John Patterson, S (9, PH) OBP: 0.267, SLG: 0.280										1	0	0	0	0	0	0									
Barry Bonds, L (1, 7) OBP: 0.434, SLG: 0.577	4-2 1B	4-0 IBB			1-0 F8					2	0	0	0	2	0	0									
Mark Carreon, R (1, 3) OBP: 0.337, SLG: 0.475	1-0 2H 1B	3-2 P3			0-1 F7			0-3 K		4	0	1	0	0	1	2									
Glenallen Hill, R (1, 9) OBP: 0.324, SLG: 0.477	0-0 P5		1-0 G4-3		1-1 S 1B			2-2 F9		4	1	1	0	0	0	2									
Royce Clayton, R (1, 6) OBP: 0.301, SLG: 0.343		2-2 HBP FC4-6 2B	1-1 G4-3		2-1 1H 1B			1-3 K		4	1	2	1	0	1	0									
Robby Thompson, R (1, 4) OBP: 0.312, SLG: 0.320		4-2 FC4-6 3B	1-0 G4-3		0-0 G5-3			0-1 1B		3	1	1	0	1	0	1									
Kirt Manwaring, R (1, 2) OBP: 0.322, SLG: 0.347	1-2 FC4-6 HBP				0-0 1B			1-1 G5-3		2	0	1	0	0	0	0									
Matt Williams, R (8, PH) OBP: 0.433, SLG: 0.748	1-2 2-3 HBP									1	0	0	0	0	0	1									
Scott Service, R (8, 1)										0	0	0	0	0	0	0									
Sergio Valdez, R (1, 1) OBP: 0.100, SLG: 0.100	2-1 FC4-6				0-3 K				2-2 L1-3 1B	3	1	0	1	0	2	3									
Shawn Barton, R (7, 1)										0	0	0	0	0	0	0									
Tom Lampkin, L (8, 2) OBP: 0.351, SLG: 0.353	1-2 2-3 3H 3B									1	0	1	0	0	0	0									
Inning Stats	R: 0 E: 0 K: 0 S: 9	H: 1 LOB: 2 BB: 2 P: 19	R: 3 E: 0 K: 0 S: 20	H: 2 LOB: 2 BB: 2 P: 38	R: 0 E: 0 K: 0 S: 4	H: 0 LOB: 0 BB: 0 P: 7	R: 0 E: 0 K: 2 S: 9	H: 1 LOB: 1 BB: 0 P: 11	R: 1 E: 0 K: 0 S: 8	H: 2 LOB: 1 BB: 0 P: 12	R: 0 E: 0 K: 1 S: 5	H: 0 LOB: 0 BB: 0 P: 7	R: 0 E: 0 K: 1 S: 7	H: 0 LOB: 0 BB: 0 P: 8	R: 0 E: 0 K: 1 S: 12	H: 1 LOB: 1 BB: 0 P: 16	R: 0 E: 0 K: 0 S: 5	H: 1 LOB: 0 BB: 0 P: 7	1B: 6 2B: 2 3B: 1 HR: 0	SF: 0 SAC: 0 DP: 1 HBP: 1	WP: 0 PB: 0 SB: 2 CS: 0	PA: 38			
PITCHER	IP	WLS	BF	H	R	ER	SO	BB	IBB	HBP	BLK	WP	HR	S	P	ERA	WHIP								
Paul Quantrill, R (1, 1) ERA: 4.32	6.0		28	6	4	4	3	3	1	1	0	0	0	55	94	6.00	1.500								
Ricky Bottalico, R (7, 1) ERA: 2.25	2.0	W	7	1	0	0	2	0	0	0	0	0	0	19	24	0.00	0.500								
Heathcliff Slocumb, R (9, 1) ERA: 2.91	1.0	S	3	1	0	0	0	0	0	0	0	0	0	5	7	0.00	1.000								

Batter	1	2	3	4	5	6	7	8	9	AB	R	H	RBI	BB	SO	LOB	BOTTOM								
Mickey Morandini, L (1, 4) OBP: 0.354, SLG: 0.431	2-1 G3		0-1 FC3-6 1B		1-1 L3				0-0 G4-3	5	1	2	1	0	0	1	San Francisco Giants @ Philadelphia Phillies Veterans Stadium, Philadelphia, PA Sat Aug 19 1995, 7:05 PM EDT Att: 25,712 - Unknown - 83 F								
Kevin Stocker, S (1, 6) OBP: 0.289, SLG: 0.240	1-3 K		0-0 FC3-6		0-3 K		2-3 K2-3	2-0 F8		5	0	0	0	0	3	3									
Gregg Jefferies, S (1, 3) OBP: 0.343, SLG: 0.424	1-1 HR		2-2 G4-3		1-0 G1-4-3		0-1 2B			4	1	2	1	0	0	2									
Mark Whiten, S (1, 9) OBP: 0.307, SLG: 0.371	2-0 G3			1-0 1B		1-1 WP	4-0 IBB			3	2	2	0	1	0	0									
Darren Daulton, L (1, 2) OBP: 0.350, SLG: 0.397		3-2 G5-3		0-0 E FC3 1B		3-2 P7	1-1 P4			4	0	1	0	0	0	2									
Charlie Hayes, R (1, 5) OBP: 0.351, SLG: 0.423		1-0 G6-3		0-0 E8 FC5 FC3 1B		0-2 1B	1-3 2H 2B		1-3 K	4	1	2	1	0	1	2									
Andy Van Slyke, L (1, 8) OBP: 0.299, SLG: 0.343		3-2 P9		2-1 FC3		0-0 2H		2-0 SH5-4 23 WP 2B		4	1	2	1	0	0	2									
Kevin Flora, R (1, 7) OBP: 0.217, SLG: 0.348			1-3 K		2-3 K		0-1 L6		0-0 SH5-4	3	0	0	0	0	2	3									
Paul Quantrill, L (1, 1) OBP: 0.167, SLG: 0.103			2-2 FC3-6 1B		0-0 FC5		1-0 L9		4-1 G4-3 BB	2	0	1	0	0	0	2									
Gary Varsho, L (6, PH) OBP: 0.318, SLG: 0.288										1	0	0	0	0	0	1									
Ricky Bottalico, L (7, 1)										0	0	0	0	0	0	0									
23 Kevin Jordan, R (8, PH) OBP: 0.222, SLG: 0.176										0	0	0	0	1	0	0									
Heathcliff Slocumb, R (9, 1) ERA: 4.22										0	0	0	0	0	0	0									
Inning Stats	R: 1 E: 0 K: 1 S: 9	H: 1 LOB: 0 BB: 0 P: 15	R: 0 E: 0 K: 0 S: 9	H: 0 LOB: 0 BB: 0 P: 16	R: 0 E: 0 K: 1 S: 12	H: 2 LOB: 2 BB: 0 P: 17	R: 1 E: 1 K: 1 S: 9	H: 3 LOB: 2 BB: 0 P: 14	R: 0 E: 0 K: 1 S: 6	H: 0 LOB: 0 BB: 0 P: 8	R: 2 E: 0 K: 0 S: 12	H: 3 LOB: 1 BB: 0 P: 17	R: 1 E: 0 K: 2 S: 15	H: 2 LOB: 2 BB: 1 P: 25	R: 1 E: 0 K: 0 S: 5	H: 1 LOB: 1 BB: 1 P: 13	R: 1 E: 0 K: 0 S: 5	H: 1 LOB: 1 BB: 1 P: 13	1B: 6 2B: 4 3B: 0 HR: 2	SF: 0 SAC: 1 DP: 0 HBP: 0	WP: 2 PB: 0 SB: 0 CS: 0	PA: 38			
PITCHER	IP	WLS	BF	H	R	ER	SO	BB	IBB	HBP	BLK	WP	HR	S	P	ERA	WHIP								
Sergio Valdez, R (1, 1) ERA: 5.88	6.1	L	31	11	5	5	5	0	1	0	0	0	0	5	7	0.00	0.000								
Shawn Barton, L (7, 1) ERA: 3.63	0.2		2	0	0	0	1	0	0	0	0	0	0	5	7	0.00	0.000								
Scott Service, R (8, 1) ERA: 4.22	1.0		5	1	1	1	0	1	0	0	0	1	0	5	13	9.00	2.000								

AB 33
R 4
H 8
RBI 4
BB 4
SO 5
LOB 13



AB 35
R 6
H 12
RBI 4
BB 2
SO 6
LOB 18



Batter	1	2	3	4	5	6	7	8	9	AB	R	H	RBI	BB	SO	LOB	TOP					
Steve Finley, L OBP: 0.383, SLG: 0.458	(1, 8) F8		(3, 2) G3			(2, 2) L8		(2, 2) L3									5 0 1 0 0 0 3					
Bip Roberts, S OBP: 0.371, SLG: 0.393	(1, 7) G4-3			(2, 2) F8	(2, 0) HR	(2, 3) 1B		(2, 3) 2B									5 1 2 1 0 1 3					
Tony Gwynn, L OBP: 0.400, SLG: 0.484	(1, 9) G4-3			(2, 2) P7	(3, 1) HR	(3, 2) P6			(4, 1) FC5-4								4 1 1 4 1 0 1					
Ken Caminiti, S OBP: 0.365, SLG: 0.459		(1, 5) F7		(4, 0) 2B	(4, 0) 2B			(1, 0) G4-3	(3, 1) F8								3 0 0 0 2 0 1					
Scott Livingstone, L OBP: 0.377, SLG: 0.523		(2, 2) 2B		(3, 1) 2B	(2, 0) 2B			(2, 1) F8	(1, 1) FC5-4								4 0 3 0 0 0 0					
Archi Cianfranco, R OBP: 0.370, SLG: 0.514				(1, 3) 2B	(1, 3) 2B				(1, 2) FC5-4								1 0 0 0 0 0 1					
Jody Reed, R OBP: 0.358, SLG: 0.304	(1, 4) L8			(1, 2) P3	(4, 1) BB			(1, 0) P6	(2, 0) FC5-4								4 0 0 0 1 0 4					
Brad Ausmus, R OBP: 0.345, SLG: 0.393		(3, 1) L8															4 1 2 0 0 1 4					
Andujar Cedeno, R OBP: 0.271, SLG: 0.336			(1, 6) G6-3	(2, 2) HR	(1, 2) SH1-4			(3, 2) G6-3	(1, 2) 1B								4 2 2 0 0 0 1					
Brian Williams, R OBP: 0.288, SLG: 0.471			(1, 1) G5-3	(1, 3) K	(0, 0) SH1-4			(4, 2) 1B									1 0 0 0 0 0 0					
Fernando Valenzuela, L OBP: 0.288, SLG: 0.471																	1 0 0 0 0 0 1					
Doug Bochtler, R OBP: 0.288, SLG: 0.471																	0 0 0 0 0 0 0					
Eddie Williams, R OBP: 0.288, SLG: 0.471																	0 0 0 0 0 0 0					
Ron Villone, L OBP: 0.288, SLG: 0.471																	0 0 0 0 0 0 0					
Trevor Hoffman, R OBP: 0.288, SLG: 0.471																	0 0 0 0 0 0 0					
Inning Stats	R: 0 E: 0 K: 0 S: 7	H: 0 LOB: 0 BB: 0 P: 10	R: 0 E: 0 K: 0 S: 8	H: 1 LOB: 1 BB: 0 P: 16	R: 0 E: 0 K: 0 S: 7	H: 0 LOB: 0 BB: 0 P: 12	R: 0 E: 0 K: 0 S: 15	H: 1 LOB: 2 BB: 2 P: 27	R: 4 E: 0 K: 2 S: 21	H: 5 LOB: 3 BB: 2 P: 42	R: 1 E: 1 K: 0 S: 13	H: 2 LOB: 1 BB: 0 P: 16	R: 0 E: 0 K: 0 S: 4	H: 0 LOB: 0 BB: 0 P: 8	R: 0 E: 0 K: 1 S: 12	H: 2 LOB: 3 BB: 1 P: 22	R: 0 E: 0 K: 0 S: 6	H: 0 LOB: 1 BB: 1 P: 16	1B: 6 2B: 4 3B: 0 HR: 1	SF: 0 SAC: 1 DP: 0 HBP: 0	WP: 0 PB: 0 SB: 0 CS: 0	PA: 42
PITCHER	IP WLS BF H R ER SO BB IBB HBP BLK WP HR S P ERA WHIP																					
Tommy Greene, R ERA: 6.57	(1, 1) 4.2 L 22 6 4 4 1 2 0 0 0 0 0 1 53 94 7.71 1.714																					
Russ Springer, R ERA: 5.86	(5, 1) 2.1 11 3 1 1 1 1 0 0 0 0 0 0 22 37 3.86 1.714																					
Mike Mims, L ERA: 4.15	(8, 1) 1.1 7 2 0 0 1 2 0 0 0 0 0 0 15 32 0.00 3.000																					
Paul Fletcher, R ERA: 3.38	(9, 1) 0.2 2 0 0 0 0 0 0 0 0 0 0 0 3 6 0.00 0.000																					

San Diego Padres @ Philadelphia Phillies
Veterans Stadium, Philadelphia, PA
Tue Aug 22 1995, 7:05 PM EDT
Att: 28,325 - Unknown - 82 F

AB 36
R 5
H 11
RBI 5
BB 5
SO 3
LOB 20



Batter	1	2	3	4	5	6	7	8	9	AB	R	H	RBI	BB	SO	LOB	BOTTOM			
Mickey Morandini, L OBP: 0.360, SLG: 0.434	(1, 4) FC4-6			(3, 2) SH3-4	(0, 0) L7			(2, 2) G6-3	(3, 2) G4-3								5 0 2 1 0 0 6			
Jim Eisenreich, L OBP: 0.366, SLG: 0.430	(1, 7) FC4-6			(0, 0) SH3-4	(1, 1) 2B			(1, 3) K									4 1 1 0 0 1 3			
Gregg Jefferies, S OBP: 0.347, SLG: 0.429	(1, 3) 1B			(4, 0) 1B	(3, 2) G5-3			(2, 2) P4									4 1 2 0 1 0 1			
Mark Whiten, S OBP: 0.311, SLG: 0.362	(1, 9) 1B			(2, 0) P5	(2, 2) P5			(3, 3) K	(2, 1) G5-3								5 0 2 2 0 1 4			
Darren Daulton, L OBP: 0.354, SLG: 0.394	(1, 2) K			(1, 2) P2	(3, 1) G3-1			(4, 1) BB									3 0 0 0 2 1 6			
Charlie Hayes, R OBP: 0.345, SLG: 0.413	(1, 5) G6-3			(1, 2) G4-3	(3, 2) P9			(2, 3) K									5 0 0 0 0 2 6			
Andy Van Slyke, L OBP: 0.305, SLG: 0.348		(1, 8) P4		(1, 0) G6-3	(2, 1) SH3-4			(3, 3) K									5 0 2 0 0 1 1			
Kevin Stocker, S OBP: 0.301, SLG: 0.254		(4, 1) SH1-4		(0, 1) 1B	(4, 2) SH3-4			(0, 1) F9									2 1 1 0 3 0 0			
Tommy Greene, R ERA: 6.57		(0, 0) SH1-4		(4, 0) SH3-4	(0, 0) SH3-4			(4, 2) BB									0 0 0 0 1 0 0			
Russ Springer, R ERA: 5.86																	0 0 0 0 0 0 0			
Kevin Flora, R OBP: 0.288, SLG: 0.471																	0 0 0 0 0 0 0			
Mike Mims, L OBP: 0.288, SLG: 0.471																	0 0 0 0 0 0 0			
Paul Fletcher, R ERA: 3.38																	0 0 0 0 0 0 0			
Gary Varsho, L OBP: 0.311, SLG: 0.274																	1 0 0 0 0 0 3			
Inning Stats	R: 1 E: 0 K: 1 S: 15	H: 3 LOB: 2 BB: 0 P: 23	R: 0 E: 0 K: 0 S: 8	H: 0 LOB: 1 BB: 1 P: 14	R: 1 E: 0 K: 0 S: 9	H: 2 LOB: 1 BB: 0 P: 14	R: 1 E: 0 K: 0 S: 15	H: 2 LOB: 3 BB: 2 P: 31	R: 0 E: 0 K: 2 S: 15	H: 1 LOB: 2 BB: 1 P: 28	R: 0 E: 0 K: 1 S: 11	H: 0 LOB: 1 BB: 1 P: 20	R: 0 E: 0 K: 1 S: 8	H: 0 LOB: 0 BB: 0 P: 13	R: 0 E: 0 K: 1 S: 13	H: 1 LOB: 3 BB: 2 P: 26	1B: 6 2B: 3 3B: 1 HR: 0	SF: 0 SAC: 3 DP: 0 HBP: 1	WP: 0 PB: 0 SB: 0 CS: 0	PA: 46
PITCHER	IP WLS BF H R ER SO BB IBB HBP BLK WP HR S P ERA WHIP																			
Brian Williams, R ERA: 6.57	(1, 1) 3.0 19 7 3 3 1 2 0 1 0 0 0 0 0 28 57 0.00 1.500																			
Fernando Valenzuela, L ERA: 5.46	(4, 1) 2.2 W 13 2 0 0 1 2 1 0 0 0 0 0 15 26 0.00 0.750																			
Doug Bochtler, R ERA: 2.08	(6, 1) 1.1 5 0 0 0 2 1 0 0 0 0 0 0 9 18 0.00 1.000																			
Ron Villone, L ERA: 6.67	(8, 1) 1.0 4 0 0 0 1 1 0 0 0 0 0 0 9 26 0.00 2.000																			
Trevor Hoffman, R ERA: 4.17	(9, 1) 1.0 S 5 1 0 0 1 1 0 0 0 0 0 0 12 21 0.00 2.000																			

San Diego Padres @ Philadelphia Phillies
Veterans Stadium, Philadelphia, PA
Tue Aug 22 1995, 7:05 PM EDT
Att: 28,325 - Unknown - 82 F

AB 34
R 3
H 10
RBI 3
BB 8
SO 6
LOB 30



Batter	1	2	3	4	5	6	7	8	9	AB	R	H	RBI	BB	SO	LOB	TOP			
Steve Finley, L (1, 8) OBP: 0.383, SLG: 0.456	4-1 G4-6-3 1B WP BB	1-1 1-2 3-H 1B		1-1 FC5-4 1-2 3-H 1B		1-1 B4-3 1B		0-0 G4-3 1B		4	1	1	2	1	0	1	San Diego Padres @ Philadelphia Phillies Veterans Stadium, Philadelphia, PA Wed Aug 23 1995, 7:05 PM EDT Att: 21,017 - Unknown - 81 F			
Big Roberts, S (1, 4) OBP: 0.376, SLG: 0.397	1-0 G4-6-3 1B	3-2 1-2 2-H 1B		1-1 L7 1B		1-2 1B		0-0 P3 1B		5	0	3	1	0	0	1				
Tony Gwynn, L (1, 9) OBP: 0.395, SLG: 0.478	0-1 G4-6-3 1-2 2-3 1B	2-0 G4-6-3 1-2 1B		2-1 G6-3 1-2 1B		0-0 F7 1B			0-3 K 1B	5	0	0	0	0	1	6				
Ken Caminiti, S (1, 5) OBP: 0.363, SLG: 0.454	4-2 WP BB			2-0 G6-3 1B		1-1 L4 1B		0-0 G5-3 1B		4	0	0	0	1	0	1				
Phil Plantier, L (1, 7) OBP: 0.333, SLG: 0.400 Melvin Nieves, S (9, PH) OBP: 0.270, SLG: 0.344	2-3 K 1-2 3-H			2-1 G3-1 1B		0-0 G3 1B		3-2 L7 1B		4	0	0	0	0	1	1				
Scott Livingstone, L (1, 3) OBP: 0.373, SLG: 0.514 Eddie Williams, R (9, PH) OBP: 0.334, SLG: 0.444				3-1 F7 1B		3-1 F9 1B		0-0 BB WP 1B		4	0	1	0	0	0	0				
Brad Ausmus, R (1, 2) OBP: 0.357, SLG: 0.404				1-1 2B 1B		0-0 1B 2B		4-1 BB 1B		3	2	3	0	2	0	0				
Andujar Cedeno, R (1, 6) OBP: 0.276, SLG: 0.342				1-0 1B 1B 2B		0-0 1B FC5-4 1B		1-3 K 1B		4	2	2	1	1	2	2				
Glenn Dishman, R (1, 1) OBP: 0.231, SLG: 0.240 Dustin Hermanson, R (5, 1) OBP: 0.266, SLG: 0.333 Phil Clark, R (8, PH) OBP: 0.296, SLG: 0.333 Bryce Florie, R (8, 1)				1-1 1B 1B		0-1 1B FC5-4 1B		0-3 K 1B		3	1	2	1	0	1	3				
				2-3 3-H 1B 1B		1-3 1B		2-1 G6-3 1B		0	0	0	0	0	0	0				
Inning Stats	R: 1 E: 0 K: 1 S: 11	H: 1 LOB: 1 BB: 2 P: 22	R: 3 E: 0 K: 0 S: 13	H: 5 LOB: 1 BB: 0 P: 25	R: 0 E: 0 K: 0 S: 5	H: 0 LOB: 0 BB: 0 P: 12	R: 2 E: 0 K: 0 S: 10	H: 3 LOB: 1 BB: 0 P: 14	R: 0 E: 0 K: 1 S: 10	H: 1 LOB: 3 BB: 2 P: 19	R: 0 E: 0 K: 0 S: 10	H: 0 LOB: 1 BB: 1 P: 19	R: 0 E: 0 K: 1 S: 10	H: 0 LOB: 0 BB: 0 P: 6	R: 2 E: 0 K: 2 S: 15	H: 2 LOB: 1 BB: 1 P: 25	1B: 10 2B: 2 3B: 0 HR: 1	SF: 0 SAC: 0 DP: 2 HBP: 0	WP: 2 PB: 0 SB: 1 CS: 0	PA: 44
PITCHER	IP WLS BF H R ER SO BB IBB HBP BLK WP HR S P ERA WHIP	IP WLS BF H R ER SO BB IBB HBP BLK WP HR S P ERA WHIP																		
Tyler Green, R (1, 1) ERA: 4.68	1.1	11	6	4	4	1	2	0	0	0	1	0	23	44	27.00	6.000				
Mike Williams, R (2, 1) ERA: 3.75	3.2	W	16	4	2	2	1	2	0	0	0	1	0	26	48	4.91	1.636			
Mike Mims, L (6, 1) ERA: 4.16	4.0	S	17	3	2	2	3	2	0	0	0	0	1	39	62	4.50	1.250			

AB	38
R	8
H	13
RBI	7
BB	6
SO	5
LOB	15



Batter	1	2	3	4	5	6	7	8	9	AB	R	H	RBI	BB	SO	LOB	BOTTOM			
Kevin Flora, R (1, 7) OBP: 0.324, SLG: 0.500 Mike Mims, L (6, 1) OBP: 0.129, SLG: 0.161	2-3 1B									3	1	1	0	1	0	0	San Diego Padres @ Philadelphia Phillies Veterans Stadium, Philadelphia, PA Wed Aug 23 1995, 7:05 PM EDT Att: 21,017 - Unknown - 81 F			
23 Kevin Jordan, R (1, 4) OBP: 0.208, SLG: 0.304										5	0	0	0	0	3					
Gregg Jefferies, S (1, 3) OBP: 0.348, SLG: 0.429	1-2 2B 1B	0-2 P6 1B								5	1	2	2	0	0					
Mark Whiten, S (1, 9) OBP: 0.309, SLG: 0.358	2-1 2B 1B	1-1 G6-3 1B								5	1	1	0	0	2					
Charlie Hayes, R (1, 5) OBP: 0.347, SLG: 0.416	1-1 G6-3 1B	3-0 BB 1B								4	1	2	2	0	1					
Lenny Webster, R (1, 2) OBP: 0.322, SLG: 0.308	3-2 G6-3 1B	4-2 BB 1B								3	1	1	0	1	0					
Andy Van Slyke, L (1, 8) OBP: 0.308, SLG: 0.344	4-0 WP HR BB	1-2 G4-3 1B								2	2	0	0	2	0					
Kevin Elster, R (1, 6) OBP: 0.294, SLG: 0.364	4-1 HR BB									3	2	1	0	1	1					
Tyler Green, R (1, 1) ERA: 4.91 Dustin Hermanson, R (5, 1) ERA: 7.56 Jim Eisenreich, L (6, PH) OBP: 0.367, SLG: 0.441	0-0 1B HR									1	1	1	3	0	0					
	1-2 3-H BB									1	0	0	0	0	0					
	1-1 HR									2	1	1	4	0	0					
Inning Stats	R: 7 E: 0 K: 0 S: 21	H: 5 LOB: 1 BB: 3 P: 46	R: 0 E: 0 K: 0 S: 11	H: 1 LOB: 2 BB: 1 P: 20	R: 0 E: 0 K: 0 S: 8	H: 0 LOB: 0 BB: 0 P: 10	R: 0 E: 0 K: 1 S: 7	H: 0 LOB: 0 BB: 0 P: 10	R: 4 E: 0 K: 0 S: 16	H: 3 LOB: 0 BB: 1 P: 30	R: 0 E: 0 K: 1 S: 5	H: 0 LOB: 0 BB: 0 P: 6	R: 0 E: 0 K: 1 S: 12	H: 0 LOB: 0 BB: 0 P: 17	R: 1 E: 1 K: 1 S: 12	H: 2 LOB: 1 BB: 0 P: 20	1B: 7 2B: 2 3B: 0 HR: 2	SF: 0 SAC: 0 DP: 0 HBP: 0	WP: 1 PB: 0 SB: 0 CS: 0	PA: 40
PITCHER	IP WLS BF H R ER SO BB IBB HBP BLK WP HR S P ERA WHIP	IP WLS BF H R ER SO BB IBB HBP BLK WP HR S P ERA WHIP																		
Glenn Dishman, L (1, 1) ERA: 4.91	4.1	L	25	7	9	9	1	5	0	0	0	0	0	1	54	100	18.69	2.769		
Dustin Hermanson, R (5, 1) ERA: 7.56	2.2		10	2	2	2	2	0	0	0	0	0	1	26	39	6.75	0.750			
Bryce Florie, R (8, 1) ERA: 3.07	1.0		5	2	1	1	1	0	0	0	0	0	0	12	20	9.00	2.000			

AB	35
R	12
H	11
RBI	11
BB	5
SO	4
LOB	7



Batter	1	2	3	4	5	6	7	8	9	AB	R	H	RBI	BB	SO	LOB	TOP			
Brett Butler, L OBP: 0.371, SLG: 0.382 Rick Parker, R OBP: 0.276, SLG: 0.250	G3		G6-3		E4	L9			G6-3	3	1	0	0	0	0	1	Los Angeles Dodgers @ Philadelphia Phillies Veterans Stadium, Philadelphia, PA Fri Aug 25 1995, 7:05 PM EDT Att: 33,230 - Unknown - 82 F			
Chad Fonville, S OBP: 0.335, SLG: 0.308	L6-3		K		L5				G3-1	5	0	1	0	0	1	1				
Mike Piazza, R OBP: 0.409, SLG: 0.604 Carlos Hernandez, R OBP: 0.213, SLG: 0.185	L6-3				G5-3	1B			P4	2	1	1	0	1	0	1				
Eric Karros, R OBP: 0.374, SLG: 0.541					G5-3	1B			G5-3	4	0	1	1	0	0	1				
Raul Mondesi, R OBP: 0.343, SLG: 0.509 Billy Ashley, R OBP: 0.325, SLG: 0.375	K		G5-3		F7				1B	3	0	0	0	0	1	3				
Delino DeShields, L OBP: 0.347, SLG: 0.369 Garey Ingram, R OBP: 0.345, SLG: 0.277	HBP				2B	1B			P6	1	2	1	1	2	0	0				
Tim Wallach, R OBP: 0.337, SLG: 0.430 Dave Hansen, L OBP: 0.384, SLG: 0.338	HBP				2B	1B			F7	1	0	1	1	0	0	0				
Roberto Kelly, R OBP: 0.294, SLG: 0.339 Jim Bruske, R	F9				G1-3				G1-3	2	0	0	0	0	0	3				
John Cummings, L Pedro Astacio, R OBP: 0.160, SLG: 0.167	F9				G1-3				G1-3	0	0	0	0	0	0	0				
Hideo Nomo, R OBP: 0.091, SLG: 0.091 Jose Offerman, S OBP: 0.382, SLG: 0.375	G6-3				G4-3				G3-1	1	0	1	0	0	0	0				
Inning Stats	R: 0 E: 0 K: 0 S: 8	H: 1 LOB: 0 BB: 0 P: 13	R: 0 E: 0 K: 1 S: 11	H: 0 LOB: 2 BB: 1 P: 20	R: 0 E: 0 K: 1 S: 6	H: 1 LOB: 0 BB: 0 P: 9	R: 2 E: 0 K: 0 S: 13	H: 2 LOB: 1 BB: 1 P: 21	R: 1 E: 0 K: 0 S: 10	H: 2 LOB: 2 BB: 0 P: 12	R: 0 E: 0 K: 0 S: 4	H: 0 LOB: 0 BB: 0 P: 8	R: 0 E: 0 K: 0 S: 8	H: 1 LOB: 1 BB: 0 P: 13	R: 0 E: 0 K: 0 S: 7	H: 0 LOB: 0 BB: 0 P: 9	1B: 6 2B: 2 3B: 0 HR: 0	SF: 0 SAC: 0 DP: 2 HBP: 1	WP: 1 PB: 0 SB: 0 CS: 0	PA: 38
PITCHER Jeff Juden, R ERA: 3.6	IP: 9.0 WLS: W BF: 38 H: 7 R: 4 ER: 3 SO: 2 BB: 4 IBB: 0 HBP: 1 BLK: 0 WP: 1 HR: 0 S: 78 P: 128 ERA: 3.00 WHIP: 1.222											PITCHER	IP: 9.0 WLS: W BF: 38 H: 7 R: 4 ER: 3 SO: 2 BB: 4 IBB: 0 HBP: 1 BLK: 0 WP: 1 HR: 0 S: 78 P: 128 ERA: 3.00 WHIP: 1.222							

Batter	1	2	3	4	5	6	7	8	9	AB	R	H	RBI	BB	SO	LOB	BOTTOM			
Mickey Morandini, L OBP: 0.359, SLG: 0.434	K		WP		L7				K	6	1	1	0	0	2	1	Los Angeles Dodgers @ Philadelphia Phillies Veterans Stadium, Philadelphia, PA Fri Aug 25 1995, 7:05 PM EDT Att: 33,230 - Unknown - 82 F			
Jim Eisenreich, L OBP: 0.374, SLG: 0.452	HR		3B		2B				K	4	4	3	0	1	1	0				
Gregg Jefferies, S OBP: 0.348, SLG: 0.442	HR		1B		2B				G4-3	5	4	4	4	0	0	0				
Mark Whiten, S OBP: 0.317, SLG: 0.371	K		CI		F7				K	4	2	1	0	0	2	2				
Darren Daulton, L OBP: 0.359, SLG: 0.401 Lenny Webster, R OBP: 0.315, SLG: 0.300			3B		K				G5-3	1	1	1	1	2	0	0				
Charlie Hayes, R OBP: 0.354, SLG: 0.433	K		F9		HR				1B	5	2	3	4	0	1	3				
Andy Van Slyke, L OBP: 0.301, SLG: 0.335 Kevin Flora, R OBP: 0.297, SLG: 0.457	G3-1		L9		FC4				K	4	1	1	1	0	0	4				
Kevin Stocker, S OBP: 0.307, SLG: 0.266	K		P3		1B				F9	5	0	2	2	0	1	3				
Jeff Juden, R OBP: 0.083, SLG: 0.333	K		K		G5-3				G4-3	5	1	1	4	0	2	3				
Inning Stats	R: 2 E: 0 K: 3 S: 17	H: 2 LOB: 1 BB: 1 P: 29	R: 0 E: 0 K: 2 S: 8	H: 0 LOB: 0 BB: 0 P: 14	R: 5 E: 1 K: 1 S: 18	H: 4 LOB: 1 BB: 1 P: 34	R: 7 E: 1 K: 0 S: 19	H: 5 LOB: 1 BB: 1 P: 32	R: 3 E: 0 K: 1 S: 22	H: 5 LOB: 2 BB: 0 P: 30	R: 0 E: 0 K: 1 S: 5	H: 0 LOB: 0 BB: 0 P: 7	R: 0 E: 0 K: 2 S: 9	H: 1 LOB: 1 BB: 0 P: 12	R: 0 E: 0 K: 1 S: 8	H: 0 LOB: 0 BB: 0 P: 13		1B: 9 2B: 4 3B: 2 HR: 2	SF: 0 SAC: 0 DP: 0 HBP: 0	WP: 2 PB: 0 SB: 0 CS: 0
PITCHER Hideo Nomo, R ERA: 2.59 Jim Bruske, R ERA: 81.0 John Cummings, L ERA: 4.31 Pedro Astacio, R ERA: 4.38	IP: 3.0 WLS: L BF: 18 H: 6 R: 7 ER: 6 SO: 6 BB: 2 IBB: 0 HBP: 0 BLK: 0 WP: 1 HR: 1 S: 43 P: 77 ERA: 18.00 WHIP: 2.667											PITCHER	IP: 3.0 WLS: L BF: 18 H: 6 R: 7 ER: 6 SO: 6 BB: 2 IBB: 0 HBP: 0 BLK: 0 WP: 1 HR: 1 S: 43 P: 77 ERA: 18.00 WHIP: 2.667							

AB 33
R 4
H 7
RBI 3
BB 4
SO 2
LOB 15



AB 42
R 17
H 17
RBI 16
BB 3
SO 11
LOB 19



Batter	1	2	3	4	5	6	7	8	9	AB	R	H	RBI	BB	SO	LOB	TOP					
Brett Butler, L OBP: 0.372, SLG: 0.388 (1, 8)	F9		G5-3			HR				4	1	2	1	0	0	0	Los Angeles Dodgers @ Philadelphia Phillies Veterans Stadium, Philadelphia, PA Sat Aug 26 1995, 7:05 PM EDT Att: 30,126 - Unknown - 82 F livebaseballscorecards.com					
Jose Offerman, S OBP: 0.381, SLG: 0.373 (1, 6)	F9					L4				4	0	1	0	0	0	2						
Mike Piazza, R OBP: 0.410, SLG: 0.622 (1, 2)	HR									4	2	2	3	0	2	1						
Eric Karros, R OBP: 0.373, SLG: 0.538 (1, 3)										4	0	1	0	0	1	0						
Raul Mondesi, R OBP: 0.340, SLG: 0.505 (1, 9)										4	0	0	0	0	4	1						
Delino DeShields, L OBP: 0.326, SLG: 0.366 (1, 4)										3	0	0	0	1	1	1						
Tim Wallach, R OBP: 0.334, SLG: 0.426 (5, 5)										2	0	0	0	0	0	0						
Rick Parker, R OBP: 0.300, SLG: 0.276 (7, 1)										1	1	1	0	0	0	0						
Mark Guthrie, R (7, 1)										0	0	0	0	0	0	0						
Antonio Osuna, R (8, 1)										0	0	0	0	0	0	0						
Garey Ingram, R OBP: 0.339, SLG: 0.271 (9, PH)										1	0	0	0	0	0	1						
Chad Fonville, S OBP: 0.329, SLG: 0.302 (1, 7)										4	0	0	0	0	1	2						
Ismael Valdez, R OBP: 0.098, SLG: 0.080 (5, PH)										1	0	0	0	0	1	0						
Billy Ashley, R OBP: 0.324, SLG: 0.373 (5, PH)										1	0	0	0	0	1	0						
Jim Bruske, R (7, PH)										0	0	0	0	0	0	0						
Dave Hansen, L OBP: 0.379, SLG: 0.333 (7, 5)										2	0	0	0	0	1	2						
Inning Stats	R: 1 E: 0 K: 1 S: 14	H: 2 LOB: 1 BB: 0 P: 24	R: 0 E: 0 K: 0 S: 10	H: 0 LOB: 0 BB: 0 P: 13	R: 0 E: 0 K: 2 S: 13	H: 1 LOB: 1 BB: 0 P: 17	R: 0 E: 0 K: 2 S: 11	H: 0 LOB: 0 BB: 0 P: 16	R: 0 E: 0 K: 1 S: 11	H: 0 LOB: 0 BB: 0 P: 16	R: 2 E: 0 K: 2 S: 19	H: 2 LOB: 1 BB: 0 P: 31	R: 1 E: 0 K: 2 S: 16	H: 2 LOB: 1 BB: 0 P: 24	R: 0 E: 0 K: 2 S: 7	H: 0 LOB: 0 BB: 0 P: 9	R: 0 E: 0 K: 0 S: 5	H: 0 LOB: 1 BB: 1 P: 11	1B: 4 2B: 0 3B: 1 HR: 2	SF: 0 SAC: 0 DP: 0 HBP: 0	WP: 1 PB: 0 SB: 0 CS: 0	PA: 36
PITCHER	IP WLS BF H R ER SO BB IBB HBP BLK WP HR S P ERA WHIP																					
Sid Fernandez, L ERA: 4.43 (1, 1)	5.1 W 21 5 3 3 6 0 0 0 0 0 2 70 102 5.06 0.938																					
Mike Williams, R ERA: 3.81 (6, 1)	1.2 8 2 1 1 4 0 0 0 0 1 0 24 39 5.40 1.200																					
Toby Borland, R ERA: 4.04 (8, 1)	2.0 7 0 0 0 2 1 0 0 0 0 0 12 20 0.00 0.500																					

Batter	1	2	3	4	5	6	7	8	9	AB	R	H	RBI	BB	SO	LOB	BOTTOM				
Mickey Morandini, L OBP: 0.360, SLG: 0.436 (1, 4)	G3-1									5	1	2	1	0	0	0	Los Angeles Dodgers @ Philadelphia Phillies Veterans Stadium, Philadelphia, PA Sat Aug 26 1995, 7:05 PM EDT Att: 30,126 - Unknown - 82 F livebaseballscorecards.com				
Kevin Stocker, S OBP: 0.304, SLG: 0.263 (1, 6)	P4									4	1	0	0	0	1	2					
Jim Eisenreich, L OBP: 0.373, SLG: 0.449 (1, 7)	G3									4	1	1	1	0	0	1					
Mark Whiten, S OBP: 0.325, SLG: 0.376 (1, 9)										3	2	2	2	1	1	0					
Charlie Hayes, R OBP: 0.353, SLG: 0.431 (1, 5)										4	1	1	1	0	1	4					
Andy Van Slyke, L OBP: 0.300, SLG: 0.330 (1, 8)										3	0	0	1	1	0	1					
Lenny Webster, R OBP: 0.333, SLG: 0.321 (1, 2)										4	1	3	2	0	0	0					
Kevin Elster, R OBP: 0.291, SLG: 0.375 (1, 3)										4	1	1	0	0	0	3					
Sid Fernandez, L OBP: 0.100, SLG: 0.053 (6, 1)										2	1	0	0	0	1	1					
Mike Williams, R OBP: 0.111, SLG: 0.111 (8, 1)										1	0	0	0	0	0	0					
Toby Borland, R (8, 1)										1	0	0	0	0	1	0					
Inning Stats	R: 0 E: 0 K: 0 S: 7	H: 0 LOB: 0 BB: 0 P: 12	R: 0 E: 0 K: 2 S: 11	H: 0 LOB: 0 BB: 0 P: 17	R: 0 E: 0 K: 1 S: 6	H: 1 LOB: 0 BB: 0 P: 8	R: 8 E: 2 K: 0 S: 23	H: 8 LOB: 3 BB: 0 P: 30	R: 0 E: 0 K: 0 S: 6	H: 0 LOB: 0 BB: 0 P: 8	R: 0 E: 0 K: 0 S: 7	H: 0 LOB: 0 BB: 0 P: 10	R: 1 E: 0 K: 0 S: 13	H: 1 LOB: 2 BB: 2 P: 31	R: 0 E: 0 K: 2 S: 7	H: 0 LOB: 0 BB: 0 P: 8		1B: 8 2B: 2 3B: 0 HR: 0	SF: 0 SAC: 1 DP: 1 HBP: 0	WP: 0 PB: 0 SB: 1 CS: 0	PA: 38
PITCHER	IP WLS BF H R ER SO BB IBB HBP BLK WP HR S P ERA WHIP																				
Ismael Valdez, R ERA: 2.9 (5, 1)	2.0 6 0 0 0 0 0 0 0 0 0 0 13 18 0.00 0.000																				
Jim Bruske, R ERA: 11.97 (7, 1)	1.0 6 1 1 1 0 2 0 0 0 0 0 0 13 31 9.00 3.000																				
Mark Guthrie, L ERA: 4.14 (8, 1)	1.0 3 0 0 0 2 0 0 0 0 0 0 7 8 0.00 0.000																				

Batter	1	2	3	4	5	6	7	8	9	AB	R	H	RBI	BB	SO	LOB	TOP			
Brett Butler, L (1, 8) OBP: 0.372, SLG: 0.387	L7		S 2B BB	F8		S HR 1B		G4-3		4	2	1	0	1	0	2	Los Angeles Dodgers @ Philadelphia Phillies Veterans Stadium, Philadelphia, PA Sun Aug 27 1995, 7:05 PM EDT Att: 32,889 - Unknown - 84 F			
Jose Offerman, S (1, 6) OBP: 0.382, SLG: 0.372	F7		1 SAFE 2-3 1 SAFE 1 SAFE P C X	F8		HR BB		HR 1B		4	2	1	0	1	1	3				
Mike Piazza, R (1, 2) OBP: 0.418, SLG: 0.651	BB		HR 2B			HR		HR		4	3	4	7	1	0	0				
Eric Karros, R (1, 3) OBP: 0.371, SLG: 0.533	K		P4			G5-3		K		4	0	0	0	1	2	2				
Raul Mondesi, R (1, 9) OBP: 0.339, SLG: 0.508			HR			P2		K FC4-6		5	1	1	2	0	1	2				
Delino DeShields, L (1, 4) OBP: 0.387, SLG: 0.369			G6-3			F9		FC4-6 1-2		5	0	2	0	0	0	3				
Dave Hansen, L (1, 5) OBP: 0.373, SLG: 0.329	K					K		F7		5	0	1	0	0	2	4				
Chad Fonville, S (1, 7) OBP: 0.330, SLG: 0.301						E6 1B SH1-4 HR		FC5-4 1-2		4	1	1	0	0	0	1				
Kevin Tapani, R (1, 1) OBP: 0.100, SLG: 0.100						SH1-4		P3		3	0	0	0	0	1	5				
Billy Ashley, R (9, PH) OBP: 0.322, SLG: 0.371	P6									1	0	0	0	0	0	0				
Antonio Osuna, R (9, 1)										0	0	0	0	0	0	0				
Inning Stats	R: 0 E: 0 K: 1 S: 8	H: 0 LOB: 1 BB: 1 P: 18	R: 0 E: 0 K: 1 S: 13	H: 1 LOB: 2 BB: 0 P: 17	R: 3 E: 0 K: 1 S: 13	H: 2 LOB: 0 BB: 1 P: 22	R: 0 E: 0 K: 1 S: 10	H: 2 LOB: 2 BB: 0 P: 14	R: 0 E: 0 K: 0 S: 11	H: 1 LOB: 1 BB: 0 P: 21	R: 0 E: 0 K: 0 S: 7	H: 1 LOB: 1 BB: 0 P: 8	R: 2 E: 0 K: 2 S: 16	H: 2 LOB: 1 BB: 0 P: 24	R: 0 E: 0 K: 0 S: 7	H: 0 LOB: 0 BB: 0 P: 10	1B: 5 2B: 3 3B: 0 HR: 3	SF: 0 SAC: 1 DP: 0 HBP: 1	WP: 1 PB: 0 SB: 2 CS: 0	PA: 45
PITCHER	IP	WLS	BF	H	R	ER	SO	BB	IBB	HBP	BLK	WP	HR	S	P	ERA	WHIP			
Tommy Greene, R (1, 1) ERA: 7.2	5.1	L	30	8	7	6	5	4	0	1	0	0	2	63	106	10.12	2.250			
Paul Fletcher, R (6, 1) ERA: 4.5	2.2		12	3	2	2	2	0	0	0	0	1	1	28	42	6.75	1.125			
Mike Mimbs, L (9, 1) ERA: 4.12	1.0		3	0	0	0	0	0	0	0	0	0	0	7	10	0.00	0.000			

AB 39
R 9
H 11
RBI 9
BB 4
SO 7
LOB 22



Batter	1	2	3	4	5	6	7	8	9	AB	R	H	RBI	BB	SO	LOB	BOTTOM					
Mickey Morandini, L (1, 4) OBP: 0.358, SLG: 0.434	1B		G6-3			P8		K		4	0	1	0	0	1	1	Los Angeles Dodgers @ Philadelphia Phillies Veterans Stadium, Philadelphia, PA Sun Aug 27 1995, 7:05 PM EDT Att: 32,889 - Unknown - 84 F					
Jim Eisenreich, L (1, 7) OBP: 0.374, SLG: 0.460	1B		F8			HR		K		4	1	2	1	0	1	1						
Mike Mimbs, L (9, 1) OBP: 0.129, SLG: 0.161	1B									0	0	0	0	0	0	0						
Gregg Jefferies, S (1, 3) OBP: 0.347, SLG: 0.441	K					L6		G6-3		4	0	1	0	0	1	2						
Mark Whiten, S (1, 9) OBP: 0.323, SLG: 0.373	K					K		K		4	0	1	0	0	3	3						
Charlie Hayes, R (1, 5) OBP: 0.350, SLG: 0.427	K					F9		F9		4	0	0	0	0	1	4						
Andy Van Slyke, L (1, 8) OBP: 0.295, SLG: 0.323			G4-3			F8		K		4	0	0	0	0	2	2						
Lenny Webster, R (1, 2) OBP: 0.323, SLG: 0.310			G6-3			K		G4-3		3	0	0	0	0	1	0						
Kevin Stocker, S (1, 6) OBP: 0.304, SLG: 0.270			G4-3			G4-3		K		3	0	1	0	0	0	0						
Tommy Greene, R (1, 1) ERA: 4.94						P9		P6		2	0	0	0	0	1	0						
Paul Fletcher, R (6, 1) ERA: 4.7										0	0	0	0	0	0	0						
Gary Varsho, L (9, PH) OBP: 0.315, SLG: 0.271										1	0	0	0	0	0	1						
Inning Stats	R: 0 E: 0 K: 3 S: 17	H: 2 LOB: 2 BB: 0 P: 26	R: 0 E: 0 K: 0 S: 10	H: 0 LOB: 0 BB: 0 P: 16	R: 0 E: 0 K: 1 S: 11	H: 0 LOB: 0 BB: 0 P: 17	R: 0 E: 0 K: 0 S: 10	H: 1 LOB: 1 BB: 0 P: 15	R: 0 E: 0 K: 1 S: 8	H: 0 LOB: 0 BB: 0 P: 10	R: 1 E: 0 K: 1 S: 9	H: 1 LOB: 0 BB: 0 P: 12	R: 0 E: 0 K: 1 S: 9	H: 0 LOB: 0 BB: 0 P: 13	R: 0 E: 0 K: 2 S: 9	H: 1 LOB: 1 BB: 0 P: 14	R: 0 E: 0 K: 2 S: 10	H: 1 LOB: 1 BB: 0 P: 16	1B: 4 2B: 0 3B: 1 HR: 1	SF: 0 SAC: 0 DP: 0 HBP: 0	WP: 0 PB: 0 SB: 1 CS: 0	PA: 33
PITCHER	IP	WLS	BF	H	R	ER	SO	BB	IBB	HBP	BLK	WP	HR	S	P	ERA	WHIP					
Kevin Tapani, R (1, 1) ERA: 4.94	8.0	W	29	5	1	1	9	0	0	0	0	0	0	83	123	1.12	0.625					
Antonio Osuna, R (9, 1) ERA: 4.7	1.0		4	1	0	0	2	0	0	0	0	0	0	10	16	0.00	1.000					

AB 33
R 1
H 6
RBI 1
BB 0
SO 11
LOB 14



Batter	1	2	3	4	5	6	7	8	9	AB	R	H	RBI	BB	SO	LOB	TOP								
Kevin Flora, R OBP: 0.286, SLG: 0.425 (1, 8)	G5-3		23 HR		P3		F7		F8	5	1	1	0	0	0	2									
23 Kevin Jordan, R OBP: 0.241, SLG: 0.464 (1, 4)	G5-3		HR			G6-4-3		P5		4	1	2	2	0	0	0									
Gregg Jefferies, S OBP: 0.349, SLG: 0.444 (1, 3)	L7		G6-3			G6-4-3		F8		4	1	2	0	0	0	0									
Mark Whiten, S OBP: 0.322, SLG: 0.368 (1, 9)		G5-3		P3		G6-4-3				3	0	0	0	1	0	2									
Charlie Hayes, R OBP: 0.347, SLG: 0.423 (1, 5)		G6-3		G1-3		F8		F8		4	0	0	0	0	0	3									
Lenny Webster, R OBP: 0.340, SLG: 0.374 (1, 2)							G5-3			4	1	3	2	0	0	0									
Jim Eisenreich, L OBP: 0.373, SLG: 0.457 (1, 7)										4	0	1	0	0	0	3									
Kevin Elster, R OBP: 0.276, SLG: 0.353 (1, 6)										3	0	0	0	0	1	1									
Mickey Morandini, L OBP: 0.358, SLG: 0.433 (9, PH)										1	0	0	0	0	1	0									
Paul Quantrill, L OBP: 0.170, SLG: 0.114 (1, 1)										3	0	1	0	0	1	0									
Mike Mims, L OBP: 0.129, SLG: 0.161 (7, 1)										0	0	0	0	0	0	0									
Toby Borland, R OBP: 0.312, SLG: 0.267 (9, PH)										1	0	0	0	0	0	0									
Inning Stats	R: 0 E: 0 K: 0 S: 8	H: 0 LOB: 0 BB: 0 P: 12	R: 1 E: 0 K: 0 S: 8	H: 1 LOB: 0 BB: 0 P: 14	R: 2 E: 0 K: 2 S: 16	H: 2 LOB: 0 BB: 0 P: 23	R: 0 E: 0 K: 0 S: 6	H: 1 LOB: 1 BB: 0 P: 13	R: 0 E: 0 K: 0 S: 7	H: 0 LOB: 0 BB: 0 P: 7	R: 0 E: 0 K: 0 S: 11	H: 2 LOB: 1 BB: 0 P: 13	R: 0 E: 0 K: 0 S: 10	H: 2 LOB: 2 BB: 0 P: 10	R: 1 E: 0 K: 0 S: 7	H: 2 LOB: 2 BB: 1 P: 15	R: 0 E: 0 K: 1 S: 12	H: 0 LOB: 0 BB: 0 P: 16	1B: 5 2B: 3 3B: 0 HR: 2	SF: 0 SAC: 0 DP: 1 HBP: 0	WP: 0 PB: 0 SB: 0 CS: 0	PA: 37			
PITCHER	IP	WLS	BF	H	R	ER	SO	BB	IBB	HBP	BLK	WP	HR	S	P	ERA	WHIP								
Terry Mulholland, L ERA: 6.4 (1, 1)	7.0	W	28	8	3	3	2	0	0	0	0	0	2	66	92	3.86	1.143								
Chris Hook, R ERA: 5.24 (8, 1)	0.1		3	1	1	1	0	1	0	0	0	0	0	4	10	27.00	6.000								
Scott Service, R ERA: 2.87 (8, 1)	0.1		2	1	0	0	0	0	0	0	0	0	2	4	0.00	3.000									
Shawn Barton, L ERA: 4.04 (8, 1)	0.1		1	0	0	0	0	0	0	0	0	0	0	1	1	0.00	0.000								
Rod Beck, R ERA: 6.88 (9, 1)	1.0	S	3	0	0	0	1	0	0	0	0	0	0	12	16	0.00	0.000								

Philadelphia Phillies @ San Francisco Giants
Candlestick Park, San Francisco, CA
Tue Aug 29 1995, 6:33 AM EDT
Att: 11,304 - Sunny - 70 F

AB	36
R	4
H	10
RBI	4
BB	1
SO	3
LOB	11



Batter	1	2	3	4	5	6	7	8	9	AB	R	H	RBI	BB	SO	LOB	BOTTOM								
Deion Sanders, L OBP: 0.310, SLG: 0.395 (1, 8)	K		S		G4-3		1B			5	1	3	0	0	1	0									
Robby Thompson, R OBP: 0.300, SLG: 0.313 (1, 4)	G4-3		BB		K		2B		G5-3	4	1	1	1	1	1	1									
Barry Bonds, L OBP: 0.433, SLG: 0.567 (1, 7)							2B			2	1	1	2	2	1	2									
Matt Williams, R OBP: 0.406, SLG: 0.679 (1, 5)	F9		P4		L6		2B			3	0	0	0	1	0	4									
Glenallen Hill, R OBP: 0.318, SLG: 0.464 (1, 9)			G4-3				F9		F7	4	1	1	0	0	0	4									
Mark Carreon, R OBP: 0.345, SLG: 0.483 (1, 3)							F8			3	1	2	3	1	0	0									
Royce Clayton, R OBP: 0.302, SLG: 0.348 (1, 6)			K		FC3-6		G4-3		K	4	0	0	0	0	2	3									
Kirt Manwaring, R OBP: 0.312, SLG: 0.327 (1, 2)			G4-3		K		P4			4	0	1	0	0	1	1									
Terry Mulholland, R OBP: 0.283, SLG: 0.200 (7, PH)										2	0	0	0	0	1	1									
Tom Lattin, R OBP: 0.262, SLG: 0.383 (8, 1)										1	1	1	0	0	0	0									
Chris Hook, R ERA: 5.24 (8, 1)										0	0	0	0	0	0	0									
Scott Service, R ERA: 2.87 (8, 1)										0	0	0	0	0	0	0									
Shawn Barton, R ERA: 4.04 (8, 1)										0	0	0	0	0	0	0									
John Patterson, S OBP: 0.286, SLG: 0.286 (8, PH)										1	0	0	0	0	0	1									
Rod Beck, R ERA: 6.88 (9, 1)										0	0	0	0	0	0	0									
Inning Stats	R: 0 E: 0 K: 1 S: 5	H: 0 LOB: 1 BB: 1 P: 13	R: 2 E: 0 K: 1 S: 14	H: 2 LOB: 0 BB: 0 P: 19	R: 0 E: 0 K: 1 S: 13	H: 1 LOB: 2 BB: 1 P: 23	R: 0 E: 0 K: 2 S: 10	H: 0 LOB: 1 BB: 1 P: 18	R: 0 E: 0 K: 1 S: 9	H: 0 LOB: 1 BB: 1 P: 14	R: 0 E: 0 K: 0 S: 5	H: 0 LOB: 0 BB: 0 P: 7	R: 4 E: 0 K: 1 S: 21	H: 5 LOB: 2 BB: 1 P: 33	R: 0 E: 1 K: 0 S: 12	H: 2 LOB: 1 BB: 0 P: 16	1B: 7 2B: 2 3B: 0 HR: 1	SF: 0 SAC: 0 DP: 1 HBP: 0	WP: 0 PB: 0 SB: 2 CS: 0	PA: 38					
PITCHER	IP	WLS	BF	H	R	ER	SO	BB	IBB	HBP	BLK	WP	HR	S	P	ERA	WHIP								
Paul Quantrill, R ERA: 4.54 (1, 1)	6.1	L	29	6	5	5	6	4	0	0	0	0	0	65	107	7.11	1.579								
Mike Mims, L ERA: 4.2 (7, 1)	0.0		2	1	0	0	0	0	1	0	0	0	0	3	7	∞	∞								
Toby Borland, R ERA: 3.92 (7, 1)	1.2		7	3	1	1	1	0	0	0	0	0	0	21	29	5.40	1.800								

Philadelphia Phillies @ San Francisco Giants
Candlestick Park, San Francisco, CA
Tue Aug 29 1995, 6:33 AM EDT
Att: 11,304 - Sunny - 70 F

AB	33
R	6
H	10
RBI	6
BB	5
SO	7
LOB	17



Batter	1	2	3	4	5	6	7	8	9	AB R H RBI BB SO LOB	TOP									
Mickey Morandini, L (1.4) OBP: 0.351, SLG: 0.425	1-1 SF7 3B	2-2 G6-3			0-1 F9		1-2		0-3 K	5 1 2 0 0 1 4	Philadelphia Phillies @ San Diego Padres Jack Murphy Stadium, San Diego, CA Sun Sep 03 1995, 6:33 AM EDT Att: 14,783 - Sunny - 83 F									
Andy Van Slyke, L (1.8) OBP: 0.305, SLG: 0.337	2-3 K		4-0 2B BB		3-2 G4-3		0-1 G3		0-3 K	4 1 0 0 1 2 4										
Gregg Jefferies, S (1.3) OBP: 0.344, SLG: 0.444	0-0 SF7		2-1 1B 1-H G4-3 2B		0-0			0-1 G6-3		3 1 2 2 0 0 0										
Charlie Hayes, R (1.5) OBP: 0.347, SLG: 0.421	4-2 3-H BB		2-1 1B G4-3 1B		0-0 G5-3			1-1 L9		3 0 1 0 1 0 1										
Jim Eisenreich, L (1.9) OBP: 0.375, SLG: 0.459	1-0 G4-3		0-1 G4-3		2-1 G6-3			4-1 BB		3 0 0 0 1 0 2										
Gene Schall, R (1.7) OBP: 0.440, SLG: 0.435		1-1 1B	1-1 G6-3		2-2 F9			2-2 F7		4 0 1 0 0 0 1										
Tom Marsh, R (8.7) OBP: 0.289, SLG: 0.430										0 0 0 0 0 0 0										
Lenny Webster, R (1.2) OBP: 0.339, SLG: 0.356		0-3 K		1-0 G4-3		1-3 K		0-2 SH3-4 1B		4 0 1 0 0 0 2 1										
Kevin Flora, R (9. PR) OBP: 0.255, SLG: 0.378										0 0 0 0 0 0 0										
Heathcliff Slocumb, R (9.1)										0 0 0 0 0 0 0										
Kevin Stocker, S (1.6) OBP: 0.308, SLG: 0.274		0-0	2-1 G3-1			1-3 K		0-0 SH3-4		3 0 1 0 0 1 0										
Paul Quantrill, L (1.1) OBP: 0.160, SLG: 0.106		1-2 1B						1-2												
Ricky Bottalico, L (8.1)		0-3 K		3-2 G6-3		0-3 K		4-1 BB		3 0 0 0 0 2 2										
Gary Varsho, L (9. PH) OBP: 0.320, SLG: 0.281										0 0 0 0 0 0 0										
Mike Lieberthal, R (9.2)										0 0 0 0 1 0 0										
										0 0 0 0 0 0 0										
Inning Stats	R: 1 E: 0 K: 1 S: 11	H: 1 LOB: 1 BB: 1 P: 19	R: 0 E: 0 K: 2 S: 12	H: 2 LOB: 2 BB: 0 P: 15	R: 2 E: 0 K: 0 S: 8	H: 2 LOB: 0 BB: 1 P: 17	R: 0 E: 0 K: 0 S: 7	H: 0 LOB: 0 BB: 0 P: 13	R: 0 E: 0 K: 1 S: 10	H: 0 LOB: 1 BB: 0 P: 10	R: 0 E: 0 K: 2 S: 14	H: 1 LOB: 1 BB: 0 P: 16	R: 0 E: 0 K: 0 S: 8	H: 0 LOB: 1 BB: 1 P: 15	R: 0 E: 0 K: 2 S: 11	H: 1 LOB: 2 BB: 1 P: 15	1B: 6 2B: 1 3B: 1 HR: 0	SF: 1 SAC: 1 DP: 1 HBP: 0	WP: 0 PB: 0 SB: 1 CS: 0	PA: 38
PITCHER	IP WLS BF H R ER SO BB IBB HBP BLK WP HR S P ERA WHIP											IP WLS BF H R ER SO BB IBB HBP BLK WP HR S P ERA WHIP								
Joey Hamilton, R (1.1) ERA: 2.99	8.1 L 36 8 3 3 6 4 0 0 0 0 0 0 82 129 3.24 1.440																			
Tim Worrell, R (9.1) ERA:	0.2 2 0 0 0 2 0 0 0 0 0 0 0 6 6 0.00 0.000																			

AB	32
R	3
H	8
RBI	2
BB	4
SO	8
LOB	15



Batter	1	2	3	4	5	6	7	8	9	AB R H RBI BB SO LOB	BOTTOM											
Bip Roberts, S (1.6) OBP: 0.359, SLG: 0.392	1-0 G4-3 1B		3-2 G6-3		3-3 K		2-1 G6-3		1-0 F7	5 0 1 0 0 1 1	Philadelphia Phillies @ San Diego Padres Jack Murphy Stadium, San Diego, CA Sun Sep 03 1995, 6:33 AM EDT Att: 14,783 - Sunny - 83 F											
Steve Finley, L (1.8) OBP: 0.371, SLG: 0.445	1-1 G4-3		0-2 1B		0-1 1B 2B		2-2 G4-3		0-3 K	5 1 2 1 0 1 1												
Tony Gwynn, L (1.9) OBP: 0.396, SLG: 0.475	3-1 G5-3		2-2 1B BB		1-1 1B		1-2			4 0 3 1 0 0 1												
Ken Caminiti, S (1.5) OBP: 0.377, SLG: 0.477	2-1 F8		4-2 1B BB		4-2 BB		1-3 K			2 0 0 0 2 1 2												
Scott Livingstone, L (1.3) OBP: 0.374, SLG: 0.496		1-0 G4-3	0-0 G6-3		0-0 F8			2-2 E7 F8 1B		4 0 1 0 0 0 5												
Ray Holbert, R (8. PR) ERA: 4.45										0 0 0 0 0 0 0												
Archi Cianfrocco, R (9.3) OBP: 0.354, SLG: 0.488										0 0 0 0 0 0 0												
Phil Plantier, L (1.7) OBP: 0.338, SLG: 0.391	4-2 L3 BB			1-2 G3-1		0-0 G3-1		2-1 F8		3 0 0 0 1 0 1												
Jody Reed, R (1.4) OBP: 0.356, SLG: 0.307	0-1 L3			0-0 G6-3		0-1 FC4 1B		4-0 L6-3 BB		3 0 1 0 1 0 1												
Brad Ausmus, R (1.2) OBP: 0.354, SLG: 0.406			0-1 G6-3 SH3-4 1B		1-2 G6-3		2-2 FC4		0-1 L6-3	4 1 1 0 0 0 3												
Joey Hamilton, R (1.1) OBP: 0.133, SLG: 0.123			0-0 SH3-4		0-0 G5-3		1-3 K		3-3 K	2 0 0 0 0 1 1												
Tim Worrell, R (9.1)										0 0 0 0 0 0 0												
Phil Clark, R (9. PH) OBP: 0.281, SLG: 0.326										1 0 0 0 0 1 0												
Inning Stats	R: 0 E: 0 K: 0 S: 8	H: 1 LOB: 0 BB: 0 P: 14	R: 0 E: 0 K: 0 S: 8	H: 0 LOB: 0 BB: 1 P: 13	R: 1 E: 0 K: 0 S: 17	H: 3 LOB: 3 BB: 1 P: 26	R: 0 E: 0 K: 0 S: 7	H: 0 LOB: 0 BB: 0 P: 9	R: 1 E: 0 K: 1 S: 12	H: 2 LOB: 2 BB: 1 P: 20	R: 0 E: 0 K: 1 S: 10	H: 1 LOB: 1 BB: 0 P: 13	R: 0 E: 0 K: 1 S: 11	H: 1 LOB: 1 BB: 0 P: 17	R: 0 E: 1 K: 0 S: 9	H: 1 LOB: 1 BB: 1 P: 17	R: 0 E: 0 K: 2 S: 8	H: 0 LOB: 0 BB: 0 P: 12	1B: 8 2B: 3 3B: 0 HR: 0	SF: 0 SAC: 1 DP: 2 HBP: 0	WP: 0 PB: 0 SB: 1 CS: 0	PA: 38
PITCHER	IP WLS BF H R ER SO BB IBB HBP BLK WP HR S P ERA WHIP											IP WLS BF H R ER SO BB IBB HBP BLK WP HR S P ERA WHIP										
Paul Quantrill, R (1.1) ERA: 4.45	7.0 W 32 9 2 2 3 3 0 0 0 0 0 0 78 119 2.57 1.714																					
Ricky Bottalico, R (8.1) ERA: 2.31	1.0 3 0 0 0 0 1 0 0 0 0 0 0 4 10 0.00 1.000																					
Heathcliff Slocumb, R (9.1) ERA: 2.76	1.0 S 3 0 0 0 2 0 0 0 0 0 0 0 8 12 0.00 0.000																					

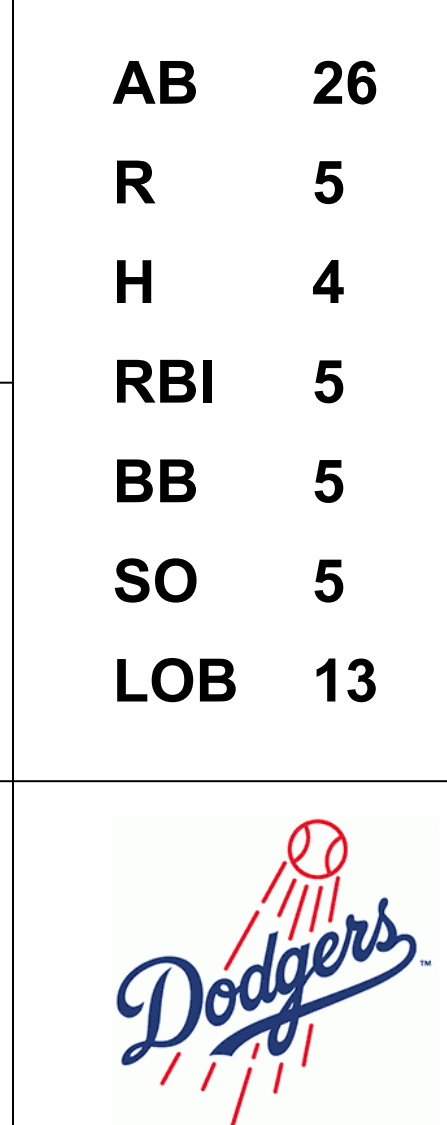


Batter	1	2	3	4	5	6	7	8	9	AB	R	H	RBI	BB	SO	LOB	TOP					
Mickey Morandini, L (1.4)	F7		1B			G4-3 BB	F8			4	0	2	0	0	0	2	Philadelphia Phillies @ Los Angeles Dodgers Dodger Stadium, Los Angeles, CA Mon Sep 04 1995, 3:33 AM PDT Att: 44,910 - Sunny					
Andy Van Slyke, L (1.8)	2B		F8			G4-3 BB	F9			3	0	1	0	1	0	1						
Gregg Jefferies, S (1.3)	F8			G6-3		G4-3	FC4-6			4	0	1	0	0	0	3						
Charlie Hayes, R (1.5)	P6			G6-3		G1-3	FC4-6			4	0	0	0	0	0	3						
Jim Eisenreich, L (1.9)	K			G4-3		G4-3	K			4	1	1	0	0	2	1						
Gene Schall, R (1.7)	K				G5-3	G4-3	P4			4	0	0	0	0	2	1						
Mike Lieberthal, R (1.2)	L3				G5-3	P3	G4-3			4	0	0	0	0	0	1						
Kevin Stocker, S (1.6)			P5			BB	F7			3	0	1	1	1	0	0						
Jeff Juden, R (1.1)			K							2	0	0	0	0	2	1						
Gary Varsho, L (7, PH)										0	0	0	0	1	0	0						
Russ Springer, R (7.1)										0	0	0	0	0	0	0						
Inning Stats	R: 0 E: 0 K: 0 S: 8	H: 1 LOB: 1 BB: 0 P: 15	R: 0 E: 0 K: 2 S: 7	H: 0 LOB: 0 BB: 0 P: 11	R: 0 E: 0 K: 1 S: 10	H: 1 LOB: 1 BB: 0 P: 16	R: 0 E: 0 K: 0 S: 7	H: 0 LOB: 0 BB: 1 P: 11	R: 0 E: 0 K: 2 S: 10	H: 0 LOB: 1 BB: 1 P: 20	R: 0 E: 0 K: 0 S: 5	H: 1 LOB: 1 BB: 1 P: 11	R: 1 E: 0 K: 0 S: 9	H: 2 LOB: 2 BB: 1 P: 18	R: 0 E: 0 K: 1 S: 9	H: 1 LOB: 1 BB: 0 P: 15	R: 0 E: 0 K: 0 S: 8	H: 0 LOB: 0 BB: 0 P: 13	1B: 4 2B: 2 3B: 0 HR: 0	SF: 0 SAC: 0 DP: 1 HBP: 0	WP: 0 PB: 0 SB: 0 CS: 0	PA: 35
PITCHER	IP	WLS	BF	H	R	ER	SO	BB	IBB	HBP	BLK	WP	HR	S	P	ERA	WHIP					
Tom Candiotti, R (1.1)	6.2	W	27	5	1	1	5	3	0	0	0	0	0	55	100	1.35	1.200					
Mark Guthrie, L (7.1)	1.1		5	1	0	0	1	0	0	0	0	0	0	10	17	0.00	0.750					
Antonio Osuna, R (9.1)	1.0		3	0	0	0	0	0	0	0	0	0	0	8	13	0.00	0.000					

AB	32
R	1
H	6
RBI	1
BB	3
SO	6
LOB	13



Batter	1	2	3	4	5	6	7	8	9	AB	R	H	RBI	BB	SO	LOB	BOTTOM				
Brett Butler, L (1.8)	G6-3		SF9	SF9			HR			2	1	1	1	1	0	0	Philadelphia Phillies @ Los Angeles Dodgers Dodger Stadium, Los Angeles, CA Mon Sep 04 1995, 3:33 AM PDT Att: 44,910 - Sunny				
Chad Fonville, S (1.6)	K		FC4	F8		L7				4	0	0	0	0	1	4					
Raul Mondesi, R (1.9)	BB		F9		G5-3		HR			3	1	1	2	1	0	3					
Eric Karros, R (1.3)	K		SF9		G6-3		F9			3	0	0	1	0	1	1					
Mike Piazza, R (1.2)		G5-3	G5-3		G6-3			K		3	0	0	0	1	1	2					
Delino DeShields, L (1.4)	G5-3			S		K		F8		3	1	0	0	1	1	1					
Roberto Kelly, R (1.7)				BB		G6-3		G3-1		2	1	0	0	1	1	1					
Mark Guthrie, R (7.1)				BB						0	0	0	0	0	0	0					
Karim Garcia, L (8, PH)				BB						1	0	0	0	0	0	0					
Antonio Osuna, R (9.1)				BB						0	0	0	0	0	0	0					
Dave Hansen, L (1.5)	F9			SH5-4		G4-3				3	0	1	1	0	0	1					
Juan Castro, R (9.5)				SH5-4						0	0	0	0	0	0	0					
Tom Candiotti, R (1.1)				SH5-4						1	1	1	0	0	0	0					
Roger Cedeno, S (7.7)				SH5-4						1	0	0	0	0	0	0					
Inning Stats	R: 0 E: 0 K: 2 S: 13	H: 0 LOB: 1 BB: 1 P: 21	R: 0 E: 0 K: 1 S: 13	H: 0 LOB: 1 BB: 1 P: 20	R: 1 E: 1 K: 0 S: 13	H: 2 LOB: 2 BB: 0 P: 23	R: 2 E: 0 K: 0 S: 9	H: 1 LOB: 1 BB: 2 P: 23	R: 0 E: 0 K: 0 S: 5	H: 0 LOB: 0 BB: 0 P: 6	R: 0 E: 0 K: 1 S: 10	H: 0 LOB: 0 BB: 0 P: 12	R: 2 E: 0 K: 0 S: 10	H: 1 LOB: 0 BB: 1 P: 19	R: 0 E: 0 K: 1 S: 8	H: 0 LOB: 0 BB: 0 P: 14	1B: 3 2B: 0 3B: 0 HR: 1	SF: 2 SAC: 1 DP: 0 HBP: 0	WP: 0 PB: 0 SB: 3 CS: 0	PA: 34	
PITCHER	IP	WLS	BF	H	R	ER	SO	BB	IBB	HBP	BLK	WP	HR	S	P	ERA	WHIP				
Jeff Juden, R (1.1)	6.0	L	26	3	3	2	4	4	0	0	0	0	0	63	105	3.00	1.167				
Russ Springer, R (7.1)	2.0		8	1	2	2	1	1	0	0	0	0	1	18	33	9.00	1.000				



Batter	1	2	3	4	5	6	7	8	9	AB	R	H	RBI	BB	SO	LOB	TOP									
Mickey Morandini, L (1,4) OBP: 0.348, SLG: 0.420	2-2 K		1-0 F7			2-3 K			2-2 F9	4	0	0	0	0	2	0	Philadelphia Phillies @ Los Angeles Dodgers Dodger Stadium, Los Angeles, CA Wed Sep 06 1995, 7:05 PM PDT Att: 29,835 - Unknown - 80 F									
Kevin Stocker, S (1,6) OBP: 0.307, SLG: 0.272	1-0 P3			1-3 K			2-1 G3-1		2-2 G5-3	4	0	0	0	0	1	0										
Gregg Jefferies, S (1,3) OBP: 0.342, SLG: 0.438	2-1 1B			0-1 G4-3			0-0 G4-3		0-2 G5-3	4	0	1	0	0	0	0										
Mark Whiten, S (1,9) OBP: 0.318, SLG: 0.380	2-2 P5			1-0 P5			0-0 G1-3			3	0	0	0	0	0	1										
Jim Eisenreich, L (1,7) OBP: 0.374, SLG: 0.457		1-1 G4-3			0-0 G3			1-1 SH1-4 1B SF7		3	1	1	0	0	0	0										
Andy Van Slyke, L (1,8) OBP: 0.312, SLG: 0.341		1-2 G1-3			1-1 G6-3			0-0 SF7 SH1-4 1B		3	0	1	0	0	0	0										
Mike Lieberthal, R (1,2) OBP: 0.312, SLG: 0.341		0-2 F9			1-0 L9			0-1 SH1-4		2	0	0	0	0	0	0										
Kevin Elster, R (1,5) OBP: 0.262, SLG: 0.340			1-1 G5-3			1-3 K		3-2 SF7		2	0	0	1	0	1	0										
Mike Grace, R (1,1) OBP: 0.330, SLG: 0.275			3-3 K			1-3 K		2-3 3-H G1-3		2	0	0	0	0	2	0										
Gary Varsho, L (8, PH) OBP: 0.330, SLG: 0.275								0-1 G1-3		1	0	0	0	0	0	1										
Ricky Bottalico, L (8, 1) OBP: 0.330, SLG: 0.275										0	0	0	0	0	0	0										
Heathcliff Slocumb, R (9, 1) OBP: 0.330, SLG: 0.275										0	0	0	0	0	0	0										
Inning Stats	R: 0 E: 0 K: 1 S: 9	H: 1 LOB: 1 BB: 0 P: 16	R: 0 E: 0 K: 0 S: 10	H: 0 LOB: 0 BB: 0 P: 12	R: 0 E: 0 K: 1 S: 6	H: 0 LOB: 0 BB: 0 P: 11	R: 0 E: 0 K: 1 S: 6	H: 0 LOB: 0 BB: 0 P: 8	R: 0 E: 0 K: 0 S: 4	H: 0 LOB: 0 BB: 0 P: 6	R: 0 E: 0 K: 0 S: 10	H: 0 LOB: 0 BB: 0 P: 14	R: 0 E: 0 K: 0 S: 4	H: 0 LOB: 0 BB: 0 P: 6	R: 1 E: 0 K: 0 S: 12	H: 2 LOB: 1 BB: 0 P: 16	R: 0 E: 0 K: 0 S: 12	H: 0 LOB: 0 BB: 0 P: 16	1B: 3 2B: 0 3B: 0 HR: 0	SF: 1 SAC: 1 DP: 0 HBP: 0	WP: 0 PB: 0 SB: 0 CS: 0	PA: 30				
PITCHER	IP WLS BF H R ER SO BB IBB HBP BLK WP HR S P ERA WHIP	8.0 L 27 3 1 1 6 0 0 0 0 0 0 61 89 1.12 0.375	1.0 3 0 0 0 0 0 0 0 0 0 0 0 12 16 0.00 0.000																							

AB	28
R	1
H	3
RBI	1
BB	0
SO	6
LOB	2



Batter	1	2	3	4	5	6	7	8	9	AB	R	H	RBI	BB	SO	LOB	BOTTOM								
Brett Butler, L (1,8) OBP: 0.386, SLG: 0.392	3-2 G6-3		4-0 1B BB			4-0 FC4 BB		2-1 SH2-4		1	0	0	0	2	0	0	Philadelphia Phillies @ Los Angeles Dodgers Dodger Stadium, Los Angeles, CA Wed Sep 06 1995, 7:05 PM PDT Att: 29,835 - Unknown - 80 F								
Chad Fonville, S (1,6) OBP: 0.331, SLG: 0.301	1-2 P5		0-1 1-2 2-H 1B			0-0 FC4		1-1 P7		4	0	1	0	0	0	3									
Raul Mondesi, R (1,9) OBP: 0.339, SLG: 0.513	0-0 P9			0-0 F8		0-1 SAFE SAFE F8		1-3 K		4	0	0	0	0	1	3									
Eric Karros, R (1,3) OBP: 0.362, SLG: 0.530		2-2 G3-1		1-0 F9		0-3 K		1-0 G6-3		4	0	0	0	0	1	0									
Mike Piazza, R (1,2) OBP: 0.413, SLG: 0.621		0-2 G1-3		0-0 P4		4-2 FC6-4 BB		0-1 L9		3	0	0	0	1	0	0									
Delino DeShields, L (1,4) OBP: 0.347, SLG: 0.366		2-1 G6-3		0-1 L6		1-2 FC6-4 1B S		2-3 K		4	0	0	0	0	1	1									
Roberto Kelly, R (1,7) OBP: 0.296, SLG: 0.339			0-1 L8		1-2 K	1-1 SAFE SAFE 1B		1-3 1B		3	0	1	0	0	1	0									
Dave Hansen, L (1,5) OBP: 0.351, SLG: 0.305			4-1 SH3 1B BB		2-2 L8	2-3 SAFE SAFE K				2	0	0	0	1	1	2									
Juan Castro, R (8, 5) OBP: 0.351, SLG: 0.305										0	0	0	0	0	0	0									
Ismael Valdez, R (1,1) OBP: 0.094, SLG: 0.077			0-0 SH3		0-0 SH3	1-2 G5-3		0-1 SH2-4 1B		1	0	0	0	0	0	0									
Chris Gwynn, L (8, PH) OBP: 0.280, SLG: 0.311										1	0	1	0	0	0	0									
Roger Cedeno, S (8, PR) OBP: 0.286, SLG: 0.258										0	0	0	0	0	0	0									
Mark Guthrie, R (9, 1) OBP: 0.286, SLG: 0.258			1-2							0	0	0	0	0	0	0									
Inning Stats	R: 0 E: 0 K: 0 S: 10	H: 0 LOB: 0 BB: 0 P: 14	R: 0 E: 0 K: 0 S: 9	H: 0 LOB: 0 BB: 0 P: 13	R: 0 E: 0 K: 0 S: 6	H: 1 LOB: 2 BB: 2 P: 14	R: 0 E: 0 K: 0 S: 3	H: 0 LOB: 0 BB: 0 P: 4	R: 0 E: 0 K: 1 S: 8	H: 0 LOB: 0 BB: 0 P: 11	R: 0 E: 0 K: 0 S: 6	H: 0 LOB: 1 BB: 1 P: 11	R: 0 E: 0 K: 2 S: 14	H: 1 LOB: 2 BB: 1 P: 22	R: 0 E: 0 K: 1 S: 10	H: 1 LOB: 2 BB: 0 P: 14	R: 0 E: 0 K: 1 S: 6	H: 0 LOB: 0 BB: 0 P: 9	1B: 3 2B: 0 3B: 0 HR: 0	SF: 0 SAC: 2 DP: 0 HBP: 0	WP: 0 PB: 0 SB: 1 CS: 0	PA: 33			
PITCHER	IP WLS BF H R ER SO BB IBB HBP BLK WP HR S P ERA WHIP	7.0 W 26 2 0 0 3 4 0 0 0 0 0 10 14 0.00 1.000	1.0 S 3 0 0 0 1 0 0 0 0 0 0 6 9 0.00 0.000																						

AB	27
R	0
H	3
RBI	0
BB	4
SO	5
LOB	9



Batter	1	2	3	4	5	6	7	8	9	AB	R	H	RBI	BB	SO	LOB	TOP			
John Cangelosi, S (1, 8) OBP: 0.485, SLG: 0.424	4-1 1B 5 SF8 BB	2-0 E SF8-6-4 2B		2-1 5 1B HBP SF8 1B	4-2 FC5-4 BB		3-1 F7			3	3	2	0	2	0	0				
Craig Biggio, R (1, 4) OBP: 0.394, SLG: 0.482	SAFE 2-1 HBP 1B	1-1 G5-3		1-2 SF8 5 1B HBP 1B	1-1 FC5-4		4-1 5 G5-4-3 BB			3	2	1	0	0	0	3				
Andy Stankiewicz, R (6, 4)										0	0	0	0	1	0	0				
5 Jeff Bagwell, R (1, 3) OBP: 0.404, SLG: 0.492	0-1 SF8	4-0 E IBB		2-1 1B 1B	0-3 K		0-0 G5-4-3			3	1	1	2	1	1	2				
Derrick May, L (1, 7) OBP: 0.320, SLG: 0.393	1-1 1B PB HBP	2-2 E4		1-2 SF8	2-0 F8		0-2 L6			3	1	0	2	0	0	3				
Tony Eusebio, R (1, 2) OBP: 0.374, SLG: 0.443	0-1 PB 2B 1B	0-0 SF8-3-5-4		1-2 BB 1B	0-1 G5-3 1B SF9 1B		3-1 L9			4	2	3	3	0	0	0				
Dave Magadan, L (1, 5) OBP: 0.215, SLG: 0.371	1-0 1B 2B			2-1 F7	3-1 G5-3 1B		2-3 K			4	1	2	1	1	1	2				
James Mouton, R (1, 9) OBP: 0.326, SLG: 0.377	3-1 G1-6-3 1B			2-1 G5-4-3	2-2 BB 1B		3-2 G5-3		0-1 F8	5	0	2	2	0	0	3				
Ricky Gutierrez, R (1, 6) OBP: 0.262, SLG: 0.255	0-0 G1-6-3			3-3 K	4-0 BB		0-0 SF9		3-2 L9	3	0	0	1	1	1	1				
Mike Hampton, R (1, 1) OBP: 0.186, SLG: 0.103							3-H 2-2 F9		2-1 G6-3	3	2	1	0	1	0	4				
Jim Dougherty, R (8, 1) OBP: 0.125, SLG: 0.125		2B E BB								1	0	0	0	0	0	0				
Inning Stats	R: 5 E: 0 K: 0 S: 12	H: 4 LOB: 0 BB: 1 P: 23	R: 2 E: 1 K: 0 S: 13	H: 1 LOB: 1 BB: 2 P: 25	R: 0 E: 0 K: 1 S: 5	H: 0 LOB: 0 BB: 1 P: 14	R: 4 E: 0 K: 0 S: 22	H: 5 LOB: 3 BB: 1 P: 39	R: 0 E: 0 K: 1 S: 8	H: 0 LOB: 1 BB: 0 P: 15	R: 0 E: 0 K: 0 S: 4	H: 0 LOB: 0 BB: 1 P: 11	R: 0 E: 0 K: 1 S: 8	H: 0 LOB: 0 BB: 0 P: 13	R: 0 E: 0 K: 0 S: 9	H: 0 LOB: 0 BB: 0 P: 14	1B: 10 2B: 3 3B: 0 HR: 0	SF: 4 SAC: 0 DP: 4 HBP: 2	WP: 0 PB: 1 SB: 0 CS: 0	PA: 45
PITCHER	IP WLS BF H R ER SO	IP WLS BF H R ER SO	IP WLS BF H R ER SO	IP WLS BF H R ER SO	IP WLS BF H R ER SO	IP WLS BF H R ER SO	IP WLS BF H R ER SO	IP WLS BF H R ER SO	IP WLS BF H R ER SO	IP WLS BF H R ER SO	IP WLS BF H R ER SO	IP WLS BF H R ER SO	IP WLS BF H R ER SO	IP WLS BF H R ER SO	IP WLS BF H R ER SO	IP WLS BF H R ER SO	ERA WHIP	ERA WHIP		
Tyler Green, R (1, 1) ERA: 5.18	0.1 L 7 4 5 5 0																135.00	15.000		
Mike Mirmbs, L (1, 1) ERA: 4.21	2.2 10 1 2 1 1 1																3.38	1.125		
Paul Fletcher, R (4, 1) ERA: 8.0	1.0 10 5 4 4 0 1																36.00	6.000		
Chuck Ricci, R (5, 1) ERA: 3.0	3.0 12 2 1 1 1 1																3.00	1.333		
Steve Frey, L (8, 1) ERA: 4.12	2.0 6 0 0 0 0 1																0.00	0.000		
Batter	1	2	3	4	5	6	7	8	9	AB	R	H	RBI	BB	SO	LOB	BOTTOM			
Mickey Morandini, L (1, 4) OBP: 0.346, SLG: 0.416	4-1 FC6-4 BB		2-1 G3		0-0 P8		0-0 G4-3		2-1 G4-3	4	0	0	0	1	0	1				
Kevin Flora, R (1, 8) OBP: 0.288, SLG: 0.420	0-1 FC6-4 2B		2-1 BB 1B		1-0 P9		3-2 BB 1B		3-2 1B 2B	5	2	3	1	0	0	1				
Gregg Jefferies, S (1, 3) OBP: 0.345, SLG: 0.440	2-1 1H 2B		4-1 BB		0-1 P8		0-1 P6		2-2 2H 1B	4	0	2	2	1	0	1				
Mark Whiten, S (1, 9) OBP: 0.316, SLG: 0.374	1-2 F7		2-3 K		3-3 K		4-1 BB		0-2 P8	4	0	0	0	1	2	4				
Charlie Hayes, R (1, 5) OBP: 0.342, SLG: 0.412	0-1 L9				0-2 F8		2-3 K		0-3 K	3	0	0	0	0	1	1				
Kevin Sefcik, R (7, 5)							1-2 K			1	0	0	0	0	1	1				
Tom Marsh, R (1, 7) OBP: 0.299, SLG: 0.427		0-0 G4-3		4-1 1B BB		0-0 1B		1-3 K		3	0	1	0	1	1	1				
Lenny Webster, R (1, 2) OBP: 0.328, SLG: 0.343		1-0 G6-3		2-0 L6		0-0 G5-3		0-2 1B		4	0	1	0	0	0	2				
Kevin Stocker, S (1, 6) OBP: 0.309, SLG: 0.277			3-3 K		1-2 1B		0-2 G4-3 1B 2B		1-3 K	4	1	2	0	0	2	2				
Tyler Green, R (1, 1) ERA: 5.18					1-1 G6-3		1-1 G6-3		2-2 F8	0	0	0	0	0	0	0				
Mike Mirmbs, L (1, 1) ERA: 4.21										0	0	0	0	0	0	0				
Paul Fletcher, R (4, 1) ERA: 8.0										0	0	0	0	0	0	0				
Chuck Ricci, R (5, 1) ERA: 3.0										0	0	0	0	0	0	0				
Steve Frey, L (8, 1) ERA: 4.12										0	0	0	0	0	0	0				
Inning Stats	R: 1 E: 0 K: 0 S: 11	H: 1 LOB: 1 BB: 1 P: 18	R: 0 E: 0 K: 1 S: 7	H: 0 LOB: 0 BB: 0 P: 11	R: 0 E: 0 K: 1 S: 10	H: 1 LOB: 2 BB: 1 P: 21	R: 0 E: 0 K: 0 S: 10	H: 1 LOB: 1 BB: 0 P: 18	R: 0 E: 0 K: 2 S: 9	H: 1 LOB: 1 BB: 0 P: 14	R: 1 E: 0 K: 0 S: 12	H: 2 LOB: 1 BB: 0 P: 18	R: 0 E: 0 K: 3 S: 13	H: 1 LOB: 2 BB: 1 P: 19	R: 1 E: 0 K: 0 S: 15	H: 2 LOB: 1 BB: 0 P: 24	1B: 6 2B: 3 3B: 0 HR: 0	SF: 0 SAC: 0 DP: 0 HBP: 0	WP: 0 PB: 0 SB: 0 CS: 0	PA: 40
PITCHER	IP WLS BF H R ER SO	IP WLS BF H R ER SO	IP WLS BF H R ER SO	IP WLS BF H R ER SO	IP WLS BF H R ER SO	IP WLS BF H R ER SO	IP WLS BF H R ER SO	IP WLS BF H R ER SO	IP WLS BF H R ER SO	IP WLS BF H R ER SO	IP WLS BF H R ER SO	IP WLS BF H R ER SO	IP WLS BF H R ER SO	IP WLS BF H R ER SO	IP WLS BF H R ER SO	IP WLS BF H R ER SO	ERA WHIP	ERA WHIP		
Mike Hampton, L (1, 1) ERA: 3.57	7.0 W 30 6 2 2 4																2.57	1.286		
Jim Dougherty, R (8, 1) ERA: 4.99	2.0 10 3 1 1 3																4.50	2.000		

Houston Astros @ Philadelphia Phillies
Veterans Stadium, Philadelphia, PA
Fri Sep 08 1995, 7:05 PM EDT
Att: 24,059 - Unknown - 72 F

AB 32
R 12
H 12
RBI 11
BB 7
SO 3
LOB 18



Houston Astros @ Philadelphia Phillies
Veterans Stadium, Philadelphia, PA
Fri Sep 08 1995, 7:05 PM EDT
Att: 24,059 - Unknown - 72 F

AB 36
R 3
H 9
RBI 3
BB 4
SO 7
LOB 17



Batter	1	2	3	4	5	6	7	8	9	AB	R	H	RBI	BB	SO	LOB	TOP				
John Cangelosi, S OBP: 0.486, SLG: 0.424	2-1 SH3 5 SF8 2B		3-2 G4-3	0-1 L4		4-2 S BB			1-0 G6-3	4	1	1	0	1	0	2	Houston Astros @ Philadelphia Phillies Veterans Stadium, Philadelphia, PA Sun Sep 10 1995, 3:33 AM EDT Att: 27,235 - Sunny - 74 F				
Craig Biggio, R OBP: 0.404, SLG: 0.482	1-0 SH3 2-3		2-0 5 2B 1B		3-2 2B 2B	2-2 SF7 1-2 3-H 1-1			1-3 K	3	2	2	1	0	1	0					
Jeff Bagwell, R OBP: 0.401, SLG: 0.489	0-0 SF8 3-H		0-1 1-H 2B		1-2 K				2-3 K	4	0	1	2	0	2	2					
Derrick May, L OBP: 0.319, SLG: 0.393	1-2 G6-3		1-1 G3-1		0-0 2-H 2B				0-0 P4	4	0	1	1	0	0	1					
Tony Eusebio, R OBP: 0.370, SLG: 0.438		1-2 G6-3		3-1 F9		2-3 K			1-0 G1-3	4	0	0	0	0	1	1					
Dave Magadan, L OBP: 0.322, SLG: 0.382		3-1 PB 1B		0-0 1B 2B		4-1 BB			1-0 L6	3	1	2	0	1	0	0					
Mike Simms, R OBP: 0.311, SLG: 0.500		1-1 F7		1-1 P4		1-1 F7			1-0 G4-3	3	0	0	0	0	0	4					
James Mouton, R OBP: 0.324, SLG: 0.374		1-2								1	0	0	0	0	0	0					
Ricky Gutierrez, R OBP: 0.268, SLG: 0.255		2-2 G6-3		1-1 2B 1B		4-1 SH1-4 SF7 BB			0-3 K	3	1	1	0	1	1	1					
Doug Drabek, R OBP: 0.250, SLG: 0.259				3-0 G5-3		1-2 SH1-4			1-3 K	2	0	1	1	0	0	0					
Milt Thompson, L OBP: 0.287, SLG: 0.287				1-3 2-H 2B						1	0	0	0	0	1	0					
Dave Veres, R OBP: 0.324, SLG: 0.374										0	0	0	0	0	0	0					
Mike Henneman, R OBP: 0.324, SLG: 0.374										0	0	0	0	0	0	0					
Inning Stats	R: 1 E: 0 K: 0 S: 7	H: 1 LOB: 0 BB: 0 P: 11	R: 0 E: 0 K: 0 S: 12	H: 1 LOB: 1 BB: 0 P: 19	R: 1 E: 0 K: 0 S: 9	H: 2 LOB: 1 BB: 0 P: 18	R: 1 E: 0 K: 0 S: 12	H: 3 LOB: 2 BB: 0 P: 18	R: 1 E: 0 K: 2 S: 13	H: 2 LOB: 2 BB: 1 P: 24	R: 0 E: 0 K: 0 S: 3	H: 0 LOB: 0 BB: 0 P: 5	R: 0 E: 0 K: 2 S: 7	H: 0 LOB: 0 BB: 0 P: 9	R: 0 E: 0 K: 2 S: 7	H: 0 LOB: 0 BB: 0 P: 11	1B: 4 2B: 5 3B: 0 HR: 0	SF: 2 SAC: 2 DP: 0 HBP: 0	WP: 0 PB: 1 SB: 2 CS: 0	PA: 39	
PITCHER	IP	WLS	BF	H	R	ER	SO	BB	IBB	HBP	BLK	WP	HR	S	P	ERA	WHIP				
Jeff Juden, R ERA: 4.29	5.1	L	28	9	5	5	2	3	0	0	0	0	0	58	104	8.44	2.250				
Chuck Ricci, R ERA: 2.45	0.2		2	0	0	0	0	0	0	0	0	0	0	5	8	0.00	0.000				
Steve Frey, L ERA: 3.92	1.0		3	0	0	0	0	0	0	0	0	0	0	3	5	0.00	0.000				
Ricky Bottalico, R ERA: 2.16	2.0		6	0	0	0	4	0	0	0	0	0	0	14	20	0.00	0.000				

Batter	1	2	3	4	5	6	7	8	9	AB	R	H	RBI	BB	SO	LOB	BOTTOM				
Mickey Morandini, L OBP: 0.347, SLG: 0.415	1-1 2B 1B	2-2 G3-6 1B		2-2 F7			1-0 F8		0-0 F7	5	1	2	0	0	0	1	Houston Astros @ Philadelphia Phillies Veterans Stadium, Philadelphia, PA Sun Sep 10 1995, 3:33 AM EDT Att: 27,235 - Sunny - 74 F				
Andy Van Slyke, L OBP: 0.311, SLG: 0.341	1-0 1B HR	0-2 G3-6 1-2		3-2 G4-3		4-2 S BB				3	1	1	1	1	0	1					
Gregg Jefferies, S OBP: 0.344, SLG: 0.439	2-0 S HR 1B	3-0 G3-1		2-2 P6		0-2 G6-3 1-2				4	1	1	0	0	0	1					
Mark Whiten, S OBP: 0.326, SLG: 0.402	3-2 1-H 3-H HR		1-0 F8 1B		0-1 G4-3				3-3 K	4	1	2	3	0	1	0					
Charlie Hayes, R OBP: 0.342, SLG: 0.410	2-3 K		1-1 SAFE 1B		3-3 K				2-2 L9	4	0	1	0	0	2	0					
Jim Eisenreich, L OBP: 0.376, SLG: 0.457	0-1 G3		0-2 F8		0-1 G4-3				1-0 G6-3	4	0	0	0	0	2						
Mike Lieberthal, R OBP: 0.200, SLG: 0.174	0-0 2B		1-0 F8 2-3		1-1 F7				3-2 L5	4	0	1	0	0	2						
Kevin Stocker, S OBP: 0.307, SLG: 0.274	4-0 IBB		0-1 L6		0-3 K				1-1 F8	3	0	0	0	1	1	2					
Jeff Juden, R OBP: 0.289, SLG: 0.235	1-1 G2-3		3-3 K						2-0 1B	2	0	0	0	0	1	2					
Chuck Ricci, R ERA: 2.22										0	0	0	0	0	0	0					
Steve Frey, R ERA: 2.22										0	0	0	0	0	0	0					
Gary Varsho, L OBP: 0.310, SLG: 0.285										1	0	0	0	0	0	0					
Ricky Bottalico, L OBP: 0.307, SLG: 0.434										0	0	0	0	0	0	0					
Tom Marsh, R OBP: 0.207, SLG: 0.174										1	0	1	0	0	0	0					
Inning Stats	R: 4 E: 0 K: 1 S: 17	H: 5 LOB: 2 BB: 1 P: 31	R: 0 E: 0 K: 0 S: 9	H: 1 LOB: 0 BB: 0 P: 14	R: 0 E: 0 K: 0 S: 10	H: 2 LOB: 2 BB: 0 P: 13	R: 0 E: 0 K: 1 S: 10	H: 0 LOB: 0 BB: 0 P: 18	R: 0 E: 0 K: 1 S: 9	H: 0 LOB: 0 BB: 0 P: 14	R: 0 E: 0 K: 1 S: 7	H: 0 LOB: 1 BB: 1 P: 16	R: 0 E: 0 K: 1 S: 9	H: 0 LOB: 0 BB: 0 P: 15	R: 0 E: 0 K: 0 S: 8	H: 1 LOB: 1 BB: 0 P: 14	1B: 6 2B: 2 3B: 0 HR: 1	SF: 0 SAC: 0 DP: 1 HBP: 0	WP: 0 PB: 0 SB: 2 CS: 0	PA: 37	
PITCHER	IP	WLS	BF	H	R	ER	SO	BB	IBB	HBP	BLK	WP	HR	S	P	ERA	WHIP				
Doug Drabek, R ERA: 4.74	7.0	W	30	8	4	4	4	1	1	0	0	0	0	9	15	5.14	1.286				
Dave Veres, R ERA: 2.22	1.0		3	0	0	0	1	0	0	0	0	0	0	9	15	0.00	0.000				
Mike Henneman, R ERA: 1.71	1.0	S	4	1	0	0	0	0	0	0	0	0	0	8	14	0.00	1.000				

AB	32
R	5
H	9
RBI	5
BB	3
SO	6
LOB	11



AB	35
R	4
H	9
RBI	4
BB	2
SO	5
LOB	11



Batter	1	2	3	4	5	6	7	8	9	AB	R	H	RBI	BB	SO	LOB	TOP					
Mickey Morandini, L (1.4)	G3-1 G6-3 2B		2B E BB	SH5-3		E7 2B		SF9 BB 1B		3	3	3	1	1	0	0	Philadelphia Phillies @ Montreal Expos Olympic Stadium, Montreal, QB Tue Sep 12 1995, 7:05 PM EDT Att: 11,246 - Unknown - 68 F					
Andy Van Slyke, L (1.8)	G3-1		E9 2B 2B	G6-3		BB BB		1B BB		3	1	1	0	2	0	2						
Gregg Jefferies, S (1.3)	G6-3		2B 2B	G6-3		BB		SF9		3	1	1	3	1	0	1						
Mark Whiten, S (1.9)	K		F9 1B 2B			K		BB 1B		5	1	2	2	0	3	3						
Charlie Hayes, R (1.5)		G6-3	L8			K		FC6-4 BB		4	0	0	0	1	2	1						
Jim Eisenreich, L (1.7)	F7		F9			G4-3		FC6-4		5	0	0	0	0	1	4						
Lenny Webster, R (1.2)	1B 1B		1B			F7	G4-3		F8	5	0	2	1	0	0	0						
Kevin Stocker, S (1.6)	1B		G1-3			G6-3 E 2B		L7		5	1	2	0	0	1	1						
Mike Williams, R (1.1)						G6-3		F8		3	0	1	0	0	1	3						
Toby Borland, R (7.1)	K			SH5-3 2B				1B SF9 1B		2	1	1	0	0	0	0						
Inning Stats	R: 1 E: 0 K: 1 S: 9	H: 1 LOB: 0 BB: 0 P: 14	R: 0 E: 0 K: 1 S: 11	H: 2 LOB: 2 BB: 0 P: 13	R: 4 E: 1 K: 0 S: 14	H: 4 LOB: 1 BB: 1 P: 23	R: 0 E: 0 K: 0 S: 7	H: 1 LOB: 0 BB: 0 P: 10	R: 0 E: 0 K: 2 S: 10	H: 0 LOB: 0 BB: 0 P: 13	R: 1 E: 1 K: 1 S: 19	H: 2 LOB: 3 BB: 2 P: 35	R: 0 E: 0 K: 2 S: 7	H: 0 LOB: 0 BB: 0 P: 11	R: 2 E: 0 K: 1 S: 15	H: 3 LOB: 3 BB: 2 P: 24	R: 0 E: 0 K: 0 S: 7	H: 0 LOB: 0 BB: 0 P: 9	1B: 6 2B: 7 3B: 0 HR: 0	SF: 1 SAC: 1 DP: 0 HBP: 0	WP: 0 PB: 0 SB: 0 CS: 0	PA: 45
PITCHER	IP WLS BF H R ER SO	IP WLS BF H R ER SO	IP WLS BF H R ER SO	IP WLS BF H R ER SO	IP WLS BF H R ER SO	IP WLS BF H R ER SO	IP WLS BF H R ER SO	IP WLS BF H R ER SO	IP WLS BF H R ER SO	IP WLS BF H R ER SO	IP WLS BF H R ER SO	IP WLS BF H R ER SO	IP WLS BF H R ER SO	IP WLS BF H R ER SO	IP WLS BF H R ER SO	IP WLS BF H R ER SO	ERA WHIP	ERA WHIP	ERA WHIP			
Tavo Alvarez, R (1.1)	2.1 L 14 6 5 5 2																	19.29	3.000			
Gil Heredia, R (3.1)	1.2 7 2 0 0 0																	0.00	1.200			
Bryan Eversgerd, L (5.1)	1.0 3 0 0 0 2																	0.00	0.000			
Curt Schmidt, R (6.1)	0.2 6 2 1 1 0																	13.50	6.000			
Greg Harris, R (6.1)	1.1 4 0 0 0 3																	0.00	0.000			
Jose DeLeon, R (8.1)	0.2 7 3 2 2 1																	27.00	7.500			
Tim Scott, R (8.1)	1.1 4 0 0 0 0																	0.00	0.000			

Batter	1	2	3	4	5	6	7	8	9	AB	R	H	RBI	BB	SO	LOB	BOTTOM					
Rondell White, R (1.8)	G4-3 G4-3 2B		G6-3			E8 FC4-6 1B		FC5-4 1B		4	2	3	0	0	0	1	Philadelphia Phillies @ Montreal Expos Olympic Stadium, Montreal, QB Tue Sep 12 1995, 7:05 PM EDT Att: 11,246 - Unknown - 68 F					
Cliff Floyd, L (1.7)	G4-3		K			FC4-6 BB		FC5-4 1B		2	0	0	0	1	1	2						
F.P. Santangelo, S (6, FR)	G4-3					FC4-6 BB		FC5-4 1B		1	0	1	0	0	0	0						
David Segui, S (1.3)	G4-3		G3-6-3 1B			FC4-6		FC5-4		4	0	1	2	0	0	3						
Henry Rodriguez, L (1.9)	G6-3		G3-6-3 1B			L9		K		4	0	0	0	0	1	4						
Darrin Fletcher, L (1.2)		G4-3		G4-3		G4-3		E 1B 1B		3	0	0	0	0	0	1						
Jeff Treadway, L (9.4)								E 1B 1B		1	0	1	0	0	0	0						
Mike Lansing, R (1.4)		P3				L7		E8 1B		3	0	0	0	0	0	0						
Joe Siddall, L (9.2)								E8 1B		1	0	1	0	0	0	0						
Shane Andrews, R (1.5)								K		4	0	0	0	0	3	2						
Mark Grudzielanek, R (1.6)								K		3	0	2	0	0	1	0						
Jose DeLeon, R (8.1)								K		0	0	0	0	0	0	0						
Tim Scott, R (8.1)								K		0	0	0	0	0	0	0						
Sean Berry, R (9, PH)			SH3-4 1B					K		1	0	0	0	0	1	2						
Tavo Alvarez, R (1.1)								F9		0	0	0	0	0	0	0						
Gil Heredia, R (3.1)								F7		0	0	0	0	0	0	0						
Bryan Eversgerd, L (5.1)										0	0	0	0	0	0	0						
Tony Tarasco, L (5, PH)										1	0	0	0	0	0	1						
Curt Schmidt, R (6.1)										0	0	0	0	0	0	0						
Greg Harris, S (8.1)										0	0	0	0	0	0	0						
Dave Silvestri, R (8.6)										2	0	0	0	0	0	2						
Inning Stats	R: 1 E: 0 K: 0 S: 9	H: 1 LOB: 0 BB: 0 P: 15	R: 0 E: 0 K: 1 S: 7	H: 0 LOB: 0 BB: 0 P: 11	R: 0 E: 0 K: 1 S: 9	H: 1 LOB: 1 BB: 0 P: 13	R: 0 E: 0 K: 0 S: 5	H: 1 LOB: 0 BB: 0 P: 5	R: 0 E: 0 K: 0 S: 8	H: 1 LOB: 0 BB: 0 P: 15	R: 1 E: 1 K: 0 S: 10	H: 1 LOB: 1 BB: 1 P: 19	R: 0 E: 0 K: 2 S: 9	H: 0 LOB: 0 BB: 0 P: 15	R: 0 E: 0 K: 1 S: 13	H: 2 LOB: 2 BB: 0 P: 19	R: 0 E: 1 K: 2 S: 14	H: 2 LOB: 2 BB: 0 P: 21	1B: 8 2B: 1 3B: 0 HR: 0	SF: 0 SAC: 1 DP: 1 HBP: 0	WP: 0 PB: 0 SB: 0 CS: 0	PA: 36
PITCHER	IP WLS BF H R ER SO	IP WLS BF H R ER SO	IP WLS BF H R ER SO	IP WLS BF H R ER SO	IP WLS BF H R ER SO	IP WLS BF H R ER SO	IP WLS BF H R ER SO	IP WLS BF H R ER SO	IP WLS BF H R ER SO	IP WLS BF H R ER SO	IP WLS BF H R ER SO	IP WLS BF H R ER SO	IP WLS BF H R ER SO	IP WLS BF H R ER SO	IP WLS BF H R ER SO	IP WLS BF H R ER SO	ERA WHIP	ERA WHIP	ERA WHIP			
Mike Williams, R (1.1)	6.0 W 23 5 2 1 2																	1.50	1.000			
Toby Borland, R (7.1)	3.0 S 13 4 0 0 5																	0.00	1.333			



Batter	1	2	3	4	5	6	7	8	9	AB R H RBI BB SO LOB	TOP																
Kevin Flora, R OBP: 0.298, SLG: 0.418 (1, 8)			F9		F8				G6-3	5 1 2 0 0 1 0	Philadelphia Phillies @ Montreal Expos Olympic Stadium, Montreal, QB Wed Sep 13 1995, 7:05 PM EDT Att: 11,335 - Dome																
23 Kevin Jordan, R OBP: 0.238, SLG: 0.375 Ricky Bottalico, L (7, 1) Andy Van Slyke, L (9, PH) OBP: 0.316, SLG: 0.343	G4-3		F9		G6-3				F7	4 1 1 0 0 0 0 0 0 0 0 0 0 0 1 0 0 0 0 0 1																	
Gregg Jefferies, S OBP: 0.343, SLG: 0.445 (1, 3)	P6				F9		F8		G6-3	5 1 1 1 0 0 2																	
Mark Whiten, S OBP: 0.325, SLG: 0.402 (1, 9)				E9		P5		E3	F7	5 1 1 0 0 1 1																	
Charlie Hayes, R OBP: 0.342, SLG: 0.407 (1, 5)								G5-3		4 0 2 1 0 1 1																	
Tom Marsh, R OBP: 0.308, SLG: 0.430 Jim Eisenreich, L (8, PH) OBP: 0.370, SLG: 0.449 (8, 7)	F9									3 0 1 0 0 0 2 1 0 0 0 0 1 0																	
Mike Lieberthal, R OBP: 0.276, SLG: 0.231 (1, 2)								G5-3		3 0 2 0 1 0 0																	
Kevin Stocker, S OBP: 0.307, SLG: 0.278 (1, 6)	G4-3			P6		G6-3				4 0 1 0 0 0 6																	
Dennis Springer, R (1, 1) Russ Springer, R (6, 1) Gene Schall, R OBP: 0.353, SLG: 0.345 (7, PH) Mickey Morandini, L (7, 4) OBP: 0.351, SLG: 0.423			P4	G1-3			F8		G4-3	2 0 0 0 0 0 2 0 0 0 0 0 0 0 1 0 0 0 0 0 0 1 0 0 0 0 0 1																	
Inning Stats	R: 0 E: 0 K: 1 S: 8	H: 0 LOB: 0 BB: 0 P: 14	R: 0 E: 0 K: 1 S: 9	H: 2 LOB: 2 BB: 0 P: 16	R: 0 E: 0 K: 0 S: 10	H: 0 LOB: 0 BB: 0 P: 13	R: 2 E: 1 K: 0 S: 8	H: 4 LOB: 2 BB: 0 P: 11	R: 0 E: 0 K: 1 S: 11	H: 1 LOB: 2 BB: 1 P: 17		R: 2 E: 0 K: 0 S: 13	H: 2 LOB: 1 BB: 0 P: 21	R: 0 E: 0 K: 1 S: 12	H: 1 LOB: 1 BB: 0 P: 14	R: 0 E: 0 K: 0 S: 5	H: 1 LOB: 1 BB: 0 P: 8	1B: 10 2B: 0 3B: 0 HR: 1	SF: 0 SAC: 0 DP: 0 HBP: 0	WP: 0 PB: 1 SB: 0 CS: 0	PA: 40						
PITCHER	IP WLS BF H R ER SO BB IBB HBP BLK WP HR S P ERA WHIP											IP WLS BF H R ER SO BB IBB HBP BLK WP HR S P ERA WHIP															
Kirk Rueter, L (1, 1) ERA: 5.16	4.0	18	6	2	2	2	0	0	0	0	0	0	1	35	54	4.50	1.500										
Gil Heredia, R (5, 1) ERA: 4.53	1.0	W 3	0	0	0	0	0	0	0	0	0	0	0	9	13	0.00	0.000										
Dave Lelper, L (6, 1) ERA: 3.18	1.1	8	3	2	1	1	1	0	0	0	0	0	0	17	28	6.75	3.000										
Tim Scott, R (7, 1) ERA: 3.94	0.2	3	0	0	0	0	0	0	0	0	0	0	0	7	10	0.00	0.000										
Mel Rojas, R (8, 1) ERA: 4.16	2.0	S 8	2	0	0	1	0	0	0	0	0	0	0	17	22	0.00	1.000										

Batter	1	2	3	4	5	6	7	8	9	AB R H RBI BB SO LOB	BOTTOM															
Rondell White, R OBP: 0.359, SLG: 0.466 (1, 8)							G6-3			4 1 3 2 0 0 0	Philadelphia Phillies @ Montreal Expos Olympic Stadium, Montreal, QB Wed Sep 13 1995, 7:05 PM EDT Att: 11,335 - Dome															
Mark Cudjovianek, R OBP: 0.313, SLG: 0.320 (1, 6)										3 0 1 0 1 1 2																
David Segui, S OBP: 0.366, SLG: 0.455 (1, 3)			P5				F7			4 1 1 0 0 0 3																
Sean Berry, R OBP: 0.373, SLG: 0.548 (1, 5)	G6-3					F9				4 0 0 0 0 2 2																
Henry Rodriguez, L (1, 7) OBP: 0.307, SLG: 0.349 F.P. Santangelo, S (8, PR) OBP: 0.381, SLG: 0.412 (9, 7)				G6-3		E9				3 1 2 0 1 0 0 0 0 0 0 0 0 0																
Mike Lansing, R OBP: 0.305, SLG: 0.400 (1, 4)	G6-4-3			F9		F8		P4		4 0 0 0 0 0 3																
Tony Tarasco, L OBP: 0.320, SLG: 0.386 (1, 9)					G6-3			F8		3 1 1 0 1 0 1																
Joe Siddall, L OBP: 0.400, SLG: 0.400 (1, 2)										4 1 1 1 0 3 2																
Kirk Rueter, L (1, 1) Gil Heredia, R (5, 1) Cliff Floyd, L (5, PH) OBP: 0.319, SLG: 0.194 Dave Lelper, L (6, 1) OBP: 0.362, SLG: 0.241 Tim Scott, R (7, 1) OBP: 0.360, SLG: 0.290 Mel Rojas, R (8, 1)			SH3-4		G4-3					0 0 0 0 0 0 0 0 0 0 0 0 0 0 1 0 0 0 0 0 1 1 0 0 0 0 0 2 0 0 0 0 0 0 0 0 0 0 0 0 0 0																
Inning Stats	R: 0 E: 0 K: 0 S: 8	H: 1 LOB: 0 BB: 0 P: 11	R: 0 E: 0 K: 0 S: 4	H: 1 LOB: 0 BB: 0 P: 7	R: 2 E: 0 K: 1 S: 11	H: 3 LOB: 1 BB: 0 P: 13	R: 0 E: 0 K: 1 S: 7	H: 0 LOB: 0 BB: 0 P: 10	R: 1 E: 0 K: 2 S: 15	H: 1 LOB: 1 BB: 0 P: 22		R: 2 E: 1 K: 0 S: 16	H: 3 LOB: 2 BB: 1 P: 30	R: 0 E: 0 K: 1 S: 8	H: 0 LOB: 1 BB: 1 P: 13	R: 0 E: 0 K: 1 S: 7	H: 0 LOB: 1 BB: 1 P: 13	1B: 9 2B: 0 3B: 0 HR: 0	SF: 0 SAC: 1 DP: 1 HBP: 0	WP: 1 PB: 2 SB: 1 CS: 1	PA: 35					
PITCHER	IP WLS BF H R ER SO BB IBB HBP BLK WP HR S P ERA WHIP											IP WLS BF H R ER SO BB IBB HBP BLK WP HR S P ERA WHIP														
Dennis Springer, R (1, 1) ERA: 5.06	5.1	L 23	8	5	3	4	0	0	0	0	1	0	10	18	5.06	1.500										
Russ Springer, R (6, 1) ERA: 5.49	0.2	4	1	0	0	0	0	1	0	0	0	0	10	18	0.00	1.500										
Ricky Bottalico, R (7, 1) ERA: 2.11	2.0	8	0	0	0	2	2	0	0	0	0	0	15	26	0.00	1.000										

AB	39
R	4
H	11
RBI	2
BB	1
SO	4
LOB	16



AB	31
R	5
H	9
RBI	3
BB	3
SO	6
LOB	16



Batter	1	2	3	4	5	6	7	8	9	AB	R	H	RBI	BB	SO	LOB	TOP				
Mickey Morandini, L (1.4) OBP: 0.350, SLG: 0.426	1-3 K		1-0 SF9 3B		3-1 G4-3		0-0 G3	0-1 G4-6-3		5	1	1	0	0	1	3	Philadelphia Phillies @ New York Mets Shea Stadium, Flushing, NY Fri Sep 15, 1995, 7:05 PM EDT Att: 15,637 - Unknown - 72 F				
Andy Van Slyke, L (1.8) OBP: 0.319, SLG: 0.347	0-2 G1-6-3 1B		1-1 SF9		2-3 K		3-1 1B S	2-2 G6-3		4	0	2	1	0	1	0					
Gregg Jefferies, S (1.3) OBP: 0.351, SLG: 0.454	1-2 G1-6-3		3-H 2-2 1B		1-0 1B		1-2 1B	1-0 1B		5	0	4	0	0	0	1					
Mark Whiten, S (1.9) OBP: 0.331, SLG: 0.405		1-0 F8	2-2 P2		0-0 1B	1-2 FC6-4 1B	1-0 P2	2-2 P4		5	0	1	0	0	0	4					
Charlie Hayes, R (1.5) OBP: 0.343, SLG: 0.406		0-2 G4-3		0-0 1B	2-2 FC6-4		0-1 P2	0-1 G3-1		5	0	1	0	0	0	5					
Jim Eisenreich, L (1.7) OBP: 0.374, SLG: 0.459		1-1 1B		0-2 1B	2-0 F8		2-1 F8			4	0	2	0	0	0	0					
Mike Lieberthal, R (1.2) OBP: 0.303, SLG: 0.267		2-0 1B		3-2 P4	0-0 F9		3-2 1B HBP	1B		4	0	2	0	0	0	2					
Kevin Stocker, S (1.6) OBP: 0.308, SLG: 0.283		1-3 K		1-3 K	0-0 1B		1-1 1B HBP	1-2 HBP		3	0	1	0	0	2	4					
Mike Mims, L (1.1) OBP: 0.121, SLG: 0.152			1-1 P6	0-3 K	1-3 K		0-0 1B	1-2 G4-6-3 1B		2	0	0	0	0	1	2					
Tom Marsh, R (6, PH) OBP: 0.304, SLG: 0.425										1	0	0	0	0	1	1					
Russ Springer, R (6, PH) OBP: 0.314, SLG: 0.271										0	0	0	0	0	0	0					
Gary Varsho, L (8, PH) OBP: 0.314, SLG: 0.271										1	0	1	0	0	0	0					
Chuck Ricci, R (8.1)										0	0	0	0	0	0	0					
Inning Stats	R: 0 E: 0 K: 1 S: 12	H: 1 LOB: 0 BB: 0 P: 14	R: 0 E: 0 K: 1 S: 10	H: 2 LOB: 2 BB: 0 P: 15	R: 1 E: 0 K: 0 S: 13	H: 2 LOB: 1 BB: 0 P: 20	R: 0 E: 0 K: 2 S: 14	H: 2 LOB: 2 BB: 0 P: 18	R: 0 E: 0 K: 1 S: 10	H: 1 LOB: 1 BB: 0 P: 9	R: 0 E: 0 K: 0 S: 10	H: 2 LOB: 2 BB: 0 P: 15	R: 0 E: 0 K: 0 S: 11	H: 2 LOB: 2 BB: 0 P: 17	R: 0 E: 0 K: 0 S: 9	H: 1 LOB: 1 BB: 0 P: 14	1B: 13 2B: 1 3B: 1 HR: 0	SF: 1 SAC: 0 DP: 2 HBP: 1	WP: 0 PB: 0 SB: 1 CS: 0	PA: 41	
PITCHER	IP WLS BF H R ER SO BB IBB HBP BLK WP HR S P ERA WHIP	IP WLS BF H R ER SO BB IBB HBP BLK WP HR S P ERA WHIP	IP WLS BF H R ER SO BB IBB HBP BLK WP HR S P ERA WHIP	IP WLS BF H R ER SO BB IBB HBP BLK WP HR S P ERA WHIP	IP WLS BF H R ER SO BB IBB HBP BLK WP HR S P ERA WHIP	IP WLS BF H R ER SO BB IBB HBP BLK WP HR S P ERA WHIP	IP WLS BF H R ER SO BB IBB HBP BLK WP HR S P ERA WHIP	IP WLS BF H R ER SO BB IBB HBP BLK WP HR S P ERA WHIP	IP WLS BF H R ER SO BB IBB HBP BLK WP HR S P ERA WHIP	IP WLS BF H R ER SO BB IBB HBP BLK WP HR S P ERA WHIP	IP WLS BF H R ER SO BB IBB HBP BLK WP HR S P ERA WHIP	IP WLS BF H R ER SO BB IBB HBP BLK WP HR S P ERA WHIP	IP WLS BF H R ER SO BB IBB HBP BLK WP HR S P ERA WHIP	IP WLS BF H R ER SO BB IBB HBP BLK WP HR S P ERA WHIP	IP WLS BF H R ER SO BB IBB HBP BLK WP HR S P ERA WHIP	IP WLS BF H R ER SO BB IBB HBP BLK WP HR S P ERA WHIP	IP WLS BF H R ER SO BB IBB HBP BLK WP HR S P ERA WHIP				
Jason Isringhausen, R (1.1) ERA: 2.92	7.1 W 35	13 1 1 6	0 0 0 0	0 0 0 0	0 0 0 0	0 0 0 0	0 0 0 0	0 0 0 0	0 0 0 0	0 0 0 0	0 0 0 0	0 0 0 0	0 0 0 0	0 0 0 0	0 0 0 0	0 0 0 0	0 0 0 0	0 0 0 0	0 0 0 0	0 0 0 0	0 0 0 0
Jerry Dipoto, R (8.1) ERA: 4.15	0.2 S	2 1 0 0	0 0 0 0	0 0 0 0	0 0 0 0	0 0 0 0	0 0 0 0	0 0 0 0	0 0 0 0	0 0 0 0	0 0 0 0	0 0 0 0	0 0 0 0	0 0 0 0	0 0 0 0	0 0 0 0	0 0 0 0	0 0 0 0	0 0 0 0	0 0 0 0	0 0 0 0
John Franco, L (9.1) ERA: 2.44	1.0 S	4 1 0 0	0 0 0 0	0 0 0 0	0 0 0 0	0 0 0 0	0 0 0 0	0 0 0 0	0 0 0 0	0 0 0 0	0 0 0 0	0 0 0 0	0 0 0 0	0 0 0 0	0 0 0 0	0 0 0 0	0 0 0 0	0 0 0 0	0 0 0 0	0 0 0 0	0 0 0 0

AB	39
R	1
H	15
RBI	1
BB	0
SO	6
LOB	22



Batter	1	2	3	4	5	6	7	8	9	AB	R	H	RBI	BB	SO	LOB	BOTTOM				
Damon Buford, R (1.7) OBP: 0.309, SLG: 0.318	1-1 F9		2-1 L7-4-7 1B		1-1 PB 1B		3-2 F7			4	1	2	0	0	0	0	Philadelphia Phillies @ New York Mets Shea Stadium, Flushing, NY Fri Sep 15, 1995, 7:05 PM EDT Att: 15,637 - Unknown - 72 F				
Jose Vizcaino, S (1.6) OBP: 0.315, SLG: 0.346	3-3 K G4-3		1-1 B3		1 SAFE 4-0 1B BB		2-1 L4			3	0	0	0	1	1	2					
Carl Everett, S (1.9) OBP: 0.332, SLG: 0.462	1-1 G4-3		0-0 L7-4-7		0-1 FC6-4 1B		1-3 K			4	0	1	1	0	1	3					
Jeff Kent, R (1.4) OBP: 0.321, SLG: 0.448		1-0 G5-3		1-2 F9 2B	1-1 FC6-4		3-2 F9 1B	1B		4	0	2	0	0	0	2					
Rico Brogna, L (1.3) OBP: 0.342, SLG: 0.483		0-0 WP 1B 2B		1-0 F9	1-2 HR HBP		1-1 P4			3	2	1	0	0	0	2					
Todd Hundley, S (1.2) OBP: 0.409, SLG: 0.532		1-2 2-H 1B		4-0 G6-4-3 BB	0-2 HR		1-0 1B	1-2 1B		3	1	3	3	1	0	0					
Ryan Thompson, R (1.8) OBP: 0.311, SLG: 0.392		1-0 F9		0-0 G6-4-3	2-3 K		1-1 F9			4	0	0	0	0	1	5					
Tim Lincecum, R (1.5) OBP: 0.305, SLG: 0.355		1-3 K		0-3 K	2-3 K		0-3 K			4	0	0	0	0	4	3					
Jason Isringhausen, R (1.1) OBP: 0.289, SLG: 0.217			4-1 1B BB		1-3 K		0-3 K			2	0	0	0	1	2	0					
Jerry Dipoto, R (8.1) ERA: 5.99										0	0	0	0	0	0	0					
John Franco, L (9.1) ERA: 1.93										0	0	0	0	0	0	0					
Inning Stats	R: 0 E: 0 K: 1 S: 7	H: 0 LOB: 0 BB: 0 P: 12	R: 1 E: 0 K: 1 S: 9	H: 2 LOB: 1 BB: 0 P: 13	R: 0 E: 0 K: 0 S: 6	H: 1 LOB: 1 BB: 1 P: 13	R: 0 E: 0 K: 0 S: 5	H: 1 LOB: 1 BB: 1 P: 11	R: 1 E: 0 K: 2 S: 14	H: 2 LOB: 2 BB: 1 P: 21	R: 2 E: 0 K: 3 S: 16	H: 1 LOB: 0 BB: 0 P: 21	R: 0 E: 0 K: 1 S: 9	H: 0 LOB: 0 BB: 0 P: 15	R: 0 E: 0 K: 1 S: 11	H: 2 LOB: 2 BB: 0 P: 17	1B: 6 2B: 3 3B: 0 HR: 1	SF: 0 SAC: 0 DP: 3 HBP: 1	WP: 2 PB: 1 SB: 0 CS: 0	PA: 35	
PITCHER	IP WLS BF H R ER SO BB IBB HBP BLK WP HR S P ERA WHIP	IP WLS BF H R ER SO BB IBB HBP BLK WP HR S P ERA WHIP	IP WLS BF H R ER SO BB IBB HBP BLK WP HR S P ERA WHIP	IP WLS BF H R ER SO BB IBB HBP BLK WP HR S P ERA WHIP	IP WLS BF H R ER SO BB IBB HBP BLK WP HR S P ERA WHIP	IP WLS BF H R ER SO BB IBB HBP BLK WP HR S P ERA WHIP	IP WLS BF H R ER SO BB IBB HBP BLK WP HR S P ERA WHIP	IP WLS BF H R ER SO BB IBB HBP BLK WP HR S P ERA WHIP	IP WLS BF H R ER SO BB IBB HBP BLK WP HR S P ERA WHIP	IP WLS BF H R ER SO BB IBB HBP BLK WP HR S P ERA WHIP	IP WLS BF H R ER SO BB IBB HBP BLK WP HR S P ERA WHIP	IP WLS BF H R ER SO BB IBB HBP BLK WP HR S P ERA WHIP	IP WLS BF H R ER SO BB IBB HBP BLK WP HR S P ERA WHIP	IP WLS BF H R ER SO BB IBB HBP BLK WP HR S P ERA WHIP	IP WLS BF H R ER SO BB IBB HBP BLK WP HR S P ERA WHIP	IP WLS BF H R ER SO BB IBB HBP BLK WP HR S P ERA WHIP					
Mike Mims, L (1.1) ERA: 4.19	5.0 L	22 2 2 4	3 0 0 0	3 0 0 0	0 0 0 0	0 0 0 0	0 0 0 0	0 0 0 0	0 0 0 0	0 0 0 0	0 0 0 0	0 0 0 0	0 0 0 0	0 0 0 0	0 0 0 0	0 0 0 0	0 0 0 0	0 0 0 0	0 0 0 0	0 0 0 0	0 0 0 0
Russ Springer, R (6.1) ERA: 5.99	2.0	8 1 2 2 4	0 0 0 0	0 0 0 0	0 0 0 0	0 0 0 0	0 0 0 0	0 0 0 0	0 0 0 0	0 0 0 0	0 0 0 0	0 0 0 0	0 0 0 0	0 0 0 0	0 0 0 0	0 0 0 0	0 0 0 0	0 0 0 0	0 0 0 0	0 0 0 0	0 0 0 0
Chuck Ricci, R (8.1) ERA: 1.93	1.0	5 2 0 0 1	0 0 0 0	0 0 0 0	0 0 0 0	0 0 0 0	0 0 0 0	0 0 0 0	0 0 0 0	0 0 0 0	0 0 0 0	0 0 0 0	0 0 0 0	0 0 0 0	0 0 0 0	0 0 0 0	0 0 0 0	0 0 0 0	0 0 0 0	0 0 0 0	0 0 0 0


AB	31
R	4
H	9
RBI	4
BB	3
SO	9
LOB	17




Batter	1	2	3	4	5	6	7	8	9	AB	R	H	RBI	BB	SO	LOB	TOP					
Mickey Morandini, L OBP: 0.351, SLG: 0.425	F8		1B		L8		1B	K		5	2	2	0	0	1	0	Philadelphia Phillies @ New York Mets Shea Stadium, Flushing, NY Sat Sep 16 1995, 3:33 AM EDT Att: 18,351 - Overcast - 70 F					
Andy Van Slyke, L OBP: 0.320, SLG: 0.346	L1		K				2B	K		4	1	1	0	1	2	2						
Gregg Jefferies, S OBP: 0.349, SLG: 0.451	G6-3		1B		F7		L9		G5-3	5	0	1	1	0	0	3						
Mark Whiten, S OBP: 0.332, SLG: 0.409		G3	1B		F8		BLK 1B		P4	5	1	2	3	0	0	1						
Charlie Hayes, R OBP: 0.345, SLG: 0.413		1B	G4-3				1B		F8	4	1	2	1	1	0	2						
Tom Marsh, R OBP: 0.302, SLG: 0.418					G5-3					4	0	1	1	0	1	1						
Toby Borland, R OBP: 0.167, SLG: 0.200										0	0	0	0	0	0	0						
Steve Frey, R										0	0	0	0	0	0	0						
Lenny Webster, R OBP: 0.321, SLG: 0.352										4	1	1	1	0	0	3						
Kevin Elster, R OBP: 0.277, SLG: 0.357										3	2	1	0	1	1	0						
Tommy Greene, R										0	0	0	0	0	0	0						
Jeff Juden, R										0	0	0	0	0	0	0						
23 Kevin Jordan, R										1	0	0	0	0	0	0						
Tyler Greene, R										0	0	0	0	0	0	0						
Paul Fletcher, R										0	0	0	0	0	0	0						
Gary Varsho, L										1	0	0	0	0	0	0						
Jim Eisenreich, L										0	0	0	1	0	0	0						
Inning Stats	R: 0 E: 0 K: 0 S: 9	H: 0 LOB: 0 BB: 0 P: 11	R: 0 E: 1 K: 1 S: 10	H: 1 LOB: 1 BB: 0 P: 15	R: 2 E: 0 K: 1 S: 22	H: 3 LOB: 2 BB: 1 P: 33	R: 1 E: 0 K: 0 S: 7	H: 1 LOB: 0 BB: 0 P: 12	R: 0 E: 0 K: 0 S: 6	H: 0 LOB: 1 BB: 1 P: 12	R: 1 E: 0 K: 1 S: 12	H: 1 LOB: 0 BB: 0 P: 17	R: 3 E: 0 K: 0 S: 16	H: 4 LOB: 2 BB: 1 P: 28	R: 1 E: 0 K: 2 S: 10	H: 1 LOB: 0 BB: 0 P: 13	R: 0 E: 0 K: 0 S: 6	H: 0 LOB: 0 BB: 0 P: 11	1B: 7 2B: 2 3B: 0 HR: 2	SF: 1 SAC: 1 DP: 0 HBP: 0	WP: 0 PB: 1 SB: 1 CS: 0	PA: 41
PITCHER	IP WLS BF H R ER SO BB IBB HBP BLK WP HR S P ERA WHIP																					
Dave Telgheder, R ERA: 6.23	(1, 1) 5.0 W 22 5 3 3 2 2 0 0 0 0 0 1 54 83 5.40 1.400																					
Bias Minor, R ERA: 4.01	(6, 1) 1.2 9 4 4 4 1 0 0 0 0 0 1 22 33 21.60 2.400																					
Doug Henry, R ERA: 3.36	(7, 1) 0.1 3 1 0 0 0 1 0 0 0 1 0 0 6 12 0.00 6.000																					
Paul Byrd, R ERA: 2.04	(8, 1) 1.0 4 1 1 0 2 0 0 0 0 0 0 0 10 13 0.00 1.000																					
John Franco, L ERA: 2.39	(9, 1) 1.0 S 3 0 0 0 0 0 0 0 0 0 0 0 6 11 0.00 0.000																					


Batter	1	2	3	4	5	6	7	8	9	AB	R	H	RBI	BB	SO	LOB	BOTTOM					
Damon Buford, R OBP: 0.317, SLG: 0.318	K				G5-3			S		3	2	1	0	2	1	1	Philadelphia Phillies @ New York Mets Shea Stadium, Flushing, NY Sat Sep 16 1995, 3:33 AM EDT Att: 18,351 - Overcast - 70 F					
Jose Vizcaino, S OBP: 0.316, SLG: 0.344	CS				FC1-5		F8	L9		3	1	0	1	2	0	3						
Carl Everett, S OBP: 0.337, SLG: 0.465	BB				L5-3			K		3	0	1	3	2	1	3						
Jeff Kent, R OBP: 0.322, SLG: 0.450	K						F9	E5		5	1	2	0	0	2	3						
Rico Brogna, L OBP: 0.344, SLG: 0.493							G1-3			5	2	3	2	0	1	1						
Todd Hundley, S OBP: 0.409, SLG: 0.526								F9		3	1	0	0	2	1	2						
Ryan Thompson, R OBP: 0.306, SLG: 0.386								K		4	0	0	0	0	2	3						
Tim Bogar, R OBP: 0.318, SLG: 0.357										2	2	1	0	2	1	0						
Dave Telgheder, R ERA: 8.24										2	1	2	1	0	0	0						
Bill Spillers, L										1	0	1	1	0	0	0						
Bias Minor, R										0	0	0	0	0	0	0						
Doug Henry, R										0	0	0	0	0	0	0						
Joe Orsuta, R										1	0	0	0	0	0	1						
Paul Byrd, R										0	0	0	0	0	0	0						
John Franco, L										0	0	0	0	0	0	0						
Inning Stats	R: 0 E: 0 K: 2 S: 11	H: 0 LOB: 1 BB: 2 P: 23	R: 5 E: 0 K: 2 S: 27	H: 2 LOB: 1 BB: 4 P: 51	R: 1 E: 0 K: 3 S: 10	H: 1 LOB: 0 BB: 0 P: 13	R: 0 E: 0 K: 0 S: 11	H: 2 LOB: 1 BB: 0 P: 18	R: 3 E: 0 K: 0 S: 14	H: 3 LOB: 1 BB: 2 P: 30	R: 0 E: 0 K: 0 S: 6	H: 0 LOB: 1 BB: 1 P: 14	R: 0 E: 0 K: 1 S: 10	H: 1 LOB: 0 BB: 0 P: 17	R: 1 E: 1 K: 1 S: 14	H: 2 LOB: 2 BB: 1 P: 23	R: 0 E: 0 K: 0 S: 6	H: 0 LOB: 0 BB: 0 P: 11	1B: 7 2B: 4 3B: 0 HR: 1	SF: 0 SAC: 0 DP: 2 HBP: 0	WP: 2 PB: 0 SB: 1 CS: 1	PA: 42
PITCHER	IP WLS BF H R ER SO BB IBB HBP BLK WP HR S P ERA WHIP																					
Tommy Greene, R ERA: 8.24	(1, 1) 1.2 L 12 2 5 5 3 6 0 0 0 0 0 1 33 66 27.00 4.800																					
Jeff Juden, R ERA: 4.35	(2, 1) 1.1 5 1 1 1 4 0 0 0 0 0 0 1 15 21 6.75 0.750																					
Tyler Green, R ERA: 5.31	(4, 1) 1.2 10 5 3 3 0 2 0 0 0 0 2 0 22 43 16.20 4.200																					
Paul Fletcher, R ERA: 6.97	(5, 1) 1.1 5 0 0 0 0 1 0 0 0 0 0 0 9 19 0.00 0.750																					
Toby Borland, R ERA: 3.5	(7, 1) 1.2 8 2 1 1 2 1 0 0 0 0 0 0 21 36 5.40 1.800																					


Philadelphia Phillies @ New York Mets
Shea Stadium, Flushing, NY
Sat Sep 16 1995, 3:33 AM EDT
Att: 18,351 - Overcast - 70 F



Philadelphia Phillies @ New York Mets
Shea Stadium, Flushing, NY
Sat Sep 16 1995, 3:33 AM EDT
Att: 18,351 - Overcast - 70 F



Batter	1	2	3	4	5	6	7	8	9	AB R H RBI BB SO LOB	TOP	
Mickey Morandini, L (1.4)	G4-3		2B		HBP		1B		F8	4 0 2 0 0 0 1	Philadelphia Phillies @ New York Mets Shea Stadium, Flushing, NY Sun Sep 17 1995, 3:33 AM EDT Att: 16,325 - Cloudy - 68 F	
Andy Van Slyke, L (1.8)	K		K		F7		G6-4-3 1B			4 0 1 0 0 0 2 2		
Gregg Jefferies, S (1.3)	F4			P2	G4-3		G6-4-3 1B			4 0 0 0 0 0 0 3		
Mark Whiten, S (1.9)		K		G4-3		HR		K		4 1 1 1 0 2 0		
Charlie Hayes, R (1.5)	F9			1B 2B		G6-4-3 1B		G4-3		4 1 2 0 0 0 0		
Jim Eisenreich, L (1.7)				1B 1B		G6-4-3 1B		L7		3 0 1 1 1 0 1		
Mike Lieberthal, R (1.2)	G3			1B		BB				3 0 1 0 1 1 1		
Kevin Stocker, S (1.6)			L7	P6		G1-3				4 0 1 0 0 0 0 3		
Mike Williams, R (1.1)			F7							1 0 0 0 0 0 0 0		
Kevin Jordan, R (5. PH)										1 0 0 0 0 0 1 0		
Jeff Juden, R (5. PH)										0 0 0 0 0 0 0 0		
Gary Varsho, R (7. PH)										1 0 0 0 0 0 0 0		
Russ Springer, R (7.1)										0 0 0 0 0 0 0 0		
Gene Schall, R (9. PH)										1 0 0 0 0 0 0 1		
Inning Stats	R: 0 H: 0 E: 0 LOB: 0 K: 1 BB: 0 S: 5 P: 8	R: 0 H: 0 E: 0 LOB: 1 K: 1 BB: 1 S: 9 P: 17	R: 0 H: 1 E: 0 LOB: 1 K: 1 BB: 0 S: 11 P: 16	R: 1 H: 3 E: 0 LOB: 2 K: 0 BB: 0 S: 10 P: 17	R: 0 H: 0 E: 0 LOB: 1 K: 1 BB: 0 S: 10 P: 13	R: 1 H: 2 E: 0 LOB: 1 K: 0 BB: 1 S: 8 P: 16	R: 0 H: 2 E: 0 LOB: 0 K: 0 BB: 0 S: 7 P: 13	R: 0 H: 0 E: 0 LOB: 0 K: 1 BB: 0 S: 9 P: 16	R: 0 H: 1 E: 0 LOB: 1 K: 1 BB: 0 S: 19 P: 28	1B: 6 SF: 0 2B: 2 SAC: 0 3B: 0 DP: 2 HR: 1 HBP: 1	WP: 0 PA: 37 SB: 0 CS: 0	
PITCHER	IP WLS BF H R ER SO BB IBB HBP BLK WP HR S P ERA WHIP	IP WLS BF H R ER SO BB IBB HBP BLK WP HR S P ERA WHIP										
Reid Cornelius, R (1.1)	6.1 W 29 8 2 2 4 2 0 1 0 0 1 58 96 2.84 1.579											
Jerry Dipoto, R (7.1)	2.2 S 8 1 0 0 2 0 0 0 0 0 0 30 48 0.00 0.375											

Batter	1	2	3	4	5	6	7	8	9	AB R H RBI BB SO LOB	BOTTOM	
Damon Buford, R (1.7)	L7		K	K		G6-3		F4		5 0 0 0 0 2 2	Philadelphia Phillies @ New York Mets Shea Stadium, Flushing, NY Sun Sep 17 1995, 3:33 AM EDT Att: 16,325 - Cloudy - 68 F	
Jose Vizcaino, S (1.6)	F7		BB WP 1B	L8		G4-3		F7		5 1 1 0 0 0 2		
Carl Everett, S (1.9)	L3-1		HR BB 1B	1B			HR 1B			3 2 2 0 1 0 0		
Jeff Kent, R (1.4)		F9	HR BB	F8			HR			3 2 1 2 1 0 2		
Rico Brogna, L (1.3)		1B 1B	HR	HR			K			4 3 3 5 0 1 0		
Todd Hundley, S (1.2)		1B BB	K	2B			K			3 0 1 0 1 2 0		
Ryan Thompson, R (1.8)		1B	2B	P4			K			4 0 2 1 0 1 0		
Tim Bogar, R (1.5)		L9	G5-3	F8						4 0 1 0 0 0 3		
Reid Cornelius, R (1.1)		G6-3		1B 1B		G5-3		K		3 0 1 0 0 0 2		
Jerry Dipoto, R (7.1)										1 0 0 0 0 1 1		
Inning Stats	R: 0 H: 0 E: 0 LOB: 0 K: 0 BB: 0 S: 7 P: 12	R: 1 H: 2 E: 0 LOB: 2 K: 0 BB: 1 S: 12 P: 20	R: 4 H: 3 E: 0 LOB: 1 K: 2 BB: 2 S: 30 P: 49	R: 0 H: 2 E: 0 LOB: 0 K: 1 BB: 0 S: 11 P: 17	R: 1 H: 2 E: 0 LOB: 0 K: 0 BB: 0 S: 16 P: 22	R: 0 H: 0 E: 0 LOB: 0 K: 0 BB: 0 S: 7 P: 10	R: 2 H: 2 E: 0 LOB: 0 K: 3 BB: 0 S: 17 P: 24	R: 0 H: 1 E: 0 LOB: 1 K: 1 BB: 0 S: 11 P: 19	1B: 7 SF: 0 2B: 2 SAC: 0 3B: 0 DP: 0 HR: 3 HBP: 0	WP: 1 PA: 38 SB: 0 CS: 0		
PITCHER	IP WLS BF H R ER SO BB IBB HBP BLK WP HR S P ERA WHIP	IP WLS BF H R ER SO BB IBB HBP BLK WP HR S P ERA WHIP										
Mike Williams, R (1.1)	4.0 L 22 7 5 5 3 3 0 0 0 0 0 1 60 98 11.25 2.500											
Jeff Juden, R (5.1)	2.0 7 2 1 1 0 0 0 0 0 0 1 23 32 4.50 1.000											
Russ Springer, R (7.1)	2.0 9 3 2 2 4 0 0 0 0 0 1 28 43 9.00 1.500											

Batter	1	2	3	4	5	6	7	8	9	AB	R	H	RBI	BB	SO	LOB	TOP										
Quilvio Veras, S OBP: 0.382, SLG: 0.365	G6-3			G4-3		K		G3-1		4	0	0	0	0	1	2											
Jesus Tavarez, S OBP: 0.335, SLG: 0.358	L4			P6				E9 1B 2B	G6-3	4	1	1	0	0	0	0											
Gary Sheffield, R OBP: 0.457, SLG: 0.584	K			G6-3				G3 G5-3 1B	S 2B BB	3	1	1	1	1	1	0											
Jeff Conine, R OBP: 0.383, SLG: 0.521		F8			L7			G5-3	S 1B 2B	4	1	1	1	0	0	1											
Terry Pendleton, S OBP: 0.345, SLG: 0.448		G6-4-3 BB			F9			G3	WP HR 1B	3	1	1	1	1	0	1											
Greg Colbrunn, R OBP: 0.316, SLG: 0.461	G6-4-3				G6-3			G6-3	HR	4	1	1	2	0	0	2											
Kurt Abbott, R OBP: 0.315, SLG: 0.445				G6-3		G5-3		G5-3 1B	P3	4	0	1	0	0	0	0											
Steve Decker, R OBP: 0.333, SLG: 0.354				G6-3		G4-3		G5-3	BB	3	0	0	0	1	0	1											
Ryan Bowen, R ERA: 2.92				K				F7	K	1	0	0	0	0	1	0											
Russ Morman, R ERA: 2.39										1	0	1	0	0	0	0											
Richie Lewis, R ERA: 3.02										0	0	0	0	0	0	0											
Tommy Gregg, L ERA: 3.02										0	0	0	0	0	0	1											
Yorkis Perez, L ERA: 3.63										0	0	0	0	0	0	0											
Andre Dawson, R ERA: 3.63										1	0	0	0	0	0	1											
Robb Nen, R ERA: 3.63										0	0	0	0	0	0	0											
Inning Stats	R: 0 E: 0 K: 1 S: 10	H: 0 LOB: 0 BB: 0 P: 16	R: 0 E: 0 K: 0 S: 7	H: 0 LOB: 0 BB: 1 P: 14	R: 0 E: 0 K: 1 S: 8	H: 0 LOB: 0 BB: 0 P: 10	R: 0 E: 0 K: 0 S: 9	H: 0 LOB: 0 BB: 0 P: 14	R: 0 E: 0 K: 0 S: 5	H: 1 LOB: 0 BB: 0 P: 13	R: 1 E: 1 K: 0 S: 8	H: 2 LOB: 1 BB: 0 P: 12	R: 0 E: 0 K: 0 S: 10	H: 1 LOB: 1 BB: 0 P: 17	R: 4 E: 0 K: 1 S: 16	H: 3 LOB: 1 BB: 2 P: 35	1B: 4 2B: 2 3B: 0 HR: 1	SF: 0 SAC: 0 DP: 1 HBP: 0	WP: 1 PA: 36 PB: 1 SB: 1 CS: 0								
PITCHER	IP	WLS	BF	H	R	ER	SO	BB	IBB	HBP	BLK	WP	HR	S	P	ERA	WHIP										
Dennis Springer, R	(1, 1)	7.0	25	4	1	1	3	1	0	0	0	0	0	58	92	1.29	0.714										
Ricky Bottalico, R	(8, 1)	1.0	3	0	0	0	0	0	0	0	0	0	0	8	12	0.00	0.000										
Heathcliff Slocumb, R	(9, 1)	0.1	4	2	3	3	0	1	0	0	0	0	0	6	16	81.00	9.000										
Toby Borland, R	(9, 1)	0.2	L	4	1	1	1	1	0	0	0	1	1	10	19	13.50	3.000										

Florida Marlins @ Philadelphia Phillies
Veterans Stadium, Philadelphia, PA

AB 33
R 5
H 7
RBI 5
BB 3
SO 4
LOB 9



WP: 1 PA: 36
PB: 1
SB: 1
CS: 0

Tue Sep 19 1995, 7:05 PM EDT
Att: 19,555 - Unknown - 67 F

Batter	1	2	3	4	5	6	7	8	9	AB	R	H	RBI	BB	SO	LOB	BOTTOM										
Mickey Morandini, L OBP: 0.352, SLG: 0.422	G6-3	G6-4-3	L9			G4-3		L4		5	0	0	0	0	0	5											
Andy Van Slyke, L OBP: 0.314, SLG: 0.337	K		L3	G4-3		K		G3		5	0	0	0	0	2	0											
Gregg Jefferies, S OBP: 0.349, SLG: 0.448	1B		E3 1B	F9		1B		G4-3		5	1	2	0	0	0	0											
Mark Whiten, S OBP: 0.336, SLG: 0.416	1B		1B 2B 1B	G4-3		G3-1		K		5	1	2	0	0	1	1											
Charlie Hayes, R OBP: 0.346, SLG: 0.416	FC5-4		K			F9		G5-3		4	0	0	0	0	1	4											
Jim Eisenreich, L OBP: 0.380, SLG: 0.465		1B BB	1B 2B 1B			3B		K2-3		3	2	2	1	1	1	0											
Mike Lieberthal, R OBP: 0.341, SLG: 0.324		1B	1B 2B			P4		P5		4	0	2	2	0	0	1											
Kevin Stocker, S OBP: 0.310, SLG: 0.281		1B	1B IBB					P3		2	0	1	1	2	0	0											
Dennis Springer, R OBP: 0.200, SLG: 0.200								G5-3		3	0	1	0	0	1	4											
Ricky Bottalico, L ERA: 3.59										0	0	0	0	0	0	0											
Tom Marsh, R OBP: 0.324, SLG: 0.433										1	0	0	0	0	0	0											
Heathcliff Slocumb, R ERA: 5.52										0	0	0	0	0	0	0											
Toby Borland, R OBP: 0.197, SLG: 0.200										0	0	0	0	0	0	0											
Inning Stats	R: 0 E: 0 K: 1 S: 10	H: 2 LOB: 2 BB: 0 P: 19	R: 1 E: 0 K: 1 S: 13	H: 2 LOB: 1 BB: 1 P: 21	R: 3 E: 1 K: 1 S: 18	H: 4 LOB: 3 BB: 1 P: 35	R: 0 E: 0 K: 0 S: 6	H: 0 LOB: 0 BB: 0 P: 9	R: 0 E: 0 K: 0 S: 9	H: 1 LOB: 2 BB: 1 P: 20	R: 0 E: 0 K: 1 S: 7	H: 1 LOB: 1 BB: 0 P: 11	R: 0 E: 0 K: 0 S: 5	H: 0 LOB: 0 BB: 0 P: 10	R: 0 E: 0 K: 0 S: 4	H: 0 LOB: 0 BB: 0 P: 6	R: 0 E: 0 K: 1 S: 6	H: 0 LOB: 0 BB: 0 P: 10	1B: 8 2B: 1 3B: 1 HR: 0	SF: 0 SAC: 0 DP: 1 HBP: 0	WP: 0 PA: 40 PB: 0 SB: 1 CS: 0						
PITCHER	IP	WLS	BF	H	R	ER	SO	BB	IBB	HBP	BLK	WP	HR	S	P	ERA	WHIP										
Ryan Bowen, R	(1, 1)	5.0	27	9	4	1	3	1	2	0	0	0	0	12	21	0.00	0.500										
Richie Lewis, R	(6, 1)	2.0	7	1	0	0	2	0	0	0	0	0	0	4	6	0.00	0.000										
Yorkis Perez, L	(8, 1)	1.0	W	3	0	0	0	0	0	0	0	0	0	4	6	0.00	0.000										
Robb Nen, R	(9, 1)	1.0	S	3	0	0	1	0	0	0	0	0	0	6	10	0.00	0.000										

Florida Marlins @ Philadelphia Phillies
Veterans Stadium, Philadelphia, PA

AB 37
R 4
H 10
RBI 4
BB 3
SO 6
LOB 15



WP: 0 PA: 40
PB: 0
SB: 1
CS: 0

Tue Sep 19 1995, 7:05 PM EDT
Att: 19,555 - Unknown - 67 F

Batter	1	2	3	4	5	6	7	8	9	AB	R	H	RBI	BB	SO	LOB	TOP								
Thomas Howard, S (1, 8) OBP: 0.357, SLG: 0.415 Darren Lewis, R (9, 8) OBP: 0.310, SLG: 0.300	F8		G1-3		L8			E3		4	0	0	0	0	0	3	Cincinnati Reds @ Philadelphia Phillies Veterans Stadium, Philadelphia, PA Fri Sep 22, 1995, 7:05 PM EDT Att: 21,183 - Unknown - 65 F								
Barry Larkin, R (1, 6) OBP: 0.394, SLG: 0.495	3B				K		K	G6-3		4	0	1	0	0	2	2									
Ron Gant, R (1, 7) OBP: 0.394, SLG: 0.580	K2-3				K		G6-3		SH1-3 2B	4	1	1	0	0	2	1									
Reggie Sanders, R (1, 9) OBP: 0.401, SLG: 0.596	K				HR		K		SH1-3 2B	3	2	1	1	1	2	1									
Hal Morris, L (1, 3) OBP: 0.330, SLG: 0.442		K			F7				SH1-3	3	0	0	0	0	1	0									
Benito Santiago, R (1, 2) OBP: 0.344, SLG: 0.500		K				2B		P9	2B	3	0	1	0	1	1	0									
Bret Boone, R (1, 4) OBP: 0.327, SLG: 0.426		G6-3						K	IBB	4	0	2	2	0	1	0									
Jeff Branson, L (1, 5) OBP: 0.335, SLG: 0.443			G3		P7			SH1-3 BB	K	3	0	0	0	1	1	4									
John Smiley, L (1, 1) OBP: 0.224, SLG: 0.302 Lenny Harris, L (8, PH) OBP: 0.253, SLG: 0.277 Dave Burba, R (8, PH) OBP: 0.250, SLG: 0.077 Eddie Taubensee, L (8, PH) OBP: 0.348, SLG: 0.485 Jeff Brantley, R (9, 1)			K		P7			SH1-3 BB	F8	2	0	0	0	0	1	2									
Inning Stats	R: 0 E: 0 K: 2 S: 9	H: 1 LOB: 1 BB: 0 P: 14	R: 0 E: 0 K: 2 S: 10	H: 0 LOB: 0 BB: 0 P: 13	R: 0 E: 0 K: 1 S: 9	H: 0 LOB: 0 BB: 0 P: 17	R: 1 E: 0 K: 2 S: 11	H: 1 LOB: 0 BB: 0 P: 19	R: 0 E: 0 K: 0 S: 10	H: 2 LOB: 2 BB: 0 P: 18	R: 0 E: 0 K: 1 S: 7	H: 0 LOB: 0 BB: 0 P: 9	R: 0 E: 0 K: 1 S: 8	H: 0 LOB: 0 BB: 0 P: 11	R: 0 E: 1 K: 0 S: 8	H: 0 LOB: 1 BB: 1 P: 15		R: 2 E: 0 K: 1 S: 10	H: 2 LOB: 2 BB: 2 P: 24	1B: 2 2B: 2 3B: 1 HR: 1	SF: 0 SAC: 2 DP: 0 HBP: 0	WP: 0 PB: 0 SB: 0 CS: 1	PA: 36		
PITCHER	IP	WLS	BF	H	R	ER	SO	BB	IBB	HBP	BLK	WP	HR	S	P	ERA		WHIP							
Mike Williams, R (1, 1) ERA: 3.53	8.0		29	4	1	1	10	1	0	0	0	0	1	72	116	1.12	0.625								
Toby Borland, R (9, 1) ERA: 3.89	0.0	L	2	1	2	2	0	1	0	0	0	0	0	3	7	∞	∞								
Steve Frey, L (9, 1) ERA: 3.28	0.1		2	0	0	0	0	0	1	0	0	0	0	1	6	0.00	1.000								
Ricky Bottalico, R (9, 1) ERA: 2.36	0.2		3	1	0	0	1	0	0	0	0	0	0	6	11	0.00	1.500								


AB	31
R	3
H	6
RBI	3
BB	3
SO	11
LOB	15




Batter	1	2	3	4	5	6	7	8	9	AB	R	H	RBI	BB	SO	LOB	BOTTOM								
Kevin Flora, R (1, 8) OBP: 0.275, SLG: 0.379 Andy Van Slyke, L (9, PH) OBP: 0.308, SLG: 0.331	K		P4		K		K		G3	4	0	0	0	0	3	3	Cincinnati Reds @ Philadelphia Phillies Veterans Stadium, Philadelphia, PA Fri Sep 22, 1995, 7:05 PM EDT Att: 21,183 - Unknown - 65 F								
23 Kevin Jordan, R (1, 4) OBP: 0.231, SLG: 0.327 Gary Varsho, L (9, PH) OBP: 0.312, SLG: 0.263	K		K		1B		P2		F7	4	0	1	1	0	2	2									
Tom Marsh, R (1, 7) OBP: 0.330, SLG: 0.436	G3-1				1B		L6			4	1	2	0	0	0	0									
Mark Whiten, S (1, 9) OBP: 0.333, SLG: 0.405		K			K		K		G3	4	0	0	0	0	3	3									
Charlie Hayes, R (1, 5) OBP: 0.346, SLG: 0.419		G5-3			1B		2B		K	4	0	2	0	0	1	0									
Gene Schall, R (1, 3) OBP: 0.333, SLG: 0.310		K			E4		BB		1B	3	0	1	1	1	1	1									
Lenny Webster, R (1, 2) OBP: 0.329, SLG: 0.378			BB		G5-4-3		F8		K	4	0	1	0	0	1	5									
Kevin Stocker, S (1, 6) OBP: 0.306, SLG: 0.275 Mickey Morandini, L (9, PH) OBP: 0.353, SLG: 0.420			BB		K		K		K	2	1	0	0	0	1	0									
Mike Williams, R (1, 1) OBP: 0.133, SLG: 0.200 Toby Borland, R (9, 1) OBP: 0.167, SLG: 0.200 Steve Frey, R (9, 1) Ricky Bottalico, L (9, 1) Jim Eisenreich, L (9, PH) OBP: 0.379, SLG: 0.469			BB		SH2-6-4		SH1-3		G3	1	0	0	0	0	0	2									
Inning Stats	R: 0 E: 0 K: 2 S: 9	H: 0 LOB: 0 BB: 0 P: 15	R: 0 E: 0 K: 2 S: 7	H: 0 LOB: 0 BB: 0 P: 9	R: 0 E: 0 K: 1 S: 11	H: 1 LOB: 2 BB: 1 P: 18	R: 1 E: 1 K: 1 S: 12	H: 2 LOB: 1 BB: 0 P: 12	R: 1 E: 0 K: 3 S: 21	H: 2 LOB: 2 BB: 0 P: 27	R: 0 E: 0 K: 1 S: 15	H: 1 LOB: 0 BB: 1 P: 21	R: 0 E: 0 K: 1 S: 12	H: 0 LOB: 0 BB: 0 P: 16	R: 0 E: 0 K: 2 S: 13	H: 1 LOB: 1 BB: 0 P: 18		R: 0 E: 0 K: 1 S: 13	H: 0 LOB: 1 BB: 1 P: 22	1B: 6 2B: 1 3B: 0 HR: 0	SF: 0 SAC: 2 DP: 1 HBP: 0	WP: 1 PB: 0 SB: 0 CS: 0	PA: 38		
PITCHER	IP	WLS	BF	H	R	ER	SO	BB	IBB	HBP	BLK	WP	HR	S	P	ERA		WHIP							
John Smiley, L (1, 1) ERA: 3.34	7.0		30	6	2	2	11	2	0	0	0	0	0	87	118	2.57	1.143								
Dave Burba, R (8, 1) ERA: 3.89	1.0	W	4	1	0	0	2	0	0	0	0	0	0	13	18	0.00	1.000								
Jeff Brantley, R (9, 1) ERA: 2.81	1.0	S	4	0	0	0	1	1	0	0	0	0	0	13	22	0.00	1.000								

AB	33
R	2
H	7
RBI	2
BB	3
SO	14
LOB	20



Batter	1	2	3	4	5	6	7	8	9	AB	R	H	RBI	BB	SO	LOB	TOP										
Marquis Grissom, R (1, 8) OBP: 0.318, SLG: 0.372 Mike Kelly, R (7, 8) OBP: 0.264, SLG: 0.321	1-2 G5-3	3-2 G6-3		0-0 L9			0-0 G6-3		0-3 K	4	0	0	0	0	0	2	Atlanta Braves @ Philadelphia Phillies Veterans Stadium, Philadelphia, PA Tue Sep 26 1995, 7:05 PM EDT Att: 21,476 - Unknown - 62 F AB 31 R 5 H 6 RBI 5 BB 3 SO 6 LOB 11 										
Mark Lemke, S (1, 4) OBP: 0.327, SLG: 0.346 Rafael Belliard, R (4, 4) OBP: 0.254, SLG: 0.243	0-0 F7	0-0 L7		1-2 F8			1-2 G6-3			3	0	0	0	0	0	2											
10 Chipper Jones, S (1, 5) OBP: 0.352, SLG: 0.447	0-0 HR		4-2 1B SF7 BB		1-1 F7		3-2 L7			3	2	1	1	1	0	0											
Fred McGriff, L (1, 3) OBP: 0.363, SLG: 0.487 Mike Mordecai, R (8, 3) OBP: 0.359, SLG: 0.500	1-0 HR 1B		0-1 1B		1-3 K			0-0 G4-3		4	1	2	0	0	1	0											
David Justice, L (1, 9) OBP: 0.372, SLG: 0.491 Mike Devereaux, R (5, 9) OBP: 0.345, SLG: 0.457	3-1 HR 1B		0-3 K		0-1 P5			3-1 P4		3	1	1	0	0	1	2											
Ryan Klesko, L (1, 7) OBP: 0.396, SLG: 0.605	0-0 HR		2-0 SF7		2-1 F9			2-1 P6		3	1	1	4	0	0	0											
Javy Lopez, R (1, 2) OBP: 0.350, SLG: 0.509 Eddie Pérez, R (6, 2) OBP: 0.300, SLG: 0.600	1-0 L9		0-1 G6-3		3-0 G5-3 1B			0-3 K		3	0	1	0	0	0	1											
Jeff Blauer, R (1, 6) OBP: 0.319, SLG: 0.337		4-2 29 SH1-4 BB		2-1 G5-3			3-2 G5-3		2-2 HBP	2	0	0	0	1	0	1											
29 John Smoltz, R (5, PH) OBP: 0.210, SLG: 0.109 Dwight Gooden, L (6, PH) OBP: 0.326, SLG: 0.416 Brad Clontz, R (7, 1) Alejandro Pena, R (8, 1) Pedro Borbon, L (9, PH) Luis Polonia, L (9, PH) Mark Wohlers, R (9, 1)	0-0 SH1-4		4-2		3-3 K			1-3 K		0	0	0	0	1	0	0											
Inning Stats	R: 4 E: 0 K: 0 S: 10	H: 4 LOB: 0 BB: 0 P: 16	R: 0 E: 0 K: 0 S: 7	H: 0 LOB: 1 BB: 1 P: 14	R: 1 E: 0 K: 1 S: 10	H: 1 LOB: 1 BB: 1 P: 16	R: 0 E: 0 K: 0 S: 8	H: 0 LOB: 1 BB: 0 P: 15	R: 0 E: 0 K: 1 S: 9	H: 1 LOB: 1 BB: 0 P: 20	R: 0 E: 0 K: 0 S: 10	H: 0 LOB: 0 BB: 0 P: 14	R: 0 E: 0 K: 0 S: 5	H: 0 LOB: 0 BB: 0 P: 10	R: 0 E: 0 K: 3 S: 16	H: 0 LOB: 1 BB: 0 P: 19		1B: 4 2B: 0 3B: 0 HR: 2	SF: 1 SAC: 1 DP: 0 HBP: 1	WP: 0 PB: 0 SB: 0 CS: 0	PA: 37						
PITCHER	IP	WLS	BF	H	R	ER	SO	BB	IBB	HBP	BLK	WP	HR	S	P	ERA	WHIP										
Paul Quantrill, R (1, 1) ERA: 4.49	7.0	L	30	6	5	5	3	3	0	0	0	0	2	62	105	6.43	1.286										
Steve Frey, L (8, 1) ERA: 3.25	1.0		3	0	0	0	0	0	0	0	0	0	0	5	10	0.00	0.000										
Tommy Greene, R (9, 1) ERA: 7.99	1.0		4	0	0	0	3	0	0	1	0	0	0	16	19	0.00	0.000										

Batter	1	2	3	4	5	6	7	8	9	AB	R	H	RBI	BB	SO	LOB	BOTTOM										
Mickey Morandini, L (1, 4) OBP: 0.352, SLG: 0.415	4-2 FC4-6 BB		2-1 F7		1-3 K			1-3 K		3	1	0	0	1	2	1	Atlanta Braves @ Philadelphia Phillies Veterans Stadium, Philadelphia, PA Tue Sep 26 1995, 7:05 PM EDT Att: 21,476 - Unknown - 62 F AB 30 R 1 H 3 RBI 1 BB 3 SO 13 LOB 15 										
Andy Van Slyke, L (1, 8) OBP: 0.313, SLG: 0.338	4-2 FC4-6 BB		1-3 K		1-0 HBP			1-2 FC4-6 1B		2	0	1	0	1	1	0											
Jim Eisenreich, L (1, 7) OBP: 0.374, SLG: 0.460	2-0 FC4-6 BB		1-2 F8		1-1 G4-3			0-0 FC4-6		4	0	0	0	0	0	5											
Mark Whiten, S (1, 9) OBP: 0.334, SLG: 0.409	4-2 G5-3 BB			0-0 1B			1-3 K	2-3 K		3	0	1	0	1	2	1											
Charlie Hayes, R (1, 5) OBP: 0.344, SLG: 0.417	0-0 G5-3		1-1 L8		0-0 G5-3			3-2 G6-3		4	0	0	1	0	0	3											
Gene Schall, R (1, 3) OBP: 0.304, SLG: 0.302	1-2 K		1-3 K		0-2 F8			0-3 K		4	0	0	0	0	3	3											
Lenny Webster, R (1, 2) OBP: 0.310, SLG: 0.354		1-2 G6-3		0-1 L6			0-3 K	2-2 E5		4	0	0	0	0	1	1											
Kevin Stocker, S (1, 6) OBP: 0.304, SLG: 0.276		2-1 G6-3		3-2 SH2-4 2B			3-3 K	0-3 K		4	0	1	0	0	2	1											
Paul Quantrill, L (1, 1) OBP: 0.155, SLG: 0.109 Tom Marsh, R (7, PH) OBP: 0.321, SLG: 0.430 Steve Frey, R (8, 1) Tommy Greene, R (9, 1)		1-3 K		2-2 SH2-4			0-3 K			1	0	0	0	0	1	0											
Inning Stats	R: 1 E: 0 K: 1 S: 11	H: 0 LOB: 2 BB: 3 P: 27	R: 0 E: 0 K: 1 S: 8	H: 0 LOB: 0 BB: 0 P: 12	R: 0 E: 0 K: 1 S: 8	H: 0 LOB: 0 BB: 0 P: 12	R: 0 E: 0 K: 1 S: 8	H: 1 LOB: 1 BB: 0 P: 10	R: 0 E: 0 K: 1 S: 12	H: 1 LOB: 2 BB: 0 P: 20	R: 0 E: 0 K: 3 S: 9	H: 0 LOB: 0 BB: 0 P: 8	R: 0 E: 0 K: 2 S: 14	H: 1 LOB: 1 BB: 0 P: 18	R: 0 E: 1 K: 2 S: 15	H: 0 LOB: 1 BB: 0 P: 20		1B: 2 2B: 1 3B: 0 HR: 0	SF: 0 SAC: 1 DP: 0 HBP: 1	WP: 0 PB: 0 SB: 0 CS: 0	PA: 35						
PITCHER	IP	WLS	BF	H	R	ER	SO	BB	IBB	HBP	BLK	WP	HR	S	P	ERA	WHIP										
29 John Smoltz, R (1, 1) ERA: 3.26	5.0	W	21	2	1	1	5	3	0	1	0	0	0	7	8	0.00	1.000										
Brad Clontz, R (6, 1) ERA: 3.72	1.0		3	0	0	0	1	0	0	0	0	0	0	7	8	0.00	0.000										
Alejandro Pena, R (7, 1) ERA: 4.83	1.0		3	0	0	0	3	0	0	0	0	0	0	9	12	0.00	0.000										
Pedro Borbon, L (8, 1) ERA: 3.3	1.0		4	1	0	0	2	0	0	0	0	0	0	14	18	0.00	1.000										
Mark Wohlers, R (9, 1) ERA: 2.14	1.0		4	0	0	0	2	0	0	0	0	0	0	15	20	0.00	0.000										

Batter	1	2	3	4	5	6	7	8	9	AB	R	H	RBI	BB	SO	LOB	TOP										
Mickey Morandini, L (1.4) OBP: 0.349, SLG: 0.418	2-2 1B	1-2 G5-3		2-2 P5		1-0 G4-6-3			1-0 E6	5	1	1	0	0	0	3	Philadelphia Phillies @ Florida Marlins Joe Robbie Stadium, Miami, FL Sat Sep 30 1995, 7:05 PM EDT Att: 39,183 - Unknown - 81 F livebaseballscores.com AB 33 R 3 H 7 RBI 3 BB 3 SO 10 LOB 15										
Andy Van Slyke, L (1.8) OBP: 0.311, SLG: 0.346	2-3 K		3-3 K	1-0 HR			1-0 G3		1-1 CS	4	1	1	1	0	2	1											
Jim Eisenreich, L (1.7) OBP: 0.373, SLG: 0.456	2-1 S		0-0 BB	2-3 K			2-2 G4-3			4	1	2	1	0	1	0											
Mark Whiten, S (1.9) OBP: 0.326, SLG: 0.397	3-3 K		0-0 BB		3-2 K		0-2 G4-3			4	0	1	0	0	2	1											
Charlie Hayes, R (1.5) OBP: 0.341, SLG: 0.410	1-3 K		2-3 K		2-3 K			0-0 B1-3		4	0	0	0	0	3	3											
Lenny Webster, R (1.2) OBP: 0.321, SLG: 0.367		2-1 SH1-4	4-0 BB		1-0 2B			3-0 F8		3	0	2	0	1	0	0											
Gene Schall, R (1.3) Heathcliff Slocumb, R (8.1)		2-0 FC6	4-2 BB		0-3 K			1-2 G6-3		3	0	0	1	1	1	2											
Kevin Stocker, S (1.6) OBP: 0.304, SLG: 0.274		0-0 F9	2-1 F9		0-0 F7			3-2 F7		4	0	0	0	0	0	5											
Mike Williams, R (1.1) Ricky Bottalico, L (7.1) Kevin Elster, R (8.3) OBP: 0.286, SLG: 0.348		0-1 SH1-4		1-3 K		4-1 G4-6-3			1-2 P6	1	0	0	0	1	1	0											
		1-2 2-3								0	0	0	0	0	0	0											
Inning Stats	R: 1 E: 0 K: 3 S: 14	H: 2 LOB: 1 BB: 0 P: 24	R: 0 E: 1 K: 0 S: 9	H: 1 LOB: 2 BB: 0 P: 14	R: 1 E: 0 K: 2 S: 15	H: 2 LOB: 3 BB: 2 P: 30	R: 1 E: 0 K: 2 S: 14	H: 1 LOB: 0 BB: 0 P: 20	R: 0 E: 0 K: 3 S: 10	H: 1 LOB: 1 BB: 0 P: 16	R: 0 E: 0 K: 0 S: 3	H: 0 LOB: 0 BB: 1 P: 8	R: 0 E: 0 K: 0 S: 7	H: 0 LOB: 0 BB: 0 P: 10	R: 0 E: 1 K: 0 S: 5	H: 0 LOB: 0 BB: 0 P: 9	R: 0 E: 1 K: 0 S: 9	H: 0 LOB: 0 BB: 0 P: 15	1B: 4 2B: 1 3B: 1 HR: 1	SF: 0 SAC: 1 DP: 1 HBP: 0	WP: 0 PB: 0 SB: 1 CS: 1	PA: 38					
PITCHER	IP	WLS	BF	H	R	ER	SO	BB	IBB	HBP	BLK	WP	HR	S	P	ERA	WHIP										
John Burkett, R (1.1) ERA: 4.3	5.0	L	25	7	3	3	10	2	0	0	0	0	1	62	104	5.40	1.800										
Jay Powell, R (6.1) ERA: 1.29	1.0		3	0	0	0	0	1	0	0	0	0	0	3	8	0.00	1.000										
Yorkis Perez, L (7.1) ERA: 5.32	1.0		3	0	0	0	0	0	0	0	0	0	0	7	10	0.00	0.000										
Mark Gardner, R (8.1) ERA: 4.49	1.0		3	0	0	0	0	0	0	0	0	0	0	5	9	0.00	0.000										
Terry Mathews, R (9.1) ERA: 3.39	1.0		3	0	0	0	0	0	0	0	0	0	0	9	15	0.00	0.000										

Batter	1	2	3	4	5	6	7	8	9	AB	R	H	RBI	BB	SO	LOB	BOTTOM										
Jesús Tavarez, S (1.8) OBP: 0.345, SLG: 0.373	1-3 K		1-0 1B		0-0 G3			3-2 HR	2-2 G1-3	5	1	2	0	0	1	1	Philadelphia Phillies @ Florida Marlins Joe Robbie Stadium, Miami, FL Sat Sep 30 1995, 7:05 PM EDT Att: 39,183 - Unknown - 81 F livebaseballscores.com AB 37 R 2 H 10 RBI 2 BB 2 SO 7 LOB 15										
Jerry Browne, S (1.4) OBP: 0.338, SLG: 0.278	2-2 F8		0-1 L8			0-0 L7		0-1 L6	1-2 1B	5	0	1	0	0	0	2											
Jeff Conine, R (1.7) OBP: 0.377, SLG: 0.521	2-2 G4-3		0-1 G4-3			0-0 1B		0-0 1B	2-3 K	5	1	2	2	0	1	2											
Terry Pendleton, S (1.5) OBP: 0.339, SLG: 0.439		0-1 L9		1-2 G3-1		0-2 1B		2-3 K		4	0	1	0	0	1	0											
Greg Colbrunn, R (1.3) OBP: 0.312, SLG: 0.449		2-0 1B		0-3 K		0-0 L9		2-1 BB	1B	4	0	2	0	0	1	2											
Andre Dawson, R (1.9) Chuck Carr, S (8. FR) OBP: 0.328, SLG: 0.312		1-3 K		2-0 G6-3		2-2 G1-3		4-2 BB	1-2 BB	3	0	0	0	1	1	3											
Kurt Abbott, R (1.6) Gary Sheffield, R (8. PH) Terry Mathews, L (9.1) OBP: 0.467, SLG: 0.587		1-1 1B		1-0 G5-3		0-0 G6-3		4-1 BB	1-2 2-3 BB	3	0	1	0	0	0	0											
Steve Decker, R (1.2) Alex Arias, R (8. PH) OBP: 0.318, SLG: 0.323		0-2 L4		0-0 L7		1-3 K2-3		0-3 K		3	0	0	0	0	1	2											
John Burkett, R (1.1) Mario Diaz, R (5. PH) Jay Powell, R (8.1) Yorkis Perez, L (7.1) Russ Morman, R (7. PH) Mark Gardner, R (8.1) Rob Naitai, R (9.2) OBP: 0.145, SLG: 0.121			1-0 P6		1-2 1B		0-0 G1-3		2-2 G1-3	1	0	0	0	0	0	0											
										1	0	0	0	0	0	0											
Inning Stats	R: 0 E: 0 K: 1 S: 10	H: 0 LOB: 0 BB: 0 P: 15	R: 0 E: 0 K: 1 S: 13	H: 2 LOB: 2 BB: 0 P: 17	R: 0 E: 0 K: 0 S: 6	H: 1 LOB: 1 BB: 0 P: 8	R: 0 E: 0 K: 1 S: 7	H: 0 LOB: 0 BB: 0 P: 10	R: 0 E: 0 K: 0 S: 6	H: 1 LOB: 1 BB: 0 P: 8	R: 0 E: 0 K: 0 S: 9	H: 2 LOB: 2 BB: 0 P: 11	R: 0 E: 0 K: 1 S: 6	H: 0 LOB: 0 BB: 0 P: 7	R: 2 E: 0 K: 2 S: 21	H: 3 LOB: 3 BB: 2 P: 36	R: 0 E: 0 K: 1 S: 14	H: 1 LOB: 1 BB: 0 P: 21	1B: 9 2B: 0 3B: 0 HR: 1	SF: 0 SAC: 0 DP: 0 HBP: 0	WP: 0 PB: 0 SB: 0 CS: 0	PA: 39					
PITCHER	IP	WLS	BF	H	R	ER	SO	BB	IBB	HBP	BLK	WP	HR	S	P	ERA	WHIP										
Mike Williams, R (1.1) ERA: 3.25	6.0	W	24	6	0	0	30	0	0	0	0	0	1	51	69	0.00	1.000										
Ricky Bottalico, R (7.1) ERA: 2.46	1.2		8	3	2	2	2	0	0	0	0	0	1	20	28	10.80	1.800										
Heathcliff Slocumb, R (8.1) ERA: 2.89	1.1	S	7	1	0	0	2	2	0	0	0	0	0	21	36	0.00	2.250										

Batter	1	2	3	4	5	6	7	8	9	AB	R	H	RBI	BB	SO	LOB	TOP			
Mickey Morandini, L (1.4) OBP: 0.350, SLG: 0.417	4-1 BB BB		3-1 F8		0-2 FC4-6 1B	0-1 G3		2-2 G4-3		4	0	1	0	1	0	2				
Andy Van Slyke, L (1.8) OBP: 0.309, SLG: 0.343	1-3 K		2-2 G6-3		3-1 FC4-6 1B		2-2 L7	1-0 G4-3 1B		5	0	1	0	0	1	2				
Jim Eisenreich, L (1.7) OBP: 0.375, SLG: 0.464	4-2 BB		2-2 HR		3-1 FC6 1B		3-3 K	2-1 G4-3 1B		4	1	2	1	1	1	1				
Mark Whiten, S (1.9) OBP: 0.324, SLG: 0.400	0-3 K		2-3 K		0-3 K		3-2 K	1-1 G5-3		5	0	1	0	0	3	5				
Charlie Hayes, R (1.5) OBP: 0.340, SLG: 0.406	2-3 K			0-1 F9	0-0 FC6		4-1 BB BB	3-2 G4-3		4	0	0	0	1	1	5				
Lenny Webster, R (1.2) OBP: 0.337, SLG: 0.407		1-0 G4-3 1B		0-0 HR		1-1 2B	4-2 FC6-4 BB			3	1	3	1	1	0	0				
Gene Schall, R (1.3) OBP: 0.306, SLG: 0.262		2-1 G4-3		4-2 FC6-4 BB		4-2 BB	1-1 FC6-4			2	0	0	0	2	0	4				
Kevin Elster, R (1.6) OBP: 0.272, SLG: 0.329		2-2 G5-3		1-0 F9		0-3 K	0-0 F9			4	0	0	0	0	1	4				
Paul Quantrill, L (1.1) Russ Springer, R (4.1) 23 Kevin Jordan, R (6. PH) Chuck Ricci, R (6.1) Gary Varsho, L (8. PH) Tommy Greene, R (8.1)		1-1 G1-3		2-2 FC6-4		2-3 K	1-2 G1-3			2	0	0	0	0	0	2				
Inning Stats	R: 0 E: 0 K: 3 S: 14	H: 0 LOB: 2 BB: 2 P: 25	R: 0 E: 0 K: 0 S: 8	H: 1 LOB: 1 BB: 0 P: 14	R: 1 E: 0 K: 1 S: 11	H: 1 LOB: 0 BB: 0 P: 20	R: 1 E: 0 K: 0 S: 10	H: 1 LOB: 1 BB: 1 P: 17	R: 0 E: 0 K: 2 S: 13	H: 1 LOB: 2 BB: 1 P: 20	R: 0 E: 0 K: 1 S: 15	H: 1 LOB: 3 BB: 2 P: 32	R: 0 E: 0 K: 0 S: 7	H: 0 LOB: 0 BB: 0 P: 10	R: 0 E: 0 K: 0 S: 11	H: 1 LOB: 1 BB: 0 P: 18	1B: 4 2B: 1 3B: 1 HR: 2	SF: 0 SAC: 0 DP: 0 HBP: 0	WP: 0 PB: 0 SB: 0 CS: 0	PA: 41
PITCHER	IP WLS BF H R ER SO BB IBB HBP BLK WP HR S P ERA WHIP																			
Ryan Bowen, R (1.1) ERA: 3.78	5.2 W 27 6 2 2 7 4 0 0 0 0 0 2 65 111 3.18 1.765																			
Yorkis Perez, L (6.1) ERA: 5.21	1.0 4 1 0 0 1 0 0 0 0 0 0 0 12 20 0.00 1.000																			
Jay Powell, R (7.1) ERA: 1.08	1.1 6 0 0 0 0 2 0 0 0 0 0 0 12 24 0.00 1.500																			
Robb Nen, R (9.1) ERA: 3.29	1.0 4 1 0 0 0 0 0 0 0 0 0 0 11 18 0.00 1.000																			

Philadelphia Phillies @ Florida Marlins
Joe Robbie Stadium, Miami, FL
Sun Oct 01 1995, 3:33 AM EDT
Att: 30,211 - Sunny - 83 F

AB	35
R	2
H	8
RBI	2
BB	6
SO	8
LOB	27



Batter	1	2	3	4	5	6	7	8	9	AB	R	H	RBI	BB	SO	LOB	BOTTOM	
Jesus Tavarez, S (1.8) OBP: 0.346, SLG: 0.374	2-1 G5-3	0-3 K		1-0 1B SH PB 1B	0-0 F8		0-1 1B			5	1	2	0	0	1	1		
Jerry Browne, S (1.4) OBP: 0.346, SLG: 0.293	2-1 1B	2-0 BB 1B		0-0 SH PB 1B SF7	0-1 2B		0-0 G3-1			4	1	3	0	0	0	2		
Jeff Conine, R (1.7) OBP: 0.379, SLG: 0.520	0-0 F9	4-2 BB		0-2 1B PB 1B	1-0 P6			4-1 HR BB		3	1	1	1	2	0	2		
Greg Colbrunn, R (1.3) OBP: 0.311, SLG: 0.453	1-1 G4-3	2-1 G6-3		0-2 F9		0-3 K		1-0 HR		5	1	1	2	0	1	7		
Tommy Gregg, L (1.9) OBP: 0.313, SLG: 0.385		2-2 1B HR 1B		4-1 1B BB	1-2 L1		1-1 G4-3 WP 1B			3	1	1	0	1	1	0		
Jay Powell, R (7.1) ERA: 5.29				1-2 2B BB						0	0	0	0	0	0	0		
Mario Diaz, R (6. PH) OBP: 0.239, SLG: 0.299				1-2 2B 3H						1	0	1	0	0	0	0		
Robb Nen, R (9.1)				0-0 G6-3	1-0 SF7		2-3 K	2-3 K2-3		4	1	1	1	0	2	1		
Kurt Abbott, R (1.6) OBP: 0.318, SLG: 0.452		0-0 HR 1B		0-0 G6-3	1-0 SF7			1-2 HR 1B		4	1	1	1	0	2	1		
Alex Arias, R (1.5) OBP: 0.337, SLG: 0.370		0-1 HR		2-1 1B	0-1 1B		1-3 K	3-2 G4-3		5	1	3	3	0	1	1		
Rob Natal, R (1.2) OBP: 0.244, SLG: 0.465		2-2 G5-3		0-2 G1-3	1-0 G1-3		1-0 BB 1B	3-2 P5		5	0	1	0	0	0	5		
Ryan Bowen, R (1.1) OBP: 0.333, SLG: 0.333		0-0 BB 1B		0-0 1B	1-3 K		4-2 1B			3	1	2	0	0	1	0		
Yorkis Perez, L (6.1)				0-0 1B						0	0	0	0	0	0	0		
Chuck Carr, S (7.8) OBP: 0.330, SLG: 0.312				0-0 SH 1B 1B			1-2 1B			0	0	0	0	1	0	0		
Inning Stats	R: 0 E: 0 K: 0 S: 7	H: 1 LOB: 1 BB: 0 P: 12	R: 3 E: 0 K: 1 S: 24	H: 5 LOB: 3 BB: 1 P: 36	R: 0 E: 0 K: 1 S: 9	H: 1 LOB: 1 BB: 0 P: 13	R: 3 E: 1 K: 0 S: 17	H: 4 LOB: 3 BB: 1 P: 29	R: 0 E: 0 K: 2 S: 10	H: 0 LOB: 0 BB: 0 P: 13	R: 0 E: 0 K: 1 S: 9	H: 2 LOB: 2 BB: 1 P: 15	R: 2 E: 0 K: 1 S: 14	H: 2 LOB: 1 BB: 1 P: 28	1B: 13 2B: 1 3B: 0 HR: 2	SF: 1 SAC: 1 DP: 0 HBP: 0	WP: 1 PB: 1 SB: 0 CS: 0	PA: 44
PITCHER	IP WLS BF H R ER SO BB IBB HBP BLK WP HR S P ERA WHIP																	
Paul Quantrill, R (1.1) ERA: 4.67	3.0 L 21 10 6 5 2 1 1 0 0 0 0 0 0 46 68 15.00 3.667																	
Russ Springer, R (4.1) ERA: 5.29	2.0 9 2 0 0 1 1 0 0 0 0 0 0 18 31 0.00 1.500																	
Chuck Ricci, R (6.1) ERA: 1.8	2.0 8 2 0 0 3 1 0 0 0 0 0 0 19 28 0.00 1.500																	
Tommy Greene, R (8.1) ERA: 8.29	1.0 6 2 2 2 1 1 0 0 0 0 1 1 14 28 18.00 3.000																	

Philadelphia Phillies @ Florida Marlins
Joe Robbie Stadium, Miami, FL
Sun Oct 01 1995, 3:33 AM EDT
Att: 30,211 - Sunny - 83 F

AB	38
R	8
H	16
RBI	7
BB	4
SO	7
LOB	19

