

Philadelphia Phillies - 1996

Batter	1	2	3	4	5	6	7	8	9	AB	R	H	RBI	BB	SO	LOB	TOP
Walt Weiss, S OBP: 0.500, SLG: 0.333 (1, 6)										3	1	1	1	1	1	1	Colorado Rockies @ Philadelphia Phillies Veterans Stadium, Philadelphia, PA Tue Apr 02 1996, 7:05 PM EST Att: 36,751 - Unknown - 49 F
Ellis Burks, R Curt Leskanic, R Bruce Ruffin, S (1, 7) (8, 1) (9, 1)										4	0	0	0	0	1	2	
Dante Bichette, R (1, 9)										2	2	0	0	2	2	1	
Larry Walker, L Steve Reed, R Mike Munoz, L Trenidad Hubbard, R OBP: 1.000, SLG: 2.000 (1, 8) (6, 1) (7, 1) (8, PH) (8, 8)										3	1	2	2	0	0	0	
Andres Galarraga, R (1, 3)										4	0	0	0	0	3	2	
Vinny Castilla, R (1, 5)										4	0	0	0	0	1	1	
Jason Bates, S (1, 4)										4	0	0	0	0	2	0	
Jorge Brito, R OBP: 0.500, SLG: 0.333 (1, 2)										3	1	1	0	1	0	0	
Kevin Ritz, R Quinton McCracken, S (1, 1) (6, 8) (8, 7)										1	0	0	0	0	1	0	
Inning Stats	R: 2 E: 0 K: 1 S: 6	H: 1 LOB: 0 BB: 1 P: 10	R: 0 E: 0 K: 1 S: 5	H: 0 LOB: 0 BB: 0 P: 5	R: 0 E: 0 K: 2 S: 7	H: 0 LOB: 1 BB: 1 P: 11	R: 0 E: 0 K: 1 S: 5	H: 0 LOB: 0 BB: 0 P: 5	R: 0 E: 0 K: 0 S: 3	H: 0 LOB: 0 BB: 0 P: 3	R: 3 E: 0 K: 2 S: 10	H: 3 LOB: 1 BB: 1 P: 14	R: 0 E: 0 K: 1 S: 5	H: 0 LOB: 0 BB: 0 P: 5	1B: 3 2B: 1 3B: 0 HR: 1	SF: 0 SAC: 2 DP: 1 HBP: 0	
PITCHER	IP WLS BF H R ER SO BB IBB HBP BLK WP HR S P ERA WHIP																
Sid Fernandez, L ERA: 2.57 (1, 1)	7.0 L 25 2 2 2 8 3 0 0 0 0 0 1 38 50 2.57 0.714																
Toby Borland, R ERA: 40.5 (8, 1)	0.2 6 3 3 3 1 0 1 0 0 0 0 0 7 11 40.50 4.500																
Russ Springer, R ERA: (8, 1)	1.1 4 0 0 0 2 0 0 0 0 0 0 0 8 8 0.00 0.000																

Batter	1	2	3	4	5	6	7	8	9	AB	R	H	RBI	BB	SO	LOB	BOTTOM
Lenny Dykstra, L OBP: 0.400, SLG: 1.000 (1, 8)										4	2	1	1	1	2	1	Colorado Rockies @ Philadelphia Phillies Veterans Stadium, Philadelphia, PA Tue Apr 02 1996, 7:05 PM EST Att: 36,751 - Unknown - 49 F
Mickey Morandini, L OBP: 0.200, SLG: 0.400 (1, 4)										5	0	1	1	0	0	1	
Gregg Jefferies, S (1, 3)										5	0	0	0	0	2	2	
Darren Daulton, L (1, 7)										1	0	0	0	3	1	0	
Mark Whiten, S (1, 9)										2	0	0	0	2	1	1	
Todd Zeile, R (1, 5)										4	0	0	0	0	1	5	
Benito Santiago, R OBP: 0.500, SLG: 1.333 (1, 2)										3	1	1	1	1	0	4	
Kevin Stocker, S (1, 6)										3	0	0	0	1	0	4	
Sid Fernandez, L OBP: 0.500, SLG: 1.000 Lee Tinsley, S (7, PH) (1, 1)										2	0	1	0	0	0	3	
Toby Borland, R ERA: 6.75 Russ Springer, R Jim Eisenreich, L (8, 1) (8, 1) (9, PH)										1	0	0	0	0	0	0	
Inning Stats	R: 0 E: 0 K: 1 S: 5	H: 0 LOB: 2 BB: 2 P: 13	R: 0 E: 0 K: 1 S: 6	H: 1 LOB: 0 BB: 0 P: 6	R: 0 E: 0 K: 0 S: 3	H: 0 LOB: 3 BB: 3 P: 15	R: 0 E: 0 K: 0 S: 3	H: 0 LOB: 2 BB: 2 P: 11	R: 1 E: 0 K: 0 S: 4	H: 1 LOB: 0 BB: 0 P: 4	R: 0 E: 0 K: 2 S: 7	H: 0 LOB: 0 BB: 0 P: 7	R: 2 E: 0 K: 1 S: 7	H: 2 LOB: 1 BB: 1 P: 11	1B: 0 2B: 2 3B: 0 HR: 2	SF: 0 SAC: 0 DP: 0 HBP: 0	WP: 0 PA: 39 PB: 0 SB: 1 CS: 0
PITCHER	IP WLS BF H R ER SO BB IBB HBP BLK WP HR S P ERA WHIP																
Kevin Ritz, R ERA: (1, 1)	5.1 W 24 1 0 0 0 0 0 0 0 0 0 0 3 3 0.00 0.000																
Steve Reed, R ERA: (6, 1)	1.0 3 0 0 0 0 0 0 0 0 0 0 0 3 3 0.00 0.000																
Mike Munoz, L ERA: 13.5 (7, 1)	0.2 3 1 1 1 0 0 0 0 0 0 0 1 3 3 13.50 1.500																
Curt Leskanic, R ERA: 6.75 (8, 1)	1.1 5 1 1 1 2 0 0 0 0 0 0 1 9 9 6.75 0.750																
Bruce Ruffin, L ERA: 13.5 (9, 1)	0.2 4 1 1 1 1 1 0 0 0 0 0 0 5 9 13.50 3.000																

Batter	1	2	3	4	5	6	7	8	9	AB	R	H	RBI	BB	SO	LOB	TOP					
Walt Weiss, S (1,6) OBP: 0.375, SLG: 0.286	G3		G1-3			G5-4-3 1B		G3		4	0	1	0	0	0	1	Colorado Rockies @ Philadelphia Phillies Veterans Stadium, Philadelphia, PA Wed Apr 03 1996, 7:05 PM EST Att: 15,648 - Unknown - 55 F livebaseballscorecards.com					
Ellis Burks, R (1,7) OBP: 0.250, SLG: 0.625	1B		G6-3			G5-4-3 1-2			HR	4	1	2	1	0	0	1						
Dante Bichette, R (1,9)	F8			L9		P4			K	4	0	0	0	0	1	1						
Larry Walker, L (1,8) OBP: 0.286, SLG: 0.714	F8 1-2			G3			F8		K	4	0	0	0	0	1	1						
Andres Galarraga, R (1,3) OBP: 0.125, SLG: 0.375		G4-3		G1-3			K2-3			4	0	1	0	0	1	0						
Vinny Castilla, R (1,5)		BLK G4-3 BB		G6-3			L4		G6-3	3	0	0	0	1	0	1						
Jeff Reed, L (1,2) OBP: 0.333, SLG: 0.333		G4-3 1-2			FC6-4 1B		F2			3	0	1	0	0	0	1						
Jason Bates, S (1,4) OBP: 0.143, SLG: 0.143		G4-3 2-3			K				G1-3 1B	3	0	1	0	0	1	2						
Marvin Freeman, R (1,1)						FC6-4			G1-3	2	0	0	0	0	1	1						
Roger Bailey, R (6,1)				K						0	0	0	0	0	0	0						
Lance Painter, L (7,1)										0	0	0	0	0	0	0						
John Vander Wal, L (8,PH)										1	0	0	0	0	0	1						
Darren Holmes, R (8,1)										0	0	0	0	0	0	0						
Inning Stats	R: 0 E: 0 K: 0 S: 4	H: 1 LOB: 1 BB: 0 P: 4	R: 0 E: 0 K: 0 S: 3	H: 0 LOB: 1 BB: 1 P: 7	R: 0 E: 0 K: 1 S: 5	H: 0 LOB: 0 BB: 0 P: 5	R: 0 E: 0 K: 0 S: 3	H: 0 LOB: 0 BB: 0 P: 3	R: 0 E: 0 K: 1 S: 6	H: 1 LOB: 1 BB: 0 P: 6	R: 0 E: 0 K: 0 S: 3	H: 0 LOB: 0 BB: 0 P: 5	R: 0 E: 0 K: 1 S: 5	H: 0 LOB: 0 BB: 0 P: 5	R: 0 E: 0 K: 0 S: 4	H: 1 LOB: 1 BB: 0 P: 4	R: 1 E: 0 K: 2 S: 9	H: 2 LOB: 1 BB: 0 P: 9	1B: 4 2B: 0 3B: 1 HR: 1	SF: 0 SAC: 0 DP: 1 HBP: 0	WP: 0 PB: 0 SB: 1 CS: 0	PA: 33
PITCHER	IP WLS BF H R ER SO BB IBB HBP BLK WP HR S P ERA WHIP																					
Mike Grace, R (1,1) ERA: 1.13	8.0 W 29 5 1 1 3 1 0 0 0 1 0 1 34 38 1.12 0.750																					
Ricky Bottalico, R (9,1) ERA:	1.0 S 4 1 0 0 2 0 0 0 0 0 0 0 8 8 0.00 1.000																					

Batter	1	2	3	4	5	6	7	8	9	AB	R	H	RBI	BB	SO	LOB	BOTTOM			
Lenny Dykstra, L (1,8) OBP: 0.444, SLG: 0.857	F9		BLK G5-3 G6-3 HBP							3	1	1	1	0	0	0	Colorado Rockies @ Philadelphia Phillies Veterans Stadium, Philadelphia, PA Wed Apr 03 1996, 7:05 PM EST Att: 15,648 - Unknown - 55 F livebaseballscorecards.com			
Mickey Morandini, L (1,4) OBP: 0.222, SLG: 0.250	F7		G5-3 1-2			G3				3	0	0	0	1	0	1				
Gregg Jefferies, S (1,3)	P4		G6-3 2-H			F8		F8		4	0	0	1	0	0	3				
Darren Daulton, L (1,7)		2B FC6-4 BB	G4-3						K	1	1	0	0	2	0	0				
Lee Tinsley, S (6,PR) (7,7)										1	0	0	0	0	1	0				
Mark Whiten, S (1,9) OBP: 0.500, SLG: 0.500									G3	4	0	2	0	0	1	1				
Todd Zeile, R (1,5) OBP: 0.125, SLG: 0.125		FC6-5-4 BB								4	0	1	1	0	1	2				
Benito Santiago, R (1,2) OBP: 0.250, SLG: 0.571		2-3 3-H	K							4	0	0	0	0	1	2				
Kevin Stocker, S (1,6)										1	1	0	0	2	0	0				
Mike Grace, R (1,1)										2	0	0	0	1	0	2				
Ricky Bottalico, L (9,1)		FC6-4 1-2								0	0	0	0	0	0	0				
Inning Stats	R: 0 E: 0 K: 0 S: 3	H: 0 LOB: 0 BB: 0 P: 3	R: 1 E: 0 K: 1 S: 6	H: 1 LOB: 2 BB: 2 P: 14	R: 1 E: 0 K: 0 S: 3	H: 0 LOB: 0 BB: 0 P: 4	R: 0 E: 0 K: 1 S: 5	H: 1 LOB: 0 BB: 0 P: 5	R: 0 E: 0 K: 0 S: 3	H: 0 LOB: 0 BB: 0 P: 3	R: 0 E: 0 K: 1 S: 5	H: 0 LOB: 1 BB: 1 P: 9	R: 1 E: 0 K: 0 S: 4	H: 1 LOB: 3 BB: 3 P: 16	R: 0 E: 0 K: 1 S: 6	H: 1 LOB: 1 BB: 0 P: 6	1B: 2 2B: 2 3B: 0 HR: 0	SF: 0 SAC: 0 DP: 0 HBP: 1	WP: 0 PB: 0 SB: 1 CS: 1	PA: 34
PITCHER	IP WLS BF H R ER SO BB IBB HBP BLK WP HR S P ERA WHIP																			
Marvin Freeman, R (1,1) ERA: 3.18	5.2 L 22 2 2 2 2 2 3 0 0 0 0 0 0 22 35 3.18 0.882																			
Roger Bailey, R (6,1) ERA: 9.0	1.0 6 1 1 1 1 2 0 0 0 0 0 0 6 14 9.00 3.000																			
Lance Painter, L (7,1) ERA:	0.1 2 0 0 0 0 0 1 0 0 0 0 0 0 1 5 0.00 3.000																			
Darren Holmes, R (8,1) ERA:	1.0 4 1 0 0 0 1 0 0 0 0 0 0 6 6 0.00 1.000																			



Batter	1	2	3	4	5	6	7	8	9	AB	R	H	RBI	BB	SO	LOB	TOP			
Walt Weiss, S OBP: 0.482, SLG: 0.300	2-1 FC6-4 1B		4-2 G5-4-3 BB		4-0 2B BB		0-1 F7		0-0 B1-3	3	1	1	0	2	0	0				
Ellis Burks, R OBP: 0.250, SLG: 0.583	1-0 FC6-4 F8 1-2		1-2 F8		3-2 2B 2B		2-2 K			4	1	1	1	0	1	2				
Dante Bichette, R OBP: 0.250, SLG: 0.200	0-1 F8 1-2		1-0 G5-4-3 1-2		0-0 E 2B		0-3 K			4	1	1	2	0	1	2				
Larry Walker, L OBP: 0.182, SLG: 0.455	0-0 G3-1			1-1 F9	0-1 P5			0-2 G4-3		4	0	0	0	0	0	2				
Andres Galarraga, R OBP: 0.250, SLG: 0.500		1-0 1B		1-2 E4	3-1 E9 2H			1-0 F9		4	0	2	1	0	0	0				
Vinny Castilla, R OBP: 0.250, SLG: 0.100		0-0 1B WP 1-3		0-3 K	0-0 G6-3			4-0 BB		3	0	1	0	1	1	2				
Jason Bates, S OBP: 0.182, SLG: 0.182		2-0 1B WP		0-1 G4-3		0-0 P6		0-3 K		4	0	1	0	0	1	2				
Jorge Brito, R OBP: 0.286, SLG: 0.167		1-2 K		0-3 K	3-3 K			1-3 K		3	0	0	0	0	3	2				
Quinton McCracken, S ERA: 0.000										1	0	0	0	0	1	0				
Bryan Rekar, R OBP: 0.200, SLG: 0.900		1-1 G1-3		2-2 BB 2B	0-2 K			1-3 K		2	1	1	0	0	0	2				
Trenadig Hubbard, R OBP: 0.500, SLG: 1.000										1	0	0	0	0	1	0				
Steve Reed, R ERA: 0.000										0	0	0	0	0	0	0				
Darren Holmes, R ERA: 0.000										0	0	0	0	0	0	0				
Curt Leskanic, R ERA: 0.000										0	0	0	0	0	0	0				
John Vander Wal, L ERA: 0.000										1	0	0	0	0	1	0				
Inning Stats	R: 0 E: 0 K: 0 S: 6	H: 1 LOB: 1 BB: 0 P: 9	R: 0 E: 0 K: 1 S: 8	H: 3 LOB: 2 BB: 0 P: 13	R: 0 E: 0 K: 0 S: 6	H: 0 LOB: 0 BB: 1 P: 12	R: 0 E: 1 K: 1 S: 10	H: 0 LOB: 1 BB: 0 P: 12	R: 4 E: 0 K: 2 S: 16	H: 4 LOB: 1 BB: 1 P: 28	R: 0 E: 0 K: 0 S: 7	H: 0 LOB: 0 BB: 0 P: 10	R: 0 E: 0 K: 1 S: 8	H: 0 LOB: 1 BB: 1 P: 13	R: 0 E: 0 K: 2 S: 10	H: 0 LOB: 0 BB: 0 P: 12	1B: 5 2B: 3 3B: 0 HR: 0	SF: 0 SAC: 0 DP: 1 HBP: 0	WP: 1 PB: 0 SB: 0 CS: 0	PA: 37
PITCHER	IP	WLS	BF	H	R	ER	SO	BB	IBB	HBP	BLK	WP	HR	S	P	ERA	WHIP			
Terry Mulholland, L ERA: 7.2	5.0	W	24	8	4	4	3	2	0	0	0	1	0	46	74	7.20	2.000			
Russ Springer, R ERA: 0.000	2.0		6	0	0	0	4	0	0	0	0	0	0	15	20	0.00	0.000			
Dave Leiper, L ERA: 0.000	1.0		4	0	0	0	1	1	0	0	0	0	0	8	13	0.00	1.000			
Ricky Bottalico, R ERA: 0.000	1.0	S	3	0	0	0	2	0	0	0	0	0	0	10	12	0.00	0.000			

Colorado Rockies @ Philadelphia Phillies
Veterans Stadium, Philadelphia, PA
Thu Apr 04 1996, 7:05 PM EST
Att: 16,220 - Unknown - 54 F

AB 34
R 4
H 8
RBI 4
BB 3
SO 10
LOB 14




Batter	1	2	3	4	5	6	7	8	9	AB	R	H	RBI	BB	SO	LOB	BOTTOM			
Lenny Dykstra, L OBP: 0.429, SLG: 0.917	3-2 P6	2-1 2H 3B			2-2 23 HR 2B		3-3 K	0-1 F7		5	1	2	1	0	1	0				
Mickey Morandini, L OBP: 0.308, SLG: 0.500	2-2 3B	1-2 G5-3			1-3 K2-3		2-1 2B			4	1	2	0	0	1	2				
Gregg Jefferies, S OBP: 0.100, SLG: 0.300			2-2 F9		0-0 FC4-6 3B		4-0 BB			1	1	1	1	0	0	0				
23 Kevin Jordan, R OBP: 0.667, SLG: 2.000					2H HR		1-3 K			2	1	1	2	1	0	0				
Darren Daulton, L ERA: 0.000			2-3 K2-3		1-3 K		3-3 K			2	0	0	0	0	1	2	0			
Russ Springer, R ERA: 0.000										0	0	0	0	0	0	0				
Jim Eisenreich, L ERA: 0.000										1	0	0	0	0	1	2				
Dave Leiper, L ERA: 0.000										0	0	0	0	0	0	0				
Ricky Bottalico, L ERA: 0.000										0	0	0	0	0	0	0				
Mark Whiten, S OBP: 0.333, SLG: 0.300	0-1 FC4-6 FC6-4 1-2		1-3 K		0-0 G4-3		2-3 K2-3			4	0	0	1	0	2	3				
Todd Zeile, R OBP: 0.250, SLG: 0.182	2-2 FC6-4 1-2			3-1 G1-4-3		0-2 FC4-6 1B		4-2 2B BB		3	1	1	0	1	0	1				
Benito Santiago, R OBP: 0.250, SLG: 0.545		0-0 F9		2-3 K		2-2 FC4-6 HBP		1-2 SH3 G3 2B		4	1	1	1	0	1	1				
Kevin Stocker, S OBP: 0.500, SLG: 0.333		3-2 3B 2B		1-3 K		2-0 HBP		0-0 SH3		2	1	1	0	0	1	0				
Terry Mulholland, R ERA: 0.000			0-3 K		2-2 CS 1B		0-1 F7		0-2 G3	1	0	0	0	0	1	1				
Lee Tinsley, S OBP: 0.200, SLG: 0.200										3	0	1	1	0	0	2				
Inning Stats	R: 2 E: 0 K: 0 S: 20	H: 2 LOB: 1 BB: 1 P: 31	R: 1 E: 0 K: 1 S: 13	H: 2 LOB: 0 BB: 0 P: 19	R: 0 E: 0 K: 2 S: 10	H: 0 LOB: 0 BB: 0 P: 15	R: 0 E: 0 K: 2 S: 8	H: 0 LOB: 0 BB: 0 P: 14	R: 2 E: 0 K: 0 S: 13	H: 3 LOB: 2 BB: 0 P: 19	R: 0 E: 0 K: 3 S: 13	H: 1 LOB: 2 BB: 1 P: 27	R: 2 E: 0 K: 0 S: 11	H: 1 LOB: 0 BB: 1 P: 16	R: 2 E: 0 K: 0 S: 11	H: 1 LOB: 0 BB: 1 P: 16	1B: 2 2B: 5 3B: 2 HR: 1	SF: 0 SAC: 1 DP: 0 HBP: 1	WP: 0 PB: 0 SB: 0 CS: 1	PA: 37
PITCHER	IP	WLS	BF	H	R	ER	SO	BB	IBB	HBP	BLK	WP	HR	S	P	ERA	WHIP			
Bryan Rekar, R ERA: 9.0	5.0	L	22	7	5	5	7	1	0	0	0	0	0	64	98	9.00	1.600			
Steve Reed, R ERA: 0.000	1.0		5	1	0	0	0	0	0	1	0	0	0	9	13	0.00	1.000			
Darren Holmes, R ERA: 0.000	1.0		5	1	0	0	3	1	0	0	0	0	0	13	27	0.00	2.000			
Curt Leskanic, R ERA: 11.57	1.0		5	1	2	2	0	1	0	0	0	0	0	11	16	18.00	2.000			

Colorado Rockies @ Philadelphia Phillies
Veterans Stadium, Philadelphia, PA
Thu Apr 04 1996, 7:05 PM EST
Att: 16,220 - Unknown - 54 F

AB 32
R 7
H 10
RBI 7
BB 3
SO 10
LOB 12



Batter	1	2	3	4	5	6	7	8	9	AB	R	H	RBI	BB	SO	LOB	TOP											
Lenny Dykstra, L OBP: 0.500, SLG: 0.778	4-2 1B E S BB	2-0 F9		2-0 BB 2B		4-2 CS BB		0-3 K		3	1	1	0	2	1	1	Philadelphia Phillies @ Pittsburgh Pirates Three Rivers Stadium, Pittsburgh, PA Wed Apr 10 1996, 3:33 AM EDT Att: 7,075 - Cloudy - 49 F											
Mickey Morandini, L OBP: 0.394, SLG: 0.454	1-1 F S 2B	0-0 FC6-4 S		4-2 BB BB		3-3 SAFE K		0-3 K		4	2	1	0	1	2	2												
Jim Eisenreich, L OBP: 0.462, SLG: 0.417	1-0 E 2B 1B	3-2 SAFE H 1B		4-2 FC6-4 BB			1-1 G6-3		2-1 G6-3		4	1	2	1	1	0												
Todd Zeile, R OBP: 0.313, SLG: 0.200	1-2 3-H FC3 2B	1-1 G4-3		1-2 2-3 FC6-4 BB			1-1 1B HR		2-2 F8		5	1	1	0	0	6												
Mark Whiten, S OBP: 0.407, SLG: 0.455	0-3 K		0-1 G4-3		2-2 G3-1 1B		1-0 HR 1B		4-2 S BB		4	1	2	0	1	1		3										
Benito Santiago, R OBP: 0.333, SLG: 0.600	1-3 K		0-0 G5-3		1-0 G3-1		2-1 1-H 2-H HR		1-3 K		5	1	1	3	0	2		5										
Gene Schall, R OBP: 0.417	2-2 1-3 2-H 3-H 2B		1-3 K		1-0 G6-4-3 HBP		1-2 B G6-3 BB				2	0	1	2	1	1		0										
Kevin Stocker, S OBP: 0.259, SLG: 0.100	3-3 K		3-3 K		0-0 G6-4-3		0-0 G6-3				4	0	0	0	0	2		5										
Mike Grace, R Toby Soriano, R 23 Kevin Jordan, R Dave Leiper, L Russ Springer, R Ricky Bottalico, L		3-2 FC6-4 1B		3-2 G4-3		3-3 K		1-2 P6		3	0	1	0	0	1	0												
Inning Stats	R: 3 E: 1 K: 3 S: 23	H: 3 LOB: 2 BB: 1 P: 36	R: 1 E: 0 K: 0 S: 12	H: 2 LOB: 1 BB: 0 P: 21	R: 0 E: 0 K: 1 S: 6	H: 0 LOB: 0 BB: 0 P: 7	R: 0 E: 0 K: 1 S: 15	H: 1 LOB: 3 BB: 2 P: 32	R: 0 E: 0 K: 0 S: 5	H: 1 LOB: 1 BB: 0 P: 9	R: 0 E: 0 K: 0 S: 10	H: 0 LOB: 0 BB: 1 P: 20	R: 3 E: 0 K: 0 S: 14	H: 3 LOB: 0 BB: 1 P: 23	R: 0 E: 0 K: 2 S: 10	H: 0 LOB: 0 BB: 0 P: 11			R: 0 E: 0 K: 1 S: 11	H: 0 LOB: 1 BB: 1 P: 20	1B: 7 2B: 2 3B: 0 HR: 1	SF: 0 SAC: 0 DP: 2 HBP: 1	WP: 0 PB: 0 SB: 4 CS: 1	PA: 42				
PITCHER	IP	WLS	BF	H	R	ER	SO	BB	IBB	HBP	BLK	WP	HR	S	P	ERA	WHIP											
John Ericks, R ERA: 5.19	3.2		20	6	4	2	5	2	0	0	0	0	0	52	87	4.91	2.182											
Lee Hancock, L ERA: 4.19	1.1	L	6	1	0	0	0	1	0	1	0	0	0	9	18	0.00	1.500											
Jason Christiansen, L ERA: 9.0	1.1		6	2	2	2	2	1	0	0	0	0	0	15	28	13.50	2.250											
67 Francisco Cordova, R ERA: 2.45	0.2		3	1	1	1	0	1	0	0	0	0	1	9	15	13.50	3.000											
Dan Plesac, L ERA: 4.19	2.0		7	0	0	0	3	1	0	0	0	0	0	21	31	0.00	0.500											
Batter	1	2	3	4	5	6	7	8	9	AB	R	H	RBI	BB	SO	LOB	BOTTOM											
Mike Kingery, L OBP: 0.190, SLG: 0.200	0-3 K		0-0 F7		0-1 G3-6 1B		0-1 G5-3		0-0 F8		5	0	1	0	0	1	0											
Al Martin, L OBP: 0.273, SLG: 0.452	3-2 G3-1		0-0 F9		1-0 G3-6			4-0 1B 2B BB	1-0 F8		4	1	0	0	1	0	1											
Orlando Merced, S OBP: 0.333, SLG: 0.227	1-1 HR 1B		1-1 HR 1B			0-0 G4-3 1B 2B		0-1 2B 1B			4	3	4	0	0	0	0											
Jeff King, R OBP: 0.240, SLG: 0.667	2-2 1-H HR		0-0 1-H HR			1-1 G4-3		2-2 1-3 2-H 2B			4	2	3	5	0	0	1											
Charlie Hayes, R OBP: 0.207, SLG: 0.259	1-1 G4-3		3-0 G6-3			1-0 P4		3-3 K			4	0	0	0	0	1	3											
Jay Bell, R OBP: 0.429, SLG: 0.654		2-1 G4-3		1-0 F9		3-2 1B		4-0 IBB			3	0	1	1	1	0	0											
Carlos Garcia, R OBP: 0.360, SLG: 0.565		0-3 K		1-1 G4-3		3-H F9		2-3 K			4	0	0	0	0	2	4											
18 Jason Kendall, R OBP: 0.286, SLG: 0.300		1-0 1B		0-0 F8			0-2 F7	0-3 K		3	0	1	0	0	0	0	0											
Dave Clark, L OBP: 0.429, SLG: 0.600										1	0	0	0	0	1	3												
Keith Osik, R OBP: 0.500, SLG: 0.500										0	0	0	0	0	0	0	0											
John Ericks, R Lee Hancock, L Nelson Liriano, S Jason Christiansen, R 67 Francisco Cordova, R Mark Johnson, L Dan Plesac, L Jacob Brunfield, R		0-0 G4-3			0-0 G1-3		0-0 G4-3		0-1 F9		1	0	0	0	0	0	1											
Inning Stats	R: 2 E: 0 K: 1 S: 13	H: 2 LOB: 0 BB: 0 P: 20	R: 0 E: 0 K: 1 S: 7	H: 1 LOB: 0 BB: 0 P: 10	R: 2 E: 0 K: 0 S: 6	H: 2 LOB: 0 BB: 0 P: 10	R: 0 E: 0 K: 0 S: 4	H: 0 LOB: 0 BB: 0 P: 6	R: 0 E: 0 K: 0 S: 4	H: 1 LOB: 0 BB: 0 P: 5	R: 1 E: 0 K: 0 S: 8	H: 2 LOB: 1 BB: 0 P: 14	R: 0 E: 0 K: 0 S: 6	H: 0 LOB: 0 BB: 0 P: 6	R: 1 E: 0 K: 3 S: 15	H: 2 LOB: 3 BB: 2 P: 30	R: 0 E: 0 K: 0 S: 4	H: 0 LOB: 0 BB: 0 P: 5	1B: 6 2B: 2 3B: 0 HR: 2	SF: 0 SAC: 0 DP: 1 HBP: 0	WP: 0 PB: 0 SB: 0 CS: 0	PA: 38						
PITCHER	IP	WLS	BF	H	R	ER	SO	BB	IBB	HBP	BLK	WP	HR	S	P	ERA	WHIP											
Mike Grace, R ERA: 3.86	6.0		25	8	5	5	2	0	0	0	0	0	0	6	6	0.00	0.000											
Toby Borland, R ERA: 9.82	1.0		3	0	0	0	0	0	0	0	0	0	0	6	6	0.00	0.000											
Dave Leiper, L ERA: 7.71	0.0		2	1	1	1	0	1	0	0	0	0	0	2	6	∞	∞											
Russ Springer, R ERA: 2.16	1.0		5	1	0	0	3	0	1	0	0	0	0	13	24	0.00	1.000											
Ricky Bottalico, R ERA: 6.23	1.0	S	3	0	0	0	0	0	0	0	0	0	0	4	5	0.00	0.000											

Batter	1	2	3	4	5	6	7	8	9	AB	R	H	RBI	BB	SO	LOB	TOP								
Lenny Dykstra, L OBP: 0.474, SLG: 0.700 (1, 8)	F7		G3-1			F8		FC4-6 BB		3	0	0	0	1	0	1	Philadelphia Phillies @ St. Louis Cardinals Busch Stadium, St. Louis, MO Thu Apr 11 1996, 7:05 PM CDT Att: 23,412 - Unknown - 80 F								
Mickey Morandini, L OBP: 0.466, SLG: 0.484 (1, 4)	G4-3			1B 2B			BB	FC4-6 1-2		3	1	1	0	1	0	2									
Jim Eisenreich, L OBP: 0.412, SLG: 0.375 (1, 7)	F7			F7		G1-3			CS 1B	4	0	1	0	0	0	2									
Todd Zeile, R OBP: 0.306, SLG: 0.207 (1, 5)		G5-3		G4-6-3 1B				G5-3	CS 1-2	4	0	1	1	0	1	1									
Mark Whiten, S OBP: 0.355, SLG: 0.385 (1, 9)	G4-3			G4-6-3 1-2			K		F9	4	0	0	0	0	1	1									
Benito Santiago, R OBP: 0.300, SLG: 0.536 (1, 2)	F8					K				3	0	0	0	0	2	0									
Gene Schall, R OBP: 0.474, SLG: 0.357 (1, 3)				BB		K			G1-3	2	0	0	0	1	1	0									
Kevin Stocker, S OBP: 0.233, SLG: 0.087 (1, 6)			F9			K			G6-3	3	0	0	0	0	1	1									
Terry Mulholland, R (8, PH) Pete Incaviglia, R OBP: 0.600, SLG: 0.600 Kevin Seifick, R (8, PR) Ken Ryan, R (8, 1)			K			K			E6 1B	2	0	0	0	0	2	1									
										1	0	1	0	0	0	0									
										0	0	0	0	0	0	0									
										0	0	0	0	0	0	0									
Inning Stats	R: 0 E: 0 K: 0 S: 3	H: 0 LOB: 0 BB: 0 P: 3	R: 0 E: 0 K: 0 S: 3	H: 0 LOB: 0 BB: 0 P: 3	R: 0 E: 0 K: 1 S: 5	H: 0 LOB: 1 BB: 1 P: 9	R: 1 E: 0 K: 0 S: 4	H: 2 LOB: 0 BB: 0 P: 4	R: 0 E: 0 K: 3 S: 9	H: 0 LOB: 1 BB: 1 P: 9	R: 0 E: 0 K: 2 S: 7	H: 0 LOB: 0 BB: 0 P: 7	R: 0 E: 1 K: 0 S: 4	H: 1 LOB: 2 BB: 1 P: 8	R: 0 E: 0 K: 1 S: 5	H: 1 LOB: 0 BB: 0 P: 5	1B: 3 2B: 2 3B: 0 HR: 0	SF: 0 SAC: 0 DP: 2 HBP: 0	WP: 0 PB: 0 SB: 0 CS: 1	PA: 32					
PITCHER	IP	WLS	BF	H	R	ER	SO	BB	IBB	HBP	BLK	WP	HR	S	P	ERA	WHIP								
Andy Benes, R ERA: 2.49 (1, 1)	7.2	W	27	3	1	1	7	2	0	0	0	0	0	39	47	1.17	0.652								
Tony Fossas, L ERA: 1.93 (8, 1)	0.1		3	1	0	0	0	1	0	0	0	0	0	2	6	0.00	6.000								
T.J. Mathews, R ERA: (9, 1)	1.0	S	2	0	0	0	1	0	0	0	0	0	0	4	4	0.00	0.000								

Batter	1	2	3	4	5	6	7	8	9	AB	R	H	RBI	BB	SO	LOB	BOTTOM								
Luis Altea, S OBP: 0.286, SLG: 0.308 (1, 4)	L6		G3					F7		4	0	1	0	0	0	0	Philadelphia Phillies @ St. Louis Cardinals Busch Stadium, St. Louis, MO Thu Apr 11 1996, 7:05 PM CDT Att: 23,412 - Unknown - 80 F								
Royce Clayton, R OBP: 0.317, SLG: 0.444 (1, 6)	K						K			4	0	1	0	0	3	1									
Ray Lankford, L OBP: 0.282, SLG: 0.447 (1, 8)	F7		F7						1B	4	0	1	0	0	0	1									
Ron Gant, R OBP: 0.463, SLG: 0.655 (1, 7)		HR		G4-3 SF9 2B					F9	4	2	3	1	0	0	1									
Willie McGee, S OBP: 0.300, SLG: 0.395 (1, 9)	K			G4-3					G1-6-3 1B	3	0	1	0	0	1	1									
Gary Gaetti, R OBP: 0.229, SLG: 0.303 Mark Sweeney, L OBP: 0.417, SLG: 0.400 (1, 3) (6, 3)	G3			SF9					G1-6-3 1-2	1	0	0	1	0	0	0									
Pat Borders, R OBP: 0.456, SLG: 0.591 (1, 2)				3H F9						1	0	0	0	0	0	2									
David Bell, R OBP: 0.100, SLG: 0.100 (1, 5)									G4-3	3	0	1	0	0	0	0									
Andy Benes, R OBP: 0.143, SLG: 0.143 Tony Fossas, L (8, 1) T.J. Mathews, R (9, 1)									F8	3	0	0	0	0	0	1									
									F8	3	0	0	0	0	0	0									
									G6-3	3	0	0	0	0	0	0									
Inning Stats	R: 0 E: 0 K: 1 S: 5	H: 0 LOB: 0 BB: 0 P: 5	R: 1 E: 0 K: 1 S: 7	H: 2 LOB: 1 BB: 0 P: 7	R: 0 E: 0 K: 1 S: 6	H: 1 LOB: 0 BB: 0 P: 6	R: 1 E: 0 K: 0 S: 4	H: 1 LOB: 0 BB: 0 P: 4	R: 0 E: 0 K: 0 S: 6	H: 1 LOB: 1 BB: 0 P: 6	R: 0 E: 0 K: 0 S: 4	H: 2 LOB: 1 BB: 0 P: 4	R: 0 E: 0 K: 0 S: 3	H: 0 LOB: 0 BB: 0 P: 3	R: 0 E: 0 K: 1 S: 6	H: 1 LOB: 1 BB: 0 P: 6	1B: 6 2B: 1 3B: 0 HR: 1	SF: 1 SAC: 0 DP: 1 HBP: 0	WP: 0 PB: 0 SB: 0 CS: 0	PA: 31					
PITCHER	IP	WLS	BF	H	R	ER	SO	BB	IBB	HBP	BLK	WP	HR	S	P	ERA	WHIP								
Terry Mulholland, L ERA: 4.5 Ken Ryan, R ERA: (1, 1) (8, 1)	7.0	L	27	7	2	2	4	0	0	0	0	0	0	35	35	2.57	1.000								
	1.0		4	1	0	0	1	0	0	0	0	0	0	6	6	0.00	1.000								

Batter	1	2	3	4	5	6	7	8	9	AB	R	H	RBI	BB	SO	LOB	TOP			
Lee Tinsley, S OBP: 0.182, SLG: 0.100 Pete Incaviglia, R OBP: 0.273, SLG: 0.300 Russ Springer, R (7, PH) Ricky Bottalico, L (9, 1)	G6-3		F8		G1-3		P4	K		3	0	0	0	0	0	1	Philadelphia Phillies @ St. Louis Cardinals Busch Stadium, St. Louis, MO Sat Apr 13 1996, 3:33 AM CDT Att: 28,913 - Cloudy - 48 F			
Mickey Morandini, L OBP: 0.391, SLG: 0.421 (1, 4)	FC4-6 BB			L1-3	G4-3		1B BB		G3-1	3	0	0	0	2	0	1				
Jim Eisenreich, L OBP: 0.391, SLG: 0.364 (1, 7)	FC4-6 1-2			1B BB SF8			K		G4-3	5	1	2	2	0	1	1				
Mark Whiten, S OBP: 0.333, SLG: 0.313 (1, 9)	K			SF8 1B BB			F8		K	4	0	0	0	1	3	3				
Todd Zeile, R OBP: 0.295, SLG: 0.216 (1, 5)		G6-3		1-2 2-3 1B			1B		K	4	0	2	0	0	1	0				
Mike Lieberthal, R OBP: 0.222, SLG: 0.250 (1, 2)	F9			SF8			F7		G3 1B	3	1	1	1	0	0	1				
Gene Schall, R OBP: 0.385, SLG: 0.286 (1, 3)	K			2-3 3-H 3-2 F9					G3	4	0	1	0	0	1	3				
Kevin Stocker, S OBP: 0.265, SLG: 0.115 (1, 6)			P5		G1-3 SH1-4 BB		FC1-6 1B			3	1	1	1	1	0	1				
Rich Hunter, R OBP: 0.500, SLG: 0.500 Lenny Dykstra, L (7, PH) (7, 8)			F8		SH1-4		1-3 1B BB			1	0	0	0	0	0	0				
				1-2 1B			1-3 1B 1B		1-2 1B	1	1	1	0	1	0	0				
Inning Stats	R: 0 E: 0 K: 1 S: 7	H: 0 LOB: 1 BB: 1 P: 15	R: 0 E: 0 K: 1 S: 8	H: 0 LOB: 0 BB: 0 P: 12	R: 0 E: 0 K: 0 S: 6	H: 0 LOB: 0 BB: 0 P: 10	R: 1 E: 0 K: 0 S: 17	H: 2 LOB: 2 BB: 1 P: 31	R: 0 E: 0 K: 1 S: 12	H: 1 LOB: 1 BB: 0 P: 20	R: 2 E: 0 K: 1 S: 14	H: 3 LOB: 2 BB: 1 P: 24	R: 1 E: 0 K: 2 S: 17	H: 2 LOB: 2 BB: 1 P: 29	R: 0 E: 0 K: 1 S: 8	H: 0 LOB: 0 BB: 0 P: 10	1B: 8 2B: 0 3B: 0 HR: 0	SF: 1 SAC: 1 DP: 0 HBP: 0	WP: 0 PB: 0 SB: 1 CS: 0	PA: 40
PITCHER	IP WLS BF H R ER SO	IP WLS BF H R ER SO	IP WLS BF H R ER SO	IP WLS BF H R ER SO	IP WLS BF H R ER SO	IP WLS BF H R ER SO	IP WLS BF H R ER SO	IP WLS BF H R ER SO	IP WLS BF H R ER SO	IP WLS BF H R ER SO	IP WLS BF H R ER SO	IP WLS BF H R ER SO	IP WLS BF H R ER SO	IP WLS BF H R ER SO	IP WLS BF H R ER SO	IP WLS BF H R ER SO	ERA WHIP	ERA WHIP		
Todd Stottlemyre, R ERA: 2.7	5.0	20	2	1	1	2	3	0	0	0	0	0	0	0	0	0	0	1.80	1.000	
Jeff Parrett, R ERA: 3.0	1.1	6	2	1	1	1	0	0	0	0	0	0	0	0	0	0	0	6.75	1.500	
Tony Fossas, L ERA: 3.38	0.2	L	5	2	1	1	1	0	0	0	0	0	0	0	0	0	0	13.50	4.500	
Cory Bailey, R ERA: 3.12	0.2		4	2	1	1	1	0	0	0	0	0	0	0	0	0	0	13.50	3.000	
Rick Honeycutt, L ERA: 6.0	0.1		2	0	0	0	1	0	1	0	0	0	0	0	0	0	0	0.00	0.000	

Batter	1	2	3	4	5	6	7	8	9	AB	R	H	RBI	BB	SO	LOB	BOTTOM			
Luis Altea, S OBP: 0.288, SLG: 0.306 (1, 4)	P3		1B 1B		1B		L3		F9	5	0	2	0	0	0	2	Philadelphia Phillies @ St. Louis Cardinals Busch Stadium, St. Louis, MO Sat Apr 13 1996, 3:33 AM CDT Att: 28,913 - Cloudy - 48 F			
Royce Clayton, R OBP: 0.314, SLG: 0.422 (1, 6)	K		1B FC1-2 1B		K		K		1B BB	4	0	1	0	1	3	1				
Ray Lankford, L OBP: 0.354, SLG: 0.630 (1, 8)	G4-3		FC1-2 1-3 2-H 3-H 2-2 1B		F8				BB 2B	5	0	3	1	0	0	1				
Ron Gant, R OBP: 0.449, SLG: 0.611 (1, 7)		G6-3	FC1-2				P4		BB BB	3	0	0	0	1	0	2				
Willie McGee, S OBP: 0.295, SLG: 0.381 (1, 9)		F9	G3				1B		K	4	0	1	0	0	1	4				
John Mabry, L OBP: 0.200, SLG: 0.389 (7, 5) Tony Fossas, L (8, 5) Cory Bailey, R (8, 5) Rick Honeycutt, L (8, 5) Terry Bradshaw, L (8, PH) Dennis Eckersley, R (9, 1)					G1-3		F7		BB BB	3	0	1	0	0	0	1				
Danny Sheaffer, R OBP: 0.292, SLG: 0.318 (1, 2)	F8				G5-3		K		F7	4	0	0	0	0	1	5				
David Bell, R OBP: 0.235, SLG: 0.375 Pat Borders, R (9, PH)			HR		K		L3 1B		K	3	1	2	1	0	1	0				
Todd Stottlemyre, L OBP: 0.625, SLG: 0.571 Tom Urtani, L OBP: 0.167, SLG: 0.167 Jeff Parrett, R (6, 1) Mark Sweeney, L OBP: 0.471, SLG: 0.385 (7, 3)			1B 1B 1B				F9		1B BB BB	1	1	1	0	0	0	0				
										1	0	0	0	0	0	0				
Inning Stats	R: 0 E: 0 K: 1 S: 8	H: 0 LOB: 0 BB: 0 P: 12	R: 0 E: 0 K: 0 S: 6	H: 1 LOB: 1 BB: 0 P: 10	R: 2 E: 0 K: 0 S: 16	H: 5 LOB: 2 BB: 0 P: 26	R: 0 E: 0 K: 1 S: 9	H: 0 LOB: 0 BB: 0 P: 14	R: 0 E: 0 K: 1 S: 7	H: 1 LOB: 1 BB: 0 P: 10	R: 0 E: 0 K: 0 S: 11	H: 1 LOB: 0 BB: 0 P: 18	R: 0 E: 0 K: 2 S: 11	H: 1 LOB: 3 BB: 2 P: 23	R: 0 E: 0 K: 1 S: 10	H: 1 LOB: 2 BB: 2 P: 21	1B: 9 2B: 2 3B: 0 HR: 1	SF: 0 SAC: 0 DP: 1 HBP: 0	WP: 0 PB: 0 SB: 0 CS: 0	PA: 39
PITCHER	IP WLS BF H R ER SO	IP WLS BF H R ER SO	IP WLS BF H R ER SO	IP WLS BF H R ER SO	IP WLS BF H R ER SO	IP WLS BF H R ER SO	IP WLS BF H R ER SO	IP WLS BF H R ER SO	IP WLS BF H R ER SO	IP WLS BF H R ER SO	IP WLS BF H R ER SO	IP WLS BF H R ER SO	IP WLS BF H R ER SO	IP WLS BF H R ER SO	IP WLS BF H R ER SO	IP WLS BF H R ER SO	ERA WHIP	ERA WHIP		
Rich Hunter, R ERA: 5.06	6.0	W	25	8	2	2	4	0	0	0	0	0	0	0	0	0	3.00	1.333		
Russ Springer, R ERA: 1.74	2.0		9	2	0	0	2	2	0	0	0	0	0	0	0	0	0.00	2.000		
Ricky Bottalico, R ERA: 5.06	1.0	S	5	1	0	0	1	2	0	0	0	0	0	0	0	0	0.00	3.000		



Batter	1	2	3	4	5	6	7	8	9	AB	R	H	RBI	BB	SO	LOB	TOP								
Lenny Dykstra, L OBP: 0.510, SLG: 0.667										2	1	0	1	2	0	0									
Mickey Morandini, L OBP: 0.373, SLG: 0.395										5	1	1	0	0	0	5									
Jim Eisenreich, L OBP: 0.357, SLG: 0.346										4	0	1	1	0	0	0									
Mark Whiten, S OBP: 0.364, SLG: 0.294										2	1	0	0	3	1	1									
Todd Zeile, R OBP: 0.306, SLG: 0.262										5	1	2	2	0	1	3									
Benito Santiago, R OBP: 0.282, SLG: 0.444										4	1	0	0	1	1	5									
Gene Schall, R OBP: 0.433, SLG: 0.273										1	0	0	0	3	0	0									
Steve Frey, R OBP: 0.273, SLG: 0.273										0	0	0	0	0	0	0									
Ken Ryan, R OBP: 0.250, SLG: 0.273										0	0	0	0	0	0	0									
Pete Incaviglia, R OBP: 0.263, SLG: 0.138										3	0	1	1	0	0	6									
Lee Tinsley, S OBP: 0.167, SLG: 0.091										1	0	0	0	0	1	0									
Sid Fernandez, L OBP: 0.286, SLG: 0.429										3	0	1	0	0	1	1									
Toby Borland, R OBP: 0.333, SLG: 1.000										0	0	0	0	0	0	0									
Inning Stats	R: 2 E: 1 K: 0 S: 16	H: 2 LOB: 3 BB: 3 P: 35	R: 0 E: 0 K: 1 S: 7	H: 0 LOB: 0 BB: 0 P: 9	R: 3 E: 0 K: 0 S: 17	H: 2 LOB: 3 BB: 3 P: 36	R: 0 E: 0 K: 1 S: 11	H: 0 LOB: 1 BB: 1 P: 21	R: 0 E: 0 K: 0 S: 6	H: 1 LOB: 2 BB: 1 P: 13	R: 0 E: 1 K: 0 S: 10	H: 1 LOB: 3 BB: 1 P: 19	R: 0 E: 0 K: 0 S: 4	H: 0 LOB: 0 BB: 0 P: 8	R: 0 E: 0 K: 1 S: 5	H: 0 LOB: 0 BB: 0 P: 7	R: 0 E: 0 K: 3 S: 11	H: 0 LOB: 0 BB: 0 P: 14	1B: 5 2B: 1 3B: 0 HR: 0	SF: 2 SAC: 0 DP: 0 HBP: 1	WP: 0 PB: 0 SB: 3 CS: 0	PA: 44			
PITCHER	IP	WLS	BF	H	R	ER	SO	BB	IBB	HBP	BLK	WP	HR	S	P	ERA	WHIP								
Brian Barber, R ERA: 15.0	(1, 1)	3.0	20	4	5	5	1	6	0	1	0	0	0	40	80	15.00	3.333								
Jeff Parrett, R ERA: 2.35	(4, 1)	1.2	8	1	0	0	1	2	0	0	0	0	0	16	32	0.00	1.800								
Tony Fossas, L ERA: 3.15	(5, 1)	0.1	3	1	0	0	0	0	0	0	0	0	0	5	10	0.00	3.000								
T.J. Mathews, R ERA:	(6, 1)	3.0	W 10	0	0	0	1	1	0	0	0	0	0	15	26	0.00	0.333								
Dennis Eckersley, R ERA:	(9, 1)	1.0	S 3	0	0	0	3	0	0	0	0	0	0	11	14	0.00	0.000								

Philadelphia Phillies @ St. Louis Cardinals
 Busch Stadium, St. Louis, MO
 Sun Apr 14 1996, 3:33 AM CDT
 Att: 27,545 - Sunny - 57 F

AB 32
 R 5
 H 6
 RBI 5
 BB 9
 SO 6
 LOB 21



Batter	1	2	3	4	5	6	7	8	9	AB	R	H	RBI	BB	SO	LOB	BOTTOM								
Aaron Holbert, R OBP: 0.283, SLG: 0.300										3	0	0	0	0	0	2									
Luis Alicea, S OBP: 0.283, SLG: 0.300										1	0	0	0	0	0	0									
Royce Clayton, R OBP: 0.327, SLG: 0.458										3	1	1	2	1	0	0									
Ray Lankford, L OBP: 0.346, SLG: 0.612										3	1	1	1	0	1	0									
Ron Gant, R OBP: 0.453, SLG: 0.579										2	1	0	0	2	1	0									
Willie McGee, S OBP: 0.313, SLG: 0.413										4	1	2	2	0	0	1									
Pat Borders, R OBP: 0.419, SLG: 0.516										4	0	2	1	0	2	1									
David Bell, R OBP: 0.238, SLG: 0.350										4	0	1	0	0	1	2									
Danny Sheaffer, R OBP: 0.286, SLG: 0.280										3	1	0	0	1	0	3									
Brian Barber, R ERA: 15.0	(1, 1)									0	0	0	0	0	0	0									
Terry Bradshaw, L ERA: 4.32	(3, PH)									1	1	0	0	0	0	0									
Jeff Parrett, R ERA: 2.35	(4, 1)									1	0	0	0	0	0	1									
Tony Fossas, L ERA: 3.15	(5, 1)									0	0	0	0	0	0	0									
T.J. Mathews, R ERA:	(6, 1)									1	0	0	0	0	0	0									
Dennis Eckersley, R ERA:	(9, 1)									0	0	0	0	0	0	0									
Inning Stats	R: 0 E: 0 K: 1 S: 8	H: 0 LOB: 0 BB: 0 P: 13	R: 0 E: 0 K: 3 S: 11	H: 1 LOB: 1 BB: 0 P: 14	R: 3 E: 0 K: 0 S: 22	H: 2 LOB: 1 BB: 2 P: 39	R: 0 E: 0 K: 1 S: 7	H: 1 LOB: 1 BB: 0 P: 12	R: 3 E: 0 K: 0 S: 16	H: 4 LOB: 2 BB: 1 P: 31	R: 0 E: 0 K: 0 S: 6	H: 0 LOB: 0 BB: 1 P: 14	R: 0 E: 0 K: 0 S: 7	H: 0 LOB: 0 BB: 0 P: 9	R: 0 E: 0 K: 1 S: 7	H: 0 LOB: 0 BB: 0 P: 11	1B: 6 2B: 1 3B: 1 HR: 0	SF: 1 SAC: 0 DP: 0 HBP: 0	WP: 0 PB: 0 SB: 0 CS: 1	PA: 36					
PITCHER	IP	WLS	BF	H	R	ER	SO	BB	IBB	HBP	BLK	WP	HR	S	P	ERA	WHIP								
Sid Fernandez, L ERA: 4.32	(1, 1)	4.2	L 23	6	6	6	5	3	0	0	0	0	0	8	14	0.00	6.000								
Toby Borland, R ERA: 10.8	(5, 1)	0.1	3	2	0	0	0	0	0	0	0	0	0	8	14	0.00	6.000								
Steve Frey, L ERA:	(6, 1)	1.1	4	0	0	0	0	1	0	0	0	0	0	8	17	0.00	0.750								
Ken Ryan, R ERA:	(7, 1)	1.2	5	0	0	0	1	0	0	0	0	0	0	12	17	0.00	0.000								

Philadelphia Phillies @ St. Louis Cardinals
 Busch Stadium, St. Louis, MO
 Sun Apr 14 1996, 3:33 AM CDT
 Att: 27,545 - Sunny - 57 F

AB 30
 R 6
 H 8
 RBI 6
 BB 4
 SO 6
 LOB 10



Batter	1	2	3	4	5	6	7	8	9	AB	R	H	RBI	BB	SO	LOB	TOP					
Lenny Dykstra, L OBP: 0.500, SLG: 0.732										5	1	2	1	0	0	0	Philadelphia Phillies @ Montreal Expos Olympic Stadium, Montreal, QB Tue Apr 16 1996, 7:05 PM EDT Att: 8,510 - Dome					
Mickey Morandini, L OBP: 0.375, SLG: 0.458										5	1	2	1	0	1	1						
Jim Eisenreich, L OBP: 0.333, SLG: 0.323										5	0	1	0	0	0	2						
Mark Whiten, S OBP: 0.367, SLG: 0.333										5	2	2	0	0	2	2						
Todd Zeile, R OBP: 0.321, SLG: 0.304										4	1	2	0	0	0	1						
Benito Santiago, R OBP: 0.302, SLG: 0.525										4	1	2	3	0	0	1						
Gene Schall, R OBP: 0.382, SLG: 0.231										4	0	0	1	0	1	2						
Kevin Stocker, S OBP: 0.286, SLG: 0.129										2	0	0	0	2	1	0						
Mike Grace, R OBP: 0.222, SLG: 0.125										3	0	0	0	0	3	4						
Ken Ryan, R										0	0	0	0	0	0	0						
Lee Tinsley, S OBP: 0.154, SLG: 0.083										1	0	0	0	0	1	0						
Dave Leiper, L										0	0	0	0	0	0	0						
Russ Springer, R										0	0	0	0	0	0	0						
Inning Stats	R: 5 E: 0 K: 1 S: 10	H: 5 LOB: 0 BB: 0 P: 10	R: 0 E: 0 K: 1 S: 6	H: 1 LOB: 1 BB: 0 P: 6	R: 1 E: 0 K: 1 S: 7	H: 2 LOB: 2 BB: 1 P: 11	R: 0 E: 0 K: 1 S: 6	H: 1 LOB: 1 BB: 0 P: 6	R: 0 E: 0 K: 2 S: 8	H: 1 LOB: 2 BB: 1 P: 12	R: 0 E: 0 K: 0 S: 3	H: 0 LOB: 0 BB: 0 P: 3	R: 0 E: 0 K: 1 S: 5	H: 0 LOB: 0 BB: 0 P: 5	R: 0 E: 0 K: 1 S: 5	H: 0 LOB: 0 BB: 0 P: 5	1B: 5 2B: 3 3B: 0 HR: 3	SF: 0 SAC: 0 DP: 0 HBP: 0	WP: 1 PB: 0 SB: 1 CS: 0	PA: 40		
PITCHER	IP WLS BF H R ER SO BB IBB HBP BLK WP HR S P ERA WHIP																					
Jose Paniagua, R ERA: 5.25	(1, 1) 2.0 12 6 5 5 2 0 0 0 0 0 3 16 16 22.50 3.000																					
Omar Daal, L ERA: 2.51	(3, 1) 2.0 10 3 1 1 2 0 1 0 0 0 0 13 17 4.50 1.500																					
Barry Manuel, R ERA: 1.74	(5, 1) 2.0 9 2 0 0 3 0 1 0 0 1 0 14 18 0.00 1.000																					
Tim Scott, R ERA:	(7, 1) 2.0 6 0 0 0 1 0 0 0 0 0 0 8 8 0.00 0.000																					
Mel Rojas, R ERA:	(9, 1) 1.0 W 3 0 0 0 1 0 0 0 0 0 0 5 5 0.00 0.000																					
Batter	1	2	3	4	5	6	7	8	9	AB	R	H	RBI	BB	SO	LOB	BOTTOM					
Mark Grudzielanek, R OBP: 0.389, SLG: 0.460										5	1	2	0	0	0	0	Philadelphia Phillies @ Montreal Expos Olympic Stadium, Montreal, QB Tue Apr 16 1996, 7:05 PM EDT Att: 8,510 - Dome					
Mike Lansing, R OBP: 0.517, SLG: 0.560										3	0	0	0	0	0	1						
Rondell White, R OBP: 0.267, SLG: 0.386										4	0	0	0	1	0	2						
Moises Alou, R OBP: 0.368, SLG: 0.556										5	1	2	2	0	2	3						
David Segui, S OBP: 0.378, SLG: 0.333										4	1	1	0	0	0	2						
Henry Rodriguez, L OBP: 0.310, SLG: 0.600										4	2	2	0	0	1	0						
Darrin Fletcher, L OBP: 0.342, SLG: 0.471										4	1	1	0	0	1	3						
Shane Andrews, R OBP: 0.379, SLG: 0.630										3	1	2	4	1	0	1						
Jose Paniagua, R F.P. Santiago, S Omar Daal, L Dave Leiper, R Barry Manuel, R Lenny Robinson, R Tim Scott, R Sherman Osando, R Mel Rojas, R										0	0	0	0	0	0	0						
Inning Stats	R: 0 E: 0 K: 0 S: 3	H: 0 LOB: 0 BB: 0 P: 3	R: 2 E: 1 K: 0 S: 5	H: 2 LOB: 1 BB: 1 P: 9	R: 0 E: 0 K: 1 S: 5	H: 0 LOB: 2 BB: 1 P: 10	R: 0 E: 0 K: 0 S: 4	H: 1 LOB: 0 BB: 0 P: 4	R: 0 E: 0 K: 0 S: 6	H: 1 LOB: 1 BB: 0 P: 6	R: 4 E: 1 K: 0 S: 7	H: 3 LOB: 0 BB: 0 P: 7	R: 0 E: 0 K: 0 S: 3	H: 0 LOB: 0 BB: 0 P: 3	R: 0 E: 0 K: 3 S: 10	H: 1 LOB: 1 BB: 0 P: 10		R: 1 E: 0 K: 0 S: 4	H: 2 LOB: 1 BB: 0 P: 4	1B: 5 2B: 3 3B: 0 HR: 2	SF: 0 SAC: 1 DP: 0 HBP: 1	WP: 0 PB: 0 SB: 3 CS: 0
PITCHER	IP WLS BF H R ER SO BB IBB HBP BLK WP HR S P ERA WHIP																					
Mike Grace, R ERA: 4.74	(1, 1) 5.0 26 7 6 4 2 2 0 0 0 0 2 27 36 7.20 1.800																					
Ken Ryan, R ERA:	(6, 1) 2.0 6 0 0 0 0 0 0 0 0 0 0 6 6 0.00 0.000																					
Dave Leiper, L ERA: 6.75	(8, 1) 0.2 2 0 0 0 2 0 0 0 0 0 0 6 6 0.00 0.000																					
Russ Springer, R ERA: 2.38	(8, 1) 1.0 L 6 3 1 1 1 0 0 0 0 0 0 8 8 9.00 3.000																					
Philadelphia Phillies																	AB 38 R 6 H 11 RBI 6 BB 2 SO 9 LOB 13					
Montreal Expos																						

Batter	1	2	3	4	5	6	7	8	9	AB	R	H	RBI	BB	SO	LOB	TOP										
Luis Altea, S OBP: 0.301, SLG: 0.303										3	0	0	0	1	1	3	St. Louis Cardinals @ Philadelphia Phillies Veterans Stadium, Philadelphia, PA Fri Apr 19 1996, 7:05 PM EDT Att: 25,614 - Cloudy - 70 F										
Royce Clayton, R OBP: 0.366, SLG: 0.500										4	0	2	1	1	0	3											
Ray Lankford, L OBP: 0.329, SLG: 0.576										5	0	0	0	0	3	4											
Ron Gant, R OBP: 0.431, SLG: 0.547										3	0	1	0	1	0	1											
Brian Jordan, R OBP: 0.278, SLG: 0.353										3	0	0	0	1	1	2											
Gary Cantel, R T.J. Mathews, R Rick Honeycutt, L Mark Sweeney, L Cory Bailey, R Dennis Eckersley, R										3	0	1	0	0	0	2											
John Mabry, L OBP: 0.304, SLG: 0.353										4	1	2	0	0	0	1											
Danny Sheaffer, R OBP: 0.333, SLG: 0.344										3	0	2	0	0	0	1											
Mark Petkovsek, R Pat Borders, R Tony Fossas, L David Bell, R										1	0	0	0	0	0	1											
Inning Stats	R: 0 H: 0 E: 0 K: 2 S: 11	H: 0 LOB: 1 BB: 1 P: 19	R: 0 H: 0 E: 0 K: 0 S: 7	H: 0 LOB: 0 BB: 0 P: 10	R: 0 H: 1 E: 0 K: 0 S: 6	H: 1 LOB: 1 BB: 0 P: 7	R: 0 H: 1 E: 0 K: 0 S: 5	H: 1 LOB: 1 BB: 0 P: 9	R: 0 H: 2 E: 0 K: 1 S: 16	H: 2 LOB: 2 BB: 0 P: 23	R: 0 H: 0 E: 0 K: 0 S: 8	H: 0 LOB: 2 BB: 2 P: 18	R: 0 H: 1 E: 0 K: 0 S: 7	H: 1 LOB: 2 BB: 1 P: 15	R: 0 H: 1 E: 0 K: 2 S: 12	H: 1 LOB: 1 BB: 0 P: 15		R: 1 H: 2 E: 0 K: 2 S: 12	H: 2 LOB: 2 BB: 1 P: 23	1B: 6 2B: 4 3B: 0 HR: 0	SF: 0 SAC: 1 DP: 2 HBP: 1	WP: 0 PB: 0 SB: 0 CS: 1	PA: 39				
PITCHER	IP	WLS	BF	H	R	ER	SO	BB	IBB	HBP	BLK	WP	HR	S	P	ERA	WHIP										
Rich Hunter, R ERA: 3.06	7.0		29	5	0	0	3	4	0	1	0	0	0	60	101	0.00	1.286										
Russ Springer, R ERA: 2.77	1.2	L	9	3	1	1	3	1	0	0	0	0	0	20	32	5.40	2.400										
Dave Leiper, L ERA: 9.64	0.1		1	0	0	0	1	0	0	0	0	0	0	4	6	0.00	0.000										

Batter	1	2	3	4	5	6	7	8	9	AB	R	H	RBI	BB	SO	LOB	BOTTOM										
Lenny Dykstra, L OBP: 0.515, SLG: 0.778										4	0	2	0	0	0	0	St. Louis Cardinals @ Philadelphia Phillies Veterans Stadium, Philadelphia, PA Fri Apr 19 1996, 7:05 PM EDT Att: 25,614 - Cloudy - 70 F										
Mickey Morandini, L OBP: 0.397, SLG: 0.400										4	0	0	0	0	0	4											
Jim Eisenreich, L OBP: 0.316, SLG: 0.306										4	0	1	0	0	1	2											
Todd Zeile, R OBP: 0.343, SLG: 0.424										3	0	1	0	1	0	0											
Mark Whiten, S OBP: 0.365, SLG: 0.360										3	0	0	0	1	2	3											
Bento Santiago, R OBP: 0.298, SLG: 0.519										3	0	0	0	1	0	1											
Mike Lieberthal, R OBP: 0.273, SLG: 0.368										4	0	0	0	0	2	1											
Kevin Stocker, S OBP: 0.377, SLG: 0.263										3	0	2	0	1	0	0											
Rich Hunter, R Jon Zuber, L Russ Springer, R Dave Leiper, L Lee Tinsley, S										1	0	0	0	1	1	1											
Inning Stats	R: 0 H: 1 E: 0 K: 1 S: 12	H: 1 LOB: 1 BB: 0 P: 13	R: 0 H: 1 E: 0 K: 1 S: 9	H: 1 LOB: 0 BB: 0 P: 13	R: 0 H: 0 E: 0 K: 0 S: 6	H: 0 LOB: 0 BB: 0 P: 9	R: 0 H: 1 E: 0 K: 1 S: 12	H: 1 LOB: 1 BB: 1 P: 22	R: 0 H: 1 E: 0 K: 1 S: 10	H: 1 LOB: 2 BB: 1 P: 18	R: 0 H: 0 E: 0 K: 1 S: 6	H: 0 LOB: 0 BB: 0 P: 8	R: 0 H: 1 E: 0 K: 1 S: 8	H: 1 LOB: 2 BB: 1 P: 14	R: 0 H: 0 E: 0 K: 1 S: 10	H: 0 LOB: 1 BB: 1 P: 18		R: 0 H: 1 E: 0 K: 2 S: 9	H: 1 LOB: 0 BB: 0 P: 11	1B: 6 2B: 0 3B: 0 HR: 0	SF: 0 SAC: 0 DP: 1 HBP: 0	WP: 0 PB: 0 SB: 0 CS: 0	PA: 36				
PITCHER	IP	WLS	BF	H	R	ER	SO	BB	IBB	HBP	BLK	WP	HR	S	P	ERA	WHIP										
Mark Petkovsek, R ERA: 2.0	4.0		16	3	0	0	3	2	0	0	0	0	0	39	66	0.00	1.250										
Tony Fossas, L ERA: 2.0	1.0		5	1	0	0	0	1	0	0	0	0	0	10	18	0.00	2.000										
T.J. Mathews, R ERA: 3.0	1.2		7	1	0	0	2	1	0	0	0	0	0	11	17	0.00	1.200										
Rick Honeycutt, L ERA: 3.0	0.1		1	0	0	0	0	0	0	0	0	0	0	3	5	0.00	0.000										
Cory Bailey, R ERA: 2.38	1.0	W	4	0	0	0	1	1	0	0	0	0	0	10	18	0.00	1.000										

Batter	1	2	3	4	5	6	7	8	9	AB	R	H	RBI	BB	SO	LOB	TOP										
Royce Clayton, R OBP: 0.363, SLG: 0.478 (1, 6)	3-3 K		0-2 L9			2-3 K			4-2 SH3 1B BB	3	1	0	0	1	2	0											
Pat Borders, R OBP: 0.405, SLG: 0.476 (1, 2)	2-2 F8			0-2 FC6-4 1B		1-2 G5-3			1-1 SH3	3	0	1	0	0	0	0											
Willie McGee, S OBP: 0.321, SLG: 0.396 (1, 9)	0-0 CS 1B			1-1 FC6-4 1-2		1-3 K			4-2 1B BB	3	0	1	0	1	1	1											
Ron Gant, R OBP: 0.421, SLG: 0.518 (1, 7)	1-1 CS 1-2	4-1 BB		0-0 L7			0-1 F8		3-3 K	3	0	0	0	1	1	3											
Brian Jordan, R OBP: 0.273, SLG: 0.333 (1, 8)		1-3 K		3-3 K			2-3 K		0-1 K	4	0	1	1	0	3	2											
Gary Gaetti, R OBP: 0.231, SLG: 0.340 (1, 5)		1-1 F7			1-0 L7				1-1 F9	3	0	0	0	0	0	1											
John Mabry, L OBP: 0.305, SLG: 0.352 (1, 3)		0-2 G4-3			2-2 FC6-4 1B				1-3 K	3	0	1	0	0	1	1											
David Bell, R OBP: 0.265, SLG: 0.344 (1, 4)			0-1 F9		1-2 FC6-4 1-2				2-3 K	3	0	0	0	0	1	1											
Alan Benes, R OBP: 0.286, SLG: 0.344 (1, 1)			0-3 K		0-3 K				1-3 K	3	0	0	0	0	3	1											
Dennis Eckersley, R (9, 1)										0	0	0	0	0	0	0											
Inning Stats	R: 0 E: 0 K: 1 S: 11	H: 1 LOB: 0 BB: 0 P: 17	R: 0 E: 0 K: 1 S: 10	H: 0 LOB: 1 BB: 1 P: 16	R: 0 E: 0 K: 1 S: 8	H: 0 LOB: 0 BB: 0 P: 8	R: 0 E: 0 K: 1 S: 9	H: 1 LOB: 1 BB: 0 P: 13	R: 0 E: 0 K: 1 S: 11	H: 1 LOB: 1 BB: 0 P: 15	R: 0 E: 0 K: 1 S: 7	H: 0 LOB: 0 BB: 0 P: 10	R: 0 E: 0 K: 3 S: 9	H: 0 LOB: 0 BB: 0 P: 13	R: 1 E: 0 K: 1 S: 14	H: 1 LOB: 2 BB: 2 P: 26	1B: 4 2B: 0 3B: 0 HR: 0	SF: 0 SAC: 1 DP: 0 HBP: 0	WP: 0 PB: 0 SB: 0 CS: 1	PA: 33							
PITCHER	IP	WLS	BF	H	R	ER	SO	BB	IBB	HBP	BLK	WP	HR	S	P	ERA	WHIP										
Sid Fernandez, L ERA: 2.92 (1, 1)	8.0		27	3	0	0	11	1	0	0	0	0	0	76	107	0.00	0.500										
Ricky Bottalico, R ERA: 4.5 (9, 1)	1.0	L	5	1	1	1	1	2	0	0	0	0	0	14	26	9.00	3.000										

St. Louis Cardinals @ Philadelphia Phillies
Veterans Stadium, Philadelphia, PA
Sat Apr 20 1996, 7:05 PM EDT
Att: 23,630 - Unknown - 69 F


AB 28
R 1
H 4
RBI 1
BB 3
SO 12
LOB 10



Batter	1	2	3	4	5	6	7	8	9	AB	R	H	RBI	BB	SO	LOB	BOTTOM										
Lenny Dykstra, L OBP: 0.496, SLG: 0.724 (1, 8)	2-1 G3		1-1 G3-1			0-1 L7			1-2 G1-3	4	0	0	0	0	0	1											
Mickey Morandini, L OBP: 0.391, SLG: 0.391 (1, 4)	3-2 G4-3			3-2 L8		0-1 G6-3			0-0 F8 1B	4	0	1	0	0	0	0											
Jim Eisenreich, L OBP: 0.286, SLG: 0.275 (1, 7)	0-0 G3			1-3 K		2-1 G3-1			2-0 F8	4	0	0	0	0	1	1											
Todd Zeile, R OBP: 0.338, SLG: 0.403 (1, 5)		1-3 K		3-1 G5-3			4-2 FC6-4 G1-3 BB		2-1 P5	3	0	0	0	1	1	1											
Mark Whiten, S OBP: 0.358, SLG: 0.352 (1, 9)		2-3 K			1-0 E G4-3 1B		2-2 G1-3		1-3 K	4	0	1	0	0	2	1											
Benito Santiago, R OBP: 0.295, SLG: 0.491 (1, 2)		3-2 P2			1-3 K		4-2 FC6-4 BB		0-0 P2	3	0	0	0	1	1	1											
Jon Zuber, L (1, 3)			0-3 K		0-1 G4-3		0-1 FC6-4 BB		1-2 G6-3	4	0	0	0	0	1	3											
Kevin Stocker, S OBP: 0.411, SLG: 0.263 (1, 6)			2-1 SH2-4 HBP		4-2 BB		4-0 BB		1-2 BB	0	0	0	0	2	0	0											
Sid Fernandez, L ERA: 2.42 (1, 1)	8.0	W	31	2	0	0	5	4	0	1	0	0	0	69	118	0.00	0.750										
Dennis Eckersley, R ERA: (9, 1)	1.0	S	3	0	0	0	1	0	0	0	0	0	0	9	11	0.00	0.000										
PITCHER	IP	WLS	BF	H	R	ER	SO	BB	IBB	HBP	BLK	WP	HR	S	P	ERA	WHIP										
Alan Benes, R ERA: (1, 1)	8.0		31	2	0	0	5	4	0	1	0	0	0	69	118	0.00	0.750										
Dennis Eckersley, R ERA: (9, 1)	1.0	S	3	0	0	0	1	0	0	0	0	0	0	9	11	0.00	0.000										
Inning Stats	R: 0 E: 0 K: 0 S: 8	H: 0 LOB: 0 BB: 0 P: 13	R: 0 E: 0 K: 2 S: 9	H: 0 LOB: 0 BB: 0 P: 15	R: 0 E: 0 K: 1 S: 7	H: 0 LOB: 1 BB: 0 P: 11	R: 0 E: 0 K: 1 S: 8	H: 0 LOB: 0 BB: 0 P: 15	R: 0 E: 0 K: 1 S: 12	H: 1 LOB: 2 BB: 1 P: 18	R: 0 E: 0 K: 0 S: 6	H: 0 LOB: 0 BB: 0 P: 8	R: 0 E: 0 K: 0 S: 12	H: 0 LOB: 3 BB: 3 P: 26	R: 0 E: 0 K: 0 S: 7	H: 1 LOB: 1 BB: 0 P: 12	R: 0 E: 0 K: 1 S: 9	H: 0 LOB: 0 BB: 0 P: 11	1B: 2 2B: 0 3B: 0 HR: 0	SF: 0 SAC: 1 DP: 0 HBP: 1	WP: 0 PB: 0 SB: 0 CS: 0	PA: 34					

St. Louis Cardinals @ Philadelphia Phillies
Veterans Stadium, Philadelphia, PA
Sat Apr 20 1996, 7:05 PM EDT
Att: 23,630 - Unknown - 69 F

AB 28
R 0
H 2
RBI 0
BB 4
SO 6
LOB 13



Batter	1	2	3	4	5	6	7	8	9	AB	R	H	RBI	BB	SO	LOB	TOP			
Luis Altea, S OBP: 0.289, SLG: 0.290	L8		SH1-3		G3			P8		3	0	0	0	0	0	0	St. Louis Cardinals @ Philadelphia Phillies Veterans Stadium, Philadelphia, PA Sun Apr 21 1996, 3:33 AM EDT Att: 32,896 - Cloudy - 75 F			
Royce Clayton, R OBP: 0.369, SLG: 0.479	1B		G4-3			G1-3		1B		4	0	2	1	0	0					
Willie McGee, S OBP: 0.317, SLG: 0.386	K		G3			G6-3		1B		4	0	1	0	0	1					
Ray Lankford, L OBP: 0.311, SLG: 0.543	K				F7			K		4	0	0	0	0	3					
Brian Jordan, R OBP: 0.269, SLG: 0.320		G5-3					F9		F7	4	0	1	0	0	0					
Gary Gaetti, R OBP: 0.250, SLG: 0.370		G5-3			P4		E8	1B	2B	4	1	2	0	0	0	1				
John Mabry, L OBP: 0.353, SLG: 0.368 Miguel Mejia, R (9, PR)					K2-3		G4-6-3	1B	1B	3	0	2	1	1	1	1				
Pat Borders, R OBP: 0.370, SLG: 0.435							G4-6-3	1B	1B	4	0	0	0	0	1	4				
Andy Benes, R OBP: 0.200, SLG: 0.300 Tony Fossas, L (7, 1)								G4-3		2	1	1	0	0	1	0				
Mark Sweeney, L OBP: 0.435, SLG: 0.368 Jeff Parrett, R (8, 1)			SH1-3							0	0	0	0	0	0	0				
Ron Gant, R OBP: 0.416, SLG: 0.509 Ron Gant, R (9, PH)			G4-3							1	0	0	0	0	1	2				
Inning Stats	R: 0 E: 0 K: 2 S: 11	H: 1 LOB: 1 BB: 0 P: 16	R: 0 E: 0 K: 1 S: 7	H: 0 LOB: 1 BB: 1 P: 12	R: 1 E: 0 K: 0 S: 9	H: 1 LOB: 0 BB: 0 P: 12	R: 0 E: 0 K: 1 S: 8	H: 1 LOB: 1 BB: 0 P: 13	R: 0 E: 0 K: 1 S: 5	H: 0 LOB: 0 BB: 0 P: 10	R: 1 E: 0 K: 0 S: 8	H: 2 LOB: 2 BB: 0 P: 11	R: 0 E: 0 K: 1 S: 10	H: 2 LOB: 2 BB: 0 P: 16	R: 0 E: 0 K: 1 S: 11	H: 2 LOB: 2 BB: 0 P: 17	1B: 7 2B: 2 3B: 0 HR: 0	SF: 0 SAC: 1 DP: 1 HBP: 0	WP: 0 PB: 0 SB: 0 CS: 0	PA: 36
PITCHER	IP WLS BF H R ER SO BB IBB HBP BLK WP HR S P ERA WHIP	IP WLS BF H R ER SO BB IBB HBP BLK WP HR S P ERA WHIP	IP WLS BF H R ER SO BB IBB HBP BLK WP HR S P ERA WHIP	IP WLS BF H R ER SO BB IBB HBP BLK WP HR S P ERA WHIP	IP WLS BF H R ER SO BB IBB HBP BLK WP HR S P ERA WHIP	IP WLS BF H R ER SO BB IBB HBP BLK WP HR S P ERA WHIP	IP WLS BF H R ER SO BB IBB HBP BLK WP HR S P ERA WHIP	IP WLS BF H R ER SO BB IBB HBP BLK WP HR S P ERA WHIP	IP WLS BF H R ER SO BB IBB HBP BLK WP HR S P ERA WHIP	IP WLS BF H R ER SO BB IBB HBP BLK WP HR S P ERA WHIP	IP WLS BF H R ER SO BB IBB HBP BLK WP HR S P ERA WHIP	IP WLS BF H R ER SO BB IBB HBP BLK WP HR S P ERA WHIP	IP WLS BF H R ER SO BB IBB HBP BLK WP HR S P ERA WHIP	IP WLS BF H R ER SO BB IBB HBP BLK WP HR S P ERA WHIP	IP WLS BF H R ER SO BB IBB HBP BLK WP HR S P ERA WHIP	IP WLS BF H R ER SO BB IBB HBP BLK WP HR S P ERA WHIP	IP WLS BF H R ER SO BB IBB HBP BLK WP HR S P ERA WHIP			
Mike Grace, R ERA: 4.05	7.2	W	30	7	2	2	6	1	0	0	0	0	0	0	0	0	2.35	1.043		
Dave Leiper, L ERA: 9.0	0.1	S	1	0	0	0	1	0	0	0	0	0	0	0	0	0	0.00	0.000		
Ricky Bottalico, R ERA: 4.0	1.0	S	5	2	0	0	1	0	0	0	0	0	0	0	0	0	0.00	2.000		

AB 34
R 2
H 9
RBI 2
BB 1
SO 8
LOB 12



Batter	1	2	3	4	5	6	7	8	9	AB	R	H	RBI	BB	SO	LOB	BOTTOM	
Lee Tinsley, S OBP: 0.190, SLG: 0.150	CS	FC6-4					G5-3			4	0	1	0	0	1	1	St. Louis Cardinals @ Philadelphia Phillies Veterans Stadium, Philadelphia, PA Sun Apr 21 1996, 3:33 AM EDT Att: 32,896 - Cloudy - 75 F	
Mickey Morandini, L OBP: 0.359, SLG: 0.397	1B					F8		K		4	1	2	0	0	1	0		
Mark Whiten, S OBP: 0.366, SLG: 0.351	K							E	BB	3	1	1	0	1	2	1		
Todd Zeile, R OBP: 0.347, SLG: 0.400	BB					E4		E4		3	1	1	1	1	0	1		
Pete Incaviglia, R OBP: 0.292, SLG: 0.273 Lenny Dykstra, L OBP: 0.486, SLG: 0.724	K					G6-3		G6-3		3	0	0	0	1	1	4		
								F9		0	0	0	0	0	0	0		
Mike Lieberthal, R OBP: 0.308, SLG: 0.524										2	1	1	2	1	0	0		
23 Kevin Jordan, R OBP: 0.308, SLG: 0.727										3	0	0	0	1	1	2		
Kevin Stocker, S OBP: 0.400, SLG: 0.262										4	0	1	0	0	0	3		
Mike Grace, R OBP: 0.167, SLG: 0.091 Dave Leiper, L (8, 1) Jon Zuber, L (8, PH) Ricky Bottalico, L (9, 1)	K									3	0	0	0	0	1	2		
										0	0	0	0	0	0	0		
										1	0	0	0	0	0	1		
										0	0	0	0	0	0	0		
Inning Stats	R: 0 E: 0 K: 2 S: 15	H: 2 LOB: 2 BB: 1 P: 27	R: 1 E: 0 K: 1 S: 10	H: 1 LOB: 1 BB: 1 P: 17	R: 3 E: 1 K: 1 S: 14	H: 3 LOB: 1 BB: 1 P: 25	R: 0 E: 0 K: 1 S: 8	H: 0 LOB: 0 BB: 0 P: 14	R: 0 E: 0 K: 0 S: 4	H: 0 LOB: 1 BB: 1 P: 10	R: 0 E: 1 K: 1 S: 11	H: 0 LOB: 2 BB: 1 P: 19	R: 0 E: 0 K: 0 S: 8	H: 1 LOB: 1 BB: 0 P: 10	1B: 6 2B: 0 3B: 0 HR: 1	SF: 1 SAC: 0 DP: 0 HBP: 0	WP: 0 PB: 0 SB: 1 CS: 1	PA: 36
PITCHER	IP WLS BF H R ER SO BB IBB HBP BLK WP HR S P ERA WHIP	IP WLS BF H R ER SO BB IBB HBP BLK WP HR S P ERA WHIP	IP WLS BF H R ER SO BB IBB HBP BLK WP HR S P ERA WHIP	IP WLS BF H R ER SO BB IBB HBP BLK WP HR S P ERA WHIP	IP WLS BF H R ER SO BB IBB HBP BLK WP HR S P ERA WHIP	IP WLS BF H R ER SO BB IBB HBP BLK WP HR S P ERA WHIP	IP WLS BF H R ER SO BB IBB HBP BLK WP HR S P ERA WHIP	IP WLS BF H R ER SO BB IBB HBP BLK WP HR S P ERA WHIP	IP WLS BF H R ER SO BB IBB HBP BLK WP HR S P ERA WHIP	IP WLS BF H R ER SO BB IBB HBP BLK WP HR S P ERA WHIP	IP WLS BF H R ER SO BB IBB HBP BLK WP HR S P ERA WHIP	IP WLS BF H R ER SO BB IBB HBP BLK WP HR S P ERA WHIP	IP WLS BF H R ER SO BB IBB HBP BLK WP HR S P ERA WHIP	IP WLS BF H R ER SO BB IBB HBP BLK WP HR S P ERA WHIP	IP WLS BF H R ER SO BB IBB HBP BLK WP HR S P ERA WHIP	IP WLS BF H R ER SO BB IBB HBP BLK WP HR S P ERA WHIP		
Andy Benes, R ERA: 3.86	6.0	L	27	6	4	3	6	4	0	0	0	0	0	0	0	0	4.50	1.667
Tony Fossas, L ERA: 1.9	1.0	S	5	0	0	0	1	1	0	0	0	0	0	0	0	0	0.00	1.000
Jeff Parrett, R ERA: 1.69	1.0	S	4	1	0	0	0	0	0	0	0	0	0	0	0	0	0.00	1.000

AB 30
R 4
H 7
RBI 3
BB 5
SO 7
LOB 15



Batter	1	2	3	4	5	6	7	8	9	AB	R	H	RBI	BB	SO	LOB	TOP					
Jacob Brumfield, R (1.8) OBP: 0.262, SLG: 0.359										5	2	3	4	0	0	1						
Al Martin, L (1.7) OBP: 0.337, SLG: 0.538										5	1	1	1	0	1	3						
Jeff King, R (1.3) OBP: 0.307, SLG: 0.535										5	0	3	1	0	0	0						
Orlando Merced, S (1.9) OBP: 0.342, SLG: 0.418										5	0	1	0	0	0	3						
Jay Bell, R (1.6) OBP: 0.295, SLG: 0.444										5	0	0	0	0	0	2						
Nelson Liriano, S (1.4) OBP: 0.344, SLG: 0.531										4	1	1	0	0	0	0						
Charlie Hayes, R (1.5) OBP: 0.243, SLG: 0.273										4	2	3	0	0	0	0						
1B Jason Kendall, R (1.2) OBP: 0.309, SLG: 0.389										4	2	2	1	0	0	1						
Danny Darwin, R (1.1) OBP: 0.286, SLG: 0.429										2	1	2	2	0	0	0						
Jon Lieber, L (7.1) OBP: 0.500, SLG: 0.333										0	0	0	0	0	0	0						
John Wehner, R (6. PH) OBP: 0.286, SLG: 0.500										1	0	0	0	0	0	1						
Dan Plesac, L (8.1)										0	0	0	0	0	0	0						
Dan Miceli, R (9.1)										0	0	0	0	0	0	0						
Inning Stats	R: 0 E: 0 K: 0 S: 3	H: 1 LOB: 0 BB: 0 P: 3	R: 0 E: 0 K: 0 S: 3	H: 0 LOB: 0 BB: 0 P: 3	R: 3 E: 0 K: 0 S: 7	H: 4 LOB: 1 BB: 0 P: 7	R: 3 E: 0 K: 0 S: 7	H: 4 LOB: 1 BB: 0 P: 7	R: 0 E: 0 K: 0 S: 3	H: 0 LOB: 0 BB: 0 P: 3	R: 2 E: 0 K: 1 S: 8	H: 3 LOB: 1 BB: 0 P: 8	R: 0 E: 0 K: 0 S: 4	H: 1 LOB: 1 BB: 0 P: 4	R: 1 E: 0 K: 0 S: 5	H: 2 LOB: 1 BB: 0 P: 5	1B: 9 2B: 5 3B: 0 HR: 2	SF: 0 SAC: 1 DP: 2 HBP: 0	WP: 0 PB: 0 SB: 0 CS: 0	PA: 41		
PITCHER	IP WLS BF H R ER SO BB IBB HBP BLK WP HR S P ERA WHIP	3.1 L 17 8 6 6 0 0 0 0 0 0 0 6 6 16.20 2.400	4.1 1.2 6 2 0 0 0 0 0 0 0 0 1 11 11 9.00 1.500	6.1 2.0 9 3 2 2 1 0 0 0 0 0 1 11 11 4.50 1.500	8.1 2.0 9 3 1 1 0 0 0 0 0 0 1 9 9 4.50 1.500																	

Pittsburgh Pirates @ Philadelphia Phillies
Veterans Stadium, Philadelphia, PA
Mon Apr 22 1996, 7:05 PM EDT
Att: 17,604 - Unknown - 78 F

AB 40
R 9
H 16
RBI 9
BB 0
SO 1
LOB 11



Batter	1	2	3	4	5	6	7	8	9	AB	R	H	RBI	BB	SO	LOB	BOTTOM				
Lenny Dykstra, L (1.8) OBP: 0.461, SLG: 0.677										4	0	0	1	0	1	0					
Mickey Morandini, L (1.4) OBP: 0.341, SLG: 0.375										4	0	0	0	0	0	0					
Jim Eisenreich, L (1.7) OBP: 0.283, SLG: 0.273										4	0	1	0	0	1	0					
Todd Zeile, R (1.5) OBP: 0.329, SLG: 0.377										4	0	0	0	0	2	1					
Mark Whiten, S (1.9) OBP: 0.373, SLG: 0.350										3	1	1	0	1	0	0					
Benito Santiago, R (1.3) OBP: 0.323, SLG: 0.569										3	1	2	2	1	0	1					
Mike Lieberthal, R (1.2) OBP: 0.300, SLG: 0.480										4	0	1	0	0	0	2					
Kevin Stocker, S (1.6) OBP: 0.422, SLG: 0.273										2	1	1	0	1	1	1					
Terry Mulholland, R (1.1) ERA: 5.55										0	0	0	0	0	0	0					
Mike Mims, L (4.1) ERA: 9.0										0	0	0	0	0	0	0					
Jon Zuber, L (5. PH) ERA: 3.57										1	0	0	0	0	0	1					
Toby Bortland, R (6.1) ERA: 6.52										0	0	0	0	0	0	0					
Pete Incaviglia, R (7. PH) ERA: 10.12										1	0	0	0	0	0	1					
Steve Frey, R (8.1) ERA: 10.12										0	0	0	0	0	0	0					
Lee Tinsley, S (9. PH) ERA: 10.12										1	0	0	0	0	0	3					
Inning Stats	R: 0 E: 0 K: 1 S: 5	H: 0 LOB: 0 BB: 0 P: 5	R: 0 E: 0 K: 0 S: 4	H: 1 LOB: 1 BB: 0 P: 4	R: 1 E: 0 K: 0 S: 4	H: 1 LOB: 0 BB: 0 P: 4	R: 0 E: 0 K: 0 S: 3	H: 0 LOB: 0 BB: 0 P: 3	R: 0 E: 0 K: 1 S: 6	H: 1 LOB: 1 BB: 0 P: 6	R: 2 E: 0 K: 0 S: 3	H: 1 LOB: 0 BB: 2 P: 11	R: 0 E: 0 K: 1 S: 5	H: 0 LOB: 0 BB: 0 P: 5	R: 0 E: 0 K: 1 S: 6	H: 1 LOB: 3 BB: 1 P: 11	1B: 4 2B: 1 3B: 0 HR: 1	SF: 0 SAC: 1 DP: 1 HBP: 1	WP: 0 PB: 0 SB: 0 CS: 0	PA: 36	
PITCHER	IP WLS BF H R ER SO BB IBB HBP BLK WP HR S P ERA WHIP	6.1 W 26 5 3 3 3 3 0 0 0 0 0 1 30 38 4.26 1.105	0.2 1 0 0 0 0 0 0 0 0 0 0 1 1 0.00 0.000	1.0 3 0 0 0 1 0 0 0 0 0 0 5 5 0.00 0.000	1.0 6 1 0 0 1 1 0 1 0 0 0 6 11 0.00 2.000																

Pittsburgh Pirates @ Philadelphia Phillies
Veterans Stadium, Philadelphia, PA
Mon Apr 22 1996, 7:05 PM EDT
Att: 17,604 - Unknown - 78 F


AB 31
R 3
H 6
RBI 3
BB 3
SO 5
LOB 10



Batter	1	2	3	4	5	6	7	8	9	AB	R	H	RBI	BB	SO	LOB	TOP		
Nelson Liriano, S OBP: 0.306, SLG: 0.472 (1,4)	L7	K2-3		G4-3			F7			4	0	0	0	0	1	3			
Al Martin, L OBP: 0.333, SLG: 0.524 (1,8)	G1-3		G1-3		1B		G6-3			4	0	1	0	0	0	0			
Jeff King, R OBP: 0.304, SLG: 0.560 (1,3)	HR		G5-3		G5-3			P6		4	1	1	1	0	0	0			
Orlando Merced, S OBP: 0.350, SLG: 0.423 (1,9)	1B		1B		F7			L8		4	0	2	0	0	0	0			
Jay Bell, R OBP: 0.280, SLG: 0.421 (1,6)	P8		G6-3				K		K	4	0	0	0	0	2	2			
Dave Clark, L OBP: 0.292, SLG: 0.409 (1,7)		L8		1B	2B		1B		K	4	1	2	0	0	1	0			
Charlie Hayes, R OBP: 0.257, SLG: 0.286 (1,5)	1B	1B		1B	1B		L8		L8	4	0	2	1	0	0	1			
1B Jason Kendall, R OBP: 0.305, SLG: 0.397 (1,2)	2B		FC6-4		F7				K	4	0	1	0	0	1	2			
Paul Wagner, R (1,1) Lee Hancock, L (6,1) Mike Kingery, L (7,PH) 67 Francisco Cordova, R (7,1)	G6-3		G6-3		G6-3		G5-3			2	0	0	0	0	0	3			
Inning Stats	R: 1 E: 0 K: 0 S: 12	H: 2 LOB: 1 BB: 0 P: 17	R: 0 E: 0 K: 1 S: 15	H: 2 LOB: 2 BB: 0 P: 20	R: 0 E: 0 K: 0 S: 10	H: 1 LOB: 1 BB: 0 P: 17	R: 1 E: 0 K: 0 S: 11	H: 2 LOB: 1 BB: 0 P: 13	R: 0 E: 0 K: 1 S: 7	H: 1 LOB: 1 BB: 0 P: 9	R: 0 E: 0 K: 0 S: 5	H: 0 LOB: 0 BB: 0 P: 9	R: 0 E: 0 K: 1 S: 8	H: 0 LOB: 0 BB: 0 P: 15	R: 0 E: 0 K: 2 S: 9	H: 0 LOB: 0 BB: 0 P: 13	1B: 6 2B: 2 3B: 0 HR: 1	SF: 0 SAC: 0 DP: 0 HBP: 0	WP: 0 PA: 35 PB: 0 SB: 1 CS: 0
PITCHER	IP	WLS	BF	H	R	ER	SO	BB	IBB	HBP	BLK	WP	HR	S	P	ERA	WHIP		
Mike Williams, R ERA: 5.48 (1,1)	5.0		22	8	2	2	1	0	0	0	0	0	1	56	80	3.60	1.600		
Russ Springer, R ERA: 2.57 (6,1)	1.0	W	4	1	0	0	1	0	0	0	0	0	0	7	9	0.00	1.000		
Ken Ryan, R ERA: (7,1)	3.0	S	9	0	0	0	3	0	0	0	0	0	0	22	37	0.00	0.000		

Pittsburgh Pirates @ Philadelphia Phillies
Veterans Stadium, Philadelphia, PA
Tue Apr 23 1996, 3:33 AM EDT
Att: 19,254 - Sunny - 78 F


AB 35
R 2
H 9
RBI 2
BB 0
SO 5
LOB 11





Batter	1	2	3	4	5	6	7	8	9	AB	R	H	RBI	BB	SO	LOB	BOTTOM		
Lee Tinsley, S OBP: 0.222, SLG: 0.192 (1,8)	CS		K2-3		1B		B2	K		5	0	2	1	0	2	1			
Mickey Morandini, L OBP: 0.337, SLG: 0.368 (1,4)	K			E	S		F7			4	0	1	0	0	2	3			
Mark Whiten, S OBP: 0.380, SLG: 0.339 (1,9)	K			K		1B	2B	2B		2	2	0	0	2	2	1			
Todd Zeile, R OBP: 0.337, SLG: 0.397 (1,5)		G5-3		K		2B	2B	2B		4	1	2	1	0	1	1			
Benito Santiago, R OBP: 0.333, SLG: 0.574 (1,2)		K		L5		1B	2B	IBB		3	1	1	1	1	1	1			
Pete Incaviglia, R OBP: 0.298, SLG: 0.400 (1,7) Russ Springer, R (6,1) Jim Eisenreich, L (6,PH) Ken Ryan, R (7,1)	HR			K		1B	IBB	K		2	1	1	1	0	1	0			
23 Kevin Jordan, R OBP: 0.294, SLG: 0.667 (1,3)	G5-3				1B	2B			G1-3	4	1	1	0	0	0	3			
Kevin Stocker, S OBP: 0.412, SLG: 0.271 (1,6)			K2-3		L7		1B	F8		4	0	1	2	0	1	1			
Mike Williams, R (1,1) Lenny Dykstra, L (5,PH) (6,8)	K			1B	BB		G1-6-3	BLK	1B	1	0	0	0	0	1	0			
Inning Stats	R: 0 E: 0 K: 2 S: 8	H: 1 LOB: 0 BB: 0 P: 16	R: 1 E: 0 K: 1 S: 15	H: 1 LOB: 0 BB: 0 P: 23	R: 0 E: 0 K: 3 S: 10	H: 0 LOB: 0 BB: 0 P: 15	R: 0 E: 0 K: 2 S: 9	H: 1 LOB: 1 BB: 0 P: 12	R: 1 E: 0 K: 2 S: 17	H: 2 LOB: 2 BB: 1 P: 25	R: 3 E: 0 K: 0 S: 10	H: 3 LOB: 1 BB: 2 P: 26	R: 1 E: 0 K: 1 S: 11	H: 1 LOB: 2 BB: 2 P: 26	R: 0 E: 0 K: 1 S: 9	H: 1 LOB: 1 BB: 0 P: 13	1B: 6 2B: 3 3B: 0 HR: 1	SF: 0 SAC: 0 DP: 1 HBP: 0	WP: 0 PA: 37 PB: 0 SB: 2 CS: 1
PITCHER	IP	WLS	BF	H	R	ER	SO	BB	IBB	HBP	BLK	WP	HR	S	P	ERA	WHIP		
Paul Wagner, R ERA: 2.2 (1,1)	5.1	L	26	8	5	5	10	2	1	0	0	0	0	2	4	0.00	0.000		
Lee Hancock, L ERA: 3.12 (6,1)	0.2		1	0	0	0	0	0	0	0	0	0	0	2	4	0.00	0.000		
67 Francisco Cordova, R ERA: 3.97 (7,1)	2.0		10	2	1	1	2	1	1	0	1	0	0	20	39	4.50	1.500		

Pittsburgh Pirates @ Philadelphia Phillies
Veterans Stadium, Philadelphia, PA
Tue Apr 23 1996, 3:33 AM EDT
Att: 19,254 - Sunny - 78 F

AB 32
R 6
H 10
RBI 6
BB 5
SO 12
LOB 15



Batter	1	2	3	4	5	6	7	8	9	AB	R	H	RBI	BB	SO	LOB	TOP								
Lenny Dykstra, L OBP: 0.447, SLG: 0.581 (1, 8)	F8		G6-3				F8		P5	4	0	0	0	1	0	1	Philadelphia Phillies @ Cincinnati Reds Riverfront Stadium, Cincinnati, OH Fri Apr 26 1996, 7:05 PM EDT Att: 21,842 - Unknown AB 31 R 2 H 5 RBI 2 BB 7 SO 5 LOB 18 								
Mickey Morandini, L OBP: 0.356, SLG: 0.391 (1, 4)	F7				SF8		E4		F7	4	0	1	1	0	0	1									
Mark Whiten, S OBP: 0.404, SLG: 0.375 (1, 9)	BB		P5				FC3-6		K	3	0	0	0	2	1	3									
Todd Zeile, R OBP: 0.351, SLG: 0.440 (1, 5)	BB		G6-3		G6-4-3		G4-3			3	0	0	0	1	0	5									
Bento Santiago, R OBP: 0.349, SLG: 0.542 (1, 2)									F7	3	0	1	0	1	1	0									
Pete Incaviglia, R OBP: 0.282, SLG: 0.417 Lee Tinsley, S OBP: 0.241, SLG: 0.185 (1, 7) (8, 7)	G3-1				P6		G6-3		K	4	0	0	0	0	1	4									
23 Kevin Jordan, R OBP: 0.355, SLG: 0.519 (1, 3)					FC6-4					0	0	0	0	0	0	0									
Kevin Stocker, S OBP: 0.420, SLG: 0.441 (1, 6)					K		FC6-4			3	1	1	0	1	0	1									
Mike Grace, R OBP: 0.250, SLG: 0.143 Ricky Bottalico, L (9, 1)	G4-3									4	0	1	1	0	2	2									
										3	1	1	0	1	0	1									
										0	0	0	0	0	0	0									
Inning Stats	R: 0 E: 0 K: 0 S: 19	H: 0 LOB: 3 BB: 3 P: 36	R: 0 E: 0 K: 1 S: 7	H: 0 LOB: 0 BB: 0 P: 11	R: 0 E: 0 K: 0 S: 8	H: 1 LOB: 1 BB: 0 P: 14	R: 0 E: 0 K: 1 S: 11	H: 1 LOB: 1 BB: 0 P: 20	R: 1 E: 0 K: 0 S: 10	H: 1 LOB: 1 BB: 2 P: 22	R: 0 E: 0 K: 0 S: 10	H: 0 LOB: 1 BB: 1 P: 19	R: 0 E: 1 K: 0 S: 10	H: 0 LOB: 2 BB: 1 P: 19	R: 1 E: 0 K: 1 S: 12	H: 2 LOB: 1 BB: 0 P: 14	R: 0 E: 0 K: 1 S: 8	H: 0 LOB: 0 BB: 0 P: 12	1B: 4 2B: 0 3B: 1 HR: 0	SF: 1 SAC: 0 DP: 1 HBP: 0	WP: 0 PB: 1 SB: 2 CS: 0	PA: 39			
PITCHER	IP	WLS	BF	H	R	ER	SO	BB	IBB	HBP	BLK	WP	HR	S	P	ERA	WHIP								
Dave Burba, R ERA: 4.88 Johnny Ruffin, R ERA: 5.27 Marcus Moore, R ERA: 3.97	7.0	L	31	3	1	0	3	6	1	0	0	0	0	75	141	0.00	1.286								

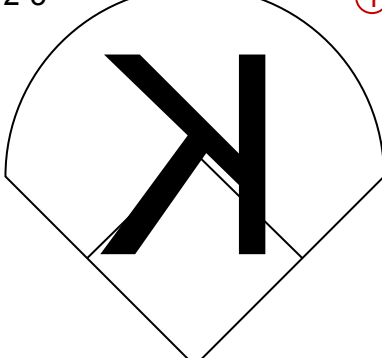
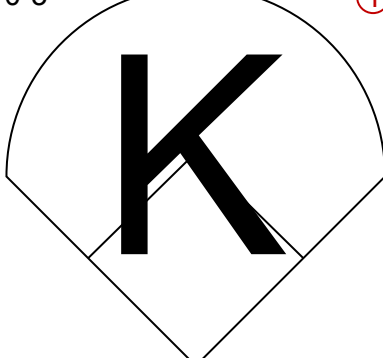
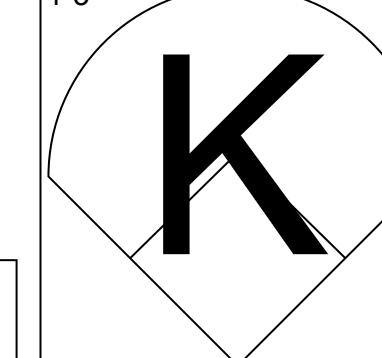
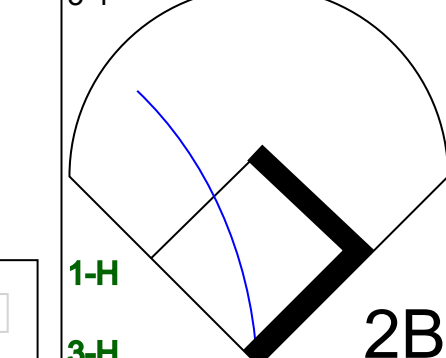
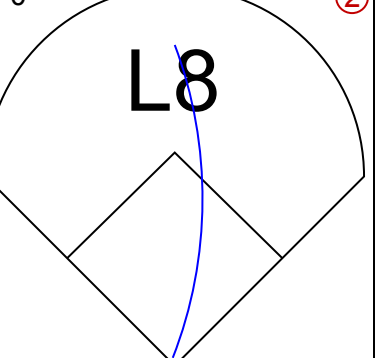
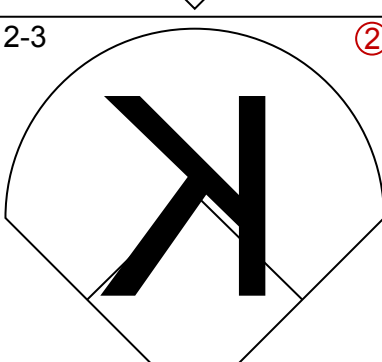
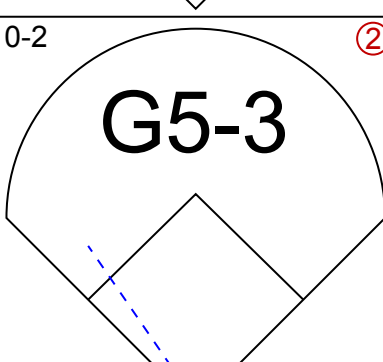
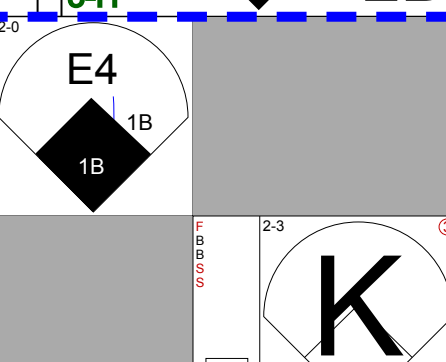
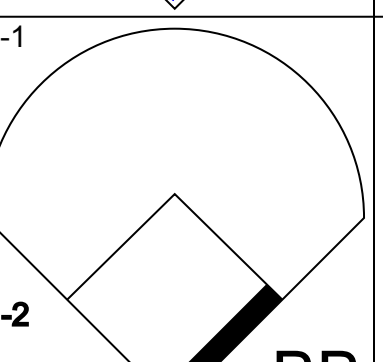
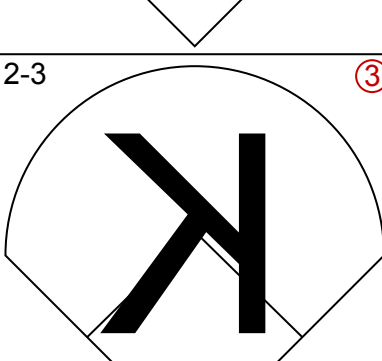
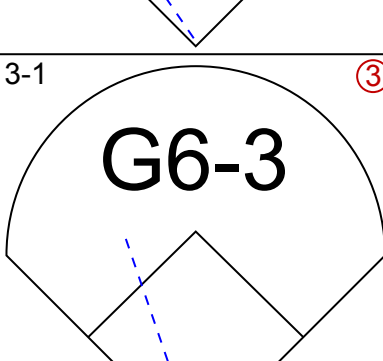
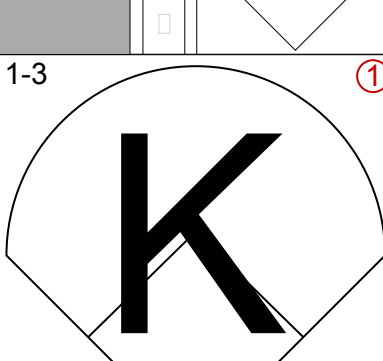
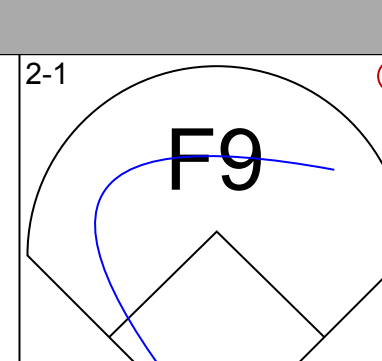
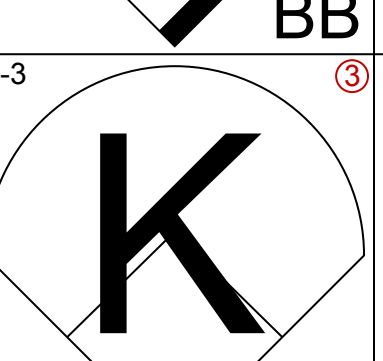
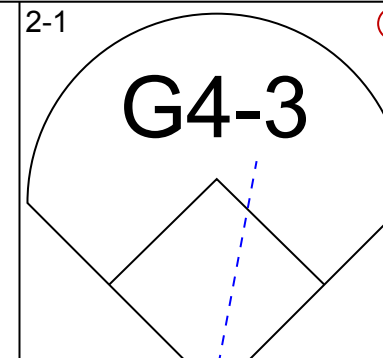
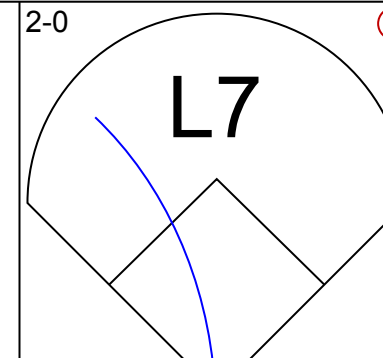
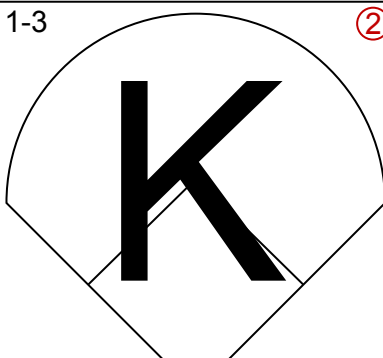
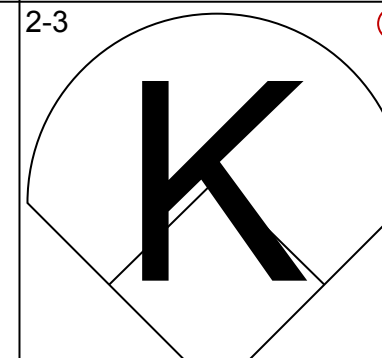
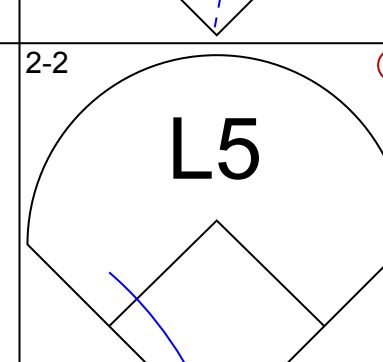
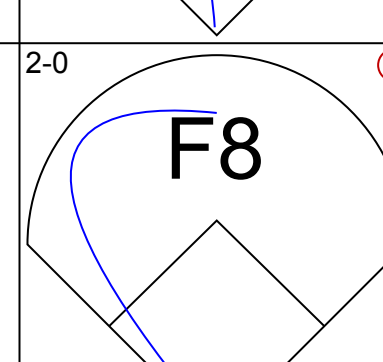
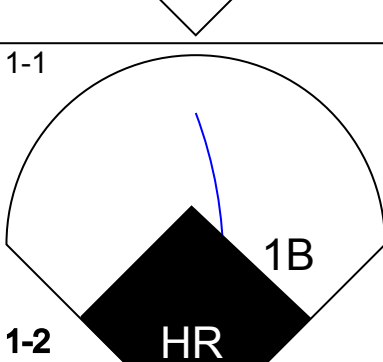
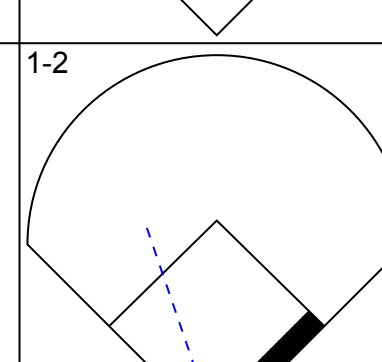
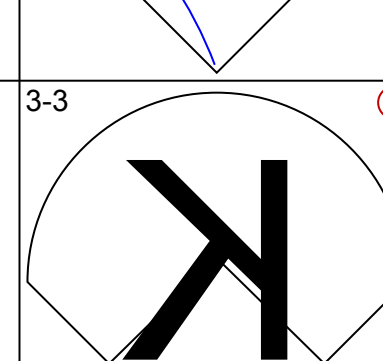
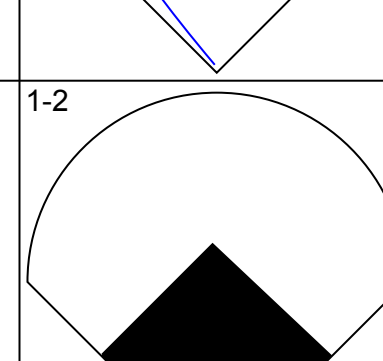
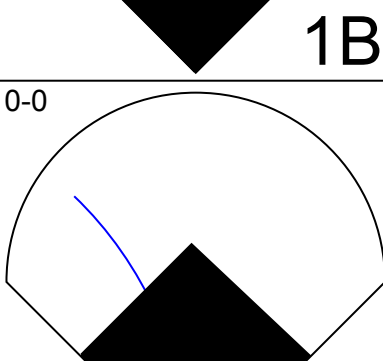
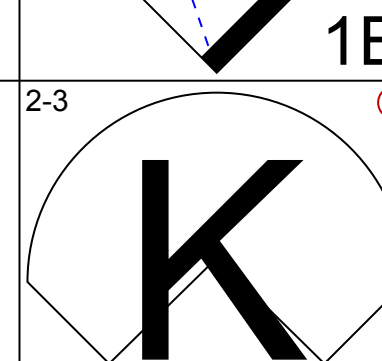
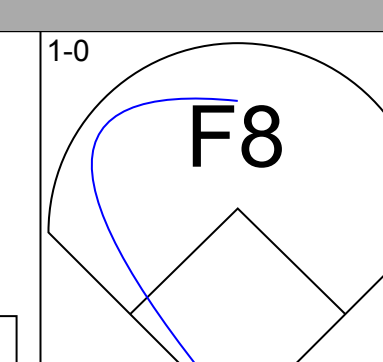
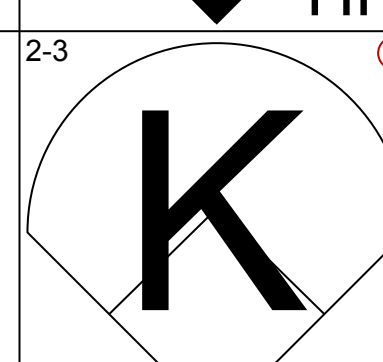
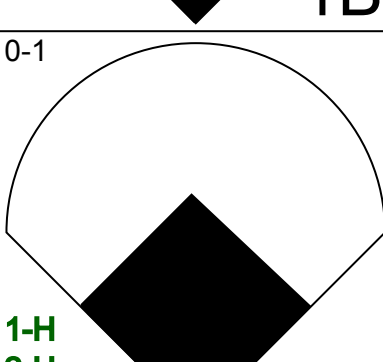
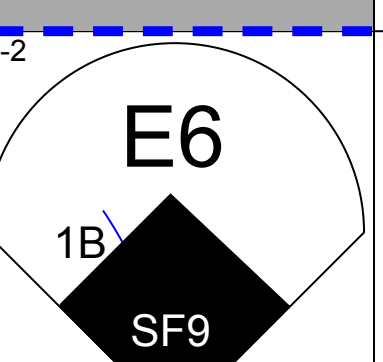
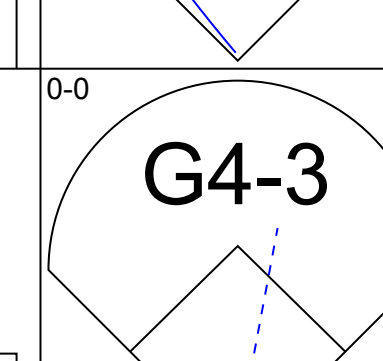
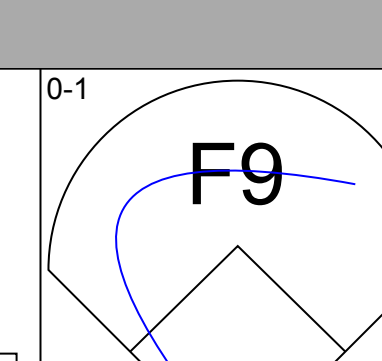
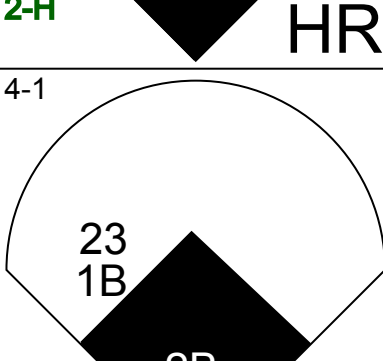

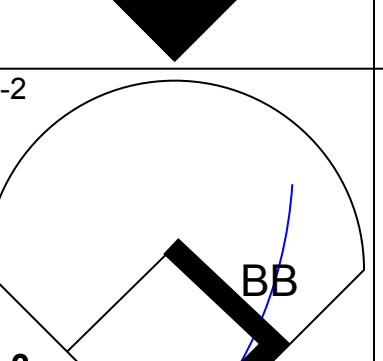
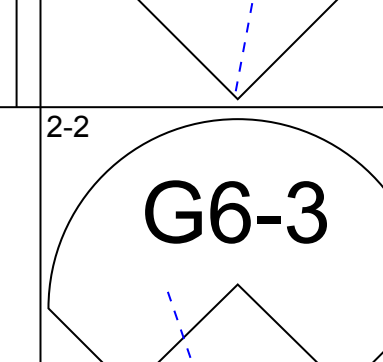
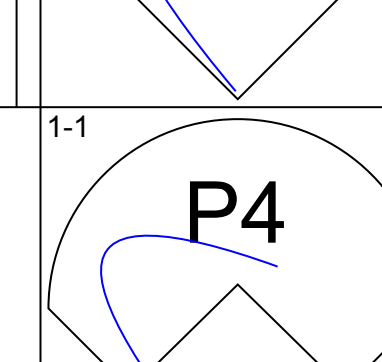
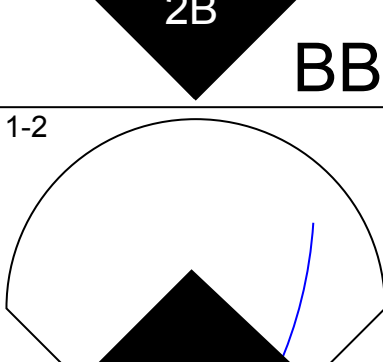
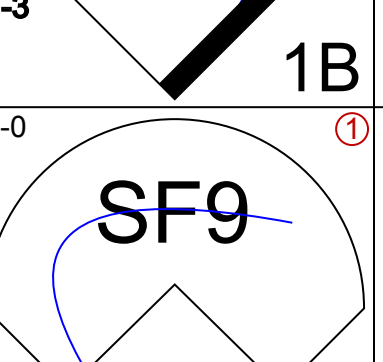
Batter	1	2	3	4	5	6	7	8	9	AB	R	H	RBI	BB	SO	LOB	BOTTOM								
Thomas Howard, S OBP: 0.211, SLG: 0.235 (1, 7) (9, 9)	K					FC5-4			G6-3	4	0	0	0	0	1	1	Philadelphia Phillies @ Cincinnati Reds Riverfront Stadium, Cincinnati, OH Fri Apr 26 1996, 7:05 PM EDT Att: 21,842 - Unknown AB 29 R 0 H 3 RBI 0 BB 2 SO 7 LOB 4 								
Barry Larkin, R OBP: 0.390, SLG: 0.470 (1, 6)	G5-3				F8		F9		DI	3	0	0	0	1	0	0									
Hal Morris, L OBP: 0.400, SLG: 0.471 (1, 3)	K				K		G1-3		L8	4	0	0	0	0	2	1									
Eddie Taubensee, L OBP: 0.400, SLG: 0.538 (1, 2)					F8		G3-1		K	4	0	0	0	0	1	1									
Eric Davis, R OBP: 0.356, SLG: 0.500 (1, 8)					L9				L9	3	0	0	0	0	1	0									
Chris Sabo, R OBP: 0.357, SLG: 0.474 (1, 5)					G6-3				P4	3	0	0	0	0	1	0									
Chad Mottola, R OBP: 0.286, SLG: 0.429 Vince Coleman, S OBP: 0.230, SLG: 0.209 (6, PH) (9, 7)					G6-3		G3		1B	2	0	0	0	0	0	0									
Jeff Branson, L OBP: 0.391, SLG: 0.525 (1, 4)					G1-5-3		FC5-4		1B	3	0	2	0	0	0	0									
Dave Burba, R Johnny Ruffin, R Lenny Harris, L Marcus Moore, S (1, 1) (8, 1) (6, PH) (9, 1)					K		B3		1B	2	0	0	0	0	1	1									
									1B	1	0	1	0	0	0	0									
										0	0	0	0	0	0	0									
Inning Stats	R: 0 E: 0 K: 2 S: 8	H: 0 LOB: 0 BB: 0 P: 13	R: 0 E: 0 K: 2 S: 9	H: 0 LOB: 0 BB: 0 P: 15	R: 0 E: 0 K: 1 S: 7	H: 0 LOB: 0 BB: 0 P: 11	R: 0 E: 0 K: 1 S: 7	H: 0 LOB: 0 BB: 0 P: 11	R: 0 E: 0 K: 0 S: 4	H: 0 LOB: 0 BB: 0 P: 7	R: 0 E: 0 K: 0 S: 8	H: 1 LOB: 1 BB: 0 P: 9	R: 0 E: 0 K: 0 S: 3	H: 0 LOB: 0 BB: 0 P: 4	R: 0 E: 0 K: 0 S: 12	H: 2 LOB: 2 BB: 1 P: 20	R: 0 E: 0 K: 1 S: 7	H: 0 LOB: 1 BB: 1 P: 14	1B: 3 2B: 0 3B: 0 HR: 0	SF: 0 SAC: 0 DP: 0 HBP: 0	WP: 0 PB: 0 SB: 0 CS: 0	PA: 31			
PITCHER	IP	WLS	BF	H	R	ER	SO	BB	IBB	HBP	BLK	WP	HR	S	P	ERA	WHIP								
Mike Grace, R Ricky Bottalico, R	8.0	W	27	3	0	0	6	1	0	0	0	0	0	7	14	0.00	1.000								

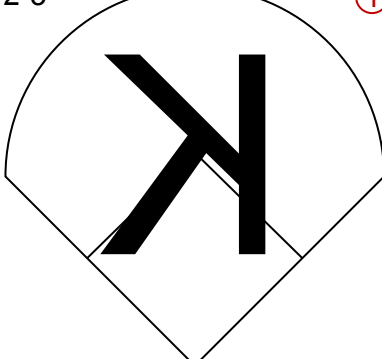
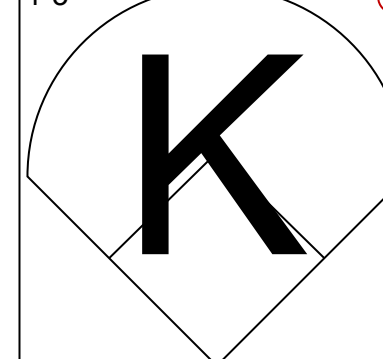
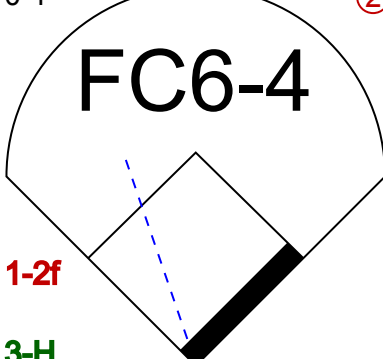
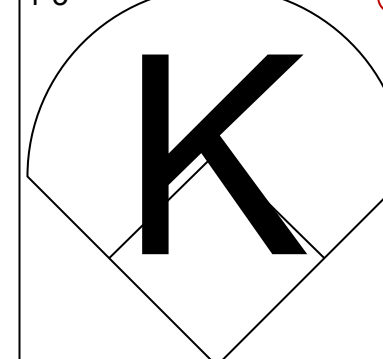
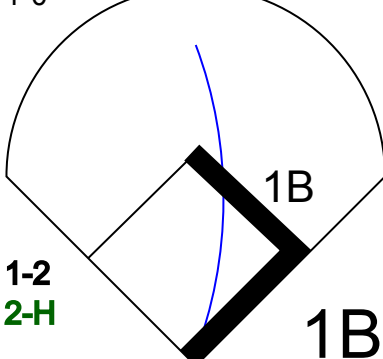
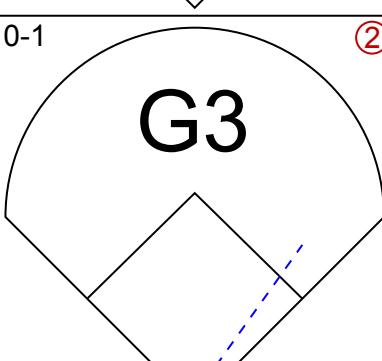
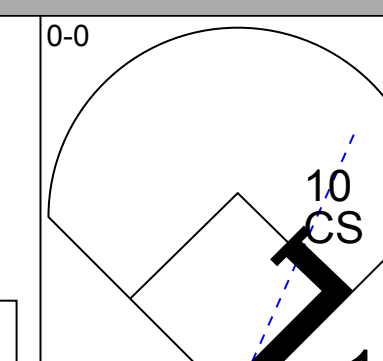
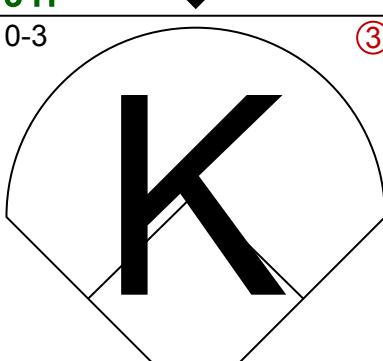
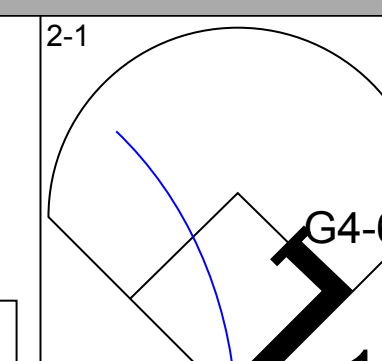
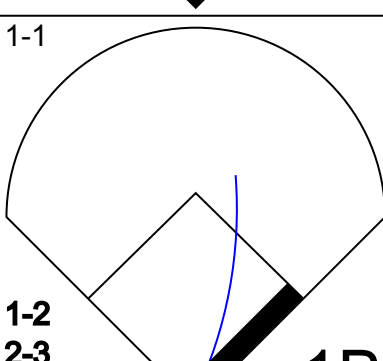
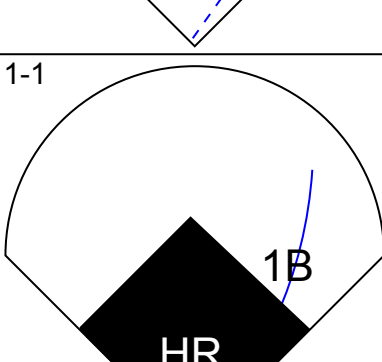
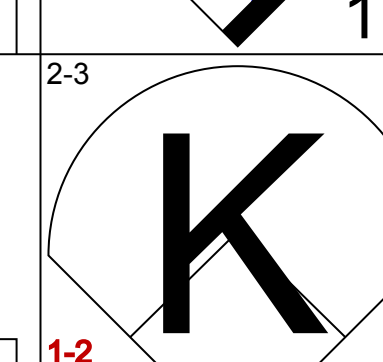
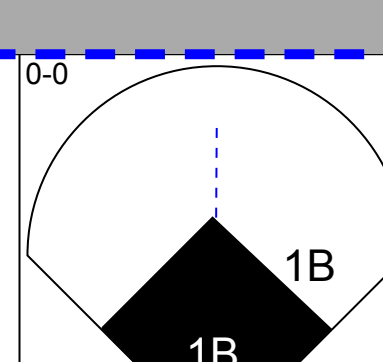
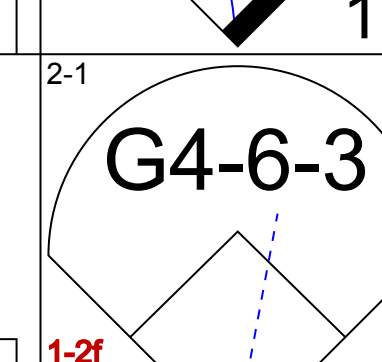
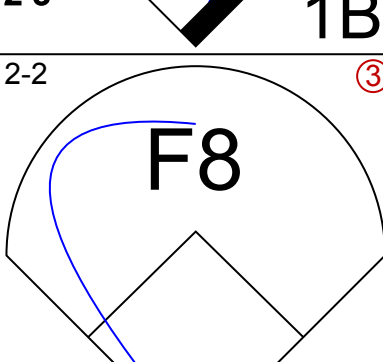
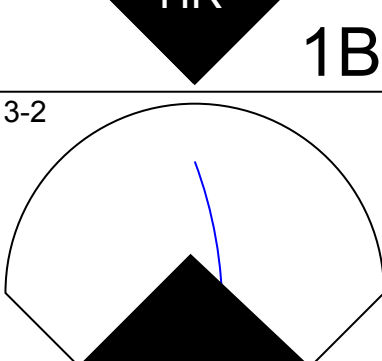
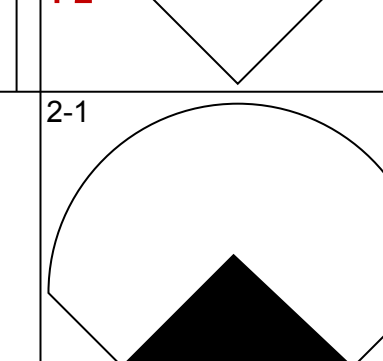
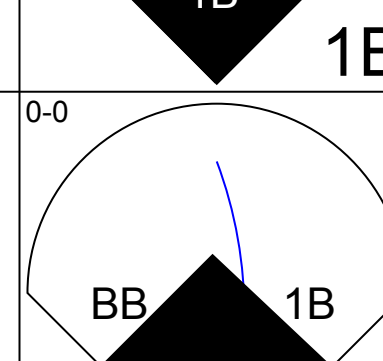
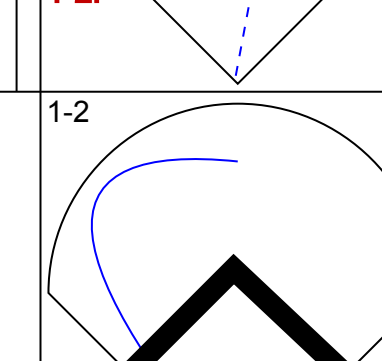
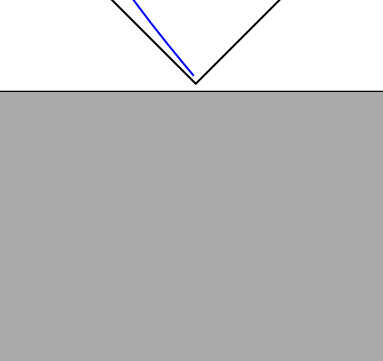
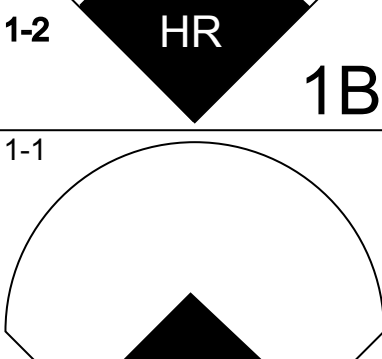
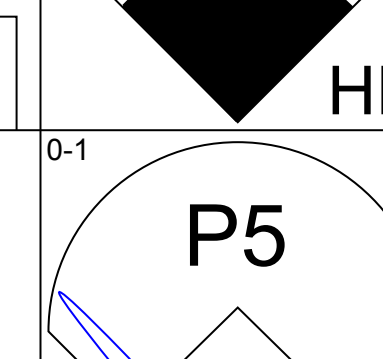
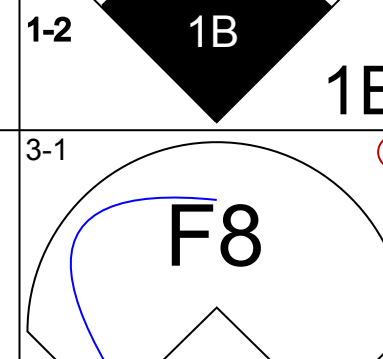
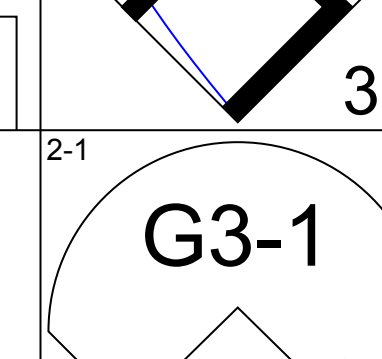

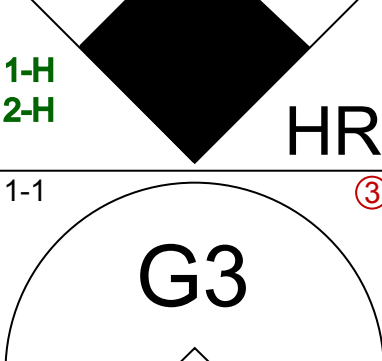
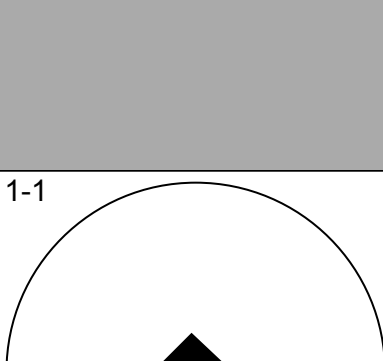
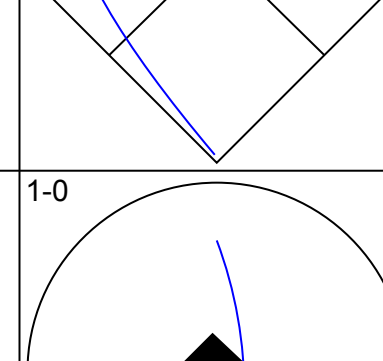
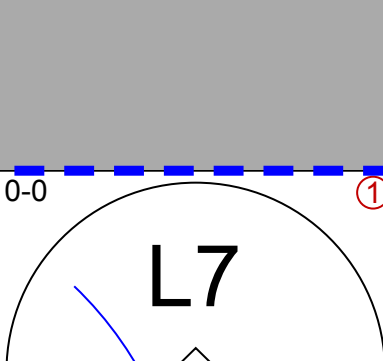
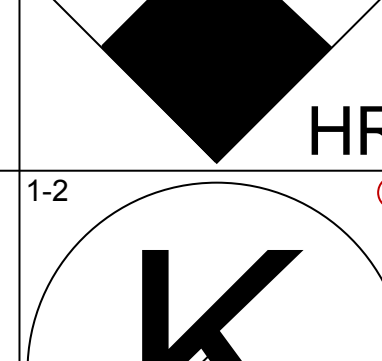
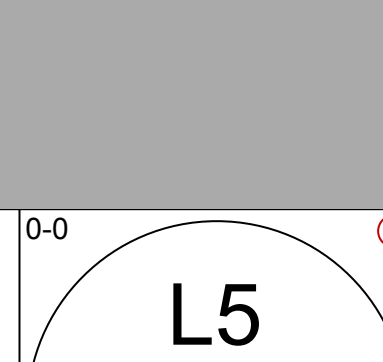
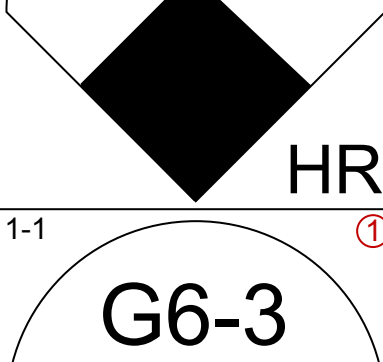
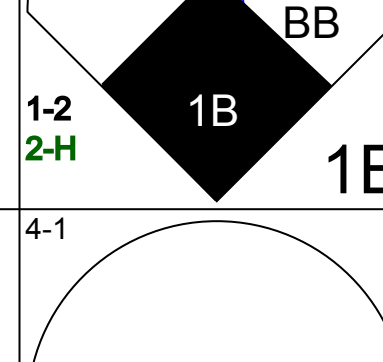
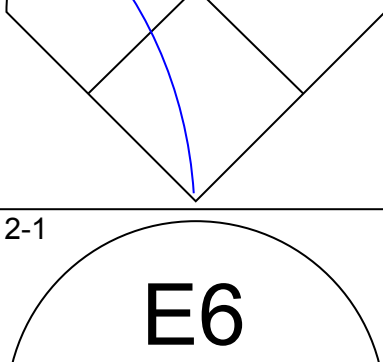
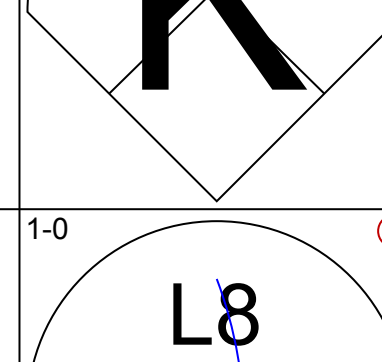
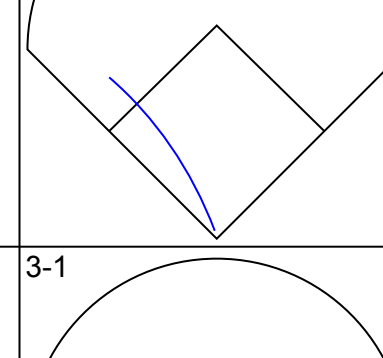
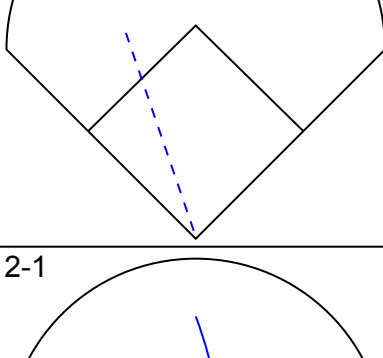
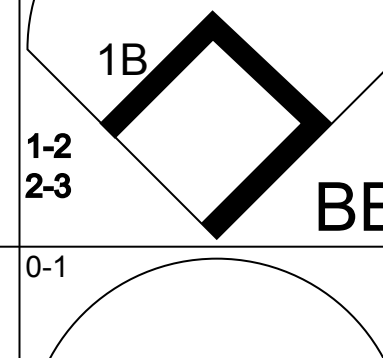
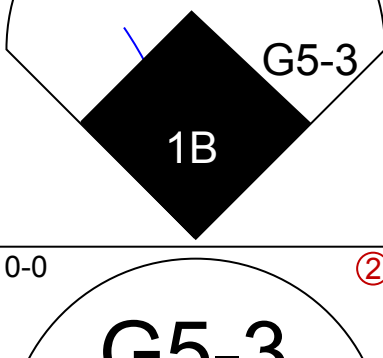

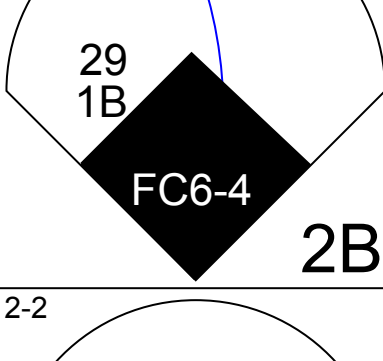
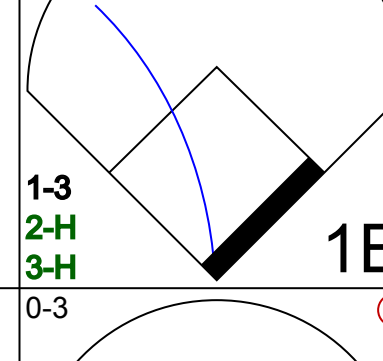
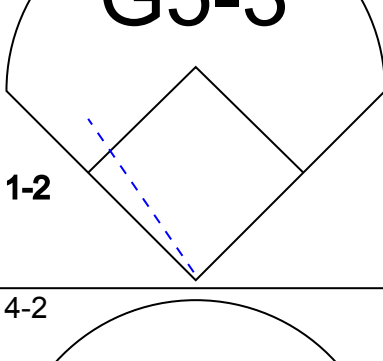

Batter	1	2	3	4	5	6	7	8	9	AB	R	H	RBI	BB	SO	LOB	TOP					
Lenny Dykstra, L OBP: 0.442, SLG: 0.554										4	0	2	1	1	1	1	Philadelphia Phillies @ Florida Marlins Joe Robbie Stadium, Miami, FL Wed May 01 1996, 7:05 PM EDT Att: 14,672 - Unknown - 80 F					
Mickey Morandini, L OBP: 0.342, SLG: 0.354										4	0	1	0	1	1	2						
Mark Whiten, S OBP: 0.393, SLG: 0.361										4	0	1	1	1	1	2						
Todd Zeile, R OBP: 0.364, SLG: 0.426										4	1	1	0	1	2	4						
Benito Santiago, R OBP: 0.333, SLG: 0.524										4	1	0	0	1	2	1						
Pete Incaviglia, R OBP: 0.283, SLG: 0.452										2	2	1	3	1	1	0						
Lee Tinsley, S OBP: 0.257, SLG: 0.161										0	0	0	0	1	0	0						
23 Kevin Jordan, R OBP: 0.361, SLG: 0.500										1	0	0	0	0	0	1						
Ricky Bottalico, L										0	0	0	0	0	0	0						
Mike Lieberthal, R OBP: 0.316, SLG: 0.469										3	1	1	0	1	0	2						
Mike Benjamin, R OBP: 0.250, SLG: 0.250										4	1	1	1	0	2	2						
Rich Hunter, R OBP: 0.333, SLG: 0.200										1	0	0	0	0	0	0						
Ken Ryan, R										0	0	0	0	0	0	0						
Russ Springer, R										0	0	0	0	0	0	0						
Jim Eisenreich, L OBP: 0.315, SLG: 0.300										1	0	1	0	0	0	0						
Inning Stats	R: 0 E: 0 K: 3 S: 11	H: 1 LOB: 1 BB: 0 P: 15	R: 0 E: 0 K: 2 S: 17	H: 1 LOB: 1 BB: 0 P: 25	R: 0 E: 0 K: 0 S: 7	H: 1 LOB: 0 BB: 0 P: 11	R: 0 E: 0 K: 1 S: 7	H: 0 LOB: 0 BB: 0 P: 14	R: 2 E: 0 K: 1 S: 14	H: 3 LOB: 2 BB: 1 P: 22	R: 4 E: 0 K: 1 S: 24	H: 1 LOB: 3 BB: 6 P: 52	R: 0 E: 0 K: 1 S: 9	H: 0 LOB: 0 BB: 1 P: 16	R: 0 E: 0 K: 1 S: 9	H: 1 LOB: 1 BB: 0 P: 13	R: 0 E: 0 K: 0 S: 9	H: 1 LOB: 1 BB: 0 P: 11	1B: 6 2B: 2 3B: 0 HR: 1	SF: 0 SAC: 2 DP: 1 HBP: 0	WP: 0 PB: 0 SB: 0 CS: 1	PA: 43
PITCHER	IP WLS BF H R ER SO BB IBB HBP BLK WP HR S P ERA WHIP																					
Al Leiter, L ERA: 3.05	5.0 L 24 7 5 5 7 3 0 0 0 0 0 1 66 108 9.00 2.000																					
David Weathers, R ERA: 2.77	1.0 7 0 1 1 1 3 1 0 0 0 0 0 14 31 9.00 3.000																					
Matt Mantei, R ERA: 3.38	1.1 4 0 0 0 2 1 0 0 0 0 0 0 12 20 0.00 0.750																					
Yorkis Perez, L ERA: 5.4	1.2 7 2 0 0 0 0 0 0 0 0 0 0 15 20 0.00 1.200																					

Batter	1	2	3	4	5	6	7	8	9	AB	R	H	RBI	BB	SO	LOB	BOTTOM					
Quilvio Veras, S OBP: 0.376, SLG: 0.357										4	0	1	1	1	1	2	Philadelphia Phillies @ Florida Marlins Joe Robbie Stadium, Miami, FL Wed May 01 1996, 7:05 PM EDT Att: 14,672 - Unknown - 80 F					
Devon White, S OBP: 0.290, SLG: 0.311										5	0	2	0	0	0	3						
Jeff Conine, R OBP: 0.295, SLG: 0.309										4	1	2	0	1	1	2						
Gary Sheffield, R OBP: 0.427, SLG: 0.729										5	1	3	2	0	0	2						
Terry Pendleton, S OBP: 0.269, SLG: 0.286										3	0	0	0	2	2	2						
Greg Colburn, R OBP: 0.299, SLG: 0.404										4	0	0	0	0	0	8						
Yorkis Perez, L										0	0	0	0	0	0	0						
Andre Dawson, R OBP: 0.292, SLG: 0.458										1	1	1	1	0	0	0						
Charles Johnson, R OBP: 0.320, SLG: 0.416										5	1	3	1	0	0	0						
Kurt Abbott, R OBP: 0.330, SLG: 0.451										4	1	1	0	1	0	2						
Al Leiter, L OBP: 0.091, SLG: 0.091										1	0	0	0	0	1	0						
David Weathers, R										0	0	0	0	0	0	0						
Jesus Tavarez, S OBP: 0.171, SLG: 0.125										0	0	0	0	1	0	0						
Matt Mantei, R										0	0	0	0	0	0	0						
Joe Orsulak, L OBP: 0.195, SLG: 0.300										1	0	0	0	0	0	0						
Inning Stats	R: 0 E: 0 K: 1 S: 13	H: 1 LOB: 3 BB: 2 P: 25	R: 1 E: 0 K: 0 S: 7	H: 1 LOB: 0 BB: 1 P: 13	R: 0 E: 0 K: 0 S: 8	H: 2 LOB: 2 BB: 1 P: 16	R: 1 E: 0 K: 1 S: 8	H: 1 LOB: 0 BB: 0 P: 12	R: 0 E: 0 K: 0 S: 16	H: 1 LOB: 2 BB: 1 P: 23	R: 0 E: 0 K: 1 S: 12	H: 1 LOB: 1 BB: 1 P: 23	R: 2 E: 0 K: 1 S: 18	H: 3 LOB: 1 BB: 0 P: 25	R: 0 E: 0 K: 0 S: 7	H: 1 LOB: 1 BB: 0 P: 12	R: 1 E: 0 K: 1 S: 13	H: 2 LOB: 1 BB: 0 P: 15	1B: 8 2B: 2 3B: 0 HR: 3	SF: 0 SAC: 1 DP: 1 HBP: 0	WP: 1 PB: 0 SB: 0 CS: 1	PA: 45
PITCHER	IP WLS BF H R ER SO BB IBB HBP BLK WP HR S P ERA WHIP																					
Rich Hunter, R ERA: 4.81	4.0 W 9 2 1 1 1 1 0 0 0 0 0 0 28 44 4.50 1.500																					
Ken Ryan, R ERA: 0.57	2.0 9 3 1 1 1 0 0 0 0 0 0 1 20 29 4.50 1.500																					
Russ Springer, R ERA: 2.65	1.0 S 5 2 1 1 1 0 0 0 0 0 0 1 13 15 9.00 2.000																					
Ricky Bottalico, R ERA: 3.46																						

Batter	1	2	3	4	5	6	7	8	9	AB R H RBI BB SO LOB	TOP							
Lenny Dykstra, L OBP: 0.424, SLG: 0.510 (1, 8)										5 0 2 1 0 0 0	Philadelphia Phillies @ Atlanta Braves Atlanta-Fulton County Stadium, Atlanta, GA Sat May 04 1996, 7:05 PM EDT Att: 44,429 - Unknown - 75 F AB 34 R 3 H 8 RBI 3 BB 3 SO 8 LOB 15							
Mickey Morandini, L OBP: 0.339, SLG: 0.339 (1, 4)										4 1 1 0 1 1 1								
Mark Whiten, S OBP: 0.387, SLG: 0.368 (1, 9)										4 0 1 1 0 1 4								
Todd Zeile, R OBP: 0.361, SLG: 0.413 (1, 5)										3 0 1 0 1 1 1								
Benito Santiago, R OBP: 0.324, SLG: 0.573 (1, 2)										4 0 0 0 0 0 3								
Pete Incaviglia, R OBP: 0.294, SLG: 0.422 Russ Springer, R (6, 1)										2 0 0 0 1 1 0								
Dave Leiper, L (7, 1)										0 0 0 0 0 0 0								
Jim Eisenreich, L OBP: 0.317, SLG: 0.293 Ken Ryan, R (8, 1)										0 0 0 0 0 0 0								
23 Kevin Jordan, R OBP: 0.341, SLG: 0.538 (1, 3)										4 1 1 1 0 1 2								
Kevin Stocker, S OBP: 0.396, SLG: 0.382 (1, 6)										4 1 1 0 0 3 2								
Mike Mims, L OBP: 0.500, SLG: 0.500 Lee Tinsley, S OBP: 0.250, SLG: 0.156 (6, 7)										2 0 1 0 0 0 1								
										1 0 0 0 0 0 0								
Inning Stats	R: 1 E: 0 K: 0 S: 5	H: 2 R: 0 ER: 0 SO: 5	H: 1 R: 0 ER: 0 SO: 6	H: 0 R: 0 ER: 0 SO: 3	H: 0 R: 0 ER: 0 SO: 7	H: 3 R: 1 ER: 0 SO: 11	H: 0 R: 0 ER: 0 SO: 2	H: 1 R: 1 ER: 0 SO: 11	H: 1 R: 0 ER: 0 SO: 7	H: 0 R: 0 ER: 0 SO: 3	1B: 5 2B: 2 3B: 0 HR: 1	SF: 0 SAC: 1 DP: 1 HBP: 0	WP: 1 PB: 0 SB: 0 CS: 0	PA: 39				
PITCHER	IP WLS BF H R ER SO BB IBB HBP BLK WP HR S P ERA WHIP											ERA WHIP						
Tom Glavine, L ERA: 3.27 Greg McMichael, R ERA: 3.53 Brad Clontz, R ERA: 4.05	(1, 1) (7, 1) (9, 1)	6.0 2.0 1.0	WLS W S	BF 10 3	H 6 2	R 2 1	ER 2 1	SO 4 4	BB 3 0	IBB 0 0	HBP 0 0	BLK 0 0	WP 0 1	HR 1 0	S 30 18	P 42 18	3.00 4.50 0.00	1.500 1.000 0.000

Batter	1	2	3	4	5	6	7	8	9	AB R H RBI BB SO LOB	BOTTOM							
Marquis Grissom, R OBP: 0.288, SLG: 0.385 (1, 8)										5 1 2 0 0 0 4	Philadelphia Phillies @ Atlanta Braves Atlanta-Fulton County Stadium, Atlanta, GA Sat May 04 1996, 7:05 PM EDT Att: 44,429 - Unknown - 75 F AB 35 R 6 H 12 RBI 6 BB 5 SO 6 LOB 25							
Mark Lemke, S OBP: 0.350, SLG: 0.381 (1, 4)										5 2 3 1 0 1 2								
10 Chipper Jones, S OBP: 0.342, SLG: 0.408 (1, 5)										3 2 2 1 2 1 0								
Fred McGriff, L OBP: 0.397, SLG: 0.557 (1, 3)										4 0 1 1 1 0 4								
David Justice, L OBP: 0.371, SLG: 0.435 (1, 9)										5 0 1 2 0 0 5								
Javy Lopez, R OBP: 0.330, SLG: 0.431 (1, 2)										5 0 2 1 0 1 5								
Ryan Klesko, L OBP: 0.402, SLG: 0.713 (1, 7)										4 0 0 0 0 1 3								
Jeff Blausler, R OBP: 0.362, SLG: 0.304 (1, 6)										2 1 0 0 2 1 0								
Tom Glavine, L OBP: 0.295, SLG: 0.333 Jerome Walton, R OBP: 0.307, SLG: 0.621 Dwight Gooden, R OBP: 0.291, SLG: 0.499 Greg McMichael, R OBP: 0.317, SLG: 0.293 Ed Giovannola, L OBP: 0.320, SLG: 0.231 Brad Clontz, R (9, 1)										1 0 1 0 0 0 0								
										0 0 0 0 0 0 0								
										0 0 0 0 0 0 0								
										0 0 0 0 0 0 0								
										0 0 0 0 0 0 0								
										0 0 0 0 0 0 0								
										0 0 0 0 0 0 0								
Inning Stats	R: 1 E: 0 K: 1 S: 7	H: 2 R: 0 ER: 0 SO: 11	H: 0 R: 0 ER: 0 SO: 7	H: 1 R: 0 ER: 0 SO: 4	H: 1 R: 0 ER: 0 SO: 8	H: 2 R: 0 ER: 0 SO: 11	H: 0 R: 0 ER: 0 SO: 5	H: 1 R: 0 ER: 0 SO: 10	H: 3 R: 1 ER: 1 SO: 11	H: 3 R: 0 ER: 0 SO: 7	1B: 8 2B: 4 3B: 0 HR: 0	SF: 0 SAC: 2 DP: 0 HBP: 0	WP: 0 PB: 0 SB: 0 CS: 0	PA: 42				
PITCHER	IP WLS BF H R ER SO BB IBB HBP BLK WP HR S P ERA WHIP											ERA WHIP						
Mike Mims, L ERA: 4.91 Russ Springer, R ERA: 2.95 Dave Leiper, L ERA: 8.1 Ken Ryan, R ERA: 0.54	(1, 1) (6, 1) (7, 1) (8, 1)	5.1 1.1 0.1 1.0	WLS 7 1 L	BF 26 3 1 8	H 6 3 3	R 2 1 3	ER 2 1 0	SO 5 1 0	BB 4 0 0	IBB 0 0 0	HBP 0 0 0	BLK 0 0 0	WP 0 0 0	HR 0 9 1	S 32 9 7	P 48 9 11	3.38 6.75 0.00 0.00	1.875 2.250 0.000 3.000

Batter	1	2	3	4	5	6	7	8	9	AB	R	H	RBI	BB	SO	LOB	TOP					
Mickey Morandini, L (1.4) OBP: 0.323, SLG: 0.342										5	0	1	2	0	3	1	Philadelphia Phillies @ Atlanta Braves Atlanta-Fulton County Stadium, Atlanta, GA Sun May 05 1996, 3:33 AM EDT Att: 35,471 - Sunny - 85 F					
Mike Lieberthal, R (1.2) OBP: 0.302, SLG: 0.417										4	1	0	0	1	2	1						
Mark Whiten, S (1.9) OBP: 0.371, SLG: 0.350										5	0	0	0	0	3	3						
Todd Zeile, R (1.5) OBP: 0.349, SLG: 0.398										4	0	0	0	0	2	1						
Jim Eisenreich, L (1.8) OBP: 0.328, SLG: 0.306										4	1	2	0	0	0	0						
Pete Incaviglia, R (1.7) OBP: 0.305, SLG: 0.490										4	2	2	2	0	2	1						
J.R. Phillips, L (1.3) Steve Frey, R (5.1) Benito Santiago, R (7.7, PH) OBP: 0.327, SLG: 0.602										2	0	0	0	0	1	0						
Kevin Stocker, S (1.6) OBP: 0.400, SLG: 0.380										3	1	1	0	1	0	0						
Mike Williams, R (1.1) 23 Kevin Jordan, R (5.3) Toby Borland, R (7.1) Dave Leiper, L (8.1) Lenny Dykstra, L (9.7, PH) OBP: 0.420, SLG: 0.510										1	0	0	0	0	0	0						
Inning Stats	R: 0 E: 0 K: 3 S: 11	H: 0 LOB: 0 BB: 0 P: 17	R: 0 E: 0 K: 1 S: 8	H: 0 LOB: 0 BB: 0 P: 15	R: 0 E: 0 K: 0 S: 5	H: 0 LOB: 0 BB: 0 P: 8	R: 0 E: 0 K: 1 S: 8	H: 0 LOB: 0 BB: 0 P: 11	R: 1 E: 0 K: 1 S: 9	H: 1 LOB: 0 BB: 0 P: 16	R: 0 E: 0 K: 1 S: 10	H: 0 LOB: 0 BB: 0 P: 12	R: 6 E: 1 K: 3 S: 21	H: 5 LOB: 1 BB: 1 P: 36	R: 0 E: 0 K: 2 S: 11	H: 1 LOB: 1 BB: 0 P: 18		R: 1 E: 1 K: 1 S: 17	H: 1 LOB: 2 BB: 1 P: 30	1B: 5 2B: 1 3B: 0 HR: 2	SF: 1 SAC: 0 DP: 0 HBP: 0	WP: 0 PB: 0 SB: 0 CS: 0
PITCHER	IP WLS BF H R ER SO BB IBB HBP BLK WP HR S P ERA WHIP																					
29 John Smoltz, R (1.1) ERA: 2.53	6.2 W 28 6 7 1 9 1 0 0 0 0 2 69 110 1.35 1.050																					
Brad Clontz, R (7.1) ERA: 3.89	1.1 5 1 0 0 3 0 0 0 0 0 0 14 23 0.00 0.750																					
Greg McMichael, R (9.1) ERA: 3.44	1.0 6 1 1 0 1 1 0 0 0 0 0 17 30 0.00 2.000																					

Batter	1	2	3	4	5	6	7	8	9	AB	R	H	RBI	BB	SO	LOB	BOTTOM			
Marquis Grissom, R (1.8) OBP: 0.285, SLG: 0.378										5	0	1	2	0	3	4	Philadelphia Phillies @ Atlanta Braves Atlanta-Fulton County Stadium, Atlanta, GA Sun May 05 1996, 3:33 AM EDT Att: 35,471 - Sunny - 85 F			
Mark Lemke, S (1.4) OBP: 0.360, SLG: 0.391										5	0	3	0	0	1	1				
10 Chipper Jones, S (1.5) Ed Giovanola, L (6.5) OBP: 0.350, SLG: 0.415 OBP: 0.235, SLG: 0.200										3	2	2	0	0	1	1				
Fred McGriff, L (1.3) Tyler Houston, L (6.7, PR) OBP: 0.415, SLG: 0.613 OBP: 0.250, SLG: 0.286										4	3	4	1	0	0	0				
David Justice, L (1.9) OBP: 0.372, SLG: 0.487										5	2	2	4	0	0	3				
Ryan Klesko, L (1.7) OBP: 0.402, SLG: 0.727										5	2	2	2	0	1	0				
Jeff Blauser, R (1.6) OBP: 0.349, SLG: 0.280										4	1	0	0	1	0	0				
Eddie Pérez, R (1.2) OBP: 0.368, SLG: 0.667										4	1	3	2	0	0	1				
29 John Smoltz, R (1.1) Brad Clontz, R (7.1) Greg McMichael, R (9.1) OBP: 0.158, SLG: 0.111 ERA: 4.32										3	0	1	0	0	2	3				
Inning Stats	R: 3 E: 0 K: 1 S: 14	H: 3 LOB: 0 BB: 0 P: 22	R: 0 E: 0 K: 2 S: 9	H: 1 LOB: 1 BB: 0 P: 14	R: 1 E: 0 K: 1 S: 8	H: 2 LOB: 0 BB: 0 P: 12	R: 2 E: 0 K: 1 S: 15	H: 3 LOB: 1 BB: 0 P: 21	R: 3 E: 0 K: 2 S: 15	H: 4 LOB: 2 BB: 1 P: 24	R: 0 E: 0 K: 0 S: 9	H: 2 LOB: 1 BB: 0 P: 16	R: 1 E: 1 K: 0 S: 12	H: 2 LOB: 3 BB: 1 P: 22	R: 1 E: 0 K: 1 S: 8	H: 1 LOB: 0 BB: 0 P: 12		1B: 11 2B: 3 3B: 1 HR: 4	SF: 0 SAC: 0 DP: 2 HBP: 0	WP: 0 PB: 0 SB: 0 CS: 1
PITCHER	IP WLS BF H R ER SO BB IBB HBP BLK WP HR S P ERA WHIP																			
Mike Williams, R (1.1) Steve Frey, L (5.1) Toby Borland, R (7.1) Dave Leiper, L (8.1) OBP: 0.158, SLG: 0.111 ERA: 4.32	4.0 L 20 6 3 3 2 1 0 0 0 0 0 24 40 13.50 3.500																			
29 John Smoltz, R (1.1) Brad Clontz, R (7.1) Greg McMichael, R (9.1) OBP: 0.158, SLG: 0.111 ERA: 4.32	1.0 7 2 1 0 0 1 0 0 0 0 0 12 22 0.00 3.000																			
29 John Smoltz, R (1.1) Brad Clontz, R (7.1) Greg McMichael, R (9.1) OBP: 0.158, SLG: 0.111 ERA: 4.32	1.0 4 1 1 1 1 0 0 0 0 0 1 8 12 9.00 1.000																			



Batter	1	2	3	4	5	6	7	8	9	AB	R	H	RBI	BB	SO	LOB	TOP					
Brian Hunter, R OBP: 0.336, SLG: 0.357 (1, 8)										4	1	1	0	1	0	2						
Craig Biggio, R OBP: 0.379, SLG: 0.359 (1, 4)										4	1	2	2	1	2	1						
5 Jeff Bagwell, R OBP: 0.483, SLG: 0.684 (1, 3)										4	1	1	2	1	1	2						
Derek Bell, R OBP: 0.364, SLG: 0.538 (1, 9)										3	1	1	1	2	0	3						
Sean Berry, R OBP: 0.339, SLG: 0.400 Jim Dougherty, R (8, 1)										5	2	1	0	0	0	5						
Todd Jones, L (9, 1)										0	0	0	0	0	0							
Rick Wilkins, L OBP: 0.429, SLG: 0.506 (1, 2)										4	2	1	0	1	1	2						
James Mouton, R OBP: 0.298, SLG: 0.320 (1, 7)										4	2	2	4	1	0	1						
Orlando Miller, R OBP: 0.333, SLG: 0.462 (1, 6)										5	0	0	0	0	2	4						
Doug Drabek, R OBP: 0.143, SLG: 0.143 John Cangelosi, S OBP: 0.382, SLG: 0.286 Bill Spiers, L OBP: 0.250, SLG: 0.300 (8, PH)										3	1	1	1	0	1	0						
Inning Stats	R: 0 E: 1 K: 1 S: 5	H: 0 LOB: 1 BB: 1 P: 9	R: 4 E: 0 K: 2 S: 10	H: 3 LOB: 1 BB: 2 P: 18	R: 0 E: 0 K: 0 S: 4	H: 1 LOB: 1 BB: 0 P: 4	R: 0 E: 0 K: 0 S: 3	H: 0 LOB: 0 BB: 0 P: 3	R: 4 E: 0 K: 1 S: 7	H: 2 LOB: 0 BB: 2 P: 15	R: 0 E: 0 K: 2 S: 7	H: 0 LOB: 0 BB: 0 P: 7	R: 2 E: 0 K: 1 S: 7	H: 2 LOB: 1 BB: 1 P: 11	R: 1 E: 0 K: 0 S: 5	H: 2 LOB: 2 BB: 1 P: 9	R: 0 E: 0 K: 0 S: 3	H: 0 LOB: 0 BB: 0 P: 3	1B: 7 2B: 1 3B: 0 HR: 2	SF: 0 SAC: 0 DP: 0 HBP: 0	WP: 2 PB: 0 SB: 0 CS: 0	PA: 44
PITCHER	IP	WLS	BF	H	R	ER	SO	BB	IBB	HBP	BLK	WP	HR	S	P	ERA	WHIP					
Rich Hunter, R ERA: 6.35 (1, 1)	4.0	L	22	5	7	7	3	5	0	0	0	2	1	23	43	15.75	2.500					
Toby Borland, R ERA: 8.0 (5, 1)	3.0		13	3	3	3	4	1	0	0	0	0	1	20	24	9.00	1.333					
Steve Frey, L ERA: 4.35 (8, 1)	2.0		9	2	1	1	0	1	0	0	0	0	0	8	12	4.50	1.500					

Houston Astros @ Philadelphia Phillies
Veterans Stadium, Philadelphia, PA
Mon May 06 1996, 7:05 PM EDT
Att: 15,906 - Unknown - 51 F

AB	37
R	11
H	10
RBI	10
BB	7
SO	7
LOB	20



Batter	1	2	3	4	5	6	7	8	9	AB	R	H	RBI	BB	SO	LOB	BOTTOM					
Lenny Dykstra, L OBP: 0.411, SLG: 0.490 (1, 8)										4	0	0	0	1	1	4						
Mickey Morandini, L OBP: 0.314, SLG: 0.331 Steve Frey, R (8, 1)										4	0	0	0	0	1	4						
Pete Incaviglia, R OBP: 0.304, SLG: 0.480 (9, PH)										1	0	0	0	0	0	0						
Mark Whiten, S OBP: 0.362, SLG: 0.340 Ruben Amaro Jr, S OBP: 0.500, SLG: 0.500 (6, 9)										3	0	0	0	0	3	2						
Todd Zeile, R OBP: 0.351, SLG: 0.425 (1, 5)										5	2	2	1	0	1	0						
Jim Eisenreich, L OBP: 0.352, SLG: 0.302 (1, 7)										1	1	0	0	3	0	0						
Benito Santiago, R OBP: 0.316, SLG: 0.578 (1, 2)										4	0	0	0	0	1	5						
J.R. Phillips, L OBP: 0.176, SLG: 0.333 (1, 3)										2	0	0	0	0	1	2						
Kevin Stocker, S OBP: 0.404, SLG: 0.378 (1, 6)										3	0	1	1	1	2	1						
Rich Hunter, R OBP: 0.286, SLG: 0.167 Toby Borland, R (5, 1)										1	0	0	0	0	1	0						
23 Kevin Jordan, R OBP: 0.347, SLG: 0.535 Mike Benjamin, R OBP: 0.500, SLG: 0.500 (7, PH)										2	0	2	1	0	0	0						
Inning Stats	R: 0 E: 0 K: 2 S: 7	H: 0 LOB: 0 BB: 0 P: 7	R: 0 E: 0 K: 2 S: 7	H: 0 LOB: 1 BB: 1 P: 11	R: 0 E: 0 K: 2 S: 7	H: 0 LOB: 1 BB: 1 P: 11	R: 1 E: 0 K: 1 S: 6	H: 1 LOB: 1 BB: 1 P: 10	R: 0 E: 0 K: 0 S: 3	H: 0 LOB: 0 BB: 0 P: 3	R: 1 E: 1 K: 1 S: 7	H: 1 LOB: 1 BB: 0 P: 7	R: 3 E: 0 K: 2 S: 11	H: 4 LOB: 2 BB: 1 P: 15	R: 0 E: 0 K: 0 S: 3	H: 0 LOB: 0 BB: 0 P: 3	1B: 6 2B: 0 3B: 0 HR: 1	SF: 1 SAC: 0 DP: 0 HBP: 0	WP: 0 PB: 0 SB: 0 CS: 0	PA: 40		
PITCHER	IP	WLS	BF	H	R	ER	SO	BB	IBB	HBP	BLK	WP	HR	S	P	ERA	WHIP					
Doug Drabek, R ERA: 4.59 (1, 1)	7.0	W	29	3	2	1	9	4	0	0	0	0	0	11	15	27.00	5.000					
Jim Dougherty, R ERA: 9.0 (8, 1)	1.0		8	4	3	3	2	1	0	0	0	0	0	3	3	0.00	0.000					
Todd Jones, R ERA: 4.15 (9, 1)	1.0		3	0	0	0	0	0	0	0	0	0	0	3	3	0.00	0.000					

Houston Astros @ Philadelphia Phillies
Veterans Stadium, Philadelphia, PA
Mon May 06 1996, 7:05 PM EDT
Att: 15,906 - Unknown - 51 F

AB	34
R	5
H	7
RBI	4
BB	5
SO	11
LOB	19



Batter	1	2	3	4	5	6	7	8	9	AB	R	H	RBI	BB	SO	LOB	TOP					
Brian Hunter, R OBP: 0.331, SLG: 0.352 (1, 8)										5	1	1	0	0	1	2						
Craig Biggio, R OBP: 0.380, SLG: 0.361 (1, 4)										5	2	2	0	0	0	0						
5 Jeff Bagwell, R OBP: 0.493, SLG: 0.739 (1, 3)										5	2	4	4	0	1	0						
Derek Bell, R OBP: 0.358, SLG: 0.522 (1, 9)										4	0	0	0	1	1	3						
Sean Berry, R OBP: 0.358, SLG: 0.455 (1, 5)										5	1	4	2	0	0	0						
Rick Wilkins, L OBP: 0.417, SLG: 0.482 (1, 2)										4	1	0	0	1	0	5						
James Mouton, R OBP: 0.279, SLG: 0.296 (1, 7)										4	0	0	0	0	2	2	AB 38					
Orlando Miller, R OBP: 0.340, SLG: 0.464 (1, 6)										4	0	2	1	0	1	1	R 7					
Mike Hampton, R OBP: 0.538, SLG: 0.450 (7, PH)										1	0	0	0	0	1	0	H 13					
John Lannan, S OBP: 0.200, SLG: 0.200 (7, 1)										0	0	0	0	0	0	0	RBI 7					
Anthony Young, R OBP: 0.300, SLG: 0.200 (7, 1)										0	0	0	0	0	0	0	BB 3					
Derrick May, L OBP: 0.300, SLG: 0.437 (8, PH)										0	0	0	0	0	0	0	SO 7					
Mike Simms, R OBP: 0.132, SLG: 0.071 (8, PH)										0	0	0	0	0	0	0	LOB 14					
Xavier Hernandez, L OBP: 0.192, SLG: 0.071 (8, 1)										0	0	0	0	0	0	0						
Alvin Morman, L OBP: 0.192, SLG: 0.071 (8, 1)										0	0	0	0	0	0	0						
Todd Jones, L OBP: 0.192, SLG: 0.071 (8, 1)										0	0	0	0	0	0	0						
Inning Stats	R: 0 E: 0 K: 0 S: 4	H: 1 LOB: 1 BB: 0 P: 4	R: 0 E: 0 K: 0 S: 4	H: 1 LOB: 1 BB: 0 P: 4	R: 2 E: 0 K: 1 S: 9	H: 4 LOB: 2 BB: 0 P: 9	R: 0 E: 0 K: 0 S: 4	H: 1 LOB: 1 BB: 0 P: 4	R: 0 E: 0 K: 1 S: 5	H: 0 LOB: 0 BB: 0 P: 5	R: 1 E: 0 K: 2 S: 8	H: 1 LOB: 0 BB: 0 P: 8	R: 2 E: 0 K: 2 S: 8	H: 2 LOB: 1 BB: 1 P: 12	R: 1 E: 0 K: 0 S: 6	H: 1 LOB: 1 BB: 1 P: 10	R: 1 E: 0 K: 0 S: 5	H: 2 LOB: 2 BB: 1 P: 9	1B: 9 2B: 1 3B: 0 HR: 3	SF: 0 SAC: 1 DP: 0 HBP: 0	WP: 1 PB: 0 SB: 1 CS: 0	PA: 42
PITCHER	IP	WLS	BF	H	R	ER	SO	BB	IBB	HBP	BLK	WP	HR	S	P	ERA	WHIP					
Mike Grace, R ERA: 2.77 (1, 1)	6.0		26	8	3	3	4	0	0	0	0	0	1	34	34	4.50	1.333					
Russ Springer, R ERA: 4.05 (7, 1)	1.2	L	9	3	3	3	3	2	0	0	0	1	1	13	21	16.20	3.000					
Dave Leiper, L ERA: 7.88 (8, 1)	0.1		1	0	0	0	0	0	0	0	0	0	0	1	1	0.00	0.000					
Ken Ryan, R ERA: 1.02 (9, 1)	1.0		6	2	1	1	0	1	0	0	0	0	1	5	9	9.00	3.000					

Houston Astros @ Philadelphia Phillies
Veterans Stadium, Philadelphia, PA
Tue May 07 1996, 7:05 PM EDT
Att: 16,569 - Unknown - 51 F

AB 38
R 7
H 13
RBI 7
BB 3
SO 7
LOB 14



Batter	1	2	3	4	5	6	7	8	9	AB	R	H	RBI	BB	SO	LOB	BOTTOM					
Lenny Dykstra, L OBP: 0.411, SLG: 0.481 (1, 8)										4	1	1	0	1	1	0						
23 Kevin Jordan, R OBP: 0.352, SLG: 0.521 Ken Ryan, R (9, 1)										5	1	2	0	0	1	3						
Mark Whiten, S OBP: 0.364, SLG: 0.336 (1, 9)										4	1	1	0	1	1	1						
Todd Zeile, R OBP: 0.360, SLG: 0.431 (1, 5)										3	1	1	2	2	1	2						
Benito Santiago, R OBP: 0.311, SLG: 0.557 (1, 3)										4	0	0	0	1	2	4						
Pete Incaviglia, R OBP: 0.305, SLG: 0.491 Jim Eisenreich, L (6, FR) OBP: 0.361, SLG: 0.313 (7, 7)										3	0	1	0	0	0	2						
Mike Lieberthal, R OBP: 0.277, SLG: 0.375 (1, 2)										4	0	0	0	0	1	4	AB 36					
Mike Benjamin, R OBP: 0.500, SLG: 0.600 (1, 6)										4	0	2	1	0	1	1	R 5					
Mike Grace, R OBP: 0.238, SLG: 0.111 Ruben Amaro, Jr., S OBP: 0.333, SLG: 0.333 Russ Springer, R OBP: 0.300, SLG: 0.333 Dave Leiper, L OBP: 0.192, SLG: 0.071 Mickey Morandini, L OBP: 0.192, SLG: 0.071 (9, 4)										2	0	0	0	0	0	2	H 9					
Inning Stats	R: 4 E: 2 K: 1 S: 10	H: 4 LOB: 2 BB: 1 P: 14	R: 0 E: 0 K: 1 S: 5	H: 0 LOB: 1 BB: 1 P: 9	R: 0 E: 0 K: 0 S: 3	H: 0 LOB: 0 BB: 0 P: 3	R: 0 E: 0 K: 1 S: 5	H: 0 LOB: 0 BB: 0 P: 5	R: 0 E: 0 K: 2 S: 8	H: 0 LOB: 1 BB: 0 P: 8	R: 1 E: 0 K: 1 S: 6	H: 2 LOB: 1 BB: 0 P: 6	R: 0 E: 0 K: 1 S: 6	H: 1 LOB: 2 BB: 1 P: 10	R: 0 E: 0 K: 1 S: 7	H: 2 LOB: 3 BB: 1 P: 11	R: 0 E: 0 K: 1 S: 4	H: 0 LOB: 0 BB: 1 P: 8	1B: 6 2B: 3 3B: 0 HR: 0	SF: 0 SAC: 0 DP: 1 HBP: 0	WP: 1 PB: 0 SB: 1 CS: 1	PA: 41
PITCHER	IP	WLS	BF	H	R	ER	SO	BB	IBB	HBP	BLK	WP	HR	S	P	ERA	WHIP					
Mike Hampton, L ERA: 2.57 (1, 1)	6.0		27	6	5	4	6	2	0	0	0	0	0	37	45	6.00	1.333					
Anthony Young, R ERA: 2.93 (7, 1)	1.0	W	5	1	0	0	1	1	0	0	0	0	0	6	10	0.00	2.000					
Xavier Hernandez, R ERA: 0.22 (8, 1)	0.1		3	2	0	0	0	0	0	0	0	0	0	3	3	0.00	6.000					
Alvin Morman, L ERA: 4.63 (8, 1)	0.1		2	0	0	0	0	1	0	0	0	0	0	1	5	0.00	3.000					
Todd Jones, R ERA: 3.86 (8, 1)	1.1	S	4	0	0	0	2	1	0	0	0	0	0	7	11	0.00	0.750					

Houston Astros @ Philadelphia Phillies
Veterans Stadium, Philadelphia, PA
Tue May 07 1996, 7:05 PM EDT
Att: 16,569 - Unknown - 51 F

AB 36
R 5
H 9
RBI 3
BB 5
SO 9
LOB 23



Batter	1	2	3	4	5	6	7	8	9	10	AB	R	H	RBI	BB	SO	LOB	TOP	
Brian Hunter, R OBP: 0.321, SLG: 0.340 (1, 8)	F8		G4-3			K		K		F8	5	0	0	0	0	2	1		
Craig Biggio, R OBP: 0.390, SLG: 0.376 (1, 4)	G3			SF8 2B		FC6-4 2B		CS 1B			3	1	2	0	1	0	0		
5 Jeff Bagwell, R OBP: 0.500, SLG: 0.744 (1, 3)	G5-3			SF8 2B		FC6-4 IBB		1-2 BB			2	0	1	0	2	0	0		
Derek Bell, R OBP: 0.349, SLG: 0.511 (1, 9)		K		SF8		FC6-4		G6-3			3	0	0	1	0	1	3		
Sean Berry, R OBP: 0.347, SLG: 0.439 (1, 5)		G4-3		2-3 3-H 0-0		1-2 2-3		F8			4	0	0	0	0	0	3		
Rick Wilkins, L OBP: 0.402, SLG: 0.460 (1, 2)		K						F8			4	0	0	0	0	3	1		
James Mouton, R OBP: 0.262, SLG: 0.276 Jim Dougherty, R Jeff Tabaka, R (9, 1)				K		K		K			4	0	0	0	0	0	0	AB 30 R 1 H 3	
Ricky Gutierrez, R OBP: 0.391, SLG: 0.350 (1, 6)				SH1-4 BB		L8		S BB		L7	2	0	0	0	2	0	0	RBI 1 BB 5 SO 11 LOB 9	
Shane Reynolds, R OBP: 0.111, SLG: 0.333 John Cangelosi, S OBP: 0.389, SLG: 0.276 (9, 7)				SH1-4		K		G4-3		G6-3	2	0	0	0	0	1	1		
Inning Stats	R: 0 E: 0 K: 0 S: 3	H: 0 LOB: 0 BB: 0 P: 3	R: 0 E: 0 K: 2 S: 7	H: 0 LOB: 0 BB: 0 P: 7	R: 0 E: 0 K: 1 S: 5	H: 0 LOB: 1 BB: 1 P: 9	R: 1 E: 0 K: 1 S: 6	H: 1 LOB: 1 BB: 1 P: 10	R: 0 E: 0 K: 2 S: 7	H: 0 LOB: 0 BB: 0 P: 7	R: 0 E: 0 K: 1 S: 5	H: 1 LOB: 1 BB: 1 P: 9	R: 0 E: 0 K: 2 S: 7	H: 0 LOB: 0 BB: 0 P: 7	R: 0 E: 0 K: 0 S: 3	H: 0 LOB: 0 BB: 0 P: 3	1B: 1 2B: 2 3B: 0 HR: 0	SF: 1 SAC: 1 DP: 0 HBP: 0	WP: 0 PA: 37 PB: 0 SB: 1 CS: 1
PITCHER	IP 7.0	WLS 27	BF 2	H 2	R 1	ER 1	SO 8	BB 3	IBB 0	HBP 0	BLK 0	WP 0	HR 0	S 39	P 55	ERA 1.29	WHIP 0.714		
Sid Fernandez, L ERA: 2.39 Ricky Bottalico, R ERA: 2.7 Ken Ryan, R ERA: 0.96	(1, 1)	(8, 1)	(10, 1)																

Houston Astros @ Philadelphia Phillies
Veterans Stadium, Philadelphia, PA
Wed May 08 1996, 7:05 PM EDT
Att: 16,284 - Unknown - 56 F

AB 30
R 1
H 3
RBI 1
BB 5
SO 11
LOB 9



Batter	1	2	3	4	5	6	7	8	9	10	AB	R	H	RBI	BB	SO	LOB	BOTTOM	
Lenny Dykstra, L OBP: 0.414, SLG: 0.477 (1, 8)	G3			E 1B		G3		SH2-4		1B BB	3	1	1	0	1	0	0		
Mickey Morandini, L OBP: 0.308, SLG: 0.317 (1, 4)	P6			K		G3		F5		BB	4	0	0	0	1	1	2		
Jim Eisenreich, L OBP: 0.377, SLG: 0.324 (8, 7)	G4-3			E4 1B		1B		FC5-4 IBB		BB	4	0	2	1	1	0	1		
Todd Zeile, R OBP: 0.364, SLG: 0.433 (1, 5)		F9		1-2 3-H 1B		FC6-4 1B		FC5-4 1-2		1B	4	0	2	1	0	0	2		
Benito Santiago, R OBP: 0.301, SLG: 0.536 (1, 2)		K		F3		FC6-4		K			4	0	0	0	0	2	4		
Pete Incaviglia, R OBP: 0.298, SLG: 0.464 Ricky Bottalico, L Ruben Amaro Jr, S OBP: 0.250, SLG: 0.250 Ken Ryan, R (9, 11)		P5		F2				K		P4	3	0	0	0	0	1	2		
J.R. Phillips, L OBP: 0.158, SLG: 0.297 (1, 3)				G3-1		K		K		K	4	0	0	0	0	3	0	AB 34 R 2 H 6	
Kevin Stocker, S OBP: 0.389, SLG: 0.360 (1, 6)				G3		F8		K		K	4	0	0	0	0	2	0	RBI 2 BB 3 SO 11 LOB 11	
Sid Fernandez, L OBP: 0.214, SLG: 0.231 Mark Whiten, S OBP: 0.373, SLG: 0.343 (8, 9)				K		K		SH2-4 1B		BB 1B HBP	2	0	0	0	0	2	0		
Inning Stats	R: 0 E: 0 K: 0 S: 3	H: 0 LOB: 0 BB: 0 P: 3	R: 0 E: 0 K: 1 S: 5	H: 0 LOB: 0 BB: 0 P: 5	R: 0 E: 0 K: 1 S: 5	H: 2 LOB: 2 BB: 0 P: 8	R: 0 E: 0 K: 2 S: 7	H: 0 LOB: 0 BB: 0 P: 7	R: 0 E: 0 K: 3 S: 9	H: 0 LOB: 0 BB: 0 P: 9	R: 0 E: 0 K: 0 S: 4	H: 1 LOB: 2 BB: 1 P: 8	R: 0 E: 0 K: 2 S: 7	H: 0 LOB: 0 BB: 0 P: 7	R: 1 E: 0 K: 1 S: 4	H: 1 LOB: 3 BB: 2 P: 13	1B: 6 2B: 0 3B: 0 HR: 0	SF: 0 SAC: 1 DP: 0 HBP: 1	WP: 0 PA: 39 PB: 0 SB: 1 CS: 0
PITCHER	IP 8.0	WLS 31	BF 5	H 5	R 1	ER 0	SO 8	BB 0	IBB 1	HBP 0	BLK 0	WP 0	HR 0	S 46	P 50	ERA 0.00	WHIP 0.625		
Shane Reynolds, R ERA: 3.25 Jim Dougherty, R ERA: 8.1 Jeff Tabaka, L ERA: 5.06	(1, 1)	(9, 1)	(9, 1)																

Houston Astros @ Philadelphia Phillies
Veterans Stadium, Philadelphia, PA
Wed May 08 1996, 7:05 PM EDT
Att: 16,284 - Unknown - 56 F

AB 34
R 2
H 6
RBI 2
BB 3
SO 11
LOB 11



Batter	1	2	3	4	5	6	7	8	9	AB	R	H	RBI	BB	SO	LOB	TOP				
Marquis Grissom, R OBP: 0.320, SLG: 0.401										6	1	3	0	0	0	3	Atlanta Braves @ Philadelphia Phillies Veterans Stadium, Philadelphia, PA Sat May 11 1996, 7:05 PM EDT Att: 22,823 - Unknown - 65 F				
Mark Lemke, S OBP: 0.347, SLG: 0.368 Mark Wohlers, R (9, 1)										5	1	2	2	1	0	4					
10 Chipper Jones, S OBP: 0.340, SLG: 0.450										6	2	2	0	0	0	3					
Fred McGriff, L OBP: 0.418, SLG: 0.603 Tyler Houston, L OBP: 0.222, SLG: 0.250										5	1	2	0	1	2	3					
David Justice, L OBP: 0.412, SLG: 0.496										3	2	2	1	3	0	1					
Jeff Blausler, R OBP: 0.357, SLG: 0.443 Rafael Belliard, R OBP: 0.161, SLG: 0.197										5	2	2	7	0	0	3					
Ryan Klesko, L OBP: 0.383, SLG: 0.675										4	1	2	0	1	1	0					
Eddie Pérez, R OBP: 0.379, SLG: 0.607										5	0	2	0	0	0	2					
Steve Avery, L OBP: 0.190, SLG: 0.238 Greg McMichael, R (7, 1) Mike Bielecki, R (8, 1) Mike Mordecai, R OBP: 0.250, SLG: 0.211 (9, PH)										4	0	1	1	0	1	5					
Inning Stats	R: 4 E: 2 K: 1 S: 19	H: 5 LOB: 2 BB: 1 P: 33	R: 1 E: 0 K: 0 S: 11	H: 2 LOB: 2 BB: 1 P: 19	R: 1 E: 0 K: 0 S: 11	H: 2 LOB: 2 BB: 1 P: 22	R: 3 E: 0 K: 0 S: 11	H: 4 LOB: 2 BB: 1 P: 17	R: 0 E: 0 K: 1 S: 8	H: 0 LOB: 1 BB: 1 P: 15	R: 0 E: 0 K: 0 S: 8	H: 2 LOB: 2 BB: 0 P: 13	R: 0 E: 0 K: 1 S: 7	H: 0 LOB: 0 BB: 0 P: 12	R: 2 E: 0 K: 2 S: 17	H: 3 LOB: 2 BB: 1 P: 31		1B: 12 2B: 5 3B: 0 HR: 2	SF: 0 SAC: 0 DP: 1 HBP: 0	WP: 1 PB: 0 SB: 0 CS: 1	PA: 51
PITCHER	IP WLS BF H R ER SO BB IBB HBP BLK WP HR S P ERA WHIP	IP WLS BF H R ER SO BB IBB HBP BLK WP HR S P ERA WHIP	IP WLS BF H R ER SO BB IBB HBP BLK WP HR S P ERA WHIP	IP WLS BF H R ER SO BB IBB HBP BLK WP HR S P ERA WHIP	IP WLS BF H R ER SO BB IBB HBP BLK WP HR S P ERA WHIP	IP WLS BF H R ER SO BB IBB HBP BLK WP HR S P ERA WHIP	IP WLS BF H R ER SO BB IBB HBP BLK WP HR S P ERA WHIP	IP WLS BF H R ER SO BB IBB HBP BLK WP HR S P ERA WHIP	IP WLS BF H R ER SO BB IBB HBP BLK WP HR S P ERA WHIP	IP WLS BF H R ER SO BB IBB HBP BLK WP HR S P ERA WHIP	IP WLS BF H R ER SO BB IBB HBP BLK WP HR S P ERA WHIP	IP WLS BF H R ER SO BB IBB HBP BLK WP HR S P ERA WHIP	IP WLS BF H R ER SO BB IBB HBP BLK WP HR S P ERA WHIP	IP WLS BF H R ER SO BB IBB HBP BLK WP HR S P ERA WHIP	IP WLS BF H R ER SO BB IBB HBP BLK WP HR S P ERA WHIP	IP WLS BF H R ER SO BB IBB HBP BLK WP HR S P ERA WHIP	IP WLS BF H R ER SO BB IBB HBP BLK WP HR S P ERA WHIP	IP WLS BF H R ER SO BB IBB HBP BLK WP HR S P ERA WHIP	IP WLS BF H R ER SO BB IBB HBP BLK WP HR S P ERA WHIP	IP WLS BF H R ER SO BB IBB HBP BLK WP HR S P ERA WHIP	IP WLS BF H R ER SO BB IBB HBP BLK WP HR S P ERA WHIP

AB 45
R 11
H 19
RBI 11
BB 6
SO 5
LOB 26



Batter	1	2	3	4	5	6	7	8	9	AB	R	H	RBI	BB	SO	LOB	BOTTOM					
Lenny Dykstra, L OBP: 0.414, SLG: 0.469 Russ Springer, R (8, 1)										4	0	2	1	0	0	1						
Mickey Morandini, L OBP: 0.311, SLG: 0.321										4	0	1	0	0	2	4						
23 Kevin Jordan, R OBP: 0.322, SLG: 0.472										4	0	0	0	0	0	3						
Todd Zeile, R OBP: 0.354, SLG: 0.441										4	1	1	1	0	0	0						
Pete Incaviglia, R OBP: 0.299, SLG: 0.508										4	1	2	1	0	0	0						
Glenn Murray, R OBP: 0.250, SLG: 0.250										4	0	1	0	0	2	0						
Mike Lieberthal, R OBP: 0.255, SLG: 0.341										4	0	0	0	0	0	2						
Mike Benjamin, R OBP: 0.375, SLG: 0.500										4	1	1	0	0	1	0						
Mike Mims, L OBP: 0.267, SLG: 0.267 Toby Soriano, R OBP: 0.376, SLG: 0.339 Dave Leiper, L OBP: 0.238, SLG: 0.429										1	0	1	0	0	0	0						
Inning Stats	R: 0 E: 0 K: 0 S: 3	H: 1 LOB: 0 BB: 0 P: 6	R: 1 E: 0 K: 1 S: 10	H: 1 LOB: 0 BB: 0 P: 18	R: 0 E: 0 K: 1 S: 12	H: 2 LOB: 0 BB: 0 P: 23	R: 0 E: 0 K: 1 S: 6	H: 0 LOB: 0 BB: 0 P: 9	R: 1 E: 0 K: 0 S: 9	H: 2 LOB: 1 BB: 0 P: 14	R: 0 E: 0 K: 0 S: 13	H: 2 LOB: 2 BB: 0 P: 24	R: 0 E: 0 K: 1 S: 8	H: 1 LOB: 1 BB: 0 P: 13	R: 1 E: 0 K: 0 S: 14	H: 1 LOB: 0 BB: 0 P: 22	R: 0 E: 0 K: 2 S: 7	H: 0 LOB: 0 BB: 0 P: 9	1B: 6 2B: 2 3B: 0 HR: 2	SF: 0 SAC: 0 DP: 1 HBP: 0	WP: 0 PB: 0 SB: 0 CS: 0	PA: 36
PITCHER	IP WLS BF H R ER SO BB IBB HBP BLK WP HR S P ERA WHIP	IP WLS BF H R ER SO BB IBB HBP BLK WP HR S P ERA WHIP	IP WLS BF H R ER SO BB IBB HBP BLK WP HR S P ERA WHIP	IP WLS BF H R ER SO BB IBB HBP BLK WP HR S P ERA WHIP	IP WLS BF H R ER SO BB IBB HBP BLK WP HR S P ERA WHIP	IP WLS BF H R ER SO BB IBB HBP BLK WP HR S P ERA WHIP	IP WLS BF H R ER SO BB IBB HBP BLK WP HR S P ERA WHIP	IP WLS BF H R ER SO BB IBB HBP BLK WP HR S P ERA WHIP	IP WLS BF H R ER SO BB IBB HBP BLK WP HR S P ERA WHIP	IP WLS BF H R ER SO BB IBB HBP BLK WP HR S P ERA WHIP	IP WLS BF H R ER SO BB IBB HBP BLK WP HR S P ERA WHIP	IP WLS BF H R ER SO BB IBB HBP BLK WP HR S P ERA WHIP	IP WLS BF H R ER SO BB IBB HBP BLK WP HR S P ERA WHIP	IP WLS BF H R ER SO BB IBB HBP BLK WP HR S P ERA WHIP	IP WLS BF H R ER SO BB IBB HBP BLK WP HR S P ERA WHIP	IP WLS BF H R ER SO BB IBB HBP BLK WP HR S P ERA WHIP	IP WLS BF H R ER SO BB IBB HBP BLK WP HR S P ERA WHIP	IP WLS BF H R ER SO BB IBB HBP BLK WP HR S P ERA WHIP	IP WLS BF H R ER SO BB IBB HBP BLK WP HR S P ERA WHIP	IP WLS BF H R ER SO BB IBB HBP BLK WP HR S P ERA WHIP	IP WLS BF H R ER SO BB IBB HBP BLK WP HR S P ERA WHIP	IP WLS BF H R ER SO BB IBB HBP BLK WP HR S P ERA WHIP

AB 36
R 3
H 10
RBI 3
BB 0
SO 6
LOB 11



Batter	1	2	3	4	5	6	7	8	9	AB	R	H	RBI	BB	SO	LOB	TOP			
Marquis Grissom, R OBP: 0.312, SLG: 0.391										4	0	0	0	0	0	1	Atlanta Braves @ Philadelphia Phillies Veterans Stadium, Philadelphia, PA Sun May 12 1996, 3:33 AM EDT Att: 32,314 - Cloudy - 54 F			
Mark Lemke, S OBP: 0.344, SLG: 0.365										4	0	1	0	0	0	0				
10 Chipper Jones, S OBP: 0.338, SLG: 0.444										4	0	1	0	0	1	0				
Fred McGriff, L OBP: 0.422, SLG: 0.604										3	0	2	0	0	0	0				
David Justice, L OBP: 0.404, SLG: 0.485										3	0	0	0	0	0	3				
Ryan Klesko, L OBP: 0.374, SLG: 0.658										3	0	0	0	0	1	2				
Javy Lopez, R OBP: 0.333, SLG: 0.432										3	0	0	0	0	1	0				
Jeff Blauser, R OBP: 0.345, SLG: 0.425										3	0	0	0	0	1	0				
Greg Maddux, R OBP: 0.095, SLG: 0.050										1	0	0	0	1	0	0				
Brad Clontz, R Pedro Borbon, R Dwight Smith, L (8, PH) Terrell Wade, L (8, 1)										0	0	0	0	0	0	0				
Inning Stats	R: 0 E: 0 K: 0 S: 3	H: 0 LOB: 0 BB: 0 P: 3	R: 0 E: 0 K: 1 S: 5	H: 1 LOB: 0 BB: 0 P: 5	R: 0 E: 0 K: 2 S: 7	H: 0 LOB: 1 BB: 1 P: 11	R: 0 E: 0 K: 0 S: 5	H: 3 LOB: 2 BB: 0 P: 5	R: 0 E: 0 K: 1 S: 5	H: 0 LOB: 0 BB: 0 P: 3	R: 0 E: 0 K: 0 S: 3	H: 0 LOB: 0 BB: 0 P: 3	R: 0 E: 0 K: 1 S: 5	H: 0 LOB: 0 BB: 0 P: 5	R: 0 E: 0 K: 0 S: 3	H: 0 LOB: 0 BB: 0 P: 3	1B: 4 2B: 0 3B: 0 HR: 0	SF: 0 SAC: 0 DP: 1 HBP: 0	WP: 0 PB: 0 CS: 0	PA: 30
PITCHER Mike Grace, R ERA: 2.34	IP: 9.0 WLS: W BF: 30 H: 4 R: 0 ER: 0 SO: 5 BB: 1 IBB: 0 HBP: 0 BLK: 0 WP: 0 HR: 0 S: 39 P: 43 ERA: 0.00 WHIP: 0.556																			

Batter	1	2	3	4	5	6	7	8	9	AB	R	H	RBI	BB	SO	LOB	BOTTOM			
Lenny Dykstra, L OBP: 0.410, SLG: 0.462										4	1	1	0	0	2	0	Atlanta Braves @ Philadelphia Phillies Veterans Stadium, Philadelphia, PA Sun May 12 1996, 3:33 AM EDT Att: 32,314 - Cloudy - 54 F			
Mickey Morandini, L OBP: 0.323, SLG: 0.362										4	3	3	0	0	0	0				
Jim Eisenreich, L OBP: 0.341, SLG: 0.289										4	0	0	0	0	0	3				
Todd Zeile, R OBP: 0.358, SLG: 0.446										3	1	1	1	1	0	0				
Benito Santiago, R OBP: 0.298, SLG: 0.513										3	0	0	0	1	3	1				
Glenn Murray, R OBP: 0.182, SLG: 0.182										3	0	0	1	0	2	2				
J.R. Phillips, L OBP: 0.182, SLG: 0.357										3	1	1	1	0	1	1				
Kevin Stocker, S OBP: 0.373, SLG: 0.341										3	0	0	0	0	1	0				
Mike Grace, R OBP: 0.208, SLG: 0.095										3	0	0	0	0	1	0				
Inning Stats	R: 3 E: 1 K: 0 S: 6	H: 3 LOB: 1 BB: 1 P: 10	R: 0 E: 0 K: 2 S: 7	H: 0 LOB: 0 BB: 0 P: 7	R: 1 E: 0 K: 2 S: 8	H: 1 LOB: 1 BB: 1 P: 12	R: 0 E: 0 K: 2 S: 7	H: 0 LOB: 0 BB: 0 P: 7	R: 1 E: 0 K: 1 S: 6	H: 1 LOB: 0 BB: 0 P: 6	R: 1 E: 0 K: 2 S: 8	H: 1 LOB: 0 BB: 0 P: 8	R: 0 E: 0 K: 0 S: 3	H: 0 LOB: 0 BB: 0 P: 3	R: 0 E: 0 K: 1 S: 5	H: 0 LOB: 0 BB: 0 P: 5		1B: 2 2B: 1 3B: 2 HR: 1	SF: 0 SAC: 0 DP: 0 HBP: 0	WP: 1 PB: 0 SB: 2 CS: 0
PITCHER Greg Maddux, R ERA: 3.36 Brad Clontz, R ERA: 3.57 Pedro Borbon, L ERA: Terrell Wade, L ERA:	IP: 5.0 WLS: L BF: 22 H: 5 R: 5 ER: 4 SO: 7 BB: 1 IBB: 0 HBP: 0 BLK: 0 WP: 1 HR: 0 S: 34 P: 42 ERA: 7.20 WHIP: 1.200																			



Batter	1	2	3	4	5	6	7	8	9	AB	R	H	RBI	BB	SO	LOB	TOP							
Stan Javier, S OBP: 0.293, SLG: 0.328 (1, 8)										5	0	3	0	0	0	1	San Francisco Giants @ Philadelphia Phillies Veterans Stadium, Philadelphia, PA Mon May 13 1996, 7:05 PM EDT Att: 18,758 - Unknown - 50 F							
Robby Thompson, R OBP: 0.363, SLG: 0.438 (1, 4)										4	0	0	0	1	2	4								
Barry Bonds, L OBP: 0.433, SLG: 0.741 (1, 7)										4	0	2	0	1	0	2								
Matt Williams, R OBP: 0.407, SLG: 0.589 (1, 5)										5	1	2	1	0	2	3								
Mark Carreon, R OBP: 0.354, SLG: 0.549 (1, 3)										5	0	0	0	0	2	4								
Glenallen Hill, R OBP: 0.331, SLG: 0.496 Rod Beck, R (9, 1)										4	1	1	0	1	1	0								
Shawon Dunston, R OBP: 0.358, SLG: 0.423 (1, 6)										4	0	2	0	0	0	2								
Steve Decker, R OBP: 0.367, SLG: 0.343 (1, 2)										3	0	1	1	1	0	1								
Mark Gardner, R OBP: 0.222, SLG: 0.176 Rich DeLucia, R (7, 1)										3	0	0	0	0	2	4								
Marvin Benard, L OBP: 0.355, SLG: 0.310 (9, 9)										0	0	0	0	0	0	0								
Inning Stats	R: 0 E: 0 K: 0 S: 4	H: 2 LOB: 1 BB: 0 P: 4	R: 0 E: 0 K: 1 S: 6	H: 1 LOB: 2 BB: 1 P: 10	R: 0 E: 0 K: 2 S: 8	H: 1 LOB: 2 BB: 1 P: 12	R: 0 E: 0 K: 2 S: 8	H: 1 LOB: 1 BB: 0 P: 8	R: 0 E: 0 K: 1 S: 7	H: 2 LOB: 2 BB: 0 P: 7	R: 1 E: 0 K: 1 S: 8	H: 3 LOB: 2 BB: 0 P: 8	R: 1 E: 0 K: 0 S: 4	H: 1 LOB: 1 BB: 1 P: 8	R: 0 E: 0 K: 2 S: 3	H: 0 LOB: 2 BB: 2 P: 11	R: 0 E: 0 K: 2 S: 7	H: 0 LOB: 0 BB: 0 P: 7	1B: 7 2B: 3 3B: 0 HR: 1	SF: 0 SAC: 0 DP: 1 HBP: 0	WP: 1 PB: 0 SB: 4 CS: 0	PA: 42		
PITCHER	IP WLS BF H R ER SO BB IBB HBP BLK WP HR S P ERA WHIP	IP WLS BF H R ER SO BB IBB HBP BLK WP HR S P ERA WHIP	IP WLS BF H R ER SO BB IBB HBP BLK WP HR S P ERA WHIP	IP WLS BF H R ER SO BB IBB HBP BLK WP HR S P ERA WHIP	IP WLS BF H R ER SO BB IBB HBP BLK WP HR S P ERA WHIP	IP WLS BF H R ER SO BB IBB HBP BLK WP HR S P ERA WHIP	IP WLS BF H R ER SO BB IBB HBP BLK WP HR S P ERA WHIP	IP WLS BF H R ER SO BB IBB HBP BLK WP HR S P ERA WHIP	IP WLS BF H R ER SO BB IBB HBP BLK WP HR S P ERA WHIP	IP WLS BF H R ER SO BB IBB HBP BLK WP HR S P ERA WHIP	IP WLS BF H R ER SO BB IBB HBP BLK WP HR S P ERA WHIP	IP WLS BF H R ER SO BB IBB HBP BLK WP HR S P ERA WHIP	IP WLS BF H R ER SO BB IBB HBP BLK WP HR S P ERA WHIP	IP WLS BF H R ER SO BB IBB HBP BLK WP HR S P ERA WHIP	IP WLS BF H R ER SO BB IBB HBP BLK WP HR S P ERA WHIP	IP WLS BF H R ER SO BB IBB HBP BLK WP HR S P ERA WHIP	IP WLS BF H R ER SO BB IBB HBP BLK WP HR S P ERA WHIP	IP WLS BF H R ER SO BB IBB HBP BLK WP HR S P ERA WHIP	IP WLS BF H R ER SO BB IBB HBP BLK WP HR S P ERA WHIP	IP WLS BF H R ER SO BB IBB HBP BLK WP HR S P ERA WHIP	IP WLS BF H R ER SO BB IBB HBP BLK WP HR S P ERA WHIP	IP WLS BF H R ER SO BB IBB HBP BLK WP HR S P ERA WHIP	IP WLS BF H R ER SO BB IBB HBP BLK WP HR S P ERA WHIP	IP WLS BF H R ER SO BB IBB HBP BLK WP HR S P ERA WHIP

San Francisco Giants @ Philadelphia Phillies
Veterans Stadium, Philadelphia, PA
Mon May 13 1996, 7:05 PM EDT
Att: 18,758 - Unknown - 50 F

AB 37
R 2
H 11
RBI 2
BB 5
SO 9
LOB 21



Batter	1	2	3	4	5	6	7	8	9	AB	R	H	RBI	BB	SO	LOB	BOTTOM							
Lenny Dykstra, L OBP: 0.403, SLG: 0.446 (1, 8)										4	0	0	0	1	2	2	San Francisco Giants @ Philadelphia Phillies Veterans Stadium, Philadelphia, PA Mon May 13 1996, 7:05 PM EDT Att: 18,758 - Unknown - 50 F							
Mickey Morandini, L OBP: 0.319, SLG: 0.352 (1, 4)										4	0	0	0	1	2	3								
Jim Eisenreich, L OBP: 0.348, SLG: 0.313 (1, 7)										4	0	2	0	0	1	3								
Todd Zeile, R OBP: 0.361, SLG: 0.444 (1, 5)										3	0	1	0	1	1	4								
Benito Santiago, R OBP: 0.289, SLG: 0.496 (1, 2)										4	0	0	0	0	0	3								
Glenn Murray, R OBP: 0.200, SLG: 0.143 (1, 9)										3	1	0	0	1	3	2								
J.R. Phillips, L OBP: 0.191, SLG: 0.356 Ken Ryan, R (7, 1)										3	0	1	0	0	1	2								
Dave Leiper, L (8, 1)										0	0	0	0	0	0	0								
Pete Incaviglia, R OBP: 0.294, SLG: 0.500 (8, PH)										1	0	0	0	0	1	0								
Ricky Bottalico, L (9, 1)										0	0	0	0	0	0	0								
Kevin Stocker, S OBP: 0.369, SLG: 0.337 (1, 6)										4	0	1	0	0	1	2								
Sid Fernandez, L OBP: 0.188, SLG: 0.200 23 Kevin Jordan, R OBP: 0.333, SLG: 0.481 (7, 3)										2	0	0	0	0	2	2								
Inning Stats	R: 0 E: 0 K: 2 S: 8	H: 1 LOB: 1 BB: 0 P: 8	R: 0 E: 0 K: 2 S: 7	H: 0 LOB: 0 BB: 0 P: 7	R: 0 E: 0 K: 1 S: 5	H: 0 LOB: 0 BB: 0 P: 5	R: 0 E: 0 K: 1 S: 6	H: 1 LOB: 1 BB: 0 P: 6	R: 1 E: 0 K: 2 S: 9	H: 1 LOB: 2 BB: 1 P: 13	R: 0 E: 0 K: 1 S: 6	H: 1 LOB: 2 BB: 1 P: 10	R: 0 E: 0 K: 2 S: 8	H: 1 LOB: 3 BB: 2 P: 16	R: 0 E: 0 K: 2 S: 7	H: 0 LOB: 0 BB: 0 P: 7	R: 0 E: 0 K: 1 S: 6	H: 1 LOB: 1 BB: 0 P: 6	1B: 5 2B: 1 3B: 0 HR: 0	SF: 0 SAC: 1 DP: 0 HBP: 0	WP: 0 PB: 1 SB: 0 CS: 0	PA: 38		
PITCHER	IP WLS BF H R ER SO BB IBB HBP BLK WP HR S P ERA WHIP	IP WLS BF H R ER SO BB IBB HBP BLK WP HR S P ERA WHIP	IP WLS BF H R ER SO BB IBB HBP BLK WP HR S P ERA WHIP	IP WLS BF H R ER SO BB IBB HBP BLK WP HR S P ERA WHIP	IP WLS BF H R ER SO BB IBB HBP BLK WP HR S P ERA WHIP	IP WLS BF H R ER SO BB IBB HBP BLK WP HR S P ERA WHIP	IP WLS BF H R ER SO BB IBB HBP BLK WP HR S P ERA WHIP	IP WLS BF H R ER SO BB IBB HBP BLK WP HR S P ERA WHIP	IP WLS BF H R ER SO BB IBB HBP BLK WP HR S P ERA WHIP	IP WLS BF H R ER SO BB IBB HBP BLK WP HR S P ERA WHIP	IP WLS BF H R ER SO BB IBB HBP BLK WP HR S P ERA WHIP	IP WLS BF H R ER SO BB IBB HBP BLK WP HR S P ERA WHIP	IP WLS BF H R ER SO BB IBB HBP BLK WP HR S P ERA WHIP	IP WLS BF H R ER SO BB IBB HBP BLK WP HR S P ERA WHIP	IP WLS BF H R ER SO BB IBB HBP BLK WP HR S P ERA WHIP	IP WLS BF H R ER SO BB IBB HBP BLK WP HR S P ERA WHIP	IP WLS BF H R ER SO BB IBB HBP BLK WP HR S P ERA WHIP	IP WLS BF H R ER SO BB IBB HBP BLK WP HR S P ERA WHIP	IP WLS BF H R ER SO BB IBB HBP BLK WP HR S P ERA WHIP	IP WLS BF H R ER SO BB IBB HBP BLK WP HR S P ERA WHIP	IP WLS BF H R ER SO BB IBB HBP BLK WP HR S P ERA WHIP	IP WLS BF H R ER SO BB IBB HBP BLK WP HR S P ERA WHIP	IP WLS BF H R ER SO BB IBB HBP BLK WP HR S P ERA WHIP	IP WLS BF H R ER SO BB IBB HBP BLK WP HR S P ERA WHIP

San Francisco Giants @ Philadelphia Phillies
Veterans Stadium, Philadelphia, PA
Mon May 13 1996, 7:05 PM EDT
Att: 18,758 - Unknown - 50 F

AB 33
R 1
H 6
RBI 0
BB 4
SO 14
LOB 23



Batter	1	2	3	4	5	6	7	8	9	AB	R	H	RBI	BB	SO	LOB	TOP							
Stan Javier, S OBP: 0.316, SLG: 0.371 Marvin Benard, L OBP: 0.351, SLG: 0.306	4-0 BB BB		X 0-0 2B		X 0-0 F7		X 0-0 2B	X 0-0 G4-3		3	0	2	0	1	0	0								
Robby Thompson, R OBP: 0.347, SLG: 0.417 Jeff Juden, R Mark Dewey, R Doug Creek, L	0-3 K		0-3 K		X 0-0 F9		0-3 K			4	0	0	0	0	3	4								
Barry Bonds, L OBP: 0.437, SLG: 0.736 Mel Hall, L OBP: 0.167, SLG: 0.136	4-0 1-2 BB		4-0 IBB		X 0-0 F8		X 0-0 F8	X 0-0 G6-3		1	0	0	0	2	0	0								
Matt Williams, R OBP: 0.404, SLG: 0.579	0-3 K		X 0-0 F8		X 0-0 1B		X 0-0 F7			4	0	1	0	0	1	4								
Mark Carreon, R OBP: 0.353, SLG: 0.544 Dave McCarty, R OBP: 0.414, SLG: 0.500	0-3 K		X 0-0 G4-3 1B		X 0-0 K		X 0-0 1B	X 0-0 1B		3	0	1	0	0	2	3								
Glenallen Hill, R OBP: 0.323, SLG: 0.482		X 0-0 L7		X 0-3 K		X 0-0 G5-3		X 0-0 F8		4	0	0	0	0	1	3								
Shawon Dunston, R OBP: 0.353, SLG: 0.490 Rich Aurilia, R OBP: 0.326, SLG: 0.368		X 0-0 P4		X 0-0 G4-3 1-2		X 0-0 P3		X 0-0 L8		3	0	0	0	0	0	1								
Tom Lampkin, L OBP: 0.364, SLG: 0.425		0-3 K		0-3 K		X 0-0 2B 1B		X 0-0 L9		4	0	1	0	0	2	1								
Oswaldo Fernandez, R OBP: 0.053, SLG: 0.053 Jose Bautista, R OBP: 0.349, SLG: 0.413 Steve Scarsone, R OBP: 0.349, SLG: 0.413			X 0-0 L8		X 0-0 G3		0-3 K	4-0 BB		2	0	0	0	0	0	0								
Inning Stats	R: 0 E: 0 K: 3 S: 9	H: 0 LOB: 2 BB: 2 P: 17	R: 0 E: 0 K: 1 S: 5	H: 0 LOB: 0 BB: 0 P: 5	R: 0 E: 0 K: 1 S: 6	H: 1 LOB: 2 BB: 1 P: 10	R: 0 E: 0 K: 2 S: 8	H: 1 LOB: 0 BB: 0 P: 8	R: 0 E: 0 K: 1 S: 3	H: 0 LOB: 0 BB: 0 P: 3	R: 0 E: 0 K: 1 S: 6	H: 1 LOB: 1 BB: 0 P: 6	R: 0 E: 0 K: 2 S: 9	H: 2 LOB: 2 BB: 0 P: 9	R: 0 E: 0 K: 0 S: 4	H: 1 LOB: 1 BB: 0 P: 4	R: 0 E: 0 K: 0 S: 3	H: 0 LOB: 1 BB: 1 P: 7	1B: 4 2B: 2 3B: 0 HR: 0	SF: 0 SAC: 0 DP: 0 HBP: 0	WP: 0 PB: 0 SB: 0 CS: 0	PA: 37		
PITCHER	IP WLS BF H R ER SO BB IBB HBP BLK WP HR S P ERA WHIP	7.0 W 29 5 0 0 10 2 1 0 0 0 0 0 46 58 0.00 1.000	2.0 8 1 0 0 0 1 0 0 0 0 0 0 7 11 0.00 1.000																					

San Francisco Giants @ Philadelphia Phillies
Veterans Stadium, Philadelphia, PA
Tue May 14 1996, 7:05 PM EDT
Att: 18,774 - Unknown - 56 F

AB 33
R 0
H 6
RBI 0
BB 4
SO 10
LOB 18



Batter	1	2	3	4	5	6	7	8	9	AB	R	H	RBI	BB	SO	LOB	BOTTOM							
Lenny Dykstra, L OBP: 0.403, SLG: 0.440	0-0 G6-3		X 0-0 L7		X 4-0 23 2B 1B BB	X 0-0 G4-3		X 0-0 1B		4	1	1	0	1	0	1								
Mickey Morandini, L OBP: 0.316, SLG: 0.347	0-0 L7			X 0-0 F8	X 0-0 F7	X 0-0 1B		0-3 K		5	0	1	0	0	1	5								
23 Kevin Jordan, R OBP: 0.328, SLG: 0.483	0-0 P4			X 0-0 G4-3	X 0-0 1B 2B	X 0-0 G5-3				4	1	1	2	0	0	1								
Pete Incaviglia, R OBP: 0.306, SLG: 0.545 Russ Springer, R		X 0-0 G6-3		X 0-0 HR	X 0-0 1B BB 1B		X 0-3 K			4	2	2	3	0	1	0								
Todd Zeile, R OBP: 0.365, SLG: 0.441		X 0-0 L7		X 0-0 1B	X 4-0 1B BB 1B	X 0-0 G5-3				3	1	1	0	1	0	0								
Benito Santiago, R OBP: 0.295, SLG: 0.496		0-3 K		X 0-0 FC5-4 1B	X 0-0 1B BB 1B	X 0-0 L5				4	0	2	0	0	1	0								
Glenn Murray, R OBP: 0.211, SLG: 0.167			X 0-0 G6-3	X 0-0 FC5-4 1-2	X 0-0 1B BB 1B	X 0-3 K				4	0	1	2	0	1	2								
Mike Benjamin, R OBP: 0.350, SLG: 0.500			X 0-0 E6 G3		X 0-0 SH 2B BB	X 0-0 G4-3				4	1	1	0	0	0	2								
Curt Schilling, R Jim Eisenreich, L OBP: 0.356, SLG: 0.321			X 0-0 G3		X 0-0 P4	X 0-0 1B				2	1	0	0	0	0	1								
Inning Stats	R: 0 E: 0 K: 0 S: 3	H: 0 LOB: 0 BB: 0 P: 3	R: 0 E: 0 K: 1 S: 5	H: 0 LOB: 0 BB: 0 P: 5	R: 0 E: 1 K: 0 S: 4	H: 0 LOB: 1 BB: 0 P: 4	R: 1 E: 0 K: 0 S: 6	H: 3 LOB: 2 BB: 0 P: 6	R: 6 E: 0 K: 0 S: 8	H: 5 LOB: 1 BB: 2 P: 16	R: 0 E: 0 K: 0 S: 4	H: 1 LOB: 0 BB: 0 P: 4	R: 0 E: 0 K: 1 S: 5	H: 0 LOB: 0 BB: 0 P: 5	R: 0 E: 0 K: 2 S: 9	H: 2 LOB: 2 BB: 0 P: 9	1B: 8 2B: 2 3B: 0 HR: 1	SF: 0 SAC: 1 DP: 1 HBP: 0	WP: 0 PB: 0 SB: 0 CS: 0	PA: 38				
PITCHER	IP WLS BF H R ER SO BB IBB HBP BLK WP HR S P ERA WHIP	4.1 L 23 6 7 7 1 2 0 0 0 0 0 1 23 31 14.54 1.846	1.2 7 3 0 0 0 0 0 0 0 0 0 0 5 7 0.00 1.800	1.0 3 0 0 0 1 0 0 0 0 0 0 4 5 0.00 0.000	0.2 2 0 0 0 1 0 0 0 0 0 0 4 4 0.00 0.000	0.1 3 2 0 0 1 0 0 0 0 0 0 5 5 0.00 6.000																		

San Francisco Giants @ Philadelphia Phillies
Veterans Stadium, Philadelphia, PA
Tue May 14 1996, 7:05 PM EDT
Att: 18,774 - Unknown - 56 F

AB 35
R 7
H 11
RBI 7
BB 2
SO 4
LOB 12



Batter	1	2	3	4	5	6	7	8	9	10	AB	R	H	RBI	BB	SO	LOB	TOP	
Stan Javier, S OBP: 0.333, SLG: 0.413 (1, 8)	0-1 L3 1B		3-2 1B 2B		3-3 K			3-2 SH3-4 2B		1-2 G4-3	5	1	3	1	0	1	0	San Francisco Giants @ Philadelphia Phillies Veterans Stadium, Philadelphia, PA Wed May 15 1996, 3:33 AM EDT Att: 25,085 - Cloudy - 62 F	
Shawon Dunston, R OBP: 0.339, SLG: 0.397 Rod Beck, R (8, 1)	0-2 L3		2-2 1B WP 1B		1-2 P3		0-0 SH3-4	2-3 SH3-4			3	1	1	1	0	0	1		
Barry Bonds, L OBP: 0.438, SLG: 0.728 (1, 7)	3-1 G4-3		1-1 WP HR 1B		1-3 K		4-0 IBB				3	1	1	0	1	1	0		
Matt Williams, R OBP: 0.400, SLG: 0.591 (1, 5)		0-2 L8	3-1 HR		0-0 G5-3		2-3 K	1-2 K			4	1	1	2	0	1	2		
Mark Carreon, R OBP: 0.344, SLG: 0.529 (1, 3)		1-0 G4-3	0-1 G4-3		1-1 P2		1-0 2	0-0 G2-3			4	0	0	0	0	0	0		
Glenn Hill, R OBP: 0.321, SLG: 0.497 (1, 9)		1-0 G4-3		0-0 HR		1-0 F9		3-0 G4-3			4	1	1	1	0	0	0		
Steve Scarsone, R OBP: 0.333, SLG: 0.392 (1, 4)			0-3 K	0-1 L6		1-3 K		0-3 K			4	0	0	0	0	3	0		
Steve Decker, R OBP: 0.361, SLG: 0.338 (1, 2)			1-1 2B 1B	1-0 G6-3		2-3 K		2-3 K		2-3 K	4	1	1	0	0	2	0		
Mark Leiter, R OBP: 0.133, SLG: 0.133 Allen Watson, L OBP: 0.273, SLG: 0.250 Rich DeLucia, R (7, 1) Rich Aurilia, R OBP: 0.322, SLG: 0.364 (8, 6)			1-3 K	2-3 K		3-2 L7		3-3 K			2	0	0	0	0	2	1		
Inning Stats	R: 0 E: 0 K: 0 S: 7	H: 1 LOB: 0 BB: 0 P: 10	R: 0 E: 0 K: 0 S: 5	H: 0 LOB: 0 BB: 0 P: 7	R: 5 E: 0 K: 2 S: 21	H: 5 LOB: 0 BB: 0 P: 32	R: 1 E: 0 K: 1 S: 10	H: 1 LOB: 0 BB: 0 P: 13	R: 0 E: 0 K: 2 S: 12	H: 0 LOB: 0 BB: 0 P: 17	R: 0 E: 0 K: 1 S: 8	H: 1 LOB: 2 BB: 1 P: 18	R: 0 E: 0 K: 1 S: 5	H: 0 LOB: 0 BB: 0 P: 8	R: 0 E: 0 K: 2 S: 9	H: 0 LOB: 0 BB: 0 P: 15	1B: 4 2B: 3 3B: 0 HR: 2		SF: 0 SAC: 1 DP: 1 HBP: 0
PITCHER	IP WLS BF H R ER SO	IP WLS BF H R ER SO	IP WLS BF H R ER SO	IP WLS BF H R ER SO	IP WLS BF H R ER SO	IP WLS BF H R ER SO	IP WLS BF H R ER SO	IP WLS BF H R ER SO	IP WLS BF H R ER SO	IP WLS BF H R ER SO	IP WLS BF H R ER SO	IP WLS BF H R ER SO	IP WLS BF H R ER SO	IP WLS BF H R ER SO	IP WLS BF H R ER SO	IP WLS BF H R ER SO	ERA WHIP	ERA WHIP	
Terry Mulholland, L ERA: 6.22 Toby Borland, R ERA: 5.0 Ken Ryan, R ERA: 0.83 Ricky Bottalico, R ERA: 2.29	4.0 2.0 2.0 2.0	18 6 8 6	7 0 1 0	6 0 0 0	6 0 0 0	3 2 3 3	0 0 1 0	0 0 0 0	0 0 0 0	1 0 0 0	2 0 1 0	43 16 18 14	62 23 34 23	13.50 0.00 0.500 0.000	1.750 0.000 0.500 0.000				

Batter	1	2	3	4	5	6	7	8	9	10	AB	R	H	RBI	BB	SO	LOB	BOTTOM			
23 Kevin Jordan, R OBP: 0.333, SLG: 0.476 (1, 3)	2-2 L4-3 1B		1-0 G4-3		2-0 F8		1-3 K		0-1 FC1-6 1B		5	0	2	0	0	1	1	San Francisco Giants @ Philadelphia Phillies Veterans Stadium, Philadelphia, PA Wed May 15 1996, 3:33 AM EDT Att: 25,085 - Cloudy - 62 F			
Mickey Morandini, L OBP: 0.312, SLG: 0.342 (1, 4)	3-1 L4-3		2-1 F8		1-1 G6-3		3-2 1B		0-0 FC1-6 FC3-6		5	0	1	0	0	0	2				
Jim Eisenreich, L OBP: 0.347, SLG: 0.314 (1, 8)	1-1 1B		1-1 P6		2-2 F8		3-2 G1-3		2-2 FC3-6		5	0	1	0	0	0	3				
Pete Incaviglia, R OBP: 0.312, SLG: 0.535 (1, 7)	1-2 P4			1-0 1B		0-0 1B 1B		0-0 G6-3		0-0 L8		5	1	2	0	0	2				
Todd Zeile, R OBP: 0.372, SLG: 0.486 (1, 5)		1-2 HR		0-1 F8		3-3 K		2-0 BB HBP		0-0 HR		4	3	2	2	0	1				
Mike Lieberthal, R OBP: 0.291, SLG: 0.426 (1, 2)		3-2 HR		1-1 P6		1-1 1B		4-2 BB				3	2	2	2	1	0				
Glenn Murray, R OBP: 0.190, SLG: 0.150 Toby Borland, R OBP: 0.198, SLG: 0.348 J.R. Phillips, L OBP: 0.198, SLG: 0.348 Ken Ryan, R OBP: 0.198, SLG: 0.348 Lenny Dykstra, L OBP: 0.400, SLG: 0.437 (8, 8)		1-3 K		0-2 F7		1-3 K		0-0 P7				2	0	0	0	0	1				
Kevin Stocker, S OBP: 0.373, SLG: 0.364 (1, 6)		0-0 B3-4 1B		1-1 L6		1-1 G1-4-3		0-0 3B				4	0	2	2	0	0				
Terry Mulholland, R OBP: 0.071, SLG: 0.071 Mark Whiten, S OBP: 0.377, SLG: 0.375 Ricky Bottalico, L (8, 1)		1-0 B3-4		3-1 HR		3-0 1B		2-1 G4-3				1	0	0	0	0	1				
Inning Stats	R: 0 E: 0 K: 0 S: 10	H: 2 LOB: 1 BB: 0 P: 17	R: 2 E: 0 K: 1 S: 12	H: 3 LOB: 0 BB: 0 P: 18	R: 0 E: 0 K: 0 S: 5	H: 0 LOB: 0 BB: 0 P: 9	R: 0 E: 0 K: 0 S: 8	H: 1 LOB: 1 BB: 0 P: 10	R: 1 E: 0 K: 2 S: 16	H: 2 LOB: 1 BB: 0 P: 23	R: 0 E: 0 K: 1 S: 19	H: 2 LOB: 2 BB: 0 P: 32	R: 2 E: 0 K: 0 S: 9	H: 1 LOB: 1 BB: 1 P: 17	R: 0 E: 0 K: 0 S: 8	H: 1 LOB: 1 BB: 0 P: 10	R: 1 E: 0 K: 0 S: 1		H: 1 LOB: 0 BB: 0 P: 1	1B: 9 2B: 2 3B: 1 HR: 4	SF: 0 SAC: 0 DP: 2 HBP: 1
PITCHER	IP WLS BF H R ER SO	IP WLS BF H R ER SO	IP WLS BF H R ER SO	IP WLS BF H R ER SO	IP WLS BF H R ER SO	IP WLS BF H R ER SO	IP WLS BF H R ER SO	IP WLS BF H R ER SO	IP WLS BF H R ER SO	IP WLS BF H R ER SO	IP WLS BF H R ER SO	IP WLS BF H R ER SO	IP WLS BF H R ER SO	IP WLS BF H R ER SO	IP WLS BF H R ER SO	IP WLS BF H R ER SO	ERA WHIP	ERA WHIP			
Mark Leiter, R ERA: 4.69 Rich DeLucia, R ERA: 9.0 Rod Beck, R ERA: 0.53	6.0 1.1 1.2	25 8 8	9 2 3	4 2 1	4 1 0	3 1 0	0 1 0	0 0 1	58 24 13	91 43 17	6.00 13.50 5.40	1.500 2.250 1.800									

AB	35
R	6
H	8
RBI	5
BB	1
SO	11
LOB	4



Batter	1	2	3	4	5	6	7	8	9	AB	R	H	RBI	BB	SO	LOB	TOP				
Lenny Dykstra, L OBP: 0.387, SLG: 0.418 Mark Whiten, S OBP: 0.372, SLG: 0.364	1-3		F7	K		F8			BB 1B	3	0	0	0	0	1	1					
Mickey Morandini, L OBP: 0.311, SLG: 0.335	F9		BB			3-1			BB 1B	4	0	1	1	1	0	0					
23 Kevin Jordan, R OBP: 0.321, SLG: 0.432 Mike Williams, R OBP: 0.111, SLG: 0.111 Jim Eisenreich, L OBP: 0.352, SLG: 0.316	L4		K			6-3			K	4	0	0	0	0	1	1					
Pete Incaviglia, R OBP: 0.311, SLG: 0.494			E1						K	4	0	2	0	0	2	2					
Todd Zeile, R OBP: 0.367, SLG: 0.474	G6-4-3		6-3			FC6-4			1-3	4	0	0	0	1	0	4					
Mike Lieberthal, R OBP: 0.317, SLG: 0.442									BB	5	1	3	0	0	1	3					
Glenn Murray, R OBP: 0.231, SLG: 0.130	E7									2	0	0	0	2	1	2					
Mike Benjamin, R OBP: 0.333, SLG: 0.435									FC5-4	3	0	0	0	1	1	4					
Sid Fernandez, L OBP: 0.211, SLG: 0.188 Steve Frey, R OBP: 0.226, SLG: 0.367	K								1B	1	0	0	1	1	1	3					
J.R. Phillips, L OBP: 0.226, SLG: 0.367									2B	0	0	0	0	0	0	0					
										1	1	1	0	0	0	0					
Inning Stats	R: 0 E: 0 K: 0 S: 3	H: 0 LOB: 0 BB: 0 P: 3	R: 0 E: 1 K: 1 S: 6	H: 1 LOB: 3 BB: 1 P: 11	R: 0 E: 1 K: 1 S: 6	H: 1 LOB: 2 BB: 1 P: 10	R: 1 E: 0 K: 1 S: 6	H: 1 LOB: 1 BB: 1 P: 10	R: 0 E: 0 K: 2 S: 4	H: 1 LOB: 2 BB: 1 P: 12	R: 0 E: 0 K: 1 S: 5	H: 0 LOB: 0 BB: 0 P: 5	R: 0 E: 0 K: 1 S: 5	H: 0 LOB: 1 BB: 1 P: 9	R: 1 E: 0 K: 2 S: 10	H: 3 LOB: 3 BB: 1 P: 14	1B: 7 2B: 1 3B: 0 HR: 0	SF: 1 SAC: 0 DP: 1 HBP: 1	WP: 0 PB: 0 SB: 0 CS: 0	PA: 42	
PITCHER	IP	WLS	BF	H	R	ER	SO	BB	IBB	HBP	BLK	WP	HR	S	P	ERA	WHIP				
Pedro Astacio, R ERA: 2.63	6.0	W	28	5	1	1	5	3	1	1	0	0	0	33	50	1.50	1.333				
Chan Ho Park, R ERA: 2.5	2.2		13	3	1	1	4	2	0	0	0	0	0	19	27	3.38	1.875				
Antonio Osuna, R ERA: 1.82	0.1	S	1	0	0	0	0	0	0	0	0	0	0	1	1	0.00	0.000				

Philadelphia Phillies @ Los Angeles Dodgers
Dodger Stadium, Los Angeles, CA
Sat May 18 1996, 7:05 PM PDT
Att: 51,064 - Unknown

AB 34
R 2
H 8
RBI 2
BB 6
SO 9
LOB 24



Batter	1	2	3	4	5	6	7	8	9	AB	R	H	RBI	BB	SO	LOB	BOTTOM				
Chad Fonville, S OBP: 0.316, SLG: 0.287	B3		K			1-3				4	0	1	0	0	1	1					
Roger Cedeno, S OBP: 0.384, SLG: 0.361	6-3					F2			F7	4	1	1	0	0	0	1					
Mike Piazza, R OBP: 0.425, SLG: 0.581	K					K			FC5-4	3	1	1	0	1	2	1					
Eric Karros, R OBP: 0.255, SLG: 0.343									1B	3	2	1	3	1	2	1					
Raul Mondesi, R OBP: 0.265, SLG: 0.449									FC5-4	4	1	2	0	0	1	1					
Mike Blowers, R OBP: 0.311, SLG: 0.290										4	0	0	0	0	2	3					
Delino DeShields, L OBP: 0.293, SLG: 0.367									E8	3	1	2	2	1	0	0					
Billy Ashley, R OBP: 0.353, SLG: 0.621 Todd Hollandsworth, L OBP: 0.402, SLG: 0.415									1B	3	0	0	0	0	2	3					
										1	0	0	0	0	1	0					
Pedro Astacio, R OBP: 0.053, SLG: 0.053 Mike Busch, R OBP: 0.278, SLG: 0.500 Chan Ho Park, R OBP: 0.100, SLG: 0.100 Antonio Osuna, R OBP: 0.100, SLG: 0.100										2	0	0	0	0	2	1					
										1	1	1	2	0	0	0					
										0	0	0	0	0	0	0					
										0	0	0	0	0	0	0					
Inning Stats	R: 0 E: 0 K: 1 S: 5	H: 0 LOB: 0 BB: 0 P: 5	R: 0 E: 0 K: 3 S: 9	H: 0 LOB: 0 BB: 0 P: 9	R: 0 E: 0 K: 3 S: 9	H: 0 LOB: 1 BB: 1 P: 13	R: 3 E: 0 K: 0 S: 7	H: 5 LOB: 1 BB: 0 P: 7	R: 0 E: 0 K: 2 S: 8	H: 1 LOB: 1 BB: 0 P: 8	R: 4 E: 1 K: 2 S: 10	H: 3 LOB: 0 BB: 1 P: 14	R: 0 E: 0 K: 1 S: 5	H: 0 LOB: 1 BB: 1 P: 9	R: 0 E: 0 K: 1 S: 5	H: 0 LOB: 0 BB: 0 P: 5	1B: 7 2B: 0 3B: 0 HR: 2	SF: 0 SAC: 0 DP: 1 HBP: 0	WP: 0 PB: 0 SB: 3 CS: 0	PA: 35	
PITCHER	IP	WLS	BF	H	R	ER	SO	BB	IBB	HBP	BLK	WP	HR	S	P	ERA	WHIP				
Sid Fernandez, L ERA: 3.26	5.1	L	25	8	6	6	10	2	0	0	0	0	0	43	51	10.12	1.875				
Steve Frey, L ERA: 3.6	0.2		3	1	1	1	1	0	0	0	0	0	1	5	5	13.50	1.500				
Mike Williams, R ERA: 6.87	2.0		7	0	0	0	2	1	0	0	0	0	0	10	14	0.00	0.500				

Philadelphia Phillies @ Los Angeles Dodgers
Dodger Stadium, Los Angeles, CA
Sat May 18 1996, 7:05 PM PDT
Att: 51,064 - Unknown

AB 32
R 7
H 9
RBI 7
BB 3
SO 13
LOB 12



Batter	1	2	3	4	5	6	7	8	9	AB R H RBI BB SO LOB	TOP																	
Mickey Morandini, L (1.4)	0-0 2B HR 1B		0-0 4-3		0-0 1-3		0-0 1B 2H 1B		0-3 K	5 1 2 1 0 1 1	Philadelphia Phillies @ Los Angeles Dodgers Dodger Stadium, Los Angeles, CA Sun May 19 1996, 3:33 AM PDT Att: 38,178 - Unknown																	
Jim Eisenreich, L (1.7)	0-0 HR 2B		0-0 S BB 1B		0-0 F8		0-0 S 1B	0-0 E7 2H 1B	5 1 4 1 0 0 0																			
Benito Santiago, R (1.2)	0-0 HR		4-0 1B BB		0-0 F2		0-0 P6	0-0 F8	4 1 1 3 1 0 3																			
Mark Whiten, S (1.8)	0-0 G3		0-0 S 1B		0-0 P4		0-3 K		4 0 1 0 0 1 2																			
Todd Zeile, R (1.5)	0-3 K		0-0 5-3		0-0 FC6-4 1B		0-0 F8		4 0 1 0 0 1 2																			
J.R. Phillips, L (1.3)	0-0 L8		0-0 F3		0-3 K		0-0 F7		4 0 0 0 0 1 1																			
Glenn Murray, R (1.9)		0-0 G6-3 1B	4-0 4-3 S BB		0-0 FC6-4 1-2		0-3 K		3 0 1 0 1 1 1																			
Kevin Stocker, S (1.6)		0-0 G6-3 1-2	0-0 4-3		0-0 4-3		4-0 SH3-4 1B BB	0-0 23 SH1-4 E 1B	3 2 1 0 1 0 2																			
Curt Schilling, R (1.1) Mike Benjamin, R (7.1) Ken Ryan, R (7.1) Dave Leiper, L (8.1) 23 Kevin Jordan, R (8.1) Ricky Bottalico, L (9.1)		0-0 4-3	0-3 K		0-0 SH3-4 1-2		0-0 SH1-4		2 0 0 0 0 0 1 1 0																			
Inning Stats	R: 3 E: 0 K: 1 S: 8	H: 3 LOB: 0 BB: 0 P: 8	R: 0 E: 0 K: 0 S: 3	H: 1 LOB: 0 BB: 0 P: 3	R: 0 E: 0 K: 0 S: 4	H: 2 LOB: 2 BB: 1 P: 8	R: 0 E: 0 K: 1 S: 5	H: 0 LOB: 1 BB: 1 P: 9	R: 0 E: 0 K: 0 S: 3	H: 0 LOB: 0 BB: 0 P: 3	R: 0 E: 0 K: 1 S: 6	H: 1 LOB: 1 BB: 0 P: 6	R: 1 E: 0 K: 1 S: 7	H: 2 LOB: 2 BB: 1 P: 11	R: 0 E: 0 K: 1 S: 5	H: 0 LOB: 0 BB: 0 P: 5	R: 1 E: 1 K: 1 S: 7	H: 2 LOB: 1 BB: 0 P: 7	1B: 9 2B: 1 3B: 0 HR: 1	SF: 0 SAC: 2 DP: 1 HBP: 0	WP: 0 PB: 0 SB: 4 CS: 0	PA: 39						
PITCHER	IP WLS BF H R ER SO BB IBB HBP BLK WP HR S P ERA WHIP											PITCHER	IP WLS BF H R ER SO BB IBB HBP BLK WP HR S P ERA WHIP															
Ramon Martinez, R (1.1) ERA: 3.72	6.1	27	7	4	4	3	3	0	0	0	0	0	0	1	30	42	5.68	1.579										
Mark Guthrie, L (7.1) ERA: 2.0	0.0	2	2	0	0	0	0	0	0	0	0	0	0	2	2	2	∞	∞										
Antonio Osuna, R (7.1) ERA: 1.71	1.2	5	0	0	0	2	0	0	0	0	0	0	0	9	9	0.00	0.000											
Scott Radinsky, L (9.1) ERA: 0.84	1.0	L	5	2	1	1	1	0	0	0	0	0	0	7	7	9.00	2.000											

AB	34
R	5
H	11
RBI	5
BB	3
SO	6
LOB	13



Batter	1	2	3	4	5	6	7	8	9	AB R H RBI BB SO LOB	BOTTOM																
Chad Fonville, S (1.6)	0-0 F7		0-0 5-3		0-0 F8		0-0 G3		4-0 HBP BB	4 0 0 0 1 0 0	Philadelphia Phillies @ Los Angeles Dodgers Dodger Stadium, Los Angeles, CA Sun May 19 1996, 3:33 AM PDT Att: 38,178 - Unknown																
Roger Cedeno, S (1.8)	0-0 2B		0-0 P6		0-0 F2		0-0 1B 1B	1-0 HBP	4 0 2 0 0 0 0																		
Mike Piazza, R (1.2)	0-0 F3		0-0 1B		0-0 HR 1B		0-3 K	0-3 K	5 1 2 0 0 2 4																		
Eric Karros, R (1.3)	0-0 F7		0-0 F9		0-0 HR 1B		0-0 K	0-3 K	5 1 2 2 0 1 4																		
Raul Mondesi, R (1.9)		0-0 E4 1B BB G6-4-3		0-0 F9		0-0 P6	0-0 6-3	0-3 K	5 1 0 0 0 1 4																		
Delino DeShields, L (1.4)		4-0 G6-4-3 1B BB		0-3 K		0-0 F7		0-0 F9 1B 2B	3 1 1 0 1 1 0																		
Mike Blowers, R (1.5)		0-0 G6-4-3 1-2 2-3 1B		0-0 2B		0-0 2B		0-0 F9	4 0 3 0 0 0 1																		
Todd Hollandsworth, L (1.7)		0-0 G6-4-3 1-2 2-3 3-H		0-3 K		4-0 FC4-6 IBB		0-0 G6-4-3 1B	3 0 1 1 1 1 3																		
Ramon Martinez, R (1.1) Mark Guthrie, R (7.1) Ken Ryan, R (7.1) Dave Leiper, L (8.1) Mike Busch, R (8.1) Ricky Bottalico, R (9.1)		0-0 L6		0-3 K		0-0 FC4-6 1-2		0-0 G6-4-3 1-2	3 0 0 0 0 0 1 3 0 0 0 0 0 0 0 0 0 0 0 0 0 0 0 0 1 0 0 0 0 0 0 0 0 0 0 0 0 0 0 0																		
Inning Stats	R: 0 E: 0 K: 0 S: 4	H: 1 LOB: 1 BB: 1 P: 4	R: 1 E: 1 K: 0 S: 4	H: 1 LOB: 1 BB: 1 P: 8	R: 0 E: 0 K: 2 S: 8	H: 1 LOB: 1 BB: 0 P: 8	R: 0 E: 0 K: 1 S: 5	H: 0 LOB: 0 BB: 0 P: 5	R: 2 E: 0 K: 0 S: 6	H: 3 LOB: 2 BB: 1 P: 10	R: 0 E: 0 K: 1 S: 7	H: 2 LOB: 2 BB: 0 P: 7	R: 0 E: 0 K: 0 S: 4	H: 2 LOB: 0 BB: 0 P: 4	R: 1 E: 0 K: 3 S: 9	H: 0 LOB: 2 BB: 1 P: 14	1B: 6 2B: 4 3B: 0 HR: 1	SF: 0 SAC: 0 DP: 2 HBP: 1	WP: 0 PB: 0 SB: 0 CS: 0	PA: 41							
PITCHER	IP WLS BF H R ER SO BB IBB HBP BLK WP HR S P ERA WHIP											PITCHER	IP WLS BF H R ER SO BB IBB HBP BLK WP HR S P ERA WHIP														
Curt Schilling, R (1.1) ERA: 1.38	6.0	27	7	3	2	3	1	0	0	0	0	0	1	31	39	3.00	1.333										
Ken Ryan, R (7.1) ERA: 1.17	1.1	8	4	1	1	1	0	0	0	0	0	0	10	10	6.75	3.000											
Dave Leiper, L (8.1) ERA: 5.4	0.2	W	1	0	0	0	0	0	0	0	0	0	1	1	0.00	0.000											
Ricky Bottalico, R (9.1) ERA: 2.18	1.0	S	5	0	0	0	3	1	0	1	0	0	9	14	0.00	1.000											

AB	37
R	4
H	11
RBI	3
BB	3
SO	7
LOB	20



Batter	1	2	3	4	5	6	7	8	9	AB	R	H	RBI	BB	SO	LOB	TOP										
Lee Tinsley, S OBP: 0.222, SLG: 0.146 Toby Borland, R (7, 1) Dave Leiper, L (8, 1) Jim Eisenreich, L OBP: 0.353, SLG: 0.330 (9, PH)										4	0	0	0	0	4	3	Philadelphia Phillies @ San Diego Padres Jack Murphy Stadium, San Diego, CA Wed May 22 1996, 10:05 PM EDT Att: 13,118 - Unknown - 66 F										
Mickey Morandini, L OBP: 0.318, SLG: 0.330 (1, 4)										3	0	0	0	2	0	1											
23 Kevin Jordan, R OBP: 0.326, SLG: 0.463 (1, 3)										4	0	1	0	0	1	4											
Pete Incaviglia, R OBP: 0.316, SLG: 0.511 (1, 7)										3	0	1	0	1	2	1											
Todd Zeile, R OBP: 0.365, SLG: 0.457 (1, 5)										4	0	0	0	0	2	4											
Benito Santiago, R OBP: 0.306, SLG: 0.524 (1, 2)										4	2	2	1	0	1	1											
Glenn Murray, R OBP: 0.265, SLG: 0.167 (1, 9)										4	0	1	0	0	0	2											
Kevin Stocker, S OBP: 0.349, SLG: 0.333 (1, 6)										4	0	1	0	0	3	1											
Mike Grace, R OBP: 0.185, SLG: 0.083 Mark Whiten, S OBP: 0.368, SLG: 0.355 (7, PH) (7, 8)										2	0	0	0	0	1	1											
Inning Stats	R: 0 E: 0 K: 2 S: 12	H: 0 LOB: 2 BB: 2 P: 27	R: 1 E: 0 K: 2 S: 10	H: 2 LOB: 1 BB: 0 P: 15	R: 0 E: 0 K: 1 S: 14	H: 1 LOB: 1 BB: 0 P: 21	R: 0 E: 0 K: 1 S: 6	H: 0 LOB: 0 BB: 0 P: 10	R: 0 E: 0 K: 2 S: 12	H: 0 LOB: 0 BB: 0 P: 19	R: 1 E: 1 K: 2 S: 17	H: 2 LOB: 3 BB: 2 P: 28	R: 0 E: 0 K: 1 S: 7	H: 1 LOB: 1 BB: 0 P: 12	R: 0 E: 1 K: 2 S: 11	H: 0 LOB: 1 BB: 0 P: 16	1B: 4 2B: 1 3B: 0 HR: 1	SF: 0 SAC: 0 DP: 0 HBP: 0	WP: 1 PB: 1 SB: 0 CS: 0	PA: 38							
PITCHER	IP	WLS	BF	H	R	ER	SO	BB	IBB	HBP	BLK	WP	HR	S	P	ERA	WHIP										
Joey Hamilton, R ERA: 3.8 (1, 1)	6.1	W	27	5	2	2	10	3	0	0	0	1	1	73	123	2.84	1.263										
Bryce Florie, R ERA: 2.55 (7, 1)	0.2		3	0	0	0	2	1	0	0	0	0	0	9	14	0.00	1.500										
Doug Bochtler, R ERA: 1.06 (8, 1)	1.0		4	1	0	0	1	0	0	0	0	0	0	7	12	0.00	1.000										
Trevor Hoffman, R ERA: 0.89 (9, 1)	1.0	S	4	0	0	0	2	0	0	0	0	0	0	11	16	0.00	0.000										

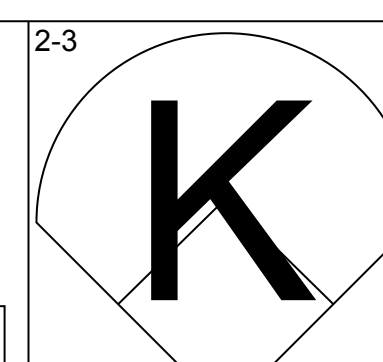
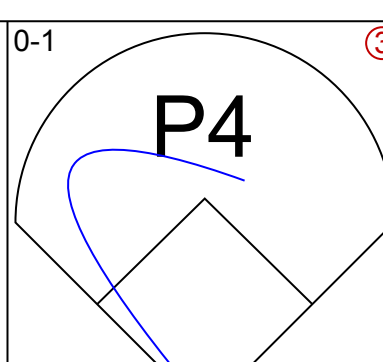
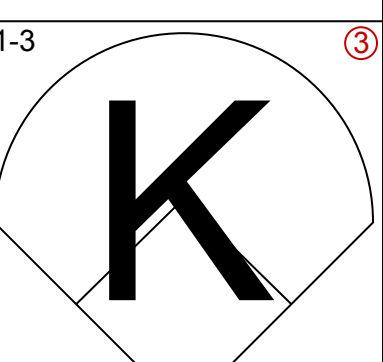
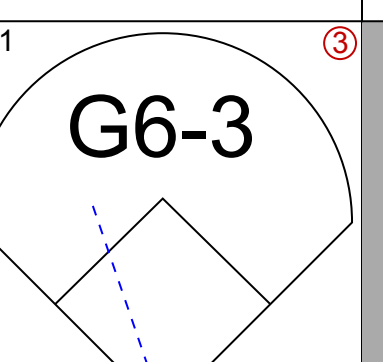
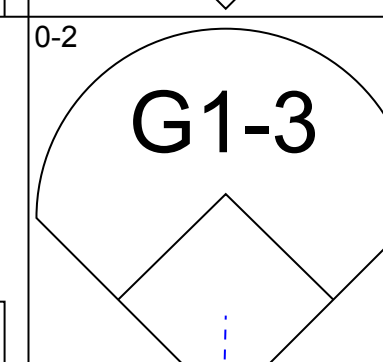
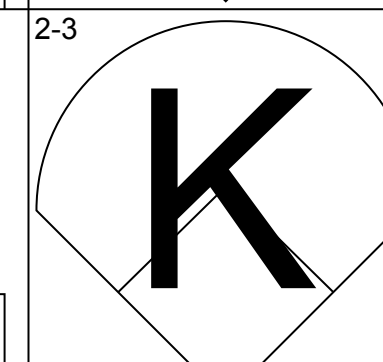
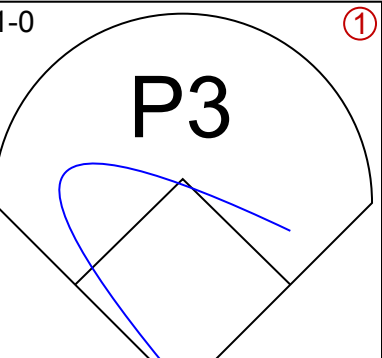
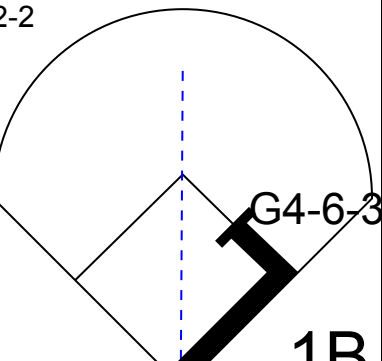
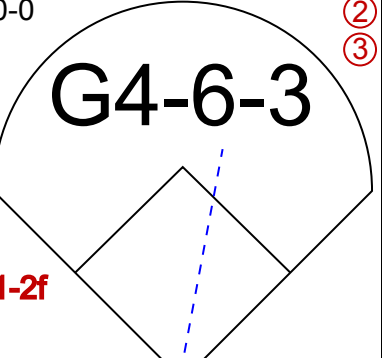
AB	34
R	2
H	6
RBI	1
BB	4
SO	15
LOB	18



Batter	1	2	3	4	5	6	7	8	9	AB	R	H	RBI	BB	SO	LOB	BOTTOM										
Rickey Henderson, R OBP: 0.392, SLG: 0.299 (1, 7)										3	0	0	0	1	0	1	Philadelphia Phillies @ San Diego Padres Jack Murphy Stadium, San Diego, CA Wed May 22 1996, 10:05 PM EDT Att: 13,118 - Unknown - 66 F										
Steve Finley, L OBP: 0.324, SLG: 0.397 (1, 8)										2	1	0	0	2	0	0											
Tony Gwynn, L OBP: 0.421, SLG: 0.437 (1, 9)										4	2	2	0	0	0	1											
Wally Joyner, L OBP: 0.447, SLG: 0.542 (1, 3)										4	2	2	5	0	0	0											
Scott Livingstone, L OBP: 0.279, SLG: 0.400 (1, 5)										4	0	2	0	0	0	0											
Jody Reed, R OBP: 0.332, SLG: 0.324 (1, 4)										3	0	0	0	0	0	2											
Luis Lopez, S OBP: 0.292, SLG: 0.349 (1, 6)										3	0	1	0	0	0	1											
Brad Ausmus, R OBP: 0.262, SLG: 0.239 (1, 2)										3	0	0	0	0	1	2											
Joey Hamilton, R OBP: 0.130, SLG: 0.174 Bryce Florie, R (7, 1) Marc Newfield, R OBP: 0.393, SLG: 0.506 (7, PH) Doug Bochtler, R (8, 1) Trevor Hoffman, R (9, 1)										2	0	0	0	0	1	1											
Inning Stats	R: 3 E: 0 K: 0 S: 12	H: 3 LOB: 0 BB: 1 P: 22	R: 0 E: 0 K: 2 S: 11	H: 1 LOB: 0 BB: 0 P: 18	R: 0 E: 0 K: 0 S: 8	H: 0 LOB: 0 BB: 0 P: 12	R: 0 E: 0 K: 0 S: 12	H: 1 LOB: 1 BB: 0 P: 14	R: 0 E: 0 K: 0 S: 7	H: 0 LOB: 2 BB: 2 P: 17	R: 0 E: 0 K: 0 S: 3	H: 0 LOB: 0 BB: 0 P: 4	R: 0 E: 0 K: 0 S: 5	H: 0 LOB: 0 BB: 0 P: 6	R: 2 E: 0 K: 0 S: 12	H: 2 LOB: 0 BB: 0 P: 23	1B: 4 2B: 2 3B: 0 HR: 2	SF: 0 SAC: 0 DP: 1 HBP: 0	WP: 0 PB: 0 SB: 0 CS: 0	PA: 32							
PITCHER	IP	WLS	BF	H	R	ER	SO	BB	IBB	HBP	BLK	WP	HR	S	P	ERA	WHIP										
Mike Grace, R ERA: 3.03 (1, 1)	6.0	L	24	5	3	3	2	3	0	0	0	0	0	53	87	4.50	1.333										
Toby Borland, R ERA: 5.49 (7, 1)	1.1		4	0	0	0	0	0	0	0	0	0	0	8	12	0.00	0.000										
Dave Leiper, L ERA: 6.39 (8, 1)	0.2		4	2	2	2	0	0	0	0	0	0	1	9	17	27.00	3.000										

AB	29
R	5
H	7
RBI	5
BB	3
SO	2
LOB	8

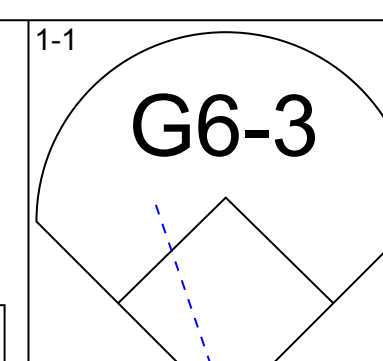
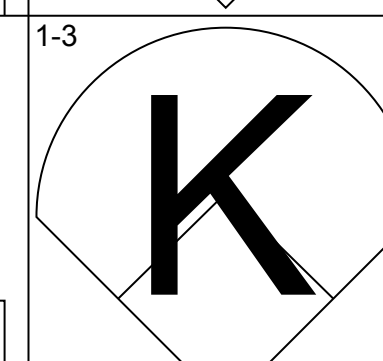
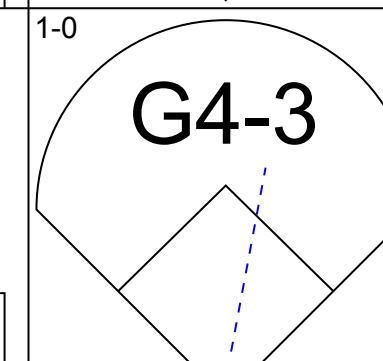


Batter	1	2	3	4	5	6	7	8	9	AB	R	H	RBI	BB	SO	LOB	TOP										
23 Kevin Jordan, R OBP: 0.309, SLG: 0.444																	4 0 0 0 0 2 4										
Mike Lieberthal, R OBP: 0.348, SLG: 0.525																	4 2 2 1 0 1 0										
Benito Santiago, R OBP: 0.305, SLG: 0.523																	4 1 1 1 0 1 0										
Pete Incaviglia, R OBP: 0.314, SLG: 0.532 Steve Frey, R Ricky Bottalico, L																	4 1 1 1 0 1 1 0 0 0 0 0 0 0 0 0 0 0 0 0 0										
Todd Zeile, R OBP: 0.374, SLG: 0.488																	4 1 2 1 0 0 1										
Mark Whiten, S OBP: 0.386, SLG: 0.361																	4 0 0 0 0 1 1										
Glenn Murray, R OBP: 0.263, SLG: 0.176																	4 0 1 0 0 1 0										
Kevin Stocker, S OBP: 0.347, SLG: 0.331																	4 0 1 0 0 1 1										
Curt Schilling, R OBP: 0.333, SLG: 0.333 Lee Tinsley, S																	2 0 2 0 0 0 0 1 0 0 0 0 0 0										
Inning Stats	R: 0 H: 0 E: 0 K: 2 S: 10	H: 0 LOB: 0 BB: 0 P: 14	R: 0 H: 1 E: 0 K: 0 S: 5	LOB: 0 BB: 8 P: 8	R: 0 H: 1 E: 0 K: 0 S: 7	LOB: 1 BB: 0 P: 11	R: 1 H: 1 E: 0 K: 1 S: 9	LOB: 0 BB: 0 P: 13	R: 0 H: 2 E: 0 K: 3 S: 19	LOB: 2 BB: 0 P: 26	R: 2 H: 2 E: 0 K: 0 S: 10	LOB: 0 BB: 0 P: 16	R: 0 H: 1 E: 0 K: 1 S: 10	LOB: 1 BB: 0 P: 12	R: 2 H: 2 E: 0 K: 1 S: 10	LOB: 2 BB: 0 P: 14	R: 0 H: 0 E: 0 K: 0 S: 6	LOB: 0 BB: 9 P: 9	1B: 5 2B: 2 3B: 0 HR: 3	SF: 0 SAC: 1 DP: 1 HBP: 0	WP: 1 PB: 0 SB: 0 CS: 0	PA: 36					
PITCHER	IP	WLS	BF	H	R	ER	SO	BB	IBB	HBP	BLK	WP	HR	S	P	ERA	WHIP										
Allen Watson, L ERA: 3.88	7.0	L	30	10	5	5	7	0	0	0	0	0	3	72	102	6.43	1.429										
Rich DeLucia, R ERA: 6.3	1.0		3	0	0	0	1	0	0	0	0	1	0	8	12	0.00	0.000										
Mark Dewey, R ERA: 5.4	1.0		3	0	0	0	0	0	0	0	0	0	0	6	9	0.00	0.000										

Philadelphia Phillies @ San Francisco Giants
3Com Park at Candlestick Point, San Francisco, CA
Fri May 24 1996, 10:05 PM EDT
Att: 11,917 - Unknown - 64 F

AB	35
R	5
H	10
RBI	4
BB	0
SO	8
LOB	8





Batter	1	2	3	4	5	6	7	8	9	AB	R	H	RBI	BB	SO	LOB	BOTTOM										
Stan Javier, S OBP: 0.313, SLG: 0.366																	4 0 1 0 0 0 1										
Robby Thompson, R OBP: 0.331, SLG: 0.385																	4 0 0 0 0 3 1										
Barry Bonds, L OBP: 0.420, SLG: 0.649																	3 0 0 0 1 1 0										
Matt Williams, R OBP: 0.389, SLG: 0.592																	3 0 0 0 1 2 2										
Mark Carreon, R OBP: 0.324, SLG: 0.485																	4 0 0 0 0 1 1										
Glenallen Hill, R OBP: 0.330, SLG: 0.509																	3 0 1 0 0 1 0										
Shawon Dunston, R OBP: 0.329, SLG: 0.383																	3 0 0 0 0 0 1										
Tom Lampkin, L OBP: 0.419, SLG: 0.491																	3 1 1 1 0 1 0										
Allen Watson, L OBP: 0.296, SLG: 0.280 Rich DeLucia, R Steve Scarosone, R Mark Dewey, R																	2 0 0 0 0 2 0 0 0 0 0 0 0 0 0 0 0 0 1 0 0 0 0 0 0 0 0 0										
Inning Stats	R: 0 H: 0 E: 0 K: 1 S: 8	H: 0 LOB: 0 BB: 0 P: 11	R: 0 H: 0 E: 0 K: 3 S: 13	LOB: 0 BB: 0 P: 14	R: 0 H: 0 E: 0 K: 2 S: 12	LOB: 0 BB: 0 P: 16	R: 0 H: 0 E: 0 K: 1 S: 9	LOB: 0 BB: 0 P: 11	R: 0 H: 1 E: 0 K: 1 S: 7	LOB: 1 BB: 0 P: 9	R: 1 H: 2 E: 0 K: 1 S: 18	LOB: 2 BB: 1 P: 29	R: 0 H: 0 E: 0 K: 0 S: 11	LOB: 0 BB: 0 P: 15	R: 0 H: 0 E: 0 K: 0 S: 6	LOB: 1 BB: 1 P: 11	R: 0 H: 0 E: 0 K: 2 S: 12	LOB: 1 BB: 1 P: 20	1B: 2 2B: 0 3B: 0 HR: 1	SF: 0 SAC: 0 DP: 1 HBP: 0	WP: 0 PB: 0 SB: 0 CS: 0	PA: 32					
PITCHER	IP	WLS	BF	H	R	ER	SO	BB	IBB	HBP	BLK	WP	HR	S	P	ERA	WHIP										
Curt Schilling, R ERA: 1.35	7.0	W	25	3	1	1	9	1	0	0	0	0	1	78	105	1.29	0.571										
Steve Frey, L ERA: 3.31	1.0		3	0	0	0	0	1	0	0	0	0	0	6	11	0.00	1.000										
Ricky Bottalico, R ERA: 1.96	1.0		4	0	0	0	2	1	0	0	0	0	0	12	20	0.00	1.000										

Philadelphia Phillies @ San Francisco Giants
3Com Park at Candlestick Point, San Francisco, CA
Fri May 24 1996, 10:05 PM EDT
Att: 11,917 - Unknown - 64 F

AB	29
R	1
H	3
RBI	1
BB	3
SO	11
LOB	6



Batter	1	2	3	4	5	6	7	8	9	AB	R	H	RBI	BB	SO	LOB	TOP					
Mickey Morandini, L (1.4) OBP: 0.314, SLG: 0.330	2-2 P3 FC5-4 2B		1-3 K		1-0 L6			3-3 K		4	1	1	0	0	2	0	Philadelphia Phillies @ San Francisco Giants 3Com Park at Candlestick Point, San Francisco, CA Sat May 25 1996, 6:33 AM EDT Att. 16,874 - Sunny - 80 F 					
Mike Lieberthal, R (1.2) OBP: 0.329, SLG: 0.492	0-0 P3 2-3		0-1 F8			1-0 L9		0-0 F9		4	0	0	0	0	0	1						
Benito Santiago, R (1.3) OBP: 0.310, SLG: 0.526	4-0 FC5-4 BB		3-2 2B			1-1 G5-3		0-0 P2		3	0	1	0	1	0	0						
Pete Incaviglia, R (1.7) OBP: 0.311, SLG: 0.551	2-2 FC5-4 1B 1-2 3-H		2-0 G4-3			2-1 HR		1-2 P2		4	1	1	2	0	0	2						
Todd Zeile, R (1.5) OBP: 0.371, SLG: 0.483	0-1 1B			3-2 K		2-2 G6-3		0-3 K		4	0	1	0	0	2	0						
Mark Whiten, S (1.8) OBP: 0.384, SLG: 0.353	3-3 K			2-0 F8			4-2 S WP BB	1-0 P5		3	0	0	0	1	1	2						
Glenn Murray, R (1.9) OBP: 0.244, SLG: 0.162		1-3 K		0-0 G5-3			1-3 K			3	0	0	0	0	2	1						
Kevin Stocker, S (1.6) OBP: 0.340, SLG: 0.323		2-3 K			1-0 B5		3-3 K			3	0	0	0	0	2	1						
Mike Williams, R (1.1) OBP: 0.091, SLG: 0.091	2-2 P3				1-2 F9		2-3 K			2	0	0	0	0	0	0						
Russ Springer, R (6.1) OBP: 0.344, SLG: 0.315										0	0	0	0	0	0	0						
Jim Eisenreich, L (7. PH) OBP: 0.344, SLG: 0.315										1	0	0	0	0	1	1						
Ken Ryan, R (7.1)										0	0	0	0	0	0	0						
Inning Stats	R: 1 E: 0 K: 1 S: 14	H: 2 LOB: 2 BB: 1 P: 25	R: 0 E: 0 K: 2 S: 10	H: 0 LOB: 0 BB: 0 P: 15	R: 0 E: 0 K: 1 S: 11	H: 1 LOB: 1 BB: 0 P: 17	R: 0 E: 0 K: 1 S: 5	H: 0 LOB: 0 BB: 0 P: 10	R: 0 E: 0 K: 0 S: 6	H: 0 LOB: 0 BB: 0 P: 9	R: 1 E: 0 K: 0 S: 9	H: 1 LOB: 0 BB: 0 P: 15	R: 0 E: 0 K: 3 S: 12	H: 0 LOB: 1 BB: 1 P: 22	R: 0 E: 0 K: 1 S: 5	H: 0 LOB: 0 BB: 0 P: 8	R: 0 E: 0 K: 1 S: 9	H: 0 LOB: 0 BB: 0 P: 11	1B: 1 2B: 2 3B: 0 HR: 1	SF: 0 SAC: 0 DP: 0 HBP: 0	WP: 1 PB: 0 SB: 1 CS: 0	PA: 33
PITCHER	IP WLS BF H R ER SO BB IBB HBP BLK WP HR S P ERA WHIP																					
Mark Gardner, R (1.1) ERA: 3.02	6.0 W 23 4 2 2 5 1 0 0 0 0 1 55 91 3.00 0.833																					
Jeff Juden, R (7.1) ERA: 4.15	0.2 3 0 0 0 2 1 0 0 0 0 1 0 8 16 0.00 1.500																					
Doug Creek, L (7.1) ERA: 5.79	0.2 2 0 0 0 2 0 0 0 0 0 0 0 7 12 0.00 0.000																					
Rich DeLucia, R (8.1) ERA: 5.91	0.2 2 0 0 0 0 0 0 0 0 0 0 0 2 2 0.00 0.000																					
Rod Beck, R (9.1) ERA: 0.43	1.0 S 3 0 0 0 1 0 0 0 0 0 0 0 9 11 0.00 0.000																					

Batter	1	2	3	4	5	6	7	8	9	AB	R	H	RBI	BB	SO	LOB	BOTTOM			
Stan Javier, S (1.8) OBP: 0.310, SLG: 0.362	3-2 2B 1B	2-2 F8			3-1 L8		1-3 K			4	1	1	0	0	1	0	Philadelphia Phillies @ San Francisco Giants 3Com Park at Candlestick Point, San Francisco, CA Sat May 25 1996, 6:33 AM EDT Att. 16,874 - Sunny - 80 F 			
Steve Scarfone, R (1.4) OBP: 0.330, SLG: 0.388	2-1 1B 2B	0-0 B1			0-1 P3		2-3 K			4	1	1	1	0	1	0				
Barry Bonds, L (1.7) OBP: 0.417, SLG: 0.638	4-1 1B 1B BB		1-0 F7		0-0 G3-1		3-3 K			3	0	0	0	1	1	0				
Matt Williams, R (1.5) OBP: 0.396, SLG: 0.593	0-0 1B 1-2 2H		1-1 1B		2-0 P4		4-1 BB			3	0	2	1	1	0	0				
Mark Carreon, R (1.3) OBP: 0.322, SLG: 0.479	2-2 P5		1-3 K		2-1 1B 2B 1B		1-0 P3			4	1	1	0	0	1	4				
Glenallen Hill, R (1.9) OBP: 0.328, SLG: 0.503	1-2 1B		1-3 K		0-0 P2		2-3 K			4	0	1	0	0	2	3				
Rod Beck, R (9.1)	1-2 2-3 1B									0	0	0	0	0	0	0				
Shawon Dunston, R (1.6) OBP: 0.326, SLG: 0.376	2-2 P4			2-2 K		0-2 2B 1B		1-0 F8		4	0	1	0	0	1	4				
Kirt Manwaring, R (1.2) OBP: 0.345, SLG: 0.385	0-0 F9		3-2 F7		0-1 2B		1-3 2H			3	0	1	1	0	0	3				
Mark Gardner, R (1.1) OBP: 0.314, SLG: 0.136		1-3 K		1-2 G5-3		3-2 P4				2	0	0	0	0	1	0				
Dave McCarty, R (6. PH) OBP: 0.277, SLG: 0.519										1	0	0	0	0	0	2				
Jeff Juden, R (7.1)										0	0	0	0	0	0	0				
Doug Creek, L (7.1)										0	0	0	0	0	0	0				
Rich DeLucia, R (8.1)										0	0	0	0	0	0	0				
Marvin Benard, L (9.9) OBP: 0.307, SLG: 0.315										0	0	0	0	0	0	0				
Inning Stats	R: 2 E: 0 K: 0 S: 20	H: 4 LOB: 3 BB: 1 P: 34	R: 0 E: 0 K: 1 S: 7	H: 0 LOB: 0 BB: 0 P: 10	R: 0 E: 0 K: 2 S: 10	H: 1 LOB: 1 BB: 0 P: 14	R: 0 E: 0 K: 1 S: 11	H: 0 LOB: 0 BB: 0 P: 17	R: 0 E: 0 K: 0 S: 5	H: 0 LOB: 0 BB: 0 P: 8	R: 1 E: 0 K: 0 S: 12	H: 3 LOB: 2 BB: 0 P: 19	R: 0 E: 0 K: 3 S: 12	H: 0 LOB: 0 BB: 0 P: 18	R: 0 E: 0 K: 1 S: 6	H: 0 LOB: 1 BB: 1 P: 14	1B: 6 2B: 2 3B: 0 HR: 0	SF: 0 SAC: 0 DP: 0 HBP: 0	WP: 0 PB: 0 SB: 0 CS: 0	PA: 34
PITCHER	IP WLS BF H R ER SO BB IBB HBP BLK WP HR S P ERA WHIP																			
Mike Williams, R (1.1) ERA: 6.59	5.2 L 26 8 3 3 4 1 0 0 0 0 0 62 96 4.76 1.588																			
Russ Springer, R (6.1) ERA: 5.04	0.1 1 0 0 0 0 0 0 0 0 0 0 0 3 6 0.00 0.000																			
Ken Ryan, R (7.1) ERA: 2.05	2.0 7 0 0 0 4 1 0 0 0 0 0 0 18 32 0.00 0.500																			

Batter	1	2	3	4	5	6	7	8	9	AB	R	H	RBI	BB	SO	LOB	TOP					
Roger Cedeno, S OBP: 0.339, SLG: 0.309	(1, 8) K		(1-0) G4-3		(2-0) FC1-2 BB		(0-0) G6-3		(1-2) 1B	5	0	1	1	0	1	2	Los Angeles Dodgers @ Philadelphia Phillies Veterans Stadium, Philadelphia, PA Tue May 28 1996, 7:05 PM EDT Att: 17,186 - Unknown - 55 F					
Todd Hollandsworth, L OBP: 0.362, SLG: 0.375	(1, 7) G4-3		(1-3) K2-3		(2-3) FC6-4 BB		(0-1) 1B 2B		(0-3) K	4	1	1	0	1	2	2						
Mike Piazza, R OBP: 0.442, SLG: 0.611	(1, 2) 2B			(0-0) G5-3	(0-0) FC6-4		(0-1) 1B		(0-1) P3	1	0	1	0	0	0	0						
Tom Prince, R OBP: 0.500, SLG: 0.429	(1, 2) 2B				(1-2) FC6-4 BB		(2-H) 1B			4	0	1	1	0	0	5						
Eric Karros, R OBP: 0.292, SLG: 0.391	(1, 3) K			(3-3) K		(1-3) K		(2-2) L5		4	0	0	0	0	3	2						
Raul Mondesi, R OBP: 0.268, SLG: 0.433				(2-2) F7		(3-2) G3 2B		(2-2) G6-3		4	0	2	0	0	0	0						
Delino DeShields, L OBP: 0.286, SLG: 0.364	(1, 4) K				(0-0) 1B	(2-2) G3		(0-3) K		4	1	1	0	0	2	2						
Mike Blowers, R OBP: 0.326, SLG: 0.323	(1, 5) F9				(0-0) SH1-4 1B	(2-3) K		(2-1) F8		4	0	1	0	0	1	2						
Juan Castro, R OBP: 0.286, SLG: 0.222	(1, 6) FC6-4				(0-0) FC1-2 SH1-4 1B		(0-0) G3 G6-3 2B		(1-3) K	4	1	2	1	0	1	1						
Ismael Valdez, R OBP: 0.136, SLG: 0.095	(1, 1) K				(1-0) SH1-4		(1-2) G3		(1-2) 1B	1	0	0	0	0	0	0						
Joe Eischen, L OBP: 0.238, SLG: 0.152	(7, PH) K				(1-2) 2-3		(2-3) 1B			0	0	0	0	0	0	0						
Chan Ho Park, R OBP: 0.168, SLG: 0.100	(7, PH) K									0	0	0	0	0	0	0						
Scott Radinsky, L OBP: 0.295, SLG: 0.189	(8, PH) K									0	0	0	0	0	0	0						
Dave Hansen, L OBP: 0.295, SLG: 0.189	(8, PH) K									1	0	1	0	0	0	0						
Inning Stats	R: 0 E: 0 K: 2 S: 9	H: 1 LOB: 1 BB: 0 P: 16	R: 0 E: 0 K: 1 S: 9	H: 1 LOB: 1 BB: 0 P: 13	R: 0 E: 0 K: 2 S: 8	H: 0 LOB: 0 BB: 0 P: 11	R: 0 E: 0 K: 1 S: 7	H: 0 LOB: 0 BB: 0 P: 12	R: 1 E: 0 K: 0 S: 7	H: 3 LOB: 3 BB: 1 P: 14	R: 0 E: 0 K: 2 S: 14	H: 1 LOB: 1 BB: 0 P: 22	R: 2 E: 0 K: 0 S: 13	H: 3 LOB: 1 BB: 0 P: 16	R: 0 E: 0 K: 1 S: 9	H: 0 LOB: 0 BB: 0 P: 13	R: 0 E: 0 K: 2 S: 15	H: 2 LOB: 2 BB: 0 P: 18	1B: 7 2B: 4 3B: 0 HR: 0	SF: 0 SAC: 1 DP: 0 HBP: 0	WP: 0 PB: 0 SB: 0 CS: 0	PA: 39
PITCHER	IP WLS BF H R ER SO BB IBB HBP BLK WP HR S P ERA WHIP																					
Mike Grace, R ERA: 3.11	(1, 1) 7.0 W 31 9 3 3 8 1 0 0 0 0 0 0 67 104 3.86 1.429																					
Russ Springer, R ERA: 4.67	(8, 1) 2.0 8 2 0 0 3 0 0 0 0 0 0 0 24 31 0.00 1.000																					

AB	37
R	3
H	11
RBI	3
BB	1
SO	11
LOB	17



Batter	1	2	3	4	5	6	7	8	9	AB	R	H	RBI	BB	SO	LOB	BOTTOM			
Ricky Otero, S OBP: 0.600, SLG: 0.600	(1, 8) 1B BLK WP			(0-1) F7		(0-2) 1B		(0-1) G4-6-3 1B		5	2	3	0	0	0	2	Los Angeles Dodgers @ Philadelphia Phillies Veterans Stadium, Philadelphia, PA Tue May 28 1996, 7:05 PM EDT Att: 17,186 - Unknown - 55 F			
Mickey Morandini, L OBP: 0.377, SLG: 0.337	(1, 4) 1B WP HR				(2-0) G6-3	(0-0) 1B		(1-0) G4-6-3		5	2	2	0	0	0	2				
Jim Eisenreich, L OBP: 0.371, SLG: 0.342	(1, 9) 1B HR BB			(0-1) P5	(1-1) 1B S	(1-1) 1B		(4-0) BLK BB		3	3	2	1	2	0	0				
Pete Incaviglia, R OBP: 0.325, SLG: 0.600	(1, 7) 1B			(0-0) F7	(1-3) K	(2-2) HR		(1-3) K		4	2	2	6	0	1	1				
Lee Tinsley, S OBP: 0.206, SLG: 0.143	(7, 7) 1B HR				(1-2) K	(1-2) HR		(1-2) K		1	0	0	0	0	1	1				
Todd Zeile, R OBP: 0.370, SLG: 0.492	(1, 5) 1B				(0-1) 1B	(1-1) G5-3				4	0	2	0	0	1	0				
Benito Santiago, R OBP: 0.305, SLG: 0.506	(1, 2) G5-3				(0-0) F7					4	0	1	1	0	0	1				
23 Kevin Jordan, R OBP: 0.302, SLG: 0.444	(1, 3) G3				(0-2) P3	(0-1) FC4-6 1B		(0-1) 2B		4	0	1	0	0	0	2				
Kevin Stocker, S OBP: 0.331, SLG: 0.313					(0-1) F9					4	0	0	0	0	1	1				
Mike Grace, R OBP: 0.233, SLG: 0.148	(1, 1) 1B				(1-2) 1B					3	0	2	0	0	1	0				
Glenn Murray, R OBP: 0.238, SLG: 0.158	(7, PH) 1B									1	0	0	0	0	1	1				
Russ Springer, R ERA: 4.67	(8, 1) 1B									0	0	0	0	0	0	0				
Inning Stats	R: 4 E: 1 K: 1 S: 14	H: 3 LOB: 0 BB: 1 P: 26	R: 0 E: 0 K: 0 S: 10	H: 1 LOB: 1 BB: 0 P: 15	R: 0 E: 0 K: 0 S: 5	H: 1 LOB: 1 BB: 0 P: 5	R: 0 E: 0 K: 0 S: 11	H: 1 LOB: 1 BB: 0 P: 12	R: 1 E: 0 K: 1 S: 11	H: 3 LOB: 2 BB: 0 P: 15	R: 4 E: 0 K: 2 S: 15	H: 4 LOB: 0 BB: 0 P: 22	R: 0 E: 0 K: 2 S: 9	H: 1 LOB: 1 BB: 0 P: 12	R: 0 E: 0 K: 1 S: 6	H: 1 LOB: 1 BB: 1 P: 12	1B: 12 2B: 1 3B: 0 HR: 2	SF: 0 SAC: 0 DP: 1 HBP: 0	WP: 1 PB: 0 SB: 1 CS: 0	PA: 40
PITCHER	IP WLS BF H R ER SO BB IBB HBP BLK WP HR S P ERA WHIP																			
Ismael Valdez, R ERA: 3.15	(1, 1) 5.2 L 29 11 7 7 3 0 0 0 0 0 0 0 1 7 11 54.00 6.000																			
Joe Eischen, L ERA: 4.15	(6, 1) 0.1 3 2 2 2 0 0 0 0 0 0 0 0 1 7 11 54.00 6.000																			
Chan Ho Park, R ERA: 2.27	(7, 1) 1.0 4 1 0 0 2 0 0 0 0 0 0 0 9 12 0.00 1.000																			
Scott Radinsky, L ERA: 0.71	(8, 1) 1.0 4 1 0 0 1 1 0 0 0 1 0 0 6 12 0.00 2.000																			

AB	38
R	9
H	15
RBI	8
BB	2
SO	6
LOB	11



Batter	1	2	3	4	5	6	7	8	9	10	11	AB	R	H	RBI	BB	SO	LOB	TOP					
Roger Cedeno, S OBP: 0.342, SLG: 0.316	(1, 8) 1-3 K		(0, 2) G3 2B		(3, 2) G3			(0, 0) F9		(4, 1) BB		4	0	1	0	1	1	0						
Todd Hollandsworth, L OBP: 0.289, SLG: 0.374	(1, 7) 2-2		(1, 0) G3			(3, 3) K		(1, 1) G6-3		(2, 3) K		3	0	1	0	0	1	1						
Mike Busch, R OBP: 0.268, SLG: 0.450	(8, PH) 3-2											0	0	0	0	0	0	0						
Milt Thompson, L OBP: 0.250, SLG: 0.171	(8, 7) 3-2 1B		(2, 3) K									2	0	0	0	0	1	1						
Delino DeShields, L OBP: 0.305, SLG: 0.366	(1, 4) 3-2 F7					(4, 2) BB		(2, 2) FC5-4 1B			(2, 2) G4-3 SF9 1B	4	1	2	0	1	1	2						
Eric Karros, R OBP: 0.284, SLG: 0.380	(1, 3) 0-0 F8		(3, 2) P5			(0, 0) F7		(0, 0) FC5-4 1B			(3, 2) G4-3	5	0	0	0	0	0	5						
Raul Mondesi, R OBP: 0.271, SLG: 0.443	(1, 9) 1-0 HR				(1, 1) F9		(0, 1) F8		(1, 0) P6		(4, 0) G4-3 SF9 2B IBB	4	2	1	1	1	0	1						
Mike Blowers, R OBP: 0.328, SLG: 0.327	(1, 5) 1-2 G6-3 1B				(0, 0) G5-3		(1, 1) SH1-4 1B		(1, 0) P4		(0, 0) SF9	4	0	2	1	0	0	0						
Tom Prince, R OBP: 0.429, SLG: 0.455	(1, 2) 1-1 G6-3				(1, 1) G6-3		(0, 0) SH1-4		(0, 3) K		(1, 1) SF9	4	0	1	1	0	1	1						
Juan Castro, R OBP: 0.231, SLG: 0.174	(1, 6) 2-2 P4						(0, 0) P4			(1, 1) F8	(1, 0) F7	5	0	0	0	0	1	3						
Todd Worrell, R OBP: 0.250, SLG: 0.348	(11, 1) 1-3 K		(0, 0) L5				(2, 3) K					0	0	0	0	0	0	0						
Hideo Nomo, R OBP: 0.236, SLG: 0.095	(7, PH) 1-1											2	0	0	0	0	1	1						
Dave Hansen, L OBP: 0.194, SLG: 0.194	(7, 1) 0-0											1	0	0	0	0	1	1						
Antonio Osuna, R OBP: 0.253, SLG: 0.283	(10, PH) 0-0											0	0	0	0	0	0	0						
Billy Ashley, R OBP: 0.253, SLG: 0.283	(10, 1) 0-0											1	0	0	0	0	1	0						
Mark Guthrie, R OBP: 0.253, SLG: 0.283	(10, 1) 0-0											0	0	0	0	0	0	0						
Chad Fournie, S OBP: 0.253, SLG: 0.283	(11, 6) 0-0											0	0	0	0	0	0	0						
Inning Stats	R: 0 E: 0 K: 1 S: 11	H: 1 LOB: 1 BB: 0 P: 17	R: 1 E: 0 K: 1 S: 16	H: 2 LOB: 1 BB: 0 P: 22	R: 0 E: 0 K: 1 S: 15	H: 1 LOB: 1 BB: 0 P: 21	R: 0 E: 0 K: 0 S: 5	H: 0 LOB: 0 BB: 0 P: 7	R: 0 E: 0 K: 1 S: 7	H: 0 LOB: 1 BB: 1 P: 17	R: 0 E: 0 K: 1 S: 7	H: 1 LOB: 1 BB: 0 P: 10	R: 0 E: 0 K: 0 S: 8	H: 1 LOB: 1 BB: 0 P: 11	R: 0 E: 0 K: 1 S: 5	H: 0 LOB: 0 BB: 0 P: 7	R: 0 E: 0 K: 2 S: 10	H: 0 LOB: 1 BB: 1 P: 18	R: 2 E: 0 K: 0 S: 11	H: 2 LOB: 1 BB: 1 P: 22	1B: 5 2B: 2 3B: 0 HR: 1	SF: 1 SAC: 1 DP: 0 HBP: 0	WP: 0 PB: 0 SB: 2 CS: 0	PA: 44
PITCHER	IP: 7.0 WLS: 0.1 BF: 27 H: 5 R: 1 ER: 1 SO: 6 BB: 1 IBB: 0 HBP: 0 BLK: 0 WP: 0 HR: 1 S: 71 P: 105 ERA: 1.33 WHIP: 0.857	IP: 0.1 WLS: 0 BF: 1 H: 0 R: 0 ER: 0 SO: 0 BB: 0 IBB: 0 HBP: 0 BLK: 0 WP: 0 HR: 1 S: 1 P: 1 ERA: 6.23 WHIP: 0.000	IP: 1.2 WLS: 6 BF: 1 H: 1 R: 0 ER: 0 SO: 1 BB: 0 IBB: 0 HBP: 0 BLK: 0 WP: 0 HR: 12 S: 17 P: 17 ERA: 0.000 WHIP: 0.600	IP: 2.0 WLS: L BF: 10 H: 2 R: 2 ER: 2 SO: 2 BB: 1 IBB: 1 HBP: 0 BLK: 0 WP: 0 HR: 21 S: 40 P: 40 ERA: 9.000 WHIP: 1.500	PITCHER										IP: 0 WLS: 0 BF: 0 H: 0 R: 0 ER: 0 SO: 0 BB: 0 IBB: 0 HBP: 0 BLK: 0 WP: 0 HR: 0 S: 0 P: 0 ERA: 0.000 WHIP: 0.000									

Los Angeles Dodgers @ Philadelphia Phillies
Veterans Stadium, Philadelphia, PA
Wed May 29 1996, 7:05 PM EDT
Att: 24,120 - Unknown - 55 F

livebaseballscores.com
AB 39
R 3
H 8
RBI 3
BB 3
SO 9
LOB 16



Batter	1	2	3	4	5	6	7	8	9	10	11	AB	R	H	RBI	BB	SO	LOB	BOTTOM					
Ricky Otero, S OBP: 0.600, SLG: 0.429	(1, 8) 2-1 G4-3			(4, 0) S BB		(4, 1) F9 SF8 BB	(4, 0) BB		(0, 1) P5			2	1	0	0	3	0	0						
Mickey Morandini, L OBP: 0.314, SLG: 0.333	(1, 4) 1-1 F8			(3, 2) F9		(3, 1) F9	(1, 1) F7			(3, 1) G6-4-3 1B		5	0	1	0	0	0	5						
Jim Eisenreich, L OBP: 0.358, SLG: 0.331	(1, 9) 1-0 F7			(3, 3) K		(2, 0) SF8		(1, 1) P4		(0, 1) B3		4	0	0	1	0	1	2						
Pete Incaviglia, R OBP: 0.331, SLG: 0.606		(2, 0) F8		(1, 3) K		(1, 0) S 1B		(2, 2) G3 2B		(1, 0) G6-4-3		4	0	2	0	0	1	1						
Lee Tinsley, S OBP: 0.204, SLG: 0.140												1	0	0	0	0	0	1						
Todd Zeile, R OBP: 0.370, SLG: 0.505	(1, 5) 1-0 P5				(1, 3) K	(2, 1) 1B		(1, 2) G3			(3, 2) HR	5	1	2	1	0	1	1						
Benito Santiago, R OBP: 0.313, SLG: 0.506	(1, 2) 2-1 F9					(3, 1) 2B 1B		(4, 0) BB SH3-4 1B IBB			(0, 1) K	4	0	2	0	1	1	0						
23 Kevin Jordan, R OBP: 0.300, SLG: 0.437	(1, 3) 2-3 K				(0, 0) K			(0, 0) SH3-4 1B		(0, 1) F7		4	0	1	0	0	1	3						
Kevin Stocker, S OBP: 0.321, SLG: 0.301	(1, 6) 0-0 G3				(1, 3) K			(2, 2) F9			(0, 3) K	5	0	0	0	0	2	3						
Curt Schilling, R OBP: 0.250, SLG: 0.250	(7, PH) 0-3 K											2	0	0	0	0	2	2						
Mark Guthrie, S OBP: 0.194, SLG: 0.194	(8, 1) 0-0											0	0	0	0	0	1	0						
Dave Leiper, L OBP: 0.253, SLG: 0.283	(8, 1) 0-0											0	0	0	0	0	0	0						
Ken Ryan, R OBP: 0.253, SLG: 0.283	(10, 1) 0-0											1	0	0	0	0	1	0						
Glenn Murray, R OBP: 0.253, SLG: 0.283	(10, 1) 0-0											0	0	0	0	0	1	0						
Ricky Bottalico, L OBP: 0.253, SLG: 0.283	(10, 1) 0-0											0	0	0	0	0	0	0						
Inning Stats	R: 0 E: 0 K: 0 S: 5	H: 0 LOB: 0 BB: 0 P: 9	R: 0 E: 0 K: 0 S: 4	H: 0 LOB: 0 BB: 0 P: 9	R: 0 E: 0 K: 2 S: 7	H: 0 LOB: 0 BB: 0 P: 9	R: 0 E: 0 K: 2 S: 11	H: 0 LOB: 1 BB: 1 P: 22	R: 0 E: 0 K: 3 S: 14	H: 2 LOB: 2 BB: 2 P: 20	R: 1 E: 0 K: 0 S: 7	H: 1 LOB: 3 BB: 2 P: 19	R: 0 E: 0 K: 0 S: 11	H: 0 LOB: 3 BB: 1 P: 19	R: 0 E: 0 K: 1 S: 7	H: 0 LOB: 0 BB: 0 P: 10	R: 0 E: 0 K: 0 S: 5	H: 1 LOB: 0 BB: 0 P: 9	R: 1 E: 0 K: 2 S: 13	H: 1 LOB: 0 BB: 0 P: 16	1B: 6 2B: 1 3B: 0 HR: 1	SF: 1 SAC: 1 DP: 1 HBP: 0	WP: 0 PB: 0 SB: 3 CS: 0	PA: 44
PITCHER	IP: 6.0 WLS: 3.0 BF: 14 H: 4 R: 2 ER: 0 SO: 7 BB: 2 IBB: 0 HBP: 0 BLK: 0 WP: 0 HR: 0 S: 48 P: 88 ERA: 1.500 WHIP: 1.000	IP: 3.0 WLS: 14 BF: 2 H: 2 R: 0 ER: 0 SO: 1 BB: 1 IBB: 0 HBP: 0 BLK: 0 WP: 0 HR: 29 S: 53 P: 53 ERA: 1.35 WHIP: 1.000	IP: 1.0 WLS: W BF: 3 H: 1 R: 0 ER: 0 SO: 0 BB: 0 IBB: 0 HBP: 0 BLK: 0 WP: 0 HR: 5 S: 9 P: 9 ERA: 1.650 WHIP: 1.000	IP: 1.0 WLS: S BF: 4 H: 1 R: 1 ER: 1 SO: 2 BB: 0 IBB: 0 HBP: 0 BLK: 0 WP: 1 HR: 13 S: 16 P: 16 ERA: 2.74 WHIP: 1.000	PITCHER										IP: 0 WLS: 0 BF: 0 H: 0 R: 0 ER: 0 SO: 0 BB: 0 IBB: 0 HBP: 0 BLK: 0 WP: 0 HR: 0 S: 0 P: 0 ERA: 0.000 WHIP: 0.000									

Los Angeles Dodgers @ Philadelphia Phillies
Veterans Stadium, Philadelphia, PA
Wed May 29 1996, 7:05 PM EDT
Att: 24,120 - Unknown - 55 F

livebaseballscores.com
AB 37
R 2
H 8
RBI 2
BB 5
SO 10
LOB 18



Batter	1	2	3	4	5	6	7	8	9	AB	R	H	RBI	BB	SO	LOB	TOP										
Roger Cedeno, S OBP: 0.345, SLG: 0.314 (1, 8)	G1-3		1B		F8				4-3	4	0	1	0	1	0	2											
Todd Hollandsworth, L OBP: 0.385, SLG: 0.405 (1, 7)	HR		F9				4-3			4	1	2	1	0	0	2											
Raul Mondesi, R OBP: 0.275, SLG: 0.449 (1, 9)	FC1-4		5-3		PO				F7	4	1	2	0	0	0	1											
Eric Karros, R OBP: 0.279, SLG: 0.372 (1, 3)	FC1-4		F3			1B			5-3	4	0	0	0	0	0	3											
Delino DeShields, L OBP: 0.308, SLG: 0.369 Chad Forville, S OBP: 0.250, SLG: 0.248 (1, 4) (9, 4)	1B				6-3				K	4	0	2	0	0	1	0											
Mike Blowers, R OBP: 0.332, SLG: 0.323 (1, 5)					F9					2	0	0	0	2	0	0											
Tom Prince, R OBP: 0.389, SLG: 0.400 (1, 2)					F8					4	0	1	0	0	1	3											
Juan Castro, R OBP: 0.233, SLG: 0.185 (1, 6)										4	0	1	0	0	2	2											
Pedro Astacio, R OBP: 0.043, SLG: 0.043 Chan Ho Park, R OBP: 0.100, SLG: 0.100 Dave Hansen, L OBP: 0.304, SLG: 0.184 Todd Worrell, R (9, 1) (9, 1)										3	0	0	0	0	2	1											
Inning Stats	R: 1 E: 0 K: 0 S: 5	H: 3 LOB: 2 BB: 0 P: 5	R: 0 E: 0 K: 1 S: 6	H: 1 LOB: 1 BB: 0 P: 6	R: 0 E: 0 K: 0 S: 4	H: 1 LOB: 1 BB: 0 P: 4	R: 0 E: 0 K: 1 S: 6	H: 1 LOB: 1 BB: 0 P: 6	R: 0 E: 0 K: 1 S: 5	H: 1 LOB: 0 BB: 1 P: 8	R: 0 E: 0 K: 0 S: 3	H: 0 LOB: 1 BB: 1 P: 7	R: 0 E: 0 K: 1 S: 5	H: 0 LOB: 0 BB: 0 P: 5	R: 0 E: 0 K: 2 S: 7	H: 0 LOB: 2 BB: 2 P: 15	1B: 7 2B: 2 3B: 0 HR: 1	SF: 0 SAC: 0 DP: 1 HBP: 0	WP: 3 PB: 0 SB: 2 CS: 0	PA: 38							
PITCHER	IP	WLS	BF	H	R	ER	SO	BB	IBB	HBP	BLK	WP	HR	S	P	ERA	WHIP										
Mike Williams, R ERA: 6.02 (1, 1)	7.0		29	9	2	2	3	1	1	0	0	2	1	33	41	2.57	1.429										
Toby Borland, R ERA: 4.99 (8, 1)	2.0	W	8	0	0	0	3	2	0	0	0	1	0	12	20	0.00	1.000										

Los Angeles Dodgers @ Philadelphia Phillies
Veterans Stadium, Philadelphia, PA
Thu May 30 1996, 7:05 PM EDT
Att: 29,287 - Unknown - 67 F

AB 33
R 2
H 9
RBI 1
BB 4
SO 6
LOB 14



Batter	1	2	3	4	5	6	7	8	9	AB	R	H	RBI	BB	SO	LOB	BOTTOM										
Ricky Otero, S OBP: 0.500, SLG: 0.364 Toby Borland, R (8, 1)	P3				F8				F5	4	0	1	0	0	0	1											
Jim Eisenreich, L OBP: 0.355, SLG: 0.328 (9, PH)										0	0	0	0	0	0	0											
Mickey Morandini, L OBP: 0.350, SLG: 0.341 (1, 4)										4	1	2	0	1	0	2											
Benito Santiago, R OBP: 0.310, SLG: 0.494 (1, 3)										4	0	0	0	1	2	4											
Pete Incaviglia, R OBP: 0.333, SLG: 0.596 (1, 7)										5	0	2	1	0	2	1											
Todd Zeile, R OBP: 0.368, SLG: 0.500 (1, 5)										4	0	1	0	0	0	1											
Mike Lieberthal, R OBP: 0.351, SLG: 0.551 (1, 2)										4	1	3	1	0	0	1											
Glenn Murray, R OBP: 0.277, SLG: 0.214 (1, 9)										3	0	2	0	1	0	1											
Mike Benjamin, R OBP: 0.333, SLG: 0.455 23 Kevin Jordan, R OBP: 0.297, SLG: 0.433 Kevin Stocker, S OBP: 0.321, SLG: 0.301 (1, 6) (8, PH) (9, 6)										2	0	0	0	1	0	3											
Mike Williams, R OBP: 0.077, SLG: 0.077 Mark Whiten, S OBP: 0.382, SLG: 0.406 (1, 1) (7, PH) (8, 8)										2	1	2	1	0	0	0											
Inning Stats	R: 0 E: 0 K: 0 S: 2	H: 0 LOB: 0 BB: 1 P: 6	R: 0 E: 0 K: 0 S: 4	H: 1 LOB: 2 BB: 1 P: 8	R: 0 E: 0 K: 0 S: 4	H: 1 LOB: 1 BB: 0 P: 4	R: 0 E: 0 K: 0 S: 5	H: 3 LOB: 3 BB: 1 P: 9	R: 0 E: 0 K: 2 S: 8	H: 1 LOB: 1 BB: 0 P: 8	R: 0 E: 0 K: 0 S: 4	H: 1 LOB: 1 BB: 0 P: 4	R: 0 E: 0 K: 1 S: 6	H: 1 LOB: 1 BB: 0 P: 7	R: 0 E: 0 K: 0 S: 4	H: 3 LOB: 2 BB: 1 P: 8	1B: 8 2B: 3 3B: 0 HR: 2	SF: 0 SAC: 0 DP: 1 HBP: 0	WP: 1 PB: 0 SB: 2 CS: 0	PA: 40							
PITCHER	IP	WLS	BF	H	R	ER	SO	BB	IBB	HBP	BLK	WP	HR	S	P	ERA	WHIP										
Pedro Astacio, R ERA: 2.89 (1, 1)	7.2		33	9	1	1	4	2	1	0	0	0	0	2	2	0.00	3.000										
Chan Ho Park, R ERA: 2.25 (8, 1)	0.1		2	1	0	0	0	0	0	0	0	0	0	2	2	0.00	3.000										
Todd Worrell, R ERA: 3.47 (9, 1)	0.1	L	5	3	2	2	0	1	0	0	0	0	1	4	8	54.00	12.000										

Los Angeles Dodgers @ Philadelphia Phillies
Veterans Stadium, Philadelphia, PA
Thu May 30 1996, 7:05 PM EDT
Att: 29,287 - Unknown - 67 F

AB 36
R 3
H 13
RBI 3
BB 4
SO 4
LOB 18



Batter	1	2	3	4	5	6	7	8	9	AB	R	H	RBI	BB	SO	LOB	TOP										
Rickey Henderson, R OBP: 0.392, SLG: 0.303 Chris Gwynn, L OBP: 0.332, SLG: 0.286	1-2 2B G6-3 HBP		4-1 2B G4-3 BB		1-0 1B G4-3 E		2-2 F7		0-3 K	2	2	1	0	1	0	0											
Steve Finley, L OBP: 0.333, SLG: 0.442	1-2 G6-3 1B		1-2 G3		1-2 E1 G4-3		1-1 F9			4	1	1	0	0	0	3											
Tony Gwynn, L OBP: 0.406, SLG: 0.406	0-2 G6-3		0-0 G4-3		0-0 G4-3		4-1			3	0	0	2	1	0	4											
Archi Cianfrocco, R OBP: 0.377, SLG: 0.456 Ken Caminiti, S OBP: 0.389, SLG: 0.517	0-1 G6-4-3 1B		1-1 2B G3		1-3 K		0-3 K			3	0	2	2	0	1	2											
Brian Johnson, R OBP: 0.333, SLG: 0.545	0-1 G6-4-3		0-3 K		2-2 F9				2-1 G6-3	4	0	0	0	0	1	4											
Wally Joyner, L OBP: 0.434, SLG: 0.503		2-1 P5		0-0 L6		2-3 K		1-2 F8		4	0	0	0	0	1	0											
Jody Reed, R OBP: 0.323, SLG: 0.307		3-1 L6		1-0 2B		2-2 G5-3		1-1 P4		4	0	1	0	0	0	0											
Andujar Cedeno, R OBP: 0.271, SLG: 0.313		0-3 K		0-3 K		3-2 1B			1-0 F9	4	0	1	0	0	2	1											
Andy Ashby, R OBP: 0.300, SLG: 0.414 Scott Livingstone, L OBP: 0.346, SLG: 0.440 Trevor Hoffman, R			1-1 G3 BB G4-3 1B		1-3 K		3-2 P4		1-3 K	3	1	1	0	0	1	2											
Inning Stats	R: 2 E: 0 K: 0 S: 12	H: 2 LOB: 0 BB: 0 P: 14	R: 0 E: 0 K: 1 S: 7	H: 0 LOB: 0 BB: 0 P: 12	R: 2 E: 0 K: 1 S: 12	H: 2 LOB: 1 BB: 1 P: 19	R: 0 E: 0 K: 2 S: 10	H: 1 LOB: 1 BB: 0 P: 12	R: 0 E: 1 K: 1 S: 12	H: 1 LOB: 2 BB: 0 P: 17	R: 0 E: 0 K: 1 S: 19	H: 0 LOB: 1 BB: 1 P: 29	R: 0 E: 0 K: 1 S: 9	H: 0 LOB: 0 BB: 1 P: 16	R: 0 E: 0 K: 0 S: 7	H: 0 LOB: 0 BB: 0 P: 11	R: 0 E: 0 K: 2 S: 7	H: 0 LOB: 0 BB: 0 P: 9	1B: 4 2B: 3 3B: 0 HR: 0	SF: 0 SAC: 0 DP: 1 HBP: 1	WP: 0 PB: 0 SB: 0 CS: 0	PA: 37					
PITCHER	IP	WLS	BF	H	R	ER	SO	BB	IBB	HBP	BLK	WP	HR	S	P	ERA	WHIP										
Terry Mulholland, L ERA: 5.26	4.1	L	21	6	4	4	4	1	0	1	0	0	0	46	64	8.31	1.615										
Ron Blazier, R ERA:	1.2		6	1	0	0	2	0	0	0	0	0	0	26	39	0.00	0.600										
Dave Leiper, L ERA: 5.93	0.2		3	0	0	0	0	1	0	0	0	0	0	6	13	0.00	1.500										
Russ Springer, R ERA: 4.3	2.1		7	0	0	0	3	0	0	0	0	0	0	17	23	0.00	0.000										

San Diego Padres @ Philadelphia Phillies
Veterans Stadium, Philadelphia, PA
Fri May 31 1996, 7:05 PM EDT
Att: 22,110 - Unknown - 72 F

AB 34
R 4
H 7
RBI 4
BB 2
SO 9
LOB 17



Batter	1	2	3	4	5	6	7	8	9	AB	R	H	RBI	BB	SO	LOB	BOTTOM										
Ricky Otero, S OBP: 0.444, SLG: 0.286	1-1 L8		1-2 G3		4-0 1B E BB		2-3 K			3	1	0	0	1	1	1											
Mickey Morandini, L OBP: 0.309, SLG: 0.343	4-1 S BB		4-0 BB		0-0 E G3 1B		2-2 G6-3			2	1	1	0	2	0	0											
Mark Whiten, S OBP: 0.373, SLG: 0.395	1-3 K		1-1 G3		3-2 E3 G3 BB		0-0 F8			4	0	0	0	0	1	4											
Pete Incaviglia, R OBP: 0.331, SLG: 0.581	2-2 G6-3				0-0 F7		4-0 G3 BB		1-3 K	3	0	0	0	1	1	1											
Todd Zeile, R OBP: 0.362, SLG: 0.490		1-1 G3		2-3 K		2-2 G3		0-1 G5-3		4	0	0	1	0	1	2											
Benito Santiago, R OBP: 0.309, SLG: 0.485		0-0 G6-3		4-2 1B BB		0-0 F9		0-0 P3		3	0	0	0	1	0	2											
Mike Lieberthal, R OBP: 0.346, SLG: 0.534		3-3 K		0-0 1B		0-0 F8			3-2 F7	4	0	1	0	0	1	0											
Mike Benjamin, R OBP: 0.342, SLG: 0.457 Ron Blazier, R Glenn Murray, R OBP: 0.271, SLG: 0.299 Dave Leiper, L Russ Springer, R Jim Eisenreich, L OBP: 0.300, SLG: 0.325			0-0 G3 SH3-4 1B		2-3 K		0-3 K		3-2 G3-1	2	0	1	0	0	1	2											
Terry Mulholland, R OBP: 0.190, SLG: 0.381 Kevin Stocker, S OBP: 0.315, SLG: 0.294			0-0 SH3-4		2-2 G4-3		1-3 K		2-1 G1-3	0	0	0	0	0	0	0											
Inning Stats	R: 0 E: 0 K: 1 S: 10	H: 0 LOB: 0 BB: 1 P: 18	R: 0 E: 0 K: 1 S: 6	H: 0 LOB: 0 BB: 0 P: 10	R: 0 E: 0 K: 2 S: 12	H: 1 LOB: 2 BB: 1 P: 20	R: 0 E: 0 K: 2 S: 7	H: 0 LOB: 0 BB: 0 P: 8	R: 0 E: 0 K: 1 S: 9	H: 0 LOB: 0 BB: 0 P: 13	R: 0 E: 0 K: 1 S: 7	H: 0 LOB: 0 BB: 0 P: 8	R: 0 E: 0 K: 0 S: 9	H: 0 LOB: 0 BB: 0 P: 17	R: 0 E: 0 K: 0 S: 9	H: 0 LOB: 0 BB: 0 P: 17	1B: 3 2B: 0 3B: 0 HR: 0	SF: 0 SAC: 1 DP: 0 HBP: 0	WP: 0 PB: 0 SB: 1 CS: 0	PA: 36							
PITCHER	IP	WLS	BF	H	R	ER	SO	BB	IBB	HBP	BLK	WP	HR	S	P	ERA	WHIP										
Andy Ashby, R ERA: 3.08	8.0	W	33	3	2	0	8	5	0	0	0	0	0	70	117	0.00	1.000										
Trevor Hoffman, R ERA: 1.11	1.0	S	3	0	0	0	0	0	0	0	0	0	0	9	17	0.00	0.000										

San Diego Padres @ Philadelphia Phillies
Veterans Stadium, Philadelphia, PA
Fri May 31 1996, 7:05 PM EDT
Att: 22,110 - Unknown - 72 F

AB 30
R 2
H 3
RBI 1
BB 5
SO 8
LOB 12



Batter	1	2	3	4	5	6	7	8	9	AB	R	H	RBI	BB	SO	LOB	TOP										
Rickey Henderson, R OBP: 0.397, SLG: 0.303 (1, 7)	1-1 G5-3 BB 1B		1-2 G5-3		4-2 SF8 BB	4-1 HR BB		0-3 K		3	2	1	0	2	1	0											
Steve Finley, L OBP: 0.343, SLG: 0.464 (1, 8)	4-0 G5-3 BB		4-0 HR BB		1-0 P9	1-2 HR BB		0-1 2B		3	2	2	4	2	0	1											
Tony Gwynn, L OBP: 0.400, SLG: 0.402 (1, 9)	0-2 G5-3		2-2 HR 1B		0-1 SF8	0-1 G3		0-1 P9		4	1	1	1	0	0	3											
Ken Caminiti, S OBP: 0.370, SLG: 0.534 (1, 5)	0-0 L7		0-0 HR		0-1 1B																						
Archi Cianfranco, R OBP: 0.364, SLG: 0.435 (1, 3)		0-3 K	0-1 2B 1B		0-0 G1-3																						
Brian Johnson, R OBP: 0.347, SLG: 0.570 (1, 2)		3-1 FC4-6 1B	0-2 1H 2B			2-0 G4-3																					
Jody Reed, R OBP: 0.322, SLG: 0.302 (1, 4)		2-2 FC4-6 1-2f			0-1 G6-3	0-0 E5 BB HR WP																					
Andujar Cedeno, R OBP: 0.270, SLG: 0.307 Tim Worrell, R (7, 1)		1-0 G5-3			2-3 K	4-2 BB HR BB																					
Sean Bergman, R OBP: 0.080, SLG: 0.080 Scott Livingstone, L OBP: 0.362, SLG: 0.434 Willie Blair, R (6, 1) Luis Lopez, S OBP: 0.286, SLG: 0.365 (7, 6)			1-3 K2-3		1-2 G4-3																						
Inning Stats	R: 0 E: 0 K: 0 S: 6	H: 1 LOB: 1 BB: 1 P: 11	R: 0 E: 0 K: 1 S: 9	H: 1 LOB: 1 BB: 0 P: 15	R: 3 E: 0 K: 1 S: 16	H: 4 LOB: 2 BB: 1 P: 24	R: 0 E: 0 K: 1 S: 8	H: 0 LOB: 0 BB: 0 P: 11	R: 1 E: 0 K: 0 S: 8	H: 1 LOB: 1 BB: 1 P: 13	R: 4 E: 1 K: 1 S: 14	H: 1 LOB: 0 BB: 2 P: 25	R: 0 E: 0 K: 1 S: 9	H: 1 LOB: 2 BB: 1 P: 18	R: 0 E: 0 K: 1 S: 8	H: 1 LOB: 1 BB: 0 P: 9	R: 0 E: 0 K: 0 S: 5	H: 0 LOB: 0 BB: 0 P: 10	1B: 5 2B: 3 3B: 0 HR: 2	SF: 1 SAC: 0 DP: 1 HBP: 0	WP: 1 PB: 0 SB: 1 CS: 0	PA: 42					
PITCHER	IP	WLS	BF	H	R	ER	SO	BB	IBB	HBP	BLK	WP	HR	S	P	ERA	WHIP										
Mike Mims, L ERA: 8.64 Toby Borland, R ERA: 4.99 Dave Leiper, L ERA: 6.0 Ron Blazier, R ERA:	5.0	L	23	7	4	4	3	3	0	0	0	0	1	47	74	7.20	2.000										

San Diego Padres @ Philadelphia Phillies
Veterans Stadium, Philadelphia, PA

AB 35
R 8
H 10
RBI 8
BB 6
SO 6
LOB 12



Sat Jun 01 1996, 7:05 PM EDT
Att: 27,623 - Unknown - 75 F

Batter	1	2	3	4	5	6	7	8	9	AB	R	H	RBI	BB	SO	LOB	BOTTOM										
Ricky Otero, S OBP: 0.391, SLG: 0.263 (1, 8)	1-0 F8		1-3 K		1-1 WP 1B																						
Mickey Morandini, L OBP: 0.333, SLG: 0.358 (1, 4)	0-0 G5-3			2-0 G3-1 3B	2-2 1H 1B																						
Mark Whiten, S OBP: 0.376, SLG: 0.393 (1, 9)	1-2 P7			2-1 G3-1	4-2 1-2 BB																						
Pete Incaviglia, R OBP: 0.336, SLG: 0.575 Ron Blazier, R (8, 1)		2-0 FC5-4 HBP		3H G5-3 1B	0-2 P4																						
Todd Zeile, R OBP: 0.360, SLG: 0.485 (1, 5)		2-1 L4		0-1 G5-3 1B		1-3 K																					
Mike Lieberthal, R OBP: 0.329, SLG: 0.506 (1, 2)		1-0 FC5-4		2-2 G5-3		0-0 L9																					
23 Kevin Jordan, R OBP: 0.296, SLG: 0.435 (1, 3)		1-2 L8		1-3 K		1-2 G6-3																					
Kevin Stocker, S OBP: 0.308, SLG: 0.286 (1, 6)			0-3 K		0-0 G4-3																						
Mike Mims, L OBP: 0.222, SLG: 0.222 Lee Timlin, S OBP: 0.200, SLG: 0.137 Toby Borland, R ERA: 3.58 Dave Leiper, L Glenn Murray, R OBP: 0.280, SLG: 0.280 (8, 7)			0-0 G6-3		0-2 G4-3																						
Inning Stats	R: 0 E: 0 K: 0 S: 6	H: 0 LOB: 0 BB: 0 P: 8	R: 0 E: 0 K: 0 S: 6	H: 0 LOB: 1 BB: 0 P: 12	R: 0 E: 0 K: 2 S: 8	H: 0 LOB: 0 BB: 0 P: 9	R: 1 E: 0 K: 1 S: 17	H: 3 LOB: 2 BB: 0 P: 25	R: 1 E: 0 K: 0 S: 15	H: 2 LOB: 2 BB: 1 P: 22	R: 0 E: 0 K: 1 S: 7	H: 0 LOB: 0 BB: 0 P: 9	R: 1 E: 0 K: 1 S: 15	H: 3 LOB: 2 BB: 0 P: 27	R: 0 E: 0 K: 1 S: 8	H: 1 LOB: 1 BB: 0 P: 13	R: 0 E: 0 K: 1 S: 6	H: 0 LOB: 0 BB: 0 P: 11	1B: 6 2B: 1 3B: 1 HR: 1	SF: 0 SAC: 0 DP: 0 HBP: 1	WP: 1 PB: 0 SB: 1 CS: 0	PA: 38					
PITCHER	IP	WLS	BF	H	R	ER	SO	BB	IBB	HBP	BLK	WP	HR	S	P	ERA	WHIP										
Sean Bergman, R ERA: 4.7 Willie Blair, R ERA: 3.58 Tim Worrell, R ERA: 0.31	5.0	W	22	5	2	2	3	1	0	0	0	0	1	19	32	5.40	1.800										

San Diego Padres @ Philadelphia Phillies
Veterans Stadium, Philadelphia, PA

AB 36
R 3
H 9
RBI 3
BB 1
SO 7
LOB 12



Sat Jun 01 1996, 7:05 PM EDT
Att: 27,623 - Unknown - 75 F

Batter	1	2	3	4	5	6	7	8	9	AB	R	H	RBI	BB	SO	LOB	TOP										
Ricky Otero, S OBP: 0.457, SLG: 0.464 (1, 8)	G3		1-2 1B		2-1 SF8		1-2 HR		2-1 L9	4	1	2	2	0	0	0	Philadelphia Phillies @ Chicago Cubs Wrigley Field, Chicago, IL Mon Jun 03 1996, 7:05 PM CDT Att: 26,320 - Unknown - 66 F										
Mickey Morandini, L OBP: 0.336, SLG: 0.360 (1, 4)	G4-6-3 1B		F8		3-H 4-1 BB		G3-1		2-0 F9	4	0	1	0	1	0	2											
Mark Whiten, S OBP: 0.375, SLG: 0.425 (1, 9)	G4-6-3 1-2		K		0-3 K		K		2-2 F7	5	0	0	0	0	3	5											
Pete Incaviglia, R OBP: 0.353, SLG: 0.585 Lee Tinsley, S OBP: 0.200, SLG: 0.137 (8, PR) (8, 7)		1-1 FC1-6 1B		4-2 L4-3 BB		4-0 G6-4-3 BB		1-1 FC6-5 2B		2	0	2	0	2	0	0											
Todd Zeile, R OBP: 0.353, SLG: 0.471 (1, 5)	FC1-6 BB 1-2		F9		0-2 F9		G6-4-3		1-0 FC6-5 BB 23 1B	4	0	0	0	0	0	4											
Bento Santiago, R OBP: 0.313, SLG: 0.478 (1, 2)	4-2 23 G4-6-3 BB		L4-3		2-1 L4-3		0-0 23 FC5-4 1B		0-0 P4	3	0	1	0	1	0	3											
23 Kevin Jordan, R OBP: 0.304, SLG: 0.441 (1, 3)	G4-6-3 1-2				0-1 2B SF8 1B		1-2 FC5-4		0-0 BB 1B	4	1	2	0	0	0	3											
Mike Benjamin, R OBP: 0.375, SLG: 0.524 (1, 6)			G6-3		1-2 G6-3		0-0 2B		4-1 1-2 2-3 BB	3	1	2	1	1	0	0											
Curt Schilling, R OBP: 0.307, SLG: 0.300 Glen Maffei, R OBP: 0.297, SLG: 0.277 Ron Blazier, R (7, PH) Jim Eisenreich, L OBP: 0.145, SLG: 0.336 Steve Frey, R (8, 1) Ken Ryan, R (8, 1)			F8 1B		1-1 F8 1B		2-3 K		1-2 F7	2	0	1	0	0	1	2											
Inning Stats	R: 0 E: 0 K: 0 S: 4	H: 1 LOB: 0 BB: 0 P: 6	R: 0 E: 0 K: 0 S: 8	H: 1 LOB: 1 BB: 1 P: 15	R: 0 E: 0 K: 1 S: 12	H: 2 LOB: 2 BB: 0 P: 17	R: 0 E: 0 K: 0 S: 8	H: 0 LOB: 0 BB: 1 P: 14	R: 1 E: 0 K: 2 S: 12	H: 2 LOB: 2 BB: 1 P: 20	R: 0 E: 0 K: 0 S: 5	H: 1 LOB: 1 BB: 1 P: 11	R: 2 E: 0 K: 2 S: 13	H: 2 LOB: 0 BB: 0 P: 19	R: 0 E: 0 K: 0 S: 9	H: 2 LOB: 3 BB: 1 P: 16		R: 0 E: 0 K: 0 S: 6	H: 0 LOB: 0 BB: 0 P: 12	1B: 7 2B: 3 3B: 0 HR: 2	SF: 1 SAC: 0 DP: 4 HBP: 0	WP: 0 PB: 0 SB: 0 CS: 0	PA: 39				
PITCHER	IP	WLS	BF	H	R	ER	SO	BB	IBB	HBP	BLK	WP	HR	S	P	ERA	WHIP										
Steve Trachsel, R ERA: 2.49 (1, 1)	7.0		30	9	3	3	5	4	0	0	0	0	2	62	102	3.86	1.857										
Terry Adams, R ERA: 2.89 (8, 1)	0.2		5	2	0	0	0	1	0	0	0	0	0	6	12	0.00	4.500										
Bob Patterson, L ERA: 1.93 (8, 1)	1.1	W	4	0	0	0	0	0	0	0	0	0	0	9	16	0.00	0.000										



Batter	1	2	3	4	5	6	7	8	9	AB	R	H	RBI	BB	SO	LOB	BOTTOM										
Brian McRae, S OBP: 0.341, SLG: 0.355 (1, 8)	B1		K		1-2 P5		0-1 P4			4	0	0	0	0	1	2	Philadelphia Phillies @ Chicago Cubs Wrigley Field, Chicago, IL Mon Jun 03 1996, 7:05 PM CDT Att: 26,320 - Unknown - 66 F										
Luis Gonzalez, L OBP: 0.376, SLG: 0.431 (1, 7)	P5		CS BB		1-0 G3				3-2 P2	3	0	0	0	1	0	0											
Sammy Sosa, R OBP: 0.285, SLG: 0.498 (1, 9)	L8		K		1-2 K		1-2 P5-3 1B		1-1 G5-3	4	0	1	0	0	1	1											
Mark Grace, L OBP: 0.414, SLG: 0.465 (1, 3)		1-1 F9		0-2 F9		0-0 P5-3		1-2 F8		4	0	0	0	0	0	1											
Dave Magadan, L OBP: 0.250, SLG: 0.100 José Hernández, R OBP: 0.256, SLG: 0.250 (7, 5)		4-2 23 BB		4-2 BB		2-3 K			2-2 HR	1	1	0	0	2	1	0											
23 Ryne Sandberg, R OBP: 0.303, SLG: 0.455 (1, 4)		1-1 2B		0-3 K			3-2 G6-3			3	1	1	0	0	1	1											
Scott Servais, R OBP: 0.341, SLG: 0.506 (1, 2)	G6-3 1B			2-1 P4			1-1 1B		1-1 1B	3	0	2	2	0	0	1											
Rey Sanchez, R OBP: 0.287, SLG: 0.261 (1, 6)	G6-3				2-1 G6-3		3-2 1B			3	0	1	0	0	0	1											
Steve Trachsel, R OBP: 0.053, SLG: 0.211 Bret Barberie, S OBP: 0.105, SLG: 0.222 Terry Adams, R (8, 1) Bob Patterson, R (8, 1)	L8				1-0 HR		2-3 K			2	1	1	1	0	0	1											
Inning Stats	R: 0 E: 0 K: 0 S: 4	H: 0 LOB: 0 BB: 0 P: 4	R: 2 E: 0 K: 0 S: 15	H: 2 LOB: 1 BB: 1 P: 26	R: 0 E: 0 K: 2 S: 11	H: 0 LOB: 1 BB: 1 P: 19	R: 0 E: 0 K: 1 S: 12	H: 0 LOB: 1 BB: 1 P: 18	R: 1 E: 0 K: 0 S: 7	H: 1 LOB: 0 BB: 0 P: 12	R: 0 E: 0 K: 1 S: 8	H: 1 LOB: 0 BB: 0 P: 11	R: 0 E: 0 K: 1 S: 16	H: 2 LOB: 2 BB: 0 P: 25	R: 0 E: 0 K: 0 S: 8	H: 0 LOB: 0 BB: 0 P: 13		R: 1 E: 0 K: 0 S: 3	H: 1 LOB: 0 BB: 0 P: 5	1B: 4 2B: 3 3B: 0 HR: 2	SF: 0 SAC: 0 DP: 2 HBP: 0	WP: 0 PB: 0 SB: 0 CS: 1	PA: 32				
PITCHER	IP	WLS	BF	H	R	ER	SO	BB	IBB	HBP	BLK	WP	HR	S	P	ERA	WHIP										
Curt Schilling, R ERA: 1.91 (1, 1)	6.0		23	4	3	3	4	3	0	0	0	0	0	16	25	0.00	2.000										
Ron Blazier, R ERA: (7, 1)	1.0		5	2	0	0	1	0	0	0	0	0	0	3	6	0.00	0.000										
Steve Frey, L ERA: 2.89 (8, 1)	0.1		1	0	0	0	0	0	0	0	0	0	0	3	6	0.00	0.000										
Ken Ryan, R ERA: 2.05 (8, 1)	0.2	L	3	1	1	1	0	0	0	0	0	0	1	8	12	13.50	1.500										

Batter	1	2	3	4	5	6	7	8	9	AB	R	H	RBI	BB	SO	LOB	TOP										
Ricky Otero, S OBP: 0.413, SLG: 0.436 (1,8)	F8		K2-3			F7		G4-3		5	0	1	0	0	1	0	Philadelphia Phillies @ Chicago Cubs Wrigley Field, Chicago, IL Wed Jun 05 1996, 3:33 AM CDT Att: 18,189 - Sunny - 69 F										
Mickey Morandini, L OBP: 0.344, SLG: 0.358 (1,4)	G6-4-3 BB		G3		F7				G3-1	3	0	0	0	2	0	2											
Gregg Jefferies, S OBP: 0.400, SLG: 0.600 (1,3)	G6-4-3				E6 G4-3 WP				L7	5	2	3	0	0	0	1											
Pete Incaviglia, R OBP: 0.349, SLG: 0.606 (1,7)		K			G6-3				F8	5	0	0	0	0	2	4											
Todd Zeile, R OBP: 0.352, SLG: 0.461 (1,5)		G1-3			G4-3					4	1	1	0	0	0	1											
Jim Eisenreich, L OBP: 0.373, SLG: 0.348 (1,9)										4	1	3	1	0	0	0											
Benito Santiago, R OBP: 0.317, SLG: 0.489 (1,2)										4	1	2	1	0	0	2											
Mike Benjamin, R OBP: 0.304, SLG: 0.580 (1,6)										4	1	2	3	0	1	2											
Terry Mulholland, R OBP: 0.208, SLG: 0.375 (1,1)										3	0	1	0	0	0	2											
Toby Borland, R ERA: 4.27 (7,1)										0	0	0	0	0	0	0											
Russ Springer, R ERA: 4.41 (7,1)										0	0	0	0	0	0	0											
Mark Whiten, S OBP: 0.389, SLG: 0.416 (8,PH)										1	0	0	0	0	1	0											
Ricky Bottalico, L OBP: 0.500, SLG: 1.000 (8,1)										0	0	0	0	0	0	0											
Inning Stats	R: 0 E: 0 K: 0 S: 10	H: 0 LOB: 0 BB: 1 P: 15	R: 0 E: 0 K: 2 S: 12	H: 2 LOB: 2 BB: 0 P: 15	R: 0 E: 0 K: 2 S: 7	H: 0 LOB: 0 BB: 0 P: 9	R: 4 E: 1 K: 0 S: 16	H: 6 LOB: 2 BB: 0 P: 29	R: 2 E: 0 K: 2 S: 14	H: 4 LOB: 2 BB: 0 P: 19	R: 0 E: 0 K: 0 S: 8	H: 1 LOB: 1 BB: 1 P: 13	R: 0 E: 0 K: 0 S: 5	H: 0 LOB: 0 BB: 0 P: 7	R: 0 E: 0 K: 1 S: 9	H: 0 LOB: 0 BB: 0 P: 13	R: 0 E: 0 K: 0 S: 7	H: 0 LOB: 0 BB: 0 P: 11	1B: 10 2B: 2 3B: 0 HR: 1	SF: 0 SAC: 0 DP: 2 HBP: 0	WP: 1 PB: 0 SB: 0 CS: 0	PA: 40					
PITCHER	IP	WLS	BF	H	R	ER	SO	BB	IBB	HBP	BLK	WP	HR	S	P	ERA	WHIP										
Jaime Navarro, R ERA: 4.27 (1,1)	5.0		27	12	6	6	6	1	0	0	0	1	1	59	87	10.80	2.600										
Terry Adams, R ERA: 2.72 (6,1)	2.0	W	7	1	0	0	0	1	0	0	0	0	0	13	20	0.00	1.000										
Turk Wendell, R ERA: 2.2 (8,1)	2.0	S	6	0	0	0	1	0	0	0	0	0	0	16	24	0.00	0.000										

AB	38
R	6
H	13
RBI	5
BB	2
SO	7
LOB	14



Batter	1	2	3	4	5	6	7	8	9	AB	R	H	RBI	BB	SO	LOB	BOTTOM										
Brian McRae, S OBP: 0.348, SLG: 0.369 (1,8)	F9				G6-3					4	1	2	1	0	0	0	Philadelphia Phillies @ Chicago Cubs Wrigley Field, Chicago, IL Wed Jun 05 1996, 3:33 AM CDT Att: 18,189 - Sunny - 69 F										
23 Ryne Sandberg, R OBP: 0.306, SLG: 0.468 (1,4)										4	2	2	2	0	0	1											
Mark Grace, L OBP: 0.409, SLG: 0.457 (1,3)										4	1	1	0	0	0	2											
Sammy Sosa, R OBP: 0.292, SLG: 0.539 (1,9)										4	3	3	5	0	0	1											
Leo Gomez, R OBP: 0.361, SLG: 0.514 (1,5)										4	0	1	0	0	0	0											
Ozzie Timmons, R OBP: 0.230, SLG: 0.185 (1,7)										4	0	0	0	0	1	1											
Turk Wendell, L OBP: 0.500, SLG: 0.500 (8,1)										0	0	0	0	0	0	0											
Scott Servais, R OBP: 0.344, SLG: 0.509 (1,2)										4	0	1	0	0	2	1											
José Hernández, R OBP: 0.244, SLG: 0.229 (1,6)										3	1	0	0	1	2	1											
Jaime Navarro, R OBP: 0.167, SLG: 0.167 (1,1)										1	0	0	0	0	0	0											
Todd Haney, R OBP: 0.254, SLG: 0.196 (5,PH)										1	0	0	0	0	0	0											
Terry Adams, R ERA: 4.41 (7,1)										0	0	0	0	0	0	0											
Scott Bulett, L OBP: 0.259, SLG: 0.240 (7,PH)										2	1	1	0	0	0	0											
Inning Stats	R: 0 E: 0 K: 0 S: 7	H: 1 LOB: 1 BB: 0 P: 9	R: 0 E: 0 K: 0 S: 6	H: 1 LOB: 0 BB: 0 P: 9	R: 0 E: 0 K: 1 S: 6	H: 1 LOB: 1 BB: 0 P: 10	R: 2 E: 0 K: 1 S: 14	H: 3 LOB: 1 BB: 0 P: 21	R: 1 E: 0 K: 0 S: 9	H: 1 LOB: 0 BB: 0 P: 12	R: 1 E: 0 K: 1 S: 7	H: 1 LOB: 0 BB: 0 P: 8	R: 5 E: 1 K: 1 S: 15	H: 3 LOB: 0 BB: 1 P: 26	R: 0 E: 0 K: 2 S: 7	H: 0 LOB: 0 BB: 0 P: 10	1B: 7 2B: 0 3B: 0 HR: 4	SF: 0 SAC: 0 DP: 1 HBP: 0	WP: 0 PB: 0 SB: 1 CS: 0	PA: 36							
PITCHER	IP	WLS	BF	H	R	ER	SO	BB	IBB	HBP	BLK	WP	HR	S	P	ERA	WHIP										
Terry Mulholland, L ERA: 5.32 (1,1)	6.0		25	8	4	4	2	0	0	0	0	0	0	3	49	6.00	1.333										
Toby Borland, R ERA: 5.57 (7,1)	0.0	L	3	2	3	3	0	1	0	0	0	0	0	3	9	-	-										
Russ Springer, R ERA: 4.41 (7,1)	1.0		5	1	2	2	1	0	0	0	0	0	1	12	17	18.00	1.000										
Ricky Bottalico, R ERA: 3.18 (8,1)	1.0		3	0	0	0	2	0	0	0	0	0	0	7	10	0.00	0.000										



Batter	1	2	3	4	5	6	7	8	9	AB	R	H	RBI	BB	SO	LOB	TOP				
Ricky Otero, S OBP: 0.400, SLG: 0.417 (1, 8)										5	0	2	0	0	1	2	Philadelphia Phillies @ Houston Astros Astrodome, Houston, TX Sat Jun 08 1996, 4:33 AM EDT Att: 23,739 - Dome - 68 F				
Mickey Morandini, L OBP: 0.347, SLG: 0.359 (1, 4)										4	0	2	0	1	0	0					
Gregg Jefferies, S OBP: 0.310, SLG: 0.448 (1, 3)										5	0	0	0	0	2	6					
Pete Incaviglia, R OBP: 0.355, SLG: 0.600 (1, 7)										5	0	1	0	0	2	2					
Todd Zeile, R OBP: 0.352, SLG: 0.458 (1, 5)										4	1	1	0	1	0	1					
Jim Eisenreich, L OBP: 0.377, SLG: 0.397 (1, 9)										4	2	2	3	0	1	1					
Benito Santiago, R OBP: 0.321, SLG: 0.497 (1, 2)										3	0	1	0	1	2	1					
Mike Benjamin, R OBP: 0.331, SLG: 0.655 (1, 6)										2	0	0	0	1	0	1					
Curt Schilling, R OBP: 0.308, SLG: 0.308 (1, 1)										3	0	1	0	0	1	3					
Russ Springer, R (7, 1)										0	0	0	0	0	0	0					
Toby Borland, R (7, 1)										0	0	0	0	0	0	0					
Mark Whiten, S OBP: 0.365, SLG: 0.406 (8, PH)										1	0	0	0	0	1	0					
Steve Frey, R (8, 1)										0	0	0	0	0	0	0					
Inning Stats	R: 0 E: 1 K: 3 S: 13	H: 1 LOB: 1 BB: 0 P: 19	R: 0 E: 0 K: 0 S: 7	H: 1 LOB: 2 BB: 1 P: 16	R: 0 E: 0 K: 1 S: 6	H: 2 LOB: 1 BB: 0 P: 9	R: 1 E: 0 K: 0 S: 12	H: 2 LOB: 2 BB: 1 P: 23	R: 0 E: 0 K: 1 S: 8	H: 0 LOB: 0 BB: 0 P: 10	R: 2 E: 0 K: 2 S: 17	H: 3 LOB: 3 BB: 1 P: 33	R: 0 E: 0 K: 2 S: 12	H: 0 LOB: 1 BB: 1 P: 23	R: 0 E: 0 K: 1 S: 6	H: 0 LOB: 0 BB: 0 P: 9	R: 0 E: 0 K: 0 S: 8	H: 1 LOB: 1 BB: 0 P: 14	1B: 6 2B: 2 3B: 1 HR: 2	SF: 0 SAC: 0 DP: 1 HBP: 1	WP: 1 PA: 41 PB: 0 SB: 2 CS: 0
PITCHER	IP WLS BF H R ER SO BB IBB HBP BLK WP HR S P ERA WHIP																				
Darryl Kile, R ERA: 3.45 (1, 1)	5.2 28 9 3 3 7 2 0 1 0 0 2 59 102 4.76 1.941																				
Billy Wagner, L ERA: 5.79 (6, 1)	1.1 W 6 0 0 0 2 2 0 0 0 0 0 0 16 31 0.00 1.500																				
Xavier Hernandez, R ERA: 6.04 (8, 1)	2.0 7 1 0 0 1 0 0 0 0 0 1 0 14 23 0.00 0.500																				

AB	36
R	3
H	10
RBI	3
BB	4
SO	10
LOB	17



Batter	1	2	3	4	5	6	7	8	9	AB	R	H	RBI	BB	SO	LOB	BOTTOM		
Brian Hunter, R OBP: 0.307, SLG: 0.361 (1, 8)										4	1	1	0	1	1	0	Philadelphia Phillies @ Houston Astros Astrodome, Houston, TX Sat Jun 08 1996, 4:33 AM EDT Att: 23,739 - Dome - 68 F		
Craig Biggio, R OBP: 0.392, SLG: 0.426 (1, 4)										4	2	2	3	1	0	2			
5 Jeff Bagwell, R OBP: 0.470, SLG: 0.689 (1, 3)										3	1	0	0	2	0	3			
Derek Bell, R OBP: 0.330, SLG: 0.441 (1, 9)										2	2	0	0	2	0	2			
Derrick May, L OBP: 0.345, SLG: 0.442 (1, 7)										4	0	2	4	0	0	1			
Sean Barry, R OBP: 0.321, SLG: 0.455 (1, 5)										4	0	1	0	0	0	2			
Xavier Hernandez, L (8, 1)										0	0	0	0	0	0	0			
Orlando Miller, R OBP: 0.337, SLG: 0.436 (8, 5)										4	0	0	0	0	3	4			
Rick Wilkins, L OBP: 0.357, SLG: 0.387 (1, 2)										3	0	0	0	1	0	2			
Darryl Kile, R OBP: 0.138, SLG: 0.148 (6, 1)										2	0	0	0	0	1	2			
Billy Wagner, L (6, 1)										0	0	0	0	0	0	0			
John Cangelosi, S OBP: 0.458, SLG: 0.446 (7, PH)										1	1	0	0	0	0	0			
Ricky Gutierrez, R OBP: 0.379, SLG: 0.394 (8, 6)										1	0	1	0	0	0	0			
Inning Stats	R: 0 E: 0 K: 1 S: 10	H: 0 LOB: 1 BB: 1 P: 16	R: 0 E: 0 K: 1 S: 6	H: 0 LOB: 0 BB: 0 P: 11	R: 0 E: 0 K: 1 S: 10	H: 0 LOB: 0 BB: 0 P: 16	R: 3 E: 0 K: 1 S: 15	H: 2 LOB: 2 BB: 3 P: 31	R: 0 E: 0 K: 0 S: 7	H: 0 LOB: 0 BB: 0 P: 11	R: 0 E: 0 K: 1 S: 10	H: 1 LOB: 1 BB: 1 P: 18	R: 4 E: 1 K: 0 S: 13	H: 3 LOB: 1 BB: 1 P: 25	R: 0 E: 0 K: 0 S: 6	H: 1 LOB: 2 BB: 1 P: 13	1B: 2 2B: 3 3B: 1 HR: 1	SF: 0 SAC: 0 DP: 0 HBP: 0	WP: 1 PA: 39 PB: 0 SB: 0 CS: 0
PITCHER	IP WLS BF H R ER SO BB IBB HBP BLK WP HR S P ERA WHIP																		
Curt Schilling, R ERA: 2.31 (1, 1)	6.0 L 4 2 4 3 0 4 0 0 0 0 0 1 5 11 4.50 1.167																		
Russ Springer, R ERA: 5.23 (7, 1)	0.0 4 2 4 3 0 1 0 0 0 0 0 1 5 11 0.00 1.000																		
Toby Borland, R ERA: 5.35 (7, 1)	1.0 4 1 0 0 0 0 0 0 0 0 1 0 8 14 0.00 2.000																		
Steve Frey, L ERA: 3.05 (8, 1)	1.0 5 1 0 0 0 1 0 0 0 0 0 0 6 13 0.00 0.500																		

AB	32
R	7
H	7
RBI	7
BB	7
SO	5
LOB	18



Batter	1	2	3	4	5	6	7	8	9	AB	R	H	RBI	BB	SO	LOB	TOP				
Ricky Otero, S (1, 8) OBP: 0.383, SLG: 0.385	4-0 BB 23 G6-4-3		0-1 G5-3		2-1 L9		1-3 K		3-3 K 1-2	4	0	0	0	1	2	2	Philadelphia Phillies @ Houston Astros Astrodome, Houston, TX Sun Jun 09 1996, 4:33 AM EDT Att: 30,180 - Dome - 68 F				
23 Kevin Jordan, R (1, 4) OBP: 0.300, SLG: 0.431 Ken Ryan, R (7, 1)	1-2 G6-4-3		1-2 P3		2-1 1B		3-2 L7		1-1 1B 2-H	4	0	1	0	0	0	2					
Jim Eisenreich, L (9, PH) OBP: 0.351, SLG: 0.401	1-2 L7		2-2 L4		0-0 L7		4-0 IBB			3	0	0	0	1	0	1					
Gregg Jefferies, S (1, 3) OBP: 0.303, SLG: 0.406																					
Pete Incaviglia, R (1, 7) OBP: 0.352, SLG: 0.590		0-0 G5-3		3-2 2B 1B		2-0 F8		1-1 FC5													
Todd Zeile, R (1, 5) OBP: 0.358, SLG: 0.467		1-2 F9		0-0 F8 1-H 2B		1-0 FC5 1B		0-2 G6-4-3 1B													
Benito Santiago, R (1, 2) OBP: 0.324, SLG: 0.497		0-1 2B 1B		0-0 F8		1-2 1B		2-2 G6-4-3 1-2													
Glenn Murray, R (1, 9) OBP: 0.259, SLG: 0.283		1-0 1B		1-0 F8		3-3 K		2-0 F4													
Mike Benjamin, R (1, 6) OBP: 0.426, SLG: 0.632 Mark Whiten, S (9, PH) OBP: 0.353, SLG: 0.404		4-0 IBB		1-0 G5-3		0-0 FC5		1-3 K													
Mike Williams, R (1, 1) OBP: 0.105, SLG: 0.056 Mickey Morandini, L (7, 4) OBP: 0.346, SLG: 0.357		1-0 L6				0-2 P4		4-0 FC5 BB		2-2 E6 1B											
Inning Stats	R: 0 E: 0 K: 0 S: 7	H: 0 LOB: 0 BB: 1 P: 13	R: 0 E: 0 K: 0 S: 8	H: 2 LOB: 3 BB: 1 P: 15	R: 0 E: 0 K: 0 S: 14	H: 0 LOB: 0 BB: 0 P: 17	R: 1 E: 0 K: 0 S: 7	H: 2 LOB: 1 BB: 0 P: 12	R: 0 E: 0 K: 1 S: 11	H: 2 LOB: 2 BB: 0 P: 18	R: 0 E: 0 K: 1 S: 10	H: 0 LOB: 2 BB: 2 P: 23	R: 0 E: 0 K: 0 S: 7	H: 1 LOB: 0 BB: 0 P: 11	R: 0 E: 1 K: 2 S: 13	H: 1 LOB: 2 BB: 0 P: 20	1B: 7 2B: 2 3B: 0 HR: 0	SF: 0 SAC: 0 DP: 2 HBP: 0	WP: 0 PB: 0 SB: 2 CS: 0	PA: 38	
PITCHER	IP	WLS	BF	H	R	ER	SO	BB	IBB	HBP	BLK	WP	HR	S	P	ERA	WHIP				
Mike Hampton, L (1, 1) ERA: 3.15	6.0		26	7	1	1	1	1	1	0	0	0	0	56	88	1.50	1.333				
Anthony Young, R (7, 1) ERA: 3.52	1.0	W	5	0	0	0	1	1	1	0	0	0	0	10	23	0.00	1.000				
Todd Jones, R (8, 1) ERA: 3.09	2.0	S	7	2	0	0	2	0	0	0	0	0	0	20	31	0.00	1.000				

Batter	1	2	3	4	5	6	7	8	9	AB	R	H	RBI	BB	SO	LOB	BOTTOM				
John Cangelosi, S (1, 7) OBP: 0.450, SLG: 0.429	3-3 K		2-2 L8-4			1-0 G4-3		4-1 S S BB		3	0	0	0	1	1	2	Philadelphia Phillies @ Houston Astros Astrodome, Houston, TX Sun Jun 09 1996, 4:33 AM EDT Att: 30,180 - Dome - 68 F				
Bill Spillers, L (1, 4) OBP: 0.215, SLG: 0.226 (8, 5)	1-0 P9				0-0 L7		2-2 P4		1-3 K	4	0	0	0	0	1	1					
5 Jeff Bagwell, R (1, 3) OBP: 0.470, SLG: 0.684	2-1 G6-3				2-3 K		3-2 SH3-4 BB 1B		4-0 HBP IBB	3	1	1	0	1	1	0					
Derrick May, L (1, 9) OBP: 0.342, SLG: 0.430		1-0 G3-1			2-1 F9		4-2 SH3-4 BB 1B		0-0 L5	3	1	0	0	1	0	2					
Sean Berry, R (1, 5) OBP: 0.318, SLG: 0.450 Craig Biggio, R (8, 4) OBP: 0.394, SLG: 0.426		0-3 K				0-2 P6		0-0 SH3-4		2-0 HBP	2	0	0	0	0	0					
Brian Hunter, R (1, 8) OBP: 0.306, SLG: 0.360		2-3 K				0-0 F9 S 1B		1-2 2-3 HBP		4	0	1	0	0	3	5					
Rick Wilkins, L (1, 2) OBP: 0.357, SLG: 0.382					1-0 L7		4-0 1B IBB			2	0	0	0	1	0	1					
Ricky Gutierrez, R (1, 6) OBP: 0.387, SLG: 0.402					0-1 L8-4 S 1B		0-1 G6-3		1-3 2-H 3-H 1B	3	0	2	2	0	0	1					
Mike Hampton, R (1, 1) OBP: 0.529, SLG: 0.385 James Mouton, R (6, PH) OBP: 0.287, SLG: 0.317 Anthony Young, R (7, 1)					1-2 1B		2-3 K		0-3 K	1	0	1	0	0	0	0					
Derek Bell, R (7, PH) OBP: 0.329, SLG: 0.440 Todd Jones, L (8, 1)					1-2 1B					1	0	0	0	0	0	0					
Inning Stats	R: 0 E: 0 K: 1 S: 8	H: 0 LOB: 0 BB: 0 P: 14	R: 0 E: 0 K: 2 S: 7	H: 0 LOB: 0 BB: 0 P: 10	R: 0 E: 0 K: 0 S: 9	H: 2 LOB: 1 BB: 0 P: 13	R: 0 E: 0 K: 1 S: 6	H: 0 LOB: 0 BB: 0 P: 10	R: 0 E: 0 K: 1 S: 9	H: 1 LOB: 1 BB: 0 P: 12	R: 0 E: 0 K: 1 S: 15	H: 0 LOB: 2 BB: 2 P: 27	R: 0 E: 0 K: 2 S: 10	H: 0 LOB: 3 BB: 2 P: 21	1B: 5 2B: 1 3B: 0 HR: 0	SF: 0 SAC: 1 DP: 1 HBP: 1	WP: 0 PB: 0 SB: 4 CS: 0	PA: 33			
PITCHER	IP	WLS	BF	H	R	ER	SO	BB	IBB	HBP	BLK	WP	HR	S	P	ERA	WHIP				
Mike Williams, R (1, 1) ERA: 5.29	6.2	L	26	7	1	2	6	1	1	0	0	0	0	60	97	2.70	0.900				
Ken Ryan, R (7, 1) ERA: 1.97	1.1		7	0	0	0	3	1	1	1	0	0	0	13	24	0.00	0.750				

AB	34
R	1
H	9
RBI	1
BB	4
SO	4
LOB	18



AB	27
R	2
H	5
RBI	2
BB	4
SO	9
LOB	14



Batter	1	2	3	4	5	6	7	8	9	AB	R	H	RBI	BB	SO	LOB	TOP
Brian McRae, S (1, 8) OBP: 0.351, SLG: 0.379	G6-3		P3		P3			WP SH3 SF7 1B		4	1	2	0	0	0	0	Chicago Cubs @ Philadelphia Phillies Veterans Stadium, Philadelphia, PA Mon Jun 10 1996, 7:05 PM EDT Att: 19,588 - Unknown - 79 F
Doug Glanville, R (1, 7) OBP: 0.286, SLG: 0.286	G3-6-3 1B		1B			P4		SH3		3	0	2	1	0	0		
Mark Grace, L (1, 3) OBP: 0.402, SLG: 0.457 Terry Shumpert, R (5, 5)	G3-6-3 1-2		F8			G5-3		SF7		2	0	0	0	0	3		
Sammy Sosa, R (1, 9) OBP: 0.286, SLG: 0.516		P3			G5-3			G5-3		4	0	0	0	0	0		
23 Ryne Sandberg, R (1, 4) OBP: 0.308, SLG: 0.467		L7						G6-3		3	0	0	0	1	1	0	
Leo Gomez, R (1, 5) OBP: 0.362, SLG: 0.539		F8		BB				2B		4	0	1	0	0	1	1	
Scott Servais, R (1, 2) OBP: 0.328, SLG: 0.475			F7		P3			G5-3		4	0	0	0	0	2		
José Hernández, R (1, 6) OBP: 0.262, SLG: 0.242			1B SH1-4 1B		F7					2	1	1	0	1	0	0	
Jaime Navarro, R (1, 1) OBP: 0.156, SLG: 0.156		SH1-4			G4-3			P3		2	0	0	0	0	2		
Inning Stats	R: 0 H: 1 E: 0 LOB: 0 K: 0 BB: 0 S: 7 P: 8	R: 0 H: 0 E: 0 LOB: 0 K: 0 BB: 0 S: 10 P: 13	R: 1 H: 3 E: 0 LOB: 2 K: 0 BB: 0 S: 13 P: 14	R: 0 H: 0 E: 0 LOB: 1 K: 1 BB: 1 S: 6 P: 13	R: 0 H: 0 E: 0 LOB: 0 K: 0 BB: 0 S: 6 P: 8	R: 0 H: 0 E: 0 LOB: 0 K: 0 BB: 0 S: 7 P: 9	R: 0 H: 1 E: 0 LOB: 2 K: 0 BB: 1 S: 9 P: 17	R: 1 H: 1 E: 0 LOB: 0 K: 1 BB: 0 S: 11 P: 13	R: 0 H: 0 E: 0 LOB: 0 K: 1 BB: 0 S: 7 P: 9	1B: 5 SF: 1 2B: 1 SAC: 2 3B: 0 DP: 1 HR: 0 HBP: 0	WP: 1 PA: 34 PB: 0 SB: 0 CS: 0						
PITCHER	IP WLS BF H R ER SO BB IBB HBP BLK WP HR S P ERA WHIP																
Terry Mulholland, L (1, 1) ERA: 5.01	8.0 L 31 6 2 2 1 1 1 1 0 0 0 1 0 69 95 2.25 0.875																
Ricky Bottalico, R (9, 1) ERA: 3.07	1.0 3 0 0 0 0 1 0 0 0 0 0 0 0 7 9 0.00 0.000																

AB	29
R	2
H	6
RBI	2
BB	2
SO	2
LOB	8



Batter	1	2	3	4	5	6	7	8	9	AB	R	H	RBI	BB	SO	LOB	BOTTOM
Ricky Otero, S (1, 8) OBP: 0.406, SLG: 0.389	FC4-6 BB 1B		FC4-6 BB		G6-3			CS BB		2	0	1	0	2	0	1	Chicago Cubs @ Philadelphia Phillies Veterans Stadium, Philadelphia, PA Mon Jun 10 1996, 7:05 PM EDT Att: 19,588 - Unknown - 79 F
Mickey Morandini, L (1, 4) OBP: 0.344, SLG: 0.333	FC4-6 BB		FC4-6 1-2		L5			K		3	0	0	0	1	2		
Gregg Jefferies, S (1, 3) OBP: 0.270, SLG: 0.361	FC4-6 S 1-2 2-3		G4-3		F8			P5		4	0	0	0	0	3		
Pete Incaviglia, R (1, 7) OBP: 0.350, SLG: 0.578	K				G5-3			G6-3		3	0	0	0	1	2		
Todd Zeile, R (1, 5) OBP: 0.352, SLG: 0.459	K				FC3-6 G6-3 1-2			P5		4	0	0	0	0	1	3	
Jim Eisenreich, L (1, 9) OBP: 0.373, SLG: 0.393		G6-3			G6-3 1-2			K		3	0	0	0	0	1		
Benito Santiago, R (1, 2) OBP: 0.329, SLG: 0.515		K						FC4-6 1B		3	1	2	1	0	1	0	
Mike Benjamin, R (1, 6) OBP: 0.408, SLG: 0.600		G4-3			FC4-6 SH3 1-2			F8		3	0	0	0	0	1		
Terry Mulholland, R (1, 1) OBP: 0.200, SLG: 0.360 Mark Whiten, S (8, PH) OBP: 0.351, SLG: 0.401 Ricky Bottalico, L (9, 1) OBP: 0.500, SLG: 1.000					K			G3		1	0	0	0	0	1	0	
Inning Stats	R: 0 H: 1 E: 0 LOB: 2 K: 2 BB: 1 S: 15 P: 25	R: 0 H: 0 E: 0 LOB: 0 K: 1 BB: 0 S: 8 P: 10	R: 0 H: 0 E: 0 LOB: 1 K: 1 BB: 1 S: 6 P: 12	R: 0 H: 0 E: 0 LOB: 0 K: 0 BB: 1 S: 4 P: 8	R: 0 H: 1 E: 0 LOB: 1 K: 0 BB: 0 S: 9 P: 13	R: 0 H: 0 E: 0 LOB: 0 K: 0 BB: 0 S: 4 P: 5	R: 1 H: 1 E: 0 LOB: 0 K: 1 BB: 0 S: 7 P: 11	R: 0 H: 0 E: 0 LOB: 0 K: 1 BB: 1 S: 5 P: 13	R: 0 H: 0 E: 0 LOB: 0 K: 0 BB: 0 S: 7 P: 8	1B: 2 SF: 0 2B: 0 SAC: 1 3B: 0 DP: 1 HR: 1 HBP: 0	WP: 0 PA: 32 PB: 0 SB: 1 CS: 1						
PITCHER	IP WLS BF H R ER SO BB IBB HBP BLK WP HR S P ERA WHIP																
Jaime Navarro, R (1, 1) ERA: 3.98	9.0 W 32 3 1 1 6 4 0 0 0 0 0 1 65 105 1.00 0.778																

AB	27
R	1
H	3
RBI	1
BB	4
SO	6
LOB	13



Batter	1	2	3	4	5	6	7	8	9	AB	R	H	RBI	BB	SO	LOB	TOP					
Brian McRae, S OBP: 0.349, SLG: 0.381 (1, 8)										4	1	1	0	0	0	2	Chicago Cubs @ Philadelphia Phillies Veterans Stadium, Philadelphia, PA Tue Jun 11 1996, 7:05 PM EDT Att: 23,220 - Unknown - 75 F					
Scott Bultlett, L OBP: 0.382, SLG: 0.469 (1, 7) (7, 9)										5	2	5	4	0	0	0						
Luis Gonzalez, L OBP: 0.376, SLG: 0.427 (1, 3) (7, 7)										4	1	0	0	1	0	4						
Sammy Sosa, R OBP: 0.289, SLG: 0.526 Leo Gomez, R OBP: 0.350, SLG: 0.535 (1, 9) (7, 5)										3	2	1	2	1	0	1						
Dave Magadan, L OBP: 0.333, SLG: 0.176 (1, 5) (7, 3)										3	1	1	0	2	0	1						
23 Ryne Sandberg, R OBP: 0.310, SLG: 0.480 (1, 4)										5	0	2	3	0	1	2						
Mike Hubbard, R (1, 2)										5	0	0	0	0	0	4						
José Hernández, R OBP: 0.262, SLG: 0.242 (1, 6)										4	1	1	0	0	0	0						
Mike Campbell, R OBP: 0.667, SLG: 1.000 Jim Bullinger, R OBP: 0.348, SLG: 0.667 (1, 1) (8, 1)										3	1	2	0	0	0	0						
										0	0	0	0	0	0	0						
Inning Stats	R: 3 E: 0 K: 1 S: 20	H: 4 LOB: 1 BB: 1 P: 33	R: 0 E: 0 K: 0 S: 7	H: 0 LOB: 0 BB: 0 P: 11	R: 0 E: 0 K: 0 S: 10	H: 1 LOB: 1 BB: 0 P: 15	R: 0 E: 0 K: 0 S: 6	H: 0 LOB: 0 BB: 0 P: 6	R: 4 E: 0 K: 0 S: 16	H: 3 LOB: 1 BB: 2 P: 26	R: 2 E: 0 K: 0 S: 9	H: 2 LOB: 1 BB: 1 P: 16	R: 0 E: 0 K: 0 S: 7	H: 0 LOB: 1 BB: 1 P: 12	R: 0 E: 0 K: 0 S: 10	H: 2 LOB: 2 BB: 0 P: 13	R: 0 E: 0 K: 1 S: 8	H: 1 LOB: 1 BB: 0 P: 10	1B: 7 2B: 3 3B: 1 HR: 2	SF: 0 SAC: 2 DP: 0 HBP: 0	WP: 1 PB: 0 CS: 0	PA: 43
PITCHER	IP	WLS	BF	H	R	ER	SO	BB	IBB	HBP	BLK	WP	HR	S	P	ERA	WHIP					
Bobby Munoz, R ERA: 12.6 (1, 1)	5.0	L	25	8	7	7	1	2	1	0	0	0	1	59	91	12.60	2.000					
Ron Blazier, R ERA: 3.12 (6, 1)	2.0		9	2	2	2	0	1	0	0	0	1	1	16	28	9.00	1.500					
Dave Leiper, L ERA: 4.74 (8, 1)	2.0		9	3	0	0	1	0	0	0	0	0	0	18	23	0.00	1.500					

AB	37
R	9
H	13
RBI	9
BB	4
SO	2
LOB	14



Batter	1	2	3	4	5	6	7	8	9	AB	R	H	RBI	BB	SO	LOB	BOTTOM					
Ricky Otero, S OBP: 0.382, SLG: 0.362 (1, 8)										4	0	0	0	0	0	1	Chicago Cubs @ Philadelphia Phillies Veterans Stadium, Philadelphia, PA Tue Jun 11 1996, 7:05 PM EDT Att: 23,220 - Unknown - 75 F					
Mickey Morandini, L OBP: 0.397, SLG: 0.383 (1, 4)										4	0	2	1	0	0	0						
Gregg Jefferies, S OBP: 0.268, SLG: 0.425 (1, 3)										4	1	1	1	0	1	1						
Pete Incaviglia, R OBP: 0.347, SLG: 0.567 (1, 7)										3	0	0	0	1	1	0						
Todd Zeile, R OBP: 0.351, SLG: 0.456 (1, 5)										4	0	1	0	0	1	3						
Benito Santiago, R OBP: 0.323, SLG: 0.505 (1, 2)										4	0	0	0	0	0	2						
Glenn Murray, R OBP: 0.246, SLG: 0.268 (1, 9)										3	0	0	0	0	0	1						
Mike Benjamin, R OBP: 0.392, SLG: 0.571 Dave Leiper, L OBP: 0.200, SLG: 0.200 (1, 6) (8, 1)										3	0	0	0	0	2	1						
Bobby Munoz, R OBP: 1.000, SLG: 2.000 23 Kevin Jordan, R OBP: 0.298, SLG: 0.427 Ron Blazier, R OBP: 0.348, SLG: 0.667 (1, 1) (5, PH) (6, 1) (8, 6)										1	1	1	0	0	0	0						
										1	0	0	0	0	1	0						
										0	0	0	0	0	0	0						
										1	0	0	0	1	0	0						
Inning Stats	R: 1 E: 0 K: 1 S: 12	H: 1 LOB: 0 BB: 0 P: 16	R: 0 E: 0 K: 1 S: 18	H: 1 LOB: 1 BB: 0 P: 22	R: 1 E: 0 K: 1 S: 13	H: 2 LOB: 0 BB: 0 P: 17	R: 0 E: 0 K: 0 S: 5	H: 0 LOB: 0 BB: 0 P: 6	R: 0 E: 0 K: 1 S: 7	H: 0 LOB: 0 BB: 0 P: 10	R: 0 E: 0 K: 0 S: 11	H: 1 LOB: 2 BB: 1 P: 18	R: 0 E: 0 K: 1 S: 9	H: 0 LOB: 0 BB: 0 P: 11	R: 0 E: 0 K: 1 S: 10	H: 0 LOB: 0 BB: 0 P: 13	R: 0 E: 1 K: 1 S: 8	H: 0 LOB: 1 BB: 0 P: 13	1B: 1 2B: 3 3B: 0 HR: 1	SF: 0 SAC: 0 DP: 0 HBP: 0	WP: 0 PB: 0 CS: 0	PA: 33
PITCHER	IP	WLS	BF	H	R	ER	SO	BB	IBB	HBP	BLK	WP	HR	S	P	ERA	WHIP					
Mike Campbell, R ERA: 2.57 (1, 1)	7.0	W	26	5	2	2	5	1	0	0	0	0	0	75	100	2.57	0.857					
Jim Bullinger, R ERA: 6.71 (8, 1)	2.0		7	0	0	0	2	0	0	0	0	0	0	18	26	0.00	0.000					

AB	32
R	2
H	5
RBI	2
BB	1
SO	7
LOB	9




Batter	1	2	3	4	5	6	7	8	9	AB	R	H	RBI	BB	SO	LOB	TOP								
Brian McRae, S OBP: 0.347, SLG: 0.378	K			B1-3		L7	1B		G3	5	0	1	2	0	1	2	Chicago Cubs @ Philadelphia Phillies Veterans Stadium, Philadelphia, PA Wed Jun 12 1996, 3:33 AM EDT Att: 27,287 - Sunny - 78 F								
Doug Glanville, R OBP: 0.200, SLG: 0.200	K			K		P4	G1-3		G4-3	3	0	0	0	0	2	1									
Scott Bullett, L OBP: 0.371, SLG: 0.455	K			K						1	0	0	0	0	0	2									
Bob Patterson, R OBP: 0.371, SLG: 0.455	K			K						0	0	0	0	0	0	0									
Terry Adams, R OBP: 0.371, SLG: 0.455	K			K						0	0	0	0	0	0	0									
Mike Hubbard, R OBP: 0.371, SLG: 0.455	K			K						1	0	0	0	0	0	1									
23 Ryne Sandberg, R OBP: 0.309, SLG: 0.481	K			L7					G1-3	4	0	1	0	0	1	0									
Sammy Sosa, R OBP: 0.292, SLG: 0.534		P3								4	0	2	0	0	0	2									
Leo Gomez, R OBP: 0.363, SLG: 0.529	K									2	1	0	0	2	2	1									
Scott Servais, R OBP: 0.322, SLG: 0.465	P4									4	0	0	0	0	0	4									
Terry Shumpert, R OBP: 0.391, SLG: 0.176				K						2	0	0	0	0	2	2									
Dave Magadan, L OBP: 0.391, SLG: 0.176				K						0	2	0	0	2	0	0									
José Hernández, R OBP: 0.252, SLG: 0.233				G6-3						4	0	0	0	0	1	5									
Frank Castillo, R OBP: 0.205, SLG: 0.095				K						1	0	0	0	0	1	0									
Doug Jones, R OBP: 0.205, SLG: 0.095				K						0	0	0	0	0	0	0									
Bret Barberie, S OBP: 0.205, SLG: 0.095				K						0	0	0	0	0	1	0									
Rodney Myers, R OBP: 0.205, SLG: 0.095				K						0	0	0	0	0	0	0									
Luis Gonzalez, L OBP: 0.302, SLG: 0.430				K						1	0	1	1	1	0	0									
Inning Stats	R: 0 E: 0 K: 3 S: 12	H: 0 LOB: 0 BB: 0 P: 14	R: 0 E: 0 K: 1 S: 7	H: 0 LOB: 0 BB: 0 P: 12	R: 0 E: 0 K: 2 S: 11	H: 0 LOB: 0 BB: 0 P: 15	R: 0 E: 0 K: 1 S: 7	H: 0 LOB: 0 BB: 0 P: 10	R: 0 E: 0 K: 2 S: 13	H: 1 LOB: 2 BB: 1 P: 21	R: 0 E: 0 K: 0 S: 14	H: 1 LOB: 2 BB: 1 P: 25	R: 2 E: 0 K: 0 S: 14	H: 1 LOB: 2 BB: 3 P: 32	R: 0 E: 0 K: 1 S: 9	H: 1 LOB: 1 BB: 0 P: 13	R: 1 E: 0 K: 0 S: 12	H: 1 LOB: 1 BB: 1 P: 19	1B: 2 2B: 3 3B: 0 HR: 0	SF: 0 SAC: 0 DP: 0 HBP: 0	WP: 1 PB: 0 SB: 1 CS: 0	PA: 38			
PITCHER	IP	WLS	BF	H	R	ER	SO	BB	IBB	HBP	BLK	WP	HR	S	P	ERA	WHIP								
Sid Fernandez, L ERA: 2.93	5.2	W	21	2	0	0	9	2	0	0	0	0	0	61	92	0.00	0.706								
Ken Ryan, R ERA: 2.45	1.0		7	1	2	2	0	3	0	0	1	0	0	15	34	18.00	4.000								
Russ Springer, R ERA: 5.13	0.2		3	1	0	0	0	0	0	0	0	0	0	6	9	0.00	1.500								
Ricky Bottalico, R ERA: 3.19	1.2	S	7	1	1	1	1	1	0	0	0	1	0	17	26	5.40	1.200								
Batter	1	2	3	4	5	6	7	8	9	AB	R	H	RBI	BB	SO	LOB	BOTTOM								
Ricky Otero, S OBP: 0.375, SLG: 0.355	P6		FC3-2	G4-3			G6-3			4	1	1	0	0	0	3	Chicago Cubs @ Philadelphia Phillies Veterans Stadium, Philadelphia, PA Wed Jun 12 1996, 3:33 AM EDT Att: 27,287 - Sunny - 78 F								
Mickey Morandini, L OBP: 0.363, SLG: 0.359	L7		K				SH1-4			3	0	0	0	0	1	0									
Gregg Jefferies, S OBP: 0.311, SLG: 0.512										3	1	2	1	1	0	1									
Todd Zeile, R OBP: 0.349, SLG: 0.465	L9									4	1	1	1	0	0	3									
Jim Eisenreich, L OBP: 0.383, SLG: 0.403										4	1	3	0	0	1	0									
Mike Lieberthal, R OBP: 0.303, SLG: 0.473										4	0	1	0	0	1	3									
Glenn Murray, R OBP: 0.231, SLG: 0.250										4	0	0	0	0	3	2									
Mike Benjamin, R OBP: 0.403, SLG: 0.569										2	0	1	0	1	0	0									
Kevin Seick, R OBP: 0.200, SLG: 0.200										0	0	0	0	0	0	0									
Sid Fernandez, L OBP: 0.200, SLG: 0.176										1	0	0	1	0	0	2									
Ken Ryan, R OBP: 0.200, SLG: 0.176										1	0	0	0	0	1	0									
Russ Springer, R OBP: 0.200, SLG: 0.176										0	0	0	0	0	0	0									
Ricky Bottalico, L OBP: 0.500, SLG: 1.000										0	0	0	0	0	0	0									
Inning Stats	R: 0 E: 0 K: 0 S: 4	H: 0 LOB: 1 BB: 1 P: 10	R: 0 E: 0 K: 2 S: 9	H: 0 LOB: 0 BB: 0 P: 13	R: 1 E: 0 K: 1 S: 13	H: 1 LOB: 0 BB: 0 P: 21	R: 3 E: 0 K: 1 S: 19	H: 4 LOB: 2 BB: 1 P: 33	R: 0 E: 0 K: 0 S: 14	H: 2 LOB: 2 BB: 0 P: 21	R: 0 E: 0 K: 2 S: 11	H: 0 LOB: 0 BB: 0 P: 16	R: 0 E: 0 K: 0 S: 8	H: 1 LOB: 1 BB: 0 P: 13	R: 0 E: 0 K: 1 S: 5	H: 1 LOB: 0 BB: 0 P: 8	1B: 6 2B: 1 3B: 0 HR: 2	SF: 0 SAC: 2 DP: 1 HBP: 0	WP: 0 PB: 0 SB: 2 CS: 0	PA: 34					
PITCHER	IP	WLS	BF	H	R	ER	SO	BB	IBB	HBP	BLK	WP	HR	S	P	ERA	WHIP								
Frank Castillo, R ERA: 6.81	3.0	L	15	5	4	3	3	1	0	0	0	0	0	21	38	6.00	2.000								
Doug Jones, R ERA: 5.34	2.0		9	2	0	0	1	0	1	0	0	0	0	11	16	0.00	0.000								
Rodney Myers, R ERA: 3.81	1.0		3	0	0	0	2	0	0	0	0	0	0	6	9	0.00	1.500								
Bob Patterson, L ERA: 1.74	0.2		3	1	0	0	0	0	0	0	0	0	0	7	12	0.00	0.750								
Terry Adams, R ERA: 2.43	1.1		4	1	0	0	1	0	0	0	0	0	0	7	12	0.00	0.750								

Batter	1	2	3	4	5	6	7	8	9	AB	R	H	RBI	BB	SO	LOB	TOP					
Ricky Otero, S OBP: 0.368, SLG: 0.348 Ken Ryan, R (8, 1)	F8		G1-6-3														4 0 1 0 0 0 1 0 0 0 0 0 0 0					
Mickey Morandini, L OBP: 0.342, SLG: 0.357 (1, 4)	G5-3																4 1 1 0 0 0 1					
Gregg Jefferies, S OBP: 0.306, SLG: 0.478 (1, 3)	G3																3 0 0 0 1 0 0					
Todd Zeile, R OBP: 0.344, SLG: 0.457 (1, 5)																	4 0 0 0 0 0 2					
Pete Incaviglia, R OBP: 0.345, SLG: 0.558 (1, 7)	G4-3																4 0 1 1 0 0 0					
Mark Whiten, S OBP: 0.359, SLG: 0.398 (8, 8)																	4 0 1 0 0 2 3					
Benito Santiago, R OBP: 0.318, SLG: 0.498 (1, 2)																	3 0 0 0 0 0 3					
Mike Benjamin, R OBP: 0.388, SLG: 0.544 (1, 6)																	3 0 0 0 0 0 0					
Curt Schilling, R OBP: 0.333, SLG: 0.286 Jim Eisenreich, L OBP: 0.380, SLG: 0.400 (8, PH) (8, 9)																	1 0 0 0 1 0 0 1 0 0 0 0 0 0					
Inning Stats	R: 0 E: 0 K: 0 S: 5	H: 0 LOB: 0 BB: 0 P: 9	R: 0 E: 0 K: 0 S: 7	H: 1 LOB: 1 BB: 0 P: 14	R: 0 E: 0 K: 0 S: 6	H: 0 LOB: 0 BB: 1 P: 11	R: 1 E: 0 K: 1 S: 9	H: 2 LOB: 2 BB: 1 P: 18	R: 0 E: 0 K: 0 S: 4	H: 0 LOB: 0 BB: 0 P: 5	R: 0 E: 0 K: 0 S: 6	H: 0 LOB: 0 BB: 0 P: 8	R: 0 E: 0 K: 0 S: 10	H: 0 LOB: 0 BB: 0 P: 17	R: 0 E: 0 K: 0 S: 11	H: 1 LOB: 1 BB: 0 P: 15	R: 0 E: 1 K: 1 S: 10	H: 0 LOB: 1 BB: 0 P: 16	1B: 4 2B: 0 3B: 0 HR: 0	SF: 0 SAC: 0 DP: 1 HBP: 0	WP: 1 PB: 0 SB: 0 CS: 0	PA: 33
PITCHER	IP	WLS	BF	H	R	ER	SO	BB	IBB	HBP	BLK	WP	HR	S	P	ERA	WHIP					
Bryan Rekar, R ERA: 10.21 Bruce Ruffin, L ERA: 5.13	(1, 1)	8.0	W	29	4	1	1	2	0	0	0	1	0	58	97	1.12	0.750					
(9, 1)	1.0	S	4	0	0	0	1	0	0	0	0	0	0	10	16	0.00	0.000					

Philadelphia Phillies @ Colorado Rockies
Coors Field, Denver, CO
Thu Jun 13 1996, 7:05 PM MDT
Att: 48,018 - Unknown - 64 F

livebaseballscorecards.com

AB 31
R 1
H 4
RBI 1
BB 2
SO 2
LOB 10




Batter	1	2	3	4	5	6	7	8	9	AB	R	H	RBI	BB	SO	LOB	BOTTOM					
Eric Young Sr., R OBP: 0.449, SLG: 0.483 (1, 4)	G1-3																4 0 3 0 0 0 0					
Ellis Burks, R OBP: 0.412, SLG: 0.584 (1, 7)	L8																4 0 0 0 0 1 3					
Dante Bichette, R OBP: 0.384, SLG: 0.527 Bruce Ruffin, S (9, 1)																	4 2 2 0 0 1 1 0 0 0 0 0 0 0					
John Vander Wal, L OBP: 0.368, SLG: 0.475 (1, 3)																	4 2 3 3 0 0 1					
Vinny Castilla, R OBP: 0.331, SLG: 0.456 (1, 5)	F8																4 0 0 0 0 0 2					
Jeff Reed, L OBP: 0.348, SLG: 0.442 (1, 2)																	4 0 1 1 0 1 1					
Trenidad Hubbard, R OBP: 0.325, SLG: 0.400 (1, 8)																	3 0 0 0 1 2 2					
Walt Weiss, S OBP: 0.405, SLG: 0.346 (1, 6)																	2 0 0 0 1 0 1					
Bryan Rekar, R OBP: 0.125, SLG: 0.125 Quinton McCracken, S OBP: 0.250, SLG: 0.245 (9, 9)																	3 0 0 0 0 2 3 0 0 0 0 0 0 0					
Inning Stats	R: 2 E: 0 K: 0 S: 22	H: 2 LOB: 0 BB: 0 P: 32	R: 0 E: 0 K: 1 S: 11	H: 0 LOB: 1 BB: 1 P: 22	R: 0 E: 0 K: 0 S: 5	H: 1 LOB: 0 BB: 0 P: 9	R: 1 E: 1 K: 2 S: 10	H: 2 LOB: 2 BB: 1 P: 18	R: 0 E: 0 K: 2 S: 10	H: 1 LOB: 1 BB: 0 P: 13	R: 0 E: 0 K: 1 S: 9	H: 0 LOB: 0 BB: 0 P: 15	R: 0 E: 0 K: 0 S: 8	H: 1 LOB: 1 BB: 0 P: 11	R: 1 E: 0 K: 1 S: 11	H: 2 LOB: 1 BB: 0 P: 13	R: 0 E: 0 K: 1 S: 10	H: 0 LOB: 1 BB: 0 P: 16	1B: 7 2B: 1 3B: 0 HR: 1	SF: 0 SAC: 0 DP: 1 HBP: 0	WP: 0 PB: 0 SB: 1 CS: 0	PA: 34
PITCHER	IP	WLS	BF	H	R	ER	SO	BB	IBB	HBP	BLK	WP	HR	S	P	ERA	WHIP					
Curt Schilling, R ERA: 2.54 Ken Ryan, R ERA: 2.65	(1, 1)	7.0	L	29	7	3	3	6	1	0	0	0	0	75	120	3.86	1.143					
(8, 1)	1.0	S	5	2	1	1	1	0	0	0	0	0	0	11	13	9.00	2.000					

Philadelphia Phillies @ Colorado Rockies
Coors Field, Denver, CO
Thu Jun 13 1996, 7:05 PM MDT
Att: 48,018 - Unknown - 64 F

livebaseballscorecards.com

AB 32
R 4
H 9
RBI 4
BB 2
SO 7
LOB 14



Batter	1	2	3	4	5	6	7	8	9	AB	R	H	RBI	BB	SO	LOB	TOP							
Ricky Otero, S OBP: 0.370, SLG: 0.343 (1, 8)										4	0	1	1	1	1	0	0							
Mickey Morandini, L OBP: 0.341, SLG: 0.351 (1, 4)										3	0	1	1	0	0	0	2							
Toby Borland, R (4, 1)										0	0	0	0	0	0	0	0							
Benito Santiago, R OBP: 0.320, SLG: 0.498 (6, PH)										2	0	1	1	0	1	0	0							
Gregg Jefferies, S OBP: 0.302, SLG: 0.449 (1, 3)										3	1	0	0	1	0	3	0							
Russ Springer, R (6, 1)										0	0	0	0	0	0	0	0							
Ron Blazier, R (6, 1)										0	0	0	0	0	0	0	0							
Mike Benjamin, R OBP: 0.383, SLG: 0.536 (9, PH)										1	0	0	0	0	0	0	0							
Pete Incaviglia, R OBP: 0.343, SLG: 0.551 (1, 7)										4	0	1	0	0	2	2	0							
Todd Zeile, R OBP: 0.343, SLG: 0.452 (1, 5)										3	1	0	0	1	0	1	0							
Jim Eisenreich, L OBP: 0.378, SLG: 0.397 (1, 9)										1	0	0	0	0	0	0	0							
Glenn Murray, R OBP: 0.242, SLG: 0.262 (2, 9)										1	1	1	1	0	0	0	0							
Mark Whiten, S OBP: 0.355, SLG: 0.393 (4, 9)										2	0	0	0	0	1	1	0							
Mike Lieberthal, R OBP: 0.311, SLG: 0.505 (1, 2)										4	1	2	3	0	0	0	0							
Kevin Sevcik, R OBP: 0.222, SLG: 0.222 (1, 6)										4	1	1	0	0	1	1	0							
Mike Williams, R OBP: 0.143, SLG: 0.100 (1, 1)										2	0	1	0	0	0	0	0							
23 Kevin Jordan, R OBP: 0.293, SLG: 0.421 (4, 4)										2	1	0	0	0	1	1	0							
Inning Stats	R: 0 E: 0 K: 0 S: 7	H: 1 LOB: 1 BB: 0 P: 10	R: 0 E: 0 K: 0 S: 9	H: 0 LOB: 0 BB: 0 P: 14	R: 0 E: 0 K: 0 S: 6	H: 0 LOB: 0 BB: 0 P: 7	R: 5 E: 1 K: 1 S: 19	H: 5 LOB: 2 BB: 2 P: 37	R: 0 E: 0 K: 0 S: 5	H: 1 LOB: 1 BB: 0 P: 11	R: 1 E: 0 K: 2 S: 12	H: 2 LOB: 2 BB: 1 P: 22	R: 0 E: 0 K: 2 S: 7	H: 0 LOB: 0 BB: 0 P: 11	R: 0 E: 0 K: 2 S: 10	H: 0 LOB: 0 BB: 0 P: 8	R: 0 E: 0 K: 1 S: 10	H: 0 LOB: 0 BB: 0 P: 15	1B: 7 2B: 1 3B: 0 HR: 1	SF: 0 SAC: 0 DP: 0 HBP: 0	WP: 0 PB: 0 SB: 1 CS: 0	PA: 39		
PITCHER	IP	WLS	BF	H	R	ER	SO	BB	IBB	HBP	BLK	WP	HR	S	P	ERA	WHIP							
Mark Thompson, R ERA: 6.42 (1, 1)	4.0		20	6	5	5	1	2	0	0	0	0	1	41	68	11.25	2.000							
Lance Painter, L ERA: 5.45 (5, 1)	2.0	W	10	3	1	1	0	1	0	0	0	0	0	17	33	4.50	2.000							
Darren Holmes, L ERA: 5.16 (7, 1)	2.0		6	0	0	0	4	0	0	0	0	0	0	14	19	0.00	0.000							
Steve Reed, R ERA: 4.99 (9, 1)	1.0		3	0	0	0	1	0	0	0	0	0	0	10	15	0.00	0.000							

Philadelphia Phillies @ Colorado Rockies
Coors Field, Denver, CO
Fri Jun 14, 1996, 7:05 PM MDT
Att: 48,006 - Unknown - 72 F



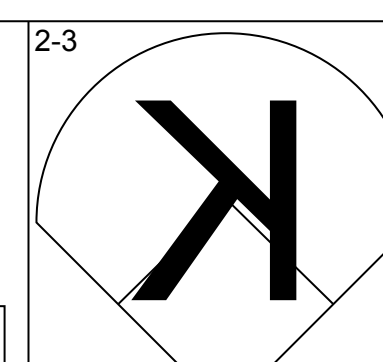
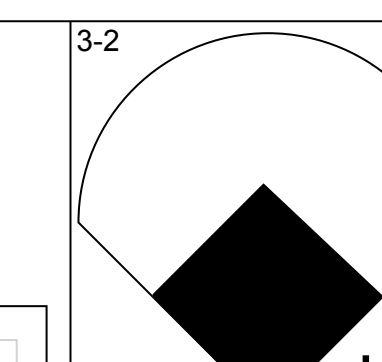
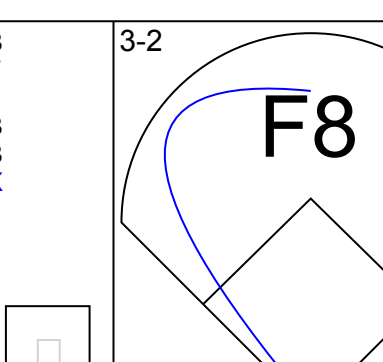
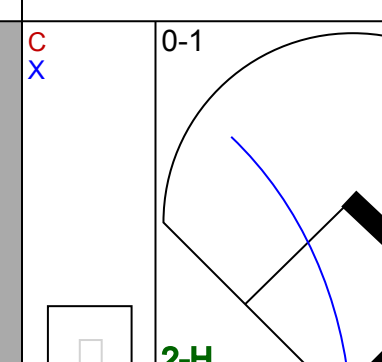
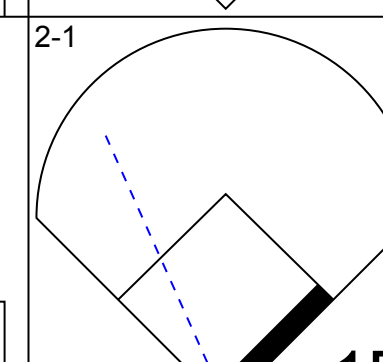
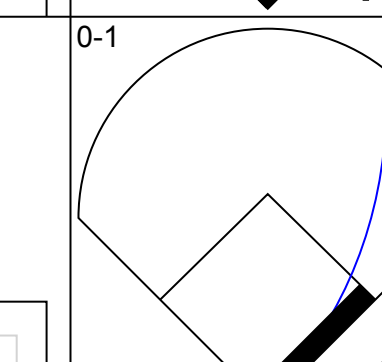
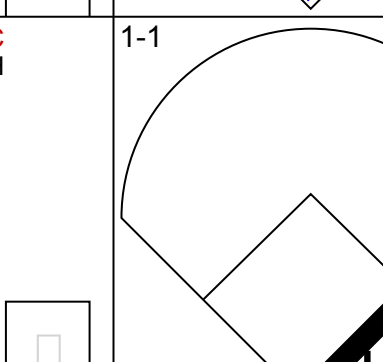
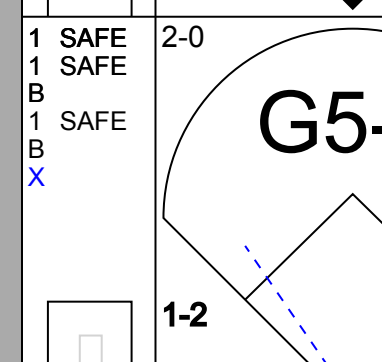
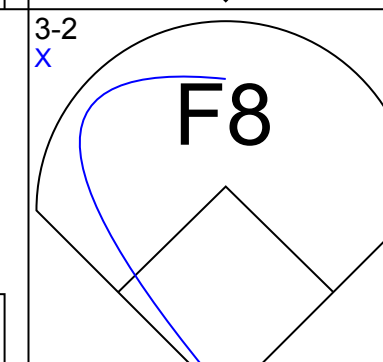
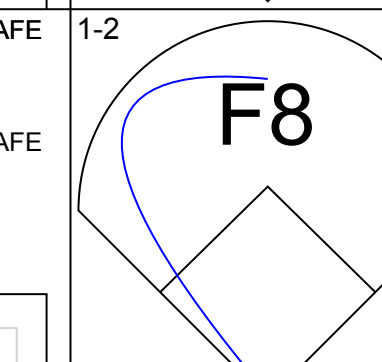
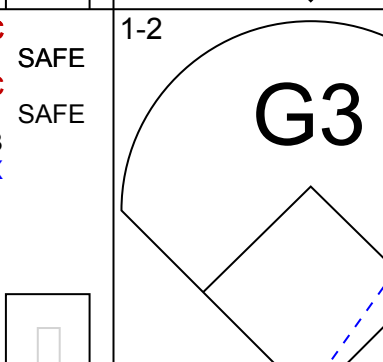
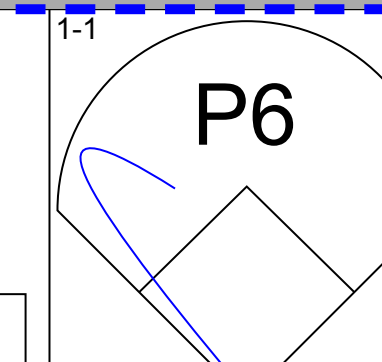
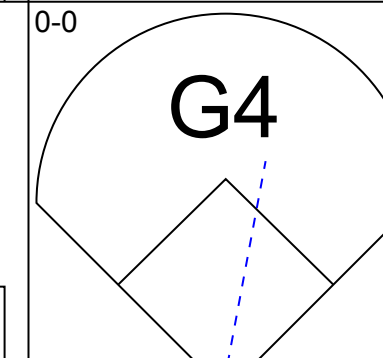
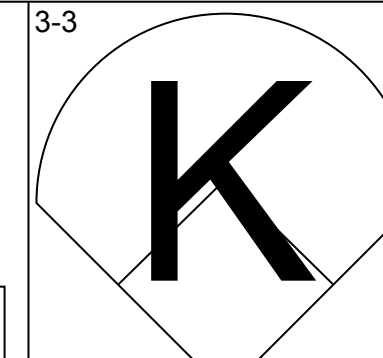
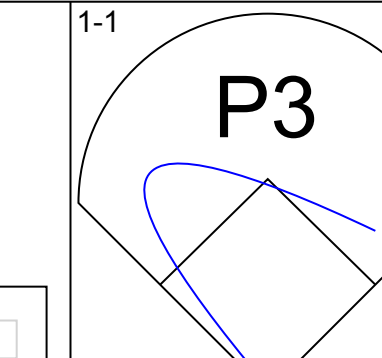
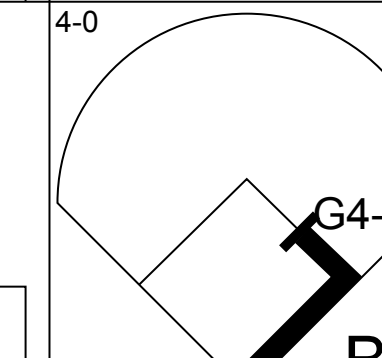
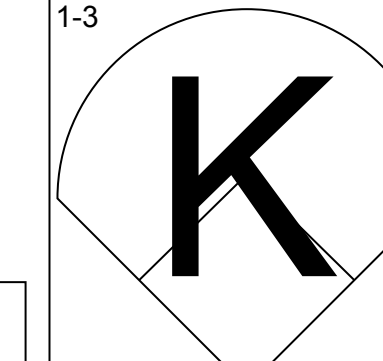
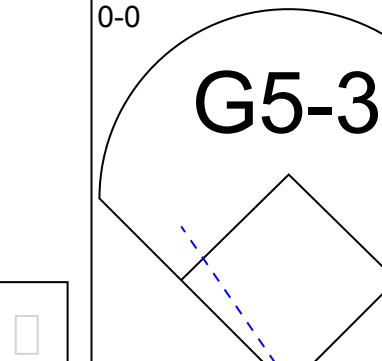
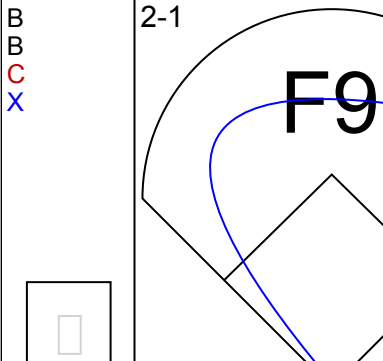
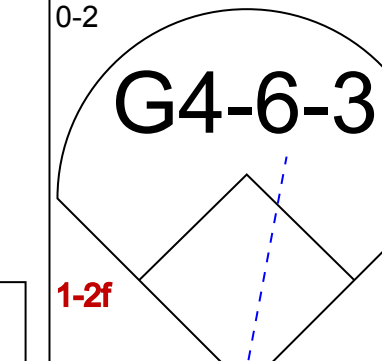
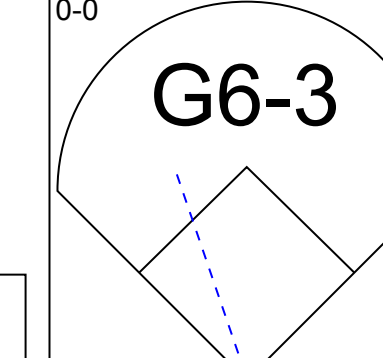
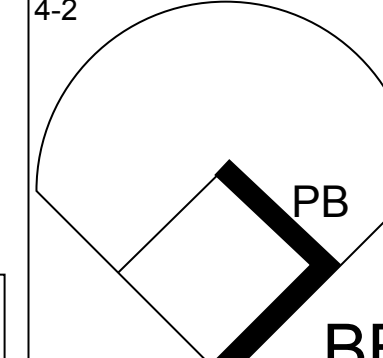
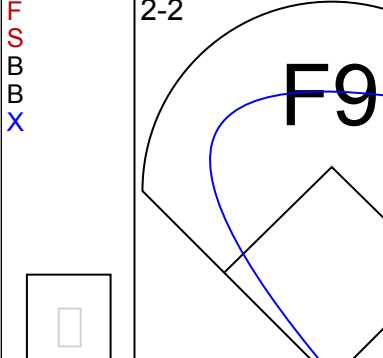
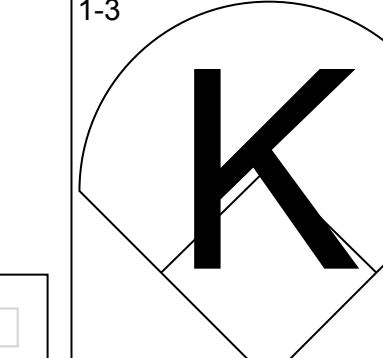
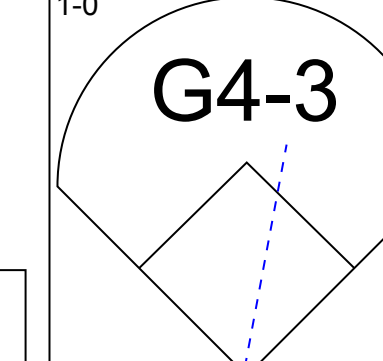
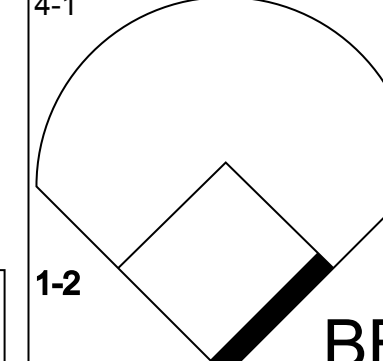
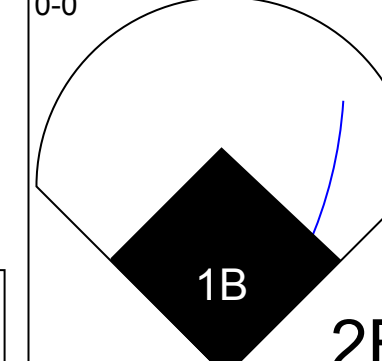
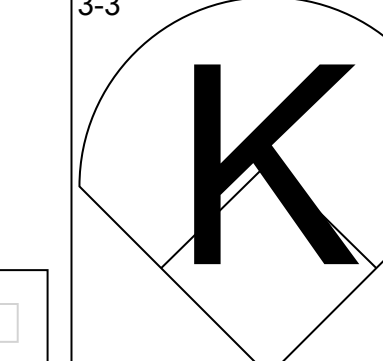
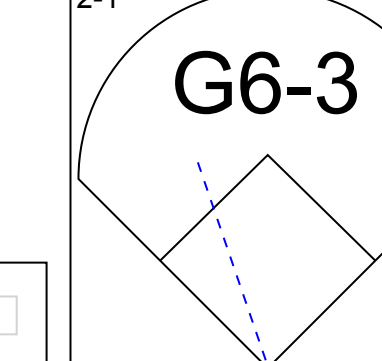
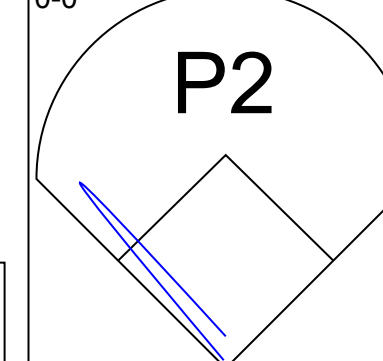
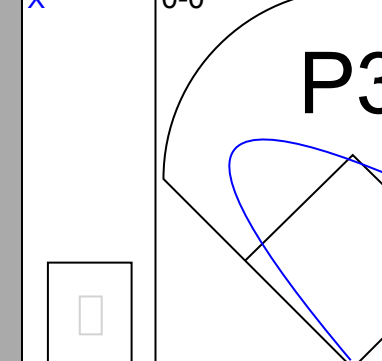
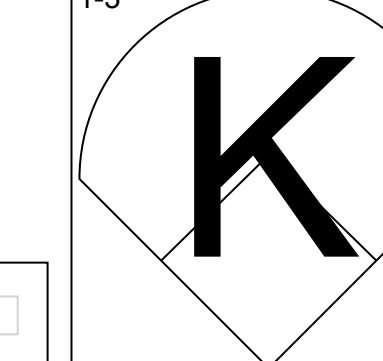
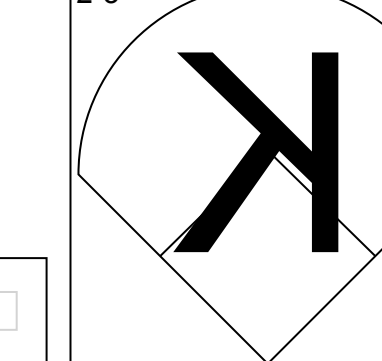
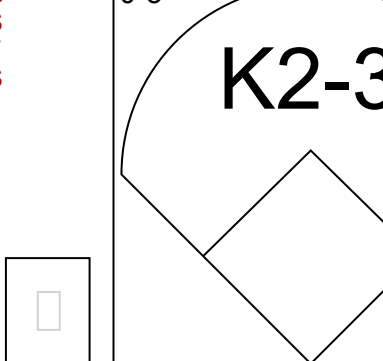
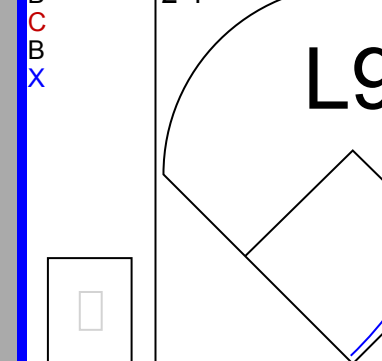
AB 36
R 6
H 9
RBI 6
BB 3
SO 6
LOB 11

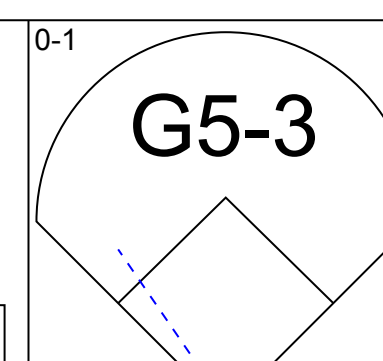
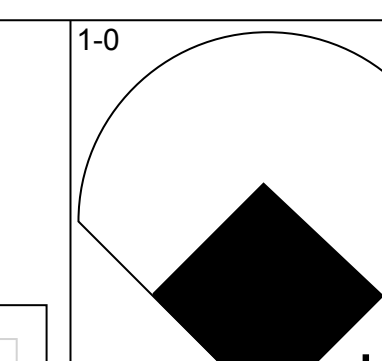
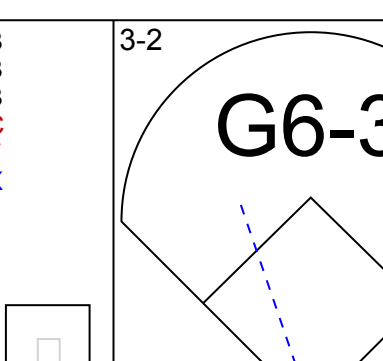
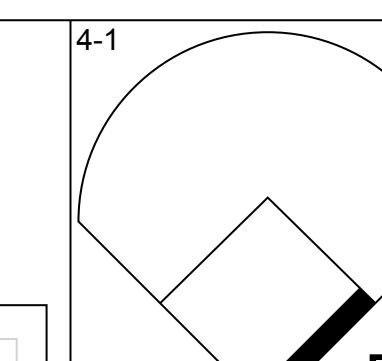
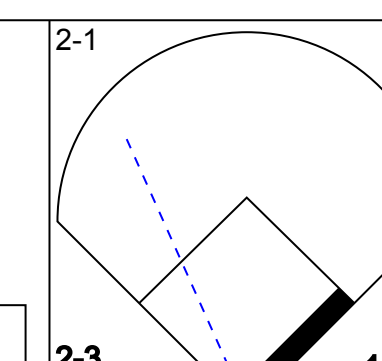
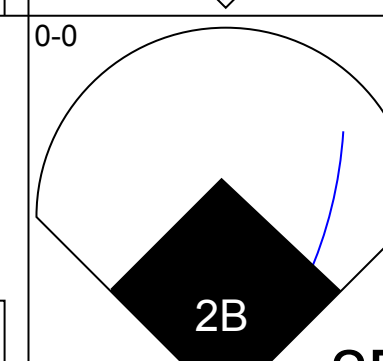
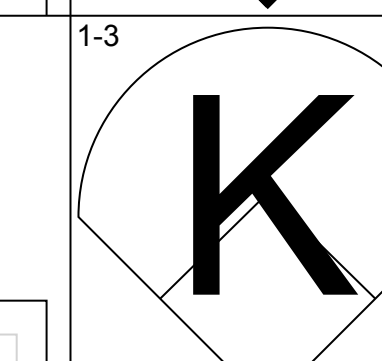
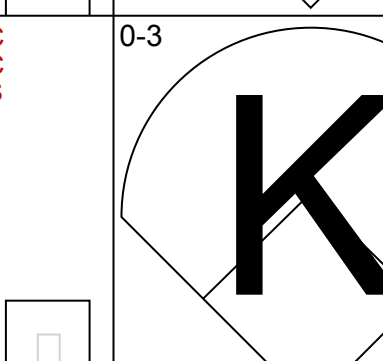
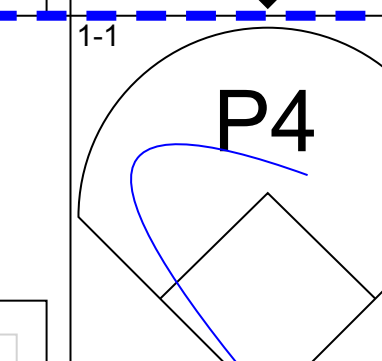
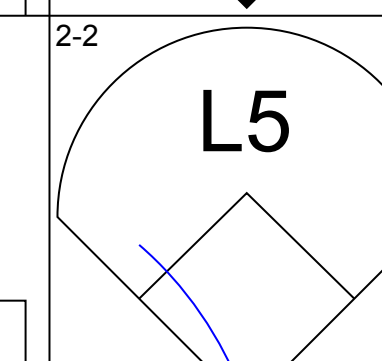
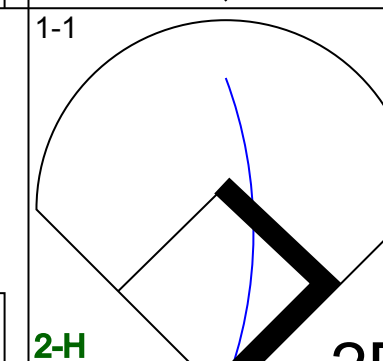
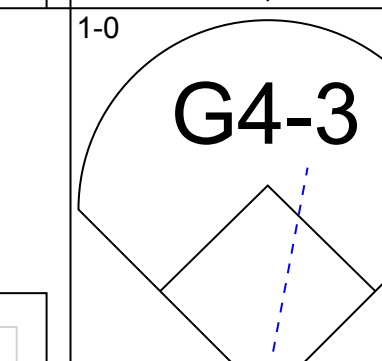
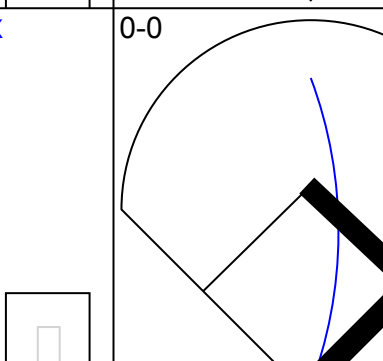
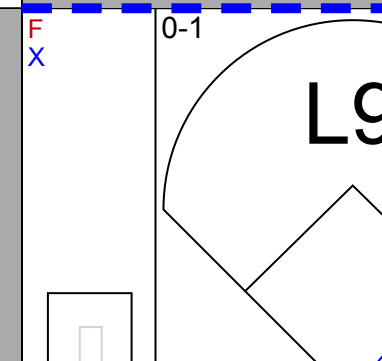
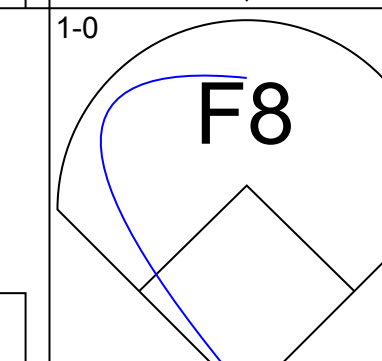
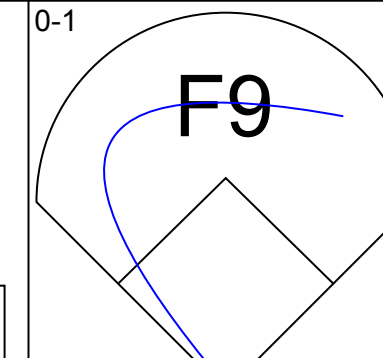
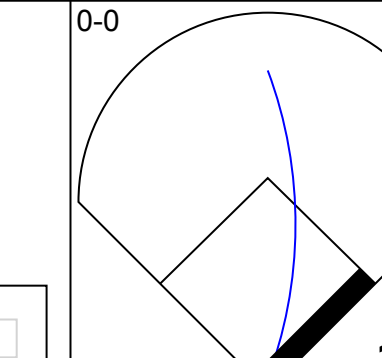
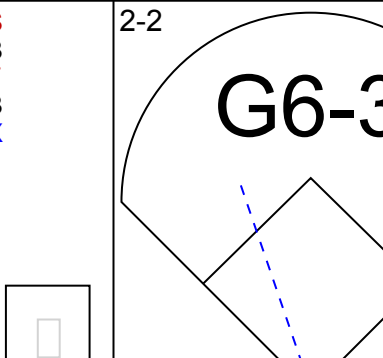
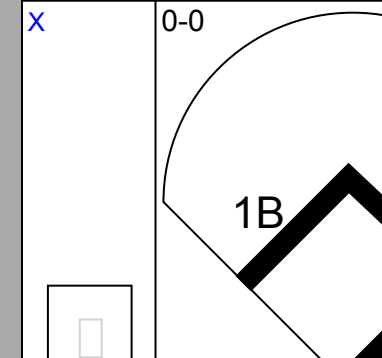
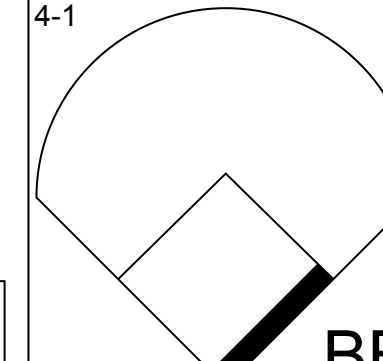
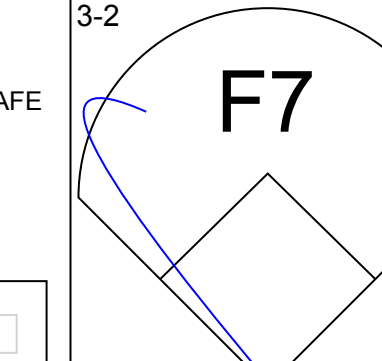

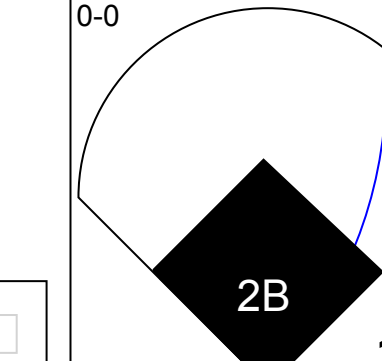
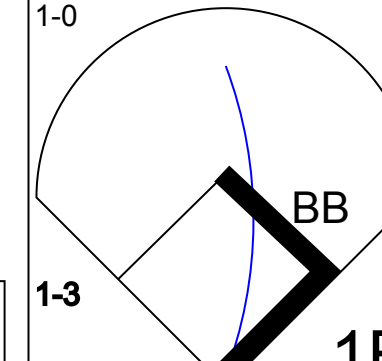

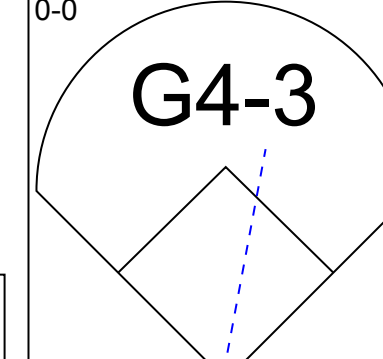
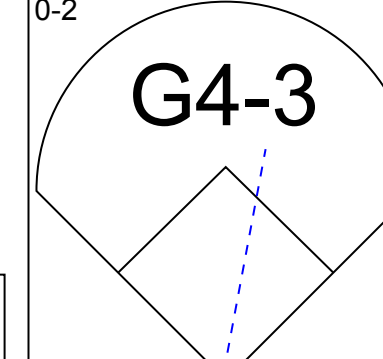
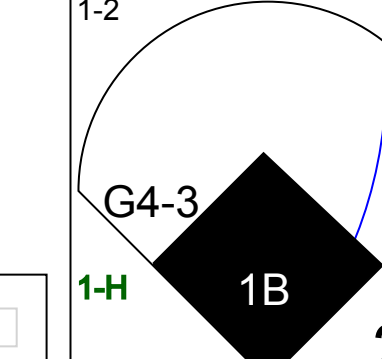
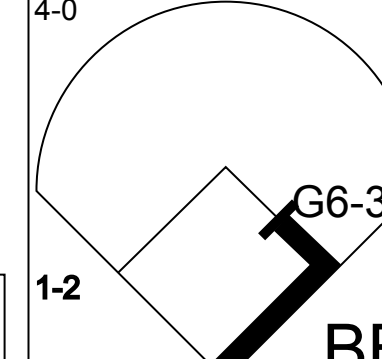

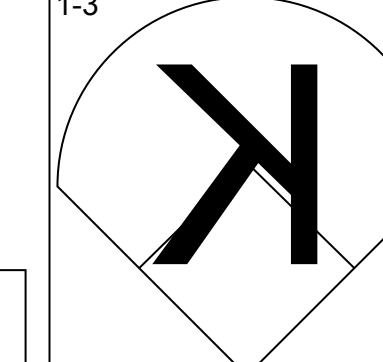
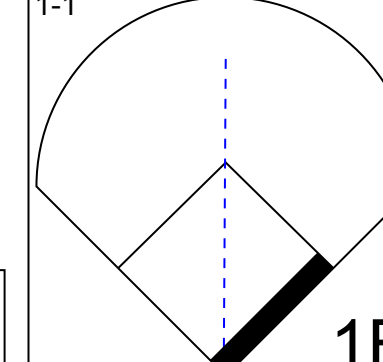
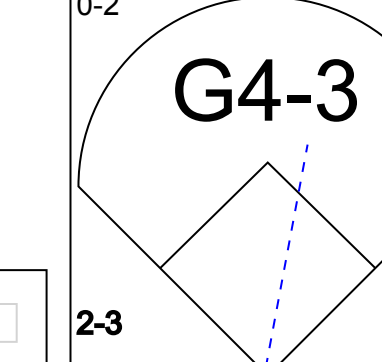
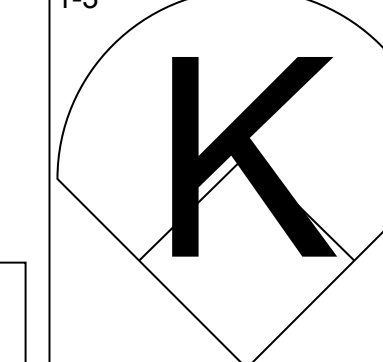
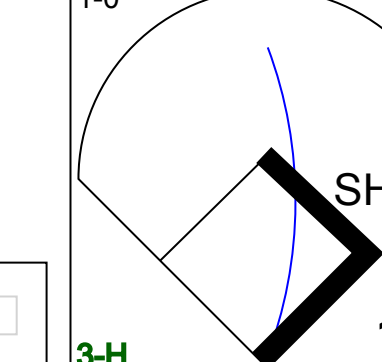

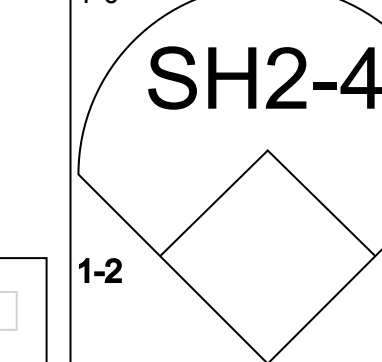

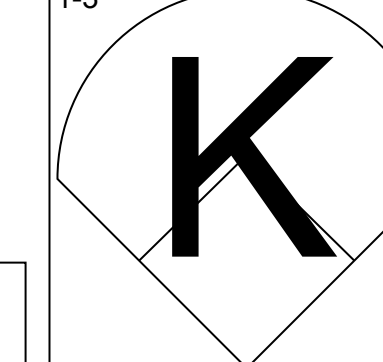
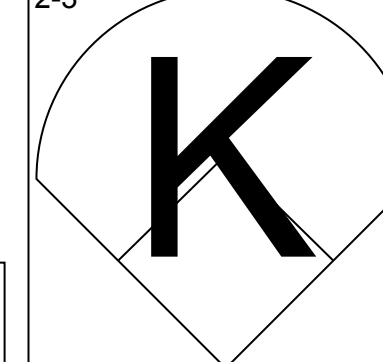
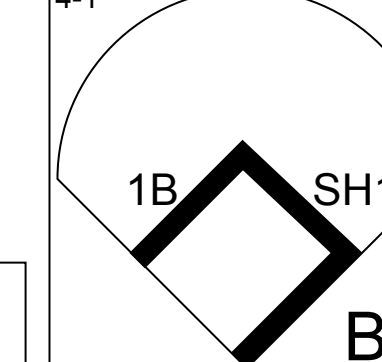

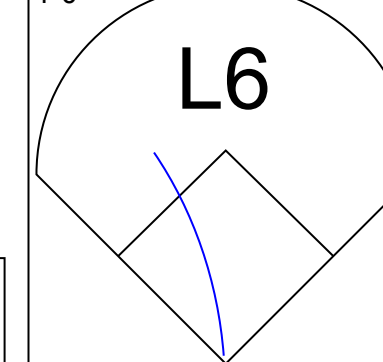
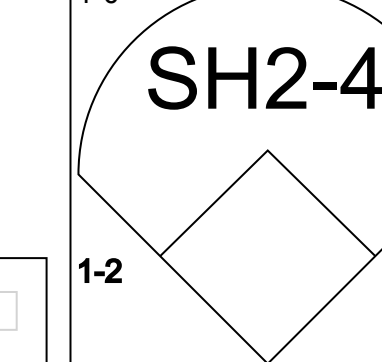
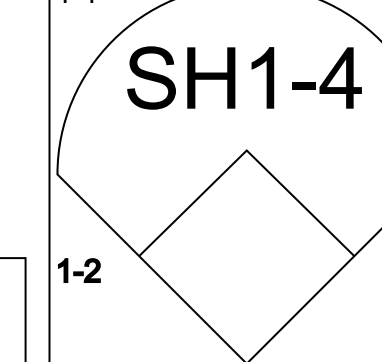
Batter	1	2	3	4	5	6	7	8	9	AB	R	H	RBI	BB	SO	LOB	BOTTOM							
Eric Young Sr., R OBP: 0.447, SLG: 0.478 (1, 4)										4	1	1	1	0	0	2	0							
Steve Reed, R (9, 1)										0	0	0	0	0	0	0	0							
Quinton McCracken, S OBP: 0.273, SLG: 0.306 (1, 8)										3	0	1	1	0	0	3	0							
Lance Painter, L OBP: 0.222, SLG: 0.222 (5, 1)										0	0	0	0	0	0	1	0							
Harvey Putnam, L OBP: 0.297, SLG: 0.500 (6, PH)										1	0	0	0	0	0	0	0							
Darren Holmes, R (7, 1)										0	0	0	0	0	0	0	0							
Walt Weiss, S OBP: 0.408, SLG: 0.349 (8, PH)										1	0	1	0	0	0	0	0							
Ellis Burks, R OBP: 0.409, SLG: 0.589 (1, 7)										5	1	1	2	0	1	6	0							
Dante Bichette, R OBP: 0.382, SLG: 0.523 (1, 9)										4	0	1	2	0	0	1	0							
John Vander Wal, L OBP: 0.375, SLG: 0.516 (1, 3)										3	1	1	1	1	0	1	0							
Vinny Castilla, R OBP: 0.333, SLG: 0.469 (1, 5)										4	2	2	1	0	0	2	0							
Jason Bates, S OBP: 0.301, SLG: 0.280 (1, 6)										3	2	1	0	0	0	0	0							
Jayhawk Owens, R OBP: 0.291, SLG: 0.419 (1, 2)										3	1	1	0	0	1	0	0							
Mark Thompson, R OBP: 0.158, SLG: 0.211 (1, 1)										1	0	0	0	0	1	0	0							
Trenidad Hubbard, R OBP: 0.349, SLG: 0.632 (4, PH)										2	1	1	1	1	0	0	0							
Inning Stats	R: 4 E: 0 K: 0 S: 12	H: 3 LOB: 0 BB: 0 P: 23	R: 0 E: 0 K: 1 S: 7	H: 0 LOB: 0 BB: 0 P: 11	R: 0 E: 0 K: 0 S: 8	H: 1 LOB: 1 BB: 0 P: 13	R: 2 E: 0 K: 0 S: 11	H: 2 LOB: 2 BB: 1 P: 22	R: 0 E: 0 K: 0 S: 5	H: 0 LOB: 0 BB: 0 P: 9	R: 4 E: 1 K: 1 S: 17	H: 4 LOB: 2 BB: 1 P: 25	R: 0 E: 0 K: 1 S: 9	H: 0 LOB: 0 BB: 0 P: 15	R: 0 E: 0 K: 0 S: 6	H: 1 LOB: 0 BB: 0 P: 10	1B: 6 2B: 2 3B: 0 HR: 3	SF: 0 SAC: 1 DP: 1 HBP: 2	WP: 0 PB: 0 SB: 1 CS: 0	PA: 39				
PITCHER	IP	WLS	BF	H	R	ER	SO	BB	IBB	HBP	BLK	WP	HR	S	P	ERA	WHIP							
Mike Williams, R ERA: 5.83 (1, 1)	3.1		19	6	6	6	1	1	0	2	0	0	0	9	16	0.00	0.000							
Toby Borland, R ERA: 5.09 (4, 1)	1.2		5	0	0	0	0	0	0	0	0	0	0	16	24	13.50	6.000							
Russ Springer, R ERA: 5.29 (6, 1)	0.2	L	8	4	4	1	1	0	1	0	0	0	0	16	26	0.00	0.429							
Ron Blazier, R ERA: 2.45 (6, 1)	2.1		7	1	0	0	1	0	0	0	0	0	0	16	26	0.00	0.429							

Philadelphia Phillies @ Colorado Rockies
Coors Field, Denver, CO
Fri Jun 14, 1996, 7:05 PM MDT
Att: 48,006 - Unknown - 72 F



AB 34
R 10
H 11
RBI 9
BB 2
SO 3
LOB 16

Batter	1	2	3	4	5	6	7	8	9	AB	R	H	RBI	BB	SO	LOB	TOP			
Ricky Otero, S (1, 8) OBP: 0.376, SLG: 0.392										4	1	2	2	0	1	0	Philadelphia Phillies @ Colorado Rockies Coors Field, Denver, CO Sat Jun 15 1996, 7:05 PM MDT Att. 48,023 - Overcast - 59 F			
23 Kevin Jordan, R (1, 4) OBP: 0.307, SLG: 0.426										3	0	2	0	0	0	1				
Gregg Jefferies, S (1, 3) OBP: 0.281, SLG: 0.415										4	0	0	0	0	0	3				
Pete Incaviglia, R (1, 7) OBP: 0.341, SLG: 0.540										3	0	0	0	1	1					
Todd Zeile, R (1, 5) OBP: 0.338, SLG: 0.444										4	0	0	0	0	1	1				
Benito Santiago, R (1, 2) OBP: 0.319, SLG: 0.490										3	0	0	0	1	1	0				
Mark Whiten, S (1, 9) OBP: 0.358, SLG: 0.398										3	1	1	0	1	1	0				
Mike Benjamin, R (1, 6) OBP: 0.365, SLG: 0.507										4	0	0	0	0	1	3				
Terry Mulholland, R (1, 1) OBP: 0.185, SLG: 0.333										2	0	0	0	0	2	0				
Toby Borland, R (6, 1) OBP: 0.376, SLG: 0.395										0	0	0	0	0	0	0				
Jim Eisenreich, L (7, PH) OBP: 0.376, SLG: 0.395										1	0	0	0	0	0	1				
Ken Ryan, R (7, 1)										0	0	0	0	0	0	0				
Steve Frey, R (7, 1)										0	0	0	0	0	0	0				
Inning Stats	R: 0 E: 0 K: 1 S: 9	H: 1 LOB: 1 BB: 0 P: 16	R: 0 E: 0 K: 1 S: 5	H: 0 LOB: 0 BB: 0 P: 7	R: 1 E: 0 K: 1 S: 18	H: 2 LOB: 1 BB: 0 P: 26	R: 0 E: 0 K: 1 S: 8	H: 0 LOB: 2 BB: 0 P: 19	R: 0 E: 0 K: 0 S: 7	H: 0 LOB: 0 BB: 0 P: 12	R: 1 E: 0 K: 0 S: 7	H: 2 LOB: 1 BB: 0 P: 11	R: 0 E: 0 K: 0 S: 5	H: 0 LOB: 0 BB: 1 P: 10	R: 0 E: 0 K: 3 S: 12	H: 0 LOB: 0 BB: 0 P: 17	1B: 3 2B: 1 3B: 0 HR: 1	SF: 0 SAC: 0 DP: 1 HBP: 1	WP: 0 PB: 1 SB: 1 CS: 0	PA: 35
PITCHER	IP	WLS	BF	H	R	ER	SO	BB	IBB	HBP	BLK	WP	HR	S	P	ERA	WHIP			
Armando Reynoso, R (1, 1) ERA: 4.52	7.0	W	29	5	2	2	5	2	0	1	0	0	1	65	107	2.57	1.000			
Steve Reed, R (8, 1) ERA: 4.46	1.0		3	0	0	0	0	1	0	0	0	0	0	5	10	0.00	1.000			
Bruce Ruffin, L (9, 1) ERA: 4.94	1.0	S	3	0	0	0	3	0	0	0	0	0	0	12	17	0.00	0.000			

Batter	1	2	3	4	5	6	7	8	9	AB	R	H	RBI	BB	SO	LOB	BOTTOM			
Eric Young Sr., R (1, 4) OBP: 0.451, SLG: 0.495										4	1	2	1	1	0	0	Philadelphia Phillies @ Colorado Rockies Coors Field, Denver, CO Sat Jun 15 1996, 7:05 PM MDT Att. 48,023 - Overcast - 59 F			
Ellis Burks, R (1, 7) OBP: 0.405, SLG: 0.585										5	1	1	0	0	2	4				
Dante Bichette, R (1, 9) OBP: 0.382, SLG: 0.528										5	0	2	1	0	0	2				
Andres Galarraga, R (1, 3) OBP: 0.354, SLG: 0.583										4	0	2	0	0	0	2				
Vinny Castilla, R (1, 5) OBP: 0.340, SLG: 0.472										3	1	2	0	1	0	1				
Trenidad Hubbard, R (1, 8) OBP: 0.382, SLG: 0.450										3	1	1	1	1	0	2				
Jayhawk Owens, R (1, 2) OBP: 0.293, SLG: 0.416										3	0	1	0	0	1	1				
John Vander Wal, L (7, PH) OBP: 0.375, SLG: 0.516										0	0	0	0	0	0	0				
Harvey Pulliam, R (7, PH) OBP: 0.500, SLG: 0.333										1	0	0	0	0	0	3				
Steve Reed, R (8, 1)										0	0	0	0	0	0	0				
Bruce Ruffin, S (9, 1)										0	0	0	0	0	0	0				
Walt Weiss, S (1, 6) OBP: 0.409, SLG: 0.348										3	0	1	1	1	2	1				
Armando Reynoso, R (1, 1) OBP: 0.172, SLG: 0.143										2	0	0	0	0	1	1				
Jeff Reed, L (8, 2) OBP: 0.348, SLG: 0.442										0	0	0	0	0	0	0				
Inning Stats	R: 1 E: 0 K: 0 S: 9	H: 2 LOB: 2 BB: 1 P: 14	R: 0 E: 0 K: 3 S: 10	H: 0 LOB: 0 BB: 0 P: 12	R: 1 E: 0 K: 1 S: 9	H: 2 LOB: 1 BB: 0 P: 15	R: 0 E: 0 K: 1 S: 10	H: 1 LOB: 1 BB: 0 P: 14	R: 0 E: 0 K: 0 S: 13	H: 3 LOB: 2 BB: 1 P: 21	R: 0 E: 0 K: 0 S: 5	H: 2 LOB: 2 BB: 1 P: 10	R: 0 E: 0 K: 0 S: 9	H: 1 LOB: 2 BB: 1 P: 19	1B: 7 2B: 4 3B: 0 HR: 1	SF: 0 SAC: 2 DP: 1 HBP: 0	WP: 0 PB: 0 SB: 0 CS: 0	PA: 39		
PITCHER	IP	WLS	BF	H	R	ER	SO	BB	IBB	HBP	BLK	WP	HR	S	P	ERA	WHIP			
Terry Mulholland, L (1, 1) ERA: 5.1	5.2	L	28	9	4	4	6	2	0	0	0	0	0	2	3	0.00	0.000			
Toby Borland, R (6, 1) ERA: 5.05	0.1		1	0	0	0	0	0	0	0	0	0	0	4	9	0.00	9.000			
Ken Ryan, R (7, 1) ERA: 2.62	0.1		4	2	0	0	0	1	0	0	0	0	0	10	20	0.00	1.200			
Steve Frey, L (7, 1) ERA: 2.82	1.2		6	1	0	0	0	1	0	0	0	0	0	10	20	0.00	1.200			

Batter	1	2	3	4	5	6	7	8	9	AB	R	H	RBI	BB	SO	LOB	TOP						
Ricky Otero, S OBP: 0.367, SLG: 0.392	B1-3		F9		P6		G3			5	0	1	1	0	0	3	Philadelphia Phillies @ Colorado Rockies Coors Field, Denver, CO Sun Jun 16 1996, 3:33 AM MDT Att: 48,041 - Sunny - 72 F						
23 Kevin Jordan, R OBP: 0.309, SLG: 0.427 26 David Doster, R OBP: 0.333, SLG: 0.333	2-2 CS 1B		1-3 K		1-2 2H 1B		1-1 L8		2-3 K	2	0	1	0	0	1	0							
Benito Santiago, R OBP: 0.312, SLG: 0.479	1-3 SAFE K			1-1 L8		0-0 F9		1-1 F9	0-3 K	5	0	0	0	0	2	4							
Pete Incaviglia, R OBP: 0.344, SLG: 0.537	1-1 CS 1-2	0-1 WP 1B		4-2 BB		1-3 K		0-0 P4		3	0	1	0	1	1	0							
Todd Zeile, R OBP: 0.337, SLG: 0.439		1-1 F8		2-1 SAFE F8		2-1 G6-3		4-2 BB		3	0	0	0	1	0	2							
Mike Lieberthal, R OBP: 0.308, SLG: 0.495		2-3 K		0-2 G4-3		1-1 1B		0-1 F9		4	0	1	0	0	1	3							
Glenn Murray, R OBP: 0.271, SLG: 0.281		4-1 BB			0-0 26 1B	1-2 L8			2-2 2B SF8	3	2	2	0	1	0	1							
Mike Benjamin, R OBP: 0.364, SLG: 0.493 Ricky Bottalico, L OBP: 0.500, SLG: 1.000 Russ Springer, R	1-2 F9				4-0 SAFE 26 1B		0-0 F8		0-1 2B	2	0	0	0	1	0	2							
Jim Eisenreich, L OBP: 0.360, SLG: 0.405 Mike Williams, R OBP: 0.143, SLG: 0.100					1-2 BB				1-3 2B	0	0	0	0	0	0	0							
Bobby Munoz, R OBP: 0.500, SLG: 1.000 Mark Whiten, S OBP: 0.356, SLG: 0.396 Dave Leiper, L Kevin Sefcik, R OBP: 0.273, SLG: 0.300				1-2 G6-3		0-3 K		0-1 G3	0-1 SF8	1	0	0	0	0	0	0							
Inning Stats	R: 0 E: 0 K: 1 S: 10	H: 1 LOB: 0 BB: 0 P: 15	R: 0 E: 0 K: 1 S: 13	H: 1 LOB: 2 BB: 1 P: 21	R: 0 E: 0 K: 1 S: 11	H: 0 LOB: 0 BB: 0 P: 15	R: 0 E: 0 K: 0 S: 9	H: 0 LOB: 1 BB: 1 P: 16	R: 1 E: 0 K: 1 S: 10	H: 2 LOB: 2 BB: 0 P: 15	R: 0 E: 0 K: 0 S: 6	H: 1 LOB: 1 BB: 0 P: 8	R: 0 E: 0 K: 0 S: 7	H: 0 LOB: 1 BB: 1 P: 12	R: 2 E: 0 K: 2 S: 14	H: 3 LOB: 1 BB: 0 P: 18	1B: 7 2B: 2 3B: 0 HR: 0	SF: 1 SAC: 0 DP: 0 HBP: 0	WP: 1 PB: 0 SB: 0 CS: 1	PA: 40			
PITCHER	IP WLS BF H R ER SO BB IBB HBP BLK WP HR S P ERA WHIP	IP WLS BF H R ER SO BB IBB HBP BLK WP HR S P ERA WHIP	IP WLS BF H R ER SO BB IBB HBP BLK WP HR S P ERA WHIP	IP WLS BF H R ER SO BB IBB HBP BLK WP HR S P ERA WHIP	IP WLS BF H R ER SO BB IBB HBP BLK WP HR S P ERA WHIP	IP WLS BF H R ER SO BB IBB HBP BLK WP HR S P ERA WHIP	IP WLS BF H R ER SO BB IBB HBP BLK WP HR S P ERA WHIP	IP WLS BF H R ER SO BB IBB HBP BLK WP HR S P ERA WHIP	IP WLS BF H R ER SO BB IBB HBP BLK WP HR S P ERA WHIP	IP WLS BF H R ER SO BB IBB HBP BLK WP HR S P ERA WHIP	IP WLS BF H R ER SO BB IBB HBP BLK WP HR S P ERA WHIP	IP WLS BF H R ER SO BB IBB HBP BLK WP HR S P ERA WHIP	IP WLS BF H R ER SO BB IBB HBP BLK WP HR S P ERA WHIP	IP WLS BF H R ER SO BB IBB HBP BLK WP HR S P ERA WHIP	IP WLS BF H R ER SO BB IBB HBP BLK WP HR S P ERA WHIP	IP WLS BF H R ER SO BB IBB HBP BLK WP HR S P ERA WHIP	IP WLS BF H R ER SO BB IBB HBP BLK WP HR S P ERA WHIP	IP WLS BF H R ER SO BB IBB HBP BLK WP HR S P ERA WHIP	IP WLS BF H R ER SO BB IBB HBP BLK WP HR S P ERA WHIP	IP WLS BF H R ER SO BB IBB HBP BLK WP HR S P ERA WHIP	IP WLS BF H R ER SO BB IBB HBP BLK WP HR S P ERA WHIP	IP WLS BF H R ER SO BB IBB HBP BLK WP HR S P ERA WHIP	
Kevin Ritz, R ERA: 5.28 Ryan Hawblitzel, R ERA: 4.5 Garvin Alston, R ERA: 9.0	7.0 W 29 6 1 1 5 3 0 0 0 1 0 70 106 1.29 1.286	1.0 L 4 0 0 0 0 1 0 0 0 0 0 7 12 0.00 1.000	1.0 L 6 3 2 2 2 0 0 0 0 0 0 14 18 18.00 3.000																				



Batter	1	2	3	4	5	6	7	8	9	AB	R	H	RBI	BB	SO	LOB	BOTTOM					
Eric Young Sr., R OBP: 0.345, SLG: 0.497	G1-3		2-0 1B		P4		G6-3			5	1	1	1	0	1	1	Philadelphia Phillies @ Colorado Rockies Coors Field, Denver, CO Sun Jun 16 1996, 3:33 AM MDT Att: 48,041 - Sunny - 72 F					
Ellie Burks, R OBP: 0.410, SLG: 0.595 Quinton McCracken, S OBP: 0.250, SLG: 0.246	3-2 G6-3		1-2 CS 1B		2-1 1B		1-2 2B		2-2 G1-6-3	4	2	3	1	0	0	0						
Dante Bichette, R OBP: 0.383, SLG: 0.530	2-1 P4		0-0 F9		0-2 WP 1B		1-0 1B		0-2 F8	5	2	2	2	0	0	1						
Andres Galarraga, R OBP: 0.357, SLG: 0.580		1-0 F9	1-1 CS	0-0 E6	4-2 1B		1-0 1B			3	2	1	1	1	0	0						
John Vander Wal, L OBP: 0.368, SLG: 0.500	0-1 G3			0-0 F9	1-0 1B		1-1 G6-3			4	0	1	1	0	0	2						
Vinny Castilla, R OBP: 0.342, SLG: 0.484		0-0 HR		2-0 P3	1-2 G4-6-3		1-2 G6-3			4	1	2	2	0	0	1						
Jeff Reed, L OBP: 0.346, SLG: 0.458		2-2 G3		0-1 HR	3-2 F7		3-2 F8			4	1	1	2	0	0	2						
Walt Weiss, S OBP: 0.408, SLG: 0.348 Jason Bates, S OBP: 0.309, SLG: 0.301			1-1 G4-3	0-1 2B	0-1 G4-6-3					3	1	1	0	0	0	2						
Kevin Ritz, R OBP: 0.250, SLG: 0.296 Harvey Pulliam, R OBP: 0.400, SLG: 0.250 Ryan Hawblitzel, R Garvin Alston, R			3-2 E6		0-0 1B		1-0 G6-3		0-3 K	3	1	1	1	0	0	0						
Inning Stats	R: 0 E: 0 K: 0 S: 8	H: 0 LOB: 0 BB: 0 P: 14	R: 1 E: 0 K: 0 S: 7	H: 1 LOB: 0 BB: 0 P: 10	R: 2 E: 1 K: 0 S: 13	H: 2 LOB: 0 BB: 0 P: 21	R: 3 E: 1 K: 0 S: 9	H: 3 LOB: 1 BB: 0 P: 11	R: 3 E: 0 K: 0 S: 16	H: 4 LOB: 1 BB: 1 P: 24	R: 2 E: 0 K: 0 S: 9	H: 3 LOB: 0 BB: 0 P: 14	R: 0 E: 0 K: 1 S: 10	H: 1 LOB: 1 BB: 0 P: 15	R: 0 E: 0 K: 1 S: 13	H: 0 LOB: 0 BB: 0 P: 17		1B: 7 2B: 3 3B: 2 HR: 2	SF: 0 SAC: 0 DP: 1 HBP: 0	WP: 1 PB: 0 SB: 0 CS: 1	PA: 40	
PITCHER	IP WLS BF H R ER SO BB IBB HBP BLK WP HR S P ERA WHIP	IP WLS BF H R ER SO BB IBB HBP BLK WP HR S P ERA WHIP	IP WLS BF H R ER SO BB IBB HBP BLK WP HR S P ERA WHIP	IP WLS BF H R ER SO BB IBB HBP BLK WP HR S P ERA WHIP	IP WLS BF H R ER SO BB IBB HBP BLK WP HR S P ERA WHIP	IP WLS BF H R ER SO BB IBB HBP BLK WP HR S P ERA WHIP	IP WLS BF H R ER SO BB IBB HBP BLK WP HR S P ERA WHIP	IP WLS BF H R ER SO BB IBB HBP BLK WP HR S P ERA WHIP	IP WLS BF H R ER SO BB IBB HBP BLK WP HR S P ERA WHIP	IP WLS BF H R ER SO BB IBB HBP BLK WP HR S P ERA WHIP	IP WLS BF H R ER SO BB IBB HBP BLK WP HR S P ERA WHIP	IP WLS BF H R ER SO BB IBB HBP BLK WP HR S P ERA WHIP	IP WLS BF H R ER SO BB IBB HBP BLK WP HR S P ERA WHIP	IP WLS BF H R ER SO BB IBB HBP BLK WP HR S P ERA WHIP	IP WLS BF H R ER SO BB IBB HBP BLK WP HR S P ERA WHIP	IP WLS BF H R ER SO BB IBB HBP BLK WP HR S P ERA WHIP	IP WLS BF H R ER SO BB IBB HBP BLK WP HR S P ERA WHIP	IP WLS BF H R ER SO BB IBB HBP BLK WP HR S P ERA WHIP	IP WLS BF H R ER SO BB IBB HBP BLK WP HR S P ERA WHIP	IP WLS BF H R ER SO BB IBB HBP BLK WP HR S P ERA WHIP	IP WLS BF H R ER SO BB IBB HBP BLK WP HR S P ERA WHIP	IP WLS BF H R ER SO BB IBB HBP BLK WP HR S P ERA WHIP
Bobby Munoz, R ERA: 9.0 Dave Leiper, L ERA: 6.43 Ricky Bottalico, R ERA: 3.09 Russ Springer, R ERA: 5.14	4.0 L 19 7 5 5 0 1 0 0 0 1 0 25 38 22.50 4.000	2.0 L 13 7 5 5 0 1 0 0 0 0 0 10 15 0.00 1.000	1.0 L 3 0 0 0 0 1 0 0 0 0 0 13 17 0.00 0.000																			



Batter	1	2	3	4	5	6	7	8	9	AB	R	H	RBI	BB	SO	LOB	TOP										
Ricky Otero, S (1, 8) OBP: 0.351, SLG: 0.373	1-3 K		1-0 F8		2-1 G6-3			1-1 P5		4	0	0	0	0	1	0											
26 David Doster, R (1, 4) OBP: 0.286, SLG: 0.286	2-0 F7		0-1 1B			1-2 P6		0-0 F8		4	0	1	0	0	0	0											
Gregg Jefferies, S (1, 3)	1-2 G6-3		0-0 F9			2-1 F8		1-1 G6-3		4	0	0	0	0	0	1											
Pete Incaviglia, R (1, 7)		0-0 P6	2-2 F9			0-1 HR		1-3 K		4	1	1	0	0	1	1											
Todd Zeile, R (1, 5)		1-2 BB		1-0 L8		2-1 HR		0-1 P2		4	1	2	2	0	0	0											
Benito Santiago, R (1, 2)		0-1 BB		2-2 P4		1-1 G5-3		1-2 G4-3		4	0	1	0	0	0	0											
Glenn Murray, R (1, 9)		1-3 K		0-0 G6-3			1-1 F7			3	0	0	0	0	1	2											
Kevin Seick, R (1, 6)		4-2 BB		1-0 F9		0-2 L6				2	0	0	0	1	0	0											
Sid Fernandez, L (1, 1) Toby Borland, R (6, 1) Howard Battle, R (7, PH) Ken Ryan, R (7, 1)		3-3 K		3-2 G6-3		3-3 K				2	0	0	0	0	1	3											
Inning Stats	R: 0 E: 0 K: 1 S: 7	H: 0 LOB: 0 BB: 0 P: 11	R: 0 E: 0 K: 2 S: 18	H: 2 LOB: 3 BB: 1 P: 27	R: 0 E: 0 K: 0 S: 7	H: 1 LOB: 1 BB: 0 P: 10	R: 0 E: 0 K: 0 S: 5	H: 0 LOB: 0 BB: 0 P: 8	R: 0 E: 0 K: 0 S: 12	H: 2 LOB: 0 BB: 0 P: 18	R: 0 E: 0 K: 1 S: 9	H: 0 LOB: 0 BB: 0 P: 13	R: 0 E: 0 K: 0 S: 5	H: 0 LOB: 0 BB: 0 P: 7	R: 0 E: 0 K: 1 S: 8	H: 0 LOB: 0 BB: 0 P: 10	1B: 4 2B: 0 3B: 0 HR: 1	SF: 0 SAC: 0 DP: 0 HBP: 0	WP: 0 PA: 33 PB: 0 SB: 0 CS: 0								
PITCHER	IP	WLS	BF	H	R	ER	SO	BB	IBB	HBP	BLK	WP	HR	S	P	ERA	WHIP										
Donovan Osborne, L (1, 1) ERA: 3.73	7.0	W	27	5	2	2	4	1	0	0	0	0	1	65	100	2.57	0.857										
Rick Honeycutt, L (8, 1) ERA: 3.46	1.0		3	0	0	0	0	0	0	0	0	0	0	5	7	0.00	0.000										
Dennis Eckersley, R (9, 1) ERA: 3.91	1.0	S	3	0	0	0	1	0	0	0	0	0	0	8	10	0.00	0.000										

Philadelphia Phillies @ St. Louis Cardinals
 Busch Stadium, St. Louis, MO
 Tue Jun 18 1996, 7:05 PM CDT
 Att: 31,311 - Unknown - 90 F

AB	32
R	2
H	5
RBI	2
BB	1
SO	5
LOB	7



Batter	1	2	3	4	5	6	7	8	9	AB	R	H	RBI	BB	SO	LOB	BOTTOM											
Ron Gant, R (1, 7) Rick Honeycutt, L (8, 1) Dennis Eckersley, R (9, 1)	1-3 K		2-1 P3		4-2 1B		1-1 G6-4-3			3	0	0	0	1	1	1												
Royce Clayton, R (1, 6)	0-1 F8		2-3 K		2-2 BB			0-3 K		4	0	1	1	0	2	0												
Ray Lankford, L (1, 8)	1-2 G4-3		3-2 F8		1-2 1B		3-1 P5		1-0 G4-3	4	0	0	0	0	0	2												
Gary Gaetti, R (1, 5)		4-2 1B		0-3 K		1-1 F9		3-3 K		3	1	0	0	1	2	0												
Brian Jordan, R (1, 9)		1-3 K		2-3 K		0-0 L4				3	0	0	0	0	2	1												
John Mabry, L (1, 3)		2-3 K		1-3 K		1-1 WP				3	0	1	0	0	2	1												
Tom Pagnozzi, R (1, 2)		3-2 2B			1-0 FC5-6		3-2 G3		1-2 G6-4-3	3	1	2	0	0	0	1												
David Bell, R (1, 4) Willie McGee, S (7, PH) Luis Alicea, S (7, PH)		1-1 WP			0-0 F8		1-2 L7			2	0	1	1	0	0	1												
Donovan Osborne, S (1, 1) Luis Alicea, S (7, PH)		3-3 K		3-3 FC5-6		1-2 1B				2	1	0	0	0	1	2												
Inning Stats	R: 0 E: 0 K: 1 S: 9	H: 0 LOB: 0 BB: 0 P: 11	R: 2 E: 0 K: 3 S: 18	H: 2 LOB: 1 BB: 1 P: 32	R: 0 E: 0 K: 1 S: 10	H: 0 LOB: 0 BB: 0 P: 17	R: 0 E: 0 K: 3 S: 12	H: 0 LOB: 0 BB: 0 P: 15	R: 1 E: 0 K: 0 S: 10	H: 2 LOB: 2 BB: 1 P: 21	R: 0 E: 0 K: 0 S: 8	H: 1 LOB: 1 BB: 0 P: 13	R: 0 E: 0 K: 0 S: 6	H: 0 LOB: 0 BB: 1 P: 12	R: 0 E: 0 K: 2 S: 8	H: 0 LOB: 0 BB: 0 P: 12	1B: 4 2B: 1 3B: 0 HR: 0	SF: 0 SAC: 0 DP: 1 HBP: 0	WP: 2 PA: 31 PB: 0 SB: 0 CS: 0									
PITCHER	IP	WLS	BF	H	R	ER	SO	BB	IBB	HBP	BLK	WP	HR	S	P	ERA	WHIP											
Sid Fernandez, L (1, 1) ERA: 3.13	5.0	L	21	4	3	3	8	2	0	0	0	0	1	0	59	96	5.40	1.200										
Toby Borland, R (6, 1) ERA: 4.91	1.0		4	1	0	0	0	0	0	0	0	1	0	8	13	0.00	1.000											
Ken Ryan, R (7, 1) ERA: 2.48	2.0		6	0	0	0	2	1	0	0	0	0	0	14	24	0.00	0.500											

Philadelphia Phillies @ St. Louis Cardinals
 Busch Stadium, St. Louis, MO
 Tue Jun 18 1996, 7:05 PM CDT
 Att: 31,311 - Unknown - 90 F

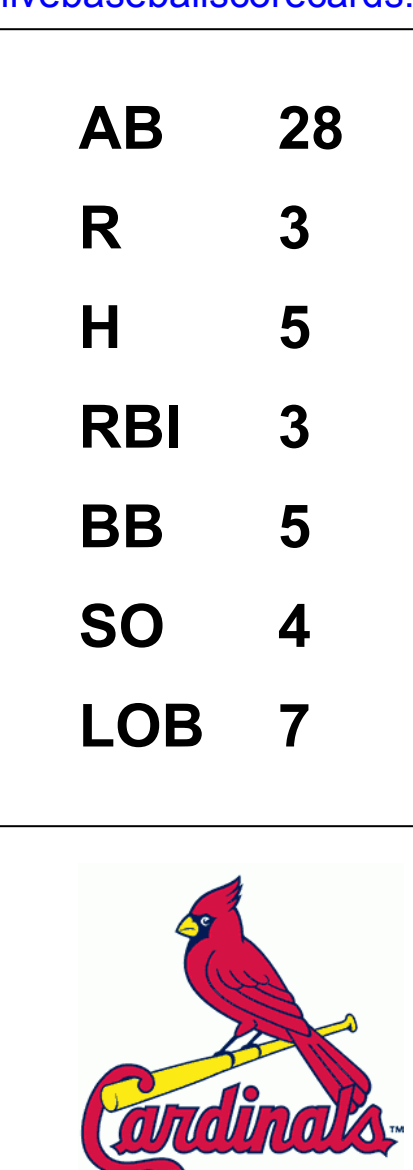
AB	28
R	3
H	5
RBI	2
BB	3
SO	10
LOB	9



Batter	1	2	3	4	5	6	7	8	9	AB	R	H	RBI	BB	SO	LOB	TOP						
Ricky Otero, S OBP: 0.347, SLG: 0.360 (1, 8)	4-0 WP S BB		0-0 F8		0-0 1-3			0-0 F8		3	0	0	0	1	0	0	Philadelphia Phillies @ St. Louis Cardinals Busch Stadium, St. Louis, MO Wed Jun 19 1996, 3:33 AM CDT Att: 34,612 - Unknown - 90 F						
26 David Ooster, R OBP: 0.182, SLG: 0.182 (1, 4)	0-3 K		0-0 5-3				0-0 F8	0-3 K		4	0	0	0	0	2	1							
Gregg Jefferies, S OBP: 0.246, SLG: 0.361 (1, 3)	0-0 F8			0-0 F7			0-0 F8	0-0 F7		4	0	0	0	0	0	1							
Todd Zeile, R OBP: 0.341, SLG: 0.450 (1, 5)	4-0 2-3 BB			0-0 G6-4-3 1B			0-3 K		0-0 5-3	3	0	1	0	1	1	0							
Jim Eisenreich, L OBP: 0.382, SLG: 0.414 (1, 7)	0-3 K			0-0 G6-4-3 1-2				0-0 F9 2B	0-0 WP S 1B	4	0	2	0	0	1	3							
Mike Lieberthal, R OBP: 0.315, SLG: 0.490 (1, 2)		0-0 F9			0-0 HR 1B				0-3 K 1-2	3	1	1	0	0	1	1							
J.R. Phillips, L OBP: 0.238, SLG: 0.386 (1, 9)		0-0 P5			0-0 HR			0-3 K	4-0 WP IBB	3	1	1	2	1	1	2							
Mike Benjamin, R OBP: 0.352, SLG: 0.474 Benito Santiago, R OBP: 0.314, SLG: 0.474 Kevin Seifick, R OBP: 0.286, SLG: 0.250 (1, 6)		0-0 F9			0-0 1-3			0-0 F9	4-0 BB 1-2 2-3	3	0	0	0	0	0	2							
Curt Schilling, R OBP: 0.294, SLG: 0.250 Pete Incaviglia, R OBP: 0.340, SLG: 0.527 Ron Blazier, R OBP: 0.257, SLG: 0.265 Glenn Murray, R OBP: 0.500, SLG: 1.000 (1, 1)			0-3 K		0-0 6-3			0-0 L6	0-0 F9	2	0	0	0	0	1	0							
Inning Stats	R: 0 E: 0 K: 2 S: 7	H: 0 LOB: 2 BB: 2 P: 15	R: 0 E: 0 K: 0 S: 3	H: 0 LOB: 0 BB: 0 P: 3	R: 0 E: 0 K: 1 S: 5	H: 0 LOB: 0 BB: 0 P: 5	R: 0 E: 0 K: 0 S: 3	H: 1 LOB: 0 BB: 0 P: 3	R: 2 E: 0 K: 0 S: 5	H: 2 LOB: 0 BB: 0 P: 5	R: 0 E: 0 K: 1 S: 5	H: 0 LOB: 0 BB: 0 P: 5	R: 0 E: 0 K: 1 S: 6	H: 1 LOB: 2 BB: 0 P: 7	R: 0 E: 0 K: 1 S: 5	H: 0 LOB: 0 BB: 0 P: 5		R: 0 E: 0 K: 1 S: 6	H: 1 LOB: 3 BB: 2 P: 14	1B: 3 2B: 1 3B: 0 HR: 1	SF: 0 SAC: 0 DP: 1 HBP: 1	WP: 2 PB: 0 SB: 2 CS: 0	PA: 36
PITCHER Andy Benes, R ERA: 4.58 (1, 1)	IP: 9.0 WLS: W BF: 36 H: 5 R: 2 ER: 2 SO: 7 BB: 3 IBB: 1 HBP: 1 BLK: 0 WP: 2 HR: 1 S: 45 P: 62 ERA: 2.00 WHIP: 0.889															PITCHER							

Batter	1	2	3	4	5	6	7	8	9	AB	R	H	RBI	BB	SO	LOB	BOTTOM						
Ron Gant, R OBP: 0.354, SLG: 0.466 (1, 7)	0-0 F9		0-0 F8		4-0 1B BB			0-0 4-3		3	0	0	0	1	0	0	Philadelphia Phillies @ St. Louis Cardinals Busch Stadium, St. Louis, MO Wed Jun 19 1996, 3:33 AM CDT Att: 34,612 - Unknown - 90 F						
Royce Clayton, R OBP: 0.326, SLG: 0.390 (1, 6)	0-0 HR		0-0 F9		1-2 2-3 1B			0-0 1-3		4	1	2	1	0	0	0							
Ray Lankford, L OBP: 0.358, SLG: 0.508 (1, 8)	4-0 CS BB			0-0 HR	0-0 1-3			0-0 F7		3	1	1	1	1	0	3							
Gary Gaetti, R OBP: 0.313, SLG: 0.403 (1, 5)	0-3 K			0-0 P4		0-0 6-3			0-0 L6	4	0	0	0	0	1	1							
Brian Jordan, R OBP: 0.302, SLG: 0.401 (1, 9)		0-0 F8		0-0 P4		0-0 F7			0-0 BB SF8 2B	4	1	1	0	0	0	0							
John Mabry, L OBP: 0.382, SLG: 0.461 (1, 3)		4-0 BB		0-0 P5		0-0 F7			4-0 BB IBB	2	0	0	0	2	0	0							
Tom Pagnozzi, R OBP: 0.349, SLG: 0.489 (1, 2)		0-0 F9			0-0 1B SH3-4 1B			0-3 K	4-0 BB 1-2 2-3 BB	3	0	1	0	1	1	1							
Luis Alicea, S OBP: 0.333, SLG: 0.362 (1, 4)		0-3 K			0-0 F9			0-0 F8	0-0 SF8	3	0	0	1	0	1	2							
Andy Benes, R OBP: 0.138, SLG: 0.207 (1, 1)			0-3 K		0-0 SH3-4 1-2			0-0 F7	3-H	2	0	0	0	0	1	0							
Inning Stats	R: 1 E: 0 K: 1 S: 5	H: 1 LOB: 1 BB: 1 P: 9	R: 0 E: 0 K: 1 S: 5	H: 0 LOB: 1 BB: 1 P: 9	R: 0 E: 0 K: 1 S: 5	H: 0 LOB: 0 BB: 0 P: 5	R: 1 E: 0 K: 0 S: 4	H: 1 LOB: 0 BB: 0 P: 4	R: 0 E: 0 K: 0 S: 5	H: 2 LOB: 3 BB: 1 P: 9	R: 0 E: 0 K: 0 S: 3	H: 0 LOB: 0 BB: 0 P: 3	R: 0 E: 0 K: 1 S: 5	H: 0 LOB: 0 BB: 0 P: 5	R: 0 E: 0 K: 0 S: 3	H: 0 LOB: 0 BB: 0 P: 3		R: 1 E: 0 K: 0 S: 3	H: 1 LOB: 2 BB: 2 P: 11	1B: 2 2B: 2 3B: 0 HR: 2	SF: 1 SAC: 1 DP: 1 HBP: 0	WP: 0 PB: 0 SB: 0 CS: 1	PA: 35
PITCHER Curt Schilling, R ERA: 2.6 Ron Blazier, R ERA: 2.08 Ricky Bottalico, R ERA: 3.31 (1, 1)	IP: 6.0 WLS: 6 BF: 24 H: 4 R: 2 ER: 0 SO: 2 BB: 2 IBB: 0 HBP: 0 BLK: 0 WP: 0 HR: 2 S: 27 P: 39 ERA: 3.00 WHIP: 1.167															PITCHER							

AB	31
R	2
H	5
RBI	2
BB	4
SO	7
LOB	15



Batter	1	2	3	4	5	6	7	8	9	AB	R	H	RBI	BB	SO	LOB	TOP										
Eric Young Sr. R OBP: 0.430, SLG: 0.471	F8		G4-3		G3		G6-3		L4	5	0	0	0	0	0	2	Colorado Rockies @ Philadelphia Phillies Veterans Stadium, Philadelphia, PA Sat Jun 22 1996, 3:33 AM EDT Att: 28,604 - Sunny - 83 F livebaseballscorecards.com										
Ellis Burks R OBP: 0.410, SLG: 0.620	HR		HBP		HR		K			3	2	2	2	0	1	0											
Dante Bichette R OBP: 0.383, SLG: 0.560	K		F7		HR			G1-3 BB		3	1	1	2	1	1	1											
Andres Galarraga R OBP: 0.353, SLG: 0.583	G5-3		FC6-4		F8			G1-3		4	0	0	0	0	0	2											
Harvey Pulliam R OBP: 0.273, SLG: 0.200		1B			F8		G6-3	FC5-2		4	0	1	0	0	0	1											
Vinny Castilla R OBP: 0.340, SLG: 0.493	L5				F9		FC6-4 1B	P3		4	0	1	0	0	0	2											
Jayhawk Owens R OBP: 0.292, SLG: 0.398 Trenidad Hubbard R OBP: 0.309, SLG: 0.375	K				K		P3		K	3	0	0	0	0	2	2											
Walt Weiss S OBP: 0.412, SLG: 0.361							FC6-4	G6-3		3	1	1	0	1	0	1											
Kevin Ritz R OBP: 0.233, SLG: 0.276 Quinton McCracken S OBP: 0.251, SLG: 0.274 Ryan Hawblitzel R OBP: 0.309, SLG: 0.375	K				G3		K			2	0	0	0	0	1	3											
Roger Bailey R OBP: 0.360, SLG: 0.449								1B		1	0	1	0	0	0	0											
Inning Stats	R: 1 E: 0 K: 1 S: 9	H: 1 LOB: 0 BB: 0 P: 13	R: 0 E: 0 K: 2 S: 11	H: 2 LOB: 2 BB: 0 P: 13	R: 0 E: 0 K: 0 S: 4	H: 0 LOB: 1 BB: 0 P: 8	R: 0 E: 0 K: 1 S: 5	H: 0 LOB: 0 BB: 0 P: 5	R: 3 E: 0 K: 0 S: 14	H: 2 LOB: 0 BB: 1 P: 19	R: 0 E: 0 K: 0 S: 6	H: 1 LOB: 1 BB: 0 P: 10	R: 0 E: 0 K: 2 S: 10	H: 0 LOB: 0 BB: 0 P: 14	R: 0 E: 0 K: 0 S: 9	H: 0 LOB: 1 BB: 1 P: 18	R: 0 E: 0 K: 1 S: 9	H: 1 LOB: 1 BB: 0 P: 13	1B: 5 2B: 0 3B: 0 HR: 2	SF: 0 SAC: 0 DP: 0 HBP: 1	WP: 0 PA: 37 PB: 0 SB: 1 CS: 0						
PITCHER	IP	WLS	BF	H	R	ER	SO	BB	IBB	HBP	BLK	WP	HR	S	P	ERA	WHIP										
Terry Mulholland L ERA: 5.16	6.0		26	6	4	4	4	1	0	1	0	0	2	49	68	6.00	1.167										
Ron Blazler R ERA: 1.93	1.0	W	3	0	0	0	2	0	0	0	0	0	0	10	14	0.00	0.000										
Ken Ryan R ERA: 2.35	1.0		4	0	0	0	0	1	0	0	0	0	0	9	18	0.00	1.000										
Ricky Bottalico R ERA: 3.38	1.0	S	4	1	0	0	1	0	0	0	0	0	0	9	13	0.00	1.000										

Batter	1	2	3	4	5	6	7	8	9	AB	R	H	RBI	BB	SO	LOB	BOTTOM										
Ricky Otero S OBP: 0.352, SLG: 0.351	G4-3		26 1B SF8		G4-3	G4-3		26 FC1-6 BB		4	1	1	0	1	0	0	Colorado Rockies @ Philadelphia Phillies Veterans Stadium, Philadelphia, PA Sat Jun 22 1996, 3:33 AM EDT Att: 28,604 - Sunny - 83 F livebaseballscorecards.com										
26 David Doster R OBP: 0.286, SLG: 0.524			G6-4-3 1B		G6-3	F7		FC1-6 1B		5	0	2	0	0	0	1											
Gregg Jefferies S OBP: 0.230, SLG: 0.324	G5-3		SF8			BB		F9		3	0	0	1	1	0	2											
Pete Incaviglia R OBP: 0.350, SLG: 0.542	G6-3		G6-4-3		FC5-4 BB		1B BB	1B		4	1	2	0	1	0	2											
Todd Zeile R OBP: 0.338, SLG: 0.441		G4-3			F8	FC5-4		F7		4	0	0	0	1	0	3											
Jim Eisenreich L OBP: 0.379, SLG: 0.409		E6 BB			1B S			G1-3		5	0	2	0	0	0	3											
Benito Santiago R OBP: 0.320, SLG: 0.468			L4 1B		L4 1B			2B HR		1	1	1	0	3	0	0											
Mike Benjamin R OBP: 0.364, SLG: 0.482		F7			1B			HR		3	1	2	1	1	0	2											
Terry Mulholland R ERA: 5.16 J.R. Phillips OBP: 0.172, SLG: 0.310 Ron Blazler R ERA: 1.93 Glenn Murray R OBP: 0.295, SLG: 0.257 Ken Ryan R ERA: 2.35 Ricky Bottalico L ERA: 3.38		G1-3			L4			F9		2	0	0	0	0	0	5											
Inning Stats	R: 0 E: 0 K: 0 S: 8	H: 1 LOB: 1 BB: 0 P: 15	R: 0 E: 1 K: 0 S: 8	H: 0 LOB: 2 BB: 1 P: 17	R: 1 E: 0 K: 0 S: 8	H: 2 LOB: 0 BB: 0 P: 12	R: 0 E: 0 K: 0 S: 11	H: 2 LOB: 2 BB: 1 P: 18	R: 0 E: 0 K: 0 S: 13	H: 3 LOB: 0 BB: 2 P: 19	R: 1 E: 0 K: 0 S: 16	H: 2 LOB: 3 BB: 2 P: 30	R: 0 E: 0 K: 0 S: 13	H: 1 LOB: 3 BB: 2 P: 27	1B: 8 2B: 3 3B: 0 HR: 1	SF: 1 SAC: 0 DP: 2 HBP: 0		WP: 0 PA: 42 PB: 0 SB: 1 CS: 0									
PITCHER	IP	WLS	BF	H	R	ER	SO	BB	IBB	HBP	BLK	WP	HR	S	P	ERA	WHIP										
Kevin Ritz R ERA: 5.32	6.0		29	8	4	4	0	4	0	0	0	0	1	58	102	6.00	2.000										
Ryan Hawblitzel R ERA: 3.66	1.0	L	7	2	1	1	0	2	0	0	0	0	0	16	30	9.00	4.000										
Roger Bailey R ERA: 7.5	1.0		6	1	0	0	0	2	0	0	0	0	0	13	27	0.00	3.000										

Batter	1	2	3	4	5	6	7	8	9	AB	R	H	RBI	BB	SO	LOB	TOP										
Eric Young Sr., R OBP: 0.433, SLG: 0.469	4-1 HR BB	3-2 F8		0-2 HR 1B	0-2 FC4-6			4-1 CS BB		3	2	1	0	2	0	1											
Ellis Burks, R OBP: 0.416, SLG: 0.643 Quinton McCracken, S OBP: 0.261, SLG: 0.274	1-2 SAFE HR	1-1 E9		1-1 HR		2-1 G4-6-3 1B		3-1 CS 1-2	4-1 S BB	4	2	3	4	1	0	0											
Dante Bichette, R OBP: 0.377, SLG: 0.551	3-1 P3	0-0 F7		2-3 K		0-1 G4-6-3 1-2			0-0 F8	5	0	0	0	0	1	3											
Andres Galarraga, R OBP: 0.347, SLG: 0.572	0-0 E4 2B		1-1 F8	1-3 K		1-2 F7			1-3 K	5	1	0	0	0	2	1											
Vinny Castilla, R OBP: 0.344, SLG: 0.507	0-0 2H 2B		0-0 F7	0-0 HR			0-3 K		4-0 IBB	4	1	2	2	1	1	0											
Harvey Pulliam, R OBP: 0.250, SLG: 0.143	3-3 K		4-2 BB BB	1-3 K			2-3 K		3-3 K	4	0	0	0	1	4	3											
Walt Weiss, S OBP: 0.414, SLG: 0.358	3-3 K		4-2 BB BB		4-2 FC4-6 BB		2-2 G3-1			2	0	0	0	2	1	1											
Jayhawk Owens, R OBP: 0.301, SLG: 0.430		1-0 HR	4-2 BB BB		0-1 L7			1-0 P6		3	1	1	1	1	0	1											
Marvin Freeman, R OBP: 0.188, SLG: 0.133 Steve Reed, R Bruce Ruffin, S	3-3 K	3-3 K	2-3 K	1-3 K			0-0 G5-3			3	0	0	0	0	3	4											
Inning Stats	R: 3 E: 1 K: 2 S: 16	H: 2 LOB: 1 BB: 1 P: 30	R: 1 E: 1 K: 1 S: 14	H: 1 LOB: 1 BB: 0 P: 22	R: 0 E: 0 K: 1 S: 14	H: 0 LOB: 3 BB: 3 P: 29	R: 3 E: 0 K: 3 S: 22	H: 3 LOB: 0 BB: 0 P: 27	R: 0 E: 0 K: 1 S: 12	H: 1 LOB: 0 BB: 0 P: 11	R: 0 E: 0 K: 2 S: 9	H: 0 LOB: 0 BB: 0 P: 13	R: 0 E: 0 K: 0 S: 4	H: 0 LOB: 0 BB: 1 P: 12	R: 0 E: 0 K: 2 S: 8	H: 0 LOB: 2 BB: 2 P: 20	1B: 2 2B: 1 3B: 0 HR: 4	SF: 0 SAC: 0 DP: 1 HBP: 0	WP: 0 PB: 0 SB: 2 CS: 1	PA: 43							
PITCHER	IP	WLS	BF	H	R	ER	SO	BB	IBB	HBP	BLK	WP	HR	S	P	ERA	WHIP										
Sid Fernandez, L ERA: 3.43	2.2	L	17	3	4	3	3	4	0	0	0	0	2	41	76	10.12	2.625										
Russ Springer, R ERA: 5.75	1.0		6	3	3	3	3	0	0	0	0	0	2	21	27	27.00	3.000										
Ricardo Jordan, L ERA: 5.75	2.1		8	1	0	0	2	1	0	0	0	0	0	24	33	0.00	0.857										
Toby Borland, R ERA: 4.54	2.0		6	0	0	0	2	1	0	0	0	0	0	13	25	0.00	0.500										
Ron Blazier, R ERA: 1.6	1.0		5	0	0	0	2	1	1	0	0	0	0	8	20	0.00	1.000										

Colorado Rockies @ Philadelphia Phillies
Veterans Stadium, Philadelphia, PA
Sun Jun 23 1996, 3:33 AM EDT
Att: 33,385 - Sunny - 80 F

AB 34
R 7
H 7
RBI 7
BB 8
SO 12
LOB 14



Batter	1	2	3	4	5	6	7	8	9	AB	R	H	RBI	BB	SO	LOB	BOTTOM										
Ricky Otero, S OBP: 0.354, SLG: 0.347	4-1 E S WP BB	0-2 FC3-6 26 S		1-0 G4-3			0-1 1B 1B		1-3 K	4	1	1	0	1	1	2											
26 David Doster, R OBP: 0.231, SLG: 0.423	2-3 SAFE K	0-1 SAFE G6-3		0-0 G5-3			2-0 F7		1-1 F8	5	0	0	1	0	1	4											
Gregg Jefferies, S OBP: 0.244, SLG: 0.324	4-1 1B 1H 1B BB	3-2 G3			3-2 F8		1-1 FC5-4 1B			3	1	1	0	1	0	1											
Pete Incaviglia, R OBP: 0.353, SLG: 0.541	1-3 K		1-1 1B		1-1 G6-4-3 1B		1-3 K			4	0	2	0	0	2	4											
Todd Zeile, R OBP: 0.337, SLG: 0.438	1-1 PB 1B		3-1 L6		1-2 G6-4-3		1-1 FC5-4			4	0	1	0	0	0	5											
Benito Santiago, R OBP: 0.323, SLG: 0.469	1-1 PB 1B		3-1 G3-6-1 1B			0-1 G5-3		1-0 G6-3		4	0	2	1	0	0	0											
J.R. Phillips, L OBP: 0.217, SLG: 0.413 Ricardo Jordan, L Howard Battie, R Toby Borland, R Jim Eisenreich, L Ron Blazier, R	3-3 K		0-1 G3-6-1			2-2 P6		0-0 B2-3		2	0	0	0	0	1	4											
Mike Benjamin, R OBP: 0.359, SLG: 0.472		1-1 FC3-6 26 G6-3 BB 1B		2-0 P3		2-2 G6-3		0-2 P4		4	1	1	0	0	0	0											
Sid Fernandez, L OBP: 0.217, SLG: 0.158 Russ Springer, R Glenn Murray, R OBP: 0.266, SLG: 0.306	4-1 SAFE BB		4-1 FC3-6 BB		1-2 HR		4-2 1B 1B BB		2-2 P4	0	0	0	0	1	0	0											
Inning Stats	R: 2 E: 0 K: 3 S: 16	H: 2 LOB: 2 BB: 2 P: 32	R: 1 E: 0 K: 0 S: 9	H: 1 LOB: 1 BB: 1 P: 16	R: 0 E: 0 K: 0 S: 8	H: 2 LOB: 1 BB: 0 P: 15	R: 1 E: 0 K: 0 S: 6	H: 1 LOB: 0 BB: 0 P: 10	R: 0 E: 0 K: 0 S: 11	H: 1 LOB: 0 BB: 0 P: 16	R: 0 E: 0 K: 0 S: 8	H: 0 LOB: 0 BB: 0 P: 12	R: 0 E: 0 K: 1 S: 12	H: 2 LOB: 3 BB: 1 P: 21	R: 0 E: 0 K: 0 S: 5	H: 0 LOB: 0 BB: 0 P: 6	R: 0 E: 0 K: 1 S: 9	H: 0 LOB: 0 BB: 0 P: 13	1B: 8 2B: 0 3B: 0 HR: 1	SF: 0 SAC: 0 DP: 2 HBP: 0	WP: 1 PB: 2 SB: 2 CS: 0	PA: 38					
PITCHER	IP	WLS	BF	H	R	ER	SO	BB	IBB	HBP	BLK	WP	HR	S	P	ERA	WHIP										
Marvin Freeman, R ERA: 4.96	6.1	W	30	9	4	4	3	4	0	0	0	0	1	65	115	5.68	2.053										
Steve Reed, R ERA: 3.92	1.2		5	0	0	0	1	0	0	0	0	0	0	10	13	0.00	0.000										
Bruce Ruffin, L ERA: 4.65	1.0	S	3	0	0	0	1	0	0	0	0	0	0	9	13	0.00	0.000										

Colorado Rockies @ Philadelphia Phillies
Veterans Stadium, Philadelphia, PA
Sun Jun 23 1996, 3:33 AM EDT
Att: 33,385 - Sunny - 80 F

AB 34
R 4
H 9
RBI 3
BB 4
SO 5
LOB 20



Batter	1	2	3	4	5	6	7	8	9	AB	R	H	RBI	BB	SO	LOB	TOP			
Ricky Otero, S OBP: 0.342, SLG: 0.333 (1, 8)	G3		G3			6-3		K		4	0	0	0	0	1	0	Philadelphia Phillies @ Cincinnati Reds Riverfront Stadium, Cincinnati, OH Mon Jun 24 1996, 7:05 PM EDT Att: 20,835 - Unknown - 69 F AB 28 R 0 H 4 RBI 0 BB 3 SO 4 LOB 7			
26 David Doster, R OBP: 0.233, SLG: 0.400 (1, 4)	6-3 1B		6-3			5-3			G3	4	0	1	0	0	0	0				
Gregg Jefferies, S OBP: 0.244, SLG: 0.311 (1, 3)	6-3 1-2			5-3		F9			G1-6-3 BB	3	0	0	0	1	0	1				
Pete Incaviglia, R OBP: 0.346, SLG: 0.530 (1, 7)	F9 1-2			K					G1-6-3 BB	4	0	0	0	0	1	2				
Jim Eisenreich, L OBP: 0.387, SLG: 0.420 (1, 9)		G6-3 BB		1B 2B		FC4-6 1B				2	0	2	0	1	0	0				
Todd Zeile, R OBP: 0.337, SLG: 0.437 Steve Frey, R (7, 1)	G6-3 1-2			1B		FC4-6 1-2				3	0	1	0	0	0	2				
Benito Santiago, R OBP: 0.323, SLG: 0.465 (1, 2)		FC5-4 BB				F7				2	0	0	0	1	1	1				
Mike Benjamin, R OBP: 0.349, SLG: 0.457 (1, 6)		FC5-4 1-2		3-1				6-3		3	0	0	0	0	0	1				
Curt Schilling, R OBP: 0.278, SLG: 0.235 Ricardo Jordan, L Howard Battle, R (4, 1) (7, 5)				K		4-3		G3		1	0	0	0	0	1	0				
										1	0	0	0	0	0	0				
										1	0	0	0	0	0	0				
Inning Stats	R: 0 E: 0 K: 0 S: 4	H: 1 LOB: 1 BB: 0 P: 4	R: 0 E: 0 K: 0 S: 2	H: 0 LOB: 1 BB: 2 P: 10	R: 0 E: 0 K: 1 S: 5	H: 0 LOB: 0 BB: 0 P: 5	R: 0 E: 0 K: 1 S: 6	H: 2 LOB: 2 BB: 0 P: 6	R: 0 E: 0 K: 1 S: 5	H: 0 LOB: 0 BB: 0 P: 5	R: 0 E: 0 K: 0 S: 3	H: 1 LOB: 1 BB: 0 P: 4	R: 0 E: 0 K: 1 S: 5	H: 0 LOB: 0 BB: 1 P: 5	R: 0 E: 0 K: 0 S: 2	H: 0 LOB: 0 BB: 1 P: 6	1B: 3 2B: 1 3B: 0 HR: 0	SF: 0 SAC: 0 DP: 2 HBP: 0	WP: 0 PB: 0 CS: 0	PA: 31
PITCHER Mark Portugal, R ERA: 4.11 (1, 1)	IP: 9.0 WLS: W BF: 31 H: 4 R: 0 ER: 0 SO: 4 BB: 3 IBB: 0 HBP: 0 BLK: 0 WP: 0 HR: 0 S: 36 P: 48 ERA: 0.00 WHIP: 0.778																			

Batter	1	2	3	4	5	6	7	8	9	AB	R	H	RBI	BB	SO	LOB	BOTTOM			
Thomas Howard, S OBP: 0.289, SLG: 0.300 (1, 8)	4-3	1B		F9 1B 2B		WP 2B 1B		4-3		5	2	3	0	0	0	0	Philadelphia Phillies @ Cincinnati Reds Riverfront Stadium, Cincinnati, OH Mon Jun 24 1996, 7:05 PM EDT Att: 20,835 - Unknown - 69 F AB 35 R 7 H 12 RBI 7 BB 3 SO 4 LOB 18			
Lenny Harris, L OBP: 0.301, SLG: 0.462 (8, 9)	F8	1B		K		L6 1B		F9		5	0	1	1	0	1	2				
Barry Larkin, R OBP: 0.395, SLG: 0.482 Eric Owens, R OBP: 0.317, SLG: 0.288 (8, 7)	HBP BB	1B		F9		1H 2B		E6		3	0	1	1	1	1	3				
Reggie Sanders, R OBP: 0.407, SLG: 0.541 Jeff Branson, L OBP: 0.315, SLG: 0.386 (8, 6)	1-2 HBP		1B SF7 2B	HR 1B		P4		G3		3	2	2	1	0	0	1				
Willie Greene, L OBP: 0.326, SLG: 0.513 (1, 5)	F9		BB 1B	HR 1B		L4				4	1	2	2	0	0	3				
Bret Boone, R OBP: 0.272, SLG: 0.394 (1, 4)		HR	SF7 3H	5-3		4-3 2B				3	1	2	2	0	0	0				
Hal Morris, L OBP: 0.341, SLG: 0.403 (1, 3)		1B 1B	F9		F8	4-3				4	1	1	0	0	0	2				
Joe Oliver, R OBP: 0.283, SLG: 0.351 (1, 2)		F4	1-2 BB	5-3		G1-6-3 BB				2	0	0	0	2	0	1				
Mark Portugal, R OBP: 0.143, SLG: 0.179 (1, 1)		K	K	F9		G1-6-3				4	0	0	0	0	2	5				
Inning Stats	R: 0 E: 0 K: 0 S: 3	H: 0 LOB: 2 BB: 1 P: 8	R: 2 E: 0 K: 2 S: 11	H: 4 LOB: 2 BB: 0 P: 11	R: 1 E: 0 K: 1 S: 7	H: 2 LOB: 1 BB: 1 P: 11	R: 3 E: 0 K: 1 S: 8	H: 3 LOB: 0 BB: 0 P: 8	R: 0 E: 0 K: 0 S: 3	H: 0 LOB: 0 BB: 0 P: 3	R: 1 E: 0 K: 0 S: 5	H: 2 LOB: 1 BB: 0 P: 5	R: 0 E: 0 K: 0 S: 3	H: 1 LOB: 1 BB: 1 P: 7	R: 0 E: 1 K: 0 S: 4	H: 0 LOB: 1 BB: 0 P: 4	1B: 6 2B: 4 3B: 0 HR: 2	SF: 1 SAC: 0 DP: 1 HBP: 1	WP: 1 PB: 0 CS: 0	PA: 40
PITCHER Curt Schilling, R ERA: 3.4 Ricardo Jordan, L ERA: 1.93 Steve Frey, L ERA: 2.59 (1, 1) (4, 1) (7, 1)	IP: 3.2 WLS: L BF: 23 H: 9 R: 6 ER: 6 SO: 4 BB: 2 IBB: 1 HBP: 0 BLK: 0 WP: 2 HR: 2 S: 28 P: 37 ERA: 14.73 WHIP: 3.000																			

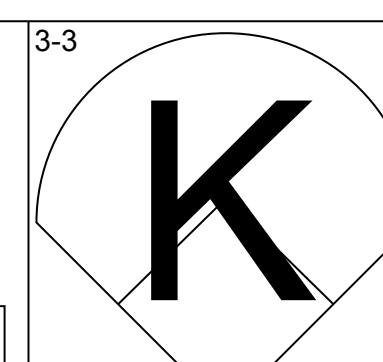
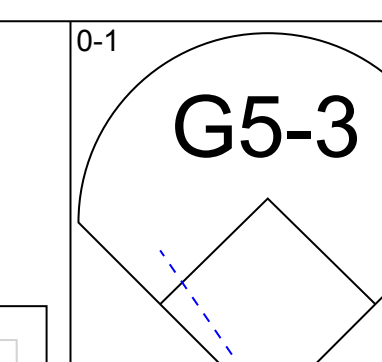
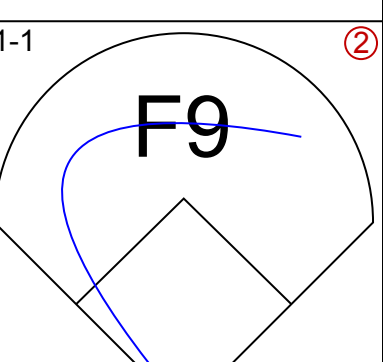
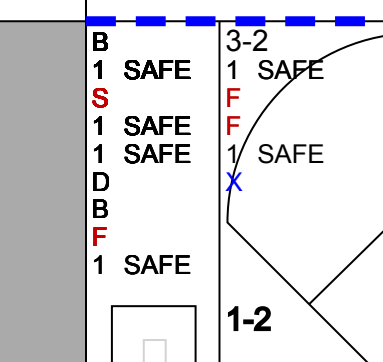
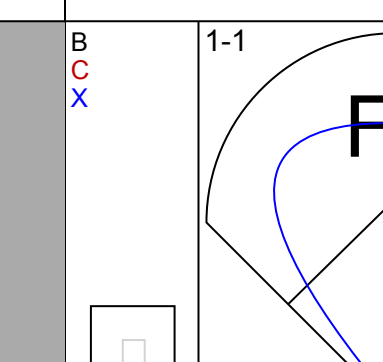
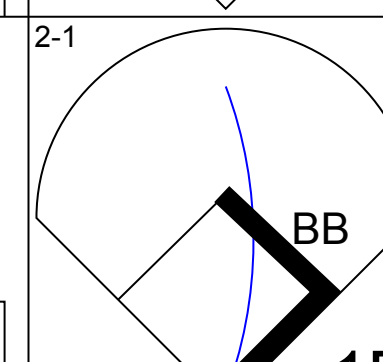
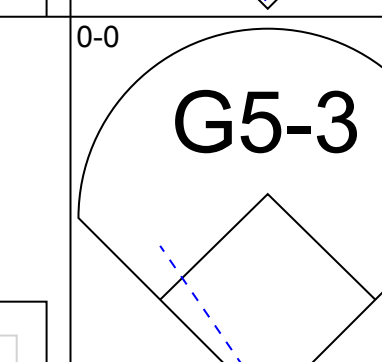
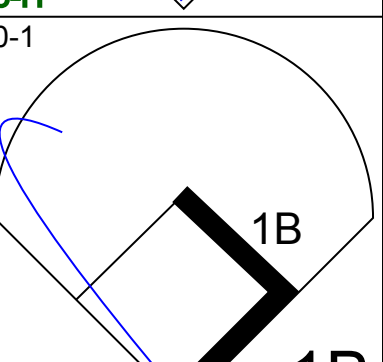
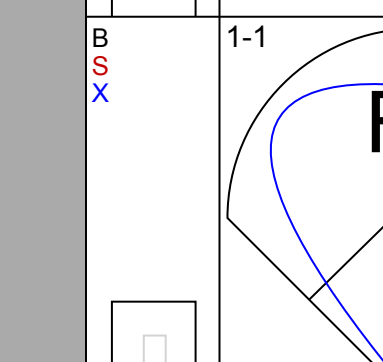
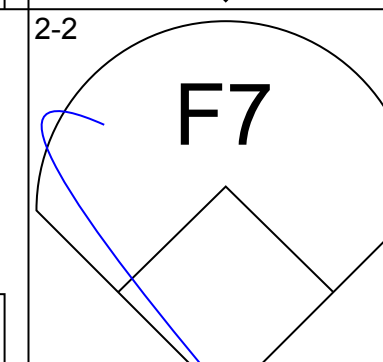
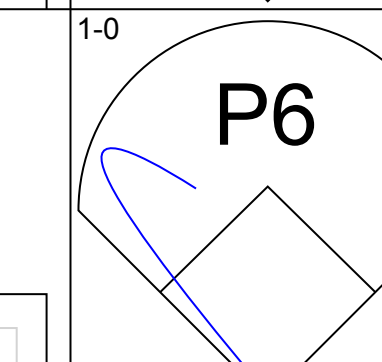
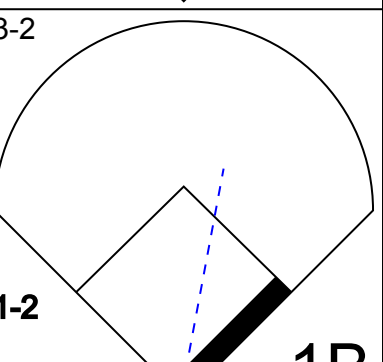
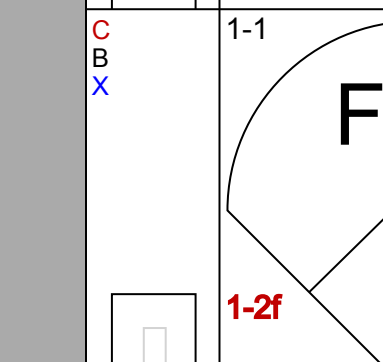
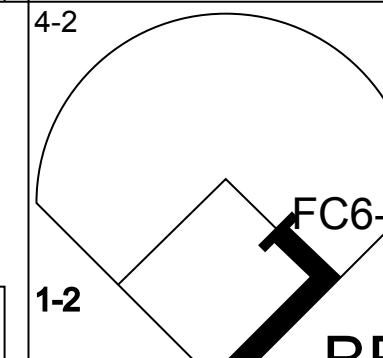
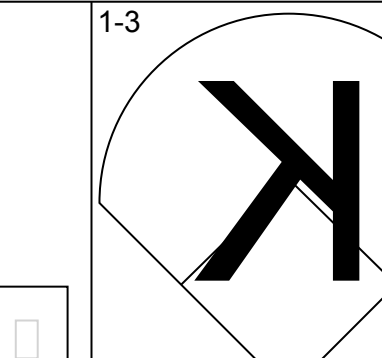
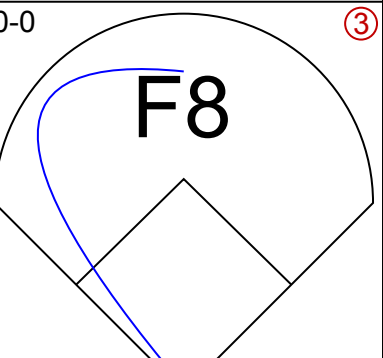
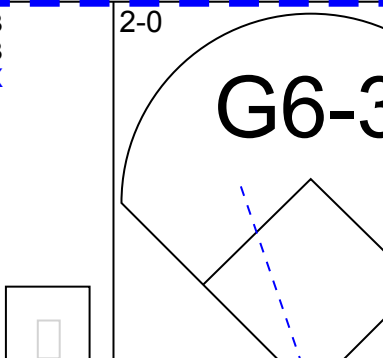
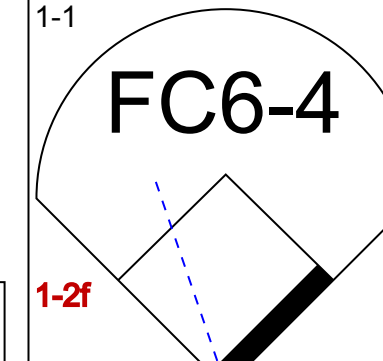
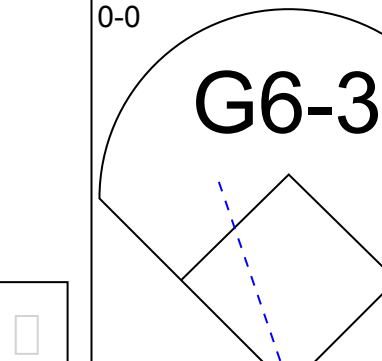
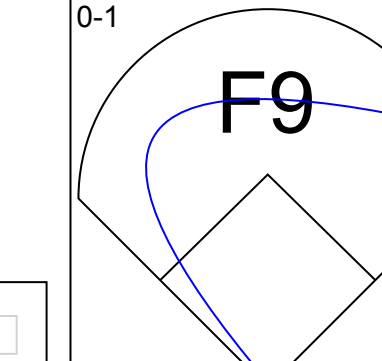
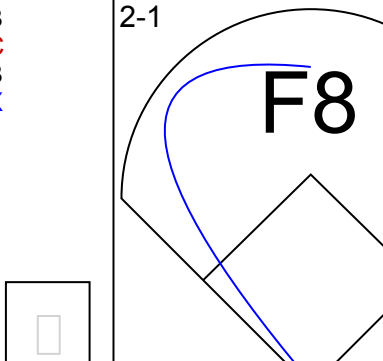
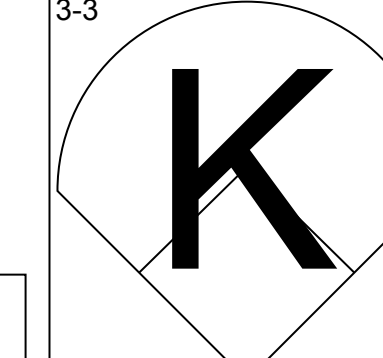
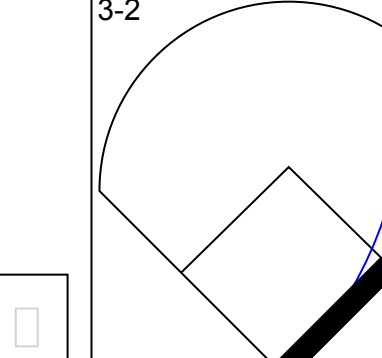
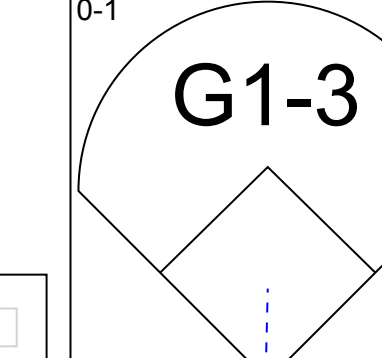
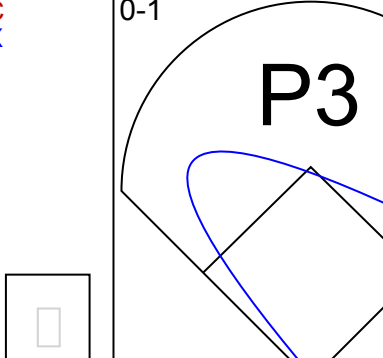
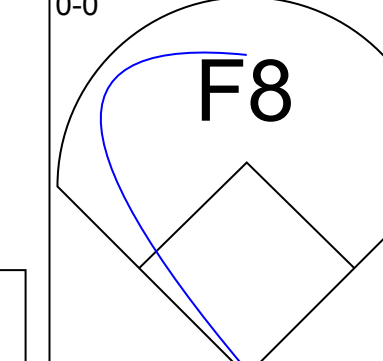
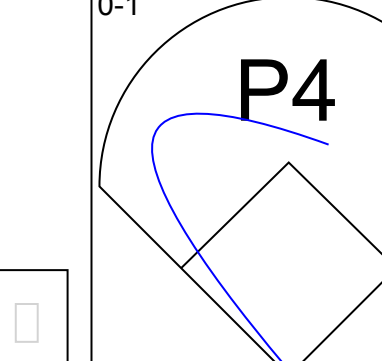
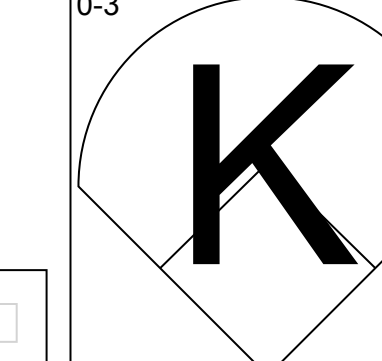
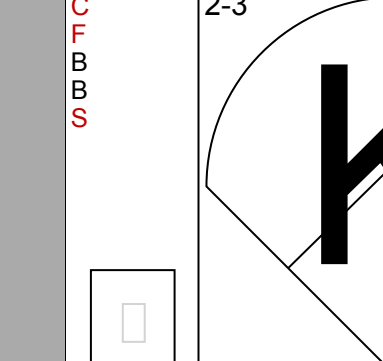
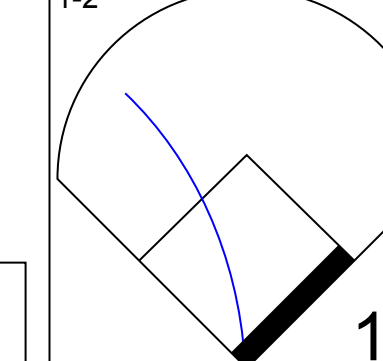
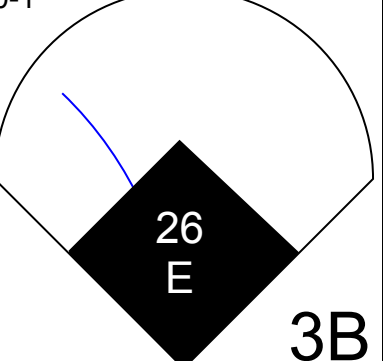
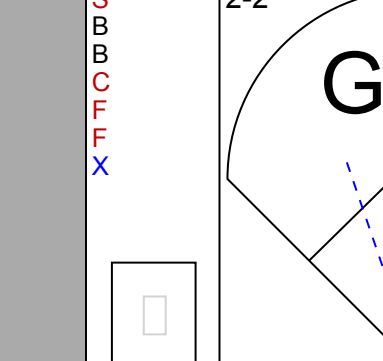
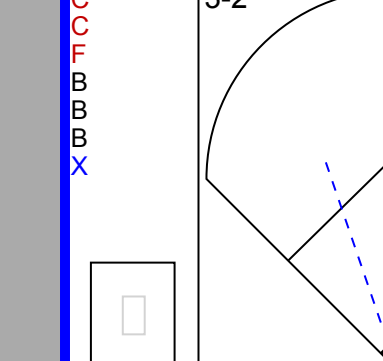
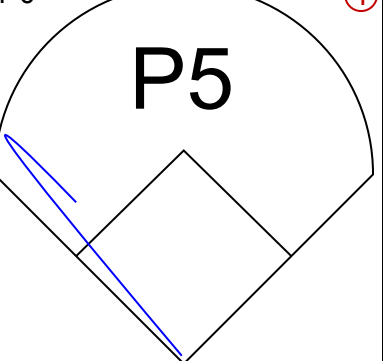
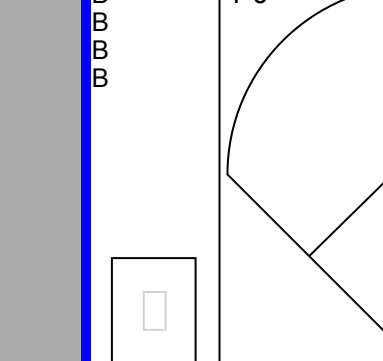
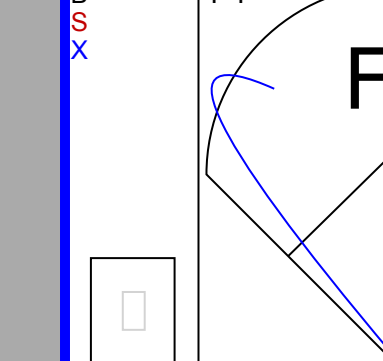
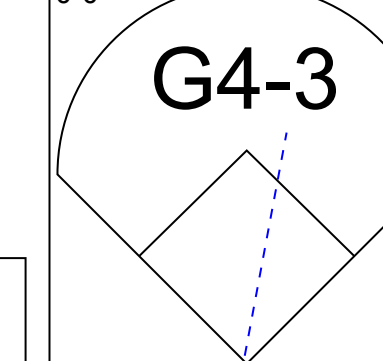
Batter	1	2	3	4	5	6	7	8	9	AB	R	H	RBI	BB	SO	LOB	TOP																									
Ricky Otero, S OBP: 0.333, SLG: 0.324 Toby Borland, R (8, PH) Howard Battle, R Ron Blazier, R	0-0 G4-3			2-2 P2		3-2 P5		1-3 K		3	0	0	0	0	0	1	Philadelphia Phillies @ Cincinnati Reds Riverfront Stadium, Cincinnati, OH Tue Jun 25 1996, 7:05 PM EDT Unknown - 79 F																									
26 David Doster, R OBP: 0.235, SLG: 0.364	0-3 K			3-3 K		4-1 BB		1-2 G5-3		3	0	0	0	1	2	0																										
Gregg Jefferies, S OBP: 0.244, SLG: 0.308	0-0 G3			3-2 G1-3		1-2 E9 1-3 2-H 1B		1-1 F7		4	0	1	1	0	0	0																										
Todd Zeile, R OBP: 0.339, SLG: 0.439		1-1 L6			2-1	1-3 K		4-2 FC4-6 BB		3	0	1	0	1	1	2																										
Jim Eisenreich, L OBP: 0.384, SLG: 0.422	0-0 P5			2-1 F8		2-2		3-1 FC4-6		4	0	1	0	0	0	2																										
Benito Santiago, R OBP: 0.318, SLG: 0.457	1-3 K			3-2 P2		3-3 K		1-0 F8		4	0	0	0	0	2	3																										
J.R. Phillips, L OBP: 0.247, SLG: 0.400			4-2 G1-6-3 BB		1-0 F7	4-2 BB		2-3 K		2	0	0	0	2	1	2																										
Kevin Sevcik, R OBP: 0.235, SLG: 0.200			1-2 G1-6-3		1-3 K	0-3 K				3	0	0	0	0	2	3																										
Rafael Quirico, L Russ Springer, R Glenn Murray, R (6, PH)			2-3 K		1-1 E 2B	0-3 K				0	0	0	0	0	0	0																										
Inning Stats	R: 0 E: 0 K: 1 S: 5	H: 0 LOB: 0 BB: 0 P: 5	R: 0 E: 0 K: 1 S: 6	H: 0 LOB: 0 BB: 8 P: 8	R: 0 E: 0 K: 1 S: 8	H: 0 LOB: 0 BB: 1 P: 15	R: 0 E: 0 K: 1 S: 13	H: 0 LOB: 0 BB: 0 P: 21	R: 0 E: 0 K: 0 S: 8	H: 1 LOB: 1 BB: 0 P: 16	R: 1 E: 1 K: 2 S: 15	H: 2 LOB: 2 BB: 1 P: 26	R: 0 E: 0 K: 3 S: 16	H: 1 LOB: 2 BB: 1 P: 25	R: 0 E: 0 K: 1 S: 9	H: 0 LOB: 0 BB: 1 P: 20		R: 0 E: 0 K: 1 S: 10	H: 0 LOB: 1 BB: 1 P: 20	1B: 1 2B: 3 3B: 0 HR: 0	SF: 0 SAC: 0 DP: 1 HBP: 0	WP: 0 PB: 0 SB: 0 CS: 0	PA: 34																			
PITCHER	IP	WLS	BF	H	R	ER	SO	BB	IBB	HBP	BLK	WP	HR	S	P	ERA	WHIP	PITCHER								IP	WLS	BF	H	R	ER	SO	BB	IBB	HBP	BLK	WP	HR	S	P	ERA	WHIP
Dave Burba, R ERA: 4.35	6.1	W	25	4	1	1	7	3	0	0	0	0	0	63	108	1.42	1.105																									
Hector Carrasco, R ERA: 3.51	1.2		5	0	0	0	3	0	0	0	0	0	0	17	20	0.00	0.000																									
Johnny Ruffin, R ERA: 6.32	1.0		4	0	0	0	1	1	0	0	0	0	0	10	20	0.00	1.000																									

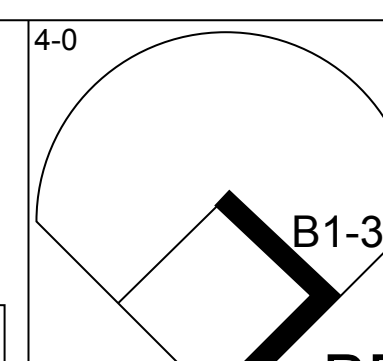
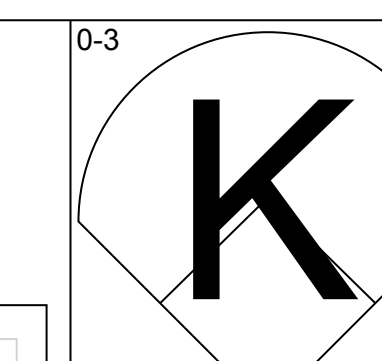
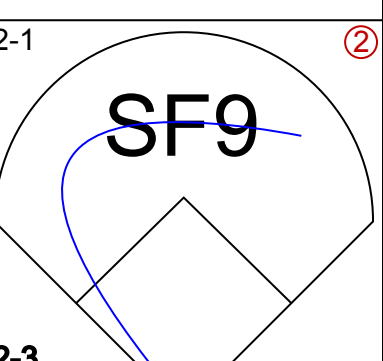
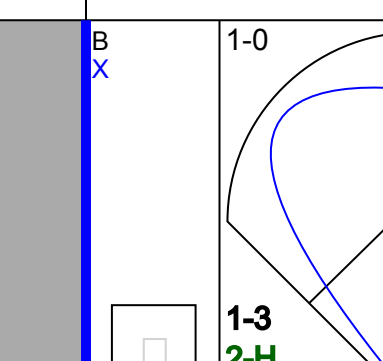
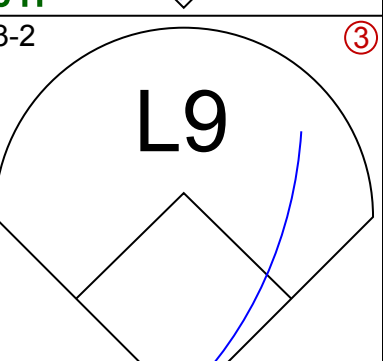
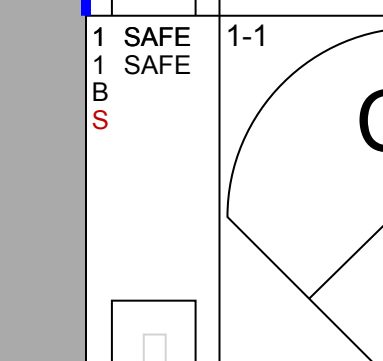
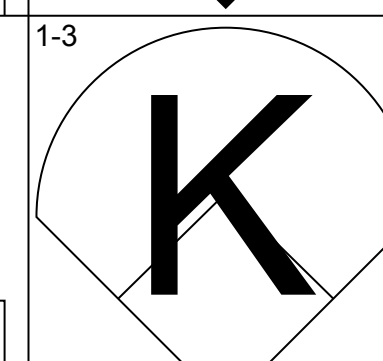
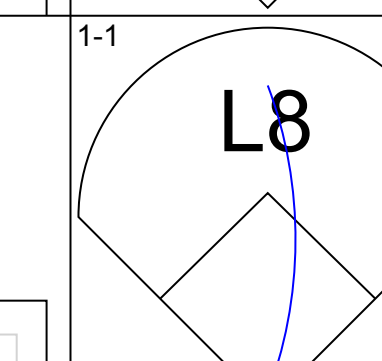
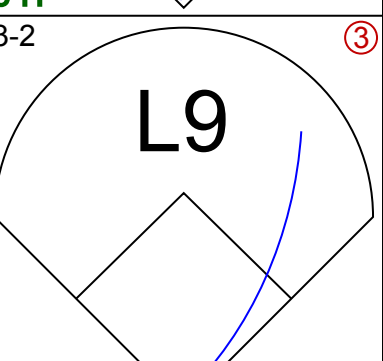
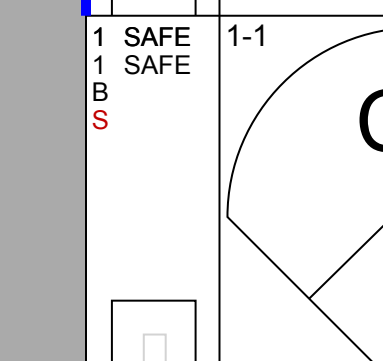
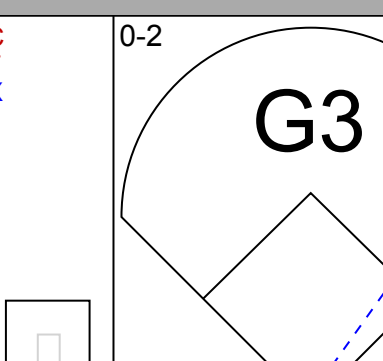
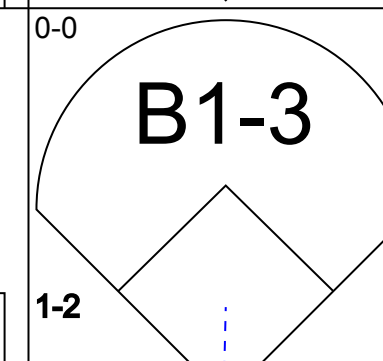
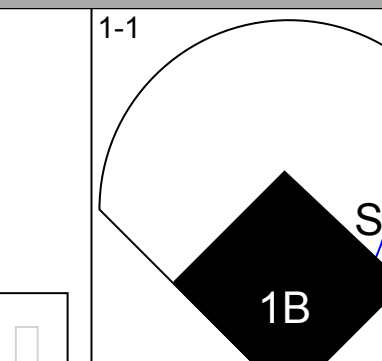
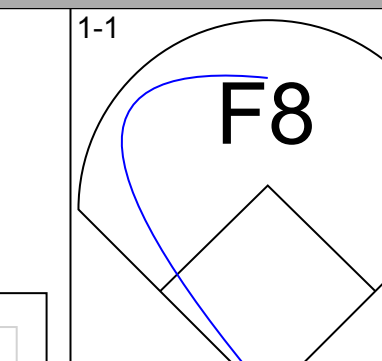
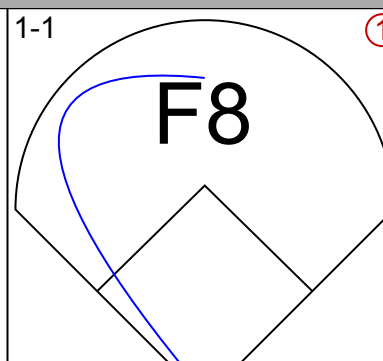
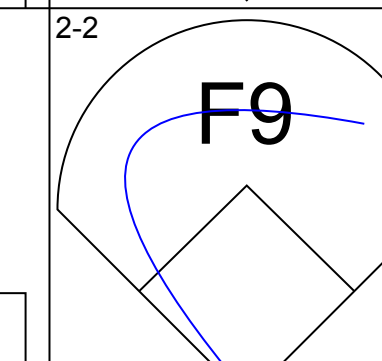
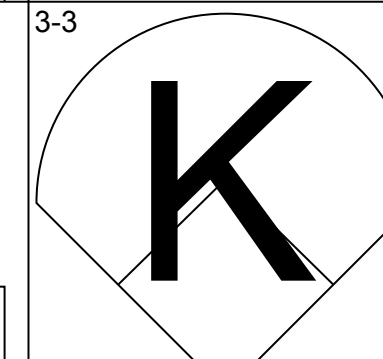
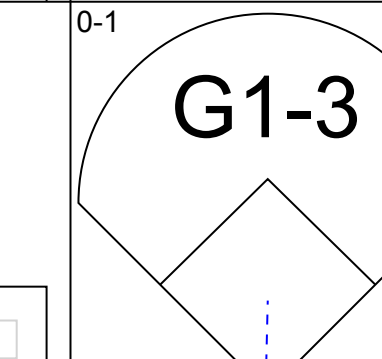
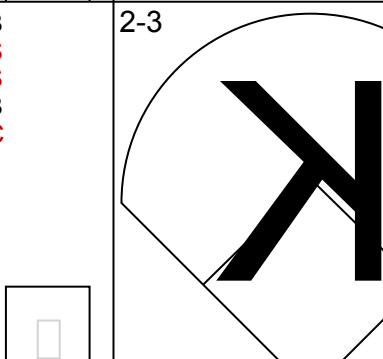
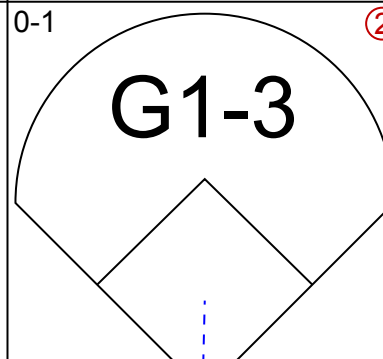
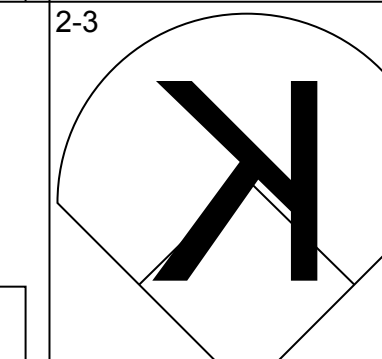
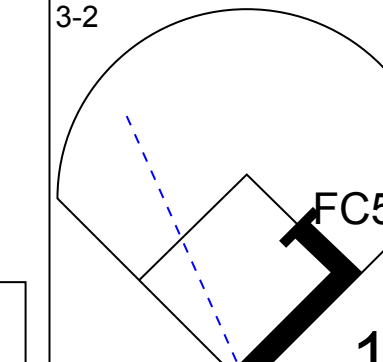
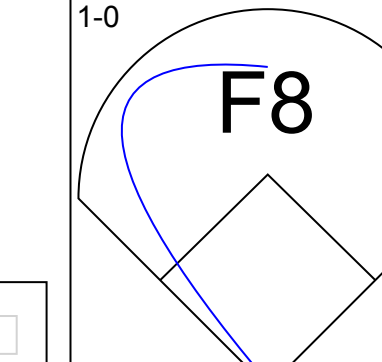
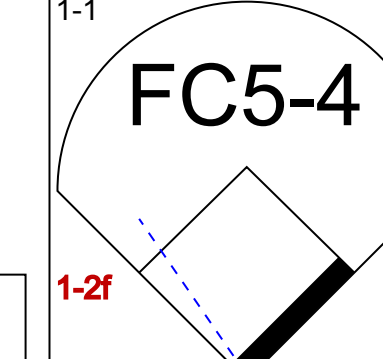
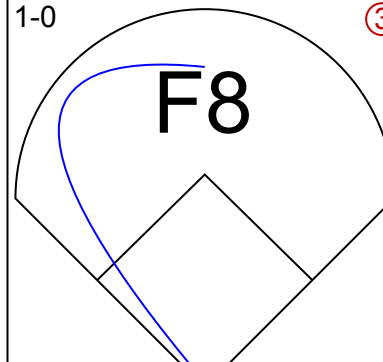
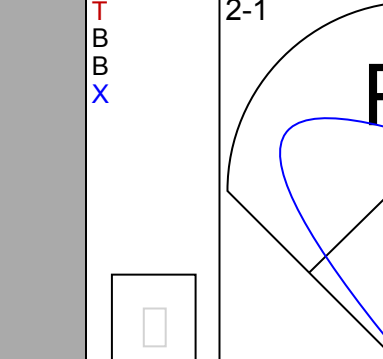
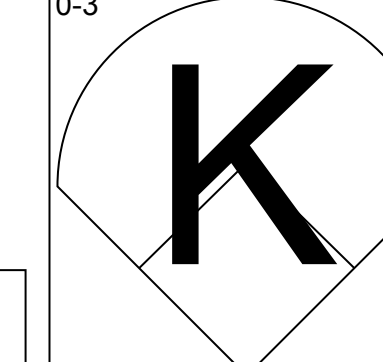
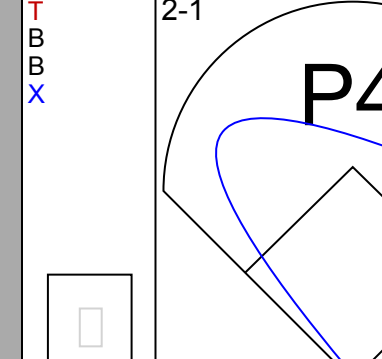
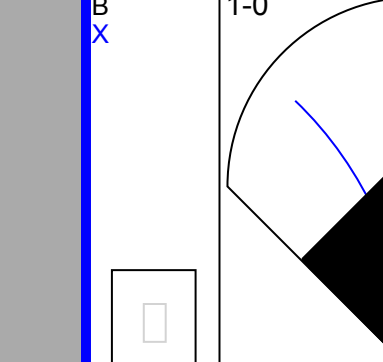
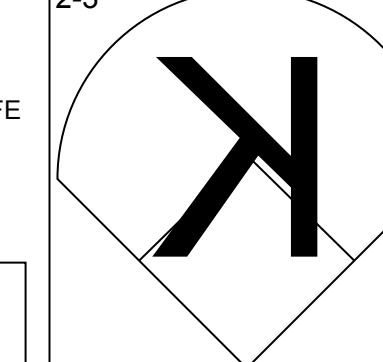
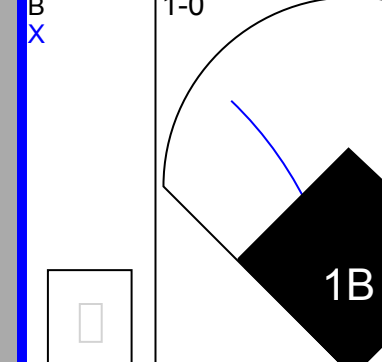
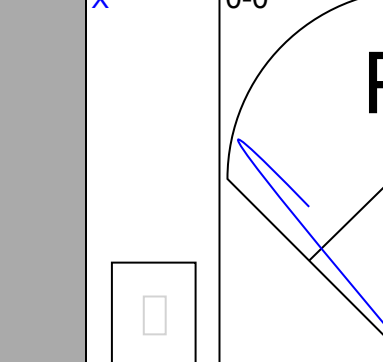
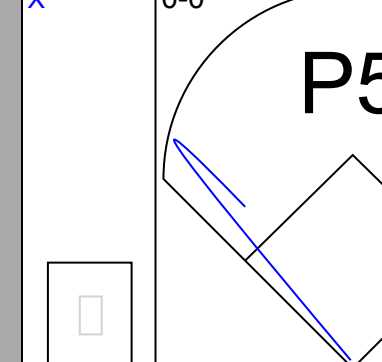
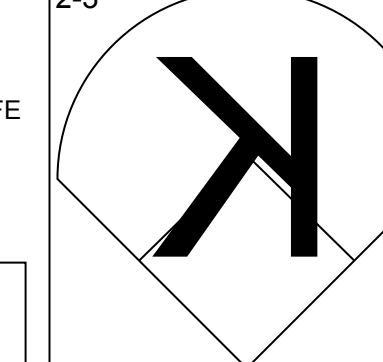
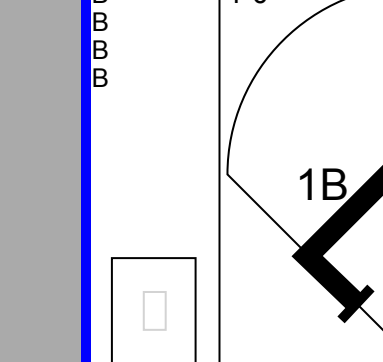
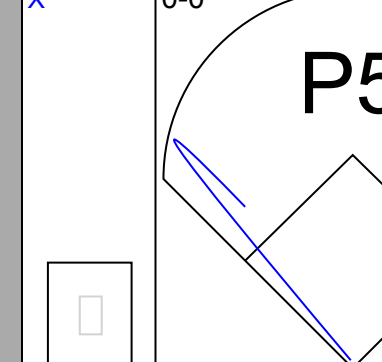
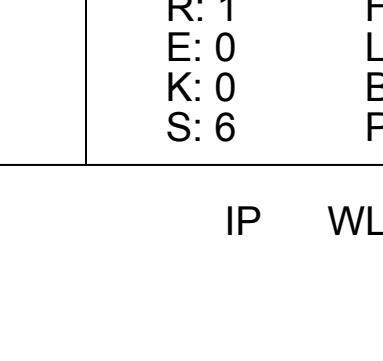

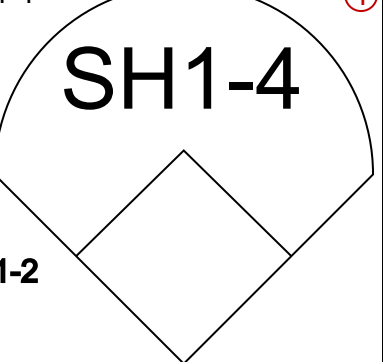

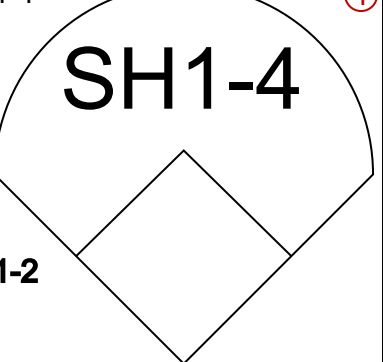
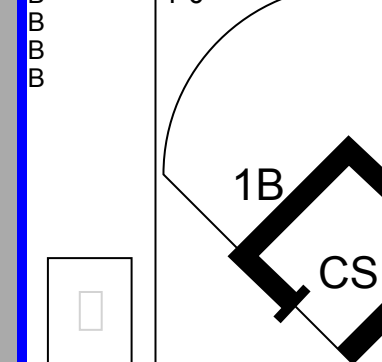
AB	30
R	1
H	4
RBI	1
BB	4
SO	11
LOB	15



Batter	1	2	3	4	5	6	7	8	9	AB	R	H	RBI	BB	SO	LOB	BOTTOM																										
Eric Owens, R OBP: 0.313, SLG: 0.279	4-0 HR BB	0-1 B1		3-3 K		0-0 F8		2-2 G6-3		4	1	0	0	1	1	0	Philadelphia Phillies @ Cincinnati Reds Riverfront Stadium, Cincinnati, OH Tue Jun 25 1996, 7:05 PM EDT Unknown - 79 F																										
Bret Boone, R OBP: 0.280, SLG: 0.411	0-0 HR	4-1 PB S 2B BB		2-1 1B		1-3 K		1-0 F8		4	2	2	2	1	1	0																											
Barry Larkin, R OBP: 0.399, SLG: 0.484 Jeff Branson, L OBP: 0.311, SLG: 0.381	0-0 S 2B 1B	4-2 PB BB		0-3 K		0-1 P6				1	2	1	0	1	0	0																											
Reggie Sanders, R OBP: 0.414, SLG: 0.535 Lenny Harris, L OBP: 0.310, SLG: 0.462	4-0 S 2B BB	4-2 2B BB		1-3 K		4-1 G4-3 BB				1	2	0	0	2	1	1																											
Eric Davis, R OBP: 0.407, SLG: 0.593 Thomas Howard, S OBP: 0.287, SLG: 0.297	1-3 K	3-1 2B		3-3 K		0-0 G4-3		1-2 K		3	0	1	3	0	2	2																											
Chris Sabo, R OBP: 0.417, SLG: 0.489 Willie Greene, L OBP: 0.323, SLG: 0.508	1-2 2-3 2B	1-1 2-H 2-H 3-H 2B		3-3 K		1-3 K				3	0	1	2	0	2	1																											
Tim Lincecum, R OBP: 0.500, SLG: 0.333	1-2 FC6-5		0-0 F7		4-2 BB		0-1 HR 1B		3	1	1	0	1	0	1																												
Joe Oliver, R OBP: 0.282, SLG: 0.374	0-0 F9		1-1 F9		1-0 F8		0-0 HR		4	1	1	2	0	0	2																												
Dave Burba, R OBP: 0.129, SLG: 0.069 Hector Carrasco, R		0-1 G6-3		0-3 K		1-3 K		0-1 G4-3		3	0	0	0	0	2	0																											
Hal Morris, L OBP: 0.340, SLG: 0.402 Johnny Ruffin, R OBP: 1.000, SLG: 1.000										0	0	0	0	0	0	0																											
Inning Stats	R: 4 E: 0 K: 1 S: 14	H: 3 LOB: 1 BB: 2 P: 24	R: 3 E: 0 K: 1 S: 15	H: 1 LOB: 1 BB: 3 P: 33	R: 0 E: 0 K: 1 S: 7	H: 0 LOB: 0 BB: 0 P: 8	R: 0 E: 0 K: 3 S: 11	H: 1 LOB: 1 BB: 0 P: 17	R: 0 E: 0 K: 2 S: 13	H: 0 LOB: 0 BB: 1 P: 24	R: 0 E: 0 K: 2 S: 9	H: 0 LOB: 0 BB: 0 P: 11	R: 0 E: 0 K: 1 S: 7	H: 0 LOB: 1 BB: 1 P: 12	R: 2 E: 0 K: 0 S: 9	H: 2 LOB: 0 BB: 0 P: 12	1B: 3 2B: 2 3B: 0 HR: 2	SF: 0 SAC: 0 DP: 0 HBP: 0	WP: 0 PB: 1 SB: 3 CS: 0	PA: 38																							
PITCHER	IP	WLS	BF	H	R	ER	SO	BB	IBB	HBP	BLK	WP	HR	S	P	ERA	WHIP	PITCHER								IP	WLS	BF	H	R	ER	SO	BB	IBB	HBP	BLK	WP	HR	S	P	ERA	WHIP	
Rafael Quirico, L ERA: 37.8	1.2	L	14	4	7	7	1	5	0	0	0	0	0	26	51	37.80	5.400																										
Russ Springer, R ERA: 5.25	3.1		12	1	0	0	7	1	0	0	0	0	0	34	55	0.00	0.600																										
Toby Borland, R ERA: 4.32	2.0		7	0	0	0	3	1	0	0	0	0	0	16	23	0.00	0.500																										
Ron Blazier, R ERA: 2.81	1.0		5	2	2	2	0	0	0	0	0	0	1	9	12	18.00	2.000																										



Batter	1	2	3	4	5	6	7	8	9	AB	R	H	RBI	BB	SO	LOB	TOP					
26 David Doster, R OBP: 0.231, SLG: 0.342 (1, 4)										5	0	1	0	0	1	1	Philadelphia Phillies @ Cincinnati Reds Riverfront Stadium, Cincinnati, OH Tue Jun 25 1996, 7:05 PM EDT Att: 23,369 - Unknown - 79 F livebaseballscorecards.com					
Mike Lieberthal, R OBP: 0.322, SLG: 0.491 (1, 2)										4	0	2	0	0	0	2						
Gregg Jefferies, S OBP: 0.244, SLG: 0.305 (1, 3)										4	0	1	0	0	0	3						
Pete Incaviglia, R OBP: 0.344, SLG: 0.521 (1, 7)										3	0	0	0	1	1	2						
Todd Zeile, R OBP: 0.334, SLG: 0.433 (1, 5)										4	0	0	0	0	0	2						
J.R. Phillips, L OBP: 0.247, SLG: 0.391 (1, 9)										4	0	1	0	0	1	0						
Glenn Murray, R OBP: 0.259, SLG: 0.308 (1, 8)										4	0	0	0	0	2	1						
Kevin Sevcik, R OBP: 0.300, SLG: 0.389 (1, 6)										3	1	2	0	0	0	0						
Benito Santiago, R OBP: 0.339, SLG: 0.459 (9, PH)										2	0	0	0	0	0	2						
Mike Mims, L OBP: 0.182, SLG: 0.182 (1, 1)										0	0	0	0	1	0	0						
Ricky Otero, S OBP: 0.339, SLG: 0.324 (7, PH)										0	0	0	0	1	0	0						
Ken Ryan, R OBP: 0.382, SLG: 0.419 (7, 1)										0	0	0	0	0	0	0						
Jim Eisenreich, L OBP: 0.382, SLG: 0.419 (9, PH)										1	0	0	0	0	1	0						
Inning Stats	R: 0 E: 0 K: 1 S: 12	H: 1 LOB: 2 BB: 1 P: 24	R: 0 E: 0 K: 1 S: 14	H: 1 LOB: 1 BB: 0 P: 18	R: 0 E: 0 K: 0 S: 4	H: 0 LOB: 0 BB: 0 P: 5	R: 0 E: 0 K: 1 S: 10	H: 1 LOB: 1 BB: 0 P: 14	R: 1 E: 1 K: 0 S: 11	H: 3 LOB: 2 BB: 0 P: 16	R: 0 E: 0 K: 1 S: 7	H: 0 LOB: 0 BB: 0 P: 7	R: 0 E: 0 K: 0 S: 14	H: 1 LOB: 2 BB: 1 P: 25	R: 0 E: 0 K: 0 S: 5	H: 0 LOB: 0 BB: 0 P: 9	R: 0 E: 0 K: 1 S: 11	H: 1 LOB: 1 BB: 0 P: 18	1B: 7 2B: 0 3B: 1 HR: 0	SF: 0 SAC: 0 DP: 0 HBP: 0	WP: 0 PB: 0 SB: 0 CS: 0	PA: 37
PITCHER	IP WLS BF H R ER SO BB IBB HBP BLK WP HR S P ERA WHIP																					
Kevin Jarvis, R ERA: 4.35 (1, 1)	6.1 W 27 6 1 0 4 2 0 0 0 0 0 63 95 0.00 1.263																					
Jeff Shaw, R ERA: 2.95 (7, 1)	0.2 3 1 0 0 0 0 0 0 0 0 0 9 14 0.00 1.500																					
Lee Smith, R ERA: 2.28 (8, 1)	2.0 S 7 1 0 0 1 0 0 0 0 0 0 16 27 0.00 0.500																					

Batter	1	2	3	4	5	6	7	8	9	AB	R	H	RBI	BB	SO	LOB	BOTTOM			
Eric Owens, R OBP: 0.313, SLG: 0.277 (1, 7)										1	0	0	1	1	1	0	Philadelphia Phillies @ Cincinnati Reds Riverfront Stadium, Cincinnati, OH Tue Jun 25 1996, 7:05 PM EDT Att: 23,369 - Unknown - 79 F livebaseballscorecards.com			
Thomas Howard, S OBP: 0.293, SLG: 0.304 (7, 7)										1	0	1	1	0	0	0				
Bret Boone, R OBP: 0.274, SLG: 0.403 (1, 4)										4	0	0	0	0	1	2				
Barry Larkin, R OBP: 0.397, SLG: 0.480 (1, 6)										4	1	1	0	0	0	1				
Reggie Sanders, R OBP: 0.400, SLG: 0.515 (1, 9)										4	0	0	0	0	3	2				
Eric Davis, R OBP: 0.500, SLG: 0.594 (1, 8)										3	0	2	1	0	0	0				
Chris Sabo, R OBP: 0.405, SLG: 0.473 (1, 5)										3	0	0	0	0	0	1				
Tim Belk, R OBP: 0.500, SLG: 0.400 (1, 3)										2	1	1	0	0	1	1				
Hal Morris, L OBP: 0.342, SLG: 0.408 (7, PH) (8, 3)										1	1	1	0	0	0	0				
Eddie Taubensee, L OBP: 0.340, SLG: 0.414 (1, 2)										3	0	1	0	0	1	2				
Joe Oliver, R OBP: 0.282, SLG: 0.374 (8, 2)										0	0	0	0	0	0	0				
Kevin Jarvis, L OBP: 0.125, SLG: 0.125 (1, 1)										1	0	0	0	0	0	0				
Jeff Shaw, R OBP: 0.318, SLG: 0.462 (7, PH)										0	0	0	0	0	0	0				
Lenny Harris, L OBP: 0.318, SLG: 0.462 (7, PH)										0	0	0	0	1	0	0				
Lee Smith, R OBP: 0.318, SLG: 0.462 (8, 1)										0	0	0	0	0	0	0				
Inning Stats	R: 0 E: 0 K: 2 S: 9	H: 0 LOB: 1 BB: 1 P: 17	R: 0 E: 0 K: 2 S: 13	H: 1 LOB: 0 BB: 0 P: 19	R: 0 E: 0 K: 1 S: 8	H: 0 LOB: 0 BB: 0 P: 12	R: 1 E: 0 K: 1 S: 9	H: 2 LOB: 0 BB: 0 P: 15	R: 1 E: 0 K: 0 S: 9	H: 2 LOB: 1 BB: 0 P: 15	R: 0 E: 0 K: 0 S: 5	H: 0 LOB: 0 BB: 0 P: 7	R: 1 E: 0 K: 0 S: 6	H: 2 LOB: 1 BB: 1 P: 15	R: 0 E: 0 K: 1 S: 9	H: 0 LOB: 0 BB: 0 P: 13	1B: 6 2B: 1 3B: 0 HR: 0	SF: 1 SAC: 1 DP: 0 HBP: 0	WP: 0 PB: 0 SB: 1 CS: 1	PA: 32
PITCHER	IP WLS BF H R ER SO BB IBB HBP BLK WP HR S P ERA WHIP																			
Mike Mims, L ERA: 7.55 (1, 1)	6.0 L 23 5 2 2 2 1 0 0 0 0 0 53 85 3.00 1.000																			
Ken Ryan, R ERA: 2.45 (7, 1)	2.0 8 2 1 1 1 1 0 0 0 0 0 15 28 4.50 1.500																			

Batter	1	2	3	4	5	6	7	8	9	AB	R	H	RBI	BB	SO	LOB	TOP				
Ricky Otero, S OBP: 0.328, SLG: 0.312	1-1 L9		1-1 G3					3-2 G1-4-3		4	0	0	0	0	0	1	Philadelphia Phillies @ Cincinnati Reds Riverfront Stadium, Cincinnati, OH Wed Jun 26 1996, 7:05 PM EDT Att: 32,286 - Unknown - 80 F				
26 David Doster, R OBP: 0.209, SLG: 0.310	0-0 F9			1-2 L8	0-0 L8			2-2 G5-3		4	0	0	0	0	0	1					
Gregg Jefferies, S OBP: 0.266, SLG: 0.326	2-2 1B			3-1 WP 1B		0-1 L8		1-1 E 1B		4	2	3	0	0	0	0					
Pete Incaviglia, R OBP: 0.343, SLG: 0.516 Ricky Bottalico, L OBP: 0.500, SLG: 1.000	1-3 K			3-3 K	1-2 K	1-2 G1-3		2-2 E5 1B		4	0	1	0	0	2	2					
Todd Zeile, R OBP: 0.333, SLG: 0.431		1-3 K		1-1 BB 2H 1B		0-2 L1-4-3		3-2 L7		4	0	1	1	0	1	1					
Mike Lieberthal, R OBP: 0.319, SLG: 0.477		3-3 K		4-1 BB			3-2 F9		0-1 G1	3	0	0	0	1	1	0					
Glenn Murray, R OBP: 0.258, SLG: 0.305		1-2 P4		0-3 K			0-0 1B		0-3 K	4	0	1	0	0	2	2					
Kevin Sefcik, R OBP: 0.261, SLG: 0.333 Benito Santiago, R OBP: 0.323, SLG: 0.461 Mike Benjamin, R OBP: 0.349, SLG: 0.457			2-1 G6-3		2-2 L8		2-2 P6		0-1 1B	3	0	0	0	0	0	1					
Mike Williams, R OBP: 0.167, SLG: 0.091 J.R. Phillips, L OBP: 0.244, SLG: 0.386 Ricardo Jordan, L OBP: 0.380, SLG: 0.417			0-0 F9		4-2 BB		1-3 K		1-0 G3	1	0	0	0	1	0	0					
Inning Stats	R: 0 E: 0 K: 1 S: 10	H: 1 LOB: 1 BB: 0 P: 14	R: 0 E: 0 K: 2 S: 11	H: 0 LOB: 0 BB: 0 P: 16	R: 0 E: 0 K: 0 S: 5	H: 0 LOB: 0 BB: 0 P: 8	R: 1 E: 0 K: 2 S: 15	H: 2 LOB: 2 BB: 1 P: 27	R: 0 E: 0 K: 0 S: 12	H: 0 LOB: 0 BB: 0 P: 9	R: 0 E: 0 K: 1 S: 12	H: 1 LOB: 1 BB: 0 P: 18	R: 1 E: 1 K: 0 S: 16	H: 2 LOB: 1 BB: 0 P: 20	R: 0 E: 0 K: 1 S: 9	H: 1 LOB: 1 BB: 0 P: 10		1B: 7 2B: 0 3B: 0 HR: 0	SF: 0 SAC: 0 DP: 0 HBP: 0	WP: 1 PB: 0 SB: 2 CS: 0	PA: 36
PITCHER	IP WLS BF H R ER SO BB IBB HBP BLK WP HR S P ERA WHIP	IP WLS BF H R ER SO BB IBB HBP BLK WP HR S P ERA WHIP	IP WLS BF H R ER SO BB IBB HBP BLK WP HR S P ERA WHIP	IP WLS BF H R ER SO BB IBB HBP BLK WP HR S P ERA WHIP	IP WLS BF H R ER SO BB IBB HBP BLK WP HR S P ERA WHIP	IP WLS BF H R ER SO BB IBB HBP BLK WP HR S P ERA WHIP	IP WLS BF H R ER SO BB IBB HBP BLK WP HR S P ERA WHIP	IP WLS BF H R ER SO BB IBB HBP BLK WP HR S P ERA WHIP	IP WLS BF H R ER SO BB IBB HBP BLK WP HR S P ERA WHIP	IP WLS BF H R ER SO BB IBB HBP BLK WP HR S P ERA WHIP	IP WLS BF H R ER SO BB IBB HBP BLK WP HR S P ERA WHIP	IP WLS BF H R ER SO BB IBB HBP BLK WP HR S P ERA WHIP	IP WLS BF H R ER SO BB IBB HBP BLK WP HR S P ERA WHIP	IP WLS BF H R ER SO BB IBB HBP BLK WP HR S P ERA WHIP	IP WLS BF H R ER SO BB IBB HBP BLK WP HR S P ERA WHIP	IP WLS BF H R ER SO BB IBB HBP BLK WP HR S P ERA WHIP	IP WLS BF H R ER SO BB IBB HBP BLK WP HR S P ERA WHIP	IP WLS BF H R ER SO BB IBB HBP BLK WP HR S P ERA WHIP	IP WLS BF H R ER SO BB IBB HBP BLK WP HR S P ERA WHIP	IP WLS BF H R ER SO BB IBB HBP BLK WP HR S P ERA WHIP	IP WLS BF H R ER SO BB IBB HBP BLK WP HR S P ERA WHIP

AB	34
R	2
H	7
RBI	1
BB	2
SO	7
LOB	10



Batter	1	2	3	4	5	6	7	8	9	AB	R	H	RBI	BB	SO	LOB	BOTTOM			
Thomas Howard, S OBP: 0.291, SLG: 0.310	1-0 P5	2-1 2B			1-2 F9		0-0 F8			4	0	1	0	0	0	0	Philadelphia Phillies @ Cincinnati Reds Riverfront Stadium, Cincinnati, OH Wed Jun 26 1996, 7:05 PM EDT Att: 32,286 - Unknown - 80 F			
Lenny Harris, L OBP: 0.315, SLG: 0.463	1-0 BB HR	0-2 G3-1			0-1 F9		0-0 G5-3			4	1	1	0	0	0	1				
Barry Larkin, R OBP: 0.402, SLG: 0.480	4-0 BB HR		1-2 G6-3 S 1B		3-2 HBP		0-3 K		2	1	1	0	1	1	0					
Eric Davis, R OBP: 0.408, SLG: 0.584	4-1 HR		2-3 K		0-0 G6-3		1-3 K		3	1	0	0	1	2	2					
Willie Greene, L OBP: 0.326, SLG: 0.533 Jeff Branson, L OBP: 0.313, SLG: 0.383	2-1 HR		1-2 G6-3		2-2 1B		3-3 K		2	1	1	4	0	0	1					
Bret Boone, R OBP: 0.271, SLG: 0.397	1-0 G5-3		1-3 K		0-2 P6				3	0	0	0	0	1	2					
Hal Morris, L OBP: 0.346, SLG: 0.414	2-1 2-5 2B			1-0 G6-4-3 1B		0-0 L7			3	0	2	0	0	0	1					
Joe Oliver, R OBP: 0.276, SLG: 0.364	2-0 2-5	1-3 K		0-1 G6-4-3	1-2 G4-3				3	0	0	0	0	1	2					
Roger Salkeld, R Hector Carrasco, R Jeff Brantley, R		3-2 G6-3		0-3 K		1-3 K			2	0	0	0	0	1	0					
Inning Stats	R: 4 E: 0 K: 0 S: 8	H: 3 LOB: 1 BB: 2 P: 25	R: 0 E: 0 K: 1 S: 13	H: 1 LOB: 0 BB: 0 P: 19	R: 0 E: 0 K: 2 S: 12	H: 1 LOB: 0 BB: 0 P: 17	R: 0 E: 0 K: 1 S: 6	H: 1 LOB: 0 BB: 0 P: 7	R: 0 E: 0 K: 0 S: 8	H: 0 LOB: 1 BB: 0 P: 12	R: 0 E: 0 K: 0 S: 11	H: 1 LOB: 0 BB: 0 P: 14	R: 0 E: 0 K: 1 S: 5	H: 0 LOB: 0 BB: 0 P: 6	R: 0 E: 0 K: 3 S: 10	H: 0 LOB: 0 BB: 0 P: 14		1B: 3 2B: 3 3B: 0 HR: 1	SF: 0 SAC: 0 DP: 1 HBP: 1	WP: 0 PB: 0 SB: 1 CS: 0
PITCHER	IP WLS BF H R ER SO BB IBB HBP BLK WP HR S P ERA WHIP	IP WLS BF H R ER SO BB IBB HBP BLK WP HR S P ERA WHIP	IP WLS BF H R ER SO BB IBB HBP BLK WP HR S P ERA WHIP	IP WLS BF H R ER SO BB IBB HBP BLK WP HR S P ERA WHIP	IP WLS BF H R ER SO BB IBB HBP BLK WP HR S P ERA WHIP	IP WLS BF H R ER SO BB IBB HBP BLK WP HR S P ERA WHIP	IP WLS BF H R ER SO BB IBB HBP BLK WP HR S P ERA WHIP	IP WLS BF H R ER SO BB IBB HBP BLK WP HR S P ERA WHIP	IP WLS BF H R ER SO BB IBB HBP BLK WP HR S P ERA WHIP	IP WLS BF H R ER SO BB IBB HBP BLK WP HR S P ERA WHIP	IP WLS BF H R ER SO BB IBB HBP BLK WP HR S P ERA WHIP	IP WLS BF H R ER SO BB IBB HBP BLK WP HR S P ERA WHIP	IP WLS BF H R ER SO BB IBB HBP BLK WP HR S P ERA WHIP	IP WLS BF H R ER SO BB IBB HBP BLK WP HR S P ERA WHIP	IP WLS BF H R ER SO BB IBB HBP BLK WP HR S P ERA WHIP	IP WLS BF H R ER SO BB IBB HBP BLK WP HR S P ERA WHIP	IP WLS BF H R ER SO BB IBB HBP BLK WP HR S P ERA WHIP	IP WLS BF H R ER SO BB IBB HBP BLK WP HR S P ERA WHIP	IP WLS BF H R ER SO BB IBB HBP BLK WP HR S P ERA WHIP	IP WLS BF H R ER SO BB IBB HBP BLK WP HR S P ERA WHIP



Batter	1	2	3	4	5	6	7	8	9	AB	R	H	RBI	BB	SO	LOB	TOP				
Mark Grudzielanek, R OBP: 0.363, SLG: 0.448 (1, 6)										4	0	0	0	0	1	1	Montreal Expos @ Philadelphia Phillies Veterans Stadium, Philadelphia, PA Sat Jun 29 1996, 7:05 PM EDT Att: 22,898 - Unknown - 74 F				
Mike Lansing, R OBP: 0.360, SLG: 0.460 (1, 4)										4	0	3	1	0	0	0					
Henry Rodriguez, L OBP: 0.338, SLG: 0.638 Cliff Floyd, L OBP: 0.338, SLG: 0.368 (1, 7) (8, 7)										4	0	0	0	0	1	2					
Moises Alou, R OBP: 0.319, SLG: 0.427 (1, 9)										4	0	1	0	0	2	0					
David Segui, S OBP: 0.346, SLG: 0.418 (1, 3)										4	0	0	0	0	0	1					
F.P. Santangelo, S OBP: 0.370, SLG: 0.418 (1, 8)										4	0	1	0	0	2	1					
Lenny Webster, R OBP: 0.388, SLG: 0.313 (1, 2)										2	0	0	0	1	0	1					
Shane Andrews, R OBP: 0.333, SLG: 0.495 (1, 5)										2	1	0	0	1	2	2					
Jeff Fassero, L OBP: 0.222, SLG: 0.129 (1, 1)										2	0	0	0	0	2	0					
Inning Stats	R: 0 H: 0 E: 0 K: 2 S: 12	H: 0 LOB: 0 BB: 0 P: 15	R: 0 H: 1 E: 0 K: 2 S: 15	LOB: 2 BB: 1 P: 26	R: 0 H: 1 E: 0 K: 1 S: 10	LOB: 1 BB: 0 P: 13	R: 0 H: 1 E: 0 K: 1 S: 8	LOB: 0 BB: 0 P: 11	R: 0 H: 0 E: 0 K: 2 S: 8	H: 0 LOB: 0 BB: 0 P: 12	R: 0 H: 1 E: 0 K: 0 S: 9	H: 0 LOB: 0 BB: 0 P: 13	R: 1 H: 1 E: 0 K: 0 S: 8	H: 1 LOB: 1 BB: 1 P: 16	R: 0 H: 0 E: 0 K: 2 S: 9	H: 0 LOB: 0 BB: 0 P: 16		1B: 2 2B: 3 3B: 0 HR: 0	SF: 0 SAC: 1 DP: 0 HBP: 0	WP: 0 PB: 0 SB: 0 CS: 0	PA: 33
PITCHER	IP	WLS	BF	H	R	ER	SO	BB	IBB	HBP	BLK	WP	HR	S	P	ERA	WHIP				
Curt Schilling, R ERA: 3.11 (1, 1)	8.0	L	30	5	1	1	8	2	0	0	0	0	0	75	115	1.12	0.875				
Ricky Bottalico, R ERA: 3.19 (9, 1)	1.0		3	0	0	0	2	0	0	0	0	0	0	9	16	0.00	0.000				

AB	30
R	1
H	5
RBI	1
BB	2
SO	10
LOB	8



Batter	1	2	3	4	5	6	7	8	9	AB	R	H	RBI	BB	SO	LOB	BOTTOM				
Ricky Otero, S OBP: 0.321, SLG: 0.305 (1, 8)										4	0	0	0	0	2	1	Montreal Expos @ Philadelphia Phillies Veterans Stadium, Philadelphia, PA Sat Jun 29 1996, 7:05 PM EDT Att: 22,898 - Unknown - 74 F				
26 David Doster, R OBP: 0.235, SLG: 0.327 Mike Lieberthal, R OBP: 0.317, SLG: 0.473 (1, 4) (9, PH)										3	0	0	0	0	0	0					
Gregg Jefferies, S OBP: 0.275, SLG: 0.333 (1, 3)										3	0	1	0	0	0	0					
Pete Incaviglia, R OBP: 0.338, SLG: 0.508 (1, 7)										3	0	0	0	0	2	1					
Todd Zeile, R OBP: 0.331, SLG: 0.426 (1, 5)										3	0	0	0	0	1	1					
Benito Santiago, R OBP: 0.325, SLG: 0.471 (1, 2)										3	0	0	0	0	0	0					
J.R. Phillips, L OBP: 0.271, SLG: 0.487 Ricky Bottalico, L OBP: 0.500, SLG: 1.000 (1, 9) (9, 1)										3	0	0	0	0	3	0					
Kevin Seick, R OBP: 0.231, SLG: 0.292 (1, 6)										3	0	0	0	0	1	0					
Curt Schilling, R OBP: 0.300, SLG: 0.263 Jim Eisenreich, L OBP: 0.378, SLG: 0.414 (1, 1) (9, 9)										2	0	1	0	0	1	0					
Inning Stats	R: 0 H: 0 E: 0 K: 0 S: 5	H: 0 LOB: 0 BB: 0 P: 9	R: 0 H: 0 E: 0 K: 2 S: 9	LOB: 0 BB: 0 P: 15	R: 0 H: 0 E: 0 K: 2 S: 7	LOB: 0 BB: 0 P: 10	R: 0 H: 0 E: 0 K: 0 S: 5	LOB: 0 BB: 0 P: 7	R: 0 H: 1 E: 0 K: 1 S: 8	LOB: 1 BB: 0 P: 12	R: 0 H: 1 E: 0 K: 3 S: 12	H: 1 LOB: 1 BB: 0 P: 16	R: 0 H: 0 E: 0 K: 1 S: 8	H: 0 LOB: 0 BB: 0 P: 11	R: 0 H: 0 E: 0 K: 2 S: 10	H: 0 LOB: 0 BB: 0 P: 15		1B: 1 2B: 1 3B: 0 HR: 0	SF: 0 SAC: 0 DP: 0 HBP: 0	WP: 0 PB: 0 SB: 0 CS: 0	PA: 29
PITCHER	IP	WLS	BF	H	R	ER	SO	BB	IBB	HBP	BLK	WP	HR	S	P	ERA	WHIP				
Jeff Fassero, L ERA: 3.18 (1, 1)	9.0	W	29	2	0	0	11	0	0	0	0	0	0	71	109	0.00	0.222				



Batter	1	2	3	4	5	6	7	8	9	AB	R	H	RBI	BB	SO	LOB	TOP			
Lance Johnson, L (1, 8) OBP: 0.344, SLG: 0.476										4	1	3	1	0	0	0	New York Mets @ Philadelphia Phillies Veterans Stadium, Philadelphia, PA Tue Jul 02 1996, 7:05 PM EDT Att: 20,890 - Cloudy - 81 F			
Jose Vizcaino, S (1, 4) OBP: 0.365, SLG: 0.396										4	0	1	0	0	0	2				
Bernard Gilkey, R (1, 7) OBP: 0.367, SLG: 0.518										3	1	0	0	1	1	2				
Todd Hundley, S (1, 2) OBP: 0.341, SLG: 0.539										4	0	2	0	0	1	1				
Edgardo Alfonzo, R (1, 5) OBP: 0.290, SLG: 0.304										4	0	1	0	0	1	2				
Alex Ochoa, R (1, 9) OBP: 0.333, SLG: 0.500										4	0	0	1	0	1	2				
Butch Huskey, R (1, 3) OBP: 0.290, SLG: 0.354										4	0	0	0	0	2	1				
Rey Ordenez, R (1, 6) OBP: 0.299, SLG: 0.314										3	0	0	0	0	0	0				
Pete Harnisch, S (1, 1) OBP: 0.154, SLG: 0.167										3	0	0	0	0	2	0				
Inning Stats	R: 0 E: 0 K: 1 S: 6	H: 1 LOB: 1 BB: 0 P: 6	R: 0 E: 0 K: 2 S: 7	H: 0 LOB: 0 BB: 0 P: 7	R: 1 E: 0 K: 0 S: 4	H: 1 LOB: 0 BB: 0 P: 4	R: 1 E: 0 K: 1 S: 6	H: 1 LOB: 1 BB: 0 P: 10	R: 0 E: 0 K: 1 S: 6	H: 1 LOB: 1 BB: 0 P: 6	R: 0 E: 0 K: 1 S: 5	H: 0 LOB: 0 BB: 0 P: 5	R: 0 E: 0 K: 0 S: 4	H: 2 LOB: 2 BB: 0 P: 4	R: 0 E: 0 K: 1 S: 5	H: 0 LOB: 0 BB: 0 P: 5		1B: 4 2B: 2 3B: 0 HR: 1	SF: 0 SAC: 0 DP: 0 HBP: 0	WP: 0 PB: 0 SB: 0 CS: 0
PITCHER	IP WLS BF H R ER SO BB IBB HBP BLK WP HR S P ERA WHIP																			
Russ Springer, R (1, 1) ERA: 5.08	5.0 W 20 4 2 2 5 1 0 0 0 0 1 29 33 3.60 1.000																			
Toby Bordand, R (6, 1) ERA: 4.12	2.0 7 1 0 0 2 0 0 0 0 0 0 11 11 0.00 0.500																			
Ricky Bottalico, R (8, 1) ERA: 3.86	2.0 S 7 2 0 0 1 0 0 0 0 0 0 9 9 0.00 1.000																			

AB	33
R	2
H	7
RBI	2
BB	1
SO	8
LOB	10



Batter	1	2	3	4	5	6	7	8	9	AB	R	H	RBI	BB	SO	LOB	BOTTOM			
Ricky Otero, S (1, 8) OBP: 0.331, SLG: 0.333										4	0	1	0	0	0	1	New York Mets @ Philadelphia Phillies Veterans Stadium, Philadelphia, PA Tue Jul 02 1996, 7:05 PM EDT Att: 20,890 - Cloudy - 81 F			
Mickey Morandini, L (1, 4) OBP: 0.343, SLG: 0.376										3	1	1	2	0	0	1				
Gregg Jefferies, S (1, 3) OBP: 0.272, SLG: 0.324										4	0	1	0	0	0	0				
Todd Zeile, R (1, 5) OBP: 0.331, SLG: 0.423										4	0	1	0	0	1	2				
Jim Eisenreich, L (1, 9) OBP: 0.380, SLG: 0.430										4	0	1	0	0	0	0				
Pete Incaviglia, R (1, 7) OBP: 0.333, SLG: 0.502										3	0	0	0	1	1	2				
Benito Santiago, R (1, 2) OBP: 0.318, SLG: 0.462										4	1	1	0	0	1	3				
Kevin Stocker, S (1, 6) OBP: 0.313, SLG: 0.299										3	0	2	1	0	0	0				
Russ Springer, R (1, 1) 26 David Doster, R (5, PH) Toby Bordand, R (6, 1) Kevin Seick, R (7, PH) Ricky Bottalico, L (8, 1) OBP: 0.590, SLG: 1.000										1 0 0 0 0 0 0 0	0 1 0 0 0 0 0 0	0 0 0 0 0 0 0 0	0 0 0 0 0 0 0 0	0 0 0 0 0 0 0 0	0 0 0 0 0 0 0 0	0 0 0 0 0 0 0 0		1 1 1 1		
Inning Stats	R: 1 E: 0 K: 1 S: 6	H: 1 LOB: 0 BB: 0 P: 6	R: 1 E: 0 K: 2 S: 9	H: 2 LOB: 1 BB: 0 P: 9	R: 0 E: 0 K: 0 S: 3	H: 0 LOB: 0 BB: 0 P: 3	R: 0 E: 0 K: 0 S: 3	H: 0 LOB: 1 BB: 1 P: 7	R: 1 E: 0 K: 0 S: 5	H: 2 LOB: 2 BB: 1 P: 9	R: 0 E: 0 K: 0 S: 3	H: 0 LOB: 0 BB: 0 P: 3	R: 0 E: 0 K: 1 S: 6	H: 1 LOB: 1 BB: 0 P: 6	R: 0 E: 0 K: 1 S: 7	H: 2 LOB: 2 BB: 0 P: 7		1B: 6 2B: 1 3B: 0 HR: 1	SF: 1 SAC: 0 DP: 0 HBP: 0	WP: 0 PB: 0 SB: 0 CS: 0
PITCHER	IP WLS BF H R ER SO BB IBB HBP BLK WP HR S P ERA WHIP																			
Pete Harnisch, R (1, 1) ERA: 4.74	8.0 L 34 8 3 3 5 2 0 0 0 0 0 1 42 50 3.38 1.250																			

AB	31
R	3
H	8
RBI	3
BB	2
SO	5
LOB	11



Batter	1	2	3	4	5	6	7	8	9	AB	R	H	RBI	BB	SO	LOB	TOP					
Lance Johnson, L (1, 8) OBP: 0.345, SLG: 0.475	G1-6-3		G4-3			P6				5	0	2	1	0	0	0	New York Mets @ Philadelphia Phillies Veterans Stadium, Philadelphia, PA Wed Jul 03 1996, 7:05 PM EDT Att: 43,158 - Unknown - 78 F					
Edgardo Alfonzo, R (1, 4) OBP: 0.279, SLG: 0.292	F9		G4-3			P4		L8	PO	F8	5	0	0	0	0	1						
Bernard Gilkey, R (1, 7) OBP: 0.365, SLG: 0.522	G5-3				K	P4		G5-3		HR	5	1	1	1	0	1						
Jeff Kent, R (1, 5) OBP: 0.326, SLG: 0.452											4	3	3	0	1	1						
Todd Hundley, S (1, 2) OBP: 0.339, SLG: 0.536	F8										5	1	1	1	0	4						
Alex Ochoa, R (1, 9) OBP: 0.409, SLG: 0.732											5	3	5	3	0	0						
Butch Huskey, R (1, 3) Tim Bogar, R (8, PR) OBP: 0.241, SLG: 0.200											4	1	3	3	0	0						
Rey Ordenez, R (1, 6) OBP: 0.299, SLG: 0.313											4	0	1	1	0	0						
Mark Clark, R (1, 1) OBP: 0.026, SLG: 0.026											3	0	0	0	0	0						
Paul Byrd, R (6, 1) Jose Vizcaino, S (8, PH) Doug Henry, R (8, 1) OBP: 0.368, SLG: 0.396											0	0	0	0	0	0						
Inning Stats	R: 0 E: 0 K: 0 S: 10	H: 0 LOB: 0 BB: 0 P: 13	R: 1 E: 0 K: 0 S: 8	H: 3 LOB: 1 BB: 0 P: 9	R: 0 E: 0 K: 0 S: 5	H: 0 LOB: 0 BB: 0 P: 8	R: 3 E: 0 K: 1 S: 12	H: 4 LOB: 1 BB: 0 P: 16	R: 0 E: 0 K: 0 S: 14	H: 2 LOB: 2 BB: 0 P: 20	R: 2 E: 0 K: 0 S: 11	H: 2 LOB: 0 BB: 0 P: 15	R: 0 E: 0 K: 1 S: 7	H: 0 LOB: 0 BB: 0 P: 10	R: 2 E: 0 K: 0 S: 10	H: 3 LOB: 2 BB: 1 P: 20	R: 2 E: 0 K: 0 S: 11	H: 2 LOB: 1 BB: 1 P: 22	1B: 6 2B: 6 3B: 2 HR: 3	SF: 0 SAC: 0 DP: 1 HBP: 0	WP: 0 PB: 1 SB: 0 CS: 0	PA: 44
PITCHER	IP WLS BF H R ER SO BB IBB HBP BLK WP HR S P ERA WHIP																					
Terry Mulholland, L (1, 1) ERA: 5.4	5.0	25	11	6	6	1	0	0	0	0	0	0	0	1	52	70	10.80	2.200				
Ron Blazer, R (6, 1) ERA: 2.65	1.0	3	0	0	0	0	0	0	0	0	0	0	0	0	8	11	0.00	0.000				
Toby Borland, R (7, 1) ERA: 4.03	1.0	3	0	0	0	1	0	0	0	0	0	0	0	7	10	0.00	0.000					
Ken Ryan, R (8, 1) ERA: 2.54	0.2	L	5	2	2	0	1	0	0	0	0	1	8	17	27.00	4.500						
Steve Frey, L (8, 1) ERA: 3.16	1.1	7	3	2	2	0	1	0	0	0	0	1	13	25	13.50	3.000						

AB	41
R	10
H	16
RBI	10
BB	2
SO	2
LOB	12




Batter	1	2	3	4	5	6	7	8	9	AB	R	H	RBI	BB	SO	LOB	BOTTOM					
Ricky Otero, S (1, 8) OBP: 0.333, SLG: 0.336	F8									5	1	2	0	0	0	2	New York Mets @ Philadelphia Phillies Veterans Stadium, Philadelphia, PA Wed Jul 03 1996, 7:05 PM EDT Att: 43,158 - Unknown - 78 F					
Mickey Morandini, L (1, 4) OBP: 0.344, SLG: 0.377										5	1	2	0	0	1	2						
Gregg Jefferies, S (1, 3) OBP: 0.277, SLG: 0.321										4	1	1	2	1	0	3						
Todd Zeile, R (1, 5) OBP: 0.332, SLG: 0.426										5	0	2	1	0	0	2						
Jim Eisenreich, L (1, 9) OBP: 0.390, SLG: 0.442										4	1	3	1	1	0	1						
Pete Incaviglia, R (1, 7) OBP: 0.330, SLG: 0.505										5	0	1	1	0	1	6						
Benito Santiago, R (1, 2) OBP: 0.316, SLG: 0.457										5	1	1	0	0	0	2						
Kevin Stocker, S (1, 6) OBP: 0.311, SLG: 0.298										4	0	1	0	0	3	2						
Terry Mulholland, R (1, 1) Ron Blazer, R (6, 1) J.R. Phillips, L (8, PH) Toby Borland, R (7, 1) 26 David Doster, R (8, 1) Ken Ryan, R (8, 1) Steve Frey, R (8, 1) OBP: 0.142, SLG: 0.300										2	0	0	0	0	1	3						
Inning Stats	R: 0 E: 0 K: 0 S: 7	H: 1 LOB: 0 BB: 0 P: 13	R: 1 E: 0 K: 0 S: 16	H: 3 LOB: 2 BB: 0 P: 25	R: 1 E: 0 K: 1 S: 13	H: 2 LOB: 1 BB: 0 P: 19	R: 0 E: 0 K: 2 S: 11	H: 1 LOB: 1 BB: 0 P: 13	R: 1 E: 0 K: 0 S: 15	H: 2 LOB: 2 BB: 1 P: 23	R: 3 E: 2 K: 2 S: 18	H: 3 LOB: 3 BB: 2 P: 33	R: 0 E: 0 K: 1 S: 7	H: 0 LOB: 0 BB: 0 P: 11	R: 0 E: 1 K: 0 S: 5	H: 0 LOB: 0 BB: 0 P: 6		R: 0 E: 0 K: 0 S: 12	H: 1 LOB: 1 BB: 0 P: 20	1B: 10 2B: 2 3B: 1 HR: 0	SF: 0 SAC: 0 DP: 2 HBP: 0	WP: 1 PB: 0 SB: 0 CS: 0
PITCHER	IP WLS BF H R ER SO BB IBB HBP BLK WP HR S P ERA WHIP																					
Mark Clark, R (1, 1) ERA: 3.04	5.2	30	11	6	3	4	0	0	0	0	0	0	0	12	23	0.00	0.750					
Paul Byrd, R (6, 1) ERA: 5.4	1.1	W	6	1	0	0	2	0	1	0	0	0	0	0	0	0						
Doug Henry, R (8, 1) ERA: 3.68	2.0	S	7	1	0	0	0	0	0	0	0	0	0	17	26	0.00	0.500					



Batter	1	2	3	4	5	6	7	8	9	AB	R	H	RBI	BB	SO	LOB	TOP								
Quilvio Veras, S OBP: 0.368, SLG: 0.354										5	0	0	0	0	3	4	Florida Marlins @ Philadelphia Phillies Veterans Stadium, Philadelphia, PA Thu Jul 04 1996, 3:33 AM EDT Att: 17,460 - Cloudy - 70 F								
Devon White, S OBP: 0.327, SLG: 0.445										4	0	1	0	1	2	1									
Jeff Conine, R OBP: 0.368, SLG: 0.506										5	2	3	1	0	0	1									
Gary Sheffield, R OBP: 0.443, SLG: 0.620										4	0	0	0	1	0	2									
Terry Pendleton, S OBP: 0.294, SLG: 0.348										5	0	2	1	0	2	0									
Joe Orsulak, L OBP: 0.283, SLG: 0.272										4	1	1	0	0	0	4									
Jay Powell, R										0	0	0	0	0	0	0									
Charles Johnson, R OBP: 0.271, SLG: 0.346										3	1	1	0	1	0	2									
Kurt Abbott, R OBP: 0.303, SLG: 0.413										4	1	2	1	0	0	2									
Pat Rapp, R OBP: 0.111, SLG: 0.111										1	0	1	1	0	0	0									
Donn Pall, R										1	0	0	0	0	0	1									
Jesus Tavarez, S OBP: 0.242, SLG: 0.224										1	0	0	0	0	0	0									
Yorkis Perez, L										0	0	0	0	0	0	0									
Alex Arias, R OBP: 0.322, SLG: 0.383										1	0	0	1	0	0	0									
Inning Stats	R: 0 E: 0 K: 1 S: 11	H: 1 LOB: 1 BB: 0 P: 14	R: 1 E: 0 K: 1 S: 14	H: 3 LOB: 2 BB: 0 P: 21	R: 1 E: 0 K: 1 S: 7	H: 1 LOB: 0 BB: 0 P: 12	R: 1 E: 0 K: 1 S: 19	H: 1 LOB: 1 BB: 1 P: 32	R: 1 E: 0 K: 0 S: 15	H: 2 LOB: 2 BB: 0 P: 28	R: 0 E: 0 K: 0 S: 9	H: 0 LOB: 0 BB: 0 P: 13	R: 0 E: 0 K: 1 S: 15	H: 2 LOB: 2 BB: 0 P: 23	R: 1 E: 1 K: 2 S: 15	H: 1 LOB: 1 BB: 0 P: 24	R: 0 E: 0 K: 0 S: 5	H: 0 LOB: 0 BB: 0 P: 8	1B: 4 2B: 5 3B: 1 HR: 1	SF: 0 SAC: 0 DP: 0 HBP: 0	WP: 1 PB: 0 SB: 1 CS: 1	PA: 41			
PITCHER	IP	WLS	BF	H	R	ER	SO	BB	IBB	HBP	BLK	WP	HR	S	P	ERA	WHIP								
Curt Schilling, R ERA: 3.44	4.1		23	8	4	4	4	3	0	0	0	0	1	62	101	8.31	2.538								
Ron Blazler, R ERA: 2.29	2.2	W	10	2	0	0	1	0	0	0	0	0	0	28	42	0.00	0.750								
Toby Borland, R ERA: 4.14	1.0		5	1	1	1	2	0	0	0	0	1	0	15	24	9.00	1.000								
Ricky Bottalico, R ERA: 3.76	1.0	S	3	0	0	0	0	0	0	0	0	0	0	5	8	0.00	0.000								

Batter	1	2	3	4	5	6	7	8	9	AB	R	H	RBI	BB	SO	LOB	BOTTOM								
Ricky Otero, S OBP: 0.335, SLG: 0.338										5	2	2	0	0	0	0	Florida Marlins @ Philadelphia Phillies Veterans Stadium, Philadelphia, PA Thu Jul 04 1996, 3:33 AM EDT Att: 17,460 - Cloudy - 70 F								
Mickey Morandini, L OBP: 0.369, SLG: 0.381										5	0	3	0	0	0	2									
Gregg Jefferies, S OBP: 0.282, SLG: 0.319										4	0	1	2	1	1	4									
Todd Zeile, R OBP: 0.336, SLG: 0.430										4	0	2	1	1	1	3									
Jim Eisenreich, L OBP: 0.391, SLG: 0.438										4	1	1	0	1	1	4									
Mike Lieberthal, R OBP: 0.328, SLG: 0.508										5	2	2	1	0	2	7									
J.R. Phillips, L OBP: 0.274, SLG: 0.464										4	1	1	1	1	1	4									
Kevin Stocker, S OBP: 0.314, SLG: 0.297										4	1	1	0	1	0	1									
Curt Schilling, R OBP: 0.347, SLG: 0.318										3	0	1	3	0	0	2									
Ron Blazler, R OBP: 0.347, SLG: 0.318										0	0	0	0	0	0	0									
2B David Doster, R OBP: 0.296										0	1	0	0	0	0	0									
Toby Borland, R OBP: 0.296										0	0	0	0	0	0	0									
Pete Incaviglia, R OBP: 0.296										1	0	0	0	0	0	0									
Ricky Bottalico, L OBP: 0.300, SLG: 0.300										0	0	0	0	0	0	0									
Inning Stats	R: 1 E: 1 K: 1 S: 17	H: 2 LOB: 3 BB: 1 P: 35	R: 0 E: 1 K: 1 S: 8	H: 2 LOB: 3 BB: 1 P: 17	R: 3 E: 0 K: 1 S: 16	H: 3 LOB: 2 BB: 2 P: 29	R: 2 E: 0 K: 0 S: 14	H: 3 LOB: 1 BB: 0 P: 25	R: 0 E: 0 K: 0 S: 7	H: 1 LOB: 1 BB: 0 P: 10	R: 2 E: 1 K: 2 S: 15	H: 3 LOB: 3 BB: 2 P: 33	R: 0 E: 0 K: 1 S: 8	H: 0 LOB: 0 BB: 0 P: 11	1B: 10 2B: 4 3B: 0 HR: 0	SF: 0 SAC: 0 DP: 1 HBP: 0	WP: 0 PB: 0 SB: 0 CS: 0	PA: 45							
PITCHER	IP	WLS	BF	H	R	ER	SO	BB	IBB	HBP	BLK	WP	HR	S	P	ERA	WHIP								
Pat Rapp, R ERA: 4.09	2.1	L	19	7	4	3	2	4	0	0	0	0	0	37	76	11.57	4.714								
Donn Pall, R ERA: 2.35	2.2		11	3	2	2	1	0	0	0	0	0	0	25	41	6.75	1.125								
Yorkis Perez, L ERA: 3.94	1.2		11	4	2	2	1	1	1	0	0	0	0	19	37	10.80	3.000								
Jay Powell, R ERA: 3.29	1.1		4	0	0	0	2	0	0	0	0	0	0	11	17	0.00	0.000								

AB	38
R	5
H	11
RBI	5
BB	3
SO	7
LOB	17



Batter	1	2	3	4	5	6	7	8	9	AB	R	H	RBI	BB	SO	LOB	TOP										
Quilvio Veras, S OBP: 0.379, SLG: 0.364 (1, 4)	0-1 G6-4-3 1B	0-2 2B 1B			2-3 K		4-0 BB 1B BB		1-1 1B 2B 1B	4	2	3	0	1	1	0											
Devon White, S OBP: 0.328, SLG: 0.446 (1, 8)	0-0 G6-4-3 1-2f	2-0 1-3 2B			2-1 F7		4-0 1B BB		2-2 F8	4	0	1	0	1	0	2											
Jeff Conine, R OBP: 0.374, SLG: 0.510 (1, 3)	1-1 2B 1B	2-0 G4-3			4-2 FC6-4 BB		2-1 1-3 2-H 1B		1-1 2B 1B	4	2	3	1	1	0	2											
Gary Sheffield, R OBP: 0.345, SLG: 0.621 Kurt Miller, R OBP: 0.266, SLG: 0.288 Yorkis Perez, L OBP: 0.188, SLG: 0.333 Jay Powell, R OBP: 0.285, SLG: 0.434 Robb Nen, R OBP: 0.250, SLG: 0.268 (1, 9)	0-0 BB 1-H 2B		4-1 G5-4-3 HBP		0-1 FC6-4 1-2f		3-3 K		2-1 1B 2B	3	0	1	1	0	1	3											
Terry Pendleton, S OBP: 0.298, SLG: 0.350 (1, 5)	4-1 BB BB		1-2 G5-4-3 1-2f		1-2 F6		1-2 1B 1B		2-2 1B	4	0	2	0	1	0	1											
Kurt Abbott, R OBP: 0.306, SLG: 0.409 (1, 6)	4-2 FC5-4 1-2 2-3 BB		0-3 K		1-0 G6-4-3 1B		2-3 K		2-3 K	4	0	1	0	1	3	4											
Charles Johnson, R OBP: 0.269, SLG: 0.343 (1, 2)	0-0 FC5-4 1-2f				3-2 F9		0-0 G6-4-3 1B		2-3 K	5	0	1	0	0	1	7											
Jesus Tavarez, S OBP: 0.242, SLG: 0.226 (1, 7)		0-1 G6-3			3-2 CS 1B		1-0 G4-3		0-3 K	4	0	1	0	0	1	2											
John Burkett, R OBP: 0.171, SLG: 0.220 Greg Colbrunn, R OBP: 0.346, SLG: 0.434 Joe Orsulak, L OBP: 0.250, SLG: 0.268 (7, PH)		0-1 F7			1-2 L9 1-2f		0-2 F8		3-2 G4-3	2	0	0	0	0	0	1											
Inning Stats	R: 1 E: 0 K: 0 S: 10	H: 3 LOB: 3 BB: 2 P: 19	R: 0 E: 0 K: 0 S: 9	H: 2 LOB: 2 BB: 0 P: 13	R: 0 E: 0 K: 1 S: 7	H: 0 LOB: 0 BB: 0 P: 12	R: 0 E: 0 K: 0 S: 10	H: 1 LOB: 0 BB: 0 P: 17	R: 0 E: 0 K: 1 S: 11	H: 0 LOB: 1 BB: 1 P: 19	R: 0 E: 0 K: 0 S: 10	H: 1 LOB: 0 BB: 0 P: 15	R: 1 E: 0 K: 1 S: 10	H: 1 LOB: 2 BB: 2 P: 24	R: 0 E: 0 K: 2 S: 18	H: 2 LOB: 2 BB: 0 P: 20	R: 2 E: 0 K: 2 S: 19	H: 4 LOB: 3 BB: 0 P: 31	1B: 11 2B: 3 3B: 0 HR: 0	SF: 0 SAC: 0 DP: 3 HBP: 1	WP: 0 PB: 0 SB: 0 CS: 1	PA: 43					
PITCHER	IP	WLS	BF	H	R	ER	SO	BB	IBB	HBP	BLK	WP	HR	S	P	ERA	WHIP										
Mike Mims, L ERA: 5.72 Toby Borland, R ERA: 4.11 Ken Ryan, R ERA: 2.85 Ricky Bottalico, R ERA: 3.7	(1, 1)	6.2	30	8	2	2	2	5	0	1	0	0	0	64	113	2.70	1.950										

Florida Marlins @ Philadelphia Phillies
Veterans Stadium, Philadelphia, PA
Fri Jul 05 1996, 7:05 PM EDT
Att: 46,872 - Unknown - 80 F

AB	37
R	4
H	14
RBI	4
BB	5
SO	7
LOB	24



Batter	1	2	3	4	5	6	7	8	9	AB	R	H	RBI	BB	SO	LOB	BOTTOM										
Ricky Otero, S OBP: 0.337, SLG: 0.340 (1, 8)	2-2 G6-3	2-1 F8			1-0 CS 1B		SH3-4 1B			5	1	2	1	0	0	4											
Mickey Morandini, L OBP: 0.397, SLG: 0.379 (1, 4)	2-2 P6		2-2 1B		2-3 K		2 SAFE SH3-4 1-2 2-3		1-0 G6-3	4	0	1	0	0	1	1											
Gregg Jefferies, S OBP: 0.295, SLG: 0.325 (1, 3)	1-1 1B		1-1 1B		1-0 P3		4-0 FC6-4 1B IBB		0-1 G3	4	2	2	0	1	0	0											
Todd Zeile, R OBP: 0.337, SLG: 0.430 (1, 5)	0-0 1B		1-3 K		1-1 G3-1		3-2 FC6-4 1B		2-3 K	5	0	2	2	0	2	2											
Jim Eisenreich, L OBP: 0.388, SLG: 0.434 (1, 9)	1-0 1B		0-0 F7		1-0 G3-1		3-1 FC6-4 1B			4	1	1	1	0	0	4											
Benito Santiago, R OBP: 0.318, SLG: 0.457 (1, 2)	0-1 G3		2-2 G5-3		1-0 1B		1-1 BB 26 BB 1B		1-2 3-H 1B	4	1	2	1	0	0	4											
Pete Incaviglia, R OBP: 0.328, SLG: 0.498 (1, 7)		0-1 G6-3			1-2 L9		2-1 F7		1-1 26 BB BB 1B	4	0	1	1	0	0	1											
Kevin Stocker, S OBP: 0.323, SLG: 0.304 (1, 6)		3-2 1B			0-1 G4-3					3	1	2	0	1	0	0											
Mike Mims, L OBP: 0.133, SLG: 0.133 Toby Borland, R OBP: 0.267, SLG: 0.309 Ken Ryan, R OBP: 0.200, SLG: 0.200 Ricky Bottalico, L OBP: 0.500, SLG: 1.000 (9, 1)		0-3 K			0-0 G3					2	0	0	0	0	1	1											
Inning Stats	R: 1 E: 0 K: 0 S: 12	H: 3 LOB: 2 BB: 0 P: 18	R: 0 E: 0 K: 1 S: 11	H: 1 LOB: 1 BB: 0 P: 16	R: 0 E: 0 K: 1 S: 13	H: 2 LOB: 2 BB: 0 P: 19	R: 0 E: 0 K: 0 S: 6	H: 0 LOB: 0 BB: 0 P: 7	R: 0 E: 0 K: 0 S: 6	H: 1 LOB: 1 BB: 0 P: 11	R: 6 E: 0 K: 0 S: 21	H: 6 LOB: 3 BB: 3 P: 46	R: 0 E: 0 K: 1 S: 6	H: 0 LOB: 0 BB: 0 P: 9	R: 0 E: 0 K: 1 S: 6	H: 0 LOB: 0 BB: 0 P: 9	1B: 14 2B: 1 3B: 0 HR: 0	SF: 0 SAC: 1 DP: 1 HBP: 0	WP: 0 PB: 0 SB: 0 CS: 1	PA: 40							
PITCHER	IP	WLS	BF	H	R	ER	SO	BB	IBB	HBP	BLK	WP	HR	S	P	ERA	WHIP										
John Burkett, R ERA: 3.8 Kurt Miller, R ERA: 5.5 Yorkis Perez, L ERA: 3.9 Jay Powell, R ERA: 3.58 Robb Nen, R ERA: 2.4	(1, 1)	6.0	25	8	1	1	3	0	0	0	0	0	0	9	20	135.00	12.000										

Florida Marlins @ Philadelphia Phillies
Veterans Stadium, Philadelphia, PA
Fri Jul 05 1996, 7:05 PM EDT
Att: 46,872 - Unknown - 80 F

AB	36
R	7
H	14
RBI	7
BB	3
SO	4
LOB	17



Batter	1	2	3	4	5	6	7	8	9	AB	R	H	RBI	BB	SO	LOB	TOP										
Quilvio Veras, S (1,4) OBP: 0.377, SLG: 0.361	1-1 F7			0-1 L7		2-1 G4-3			1-0 FC5-4 1B	4	0	1	0	0	0	0											
Devon White, S (1,8) OBP: 0.330, SLG: 0.446	2-2 P5			2-2 F9-4-3 1B			1-2 2B 1B		2-2 FC5-4 1-2	4	1	2	0	0	0	1											
Greg Colbrunn, R (1,3) OBP: 0.342, SLG: 0.429	1-1 G6-3			0-0 F9-4-3 1-2			2-1 F9		2-1 F9	4	0	0	0	0	0	3											
Gary Sheffield, R (1,9) OBP: 0.441, SLG: 0.619		3-2 K			2-2 L9		0-0 2B		2-2 F9	4	0	1	1	0	1	1											
Jeff Conine, R (1,7) OBP: 0.371, SLG: 0.505	1-0 F9				2-3 K		1-0 G5-3			3	0	0	0	0	1	1											
Terry Pendleton, S (1,5) OBP: 0.299, SLG: 0.353	2-2 P4				0-0 2B		0-2 G1-3			3	0	1	0	0	0	1											
Charles Johnson, R (1,2) OBP: 0.268, SLG: 0.341			3-2 F9		0-0 G4-3			1-2 G3-1		2	0	0	0	0	0	1											
Jesus Tavarez, S (8, PH) OBP: 0.239, SLG: 0.222										1	0	0	0	0	0	0											
Rob Natal, R (8,2) OBP: 0.250, SLG: 0.214										0	0	0	0	0	0	0											
Kurt Abbott, R (1,6) OBP: 0.301, SLG: 0.401			2-2 F9			1-3 K			1-1 G6-3	3	0	0	0	0	1	0											
Kevin Brown, R (1,1) OBP: 0.132, SLG: 0.057										2	0	0	0	0	0	0											
Andre Dawson, R (8, PH) OBP: 0.281, SLG: 0.419										1	0	0	0	0	1	0											
Yorkis Perez, L (8,1)										0	0	0	0	0	0	0											
Inning Stats	R: 0 H: 0 E: 0 K: 0 S: 8	H: 0 LOB: 0 BB: 0 P: 12	R: 0 H: 0 E: 0 K: 1 S: 8	H: 0 LOB: 0 BB: 0 P: 14	R: 0 H: 0 E: 0 K: 0 S: 10	H: 0 LOB: 0 BB: 0 P: 17	R: 0 H: 1 E: 0 K: 0 S: 7	H: 1 LOB: 1 BB: 0 P: 9	R: 0 H: 1 E: 0 K: 1 S: 8	H: 1 LOB: 1 BB: 0 P: 12	R: 0 H: 0 E: 0 K: 1 S: 7	H: 0 LOB: 0 BB: 0 P: 11	R: 1 H: 2 E: 0 K: 0 S: 10	H: 2 LOB: 1 BB: 0 P: 14	R: 0 H: 0 E: 0 K: 1 S: 9	H: 0 LOB: 0 BB: 0 P: 13	R: 0 H: 1 E: 0 K: 0 S: 10	H: 1 LOB: 1 BB: 0 P: 17	1B: 3 2B: 3 3B: 0 HR: 0	SF: 0 SAC: 0 DP: 1 HBP: 0	WP: 0 PA: 31 PB: 0 SB: 0 CS: 0						
PITCHER	IP	WLS	BF	H	R	ER	SO	BB	IBB	HBP	BLK	WP	HR	S	P	ERA	WHIP										
Mike Williams, R (1,1) ERA: 5.06	8.0	W	27	4	1	1	4	0	0	0	0	0	0	67	102	1.12	0.500										
Ricky Bottalico, R (9,1) ERA: 3.61	1.0	S	4	1	0	0	0	0	0	0	0	0	0	10	17	0.00	1.000										

Florida Marlins @ Philadelphia Phillies
Veterans Stadium, Philadelphia, PA

AB 31
R 1
H 5
RBI 1
BB 0
SO 4
LOB 8



WP: 0 PA: 31
PB: 0
SB: 0
CS: 0

Sat Jul 06 1996, 7:05 PM EDT
Att: 22,278 - Unknown - 85 F

Batter	1	2	3	4	5	6	7	8	9	AB	R	H	RBI	BB	SO	LOB	BOTTOM										
Ricky Otero, S (1,8) OBP: 0.329, SLG: 0.331	3-2 L4		0-0 G4-3			1-2 G4-3	0-1 G4-3			4	0	0	0	0	0	0											
Mickey Morandini, L (1,4) OBP: 0.363, SLG: 0.374	2-2 G4-3			0-3 K		3-1 G4-3		2-1 F8		4	0	0	0	0	1	0											
Gregg Jefferies, S (1,3) OBP: 0.293, SLG: 0.331	1-2 G1-3			2-2 G3		1-2 G4-3 1B 2B		1-0 F8		4	1	1	0	0	0	0											
Todd Zeile, R (1,5) OBP: 0.336, SLG: 0.428		1-1 G4-3		2-2 G1-3		1-1 2B 1B		2-2 L8		4	1	1	1	0	0	0											
Jim Eisenreich, L (1,7) OBP: 0.396, SLG: 0.445		4-2 G5-3 BB			2-0 WP 2B	2-2 2B 1B				2	0	2	0	1	0	0											
Mike Lieberthal, R (1,2) OBP: 0.328, SLG: 0.512		1-0 G5-3			1-2 K	1-2 K				3	0	1	1	0	1	2											
J.R. Phillips, L (1,9) OBP: 0.276, SLG: 0.453		1-2 P5			2-3 BB	1-3 2B				2	0	0	0	1	0	3											
Kevin Stocker, S (1,6) OBP: 0.318, SLG: 0.298			1-3 K		1-3 K		2-1 G4-3			3	0	0	0	0	2	2											
Mike Williams, R (1,1) OBP: 0.167, SLG: 0.107					0-2 K		2-2 G6-3			3	0	0	0	0	1	2											
Ricky Bottalico, L (9,1) OBP: 0.500, SLG: 1.000										0	0	0	0	0	0	0											
Inning Stats	R: 0 H: 0 E: 0 K: 0 S: 10	H: 0 LOB: 0 BB: 0 P: 16	R: 0 H: 0 E: 0 K: 0 S: 9	H: 0 LOB: 1 BB: 1 P: 15	R: 0 H: 0 E: 0 K: 2 S: 7	H: 0 LOB: 0 BB: 0 P: 10	R: 0 H: 0 E: 0 K: 1 S: 11	H: 0 LOB: 0 BB: 0 P: 15	R: 0 H: 1 E: 0 K: 2 S: 15	H: 1 LOB: 2 BB: 1 P: 23	R: 2 H: 4 E: 0 K: 0 S: 17	H: 4 LOB: 2 BB: 0 P: 27	R: 0 H: 0 E: 0 K: 0 S: 8	H: 0 LOB: 0 BB: 0 P: 12	R: 0 H: 0 E: 0 K: 0 S: 6	H: 0 LOB: 0 BB: 0 P: 11	R: 0 H: 0 E: 0 K: 0 S: 10	H: 0 LOB: 0 BB: 0 P: 17	1B: 2 2B: 3 3B: 0 HR: 0	SF: 0 SAC: 0 DP: 0 HBP: 0	WP: 1 PA: 31 PB: 0 SB: 0 CS: 0						
PITCHER	IP	WLS	BF	H	R	ER	SO	BB	IBB	HBP	BLK	WP	HR	S	P	ERA	WHIP										
Kevin Brown, R (1,1) ERA: 1.89	7.0	L	28	5	2	2	5	2	0	0	0	0	0	77	118	2.57	1.000										
Yorkis Perez, L (8,1) ERA: 3.77	1.0		3	0	0	0	0	0	0	0	0	0	0	6	11	0.00	0.000										

Florida Marlins @ Philadelphia Phillies
Veterans Stadium, Philadelphia, PA

AB 29
R 2
H 5
RBI 2
BB 2
SO 5
LOB 9





WP: 1 PA: 31
PB: 0
SB: 0
CS: 0

Sat Jul 06 1996, 7:05 PM EDT
Att: 22,278 - Unknown - 85 F

Batter	1	2	3	4	5	6	7	8	9	AB	R	H	RBI	BB	SO	LOB	TOP											
Ricky Otero, S OBP: 0.330, SLG: 0.344 (1, 8)	G5-3		FC3-6 1B		G3-6-3 1B		G4-3			4	0	2	0	0	0	0	Philadelphia Phillies @ Montreal Expos Olympic Stadium, Montreal, QB Thu Jul 11 1996, 7:05 PM EDT Att: 17,546 - Dome - 72 F AB 31 R 3 H 5 RBI 1 BB 5 SO 7 LOB 15											
Mickey Morandini, L OBP: 0.343, SLG: 0.368 (1, 4)	1B		FC3-6 CS		G3-6-3		P5			3	0	0	0	1	0	2												
Gregg Jefferies, S OBP: 0.303, SLG: 0.336 (1, 3)	BB		1-2		F8		CS			4	0	2	0	0	1	1												
Todd Zeile, R OBP: 0.341, SLG: 0.444 (1, 5)	1B		1-2		G4-3		CS			3	1	1	1	1	0	0												
Benito Santiago, R OBP: 0.315, SLG: 0.447 (1, 2)	BB		1-2		G4-3		HR			3	0	0	0	1	2	3												
Pete Incaviglia, R OBP: 0.325, SLG: 0.484 (1, 7)	BB		1-2		F9		G6-3 BB			3	1	0	0	1	1	4												
Ken Ryan, R OBP: 0.200, SLG: 0.200 (8, 1)	K		1-2		WP E		P4			0	0	0	0	0	0	0												
Ricky Bottalico, L OBP: 0.500, SLG: 1.000 (8, 1)	K		1-2		E		G6-3			0	0	0	0	0	0	0												
Ruben Amaro Jr, S OBP: 0.214, SLG: 0.286 (1, 9)			P4		K E		G6-3			4	1	0	0	0	1	2												
Kevin Stocker, S OBP: 0.310, SLG: 0.286 (1, 6)			G5-3		E7		IBB			3	0	0	0	1	1	0												
Curt Schilling, R OBP: 0.269, SLG: 0.280 (1, 1)			G5-3		K2-3		F9			3	0	0	0	0	1	3												
Jim Eisenreich, L OBP: 0.395, SLG: 0.443 (8, 7)			G5-3				F9			1	0	0	0	0	0	0												
Inning Stats	R: 0 H: 1 E: 0 K: 2 S: 16	H: 1 R: 0 ER: 0 LOB: 3 BB: 2 P: 24	R: 0 H: 0 E: 0 K: 0 S: 7	H: 0 R: 0 ER: 0 LOB: 0 BB: 0 P: 11	R: 0 H: 1 E: 1 K: 1 S: 7	H: 1 R: 0 ER: 1 LOB: 1 BB: 1 P: 11	R: 2 H: 0 E: 1 K: 2 S: 16	H: 0 R: 0 ER: 0 LOB: 0 BB: 0 P: 11	R: 0 H: 1 E: 0 K: 0 S: 8	H: 1 R: 0 ER: 0 LOB: 2 BB: 2 P: 11	R: 0 H: 1 E: 0 K: 0 S: 9	H: 1 R: 0 ER: 0 LOB: 0 BB: 0 P: 12	R: 0 H: 0 E: 0 K: 1 S: 7	H: 0 R: 0 ER: 0 LOB: 0 BB: 0 P: 10	R: 0 H: 0 E: 0 K: 1 S: 8	H: 0 R: 0 ER: 0 LOB: 0 BB: 0 P: 10	1B: 4 2B: 1 3B: 0 HR: 1	SF: 0 SAC: 0 DP: 2 HBP: 0	WP: 1 PB: 0 SB: 0 CS: 2	PA: 37								
PITCHER	IP	WLS	BF	H	R	ER	SO	BB	IBB	HBP	BLK	WP	HR	S	P	ERA	WHIP											
Jeff Fassero, L ERA: 3.05	(1, 1)	7.0	L	30	5	3	1	5	4	1	0	0	1	1	73	114	1.29	1.286										
Dave Veres, R ERA: 5.32	(8, 1)	1.0		3	0	0	0	1	0	0	0	0	0	7	10	0.00	0.000											
Mel Rojas, R ERA: 5.08	(9, 1)	1.0		3	0	0	0	1	0	0	0	0	0	8	10	0.00	0.000											

Batter	1	2	3	4	5	6	7	8	9	AB	R	H	RBI	BB	SO	LOB	BOTTOM										
Mark Grudzielanek, R OBP: 0.359, SLG: 0.438 (1, 6)	S BB		S 3B 1B		K		P9		G6-3	4	1	1	0	1	1	1	Philadelphia Phillies @ Montreal Expos Olympic Stadium, Montreal, QB Thu Jul 11 1996, 7:05 PM EDT Att: 17,546 - Dome - 72 F AB 32 R 2 H 5 RBI 2 BB 4 SO 10 LOB 17										
Mike Lansing, R OBP: 0.365, SLG: 0.432 (1, 4)	K		K		BB		L6			3	0	0	0	1	2	2											
Cliff Floyd, L OBP: 0.379, SLG: 0.481 (1, 7)	P4		2-H 3B		P6		FC4-6 1B			4	0	2	1	0	0	2											
Sherman Obando, R OBP: 0.316, SLG: 0.406 (1, 9)	HBP		K		G6-3		FC4-6 2B			3	1	0	0	0	1	2											
Henry Rodriguez, L OBP: 0.321, SLG: 0.588 (1, 3)	K		L9		K		2B			4	0	1	1	0	2	3											
F.P. Santangelo, S OBP: 0.375, SLG: 0.399 (1, 8)	G6-3 BB		G6-3		G6-3		BB			2	0	0	0	2	0	0											
Lenny Webster, R OBP: 0.345, SLG: 0.284 (1, 2)	G6-3		G4-3		G6-3		F9			4	0	1	0	0	0	3											
Shane Andrews, R OBP: 0.332, SLG: 0.474 (1, 5)	F9		P4		F9		G6-3			4	0	0	0	0	2												
Jeff Fassero, L OBP: 0.205, SLG: 0.118 (1, 1)	K		K		K		K			2	0	0	0	0	2	1											
Darin Fletcher, L OBP: 0.316, SLG: 0.441 (7, PH)										1	0	0	0	0	1	1											
Dave Veres, R OBP: 0.650, SLG: 0.800 (8, 1)										0	0	0	0	0	0	0											
Mel Rojas, R OBP: 0.250, SLG: 0.250 (9, PH)										0	0	0	0	0	0	0											
Andy Stankiewicz, R OBP: 0.316, SLG: 0.264 (9, PH)										1	0	0	0	0	1	0											
Inning Stats	R: 0 H: 0 E: 0 K: 2 S: 15	H: 0 R: 0 ER: 0 LOB: 1 BB: 1 P: 24	R: 0 H: 0 E: 0 K: 1 S: 13	H: 0 R: 0 ER: 0 LOB: 1 BB: 1 P: 19	R: 1 H: 2 E: 0 K: 2 S: 14	H: 2 R: 0 ER: 0 LOB: 1 BB: 0 P: 17	R: 0 H: 0 E: 0 K: 0 S: 6	H: 0 R: 0 ER: 0 LOB: 0 BB: 0 P: 10	R: 0 H: 0 E: 0 K: 1 S: 7	H: 0 R: 0 ER: 0 LOB: 0 BB: 0 P: 11	R: 0 H: 1 E: 0 K: 1 S: 11	H: 1 R: 0 ER: 0 LOB: 1 BB: 0 P: 18	R: 1 H: 2 E: 0 K: 0 S: 13	H: 2 R: 0 ER: 0 LOB: 2 BB: 1 P: 26	R: 0 H: 0 E: 0 K: 1 S: 8	H: 0 R: 0 ER: 0 LOB: 0 BB: 0 P: 13	1B: 2 2B: 2 3B: 1 HR: 0	SF: 0 SAC: 0 DP: 0 HBP: 1	WP: 0 PB: 0 SB: 2 CS: 0	PA: 37							
PITCHER	IP	WLS	BF	H	R	ER	SO	BB	IBB	HBP	BLK	WP	HR	S	P	ERA	WHIP										
Curt Schilling, R ERA: 3.24	(1, 1)	7.0	W	28	3	1	1	9	3	0	1	0	0	78	118	1.29	0.857										
Ken Ryan, R ERA: 3.12	(8, 1)	0.2		5	2	1	1	0	1	0	0	0	0	11	23	13.50	4.500										
Ricky Bottalico, R ERA: 3.5	(8, 1)	1.1	S	4	0	0	0	1	0	0	0	0	0	10	16	0.00	0.000										



Batter	1	2	3	4	5	6	7	8	9	AB	R	H	RBI	BB	SO	LOB	TOP										
Ricky Otero, S OBP: 0.331, SLG: 0.345 (1, 8)	G3		2B 1B	F9		CS 1B			G6-3	5	1	2	0	0	0	0	Philadelphia Phillies @ Montreal Expos Olympic Stadium, Montreal, QB Fri Jul 12 1996, 7:05 PM EDT Att: 14,322 - Dome - 72 F AB 35 R 5 H 8 RBI 5 BB 2 SO 7 LOB 15 										
Mickey Morandini, L OBP: 0.343, SLG: 0.372 (1, 4)	HR 1B		1B 2B	K		G6-3			G3-1	5	2	2	0	0	1	1											
Gregg Jefferies, S OBP: 0.308, SLG: 0.341 (1, 3)	G6-3		E 1B HBP	S S 1B			P2			4	1	2	1	0	0	1											
Todd Zeile, R OBP: 0.343, SLG: 0.452 (1, 5)	HR		P5	BB			G6-3			3	1	1	2	1	0	2											
Jim Eisenreich, L OBP: 0.392, SLG: 0.439 (1, 7)	K		HBP 1B	K			G1-3			4	0	1	1	0	2	2											
Bento Santiago, R OBP: 0.311, SLG: 0.441 (1, 2)		L3	FC6 HBP		F9			P5		4	0	0	0	0	0	2											
J.R. Phillips, L OBP: 0.269, SLG: 0.446 (1, 9)	G6-3		K		F7			K		4	0	0	0	0	2	3											
Kevin Stocker, S OBP: 0.314, SLG: 0.282 (1, 6)			BB		P6			F7		2	0	0	1	1	0	0											
Terry Mulholland, R OBP: 0.162, SLG: 0.270 (1, 1)	K		K		G6-3			P6		4	0	0	0	0	2	4											
Inning Stats	R: 2 E: 0 K: 1 S: 13	H: 2 LOB: 0 BB: 0 P: 19	R: 0 E: 0 K: 1 S: 10	H: 0 LOB: 1 BB: 1 P: 18	R: 3 E: 1 K: 2 S: 18	H: 4 LOB: 3 BB: 0 P: 26	R: 0 E: 0 K: 2 S: 10	H: 1 LOB: 2 BB: 1 P: 19	R: 0 E: 0 K: 0 S: 8	H: 1 LOB: 0 BB: 0 P: 10	R: 0 E: 0 K: 0 S: 4	H: 0 LOB: 0 BB: 0 P: 9	R: 0 E: 0 K: 1 S: 8	H: 0 LOB: 0 BB: 0 P: 10	R: 0 E: 0 K: 0 S: 8	H: 0 LOB: 0 BB: 0 P: 9		1B: 6 2B: 1 3B: 0 HR: 1	SF: 0 SAC: 0 DP: 0 HBP: 1	WP: 0 PB: 0 SB: 3 CS: 1	PA: 38						
PITCHER	IP	WLS	BF	H	R	ER	SO	BB	IBB	HBP	BLK	WP	HR	S	P	ERA	WHIP										
Pedro Martinez, R ERA: 3.83 (1, 1)	4.0	L	23	7	5	4	6	2	0	0	0	0	0	13	23	9.00	2.250										
Barry Manuel, R ERA: 3.59 (5, 1)	2.0	6	1	0	0	0	0	0	0	0	0	0	0	4	9	0.00	0.500										
Omar Daal, L ERA: 2.98 (7, 1)	1.0	3	0	0	0	0	0	0	0	0	0	0	0	8	10	0.00	0.000										
Tim Scott, R ERA: 3.02 (8, 1)	1.0	3	0	0	0	0	0	0	0	0	0	0	0	8	9	0.00	0.000										
Mike Dyer, R ERA: 5.92 (9, 1)	1.0	3	0	0	0	0	0	0	0	0	0	0	0	8	9	0.00	0.000										
Batter	1	2	3	4	5	6	7	8	9	AB	R	H	RBI	BB	SO	LOB	BOTTOM										
Mark Grudzielanek, R OBP: 0.360, SLG: 0.447 (1, 6)	G3		G5-3		WP 3B					4	1	2	0	0	0	0	Philadelphia Phillies @ Montreal Expos Olympic Stadium, Montreal, QB Fri Jul 12 1996, 7:05 PM EDT Att: 14,322 - Dome - 72 F AB 35 R 3 H 9 RBI 2 BB 0 SO 6 LOB 9 										
Mike Lansing, R OBP: 0.365, SLG: 0.430 (1, 4)	P3		WP 1B		K				G4-3	4	0	1	0	0	1	1											
Henry Rodriguez, L OBP: 0.320, SLG: 0.590 (1, 3)	1B 3B		K		G3				K	4	1	1	0	0	2	1											
Sherman Obando, R OBP: 0.314, SLG: 0.401 (1, 9)	1B		K		P4				F8	4	0	1	1	0	1	1											
Shane Andrews, R OBP: 0.331, SLG: 0.470 (1, 5)	1B				G6-3				G3	4	0	1	0	0	0	0											
Darin Fletcher, L OBP: 0.319, SLG: 0.442 (1, 2)	G3-1				FC6-4 1B				G3-1	4	0	2	0	0	0	2											
F.P. Santangelo, S OBP: 0.373, SLG: 0.391 (1, 8)		G4-3			FC6-4 2B				G3	4	1	0	0	0	0	2											
Cliff Floyd, L OBP: 0.374, SLG: 0.482 (1, 7)	K				1B				E1 G6-4-3	4	0	1	1	0	1	0											
Pedro Martinez, R OBP: 0.179, SLG: 0.111 (1, 1)										1	0	0	0	0	1	0											
Dave Silveira, R OBP: 0.306, SLG: 0.239 (4, PH)										1	0	0	0	0	0	0											
Barry Manuel, R OBP: 0.305, SLG: 0.239 (5, 1)										0	0	0	0	0	0	0											
Omar Daal, L OBP: 0.342, SLG: 0.285 (7, PH)										0	0	0	0	0	0	0											
Lenny Webster, R OBP: 0.342, SLG: 0.285 (8, 1)										0	0	0	0	0	0	0											
Tim Scott, R (8, 1)										0	0	0	0	0	0	0											
Mike Dyer, R (9, 1)										0	0	0	0	0	0	0											
Inning Stats	R: 1 E: 0 K: 0 S: 13	H: 3 LOB: 2 BB: 0 P: 21	R: 0 E: 0 K: 2 S: 7	H: 0 LOB: 0 BB: 0 P: 10	R: 0 E: 0 K: 2 S: 10	H: 1 LOB: 1 BB: 0 P: 14	R: 1 E: 0 K: 0 S: 5	H: 2 LOB: 1 BB: 0 P: 7	R: 1 E: 0 K: 1 S: 11	H: 1 LOB: 0 BB: 0 P: 15	R: 0 E: 0 K: 0 S: 6	H: 0 LOB: 0 BB: 0 P: 10	R: 0 E: 1 K: 0 S: 6	H: 1 LOB: 1 BB: 0 P: 10	R: 0 E: 0 K: 1 S: 6	H: 0 LOB: 0 BB: 0 P: 8	R: 0 E: 0 K: 0 S: 7	H: 1 LOB: 0 BB: 0 P: 10	1B: 5 2B: 3 3B: 2 HR: 0	SF: 0 SAC: 0 DP: 2 HBP: 0	WP: 2 PB: 0 SB: 0 CS: 0	PA: 35					
PITCHER	IP	WLS	BF	H	R	ER	SO	BB	IBB	HBP	BLK	WP	HR	S	P	ERA	WHIP										
Terry Mulholland, L ERA: 5.2 (1, 1)	9.0	W	35	9	3	3	6	0	0	0	0	2	0	71	105	3.00	1.000										

Batter	1	2	3	4	5	6	7	8	9	AB	R	H	RBI	BB	SO	LOB	TOP			
Ricky Otero, S OBP: 0.323, SLG: 0.335										5	0	0	0	0	1	3	Philadelphia Phillies @ Montreal Expos Olympic Stadium, Montreal, QB Sat Jul 13 1996, 7:05 PM EDT Att: 30,215 - Dome - 72 F			
Mickey Morandini, L OBP: 0.342, SLG: 0.368	 2B SF8 HBP									3	1	0	0	0	2	2				
Gregg Jefferies, S OBP: 0.313, SLG: 0.353	 HR									4	1	2	0	0	0	0				
Todd Zeile, R OBP: 0.339, SLG: 0.448										3	0	0	1	0	0	1				
Pete Incaviglia, R OBP: 0.332, SLG: 0.514				 HR BB						3	3	2	3	1	1	0				
Steve Frey, R OBP: 0.200, SLG: 0.200										0	0	0	0	0	0	0				
Ken Ryan, R OBP: 0.200, SLG: 0.200										0	0	0	0	0	0	0				
Benito Santiago, R OBP: 0.310, SLG: 0.449										4	1	1	2	0	0	0				
Ruben Amaro Jr, S OBP: 0.222, SLG: 0.278										4	0	1	0	0	1	0				
Kevin Stocker, S OBP: 0.313, SLG: 0.282										4	0	1	0	0	1	0				
Mike Mims, L OBP: 0.111, SLG: 0.111										3	0	0	0	0	2	2				
Toby Borland, R OBP: 0.395, SLG: 0.442										0	0	0	0	0	0	0				
Jim Eisenreich, L OBP: 0.395, SLG: 0.442										1	0	1	0	0	0	0				
Inning Stats	R: 3 E: 0 K: 1 S: 18	H: 2 LOB: 0 BB: 0 P: 32	R: 0 E: 0 K: 1 S: 8	H: 0 LOB: 0 BB: 0 P: 13	R: 0 E: 0 K: 1 S: 9	H: 1 LOB: 1 BB: 0 P: 13	R: 2 E: 0 K: 0 S: 9	H: 1 LOB: 0 BB: 1 P: 18	R: 0 E: 0 K: 1 S: 14	H: 0 LOB: 0 BB: 0 P: 19	R: 0 E: 0 K: 1 S: 13	H: 2 LOB: 2 BB: 0 P: 21	R: 1 E: 0 K: 0 S: 10	H: 1 LOB: 0 BB: 0 P: 15	R: 0 E: 0 K: 2 S: 9	H: 1 LOB: 1 BB: 0 P: 11	1B: 4 2B: 1 3B: 0 HR: 3	SF: 1 SAC: 0 DP: 0 HBP: 1	WP: 1 PB: 0 SB: 0 CS: 0	PA: 37
PITCHER	IP WLS BF H R ER SO BB IBB HBP BLK WP HR S P ERA WHIP																			
Rheal Cormier, L ERA: 3.95	4.0 L 18 4 5 5 3 1 0 0 0 0 1 2 44 76 11.25 1.250																			
Jeff Juden, R ERA: 4.01	1.0 3 0 0 0 1 0 0 0 0 0 0 0 14 19 0.00 0.000																			
Dave Veres, R ERA: 5.21	1.0 3 0 0 0 1 0 0 0 0 0 0 0 8 13 0.00 0.000																			
Omar Daal, L ERA: 3.04	2.0 9 3 1 1 1 0 0 0 0 0 1 23 36 4.50 1.500																			
Mike Dyer, R ERA: 5.53	1.0 4 1 0 0 2 0 0 0 0 0 0 0 9 11 0.00 1.000																			

AB	34
R	6
H	8
RBI	6
BB	1
SO	8
LOB	8



Batter	1	2	3	4	5	6	7	8	9	AB	R	H	RBI	BB	SO	LOB	BOTTOM					
Mark Grudzielanek, R OBP: 0.361, SLG: 0.446	 1B				 BB			 1B		5	0	2	1	0	1	3	Philadelphia Phillies @ Montreal Expos Olympic Stadium, Montreal, QB Sat Jul 13 1996, 7:05 PM EDT Att: 30,215 - Dome - 72 F					
Mike Lansing, R OBP: 0.365, SLG: 0.431					 BB		 1B WP			4	1	2	0	1	1	2						
Henry Rodriguez, L OBP: 0.316, SLG: 0.584							 1B			5	0	1	0	0	2	4						
Sherman Obando, R OBP: 0.317, SLG: 0.393	 BB						 1B	 BB		3	0	0	0	2	0	6						
Darrin Fletcher, L OBP: 0.320, SLG: 0.445						 1B		 BB		5	0	2	0	0	0	3						
Shane Andrews, R OBP: 0.325, SLG: 0.462										4	0	0	0	0	2	2						
Cliff Floyd, L OBP: 0.359, SLG: 0.461										4	0	0	0	0	1	1						
F.P. Santangelo, S OBP: 0.375, SLG: 0.398										4	0	2	0	0	0	0						
Rheal Cormier, L ERA: 3.95	6.2 W 32 8 1 1 1 7 3 0 0 0 0 0 0 79 122 1.35 1.650																					
Tim Spehr, R ERA: 4.09	0.1 1 0 0 0 0 0 0 0 0 0 0 0 4 6 0.00 0.000																					
Steve Frey, L ERA: 3.38	0.2 3 1 1 1 0 0 0 0 0 0 0 0 4 7 13.50 1.500																					
Ken Ryan, R ERA: 3.04	1.1 5 1 0 0 1 1 0 0 0 0 0 0 15 26 0.00 1.500																					
Inning Stats	R: 0 E: 0 K: 1 S: 11	H: 1 LOB: 1 BB: 1 P: 23	R: 0 E: 0 K: 2 S: 11	H: 1 LOB: 0 BB: 0 P: 13	R: 0 E: 0 K: 2 S: 14	H: 1 LOB: 1 BB: 0 P: 19	R: 0 E: 0 K: 0 S: 6	H: 0 LOB: 0 BB: 0 P: 10	R: 0 E: 2 K: 0 S: 12	H: 0 LOB: 3 BB: 1 P: 21	R: 0 E: 0 K: 2 S: 18	H: 2 LOB: 3 BB: 1 P: 25	R: 1 E: 0 K: 0 S: 11	H: 3 LOB: 1 BB: 0 P: 17	R: 1 E: 0 K: 1 S: 10	H: 2 LOB: 1 BB: 0 P: 15	R: 0 E: 0 K: 0 S: 9	H: 0 LOB: 0 BB: 1 P: 18	1B: 7 2B: 2 3B: 1 HR: 0	SF: 0 SAC: 0 DP: 2 HBP: 0	WP: 1 PB: 0 SB: 1 CS: 0	PA: 41
PITCHER	IP WLS BF H R ER SO BB IBB HBP BLK WP HR S P ERA WHIP																					
Mike Mims, L ERA: 5.16	6.2 W 32 8 1 1 1 7 3 0 0 0 0 0 0 79 122 1.35 1.650																					
Toby Borland, R ERA: 4.09	0.1 1 0 0 0 0 0 0 0 0 0 0 0 4 6 0.00 0.000																					
Steve Frey, L ERA: 3.38	0.2 3 1 1 1 0 0 0 0 0 0 0 0 4 7 13.50 1.500																					
Ken Ryan, R ERA: 3.04	1.1 5 1 0 0 1 1 0 0 0 0 0 0 15 26 0.00 1.500																					

AB	37
R	2
H	10
RBI	1
BB	4
SO	8
LOB	22



Batter	1	2	3	4	5	6	7	8	9	AB	R	H	RBI	BB	SO	LOB	TOP				
Ricky Otero, S OBP: 0.314, SLG: 0.326 (1, 8)	1-1 P5		3-2 P6		0-1 F9		0-2 F8		1-1 G3	5	0	0	0	0	0	2					
Mickey Morandini, L OBP: 0.344, SLG: 0.370 (1, 4)	0-0 G5-3		3-3 K		0-0 1B		1-1 1B			4	0	2	1	0	1	1					
Gregg Jefferies, S OBP: 0.312, SLG: 0.345 (1, 3)	1-1 G6-3			4-0 BB SF7 BB	2-3 K		0-2 F7			3	1	0	0	1	1	2					
Todd Zeile, R OBP: 0.341, SLG: 0.447 (1, 5)		2-0 G6-3		4-2 BB BB		2-2 G5-3		1-1 1B		3	0	1	0	1	0	0					
Jim Eisenreich, L OBP: 0.397, SLG: 0.445 (8, 9)		1-3 K		4-1 BB BB		1-0 BB		1-0 F7		3	0	1	0	1	1	1					
Mike Lieberthal, R OBP: 0.326, SLG: 0.508 (1, 2)		2-2 1B		0-0 SF7 BB		0-3 K		1-2 F7		3	0	1	1	0	1	2					
J.R. Phillips, L OBP: 0.427, SLG: 1.000 (8, 1)		0-0 P6		3-H K		1-2 P6		1-3 K		4	0	0	0	0	2	5					
Kevin Stocker, S OBP: 0.316, SLG: 0.278 (1, 6)			4-0 SH1-4 BB	0-3 K		4-0 SH5-4 BB		2-3 K		2	1	0	0	2	2	2					
Mike Williams, R OBP: 0.161, SLG: 0.103 (7, 1)			0-1 SH1-4		0-3 K		0-0 SH5-4		0-1 G4-3	1	0	0	0	0	1	0					
Pete Incaviglia, R OBP: 0.331, SLG: 0.511 (8, 7)			1-2 K							0	0	0	0	0	0	0					
Inning Stats	R: 0 E: 0 K: 0 S: 5	H: 0 LOB: 0 BB: 0 P: 7	R: 0 E: 0 K: 1 S: 8	H: 1 LOB: 1 BB: 0 P: 13	R: 0 E: 0 K: 1 S: 10	H: 0 LOB: 1 BB: 1 P: 20	R: 1 E: 0 K: 2 S: 10	H: 0 LOB: 2 BB: 3 P: 24	R: 0 E: 0 K: 1 S: 10	H: 1 LOB: 1 BB: 0 P: 14	R: 1 E: 0 K: 0 S: 9	H: 1 LOB: 1 BB: 1 P: 14	R: 0 E: 0 K: 1 S: 9	H: 1 LOB: 1 BB: 0 P: 13	R: 0 E: 0 K: 1 S: 7	H: 0 LOB: 0 BB: 0 P: 10	1B: 4 2B: 1 3B: 0 HR: 0	SF: 1 SAC: 2 DP: 0 HBP: 0	WP: 0 PB: 0 SB: 1 CS: 0	PA: 37	
PITCHER	IP	WLS	BF	H	R	ER	SO	BB	IBB	HBP	BLK	WP	HR	S	P	ERA	WHIP				
Ugueth Urbina, R ERA: 4.25 (1, 1)	5.1		23	3	1	1	6	4	0	0	0	0	0	46	82	1.69	1.312				
Tim Scott, R ERA: 3.12 (6, 1)	1.2	W	7	1	1	1	1	1	0	0	0	0	0	15	21	5.40	1.200				
Mel Rojas, R ERA: 4.86 (8, 1)	2.0	S	7	1	0	0	2	0	0	0	0	0	0	16	23	0.00	0.500				

Philadelphia Phillies @ Montreal Expos
Olympic Stadium, Montreal, QB
Sun Jul 14 1996, 3:33 AM EDT
Att: 31,515 - Dome - 72 F

AB 29
R 2
H 5
RBI 2
BB 5
SO 9
LOB 15





Batter	1	2	3	4	5	6	7	8	9	AB	R	H	RBI	BB	SO	LOB	BOTTOM				
Mark Grudzielanek, R OBP: 0.365, SLG: 0.446 (1, 6)	4-0 F7 BB		0-3 K		0-1 G1-6-3 1B		4-0 1B BB			2	0	1	0	2	1	0					
Mike Lansing, R OBP: 0.366, SLG: 0.429 (1, 4)	3-2 F7 1-2		2-1 L8		0-1 G1-6-3 1-2		1-1 BB 1B			4	0	1	1	0	0	2					
Cliff Floyd, L OBP: 0.364, SLG: 0.451 (1, 7)	4-2 BB		0-1 L7			1-0 G3-1		4-2 BB		2	0	0	0	2	0	0					
Darrin Fletcher, L OBP: 0.315, SLG: 0.438 (8, 1)	3-2 L7			2-1 P5		0-1 F9		1-0 G1-3		4	0	0	0	0	0	4					
Mel Rojas, R OBP: 0.250, SLG: 0.250 (1, 9)				0-1 HR		4-2 BB		0-2 F7 1B		3	3	3	2	1	0	0					
Sherman Obando, R OBP: 0.333, SLG: 0.446 (1, 3)			2-3 K		2-0 F9		1-0 G4-3		0-0 F7	4	0	0	0	0	1	2					
F.P. Santangelo, S OBP: 0.381, SLG: 0.416 (1, 8)		1-0 L9		0-1 1B			4-2 G4-3 S 1B BB		1-1 HR	3	2	2	2	1	0	0					
Shane Andrews, R OBP: 0.324, SLG: 0.458 (1, 5)		1-2 1B		3-2 K			3-3 K		2-3 K	4	0	1	0	0	3	2					
Ugueth Urbina, R OBP: 0.100, SLG: 0.100 (6, 1)		1-0 G5-3			0-3 K		3-2 G4-3		3-1 L7	2	0	0	0	0	1	1					
Andy Stankiewicz, R OBP: 0.322, SLG: 0.340 (7, PH)										1	0	0	0	0	0	1					
Tim Spehr, R OBP: 0.129, SLG: 0.172 (8, 2)										1	0	0	0	0	0	0					
Inning Stats	R: 0 E: 0 K: 0 S: 13	H: 0 LOB: 1 BB: 2 P: 27	R: 1 E: 0 K: 1 S: 10	H: 2 LOB: 1 BB: 0 P: 16	R: 0 E: 0 K: 1 S: 7	H: 0 LOB: 0 BB: 0 P: 9	R: 1 E: 0 K: 1 S: 11	H: 2 LOB: 1 BB: 0 P: 18	R: 0 E: 0 K: 1 S: 7	H: 1 LOB: 0 BB: 0 P: 7	R: 0 E: 0 K: 0 S: 6	H: 0 LOB: 1 BB: 1 P: 12	R: 1 E: 0 K: 1 S: 14	H: 1 LOB: 3 BB: 3 P: 34	R: 2 E: 0 K: 1 S: 12	H: 2 LOB: 0 BB: 0 P: 18	1B: 5 2B: 0 3B: 0 HR: 3	SF: 0 SAC: 0 DP: 1 HBP: 0	WP: 0 PB: 0 SB: 1 CS: 0	PA: 36	
PITCHER	IP	WLS	BF	H	R	ER	SO	BB	IBB	HBP	BLK	WP	HR	S	P	ERA	WHIP				
Mike Williams, R ERA: 4.99 (7, 1)	0.1		2	0	0	0	0	1	0	0	0	0	0	3	8	0.00	3.000				
Ricardo Jordan, L ERA: 3.52 (8, 1)	1.0		5	2	2	2	1	0	0	0	0	0	1	12	18	18.00	2.000				

Philadelphia Phillies @ Montreal Expos
Olympic Stadium, Montreal, QB
Sun Jul 14 1996, 3:33 AM EDT
Att: 31,515 - Dome - 72 F

AB 30
R 5
H 8
RBI 5
BB 6
SO 6
LOB 12



Batter	1	2	3	4	5	6	7	8	9	AB	R	H	RBI	BB	SO	LOB	TOP										
Ricky Otero, S OBP: 0.323, SLG: 0.332 (1, 8)	F8	L7		P4			G3-6		1-2	5	0	2	0	0	0	2	Philadelphia Phillies @ New York Mets Shea Stadium, Flushing, NY Tue Jul 16 1996, 7:05 PM EDT Att: 18,478 - Unknown - 86 F AB 35 R 3 H 11 RBI 3 BB 2 SO 7 LOB 10 										
Mickey Morandini, L OBP: 0.343, SLG: 0.366 (1, 4)	1B	F7			G6-3		G3-6		G3	5	1	1	0	0	0	3											
Gregg Jefferies, S OBP: 0.319, SLG: 0.365 (1, 3)	BB	SF8		P6			F8			4	1	1	0	0	0	0											
Todd Zeile, R OBP: 0.346, SLG: 0.447 (1, 5)	SF8	BB		K			1B		K	4	0	2	1	0	2	0											
Jim Eisenreich, L OBP: 0.402, SLG: 0.444 (1, 7)	1-2	BB		K			1B		F7	3	0	1	0	1	1	0											
Mike Lieberthal, R OBP: 0.317, SLG: 0.496 (1, 2)	SF8			G4-3			K		G4-3	3	0	0	1	0	1	0											
Ruben Amaro Jr., S OBP: 0.227, SLG: 0.318 (1, 9)	K			L8			2B		F8	4	0	1	0	0	1	2											
Kevin Stocker, S OBP: 0.324, SLG: 0.294 (9, PH)		HR		G6-3			G6-3		1B	2	1	1	1	1	0	1											
Benito Santiago, R OBP: 0.314, SLG: 0.461 (9, PH)				1B					1B	1	0	1	0	0	0	0											
Curt Schilling, R OBP: 0.276, SLG: 0.286 (1, 1)		K		1-2			P3		K	3	0	1	0	0	1	1											
Pete Incaviglia, R OBP: 0.323, SLG: 0.498 (9, PH)				1-2						1	0	0	0	0	1	1											
Inning Stats	R: 2 E: 0 K: 1 S: 22	H: 3 LOB: 2 BB: 1 P: 37	R: 1 E: 0 K: 1 S: 10	H: 1 LOB: 0 BB: 0 P: 15	R: 0 E: 0 K: 2 S: 9	H: 0 LOB: 0 BB: 0 P: 10	R: 0 E: 0 K: 0 S: 13	H: 1 LOB: 2 BB: 1 P: 21	R: 0 E: 0 K: 1 S: 8	H: 1 LOB: 1 BB: 0 P: 12	R: 0 E: 0 K: 0 S: 5	H: 1 LOB: 0 BB: 0 P: 5	R: 0 E: 0 K: 1 S: 8	H: 0 LOB: 0 BB: 0 P: 9	R: 0 E: 0 K: 1 S: 13	H: 2 LOB: 2 BB: 0 P: 18	1B: 9 2B: 1 3B: 0 HR: 1	SF: 1 SAC: 0 DP: 1 HBP: 0	WP: 0 PB: 0 SB: 0 CS: 0	PA: 38							
PITCHER	IP	WLS	BF	H	R	ER	SO	BB	IBB	HBP	BLK	WP	HR	S	P	ERA	WHIP										
Mark Clark, R ERA: 2.95 (1, 1)	8.0	W	33	9	3	3	6	2	0	0	0	0	1	84	123	3.38	1.375										
John Franco, L ERA: 1.99 (9, 1)	1.0	S	5	2	0	0	1	0	0	0	0	0	0	13	18	0.00	2.000										

Batter	1	2	3	4	5	6	7	8	9	AB	R	H	RBI	BB	SO	LOB	BOTTOM										
Lance Johnson, L OBP: 0.344, SLG: 0.466 (1, 8)	1B	SF9		F9			G3			3	1	1	1	0	0	0	Philadelphia Phillies @ New York Mets Shea Stadium, Flushing, NY Tue Jul 16 1996, 7:05 PM EDT Att: 18,478 - Unknown - 86 F AB 26 R 6 H 5 RBI 6 BB 2 SO 5 LOB 4 										
Jose Vizcaino, S OBP: 0.352, SLG: 0.373 (1, 4)	3B	FC6-4			F7				K	4	1	2	1	0	1	0											
Bernard Gilkey, R OBP: 0.367, SLG: 0.534 (1, 7)	1B	FC6-4			K				HR	4	2	2	3	0	1	1											
Todd Hundley, S OBP: 0.344, SLG: 0.536 (1, 2)	K			P5			G4-3		L8	4	0	0	0	0	1	1											
Butch Huskey, R OBP: 0.303, SLG: 0.396 (1, 3)	SF8			G4-3			G3-1			3	0	0	1	0	1	0											
John Franco, L ERA: 1.99 (9, 1)									K	0	0	0	0	0	0	0											
Alex Ochoa, R OBP: 0.391, SLG: 0.570 (1, 9)	CS				L9					1	0	0	0	1	0	0											
Edgardo Alfonzo, R OBP: 0.301, SLG: 0.349 (1, 5)	CS	SH1-4		F8			K			2	1	0	0	1	1	1											
Rey Ordonez, R OBP: 0.302, SLG: 0.311 (1, 6)		E4		G6-3			G6-3			3	1	0	0	0	0	1											
Mark Clark, R OBP: 0.022, SLG: 0.023 (1, 1)		SH1-4		G6-3			G5-3			2	0	0	0	0	0	0											
Tim Bogar, R OBP: 0.286, SLG: 0.241 (9, 3)										0	0	0	0	0	0	0											
Inning Stats	R: 3 E: 0 K: 1 S: 12	H: 3 LOB: 0 BB: 1 P: 25	R: 2 E: 1 K: 0 S: 13	H: 1 LOB: 1 BB: 1 P: 23	R: 0 E: 0 K: 0 S: 9	H: 0 LOB: 1 BB: 0 P: 13	R: 0 E: 0 K: 0 S: 7	H: 0 LOB: 0 BB: 0 P: 9	R: 0 E: 0 K: 1 S: 7	H: 0 LOB: 0 BB: 0 P: 11	R: 0 E: 0 K: 1 S: 9	H: 0 LOB: 0 BB: 0 P: 9	R: 0 E: 0 K: 0 S: 6	H: 0 LOB: 0 BB: 0 P: 9	R: 1 E: 0 K: 2 S: 9	H: 1 LOB: 0 BB: 0 P: 12	1B: 3 2B: 0 3B: 1 HR: 1	SF: 2 SAC: 1 DP: 0 HBP: 1	WP: 0 PB: 0 SB: 0 CS: 1	PA: 33							
PITCHER	IP	WLS	BF	H	R	ER	SO	BB	IBB	HBP	BLK	WP	HR	S	P	ERA	WHIP										
Curt Schilling, R ERA: 3.36 (1, 1)	8.0	L	32	5	6	4	5	2	0	1	0	0	1	72	111	4.50	0.875										

Batter	1	2	3	4	5	6	7	8	9	AB	R	H	RBI	BB	SO	LOB	TOP					
Ricky Otero, S OBP: 0.322, SLG: 0.330 (1, 8)	1-2 CS 1B		3-1 F8	0-0 FC3-6			2-2 G3			4	0	1	0	0	0	3	Philadelphia Phillies @ New York Mets Shea Stadium, Flushing, NY Wed Jul 17 1996, 3:33 AM EDT Att: 29,459 - Sunny - 76 F					
Mickey Morandini, L OBP: 0.317, SLG: 0.362 (1, 4)	1 SAFE 3-3 1-2 K		4-1 BB		0-0 G1-3		3-1 F7			3	0	0	0	1	2							
Gregg Jefferies, S OBP: 0.317, SLG: 0.368 (1, 3)	3-1 2B		1 SAFE 2-2 L9		3-1 F7		2-2 L7			4	0	1	0	0	1							
Todd Zeile, R OBP: 0.345, SLG: 0.444 (1, 5)	3-2 K		0-0 F8		1-1 L9		1-2 1B			4	0	1	0	0	2							
Bento Santiago, R OBP: 0.316, SLG: 0.461 (1, 2)		1-1 2B 1B		2-0 G6-4-3 1B		1-0 P3		1-3 K		4	1	2	0	0	1							
Pete Incaviglia, R OBP: 0.318, SLG: 0.489 (1, 7)		1-3 K		3-2 G6-4-3 1-2f		2-2 P3		2-3 K		4	0	0	0	0	2							
J.R. Phillips, L OBP: 0.257, SLG: 0.426 (1, 9)		2-3 K		0-2 1B 2B		2-1 P7		2-0 P5		4	1	1	0	0	1							
Kevin Stocker, S OBP: 0.332, SLG: 0.310 (1, 6)		1-0 1-H 2B		1-0 1B 1B		1-1 G3 SH1-4 1B		0-3 K		4	0	3	2	0	1							
Terry Mulholland, R OBP: 0.179, SLG: 0.282 (1, 1)		1-1 G5-3		0-0 1-2 1B		0-0 SH1-4		3-2 G3-1		2	0	1	0	0	0							
Ken Ryan, R OBP: 0.200, SLG: 0.200 (7, 1)										0	0	0	0	0	0							
Ruben Amaro Jr, S OBP: 0.217, SLG: 0.304 (9, PH)										0	0	0	0	0	0							
Steve Frey, R (9, 1)										0	0	0	0	0	0							
Toby Borland, R (9, 1)										0	0	0	0	0	0							
Inning Stats	R: 0 E: 0 K: 2 S: 15	H: 2 LOB: 1 BB: 0 P: 25	R: 1 E: 0 K: 2 S: 12	H: 2 LOB: 1 BB: 0 P: 18	R: 0 E: 0 K: 0 S: 8	H: 0 LOB: 1 BB: 1 P: 17	R: 1 E: 0 K: 0 S: 10	H: 4 LOB: 2 BB: 0 P: 16	R: 0 E: 0 K: 0 S: 5	H: 0 LOB: 0 BB: 0 P: 9	R: 0 E: 0 K: 0 S: 6	H: 0 LOB: 0 BB: 0 P: 11	R: 0 E: 0 K: 0 S: 10	H: 1 LOB: 1 BB: 0 P: 16	R: 0 E: 0 K: 2 S: 12	H: 1 LOB: 1 BB: 0 P: 18	R: 0 E: 0 K: 1 S: 11	H: 0 LOB: 0 BB: 0 P: 16	1B: 7 2B: 4 3B: 0 HR: 0	SF: 0 SAC: 1 DP: 2 HBP: 0	WP: 0 PB: 0 SB: 0 CS: 1	PA: 36
PITCHER	IP WLS BF H R ER SO BB IBB HBP BLK WP HR S P ERA WHIP																					
Bobby Jones, R ERA: 4.53	(1, 1) 7.0 29 9 2 2 4 1 0 0 0 0 0 0 66 112 2.57 1.429																					
Dave Mlicki, R ERA: 3.2	(8, 1) 2.0 7 1 0 0 3 0 0 0 0 0 0 0 23 34 0.00 0.500																					

AB	34
R	2
H	10
RBI	2
BB	1
SO	7
LOB	14



Batter	1	2	3	4	5	6	7	8	9	AB	R	H	RBI	BB	SO	LOB	BOTTOM					
Lance Johnson, L OBP: 0.343, SLG: 0.464 (1, 8)	0-3 K		1-0 F9		0-1 G6-3		0-2 1-2 2H 1B		0-1 SH5-4	4	0	1	1	0	1		Philadelphia Phillies @ New York Mets Shea Stadium, Flushing, NY Wed Jul 17 1996, 3:33 AM EDT Att: 29,459 - Sunny - 76 F					
Jose Vizcaino, S OBP: 0.350, SLG: 0.371 (1, 4)	1-0 G4-3 1B		2-2 L3		2-2 G6-3		0-0 F7		0-1 E9	5	0	1	0	0	3							
Bernard Gilkey, R OBP: 0.370, SLG: 0.533 (1, 7)	1-0 G4-3 1-2f			2-0 G5-3 1B		1-1 G5-3		3-2 1B G6-3 1B	4	0	2	0	1	0	1							
Butch Huskey, R OBP: 0.301, SLG: 0.393 (1, 3)		2-1 FC6-4 1B		0-0 P4		0-0 G6-3		0-0 G6-3	4	0	1	1	0	0	2							
Todd Hundley, S OBP: 0.346, SLG: 0.544 (1, 2)		2-3 K		2-0 G5-3 1-2		2-2 HR		4-0 1B IBB	3	1	1	1	1	1	2							
Alex Ochoa, R OBP: 0.385, SLG: 0.554 (1, 9)		1-1 FC6-4 1-2f BB		1-1 G6-3		1-1 F9		1-2 2-3 1B	4	0	1	0	0	0	2							
Edgardo Alfonzo, R OBP: 0.300, SLG: 0.342 (1, 5)		4-0 FC4-6 1-2 BB			0-1 G4-3		0-3 K	1-3 K	3	0	0	0	1	2	3							
Rey Ordonez, R OBP: 0.298, SLG: 0.306 (1, 6)		2-0 FC4-6 1-2f			0-1 G4-3		1-1 E1 1B	2-3 K	4	1	0	0	0	1	5							
Bobby Jones, R OBP: 0.132, SLG: 0.162 (1, 1)					0-0 F7		1-1 1B HBP	1-2 E SH5-4 SF9 1B	2	0	1	0	0	0	0							
Carl Everett, S OBP: 0.340, SLG: 0.350 (7, PH)									0	0	0	0	0	0	0							
Dave Mlicki, R OBP: 0.200, SLG: 0.111 (8, 1)									0	0	0	0	0	0	0							
Chris Jones, R OBP: 0.327, SLG: 0.429 (9, PH)									1	1	1	0	0	0	0							
Inning Stats	R: 0 E: 0 K: 1 S: 5	H: 1 LOB: 0 BB: 0 P: 7	R: 0 E: 0 K: 1 S: 8	H: 1 LOB: 2 BB: 1 P: 19	R: 0 E: 0 K: 0 S: 5	H: 0 LOB: 0 BB: 0 P: 8	R: 0 E: 0 K: 0 S: 5	H: 1 LOB: 1 BB: 0 P: 10	R: 0 E: 0 K: 0 S: 7	H: 1 LOB: 0 BB: 0 P: 7	R: 0 E: 0 K: 0 S: 6	H: 0 LOB: 0 BB: 0 P: 9	R: 2 E: 1 K: 1 S: 15	H: 2 LOB: 2 BB: 0 P: 20	R: 0 E: 0 K: 2 S: 18	H: 2 LOB: 3 BB: 1 P: 29	R: 1 E: 1 K: 0 S: 9	H: 1 LOB: 2 BB: 1 P: 15	1B: 7 2B: 1 3B: 0 HR: 1	SF: 1 SAC: 1 DP: 1 HBP: 1	WP: 0 PB: 0 SB: 0 CS: 0	PA: 40
PITCHER	IP WLS BF H R ER SO BB IBB HBP BLK WP HR S P ERA WHIP																					
Terry Mulholland, L ERA: 4.99	(1, 1) 6.2 28 6 2 1 3 1 0 1 0 0 0 0 50 79 1.35 1.050																					
Ken Ryan, R ERA: 2.96	(7, 1) 1.1 7 2 0 0 2 0 1 0 0 0 0 0 19 30 0.00 1.500																					
Steve Frey, L ERA: 3.33	(9, 1) 0.1 4 1 1 0 0 0 1 0 0 0 0 0 8 13 0.00 3.000																					
Toby Borland, R ERA: 3.91	(9, 1) 0.1 1 0 0 0 0 0 0 0 0 0 0 0 1 2 0.00 0.000																					

AB	34
R	3
H	9
RBI	3
BB	3
SO	5
LOB	19



Batter	1	2	3	4	5	6	7	8	9	AB	R	H	RBI	BB	SO	LOB	TOP
Ricky Otero, S OBP: 0.321, SLG: 0.328 (1, 8)	G3			G3-1		F8			FC5-4 1B	4	0	1	0	0	0	0	Philadelphia Phillies @ Florida Marlins Joe Robbie Stadium, Miami, FL Thu Jul 18 1996, 7:05 PM EDT Att: 16,521 - Unknown - 85 F
Mickey Morandini, L OBP: 0.341, SLG: 0.351 (1, 4)	G1-3			G5-3		FC6-4 1B			FC5-4 DI 1-2	4	0	1	0	0	0	1	
Gregg Jefferies, S OBP: 0.316, SLG: 0.361 (1, 3)	G3			BB		FC6-4 1-2			L9	3	0	0	0	1	0	2	
Todd Zeile, R OBP: 0.342, SLG: 0.439 (1, 5)		K		G3					K	4	0	0	0	0	2	2	
Jim Eisenreich, L OBP: 0.398, SLG: 0.438 (1, 7)	G4-3				L6				G1-3	3	0	0	0	0	0	0	
Benito Santiago, R OBP: 0.313, SLG: 0.456 (1, 2)	G4-3				F9				G6-3	3	0	0	0	0	0	0	
Ruben Amaro Jr, S OBP: 0.269, SLG: 0.320 (1, 9)				L7		HBP			G6-4-3 1B	2	0	1	0	0	0	0	
Kevin Stocker, S OBP: 0.327, SLG: 0.305 (1, 6)	G4-3			G6-3					G6-4-3 1-2	3	0	0	0	0	0	2	
Mike Mims, L OBP: 0.105, SLG: 0.105 (5, PH) 28 David Cooper, R OBP: 0.298, SLG: 0.298 (6, PH) Ron Blazler, R OBP: 0.100, SLG: 1.000 (7, PH) Ricardo Jordan, L OBP: 0.324, SLG: 0.422 (8, PH) J.R. Phillips, L OBP: 0.500, SLG: 1.000 (8, PH)	G1-3								K	1	0	0	0	0	0	0	
Inning Stats	R: 0 H: 0 E: 0 LOB: 0 K: 0 S: 9	H: 0 R: 0 ER: 0 LOB: 0 BB: 0 P: 13	H: 0 R: 0 ER: 0 LOB: 0 BB: 0 P: 9	H: 0 R: 0 ER: 0 LOB: 0 BB: 0 P: 10	H: 0 R: 0 ER: 0 LOB: 1 BB: 1 P: 16	H: 0 R: 0 ER: 0 LOB: 1 BB: 0 P: 17	H: 1 R: 0 ER: 0 LOB: 1 BB: 0 P: 15	H: 0 R: 0 ER: 0 LOB: 0 BB: 0 P: 9	H: 1 R: 0 ER: 0 LOB: 1 BB: 0 P: 14	1B: 3 2B: 0 3B: 0 HR: 0	SF: 0 SAC: 0 DP: 1 HBP: 1	WP: 0 PA: 31 PB: 0 SB: 0 CS: 0					
PITCHER Kevin Brown, R ERA: 1.87 (1, 1)	IP: 9.0 WLS: W BF: 31 H: 3 R: 0 ER: 0 SO: 4 BB: 1 IBB: 0 HBP: 1 BLK: 0 WP: 0 HR: 0 S: 71 P: 113 ERA: 0.00 WHIP: 0.444											PITCHER Kevin Brown, R ERA: 1.87 (1, 1)	IP: 9.0 WLS: W BF: 31 H: 3 R: 0 ER: 0 SO: 4 BB: 1 IBB: 0 HBP: 1 BLK: 0 WP: 0 HR: 0 S: 71 P: 113 ERA: 0.00 WHIP: 0.444				

Batter	1	2	3	4	5	6	7	8	9	AB	R	H	RBI	BB	SO	LOB	BOTTOM
QuiVivo Veras, S OBP: 0.369, SLG: 0.343 (1, 4)	WP 1B BB	G5-3			F8		F9			3	1	0	0	1	0	1	Philadelphia Phillies @ Florida Marlins Joe Robbie Stadium, Miami, FL Thu Jul 18 1996, 7:05 PM EDT Att: 16,521 - Unknown - 85 F
Edgar Renteria, R OBP: 0.320, SLG: 0.398 (1, 6)	L4		G4-3		K		K			4	0	0	0	0	2	2	
Gary Sheffield, R OBP: 0.442, SLG: 0.607 (1, 9) Jesus Tavarez, S OBP: 0.233, SLG: 0.217 (8, 8)	FC1 1H E 1B		G4-3			2B 1B	G5-3			4	2	2	1	0	0	0	
Jeff Conine, R OBP: 0.372, SLG: 0.504 (1, 7)	E G5-3 BB		F9		G4-3 1H 2B 2B		G6-3			3	2	1	1	1	0	0	
Devon White, S OBP: 0.323, SLG: 0.431 (1, 8) Joe Orsulak, L OBP: 0.273, SLG: 0.275 (8, 9)	FC1 G5-3 WP		F9		G4-3		F9			3	1	0	0	0	0	2	
Greg Colbrunn, R OBP: 0.338, SLG: 0.424 (1, 3)	G5-3		G1-3		1B 2B		K			4	1	1	2	0	1	1	
Terry Pendleton, S OBP: 0.308, SLG: 0.361 (1, 5) Alex Arias, R OBP: 0.333, SLG: 0.407 (8, 5)	G5-3		G6-3			2B 1B				3	0	1	1	0	0	0	
Rob Natal, R OBP: 0.283, SLG: 0.231 (1, 2)		K			F8		K			3	0	0	0	0	2	1	
Kevin Brown, R OBP: 0.163, SLG: 0.077 (1, 1)		K					P4			3	0	1	0	0	1	1	
Inning Stats	R: 4 H: 5 E: 1 LOB: 2 K: 0 S: 19	H: 1 R: 0 ER: 0 LOB: 0 BB: 2 P: 36	H: 0 R: 0 ER: 0 LOB: 0 BB: 0 P: 10	H: 0 R: 0 ER: 0 LOB: 0 BB: 0 P: 9	H: 0 R: 0 ER: 0 LOB: 0 BB: 0 P: 14	H: 1 R: 0 ER: 0 LOB: 1 BB: 0 P: 11	H: 4 R: 3 ER: 0 LOB: 1 BB: 0 P: 24	H: 0 R: 0 ER: 0 LOB: 0 BB: 0 P: 15	H: 0 R: 0 ER: 0 LOB: 0 BB: 0 P: 8	1B: 4 2B: 2 3B: 0 HR: 0	SF: 0 SAC: 0 DP: 0 HBP: 0	WP: 2 PA: 33 PB: 0 SB: 0 CS: 0					
PITCHER Mike Mims, L ERA: 5.18 (6, 1) Ron Blazler, R ERA: 3.71 (7, 1) Ricardo Jordan, L ERA: 3.12 (8, 1) Ricky Bottalico, R ERA: 3.43 (8, 1)	IP: 5.0 WLS: L BF: 20 H: 2 R: 4 ER: 3 SO: 3 BB: 2 IBB: 0 HBP: 0 BLK: 0 WP: 0 HR: 0 S: 49 P: 80 ERA: 5.40 WHIP: 0.800											PITCHER Mike Mims, L ERA: 5.18 (6, 1) Ron Blazler, R ERA: 3.71 (7, 1) Ricardo Jordan, L ERA: 3.12 (8, 1) Ricky Bottalico, R ERA: 3.43 (8, 1)	IP: 5.0 WLS: L BF: 20 H: 2 R: 4 ER: 3 SO: 3 BB: 2 IBB: 0 HBP: 0 BLK: 0 WP: 0 HR: 0 S: 49 P: 80 ERA: 5.40 WHIP: 0.800				

Batter	1	2	3	4	5	6	7	8	9	AB	R	H	RBI	BB	SO	LOB	TOP			
Ricky Otero, S OBP: 0.322, SLG: 0.330	2-2 1B		F7		G4-3		G3		G4-3 1B	5	0	2	0	0	0	0	Philadelphia Phillies @ Florida Marlins Joe Robbie Stadium, Miami, FL Fri Jul 19 1996, 7:05 PM EDT Att: 19,123 - Unknown - 87 F			
Mickey Morandini, L OBP: 0.342, SLG: 0.354	1-2 1B 2B		G3		P6		1B		G4-6-3	5	1	2	0	0	0	1				
Gregg Jefferies, S OBP: 0.326, SLG: 0.371	1-2 1B				L7					4	1	3	0	0	0	0				
Todd Zeile, R OBP: 0.341, SLG: 0.441	0-1 SF7		1B		F8		F9			3	0	1	2	0	0	2				
Pete Incaviglia, R OBP: 0.321, SLG: 0.489	0-0 1B		1B		F9				F9	4	0	2	0	0	0	0				
Mike Lieberthal, R OBP: 0.315, SLG: 0.485	0-0 FC5-4		F8		1B		BB		K	3	0	0	0	1	1	4				
Ruben Amaro Jr, S OBP: 0.300, SLG: 0.321		L9		P4		1B			BB	3	0	1	0	1	0	0				
Mike Benjamin, R OBP: 0.316, SLG: 0.408		L8		P8		G3-1			P5	3	0	0	0	0	0	2				
Jim Eisenreich, L OBP: 0.296, SLG: 0.436										1	0	0	0	0	0	1				
Kevin Seick, R OBP: 0.222, SLG: 0.280										0	0	0	0	0	0	0				
Mike Williams, R OBP: 0.156, SLG: 0.100			F7		P3				F9	1	0	0	0	0	0	0				
26 David Cooper, R OBP: 0.254, SLG: 0.293										0	0	0	0	0	0	0				
Toby Soriano, R OBP: 0.254, SLG: 0.293										0	0	0	0	0	0	0				
J.R. Phillips, L OBP: 0.254, SLG: 0.293										0	0	0	0	0	0	0				
Steve Frey, R OBP: 0.254, SLG: 0.293										0	0	0	0	0	0	0				
Benito Santiago, R OBP: 0.254, SLG: 0.293										0	0	0	0	0	0	0				
Inning Stats	R: 1 E: 0 K: 0 S: 14	H: 4 LOB: 2 BB: 0 P: 17	R: 0 E: 0 K: 0 S: 9	H: 0 LOB: 0 BB: 0 P: 13	R: 1 E: 0 K: 0 S: 15	H: 3 LOB: 2 BB: 0 P: 23	R: 0 E: 0 K: 0 S: 6	H: 0 LOB: 0 BB: 0 P: 9	R: 0 E: 0 K: 0 S: 8	H: 1 LOB: 2 BB: 1 P: 13	R: 0 E: 0 K: 1 S: 10	H: 2 LOB: 2 BB: 0 P: 16	R: 0 E: 0 K: 1 S: 9	H: 0 LOB: 1 BB: 1 P: 19	R: 0 E: 0 K: 0 S: 5	H: 1 LOB: 0 BB: 0 P: 8	1B: 9 2B: 2 3B: 0 HR: 0	SF: 1 SAC: 0 DP: 1 HBP: 0	WP: 0 PB: 0 SB: 0 CS: 0	PA: 38
PITCHER	IP WLS BF H R ER SO BB IBB HBP BLK WP HR S P ERA WHIP																			
Chris Hammond, L ERA: 7.88	(1, 1) 5.0 W 21 7 2 2 0 0 0 0 0 0 0 0 0 0 52 73 3.60 1.400																			
Jay Powell, R ERA: 3.48	(6, 1) 1.0 5 1 0 0 0 1 0 0 0 0 0 0 0 8 13 0.00 2.000																			
Yorkis Perez, L ERA: 4.0	(7, 1) 0.2 4 2 0 0 1 0 0 0 0 0 0 0 0 8 13 0.00 3.000																			
David Weathers, R ERA: 4.15	(7, 1) 1.1 5 0 0 0 1 1 0 0 0 0 0 0 0 11 22 0.00 0.750																			
Terry Mathews, R ERA: 4.46	(9, 1) 1.0 3 1 0 0 0 0 0 0 0 0 0 0 0 5 8 0.00 1.000																			


Batter	1	2	3	4	5	6	7	8	9	AB	R	H	RBI	BB	SO	LOB	BOTTOM			
QuiVio Veras, S OBP: 0.369, SLG: 0.338	4-2 2B SF8		K		G1-3		G6-3			3	2	0	0	2	1	3	Philadelphia Phillies @ Florida Marlins Joe Robbie Stadium, Miami, FL Fri Jul 19 1996, 7:05 PM EDT Att: 19,123 - Unknown - 87 F			
Kurt Abbott, R OBP: 0.301, SLG: 0.434	0-1 P4		K		K2-3		K		2B	4	0	0	0	0	3	1				
Edgar Renteria, R OBP: 0.324, SLG: 0.407	1-2 1B		K		K		K		2B	1	1	1	1	0	0	0				
Gary Sheffield, R OBP: 0.446, SLG: 0.614	0-0 2B		1B		1B		1B		2B	3	2	2	0	2	1	0				
Jesus Tavarez, S OBP: 0.233, SLG: 0.217	1-3 2B		1B		1B		1B		1B	0	1	0	0	0	0	0				
Joe Orsulak, L OBP: 0.288, SLG: 0.287	1-1 SF8		1B		1B		F8		1B	3	2	2	3	1	0	0				
Devon White, S OBP: 0.330, SLG: 0.443	4-1 FC5-4		1B		1B		K		1B	4	2	3	4	1	1	1				
Greg Colbrunn, R OBP: 0.336, SLG: 0.421	2-0 FC5-4		1B		1B		G5-3		G5-3	5	0	1	2	0	0	4				
Terry Pendleton, S OBP: 0.312, SLG: 0.365			F8		FC5		G5-3		G4-3	4	0	2	1	1	0	1				
Charles Johnson, R OBP: 0.276, SLG: 0.348			G6-3		FC5		FC5-4		K	4	0	0	0	0	1	4				
Chris Hammond, L ERA: 7.88			F8		K		2B		2B	2	0	0	0	0	1	3				
Alex Arias, R OBP: 0.297, SLG: 0.420										1	0	0	0	0	0	0				
Jay Powell, R ERA: 3.48										0	0	0	0	0	0	0				
Yorkis Perez, L ERA: 4.0										0	0	0	0	0	0	0				
David Weathers, R ERA: 4.15										0	0	0	0	0	0	0				
Andre Dawson, R OBP: 0.333, SLG: 0.443										1	1	1	0	0	0	0				
Terry Mathews, L ERA: 4.46										0	0	0	0	0	0	0				
Inning Stats	R: 1 E: 0 K: 0 S: 11	H: 1 LOB: 2 BB: 2 P: 22	R: 0 E: 0 K: 1 S: 16	H: 1 LOB: 1 BB: 0 P: 23	R: 3 E: 0 K: 2 S: 24	H: 3 LOB: 2 BB: 2 P: 40	R: 1 E: 0 K: 2 S: 13	H: 2 LOB: 1 BB: 0 P: 17	R: 0 E: 0 K: 0 S: 7	H: 1 LOB: 2 BB: 1 P: 15	R: 0 E: 0 K: 2 S: 9	H: 0 LOB: 0 BB: 0 P: 15	R: 0 E: 0 K: 0 S: 5	H: 1 LOB: 0 BB: 0 P: 6	R: 6 E: 0 K: 1 S: 13	H: 4 LOB: 1 BB: 2 P: 25	1B: 7 2B: 5 3B: 0 HR: 1	SF: 1 SAC: 0 DP: 1 HBP: 0	WP: 0 PB: 0 SB: 0 CS: 0	PA: 43
PITCHER	IP WLS BF H R ER SO BB IBB HBP BLK WP HR S P ERA WHIP																			
Mike Williams, R ERA: 5.19	(1, 1) 3.0 L 18 5 4 4 3 4 0 0 0 0 0 0 0 29 47 3.00 1.333																			
Toby Borland, R ERA: 3.66	(4, 1) 3.0 13 3 1 1 4 1 0 0 0 0 0 0 0 29 47 3.00 1.333																			
Steve Frey, L ERA: 4.97	(7, 1) 2.0 12 5 6 6 1 1 1 0 0 0 0 1 18 31 27.00 3.000																			

Batter	1	2	3	4	5	6	7	8	9	AB	R	H	RBI	BB	SO	LOB	TOP										
Ricky Otero, S OBP: 0.324, SLG: 0.328	4-0 G3 1B BB	1-2 E6 FC6-4 1B	0-0 26 FC6-4 1B		1-0 G3			3-2 L9		4	1	1	1	1	0	2											
Mickey Morandini, L OBP: 0.343, SLG: 0.385 26 David Doster, R OBP: 0.298, SLG: 0.311	1-1 G3	1-1 FC6-4 1B	0-1 FC6-4			1-0 2B		2-2 P5		2	0	1	0	0	0	1											
Gregg Jefferies, S OBP: 0.328, SLG: 0.372	1-0 F8	1-1 FC6-4 FC6-4 1B		0-0 G6-3 1B		0-2 P6		1-0 1B BB 1B		5	0	2	1	0	0	4											
Todd Zeile, R OBP: 0.341, SLG: 0.438	4-0 BB 1B BB	0-0 FC6-4		3-2 G6-3 1B		3-2 L8		4-0 1B BB		3	0	0	0	2	0	4											
Jim Eisenreich, L OBP: 0.400, SLG: 0.440	3-2 BB 1B		2-0 1B 1B		0-1 L8		1-3 K2-3		0-0 1B BB 1B		5	1	3	1	0	1	2										
Pete Incaviglia, R OBP: 0.321, SLG: 0.485 Ruben Amaro Jr, S OBP: 0.290, SLG: 0.310 Ricardo Jordan, L OBP: 0.311, SLG: 0.453	4-0 BB 1B		1-3 K		3-0 F9		2-1 G3-1		0-3 K		2	0	0	0	1	1	2										
Benito Santiago, R OBP: 0.311, SLG: 0.474	1-2 2-3 BB				0-0 G5-3		2-2 K		0-0 G5-4-3		5	1	1	0	0	1	6										
Mike Lieberthal, R OBP: 0.311, SLG: 0.474	1-0 F7		1-1 SH2-4 1B						1-2 2-3		4	0	2	1	0	0	0										
Kevin Sevcik, R OBP: 0.258, SLG: 0.310		1-0 F9	0-1 1B SH2-4 1B		0-2 1B		3-2 L9				4	0	2	1	0	0	0										
Russ Springer, R OBP: 0.091, SLG: 0.091 Ron Blazier, R OBP: 1.000, SLG: 1.000 J.R. Phillips, L OBP: 0.250, SLG: 0.413	1-0 FC6-4 1B		0-1 SH2-4		0-3 K				2-3 K		2	1	1	0	0	1	1										
Inning Stats	R: 1 E: 0 K: 0 S: 9	H: 1 LOB: 3 BB: 3 P: 27	R: 1 E: 1 K: 0 S: 10	H: 2 LOB: 2 BB: 0 P: 15	R: 2 E: 0 K: 1 S: 13	H: 4 LOB: 2 BB: 0 P: 17	R: 0 E: 0 K: 0 S: 7	H: 1 LOB: 1 BB: 0 P: 13	R: 0 E: 0 K: 1 S: 11	H: 1 LOB: 1 BB: 0 P: 12	R: 0 E: 0 K: 1 S: 12	H: 0 LOB: 0 BB: 0 P: 17	R: 0 E: 0 K: 1 S: 10	H: 0 LOB: 0 BB: 1 P: 17	R: 0 E: 0 K: 1 S: 7	H: 2 LOB: 2 BB: 1 P: 12	1B: 11 2B: 1 3B: 0 HR: 0	SF: 0 SAC: 1 DP: 1 HBP: 0	WP: 1 PB: 0 SB: 0 CS: 0	PA: 43							
PITCHER	IP	WLS	BF	H	R	ER	SO	BB	IBB	HBP	BLK	WP	HR	S	P	ERA	WHIP										
Pat Rapp, R ERA: 4.45	5.0	W	29	10	4	3	2	3	0	0	0	1	0	51	86	5.40	2.600										
Jay Powell, R ERA: 3.39	1.0		3	0	0	0	1	0	0	0	0	0	0	11	15	0.00	0.000										
Terry Mathews, R ERA: 4.24	2.0		6	0	0	0	2	0	0	0	0	0	0	18	32	0.00	0.000										
Robb Nen, R ERA: 2.34	1.0	S	5	2	0	0	1	1	0	0	0	0	0	7	12	0.00	3.000										

Philadelphia Phillies @ Florida Marlins
Joe Robbie Stadium, Miami, FL
Sat Jul 20 1996, 7:05 PM EDT
Att: 24,336 - Unknown - 86 F

livebaseballscorecards.com

AB 38
R 4
H 12
RBI 4
BB 4
SO 6
LOB 27




Batter	1	2	3	4	5	6	7	8	9	AB	R	H	RBI	BB	SO	LOB	BOTTOM										
Quilvio Veras, S OBP: 0.378, SLG: 0.343	4-2 1B BB BB	2-1 G5-3 2B 1B		4-0 2B BB		2-2 F8		1-0 1B		3	2	2	0	2	0	1											
Edgar Renteria, R OBP: 0.320, SLG: 0.413	1-2 F8	0-0 G5-3		2-2 L8		0-0 E8 1-H 3B		1-3 K		5	1	1	1	0	1	6											
Gary Sheffield, R OBP: 0.449, SLG: 0.617	4-2 1B BB	4-0 2B IBB		0-1 1-H 2-H 2B		2-1 F7				2	0	1	2	2	0	0											
Jeff Conine, R OBP: 0.376, SLG: 0.510	2-1 1B	1-2 2B		3-2 L7				1-2 G6-3 1B		4	0	3	1	0	0	1											
Devon White, S OBP: 0.326, SLG: 0.438	0-3 K		1-3 K		2-1 G6-3		2-2 F7			4	0	0	0	0	2	4											
Joe Orsulak, L OBP: 0.287, SLG: 0.278	0-3 K		2-1 F7		4-1 L6-4 WP BB		1-2 G6-3			3	0	0	0	1	1	4											
Terry Pendleton, S OBP: 0.312, SLG: 0.364		3-2 HR 1B		1-0 G5-3		2-1 L6-4		2-3 K		4	1	1	0	0	1	1											
Charles Johnson, R OBP: 0.284, SLG: 0.365		1-2 1-H HR		1-1 FC3-6 1B		3-2 E 1B		4-1 1B BB		3	2	3	2	1	0	0											
Pat Rapp, R OBP: 0.105, SLG: 0.105 Jay Powell, R ERA: 3.39 Terry Mathews, L ERA: 4.24 Kurt Abbott, R OBP: 0.299, SLG: 0.432 Robb Nen, R ERA: 2.34	0-2 P3			0-0 FC3-6 BB 2B		1-3 K		0-3 K		2	1	0	0	0	0	1											
Inning Stats	R: 0 E: 0 K: 2 S: 22	H: 1 LOB: 3 BB: 2 P: 33	R: 3 E: 0 K: 0 S: 18	H: 4 LOB: 1 BB: 1 P: 29	R: 0 E: 0 K: 1 S: 6	H: 0 LOB: 0 BB: 0 P: 10	R: 2 E: 0 K: 0 S: 13	H: 2 LOB: 1 BB: 1 P: 23	R: 0 E: 0 K: 0 S: 5	H: 0 LOB: 0 BB: 1 P: 13	R: 2 E: 1 K: 1 S: 13	H: 2 LOB: 0 BB: 0 P: 21	R: 0 E: 0 K: 0 S: 10	H: 1 LOB: 0 BB: 0 P: 14	R: 0 E: 0 K: 3 S: 12	H: 1 LOB: 2 BB: 1 P: 20	1B: 7 2B: 3 3B: 1 HR: 1	SF: 0 SAC: 0 DP: 2 HBP: 0	WP: 1 PB: 0 SB: 0 CS: 0	PA: 38							
PITCHER	IP	WLS	BF	H	R	ER	SO	BB	IBB	HBP	BLK	WP	HR	S	P	ERA	WHIP										
Russ Springer, R ERA: 5.62	5.0	L	25	7	5	5	3	4	1	0	0	1	0	64	108	9.00	2.200										
Ron Blazier, R ERA: 3.5	1.0		5	2	2	1	1	0	0	0	0	0	0	13	21	9.00	2.000										
Ricardo Jordan, L ERA: 2.53	2.0		8	2	0	0	3	1	0	0	0	0	0	22	34	0.00	1.500										

Philadelphia Phillies @ Florida Marlins
Joe Robbie Stadium, Miami, FL
Sat Jul 20 1996, 7:05 PM EDT
Att: 24,336 - Unknown - 86 F

livebaseballscorecards.com

AB 32
R 7
H 11
RBI 6
BB 6
SO 7
LOB 20



Batter	1	2	3	4	5	6	7	8	9	AB R H RBI BB SO LOB	TOP										
Ricky Otero, S (1.8) OBP: 0.330, SLG: 0.337	G6-3		1B			P3			2B BB 1B	4 2 2 0 1 0 0	Philadelphia Phillies @ Florida Marlins Joe Robbie Stadium, Miami, FL Sun Jul 21 1996, 3:33 AM EDT Att: 20,873 - Sunny - 89 F livebaseballscores.com										
Ruben Amaro Jr, S (1.9) OBP: 0.278, SLG: 0.324	P6		P3	K			G3-1		BB 1B 2B	5 1 1 0 0 1 3											
Gregg Jefferies, S (1.3) OBP: 0.330, SLG: 0.369	L9		HR				F7		1B BB HR IBB	4 2 1 1 1 0 0											
Todd Zeile, R (1.5) OBP: 0.342, SLG: 0.444		P4	HR				G6-3		1B HR BB	4 2 1 3 1 0 0											
Jim Eisenreich, L (1.7) OBP: 0.400, SLG: 0.437		P5	P5				F8		HR 1B	4 1 1 1 1 0 0											
Bento Santiago, R (1.2) OBP: 0.316, SLG: 0.469		26 1B					G6-3		HR	5 1 3 4 0 0 1											
26 David Doster, R (1.4) OBP: 0.282, SLG: 0.323		1B					HR		1B	4 2 2 0 1 2 1											
Kevin Stocker, S (1.6) OBP: 0.329, SLG: 0.333	L3						F7		G4-3	5 1 2 3 0 0 3											
Curt Schilling, R (1.1) OBP: 0.250, SLG: 0.258										3 0 0 0 0 1 1											
Ricky Bottalico, L (8.1) OBP: 0.333, SLG: 0.667				B3-4			G6-3		K	1 0 0 0 0 1 0											
Inning Stats	R: 0 E: 0 K: 0 S: 4	H: 0 LOB: 0 BB: 0 P: 5	R: 0 E: 0 K: 0 S: 15	H: 2 LOB: 2 BB: 0 P: 21	R: 3 E: 0 K: 1 S: 18	H: 3 LOB: 0 BB: 0 P: 24	R: 1 E: 0 K: 1 S: 10	H: 2 LOB: 2 BB: 2 P: 26	R: 0 E: 0 K: 0 S: 6	H: 0 LOB: 0 BB: 0 P: 8	R: 2 E: 0 K: 0 S: 13	H: 2 LOB: 0 BB: 0 P: 20	R: 0 E: 0 K: 0 S: 7	H: 0 LOB: 0 BB: 0 P: 11	R: 0 E: 0 K: 1 S: 10	H: 0 LOB: 1 BB: 1 P: 16	R: 6 E: 0 K: 2 S: 18	H: 4 LOB: 0 BB: 2 P: 32	1B: 6 2B: 3 3B: 1 HR: 3	SF: 0 SAC: 0 DP: 0 HBP: 0	WP: 0 PA: 44 PB: 0 SB: 0 CS: 0
PITCHER	IP WLS BF H R ER SO BB IBB HBP BLK WP HR S P ERA WHIP											IP WLS BF H R ER SO BB IBB HBP BLK WP HR S P ERA WHIP									
John Burkett, R (1.1) ERA: 3.92	5.0 L 23 7 4 2 4 2 2 0 0 0 0 1 53 84 7.20 1.800																				
Donn Pail, R (8.1) ERA: 4.02	2.0 8 2 2 2 0 0 0 0 0 0 1 20 31 9.00 1.000																				
David Weathers, R (8.1) ERA: 4.61	1.1 9 2 4 4 2 2 1 0 0 0 0 0 19 34 27.00 3.000																				
Yorkis Perez, L (9.1) ERA: 4.25	0.0 1 1 0 0 0 0 0 0 0 0 0 0 2 3 ∞ ∞																				
Jay Powell, R (9.1) ERA: 3.57	0.2 3 1 2 2 1 0 0 0 0 0 0 1 7 11 27.00 1.500																				

Batter	1	2	3	4	5	6	7	8	9	AB R H RBI BB SO LOB	BOTTOM										
QuiVivo Veras, S (1.4) OBP: 0.380, SLG: 0.343	G4-6-3 1B		K			F8		1B FC5-4 BB		3 1 1 0 1 1 1	Philadelphia Phillies @ Florida Marlins Joe Robbie Stadium, Miami, FL Sun Jul 21 1996, 3:33 AM EDT Att: 20,873 - Sunny - 89 F livebaseballscores.com										
Edgar Renteria, R (1.6) OBP: 0.324, SLG: 0.415	G4-6-3 1-2		1B			G6-3		FC5-4 1B		4 0 2 1 0 0 1											
Gary Sheffield, R (1.9) OBP: 0.447, SLG: 0.612	P3		1B			F8		FC5-4 1-2 3-H 2-0		4 0 1 1 0 0 1											
Jeff Conine, R (1.7) OBP: 0.372, SLG: 0.504		G5-3	G6-3			F9		P2		4 0 0 0 0 0 3											
Joe Orsulak, L (1.8) OBP: 0.286, SLG: 0.287		2B				G6-3		G4-3		4 0 1 0 0 0 1											
Greg Colbrunn, R (1.3) OBP: 0.332, SLG: 0.416		K				G6-3		F9		4 0 0 0 0 1 1											
Alex Arias, R (1.5) OBP: 0.336, SLG: 0.415		K					G3-1		F9	4 0 1 0 0 1 1											
Charles Johnson, R (1.2) OBP: 0.284, SLG: 0.363			SH3-4 1B			K		K		4 1 1 0 0 3 1											
John Burkett, R (1.1) ERA: 3.92										0 0 0 0 0 0 0											
Kurt Abbott, R (5.9) ERA: 3.4			SH3-4							1 1 1 1 0 0 0											
Donn Pail, R (8.1) ERA: 4.02										0 0 0 0 0 0 0											
Jesus Tavarez, S (7.9) ERA: 3.28										1 0 0 0 0 0 0											
David Weathers, R (8.1) ERA: 4.25										0 0 0 0 0 0 0											
Yorkis Perez, L (9.1) ERA: 4.25										0 0 0 0 0 0 0											
Jay Powell, R (9.1) ERA: 3.57										0 0 0 0 0 0 0											
Inning Stats	R: 0 E: 0 K: 0 S: 6	H: 1 LOB: 1 BB: 0 P: 9	R: 0 E: 0 K: 2 S: 9	H: 1 LOB: 0 BB: 0 P: 11	R: 1 E: 0 K: 1 S: 15	H: 3 LOB: 2 BB: 0 P: 23	R: 0 E: 0 K: 1 S: 12	H: 1 LOB: 1 BB: 0 P: 18	R: 1 E: 0 K: 0 S: 8	H: 1 LOB: 0 BB: 0 P: 12	R: 0 E: 0 K: 0 S: 8	H: 0 LOB: 0 BB: 0 P: 11	R: 0 E: 0 K: 1 S: 9	H: 0 LOB: 0 BB: 0 P: 13	R: 1 E: 0 K: 0 S: 11	H: 1 LOB: 1 BB: 1 P: 20	R: 0 E: 0 K: 1 S: 5	H: 0 LOB: 0 BB: 0 P: 11	1B: 6 2B: 1 3B: 0 HR: 1	SF: 0 SAC: 1 DP: 1 HBP: 0	WP: 1 PA: 35 PB: 0 SB: 0 CS: 0
PITCHER	IP WLS BF H R ER SO BB IBB HBP BLK WP HR S P ERA WHIP											IP WLS BF H R ER SO BB IBB HBP BLK WP HR S P ERA WHIP									
Curt Schilling, R (1.1) ERA: 3.4	7.0 W 29 8 3 3 5 1 0 0 0 0 1 74 108 3.86 1.286																				
Ricky Bottalico, R (8.1) ERA: 3.28	2.0 S 6 0 0 0 1 0 0 0 0 0 0 0 9 20 0.00 0.000																				

Batter	1	2	3	4	5	6	7	8	9	AB	R	H	RBI	BB	SO	LOB	TOP																
Thomas Howard, S OBP: 0.293, SLG: 0.392 (1, 8)	4-3			G4-3		2B SF7 1B		G4-3	2B	5	2	2	2	0	0	1	Cincinnati Reds @ Philadelphia Phillies Veterans Stadium, Philadelphia, PA Mon Jul 22 1996, 7:05 PM EDT Att: 22,808 - Unknown - 71 F																
Lenny Harris, L OBP: 0.349, SLG: 0.482 Jeff Brantley, R (1, 7)	6-3			G4-3 S 1B		SF7 2B		1B	2B	5	0	4	1	0	0	0																	
Hal Morris, L OBP: 0.353, SLG: 0.436 (1, 3)	6-3			G4-3		SF7		1B	K	4	0	1	2	0	1	2																	
Reggie Sanders, R OBP: 0.350, SLG: 0.505 (1, 9)		F9		G6-3		G6-3		K		4	0	0	0	0	1	4																	
Eddie Taubensee, L OBP: 0.325, SLG: 0.421 (1, 2)		F8			F9		P5	G6-3		4	0	0	0	0	0	2																	
Willie Greene, L OBP: 0.308, SLG: 0.455 Barry Larkin, R OBP: 0.390, SLG: 0.498 (7, PH)	K				K		G4-3		1B 2B 1B	2	0	0	0	0	2	0																	
Bret Boone, R OBP: 0.287, SLG: 0.371 (1, 4)				G6-3 1B		1B			1B 2B 1B	3	1	3	0	1	0	0																	
Jeff Branson, L OBP: 0.300, SLG: 0.389 Chris Sabo, R OBP: 0.368, SLG: 0.424 (7, PH)				G6-3		K		K	P6	2	0	0	0	0	1	2																	
Scott Service, R Eric Owens, R Jeff Shaw, R Eric Anthony, L Lee Smith, R Eric Davis, R (11, 1)				G3		G5-3		1B G4-3 1B	2B BB	1	0	0	0	0	0	0																	
Inning Stats	R: 0 E: 0 K: 0 S: 3	H: 0 LOB: 0 BB: 0 P: 3	R: 0 E: 0 K: 1 S: 10	H: 0 LOB: 0 BB: 0 P: 15	R: 0 E: 0 K: 0 S: 7	H: 1 LOB: 0 BB: 0 P: 11	R: 0 E: 0 K: 0 S: 13	H: 1 LOB: 1 BB: 0 P: 21	R: 0 E: 0 K: 2 S: 11	H: 1 LOB: 1 BB: 0 P: 18	R: 1 E: 0 K: 0 S: 12	H: 2 LOB: 1 BB: 0 P: 20	R: 0 E: 0 K: 1 S: 9	H: 0 LOB: 1 BB: 1 P: 19	R: 1 E: 0 K: 1 S: 15	H: 3 LOB: 2 BB: 0 P: 21		R: 3 E: 0 K: 1 S: 15	H: 4 LOB: 1 BB: 1 P: 26	1B: 9 2B: 3 3B: 0 HR: 0	SF: 1 SAC: 0 DP: 1 HBP: 0	WP: 0 PA: 39 PB: 0 SB: 1 CS: 0											
PITCHER	IP WLS BF H R ER SO BB IBB HBP BLK WP HR S P ERA WHIP																																
Bobby Munoz, R ERA: 6.0 (1, 1)	6.0	22	5	1	1	3	0	0	0	0	0	0	0	56	88	1.50	0.833																
Steve Frey, L ERA: 4.7 (7, 1)	0.2	3	0	0	0	0	1	0	0	0	0	0	0	6	14	0.00	1.500																
Toby Borland, R ERA: 3.98 Ken Ryan, R ERA: 3.38 (8, 1)	1.2	L 9	4	3	3	2	1	0	0	0	0	0	0	21	33	16.20	3.000																

AB	36
R	5
H	12
RBI	5
BB	2
SO	6
LOB	14



Batter	1	2	3	4	5	6	7	8	9	AB	R	H	RBI	BB	SO	LOB	BOTTOM																
Manny Martinez, R OBP: 0.360, SLG: 0.429 (1, 8)	CS HBP	P4		FC6-4 1B			K		K	4	0	1	0	0	2	3	Cincinnati Reds @ Philadelphia Phillies Veterans Stadium, Philadelphia, PA Mon Jul 22 1996, 7:05 PM EDT Att: 22,808 - Unknown - 71 F																
Glenn Murray, R OBP: 0.258, SLG: 0.300 Ken Ryan, R OBP: 0.200, SLG: 0.200 Benito Santiago, R OBP: 0.314, SLG: 0.465 (1, 9)	HBP			FC6-4 1B			G5-3		K	4	1	1	0	0	1	2																	
Gregg Jefferies, S OBP: 0.335, SLG: 0.379 (1, 3)	2B 1B			2B 1B		L9		G4-3		4	2	2	0	0	0	0																	
Todd Zeile, R OBP: 0.344, SLG: 0.445 (1, 5)	2B			G6-4-3 1B		G5-3		BB 1B		4	0	3	3	0	0	0																	
Pete Incaviglia, R OBP: 0.323, SLG: 0.483 Ricky Otero, S OBP: 0.336, SLG: 0.349 (1, 7)	F7			G6-4-3 1B		F7		BB		3	0	1	0	1	0	1																	
Mike Lieberthal, R OBP: 0.307, SLG: 0.460 (1, 2)		FC1-4 1B HBP		G6-4-3		L1		P3		3	0	0	0	0	0	4																	
26 David Doster, R OBP: 0.266, SLG: 0.292 (1, 4)		K		L9		F7		F8		4	0	0	0	0	1	4																	
Kevin Sefcik, R OBP: 0.263, SLG: 0.306 Jim Eisenreich, L OBP: 0.400, SLG: 0.433 (1, 6)		FC1-4 1B		G4-3		G6-3			1B	3	0	1	0	0	0	0																	
Bobby Munoz, R OBP: 0.250, SLG: 0.500 Steve Frey, R Toby Borland, R Ruben Amaro Jr, S OBP: 0.282, SLG: 0.324 (1, 1)	FC1-4			G1-4-3			K		K	2	0	0	0	0	0	2																	
Inning Stats	R: 1 E: 0 K: 1 S: 14	H: 2 LOB: 1 BB: 0 P: 23	R: 0 E: 0 K: 1 S: 9	H: 1 LOB: 2 BB: 0 P: 14	R: 2 E: 0 K: 0 S: 14	H: 4 LOB: 1 BB: 0 P: 20	R: 0 E: 0 K: 0 S: 8	H: 1 LOB: 0 BB: 0 P: 13	R: 0 E: 0 K: 0 S: 6	H: 0 LOB: 0 BB: 0 P: 11	R: 0 E: 0 K: 2 S: 9	H: 0 LOB: 0 BB: 0 P: 11	R: 0 E: 0 K: 0 S: 9	H: 1 LOB: 2 BB: 1 P: 15	R: 0 E: 0 K: 3 S: 16	H: 1 LOB: 1 BB: 0 P: 22		1B: 8 2B: 2 3B: 0 HR: 0	SF: 0 SAC: 0 DP: 1 HBP: 2	WP: 0 PA: 38 PB: 0 SB: 0 CS: 1													
PITCHER	IP WLS BF H R ER SO BB IBB HBP BLK WP HR S P ERA WHIP																																
Scott Service, R ERA: 2.76 Jeff Shaw, R ERA: 3.58 Lee Smith, R ERA: 3.69 Jeff Brantley, R ERA: 2.74 (1, 1)	5.0	23	8	3	3	2	0	0	0	0	0	0	0	16	22	0.00	0.000																
(6, 1)	2.0	6	0	0	0	2	0	0	0	0	0	0	0	9	15	0.00	2.000																
(8, 1)	1.0	W 5	1	0	0	0	1	0	0	0	0	0	0	16	22	0.00	1.000																
(9, 1)	1.0	S 4	1	0	0	3	0	0	0	0	0	0	0	16	22	0.00	1.000																

AB	35
R	3
H	10
RBI	3
BB	1
SO	7
LOB	18



Batter	1	2	3	4	5	6	7	8	9	AB	R	H	RBI	BB	SO	LOB	TOP										
Eric Owens, R OBP: 0.297, SLG: 0.260 Thomas Howard, S OBP: 0.292, SLG: 0.390	G4-6-3 1B		K		F9		G4-3		G3	4	0	1	0	0	1	1	Cincinnati Reds @ Philadelphia Phillies Veterans Stadium, Philadelphia, PA Tue Jul 23 1996, 7:05 PM EDT Att: 23,100 - Unknown - 72 F										
Lenny Harris, L OBP: 0.350, SLG: 0.479	G4-6-3 1-2		HR		F8			HR	G3	5	2	2	0	0	2												
Barry Larkin, R OBP: 0.394, SLG: 0.519			HR		G6-3			HR		3	2	2	5	1	0												
Eric Davis, R OBP: 0.393, SLG: 0.551	K		K		FC5-4 BB			K		3	0	0	0	1	3												
Reggie Sanders, R OBP: 0.353, SLG: 0.510		CS 1B			F7		L8	1B	2B	4	0	2	0	0	1												
Bret Boone, R OBP: 0.287, SLG: 0.369	P4				E3		F8	G6-4-3 1B		4	0	1	0	0	2												
Chris Sabo, R OBP: 0.304, SLG: 0.413 Jeff Branson, L OBP: 0.300, SLG: 0.389	P6 1-2						FC5-4 1-2	G6-4-3 1-2		3	0	0	0	1	0												
Joe Oliver, R OBP: 0.311, SLG: 0.429			HR		F8		L9	G3 SH2-4 1B		4	1	2	0	0	2												
Kevin Jarvis, L OBP: 0.105, SLG: 0.105			SH3-4		B1-3		K	SH2-4 1-2		2	0	0	0	1	2												
Inning Stats	R: 0 E: 0 K: 1 S: 5	H: 1 LOB: 1 BB: 1 P: 9	R: 0 E: 0 K: 0 S: 3	H: 1 LOB: 0 BB: 0 P: 3	R: 3 E: 0 K: 2 S: 10	H: 3 LOB: 0 BB: 0 P: 10	R: 0 E: 1 K: 0 S: 4	H: 0 LOB: 2 BB: 1 P: 8	R: 0 E: 0 K: 0 S: 3	H: 0 LOB: 0 BB: 0 P: 3	R: 0 E: 0 K: 0 S: 3	H: 0 LOB: 1 BB: 1 P: 7	R: 0 E: 0 K: 1 S: 5	H: 0 LOB: 0 BB: 0 P: 5	R: 2 E: 0 K: 1 S: 8	H: 4 LOB: 1 BB: 0 P: 8		R: 0 E: 0 K: 0 S: 4	H: 1 LOB: 1 BB: 0 P: 4	1B: 7 2B: 1 3B: 0 HR: 2	SF: 0 SAC: 2 DP: 2 HBP: 0	WP: 0 PB: 0 SB: 0 CS: 1	PA: 38				
PITCHER	IP	WLS	BF	H	R	ER	SO	BB	IBB	HBP	BLK	WP	HR	S	P	ERA	WHIP										
Mike Mims, L ERA: 5.32	7.0	L	30	7	5	5	4	3	0	0	0	0	2	35	47	6.43	1.429										
Toby Borland, R ERA: 3.91	1.0		4	2	0	0	1	0	0	0	0	0	0	6	6	0.00	2.000										
Ron Blazier, R ERA: 3.94	1.0		4	1	0	0	0	0	0	0	0	0	0	4	4	0.00	1.000										

AB 33
R 5
H 10
RBI 5
BB 3
SO 5
LOB 16



Batter	1	2	3	4	5	6	7	8	9	AB	R	H	RBI	BB	SO	LOB	BOTTOM										
Ricky Otero, S OBP: 0.339, SLG: 0.363	G5-3		SF8							3	0	2	2	0	0	Cincinnati Reds @ Philadelphia Phillies Veterans Stadium, Philadelphia, PA Tue Jul 23 1996, 7:05 PM EDT Att: 23,100 - Unknown - 72 F											
Glenn Murray, R OBP: 0.248, SLG: 0.287	L5		G5-3			F3		K		4	0	0	0	1	3												
Gregg Jefferies, S OBP: 0.328, SLG: 0.370	F7				L3		G3-1		F9	4	0	0	0	0	1												
Todd Zeile, R OBP: 0.346, SLG: 0.454		G6-3				L9			HR	4	1	2	1	0	0												
Jim Eisenreich, L OBP: 0.394, SLG: 0.426	G3-1		G4-6-3			G4-3		F9		4	0	0	0	0	1												
Benito Santiago, R OBP: 0.310, SLG: 0.459	K				F9		K		K	4	0	0	0	3	0												
26 David Doster, R OBP: 0.280, SLG: 0.307			G6-3			G4-6-3 1B		G3-6-1 1B		3	1	2	0	0	0												
Kevin Sefcik, R OBP: 0.293, SLG: 0.359			1B		G4-6-3			G3-6-1 1B		3	1	2	0	0	1												
Mike Mims, L OBP: 0.143, SLG: 0.143 Toby Borland, R			1B			K		G3-6-1 1B		2	0	1	0	0	1												
Ruben Amaro Jr, S OBP: 0.275, SLG: 0.316 Ron Blazier, R OBP: 1.000, SLG: 1.000			2B					1-2 2-3		1	0	0	0	0	2												
Inning Stats	R: 0 E: 0 K: 0 S: 3	H: 0 LOB: 0 BB: 0 P: 3	R: 0 E: 0 K: 1 S: 5	H: 0 LOB: 0 BB: 0 P: 5	R: 1 E: 0 K: 0 S: 5	H: 2 LOB: 1 BB: 0 P: 5	R: 0 E: 0 K: 0 S: 3	H: 1 LOB: 0 BB: 0 P: 3	R: 0 E: 0 K: 1 S: 6	H: 1 LOB: 1 BB: 0 P: 6	R: 0 E: 0 K: 1 S: 5	H: 0 LOB: 0 BB: 0 P: 5	R: 1 E: 0 K: 1 S: 7	H: 3 LOB: 1 BB: 0 P: 7	R: 1 E: 0 K: 1 S: 6	H: 1 LOB: 0 BB: 0 P: 6	1B: 6 2B: 1 3B: 1 HR: 1	SF: 1 SAC: 0 DP: 3 HBP: 0	WP: 0 PB: 0 SB: 0 CS: 0	PA: 33							
PITCHER	IP	WLS	BF	H	R	ER	SO	BB	IBB	HBP	BLK	WP	HR	S	P	ERA	WHIP										
Kevin Jarvis, R ERA: 3.88	9.0	W	33	9	3	3	5	0	0	0	0	0	1	43	43	3.00	1.000										

AB 32
R 3
H 9
RBI 3
BB 0
SO 5
LOB 8



Batter	1	2	3	4	5	6	7	8	9	AB	R	H	RBI	BB	SO	LOB	TOP											
Thomas Howard, S OBP: 0.284, SLG: 0.379	F8		G3			G3	G4-3		G4-3	5	0	0	0	0	0	2	Cincinnati Reds @ Philadelphia Phillies Veterans Stadium, Philadelphia, PA Wed Jul 24 1996, 3:33 AM EDT Att: 27,352 - Sunny - 77 F											
Lenny Harris, L OBP: 0.352, SLG: 0.477	G4-3					G3-1		2B 1B	G3-1	5	0	2	0	0	0	0												
Barry Larkin, R OBP: 0.395, SLG: 0.522	E 1B 1B		G1-3			K		FC5 2B		4	0	2	0	0	1	1												
Eddie Taubensee, L OBP: 0.323, SLG: 0.418	E4 1B					F8	K FC6-4	G1-3		4	0	1	0	0	1	2												
Reggie Sanders, R OBP: 0.356, SLG: 0.508	G1-3					P6-4 S 1B	F9			3	0	1	0	1	0	3												
Willie Greene, L OBP: 0.301, SLG: 0.443										4	1	0	0	0	1	5												
Jeff Shaw, R										0	0	0	0	0	0	0												
Jeff Brantley, R										0	0	0	0	0	0	0												
Bret Boone, R OBP: 0.286, SLG: 0.367										4	1	1	0	0	1	3												
Eric Anthony, L OBP: 0.371, SLG: 0.508										3	1	1	1	1	1	0												
Dave Burba, R OBP: 0.159, SLG: 0.262										3	0	1	2	0	2	0												
Jeff Branson, L OBP: 0.299, SLG: 0.388										1	0	0	0	0	1	0												
Inning Stats	R: 0 E: 1 K: 0 S: 10	H: 2 LOB: 2 BB: 0 P: 16	R: 0 E: 0 K: 2 S: 8	H: 0 LOB: 0 BB: 0 P: 14	R: 0 E: 0 K: 1 S: 16	H: 1 LOB: 1 BB: 0 P: 20	R: 0 E: 0 K: 0 S: 8	H: 1 LOB: 0 BB: 0 P: 9	R: 0 E: 0 K: 2 S: 8	H: 0 LOB: 0 BB: 0 P: 11	R: 2 E: 1 K: 1 S: 14	H: 2 LOB: 2 BB: 1 P: 22	R: 0 E: 0 K: 0 S: 12	H: 2 LOB: 3 BB: 1 P: 21	R: 1 E: 0 K: 1 S: 9	H: 1 LOB: 0 BB: 0 P: 13	1B: 7 2B: 2 3B: 0 HR: 1	SF: 0 SAC: 0 DP: 1 HBP: 0	WP: 1 PB: 0 SB: 2 CS: 0	PA: 38								
PITCHER	IP	WLS	BF	H	R	ER	SO	BB	IBB	HBP	BLK	WP	HR	S	P	ERA	WHIP											
Mike Williams, R ERA: 4.95	(1, 1)	7.0	L	28	6	2	1	7	0	1	0	0	1	0	72	104	1.29	0.857										
Steve Frey, L ERA: 4.5	(8, 1)	0.2		5	2	0	0	0	0	1	0	0	0	0	9	16	0.00	3.000										
Toby Borland, R ERA: 3.98	(8, 1)	1.1		5	1	1	1	1	0	0	0	0	0	1	12	18	6.75	0.750										

Batter	1	2	3	4	5	6	7	8	9	AB	R	H	RBI	BB	SO	LOB	BOTTOM											
Ricky Otero, S OBP: 0.346, SLG: 0.375						P3				4	0	3	0	0	0	0	Cincinnati Reds @ Philadelphia Phillies Veterans Stadium, Philadelphia, PA Wed Jul 24 1996, 3:33 AM EDT Att: 27,352 - Sunny - 77 F											
Mickey Morandini, L OBP: 0.309, SLG: 0.361	P5		G6-3			G4-3		G3		4	0	0	0	0	0	3												
Gregg Jefferies, S OBP: 0.332, SLG: 0.378	F9					G6-3				4	1	2	0	0	0	1												
Todd Zeile, R OBP: 0.345, SLG: 0.450	F9					F8 1B				3	0	0	0	1	0	3												
Pete Incaviglia, R OBP: 0.319, SLG: 0.476						P4				4	0	0	1	0	2	2												
Mike Lieberthal, R OBP: 0.306, SLG: 0.451	F9					F7				3	0	0	0	1	0	2												
Glenn Murray, R OBP: 0.250, SLG: 0.289										3	0	1	0	0	0	1												
Steve Frey, R										0	0	0	0	0	0	0												
Toby Borland, R										0	0	0	0	0	0	0												
Benito Santiago, R OBP: 0.309, SLG: 0.457										1	0	0	0	0	0	1												
Kevin Stocker, S OBP: 0.325, SLG: 0.328										3	0	0	0	0	2	0												
Mike Williams, R OBP: 0.147, SLG: 0.094										2	0	0	0	0	1	0												
Jim Eisenreich, L OBP: 0.392, SLG: 0.424										1	0	0	0	0	1	0												
Inning Stats	R: 0 E: 0 K: 0 S: 11	H: 1 LOB: 1 BB: 0 P: 16	R: 0 E: 0 K: 1 S: 9	H: 1 LOB: 0 BB: 0 P: 15	R: 0 E: 0 K: 1 S: 13	H: 1 LOB: 1 BB: 0 P: 19	R: 0 E: 0 K: 0 S: 10	H: 1 LOB: 1 BB: 0 P: 17	R: 0 E: 0 K: 2 S: 8	H: 0 LOB: 0 BB: 0 P: 11	R: 0 E: 0 K: 0 S: 7	H: 0 LOB: 0 BB: 0 P: 7	R: 0 E: 0 K: 1 S: 11	H: 0 LOB: 1 BB: 1 P: 20	R: 0 E: 0 K: 1 S: 9	H: 1 LOB: 1 BB: 0 P: 14	R: 1 E: 0 K: 0 S: 12	H: 1 LOB: 1 BB: 1 P: 21	1B: 4 2B: 2 3B: 0 HR: 0	SF: 0 SAC: 0 DP: 0 HBP: 0	WP: 0 PB: 0 SB: 0 CS: 1	PA: 35						
PITCHER	IP	WLS	BF	H	R	ER	SO	BB	IBB	HBP	BLK	WP	HR	S	P	ERA	WHIP											
Dave Burba, R ERA: 3.87	(1, 1)	7.0	W	25	4	0	0	5	1	0	0	0	0	0	69	105	0.00	0.714										
Jeff Shaw, R ERA: 3.51	(8, 1)	1.0		4	1	0	0	1	0	0	0	0	0	9	14	0.00	1.000											
Jeff Brantley, R ERA: 2.87	(9, 1)	1.0	S	5	1	1	1	0	1	0	0	0	0	12	21	9.00	2.000											




Batter	1	2	3	4	5	6	7	8	9	AB	R	H	RBI	BB	SO	LOB	TOP					
Ricky Otero, S OBP: 0.340, SLG: 0.368	1-1 G4-3		0-0 F8		1 SAFE 2-0 CS	1-1 F7		3-2 L6		4	0	0	0	0	0	0	Philadelphia Phillies @ Pittsburgh Pirates Three Rivers Stadium, Pittsburgh, PA Thu Jul 25 1996, 7:05 PM EDT Att: 12,163 - Unknown - 77 F					
Mickey Morandini, L OBP: 0.336, SLG: 0.356	1-2 F8		2-2 G4-3			0-1 G3		1-0 G6-3		4	0	0	0	0	0							
Gregg Jefferies, S OBP: 0.330, SLG: 0.392	0-3 K				1-1 F8		3-2 HR	2-1 G5-3		4	1	1	1	0	1	0						
Todd Zeile, R OBP: 0.344, SLG: 0.446		4-0 HR			0-1 F9		2-0 P6		1-2 F9	3	1	0	0	1	0	0						
Jim Eisenreich, L OBP: 0.390, SLG: 0.426		1-2 F8			1-2 WP			3-2 G1-3	1-2 G4-3	4	1	1	0	0	0	1						
Benito Santiago, R OBP: 0.315, SLG: 0.474		0-0 HR			2-2 2B		2-1 2B		0-1 G6-3	4	1	3	3	0	0	0						
Pete Incaviglia, R OBP: 0.319, SLG: 0.472		0-0 G5-3			1-0 P6		4-2 BB			2	0	0	0	1	0	0						
Kevin Stocker, S OBP: 0.325, SLG: 0.325		2-2 L3			4-2 CS		0-3 BB			2	0	0	0	1	1	2						
Russ Springer, R OBP: 0.077, SLG: 0.077			0-3 K		0-3 K		0-0 G5-3			2	0	0	0	0	2	1						
Toby Borland, R										0	0	0	0	0	0	0						
Steve Frey, R										0	0	0	0	0	0	0						
Ruben Amaro Jr, S OBP: 0.268, SLG: 0.308										1	0	0	0	0	2							
Ken Ryan, R OBP: 0.200, SLG: 0.200										0	0	0	0	0	0	0						
Inning Stats	R: 0 E: 0 K: 1 S: 10	H: 0 LOB: 0 BB: 0 P: 12	R: 2 E: 0 K: 0 S: 11	H: 1 LOB: 0 BB: 1 P: 18	R: 0 E: 0 K: 1 S: 7	H: 0 LOB: 0 BB: 0 P: 9	R: 1 E: 0 K: 0 S: 10	H: 2 LOB: 1 BB: 0 P: 14	R: 0 E: 0 K: 1 S: 9	H: 0 LOB: 0 BB: 1 P: 16	R: 1 E: 0 K: 0 S: 8	H: 1 LOB: 2 BB: 0 P: 14	R: 0 E: 0 K: 1 S: 15	H: 1 LOB: 2 BB: 1 P: 24	R: 0 E: 0 K: 0 S: 6	H: 0 LOB: 0 BB: 0 P: 12	R: 0 E: 0 K: 0 S: 8	H: 0 LOB: 0 BB: 0 P: 10	1B: 1 2B: 2 3B: 0 HR: 2	SF: 0 SAC: 0 DP: 0 HBP: 0	WP: 1 PB: 0 SB: 0 CS: 1	PA: 34
PITCHER	IP WLS BF H R ER SO BB IBB HBP BLK WP HR S P ERA WHIP																					
Dan Miceli, R ERA: 4.98	(1, 1) 6.0 W 22 4 4 4 3 2 0 0 0 0 1 2 55 83 6.00 1.000																					
Darrell May, L ERA: 8.44	(7, 1) 0.1 1 0 0 0 0 0 0 0 0 0 0 0 3 6 0.00 0.000																					
Marc Wilkins, R ERA: 3.27	(7, 1) 0.1 3 1 0 0 1 1 0 0 0 0 0 0 11 17 0.00 6.000																					
Dan Plesac, L ERA: 3.38	(7, 1) 1.1 4 0 0 0 0 0 0 0 0 0 0 0 7 13 0.00 0.000																					
67 Francisco Cordova, R ERA: 4.2	(9, 1) 1.0 S 3 0 0 0 0 0 0 0 0 0 0 0 0 8 10 0.00 0.000																					

Batter	1	2	3	4	5	6	7	8	9	AB	R	H	RBI	BB	SO	LOB	BOTTOM			
Jermaine Allensworth, R OBP: 0.500, SLG: 0.400	4-2 1B		2-2 F8		0-2 2B	4-1 BB		0-2 G4-3		3	1	2	0	2	0	0	Philadelphia Phillies @ Pittsburgh Pirates Three Rivers Stadium, Pittsburgh, PA Thu Jul 25 1996, 7:05 PM EDT Att: 12,163 - Unknown - 77 F			
Al Martin, L OBP: 0.349, SLG: 0.464	2-1 FC3-6		0-0 P6		4-2 2B	4-0 BB		1 SAFE 0-0 G4-3		3	1	2	1	2	0	0				
Jeff King, R OBP: 0.337, SLG: 0.519	1-2 1B		3-2 HR		1-0 2B	1-2 BB		1-2 G4-3		5	2	2	2	0	1	7				
Orlando Merced, S OBP: 0.368, SLG: 0.486	0-3 K		0-2 HR		1-2 G3	3-2 2B		1-1 G3		5	1	3	3	0	1	3				
Mark Johnson, L OBP: 0.355, SLG: 0.563	0-0 FC3-6		2-2 G4-3		0-1 G3	4-2 BB		4-2 G4-3		3	0	0	0	1	0	3				
Charlie Hayes, R OBP: 0.305, SLG: 0.398		1-1 G4-3		1-2 G6-3		3-3 K		0-0 G4-3		4	0	0	0	0	1	3				
Jay Bell, R OBP: 0.288, SLG: 0.336		1-3 K		1-0 P3		1-2 F8		4-0 IBB		3	0	0	0	1	1	0				
18 Jason Kendall, R OBP: 0.334, SLG: 0.365		0-1 1B		2-0 G1-3		1-0 BB		2-1 F9		4	1	2	0	0	0	3				
Dan Miceli, R OBP: 0.294, SLG: 0.312	(1, 1) 1-1 G1-3				1-1 G4-3		4-0 BB		2-3 K	2	0	0	0	0	0	1				
Nelson Lirio, S OBP: 0.294, SLG: 0.312	(5, PH) 0-0 LOB: 2									0	0	0	0	0	0	0				
Darrell May, L ERA: 4.07	(7, 1) 0.1 3 1 0 0 1 1 0 0 0 0 0 0 11 17 0.00 6.000																			
Marc Wilkins, R ERA: 3.27	(7, 1) 0.1 3 1 0 0 1 1 0 0 0 0 0 0 11 17 0.00 6.000																			
Dan Plesac, L ERA: 3.38	(7, 1) 1.1 4 0 0 0 0 0 0 0 0 0 0 0 7 13 0.00 0.000																			
67 Francisco Cordova, R ERA: 4.2	(9, 1) 1.0 S 3 0 0 0 0 0 0 0 0 0 0 0 8 10 0.00 0.000																			
Inning Stats	R: 0 E: 0 K: 2 S: 14	H: 1 LOB: 2 BB: 1 P: 21	R: 0 E: 0 K: 1 S: 9	H: 1 LOB: 0 BB: 0 P: 12	R: 2 E: 0 K: 0 S: 14	H: 2 LOB: 0 BB: 0 P: 21	R: 0 E: 0 K: 0 S: 6	H: 0 LOB: 0 BB: 0 P: 10	R: 3 E: 0 K: 1 S: 16	H: 3 LOB: 1 BB: 1 P: 26	R: 1 E: 0 K: 0 S: 8	H: 1 LOB: 2 BB: 3 P: 25	R: 0 E: 0 K: 1 S: 13	H: 1 LOB: 3 BB: 2 P: 27	R: 0 E: 0 K: 0 S: 7	H: 2 LOB: 1 BB: 0 P: 9	1B: 8 2B: 2 3B: 0 HR: 1	SF: 0 SAC: 0 DP: 2 HBP: 0	WP: 0 PB: 0 SB: 2 CS: 0	PA: 40
PITCHER	IP WLS BF H R ER SO BB IBB HBP BLK WP HR S P ERA WHIP																			
Russ Springer, R ERA: 5.95	(1, 1) 4.1 L 22 7 5 5 3 2 0 0 0 0 0 0 1 54 82 9.00 3.000																			
Toby Borland, R ERA: 4.07	(5, 1) 1.0 6 1 1 1 1 2 0 0 0 0 0 0 3 10 23 9.00 3.000																			
Steve Frey, L ERA: 4.5	(6, 1) 0.2 2 0 0 0 0 1 0 0 0 0 0 0 3 10 0.00 1.500																			
Ken Ryan, R ERA: 3.25	(7, 1) 2.0 10 3 0 0 1 1 1 0 0 0 0 0 20 36 0.00 2.000																			

Batter	1	2	3	4	5	6	7	8	9	AB	R	H	RBI	BB	SO	LOB	TOP							
Ricky Otero, S OBP: 0.337, SLG: 0.364 (1, 8)	F2		B5-3				L1-3		P3	5	0	1	2	0	0	1								
Mickey Morandini, L OBP: 0.336, SLG: 0.350 (1, 4)	1B		F2						K	5	0	2	0	0	1	1								
Gregg Jefferies, S OBP: 0.332, SLG: 0.392 (1, 3)							F9		F8	5	0	2	0	0	0	1								
Todd Zeile, R OBP: 0.341, SLG: 0.442 (1, 5)	G6-4-3									4	0	0	0	0	0	3								
Bento Santiago, R OBP: 0.320, SLG: 0.489 (1, 2)										3	2	2	1	1	0	0								
Pete Incaviglia, R OBP: 0.318, SLG: 0.468 (1, 7)										4	0	1	0	0	1	2								
Manny Martinez, R OBP: 0.414, SLG: 0.480 (1, 9)										4	1	3	0	0	0	1								
Kevin Stocker, S OBP: 0.328, SLG: 0.325 (1, 6)										3	1	1	1	1	1	3								
Curt Schilling, R OBP: 0.265, SLG: 0.273 (1, 1)										2	0	1	0	0	1	0								
Mike Lieberthal, R OBP: 0.304, SLG: 0.448 (8, PH)										1	0	0	0	0	0	2								
Ricky Bottalico, L OBP: 0.333, SLG: 0.667 (8, 1)										0	0	0	0	0	0	0								
Inning Stats	R: 0 E: 0 K: 0 S: 4	H: 2 LOB: 1 BB: 0 P: 4	R: 0 E: 0 K: 0 S: 4	H: 1 LOB: 1 BB: 0 P: 4	R: 0 E: 0 K: 1 S: 5	H: 0 LOB: 0 BB: 0 P: 5	R: 0 E: 0 K: 0 S: 3	H: 1 LOB: 0 BB: 0 P: 3	R: 2 E: 0 K: 0 S: 5	H: 2 LOB: 1 BB: 1 P: 9	R: 1 E: 0 K: 1 S: 8	H: 3 LOB: 2 BB: 0 P: 8	R: 0 E: 0 K: 0 S: 4	H: 2 LOB: 1 BB: 0 P: 4	R: 1 E: 0 K: 1 S: 7	H: 2 LOB: 2 BB: 1 P: 11	R: 0 E: 0 K: 1 S: 5	H: 0 LOB: 0 BB: 0 P: 5	1B: 10 2B: 3 3B: 0 HR: 1	SF: 0 SAC: 1 DP: 2 HBP: 0	WP: 0 PB: 0 SB: 0 CS: 1	PA: 39		
PITCHER	IP	WLS	BF	H	R	ER	SO	BB	IBB	HBP	BLK	WP	HR	S	P	ERA	WHIP							
Denny Neagle, L ERA: 3.01 (1, 1)	7.0		30	11	3	3	2	1	0	0	0	0	1	33	37	3.86	1.714							
John Ericks, R ERA: 9.0 (8, 1)	1.0	W	6	2	1	1	1	1	0	0	0	0	0	7	11	9.00	3.000							
Dan Plesac, L ERA: 3.31 (9, 1)	1.0	S	3	0	0	0	1	0	0	0	0	0	0	5	5	0.00	0.000							

Philadelphia Phillies @ Pittsburgh Pirates
Three Rivers Stadium, Pittsburgh, PA
 Fri Jul 26 1996, 7:05 PM EDT
 Att: 17,239 - Unknown - 82 F


AB	36
R	4
H	13
RBI	4
BB	2
SO	4
LOB	14



Batter	1	2	3	4	5	6	7	8	9	AB	R	H	RBI	BB	SO	LOB	BOTTOM							
Jermaine Allensworth, R OBP: 0.529, SLG: 0.462 (1, 8)	K		L4							3	0	1	1	2	1	0								
Al Martin, L OBP: 0.345, SLG: 0.459 (1, 7)	G4-3		G3-1							5	0	0	0	0	0	5								
Jeff King, R OBP: 0.339, SLG: 0.518 (1, 4)			F7							3	1	1	0	1	0	2								
Orlando Merced, S OBP: 0.367, SLG: 0.492 (1, 9)										4	1	1	2	0	0	2								
Mark Johnson, L OBP: 0.353, SLG: 0.552 (1, 3)										3	0	0	0	1	1	0								
John Wehner, R OBP: 0.244, SLG: 0.312 (8, PR) (9, 4)	F7									0	1	0	0	0	0	0								
Charlie Hayes, R OBP: 0.305, SLG: 0.397 (1, 5)										3	2	1	0	0	0	0								
Jay Bell, R OBP: 0.294, SLG: 0.341 (1, 6)										1	1	1	1	2	0	0								
1B Jason Kendall, R OBP: 0.337, SLG: 0.368 (1, 2)										3	1	1	2	1	0	2								
Denny Neagle, L OBP: 0.217, SLG: 0.227 (1, 1)										3	0	1	1	0	1	3								
John Ericks, R (8, 1)										0	0	0	0	0	0	0								
Mike Kingery, L OBP: 0.304, SLG: 0.333 (8, PH)										1	0	0	0	0	0	2								
Dan Plesac, L (9, 1)										0	0	0	0	0	0	0								
Inning Stats	R: 2 E: 0 K: 1 S: 7	H: 2 LOB: 0 BB: 0 P: 7	R: 0 E: 0 K: 0 S: 3	H: 0 LOB: 1 BB: 1 P: 7	R: 0 E: 0 K: 0 S: 3	H: 0 LOB: 0 BB: 0 P: 3	R: 0 E: 0 K: 1 S: 5	H: 0 LOB: 0 BB: 0 P: 5	R: 1 E: 0 K: 0 S: 4	H: 1 LOB: 2 BB: 2 P: 12	R: 1 E: 0 K: 1 S: 7	H: 2 LOB: 2 BB: 1 P: 11	R: 0 E: 0 K: 0 S: 2	H: 0 LOB: 1 BB: 2 P: 10	R: 3 E: 0 K: 0 S: 6	H: 2 LOB: 2 BB: 1 P: 10	R: 0 E: 0 K: 0 S: 6	H: 0 LOB: 0 BB: 0 P: 5	1B: 3 2B: 3 3B: 0 HR: 1	SF: 0 SAC: 2 DP: 1 HBP: 0	WP: 0 PB: 0 SB: 0 CS: 0	PA: 38		
PITCHER	IP	WLS	BF	H	R	ER	SO	BB	IBB	HBP	BLK	WP	HR	S	P	ERA	WHIP							
Curt Schilling, R ERA: 3.53 (1, 1)	7.0		31	5	4	4	3	5	0	0	0	0	1	31	55	5.14	1.429							
Ricky Bottalico, R ERA: 3.79 (8, 1)	1.0	L	7	2	3	3	0	1	0	0	0	0	0	6	10	27.00	3.000							

Philadelphia Phillies @ Pittsburgh Pirates
Three Rivers Stadium, Pittsburgh, PA
 Fri Jul 26 1996, 7:05 PM EDT
 Att: 17,239 - Unknown - 82 F

AB	29
R	7
H	7
RBI	7
BB	7
SO	3
LOB	16



Batter	1	2	3	4	5	6	7	8	9	AB	R	H	RBI	BB	SO	LOB	TOP										
Ricky Otero, S OBP: 0.335, SLG: 0.361 (1, 8)	0-1 B4-3		1-1 1B E 1B	1-0 G1-3			0-1 L3	2-2 K		5	1	1	0	0	1	1											
Mickey Morandini, L OBP: 0.339, SLG: 0.354 (1, 4)	3-2 FC4-6 1B		2-1 1B BB 1B		2-1 L7		1-1 1B BB 1B		1-3 K	5	0	3	0	0	1	0											
Gregg Jefferies, S OBP: 0.333, SLG: 0.386 (1, 3)	2-1 FC4-6 1B		4-2 1B BB		1-0 F7		4-2 1B BB		1-1 G4-3	3	1	0	0	2	0	1											
Todd Zeile, R OBP: 0.344, SLG: 0.442 (1, 5)	4-0 1B BB		2-0 1B		3-2 1B		2-3 K		1-3 K	4	0	2	1	1	2	2											
Jim Eisenreich, L OBP: 0.392, SLG: 0.427 (1, 7)	3-2 1B		1-1 K		1-1 G6-3		0-0 1B		1-3 K	4	0	2	1	0	1	4											
Benito Santiago, R OBP: 0.319, SLG: 0.489 (1, 2)	0-3 K		2-3 K			3-1 G4-3 2B	2-1 F9			4	0	1	0	0	2	8											
Manny Martinez, R OBP: 0.394, SLG: 0.429 (1, 9)		0-3 K	1-3 K			1-0 L4		4-1 BB		3	0	0	0	1	2	4											
Kevin Stocker, S OBP: 0.322, SLG: 0.319 (1, 6)		0-0 P5		2-2 F5		0-0 G4-3		2-2 P6		4	0	0	0	0	0	2											
Terry Mulholland, R OBP: 0.178, SLG: 0.267 (1, 1)	1-2 G5-3		1-0 G4-3		1-2 G4-3		0-0 G5-3			4	0	0	0	0	0	2											
Inning Stats	R: 1 E: 0 K: 1 S: 15	H: 2 LOB: 2 BB: 1 P: 26	R: 0 E: 0 K: 1 S: 7	H: 0 LOB: 0 BB: 0 P: 8	R: 1 E: 1 K: 3 S: 18	H: 3 LOB: 3 BB: 1 P: 31	R: 0 E: 0 K: 0 S: 5	H: 0 LOB: 0 BB: 0 P: 9	R: 0 E: 0 K: 0 S: 9	H: 1 LOB: 1 BB: 0 P: 16	R: 0 E: 0 K: 1 S: 14	H: 2 LOB: 3 BB: 1 P: 23	R: 0 E: 0 K: 2 S: 9	H: 0 LOB: 0 BB: 0 P: 17	R: 0 E: 0 K: 2 S: 8	H: 0 LOB: 0 BB: 0 P: 11	1B: 8 2B: 1 3B: 0 HR: 0	SF: 0 SAC: 0 DP: 0 HBP: 0	WP: 0 PA: 40 PB: 0 SB: 1 CS: 0								
PITCHER	IP	WLS	BF	H	R	ER	SO	BB	IBB	HBP	BLK	WP	HR	S	P	ERA	WHIP										
Steve Parris, R ERA: 10.0 (1, 1)	4.2	L	22	6	2	2	5	2	0	0	0	0	0	52	87	3.86	1.714										
Elmer Dessens, R ERA: 10.59 (5, 1)	1.1		5	1	0	0	0	0	0	0	0	0	0	9	15	0.00	0.750										
Darrell May, L ERA: 7.5 (7, 1)	0.2		5	2	0	0	1	1	0	0	0	0	0	12	19	0.00	4.500										
Ramon Morel, R ERA: 4.07 (7, 1)	0.1		1	0	0	0	0	0	0	0	0	0	0	2	4	0.00	0.000										
Marc Wilkins, R ERA: 3.13 (8, 1)	2.0		7	0	0	0	3	1	0	0	0	0	0	17	28	0.00	0.500										

Philadelphia Phillies @ Pittsburgh Pirates
Three Rivers Stadium, Pittsburgh, PA
Sat Jul 27 1996, 7:05 PM EDT
Att: 23,121 - Unknown - 75 F

AB 36
R 2
H 9
RBI 2
BB 4
SO 9
LOB 24





Batter	1	2	3	4	5	6	7	8	9	AB	R	H	RBI	BB	SO	LOB	BOTTOM										
Jermaine Allensworth, R OBP: 0.429, SLG: 0.353 (1, 8)	2-2 F9		1-2 FC6-4 BB 1B FC6-4		0-0 G6-3		1-3 K			4	1	0	0	0	1	2											
John Wehner, R OBP: 0.256, SLG: 0.321 (1, 4)	1-0 1B		0-0 FC6-4 BB 1B		1-0 G5-3			0-1 G6-3		4	0	2	0	0	0	0											
Jeff King, R OBP: 0.338, SLG: 0.514 (1, 3)	3-2 P3		4-2 FC6-4 BB		0-3 K			0-0 F7		3	0	0	0	1	1	1											
Orlando Merced, S OBP: 0.363, SLG: 0.486 (1, 9)	1-3 K		0-2 FC6-4 FC5-4			0-3 K		1-0 F8		4	0	0	1	0	2	3											
Charlie Hayes, R OBP: 0.306, SLG: 0.393 (1, 5)		0-0 F8	1-0 FC5-4			0-0 P3			0-2 F9	4	0	0	0	0	0	2											
Dave Clark, L OBP: 0.394, SLG: 0.429 (1, 7)		0-0 E2		1-0 P6		0-1 G4-3			1-1 G6-4-3 1B	4	0	1	0	0	0	0											
Jay Bell, R OBP: 0.291, SLG: 0.337 (1, 6)		1-3 K2-3		1-1 L8			0-0 G5-3		1-0 G6-4-3	4	0	0	0	0	1	2											
1B Jason Kendall, R OBP: 0.337, SLG: 0.368 (1, 2)		1-1 G3		2-1 1B			1-2 L4			3	0	1	0	0	0	1											
Steve Parris, R ERA: 10.0 (1, 1)			4-0 BB		1-2 G6-3			0-2 1B		1	0	0	0	0	0	1											
Elmer Dessens, R ERA: 10.59 (5, 1)										0	0	0	0	0	0	0											
Darrell May, L ERA: 7.5 (7, 1)										0	0	0	0	0	0	0											
Ramon Morel, R ERA: 4.07 (7, 1)										0	0	0	0	0	0	0											
Nelson Lirio, S ERA: 3.09 (7, 1)										1	0	1	0	0	0	0											
Marc Wilkins, R ERA: 3.13 (8, 1)										0	0	0	0	0	0	0											
Inning Stats	R: 0 E: 0 K: 1 S: 14	H: 1 LOB: 1 BB: 0 P: 21	R: 0 E: 1 K: 1 S: 7	H: 0 LOB: 1 BB: 0 P: 9	R: 1 E: 0 K: 0 S: 17	H: 1 LOB: 2 BB: 2 P: 27	R: 0 E: 0 K: 0 S: 8	H: 1 LOB: 1 BB: 0 P: 13	R: 0 E: 0 K: 1 S: 5	H: 0 LOB: 0 BB: 0 P: 6	R: 0 E: 0 K: 1 S: 6	H: 0 LOB: 0 BB: 0 P: 6	R: 0 E: 0 K: 1 S: 10	H: 1 LOB: 1 BB: 0 P: 12	R: 0 E: 0 K: 0 S: 4	H: 0 LOB: 0 BB: 0 P: 5	R: 0 E: 0 K: 0 S: 6	H: 1 LOB: 0 BB: 0 P: 8	1B: 5 2B: 0 3B: 0 HR: 0	SF: 0 SAC: 0 DP: 1 HBP: 0	WP: 0 PA: 34 PB: 0 SB: 0 CS: 0						
PITCHER	IP	WLS	BF	H	R	ER	SO	BB	IBB	HBP	BLK	WP	HR	S	P	ERA	WHIP										
Terry Mulholland, L ERA: 4.66 (1, 1)	9.0	W	34	5	1	1	5	2	0	0	0	0	0	77	107	1.00	0.778										

Philadelphia Phillies @ Pittsburgh Pirates
Three Rivers Stadium, Pittsburgh, PA
Sat Jul 27 1996, 7:05 PM EDT
Att: 23,121 - Unknown - 75 F

AB 32
R 1
H 5
RBI 1
BB 2
SO 5
LOB 12



Batter	1	2	3	4	5	6	7	8	9	AB	R	H	RBI	BB	SO	LOB	TOP											
Ricky Otero, S OBP: 0.332, SLG: 0.357 (1, 8)	G3		F8	HR		G4-3			G6-3	5	1	1	1	0	0	1	Philadelphia Phillies @ Pittsburgh Pirates Three Rivers Stadium, Pittsburgh, PA Sun Jul 28 1996, 7:05 PM EDT Att: 15,189 - Unknown - 75 F											
Mickey Morandini, L OBP: 0.339, SLG: 0.359 (1, 4)	G4-3		F8	HR		F8			K	4	1	0	0	0	1	1												
Gregg Jefferies, S OBP: 0.339, SLG: 0.403 (1, 3)	F7								L9	4	2	2	4	1	0	0												
Todd Zeile, R OBP: 0.345, SLG: 0.453 (1, 5)										4	1	2	2	0	2	1												
Jim Eisenreich, L OBP: 0.394, SLG: 0.426 (1, 9)										3	0	1	0	1	0	1												
Benito Santiago, R OBP: 0.318, SLG: 0.486 (1, 2)										4	0	1	0	0	1	3												
Pete Incaviglia, R OBP: 0.317, SLG: 0.463 (1, 7)										3	1	0	0	1	1	2												
Kevin Stocker, S OBP: 0.325, SLG: 0.322 (1, 6)										4	1	2	0	0	0	1												
Bobby Munoz, R ERA: 4.63 Ruben Amaro, Jr., S Mike Mirmbs, L Toby Borland, R Steve Frey, R Manny Martinez, R Ron Blazler, R										0	0	0	0	0	0	0												
Inning Stats	R: 0 E: 0 K: 0 S: 7	H: 0 LOB: 0 BB: 0 P: 10	R: 0 E: 0 K: 3 S: 14	H: 1 LOB: 1 BB: 0 P: 20	R: 0 E: 0 K: 0 S: 12	H: 1 LOB: 1 BB: 0 P: 15	R: 8 E: 0 K: 0 S: 22	H: 7 LOB: 1 BB: 1 P: 44	R: 0 E: 0 K: 1 S: 8	H: 0 LOB: 0 BB: 0 P: 13	R: 0 E: 0 K: 1 S: 7	H: 0 LOB: 1 BB: 2 P: 20	R: 0 E: 0 K: 1 S: 7	H: 0 LOB: 0 BB: 0 P: 9	R: 0 E: 0 K: 1 S: 7	H: 0 LOB: 0 BB: 0 P: 12	1B: 7 2B: 1 3B: 0 HR: 2	SF: 0 SAC: 1 DP: 2 HBP: 1	WP: 0 PB: 0 SB: 2 CS: 0	PA: 39								
PITCHER	IP	WLS	BF	H	R	ER	SO	BB	IBB	HBP	BLK	WP	HR	S	P	ERA	WHIP											
Jon Lieber, R ERA: 4.63	3.2	19	7	6	6	3	1	0	0	0	0	0	1	50	78	14.73	2.182											
Darrell May, L ERA: 9.95	0.1	4	2	2	2	0	0	0	0	1	0	0	0	1	5	11	54.00	6.000										
Elmer Dessens, R ERA: 9.47	2.0	6	1	0	0	0	0	0	0	0	0	0	0	15	27	0.00	0.500											
John Ericks, R ERA: 8.53	1.0	W	4	0	0	0	1	1	1	0	0	0	0	7	20	0.00	1.000											
67 Francisco Cordova, R ERA: 4.93	2.0	6	0	0	0	0	2	0	0	0	0	0	0	14	21	0.00	0.000											

Batter	1	2	3	4	5	6	7	8	9	AB	R	H	RBI	BB	SO	LOB	BOTTOM										
Jermaine Allensworth, R OBP: 0.423, SLG: 0.333 (1, 8)	F8	F9		B1-3		G6-4-3	1B			4	0	1	1	1	0	2	Philadelphia Phillies @ Pittsburgh Pirates Three Rivers Stadium, Pittsburgh, PA Sun Jul 28 1996, 7:05 PM EDT Att: 15,189 - Unknown - 75 F										
Al Martin, L OBP: 0.350, SLG: 0.465 (1, 7)	HR		G6-3	HR		P5	1B			5	2	4	3	0	0	1											
Jeff King, R OBP: 0.334, SLG: 0.508 (1, 4)	G6-3		G6-3	F7		G6-4-3	F9			5	0	0	0	0	0	6											
Orlando Merced, S OBP: 0.366, SLG: 0.506 (1, 9)	HR		FC5-2	HR			1B		G3-1	5	4	3	4	0	0	1											
Mark Johnson, L OBP: 0.365, SLG: 0.560 (1, 3)	FC5-4		2B	1B			1B		G3-1	5	2	4	0	0	0	0											
Charlie Hayes, R OBP: 0.305, SLG: 0.393 (1, 5)	FC5-4		1B	2B			1B		K	5	1	1	2	0	2	4											
Jay Bell, R OBP: 0.293, SLG: 0.339 (1, 6)			1B	1B			F9		E5	4	1	2	1	0	0	2											
1B Jason Kendall, R OBP: 0.336, SLG: 0.366 (1, 2)	F7		F7				G4-3		1B	4	1	1	1	0	0	2											
Jon Lieber, L ERA: 4.63 Darrell May, L John Wehner, R Elmer Dessens, R John Ericks, R Nelson Liriano, S 67 Francisco Cordova, R										0	0	0	0	1	0	0											
Inning Stats	R: 2 E: 0 K: 0 S: 12	H: 3 LOB: 1 BB: 0 P: 19	R: 0 E: 0 K: 0 S: 4	H: 1 LOB: 1 BB: 1 P: 13	R: 3 E: 0 K: 0 S: 15	H: 4 LOB: 1 BB: 0 P: 27	R: 3 E: 0 K: 1 S: 14	H: 4 LOB: 1 BB: 0 P: 22	R: 0 E: 0 K: 0 S: 6	H: 0 LOB: 0 BB: 0 P: 7	R: 0 E: 0 K: 0 S: 6	H: 1 LOB: 0 BB: 0 P: 13	R: 4 E: 1 K: 1 S: 18	H: 4 LOB: 2 BB: 1 P: 30	R: 0 E: 0 K: 1 S: 10	H: 0 LOB: 0 BB: 0 P: 10	1B: 13 2B: 2 3B: 0 HR: 2	SF: 0 SAC: 0 DP: 1 HBP: 0	WP: 0 PB: 0 SB: 2 CS: 1	PA: 42							
PITCHER	IP	WLS	BF	H	R	ER	SO	BB	IBB	HBP	BLK	WP	HR	S	P	ERA	WHIP										
Bobby Munoz, R ERA: 7.5	3.0	17	8	5	5	0	1	0	0	0	0	0	1	31	59	15.00	3.000										
Mike Mirmbs, L ERA: 5.68	0.2	6	4	3	3	0	0	0	0	0	0	0	0	1	16	40.50	6.000										
Toby Borland, R ERA: 4.03	2.2	L	12	4	4	1	1	0	0	0	0	0	0	22	38	3.38	1.500										
Steve Frey, L ERA: 4.41	0.2	4	1	0	0	0	1	1	0	0	0	0	0	11	18	0.00	3.000										
Ron Blazler, R ERA: 3.82	1.0	3	0	0	0	0	1	0	0	0	0	0	0	10	10	0.00	0.000										

Batter	1	2	3	4	5	6	7	8	9	AB	R	H	RBI	BB	SO	LOB	TOP					
Royce Clayton, R OBP: 0.327, SLG: 0.367	K2-3		G6-3			G6-3	FC4-6	G6-3		4	0	0	1	1	1	2						
Ray Lankford, L OBP: 0.355, SLG: 0.510	K		G4-3			K2-3	F8		L7	5	0	0	0	0	2	3						
Ron Gant, R OBP: 0.383, SLG: 0.544	FC5-4		HR			G6-3		L1-3	K	4	1	2	2	1	1	1						
Brian Jordan, R OBP: 0.335, SLG: 0.492	FC5-4		G6-3			G5-3		L1-3	G5-3	5	0	0	0	0	0	3						
John Mabry, L OBP: 0.360, SLG: 0.465		HR				G6-3		F7		4	1	1	1	0	1	0						
Gary Gaetti, R OBP: 0.319, SLG: 0.440	K					WP			HR	4	2	3	1	0	1	0						
Tom Pagnozzi, R OBP: 0.325, SLG: 0.446						F7			L8	3	1	0	0	1	0	2						
Mike Gallego, R OBP: 0.326, SLG: 0.459										2	0	0	0	0	0	2						
Mark Petkovsek, R OBP: 0.326, SLG: 0.459										0	0	0	0	0	0	0						
Mark Sweeney, L OBP: 0.326, SLG: 0.459										0	1	0	0	1	0	0						
Tony Fossas, L OBP: 0.326, SLG: 0.459										0	0	0	0	0	0	0						
Cory Bailey, R OBP: 0.326, SLG: 0.459										0	0	0	0	0	0	0						
Willie McGee, S OBP: 0.326, SLG: 0.459										1	0	1	0	0	0	0						
Rick Honeycutt, L OBP: 0.326, SLG: 0.459										0	0	0	0	0	0	0						
T.J. Mathews, R OBP: 0.326, SLG: 0.459										0	0	0	0	0	0	0						
Alan Benes, R OBP: 0.214, SLG: 0.268										1	0	0	0	0	0	1						
Luis Alicea, S OBP: 0.332, SLG: 0.349										3	1	2	1	0	1	1						
Inning Stats	R: 0 E: 0 K: 2 S: 10	H: 0 LOB: 1 BB: 1 P: 17	R: 1 E: 0 K: 1 S: 10	H: 1 LOB: 1 BB: 1 P: 15	R: 1 E: 0 K: 0 S: 6	H: 1 LOB: 0 BB: 0 P: 10	R: 0 E: 0 K: 1 S: 9	H: 1 LOB: 1 BB: 0 P: 15	R: 1 E: 0 K: 1 S: 11	H: 1 LOB: 1 BB: 1 P: 22	R: 3 E: 2 K: 0 S: 17	H: 2 LOB: 1 BB: 1 P: 28	R: 0 E: 0 K: 0 S: 7	H: 1 LOB: 0 BB: 0 P: 12	R: 1 E: 0 K: 1 S: 17	H: 2 LOB: 1 BB: 0 P: 28	R: 0 E: 0 K: 1 S: 6	H: 0 LOB: 0 BB: 0 P: 10	1B: 5 2B: 2 3B: 0 HR: 3	SF: 0 SAC: 0 DP: 1 HBP: 0	WP: 2 PB: 0 SB: 1 CS: 0	PA: 40
PITCHER	IP	WLS	BF	H	R	ER	SO	BB	IBB	HBP	BLK	WP	HR	S	P	ERA	WHIP					
Mike Williams, R ERA: 4.95	5.1		26	5	6	3	5	4	0	0	0	2	2	54	96	5.06	1.688					
Toby Borland, R ERA: 3.92	1.2	W	6	2	0	0	0	0	0	0	0	0	0	16	23	0.00	1.200					
Ken Ryan, R ERA: 3.3	2.0		8	2	1	1	2	0	0	0	0	0	1	23	38	4.50	1.000					

St. Louis Cardinals @ Philadelphia Phillies
Veterans Stadium, Philadelphia, PA
Tue Jul 30 1996, 7:05 PM EDT
Att: 20,166 - Overcast - 70 F

AB 36
R 7
H 9
RBI 6
BB 4
SO 7
LOB 15



Batter	1	2	3	4	5	6	7	8	9	AB	R	H	RBI	BB	SO	LOB	BOTTOM					
Ricky Otero, S OBP: 0.340, SLG: 0.373	G4-6-3		SF8			L6				6	1	4	1	0	0	4						
Mickey Morandini, L OBP: 0.340, SLG: 0.366	G4-6-3		SF8							5	1	3	2	0	1	2						
Gregg Jefferies, S OBP: 0.341, SLG: 0.403			P3			F9				5	0	2	0	0	0	3						
Todd Zeile, R OBP: 0.346, SLG: 0.451	K									4	1	1	1	1	1	4						
Jim Eisenreich, L OBP: 0.397, SLG: 0.427										4	1	2	0	1	0	2						
Benito Santiago, R OBP: 0.319, SLG: 0.488										5	0	2	2	0	1	2						
Ruben Amaro Jr, S OBP: 0.340, SLG: 0.467										5	1	4	1	0	0	1						
Kevin Stocker, S OBP: 0.327, SLG: 0.321										4	1	1	0	1	1	3						
Mike Williams, R OBP: 0.189, SLG: 0.143										3	2	2	0	0	1	2						
Toby Borland, R ERA: 4.33										0	0	0	0	0	0	0						
Mike Lieberthal, R OBP: 0.302, SLG: 0.444										1	0	0	0	0	0	3						
Ken Ryan, R OBP: 0.200, SLG: 0.200										0	0	0	0	0	0	0						
26 David Doster, R OBP: 0.289, SLG: 0.316										1	0	1	0	0	0	0						
Inning Stats	R: 0 E: 0 K: 1 S: 10	H: 2 LOB: 1 BB: 0 P: 17	R: 1 E: 0 K: 2 S: 9	H: 1 LOB: 0 BB: 0 P: 17	R: 4 E: 0 K: 0 S: 17	H: 4 LOB: 2 BB: 2 P: 33	R: 1 E: 0 K: 0 S: 13	H: 3 LOB: 2 BB: 0 P: 17	R: 0 E: 0 K: 1 S: 8	H: 2 LOB: 1 BB: 0 P: 11	R: 0 E: 1 K: 1 S: 9	H: 1 LOB: 1 BB: 0 P: 11	R: 0 E: 0 K: 0 S: 12	H: 2 LOB: 3 BB: 1 P: 25	R: 1 E: 0 K: 0 S: 13	H: 3 LOB: 1 BB: 0 P: 16	R: 1 E: 0 K: 0 S: 11	H: 4 LOB: 3 BB: 0 P: 16	1B: 17 2B: 3 3B: 1 HR: 1	SF: 1 SAC: 0 DP: 3 HBP: 0	WP: 0 PB: 0 SB: 0 CS: 1	PA: 47
PITCHER	IP	WLS	BF	H	R	ER	SO	BB	IBB	HBP	BLK	WP	HR	S	P	ERA	WHIP					
Alan Benes, R ERA: 5.37	3.2		22	10	6	6	3	2	0	0	0	0	0	11	15	0.00	1.500					
Mark Petkovsek, R ERA: 4.33	1.1		5	2	0	0	1	0	0	0	0	0	0	7	9	0.00	3.000					
Tony Fossas, L ERA: 2.87	0.1		3	1	0	0	1	0	0	0	0	0	0	14	27	0.00	1.200					
Cory Bailey, R ERA: 4.18	1.2		7	2	0	0	0	0	1	0	0	0	0	11	14	13.50	4.500					
Rick Honeycutt, L ERA: 3.99	0.2		4	3	1	1	0	0	0	0	0	0	0	11	14	13.50	4.500					
PITCHER	IP	WLS	BF	H	R	ER	SO	BB	IBB	HBP	BLK	WP	HR	S	P	ERA	WHIP					
T.J. Mathews, R ERA: 3.11	0.2	L	6	4	1	1	0	0	0	0	0	0	0	13	18	13.50	6.000					

St. Louis Cardinals @ Philadelphia Phillies
Veterans Stadium, Philadelphia, PA
Tue Jul 30 1996, 7:05 PM EDT
Att: 20,166 - Overcast - 70 F

AB 43
R 8
H 22
RBI 7
BB 3
SO 5
LOB 26

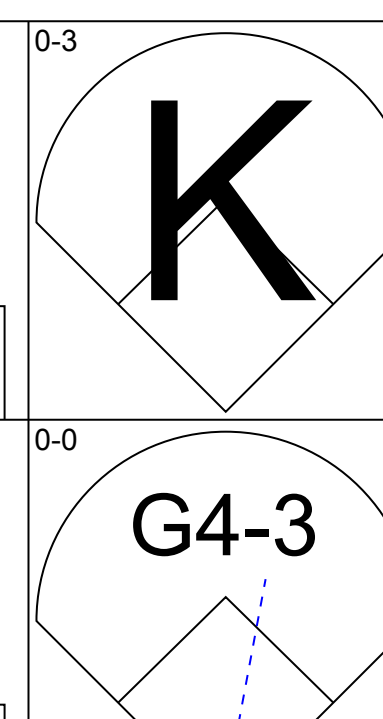
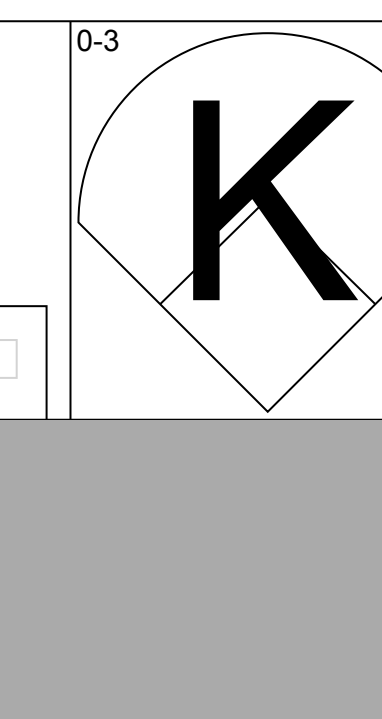
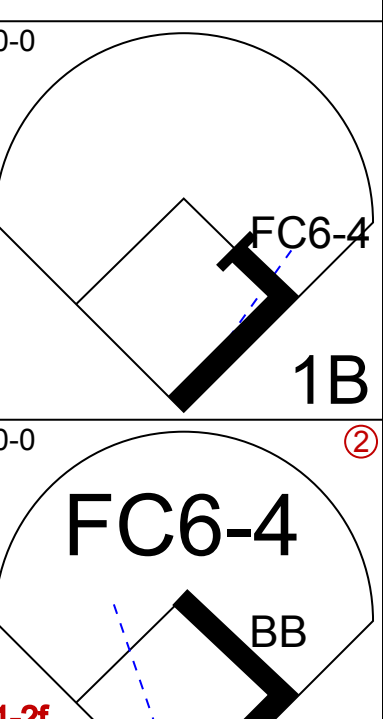
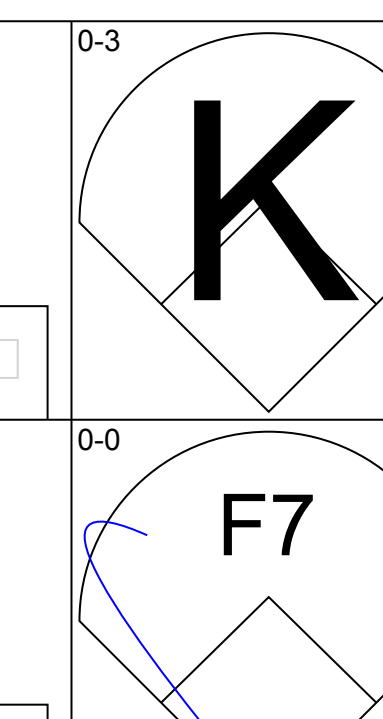
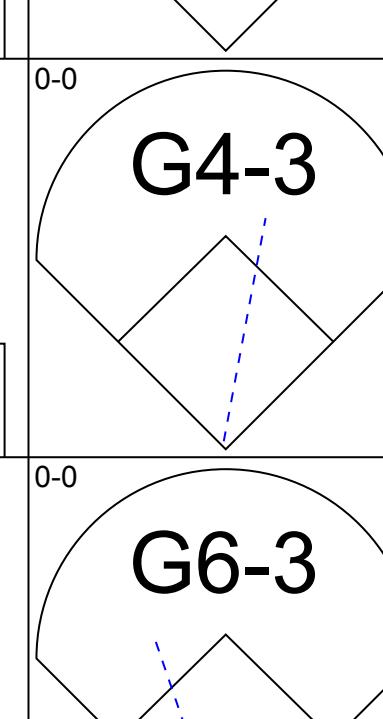
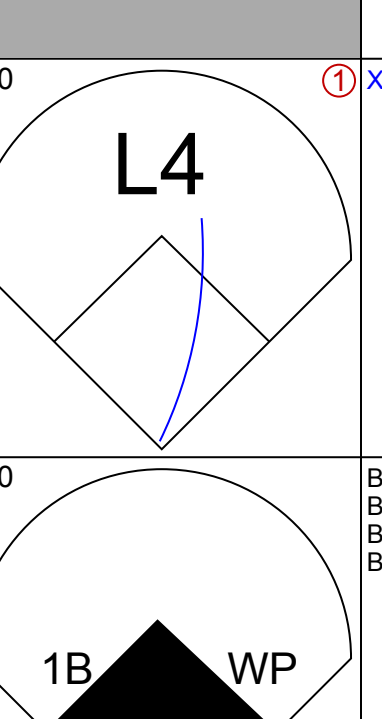
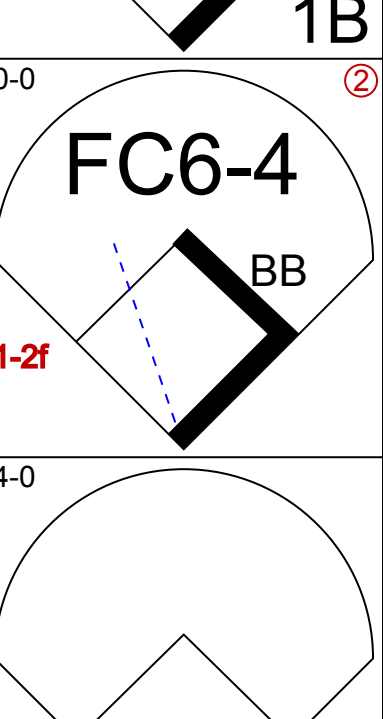
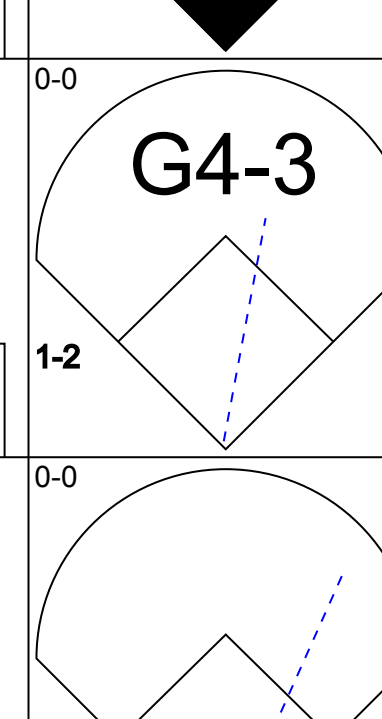
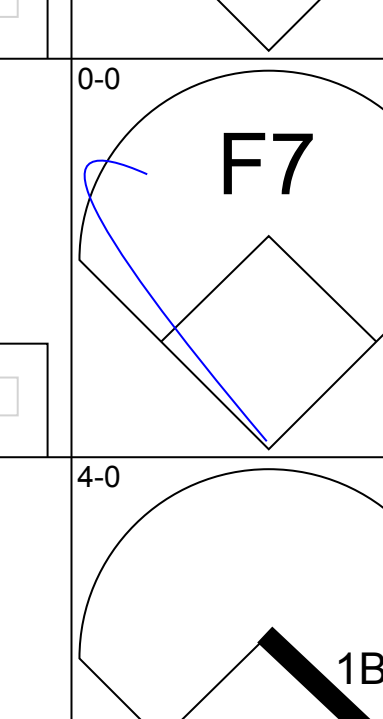
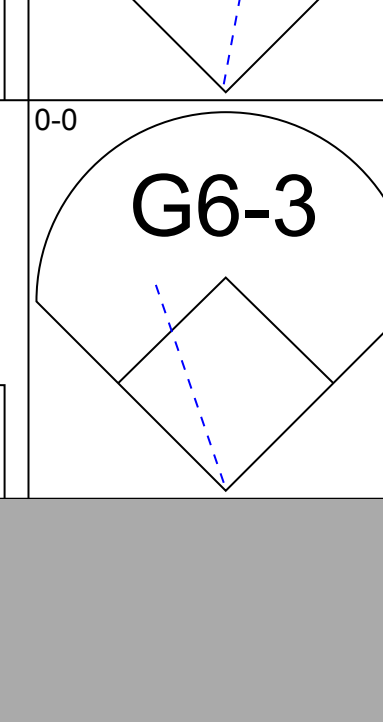
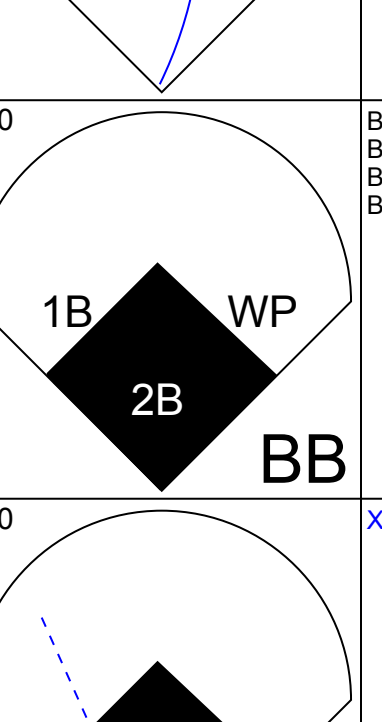
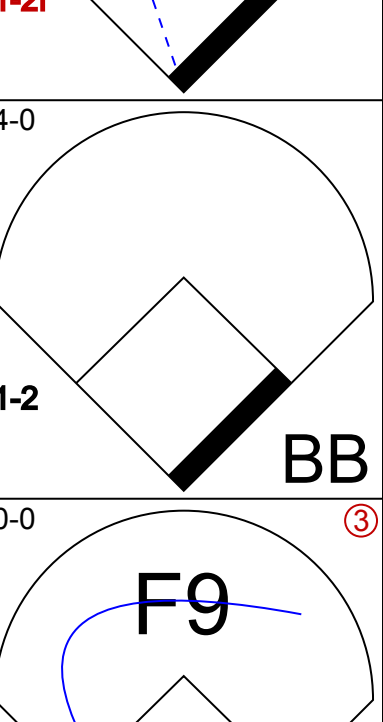
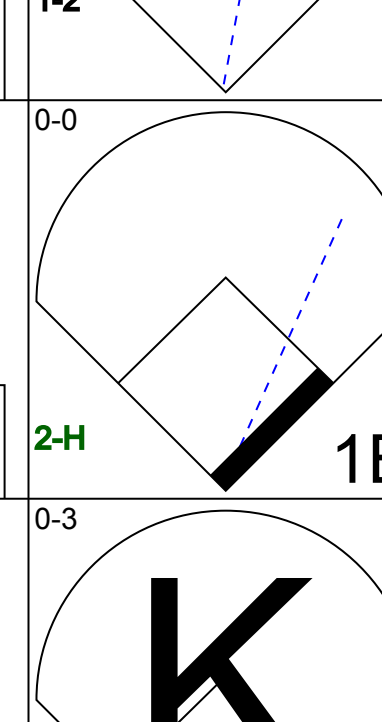
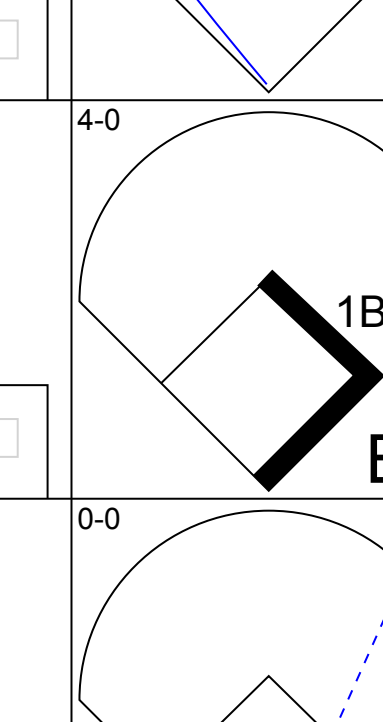
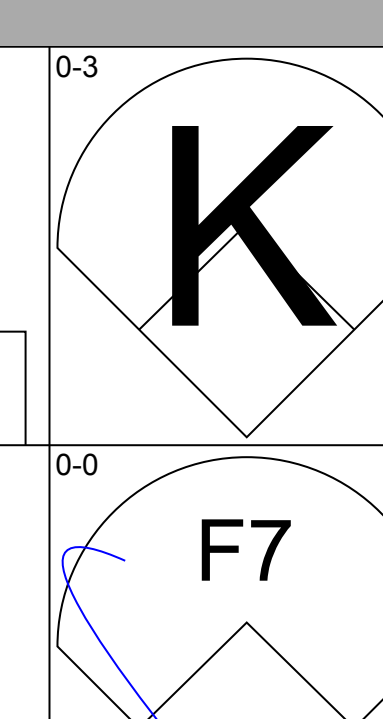
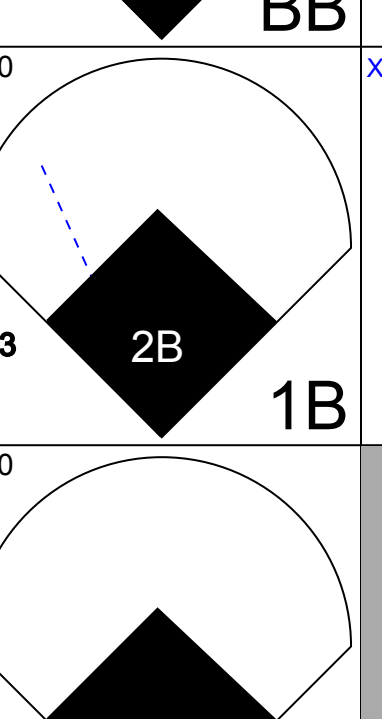
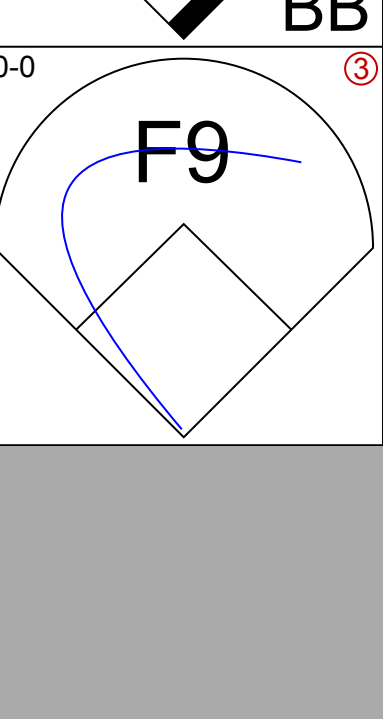
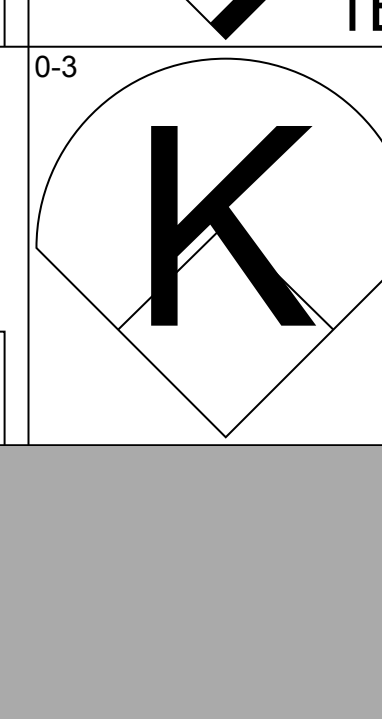
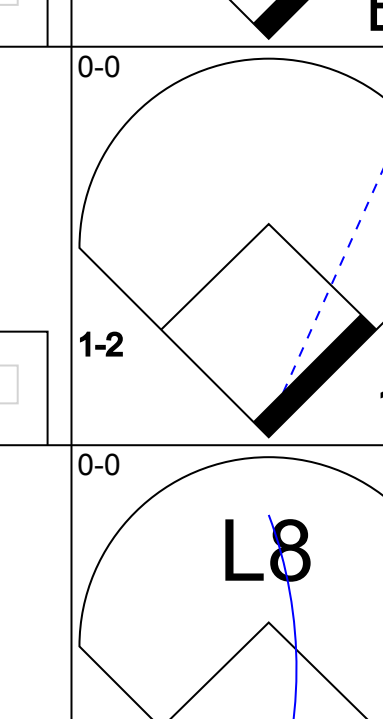

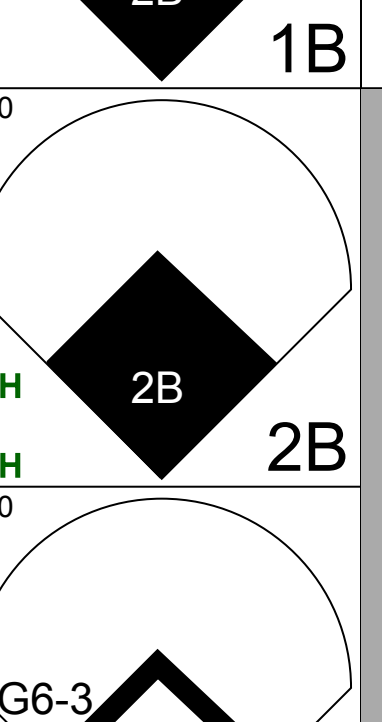
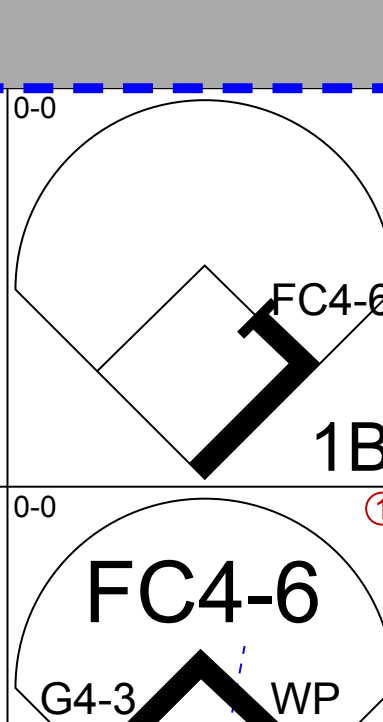
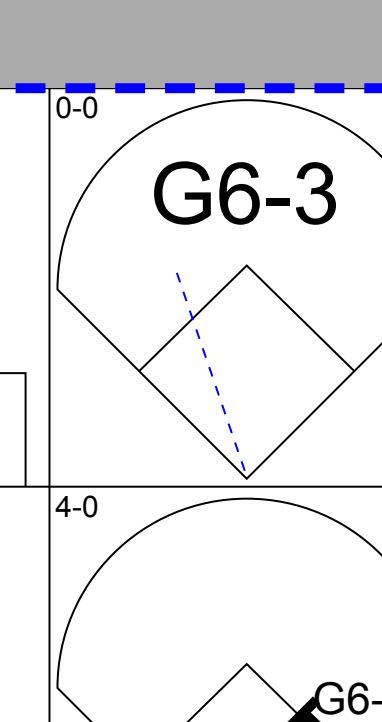
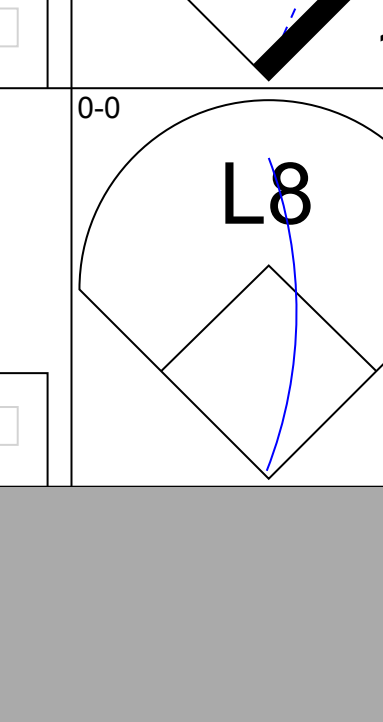

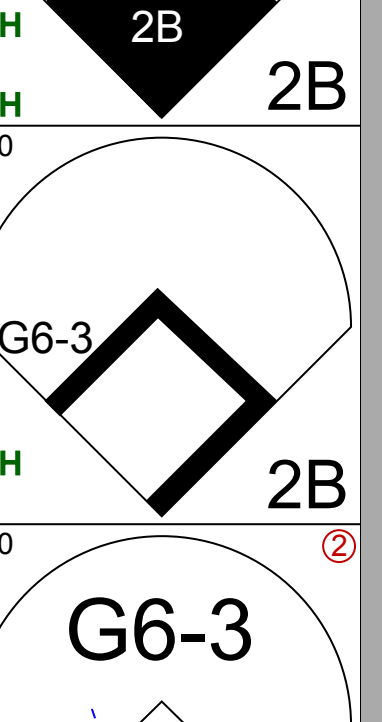
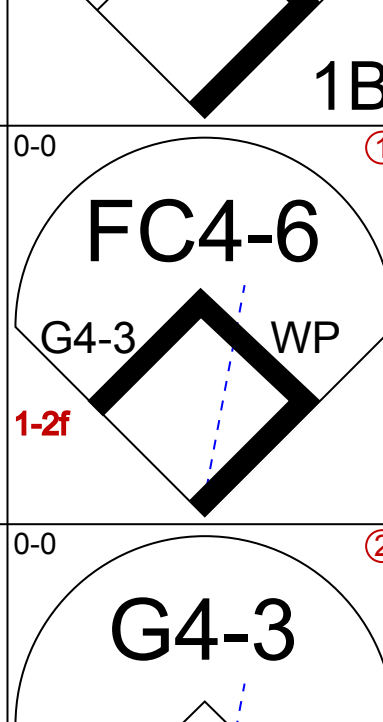
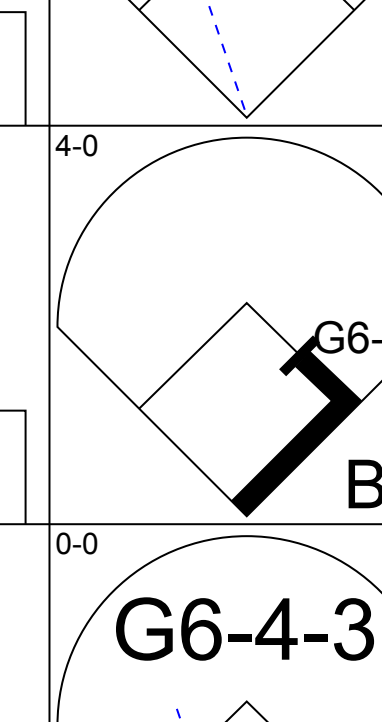
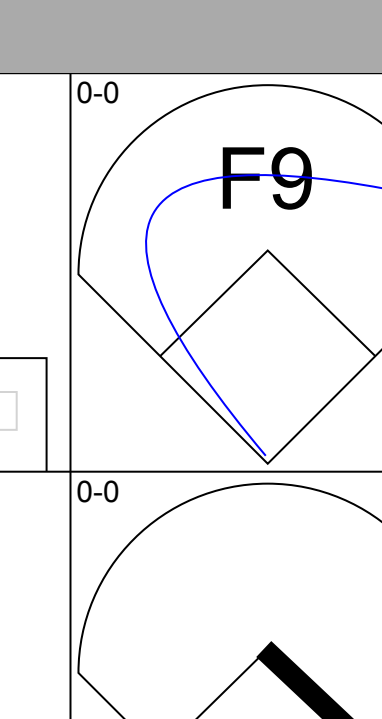
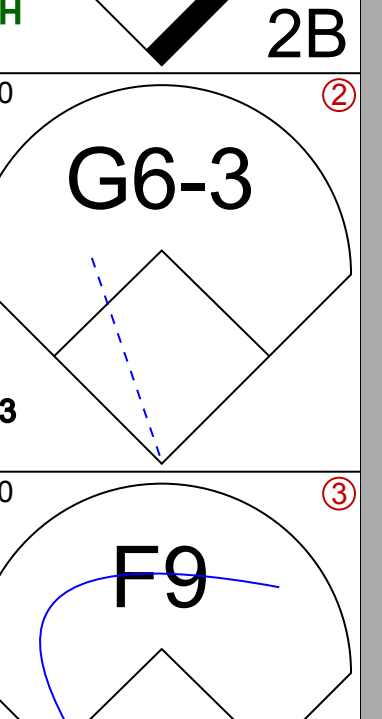
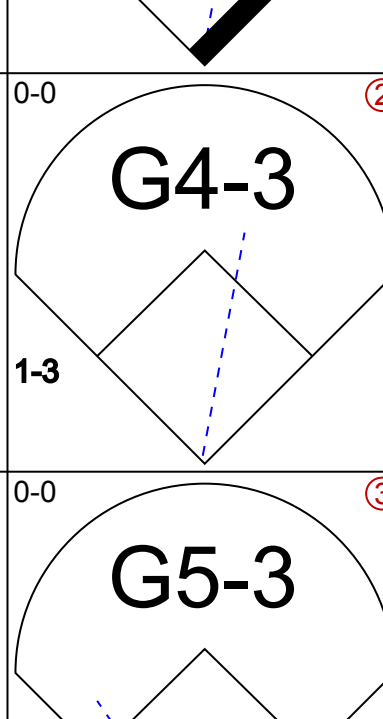
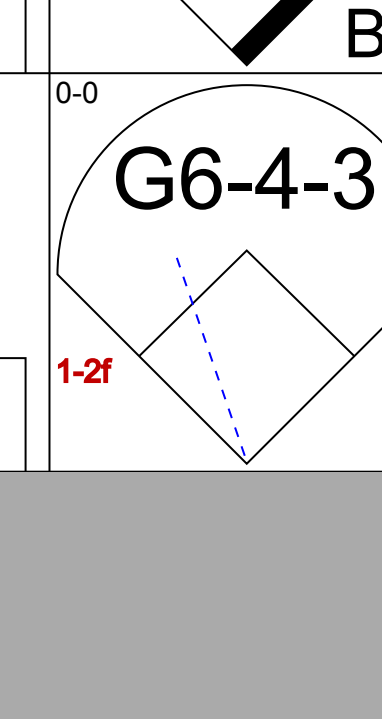
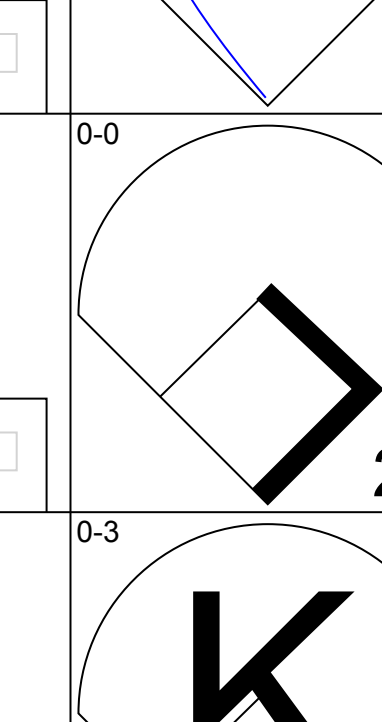
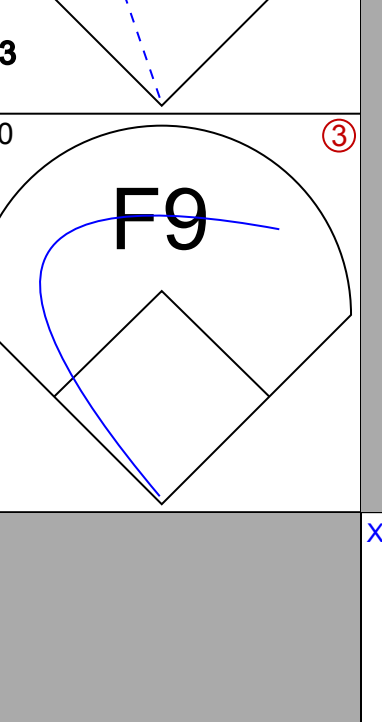
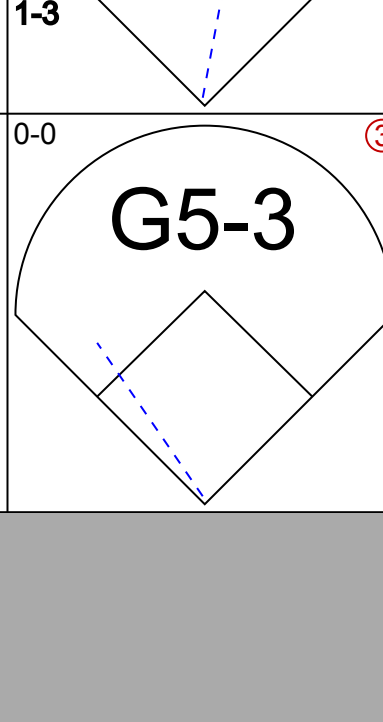
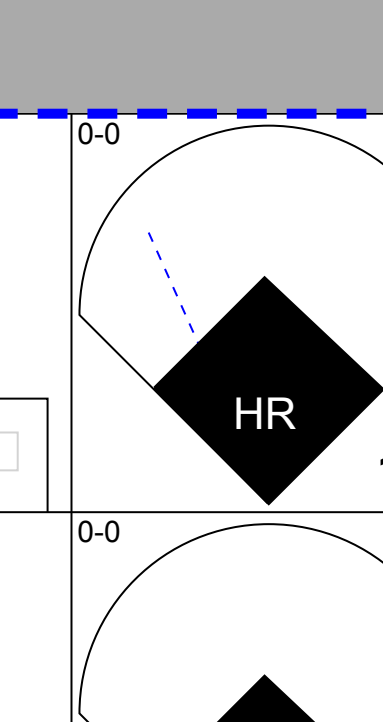
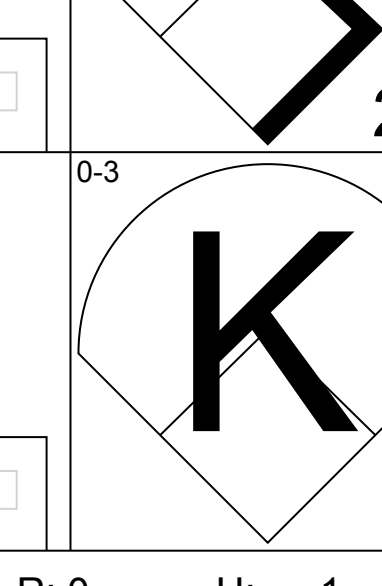
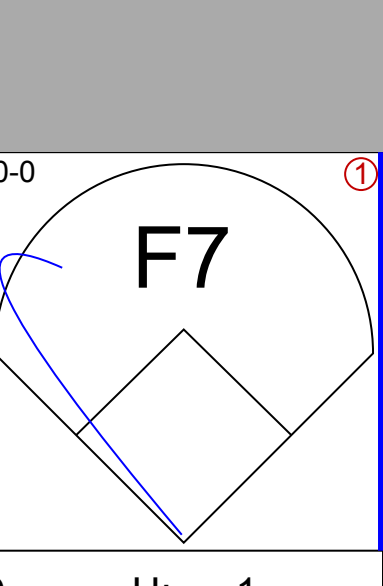
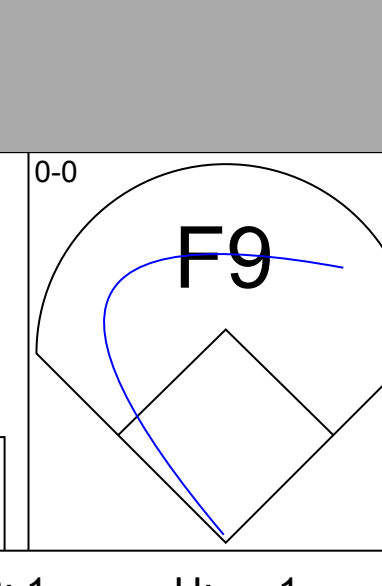
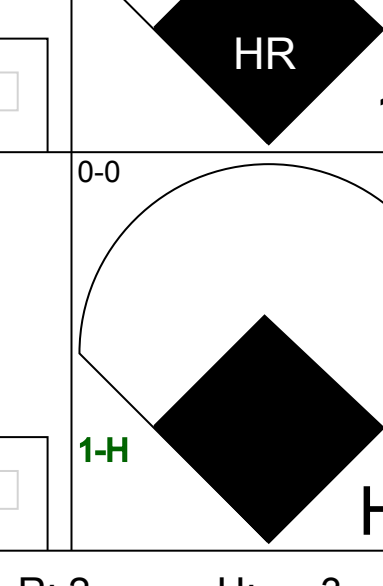


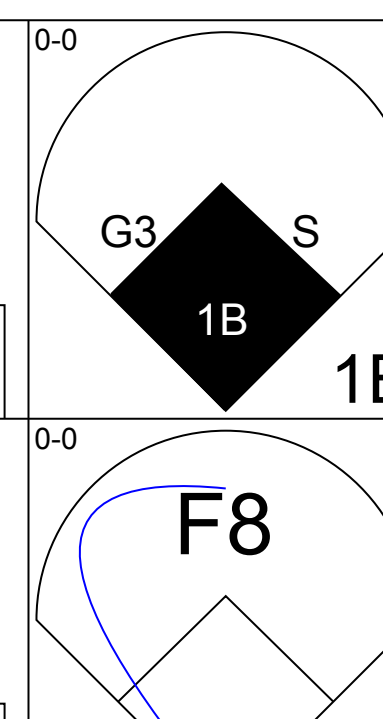
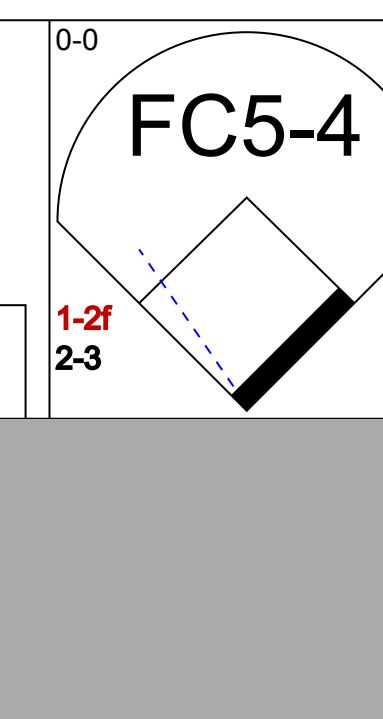
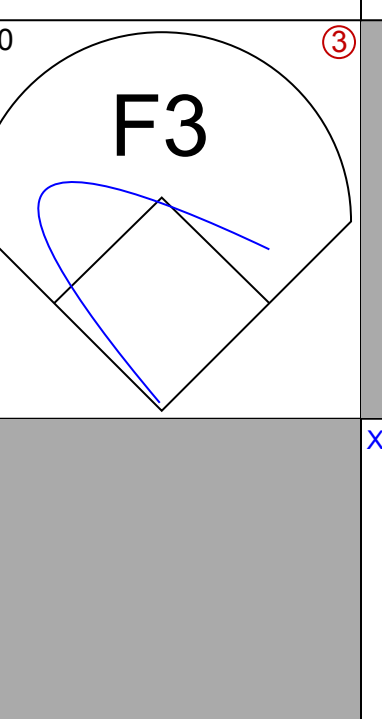
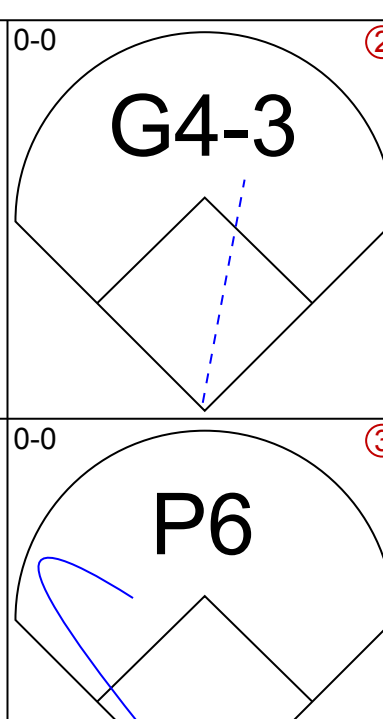
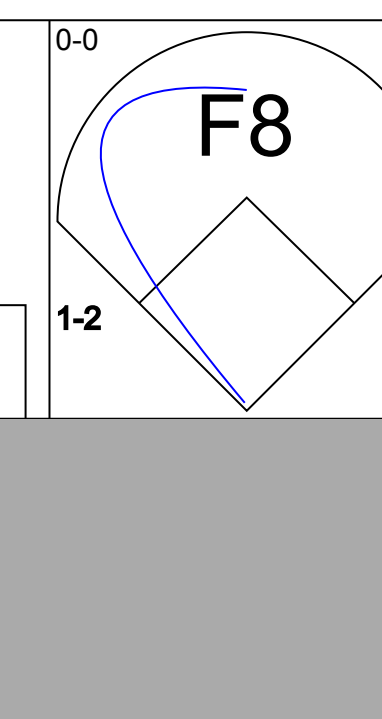
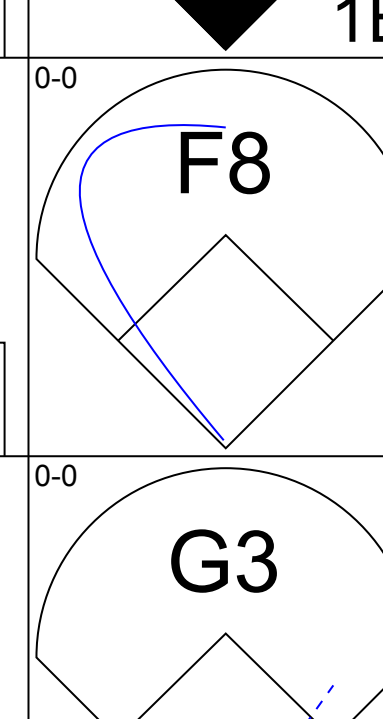
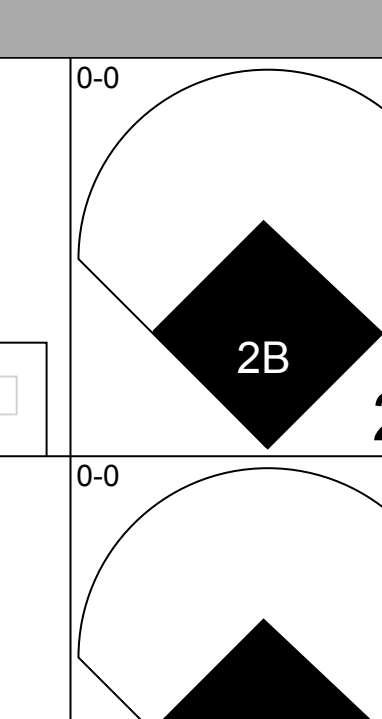
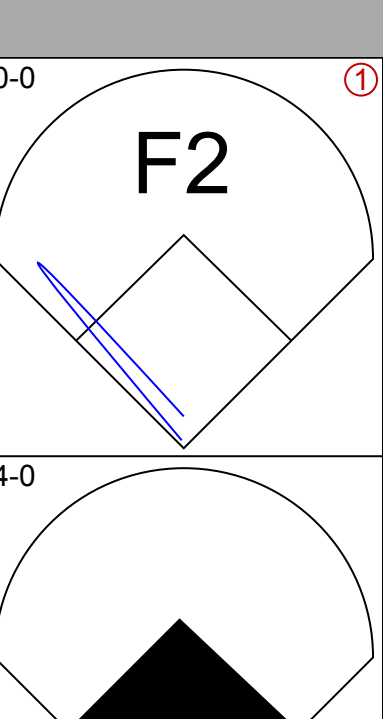
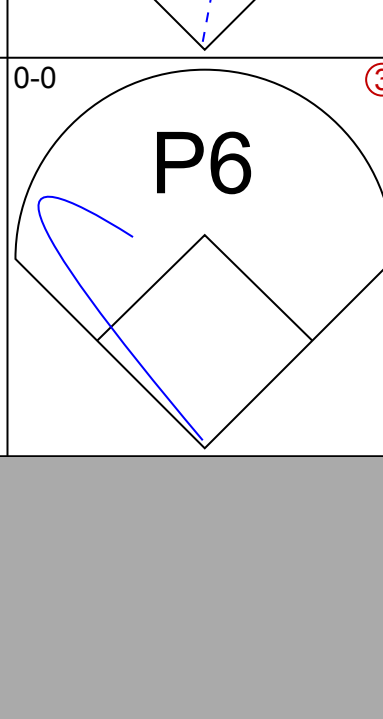
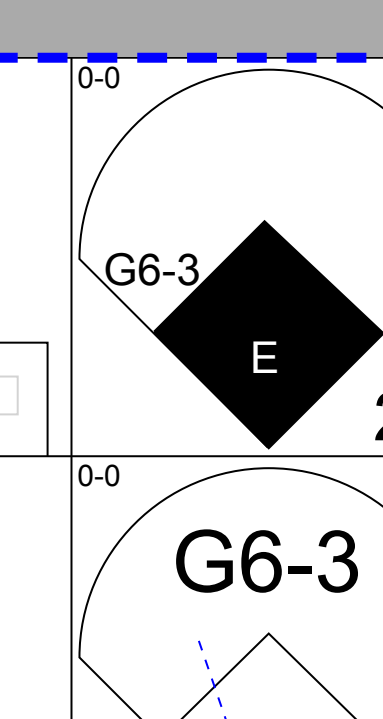
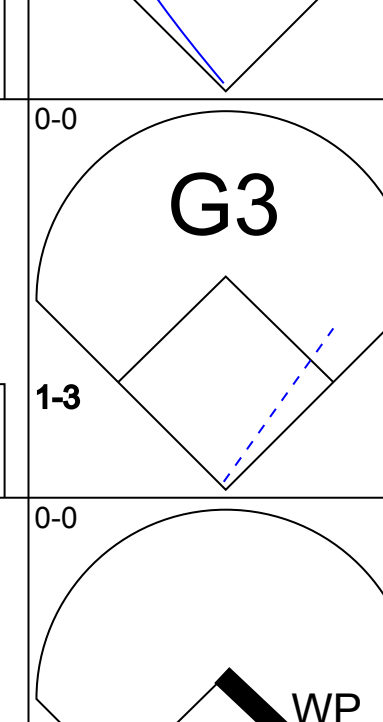
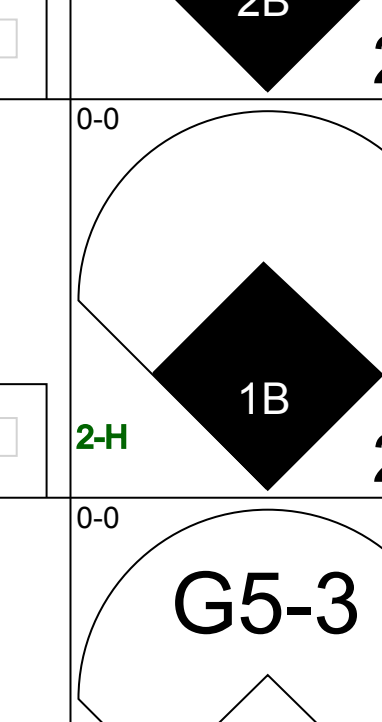
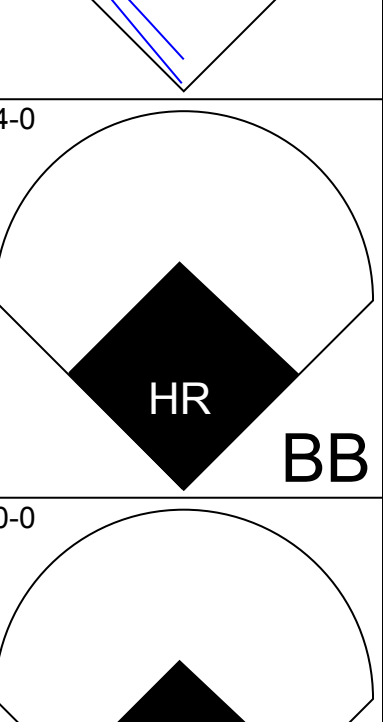
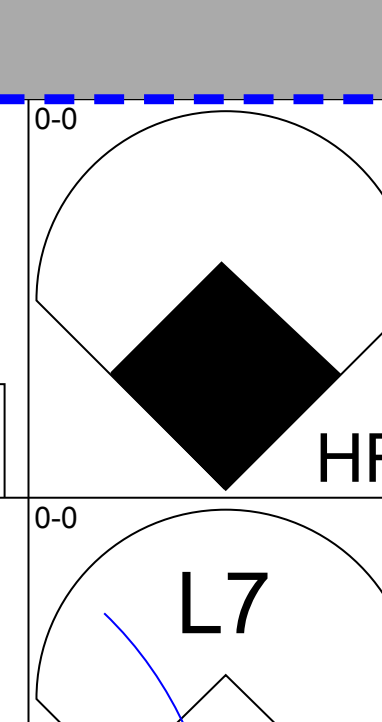
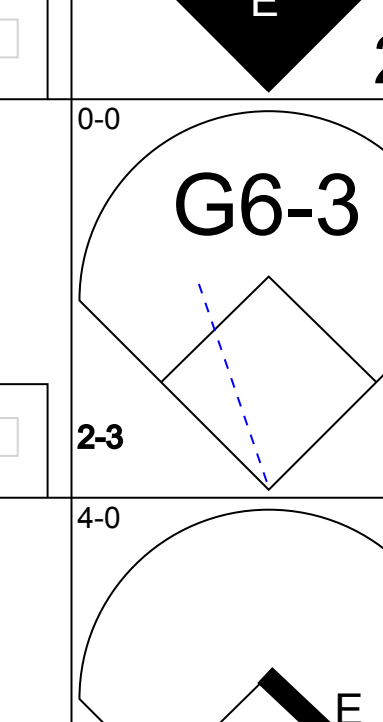
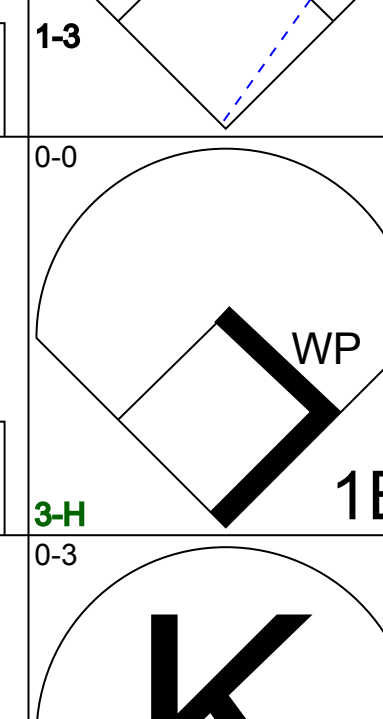
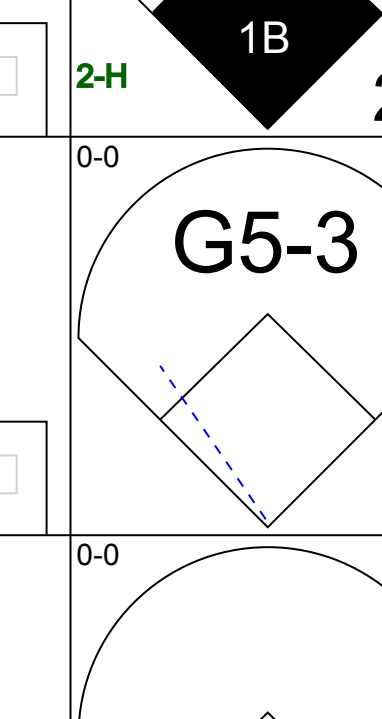
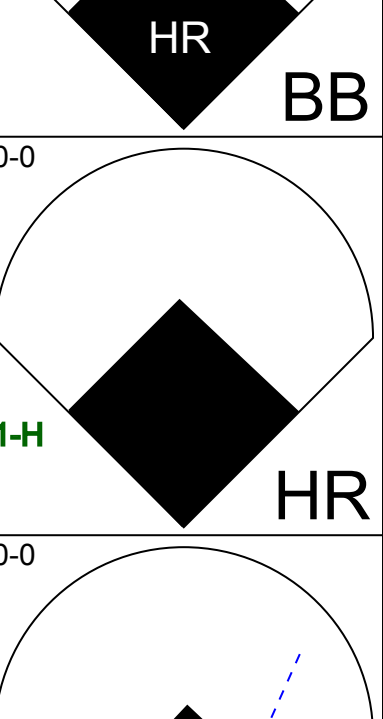
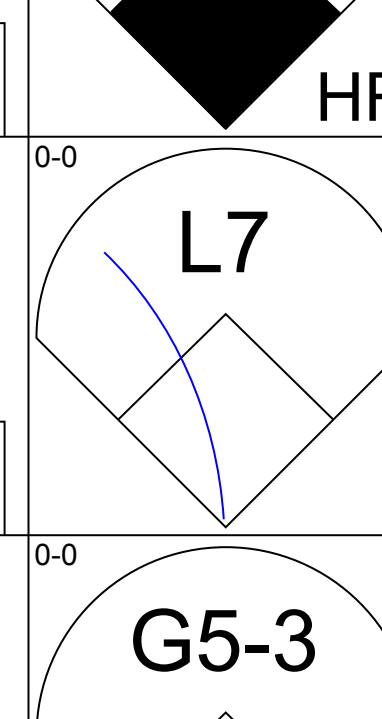
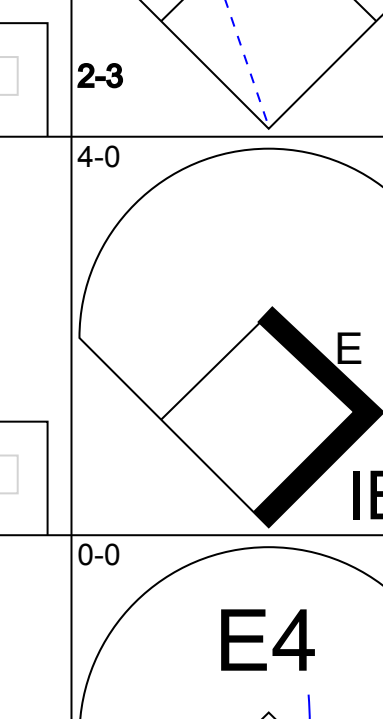
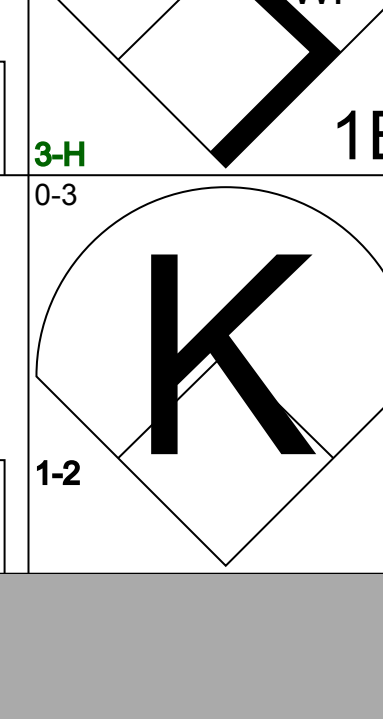
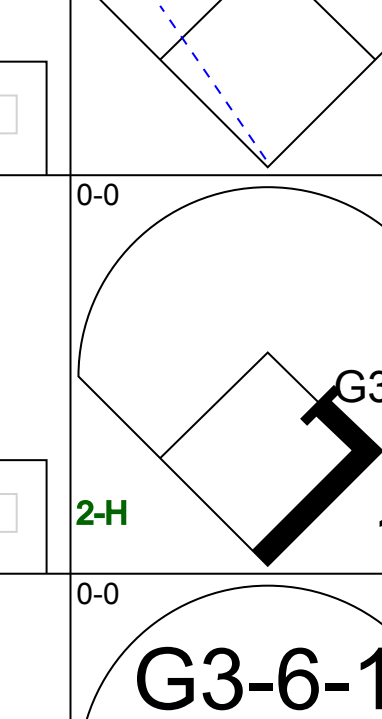
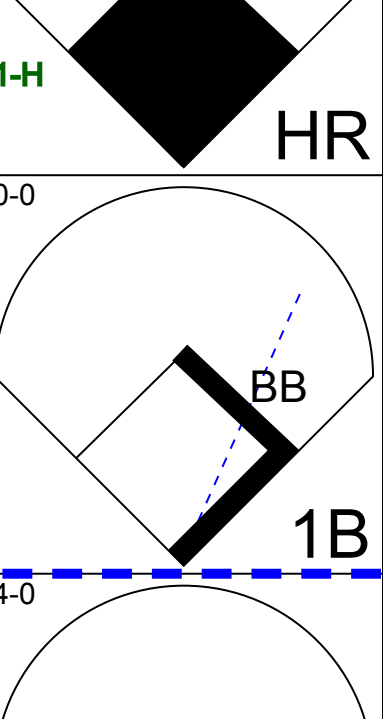
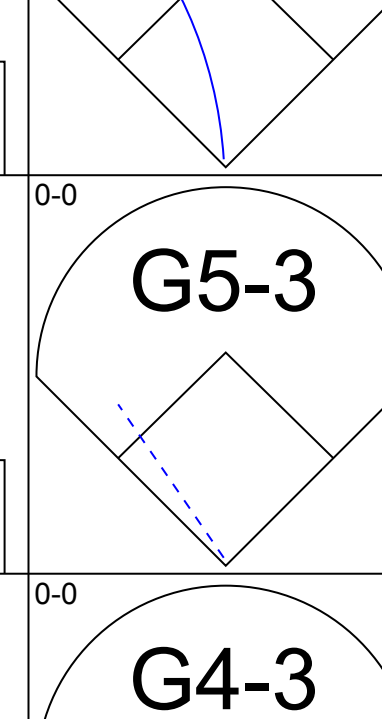
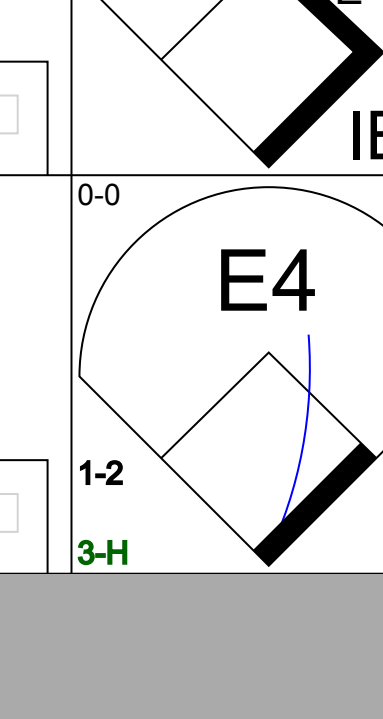
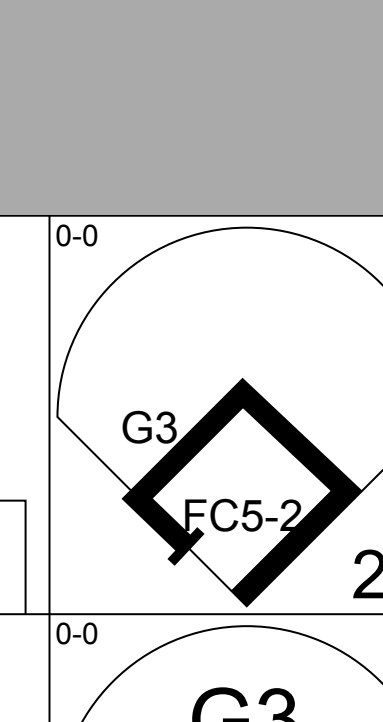
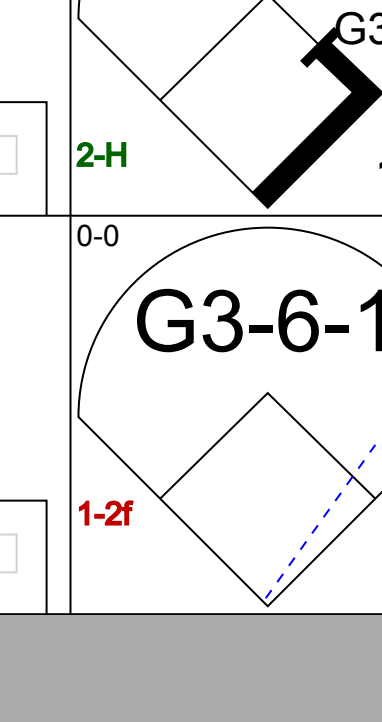
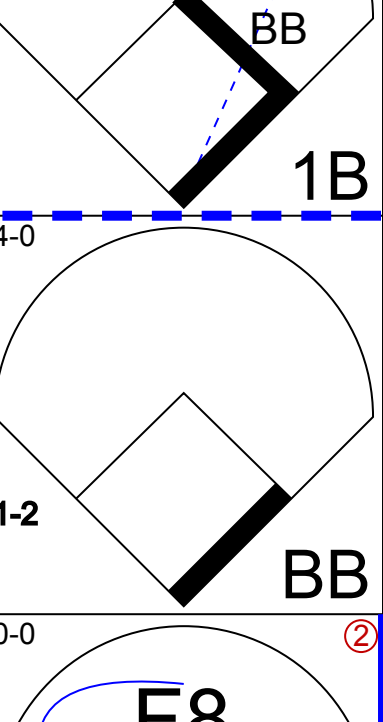
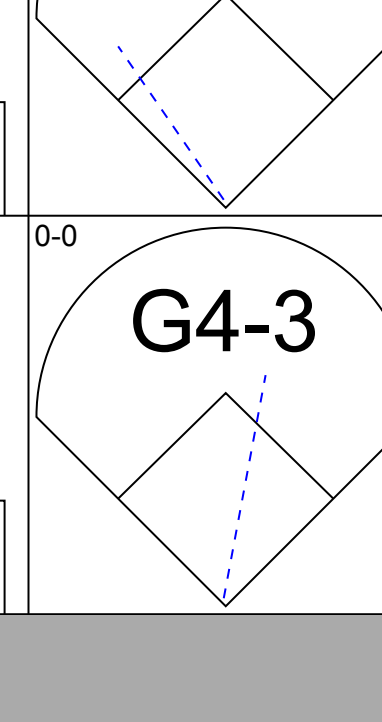

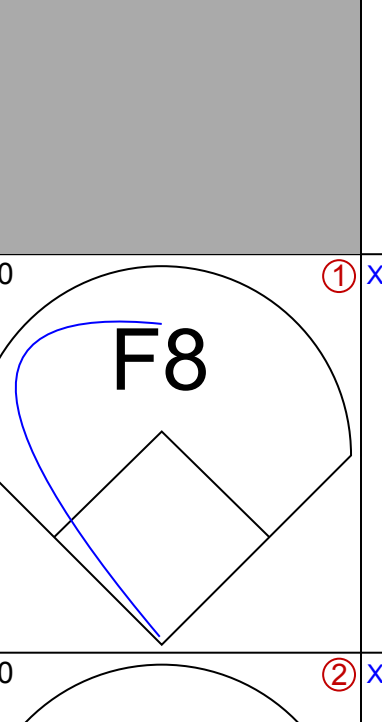
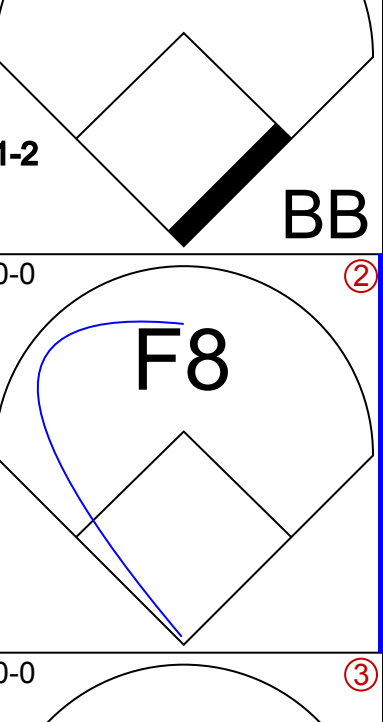
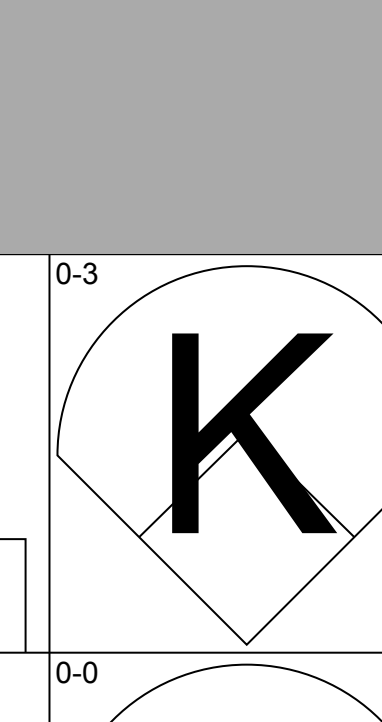
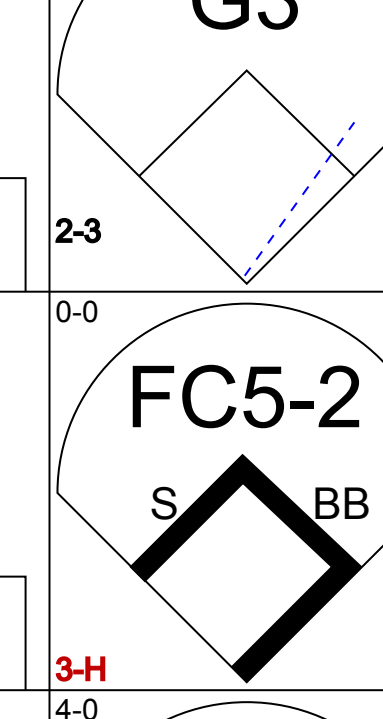
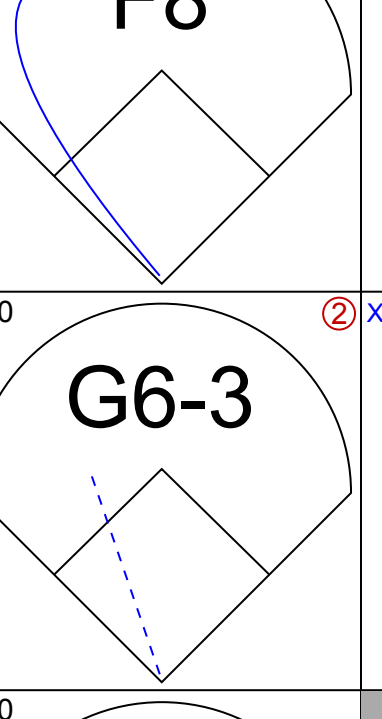
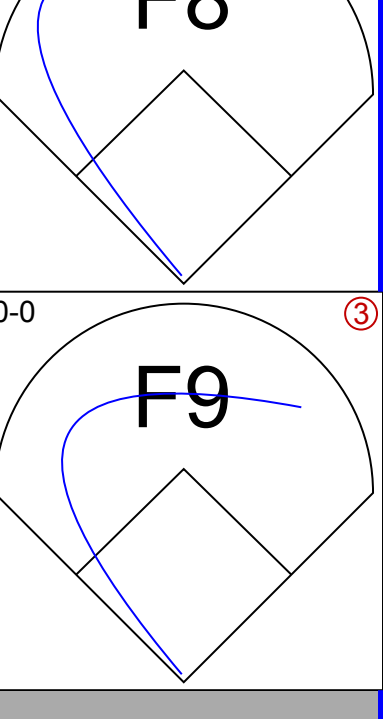
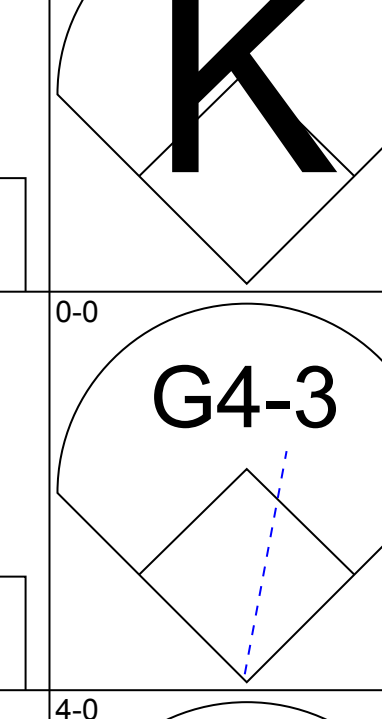
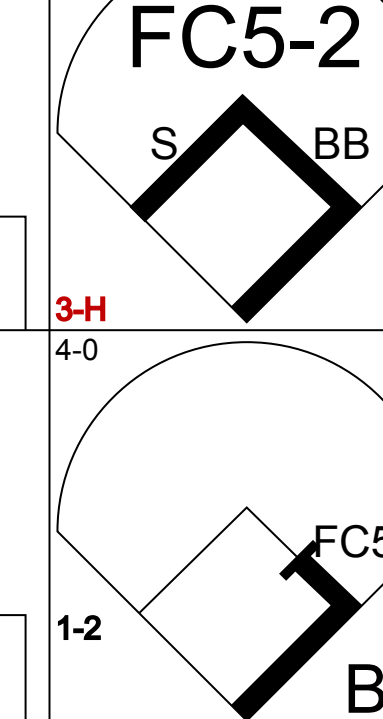
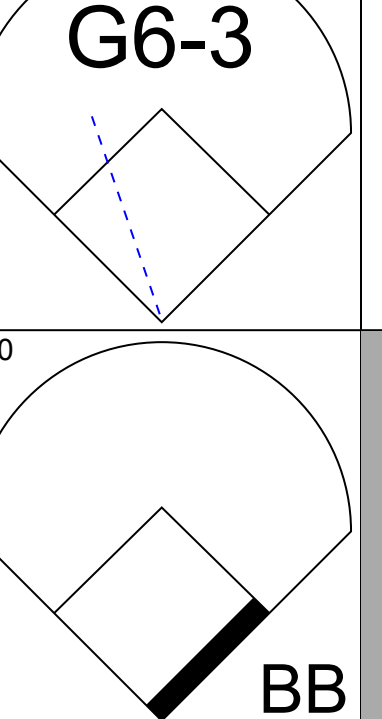
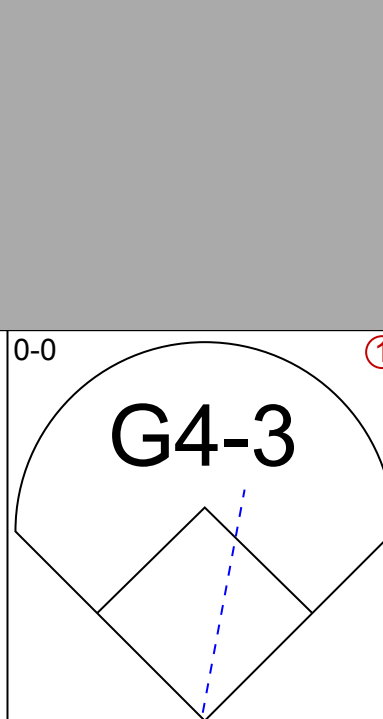
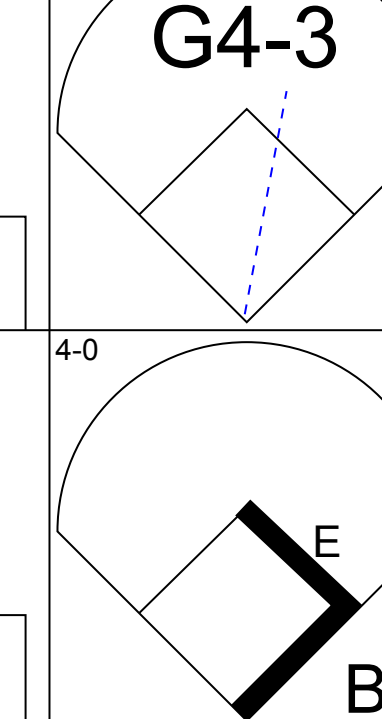
Batter	1	2	3	4	5	6	7	8	9	AB	R	H	RBI	BB	SO	LOB	TOP				
Ozzie Smith, S OBP: 0.353, SLG: 0.338 (1, 6)	G6-3		2B		F8			G1-3		4	1	1	0	0	0	0	St. Louis Cardinals @ Philadelphia Phillies Veterans Stadium, Philadelphia, PA Thu Aug 01 1996, 7:05 PM EDT Cloudy				
Ray Lankford, L OBP: 0.357, SLG: 0.509 (1, 8)	L8		2B		F8			G5-3		4	0	1	1	0	0	0					
Willie McGee, S OBP: 0.338, SLG: 0.394 (1, 9)	PB		L6		L5			G4-3		4	0	1	0	0	0	1					
Mark Sweeney, L OBP: 0.375, SLG: 0.390 Miguel Mejia, R OBP: 0.053, SLG: 0.063 (9, PR)	F7				F7				CS	4	0	1	0	0	0	1					
Gary Gaetti, R OBP: 0.318, SLG: 0.438 (1, 5)		P6							1B	4	0	1	0	0	1	1					
John Mabry, L OBP: 0.357, SLG: 0.460 (1, 3)		F7			F9				G4-3	4	0	0	0	0	0	2					
Tom Pagnozzi, R OBP: 0.325, SLG: 0.444 (1, 2)										3	0	1	0	0	0	1					
Luis Alicea, S OBP: 0.332, SLG: 0.349 (1, 4)			F7							3	0	1	0	0	0	0					
Donovan Osborne, S OBP: 0.186, SLG: 0.214 Ron Gant, R OBP: 0.361, SLG: 0.541 Cory Bailey, R (7, 1)			K							2	0	0	0	0	1	0					
Inning Stats	R: 0 E: 0 K: 0 S: 11	H: 1 LOB: 1 BB: 0 P: 18	R: 0 E: 0 K: 0 S: 5	H: 0 LOB: 0 BB: 0 P: 6	R: 1 E: 0 K: 1 S: 11	H: 2 LOB: 1 BB: 0 P: 16	R: 0 E: 0 K: 0 S: 7	H: 1 LOB: 1 BB: 0 P: 10	R: 0 E: 0 K: 1 S: 9	H: 0 LOB: 0 BB: 0 P: 13	R: 0 E: 0 K: 1 S: 11	H: 2 LOB: 2 BB: 0 P: 15	R: 0 E: 0 K: 1 S: 10	H: 0 LOB: 0 BB: 0 P: 11	R: 0 E: 0 K: 1 S: 10	H: 1 LOB: 1 BB: 0 P: 14		1B: 6 2B: 1 3B: 0 HR: 0	SF: 0 SAC: 0 DP: 0 HBP: 0	WP: 0 PB: 1 SB: 0 CS: 1	PA: 33
PITCHER	IP	WLS	BF	H	R	ER	SO	BB	IBB	HBP	BLK	WP	HR	S	P	ERA	WHIP				
Russ Springer, R ERA: 5.48 Ken Ryan, R ERA: 3.19	(1, 1)	7.0	W	27	6	1	1	2	0	0	0	0	0	61	88	1.29	0.857				
	(8, 1)	2.0	S	6	1	0	0	1	0	0	0	0	0	17	25	0.00	0.500				

Batter	1	2	3	4	5	6	7	8	9	AB	R	H	RBI	BB	SO	LOB	BOTTOM				
Ricky Otero, S OBP: 0.341, SLG: 0.371 (1, 8)	G6-3		G5-3		26 2B		1B	PB		4	1	1	0	1	0	2	St. Louis Cardinals @ Philadelphia Phillies Veterans Stadium, Philadelphia, PA Thu Aug 01 1996, 7:05 PM EDT Cloudy				
26 David Ooster, R OBP: 0.299, SLG: 0.338 Ken Ryan, R OBP: 0.200, SLG: 0.200 (8, 1)	F8		1B		E		K			4	0	2	1	0	1	1					
Gregg Jefferies, S OBP: 0.339, SLG: 0.400 (1, 7)	1B		G1-3		E4		K			4	0	1	1	0	1	3					
Todd Zeile, R OBP: 0.347, SLG: 0.452 (1, 3)	P6				G6-4-3		G6-4-3			4	0	2	0	0	0	3					
Benito Santiago, R OBP: 0.318, SLG: 0.485 (1, 2)		F8			G6-4-3		G4-3	WP		4	0	1	0	0	0	3					
Scott Rolen, R OBP: 0.250, SLG: 0.500 (1, 5)		G3-1			2B		L8			4	0	1	0	0	0	1					
Manny Martinez, R OBP: 0.368, SLG: 0.394 (1, 9)		FC5-4			P3		G4-3			4	0	1	0	0	0	2					
Kevin Stocker, S OBP: 0.333, SLG: 0.327 (1, 6)		FC5-4			1B		1B			2	1	1	0	2	0	1					
Russ Springer, R OBP: 0.087, SLG: 0.067 Mickey Morandini, L OBP: 0.342, SLG: 0.366 (8, 4)					SH3		SH3			2	0	0	0	0	2	2					
Inning Stats	R: 0 E: 0 K: 0 S: 10	H: 1 LOB: 1 BB: 0 P: 15	R: 0 E: 0 K: 0 S: 9	H: 1 LOB: 0 BB: 0 P: 12	R: 0 E: 0 K: 1 S: 13	H: 1 LOB: 1 BB: 0 P: 15	R: 0 E: 0 K: 0 S: 8	H: 2 LOB: 1 BB: 0 P: 15	R: 2 E: 1 K: 0 S: 16	H: 2 LOB: 1 BB: 1 P: 26	R: 0 E: 0 K: 2 S: 10	H: 1 LOB: 2 BB: 1 P: 17	R: 0 E: 0 K: 0 S: 8	H: 1 LOB: 2 BB: 0 P: 12	R: 0 E: 0 K: 0 S: 8	H: 1 LOB: 2 BB: 0 P: 12		1B: 7 2B: 3 3B: 0 HR: 0	SF: 0 SAC: 1 DP: 2 HBP: 1	WP: 1 PB: 1 SB: 0 CS: 0	PA: 37
PITCHER	IP	WLS	BF	H	R	ER	SO	BB	IBB	HBP	BLK	WP	HR	S	P	ERA	WHIP				
Donovan Osborne, L ERA: 3.32 Cory Bailey, R ERA: 3.93	(1, 1)	6.0	L	27	8	2	2	2	1	1	0	0	0	66	101	3.00	1.500				
	(7, 1)	2.0		10	2	0	0	2	1	0	1	0	0	18	29	0.00	1.500				

Batter	1	2	3	4	5	6	7	8	9	AB	R	H	RBI	BB	SO	LOB	TOP					
Royce Clayton, R (1, 6) OBP: 0.322, SLG: 0.361	K2-3		F8		K	F9		K		5	0	0	0	0	3	2	St. Louis Cardinals @ Philadelphia Phillies Veterans Stadium, Philadelphia, PA Thu Aug 01 1996, 7:05 PM EDT Att: 22,934 - Unknown - 73 F livebaseballscorecards.com					
Ray Lankford, L (1, 8) OBP: 0.356, SLG: 0.505	E6 HR		F8		BB 1B		K	G4-3		5	1	1	0	0	1	1						
Ron Gant, R (1, 7) OBP: 0.388, SLG: 0.557	F9				G5-3 BB					4	2	3	2	1	0	1						
Brian Jordan, R (1, 9) OBP: 0.339, SLG: 0.501			G4-3							4	2	2	3	1	0	1						
Gary Gaetti, R (1, 5) OBP: 0.317, SLG: 0.434	F7				G5-3					5	0	1	0	0	0	3						
John Mabry, L (1, 3) OBP: 0.356, SLG: 0.463										4	1	2	1	0	0	0						
Ozzie Smith, S (9, PH) OBP: 0.351, SLG: 0.336										1	0	0	0	0	0	0						
Mark Sweeney, L (9, 3) OBP: 0.376, SLG: 0.390										0	0	0	0	0	0	0						
Danny Sheaffer, R (1, 2) OBP: 0.316, SLG: 0.397	F8									4	0	1	0	0	0	3						
Mike Gallego, R (1, 4) OBP: 0.237, SLG: 0.211	F9									4	0	2	0	0	1	2						
Andy Benes, R (1, 1) OBP: 0.137, SLG: 0.200										4	1	1	1	0	0	3						
Inning Stats	R: 2 E: 1 K: 1 S: 14	H: 1 LOB: 0 BB: 0 P: 23	R: 0 E: 0 K: 0 S: 4	H: 0 LOB: 0 BB: 0 P: 7	R: 1 E: 0 K: 0 S: 14	H: 2 LOB: 1 BB: 0 P: 21	R: 0 E: 0 K: 0 S: 7	H: 2 LOB: 2 BB: 0 P: 11	R: 0 E: 0 K: 1 S: 11	H: 2 LOB: 2 BB: 1 P: 18	R: 1 E: 0 K: 0 S: 10	H: 2 LOB: 1 BB: 0 P: 14	R: 2 E: 0 K: 2 S: 14	H: 3 LOB: 2 BB: 1 P: 24	R: 0 E: 0 K: 1 S: 5	H: 0 LOB: 0 BB: 0 P: 7	R: 1 E: 0 K: 0 S: 6	H: 1 LOB: 0 BB: 0 P: 7	1B: 9 2B: 2 3B: 0 HR: 2	SF: 0 SAC: 0 DP: 1 HBP: 0	WP: 0 PB: 0 SB: 1 CS: 0	PA: 42
PITCHER	IP WLS BF H R ER SO BB IBB HBP BLK WP HR S P ERA WHIP																					
Mike Mims, L (1, 1) ERA: 5.5	5.1 L 26 9 4 2 2 2 1 0 0 0 0 0 1 56 88 3.38 1.875																					
Ron Blazier, R (6, 1) ERA: 4.26	1.0 6 2 2 2 1 1 0 0 0 0 0 0 13 24 18.00 3.000																					
Steve Frey, L (7, 1) ERA: 4.32	0.2 3 1 0 0 1 0 0 0 0 0 0 0 5 6 0.00 1.500																					
Bronson Heflin, R (8, 1) ERA: 4.5	2.0 7 1 1 1 1 0 0 0 0 0 0 1 11 14 4.50 0.500																					

Batter	1	2	3	4	5	6	7	8	9	AB	R	H	RBI	BB	SO	LOB	BOTTOM					
Ricky Otero, S (1, 8) OBP: 0.336, SLG: 0.365	K		L7			K		P5		4	0	0	0	0	2	0	St. Louis Cardinals @ Philadelphia Phillies Veterans Stadium, Philadelphia, PA Thu Aug 01 1996, 7:05 PM EDT Att: 22,934 - Unknown - 73 F livebaseballscorecards.com					
Mickey Morandini, L (1, 4) OBP: 0.363, SLG: 0.365	E S 1B		L9			BB		K		3	1	1	0	1	1	0						
Gregg Jefferies, S (1, 7) OBP: 0.338, SLG: 0.397	SAFE 1-H 1B		L7			L8		P6		4	0	1	1	0	0	1						
Todd Zeile, R (1, 3) OBP: 0.344, SLG: 0.447	SAFE 1-2 K					L7		G1-3		4	0	0	0	0	1	2						
Jim Eisenreich, L (1, 9) OBP: 0.395, SLG: 0.424			L9			F7				4	0	1	0	0	0	1						
Scott Rolen, R (1, 5) OBP: 0.250, SLG: 0.286						K				3	0	0	0	1	2	1						
Mike Lieberthal, R (1, 2) OBP: 0.296, SLG: 0.435	SAFE F8									3	0	0	0	0	0	2						
Desi Relaford, S (1, 6) OBP: 0.333, SLG: 0.333	SAFE F9									3	0	1	0	0	0	1						
Mike Mims, L (1, 1) OBP: 0.130, SLG: 0.130										2	0	0	0	0	1	1						
Ron Blazier, R (6, 1) OBP: 1.000, SLG: 1.000										0	0	0	0	0	0	0						
Steve Frey, R (7, 1) OBP: 0.333, SLG: 0.457										0	0	0	0	0	0	0						
Rubén Amaro Jr., S (7, PH) OBP: 0.333, SLG: 0.457										1	0	0	0	0	0	2						
Bronson Heflin, R (8, 1) ERA: 4.06										0	0	0	0	0	0	0						
Inning Stats	R: 1 E: 0 K: 2 S: 15	H: 2 LOB: 1 BB: 0 P: 24	R: 0 E: 0 K: 1 S: 6	H: 0 LOB: 1 BB: 1 P: 11	R: 0 E: 0 K: 0 S: 5	H: 0 LOB: 0 BB: 0 P: 8	R: 0 E: 0 K: 1 S: 6	H: 0 LOB: 0 BB: 0 P: 10	R: 0 E: 0 K: 1 S: 8	H: 0 LOB: 0 BB: 0 P: 9	R: 0 E: 0 K: 1 S: 12	H: 0 LOB: 1 BB: 1 P: 16	R: 0 E: 0 K: 1 S: 13	H: 2 LOB: 2 BB: 0 P: 17	R: 0 E: 0 K: 1 S: 13	H: 0 LOB: 0 BB: 0 P: 18	R: 0 E: 0 K: 0 S: 6	H: 0 LOB: 0 BB: 0 P: 9	1B: 4 2B: 0 3B: 0 HR: 0	SF: 0 SAC: 0 DP: 0 HBP: 0	WP: 0 PB: 0 SB: 2 CS: 0	PA: 33
PITCHER	IP WLS BF H R ER SO BB IBB HBP BLK WP HR S P ERA WHIP																					
Andy Benes, R (1, 1) ERA: 4.06	9.0 W 33 4 1 1 7 2 0 0 0 0 0 0 77 122 1.00 0.667																					

Batter	1	2	3	4	5	6	7	8	9	AB	R	H	RBI	BB	SO	LOB	TOP		
Jermaine Allensworth, R (1.8) OBP: 0.386, SLG: 0.277										5	1	1	0	0	3	1	Pittsburgh Pirates @ Philadelphia Phillies Veterans Stadium, Philadelphia, PA Sat Aug 03 1996, 3:33 AM EDT Att: 22,690 - Cloudy - 74 F		
Al Martin, L (1.7) OBP: 0.348, SLG: 0.457										5	0	0	0	0	0	2			
Jeff King, R (1.3) OBP: 0.333, SLG: 0.502										2	1	1	1	3	0	0			
Charlie Hayes, R (1.5) OBP: 0.305, SLG: 0.391										5	1	2	0	0	2	3			
Nelson Liriano, S (1.4) Dan Plesac, L (9.1)										5	1	2	2	0	0	2			
John Wehner, R (1.9) Dave Clark, L (6. PH) OBP: 0.287, SLG: 0.341 OBP: 0.380, SLG: 0.450										2	0	1	1	0	0	0			
Jay Bell, R (1.6) OBP: 0.292, SLG: 0.334										4	0	0	0	0	0	3			
1B Jason Kendall, R (1.2) OBP: 0.342, SLG: 0.375										4	1	2	0	0	0	2			
Chris Peters, L (1.1) Ramon Morel, R (5.1) Mike Kingery, L (7. PH) David Wainhouse, L (7.1) Mark Johnson, L (9. PH) OBP: 0.297, SLG: 0.332 OBP: 0.376, SLG: 0.551										2	0	0	0	0	0	1			
Inning Stats	R: 0 E: 0 K: 1 S: 5	H: 0 LOB: 0 BB: 0 P: 5	R: 0 E: 0 K: 1 S: 5	H: 0 LOB: 0 BB: 0 P: 5	R: 0 E: 0 K: 2 S: 8	H: 1 LOB: 1 BB: 0 P: 8	R: 3 E: 0 K: 0 S: 6	H: 3 LOB: 1 BB: 1 P: 10	R: 0 E: 0 K: 0 S: 4	H: 1 LOB: 2 BB: 1 P: 8	R: 1 E: 1 K: 1 S: 7	H: 1 LOB: 1 BB: 0 P: 7	R: 0 E: 0 K: 0 S: 2	H: 0 LOB: 0 BB: 1 P: 6	R: 2 E: 0 K: 1 S: 8	H: 3 LOB: 2 BB: 1 P: 12		1B: 6 2B: 3 3B: 0 HR: 1	SF: 0 SAC: 0 DP: 1 HBP: 0
PITCHER	IP	WLS	BF	H	R	ER	SO	BB	IBB	HBP	BLK	WP	HR	S	P	ERA	WHIP		
David West, L (1.1) ERA: 5.4	5.0		22	5	3	3	4	2	0	0	0	1	0	28	36	5.40	1.400		
Toby Borland, R (6.1) ERA: 3.69	2.0		9	2	1	0	1	0	0	0	0	1	0	11	11	0.00	1.000		
Ken Ryan, R (8.1) ERA: 3.13	1.0		3	0	0	0	0	1	0	0	0	0	0	2	6	0.00	1.000		
Ricky Bottalico, R (9.1) ERA: 4.07	1.0	W	7	3	2	2	1	1	0	0	0	0	1	8	12	18.00	4.000		

Batter	1	2	3	4	5	6	7	8	9	AB	R	H	RBI	BB	SO	LOB	BOTTOM				
Ricky Otero, S (1.8) OBP: 0.329, SLG: 0.357										5	1	1	0	0	0	4	Pittsburgh Pirates @ Philadelphia Phillies Veterans Stadium, Philadelphia, PA Sat Aug 03 1996, 3:33 AM EDT Att: 22,690 - Cloudy - 74 F				
26 David Doster, R (1.4) OBP: 0.304, SLG: 0.365										5	2	2	0	0	0	1					
Gregg Jefferies, S (1.7) OBP: 0.337, SLG: 0.410										4	3	2	2	1	0	2					
Todd Zeile, R (1.3) OBP: 0.348, SLG: 0.455										4	1	2	3	1	0	1					
Mike Lieberthal, R (1.2) OBP: 0.299, SLG: 0.434										5	0	2	2	0	1	2					
Scott Rolen, R (1.5) OBP: 0.438, SLG: 0.571										3	0	1	0	1	0	1					
Manny Martinez, R (1.9) OBP: 0.301, SLG: 0.361										3	0	0	0	0	0	3					
Ken Ryan, R (8.1) OBP: 0.200, SLG: 0.200										0	0	0	0	0	0	0					
Mickey Morandini, L (8. PH) OBP: 0.339, SLG: 0.360										1	0	0	0	0	1	0					
Ricky Bottalico, L (9.1) OBP: 0.333, SLG: 0.667										0	0	0	0	0	0	0					
Kevin Stocker, S (1.6) OBP: 0.327, SLG: 0.324										4	0	0	0	0	0	3					
David West, L (1.1) Ruben Amaro Jr, S (6.9) OBP: 0.333, SLG: 0.438										0	0	0	0	2	0	0					
Inning Stats	R: 1 E: 0 K: 1 S: 7	H: 2 LOB: 1 BB: 0 P: 7	R: 0 E: 0 K: 0 S: 4	H: 1 LOB: 2 BB: 1 P: 8	R: 2 E: 0 K: 0 S: 5	H: 3 LOB: 0 BB: 0 P: 5	R: 0 E: 0 K: 0 S: 3	H: 0 LOB: 1 BB: 1 P: 7	R: 2 E: 0 K: 0 S: 5	H: 2 LOB: 2 BB: 2 P: 13	R: 0 E: 0 K: 0 S: 3	H: 0 LOB: 0 BB: 0 P: 3	R: 1 E: 0 K: 0 S: 4	H: 1 LOB: 0 BB: 0 P: 4	R: 0 E: 1 K: 1 S: 5	H: 0 LOB: 1 BB: 1 P: 9	R: 1 E: 1 K: 0 S: 3	H: 1 LOB: 2 BB: 1 P: 7	1B: 4 2B: 4 3B: 0 HR: 2	SF: 0 SAC: 0 DP: 1 HBP: 0	WP: 1 PA: 41 PB: 0 SB: 2 CS: 0
PITCHER	IP	WLS	BF	H	R	ER	SO	BB	IBB	HBP	BLK	WP	HR	S	P	ERA	WHIP				
Chris Peters, L (1.1) ERA: 7.11	4.1		23	8	5	5	1	3	0	0	0	1	1	22	34	10.38	2.538				
Ramon Morel, R (5.1) ERA: 3.77	1.2		6	0	0	0	0	1	0	0	0	0	0	5	9	0.00	0.600				
David Wainhouse, R (7.1) ERA: 9.82	2.0		8	1	1	1	1	1	0	0	0	0	1	9	13	4.50	1.000				
Dan Plesac, L (9.1) ERA: 3.48	0.1	L	4	1	1	0	0	0	1	0	0	0	0	3	7	0.00	3.000				

AB	37
R	6
H	10
RBI	6
BB	4
SO	6
LOB	15

AB	35
R	7
H	10
RBI	7
BB	6
SO	2
LOB	17



Batter	1	2	3	4	5	6	7	8	9	AB	R	H	RBI	BB	SO	LOB	TOP				
Jermaine Allensworth, R (1.8) OBP: 0.377, SLG: 0.275	F9			K		G4-3			6-3	4	0	1	1	0	1	0	Pittsburgh Pirates @ Philadelphia Phillies Veterans Stadium, Philadelphia, PA Sun Aug 04 1996, 3:33 AM EDT Att: 25,498 - Sunny - 77 F				
Al Martin, L (1.7) OBP: 0.347, SLG: 0.456	L4			PO		F8			3-1	4	0	1	0	0	0	2					
Jeff King, R (1.4) OBP: 0.333, SLG: 0.499	F8			L8		G4-3			BB	3	0	0	0	1	0	3					
Mark Johnson, L (1.3) OBP: 0.368, SLG: 0.543		G6-4-3		PO	F8				F5	3	0	0	0	1	0	1					
Trey Beamon, L (1.9) OBP: 0.333, SLG: 0.667	F7					1B			L6	3	1	1	0	0	0	1					
Charlie Hayes, R (1.5) OBP: 0.306, SLG: 0.390	G6-4-3					2B			P4	3	0	1	1	0	0	1					
Jay Bell, R (1.6) OBP: 0.292, SLG: 0.334						1B			5-3	3	0	1	0	0	0	1					
2 Angelo Encarnacion, R (1.2) OBP: 0.368, SLG: 0.474 Dave Clark, L (8, PH) OBP: 0.378, SLG: 0.447 John Ericks, R (8, 1)				L1-3		1B	WP		K	2	1	1	0	0	0	1					
Dan Miceli, R (1, 1) Mike Kingery, L (6, PH) OBP: 0.300, SLG: 0.325 Matt Ruebel, L (6, 1) OBP: 0.300, SLG: 0.222 1B Jason Kendall, R (8, PH) OBP: 0.341, SLG: 0.373				4-3		1B			6-3	1	0	0	0	0	0	0					
Inning Stats	R: 0 E: 0 K: 0 S: 3	H: 0 LOB: 0 BB: 0 P: 3	R: 0 E: 0 K: 0 S: 2	H: 0 LOB: 0 BB: 1 P: 6	R: 0 E: 0 K: 1 S: 3	H: 1 LOB: 0 BB: 0 P: 3	R: 0 E: 0 K: 1 S: 5	H: 1 LOB: 0 BB: 0 P: 5	R: 1 E: 0 K: 0 S: 4	H: 2 LOB: 0 BB: 0 P: 4	R: 1 E: 0 K: 0 S: 5	H: 3 LOB: 1 BB: 0 P: 5	R: 0 E: 0 K: 1 S: 5	H: 0 LOB: 0 BB: 0 P: 5	R: 0 E: 0 K: 0 S: 3	H: 0 LOB: 1 BB: 1 P: 7		1B: 6 2B: 2 3B: 0 HR: 0	SF: 0 SAC: 0 DP: 4 HBP: 0	WP: 1 PB: 0 SB: 0 CS: 0	PA: 32
PITCHER	IP	WLS	BF	H	R	ER	SO	BB	IBB	HBP	BLK	WP	HR	S	P	ERA		WHIP			
Mike Williams, R (1, 1) ERA: 4.78 Ken Ryan, R (9, 1) ERA: 3.09	8.0	W	27	7	2	2	2	1	0	0	0	1	0	30	34	2.25		1.000			
PITCHER	IP	WLS	BF	H	R	ER	SO	BB	IBB	HBP	BLK	WP	HR	S	P	ERA	WHIP				

Batter	1	2	3	4	5	6	7	8	9	AB	R	H	RBI	BB	SO	LOB	BOTTOM				
Ricky Otero, S (1.8) OBP: 0.335, SLG: 0.358	WP								F9	2	1	1	0	2	0	0	Pittsburgh Pirates @ Philadelphia Phillies Veterans Stadium, Philadelphia, PA Sun Aug 04 1996, 3:33 AM EDT Att: 25,498 - Sunny - 77 F				
Desi Relaford, S (1.4) OBP: 0.143, SLG: 0.143	L8			P6		K			K	4	0	0	0	0	2	3					
Gregg Jefferies, S (1.7) OBP: 0.340, SLG: 0.409	2B			F9		BB			4-3	3	1	1	0	1	0	1					
Todd Zeile, R (1.3) OBP: 0.349, SLG: 0.454	SF9			K					1B	1	1	0	1	2	1	1					
Jim Eisenreich, L (1.9) OBP: 0.398, SLG: 0.434	3H			F9		L3			1B	4	1	3	1	0	0	3					
Benito Santiago, R (1.2) OBP: 0.317, SLG: 0.484	5-3			F9		F9			SF8	3	0	1	1	0	0	2					
Scott Rolen, R (1.5) OBP: 0.400, SLG: 0.500				SF8		F9			BB	2	0	0	1	1	0	1					
Kevin Stocker, S (1.6) OBP: 0.322, SLG: 0.319	B5-3			K		F7			F7	4	0	0	0	0	1	3					
Mike Williams, R (1, 1) OBP: 0.200, SLG: 0.158 Ruben Amaro Jr, S (8, PH) OBP: 0.327, SLG: 0.429 Ken Ryan, R (9, 1) OBP: 0.200, SLG: 0.200				3-1		BB			F5	3	0	1	0	0	0	1					
Inning Stats	R: 2 E: 0 K: 0 S: 4	H: 1 LOB: 1 BB: 2 P: 12	R: 0 E: 0 K: 0 S: 3	H: 0 LOB: 0 BB: 0 P: 3	R: 0 E: 0 K: 1 S: 6	H: 1 LOB: 0 BB: 0 P: 6	R: 1 E: 0 K: 1 S: 6	H: 1 LOB: 0 BB: 0 P: 6	R: 0 E: 0 K: 1 S: 6	H: 2 LOB: 3 BB: 2 P: 14	R: 0 E: 0 K: 0 S: 4	H: 1 LOB: 1 BB: 0 P: 4	R: 0 E: 0 K: 1 S: 5	H: 0 LOB: 0 BB: 0 P: 5	R: 1 E: 0 K: 0 S: 4	H: 1 LOB: 2 BB: 2 P: 12		1B: 4 2B: 3 3B: 0 HR: 0	SF: 3 SAC: 0 DP: 0 HBP: 0	WP: 2 PB: 0 SB: 1 CS: 0	PA: 36
PITCHER	IP	WLS	BF	H	R	ER	SO	BB	IBB	HBP	BLK	WP	HR	S	P	ERA		WHIP			
Dan Miceli, R (1, 1) ERA: 4.77 Matt Ruebel, L (6, 1) ERA: 5.13 John Ericks, R (8, 1) ERA: 7.54	5.0	L	23	5	3	3	3	4	0	0	0	0	0	25	41	5.40		1.800			
PITCHER	IP	WLS	BF	H	R	ER	SO	BB	IBB	HBP	BLK	WP	HR	S	P	ERA	WHIP				



Batter	1	2	3	4	5	6	7	8	9	AB	R	H	RBI	BB	SO	LOB	TOP			
Jermaine Allensworth, R (1, 8) OBP: 0.385, SLG: 0.291	0-2 E BB 1B		0-1 F8			0-0 CS 1B			1-3 K	4	0	2	0	0	1	1	Pittsburgh Pirates @ Philadelphia Phillies Veterans Stadium, Philadelphia, PA Mon Aug 05 1996, 7:05 PM EDT Att: 20,337 - Unknown - 83 F			
Al Martin, L (1, 7) OBP: 0.344, SLG: 0.452	1-3 K		1-1 G3			1-3 K			0-3 K	4	0	0	0	0	3	3				
Jeff King, R (1, 4) OBP: 0.334, SLG: 0.496	4-2 E2 G4-6-3 BB			0-3 K		0-1 CS	0-0 F9		4-0 BB	2	0	0	0	2	1	0				
Mark Johnson, L (1, 3) OBP: 0.361, SLG: 0.531	0-2 G4-6-3			2-2 G1-3			1-2 G6-3		0-0 P5	4	0	0	0	0	0	3				
Trey Beamon, L (1, 9) OBP: 0.167, SLG: 0.333 67 Francisco Cordova, R (7, 1) OBP: 0.333, SLG: 0.333		1-1 G4-3		3-3 K			2-2 G4-3			3	0	0	0	0	1	0				
Charlie Hayes, R (1, 5) OBP: 0.304, SLG: 0.387		1-2 P3			0-1 G4-3				1-1 F7	3	0	0	0	0	0	0				
Jay Bell, R (1, 6) OBP: 0.290, SLG: 0.332		2-2 G5-3			1-3 K				2-3 K	3	0	0	0	0	2	0				
1B Jason Kendall, R (1, 2) OBP: 0.344, SLG: 0.376			3-2 SH3-4 1B			2-3 K			2-2 1B	3	0	2	0	0	1	0				
Denny Neagle, L (1, 1) OBP: 0.200, SLG: 0.208 Dave Clark, L (7, 9) OBP: 0.376, SLG: 0.444			1-0 SH3-4			1-3 K			0-2 P4	1	0	0	0	0	1	0				
Inning Stats	R: 0 E: 1 K: 1 S: 14	H: 1 LOB: 1 BB: 1 P: 19	R: 0 E: 0 K: 0 S: 12	H: 0 LOB: 0 BB: 0 P: 16	R: 0 E: 0 K: 0 S: 8	H: 1 LOB: 1 BB: 0 P: 13	R: 0 E: 0 K: 2 S: 11	H: 0 LOB: 0 BB: 0 P: 16	R: 0 E: 0 K: 2 S: 10	H: 0 LOB: 0 BB: 0 P: 13	R: 0 E: 0 K: 0 S: 9	H: 0 LOB: 0 BB: 0 P: 12	R: 0 E: 0 K: 1 S: 15	H: 1 LOB: 1 BB: 0 P: 20	R: 0 E: 0 K: 2 S: 10	H: 0 LOB: 1 BB: 1 P: 15		1B: 4 2B: 0 3B: 0 HR: 0	SF: 0 SAC: 1 DP: 1 HBP: 0	WP: 0 PB: 0 SB: 0 CS: 1
PITCHER Curt Schilling, R (1, 1) ERA: 3.23	IP: 9.0 WLS: W BF: 31 H: 4 R: 0 ER: 0 SO: 10 BB: 2 IBB: 0 HBP: 0 BLK: 0 WP: 0 HR: 0 S: 97 P: 134 ERA: 0.00 WHIP: 0.667															PITCHER				

Batter	1	2	3	4	5	6	7	8	9	AB	R	H	RBI	BB	SO	LOB	BOTTOM			
Ricky Otero, S (1, 8) OBP: 0.333, SLG: 0.356	2-3 K		1-1 CS 26 SH3-4 1B		0-0 L7		1-2 FC4 1B 26 1B			4	0	1	1	0	1	1	Pittsburgh Pirates @ Philadelphia Phillies Veterans Stadium, Philadelphia, PA Mon Aug 05 1996, 7:05 PM EDT Att: 20,337 - Unknown - 83 F			
26 David Doster, R (1, 4) OBP: 0.305, SLG: 0.364	2-2 P5		1-0 SH3-4		0-1 P9		0-0 1B			3	0	1	0	0	0	1				
Gregg Jefferies, S (1, 7) OBP: 0.339, SLG: 0.406	0-1 G5-3		3-2 G3-1			1-0 P8	0-2 1B			4	0	1	0	0	0	1				
Todd Zeile, R (1, 3) OBP: 0.349, SLG: 0.452		1-1 L7		0-2 G5-3		1-2 1B	1-3 K			4	0	1	0	0	1	3				
Benito Santiago, R (1, 2) OBP: 0.319, SLG: 0.493		0-2 HR		2-2 L8		2-2 F9		0-0 G4-3 1B		4	1	2	1	0	0	1				
Scott Rolen, R (1, 5) OBP: 0.417, SLG: 0.474		4-0 BB BB		0-0 1B		2-2 F9		2-3 K		3	0	1	0	1	1	2				
Manny Martinez, R (1, 9) OBP: 0.333, SLG: 0.400		0-1 F8		2-2 F9			2-2 2B 3B	0-1 G4-3		4	1	1	0	0	0	3				
Kevin Stocker, S (1, 6) OBP: 0.332, SLG: 0.329		4-2 BB			0-1 1B		1-1 SH2-4 FC4 2B	4-0 IBB		2	1	2	1	2	0	0				
Curt Schilling, R (1, 1) OBP: 0.243, SLG: 0.250		2-2 G6-3			0-3 K		3-1 SH2-4	0-3 K		3	0	0	0	0	2	5				
Inning Stats	R: 0 E: 0 K: 1 S: 8	H: 0 LOB: 0 BB: 0 P: 12	R: 1 E: 0 K: 0 S: 15	H: 1 LOB: 2 BB: 2 P: 26	R: 0 E: 0 K: 0 S: 6	H: 1 LOB: 0 BB: 0 P: 11	R: 0 E: 0 K: 0 S: 12	H: 1 LOB: 1 BB: 0 P: 16	R: 0 E: 0 K: 1 S: 8	H: 1 LOB: 1 BB: 0 P: 8	R: 0 E: 0 K: 0 S: 10	H: 1 LOB: 0 BB: 0 P: 16	R: 2 E: 0 K: 1 S: 19	H: 4 LOB: 3 BB: 0 P: 23	R: 0 E: 0 K: 2 S: 9	H: 1 LOB: 2 BB: 1 P: 15		1B: 7 2B: 1 3B: 1 HR: 1	SF: 0 SAC: 2 DP: 0 HBP: 0	WP: 0 PB: 0 SB: 0 CS: 1
PITCHER Denny Neagle, L (1, 1) ERA: 2.94 67 Francisco Cordova, R (7, 1) ERA: 4.17	IP: 6.1 WLS: L BF: 30 H: 9 R: 3 ER: 3 SO: 3 BB: 2 IBB: 0 HBP: 0 BLK: 0 WP: 0 HR: 1 S: 74 P: 107 ERA: 4.26 WHIP: 1.737															PITCHER				

AB	28
R	0
H	4
RBI	0
BB	2
SO	10
LOB	8

AB	31
R	3
H	10
RBI	3
BB	3
SO	5
LOB	17



Batter	1	2	3	4	5	6	7	8	9	AB	R	H	RBI	BB	SO	LOB	TOP										
Ricky Otero, S OBP: 0.331, SLG: 0.351	1-2 G4-3		1-1 1B		0-2 G4-3		2-1 G1-3			4	0	1	0	0	0	0	Philadelphia Phillies @ Atlanta Braves Atlanta-Fulton County Stadium, Atlanta, GA Wed Aug 07 1996, 7:05 PM EDT Att: 29,920 - Unknown - 85 F										
Mickey Morandini, L OBP: 0.336, SLG: 0.355	2-3 K		3-3 K		0-0 G5-3		2-1 F8			4	0	0	0	0	2	1											
Gregg Jefferies, S OBP: 0.329, SLG: 0.394 Pete Incaviglia, R OBP: 0.315, SLG: 0.459	0-0 G3				0-0 F7		0-0 L8		0-2 P3	3	0	0	0	0	0	0											
Todd Zeile, R OBP: 0.351, SLG: 0.451 Ricky Bottalico, L OBP: 0.333, SLG: 0.667		1-3 K		2-2 1B E 1B		3-3 K		1-3 K		4	1	1	0	0	3	0											
Jim Eisenreich, L OBP: 0.394, SLG: 0.429 Toby Borland, R		2-3 K		2-1 F7		0-0 G1-4-3				3	0	0	0	0	1	1											
Ruben Amaro Jr. S OBP: 0.340, SLG: 0.440										0	0	0	0	0	0	0											
Benito Santiago, R OBP: 0.324, SLG: 0.503 Bronson Heflin, R		3-1		0-1 E 1B		0-2				2	0	2	0	0	0	0											
Manny Martinez, R OBP: 0.333, SLG: 0.442				1-2 E 1B						0	0	0	0	0	0	0											
Scott Rolen, R OBP: 0.387, SLG: 0.400		0-0 G5-3		0-2 E 1B		1-1 G5-3				3	0	1	0	0	0	2											
Kevin Stocker, S OBP: 0.325, SLG: 0.321			1-2 F8	0-1 E4			0-0 F9			3	0	0	0	0	0	2											
Bobby Munoz, R OBP: 0.143, SLG: 0.286 Ron Blazier, R OBP: 1.000, SLG: 1.000 Mike Lieberthal, R OBP: 0.294, SLG: 0.426	1-1 K		1-3 K	0-3 K			1-1 G6-3			1	0	0	0	0	1	0											
Inning Stats	R: 0 E: 0 K: 1 S: 8	H: 0 LOB: 0 BB: 0 P: 11	R: 0 E: 0 K: 2 S: 9	H: 1 LOB: 1 BB: 0 P: 15	R: 0 E: 0 K: 2 S: 12	H: 1 LOB: 1 BB: 0 P: 18	R: 1 E: 0 K: 1 S: 18	H: 3 LOB: 3 BB: 0 P: 22	R: 0 E: 0 K: 0 S: 5	H: 0 LOB: 0 BB: 0 P: 5	R: 0 E: 0 K: 1 S: 10	H: 1 LOB: 1 BB: 0 P: 14	R: 0 E: 0 K: 0 S: 5	H: 0 LOB: 0 BB: 0 P: 8	R: 0 E: 0 K: 1 S: 10	H: 0 LOB: 0 BB: 0 P: 13		1B: 5 2B: 0 3B: 1 HR: 0	SF: 0 SAC: 0 DP: 0 HBP: 0	WP: 0 PB: 0 SB: 0 CS: 0	PA: 31						
PITCHER	IP	WLS	BF	H	R	ER	SO	BB	IBB	HBP	BLK	WP	HR	S	P	ERA		WHIP									
29 John Smoltz, R ERA: 2.93	5.0	W	21	5	1	0	6	0	0	0	0	0	0	52	71	0.00	1.000										
Dean Hartgraves, L ERA: 4.71	2.0		7	1	0	0	1	0	0	0	0	0	0	15	22	0.00	0.500										
Joe Borowski, R ERA: 6.0	1.0		3	0	0	0	1	0	0	0	0	0	0	10	13	0.00	0.000										

Batter	1	2	3	4	5	6	7	8	9	AB	R	H	RBI	BB	SO	LOB	BOTTOM											
Marquis Grissom, R OBP: 0.347, SLG: 0.485 Jermaine Dye, R OBP: 0.311, SLG: 0.432	1-0 10 S 1B		0-1 E5 10 E BB	1-2 1B		1-1 F9		1-0 2B 1B		5	1	3	1	0	0	1	Philadelphia Phillies @ Atlanta Braves Atlanta-Fulton County Stadium, Atlanta, GA Wed Aug 07 1996, 7:05 PM EDT Att: 29,920 - Unknown - 85 F											
Ed Giovannola, L OBP: 0.323, SLG: 0.273 Rafael Belliard, R OBP: 0.168, SLG: 0.197	1-0 L4	2-3 2H 1B	4-2 10 E BB	1-2 F9		1-0 L5		0-0 1B		2	0	0	0	1	1	2												
10 Chipper Jones, S OBP: 0.388, SLG: 0.548	3-3 K		1-2 E3 1B		2-1 G6-3		1-1 G4-3		4-1 BB	5	1	1	0	1	1	2												
Fred McGriff, L OBP: 0.359, SLG: 0.506	1-0 F7		0-0 E 1B		0-0 E 1B		0-0 HR			5	3	3	2	0	0	3												
Ryan Klesko, L OBP: 0.368, SLG: 0.564		1-0 F7	4-2 E 1B BB	0-0 2B 1B	1-2 E3 1B BB SF7		2-2 G4-6-3 1B			4	3	2	0	1	0	1												
Mark Whiten, S OBP: 0.350, SLG: 0.398		0-0 E3 HR	2-0 E9 1B SF7 1B	0-0 1B 2B	4-2 SF7 1B BB		3-1 G4-6-3 1B			4	3	2	1	1	0	1												
Javy Lopez, R OBP: 0.329, SLG: 0.501 Eddie Pérez, R OBP: 0.336, SLG: 0.476		2-2 HR	3-2 E 10 E SH3-4 1B	1-3 K	0-0 1B		4-0 FC5-4 BB			2	2	2	3	0	0	0												
Mark Lemke, S OBP: 0.340, SLG: 0.330 Dean Hartgraves, R		2-1 HR	0-1 SF7 1B	0-0 1B	0-1 SF7 1B		0-0 FC5-4 BB			2	1	2	3	0	0	0												
Joe Borowski, R		2-1 SH1-4 1B	0-1 SF7 1B	0-0 1B	0-1 SF7 1B		1-2 FC5-4 BB			1	0	0	0	0	0	1												
29 John Smoltz, R OBP: 0.233, SLG: 0.250 Mike Mordecai, R OBP: 0.277, SLG: 0.283	0-0 SH1-4		3-1 SH3-4	1-3 K	0-1 L5		1-3 K		1-3 K	1	0	0	0	0	1	1												
Inning Stats	R: 0 E: 0 K: 1 S: 6	H: 1 LOB: 1 BB: 0 P: 12	R: 3 E: 1 K: 1 S: 13	H: 3 LOB: 1 BB: 0 P: 22	R: 6 E: 3 K: 0 S: 24	H: 4 LOB: 2 BB: 2 P: 40	R: 2 E: 0 K: 2 S: 16	H: 4 LOB: 2 BB: 0 P: 20	R: 2 E: 0 K: 0 S: 5	H: 2 LOB: 0 BB: 1 P: 8	R: 1 E: 0 K: 0 S: 8	H: 2 LOB: 1 BB: 1 P: 17	R: 0 E: 0 K: 1 S: 6	H: 2 LOB: 3 BB: 1 P: 12	1B: 13 2B: 3 3B: 0 HR: 2	SF: 2 SAC: 2 DP: 1 HBP: 0		WP: 0 PB: 0 SB: 0 CS: 0	PA: 48									
PITCHER	IP	WLS	BF	H	R	ER	SO	BB	IBB	HBP	BLK	WP	HR	S	P	ERA		WHIP										
Bobby Munoz, R ERA: 7.82	2.0	L	14	6	6	4	2	1	0	0	0	0	0	19	31	0.00		3.000										
Ron Blazier, R ERA: 4.81	1.0		8	2	3	0	0	1	0	0	0	0	0	13	25	4.50	1.500											
Bronson Heflin, R ERA: 6.75	2.0		14	6	4	2	2	1	0	0	0	0	0	28	44	9.00	3.500											
Toby Borland, R ERA: 3.72	2.0		8	2	1	1	0	1	0	0	0	0	1	13	25	4.50	1.500											
Ricky Bottalico, R ERA: 4.04	0.1		4	2	0	0	1	1	0	0	0	0	0	6	12	0.00	9.000											

Batter	1	2	3	4	5	6	7	8	9	AB	R	H	RBI	BB	SO	LOB	TOP				
Ricky Otero, S OBP: 0.336, SLG: 0.355 (1, 8)										5	1	3	1	0	0	0	Philadelphia Phillies @ Atlanta Braves Atlanta-Fulton County Stadium, Atlanta, GA Thu Aug 08 1996, 7:05 PM EDT Att: 32,401 - Unknown - 80 F				
Mickey Morandini, L OBP: 0.337, SLG: 0.357 (1, 4)										4	0	2	0	0	0	1					
Gregg Jefferies, S OBP: 0.335, SLG: 0.396 (1, 7)										4	1	2	0	1	0	2					
Todd Zeile, R OBP: 0.352, SLG: 0.451 (1, 3)										4	0	2	0	0	0	3					
Jim Eisenreich, L OBP: 0.392, SLG: 0.434 (1, 9)										4	0	1	2	0	1	6					
Bento Santiago, R OBP: 0.326, SLG: 0.510 (1, 2)										3	1	1	1	1	1	0					
Scott Rolen, R OBP: 0.371, SLG: 0.357 (1, 5)										3	0	0	0	1	0	2					
Kevin Stocker, S OBP: 0.324, SLG: 0.324 (1, 6)										4	1	1	0	0	1	1					
55 Matt Beech, L (1, 1)										3	0	0	0	0	2	1					
Ken Ryan, R OBP: 0.200, SLG: 0.200 (8, 1)										0	0	0	0	0	0	0					
Ruben Amaro Jr, S OBP: 0.340, SLG: 0.440 (9, PH)										0	0	0	0	0	0	0					
Ricky Bottalico, L OBP: 0.333, SLG: 0.667 (9, 1)										0	0	0	0	0	0	0					
Inning Stats	R: 0 E: 1 K: 1 S: 10	H: 2 LOB: 2 BB: 0 P: 16	R: 1 E: 0 K: 1 S: 8	H: 1 LOB: 0 BB: 0 P: 11	R: 0 E: 0 K: 0 S: 6	H: 0 LOB: 0 BB: 0 P: 9	R: 0 E: 0 K: 1 S: 5	H: 1 LOB: 0 BB: 0 P: 6	R: 0 E: 0 K: 0 S: 8	H: 3 LOB: 2 BB: 0 P: 12	R: 0 E: 0 K: 2 S: 9	H: 0 LOB: 1 BB: 1 P: 15	R: 2 E: 0 K: 0 S: 13	H: 2 LOB: 2 BB: 2 P: 25	R: 1 E: 0 K: 0 S: 8	H: 3 LOB: 1 BB: 0 P: 8	1B: 9 2B: 1 3B: 1 HR: 1	SF: 0 SAC: 2 DP: 4 HBP: 0	WP: 0 PB: 0 SB: 0 CS: 0	PA: 39	
PITCHER	IP	WLS	BF	H	R	ER	SO	BB	IBB	HBP	BLK	WP	HR	S	P	ERA	WHIP				
Greg Maddux, R ERA: 2.87 (1, 1)	8.0	L	34	9	3	3	5	1	2	0	0	0	1	69	106	3.38	1.250				
Greg McMichael, R ERA: 3.39 (9, 1)	1.0		5	3	1	1	0	0	0	0	0	0	0	8	8	9.00	3.000				

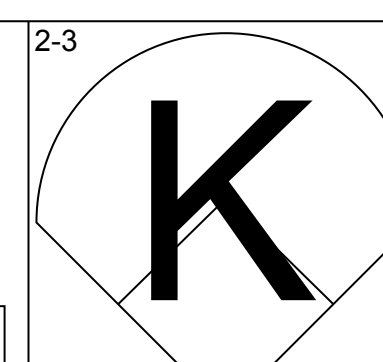
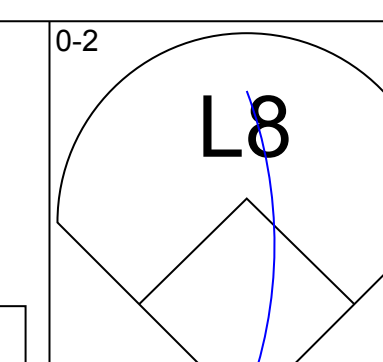
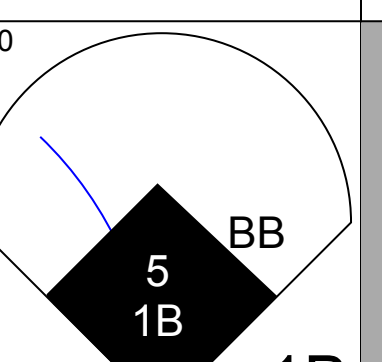
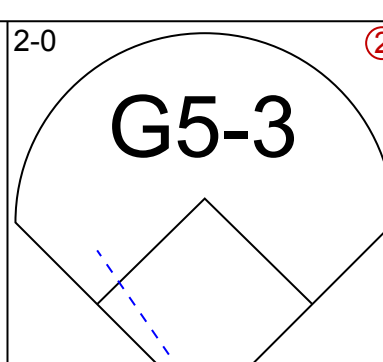
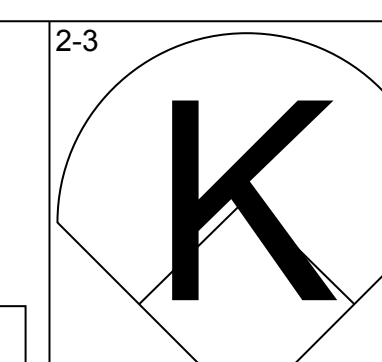
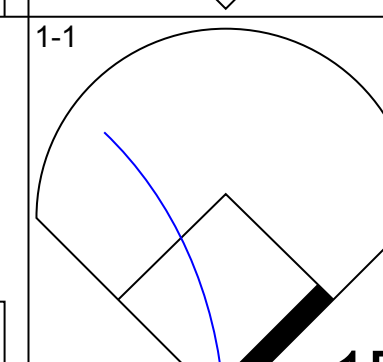
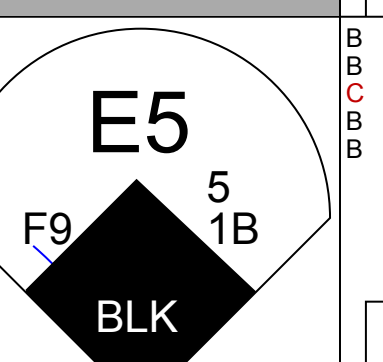
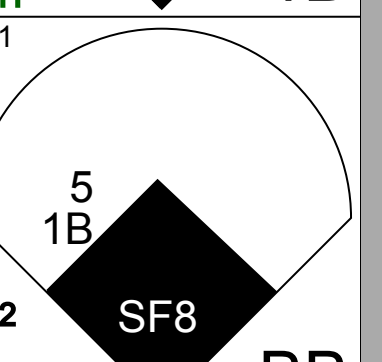
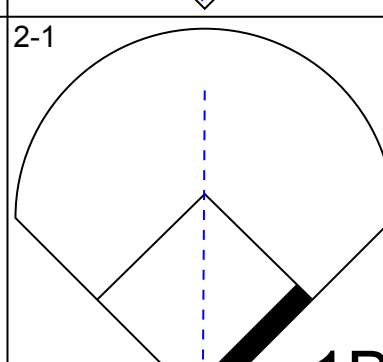
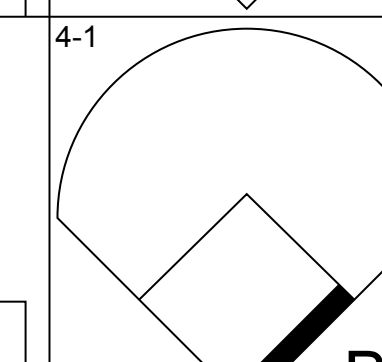
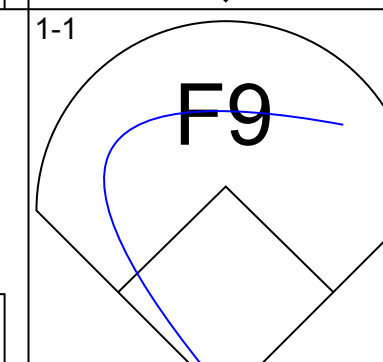
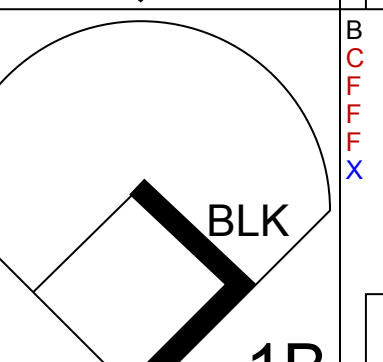
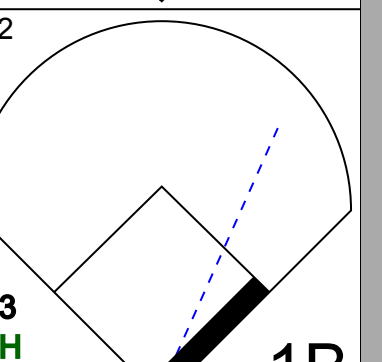
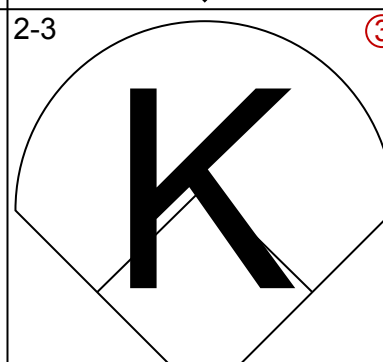
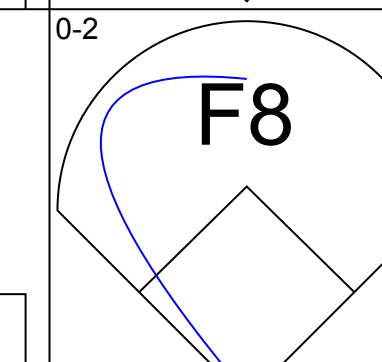
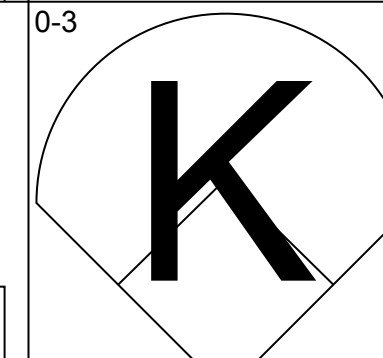
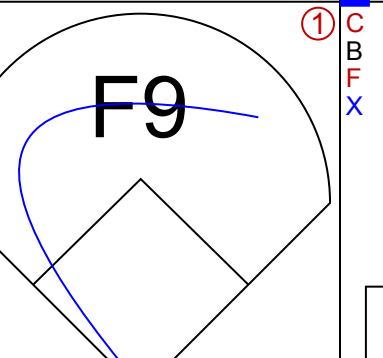
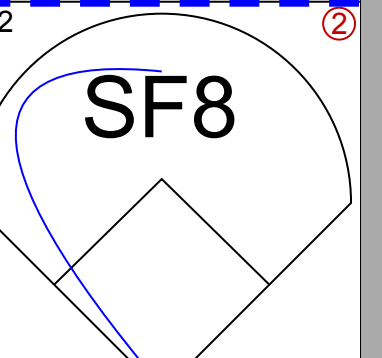



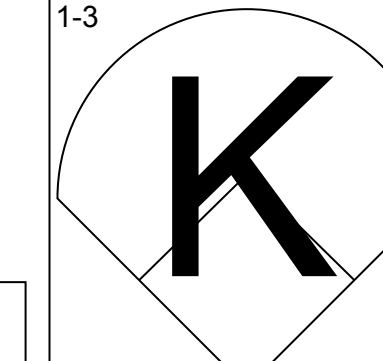
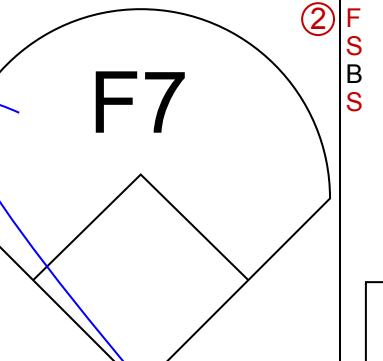
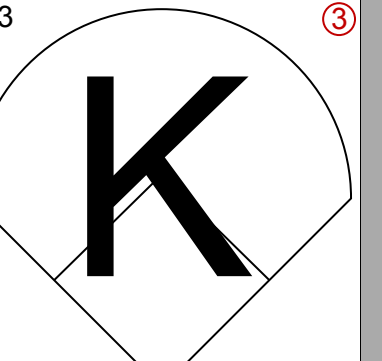



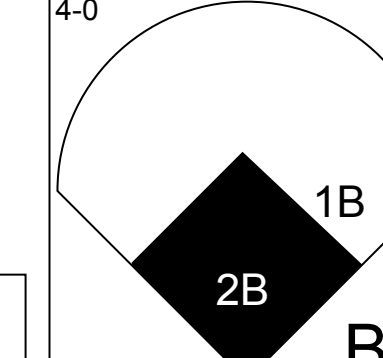
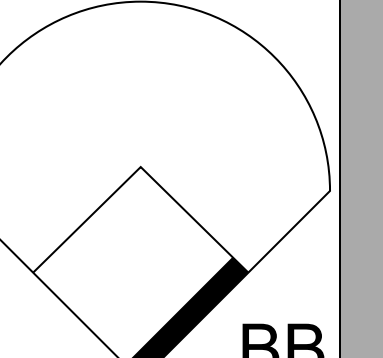




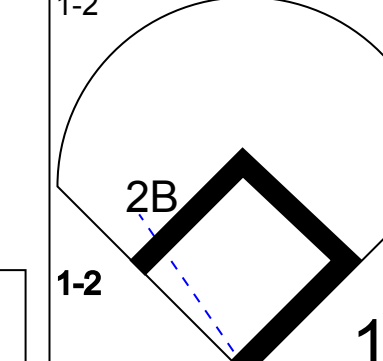
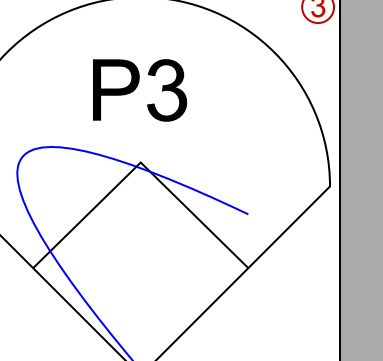




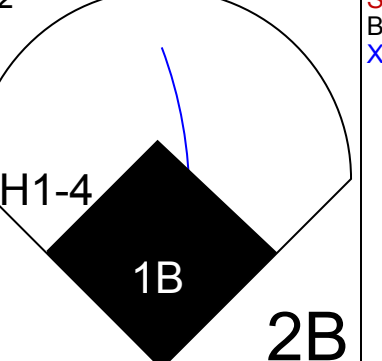

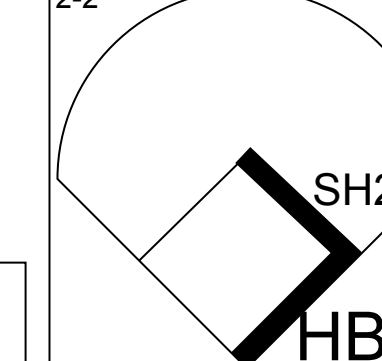
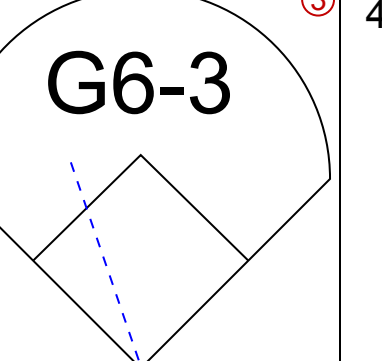


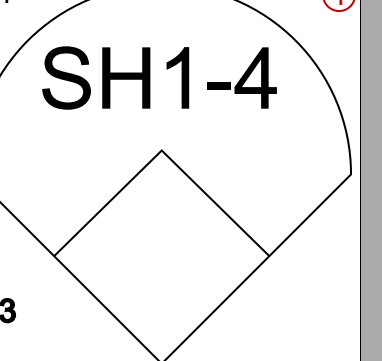
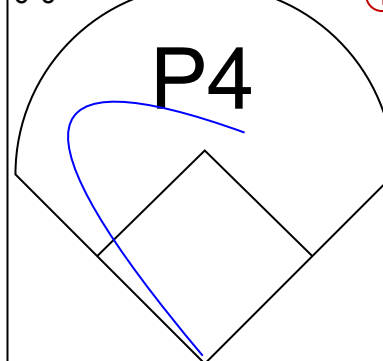
AB	34
R	4
H	12
RBI	4
BB	3
SO	5
LOB	16

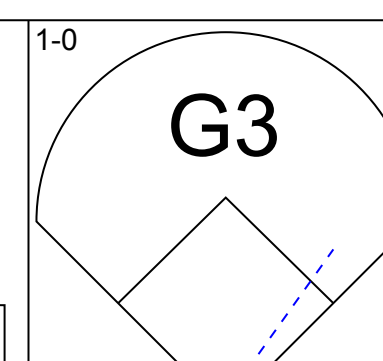
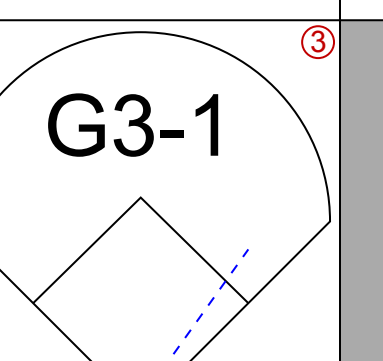
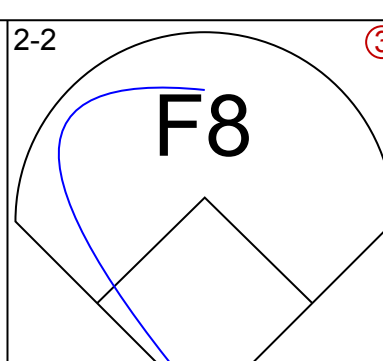
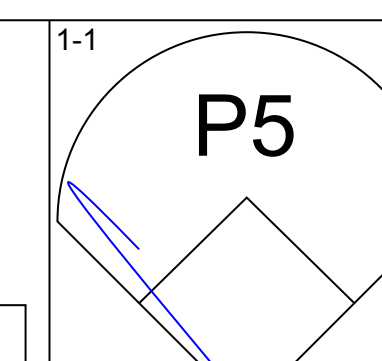
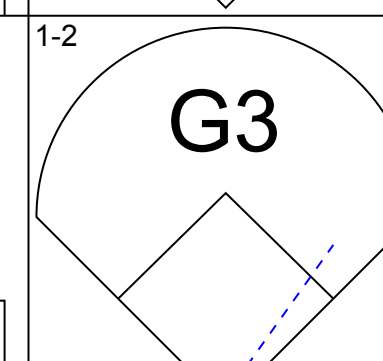
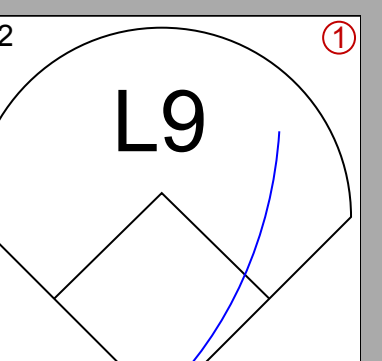


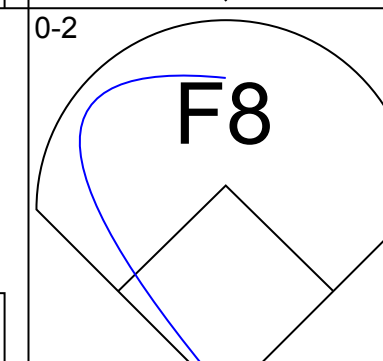
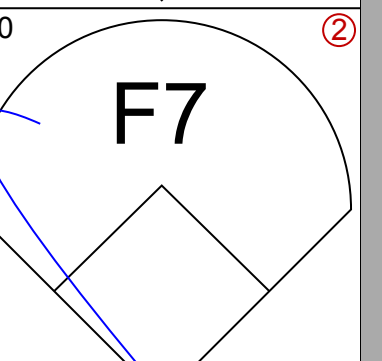


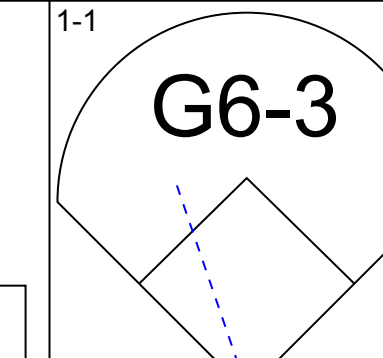
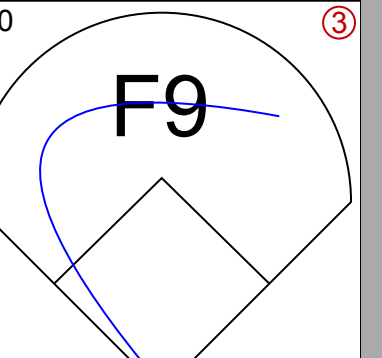







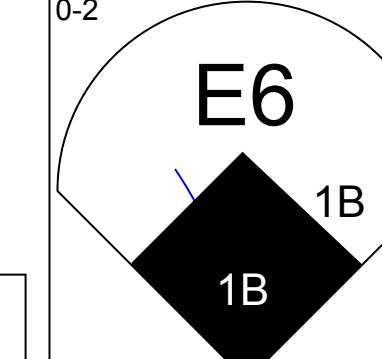

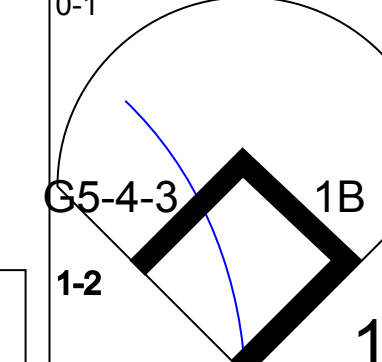
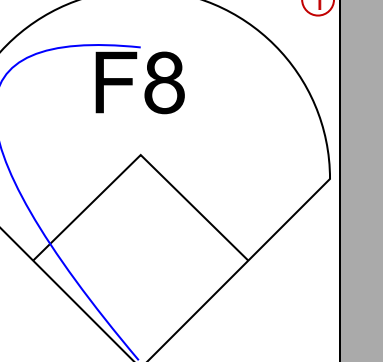
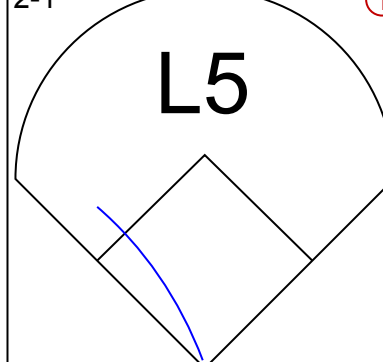
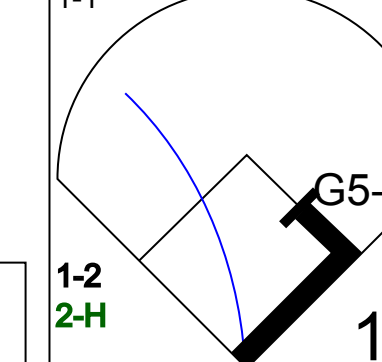


Batter	1	2	3	4	5	6	7	8	9	AB	R	H	RBI	BB	SO	LOB	BOTTOM					
Marquis Grissom, R OBP: 0.348, SLG: 0.485 (1, 8)										3	0	1	0	1	0	3	Philadelphia Phillies @ Atlanta Braves Atlanta-Fulton County Stadium, Atlanta, GA Thu Aug 08 1996, 7:05 PM EDT Att: 32,401 - Unknown - 80 F					
Mark Lemke, S OBP: 0.339, SLG: 0.327 (1, 4)										3	0	0	0	1	0	2						
10 Chipper Jones, S OBP: 0.387, SLG: 0.545 (1, 5)										4	0	1	0	0	2	3						
Fred McGriff, L OBP: 0.356, SLG: 0.501 (1, 3)										4	0	0	0	0	0	1						
Jermaine Dye, R OBP: 0.303, SLG: 0.421 (1, 9)										4	0	0	0	0	0	1						
Ryan Klesko, L OBP: 0.367, SLG: 0.559 (1, 7)										3	0	0	0	0	2	0						
Eddie Pérez, R OBP: 0.345, SLG: 0.476 (1, 2)										2	0	1	0	1	0	0						
Rafael Belliard, R OBP: 0.173, SLG: 0.210 (1, 6)										2	1	1	0	0	0	0						
Greg Maddux, R OBP: 0.175, SLG: 0.167 (1, 1)										1	0	0	1	0	0	2						
Dwight Smith, L OBP: 0.288, SLG: 0.328 (8, PH)										1	0	0	0	0	1	0						
Greg McMichael, R (9, 1)										0	0	0	0	0	0	0						
Inning Stats	R: 0 E: 0 K: 1 S: 8	H: 0 LOB: 1 BB: 1 P: 13	R: 0 E: 0 K: 1 S: 10	H: 0 LOB: 0 BB: 0 P: 15	R: 1 E: 0 K: 0 S: 8	H: 1 LOB: 1 BB: 1 P: 16	R: 0 E: 0 K: 1 S: 7	H: 0 LOB: 0 BB: 0 P: 8	R: 0 E: 0 K: 0 S: 8	H: 1 LOB: 2 BB: 0 P: 11	R: 0 E: 0 K: 0 S: 12	H: 1 LOB: 1 BB: 0 P: 18	R: 0 E: 0 K: 1 S: 8	H: 0 LOB: 0 BB: 0 P: 12	R: 0 E: 0 K: 0 S: 9	H: 1 LOB: 1 BB: 1 P: 19	R: 0 E: 0 K: 0 S: 5	H: 0 LOB: 0 BB: 0 P: 7	1B: 3 2B: 1 3B: 0 HR: 0	SF: 0 SAC: 2 DP: 1 HBP: 1	WP: 0 PB: 0 SB: 0 CS: 1	PA: 34
PITCHER	IP	WLS	BF	H	R	ER	SO	BB	IBB	HBP	BLK	WP	HR	S	P	ERA	WHIP					
55 Matt Beech, L ERA: 1.29 (1, 1)	7.0	W	26	3	1	1	4	2	0	1	0	0	0	9	19	0.00	2.000					
Ken Ryan, R ERA: 3.03 (8, 1)	1.0		4	1	0	0	1	1	0	0	0	0	0	5	7	0.00	0.000					
Ricky Bottalico, R ERA: 3.96 (9, 1)	1.0	S	3	0	0	0	0	0	0	0	0	0	0	5	7	0.00	0.000					

AB	27
R	1
H	4
RBI	1
BB	3
SO	5
LOB	12



Batter	1	2	3	4	5	6	7	8	9	AB	R	H	RBI	BB	SO	LOB	TOP				
Brian Hunter, R OBP: 0.297, SLG: 0.343 (1, 8)										5	1	1	1	0	2	3	Houston Astros @ Philadelphia Phillies Veterans Stadium, Philadelphia, PA Fri Aug 09 1996, 7:05 PM EDT Att: 21,780 - Unknown - 73 F				
Craig Biggio, R OBP: 0.407, SLG: 0.439 (1, 4)										3	2	2	0	2	0	0					
5 Jeff Bagwell, R OBP: 0.447, SLG: 0.579 (1, 3)										5	0	2	1	0	1	4					
Derek Bell, R OBP: 0.321, SLG: 0.451 (1, 9)										4	0	0	1	0	2	3					
Sean Berry, R OBP: 0.308, SLG: 0.459 Bill Spiers, L OBP: 0.282, SLG: 0.382 (8, 5)										4	0	0	0	0	3	2					
Tony Eusebio, R OBP: 0.333, SLG: 0.404 (1, 2)										3	1	2	0	2	1	0					
James Mouton, R OBP: 0.339, SLG: 0.353 Billy Wagner, L (9, 1)										5	0	2	0	0	0	3					
Orlando Miller, R OBP: 0.304, SLG: 0.433 (1, 6)										4	1	2	1	0	0	2					
Shane Reynolds, R OBP: 0.182, SLG: 0.259 Derrick May, L OBP: 0.347, SLG: 0.403 (9, 7)										2	0	0	0	0	1	2					
Inning Stats	R: 0 E: 0 K: 2 S: 11	H: 1 LOB: 1 BB: 0 P: 15	R: 1 E: 0 K: 2 S: 16	H: 2 LOB: 2 BB: 1 P: 24	R: 1 E: 1 K: 0 S: 12	H: 1 LOB: 2 BB: 1 P: 21	R: 3 E: 0 K: 1 S: 19	H: 3 LOB: 1 BB: 1 P: 28	R: 0 E: 0 K: 1 S: 8	H: 0 LOB: 0 BB: 0 P: 13	R: 0 E: 0 K: 1 S: 8	H: 1 LOB: 1 BB: 0 P: 14	R: 0 E: 0 K: 1 S: 10	H: 1 LOB: 1 BB: 0 P: 14	R: 0 E: 0 K: 1 S: 12	H: 2 LOB: 2 BB: 1 P: 16		1B: 8 2B: 3 3B: 0 HR: 0	SF: 1 SAC: 2 DP: 0 HBP: 1	WP: 0 PB: 0 SB: 1 CS: 0	PA: 44
PITCHER	IP	WLS	BF	H	R	ER	SO	BB	IBB	HBP	BLK	WP	HR	S	P	ERA	WHIP				
David West, L ERA: 7.56 Jeff Parrett, R ERA: 4.0 Toby Borland, R ERA: 3.61 Russ Springer, R ERA: 5.45	(1, 1)	3.1	L	21	7	5	4	4	3	0	0	0	0	0	52	80	10.80	3.000			
	(4, 1)	2.2		9	1	0	0	3	0	0	0	0	0	0	22	35	0.00	0.375			
	(7, 1)	2.0		9	1	0	0	2	1	0	1	0	0	0	22	35	0.00	1.000			
	(9, 1)	1.0		5	2	0	0	1	0	0	0	0	0	0	12	16	0.00	2.000			

Batter	1	2	3	4	5	6	7	8	9	AB	R	H	RBI	BB	SO	LOB	BOTTOM					
Ricky Otero, S OBP: 0.331, SLG: 0.350 (1, 8)										4	0	0	0	0	0	2	Houston Astros @ Philadelphia Phillies Veterans Stadium, Philadelphia, PA Fri Aug 09 1996, 7:05 PM EDT Att: 21,780 - Unknown - 73 F					
Mickey Morandini, L OBP: 0.336, SLG: 0.354 (1, 4)											3	0	0	0	0	0						
Gregg Jefferies, S OBP: 0.330, SLG: 0.389 (1, 7)											4	0	0	0	0	1						
Todd Zeile, R OBP: 0.352, SLG: 0.449 (1, 3)											4	0	1	0	0	1						
Jim Eisenreich, L OBP: 0.388, SLG: 0.429 (1, 9)											3	0	0	0	0	1						
Benito Santiago, R OBP: 0.324, SLG: 0.506 (1, 2)										3	1	0	0	0	1	0						
Scott Rolen, R OBP: 0.395, SLG: 0.419 (1, 5)										3	0	2	0	0	1	0						
Kevin Stocker, S OBP: 0.324, SLG: 0.324 (1, 6)										3	0	1	1	0	0	1						
David West, L ERA: 7.56 Jeff Parrett, R ERA: 4.0 Ruben Amaro Jr, S OBP: 0.333, SLG: 0.431 Toby Borland, R ERA: 3.61 Pete Incaviglia, R OBP: 0.316, SLG: 0.432 Russ Springer, R ERA: 5.45 (9, 1)	(1, 1)	8.0	W	28	4	1	0	3	4	0	0	0	0	0	66	97		0.00	0.500			
	(9, 1)	1.0		3	0	0	0	0	0	0	1	0	0	0	5	11		0.00	0.000			
Inning Stats	R: 0 E: 0 K: 0 S: 8	H: 0 LOB: 0 BB: 0 P: 10	R: 0 E: 0 K: 1 S: 10	H: 0 LOB: 0 BB: 0 P: 12	R: 0 E: 0 K: 1 S: 10	H: 1 LOB: 1 BB: 0 P: 17	R: 0 E: 0 K: 0 S: 5	H: 0 LOB: 0 BB: 0 P: 7	R: 0 E: 0 K: 0 S: 6	H: 0 LOB: 0 BB: 0 P: 9	R: 0 E: 0 K: 0 S: 8	H: 0 LOB: 0 BB: 0 P: 14	R: 0 E: 0 K: 0 S: 9	H: 1 LOB: 1 BB: 0 P: 14	R: 1 E: 1 K: 0 S: 10	H: 2 LOB: 1 BB: 0 P: 14	R: 0 E: 0 K: 0 S: 5	H: 0 LOB: 0 BB: 0 P: 11	1B: 3 2B: 1 3B: 0 HR: 0	SF: 0 SAC: 0 DP: 2 HBP: 1	WP: 0 PB: 0 SB: 0 CS: 0	PA: 31
PITCHER	IP	WLS	BF	H	R	ER	SO	BB	IBB	HBP	BLK	WP	HR	S	P	ERA	WHIP					
Shane Reynolds, R ERA: 3.52 Billy Wagner, L ERA: 2.65	(1, 1)	8.0	W	28	4	1	0	3	0	0	0	0	0	0	66	97	0.00	0.500				
	(9, 1)	1.0		3	0	0	0	0	0	0	1	0	0	0	5	11	0.00	0.000				

Batter	1	2	3	4	5	6	7	8	9	AB	R	H	RBI	BB	SO	LOB	TOP
John Cangelosi, S (1, 8) OBP: 0.391, SLG: 0.359 Brian Hunter, R (8, 8) OBP: 0.297, SLG: 0.343	B1	G6-4-3					K			3	0	0	0	1	1	3	Houston Astros @ Philadelphia Phillies Veterans Stadium, Philadelphia, PA Sat Aug 10 1996, 3:33 AM EDT Att: 18,486 - Unknown - 81 F
Craig Biggio, R (1, 4) OBP: 0.405, SLG: 0.437	L3		L5		F8			1B 1B	4	0	1	0	0	0	1		
5 Jeff Bagwell, R (1, 3) OBP: 0.443, SLG: 0.574	F9		F3			K		F9	4	0	0	0	0	1	1		
Derek Bell, R (1, 9) OBP: 0.320, SLG: 0.449		P4	6-3			F9		1-2 1B	4	0	1	0	0	0	0		
Derrick May, L (1, 7) OBP: 0.345, SLG: 0.405		WP 1B 2B		4-3		K FC6-4		K	4	1	1	0	0	2	2		
Orlando Miller, R (1, 6) OBP: 0.303, SLG: 0.431		2B 2B 1B		6-3		FC6-4		4-3	4	1	1	1	0	0	3		
Bill Spiers, L (1, 5) OBP: 0.288, SLG: 0.393		2B 2B		F8			K2-3		4	1	2	0	0	1	0		
Kirt Manwaring, R (1, 2) OBP: 0.302, SLG: 0.287 Doug Drake, R (9, PR) OBP: 0.186, SLG: 0.209 Billy Wagner, L (9, 1)		1B 2B		F9		F9		FC4-6 G4-6-3	4	0	1	2	0	0	1		
Mike Hampton, R (1, 1) OBP: 0.342, SLG: 0.265 Sean Berry, R (7, PH) OBP: 0.310, SLG: 0.463 Xavier Hernandez, L (7, 1) Tony Eusebio, R (9, PH) OBP: 0.328, SLG: 0.397		2B 1B		6-3				G4-6-3	2	0	1	0	0	0	0		
Inning Stats	R: 0 E: 0 K: 0 S: 3	H: 0 LOB: 0 BB: 0 P: 3	R: 3 E: 0 K: 0 S: 7	H: 5 LOB: 1 BB: 0 P: 7	R: 0 E: 0 K: 0 S: 3	H: 0 LOB: 0 BB: 0 P: 3	R: 0 E: 0 K: 0 S: 3	H: 0 LOB: 1 BB: 0 P: 7	R: 0 E: 0 K: 2 S: 8	H: 1 LOB: 1 BB: 0 P: 8	R: 0 E: 0 K: 1 S: 7	H: 2 LOB: 2 BB: 0 P: 7	R: 0 E: 0 K: 0 S: 3	H: 1 LOB: 1 BB: 0 P: 3	1B: 5 2B: 4 3B: 0 HR: 0	SF: 0 SAC: 0 DP: 2 HBP: 0	
PITCHER Curt Schilling, R (1, 1) ERA: 3.21	IP: 9.0 WLS: L BF: 36 H: 9 R: 3 ER: 3 SO: 5 BB: 1 IBB: 0 HBP: 0 BLK: 0 WP: 2 HR: 0 S: 45 P: 49 ERA: 3.00 WHIP: 1.111											PITCHER	IP: 9.0 WLS: L BF: 36 H: 9 R: 3 ER: 3 SO: 5 BB: 1 IBB: 0 HBP: 0 BLK: 0 WP: 2 HR: 0 S: 45 P: 49 ERA: 3.00 WHIP: 1.111				

Batter	1	2	3	4	5	6	7	8	9	AB	R	H	RBI	BB	SO	LOB	BOTTOM		
Ricky Otero, S (1, 8) OBP: 0.333, SLG: 0.350	BLK 1B		FC4-6 BB		6-3		4-3			3	0	1	0	1	0	0	Houston Astros @ Philadelphia Phillies Veterans Stadium, Philadelphia, PA Sat Aug 10 1996, 3:33 AM EDT Att: 18,486 - Unknown - 81 F		
Mickey Morandini, L (1, 4) OBP: 0.333, SLG: 0.350	F8		FC4-6 1B		K		L7		4	0	0	0	0	1	2				
Gregg Jefferies, S (1, 7) OBP: 0.332, SLG: 0.395	6-3		1-2 1B		1B 2B		F7		4	1	2	0	0	0	1				
Todd Zeile, R (1, 3) OBP: 0.353, SLG: 0.449	FC6-4 BB		4-3		1B		F3		3	0	1	1	1	0	2				
Benito Santiago, R (1, 2) OBP: 0.323, SLG: 0.503	FC6-4		FC4-6 1B		F8		K		4	0	1	0	0	1	3				
Scott Rolen, R (1, 5) OBP: 0.405, SLG: 0.429		6-3		FC4-6 1B		G6-4-3 1B		K	4	0	2	0	0	1	0				
Manny Martinez, R (1, 9) OBP: 0.308, SLG: 0.404		5-3		P4		G6-4-3		B2	4	0	0	0	0	0	3				
Kevin Stocker, S (1, 6) OBP: 0.323, SLG: 0.327		6-3		FC4-6				F7	4	0	1	0	0	0	2				
Curt Schilling, R (1, 1) OBP: 0.225, SLG: 0.231 Pete Incaviglia, R (9, PH) OBP: 0.313, SLG: 0.456			K		B1-3		1-3		3	0	0	0	0	1	3				
Inning Stats	R: 0 E: 0 K: 0 S: 4	H: 1 LOB: 2 BB: 1 P: 8	R: 0 E: 0 K: 0 S: 3	H: 0 LOB: 0 BB: 0 P: 3	R: 0 E: 0 K: 1 S: 6	H: 1 LOB: 1 BB: 1 P: 10	R: 0 E: 0 K: 0 S: 5	H: 2 LOB: 2 BB: 0 P: 5	R: 1 E: 0 K: 1 S: 7	H: 2 LOB: 1 BB: 0 P: 7	R: 0 E: 0 K: 0 S: 4	H: 2 LOB: 0 BB: 0 P: 4	R: 0 E: 0 K: 2 S: 7	H: 0 LOB: 0 BB: 0 P: 7	R: 0 E: 0 K: 1 S: 5	H: 0 LOB: 0 BB: 0 P: 5		1B: 6 2B: 2 3B: 0 HR: 0	SF: 0 SAC: 0 DP: 1 HBP: 0
PITCHER Mike Hampton, L (1, 1) ERA: 3.48 Xavier Hernandez, R (7, 1) ERA: 4.67 Billy Wagner, L (9, 1) ERA: 2.97	IP: 6.0 WLS: W BF: 27 H: 8 R: 1 ER: 1 SO: 2 BB: 2 IBB: 0 HBP: 0 BLK: 0 WP: 0 HR: 0 S: 29 P: 37 ERA: 1.50 WHIP: 1.667											PITCHER	IP: 6.0 WLS: W BF: 27 H: 8 R: 1 ER: 1 SO: 2 BB: 2 IBB: 0 HBP: 0 BLK: 0 WP: 0 HR: 0 S: 29 P: 37 ERA: 1.50 WHIP: 1.667						

Batter	1	2	3	4	5	6	7	8	9	AB	R	H	RBI	BB	SO	LOB	TOP				
Brian Hunter, R OBP: 0.391, SLG: 0.358 (1, 8)										5	3	3	2	0	0	0	Houston Astros @ Philadelphia Phillies Veterans Stadium, Philadelphia, PA Sun Aug 11 1996, 3:33 AM EDT Att: 24,150 - Unknown - 77 F				
Craig Biggio, R OBP: 0.409, SLG: 0.446 (1, 4)										5	3	4	2	0	0	0					
5 Jeff Bagwell, R OBP: 0.445, SLG: 0.579 (1, 3)										3	2	1	2	2	0	1					
Derrick May, L OBP: 0.338, SLG: 0.395 (1, 7)										5	0	0	1	0	0	2					
Sean Berry, R OBP: 0.310, SLG: 0.461 Orlando Miller, R OBP: 0.304, SLG: 0.431 (1, 5)										2	0	0	0	0	1	2					
Tony Eusebio, R OBP: 0.348, SLG: 0.413 (1, 2)										5	1	3	1	0	0	0					
James Mouton, R OBP: 0.336, SLG: 0.354 (1, 9)										5	1	1	1	0	0	4					
Ricky Gutierrez, R OBP: 0.343, SLG: 0.321 (1, 6)										4	0	0	0	0	1	3					
Darryl Kile, R OBP: 0.175, SLG: 0.222 Donne Wall, R OBP: 0.258, SLG: 0.241 (1, 1)										4	0	0	0	0	3	1					
Inning Stats	R: 3 E: 0 K: 0 S: 6	H: 3 LOB: 2 BB: 1 P: 11	R: 3 E: 0 K: 1 S: 8	H: 3 LOB: 0 BB: 0 P: 8	R: 0 E: 0 K: 0 S: 3	H: 0 LOB: 0 BB: 0 P: 3	R: 1 E: 1 K: 1 S: 7	H: 1 LOB: 2 BB: 1 P: 11	R: 3 E: 0 K: 2 S: 11	H: 4 LOB: 1 BB: 0 P: 11	R: 0 E: 0 K: 0 S: 3	H: 0 LOB: 0 BB: 0 P: 3	R: 0 E: 0 K: 1 S: 5	H: 0 LOB: 0 BB: 0 P: 5	R: 0 E: 0 K: 0 S: 3	H: 2 LOB: 1 BB: 0 P: 4		1B: 8 2B: 2 3B: 1 HR: 2	SF: 0 SAC: 0 DP: 1 HBP: 1	WP: 1 PA: 43 PB: 0 SB: 0 CS: 0	
PITCHER	IP WLS BF H R ER SO BB IBB HBP BLK WP HR S P ERA WHIP																				
Mike Williams, R ERA: 5.16 (1, 1)	1.1 L 12 6 6 6 0 1 0 0 0 0 1 2 10 15 40.50 5.250																				
Larry Mitchell, R ERA: (2, 1)	1.2 5 0 0 0 0 1 0 0 0 0 0 0 7 7 0.00 0.000																				
Ron Blazier, R ERA: 5.3 (4, 1)	2.0 13 5 4 3 3 1 0 0 0 0 0 0 18 22 13.50 3.000																				
Russ Springer, R ERA: 5.24 Jeff Parrett, R ERA: 5.91 (6, 1)	3.0 9 0 0 0 1 0 0 0 0 0 0 0 11 11 0.00 0.000																				
Jeff Parrett, R ERA: 5.91 (9, 1)	1.0 4 2 0 0 0 0 0 0 0 0 0 0 4 4 0.00 2.000																				
Batter	1	2	3	4	5	6	7	8	9	AB	R	H	RBI	BB	SO	LOB	BOTTOM				
Ricky Otero, S OBP: 0.330, SLG: 0.346 (1, 8)										3	0	0	0	0	1	2	Houston Astros @ Philadelphia Phillies Veterans Stadium, Philadelphia, PA Sun Aug 11 1996, 3:33 AM EDT Att: 24,150 - Unknown - 77 F				
Russ Springer, R OBP: 0.059, SLG: 0.059 Pete Incaviglia, R OBP: 0.314, SLG: 0.460 (6, PH)										0	0	0	0	0	0	0					
Pete Incaviglia, R OBP: 0.314, SLG: 0.460 (9, 9)										2	1	1	1	0	0	2					
Mickey Morandini, L OBP: 0.332, SLG: 0.349 (1, 4)										4	1	1	1	0	1	0					
Gregg Jefferies, S OBP: 0.331, SLG: 0.393 (1, 7)										4	0	1	0	0	1	0					
Todd Zeile, R OBP: 0.350, SLG: 0.444 (1, 3)										4	0	0	0	0	0	1					
Jim Eisenreich, L OBP: 0.393, SLG: 0.437 Jeff Parrett, R (9, 1)										4	1	3	0	0	0	0					
Scott Rolen, R OBP: 0.370, SLG: 0.385 (1, 5)										4	0	0	0	0	1	3					
Mike Lieberthal, R OBP: 0.287, SLG: 0.415 (1, 2)										4	0	0	0	0	1	2					
Kevin Stocker, S OBP: 0.329, SLG: 0.333 (1, 6)										4	1	3	1	0	0	1					
Mike Williams, R OBP: 0.330, SLG: 0.158 Larry Mitchell, R Manny Martinez, R Ron Blazier, R Ruben Amaro Jr, S OBP: 0.368, SLG: 0.453 (1, 1)										0	0	0	0	0	0	0					
Inning Stats	R: 0 E: 0 K: 1 S: 5	H: 0 LOB: 0 BB: 0 P: 5	R: 0 E: 0 K: 0 S: 3	H: 1 LOB: 0 BB: 0 P: 3	R: 0 E: 0 K: 1 S: 6	H: 1 LOB: 1 BB: 0 P: 6	R: 0 E: 0 K: 1 S: 5	H: 0 LOB: 0 BB: 0 P: 5	R: 2 E: 0 K: 2 S: 10	H: 3 LOB: 1 BB: 0 P: 10	R: 0 E: 0 K: 0 S: 3	H: 0 LOB: 0 BB: 0 P: 3	R: 0 E: 0 K: 0 S: 4	H: 1 LOB: 1 BB: 0 P: 4	R: 3 E: 0 K: 0 S: 5	H: 3 LOB: 0 BB: 1 P: 9	R: 0 E: 0 K: 1 S: 7	H: 2 LOB: 2 BB: 0 P: 7	1B: 9 2B: 3 3B: 0 HR: 0	SF: 0 SAC: 0 DP: 2 HBP: 0	WP: 1 PA: 37 PB: 0 SB: 0 CS: 0
PITCHER	IP WLS BF H R ER SO BB IBB HBP BLK WP HR S P ERA WHIP																				
Darryl Kile, R ERA: 3.94 Donne Wall, R ERA: 4.4 (1, 1)	7.0 W 29 8 5 5 5 1 0 0 0 0 0 0 10 10 6.43 1.286																				
Donne Wall, R ERA: 4.4 (8, 1)	2.0 8 3 0 0 1 0 0 0 0 0 0 0 10 10 0.00 1.500																				

Batter	1	2	3	4	5	6	7	8	9	AB	R	H	RBI	BB	SO	LOB	TOP					
Marquis Grissom, R (1, 8) OBP: 0.349, SLG: 0.484	G5-3				G4-3			G6-3		4	0	1	0	0	0	0	Atlanta Braves @ Philadelphia Phillies Veterans Stadium, Philadelphia, PA Tue Aug 13 1996, 7:05 PM EDT Overcast - 69 F					
Ed Giovannola, L (1, 6) OBP: 0.300, SLG: 0.239 Rafael Belliard, R (8, 6) OBP: 0.171, SLG: 0.206	F8		G4-3			10 S 10 B		F8		4	1	1	0	0	0	1						
10 Chipper Jones, S (1, 5) OBP: 0.393, SLG: 0.557	BB			G4-3		G3-1 1-H WP PB		1B		3	1	2	1	1	0	0						
Fred McGriff, L (1, 3) OBP: 0.360, SLG: 0.507	P5			2B		L7		F9		4	0	1	0	0	0	3						
Ryan Klesko, L (1, 7) OBP: 0.367, SLG: 0.555		G3-1		FC5-4 BB		G3-1			3-3	3	0	0	0	1	1	1						
Mark Whiten, S (1, 9) OBP: 0.357, SLG: 0.395			F7			K			4-1	2	0	0	0	2	1	2						
Eddie Pérez, R (1, 2) OBP: 0.339, SLG: 0.464	F8		FC5-4						1-0 1 SAFE	4	0	0	0	0	0	4						
Mark Lemke, S (1, 4) OBP: 0.335, SLG: 0.322	CS		G6-3		F8		F7		1-0 1 SAFE	3	0	0	0	0	0	0						
Greg Maddux, R (1, 1) OBP: 0.167, SLG: 0.158			P3		L7		G5-3			3	0	0	0	0	0	0						
Inning Stats	R: 0 E: 0 K: 0 S: 10	H: 0 LOB: 1 BB: 1 P: 17	R: 0 E: 0 K: 0 S: 8	H: 0 LOB: 0 BB: 1 P: 15	R: 0 E: 0 K: 0 S: 10	H: 1 LOB: 1 BB: 0 P: 15	R: 0 E: 0 K: 0 S: 9	H: 1 LOB: 2 BB: 1 P: 20	R: 0 E: 0 K: 0 S: 6	H: 0 LOB: 0 BB: 0 P: 9	R: 2 E: 0 K: 0 S: 8	H: 2 LOB: 0 BB: 0 P: 13	R: 0 E: 0 K: 0 S: 5	H: 0 LOB: 0 BB: 0 P: 7	R: 0 E: 0 K: 0 S: 8	H: 1 LOB: 1 BB: 1 P: 13	R: 0 E: 0 K: 1 S: 5	H: 0 LOB: 0 BB: 1 P: 14	1B: 4 2B: 1 3B: 0 HR: 0	SF: 0 SAC: 0 DP: 0 HBP: 0	WP: 1 PB: 1 CS: 1 CS: 2	PA: 36
PITCHER	IP	WLS	BF	H	R	ER	SO	BB	IBB	HBP	BLK	WP	HR	S	P	ERA	WHIP					
Rich Hunter, R (1, 1) ERA: 5.35	7.0	L	27	4	2	1	1	3	0	0	0	1	0	56	96	1.29	1.000					
Toby Borland, R (8, 1) ERA: 3.57	0.2		3	1	0	0	0	0	0	0	0	0	0	7	12	0.00	1.500					
Ricardo Jordan, L (8, 1) ERA: 2.38	0.2		3	0	0	0	1	1	0	0	0	0	0	5	12	0.00	1.500					
Ken Ryan, R (9, 1) ERA: 3.0	0.2		1	0	0	0	0	0	0	0	0	0	0	1	3	0.00	0.000					

AB 30
R 2
H 5
RBI 1
BB 4
SO 2
LOB 11



Batter	1	2	3	4	5	6	7	8	9	AB	R	H	RBI	BB	SO	LOB	BOTTOM					
Ricky Otero, S (1, 8) OBP: 0.329, SLG: 0.345 Toby Borland, R (8, 1) Ricardo Jordan, L (8, 1) Ken Ryan, R (9, 1) OBP: 0.200, SLG: 0.200	G4-3		E S 1B			F7	G4-3			4	0	1	0	0	0	3	Atlanta Braves @ Philadelphia Phillies Veterans Stadium, Philadelphia, PA Tue Aug 13 1996, 7:05 PM EDT Overcast - 69 F					
Mickey Morandini, L (1, 4) OBP: 0.329, SLG: 0.346	G3		K			G1-3		K		4	0	0	0	0	2	1						
Gregg Jefferies, S (1, 7) OBP: 0.333, SLG: 0.402	1B		G4-3			G4-3		G4-3		4	0	2	0	0	0	1						
Todd Zeile, R (1, 3) OBP: 0.347, SLG: 0.440	L9				F8	F8		F8		4	0	0	0	0	1	2						
Jim Eisenreich, L (1, 9) OBP: 0.391, SLG: 0.435	F7		E4 L1-3			K			1-1	4	0	1	0	0	1	0						
Benito Santiago, R (1, 2) OBP: 0.322, SLG: 0.503	G6-3		L1-3			1B 2B		FC6-4 1B		4	0	1	0	0	0	2						
Scott Rolen, R (1, 5) OBP: 0.400, SLG: 0.495	1B				L1	1B BB		1B		3	0	2	0	1	0	0						
Kevin Stocker, S (1, 6) OBP: 0.326, SLG: 0.329 Pete Incaviglia, R (9, PH) OBP: 0.313, SLG: 0.458	G1-3				G6-3	K		K		3	0	0	0	0	1	3						
Rich Hunter, R (1, 1) OBP: 0.222, SLG: 0.125 Ruben Amaro Jr, S (7, PH) OBP: 0.373, SLG: 0.455			K		G6-3			L7		2	0	0	0	0	1	0						
Inning Stats	R: 0 E: 0 K: 0 S: 8	H: 1 LOB: 1 BB: 0 P: 15	R: 0 E: 0 K: 0 S: 8	H: 1 LOB: 0 BB: 0 P: 11	R: 0 E: 1 K: 2 S: 13	H: 1 LOB: 1 BB: 0 P: 16	R: 0 E: 1 K: 0 S: 4	H: 0 LOB: 0 BB: 0 P: 5	R: 0 E: 0 K: 0 S: 6	H: 0 LOB: 0 BB: 0 P: 8	R: 0 E: 0 K: 0 S: 6	H: 1 LOB: 1 BB: 0 P: 9	R: 0 E: 0 K: 2 S: 13	H: 2 LOB: 3 BB: 1 P: 19	R: 0 E: 0 K: 2 S: 11	H: 0 LOB: 0 BB: 0 P: 16	R: 0 E: 0 K: 1 S: 11	H: 2 LOB: 2 BB: 0 P: 16	1B: 6 2B: 2 3B: 1 HR: 0	SF: 0 SAC: 0 DP: 1 HBP: 0	WP: 0 PB: 0 SB: 1 CS: 0	PA: 36
PITCHER	IP	WLS	BF	H	R	ER	SO	BB	IBB	HBP	BLK	WP	HR	S	P	ERA	WHIP					
Greg Maddux, R (1, 1) ERA: 2.74	9.0	W	36	8	0	0	7	1	0	0	0	0	0	80	115	0.00	1.000					

AB 35
R 0
H 8
RBI 0
BB 1
SO 7
LOB 16



Batter	1	2	3	4	5	6	7	8	9	AB	R	H	RBI	BB	SO	LOB	TOP											
Marquis Grissom, R OBP: 0.349, SLG: 0.486	(1,8) X F8		X 0-0 10 1B		X 0-3 K		X 0-0 1B		X 0-3 K	5	0	2	0	0	2	2	Atlanta Braves @ Philadelphia Phillies Veterans Stadium, Philadelphia, PA Wed Aug 14 1996, 7:05 PM EDT Att: 28,206 - Unknown - 77 F											
Terry Pendleton, S OBP: 0.297, SLG: 0.356	(1,5) X F8		X 0-0 F9		X 0-0 10 1B		X 0-0 5-3			4	0	1	0	0	0	2												
10 Chipper Jones, S OBP: 0.397, SLG: 0.558	(1,9) X F9		X 0-0 1-2 1B		X 0-0 G4-6-3			X 0-0 6-3		4	0	2	1	0	0	0												
Fred McGriff, L OBP: 0.355, SLG: 0.498	(1,3) X F5		X 0-0 4-3		X 0-0 G4-6-3			X 0-3 K		4	0	0	0	0	1	4												
Jermaine Dye, R OBP: 0.314, SLG: 0.438	(1,7) X BB 1B			X 0-0 6-3 5-3 1B		X 0-0 E5		X 0-0 1B		4	0	3	0	0	0	0												
Javy Lopez, R OBP: 0.319, SLG: 0.478	(1,2) X F9			X 0-0 5-3		X 0-3 K		X 0-3 K		4	0	0	0	0	2	4												
Mark Lemke, S OBP: 0.336, SLG: 0.321	(1,4) X BB 1-2 BB			X 0-0 6-3		X 0-3 K		X 0-0 WP 1B		3	0	1	0	1	1	2												
Rafael Belliard, R OBP: 0.170, SLG: 0.212	(1,6) X F8			X 0-0 F8		X 0-0 2-4		X 0-0 F5		2	0	0	0	0	0	3												
Ed Giovannola, L OBP: 0.293, SLG: 0.233	(7, PH) (7, 6)			X 0-0 F8		X 0-0 2-4		X 0-0 5-3		2	0	0	0	0	0	1												
Tom Glavine, L OBP: 0.345, SLG: 0.358	(1,1) X 6-3			X 0-0 6-3		X 4-0 10 1B BB		X 0-0 G3		1	1	0	0	1	0	0												
Dwight Smith, L OBP: 0.291, SLG: 0.317	(7, PH)									1	0	0	0	0	0	0												
Pedro Borbon, R OBP: 1.000, SLG: 1.000	(7, 1)									0	0	0	0	0	0	0												
Joe Borowski, R OBP: 0.363, SLG: 0.548	(8, 1)									0	0	0	0	0	0	0												
Ryan Klesko, L OBP: 0.383, SLG: 0.548	(9, PH)									1	0	0	0	0	1	1												
Inning Stats	R: 0 E: 0 K: 0 S: 3	H: 0 LOB: 0 BB: 0 P: 3	R: 0 E: 0 K: 0 S: 4	H: 1 LOB: 2 BB: 1 P: 8	R: 0 E: 0 K: 0 S: 5	H: 2 LOB: 2 BB: 0 P: 5	R: 0 E: 0 K: 0 S: 4	H: 1 LOB: 1 BB: 0 P: 4	R: 1 E: 0 K: 1 S: 6	H: 2 LOB: 1 BB: 1 P: 10	R: 0 E: 1 K: 2 S: 7	H: 0 LOB: 1 BB: 0 P: 7	R: 0 E: 0 K: 0 S: 4	H: 1 LOB: 1 BB: 0 P: 4	R: 0 E: 0 K: 2 S: 8	H: 1 LOB: 1 BB: 0 P: 8		R: 0 E: 0 K: 2 S: 8	H: 1 LOB: 1 BB: 0 P: 8	R: 0 E: 0 K: 2 S: 8	H: 1 LOB: 1 BB: 0 P: 8	1B: 9 2B: 0 3B: 0 HR: 0	SF: 0 SAC: 0 DP: 1 HBP: 0	WP: 1 PA: 37 PB: 0 SB: 0 CS: 0				
PITCHER	IP	WLS	BF	H	R	ER	SO	BB	IBB	HBP	BLK	WP	HR	S	P	ERA	WHIP											
David West, L ERA: 5.4	(1, 1)	5.0	W	22	6	1	1	1	2	0	0	0	0	0	22	30	1.80	1.600										
Jeff Parrett, R ERA: 3.83	(6, 1)	1.0		4	0	0	0	2	0	0	0	0	0	7	7	0.00	0.000											
Ken Ryan, R ERA: 2.91	(7, 1)	2.0		8	2	0	0	2	0	0	0	0	0	12	12	0.00	1.000											
Ricky Bottalico, R ERA: 3.98	(9, 1)	1.0	S	4	1	0	0	2	0	0	0	1	0	8	8	0.00	1.000											

AB 35
R 1
H 9
RBI 1
BB 2
SO 7
LOB 19



Batter	1	2	3	4	5	6	7	8	9	AB	R	H	RBI	BB	SO	LOB	BOTTOM											
Ricky Otero, S OBP: 0.327, SLG: 0.346	(1,8) X F8 4-3 2B		X 0-3 K		X 0-0 6-3		X 0-0 3-1			4	1	1	0	0	1	5	Atlanta Braves @ Philadelphia Phillies Veterans Stadium, Philadelphia, PA Wed Aug 14 1996, 7:05 PM EDT Att: 28,206 - Unknown - 77 F											
Mickey Morandini, L OBP: 0.327, SLG: 0.342	(1,4) X BB BB BB 4-3 1B BB		X 0-0 2H 1B		X 0-0 5-3		X 0-0 P5			3	1	1	1	1	0	0												
Gregg Jefferies, S OBP: 0.324, SLG: 0.390	(1,7) X F8		X 0-0 6-3		X 0-0 6-3		X 0-0 4-3			4	0	0	0	0	0	3												
Todd Zeile, R OBP: 0.344, SLG: 0.434	(1,3) X 4-3		X 0-0 F9		X 0-0 L9		X 0-0 5-3			4	0	0	1	0	0	1												
Benito Santiago, R OBP: 0.324, SLG: 0.503	(1,2) X 2H 2B 1B		X 0-3 K		X 0-0 SH3-4 WP 1B		X 0-3 K			4	1	2	1	0	2	0												
Scott Rolen, R OBP: 0.404, SLG: 0.417	(1,5) X 1H 2B		X 0-3 K		X 4-0 SH3-4 BB		X 0-0 L8			3	0	1	1	1	1	0												
Manny Martinez, R OBP: 0.304, SLG: 0.392	(1,9) X K		X 0-3 K		X 0-0 SH3-4		X 0-0 S 1B			3	0	1	0	0	2	1												
Kevin Stocker, S OBP: 0.328, SLG: 0.336	(1,6) X 1B 2B		X 0-0 SH1-4 1B		X 0-0 K		X 0-0 1-3			4	1	2	0	0	1	3												
David West, L ERA: 2.89	(1, 1)	6.0	L	28	7	4	4	7	2	1	0	0	0	0	0	1		1.500										
Pete Incaviglia, R OBP: 0.315, SLG: 0.458	(6, PH)									0	0	0	0	1	0	0												
Ken Ryan, R OBP: 0.200, SLG: 0.200	(7, 1)									0	0	0	0	0	0	0												
Ricky Bottalico, L OBP: 0.333, SLG: 0.667	(9, 1)									0	0	0	0	0	0	0												
Inning Stats	R: 3 E: 0 K: 1 S: 8	H: 3 LOB: 1 BB: 1 P: 12	R: 1 E: 0 K: 2 S: 9	H: 2 LOB: 1 BB: 0 P: 9	R: 0 E: 0 K: 2 S: 7	H: 0 LOB: 0 BB: 0 P: 7	R: 0 E: 0 K: 1 S: 6	H: 1 LOB: 1 BB: 0 P: 6	R: 0 E: 0 K: 0 S: 3	H: 0 LOB: 0 BB: 0 P: 3	R: 0 E: 0 K: 1 S: 6	H: 1 LOB: 3 BB: 2 P: 14	R: 0 E: 0 K: 0 S: 3	H: 0 LOB: 0 BB: 0 P: 3	R: 0 E: 0 K: 1 S: 6	H: 1 LOB: 1 BB: 0 P: 6		R: 0 E: 0 K: 1 S: 6	H: 1 LOB: 1 BB: 0 P: 6	1B: 5 2B: 3 3B: 0 HR: 0	SF: 0 SAC: 2 DP: 0 HBP: 0	WP: 1 PA: 35 PB: 0 SB: 1 CS: 0						
PITCHER	IP	WLS	BF	H	R	ER	SO	BB	IBB	HBP	BLK	WP	HR	S	P	ERA		WHIP										
Tom Glavine, L ERA: 2.89	(1, 1)	6.0	L	28	7	4	4	7	2	1	0	0	0	0	0	1		1.500										
Pedro Borbon, L ERA: 2.14	(7, 1)	1.0		3	0	0	0	0	0	0	0	0	0	3	3	0.00	0.000											
Joe Borowski, R ERA: 4.76	(8, 1)	1.0		4	1	0	0	1	0	0	0	0	0	6	6	0.00	1.000											

AB 30
R 4
H 8
RBI 4
BB 3
SO 8
LOB 14



Batter	1	2	3	4	5	6	7	8	9	AB	R	H	RBI	BB	SO	LOB	TOP				
Marvin Benard, L OBP: 0.322, SLG: 0.319 (1, 8)										3	3	2	1	2	0	0	San Francisco Giants @ Philadelphia Phillies Veterans Stadium, Philadelphia, PA Fri Aug 16 1996, 7:05 PM EDT Att: 20,163 - Unknown - 78 F				
Bill Mueller, S OBP: 0.500, SLG: 0.469 (1, 5)										2	1	2	1	3	0	0					
Glenallen Hill, R OBP: 0.352, SLG: 0.526 (1, 9)										5	0	2	1	0	0	4					
Barry Bonds, L OBP: 0.442, SLG: 0.605 (1, 7)										3	1	1	1	2	0	3					
Rick Wilkins, L OBP: 0.337, SLG: 0.373 (1, 2)										5	0	1	1	0	2	5					
Rich Aurilia, R OBP: 0.300, SLG: 0.332 (1, 6)										4	0	1	1	0	0	1					
Desi Wilson, L OBP: 0.316, SLG: 0.235 Rod Beck, R OBP: 0.500, SLG: 0.500 (9, 1)										5	0	0	0	0	2	2					
Jay Canizaro, R OBP: 0.314, SLG: 0.367 (1, 4)										3	1	1	0	0	2	1					
William Van Landingham, R OBP: 0.145, SLG: 0.145 Jose Bautista, R OBP: 0.143, SLG: 0.143 Kim Blazer, R OBP: 0.232, SLG: 0.319 Jim Poole, L Tim Scott, R Dave McCarty, R OBP: 0.298, SLG: 0.371 (1, 1) (6, 1) (8, 1) (8, 1) (9, 3)										2	0	0	0	0	0	2					
Inning Stats	R: 2 E: 0 K: 1 S: 17	H: 2 LOB: 1 BB: 2 P: 25	R: 1 E: 0 K: 0 S: 7	H: 1 LOB: 2 BB: 1 P: 16	R: 1 E: 0 K: 0 S: 15	H: 3 LOB: 2 BB: 0 P: 19	R: 0 E: 0 K: 0 S: 14	H: 0 LOB: 0 BB: 0 P: 26	R: 0 E: 0 K: 2 S: 10	H: 0 LOB: 0 BB: 0 P: 12	R: 1 E: 0 K: 0 S: 9	H: 2 LOB: 1 BB: 1 P: 18	R: 0 E: 0 K: 3 S: 14	H: 1 LOB: 1 BB: 0 P: 19	R: 1 E: 0 K: 1 S: 12	H: 1 LOB: 0 BB: 0 P: 14		1B: 8 2B: 2 3B: 0 HR: 0	SF: 1 SAC: 1 DP: 1 HBP: 1	WP: 1 PB: 0 SB: 2 CS: 0	PA: 44
PITCHER	IP	WLS	BF	H	R	ER	SO	BB	IBB	HBP	BLK	WP	HR	S	P	ERA	WHIP				
Mike Williams, R ERA: 5.32 (1, 1)	3.0	L	18	6	4	4	1	3	0	1	0	0	0	39	60	12.00	3.000				
Russ Springer, R ERA: 5.11 (4, 1)	2.0		8	0	0	0	2	2	0	0	0	0	0	24	38	0.00	1.000				
Toby Borland, R ERA: 4.04 (6, 1)	2.0		9	3	1	1	3	1	0	0	0	1	0	23	37	4.50	2.000				
Ken Ryan, R ERA: 2.96 (8, 1)	2.0		8	1	1	1	1	1	0	0	0	0	0	19	39	4.50	1.000				

AB	33
R	6
H	10
RBI	6
BB	7
SO	7
LOB	18



Batter	1	2	3	4	5	6	7	8	9	AB	R	H	RBI	BB	SO	LOB	BOTTOM				
Ricky Otero, S OBP: 0.327, SLG: 0.349 Pete Incaviglia, R OBP: 0.320, SLG: 0.460 (9, FH)											4	0	0	0	0	1	San Francisco Giants @ Philadelphia Phillies Veterans Stadium, Philadelphia, PA Fri Aug 16 1996, 7:05 PM EDT Att: 20,163 - Unknown - 78 F				
Mickey Morandini, L OBP: 0.337, SLG: 0.340 (1, 4)										3	1	1	0	1	0	0					
Gregg Jefferies, S OBP: 0.334, SLG: 0.393 (1, 7)										2	1	1	0	2	0	1					
Todd Zeile, R OBP: 0.347, SLG: 0.437 (1, 3)										3	1	2	2	1	0	2					
Jim Eisenreich, L OBP: 0.392, SLG: 0.445 (1, 9)										4	0	1	1	0	0	3					
Bento Santiago, R OBP: 0.324, SLG: 0.499 (1, 2)										4	1	1	0	0	0	3					
Scott Rolen, R OBP: 0.394, SLG: 0.393 (1, 5)											4	0	0	0	0	1					
Kevin Stocker, S OBP: 0.319, SLG: 0.326 (1, 6)											4	0	0	0	0	1					
Mike Williams, R OBP: 0.230, SLG: 0.158 Wendell Magee, R Russ Springer, R Curt Schilling, R Toby Borland, R Kevin Seick, R Ken Ryan, R Ruben Amaro Jr., S OBP: 0.295, SLG: 0.426 (1, 1) (3, PH) (4, 1) (5, PH) (6, 1) (7, PH) (8, 1) (9, PH)											0	0	0	0	0	0					
Inning Stats	R: 1 E: 0 K: 0 S: 9	H: 1 LOB: 1 BB: 1 P: 17	R: 0 E: 0 K: 0 S: 6	H: 0 LOB: 0 BB: 0 P: 11	R: 0 E: 0 K: 1 S: 11	H: 0 LOB: 0 BB: 0 P: 14	R: 0 E: 0 K: 0 S: 6	H: 1 LOB: 2 BB: 1 P: 14	R: 0 E: 0 K: 1 S: 7	H: 0 LOB: 0 BB: 0 P: 7	R: 2 E: 0 K: 0 S: 13	H: 2 LOB: 1 BB: 1 P: 22	R: 0 E: 0 K: 0 S: 7	H: 1 LOB: 1 BB: 0 P: 8	R: 0 E: 0 K: 0 S: 6	H: 1 LOB: 1 BB: 1 P: 14		1B: 5 2B: 4 3B: 0 HR: 0	SF: 0 SAC: 0 DP: 1 HBP: 0	WP: 0 PB: 0 SB: 3 CS: 0	PA: 37
PITCHER	IP	WLS	BF	H	R	ER	SO	BB	IBB	HBP	BLK	WP	HR	S	P	ERA	WHIP				
William Van Landingham, R ERA: 5.83 (1, 1)	5.2	W	23	4	3	3	2	3	0	0	0	0	0	51	83	4.76	1.235				
Jose Bautista, R ERA: 2.94 (6, 1)	1.1		5	1	0	0	0	0	0	0	0	0	0	8	10	0.00	0.750				
Jim Poole, L ERA: 2.25 (8, 1)	0.0		2	1	0	0	0	1	0	0	0	0	0	1	5	*	*				
Tim Scott, R ERA: 3.33 (8, 1)	1.0	S	5	2	1	1	2	0	0	0	0	0	0	5	9	0.00	0.000				
Rod Beck, R ERA: 3.11 (9, 1)	1.0	S	5	2	1	1	2	0	0	0	0	0	0	18	26	9.00	2.000				



Batter	1	2	3	4	5	6	7	8	9	AB	R	H	RBI	BB	SO	LOB	TOP			
Marvin Benard, L OBP: 0.323, SLG: 0.317	4-1 G6-3 HR BB	2-2 P6		4-2 G4-3 CS BB		2-3 K		1-1 G6-3		3	1	0	0	2	1	0	San Francisco Giants @ Philadelphia Phillies Veterans Stadium, Philadelphia, PA Sat Aug 17 1996, 7:05 PM EDT Att: 24,522 - Unknown - 82 F livebaseballscores.com			
Bill Mueller, S OBP: 0.488, SLG: 0.459	2-2 G6-3		1-0 BB FC4-6 HBP 1B	1-1 G4-3		2-0 F9		2-0 1B		5	1	2	0	0	0	2				
Glenallen Hill, R OBP: 0.357, SLG: 0.523	4-1 HR BB		1-1 FC4-6 BB 1B HBP	0-2 P6		1-0 1B		1-2 L7		3	2	1	0	1	0	2				
Barry Bonds, L OBP: 0.444, SLG: 0.610	2-1 HR		4-1 FC4-6 BB 1B	4-0 CS IBB		0-3 K		0-3 K		3	1	1	3	2	2	2				
Tom Lampkin, L OBP: 0.312, SLG: 0.350	2-1 P6		2-1 FC4-6 1B 2B	0-1 CS	2-2 G3-1		2-1 P5		2-0 F9		5	1	0	1	0	0		2		
Rich Aurilia, R OBP: 0.312, SLG: 0.340	3-2 1B		0-1 2B 1B	4-2 1B BB		2-1 1B 1B		2-3 K		4	2	3	1	1	1	0				
Desi Wilson, L OBP: 0.375, SLG: 0.364 Jim Poole, L	1-1 P6		0-1 2B 1B	2-1 1B BB		0-1 1B 1B		0-3 K		5	0	3	2	0	1	1				
Rod Beck, R OBP: 0.500, SLG: 0.500			1-1 2B	1-2 1B		1-2 1B		0-3 K		0	0	0	0	0	0	0				
Jay Canizaro, R OBP: 0.308, SLG: 0.353		0-0 B3	0-0 P9	1-1 P4		1-2 1B		1-3 2H 1B		4	0	1	1	0	0	3				
Allen Watson, L OBP: 0.250, SLG: 0.264 Mark Dewey, R	0-0 G1-3		3-2 G4-3	0-1 G6-3		2-1 G3-1				3	0	0	0	0	0	3				
Tim Scott, R Dave McCarty, R OBP: 0.298, SLG: 0.371						1-2 3H				1	0	0	0	0	0	2				
										0	0	0	0	0	0	0				
Inning Stats	R: 3 E: 0 K: 0 S: 15	H: 2 LOB: 1 BB: 2 P: 33	R: 0 E: 0 K: 0 S: 6	H: 0 LOB: 0 BB: 0 P: 8	R: 4 E: 0 K: 0 S: 16	H: 3 LOB: 1 BB: 1 P: 28	R: 0 E: 0 K: 0 S: 8	H: 0 LOB: 1 BB: 2 P: 17	R: 0 E: 0 K: 0 S: 11	H: 1 LOB: 2 BB: 1 P: 20	R: 0 E: 0 K: 0 S: 8	H: 1 LOB: 1 BB: 0 P: 13	R: 0 E: 0 K: 0 S: 10	H: 1 LOB: 1 BB: 0 P: 14	R: 0 E: 0 K: 2 S: 8	H: 0 LOB: 0 BB: 0 P: 12	1B: 9 2B: 1 3B: 0 HR: 1	SF: 0 SAC: 0 DP: 0 HBP: 1	WP: 0 PB: 0 SB: 1 CS: 2	PA: 44
PITCHER	IP WLS BF H R ER SO BB IBB HBP BLK WP HR S P ERA WHIP	IP WLS BF H R ER SO BB IBB HBP BLK WP HR S P ERA WHIP	IP WLS BF H R ER SO BB IBB HBP BLK WP HR S P ERA WHIP	IP WLS BF H R ER SO BB IBB HBP BLK WP HR S P ERA WHIP	IP WLS BF H R ER SO BB IBB HBP BLK WP HR S P ERA WHIP	IP WLS BF H R ER SO BB IBB HBP BLK WP HR S P ERA WHIP	IP WLS BF H R ER SO BB IBB HBP BLK WP HR S P ERA WHIP	IP WLS BF H R ER SO BB IBB HBP BLK WP HR S P ERA WHIP	IP WLS BF H R ER SO BB IBB HBP BLK WP HR S P ERA WHIP	IP WLS BF H R ER SO BB IBB HBP BLK WP HR S P ERA WHIP	IP WLS BF H R ER SO BB IBB HBP BLK WP HR S P ERA WHIP	IP WLS BF H R ER SO BB IBB HBP BLK WP HR S P ERA WHIP	IP WLS BF H R ER SO BB IBB HBP BLK WP HR S P ERA WHIP	IP WLS BF H R ER SO BB IBB HBP BLK WP HR S P ERA WHIP	IP WLS BF H R ER SO BB IBB HBP BLK WP HR S P ERA WHIP	IP WLS BF H R ER SO BB IBB HBP BLK WP HR S P ERA WHIP	IP WLS BF H R ER SO BB IBB HBP BLK WP HR S P ERA WHIP			
Rich Hunter, R ERA: 6.69	2.1 L	15 4	7 7	0 0	3 3	0 0	1 1	0 0	0 0	0 0	28 28	56 50	27.00 0.00	3.000 1.500						
Larry Mitchell, R ERA: 1.98	3.1	12 4	0 1	0 0	2 0	1 0	0 0	0 0	0 0	0 0	28 8	13 10	0.00 0.00	1.000 2.000						
Ricardo Jordan, L ERA: 3.81	7.1	9 3	4 0	1 0	1 0	1 0	1 2	0 0	0 0	0 0	21 8	32 12	4.50 0.00	2.000 0.000						
Ricky Bottalico, R ERA: 3.91	9.1	3 0	0 0	0 0	2 2	0 0	0 0	0 0	0 0	0 0	8 8	12 12	0.00 0.00	0.000 0.000						

Batter	1	2	3	4	5	6	7	8	9	AB	R	H	RBI	BB	SO	LOB	BOTTOM					
Ricky Otero, S OBP: 0.325, SLG: 0.344 Ricky Bottalico, L OBP: 0.333, SLG: 0.667	2-2 G6-3		4-1 FC5-4 BB		2-2 P6	3-2 P7		2-3 K		4	0	0	0	1	1	3	San Francisco Giants @ Philadelphia Phillies Veterans Stadium, Philadelphia, PA Sat Aug 17 1996, 7:05 PM EDT Att: 24,522 - Unknown - 82 F livebaseballscores.com					
Mickey Morandini, L OBP: 0.333, SLG: 0.344	1-2 BLK 1B		1-0 FC5-4 HR BB		1-0 1B CS 1B		1-1 FC5 1B		4-0 F9 1B BB	4	1	3	0	1	0	1						
Gregg Jefferies, S OBP: 0.336, SLG: 0.393	1-2 L7		1-3 K		1-1 1B		2-1 FC5 1B		0-1 P9	5	0	2	0	0	1	3						
Todd Zeile, R OBP: 0.350, SLG: 0.438	0-1 BLK 1B		4-0 HR BB		3-3 K		0-3 K		1-2 BB 1B	4	1	2	0	1	2	4						
Benito Santiago, R OBP: 0.325, SLG: 0.504	0-3 K		3-2 HR		4-0 G1-3 2B BB		0-0 FC5		0-0 F9	4	2	1	3	1	1	6						
Scott Rolen, R OBP: 0.380, SLG: 0.367	1-2 2-3		1-1 P8		2-2 G1-3		2-1 G4-3		4-2 FC6-4 BB	4	0	0	0	1	1	3						
Wendell Magee, R OBP: 0.167, SLG: 0.333	0-2 G6-3		0-2 F8		1-1 2B		1-2 G3		1-0 FC6-4	5	0	1	1	0	0	3						
Kevin Stocker, S OBP: 0.322, SLG: 0.328	0-0 FC6 1B		0-0 G5-3		2-1 L7		3-1 1B			4	0	2	0	0	0	1						
Rich Hunter, R ERA: 4.02 Larry Mitchell, R ERA: 3.85 Ruben Amaro Jr., S ERA: 3.27 Jeff Parrett, R ERA: 2.33 Jim Eisenreich, L ERA: 3.06	2-2 FC6		1-2 G5-3		4-2 BB		3-2 F7			1	0	0	0	0	0	1						
										1	0	0	0	0	0	1						
Inning Stats	R: 0 E: 0 K: 1 S: 14	H: 2 LOB: 2 BB: 0 P: 18	R: 0 E: 0 K: 0 S: 9	H: 1 LOB: 1 BB: 0 P: 12	R: 3 E: 0 K: 2 S: 12	H: 1 LOB: 0 BB: 2 P: 28	R: 0 E: 0 K: 0 S: 10	H: 0 LOB: 0 BB: 0 P: 13	R: 0 E: 0 K: 1 S: 12	H: 2 LOB: 2 BB: 0 P: 19	R: 1 E: 0 K: 0 S: 13	H: 1 LOB: 2 BB: 2 P: 29	R: 0 E: 0 K: 1 S: 10	H: 2 LOB: 2 BB: 0 P: 15	R: 0 E: 0 K: 1 S: 11	H: 1 LOB: 1 BB: 0 P: 20	R: 0 E: 0 K: 0 S: 10	H: 1 LOB: 3 BB: 2 P: 20	1B: 9 2B: 2 3B: 0 HR: 1	SF: 0 SAC: 0 DP: 1 HBP: 0	WP: 0 PB: 0 SB: 0 CS: 1	PA: 43
PITCHER	IP WLS BF H R ER SO BB IBB HBP BLK WP HR S P ERA WHIP	IP WLS BF H R ER SO BB IBB HBP BLK WP HR S P ERA WHIP	IP WLS BF H R ER SO BB IBB HBP BLK WP HR S P ERA WHIP	IP WLS BF H R ER SO BB IBB HBP BLK WP HR S P ERA WHIP	IP WLS BF H R ER SO BB IBB HBP BLK WP HR S P ERA WHIP	IP WLS BF H R ER SO BB IBB HBP BLK WP HR S P ERA WHIP	IP WLS BF H R ER SO BB IBB HBP BLK WP HR S P ERA WHIP	IP WLS BF H R ER SO BB IBB HBP BLK WP HR S P ERA WHIP	IP WLS BF H R ER SO BB IBB HBP BLK WP HR S P ERA WHIP	IP WLS BF H R ER SO BB IBB HBP BLK WP HR S P ERA WHIP	IP WLS BF H R ER SO BB IBB HBP BLK WP HR S P ERA WHIP	IP WLS BF H R ER SO BB IBB HBP BLK WP HR S P ERA WHIP	IP WLS BF H R ER SO BB IBB HBP BLK WP HR S P ERA WHIP	IP WLS BF H R ER SO BB IBB HBP BLK WP HR S P ERA WHIP	IP WLS BF H R ER SO BB IBB HBP BLK WP HR S P ERA WHIP	IP WLS BF H R ER SO BB IBB HBP BLK WP HR S P ERA WHIP	IP WLS BF H R ER SO BB IBB HBP BLK WP HR S P ERA WHIP					
Allen Watson, L ERA: 4.02	5.0	22 3	3 1	3 1	0 1	2 2	0 0	0 0	0 0	0 0	23 44	4.50 2.500										
Mark Dewey, R ERA: 3.85	6.1	11 4	1 1	1 0	1 1	0 0	0 0	0 0	0 0	0 0	11 20	0.00 1.000										
Tim Scott, R ERA: 3.27	8.1	4 3	1 1	0 0	0 0	1 0	0 0	0 0	0 0	0 0	6 11	0.00 6.000										
Jim Poole, L ERA: 2.33	9.1	0.1 S	3 0	1 0	0 0	0 0	0 0	0 0	0 0	0 0	4 9	0.00 1.500										
Rod Beck, R ERA: 3.06	9.1	0.2	3 0	0 0	0 0	0 0	0 0	0 0	0 0	0 0	4 9	0.00 1.500										

Batter	1	2	3	4	5	6	7	8	9	AB	R	H	RBI	BB	SO	LOB	TOP										
Dax Jones, R OBP: 0.304, SLG: 0.476 Marvin Benard, L OBP: 0.322, SLG: 0.316	0-3 K	3-2 IHR		1-1 G4-3		2-2 CS 1B			2-3 K	4	1	2	2	0	1	0											
Steve Scarsons, R OBP: 0.278, SLG: 0.336 Tom Lampkin, L OBP: 0.328, SLG: 0.354	0-2 HR 1B	1-0 F8		4-0 WP BB BB		1-3 K			2-1 1B	3	1	1	0	1	1	1											
Barry Bonds, L OBP: 0.445, SLG: 0.616	1-2 HR 1B		1-0 2B 1B	4-1 WP BB		0-0 P6			1-3 K	4	2	2	2	1	1	2											
Glenallen Hill, R OBP: 0.354, SLG: 0.520	1-3 K		1-1 G4-3 SF7 2B	2-3 K		0-1 CS	1-3 K		1-2 P6	5	1	1	1	0	3	3											
Kim Batiste, R OBP: 0.232, SLG: 0.316	1-2 S 1B		0-2 G4-3		0-1 G4-3		0-2 P2			4	0	1	0	0	0	1											
Dave McCarty, R OBP: 0.296, SLG: 0.370	2-3 K2-3		1-1 SF7		3-2 S 1B		2-2 F8			3	0	1	1	0	1	1											
Rich Aurilia, R OBP: 0.311, SLG: 0.335		2-3 K	4-1 FC5-6 BB		2-3 K			3-2 G6-3		3	0	0	0	1	2	1											
Steve Decker, R OBP: 0.312, SLG: 0.264 Bill Mueller, R OBP: 0.477, SLG: 0.447 Doug Creek, L		1-0 IHR 1B	0-1 FC5-6		4-0 IBB			3-2 G6-3		2	1	1	0	1	0	1											
Mark Gardner, R OBP: 0.189, SLG: 0.173 Jose Bautista, R OBP: 0.143, SLG: 0.143 Rick Wilkins, L OBP: 0.336, SLG: 0.372		1-3 K		0-1 G6-3		1-0 F9		3-3 K		3	0	0	0	0	1	3											
Inning Stats	R: 2 E: 0 K: 3 S: 19	H: 3 LOB: 1 BB: 0 P: 24	R: 2 E: 0 K: 2 S: 13	H: 2 LOB: 0 BB: 0 P: 21	R: 2 E: 0 K: 0 S: 12	H: 2 LOB: 1 BB: 1 P: 19	R: 0 E: 0 K: 1 S: 8	H: 0 LOB: 2 BB: 2 P: 19	R: 0 E: 0 K: 1 S: 9	H: 1 LOB: 2 BB: 1 P: 19	R: 0 E: 0 K: 1 S: 9	H: 0 LOB: 0 BB: 0 P: 12	R: 0 E: 0 K: 1 S: 11	H: 0 LOB: 0 BB: 0 P: 20	R: 0 E: 0 K: 2 S: 11	H: 1 LOB: 1 BB: 0 P: 17	1B: 7 2B: 1 3B: 0 HR: 2	SF: 1 SAC: 0 DP: 0 HBP: 0	WP: 1 PB: 0 SB: 2 CS: 1	PA: 41							
PITCHER	IP	WLS	BF	H	R	ER	SO	BB	IBB	HBP	BLK	WP	HR	S	P	ERA	WHIP										
55 Matt Beech, L ERA: 5.94	3.0		17	7	6	6	5	1	0	0	0	0	1	44	64	18.00	2.667										
Toby Borland, R ERA: 3.93	2.0	W	10	1	0	0	2	2	1	0	0	1	0	17	38	0.00	1.500										
Russ Springer, R ERA: 4.98	2.0		6	1	0	0	2	0	0	0	0	0	0	18	24	0.00	0.500										
Ken Ryan, R ERA: 2.91	1.0	S	3	0	0	0	1	0	0	0	0	0	0	11	20	0.00	0.000										
Ricky Bottalico, R ERA: 3.83	1.0		4	1	0	0	2	0	0	0	0	0	0	11	17	0.00	1.000										

San Francisco Giants @ Philadelphia Phillies
Veterans Stadium, Philadelphia, PA
Sun Aug 18 1996, 3:33 AM EDT
Att: 24,480 - Sunny - 83 F

AB 35
R 6
H 10
RBI 6
BB 4
SO 12
LOB 13



Batter	1	2	3	4	5	6	7	8	9	AB	R	H	RBI	BB	SO	LOB	BOTTOM										
Ricky Otero, S OBP: 0.324, SLG: 0.343 Wendell Magee, R OBP: 0.300, SLG: 0.400	1-2 G4-3	0-2 1B	1-3 K		0-2 E 2B 1B		0-1 F7			1	0	0	0	0	0	0											
Mickey Morandini, L OBP: 0.331, SLG: 0.342	2-3 K	0-1 1B		2-2 L8	1-1 FC5 2B		1-3 K			5	1	1	0	0	2	1											
Gregg Jefferies, S OBP: 0.337, SLG: 0.397	3-2 F8	2-0 F8		0-0 BB 1B	2-0 S 2B		0-0 F8			5	0	2	2	0	0	3											
Todd Zeile, R OBP: 0.348, SLG: 0.434		2-1 F8	4-2 1B BB	2-0 F8	1-1 G6-3		0-1 P6			4	1	0	0	1	0	2											
Jim Eisenreich, L OBP: 0.395, SLG: 0.446		0-1 1B 55 E 1B	1-1 L7	4-2 BB		0-0 G6-4-3 1B				3	1	2	0	1	0	1											
Scott Rolen, R OBP: 0.373, SLG: 0.359		0-2 F8	0-0 1B	0-3 K		1-1 G6-4-3				4	0	1	0	0	1	4											
Mike Lieberthal, R OBP: 0.297, SLG: 0.428		2-2 55 E 1B	3-3 K		0-0 G3 1B 2B		2-0 F8			4	2	2	0	0	1	2											
Kevin Stocker, S OBP: 0.324, SLG: 0.331		1-1 55 E 1B	0-0 BB		3-2 L6		1-1 G3			4	1	2	1	0	0	1											
55 Matt Beech, L Pete Incaviglia, R Toby Borland, R Ruben Amaro, Jr., S Russ Springer, R Curt Schilling, R Ken Ryan, R Ricky Bottalico, R	0-1 E3	4-2 1B 1B	4-2 BB		1-0 G3		2-1 G3			1	0	0	0	0	0	1											
Inning Stats	R: 0 E: 0 K: 1 S: 14	H: 0 LOB: 0 BB: 0 P: 20	R: 3 E: 1 K: 0 S: 20	H: 5 LOB: 3 BB: 0 P: 27	R: 1 E: 0 K: 2 S: 23	H: 2 LOB: 2 BB: 2 P: 36	R: 0 E: 0 K: 1 S: 13	H: 1 LOB: 2 BB: 1 P: 20	R: 3 E: 1 K: 0 S: 14	H: 3 LOB: 1 BB: 0 P: 22	R: 0 E: 0 K: 0 S: 4	H: 1 LOB: 0 BB: 0 P: 7	R: 0 E: 0 K: 0 S: 6	H: 0 LOB: 0 BB: 0 P: 9	R: 0 E: 0 K: 1 S: 7	H: 0 LOB: 0 BB: 0 P: 8	1B: 10 2B: 2 3B: 0 HR: 0	SF: 0 SAC: 0 DP: 1 HBP: 0	WP: 0 PB: 0 SB: 1 CS: 0	PA: 40							
PITCHER	IP	WLS	BF	H	R	ER	SO	BB	IBB	HBP	BLK	WP	HR	S	P	ERA	WHIP										
Mark Gardner, R ERA: 4.25	4.2	L	30	11	7	2	4	3	0	0	0	0	0	82	122	3.86	3.000										
Jose Bautista, R ERA: 2.91	2.1		7	1	0	0	0	0	0	0	0	0	0	12	19	0.00	0.429										
Doug Creek, L ERA: 4.75	1.0		3	0	0	0	1	0	0	0	0	0	0	7	8	0.00	0.000										

San Francisco Giants @ Philadelphia Phillies
Veterans Stadium, Philadelphia, PA
Sun Aug 18 1996, 3:33 AM EDT
Att: 24,480 - Sunny - 83 F

AB 37
R 7
H 12
RBI 5
BB 3
SO 5
LOB 19



Batter	1	2	3	4	5	6	7	8	9	AB	R	H	RBI	BB	SO	LOB	TOP					
Wendell Magee, R (1.8) OBP: 0.333, SLG: 0.400	G6-3		E9				G5-3		F7	5	0	2	1	0	0	0	Philadelphia Phillies @ Los Angeles Dodgers Dodger Stadium, Los Angeles, CA Tue Aug 20 1996, 7:05 PM PDT Att: 35,457 - Unknown - 77 F					
Mickey Morandini, L (1.4) OBP: 0.339, SLG: 0.339	G4-3		E9				F9			4	0	0	0	0	1	3						
Gregg Jefferies, S (1.7) OBP: 0.339, SLG: 0.399	K						FC1-4			4	0	2	0	0	1	2						
Todd Zeile, R (1.3) OBP: 0.346, SLG: 0.430		G1-3	G3				FC4-6		K	4	0	0	0	0	1	6						
Jim Eisenreich, L (1.9) OBP: 0.396, SLG: 0.446									G6-3	4	0	2	0	0	0	0						
Bento Santiago, R (1.2) OBP: 0.322, SLG: 0.499		P4					K		P3	4	0	0	0	0	1	2						
Scott Rolen, R (1.5) OBP: 0.380, SLG: 0.368									G1-3	4	0	2	0	0	1	1						
Kevin Stocker, S (1.6) OBP: 0.326, SLG: 0.337										4	2	2	0	0	1	3						
David West, L (1.1) OBP: 0.500, SLG: 0.250										2	0	1	0	0	0	0						
Ken Ryan, R (7.1) OBP: 0.200, SLG: 0.200										0	0	0	0	0	0	0						
Ricardo Jordan, L (8.1) OBP: 0.368, SLG: 0.476										0	0	0	0	0	0	0						
Ruben Amaro Jr, S (9, PH) OBP: 0.333, SLG: 0.667										1	1	1	2	0	0	0						
Ricky Bottalico, L (9.1) OBP: 0.333, SLG: 0.667										0	0	0	0	0	0	0						
Inning Stats	R: 0 E: 0 K: 1 S: 8	H: 0 LOB: 0 BB: 0 P: 10	R: 0 E: 0 K: 1 S: 9	H: 1 LOB: 1 BB: 0 P: 15	R: 1 E: 2 K: 0 S: 14	H: 3 LOB: 2 BB: 0 P: 20	R: 0 E: 0 K: 0 S: 8	H: 2 LOB: 1 BB: 0 P: 12	R: 0 E: 0 K: 1 S: 9	H: 2 LOB: 2 BB: 0 P: 13	R: 0 E: 0 K: 2 S: 8	H: 1 LOB: 1 BB: 0 P: 11	R: 0 E: 0 K: 0 S: 6	H: 0 LOB: 0 BB: 0 P: 8	R: 0 E: 0 K: 1 S: 6	H: 1 LOB: 0 BB: 0 P: 8	R: 2 E: 0 K: 0 S: 13	H: 2 LOB: 0 BB: 0 P: 21	1B: 10 2B: 1 3B: 0 HR: 1	SF: 0 SAC: 1 DP: 1 HBP: 0	WP: 0 PB: 0 SB: 3 CS: 0	PA: 37
PITCHER	IP WLS BF H R ER SO BB IBB HBP BLK WP HR S P ERA WHIP	8.0 L 5 2 2 2 0 0 0 0 0 0 1 68 97 1.12 1.250	1.0 L 5 2 2 2 0 0 0 0 0 0 1 13 21 18.00 2.000	PITCHER																		

AB 36
R 3
H 12
RBI 3
BB 0
SO 6
LOB 17



Batter	1	2	3	4	5	6	7	8	9	AB	R	H	RBI	BB	SO	LOB	BOTTOM					
Chad Curtis, R (1.8) OBP: 0.346, SLG: 0.390	P3									4	0	0	0	0	0	2	Philadelphia Phillies @ Los Angeles Dodgers Dodger Stadium, Los Angeles, CA Tue Aug 20 1996, 7:05 PM PDT Att: 35,457 - Unknown - 77 F					
Delino DeShields, L (1.4) OBP: 0.294, SLG: 0.309	K									4	1	1	0	0	1	2						
Mike Piazza, R (1.2) OBP: 0.418, SLG: 0.580	F8									4	0	2	0	0	0	0						
Eric Karros, R (1.3) OBP: 0.299, SLG: 0.466										4	0	1	1	0	1	2						
Raul Mondesi, R (1.9) OBP: 0.316, SLG: 0.467										4	0	0	0	0	1	2						
Tim Lincecum, R (1.5) OBP: 0.308, SLG: 0.396										4	0	0	0	0	0	2						
Billy Ashley, R (1.7) OBP: 0.310, SLG: 0.404										2	0	0	0	0	0	0						
Todd Hollandsworth, L (8.7) OBP: 0.352, SLG: 0.423										1	0	1	0	0	0	0						
Greg Gagne, R (1.6) OBP: 0.352, SLG: 0.377										1	0	0	0	1	0	0						
Ismael Valdez, R (1.1) OBP: 0.118, SLG: 0.100										2	0	0	0	0	1	1						
Wayne Kirby, L (8, PH) OBP: 0.316, SLG: 0.324										0	0	0	0	1	0	0						
Antonio Osuna, R (9.1) OBP: 0.333, SLG: 0.667										0	0	0	0	0	0	0						
Inning Stats	R: 0 E: 0 K: 1 S: 8	H: 0 LOB: 0 BB: 0 P: 13	R: 0 E: 0 K: 0 S: 11	H: 0 LOB: 0 BB: 0 P: 14	R: 0 E: 0 K: 1 S: 7	H: 0 LOB: 0 BB: 0 P: 7	R: 0 E: 0 K: 1 S: 10	H: 1 LOB: 1 BB: 0 P: 15	R: 0 E: 0 K: 0 S: 6	H: 0 LOB: 0 BB: 0 P: 8	R: 0 E: 0 K: 0 S: 5	H: 0 LOB: 0 BB: 1 P: 10	R: 1 E: 0 K: 1 S: 11	H: 2 LOB: 1 BB: 0 P: 16	R: 0 E: 0 K: 0 S: 6	H: 1 LOB: 2 BB: 1 P: 12	R: 0 E: 0 K: 0 S: 9	H: 1 LOB: 1 BB: 0 P: 14	1B: 5 2B: 0 3B: 0 HR: 0	SF: 0 SAC: 1 DP: 1 HBP: 0	WP: 1 PB: 0 SB: 0 CS: 0	PA: 33
PITCHER	IP WLS BF H R ER SO BB IBB HBP BLK WP HR S P ERA WHIP	6.0 L 21 3 1 1 1 3 1 0 0 0 1 0 10 19 0.00 0.667	1.2 W 1 0 0 0 0 0 0 0 0 0 0 0 1 2 0.00 0.000	0.1 S 4 1 0 0 0 0 0 0 0 0 0 0 9 14 0.00 1.000	PITCHER																	

AB 30
R 1
H 5
RBI 1
BB 2
SO 4
LOB 11



Batter	1	2	3	4	5	6	7	8	9	AB	R	H	RBI	BB	SO	LOB	TOP					
Wendell Magee, R (1, 8) OBP: 0.250, SLG: 0.300	F9		K		G6-3		E6 2B		K	5	1	0	0	0	2	1						
Mickey Morandini, L (1, 4) OBP: 0.329, SLG: 0.342	K		L4			K				5	0	2	1	0	2	0						
Gregg Jefferies, S (1, 7) OBP: 0.340, SLG: 0.396	G6-3				G4-3				L1	4	0	1	0	1	0	1						
Todd Zeile, R (1, 3) OBP: 0.343, SLG: 0.426		G1-3			K					4	0	0	0	0	3	3						
Jim Eisenreich, L (1, 9) OBP: 0.398, SLG: 0.447		FC6-4 1B				G3-1			G6-3	4	0	2	0	0	0	1						
Bento Santiago, R (1, 2) OBP: 0.321, SLG: 0.495		FC6-4 HR			F9				K	3	2	0	0	1	1	2						
Scott Rolen, R (1, 5) OBP: 0.398, SLG: 0.472		HR			G6-3 1B				HR	4	2	3	3	0	0	1						
Kevin Stocker, S (1, 6) OBP: 0.325, SLG: 0.336		G2-3			G6-3				K	4	1	1	1	0	1	1						
Curt Schilling, R (1, 1) OBP: 0.191, SLG: 0.196					G4-3				K	3	0	0	0	0	2	1						
Inning Stats	R: 0 H: 0 E: 0 K: 1 S: 9	H: 0 LOB: 0 BB: 0 P: 11	R: 2 H: 2 E: 0 K: 0 S: 15	H: 2 LOB: 0 BB: 0 P: 18	R: 0 H: 0 E: 0 K: 1 S: 8	H: 0 LOB: 0 BB: 0 P: 10	R: 0 H: 1 E: 0 K: 1 S: 7	H: 1 LOB: 1 BB: 0 P: 10	R: 0 H: 1 E: 0 K: 1 S: 6	H: 1 LOB: 1 BB: 0 P: 9	R: 0 H: 1 E: 0 K: 2 S: 9	H: 1 LOB: 1 BB: 0 P: 16	R: 3 H: 2 E: 1 K: 1 S: 19	H: 2 LOB: 2 BB: 2 P: 30	R: 1 H: 1 E: 0 K: 2 S: 12	H: 1 LOB: 0 BB: 0 P: 17	R: 0 H: 1 E: 0 K: 2 S: 14	H: 1 LOB: 1 BB: 0 P: 18	1B: 6 2B: 1 3B: 0 HR: 2	SF: 0 SAC: 1 DP: 0 HBP: 0	WP: 0 PB: 0 SB: 0 CS: 0	PA: 39
PITCHER	IP	WLS	BF	H	R	ER	SO	BB	IBB	HBP	BLK	WP	HR	S	P	ERA	WHIP					
Hideo Nomo, R (1, 1) ERA: 3.56	6.2	L	29	7	5	3	6	1	0	0	0	0	1	66	93	4.05	1.200					
37 Darren Dreifort, R (7, 1) ERA: 2.63	2.1		10	2	1	1	5	1	0	0	0	0	1	33	46	3.86	1.286					

Philadelphia Phillies @ Los Angeles Dodgers
 Dodger Stadium, Los Angeles, CA
 Wed Aug 21 1996, 7:05 PM PDT
 Att: 39,502 - Unknown - 75 F

AB	36
R	6
H	9
RBI	5
BB	2
SO	11
LOB	11



Batter	1	2	3	4	5	6	7	8	9	AB	R	H	RBI	BB	SO	LOB	BOTTOM					
Todd Hollandsworth, L (1, 7) OBP: 0.348, SLG: 0.418	K		F8			K			K	4	0	0	0	0	3	0						
Wayne Kirby, L (1, 8) OBP: 0.316, SLG: 0.324					K				P6	3	0	1	0	0	1	0						
Mike Piazza, R (1, 2) OBP: 0.416, SLG: 0.575					G4-3				K	3	0	0	0	0	1	1						
Eric Karros, R (1, 3) OBP: 0.298, SLG: 0.463					F9				G4-3	3	0	0	0	0	0	1						
Raul Mondesi, R (1, 9) OBP: 0.316, SLG: 0.466					G6-3				G5-3	3	0	1	0	0	0	0						
Delino DeShields, L (1, 4) OBP: 0.292, SLG: 0.307					B2				G4-3	3	0	0	0	0	0	1						
Tim Wallach, R (1, 5) OBP: 0.305, SLG: 0.391					K				F9	3	0	0	0	0	2	0						
Greg Gagne, R (1, 6) OBP: 0.349, SLG: 0.374					K				G6-3	3	0	0	0	0	2	0						
Hideo Nomo, R (1, 1) OBP: 0.190, SLG: 0.232					K				K	2	0	0	0	0	2	0						
37 Darren Dreifort, R (7, 1) OBP: 0.303, SLG: 0.239					K				K	0	0	0	0	0	0	0						
Dave Hansen, L (9, PH) OBP: 0.303, SLG: 0.239									K	1	0	0	0	0	1	0						
Inning Stats	R: 0 H: 1 E: 0 K: 1 S: 13	H: 0 LOB: 0 BB: 0 P: 20	R: 0 H: 0 E: 0 K: 1 S: 6	H: 0 LOB: 0 BB: 0 P: 10	R: 0 H: 0 E: 0 K: 2 S: 9	H: 0 LOB: 0 BB: 0 P: 12	R: 0 H: 0 E: 0 K: 1 S: 9	H: 0 LOB: 0 BB: 0 P: 13	R: 0 H: 1 E: 0 K: 1 S: 5	H: 1 LOB: 0 BB: 0 P: 9	R: 0 H: 0 E: 0 K: 3 S: 9	H: 0 LOB: 0 BB: 0 P: 11	R: 0 H: 0 E: 0 K: 1 S: 10	H: 0 LOB: 0 BB: 0 P: 12	R: 0 H: 0 E: 0 K: 0 S: 8	H: 0 LOB: 0 BB: 0 P: 12	R: 0 H: 0 E: 0 K: 2 S: 9	H: 0 LOB: 0 BB: 0 P: 12	1B: 2 2B: 0 3B: 0 HR: 0	SF: 0 SAC: 0 DP: 1 HBP: 0	WP: 0 PB: 0 SB: 0 CS: 0	PA: 28
PITCHER	IP	WLS	BF	H	R	ER	SO	BB	IBB	HBP	BLK	WP	HR	S	P	ERA	WHIP					
Curt Schilling, R (1, 1) ERA: 3.09	9.0	W	28	2	0	0	12	0	0	0	0	0	0	78	111	0.00	0.222					

Philadelphia Phillies @ Los Angeles Dodgers
 Dodger Stadium, Los Angeles, CA
 Wed Aug 21 1996, 7:05 PM PDT
 Att: 39,502 - Unknown - 75 F

AB	28
R	0
H	2
RBI	0
BB	0
SO	12
LOB	3



Batter	1	2	3	4	5	6	7	8	9	AB	R	H	RBI	BB	SO	LOB	TOP										
Wendell Magee, R OBP: 0.208, SLG: 0.250 Larry Mitchell, R (7, 1) Pete Incaviglia, R OBP: 0.321, SLG: 0.459 Jeff Parrett, R (8, 1)	L5		K		FC6-4		G6-3	K		4	0	0	0	0	1	4											
Mickey Morandini, L OBP: 0.332, SLG: 0.344	FC6-4 BB			F8		G6-3 1B	F8		1B 1B	4	1	2	0	1	0	2											
Gregg Jefferies, S OBP: 0.338, SLG: 0.393	FC6-4			G5-3		G6-3		G1-3	1B SF8 1B	5	1	1	0	0	0	2											
Todd Zeile, R OBP: 0.346, SLG: 0.431	F8			FC6 BB		1B 2B		2B 2B	F8	4	1	2	0	1	0	3											
Jim Eisenreich, L OBP: 0.401, SLG: 0.453		L9		FC6		1B		HR 2B	1B 1B	5	1	3	1	0	0	1											
Bento Santiago, R OBP: 0.322, SLG: 0.501	F9			L4		F7		HR	1B	5	1	2	3	0	0	2											
Scott Rolen, R OBP: 0.386, SLG: 0.461	G4-3			G6-3		K		1B 1B	SF8	4	0	1	1	0	1	0											
Kevin Stocker, S OBP: 0.326, SLG: 0.337			K		1B 1B	E1 G6-3 BB		F7		5	0	2	0	0	1	2											
Mike Williams, R OBP: 0.214, SLG: 0.175 Russ Springer, R OBP: 0.059, SLG: 0.059 Ruben Amaro Jr., S OBP: 0.371, SLG: 0.469	G6-3			G6-3		1B FC6-4		P6		2	0	1	0	0	0	0											
Inning Stats	R: 0 E: 0 K: 0 S: 7	H: 0 LOB: 1 BB: 1 P: 12	R: 0 E: 0 K: 0 S: 6	H: 0 LOB: 0 BB: 0 P: 9	R: 0 E: 0 K: 2 S: 9	H: 0 LOB: 0 BB: 0 P: 11	R: 0 E: 0 K: 0 S: 9	H: 2 LOB: 1 BB: 1 P: 15	R: 0 E: 0 K: 0 S: 15	H: 3 LOB: 2 BB: 0 P: 24	R: 0 E: 1 K: 1 S: 12	H: 0 LOB: 2 BB: 1 P: 18	R: 3 E: 0 K: 1 S: 25	H: 5 LOB: 2 BB: 0 P: 38	R: 2 E: 0 K: 0 S: 25	H: 4 LOB: 2 BB: 0 P: 34	1B: 10 2B: 3 3B: 0 HR: 1	SF: 1 SAC: 0 DP: 1 HBP: 0	WP: 0 PB: 0 SB: 0 CS: 0	PA: 44							
PITCHER	IP	WLS	BF	H	R	ER	SO	BB	IBB	HBP	BLK	WP	HR	S	P	ERA	WHIP										
Pedro Astacio, R ERA: 3.44	7.1	W	33	8	3	3	3	3	0	0	0	0	1	73	111	3.68	1.500										
Chan Ho Park, R ERA: 3.71	0.2		4	2	0	0	1	0	0	0	0	0	0	18	28	0.00	3.000										
Scott Radinsky, L ERA: 2.18	0.1		4	3	2	0	0	0	0	0	0	0	0	20	27	54.00	9.000										
Todd Worrell, R ERA: 3.26	0.2	S	3	1	0	0	0	0	0	0	0	0	0	5	7	0.00	1.500										

Philadelphia Phillies @ Los Angeles Dodgers
Dodger Stadium, Los Angeles, CA
Thu Aug 22 1996, 7:05 PM PDT
Att: 29,608 - Unknown

AB	40
R	5
H	14
RBI	5
BB	3
SO	4
LOB	20



Batter	1	2	3	4	5	6	7	8	9	AB	R	H	RBI	BB	SO	LOB	BOTTOM										
Todd Hollandsworth, L OBP: 0.349, SLG: 0.416	G6-3		K		FC6-4 1B	L8		BB		4	0	1	0	1	1	0											
Wayne Kirby, L OBP: 0.320, SLG: 0.327	CS 1B		K		FC6-4 WP		1B FC6-4	K		5	2	2	0	0	2	3											
Mike Piazza, R OBP: 0.416, SLG: 0.574 Tom Prince, R OBP: 0.375, SLG: 0.444	HR BB		K2-3		P3		FC6-4 1B			3	1	1	0	1	1	1											
Eric Karros, R OBP: 0.299, SLG: 0.469	HR			K	HR BB		P2			3	2	1	2	1	1	2											
Raul Mondesi, R OBP: 0.317, SLG: 0.473	1B			G5-3	HR BB		FC6-4			4	1	2	3	0	0	1											
Delino DeShields, L OBP: 0.292, SLG: 0.308	F9			WP 1B 2B	K		G6-3			4	1	1	0	0	1	2											
Tim Wallach, R OBP: 0.308, SLG: 0.399	G6-3			1B BB		SF9 3B		K		3	1	1	0	1	1	0											
Greg Gagne, R OBP: 0.348, SLG: 0.373	K			1B		SF9		K		3	0	1	2	0	2	0											
Pedro Astacio, R OBP: 0.105, SLG: 0.089 Chan Ho Park, R OBP: 0.111, SLG: 0.059 Billy Ashley, R OBP: 0.316, SLG: 0.411 Scott Radinsky, L Todd Worrell, R	G3			G4-3		K		BB 1B		3	0	0	0	0	1	2											
Inning Stats	R: 2 E: 0 K: 0 S: 14	H: 3 LOB: 1 BB: 1 P: 25	R: 0 E: 0 K: 1 S: 6	H: 0 LOB: 0 BB: 0 P: 7	R: 0 E: 0 K: 3 S: 11	H: 0 LOB: 0 BB: 0 P: 15	R: 1 E: 0 K: 1 S: 15	H: 2 LOB: 1 BB: 1 P: 24	R: 3 E: 0 K: 1 S: 17	H: 2 LOB: 0 BB: 1 P: 23	R: 1 E: 0 K: 1 S: 13	H: 1 LOB: 0 BB: 0 P: 21	R: 1 E: 0 K: 0 S: 8	H: 2 LOB: 1 BB: 0 P: 12	R: 0 E: 0 K: 3 S: 16	H: 1 LOB: 2 BB: 1 P: 27	1B: 7 2B: 1 3B: 1 HR: 2	SF: 1 SAC: 0 DP: 0 HBP: 0	WP: 2 PB: 0 SB: 2 CS: 1	PA: 38							
PITCHER	IP	WLS	BF	H	R	ER	SO	BB	IBB	HBP	BLK	WP	HR	S	P	ERA	WHIP										
Mike Williams, R ERA: 5.54	4.2	L	23	7	6	6	5	3	0	0	0	0	0	16	24	11.57	2.143										
Russ Springer, R ERA: 5.01	1.1		5	1	1	1	2	0	0	0	0	0	0	8	12	6.75	0.750										
Larry Mitchell, R ERA: 1.69	1.0		5	2	1	1	0	0	0	0	0	0	0	8	12	9.00	2.000										
Jeff Parrett, R ERA: 3.73	1.0		5	1	0	0	3	1	0	0	0	0	0	16	27	0.00	2.000										

Philadelphia Phillies @ Los Angeles Dodgers
Dodger Stadium, Los Angeles, CA
Thu Aug 22 1996, 7:05 PM PDT
Att: 29,608 - Unknown

AB	33
R	8
H	11
RBI	7
BB	4
SO	10
LOB	11



Batter	1	2	3	4	5	6	7	8	9	AB	R	H	RBI	BB	SO	LOB	TOP					
Wendell Magee, R OBP: 0.172, SLG: 0.207	G5-3			F8	G6-3		G1-3		G5-3	5	0	0	1	0	0	1	Philadelphia Phillies @ San Diego Padres Jack Murphy Stadium, San Diego, CA Fri Aug 23, 1996, 10:05 PM EDT Att: 22,102 - Unknown - 76 F					
Mickey Morandini, L OBP: 0.331, SLG: 0.342	K			BB 1B	G4-3		G3-1		K	5	1	1	0	0	2	1						
Gregg Jefferies, S OBP: 0.335, SLG: 0.388	K			BB 1B			G3		G4-3	4	1	0	0	1	1	0						
Todd Zeile, R OBP: 0.348, SLG: 0.439		F8		G5-3 1B			HR		2B FC4 1B	3	2	2	1	1	0	0						
Jim Eisenreich, L OBP: 0.405, SLG: 0.460	G4-3			1B			WP 1B		FC4 SH 2B	4	2	3	2	0	0	0						
Benito Santiago, R OBP: 0.319, SLG: 0.496	P4			G5-3			F8		G5-3	4	0	0	0	0	0	5						
Scott Rolen, R OBP: 0.391, SLG: 0.475			K		SH1-4 1B		WP 2B		FC4 SH	4	1	2	1	0	1	1						
Kevin Stocker, S OBP: 0.332, SLG: 0.345			L4-6 2B		SH1-4 1B		WP		SH	2	0	2	1	1	0	0						
Rich Hunter, R OBP: 0.182, SLG: 0.300			L4-6		SH1-4		F7		K	1	0	0	0	0	0	1						
Rubén Amaro Jr., S OBP: 0.306, SLG: 0.462					1-2 2-3		1-2 2-3			0	0	0	0	0	0	0						
Toby Soriano, R OBP: 0.319, SLG: 0.355					1-2 2-3		1-2 2-3			0	0	0	0	0	0	0						
Ricardo Jordan, L OBP: 0.307, SLG: 0.376										0	0	0	0	0	0	0						
Pete Incaviglia, R OBP: 0.289, SLG: 0.427										0	0	0	0	0	0	0						
Ken Ryan, R OBP: 0.160, SLG: 0.200										0	0	0	0	0	0	0						
Ricky Bottalico, L OBP: 0.333, SLG: 0.687										0	0	0	0	0	0	0						
Inning Stats	R: 0 E: 0 K: 2 S: 8	H: 0 LOB: 0 BB: 0 P: 10	R: 0 E: 0 K: 0 S: 9	H: 0 LOB: 0 BB: 0 P: 12	R: 0 E: 0 K: 1 S: 7	H: 1 LOB: 0 BB: 0 P: 11	R: 2 E: 0 K: 0 S: 7	H: 2 LOB: 1 BB: 2 P: 18	R: 1 E: 0 K: 0 S: 9	H: 2 LOB: 1 BB: 0 P: 12	R: 2 E: 0 K: 0 S: 10	H: 3 LOB: 2 BB: 1 P: 21	R: 0 E: 0 K: 0 S: 5	H: 0 LOB: 0 BB: 0 P: 9	R: 2 E: 0 K: 1 S: 12	H: 2 LOB: 2 BB: 0 P: 15	R: 0 E: 0 K: 1 S: 8	H: 0 LOB: 0 BB: 0 P: 10	1B: 6 2B: 5 3B: 0 HR: 1	SF: 0 SAC: 2 DP: 3 HBP: 0	WP: 1 PB: 0 SB: 0 CS: 1	PA: 39
PITCHER	IP WLS BF H R ER SO BB IBB HBP BLK WP HR S P ERA WHIP																					
Tim Worrell, R ERA: 3.19	(1, 1) 5.1 L 23 7 5 5 3 2 0 0 0 0 0 1 0 6 14 0.00 1.688																					
Dario Veras, R ERA: 3.18	(6, 1) 0.2 4 1 0 0 0 0 0 1 0 0 0 1 0 6 14 0.00 1.500																					
Bob Tewksbury, R ERA: 4.07	(7, 1) 2.0 9 2 2 2 1 0 0 0 0 0 0 0 0 17 24 9.00 1.000																					
Sean Bergman, R ERA: 4.6	(9, 1) 1.0 3 0 0 0 1 0 0 0 0 0 0 0 0 8 10 0.00 0.000																					

Batter	1	2	3	4	5	6	7	8	9	AB	R	H	RBI	BB	SO	LOB	BOTTOM					
Rickey Henderson, R OBP: 0.419, SLG: 0.350	G3-1 BB	FC4-6		G1-3			S BB PB		G4-6-3 1B	3	1	1	0	2	0	2	Philadelphia Phillies @ San Diego Padres Jack Murphy Stadium, San Diego, CA Fri Aug 23, 1996, 10:05 PM EDT Att: 22,102 - Unknown - 76 F					
Tony Gwynn, L OBP: 0.390, SLG: 0.449	G3-4-3	G3-1		L3			F8		G4-6-3	5	0	0	0	0	4							
Steve Finley, L OBP: 0.353, SLG: 0.513	G3-1			G6-3			1B BB		FC6-5 PB	2	0	0	0	2	0	1						
Ken Caminiti, S OBP: 0.384, SLG: 0.579	K			1B BB			FC6-5		FC6-5	3	0	1	0	1	1	2						
Wally Joyner, L OBP: 0.396, SLG: 0.426		1B BB		G5-4-3 1B			F7		K	3	1	1	0	1	1	3						
John Flaherty, R OBP: 0.331, SLG: 0.481		1B BB		G5-4-3			G3		K	3	1	1	0	0	4							
Brian Johnson, R OBP: 0.299, SLG: 0.464		1B BB								1	0	0	0	0	1	0						
Craig Shipley, R OBP: 0.337, SLG: 0.420		1B BB		G5-3			G6-3		G1-6-3 BB	3	1	1	1	1	0	0						
Chris Gomez, R OBP: 0.353, SLG: 0.335		1B BB		F9			G4-6-3 BB		G1-6-3	2	0	0	0	2	0	1						
Tim Worrell, R OBP: 0.200, SLG: 0.158							G4-6-3			2	0	2	2	0	0	0						
Dario Veras, R ERA: 6.54	(1, 1) 5.0 W 24 6 3 3 3 1 5 0 0 0 0 0 0 0 44 88 5.40 2.200																					
Toby Soriano, R ERA: 4.0	(6, 1) 1.0 4 0 1 1 0 2 0 0 0 0 0 0 0 6 15 9.00 2.000																					
Ricardo Jordan, L ERA: 1.8	(7, 1) 1.0 4 0 0 0 1 1 0 0 0 0 0 0 0 7 16 0.00 1.000																					
Ken Ryan, R ERA: 2.8	(8, 1) 1.0 3 0 0 0 1 1 0 0 0 0 0 0 0 7 12 0.00 1.000																					
Ricky Bottalico, R ERA: 3.7	(9, 1) 1.0 S 3 1 0 0 1 0 0 0 0 0 0 0 0 8 10 0.00 1.000																					
Inning Stats	R: 0 E: 0 K: 1 S: 10	H: 0 LOB: 1 BB: 1 P: 22	R: 3 E: 0 K: 0 S: 13	H: 3 LOB: 1 BB: 2 P: 28	R: 0 E: 0 K: 0 S: 8	H: 1 LOB: 1 BB: 1 P: 17	R: 0 E: 0 K: 0 S: 5	H: 1 LOB: 1 BB: 0 P: 6	R: 0 E: 0 K: 0 S: 8	H: 1 LOB: 2 BB: 1 P: 15	R: 0 E: 0 K: 0 S: 6	H: 0 LOB: 0 BB: 1 P: 11	R: 1 E: 0 K: 1 S: 7	H: 0 LOB: 1 BB: 2 P: 20	R: 0 E: 0 K: 1 S: 7	H: 0 LOB: 0 BB: 1 P: 12	R: 0 E: 0 K: 1 S: 8	H: 1 LOB: 0 BB: 0 P: 10	1B: 7 2B: 0 3B: 0 HR: 0	SF: 0 SAC: 0 DP: 4 HBP: 0	WP: 0 PB: 1 SB: 1 CS: 0	PA: 38
PITCHER	IP WLS BF H R ER SO BB IBB HBP BLK WP HR S P ERA WHIP																					

Batter	1	2	3	4	5	6	7	8	9	AB	R	H	RBI	BB	SO	LOB	TOP																					
Ricky Otero, S OBP: 0.329, SLG: 0.348 (1, 8)	1-1 1B		0-2 G3			1-2 G6-4-3 1B			0-1 G3-6-1 1B	4	0	3	0	0	0	0																						
Mickey Morandini, L OBP: 0.329, SLG: 0.339 (1, 4)	2-3 K			1-0 F9		0-0 G6-4-3 1-2 3-H 1-0			3-3 K	4	0	0	0	0	2	3																						
Gregg Jefferies, S OBP: 0.331, SLG: 0.383 (1, 7)	1-1 L4			2-0 G4-3					2-0 G3-6-1 1-2	4	0	0	0	0	0	2																						
Todd Zeile, R OBP: 0.348, SLG: 0.437 (1, 3)	3-2 G6-3			4-2 BB						2	0	0	0	1	1																							
Bento Santiago, R OBP: 0.317, SLG: 0.492 (1, 2)		2-3 K		1-3 K						3	0	0	0	0	2	1																						
Scott Rolen, R OBP: 0.379, SLG: 0.458 (1, 5)		2-3 K			0-0 P4					3	0	0	0	0	1	0																						
Wendell Magee, R OBP: 0.156, SLG: 0.188 (1, 9)		1-3 K			0-3 K					3	0	0	0	0	3	0																						
Kevin Stocker, S OBP: 0.329, SLG: 0.341 (1, 6)			2-3 K		3-1 G3-1					3	0	0	0	0	2	0																						
55 Matt Beech, L Ruben Amaro Jr., S Jeff Parrett, R Russ Springer, R Pete Incaviglia, R Larry Mitchell, R (1, 1) (6, PH) (6, 1) (7, 1) (8, PH) (8, 1)			0-0 L1			4-0 G6-4-3 BB				1	0	0	0	0	0	0																						
Inning Stats	R: 0 E: 0 K: 1 S: 10	H: 1 LOB: 1 BB: 0 P: 17	R: 0 E: 0 K: 3 S: 12	H: 0 LOB: 0 BB: 0 P: 17	R: 0 E: 0 K: 1 S: 7	H: 0 LOB: 0 BB: 0 P: 9	R: 0 E: 0 K: 1 S: 7	H: 0 LOB: 1 BB: 1 P: 15	R: 0 E: 0 K: 1 S: 6	H: 0 LOB: 0 BB: 0 P: 9	R: 1 E: 0 K: 0 S: 5	H: 1 LOB: 0 BB: 1 P: 11	R: 0 E: 0 K: 1 S: 6	H: 0 LOB: 0 BB: 0 P: 9	R: 0 E: 0 K: 3 S: 10	H: 0 LOB: 0 BB: 0 P: 15	R: 0 E: 0 K: 1 S: 6	H: 1 LOB: 0 BB: 0 P: 11	1B: 3 2B: 0 3B: 0 HR: 0	SF: 0 SAC: 0 DP: 2 HBP: 0	WP: 0 PB: 0 SB: 0 CS: 0	PA: 30																
PITCHER	IP	WLS	BF	H	R	ER	SO	BB	IBB	HBP	BLK	WP	HR	S	P	ERA	WHIP	PITCHER				IP	WLS	BF	H	R	ER	SO	BB	IBB	HBP	BLK	WP	HR	S	P	ERA	WHIP
Joey Hamilton, R ERA: 4.23 (1, 1)	7.0	W	24	2	1	1	8	2	0	0	0	0	0	53	87	1.29	0.571																					
Doug Bochler, R ERA: 3.67 (8, 1)	1.0		3	0	0	0	3	0	0	0	0	0	0	10	15	0.00	0.000																					
Dustin Hermanson, R ERA: 7.59 (9, 1)	1.0		3	1	0	0	1	0	0	0	0	0	0	6	11	0.00	1.000																					

Philadelphia Phillies @ San Diego Padres
Jack Murphy Stadium, San Diego, CA
Sat Aug 24 1996, 10:05 PM EDT
Att: 31,023 - Unknown - 75 F

AB	28
R	1
H	3
RBI	0
BB	2
SO	12
LOB	7



Batter	1	2	3	4	5	6	7	8	9	AB	R	H	RBI	BB	SO	LOB	BOTTOM																					
Rickey Henderson, R OBP: 0.422, SLG: 0.363 Steve Finley, R OBP: 0.354, SLG: 0.513 (1, 8) (8, 8)	1-2 HR		0-0 F9		1-1 G4-3 SF9 2B		4-0 2B BB	4-0 G4-3 G4-3 BB		3	3	2	1	1	0	0																						
Tony Gwynn, L OBP: 0.387, SLG: 0.448 (1, 9)	0-2 G4-3		1-0 F7		1-0 G4-3		2-1 2B SAFE SAFE	2-1 G4-3		5	1	1	1	0	0	2																						
Ken Caminiti, S OBP: 0.386, SLG: 0.583 (1, 5)	1-2 FC6-4 1B		3-0		0-1 SF9		2-0 G3 1B 2B	1-2 G4-3		4	1	3	2	0	0	1																						
Greg Vaughn, R OBP: 0.372, SLG: 0.564 (1, 7)	2-3 K		3-1 P6		3-H 2-1 3B		1-1 G3	0-3 K		5	0	1	0	0	2	4																						
Archi Cianfrocco, R OBP: 0.322, SLG: 0.423 (1, 3)	1-1 FC6-4 1-2			4-2 2B SF9 BB	1-0 F7		0-2 2B SF9 1B			3	2	1	1	1	0	2																						
Brian Johnson, R OBP: 0.308, SLG: 0.481 (1, 2)		2-2 L1-6 1B 1B		0-0 SF9 2B		2-0 P4	0-2 2B			4	0	3	0	0	0	0																						
Chris Gomez, R OBP: 0.355, SLG: 0.335 (1, 6)		0-1 1B		2-3 K		1-1 F9	4-0 IBB			3	0	1	0	1	1	2																						
Jody Reed, R OBP: 0.311, SLG: 0.275 (1, 4)		3-2 F8		0-2 SF9		3-1 2B	2-0 SF9			2	0	1	2	0	0	2																						
Joey Hamilton, R OBP: 0.186, SLG: 0.246 Scott Livingstone, L Doug Bochler, R Dustin Hermanson, R (1, 1) (7, PH) (8, 1) (9, 1)		0-2 L1-6 1B		2-3 3-H 0-3 K		1-3 K	3-H 1-3 K			3	0	0	0	0	2	4																						
Inning Stats	R: 1 E: 0 K: 1 S: 17	H: 2 LOB: 1 BB: 0 P: 22	R: 0 E: 0 K: 0 S: 18	H: 2 LOB: 1 BB: 0 P: 23	R: 0 E: 0 K: 0 S: 5	H: 1 LOB: 1 BB: 0 P: 12	R: 1 E: 0 K: 2 S: 12	H: 1 LOB: 1 BB: 1 P: 18	R: 1 E: 0 K: 0 S: 8	H: 2 LOB: 1 BB: 0 P: 13	R: 0 E: 0 K: 1 S: 8	H: 1 LOB: 0 BB: 0 P: 15	R: 4 E: 0 K: 1 S: 16	H: 4 LOB: 2 BB: 2 P: 32	R: 0 E: 0 K: 1 S: 8	H: 0 LOB: 1 BB: 1 P: 15	1B: 5 2B: 7 3B: 1 HR: 1	SF: 3 SAC: 0 DP: 1 HBP: 0	WP: 0 PB: 0 SB: 0 CS: 0	PA: 40																		
PITCHER	IP	WLS	BF	H	R	ER	SO	BB	IBB	HBP	BLK	WP	HR	S	P	ERA	WHIP	PITCHER				IP	WLS	BF	H	R	ER	SO	BB	IBB	HBP	BLK	WP	HR	S	P	ERA	WHIP
55 Matt Beech, L ERA: 5.82 (1, 1)	5.0	L	23	8	3	3	3	1	0	0	0	0	0	11	26	27.00	4.000																					
Jeff Parrett, R ERA: 4.18 (6, 1)	1.0		7	3	3	3	1	1	0	0	0	0	0	13	21	9.00	2.000																					
Russ Springer, R ERA: 5.06 (7, 1)	1.0		6	2	1	1	1	0	1	0	0	0	0	8	15	0.00	1.000																					
Larry Mitchell, R ERA: 1.42 (8, 1)	1.0		4	0	0	0	1	1	0	0	0	0	0	8	15	0.00	1.000																					

Philadelphia Phillies @ San Diego Padres
Jack Murphy Stadium, San Diego, CA
Sat Aug 24 1996, 10:05 PM EDT
Att: 31,023 - Unknown - 75 F

AB	33
R	7
H	13
RBI	7
BB	4
SO	6
LOB	19



Batter	1	2	3	4	5	6	7	8	9	AB	R	H	RBI	BB	SO	LOB	TOP										
Ricky Otero, S OBP: 0.328, SLG: 0.344 (1, 8)	G1			G1-3		P6		F7		4	0	0	0	1	0	2	Philadelphia Phillies @ San Diego Padres Jack Murphy Stadium, San Diego, CA Sun Aug 25 1996, 6:33 AM EDT Att: 30,036 - Sunny - 83 F										
Mickey Morandini, L OBP: 0.328, SLG: 0.339 (1, 4)	2B FC5-2 1B	F8			BB SF9 1B		F8		F8	5	1	2	0	0	0	2											
Gregg Jefferies, S OBP: 0.335, SLG: 0.389 (1, 7)			G3		BB 1B		F7		G5-4-3 1B	5	0	3	0	0	0	0											
Todd Zeile, R OBP: 0.351, SLG: 0.438 (1, 3)	FC5-2		G1-3 1B		BB 1B		1B		G5-4-3 1B	4	0	2	0	1	0	3											
Jim Eisenreich, L OBP: 0.403, SLG: 0.459 (1, 9)	G4-3		G1-3		SF9		1B			3	0	1	1	0	0	3											
Scott Rolen, R OBP: 0.374, SLG: 0.460 (1, 5)		F8 G6-3 2B	K		K		F9			4	1	1	0	0	2	5											
Kevin Stocker, S OBP: 0.326, SLG: 0.337 Jeff Parrett, R (8, 1)	F8		K		K		F7			4	0	0	0	0	2	3											
Gary Bennett, R OBP: 0.500, SLG: 0.500 (1, 2)	G6-3		1B		1B		F9		1B	4	0	2	1	0	0	0											
David West, L OBP: 0.271, SLG: 0.400 Larry Mitchell, R OBP: 0.346, SLG: 0.454 Pete Incaviglia, R OBP: 0.346, SLG: 0.454 Toby Borland, R OBP: 0.346, SLG: 0.454 Ricardo Jordan, L OBP: 0.302, SLG: 0.390 (1, 1) (2, 1) (6, PH) (6, 1) (7, 1) (8, PH) (8, 6)	BB 1B		K		P5		F9		F9	1	0	1	0	0	0	0											
Inning Stats	R: 0 E: 0 K: 0 S: 17	H: 2 LOB: 2 BB: 0 P: 25	R: 1 E: 0 K: 0 S: 11	H: 2 LOB: 2 BB: 1 P: 21	R: 0 E: 0 K: 1 S: 9	H: 1 LOB: 1 BB: 0 P: 13	R: 0 E: 0 K: 2 S: 10	H: 1 LOB: 1 BB: 0 P: 14	R: 1 E: 0 K: 2 S: 16	H: 2 LOB: 2 BB: 1 P: 27	R: 0 E: 0 K: 0 S: 6	H: 0 LOB: 0 BB: 0 P: 11	R: 0 E: 0 K: 0 S: 15	H: 2 LOB: 2 BB: 0 P: 22	R: 0 E: 0 K: 0 S: 8	H: 1 LOB: 1 BB: 0 P: 15		R: 0 E: 0 K: 0 S: 7	H: 1 LOB: 0 BB: 0 P: 9	1B: 10 2B: 2 3B: 0 HR: 0	SF: 1 SAC: 0 DP: 1 HBP: 0	WP: 0 PB: 0 SB: 0 CS: 0	PA: 40				
PITCHER	IP	WLS	BF	H	R	ER	SO	BB	IBB	HBP	BLK	WP	HR	S	P	ERA	WHIP										
Scott Sanders, R ERA: 3.69 Willie Blair, R ERA: 4.5 Dario Veras, R ERA: 3.09 Mike Oquist, R ERA: Sean Bergman, R ERA: 4.66 (1, 1) (6, 1) (7, 1) (8, 1) (9, 1)	5.0	W	25	8	2	2	5	2	0	0	0	0	0	63	100	3.60	2.000										
Batter	1	2	3	4	5	6	7	8	9	AB	R	H	RBI	BB	SO	LOB	BOTTOM										
Rickey Henderson, R OBP: 0.423, SLG: 0.363 Scott Livingstone, L OBP: 0.355, SLG: 0.368 (1, 9) (8, 5)	3B BB	E 1B	G4-3			F8	1B BB			3	3	1	0	2	0	1	Philadelphia Phillies @ San Diego Padres Jack Murphy Stadium, San Diego, CA Sun Aug 25 1996, 6:33 AM EDT Att: 30,036 - Sunny - 83 F										
Steve Finley, L OBP: 0.355, SLG: 0.520 (1, 8)	2B 3B	1B E 1B	L3			G4-3 1B	1B 2B 2H 3H 1B			5	2	4	3	0	0	1											
Ken Caminiti, S OBP: 0.388, SLG: 0.584 Mike Oquist, R Sean Bergman, R OBP: 0.100, SLG: 0.200 (1, 5) (8, 1) (9, 1)	1B 2B	E1 G6-4-3 1B		G4-6-3 BB		G4-3 1B	1B 1-2 2H 3H 1B			4	1	2	2	1	0	2											
Greg Vaughn, R OBP: 0.373, SLG: 0.561 (1, 7)	1B 1B BB	G6-4-3 1B		K		K	F9			4	0	1	0	1	2	4											
John Flaherty, R OBP: 0.330, SLG: 0.477 (1, 2)	1B	G6-4-3		G4-6-3		G6-3	G6-3			5	0	1	1	0	0	3											
Craig Shipley, R OBP: 0.348, SLG: 0.429 Chris Gomez, R OBP: 0.355, SLG: 0.336 (1, 6) (6, 6)	1B	F8			S 1B 1B	BB 1B	K			3	1	2	0	0	0	1											
Archi Cianfrocco, R OBP: 0.330, SLG: 0.436 (1, 3)	P3		SF8 3B		K		2B 1B BB			4	2	2	0	1	1	4											
Jody Reed, R OBP: 0.312, SLG: 0.280 (1, 4)	K		SF8		G4-6-3 1B		1B 2B			4	1	2	3	0	2	4											
Scott Sanders, R OBP: 0.228, SLG: 0.304 Tony Gwynn, L OBP: 0.329, SLG: 0.447 Willie Blair, R ERA: 2.61 Dario Veras, R ERA: 4.38 Ricardo Jordan, L ERA: 1.76 Jeff Parrett, R ERA: 4.1 (1, 1) (5, PH) (6, 1) (7, 1) (8, PH) (8, 9)	K		G4-3 2B		G4-6-3 1B		G4-3			2	0	1	0	0	1	3											
Inning Stats	R: 3 E: 0 K: 2 S: 18	H: 4 LOB: 3 BB: 2 P: 31	R: 2 E: 1 K: 0 S: 14	H: 3 LOB: 1 BB: 0 P: 21	R: 1 E: 0 K: 0 S: 12	H: 2 LOB: 1 BB: 0 P: 18	R: 0 E: 0 K: 1 S: 6	H: 0 LOB: 0 BB: 1 P: 10	R: 1 E: 0 K: 1 S: 7	H: 2 LOB: 0 BB: 0 P: 12	R: 0 E: 0 K: 1 S: 10	H: 1 LOB: 1 BB: 0 P: 12	R: 4 E: 0 K: 0 S: 13	H: 4 LOB: 2 BB: 2 P: 31	R: 0 E: 0 K: 2 S: 12	H: 1 LOB: 1 BB: 0 P: 14		1B: 12 2B: 3 3B: 2 HR: 0	SF: 1 SAC: 0 DP: 3 HBP: 0	WP: 0 PB: 0 SB: 2 CS: 0	PA: 44						
PITCHER	IP	WLS	BF	H	R	ER	SO	BB	IBB	HBP	BLK	WP	HR	S	P	ERA	WHIP										
David West, L ERA: 5.75 Larry Mitchell, R ERA: 2.61 Toby Borland, R ERA: 4.38 Ricardo Jordan, L ERA: 1.76 Jeff Parrett, R ERA: 4.1 (1, 1) (2, 1) (6, 1) (7, 1) (8, 1)	1.0	L	11	6	5	4	2	2	0	0	0	0	0	23	40	5.75	8.000										
Batter	1	2	3	4	5	6	7	8	9	AB	R	H	RBI	BB	SO	LOB	BOTTOM										
Rickey Henderson, R OBP: 0.423, SLG: 0.363 Scott Livingstone, L OBP: 0.355, SLG: 0.368 (1, 9) (8, 5)	3B BB	E 1B	G4-3			F8	1B BB			3	3	1	0	2	0	1	Philadelphia Phillies @ San Diego Padres Jack Murphy Stadium, San Diego, CA Sun Aug 25 1996, 6:33 AM EDT Att: 30,036 - Sunny - 83 F										
Steve Finley, L OBP: 0.355, SLG: 0.520 (1, 8)	2B 3B	1B E 1B	L3			G4-3 1B	1B 2B 2H 3H 1B			5	2	4	3	0	0	1											
Ken Caminiti, S OBP: 0.388, SLG: 0.584 Mike Oquist, R Sean Bergman, R OBP: 0.100, SLG: 0.200 (1, 5) (8, 1) (9, 1)	1B 2B	E1 G6-4-3 1B		G4-6-3 BB		G4-3 1B	1B 1-2 2H 3H 1B			4	1	2	2	1	0	2											
Greg Vaughn, R OBP: 0.373, SLG: 0.561 (1, 7)	1B 1B BB	G6-4-3 1B		K		K	F9			4	0	1	0	1	2	4											
John Flaherty, R OBP: 0.330, SLG: 0.477 (1, 2)	1B	G6-4-3		G4-6-3		G6-3	G6-3			5	0	1	1	0	0	3											
Craig Shipley, R OBP: 0.348, SLG: 0.429 Chris Gomez, R OBP: 0.355, SLG: 0.336 (1, 6) (6, 6)	1B	F8			S 1B 1B	BB 1B	K			3	1	2	0	0	0	1											
Archi Cianfrocco, R OBP: 0.330, SLG: 0.436 (1, 3)	P3		SF8 3B		K		2B 1B BB			4	2	2	0	1	1	4											
Jody Reed, R OBP: 0.312, SLG: 0.280 (1, 4)	K		SF8		G4-6-3 1B		1B 2B			4	1	2	3	0	2	4											
Scott Sanders, R OBP: 0.228, SLG: 0.304 Tony Gwynn, L OBP: 0.329, SLG: 0.447 Willie Blair, R ERA: 2.61 Dario Veras, R ERA: 4.38 Ricardo Jordan, L ERA: 1.76 Jeff Parrett, R ERA: 4.1 (1, 1) (5, PH) (6, 1) (7, 1) (8, PH) (8, 9)	K		G4-3 2B		G4-6-3 1B		G4-3			2	0	1	0	0	1	3											
Inning Stats	R: 3 E: 0 K: 2 S: 18	H: 4 LOB: 3 BB: 2 P: 31	R: 2 E: 1 K: 0 S: 14	H: 3 LOB: 1 BB: 0 P: 21	R: 1 E: 0 K: 0 S: 12	H: 2 LOB: 1 BB: 0 P: 18	R: 0 E: 0 K: 1 S: 6	H: 0 LOB: 0 BB: 1 P: 10	R: 1 E: 0 K: 1 S: 7	H: 2 LOB: 0 BB: 0 P: 12	R: 0 E: 0 K: 1 S: 10	H: 1 LOB: 1 BB: 0 P: 12	R: 4 E: 0 K: 0 S: 13	H: 4 LOB: 2 BB: 2 P: 31	R: 0 E: 0 K: 2 S: 12	H: 1 LOB: 1 BB: 0 P: 14		1B: 12 2B: 3 3B: 2 HR: 0	SF: 1 SAC: 0 DP: 3 HBP: 0	WP: 0 PB: 0 SB: 2 CS: 0	PA: 44						
PITCHER	IP	WLS	BF	H	R	ER	SO	BB	IBB	HBP	BLK	WP	HR	S	P	ERA	WHIP										
David West, L ERA: 5.75 Larry Mitchell, R ERA: 2.61 Toby Borland, R ERA: 4.38 Ricardo Jordan, L ERA: 1.76 Jeff Parrett, R ERA: 4.1 (1, 1) (2, 1) (6, 1) (7, 1) (8, 1)	1.0	L	11	6	5	4	2	2	0	0	0	0	0	23	40	5.75	8.000										

Batter	1	2	3	4	5	6	7	8	9	AB	R	H	RBI	BB	SO	LOB	TOP										
Gregg Jefferies, S OBP: 0.331, SLG: 0.384 (1, 7)	F8		G5-3			P2		P2		4	0	0	0	0	0	1	Philadelphia Phillies @ San Francisco Giants 3Com Park at Candlestick Point, San Francisco, CA Mon Aug 26 1996, 6:33 AM EDT Att: 8,640 - Overcast - 70 F										
Mickey Morandini, L OBP: 0.326, SLG: 0.336 (1, 4)	F8		G3			P6			P6	4	0	0	0	0	0	0											
Jim Eisenreich, L OBP: 0.404, SLG: 0.462 (1, 9)					F8			G4-3		4	0	2	0	0	0	0											
Todd Zeile, R OBP: 0.352, SLG: 0.436 (1, 3)					P4				F8	2	0	0	0	2	0	1											
Bento Santiago, R OBP: 0.314, SLG: 0.487 (1, 2)	K				K			P4		4	0	0	0	0	2	4											
Scott Rolen, R OBP: 0.363, SLG: 0.444 (1, 5)						G4-3			K	3	0	0	0	0	1	1											
Wendell Magee, R OBP: 0.171, SLG: 0.200 (1, 8)										3	0	1	0	0	1	0											
Kevin Stocker, S OBP: 0.323, SLG: 0.333 (1, 6)										3	0	0	0	0	0	1											
Curt Schilling, R OBP: 0.184, SLG: 0.188 (8, PH)										2	0	0	0	0	0	0											
Ruben Amaro Jr, S OBP: 0.370, SLG: 0.455 (8, PH)										1	0	0	0	0	0	1											
Ken Ryan, R OBP: 0.200, SLG: 0.200 (8, 1)										0	0	0	0	0	0	0											
Inning Stats	R: 0 E: 0 K: 1 S: 10	H: 1 LOB: 2 BB: 1 P: 16	R: 0 E: 0 K: 0 S: 5	H: 0 LOB: 0 BB: 0 P: 7	R: 0 E: 0 K: 0 S: 11	H: 0 LOB: 0 BB: 0 P: 15	R: 0 E: 0 K: 1 S: 6	H: 0 LOB: 0 BB: 0 P: 9	R: 0 E: 0 K: 1 S: 10	H: 0 LOB: 0 BB: 0 P: 14	R: 0 E: 0 K: 0 S: 7	H: 0 LOB: 0 BB: 0 P: 12	R: 0 E: 0 K: 1 S: 6	H: 0 LOB: 1 BB: 1 P: 11	R: 0 E: 0 K: 0 S: 9	H: 1 LOB: 1 BB: 0 P: 14	R: 0 E: 0 K: 0 S: 7	H: 1 LOB: 1 BB: 0 P: 11	1B: 2 2B: 1 3B: 0 HR: 0	SF: 0 SAC: 0 DP: 0 HBP: 0	WP: 0 PB: 0 SB: 0 CS: 0	PA: 32					
PITCHER	IP	WLS	BF	H	R	ER	SO	BB	IBB	HBP	BLK	WP	HR	S	P	ERA	WHIP										
William Van Landingham, R ERA: 5.7 (9, 1)	8.0	W	28	2	0	0	4	2	0	0	0	0	0	64	98	0.00	0.500										
Jim Poole, L ERA: 2.16 (9, 1)	0.1		2	1	0	0	0	0	0	0	0	0	0	3	6	0.00	3.000										
Rod Beck, R ERA: 3.24 (9, 1)	0.2	S	2	0	0	0	0	0	0	0	0	0	0	4	5	0.00	0.000										

AB	30
R	0
H	3
RBI	0
BB	2
SO	4
LOB	9



Batter	1	2	3	4	5	6	7	8	9	AB	R	H	RBI	BB	SO	LOB	BOTTOM										
Marvin Benard, L OBP: 0.319, SLG: 0.319 (9, 9)	1B		K		K			F8-3		4	1	1	0	0	2	3	Philadelphia Phillies @ San Francisco Giants 3Com Park at Candlestick Point, San Francisco, CA Mon Aug 26 1996, 6:33 AM EDT Att: 8,640 - Overcast - 70 F										
Bill Mueller, S OBP: 0.500, SLG: 0.475 (1, 5)	1B		K			F8				3	0	1	0	1	1	0											
Glenallen Hill, R OBP: 0.357, SLG: 0.532 (9, 1)					K					3	0	1	1	1	2	1											
Jim Poole, L OBP: 0.500, SLG: 0.500 (9, 1)										0	0	0	0	0	0	0											
Rod Beck, R OBP: 0.500, SLG: 0.500 (9, 1)										0	0	0	0	0	0	0											
Rick Wilkins, L OBP: 0.337, SLG: 0.375 (1, 2)					K					3	0	0	0	0	2	2											
Trenidad Hubbard, R OBP: 0.299, SLG: 0.395 (1, 7)										3	0	0	0	0	1	1											
Dest Wilson, L OBP: 0.333, SLG: 0.286 (1, 3)										2	0	0	0	1	1	0											
Rich Aurilia, R OBP: 0.300, SLG: 0.312 (1, 6)										3	0	2	0	0	0	0											
Jay Canizaro, R OBP: 0.313, SLG: 0.421 (1, 4)										3	0	0	0	0	2	3											
William Van Landingham, R OBP: 0.148, SLG: 0.137 (8, PH)										2	0	0	0	0	1	2											
Barry Bonds, L OBP: 0.449, SLG: 0.615 (8, PH)										1	0	1	0	0	0	0											
Dax Jones, R OBP: 0.303, SLG: 0.433 (9, 8)										0	0	0	0	0	0	0											
Inning Stats	R: 1 E: 0 K: 1 S: 14	H: 3 LOB: 1 BB: 0 P: 22	R: 0 E: 0 K: 1 S: 7	H: 0 LOB: 0 BB: 0 P: 10	R: 0 E: 0 K: 3 S: 11	H: 0 LOB: 0 BB: 0 P: 15	R: 0 E: 0 K: 3 S: 11	H: 0 LOB: 0 BB: 0 P: 15	R: 0 E: 0 K: 2 S: 19	H: 1 LOB: 2 BB: 1 P: 30	R: 0 E: 0 K: 0 S: 3	H: 0 LOB: 1 BB: 1 P: 8	R: 0 E: 0 K: 1 S: 9	H: 1 LOB: 1 BB: 0 P: 14	R: 0 E: 0 K: 1 S: 9	H: 1 LOB: 1 BB: 1 P: 17	1B: 6 2B: 1 3B: 0 HR: 0	SF: 0 SAC: 0 DP: 2 HBP: 0	WP: 1 PB: 0 SB: 0 CS: 0	PA: 30							
PITCHER	IP	WLS	BF	H	R	ER	SO	BB	IBB	HBP	BLK	WP	HR	S	P	ERA	WHIP										
Curt Schilling, R ERA: 3.0 (8, 1)	7.0	L	26	5	1	1	11	2	0	0	0	0	0	74	114	1.29	1.000										
Ken Ryan, R ERA: 2.75 (8, 1)	1.0		4	1	0	0	1	1	0	0	0	0	0	9	17	0.00	2.000										

AB	27
R	1
H	6
RBI	1
BB	3
SO	12
LOB	12



Batter	1	2	3	4	5	6	7	8	9	AB	R	H	RBI	BB	SO	LOB	TOP					
Mickey Morandini, L (1.4)	L7		L3				G6-4-3 BB		1B	4	2	2	0	0	0	0	Philadelphia Phillies @ San Francisco Giants 3Com Park at Candlestick Point, San Francisco, CA Wed Aug 28 1996, 10:05 PM EDT Att: 16,223 - Unknown - 65 F					
Gregg Jefferies, S (1.7)	G3-1		BB				G6-4-3 BB		1B	3	0	1	0	2	0	1						
Jim Eisenreich, L (1.9)	1B		G4-3				G6-4-3		FC3-6	4	0	0	1	1	0	5						
Todd Zeile, R (1.3)	1B						FC5-4		FC6	5	1	3	1	0	1	1						
Benito Santiago, R (1.2)	P6						FC5-4			4	2	2	2	0	0	3						
Scott Rolen, R (1.5)	L6						L8		F9	4	0	1	1	0	0	0						
Wendell Magee, R (1.8)	K2-3						K		G5-3	4	0	0	0	0	2	1						
Kevin Stocker, S (1.6)	K						K		F7	4	0	0	0	0	2	1						
Rich Hunter, R (1.1)			G6-3				K		F9	3	1	1	0	0	1	0						
Ricardo Jordan, L (7.1)										0	0	0	0	0	0	0						
Ken Ryan, R (7.1)										0	0	0	0	0	0	0						
Jeff Parrett, R (7.1)										0	0	0	0	0	0	0						
Ruben Amaro Jr. S (9. PH)										1	0	0	0	0	0	0						
Inning Stats	R: 0 E: 0 K: 0 S: 12	H: 1 LOB: 2 BB: 1 P: 20	R: 0 E: 0 K: 2 S: 10	H: 0 LOB: 0 BB: 0 P: 13	R: 0 E: 0 K: 0 S: 10	H: 0 LOB: 1 BB: 1 P: 16	R: 1 E: 0 K: 1 S: 13	H: 2 LOB: 1 BB: 0 P: 18	R: 0 E: 0 K: 1 S: 9	H: 0 LOB: 1 BB: 0 P: 12	R: 2 E: 0 K: 2 S: 10	H: 2 LOB: 0 BB: 0 P: 15	R: 2 E: 0 K: 0 S: 11	H: 3 LOB: 1 BB: 1 P: 21	R: 0 E: 0 K: 0 S: 9	H: 0 LOB: 0 BB: 0 P: 14	R: 1 E: 0 K: 0 S: 7	H: 2 LOB: 1 BB: 0 P: 13	1B: 8 2B: 1 3B: 0 HR: 1	SF: 0 SAC: 0 DP: 1 HBP: 1	WP: 0 PB: 0 SB: 1 CS: 0	PA: 40
PITCHER	IP WLS BF H R ER SO BB IBB HBP BLK WP HR S P ERA WHIP																					
Mark Gardner, R (1.1)	6.2		31	8	5	5	6	3	0	1	0	0	0	0	0	1	74	112	6.75	1.650		
Mark Dewey, R (7.1)	0.1	W	1	0	0	0	0	0	0	0	0	0	0	0	0	1	3	0.00	0.000			
Rich DeLucia, R (8.1)	1.0		3	0	0	0	0	0	0	0	0	0	0	0	0	9	14	0.00	0.000			
Rod Beck, R (9.1)	1.0	S	5	2	1	1	0	0	0	0	0	0	0	0	7	13	9.00	2.000				

Batter	1	2	3	4	5	6	7	8	9	AB	R	H	RBI	BB	SO	LOB	BOTTOM			
Marvin Benard, L (1.8)	1B		SH5-3						L7	4	2	2	1	0	1	0	Philadelphia Phillies @ San Francisco Giants 3Com Park at Candlestick Point, San Francisco, CA Wed Aug 28 1996, 10:05 PM EDT Att: 16,223 - Unknown - 65 F			
Rod Beck, R (9.1)	1B									0	0	0	0	0	0	0				
Bill Mueller, S (1.5)	1B		K				E9		WP	4	1	2	1	0	1	1				
Glenallen Hill, R (1.9)	K		F7				F7		E	4	0	1	1	0	1	4				
Rick Wilkins, L (1.2)	SF9						K		K	3	1	1	1	0	2	3				
Dave McCarty, R (1.3)	FC6-4						L9			3	0	0	0	0	0	1				
Mark Devoey, R (7.1)										0	0	0	0	0	0	0				
Barry Bonds, L (7. PH)										0	0	0	0	0	0	0				
Shawn Estes, R (7. PH)										0	0	0	0	0	0	0				
Rich DeLucia, R (8.1)										0	0	0	0	0	0	0				
Dax Jones, R (9.8)										0	0	0	0	0	0	0				
Trenidad Hubbard, R (1.7)	F6						F9		E6	4	0	1	0	0	0	2				
Steve Scarosone, R (1.4)	F8						FC6-4			4	1	1	1	0	1	4				
Rich Aurilia, R (1.6)	F8						CS		F9	4	1	1	0	0	0	0				
Mark Gardner, R (1.1)										2	0	1	0	0	0	0				
Desi Wilson, L (7.3)			SH5-3				G4-3			2	1	1	1	0	0	0				
Inning Stats	R: 1 E: 0 K: 1 S: 8	H: 2 LOB: 1 BB: 0 P: 15	R: 0 E: 0 K: 0 S: 8	H: 0 LOB: 0 BB: 0 P: 13	R: 0 E: 0 K: 1 S: 6	H: 1 LOB: 0 BB: 0 P: 9	R: 1 E: 0 K: 0 S: 9	H: 2 LOB: 0 BB: 0 P: 17	R: 0 E: 0 K: 1 S: 6	H: 0 LOB: 0 BB: 0 P: 10	R: 0 E: 1 K: 2 S: 11	H: 0 LOB: 1 BB: 0 P: 17	R: 5 E: 1 K: 2 S: 23	H: 6 LOB: 3 BB: 1 P: 37	R: 0 E: 0 K: 0 S: 9	H: 0 LOB: 0 BB: 0 P: 14	1B: 10 2B: 1 3B: 0 HR: 0	SF: 1 SAC: 1 DP: 0 HBP: 0	WP: 1 PB: 0 SB: 0 CS: 1	PA: 38
PITCHER	IP WLS BF H R ER SO BB IBB HBP BLK WP HR S P ERA WHIP																			
Rich Hunter, R (1.1)	6.1		26	7	4	4	5	0	0	0	0	0	0	0	0	52	86	5.68	1.105	
Ricardo Jordan, L (7.1)	0.0	L	2	2	0	0	0	0	0	0	0	0	3	5						
Ken Ryan, R (7.1)	0.0		2	2	2	2	0	0	0	0	0	5	9							
Jeff Parrett, R (7.1)	1.2		7	0	1	0	2	0	1	0	20	32	0.00	0.000						

AB 36
R 6
H 10
RBI 5
BB 3
SO 6
LOB 12



AB 34
R 7
H 11
RBI 6
BB 1
SO 7
LOB 17



Batter	1	2	3	4	5	6	7	8	9	10	11	12	AB	R	H	RBI	BB	SO	LOB	TOP								
Chad Curtis, R OBP: 0.347, SLG: 0.389	L7			FC1-4 BB			P5		F8			3B BB	4	2	1	0	2	0	2									
Delino DeShields, L OBP: 0.285, SLG: 0.315	K			FC1-4 1B SF9			1B HBP		K			3B	5	2	2	1	0	2	3									
Mike Piazza, R OBP: 0.422, SLG: 0.578	K			3B 1B			1B HR		F9			G5-3	6	1	3	1	0	1	2									
Eric Karros, R OBP: 0.309, SLG: 0.475			F9	SF9			K		L9			G5-4-3	4	0	0	1	1	1	3									
Raul Mondesi, R OBP: 0.316, SLG: 0.471			F9	3-H BB			HR 1B		F9			F6	5	1	2	1	1	0	2									
Tim Lincecum, R OBP: 0.293, SLG: 0.386			L8	F9			F9		G5-3			L8	6	0	0	0	0	0	7									
Billy Ashley, R OBP: 0.311, SLG: 0.436			K				F8					F7	3	1	1	3	0	1	0									
Todd Hollandsworth, L OBP: 0.349, SLG: 0.417							HR						1	0	0	0	1	0	0									
Greg Gagne, R OBP: 0.347, SLG: 0.383			F9				P2		SH1-3 BB			G3-1	4	0	0	0	0	0	0									
Tom Candiotti, R ERA: 4.59			K									K	2	0	0	0	0	0	2									
Mark Guthrie, L ERA: 2.16													0	0	0	0	0	0	0									
Antonio Osuna, R ERA: 2.16													0	0	0	0	0	0	0									
Dave Hansen, L ERA: 2.44													0	0	0	0	0	0	0									
Rick Parker, R ERA: 2.44													0	0	0	0	0	0	0									
Scott Radinsky, L ERA: 2.44													0	0	0	0	0	0	0									
37 Darren Dreifort, R ERA: 3.78													0	0	0	0	0	0	0									
Todd Worrell, R ERA: 3.78													0	0	0	0	0	0	0									
Inning Stats	R: 0 E: 0 K: 2 S: 13	H: 0 LOB: 0 BB: 0 P: 19	R: 0 E: 0 K: 0 S: 6	H: 0 LOB: 0 BB: 0 P: 12	R: 0 E: 0 K: 2 S: 8	H: 0 LOB: 0 BB: 0 P: 13	R: 1 E: 0 K: 0 S: 13	H: 1 LOB: 2 BB: 2 P: 29	R: 0 E: 0 K: 1 S: 6	H: 0 LOB: 0 BB: 0 P: 7	R: 5 E: 0 K: 1 S: 17	H: 4 LOB: 0 BB: 0 P: 30	R: 0 E: 0 K: 0 S: 7	H: 1 LOB: 1 BB: 0 P: 12	R: 0 E: 0 K: 0 S: 5	H: 0 LOB: 0 BB: 0 P: 10	R: 0 E: 0 K: 1 S: 7	H: 2 LOB: 1 BB: 0 P: 9	R: 0 E: 0 K: 1 S: 7	H: 0 LOB: 0 BB: 0 P: 10	R: 1 E: 0 K: 0 S: 7	H: 1 LOB: 2 BB: 2 P: 17	1B: 6 2B: 1 3B: 1 HR: 1	SF: 1 SAC: 1 DP: 1 HBP: 1	WP: 0 PB: 0 SB: 0 CS: 0	PA: 51		
PITCHER	IP WLS BF H R ER SO	IP WLS BF H R ER SO	IP WLS BF H R ER SO	IP WLS BF H R ER SO	IP WLS BF H R ER SO	IP WLS BF H R ER SO	IP WLS BF H R ER SO	IP WLS BF H R ER SO	IP WLS BF H R ER SO	IP WLS BF H R ER SO	IP WLS BF H R ER SO	IP WLS BF H R ER SO	IP WLS BF H R ER SO	IP WLS BF H R ER SO	IP WLS BF H R ER SO	IP WLS BF H R ER SO	IP WLS BF H R ER SO	IP WLS BF H R ER SO	IP WLS BF H R ER SO	IP WLS BF H R ER SO	IP WLS BF H R ER SO	IP WLS BF H R ER SO	ERA WHIP	ERA WHIP				
55 Matt Beech, L ERA: 4.31	5.2	25	5	1	0	0	0	0	0	0	0	0	0	0	8	13	0.00	0.750										
Toby Borland, R ERA: 4.31	1.1	5	1	0	0	0	0	0	0	0	0	0	0	0	0	8	13	0.00	0.750									
Russ Springer, R ERA: 4.31	1.2	7	0	0	0	0	1	1	0	0	0	0	0	0	9	22	0.00	0.600										
Ricardo Jordan, L ERA: 2.81	0.1	1	0	0	0	1	0	0	0	0	0	0	0	0	3	4	0.00	0.000										
Ken Ryan, R ERA: 2.81	2.0	7	2	0	0	1	0	0	0	0	0	0	0	0	13	19	0.00	1.000										

Los Angeles Dodgers @ Philadelphia Phillies
Veterans Stadium, Philadelphia, PA

Fri Aug 30 1996, 7:05 PM EDT
Att: 22,129 - Unknown - 78 F

AB 42
R 7
H 9
RBI 7
BB 6
SO 8
LOB 19



Batter	1	2	3	4	5	6	7	8	9	10	11	12	AB	R	H	RBI	BB	SO	LOB	BOTTOM								
Mickey Morandini, L OBP: 0.325, SLG: 0.332	P3		G3-1			F8 1B BB	SF9					FC6-5 G6-4-3	3	1	0	1	2	0	2									
Jon Zuber, L ERA: 4.59													4	1	2	0	0	0	1									
Russ Springer, R ERA: 4.31													0	0	0	0	0	0	0									
Ricardo Jordan, L ERA: 2.81													0	0	0	0	0	0	0									
Ricky Clegg, S ERA: 2.81													0	0	0	0	0	0	0									
Ken Ryan, R ERA: 2.81													0	0	0	0	0	0	0									
Ruben Amaro, Jr., S ERA: 2.81													0	0	0	0	0	0	0									
Jeff Parrett, R ERA: 4.07													0	0	0	0	0	0	0									
Gregg Jefferies, S OBP: 0.333, SLG: 0.381	G3-1			SF9 1B 2B		L9	G6-3		F9			G6-3	6	1	2	1	0	0	3									
Benito Santiago, R OBP: 0.315, SLG: 0.493			F8	SF9		F8	FC6-4 1B		G5-3			L9	5	0	1	1	0	0	3									
Jim Eisenreich, L OBP: 0.409, SLG: 0.468				G6-3 1B			FC6-4 1B					F8	5	0	3	2	1	0	2									
Scott Rolen, R OBP: 0.328, SLG: 0.394			F8	G6-3		G4-3			G6-3			FC4 1B	6	0	0	0	0	0	5									
Wendell Magee, R OBP: 0.156, SLG: 0.178			F8			F7			K			G1-3	5	1	1	0	0	1	1									
Kevin Stocker, S OBP: 0.322, SLG: 0.328			G4-3			F8						FC6-5 1B BB	3	1	1	0	1	0	0									
55 Matt Beech, L ERA: 4.31													2	0	0	0	0	0	0									
Toby Borland, R ERA: 4.31													0	0	0	0	0	0	0									
Gene Schall, R OBP: 0.405, SLG: 0.310			G4-3			G5-3			P2			FC6-5 1B	3	1	2	1	0	0	1									
Inning Stats	R: 0 E: 0 K: 0 S: 6	H: 0 LOB: 0 BB: 0 P: 19	R: 0 E: 0 K: 0 S: 11	H: 0 LOB: 1 BB: 1 P: 11	R: 2 E: 0 K: 0 S: 7	H: 3 LOB: 0 BB: 0 P: 13	R: 0 E: 0 K: 0 S: 6	H: 1 LOB: 0 BB: 0 P: 7	R: 1 E: 0 K: 0 S: 13	H: 2 LOB: 2 BB: 1 P: 27	R: 3 E: 0 K: 0 S: 17	H: 4 LOB: 1 BB: 0 P: 25	R: 0 E: 0 K: 1 S: 9	H: 1 LOB: 1 BB: 0 P: 11	R: 0 E: 0 K: 0 S: 12	H: 0 LOB: 1 BB: 1 P: 4	R: 0 E: 0 K: 0 S: 4	H: 0 LOB: 0 BB: 0 P: 13	R: 0 E: 0 K: 0 S: 6	H: 1 LOB: 1 BB: 0 P: 13	R: 0 E: 0 K: 0 S: 11	H: 1 LOB: 1 BB: 0 P: 17	1B: 9 2B: 3 3B: 0 HR: 0	SF: 2 SAC: 0 DP: 2 HBP: 1	WP: 0 PB: 0 SB: 1 CS: 0	PA: 51		
PITCHER	IP WLS BF H R ER SO	IP WLS BF H R ER SO	IP WLS BF H R ER SO	IP WLS BF H R ER SO	IP WLS BF H R ER SO	IP WLS BF H R ER SO	IP WLS BF H R ER SO	IP WLS BF H R ER SO	IP WLS BF H R ER SO	IP WLS BF H R ER SO	IP WLS BF H R ER SO	IP WLS BF H R ER SO	IP WLS BF H R ER SO	IP WLS BF H R ER SO	IP WLS BF H R ER SO	IP WLS BF H R ER SO	IP WLS BF H R ER SO	IP WLS BF H R ER SO	IP WLS BF H R ER SO	IP WLS BF H R ER SO	IP WLS BF H R ER SO	IP WLS BF H R ER SO	ERA WHIP	ERA WHIP				
Tom Candiotti, R ERA: 4.29	5.2	28	4	3	3	0	2	0	0	0	0	0	0	0	15	22	27.00	4.000										
Mark Guthrie, L ERA: 2.16	1.0	8	4	3	3	0	0	0	0	0	0	0	0	0	15	22	27.00	4.000										
Antonio Osuna, R ERA: 2.16	1.1	6	2	0	0	1	0	0	0	0	0	0	0	0	14	19	0.00	1.500										
Scott Radinsky, L ERA: 2.44	0.2	3	0	0	0	0	1	0	0	0	0	0	0	0	7	11	0.00	1.500										
37 Darren Dreifort, R ERA: 3.78	2.1	W	8	1	0	0	0	0	0	0	0	0	0	0	15	22	0.00	0.857										

Los Angeles Dodgers @ Philadelphia Phillies
Veterans Stadium, Philadelphia, PA

Fri Aug 30 1996, 7:05 PM EDT
Att: 22,129 - Unknown - 78 F

AB 44
R 6
H 12
RBI 6
BB 4
SO 1
LOB 21



Batter	1	2	3	4	5	6	7	8	9	AB	R	H	RBI	BB	SO	LOB	TOP				
Todd Hollandsworth, L (1.7) OBP: 0.351, SLG: 0.420	4-1 L9 FC5-4 1B BB		2-2 E 1B	1-1 1B 2B	0-3 K		0-2 FC3-6 FC5-4		0-1 G4-3	5	3	2	2	1	1	4					
Wayne Kirby, L (1.8) OBP: 0.320, SLG: 0.345	0-2 FC5-4 1B		2-2 E4 3B	3-2 1B 1B			1-2 G4-3		1-0 FC5-4	4	2	3	1	0	0	0					
Chad Curtis, R (7. PH) OBP: 0.347, SLG: 0.389	1-2 FC5-4 1B		1-0 G5-3	1-1 1B 1B			1-2 1B 2B		0-2 P7	5	0	2	1	0	0	2					
Mike Piazza, R (1.2) OBP: 0.422, SLG: 0.579	0-0 L9		2-1 G4-3	2-2 HR 1B			2-2 1B		2-1 G6-3	5	1	2	2	0	0	1					
Eric Karros, R (1.3) OBP: 0.309, SLG: 0.474	1-2 FC5-4		2-1 G4-3	1-3 HR 1B			2-3 1B		1-2 1B	5	2	3	2	0	2	3					
Raul Mondesi, R (1.9) OBP: 0.318, SLG: 0.478	2-3 K						1-3 K		0-0 1B	5	1	1	0	0	3	3					
Delino DeShields, L (1.4) OBP: 0.295, SLG: 0.314							3-3 K		0-0 G3	5	1	1	0	0	3	3					
Tim Wallach, R (1.5) OBP: 0.299, SLG: 0.387							4-2 2B BB		0-2 P3	4	1	2	0	1	1	0					
Greg Gagne, R (1.6) OBP: 0.345, SLG: 0.383							0-0 2B		1-0 F8	5	1	1	2	0	1	2					
Ismael Valdez, R (1.1) OBP: 0.140, SLG: 0.143							1-3 K		1-3 K	4	0	2	0	0	2	2					
Chan Ho Park, R (8.1) OBP: 0.105, SLG: 0.056							0-3 K		0-1 K	1	0	0	0	0	1	1					
Antonio Osuna, R (9.1)							0-3 K		1-2 FC3-6 1B	0	0	0	0	0	0	0					
Inning Stats	R: 1 E: 0 K: 1 S: 11	H: 1 LOB: 1 BB: 1 P: 18	R: 0 E: 0 K: 3 S: 9	H: 0 LOB: 0 BB: 0 P: 14	R: 2 E: 1 K: 1 S: 12	H: 2 LOB: 0 BB: 0 P: 20	R: 8 E: 0 K: 2 S: 26	H: 8 LOB: 0 BB: 1 P: 40	R: 0 E: 0 K: 1 S: 7	H: 1 LOB: 2 BB: 0 P: 8	R: 0 E: 0 K: 2 S: 15	H: 2 LOB: 2 BB: 0 P: 23	R: 0 E: 0 K: 0 S: 9	H: 1 LOB: 1 BB: 0 P: 12	R: 0 E: 0 K: 1 S: 12	H: 1 LOB: 1 BB: 0 P: 13	1B: 12 2B: 4 3B: 1 HR: 1	SF: 0 SAC: 0 DP: 0 HBP: 0	WP: 0 PB: 0 SB: 0 CS: 0	PA: 46	
PITCHER	IP WLS BF H R ER SO BB IBB HBP BLK WP HR S P ERA WHIP	IP WLS BF H R ER SO BB IBB HBP BLK WP HR S P ERA WHIP	IP WLS BF H R ER SO BB IBB HBP BLK WP HR S P ERA WHIP	IP WLS BF H R ER SO BB IBB HBP BLK WP HR S P ERA WHIP	IP WLS BF H R ER SO BB IBB HBP BLK WP HR S P ERA WHIP	IP WLS BF H R ER SO BB IBB HBP BLK WP HR S P ERA WHIP	IP WLS BF H R ER SO BB IBB HBP BLK WP HR S P ERA WHIP	IP WLS BF H R ER SO BB IBB HBP BLK WP HR S P ERA WHIP	IP WLS BF H R ER SO BB IBB HBP BLK WP HR S P ERA WHIP	IP WLS BF H R ER SO BB IBB HBP BLK WP HR S P ERA WHIP	IP WLS BF H R ER SO BB IBB HBP BLK WP HR S P ERA WHIP	IP WLS BF H R ER SO BB IBB HBP BLK WP HR S P ERA WHIP	IP WLS BF H R ER SO BB IBB HBP BLK WP HR S P ERA WHIP	IP WLS BF H R ER SO BB IBB HBP BLK WP HR S P ERA WHIP	IP WLS BF H R ER SO BB IBB HBP BLK WP HR S P ERA WHIP	IP WLS BF H R ER SO BB IBB HBP BLK WP HR S P ERA WHIP	IP WLS BF H R ER SO BB IBB HBP BLK WP HR S P ERA WHIP	IP WLS BF H R ER SO BB IBB HBP BLK WP HR S P ERA WHIP	IP WLS BF H R ER SO BB IBB HBP BLK WP HR S P ERA WHIP	IP WLS BF H R ER SO BB IBB HBP BLK WP HR S P ERA WHIP	IP WLS BF H R ER SO BB IBB HBP BLK WP HR S P ERA WHIP

Los Angeles Dodgers @ Philadelphia Phillies
Veterans Stadium, Philadelphia, PA

AB 44
R 11
H 18
RBI 10
BB 2
SO 11
LOB 20



WP: 0 PA: 46
PB: 0
SB: 0
CS: 0

Batter	1	2	3	4	5	6	7	8	9	AB	R	H	RBI	BB	SO	LOB	BOTTOM					
Mickey Morandini, L (1.4) OBP: 0.324, SLG: 0.329	4-0 1B BB		1-0 P4	1-0 L9			0-0 G3		0-1 G5-3	4	0	0	0	1	0	3						
Jon Zuber, L (1.3) OBP: 0.235, SLG: 0.188	1-1 1B		1-0 G4-3				2-2 G4-3		1-0 G4-3	4	1	1	0	1	0	0						
Gregg Jefferies, S (1.7) OBP: 0.334, SLG: 0.382	2-0 F7		1-0 F8				1-0 P5		1-0 P5	5	1	2	1	0	0	2						
Benito Santiago, R (1.2) OBP: 0.314, SLG: 0.492	0-0 P7						0-2 F9 1B 2B		1-1 L7	5	1	1	0	0	1	4						
Jim Eisenreich, L (1.9) OBP: 0.412, SLG: 0.479	3-2 G4-3						1-0 1B E 2B 1B		3-1 1B E 2B 1B	5	2	3	3	0	0	3						
Scott Rolen, R (1.5) OBP: 0.322, SLG: 0.380							3-1 E7 1B 2B		2-3 K	4	1	0	0	1	2	2						
Wendell Magee, R (1.8) OBP: 0.160, SLG: 0.180	2-0 L7						1-2 2B 1B		0-2 F8	5	1	1	0	0	0	2						
Kevin Seick, R (1.6) OBP: 0.362, SLG: 0.488	0-1 3B						0-0 G4-3 2B		4-0 BB	2	0	2	3	2	0	0						
Curt Schilling, R (1.1) OBP: 0.187, SLG: 0.154							1-2 2B 1B		0-0 F9	1	0	0	0	0	0	1						
Larry Mitchell, R (4.1) OBP: 0.325, SLG: 0.342							1-2 2B 1B		0-0 F9	0	0	0	0	0	0	1						
Ricky Otero, S (4. PH) OBP: 0.325, SLG: 0.342							1-2 2B 1B		0-0 F9	0	0	0	0	0	0	1						
Jeff Parrett, R (5.1) OBP: 0.325, SLG: 0.342							1-2 2B 1B		0-0 F9	0	0	0	0	0	0	1						
Gene Schall, R (5. PH) OBP: 0.325, SLG: 0.342							1-2 2B 1B		0-0 F9	0	0	0	0	0	0	1						
Ricardo Jordan, L (7.1) OBP: 0.325, SLG: 0.342							1-2 2B 1B		0-0 F9	0	0	0	0	0	0	1						
Ruben Amaro Jr., S (8. PH) OBP: 0.325, SLG: 0.342							1-2 2B 1B		0-0 F9	0	0	0	0	0	0	1						
Russ Springer, R (9.1) OBP: 0.325, SLG: 0.342							1-2 2B 1B		0-0 F9	0	0	0	0	0	0	1						
Inning Stats	R: 0 E: 0 K: 0 S: 7	H: 1 LOB: 2 BB: 1 P: 17	R: 0 E: 0 K: 0 S: 5	H: 1 LOB: 1 BB: 0 P: 7	R: 0 E: 0 K: 0 S: 3	H: 0 LOB: 0 BB: 0 P: 6	R: 3 E: 1 K: 0 S: 15	H: 3 LOB: 1 BB: 0 P: 23	R: 1 E: 0 K: 1 S: 15	H: 2 LOB: 1 BB: 0 P: 26	R: 0 E: 0 K: 1 S: 7	H: 0 LOB: 1 BB: 1 P: 13	R: 2 E: 0 K: 1 S: 9	H: 2 LOB: 0 BB: 0 P: 13	R: 0 E: 0 K: 0 S: 6	H: 0 LOB: 1 BB: 1 P: 10	R: 1 E: 0 K: 1 S: 12	H: 1 LOB: 2 BB: 2 P: 26	1B: 6 2B: 2 3B: 1 HR: 1	SF: 0 SAC: 0 DP: 0 HBP: 0	WP: 2 PB: 0 SB: 0 CS: 0	PA: 43
PITCHER	IP WLS BF H R ER SO BB IBB HBP BLK WP HR S P ERA WHIP	IP WLS BF H R ER SO BB IBB HBP BLK WP HR S P ERA WHIP	IP WLS BF H R ER SO BB IBB HBP BLK WP HR S P ERA WHIP	IP WLS BF H R ER SO BB IBB HBP BLK WP HR S P ERA WHIP	IP WLS BF H R ER SO BB IBB HBP BLK WP HR S P ERA WHIP	IP WLS BF H R ER SO BB IBB HBP BLK WP HR S P ERA WHIP	IP WLS BF H R ER SO BB IBB HBP BLK WP HR S P ERA WHIP	IP WLS BF H R ER SO BB IBB HBP BLK WP HR S P ERA WHIP	IP WLS BF H R ER SO BB IBB HBP BLK WP HR S P ERA WHIP	IP WLS BF H R ER SO BB IBB HBP BLK WP HR S P ERA WHIP	IP WLS BF H R ER SO BB IBB HBP BLK WP HR S P ERA WHIP	IP WLS BF H R ER SO BB IBB HBP BLK WP HR S P ERA WHIP	IP WLS BF H R ER SO BB IBB HBP BLK WP HR S P ERA WHIP	IP WLS BF H R ER SO BB IBB HBP BLK WP HR S P ERA WHIP	IP WLS BF H R ER SO BB IBB HBP BLK WP HR S P ERA WHIP	IP WLS BF H R ER SO BB IBB HBP BLK WP HR S P ERA WHIP	IP WLS BF H R ER SO BB IBB HBP BLK WP HR S P ERA WHIP	IP WLS BF H R ER SO BB IBB HBP BLK WP HR S P ERA WHIP	IP WLS BF H R ER SO BB IBB HBP BLK WP HR S P ERA WHIP	IP WLS BF H R ER SO BB IBB HBP BLK WP HR S P ERA WHIP	IP WLS BF H R ER SO BB IBB HBP BLK WP HR S P ERA WHIP	

Los Angeles Dodgers @ Philadelphia Phillies
Veterans Stadium, Philadelphia, PA

AB 38
R 7
H 10
RBI 7
BB 5
SO 4
LOB 20



WP: 2 PA: 43
PB: 0
SB: 0
CS: 0

Batter	1	2	3	4	5	6	7	8	9	AB	R	H	RBI	BB	SO	LOB	TOP										
Todd Hollandsworth, L (1.7)	G4-3		G3					HR		3	1	1	0	1	0	0	Los Angeles Dodgers @ Philadelphia Phillies Veterans Stadium, Philadelphia, PA Sun Sep 01 1996, 7:05 PM EDT Att: 24,959 - Unknown - 75 F										
Wayne Kirby, L (1.8)	P7		2B					L8		3	1	0	0	1	0	2											
Mike Piazza, R (1.2)	G5-3		1-H					HR		4	1	2	3	0	0	0											
Eric Karros, R (1.3)		BB	G6-3					K		4	0	1	0	0	1	1											
Raul Mondesi, R (1.9)	F7							P3		4	0	0	0	0	1	1											
Delino DeShields, L (1.4)	FC6-4							P6		2	0	0	0	2	1	0											
Tim Wallach, R (1.5)	P4							K		4	0	0	0	0	1	3											
Greg Gagne, R (1.6)	FC6-4									3	0	0	0	0	0	3											
Hideo Nomo, R (1.1)			G6-3					G4-3		2	0	0	0	0	1	0											
Dave Clark, L (8, PH)										1	0	0	0	0	0	0											
Scott Radinsky, L (8.1)										0	0	0	0	0	0	0											
Todd Worrell, R (8.1)										0	0	0	0	0	0	0											
Inning Stats	R: 0 E: 0 K: 0 S: 6	H: 0 LOB: 0 BB: 0 P: 8	R: 0 E: 0 K: 0 S: 6	H: 1 LOB: 2 BB: 1 P: 14	R: 1 E: 0 K: 0 S: 13	H: 1 LOB: 1 BB: 1 P: 21	R: 0 E: 0 K: 1 S: 8	H: 0 LOB: 0 BB: 0 P: 13	R: 0 E: 0 K: 1 S: 7	H: 0 LOB: 1 BB: 1 P: 15	R: 0 E: 0 K: 0 S: 8	H: 0 LOB: 0 BB: 0 P: 12	R: 0 E: 0 K: 0 S: 4	H: 0 LOB: 0 BB: 1 P: 10	R: 2 E: 0 K: 1 S: 7	H: 2 LOB: 0 BB: 0 P: 9	R: 0 E: 0 K: 1 S: 8	H: 0 LOB: 0 BB: 0 P: 9	1B: 2 2B: 1 3B: 0 HR: 1	SF: 0 SAC: 0 DP: 0 HBP: 0	WP: 0 PB: 0 SB: 0 CS: 1	PA: 34					
PITCHER	IP	WLS	BF	H	R	ER	SO	BB	IBB	HBP	BLK	WP	HR	S	P	ERA	WHIP										
Mike Williams, R (1.1)	8.0	W	31	4	3	3	4	4	0	0	0	0	1	59	102	3.38	1.000										
Ricky Bottalico, R (9.1)	1.0	S	3	0	0	0	1	0	0	0	0	0	0	8	9	0.00	0.000										

Batter	1	2	3	4	5	6	7	8	9	AB	R	H	RBI	BB	SO	LOB	BOTTOM										
Mickey Morandini, L (1.4)	K		K					L3		4	0	0	0	0	2	1	Los Angeles Dodgers @ Philadelphia Phillies Veterans Stadium, Philadelphia, PA Sun Sep 01 1996, 7:05 PM EDT Att: 24,959 - Unknown - 75 F										
Kevin Seick, R (1.6)	1B		K					SF7		4	1	3	0	0	1	1											
Gregg Jefferies, S (1.7)	F7							SF7		3	0	2	1	0	0	1											
Benito Santiago, R (1.2)	F7							E5		4	1	0	0	0	0	4											
Jim Eisenreich, L (1.9)	F8							BB		2	1	0	0	2	0	1											
Ricky Bottalico, L (9.1)								BB		0	0	0	0	0	0	0											
Scott Rolen, R (1.5)	F8							BB		3	1	0	0	1	1	4											
Gene Schall, R (1.3)	F8							BB		3	0	0	0	0	0	0											
Ruben Amaro Jr, S (9.9)								BB		1	1	1	3	0	0	0											
Wendell Magee, R (1.8)								BB		3	1	2	2	1	1	0											
Mike Williams, R (1.1)								BB		2	0	0	0	0	1	0											
Jon Zuber, L (8, PH)								BB		1	0	0	0	0	0	1											
Inning Stats	R: 0 E: 0 K: 1 S: 8	H: 1 LOB: 1 BB: 0 P: 11	R: 0 E: 0 K: 0 S: 5	H: 0 LOB: 0 BB: 0 P: 6	R: 0 E: 0 K: 2 S: 10	H: 0 LOB: 1 BB: 1 P: 16	R: 0 E: 0 K: 1 S: 9	H: 1 LOB: 1 BB: 0 P: 16	R: 1 E: 0 K: 0 S: 6	H: 1 LOB: 0 BB: 0 P: 12	R: 0 E: 0 K: 0 S: 8	H: 2 LOB: 2 BB: 1 P: 18	R: 0 E: 0 K: 2 S: 7	H: 0 LOB: 0 BB: 0 P: 10	R: 5 E: 1 K: 0 S: 18	H: 3 LOB: 1 BB: 2 P: 35	R: 0 E: 0 K: 0 S: 18	H: 0 LOB: 0 BB: 0 P: 9	1B: 5 2B: 1 3B: 1 HR: 1	SF: 1 SAC: 1 DP: 1 HBP: 0	WP: 0 PB: 0 SB: 0 CS: 0	PA: 36					
PITCHER	IP	WLS	BF	H	R	ER	SO	BB	IBB	HBP	BLK	WP	HR	S	P	ERA	WHIP										
Hideo Nomo, R (1.1)	7.0		27	5	1	1	6	1	1	0	0	0	0	8	13	1.29	0.857										
Scott Radinsky, L (8.1)	0.2	L	3	1	1	1	0	0	0	0	0	0	0	8	13	13.50	1.500										
Todd Worrell, R (8.1)	0.1	L	6	2	4	0	0	2	0	0	0	0	0	10	22	0.00	12.000										

AB	30
R	3
H	4
RBI	3
BB	4
SO	5
LOB	10



AB	30
R	6
H	8
RBI	6
BB	4
SO	6
LOB	13



Batter	1	2	3	4	5	6	7	8	9	AB	R	H	RBI	BB	SO	LOB	TOP										
Rickey Henderson, R OBP: 0.419, SLG: 0.384 (1, 7)	2-2 1B 1B	2-2 E3		1-1 WP F8-2 2B		3-2 F8		3-2 L7		5	1	2	0	0	0	0											
Tony Gwynn, L OBP: 0.388, SLG: 0.440 Sean Bergman, R OBP: 0.100, SLG: 0.200 (1, 9) (8, 1)	0-2 F8	0-1 L5		4-2 G1-3 BB		0-1 1B		1-3 K		4	0	1	0	1	1	2											
Steve Finley, L OBP: 0.357, SLG: 0.523 (1, 8)	1-3 1B 1B		0-0 2B 1B	0-1 G1-3		2-2 P4			1-3 K	5	2	2	0	0	1	3											
Ken Caminiti, S OBP: 0.398, SLG: 0.597 (1, 5)	2-2 CI 1B SF8		2-2 1B G5-3 2B	4-0 IBB			4-0 F9 1B BB		1-3 K	2	2	1	0	2	1	0											
Wally Joyner, L OBP: 0.398, SLG: 0.431 (1, 3)	2-2 FC5-4 1B		1-2 1B	1-2 F8-2			0-3 K		1-0 1B	5	0	3	3	0	1	4											
John Flaherty, R OBP: 0.323, SLG: 0.461 (1, 2)	0-1 SF8		1-1 G5-3		1-0 F8		0-0 1B		1-2 L6	4	0	1	2	0	0	2											
Craig Shipley, R OBP: 0.348, SLG: 0.419 Luis Lopez, S OBP: 0.236, SLG: 0.248 Greg Vaughn, R OBP: 0.369, SLG: 0.552 Jody Reed, R OBP: 0.315, SLG: 0.285 (1, 4) (5, 4) (7, PH) (7, 4)	1-1 FC5-4				2-2 G5-3		3-2 F9			2	0	0	0	0	0	1											
Chris Gomez, R OBP: 0.345, SLG: 0.327 (1, 6)		0-0 L7	0-3 K		0-0 F9		2-1 F9			4	0	0	0	0	1	4											
Fernando Valenzuela, L OBP: 0.155, SLG: 0.190 Brian Johnson, R OBP: 0.350, SLG: 0.454 Doug Dasencho, S OBP: 0.125, SLG: 0.125 (1, 1) (8, PH) (8, 9)		1-1 G4-3	2-2 F9		0-0 G1-3			0-0 G4-3		3	0	0	0	0	0	2											
Inning Stats	R: 3 E: 1 K: 0 S: 19	H: 3 LOB: 1 BB: 0 P: 28	R: 0 E: 1 K: 0 S: 8	H: 0 LOB: 1 BB: 0 P: 11	R: 2 E: 0 K: 1 S: 17	H: 3 LOB: 2 BB: 0 P: 25	R: 0 E: 0 K: 0 S: 9	H: 1 LOB: 2 BB: 2 P: 19	R: 0 E: 0 K: 0 S: 6	H: 0 LOB: 0 BB: 0 P: 9	R: 0 E: 0 K: 0 S: 9	H: 1 LOB: 1 BB: 0 P: 14	R: 0 E: 0 K: 1 S: 11	H: 1 LOB: 2 BB: 1 P: 13	R: 0 E: 0 K: 2 S: 10	H: 1 LOB: 1 BB: 0 P: 14	1B: 8 2B: 3 3B: 0 HR: 0	SF: 1 SAC: 0 DP: 1 HBP: 1	WP: 1 PB: 0 SB: 0 CS: 0	PA: 42							
PITCHER	IP	WLS	BF	H	R	ER	SO	BB	IBB	HBP	BLK	WP	HR	S	P	ERA	WHIP										
Rich Hunter, R ERA: 6.58 Jeff Parrett, R ERA: 3.79 Ricardo Jordan, L ERA: 2.14 Larry Mitchell, R ERA: 4.5	(1, 1) (4, 1) (6, 1) (9, 1)	3.0 2.0 3.0 1.0	L 8 12 4	6 1 2 1	5 0 0 0	3 0 0 0	1 1 2 0	0 1 1 0	0 1 0 0	0 0 0 0	0 0 0 0	0 1 0 0	0 0 0 0	44 15 27 10	64 28 45 14	9.00 0.00 0.00 0.00	2.000 1.000 1.000 1.000										

San Diego Padres @ Philadelphia Phillies
Veterans Stadium, Philadelphia, PA
Mon Sep 02 1996, 7:05 PM EDT
Att: 15,263 - Unknown - 82 F

AB	36
R	5
H	10
RBI	5
BB	3
SO	5
LOB	20



Batter	1	2	3	4	5	6	7	8	9	AB	R	H	RBI	BB	SO	LOB	BOTTOM										
Ricky Otero, S OBP: 0.322, SLG: 0.337 (1, 8)	0-1 L9		0-0 FC5-4 1B 1B		1-2 G6-3		0-2 G4-3			4	0	0	0	0	0	1											
Mickey Morandini, L OBP: 0.320, SLG: 0.335 Joel Zuber, L OBP: 0.285, SLG: 0.222 Ricardo Jordan, L OBP: 0.400, SLG: 0.400 Gary Bennett, R OBP: 0.400, SLG: 0.400 Larry Mitchell, R OBP: 0.400, SLG: 0.400 (1, 4) (4, 1) (5, PH) (8, PH) (8, 1) (9, 1)	2-2 L1		2-1 P7		2-2 G5-4-3 1B		1-3 K			2	0	0	0	0	0	1											
Gregg Jefferies, S OBP: 0.338, SLG: 0.386 (1, 7)	2-2 WP 1B		3-2 1B		1-0 G5-4-3		1-1 G5-3			4	0	2	0	0	0	1											
Benito Santiago, R OBP: 0.313, SLG: 0.487 (1, 2)	3-3 K		0-0 1B		1-2 2-3 1B		1-2 L7		0-2 1B	4	0	2	0	0	1	1											
Scott Rolen, R OBP: 0.318, SLG: 0.360 (1, 5)		0-3 K	3-1 G6-3		4-1 FC6-4 BB		0-2 G6-1			3	0	0	0	1	1	4											
Gene Schall, R OBP: 0.378, SLG: 0.351 (1, 3)		3-2 G5-3		3-2 2B		0-0 FC6-4		2-2 G4-3 PB 2B		4	1	2	0	0	0	1											
Wendell Magee, R OBP: 0.207, SLG: 0.250 (1, 9)		4-2 BB		0-0 G5-3		3-1 P3		0-2 G4-3		3	0	0	0	1	0	3											
Kevin Sefcik, R OBP: 0.364, SLG: 0.510 (1, 6) (4, 4)		0-0 F7		2-2 G6-3			0-2 G1-3		2-3 K	4	0	0	0	0	1	2											
Rich Hunter, R OBP: 0.214, SLG: 0.154 Kevin Stocker, S OBP: 0.321, SLG: 0.327 (1, 1) (3, PH) (4, 6)			2-2 FC5-4 1B		1-0 F7		2-2 F7		3-H F8	0	0	0	0	0	0	0											
Inning Stats	R: 0 E: 0 K: 1 S: 14	H: 1 LOB: 1 BB: 0 P: 21	R: 0 E: 0 K: 1 S: 10	H: 0 LOB: 1 BB: 1 P: 17	R: 0 E: 0 K: 0 S: 14	H: 3 LOB: 3 BB: 0 P: 24	R: 0 E: 0 K: 0 S: 9	H: 1 LOB: 1 BB: 0 P: 15	R: 0 E: 1 K: 0 S: 7	H: 0 LOB: 1 BB: 1 P: 15	R: 0 E: 0 K: 0 S: 11	H: 0 LOB: 0 BB: 0 P: 13	R: 0 E: 0 K: 1 S: 11	H: 1 LOB: 1 BB: 0 P: 13	R: 1 E: 0 K: 1 S: 12	H: 1 LOB: 0 BB: 0 P: 17	1B: 6 2B: 2 3B: 0 HR: 0	SF: 0 SAC: 0 DP: 1 HBP: 0	WP: 1 PB: 1 SB: 0 CS: 0	PA: 36							
PITCHER	IP	WLS	BF	H	R	ER	SO	BB	IBB	HBP	BLK	WP	HR	S	P	ERA	WHIP										
Fernando Valenzuela, L ERA: 3.55 Sean Bergman, R ERA: 4.39	(1, 1) (8, 1)	7.0 2.0	W 8	6 2	0 1	0 0	2 2	2 0	0 0	0 0	0 0	0 0	0 0	74 23	118 30	0.00 0.00	1.143 1.000										

San Diego Padres @ Philadelphia Phillies
Veterans Stadium, Philadelphia, PA
Mon Sep 02 1996, 7:05 PM EDT
Att: 15,263 - Unknown - 82 F

AB	34
R	1
H	8
RBI	0
BB	2
SO	4
LOB	15



Batter	1	2	3	4	5	6	7	8	9	AB	R	H	RBI	BB	SO	LOB	TOP								
Rickey Henderson, R OBP: 0.418, SLG: 0.362	4-0 CS BB BB		2-2 F9			1-1 G5-3		2-1 F9		3	0	0	0	1	0	0	San Diego Padres @ Philadelphia Phillies Veterans Stadium, Philadelphia, PA Tue Sep 03 1996, 7:05 PM EDT Att: 16,797 - Unknown - 80 F livebaseballscorecards.com								
Steve Finley, L OBP: 0.356, SLG: 0.523	1-3 K			2-2 G4-3		3-2 E8 2B		2-1 G4-3		4	0	1	0	0	1	1									
Ken Caminiti, S OBP: 0.397, SLG: 0.593	4-1 BB			0-0 F8		2-3 K			3-2 G4-3	3	0	0	0	1	1	1									
Greg Vaughn, R OBP: 0.369, SLG: 0.556	2-2 F8			2-2 F9			0-1 HR		0-0 F9	4	1	1	1	0	0	2									
Craig Shipley, R OBP: 0.344, SLG: 0.411	3-2 CS	1-0 G5-3			0-2 L1		1-0 F9		0-0 BB	4	0	1	0	0	0	0									
Luis Lopez, S OBP: 0.236, SLG: 0.248									1-2 BB	0	0	0	0	0	0	0									
Wally Joyner, L OBP: 0.399, SLG: 0.433		4-1 G6-4-3 BB			1-0 F8		1-2 BB		1-2 L5	3	0	1	0	1	0	1									
Brian Johnson, R OBP: 0.301, SLG: 0.480			1-2 G6-4-3		0-1 HR		0-1 G4-3			2	1	1	1	0	0	1									
Scott Livingstone, L OBP: 0.331, SLG: 0.369										1	0	0	0	0	0	1									
John Faherty, R OBP: 0.323, SLG: 0.461										0	0	0	0	0	0	0									
Chris Gomez, R OBP: 0.343, SLG: 0.324			2-3 K		2-3 K		2-0 F7			3	0	0	0	0	2	1									
Joey Hamilton, R OBP: 0.185, SLG: 0.238			2-2 L7					0-0 G4-3		2	0	0	0	0	1	0									
Tim Worrell, R OBP: 0.206, SLG: 0.158										0	0	0	0	0	0	0									
Tony Gwynn, L OBP: 0.387, SLG: 0.439										1	0	0	0	0	0	0									
Trevor Hoffman, R OBP: 0.167, SLG: 0.167										0	0	0	0	0	0	0									
Inning Stats	R: 0 E: 0 K: 1 S: 10	H: 0 LOB: 1 BB: 2 P: 24	R: 0 E: 0 K: 0 S: 5	H: 0 LOB: 0 BB: 1 P: 11	R: 0 E: 0 K: 1 S: 13	H: 0 LOB: 0 BB: 0 P: 19	R: 0 E: 0 K: 0 S: 8	H: 0 LOB: 0 BB: 0 P: 12	R: 1 E: 0 K: 1 S: 10	H: 1 LOB: 0 BB: 0 P: 13	R: 0 E: 1 K: 2 S: 11	H: 1 LOB: 1 BB: 0 P: 18	R: 1 E: 0 K: 0 S: 9	H: 2 LOB: 1 BB: 0 P: 13	R: 0 E: 0 K: 0 S: 5	H: 0 LOB: 0 BB: 0 P: 9	R: 0 E: 0 K: 0 S: 11	H: 1 LOB: 1 BB: 0 P: 15	1B: 1 2B: 2 3B: 0 HR: 2	SF: 0 SAC: 0 DP: 1 HBP: 0	WP: 0 PB: 0 SB: 0 CS: 1	PA: 34			
PITCHER	IP	WLS	BF	H	R	ER	SO	BB	IBB	HBP	BLK	WP	HR	S	P	ERA	WHIP								
Mike Mims, L ERA: 5.54	5.0	W	17	1	1	1	3	3	0	0	0	0	1	46	79	1.80	0.800								
Toby Borland, R ERA: 4.31	2.0		9	3	1	1	2	0	0	0	0	0	1	20	31	4.50	1.500								
Ken Ryan, R ERA: 2.62	2.0	S	7	1	0	0	0	0	0	0	0	0	0	16	24	0.00	0.500								

Batter	1	2	3	4	5	6	7	8	9	AB	R	H	RBI	BB	SO	LOB	BOTTOM								
Ricky Otero, S OBP: 0.327, SLG: 0.346	2-2 BLK G4-3 2B	2-2 CS 1B			0-2 G6-4-3 1B		1-1 P6			4	1	3	1	0	0	1	San Diego Padres @ Philadelphia Phillies Veterans Stadium, Philadelphia, PA Tue Sep 03 1996, 7:05 PM EDT Att: 16,797 - Unknown - 80 F livebaseballscorecards.com								
Mickey Morandini, L OBP: 0.300, SLG: 0.323	2-2 L7	2-1 P3			1-2 G6-4-3		4-0 BB			3	0	0	0	1	0	3									
Gregg Jefferies, S OBP: 0.337, SLG: 0.393	2-1 G4-3		3-2 HR		2-3 K		0-3 K			4	1	1	2	0	2	2									
Benito Santiago, R OBP: 0.317, SLG: 0.488	4-1 1B BB		0-3 K			0-0 G6-3 1B		0-1 S 1B HR 1B		3	2	2	0	1	1	0									
Jon Zuber, L OBP: 0.304, SLG: 0.273	1-0 1B		1-1 G3			3-2 G6-3		2-1 S 1B HR 1B		4	1	2	0	0	0	1									
Scott Rolen, R OBP: 0.391, SLG: 0.390	1-0 1B		2-1 G6-3			2-2 G3-1		2-1 S HR		4	1	2	4	0	0	0									
Wendell Magee, R OBP: 0.194, SLG: 0.233	1-3 K			3-3 K			0-2 G6-3		0-3 K	4	0	0	0	0	3	2									
Kevin Stocker, S OBP: 0.323, SLG: 0.335		0-0 1B 2B			1-1 G4-3			2-1 3B 2B		4	2	2	0	0	0	0									
Mike Mims, L OBP: 0.120, SLG: 0.120		2-3 K			2-1 L1-3			2-1 3B		2	0	0	0	0	1	1									
Toby Borland, R										0	0	0	0	0	0	0									
Gene Schall, R OBP: 0.391, SLG: 0.421										1	0	1	1	0	0	0									
Desi Relaford, S OBP: 0.091, SLG: 0.091										0	0	0	0	0	0	0									
Ken Ryan, R OBP: 0.167, SLG: 0.167										1	0	0	0	0	1	0									
Inning Stats	R: 2 E: 0 K: 1 S: 15	H: 3 LOB: 2 BB: 1 P: 28	R: 1 E: 0 K: 1 S: 10	H: 2 LOB: 0 BB: 0 P: 15	R: 1 E: 0 K: 1 S: 10	H: 1 LOB: 0 BB: 0 P: 16	R: 0 E: 0 K: 1 S: 7	H: 0 LOB: 0 BB: 0 P: 13	R: 0 E: 0 K: 0 S: 10	H: 1 LOB: 0 BB: 0 P: 13	R: 0 E: 0 K: 0 S: 10	H: 1 LOB: 0 BB: 0 P: 15	R: 1 E: 0 K: 1 S: 12	H: 2 LOB: 2 BB: 1 P: 21	R: 3 E: 0 K: 2 S: 13	H: 3 LOB: 0 BB: 0 P: 17	1B: 7 2B: 3 3B: 1 HR: 2	SF: 0 SAC: 0 DP: 2 HBP: 0	WP: 0 PB: 0 SB: 2 CS: 1	PA: 36					
PITCHER	IP	WLS	BF	H	R	ER	SO	BB	IBB	HBP	BLK	WP	HR	S	P	ERA	WHIP								
Joey Hamilton, R ERA: 4.2	6.1	L	27	10	5	5	5	1	0	0	1	1	1	69	111	7.11	1.737								
Tim Worrell, R ERA: 3.12	0.2		3	0	0	0	1	1	0	0	0	0	0	5	10	0.00	1.500								
Trevor Hoffman, R ERA: 2.28	1.0		6	3	3	3	2	0	0	0	0	0	1	13	17	27.00	3.000								



Batter	1	2	3	4	5	6	7	8	9	AB	R	H	RBI	BB	SO	LOB	TOP											
Rickey Henderson, R OBP: 0.415, SLG: 0.358	(1,7) C K	(1,7) C F9		(1,7) C FC4			(1,7) C F9			4	0	0	0	0	1	2												
Tony Gwynn, L OBP: 0.393, SLG: 0.448	(1,9) B 1B			(1,9) B L8			(1,9) B G6-4-3		(1,9) B 1B	4	2	4	0	0	0	0												
Steve Finley, L OBP: 0.356, SLG: 0.520	(1,8) B P4			(1,8) B BB			(1,8) B G6-4-3		(1,8) B K	3	0	0	0	1	1	3												
Ken Caminiti, S OBP: 0.396, SLG: 0.591	(1,5) B S			(1,5) B L8			(1,5) B K		(1,5) B F7	4	0	1	1	0	1	3												
John Flaherty, R OBP: 0.322, SLG: 0.458	(1,2) B BB			(1,2) B SF8			(1,2) B G6-3		(1,2) B F7	2	0	0	1	1	0	1												
Wally Joyner, L OBP: 0.397, SLG: 0.431	(1,3) B F7			(1,3) B G3			(1,3) B CS		(1,3) B G6-3	4	0	1	0	0	0	3												
Chris Gomez, R OBP: 0.340, SLG: 0.321				(1,6) B L9			(1,6) B P3		(1,6) B G4-3	4	0	0	0	0	1	1												
Jody Reed, R OBP: 0.315, SLG: 0.284				(1,4) B CS			(1,4) B K		(1,4) B L6	4	0	1	0	0	1	0												
Scott Sanders, R OBP: 0.267, SLG: 0.345	(1,1) B 1-2			(1,1) B 1B			(1,1) B FC4			3	0	2	0	0	0	0												
Trevor Hoffman, R (9,1)										0	0	0	0	0	0	0												
Inning Stats	R: 1 E: 0 K: 1 S: 15	H: 2 LOB: 2 BB: 1 P: 28	R: 0 E: 0 K: 0 S: 11	H: 2 LOB: 1 BB: 0 P: 18	R: 1 E: 0 K: 0 S: 5	H: 1 LOB: 1 BB: 1 P: 11	R: 0 E: 0 K: 1 S: 9	H: 1 LOB: 0 BB: 0 P: 10	R: 0 E: 0 K: 1 S: 7	H: 1 LOB: 1 BB: 0 P: 10	R: 0 E: 0 K: 0 S: 4	H: 0 LOB: 0 BB: 0 P: 7	R: 0 E: 0 K: 1 S: 7	H: 1 LOB: 1 BB: 0 P: 8	R: 0 E: 0 K: 0 S: 6	H: 0 LOB: 0 BB: 0 P: 11	1B: 8 2B: 2 3B: 0 HR: 0	SF: 1 SAC: 0 DP: 2 HBP: 0	WP: 0 PA: 35 PB: 0 CS: 1 SB: 2									
PITCHER	IP	WLS	BF	H	R	ER	SO	BB	IBB	HBP	BLK	WP	HR	S	P	ERA	WHIP											
55 Matt Beech, L ERA: 5.6	(1,1)	8.0	L	32	9	2	2	5	2	0	0	0	0	0	65	103	2.25	1.375										
Ricardo Jordan, L ERA: 2.11	(9,1)	0.1		1	0	0	0	0	0	0	0	0	0	1	2	0.00	0.000											
Toby Borland, R ERA: 4.28	(9,1)	0.2		2	0	0	0	0	0	0	0	0	0	5	9	0.00	0.000											

San Diego Padres @ Philadelphia Phillies
Veterans Stadium, Philadelphia, PA
Wed Sep 04 1996, 7:05 PM EDT
Att: 18,754 - Unknown - 78 F

AB	32
R	2
H	9
RBI	2
BB	2
SO	5
LOB	13



Batter	1	2	3	4	5	6	7	8	9	AB	R	H	RBI	BB	SO	LOB	BOTTOM										
Ricky Otero, S OBP: 0.326, SLG: 0.350	(1,8) C F7			(1,8) C E			(1,8) C G3-1		(1,8) C B2	4	1	1	0	0	0	0											
Mickey Morandini, L OBP: 0.319, SLG: 0.320	(1,4) B G6-3			(1,4) B F7			(1,4) B G4-3		(1,4) B G1-6-3	3	0	0	0	1	0	0											
Gregg Jefferies, S OBP: 0.339, SLG: 0.394	(1,7) B G6-3			(1,7) B G1-3			(1,7) B 1B		(1,7) B L9	4	0	2	0	0	0	0											
Benito Santiago, R OBP: 0.314, SLG: 0.484	(1,2) B G6-3			(1,2) B K			(1,2) B L8		(1,2) B G6-3	4	0	0	0	0	1	3											
Jon Zuber, L OBP: 0.296, SLG: 0.240	(1,3) B G4-3			(1,3) B G6-4-3			(1,3) B G6-3		(1,3) B G3-1	3	0	0	0	1	0	3											
Scott Rolen, R OBP: 0.324, SLG: 0.388				(1,5) B L8			(1,5) B G3			3	0	1	0	0	0	1											
Wendell Magee, R OBP: 0.185, SLG: 0.222	(1,9) B F7			(1,9) B G6-4-3			(1,9) B K			3	0	0	0	0	1	2											
Kevin Stocker, S OBP: 0.321, SLG: 0.332	(1,6) B SAFE			(1,6) B P5			(1,6) B G3		(1,6) B G3	3	0	0	0	0	0	1											
55 Matt Beech, L (1,1)				(1,1) B P4			(1,1) B F7			2	0	0	0	0	0	1											
Gene Schall, R (8,PH)										1	0	0	0	0	1	0											
Ricardo Jordan, L (9,1)										0	0	0	0	0	0	0											
Toby Borland, R (9,1)										0	0	0	0	0	0	0											
Inning Stats	R: 0 E: 0 K: 0 S: 9	H: 1 LOB: 2 BB: 1 P: 14	R: 0 E: 0 K: 0 S: 13	H: 1 LOB: 0 BB: 0 P: 20	R: 1 E: 1 K: 1 S: 10	H: 1 LOB: 0 BB: 0 P: 16	R: 0 E: 0 K: 0 S: 6	H: 0 LOB: 0 BB: 1 P: 10	R: 0 E: 0 K: 0 S: 8	H: 0 LOB: 0 BB: 0 P: 12	R: 0 E: 0 K: 0 S: 8	H: 1 LOB: 1 BB: 0 P: 10	R: 0 E: 0 K: 1 S: 6	H: 0 LOB: 0 BB: 0 P: 11	R: 0 E: 0 K: 1 S: 6	H: 0 LOB: 0 BB: 0 P: 8	R: 0 E: 0 K: 0 S: 6	H: 0 LOB: 0 BB: 0 P: 9	1B: 3 2B: 0 3B: 1 HR: 0	SF: 0 SAC: 0 DP: 1 HBP: 0	WP: 0 PA: 32 PB: 0 CS: 0 SB: 0						
PITCHER	IP	WLS	BF	H	R	ER	SO	BB	IBB	HBP	BLK	WP	HR	S	P	ERA	WHIP										
Scott Sanders, R ERA: 3.2	(1,1)	8.0	W	29	4	1	0	3	2	0	0	0	0	66	101	0.00	0.750										
Trevor Hoffman, R ERA: 2.25	(9,1)	1.0	S	3	0	0	0	0	0	0	0	0	0	6	9	0.00	0.000										

San Diego Padres @ Philadelphia Phillies
Veterans Stadium, Philadelphia, PA
Wed Sep 04 1996, 7:05 PM EDT
Att: 18,754 - Unknown - 78 F

AB	30
R	1
H	4
RBI	0
BB	2
SO	3
LOB	11



Batter	1	2	3	4	5	6	7	8	9	AB	R	H	RBI	BB	SO	LOB	TOP								
Brian McRae, S OBP: 0.366, SLG: 0.426 (1, 8)	0-0 P6		0-2 HR		3-2 CS	3-3 K		1-2 G4-3		4	1	1	1	0	1	1									
Tyler Houston, L OBP: 0.349, SLG: 0.475 (1, 2)	0-1 F9		0-0 G6-3			1-3 K		1-2 F7		4	0	0	0	0	1	1									
Mark Grace, L OBP: 0.403, SLG: 0.461 (1, 3)	4-2 BB			0-3 K		2-1 G4-3			2-0 P6	3	0	0	0	1	1	0									
Luis Gonzalez, L OBP: 0.360, SLG: 0.452 (1, 7)	0-1 F7			1-1 F8			0-2 G4-3		0-0 L4-3 1B	4	0	1	0	0	0	1									
Dave Magadan, L OBP: 0.378, SLG: 0.387 (1, 5)		2-3 K		0-1 2B			0-0 1B		2-1 L4-3	4	0	2	0	0	1	1									
23 Ryne Sandberg, R OBP: 0.307, SLG: 0.437 (1, 4)		1-3 K		0-2 G5-3			1-3 K			3	0	0	0	0	2	2									
Ozzie Timmons, R OBP: 0.283, SLG: 0.351 (1, 9)		3-1 G6-3			1-2 FC6-4 1B		0-1 F9			3	0	1	0	0	0	1									
Rey Sanchez, R OBP: 0.272, SLG: 0.250 (1, 6)			1-2 L4		2-1 L8			2-2 G4-3 2B		3	0	1	0	0	0	1									
Frank Castillo, R OBP: 0.132, SLG: 0.098 (4, 1)			2-2 G5-3		0-1 FC6-4 CS			0-3 K		1	0	0	0	0	0	0									
Larry Casian, R OBP: 0.227, SLG: 0.350 (5, PH)										0	0	0	0	0	0	0									
Scott Bullett, L OBP: 0.133, SLG: 0.103 (5, PH)										0	0	0	0	0	0	0									
Kent Bottenfield, R OBP: 0.133, SLG: 0.103 (6, 1)										0	0	0	0	0	0	0									
Amaury Telemaco, R OBP: 0.206, SLG: 0.333 (7, 1)										0	0	0	0	0	0	0									
Bob Patterson, R OBP: 0.167, SLG: 0.100 (8, 1)										0	0	0	0	0	0	0									
Turk Wendell, L OBP: 0.272, SLG: 0.500 (8, 1)										0	0	0	0	0	0	0									
Inning Stats	R: 0 E: 0 K: 0 S: 9	H: 0 LOB: 1 BB: 1 P: 13	R: 0 E: 0 K: 2 S: 8	H: 0 LOB: 0 BB: 1 P: 14	R: 1 E: 0 K: 0 S: 11	H: 1 LOB: 0 BB: 0 P: 14	R: 0 E: 0 K: 1 S: 10	H: 1 LOB: 1 BB: 0 P: 11	R: 0 E: 0 K: 0 S: 9	H: 0 LOB: 0 BB: 0 P: 15	R: 0 E: 0 K: 1 S: 11	H: 1 LOB: 1 BB: 0 P: 17	R: 0 E: 0 K: 1 S: 10	H: 1 LOB: 1 BB: 0 P: 11	R: 0 E: 0 K: 1 S: 12	H: 1 LOB: 1 BB: 0 P: 16	R: 0 E: 0 K: 0 S: 4	H: 1 LOB: 0 BB: 0 P: 8	1B: 3 2B: 3 3B: 0 HR: 1	SF: 0 SAC: 0 DP: 1 HBP: 0	WP: 0 PB: 0 SB: 0 CS: 1	PA: 33			
PITCHER Curt Schilling, R ERA: 3.23 (1, 1)	IP: 9.0 WLS: W BF: 32 H: 6 R: 1 ER: 1 SO: 7 BB: 1 IBB: 0 HBP: 0 BLK: 0 WP: 0 HR: 1 S: 84 P: 119 ERA: 1.00 WHIP: 0.778																								

Chicago Cubs @ Philadelphia Phillies
Veterans Stadium, Philadelphia, PA
Thu Sep 05 1996, 7:05 PM EDT
Att: 18,164 - Unknown - 80 F

AB 31
R 1
H 6
RBI 1
BB 1
SO 7
LOB 10



Batter	1	2	3	4	5	6	7	8	9	AB	R	H	RBI	BB	SO	LOB	BOTTOM							
Ricky Otero, S OBP: 0.324, SLG: 0.354 (1, 8)	2-1 FC6-4 3B		1-2 G3	1-2 G6-3		2-2 G3		1-2 F8		5	1	1	0	0	0	4								
Mickey Morandini, L OBP: 0.321, SLG: 0.321 (1, 4)	4-2 FC6-4 HBP		1-2 F9		1-1 1B		1-3 K			3	0	1	0	0	1	0								
Gregg Jefferies, S OBP: 0.338, SLG: 0.392 (1, 7)	0-2 FC6-4 HR		3-2 F7		3-2 L6 S 1B		1-1 G6-3			4	1	1	1	0	0	1								
Benito Santiago, R OBP: 0.318, SLG: 0.491 (1, 2)	2-0 HR			3-2 G6-3	4-0 IBB		4-2 1B BB			2	1	1	2	2	0	0								
Ruben Amaro Jr, S OBP: 0.376, SLG: 0.468 (1, 9)	0-0 G4-3			1-2 WP 1B 1B	3-2 P5		0-0 1B		1-2 1B	4	1	2	0	0	0	3								
Scott Rolen, R OBP: 0.321, SLG: 0.384 (1, 5)	2-1 G5-3			0-0 1B WP 1B	0-0 L6		1-1 P6			4	1	1	0	0	0	5								
Gene Schall, R OBP: 0.373, SLG: 0.395 (1, 3)		1-1 F8		3-0 E 1B 1B		0-3 K		2-1 G6-3		4	1	1	1	0	1	0								
Kevin Stocker, S OBP: 0.325, SLG: 0.338 (1, 6)		4-2 CS BB		1-2 E8 1B 1B		3-2 K		1-1 G6-3		3	0	2	1	1	0	0								
Curt Schilling, R OBP: 0.204, SLG: 0.208 (1, 1)		0-3 K		1-3 3H 1B	2-2 G6-3 1B		1-2 G5-3		0-0 1B	4	0	2	1	0	1	2								
Inning Stats	R: 3 E: 0 K: 0 S: 13	H: 2 LOB: 0 BB: 0 P: 23	R: 0 E: 0 K: 1 S: 8	H: 0 LOB: 1 BB: 1 P: 13	R: 0 E: 0 K: 0 S: 9	H: 0 LOB: 0 BB: 0 P: 14	R: 3 E: 1 K: 0 S: 19	H: 5 LOB: 1 BB: 0 P: 30	R: 0 E: 0 K: 0 S: 9	H: 2 LOB: 2 BB: 1 P: 20	R: 0 E: 0 K: 1 S: 16	H: 1 LOB: 1 BB: 0 P: 22	R: 0 E: 0 K: 1 S: 12	H: 1 LOB: 1 BB: 0 P: 19	R: 0 E: 0 K: 0 S: 8	H: 1 LOB: 1 BB: 0 P: 12	1B: 9 2B: 2 3B: 1 HR: 1	SF: 0 SAC: 0 DP: 2 HBP: 1	WP: 1 PB: 0 SB: 1 CS: 1	PA: 37				
PITCHER Frank Castillo, R ERA: 5.05 (1, 1)	IP: 3.1 WLS: L BF: 18 H: 7 R: 6 ER: 5 SO: 1 BB: 1 IBB: 0 HBP: 0 BLK: 0 WP: 0 HR: 1 S: 44 P: 74 ERA: 13.50 WHIP: 2.400																							
Larry Casian, L ERA: 3.07 (4, 1)	0.2	1	0	0	0	0	0	0	0	0	0	0	0	0	0	0								
Kent Bottenfield, R ERA: 2.95 (5, 1)	1.0	5	2	0	0	0	0	0	0	0	0	0	0	0	0	0								
Amaury Telemaco, R ERA: 6.24 (6, 1)	1.0	4	1	0	0	1	0	0	0	0	0	0	0	0	0	0								
Bob Patterson, L ERA: 2.72 (7, 1)	1.0	5	1	0	0	1	1	0	0	0	0	0	0	0	0	0								

Chicago Cubs @ Philadelphia Phillies
Veterans Stadium, Philadelphia, PA
Thu Sep 05 1996, 7:05 PM EDT
Att: 18,164 - Unknown - 80 F

AB 33
R 6
H 12
RBI 6
BB 3
SO 3
LOB 15



Batter	1	2	3	4	5	6	7	8	9	AB	R	H	RBI	BB	SO	LOB	TOP										
Brian McRae, S OBP: 0.367, SLG: 0.424	F8		1B		L4		BB BB BB		F8	4	1	1	0	1	0	1	Chicago Cubs @ Philadelphia Phillies Veterans Stadium, Philadelphia, PA Fri Sep 06 1996, 7:05 PM EDT Att: 17,803 - Unknown - 80 F										
Ozzie Timmons, R OBP: 0.278, SLG: 0.373	K		F7		F9		BB BB BB FC3-6		HR	5	2	1	1	0	1	3											
Mark Grace, L OBP: 0.404, SLG: 0.462	G4-3		L7				BB BB BB E BB		WP	3	1	1	0	2	0	1											
Luis Gonzalez, L OBP: 0.341, SLG: 0.442		E3	G1-3		F7		FC3-6 BB		K	3	1	0	0	0	0	3											
Dave Magadan, L OBP: 0.377, SLG: 0.380		FC5-4					FC3-6 BB		K	0	0	0	0	1	1	0											
23 Ryne Sandberg, R OBP: 0.308, SLG: 0.443		FC5-4					G6-3			2	0	0	0	1	1	0											
Scott Servais, R OBP: 0.333, SLG: 0.387		SF8			G4-3		L6		K	3	0	0	1	0	1	1											
Rey Sanchez, R OBP: 0.276, SLG: 0.251					G4-3		L9			3	0	1	0	1	0	1											
Dave Swartzbaugh, R OBP: 0.358, SLG: 0.531		G6-3					G4-3		G6-4-3	1	0	0	0	1	0	2											
Jim Bullinger, R OBP: 0.280, SLG: 0.267										0	0	0	0	0	0	0											
Inning Stats	R: 0 E: 0 K: 1 S: 8	H: 0 LOB: 2 BB: 0 P: 12	R: 1 E: 1 K: 0 S: 13	H: 0 LOB: 2 BB: 2 P: 26	R: 0 E: 0 K: 0 S: 13	H: 1 LOB: 1 BB: 0 P: 15	R: 1 E: 0 K: 1 S: 7	H: 1 LOB: 0 BB: 0 P: 10	R: 0 E: 0 K: 0 S: 10	H: 0 LOB: 2 BB: 2 P: 15	R: 0 E: 0 K: 0 S: 10	H: 1 LOB: 1 BB: 0 P: 17	R: 3 E: 2 K: 0 S: 13	H: 0 LOB: 3 BB: 3 P: 27	R: 0 E: 0 K: 1 S: 6	H: 1 LOB: 0 BB: 0 P: 11	R: 1 E: 0 K: 2 S: 13	H: 2 LOB: 1 BB: 0 P: 17	1B: 3 2B: 1 3B: 0 HR: 2	SF: 1 SAC: 0 DP: 1 HBP: 0	WP: 1 PB: 0 SB: 1 CS: 0	PA: 41					
PITCHER	IP	WLS	BF	H	R	ER	SO	BB	IBB	HBP	BLK	WP	HR	S	P	ERA	WHIP										
Mike Williams, R ERA: 5.12	6.0		26	3	2	1	2	3	1	0	0	0	1	58	95	1.50	1.000										
Ken Ryan, R ERA: 2.61	0.1	L	4	0	3	0	0	2	0	0	0	0	0	7	17	0.00	6.000										
Ricardo Jordan, L ERA: 2.11	0.0		1	0	0	0	0	1	0	0	0	0	0	2	6	∞	∞										
Toby Borland, R ERA: 4.19	1.2		5	1	0	0	1	0	0	0	0	0	0	10	15	0.00	0.600										
Ricky Bottalico, R ERA: 3.64	1.0		5	2	1	1	2	0	0	0	0	1	1	13	17	9.00	2.000										

AB 33
R 6
H 6
RBI 5
BB 7
SO 5
LOB 19



Batter	1	2	3	4	5	6	7	8	9	AB	R	H	RBI	BB	SO	LOB	BOTTOM										
Ricky Otero, S OBP: 0.322, SLG: 0.352	F9		K	L3		L8			B1-3	5	0	1	0	0	1	0	Chicago Cubs @ Philadelphia Phillies Veterans Stadium, Philadelphia, PA Fri Sep 06 1996, 7:05 PM EDT Att: 17,803 - Unknown - 80 F										
Mickey Morandini, L OBP: 0.321, SLG: 0.320	1B		BB		F8		F7		B1-3	4	1	1	0	1	0	1											
Gregg Jefferies, S OBP: 0.341, SLG: 0.394	1B		BB		G4-3		G4-3		G3-1	4	1	2	1	1	0	1											
Benito Santiago, R OBP: 0.317, SLG: 0.487	K		1B		P5		K		G6-3	5	0	1	0	0	2	4											
Scott Rolen, R OBP: 0.319, SLG: 0.403	F9		F8		HR		K			4	1	1	2	0	1	4											
Gene Schall, R OBP: 0.400, SLG: 0.400		BB	G1-4-3		BB		1B		1B	2	0	1	0	2	0	2											
Wendell Magee, R OBP: 0.203, SLG: 0.254	K		G5-3		G5-3		1B		1B	4	1	2	0	0	1	2											
Kevin Stocker, S OBP: 0.322, SLG: 0.334	K		G3		K		K		K	4	0	0	0	0	3	4											
Mike Williams, R OBP: 0.184, SLG: 0.149		P1			G5-3		F7		K	2	0	0	1	0	0	1											
Inning Stats	R: 0 E: 0 K: 1 S: 13	H: 2 LOB: 2 BB: 0 P: 26	R: 0 E: 0 K: 2 S: 13	H: 0 LOB: 1 BB: 1 P: 22	R: 1 E: 0 K: 1 S: 14	H: 2 LOB: 2 BB: 1 P: 20	R: 1 E: 0 K: 0 S: 10	H: 1 LOB: 0 BB: 0 P: 15	R: 2 E: 0 K: 0 S: 10	H: 1 LOB: 1 BB: 2 P: 24	R: 0 E: 0 K: 1 S: 5	H: 0 LOB: 0 BB: 0 P: 6	R: 0 E: 0 K: 1 S: 7	H: 0 LOB: 0 BB: 0 P: 12	R: 0 E: 0 K: 3 S: 14	H: 2 LOB: 2 BB: 0 P: 21		R: 0 E: 0 K: 0 S: 11	H: 1 LOB: 1 BB: 0 P: 15	1B: 7 2B: 1 3B: 0 HR: 1	SF: 0 SAC: 0 DP: 0 HBP: 0	WP: 0 PB: 0 SB: 4 CS: 0	PA: 40				
PITCHER	IP	WLS	BF	H	R	ER	SO	BB	IBB	HBP	BLK	WP	HR	S	P	ERA	WHIP										
Dave Swartzbaugh, R ERA: 6.81	4.2		24	6	4	4	4	4	0	0	0	0	0	7	10	0.00	0.000										
Bob Patterson, L ERA: 2.68	0.2		2	0	0	0	0	0	0	0	0	0	0	4	7	0.00	0.000										
Terry Adams, R ERA: 3.08	1.1		6	2	0	0	4	0	0	0	0	0	0	17	26	0.00	1.500										
Turk Wendell, R ERA: 2.5	1.0	S	4	1	0	0	0	0	0	0	0	0	0	11	15	0.00	1.000										

AB 36
R 4
H 9
RBI 4
BB 4
SO 9
LOB 21



Batter	1	2	3	4	5	6	7	8	9	AB	R	H	RBI	BB	SO	LOB	TOP					
Brian McRae, S OBP: 0.368, SLG: 0.427 (1, 8)										4	1	2	0	0	1	1	Chicago Cubs @ Philadelphia Phillies Veterans Stadium, Philadelphia, PA Sat Sep 07 1996, 3:33 AM EDT Att: 18,021 - Sunny - 83 F					
Ozzie Timmons, R OBP: 0.289, SLG: 0.375 (1, 9)										2	1	1	0	1	0	1						
Mark Grace, L OBP: 0.403, SLG: 0.461 (1, 3)										3	0	1	1	0	0	2						
Luis Gonzalez, L OBP: 0.357, SLG: 0.448 (8, PH)										3	0	1	0	0	0	0						
Dave Magadan, L OBP: 0.367, SLG: 0.368 (1, 5)											4	0	0	0	0	2						
23 Ryne Sandberg, R OBP: 0.306, SLG: 0.440 (1, 4)											4	0	0	0	0	1						
Scott Servais, R OBP: 0.332, SLG: 0.388 (1, 2)											4	0	1	0	0	0						
Rey Sanchez, R OBP: 0.280, SLG: 0.253 (1, 6)											2	0	1	0	1	0						
Steve Trachsel, R OBP: 0.119, SLG: 0.203 (7, PH)											2	0	0	0	2	1						
Brooks Kieschnick, L OBP: 0.296, SLG: 0.396 (7, 1)											1	0	0	0	0	2						
Kent Bottenfield, R OBP: 0.500, SLG: 0.500 (7, 1)											0	0	0	0	0	0						
Larry Casian, R OBP: 0.253, SLG: 0.306 (8, 7)											0	0	0	0	0	0						
Mike Campbell, R OBP: 0.400, SLG: 0.600 (7, 1)											0	0	0	0	0	0						
Inning Stats	R: 1 E: 0 K: 0 S: 9	H: 1 LOB: 0 BB: 0 P: 17	R: 0 E: 0 K: 0 S: 7	H: 0 LOB: 0 BB: 0 P: 13	R: 0 E: 0 K: 2 S: 9	H: 0 LOB: 0 BB: 0 P: 12	R: 1 E: 0 K: 0 S: 8	H: 2 LOB: 1 BB: 1 P: 16	R: 0 E: 0 K: 1 S: 8	H: 1 LOB: 1 BB: 0 P: 12	R: 0 E: 0 K: 0 S: 7	H: 1 LOB: 0 BB: 0 P: 14	R: 0 E: 0 K: 0 S: 6	H: 1 LOB: 2 BB: 1 P: 17	R: 0 E: 0 K: 1 S: 8	H: 1 LOB: 1 BB: 0 P: 14	R: 0 E: 0 K: 0 S: 8	H: 0 LOB: 0 BB: 0 P: 11	1B: 5 2B: 2 3B: 0 HR: 0	SF: 1 SAC: 1 DP: 2 HBP: 0	WP: 0 PB: 0 SB: 0 CS: 0	PA: 34
PITCHER	IP	WLS	BF	H	R	ER	SO	BB	IBB	HBP	BLK	WP	HR	S	P	ERA	WHIP					
Rich Hunter, R ERA: 6.1 (1, 1)	7.0	W	27	6	2	2	3	1	1	0	0	0	0	54	101	2.57	1.000					
Toby Borland, R ERA: 4.17 (8, 1)	0.1		2	1	0	0	0	0	0	0	0	0	0	3	5	0.00	3.000					
Ricardo Jordan, L ERA: 2.08 (8, 1)	0.1	S	4	0	0	0	0	0	0	0	0	0	0	1	2	0.00	0.000					
Ricky Bottalico, R ERA: 3.56 (8, 1)	1.1						1	0	0	0	0	0	0	12	18	0.00	0.000					

AB	30
R	2
H	7
RBI	1
BB	2
SO	4
LOB	11



Batter	1	2	3	4	5	6	7	8	9	AB	R	H	RBI	BB	SO	LOB	BOTTOM				
Ricky Otero, S OBP: 0.324, SLG: 0.359 (8, 1)										4	1	2	0	0	0	1	Chicago Cubs @ Philadelphia Phillies Veterans Stadium, Philadelphia, PA Sat Sep 07 1996, 3:33 AM EDT Att: 18,021 - Sunny - 83 F				
Ricardo Jordan, L OBP: 0.333, SLG: 0.667 (8, 1)										4	1	2	2	0	1	2					
Mickey Morandini, L OBP: 0.303, SLG: 0.330 (1, 4)										3	0	1	0	1	0	1					
Gregg Jefferies, S OBP: 0.343, SLG: 0.393 (1, 7)										3	0	0	0	1	2	3					
Benito Santiago, R OBP: 0.316, SLG: 0.484 (1, 2)											1	0	0	0	1	3					
Scott Rolen, R OBP: 0.322, SLG: 0.400 (4, 5)											2	0	0	0	0	0					
Kevin Seick, R OBP: 0.351, SLG: 0.491 (1, 3)											4	0	0	0	2	5					
Wendell Magee, R OBP: 0.205, SLG: 0.296 (1, 9)											4	1	1	1	0	0					
Kevin Stocker, S OBP: 0.324, SLG: 0.342 (1, 6)											4	1	2	0	0	0					
Rich Hunter, R OBP: 0.188, SLG: 0.133 (7, PH)											2	0	0	0	0	0					
Ruben Amaro Jr, S OBP: 0.375, SLG: 0.475 (8, 9)										2	0	1	1	0	0	1					
Inning Stats	R: 0 E: 0 K: 2 S: 13	H: 2 LOB: 3 BB: 1 P: 22	R: 0 E: 0 K: 0 S: 5	H: 0 LOB: 0 BB: 0 P: 7	R: 1 E: 0 K: 2 S: 13	H: 2 LOB: 0 BB: 0 P: 22	R: 0 E: 0 K: 0 S: 8	H: 0 LOB: 0 BB: 0 P: 11	R: 1 E: 0 K: 1 S: 11	H: 1 LOB: 0 BB: 0 P: 16	R: 0 E: 0 K: 1 S: 6	H: 0 LOB: 0 BB: 0 P: 8	R: 1 E: 0 K: 0 S: 10	H: 2 LOB: 2 BB: 1 P: 20	R: 0 E: 0 K: 0 S: 11	H: 2 LOB: 1 BB: 0 P: 15	1B: 3 2B: 2 3B: 2 HR: 2	SF: 0 SAC: 0 DP: 0 HBP: 1	WP: 1 PB: 0 SB: 1 CS: 0	PA: 36	
PITCHER	IP	WLS	BF	H	R	ER	SO	BB	IBB	HBP	BLK	WP	HR	S	P	ERA	WHIP				
Steve Trachsel, R ERA: 2.9 (1, 1)	6.0		25	2	2	2	6	1	0	1	0	0	0	6	10	-	-				
Kent Bottenfield, R ERA: 2.7 (7, 1)	0.0	L	2	2	1	1	0	0	0	0	0	0	0	3	8	0.00	0.000				
Larry Casian, L ERA: 2.93 (7, 1)	0.2		3	0	0	0	0	0	1	0	0	1	0	3	8	0.00	0.000				
Mike Campbell, R ERA: 3.51 (7, 1)	1.1		6	2	1	1	0	0	0	0	0	0	1	12	17	6.75	1.500				

AB	33
R	4
H	9
RBI	4
BB	2
SO	6
LOB	16



Batter	1	2	3	4	5	6	7	8	9	AB	R	H	RBI	BB	SO	LOB	TOP											
Brian McRae, S OBP: 0.366, SLG: 0.425 (1, 8)	0-0 P6		1-1 F9		1-1 1B 23 SF9 BB		2-1 G3		0-1 L4	5	1	1	1	0	0	0	Chicago Cubs @ Philadelphia Phillies Veterans Stadium, Philadelphia, PA Sun Sep 08 1996, 3:33 AM EDT Att: 27,600 - Sunny - 87 F											
Ozzie Timmons, R OBP: 0.288, SLG: 0.364 Terry Adams, R (7, 1)	2-1 L7		0-0 F9		4-0 23 SF9 1B BB		2-0 G6-3		1-1 L7	3	0	0	0	1	0	0												
Todd Haney, R OBP: 0.237, SLG: 0.176 Turk Wendell, L OBP: 0.667, SLG: 0.500 (9, 1)					1-2 BB					1	0	0	0	0	0	0												
Mark Grace, L OBP: 0.404, SLG: 0.462 (1, 3)	0-1 G6-3				1-2 1B					4	1	2	0	0	1	0												
23 Ryne Sandberg, R OBP: 0.307, SLG: 0.440 (1, 4)		2-1 1B SF7 1B		4-2 FC5-4 BB	1-2 SF9			1-1 G3-1		2	1	1	1	1	0	0												
Leo Gomez, R OBP: 0.341, SLG: 0.441 Dave Magadan, L OBP: 0.371, SLG: 0.368 José Hernández, R OBP: 0.296, SLG: 0.394 (8, 5)		3-1 1B		0-2 FC5-4 FC6-4	1-3 K			4-0 BLK 2B BB		3	0	1	0	0	1	4												
Scott Servais, R OBP: 0.333, SLG: 0.391 (1, 2)	0-0 SF7			3-2 FC6-4	1-3 K		2-2 1B HBP	2-0 CS 2B		2	0	1	3	0	0	1												
Luis Gonzalez, L OBP: 0.356, SLG: 0.444 (1, 7)	3-H F7			1-2 L6			2-0 L8	4-0 IBB		3	0	0	0	1	0	3												
Rey Sanchez, R OBP: 0.284, SLG: 0.262 (1, 6)	1-3 K				0-2 SH5-4 1B 2B		2-1 L6-3 1B	3-2 G4-3		4	1	2	0	0	1	3												
Jaime Navarro, R OBP: 0.141, SLG: 0.155 Bob Patterson, R OBP: 0.333, SLG: 0.333 Scott Bulett, L OBP: 0.253, SLG: 0.306 Doug Glanville, R OBP: 0.241, SLG: 0.333 (9, 9)			2-1 G6-3		1-0 SH5-4 2B		0-1 L6-3	2-2 G4-3		2	0	0	0	0	0	2												
Inning Stats	R: 0 E: 0 K: 0 S: 5	H: 0 LOB: 0 BB: 0 P: 7	R: 1 E: 0 K: 1 S: 13	H: 2 LOB: 1 BB: 0 P: 20	R: 0 E: 0 K: 0 S: 5	H: 0 LOB: 0 BB: 0 P: 8	R: 1 E: 0 K: 0 S: 11	H: 1 LOB: 1 BB: 0 P: 19	R: 2 E: 0 K: 1 S: 15	H: 3 LOB: 2 BB: 1 P: 24	R: 0 E: 0 K: 0 S: 7	H: 1 LOB: 1 BB: 0 P: 13	R: 0 E: 0 K: 1 S: 6	H: 0 LOB: 0 BB: 0 P: 12	R: 1 E: 0 K: 0 S: 6	H: 1 LOB: 1 BB: 2 P: 20		R: 0 E: 0 K: 0 S: 9	H: 0 LOB: 0 BB: 0 P: 12	1B: 6 2B: 3 3B: 0 HR: 0	SF: 2 SAC: 1 DP: 1 HBP: 1	WP: 0 PB: 0 SB: 0 CS: 1	PA: 38					
PITCHER	IP	WLS	BF	H	R	ER	SO	BB	IBB	HBP	BLK	WP	HR	S	P	ERA		WHIP										
Mike Mims, L ERA: 5.69	4.1	L	21	6	4	4	1	2	0	0	0	0	0	42	69	8.31		1.846										
Russ Springer, R ERA: 4.95	0.2		2	0	0	0	1	0	0	0	0	0	0	7	9	0.00		0.000										
Calvin Maduro, R ERA:	1.0		4	1	0	0	0	0	0	1	0	0	0	7	13	0.00		1.000										
Ken Ryan, R ERA: 2.65	2.0		8	1	1	1	1	1	1	0	1	0	0	12	32	4.50	1.000											
Ricardo Jordan, L ERA: 1.99	1.0		3	0	0	0	0	0	0	0	0	0	0	9	12	0.00	0.000											

Batter	1	2	3	4	5	6	7	8	9	AB	R	H	RBI	BB	SO	LOB	BOTTOM												
Ricky Otero, S OBP: 0.323, SLG: 0.357 Ricardo Jordan, L (9, 1)	1-2 2B 1B		0-2 L8		0-1 G6-3	2-1 G4-3		0-0 G1-6-3		5	0	1	0	0	0	4	Chicago Cubs @ Philadelphia Phillies Veterans Stadium, Philadelphia, PA Sun Sep 08 1996, 3:33 AM EDT Att: 27,600 - Sunny - 87 F												
Kevin Stocker, S OBP: 0.327, SLG: 0.349 (1, 6)	2-2 1B 2B		1-1 G4-3		3-2 1B		2-2 2B 1B		2-2 G4-3	5	1	3	0	0	0	0													
Mickey Morandini, L OBP: 0.322, SLG: 0.327 (1, 4)	3-3 K		1-0 L7		1-0 L6		0-3 K		4-0 1B BB	4	0	0	0	1	2	4													
Gregg Jefferies, S OBP: 0.344, SLG: 0.392 (1, 7)	4-0 FC4-6 IBB			1-3 K		1-0 E6 2B		0-0 L7	0-2 1B	4	1	1	0	1	1	1													
Gene Schall, R OBP: 0.375, SLG: 0.389 (1, 3)	2-2 P3			1-0 1B		1-0 L9		0-0 1B 2B	1-3 K	5	0	2	1	0	1	6													
Kevin Sevcik, R OBP: 0.355, SLG: 0.500 (1, 5)	0-0 FC4-6			1-2 1B		1-0 2B		2-1 F9	0-3 K	5	1	2	0	0	1	6													
Wendell Magee, R OBP: 0.208, SLG: 0.307 (9, 8)		0-2 L9		3-1 P3		1-2 26 G4-3 2B		2-1 F8		4	0	1	2	0	2	Chicago Cubs @ Philadelphia Phillies Veterans Stadium, Philadelphia, PA Sun Sep 08 1996, 3:33 AM EDT Att: 27,600 - Sunny - 87 F													
Gary Bennett, R OBP: 0.375, SLG: 0.286 Ruben Amaro Jr., S OBP: 0.382, SLG: 0.481 (9, 9)		1-3 K		2-3 K		2-2 26 G4-3 BB		0-0 BB 1B		2	0	0	0	1	2			2											
Mike Mims, L OBP: 0.115, SLG: 0.115 Russ Springer, R OBP: 0.299, SLG: 0.099 Jon Zupnik, R OBP: 0.276, SLG: 0.222 Calvin Maduro, R OBP: 0.253, SLG: 0.306 26 David Doster, R OBP: 0.307, SLG: 0.167 Ken Ryan, R OBP: 0.317, SLG: 0.360 Benito Santiago, R OBP: 0.241, SLG: 0.344 (9, 2)		2-0 G6-3		1-2 G5-3		2-2 G4-3		4-1 G1-6-3 BB		1	0	0	0	0	0			0											
Inning Stats	R: 0 E: 0 K: 1 S: 13	H: 2 LOB: 3 BB: 1 P: 25	R: 0 E: 0 K: 1 S: 8	H: 0 LOB: 0 BB: 0 P: 11	R: 0 E: 0 K: 2 S: 12	H: 2 LOB: 2 BB: 0 P: 20	R: 0 E: 0 K: 0 S: 13	H: 1 LOB: 1 BB: 0 P: 18	R: 2 E: 1 K: 0 S: 16	H: 2 LOB: 2 BB: 1 P: 28	R: 1 E: 0 K: 1 S: 12	H: 2 LOB: 1 BB: 0 P: 16	R: 0 E: 0 K: 0 S: 5	H: 1 LOB: 1 BB: 1 P: 11	R: 0 E: 0 K: 2 S: 17			H: 1 LOB: 2 BB: 1 P: 24	1B: 7 2B: 4 3B: 0 HR: 0	SF: 0 SAC: 0 DP: 1 HBP: 0	WP: 0 PB: 0 SB: 0 CS: 0	PA: 42							
PITCHER	IP	WLS	BF	H	R	ER	SO	BB	IBB	HBP	BLK	WP	HR	S	P			ERA	WHIP										
Jaime Navarro, R ERA: 3.62	6.0	W	28	7	2	1	4	1	0	0	0	0	0	68	110			1.50	1.333										
Bob Patterson, L ERA: 2.53	0.2		3	1	1	1	1	0	0	0	0	0	0	9	11			13.50	1.500										
Terry Adams, R ERA: 3.03	1.1		6	2	0	0	0	1	0	0	0	0	0	8	16			0.00	2.250										
Turk Wendell, R ERA: 2.47	1.0	S	5	1	0	0	2	1	0	0	0	0	0	17	24			0.00	2.000										

Batter	1	2	3	4	5	6	7	8	9	AB	R	H	RBI	BB	SO	LOB	TOP				
Ricky Otero, S OBP: 0.325, SLG: 0.357 (1, 8)	G4-3		G3					2B E BB		3	1	1	0	1	0	0	Philadelphia Phillies @ Houston Astros Astrodome, Houston, TX Tue Sep 10 1996, 8:05 PM EDT Att: 12,700 - Dome				
Kevin Stocker, S OBP: 0.329, SLG: 0.354 (1, 6)	L9		L5-3					E9 SH 2B		4	1	2	0	0	0	1					
Mickey Morandini, L OBP: 0.322, SLG: 0.326 (1, 4)			L5-3					SH CS		2	0	0	1	1	0	1					
Gregg Jefferies, S OBP: 0.343, SLG: 0.390 (1, 7)	F8							G5-3		4	0	1	0	0	0	2					
Bento Santiago, R OBP: 0.317, SLG: 0.481 (1, 2)										3	0	0	0	1	1	1					
Gene Schall, R OBP: 0.353, SLG: 0.362 (1, 3)										4	1	0	0	0	1	2					
Wendell Magee, R OBP: 0.222, SLG: 0.329 (1, 9)										4	0	2	1	0	0	0					
Kevin Seick, R OBP: 0.338, SLG: 0.475 (1, 5)										3	0	0	0	0	0	3					
Curt Schilling, R OBP: 0.193, SLG: 0.196 (1, 1)										3	0	0	0	0	0	2					
Inning Stats	R: 0 E: 0 K: 0 S: 10	H: 0 LOB: 1 BB: 1 P: 17	R: 0 E: 0 K: 0 S: 10	H: 1 LOB: 2 BB: 1 P: 17	R: 0 E: 0 K: 0 S: 3	H: 1 LOB: 0 BB: 0 P: 6	R: 1 E: 2 K: 0 S: 7	H: 2 LOB: 1 BB: 0 P: 16	R: 0 E: 0 K: 1 S: 8	H: 0 LOB: 0 BB: 0 P: 13	R: 0 E: 0 K: 1 S: 7	H: 0 LOB: 0 BB: 0 P: 8	R: 2 E: 1 K: 0 S: 11	H: 1 LOB: 0 BB: 1 P: 21	R: 0 E: 0 K: 0 S: 4	H: 0 LOB: 0 BB: 0 P: 7	1B: 4 2B: 3 3B: 0 HR: 0	SF: 0 SAC: 1 DP: 1 HBP: 0	WP: 0 PB: 0 SB: 0 CS: 2	PA: 35	
PITCHER	IP	WLS	BF	H	R	ER	SO	BB	IBB	HBP	BLK	WP	HR	S	P	ERA	WHIP				
Doug Drabek, R ERA: 4.56 (1, 1)	6.0		23	5	1	1	1	2	0	0	0	0	0	51	87	1.50	1.167				
Doug Brocail, R ERA: 4.84 (7, 1)	1.1		6	1	2	1	1	1	0	0	0	0	0	15	23	6.75	1.500				
Alvin Morman, L ERA: 5.22 (8, 1)	0.2	W	2	0	0	0	0	0	0	0	0	0	0	3	6	0.00	0.000				
Xavier Hernandez, R ERA: 4.44 (9, 1)	1.0	S	3	0	0	0	0	0	0	0	0	0	0	4	7	0.00	0.000				

Batter	1	2	3	4	5	6	7	8	9	AB	R	H	RBI	BB	SO	LOB	BOTTOM				
Brian Hunter, R OBP: 0.308, SLG: 0.377 (1, 8)	G4-3 5 1B 2B		G4-3					E1 WP G3 SF9 1B		4	2	3	0	0	0	2	Philadelphia Phillies @ Houston Astros Astrodome, Houston, TX Tue Sep 10 1996, 8:05 PM EDT Att: 12,700 - Dome				
John Casaratosi, S OBP: 0.310, SLG: 0.364 (1, 7)	L6		G4-3					G3		4	0	0	0	0	0	4					
Xavier Hernandez, L (9, 1)										0	0	0	0	0	0	0					
Craig Biggio, R OBP: 0.392, SLG: 0.434 (1, 4)	G4-3							SF9		3	0	0	1	0	1	1					
5 Jeff Bagwell, R OBP: 0.449, SLG: 0.577 (1, 3)										4	0	1	1	0	2	1					
Derek Bell, R OBP: 0.323, SLG: 0.439 (1, 9)	P3									3	0	0	0	0	0	1					
Bill Spiers, L OBP: 0.327, SLG: 0.414 (1, 5)										2	0	1	0	0	1	0					
Dave Hajek, R OBP: 0.600, SLG: 0.750 (6, 5)										1	0	1	0	0	0	0					
Tony Eusebio, R OBP: 0.314, SLG: 0.357 (1, 2)										3	0	1	0	0	0	2					
Kirt Manwaring, R OBP: 0.302, SLG: 0.282 (9, 2)										0	0	0	0	0	0	0					
Orlando Miller, R OBP: 0.292, SLG: 0.421 (1, 6)										3	1	2	0	0	0	0					
Doug Drabek, R ERA: 4.56 (1, 1)	8.0		31	10	4	4	4	0	0	0	0	0	0	0	0	3	Houston Astros				
Doug Brocail, L ERA: 4.84 (7, 1)	1.1		6	1	2	1	1	1	0	0	0	0	0	0	0	0					
Alvin Morman, L (8, 1)	0.2	W	2	0	0	0	0	0	0	0	0	0	0	0	0	0	0				
Derrick May, L OBP: 0.341, SLG: 0.391 (8, 9)	1.0	S	3	0	0	0	0	0	0	0	0	0	0	0	0	0	0				
James Mouton, R OBP: 0.341, SLG: 0.352 (9, 7)	1.0	S	3	0	0	0	0	0	0	0	0	0	0	0	0	0	0				
Inning Stats	R: 1 E: 0 K: 0 S: 11	H: 2 LOB: 1 BB: 0 P: 19	R: 0 E: 1 K: 0 S: 11	H: 1 LOB: 0 BB: 0 P: 16	R: 0 E: 0 K: 1 S: 9	H: 1 LOB: 0 BB: 0 P: 11	R: 0 E: 0 K: 2 S: 10	H: 0 LOB: 0 BB: 0 P: 13	R: 0 E: 0 K: 0 S: 8	H: 2 LOB: 1 BB: 0 P: 11	R: 0 E: 0 K: 0 S: 4	H: 0 LOB: 0 BB: 0 P: 4	R: 0 E: 0 K: 0 S: 5	H: 1 LOB: 0 BB: 0 P: 6	R: 3 E: 1 K: 1 S: 14	H: 3 LOB: 1 BB: 0 P: 21	1B: 9 2B: 1 3B: 0 HR: 0	SF: 1 SAC: 0 DP: 4 HBP: 0	WP: 1 PB: 0 SB: 0 CS: 0	PA: 31	
PITCHER	IP	WLS	BF	H	R	ER	SO	BB	IBB	HBP	BLK	WP	HR	S	P	ERA	WHIP				
Curt Schilling, R ERA: 3.3 (1, 1)	8.0	L	31	10	4	4	4	0	0	0	0	0	0	72	101	4.50	1.250				

Batter	1	2	3	4	5	6	7	8	9	AB	R	H	RBI	BB	SO	LOB	TOP					
Ricky Otero, S (1, 8) OBP: 0.327, SLG: 0.355 Russ Springer, R (7, 1) OBP: 0.059, SLG: 0.059	2-1 FC3-6 1B			2-1 L9	0-1 G4-3		0-0 P8			4	0	1	0	0	0	4	Philadelphia Phillies @ Houston Astros Astrodome, Houston, TX Thu Sep 12, 1996, 4:33 AM EDT Att: 16,103 - Dome					
Kevin Stocker, S (1, 6) OBP: 0.333, SLG: 0.365	1-1 FC3-6 G4-6-3 1-2			3-2 E 2B		2-3 K		1-1 G5-3		4	1	1	0	0	1	1						
Mickey Morandini, L (1, 4) OBP: 0.325, SLG: 0.334	1 SAFE G4-6-3 1-2			0-0 E6 1B 2-H		2-3 K		1-0 G3		4	0	1	0	0	1	1						
Gregg Jefferies, S (1, 7) OBP: 0.339, SLG: 0.383		1-1 P9		2-0 L7		2-2 G3-1		0-0 P7		4	0	0	0	0	0	1						
Jon Zuber, L (1, 3) OBP: 0.359, SLG: 0.343		2-3 K		1 SAFE 0-0 FC6-4 1B 1-2			2-0 HBP 1B		0-0 G1-3		4	0	2	0	0	1		0				
Wendell Magee, R (1, 9) OBP: 0.222, SLG: 0.310		2-2 G6-3		0-2 FC6-4 1-2			1-0 HBP 1B 1-2		1-3 K		4	0	1	0	0	1		2				
Kevin Sevcik, R (1, 5) OBP: 0.342, SLG: 0.455 26 David Doster, R (7, PR) OBP: 0.296, SLG: 0.352				3-3 K		1-0 F9		3-2 HBP		0-2 P4		2	0	0	0	1		0				
Gary Bennett, R (1, 2) OBP: 0.300, SLG: 0.222 Ruben Amaro Jr., S (7, PH) OBP: 0.374, SLG: 0.470				0-0 F9		0-3 K		2-3 K				2	0	0	0	0		1	0			
Mike Williams, R (1, 1) OBP: 0.196, SLG: 0.163 Benito Santiago, R (7, PH) OBP: 0.316, SLG: 0.475				0-3 K		2-1 1B		1-3 K				1	0	0	0	1		3				
Inning Stats	R: 0 E: 0 K: 0 S: 6	H: 1 LOB: 0 BB: 0 P: 9	R: 0 E: 0 K: 1 S: 8	H: 0 LOB: 0 BB: 0 P: 13	R: 0 E: 0 K: 2 S: 9	H: 0 LOB: 0 BB: 0 P: 12	R: 1 E: 1 K: 0 S: 11	H: 3 LOB: 2 BB: 0 P: 18	R: 0 E: 0 K: 1 S: 8	H: 1 LOB: 1 BB: 0 P: 11	R: 0 E: 0 K: 2 S: 10	H: 0 LOB: 0 BB: 0 P: 16	R: 0 E: 0 K: 12 S: 12	H: 2 LOB: 3 BB: 0 P: 21	R: 0 E: 0 K: 0 S: 4	H: 0 LOB: 0 BB: 0 P: 6		R: 0 E: 0 K: 1 S: 7	H: 0 LOB: 0 BB: 0 P: 8	1B: 6 2B: 1 3B: 0 HR: 0	SF: 0 SAC: 0 DP: 1 HBP: 1	WP: 0 PB: 0 SB: 0 CS: 0
PITCHER Darryl Kile, R (1, 1) ERA: 4.19	IP: 9.0 WLS: W BF: 34 H: 7 R: 1 ER: 1 SO: 9 BB: 0 IBB: 0 HBP: 1 BLK: 0 WP: 0 HR: 0 S: 75 P: 114 ERA: 1.00 WHIP: 0.778															PITCHER						

Batter	1	2	3	4	5	6	7	8	9	AB	R	H	RBI	BB	SO	LOB	BOTTOM			
Brian Hunter, R (1, 8) OBP: 0.308, SLG: 0.380	1-2 G6-3	2-2 5-3			0-3 K		0-1 B5-3			4	0	0	0	0	1	0	Philadelphia Phillies @ Houston Astros Astrodome, Houston, TX Thu Sep 12, 1996, 4:33 AM EDT Att: 16,103 - Dome			
John Cangelosi, S (1, 7) OBP: 0.388, SLG: 0.365 James Mouton, R (9, 7) OBP: 0.344, SLG: 0.353	0-1 G4-3 2B		1-1 G4-1		1-1 P4		1-1 P9			4	1	1	0	0	0	0				
Craig Biggio, R (1, 4) OBP: 0.392, SLG: 0.430	0-1 G4-3		4-1 E BB		1-1 G6-3		0-3 K			3	1	0	0	1	1	1				
5 Jeff Bagwell, R (1, 3) OBP: 0.451, SLG: 0.586	1-0 E5 1B		1-3 K		1-2 K		0-1 G3-1 G4-3 1B		0-0 HR	4	2	3	2	0	1	1				
Derek Bell, R (1, 9) OBP: 0.324, SLG: 0.440	1-1 WP 2-H 1B		1-0 E9 2-H 1B		1-2 G4-3		1-2 G4-3		1-3 K	4	0	2	2	0	1	1				
Bill Spillers, L (1, 5) OBP: 0.327, SLG: 0.410	1-2 WP HBP		2-3 K		1-0 G3-1		2-3 G3-1			2	0	0	0	0	1	2				
Orlando Miller, R (1, 6) OBP: 0.289, SLG: 0.418	1-3 K2-3			1-2 G6-3		1-3 K2-3				3	0	0	0	0	2	3				
Randy Knorr, R (1, 2) OBP: 0.253, SLG: 0.298 Bobby Abreu, L (7, PH) OBP: 0.299, SLG: 0.279		3-3 K CS		3-2 F8		1-3 K				2	0	0	0	0	1	0				
Darryl Kile, R (1, 1) OBP: 0.183, SLG: 0.209	2-2 G6-3		1-1 F9		2-3 K					3	0	0	0	0	1	1				
Inning Stats	R: 2 E: 1 K: 1 S: 15	H: 3 LOB: 2 BB: 0 P: 20	R: 0 E: 0 K: 1 S: 9	H: 0 LOB: 0 BB: 0 P: 16	R: 1 E: 2 K: 2 S: 13	H: 1 LOB: 1 BB: 1 P: 22	R: 0 E: 0 K: 0 S: 10	H: 0 LOB: 0 BB: 0 P: 15	R: 0 E: 0 K: 1 S: 7	H: 0 LOB: 0 BB: 0 P: 9	R: 0 E: 0 K: 1 S: 10	H: 1 LOB: 1 BB: 0 P: 13	R: 0 E: 0 K: 2 S: 8	H: 0 LOB: 0 BB: 0 P: 11	R: 1 E: 0 K: 2 S: 9	H: 1 LOB: 0 BB: 0 P: 11		1B: 4 2B: 1 3B: 0 HR: 1	SF: 0 SAC: 0 DP: 0 HBP: 1	WP: 1 PB: 1 SB: 0 CS: 1
PITCHER Mike Williams, R (1, 1) ERA: 5.1 Russ Springer, R (7, 1) ERA: 4.75	IP: 6.0 WLS: L BF: 25 H: 5 R: 3 ER: 3 SO: 6 BB: 1 IBB: 0 HBP: 1 BLK: 0 WP: 0 HR: 0 S: 64 P: 95 ERA: 4.50 WHIP: 1.000															PITCHER				

AB	33
R	1
H	7
RBI	0
BB	0
SO	9
LOB	15



AB	30
R	4
H	6
RBI	4
BB	1
SO	10
LOB	9



Batter	1	2	3	4	5	6	7	8	9	AB	R	H	RBI	BB	SO	LOB	TOP				
Ricky Otero, S OBP: 0.332, SLG: 0.358	G4-3		G3				2B SF9 1B	G3		4	1	1	0	1	0	1	Philadelphia Phillies @ Chicago Cubs Wrigley Field, Chicago, IL Sat Sep 14 1996, 3:33 AM CDT Att: 36,290 - Overcast - 57 F				
Kevin Stocker, S OBP: 0.336, SLG: 0.375	CS 1B 1B			2B 3B	1B		SF9 FC4-6 2B	G4-3		5	2	4	0	0	0	0					
Gregg Jefferies, S OBP: 0.344, SLG: 0.397	CS 1B			HR 2B	P8		SF9	BB BB		3	1	2	2	1	0	2					
Benito Santiago, R OBP: 0.321, SLG: 0.480	2-3 1-2 2-3			HR		1B 2B	FC4-6 IBB	G6-3 BB		2	2	1	2	3	1	2					
Jon Zuber, L OBP: 0.313, SLG: 0.295	G6-3			K		2B G1-2-3 1B	FC4-6	G6-3		5	0	1	1	0	1	3					
Wendell Magee, R OBP: 0.204, SLG: 0.284	G1-3			G4-3		K	F7			4	0	0	0	0	1	3					
Mickey Morandini, L OBP: 0.324, SLG: 0.337	G5-3			G1-3		2B		2B		4	0	2	1	0	0	0					
Kevin Sevcik, R OBP: 0.325, SLG: 0.417			G6-3		L9		F7			3	0	0	0	1	0	1					
Mike Mimbs, L OBP: 0.103, SLG: 0.103			K		P6		G1-2-3			3	0	0	0	0	1	3					
Ken Ryan, R OBP: 0.143, SLG: 0.143						3-H		F8		1	0	0	0	0	0	1					
Inning Stats	R: 0 E: 0 K: 1 S: 10	H: 2 LOB: 1 BB: 0 P: 17	R: 0 E: 0 K: 0 S: 7	H: 0 LOB: 0 BB: 0 P: 12	R: 0 E: 0 K: 1 S: 10	H: 0 LOB: 0 BB: 0 P: 16	R: 3 E: 0 K: 1 S: 12	H: 3 LOB: 0 BB: 0 P: 18	R: 0 E: 0 K: 0 S: 13	H: 1 LOB: 2 BB: 1 P: 21	R: 2 E: 0 K: 0 S: 8	H: 2 LOB: 1 BB: 1 P: 18	R: 0 E: 0 K: 0 S: 19	H: 1 LOB: 1 BB: 2 P: 27	R: 0 E: 0 K: 0 S: 5	H: 0 LOB: 1 BB: 2 P: 15	1B: 5 2B: 4 3B: 1 HR: 1	SF: 1 SAC: 0 DP: 2 HBP: 0	WP: 0 PB: 0 SB: 0 CS: 2	PA: 41	
PITCHER	IP	WLS	BF	H	R	ER	SO	BB	IBB	HBP	BLK	WP	HR	S	P	ERA	WHIP				
Jaime Navarro, R ERA: 3.69	5.1	L	24	7	4	4	4	2	0	0	0	0	1	61	103	6.75	1.688				
Larry Casian, L ERA: 2.6	0.2		3	1	0	0	0	0	1	0	0	0	0	7	15	0.00	1.500				
Amaury Telemaco, R ERA: 5.3	1.1		8	3	2	2	0	0	1	0	0	0	0	18	32	13.50	2.250				
Kent Bottenfield, R ERA: 2.56	0.2		2	0	0	0	0	0	0	0	0	0	0	9	13	0.00	0.000				
Terry Adams, R ERA: 3.14	1.0		4	0	0	0	0	2	0	0	0	0	0	5	15	0.00	2.000				

Batter	1	2	3	4	5	6	7	8	9	AB	R	H	RBI	BB	SO	LOB	BOTTOM				
Brian McRae, S OBP: 0.362, SLG: 0.418	G5-3		G5-3					G1-3		4	0	1	0	0	0	0	Philadelphia Phillies @ Chicago Cubs Wrigley Field, Chicago, IL Sat Sep 14 1996, 3:33 AM CDT Att: 36,290 - Overcast - 57 F				
Doug Glanville, R OBP: 0.246, SLG: 0.379	P3			G5-3			F7	P3		4	0	0	0	0	0	1					
Mark Grace, L OBP: 0.403, SLG: 0.459	K			2B G6-3 1B			F9			3	0	1	0	1	1	1					
23 Ryne Sandberg, R OBP: 0.307, SLG: 0.440		K		G6-3			HR	G5-4-3 BB		4	1	1	1	0	1	2					
Ozzie Timmons, R OBP: 0.283, SLG: 0.384		F8		L8			HR	1B		4	1	2	1	0	0	1					
Leo Gomez, R OBP: 0.346, SLG: 0.442						F9		P6		2	0	1	0	0	0	0					
Tyler Houston, L OBP: 0.339, SLG: 0.457							G4-3			2	0	0	0	0	0	1					
Scott Servais, R OBP: 0.329, SLG: 0.384		L8				F8	E5			3	0	0	0	0	0	1					
Rey Sanchez, R OBP: 0.283, SLG: 0.259										2	0	0	0	0	0	0					
Brant Brown, L OBP: 0.353, SLG: 0.592										1	0	0	0	0	0	1					
José Hernández, R OBP: 0.296, SLG: 0.392										0	0	0	0	0	0	0					
Jaime Navarro, R ERA: 3.69										1	0	0	0	0	0	0					
Larry Casian, R ERA: 2.6										0	0	0	0	0	0	0					
Todd Haney, R OBP: 0.136, SLG: 0.153										1	0	0	0	0	0	0					
Amaury Telemaco, R ERA: 5.3										0	0	0	0	0	0	0					
Kent Bottenfield, R ERA: 2.56										0	0	0	0	0	0	0					
Robin Jennings, L OBP: 0.188, SLG: 0.200										1	0	0	0	0	0	0					
Terry Adams, R ERA: 3.14										0	0	0	0	0	0	0					
Inning Stats	R: 0 E: 0 K: 1 S: 8	H: 0 LOB: 0 BB: 0 P: 12	R: 0 E: 0 K: 1 S: 10	H: 1 LOB: 1 BB: 0 P: 16	R: 0 E: 0 K: 0 S: 5	H: 0 LOB: 0 BB: 0 P: 7	R: 0 E: 0 K: 0 S: 9	H: 1 LOB: 1 BB: 0 P: 12	R: 0 E: 0 K: 0 S: 9	H: 0 LOB: 0 BB: 0 P: 16	R: 2 E: 1 K: 0 S: 10	H: 2 LOB: 0 BB: 0 P: 17	R: 0 E: 0 K: 0 S: 7	H: 0 LOB: 0 BB: 0 P: 11	R: 0 E: 0 K: 0 S: 10	H: 1 LOB: 1 BB: 1 P: 18	1B: 3 2B: 1 3B: 0 HR: 2	SF: 0 SAC: 0 DP: 2 HBP: 0	WP: 0 PB: 0 SB: 0 CS: 0	PA: 33	
PITCHER	IP	WLS	BF	H	R	ER	SO	BB	IBB	HBP	BLK	WP	HR	S	P	ERA	WHIP				
Mike Mimbs, L ERA: 5.5	6.0	W	23	5	2	2	2	0	0	0	0	0	2	50	78	3.00	0.833				
Ken Ryan, R ERA: 2.49	3.0	S	10	1	0	0	0	1	0	0	0	0	0	24	39	0.00	0.667				

AB	34
R	6
H	11
RBI	6
BB	6
SO	4
LOB	16



Batter	1	2	3	4	5	6	7	8	9	AB	R	H	RBI	BB	SO	LOB	TOP																			
Mickey Morandini, L (1.4) OBP: 0.321, SLG: 0.333	F8		G4-3			F9	G4-3		G4-3	5	0	0	0	0	0	1	Philadelphia Phillies @ Chicago Cubs Wrigley Field, Chicago, IL Sun Sep 15 1996, 7:05 PM CDT Att: 24,697 - Sunny - 63 F																			
Kevin Stocker, S (1.6) OBP: 0.335, SLG: 0.376	F8		F5			HR	K			4	1	1	0	0	1	1																				
Gregg Jefferies, S (1.7) OBP: 0.345, SLG: 0.398	K			P6		HR				4	2	2	0	0	1	0																				
Bento Santiago, R (1.2) OBP: 0.326, SLG: 0.503		HR		BB		HR			HR	3	3	3	6	1	0	0																				
Jon Zuber, L (1.3) OBP: 0.288, SLG: 0.271	K			F8		F7			G4-3	4	0	0	0	0	1	1																				
Ruben Amaro Jr, S (1.9) OBP: 0.368, SLG: 0.471	F8			G4-3					G3	4	0	1	0	0	0	1																				
Wendell Magee, R (1.8) OBP: 0.206, SLG: 0.283						K	K		G6-3	4	0	1	0	0	2	1																				
Kevin Sevcik, R (1.5) OBP: 0.321, SLG: 0.408	K			G4-3			G4-3		K	4	0	1	0	0	2	1																				
Curt Schilling, R (1.1) OBP: 0.183, SLG: 0.186			K			F9	SH1-4		G6-3	3	0	0	0	0	1	0	Phillies																			
Inning Stats	R: 0 H: 0 E: 0 K: 1 S: 5	H: 0 LOB: 0 BB: 0 P: 5	R: 1 H: 2 E: 0 K: 2 S: 9	LOB: 1 BB: 0 P: 9	R: 0 H: 0 E: 0 K: 1 S: 5	H: 0 LOB: 0 BB: 0 P: 5	R: 0 H: 0 E: 0 K: 0 S: 3	H: 0 LOB: 1 BB: 1 P: 7	R: 0 H: 0 E: 0 K: 1 S: 5	H: 0 LOB: 0 BB: 0 P: 5	R: 3 H: 4 E: 0 K: 1 S: 9	H: 4 LOB: 1 BB: 0 P: 9	R: 0 H: 1 E: 0 K: 1 S: 6	H: 1 LOB: 1 BB: 0 P: 6	R: 2 H: 2 E: 0 K: 0 S: 5	H: 2 LOB: 2 BB: 0 P: 5		R: 0 H: 0 E: 0 K: 1 S: 5	H: 0 LOB: 0 BB: 0 P: 5	1B: 4 2B: 2 3B: 0 HR: 3	SF: 0 SAC: 1 DP: 0 HBP: 0	WP: 0 PA: 37 PB: 0 SB: 0 CS: 0														
PITCHER	IP	WLS	BF	H	R	ER	SO	BB	IBB	HBP	BLK	WP	HR	S	P	ERA	WHIP	PITCHER		IP	WLS	BF	H	R	ER	SO	BB	IBB	HBP	BLK	WP	HR	S	P	ERA	WHIP
Kevin Foster, R (1.1) ERA: 5.77	6.1	L	27	7	4	4	6	1	0	0	0	0	2	38	42	5.68	1.263			6.1	L	33	6	1	1	10	0	0	0	0	0	0	0	0	1.00	0.667
Larry Casian, L (7.1) ERA: 2.5	0.2		2	0	0	0	1	0	0	0	0	0	0	4	4	0.00	0.000			0.2		3	0	0	0	1	0	0	0	0	0	0	0	0	0.00	0.000
Kent Bottenfield, R (8.1) ERA: 2.85	1.0		5	2	2	2	0	0	0	0	0	0	1	5	5	18.00	2.000			1.0		3	0	0	0	1	0	0	0	0	0	0	0	0	0.00	0.000
Mike Campbell, R (9.1) ERA: 3.38	1.0		3	0	0	0	1	0	0	0	0	0	0	5	5	0.00	0.000			1.0		3	0	0	0	1	0	0	0	0	0	0	0	0	0.00	0.000

Batter	1	2	3	4	5	6	7	8	9	AB	R	H	RBI	BB	SO	LOB	BOTTOM																			
Brian McRae, S (1.8) OBP: 0.361, SLG: 0.417	K		F9			E			F7	4	0	1	0	0	1	1	Philadelphia Phillies @ Chicago Cubs Wrigley Field, Chicago, IL Sun Sep 15 1996, 7:05 PM CDT Att: 24,697 - Sunny - 63 F																			
Ozzie Timmons, R (1.9) OBP: 0.275, SLG: 0.372	K			K		F9			K	4	0	0	0	0	3	1																				
Mark Grace, L (1.3) OBP: 0.402, SLG: 0.458	G4-3			1B		E3			G4-3	4	0	1	0	0	0	1																				
Luis Gonzalez, L (1.7) OBP: 0.354, SLG: 0.437		G2-3		F7		G4-6-3			K	4	0	0	0	0	1	3																				
Dave Magadan, L (1.5) OBP: 0.374, SLG: 0.382	G4-3			1B					K	4	1	2	0	0	1	0																				
23 Ryne Sandberg, R (1.4) OBP: 0.307, SLG: 0.439	K			F9					F8	4	0	1	1	0	1	2																				
Tyler Houston, L (1.2) OBP: 0.330, SLG: 0.444				G4-3		G4-3			F7	3	0	0	0	0	0	1																				
Rey Sanchez, R (1.6) OBP: 0.281, SLG: 0.257				G6-3		F9			K	2	0	0	0	0	0	0																				
Brant Brown, L (7. PH) OBP: 0.346, SLG: 0.580									K	1	0	0	0	0	1	1																				
Kent Bottenfield, R (8.1) OBP: 0.500, SLG: 0.500									K	0	0	0	0	0	0	0																				
Mike Campbell, R (9.1) OBP: 0.400, SLG: 0.600									K	0	0	0	0	0	0	0																				
Kevin Foster, R (1.1) OBP: 0.429, SLG: 0.522									K	2	0	1	0	0	1	0																				
Larry Casian, R (7.1)									K	0	0	0	0	0	0	0																				
Robin Jennings, L (7. PH) OBP: 0.176, SLG: 0.235									K	1	0	0	0	0	1	1																				
José Hernández, R (8.6) OBP: 0.296, SLG: 0.392									K	0	0	0	0	0	0	0																				
Inning Stats	R: 0 H: 0 E: 0 K: 2 S: 7	H: 0 LOB: 0 BB: 0 P: 7	R: 0 H: 0 E: 0 K: 1 S: 5	H: 0 LOB: 0 BB: 0 P: 5	R: 0 H: 1 E: 0 K: 0 S: 4	H: 1 LOB: 1 BB: 0 P: 4	R: 0 H: 2 E: 0 K: 1 S: 7	H: 2 LOB: 2 BB: 0 P: 7	R: 0 H: 0 E: 0 K: 1 S: 5	H: 0 LOB: 0 BB: 0 P: 5	R: 0 H: 1 E: 1 K: 0 S: 4	H: 1 LOB: 1 BB: 0 P: 4	R: 1 H: 2 E: 0 K: 2 S: 9	H: 2 LOB: 1 BB: 0 P: 9	R: 0 H: 0 E: 0 K: 1 S: 5	H: 0 LOB: 0 BB: 0 P: 5	R: 0 H: 0 E: 0 K: 2 S: 7	H: 0 LOB: 0 BB: 0 P: 7	1B: 4 2B: 2 3B: 0 HR: 0	SF: 0 SAC: 0 DP: 1 HBP: 0	WP: 0 PA: 33 PB: 0 SB: 0 CS: 0															
PITCHER	IP	WLS	BF	H	R	ER	SO	BB	IBB	HBP	BLK	WP	HR	S	P	ERA	WHIP	PITCHER		IP	WLS	BF	H	R	ER	SO	BB	IBB	HBP	BLK	WP	HR	S	P	ERA	WHIP
Curt Schilling, R (1.1) ERA: 3.17	9.0	W	33	6	1	1	10	0	0	0	0	0	0	53	53	1.00	0.667			9.0	W	33	6	1	1	10	0	0	0	0	0	0	0	0	1.00	0.667

AB	35
R	6
H	9
RBI	6
BB	1
SO	8
LOB	6



Batter	1	2	3	4	5	6	7	8	9	AB	R	H	RBI	BB	SO	LOB	TOP		
Luis Castillo, S OBP: 0.314, SLG: 0.295 Andre Dawson, R OBP: 0.292, SLG: 0.370	L1	K		K			K		P4	4	0	0	0	0	3	1			
Edgar Renteria, R OBP: 0.356, SLG: 0.401	1B		1B	G6-3			E5		K	5	1	2	0	0	1	0			
Gary Sheffield, R OBP: 0.470, SLG: 0.640	HR	BB	1B	WP	1B		FC4-6			1	2	0	0	3	1	0			
Jeff Conine, R OBP: 0.357, SLG: 0.474	HR	BB	L8	1B			F8			2	1	0	0	2	0	4			
Devon White, S OBP: 0.322, SLG: 0.453	HR		1B	WP	1B		FC4-6			4	2	2	4	0	1	3			
Greg Colbrunn, R OBP: 0.332, SLG: 0.444	P6		P3	F8					P3	4	0	0	0	0	0	3			
Kurt Abbott, R OBP: 0.308, SLG: 0.429		G6-3	1B				K		L4	4	0	1	2	0	1	0			
Charles Johnson, R OBP: 0.287, SLG: 0.361	F7		L9				G6-4-3		F9	4	0	1	0	0	0	1			
Mark Hutton, R OBP: 0.313, SLG: 0.313 Felix Heredia, L Kurt Miller, R OBP: 0.375, SLG: 0.375 Bill Hurst, R Joe Orsulak, L OBP: 0.257, SLG: 0.273	1B			K			G6-4-3		K	3	0	1	0	0	1	1			
Inning Stats	R: 3 E: 0 K: 0 S: 11	H: 2 LOB: 0 BB: 2 P: 25	R: 0 E: 0 K: 1 S: 11	H: 1 LOB: 0 BB: 0 P: 19	R: 3 E: 0 K: 0 S: 14	H: 3 LOB: 1 BB: 1 P: 28	R: 0 E: 0 K: 2 S: 10	H: 0 LOB: 0 BB: 0 P: 11	R: 0 E: 0 K: 2 S: 9	H: 1 LOB: 1 BB: 1 P: 15	R: 0 E: 1 K: 1 S: 9	H: 0 LOB: 2 BB: 1 P: 18	R: 0 E: 0 K: 0 S: 4	H: 0 LOB: 0 BB: 0 P: 5	R: 0 E: 0 K: 2 S: 11	H: 0 LOB: 0 BB: 0 P: 14	1B: 6 2B: 0 3B: 0 HR: 1	SF: 0 SAC: 0 DP: 1 HBP: 0	WP: 2 PA: 38
PITCHER	IP	WLS	BF	H	R	ER	SO	BB	IBB	HBP	BLK	WP	HR	S	P	ERA	WHIP		
Mike Williams, R ERA: 5.36	2.1		14	5	6	6	1	3	0	0	0	0	1	32	62	23.14	3.429		
Russ Springer, R ERA: 4.96	1.2		6	1	0	0	2	0	0	0	0	1	0	14	21	0.00	0.600		
Jeff Parrett, R ERA: 3.53	2.0		7	1	0	0	3	1	0	0	0	1	0	16	26	0.00	1.000		
Toby Borland, R ERA: 4.25	1.0	W	5	0	0	0	1	1	0	0	0	0	0	9	18	0.00	1.000		
Ken Ryan, R ERA: 2.46	1.0		3	0	0	0	0	0	0	0	0	0	0	4	5	0.00	0.000		

Florida Marlins @ Philadelphia Phillies
Veterans Stadium, Philadelphia, PA
Wed Sep 18 1996, 7:05 PM EDT
Att: 17,158 - Unknown - 67 F

AB 33
R 6
H 7
RBI 6
BB 5
SO 9
LOB 13





Batter	1	2	3	4	5	6	7	8	9	AB	R	H	RBI	BB	SO	LOB	BOTTOM		
Ricky Otero, S OBP: 0.331, SLG: 0.353	HR	G4-3		1B		FC5	FC3			3	2	0	0	2	0	4			
Kevin Stocker, S OBP: 0.335, SLG: 0.382	L8	G3		1B		1B	FC4-6			5	1	3	3	0	0	1			
Gregg Jefferies, S OBP: 0.347, SLG: 0.402	F7		1B	G3		1B	FC4-6			5	1	2	2	0	0	5			
Benito Santiago, R OBP: 0.329, SLG: 0.508	HR		1B	1B		K	FC4			4	1	2	2	1	1	2			
Jon Zuber, L OBP: 0.306, SLG: 0.293	1B		L7	1B		1B	G6-4-3		F8	5	0	3	1	0	0	2			
Wendell Magee, R OBP: 0.232, SLG: 0.306	2B		1B	G4-6-3		K	G6-4-3		1B	5	0	3	0	0	1	3			
Mickey Morandini, L OBP: 0.327, SLG: 0.342	BB		G4-6-3			K			F8	4	1	1	0	1	1	5			
Kevin Sevcik, R OBP: 0.337, SLG: 0.429	G3-1			G6-3		FC5	SH1-4		1B	4	0	2	0	0	0	3			
Mike Williams, R Russ Springer, R Drew Gooden, R Jeff Parrett, R Toby Borland, R Newly activated Gene Schatz, R Ken Ryan, R Ricky Otero, S Ricky Bottalico, L	G4-3			G4-3		FC5	1B		P5	1	0	0	0	0	0	0			
Inning Stats	R: 2 E: 0 K: 0 S: 21	H: 3 LOB: 3 BB: 2 P: 33	R: 0 E: 0 K: 0 S: 8	H: 0 LOB: 0 BB: 0 P: 13	R: 0 E: 0 K: 0 S: 11	H: 2 LOB: 2 BB: 1 P: 18	R: 0 E: 0 K: 0 S: 9	H: 1 LOB: 2 BB: 1 P: 18	R: 0 E: 0 K: 3 S: 15	H: 1 LOB: 1 BB: 0 P: 21	R: 4 E: 0 K: 0 S: 12	H: 6 LOB: 1 BB: 0 P: 21	R: 2 E: 1 K: 0 S: 13	H: 2 LOB: 2 BB: 1 P: 22	R: 0 E: 0 K: 0 S: 10	H: 2 LOB: 2 BB: 0 P: 18	1B: 13 2B: 2 3B: 1 HR: 1	SF: 0 SAC: 1 DP: 2 HBP: 0	WP: 0 PA: 45
PITCHER	IP	WLS	BF	H	R	ER	SO	BB	IBB	HBP	BLK	WP	HR	S	P	ERA	WHIP		
Mark Hutton, R ERA: 4.58	5.0		27	9	4	4	3	4	0	0	0	0	0	66	108	7.20	2.600		
Felix Heredia, L ERA: 4.3	0.1		3	2	1	1	0	0	0	0	0	0	0	6	9	27.00	6.000		
Kurt Miller, R ERA: 6.8	1.2	L	10	4	3	2	0	1	0	0	0	0	0	17	29	10.80	3.000		
Bill Hurst, R ERA:	1.0		5	2	0	0	0	0	0	0	0	0	0	10	18	0.00	2.000		

Florida Marlins @ Philadelphia Phillies
Veterans Stadium, Philadelphia, PA
Wed Sep 18 1996, 7:05 PM EDT
Att: 17,158 - Unknown - 67 F

AB 39
R 8
H 17
RBI 8
BB 5
SO 3
LOB 27



Batter	1	2	3	4	5	6	7	8	9	AB	R	H	RBI	BB	SO	LOB	TOP								
Lance Johnson, L (1.8) OBP: 0.363, SLG: 0.474	G3			F8	G6-3		F7		L8	5	0	0	0	0	0	0	New York Mets @ Philadelphia Phillies Veterans Stadium, Philadelphia, PA Thu Sep 19 1996, 7:05 PM EDT Att: 16,689 - Unknown - 70 F AB 36 R 7 H 10 RBI 7 BB 3 SO 5 LOB 9 								
Eduardo Alfonzo, R (1.5) OBP: 0.292, SLG: 0.330	L7			HR		HR	K		L9	5	2	2	2	0	1	0									
Bernard Gilkey, R (1.7) OBP: 0.397, SLG: 0.571	L8			G6-3		2B			F9	4	1	1	0	1	0	0									
Todd Hundley, S (1.2) OBP: 0.363, SLG: 0.568		CS		2B	1B	F8			P6	3	2	2	1	1	0	1									
Roberto Petagine, L (1.3) OBP: 0.309, SLG: 0.395				1B						3	0	1	1	0	1	2									
Butch Huskey, R (8. PH) OBP: 0.310, SLG: 0.407	K			2B		F8			K	1	0	0	0	0	1	0									
Alex Ochoa, R (1.9) OBP: 0.341, SLG: 0.440	K			L4		G6-3			1B	4	1	1	0	0	1	2									
Jason Hardtke, S (1.4) OBP: 0.222, SLG: 0.361				G3-1		G1-3			P6	3	0	1	1	0	0	0									
Tim Bogar, R (8. PH) OBP: 0.292, SLG: 0.247				L7		HR			1B	1	0	0	0	0	0	1									
Rey Ordonez, R (1.6) OBP: 0.293, SLG: 0.309				F9		F8			G4-3	3	1	2	2	1	0	0									
Mark Clark, R (1.1) OBP: 0.058, SLG: 0.060										3	0	0	0	0	1	2									
Chris Jones, R (8. PH) OBP: 0.302, SLG: 0.370										1	0	0	0	0	0	1									
Derek Wallace, R (8.1) OBP: 0.375, SLG: 0.477										0	0	0	0	0	0	0									
John Franco, L (9.1) OBP: 0.331, SLG: 0.505										0	0	0	0	0	0	0									
Inning Stats	R: 0 E: 0 K: 0 S: 5	H: 0 LOB: 0 BB: 0 P: 10	R: 0 E: 0 K: 2 S: 11	H: 0 LOB: 0 BB: 1 P: 19	R: 0 E: 0 K: 0 S: 5	H: 0 LOB: 0 BB: 0 P: 8	R: 2 E: 0 K: 0 S: 11	H: 3 LOB: 1 BB: 0 P: 12	R: 1 E: 0 K: 0 S: 8	H: 1 LOB: 0 BB: 0 P: 11	R: 3 E: 0 K: 1 S: 13	H: 4 LOB: 1 BB: 1 P: 26	R: 0 E: 0 K: 1 S: 6	H: 0 LOB: 1 BB: 1 P: 11	R: 1 E: 0 K: 1 S: 13	H: 2 LOB: 1 BB: 0 P: 18	R: 0 E: 0 K: 0 S: 4	H: 0 LOB: 0 BB: 0 P: 6	1B: 2 2B: 6 3B: 0 HR: 3	SF: 0 SAC: 0 DP: 1 HBP: 0	WP: 0 PB: 0 SB: 0 CS: 1	PA: 39			
PITCHER	IP	WLS	BF	H	R	ER	SO	BB	IBB	HBP	BLK	WP	HR	S	P	ERA	WHIP								
Rich Hunter, R (1.1) ERA: 6.49	5.0	L	22	7	6	6	2	1	0	0	0	0	3	44	68	10.80	1.600								
Jeff Parrett, R (6.1) ERA: 3.49	1.0		5	1	0	0	1	1	0	0	0	0	0	9	18	0.00	2.000								
David West, L (7.1) ERA: 5.64	2.0		9	2	1	1	2	1	0	0	0	0	0	19	29	4.50	1.500								
Glenn Dishman, L (9.1) ERA: 8.31	1.0		3	0	0	0	0	0	0	0	0	0	0	4	6	0.00	0.000								

Batter	1	2	3	4	5	6	7	8	9	AB	R	H	RBI	BB	SO	LOB	BOTTOM								
Ricky Otero, S (1.8) OBP: 0.333, SLG: 0.354	G4-3			1B		G6-3		1B		4	2	2	0	0	0	0	New York Mets @ Philadelphia Phillies Veterans Stadium, Philadelphia, PA Thu Sep 19 1996, 7:05 PM EDT Att: 16,689 - Unknown - 70 F AB 33 R 2 H 9 RBI 2 BB 0 SO 7 LOB 10 								
Kevin Stocker, S (1.6) OBP: 0.337, SLG: 0.384	G5-3			FC5-4		BLK		1B		3	0	2	0	0	0	0									
David West, L (7.1) OBP: 0.571, SLG: 0.400				1B		1B		1B		1	0	1	0	0	0	0									
Ruben Amaro Jr, S (8. PH) OBP: 0.375, SLG: 0.477				SF7		F7				3	0	1	2	0	0	1									
Gregg Jefferies, S (1.7) OBP: 0.346, SLG: 0.402	G4-3			3H		1B		1B		4	0	1	0	0	0	3									
Benito Santiago, R (1.2) OBP: 0.329, SLG: 0.505				FC5-4				G1-3		4	0	1	0	0	0	3									
Jon Zuber, L (1.3) OBP: 0.308, SLG: 0.295				1B						3	0	1	0	0	1	2									
Gene Schall, R (9. PH) OBP: 0.384, SLG: 0.435				L6		K				1	0	0	0	0	1	0									
Wendell Magee, R (1.9) OBP: 0.224, SLG: 0.295				L6-3		K				4	0	0	0	0	1	2									
Mickey Morandini, L (1.4) OBP: 0.325, SLG: 0.339				K2-3		F8				4	0	0	0	0	2	1									
Kevin Sefcik, R (1.5) OBP: 0.337, SLG: 0.425				G6-3		G5-3				3	0	1	0	0	0	0									
Rich Hunter, R (1.1) OBP: 0.211, SLG: 0.222				K						1	0	0	0	0	1	0									
Jeff Parrett, R (6.1) ERA: 4.05										0	0	0	0	0	0	0									
Desi Relaford, S (6. PH) OBP: 0.063, SLG: 0.063										2	0	0	0	0	1	1									
Inning Stats	R: 0 E: 0 K: 0 S: 8	H: 0 LOB: 0 BB: 0 P: 13	R: 0 E: 0 K: 0 S: 9	H: 1 LOB: 0 BB: 0 P: 14	R: 0 E: 0 K: 2 S: 14	H: 0 LOB: 0 BB: 0 P: 20	R: 1 E: 0 K: 0 S: 15	H: 2 LOB: 1 BB: 0 P: 22	R: 0 E: 0 K: 0 S: 7	H: 0 LOB: 0 BB: 0 P: 9	R: 0 E: 0 K: 1 S: 9	H: 1 LOB: 1 BB: 0 P: 15	R: 0 E: 0 K: 2 S: 8	H: 1 LOB: 1 BB: 0 P: 11	R: 1 E: 0 K: 0 S: 7	H: 4 LOB: 2 BB: 0 P: 11	R: 0 E: 0 K: 2 S: 10	H: 0 LOB: 0 BB: 0 P: 16	1B: 9 2B: 1 3B: 0 HR: 0	SF: 1 SAC: 0 DP: 2 HBP: 0	WP: 0 PB: 0 SB: 1 CS: 0	PA: 34			
PITCHER	IP	WLS	BF	H	R	ER	SO	BB	IBB	HBP	BLK	WP	HR	S	P	ERA	WHIP								
Mark Clark, R (1.1) ERA: 3.43	7.0	W	25	5	1	1	5	0	0	0	1	0	0	70	104	1.29	0.714								
Derek Wallace, R (8.1) ERA: 4.05	1.0		6	4	1	1	0	0	0	0	0	0	0	7	11	9.00	4.000								
John Franco, L (9.1) ERA: 1.9	1.0		3	0	0	0	2	0	0	0	0	0	0	10	16	0.00	0.000								

Batter	1	2	3	4	5	6	7	8	9	AB	R	H	RBI	BB	SO	LOB	TOP					
Lance Johnson, L (1, 8) OBP: 0.365, SLG: 0.475	G3-1			K		G6-4-3 1B		L6		4	0	1	0	0	1	1	New York Mets @ Philadelphia Phillies Veterans Stadium, Philadelphia, PA Sat Sep 21 1996, 7:05 PM EDT Att: 23,283 - Unknown - 70 F					
Carlos Baerga, S (1, 4) OBP: 0.292, SLG: 0.379	G3			L7		G6-4-3 1-2		G5-3		4	0	0	0	0	0	1						
Bernard Gilkey, R (1, 7) OBP: 0.395, SLG: 0.566	K			1B 1B		F8		K		4	1	1	0	0	2	0						
Todd Hundley, S (1, 2) OBP: 0.362, SLG: 0.566		P7		1B 1-2		1B 1-2		L7		4	0	1	0	0	0	0						
Carl Everett, S (1, 9) OBP: 0.325, SLG: 0.306	F7			1-1		K		K		3	0	1	1	0	1	0						
Matt Franco, L (1, 3) OBP: 0.280, SLG: 0.273	K			1-3 2-H		1B		L8		3	0	0	0	0	1	2						
Edgardo Alfonzo, R (1, 5) OBP: 0.291, SLG: 0.329										2	0	0	0	0	1	0						
Jason Hardtke, S (8, PH) OBP: 0.243, SLG: 0.378			K2-3			P3		1B		1	0	1	0	0	0	0						
Rey Ordonez, R (1, 6) OBP: 0.292, SLG: 0.308			1-3			F6		K		2	0	0	0	0	1	0						
Andy Tomberlin, L (8, PH) OBP: 0.390, SLG: 0.492			K							1	0	0	0	0	1	1						
Tim Bogar, R (8, 6) OBP: 0.280, SLG: 0.235										0	0	0	0	0	0	0						
Pete Harnisch, S (1, 1) OBP: 0.123, SLG: 0.111			1-0			K		K		2	0	0	0	0	1	0						
Roberto Pelagino, L (8, PH) OBP: 0.336, SLG: 0.351			G5-3							1	0	0	0	0	1	1						
Jerry Dipoto, R (8, 1)										0	0	0	0	0	0	0						
Inning Stats	R: 0 E: 0 K: 1 S: 8	H: 0 LOB: 0 BB: 0 P: 13	R: 0 E: 0 K: 1 S: 7	H: 0 LOB: 0 BB: 0 P: 10	R: 0 E: 0 K: 2 S: 8	H: 0 LOB: 0 BB: 0 P: 10	R: 1 E: 0 K: 1 S: 14	H: 3 LOB: 2 BB: 0 P: 23	R: 0 E: 0 K: 0 S: 6	H: 0 LOB: 0 BB: 0 P: 7	R: 0 E: 0 K: 0 S: 6	H: 1 LOB: 0 BB: 0 P: 8	R: 0 E: 0 K: 1 S: 6	H: 0 LOB: 0 BB: 0 P: 9	R: 0 E: 0 K: 1 S: 10	H: 1 LOB: 1 BB: 0 P: 13	R: 0 E: 0 K: 1 S: 7	H: 0 LOB: 0 BB: 0 P: 9	1B: 5 2B: 0 3B: 0 HR: 0	SF: 0 SAC: 0 DP: 1 HBP: 0	WP: 0 PB: 0 SB: 0 CS: 0	PA: 31
PITCHER Curt Schilling, R (1, 1) ERA: 3.06	IP: 9.0 WLS: W BF: 31	H: 5 R: 1 ER: 1 SO: 10	BB: 0 IBB: 0 HBP: 0 BLK: 0	WP: 0 HR: 0 S: 72 P: 102	ERA: 1.00 WHIP: 0.556	PITCHER										IP: 9.0 WLS: W BF: 31	H: 5 R: 1 ER: 1 SO: 10	BB: 0 IBB: 0 HBP: 0 BLK: 0	WP: 0 HR: 0 S: 72 P: 102	ERA: 1.00 WHIP: 0.556		

Batter	1	2	3	4	5	6	7	8	9	AB	R	H	RBI	BB	SO	LOB	BOTTOM			
Mickey Morandini, L (1, 4) OBP: 0.322, SLG: 0.335	F7		F8		FC6-5-4 2-3 3-H		BB			3	0	0	1	1	0	2	New York Mets @ Philadelphia Phillies Veterans Stadium, Philadelphia, PA Sat Sep 21 1996, 7:05 PM EDT Att: 23,283 - Unknown - 70 F			
Desi Relaford, S (1, 6) OBP: 0.174, SLG: 0.182	BB		1-3		L7		G3			3	0	1	0	1	0	3				
Gregg Jefferies, S (1, 7) OBP: 0.344, SLG: 0.398	F9		P5			1B G4-6-3 1B		P5		4	1	1	0	0	0	3				
Benito Santiago, R (1, 2) OBP: 0.330, SLG: 0.503	K		G5-3			1B G4-6-3 1B		G1-3		4	0	1	0	0	1	1				
Ruben Amaro Jr. S (1, 9) OBP: 0.370, SLG: 0.467	G1-3		L4			G4-6-3 1-2 3-H		FC6-4 1B		4	0	1	0	0	0	1				
Gene Schall, R (1, 3) OBP: 0.385, SLG: 0.470	G6-3		G3			G3		FC6-4 1-2		1	0	0	0	0	0	0				
Jon Zuber, L (4, PH) OBP: 0.290, SLG: 0.277										3	0	0	0	0	0	1				
Wendell Magee, R (1, 8) OBP: 0.230, SLG: 0.291	F9		SH1-4 E FC6-5-4 1B			G4-3				3	1	1	0	0	0	0				
Kevin Sevcik, R (1, 5) OBP: 0.327, SLG: 0.402			G4-3		FC5 SH1-4		S HBP			2	0	0	0	0	0	1				
Curt Schilling, R (1, 1) OBP: 0.194, SLG: 0.197	1B 1B		SH1-4			K				2	0	1	0	0	1	1				
Inning Stats	R: 0 E: 0 K: 1 S: 10	H: 0 LOB: 1 BB: 1 P: 18	R: 0 E: 0 K: 0 S: 9	H: 0 LOB: 0 BB: 0 P: 14	R: 0 E: 0 K: 0 S: 12	H: 2 LOB: 2 BB: 0 P: 17	R: 0 E: 0 K: 0 S: 10	H: 0 LOB: 0 BB: 0 P: 16	R: 1 E: 1 K: 0 S: 10	H: 1 LOB: 1 BB: 0 P: 15	R: 1 E: 0 K: 0 S: 8	H: 2 LOB: 0 BB: 0 P: 11	R: 0 E: 0 K: 1 S: 11	H: 0 LOB: 2 BB: 1 P: 21	R: 0 E: 0 K: 0 S: 11	H: 1 LOB: 1 BB: 0 P: 16	1B: 6 2B: 0 3B: 0 HR: 0	SF: 0 SAC: 1 DP: 1 HBP: 1	WP: 0 PB: 0 SB: 1 CS: 0	PA: 33
PITCHER Pete Harnisch, R (1, 1) ERA: 4.2	IP: 7.0 WLS: L BF: 29	H: 5 R: 2 ER: 1 SO: 2	BB: 2 IBB: 0 HBP: 0 BLK: 0	WP: 0 HR: 0 S: 70 P: 112	ERA: 1.29 WHIP: 1.000	PITCHER										IP: 7.0 WLS: L BF: 29	H: 5 R: 2 ER: 1 SO: 2	BB: 2 IBB: 0 HBP: 0 BLK: 0	WP: 0 HR: 0 S: 70 P: 112	ERA: 1.29 WHIP: 1.000
PITCHER Jerry Dipoto, R (8, 1) ERA: 3.95	IP: 1.0 WLS: L BF: 4	H: 1 R: 0 ER: 0 SO: 0	BB: 0 IBB: 0 HBP: 0 BLK: 0	WP: 0 HR: 0 S: 11 P: 16	ERA: 0.00 WHIP: 1.000	PITCHER										IP: 1.0 WLS: L BF: 4	H: 1 R: 0 ER: 0 SO: 0	BB: 0 IBB: 0 HBP: 0 BLK: 0	WP: 0 HR: 0 S: 11 P: 16	ERA: 0.00 WHIP: 1.000

Batter	1	2	3	4	5	6	7	8	9	AB	R	H	RBI	BB	SO	LOB	TOP					
Lance Johnson, L (1, 8) OBP: 0.364, SLG: 0.473	F7		1-2 WP 1B		F9		P6	G4-3		5	0	1	0	0	0	2						
Jason Hardtke, S (1, 4) OBP: 0.262, SLG: 0.350	E HBP		1-3 K 1-2		K		4-2 PB BB		0-1 P6	3	0	0	0	1	2	1						
Carl Everett, S (1, 7) OBP: 0.327, SLG: 0.305	K		4-2		1-0		1-3 K 1-2		1-3 K	4	0	1	0	1	3	2						
Todd Hundley, S (1, 2) OBP: 0.360, SLG: 0.562	E5		2-2 L4		1-1 G3		4-0		2-1 F7	4	0	0	0	1	0	4						
Alex Ochoa, R (1, 9) OBP: 0.341, SLG: 0.436	K				0-2 G6-3		1-1 CS 1B			4	0	1	0	0	1	4						
Roberto Petagine, L (1, 3)			1-3 K		1-2 HR 1B		1-2 L4		0-3 K	4	1	1	0	0	2	1						
Butch Huskey, R (1, 5) Tim Bogar, R (8, PR) OBP: 0.280, SLG: 0.235			2-1 P8		0-0 HR		1-2		0-2 WP 1B	4	1	3	2	0	0	0						
Rey Ordenez, R (1, 6) Andy Tomberlin, L (8, PH) Edgardo Alfonzo, R (8, 5) OBP: 0.291, SLG: 0.329			2-2 P4		0-1 L7		4-0		1-3 K	2	0	0	0	1	0	0						
Robert Person, R (1, 1) Matt Fitzpatrick, L (6, PH) Paul Byrd, R (6, 1) Dave Micki, R (7, 1) Bernard Calvey, R (8, PH) Derek Wallace, R (8, 1)			2-1 F8		1-0 P5		3-2 G6-3		0-1	2	0	0	0	0	0	0						
Inning Stats	R: 0 E: 1 K: 2 S: 11	H: 0 LOB: 2 BB: 0 P: 18	R: 0 E: 0 K: 1 S: 10	H: 0 LOB: 0 BB: 0 P: 15	R: 0 E: 0 K: 1 S: 14	H: 1 LOB: 2 BB: 1 P: 24	R: 2 E: 0 K: 0 S: 10	H: 2 LOB: 0 BB: 0 P: 12	R: 0 E: 0 K: 0 S: 9	H: 1 LOB: 1 BB: 1 P: 13	R: 0 E: 0 K: 0 S: 12	H: 2 LOB: 2 BB: 1 P: 22	R: 0 E: 0 K: 1 S: 15	H: 0 LOB: 0 BB: 2 P: 26	R: 1 E: 0 K: 2 S: 13	H: 2 LOB: 2 BB: 0 P: 15	R: 0 E: 0 K: 1 S: 7	H: 0 LOB: 0 BB: 0 P: 10	1B: 5 2B: 2 3B: 0 HR: 1	SF: 0 SAC: 0 DP: 0 HBP: 1	WP: 2 PB: 1 CS: 0 S: 1	PA: 40
PITCHER	IP	WLS	BF	H	R	ER	SO	BB	IBB	HBP	BLK	WP	HR	S	P	ERA	WHIP					
Calvin Maduro, R (1, 1) ERA: 1.93	6.0		27	6	2	2	5	2	0	1	0	1	1	66	104	3.00	1.333					
Ken Ryan, R (7, 1) ERA: 2.51	2.0		10	2	1	1	3	1	1	0	0	1	0	28	41	4.50	1.500					
Ricky Bottalico, R (9, 1) ERA: 3.34	1.0	W	3	0	0	0	1	0	0	0	0	0	0	7	10	0.00	0.000					

New York Mets @ Philadelphia Phillies
Veterans Stadium, Philadelphia, PA
Sun Sep 22 1996, 7:05 PM EDT
Att: 27,672 - Unknown - 66 F

AB 35
R 3
H 8
RBI 3
BB 4
SO 9
LOB 17



Batter	1	2	3	4	5	6	7	8	9	AB	R	H	RBI	BB	SO	LOB	BOTTOM					
Desi Relaford, S (1, 4) OBP: 0.214, SLG: 0.160	G4-3		0-1 P5		4-0 G3 E BB		0-0 FC4-6		4-2 S 2B BB	3	1	0	0	2	0	3						
Kevin Stocker, S (1, 6) OBP: 0.336, SLG: 0.380	K		2-3 K		1-0 F7		4-0 FC1-6 BB		0-0 B1	4	0	0	0	1	2	4						
Gregg Jefferies, S (1, 7) OBP: 0.345, SLG: 0.400	F7				4-2 HR BB		1-2 G3		1-2 FC1-6 E 1B 1B	4	2	1	1	1	0	2						
Ruben Amaro Jr., S (1, 9) OBP: 0.375, SLG: 0.463			0-0 P6		0-2 F8		2-2 BB HBP		1-1 E9 1B 1B	3	0	1	0	0	0	1						
Jon Zuber, L (1, 3) OBP: 0.315, SLG: 0.338			0-3 K		1-2 HR		4-0 BB		3-1 WP 1B	3	1	2	3	1	1	0						
Wendell Magee, R (1, 8) OBP: 0.230, SLG: 0.298			3-2 L9		1-0 HR		2-1 F9		2-2 G5-3	4	0	1	0	0	0	4						
Kevin Sevcik, R (1, 5) OBP: 0.333, SLG: 0.400			0-0 1B 1B		0-0 G5-3		4-0 FC1-6 BB		3-2 G6-3	3	0	1	0	1	0	1						
Gary Bennett, R (1, 2) OBP: 0.357, SLG: 0.250			0-1		4-1		1-0 FC1-6 FC4-6		3-3 K	3	0	1	0	1	1	1						
Calvin Maduro, R (1, 1) Mickey Morandini, L (6, PH) Ken Ryan, R (7, 1) Ricky Otero, S (8, PH) Ricky Bottalico, L (9, 1) OBP: 0.333, SLG: 0.356			2-3 K		0-3 K		0-0 L7		2-2 F8	2	0	0	0	0	2	4						
Inning Stats	R: 0 E: 0 K: 1 S: 10	H: 0 LOB: 0 BB: 0 P: 16	R: 0 E: 0 K: 1 S: 8	H: 0 LOB: 0 BB: 0 P: 11	R: 0 E: 0 K: 2 S: 11	H: 2 LOB: 2 BB: 0 P: 15	R: 2 E: 0 K: 1 S: 15	H: 2 LOB: 2 BB: 2 P: 25	R: 0 E: 0 K: 0 S: 10	H: 0 LOB: 1 BB: 2 P: 24	R: 0 E: 0 K: 0 S: 3	H: 0 LOB: 1 BB: 1 P: 8	R: 1 E: 1 K: 0 S: 10	H: 2 LOB: 1 BB: 1 P: 22	R: 0 E: 0 K: 1 S: 10	H: 0 LOB: 0 BB: 0 P: 18	R: 1 E: 0 K: 0 S: 7	H: 1 LOB: 1 BB: 1 P: 12	1B: 4 2B: 2 3B: 0 HR: 1	SF: 0 SAC: 0 DP: 0 HBP: 1	WP: 1 PB: 0 CS: 0 S: 0	PA: 39
PITCHER	IP	WLS	BF	H	R	ER	SO	BB	IBB	HBP	BLK	WP	HR	S	P	ERA	WHIP					
Robert Person, R (1, 1) ERA: 4.74	5.0		24	4	2	2	5	3	1	1	0	0	0	7	19	6.75	2.250					
Paul Byrd, R (6, 1) ERA: 4.37	1.1		7	1	1	1	0	2	0	0	0	0	0	6	11	0.00	1.500					
Dave Micki, R (7, 1) ERA: 3.41	0.2		2	1	0	0	0	0	0	0	0	1	0	6	11	0.00	1.500					
Derek Wallace, R (8, 1) ERA: 4.22	1.1	L	6	1	1	1	1	1	0	0	0	0	0	17	30	6.75	1.500					

New York Mets @ Philadelphia Phillies
Veterans Stadium, Philadelphia, PA
Sun Sep 22 1996, 7:05 PM EDT
Att: 27,672 - Unknown - 66 F

AB 31
R 4
H 7
RBI 4
BB 7
SO 6
LOB 21



Batter	1	2	3	4	5	6	7	8	9	AB	R	H	RBI	BB	SO	LOB	TOP										
Ricky Otero, S OBP: 0.327, SLG: 0.347 (1, 8)										5	2	2	0	1	0	2	Philadelphia Phillies @ New York Mets Shea Stadium, Flushing, NY Fri Sep 27 1996, 7:05 PM EDT Att: 15,889 - Unknown - 63 F										
Desi Relaford, S OBP: 0.200, SLG: 0.188 (8, 4)										5	1	1	1	0	2	2											
Mickey Morandini, L OBP: 0.321, SLG: 0.334 26 David Doster, R OBP: 0.301, SLG: 0.354 Toby Borland, R (8, 1) Ricky Bottalico, L OBP: 0.333, SLG: 0.667 (9, 1)										4	0	2	0	0	0	1											
Ruben Amaro Jr, S OBP: 0.400, SLG: 0.486 (1, 9)										4	0	1	1	0	0	2											
Jon Zuber, L OBP: 0.303, SLG: 0.329 (1, 3)										3	0	2	1	1	0	2											
Wendell Magee, R OBP: 0.261, SLG: 0.313 (1, 7)										4	0	1	1	1	0	4											
Kevin Sevcik, R OBP: 0.339, SLG: 0.385 (1, 5)										4	0	0	0	1	1	7											
Bobby Estalella, R OBP: 0.273, SLG: 0.500 (1, 2)										4	1	2	1	1	0	2											
Mike Mims, L OBP: 0.121, SLG: 0.121 Russ Springer, R OBP: 0.059, SLG: 0.059 Ricardo Jordan, L Kevin Stocker, S OBP: 0.336, SLG: 0.380 (8, 6)										3	0	1	0	0	1	3											
Inning Stats	R: 2 E: 0 K: 0 S: 9	H: 3 LOB: 1 BB: 0 P: 14	R: 0 E: 0 K: 1 S: 9	H: 1 LOB: 1 BB: 0 P: 13	R: 0 E: 0 K: 0 S: 9	H: 1 LOB: 3 BB: 1 P: 15	R: 1 E: 0 K: 1 S: 9	H: 1 LOB: 1 BB: 1 P: 16	R: 0 E: 0 K: 0 S: 12	H: 0 LOB: 0 BB: 0 P: 15	R: 0 E: 0 K: 0 S: 10	H: 1 LOB: 2 BB: 1 P: 17	R: 3 E: 1 K: 0 S: 20	H: 3 LOB: 2 BB: 0 P: 32	R: 0 E: 0 K: 1 S: 11	H: 1 LOB: 1 BB: 0 P: 20		1B: 8 2B: 4 3B: 0 HR: 1	SF: 1 SAC: 2 DP: 0 HBP: 1	WP: 1 PB: 0 SB: 0 CS: 0	PA: 47						
PITCHER	IP	WLS	BF	H	R	ER	SO	BB	IBB	HBP	BLK	WP	HR	S	P	ERA	WHIP										
Pete Harnisch, R ERA: 4.21 Paul Byrd, R ERA: 4.3 Jerry Dipoto, R ERA: 4.1 Derek Wallace, R ERA: 4.18 John Franco, L ERA: 1.83	(1, 1)	6.0	30	8	3	3	3	3	0	1	0	0	1	61	94	4.50	1.833										
(7, 1)	0.2	4	1	0	0	0	1	0	0	0	0	1	0	9	15	0.00	3.000										
(7, 1)	0.2	L	5	2	3	2	0	0	0	0	0	0	0	12	18	27.00	3.000										
(8, 1)	0.2	4	1	0	0	0	0	1	0	0	0	0	0	9	16	0.00	1.500										
(9, 1)	1.0	4	1	0	0	1	0	0	0	0	0	0	0	11	20	0.00	1.000										
Batter	1	2	3	4	5	6	7	8	9	AB	R	H	RBI	BB	SO	LOB	BOTTOM										
Carl Everett, S OBP: 0.325, SLG: 0.303 (1, 7)										3	1	1	0	1	2	0	Philadelphia Phillies @ New York Mets Shea Stadium, Flushing, NY Fri Sep 27 1996, 7:05 PM EDT Att: 15,889 - Unknown - 63 F										
Edgardo Alfonzo, R OBP: 0.303, SLG: 0.342 Derek Wallace, R (8, 1)										3	0	1	1	1	0	2											
John Franco, L (9, 1) Carlos Baerga, S OBP: 0.293, SLG: 0.381 Andy Tomberlin, L OBP: 0.355, SLG: 0.455 (9, PR)										1	0	1	0	0	0	0											
Lance Johnson, L OBP: 0.363, SLG: 0.481 (1, 8)										5	0	0	1	0	0	5											
Todd Hundley, S OBP: 0.358, SLG: 0.556 Alberto Castillo, R OBP: 0.364, SLG: 0.364 (8, 2)									4	1	1	0	0	1	1												
Alex Ochoa, R OBP: 0.341, SLG: 0.433 (1, 9)										4	0	0	0	0	1	1											
Butch Huskey, R OBP: 0.317, SLG: 0.432 (9, 5)									2	2	1	1	2	0	0												
Jason Hardtke, S OBP: 0.236, SLG: 0.302 (1, 4)									4	0	2	1	0	1	0												
Tim Bogar, R OBP: 0.281, SLG: 0.250 Roberto Petagine, L OBP: 0.315, SLG: 0.385 (8, PH)									3	1	1	0	0	0	2												
Pete Harnisch, S OBP: 0.121, SLG: 0.100 Matt Fielder, L OBP: 0.279, SLG: 0.333 Paul Byrd, R ERA: 4.69 Jerry Dipoto, R Alvaro Espinoza, R OBP: 0.301, SLG: 0.436 (9, 6)									1	0	0	0	0	0	0												
Inning Stats	R: 1 E: 0 K: 1 S: 8	H: 1 LOB: 0 BB: 0 P: 15	R: 0 E: 0 K: 0 S: 4	H: 0 LOB: 0 BB: 0 P: 5	R: 0 E: 0 K: 0 S: 8	H: 1 LOB: 2 BB: 1 P: 18	R: 1 E: 0 K: 1 S: 14	H: 1 LOB: 1 BB: 0 P: 21	R: 1 E: 0 K: 1 S: 11	H: 2 LOB: 2 BB: 1 P: 21	R: 0 E: 0 K: 1 S: 14	H: 0 LOB: 1 BB: 1 P: 22	R: 1 E: 0 K: 1 S: 10	H: 1 LOB: 1 BB: 1 P: 18	R: 0 E: 0 K: 1 S: 7	H: 1 LOB: 1 BB: 0 P: 9	1B: 5 2B: 2 3B: 0 HR: 1	SF: 0 SAC: 1 DP: 1 HBP: 1	WP: 1 PB: 0 SB: 0 CS: 0	PA: 39							
PITCHER	IP	WLS	BF	H	R	ER	SO	BB	IBB	HBP	BLK	WP	HR	S	P	ERA	WHIP										
Mike Mims, L ERA: 5.53 Russ Springer, R ERA: 4.69 Ricardo Jordan, L ERA: 1.88 Toby Borland, R ERA: 4.13 Ricky Bottalico, R ERA: 3.24	(1, 1)	5.1	25	6	4	4	2	1	1	1	0	0	0	46	87	6.75	1.312										
(6, 1)	1.0	4	0	0	0	2	1	0	0	0	0	0	0	20	29	0.00	1.000										
(7, 1)	0.2	W	2	0	0	0	0	0	0	0	0	0	0	2	3	0.00	0.000										
(8, 1)	1.0	5	1	1	1	1	1	1	0	0	0	1	0	10	18	9.00	2.000										
(9, 1)	1.0	S	3	1	0	0	1	0	0	0	0	0	0	7	9	0.00	1.000										

Batter	1	2	3	4	5	6	7	8	9	AB	R	H	RBI	BB	SO	LOB	TOP		
Ricky Otero, S OBP: 0.324, SLG: 0.344 (1, 8)										4	0	0	0	0	0	0	Philadelphia Phillies @ New York Mets Shea Stadium, Flushing, NY Sat Sep 28 1996, 7:05 PM EDT Att: 16,801 - Unknown - 71 F		
Dest Relaford, S OBP: 0.295, SLG: 0.194 Ron Blazier, R OBP: 1.000, SLG: 1.000 (1, 6) (8, 1)										4	0	1	0	0	2	0			
26 David Doster, R OBP: 0.308, SLG: 0.370 (1, 4)										4	0	2	0	0	0	1			
Ruben Amaro Jr, S OBP: 0.395, SLG: 0.473 (1, 9)										3	0	0	0	1	0	1			
Jon Zuber, L OBP: 0.290, SLG: 0.314 (1, 3)										4	0	0	0	0	0	3			
Wendell Magee, R OBP: 0.260, SLG: 0.307 (1, 7)										3	0	0	0	1	0	2			
Kevin Sefcik, R OBP: 0.336, SLG: 0.381 (1, 5)										4	1	1	0	0	0	2			
Bobby Estalella, R OBP: 0.286, SLG: 0.692 (1, 2)										3	1	1	2	0	2	0			
Calvin Maduro, R Ricardo Jordan, L Jeff Parrett, R Kevin Stocker, S OBP: 0.336, SLG: 0.379 (1, 1) (7, 1) (7, 1) (8, PH) (8, 6)										2	0	0	0	0	0	0			
Inning Stats	R: 0 E: 0 K: 0 S: 6	H: 1 LOB: 1 BB: 0 P: 8	R: 0 E: 0 K: 0 S: 7	H: 0 LOB: 0 BB: 0 P: 10	R: 0 E: 0 K: 1 S: 6	H: 0 LOB: 0 BB: 0 P: 9	R: 0 E: 0 K: 1 S: 8	H: 1 LOB: 2 BB: 0 P: 18	R: 0 E: 0 K: 1 S: 10	H: 0 LOB: 0 BB: 0 P: 12	R: 0 E: 0 K: 0 S: 4	H: 0 LOB: 0 BB: 0 P: 5	R: 2 E: 0 K: 2 S: 10	H: 2 LOB: 0 BB: 0 P: 14	R: 0 E: 1 K: 0 S: 10	H: 0 LOB: 2 BB: 1 P: 19		1B: 3 2B: 2 3B: 0 HR: 1	SF: 0 SAC: 0 DP: 1 HBP: 0
PITCHER	IP WLS BF H R ER SO BB IBB HBP BLK WP HR S P ERA WHIP																		
Robert Person, R ERA: 4.52 Derek Wallace, R ERA: 4.01 (1, 1) (9, 1)	8.0 W 29 5 2 2 5 1 0 0 0 0 0 1 59 88 2.25 0.750																		

Batter	1	2	3	4	5	6	7	8	9	AB	R	H	RBI	BB	SO	LOB	BOTTOM		
Alex Ochoa, R OBP: 0.337, SLG: 0.427 (1, 9)										4	0	0	0	0	0	1	Philadelphia Phillies @ New York Mets Shea Stadium, Flushing, NY Sat Sep 28 1996, 7:05 PM EDT Att: 16,801 - Unknown - 71 F		
Carl Everett, S OBP: 0.329, SLG: 0.312 (1, 7)										4	1	2	0	0	1	0			
Lance Johnson, L OBP: 0.363, SLG: 0.479 (1, 8)										4	1	1	0	0	0	1			
Todd Hundley, S OBP: 0.358, SLG: 0.554 (1, 2)										2	1	0	0	1	1	0			
Butch Huskey, R OBP: 0.317, SLG: 0.434 (1, 5)										3	1	1	2	0	0	0			
Roberto Petagine, L OBP: 0.306, SLG: 0.378 (1, 3)										2	0	0	1	0	2	0			
Jason Hardtke, S OBP: 0.241, SLG: 0.291 (1, 4)										2	0	0	0	1	0	0			
Tim Bogar, R OBP: 0.286, SLG: 0.256 (1, 6)										2	0	1	1	0	0	0			
Robert Person, R Derek Wallace, R OBP: 0.143, SLG: 0.190 (1, 1) (9, 1)										2	0	0	0	0	1	1			
Inning Stats	R: 0 E: 0 K: 0 S: 6	H: 1 LOB: 0 BB: 0 P: 7	R: 0 E: 0 K: 1 S: 10	H: 0 LOB: 0 BB: 0 P: 15	R: 0 E: 0 K: 0 S: 12	H: 1 LOB: 1 BB: 0 P: 16	R: 0 E: 0 K: 1 S: 7	H: 0 LOB: 0 BB: 0 P: 10	R: 0 E: 0 K: 1 S: 7	H: 0 LOB: 0 BB: 0 P: 13	R: 0 E: 0 K: 1 S: 7	H: 0 LOB: 0 BB: 0 P: 9	R: 4 E: 0 K: 0 S: 14	H: 3 LOB: 1 BB: 2 P: 29	R: 0 E: 0 K: 1 S: 5	H: 0 LOB: 0 BB: 0 P: 5		1B: 3 2B: 2 3B: 0 HR: 0	SF: 1 SAC: 2 DP: 0 HBP: 0
PITCHER	IP WLS BF H R ER SO BB IBB HBP BLK WP HR S P ERA WHIP																		
Calvin Maduro, R ERA: 3.52 Ricardo Jordan, L ERA: 1.95 Jeff Parrett, R ERA: 3.39 Ron Blazier, R ERA: 6.03 (1, 1) (7, 1) (7, 1) (8, 1)	6.0 L 23 5 4 4 4 1 0 0 0 0 0 0 0 1 8 6.00 3.000																		

Batter	1	2	3	4	5	6	7	8	9	AB	R	H	RBI	BB	SO	LOB	TOP								
Ricky Otero, S OBP: 0.330, SLG: 0.348 (1, 8)										4	2	3	5	1	1	0									
Desi Relaford, S OBP: 0.250, SLG: 0.225 (1, 6)										4	0	2	0	0	0	2									
Ken Ryan, R OBP: 0.141, SLG: 0.143 (8, PH)										0	0	0	0	0	0	0									
26 David Doster, R OBP: 0.313, SLG: 0.371 (1, 4)										5	0	2	2	0	1	3									
Ruben Amaro Jr, S OBP: 0.380, SLG: 0.453 (1, 9)										5	0	0	0	0	0	4									
Jon Zuber, L OBP: 0.296, SLG: 0.330 (1, 3)										5	1	2	1	0	0	0									
Wendell Magee, R OBP: 0.252, SLG: 0.296 (1, 7)										5	0	0	0	0	2	3									
Kevin Sevcik, R OBP: 0.341, SLG: 0.379 (1, 5)										3	2	1	0	1	1	0									
Bobby Estalella, R OBP: 0.389, SLG: 0.706 (1, 2)										4	3	3	1	0	0	0									
Glenn Dishman, R (1, 1)										0	0	0	0	0	0	0									
Ron Blazier, R OBP: 1.000, SLG: 1.000 (5, 1)										0	0	0	0	0	0	0									
Kevin Stocker, S OBP: 0.336, SLG: 0.378 (6, 6)										1	0	0	0	1	0	0									
Inning Stats	R: 0 E: 0 K: 2 S: 12	H: 1 LOB: 1 BB: 0 P: 15	R: 0 E: 0 K: 1 S: 9	H: 0 LOB: 0 BB: 0 P: 14	R: 1 E: 0 K: 0 S: 9	H: 3 LOB: 1 BB: 0 P: 16	R: 0 E: 0 K: 0 S: 6	H: 0 LOB: 0 BB: 0 P: 6	R: 3 E: 0 K: 0 S: 10	H: 4 LOB: 1 BB: 0 P: 13	R: 3 E: 0 K: 0 S: 17	H: 3 LOB: 1 BB: 2 P: 28	R: 0 E: 0 K: 1 S: 6	H: 0 LOB: 0 BB: 0 P: 8	R: 0 E: 0 K: 1 S: 6	H: 0 LOB: 0 BB: 0 P: 8	R: 2 E: 0 K: 1 S: 13	H: 2 LOB: 2 BB: 2 P: 28	1B: 12 2B: 1 3B: 0 HR: 0	SF: 0 SAC: 2 DP: 1 HBP: 0	WP: 0 PB: 1 SB: 3 CS: 0	PA: 42			
PITCHER	IP	WLS	BF	H	R	ER	SO	BB	IBB	HBP	BLK	WP	HR	S	P	ERA	WHIP								
Bobby Jones, R ERA: 4.42 (1, 1)	5.0		22	8	4	4	3	0	0	0	0	0	0	46	64	7.20	1.600								
Mike Fyhrle, R ERA: 15.43 (6, 1)	0.1	L	5	2	3	3	0	2	0	0	0	0	0	15	26	81.00	12.000								
Paul Byrd, R ERA: 4.24 (6, 1)	0.2		2	1	0	0	0	0	0	0	0	0	0	2	2	0.00	1.500								
Jerry Dipoto, R ERA: 4.19 (7, 1)	2.2		12	2	2	2	1	2	0	0	0	0	0	23	39	6.75	1.500								
Ricky Tricek, R ERA: 3.39 (9, 1)	0.1		1	0	0	0	1	0	0	0	0	0	0	3	6	0.00	0.000								

Philadelphia Phillies @ New York Mets
Shea Stadium, Flushing, NY
Sun Sep 29 1996, 3:33 AM EDT
Att: 21,975 - Cloudy - 61 F

AB 36
R 9
H 13
RBI 9
BB 4
SO 5
LOB 12

Batter	1	2	3	4	5	6	7	8	9	AB	R	H	RBI	BB	SO	LOB	BOTTOM								
Carl Everett, S OBP: 0.326, SLG: 0.307 (1, 9)										3	0	0	1	1	1	3									
Edgardo Alfonzo, R OBP: 0.304, SLG: 0.345 (1, 4)										5	0	2	1	0	0	1									
Lance Johnson, L OBP: 0.362, SLG: 0.479 (1, 8)										4	0	1	0	0	0	2									
Todd Hundley, S OBP: 0.356, SLG: 0.550 (1, 2)										4	0	0	0	0	2	1									
Butch Huskey, R OBP: 0.319, SLG: 0.435 (1, 3)										4	1	2	0	0	0	0									
Chris Jones, R OBP: 0.307, SLG: 0.369 (1, 7)										3	1	1	0	0	1	2									
Alex Ochoa, R OBP: 0.336, SLG: 0.426 (7, 9)										1	0	0	0	0	0	0									
Alvaro Espinoza, R OBP: 0.303, SLG: 0.443 (1, 5)										2	1	1	2	0	1	0									
Jason Hardtke, S OBP: 0.233, SLG: 0.281 (6, PH)										2	0	0	0	0	0	1									
Tim Bogar, R OBP: 0.287, SLG: 0.258 (1, 6)										3	1	1	0	0	0	1									
Matt Franco, L OBP: 0.235, SLG: 0.323 (9, PH)										1	0	0	0	0	0	0									
Bobby Jones, R OBP: 0.159, SLG: 0.150 (8, 1)										1	1	1	0	1	0	0									
Mike Fyhrle, R (8, 1)										0	0	0	0	0	0	0									
Paul Byrd, R (8, 1)										0	0	0	0	0	0	0									
Roberto Petagine, L OBP: 0.159, SLG: 0.150 (6, PH)										0	0	0	0	0	0	0									
Jerry Dipoto, R (7, 1)										0	0	0	0	0	0	0									
Ricky Tricek, R (9, 1)										0	0	0	0	0	0	0									
Charlie Greene, R (9, PH)										0	0	0	0	0	0	0									
Inning Stats	R: 0 E: 0 K: 0 S: 11	H: 1 LOB: 1 BB: 0 P: 16	R: 4 E: 0 K: 0 S: 13	H: 5 LOB: 1 BB: 0 P: 19	R: 0 E: 0 K: 1 S: 9	H: 1 LOB: 0 BB: 0 P: 14	R: 0 E: 0 K: 2 S: 8	H: 0 LOB: 1 BB: 1 P: 15	R: 0 E: 0 K: 1 S: 7	H: 0 LOB: 0 BB: 0 P: 11	R: 1 E: 0 K: 0 S: 12	H: 2 LOB: 2 BB: 0 P: 20	R: 0 E: 0 K: 1 S: 6	H: 0 LOB: 0 BB: 0 P: 9	R: 0 E: 0 K: 0 S: 4	H: 0 LOB: 0 BB: 0 P: 6	R: 0 E: 0 K: 0 S: 9	H: 0 LOB: 1 BB: 1 P: 16	1B: 7 2B: 2 3B: 0 HR: 1	SF: 1 SAC: 0 DP: 1 HBP: 0	WP: 0 PB: 0 SB: 0 CS: 1	PA: 39			
PITCHER	IP	WLS	BF	H	R	ER	SO	BB	IBB	HBP	BLK	WP	HR	S	P	ERA	WHIP								
Glenn Dishman, L ERA: 7.71 (1, 1)	4.0		19	7	4	4	3	1	0	0	0	0	0	7	11	0.00	1.000								
Ron Blazier, R ERA: 5.07 (5, 1)	1.0	W	3	1	0	0	1	0	0	0	0	0	0	7	11	0.00	1.000								
Toby Borland, R ERA: 4.07 (6, 1)	1.1		7	2	1	0	0	0	0	0	0	0	0	13	21	0.00	1.500								
Ricardo Jordan, L ERA: 1.8 (7, 1)	0.2		2	0	0	0	1	0	0	0	0	0	0	5	8	0.00	0.000								
Ken Ryan, R ERA: 2.43 (8, 1)	1.0		3	0	0	0	0	0	0	0	0	0	0	4	6	0.00	0.000								

Philadelphia Phillies @ New York Mets
Shea Stadium, Flushing, NY
Sun Sep 29 1996, 3:33 AM EDT
Att: 21,975 - Cloudy - 61 F

AB 35
R 5
H 10
RBI 5
BB 2
SO 5
LOB 11