

# Philadelphia Phillies - 1998













Batter	1	2	3	4	5	6	7	8	9	AB	R	H	RBI	BB	SO	LOB	TOP					
Doug Glanville, R (1, 8) OBP: 0.300, SLG: 0.316	G6-3		K							5	1	2	0	0	2	2	Philadelphia Phillies @ Atlanta Braves Turner Field, Atlanta, GA Sat Apr 04 1998, 7:05 PM EST Att: 39,154 - Overcast - 54 F					
Gregg Jefferies, S (1, 7) OBP: 0.600, SLG: 0.563 Billy Brewer, L (8, 1) Mark Leiter, R (8, 1)	1B									2	0	2	2	3	0	0						
Scott Rolen, R (1, 5) OBP: 0.300, SLG: 0.235	1B		P2							5	0	1	0	0	2	6						
Rico Brogna, L (1, 3) OBP: 0.150, SLG: 0.211	K		G3							5	0	0	0	0	3	5						
Mark Lewis, R (1, 4) OBP: 0.316, SLG: 0.188	G4-3									4	0	0	0	1	2	3						
Bobby Abreu, L (1, 9) OBP: 0.389, SLG: 0.389			K							5	2	3	0	0	2	0						
Mark Parent, R (1, 2) OBP: 0.250, SLG: 0.250	K									4	0	1	0	0	1	3						
Desi Relaford, S (1, 6) Alex Arias, R (6, 6) OBP: 0.333, SLG: 0.333										3	0	1	0	0	0	2						
Tyler Green, R (1, 1) 23 Kevin Jordan, R (6, PH) Darrin Winston, R (8, PH) Jerry Spradlin, S (7, 1) Kevin Seifak, R (8, PH) Ruben Amaro Jr., S (8, 7)	K									2	1	1	0	0	1	1						
Inning Stats	R: 0 E: 0 K: 1 S: 17	H: 1 LOB: 2 BB: 1 P: 27	R: 0 E: 0 K: 3 S: 12	H: 1 LOB: 1 BB: 0 P: 13	R: 0 E: 0 K: 1 S: 10	H: 0 LOB: 1 BB: 1 P: 18	R: 0 E: 0 K: 1 S: 9	H: 1 LOB: 0 BB: 0 P: 14	R: 2 E: 0 K: 0 S: 12	H: 3 LOB: 1 BB: 0 P: 17	R: 1 E: 0 K: 1 S: 13	H: 2 LOB: 2 BB: 1 P: 18	R: 0 E: 0 K: 3 S: 12	H: 1 LOB: 1 BB: 0 P: 19	R: 1 E: 0 K: 1 S: 15	H: 4 LOB: 3 BB: 1 P: 26		R: 0 E: 0 K: 2 S: 9	H: 0 LOB: 0 BB: 0 P: 14	1B: 12 2B: 1 3B: 0 HR: 0	SF: 0 SAC: 0 DP: 0 HBP: 0	WP: 0 PB: 1 CS: 3
PITCHER	IP	WLS	BF	H	R	ER	SO	BB	IBB	HBP	BLK	WP	HR	S	P	ERA	WHIP					
Kevin Millwood, R (1, 1) ERA: 5.4	5.0		24	7	3	3	6	3	0	0	0	0	0	64	98	5.40	2.000					
Mike Cather, R (6, 1) ERA: 6.75	1.0		4	1	0	0	1	0	0	0	0	0	0	9	9	0.00	1.000					
Dennis Martinez, R (7, 1) ERA: 2.25	2.0	W	11	5	1	1	4	0	1	0	0	0	0	27	45	4.50	2.500					
Mark Wohlers, R (9, 1) ERA:	1.0	S	3	0	0	0	2	0	0	0	0	0	0	9	14	0.00	0.000					

AB	38
R	4
H	13
RBI	4
BB	4
SO	13
LOB	24



Batter	1	2	3	4	5	6	7	8	9	AB	R	H	RBI	BB	SO	LOB	BOTTOM				
Curtis Pride, L (1, 9) OBP: 0.250, SLG: 0.500 Danny Bautista, R (8, PH) OBP: 0.333, SLG: 0.333	1B		G3-1							3	1	1	0	0	1	2	Philadelphia Phillies @ Atlanta Braves Turner Field, Atlanta, GA Sat Apr 04 1998, 7:05 PM EST Att: 39,154 - Overcast - 54 F				
Keith Lockhart, L (1, 4) OBP: 0.700, SLG: 0.875	G6-3									3	1	2	1	1	0	0					
10 Chipper Jones, S (1, 5) OBP: 0.529, SLG: 0.750	G3		CS							3	1	0	1	1	1	1					
Andres Galarraga, R (1, 3) OBP: 0.353, SLG: 0.533	G6-3									3	0	1	1	0	0	1					
Ryan Klesko, L (1, 7) OBP: 0.176, SLG: 0.250 Mark Wohlers, R (9, 1)	G4-3									3	0	1	1	0	0	2					
Javy Lopez, R (1, 2) OBP: 0.286, SLG: 0.538	G6-3									3	0	1	1	0	0	0					
Gerald Williams, R (1, 8) OBP: 0.273, SLG: 0.500										4	0	0	0	0	2	3					
Rafael Belliard, R (1, 6) OBP: 0.125, SLG: 0.125 Tony Gaffanino, R (7, PH) OBP: 0.333, SLG: 0.375	G5-3									2	0	1	0	0	0	0					
Kevin Millwood, R (1, 1) Mike Cather, R (6, 1) Dennis Martinez, R (7, 1) Andrew Jones, R (8, PH)										1	0	0	0	1	0	0					
Inning Stats	R: 1 E: 0 K: 0 S: 13	H: 2 LOB: 1 BB: 0 P: 21	R: 0 E: 0 K: 1 S: 7	H: 0 LOB: 0 BB: 0 P: 13	R: 0 E: 0 K: 0 S: 8	H: 0 LOB: 1 BB: 1 P: 19	R: 0 E: 0 K: 1 S: 6	H: 1 LOB: 0 BB: 0 P: 9	R: 0 E: 0 K: 1 S: 10	H: 1 LOB: 2 BB: 1 P: 20	R: 0 E: 0 K: 0 S: 5	H: 0 LOB: 0 BB: 0 P: 6	R: 0 E: 0 K: 0 S: 9	H: 3 LOB: 2 BB: 0 P: 17	R: 4 E: 0 K: 1 S: 21	H: 2 LOB: 1 BB: 2 P: 37		1B: 7 2B: 1 3B: 1 HR: 0	SF: 2 SAC: 0 DP: 1 HBP: 1	WP: 1 PB: 0 SB: 0 CS: 2	PA: 35
PITCHER	IP	WLS	BF	H	R	ER	SO	BB	IBB	HBP	BLK	WP	HR	S	P	ERA	WHIP				
Tyler Green, R (1, 1) ERA: 1.8	5.0		19	4	1	1	3	2	0	0	0	0	0	44	82	1.80	1.200				
Darrin Winston, L (6, 1) ERA: 3.39	1.0		4	1	0	0	0	0	0	0	0	0	0	6	8	0.00	1.000				
Jerry Spradlin, R (7, 1) ERA:	1.0		3	2	0	0	0	0	0	0	0	0	0	8	15	0.00	2.000				
Billy Brewer, L (8, 1) ERA: 108.0	0.0	L	4	2	4	4	0	2	0	0	0	0	0	11	22	∞	∞				
Mark Leiter, R (8, 1) ERA: 4.91	1.0		4	0	0	0	1	0	0	1	0	1	0	10	15	0.00	0.000				

AB	27
R	5
H	9
RBI	5
BB	4
SO	4
LOB	9





Batter	1	2	3	4	5	6	7	8	9	AB	R	H	RBI	BB	SO	LOB	TOP																			
Doug Glanville, R OBP: 0.281, SLG: 0.273	G1-3		G3			G4-3		SH1-4		3	0	0	0	0	0	0	Philadelphia Phillies @ Atlanta Braves Turner Field, Atlanta, GA Sun Apr 05 1998, 3:33 AM EDT Att: 35,331 - Sunny - 69 F																			
Gregg Jefferies, S OBP: 0.625, SLG: 0.579 Ruben Amaro Jr, S (9, 7)	1B			1B		G3-1		IBB		3	1	2	0	1	0	0																				
Scott Rolen, R OBP: 0.292, SLG: 0.250	K			1B			K	SF9		3	0	1	1	0	2	1																				
Mike Lieberthal, R OBP: 0.105, SLG: 0.059	F8			G4-6-3			L9	K		4	0	0	0	0	1	4																				
Rico Brogna, L OBP: 0.208, SLG: 0.227	G5-3			K						3	0	1	0	1	1	0																				
Mark Lewis, R OBP: 0.304, SLG: 0.200	K				G4-3			G5-4-3		4	0	1	0	0	1	1																				
Bobby Abreu, L OBP: 0.318, SLG: 0.318	G5-3				G3					4	0	0	0	0	0	2																				
Alex Arias, R OBP: 0.167, SLG: 0.167			G6-3			G5-3		E5		3	1	0	0	0	0	0																				
Curt Schilling, R (1, 1)			K				G5-3	SH		2	0	0	0	0	1	0																				
<b>Inning Stats</b>	R: 0 H: 1 E: 0 K: 1 S: 11	H: 1 LOB: 1 BB: 0 P: 15	R: 0 H: 0 E: 0 K: 1 S: 8	H: 0 LOB: 0 BB: 0 P: 11	R: 0 H: 0 E: 0 K: 1 S: 10	H: 0 LOB: 0 BB: 0 P: 14	R: 1 H: 2 E: 0 K: 1 S: 10	H: 2 LOB: 0 BB: 0 P: 14	R: 0 H: 0 E: 0 K: 0 S: 7	H: 0 LOB: 0 BB: 0 P: 10	R: 0 H: 2 E: 0 K: 1 S: 9	H: 2 LOB: 2 BB: 0 P: 11	R: 1 H: 0 E: 1 K: 1 S: 10	H: 0 LOB: 2 BB: 1 P: 17	R: 0 H: 0 E: 0 K: 0 S: 4	H: 0 LOB: 0 BB: 1 P: 9	1B: 5 2B: 0 3B: 0 HR: 0	SF: 1 SAC: 2 DP: 2 HBP: 0	WP: 0 PB: 0 SB: 0 CS: 0	PA: 34																
<b>PITCHER</b>	IP	WLS	BF	H	R	ER	SO	BB	IBB	HBP	BLK	WP	HR	S	P	ERA	WHIP	<b>PITCHER</b>		IP	WLS	BF	H	R	ER	SO	BB	IBB	HBP	BLK	WP	HR	S	P	ERA	WHIP
Greg Maddux, R ERA: 1.2	(1, 1)	8.0	L	31	5	2	1	6	0	1	0	0	0	70	98	1.12	0.625																			
Alan Embree, L ERA:	(9, 1)	1.0		3	0	0	0	0	1	0	0	0	0	4	9	0.00	1.000																			

AB	29
R	2
H	5
RBI	1
BB	2
SO	6
LOB	8



Batter	1	2	3	4	5	6	7	8	9	AB	R	H	RBI	BB	SO	LOB	BOTTOM																			
Curtis Pride, L OBP: 0.250, SLG: 0.417	K		K		F7			1B		4	0	1	0	0	2	0	Philadelphia Phillies @ Atlanta Braves Turner Field, Atlanta, GA Sun Apr 05 1998, 3:33 AM EDT Att: 35,331 - Sunny - 69 F																			
Tony Graffanino, R OBP: 0.231, SLG: 0.250	K		K			G5-3		L9		4	0	0	0	0	2	1																				
10 Chipper Jones, S OBP: 0.524, SLG: 0.850	HR		F7			F7				4	1	2	1	0	0	0																				
Andres Galarraga, R OBP: 0.286, SLG: 0.421	K			K		K				4	0	0	0	0	4	1																				
Ryan Klesko, L OBP: 0.143, SLG: 0.200		K		F5			G3-1		F8	4	0	0	0	0	1	1																				
Eddie Pérez, R OBP: 0.200, SLG: 0.200 Javy Lopez, R OBP: 0.267, SLG: 0.500		K			1B		K		K	3	0	1	0	0	2	0																				
Andruw Jones, R (1, 8)					K					2	0	0	0	1	1	1																				
Rafael Belliard, R OBP: 0.200, SLG: 0.200 Keith Lockhart, L OBP: 0.536, SLG: 0.778						G1-3		G3-1		2	0	1	0	0	0	0																				
Greg Maddux, R Gerald Williams, R OBP: 0.250, SLG: 0.455 Alan Embree, L (9, 1)						G1-3		K		2	0	0	0	0	1	2																				
<b>Inning Stats</b>	R: 1 H: 1 E: 0 K: 3 S: 10	H: 1 LOB: 0 BB: 0 P: 16	R: 0 H: 1 E: 0 K: 3 S: 15	H: 1 LOB: 2 BB: 1 P: 23	R: 0 H: 0 E: 0 K: 2 S: 8	H: 0 LOB: 0 BB: 0 P: 13	R: 0 H: 1 E: 0 K: 2 S: 13	H: 1 LOB: 1 BB: 0 P: 18	R: 0 H: 0 E: 0 K: 0 S: 7	H: 0 LOB: 0 BB: 0 P: 9	R: 0 H: 0 E: 0 K: 1 S: 6	H: 0 LOB: 0 BB: 0 P: 9	R: 0 H: 0 E: 0 K: 1 S: 10	H: 1 LOB: 1 BB: 0 P: 14	R: 0 H: 1 E: 0 K: 2 S: 11	H: 1 LOB: 1 BB: 0 P: 16	1B: 4 2B: 0 3B: 0 HR: 1	SF: 0 SAC: 0 DP: 0 HBP: 0	WP: 0 PB: 0 SB: 0 CS: 0	PA: 33																
<b>PITCHER</b>	IP	WLS	BF	H	R	ER	SO	BB	IBB	HBP	BLK	WP	HR	S	P	ERA	WHIP	<b>PITCHER</b>		IP	WLS	BF	H	R	ER	SO	BB	IBB	HBP	BLK	WP	HR	S	P	ERA	WHIP
Curt Schilling, R ERA: 0.53	(1, 1)	9.0	W	33	5	1	1	15	1	0	0	0	1	87	128	1.00	0.667																			

AB	32
R	1
H	5
RBI	1
BB	1
SO	15
LOB	7













Batter	1	2	3	4	5	6	7	8	9	AB	R	H	RBI	BB	SO	LOB	TOP		
Andrew Jones, R (1, 8) OBP: 0.200, SLG: 0.156										4	0	0	0	0	0	0			
Michael Tucker, L (1, 9) OBP: 0.167, SLG: 0.182										4	0	0	0	0	0	3			
10 Chipper Jones, S (1, 5) OBP: 0.486, SLG: 0.853										2	0	1	0	1	1	0			
Andres Galarraga, R (1, 3)										3	0	0	0	0	1	1			
Ryan Klesko, L (1, 7)										3	0	0	0	0	2	1			
Tony Gwynn, R (1, 4)										3	0	1	0	0	0	0			
Eddie Pérez, R (1, 2)										3	0	0	0	0	2	1			
Ray Holbert, R (1, 6)										3	0	0	0	0	1	0			
Greg Maddux, R (1, 1)										2	0	0	0	0	0	0			
Curtis Pride, L (9, PH) Mike Cather, R (9, 1)										1	0	0	0	0	0	0			
										0	0	0	0	0	0	0			
<b>Inning Stats</b>	R: 0 H: 0 E: 0 K: 1 S: 8	H: 0 LOB: 0 BB: 0 P: 12	R: 0 H: 1 E: 0 K: 1 S: 10	LOB: 1 BB: 0 P: 13	R: 0 H: 0 E: 0 K: 0 S: 9	H: 0 LOB: 0 BB: 0 P: 13	R: 0 H: 1 E: 0 K: 2 S: 8	H: 0 LOB: 0 BB: 0 P: 11	R: 0 H: 0 E: 0 K: 1 S: 7	H: 0 LOB: 0 BB: 0 P: 10	R: 0 H: 0 E: 0 K: 3 S: 10	H: 0 LOB: 1 BB: 1 P: 15	R: 0 H: 0 E: 0 K: 0 S: 4	H: 0 LOB: 0 BB: 0 P: 5	R: 0 H: 0 E: 0 K: 1 S: 9	H: 0 LOB: 0 BB: 0 P: 12	1B: 2 2B: 0 3B: 0 HR: 0	SF: 0 SAC: 0 DP: 0 HBP: 0	WP: 0 PA: 29 PB: 0 SB: 0 CS: 0
<b>PITCHER</b> Curt Schilling, R (1, 1) ERA: 0.35	IP: 9.0 WLS: W BF: 29 H: 2 R: 0 ER: 0 SO: 10 BB: 1 IBB: 0 HBP: 0 BLK: 0 WP: 0 HR: 0 S: 74 P: 104 ERA: 0.00 WHIP: 0.333																		

Atlanta Braves @ Philadelphia Phillies  
Veterans Stadium, Philadelphia, PA

AB 28  
R 0  
H 2  
RBI 0  
BB 1  
SO 10  
LOB 3



WP: 0 PA: 29  
PB: 0  
SB: 0  
CS: 0

Fri Apr 10 1998, 7:05 PM EDT  
Att: 30,311 - Cloudy - 55 F

Batter	1	2	3	4	5	6	7	8	9	AB	R	H	RBI	BB	SO	LOB	BOTTOM				
Doug Glanville, R (1, 8) OBP: 0.231, SLG: 0.243										4	0	1	0	0	0	1					
Gregg Jefferies, S (1, 7)										3	1	0	0	1	0	1					
Scott Rolen, R (1, 5)										3	0	0	0	1	1	0					
Mike Lieberthal, R (1, 2)										4	0	2	1	0	1	0					
Rico Brogna, L (1, 3)										3	0	0	0	0	1	1					
Mark Lewis, R (1, 4)										3	0	0	0	0	0	0					
Bobby Abreu, L (1, 9) OBP: 0.457, SLG: 0.455										3	0	2	0	0	0	0					
Desi Relaford, S (1, 6)										3	0	0	0	0	1	2					
Curt Schilling, R (1, 1)										3	0	1	0	0	1	1					
<b>Inning Stats</b>	R: 0 H: 1 E: 0 K: 0 S: 7	H: 1 LOB: 0 BB: 0 P: 12	R: 0 H: 1 E: 0 K: 0 S: 5	LOB: 0 BB: 0 P: 8	R: 0 H: 1 E: 0 K: 1 S: 9	H: 1 LOB: 1 BB: 0 P: 12	R: 0 H: 0 E: 0 K: 0 S: 7	H: 0 LOB: 0 BB: 0 P: 12	R: 0 H: 1 E: 0 K: 0 S: 7	H: 1 LOB: 1 BB: 0 P: 11	R: 0 H: 0 E: 0 K: 1 S: 9	H: 0 LOB: 0 BB: 0 P: 10	R: 0 H: 0 E: 0 K: 3 S: 11	H: 0 LOB: 0 BB: 0 P: 16	R: 0 H: 1 E: 0 K: 0 S: 10	H: 1 LOB: 1 BB: 0 P: 12	R: 1 H: 1 E: 0 K: 0 S: 12	H: 1 LOB: 2 BB: 2 P: 22	1B: 6 2B: 0 3B: 0 HR: 0	SF: 0 SAC: 0 DP: 1 HBP: 0	WP: 0 PA: 31 PB: 0 SB: 1 CS: 1
<b>PITCHER</b> Greg Maddux, R (1, 1) ERA: 0.78 Mike Cather, R (9, 1) ERA: 6.75	IP: 8.0 WLS: L BF: 4 H: 1 R: 1 ER: 1 SO: 0 BB: 2 IBB: 0 HBP: 0 BLK: 0 WP: 0 HR: 0 S: 12 P: 22 ERA: 0.00 WHIP: 9.000																				

Atlanta Braves @ Philadelphia Phillies  
Veterans Stadium, Philadelphia, PA

AB 29  
R 1  
H 6  
RBI 1  
BB 2  
SO 5  
LOB 6



WP: 0 PA: 31  
PB: 0  
SB: 1  
CS: 1

Fri Apr 10 1998, 7:05 PM EDT  
Att: 30,311 - Cloudy - 55 F











Batter	1	2	3	4	5	6	7	8	9	AB	R	H	RBI	BB	SO	LOB	TOP					
Walt Weiss, S OBP: 0.588, SLG: 0.643 Ray Holbert, R OBP: 0.222, SLG: 0.125										3	2	2	0	0	1	0	<b>Atlanta Braves @ Philadelphia Phillies</b> Veterans Stadium, Philadelphia, PA Mon Apr 13 1998, 7:05 PM EDT Att: 15,101 - Unknown - 65 F					
Gerald Williams, R OBP: 0.318, SLG: 0.368										4	2	2	0	0	1	0						
10 Chipper Jones, S OBP: 0.481, SLG: 0.804										3	3	2	3	2	0	2						
Andres Galarraga, R OBP: 0.431, SLG: 0.698										4	1	3	4	0	0	0						
Javy Lopez, R OBP: 0.333, SLG: 0.500										5	0	0	0	0	1	4						
Danny Bautista, R OBP: 0.385, SLG: 0.417										4	0	2	1	1	1	0						
Tony Graffanino, R OBP: 0.238, SLG: 0.256										5	0	1	0	0	2	4						
Andrew Jones, R OBP: 0.163, SLG: 0.125 Michael Tucker, L OBP: 0.291, SLG: 0.211										4	0	0	0	0	0	2						
Denny Neagle, L OBP: 0.125, SLG: 0.125 Curtis Pride, L OBP: 0.290, SLG: 0.290 Kerry Ligtenberg, R Adam Butler, L Mike Cather, R										3	0	0	0	0	0	1						
<b>Inning Stats</b>	R: 0 E: 0 K: 2 S: 11	H: 0 LOB: 2 BB: 1 P: 19	R: 0 E: 0 K: 1 S: 7	H: 0 LOB: 1 BB: 1 P: 17	R: 4 E: 0 K: 0 S: 11	H: 4 LOB: 1 BB: 0 P: 24	R: 3 E: 0 K: 1 S: 18	H: 4 LOB: 2 BB: 1 P: 31	R: 0 E: 0 K: 1 S: 6	H: 2 LOB: 0 BB: 0 P: 10	R: 0 E: 0 K: 0 S: 3	H: 0 LOB: 0 BB: 0 P: 6	R: 0 E: 0 K: 1 S: 13	H: 2 LOB: 1 BB: 0 P: 21	R: 0 E: 0 K: 1 S: 9	H: 1 LOB: 1 BB: 0 P: 12		1B: 8 2B: 3 3B: 0 HR: 2	SF: 0 SAC: 0 DP: 0 HBP: 2	WP: 0 PB: 0 SB: 0 CS: 0	PA: 44	
<b>PITCHER</b>	IP WLS BF H R ER SO BB IBB HBP BLK WP HR S P ERA WHIP	55 Matt Beech, L ERA: 18.9	3.1 21 6 7 7 3 3 0 2 0 0 1 34 73 18.90 2.700	Matt Whiteside, R ERA: 4.15	1.2 9 4 0 0 1 0 0 0 0 0 0 19 28 0.00 2.400	Wayne Gomes, R ERA: 4.15	1.0 3 0 0 0 1 0 0 0 0 0 0 6 8 0.00 0.000	Jerry Spradlin, R ERA: 2.45	1.0 W 3 0 0 0 0 0 0 0 0 0 3 6 0.00 0.000	Mark Leiter, R ERA: 4.15	1.0 5 2 1 1 1 0 0 0 0 0 1 13 21 9.00 2.000	Ricky Bottalico, R ERA: 5.87	1.0 S 4 1 0 0 1 0 0 0 0 0 0 9 12 0.00 1.000									

AB 39  
R 8  
H 13  
RBI 8  
BB 3  
SO 7  
LOB 14



Batter	1	2	3	4	5	6	7	8	9	AB	R	H	RBI	BB	SO	LOB	BOTTOM				
Doug Glanville, R OBP: 0.208, SLG: 0.216										5	1	2	0	0	0	1	<b>Atlanta Braves @ Philadelphia Phillies</b> Veterans Stadium, Philadelphia, PA Mon Apr 13 1998, 7:05 PM EDT Att: 15,101 - Unknown - 65 F				
Gregg Jefferies, S OBP: 0.442, SLG: 0.442										4	2	1	1	0	0	0					
Scott Rolen, R OBP: 0.462, SLG: 0.619										3	2	2	2	2	0	1					
Mike Lieberthal, R OBP: 0.273, SLG: 0.293										5	2	3	2	0	0	2					
Rico Brogna, L OBP: 0.320, SLG: 0.457										4	2	2	5	1	1	1					
23 Kevin Jordan, R OBP: 0.357, SLG: 0.500										4	1	1	0	0	1	2					
Bobby Abreu, L OBP: 0.419, SLG: 0.385										3	0	0	0	1	0	2					
Desi Relaford, S OBP: 0.267, SLG: 0.250										3	1	1	0	0	2	2					
55 Matt Beech, L ERA: 3.15 Kerry Ligtenberg, R Adam Butler, L Mike Cather, R										0	0	0	0	0	0	0					
<b>Inning Stats</b>	R: 0 E: 0 K: 0 S: 9	H: 0 LOB: 0 BB: 1 P: 15	R: 0 E: 0 K: 1 S: 9	H: 0 LOB: 0 BB: 0 P: 14	R: 1 E: 0 K: 0 S: 9	H: 2 LOB: 1 BB: 0 P: 12	R: 0 E: 0 K: 1 S: 9	H: 1 LOB: 2 BB: 1 P: 20	R: 4 E: 1 K: 1 S: 17	H: 3 LOB: 0 BB: 0 P: 30	R: 0 E: 0 K: 1 S: 8	H: 0 LOB: 0 BB: 0 P: 13	R: 6 E: 0 K: 0 S: 13	H: 5 LOB: 1 BB: 2 P: 27	R: 0 E: 0 K: 1 S: 7	H: 1 LOB: 1 BB: 0 P: 9		1B: 8 2B: 1 3B: 0 HR: 3	SF: 2 SAC: 2 DP: 0 HBP: 0	WP: 0 PB: 0 SB: 0 CS: 0	PA: 41
<b>PITCHER</b>	IP WLS BF H R ER SO BB IBB HBP BLK WP HR S P ERA WHIP	Denny Neagle, L ERA: 7.2	6.0 27 6 5 1 4 2 0 0 0 0 0 0 104 1.50 1.333	Kerry Ligtenberg, R ERA: 7.2	0.0 L 4 3 4 4 0 1 0 0 0 0 0 0 8 15 " " " "	Adam Butler, L ERA: 33.75	0.0 3 2 1 1 0 1 0 0 0 0 0 1 2 7 " " " "	Mike Cather, R ERA: 4.05	2.0 7 1 1 1 1 0 0 0 0 0 0 0 10 14 4.50 0.500												

AB 33  
R 11  
H 12  
RBI 11  
BB 4  
SO 5  
LOB 11









Batter	1	2	3	4	5	6	7	8	9	AB	R	H	RBI	BB	SO	LOB	TOP		
Doug Glanville, R OBP: 0.213, SLG: 0.220 Kevin Sefcik, R (8, 8)	0-1 G3 1B	1-0 L7	0-213, SLG: 0.220	3-2 P3		0-1 F8			0-0 G6-3	4	1	1	0	0	0	3			
Gregg Jefferies, S OBP: 0.410, SLG: 0.392 (1, 7)	3-2 G3		1-3 K	2-2 1B			1-2 G5-3		2-2 P6	5	0	1	1	0	1	1			
Scott Rolen, R OBP: 0.417, SLG: 0.531 (1, 5)	4-1 1B		0-1 G5-3	2-3 K			2-1 P5			3	0	0	0	1	1	2			
Mike Lieberthal, R OBP: 0.288, SLG: 0.354 (1, 2)	1-0 P3		3-2 FC6-4 1B		4-2 BB		3-2 HR			3	1	2	1	1	0	2			
Rico Brogna, L OBP: 0.293, SLG: 0.407 Darrin Winston, R Jerry Spradlin, S (1, 3) (7, 1) (8, 1)	1-1 1B		2-0 FC6-4		1-3 K		1-3 K			4	0	1	1	0	2	2			
Mark Lewis, R OBP: 0.318, SLG: 0.289 (1, 4)	2-3 K		2-0 1B		1-3 K			2-2 G6-3		4	1	1	0	0	2	3			
Bobby Abreu, L OBP: 0.392, SLG: 0.362 (1, 9)		0-3 K		0-0 1B		0-2 G4-3		0-1 G4-3		4	1	1	0	0	1	1			
Desi Relaford, S OBP: 0.297, SLG: 0.265 (1, 6)		1-1 G3		1-1 1B		4-0 L1-3 BB		0-2 P4		3	0	1	1	1	0	0			
Tyler Green, R Rex Hudler, R Matt Whiteside, R Ruben Amaro, Jr., S Wayne Gomes, R 23 Kevin Jordan, R (1, 1) (4, PH) (4, 1) (6, PH) (8, 1) (7, 3)	1-2 1B		3-3 K		1-1 L1-3			2-0 G4-3		1	0	1	0	0	0	0			
<b>Inning Stats</b>	R: 1 E: 0 K: 1 S: 12	H: 2 LOB: 2 BB: 1 P: 23	R: 0 E: 0 K: 1 S: 11	H: 1 LOB: 1 BB: 0 P: 14	R: 0 E: 0 K: 1 S: 10	H: 1 LOB: 1 BB: 0 P: 16	R: 2 E: 0 K: 2 S: 18	H: 4 LOB: 2 BB: 0 P: 31	R: 0 E: 0 K: 0 S: 4	H: 0 LOB: 1 BB: 1 P: 9	R: 1 E: 0 K: 1 S: 12	H: 1 LOB: 0 BB: 0 P: 19	R: 0 E: 0 K: 0 S: 10	H: 0 LOB: 0 BB: 0 P: 12	R: 0 E: 0 K: 0 S: 5	H: 0 LOB: 0 BB: 0 P: 9	1B: 8 2B: 1 3B: 0 HR: 1	SF: 0 SAC: 0 DP: 1 HBP: 0	WP: 0 PA: 38 CS: 0
<b>PITCHER</b>	IP WLS BF H R ER SO BB IBB HBP BLK WP HR S P ERA WHIP	IP WLS BF H R ER SO BB IBB HBP BLK WP HR S P ERA WHIP	IP WLS BF H R ER SO BB IBB HBP BLK WP HR S P ERA WHIP	IP WLS BF H R ER SO BB IBB HBP BLK WP HR S P ERA WHIP	IP WLS BF H R ER SO BB IBB HBP BLK WP HR S P ERA WHIP	IP WLS BF H R ER SO BB IBB HBP BLK WP HR S P ERA WHIP	IP WLS BF H R ER SO BB IBB HBP BLK WP HR S P ERA WHIP	IP WLS BF H R ER SO BB IBB HBP BLK WP HR S P ERA WHIP	IP WLS BF H R ER SO BB IBB HBP BLK WP HR S P ERA WHIP	IP WLS BF H R ER SO BB IBB HBP BLK WP HR S P ERA WHIP	IP WLS BF H R ER SO BB IBB HBP BLK WP HR S P ERA WHIP	IP WLS BF H R ER SO BB IBB HBP BLK WP HR S P ERA WHIP	IP WLS BF H R ER SO BB IBB HBP BLK WP HR S P ERA WHIP	IP WLS BF H R ER SO BB IBB HBP BLK WP HR S P ERA WHIP	IP WLS BF H R ER SO BB IBB HBP BLK WP HR S P ERA WHIP	IP WLS BF H R ER SO BB IBB HBP BLK WP HR S P ERA WHIP	IP WLS BF H R ER SO BB IBB HBP BLK WP HR S P ERA WHIP		

Philadelphia Phillies @ Florida Marlins  
Pro Player Stadium, Miami, FL  
Thu Apr 16 1998, 3:33 AM EDT  
Att: 16,708 - Cloudy - 80 F

AB	35
R	4
H	9
RBI	4
BB	3
SO	8
LOB	17



Batter	1	2	3	4	5	6	7	8	9	AB	R	H	RBI	BB	SO	LOB	BOTTOM		
Cliff Floyd, L OBP: 0.397, SLG: 0.571 (1, 7)	4-0 BB S BB	4-1 CS BB		3-3 K		0-0 1B	3-2 FC4-6			3	1	1	1	2	1	2			
Edgar Renteria, R OBP: 0.302, SLG: 0.255 (1, 6)	3-3 K	3-2 G6-3			1-1 L4	2-0 F9	1-1 G6-3			5	0	0	0	0	1	6			
Mark Kotsay, L OBP: 0.279, SLG: 0.351 (1, 8)	4-2 BB BB	2-0 1B			0-2 F9	0-2 L8		2-2 F7		4	1	1	0	1	0	2			
Gary Sheffield, R OBP: 0.421, SLG: 0.477 (1, 9)	4-2 BB HR BB	3-1 L7			1-0 1B		0-2 1B 2B	0-0 F8		4	2	2	0	1	0	1			
Bobby Bonilla, S OBP: 0.214, SLG: 0.308 Dave Berg, R OBP: 0.500, SLG: 0.400 (1, 5) (2, 5)	3-3 K		2-2 G4-3		0-1 L5		1-2 HR 1B	4-1 2B BB		1	0	0	0	0	1	3			
Derek Lee, R OBP: 0.385, SLG: 0.774 (1, 3)	4-0 BB HR BB		1-1 L7			0-2 G3-1 1B	1-2 K	1-1 2B		4	2	2	2	1	1	2			
Charles Johnson, R OBP: 0.271, SLG: 0.442 (1, 2)	4-2 HR BB		3-1 P2			1-2 1B G3-1 1B	1-1 HR	0-1 G1-3		4	3	2	4	1	0	1			
Craig Counsell, L OBP: 0.484, SLG: 0.510 (1, 4)	2-2 HR			3-2 L9		1-1 G3-1	1-0 FC4-6 BB			4	1	2	4	0	0	2			
Livan Hernandez, R OBP: 0.273, SLG: 0.273 John Cangelosi, S OBP: 0.429, SLG: 0.273 Felix Heredia, L Jay Powell, R (1, 1) (7, PH) (8, 1) (9, 1)	0-0 G6-3			0-0 G1-3		0-1 1B	4-2 FC4-6 BB			3	0	1	1	0	0	0			
<b>Inning Stats</b>	R: 6 E: 0 K: 2 S: 20	H: 1 LOB: 5 BB: 5 P: 48	R: 0 E: 0 K: 0 S: 7	H: 1 LOB: 1 BB: 1 P: 19	R: 0 E: 0 K: 0 S: 8	H: 0 LOB: 0 BB: 0 P: 14	R: 0 E: 0 K: 1 S: 8	H: 0 LOB: 0 BB: 0 P: 14	R: 0 E: 0 K: 0 S: 8	H: 1 LOB: 1 BB: 0 P: 10	R: 2 E: 0 K: 0 S: 16	H: 4 LOB: 2 BB: 0 P: 20	R: 3 E: 0 K: 1 S: 23	H: 4 LOB: 2 BB: 1 P: 35	R: 1 E: 0 K: 0 S: 10	H: 1 LOB: 1 BB: 1 P: 17	1B: 8 2B: 2 3B: 0 HR: 2	SF: 0 SAC: 0 DP: 0 HBP: 0	WP: 0 PA: 43 CS: 1
<b>PITCHER</b>	IP WLS BF H R ER SO BB IBB HBP BLK WP HR S P ERA WHIP	IP WLS BF H R ER SO BB IBB HBP BLK WP HR S P ERA WHIP	IP WLS BF H R ER SO BB IBB HBP BLK WP HR S P ERA WHIP	IP WLS BF H R ER SO BB IBB HBP BLK WP HR S P ERA WHIP	IP WLS BF H R ER SO BB IBB HBP BLK WP HR S P ERA WHIP	IP WLS BF H R ER SO BB IBB HBP BLK WP HR S P ERA WHIP	IP WLS BF H R ER SO BB IBB HBP BLK WP HR S P ERA WHIP	IP WLS BF H R ER SO BB IBB HBP BLK WP HR S P ERA WHIP	IP WLS BF H R ER SO BB IBB HBP BLK WP HR S P ERA WHIP	IP WLS BF H R ER SO BB IBB HBP BLK WP HR S P ERA WHIP	IP WLS BF H R ER SO BB IBB HBP BLK WP HR S P ERA WHIP	IP WLS BF H R ER SO BB IBB HBP BLK WP HR S P ERA WHIP	IP WLS BF H R ER SO BB IBB HBP BLK WP HR S P ERA WHIP	IP WLS BF H R ER SO BB IBB HBP BLK WP HR S P ERA WHIP	IP WLS BF H R ER SO BB IBB HBP BLK WP HR S P ERA WHIP	IP WLS BF H R ER SO BB IBB HBP BLK WP HR S P ERA WHIP			

Philadelphia Phillies @ Florida Marlins  
Pro Player Stadium, Miami, FL  
Thu Apr 16 1998, 3:33 AM EDT  
Att: 16,708 - Cloudy - 80 F

AB	35
R	12
H	12
RBI	12
BB	8
SO	4
LOB	20









Batter	1	2	3	4	5	6	7	8	9	AB	R	H	RBI	BB	SO	LOB	TOP										
Doug Glanville, R (1, 8) OBP: 0.254, SLG: 0.362	0-2 G4-6-3 1B		1-2 1B 2B		0-0 F9		2-1 1-H HR		2-2 L4	5	2	3	2	0	0	2											
Gregg Jefferies, S (1, 7) OBP: 0.371, SLG: 0.350	2-2 G4-6-3 1-2f		2-2 G5-3		1-2 G5-3		1-0 P5			4	0	0	0	0	0	3											
Scott Rolen, R (1, 5) OBP: 0.391, SLG: 0.534	0-0 HR		1-0 2-H 1B			1-1 L8		2-0 P6		4	1	2	2	0	0	0											
Mike Lieberthal, R (1, 2) OBP: 0.286, SLG: 0.333	0-3 K		0-3 K			1-0 FC6-4 HBP		2-1 P9		3	0	0	0	0	2	1											
Rico Brogna, L (1, 3) OBP: 0.288, SLG: 0.452		1-0 G4-3		1-3 K		2-0 F8		2-2 G3		4	0	0	0	0	1	1											
Mark Lewis, R (1, 4) OBP: 0.308, SLG: 0.370		1-2 P3		0-1 G6-3		2-1 FC6-4 1-2f			0-2 HR	4	1	1	1	0	0	1											
Bobby Abreu, L (1, 9) OBP: 0.407, SLG: 0.389		0-1 2B		0-1 F7			0-1 G4-3		3-2 WP SH2-4 1B	4	0	2	0	0	0	0											
Desi Relaford, S (1, 6) OBP: 0.275, SLG: 0.243		0-2 G4-3			2-3 K		2-1 L9		1-1 SH2-4	3	0	0	0	0	1	1											
Mike Grace, R (1, 1) OBP: 0.333, SLG: 0.333			2-3 K		1-2 1B		2-2 HR HBP		0-3 K	2	0	1	0	0	1	0											
Kevin Sefcik, R (7, PH)										0	1	0	0	0	0	0											
Jerry Spradlin, S (7, 1)										0	0	0	0	0	0	0											
23 Kevin Jordan, R (9, PH) OBP: 0.333, SLG: 0.412										1	0	0	0	0	1	1											
<b>Inning Stats</b>	R: 1 E: 0 K: 1 S: 11	H: 2 LOB: 0 BB: 0 P: 13	R: 0 E: 0 K: 0 S: 10	H: 1 LOB: 1 BB: 0 P: 12	R: 1 E: 0 K: 2 S: 17	H: 2 LOB: 1 BB: 0 P: 23	R: 0 E: 0 K: 1 S: 7	H: 0 LOB: 0 BB: 0 P: 8	R: 0 E: 0 K: 1 S: 10	H: 1 LOB: 1 BB: 0 P: 14	R: 0 E: 0 K: 0 S: 5	H: 0 LOB: 1 BB: 0 P: 11	R: 2 E: 0 K: 0 S: 9	H: 1 LOB: 0 BB: 0 P: 16	R: 0 E: 0 K: 0 S: 9	H: 0 LOB: 0 BB: 0 P: 15	R: 1 E: 0 K: 1 S: 14	H: 2 LOB: 1 BB: 0 P: 20	1B: 4 2B: 2 3B: 0 HR: 3	SF: 0 SAC: 1 DP: 1 HBP: 2	WP: 1 PB: 0 SB: 1 CS: 0	PA: 37					
<b>PITCHER</b>	IP	WLS	BF	H	R	ER	SO	BB	IBB	HBP	BLK	WP	HR	S	P	ERA	WHIP										
Manny Aybar, R (1, 1) ERA: 6.84	6.0	W	24	6	2	2	5	0	0	1	0	0	1	60	81	3.00	1.000										
Mark Petkovsek, R (7, 1) ERA: 5.79	1.0		5	1	2	2	0	0	0	1	0	0	1	9	16	18.00	1.000										
Kent Bottenfield, R (8, 1) ERA: 4.35	1.0		3	0	0	0	0	0	0	0	0	0	0	9	15	0.00	0.000										
Jeff Brantley, R (9, 1) ERA: 2.25	1.0	S	5	2	1	1	1	0	0	0	0	1	1	14	20	9.00	2.000										

Philadelphia Phillies @ St. Louis Cardinals  
 Busch Stadium, St. Louis, MO  
 Sat Apr 18 1998, 3:33 AM CDT  
 Att: 38,848 - Cloudy - 59 F

AB 34  
 R 5  
 H 9  
 RBI 5  
 BB 0  
 SO 6  
 LOB 10



Batter	1	2	3	4	5	6	7	8	9	AB	R	H	RBI	BB	SO	LOB	BOTTOM										
Royce Clayton, R (1, 6) OBP: 0.362, SLG: 0.361	1-0 1B FC6-4 2B		2-3 K		2-2 2-H 3-H 2B		1-2 G1-3		1-0 G6-3	5	1	2	2	0	1	2											
Delino DeShields, L (1, 4) OBP: 0.397, SLG: 0.393	0-0 FC6-4 1B		3-2 F8		2-1 G4-3		1-3 K			3	0	1	0	0	0	0											
David Howard, S (7, 4) OBP: 0.297, SLG: 0.343	2-3 FC6-4 1B		2-0 F8		3-3 K		4-0 1B 1B BB			3	0	0	0	1	2	2											
Mark McGwire, R (1, 3) OBP: 0.526, SLG: 0.855	2-3 K		2-0 F8		3-3 K		4-0 1B 1B BB			3	0	0	0	1	2	2											
Brian Jordan, R (1, 8) OBP: 0.339, SLG: 0.481	2-1 FC6-4 FC4 1-2f 3-H		1-2 G5-3		0-0 1B 2B 1B		0-0 1B 2B 1B		1-2 1B	4	1	2	1	0	0	1											
Willie McGee, S (1, 7) OBP: 0.409, SLG: 0.488	0-0 FC4		1-3 K		1-3 2B 1B		0-1 FC6-4 1B		1-2 2-3 1B	4	1	2	0	0	1	1											
John Mabry, L (1, 9) OBP: 0.395, SLG: 0.563		0-0 G4-3		3-1 1B 2B		3-2 1-H 3-H 2B		2-2 P5		4	1	2	2	0	0	3											
Gary Gaetti, R (1, 5) OBP: 0.404, SLG: 0.435		4-1 SH3-4 BB BB		1-0 P4		2-1 F8		2-1 FC6-4		3	0	0	0	1	0	5											
Tom Lampkin, L (1, 2) OBP: 0.381, SLG: 0.556		4-1 SH3-4 BB		4-0 1B 2B IBB		1-0 G3-1		3-1 G4-3		2	1	0	0	2	0	0											
Manny Aybar, R (1, 1) OBP: 0.571, SLG: 0.571		0-0 SH3-4		0-1 2B 1B		3-1 P3		0-2 P6		1	1	1	1	0	0	0											
Ron Glavin, R (6, PH) OBP: 0.317, SLG: 0.496										1	0	0	0	0	0	0											
Mark Petkovsek, R (7, 1) OBP: 0.289, SLG: 0.366										0	0	0	0	0	0	0											
Kent Bottenfield, R (8, 1) OBP: 0.332, SLG: 0.333										0	0	0	0	0	0	0											
Brian Hunter, R (9, PH) OBP: 0.333, SLG: 0.333										1	0	0	0	0	0	0											
Jeff Brantley, R (9, 1) ERA: 2.39										0	0	0	0	0	0	0											
<b>Inning Stats</b>	R: 1 E: 0 K: 1 S: 9	H: 2 LOB: 1 BB: 0 P: 14	R: 0 E: 0 K: 1 S: 7	H: 0 LOB: 2 BB: 2 P: 17	R: 0 E: 0 K: 0 S: 8	H: 0 LOB: 0 BB: 0 P: 14	R: 3 E: 0 K: 1 S: 11	H: 3 LOB: 1 BB: 1 P: 22	R: 2 E: 0 K: 1 S: 15	H: 3 LOB: 1 BB: 0 P: 27	R: 0 E: 0 K: 0 S: 6	H: 0 LOB: 0 BB: 0 P: 11	R: 0 E: 0 K: 1 S: 12	H: 2 LOB: 3 BB: 1 P: 21	R: 0 E: 0 K: 0 S: 6	H: 0 LOB: 0 BB: 0 P: 10	1B: 6 2B: 4 3B: 0 HR: 0	SF: 0 SAC: 1 DP: 0 HBP: 0	WP: 0 PB: 0 SB: 0 CS: 0	PA: 37							
<b>PITCHER</b>	IP	WLS	BF	H	R	ER	SO	BB	IBB	HBP	BLK	WP	HR	S	P	ERA	WHIP										
Mike Grace, R (1, 1) ERA: 7.31	6.0	L	28	8	6	6	4	2	1	0	0	0	0	56	105	9.00	1.667										
Jerry Spradlin, R (7, 1) ERA: 2.39	2.0		9	2	0	0	1	1	0	0	0	0	0	18	31	0.00	1.500										

Philadelphia Phillies @ St. Louis Cardinals  
 Busch Stadium, St. Louis, MO  
 Sat Apr 18 1998, 3:33 AM CDT  
 Att: 38,848 - Cloudy - 59 F

AB 32  
 R 6  
 H 10  
 RBI 6  
 BB 4  
 SO 5  
 LOB 14





Batter	1	2	3	4	5	6	7	8	9	AB	R	H	RBI	BB	SO	LOB	TOP										
Doug Glanville, R OBP: 0.283, SLG: 0.356 (1, 8)			P3		F9				HBP	4	0	1	0	1	1	2											
Gregg Jefferies, S OBP: 0.360, SLG: 0.328 (1, 7)	F7		P6		FC6		L7		HBP	4	0	0	0	0	0	5											
Scott Rolen, R OBP: 0.365, SLG: 0.492 (1, 5)	G1-3			P3		F8		P3	P3	5	0	0	0	0	0	3											
Mike Lieberthal, R OBP: 0.295, SLG: 0.339 (1, 2)		F7		23 1B		G5-3		1B	P3	5	0	2	0	0	0	3											
23 Kevin Jordan, R OBP: 0.364, SLG: 0.429 Rico Brogna, L OBP: 0.284, SLG: 0.444 (9, PH)		WP 1B		1B		G5-3		F9	K	4	0	2	0	0	0	1											
Mark Lewis, R OBP: 0.286, SLG: 0.340 Ricky Bottalico, L (8, 1)				P2			G4-3	K		4	0	0	0	0	2	4											
Rex Hudler, R OBP: 0.167, SLG: 0.091 (1, 9)		L4		K						3	1	1	0	1	1	3											
Desi Relaford, S OBP: 0.318, SLG: 0.317 (1, 6)										4	1	3	0	0	0	1											
55 Matt Beech, L (1, 1)										1	0	0	0	0	0	1											
Ruben Amaro Jr, S OBP: 0.256, SLG: 0.667 Mark Leiter, R (7, PH)			SH3-4		FC1-6					1	0	1	0	0	0	0											
Kevin Sefcik, R OBP: 0.300, SLG: 0.250 (8, 4)					FC6					1	0	1	2	0	0	0											
<b>Inning Stats</b>	R: 0 E: 0 K: 1 S: 5	H: 0 LOB: 0 BB: 0 P: 8	R: 0 E: 0 K: 1 S: 14	H: 1 LOB: 1 BB: 0 P: 24	R: 0 E: 0 K: 0 S: 9	H: 1 LOB: 1 BB: 0 P: 17	R: 0 E: 0 K: 1 S: 10	H: 2 LOB: 2 BB: 0 P: 20	R: 0 E: 0 K: 0 S: 5	H: 0 LOB: 0 BB: 0 P: 11	R: 0 E: 0 K: 0 S: 7	H: 1 LOB: 3 BB: 2 P: 16	R: 0 E: 0 K: 1 S: 18	H: 1 LOB: 1 BB: 0 P: 24	R: 2 E: 0 K: 1 S: 16	H: 4 LOB: 3 BB: 0 P: 23	1B: 9 2B: 2 3B: 0 HR: 0	SF: 0 SAC: 1 DP: 0 HBP: 1	WP: 1 PB: 0 SB: 0 CS: 0	PA: 41							
<b>PITCHER</b>	IP	WLS	BF	H	R	ER	SO	BB	IBB	HBP	BLK	WP	HR	S	P	ERA	WHIP										
Kent Mercker, L ERA: 4.5	7.0	W	29	6	0	0	3	2	0	0	0	1	0	58	103	0.00	1.143										
Kent Bottenfield, R ERA: 3.97	1.0		4	1	0	0	1	0	0	0	0	0	0	18	24	0.00	1.000										
Lance Painter, L ERA: 13.5	0.0		5	4	2	2	0	0	0	1	0	0	0	10	14	∞	∞										
Juan Acevedo, R ERA: 8.0	1.0	S	3	0	0	0	1	0	0	0	0	0	0	6	9	0.00	0.000										

Philadelphia Phillies @ St. Louis Cardinals  
 Busch Stadium, St. Louis, MO  
 Sun Apr 19 1998, 3:33 AM CDT  
 Att: 36,819 - Sunny - 66 F

AB 37  
 R 2  
 H 11  
 RBI 2  
 BB 2  
 SO 5  
 LOB 26

Batter	1	2	3	4	5	6	7	8	9	AB	R	H	RBI	BB	SO	LOB	BOTTOM										
Royce Clayton, R OBP: 0.356, SLG: 0.344 (1, 6)	G4-3				G6-3		K			3	0	0	0	1	1	0											
Willie McGee, S OBP: 0.375, SLG: 0.444 (1, 9)	F8		K		F9		G3			4	0	0	0	0	1	2											
Mark McGwire, R OBP: 0.525, SLG: 0.845 (1, 3)	2B		G5-3		K					3	1	1	0	1	1	0											
Brian Jordan, R OBP: 0.333, SLG: 0.483 John Mabry, L OBP: 0.395, SLG: 0.563 (9, 9)	S 1B		F9		G4-3		P6			4	1	1	1	0	0	1											
Gary Gaetti, R OBP: 0.410, SLG: 0.460 (1, 5)	2H		2B		L6					4	0	2	1	0	1	0											
Brian Hunter, R OBP: 0.384, SLG: 0.632 (1, 7)	F8		G5							4	1	2	1	0	0	2											
Eli Marrero, R OBP: 0.333, SLG: 0.750 (1, 2)			P9		P5		BB 1B		P4	4	0	1	0	0	0	1											
David Howard, S OBP: 0.317, SLG: 0.342 (1, 4)			SH1-4 1B		K				K	3	0	1	0	1	2	1											
Kent Mercker, L OBP: 0.100, SLG: 0.100 Kent Bottenfield, R (8, 1)			SH1-4		F8					2	0	0	0	0	1	2											
Lance Painter, L ERA: 3.98 Juan Acevedo, R OBP: 1.000, SLG: 1.000 (9, 1)							K			0	0	0	0	0	0	0											
<b>Inning Stats</b>	R: 2 E: 0 K: 0 S: 14	H: 3 LOB: 1 BB: 0 P: 23	R: 0 E: 0 K: 1 S: 12	H: 1 LOB: 2 BB: 1 P: 22	R: 0 E: 0 K: 0 S: 6	H: 1 LOB: 1 BB: 0 P: 12	R: 0 E: 0 K: 1 S: 9	H: 0 LOB: 0 BB: 0 P: 15	R: 0 E: 0 K: 1 S: 10	H: 2 LOB: 2 BB: 1 P: 18	R: 0 E: 0 K: 1 S: 8	H: 0 LOB: 1 BB: 1 P: 15	R: 0 E: 0 K: 2 S: 8	H: 1 LOB: 1 BB: 0 P: 13	1B: 3 2B: 3 3B: 1 HR: 1	SF: 0 SAC: 1 DP: 0 HBP: 0	WP: 0 PB: 0 SB: 1 CS: 0	PA: 35									
<b>PITCHER</b>	IP	WLS	BF	H	R	ER	SO	BB	IBB	HBP	BLK	WP	HR	S	P	ERA	WHIP										
55 Matt Beech, L ERA: 9.64	6.0	L	27	7	3	3	4	2	0	0	0	1	0	57	101	4.50	1.500										
Mark Leiter, R ERA: 3.98	1.0		4	0	0	0	1	1	0	0	0	0	0	8	15	0.00	1.000										
Ricky Bottalico, R ERA: 5.19	1.0		4	1	0	0	2	0	0	0	0	0	0	8	13	0.00	1.000										

Philadelphia Phillies @ St. Louis Cardinals  
 Busch Stadium, St. Louis, MO  
 Sun Apr 19 1998, 3:33 AM CDT  
 Att: 36,819 - Sunny - 66 F

AB 31  
 R 3  
 H 8  
 RBI 3  
 BB 3  
 SO 7  
 LOB 9



Batter	1	2	3	4	5	6	7	8	9	AB	R	H	RBI	BB	SO	LOB	TOP					
Chris Stynes, R OBP: 0.402, SLG: 0.520										4	1	2	0	1	0	2						
Lenny Harris, L OBP: 0.333, SLG: 0.308										4	0	1	0	0	1	3						
Pat Watkins, R OBP: 0.154, SLG: 0.154										1	0	0	0	0	0	0						
Barry Larkin, R OBP: 0.439, SLG: 0.455										3	1	1	1	1	1	0						
Eddie Taubensee, L OBP: 0.438, SLG: 0.509										4	1	1	1	1	1	2						
Willie Greene, L OBP: 0.410, SLG: 0.467										3	0	0	0	0	3	2						
Aaron Boone, R OBP: 0.125, SLG: 0.125										0	0	0	0	0	0	0						
Bret Boone, R OBP: 0.400, SLG: 0.600										3	1	0	0	1	0	2						
Dmitri Young, S OBP: 0.291, SLG: 0.423										4	1	2	2	0	2	0						
Jon Nunnally, L OBP: 0.375, SLG: 0.453										4	1	2	2	0	2	0						
Brett Tomko, R OBP: 0.200, SLG: 0.200										3	0	0	0	0	2	1						
Jeff Shaw, R (8, 1)										0	0	0	0	0	0	0						
<b>Inning Stats</b>	R: 1 E: 0 K: 1 S: 16	H: 3 LOB: 2 BB: 0 P: 22	R: 0 E: 0 K: 2 S: 11	H: 0 LOB: 0 BB: 0 P: 16	R: 0 E: 0 K: 1 S: 7	H: 0 LOB: 0 BB: 0 P: 8	R: 0 E: 0 K: 1 S: 9	H: 0 LOB: 0 BB: 0 P: 13	R: 2 E: 0 K: 3 S: 17	H: 3 LOB: 2 BB: 1 P: 27	R: 0 E: 0 K: 2 S: 10	H: 0 LOB: 0 BB: 0 P: 13	R: 0 E: 0 K: 2 S: 9	H: 1 LOB: 1 BB: 0 P: 13	R: 3 E: 0 K: 0 S: 11	H: 2 LOB: 2 BB: 3 P: 28	R: 0 E: 0 K: 1 S: 8	H: 0 LOB: 0 BB: 0 P: 11	1B: 7 2B: 2 3B: 0 HR: 0	SF: 0 SAC: 3 DP: 0 HBP: 0	WP: 0 PB: 0 SB: 2 CS: 0	PA: 40
<b>PITCHER</b>	IP WLS BF H R ER SO BB IBB HBP BLK WP HR S P ERA WHIP																					
Curt Schilling, R ERA: 1.58	7.0 L 29 7 3 3 11 1 0 0 0 0 0 0 79 112 3.86 1.143																					
Jerry Spradlin, R ERA: 4.83	0.1 4 0 3 3 0 2 1 0 0 0 0 0 3 15 81.00 6.000																					
Darrin Winston, L ERA: 2.45	0.1 3 2 0 0 0 0 0 0 0 0 0 0 5 8 0.00 6.000																					
Wayne Gomes, R ERA: 7.0	1.1 4 0 0 0 1 0 0 0 0 0 0 0 11 16 0.00 0.000																					

Cincinnati Reds @ Philadelphia Phillies  
Veterans Stadium, Philadelphia, PA

AB 33  
R 6  
H 9  
RBI 6  
BB 4  
SO 12  
LOB 12



WP: 0 PA: 40  
PB: 0  
SB: 2  
CS: 0

Batter	1	2	3	4	5	6	7	8	9	AB	R	H	RBI	BB	SO	LOB	BOTTOM					
Doug Glanville, R OBP: 0.263, SLG: 0.351										4	1	1	0	0	0	2						
Gregg Jefferies, S OBP: 0.380, SLG: 0.368										4	0	3	1	0	0	0						
Scott Rolen, R OBP: 0.359, SLG: 0.478										4	0	1	0	0	1	3						
Mike Lieberthal, R OBP: 0.292, SLG: 0.333										4	1	1	0	0	1	2						
Rico Brogna, L OBP: 0.282, SLG: 0.478										4	1	1	2	0	2	2						
Mark Lewis, R OBP: 0.287, SLG: 0.315										4	0	0	0	0	2	0						
Bobby Abreu, L OBP: 0.381, SLG: 0.362										4	0	0	0	0	3	0						
Desi Relaford, S OBP: 0.319, SLG: 0.341										3	0	1	0	0	0	0						
Jerry Spradlin, S (8, 1)										0	0	0	0	0	0	0						
Darrin Winston, R (8, 1)										0	0	0	0	0	0	0						
Wayne Gomes, R (8, 1)										0	0	0	0	0	0	0						
23 Kevin Jordan, R OBP: 0.348, SLG: 0.409										1	0	0	0	0	0	0						
Curt Schilling, R OBP: 0.167, SLG: 0.091										1	0	0	0	1	1	1						
Alex Arias, R OBP: 0.476, SLG: 0.471										1	0	0	0	0	0	0						
<b>Inning Stats</b>	R: 0 E: 0 K: 0 S: 8	H: 2 LOB: 1 BB: 0 P: 12	R: 0 E: 0 K: 2 S: 9	H: 0 LOB: 0 BB: 0 P: 14	R: 0 E: 0 K: 1 S: 10	H: 1 LOB: 1 BB: 0 P: 14	R: 0 E: 0 K: 1 S: 7	H: 0 LOB: 0 BB: 0 P: 9	R: 0 E: 0 K: 2 S: 10	H: 0 LOB: 0 BB: 0 P: 15	R: 0 E: 0 K: 0 S: 13	H: 1 LOB: 2 BB: 1 P: 21	R: 2 E: 0 K: 1 S: 10	H: 2 LOB: 0 BB: 0 P: 13	R: 1 E: 1 K: 1 S: 16	H: 2 LOB: 2 BB: 0 P: 25	R: 0 E: 0 K: 2 S: 8	H: 0 LOB: 0 BB: 0 P: 10	1B: 5 2B: 2 3B: 0 HR: 1	SF: 0 SAC: 0 DP: 0 HBP: 0	WP: 0 PB: 0 SB: 1 CS: 0	PA: 35
<b>PITCHER</b>	IP WLS BF H R ER SO BB IBB HBP BLK WP HR S P ERA WHIP																					
Brett Tomko, R ERA: 2.76	7.1 W 30 8 3 3 7 1 0 0 0 0 0 0 78 112 3.68 1.227																					
Jeff Shaw, R ERA: 2.45	1.2 S 5 0 0 0 3 0 0 0 0 0 0 0 13 21 0.00 0.000																					

Cincinnati Reds @ Philadelphia Phillies  
Veterans Stadium, Philadelphia, PA

AB 34  
R 3  
H 8  
RBI 3  
BB 1  
SO 10  
LOB 10



WP: 0 PA: 35  
PB: 0  
SB: 1  
CS: 0



Batter	1	2	3	4	5	6	7	8	9	AB	R	H	RBI	BB	SO	LOB	TOP	
Chris Stynes, R OBP: 0.414, SLG: 0.513 (1, 7)										3	0	1	0	1	0	0	<b>Cincinnati Reds @ Philadelphia Phillies</b> Veterans Stadium, Philadelphia, PA Wed Apr 22 1998, 7:05 PM EDT Att: 11,102 - Cloudy - 60 F	
Lenny Harris, L OBP: 0.371, SLG: 0.355 (1, 9)										5	1	3	0	0	0	1		
Barry Larkin, R OBP: 0.419, SLG: 0.429 (1, 6)										5	1	1	0	0	1	4		
Eddie Taubensee, L OBP: 0.420, SLG: 0.484 (1, 2)										5	0	1	1	0	1	4		
Willie Greene, L OBP: 0.386, SLG: 0.431 (1, 5)										5	1	0	0	0	1	5		
Bret Boone, R OBP: 0.405, SLG: 0.595 (1, 4)										4	1	2	1	0	0	1		
Dmitri Young, S OBP: 0.322, SLG: 0.455 (1, 3)										3	0	2	1	1	0	1		
Jon Nunnally, L OBP: 0.366, SLG: 0.429 (1, 8)										3	0	0	0	1	0	3		
Mark Hutton, R Gabe White, L Aaron Boone, R Scott Sullivan, R Eduardo Perez, R Stan Belinda, R (1, 1) (3, 1) (6, PH) (6, 1) (8, PH) (8, 1)										1	0	1	1	0	0	0		AB 37 R 4 H 11 RBI 4 BB 3 SO 4 LOB 21
<b>Inning Stats</b>	R: 4 E: 0 K: 0 S: 8	H: 5 LOB: 2 BB: 1 P: 12	R: 0 E: 0 K: 0 S: 4	H: 1 LOB: 1 BB: 0 P: 4	R: 0 E: 0 K: 0 S: 4	H: 1 LOB: 1 BB: 0 P: 4	R: 0 E: 0 K: 1 S: 5	H: 0 LOB: 0 BB: 0 P: 3	R: 0 E: 0 K: 1 S: 6	H: 1 LOB: 2 BB: 1 P: 10	R: 0 E: 0 K: 1 S: 6	H: 1 LOB: 2 BB: 1 P: 10	1B: 10 2B: 1 3B: 0 HR: 0	SF: 0 SAC: 0 DP: 0 HBP: 1	WP: 0 PB: 0 SB: 0 CS: 0	PA: 41		
<b>PITCHER</b>	IP WLS BF H R ER SO BB IBB HBP BLK WP HR S P ERA WHIP	IP WLS BF H R ER SO BB IBB HBP BLK WP HR S P ERA WHIP																
Tyler Green, R ERA: 5.4 (1, 1)	7.0 W 31 9 4 4 2 0 0 1 1 0 0 0 0 33 38 5.14 1.286																	
Mark Leiter, R ERA: 3.09 (8, 1)	1.0 5 1 0 0 1 1 0 0 0 0 0 6 10 0.00 2.000																	
Ricky Bottalico, R ERA: 4.66 (9, 1)	1.0 S 5 1 0 0 1 1 0 0 0 0 0 6 10 0.00 2.000																	

Batter	1	2	3	4	5	6	7	8	9	AB	R	H	RBI	BB	SO	LOB	BOTTOM	
Doug Glanville, R OBP: 0.274, SLG: 0.395 (1, 8)										4	1	2	2	0	1	0	<b>Cincinnati Reds @ Philadelphia Phillies</b> Veterans Stadium, Philadelphia, PA Wed Apr 22 1998, 7:05 PM EDT Att: 11,102 - Cloudy - 60 F	
Gregg Jefferies, S OBP: 0.373, SLG: 0.361 (1, 7)										4	0	1	0	0	0	0		
Mark Leiter, R (8, 1)										0	0	0	0	0	0	0		
Ricky Bottalico, L (9, 1)										0	0	0	0	0	0	0		
Scott Rolen, R OBP: 0.354, SLG: 0.457 (1, 5)										3	0	0	0	1	0	2		
Mike Lieberthal, R OBP: 0.290, SLG: 0.359 (1, 2)										4	1	1	0	0	0	1		
Rico Brogna, L OBP: 0.280, SLG: 0.465 (1, 3)										4	0	1	0	0	1	1		
Mark Lewis, R OBP: 0.281, SLG: 0.328 (1, 4)										4	1	2	1	0	0	1		
Bobby Abreu, L OBP: 0.379, SLG: 0.377 (1, 9)										3	1	1	0	0	1	1		
Desi Relaford, S OBP: 0.300, SLG: 0.319 (1, 6)										3	0	0	1	0	0	1		
Tyler Green, R OBP: 0.429, SLG: 0.667 Ruben Amaro Jr, S OBP: 0.500, SLG: 0.571 (1, 1) (7, PH) (8, 7)										2	1	1	1	0	0	0		
<b>Inning Stats</b>	R: 0 E: 0 K: 0 S: 3	H: 0 LOB: 1 BB: 1 P: 7	R: 3 E: 0 K: 0 S: 8	H: 5 LOB: 2 BB: 0 P: 8	R: 1 E: 0 K: 2 S: 8	H: 2 LOB: 0 BB: 0 P: 8	R: 1 E: 0 K: 0 S: 4	H: 1 LOB: 0 BB: 0 P: 4	R: 0 E: 0 K: 0 S: 3	H: 0 LOB: 0 BB: 0 P: 3	R: 0 E: 0 K: 1 S: 5	H: 0 LOB: 0 BB: 0 P: 5	R: 0 E: 1 K: 0 S: 4	H: 1 LOB: 1 BB: 0 P: 4	1B: 5 2B: 2 3B: 1 HR: 1	SF: 0 SAC: 0 DP: 0 HBP: 0	WP: 0 PB: 0 SB: 0 CS: 1	PA: 34
<b>PITCHER</b>	IP WLS BF H R ER SO BB IBB HBP BLK WP HR S P ERA WHIP	IP WLS BF H R ER SO BB IBB HBP BLK WP HR S P ERA WHIP																
Mark Hutton, R ERA: 8.59 (1, 1)	2.1 L 8 1 1 1 1 0 0 0 0 0 0 1 10 10 3.38 0.375																	
Gabe White, L ERA: 6.41 (3, 1)	2.2 8 1 1 1 1 0 0 0 0 0 0 1 10 10 3.38 0.375																	
Scott Sullivan, R ERA: 7.3 (6, 1)	2.0 6 0 0 0 1 0 0 0 0 0 0 8 8 0.00 0.000																	
Stan Belinda, R ERA: 3.24 (8, 1)	1.0 4 1 0 0 0 0 0 0 0 0 0 4 4 0.00 1.000																	



Batter	1	2	3	4	5	6	7	8	9	AB	R	H	RBI	BB	SO	LOB	TOP					
Chris Stynes, R OBP: 0.413, SLG: 0.500 (1, 7)	F7		F9				FC6-4 BB		K	4	1	1	0	1	1	0	<b>Cincinnati Reds @ Philadelphia Phillies</b> Veterans Stadium, Philadelphia, PA Thu Apr 23 1998, 7:05 PM EDT Att: 10,445 - Overcast - 55 F					
Lenny Harris, L OBP: 0.375, SLG: 0.371 (1, 9)	G1-3		2B		FC6-4 BB		FC5-4 BB		G6-3	4	0	1	0	1	0	1						
Barry Larkin, R OBP: 0.418, SLG: 0.404 (1, 6)	F8		G5-3		BB		FC5-4 FC1		1B BB	3	0	0	0	2	0	3						
Eddie Taubensee, L OBP: 0.432, SLG: 0.477 (1, 2)		P2			G6-4-3 1B BB		FC1		1B	3	0	1	1	2	0	1						
Dmitri Young, S OBP: 0.328, SLG: 0.500 (1, 3)		HR			G6-4-3 1B		F8		F7	5	1	2	1	0	0	7						
Bret Boone, R OBP: 0.386, SLG: 0.566 (1, 4)	K				G6-4-3		L6		K	4	0	0	0	0	2	4						
Willie Greene, L OBP: 0.402, SLG: 0.485 (1, 5)		HR			S BB		G3 1B		G4-3	3	1	2	1	1	0	0						
Jon Nunnally, L OBP: 0.361, SLG: 0.407 (1, 8)	K				K		G3		CS BB	3	0	0	0	1	2	3						
Pete Harnisch, S Eduardo Perez, R Stan Belinda, R Aaron Boone, R Scott Sullivan, R Gabe White, L OBP: 0.333, SLG: 0.333 (1, 1)			K		G5-3		G5-3		P6	2	0	0	0	0	1	0						
<b>Inning Stats</b>	R: 0 E: 0 K: 0 S: 5	H: 0 LOB: 0 BB: 0 P: 7	R: 2 E: 0 K: 2 S: 11	H: 2 LOB: 0 BB: 0 P: 16	R: 0 E: 0 K: 1 S: 11	H: 1 LOB: 1 BB: 0 P: 18	R: 0 E: 0 K: 1 S: 7	H: 1 LOB: 2 BB: 2 P: 17	R: 0 E: 0 K: 0 S: 16	H: 0 LOB: 3 BB: 3 P: 31	R: 0 E: 0 K: 1 S: 12	H: 1 LOB: 1 BB: 0 P: 17	R: 1 E: 0 K: 1 S: 9	H: 1 LOB: 2 BB: 1 P: 16	R: 0 E: 0 K: 0 S: 10	H: 0 LOB: 0 BB: 1 P: 19		R: 0 E: 0 K: 1 S: 9	H: 1 LOB: 2 BB: 1 P: 17	1B: 4 2B: 1 3B: 0 HR: 2	SF: 0 SAC: 0 DP: 1 HBP: 0	WP: 0 PB: 0 SB: 2 CS: 1
<b>PITCHER</b>	IP	WLS	BF	H	R	ER	SO	BB	IBB	HBP	BLK	WP	HR	S	P	ERA	WHIP					
Garrett Stephenson, R ERA: 6.9	5.0		23	4	2	2	4	5	0	0	0	0	2	50	89	3.60	1.800					
Darrin Winston, L ERA: 2.25	0.2		3	1	0	0	0	0	0	0	0	0	0	9	14	0.00	1.500					
Wayne Gomes, R ERA: 0.97	1.1		7	1	1	1	2	1	0	0	0	0	0	12	19	6.75	1.500					
Jerry Spradlin, R ERA: 4.26	1.0	W	3	0	0	0	0	1	0	0	0	0	0	10	19	0.00	1.000					
Mark Leiter, R ERA: 2.94	1.0	S	5	1	0	0	1	1	0	0	0	0	0	9	17	0.00	2.000					

livebaseballscores.com

AB 33  
R 3  
H 7  
RBI 3  
BB 8  
SO 7  
LOB 21



Batter	1	2	3	4	5	6	7	8	9	AB	R	H	RBI	BB	SO	LOB	BOTTOM					
Doug Glanville, R OBP: 0.284, SLG: 0.400 (1, 8)	F9		G6-4-3 1B		K				HR BB 1B	4	1	2	0	0	1	0	<b>Cincinnati Reds @ Philadelphia Phillies</b> Veterans Stadium, Philadelphia, PA Thu Apr 23 1998, 7:05 PM EDT Att: 10,445 - Overcast - 55 F					
Gregg Jefferies, S OBP: 0.379, SLG: 0.360 Mark Leiter, R (1, 7) (9, 1)	WP 1B		F9		L6			HR BB	3	1	1	0	1	0	2	0						
Scott Rolen, R OBP: 0.349, SLG: 0.486 (1, 5)	K		G6-4-3		P4			HR	4	1	1	3	0	1	3							
Rico Brogna, L OBP: 0.291, SLG: 0.480 (1, 3)	G3				G6-3			CS 1B	4	1	2	0	0	0	1							
Mark Lewis, R OBP: 0.294, SLG: 0.328 (1, 4)		G5-3 1B			G5-3			K	3	1	1	0	1	1	1							
Bobby Abreu, L OBP: 0.371, SLG: 0.400 (1, 9)	F7		SF9 3B		F8			K	4	1	1	2	0	1	2							
Mark Parent, R OBP: 0.309, SLG: 0.273 Kevin Seick, R Jerry Spradlin, S Ruben Amaro Jr, S OBP: 0.500, SLG: 0.571 (1, 2) (7, PH) (8, 1) (9, 7)	G5-3				SF9			K	1	0	0	1	0	0	1	0						
Desi Relaford, S OBP: 0.283, SLG: 0.300 (1, 6)	G1-3				G4-3			K	3	0	0	0	0	1	1							
Garrett Stephenson, R OBP: 0.333, SLG: 0.200 Darrin Winston, R Wayne Gomes, R Mike Lieberthal, R OBP: 0.286, SLG: 0.354 (1, 1) (6, 1) (6, 1) (7, PH) (8, 2)					G5-3			K	0	0	0	0	0	0	0	1						
<b>Inning Stats</b>	R: 0 E: 0 K: 1 S: 9	H: 1 LOB: 1 BB: 0 P: 17	R: 0 E: 0 K: 0 S: 8	H: 1 LOB: 0 BB: 0 P: 10	R: 0 E: 0 K: 0 S: 6	H: 1 LOB: 1 BB: 0 P: 10	R: 3 E: 0 K: 0 S: 14	H: 2 LOB: 0 BB: 1 P: 25	R: 0 E: 0 K: 0 S: 11	H: 0 LOB: 0 BB: 0 P: 15	R: 0 E: 0 K: 0 S: 4	H: 0 LOB: 0 BB: 0 P: 8	R: 0 E: 0 K: 3 S: 12	H: 0 LOB: 0 BB: 0 P: 19	R: 3 E: 0 K: 2 S: 16	H: 3 LOB: 0 BB: 1 P: 27		R: 3 E: 0 K: 2 S: 16	H: 3 LOB: 0 BB: 1 P: 27	1B: 5 2B: 1 3B: 1 HR: 1	SF: 1 SAC: 0 DP: 1 HBP: 1	WP: 1 PB: 0 SB: 0 CS: 1
<b>PITCHER</b>	IP	WLS	BF	H	R	ER	SO	BB	IBB	HBP	BLK	WP	HR	S	P	ERA	WHIP					
Pete Harnisch, R ERA: 4.02	5.0		21	3	3	3	2	1	0	0	0	0	0	16	27	0.00	0.000					
Stan Belinda, R ERA: 2.89	2.0		6	0	0	0	3	0	0	0	0	0	0	13	22	81.00	12.000					
Scott Sullivan, R ERA: 9.24	0.1	L	5	3	3	3	1	1	0	0	0	0	1	13	22	81.00	12.000					
Gabe White, L ERA: 6.2	0.2		1	0	0	0	1	0	0	0	0	0	0	3	5	0.00	0.000					

livebaseballscores.com

AB 29  
R 6  
H 8  
RBI 6  
BB 2  
SO 7  
LOB 11









Batter	1	2	3	4	5	6	7	8	9	AB	R	H	RBI	BB	SO	LOB	TOP				
Royce Clayton, R OBP: 0.333, SLG: 0.309	F8		K		L9		1B 2B		P3	5	1	1	2	0	1	1					
Brian Hunter, R Royce Clayton, L Lance Painter, L Juan Acevedo, R DeJong, S Jeff Brantley, R	1B				F7		F8	HR 1B	1B 3B	3	0	1	0	0	0	0					
Mark McGwire, R OBP: 0.485, SLG: 0.813	P4			G6-3 BB		K	HR		F9	4	1	1	2	1	1	2					
Brian Jordan, R OBP: 0.378, SLG: 0.486	F9			G6-3 BB		G6-3	S 2B		BB 1B	4	0	2	1	1	0	1					
Gary Gaetti, R OBP: 0.415, SLG: 0.485		G6-3		G6-3					BB 1B	4	1	1	1	1	0	3					
Ron Gant, R OBP: 0.279, SLG: 0.537	L9			P4			F9	P3	G5-3	5	0	0	0	0	0	4					
Eli Marrero, R OBP: 0.316, SLG: 0.632	P6				G4-3		1B 2B		SH1-3 2B	4	2	2	0	0	0	0					
David Howard, S OBP: 0.298, SLG: 0.302			K			L8			SH1-3	2	0	0	1	1	1	1					
Manny Aybar, R OBP: 0.444, SLG: 0.444			G6-3							2	0	0	0	0	1	1					
Mark Petkovsek, R OBP: 0.697, SLG: 1.000					K		2B 1B		G3-1	0	0	0	0	0	0	0					
Willie McGee, S OBP: 0.345, SLG: 0.400							1-2 2B			2	1	1	0	0	0	0					
<b>Inning Stats</b>	R: 0 E: 0 K: 0 S: 9	H: 1 LOB: 1 BB: 0 P: 14	R: 0 E: 0 K: 0 S: 5	H: 0 LOB: 0 BB: 0 P: 10	R: 0 E: 0 K: 2 S: 8	H: 0 LOB: 0 BB: 0 P: 12	R: 0 E: 0 K: 0 S: 5	H: 0 LOB: 1 BB: 1 P: 15	R: 0 E: 0 K: 1 S: 8	H: 0 LOB: 0 BB: 0 P: 7	R: 6 E: 0 K: 0 S: 22	H: 7 LOB: 1 BB: 0 P: 33	R: 1 E: 0 K: 0 S: 6	H: 1 LOB: 0 BB: 0 P: 12	R: 1 E: 0 K: 0 S: 11	H: 2 LOB: 2 BB: 1 P: 21	1B: 5 2B: 3 3B: 1 HR: 2	SF: 0 SAC: 1 DP: 0 HBP: 0	WP: 0 PB: 0 SB: 2 CS: 0	PA: 42	
<b>PITCHER</b>	IP WLS BF H R ER SO BB IBB HBP BLK WP HR S P ERA WHIP	IP WLS BF H R ER SO BB IBB HBP BLK WP HR S P ERA WHIP	IP WLS BF H R ER SO BB IBB HBP BLK WP HR S P ERA WHIP	IP WLS BF H R ER SO BB IBB HBP BLK WP HR S P ERA WHIP	IP WLS BF H R ER SO BB IBB HBP BLK WP HR S P ERA WHIP	IP WLS BF H R ER SO BB IBB HBP BLK WP HR S P ERA WHIP	IP WLS BF H R ER SO BB IBB HBP BLK WP HR S P ERA WHIP	IP WLS BF H R ER SO BB IBB HBP BLK WP HR S P ERA WHIP	IP WLS BF H R ER SO BB IBB HBP BLK WP HR S P ERA WHIP	IP WLS BF H R ER SO BB IBB HBP BLK WP HR S P ERA WHIP	IP WLS BF H R ER SO BB IBB HBP BLK WP HR S P ERA WHIP	IP WLS BF H R ER SO BB IBB HBP BLK WP HR S P ERA WHIP	IP WLS BF H R ER SO BB IBB HBP BLK WP HR S P ERA WHIP	IP WLS BF H R ER SO BB IBB HBP BLK WP HR S P ERA WHIP	IP WLS BF H R ER SO BB IBB HBP BLK WP HR S P ERA WHIP	IP WLS BF H R ER SO BB IBB HBP BLK WP HR S P ERA WHIP	IP WLS BF H R ER SO BB IBB HBP BLK WP HR S P ERA WHIP	IP WLS BF H R ER SO BB IBB HBP BLK WP HR S P ERA WHIP	IP WLS BF H R ER SO BB IBB HBP BLK WP HR S P ERA WHIP	IP WLS BF H R ER SO BB IBB HBP BLK WP HR S P ERA WHIP	IP WLS BF H R ER SO BB IBB HBP BLK WP HR S P ERA WHIP

St. Louis Cardinals @ Philadelphia Phillies  
Veterans Stadium, Philadelphia, PA  
Sat Apr 25 1998, 7:05 PM EDT  
Att: 22,777 - Unknown - 65 F

AB 37  
R 8  
H 11  
RBI 8  
BB 4  
SO 4  
LOB 13



Batter	1	2	3	4	5	6	7	8	9	AB	R	H	RBI	BB	SO	LOB	BOTTOM					
Doug Glanville, R OBP: 0.296, SLG: 0.426	F8		S 2B 1B	BB		HR		G4-3		4	2	2	2	1	0	0						
Gregg Jefferies, S OBP: 0.351, SLG: 0.329	G4-3		P5	P5		G5-3			K	5	0	0	0	0	1	3						
Scott Rolen, R OBP: 0.379, SLG: 0.519	1B		2B BB		2B	FC5-4 BB			F9	3	2	2	0	2	0	0						
Mike Lieberthal, R OBP: 0.291, SLG: 0.333	G4-3		F8		F9 G4-3 1B	FC5-4			P1	5	0	1	1	0	0	4						
Rico Brogna, L OBP: 0.287, SLG: 0.470		K	1-2 2B		G4-3		G4-3			4	0	1	2	0	1	1						
Mark Lewis, R OBP: 0.289, SLG: 0.319	G4-3		K		F9		L9			4	0	0	0	0	1	2						
Yorkis Perez, L										0	0	0	0	0	0	0						
Bobby Abreu, L OBP: 0.395, SLG: 0.457				SH2-4 1B	K		K			4	0	2	0	0	2	1						
Desi Relaford, S OBP: 0.311, SLG: 0.316		BB			F9	HR 1B		G6-3		3	1	1	0	1	0	1						
55 Matt Beech, L Jerry Spradlin, S	F8			SH2-4		SH2-1		F7		1	0	0	0	0	0	2						
23 Kevin Jordan, R OBP: 0.333, SLG: 0.391										1	0	0	0	0	0	0						
<b>Inning Stats</b>	R: 0 E: 0 K: 0 S: 6	H: 1 LOB: 1 BB: 0 P: 12	R: 0 E: 0 K: 1 S: 14	H: 1 LOB: 2 BB: 1 P: 24	R: 2 E: 0 K: 1 S: 9	H: 2 LOB: 1 BB: 1 P: 18	R: 0 E: 0 K: 0 S: 5	H: 1 LOB: 2 BB: 1 P: 12	R: 1 E: 0 K: 1 S: 10	H: 2 LOB: 1 BB: 0 P: 18	R: 2 E: 0 K: 0 S: 12	H: 2 LOB: 1 BB: 1 P: 20	R: 0 E: 0 K: 1 S: 7	H: 0 LOB: 0 BB: 0 P: 9	R: 0 E: 0 K: 0 S: 7	H: 0 LOB: 0 BB: 0 P: 9	R: 0 E: 0 K: 1 S: 5	H: 0 LOB: 0 BB: 0 P: 6	1B: 5 2B: 3 3B: 0 HR: 1	SF: 0 SAC: 2 DP: 0 HBP: 0	WP: 0 PB: 0 SB: 1 CS: 0	PA: 40
<b>PITCHER</b>	IP WLS BF H R ER SO BB IBB HBP BLK WP HR S P ERA WHIP	IP WLS BF H R ER SO BB IBB HBP BLK WP HR S P ERA WHIP	IP WLS BF H R ER SO BB IBB HBP BLK WP HR S P ERA WHIP	IP WLS BF H R ER SO BB IBB HBP BLK WP HR S P ERA WHIP	IP WLS BF H R ER SO BB IBB HBP BLK WP HR S P ERA WHIP	IP WLS BF H R ER SO BB IBB HBP BLK WP HR S P ERA WHIP	IP WLS BF H R ER SO BB IBB HBP BLK WP HR S P ERA WHIP	IP WLS BF H R ER SO BB IBB HBP BLK WP HR S P ERA WHIP	IP WLS BF H R ER SO BB IBB HBP BLK WP HR S P ERA WHIP	IP WLS BF H R ER SO BB IBB HBP BLK WP HR S P ERA WHIP	IP WLS BF H R ER SO BB IBB HBP BLK WP HR S P ERA WHIP	IP WLS BF H R ER SO BB IBB HBP BLK WP HR S P ERA WHIP	IP WLS BF H R ER SO BB IBB HBP BLK WP HR S P ERA WHIP	IP WLS BF H R ER SO BB IBB HBP BLK WP HR S P ERA WHIP	IP WLS BF H R ER SO BB IBB HBP BLK WP HR S P ERA WHIP	IP WLS BF H R ER SO BB IBB HBP BLK WP HR S P ERA WHIP	IP WLS BF H R ER SO BB IBB HBP BLK WP HR S P ERA WHIP	IP WLS BF H R ER SO BB IBB HBP BLK WP HR S P ERA WHIP	IP WLS BF H R ER SO BB IBB HBP BLK WP HR S P ERA WHIP	IP WLS BF H R ER SO BB IBB HBP BLK WP HR S P ERA WHIP	IP WLS BF H R ER SO BB IBB HBP BLK WP HR S P ERA WHIP	

St. Louis Cardinals @ Philadelphia Phillies  
Veterans Stadium, Philadelphia, PA  
Sat Apr 25 1998, 7:05 PM EDT  
Att: 22,777 - Unknown - 65 F

AB 34  
R 5  
H 9  
RBI 5  
BB 4  
SO 5  
LOB 14





Batter	1	2	3	4	5	6	7	8	9	AB	R	H	RBI	BB	SO	LOB	TOP																			
Royce Clayton, R OBP: 0.340, SLG: 0.318 (1, 6)	G4-3		1B				G5-3			4	1	2	1	0	0	0	<b>St. Louis Cardinals @ Philadelphia Phillies</b> <b>Veterans Stadium, Philadelphia, PA</b> Sun Apr 26 1998, 3:33 AM EDT Att: 27,917 - Cloudy - 48 F																			
Delino DeShields, L OBP: 0.453, SLG: 0.558 (1, 4)	K		BB			P5	1B			3	0	1	0	1	1	1																				
Mark McGwire, R OBP: 0.476, SLG: 0.782 (1, 3)	K		BB			WP	BB			3	0	0	0	1	3	3																				
Ray Lankford, L OBP: 0.493, SLG: 0.536 David Howard, S OBP: 0.296, SLG: 0.302 (8, 5)		G4-3				K			F8	4	0	1	0	0	1	1																				
Brian Jordan, R OBP: 0.384, SLG: 0.526 (8, 8)		G4-3				G5-4-3			G6-3	4	1	2	1	0	0	1																				
Willie McGee, S OBP: 0.339, SLG: 0.390 (1, 7)		G4-3				K	HR		K	4	0	1	0	0	2	1																				
John Mabry, L OBP: 0.333, SLG: 0.452 (8, 9)		F8				K			K	4	0	0	0	0	2	2																				
Tom Lampkin, L OBP: 0.342, SLG: 0.529 (1, 2)			K			1B	3B		K	4	1	1	0	0	2	0																				
Todd Stottlemyre, L OBP: 0.176, SLG: 0.176 Brian Hunter, R OBP: 0.259, SLG: 0.441 John Frascatore, R (7, PH) Mike Busby, R (7, PH) Eli Manero, R OBP: 0.300, SLG: 0.600 (8, PH)			K			K			G4-3	2	0	0	0	0	2	1																				
<b>Inning Stats</b>	R: 0 E: 0 K: 2 S: 8	H: 0 LOB: 0 BB: 0 P: 9	R: 0 E: 0 K: 0 S: 10	H: 1 LOB: 1 BB: 0 P: 13	R: 0 E: 0 K: 3 S: 11	H: 1 LOB: 2 BB: 1 P: 19	R: 0 E: 0 K: 1 S: 12	H: 2 LOB: 1 BB: 0 P: 18	R: 2 E: 1 K: 2 S: 19	H: 2 LOB: 1 BB: 1 P: 31	R: 1 E: 0 K: 2 S: 9	H: 1 LOB: 0 BB: 0 P: 12	R: 0 E: 0 K: 2 S: 12	H: 1 LOB: 0 BB: 0 P: 15	R: 0 E: 0 K: 1 S: 7	H: 0 LOB: 0 BB: 0 P: 14		R: 0 E: 0 K: 1 S: 8	H: 0 LOB: 0 BB: 0 P: 11	1B: 6 2B: 0 3B: 1 HR: 1	SF: 0 SAC: 0 DP: 1 HBP: 0	WP: 1 PB: 0 SB: 2 CS: 0	PA: 36													
<b>PITCHER</b>	IP	WLS	BF	H	R	ER	SO	BB	IBB	HBP	BLK	WP	HR	S	P	ERA	WHIP	<b>PITCHER</b>		IP	WLS	BF	H	R	ER	SO	BB	IBB	HBP	BLK	WP	HR	S	P	ERA	WHIP
Curt Schilling, R ERA: 1.88 Mark Leiter, R ERA: 2.63	(1, 1)	8.0	W	33	8	3	3	13	2	0	0	0	1	1	88	131	3.38	1.250			(9, 1)	1.0	3	0	0	0	1	0	0	0	0	0	8	11	0.00	0.000

AB 34  
R 3  
H 8  
RBI 2  
BB 2  
SO 14  
LOB 10



Batter	1	2	3	4	5	6	7	8	9	AB	R	H	RBI	BB	SO	LOB	BOTTOM																			
Doug Glanville, R OBP: 0.301, SLG: 0.424 (1, 8)	G5-3		2B				G6-3			5	2	2	0	0	0	1	<b>St. Louis Cardinals @ Philadelphia Phillies</b> <b>Veterans Stadium, Philadelphia, PA</b> Sun Apr 26 1998, 3:33 AM EDT Att: 27,917 - Cloudy - 48 F																			
Gregg Jefferies, S OBP: 0.353, SLG: 0.344 Mark Leiter, R (9, 1)	P5		1B			G4-3			G6-3	5	2	2	2	0	0	1																				
Scott Rolen, R OBP: 0.394, SLG: 0.524 (1, 5)	1B		K			HR	BB		1B	3	2	2	0	1	1	2																				
Mike Lieberthal, R OBP: 0.301, SLG: 0.382 (1, 2)	F8		1B			HR			P6	4	1	2	4	0	0	3																				
Rico Brogna, L OBP: 0.286, SLG: 0.453 (1, 3)		K	L9			P6			1B	3	0	0	0	1	1	1																				
Mark Lewis, R OBP: 0.288, SLG: 0.315 (1, 4)	L7					K			1B	4	0	1	2	0	1	0																				
Bobby Abreu, L OBP: 0.375, SLG: 0.432 (1, 9)	G4-3					G4-3			K	4	0	0	0	0	1	2																				
Desi Relaford, S OBP: 0.338, SLG: 0.383 (1, 6)			1B			L8			HR	3	2	2	1	1	0	0																				
Curt Schilling, R OBP: 0.143, SLG: 0.077 Ruben Amaro Jr, S OBP: 0.417, SLG: 0.444 (8, PH) (9, 7)			SH1-4			G6-3			K	2	0	0	0	0	1	0																				
<b>Inning Stats</b>	R: 0 E: 0 K: 0 S: 8	H: 1 LOB: 0 BB: 0 P: 10	R: 0 E: 0 K: 1 S: 6	H: 0 LOB: 0 BB: 0 P: 11	R: 3 E: 0 K: 1 S: 14	H: 4 LOB: 1 BB: 0 P: 20	R: 0 E: 0 K: 0 S: 5	H: 0 LOB: 0 BB: 0 P: 11	R: 0 E: 0 K: 0 S: 6	H: 0 LOB: 0 BB: 0 P: 12	R: 2 E: 0 K: 1 S: 10	H: 1 LOB: 0 BB: 1 P: 21	R: 4 E: 0 K: 2 S: 15	H: 5 LOB: 2 BB: 1 P: 25	R: 0 E: 0 K: 1 S: 11	H: 0 LOB: 1 BB: 1 P: 18		1B: 8 2B: 1 3B: 0 HR: 2	SF: 0 SAC: 1 DP: 0 HBP: 0	WP: 0 PB: 0 SB: 1 CS: 0	PA: 38															
<b>PITCHER</b>	IP	WLS	BF	H	R	ER	SO	BB	IBB	HBP	BLK	WP	HR	S	P	ERA	WHIP	<b>PITCHER</b>		IP	WLS	BF	H	R	ER	SO	BB	IBB	HBP	BLK	WP	HR	S	P	ERA	WHIP
Todd Stottlemyre, R ERA: 3.24 John Frascatore, R ERA: 10.8 Mike Busby, R ERA: 9.38	(1, 1)	6.0	L	25	6	5	5	3	1	0	0	0	1	10	13	108.00	12.000			(7, 1)	0.1	5	4	4	4	1	0	0	0	0	1	10	13	108.00	12.000	
	(7, 1)	1.2	8	1	0	0	2	2	0	0	0	0	0	16	30	0.00	1.800			(7, 1)																

AB 34  
R 9  
H 11  
RBI 9  
BB 3  
SO 6  
LOB 11





Batter	1	2	3	4	5	6	7	8	9	AB	R	H	RBI	BB	SO	LOB	TOP					
Doug Glanville, R OBP: 0.308, SLG: 0.422	F7		1-1 WP 1B			4-1 BB		0-1 F8		3	0	1	0	1	0	0	Philadelphia Phillies @ Cincinnati Reds Cinergy Field, Cincinnati, OH Mon Apr 27 1998, 7:05 PM EDT Att: 13,889 - Cloudy - 58 F					
Gregg Jefferies, S OBP: 0.356, SLG: 0.363 Ruben Amaro Jr., S OBP: 0.357, SLG: 0.364	1-2 2B		3-1 SF7 1B			1-2 L8		2-1 L9		1	0	1	1	0	0	0						
Scott Rolen, R OBP: 0.388, SLG: 0.506	0-3 2B		1-3 3-H K			2-3 K			4-0 BB	3	0	0	0	1	3	3						
Mike Lieberthal, R OBP: 0.287, SLG: 0.363	1-1 L8		1-2 K			2-0 G1-3			2-2 P2	4	0	0	0	0	0	3						
Rico Brogna, L OBP: 0.274, SLG: 0.433		0-0 F8		1-0 G3-1			3-3 K		0-2 L6	4	0	0	0	0	1	1						
Mark Lewis, R OBP: 0.274, SLG: 0.299		1-3 K		0-1 P4			2-2 F8		0-0 F9	4	0	0	0	0	1	1						
Bobby Abreu, L OBP: 0.373, SLG: 0.421		1-1 F8			0-3 K		4-2 BB			2	0	0	0	1	1	0						
Desi Relaford, S OBP: 0.338, SLG: 0.397			3-2 1B SF7 2B		1-1 G1-3		1-0 F8			3	1	1	0	0	0	1						
Tyler Green, R OBP: 0.300, SLG: 0.444 Darrin Winston, R (9, 1)			2-3 K		0-3 K			0-0 G4-3		3	0	0	0	0	2	1						
										0	0	0	0	0	0	0						
<b>Inning Stats</b>	R: 0 E: 0 K: 1 S: 9	H: 1 LOB: 1 BB: 0 P: 12	R: 0 E: 0 K: 1 S: 8	H: 0 LOB: 0 BB: 0 P: 10	R: 1 E: 0 K: 2 S: 13	H: 2 LOB: 1 BB: 0 P: 23	R: 0 E: 0 K: 0 S: 4	H: 0 LOB: 0 BB: 0 P: 6	R: 0 E: 0 K: 2 S: 8	H: 0 LOB: 0 BB: 0 P: 9	R: 0 E: 0 K: 1 S: 8	H: 0 LOB: 1 BB: 1 P: 17	R: 0 E: 0 K: 1 S: 10	H: 0 LOB: 1 BB: 1 P: 20	R: 0 E: 0 K: 0 S: 5	H: 0 LOB: 0 BB: 0 P: 7	R: 0 E: 0 K: 0 S: 8	H: 0 LOB: 1 BB: 1 P: 14	1B: 1 2B: 2 3B: 0 HR: 0	SF: 1 SAC: 0 DP: 0 HBP: 0	WP: 1 PB: 0 SB: 0 CS: 0	PA: 33
<b>PITCHER</b>	IP	WLS	BF	H	R	ER	SO	BB	IBB	HBP	BLK	WP	HR	S	P	ERA	WHIP					
Brett Tomko, R ERA: 2.41	(1, 1)	8.0	29	3	1	1	8	2	0	0	0	1	0	65	104	1.12	0.625					
Stan Belinda, R ERA: 2.75	(9, 1)	1.0	W 4	0	0	0	0	1	0	0	0	0	0	8	14	0.00	1.000					

Batter	1	2	3	4	5	6	7	8	9	AB	R	H	RBI	BB	SO	LOB	BOTTOM					
Chris Stynes, R OBP: 0.381, SLG: 0.453	F8		1-1 F8		1-1 G1-3			3-1 G5-3		4	0	0	0	0	0	0	Philadelphia Phillies @ Cincinnati Reds Cinergy Field, Cincinnati, OH Mon Apr 27 1998, 7:05 PM EDT Att: 13,889 - Cloudy - 58 F					
Jon Nunnally, L OBP: 0.354, SLG: 0.385	0-0 G1-3		1-3 K			2-2 G3-1			3-2 SH1-4 HR 1B	1	0	0	0	0	0	0						
Pat Watkins, R OBP: 0.188, SLG: 0.188									0-0 SH1-4 1B	3	1	1	0	0	1	0						
Barry Larkin, R OBP: 0.359, SLG: 0.333	1-2 G4-3		0-0 F7			2-1 F8			0-0 SH1-4	3	0	0	0	0	0	0						
Eddie Taubensee, L OBP: 0.442, SLG: 0.533		2-0 1B SF7 2B		2-3 K		0-1 G3			1-1 HR	4	2	2	2	0	1	0						
Dmitri Young, S OBP: 0.320, SLG: 0.464		1-0 F8		4-2 WP BB			1-0 L9			2	0	0	0	1	0	1						
Bret Boone, R OBP: 0.388, SLG: 0.538		2-2 1B		2-0 WP BB			3-3 K			2	0	1	0	0	1	0						
Reggie Sanders, R OBP: 0.358, SLG: 0.273 Lenny Harris, L OBP: 0.349, SLG: 0.351		2-1 1B		1-2 HBP			0-0 G6-3			0	0	0	0	0	0	0						
Pokey Reese, R OBP: 0.200, SLG: 0.174		3-H FC5-4 1B		1-2 1-2			1-0 G5-3		3-2 G4-3	3	0	1	0	0	0	0						
Brett Tomko, R OBP: 0.167, SLG: 0.167 Willie Greene, L OBP: 0.396, SLG: 0.472 Stan Belinda, R (9, 1)		1-1 FC5-4 1B		1-3 K			1-3 K		2-1 P5	2	0	0	0	0	1	2						
										0	0	0	0	0	0	0						
<b>Inning Stats</b>	R: 0 E: 0 K: 0 S: 5	H: 0 LOB: 0 BB: 0 P: 6	R: 1 E: 0 K: 0 S: 10	H: 3 LOB: 2 BB: 0 P: 18	R: 0 E: 0 K: 1 S: 6	H: 0 LOB: 0 BB: 0 P: 8	R: 0 E: 0 K: 1 S: 8	H: 0 LOB: 1 BB: 1 P: 18	R: 0 E: 0 K: 1 S: 6	H: 0 LOB: 0 BB: 0 P: 9	R: 0 E: 0 K: 0 S: 8	H: 0 LOB: 0 BB: 0 P: 12	R: 0 E: 0 K: 1 S: 5	H: 0 LOB: 0 BB: 0 P: 9	R: 0 E: 0 K: 0 S: 7	H: 0 LOB: 0 BB: 0 P: 15	R: 2 E: 0 K: 0 S: 6	H: 2 LOB: 0 BB: 0 P: 10	1B: 3 2B: 1 3B: 0 HR: 1	SF: 1 SAC: 1 DP: 1 HBP: 1	WP: 1 PB: 0 SB: 0 CS: 0	PA: 31
<b>PITCHER</b>	IP	WLS	BF	H	R	ER	SO	BB	IBB	HBP	BLK	WP	HR	S	P	ERA	WHIP					
Tyler Green, R ERA: 4.45	(1, 1)	8.1	L 30	4	2	2	4	1	0	1	0	1	0	59	102	2.16	0.600					
Darrin Winston, L ERA: 3.35	(9, 1)	0.0	1	1	1	1	0	0	0	0	0	0	1	2	3	∞	∞					



Batter	1	2	3	4	5	6	7	8	9	10	AB	R	H	RBI	BB	SO	LOB	TOP								
Doug Gianville, R OBP: 0.327, SLG: 0.425	G1-3		G3-1 1B	G3-6-1 BB		G5-3		SF7 2B				4	1	2	1	2	0	1								
Ruben Amaro Jr, S OBP: 0.368, SLG: 0.333	G5-4-3 1B		G3-1	G3-6-1				SH 2B		G3		4	0	1	0	1	0	5								
Scott Rolen, R OBP: 0.376, SLG: 0.500	G5-4-3		K			F8		SF7				5	0	1	2	0	2	2								
Rico Brogna, L OBP: 0.317, SLG: 0.532																										
Mark Lewis, R OBP: 0.287, SLG: 0.280	G5-4-3																									
Bobby Abreu, L OBP: 0.404, SLG: 0.443																										
Mark Parent, R OBP: 0.333, SLG: 0.333																										
Mark Leiter, R (8, 1)																										
23 Kevin Jordan, R OBP: 0.360, SLG: 0.542																										
Darrin Winston, R (10, 1)																										
Desi Relaford, S OBP: 0.333, SLG: 0.433																										
Jerry Spradlin, S (7, 1)																										
Mike Lieberthal, R OBP: 0.281, SLG: 0.354																										
Garrett Stephenson, R OBP: 0.333, SLG: 0.280																										
Matt Whiteside, R (4, PH)																										
Rex Hudler, R OBP: 0.307, SLG: 0.383																										
Wayne Gomes, R (4, 1)																										
Kevin Setak, R OBP: 0.285, SLG: 0.250																										
Yorkis Perez, L (8, PH)																										
Alex Avila, R OBP: 0.478, SLG: 0.474																										
<b>Inning Stats</b>	R: 0 E: 0 K: 0 S: 4	H: 1 LOB: 0 BB: 0 P: 16	R: 0 E: 0 K: 2 S: 14	H: 1 LOB: 2 BB: 2 P: 13	R: 0 E: 0 K: 2 S: 9	H: 1 LOB: 1 BB: 0 P: 13	R: 3 E: 0 K: 2 S: 14	H: 3 LOB: 2 BB: 3 P: 30	R: 1 E: 0 K: 0 S: 11	H: 1 LOB: 1 BB: 1 P: 20	R: 2 E: 1 K: 0 S: 11	H: 3 LOB: 2 BB: 2 P: 23	R: 0 E: 0 K: 3 S: 10	H: 0 LOB: 0 BB: 0 P: 13	R: 2 E: 1 K: 2 S: 11	H: 2 LOB: 3 BB: 2 P: 23	R: 0 E: 0 K: 1 S: 11	H: 1 LOB: 1 BB: 0 P: 15	R: 3 E: 0 K: 2 S: 13	H: 2 LOB: 0 BB: 1 P: 23	1B: 7 2B: 5 3B: 0 HR: 4	SF: 1 SAC: 1 DP: 4 HBP: 0	WP: 1 PB: 0 SB: 2 CS: 0	PA: 53		
<b>PITCHER</b>	IP WLS BF H R ER SO BB IBB HBP BLK WP HR S P ERA WHIP	3.1 18 6 3 3 2 4 0 0 0 0 1 1 28 56 8.10 3.000	4.1 18 6 3 3 2 4 0 0 0 0 1 1 28 56 8.10 3.000	3.2 18 6 3 3 2 4 0 0 0 0 1 1 28 56 8.10 3.000	3.1 18 6 3 3 2 4 0 0 0 0 1 1 28 56 8.10 3.000	10.1 6 2 3 3 2 10 0 0 0 0 1 1 23 47 3.92 2.000	1.0 6 2 3 3 2 10 0 0 0 0 1 1 23 47 3.92 2.000	1.0 6 2 3 3 2 10 0 0 0 0 1 1 23 47 3.92 2.000	1.0 6 2 3 3 2 10 0 0 0 0 1 1 23 47 3.92 2.000	1.0 6 2 3 3 2 10 0 0 0 0 1 1 23 47 3.92 2.000	1.0 6 2 3 3 2 10 0 0 0 0 1 1 23 47 3.92 2.000	1.0 6 2 3 3 2 10 0 0 0 0 1 1 23 47 3.92 2.000	1.0 6 2 3 3 2 10 0 0 0 0 1 1 23 47 3.92 2.000	1.0 6 2 3 3 2 10 0 0 0 0 1 1 23 47 3.92 2.000	1.0 6 2 3 3 2 10 0 0 0 0 1 1 23 47 3.92 2.000	1.0 6 2 3 3 2 10 0 0 0 0 1 1 23 47 3.92 2.000	1.0 6 2 3 3 2 10 0 0 0 0 1 1 23 47 3.92 2.000	1.0 6 2 3 3 2 10 0 0 0 0 1 1 23 47 3.92 2.000	1.0 6 2 3 3 2 10 0 0 0 0 1 1 23 47 3.92 2.000	1.0 6 2 3 3 2 10 0 0 0 0 1 1 23 47 3.92 2.000	1.0 6 2 3 3 2 10 0 0 0 0 1 1 23 47 3.92 2.000	1.0 6 2 3 3 2 10 0 0 0 0 1 1 23 47 3.92 2.000	1.0 6 2 3 3 2 10 0 0 0 0 1 1 23 47 3.92 2.000	1.0 6 2 3 3 2 10 0 0 0 0 1 1 23 47 3.92 2.000	1.0 6 2 3 3 2 10 0 0 0 0 1 1 23 47 3.92 2.000	1.0 6 2 3 3 2 10 0 0 0 0 1 1 23 47 3.92 2.000

Philadelphia Phillies @ Cincinnati Reds  
Cinergy Field, Cincinnati, OH  
Tue Apr 28 1998, 7:05 PM EDT  
Att: 15,890 - Unknown - 69 F

AB	40
R	11
H	15
RBI	11
BB	11
SO	10
LOB	23



Batter	1	2	3	4	5	6	7	8	9	10	AB	R	H	RBI	BB	SO	LOB	BOTTOM							
Chris Stynes, R OBP: 0.369, SLG: 0.430	P5	BB BB		G5-3		G6-3		G3-1		FC1-4 G4-3		5	0	0	0	1	0	3							
Willie Greene, L OBP: 0.402, SLG: 0.481	CS 1B	BB BB		G3-1				E 2B		G4-3		4	1	1	1	2	1	3							
Barry Larkin, R OBP: 0.349, SLG: 0.313	L9			L9				K				4	0	0	1	1	2	2							
Eddie Taubensee, L OBP: 0.440, SLG: 0.532																									
Dmitri Young, S OBP: 0.354, SLG: 0.507																									
Stan Belinda, R (10, 1)																									
Bret Boone, R OBP: 0.379, SLG: 0.516																									
Eduardo Perez, R OBP: 0.224, SLG: 0.241																									
Pat Watkins, R OBP: 0.286, SLG: 0.450																									
Scott Winchester, R ERA: 7.78																									
Mark Hutton, R ERA: 3.0																									
Scott Sullivan, R ERA: 9.88																									
Gabe White, L ERA: 6.75																									
Jeff Shaw, R ERA: 2.45																									
<b>Inning Stats</b>	R: 0 E: 0 K: 0 S: 7	H: 1 LOB: 0 BB: 0 P: 13	R: 4 E: 0 K: 1 S: 18	H: 2 LOB: 3 BB: 5 P: 43	R: 1 E: 0 K: 1 S: 9	H: 2 LOB: 1 BB: 1 P: 16	R: 0 E: 0 K: 0 S: 5	H: 0 LOB: 0 BB: 0 P: 10	R: 1 E: 0 K: 1 S: 8	H: 2 LOB: 0 BB: 0 P: 10	R: 0 E: 0 K: 1 S: 11	H: 0 LOB: 0 BB: 0 P: 18	R: 1 E: 1 K: 3 S: 14	H: 1 LOB: 1 BB: 1 P: 20	R: 1 E: 0 K: 2 S: 12	H: 2 LOB: 1 BB: 0 P: 17	R: 0 E: 0 K: 2 S: 9	H: 0 LOB: 1 BB: 1 P: 16	R: 0 E: 0 K: 0 S: 12	H: 2 LOB: 2 BB: 0 P: 18	1B: 8 2B: 3 3B: 0 HR: 1	SF: 0 SAC: 0 DP: 1 HBP: 0	WP: 0 PB: 0 SB: 1 CS: 1	PA: 47	
<b>PITCHER</b>	IP WLS BF H R ER SO BB IBB HBP BLK WP HR S P ERA WHIP	1.2 5 6 2 1 1 1 1 0 0 0 0 0 0 11 19 6.75 2.250	2.0 7 2 1 1 1 0 0 0 0 0 0 0 0 13 20 4.50 1.000	1.2 7 1 1 0 3 1 0 0 0 0 0 0 0 22 35 0.00 1.200	1.0 5 2 1 1 2 0 0 0 0 0 0 1 12 16 9.00 2.000	6.1 5 5 0 0 0 3 1 0 0 0 0 0 0 23 53 21.60 4.800	1.1 5 5 0 0 0 0 0 0 0 0 0 0 0 11 19 6.75 2.250	1.0 5 5 2 0 0 0 0 0 0 0 0 0 0 12 18 0.00 2.000	1.0 5 5 2 0 0 0 0 0 0 0 0 0 0 12 18 0.00 2.000	1.0 5 5 2 0 0 0 0 0 0 0 0 0 0 12 18 0.00 2.000	1.0 5 5 2 0 0 0 0 0 0 0 0 0 0 12 18 0.00 2.000	1.0 5 5 2 0 0 0 0 0 0 0 0 0 0 12 18 0.00 2.000	1.0 5 5 2 0 0 0 0 0 0 0 0 0 0 12 18 0.00 2.000	1.0 5 5 2 0 0 0 0 0 0 0 0 0 0 12 18 0.00 2.000	1.0 5 5 2 0 0 0 0 0 0 0 0 0 0 12 18 0.00 2.000	1.0 5 5 2 0 0 0 0 0 0 0 0 0 0 12 18 0.00 2.000	1.0 5 5 2 0 0 0 0 0 0 0 0 0 0 12 18 0.00 2.000	1.0 5 5 2 0 0 0 0 0 0 0 0 0 0 12 18 0.00 2.000	1.0 5 5 2 0 0 0 0 0 0 0 0 0 0 12 18 0.00 2.000	1.0 5 5 2 0 0 0 0 0 0 0 0 0 0 12 18 0.00 2.000	1.0 5 5 2 0 0 0 0 0 0 0 0 0 0 12 18 0.00 2.000	1.0 5 5 2 0 0 0 0 0 0 0 0 0 0 12 18 0.00 2.000	1.0 5 5 2 0 0 0 0 0 0 0 0 0 0 12 18 0.00 2.000	1.0 5 5 2 0 0 0 0 0 0 0 0 0 0 12 18 0.00 2.000	1.0 5 5 2 0 0 0 0 0 0 0 0 0 0 12 18 0.00 2.000

Philadelphia Phillies @ Cincinnati Reds  
Cinergy Field, Cincinnati, OH  
Tue Apr 28 1998, 7:05 PM EDT  
Att: 15,890 - Unknown - 69 F

AB	39
R	8
H	12
RBI	8
BB	8
SO	11
LOB	21



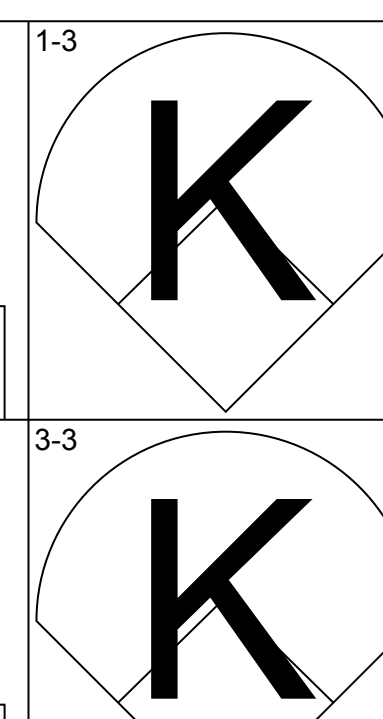
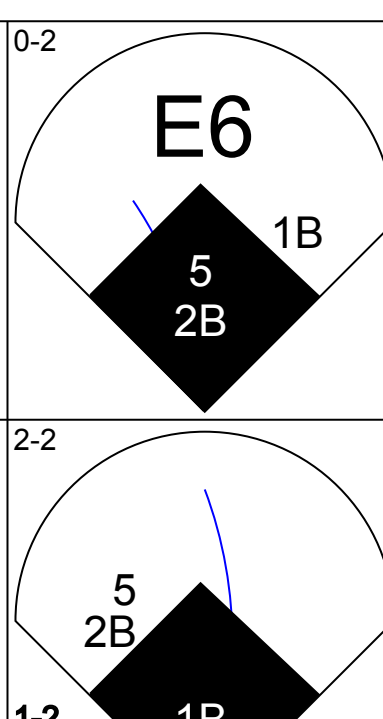
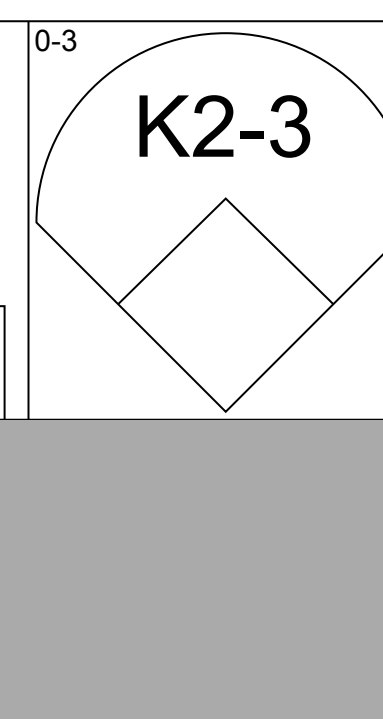
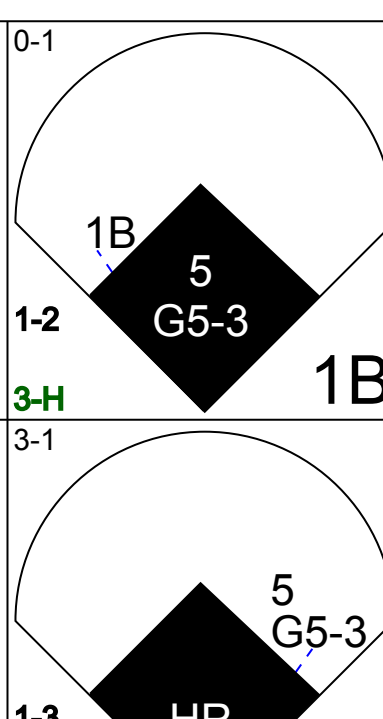
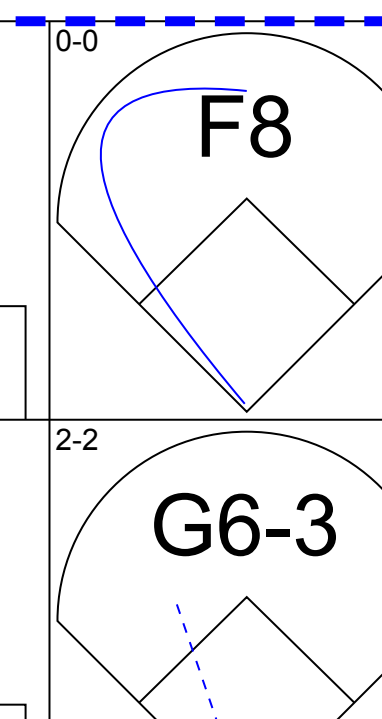
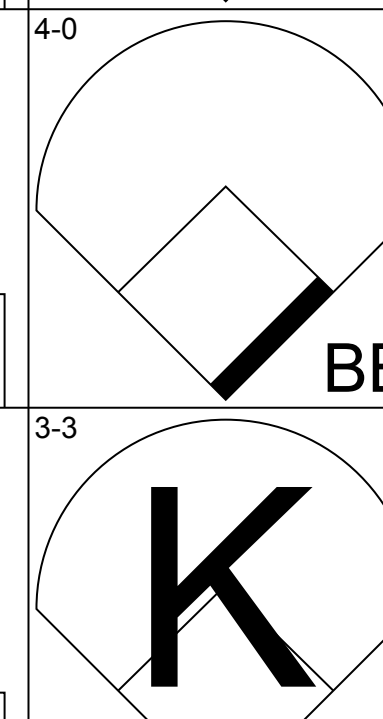
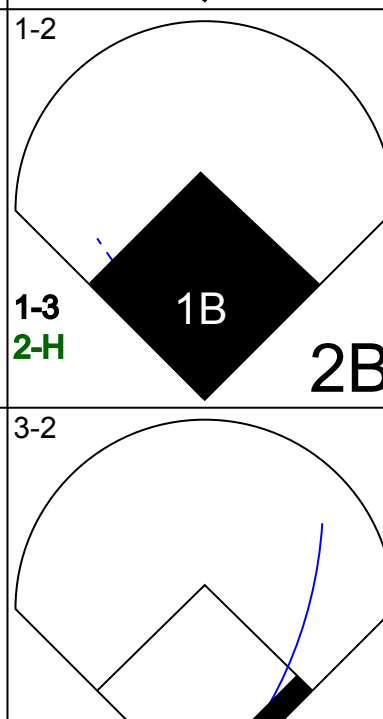
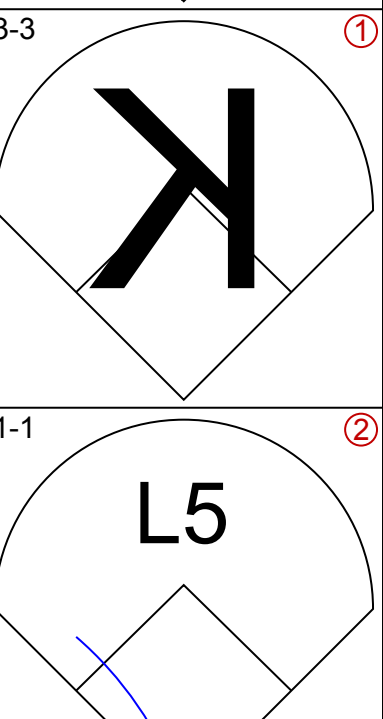
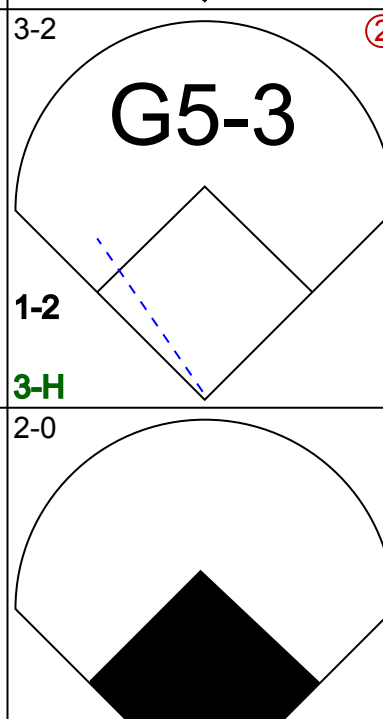
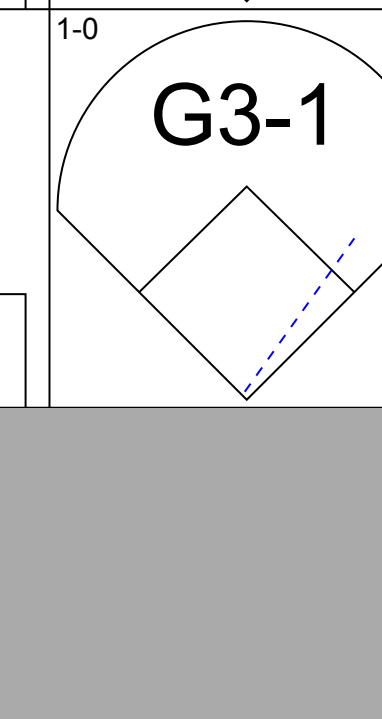

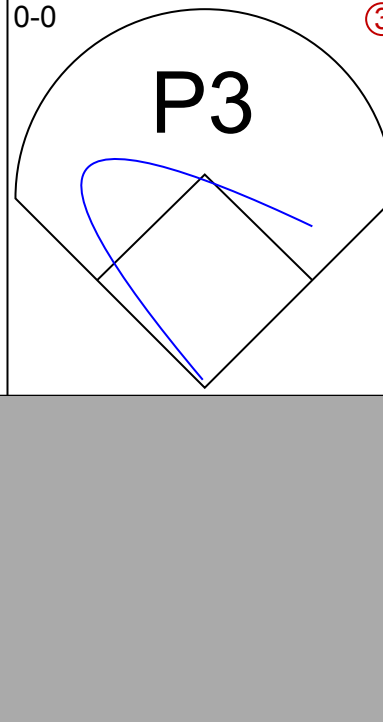
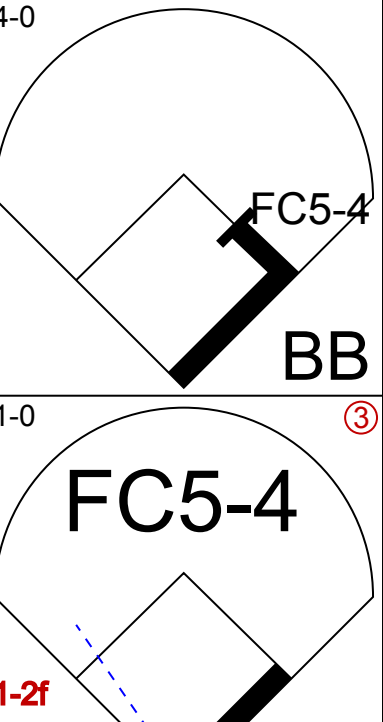
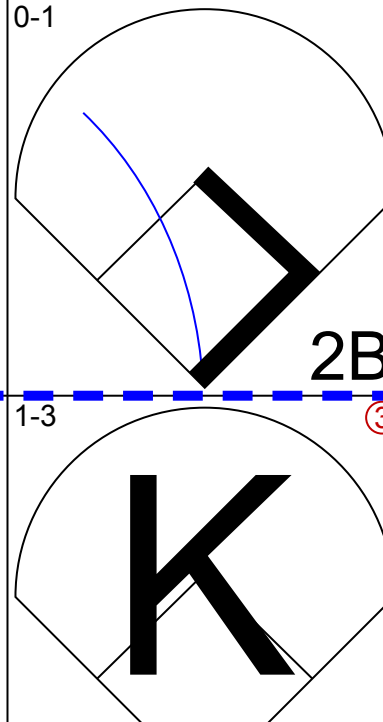


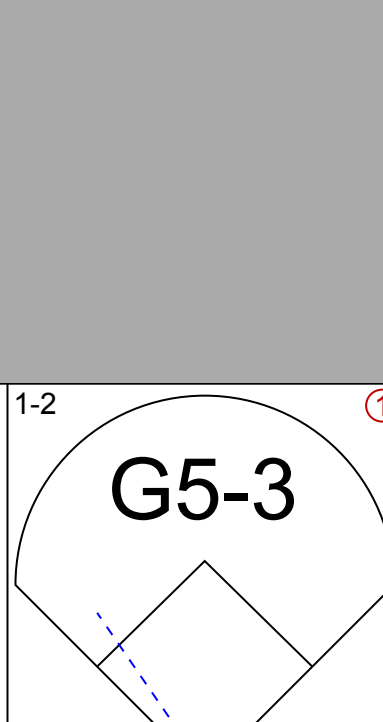

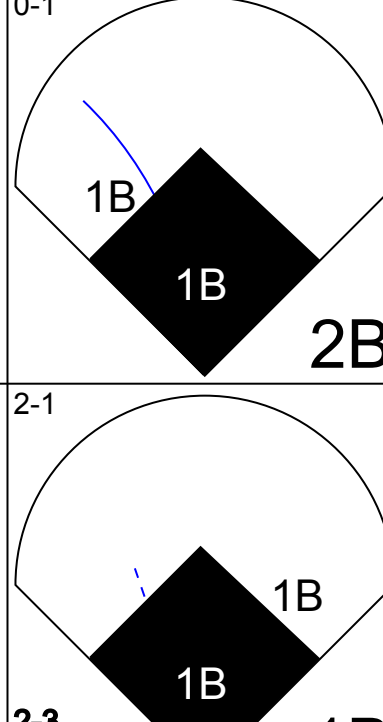

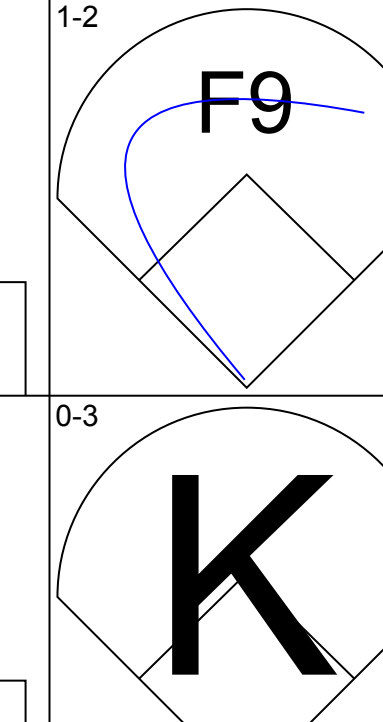
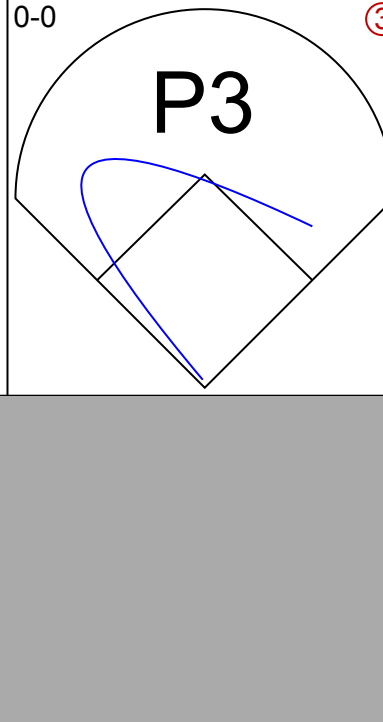
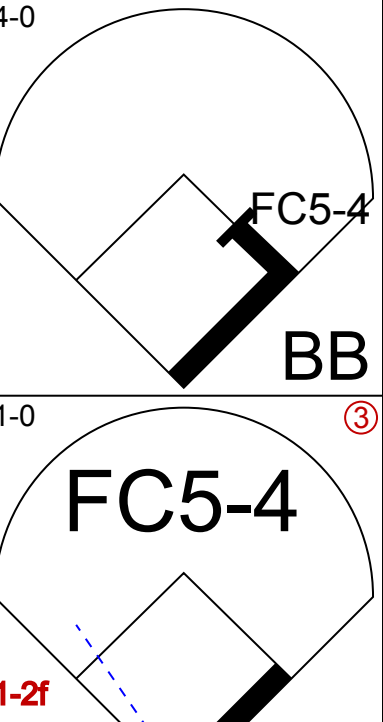
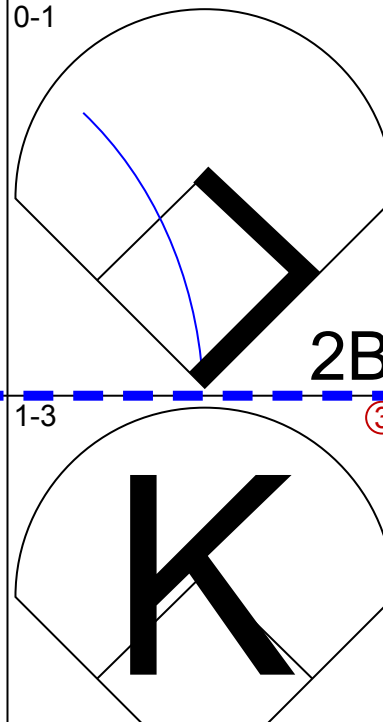

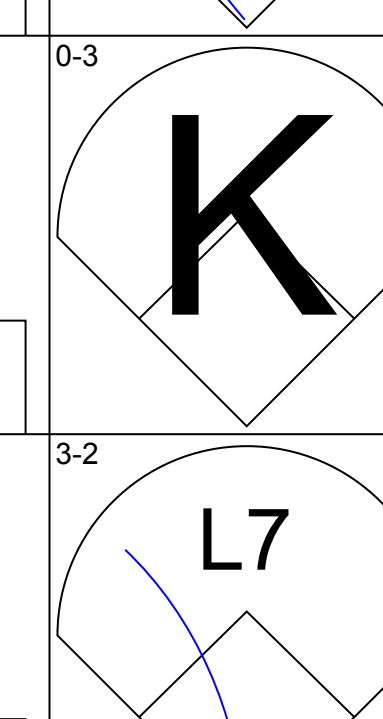
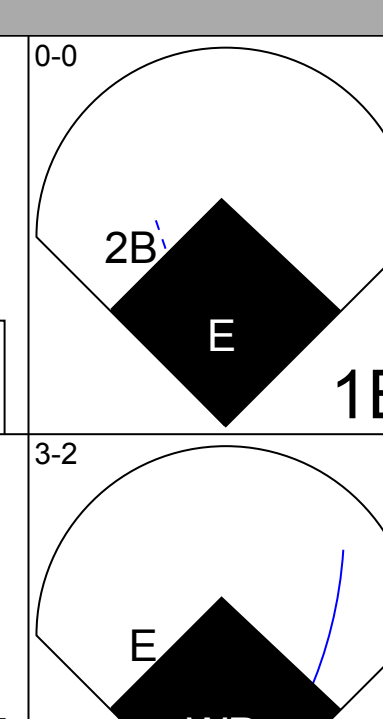
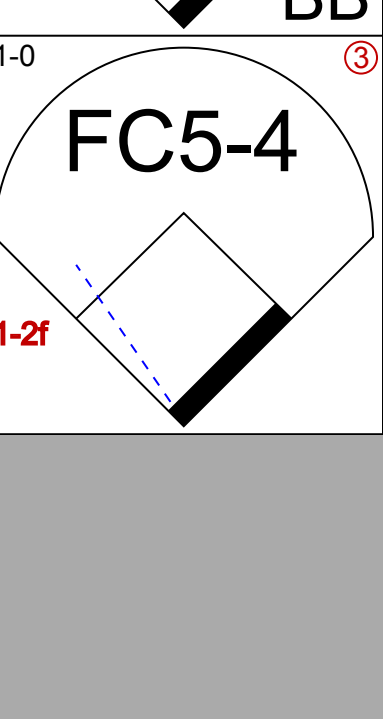
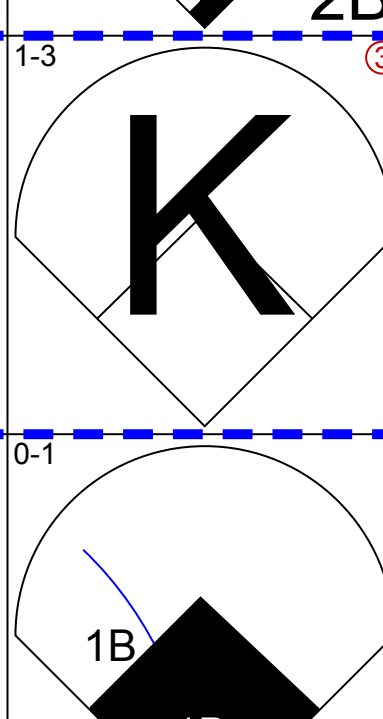

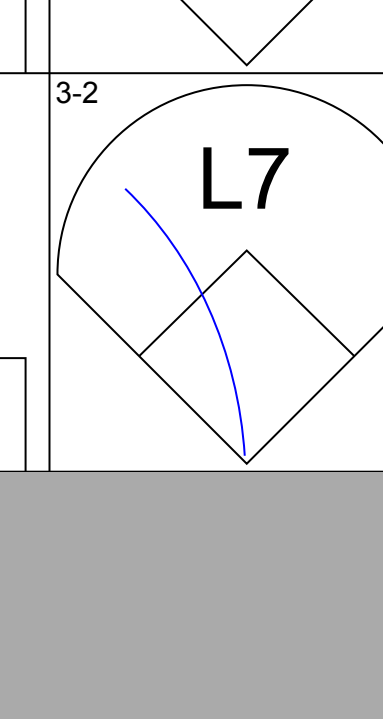
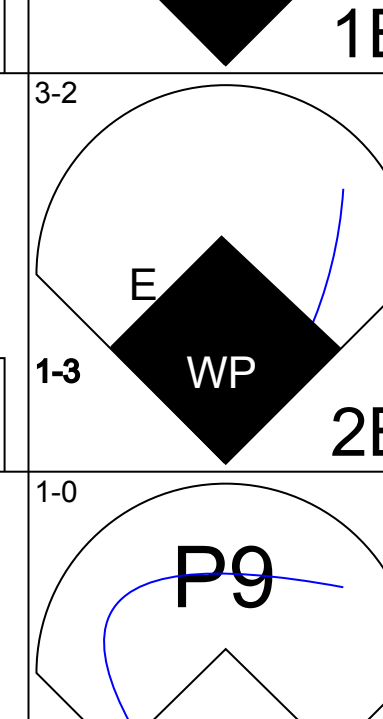
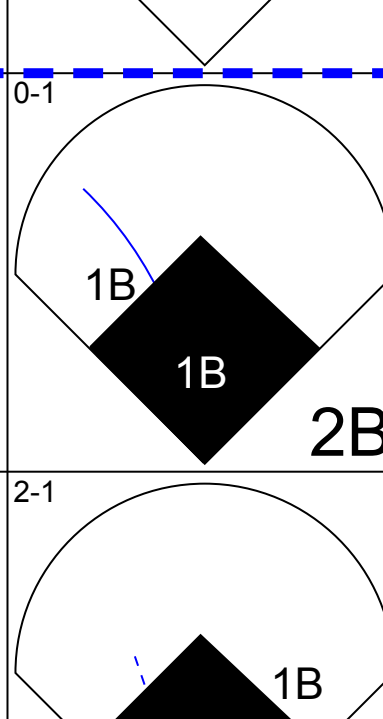
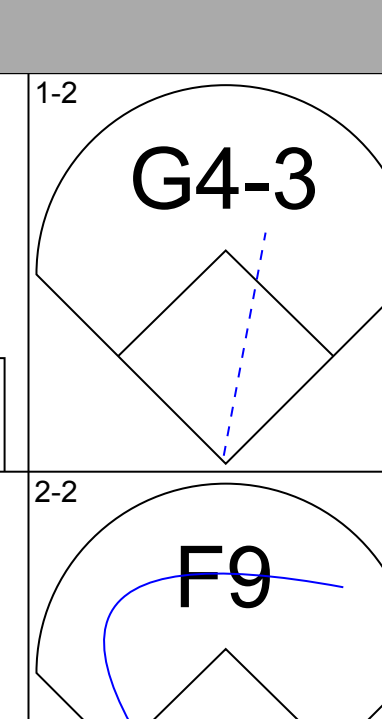

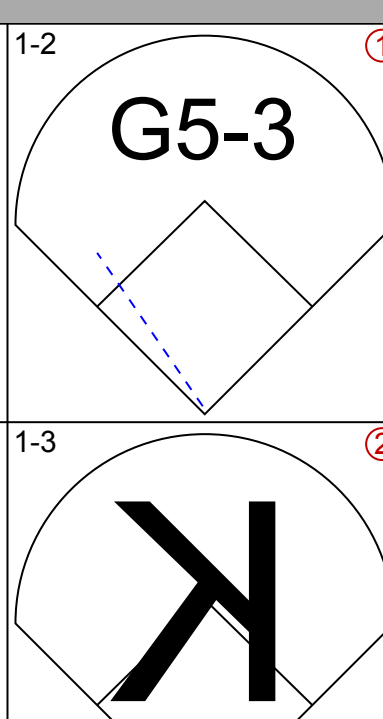
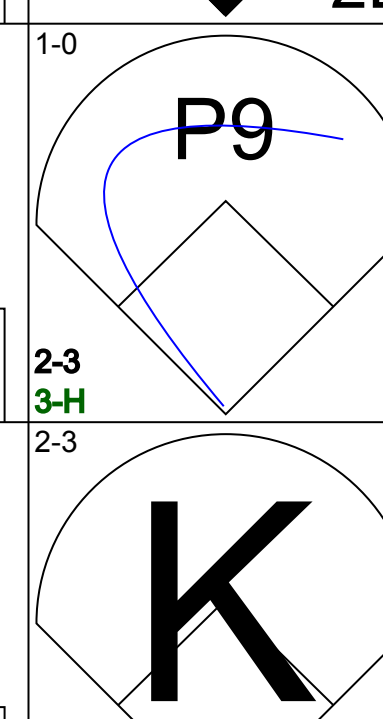
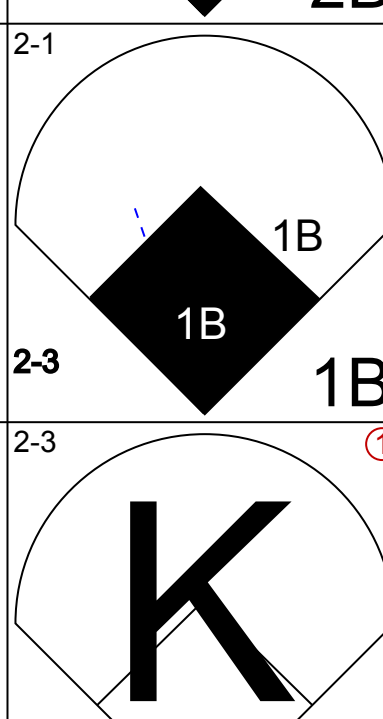
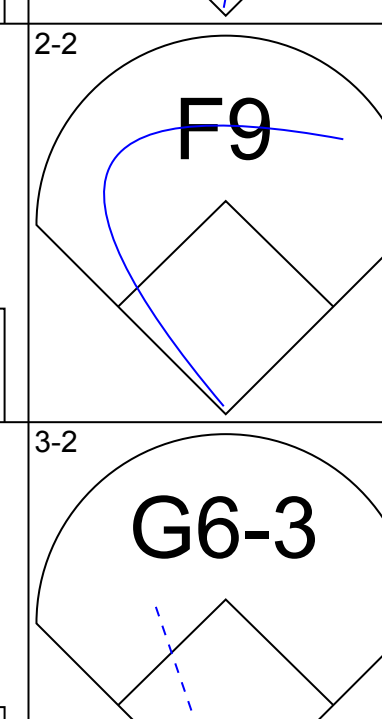

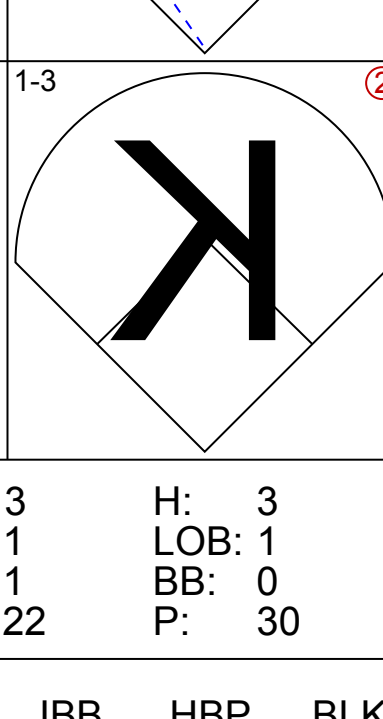
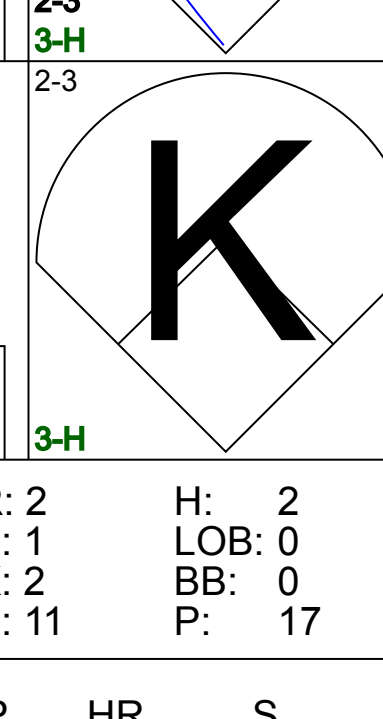
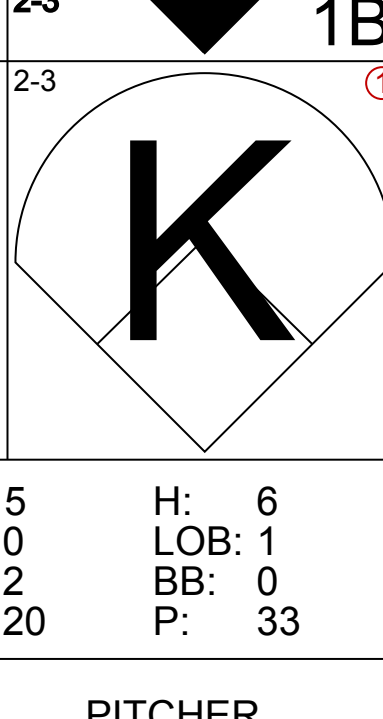
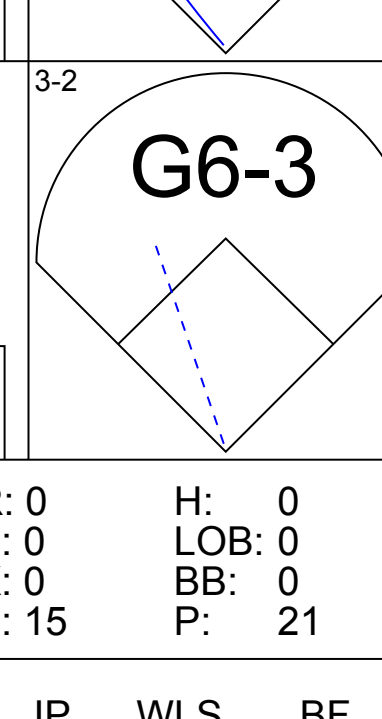
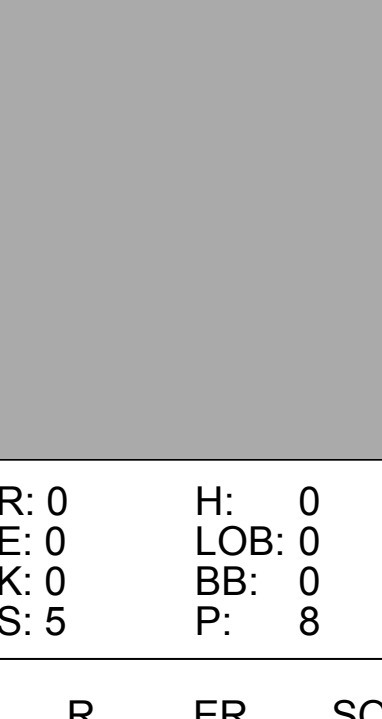


Batter	1	2	3	4	5	6	7	8	9	AB	R	H	RBI	BB	SO	LOB	TOP					
Doug Glanville, R (1, 8) OBP: 0.316, SLG: 0.409	F9		K			G6-3			G6-3	4	0	0	0	0	1	1	Philadelphia Phillies @ Cincinnati Reds Cinergy Field, Cincinnati, OH Wed Apr 29 1998, 3:33 AM EDT Att: 16,411 - Cloudy - 60 F					
Kevin Seifick, R (1, 7) OBP: 0.278, SLG: 0.313	2B		K			G3-1			P3	4	0	1	0	0	1	1						
Scott Rolen, R (1, 5) OBP: 0.363, SLG: 0.479	K					L7			L4	4	0	0	0	0	2	1						
Mike Lieberthal, R (1, 2) OBP: 0.272, SLG: 0.341	K									3	0	0	0	0	2	1						
Rico Brogna, L (1, 3) OBP: 0.308, SLG: 0.515		P6								3	0	0	0	0	0	0						
23 Kevin Jordan, R (1, 4) OBP: 0.321, SLG: 0.481		G3-1								3	0	0	0	0	1	0						
Bobby Abreu, L (1, 9) OBP: 0.391, SLG: 0.427		G3-1								3	0	0	0	0	1	0						
Alex Arias, R (1, 6) OBP: 0.500, SLG: 0.476										2	0	1	0	1	0	0						
Mike Grace, R (1, 1) OBP: 0.250, SLG: 0.250										1	0	0	0	0	0	1						
Ruben Amaro Jr, S (8, PH) OBP: 0.350, SLG: 0.313										1	0	0	0	0	0	0						
Wayne Gomes, R (8, 1)										0	0	0	0	0	0	0						
<b>Inning Stats</b>	R: 0 E: 0 K: 2 S: 14	H: 1 LOB: 1 BB: 0 P: 19	R: 0 E: 0 K: 0 S: 8	H: 0 LOB: 0 BB: 0 P: 10	R: 0 E: 0 K: 2 S: 12	H: 0 LOB: 1 BB: 1 P: 21	R: 0 E: 0 K: 2 S: 10	H: 0 LOB: 0 BB: 0 P: 14	R: 0 E: 0 K: 1 S: 9	H: 1 LOB: 1 BB: 0 P: 11	R: 0 E: 0 K: 0 S: 7	H: 0 LOB: 0 BB: 0 P: 8	R: 0 E: 0 K: 0 S: 9	H: 0 LOB: 0 BB: 0 P: 12	R: 0 E: 0 K: 1 S: 6	H: 0 LOB: 0 BB: 0 P: 9	R: 0 E: 0 K: 0 S: 7	H: 0 LOB: 0 BB: 0 P: 9	1B: 1 2B: 1 3B: 0 HR: 0	SF: 0 SAC: 1 DP: 0 HBP: 0	WP: 0 PB: 0 SB: 0 CS: 0	PA: 30
<b>PITCHER</b> Pete Harnisch, R (1, 1) ERA: 3.12	IP: 9.0 WLS: W BF: 30 H: 2 R: 0 ER: 0 SO: 8 BB: 1 IBB: 0 HBP: 0 BLK: 0 WP: 0 HR: 0 S: 82 P: 113 ERA: 0.00 WHIP: 0.333															<b>PITCHER</b>						

Batter	1	2	3	4	5	6	7	8	9	AB	R	H	RBI	BB	SO	LOB	BOTTOM					
Lenny Harris, L (1, 7) OBP: 0.367, SLG: 0.372	1B		P7			K			F8	4	1	1	0	0	1	0	Philadelphia Phillies @ Cincinnati Reds Cinergy Field, Cincinnati, OH Wed Apr 29 1998, 3:33 AM EDT Att: 16,411 - Cloudy - 60 F					
Willie Greene, L (1, 5) OBP: 0.400, SLG: 0.456	1B		G6-3			G4-3				3	0	1	0	0	0	0						
Dmitri Young, S (1, 9) OBP: 0.354, SLG: 0.500	1B					G4-3				3	0	1	0	0	0	2						
Eddie Taubensee, L (1, 2) OBP: 0.436, SLG: 0.524	1B					G4-3				3	0	1	1	0	0	1						
Bret Boone, R (1, 4) OBP: 0.368, SLG: 0.500						G6-4-3				3	0	0	0	0	0	3						
Barry Larkin, R (1, 6) OBP: 0.349, SLG: 0.304										2	0	0	0	1	0	0						
Eduardo Perez, R (1, 3) OBP: 0.230, SLG: 0.246										3	0	1	0	0	0	1						
Pat Watkins, R (1, 8) OBP: 0.250, SLG: 0.391										3	0	0	0	0	2	1						
Pete Harnisch, S (1, 1) OBP: 0.067, SLG: 0.067										3	0	0	0	0	2	1						
<b>Inning Stats</b>	R: 1 E: 0 K: 0 S: 9	H: 3 LOB: 1 BB: 0 P: 14	R: 0 E: 0 K: 0 S: 7	H: 0 LOB: 0 BB: 0 P: 12	R: 0 E: 0 K: 0 S: 9	H: 0 LOB: 0 BB: 0 P: 14	R: 0 E: 0 K: 0 S: 9	H: 1 LOB: 0 BB: 0 P: 14	R: 0 E: 0 K: 2 S: 9	H: 1 LOB: 1 BB: 0 P: 12	R: 0 E: 0 K: 1 S: 8	H: 0 LOB: 0 BB: 0 P: 10	R: 0 E: 0 K: 0 S: 6	H: 0 LOB: 1 BB: 1 P: 14	R: 0 E: 0 K: 2 S: 7	H: 0 LOB: 0 BB: 0 P: 11	R: 0 E: 0 K: 2 S: 7	H: 0 LOB: 0 BB: 0 P: 11	1B: 5 2B: 0 3B: 0 HR: 0	SF: 0 SAC: 0 DP: 2 HBP: 0	WP: 0 PB: 0 SB: 0 CS: 0	PA: 28
<b>PITCHER</b> Mike Grace, R (1, 1) ERA: 6.08 Wayne Gomes, R (8, 1) ERA: 4.96	IP: 7.0 WLS: L BF: 25 H: 5 R: 1 ER: 1 SO: 3 BB: 1 IBB: 0 HBP: 0 BLK: 0 WP: 0 HR: 0 S: 57 P: 90 ERA: 1.29 WHIP: 0.857															<b>PITCHER</b>						

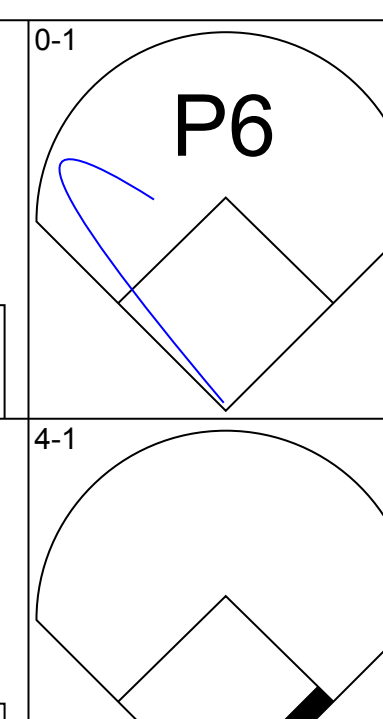
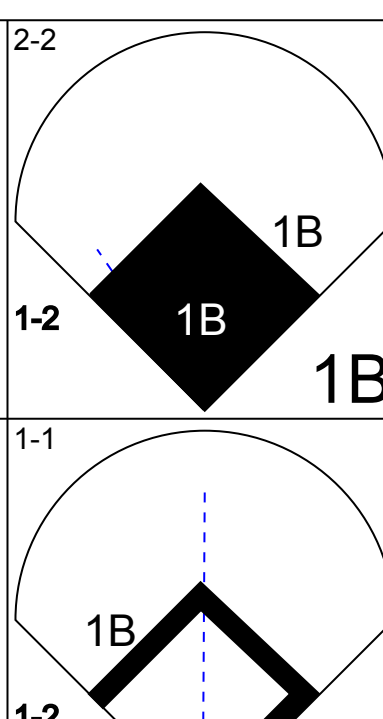
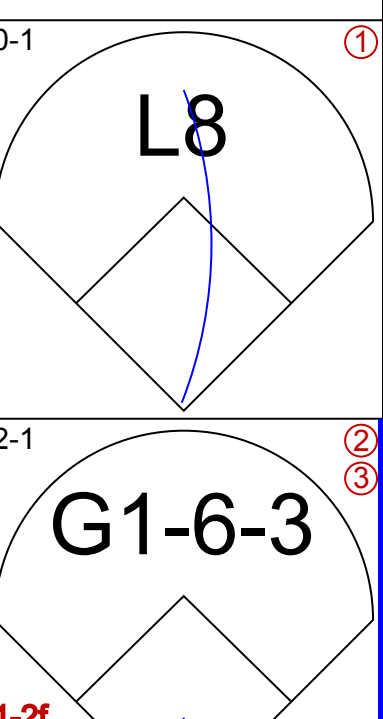
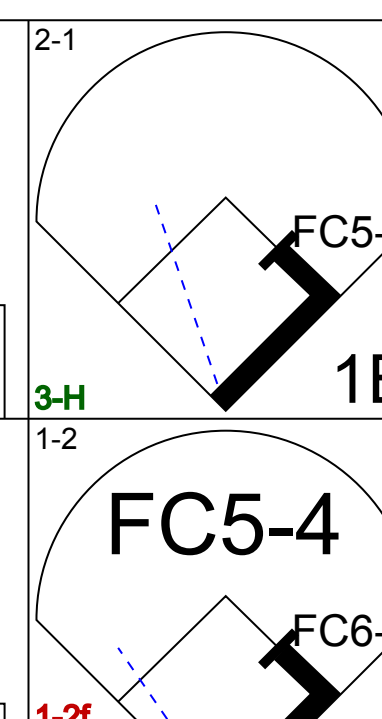
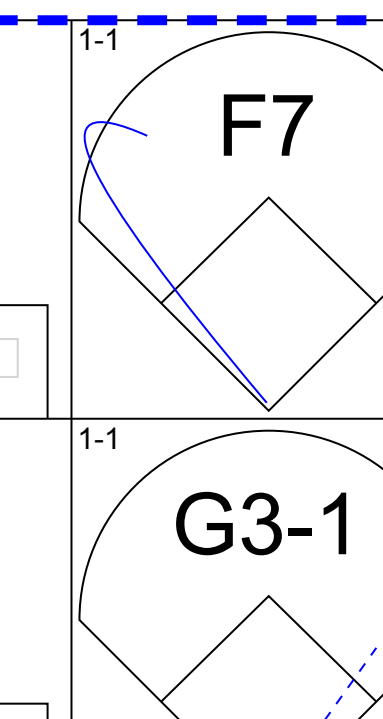
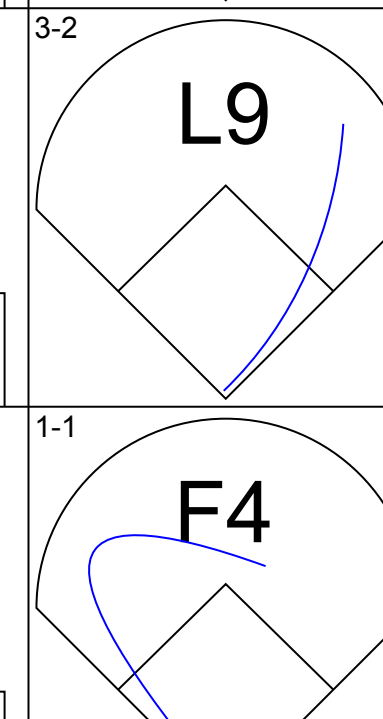
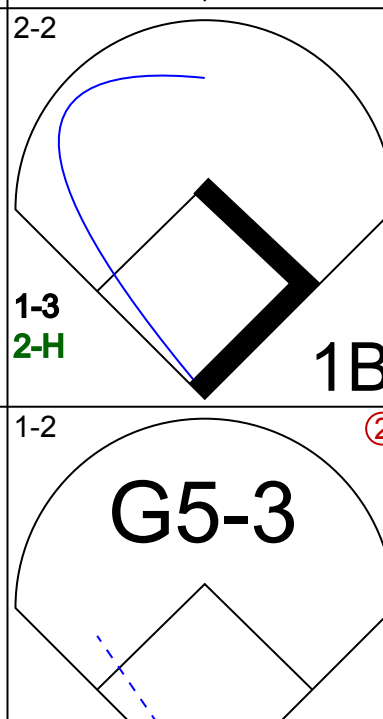

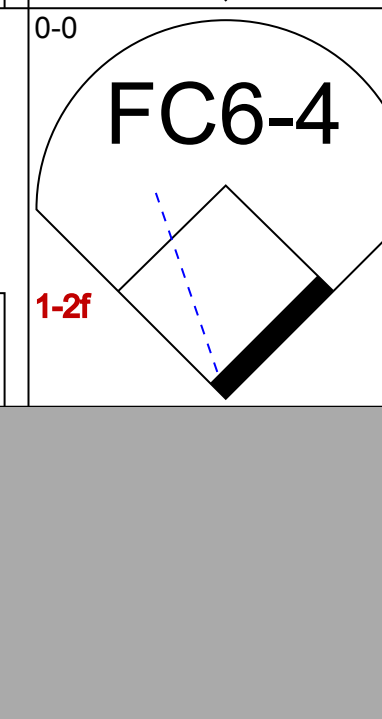
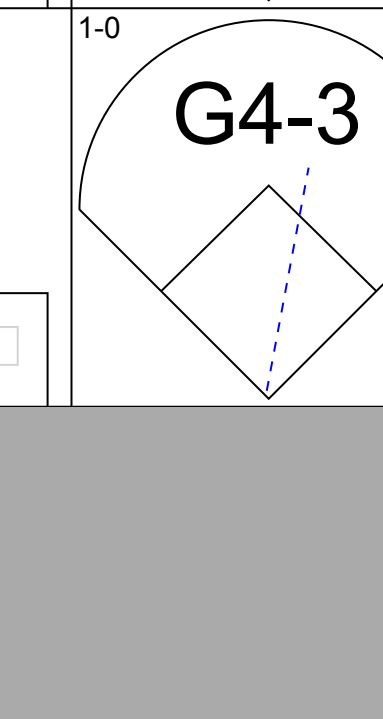


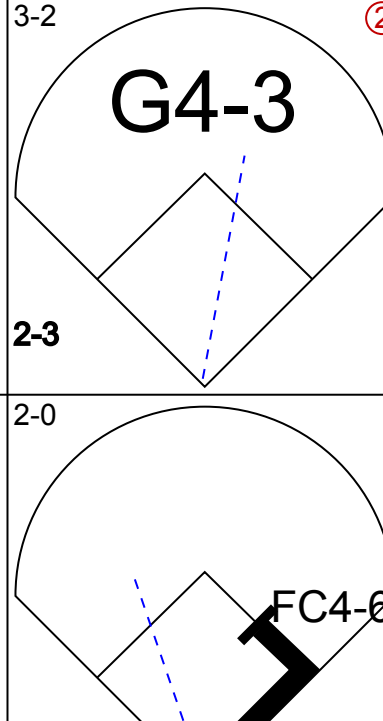



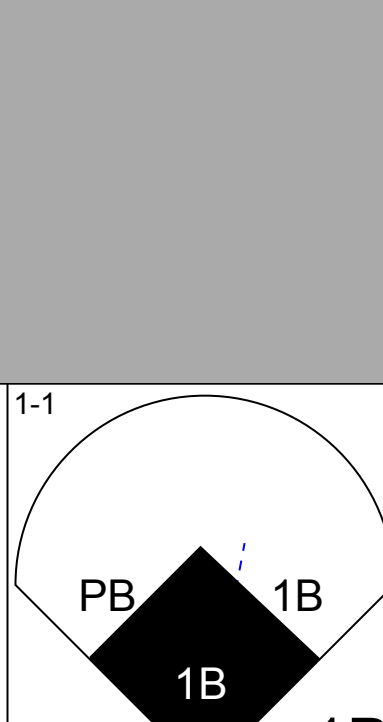
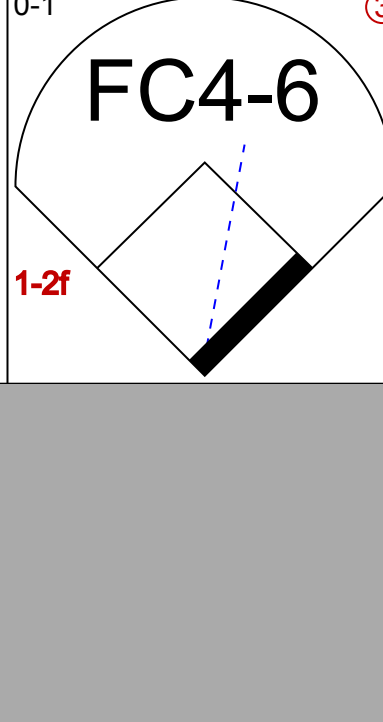
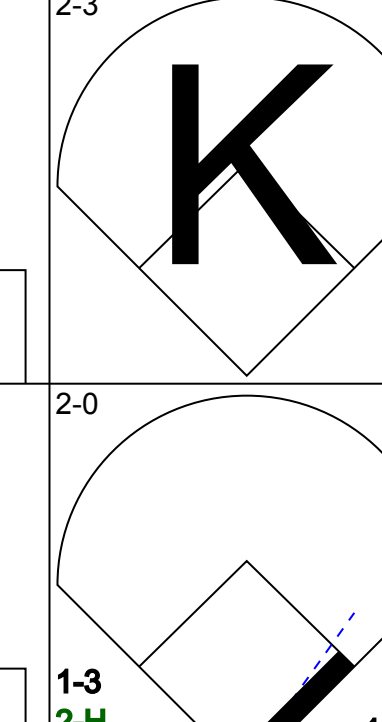
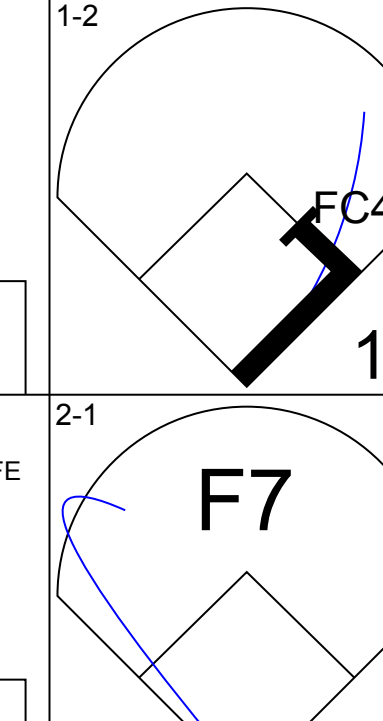

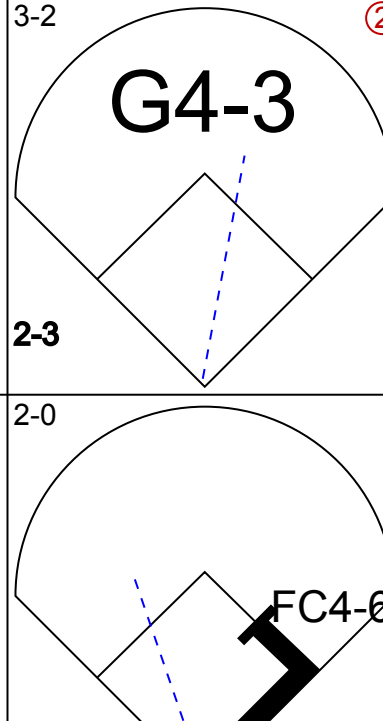
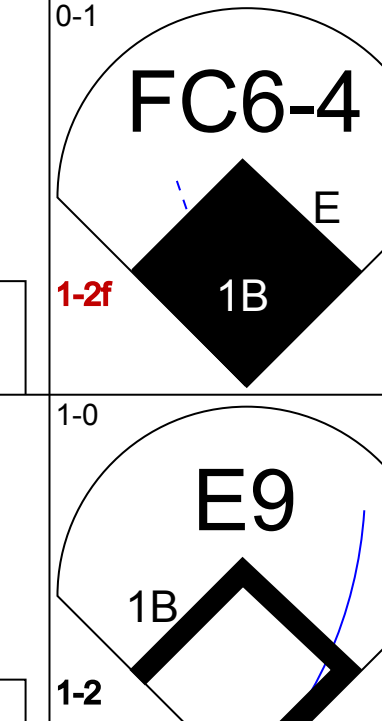
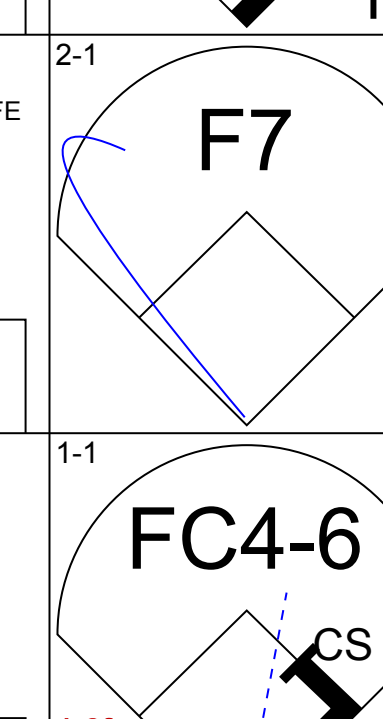
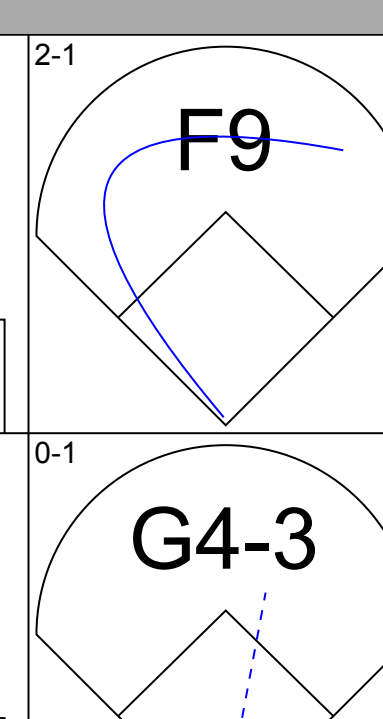
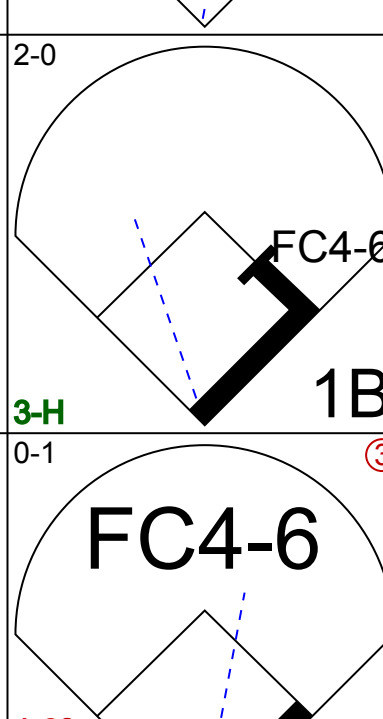
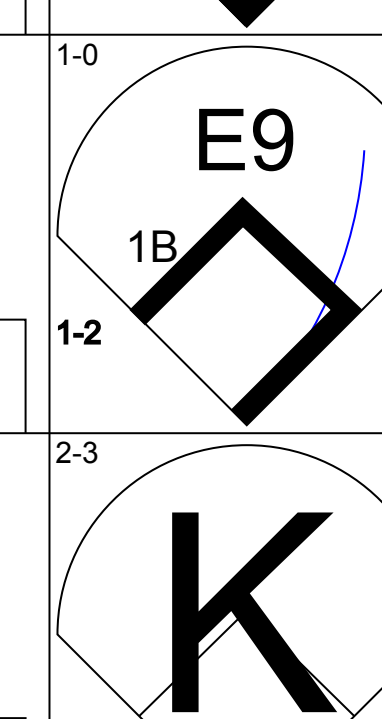
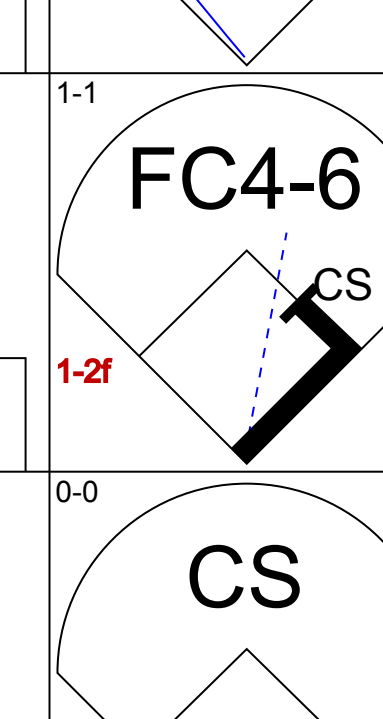
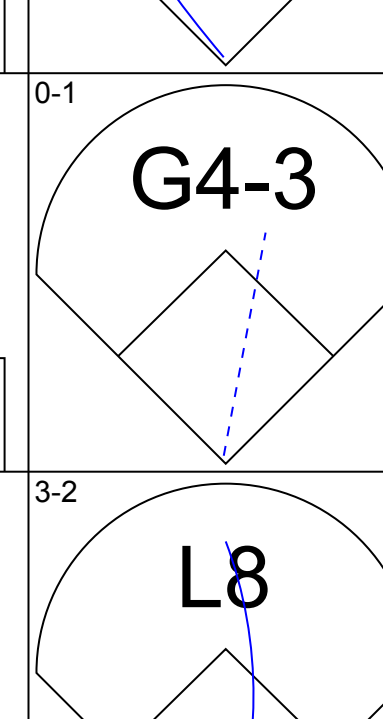
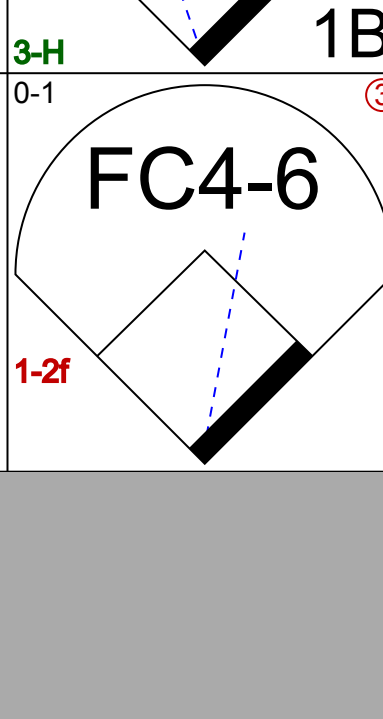
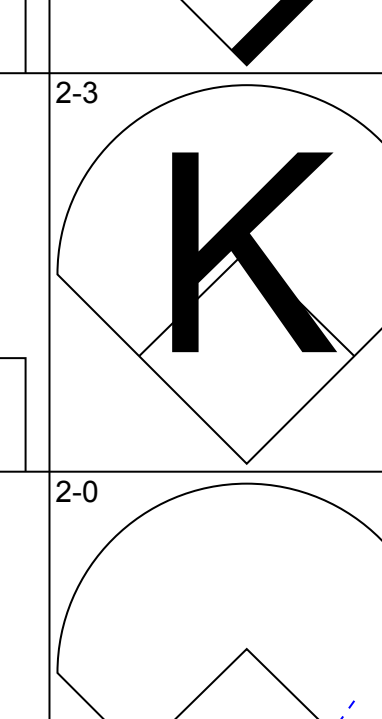
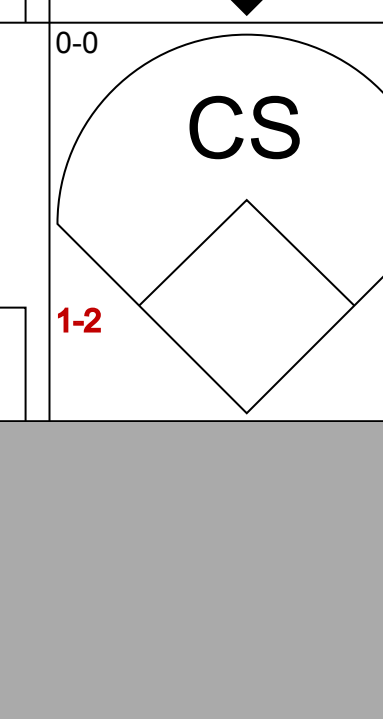
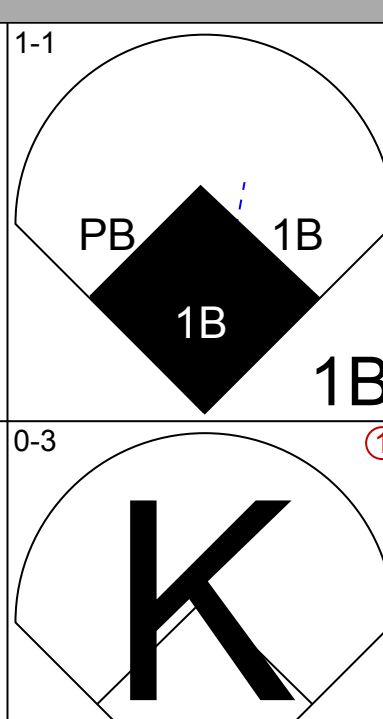
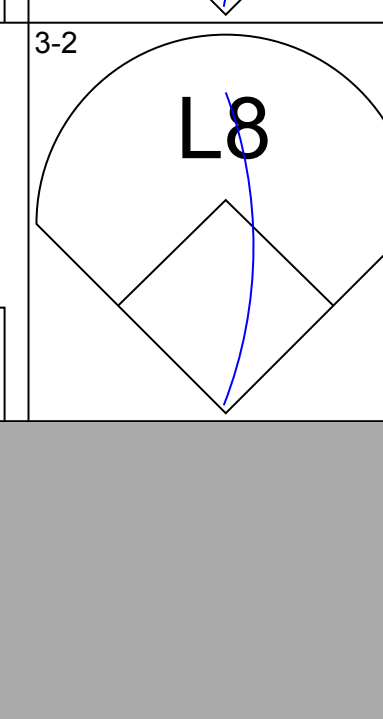
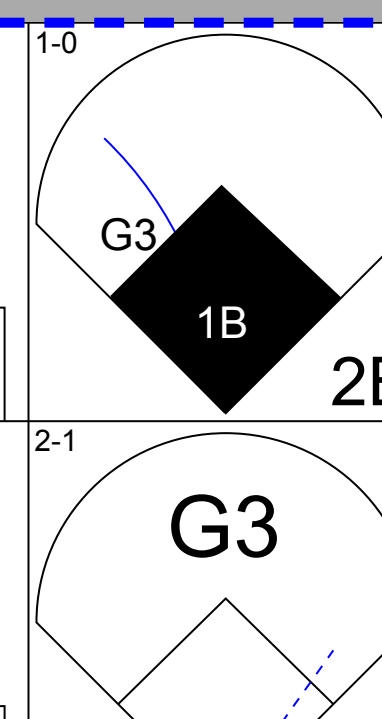
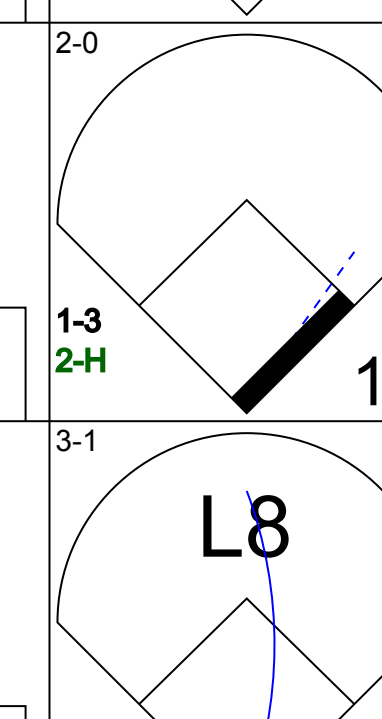
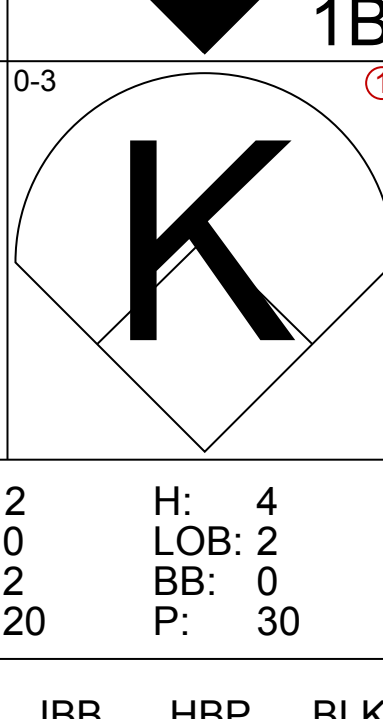
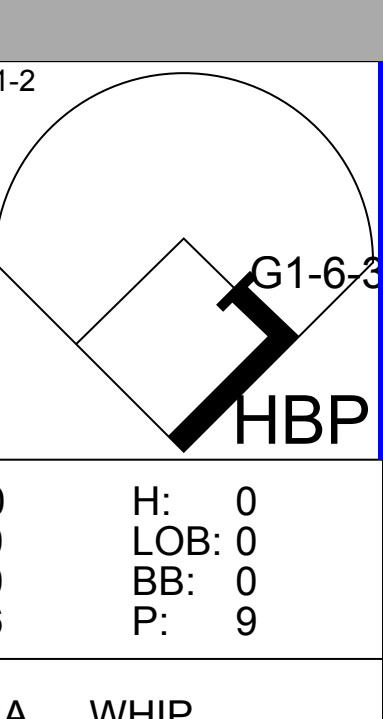
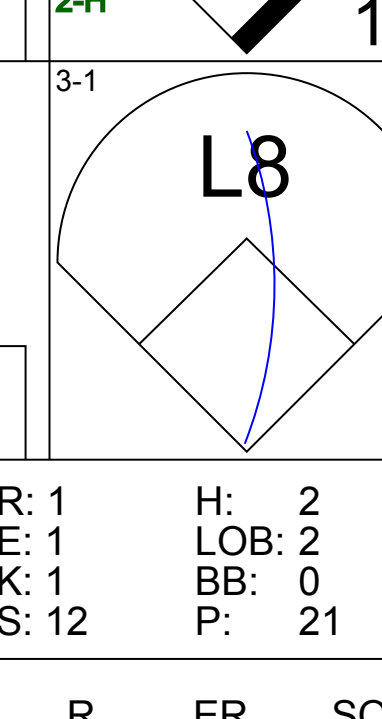




Batter	1	2	3	4	5	6	7	8	9	AB	R	H	RBI	BB	SO	LOB	TOP										
<b>Craig Biggio, R</b> (1,4) OBP: 0.382, SLG: 0.482 <b>Tim Bogar, R</b> (6,4) OBP: 0.310, SLG: 0.292										4	2	1	1	0	2	0	<b>Houston Astros @ Philadelphia Phillies</b> Veterans Stadium, Philadelphia, PA Fri May 01 1998, 7:05 PM EDT Att: 11,410 - Overcast - 60 F										
<b>Derek Bell, R</b> (1,9) OBP: 0.481, SLG: 0.684										5	3	3	2	0	1	0											
<b>5 Jeff Bagwell, R</b> (1,3) OBP: 0.406, SLG: 0.410 <b>Jack Howell, L</b> (6,3) OBP: 0.353, SLG: 0.333										3	1	1	2	1	1	1											
<b>Sean Berry, R</b> (1,5) OBP: 0.432, SLG: 0.574										5	1	2	4	0	1	1											
<b>Moises Alou, R</b> (1,7) OBP: 0.416, SLG: 0.646 <b>Carl Everett, S</b> (6,8) OBP: 0.406, SLG: 0.574										3	0	1	0	1	0	1											
<b>Richard Hidalgo, R</b> (1,8) OBP: 0.286, SLG: 0.355										5	2	2	0	0	2	2											
<b>Ricky Gutierrez, R</b> (1,6) OBP: 0.427, SLG: 0.440										4	2	2	0	1	0	0											
<b>Brad Ausmus, R</b> (1,2) OBP: 0.266, SLG: 0.225										5	1	2	1	0	0	1											
<b>Shane Reynolds, R</b> (1,1) OBP: 0.133, SLG: 0.200 <b>Trevor Miller, R</b> (7,1) OBP: 0.500, SLG: 1.000 <b>Bob Scanlan, R</b> (9,1)										4	0	0	0	0	3	2											
<b>Inning Stats</b>	R: 0 E: 0 K: 3 S: 9	H: 0 LOB: 1 BB: 1 P: 20	R: 0 E: 0 K: 1 S: 9	H: 0 LOB: 0 BB: 0 P: 13	R: 3 E: 1 K: 1 S: 22	H: 3 LOB: 1 BB: 0 P: 30	R: 2 E: 1 K: 2 S: 11	H: 2 LOB: 0 BB: 0 P: 17	R: 1 E: 0 K: 1 S: 8	H: 1 LOB: 1 BB: 1 P: 17	R: 5 E: 0 K: 2 S: 20	H: 6 LOB: 1 BB: 0 P: 33	R: 0 E: 0 K: 0 S: 15	H: 0 LOB: 0 BB: 0 P: 21	R: 0 E: 0 K: 0 S: 5	H: 0 LOB: 0 BB: 0 P: 8		R: 1 E: 0 K: 0 S: 11	H: 2 LOB: 2 BB: 1 P: 19	1B: 8 2B: 4 3B: 0 HR: 2	SF: 0 SAC: 0 DP: 0 HBP: 0	WP: 1 PB: 0 CS: 0 SB: 0	PA: 45				
<b>PITCHER</b>	IP	WLS	BF	H	R	ER	SO	BB	IBB	HBP	BLK	WP	HR	S	P	ERA	WHIP										
<b>55 Matt Beech, L</b> (1,1) ERA: 6.86	5.0	L	24	6	6	2	8	2	0	0	0	1	1	59	97	3.60	1.600										
<b>Matt Whiteside, R</b> (6,1) ERA: 9.0	0.2		8	6	5	5	1	0	0	0	0	0	1	17	29	67.50	9.000										
<b>Yorkis Perez, L</b> (6,1) ERA: 3.6	1.1		4	0	0	0	1	0	0	0	0	0	0	18	25	0.00	0.000										
<b>Wayne Gomes, R</b> (8,1) ERA: 4.67	1.0		3	0	0	0	0	0	0	0	0	0	0	5	8	0.00	0.000										
<b>Darrin Winston, L</b> (9,1) ERA: 3.6	1.0		6	2	1	1	0	1	0	0	0	0	0	11	19	9.00	3.000										

AB	42
R	12
H	14
RBI	10
BB	3
SO	10
LOB	10



Batter	1	2	3	4	5	6	7	8	9	AB	R	H	RBI	BB	SO	LOB	BOTTOM										
<b>Doug Glanville, R</b> (1,8) OBP: 0.322, SLG: 0.412 <b>Wayne Gomes, R</b> (8,1) <b>Darrin Winston, R</b> (9,1) <b>Alex Arias, R</b> (9, PH) OBP: 0.481, SLG: 0.455										4	1	2	1	0	0	1	<b>Houston Astros @ Philadelphia Phillies</b> Veterans Stadium, Philadelphia, PA Fri May 01 1998, 7:05 PM EDT Att: 11,410 - Overcast - 60 F										
<b>Gregg Jefferies, S</b> (1,7) OBP: 0.364, SLG: 0.366 <b>Yorkis Perez, L</b> (6,1) <b>Rex Hudler, R</b> (7, PH) OBP: 0.235, SLG: 0.071										2	0	1	1	1	0	1											
<b>Scott Rolen, R</b> (1,5) OBP: 0.364, SLG: 0.475										5	1	2	1	0	0	2											
<b>Mike Lieberthal, R</b> (1,2) OBP: 0.271, SLG: 0.337										4	0	1	0	0	0	4											
<b>Rico Brogna, L</b> (1,3) OBP: 0.308, SLG: 0.510 <b>23 Kevin Jordan, R</b> (7,3) OBP: 0.310, SLG: 0.464										3	0	1	0	0	1	3											
<b>Mark Lewis, R</b> (1,4) OBP: 0.266, SLG: 0.279										4	0	1	1	0	0	2											
<b>Bobby Abreu, L</b> (1,9) OBP: 0.375, SLG: 0.407										4	0	0	0	0	1	4											
<b>Desi Relaford, S</b> (1,6) OBP: 0.355, SLG: 0.465										4	2	3	1	0	0	0											
<b>55 Matt Beech, L</b> (1,1) <b>Kevin Sefcik, R</b> (5, PH) OBP: 0.316, SLG: 0.313 <b>Matt Whiteside, R</b> (6,1) <b>Ruben Amaro Jr, S</b> (6,7) OBP: 0.318, SLG: 0.278										1	0	0	0	0	1	1											
<b>Inning Stats</b>	R: 0 E: 0 K: 0 S: 8	H: 0 LOB: 1 BB: 1 P: 16	R: 0 E: 0 K: 0 S: 7	H: 1 LOB: 0 BB: 0 P: 11	R: 2 E: 0 K: 2 S: 20	H: 4 LOB: 2 BB: 0 P: 30	R: 0 E: 0 K: 0 S: 7	H: 0 LOB: 0 BB: 0 P: 12	R: 0 E: 0 K: 0 S: 6	H: 0 LOB: 0 BB: 0 P: 9	R: 1 E: 0 K: 0 S: 11	H: 2 LOB: 1 BB: 0 P: 17	R: 1 E: 0 K: 0 S: 11	H: 2 LOB: 1 BB: 0 P: 17	R: 1 E: 1 K: 1 S: 12	H: 2 LOB: 2 BB: 0 P: 21		R: 0 E: 0 K: 0 S: 5	H: 0 LOB: 0 BB: 0 P: 8	1B: 10 2B: 1 3B: 0 HR: 0	SF: 0 SAC: 0 DP: 1 HBP: 1	WP: 0 PB: 1 CS: 1 SB: 0	PA: 40				
<b>PITCHER</b>	IP	WLS	BF	H	R	ER	SO	BB	IBB	HBP	BLK	WP	HR	S	P	ERA	WHIP										
<b>Shane Reynolds, R</b> (1,1) ERA: 4.33	6.0	W	25	7	3	3	2	1	0	0	0	0	0	59	95	4.50	1.333										
<b>Trevor Miller, L</b> (7,1) ERA: 2.89	2.0		11	4	2	1	1	0	0	0	0	0	0	23	38	4.50	2.000										
<b>Bob Scanlan, R</b> (9,1) ERA: 6.0	1.0		3	0	0	0	0	0	0	0	0	0	0	5	8	0.00	0.000										

AB	37
R	5
H	11
RBI	5
BB	1
SO	3
LOB	23





Batter	1	2	3	4	5	6	7	8	9	AB	R	H	RBI	BB	SO	LOB	TOP			
<b>Craig Biggio, R</b> OBP: 0.378, SLG: 0.483 (1, 4)										4	0	1	1	0	1	0				
<b>35 Dave Clark, L</b> OBP: 0.288, SLG: 0.136 <b>Richard Hidalgo, R</b> OBP: 0.288, SLG: 0.355 (1, 9) (8, 8)										4	0	0	0	0	2	1				
<b>5 Jeff Bagwell, R</b> OBP: 0.409, SLG: 0.423 (1, 3)										4	0	2	0	0	1	1				
<b>Sean Berry, R</b> OBP: 0.436, SLG: 0.578 (1, 5)										3	0	1	0	1	0	1				
<b>Moises Alou, R</b> OBP: 0.410, SLG: 0.630 (1, 7)										4	1	1	0	0	3	4				
<b>Carl Everett, S</b> OBP: 0.397, SLG: 0.554 (1, 8) (8, 9)										4	1	1	0	0	2	2				
<b>Ricky Gutierrez, R</b> OBP: 0.414, SLG: 0.425 (1, 6)										3	0	0	0	0	1	2				
<b>Brad Ausmus, R</b> OBP: 0.265, SLG: 0.250 (1, 2)										4	1	1	0	0	1	0				
<b>Mike Hampton, R</b> OBP: 0.263, SLG: 0.222 <b>Doug Henry, R</b> (8, 1)										3	1	0	0	0	2	1				
<b>Bill Spiers, L</b> OBP: 0.333, SLG: 0.315 <b>Billy Wagner, L</b> (9, PH) (9, 1)										0	0	0	0	0	0	0				
										1	0	0	0	0	0	0				
										0	0	0	0	0	0	0				
<b>Inning Stats</b>	R: 0 E: 0 K: 1 S: 11	H: 1 LOB: 1 BB: 0 P: 18	R: 0 E: 0 K: 1 S: 6	H: 0 LOB: 0 BB: 0 P: 9	R: 2 E: 2 K: 2 S: 21	H: 2 LOB: 2 BB: 1 P: 32	R: 0 E: 0 K: 3 S: 10	H: 0 LOB: 0 BB: 0 P: 13	R: 0 E: 0 K: 2 S: 11	H: 2 LOB: 2 BB: 0 P: 15	R: 0 E: 0 K: 2 S: 7	H: 0 LOB: 0 BB: 0 P: 9	R: 0 E: 0 K: 0 S: 6	H: 0 LOB: 0 BB: 0 P: 8	R: 2 E: 1 K: 0 S: 11	H: 2 LOB: 0 BB: 0 P: 15	1B: 3 2B: 3 3B: 1 HR: 0	SF: 0 SAC: 1 DP: 0 HBP: 0	WP: 0 PB: 0 SB: 0 CS: 0	PA: 36
<b>PITCHER</b>	IP	WLS	BF	H	R	ER	SO	BB	IBB	HBP	BLK	WP	HR	S	P	ERA	WHIP			
<b>Curt Schilling, R</b> ERA: 1.8 <b>Jerry Spradlin, R</b> ERA: 4.75	(1, 1) (8, 1)	7.0 8	28 2	5 2	2 2	1 0	13 0	1 0	0 0	0 0	0 0	0 0	0 0	77 17	112 23	1.29 0.00	0.857 1.000			

Houston Astros @ Philadelphia Phillies  
Veterans Stadium, Philadelphia, PA  
Sat May 02 1998, 7:05 PM EDT  
Att: 18,766 - Cloudy - 65 F


AB 34  
R 4  
H 7  
RBI 1  
BB 1  
SO 13  
LOB 12



Batter	1	2	3	4	5	6	7	8	9	AB	R	H	RBI	BB	SO	LOB	BOTTOM			
<b>Doug Glanville, R</b> OBP: 0.328, SLG: 0.410 (1, 8)										3	0	1	0	1	0	0				
<b>Gregg Jefferies, S</b> OBP: 0.360, SLG: 0.361 <b>Kevin Seick, R</b> OBP: 0.316, SLG: 0.313 (1, 7) (8, FR) (9, 7)										4	0	1	0	0	0	2				
<b>Scott Rolen, R</b> OBP: 0.361, SLG: 0.462 (1, 5)										3	0	0	0	1	0	3				
<b>Mike Lieberthal, R</b> OBP: 0.270, SLG: 0.333 (1, 2)										4	0	1	0	0	1	3				
<b>Rico Brogna, L</b> OBP: 0.306, SLG: 0.500 (1, 3)										4	1	1	0	0	1	0				
<b>Mark Lewis, R</b> OBP: 0.276, SLG: 0.281 (1, 4)										3	0	1	0	1	0	0				
<b>Bobby Abreu, L</b> OBP: 0.374, SLG: 0.416 <b>Rex Hudler, R</b> OBP: 0.278, SLG: 0.200 (1, 9) (9, PH)										3	0	1	0	0	0	2				
<b>Desi Relaford, S</b> OBP: 0.350, SLG: 0.459 (1, 6)										3	0	1	1	0	0	3				
<b>Curt Schilling, R</b> OBP: 0.125, SLG: 0.067 <b>23 Kevin Jordan, R</b> OBP: 0.300, SLG: 0.448 <b>Jerry Spradlin, S</b> (8, 1) <b>Ruben Amaro Jr, S</b> OBP: 0.304, SLG: 0.263 (9, PH)										2	0	0	0	0	1	1				
										1	0	0	0	0	0	1				
										0	0	0	0	0	0	0				
										1	0	0	0	0	1	2				
<b>Inning Stats</b>	R: 0 E: 0 K: 0 S: 10	H: 2 LOB: 2 BB: 0 P: 16	R: 1 E: 0 K: 1 S: 11	H: 2 LOB: 1 BB: 0 P: 15	R: 0 E: 1 K: 1 S: 7	H: 0 LOB: 1 BB: 0 P: 14	R: 0 E: 0 K: 0 S: 9	H: 1 LOB: 1 BB: 0 P: 15	R: 0 E: 0 K: 0 S: 5	H: 0 LOB: 0 BB: 1 P: 12	R: 0 E: 0 K: 0 S: 5	H: 1 LOB: 1 BB: 0 P: 10	R: 0 E: 0 K: 0 S: 13	H: 1 LOB: 1 BB: 0 P: 20	R: 0 E: 0 K: 2 S: 14	H: 1 LOB: 2 BB: 1 P: 26	1B: 6 2B: 2 3B: 0 HR: 0	SF: 1 SAC: 0 DP: 2 HBP: 0	WP: 0 PB: 0 SB: 0 CS: 0	PA: 36
<b>PITCHER</b>	IP	WLS	BF	H	R	ER	SO	BB	IBB	HBP	BLK	WP	HR	S	P	ERA	WHIP			
<b>Mike Hampton, L</b> ERA: 2.84 <b>Doug Henry, R</b> ERA: 4.05 <b>Billy Wagner, L</b> ERA: 2.92	(1, 1) (8, 1) (9, 1)	7.2 0.1 1.0	30 1 5	7 0 1	1 0 0	1 0 0	2 0 2	2 0 1	0 0 0	0 0 0	0 0 0	0 0 0	0 4 14	61 5 26	1.17 0.00 0.00	1.174 0.000 2.000				

Houston Astros @ Philadelphia Phillies  
Veterans Stadium, Philadelphia, PA  
Sat May 02 1998, 7:05 PM EDT  
Att: 18,766 - Cloudy - 65 F

AB 32  
R 1  
H 8  
RBI 1  
BB 3  
SO 4  
LOB 17









Batter	1	2	3	4	5	6	7	8	9	AB	R	H	RBI	BB	SO	LOB	TOP					
3 Mike Lansing, R Nelson Liriano, S										4	1	2	4	0	1	0						
Ellis Burks, R 1 Curtis Goodwin, L										4	1	1	2	0	0	1						
Larry Walker, L John Vander Wal, L										3	1	1	0	0	0	0						
Dante Bichette, R										5	1	1	0	0	1	4						
Vinny Castilla, R										5	2	3	2	0	0	3						
17 Todd Helton, L										5	1	2	3	0	0	2						
Kirt Manwaring, R										5	0	0	0	0	2	6						
Neffi Perez, S										4	1	1	0	0	0	2						
John Thomson, R Greg Colbrunn, R Mike DeJean, R Jerry Dipoto, R										2	1	0	0	1	1	1						
<b>Inning Stats</b>	R: 0 E: 0 K: 1 S: 9	H: 0 LOB: 0 BB: 0 P: 14	R: 4 E: 0 K: 1 S: 21	H: 4 LOB: 1 BB: 1 P: 33	R: 1 E: 1 K: 0 S: 13	H: 1 LOB: 1 BB: 0 P: 19	R: 3 E: 0 K: 1 S: 14	H: 3 LOB: 0 BB: 0 P: 19	R: 1 E: 0 K: 1 S: 11	H: 1 LOB: 0 BB: 0 P: 15	R: 0 E: 0 K: 0 S: 6	H: 0 LOB: 0 BB: 0 P: 11	R: 1 E: 0 K: 1 S: 10	H: 2 LOB: 1 BB: 0 P: 14	R: 0 E: 0 K: 1 S: 8	H: 0 LOB: 0 BB: 0 P: 10	R: 1 E: 0 K: 0 S: 12	H: 3 LOB: 2 BB: 0 P: 15	1B: 8 2B: 4 3B: 0 HR: 2	SF: 0 SAC: 0 DP: 0 HBP: 0	WP: 0 PB: 0 SB: 0 CS: 0	PA: 43
<b>PITCHER</b>	IP WLS BF H R ER SO BB IBB HBP BLK WP HR S P ERA WHIP																					
Garrett Stephenson, R	3.1 L 19 7 7 6 3 1 0 0 0 1 0 0 50 76 16.20 2.400																					
Matt Whiteside, R	2.2 10 2 2 2 1 0 0 0 0 0 2 24 35 6.75 0.750																					
Darinn Winston, L	2.0 8 2 1 1 2 0 0 0 0 0 0 0 18 24 4.50 1.000																					
Wayne Gomes, R	1.0 6 3 1 1 0 0 0 0 0 0 0 0 12 15 9.00 3.000																					

Colorado Rockies @ Philadelphia Phillies  
Veterans Stadium, Philadelphia, PA  
Mon May 04 1998, 7:05 PM EDT  
Att: 11,403 - Cloudy - 69 F

AB	42
R	11
H	14
RBI	11
BB	1
SO	6
LOB	19



Batter	1	2	3	4	5	6	7	8	9	AB	R	H	RBI	BB	SO	LOB	BOTTOM					
Doug Glanville, R Ruben Amaro Jr, S										3	0	1	0	0	0	0						
Gregg Jefferies, S Darinn Winston, R										3	1	1	0	0	0	1						
Rex Hudler, R Wayne Gomes, R										1	0	0	0	0	0	2						
Scott Rolen, R Alex Arias, R										3	0	1	1	0	0	0						
Rico Brogna, L 23 Kevin Jordan, R										3	0	0	0	0	0	1						
Mark Lewis, R										3	0	0	0	1	0	0						
Bobby Abreu, L										3	0	0	0	1	0	0						
Mark Parent, R										4	0	0	0	0	2	2						
Desi Relaford, S										3	0	0	0	0	0	0						
Garrett Stephenson, R Matt Whiteside, R Kevin Seifak, R										1	0	0	0	0	0	0						
<b>Inning Stats</b>	R: 0 E: 0 K: 0 S: 7	H: 0 LOB: 0 BB: 0 P: 13	R: 0 E: 0 K: 0 S: 9	H: 0 LOB: 0 BB: 0 P: 15	R: 0 E: 0 K: 0 S: 7	H: 0 LOB: 0 BB: 0 P: 12	R: 1 E: 0 K: 0 S: 8	H: 2 LOB: 0 BB: 0 P: 12	R: 0 E: 0 K: 1 S: 10	H: 0 LOB: 0 BB: 0 P: 13	R: 0 E: 0 K: 1 S: 11	H: 1 LOB: 1 BB: 0 P: 12	R: 0 E: 0 K: 1 S: 8	H: 0 LOB: 2 BB: 2 P: 16	R: 1 E: 0 K: 0 S: 16	H: 3 LOB: 2 BB: 0 P: 23	R: 0 E: 0 K: 0 S: 6	H: 0 LOB: 0 BB: 0 P: 10	1B: 4 2B: 1 3B: 1 HR: 0	SF: 0 SAC: 0 DP: 1 HBP: 0	WP: 1 PB: 0 SB: 0 CS: 0	PA: 34
<b>PITCHER</b>	IP WLS BF H R ER SO BB IBB HBP BLK WP HR S P ERA WHIP																					
John Thomson, R	7.0 W 25 3 1 1 3 2 0 0 0 0 1 0 60 93 1.29 0.714																					
Mike DeJean, R	1.0 6 3 1 1 0 0 0 0 0 0 1 0 16 23 9.00 3.000																					
Jerry Dipoto, R	1.0 3 0 0 0 0 0 0 0 0 0 0 0 6 10 0.00 0.000																					

Colorado Rockies @ Philadelphia Phillies  
Veterans Stadium, Philadelphia, PA  
Mon May 04 1998, 7:05 PM EDT  
Att: 11,403 - Cloudy - 69 F

AB	32
R	2
H	6
RBI	2
BB	2
SO	3
LOB	8





Batter	1	2	3	4	5	6	7	8	9	AB	R	H	RBI	BB	SO	LOB	TOP								
3 Mike Lansing, R OBP: 0.336, SLG: 0.415			SH1-3	G5-3		K		G6-3		4	0	1	0	0	1	2									
Ellis Burks, R OBP: 0.354, SLG: 0.625	G6-3		FC4 BB		G3		G6-3 2B	F8		4	1	1	0	1	0	2									
Larry Walker, L OBP: 0.452, SLG: 0.552	F8		FC4 2B		HR		G6-3	G4-3		5	2	1	1	1	0	5									
Dante Bichette, R OBP: 0.382, SLG: 0.500 Dave Veres, R	G5-3		1-H 3-H 2B		K		G5-3		K	5	0	1	3	0	2	1									
Vinny Castilla, R OBP: 0.364, SLG: 0.692		F8	G6-3		17 BB 1B		3-H 2B	17 2B	K2-3	5	1	2	0	0	1	1									
17 Todd Helton, L OBP: 0.330, SLG: 0.396	G4-3			HR	1-2 BB		2-H 2B		G6-3	4	1	2	2	1	0	0									
Kirt Manwaring, R OBP: 0.408, SLG: 0.367					F8					3	0	2	0	1	0	2									
Nelfi Perez, S OBP: 0.273, SLG: 0.367	F8				G3		F8	F8		4	0	0	0	0	0	3									
Darryl Kile, R OBP: 0.348, SLG: 0.444 Curt Leskanic, R			FC4 3 SH1-3 2B				K		F8 2B	2	1	2	0	0	0	0									
John Vander Wall, L OBP: 0.346, SLG: 0.450 Chuck McLeroy, L 1 Curtis Goodwin, L OBP: 0.400, SLG: 0.330										1	0	1	0	0	0	0									
										0	0	0	0	0	0	0									
										0	0	0	0	0	0	0									
										0	0	0	0	0	0	0									
<b>Inning Stats</b>	R: 0 E: 0 K: 0 S: 4	H: 1 LOB: 1 BB: 0 P: 4	R: 0 E: 0 K: 0 S: 4	H: 1 LOB: 1 BB: 0 P: 4	R: 2 E: 0 K: 0 S: 5	H: 2 LOB: 1 BB: 1 P: 9	R: 1 E: 0 K: 0 S: 5	H: 3 LOB: 1 BB: 0 P: 5	R: 1 E: 0 K: 1 S: 7	H: 2 LOB: 2 BB: 1 P: 11	R: 0 E: 0 K: 2 S: 7	H: 0 LOB: 0 BB: 0 P: 7	R: 2 E: 0 K: 0 S: 6	H: 3 LOB: 2 BB: 1 P: 10	R: 0 E: 0 K: 0 S: 4	H: 1 LOB: 0 BB: 0 P: 4	R: 0 E: 0 K: 2 S: 7	H: 0 LOB: 0 BB: 0 P: 7	1B: 3 2B: 8 3B: 0 HR: 2	SF: 0 SAC: 1 DP: 0 HBP: 0	WP: 0 PB: 0 SB: 0 CS: 0	PA: 42			
<b>PITCHER</b>	IP	WLS	BF	H	R	ER	SO	BB	IBB	HBP	BLK	WP	HR	S	P	ERA	WHIP								
Mike Grace, R ERA: 6.25	5.0	L	25	9	4	4	1	2	0	0	0	0	2	25	33	7.20	2.200								
Yorkis Perez, L ERA: 4.5	2.0		10	3	2	2	2	1	0	0	0	0	0	13	17	9.00	2.000								
Wayne Gomes, R ERA: 4.22	2.0		7	1	0	0	2	0	0	0	0	0	0	11	11	0.00	0.500								

Colorado Rockies @ Philadelphia Phillies  
Veterans Stadium, Philadelphia, PA  
Tue May 05 1998, 7:05 PM EDT  
Att: 13,672 - Overcast - 67 F

AB 38  
R 6  
H 13  
RBI 6  
BB 3  
SO 5  
LOB 16



Batter	1	2	3	4	5	6	7	8	9	AB	R	H	RBI	BB	SO	LOB	BOTTOM								
Doug Glanville, R OBP: 0.328, SLG: 0.414			F8		F8		F9			4	0	1	0	0	0	2									
Gregg Jefferies, S OBP: 0.352, SLG: 0.361			G3-1				1B		F7	4	0	2	0	0	0	0									
Scott Rolen, R OBP: 0.353, SLG: 0.443	P4		K				F9		F3	4	0	0	0	0	1	2									
Rico Brogna, L OBP: 0.295, SLG: 0.465	F9				P6		P5		F8	4	0	0	0	0	0	2									
Mike Lieberthal, R OBP: 0.269, SLG: 0.330		G6-3			G3-6 1B		F8		G6-3	4	0	1	0	0	0	1									
Bobby Abreu, L OBP: 0.396, SLG: 0.454		FC6-4 BB			G3-6		HR			2	1	1	1	2	0	1									
Mark Lewis, R OBP: 0.291, SLG: 0.276		FC6-4 BB			E1 1B		G6-4-3 1B			2	0	2	0	2	0	0									
Alex Arias, R OBP: 0.438, SLG: 0.407		FC6-4			G5-3		G6-4-3		K	4	0	0	0	0	1	6									
Mike Grace, R Ruben Amaro, Jr., S Yorkis Perez, L Kevin Seifak, R Wayne Gomes, R 23 Kevin Jordan, R OBP: 0.273, SLG: 0.406					F8		HR		P4	1	0	0	0	0	1	2									
										1	0	0	0	0	0	1									
										0	0	0	0	0	0	0									
										0	0	0	0	0	0	0									
										0	0	0	0	0	0	0									
										1	0	0	0	0	0	2									
<b>Inning Stats</b>	R: 0 E: 0 K: 0 S: 4	H: 2 LOB: 1 BB: 0 P: 4	R: 0 E: 0 K: 1 S: 5	H: 0 LOB: 2 BB: 2 P: 13	R: 0 E: 0 K: 1 S: 5	H: 0 LOB: 0 BB: 0 P: 5	R: 0 E: 0 K: 0 S: 3	H: 1 LOB: 0 BB: 0 P: 3	R: 0 E: 0 K: 0 S: 4	H: 1 LOB: 1 BB: 0 P: 4	R: 0 E: 0 K: 0 S: 4	H: 1 LOB: 1 BB: 0 P: 4	R: 1 E: 0 K: 0 S: 4	H: 2 LOB: 1 BB: 0 P: 5	R: 0 E: 0 K: 0 S: 3	H: 0 LOB: 0 BB: 0 P: 3	R: 0 E: 0 K: 1 S: 5	H: 0 LOB: 2 BB: 2 P: 13	1B: 6 2B: 0 3B: 0 HR: 1	SF: 0 SAC: 0 DP: 2 HBP: 1	WP: 0 PB: 1 SB: 1 CS: 0	PA: 36			
<b>PITCHER</b>	IP	WLS	BF	H	R	ER	SO	BB	IBB	HBP	BLK	WP	HR	S	P	ERA	WHIP								
Darryl Kile, R ERA: 4.96	5.0	W	19	4	0	0	2	2	0	0	0	0	1	8	9	4.50	1.500								
Curt Leskanic, R ERA: 5.59	2.0		9	3	1	1	0	0	0	1	0	0	0	3	3	0.00	0.000								
Chuck McLeroy, L ERA: 0.5	1.0		3	0	0	0	0	0	0	0	0	0	0	3	3	0.00	0.000								
Dave Veres, R ERA: 6.75	1.0		5	0	0	0	1	2	0	0	0	0	0	5	13	0.00	2.000								

Colorado Rockies @ Philadelphia Phillies  
Veterans Stadium, Philadelphia, PA  
Tue May 05 1998, 7:05 PM EDT  
Att: 13,672 - Overcast - 67 F


AB 31  
R 1  
H 7  
RBI 1  
BB 4  
SO 3  
LOB 19










Batter	1	2	3	4	5	6	7	8	9	AB	R	H	RBI	BB	SO	LOB	TOP										
<b>Devon White, S</b> (1, 8) OBP: 0.336, SLG: 0.396	G6-3 E BB		K			K	G4-3			3	0	0	0	1	2	1	Arizona Diamondbacks @ Philadelphia Phillies Veterans Stadium, Philadelphia, PA Thu May 07 1998, 7:05 PM EDT Att: 13,838 - Overcast - 72 F										
<b>David Dellucci, L</b> (1, 7) OBP: 0.483, SLG: 0.640	E6 G6-3			FC6-4 1B		E1 BB BB		G4-3		4	0	1	0	0	0	1											
<b>Travis Lee, L</b> (1, 3) OBP: 0.347, SLG: 0.466	G6-3			K			BB BB	K		3	0	0	0	1	2	3											
<b>Matt Williams, R</b> (1, 5) OBP: 0.360, SLG: 0.480	P4			K			BB BB		BB	2	0	0	0	2	1	2											
<b>Jorge Fabregas, L</b> (1, 2) OBP: 0.323, SLG: 0.294		K		FC6-4 1-2		K			P5	4	0	0	0	0	2	5											
<b>Tony Batista, R</b> (1, 6) OBP: 0.303, SLG: 0.367		K			G5-3		1B 2B		P2	4	1	1	0	0	1	0											
<b>Brent Brede, L</b> (1, 9) OBP: 0.287, SLG: 0.333		G4-3			K		K		F7	4	0	0	0	0	2	1											
<b>Andy Stankiewicz, R</b> (1, 4) OBP: 0.274, SLG: 0.258			K			K	WP SH3 2H 1B		K	4	0	1	1	0	3	0											
<b>Andy Benes, R</b> (1, 1) OBP: 0.176, SLG: 0.412			K			G6-3	SH3			2	0	0	0	0	1	0											
<b>Felix Rodriguez, R</b> (8, 1)							1-2			0	0	0	0	0	0	0											
<b>Inning Stats</b>	R: 0 E: 1 K: 0 S: 10	H: 0 LOB: 1 BB: 1 P: 16	R: 0 E: 0 K: 2 S: 10	H: 0 LOB: 0 BB: 0 P: 14	R: 0 E: 0 K: 3 S: 9	H: 0 LOB: 0 BB: 0 P: 16	R: 0 E: 0 K: 2 S: 14	H: 1 LOB: 1 BB: 0 P: 19	R: 0 E: 0 K: 2 S: 11	H: 0 LOB: 0 BB: 0 P: 15	R: 0 E: 1 K: 2 S: 10	H: 0 LOB: 3 BB: 2 P: 19	R: 1 E: 0 K: 1 S: 13	H: 2 LOB: 1 BB: 0 P: 22	R: 0 E: 0 K: 1 S: 11	H: 0 LOB: 1 BB: 1 P: 18	R: 0 E: 0 K: 1 S: 8	H: 0 LOB: 0 BB: 0 P: 13	1B: 2 2B: 1 3B: 0 HR: 0	SF: 0 SAC: 1 DP: 1 HBP: 0	WP: 1 PB: 0 SB: 0 CS: 0	PA: 35					
<b>PITCHER</b>	IP	WLS	BF	H	R	ER	SO	BB	IBB	HBP	BLK	WP	HR	S	P	ERA	WHIP										
<b>Curt Schilling, R</b> (1, 1) ERA: 1.74	7.0	W	28	3	1	1	12	3	0	0	0	1	0	77	121	1.29	0.857										
<b>Mark Leiter, R</b> (8, 1) ERA: 1.71	2.0	S	7	0	0	0	2	1	0	0	0	0	0	19	31	0.00	0.500										

Batter	1	2	3	4	5	6	7	8	9	AB	R	H	RBI	BB	SO	LOB	BOTTOM										
<b>Doug Glanville, R</b> (1, 8) OBP: 0.347, SLG: 0.449	P3		G6-3 3B			F9		2B 1B 1B		4	2	2	0	0	0	0	Arizona Diamondbacks @ Philadelphia Phillies Veterans Stadium, Philadelphia, PA Thu May 07 1998, 7:05 PM EDT Att: 13,838 - Overcast - 72 F										
<b>Gregg Jefferies, S</b> (1, 7) OBP: 0.382, SLG: 0.381			G6-3			G3-1		1B 2B		4	0	2	1	0	0	0											
<b>Ruben Amaro Jr, S</b> (8, FR) OBP: 0.296, SLG: 0.261	L5-4 S 1B							1B 2B		0	1	0	0	0	0	0											
<b>Scott Rolen, R</b> (1, 5) OBP: 0.364, SLG: 0.447			3H 1-3 K			1-1 2B		1B 1B		3	0	2	2	1	1	0											
<b>Rico Brogna, L</b> (1, 3) OBP: 0.291, SLG: 0.454	L5-4					G4-3		1B		4	0	1	0	0	1	3											
<b>Mike Lieberthal, R</b> (1, 2) OBP: 0.264, SLG: 0.314						G5-3		F7 F7		4	0	0	0	0	0	2											
<b>Bobby Abreu, L</b> (1, 9) OBP: 0.425, SLG: 0.510						L8		CS BB		2	1	1	1	1	0	0											
<b>Mark Lewis, R</b> (1, 4) OBP: 0.282, SLG: 0.276						G3		F9		3	0	0	0	0	0	1											
<b>Desi Relaford, S</b> (1, 6) OBP: 0.305, SLG: 0.409						G4-3		CS		3	0	0	0	0	1	0											
<b>Curt Schilling, R</b> (1, 1) OBP: 0.111, SLG: 0.059										2	0	0	0	0	2	0											
<b>Mark Leiter, R</b> (8, 1)										1	0	0	0	0	1	0											
<b>Inning Stats</b>	R: 0 E: 0 K: 0 S: 7	H: 1 LOB: 1 BB: 1 P: 12	R: 1 E: 0 K: 0 S: 9	H: 1 LOB: 0 BB: 0 P: 15	R: 1 E: 0 K: 2 S: 13	H: 1 LOB: 0 BB: 0 P: 19	R: 0 E: 0 K: 1 S: 10	H: 0 LOB: 0 BB: 0 P: 17	R: 0 E: 0 K: 1 S: 9	H: 0 LOB: 0 BB: 0 P: 14	R: 0 E: 0 K: 0 S: 7	H: 1 LOB: 1 BB: 0 P: 12	R: 0 E: 0 K: 0 S: 9	H: 0 LOB: 0 BB: 1 P: 16	R: 2 E: 0 K: 2 S: 20	H: 4 LOB: 2 BB: 0 P: 29	1B: 4 2B: 3 3B: 1 HR: 1	SF: 0 SAC: 0 DP: 1 HBP: 0	WP: 0 PB: 0 SB: 0 CS: 1	PA: 33							
<b>PITCHER</b>	IP	WLS	BF	H	R	ER	SO	BB	IBB	HBP	BLK	WP	HR	S	P	ERA	WHIP										
<b>Andy Benes, R</b> (1, 1) ERA: 4.12	7.2	L	31	8	4	4	6	8	4	0	0	0	0	82	129	4.70	1.304										
<b>Felix Rodriguez, R</b> (8, 1) ERA: 7.36	0.1		1	0	0	0	0	0	0	0	0	0	0	2	5	0.00	0.000										



Batter	1	2	3	4	5	6	7	8	9	AB	R	H	RBI	BB	SO	LOB	TOP			
<b>Devon White, S</b> (1, 8) OBP: 0.340, SLG: 0.413	1-1 E HR 2B		2-0 FC4-6 2B		2-2 G5-3			1-1 G4-3		4	1	2	0	0	0	0	<b>Arizona Diamondbacks @ Philadelphia Phillies</b> <b>Veterans Stadium, Philadelphia, PA</b> Fri May 08 1998, 7:05 PM EDT Att: 13,259 - Overcast - 58 F			
<b>David Dellucci, L</b> (1, 7) OBP: 0.424, SLG: 0.552	2-3 SAFE K		3-3 K		0-1 G6-3			1-0 G4-3		4	0	0	0	0	2	2				
<b>Jay Bell, R</b> (1, 6) OBP: 0.327, SLG: 0.402	4-1 SAFE HR 2-3 BB		4-2 FC4-6 BB			4-1 BB		1-0 G6-3		1	1	0	0	3	0	0				
<b>Travis Lee, L</b> (1, 3) OBP: 0.351, SLG: 0.496	2-2 SAFE 1-H 3-H HR		2-2 FC4-6 1-2 2-3		1-3 K			1-2 F8 1B 2B		4	2	2	3	0	1	3				
<b>Matt Williams, R</b> (1, 5) OBP: 0.350, SLG: 0.465	3-0 G5-3		0-1 F9		2-3 K			2-3 F8		4	0	0	0	0	1	4				
<b>Jorge Fabregas, L</b> (1, 2) OBP: 0.320, SLG: 0.292 <b>Damian Miller, R</b> (9, PR)	1-3 K		0-0 G4-3		2-1 P6			1-0 1B		4	0	1	1	0	1	1				
<b>Brent Brede, L</b> (1, 9) OBP: 0.286, SLG: 0.330		3-3 K		0-1 L9			1-3 K		3-1 1B	4	0	1	0	0	2	0				
<b>Andy Stankiewicz, R</b> (1, 4) OBP: 0.260, SLG: 0.243		1-1 L6		1-2 L9			1-0 G5-3		3-1 F8	4	0	0	0	0	2	2				
<b>Willie Blair, R</b> (1, 1) OBP: 0.133, SLG: 0.133 <b>Andy Fox, L</b> (7, PH) OBP: 0.290, SLG: 0.345 <b>Gregg Olson, R</b> (7, 1) OBP: 0.500, SLG: 2.000 <b>Scott Brow, R</b> (7, 1) <b>Tony Batista, R</b> (9, PH) OBP: 0.294, SLG: 0.355		0-3 K		2-3 K			3-3 K		3-3 K	2	0	0	0	0	2	0				
<b>Inning Stats</b>	R: 3 E: 1 K: 2 S: 13	H: 2 LOB: 0 BB: 1 P: 26	R: 0 E: 0 K: 2 S: 8	H: 0 LOB: 0 BB: 0 P: 12	R: 0 E: 0 K: 1 S: 13	H: 1 LOB: 2 BB: 1 P: 24	R: 0 E: 0 K: 0 S: 6	H: 0 LOB: 0 BB: 0 P: 7	R: 0 E: 0 K: 1 S: 9	H: 0 LOB: 1 BB: 1 P: 18	R: 0 E: 0 K: 2 S: 7	H: 0 LOB: 0 BB: 0 P: 12	R: 0 E: 0 K: 0 S: 4	H: 0 LOB: 0 BB: 0 P: 7	R: 1 E: 0 K: 1 S: 16	H: 3 LOB: 2 BB: 0 P: 28		1B: 2 2B: 3 3B: 0 HR: 1	SF: 0 SAC: 0 DP: 0 HBP: 0	WP: 0 PB: 0 SB: 0 CS: 0
<b>PITCHER</b>	IP	WLS	BF	H	R	ER	SO	BB	IBB	HBP	BLK	WP	HR	S	P	ERA	WHIP			
<b>Tyler Green, R</b> (1, 1) ERA: 3.92	8.0	W	30	3	3	3	10	3	0	0	0	0	1	69	119	3.38	0.750			
<b>Mark Leiter, R</b> (9, 1) ERA: 2.05	1.0	S	6	3	1	1	1	0	0	0	0	0	0	16	28	9.00	3.000			

AB	33
R	4
H	6
RBI	4
BB	3
SO	11
LOB	14



Batter	1	2	3	4	5	6	7	8	9	AB	R	H	RBI	BB	SO	LOB	BOTTOM			
<b>Doug Glanville, R</b> (1, 8) OBP: 0.349, SLG: 0.443	0-3 K2-3		2-1 P5		0-2 S 1B		3-1 F7	4-2 BB		4	0	1	0	1	1	1	<b>Arizona Diamondbacks @ Philadelphia Phillies</b> <b>Veterans Stadium, Philadelphia, PA</b> Fri May 08 1998, 7:05 PM EDT Att: 13,259 - Overcast - 58 F			
<b>Gregg Jefferies, S</b> (1, 7) OBP: 0.386, SLG: 0.379 <b>Ruben Amaro Jr, S</b> (7, PR) OBP: 0.286, SLG: 0.250	1-2 G5-3 HR 1B		1-0 L3		1-0 P5		4-2 E2 BB BB	1-3 K		3	1	1	0	1	0	1				
<b>Scott Rolen, R</b> (1, 5) OBP: 0.367, SLG: 0.444	3-2 SAFE G5-3		0-0 G5-3		4-2 G6-3 BB		1-1 BB BB	1-2 BB 1B		3	1	1	0	1	0	1				
<b>Rico Brogna, L</b> (1, 3) OBP: 0.305, SLG: 0.479	1-2 2H HR			4-2 CS BB	0-0 G6-3		4-2 BB BB	1-2 2-3 BB		2	1	1	2	2	0	2				
<b>Mike Lieberthal, R</b> (1, 2) OBP: 0.263, SLG: 0.305	3-0 L8			1-3 K		0-0 G5-3	4-2 BB	1-2 2-3 3-H BB		3	0	0	1	1	1	1				
<b>Bobby Abreu, L</b> (1, 9) OBP: 0.435, SLG: 0.514		2-2 F8		1-2 BB S 1B		1-0 CS 1B	4-2 BB	1-2 2-3 3-H BB		3	0	2	1	1	0	0				
<b>Mark Lewis, R</b> (1, 4) OBP: 0.281, SLG: 0.269		1-3 K		4-2 BB BB		0-3 K	1-1 F7			3	0	0	0	1	2	4				
<b>Desi Relaford, S</b> (1, 6) OBP: 0.323, SLG: 0.451		2-0 HR		4-2 BB BB		3-2 CS	3-2 S SH5-4 E 1B	0-1 G5-3		3	2	2	1	1	0	0				
<b>Tyler Green, R</b> (1, 1) OBP: 0.357, SLG: 0.462 <b>23 Kevin Jordan, R</b> (8, PH) OBP: 0.275, SLG: 0.368 <b>Mark Leiter, R</b> (9, 1) ERA: 7.04		1-3 K		2-3 K		0-0 SH5-4	0-0 F8			2	0	0	0	0	2	3				
<b>Inning Stats</b>	R: 2 E: 0 K: 1 S: 17	H: 2 LOB: 0 BB: 0 P: 25	R: 1 E: 0 K: 2 S: 11	H: 1 LOB: 0 BB: 0 P: 17	R: 0 E: 0 K: 0 S: 4	H: 0 LOB: 0 BB: 0 P: 7	R: 0 E: 0 K: 2 S: 25	H: 1 LOB: 3 BB: 3 P: 39	R: 0 E: 0 K: 1 S: 9	H: 1 LOB: 1 BB: 0 P: 12	R: 3 E: 1 K: 0 S: 23	H: 2 LOB: 3 BB: 4 P: 47	R: 0 E: 0 K: 1 S: 8	H: 0 LOB: 1 BB: 1 P: 13	1B: 6 2B: 0 3B: 0 HR: 2	SF: 0 SAC: 1 DP: 1 HBP: 0		WP: 0 PB: 0 SB: 3 CS: 2	PA: 39	
<b>PITCHER</b>	IP	WLS	BF	H	R	ER	SO	BB	IBB	HBP	BLK	WP	HR	S	P	ERA	WHIP			
<b>Willie Blair, R</b> (1, 1) ERA: 6.1	6.0	L	25	6	3	3	6	4	0	0	0	0	2	74	113	4.50	1.667			
<b>Gregg Olson, R</b> (7, 1) ERA: 4.7	0.2	L	8	2	3	3	0	4	0	0	0	0	0	21	44	40.50	9.000			
<b>Scott Brow, R</b> (7, 1) ERA: 7.04	1.1	S	5	0	0	0	1	1	0	0	0	0	0	10	16	0.00	0.750			

AB	28
R	6
H	8
RBI	5
BB	9
SO	7
LOB	14





Batter	1	2	3	4	5	6	7	8	9	AB	R	H	RBI	BB	SO	LOB	TOP					
<b>Devon White, S</b> OBP: 0.342, SLG: 0.441	2-2 G6-3	2-0 BB		2-0 HR		0-1 L9		2-2 F8		5	1	2	2	0	0	1	<b>Arizona Diamondbacks @ Philadelphia Phillies</b> <b>Veterans Stadium, Philadelphia, PA</b> Sun May 10 1998, 3:33 AM EDT Att: 18,520 - Overcast - 59 F					
<b>David Dellucci, L</b> OBP: 0.395, SLG: 0.500	1-2 1B	2-3 K		2-3 K		3-1 L8		1-1 P5		5	0	1	0	0	2	3						
<b>Jay Bell, R</b> OBP: 0.322, SLG: 0.389	2-2 E5	4-2 BB		3-2 F8		1-1 G3			2-3 K	4	0	0	0	1	1	2						
<b>Travis Lee, L</b> OBP: 0.353, SLG: 0.489	3-1 L7	4-1 BB		0-1 G3-1			0-0 BB		0-1 F8	4	0	1	1	1	0	2						
<b>Matt Williams, R</b> OBP: 0.338, SLG: 0.447	1-3 K	1-0 G5-3			0-1 F7		0-0 F8		3-3 K	5	0	0	0	0	2	6						
<b>Jorge Fabregas, L</b> OBP: 0.318, SLG: 0.301		1-0 2B	2-1 L7		1-3 K		2-3 K			4	1	1	0	0	2	1						
<b>Brent Brede, L</b> OBP: 0.314, SLG: 0.356		2-1 2B	2-2 1B		4-2 BB		4-0 1-2			2	1	2	1	2	0	0						
<b>Andy Stankiewicz, R</b> OBP: 0.247, SLG: 0.230		0-0 L9	2-1 L5		1-3 K		2-3 K			4	0	0	0	0	2	5						
<b>Jeff Suppan, R</b> OBP: 0.266, SLG: 0.182		2-2 2B	1-2 G6-3		4-2 BB			2-3 K		0	1	0	0	0	0	0						
<b>Barry Manuel, R</b> OBP: 0.292, SLG: 0.323										0	0	0	0	0	0	0						
<b>Yamil Benitez, R</b> OBP: 0.242, SLG: 0.223										0	0	0	0	0	0	0						
<b>Omar Daal, L</b> OBP: 0.245, SLG: 0.245										0	0	0	0	0	0	0						
<b>Tony Batista, R</b> OBP: 0.334, SLG: 0.355		2B								0	0	0	0	0	0	0						
<b>Russ Springer, R</b> OBP: 0.295, SLG: 0.365										0	0	0	0	0	0	0						
<b>Hensley Meulens, R</b> OBP: 0.250, SLG: 0.175										1	0	0	0	0	1	0						
<b>Felix Rodriguez, R</b> OBP: 0.250, SLG: 0.175										0	0	0	0	0	0	0						
<b>Inning Stats</b>	R: 0 E: 1 K: 1 S: 15	H: 1 LOB: 2 BB: 0 P: 24	R: 3 E: 0 K: 1 S: 19	H: 3 LOB: 2 BB: 1 P: 37	R: 0 E: 0 K: 0 S: 11	H: 1 LOB: 1 BB: 0 P: 18	R: 1 E: 0 K: 1 S: 10	H: 1 LOB: 0 BB: 1 P: 17	R: 0 E: 0 K: 2 S: 12	H: 0 LOB: 1 BB: 1 P: 18	R: 0 E: 0 K: 0 S: 8	H: 0 LOB: 1 BB: 1 P: 16	R: 0 E: 0 K: 2 S: 8	H: 1 LOB: 2 BB: 1 P: 16	R: 0 E: 0 K: 1 S: 8	H: 0 LOB: 0 BB: 0 P: 13	R: 0 E: 0 K: 2 S: 10	H: 0 LOB: 0 BB: 0 P: 15	1B: 3 2B: 3 3B: 0 HR: 1	SF: 0 SAC: 0 DP: 0 HBP: 1	WP: 0 PB: 0 CS: 0	PA: 41
<b>PITCHER</b>	IP	WLS	BF	H	R	ER	SO	BB	IBB	HBP	BLK	WP	HR	S	P	ERA	WHIP					
<b>Mike Grace, R</b> ERA: 6.75	3.0		19	6	4	4	2	2	0	1	0	0	1	46	82	12.00	2.667					
<b>Darinn Winston, L</b> ERA: 3.45	2.2	W	10	0	0	0	3	2	0	0	0	0	0	27	45	0.00	0.750					
<b>Wayne Gomes, R</b> ERA: 4.15	0.1		1	0	0	0	0	0	0	0	0	0	0	2	3	0.00	0.000					
<b>Yorkis Perez, L</b> ERA: 3.6	2.0		8	1	0	0	3	1	0	0	0	0	0	16	29	0.00	1.000					
<b>Mark Leiter, R</b> ERA: 1.99	1.0	S	3	0	0	0	2	0	0	0	0	0	0	10	15	0.00	0.000					

Batter	1	2	3	4	5	6	7	8	9	AB	R	H	RBI	BB	SO	LOB	BOTTOM					
<b>Doug Glanville, R</b> OBP: 0.344, SLG: 0.434			2-2 G6-3			3-2 F7		2-2 L9		5	1	1	0	0	0	3	<b>Arizona Diamondbacks @ Philadelphia Phillies</b> <b>Veterans Stadium, Philadelphia, PA</b> Sun May 10 1998, 3:33 AM EDT Att: 18,520 - Overcast - 59 F					
<b>Gregg Jefferies, S</b> OBP: 0.368, SLG: 0.376					1-0 G1-3		0-0 F9			1	1	0	0	1	0	0						
<b>Ruben Amaro Jr, S</b> OBP: 0.267, SLG: 0.231										2	0	0	0	0	0	0						
<b>Scott Rolen, R</b> OBP: 0.384, SLG: 0.504	3-2 E6	2-0 HR		4-1 BB		2-0 HR				3	3	3	2	1	0	0						
<b>Rico Brogna, L</b> OBP: 0.311, SLG: 0.488	1-2 2B	0-1 FC4-6		0-3 K		0-3 K				4	1	2	2	0	2	1						
<b>Mike Lieberthal, R</b> OBP: 0.271, SLG: 0.315	3-2 2B	1-2 BB		1-0 P3		2-3 K				3	1	1	1	1	1	1						
<b>Bobby Abreu, L</b> OBP: 0.438, SLG: 0.518	2-1 2B	2-0 FC4-6		2-3 K		4-2 BB				3	0	1	1	1	1	2						
<b>Mark Lewis, R</b> OBP: 0.280, SLG: 0.261	4-0 BB	0-0 P9		3-2 F7		2-3 K				3	0	0	0	1	1	3						
<b>Desi Relaford, S</b> OBP: 0.311, SLG: 0.432	1-3 K		1-1 G1-3		3-2 G6-3			2-3 K		4	0	0	0	0	2	2						
<b>Mike Grace, R</b> OBP: 0.273, SLG: 0.200	1-1 B5		4-2 BB		3-3 K			0-3 K		1	0	0	0	1	0	2						
<b>Darinn Winston, R</b> ERA: 9.24										0	0	0	0	0	0	0						
<b>Kevin Seifak, R</b> OBP: 0.265, SLG: 0.333										0	0	0	0	0	0	0						
<b>Yorkis Perez, L</b> OBP: 0.295, SLG: 0.365										0	0	0	0	0	0	0						
<b>Rex Hudler, R</b> OBP: 0.250, SLG: 0.175										1	0	0	0	0	1	0						
<b>Mark Leiter, R</b> ERA: 6.75										0	0	0	0	0	0	0						
<b>Inning Stats</b>	R: 5 E: 1 K: 1 S: 25	H: 5 LOB: 2 BB: 2 P: 48	R: 1 E: 0 K: 0 S: 8	H: 2 LOB: 1 BB: 1 P: 16	R: 0 E: 0 K: 0 S: 8	H: 0 LOB: 0 BB: 1 P: 15	R: 0 E: 0 K: 1 S: 6	H: 0 LOB: 1 BB: 1 P: 12	R: 0 E: 0 K: 1 S: 10	H: 0 LOB: 0 BB: 0 P: 18	R: 0 E: 0 K: 1 S: 10	H: 0 LOB: 0 BB: 0 P: 16	R: 1 E: 0 K: 3 S: 14	H: 1 LOB: 1 BB: 1 P: 24	R: 0 E: 0 K: 2 S: 9	H: 0 LOB: 0 BB: 0 P: 13	R: 0 E: 0 K: 2 S: 10	H: 0 LOB: 0 BB: 0 P: 15	1B: 3 2B: 3 3B: 0 HR: 2	SF: 0 SAC: 0 DP: 1 HBP: 0	WP: 0 PB: 0 CS: 0	PA: 37
<b>PITCHER</b>	IP	WLS	BF	H	R	ER	SO	BB	IBB	HBP	BLK	WP	HR	S	P	ERA	WHIP					
<b>Jeff Suppan, R</b> ERA: 7.27	1.1	L	13	7	6	5	1	2	0	0	0	0	1	29	54	33.75	6.750					
<b>Barry Manuel, R</b> ERA: 9.24	0.2		3	0	0	0	0	1	0	0	0	0	0	4	10	0.00	1.500					
<b>Omar Daal, L</b> ERA: 2.45	3.0		10	0	0	0	2	2	0	0	0	0	0	24	45	0.00	0.667					
<b>Russ Springer, R</b> ERA: 3.94	2.0		8	1	1	1	4	1	0	0	0	0	1	24	40	4.50	1.000					
<b>Felix Rodriguez, R</b> ERA: 6.75	1.0		3	0	0	0	2	0	0	0	0	0	0	9	13	0.00	0.000					

AB	35
R	4
H	7
RBI	4
BB	5
SO	10
LOB	21



AB	31
R	7
H	8
RBI	6
BB	6
SO	9
LOB	14





Batter	1	2	3	4	5	6	7	8	9	AB	R	H	RBI	BB	SO	LOB	TOP					
Doug Glanville, R OBP: 0.352, SLG: 0.453	L6		K														5 1 3 0 0 1 1					
Kevin Sefcik, R OBP: 0.387, SLG: 0.333 Ruben Amaro Jr., S OBP: 0.281, SLG: 0.222																	3 0 1 0 0 1 2 1 0 0 0 1 0 2					
Scott Rolen, R OBP: 0.385, SLG: 0.507																	5 1 2 2 0 2 4					
Rico Brogna, L OBP: 0.321, SLG: 0.500																	5 2 3 1 0 0 2					
Mike Lieberthal, R OBP: 0.270, SLG: 0.321																	4 0 1 0 0 1 4					
Bobby Abreu, L OBP: 0.432, SLG: 0.513																	3 0 1 1 0 1 1					
23 Kevin Jordan, R OBP: 0.295, SLG: 0.381 Mark Leiter, R (9, 1)																	4 0 2 1 0 1 0 0 0 0 0 0 0 0					
Desi Relaford, S OBP: 0.299, SLG: 0.414																	4 0 0 0 0 2 3					
55 Matt Beech, L OBP: 0.333, SLG: 0.333 Jerry Spradlin, S (7, 1) Mark Lewis, R OBP: 0.278, SLG: 0.259 (9, 4)																	3 1 2 0 0 0 2 0 0 0 0 0 0 0 1 0 0 0 0 1 0					
<b>Inning Stats</b>	R: 0 E: 0 K: 0 S: 6	H: 1 LOB: 0 BB: 0 P: 12	R: 0 E: 1 K: 0 S: 6	H: 1 LOB: 0 BB: 0 P: 10	R: 0 E: 1 K: 1 S: 12	H: 1 LOB: 1 BB: 0 P: 18	R: 2 E: 0 K: 2 S: 14	H: 4 LOB: 2 BB: 0 P: 18	R: 0 E: 0 K: 1 S: 9	H: 2 LOB: 1 BB: 0 P: 15	R: 1 E: 0 K: 0 S: 7	H: 1 LOB: 0 BB: 0 P: 12	R: 2 E: 0 K: 1 S: 12	H: 4 LOB: 2 BB: 0 P: 16	R: 0 E: 0 K: 3 S: 9	H: 0 LOB: 0 BB: 0 P: 15	R: 0 E: 0 K: 2 S: 13	H: 1 LOB: 2 BB: 1 P: 24	1B: 10 2B: 5 3B: 0 HR: 0	SF: 1 SAC: 0 DP: 2 HBP: 0	WP: 0 PB: 0 SB: 0 CS: 2	PA: 42
<b>PITCHER</b>	IP	WLS	BF	H	R	ER	SO	BB	IBB	HBP	BLK	WP	HR	S	P	ERA	WHIP					
37 Darren Dreifort, R ERA: 4.61	6.1	L	28	12	5	5	5	0	0	0	0	0	0	61	93	7.11	1.895					
Brad Clontz, R ERA: 4.59	0.2		4	2	0	0	0	0	0	0	0	0	0	5	8	0.00	3.000					
Mark Guthrie, L ERA: 1.35	1.0		3	0	0	0	3	0	0	0	0	0	0	9	15	0.00	0.000					
Antonio Osuna, R ERA: 2.63	1.0		5	1	0	0	2	1	0	0	0	0	0	13	24	0.00	2.000					

Philadelphia Phillies @ Los Angeles Dodgers  
Dodger Stadium, Los Angeles, CA  
Mon May 11, 1998, 7:05 PM PDT  
Att: 25,992 - Overcast - 64 F

AB 38  
R 5  
H 15  
RBI 5  
BB 1  
SO 10  
LOB 21



Batter	1	2	3	4	5	6	7	8	9	AB	R	H	RBI	BB	SO	LOB	BOTTOM					
Eric Young Sr., R OBP: 0.348, SLG: 0.357	F8		FC6-4														4 0 0 1 0 0 1					
Roger Cedeno, S OBP: 0.397, SLG: 0.316																	4 0 1 0 0 1 1					
Mike Piazza, R OBP: 0.345, SLG: 0.529																	4 1 1 1 0 0 1					
Eric Karros, R OBP: 0.414, SLG: 0.392																	3 0 1 0 1 0 0					
Raul Mondesi, R OBP: 0.311, SLG: 0.444																	4 0 0 0 0 2 2					
Todd Zeile, R OBP: 0.289, SLG: 0.423																	3 0 0 0 1 0 2					
Trenidad Hubbard, R OBP: 0.379, SLG: 0.511 Mark Guthrie, R (8, 1) Antonio Osuna, R (9, 1)																	2 1 1 0 1 1 0 0 0 0 0 0 0 0 0 0 0 0 0 0 0					
Juan Castro, R OBP: 0.130, SLG: 0.136 Wilton Guerrero, S OBP: 0.271, SLG: 0.370 (8, 6)																	2 0 1 0 0 0 0 1 0 0 0 0 0 2					
37 Darren Dreifort, R OBP: 0.167, SLG: 0.091 Brad Clontz, R (7, 1) Todd Hollandsworth, L OBP: 0.282, SLG: 0.433 (8, 7)																	2 0 0 0 0 1 2 0 0 0 0 0 0 0 1 0 0 0 0 0 0					
<b>Inning Stats</b>	R: 0 E: 0 K: 0 S: 9	H: 0 LOB: 0 BB: 0 P: 11	R: 0 E: 0 K: 1 S: 7	H: 0 LOB: 0 BB: 0 P: 12	R: 1 E: 0 K: 1 S: 12	H: 1 LOB: 1 BB: 1 P: 22	R: 1 E: 0 K: 1 S: 9	H: 2 LOB: 0 BB: 0 P: 12	R: 0 E: 0 K: 2 S: 8	H: 0 LOB: 0 BB: 0 P: 12	R: 0 E: 0 K: 0 S: 8	H: 1 LOB: 0 BB: 0 P: 13	R: 0 E: 0 K: 0 S: 11	H: 1 LOB: 2 BB: 1 P: 19	R: 0 E: 0 K: 0 S: 9	H: 0 LOB: 0 BB: 0 P: 12	R: 0 E: 0 K: 0 S: 8	H: 0 LOB: 1 BB: 1 P: 17	1B: 4 2B: 0 3B: 0 HR: 1	SF: 0 SAC: 0 DP: 1 HBP: 0	WP: 0 PB: 0 SB: 1 CS: 1	PA: 34
<b>PITCHER</b>	IP	WLS	BF	H	R	ER	SO	BB	IBB	HBP	BLK	WP	HR	S	P	ERA	WHIP					
55 Matt Beech, L ERA: 5.94	6.2	W	25	5	2	2	5	2	0	0	0	0	0	62	98	2.70	1.050					
Jerry Spradlin, R ERA: 4.59	1.1		4	0	0	0	0	0	0	0	0	0	0	11	15	0.00	0.000					
Mark Leiter, R ERA: 1.88	1.0	S	4	0	0	0	0	1	0	0	0	0	0	8	17	0.00	1.000					

Philadelphia Phillies @ Los Angeles Dodgers  
Dodger Stadium, Los Angeles, CA  
Mon May 11, 1998, 7:05 PM PDT  
Att: 25,992 - Overcast - 64 F

AB 30  
R 2  
H 5  
RBI 2  
BB 3  
SO 5  
LOB 11





Batter	1	2	3	4	5	6	7	8	9	AB	R	H	RBI	BB	SO	LOB	TOP										
Doug Glanville, R OBP: 0.347, SLG: 0.445	F8		WP S 1B	K			P4	K		5	0	1	0	0	2	3											
Gregg Jefferies, S OBP: 0.358, SLG: 0.364 Ruben Amaro Jr, S OBP: 0.273, SLG: 0.214	F7		F8		L3		F7		G6-3	4	0	0	0	0	0	1											
Scott Rolen, R OBP: 0.391, SLG: 0.514	2B				1B		G5-3		K	4	1	2	0	1	1	0											
Rico Brogna, L OBP: 0.338, SLG: 0.515	2B		F8		1B			SH5-4 1B	1B	4	1	3	1	1	0	2											
Mike Lieberthal, R OBP: 0.276, SLG: 0.333	G5-3				1B		P4		SH5-4 1B	5	2	2	0	0	0	4											
Bobby Abreu, L OBP: 0.430, SLG: 0.509					SH1-4 1B		K		SH5-4	3	0	1	0	0	2	2											
Mark Lewis, R OBP: 0.277, SLG: 0.259					K		G4-3		2B	4	1	1	2	0	2	2											
Desi Relaford, S OBP: 0.297, SLG: 0.408							K		F8	4	0	1	1	0	2	1											
Curt Schilling, R OBP: 0.100, SLG: 0.053 23 Kevin Jordan, R OBP: 0.311, SLG: 0.419 Wayne Gomes, R Mark Leiter, R					G4-3		SH1-4		G1-3	2	0	0	0	0	0	0											
<b>Inning Stats</b>	R: 1 E: 0 K: 0 S: 10	H: 2 LOB: 1 BB: 0 P: 16	R: 0 E: 0 K: 3 S: 9	H: 0 LOB: 0 BB: 0 P: 13	R: 0 E: 0 K: 0 S: 18	H: 1 LOB: 2 BB: 1 P: 30	R: 1 E: 0 K: 2 S: 14	H: 3 LOB: 2 BB: 0 P: 19	R: 0 E: 0 K: 1 S: 16	H: 0 LOB: 0 BB: 0 P: 11	R: 0 E: 0 K: 0 S: 6	H: 0 LOB: 0 BB: 0 P: 11	R: 0 E: 0 K: 1 S: 14	H: 3 LOB: 1 BB: 1 P: 22	R: 0 E: 0 K: 1 S: 11	H: 1 LOB: 1 BB: 0 P: 14	1B: 8 2B: 4 3B: 0 HR: 0	SF: 0 SAC: 2 DP: 0 HBP: 0	WP: 1 PB: 0 SB: 1 CS: 0	PA: 41							
<b>PITCHER</b>	IP	WLS	BF	H	R	ER	SO	BB	IBB	HBP	BLK	WP	HR	S	P	ERA	WHIP										
Ramon Martinez, R ERA: 3.19	6.0		27	8	2	2	7	1	0	0	0	1	0	73	113	3.00	1.500										
Jim Bruske, R ERA: 2.19	1.0		4	0	1	1	0	1	0	0	0	0	0	9	18	9.00	1.000										
Scott Radinsky, L ERA: 1.72	1.0	L	6	3	2	2	1	0	0	0	0	0	0	11	15	18.00	3.000										
Antonio Osuna, R ERA: 2.45	1.0		4	1	0	0	1	0	0	0	0	0	0	11	14	0.00	1.000										

Philadelphia Phillies @ Los Angeles Dodgers  
 Dodger Stadium, Los Angeles, CA  
 Tue May 12, 1998, 7:05 PM PDT  
 Att: 32,382 - Overcast - 52 F

AB	37
R	5
H	12
RBI	5
BB	2
SO	9
LOB	15



Batter	1	2	3	4	5	6	7	8	9	AB	R	H	RBI	BB	SO	LOB	BOTTOM										
Eric Young Sr, R OBP: 0.354, SLG: 0.364 Antonio Osuna, R Trenidad Hubbard, R OBP: 0.368, SLG: 0.500	HR		1B	F9			SH5-4		K	3	1	2	0	0	0	1											
Raul Mondesi, R OBP: 0.310, SLG: 0.462	HR		P4		K		SF8			3	1	1	3	0	1	1											
Mike Piazza, R OBP: 0.342, SLG: 0.521	F9		K		G4-6-3 1B		F9			4	0	1	0	0	1	1											
Eric Karros, R OBP: 0.419, SLG: 0.400	G4-3				G4-6-3			G5-4-3 1B		4	0	2	0	0	0	1											
Todd Zeile, R OBP: 0.288, SLG: 0.414	K				BB		P2		G5-4-3	3	0	0	0	1	1	1											
Matt Luke, L OBP: 0.338, SLG: 0.500					P5		FC6-4 1B		P6	4	0	2	0	0	0	3											
Todd Hollandsworth, L OBP: 0.274, SLG: 0.421 Jim Bruske, R Scott Radinsky, L Juan Castro, R OBP: 0.130, SLG: 0.136 Roger Cedeno, S OBP: 0.406, SLG: 0.328							FC6-4			3	0	0	0	0	2	2											
Wilton Guerrero, S OBP: 0.269, SLG: 0.360					E5		F7		F8	4	0	1	0	0	0	3											
Ramon Martinez, R OBP: 0.238, SLG: 0.286 Thomas Howard, S OBP: 0.209, SLG: 0.350					G4-3		SH5-4 SF8		F7	2	0	0	0	0	1	2											
<b>Inning Stats</b>	R: 2 E: 0 K: 1 S: 14	H: 2 LOB: 0 BB: 0 P: 19	R: 0 E: 0 K: 2 S: 15	H: 1 LOB: 1 BB: 0 P: 21	R: 0 E: 0 K: 1 S: 11	H: 2 LOB: 3 BB: 1 P: 18	R: 0 E: 1 K: 1 S: 15	H: 1 LOB: 1 BB: 0 P: 18	R: 0 E: 0 K: 0 S: 10	H: 1 LOB: 0 BB: 0 P: 12	R: 0 E: 0 K: 0 S: 13	H: 1 LOB: 1 BB: 0 P: 19	R: 1 E: 0 K: 0 S: 6	H: 1 LOB: 0 BB: 0 P: 9	R: 0 E: 0 K: 0 S: 6	H: 1 LOB: 0 BB: 0 P: 9	R: 0 E: 0 K: 1 S: 11	H: 1 LOB: 1 BB: 0 P: 16	1B: 8 2B: 2 3B: 0 HR: 1	SF: 1 SAC: 1 DP: 2 HBP: 0	WP: 0 PB: 0 SB: 0 CS: 0	PA: 37					
<b>PITCHER</b>	IP	WLS	BF	H	R	ER	SO	BB	IBB	HBP	BLK	WP	HR	S	P	ERA	WHIP										
Curt Schilling, R ERA: 1.96	7.0	W	30	9	3	3	6	1	0	0	0	0	0	84	116	3.86	1.429										
Wayne Gomes, R ERA: 3.97	1.0		3	1	0	0	0	0	0	0	0	0	0	6	9	0.00	1.000										
Mark Leiter, R ERA: 1.8	1.0	S	4	1	0	0	1	0	0	0	0	0	0	11	16	0.00	1.000										

Philadelphia Phillies @ Los Angeles Dodgers  
 Dodger Stadium, Los Angeles, CA  
 Tue May 12, 1998, 7:05 PM PDT  
 Att: 32,382 - Overcast - 52 F

AB	34
R	3
H	11
RBI	3
BB	1
SO	7
LOB	17







Batter	1	2	3	4	5	6	7	8	9	AB	R	H	RBI	BB	SO	LOB	TOP				
Doug Glanville, R (1.8) OBP: 0.345, SLG: 0.440	1-1 G4-6-3 1B		1-1 G4-3			0-0 FC4-6 1B		3-2 G6-3		4	2	1	0	0	0	1	Philadelphia Phillies @ Los Angeles Dodgers Dodger Stadium, Los Angeles, CA Wed May 13 1998, 7:05 PM PDT Att: 28,604 - Overcast - 60 F				
Gregg Jefferies, S (1.7) OBP: 0.369, SLG: 0.395	3-2 SAFE G4-6-3 1B		1-2 P6			4-2 SAFE 1B SF9 BB		2-0 HR		3	2	2	1	1	0	0					
Scott Rolen, R (1.5) OBP: 0.388, SLG: 0.507	0-1 G4-6-3			0-2 F9		2 SAFE 1-2 SF9 1B		2-1 P4		4	0	1	1	0	0	2					
Rico Brogna, L (1.3) OBP: 0.342, SLG: 0.518	3-2 G4-6-3 1B			2-1 1B		3-2 SF9			1-1 G3-1	3	0	2	2	0	0	0					
Mike Lieberthal, R (1.2) OBP: 0.275, SLG: 0.325	3-H 1-0 G1-3			3-1 G5-3		0-1 F7			4-0 BB	3	0	0	0	1	0	2					
Bobby Abreu, L (1.9) OBP: 0.424, SLG: 0.496		3-3 K			4-2 G1-6-3 BB				1-1 F8	3	0	0	0	1	1	1					
Mark Lewis, R (1.4) OBP: 0.276, SLG: 0.258		0-0 G4-3			1-3 K				0-0 G3-1	4	0	1	0	0	1	2					
Desi Relaford, S (1.6) OBP: 0.289, SLG: 0.396		0-1 G3-1			1-1 G1-6-3					3	0	0	0	0	1	1					
Yorkis Perez, L (7.1) 39 Ryan Nye, R (8.1)					1-2 G1-6-3					0	0	0	0	0	0	0					
Tyler Green, R (1.1) OBP: 0.375, SLG: 0.429				0-1 P2						1	0	0	0	1	0	0					
Wayne Gomes, R (7.1) Alex Arias, R (7.6) OBP: 0.441, SLG: 0.393						4-0 FC4-6 BB			0-1 F7	0	0	0	0	0	0	0					
<b>Inning Stats</b>	R: 1 E: 0 K: 0 S: 11	H: 3 LOB: 1 BB: 0 P: 19	R: 0 E: 0 K: 1 S: 6	H: 0 LOB: 0 BB: 0 P: 9	R: 0 E: 0 K: 0 S: 7	H: 1 LOB: 0 BB: 0 P: 12	R: 0 E: 0 K: 1 S: 9	H: 0 LOB: 0 BB: 1 P: 15	R: 2 E: 0 K: 0 S: 12	H: 1 LOB: 1 BB: 2 P: 24	R: 0 E: 0 K: 1 S: 7	H: 1 LOB: 0 BB: 0 P: 9	R: 1 E: 0 K: 0 S: 8	H: 1 LOB: 0 BB: 0 P: 15	R: 0 E: 0 K: 0 S: 5	H: 0 LOB: 1 BB: 1 P: 11	1B: 6 2B: 0 3B: 0 HR: 1	SF: 1 SAC: 0 DP: 2 HBP: 0	WP: 0 PB: 0 SB: 0 CS: 0	PA: 34	
<b>PITCHER</b>	IP WLS BF H R ER SO BB IBB HBP BLK WP HR S P ERA WHIP	7.0 W 26 6 3 3 3 3 0 0 0 0 0 0 59 97 3.86 1.286	1.0 4 1 1 1 0 0 0 0 0 0 0 1 8 15 9.00 1.000	1.0 4 0 0 0 0 1 0 0 0 0 0 0 5 11 0.00 1.000	<b>PITCHER</b>										IP WLS BF H R ER SO BB IBB HBP BLK WP HR S P ERA WHIP						
Chan Ho Park, R (1.1) ERA: 4.69											7.0 W 26 6 3 3 3 3 0 0 0 0 0 0 59 97 3.86 1.286										
Brad Clontz, R (8.1) ERA: 4.92											1.0 4 1 1 1 0 0 0 0 0 0 0 1 8 15 9.00 1.000										
Frank Lankford, R (9.1) ERA: 5.95											1.0 4 0 0 0 0 1 0 0 0 0 0 0 5 11 0.00 1.000										

Batter	1	2	3	4	5	6	7	8	9	AB	R	H	RBI	BB	SO	LOB	BOTTOM				
Eric Young Sr., R (1.4) OBP: 0.358, SLG: 0.359	0-2 G1-3		4-2 FC6-4 BB		4-0 FC1-5 BB	0-1 G4-3		2-1 HR 1B		2	0	0	0	2	0	1	Philadelphia Phillies @ Los Angeles Dodgers Dodger Stadium, Los Angeles, CA Wed May 13 1998, 7:05 PM PDT Att: 28,604 - Overcast - 60 F				
Juan Castro, R (8.6) OBP: 0.167, SLG: 0.174										1	1	1	0	0	0	0					
Raul Mondesi, R (1.9) OBP: 0.313, SLG: 0.500	3-1 G5-3		2-2 FC6-4		0-1 F9		1-0 HR	3-0 1-H 3-H HR		5	2	2	4	0	0	2					
Mike Piazza, R (1.2) OBP: 0.338, SLG: 0.510	2-2 F9			2-1 HR 1B	1-0 FC1-5-4		0-0 E4 FC4-6	1-3 K		5	1	1	0	0	1	1					
Frank Lankford, R (9.1)						2-3 K				0	0	0	0	0	0	0					
Eric Karros, R (1.3) OBP: 0.403, SLG: 0.373		2-0 F9		4-2 HR 1B	1-3 K		2-1 P4	0-3 K		4	1	0	0	1	2	2					
Todd Zeile, R (1.5) OBP: 0.305, SLG: 0.445		2-1 1B		0-1 HR		2-2 2B SF7 1B	4-1 FC4-6 BB			3	2	3	3	1	0	0					
Matt Luke, L (1.7) OBP: 0.324, SLG: 0.479	1-2 F7			2-3 K		1-3 K	2-2 FC4-6			3	0	0	0	0	2	2					
Trenidad Hubbard, R (7.7) OBP: 0.362, SLG: 0.490							1-2 2-3			1	0	0	0	0	0	2					
Thomas Howard, S (1.8) OBP: 0.234, SLG: 0.386		3-3 K		0-0 FC6-4 1B		0-0 E 2B	1-3 K			4	1	2	0	0	2	3					
Wilton Guerrero, S (1.6) OBP: 0.250, SLG: 0.340			0-0 G2-3		1-0 P6		2-0 SF7	2-3 K		3	0	0	1	0	1	1					
Chan Ho Park, R (1.1) OBP: 0.263, SLG: 0.474				1-0 F8	1-1 FC6-4		3-H E2	3-2 1B HR 2B		3	0	1	1	0	0	1					
Brad Clontz, R (8.1) Roger Cedeno, S (8.7) OBP: 0.414, SLG: 0.356						1-2 2-3				0	0	0	0	0	0	0					
Tom Prince, R (9.2) OBP: 0.286, SLG: 0.188										1	1	1	0	0	0	0					
<b>Inning Stats</b>	R: 0 E: 0 K: 0 S: 8	H: 0 LOB: 0 BB: 0 P: 13	R: 0 E: 0 K: 1 S: 9	H: 1 LOB: 0 BB: 0 P: 17	R: 0 E: 0 K: 0 S: 9	H: 0 LOB: 1 BB: 1 P: 16	R: 3 E: 0 K: 1 S: 14	H: 3 LOB: 1 BB: 1 P: 23	R: 0 E: 0 K: 1 S: 6	H: 0 LOB: 1 BB: 1 P: 12	R: 2 E: 1 K: 1 S: 12	H: 3 LOB: 1 BB: 0 P: 18	R: 1 E: 1 K: 1 S: 12	H: 1 LOB: 2 BB: 1 P: 22	R: 3 E: 0 K: 3 S: 15	H: 3 LOB: 0 BB: 0 P: 26	1B: 6 2B: 2 3B: 0 HR: 3	SF: 1 SAC: 0 DP: 0 HBP: 0	WP: 0 PB: 0 SB: 1 CS: 0	PA: 40	
<b>PITCHER</b>	IP WLS BF H R ER SO BB IBB HBP BLK WP HR S P ERA WHIP	6.0 L 30 8 6 6 4 8 6 6 4 0 0 3 9 9.00 1.833	0.1 2 0 0 0 0 1 0 0 0 0 0 0 3 9 0.00 3.000	0.2 2 0 0 0 1 0 0 0 0 0 0 7 10 0.00 0.000	1.0 6 3 3 3 3 0 0 0 0 0 0 1 15 26 27.00 3.000	<b>PITCHER</b>										IP WLS BF H R ER SO BB IBB HBP BLK WP HR S P ERA WHIP					
Tyler Green, R (1.1) ERA: 4.56											6.0 L 30 8 6 6 4 8 6 6 4 0 0 3 9 9.00 1.833										
Wayne Gomes, R (7.1) ERA: 3.91											0.1 2 0 0 0 0 1 0 0 0 0 0 0 3 9 0.00 3.000										
Yorkis Perez, L (7.1) ERA: 3.38											0.2 2 0 0 0 1 0 0 0 0 0 0 7 10 0.00 0.000										
39 Ryan Nye, R (8.1) ERA: 27.0											1.0 6 3 3 3 3 0 0 0 0 0 0 1 15 26 27.00 3.000										

AB 29  
 R 4  
 H 7  
 RBI 4  
 BB 4  
 SO 3  
 LOB 9



AB 35  
 R 9  
 H 11  
 RBI 9  
 BB 4  
 SO 8  
 LOB 15





Batter	1	2	3	4	5	6	7	8	9	AB	R	H	RBI	BB	SO	LOB	TOP										
Doug Glanville, R OBP: 0.347, SLG: 0.439 (1, 8)	P3		1-1 1B			2-2 BB 1B BB 1B	2-1 F8		1-2 G4-3	5	1	2	0	0	0	2											
Gregg Jefferies, S OBP: 0.377, SLG: 0.422 Mark Leiter, R (9, 1)	G4-3		1-3 K			1-0 BB BB 1B		1-0 HR	4-0 BB	4	1	2	1	1	1	2											
Scott Rolen, R OBP: 0.388, SLG: 0.500 (1, 5)	K				3-2 F9	4-2 BB BB 1B		0-2 2B G6-4-3 1B	0-1 F7	4	0	1	0	1	1	2											
23 Kevin Jordan, R OBP: 0.286, SLG: 0.383 Rico Brogna, L OBP: 0.342, SLG: 0.518 (9, 3)		1-3 K2-3			1-0 F8	1-3 K		1-0 G6-4-3		4	0	0	0	0	2	4											
Bobby Abreu, L OBP: 0.420, SLG: 0.484 (1, 9)	K	2-3 K			2-3 K	4-0 BB		2-3 K		3	0	0	1	1	3	0											
Mark Lewis, R OBP: 0.288, SLG: 0.250 (1, 4)	G6-3				0-1 F9	1-0 F9		2-2 G6-3		4	0	0	0	0	0	3											
Mark Parent, R OBP: 0.303, SLG: 0.310 (1, 2)			0-0 F8		0-1 G3-1		2-2 1B	1-2 WP 1B 2B 1B		4	1	2	0	0	0	0											
Alex Arias, R OBP: 0.421, SLG: 0.375 (1, 6)			2-2 G5-3		3-2 P6		2-1 F8	2-0 WP 1B 1-2 2B 1B		4	1	1	0	0	0	1											
Mark Portugal, R OBP: 0.400, SLG: 0.500 Ruben Amaro Jr., S OBP: 0.294, SLG: 0.276 (9, PH) (9, 7)			4-1 1B BB		1-3 K	0-3 K		2-2 G4-3 1-1 2H 2B		2	0	0	0	1	2	1											
<b>Inning Stats</b>	R: 0 H: 0 E: 0 K: 1 S: 8	H: 0 LOB: 0 BB: 0 P: 13	R: 0 H: 0 E: 0 K: 2 S: 12	H: 0 LOB: 0 BB: 0 P: 18	R: 0 H: 1 E: 0 K: 1 S: 14	LOB: 2 BB: 1 P: 22	R: 0 H: 0 E: 0 K: 1 S: 7	H: 0 LOB: 0 BB: 0 P: 13	R: 0 H: 0 E: 0 K: 0 S: 8	H: 0 LOB: 0 BB: 0 P: 11	R: 1 H: 2 E: 0 K: 2 S: 16	H: 2 LOB: 3 BB: 2 P: 30	R: 0 H: 1 E: 0 K: 1 S: 10	H: 1 LOB: 1 BB: 0 P: 16	R: 1 H: 2 E: 0 K: 1 S: 9	H: 2 LOB: 0 BB: 0 P: 13	R: 2 H: 3 E: 0 K: 0 S: 17	H: 3 LOB: 2 BB: 1 P: 29	1B: 7 2B: 1 3B: 0 HR: 1	SF: 0 SAC: 0 DP: 1 HBP: 0	WP: 1 PA: 39 PB: 0 SB: 0 CS: 0						
<b>PITCHER</b>	IP	WLS	BF	H	R	ER	SO	BB	IBB	HBP	BLK	WP	HR	S	P	ERA	WHIP										
Hideo Nomo, R ERA: 4.56 Jim Bruske, R ERA: 2.91	(1, 1) (9, 1)	8.0 L	32 32	6 6	2 2	2 2	9 9	3 1	0 0	0 0	0 0	0 1	1 0	84 17	136 29	2.25 18.00	1.125 4.000										

Philadelphia Phillies @ Los Angeles Dodgers  
Dodger Stadium, Los Angeles, CA  
Thu May 14 1998, 7:05 PM PDT  
Att: 30,867 - Cloudy - 64 F

AB	35
R	4
H	9
RBI	4
BB	4
SO	9
LOB	15



Batter	1	2	3	4	5	6	7	8	9	AB	R	H	RBI	BB	SO	LOB	BOTTOM										
Wilton Guerrero, S OBP: 0.250, SLG: 0.321 (1, 4)	K			0-1 G1-3		4-1 BB			1-1 F7	3	0	0	0	1	1	0											
Raul Mondesi, R OBP: 0.305, SLG: 0.487 (1, 9)	K			0-1 L7		0-1 F7			3-3 K	4	0	0	0	0	2	2											
Mike Piazza, R OBP: 0.329, SLG: 0.497 (1, 2)	P4			0-0 F9			1-1 G4-3		3-1 E6 FC6-4	4	0	0	0	0	0	0											
Eric Karros, R OBP: 0.380, SLG: 0.349 (1, 3)			1-3 K		1-0 F7		2-2 F9		1-1 FC6-4	4	0	0	0	0	1	1											
Todd Zeile, R OBP: 0.300, SLG: 0.437 (1, 5)		0-1 G5-3			0-0 G6-3		1-2 G4-3			3	0	0	0	0	0	0											
Todd Hollandsworth, L OBP: 0.276, SLG: 0.418 (1, 7)		1-1 G4-3			1-2 G4-3			1-0 1B		3	0	1	0	0	0	0											
Thomas Howard, S OBP: 0.240, SLG: 0.404 (1, 8)			0-1 F9		1-0 2B			0-1 F9		3	0	1	0	0	0	1											
Jose Vizcaino, S OBP: 0.296, SLG: 0.265 (1, 6)			2-1 F7		1-1 F9			2-3 K		3	0	0	0	0	1	2											
Hideo Nomo, R OBP: 0.067, SLG: 0.267 Matt Luke, L OBP: 0.320, SLG: 0.472 Jim Bruske, R (9, 1)			2-2 G6-3		1-1 G5-3			1-0 P8		2	0	0	0	0	0	1											
<b>Inning Stats</b>	R: 0 H: 0 E: 0 K: 2 S: 8	H: 0 LOB: 0 BB: 0 P: 11	R: 0 H: 0 E: 0 K: 1 S: 7	H: 0 LOB: 0 BB: 0 P: 9	R: 0 H: 0 E: 0 K: 0 S: 7	LOB: 0 BB: 0 P: 11	R: 0 H: 0 E: 0 K: 0 S: 5	H: 0 LOB: 0 BB: 0 P: 5	R: 0 H: 1 E: 0 K: 0 S: 8	LOB: 2 BB: 1 P: 15	R: 0 H: 0 E: 0 K: 0 S: 9	H: 0 LOB: 0 BB: 0 P: 13	R: 0 H: 1 E: 0 K: 1 S: 9	H: 1 LOB: 0 BB: 0 P: 13	R: 0 H: 0 E: 1 K: 1 S: 9	H: 0 LOB: 1 BB: 0 P: 17	1B: 1 2B: 1 3B: 0 HR: 0	SF: 0 SAC: 0 DP: 0 HBP: 0	WP: 0 PA: 31 PB: 0 SB: 0 CS: 0								
<b>PITCHER</b>	IP	WLS	BF	H	R	ER	SO	BB	IBB	HBP	BLK	WP	HR	S	P	ERA	WHIP										
Mark Portugal, R ERA: 1.38 Mark Leiter, R ERA: 1.73	(1, 1) (9, 1)	8.0 W	27 4	2 0	0 0	0 0	4 1	1 0	0 0	0 0	0 0	0 0	0 9	58 17	0.00 0.000	0.375 0.000											

Philadelphia Phillies @ Los Angeles Dodgers  
Dodger Stadium, Los Angeles, CA  
Thu May 14 1998, 7:05 PM PDT  
Att: 30,867 - Cloudy - 64 F

AB	30
R	0
H	2
RBI	0
BB	1
SO	5
LOB	8





Batter	1	2	3	4	5	6	7	8	9	AB	R	H	RBI	BB	SO	LOB	TOP					
Doug Glanville, R (1, 8) OBP: 0.348, SLG: 0.450	K2-3		G6-3		G5-3		G4-6-3 1B		1B 3B	5	1	2	0	0	1	1	<b>Philadelphia Phillies @ San Diego Padres</b> Qualcomm Stadium, San Diego, CA Fri May 15 1998, 10:05 PM EDT Att: 25,157 - Unknown - 65 F					
Gregg Jefferies, S (1, 7) OBP: 0.384, SLG: 0.451 Kevin Sefcik, R (9, FR) OBP: 0.387, SLG: 0.333	K			FC5-4 1B	HR		F8		2-6 1B	5	1	3	2	0	1	1						
Scott Rolen, R (1, 5) OBP: 0.383, SLG: 0.497	L4			FC5-4 1B 1-2	G4-3 1B		G4-6-3 1-2		P5	5	2	1	0	0	0	3						
Rico Brogna, L (1, 3) OBP: 0.340, SLG: 0.511		G6-3		1B 2B 1B	G4-3			K	2-6	4	1	1	0	0	1	1						
Mike Lieberthal, R (1, 2) OBP: 0.281, SLG: 0.331	F7			2B 1B	1-2 2-H		1B	P6		4	0	2	2	0	0	0						
Bobby Abreu, L (1, 9) OBP: 0.422, SLG: 0.488	K			1-3 2-H	2B		K	2B BB		3	1	1	1	1	2	1						
Mark Lewis, R (1, 4) OBP: 0.268, SLG: 0.258			F7		F8		G5-3	2B		4	0	1	1	0	0	2						
Desi Relaford, S (1, 6) OBP: 0.297, SLG: 0.394			SH3-4 1B		IBB		L9	L4		3	0	1	0	1	0	1						
Mike Grace, R (1, 1) OBP: 0.231, SLG: 0.167 Yorkis Perez, L (7, 1) Jerry Spradlin, S (8, 1) Darrin Winston, R (8, 1) 23 Kevin Jordan, R (9, PH) OBP: 0.280, SLG: 0.375			SH3-4		F9		K	G4-3		2	0	0	0	0	1	3						
<b>Inning Stats</b>	R: 0 E: 0 K: 2 S: 10	H: 0 LOB: 0 BB: 0 P: 15	R: 0 E: 0 K: 1 S: 11	H: 0 LOB: 0 BB: 0 P: 15	R: 0 E: 0 K: 0 S: 9	H: 1 LOB: 1 BB: 0 P: 12	R: 2 E: 0 K: 0 S: 13	H: 4 LOB: 3 BB: 1 P: 25	R: 2 E: 0 K: 1 S: 14	H: 3 LOB: 1 BB: 0 P: 23	R: 0 E: 0 K: 0 S: 6	H: 0 LOB: 0 BB: 0 P: 7	R: 0 E: 0 K: 0 S: 4	H: 1 LOB: 0 BB: 0 P: 7	R: 1 E: 0 K: 1 S: 12	H: 1 LOB: 1 BB: 1 P: 20		R: 1 E: 0 K: 0 S: 10	H: 2 LOB: 1 BB: 0 P: 14	1B: 7 2B: 3 3B: 1 HR: 1	SF: 0 SAC: 1 DP: 1 HBP: 0	WP: 0 PB: 0 SB: 0 CS: 0
<b>PITCHER</b>	IP WLS BF H R ER SO BB IBB HBP BLK WP HR S P ERA WHIP	IP WLS BF H R ER SO BB IBB HBP BLK WP HR S P ERA WHIP	IP WLS BF H R ER SO BB IBB HBP BLK WP HR S P ERA WHIP	IP WLS BF H R ER SO BB IBB HBP BLK WP HR S P ERA WHIP	IP WLS BF H R ER SO BB IBB HBP BLK WP HR S P ERA WHIP	IP WLS BF H R ER SO BB IBB HBP BLK WP HR S P ERA WHIP	IP WLS BF H R ER SO BB IBB HBP BLK WP HR S P ERA WHIP	IP WLS BF H R ER SO BB IBB HBP BLK WP HR S P ERA WHIP	IP WLS BF H R ER SO BB IBB HBP BLK WP HR S P ERA WHIP	IP WLS BF H R ER SO BB IBB HBP BLK WP HR S P ERA WHIP	IP WLS BF H R ER SO BB IBB HBP BLK WP HR S P ERA WHIP	IP WLS BF H R ER SO BB IBB HBP BLK WP HR S P ERA WHIP	IP WLS BF H R ER SO BB IBB HBP BLK WP HR S P ERA WHIP	IP WLS BF H R ER SO BB IBB HBP BLK WP HR S P ERA WHIP	IP WLS BF H R ER SO BB IBB HBP BLK WP HR S P ERA WHIP	IP WLS BF H R ER SO BB IBB HBP BLK WP HR S P ERA WHIP	IP WLS BF H R ER SO BB IBB HBP BLK WP HR S P ERA WHIP					

AB	36
R	6
H	12
RBI	6
BB	2
SO	6
LOB	13



Batter	1	2	3	4	5	6	7	8	9	AB	R	H	RBI	BB	SO	LOB	BOTTOM			
Quilvio Veras, S (1, 4) OBP: 0.415, SLG: 0.358	E6 G4-3	1-2 2-H 3-H 1B		G4-3		G6-3		P5		5	0	1	2	0	0	3	<b>Philadelphia Phillies @ San Diego Padres</b> Qualcomm Stadium, San Diego, CA Fri May 15 1998, 10:05 PM EDT Att: 25,157 - Unknown - 65 F			
Steve Finley, L (1, 8) OBP: 0.247, SLG: 0.341	F8	F9			K	F7		K		5	0	0	0	0	2	4				
Tony Gwynn, L (1, 9) OBP: 0.407, SLG: 0.523 James Mouton, R (5, PR) OBP: 0.255, SLG: 0.265 Mark Sweeney, L (9, 9) OBP: 0.298, SLG: 0.268	G4-3		F8		E6 BLK S 1B		E4 2B HR	2-H 3B		3	0	0	0	0	0	1				
Wally Joyner, L (1, 3) OBP: 0.394, SLG: 0.509	G6-3		L3		1B BLK BB		HR 2B	P5		4	1	1	0	1	0	2				
Greg Vaughn, R (1, 7) OBP: 0.370, SLG: 0.618		F9 1B 1B	G4-3		P5		HR			4	2	2	3	0	0	2				
Greg Myers, L (1, 2) OBP: 0.308, SLG: 0.371 Trevor Hoffman, R (8, 1)		BB 1B 1B		G4-3		1B BB	K			3	1	1	0	1	1	0				
Ed Giovanola, L (1, 5) OBP: 0.365, SLG: 0.426		F9		1B 1B		1-2 2-3 3-H	G4-3			4	0	2	1	0	0	2				
Chris Gomez, R (1, 6) OBP: 0.308, SLG: 0.328		F9		1B 1B		L5		K		4	0	1	0	0	1	5				
Pete Smith, R (1, 1) OBP: 0.214, SLG: 0.083 Eddie Williams, R (6, PH) OBP: 0.236, SLG: 0.231 Brian Boehringer, S (7, 1) Carlos Hernandez, R (8, 2) OBP: 0.340, SLG: 0.406		1B BB		K		L4		3B 2B		1	0	0	0	1	1	2				
<b>Inning Stats</b>	R: 0 E: 1 K: 0 S: 10	H: 0 LOB: 1 BB: 0 P: 15	R: 2 E: 0 K: 0 S: 12	H: 3 LOB: 2 BB: 1 P: 22	R: 0 E: 0 K: 0 S: 6	H: 0 LOB: 0 BB: 0 P: 6	R: 0 E: 0 K: 1 S: 11	H: 2 LOB: 2 BB: 0 P: 18	R: 1 E: 0 K: 1 S: 10	H: 1 LOB: 3 BB: 2 P: 20	R: 0 E: 0 K: 0 S: 4	H: 0 LOB: 0 BB: 0 P: 8	R: 3 E: 1 K: 2 S: 16	H: 2 LOB: 0 BB: 0 P: 22	R: 1 E: 0 K: 1 S: 9	H: 2 LOB: 1 BB: 0 P: 13		1B: 6 2B: 2 3B: 1 HR: 1	SF: 0 SAC: 0 DP: 0 HBP: 0	WP: 0 PB: 0 SB: 1 CS: 0
<b>PITCHER</b>	IP WLS BF H R ER SO BB IBB HBP BLK WP HR S P ERA WHIP	IP WLS BF H R ER SO BB IBB HBP BLK WP HR S P ERA WHIP	IP WLS BF H R ER SO BB IBB HBP BLK WP HR S P ERA WHIP	IP WLS BF H R ER SO BB IBB HBP BLK WP HR S P ERA WHIP	IP WLS BF H R ER SO BB IBB HBP BLK WP HR S P ERA WHIP	IP WLS BF H R ER SO BB IBB HBP BLK WP HR S P ERA WHIP	IP WLS BF H R ER SO BB IBB HBP BLK WP HR S P ERA WHIP	IP WLS BF H R ER SO BB IBB HBP BLK WP HR S P ERA WHIP	IP WLS BF H R ER SO BB IBB HBP BLK WP HR S P ERA WHIP	IP WLS BF H R ER SO BB IBB HBP BLK WP HR S P ERA WHIP	IP WLS BF H R ER SO BB IBB HBP BLK WP HR S P ERA WHIP	IP WLS BF H R ER SO BB IBB HBP BLK WP HR S P ERA WHIP	IP WLS BF H R ER SO BB IBB HBP BLK WP HR S P ERA WHIP	IP WLS BF H R ER SO BB IBB HBP BLK WP HR S P ERA WHIP	IP WLS BF H R ER SO BB IBB HBP BLK WP HR S P ERA WHIP	IP WLS BF H R ER SO BB IBB HBP BLK WP HR S P ERA WHIP				





Batter	1	2	3	4	5	6	7	8	9	AB	R	H	RBI	BB	SO	LOB	TOP			
Doug Glanville, R OBP: 0.351, SLG: 0.457										4	2	2	0	0	0	0	<b>Philadelphia Phillies @ San Diego Padres</b> Qualcomm Stadium, San Diego, CA Sat May 16 1998, 10:05 PM EDT Att: 53,117 - Unknown - 70 F			
Gregg Jefferies, S OBP: 0.387, SLG: 0.453										4	0	2	0	0	0	1				
Scott Rolen, R OBP: 0.380, SLG: 0.487										3	0	0	1	1	1	2				
Rico Brogna, L OBP: 0.344, SLG: 0.507										3	0	1	1	1	2	0				
Mike Lieberthal, R OBP: 0.281, SLG: 0.328										4	0	1	0	0	0	4				
Bobby Abreu, L OBP: 0.411, SLG: 0.473										4	0	0	0	0	0	1				
Mark Lewis, R OBP: 0.287, SLG: 0.258										4	0	1	0	0	1	0				
Desi Relaford, S OBP: 0.303, SLG: 0.407										4	0	2	0	0	1	0				
55 Matt Beech, L Yorkis Perez, L Kevin Sefcik, R Wayne Gomes, R 23 Kevin Jordan, R Mark Leiter, R										2	0	0	0	0	0	3				
<b>Inning Stats</b>	R: 1 E: 0 K: 1 S: 9	H: 1 LOB: 0 BB: 0 P: 12	R: 0 E: 0 K: 0 S: 13	H: 2 LOB: 2 BB: 0 P: 18	R: 1 E: 0 K: 0 S: 5	H: 3 LOB: 1 BB: 0 P: 5	R: 0 E: 0 K: 1 S: 10	H: 1 LOB: 0 BB: 0 P: 15	R: 0 E: 0 K: 1 S: 7	H: 0 LOB: 0 BB: 0 P: 12	R: 0 E: 0 K: 0 S: 4	H: 0 LOB: 0 BB: 0 P: 5	R: 0 E: 0 K: 2 S: 11	H: 1 LOB: 1 BB: 0 P: 15	R: 0 E: 0 K: 1 S: 9	H: 0 LOB: 0 BB: 0 P: 15		1B: 7 2B: 3 3B: 0 HR: 0	SF: 0 SAC: 0 DP: 1 HBP: 0	WP: 0 PB: 0 SB: 0 CS: 0
<b>PITCHER</b>	IP WLS BF H R ER SO BB IBB HBP BLK WP HR S P ERA WHIP	IP WLS BF H R ER SO BB IBB HBP BLK WP HR S P ERA WHIP																		
Kevin Brown, R ERA: 2.38	(1, 1) 7.0 29 8 2 2 3 2 0 0 0 0 0 0 61 92 2.57 1.429																			
Carlos Reyes, R ERA: 1.47	(8, 1) 2.0 W 7 1 0 0 3 0 0 0 0 0 0 0 20 30 0.00 0.500																			

Batter	1	2	3	4	5	6	7	8	9	AB	R	H	RBI	BB	SO	LOB	BOTTOM			
Quilvio Veras, S OBP: 0.414, SLG: 0.354										4	0	1	0	1	1	4	<b>Philadelphia Phillies @ San Diego Padres</b> Qualcomm Stadium, San Diego, CA Sat May 16 1998, 10:05 PM EDT Att: 53,117 - Unknown - 70 F			
Andy Sheets, R OBP: 0.278, SLG: 0.418										4	0	0	0	0	3	1				
Greg Myers, L OBP: 0.316, SLG: 0.380										1	0	1	1	0	0	0				
Steve Finley, L OBP: 0.247, SLG: 0.335										3	1	0	0	1	2	0				
Greg Vaughn, R OBP: 0.367, SLG: 0.605										3	0	0	0	1	0	0				
Wally Joyner, L OBP: 0.397, SLG: 0.517										4	0	2	1	0	0	0				
Carlos Hernandez, R OBP: 0.338, SLG: 0.400										4	0	1	0	0	0	3				
Ruben Rivera, R OBP: 0.500, SLG: 0.667										3	1	1	0	1	0	3				
Chris Gomez, R OBP: 0.313, SLG: 0.323										2	1	0	0	1	0	1				
Kevin Brown, R OBP: 0.281, SLG: 0.304										2	0	1	0	0	1	1				
Mark Sweeney, L OBP: 0.292, SLG: 0.262										1	0	0	0	0	1	0				
Carlos Reyes, S OBP: 0.365, SLG: 0.426										0	0	0	0	0	0	0				
<b>Inning Stats</b>	R: 0 E: 0 K: 1 S: 6	H: 0 LOB: 0 BB: 0 P: 11	R: 0 E: 0 K: 0 S: 6	H: 0 LOB: 0 BB: 0 P: 12	R: 0 E: 0 K: 1 S: 11	H: 1 LOB: 0 BB: 0 P: 17	R: 0 E: 0 K: 1 S: 6	H: 0 LOB: 0 BB: 0 P: 9	R: 0 E: 0 K: 1 S: 16	H: 2 LOB: 3 BB: 1 P: 26	R: 1 E: 0 K: 1 S: 13	H: 1 LOB: 1 BB: 0 P: 24	R: 0 E: 0 K: 2 S: 10	H: 1 LOB: 1 BB: 0 P: 14	R: 0 E: 0 K: 1 S: 9	H: 1 LOB: 3 BB: 2 P: 15	1B: 5 2B: 2 3B: 0 HR: 0	SF: 0 SAC: 1 DP: 0 HBP: 1	WP: 0 PB: 0 SB: 0 CS: 0	PA: 38
<b>PITCHER</b>	IP WLS BF H R ER SO BB IBB HBP BLK WP HR S P ERA WHIP	IP WLS BF H R ER SO BB IBB HBP BLK WP HR S P ERA WHIP																		
55 Matt Beech, L ERA: 5.35	(1, 1) 5.1 23 4 1 1 5 3 0 0 0 0 0 0 0 5 6 0.00 0.000																			
Yorkis Perez, L ERA: 3.49	(6, 1) 0.2 2 0 0 0 0 0 0 0 0 0 0 0 0 5 6 0.00 0.000																			
Wayne Gomes, R ERA: 3.6	(7, 1) 2.0 8 2 0 0 3 0 0 0 0 0 0 0 0 19 28 0.00 1.000																			
Mark Leiter, R ERA: 2.42	(9, 1) 0.0 L 5 1 2 2 0 0 0 0 1 1 0 0 0 0 5 15 ∞ ∞																			



Batter	1	2	3	4	5	6	7	8	9	AB	R	H	RBI	BB	SO	LOB	TOP										
Doug Glanville, R (1, 8) OBP: 0.349, SLG: 0.452	1-1 F8		0-1 G4-3		1-0 1B		1-1 F8			4	0	1	1	0	0	2	<b>Philadelphia Phillies @ San Diego Padres</b> Qualcomm Stadium, San Diego, CA Sun May 17 1998, 6:33 AM EDT Att: 27,913 - Sunny - 70 F										
Gregg Jefferies, S (1, 7) OBP: 0.384, SLG: 0.447	3-1 F8		1-0 G4-3		0-1 1B		0-0 FC5-4			4	0	1	0	0	0	2											
Scott Rolen, R (1, 5) OBP: 0.372, SLG: 0.475	3-1 P4			3-3 K	3-1 FC5-4			1-3 K		4	0	0	0	0	2	2											
Rico Brogna, L (1, 3) OBP: 0.335, SLG: 0.493		2-2 G3-1		0-0 G6-3		1-1 G3-1		1-0 F7		4	0	0	0	0	0	0											
Mike Lieberthal, R (1, 2) OBP: 0.280, SLG: 0.321	1-1 F7			2-2 HBP		1-0 F9		2-2 F9		3	0	0	0	0	0	0											
Bobby Abreu, L (1, 9) OBP: 0.419, SLG: 0.489	2-2 1B			0-0 G4-3		1-0 2B			2-2 G4-3 1B	4	0	3	0	0	0	1											
Mark Lewis, R (1, 4) OBP: 0.262, SLG: 0.252	0-0 F9				1-0 F8		2-3 K		2-1 G4-3	3	0	0	0	0	1	2											
Ruben Amaro Jr. S (9, PH) OBP: 0.286, SLG: 0.267									1-2 G4-3	1	0	0	0	0	0	1											
Desi Relaford, S (1, 6) OBP: 0.310, SLG: 0.414			2-2 G3 2B		4-1 G6-3 1B BB		3-3 K		1-3 K	3	1	1	0	1	2	1											
Curt Schilling, R (1, 1) OBP: 0.130, SLG: 0.091			3-2 G3		2-2 G6-3		1-2 FC5-4 1B		0-0 G5-3	3	0	1	0	0	0	2											
23 Kevin Jordan, R (9, PH) OBP: 0.269, SLG: 0.360			2-3		1-2					1	0	0	0	0	0	1											
<b>Inning Stats</b>	R: 0 E: 0 K: 0 S: 6	H: 0 LOB: 0 BB: 0 P: 13	R: 0 E: 0 K: 0 S: 9	H: 1 LOB: 1 BB: 0 P: 14	R: 0 E: 0 K: 1 S: 10	H: 1 LOB: 1 BB: 0 P: 16	R: 0 E: 0 K: 1 S: 9	H: 0 LOB: 1 BB: 0 P: 14	R: 1 E: 0 K: 0 S: 13	H: 2 LOB: 2 BB: 1 P: 24	R: 0 E: 0 K: 1 S: 8	H: 1 LOB: 1 BB: 0 P: 13	R: 0 E: 0 K: 1 S: 9	H: 1 LOB: 1 BB: 0 P: 14	R: 0 E: 0 K: 1 S: 7	H: 0 LOB: 0 BB: 0 P: 11	R: 0 E: 0 K: 1 S: 9	H: 1 LOB: 1 BB: 0 P: 14	1B: 5 2B: 2 3B: 0 HR: 0	SF: 0 SAC: 0 DP: 0 HBP: 1	WP: 0 PB: 0 SB: 0 CS: 0	PA: 36					
<b>PITCHER</b>	IP	WLS	BF	H	R	ER	SO	BB	IBB	HBP	BLK	WP	HR	S	P	ERA	WHIP										
Donne Wall, R (1, 1) ERA: 2.08	5.0	W	21	4	1	1	1	1	0	1	0	0	0	47	81	1.80	1.000										
Brian Boehringer, R (6, 1) ERA: 5.04	2.0		8	2	0	0	2	0	0	0	0	0	0	17	27	0.00	1.000										
Dan Miceli, R (8, 1) ERA: 2.88	1.0		3	0	0	0	1	0	0	0	0	0	0	7	11	0.00	0.000										
Trevor Hoffman, R (9, 1) ERA: 1.25	1.0	S	4	1	0	0	1	0	0	0	0	0	0	9	14	0.00	1.000										

Batter	1	2	3	4	5	6	7	8	9	AB	R	H	RBI	BB	SO	LOB	BOTTOM										
Quilvio Veras, S (1, 4) OBP: 0.404, SLG: 0.344	3-3 K		3-3 K			1-3 K			2-1 G5-4-3	4	0	0	0	0	3	3	<b>Philadelphia Phillies @ San Diego Padres</b> Qualcomm Stadium, San Diego, CA Sun May 17 1998, 6:33 AM EDT Att: 27,913 - Sunny - 70 F										
Ed Giovannola, L (1, 5) OBP: 0.339, SLG: 0.392	0-0 G6-3		2-3 K		0-3 K			2-0 F7		4	0	0	0	0	2	1											
Steve Finley, L (1, 8) OBP: 0.247, SLG: 0.350	0-1 G4-3		0-0 HR			0-1 F7		0-0 P5		4	1	1	1	0	0	0											
Wally Joyner, L (1, 3) OBP: 0.400, SLG: 0.524		1-2 F6	1-1 G4-3			1-2 1B		1-2 2B		4	0	2	0	0	0	0											
Greg Vaughn, R (1, 7) OBP: 0.364, SLG: 0.603	2-2 PB 1B 2B			1-3 K		1-3 K		2-1 F8		4	1	1	0	0	2	2											
Greg Myers, L (1, 2) OBP: 0.305, SLG: 0.365	2-3 K		2-0 K		1-3 K					3	0	0	0	0	2	2											
Mark Sweeney, L (1, 9) OBP: 0.314, SLG: 0.295	4-2 1B S BB			1-2 G3			0-0 SH SF8 2B			2	0	1	0	1	0	0											
Ruben Rivera, R (7, PR) OBP: 0.500, SLG: 0.667										0	1	0	0	0	0	0											
Chris Gomez, R (1, 6) OBP: 0.315, SLG: 0.326	2-2 1B				0-3 K		0-0 SH		0-0 SH G5-4-3	2	0	1	1	0	1	0											
Donne Wall, R (1, 1) OBP: 0.333, SLG: 0.333					0-0 1B					2	0	1	0	0	0	2											
Brian Boehringer, S (6, 1) OBP: 0.425, SLG: 0.523										0	0	0	0	0	0	0											
Tony Gwynn, L (7, PH) OBP: 1.000, SLG: 1.000										0	0	0	1	0	0	0											
Dan Miceli, R (8, 1) OBP: 1.000, SLG: 1.000										0	0	0	0	0	0	0											
Trevor Hoffman, R (9, 1) ERA: 1.99										0	0	0	0	0	0	0											
<b>Inning Stats</b>	R: 0 E: 0 K: 1 S: 6	H: 0 LOB: 0 BB: 0 P: 9	R: 1 E: 0 K: 1 S: 17	H: 2 LOB: 2 BB: 1 P: 28	R: 1 E: 0 K: 2 S: 10	H: 1 LOB: 0 BB: 0 P: 16	R: 0 E: 0 K: 1 S: 7	H: 0 LOB: 0 BB: 0 P: 11	R: 0 E: 0 K: 3 S: 16	H: 1 LOB: 1 BB: 0 P: 17	R: 0 E: 0 K: 2 S: 12	H: 1 LOB: 1 BB: 0 P: 15	R: 1 E: 0 K: 0 S: 6	H: 1 LOB: 1 BB: 0 P: 10	R: 0 E: 0 K: 0 S: 7	H: 1 LOB: 1 BB: 0 P: 12	R: 0 E: 0 K: 0 S: 7	H: 1 LOB: 1 BB: 0 P: 12	1B: 3 2B: 3 3B: 0 HR: 1	SF: 1 SAC: 1 DP: 1 HBP: 0	WP: 0 PB: 1 SB: 1 CS: 0	PA: 32					
<b>PITCHER</b>	IP	WLS	BF	H	R	ER	SO	BB	IBB	HBP	BLK	WP	HR	S	P	ERA	WHIP										
Curt Schilling, R (1, 1) ERA: 1.99	8.0	L	32	7	3	2	10	1	0	0	0	0	1	81	118	2.25	1.000										





Batter	1	2	3	4	5	6	7	8	9	AB	R	H	RBI	BB	SO	LOB	TOP										
Ron Gant, R OBP: 0.287, SLG: 0.514 (1.7)	G4-3		SF8 HR 2B	G6-3	K			HR		5	2	2	1	0	1	2	<b>St. Louis Cardinals @ Philadelphia Phillies</b> <b>Veterans Stadium, Philadelphia, PA</b> Tue May 19 1998, 7:05 PM EDT Att: 16,541 - Cloudy - 85 F										
Delino DeShields, L OBP: 0.465, SLG: 0.493 (1.4)	F7		SF8		HR			HR		4	2	3	1	0	0	0											
Mark McGwire, R OBP: 0.484, SLG: 0.804 (1.3)	K		HR		HR		K	HR		5	3	3	6	0	2	1											
Ray Lankford, L OBP: 0.420, SLG: 0.508 (1.8)		1B G5-3 1B	1B BB		G4-3 G5-3 2B BB		L8	K		3	1	1	0	2	1	1											
Gary Gaetti, R OBP: 0.364, SLG: 0.385 John Frascatore, R (6.1)	G5-3		F9		G5-3		L9			4	0	0	0	0	0	4											
Brian Jordan, R (8, PH) OBP: 0.420, SLG: 0.671 Juan Acevedo, R (8.1) OBP: 1.000, SLG: 1.000	G5-3		F9		G5-3		L9			0	0	0	0	0	0	0											
John Mabry, L OBP: 0.345, SLG: 0.474 (6.5)		1B	1B		G4-3		P5	P3		1	0	1	0	0	0	1											
Royce Clayton, R OBP: 0.320, SLG: 0.320 (1.6)	K		F9		E		G4-3		P3	5	1	1	1	0	1	4											
Tom Pagnozzi, R OBP: 0.286, SLG: 0.282 (1.2)	K				G6-3		E6		G6-3	5	0	1	0	0	1	2											
Mark Petkovsek, R OBP: 0.571, SLG: 0.667 Lance Painter, L (6.1) Willie McGee, S OBP: 0.326, SLG: 0.371 (6.9)			2B SF8 1B		L8		FC4-6		K	2	1	1	0	1	0	0											
<b>Inning Stats</b>	R: 0 E: 0 K: 1 S: 8	H: 0 LOB: 0 BB: 0 P: 12	R: 0 E: 0 K: 2 S: 18	H: 2 LOB: 2 BB: 0 P: 26	R: 3 E: 0 K: 0 S: 7	H: 4 LOB: 2 BB: 1 P: 16	R: 0 E: 0 K: 0 S: 5	H: 0 LOB: 0 BB: 0 P: 12	R: 4 E: 1 K: 1 S: 17	H: 3 LOB: 2 BB: 2 P: 29	R: 0 E: 0 K: 1 S: 8	H: 1 LOB: 1 BB: 0 P: 14	R: 0 E: 0 K: 0 S: 11	H: 1 LOB: 1 BB: 0 P: 16	R: 3 E: 0 K: 1 S: 17	H: 4 LOB: 0 BB: 0 P: 22	R: 0 E: 0 K: 1 S: 10	H: 0 LOB: 0 BB: 0 P: 15	1B: 7 2B: 4 3B: 0 HR: 4	SF: 1 SAC: 0 DP: 0 HBP: 0	WP: 2 PB: 0 SB: 1 CS: 0	PA: 45					
<b>PITCHER</b>	IP	WLS	BF	H	R	ER	SO	BB	IBB	HBP	BLK	WP	HR	S	P	ERA	WHIP										
Tyler Green, R (1.1) ERA: 5.19	4.2		27	9	7	6	3	3	0	0	0	1	2	51	91	11.57	2.571										
Matt Whiteside, R (5.1) ERA: 7.5	1.1	L	5	1	0	0	2	0	0	0	0	0	0	12	18	0.00	0.750										
Wayne Gomes, R (7.1) ERA: 4.5	1.0		7	4	3	3	0	0	0	0	0	0	2	16	21	27.00	4.000										
Yorkis Perez, L (8.1) ERA: 3.21	1.0		3	1	0	0	1	0	0	0	0	0	0	12	17	0.00	1.000										
Jerry Spradlin, R (9.1) ERA: 4.35	1.0		3	0	0	0	1	0	0	0	0	0	0	10	15	0.00	0.000										

Batter	1	2	3	4	5	6	7	8	9	AB	R	H	RBI	BB	SO	LOB	BOTTOM										
Doug Glanville, R OBP: 0.356, SLG: 0.453 (1.8)	G6-3 1B		G5-3		L9	E8 BB FC1-2 1B		G4-6-3 BB		4	0	2	0	1	0	0	<b>St. Louis Cardinals @ Philadelphia Phillies</b> <b>Veterans Stadium, Philadelphia, PA</b> Tue May 19 1998, 7:05 PM EDT Att: 16,541 - Cloudy - 85 F										
Gregg Jefferies, S (1.7)	L6		G4-3		HR			G4-6-3		4	1	1	1	0	0	2											
Scott Rolen, R OBP: 0.378, SLG: 0.494 (1.5)	G6-3				G3-1 E 1B	HR		F8		4	3	2	2	1	0	1											
Rico Brogna, L OBP: 0.337, SLG: 0.493 (1.3)	G4-3				K	E8 HR 2B		E BB		4	1	1	0	1	2	2											
Mike Lieberthal, R OBP: 0.284, SLG: 0.346 (1.2)	G6-3				E G3-1 2B 1B	HR		FC1-2 BB		5	2	2	2	0	0	2											
Bobby Abreu, L OBP: 0.419, SLG: 0.478 (1.9)					G3-1	F8		G5-3		3	0	0	0	2	0	4											
Mark Lewis, R OBP: 0.260, SLG: 0.250 (1.4)	K				E6 2B	FC4-6 1B		L9		5	0	1	0	0	1	3											
Desi Relaford, S (1.6)	L8					FC4-6		L7		4	0	1	1	0	0	2											
Tyler Green, R (1.1) ERA: 5.19 Matt Whiteside, R (5.1) ERA: 7.5 Kevin Seefelt, R (6, PH) Wayne Gomes, R (7.1) Yorkis Perez, L (8.1) Jerry Spradlin, S (9.1)			K		K			E SF7 HBP		2	0	0	0	0	2	2											
<b>Inning Stats</b>	R: 0 E: 0 K: 0 S: 6	H: 1 LOB: 1 BB: 0 P: 11	R: 0 E: 0 K: 1 S: 9	H: 0 LOB: 1 BB: 1 P: 15	R: 0 E: 0 K: 1 S: 5	H: 0 LOB: 0 BB: 0 P: 9	R: 2 E: 1 K: 2 S: 19	H: 3 LOB: 2 BB: 0 P: 30	R: 4 E: 2 K: 0 S: 12	H: 5 LOB: 1 BB: 2 P: 27	R: 0 E: 0 K: 1 S: 5	H: 0 LOB: 0 BB: 0 P: 8	R: 0 E: 0 K: 0 S: 7	H: 0 LOB: 0 BB: 1 P: 14	R: 0 E: 0 K: 1 S: 14	H: 0 LOB: 1 BB: 1 P: 22		1B: 6 2B: 2 3B: 0 HR: 2	SF: 1 SAC: 0 DP: 1 HBP: 1	WP: 0 PB: 0 SB: 0 CS: 0	PA: 43						
<b>PITCHER</b>	IP	WLS	BF	H	R	ER	SO	BB	IBB	HBP	BLK	WP	HR	S	P	ERA	WHIP										
Mark Petkovsek, R (1.1) ERA: 5.79	5.0		27	9	7	5	4	1	0	0	0	0	2	52	85	9.00	2.000										
Lance Painter, L (6.1) ERA: 4.29	0.1		4	1	0	0	0	2	0	0	0	0	0	5	16	0.00	9.000										
John Frascatore, R (6.1) ERA: 6.41	1.2	W	5	0	1	0	1	0	0	0	0	0	0	10	16	0.00	0.000										
Juan Acevedo, R (8.1) ERA: 5.14	2.0	S	7	0	0	0	1	2	0	0	0	0	0	21	36	0.00	1.000										







Batter	1	2	3	4	5	6	7	8	9	AB	R	H	RBI	BB	SO	LOB	TOP								
Ron Gant, R OBP: 0.298, SLG: 0.567 (1, 7)	F8		HR		P6			G1		4	1	1	1	0	0	1	<b>St. Louis Cardinals @ Philadelphia Phillies</b> <b>Veterans Stadium, Philadelphia, PA</b> Thu May 21 1998, 7:05 PM EDT Att: 22,706 - Cloudy - 80 F								
Ray Lankford, L OBP: 0.415, SLG: 0.504 (1, 8)	G4-3		K					G6-3		4	0	1	1	0	1	0									
Mark McGwire, R OBP: 0.479, SLG: 0.789 (1, 3)					G5-3			K		4	0	1	0	0	1	0									
Brian Jordan, R OBP: 0.415, SLG: 0.651 (1, 9)	L9				G6-3			K		4	1	1	0	0	1	1									
Gary Gaetti, R OBP: 0.364, SLG: 0.435 John Mabry, L OBP: 0.337, SLG: 0.457 (6, 5)		G4-3			2B			G1-5-3		3	0	1	1	0	0	0									
Tom Pagnozzi, R OBP: 0.287, SLG: 0.262 Willie McGee, S OBP: 0.320, SLG: 0.363 (9, PH)		G5-3			P3			G6-3		3	0	0	0	0	0	2									
Royce Clayton, R OBP: 0.322, SLG: 0.329 (1, 6)		K			G6-3					3	0	0	0	0	1	1									
David Howard, S OBP: 0.316, SLG: 0.357 (1, 4)			F7					F8		3	0	0	0	0	0	0									
Todd Stottlemyre, L OBP: 0.188, SLG: 0.161 (1, 1)			K					K		3	1	1	0	0	2	0									
<b>Inning Stats</b>	R: 0 E: 0 K: 0 S: 11	H: 1 LOB: 1 BB: 0 P: 17	R: 0 E: 0 K: 1 S: 7	H: 0 LOB: 0 BB: 0 P: 10	R: 1 E: 0 K: 2 S: 9	H: 1 LOB: 0 BB: 0 P: 14	R: 1 E: 0 K: 0 S: 7	H: 2 LOB: 1 BB: 0 P: 10	R: 1 E: 0 K: 0 S: 13	H: 2 LOB: 2 BB: 0 P: 21	R: 0 E: 1 K: 1 S: 11	H: 0 LOB: 1 BB: 0 P: 19	R: 0 E: 0 K: 1 S: 10	H: 0 LOB: 0 BB: 0 P: 13	R: 0 E: 0 K: 1 S: 6	H: 0 LOB: 0 BB: 0 P: 9	R: 0 E: 0 K: 0 S: 5	H: 0 LOB: 0 BB: 0 P: 8	1B: 3 2B: 2 3B: 0 HR: 1	SF: 0 SAC: 0 DP: 0 HBP: 0	WP: 0 PB: 0 SB: 0 CS: 0	PA: 33			
<b>PITCHER</b>	IP	WLS	BF	H	R	ER	SO	BB	IBB	HBP	BLK	WP	HR	S	P	ERA	WHIP								
Mike Grace, R ERA: 6.23 (1, 1)	7.0	W	27	6	3	3	5	0	0	0	0	0	1	68	104	3.86	0.857								
Wayne Gomes, R ERA: 4.33 (8, 1)	1.0		3	0	0	0	1	0	0	0	0	0	0	6	9	0.00	0.000								
Mark Leiter, R ERA: 2.25 (9, 1)	1.0	S	3	0	0	0	0	0	0	0	0	0	0	5	8	0.00	0.000								

Batter	1	2	3	4	5	6	7	8	9	AB	R	H	RBI	BB	SO	LOB	BOTTOM								
Doug Glanville, R OBP: 0.345, SLG: 0.437 (1, 8)	F8		G5-3		K			G6-3		4	0	0	0	0	1	0	<b>St. Louis Cardinals @ Philadelphia Phillies</b> <b>Veterans Stadium, Philadelphia, PA</b> Thu May 21 1998, 7:05 PM EDT Att: 22,706 - Cloudy - 80 F								
Gregg Jefferies, S OBP: 0.382, SLG: 0.458 (1, 7)			F8					CS		4	0	3	0	0	0	0									
Scott Rolen, R OBP: 0.383, SLG: 0.500 (1, 5)			K		2B			F9		4	1	1	0	0	2	3									
Rico Brogna, L OBP: 0.333, SLG: 0.488 (1, 3)			K		HR			L7		4	1	1	1	0	1	2									
Mike Lieberthal, R OBP: 0.277, SLG: 0.357 (1, 2)			F9		HR			CS		3	1	1	2	0	0	0									
Bobby Abreu, L OBP: 0.431, SLG: 0.493 (1, 9)			G4-3		BB					2	1	2	0	1	0	0									
23 Kevin Jordan, R OBP: 0.273, SLG: 0.377 (1, 4)			G4-3		G4-3					3	0	1	1	0	0	2									
Alex Arias, R OBP: 0.381, SLG: 0.333 (1, 6)			K		L6-4			G5-3		3	0	0	0	0	1	2									
Mike Grace, R OBP: 0.200, SLG: 0.143 Ruben Amaro Jr, S OBP: 0.278, SLG: 0.258 Wayne Gomes, R Mark Leiter, R (7, PH) (8, 1) (9, 1)			K		K			L9		2	0	0	0	0	2	0									
										1	0	0	0	0	0	0									
										0	0	0	0	0	0	0									
										0	0	0	0	0	0	0									
<b>Inning Stats</b>	R: 0 E: 0 K: 2 S: 9	H: 1 LOB: 1 BB: 0 P: 12	R: 0 E: 0 K: 1 S: 6	H: 1 LOB: 0 BB: 0 P: 11	R: 0 E: 0 K: 1 S: 10	H: 0 LOB: 0 BB: 0 P: 15	R: 3 E: 0 K: 0 S: 11	H: 3 LOB: 0 BB: 1 P: 20	R: 0 E: 0 K: 3 S: 12	H: 1 LOB: 1 BB: 0 P: 21	R: 1 E: 0 K: 0 S: 8	H: 2 LOB: 1 BB: 0 P: 11	R: 0 E: 0 K: 0 S: 3	H: 0 LOB: 0 BB: 0 P: 5	R: 0 E: 0 K: 0 S: 7	H: 1 LOB: 0 BB: 0 P: 9	1B: 3 2B: 5 3B: 1 HR: 1	SF: 0 SAC: 0 DP: 1 HBP: 0	WP: 0 PB: 0 SB: 0 CS: 1	PA: 32					
<b>PITCHER</b>	IP	WLS	BF	H	R	ER	SO	BB	IBB	HBP	BLK	WP	HR	S	P	ERA	WHIP								
Todd Stottlemyre, R ERA: 3.28 (1, 1)	8.0	L	31	9	4	4	7	1	0	0	0	0	1	66	104	4.50	1.250								

AB	33
R	3
H	6
RBI	3
BB	0
SO	6
LOB	5



AB	30
R	4
H	9
RBI	4
BB	1
SO	7
LOB	9






Batter	1	2	3	4	5	6	7	8	9	10	AB	R	H	RBI	BB	SO	LOB										
<b>Kevin Seifick, R</b> OBP: 0.378, SLG: 0.286 (6, 9)	1-2 HR HBP	0-2 G6-3			0-0 E6		1-3 K		4-1 FC3-6 BB	1-3 K	3	1	0	0	0	1	2										
<b>Ruben Amaro Jr. S</b> OBP: 0.289, SLG: 0.250 (9, 9)					2-0 G6-4-3		1-1 K		1-0 FC3-6 1B	0-1 L7	1	0	0	0	1	1	2										
<b>Gregg Jefferies, S</b> OBP: 0.380, SLG: 0.453 (1, 7)	0-0 HR		1-1 G4-3		2-0 G6-4-3		1-1 K		1-0 FC3-6 1B	0-1 L7	6	1	2	0	0	0	5										
<b>Scott Rolen, R</b> OBP: 0.388, SLG: 0.520 (1, 5)	3-2 HR		2-2 F9		1-2 K		3-1 F7		0-1 K		5	1	3	4	0	0	2										
<b>Rico Brogna, L</b> OBP: 0.324, SLG: 0.473 (1, 3)	2-2 P3		0-0 F7		2-3 K		1-0 F7		1-0 P8		5	0	0	0	0	1	3										
<b>Mike Lieberthal, R</b> OBP: 0.261, SLG: 0.354 (1, 2)	4-1 G4-6-3 BB		0-0 G5-3		1-1 P6		0-0 P3		1-2 2B		4	1	1	0	1	0	0										
<b>Bobby Abreu, L</b> OBP: 0.424, SLG: 0.483 (8, 1)	1-2 G4-6-3		0-3 K		1-3 K		1-2 E7		2-3 K		3	0	0	0	0	2	1										
<b>Alex Arias, R</b> OBP: 0.372, SLG: 0.324 <b>Mark Leiter, R</b> (10, 1)	1-2 G4-6-3		1-1 K		3-2 G5-3		0-1 G5-3		1-1 1B		5	2	3	2	0	0	1										
<b>Mark Lewis, R</b> OBP: 0.270, SLG: 0.295 (1, 4)		0-0 2B		2-2 HR						1-1 1B																	
<b>Desi Relaford, S</b> OBP: 0.331, SLG: 0.434 (1, 6)		1-3 K		1-1 K					1-0 FC3-6 BB	2-0 1B	5	1	3	0	0	1	1										
<b>55 Matt Beech, L</b> OBP: 0.231, SLG: 0.231 <b>Jerry Spradlin, S</b> (6, 1)		0-3 K		0-2 G4-3					1-1 P3		2	0	0	0	0	1	2										
<b>Doug Glanville, R</b> OBP: 0.350, SLG: 0.440 <b>23 Kevin Jordan, R</b> OBP: 0.266, SLG: 0.389 (8, PH)									1-1 SAFE	1-1 SAFE	3	0	2	1	0	0	1										
<b>Inning Stats</b>	R: 3 E: 0 K: 0 S: 13	H: 2 LOB: 0 BB: 1 P: 24	R: 0 E: 0 K: 2 S: 10	H: 1 LOB: 1 BB: 0 P: 11	R: 0 E: 0 K: 0 S: 6	H: 0 LOB: 0 BB: 0 P: 9	R: 1 E: 0 K: 1 S: 13	H: 2 LOB: 1 BB: 0 P: 16	R: 0 E: 1 K: 1 S: 8	H: 1 LOB: 1 BB: 0 P: 13	R: 0 E: 0 K: 1 S: 9	H: 0 LOB: 0 BB: 0 P: 14	R: 0 E: 0 K: 1 S: 14	H: 2 LOB: 2 BB: 0 P: 24	R: 0 E: 1 K: 0 S: 7	H: 1 LOB: 1 BB: 0 P: 9	R: 1 E: 0 K: 0 S: 8	H: 2 LOB: 2 BB: 1 P: 18	R: 2 E: 0 K: 2 S: 16	H: 4 LOB: 2 BB: 0 P: 24	1B: 11 2B: 2 3B: 0 HR: 2	SF: 0 SAC: 0 DP: 2 HBP: 1	WP: 0 PB: 0 SB: 0 CS: 0	PA: 47			
<b>PITCHER</b>	IP WLS BF H R ER SO BB IBB HBP BLK WP HR S P ERA WHIP																										
<b>Javier Vazquez, R</b> ERA: 6.92 (1, 1)	7.0																										
<b>Mike Maddux, R</b> ERA: 3.27 (8, 1)	0.2																										
<b>Ugueth Urbina, R</b> ERA: 1.18 (8, 1)	1.1																										
<b>Anthony Telford, R</b> ERA: 5.88 (10, 1)	0.1																										
<b>Steve Kline, L</b> ERA: 3.45 (10, 1)	0.2																										

**Philadelphia Phillies @ Montreal Expos**  
Olympic Stadium, Montreal, QB  
Fri May 22 1998, 7:05 PM EDT  
Att: 11,588 - Unknown - 55 F


AB	44
R	7
H	15
RBI	7
BB	2
SO	8
LOB	21



Batter	1	2	3	4	5	6	7	8	9	10	AB	R	H	RBI	BB	SO	LOB										
<b>Mike Mordecai, R</b> OBP: 0.135, SLG: 0.082 (1, 4)	0-2 G6-3		3-2 P3		0-0 G6-3		1-2 L4			2-2 G4-3	5	0	0	0	0	0	0										
<b>Mark Grudzielanek, R</b> OBP: 0.302, SLG: 0.362 (1, 6)	2-2 G6-3		0-0 G1-3		3-2 F9		1-3 K			1-3 K	5	0	0	0	0	2	0										
<b>Vladimir Guerrero, R</b> OBP: 0.339, SLG: 0.503 (1, 9)	0-0 HR		0-1 WP BB 1B		3-1 G5-3		0-0 P3			0-3 K	5	1	2	1	0	1	0										
<b>Rondell White, R</b> OBP: 0.335, SLG: 0.424 (1, 8)	2-2 HR		4-2 WP BB		4-0 3B BB					1-1 G5-3	2	2	1	1	2	0	0										
<b>Chris Widger, R</b> OBP: 0.336, SLG: 0.459 (1, 2)	2-1 L9		2-2 G1-4-3		0-0 1B 3B		1-1 G5-3			1-1 G5-3	4	1	1	1	0	0	2										
<b>Robert Perez, R</b> OBP: 0.264, SLG: 0.453 <b>Da Rond Stovall, S</b> OBP: 0.348, SLG: 0.341 (9, 7)		0-1 HR		1-1 1B		2-2 2B L5 1B		2-2 P2			4	1	3	2	0	0	0										
<b>Brad Fulmer, L</b> OBP: 0.325, SLG: 0.404 <b>Ryan McGuire, L</b> OBP: 0.389, SLG: 0.410 (9, 3)		0-0 L6		1-1 P3		0-0 2B				2-1 P8	3	0	1	0	0	0	1										
<b>Shane Andrews, R</b> OBP: 0.301, SLG: 0.452 (1, 5)		2-3 K2-3		0-0 P4		2-2 L5				0-3 K2-3	4	0	0	0	0	2	3										
<b>Javier Vazquez, R</b> OBP: 0.198, SLG: 0.250 <b>Mike Maddux, L</b> <b>Ugueth Urbina, R</b> <b>Scott Livingstone, L</b> <b>Anthony Telford, R</b> <b>Steve Kline, S</b> (10, 1)		0-1 G5-3		1-3 K2-3		0-1 G5-3				0-1 G4-3	3	0	0	0	0	1	2										
<b>Inning Stats</b>	R: 2 E: 0 K: 0 S: 16	H: 2 LOB: 0 BB: 0 P: 22	R: 1 E: 0 K: 1 S: 8	H: 1 LOB: 0 BB: 1 P: 10	R: 0 E: 0 K: 0 S: 15	H: 1 LOB: 2 BB: 1 P: 24	R: 0 E: 0 K: 1 S: 8	H: 1 LOB: 1 BB: 0 P: 11	R: 0 E: 0 K: 0 S: 6	H: 0 LOB: 0 BB: 0 P: 12	R: 2 E: 0 K: 0 S: 10	H: 3 LOB: 1 BB: 1 P: 18	R: 0 E: 0 K: 1 S: 9	H: 0 LOB: 0 BB: 0 P: 11	R: 0 E: 0 K: 0 S: 7	H: 0 LOB: 0 BB: 0 P: 11	R: 0 E: 0 K: 1 S: 7	H: 0 LOB: 0 BB: 0 P: 9	R: 0 E: 0 K: 2 S: 11	H: 0 LOB: 0 BB: 0 P: 14	1B: 3 2B: 2 3B: 1 HR: 3	SF: 0 SAC: 0 DP: 1 HBP: 0	WP: 1 PB: 0 SB: 0 CS: 0	PA: 39			
<b>PITCHER</b>	IP WLS BF H R ER SO BB IBB HBP BLK WP HR S P ERA WHIP																										
<b>55 Matt Beech, L</b> ERA: 5.77 (1, 1)	5.0																										
<b>Jerry Spradlin, R</b> ERA: 3.8 (6, 1)	2.0																										
<b>Wayne Gomes, R</b> ERA: 4.03 (8, 1)	2.0																										
<b>Mark Leiter, R</b> ERA: 2.17 (10, 1)	1.0																										

**Philadelphia Phillies @ Montreal Expos**  
Olympic Stadium, Montreal, QB  
Fri May 22 1998, 7:05 PM EDT  
Att: 11,588 - Unknown - 55 F

AB	37
R	5
H	8
RBI	5
BB	2
SO	6
LOB	8





Batter	1	2	3	4	5	6	7	8	9	AB	R	H	RBI	BB	SO	LOB	TOP								
Doug Glanville, R OBP: 0.343, SLG: 0.431	1-1 E3 1B	1-0 G3			1-1 G5-3			0-2 G6-3		4	1	0	0	0	0	0									
Gregg Jefferies, S OBP: 0.377, SLG: 0.448	1-2 SAFE SAFE 1B		1-2 G4-3			1-1 L8		1-1 G1-3		4	0	1	0	0	0	0									
Scott Rolen, R OBP: 0.380, SLG: 0.508	3-3 K		0-1 F9			2-2 G6-3			1-3 K	4	0	0	0	0	2	2									
Rico Brogna, L OBP: 0.322, SLG: 0.467	3-2 HBP 1B		2-0 F7			2-0 G4-3			3-3 K	4	0	1	1	0	1	0									
Mike Lieberthal, R OBP: 0.287, SLG: 0.373	2-1 HBP			1-2 P4			0-0 HR		0-3 K	3	1	1	1	0	1	0									
Bobby Abreu, L OBP: 0.416, SLG: 0.473	0-1 F8			3-3 K			1-3 K			3	0	0	0	0	2	3									
Mark Lewis, R OBP: 0.265, SLG: 0.289	0-2 P3			0-3 K			0-3 K			3	0	0	0	0	2	3									
Desi Relaford, S OBP: 0.324, SLG: 0.424		0-1 P9			0-1 L8			3-2 G3-1		3	0	0	0	0	0	0									
Curt Schilling, R OBP: 0.115, SLG: 0.080		0-3 K			2-2 P9			0-3 K		3	0	0	0	0	2	0									
<b>Inning Stats</b>	R: 1 H: 2 E: 1 K: 1 S: 18	H: 2 LOB: 3 BB: 0 P: 28	R: 0 H: 0 E: 0 K: 1 S: 6	H: 0 LOB: 0 BB: 0 P: 7	R: 0 H: 0 E: 0 K: 2 S: 6	H: 0 LOB: 0 BB: 0 P: 9	R: 0 H: 0 E: 0 K: 2 S: 10	H: 0 LOB: 0 BB: 0 P: 14	R: 0 H: 0 E: 0 K: 0 S: 7	H: 0 LOB: 0 BB: 0 P: 10	R: 0 H: 0 E: 0 K: 0 S: 6	H: 0 LOB: 0 BB: 0 P: 11	R: 1 H: 1 E: 0 K: 2 S: 10	H: 1 LOB: 0 BB: 0 P: 14	R: 0 H: 0 E: 0 K: 1 S: 9	H: 0 LOB: 0 BB: 0 P: 10	R: 0 H: 0 E: 0 K: 3 S: 10	H: 0 LOB: 0 BB: 0 P: 14	1B: 2 2B: 0 3B: 0 HR: 1	SF: 0 SAC: 0 DP: 0 HBP: 1	WP: 0 PB: 0 SB: 0 CS: 0	PA: 32			
<b>PITCHER</b>	IP	WLS	BF	H	R	ER	SO	BB	IBB	HBP	BLK	WP	HR	S	P	ERA	WHIP								
Carl Pavano, R ERA: 1.29	(1, 1)	7.0	26	3	2	1	6	0	0	1	0	0	1	63	93	1.29	0.429								
Mike Maddux, R ERA: 3.0	(8, 1)	1.0	3	0	0	0	1	0	0	0	0	0	0	9	10	0.00	0.000								
Ugueth Urbina, R ERA: 1.11	(9, 1)	1.0	W	3	0	0	0	3	0	0	0	0	0	10	14	0.00	0.000								

Philadelphia Phillies @ Montreal Expos  
Olympic Stadium, Montreal, QB  
Sat May 23 1998, 7:05 PM EDT  
Att: 15,663 - Cloudy - 68 F

AB 31  
R 2  
H 3  
RBI 2  
BB 0  
SO 10  
LOB 8



Batter	1	2	3	4	5	6	7	8	9	AB	R	H	RBI	BB	SO	LOB	BOTTOM								
Jose Vidro, S OBP: 0.284, SLG: 0.205	4-0 G3 2B BB	0-0 F7			1-3 K			0-3 K		3	1	0	0	1	2	1									
Mark Czuzdzianek, R OBP: 0.286, SLG: 0.354	0-3 K		1-3 K			1-0 L9			0-0 F9	4	0	0	0	0	2	1									
Vladimir Guerrero, R OBP: 0.332, SLG: 0.491	0-1 G3		0-0 G5-3			1-2 P4			0-0 E9 BB 1B	4	1	0	0	0	0	1									
Brad Fullmer, L OBP: 0.329, SLG: 0.413	0-0 2H 2B		1-1 G3-1			1-3 K			1-1 SAFE 1B BB 1B	4	0	2	1	0	1	0									
Rondell White, R OBP: 0.328, SLG: 0.414	0-3 K			3-2 G6-3			0-0 P8		3-3 K	4	0	0	0	0	2	3									
Ryan McGuire, L OBP: 0.382, SLG: 0.391		0-1 G4-3		3-2 K			1-3 K		4-2 1B BB	3	0	0	0	1	2	0									
Chris Widger, R OBP: 0.342, SLG: 0.468		2-1 1B 2B		1-0 G1-3			0-3 K		0-2 1-2 2-3 1B	4	1	2	1	0	1	0									
Shane Andrews, R OBP: 0.295, SLG: 0.442		2-1 P3			1-1 P6			1-3 K		3	0	0	0	0	1	1									
Carl Pavano, R OBP: 0.500, SLG: 0.500	(1, 1)		0-0		2-2 G4-3			2-1 G5-3		2	0	1	1	0	0	0									
Mike Maddux, L OBP: 0.251, SLG: 0.257	(8, 1)									0	0	0	0	0	0	0									
Scott Livingstone, L OBP: 0.251, SLG: 0.257	(8, PH)									1	0	0	0	0	0	0									
Ugueth Urbina, R ERA: 1.11	(9, 1)		2H 1B							0	0	0	0	0	0	0									
<b>Inning Stats</b>	R: 1 H: 1 E: 0 K: 2 S: 9	H: 1 LOB: 1 BB: 1 P: 13	R: 1 H: 2 E: 0 K: 0 S: 8	H: 2 LOB: 1 BB: 0 P: 12	R: 0 H: 0 E: 0 K: 1 S: 6	H: 0 LOB: 0 BB: 0 P: 8	R: 0 H: 0 E: 0 K: 1 S: 8	H: 0 LOB: 0 BB: 0 P: 15	R: 0 H: 0 E: 0 K: 1 S: 8	H: 0 LOB: 0 BB: 0 P: 12	R: 0 H: 0 E: 0 K: 1 S: 9	H: 0 LOB: 0 BB: 0 P: 12	R: 0 H: 0 E: 0 K: 2 S: 7	H: 0 LOB: 0 BB: 0 P: 8	R: 0 H: 0 E: 0 K: 2 S: 8	H: 0 LOB: 0 BB: 0 P: 11	R: 1 H: 2 E: 1 K: 1 S: 14	H: 2 LOB: 3 BB: 1 P: 22	1B: 3 2B: 2 3B: 0 HR: 0	SF: 0 SAC: 0 DP: 0 HBP: 0	WP: 0 PB: 0 SB: 0 CS: 0	PA: 34			
<b>PITCHER</b>	IP	WLS	BF	H	R	ER	SO	BB	IBB	HBP	BLK	WP	HR	S	P	ERA	WHIP								
Curt Schilling, R ERA: 2.0	(1, 1)	8.2	L	34	5	3	2	11	2	0	0	0	0	77	113	2.08	0.808								

Philadelphia Phillies @ Montreal Expos  
Olympic Stadium, Montreal, QB  
Sat May 23 1998, 7:05 PM EDT  
Att: 15,663 - Cloudy - 68 F

AB 32  
R 3  
H 5  
RBI 3  
BB 2  
SO 11  
LOB 7





Batter	1	2	3	4	5	6	7	8	9	AB	R	H	RBI	BB	SO	LOB	TOP				
Doug Glanville, R OBP: 0.346, SLG: 0.433	1-1 F8		1-2 E7 2H 1B		0-0 F7			0-2 1B HR 1B		4	1	2	1	0	0	1					
Gregg Jefferies, S OBP: 0.374, SLG: 0.443	1-0 G1-3		0-1 P2			0-0 F8		0-1 1 SAFE 1 SAFE HR 1B		4	1	1	0	0	0	1					
Rico Brogna, L OBP: 0.322, SLG: 0.467								1-2 HR 1B		0	0	0	0	0	0	0					
Scott Rolen, R OBP: 0.378, SLG: 0.519	1-3 K			1-0 F9		1-1 F8		0-0 1H 2H HR		4	1	1	3	0	1	0					
23 Kevin Jordan, R OBP: 0.300, SLG: 0.397		0-1 G1-6-3 1B		2-2 1B		1-1 F8		2-2 P8		4	0	2	0	0	0	0					
Jerry Spradlin, S OBP: 0.322, SLG: 0.467										0	0	0	0	0	0	0					
Yorkis Perez, L OBP: 0.322, SLG: 0.467										0	0	0	0	0	0	0					
Wayne Gomes, R OBP: 0.322, SLG: 0.467										0	0	0	0	0	0	0					
Mark Lewis, R OBP: 0.259, SLG: 0.282	1-0 F8			1-1 F9		0-0 G5-3		2-2 P6		4	0	0	0	0	0	2					
Rex Hudler, R OBP: 0.259, SLG: 0.282																					
Bobby Abreu, L OBP: 0.420, SLG: 0.473	1-0 G1-6-3			1-0 L9		1-3 K2-3		4-2 S BB		3	0	0	0	0	1	2					
Mark Parent, R OBP: 0.306, SLG: 0.313			2-2 G4-3		0-2 SH1-4 1B		3-2 P3		3-3 K	3	0	1	0	0	0	0					
Mike Lieberthal, R OBP: 0.285, SLG: 0.371										1	0	0	0	0	1	1					
Desi Relaford, S OBP: 0.322, SLG: 0.415			4-1 SH1-4 E BB		0-1 F8			1-1 G6-3	2-3 K	3	1	0	0	1	1	2					
Tyler Green, R OBP: 0.333, SLG: 0.375			0-0 SH1-4		0-1 SH1-4			1-0 P4		0	0	0	0	0	0	0					
Ruben Amaro Jr, S OBP: 0.282, SLG: 0.242										1	0	0	0	0	0	0					
<b>Inning Stats</b>	R: 0 E: 0 K: 1 S: 9	H: 0 LOB: 0 BB: 0 P: 12	R: 0 E: 0 K: 0 S: 6	H: 1 LOB: 0 BB: 0 P: 7	R: 1 E: 1 K: 0 S: 10	H: 1 LOB: 1 BB: 1 P: 17	R: 0 E: 0 K: 0 S: 7	H: 1 LOB: 0 BB: 0 P: 10	R: 0 E: 0 K: 0 S: 8	H: 0 LOB: 0 BB: 0 P: 8	R: 0 E: 0 K: 1 S: 9	H: 0 LOB: 0 BB: 0 P: 13	R: 3 E: 0 K: 2 S: 12	H: 3 LOB: 0 BB: 1 P: 16	R: 0 E: 0 K: 2 S: 13	H: 0 LOB: 1 BB: 1 P: 24	1B: 6 2B: 0 3B: 0 HR: 1	SF: 0 SAC: 2 DP: 1 HBP: 0	WP: 0 PB: 0 SB: 1 CS: 0	PA: 35	
<b>PITCHER</b>	IP WLS BF H R ER SO BB IBB HBP BLK WP HR S P ERA WHIP	IP WLS BF H R ER SO BB IBB HBP BLK WP HR S P ERA WHIP	IP WLS BF H R ER SO BB IBB HBP BLK WP HR S P ERA WHIP	IP WLS BF H R ER SO BB IBB HBP BLK WP HR S P ERA WHIP	IP WLS BF H R ER SO BB IBB HBP BLK WP HR S P ERA WHIP	IP WLS BF H R ER SO BB IBB HBP BLK WP HR S P ERA WHIP	IP WLS BF H R ER SO BB IBB HBP BLK WP HR S P ERA WHIP	IP WLS BF H R ER SO BB IBB HBP BLK WP HR S P ERA WHIP	IP WLS BF H R ER SO BB IBB HBP BLK WP HR S P ERA WHIP	IP WLS BF H R ER SO BB IBB HBP BLK WP HR S P ERA WHIP	IP WLS BF H R ER SO BB IBB HBP BLK WP HR S P ERA WHIP	IP WLS BF H R ER SO BB IBB HBP BLK WP HR S P ERA WHIP	IP WLS BF H R ER SO BB IBB HBP BLK WP HR S P ERA WHIP	IP WLS BF H R ER SO BB IBB HBP BLK WP HR S P ERA WHIP	IP WLS BF H R ER SO BB IBB HBP BLK WP HR S P ERA WHIP	IP WLS BF H R ER SO BB IBB HBP BLK WP HR S P ERA WHIP	IP WLS BF H R ER SO BB IBB HBP BLK WP HR S P ERA WHIP	IP WLS BF H R ER SO BB IBB HBP BLK WP HR S P ERA WHIP	IP WLS BF H R ER SO BB IBB HBP BLK WP HR S P ERA WHIP	IP WLS BF H R ER SO BB IBB HBP BLK WP HR S P ERA WHIP	IP WLS BF H R ER SO BB IBB HBP BLK WP HR S P ERA WHIP

Philadelphia Phillies @ Montreal Expos  
Olympic Stadium, Montreal, QB  
Sun May 24, 1998, 3:33 AM EDT  
Att. 14,164 - Sunny - 76 F

AB	31
R	4
H	7
RBI	4
BB	2
SO	4
LOB	9



Batter	1	2	3	4	5	6	7	8	9	AB	R	H	RBI	BB	SO	LOB	BOTTOM				
Jose Vidro, S OBP: 0.293, SLG: 0.200	1-2 L1			1-1 F7			1-1 E 1B HBP	4-1 E S 1B HBP		2	2	0	0	0	0	0					
Mark Czudzielanek, R OBP: 0.259, SLG: 0.352	0-2 G4-3			3-2 L9			1-0 FC1 1B	2-2 1B S SF9 1B		4	2	1	1	0	0	1					
Vladimir Guerrero, R OBP: 0.335, SLG: 0.482	0-3 K			3-2 G3			0-0 PB 1B BB	2-2 F5 1B		4	1	2	1	0	1	0					
Brad Fullmer, L OBP: 0.329, SLG: 0.411		1-2 G3			2-0 P5		1-0 BB PB 1B	0-1 SF9		3	0	1	1	0	0	0					
Robert Perez, R OBP: 0.259, SLG: 0.453							1-2 2H 1B	3H		0	0	0	1	0	0	0					
Ugueth Urbina, R OBP: 0.327, SLG: 0.407							4-2 BB BB	1-0 F5		3	0	0	0	1	0	1					
Rondell White, R OBP: 0.327, SLG: 0.407		1-0 G1-3			1-2 G5-3		1-2 2-3 BB	1-2 F5		4	0	0	0	0	3	4					
Chris Widger, R OBP: 0.333, SLG: 0.455		3-3 K			2-1 G6-3		1-3 K	3-3 K		4	0	0	0	0	3	4					
Da Rond Stovall, S OBP: 0.327, SLG: 0.318			3-3 K				1-1 F8	L8		3	0	0	0	0	1	3					
Shane Andrews, R OBP: 0.296, SLG: 0.436			3-3 K				0-0 G5-3	4-2 BB		2	0	0	1	1	1	0					
Carlos Perez, L OBP: 0.200, SLG: 0.240			1-3 K				1-0 F9	0-3 K		3	0	0	0	0	2	3					
Ryan McGuire, L OBP: 0.382, SLG: 0.391										0	0	0	0	0	0	0					
<b>Inning Stats</b>	R: 0 E: 0 K: 1 S: 10	H: 0 LOB: 0 BB: 0 P: 11	R: 0 E: 0 K: 1 S: 7	H: 0 LOB: 0 BB: 0 P: 12	R: 0 E: 0 K: 3 S: 11	H: 0 LOB: 0 BB: 0 P: 18	R: 0 E: 0 K: 0 S: 10	H: 0 LOB: 0 BB: 0 P: 17	R: 0 E: 0 K: 0 S: 6	H: 0 LOB: 0 BB: 0 P: 11	R: 0 E: 0 K: 0 S: 4	H: 0 LOB: 0 BB: 0 P: 8	R: 3 E: 1 K: 2 S: 19	H: 2 LOB: 3 BB: 2 P: 32	R: 2 E: 0 K: 1 S: 16	H: 2 LOB: 1 BB: 0 P: 28	1B: 4 2B: 0 3B: 0 HR: 0	SF: 1 SAC: 0 DP: 0 HBP: 2	WP: 0 PB: 1 SB: 2 CS: 0	PA: 33	
<b>PITCHER</b>	IP WLS BF H R ER SO BB IBB HBP BLK WP HR S P ERA WHIP	IP WLS BF H R ER SO BB IBB HBP BLK WP HR S P ERA WHIP	IP WLS BF H R ER SO BB IBB HBP BLK WP HR S P ERA WHIP	IP WLS BF H R ER SO BB IBB HBP BLK WP HR S P ERA WHIP	IP WLS BF H R ER SO BB IBB HBP BLK WP HR S P ERA WHIP	IP WLS BF H R ER SO BB IBB HBP BLK WP HR S P ERA WHIP	IP WLS BF H R ER SO BB IBB HBP BLK WP HR S P ERA WHIP	IP WLS BF H R ER SO BB IBB HBP BLK WP HR S P ERA WHIP	IP WLS BF H R ER SO BB IBB HBP BLK WP HR S P ERA WHIP	IP WLS BF H R ER SO BB IBB HBP BLK WP HR S P ERA WHIP	IP WLS BF H R ER SO BB IBB HBP BLK WP HR S P ERA WHIP	IP WLS BF H R ER SO BB IBB HBP BLK WP HR S P ERA WHIP	IP WLS BF H R ER SO BB IBB HBP BLK WP HR S P ERA WHIP	IP WLS BF H R ER SO BB IBB HBP BLK WP HR S P ERA WHIP	IP WLS BF H R ER SO BB IBB HBP BLK WP HR S P ERA WHIP	IP WLS BF H R ER SO BB IBB HBP BLK WP HR S P ERA WHIP	IP WLS BF H R ER SO BB IBB HBP BLK WP HR S P ERA WHIP	IP WLS BF H R ER SO BB IBB HBP BLK WP HR S P ERA WHIP	IP WLS BF H R ER SO BB IBB HBP BLK WP HR S P ERA WHIP	IP WLS BF H R ER SO BB IBB HBP BLK WP HR S P ERA WHIP	IP WLS BF H R ER SO BB IBB HBP BLK WP HR S P ERA WHIP

Philadelphia Phillies @ Montreal Expos  
Olympic Stadium, Montreal, QB  
Sun May 24, 1998, 3:33 AM EDT  
Att. 14,164 - Sunny - 76 F

AB	28
R	5
H	4
RBI	5
BB	2
SO	8
LOB	12





Batter	1	2	3	4	5	6	7	8	9	10	11	12	13	14	AB	R	H	RBI	BB	SO	LOB	TOP
Doug Glanville, R OBP: 0.344, SLG: 0.428 (1, 8)	F7		F8	E 1B		K			G5-3		B1-3			2B 1B	7	1	2	1	0	1	4	
Gregg Jefferies, S OBP: 0.376, SLG: 0.436 Jerry Spradlin, S (1, 7)			BB 1B	E5			F7					G1-3		F7	5	0	1	0	2	0	3	
Scott Rolan, R OBP: 0.375, SLG: 0.511 (1, 5)	F7		BB 1B	K			G6-3		F8				CS 1B	K	7	0	2	0	0	2	7	
Rico Brogna, L OBP: 0.321, SLG: 0.463 (1, 3)	G3-1				F8		F7			F9			K		6	0	1	3	1	1	2	
Mike Lieberthal, R OBP: 0.279, SLG: 0.367 (1, 2)		G6-3	G6-4-3		P6			G6-3			2B			K	7	0	1	0	0	1	4	
Mark Lewis, R OBP: 0.261, SLG: 0.280 (1, 4)		G6-3		CS 1B	F8			G6-3		G4-3					5	0	1	0	1	0	0	
Rex Hudler, R OBP: 0.259, SLG: 0.208 Bobby Abreu, L OBP: 0.412, SLG: 0.463 (8, 9)				K		P7					F8			P6	3	0	1	0	0	1	1	
Desi Relaford, S OBP: 0.329, SLG: 0.414 (1, 6)		P3				SH1 1B				G5-3 SH2-4 BB		E5		F7	5	1	2	0	1	0	2	
Mark Portugal, R OBP: 0.302, SLG: 0.362 Kevin Swickard, R OBP: 0.292, SLG: 0.328 Mark Eicher, R OBP: 0.292, SLG: 0.328 23 Kevin Jordan, R Wayne Gomes, R Ruben Amara Jr., S OBP: 0.306, SLG: 0.365 (14, 7)			BB BB	1B 2B		SH1			SH2-4			P3			1	2	1	1	1	0	0	
<b>Inning Stats</b>	R: 0 E: 0 K: 0 S: 6	H: 0 LOB: 1 BB: 1 P: 11	R: 0 E: 0 K: 0 S: 8	H: 1 LOB: 1 BB: 0 P: 10	R: 1 E: 0 K: 0 S: 15	H: 2 LOB: 2 BB: 2 P: 27	R: 2 E: 0 K: 1 S: 7	H: 4 LOB: 2 BB: 0 P: 25	R: 0 E: 0 K: 0 S: 4	H: 0 LOB: 0 BB: 0 P: 9	R: 0 E: 0 K: 0 S: 6	H: 1 LOB: 2 BB: 0 P: 17	R: 0 E: 0 K: 1 S: 7	H: 0 LOB: 1 BB: 1 P: 16	R: 2 E: 0 K: 1 S: 17	H: 3 LOB: 1 BB: 0 P: 25	1B: 10 2B: 4 3B: 0 HR: 0	SF: 0 SAC: 2 DP: 2 HBP: 0	WP: 0 PB: 0 SB: 0 CS: 2	PA: 59		

PITCHER	IP	WLS	BF	H	R	ER	SO	BB	IBB	HBP	BLK	WP	HR	S	P	ERA	WHIP
Trey Moore, L ERA: 4.67 (8, 1)	7.0		31	8	3	3	3	3	0	0	0	0	0	62	98	0.00	0.0000
Marc Valdes, R ERA: 4.36 (8, 1)	1.0		3	0	0	0	1	0	0	0	0	0	0	7	12	0.00	0.0000
Anthony Telford, R ERA: 5.67 (9, 1)	1.0		5	0	0	0	0	0	0	0	0	0	0	5	17	0.00	2.0000
Steve Kline, L ERA: 3.24 (10, 1)	1.0		3	1	0	0	0	0	0	0	0	0	0	7	12	0.00	1.0000
Shayne Bennett, R ERA: 5.22 (11, 1)	4.0	L	17	4	2	2	3	1	0	0	0	0	0	38	60	4.50	1.2500

Batter	1	2	3	4	5	6	7	8	9	10	11	12	13	14	AB	R	H	RBI	BB	SO	LOB	BOTTOM		
Jose Vidro, S OBP: 0.286, SLG: 0.188 (1, 4)	L3		G1-3		P4			L1				G5-3			5	0	0	0	1	0	1			
Mark Grudzianek, R OBP: 0.291, SLG: 0.347 (1, 6)	G5-3		HR 1B		K			L5		G5-3				L9	6	1	1	0	0	1	3			
Vladimir Guerrero, R OBP: 0.335, SLG: 0.503 (1, 9)	F8		HR		K				P5		G1-4-3			1B	6	1	2	2	0	1	0			
Brad Fuller, L OBP: 0.335, SLG: 0.427 (1, 3)		G4-6-3	PO 1B		G4-3				P8-4		G4-3			G4-3	6	0	3	0	0	0	0			
Rondell White, R OBP: 0.327, SLG: 0.401 (1, 8)		HBP	1B		G5-3				P8-4		E5				5	0	1	0	0	1	1			
Ryan McGuire, L OBP: 0.378, SLG: 0.386 (1, 7)	G4-6-3		PO		E1 WP L5 1B			G1-4-3		G1-6-3		G5-3			6	0	2	0	0	1	3			
Shane Andrews, R OBP: 0.297, SLG: 0.432 (1, 5)	P6		G1-4-3		G1-4-3								K		6	0	2	0	0	1	3			
Mike Hubbard, R OBP: 0.161, SLG: 0.233 (1, 2)					L5					G1-6-3				1B	6	1	2	1	0	1	4			
Trey Moore, L OBP: 0.302, SLG: 0.362 Mark Valdes, R OBP: 0.292, SLG: 0.328 Anthony Telford, R OBP: 0.292, SLG: 0.328 Steve Kline, S OBP: 0.306, SLG: 0.365 Scott Livingsome, L Shayne Bennett, R (11, 1)			G3-1		K			K					SH5-4		2	0	0	0	0	1	0			
<b>Inning Stats</b>	R: 0 E: 0 K: 0 S: 4	H: 0 LOB: 0 BB: 0 P: 6	R: 0 E: 0 K: 0 S: 12	H: 1 LOB: 1 BB: 0 P: 17	R: 3 E: 0 K: 0 S: 11	H: 5 LOB: 1 BB: 0 P: 14	R: 0 E: 0 K: 0 S: 7	H: 1 LOB: 0 BB: 0 P: 11	R: 0 E: 0 K: 1 S: 7	H: 0 LOB: 0 BB: 0 P: 9	R: 0 E: 1 K: 0 S: 3	H: 0 LOB: 0 BB: 0 P: 4	R: 0 E: 0 K: 0 S: 6	H: 1 LOB: 1 BB: 0 P: 9	R: 0 E: 0 K: 1 S: 10	H: 1 LOB: 1 BB: 0 P: 13	R: 0 E: 0 K: 0 S: 4	H: 1 LOB: 0 BB: 0 P: 6	R: 0 E: 0 K: 3 S: 11	H: 1 LOB: 1 BB: 0 P: 16	1B: 9 2B: 4 3B: 0 HR: 2	SF: 0 SAC: 1 DP: 5 HBP: 1	WP: 1 PB: 0 SB: 0 CS: 0	PA: 54

PITCHER	IP	WLS	BF	H	R	ER	SO	BB	IBB	HBP	BLK	WP	HR	S	P	ERA	WHIP
Mark Portugal, R ERA: 3.91 (8, 1)	8.0		29	7	3	3	4	0	0	0	0	0	0	14	28	0.00	2.0000
Mark Leiter, R ERA: 2.03 (9, 1)	2.0		9	3	0	0	0	1	1	0	0	0	0	20	28	0.00	0.667
Wayne Gomes, R ERA: 3.98 Jerry Spradlin, R ERA: 4.38 (14, 1)	3.0	W	11	2	0	0	1	0	0	0	0	0	0	11	16	0.00	1.0000

Philadelphia Phillies @ Montreal Expos  
Olympic Stadium, Montreal, QB  
Mon May 25 1998, 7:05 PM EDT  
Att. 9,621 - Unknown - 66 F

AB 51  
R 13  
H 15  
RBI 5  
BB 6  
SO 7  
LOB 25



Philadelphia Phillies @ Montreal Expos  
Olympic Stadium, Montreal, QB  
Mon May 25 1998, 7:05 PM EDT  
Att. 9,621 - Unknown - 66 F

AB 49  
R 13  
H 13  
RBI 3  
BB 2  
SO 8  
LOB 15









Batter	1	2	3	4	5	6	7	8	9	AB	R	H	RBI	BB	SO	LOB	TOP					
Doug Glanville, R OBP: 0.351, SLG: 0.431	G3		K2-3		F8		1B 1B		1B SF8 1B	5	2	2	0	0	1	0	<b>Philadelphia Phillies @ Chicago Cubs</b> Wrigley Field, Chicago, IL Thu May 28 1998, 3:33 AM CDT Att: 25,285 - Sunny - 74 F					
Gregg Jefferies, S OBP: 0.377, SLG: 0.434	F8		1B		L9		1B 1B		1B E 1B	5	2	3	0	0	0	0						
Scott Rolen, R OBP: 0.381, SLG: 0.508	1B		F7		P3		1B SF8 1B		P6	5	1	2	0	0	0	3						
Rico Brogna, L OBP: 0.330, SLG: 0.489	G4-3		K			1B HR	1B S		SF8	4	1	2	3	0	1	2						
Mike Lieberthal, R OBP: 0.280, SLG: 0.365		P5		L4		P9	SF8		E 1B	4	0	1	1	0	0	1						
Bobby Abreu, L OBP: 0.419, SLG: 0.500		HR		K		HR	K		E3	4	2	2	3	0	2	1						
Ruben Amaro Jr, S OBP: 0.293, SLG: 0.257										1	0	0	0	0	0	1						
Mark Lewis, R OBP: 0.258, SLG: 0.276		FC3-6 BB		E5		G4-3		G5-3	G2-3	4	0	0	0	1	0	2						
Desi Relaford, S OBP: 0.323, SLG: 0.405		FC3-6				F7		F8		3	0	0	0	1	0	1						
Curt Schilling, R OBP: 0.337, SLG: 0.074		G4-3					K		G5-3	2	0	0	0	0	1	3						
Robert Doss, L OBP: 0.250, SLG: 0.200										0	0	0	0	0	0	0						
Rex Hudler, R OBP: 0.250, SLG: 0.200										0	0	0	0	0	0	0						
Jerry Spradlin, S OBP: 0.290, SLG: 0.377										0	0	0	0	0	0	0						
23 Kevin Jordan, R OBP: 0.290, SLG: 0.377										0	0	0	0	0	0	0						
Darrin Winston, R OBP: 0.290, SLG: 0.377										0	0	0	0	0	0	0						
Mark Leiter, R OBP: 0.290, SLG: 0.377										0	0	0	0	0	0	0						
<b>Inning Stats</b>	R: 0 E: 0 K: 0 S: 7	H: 1 LOB: 1 BB: 0 P: 11	R: 1 E: 0 K: 0 S: 7	H: 1 LOB: 1 BB: 1 P: 11	R: 0 E: 0 K: 2 S: 10	H: 1 LOB: 1 BB: 0 P: 14	R: 0 E: 1 K: 2 S: 10	H: 0 LOB: 0 BB: 1 P: 22	R: 0 E: 0 K: 0 S: 6	H: 0 LOB: 0 BB: 0 P: 10	R: 2 E: 0 K: 1 S: 9	H: 2 LOB: 1 BB: 0 P: 13	R: 3 E: 0 K: 2 S: 13	H: 4 LOB: 1 BB: 0 P: 18	R: 0 E: 0 K: 0 S: 8	H: 0 LOB: 0 BB: 0 P: 14	R: 2 E: 1 K: 0 S: 15	H: 3 LOB: 2 BB: 0 P: 24	1B: 10 2B: 0 3B: 0 HR: 2	SF: 2 SAC: 0 DP: 0 HBP: 0	WP: 1 PB: 0 SB: 1 CS: 0	PA: 43
<b>PITCHER</b>	IP WLS BF H R ER SO BB IBB HBP BLK WP HR S P ERA WHIP																					
Mark Clark, R ERA: 5.32	(1, 1) 6.1 30 8 6 6 5 2 0 0 0 0 1 2 56 91 8.53 1.579																					
Bob Patterson, L ERA: 8.1	(7, 1) 0.0 1 1 0 0 0 0 0 0 0 0 0 1 1 ∞ ∞																					
Terry Adams, R ERA: 2.87	(7, 1) 1.2 5 0 0 0 1 0 0 0 0 0 0 0 13 21 0.00 0.000																					
Rod Beck, R ERA: 3.12	(9, 1) 1.0 L 7 3 2 1 0 0 0 0 0 0 0 0 15 24 9.00 3.000																					

AB	39
R	8
H	12
RBI	7
BB	2
SO	6
LOB	14



Batter	1	2	3	4	5	6	7	8	9	AB	R	H	RBI	BB	SO	LOB	BOTTOM			
Brant Brown, L OBP: 0.377, SLG: 0.466	2B SF8 1B	FC1-6 1B		K		K		G3		5	1	2	0	0	2	0	<b>Philadelphia Phillies @ Chicago Cubs</b> Wrigley Field, Chicago, IL Thu May 28 1998, 3:33 AM CDT Att: 25,285 - Sunny - 74 F			
Mickey Morandini, L OBP: 0.422, SLG: 0.439	SF8 HR 2B	FC1-6 1B		2B E BB		F9 BLK BB		F7		3	2	1	0	2	0	1				
Sammy Sosa, R OBP: 0.415, SLG: 0.583	SF8	FC3-6 1B		E9 2B		F9		2B BB		3	1	2	1	1	0	1				
Mark Grace, L OBP: 0.415, SLG: 0.518	HR	P4		2B		G4-3		2B		5	1	3	3	0	0	3				
Henry Rodriguez, L OBP: 0.342, SLG: 0.488	F8	FC3-6		G4-3			K		F8	4	0	0	0	0	1	3				
Rod Beck, R ERA: 3.12										0	0	0	0	0	0	0				
Jason Hardtke, S OBP: 0.143, SLG: 0.143										1	0	0	0	0	0	1				
Jeff Blausner, R OBP: 0.353, SLG: 0.305	2B 1B		L8		G6-4-3 BB		P4			3	1	1	0	1	0	0				
José Hernández, R OBP: 0.282, SLG: 0.490	2B 2B		F9		G6-4-3		G6-3			4	1	1	1	0	0	1				
Sandy Martínez, L OBP: 0.383, SLG: 0.436		G4-3						K		2	0	1	1	1	0	0				
Derrick White, R ERA: 4.21										1	0	0	0	0	1	0				
Matt Mieske, R OBP: 0.372, SLG: 0.421	2B									0	0	0	0	0	0	0				
Mark Clark, R OBP: 0.087, SLG: 0.045	G4-3									3	0	0	0	0	1	2				
Bob Patterson, R ERA: 8.1										0	0	0	0	0	0	0				
Terry Adams, R ERA: 2.87										0	0	0	0	0	0	0				
Scott Servais, R OBP: 0.277, SLG: 0.304										1	0	0	0	0	0	0				
<b>Inning Stats</b>	R: 5 E: 0 K: 0 S: 21	H: 6 LOB: 1 BB: 0 P: 33	R: 0 E: 0 K: 0 S: 13	H: 2 LOB: 2 BB: 0 P: 19	R: 0 E: 0 K: 0 S: 5	H: 0 LOB: 0 BB: 0 P: 9	R: 2 E: 1 K: 2 S: 11	H: 2 LOB: 1 BB: 1 P: 20	R: 0 E: 0 K: 1 S: 5	H: 0 LOB: 1 BB: 1 P: 9	R: 0 E: 0 K: 1 S: 5	H: 0 LOB: 0 BB: 0 P: 8	R: 0 E: 0 K: 1 S: 10	H: 0 LOB: 0 BB: 0 P: 15	R: 0 E: 0 K: 0 S: 7	H: 1 LOB: 1 BB: 1 P: 11	1B: 4 2B: 6 3B: 0 HR: 1	SF: 1 SAC: 0 DP: 1 HBP: 0	WP: 0 PB: 0 SB: 0 CS: 0	PA: 41
<b>PITCHER</b>	IP WLS BF H R ER SO BB IBB HBP BLK WP HR S P ERA WHIP																			
Curt Schilling, R ERA: 2.58	(1, 1) 5.0 27 10 7 7 2 3 0 0 0 1 0 0 5 9 0.00 1.000																			
Robert Dodd, L ERA: 4.21	(6, 1) 1.0 4 0 0 0 1 1 0 0 0 1 0 0 5 9 0.00 1.000																			
Jerry Spradlin, R ERA: 4.21	(7, 1) 1.0 3 0 0 0 1 0 0 0 0 0 0 0 5 8 0.00 0.000																			
Darrin Winston, L ERA: 3.86	(8, 1) 1.0 W 3 0 0 0 1 0 0 0 0 0 0 0 10 15 0.00 0.000																			
Mark Leiter, R ERA: 1.97	(9, 1) 1.0 S 4 1 0 0 0 1 0 0 0 0 0 0 7 11 0.00 2.000																			

AB	35
R	7
H	11
RBI	6
BB	5
SO	5
LOB	12





Batter	1	2	3	4	5	6	7	8	9	AB	R	H	RBI	BB	SO	LOB	TOP								
<b>Brian McRae, S</b> OBP: 0.370, SLG: 0.392 (1, 8)										6	1	2	1	0	1	3									
<b>Bernard Gilkey, R</b> OBP: 0.374, SLG: 0.383 (1, 7)										5	1	2	0	0	1	2									
<b>Jim Tatum, R</b> OBP: 0.255, SLG: 0.488 (9, 3)										0	0	0	1	0	0	0									
<b>31 Mike Piazza, R</b> OBP: 0.339, SLG: 0.487 <b>Alberto Castillo, R</b> OBP: 0.319, SLG: 0.354 (1, 2)										3	2	1	1	2	0	1									
<b>John Olerud, L</b> OBP: 0.475, SLG: 0.522 <b>Matt Franco, L</b> OBP: 0.356, SLG: 0.356 (9, 7)										5	1	2	0	0	1	6									
<b>Edgardo Alfonzo, R</b> OBP: 0.356, SLG: 0.402 (1, 5)										4	1	3	3	1	1	2									
<b>Carlos Baerga, S</b> OBP: 0.310, SLG: 0.442 <b>John Hudek, S</b> (8, 1)										5	0	1	2	0	0	2									
<b>Butch Huskey, R</b> OBP: 0.298, SLG: 0.396 (1, 9)										4	1	1	1	1	1	2									
<b>Rey Ordenez, R</b> OBP: 0.261, SLG: 0.280 (1, 6)										5	3	4	1	0	0	0									
<b>Rick Reed, R</b> OBP: 0.208, SLG: 0.238 <b>Luis Lopez, S</b> OBP: 0.337, SLG: 0.337 (8, 4)										3	1	0	0	1	1	2									
<b>Inning Stats</b>	R: 0 E: 0 K: 1 S: 10	H: 1 LOB: 0 BB: 0 P: 16	R: 1 E: 0 K: 0 S: 13	H: 3 LOB: 2 BB: 1 P: 19	R: 0 E: 1 K: 1 S: 13	H: 1 LOB: 2 BB: 0 P: 18	R: 0 E: 0 K: 1 S: 5	H: 0 LOB: 0 BB: 0 P: 8	R: 3 E: 0 K: 2 S: 20	H: 3 LOB: 2 BB: 2 P: 36	R: 2 E: 0 K: 1 S: 16	H: 4 LOB: 1 BB: 1 P: 31	R: 1 E: 1 K: 0 S: 10	H: 1 LOB: 1 BB: 0 P: 18	R: 2 E: 0 K: 0 S: 8	H: 1 LOB: 0 BB: 1 P: 18	R: 2 E: 0 K: 0 S: 10	H: 2 LOB: 1 BB: 0 P: 16	1B: 13 2B: 1 3B: 0 HR: 2	SF: 1 SAC: 0 DP: 2 HBP: 1	WP: 0 PB: 0 SB: 0 CS: 0	PA: 48			
<b>PITCHER</b>	IP	WLS	BF	H	R	ER	SO	BB	IBB	HBP	BLK	WP	HR	S	P	ERA	WHIP								
<b>55 Matt Beech, L</b> ERA: 5.92 <b>Matt Whiteside, R</b> ERA: 8.5 <b>Robert Dodd, L</b> ERA: 9.0	5.0	L	25	8	4	4	5	2	1	0	0	0	0	61	97	7.20	2.000								
<b>PITCHER</b>	IP	WLS	BF	H	R	ER	SO	BB	IBB	HBP	BLK	WP	HR	S	P	ERA	WHIP								

**New York Mets @ Philadelphia Phillies**  
Veterans Stadium, Philadelphia, PA  
Fri May 29 1998, 7:05 PM EDT  
Att: 21,567 - Overcast - 83 F

AB	41
R	11
H	16
RBI	10
BB	5
SO	6
LOB	21



Batter	1	2	3	4	5	6	7	8	9	AB	R	H	RBI	BB	SO	LOB	BOTTOM								
<b>Doug Glanville, R</b> OBP: 0.345, SLG: 0.423 (1, 8)										4	0	0	0	0	0	0									
<b>Gregg Jefferies, S</b> OBP: 0.372, SLG: 0.427 <b>Ruben Amaro Jr, S</b> OBP: 0.286, SLG: 0.250 (9, 7)										3	0	0	0	0	0	0									
<b>Scott Rolen, R</b> OBP: 0.376, SLG: 0.590 <b>23 Kevin Jordan, R</b> OBP: 0.281, SLG: 0.371 (9, 5)										3	0	0	0	0	0	0									
<b>Rico Brogna, L</b> OBP: 0.330, SLG: 0.487 (1, 3)										3	0	1	0	0	0	0									
<b>Mike Lieberthal, R</b> OBP: 0.276, SLG: 0.359 (1, 2)										3	0	0	0	0	1	1									
<b>Bobby Abreu, L</b> OBP: 0.423, SLG: 0.503 (1, 9)										3	0	2	0	0	1	0									
<b>Mark Lewis, R</b> OBP: 0.259, SLG: 0.277 (1, 4)										3	0	1	0	0	2	1									
<b>Desi Relaford, S</b> OBP: 0.319, SLG: 0.400 <b>Matt Whiteside, R</b> (6, 1) <b>Kevin Seick, R</b> OBP: 0.368, SLG: 0.276 <b>Robert Dodd, L</b> (9, 1)										2	0	0	0	0	1	3									
<b>55 Matt Beech, L</b> OBP: 0.214, SLG: 0.214 <b>Alex Arias, R</b> OBP: 0.378, SLG: 0.359 (6, 6)										1	0	0	0	0	0	0									
<b>Inning Stats</b>	R: 0 E: 0 K: 0 S: 6	H: 0 LOB: 0 BB: 0 P: 9	R: 0 E: 0 K: 0 S: 11	H: 3 LOB: 0 BB: 0 P: 19	R: 0 E: 0 K: 1 S: 11	H: 0 LOB: 0 BB: 0 P: 15	R: 0 E: 0 K: 3 S: 9	H: 0 LOB: 0 BB: 0 P: 11	R: 0 E: 0 K: 0 S: 6	H: 0 LOB: 0 BB: 0 P: 8	R: 0 E: 0 K: 0 S: 7	H: 0 LOB: 0 BB: 0 P: 11	R: 0 E: 0 K: 1 S: 11	H: 2 LOB: 0 BB: 0 P: 18	R: 0 E: 0 K: 0 S: 4	H: 0 LOB: 0 BB: 0 P: 7	1B: 4 2B: 2 3B: 0 HR: 0	SF: 0 SAC: 0 DP: 1 HBP: 0	WP: 0 PB: 0 SB: 0 CS: 0	PA: 30					
<b>PITCHER</b>	IP	WLS	BF	H	R	ER	SO	BB	IBB	HBP	BLK	WP	HR	S	P	ERA	WHIP								
<b>Rick Reed, R</b> ERA: 2.44 <b>John Hudek, R</b> ERA: 3.24	7.1	W	25	4	0	0	0	0	0	0	0	0	0	9	15	0.00	0.600								
<b>PITCHER</b>	IP	WLS	BF	H	R	ER	SO	BB	IBB	HBP	BLK	WP	HR	S	P	ERA	WHIP								

**New York Mets @ Philadelphia Phillies**  
Veterans Stadium, Philadelphia, PA  
Fri May 29 1998, 7:05 PM EDT  
Att: 21,567 - Overcast - 83 F

AB	30
R	0
H	5
RBI	0
BB	0
SO	5
LOB	6









Batter	1	2	3	4	5	6	7	8	9	AB	R	H	RBI	BB	SO	LOB	TOP										
<b>Brian McRae, S</b> OBP: 0.363, SLG: 0.401	1-1 HR	3-3 K		2-2 F6		0-0 1B		1-2 F8		5	1	2	1	0	1	3	<b>New York Mets @ Philadelphia Phillies</b> Veterans Stadium, Philadelphia, PA Sun May 31, 1998, 3:33 AM EDT Att: 23,025 - Cloudy - 89 F										
<b>Bernard Gilkey, R</b> OBP: 0.385, SLG: 0.417	1-1 G6-3		1-1 G4-3	1-0 FC6-4 HBP		2-0 F7		2-1 G5-4-3 1B		4	0	1	2	0	0	2											
<b>31 Mike Piazza, R</b> OBP: 0.343, SLG: 0.485	1-0 2B 1B		2-2 1B 3B	1-0 FC6-4 1B				1-0 G3-6-3 1B		5	2	3	0	0	0	3											
<b>John Olerud, L</b> OBP: 0.478, SLG: 0.533	0-2 1B 2B		0-2 3B 1B			0-0 L3 1B		3-1 G3-6-3 1B		4	2	3	0	1	0	1											
<b>Edgardo Alfonzo, R</b> OBP: 0.368, SLG: 0.426	2-2 FC5-4 1B		1-0 3B			2-1 L3		1-1 1B		5	1	4	4	0	0	1											
<b>Luis Lopez, S</b> OBP: 0.326, SLG: 0.326	1-4 F7		0-0 G6-3			1-1 F8		2-1 1B		3	0	0	0	0	0	2											
<b>Brian Bohanon, L</b> OBP: 0.545, SLG: 0.636	5-1 F7		0-0 G6-3			0-0 F8		3-3 K2-3		0	0	0	0	0	0	0											
<b>Rich Becker, L</b> OBP: 0.349, SLG: 0.393	7-9 F7		0-0 G6-3			1-1 F8		1-2 1B		2	0	1	0	0	1	2											
<b>Butch Huskey, R</b> OBP: 0.296, SLG: 0.407	1-9 FC5-4		0-0 G6-3			2-3 K		0-3 K		4	0	0	0	0	2	4											
<b>Mel Rojas, R</b> OBP: 0.368, SLG: 0.356	7-1 FC5-4		0-0 G6-3			0-0 SH2-3 1B		0-1 F4		0	0	0	0	0	0	0											
<b>Matt Franco, L</b> OBP: 0.368, SLG: 0.356	9-1 FC5-4		0-0 G6-3			0-2 SH2-3 1B		1-0 F4		0	0	0	0	0	0	0											
<b>John Franco, L</b> OBP: 0.368, SLG: 0.356	9-1 FC5-4		0-0 G6-3			1-2 1B		1-0 F4		0	0	0	0	0	0	0											
<b>Rey Ordonez, R</b> OBP: 0.270, SLG: 0.288		0-1 G3		0-0 SH2-3 1B		1-2 1B		0-1 F4		1	0	0	0	0	0	0											
<b>Bobby Jones, R</b> OBP: 0.118, SLG: 0.118		2-3 K		0-2 SH2-3 1B		1-2 1B		1-0 F4		3	1	2	0	0	0	2											
<b>Carlos Baerga, S</b> OBP: 0.320, SLG: 0.462		2-3 K		0-2 SH2-3 1B		1-2 1B		1-2 1B		1	0	0	0	0	1	0											
<b>Inning Stats</b>	R: 3 E: 0 K: 0 S: 13	H: 4 LOB: 1 BB: 0 P: 21	R: 0 E: 0 K: 2 S: 10	H: 0 LOB: 0 BB: 0 P: 15	R: 2 E: 0 K: 0 S: 11	H: 3 LOB: 1 BB: 0 P: 15	R: 0 E: 0 K: 0 S: 10	H: 1 LOB: 2 BB: 0 P: 14	R: 0 E: 0 K: 1 S: 5	H: 2 LOB: 2 BB: 0 P: 18	R: 0 E: 0 K: 1 S: 10	H: 3 LOB: 2 BB: 0 P: 17	R: 2 E: 1 K: 0 S: 9	H: 3 LOB: 0 BB: 0 P: 14	R: 1 E: 0 K: 1 S: 10	H: 2 LOB: 2 BB: 2 P: 25	1B: 16 2B: 2 3B: 1 HR: 1	SF: 0 SAC: 1 DP: 3 HBP: 1	WP: 1 PB: 0 CS: 0 CS: 2	PA: 45							
<b>PITCHER</b>	IP	WLS	BF	H	R	ER	SO	BB	IBB	HBP	BLK	WP	HR	S	P	ERA	WHIP										
<b>Mark Portugal, R</b> ERA: 4.65	5.2		28	11	5	5	3	0	0	1	0	0	1	60	88	7.94	1.941										
<b>Jerry Spradlin, R</b> ERA: 4.18	0.1		1	0	0	0	0	0	0	0	0	0	0	1	3	0.00	0.000										
<b>Wayne Gomes, R</b> ERA: 4.08	1.0		6	4	1	1	1	0	0	0	0	0	0	12	19	9.00	4.000										
<b>Darrin Winston, L</b> ERA: 3.8	0.1	L	2	1	0	0	0	0	0	0	0	0	0	4	6	0.00	3.000										
<b>Mark Leiter, R</b> ERA: 2.14	1.2		8	3	2	1	1	1	1	0	0	1	0	13	31	5.40	2.400										

Batter	1	2	3	4	5	6	7	8	9	AB	R	H	RBI	BB	SO	LOB	BOTTOM										
<b>Doug Glanville, R</b> OBP: 0.343, SLG: 0.431	1-2 G5-3		1-1 HR	2-2 2B 1B		3-2 G5-3			1-2 G1-6-3	5	2	2	1	0	0	1	<b>New York Mets @ Philadelphia Phillies</b> Veterans Stadium, Philadelphia, PA Sun May 31, 1998, 3:33 AM EDT Att: 23,025 - Cloudy - 89 F										
<b>Gregg Jefferies, S</b> OBP: 0.373, SLG: 0.437	0-1 1B SF7 2B		1-3 K	1-1 1B 2B		1-2 G3-1				4	1	2	1	0	1	0											
<b>Scott Rolen, R</b> OBP: 0.384, SLG: 0.522	2-2 E S 1B		1-2 2B 1B	1-1 G1-3		0-0 CS 2B				4	1	3	0	0	0	1											
<b>Rico Brogna, L</b> OBP: 0.329, SLG: 0.481	1-0 SF7		4-1 2B 1B BB			0-0 G6-3		0-2 F5		2	1	0	1	1	0	1											
<b>Bobby Abreu, L</b> OBP: 0.415, SLG: 0.491	3-3 K		0-0 F7			1-0 G4-3		1-3 K		4	0	0	0	0	2	3											
<b>Mark Lewis, R</b> OBP: 0.284, SLG: 0.283		1-2 F3	0-0 1B 2B			4-1 BB		1-1 F8		3	1	1	1	1	0	0											
<b>Mark Parent, R</b> OBP: 0.333, SLG: 0.343		1-2 1B	0-2 1B			3-3 K		0-0 F7		3	0	2	2	0	1	1											
<b>Mike Lieberthal, R</b> OBP: 0.279, SLG: 0.383		1-2 1B	0-2 1B			3-3 K		0-0 F7		1	0	0	0	0	0	0											
<b>Desi Relaford, S</b> OBP: 0.310, SLG: 0.386		0-1 G6-4-3 1B		0-2 G4-3		1-0 G5-3		3-2 F8		4	0	1	0	0	0	0											
<b>Mark Portugal, R</b> ERA: 4.65	4.0		21	10	6	6	2	1	0	0	0	0	0	0	0	2											
<b>Jerry Spradlin, S</b> ERA: 4.18	2.0		7	0	0	0	1	1	0	0	0	0	0	0	0	0											
<b>Rex Hudler, R</b> ERA: 1.58	2.0	W	6	1	0	0	1	0	0	0	0	0	0	0	0	0											
<b>Wayne Gomes, R</b> ERA: 4.08	0.1		1	0	0	0	0	0	0	0	0	0	0	0	0	0											
<b>Darrin Winston, L</b> ERA: 3.8	1.0	S	3	1	0	0	0	0	0	0	0	0	0	0	0	0											
<b>Mark Leiter, R</b> ERA: 2.14	1.0		3	1	0	0	0	0	0	0	0	0	0	0	0	0											
<b>23 Kevin Jordan, R</b> OBP: 0.310, SLG: 0.386	1.0		3	1	0	0	0	0	0	0	0	0	0	0	0	0											
<b>Inning Stats</b>	R: 1 E: 0 K: 1 S: 17	H: 2 LOB: 1 BB: 0 P: 24	R: 0 E: 0 K: 0 S: 9	H: 2 LOB: 0 BB: 0 P: 11	R: 4 E: 0 K: 1 S: 17	H: 4 LOB: 1 BB: 1 P: 24	R: 1 E: 0 K: 0 S: 13	H: 2 LOB: 1 BB: 0 P: 18	R: 0 E: 0 K: 0 S: 6	H: 0 LOB: 0 BB: 1 P: 14	R: 0 E: 0 K: 0 S: 10	H: 0 LOB: 0 BB: 0 P: 16	R: 0 E: 0 K: 1 S: 7	H: 0 LOB: 0 BB: 0 P: 9	R: 0 E: 0 K: 1 S: 7	H: 1 LOB: 0 BB: 0 P: 11	1B: 7 2B: 4 3B: 0 HR: 1	SF: 1 SAC: 0 DP: 2 HBP: 0	WP: 0 PB: 0 CS: 0 CS: 1	PA: 37							
<b>PITCHER</b>	IP	WLS	BF	H	R	ER	SO	BB	IBB	HBP	BLK	WP	HR	S	P	ERA	WHIP										
<b>Bobby Jones, R</b> ERA: 4.04	4.0		21	10	6	6	2	1	0	0	0	0	0	16	30	0.00	0.500										
<b>Brian Bohanon, L</b> ERA: 1.58	2.0		7	0	0	0	1	1	0	0	0	0	0	0	0	0	0										
<b>Mel Rojas, R</b> ERA: 1.9	2.0	W	6	1	0	0	1	0	0	0	0	0	0	15	18	0.00	0.500										
<b>John Franco, L</b> ERA: 3.54	1.0	S	3	1	0	0	0	0	0	0	0	0	0	7	11	0.00	1.000										



Batter	1	2	3	4	5	6	7	8	9	AB	R	H	RBI	BB	SO	LOB	TOP				
F.P. Santangelo, S OBP: 0.332, SLG: 0.363 (1, 7)	G6-3	G4-3						L6		4	0	1	0	1	0	4	<b>Montreal Expos @ Philadelphia Phillies</b> Veterans Stadium, Philadelphia, PA Mon Jun 01 1998, 7:05 PM EDT Att: 16,704 - Unknown - 74 F				
Jose Vidro, S OBP: 0.285, SLG: 0.210 (1, 4)	L4		G4-3	L8				G5-3		5	0	1	0	0	0	3					
Vladimir Guerrero, R OBP: 0.329, SLG: 0.481 (1, 9)										3	0	2	0	1	0	0					
Brad Fuller, L OBP: 0.337, SLG: 0.471 Ryan McGuire, L OBP: 0.370, SLG: 0.359 (1, 3) (7, 3)										4	0	0	0	0	1	3					
Rondell White, R OBP: 0.355, SLG: 0.485 (1, 8)										3	1	0	0	0	1	1					
Mark Gudzziolanski, R OBP: 0.285, SLG: 0.336 (1, 6)										3	1	1	0	1	1	1					
Chris Widger, R OBP: 0.322, SLG: 0.443 (1, 2)										4	0	1	1	0	0	2					
Shane Andrews, R OBP: 0.309, SLG: 0.442 (1, 5)										2	0	0	0	2	1	1					
Javier Vazquez, R OBP: 0.300, SLG: 0.316 Scott Livingstone, L OBP: 0.252, SLG: 0.250 Mike Maddux, L (8, PH) (8, 1)										1	0	1	1	1	0	0					
<b>Inning Stats</b>	R: 0 E: 0 K: 0 S: 10	H: 0 LOB: 1 BB: 1 P: 16	R: 1 E: 0 K: 0 S: 12	H: 1 LOB: 2 BB: 1 P: 21	R: 0 E: 0 K: 0 S: 7	H: 1 LOB: 0 BB: 0 P: 10	R: 1 E: 0 K: 1 S: 12	H: 1 LOB: 3 BB: 3 P: 28	R: 0 E: 0 K: 0 S: 9	H: 2 LOB: 2 BB: 1 P: 16	R: 0 E: 0 K: 1 S: 11	H: 0 LOB: 0 BB: 0 P: 16	R: 0 E: 0 K: 2 S: 14	H: 1 LOB: 2 BB: 1 P: 22	R: 0 E: 0 K: 0 S: 8	H: 1 LOB: 0 BB: 0 P: 12		1B: 5 2B: 2 3B: 0 HR: 0	SF: 0 SAC: 1 DP: 0 HBP: 2	WP: 0 PB: 0 SB: 3 CS: 0	PA: 40
<b>PITCHER</b>	IP	WLS	BF	H	R	ER	SO	BB	IBB	HBP	BLK	WP	HR	S	P	ERA	WHIP				
Mike Grace, R ERA: 5.58 (1, 1)	6.0		29	5	2	2	1	6	0	2	0	0	0	57	102	3.00	1.833				
Wayne Gomes, R ERA: 3.89 (7, 1)	2.0	W	8	1	0	0	3	1	0	0	0	0	0	25	38	0.00	1.000				
Mark Leiter, R ERA: 2.08 (9, 1)	1.0		3	1	0	0	0	0	0	0	0	0	0	8	12	0.00	1.000				

AB	30
R	2
H	7
RBI	2
BB	7
SO	4
LOB	15



Batter	1	2	3	4	5	6	7	8	9	AB	R	H	RBI	BB	SO	LOB	BOTTOM				
Doug Glanville, R OBP: 0.345, SLG: 0.430 (1, 8)			L7							3	1	1	0	1	0	0	<b>Montreal Expos @ Philadelphia Phillies</b> Veterans Stadium, Philadelphia, PA Mon Jun 01 1998, 7:05 PM EDT Att: 16,704 - Unknown - 74 F				
Gregg Jefferies, S OBP: 0.380, SLG: 0.464 (1, 7)	G4-3									4	2	3	2	0	0	1					
Scott Rolen, R OBP: 0.382, SLG: 0.531 (1, 5)										4	1	1	3	0	1	1					
Rico Brogna, L OBP: 0.327, SLG: 0.492 (1, 3)										4	1	1	1	0	0	0					
Mike Lieberthal, R OBP: 0.285, SLG: 0.384 (1, 2)										2	0	1	0	1	1	0					
Bobby Abreu, L OBP: 0.408, SLG: 0.482 (1, 9)										3	0	0	0	0	2	2					
Mark Lewis, R OBP: 0.260, SLG: 0.279 (1, 4)										3	0	0	0	0	1	0					
Desi Relaford, S OBP: 0.310, SLG: 0.385 (1, 6)										3	1	1	0	0	1	0					
Mike Grace, R OBP: 0.167, SLG: 0.118 Ruben Amaro Jr., S OBP: 0.287, SLG: 0.231 Wayne Gomes, R (6, PH) 23 Kevin Jordan, R OBP: 0.314, SLG: 0.388 Mark Leiter, R (9, 1)										1	0	0	0	0	1	0					
<b>Inning Stats</b>	R: 0 E: 0 K: 0 S: 5	H: 1 LOB: 0 BB: 0 P: 9	R: 1 E: 0 K: 0 S: 6	H: 2 LOB: 0 BB: 0 P: 12	R: 0 E: 0 K: 1 S: 7	H: 0 LOB: 0 BB: 0 P: 10	R: 0 E: 0 K: 0 S: 5	H: 1 LOB: 0 BB: 0 P: 7	R: 0 E: 0 K: 2 S: 9	H: 0 LOB: 0 BB: 0 P: 12	R: 0 E: 0 K: 2 S: 7	H: 0 LOB: 0 BB: 0 P: 10	R: 1 E: 0 K: 2 S: 10	H: 1 LOB: 1 BB: 1 P: 19	R: 4 E: 0 K: 1 S: 16	H: 3 LOB: 0 BB: 1 P: 29		1B: 4 2B: 2 3B: 0 HR: 3	SF: 0 SAC: 0 DP: 2 HBP: 0	WP: 1 PB: 0 SB: 0 CS: 1	PA: 31
<b>PITCHER</b>	IP	WLS	BF	H	R	ER	SO	BB	IBB	HBP	BLK	WP	HR	S	P	ERA	WHIP				
Javier Vazquez, R ERA: 5.86 (1, 1)	7.0		24	5	2	2	7	1	0	0	0	1	1	16	29	36.00	4.000				
Mike Maddux, R ERA: 5.52 (8, 1)	1.0	L	7	3	4	4	1	1	0	0	0	1	1	16	29	36.00	4.000				

AB	29
R	6
H	8
RBI	6
BB	2
SO	8
LOB	5





Batter	1	2	3	4	5	6	7	8	9	AB	R	H	RBI	BB	SO	LOB	TOP										
F.P. Santangelo, S OBP: 0.333, SLG: 0.360 (1, 7)	F6		WP 2B 1B	F8			K		SH1-3 HBP	4	1	1	0	0	1	1	<b>Montreal Expos @ Philadelphia Phillies</b> Veterans Stadium, Philadelphia, PA Tue Jun 02 1998, 7:05 PM EDT Att: 13,606 - Overcast - 76 F										
Jose Vidro, S OBP: 0.296, SLG: 0.231 (1, 4)	L4-3		2B 2B		2B 1B		F8		SH1-3	4	1	2	1	0	0	0											
Vladimir Guerrero, R OBP: 0.330, SLG: 0.481 (1, 9)	L5		P5		2B				F8	4	0	1	0	1	0	2											
Brad Fullmer, L OBP: 0.338, SLG: 0.474 Ugueth Urbina, R (9, 1)		FC4-6 1B	2B 2B		G3		G4-3		K	5	1	2	1	0	1	4											
Rondell White, R OBP: 0.353, SLG: 0.486 (1, 8)		P5	2B		K				P5	4	0	1	1	0	1	3											
Mark Grudzielanek, R OBP: 0.285, SLG: 0.335 (1, 6)	FC4-6 BB 1-2f		G3		K				WP SF9 1B	4	1	1	0	0	1	4											
Chris Widger, R OBP: 0.326, SLG: 0.444 (1, 2)		BB			FC1-6 1B				SF9 1-H	2	0	1	1	1	1	0											
Shane Andrews, R OBP: 0.307, SLG: 0.438 (1, 5)	F9				F9				FC6 1B	4	0	1	0	0	1	3											
Carl Pavano, R OBP: 0.143, SLG: 0.143 Miguel Batista, R (8, 1)			G4-3		FC1-6				FC6	4	0	0	0	0	0	2											
Steve Kline, S (8, 1)					1-2f				1-2f	0	0	0	0	0	0	0											
Ryan McGuire, L OBP: 0.370, SLG: 0.359 (9, 3)										0	0	0	0	0	0	0											
<b>Inning Stats</b>	R: 0 E: 0 K: 0 S: 10	H: 0 LOB: 0 BB: 0 P: 15	R: 0 E: 0 K: 0 S: 11	H: 1 LOB: 2 BB: 1 P: 16	R: 3 E: 0 K: 0 S: 15	H: 4 LOB: 1 BB: 0 P: 18	R: 0 E: 0 K: 0 S: 6	H: 1 LOB: 1 BB: 0 P: 10	R: 0 E: 0 K: 2 S: 13	H: 2 LOB: 2 BB: 0 P: 17	R: 0 E: 0 K: 2 S: 7	H: 0 LOB: 0 BB: 0 P: 9	R: 0 E: 0 K: 1 S: 6	H: 0 LOB: 1 BB: 1 P: 12	R: 1 E: 0 K: 0 S: 12	H: 2 LOB: 1 BB: 0 P: 18	R: 0 E: 0 K: 1 S: 8	H: 0 LOB: 1 BB: 0 P: 14	1B: 6 2B: 4 3B: 0 HR: 0	SF: 1 SAC: 1 DP: 0 HBP: 1	WP: 2 PB: 0 SB: 1 CS: 0	PA: 40					
<b>PITCHER</b> Curt Schilling, R ERA: 2.71 (1, 1)	IP 9.0	WLS L	BF 40	H 10	R 4	ER 4	SO 6	BB 2	IBB 0	HBP 1	BLK 0	WP 2	HR 0	S 88	P 129	ERA 4.00	WHIP 1.333										

Batter	1	2	3	4	5	6	7	8	9	AB	R	H	RBI	BB	SO	LOB	BOTTOM										
Doug Glanville, R OBP: 0.348, SLG: 0.431 (1, 8)	G6-3		FC6-4 1B			K			G5-3 1B	4	0	2	0	0	1	0	<b>Montreal Expos @ Philadelphia Phillies</b> Veterans Stadium, Philadelphia, PA Tue Jun 02 1998, 7:05 PM EDT Att: 13,606 - Overcast - 76 F										
Gregg Jefferies, S OBP: 0.373, SLG: 0.455 (1, 7)	K		FC6-4 1-2f 3-H			F8			G5-3	4	0	0	1	0	1	2											
Scott Rolen, R OBP: 0.380, SLG: 0.539 (1, 5)	G4-3		K				HR		G5-3	4	1	1	1	0	1	2											
Rico Brogna, L OBP: 0.326, SLG: 0.485 (1, 3)		FC3-6 BB			G4-3		G4-3		K2-3	3	0	0	0	1	1	1											
Mike Lieberthal, R OBP: 0.284, SLG: 0.381 Kevin Seick, R OBP: 0.357, SLG: 0.250 (9, PR)		L8			G4-3				FC5-6 1B	4	0	1	0	0	0	1											
Bobby Abreu, L OBP: 0.405, SLG: 0.473 (1, 9)		FC3-6 1-2f			F8				FC5-6 23 1B	3	1	0	0	1	0	2											
Mark Lewis, R OBP: 0.256, SLG: 0.274 23 Kevin Jordan, R OBP: 0.324, SLG: 0.397 (9, PH)		G5-3				K			E6 G4-3	3	0	0	0	0	1	2											
Desi Relaford, S OBP: 0.314, SLG: 0.389 Alex Arias, R OBP: 0.354, SLG: 0.333 (6, PH)			1B SH3-4 FC6-4 1B			G5-3			G4-3	1	1	1	0	0	0	0											
Curt Schilling, R OBP: 0.100, SLG: 0.069 (1, 1)			SH3-4			F3			G5-3	2	0	0	0	0	0	1											
<b>Inning Stats</b>	R: 0 E: 0 K: 1 S: 7	H: 0 LOB: 0 BB: 0 P: 10	R: 0 E: 0 K: 0 S: 5	H: 0 LOB: 1 BB: 1 P: 12	R: 1 E: 0 K: 1 S: 13	H: 2 LOB: 0 BB: 0 P: 14	R: 0 E: 0 K: 0 S: 6	H: 0 LOB: 0 BB: 0 P: 11	R: 0 E: 0 K: 1 S: 7	H: 0 LOB: 0 BB: 0 P: 9	R: 1 E: 0 K: 1 S: 9	H: 1 LOB: 0 BB: 0 P: 15	R: 1 E: 1 K: 0 S: 9	H: 0 LOB: 1 BB: 1 P: 15	R: 0 E: 0 K: 1 S: 7	H: 1 LOB: 0 BB: 0 P: 16		R: 0 E: 0 K: 0 S: 6	H: 2 LOB: 2 BB: 0 P: 11	1B: 5 2B: 0 3B: 0 HR: 1	SF: 0 SAC: 1 DP: 0 HBP: 0	WP: 0 PB: 0 SB: 1 CS: 0	PA: 35				
<b>PITCHER</b> Carl Pavano, R ERA: 3.2 Miguel Batista, R ERA: 4.04 Steve Kline, L ERA: 2.75 Ugueth Urbina, R ERA: 1.57 (1, 1)	IP 7.1	WLS W	BF 29	H 4	R 3	ER 2	SO 4	BB 2	IBB 0	HBP 0	BLK 0	WP 0	HR 1	S 59	P 93	ERA 2.46	WHIP 0.818										

AB	35
R	4
H	10
RBI	4
BB	2
SO	6
LOB	19

AB	32
R	3
H	6
RBI	3
BB	2
SO	5
LOB	14




Batter	1	2	3	4	5	6	7	8	9	AB	R	H	RBI	BB	SO	LOB	TOP										
F.P. Santangelo, S (1,4) OBP: 0.330, SLG: 0.353	0-1 F7		4-2 BB		1-3 K		0-0 G5-3		0-3 K	4	0	0	0	1	2	2	<b>Montreal Expos @ Philadelphia Phillies</b> Veterans Stadium, Philadelphia, PA Wed Jun 03 1998, 7:05 PM EDT Att: 13,592 - Cloudy - 66 F										
Chris Widger, R (1,2) OBP: 0.317, SLG: 0.431	2-3 K		0-1 G5-3		1-3 K			1-2 G4-3	0-0 F7	5	0	0	0	0	2	2											
Vladimir Guerrero, R (1,9) OBP: 0.330, SLG: 0.500	1-2 G5-3			3-2 HR		2-1 G3 WP 1B		1-2 S 1B		4	2	3	1	0	0	0											
Rondell White, R (1,8) OBP: 0.356, SLG: 0.500		1-2 HR		0-0 WP 1B		1-2 L6		3-3 SAFE K	1-2 K	4	1	2	1	0	1	2											
Robert Perez, R (1,7) OBP: 0.265, SLG: 0.433		0-0 P4		0-3 K		2-2 G3		1-0 1B WP 1B		4	0	1	1	0	1	2											
Da Rond Stovall, S (8, PR) OBP: 0.321, SLG: 0.360				1-2 K		1-3 K		2-H 1B WP 1B		0	0	0	0	0	0	0											
Mark Cudzielnick, R (1,6) OBP: 0.288, SLG: 0.335	0-2 F9		4-2 L3 BB		0-3 K			0-1 HBP 1B		3	0	1	0	1	1	1											
Brad Fulmer, L (1,3) OBP: 0.302, SLG: 0.467	2-0 F8		0-0 L3				1-3 K	1-1 HBP		3	0	0	0	0	1	2											
Jose Vidro, S (8, PR) OBP: 0.319, SLG: 0.391			1-1 G5-3		1-1 1B		4-0 SH1-4 BB	1-3 K		3	0	1	0	1	1	3											
Ryan McGuire, L (8,3) OBP: 0.370, SLG: 0.359			1-3 K		4-1 PB BB		1-0 SH1-4		0-0 G3-1	2	0	0	0	1	1	0											
Shane Andrews, R (1,5) OBP: 0.311, SLG: 0.436																											
Carlos Perez, L (1,1) OBP: 0.233, SLG: 0.276																											
<b>Inning Stats</b>	R: 0 E: 0 K: 1 S: 8	H: 0 LOB: 0 BB: 0 P: 11	R: 1 E: 0 K: 0 S: 8	H: 1 LOB: 0 BB: 0 P: 11	R: 0 E: 0 K: 1 S: 10	H: 0 LOB: 1 BB: 1 P: 16	R: 1 E: 0 K: 1 S: 14	H: 2 LOB: 1 BB: 1 P: 21	R: 0 E: 0 K: 1 S: 9	H: 1 LOB: 1 BB: 0 P: 16	R: 0 E: 0 K: 1 S: 12	H: 1 LOB: 1 BB: 0 P: 17	R: 0 E: 0 K: 1 S: 6	H: 0 LOB: 1 BB: 1 P: 12	R: 1 E: 0 K: 2 S: 16	H: 3 LOB: 3 BB: 0 P: 24	R: 0 E: 0 K: 1 S: 5	H: 0 LOB: 0 BB: 0 P: 5	1B: 6 2B: 1 3B: 0 HR: 2	SF: 0 SAC: 1 DP: 1 HBP: 1	WP: 3 PB: 1 SB: 1 CS: 0	PA: 38					
<b>PITCHER</b>	IP	WLS	BF	H	R	ER	SO	BB	IBB	HBP	BLK	WP	HR	S	P	ERA	WHIP										
55 Matt Beech, L (1,1) ERA: 5.5	7.0		28	5	2	2	7	4	0	0	0	2	2	67	104	2.57	1.286										
Wayne Gomes, R (8,1) ERA: 4.03	0.2	L	5	3	1	1	1	0	0	0	0	1	0	12	18	13.50	4.500										
Darrin Winston, L (8,1) ERA: 3.8	0.0		1	0	0	0	0	0	0	1	0	0	0	1	2	∞	∞										
Jerry Spradlin, R (8,1) ERA: 3.99	1.1		4	0	0	0	2	0	0	0	0	0	0	8	9	0.00	0.000										

Batter	1	2	3	4	5	6	7	8	9	AB	R	H	RBI	BB	SO	LOB	BOTTOM										
Doug Glanville, R (1,8) OBP: 0.346, SLG: 0.428	0-2 G5-3		0-2 S 1B		2-1 F8		1 SAFE 0-0 G5-3			4	1	1	0	0	0	1	<b>Montreal Expos @ Philadelphia Phillies</b> Veterans Stadium, Philadelphia, PA Wed Jun 03 1998, 7:05 PM EDT Att: 13,592 - Cloudy - 66 F										
Rex Hudler, R (1,7) OBP: 0.194, SLG: 0.152	1-2 G6-3		1-2 F9		0-2 P3			2-1 F3		4	0	0	0	0	0	1											
Scott Rolen, R (1,5) OBP: 0.378, SLG: 0.534	0-1 P5		1-0 2-H 1B		2-3 K			0-0 G4-3		4	0	1	1	0	1	0											
Mike Lieberthal, R (1,2) OBP: 0.279, SLG: 0.373		2-1 L3	2-2 P4		0-0 F7			1-2 F8		4	0	0	0	0	0	1											
Rico Brogna, L (1,3) OBP: 0.324, SLG: 0.480		0-1 1B FC5-2 1B	3-3 K		0-1 G4-3			0-1 L7		4	0	1	0	0	1	1											
Mark Lewis, R (1,4) OBP: 0.286, SLG: 0.289	1 SAFE 0-0 FC5-2 1B			3-2 G6-3			3-2 SH1-3 E 2B	0-1 1B		4	1	3	0	0	0	0											
Kevin Sefcik, R (8, PR) OBP: 0.357, SLG: 0.250		1-2 1B								0	0	0	0	0	0	0											
Bobby Abreu, L (1,9) OBP: 0.404, SLG: 0.471		2-2 FC5-2 1B		0-0 G1-3			0-0 SH1-3	2-2 L7		3	0	1	0	0	0	1											
Alex Arias, R (1,6) OBP: 0.327, SLG: 0.304		0-0 FC5-2		0-0 P4			0-2 E6	0-0 5-3		4	0	0	0	0	0	4											
55 Matt Beech, L (1,1) OBP: 0.188, SLG: 0.188					2-3 K		3-H 1-1 P5			2	0	0	0	0	2	3											
23 Kevin Jordan, R (7, PH) OBP: 0.319, SLG: 0.391										1	0	0	0	0	0	1											
Wayne Gomes, R (8,1) OBP: 0.319, SLG: 0.391										0	0	0	0	0	0	0											
Darrin Winston, R (8,1) OBP: 0.319, SLG: 0.391										0	0	0	0	0	0	0											
Jerry Spradlin, S (8,1) OBP: 0.319, SLG: 0.391										0	0	0	0	0	0	0											
<b>Inning Stats</b>	R: 0 E: 0 K: 0 S: 8	H: 0 LOB: 0 BB: 0 P: 9	R: 0 E: 0 K: 1 S: 13	H: 3 LOB: 3 BB: 0 P: 19	R: 1 E: 0 K: 1 S: 15	H: 2 LOB: 1 BB: 0 P: 22	R: 0 E: 0 K: 0 S: 5	H: 0 LOB: 0 BB: 0 P: 8	R: 0 E: 0 K: 1 S: 9	H: 0 LOB: 0 BB: 0 P: 13	R: 0 E: 0 K: 1 S: 6	H: 0 LOB: 0 BB: 0 P: 8	R: 1 E: 1 K: 0 S: 11	H: 1 LOB: 1 BB: 0 P: 15	R: 0 E: 0 K: 0 S: 6	H: 0 LOB: 0 BB: 0 P: 9	R: 0 E: 0 K: 0 S: 8	H: 1 LOB: 1 BB: 0 P: 10	1B: 6 2B: 1 3B: 0 HR: 0	SF: 0 SAC: 1 DP: 0 HBP: 0	WP: 0 PB: 0 SB: 1 CS: 0	PA: 35					
<b>PITCHER</b>	IP	WLS	BF	H	R	ER	SO	BB	IBB	HBP	BLK	WP	HR	S	P	ERA	WHIP										
Carlos Perez, L (1,1) ERA: 3.04	9.0	W	35	7	2	1	4	0	0	0	0	0	0	81	113	1.00	0.778										

AB	32
R	3
H	8
RBI	3
BB	4
SO	10
LOB	14



AB	34
R	2
H	7
RBI	1
BB	0
SO	4
LOB	13





Batter	1	2	3	4	5	6	7	8	9	AB R H RBI BB SO LOB	TOP									
Doug Glanville, R (1, 8) OBP: 0.351, SLG: 0.431	0-1 G4-3 1B	2-2 F9			0-0 F8		1-1 FC5-4-3 1B	2-2 1-2 3-H 1B		5 1 3 1 0 0 1	Philadelphia Phillies @ Toronto Blue Jays SkyDome, Toronto, ON Fri Jun 05 1998, 7:05 PM EDT Att: 31,176 - Dome - 72 F									
Gregg Jefferies, S (1, 7) OBP: 0.369, SLG: 0.453	3-2 G4-3 1-2		3-1 G6-3			1-0 1B 2B	0-1 P4 1B	1-3 1B		5 1 1 0 0 1 4										
Scott Rolen, R (1, 5) OBP: 0.386, SLG: 0.538	0-0 2-H 2B 1B		2-1 G6-3			1-0 2-H 1B 1B	1-1 FC5-4-3-2 1B	2-2 1B 23 FC5-2 HBP		4 2 3 2 0 0 0										
Rico Brogna, L (1, 3) OBP: 0.321, SLG: 0.478	0-1 1-H 2B		1-1 F8			0-2 G6-3 1-2	1-0 FC5-4-3-2 1-2 2-3	1-3 1B 23 FC5-2 HBP		5 0 1 1 0 1 4										
Mike Lieberthal, R (1, 2) OBP: 0.282, SLG: 0.379	3-2 F7			2-1 L6		0-0 F8		2-2 BB FC4-6-3 2B	0-1 23 FC5-2 1B	5 2 2 0 0 0 2										
23 Kevin Jordan, R (1, 10) OBP: 0.325, SLG: 0.384	0-1 L4			2-0 F8		4-2 1B 1B BB		1-1 FC4-3-6-3 BB 1B	3-2 FC5-2 1B	4 2 1 0 1 0 3										
Bobby Abreu, L (1, 9) OBP: 0.404, SLG: 0.469		3-2 G1-3		1-3 K		1-0 FC5 1-2 2-H 1B		1-1 F7	3-2 E9 S 1-H 2-H 1B	5 0 2 2 0 1 2										
Mark Lewis, R (1, 4) OBP: 0.274, SLG: 0.290		0-0 G6-3			0-1 L9	1-1 1-2 2-3 1B		4-2 FC4-3-6-3 BB 1-2 2-3 BB	1-1 HBP	3 0 1 0 1 0 0										
Alex Arias, R (1, 6) OBP: 0.316, SLG: 0.294		0-1 1B			0-2 G1-3	0-0 FC5 2-3		1-1 FC4-3-6-3 1B 1-2 2-3 3-H	1-1 F8	5 0 1 1 0 0 7										
<b>Inning Stats</b>	R: 2 E: 0 K: 0 S: 13	H: 3 LOB: 1 BB: 0 P: 19	R: 0 E: 0 K: 0 S: 9	H: 1 LOB: 1 BB: 0 P: 14	R: 0 E: 0 K: 1 S: 6	H: 0 LOB: 0 BB: 0 P: 12	R: 0 E: 0 K: 1 S: 6	H: 0 LOB: 0 BB: 0 P: 11	R: 0 E: 0 K: 0 S: 6	H: 4 LOB: 3 BB: 1 P: 20	R: 0 E: 0 K: 0 S: 7	H: 2 LOB: 1 BB: 0 P: 10	R: 2 E: 0 K: 1 S: 17	H: 3 LOB: 2 BB: 1 P: 29	R: 2 E: 1 K: 1 S: 19	H: 2 LOB: 2 BB: 0 P: 30	1B: 12 2B: 4 3B: 0 HR: 0	SF: 0 SAC: 0 DP: 1 HBP: 2	WP: 0 PB: 0 SB: 1 CS: 0	PA: 45
<b>PITCHER</b>	IP WLS BF H R ER SO BB IBB HBP BLK WP HR S P ERA WHIP											IP WLS BF H R ER SO BB IBB HBP BLK WP HR S P ERA WHIP								
Pat Hentgen, R (1, 1) ERA: 4.67	6.1 30 10 4 4 1 1 0 0 0 0 0 58 90 5.68 1.737																			
Ben Van Ryn, L (7, 1) ERA: 6.17	0.2 1 0 0 0 0 0 0 0 0 0 0 1 2 0.00 0.000																			
Bill Risley, R (8, 1) ERA: 3.18	0.1 L 4 2 2 2 0 1 0 0 0 0 0 0 9 17 54.00 9.000																			
Paul Quantrill, R (8, 1) ERA: 2.6	1.2 10 3 2 1 2 0 0 2 0 0 0 0 27 42 5.40 1.800																			

Batter	1	2	3	4	5	6	7	8	9	AB R H RBI BB SO LOB	BOTTOM											
José Cruz Jr., S (1, 8) OBP: 0.311, SLG: 0.289	4-0 BB		1-0 2B 1B	3-2 E3 E 2-H			2-1 P6		4-2 HR BB	3 1 1 0 2 0 0	Philadelphia Phillies @ Toronto Blue Jays SkyDome, Toronto, ON Fri Jun 05 1998, 7:05 PM EDT Att: 31,176 - Dome - 72 F											
Shawn Green, L (1, 9) OBP: 0.325, SLG: 0.491	0-3 K		1-0 L4 1-3 2B	3-2 E5 1-3			4-2 E S 1B BB	0-0 1-H HR	4 2 2 2 1 1 2													
Jose Canseco, R (1, 7) OBP: 0.319, SLG: 0.500	0-0 F9		1-2 L4 2-3	0-0 G5-3			3-3 K 1-3	2-3 K	4 0 0 0 0 1 6													
Shannon Stewart, R (8, 7) OBP: 0.349, SLG: 0.345									1 0 0 0 0 1 0													
Carlos Delgado, L (1, 3) OBP: 0.403, SLG: 0.571	3-2 L8		3-3 K		0-0 G3		1-0 S 1B	1-3 K	5 0 1 1 0 2 2													
Mike Stanley, R (1, 10) OBP: 0.343, SLG: 0.459		2-0 HR		1-3 K	0-0 F9		3-2 G5-3 1-2		4 1 1 1 0 1 1													
Tony Fernandez, S (1, 4) OBP: 0.353, SLG: 0.395		4-2 G5-3 BB BB		4-0 WP 2B 5 HBP BB	3-2 G4-3			1-2 G3	2 1 0 0 2 0 0													
5 Ed Sprague, R (1, 5) OBP: 0.323, SLG: 0.371		0-0 F9		1-1 WP 2B HBP		2-1 P4		0-0 F9	3 1 0 0 0 0 1													
Kevin Brown, R (1, 2) OBP: 0.380, SLG: 0.433		4-0 1-2 BB		1-2 1-H 2-H E 2B		1-1 F9		2-3 K	3 1 1 2 1 1 0													
Alex Gonzalez, R (1, 6) OBP: 0.255, SLG: 0.324		0-1 G5-3		3-1 G5-3		0-3 K		1-2 F8	4 0 0 0 0 1 3													
<b>Inning Stats</b>	R: 0 E: 0 K: 1 S: 9	H: 0 LOB: 1 BB: 1 P: 16	R: 1 E: 0 K: 0 S: 6	H: 1 LOB: 2 BB: 2 P: 16	R: 0 E: 0 K: 1 S: 8	H: 2 LOB: 1 BB: 0 P: 14	R: 3 E: 2 K: 1 S: 16	H: 1 LOB: 2 BB: 1 P: 32	R: 0 E: 0 K: 0 S: 6	H: 0 LOB: 0 BB: 0 P: 9	R: 0 E: 0 K: 1 S: 7	H: 0 LOB: 0 BB: 0 P: 10	R: 1 E: 0 K: 1 S: 12	H: 1 LOB: 1 BB: 1 P: 25	R: 0 E: 0 K: 1 S: 8	H: 0 LOB: 0 BB: 0 P: 11	R: 2 E: 0 K: 2 S: 15	H: 1 LOB: 0 BB: 1 P: 23	1B: 2 2B: 3 3B: 0 HR: 2	SF: 0 SAC: 0 DP: 2 HBP: 1	WP: 1 PB: 0 SB: 2 CS: 0	PA: 40
<b>PITCHER</b>	IP WLS BF H R ER SO BB IBB HBP BLK WP HR S P ERA WHIP											IP WLS BF H R ER SO BB IBB HBP BLK WP HR S P ERA WHIP										
Tyler Green, R (1, 1) ERA: 4.93	7.0 W 32 10 2 2 3 5 0 1 0 0 0 1 64 122 5.14 1.429																					
Mark Leiter, R (8, 1) ERA: 2.45	2.0 S 8 1 2 2 3 1 0 0 0 0 0 1 23 34 9.00 1.000																					

AB	41
R	8
H	15
RBI	7
BB	2
SO	3
LOB	23





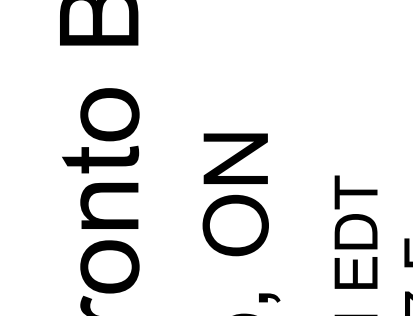
Batter	1	2	3	4	5	6	7	8	9	AB	R	H	RBI	BB	SO	LOB	TOP										
Doug Glanville, R (1.8) OBP: 0.354, SLG: 0.461	1-1 1B 2B		2-1 HR	1-1 P3		1-1 G4-3	0-1 HR		3-2 P3	6	3	3	3	0	0	3	<b>Philadelphia Phillies @ Toronto Blue Jays</b> SkyDome, Toronto, ON Sat Jun 06 1998, 3:33 AM EDT Att: 30,102 - Cloudy - 57 F										
Gregg Jefferies, S (1.7) OBP: 0.370, SLG: 0.452 Ruben Amaro Jr, S (7.7) OBP: 0.261, SLG: 0.225	0-2 G1-3		0-0 E7 1B FC4-6	0-0 S 1B		0-0 G6-3	3-1 1B		1-0 G3	5	1	2	1	0	0	2											
Scott Rolen, R (1.5) OBP: 0.382, SLG: 0.530	2-3 K		0-0 FC4-6 1B	1-3 K		1-3 K	0-0 P4			5	0	1	0	0	3	4											
Rico Brogna, L (1.3) OBP: 0.323, SLG: 0.490	0-0 23 S 2H 1B		1-2 FC4-6 HBP 1B	0-1 G3			2-1 HR		1-1 F8	5	1	2	3	0	0	2											
23 Kevin Jordan, R (1.10) OBP: 0.317, SLG: 0.364	3-2 F9		0-2 F8		1-2 G4-3		2-2 P3		4-2 BB	4	0	0	0	1	0	2											
Bobby Abreu, L (1.9) OBP: 0.408, SLG: 0.495		3-2 HR	1-2 HBP 1B		2-2 G3		1-1 1B 2B		2-2 F8	5	2	3	1	0	0	1											
Mark Lewis, R (1.4) OBP: 0.281, SLG: 0.291		2-2 G6-3	1-1 HBP		4-2 WP BB		1-2 FC6-4 1B		3-2 G6-3	3	0	1	1	1	0	1											
Mark Parent, R (1.2) OBP: 0.295, SLG: 0.300		1-3 K	1-3 K		2-2 G5-3		0-2 FC6-4 1B		1-3 K	5	1	0	0	0	3	5											
Alex Arias, R (1.6) OBP: 0.355, SLG: 0.357		0-0 F9		3-2 1B		2-2 G4-3 2B	3-2 HR 1B		1-1 WP 1B	5	2	4	1	0	0	0											
<b>Inning Stats</b>	R: 1 E: 0 K: 1 S: 12	H: 2 LOB: 1 BB: 0 P: 18	R: 1 E: 0 K: 1 S: 11	H: 1 LOB: 0 BB: 0 P: 17	R: 2 E: 1 K: 1 S: 17	H: 3 LOB: 3 BB: 0 P: 23	R: 1 E: 0 K: 1 S: 12	H: 2 LOB: 1 BB: 0 P: 17	R: 0 E: 0 K: 0 S: 13	H: 0 LOB: 1 BB: 1 P: 21	R: 0 E: 0 K: 1 S: 11	H: 1 LOB: 1 BB: 0 P: 15	R: 5 E: 0 K: 0 S: 21	H: 6 LOB: 1 BB: 0 P: 33	R: 0 E: 0 K: 0 S: 11	H: 0 LOB: 1 BB: 1 P: 21		R: 0 E: 0 K: 1 S: 9	H: 1 LOB: 1 BB: 0 P: 15	1B: 9 2B: 3 3B: 0 HR: 4	SF: 0 SAC: 0 DP: 0 HBP: 1	WP: 3 PB: 0 SB: 4 CS: 0	PA: 47				
<b>PITCHER</b>	IP	WLS	BF	H	R	ER	SO	BB	IBB	HBP	BLK	WP	HR	S	P	ERA	WHIP										
Juan Guzman, R (1.1) ERA: 5.87	6.1	L	32	10	6	5	5	1	0	1	0	1	3	81	120	7.11	1.737										
Ben Van Ryn, L (7.1) ERA: 6.94	0.0	1	1	0	0	0	0	0	0	0	0	0	0	2	3	∞	∞										
Bill Risley, R (7.1) ERA: 4.08	0.1	4	3	4	4	0	0	0	0	0	0	0	1	11	15	108.00	9.000										
Erik Hanson, R (7.1) ERA: 6.1	2.1	10	2	0	0	1	1	0	0	0	0	1	0	23	42	0.00	1.286										

Batter	1	2	3	4	5	6	7	8	9	AB	R	H	RBI	BB	SO	LOB	BOTTOM										
José Cruz Jr, S (1.8) OBP: 0.314, SLG: 0.288	4-1 G4-3 BB		2-0 WP 1B		3-1 G4-3		3-3 K		3-3 K	4	0	1	0	1	2	2	<b>Philadelphia Phillies @ Toronto Blue Jays</b> SkyDome, Toronto, ON Sat Jun 06 1998, 3:33 AM EDT Att: 30,102 - Cloudy - 57 F										
Shawn Green, L (1.9) OBP: 0.318, SLG: 0.479	2-1 L7		2-1 L9		0-0 F7		1-2 L5		3-1 P5	5	0	0	0	0	5												
Jose Canseco, R (1.7) OBP: 0.316, SLG: 0.493	2-2 G4-3		2-2 P3		1-3 K		1-0 1B SF8 1B		2-2 G5-3	5	1	1	0	0	1	3											
Carlos Delgado, L (1.3) OBP: 0.403, SLG: 0.585	1-2 G3-1		2-3 K		1-0 HR		1-2 FC6-4 BB 1B		1-3 K	5	1	2	1	0	2	3											
Mike Stanley, R (1.10) OBP: 0.345, SLG: 0.452		1-2 F9		2-2 F8		4-1 2B 5 2B BB		4-2 FC6-4 BB	3	1	0	0	2	0	0												
Tony Fernandez, S (1.4) OBP: 0.396, SLG: 0.424		2-0 HR		2-3 K		1-0 2B		2-1 SF8	3	2	2	2	0	1	0												
5 Ed Sprague, R (1.5) OBP: 0.326, SLG: 0.378		2-3 K		0-2 1B		0-1 1B 2B		3-0 FC6-4	4	1	2	2	0	1	2												
Kevin Brown, R (1.2) OBP: 0.373, SLG: 0.422		2-3 K		1-0 P4		2-0 1B		0-3 K	4	0	1	1	0	2	3												
Alex Gonzalez, R (1.6) OBP: 0.259, SLG: 0.325			0-1 WP 1B		0-1 P3		4-0 BB		0-0 G1-3	3	0	1	0	1	0	0											
<b>Inning Stats</b>	R: 0 E: 0 K: 0 S: 11	H: 0 LOB: 1 BB: 1 P: 20	R: 1 E: 0 K: 2 S: 11	H: 1 LOB: 0 BB: 0 P: 18	R: 0 E: 0 K: 1 S: 11	H: 2 LOB: 0 BB: 0 P: 19	R: 0 E: 0 K: 1 S: 14	H: 1 LOB: 0 BB: 0 P: 19	R: 0 E: 0 K: 0 S: 5	H: 0 LOB: 0 BB: 0 P: 8	R: 4 E: 0 K: 2 S: 16	H: 4 LOB: 2 BB: 2 P: 31	R: 1 E: 0 K: 1 S: 13	H: 2 LOB: 1 BB: 1 P: 21	R: 0 E: 0 K: 1 S: 6	H: 0 LOB: 0 BB: 0 P: 12		R: 0 E: 0 K: 1 S: 11	H: 0 LOB: 0 BB: 0 P: 16	1B: 6 2B: 2 3B: 0 HR: 2	SF: 1 SAC: 0 DP: 0 HBP: 0	WP: 1 PB: 0 SB: 0 CS: 0	PA: 41				
<b>PITCHER</b>	IP	WLS	BF	H	R	ER	SO	BB	IBB	HBP	BLK	WP	HR	S	P	ERA	WHIP										
Mark Portugal, R (1.1) ERA: 5.2	5.1		26	8	5	5	5	2	0	0	0	0	2	61	100	8.44	1.875										
Wayne Gomes, R (6.1) ERA: 3.98	2.2	W	12	2	1	1	3	2	0	0	0	0	0	26	48	3.38	1.500										
Jerry Spradlin, R (9.1) ERA: 3.86	1.0	3	0	0	0	0	1	0	0	0	0	0	0	11	16	0.00	0.000										

AB 44  
R 10  
H 16  
RBI 10  
BB 2  
SO 6  
LOB 21



AB 36  
R 6  
H 10  
RBI 6  
BB 4  
SO 9  
LOB 18





Batter	1	2	3	4	5	6	7	8	9	AB	R	H	RBI	BB	SO	LOB	TOP										
Doug Glanville, R OBP: 0.355, SLG: 0.463 (1, 8)	G6-3			G4-3 1B	G6-3			S 1B	F8	5	1	2	0	0	0	4	Philadelphia Phillies @ Toronto Blue Jays SkyDome, Toronto, ON Sun Jun 07 1998, 3:33 AM EDT Att: 26,236 - Dome - 72 F										
Gregg Jefferies, S OBP: 0.368, SLG: 0.448 (1, 7)	G3-1			G4-3		L7		S 1B		4	0	1	0	0	0	1											
Scott Rolen, R OBP: 0.380, SLG: 0.526 (1, 5)	G6-3			1B		P4		K		4	0	1	1	0	1	2											
Rico Brogna, L OBP: 0.318, SLG: 0.481 (1, 3)			G4-3	K		F7		F7		4	0	0	0	0	1	3											
Mike Lieberthal, R OBP: 0.286, SLG: 0.378 (1, 2)	K			1B				1B HBP		3	0	1	0	0	1	0											
23 Kevin Jordan, R OBP: 0.314, SLG: 0.370 (1, 10)	G4-3			G6-3				K		4	0	1	0	0	1	3											
Bobby Abreu, L OBP: 0.415, SLG: 0.500 (1, 9)						G6-3		1B		4	0	3	0	0	0	1											
Mark Lewis, R OBP: 0.276, SLG: 0.285 (1, 4)			G5-4-3	L4		F8		P3		4	0	0	0	0	0	5											
Desi Relaford, S OBP: 0.313, SLG: 0.386 (1, 6)			K	G4-3				G4-3	1B	4	0	1	0	0	1	1											
<b>Inning Stats</b>	R: 0 E: 0 K: 0 S: 5	H: 0 LOB: 0 BB: 0 P: 7	R: 0 E: 0 K: 1 S: 9	H: 0 LOB: 0 BB: 0 P: 12	R: 0 E: 0 K: 1 S: 7	H: 1 LOB: 0 BB: 0 P: 9	R: 1 E: 0 K: 1 S: 11	H: 3 LOB: 2 BB: 0 P: 13	R: 0 E: 0 K: 0 S: 8	H: 0 LOB: 0 BB: 0 P: 10	R: 0 E: 0 K: 0 S: 7	H: 1 LOB: 1 BB: 0 P: 12	R: 0 E: 0 K: 1 S: 12	H: 2 LOB: 2 BB: 0 P: 20	R: 0 E: 0 K: 1 S: 16	H: 2 LOB: 3 BB: 0 P: 25	1B: 8 2B: 2 3B: 0 HR: 0	SF: 0 SAC: 0 DP: 1 HBP: 1	WP: 0 PB: 0 SB: 3 CS: 0	PA: 37							
<b>PITCHER</b>	IP	WLS	BF	H	R	ER	SO	BB	IBB	HBP	BLK	WP	HR	S	P	ERA	WHIP										
Chris Carpenter, R ERA: 4.67 (1, 1)	7.2	W	30	8	1	1	4	0	0	0	0	0	0	64	93	1.17	1.043										
Dan Plesac, L ERA: 3.18 (8, 1)	0.1		1	0	0	0	0	0	0	0	0	0	0	3	4	0.00	0.000										
Randy Myers, L ERA: 3.68 (9, 1)	1.0	S	6	2	0	0	1	0	0	1	0	0	0	16	25	0.00	2.000										

AB	36
R	1
H	10
RBI	1
BB	0
SO	5
LOB	20



Batter	1	2	3	4	5	6	7	8	9	AB	R	H	RBI	BB	SO	LOB	BOTTOM										
José Cruz Jr., S OBP: 0.307, SLG: 0.280 (1, 8)	K		K		G3					4	0	0	1	0	3	2	Philadelphia Phillies @ Toronto Blue Jays SkyDome, Toronto, ON Sun Jun 07 1998, 3:33 AM EDT Att: 26,236 - Dome - 72 F										
Shawn Green, L OBP: 0.321, SLG: 0.477 (1, 9)	G3 1B			K	K			BB BB		3	0	1	0	1	2	1											
Felipe Crespo, S OBP: 0.311, SLG: 0.288 (1, 7)	G3			3B 2B		P5		BB		3	1	1	0	1	0	1											
Carlos Delgado, L OBP: 0.405, SLG: 0.601 (1, 3)	K			SF9 3B		5 1B 2B		K		4	1	2	1	0	2	4											
Mike Stanley, R OBP: 0.339, SLG: 0.446 (1, 10)			P4	SF9		K		F9		3	0	0	1	0	1	1											
5 Ed Sprague, R OBP: 0.325, SLG: 0.376 (1, 5)	F8			K		1B		P2		4	0	1	0	0	1	0											
Mark Dalessandro, R OBP: 0.308, SLG: 0.385 (1, 2)					G6-3			F9		4	0	1	0	0	0	2											
Juan Samuel, R OBP: 0.237, SLG: 0.206 (6, PR)	F9							CS 1B		0	0	0	0	0	0	0											
Kevin Brown, R OBP: 0.373, SLG: 0.422 (9, 2)										0	0	0	0	0	0	0											
Craig Grebeck, R OBP: 0.400, SLG: 0.500 (1, 4)			G6-3		G3 1B			CS		3	1	2	0	0	0	0											
Alex Gonzalez, R OBP: 0.261, SLG: 0.330 (1, 6)			G6-3		G3 2B		SH1-4			2	0	1	0	0	0	0											
<b>Inning Stats</b>	R: 0 E: 0 K: 2 S: 10	H: 1 LOB: 1 BB: 0 P: 17	R: 0 E: 0 K: 0 S: 4	H: 0 LOB: 0 BB: 0 P: 4	R: 0 E: 0 K: 1 S: 9	H: 0 LOB: 0 BB: 0 P: 13	R: 2 E: 0 K: 2 S: 15	H: 2 LOB: 0 BB: 0 P: 21	R: 1 E: 0 K: 1 S: 13	H: 2 LOB: 1 BB: 0 P: 22	R: 0 E: 0 K: 1 S: 11	H: 2 LOB: 2 BB: 0 P: 18	R: 0 E: 0 K: 2 S: 15	H: 1 LOB: 3 BB: 2 P: 28	R: 0 E: 0 K: 0 S: 9	H: 1 LOB: 1 BB: 0 P: 14	1B: 5 2B: 3 3B: 1 HR: 0	SF: 1 SAC: 1 DP: 0 HBP: 0	WP: 0 PB: 1 SB: 0 CS: 1	PA: 35							
<b>PITCHER</b>	IP	WLS	BF	H	R	ER	SO	BB	IBB	HBP	BLK	WP	HR	S	P	ERA	WHIP										
Curt Schilling, R ERA: 2.76 (1, 1)	8.0	L	34	9	3	3	9	2	0	0	0	0	0	86	137	3.38	1.375										

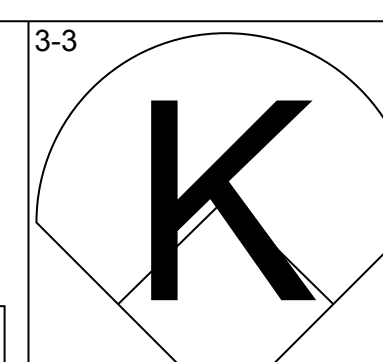
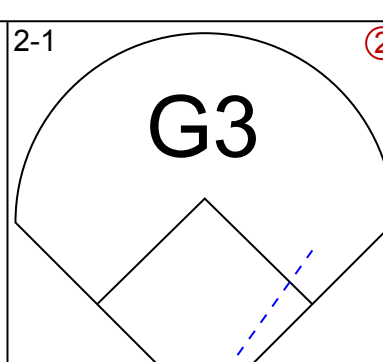
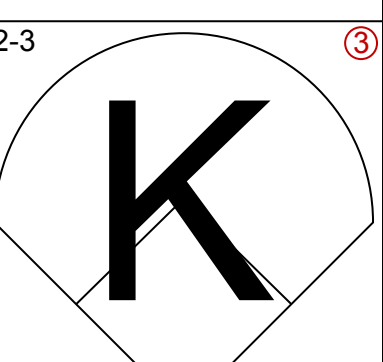
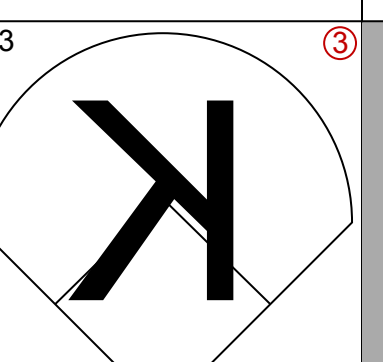
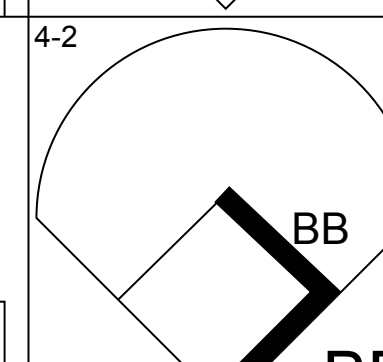
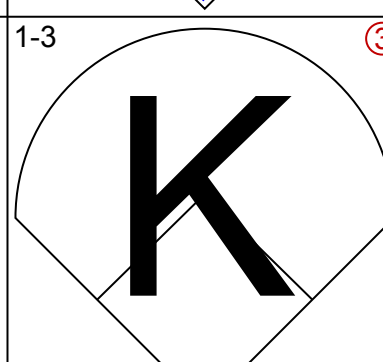
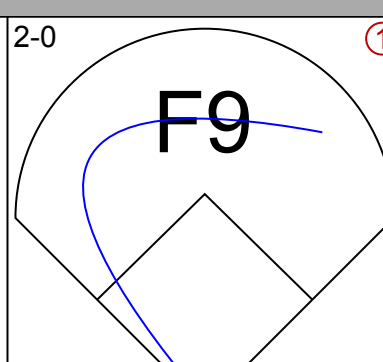
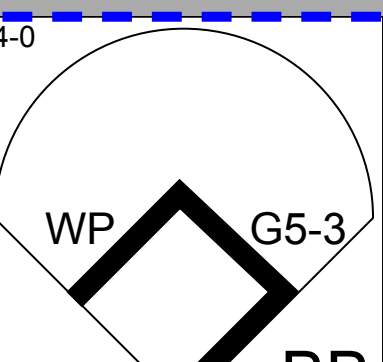
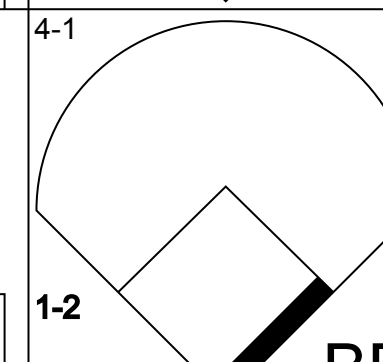
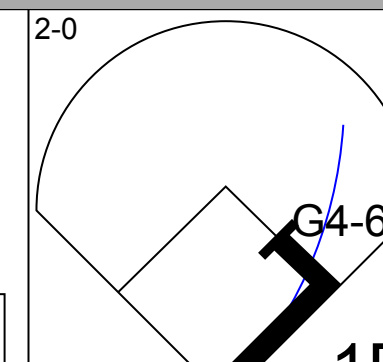
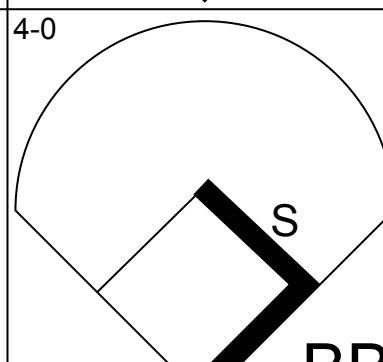
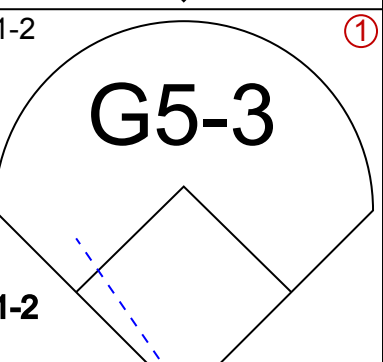
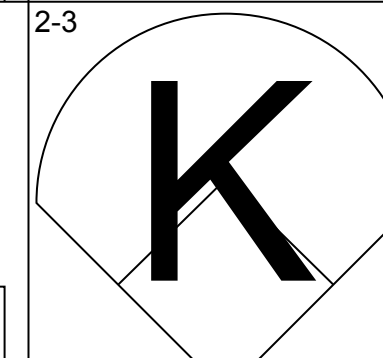
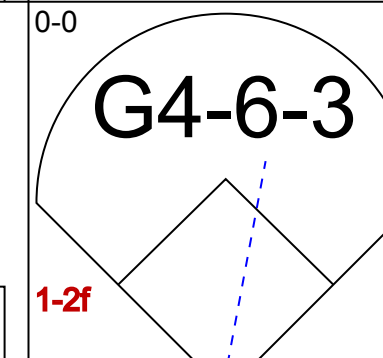
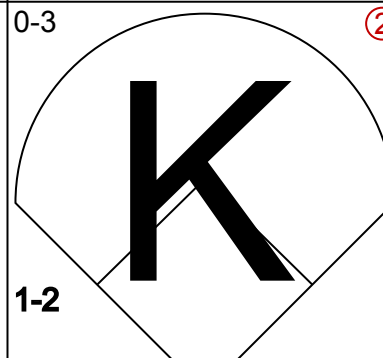
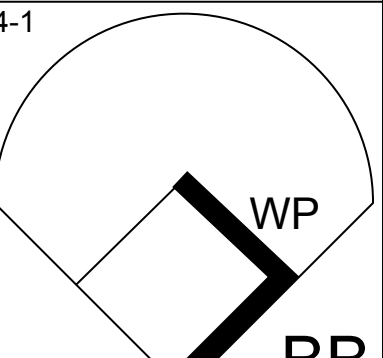
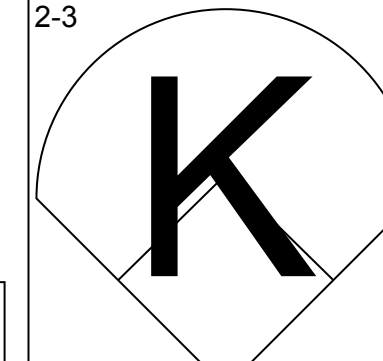
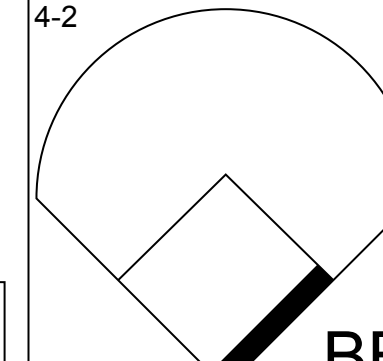
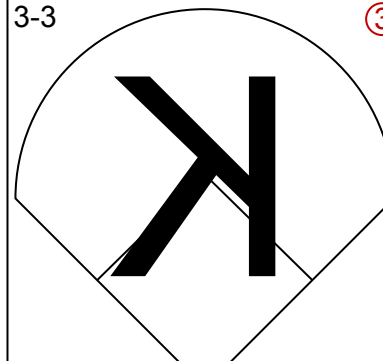
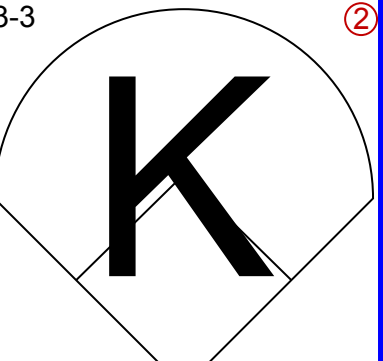
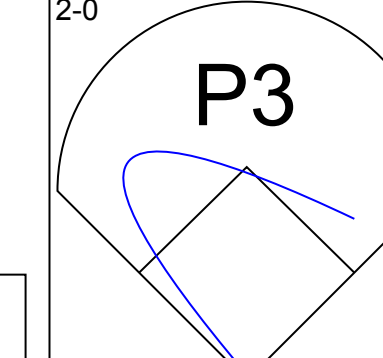
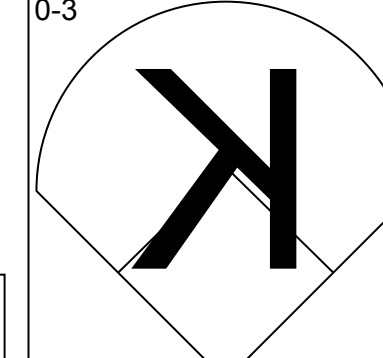
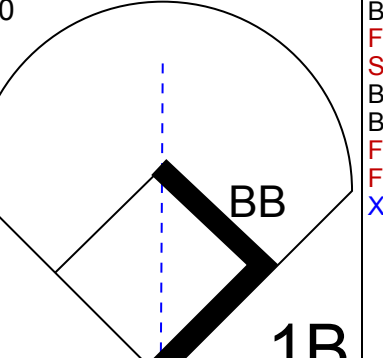
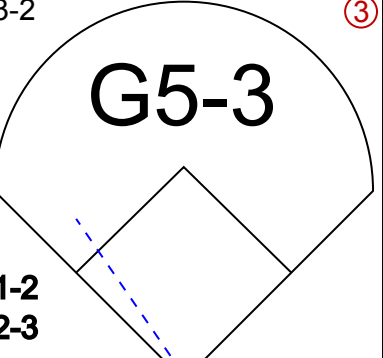
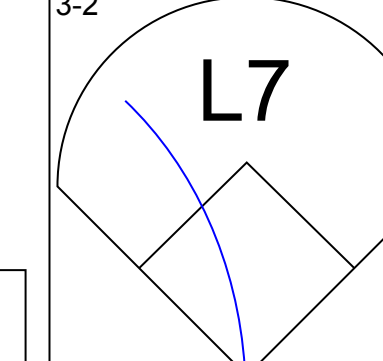
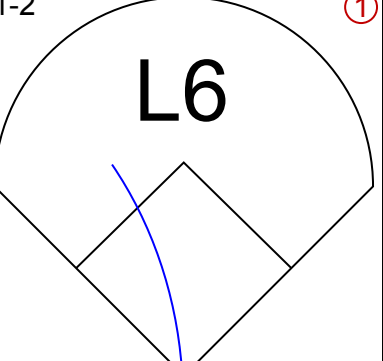

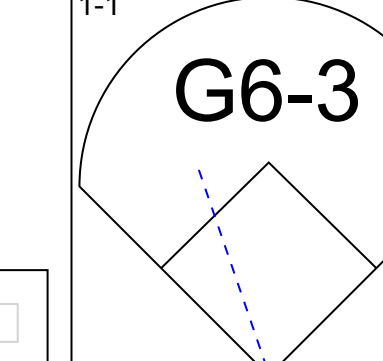
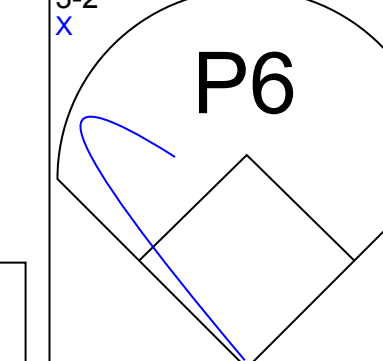
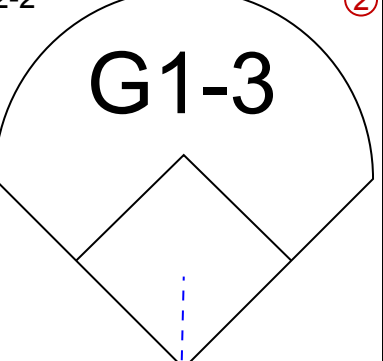
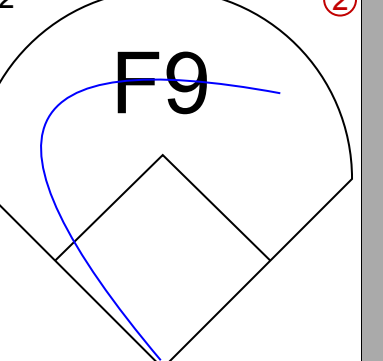
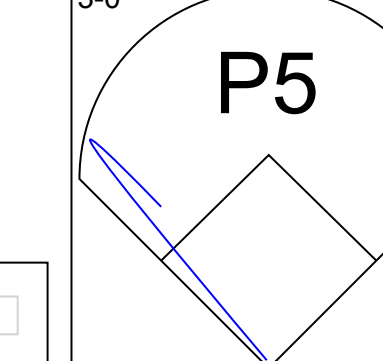
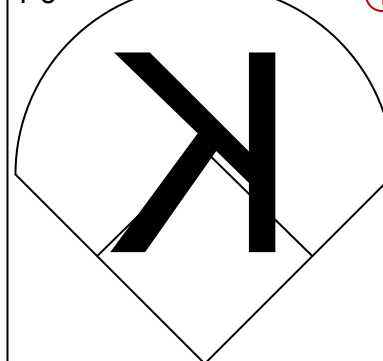
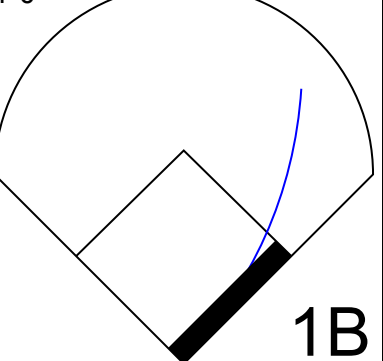
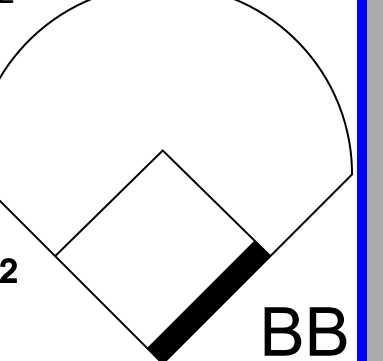
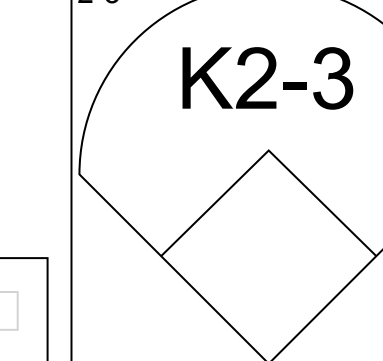
AB	30
R	3
H	9
RBI	3
BB	2
SO	9
LOB	11

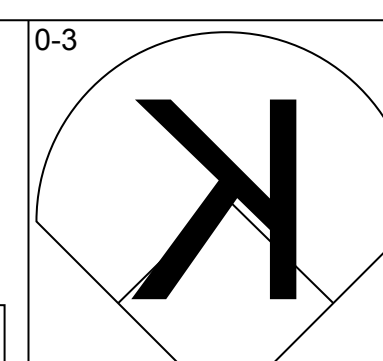
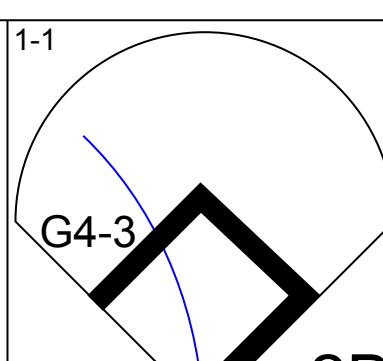
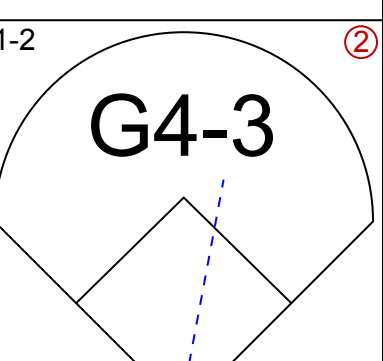
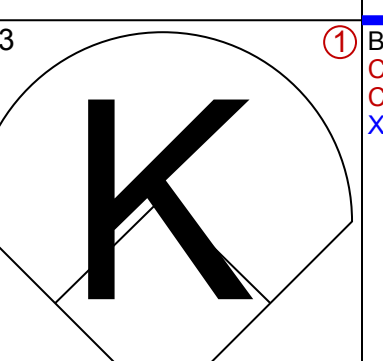
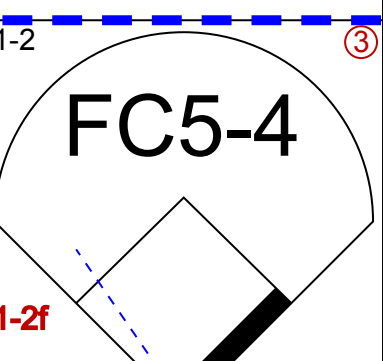
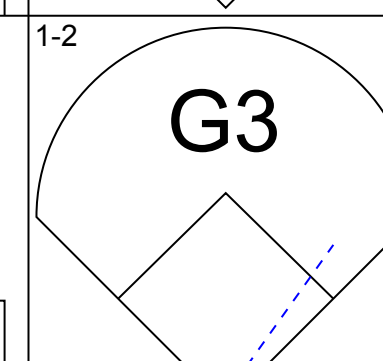
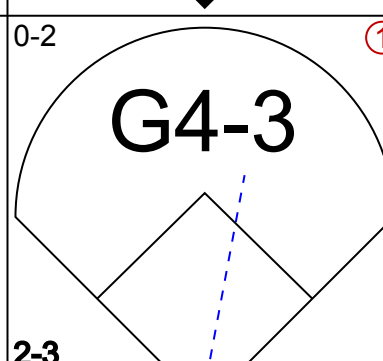
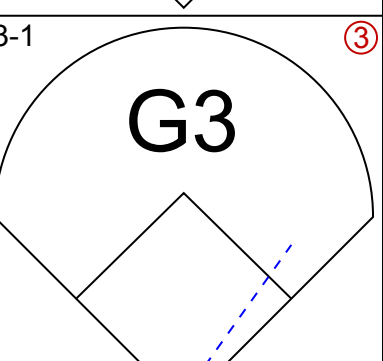
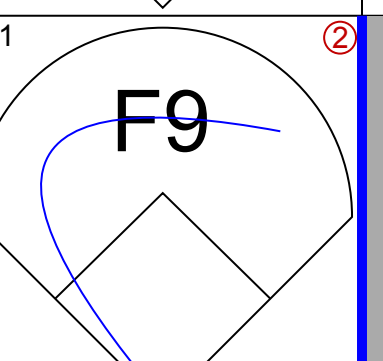
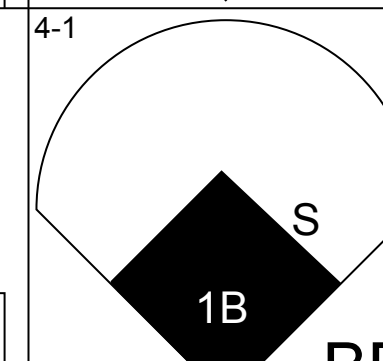
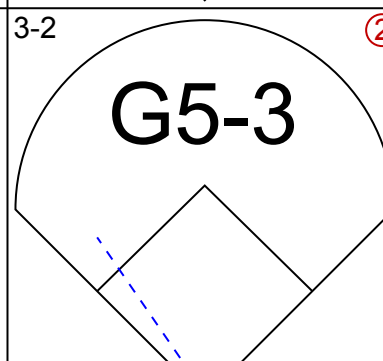
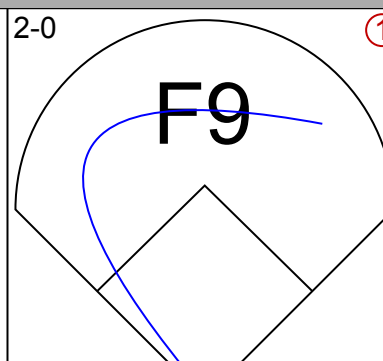
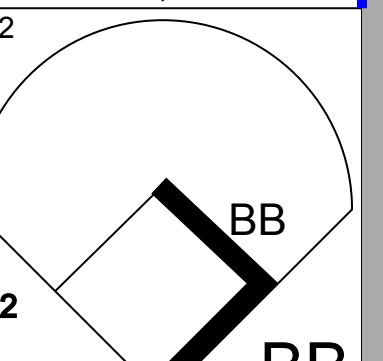

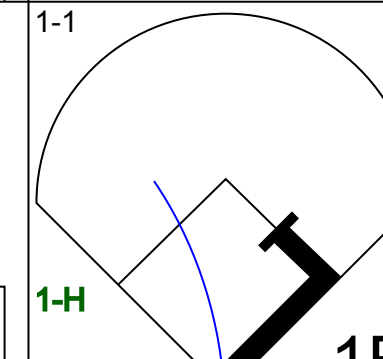
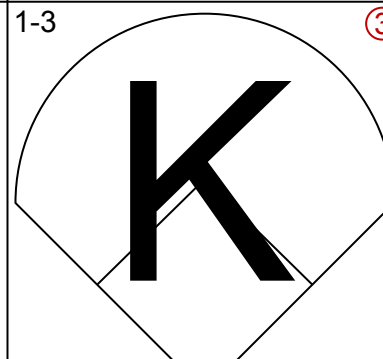
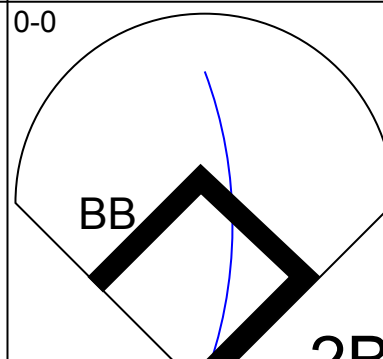
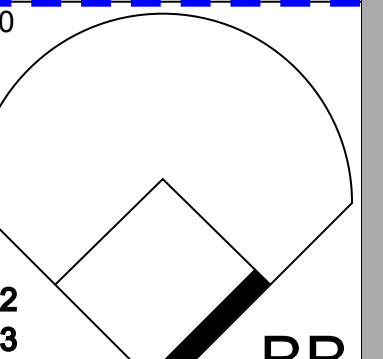

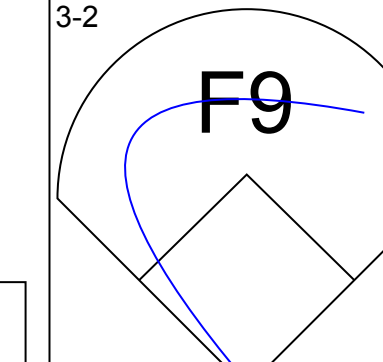
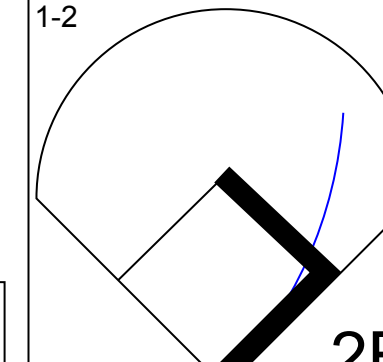
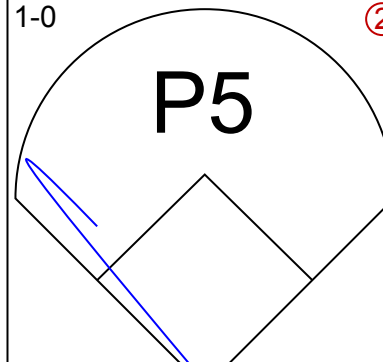
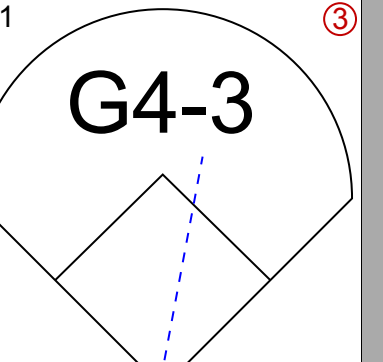




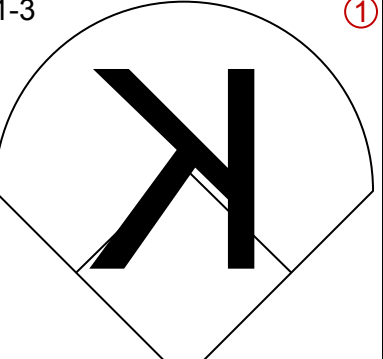
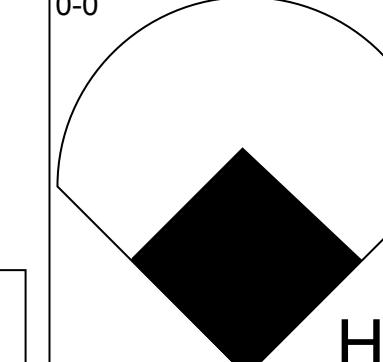
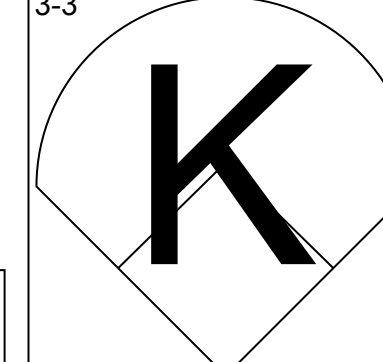
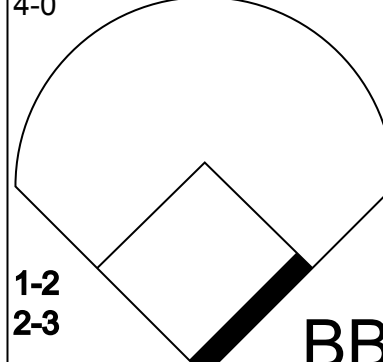

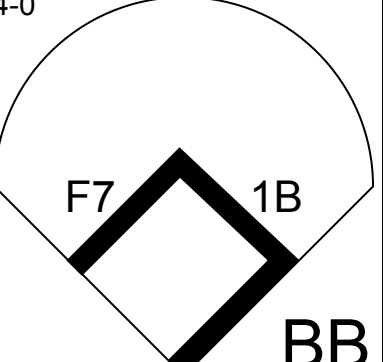
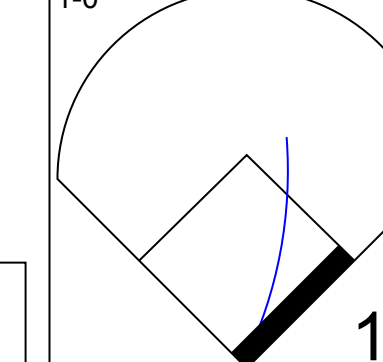
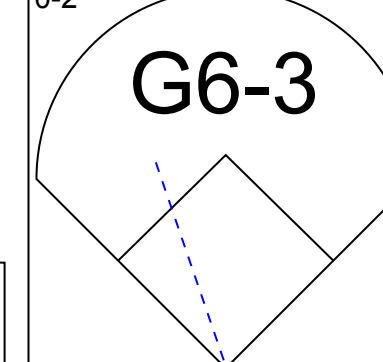
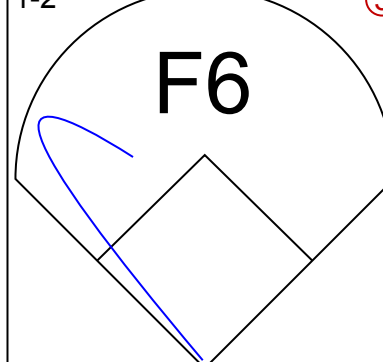
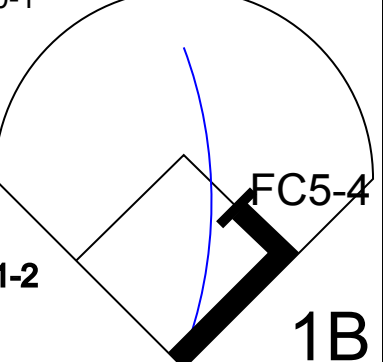
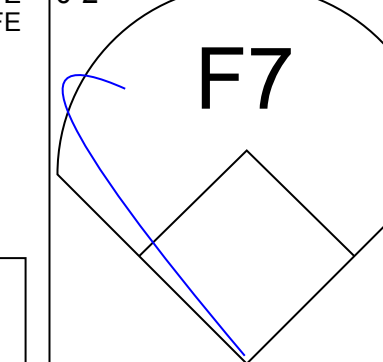
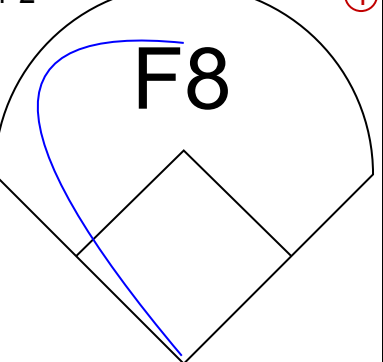
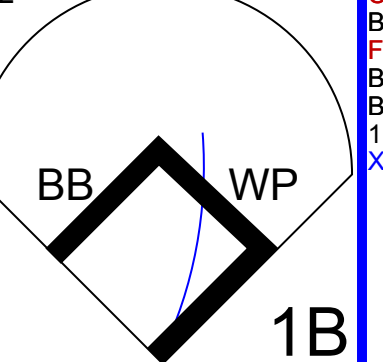
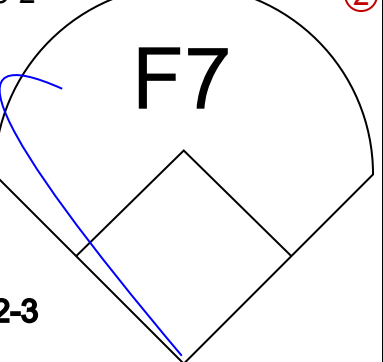








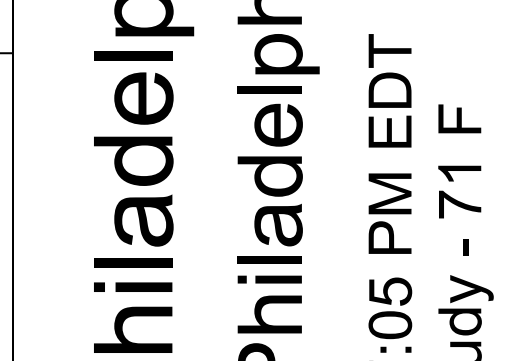
Batter	1	2	3	4	5	6	7	8	9	AB	R	H	RBI	BB	SO	LOB	TOP			
<b>Roberto Alomar, S</b> (1, 4) OBP: 0.384, SLG: 0.448										4	0	0	0	0	3	3	<b>Baltimore Orioles @ Philadelphia Phillies</b> Veterans Stadium, Philadelphia, PA Tue Jun 09 1998, 7:05 PM EDT Att: 27,602 - Cloudy - 71 F			
<b>Jesus Tavarez, S</b> (1, 8) <b>Brady Anderson, L</b> (8, PH) OBP: 0.302, SLG: 0.396								 G5-3 BB		2	0	0	0	1	1	0				
<b>Eric Davis, R</b> (1, 9) OBP: 0.370, SLG: 0.560				 1B						2	0	1	0	2	0	1				
<b>Rafael Palmeiro, L</b> (1, 3) OBP: 0.372, SLG: 0.539			 1-2				 BB			3	0	0	0	1	2	4				
<b>Joe Carter, R</b> (1, 7) OBP: 0.312, SLG: 0.425 <b>Armando Benitez, R</b> (8, 1)										3	0	0	0	1	3	5				
<b>Cal Ripken Jr., R</b> (1, 5) OBP: 0.333, SLG: 0.372							 1B			4	0	1	0	0	1	3				
<b>23 Chris Hoiles, R</b> (1, 2) OBP: 0.270, SLG: 0.295										4	0	0	0	0	1	1				
<b>Mike Bordick, R</b> (1, 6) OBP: 0.310, SLG: 0.392 <b>Lenny Webster, R</b> (9, PH) OBP: 0.260, SLG: 0.421										3	0	0	0	0	0	1				
<b>Sidney Ponson, R</b> (1, 1) OBP: 0.500, SLG: 0.500 <b>Harold Baines, L</b> (7, PH) OBP: 0.348, SLG: 0.452 <b>Alan Mills, R</b> (7, 1) <b>Jesse Orosco, R</b> (7, 1) <b>B.J. Surhoff, L</b> (8, 7) OBP: 0.329, SLG: 0.487										2	0	1	0	0	1	0				
<b>Inning Stats</b>	R: 0 E: 0 K: 3 S: 12	H: 0 LOB: 2 BB: 2 P: 27	R: 0 E: 0 K: 0 S: 11	H: 0 LOB: 0 BB: 0 P: 19	R: 0 E: 0 K: 2 S: 8	H: 0 LOB: 0 BB: 0 P: 12	R: 0 E: 0 K: 1 S: 8	H: 1 LOB: 1 BB: 1 P: 14	R: 0 E: 0 K: 1 S: 14	H: 0 LOB: 1 BB: 1 P: 16	R: 0 E: 0 K: 2 S: 13	H: 1 LOB: 2 BB: 1 P: 19	R: 0 E: 0 K: 1 S: 14	H: 0 LOB: 2 BB: 2 P: 29	R: 0 E: 0 K: 1 S: 8	H: 0 LOB: 0 BB: 0 P: 14		1B: 3 2B: 0 3B: 0 HR: 0	SF: 0 SAC: 0 DP: 1 HBP: 0	WP: 1 PB: 0 CS: 1
<b>PITCHER</b>	IP	WLS	BF	H	R	ER	SO	BB	IBB	HBP	BLK	WP	HR	S	P	ERA	WHIP			
<b>55 Matt Beech, L</b> (1, 1) ERA: 4.96	6.0	W	23	2	0	0	9	4	0	0	0	0	0	60	108	0.00	1.000			
<b>Wayne Gomes, R</b> (7, 1) ERA: 3.89	1.0		5	1	0	0	2	1	0	0	0	0	0	13	19	0.00	2.000			
<b>Mark Leiter, R</b> (8, 1) ERA: 2.33	2.0	S	8	0	0	0	2	2	0	0	0	1	0	22	43	0.00	1.000			

Batter	1	2	3	4	5	6	7	8	9	AB	R	H	RBI	BB	SO	LOB	BOTTOM			
<b>Doug Glanville, R</b> (1, 8) OBP: 0.357, SLG: 0.468			 2B							5	0	1	0	0	2	3	<b>Baltimore Orioles @ Philadelphia Phillies</b> Veterans Stadium, Philadelphia, PA Tue Jun 09 1998, 7:05 PM EDT Att: 27,602 - Cloudy - 71 F			
<b>Gregg Jefferies, S</b> (1, 7) OBP: 0.386, SLG: 0.441 <b>Mark Leiter, R</b> (8, 1)										4	0	0	0	0	0	2				
<b>Scott Rolen, R</b> (1, 5) OBP: 0.386, SLG: 0.531										2	1	0	0	2	0	1				
<b>Rico Brogna, L</b> (1, 3) OBP: 0.326, SLG: 0.493						 2B				3	0	2	1	1	1	1				
<b>Mike Lieberthal, R</b> (1, 2) OBP: 0.297, SLG: 0.396										4	0	1	0	0	0	4				
<b>Bobby Abreu, L</b> (1, 9) OBP: 0.412, SLG: 0.492							 IBB			3	0	0	0	1	3	1				
<b>Mark Lewis, R</b> (1, 4) OBP: 0.287, SLG: 0.307						 1B		 1B BB		2	1	1	1	2	1	1				
<b>Desi Relaford, S</b> (1, 6) OBP: 0.314, SLG: 0.383								 1B		4	0	2	0	0	0	4				
<b>55 Matt Beech, L</b> (1, 1) OBP: 0.167, SLG: 0.167 <b>Wayne Gomes, R</b> (7, 1) ERA: 5.06 <b>Kevin Seick, R</b> (7, PH) OBP: 0.364, SLG: 0.265 <b>Ruben Amaro Jr., S</b> (8, 7) OBP: 0.250, SLG: 0.214							 WP 1B			2	0	0	0	0	0	1				
<b>Inning Stats</b>	R: 1 E: 0 K: 1 S: 9	H: 1 LOB: 1 BB: 1 P: 15	R: 1 E: 0 K: 1 S: 11	H: 2 LOB: 1 BB: 0 P: 15	R: 0 E: 0 K: 1 S: 14	H: 1 LOB: 1 BB: 0 P: 19	R: 0 E: 0 K: 2 S: 14	H: 1 LOB: 3 BB: 2 P: 18	R: 0 E: 0 K: 1 S: 12	H: 1 LOB: 3 BB: 2 P: 24	R: 0 E: 0 K: 1 S: 11	H: 1 LOB: 2 BB: 1 P: 20	1B: 4 2B: 3 3B: 0 HR: 1	SF: 0 SAC: 0 DP: 0 HBP: 0	WP: 1 PB: 0 CS: 0	PA: 37				
<b>PITCHER</b>	IP	WLS	BF	H	R	ER	SO	BB	IBB	HBP	BLK	WP	HR	S	P	ERA	WHIP			
<b>Sidney Ponson, R</b> (1, 1) ERA: 6.21	6.0	L	26	6	2	2	5	2	1	0	0	0	1	63	101	3.00	1.333			
<b>Alan Mills, R</b> (7, 1) ERA: 5.06	0.2		4	1	0	0	1	1	0	0	0	1	0	10	18	0.00	3.000			
<b>Jesse Orosco, L</b> (7, 1) ERA: 3.54	1.0		6	1	0	0	1	2	0	0	0	0	0	10	22	0.00	3.000			
<b>Armando Benitez, R</b> (8, 1) ERA: 4.68	0.1		1	0	0	0	0	0	0	0	0	0	0	3	4	0.00	0.000			

AB 29  
R 0  
H 3  
RBI 0  
BB 7  
SO 13  
LOB 18



AB 31  
R 2  
H 8  
RBI 2  
BB 6  
SO 7  
LOB 20





Batter	1	2	3	4	5	6	7	8	9	10	AB	R	H	RBI	BB	SO	LOB	TOP					
Brady Anderson, L OBP: 0.310, SLG: 0.399	0-0 BB BB 1B		0-0 G5-3		4-1 BB BB BB		3-0 G2-3			1-2 G3 1B 1B	4	1	2	0	1	0	1						
Eric Davis, R Harold Baines, L Jesus Tavarez, S	4-2 SAFE BB		1-1 F4		4-1 BB BB BB		1-1 CS 1B			0-3 K	1	0	0	0	2	0	0						
Joe Carter, R OBP: 0.319, SLG: 0.423	1-2 BB BB		2-2 G6-3		1-2 2-3 BB		3-2 CS 1B			0-0 G3 1B	4	1	1	2	1	2	2						
Rafael Palmeiro, L OBP: 0.373, SLG: 0.534	3-3 K				4-2 G4-6-3 BB		1-3 K			1-2 3-2 G3 1B	5	0	0	0	0	0	7						
Roberto Alomar, S OBP: 0.377, SLG: 0.439	1-2 L9			1-2 F8		0-2 G4-6-3		0-1 G6-3		3-2 G3	4	0	2	2	1	0	0						
B.J. Surhoff, L OBP: 0.335, SLG: 0.491	4-1 BB			2-1 2B		0-0 G3-1		1-0 F7		1-0 1B	4	0	2	2	1	0	0						
Cal Ripken Jr., R OBP: 0.331, SLG: 0.369	2-3 K			0-0 L8		0-1 P5				0-0 1B	5	0	1	0	0	1	5						
Lenny Webster, R OBP: 0.270, SLG: 0.407		3-2 G6-3		0-0 G6-3		1-0 G5-3				3-2 G6-3	4	0	0	0	0	0	1						
Mike Bordick, R Armando Benitez, R	2-1 G6-3				1-1 G6-3		4-2 G2-3 1B BB			0-3 K	3	1	0	0	1	1	0						
Scott Erickson, R Alan Mills, R Jeff Reboulet, R	1-3 K				4-0 BB BB BB		0-3 K			2-1 1B 2B	2	1	0	0	1	2	1						
<b>Inning Stats</b>	R: 0 E: 0 K: 2 S: 15	H: 1 LOB: 3 BB: 2 P: 29	R: 0 E: 0 K: 1 S: 8	H: 0 LOB: 0 BB: 0 P: 14	R: 0 E: 0 K: 0 S: 6	H: 1 LOB: 1 BB: 0 P: 10	R: 1 E: 0 K: 0 S: 11	H: 0 LOB: 2 BB: 4 P: 28	R: 0 E: 0 K: 0 S: 4	H: 0 LOB: 0 BB: 0 P: 5	R: 1 E: 0 K: 1 S: 11	H: 1 LOB: 1 BB: 1 P: 21	R: 0 E: 0 K: 1 S: 7	H: 0 LOB: 0 BB: 0 P: 9	R: 0 E: 0 K: 1 S: 7	H: 1 LOB: 0 BB: 0 P: 10	R: 3 E: 0 K: 1 S: 21	H: 4 LOB: 1 BB: 0 P: 29	1B: 6 2B: 2 3B: 0 HR: 0	SF: 0 SAC: 0 DP: 1 HBP: 0	WP: 0 PA: 43		
<b>PITCHER</b>	IP WLS BF H R ER SO ERA WHIP	IP WLS BF H R ER SO ERA WHIP	IP WLS BF H R ER SO ERA WHIP	IP WLS BF H R ER SO ERA WHIP	IP WLS BF H R ER SO ERA WHIP	IP WLS BF H R ER SO ERA WHIP	IP WLS BF H R ER SO ERA WHIP	IP WLS BF H R ER SO ERA WHIP	IP WLS BF H R ER SO ERA WHIP	IP WLS BF H R ER SO ERA WHIP	IP WLS BF H R ER SO ERA WHIP	IP WLS BF H R ER SO ERA WHIP	IP WLS BF H R ER SO ERA WHIP	IP WLS BF H R ER SO ERA WHIP	IP WLS BF H R ER SO ERA WHIP	IP WLS BF H R ER SO ERA WHIP	IP WLS BF H R ER SO ERA WHIP	IP WLS BF H R ER SO ERA WHIP	IP WLS BF H R ER SO ERA WHIP	IP WLS BF H R ER SO ERA WHIP	IP WLS BF H R ER SO ERA WHIP	IP WLS BF H R ER SO ERA WHIP	
Tyler Green, R ERA: 4.74	6.2	2	2	2	4	BB: 7	IBB: 0	HBP: 0	BLK: 0	WP: 0	HR: 0	S: 57	P: 108	ERA: 2.70	WHIP: 1.350								
Wayne Gomes, R ERA: 3.86	0.1	1	0	0	0	BB: 0	IBB: 0	HBP: 0	BLK: 0	WP: 0	HR: 0	S: 5	P: 8	ERA: 0.00	WHIP: 3.000								
Jerry Spradlin, R ERA: 3.71	2.0	6	1	0	2	BB: 0	IBB: 0	HBP: 0	BLK: 0	WP: 0	HR: 0	S: 14	P: 19	ERA: 0.00	WHIP: 0.500								
Mark Leiter, R ERA: 2.95	1.0	L	7	4	3	1	0	0	0	0	0	21	29	27.00	4.000								

**Baltimore Orioles @ Philadelphia Phillies**  
Veterans Stadium, Philadelphia, PA  
Wed Jun 10 1998, 7:05 PM EDT  
Att: 27,326 - Cloudy - 66 F

livebaseballscores.com

AB 35  
R 5  
H 8  
RBI 5  
BB 7  
SO 7  
LOB 19



Batter	1	2	3	4	5	6	7	8	9	10	AB	R	H	RBI	BB	SO	LOB	BOTTOM					
Doug Glanville, R OBP: 0.358, SLG: 0.467	1-0 G2-3		1-2 G6-4-3 1B		1-3 K			1-3 K		1-2 1B	5	0	2	0	0	2	0						
Gregg Jefferies, S OBP: 0.363, SLG: 0.440	1-3 K		1-2 G6-4-3 1-2f		0-0 G1-3					3-2 F6	5	1	1	0	0	1	1						
Scott Rolen, R OBP: 0.390, SLG: 0.535	0-3 K		3-2 FC6 1B			4-1 WP BB		3-1 S 2B		0-3 K	4	0	2	1	1	2	0						
Rico Brogna, L OBP: 0.329, SLG: 0.491		1-1 G4-3 1B	0-0 FC6		0-3 K		4-1 G1-6-3 BB			4-1 G1-6-3	3	1	1	0	1	1	2						
Mike Lieberthal, R OBP: 0.291, SLG: 0.386	1-1 G5-3			1-1 G4-3		2-1 F8		0-0 G1-6-3		0-0 G1-6-3	4	0	0	0	0	0	4						
Bobby Abreu, L OBP: 0.409, SLG: 0.492	1-1 G4-3			2-0 L8 2B		2-1 G4-3				1-2 K	4	0	1	0	0	1	2						
Mark Lewis, R OBP: 0.286, SLG: 0.306	2-0 1B			1-0 L8			2-3 K			0-3 K	4	0	1	1	0	2	1						
Desi Relaford, S OBP: 0.318, SLG: 0.397	1-0 1B			3-3 K			2-2 G5-3			1-0 K	4	0	2	0	0	1	1						
Tyler Green, R Wayne Gomes, R Kevin Seifick, R Jerry Spradlin, S 23 Kevin Jordan, R Mark Leiter, R	0-3 K				3-3 K		0-1 L9			1-2 G6-3	2	0	0	0	0	2	2						
<b>Inning Stats</b>	R: 0 E: 0 K: 2 S: 7	H: 0 LOB: 0 BB: 0 P: 9	R: 1 E: 0 K: 1 S: 11	H: 3 LOB: 2 BB: 0 P: 17	R: 0 E: 0 K: 0 S: 10	H: 2 LOB: 1 BB: 0 P: 15	R: 0 E: 0 K: 1 S: 8	H: 1 LOB: 1 BB: 0 P: 15	R: 0 E: 0 K: 2 S: 7	H: 0 LOB: 0 BB: 0 P: 11	R: 0 E: 0 K: 1 S: 8	H: 0 LOB: 0 BB: 0 P: 12	R: 1 E: 0 K: 1 S: 8	H: 2 LOB: 1 BB: 1 P: 16	R: 0 E: 0 K: 2 S: 10	H: 1 LOB: 1 BB: 0 P: 13	R: 0 E: 0 K: 1 S: 11	H: 1 LOB: 0 BB: 0 P: 15	1B: 6 2B: 3 3B: 1 HR: 0	SF: 0 SAC: 0 DP: 2 HBP: 0	WP: 1 PA: 39		
<b>PITCHER</b>	IP WLS BF H R ER SO ERA WHIP	IP WLS BF H R ER SO ERA WHIP	IP WLS BF H R ER SO ERA WHIP	IP WLS BF H R ER SO ERA WHIP	IP WLS BF H R ER SO ERA WHIP	IP WLS BF H R ER SO ERA WHIP	IP WLS BF H R ER SO ERA WHIP	IP WLS BF H R ER SO ERA WHIP	IP WLS BF H R ER SO ERA WHIP	IP WLS BF H R ER SO ERA WHIP	IP WLS BF H R ER SO ERA WHIP	IP WLS BF H R ER SO ERA WHIP	IP WLS BF H R ER SO ERA WHIP	IP WLS BF H R ER SO ERA WHIP	IP WLS BF H R ER SO ERA WHIP	IP WLS BF H R ER SO ERA WHIP	IP WLS BF H R ER SO ERA WHIP	IP WLS BF H R ER SO ERA WHIP	IP WLS BF H R ER SO ERA WHIP	IP WLS BF H R ER SO ERA WHIP	IP WLS BF H R ER SO ERA WHIP		
Scott Erickson, R ERA: 4.6	7.1	8	2	2	9	BB: 2	IBB: 0	HBP: 0	BLK: 0	WP: 1	HR: 0	S: 66	P: 110	ERA: 2.46	WHIP: 1.364								
Alan Mills, R ERA: 4.94	0.2	1	0	0	0	BB: 0	IBB: 0	HBP: 0	BLK: 0	WP: 0	HR: 0	S: 1	P: 1	0.00	0.000								
Armando Benitez, R ERA: 4.33	2.0	W	7	2	0	3	0	0	0	0	0	21	28	0.00	1.000								

**Baltimore Orioles @ Philadelphia Phillies**  
Veterans Stadium, Philadelphia, PA  
Wed Jun 10 1998, 7:05 PM EDT  
Att: 27,326 - Cloudy - 66 F

livebaseballscores.com

AB 37  
R 2  
H 10  
RBI 2  
BB 2  
SO 12  
LOB 14





Batter	1	2	3	4	5	6	7	8	9	AB	R	H	RBI	BB	SO	LOB	TOP								
<b>Brant Brown, L</b> OBP: 0.367, SLG: 0.487 (1, 8)										3	0	1	0	1	1	0	<b>Chicago Cubs @ Philadelphia Phillies</b> Veterans Stadium, Philadelphia, PA Fri Jun 12 1998, 7:05 PM EDT Att: 15,489 - Overcast - 70 F								
<b>Mickey Morandini, L</b> OBP: 0.419, SLG: 0.428 (1, 4)										4	0	0	0	0	2	3									
<b>Sammy Sosa, R</b> OBP: 0.404, SLG: 0.620 (1, 9)										3	0	0	0	1	1	0									
<b>Mark Grace, L</b> OBP: 0.433, SLG: 0.522 (1, 3)									4	0	1	0	0	0	0	1									
<b>Henry Rodriguez, L</b> OBP: 0.333, SLG: 0.473 (1, 7)									3	0	0	0	1	3	1										
<b>Jeff Blauser, R</b> OBP: 0.354, SLG: 0.308 (1, 6)									3	0	1	0	0	2	1										
<b>José Hernández, R</b> OBP: 0.302, SLG: 0.522 (1, 5)									3	0	2	0	0	1	0										
<b>Scott Servais, R</b> OBP: 0.284, SLG: 0.314 (1, 2)									3	0	0	0	0	2	3										
<b>Kevin Tapani, R</b> OBP: 0.294, SLG: 0.241 <b>Manny Alexander, R</b> (8, PH) <b>Terry Adams, R</b> (8, 1)									2	0	0	0	0	2	1										
<b>Inning Stats</b>	R: 0 H: 0 E: 0 K: 2 S: 11	H: 0 LOB: 0 BB: 0 P: 16	R: 0 H: 3 E: 0 K: 2 S: 14	H: 3 LOB: 2 BB: 0 P: 22	R: 0 H: 0 E: 0 K: 1 S: 11	H: 0 LOB: 0 BB: 0 P: 17	R: 0 H: 0 E: 0 K: 1 S: 13	H: 0 LOB: 1 BB: 1 P: 25	R: 0 H: 1 E: 0 K: 3 S: 13	H: 1 LOB: 2 BB: 1 P: 19	R: 0 H: 0 E: 0 K: 2 S: 8	H: 0 LOB: 0 BB: 0 P: 12	R: 0 H: 0 E: 0 K: 2 S: 8	H: 0 LOB: 0 BB: 0 P: 11	R: 0 H: 1 E: 0 K: 1 S: 8	H: 1 LOB: 0 BB: 1 P: 10	R: 0 H: 0 E: 0 K: 1 S: 7	H: 0 LOB: 0 BB: 1 P: 15	1B: 3 2B: 2 3B: 0 HR: 0	SF: 0 SAC: 0 DP: 2 HBP: 0	WP: 0 PB: 0 SB: 0 CS: 0	PA: 32			
<b>PITCHER</b>	IP	WLS	BF	H	R	ER	SO	BB	IBB	HBP	BLK	WP	HR	S	P	ERA	WHIP								
<b>Curt Schilling, R</b> ERA: 2.59	(1, 1)	7.0	W	26	4	0	0	13	2	0	0	0	0	78	122	0.00	0.857								
<b>Mark Leiter, R</b> ERA: 2.61	(8, 1)	2.0		6	1	0	0	2	1	0	0	0	0	15	25	0.00	1.000								

Batter	1	2	3	4	5	6	7	8	9	AB	R	H	RBI	BB	SO	LOB	BOTTOM								
<b>Doug Glanville, R</b> OBP: 0.356, SLG: 0.464 (1, 8)										4	0	1	1	0	0	1	<b>Chicago Cubs @ Philadelphia Phillies</b> Veterans Stadium, Philadelphia, PA Fri Jun 12 1998, 7:05 PM EDT Att: 15,489 - Overcast - 70 F								
<b>Gregg Jefferies, S</b> OBP: 0.361, SLG: 0.437 <b>Mark Leiter, R</b> (8, 1)										4	0	1	0	0	0	2									
<b>Scott Rolen, R</b> OBP: 0.391, SLG: 0.533 (1, 5)										3	1	1	0	1	0	1									
<b>Rico Brogna, L</b> OBP: 0.331, SLG: 0.504 <b>23 Kevin Jordan, R</b> (6, PH) OBP: 0.322, SLG: 0.376 (7, 3)										2	1	1	2	0	1	0									
<b>Mike Lieberthal, R</b> OBP: 0.291, SLG: 0.390 (1, 2)										4	0	1	0	0	0	3									
<b>Bobby Abreu, L</b> OBP: 0.406, SLG: 0.485 (1, 9)										3	0	0	0	1	1	1									
<b>Mark Lewis, R</b> OBP: 0.290, SLG: 0.315 (1, 4)									4	1	2	0	0	0	2										
<b>Alex Arias, R</b> OBP: 0.333, SLG: 0.333 (1, 6)										4	0	0	0	0	2	4									
<b>Curt Schilling, R</b> OBP: 0.094, SLG: 0.065 <b>Ruben Amaro Jr, S</b> (7, PH) OBP: 0.260, SLG: 0.227 (8, 7)										2	0	0	0	0	0	1									
<b>Inning Stats</b>	R: 2 H: 3 E: 0 K: 1 S: 13	H: 3 LOB: 1 BB: 0 P: 20	R: 1 H: 2 E: 0 K: 0 S: 10	H: 2 LOB: 1 BB: 0 P: 13	R: 0 H: 0 E: 0 K: 0 S: 7	H: 0 LOB: 0 BB: 0 P: 9	R: 0 H: 0 E: 0 K: 0 S: 5	H: 0 LOB: 0 BB: 0 P: 7	R: 0 H: 1 E: 0 K: 0 S: 11	H: 1 LOB: 2 BB: 1 P: 15	R: 0 H: 1 E: 0 K: 1 S: 13	H: 1 LOB: 2 BB: 1 P: 24	R: 1 H: 2 E: 0 K: 0 S: 11	H: 2 LOB: 1 BB: 1 P: 18	R: 0 H: 1 E: 0 K: 1 S: 11	H: 1 LOB: 1 BB: 0 P: 14	1B: 7 2B: 2 3B: 0 HR: 1	SF: 0 SAC: 0 DP: 0 HBP: 0	WP: 2 PB: 0 SB: 0 CS: 0	PA: 36					
<b>PITCHER</b>	IP	WLS	BF	H	R	ER	SO	BB	IBB	HBP	BLK	WP	HR	S	P	ERA	WHIP								
<b>Kevin Tapani, R</b> ERA: 4.17	(1, 1)	7.0	L	32	9	4	4	3	0	0	0	0	0	70	106	5.14	1.286								
<b>Terry Adams, R</b> ERA: 2.35	(8, 1)	1.0		4	1	0	0	1	0	0	0	0	0	11	14	0.00	1.000								



Batter	1	2	3	4	5	6	7	8	9	10	AB	R	H	RBI	BB	SO	LOB	TOP									
<b>Brant Brown, L</b> OBP: 0.368, SLG: 0.500 (1.8)	G6-3		P9			HR		K		1B SF8	5	2	2	1	0	1	0	<b>Chicago Cubs @ Philadelphia Phillies</b> Veterans Stadium, Philadelphia, PA Sat Jun 13 1998, 3:33 AM EDT Att: 17,115 - Cloudy - 72 F									
<b>Mickey Morandini, L</b> OBP: 0.426, SLG: 0.445 (1.4)	1B 3B		F8			HR		1B FC3-6		1B SH	5	4	4	0	0	0	0										
<b>Sammy Sosa, R</b> OBP: 0.404, SLG: 0.631 (1.9)	1B		F8			HR		1B FC3-6		SF8	4	2	2	4	0	0	1										
<b>Mark Grace, L</b> OBP: 0.435, SLG: 0.524 (1.3)	F4		1B			HR		1B FC3-6		SH CS	5	0	3	0	0	0	1										
<b>Henny Rodriguez, L</b> OBP: 0.329, SLG: 0.464 (1.7)	G5-3		F8			P5		FC3-6		SH 2B	4	0	0	0	0	0	3										
<b>Matt Mieske, R</b> OBP: 0.412, SLG: 0.475 (10.1)			F8			P5		FC3-6		2B	0	1	0	1	0	0	0										
<b>Rod Beck, R</b> (10.1)			F9			P5		K		2B	0	0	0	0	0	0	0										
<b>Jeff Blaser, R</b> OBP: 0.259, SLG: 0.304 (8.7)	G6-3					G6-3		K		2B	3	0	0	0	0	0	1										
<b>Marc Pisciotta, R</b> OBP: 0.233, SLG: 0.333 (8.7)										1B	0	0	0	0	0	0	0										
<b>Jason Hargrove, S</b> OBP: 0.213, SLG: 0.214 (8.1)										1B	1	0	0	0	0	0	1										
<b>Terry Adams, R</b> OBP: 0.333, SLG: 0.200 (10.9)										BB	0	0	0	0	0	0	0										
<b>Terrell Lowery, R</b> OBP: 0.333, SLG: 0.200 (10.9)										BB	0	1	0	0	0	1	0										
<b>José Hernández, R</b> OBP: 0.299, SLG: 0.517 (1.5)						G6-3		K		2B	5	0	1	2	0	3	0										
<b>Sandy Martínez, L</b> OBP: 0.338, SLG: 0.386 (1.2)	G3-1					K		K		K	5	0	0	0	0	4	1										
<b>Geremi González, R</b> OBP: 0.087, SLG: 0.087 (5.1)						K					2	0	0	0	0	2	0										
<b>Kevin Foster, R</b> (5.1)											0	0	0	0	0	0	0										
<b>Manny Alexander, R</b> OBP: 0.307, SLG: 0.381 (6.6)								F7			2	0	0	0	0	1	0										
<b>Inning Stats</b>	R: 1 E: 0 K: 0 S: 15	H: 2 LOB: 1 BB: 0 P: 22	R: 0 E: 0 K: 1 S: 13	H: 0 LOB: 0 BB: 0 P: 17	R: 0 E: 0 K: 1 S: 7	H: 0 LOB: 0 BB: 0 P: 10	R: 0 E: 0 K: 0 S: 7	H: 1 LOB: 1 BB: 0 P: 11	R: 0 E: 0 K: 2 S: 9	H: 0 LOB: 0 BB: 0 P: 12	R: 3 E: 0 K: 2 S: 13	H: 3 LOB: 0 BB: 0 P: 17	R: 0 E: 0 K: 2 S: 8	H: 0 LOB: 0 BB: 0 P: 12	R: 2 E: 2 K: 2 S: 14	H: 2 LOB: 1 BB: 0 P: 17	R: 0 E: 0 K: 3 S: 9	H: 0 LOB: 0 BB: 0 P: 14	R: 4 E: 2 K: 1 S: 15	H: 4 LOB: 1 BB: 1 P: 26	1B: 8 2B: 1 3B: 1 HR: 2	SF: 1 SAC: 1 DP: 0 HBP: 0	WP: 1 PB: 1 SB: 0 CS: 1	PA: 44			
<b>PITCHER</b>	IP	WLS	BF	H	R	ER	SO	BB	IBB	HBP	BLK	WP	HR	S	P	ERA	WHIP										
<b>Mark Portugal, R</b> ERA: 5.15 (1.1)	7.1		29	7	5	4	7	0	0	0	0	0	0	8	10	4.91	0.955										
<b>Wayne Gomes, R</b> ERA: 3.8 (8.1)	0.2		4	1	1	0	1	0	0	0	0	0	0	8	10	0.00	1.500										
<b>Jerry Spradlin, R</b> ERA: 4.08 (9.1)	1.1	L	7	3	3	3	3	0	0	0	0	0	0	17	25	20.25	2.250										
<b>Darinn Winston, L</b> ERA: 5.4 (10.1)	0.0		1	0	0	0	0	0	0	0	0	0	0	1	2	∞	∞										
<b>Toby Borland, R</b> ERA: 5.4 (10.1)	0.2		3	1	1	1	1	1	0	0	0	1	0	6	13	13.50	3.000										

Batter	1	2	3	4	5	6	7	8	9	10	AB	R	H	RBI	BB	SO	LOB	BOTTOM									
<b>Doug Glanville, R</b> OBP: 0.359, SLG: 0.465 (1.8)	P5	G6-3		G6-4-3		1B		1B		1B 1B	6	1	3	1	0	0	2	<b>Chicago Cubs @ Philadelphia Phillies</b> Veterans Stadium, Philadelphia, PA Sat Jun 13 1998, 3:33 AM EDT Att: 17,115 - Cloudy - 72 F									
<b>Gregg Jefferies, S</b> OBP: 0.277, SLG: 0.279 (7.7)	1B					G6-3		F8		1B 1B	4	0	1	0	0	2	1										
<b>Rubén Amaro Jr., S</b> OBP: 0.222, SLG: 0.222 (8.1)										1B	1	0	0	0	0	0	2										
<b>Jerry Spradlin, R</b> ERA: 4.08 (9.1)										1B	0	0	0	0	0	0	0										
<b>Darinn Winston, R</b> ERA: 5.4 (10.1)										1B	0	0	0	0	0	0	0										
<b>Toby Borland, R</b> ERA: 5.4 (10.1)										1B	0	0	0	0	0	0	0										
<b>Alex Arias, R</b> OBP: 0.343, SLG: 0.344 (10.9)										1B	1	0	1	0	0	0	0										
<b>Scott Rolen, R</b> OBP: 0.390, SLG: 0.528 (1.5)	P3		G5-3			23 1B		K		G4-3	6	1	2	1	0	1	1										
<b>23 Kevin Jordan, R</b> OBP: 0.323, SLG: 0.374 (1.3)	F9		HR			1B		G1-3		G6-3	6	2	2	0	0	0	3										
<b>Bobby Abreu, L</b> OBP: 0.419, SLG: 0.508 (1.9)		1B	HR			E8 SF9		BB		BB	3	2	3	3	2	0	0										
<b>Mark Lewis, R</b> OBP: 0.292, SLG: 0.318 (1.4)	G4-3 2B		1B			SF9		K		P4	4	1	2	2	0	1	2										
<b>Mark Parent, R</b> OBP: 0.277, SLG: 0.279 (8.1)	K		P3			K		F8		G4-3	3	0	0	0	0	2	3										
<b>Kevin Seifick, R</b> OBP: 0.340, SLG: 0.243 (9.7)											2	0	0	0	0	0	0										
<b>Desi Relaford, S</b> OBP: 0.320, SLG: 0.397 (1.6)	G4-3					G6-4-3 1B		1B		G4-3	5	0	2	0	0	0	1										
<b>Mark Portugal, R</b> OBP: 0.385, SLG: 0.545 (8.1)						L9		K		1B	3	0	1	1	0	1	1										
<b>Wayne Gomes, R</b> ERA: 3.9 (8.1)										3B	0	0	0	0	0	0	0										
<b>Mike Lieberthal, R</b> OBP: 0.293, SLG: 0.401 (9.2)	2B							K		1B	2	1	1	0	0	1	1										
<b>Inning Stats</b>	R: 0 E: 0 K: 0 S: 6	H: 1 LOB: 1 BB: 0 P: 13	R: 2 E: 0 K: 1 S: 17	H: 3 LOB: 1 BB: 0 P: 22	R: 2 E: 0 K: 1 S: 11	H: 3 LOB: 1 BB: 0 P: 13	R: 0 E: 0 K: 0 S: 6	H: 1 LOB: 0 BB: 0 P: 7	R: 2 E: 1 K: 1 S: 13	H: 3 LOB: 1 BB: 0 P: 21	R: 0 E: 0 K: 2 S: 10	H: 1 LOB: 1 BB: 0 P: 18	R: 0 E: 0 K: 2 S: 10	H: 0 LOB: 1 BB: 1 P: 17	R: 0 E: 0 K: 1 S: 15	H: 2 LOB: 2 BB: 0 P: 20	R: 0 E: 0 K: 0 S: 8	H: 0 LOB: 1 BB: 0 P: 16	R: 2 E: 0 K: 0 S: 16	H: 4 LOB: 2 BB: 0 P: 22	1B: 15 2B: 1 3B: 1 HR: 1	SF: 1 SAC: 0 DP: 1 HBP: 0	WP: 1 PB: 0 SB: 3 CS: 0	PA: 49			
<b>PITCHER</b>	IP	WLS	BF	H	R	ER	SO	BB	IBB	HBP	BLK	WP	HR	S	P	ERA	WHIP										
<b>Geremi González, R</b> ERA: 5.88 (1.1)	4.1		23	11	6	5	2	0	0	0	0	1	1	48	68	10.38	2.538										
<b>Kevin Foster, R</b> ERA: 5.4 (5.1)	1.1		5	1	0	0	2	0	0	0	0	0	0	13	20	0.00	0.750										
<b>Marc Pisciotta, R</b> ERA: 3.9 (6.1)	1.1		5	0	0	0	3	1	0	0	0	0	0	14	23	0.00	0.750										
<b>Terry Adams, R</b> ERA: 2.23 (8.1)	2.0	W	9	2	0	0	1	1	0	0	0	0	0	23	36	0.00	1.500										
<b>Rod Beck, R</b> ERA: 3.74 (10.1)	1.0		7	4	2	2	0	0	0	0	0	0	0	16	22	18.00	4.000										



Batter	1	2	3	4	5	6	7	8	9	AB	R	H	RBI	BB	SO	LOB	TOP				
<b>Brant Brown, L</b> OBP: 0.366, SLG: 0.495 (1, 8)	G4-3 ①		L3 ③			F7 ③			G5-4-3 1B ①	4	0	1	0	0	0	0					
<b>Mickey Morandini, L</b> OBP: 0.424, SLG: 0.442 (1, 4)	L7 ②			L9 ①			FC6-4 1B ①		K ①	4	0	1	0	0	0	1					
<b>Sammy Sosa, R</b> OBP: 0.398, SLG: 0.621 (1, 9)	K ③			G4-3 ②			FC6-4 1-2 ①		G5-4-3 ③	4	0	0	0	0	1	2					
<b>Mark Grace, L</b> OBP: 0.434, SLG: 0.530 (1, 3)		3-1 1B 3B ①		G4-3 ③			F8 ②			3	1	1	0	0	0	1					
<b>Henry Rodriguez, L</b> OBP: 0.328, SLG: 0.462 (1, 7)		1-1 G5-4-3 1B ①			2-3 K ①		F7 ③			3	0	1	1	0	1	1					
<b>Jeff Blauser, R</b> OBP: 0.346, SLG: 0.300 (1, 6)		1 SAFE 2-3 K ①			1-3 K ②			0-1 G6-3 ①		3	0	0	0	0	2	1					
<b>José Hernández, R</b> OBP: 0.299, SLG: 0.527 (1, 5)		0-1 G5-4-3 1-2 ②			0-0 F8 ③			2-2 G6-3 3B ②		3	1	1	0	0	0	1					
<b>Scott Servais, R</b> OBP: 0.279, SLG: 0.309 (1, 2)			1-3 K ①			3-2 F7 ①		0-1 G6-3 ②		3	0	0	1	0	1	0					
<b>Mark Clark, R</b> OBP: 0.074, SLG: 0.038 (1, 1)			3-3 K ②			0-3 K ②		3-H 3-2 F8 ③		2	0	0	0	0	2	0					
<b>Terry Mulholland, R</b> OBP: 0.304, SLG: 0.378 (8, PH)										0	0	0	0	0	0	0					
<b>Manny Alexander, R</b> OBP: 0.334, SLG: 0.378 (8, PH)										1	0	0	0	0	0	0					
<b>Bob Patterson, R</b> (8, 1)										0	0	0	0	0	0	0					
<b>Inning Stats</b>	R: 0 E: 0 K: 1 S: 9	H: 0 LOB: 0 BB: 0 P: 13	R: 1 E: 0 K: 1 S: 9	H: 2 LOB: 0 BB: 0 P: 15	R: 0 E: 0 K: 2 S: 8	H: 0 LOB: 0 BB: 0 P: 13	R: 0 E: 0 K: 0 S: 5	H: 0 LOB: 0 BB: 0 P: 7	R: 0 E: 0 K: 2 S: 7	H: 0 LOB: 0 BB: 0 P: 10	R: 0 E: 0 K: 1 S: 8	H: 0 LOB: 0 BB: 0 P: 12	R: 0 E: 0 K: 0 S: 11	H: 1 LOB: 1 BB: 0 P: 14	R: 1 E: 0 K: 0 S: 12	H: 1 LOB: 0 BB: 0 P: 17	R: 0 E: 0 K: 1 S: 8	H: 1 LOB: 0 BB: 0 P: 14	1B: 3 2B: 0 3B: 2 HR: 0	SF: 0 SAC: 0 DP: 2 HBP: 0	WP: 0 PA: 30 PB: 0 SB: 0 CS: 0
<b>PITCHER</b> <b>Carlton Loewer, R</b> ERA: 2.0 (1, 1)	IP	WLS	BF	H	R	ER	SO	BB	IBB	HBP	BLK	WP	HR	S	P	ERA	WHIP				
	9.0	W	30	5	2	2	8	0	0	0	0	0	0	77	115	2.00	0.556				

Chicago Cubs @ Philadelphia Phillies  
Veterans Stadium, Philadelphia, PA  
Sun Jun 14 1998, 3:33 AM EDT  
Att: 25,543 - Cloudy - 75 F

AB 30  
R 2  
H 5  
RBI 2  
BB 0  
SO 8  
LOB 7



Batter	1	2	3	4	5	6	7	8	9	AB	R	H	RBI	BB	SO	LOB	BOTTOM				
<b>Doug Glanville, R</b> OBP: 0.364, SLG: 0.470 (1, 8)	S 1B ①	L7 ③			1-2 2B ①	4-2 BB ①				3	2	2	0	1	0	2					
<b>Gregg Jefferies, S</b> OBP: 0.358, SLG: 0.435 (1, 7)	F8 ①		1-3 K ①		0-2 2B ②	G4-3 ③				4	0	1	1	0	1	4					
<b>Scott Rolen, R</b> OBP: 0.385, SLG: 0.520 (1, 5)	1 SAFE 1 SAFE K 1-2 ②		2-3 K ②		3-2 F6 ③		1-3 K ①			4	0	0	0	0	3	2					
<b>Rico Brogna, L</b> OBP: 0.333, SLG: 0.509 (1, 3)	1-2 2H 1B ③		2-2 P3 ③			2-2 2B ②	1-3 K ②			4	1	2	1	0	1	0					
<b>Mike Lieberthal, R</b> OBP: 0.292, SLG: 0.403 (1, 2)	1-2 P4 ③			1-0 F7 ①		1-2 1B 2B ②	3-1 G5-3 ③			4	1	1	1	0	0	1					
<b>Bobby Abreu, L</b> OBP: 0.420, SLG: 0.512 (1, 9)		2-1 2B ①		0-3 K ②		2-1 FC5-6 1B ①		0-1 F7 ①		4	0	2	0	0	1	0					
<b>Mark Lewis, R</b> OBP: 0.291, SLG: 0.317 (1, 4)		3-3 K ①		3-2 L9 ③		1-2 BB FC5-6 1B ①		1-3 K ②		4	0	1	1	0	2	1					
<b>Desi Relaford, S</b> OBP: 0.318, SLG: 0.399 (1, 6)			0-3 K ②		0-2 F9 ①		3-H P4 ①		0-1 2B ③	4	0	1	0	0	1	3					
<b>Carlton Loewer, R</b> (1, 1)		4-2 BB ①			1-2 F8 ②	0-0 FC5-6 BB ②		0-1 G4-3 ③		3	0	0	0	1	0	3					
<b>Inning Stats</b>	R: 1 E: 0 K: 1 S: 12	H: 2 LOB: 1 BB: 0 P: 18	R: 0 E: 0 K: 2 S: 14	H: 1 LOB: 2 BB: 1 P: 25	R: 0 E: 0 K: 2 S: 11	H: 0 LOB: 0 BB: 0 P: 16	R: 0 E: 0 K: 1 S: 7	H: 0 LOB: 0 BB: 0 P: 11	R: 1 E: 0 K: 0 S: 17	H: 2 LOB: 1 BB: 0 P: 22	R: 2 E: 0 K: 0 S: 17	H: 4 LOB: 3 BB: 1 P: 28	R: 0 E: 0 K: 2 S: 10	H: 0 LOB: 0 BB: 0 P: 15	R: 0 E: 0 K: 1 S: 9	H: 1 LOB: 1 BB: 0 P: 10	1B: 4 2B: 6 3B: 0 HR: 0	SF: 0 SAC: 0 DP: 0 HBP: 0	WP: 0 PA: 36 PB: 0 SB: 1 CS: 0		
<b>PITCHER</b> <b>Mark Clark, R</b> ERA: 4.7 (1, 1)	IP	WLS	BF	H	R	ER	SO	BB	IBB	HBP	BLK	WP	HR	S	P	ERA	WHIP				
	5.0	L	25	9	4	4	6	1	0	0	0	0	0	73	110	7.20	2.000				
<b>Terry Mulholland, L</b> ERA: 3.82 (6, 1)	IP	WLS	BF	H	R	ER	SO	BB	IBB	HBP	BLK	WP	HR	S	P	ERA	WHIP				
	2.0		7	0	0	0	2	1	0	0	0	0	0	15	25	0.00	0.500				
<b>Bob Patterson, L</b> ERA: 5.17 (8, 1)	IP	WLS	BF	H	R	ER	SO	BB	IBB	HBP	BLK	WP	HR	S	P	ERA	WHIP				
	1.0		4	1	0	0	1	0	0	0	0	0	0	9	10	0.00	1.000				

Chicago Cubs @ Philadelphia Phillies  
Veterans Stadium, Philadelphia, PA  
Sun Jun 14 1998, 3:33 AM EDT  
Att: 25,543 - Cloudy - 75 F

AB 34  
R 4  
H 10  
RBI 4  
BB 2  
SO 9  
LOB 16





Batter	1	2	3	4	5	6	7	8	9	AB	R	H	RBI	BB	SO	LOB	TOP			
Tony Womack, L (1.4) OBP: 0.309, SLG: 0.327	4-1 BB 18 CS		3-3 K			1-2 F8		1-3 K		3	0	0	0	1	2	1				
Al Martin, L (1.7) OBP: 0.303, SLG: 0.359	0-0 F8			2-3 K		0-1 G5-3			1-1 F9	4	0	0	0	0	1	1				
18 Jason Kendall, R (1.2) OBP: 0.414, SLG: 0.455	3-2 L6			2-1 2B			2-2 F8		1-1 P4	4	0	1	0	0	0	1				
Kevin Young, R (1.3) OBP: 0.326, SLG: 0.502		1-1 HR		2-2 L7			4-0 BB		2-3 K	3	1	1	1	1	1	1				
Jermaine Allensworth, R (1.8) OBP: 0.362, SLG: 0.435		1-2 K2 1B		2-3 K			1-3 K			3	0	1	0	0	2	2				
Jose Guillen, R (1.9) OBP: 0.340, SLG: 0.482		1-3 K			1-1 G5-3			1-3 K		3	0	0	0	0	2	2				
Aramis Ramirez, R (1.5) OBP: 0.298, SLG: 0.344		2-3 K2 1-2			0-3 K			0-2 G6-3		3	0	0	0	0	2	1				
Lou Collier, R (1.6) OBP: 0.300, SLG: 0.387			0-3 K			1-2 G5-3		0-2 FC5-4 1B		3	0	1	0	0	1	0				
Jon Lieber, L (1.1) OBP: 0.320, SLG: 0.261			0-2 G4-3				1-3 K		1-1 FC5-4	2	0	0	0	0	1	0				
Jason Christiansen, R (7.1) OBP: 0.262, SLG: 0.288										0	0	0	0	0	0	0				
Mark Smith, R (8. PH) OBP: 0.262, SLG: 0.288										1	0	0	0	0	0	1				
Rich Loeiselle, R (8.1)										0	0	0	0	0	0	0				
<b>Inning Stats</b>	R: 0 E: 0 K: 0 S: 6	H: 0 LOB: 0 BB: 1 P: 13	R: 1 E: 0 K: 2 S: 13	H: 2 LOB: 1 BB: 0 P: 18	R: 0 E: 0 K: 2 S: 11	H: 0 LOB: 0 BB: 0 P: 14	R: 0 E: 0 K: 2 S: 16	H: 1 LOB: 1 BB: 0 P: 24	R: 0 E: 0 K: 1 S: 9	H: 0 LOB: 0 BB: 0 P: 11	R: 0 E: 0 K: 2 S: 11	H: 0 LOB: 1 BB: 1 P: 18	R: 0 E: 0 K: 1 S: 12	H: 1 LOB: 1 BB: 0 P: 14	R: 0 E: 0 K: 1 S: 7	H: 0 LOB: 0 BB: 0 P: 11	1B: 2 2B: 2 3B: 0 HR: 1	SF: 0 SAC: 0 DP: 1 HBP: 0	WP: 0 PB: 0 SB: 0 CS: 1	PA: 31
<b>PITCHER</b>	IP WLS BF H R ER SO BB IBB HBP BLK WP HR S P ERA WHIP	IP WLS BF H R ER SO BB IBB HBP BLK WP HR S P ERA WHIP																		
55 Matt Beech, L (1.1) ERA: 4.52	8.0 W 28 4 1 1 11	1.0 S 3 0 0 0 1																		
Mark Leiter, R (9.1) ERA: 2.74	1.0 S 3 0 0 0 1																			

Pittsburgh Pirates @ Philadelphia Phillies  
Veterans Stadium, Philadelphia, PA  
Mon Jun 15 1998, 7:05 PM EDT  
Att: 14,411 - Cloudy - 75 F

AB 29  
R 1  
H 4  
RBI 1  
BB 2  
SO 12  
LOB 10



Batter	1	2	3	4	5	6	7	8	9	AB	R	H	RBI	BB	SO	LOB	BOTTOM			
Doug Glanville, R (1.8) OBP: 0.363, SLG: 0.467	0-1 G6-3		2-2 G4-3		0-2 F8		1-2 FC6-4 1B			4	0	1	0	0	0	0				
Gregg Jefferies, S (1.7) OBP: 0.356, SLG: 0.432	0-1 1B		0-0 G4-3		0-0 F7		2-2 F6			4	0	1	0	0	0	1				
Scott Rolen, R (1.5) OBP: 0.380, SLG: 0.512	3-2 F7		2-2 E5		1-2 G6-3		1-0 FC6-4			4	0	0	0	0	0	2				
Rico Brogna, L (1.3) OBP: 0.332, SLG: 0.509	1-1 G4-3		3-1 F7			3-2 1B 2B		2-3 K		4	1	1	0	0	1	3				
Mike Lieberthal, R (1.2) OBP: 0.291, SLG: 0.400		2-3 K		2-0 G3-1		1-3 K		3-2 S 1B		4	0	1	0	0	2	1				
Bobby Abreu, L (1.9) OBP: 0.421, SLG: 0.515		0-0 F8		0-0 2B 2B		4-0 1B IBB		2-3 K		3	1	1	0	1	1	1				
Mark Lewis, R (1.4) OBP: 0.291, SLG: 0.320		1-0 E6 1B		1-0 2B 2B		2-1 F8		0-1 G3		4	0	1	1	0	0	3				
Desi Relaford, S (1.6) OBP: 0.327, SLG: 0.403		1-0 1B		3-3 K		1-1 1B 1B		4-0 IBB		3	0	2	1	1	1	1				
55 Matt Beech, L (1.1) OBP: 0.143, SLG: 0.143		0-3 K		0-0 L4		0-3 K		0-0 G3		3	0	0	0	0	2	5				
23 Kevin Jordan, R (8. PH) OBP: 0.320, SLG: 0.370										1	0	0	0	0	0	2				
Mark Leiter, R (9.1)										0	0	0	0	0	0	0				
<b>Inning Stats</b>	R: 0 E: 0 K: 0 S: 10	H: 1 LOB: 1 BB: 0 P: 14	R: 0 E: 1 K: 2 S: 10	H: 1 LOB: 2 BB: 0 P: 14	R: 0 E: 1 K: 0 S: 9	H: 0 LOB: 1 BB: 0 P: 16	R: 1 E: 0 K: 1 S: 10	H: 2 LOB: 1 BB: 0 P: 16	R: 0 E: 0 K: 2 S: 7	H: 0 LOB: 0 BB: 0 P: 8	R: 1 E: 0 K: 2 S: 15	H: 2 LOB: 2 BB: 1 P: 26	R: 0 E: 0 K: 1 S: 10	H: 1 LOB: 1 BB: 0 P: 16	R: 0 E: 0 K: 1 S: 9	H: 1 LOB: 2 BB: 1 P: 18	1B: 5 2B: 3 3B: 0 HR: 0	SF: 0 SAC: 0 DP: 0 HBP: 0	WP: 0 PB: 0 SB: 1 CS: 0	PA: 36
<b>PITCHER</b>	IP WLS BF H R ER SO BB IBB HBP BLK WP HR S P ERA WHIP	IP WLS BF H R ER SO BB IBB HBP BLK WP HR S P ERA WHIP																		
Jon Lieber, R (1.1) ERA: 4.14	6.2 L 30 7 2 2 5	0.1 1 0 0 0 1																		
Jason Christiansen, L (7.1) ERA: 0.98	0.1 1 0 0 0 1																			
Rich Loeiselle, R (8.1) ERA: 3.1	1.0 5 1 0 0 1																			

Pittsburgh Pirates @ Philadelphia Phillies  
Veterans Stadium, Philadelphia, PA  
Mon Jun 15 1998, 7:05 PM EDT  
Att: 14,411 - Cloudy - 75 F

AB 34  
R 2  
H 8  
RBI 2  
BB 2  
SO 7  
LOB 19





Batter	1	2	3	4	5	6	7	8	9	AB	R	H	RBI	BB	SO	LOB	TOP					
Tony Womack, L (1,4) OBP: 0.304, SLG: 0.322	G3-1	FC3-6 HR		L7		F7		G3		5	1	0	0	0	0	4	Pittsburgh Pirates @ Philadelphia Phillies Veterans Stadium, Philadelphia, PA Tue Jun 16 1998, 7:05 PM EDT Att: 24,615 - Overcast - 83 F					
Al Martin, L (1,7) OBP: 0.301, SLG: 0.369	G4-3			G6-3		P6		K		5	1	1	3	0	1	2						
18 Jason Kendall, R (1,2) OBP: 0.421, SLG: 0.466										5	2	4	0	0	0	0						
Kevin Young, R (1,3) OBP: 0.327, SLG: 0.500										5	0	2	1	0	2	3						
Turner Ward, S (1,8) Manny Martinez, R (9,8) OBP: 0.366, SLG: 0.615										5	0	2	0	0	0	3						
Jose Guillen, R (1,9) OBP: 0.337, SLG: 0.481										5	1	1	0	0	0	6						
Aramis Ramirez, R (1,5) Doug Strange, S (9,5) OBP: 0.248, SLG: 0.244										3	1	1	3	1	0	1						
Lou Collier, R (1,6) OBP: 0.305, SLG: 0.393										3	1	1	0	1	0	2						
Jose Silva, R (1,1)										0	0	0	0	0	0	0						
Esteban Loaiza, R (2,1) Elmer Dessens, R (7,1) Ricardo Rincon, L (9,1) Rich Loiselle, R (9,1)										1	0	1	0	0	0	0						
<b>Inning Stats</b>	R: 1 E: 0 K: 0 S: 11	H: 3 LOB: 2 BB: 0 P: 15	R: 3 E: 0 K: 0 S: 13	H: 1 LOB: 0 BB: 1 P: 23	R: 0 E: 0 K: 1 S: 10	H: 1 LOB: 1 BB: 0 P: 17	R: 0 E: 0 K: 0 S: 10	H: 1 LOB: 1 BB: 0 P: 16	R: 3 E: 0 K: 0 S: 12	H: 3 LOB: 0 BB: 0 P: 16	R: 0 E: 0 K: 0 S: 11	H: 2 LOB: 2 BB: 0 P: 18	R: 0 E: 0 K: 2 S: 9	H: 1 LOB: 1 BB: 1 P: 16	R: 0 E: 0 K: 2 S: 9	H: 0 LOB: 0 BB: 0 P: 11	R: 0 E: 0 K: 1 S: 8	H: 1 LOB: 1 BB: 0 P: 11	1B: 8 2B: 3 3B: 0 HR: 2	SF: 0 SAC: 1 DP: 1 HBP: 1	WP: 1 PB: 0 SB: 0 CS: 0	PA: 42
<b>PITCHER</b>	IP WLS BF H R ER SO BB IBB HBP BLK WP HR S P ERA WHIP																					
Tyler Green, R (1,1) ERA: 5.21	5.0	26	9	7	7	1	1	0	1	0	0	0	0	0	0	16	29	12.60	2.000			
Darwin Winston, L (6,1) ERA: 5.09	1.1	8	3	0	0	0	1	0	0	0	0	0	0	0	0	16	29	0.00	3.000			
Toby Bortland, R (7,1) ERA: 2.7	1.2	4	0	0	0	2	0	0	0	0	0	0	0	0	12	16	0.00	0.000				
Robert Dodd, L (9,1) ERA: 7.2	1.0	W	4	1	0	0	1	0	0	0	0	0	0	0	8	11	0.00	1.000				

Batter	1	2	3	4	5	6	7	8	9	AB	R	H	RBI	BB	SO	LOB	BOTTOM					
Doug Glanville, R (1,8) OBP: 0.360, SLG: 0.464										4	0	1	1	0	0	3	Pittsburgh Pirates @ Philadelphia Phillies Veterans Stadium, Philadelphia, PA Tue Jun 16 1998, 7:05 PM EDT Att: 24,615 - Overcast - 83 F					
Gregg Jefferies, S (1,7) Kevin Sefcik, R (8,7) OBP: 0.327, SLG: 0.231										3	1	1	1	0	0	1						
Scott Rolen, R (1,5) 23 Kevin Jordan, R (5,5) (7,3)										2	0	0	0	0	2	1						
Rico Brogna, L (1,3) Toby Bortland, R (7,1)										3	0	1	0	0	0	2						
Ruben Amaro Jr, S (8,PH) Robert Dodd, L (9,1) Mike Lieberthal, R (9,PH) OBP: 0.294, SLG: 0.416										0	0	0	0	0	0	0						
Mike Lieberthal, R (9,PH) Mark Lewis, R (1,4) OBP: 0.294, SLG: 0.320										3	1	1	0	1	0	1						
Bobby Abreu, L (1,9) OBP: 0.419, SLG: 0.519										4	1	1	1	0	1	2						
Mark Parent, R (1,2) OBP: 0.294, SLG: 0.267										2	1	0	0	2	1	0						
Desi Relaford, S (1,6) OBP: 0.335, SLG: 0.409										2	1	1	0	2	0	1						
Tyler Green, R (1,1) Rex Hudler, R (5,PH) Darwin Winston, R (6,1) Alex Arias, R (7,5) OBP: 0.348, SLG: 0.339										1	0	0	0	0	0	0						
<b>Inning Stats</b>	R: 0 E: 0 K: 1 S: 8	H: 1 LOB: 1 BB: 0 P: 12	R: 0 E: 0 K: 1 S: 12	H: 0 LOB: 1 BB: 1 P: 21	R: 0 E: 0 K: 0 S: 9	H: 0 LOB: 0 BB: 0 P: 12	R: 0 E: 0 K: 1 S: 9	H: 1 LOB: 1 BB: 1 P: 17	R: 0 E: 0 K: 0 S: 9	H: 0 LOB: 1 BB: 1 P: 19	R: 1 E: 0 K: 0 S: 8	H: 2 LOB: 0 BB: 0 P: 13	R: 0 E: 0 K: 1 S: 10	H: 1 LOB: 2 BB: 1 P: 22	R: 0 E: 0 K: 1 S: 7	H: 0 LOB: 0 BB: 0 P: 11	R: 7 E: 1 K: 0 S: 18	H: 3 LOB: 0 BB: 3 P: 38	1B: 4 2B: 1 3B: 1 HR: 2	SF: 1 SAC: 0 DP: 2 HBP: 0	WP: 0 PB: 0 SB: 0 CS: 0	PA: 40
<b>PITCHER</b>	IP WLS BF H R ER SO BB IBB HBP BLK WP HR S P ERA WHIP																					
Jose Silva, R (1,1) ERA: 3.44	1.0	4	1	0	0	1	0	0	0	0	0	0	0	0	8	82	1.80	1.200				
Esteban Loaiza, R (2,1) ERA: 4.73	5.0	19	3	1	1	2	3	0	0	0	0	0	0	0	47	82	1.80	1.200				
Elmer Dessens, R (7,1) ERA: 3.68	2.0	8	1	0	0	2	1	0	0	0	0	0	0	17	33	0.00	1.000					
Ricardo Rincon, L (9,1) ERA: 1.8	0.0	4	2	4	3	0	2	0	0	0	0	0	0	4	15	∞	∞					
Rich Loiselle, R (9,1) ERA: 3.03	0.2	L	5	1	3	0	1	0	0	0	0	0	0	14	23	0.00	3.000					





Batter	1	2	3	4	5	6	7	8	9	AB	R	H	RBI	BB	SO	LOB	TOP		
Tony Womack, L OBP: 0.301, SLG: 0.317	1-3 K		1-1 G4-3			2-3 K		2-2 G4-3		4	0	0	0	0	2	1			
Al Martin, L OBP: 0.296, SLG: 0.363	2-3 K			0-3 K		1-2 F8			1-3 K	4	0	0	0	0	3	0			
18 Jason Kendall, R OBP: 0.422, SLG: 0.479	2-2 1B			0-1 HR		1-1 G6-3			1-2 G4-3	4	1	2	1	0	0	0			
Kevin Young, R OBP: 0.323, SLG: 0.492	3-3 K			3-2 G4-3			0-1 G4-3		0-0 G6-3	4	0	0	0	0	1	1			
Jermaine Allensworth, R OBP: 0.358, SLG: 0.429		1-0 F9		2-0 G4-3			3-1 P4			3	0	0	0	0	0	0			
Jose Guillen, R OBP: 0.333, SLG: 0.475 Jason Christiansen, R (7, 1)	1-2 K				0-0 E6		1-2 G3			3	0	0	0	0	1	0			
Aramis Ramirez, R OBP: 0.260, SLG: 0.373		2-0 L4			1-2 L9			1-0 F4		3	0	0	0	0	0	1			
Lou Collier, R OBP: 0.299, SLG: 0.385			1-3 K		2-2 F8		0-3 K			3	0	0	0	0	2	1			
67 Francisco Cordova, R OBP: 0.139, SLG: 0.114 Turner Ward, S OBP: 0.321, SLG: 0.398			2-2 G4-3		0-3 K			4-2 BB		2	0	0	0	0	1	1			
										0	0	0	0	1	0	0			
<b>Inning Stats</b>	R: 0 E: 0 K: 3 S: 14	H: 1 LOB: 1 BB: 0 P: 22	R: 0 E: 0 K: 1 S: 6	H: 0 LOB: 0 BB: 0 P: 10	R: 0 E: 0 K: 1 S: 8	H: 0 LOB: 0 BB: 0 P: 12	R: 1 E: 0 K: 1 S: 10	H: 1 LOB: 0 BB: 0 P: 15	R: 0 E: 0 K: 1 S: 13	H: 0 LOB: 1 BB: 0 P: 16	R: 0 E: 0 K: 0 S: 7	H: 0 LOB: 0 BB: 0 P: 11	R: 0 E: 0 K: 1 S: 12	H: 0 LOB: 1 BB: 1 P: 19	R: 0 E: 0 K: 1 S: 7	H: 0 LOB: 0 BB: 0 P: 9	1B: 1 2B: 0 3B: 0 HR: 1	SF: 0 SAC: 0 DP: 0 HBP: 0	WP: 0 PA: 31 PB: 0 SB: 0 CS: 0
<b>PITCHER</b> Curt Schilling, R ERA: 2.47	IP: 9.0 WLS: W BF: 31 H: 2 R: 1 ER: 1 SO: 10 BB: 1 IBB: 0 HBP: 0 BLK: 0 WP: 0 HR: 1 S: 87 P: 128 ERA: 1.00 WHIP: 0.333																		

Pittsburgh Pirates @ Philadelphia Phillies  
Veterans Stadium, Philadelphia, PA  
Wed Jun 17 1998, 3:33 AM EDT  
Att: 25,694 - Cloudy - 79 F

AB	30
R	1
H	2
RBI	1
BB	1
SO	10
LOB	5



Batter	1	2	3	4	5	6	7	8	9	AB	R	H	RBI	BB	SO	LOB	BOTTOM
Doug Glanville, R OBP: 0.362, SLG: 0.465	1-2 S 1B		0-1 G5-3		0-0 1B	3-3 K				4	0	2	0	0	1	2	
Gregg Jefferies, S OBP: 0.362, SLG: 0.452	0-2 E3		1-2 3B		1-2 G4-3 1B		1-1 F8 S 1B			4	1	3	0	0	0	1	
Scott Rolen, R OBP: 0.379, SLG: 0.513	4-2 1B		2-2 2B		2-1 L5		2-2 G6-3 1B			3	1	1	1	1	0	3	
Rico Brogna, L OBP: 0.331, SLG: 0.500	0-0 P6		4-0 3B		0-1 G4-3		2-1 F8			3	0	0	0	1	0	6	
Mike Lieberthal, R OBP: 0.289, SLG: 0.411	1-3 K		2-1 SF9		0-3 K		1-1 G6-3			3	0	0	1	0	2	4	
Bobby Abreu, L OBP: 0.416, SLG: 0.519	0-0 F8		3-H CS		2-2 K		1-1 1B 2B		2-3 K	4	1	1	0	0	2	3	
Mark Lewis, R OBP: 0.290, SLG: 0.315		1-3 K		3-1 G6-3		0-0 F7		1-0 F9		4	0	0	0	0	1	1	
Desi Relaford, S OBP: 0.338, SLG: 0.405		1-0 G3		4-2 BB		4-0 1B IBB		0-3 K		2	0	0	0	2	1	0	
Curt Schilling, R OBP: 0.114, SLG: 0.088		0-1 F8		0-3 K		0-0 1B		1-2 1B		3	0	1	1	0	1	1	
										1B: 5 2B: 2 3B: 1 HR: 0	SF: 1 SAC: 0 DP: 1 HBP: 0	WP: 0 PA: 36 PB: 0 SB: 3 CS: 1					
<b>PITCHER</b> 67 Francisco Cordova, R ERA: 2.46 Jason Christiansen, L ERA: 0.92	IP: 6.1 WLS: L BF: 30 H: 8 R: 3 ER: 3 SO: 6 BB: 2 IBB: 0 HBP: 0 BLK: 0 WP: 0 HR: 0 S: 69 P: 110 ERA: 4.26 WHIP: 1.579																

Pittsburgh Pirates @ Philadelphia Phillies  
Veterans Stadium, Philadelphia, PA  
Wed Jun 17 1998, 3:33 AM EDT  
Att: 25,694 - Cloudy - 79 F

AB	30
R	3
H	8
RBI	3
BB	4
SO	8
LOB	21













Batter	1	2	3	4	5	6	7	8	9	AB	R	H	RBI	BB	SO	LOB	TOP				
Doug Glanville, R OBP: 0.357, SLG: 0.460										5	0	2	0	0	1	1	Philadelphia Phillies @ Chicago Cubs Wrigley Field, Chicago, IL Sat Jun 20 1998, 7:05 PM CDT Att: 39,761 - Unknown - 85 F				
Gregg Jefferies, S OBP: 0.359, SLG: 0.456										5	1	1	0	0	0	2					
Scott Rolen, R OBP: 0.383, SLG: 0.527										4	0	1	0	0	3	2					
Rico Brogna, L OBP: 0.331, SLG: 0.488										4	0	0	0	0	3	3					
Mike Lieberthal, R OBP: 0.296, SLG: 0.416										4	1	2	1	0	0	1					
Bobby Abreu, L OBP: 0.417, SLG: 0.524										3	1	1	1	1	1	2					
Mark Lewis, R OBP: 0.294, SLG: 0.320										4	1	2	0	0	1	1					
Desi Relaford, S OBP: 0.329, SLG: 0.391										4	0	0	0	0	0	4					
55 Matt Beech, L OBP: 0.167, SLG: 0.167										3	0	1	2	0	2	0					
Toby Borland, R OBP: 0.241, SLG: 0.208										0	0	0	0	0	0	0					
Inning Stats	R: 0 E: 0 K: 2 S: 10	H: 1 LOB: 1 BB: 0 P: 14	R: 2 E: 0 K: 0 S: 15	H: 2 LOB: 1 BB: 1 P: 22	R: 2 E: 0 K: 1 S: 20	H: 3 LOB: 1 BB: 0 P: 28	R: 0 E: 0 K: 1 S: 10	H: 1 LOB: 1 BB: 0 P: 13	R: 0 E: 0 K: 2 S: 8	H: 0 LOB: 0 BB: 0 P: 16	R: 0 E: 0 K: 1 S: 7	H: 0 LOB: 0 BB: 0 P: 9	R: 0 E: 0 K: 1 S: 9	H: 2 LOB: 2 BB: 0 P: 15	R: 0 E: 0 K: 0 S: 10	H: 0 LOB: 0 BB: 0 P: 16	1B: 6 2B: 4 3B: 0 HR: 0	SF: 0 SAC: 0 DP: 0 HBP: 0	WP: 0 PB: 0 SB: 1 CS: 0	PA: 38	
PITCHER	IP	WLS	BF	H	R	ER	SO	BB	IBB	HBP	BLK	WP	HR	S	P	ERA	WHIP				
34 Kerry Wood, R ERA: 3.4	(1, 1)	7.1	W	32	9	4	4	11	1	0	0	0	0	87	121	4.91	1.364				
Terry Adams, R ERA: 2.03	(8, 1)	1.2		6	1	0	0	0	0	0	0	0	0	13	21	0.00	0.600				

Batter	1	2	3	4	5	6	7	8	9	AB	R	H	RBI	BB	SO	LOB	BOTTOM				
Manny Alexander, R OBP: 0.301, SLG: 0.365										4	1	1	0	1	0	1	Philadelphia Phillies @ Chicago Cubs Wrigley Field, Chicago, IL Sat Jun 20 1998, 7:05 PM CDT Att: 39,761 - Unknown - 85 F				
Jeff Blauser, R OBP: 0.353, SLG: 0.313										5	1	2	1	0	2	0					
Mark Grace, L OBP: 0.422, SLG: 0.507										4	1	0	0	1	0	5					
Sammy Sosa, R OBP: 0.399, SLG: 0.685										5	2	3	5	0	1	0					
José Hernández, R OBP: 0.314, SLG: 0.580										5	1	2	0	0	2	1					
Matt Mieske, R OBP: 0.388, SLG: 0.437										4	1	2	0	0	1	0					
Terrell Lowery, R OBP: 0.313, SLG: 0.286										1	0	0	0	0	1	2					
Brant Brown, L OBP: 0.374, SLG: 0.556										2	1	2	1	1	0	0					
Scott Servais, R OBP: 0.277, SLG: 0.299										4	0	2	1	0	1	2					
34 Kerry Wood, R OBP: 0.214, SLG: 0.321										2	1	1	1	0	1	2					
Terry Adams, R ERA: 5.4										0	0	0	0	0	0	0					
Inning Stats	R: 0 E: 0 K: 1 S: 8	H: 0 LOB: 0 BB: 0 P: 13	R: 1 E: 0 K: 1 S: 13	H: 3 LOB: 2 BB: 1 P: 21	R: 2 E: 0 K: 2 S: 14	H: 1 LOB: 0 BB: 1 P: 26	R: 1 E: 0 K: 1 S: 13	H: 3 LOB: 3 BB: 1 P: 19	R: 1 E: 0 K: 1 S: 14	H: 2 LOB: 1 BB: 0 P: 22	R: 4 E: 0 K: 1 S: 12	H: 4 LOB: 0 BB: 0 P: 20	R: 0 E: 0 K: 1 S: 8	H: 1 LOB: 1 BB: 0 P: 11	R: 0 E: 1 K: 1 S: 11	H: 1 LOB: 2 BB: 0 P: 15	1B: 11 2B: 1 3B: 0 HR: 3	SF: 1 SAC: 2 DP: 1 HBP: 0	WP: 0 PB: 0 SB: 0 CS: 0	PA: 42	
PITCHER	IP	WLS	BF	H	R	ER	SO	BB	IBB	HBP	BLK	WP	HR	S	P	ERA	WHIP				
55 Matt Beech, L ERA: 5.06	(1, 1)	5.0	L	28	11	7	7	6	3	0	0	0	0	65	105	12.60	2.800				
Toby Borland, R ERA: 5.4	(6, 1)	3.0		14	4	2	2	3	0	0	0	0	0	28	42	6.00	1.333				







Batter	1	2	3	4	5	6	7	8	9	10	AB	R	H	RBI	BB	SO	LOB	TOP										
Doug Gianville, R OBP: 0.351, SLG: 0.448	4-1 HBP SF8 1B BB	1-1 G5-4-3			0-3 K	3-2 L9		0-0 G6-3		2-0 1B 1-2 2-H 1B	5	1	1	0	1	1	2											
Gregg Jefferies, S OBP: 0.359, SLG: 0.460	0-1 SF8 HBP 1B	0-0 F9			0-1 G4-3		2-1 2B SF9 1B		0-1 G6-3	0-0 1B	6	2	3	1	0	0	0											
Ruben Amaro Jr, S OBP: 0.241, SLG: 0.208	1-2 1B									1-3 2-H 1B	0	0	0	0	0	0	0											
Scott Rolen, R OBP: 0.388, SLG: 0.526	3-1 1B 23 1B HBP			0-1 F9		0-1 L7		1-2 SF9 1-3 2B	4-2 S BB	3-3 K2-3	4	1	1	0	1	1	2											
Rico Brogna, L OBP: 0.333, SLG: 0.481	0-2 SF8			2-0 G4-3		1-1 F5	0-0 SF9		4-1 1 SAFE 1B 1-2 IBB		2	0	0	2	1	0	0											
Mike Lieberthal, R OBP: 0.298, SLG: 0.413	1-1 23 1B 1B			0-1 E5		4-2 1B 23 2B BB	2-3 3-H 3-0 P4		2-2 F8		4	1	1	1	1	0	3											
Bobby Abreu, L OBP: 0.420, SLG: 0.525	1-2 3-H 1B			1-0 L9		3-2 23 2B 1B SF7	1-3 K		0-1 G1-3		5	1	1	0	0	1	6											
23 Kevin Jordan, R OBP: 0.351, SLG: 0.410	2-1 1B				0-1 G6-3	1-0 2B 2B		1-1 P4		3-2 SH3 1B 1B	5	1	3	2	0	0	0											
Kevin Sefcik, R OBP: 0.315, SLG: 0.227	1-2 2-H 1B					1-3 2-H 2B					0	0	0	0	0	0	0											
Mark Lewis, R OBP: 0.295, SLG: 0.331	0-3 K			1-1 G5-3		0-0 SF7		1-1 HR		1-0 SH3	3	1	1	2	0	1	2											
Alex Arias, R OBP: 0.355, SLG: 0.353		2-1 G5-4-3 1B		2-3 K		1-1 2B		1-0 P4		4-2 1B 1B BB	4	1	2	1	1	1	0											
<b>Inning Stats</b>	R: 3 E: 0 K: 1 S: 17	H: 3 LOB: 2 BB: 1 P: 28	R: 0 E: 0 K: 0 S: 5	H: 1 LOB: 0 BB: 0 P: 8	R: 0 E: 1 K: 1 S: 6	H: 0 LOB: 1 BB: 0 P: 9	R: 0 E: 0 K: 1 S: 7	H: 0 LOB: 0 BB: 0 P: 10	R: 0 E: 0 K: 1 S: 7	H: 0 LOB: 0 BB: 0 P: 7	R: 3 E: 0 K: 0 S: 14	H: 3 LOB: 1 BB: 1 P: 27	R: 1 E: 0 K: 1 S: 13	H: 2 LOB: 1 BB: 0 P: 20	R: 1 E: 0 K: 0 S: 6	H: 1 LOB: 0 BB: 0 P: 9	R: 0 E: 0 K: 0 S: 12	H: 0 LOB: 2 BB: 2 P: 22	R: 1 E: 0 K: 1 S: 12	H: 3 LOB: 2 BB: 1 P: 25	1B: 9 2B: 3 3B: 0 HR: 1	SF: 3 SAC: 1 DP: 1 HBP: 1	WP: 0 PA: 48					
<b>PITCHER</b>	IP 5.2	WLS 27	BF 7	H 6	R 6	ER 6	SO 3	BB 2	IBB 0	HBP 1	BLK 0	WP 0	HR 0	S 53	P 83	ERA 9.53	WHIP 1.588											
49 Tim Wakefield, R ERA: 4.46	(1, 1)																											
John Wasdin, R ERA: 5.59	(6, 1)	0.1	3	2	1	1	0	0	0	0	0	0	0	0	9	15	27.00	6.000										
Ron Mahay, L ERA: 3.44	(7, 1)	1.0	3	0	0	0	1	0	0	0	0	0	0	0	7	11	0.00	0.000										
Rich Garcés, R ERA: 2.25	(8, 1)	2.0	9	1	1	1	0	1	1	0	0	0	1	18	31	4.50	1.000											
Tom Gordon, R ERA: 1.91	(10, 1)	1.0	L	6	3	1	1	1	0	0	0	0	0	12	25	9.00	4.000											

Philadelphia Phillies @ Boston Red Sox  
Fenway Park, Boston, MA  
Mon Jun 22 1998, 7:05 PM EDT  
Att: 33,592 - Cloudy - 70 F

AB 38  
R 9  
H 13  
RBI 9  
BB 5  
SO 5  
LOB 15



Batter	1	2	3	4	5	6	7	8	9	10	AB	R	H	RBI	BB	SO	LOB	BOTTOM									
Darren Lewis, R OBP: 0.375, SLG: 0.373	1-3 K		1-3 K	2-2 1B 1B		3-3 K		1-3 K			5	1	1	2	0	4	1										
18 Reggie Jefferson, S OBP: 0.379, SLG: 0.544	1-3 K		0-0 G3-1	2-H 3-H 1B		0-3 K			1-1 G6-3		5	0	1	1	0	2	0										
Nomar Garciaparra, R OBP: 0.343, SLG: 0.522	0-0 1B 3B		3-1 L7	1-2 G6-3			2-2 G5-3		2-2 F7		5	1	1	0	0	0	1										
Mo Vaughn, L OBP: 0.393, SLG: 0.598	0-2 1B			0-1 1B 2B 1B	1-2 G6-3		2-2 G6-3		1-1 1B		5	1	3	1	0	0	0										
Troy O'Leary, L OBP: 0.330, SLG: 0.537	1-3 K			0-1 1B 2B 1B	2-1 HR		2-1 2B		3-3 K		5	2	3	1	0	2	2										
John Valentin, R OBP: 0.336, SLG: 0.425		0-0 F8		2-2 2B 1B 1B	1-0 HR		3-1 G1-3		0-0 F8		5	2	2	1	0	0	1										
Scott Hatteberg, L OBP: 0.345, SLG: 0.452		1-0 G4-3		0-3 K	1-2 P6			4-1 SH3 BB		3-3 K	4	0	0	0	1	2	3										
Mike Benjamin, R OBP: 0.322, SLG: 0.350		0-0		0-1 F9	0-3 K			1-0 SH3		2-0 F5	3	0	1	0	0	1	3										
Midre Cummings, L OBP: 0.340, SLG: 0.512								1-2 K			1	0	0	0	0	0	0										
Darren Bragg, L OBP: 0.367, SLG: 0.462		2-3 K		2-1 1B 2B		2-3 K		2-2 F9			3	1	1	2	0	2	1										
Billy Ashley, R OBP: 0.324, SLG: 0.480											1	0	0	0	0	0	1										
Damon Buford, R OBP: 0.324, SLG: 0.480				1-3 2-H 3-H 2B							0	0	0	0	0	0	0										
<b>Inning Stats</b>	R: 1 E: 0 K: 3 S: 14	H: 2 LOB: 1 BB: 0 P: 17	R: 0 E: 0 K: 1 S: 6	H: 1 LOB: 1 BB: 0 P: 9	R: 0 E: 0 K: 1 S: 6	H: 0 LOB: 0 BB: 0 P: 10	R: 5 E: 0 K: 1 S: 24	H: 6 LOB: 1 BB: 0 P: 31	R: 2 E: 0 K: 1 S: 12	H: 2 LOB: 0 BB: 0 P: 17	R: 0 E: 0 K: 0 S: 10	H: 0 LOB: 1 BB: 0 P: 15	R: 0 E: 0 K: 0 S: 12	H: 1 LOB: 1 BB: 0 P: 21	R: 0 E: 0 K: 1 S: 8	H: 0 LOB: 1 BB: 1 P: 16	R: 0 E: 0 K: 1 S: 12	H: 1 LOB: 1 BB: 0 P: 19	R: 0 E: 0 K: 1 S: 6	H: 0 LOB: 0 BB: 0 P: 11	1B: 8 2B: 2 3B: 1 HR: 2	SF: 0 SAC: 1 DP: 0 HBP: 0	WP: 0 PA: 44				
<b>PITCHER</b>	IP 7.0	WLS 33	BF 12	H 8	R 8	ER 8	SO 10	BB 0	IBB 0	HBP 0	BLK 0	WP 0	HR 2	S 84	P 120	ERA 10.29	WHIP 1.714										
Curt Schilling, R ERA: 2.89	(1, 1)																										
Yorkis Perez, L ERA: 3.06	(8, 1)	0.2	3	0	0	0	0	1	0	0	0	0	0	5	12	0.00	1.500										
Wayne Gomes, R ERA: 3.5	(8, 1)	1.1	W	5	1	0	0	2	0	0	0	0	0	15	23	0.00	0.750										
Mark Leiter, R ERA: 3.0	(10, 1)	1.0	S	3	0	0	0	1	0	0	0	0	0	6	11	0.00	0.000										

Philadelphia Phillies @ Boston Red Sox  
Fenway Park, Boston, MA  
Mon Jun 22 1998, 7:05 PM EDT  
Att: 33,592 - Cloudy - 70 F

AB 42  
R 8  
H 13  
RBI 8  
BB 1  
SO 13  
LOB 13






Batter	1	2	3	4	5	6	7	8	9	AB	R	H	RBI	BB	SO	LOB	TOP		
Doug Glanville, R OBP: 0.346, SLG: 0.441	G6-3	G5-3				G5-3	B1-3		SH1-4	5	0	0	0	0	0	4			
Kevin Seifick, R OBP: 0.322, SLG: 0.245	G5-3		G6-3			K	G5-3 1B		P4	5	0	2	0	0	1	0			
Scott Rolen, R OBP: 0.389, SLG: 0.534			L9			HR	G5-3		1B	5	1	2	1	0	0	3			
Rico Brogna, L OBP: 0.334, SLG: 0.481	G5-3					K			P5	2	0	1	0	0	0	1			
Rex Hudler, R OBP: 0.200, SLG: 0.146							L8			2	0	0	0	0	1	1			
Mike Lieberthal, R OBP: 0.297, SLG: 0.411			G6-3			G5-3			P4	4	0	1	0	0	0	1			
Bobby Abreu, L OBP: 0.421, SLG: 0.523					F8		23 FC6-4 1B		F7	3	1	1	0	1	0	0			
23 Kevin Jordan, R OBP: 0.357, SLG: 0.407			FC6-4		G6-3		1B HBP		WP	3	1	1	0	0	0	2			
Mark Lewis, R OBP: 0.298, SLG: 0.333			K		K		1B		WP	5	0	2	1	0	2	3			
Desi Relaford, S OBP: 0.335, SLG: 0.397					G3		1-2 2H 1B		1B SH1-4 1B	2	0	1	1	1	0	0			
<b>Inning Stats</b>	R: 0 E: 0 K: 0 S: 9	H: 1 LOB: 1 BB: 0 P: 15	R: 0 E: 0 K: 1 S: 17	H: 2 LOB: 3 BB: 1 P: 29	R: 0 E: 0 K: 0 S: 6	H: 1 LOB: 1 BB: 0 P: 8	R: 0 E: 0 K: 1 S: 7	H: 0 LOB: 0 BB: 0 P: 12	R: 0 E: 0 K: 1 S: 8	H: 0 LOB: 0 BB: 0 P: 13	R: 3 E: 0 K: 0 S: 11	H: 3 LOB: 1 BB: 1 P: 23	R: 0 E: 0 K: 0 S: 12	H: 1 LOB: 1 BB: 0 P: 18	R: 0 E: 0 K: 0 S: 14	H: 2 LOB: 2 BB: 0 P: 23	1B: 10 2B: 0 3B: 0 HR: 1	SF: 0 SAC: 1 DP: 0 HBP: 1	WP: 1 PA: 40 PB: 0 CS: 0
<b>PITCHER</b>	IP WLS BF H R ER SO BB IBB HBP BLK WP HR S P ERA WHIP	IP WLS BF H R ER SO BB IBB HBP BLK WP HR S P ERA WHIP	IP WLS BF H R ER SO BB IBB HBP BLK WP HR S P ERA WHIP	IP WLS BF H R ER SO BB IBB HBP BLK WP HR S P ERA WHIP	IP WLS BF H R ER SO BB IBB HBP BLK WP HR S P ERA WHIP	IP WLS BF H R ER SO BB IBB HBP BLK WP HR S P ERA WHIP	IP WLS BF H R ER SO BB IBB HBP BLK WP HR S P ERA WHIP	IP WLS BF H R ER SO BB IBB HBP BLK WP HR S P ERA WHIP	IP WLS BF H R ER SO BB IBB HBP BLK WP HR S P ERA WHIP	IP WLS BF H R ER SO BB IBB HBP BLK WP HR S P ERA WHIP	IP WLS BF H R ER SO BB IBB HBP BLK WP HR S P ERA WHIP	IP WLS BF H R ER SO BB IBB HBP BLK WP HR S P ERA WHIP	IP WLS BF H R ER SO BB IBB HBP BLK WP HR S P ERA WHIP	IP WLS BF H R ER SO BB IBB HBP BLK WP HR S P ERA WHIP	IP WLS BF H R ER SO BB IBB HBP BLK WP HR S P ERA WHIP	IP WLS BF H R ER SO BB IBB HBP BLK WP HR S P ERA WHIP	IP WLS BF H R ER SO BB IBB HBP BLK WP HR S P ERA WHIP	IP WLS BF H R ER SO BB IBB HBP BLK WP HR S P ERA WHIP	IP WLS BF H R ER SO BB IBB HBP BLK WP HR S P ERA WHIP

Philadelphia Phillies @ Boston Red Sox  
Fenway Park, Boston, MA  
Tue Jun 23 1998, 7:05 PM EDT  
Att: 33,212 - Overcast - 73 F


AB 36  
R 3  
H 11  
RBI 3  
BB 2  
SO 4  
LOB 15



Batter	1	2	3	4	5	6	7	8	9	AB	R	H	RBI	BB	SO	LOB	BOTTOM		
Midre Cummings, L OBP: 0.333, SLG: 0.489	G3		G4-3			2B 1B		G1-3		4	0	1	0	0	0	1			
18 Reggie Jefferson, S OBP: 0.371, SLG: 0.531	K				F7	K		F7		4	0	0	0	0	2	1			
Nomar Garciaparra, R OBP: 0.342, SLG: 0.522	G5-3				P6	2B		L7		4	0	1	0	0	0	0			
Mo Vaughn, L OBP: 0.391, SLG: 0.593					G3	K		G3-1		4	0	1	0	0	1	2			
Troy O'Leary, L OBP: 0.332, SLG: 0.540						2B				4	1	2	0	0	2	2			
Darren Lewis, R OBP: 0.375, SLG: 0.373					2B	K		1B		0	0	0	0	0	0	0			
John Valentin, R OBP: 0.334, SLG: 0.426					G4-3 SH3 2B			P5		4	1	1	1	0	0	1			
Scott Hatteberg, L OBP: 0.344, SLG: 0.449					G4-3			L8		3	0	1	0	0	0	1			
Mike Benjamin, R OBP: 0.320, SLG: 0.348			SH3		SH3			K		1	0	0	1	0	1	0			
Darren Bragg, L OBP: 0.362, SLG: 0.453			G1		K			G5-3		3	0	0	0	0	1	1			
<b>Inning Stats</b>	R: 0 E: 0 K: 1 S: 8	H: 0 LOB: 0 BB: 0 P: 10	R: 0 E: 0 K: 1 S: 9	H: 1 LOB: 0 BB: 0 P: 13	R: 0 E: 0 K: 0 S: 5	H: 0 LOB: 0 BB: 0 P: 6	R: 2 E: 0 K: 1 S: 7	H: 2 LOB: 0 BB: 0 P: 14	R: 0 E: 0 K: 3 S: 14	H: 2 LOB: 2 BB: 0 P: 17	R: 0 E: 0 K: 1 S: 6	H: 0 LOB: 0 BB: 0 P: 9	R: 0 E: 0 K: 0 S: 8	H: 0 LOB: 0 BB: 0 P: 10	R: 0 E: 0 K: 0 S: 13	H: 1 LOB: 1 BB: 0 P: 17	1B: 4 2B: 3 3B: 0 HR: 0	SF: 0 SAC: 2 DP: 0 HBP: 0	WP: 0 PA: 33 PB: 0 CS: 0
<b>PITCHER</b>	IP WLS BF H R ER SO BB IBB HBP BLK WP HR S P ERA WHIP	IP WLS BF H R ER SO BB IBB HBP BLK WP HR S P ERA WHIP	IP WLS BF H R ER SO BB IBB HBP BLK WP HR S P ERA WHIP	IP WLS BF H R ER SO BB IBB HBP BLK WP HR S P ERA WHIP	IP WLS BF H R ER SO BB IBB HBP BLK WP HR S P ERA WHIP	IP WLS BF H R ER SO BB IBB HBP BLK WP HR S P ERA WHIP	IP WLS BF H R ER SO BB IBB HBP BLK WP HR S P ERA WHIP	IP WLS BF H R ER SO BB IBB HBP BLK WP HR S P ERA WHIP	IP WLS BF H R ER SO BB IBB HBP BLK WP HR S P ERA WHIP	IP WLS BF H R ER SO BB IBB HBP BLK WP HR S P ERA WHIP	IP WLS BF H R ER SO BB IBB HBP BLK WP HR S P ERA WHIP	IP WLS BF H R ER SO BB IBB HBP BLK WP HR S P ERA WHIP	IP WLS BF H R ER SO BB IBB HBP BLK WP HR S P ERA WHIP	IP WLS BF H R ER SO BB IBB HBP BLK WP HR S P ERA WHIP	IP WLS BF H R ER SO BB IBB HBP BLK WP HR S P ERA WHIP	IP WLS BF H R ER SO BB IBB HBP BLK WP HR S P ERA WHIP	IP WLS BF H R ER SO BB IBB HBP BLK WP HR S P ERA WHIP	IP WLS BF H R ER SO BB IBB HBP BLK WP HR S P ERA WHIP	IP WLS BF H R ER SO BB IBB HBP BLK WP HR S P ERA WHIP

Philadelphia Phillies @ Boston Red Sox  
Fenway Park, Boston, MA  
Tue Jun 23 1998, 7:05 PM EDT  
Att: 33,212 - Overcast - 73 F

AB 31  
R 2  
H 7  
RBI 2  
BB 0  
SO 7  
LOB 9





Batter	1	2	3	4	5	6	7	8	9	AB	R	H	RBI	BB	SO	LOB	TOP									
<b>Darren Lewis, R</b> OBP: 0.378, SLG: 0.373 (1, 8)	G6-3			G4-6-3 BB		SF8-3-5 1B	G3 HBP BB		G6-3	3	0	1	0	2	0	0	<b>Boston Red Sox @ Philadelphia Phillies</b> Veterans Stadium, Philadelphia, PA Wed Jun 24 1998, 7:05 PM EDT Att: 28,079 - Cloudy - 84 F									
<b>Darren Bragg, L</b> OBP: 0.358, SLG: 0.448 <b>Billy Ashley, R</b> (7, PH)	F7			G4-6-3		SF8	G3		F9	2	0	0	1	0	0	1										
<b>Midre Cummings, L</b> OBP: 0.346, SLG: 0.489 <b>Carlos Reyes, S</b> (7, PH)				1-2 G3		3-H 1-0	HBP			0	0	0	0	0	0	0										
<b>Lou Merloni, R</b> OBP: 0.360, SLG: 0.415 (8, 4)				1-2 HR		1-2 2-3	G3			0	0	0	0	0	0	0										
<b>Nomar Garciaparra, R</b> OBP: 0.343, SLG: 0.531 (1, 6)	G3					1-2 2-3	G3		L7	5	1	2	2	0	0	2										
<b>Mo Vaughn, L</b> OBP: 0.386, SLG: 0.587 (1, 3)				L9		2-3 3-H	P6			3	0	0	1	0	1	2										
<b>Troy O'Leary, L</b> OBP: 0.334, SLG: 0.540 (1, 7)				L9		2-3 3-H	P6			4	2	2	0	0	1	0										
<b>John Valentin, R</b> OBP: 0.333, SLG: 0.423 (1, 5)				L9		2-3 3-H	P6			4	1	1	0	0	0	1										
<b>Scott Hatteberg, L</b> OBP: 0.348, SLG: 0.463 (1, 2)				K		2-3 3-H	P6			4	1	2	2	0	2	0										
<b>Mike Benjamin, R</b> OBP: 0.327, SLG: 0.354 <b>18 Reggie Jefferson, S</b> OBP: 0.369, SLG: 0.528 <b>Ron Mahay, L</b> (8, PH)	G6-3			G6-3		1B SF8	HBP BB		G4-3	3	2	2	0	0	0	0										
<b>Steve Avery, L</b> <b>John Wasdin, R</b> <b>Damon Buford, R</b> OBP: 0.318, SLG: 0.475 (7, 8)	F7			F7		1B SF8-3-5 BB	SF8		K	1	0	0	0	0	0	0										
<b>Inning Stats</b>	R: 0 E: 0 K: 0 S: 10	H: 0 LOB: 0 BB: 0 P: 12	R: 0 E: 0 K: 1 S: 7	H: 0 LOB: 0 BB: 0 P: 12	R: 0 E: 0 K: 1 S: 5	H: 0 LOB: 0 BB: 0 P: 7	R: 1 E: 0 K: 0 S: 7	H: 1 LOB: 0 BB: 1 P: 17	R: 0 E: 0 K: 2 S: 7	H: 0 LOB: 0 BB: 0 P: 8	R: 2 E: 0 K: 0 S: 11	H: 3 LOB: 1 BB: 1 P: 18	R: 4 E: 0 K: 0 S: 22	H: 4 LOB: 2 BB: 1 P: 37	R: 1 E: 0 K: 1 S: 15	H: 2 LOB: 1 BB: 0 P: 18	R: 0 E: 0 K: 0 S: 6	H: 0 LOB: 0 BB: 0 P: 11	1B: 7 2B: 3 3B: 0 HR: 1	SF: 3 SAC: 0 DP: 2 HBP: 1	WP: 0 PB: 0 SB: 0 CS: 0	PA: 39				
<b>PITCHER</b>	IP	WLS	BF	H	R	ER	SO	BB	IBB	HBP	BLK	WP	HR	S	P	ERA	WHIP									
<b>Carlton Loewer, R</b> ERA: 5.73 <b>Yorkis Perez, L</b> ERA: 3.0 <b>Jerry Spradlin, R</b> ERA: 4.08 <b>Wayne Gomes, R</b> ERA: 3.61 <b>Mark Leiter, R</b> ERA: 2.93	(1, 1)	6.0	W	26	8	7	7	4	2	0	0	0	0	1	55	85	10.50	1.667								
<b>Carlton Loewer, R</b> ERA: 5.73 <b>Yorkis Perez, L</b> ERA: 3.0 <b>Jerry Spradlin, R</b> ERA: 4.08 <b>Wayne Gomes, R</b> ERA: 3.61 <b>Mark Leiter, R</b> ERA: 2.93	(7, 1)	0.1		2	0	0	0	0	1	0	0	0	0	0	7	14	0.00	3.000								
<b>Carlton Loewer, R</b> ERA: 5.73 <b>Yorkis Perez, L</b> ERA: 3.0 <b>Jerry Spradlin, R</b> ERA: 4.08 <b>Wayne Gomes, R</b> ERA: 3.61 <b>Mark Leiter, R</b> ERA: 2.93	(7, 1)	0.2		3	0	0	0	0	0	0	1	0	0	0	7	12	0.00	0.000								
<b>Carlton Loewer, R</b> ERA: 5.73 <b>Yorkis Perez, L</b> ERA: 3.0 <b>Jerry Spradlin, R</b> ERA: 4.08 <b>Wayne Gomes, R</b> ERA: 3.61 <b>Mark Leiter, R</b> ERA: 2.93	(8, 1)	1.0	S	5	2	1	1	1	0	0	0	0	0	0	15	18	9.00	2.000								
<b>Carlton Loewer, R</b> ERA: 5.73 <b>Yorkis Perez, L</b> ERA: 3.0 <b>Jerry Spradlin, R</b> ERA: 4.08 <b>Wayne Gomes, R</b> ERA: 3.61 <b>Mark Leiter, R</b> ERA: 2.93	(9, 1)	1.0	S	3	0	0	0	0	0	0	0	0	0	6	11	0.00	0.000									

AB	32
R	8
H	10
RBI	8
BB	3
SO	5
LOB	8



Batter	1	2	3	4	5	6	7	8	9	AB	R	H	RBI	BB	SO	LOB	BOTTOM									
<b>Doug Glanville, R</b> OBP: 0.347, SLG: 0.450 (1, 8)	G1-3			1B					G5-3	5	2	2	0	0	0	1	<b>Boston Red Sox @ Philadelphia Phillies</b> Veterans Stadium, Philadelphia, PA Wed Jun 24 1998, 7:05 PM EDT Att: 28,079 - Cloudy - 84 F									
<b>Gregg Jefferies, S</b> OBP: 0.368, SLG: 0.464 <b>Ruben Amaro Jr, S</b> OBP: 0.236, SLG: 0.204 (7, 7)				2B					P6	2	3	2	2	2	0	0										
<b>Scott Rolen, R</b> OBP: 0.392, SLG: 0.537 (1, 5)				1B					G3	1	0	0	0	0	0	0										
<b>23 Kevin Jordan, R</b> OBP: 0.350, SLG: 0.407 <b>Mark Leiter, R</b> (9, 1)				1B					F7	4	2	2	1	1	0	1										
<b>23 Kevin Jordan, R</b> OBP: 0.350, SLG: 0.407 <b>Mark Leiter, R</b> (9, 1)				1B					F7	5	1	1	2	0	0	4										
<b>Mike Lieberthal, R</b> OBP: 0.296, SLG: 0.410 (1, 2)				2B						0	0	0	0	0	0	0										
<b>Mike Lieberthal, R</b> OBP: 0.296, SLG: 0.410 (1, 2)				2B						3	1	1	3	0	1	1										
<b>Mark Lewis, R</b> OBP: 0.301, SLG: 0.348 (1, 4)				1B						4	1	2	2	0	0	2										
<b>Kevin Sefcik, R</b> OBP: 0.333, SLG: 0.264 (1, 9)				1B						4	0	2	1	0	0	2										
<b>Desi Relaford, S</b> OBP: 0.329, SLG: 0.390 (1, 6)				K						4	0	0	0	0	1	2										
<b>Carlton Loewer, R</b> OBP: 0.333, SLG: 0.250 <b>Yorkis Perez, L</b> <b>Jerry Spradlin, S</b> <b>Jon Zuber, L</b> <b>Wayne Gomes, R</b> <b>Rico Brogna, L</b> OBP: 0.334, SLG: 0.481 (9, 3)				P6						3	1	1	0	0	0	1										
<b>Inning Stats</b>	R: 0 E: 0 K: 0 S: 4	H: 1 LOB: 1 BB: 0 P: 9	R: 0 E: 0 K: 0 S: 8	H: 1 LOB: 0 BB: 0 P: 12	R: 7 E: 0 K: 1 S: 27	H: 6 LOB: 1 BB: 1 P: 41	R: 3 E: 0 K: 1 S: 13	H: 3 LOB: 1 BB: 1 P: 22	R: 0 E: 0 K: 0 S: 4	H: 0 LOB: 0 BB: 0 P: 5	R: 1 E: 0 K: 0 S: 13	H: 2 LOB: 1 BB: 0 P: 17	R: 0 E: 0 K: 1 S: 14	H: 1 LOB: 1 BB: 0 P: 22	R: 0 E: 0 K: 0 S: 8	H: 0 LOB: 0 BB: 0 P: 10	1B: 7 2B: 4 3B: 2 HR: 0	SF: 1 SAC: 0 DP: 1 HBP: 0	WP: 0 PB: 0 SB: 1 CS: 0	PA: 40						
<b>PITCHER</b>	IP	WLS	BF	H	R	ER	SO	BB	IBB	HBP	BLK	WP	HR	S	P	ERA	WHIP									
<b>Steve Avery, L</b> ERA: 5.36 <b>John Wasdin, R</b> ERA: 5.98 <b>Carlos Reyes, R</b> ERA: 3.23 <b>Ron Mahay, L</b> ERA: 3.26	(1, 1)	2.1	L	15	6	4	4	1	1	0	0	0	0	0	31	53	9.82	1.909								
<b>Steve Avery, L</b> ERA: 5.36 <b>John Wasdin, R</b> ERA: 5.98 <b>Carlos Reyes, R</b> ERA: 3.23 <b>Ron Mahay, L</b> ERA: 3.26	(3, 1)	3.2		18	6	4	4	1	1	0	0	0	0	0	38	53	9.82	1.909								
<b>Steve Avery, L</b> ERA: 5.36 <b>John Wasdin, R</b> ERA: 5.98 <b>Carlos Reyes, R</b> ERA: 3.23 <b>Ron Mahay, L</b> ERA: 3.26	(7, 1)	1.0		4	1	0	0	1	0	0	0	0	0	14	22	0.00	1.000									
<b>Steve Avery, L</b> ERA: 5.36 <b>John Wasdin, R</b> ERA: 5.98 <b>Carlos Reyes, R</b> ERA: 3.23 <b>Ron Mahay, L</b> ERA: 3.26	(8, 1)	1.0		3	0	0	0	0	0	0	0	0	0	8	10	0.00	0.000									









Batter	1	2	3	4	5	6	7	8	9	AB	R	H	RBI	BB	SO	LOB	TOP								
Quinton McCracken, S (1.8) OBP: 0.337, SLG: 0.446	G3		F6				G3			4	0	1	0	0	0	2	Tampa Bay Devil Rays @ Philadelphia Phillies Veterans Stadium, Philadelphia, PA Fri Jun 26 1998, 7:05 PM EDT Att: 17,559 - Cloudy - 76 F								
Miguel Cairo, R (1.4) OBP: 0.392, SLG: 0.365	G6-3			1B	BB	G1-4-3 1-H	2B	G4-3		3	0	1	0	1	0	0									
Wade Boggs, L (1.5) OBP: 0.347, SLG: 0.437	F8			L9		G1-4-3	2B	F8		4	0	0	0	0	0	2									
Fred McGriff, L (1.3) OBP: 0.346, SLG: 0.379		F9		L8			BB	F8		3	0	0	0	1	0	1									
Paul Sorrento, L (1.7) OBP: 0.313, SLG: 0.460 Mike Kelly, R (8.7) OBP: 0.311, SLG: 0.391	F5			1B				K		3	0	1	0	0	1	2									
John Flaherty, R (1.2) OBP: 0.277, SLG: 0.274	E6			G4-3				L9		3	0	0	0	1	0	2									
Dave Martinez, L (1.9) OBP: 0.337, SLG: 0.315	G4-3					F8		L7		3	0	0	0	1	0	1									
Kevin Stocker, S (1.6) OBP: 0.299, SLG: 0.367			P5		G4-3		K			3	0	0	0	0	1	2									
Jason Johnson, R (1.1) Jim Mecir, S (5.1) Rich Butler, L (7. PH) OBP: 0.273, SLG: 0.300 Esteban Yan, R (7.1) Scott Aldred, L (8.1)			K				K	FC5-4		2	0	0	0	0	0	2									
							FC5-4			0	0	0	0	0	0	0									
							1-2 2-3			0	0	0	0	0	0	0									
										0	0	0	0	0	0	0									
<b>Inning Stats</b>	R: 0 E: 0 K: 0 S: 3	H: 0 LOB: 0 BB: 0 P: 6	R: 0 E: 1 K: 0 S: 9	H: 0 LOB: 1 BB: 0 P: 15	R: 0 E: 0 K: 1 S: 6	H: 0 LOB: 0 BB: 0 P: 7	R: 0 E: 0 K: 0 S: 10	H: 1 LOB: 2 BB: 1 P: 21	R: 0 E: 0 K: 1 S: 5	H: 0 LOB: 0 BB: 0 P: 6	R: 0 E: 0 K: 1 S: 10	H: 2 LOB: 2 BB: 1 P: 19	R: 0 E: 0 K: 1 S: 13	H: 0 LOB: 2 BB: 2 P: 25	R: 0 E: 0 K: 0 S: 4	H: 0 LOB: 0 BB: 0 P: 10	R: 0 E: 0 K: 1 S: 11	H: 0 LOB: 0 BB: 0 P: 16	1B: 2 2B: 1 3B: 0 HR: 0	SF: 0 SAC: 0 DP: 0 HBP: 0	WP: 0 PB: 0 SB: 0 CS: 0	PA: 34			
<b>PITCHER</b>	IP	WLS	BF	H	R	ER	SO	BB	IBB	HBP	BLK	WP	HR	S	P	ERA	WHIP								
Tyler Green, R (1.1) ERA: 4.7	7.0	W	28	3	0	0	4	4	0	0	0	0	0	56	99	0.00	1.000								
Yorkis Perez, L (8.1) ERA: 2.84	1.0		3	0	0	0	0	0	0	0	0	0	0	4	10	0.00	0.000								
Jerry Spradlin, R (9.1) ERA: 3.95	1.0		3	0	0	0	1	0	0	0	0	0	0	11	16	0.00	0.000								

Batter	1	2	3	4	5	6	7	8	9	AB	R	H	RBI	BB	SO	LOB	BOTTOM								
Doug Glanville, R (1.8) OBP: 0.354, SLG: 0.451	CS 1B		1B 2B	G3			1B E BB	F8 1B BB		3	2	2	1	2	0	2	Tampa Bay Devil Rays @ Philadelphia Phillies Veterans Stadium, Philadelphia, PA Fri Jun 26 1998, 7:05 PM EDT Att: 17,559 - Cloudy - 76 F								
Gregg Jefferies, S (1.7) OBP: 0.367, SLG: 0.460 Kevin Sefcik, R (7. PR) OBP: 0.344, SLG: 0.278	F7		3B 1B		F9		E BB	1B		4	1	2	1	0	0	1									
Scott Rolen, R (1.5) OBP: 0.386, SLG: 0.528	G5-3		2B 1B	P6		1B S BB	K	F8		4	1	0	0	1	1	6									
Rico Brogna, L (1.3) OBP: 0.333, SLG: 0.489		G4-3 2B	1H 3B		K		E8 1B 2B	P4		5	1	3	3	0	1	3									
Mark Lewis, R (1.4) OBP: 0.306, SLG: 0.352		G4-3 2-3	F9			1B 2B	1B			4	0	2	2	0	0	2									
Bobby Abreu, L (1.9) OBP: 0.415, SLG: 0.510		K		L9		1B K	K			4	0	0	0	0	3	3									
Mark Parent, R (1.2) OBP: 0.313, SLG: 0.268		K			2B BB		K	1B		3	0	1	0	1	2	1									
Desi Relaford, S (1.6) OBP: 0.331, SLG: 0.388			SH5-4 2B HBP		2B		K	G3		3	1	1	0	0	1	2									
Tyler Green, R (1.1) OBP: 0.250, SLG: 0.240 Yorkis Perez, L (8.1) Alex Arias, R (8. PH) OBP: 0.351, SLG: 0.348 Jerry Spradlin, S (9.1)			SH5-4 G6-3		G6-3		K	G6-3		2	0	0	0	0	1	2									
										0	0	0	0	0	0	0									
										1	0	0	0	0	0	0									
										0	0	0	0	0	0	0									
<b>Inning Stats</b>	R: 0 E: 0 K: 0 S: 11	H: 1 LOB: 1 BB: 0 P: 13	R: 0 E: 0 K: 2 S: 10	H: 1 LOB: 0 BB: 0 P: 15	R: 3 E: 0 K: 0 S: 11	H: 3 LOB: 1 BB: 0 P: 17	R: 0 E: 0 K: 0 S: 11	H: 1 LOB: 2 BB: 1 P: 20	R: 1 E: 0 K: 2 S: 15	H: 1 LOB: 1 BB: 1 P: 27	R: 0 E: 0 K: 3 S: 10	H: 0 LOB: 0 BB: 0 P: 14	R: 3 E: 1 K: 2 S: 19	H: 4 LOB: 2 BB: 1 P: 28	R: 0 E: 0 K: 0 S: 11	H: 1 LOB: 2 BB: 1 P: 20	1B: 7 2B: 4 3B: 1 HR: 0	SF: 0 SAC: 1 DP: 0 HBP: 1	WP: 0 PB: 0 SB: 1 CS: 1	PA: 40					
<b>PITCHER</b>	IP	WLS	BF	H	R	ER	SO	BB	IBB	HBP	BLK	WP	HR	S	P	ERA	WHIP								
Jason Johnson, R (1.1) ERA: 5.72	4.2	L	23	7	4	4	3	2	0	1	0	0	0	55	87	7.71	1.929								
Jim Mecir, R (5.1) ERA: 3.19	1.1		4	0	0	0	4	0	0	0	0	0	0	13	19	0.00	0.000								
Esteban Yan, R (7.1) ERA: 3.7	1.0		8	4	3	3	2	1	0	0	0	0	0	19	28	27.00	5.000								
Scott Aldred, L (8.1) ERA: 2.19	1.0		5	1	0	0	0	1	0	0	0	0	0	11	20	0.00	2.000								







Batter	1	2	3	4	5	6	7	8	9	AB	R	H	RBI	BB	SO	LOB	TOP				
Randy Winn, S OBP: 0.407, SLG: 0.403 Jim Mecir, S Roberto Hernandez, R	G6-3		F7	K			SH3-4 E 1B	F8		4	1	1	0	0	1	2	Tampa Bay Devil Rays @ Philadelphia Phillies Veterans Stadium, Philadelphia, PA Sun Jun 28 1998, 3:33 AM EDT Att: 25,157 - Sunny - 76 F				
Miguel Cairo, R OBP: 0.315, SLG: 0.381	HR 1B		G3-1 1B		G4-3 2B		SH3-4	F9	4	1	3	0	0	0	0						
Quinton McCracken, S OBP: 0.336, SLG: 0.445	K		G3-1		L8		G5-3	1B 2B	5	0	1	0	0	1	5						
Fred McGriff, L OBP: 0.351, SLG: 0.399	2H HR		P5		G4-3		E9 1B	1B	5	1	3	3	0	0	3						
Wade Boggs, L OBP: 0.347, SLG: 0.424 Bobby Smith, R OBP: 0.364, SLG: 0.483	G4-3			P5	G4-3			1B	3	0	0	0	2	0	1						
Mike DiFelice, R OBP: 0.286, SLG: 0.353		L7		K		E5 FC5-4	L4	G3	5	0	0	0	0	1	4						
Rich Butler, L OBP: 0.278, SLG: 0.298		F7		1B 2B	1B		F9	F7	4	1	1	0	0	0	1						
Kevin Stocker, S OBP: 0.302, SLG: 0.367			K	1B 2B	1B		F8	S 1B	4	1	2	0	0	1	1						
Dennis Springer, R								K	0	0	0	0	0	0	0						
Rick White, R OBP: 0.333, SLG: 0.333 Aaron Ledesma, R OBP: 0.349, SLG: 0.396 Albie Lopez, R			G3-1 1B	1B 2B		FC5-4 1-2		K	1	0	1	0	0	0	0						
Dave Martinez, L OBP: 0.331, SLG: 0.309				1H 2H	2B			1-2	1	0	0	0	0	1	1						
<b>Inning Stats</b>	R: 2 E: 0 K: 1 S: 12	H: 2 LOB: 0 BB: 0 P: 16	R: 0 E: 0 K: 1 S: 8	H: 0 LOB: 0 BB: 0 P: 9	R: 0 E: 0 K: 0 S: 10	H: 2 LOB: 2 BB: 0 P: 17	R: 2 E: 0 K: 2 S: 22	H: 3 LOB: 1 BB: 0 P: 28	R: 0 E: 0 K: 0 S: 7	H: 1 LOB: 1 BB: 0 P: 11	R: 1 E: 1 K: 0 S: 11	H: 2 LOB: 2 BB: 1 P: 18	R: 0 E: 0 K: 1 S: 8	H: 1 LOB: 1 BB: 0 P: 13	R: 0 E: 0 K: 0 S: 8	H: 2 LOB: 2 BB: 1 P: 14	1B: 9 2B: 3 3B: 0 HR: 1	SF: 0 SAC: 1 DP: 0 HBP: 0	WP: 0 PB: 0 SB: 2 CS: 0	PA: 42	
<b>PITCHER</b>	IP	WLS	BF	H	R	ER	SO	BB	IBB	HBP	BLK	WP	HR	S	P	ERA	WHIP				
Mark Portugal, R ERA: 5.32	6.0		27	8	4	4	4	0	0	0	0	0	1	64	88	6.00	1.333				
Wayne Gomes, R ERA: 3.65	1.0	L	6	2	1	1	0	0	1	0	0	0	0	11	18	9.00	2.000				
Yorkis Perez, L ERA: 2.61	1.0		4	1	0	0	1	0	0	0	0	0	0	8	13	0.00	1.000				
Mark Leiter, R ERA: 2.87	1.0		5	2	0	0	0	1	0	0	0	0	0	8	14	0.00	3.000				

Batter	1	2	3	4	5	6	7	8	9	AB	R	H	RBI	BB	SO	LOB	BOTTOM				
Doug Glanville, R OBP: 0.351, SLG: 0.443	G6-3	1B 2B BB		K		23 G6-3 1B		F9		4	1	1	0	1	1	Tampa Bay Devil Rays @ Philadelphia Phillies Veterans Stadium, Philadelphia, PA Sun Jun 28 1998, 3:33 AM EDT Att: 25,157 - Sunny - 76 F					
Gregg Jefferies, S OBP: 0.364, SLG: 0.454 Wayne Gomes, R		23 2B		P5		K		K	4	1	2	1	0	1	2						
Yorkis Perez, L Scott Rolen, R OBP: 0.384, SLG: 0.523 Mark Leiter, R	1B	1B						K	0	0	0	0	0	0	0						
23 Kevin Jordan, R OBP: 0.352, SLG: 0.415	F8	1B				G6-3		G6-3	5	0	2	1	0	0	4						
Rico Brogna, L OBP: 0.330, SLG: 0.478	BB			F9		G1-3		F7	4	0	0	0	1	1	5						
Bobby Abreu, L OBP: 0.407, SLG: 0.498	E9	G3-1					F7	K	5	0	0	0	0	1	3						
Mark Lewis, R OBP: 0.301, SLG: 0.346	L9			L9		G6-3		K	5	0	1	0	0	1	2						
Mark Parent, R OBP: 0.324, SLG: 0.300							G4-3 1B	K	4	1	2	0	0	1	1						
Desi Relaford, S OBP: 0.337, SLG: 0.398		G3				F9		F8	4	0	1	0	0	0	3						
Mark Portugal, R OBP: 0.353, SLG: 0.467 Kevin Sefcik, R OBP: 0.364, SLG: 0.309				G1-3		23 G6-3 1B BB		2B	2	1	1	1	0	0	1						
<b>Inning Stats</b>	R: 1 E: 1 K: 0 S: 14	H: 1 LOB: 2 BB: 1 P: 25	R: 3 E: 0 K: 1 S: 19	H: 4 LOB: 2 BB: 1 P: 36	R: 0 E: 0 K: 1 S: 10	H: 1 LOB: 1 BB: 0 P: 15	R: 0 E: 0 K: 1 S: 10	H: 1 LOB: 1 BB: 0 P: 15	R: 0 E: 0 K: 1 S: 9	H: 1 LOB: 1 BB: 1 P: 19	R: 0 E: 0 K: 0 S: 8	H: 1 LOB: 1 BB: 0 P: 11	R: 0 E: 0 K: 1 S: 8	H: 1 LOB: 1 BB: 0 P: 9	R: 0 E: 0 K: 2 S: 7	H: 0 LOB: 0 BB: 0 P: 9	1B: 8 2B: 3 3B: 0 HR: 0	SF: 0 SAC: 0 DP: 0 HBP: 0	WP: 0 PB: 1 SB: 0 CS: 0	PA: 42	
<b>PITCHER</b>	IP	WLS	BF	H	R	ER	SO	BB	IBB	HBP	BLK	WP	HR	S	P	ERA	WHIP				
Dennis Springer, R ERA: 5.65	1.1		11	4	4	3	0	2	0	0	0	0	0	27	51	20.25	4.500				
Rick White, R ERA: 4.28	1.2		7	2	0	0	2	0	0	0	0	0	0	16	25	0.00	1.200				
Albie Lopez, R ERA: 2.61	3.0	W	13	3	0	0	2	1	0	0	0	0	0	24	41	0.00	1.333				
Jim Mecir, R ERA: 3.07	1.2		7	2	0	0	1	0	0	0	0	0	0	15	18	0.00	1.200				
Roberto Hernandez, R ERA: 2.97	1.1	S	4	0	0	0	2	0	0	0	0	0	0	8	11	0.00	0.000				



Batter	1	2	3	4	5	6	7	8	9	AB	R	H	RBI	BB	SO	LOB	TOP
Doug Glanville, R (1.8) OBP: 0.347, SLG: 0.438	G6-3			L7		K			G6-3	4	0	0	0	0	1	2	
Gregg Jefferies, S (1.7) OBP: 0.380, SLG: 0.449	G3			G3-1		G1-3			F8	3	0	0	0	0	0	2	
Ruben Amaro Jr, S (7.7) OBP: 0.246, SLG: 0.235										1	0	0	0	0	0	0	
Scott Rolen, R (1.5) OBP: 0.382, SLG: 0.522	F8			K		K			HR	4	1	1	0	0	2	2	
Rico Brogna, L (1.3) OBP: 0.327, SLG: 0.473		F7								3	0	0	0	0	1	0	
Jon Zuber, L (7.3) OBP: 0.250, SLG: 1.000										1	1	1	2	0	0	0	
23 Kevin Jordan, R (1.10) OBP: 0.341, SLG: 0.402		F8								4	0	0	0	0	2	0	
Bobby Abreu, L (1.9) OBP: 0.406, SLG: 0.496										3	0	1	0	0	2	0	
Kevin Seick, R (7.9) OBP: 0.364, SLG: 0.309										0	0	0	0	0	0	0	
Mike Lieberthal, R (1.2) OBP: 0.296, SLG: 0.407				G5-3		P5			K	3	0	0	0	0	1	1	
Mark Lewis, R (1.4) OBP: 0.302, SLG: 0.345				F9						3	0	1	0	0	1	0	
Alex Arias, R (8.4) OBP: 0.351, SLG: 0.348										0	0	0	0	0	0	0	
Desi Relaford, S (1.6) OBP: 0.337, SLG: 0.397				G4-3						3	0	1	0	0	1	0	
<b>Inning Stats</b>	R: 0 H: 0 E: 0 K: 0 S: 7	H: 0 LOB: 0 BB: 0 P: 10	R: 0 H: 0 E: 0 K: 1 S: 6	H: 0 LOB: 0 BB: 0 P: 8	R: 0 H: 0 E: 0 K: 0 S: 5	H: 0 LOB: 0 BB: 0 P: 9	R: 0 H: 0 E: 0 K: 1 S: 6	H: 1 LOB: 1 BB: 0 P: 16	R: 0 H: 2 E: 0 K: 2 S: 17	H: 0 LOB: 0 BB: 0 P: 12	R: 0 H: 0 E: 0 K: 3 S: 12	H: 0 LOB: 0 BB: 0 P: 14	R: 2 H: 2 E: 0 K: 0 S: 13	H: 2 LOB: 0 BB: 0 P: 20	1B: 3 2B: 1 3B: 0 HR: 1	SF: 0 SAC: 0 DP: 0 HBP: 0	WP: 0 PA: 32
<b>PITCHER</b> David Cone, R (1.1) ERA: 4.39	IP: 9.0 WLS: W BF: 32 H: 5 R: 2 ER: 2 SO: 11 BB: 0 IBB: 0 HBP: 0 BLK: 0 WP: 0 HR: 1 S: 83 P: 119 ERA: 2.00 WHIP: 0.556											<b>PITCHER</b>	IP: 9.0 WLS: W BF: 32 H: 5 R: 2 ER: 2 SO: 11 BB: 0 IBB: 0 HBP: 0 BLK: 0 WP: 0 HR: 1 S: 83 P: 119 ERA: 2.00 WHIP: 0.556				

Philadelphia Phillies @ New York Yankees  
Yankee Stadium, Bronx, NY  
Tue Jun 30 1998, 7:05 PM EDT  
Att: 29,087 - Overcast - 79 F

AB 32  
R 2  
H 5  
RBI 2  
BB 0  
SO 11  
LOB 7



Batter	1	2	3	4	5	6	7	8	9	AB	R	H	RBI	BB	SO	LOB	BOTTOM
Chuck Knoblauch, R (1.4) OBP: 0.385, SLG: 0.358	G6-3	F8			G4-3			G6-3		4	0	0	0	0	0	3	
Homer Bush, R (7.4) OBP: 0.364, SLG: 0.333										1	0	0	0	0	0	0	
2 Derek Jeter, R (1.6) OBP: 0.356, SLG: 0.477	G1-3									4	1	1	1	1	1	0	
Paul O'Neill, L (1.9) OBP: 0.377, SLG: 0.507										4	0	1	0	0	0	2	
Ricky Ledee, L (7.9) OBP: 0.360, SLG: 0.455										0	0	0	0	0	0	0	
Tino Martinez, L (1.3) OBP: 0.355, SLG: 0.473	L9									3	1	0	0	1	0	1	
Dale Sveum, S (7.3) OBP: 0.209, SLG: 0.154										0	0	0	0	0	0	0	
Darryl Strawberry, L (1.10) OBP: 0.390, SLG: 0.570										3	2	2	2	1	0	0	
Tim Lincecum, S (1.7) OBP: 0.361, SLG: 0.401										4	2	2	1	0	0	1	
Chad Curtis, R (1.8) OBP: 0.385, SLG: 0.495										3	2	2	1	1	1	0	
Scott Brosius, R (1.5) OBP: 0.380, SLG: 0.469										3	1	1	1	1	1	1	
Joe Girardi, R (1.2) OBP: 0.319, SLG: 0.363										3	0	0	2	1	0	1	
<b>Inning Stats</b>	R: 0 H: 1 E: 0 K: 0 S: 7	H: 5 LOB: 1 BB: 0 P: 12	R: 4 H: 5 E: 0 K: 0 S: 11	H: 5 LOB: 1 BB: 0 P: 19	R: 0 H: 0 E: 0 K: 0 S: 4	H: 0 LOB: 0 BB: 1 P: 10	R: 0 H: 0 E: 0 K: 1 S: 5	H: 0 LOB: 0 BB: 0 P: 9	R: 5 H: 3 E: 0 K: 0 S: 18	H: 3 LOB: 2 BB: 4 P: 42	R: 0 H: 0 E: 0 K: 1 S: 8	H: 0 LOB: 1 BB: 1 P: 14	R: 0 H: 0 E: 0 K: 0 S: 5	H: 0 LOB: 0 BB: 0 P: 10	1B: 7 2B: 1 3B: 0 HR: 1	SF: 0 SAC: 0 DP: 1 HBP: 0	WP: 1 PA: 38
<b>PITCHER</b> Carlton Loewer, R (1.1) ERA: 7.43	IP: 4.2 WLS: L BF: 24 H: 8 R: 8 ER: 8 SO: 8 BB: 3 IBB: 0 HBP: 0 BLK: 0 WP: 1 HR: 1 S: 41 P: 78 ERA: 15.43 WHIP: 2.357											<b>PITCHER</b>	IP: 4.2 WLS: L BF: 24 H: 8 R: 8 ER: 8 SO: 8 BB: 3 IBB: 0 HBP: 0 BLK: 0 WP: 1 HR: 1 S: 41 P: 78 ERA: 15.43 WHIP: 2.357				
Toby Borland, R (5.1) ERA: 5.0	2.1 11 1 1 1 2 3 0 0 0 0 1 0 20 40 3.86 1.714											<b>PITCHER</b>	2.1 11 1 1 1 2 3 0 0 0 0 1 0 20 40 3.86 1.714				
Jerry Spradlin, R (8.1) ERA: 3.86	1.0 3 0 0 0 0 0 0 0 0 0 0 5 10 0.00 0.000											<b>PITCHER</b>	1.0 3 0 0 0 0 0 0 0 0 0 0 5 10 0.00 0.000				

Philadelphia Phillies @ New York Yankees  
Yankee Stadium, Bronx, NY  
Tue Jun 30 1998, 7:05 PM EDT  
Att: 29,087 - Overcast - 79 F

AB 32  
R 9  
H 9  
RBI 8  
BB 6  
SO 3  
LOB 9





Batter	1	2	3	4	5	6	7	8	9	AB	R	H	RBI	BB	SO	LOB	TOP				
Doug Glanville, R (1, 8) OBP: 0.343, SLG: 0.433	F8		F8		P5		F7			4	0	0	0	0	0	2	<b>Philadelphia Phillies @ New York Yankees</b> Yankee Stadium, Bronx, NY Wed Jul 01 1998, 7:05 PM EDT Att: 28,919 - Unknown - 73 F <a href="http://livebaseballscorecards.com">livebaseballscorecards.com</a>				
Gregg Jefferies, S (1, 7) OBP: 0.359, SLG: 0.447	G6-3			P2		P6		BB 1B	4	0	1	0	0	0	0						
Scott Rolen, R (1, 5) OBP: 0.386, SLG: 0.533	1B			HR		L7		BB	3	1	2	1	1	0	0						
Rico Brogna, L (1, 3) OBP: 0.329, SLG: 0.477	G5-3			23 E G4-3	1B	2-1 2B		F9	4	1	2	0	0	0	3						
23 Kevin Jordan, R (1, 10) OBP: 0.338, SLG: 0.397		G6-3		E8 G4-3	1B	P2		F8	4	0	1	0	0	0	3						
Mike Lieberthal, R (1, 2) OBP: 0.291, SLG: 0.401	K			G4-3				G6-3	4	0	0	1	0	2	3						
Mark Lewis, R (1, 4) OBP: 0.301, SLG: 0.344	F7			K				G6-3	4	0	1	0	0	1	1						
Kevin Seick, R (1, 9) OBP: 0.348, SLG: 0.293																					
Jon Zuber, L (9, PH) OBP: 0.200, SLG: 0.800																					
Desi Relaford, S (1, 6) OBP: 0.336, SLG: 0.395																					
<b>Inning Stats</b>	R: 0 E: 0 K: 0 S: 13	H: 1 LOB: 1 BB: 0 P: 18	R: 0 E: 0 K: 1 S: 7	H: 0 LOB: 0 BB: 0 P: 11	R: 0 E: 0 K: 1 S: 9	H: 0 LOB: 0 BB: 0 P: 17	R: 2 E: 1 K: 1 S: 15	H: 3 LOB: 1 BB: 0 P: 21	R: 0 E: 0 K: 1 S: 10	H: 1 LOB: 1 BB: 0 P: 15	R: 0 E: 0 K: 0 S: 10	H: 2 LOB: 2 BB: 0 P: 13	R: 0 E: 0 K: 1 S: 12	H: 1 LOB: 2 BB: 1 P: 19	R: 0 E: 0 K: 0 S: 5	H: 0 LOB: 0 BB: 0 P: 6	1B: 6 2B: 1 3B: 0 HR: 1	SF: 0 SAC: 0 DP: 0 HBP: 0	WP: 0 PB: 0 SB: 0 CS: 0	PA: 36	
<b>PITCHER</b>	IP	WLS	BF	H	R	ER	SO	BB	IBB	HBP	BLK	WP	HR	S	P	ERA	WHIP				
David Wells, L (1, 1) ERA: 3.75	7.0	W	28	7	2	1	4	0	0	0	0	0	1	73	107	1.29	1.000				
Mike Stanton, L (8, 1) ERA: 5.3	0.1		3	1	0	0	0	1	0	0	0	0	0	5	10	0.00	6.000				
42 Mariano Rivera, R (8, 1) ERA: 1.21	1.2	S	5	0	0	0	1	0	0	0	0	0	0	12	15	0.00	0.000				

Batter	1	2	3	4	5	6	7	8	9	AB	R	H	RBI	BB	SO	LOB	BOTTOM				
Chuck Knoblauch, R (1, 4) OBP: 0.386, SLG: 0.360	F8	P6			1B BB 1B	1B				4	1	2	0	0	0	2	<b>Philadelphia Phillies @ New York Yankees</b> Yankee Stadium, Bronx, NY Wed Jul 01 1998, 7:05 PM EDT Att: 28,919 - Unknown - 73 F <a href="http://livebaseballscorecards.com">livebaseballscorecards.com</a>				
2 Derek Jeter, R (1, 6) OBP: 0.362, SLG: 0.470	G5-3		F9		K	G5-3			4	0	0	0	0	1	3						
Paul O'Neill, L (1, 9) OBP: 0.376, SLG: 0.502	F7		F8		1B BB			F8	3	1	0	0	1	0	0						
Tim Lincecum, S (1, 7) OBP: 0.374, SLG: 0.408		HR BB			1B				2	1	2	1	2	0	0						
Ricky Ledee, L (7, PR) OBP: 0.360, SLG: 0.455			FC4-6 BB		1B				0	0	0	0	0	0	0						
Tino Martinez, L (1, 3) OBP: 0.357, SLG: 0.486		HR	FC4-6		20 BB 1B			P5	4	1	2	4	0	0	2						
20 Jorge Posada, S (1, 10) OBP: 0.386, SLG: 0.475					F9	G5-4-3 BB		G6-3	3	0	1	0	1	0	1						
Chad Curtis, R (1, 8) OBP: 0.379, SLG: 0.398		F7		F9	G5-4-3			L9	4	0	0	0	0	0	4						
Scott Brosius, R (1, 5) OBP: 0.378, SLG: 0.464				K		G6-3		F8	3	0	0	0	1	1	0						
Joe Girardi, R (1, 2) OBP: 0.317, SLG: 0.354		K			BB 1B BB			L9	3	1	0	0	1	2	2						
<b>Inning Stats</b>	R: 0 E: 0 K: 0 S: 10	H: 0 LOB: 0 BB: 0 P: 14	R: 2 E: 0 K: 1 S: 13	H: 2 LOB: 2 BB: 2 P: 28	R: 0 E: 0 K: 0 S: 10	H: 0 LOB: 1 BB: 1 P: 15	R: 0 E: 0 K: 1 S: 9	H: 0 LOB: 0 BB: 0 P: 17	R: 3 E: 0 K: 1 S: 13	H: 3 LOB: 2 BB: 3 P: 32	R: 0 E: 0 K: 1 S: 11	H: 1 LOB: 1 BB: 0 P: 17	R: 0 E: 0 K: 0 S: 11	H: 1 LOB: 1 BB: 0 P: 15	R: 0 E: 0 K: 0 S: 3	H: 0 LOB: 0 BB: 0 P: 5	1B: 6 2B: 0 3B: 0 HR: 1	SF: 0 SAC: 0 DP: 1 HBP: 0	WP: 0 PB: 0 SB: 0 CS: 0	PA: 36	
<b>PITCHER</b>	IP	WLS	BF	H	R	ER	SO	BB	IBB	HBP	BLK	WP	HR	S	P	ERA	WHIP				
55 Matt Beech, L (1, 1) ERA: 5.15	4.1	L	24	5	5	3	3	6	0	0	0	0	0	12	18	0.00	0.600				
Jerry Spradlin, R (5, 1) ERA: 3.71	1.2		5	1	0	0	1	0	0	0	0	0	0	11	15	0.00	1.000				
Yorkis Perez, L (7, 1) ERA: 2.49	1.0		4	1	0	0	0	0	0	0	0	0	0	3	5	0.00	0.000				
Ricky Bottalico, R (8, 1) ERA: 4.22	1.0		3	0	0	0	0	0	0	0	0	0	0	3	5	0.00	0.000				



Batter	1	2	3	4	5	6	7	8	9	10	11	AB	R	H	RBI	BB	SO	LOB	TOP											
Doug Gianville, R OBP: 0.343, SLG: 0.430	1-0 HBP		0-2 G5-3	3-2 G4-3			1-0 SAFE L4		0-0 F9 23 1B	1-1 G1-3		5	1	1	0	0	0	5												
Gregg Jefferies, S OBP: 0.363, SLG: 0.442 Ruben Amaro Jr., S OBP: 0.237, SLG: 0.226	0-1 SAFE G6-4-3		2-2 F9		1-1 F7		1-0 SAFE SAFE SAFE SF9		1-2 SAFE SAFE SAFE F9		0-0 G4-3	3	0	0	1	0	0	1												
Scott Rolen, R OBP: 0.385, SLG: 0.528	0-1 G6-3		0-0 G1-3		2-2 F7-6-3 1B		4-2 3-H BB		1-3 F9		1-0 F9	2	5	0	1	0	1	0	1											
Rico Brogna, L OBP: 0.332, SLG: 0.497		0-2 HR		2-2 HR		1-1 F7-6-3 1-2		1-2 F9		4-0 23 1B IBB		2-0 F8	3	5	2	2	2	1	0	3										
23 Kevin Jordan, R OBP: 0.348, SLG: 0.405		0-2 G6-3		0-2 BB 1B		2-0 G1-6-3 1B		0-2 G5-3		2-2 1-2 3-H 1B			5	1	3	1	0	0	0											
Bobby Abreu, L OBP: 0.400, SLG: 0.490		4-2 CS BB		4-2 1B BB		2-0 G1-6-3 1-2		0-0 G4-3		3-1 L9			3	0	0	0	2	0	3											
Mike Lieberthal, R OBP: 0.297, SLG: 0.414		4-2 HR BB		0-0 1-2 2-H 1B		2-1 P2		0-0 HR			1-3 K	1	4	2	2	2	1	1	0											
Mark Lewis, R OBP: 0.306, SLG: 0.359		1-0 HR		1-0 K		1-2 SH SF9 1B		3-2 1B		2-2 F8			5	2	3	2	0	1	2											
Desi Relaford, S OBP: 0.335, SLG: 0.397		1-1 P5		1-3 K		2-0 SH BB 1-3		2-3 K		2-1 2B			4	0	1	0	0	2	3											
<b>Inning Stats</b>	R: 0 E: 0 K: 0 S: 4	H: 0 LOB: 0 BB: 0 P: 5	R: 3 E: 0 K: 0 S: 16	H: 2 LOB: 0 BB: 2 P: 26	R: 0 E: 0 K: 0 S: 7	H: 0 LOB: 0 BB: 0 P: 9	R: 2 E: 0 K: 2 S: 22	H: 3 LOB: 2 BB: 1 P: 35	R: 0 E: 0 K: 0 S: 8	H: 1 LOB: 0 BB: 0 P: 12	R: 0 E: 0 K: 0 S: 4	H: 1 LOB: 0 BB: 0 P: 10	R: 1 E: 1 K: 0 S: 16	H: 1 LOB: 2 BB: 1 P: 26	R: 1 E: 0 K: 1 S: 12	H: 2 LOB: 1 BB: 0 P: 17	R: 1 E: 0 K: 0 S: 12	H: 2 LOB: 2 BB: 1 P: 22	R: 0 E: 0 K: 1 S: 10	H: 1 LOB: 1 BB: 0 P: 16	R: 0 E: 0 K: 0 S: 3	H: 0 LOB: 0 BB: 0 P: 6	1B: 8 2B: 2 3B: 0 HR: 4	SF: 1 SAC: 1 DP: 3 HBP: 1	WP: 0 PB: 0 SB: 1 CS: 1	PA: 49				
<b>PITCHER</b>	IP ERA WLS BF H R ER SO BB IBB HBP BLK WP HR S P ERA WHIP	Hideki Iribu, R ERA: 2.91	Darren Holmes, R ERA: 4.5	Mike Stanton, L ERA: 5.45	52 Mike Buddie, R ERA: 6.1	<b>PITCHER</b>	IP ERA WLS BF H R ER SO BB IBB HBP BLK WP HR S P ERA WHIP																							

Philadelphia Phillies @ New York Yankees  
Yankee Stadium, Bronx, NY  
Thu Jul 02 1998, 7:05 PM EDT  
Att. 31,259 - Unknown - 80 F

AB 41  
R 8  
H 13  
RBI 8  
BB 5  
SO 4  
LOB 19



Batter	1	2	3	4	5	6	7	8	9	10	11	AB	R	H	RBI	BB	SO	LOB	BOTTOM											
Chuck Knoblauch, R OBP: 0.385, SLG: 0.360	2-3 K		1-3 K		2-0 SAFE G5-3			0-0 HR 2B	1-1 F8	2-0 FC6-4 HBP		5	1	1	0	0	2	1												
2 Derek Jeter, R OBP: 0.364, SLG: 0.484	1-0 1B		2-2 G1-3		0-0 HR		0-0 HR	2-3 K	1-1 HR 2B	0-2 FC6-4		6	2	3	1	0	1	4												
Paul O'Neill, L OBP: 0.378, SLG: 0.510	2-1 F8		0-1 P5		2-1 G4-3		0-1 HR	0-1 HR	4-1 HR BB	0-2 1B 1B		5	3	2	2	1	0	1												
Tino Martinez, L OBP: 0.364, SLG: 0.512	3-0 G4-3		1-0 HR		1-3 K		4-2 20 E BB	4-2 20 E BB	2-1 HR	2-2 1B BB		5	3	3	4	1	1	1												
Darryl Strawberry, L OBP: 0.394, SLG: 0.559		1-0 CS HBP		3-3 K		4-2 BB		2-3 K	2-3 K	4-1 1B BB		3	0	0	0	2	3	1												
Tim Lincecum, S OBP: 0.375, SLG: 0.401 Ricky Ledee, L OBP: 0.385, SLG: 0.478		3-3 K		3-2 G4-3		2-3 K		4-2 20 E BB		4-2 FC6-4 BB		3	0	0	0	2	2	2												
20 Jorge Posada, S OBP: 0.386, SLG: 0.479		0-1 2B			2-3 K		2-3 K	0-0 E8 1B		0-0 B3		5	0	2	1	0	2	1												
Chad Curtis, R OBP: 0.373, SLG: 0.390		2-1 G5-3			1-0 G5-3		0-0 G6-3	0-0 F8		1-0 FC6-4 1B		5	0	0	0	0	0	4												
Scott Brosius, R OBP: 0.379, SLG: 0.483			0-1 G1		3-2 1B		0-1 G4-3		1-1 G6-3		1-0 HBP 1B		5	0	2	0	0	0												
<b>Inning Stats</b>	R: 0 E: 0 K: 1 S: 7	H: 1 LOB: 1 BB: 0 P: 15	R: 0 E: 0 K: 1 S: 8	H: 1 LOB: 1 BB: 0 P: 14	R: 0 E: 0 K: 1 S: 9	H: 0 LOB: 0 BB: 0 P: 12	R: 1 E: 0 K: 1 S: 12	H: 1 LOB: 0 BB: 0 P: 19	R: 0 E: 0 K: 1 S: 8	H: 0 LOB: 0 BB: 0 P: 8	R: 3 E: 1 K: 2 S: 21	H: 3 LOB: 2 BB: 2 P: 33	R: 3 E: 0 K: 1 S: 13	H: 2 LOB: 0 BB: 1 P: 24	R: 0 E: 0 K: 0 S: 8	H: 1 LOB: 3 BB: 1 P: 16	R: 1 E: 0 K: 0 S: 11	H: 3 LOB: 3 BB: 1 P: 17	1B: 7 2B: 4 3B: 0 HR: 4	SF: 0 SAC: 0 DP: 1 HBP: 2	WP: 0 PB: 0 SB: 0 CS: 1	PA: 51								
<b>PITCHER</b>	IP ERA WLS BF H R ER SO BB IBB HBP BLK WP HR S P ERA WHIP	Tyler Green, R ERA: 4.6	Wayne Gomes, R ERA: 3.73	Yorkis Perez, L ERA: 3.27	Mark Leiter, R ERA: 3.28	Jerry Spradlin, R ERA: 3.32	<b>PITCHER</b>	IP ERA WLS BF H R ER SO BB IBB HBP BLK WP HR S P ERA WHIP																						

Philadelphia Phillies @ New York Yankees  
Yankee Stadium, Bronx, NY  
Thu Jul 02 1998, 7:05 PM EDT  
Att. 31,259 - Unknown - 80 F

AB 43  
R 9  
H 14  
RBI 9  
BB 6  
SO 11  
LOB 15





Batter	1	2	3	4	5	6	7	8	9	AB	R	H	RBI	BB	SO	LOB	TOP			
Fernando Vina, L OBP: 0.371, SLG: 0.413	G6-3		FC4-6					K2-3		4	0	1	0	0	1	1	<b>Milwaukee Brewers @ Philadelphia Phillies</b> Veterans Stadium, Philadelphia, PA Fri Jul 03 1998, 7:05 PM EDT Att: 55,393 - Unknown - 82 F			
Jeff Cirillo, R OBP: 0.406, SLG: 0.423	G6-3		G4-3					G4-3		4	0	0	0	0	0	3				
Jeremy Bumitz, L OBP: 0.360, SLG: 0.500				G4-3			L3	F8		4	0	1	0	0	0	0				
John Jaha, R OBP: 0.400, SLG: 0.427										1	0	1	0	3	0	0				
Darin Jackson, R OBP: 0.219, SLG: 0.257										0	0	0	0	0	0	0				
Marquis Grissom, R OBP: 0.321, SLG: 0.418	K			FC4				G6-3		4	0	1	0	0	1	4				
Dave Nilsson, L OBP: 0.326, SLG: 0.344										4	0	0	0	0	1	3				
Jose Valentin, S OBP: 0.329, SLG: 0.427										3	0	1	0	0	1	1				
Mark Loretta, R OBP: 0.392, SLG: 0.416										1	0	0	0	0	0	2				
Brian Banks, S OBP: 0.333, SLG: 0.286										2	0	0	0	1	1	2				
Bobby Hughes, R OBP: 0.306, SLG: 0.404										1	0	0	0	0	1	2				
Scott Karl, L OBP: 0.241, SLG: 0.120										2	0	1	0	0	1	1				
Bob Hamelin, L OBP: 0.253, SLG: 0.347										1	0	0	0	0	0	1				
Chad Fox, R OBP: 0.253, SLG: 0.347										0	0	0	0	0	0	0				
Al Reyes, R OBP: 0.250, SLG: 0.250										0	0	0	0	0	0	0				
<b>Inning Stats</b>	R: 0 E: 0 K: 1 S: 12	H: 1 LOB: 2 BB: 1 P: 17	R: 0 E: 1 K: 1 S: 13	H: 1 LOB: 0 BB: 0 P: 18	R: 0 E: 0 K: 0 S: 5	H: 1 LOB: 0 BB: 0 P: 9	R: 0 E: 0 K: 1 S: 11	H: 0 LOB: 1 BB: 1 P: 22	R: 0 E: 0 K: 2 S: 15	H: 1 LOB: 2 BB: 1 P: 25	R: 0 E: 0 K: 0 S: 7	H: 0 LOB: 1 BB: 0 P: 10	R: 0 E: 0 K: 1 S: 8	H: 0 LOB: 2 BB: 0 P: 10	R: 0 E: 0 K: 1 S: 13	H: 1 LOB: 2 BB: 1 P: 19	1B: 6 2B: 0 3B: 0 HR: 0	SF: 0 SAC: 0 DP: 2 HBP: 0	WP: 0 PB: 0 CS: 1	PA: 36
<b>PITCHER</b>	IP WLS BF H R ER SO BB IBB HBP BLK WP HR S P ERA WHIP																			
Curt Schilling, R ERA: 2.92	7.0 W 27 5 0 0 5 3 0 0 0 0 0 0 69 111 0.00 1.143																			
Wayne Gomes, R ERA: 3.63	8.1 1.1 6 1 0 0 1 1 0 0 0 0 0 0 16 23 0.00 1.500																			
Yorkis Perez, L ERA: 3.22	9.1 0.1 1 0 0 0 0 0 0 0 0 0 0 0 2 2 0.00 0.000																			
Mark Leiter, R ERA: 3.26	9.1 0.1 S 1 0 0 0 1 0 0 0 0 0 0 0 3 4 0.00 0.000																			

Batter	1	2	3	4	5	6	7	8	9	AB	R	H	RBI	BB	SO	LOB	BOTTOM			
Doug Glanville, R OBP: 0.347, SLG: 0.435								G6-3		3	0	2	2	0	0	1	<b>Milwaukee Brewers @ Philadelphia Phillies</b> Veterans Stadium, Philadelphia, PA Fri Jul 03 1998, 7:05 PM EDT Att: 55,393 - Unknown - 82 F			
Gregg Jefferies, S OBP: 0.385, SLG: 0.446										2	0	1	0	0	0	1				
Kevin Seick, R OBP: 0.366, SLG: 0.305										1	0	1	0	1	0	0				
Scott Rolen, R OBP: 0.381, SLG: 0.521										4	0	0	0	0	2	5				
Rico Brogna, L OBP: 0.331, SLG: 0.491										3	0	0	0	1	0	1				
Mike Lieberthal, R OBP: 0.293, SLG: 0.408										4	0	0	0	0	1	2				
Bobby Abreu, L OBP: 0.405, SLG: 0.489										3	1	1	0	0	0	0				
Mark Lewis, R OBP: 0.306, SLG: 0.359										3	1	1	0	0	0	0				
Desi Relaford, S OBP: 0.335, SLG: 0.393										2	0	0	0	1	0	0				
Curt Schilling, R OBP: 0.128, SLG: 0.132										2	0	1	0	0	1	3				
Jon Zuber, L OBP: 0.167, SLG: 0.667										1	0	0	0	0	1	0				
Wayne Gomes, R OBP: 0.366, SLG: 0.667										0	0	0	0	0	0	0				
Yorkis Perez, L OBP: 0.366, SLG: 0.667										0	0	0	0	0	0	0				
Mark Leiter, R OBP: 0.366, SLG: 0.667										0	0	0	0	0	0	0				
<b>Inning Stats</b>	R: 0 E: 0 K: 1 S: 8	H: 1 LOB: 1 BB: 0 P: 15	R: 2 E: 0 K: 1 S: 12	H: 3 LOB: 1 BB: 1 P: 24	R: 0 E: 0 K: 0 S: 8	H: 1 LOB: 0 BB: 0 P: 11	R: 0 E: 0 K: 0 S: 4	H: 0 LOB: 0 BB: 0 P: 8	R: 0 E: 0 K: 0 S: 15	H: 1 LOB: 2 BB: 1 P: 23	R: 0 E: 0 K: 0 S: 8	H: 0 LOB: 0 BB: 0 P: 12	R: 0 E: 0 K: 1 S: 9	H: 0 LOB: 0 BB: 0 P: 16	R: 0 E: 0 K: 2 S: 17	H: 1 LOB: 2 BB: 1 P: 26	1B: 4 2B: 4 3B: 0 HR: 0	SF: 0 SAC: 0 DP: 1 HBP: 1	WP: 0 PB: 0 CS: 0	PA: 32
<b>PITCHER</b>	IP WLS BF H R ER SO BB IBB HBP BLK WP HR S P ERA WHIP																			
Scott Karl, L ERA: 4.52	6.0 L 24 6 2 2 2 2 2 0 0 0 0 0 0 55 93 3.00 1.333																			
Chad Fox, R ERA: 2.73	7.1 1.0 3 0 0 0 1 0 0 0 0 0 0 0 9 16 0.00 0.000																			
Al Reyes, R ERA: 4.73	8.1 1.0 5 1 0 0 2 0 1 1 0 0 0 0 17 26 0.00 1.000																			



Batter	1	2	3	4	5	6	7	8	9	AB	R	H	RBI	BB	SO	LOB	TOP								
Fernando Vina, L OBP: 0.375, SLG: 0.415	0-0 G4-6-3 1B		0-0 G4-3			4-0 S E BB	3-2 1-H 1B			3	1	2	1	1	0	0									
Jeff Cirillo, R OBP: 0.404, SLG: 0.421	2-2 G4-6-3 1-2f		0-1 G5-3			1-2 E6 1B 1B	0-3 K			4	1	1	1	0	1	2									
Jeremy Burnitz, L OBP: 0.362, SLG: 0.510	2-3 K			0-0 HR		0-0 FC6-4 1B 2-3	0-3 K			4	1	2	1	0	2	0									
John Jaha, R OBP: 0.396, SLG: 0.422		3-2 G5-3		1-3 K		0-1 FC6-4 1B 1-2 3-H	1-3 K			4	0	1	1	0	2	0									
Marquis Grissom, R OBP: 0.316, SLG: 0.411		2-3 K		3-1 G4-3		0-0 FC6-4 G4-6-3 1-2f 2-3	0-0 G6-3			4	0	0	0	0	1	2									
Dave Nilsson, L OBP: 0.324, SLG: 0.348		1-0 2B		1-1 F8		2-0 G4-6-3 1-2f		1-1 F8		4	1	1	0	0	0	2									
Darrin Jackson, R OBP: 0.219, SLG: 0.257										0	0	0	0	0	0	0									
Bobby Hughes, R OBP: 0.306, SLG: 0.408		1-1 2B			0-0 P4		0-0 G5-3		1-0 G6-3	4	0	1	1	0	0	0									
Jose Valentin, S OBP: 0.328, SLG: 0.424		2-0 L9			2-2 G5-3		1-2 S 1B		1-0 F8	4	1	1	0	0	0	1									
Bob Wickman, R OBP: 0.392, SLG: 0.416					1-2 G3-1		1-3 K			0	0	0	0	0	0	0									
Steve Woodard, L OBP: 0.222, SLG: 0.333				1-1 L4						2	0	0	0	0	0	0									
Bronswell Patrick, R OBP: 0.296, SLG: 0.167										1	0	0	0	0	1	1									
Mike Myers, L OBP: 0.354, SLG: 0.444										0	0	0	0	0	0	0									
Mark Loretta, R OBP: 0.392, SLG: 0.416										0	0	0	0	0	0	0									
<b>Inning Stats</b>	R: 0 E: 0 K: 1 S: 7	H: 1 LOB: 0 BB: 0 P: 11	R: 1 E: 0 K: 1 S: 10	H: 2 LOB: 1 BB: 0 P: 19	R: 0 E: 0 K: 0 S: 5	H: 0 LOB: 0 BB: 0 P: 6	R: 1 E: 0 K: 1 S: 8	H: 1 LOB: 0 BB: 0 P: 13	R: 0 E: 0 K: 0 S: 8	H: 0 LOB: 0 BB: 0 P: 11	R: 2 E: 1 K: 0 S: 8	H: 3 LOB: 1 BB: 1 P: 15	R: 1 E: 0 K: 2 S: 13	H: 2 LOB: 1 BB: 0 P: 18	R: 0 E: 0 K: 2 S: 7	H: 0 LOB: 0 BB: 0 P: 8	R: 0 E: 0 K: 0 S: 4	H: 0 LOB: 0 BB: 0 P: 7	1B: 6 2B: 2 3B: 0 HR: 1	SF: 0 SAC: 0 DP: 2 HBP: 0	WP: 0 PB: 0 CS: 2	PA: 35			
<b>PITCHER</b>	IP WLS BF H R ER SO BB IBB HBP BLK WP HR S P ERA WHIP	IP WLS BF H R ER SO BB IBB HBP BLK WP HR S P ERA WHIP	IP WLS BF H R ER SO BB IBB HBP BLK WP HR S P ERA WHIP	IP WLS BF H R ER SO BB IBB HBP BLK WP HR S P ERA WHIP	IP WLS BF H R ER SO BB IBB HBP BLK WP HR S P ERA WHIP	IP WLS BF H R ER SO BB IBB HBP BLK WP HR S P ERA WHIP	IP WLS BF H R ER SO BB IBB HBP BLK WP HR S P ERA WHIP	IP WLS BF H R ER SO BB IBB HBP BLK WP HR S P ERA WHIP	IP WLS BF H R ER SO BB IBB HBP BLK WP HR S P ERA WHIP	IP WLS BF H R ER SO BB IBB HBP BLK WP HR S P ERA WHIP	IP WLS BF H R ER SO BB IBB HBP BLK WP HR S P ERA WHIP	IP WLS BF H R ER SO BB IBB HBP BLK WP HR S P ERA WHIP	IP WLS BF H R ER SO BB IBB HBP BLK WP HR S P ERA WHIP	IP WLS BF H R ER SO BB IBB HBP BLK WP HR S P ERA WHIP	IP WLS BF H R ER SO BB IBB HBP BLK WP HR S P ERA WHIP	IP WLS BF H R ER SO BB IBB HBP BLK WP HR S P ERA WHIP	IP WLS BF H R ER SO BB IBB HBP BLK WP HR S P ERA WHIP	IP WLS BF H R ER SO BB IBB HBP BLK WP HR S P ERA WHIP	IP WLS BF H R ER SO BB IBB HBP BLK WP HR S P ERA WHIP	IP WLS BF H R ER SO BB IBB HBP BLK WP HR S P ERA WHIP	IP WLS BF H R ER SO BB IBB HBP BLK WP HR S P ERA WHIP	IP WLS BF H R ER SO BB IBB HBP BLK WP HR S P ERA WHIP	IP WLS BF H R ER SO BB IBB HBP BLK WP HR S P ERA WHIP	IP WLS BF H R ER SO BB IBB HBP BLK WP HR S P ERA WHIP	IP WLS BF H R ER SO BB IBB HBP BLK WP HR S P ERA WHIP

Milwaukee Brewers @ Philadelphia Phillies  
Veterans Stadium, Philadelphia, PA  
Sat Jul 04 1998, 7:05 PM EDT  
Att: 35,596 - Cloudy - 69 F

AB 34  
R 5  
H 9  
RBI 5  
BB 1  
SO 7  
LOB 8



Batter	1	2	3	4	5	6	7	8	9	AB	R	H	RBI	BB	SO	LOB	BOTTOM								
Doug Glanville, R OBP: 0.348, SLG: 0.433	0-1 HR 1B		1-0 F4		0-0 G5-3		4-0 S 1B BB		0-3 K	4	2	1	0	1	1	2									
Desi Relaford, S OBP: 0.343, SLG: 0.414	0-0 1-H HR		0-1 G3			2-2 FC1-5 1B	3-1 1-H 1B		3-2 1-2 3-H 1B	5	1	4	4	0	0	0									
Scott Rolen, R OBP: 0.382, SLG: 0.523	1-2 G5-3-6 2B		1-3 K			1-0 BB FC1-5 FC6-4 HBP	3-1 G5-3			3	1	1	0	0	1	1									
Rico Brogna, L OBP: 0.327, SLG: 0.485	0-0 G5-3-6 2-3f			1-2 F7		1-2 FC1-5 FC6-4 BB 2-3f		0-1 P6		4	0	0	0	0	0	3									
Bobby Abreu, L OBP: 0.413, SLG: 0.489	4-1 BB			4-1 S 2B BB		4-2 FC6-4 BB		4-2 G6-3 BB		0	1	0	0	4	0	0									
Bobby Estalella, R OBP: 0.375, SLG: 0.305	1-2 G5-3			1-2 K		3-1 FC6-4		3-1 G6-3		4	0	0	1	0	1	5									
Jon Zuber, L OBP: 0.222, SLG: 0.667		2-3 K			0-2 2-H 2B		0-2 G3-1		4-2 23 1B SH4 1B BB	3	0	1	1	0	1	2									
Kevin Seifick, R OBP: 0.375, SLG: 0.305										0	1	0	0	1	0	0									
Mark Lewis, R OBP: 0.303, SLG: 0.355		1-3 K			1-0 G6-3		1-3 K		1-0 SH4	3	0	0	0	0	2	0									
Mark Portugal, R OBP: 0.316, SLG: 0.412		0-1 G6-3					0-3 K			2	0	0	0	0	1	0									
Gregg Jefferies, S OBP: 0.354, SLG: 0.444										1	0	0	0	0	0	0									
Wayne Gomes, R OBP: 0.354, SLG: 0.444										0	0	0	0	0	0	0									
23 Kevin Jordan, R OBP: 0.353, SLG: 0.409										1	0	1	0	0	0	0									
<b>Inning Stats</b>	R: 2 E: 0 K: 0 S: 11	H: 3 LOB: 1 BB: 1 P: 17	R: 0 E: 0 K: 2 S: 8	H: 0 LOB: 0 BB: 0 P: 11	R: 0 E: 0 K: 1 S: 6	H: 0 LOB: 0 BB: 0 P: 8	R: 1 E: 0 K: 1 S: 14	H: 1 LOB: 1 BB: 1 P: 22	R: 0 E: 0 K: 1 S: 5	H: 0 LOB: 0 BB: 0 P: 6	R: 1 E: 0 K: 0 S: 19	H: 1 LOB: 2 BB: 1 P: 33	R: 1 E: 0 K: 1 S: 8	H: 1 LOB: 1 BB: 1 P: 20	R: 0 E: 0 K: 0 S: 7	H: 0 LOB: 0 BB: 1 P: 14	R: 1 E: 0 K: 1 S: 11	H: 2 LOB: 2 BB: 1 P: 19	1B: 5 2B: 3 3B: 0 HR: 1	SF: 0 SAC: 1 DP: 2 HBP: 1	WP: 0 PB: 0 CS: 0	PA: 38			
<b>PITCHER</b>	IP WLS BF H R ER SO BB IBB HBP BLK WP HR S P ERA WHIP	IP WLS BF H R ER SO BB IBB HBP BLK WP HR S P ERA WHIP	IP WLS BF H R ER SO BB IBB HBP BLK WP HR S P ERA WHIP	IP WLS BF H R ER SO BB IBB HBP BLK WP HR S P ERA WHIP	IP WLS BF H R ER SO BB IBB HBP BLK WP HR S P ERA WHIP	IP WLS BF H R ER SO BB IBB HBP BLK WP HR S P ERA WHIP	IP WLS BF H R ER SO BB IBB HBP BLK WP HR S P ERA WHIP	IP WLS BF H R ER SO BB IBB HBP BLK WP HR S P ERA WHIP	IP WLS BF H R ER SO BB IBB HBP BLK WP HR S P ERA WHIP	IP WLS BF H R ER SO BB IBB HBP BLK WP HR S P ERA WHIP	IP WLS BF H R ER SO BB IBB HBP BLK WP HR S P ERA WHIP	IP WLS BF H R ER SO BB IBB HBP BLK WP HR S P ERA WHIP	IP WLS BF H R ER SO BB IBB HBP BLK WP HR S P ERA WHIP	IP WLS BF H R ER SO BB IBB HBP BLK WP HR S P ERA WHIP	IP WLS BF H R ER SO BB IBB HBP BLK WP HR S P ERA WHIP	IP WLS BF H R ER SO BB IBB HBP BLK WP HR S P ERA WHIP	IP WLS BF H R ER SO BB IBB HBP BLK WP HR S P ERA WHIP	IP WLS BF H R ER SO BB IBB HBP BLK WP HR S P ERA WHIP	IP WLS BF H R ER SO BB IBB HBP BLK WP HR S P ERA WHIP	IP WLS BF H R ER SO BB IBB HBP BLK WP HR S P ERA WHIP	IP WLS BF H R ER SO BB IBB HBP BLK WP HR S P ERA WHIP	IP WLS BF H R ER SO BB IBB HBP BLK WP HR S P ERA WHIP	IP WLS BF H R ER SO BB IBB HBP BLK WP HR S P ERA WHIP	IP WLS BF H R ER SO BB IBB HBP BLK WP HR S P ERA WHIP	IP WLS BF H R ER SO BB IBB HBP BLK WP HR S P ERA WHIP

Milwaukee Brewers @ Philadelphia Phillies  
Veterans Stadium, Philadelphia, PA  
Sat Jul 04 1998, 7:05 PM EDT  
Att: 35,596 - Cloudy - 69 F

AB 30  
R 6  
H 8  
RBI 6  
BB 6  
SO 7  
LOB 13





Batter	1	2	3	4	5	6	7	8	9	AB	R	H	RBI	BB	SO	LOB	TOP				
Fernando Vina, L (1,4) OBP: 0.376, SLG: 0.419	1-0 G4-3 SF9 1B		2-1 FC6-4 CS			0-0 2B		2-2 FC3-6 1B		4	1	2	0	0	0	2					
Dave Nilsson, L (1,7) OBP: 0.322, SLG: 0.345	1-1 G4-3		1-1 G3			1-3 K		0-1 1B		4	0	1	0	0	1	3					
Darrin Jackson, R (8, FR) OBP: 0.219, SLG: 0.257	1-3		1-2					1-3 1B		0	0	0	0	0	0	0					
Jeff Cirillo, R (1,5) OBP: 0.403, SLG: 0.420	1-0 SF9			2-2 G4-6-3 1B		0-0 F9		2-3 K		3	0	1	1	0	1	3					
John Jaha, R (1,3) OBP: 0.393, SLG: 0.439	0-1 G5-3			1-2 F9			2-2 HR		1-1 G1-6-3	4	1	1	1	0	0	1					
Jeremy Burnitz, L (1,9) OBP: 0.358, SLG: 0.503		3-3 K		1-2 G4-6-3			1-3 K		3-3 K	4	0	0	0	0	3	1					
Marquis Grissom, R (1,8) OBP: 0.312, SLG: 0.405		2-2 F8			0-1 G5-3		2-0 L9		1-0 G6-3	4	0	0	0	0	0	0					
Jose Valentin, S (1,6) OBP: 0.328, SLG: 0.423		1-3 K			2-1 G5-4-3 1B		1-0 F7			3	0	1	0	0	1	0					
Bobby Hughes, R (1,2) OBP: 0.307, SLG: 0.434			1-1 HR		1-0 G5-4-3			1-0 G5-3		3	1	1	1	0	0	1					
21 Cal Eldred, R (1,1) OBP: 0.172, SLG: 0.179			0-2 HR			0-1 G4-3		1-0 FC3-6 1B		2	0	1	0	0	0	0					
Al Reyes, R (7,1) OBP: 0.259, SLG: 0.250										0	0	0	0	0	0	0					
Bob Hamelin, L (8, PH) OBP: 0.261, SLG: 0.355										1	0	1	0	0	0	0					
Mike Myers, L (8,1) OBP: 0.261, SLG: 0.355										0	0	0	0	0	0	0					
Chad Fox, R (8,1) OBP: 0.261, SLG: 0.355										0	0	0	0	0	0	0					
<b>Inning Stats</b>	R: 1 E: 0 K: 0 S: 6	H: 1 LOB: 0 BB: 0 P: 9	R: 0 E: 0 K: 2 S: 11	H: 0 LOB: 0 BB: 0 P: 17	R: 1 E: 0 K: 0 S: 9	H: 2 LOB: 0 BB: 0 P: 13	R: 0 E: 0 K: 0 S: 13	H: 1 LOB: 0 BB: 0 P: 17	R: 0 E: 0 K: 1 S: 7	H: 1 LOB: 1 BB: 0 P: 8	R: 1 E: 0 K: 1 S: 8	H: 1 LOB: 0 BB: 0 P: 14	R: 0 E: 0 K: 1 S: 10	H: 2 LOB: 2 BB: 0 P: 16	R: 0 E: 0 K: 1 S: 6	H: 0 LOB: 0 BB: 0 P: 11	1B: 6 2B: 1 3B: 0 HR: 2	SF: 1 SAC: 0 DP: 2 HBP: 0	WP: 0 PB: 0 CS: 1	PA: 33	
<b>PITCHER</b>	IP WLS BF H R ER SO BB IBB HBP BLK WP HR S P ERA WHIP	7.0 W 25 7 3 3 4 0 0 0 0 0 2 59 86 3.86 1.000	2.0 S 8 2 0 0 2 0 0 0 0 0 0 16 27 0.00 1.000																		

Milwaukee Brewers @ Philadelphia Phillies  
Veterans Stadium, Philadelphia, PA  
Sun Jul 05 1998, 3:33 AM EDT  
Att: 20,116 - Cloudy - 79 F

AB 32  
R 3  
H 9  
RBI 3  
BB 0  
SO 6  
LOB 11



Batter	1	2	3	4	5	6	7	8	9	AB	R	H	RBI	BB	SO	LOB	BOTTOM				
Doug Glanville, R (1,8) OBP: 0.352, SLG: 0.436	2-2 HR 1B		2-3 K2-3		0-1 4-3 G6-3 1B		0-1 1-2 1B			4	1	3	0	0	1	0					
Desi Relaford, S (1,6) OBP: 0.345, SLG: 0.417	2-0 HR HBP		1-1 F9 2B		0-2 G6-3		2-3 K			3	2	1	0	0	1	3					
Scott Rolen, R (1,5) OBP: 0.381, SLG: 0.529	2-0 HR		0-1 F9		0-0 4-3		1-3 K			4	1	1	3	0	1	4					
Rico Brogna, L (1,3) OBP: 0.326, SLG: 0.485	2-1 G4-3		1-1 2B		0-3 K2-3			0-3 K		4	0	1	1	0	2	1					
Mike Lieberthal, R (1,2) OBP: 0.296, SLG: 0.404	4-0 CS BB		3-3 F8		0-2 F7		1-2 HBP			2	0	0	0	1	0	1					
Bobby Abreu, L (1,9) OBP: 0.408, SLG: 0.481	3-3 K		1-1 P6		2-2 F7		2-0 F7		2-0 F7	4	0	0	0	0	1	2					
23 Kevin Jordan, R (1,4) OBP: 0.350, SLG: 0.404		1-2 G5-3		2-2 FC6-4 1B		2-0 F7		3-2 F7		4	0	1	0	0	0	1					
Kevin Sefcik, R (1,7) OBP: 0.360, SLG: 0.290		0-2 F8		2-0 F8			0-1 G5-3			3	0	0	0	0	0	1					
Carlton Loewer, R (1,1) OBP: 0.273, SLG: 0.200		2-3 K		0-0 FC6-4			4-2 1B BB			2	0	0	0	0	1	1					
Jon Zuber, L (7, PH) OBP: 0.300, SLG: 0.667				1-2 K						0	0	0	0	1	0	0					
Mark Leiter, R (8,1) OBP: 0.300, SLG: 0.667					1-2 K					0	0	0	0	0	0	0					
<b>Inning Stats</b>	R: 3 E: 0 K: 1 S: 14	H: 2 LOB: 1 BB: 1 P: 29	R: 0 E: 0 K: 1 S: 9	H: 0 LOB: 0 BB: 0 P: 12	R: 1 E: 0 K: 1 S: 13	H: 2 LOB: 1 BB: 0 P: 19	R: 0 E: 0 K: 0 S: 10	H: 1 LOB: 1 BB: 0 P: 15	R: 0 E: 0 K: 1 S: 11	H: 1 LOB: 1 BB: 0 P: 11	R: 0 E: 0 K: 2 S: 13	H: 1 LOB: 2 BB: 1 P: 20	R: 0 E: 0 K: 1 S: 10	H: 0 LOB: 1 BB: 0 P: 16	1B: 4 2B: 3 3B: 0 HR: 1	SF: 0 SAC: 0 DP: 1 HBP: 2	WP: 0 PB: 0 CS: 1	PA: 34			
<b>PITCHER</b>	IP WLS BF H R ER SO BB IBB HBP BLK WP HR S P ERA WHIP	6.1 L 27 6 4 4 4 2 0 1 0 0 1 70 107 5.68 1.263	0.2 3 1 0 0 2 0 0 0 0 0 0 0 6 9 0.00 0.000	0.1 3 0 0 0 0 0 0 0 0 0 0 0 4 7 0.00 0.000																	

Milwaukee Brewers @ Philadelphia Phillies  
Veterans Stadium, Philadelphia, PA  
Sun Jul 05 1998, 3:33 AM EDT  
Att: 20,116 - Cloudy - 79 F

AB 30  
R 4  
H 7  
RBI 4  
BB 2  
SO 7  
LOB 14









Batter	1	2	3	4	5	6	7	8	9	AB	R	H	RBI	BB	SO	LOB	TOP					
Doug Glanville, R (1, 8) OBP: 0.349, SLG: 0.435	G4-3			G6-4-3 1B		K		F9		4	0	1	0	0	1	3						
Gregg Jefferies, S (1, 7) Wayne Gomes, R (8, 1) Mark Leiter, R (9, 1)	G1-3			G6-4-3 1-2			F8	L6		4	0	0	0	0	0	3						
Scott Rolen, R (1, 5) OBP: 0.380, SLG: 0.525	K			K			G4-3		G6-3	4	0	0	0	0	2	0						
Rico Brogna, L (1, 3) OBP: 0.329, SLG: 0.484		K			G3-1			1B		4	0	2	0	0	1	0						
Mike Lieberthal, R (1, 2) OBP: 0.300, SLG: 0.401		L8			G5-3			1B		3	0	1	0	1	0	0						
Bobby Abreu, L (1, 9) OBP: 0.402, SLG: 0.475		L3			K			1B		4	0	0	0	0	2	3						
Mark Lewis, R (1, 4) Kevin Sefcik, R (8, PR) OBP: 0.360, SLG: 0.290									E6 SH2-3 23 1B	3	0	3	0	0	0	0	AB 31					
Desi Relaford, S (1, 6) OBP: 0.351, SLG: 0.419				F9-3 1-2					SH2-3	2	0	0	0	0	1	2	R 1					
Mark Portugal, R (1, 1) 23 Kevin Jordan, R (8, PH) OBP: 0.354, SLG: 0.409				K						2	0	0	0	0	1	1	H 8					
										2	0	0	0	0	1	1	RBI 1					
										1	0	1	1	0	0	0	BB 1					
																	SO 8					
																	LOB 12					
<b>Inning Stats</b>	R: 0 E: 0 K: 1 S: 8	H: 0 LOB: 0 BB: 0 P: 13	R: 0 E: 0 K: 1 S: 8	H: 0 LOB: 0 BB: 0 P: 12	R: 0 E: 0 K: 1 S: 7	H: 1 LOB: 0 BB: 0 P: 9	R: 0 E: 0 K: 1 S: 10	H: 1 LOB: 0 BB: 0 P: 18	R: 0 E: 0 K: 1 S: 9	H: 0 LOB: 0 BB: 0 P: 15	R: 0 E: 0 K: 1 S: 13	H: 1 LOB: 1 BB: 0 P: 18	R: 0 E: 0 K: 1 S: 12	H: 2 LOB: 2 BB: 0 P: 20	R: 1 E: 1 K: 0 S: 11	H: 2 LOB: 2 BB: 0 P: 13	R: 0 E: 0 K: 0 S: 5	H: 1 LOB: 1 BB: 1 P: 13	1B: 7 2B: 2 3B: 0 HR: 0	SF: 0 SAC: 1 DP: 2 HBP: 0	WP: 0 PB: 0 SB: 0 CS: 1	PA: 33
<b>PITCHER</b>	IP	WLS	BF	H	R	ER	SO	BB	IBB	HBP	BLK	WP	HR	S	P	ERA	WHIP					
Jason Schmidt, R (1, 1) ERA: 3.88	7.0		24	5	0	0	8	0	0	0	0	0	0	67	105	0.00	0.714					
Rich Loeiselle, R (8, 1) ERA: 3.68	1.1	L	6	2	1	1	0	0	0	0	0	0	0	12	15	6.75	1.500					
Jason Christiansen, L (9, 1) ERA: 1.66	0.2		3	1	0	0	0	1	0	0	0	0	0	4	11	0.00	3.000					

Philadelphia Phillies @ Pittsburgh Pirates  
Three Rivers Stadium, Pittsburgh, PA

AB 31  
R 1  
H 8  
RBI 1  
BB 1  
SO 8  
LOB 12



WP: 0 PA: 33  
PB: 0  
SB: 0  
CS: 1

Sat Jul 11 1998, 7:05 PM EDT  
Att: 30,084 - Unknown - 78 F

Batter	1	2	3	4	5	6	7	8	9	AB	R	H	RBI	BB	SO	LOB	BOTTOM					
Tony Womack, L (1, 4) OBP: 0.296, SLG: 0.316	K		G3-1		E S 2H 1B			18 1B BB		3	0	1	0	1	1	0						
Manny Martinez, R (1, 8) OBP: 0.338, SLG: 0.527	P2		18 CS 1B		G6-3 1-3			K		4	0	1	0	0	1	2						
18 Jason Kendall, R (1, 2) OBP: 0.413, SLG: 0.466						G6-3				3	0	2	0	0	0	0						
Kevin Young, R (1, 3) OBP: 0.325, SLG: 0.479	F8		P4					G6-4-3 1B		4	0	1	0	0	0	4						
Jose Guillen, R (1, 9) OBP: 0.323, SLG: 0.456		G5-4-3 2B			G4-3		G5-4-3 1-2		F8	4	0	1	0	0	0	1						
Al Martin, L (1, 7) OBP: 0.295, SLG: 0.372		G5-4-3 BB			F7			G5-3		3	0	0	0	1	0	0						
Aramis Ramirez, R (1, 5) Kevin Polcovich, R (9, PR) OBP: 0.261, SLG: 0.289		G5-4-3 1-2 2-3			G5-3			K		3	0	0	0	0	0	0	AB 29					
Lou Collier, R (1, 6) Mark Smith, R (9, PH) OBP: 0.307, SLG: 0.375										0	0	0	0	0	0	0	R 0					
Jason Schmidt, R (1, 1) Turner Ward, S (7, PH) Rich Loeiselle, R (8, 1) Jason Christiansen, R (9, 1)		G1-3								1	0	0	0	2	1	0	H 7					
										1	0	0	0	0	0	1	BB 5					
										0	0	0	0	0	0	0	SO 4					
										0	0	0	0	0	0	0	LOB 13					
<b>Inning Stats</b>	R: 0 E: 0 K: 1 S: 8	H: 1 LOB: 2 BB: 2 P: 14	R: 0 E: 0 K: 0 S: 10	H: 1 LOB: 2 BB: 2 P: 22	R: 0 E: 0 K: 0 S: 10	H: 2 LOB: 1 BB: 0 P: 12	R: 0 E: 0 K: 0 S: 3	H: 0 LOB: 0 BB: 0 P: 4	R: 0 E: 0 K: 1 S: 11	H: 2 LOB: 1 BB: 0 P: 17	R: 0 E: 0 K: 0 S: 6	H: 1 LOB: 0 BB: 0 P: 7	R: 0 E: 0 K: 1 S: 11	H: 0 LOB: 1 BB: 1 P: 16	R: 0 E: 0 K: 1 S: 9	H: 1 LOB: 1 BB: 1 P: 15	R: 0 E: 0 K: 0 S: 10	H: 0 LOB: 1 BB: 1 P: 20	1B: 5 2B: 2 3B: 0 HR: 0	SF: 0 SAC: 0 DP: 3 HBP: 1	WP: 0 PB: 0 SB: 1 CS: 1	PA: 35
<b>PITCHER</b>	IP	WLS	BF	H	R	ER	SO	BB	IBB	HBP	BLK	WP	HR	S	P	ERA	WHIP					
Mark Portugal, R (1, 1) ERA: 4.94	7.0		27	6	0	0	3	3	0	0	0	0	0	9	15	0.00	2.000					
Wayne Gomes, R (8, 1) ERA: 3.44	1.0	S	4	1	0	0	1	1	0	0	0	0	0	10	20	0.00	1.000					
Mark Leiter, R (9, 1) ERA: 3.08	1.0		4	0	0	0	0	1	0	0	0	0	0	10	20	0.00	1.000					

Philadelphia Phillies @ Pittsburgh Pirates  
Three Rivers Stadium, Pittsburgh, PA

AB 29  
R 0  
H 7  
RBI 0  
BB 5  
SO 4  
LOB 13



WP: 0 PA: 35  
PB: 0  
SB: 1  
CS: 1

Sat Jul 11 1998, 7:05 PM EDT  
Att: 30,084 - Unknown - 78 F













Batter	1	2	3	4	5	6	7	8	9	AB	R	H	RBI	BB	SO	LOB	TOP								
Doug Glanville, R OBP: 0.354, SLG: 0.450	G6-3		1B			L6		1B	1B	5	2	3	1	0	0	0	<b>Philadelphia Phillies @ Milwaukee Brewers</b> Milwaukee County Stadium, Milwaukee, WI Tue Jul 14 1998, 8:05 PM EDT Att: 16,861 - Unknown - 90 F <a href="http://livebaseballscorecards.com">livebaseballscorecards.com</a>								
Gregg Jefferies, S OBP: 0.351, SLG: 0.445 Mark Leiter, R (9, 1)	L9		G4-3			F8		2B	1B	5	1	2	1	0	0	1									
Scott Rolen, R OBP: 0.384, SLG: 0.533	F7				K			1B	F7	5	0	2	2	0	1	1									
Rico Brogna, L OBP: 0.326, SLG: 0.470		K			K			G3		4	0	0	0	0	2	2									
Mike Lieberthal, R OBP: 0.299, SLG: 0.395		K						FC5-2		3	0	0	0	0	1	1									
Bobby Abreu, L OBP: 0.394, SLG: 0.463								K		4	0	2	0	0	1	2									
Mark Lewis, R OBP: 0.308, SLG: 0.371	G4-3								G5-3	4	0	1	0	0	1	1									
Desi Relaford, S OBP: 0.344, SLG: 0.405			L5			F8		G3	G5-3	4	0	0	0	0	0	2									
55 Matt Beech, L OBP: 0.148, SLG: 0.148 23 Kevin Jordan, R OBP: 0.349, SLG: 0.403 Wayne Gomes, R (7, 1) Jon Zuber, L OBP: 0.385, SLG: 0.727 Kevin Seifick, R OBP: 0.355, SLG: 0.286			F8			G4-3		G5-3		2	0	0	0	0	0	0									
<b>Inning Stats</b>	R: 0 E: 0 K: 0 S: 6	H: 0 LOB: 0 BB: 0 P: 7	R: 0 E: 0 K: 2 S: 11	H: 1 LOB: 1 BB: 0 P: 14	R: 0 E: 0 K: 0 S: 7	H: 1 LOB: 1 BB: 0 P: 10	R: 0 E: 0 K: 2 S: 10	H: 0 LOB: 1 BB: 0 P: 14	R: 0 E: 0 K: 1 S: 7	H: 0 LOB: 0 BB: 0 P: 9	R: 0 E: 0 K: 0 S: 13	H: 1 LOB: 1 BB: 0 P: 21	R: 0 E: 0 K: 0 S: 8	H: 2 LOB: 2 BB: 0 P: 12	R: 2 E: 0 K: 1 S: 16	H: 3 LOB: 1 BB: 0 P: 22		R: 2 E: 0 K: 0 S: 13	H: 3 LOB: 1 BB: 0 P: 19	1B: 9 2B: 2 3B: 0 HR: 0	SF: 0 SAC: 0 DP: 0 HBP: 1	WP: 0 PB: 0 SB: 1 CS: 0	PA: 39		
<b>PITCHER</b>	IP	WLS	BF	H	R	ER	SO	BB	IBB	HBP	BLK	WP	HR	S	P	ERA	WHIP								
Jeff Juden, R ERA: 4.73	(1, 1)	7.0	L	30	8	2	2	5	0	0	1	0	0	69	96	2.57	1.143								
Mike Myers, L ERA: 0.53	(8, 1)	0.1		1	0	0	0	0	0	0	0	0	0	2	3	0.00	0.000								
Chad Fox, R ERA: 2.97	(8, 1)	1.2		8	3	2	2	1	0	0	0	0	0	20	29	10.80	1.800								

Batter	1	2	3	4	5	6	7	8	9	AB	R	H	RBI	BB	SO	LOB	BOTTOM								
Fernando Vina, L OBP: 0.382, SLG: 0.428	G6-3		3B			L5		G1-3		4	0	1	0	0	0	0	<b>Philadelphia Phillies @ Milwaukee Brewers</b> Milwaukee County Stadium, Milwaukee, WI Tue Jul 14 1998, 8:05 PM EDT Att: 16,861 - Unknown - 90 F <a href="http://livebaseballscorecards.com">livebaseballscorecards.com</a>								
Mark Loretta, R OBP: 0.401, SLG: 0.425 Jose Valentin, S OBP: 0.327, SLG: 0.426	G1-2-3		G5-3			P3		1B	1B	1	0	1	0	0	0	0									
Jeff Cirillo, R OBP: 0.409, SLG: 0.425	BB					F9		1B	1B	3	0	1	0	1	1	1									
John Jaha, R OBP: 0.392, SLG: 0.423	E5					F9		G5-3		3	0	0	1	1	0	3									
Marquis Grissom, R OBP: 0.310, SLG: 0.411	G1-2-3					1B		P6		4	0	2	0	0	0	4									
Marc Newfield, R OBP: 0.311, SLG: 0.342	L7					CS		F9		4	0	1	0	0	0	2									
Bobby Hughes, R OBP: 0.288, SLG: 0.385 Dave Nilsson, L OBP: 0.323, SLG: 0.355			G5-3			K		G4-3		3	0	0	0	0	1	2									
Darrin Jackson, R OBP: 0.220, SLG: 0.276 Jeromy Burnitz, L OBP: 0.351, SLG: 0.494								G4-3		1	0	0	0	0	0	0									
Jeff Juden, R OBP: 0.143, SLG: 0.171 Mike Myers, L (8, 1) Chad Fox, R (8, 1) Bob Hamelin, L OBP: 0.263, SLG: 0.333			F7			K			L9	3	0	0	0	0	0	0									
<b>Inning Stats</b>	R: 0 E: 1 K: 0 S: 13	H: 1 LOB: 2 BB: 1 P: 25	R: 0 E: 0 K: 0 S: 7	H: 0 LOB: 0 BB: 0 P: 10	R: 0 E: 0 K: 1 S: 8	H: 1 LOB: 1 BB: 0 P: 8	R: 0 E: 0 K: 1 S: 8	H: 2 LOB: 2 BB: 0 P: 9	R: 0 E: 0 K: 1 S: 8	H: 0 LOB: 0 BB: 0 P: 12	R: 0 E: 0 K: 0 S: 9	H: 1 LOB: 2 BB: 1 P: 16	R: 0 E: 0 K: 0 S: 7	H: 0 LOB: 0 BB: 0 P: 10	R: 1 E: 0 K: 0 S: 11	H: 2 LOB: 1 BB: 0 P: 17		R: 1 E: 0 K: 0 S: 10	H: 1 LOB: 0 BB: 0 P: 16	1B: 5 2B: 2 3B: 1 HR: 1	SF: 0 SAC: 0 DP: 2 HBP: 0	WP: 1 PB: 0 SB: 0 CS: 1	PA: 36		
<b>PITCHER</b>	IP	WLS	BF	H	R	ER	SO	BB	IBB	HBP	BLK	WP	HR	S	P	ERA	WHIP								
55 Matt Beech, L ERA: 4.81	(1, 1)		24	5	0	0	3	2	0	0	0	0	0	53	80	4.50	1.167								
Wayne Gomes, R ERA: 3.41	(7, 1)	2.0	W	8	2	1	1	1	0	0	0	1	0	18	27	4.50	1.000								
Mark Leiter, R ERA: 3.19	(9, 1)	1.0	S	4	1	1	1	0	0	0	0	0	1	10	16	9.00	1.000								



Batter	1	2	3	4	5	6	7	8	9	AB	R	H	RBI	BB	SO	LOB	TOP										
Doug Glanville, R (1, 8) OBP: 0.352, SLG: 0.447	1-1 G6-3		0-2 E7 2B		0-1 FC6-4 FC6 1B		2-1 G5-3		1-2 FC5-4 E 1B 1-2f	5	1	1	0	0	0	1	<b>Philadelphia Phillies @ Milwaukee Brewers</b> Milwaukee County Stadium, Milwaukee, WI Wed Jul 15 1998, 4:33 AM EDT Att: 20,554 - Sunny - 83 F										
Gregg Jefferies, S (1, 7) OBP: 0.352, SLG: 0.447	0-2 G5-3		0-1 2B		2-1 FC6 FC6-4 1-2		1-0 E6 BB		2-2 E 1B 1-2	5	0	2	1	0	0	1											
Scott Rolen, R (1, 5) OBP: 0.384, SLG: 0.528	3-3 K		4-2 BB		0-0 F9		4-1 BB SAFE 1-2		2-1 E1 1-2 2-3	3	0	0	0	2	1	4											
Rico Brogna, L (1, 3) OBP: 0.321, SLG: 0.463		3-1 F7	2-0 G3-1		1-0 FC6-4 FC6-4 1-2f 2-3		3-3 K		1-3 K	5	0	0	0	0	2	9											
Mike Lieberthal, R (1, 2) OBP: 0.297, SLG: 0.392	1-2 L7			0-0 1B 1B	3-0 FC6-4 1-2f		1-1 G1-3		2-3 K	5	0	1	0	0	1	5											
Mark Lewis, R (1, 4) OBP: 0.307, SLG: 0.369	0-0 F9			1 SAFE 1-3 K		0-2 F8		2-2 G4-3 1B		4	0	1	0	0	1	1											
Kevin Sevcik, R (1, 9) OBP: 0.363, SLG: 0.343			1-0 HR	3-2 FC6 1B	3-1 G5-3		3-2 G4-3 1-2		4	1	2	1	0	0	1	1											
Alex Arias, R (1, 6) OBP: 0.333, SLG: 0.329			2-1 G5-3	1-2 P3	1-0 P7		1-0 F7		4	0	0	0	0	0	3	3											
Curt Schilling, R (1, 1) OBP: 0.156, SLG: 0.140			3-2 G1-3	2-2 FC6			2-2 G1-3		0-0 FC5-4 1B	3	0	0	0	0	0	2											
23 Kevin Jordan, R (9, PH) OBP: 0.354, SLG: 0.407				1-2f FC6						1	0	1	0	0	0	0											
Desi Relaford, S (9, PR) OBP: 0.344, SLG: 0.405										0	0	0	0	0	0	0											
<b>Inning Stats</b>	R: 0 E: 0 K: 1 S: 9	H: 0 LOB: 0 BB: 0 P: 13	R: 0 E: 0 K: 0 S: 6	H: 0 LOB: 0 BB: 0 P: 10	R: 2 E: 1 K: 0 S: 16	H: 2 LOB: 2 BB: 1 P: 28	R: 0 E: 0 K: 1 S: 15	H: 2 LOB: 2 BB: 0 P: 22	R: 0 E: 0 K: 0 S: 7	H: 0 LOB: 0 BB: 0 P: 10	R: 0 E: 1 K: 1 S: 12	H: 0 LOB: 2 BB: 1 P: 24	R: 0 E: 0 K: 0 S: 13	H: 1 LOB: 1 BB: 0 P: 20	R: 0 E: 1 K: 2 S: 15	H: 2 LOB: 3 BB: 0 P: 23	1B: 6 2B: 1 3B: 0 HR: 1	SF: 0 SAC: 0 DP: 0 HBP: 0	WP: 0 PB: 0 SB: 0 CS: 0	PA: 41							
<b>PITCHER</b>	IP	WLS	BF	H	R	ER	SO	BB	IBB	HBP	BLK	WP	HR	S	P	ERA	WHIP										
Scott Karl, L (1, 1) ERA: 4.25	7.0	W	31	5	2	1	3	2	0	0	0	0	1	71	120	1.29	1.000										
Al Reyes, R (8, 1) ERA: 4.2	1.0		4	1	0	0	0	0	0	0	0	0	0	13	20	0.00	1.000										
Bob Wickman, R (9, 1) ERA: 2.17	1.0	S	6	2	0	0	2	0	0	0	0	0	0	15	23	0.00	2.000										

Batter	1	2	3	4	5	6	7	8	9	AB	R	H	RBI	BB	SO	LOB	BOTTOM										
Fernando Vina, L (1, 4) OBP: 0.380, SLG: 0.426	0-0 G6-3	1-1 G4-3			0-1 G1-4-3 1B		1-1 G4-3			4	0	1	0	0	0	0	<b>Philadelphia Phillies @ Milwaukee Brewers</b> Milwaukee County Stadium, Milwaukee, WI Wed Jul 15 1998, 4:33 AM EDT Att: 20,554 - Sunny - 83 F										
Marquis Grissom, R (1, 8) OBP: 0.313, SLG: 0.412	0-2 2B G4-3 1B		0-0 G5-3		1-0 G1-4-3 1B		0-2 P2			4	1	2	0	0	0	0											
Jeff Cirillo, R (1, 5) OBP: 0.408, SLG: 0.426	3-2 G4-3 1B 1-3 2B		1-2 G4-3		2-2 G1-4-3 1-2f 2-3		3-2 G6-3			4	1	1	0	0	0	2											
Jeremy Burnitz, L (1, 9) OBP: 0.348, SLG: 0.488	2-2 G4-3		3-3 K		1-1 P6		1-3 K			4	0	0	1	0	2	2											
Marc Newfield, R (1, 7) OBP: 0.312, SLG: 0.341	0-0 1B			2-1 G6-3		2-1 G6-3			3	0	1	1	0	0	0	0											
Darrin Jackson, R (8, 7) OBP: 0.220, SLG: 0.276	3H 1B			1-2 2B G6-3 1B		0-1 G4-3			3	1	2	0	0	0	0	0											
Bob Hamelin, L (1, 3) OBP: 0.276, SLG: 0.345	0-1 1B			1-0 G6-3 1-3 2B		1-0 P4			3	0	1	0	0	1	2												
Jose Valentin, S (1, 6) OBP: 0.327, SLG: 0.429	1-3 K			2-2 G6-3		0-0 F9			3	0	0	1	0	0	1												
Mike Matheny, R (1, 2) OBP: 0.289, SLG: 0.341		1-2 P9		2-2 G6-3		1-3 K			2	0	0	0	0	0	1												
Scott Karl, L (1, 1) OBP: 0.212, SLG: 0.103		2-2 G4-3			3-0 3H F7				1	0	0	0	0	1	0												
Dave Nilsson, L (7, PH) OBP: 0.321, SLG: 0.353										0	0	0	0	0	0	0											
Al Reyes, R (8, 1) OBP: 0.250, SLG: 0.250										0	0	0	0	0	0	0											
Bob Wickman, R (9, 1) ERA: 2.17										0	0	0	0	0	0	0											
<b>Inning Stats</b>	R: 2 E: 0 K: 1 S: 20	H: 4 LOB: 2 BB: 0 P: 26	R: 0 E: 0 K: 0 S: 8	H: 0 LOB: 0 BB: 0 P: 12	R: 0 E: 0 K: 1 S: 9	H: 0 LOB: 0 BB: 0 P: 13	R: 1 E: 0 K: 0 S: 11	H: 2 LOB: 1 BB: 0 P: 17	R: 0 E: 0 K: 0 S: 10	H: 2 LOB: 1 BB: 0 P: 14	R: 0 E: 0 K: 0 S: 5	H: 0 LOB: 0 BB: 0 P: 8	R: 0 E: 0 K: 1 S: 6	H: 0 LOB: 0 BB: 0 P: 8	R: 0 E: 0 K: 1 S: 11	H: 0 LOB: 0 BB: 0 P: 15	1B: 6 2B: 2 3B: 0 HR: 0	SF: 0 SAC: 0 DP: 1 HBP: 0	WP: 0 PB: 0 SB: 0 CS: 0	PA: 31							
<b>PITCHER</b>	IP	WLS	BF	H	R	ER	SO	BB	IBB	HBP	BLK	WP	HR	S	P	ERA	WHIP										
Curt Schilling, R (1, 1) ERA: 3.11	8.0	L	31	8	3	3	4	0	0	0	0	0	0	80	113	3.38	1.000										



Batter	1	2	3	4	5	6	7	8	9	AB	R	H	RBI	BB	SO	LOB	TOP						
Doug Glanville, R OBP: 0.355, SLG: 0.451	1-1 FC4-6 1B	0-1 F9		0-0 2B		0-0 F8		1-2 1B		5	0	3	0	0	0	0							
Gregg Jefferies, S OBP: 0.347, SLG: 0.441	2-1 P6	2-0 G3		1-1 L5			2-1 G4-3	1-0 G4-3		5	0	0	0	0	0	5							
Ruben Amaro Jr, S OBP: 0.237, SLG: 0.226										0	0	0	0	0	0	0							
Scott Rolen, R OBP: 0.380, SLG: 0.521	1-1 FC4-6 2B		2-3 K		0-0 F7		1-2 G5-3	0-3 K		5	1	0	0	0	2	1							
Rico Brogna, L OBP: 0.325, SLG: 0.465	4-2 2B		4-2 FC5-4 BB		3-3 K		1-2 G4-3	2-0 E7 2B		3	1	1	0	2	1	0							
Mike Lieberthal, R OBP: 0.302, SLG: 0.409	1-1 1B		2-2 FC5-4 1B		1-1 3B			3-2 1B SF 2B	0-3 K	5	2	3	2	0	1	2							
Bobby Abreu, L OBP: 0.403, SLG: 0.469	0-2 1B		1-2 1B		4-0 IBB			0-0 1B SF 1B	4-0 IBB	3	0	3	1	2	0	0							
Mark Lewis, R OBP: 0.306, SLG: 0.367	0-0 1B		1-2 P3		3-3 K			0-1 F9	1-2 F9	5	0	1	0	0	1	8							
Desi Relaford, S OBP: 0.339, SLG: 0.401	1-0 G6-3		1-1 F9		3-1 F8			1-0 SF 1B		3	0	0	1	0	0	2							
Mark Portugal, R OBP: 0.258, SLG: 0.318			0-2 G1-3		0-0 F7			1-1 P6		3	0	0	0	0	0	0							
Ricky Bottalico, L OBP: 0.350, SLG: 0.454										0	0	0	0	0	0	0							
Yorkis Perez, L OBP: 0.350, SLG: 0.454										0	0	0	0	0	0	0							
23 Kevin Jordan, R OBP: 0.350, SLG: 0.454										0	0	0	0	0	0	0							
Wayne Gomes, R OBP: 0.350, SLG: 0.454										0	0	0	0	0	0	0							
Mark Leiter, R OBP: 0.350, SLG: 0.454										0	0	0	0	0	0	0							
<b>Inning Stats</b>	R: 3 E: 0 K: 0 S: 15	H: 4 LOB: 2 BB: 1 P: 25	R: 0 E: 0 K: 0 S: 5	H: 0 LOB: 0 BB: 0 P: 8	R: 0 E: 0 K: 1 S: 19	H: 1 LOB: 2 BB: 1 P: 29	R: 0 E: 0 K: 0 S: 9	H: 1 LOB: 1 BB: 0 P: 11	R: 0 E: 0 K: 2 S: 10	H: 1 LOB: 2 BB: 1 P: 21	R: 0 E: 0 K: 0 S: 4	H: 0 LOB: 0 BB: 0 P: 7	R: 0 E: 0 K: 0 S: 8	H: 0 LOB: 0 BB: 0 P: 12	R: 1 E: 1 K: 0 S: 13	H: 3 LOB: 3 BB: 0 P: 20	R: 0 E: 1 K: 2 S: 10	H: 1 LOB: 2 BB: 1 P: 17	1B: 6 2B: 4 3B: 1 HR: 0	SF: 1 SAC: 0 DP: 0 HBP: 0	WP: 0 PB: 0 SB: 0 CS: 0	PA: 43	
<b>PITCHER</b>	IP WLS BF H R ER SO BB IBB HBP BLK WP HR S P ERA WHIP	IP WLS BF H R ER SO BB IBB HBP BLK WP HR S P ERA WHIP	IP WLS BF H R ER SO BB IBB HBP BLK WP HR S P ERA WHIP	IP WLS BF H R ER SO BB IBB HBP BLK WP HR S P ERA WHIP	IP WLS BF H R ER SO BB IBB HBP BLK WP HR S P ERA WHIP	IP WLS BF H R ER SO BB IBB HBP BLK WP HR S P ERA WHIP	IP WLS BF H R ER SO BB IBB HBP BLK WP HR S P ERA WHIP	IP WLS BF H R ER SO BB IBB HBP BLK WP HR S P ERA WHIP	IP WLS BF H R ER SO BB IBB HBP BLK WP HR S P ERA WHIP	IP WLS BF H R ER SO BB IBB HBP BLK WP HR S P ERA WHIP	IP WLS BF H R ER SO BB IBB HBP BLK WP HR S P ERA WHIP	IP WLS BF H R ER SO BB IBB HBP BLK WP HR S P ERA WHIP	IP WLS BF H R ER SO BB IBB HBP BLK WP HR S P ERA WHIP	IP WLS BF H R ER SO BB IBB HBP BLK WP HR S P ERA WHIP	IP WLS BF H R ER SO BB IBB HBP BLK WP HR S P ERA WHIP	IP WLS BF H R ER SO BB IBB HBP BLK WP HR S P ERA WHIP	IP WLS BF H R ER SO BB IBB HBP BLK WP HR S P ERA WHIP	IP WLS BF H R ER SO BB IBB HBP BLK WP HR S P ERA WHIP	IP WLS BF H R ER SO BB IBB HBP BLK WP HR S P ERA WHIP	IP WLS BF H R ER SO BB IBB HBP BLK WP HR S P ERA WHIP	IP WLS BF H R ER SO BB IBB HBP BLK WP HR S P ERA WHIP	IP WLS BF H R ER SO BB IBB HBP BLK WP HR S P ERA WHIP	IP WLS BF H R ER SO BB IBB HBP BLK WP HR S P ERA WHIP

Philadelphia Phillies @ New York Mets  
Shea Stadium, Flushing, NY  
Thu Jul 16 1998, 7:05 PM EDT  
Att: 20,283 - Cloudy - 81 F

AB	38
R	4
H	11
RBI	4
BB	4
SO	5
LOB	20



Batter	1	2	3	4	5	6	7	8	9	AB	R	H	RBI	BB	SO	LOB	BOTTOM						
Lenny Harris, L OBP: 0.338, SLG: 0.355	0-1 G1-3		0-0 G4-3		1-3 K	1-2 P6			0-0 G4-3	5	0	0	0	0	1	2							
Edgardo Alfonzo, R OBP: 0.344, SLG: 0.382	3-2 1B		4-1 E BB		4-0 BB		2-1 FC1-6 1B	2-1 F8		3	0	2	0	2	0	0							
John Olerud, L OBP: 0.439, SLG: 0.507	3-0 F8		1-0 E4		1-2 F8		0-0 FC1-6 G5-3	1-1 HR		5	1	1	1	0	0	4							
31 Mike Piazza, R OBP: 0.358, SLG: 0.495	0-0 F7		1-0 G5-3		2-2 P3		1-2 G5-3	2-1 G5-3		5	0	0	0	0	0	5							
Todd Hundley, S OBP: 0.375, SLG: 0.286		2-2 CS 1B	0-2 P6			1-2 1B 1B	4-0 BB			3	1	2	0	1	0	2							
Carlos Baerga, S OBP: 0.307, SLG: 0.390		2-1 G6-3 BB 1B		0-2 G4-3		0-1 F7	1-2 G5-3			4	0	1	0	0	0	3							
Brian McRae, S OBP: 0.354, SLG: 0.449		4-2 G6-3 BB		3-1 2B		1-0 1B		2-1 G3-1		3	0	2	0	1	0	0							
Rey Ordonez, R OBP: 0.265, SLG: 0.272		0-2 G6-3		0-0 P5		0-0 1B		0-1 L9		4	0	1	1	0	0	3							
Rick Reed, R OBP: 0.220, SLG: 0.237		2-2 F9		0-3 K		1-2 3H 1B		3-3 K		2	0	0	0	0	1	3							
Matt Franco, L OBP: 0.365, SLG: 0.337										1	0	0	0	0	0	2							
Gregg Jefferies, S OBP: 0.347, SLG: 0.441										0	0	0	0	0	0	0							
Yorkis Perez, L OBP: 0.350, SLG: 0.454										0	0	0	0	0	0	0							
Wayne Gomes, R OBP: 0.350, SLG: 0.454										0	0	0	0	0	0	0							
Mark Leiter, R OBP: 0.350, SLG: 0.454										0	0	0	0	0	0	0							
<b>Inning Stats</b>	R: 0 E: 0 K: 0 S: 7	H: 1 LOB: 1 BB: 0 P: 13	R: 0 E: 0 K: 0 S: 14	H: 2 LOB: 2 BB: 1 P: 24	R: 0 E: 1 K: 0 S: 7	H: 0 LOB: 2 BB: 1 P: 13	R: 0 E: 0 K: 1 S: 9	H: 1 LOB: 1 BB: 0 P: 12	R: 0 E: 0 K: 1 S: 9	H: 0 LOB: 1 BB: 1 P: 17	R: 1 E: 0 K: 0 S: 12	H: 3 LOB: 2 BB: 0 P: 16	R: 0 E: 0 K: 0 S: 10	H: 1 LOB: 2 BB: 1 P: 18	R: 0 E: 0 K: 1 S: 10	H: 0 LOB: 0 BB: 0 P: 15	R: 1 E: 0 K: 0 S: 7	H: 1 LOB: 0 BB: 0 P: 12	1B: 7 2B: 1 3B: 0 HR: 1	SF: 0 SAC: 0 DP: 0 HBP: 0	WP: 0 PB: 0 SB: 0 CS: 1	PA: 40	
<b>PITCHER</b>	IP WLS BF H R ER SO BB IBB HBP BLK WP HR S P ERA WHIP	IP WLS BF H R ER SO BB IBB HBP BLK WP HR S P ERA WHIP	IP WLS BF H R ER SO BB IBB HBP BLK WP HR S P ERA WHIP	IP WLS BF H R ER SO BB IBB HBP BLK WP HR S P ERA WHIP	IP WLS BF H R ER SO BB IBB HBP BLK WP HR S P ERA WHIP	IP WLS BF H R ER SO BB IBB HBP BLK WP HR S P ERA WHIP	IP WLS BF H R ER SO BB IBB HBP BLK WP HR S P ERA WHIP	IP WLS BF H R ER SO BB IBB HBP BLK WP HR S P ERA WHIP	IP WLS BF H R ER SO BB IBB HBP BLK WP HR S P ERA WHIP	IP WLS BF H R ER SO BB IBB HBP BLK WP HR S P ERA WHIP	IP WLS BF H R ER SO BB IBB HBP BLK WP HR S P ERA WHIP	IP WLS BF H R ER SO BB IBB HBP BLK WP HR S P ERA WHIP	IP WLS BF H R ER SO BB IBB HBP BLK WP HR S P ERA WHIP	IP WLS BF H R ER SO BB IBB HBP BLK WP HR S P ERA WHIP	IP WLS BF H R ER SO BB IBB HBP BLK WP HR S P ERA WHIP	IP WLS BF H R ER SO BB IBB HBP BLK WP HR S P ERA WHIP	IP WLS BF H R ER SO BB IBB HBP BLK WP HR S P ERA WHIP	IP WLS BF H R ER SO BB IBB HBP BLK WP HR S P ERA WHIP	IP WLS BF H R ER SO BB IBB HBP BLK WP HR S P ERA WHIP	IP WLS BF H R ER SO BB IBB HBP BLK WP HR S P ERA WHIP	IP WLS BF H R ER SO BB IBB HBP BLK WP HR S P ERA WHIP	IP WLS BF H R ER SO BB IBB HBP BLK WP HR S P ERA WHIP	IP WLS BF H R ER SO BB IBB HBP BLK WP HR S P ERA WHIP

Philadelphia Phillies @ New York Mets  
Shea Stadium, Flushing, NY  
Thu Jul 16 1998, 7:05 PM EDT  
Att: 20,283 - Cloudy - 81 F

AB	36
R	2
H	9
RBI	2
BB	4
SO	3
LOB	24





Batter	1	2	3	4	5	6	7	8	9	AB	R	H	RBI	BB	SO	LOB	TOP										
Doug Glanville, R OBP: 0.354, SLG: 0.449	P5		K			G6-3			1B	4	0	1	0	0	1	0	Philadelphia Phillies @ New York Mets Shea Stadium, Flushing, NY Fri Jul 17 1998, 7:05 PM EDT Att: 23,298 - Overcast - 79 F										
Gregg Jefferies, S OBP: 0.346, SLG: 0.439	L4		L5			FC5-4 1B			P6	4	0	1	0	0	0	1											
Scott Rolen, R OBP: 0.376, SLG: 0.515	K			F9		FC5-4 1-2			K	4	0	0	0	0	2	2											
Rico Brogna, L OBP: 0.327, SLG: 0.465		BB 1B		CS 1B			F9		G3	4	0	2	0	0	0	1											
Mike Lieberthal, R OBP: 0.302, SLG: 0.406		BB 1-2		K 1-2			F8			2	0	0	0	1	1	1											
Bobby Abreu, L OBP: 0.399, SLG: 0.464			K		K		K			3	0	0	0	0	3	2											
23 Kevin Jordan, R OBP: 0.344, SLG: 0.396			F7		P3				G3	3	0	0	0	0	0	2											
Desi Relaford, S OBP: 0.337, SLG: 0.398			K		G6-3				P4	2	0	0	0	0	1	2											
Mike Welch, L OBP: 0.233, SLG: 0.222										0	0	0	0	0	0	0											
Ruben Amaro Jr, S OBP: 0.233, SLG: 0.222										0	0	0	0	0	0	0											
Jerry Spradlin, S OBP: 0.233, SLG: 0.222										0	0	0	0	0	0	0											
Carlton Loewer, R OBP: 0.214, SLG: 0.154				K					G5-3	1	0	0	0	0	1	0											
Alex Arias, R OBP: 0.325, SLG: 0.320										2	0	0	0	0	1	0											
<b>Inning Stats</b>	R: 0 E: 0 K: 1 S: 6	H: 0 LOB: 0 BB: 0 P: 8	R: 0 E: 0 K: 2 S: 12	H: 1 LOB: 2 BB: 1 P: 20	R: 0 E: 0 K: 2 S: 9	H: 0 LOB: 0 BB: 0 P: 11	R: 0 E: 0 K: 1 S: 7	H: 1 LOB: 1 BB: 0 P: 11	R: 0 E: 0 K: 1 S: 6	H: 0 LOB: 2 BB: 0 P: 10	R: 0 E: 0 K: 1 S: 7	H: 1 LOB: 1 BB: 0 P: 16	R: 0 E: 0 K: 1 S: 8	H: 0 LOB: 0 BB: 0 P: 13	R: 0 E: 0 K: 0 S: 7	H: 0 LOB: 0 BB: 0 P: 13	R: 0 E: 0 K: 1 S: 10	H: 1 LOB: 1 BB: 0 P: 16	1B: 4 2B: 1 3B: 0 HR: 0	SF: 0 SAC: 0 DP: 1 HBP: 0	WP: 0 PB: 0 SB: 0 CS: 1	PA: 31					
<b>PITCHER</b>	IP	WLS	BF	H	R	ER	SO	BB	IBB	HBP	BLK	WP	HR	S	P	ERA	WHIP										
Hideo Nomo, R ERA: 4.5	(1, 1)	7.0	W	24	3	0	9	1	0	0	0	0	0	55	89	0.00	0.571										
Jeff Tam, R ERA: 2.89	(8, 1)	1.0		3	0	0	0	0	0	0	0	0	0	7	13	0.00	0.000										
Mel Rojas, R ERA: 4.79	(9, 1)	1.0		4	1	0	1	0	0	0	0	0	0	10	16	0.00	1.000										

Batter	1	2	3	4	5	6	7	8	9	AB	R	H	RBI	BB	SO	LOB	BOTTOM										
Brian McRae, S OBP: 0.358, SLG: 0.471	F9	S 2H 3H 2B			HBP 31 BB 2B				HR	4	2	3	3	0	0	0	Philadelphia Phillies @ New York Mets Shea Stadium, Flushing, NY Fri Jul 17 1998, 7:05 PM EDT Att: 23,298 - Overcast - 79 F										
Edgardo Alfonzo, R OBP: 0.343, SLG: 0.380	K	G6-3			G5-3			G6-4-3 1B	4	0	1	0	0	1	3												
John Olerud, L OBP: 0.440, SLG: 0.505	1B		K		31 BB HBP IBB			L8	3	0	1	0	1	1	1												
Todd Hundley, S OBP: 0.368, SLG: 0.250	K		G5-3		G6-4-3 HBP			G6-4-3	2	0	0	1	0	1	1												
Bernard Gilkey, R OBP: 0.315, SLG: 0.333					31 BB HBP				1	0	0	0	0	0	1												
31 Mike Piazza, R OBP: 0.359, SLG: 0.497		F9 1B 2B		G5-3	G3-6-1 BB			G6-3	3	1	1	1	1	0	0												
Todd Pratt, R OBP: 0.313, SLG: 0.719					1-2 2-3 3-H				0	0	0	0	0	0	0												
Carlos Baerga, S OBP: 0.303, SLG: 0.385	F9			G4-3	G3-6-1			G6-3	4	0	0	0	0	0	4												
Butch Huskey, R OBP: 0.152, SLG: 0.419				G5-3				F9	4	1	1	1	0	0	0												
Mel Rojas, R		SH1-4 1B 2B 1B						F9	0	0	0	0	0	0	0												
Rey Ordonez, R OBP: 0.266, SLG: 0.273		SH1-4 2B 1B		F7				F7	3	1	1	0	0	0	0												
Hideo Nomo, R OBP: 0.152, SLG: 0.219					2B HBP 1B				2	1	1	0	0	1	0												
Jeff Tam, R		SH1-4							0	0	0	0	0	0	0												
Wayne Kirby, L OBP: 0.219, SLG: 0.258					2B HBP 1B			K	0	0	0	0	0	0	0												
<b>Inning Stats</b>	R: 0 E: 0 K: 2 S: 12	H: 1 LOB: 1 BB: 0 P: 17	R: 3 E: 0 K: 0 S: 10	H: 4 LOB: 1 BB: 0 P: 16	R: 0 E: 0 K: 1 S: 7	H: 0 LOB: 0 BB: 0 P: 10	R: 0 E: 0 K: 0 S: 5	H: 0 LOB: 0 BB: 0 P: 7	R: 2 E: 0 K: 0 S: 9	H: 2 LOB: 2 BB: 2 P: 23	R: 0 E: 0 K: 1 S: 6	H: 0 LOB: 0 BB: 0 P: 7	R: 1 E: 0 K: 0 S: 10	H: 2 LOB: 0 BB: 0 P: 18	R: 0 E: 0 K: 0 S: 6	H: 0 LOB: 0 BB: 0 P: 7	R: 0 E: 0 K: 0 S: 6	H: 0 LOB: 0 BB: 0 P: 7	1B: 5 2B: 3 3B: 0 HR: 1	SF: 0 SAC: 1 DP: 2 HBP: 1	WP: 0 PB: 0 SB: 1 CS: 0	PA: 34					
<b>PITCHER</b>	IP	WLS	BF	H	R	ER	SO	BB	IBB	HBP	BLK	WP	HR	S	P	ERA	WHIP										
Carlton Loewer, R ERA: 6.34	(1, 1)	4.1	L	23	7	5	3	1	1	1	0	0	1	18	29	3.38	1.846										
Mike Welch, R ERA: 3.39	(5, 1)	2.2		8	2	1	1	0	0	0	0	0	0	6	7	0.00	0.000										
Jerry Spradlin, R ERA: 3.74	(8, 1)	1.0		3	0	0	0	0	0	0	0	0	0	6	7	0.00	0.000										

AB	30
R	0
H	4
RBI	0
BB	1
SO	10
LOB	11





Batter	1	2	3	4	5	6	7	8	9	AB	R	H	RBI	BB	SO	LOB	TOP																									
Doug Glanville, R OBP: 0.353, SLG: 0.447	F8		1B			L6		L4		4	0	1	0	0	0	0	Philadelphia Phillies @ New York Mets Shea Stadium, Flushing, NY Sat Jul 18 1998, 3:33 AM EDT Att: 37,208 - Sunny - 87 F																									
Gregg Jefferies, S OBP: 0.342, SLG: 0.434	P3		P4			P3		G6-3		4	0	0	0	0	0	1																										
Scott Rolen, R OBP: 0.377, SLG: 0.512	K			G6-4-3 BB					K	2	0	0	0	2	2	0																										
Rico Brogna, L OBP: 0.326, SLG: 0.461		G5-4-3 BB		F8		G4-3			L8	3	0	0	0	1	0	2																										
Mark Lewis, R OBP: 0.302, SLG: 0.362		G5-4-3 1-2		G6-4-3 1-2			F9		P2	4	0	0	0	0	0	2																										
Mark Parent, R OBP: 0.329, SLG: 0.299					P6					3	0	2	0	0	0	0																										
Kevin Sevcik, R OBP: 0.354, SLG: 0.333 Bobby Abreu, L OBP: 0.398, SLG: 0.463					E5			G3		2	0	0	0	0	1	1																										
Desi Relaford, S OBP: 0.333, SLG: 0.394			G5-3		L9			G3		3	0	0	0	0	0	2																										
Tyler Green, R OBP: 0.250, SLG: 0.241 Yorkis Perez, L (6, 1)			K						G4-3	2	0	0	0	0	2	1																										
Jon Zuber, L OBP: 0.357, SLG: 0.667 Ricky Bottalico, L (8, 1)					K					0	0	0	0	0	0	0																										
<b>Inning Stats</b>	R: 0 E: 0 K: 1 S: 8	H: 0 LOB: 0 BB: 0 P: 13	R: 0 E: 0 K: 1 S: 9	H: 1 LOB: 1 BB: 20 P: 20	R: 0 E: 0 K: 1 S: 14	H: 1 LOB: 1 BB: 0 P: 22	R: 0 E: 0 K: 0 S: 6	H: 0 LOB: 0 BB: 1 P: 12	R: 0 E: 0 K: 1 S: 11	H: 0 LOB: 1 BB: 0 P: 15	R: 0 E: 0 K: 0 S: 9	H: 0 LOB: 1 BB: 1 P: 18	R: 0 E: 0 K: 0 S: 7	H: 1 LOB: 1 BB: 0 P: 11	R: 0 E: 0 K: 0 S: 5	H: 0 LOB: 0 BB: 0 P: 7	R: 0 E: 0 K: 1 S: 8	H: 0 LOB: 0 BB: 0 P: 12	1B: 3 2B: 0 3B: 0 HR: 0	SF: 0 SAC: 0 DP: 2 HBP: 0	WP: 0 PB: 0 SB: 0 CS: 0	PA: 32																				
<b>PITCHER</b>	IP	WLS	BF	H	R	ER	SO	BB	IBB	HBP	BLK	WP	HR	S	P	ERA	WHIP	<b>PITCHER</b>				IP	WLS	BF	H	R	ER	SO	BB	IBB	HBP	BLK	WP	HR	S	P	ERA	WHIP				
Al Leiter, L ERA: 1.76	6.0	W	22	2	0	0	4	3	0	0	0	0	0	57	100	0.00	0.833					6.0	W	22	2	0	0	4	3	0	0	0	0	0	0	0	0	0	0	0.00	0.833	
Greg McMichael, R ERA: 3.5	2.0		7	1	0	0	0	0	0	0	0	0	0	12	18	0.00	0.500					2.0		7	1	0	0	0	0	0	0	0	0	0	0	0	0	0	0	0	0.00	0.500
Dennis Cook, L ERA: 1.91	1.0		3	0	0	0	1	0	0	0	0	0	0	8	12	0.00	0.000					1.0		3	0	0	0	1	0	0	0	0	0	0	0	0	0	0	0	0	0.00	0.000

AB	29
R	0
H	3
RBI	0
BB	3
SO	5
LOB	10



Batter	1	2	3	4	5	6	7	8	9	AB	R	H	RBI	BB	SO	LOB	BOTTOM																							
Brian McRae, S OBP: 0.359, SLG: 0.468	K		F9		F8		FC1-6 1B			4	0	1	0	1	1	1	Philadelphia Phillies @ New York Mets Shea Stadium, Flushing, NY Sat Jul 18 1998, 3:33 AM EDT Att: 37,208 - Sunny - 87 F																							
Lenny Harris, L OBP: 0.333, SLG: 0.357	G3 31 HR 2B		F8		P5		FC1-6 1-2	F9		5	1	1	0	0	0	4																								
John Olerud, L OBP: 0.435, SLG: 0.498	G3		F8		K		K			4	0	0	0	0	2	3																								
31 Mike Piazza, R OBP: 0.361, SLG: 0.515		HR		G6-3				G6-3		4	2	2	3	0	0	0																								
Todd Hundley, S OBP: 0.409, SLG: 0.278 Greg McMichael, R (7, 1)				E 1B SF8-2-4 1B		K				2	1	1	0	1	1	0																								
Matt Franco, L OBP: 0.371, SLG: 0.343 Dennis Cook, L (9, 1)										0	0	0	0	0	0	0																								
Bernard Gilkey, R OBP: 0.318, SLG: 0.333										3	0	1	0	1	0	2																								
Carlos Baerga, S OBP: 0.303, SLG: 0.386			P4		E4		G6-3			4	1	1	1	0	0	3																								
Rey Ordenez, R OBP: 0.266, SLG: 0.277			F8		SF8-2-4 1-2 3-H		G5-3			3	1	1	2	0	0	1																								
Al Leiter, L OBP: 0.206, SLG: 0.161 Edgardo Alfonzo, R OBP: 0.344, SLG: 0.384			K							1	0	0	0	1	1	0																								
<b>Inning Stats</b>	R: 2 E: 0 K: 1 S: 14	H: 2 LOB: 1 BB: 1 P: 21	R: 0 E: 0 K: 1 S: 8	H: 0 LOB: 0 BB: 0 P: 15	R: 0 E: 0 K: 0 S: 14	H: 0 LOB: 0 BB: 0 P: 22	R: 1 E: 1 K: 0 S: 13	H: 2 LOB: 1 BB: 0 P: 20	R: 0 E: 0 K: 1 S: 6	H: 0 LOB: 1 BB: 1 P: 15	R: 1 E: 0 K: 1 S: 12	H: 1 LOB: 1 BB: 1 P: 20	R: 0 E: 0 K: 1 S: 12	H: 1 LOB: 1 BB: 0 P: 16	R: 3 E: 0 K: 0 S: 16	H: 4 LOB: 2 BB: 1 P: 27	R: 0 E: 0 K: 0 S: 8	H: 0 LOB: 0 BB: 0 P: 12	1B: 4 2B: 5 3B: 0 HR: 2	SF: 1 SAC: 0 DP: 1 HBP: 0	WP: 1 PB: 0 SB: 0 CS: 0	PA: 38																		
<b>PITCHER</b>	IP	WLS	BF	H	R	ER	SO	BB	IBB	HBP	BLK	WP	HR	S	P	ERA	WHIP	<b>PITCHER</b>				IP	WLS	BF	H	R	ER	SO	BB	IBB	HBP	BLK	WP	HR	S	P	ERA	WHIP		
Tyler Green, R ERA: 4.71	5.0	L	22	5	4	3	3	2	0	0	0	0	2	58	97	5.40	1.400					5.0	L	22	5	4	3	3	2	0	0	0	0	0	0	0	0	5.40	1.400	
Yorkis Perez, L ERA: 2.81	2.0		8	1	0	0	2	1	0	0	0	0	0	21	32	0.00	1.000					2.0		8	1	0	0	2	1	0	0	0	0	0	0	0	0	0	0.00	1.000
Ricky Bottalico, R ERA: 5.65	1.0		8	4	3	3	0	1	0	0	0	1	0	16	27	27.00	5.000					1.0		8	4	3	3	0	1	0	0	0	0	0	0	0	0	0	27.00	5.000

AB	33
R	7
H	10
RBI	7
BB	4
SO	5
LOB	14









Batter	1	2	3	4	5	6	7	8	9	AB R H RBI BB SO LOB	TOP												
Doug Glanville, R (1, 8) OBP: 0.354, SLG: 0.441	E6		G4-3		FC		FC4-6 BB		K	4 0 0 0 1 1 3	<b>Philadelphia Phillies @ Montreal Expos</b> Olympic Stadium, Montreal, QB Mon Jul 20 1998, 7:05 PM EDT Att. 9,792 - Unknown - 82 F												
Dest Relaford, S (1, 6) OBP: 0.323, SLG: 0.380	K			F8		K	FC4-6			4 0 0 0 0 2 3													
Scott Rolen, R (1, 5) OBP: 0.379, SLG: 0.507	K			L5		G6-3 BB	G5-3			3 1 0 0 1 1 3													
Rico Brogna, L (1, 3) OBP: 0.324, SLG: 0.459	G1-3			G4-3		G6-3		G5-4-3 1B		4 0 1 0 0 0 2													
Gregg Jefferies, S (1, 7)		F8			G5-3	E5 1B		G5-4-3		4 1 1 0 0 0 1													
Mike Lieberthal, R (1, 2) OBP: 0.309, SLG: 0.411	F8				1B	E8 1B		F8		4 1 1 0 0 0 0													
Bobby Abreu, L (1, 9) OBP: 0.395, SLG: 0.464	K				K	F8			F8	4 0 0 0 0 2 2													
Mark Lewis, R (1, 4) OBP: 0.312, SLG: 0.369			G5-3		WP 1B		FC4-6 BB			3 0 2 0 1 0 0													
Curt Schilling, R (1, 1) OBP: 0.163, SLG: 0.149			K		WP 1B		K		K	4 0 1 1 0 3 2													
<b>Inning Stats</b>	R: 0 E: 1 K: 2 S: 12	H: 0 LOB: 1 BB: 0 P: 16	R: 0 E: 0 K: 1 S: 7	H: 0 LOB: 0 BB: 0 P: 7	R: 0 E: 0 K: 1 S: 10	H: 0 LOB: 0 BB: 0 P: 15	R: 0 E: 0 K: 1 S: 9	H: 0 LOB: 0 BB: 0 P: 15	R: 1 E: 0 K: 1 S: 14	H: 3 LOB: 1 BB: 0 P: 19	R: 2 E: 2 K: 1 S: 17	H: 1 LOB: 1 BB: 1 P: 28	R: 0 E: 0 K: 1 S: 9	H: 1 LOB: 2 BB: 1 P: 16	R: 0 E: 0 K: 0 S: 5	H: 1 LOB: 0 BB: 0 P: 10	R: 0 E: 0 K: 2 S: 14	H: 0 LOB: 1 BB: 1 P: 21	1B: 6 2B: 0 3B: 0 HR: 0	SF: 0 SAC: 0 DP: 1 HBP: 0	WP: 1 PB: 0 SB: 1 CS: 0	PA: 37	
<b>PITCHER</b>	IP WLS BF H R ER SO BB IBB HBP BLK WP HR S P ERA WHIP											<b>PITCHER</b>	IP WLS BF H R ER SO BB IBB HBP BLK WP HR S P ERA WHIP										
Carlos Perez, L (1, 1) ERA: 3.77	6.0 L 25 4 3 1 7 1 0 0 0 0 1 0 69 100 1.50 0.833																						
Miguel Batista, R (7, 1) ERA: 3.54	2.0 8 2 0 0 1 1 0 0 0 0 0 0 14 26 0.00 1.500																						
Ugueth Urbina, R (9, 1) ERA: 1.25	1.0 4 0 0 0 2 1 0 0 0 0 0 0 14 21 0.00 1.000																						

AB	34
R	3
H	6
RBI	1
BB	3
SO	9
LOB	16



Batter	1	2	3	4	5	6	7	8	9	AB R H RBI BB SO LOB	BOTTOM												
Orlando Cabrera, R (1, 4) OBP: 0.362, SLG: 0.424	F9		F7			CS BB			F8	3 0 0 0 1 0 1	<b>Philadelphia Phillies @ Montreal Expos</b> Olympic Stadium, Montreal, QB Mon Jul 20 1998, 7:05 PM EDT Att. 9,792 - Unknown - 82 F												
Ryan McGuire, L (1, 3) OBP: 0.336, SLG: 0.308	K			G6-3		CS	K		K	4 0 0 0 0 3 0													
Vladimir Guerrero, R (1, 9) OBP: 0.353, SLG: 0.536	F7			K			HR		1B	4 1 2 1 0 1 0													
Derrick May, L (1, 7) OBP: 0.231, SLG: 0.257		G3			G4-3		G5-3		1B	4 0 1 0 0 0 0													
Mike Hubbard, R (9, PR) OBP: 0.132, SLG: 0.192									1B	0 0 0 0 0 0 0													
Rondell White, R (1, 8) OBP: 0.363, SLG: 0.513		G5-3			G6-3		G4-3		1B	2 0 0 0 0 0 0													
Scott Livingstone, L (7, 3) OBP: 0.262, SLG: 0.206									G5-3	2 0 0 0 0 0 2													
Mark Czudzielanek, R (1, 6) OBP: 0.310, SLG: 0.359		P8			K			G6-3 2B		3 0 1 0 0 1 0													
Bob Hentley, R (1, 2) OBP: 0.500, SLG: 0.333									F9	3 0 1 0 0 1 1													
Shane Andrews, R (1, 5) OBP: 0.312, SLG: 0.435			K						G6-3	3 0 0 0 0 1 2													
Carlos Perez, L (1, 1) OBP: 0.217, SLG: 0.311										0 0 0 0 0 0 0													
Da Rond Stovall, S (6, PH) OBP: 0.262, SLG: 0.333			SH1-4							1 0 0 0 0 1 0													
Miguel Batista, R (7, 1) OBP: 0.379, SLG: 0.507										0 0 0 0 0 0 0													
Robert Perez, R (8, PH) OBP: 0.237, SLG: 0.347										1 0 0 0 0 1 1													
Ugueth Urbina, R (9, 1) ERA: 1.25										0 0 0 0 0 1 1													
<b>Inning Stats</b>	R: 0 E: 0 K: 1 S: 6	H: 0 LOB: 0 BB: 0 P: 10	R: 0 E: 0 K: 0 S: 5	H: 0 LOB: 0 BB: 0 P: 6	R: 0 E: 0 K: 1 S: 9	H: 1 LOB: 1 BB: 0 P: 11	R: 0 E: 0 K: 1 S: 11	H: 0 LOB: 0 BB: 0 P: 16	R: 0 E: 0 K: 2 S: 8	H: 0 LOB: 0 BB: 0 P: 11	R: 0 E: 0 K: 1 S: 9	H: 0 LOB: 0 BB: 1 P: 14	R: 1 E: 0 K: 1 S: 15	H: 1 LOB: 0 BB: 0 P: 21	R: 0 E: 0 K: 1 S: 12	H: 1 LOB: 1 BB: 0 P: 13	R: 0 E: 0 K: 1 S: 9	H: 2 LOB: 2 BB: 0 P: 13	1B: 3 2B: 1 3B: 0 HR: 1	SF: 0 SAC: 1 DP: 0 HBP: 0	WP: 0 PB: 0 SB: 0 CS: 1	PA: 33	
<b>PITCHER</b>	IP WLS BF H R ER SO BB IBB HBP BLK WP HR S P ERA WHIP											<b>PITCHER</b>	IP WLS BF H R ER SO BB IBB HBP BLK WP HR S P ERA WHIP										
Curt Schilling, R (1, 1) ERA: 3.0	9.0 W 32 5 1 1 9 1 0 0 0 0 1 84 115 1.00 0.667																						

AB	30
R	1
H	5
RBI	1
BB	1
SO	9
LOB	7





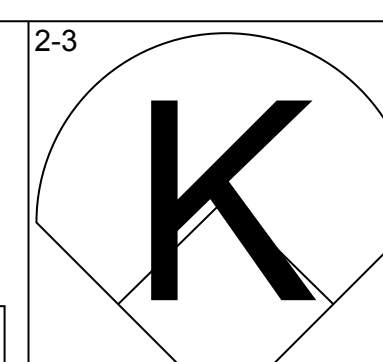
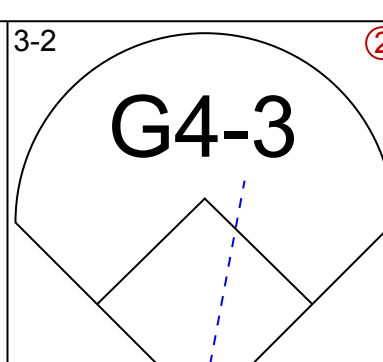
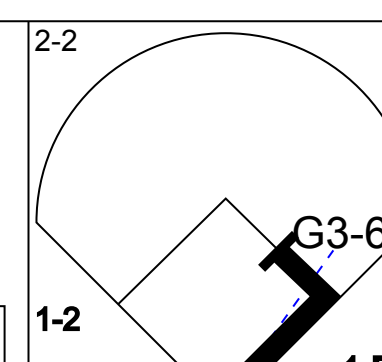
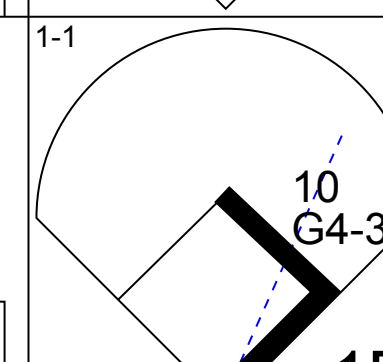
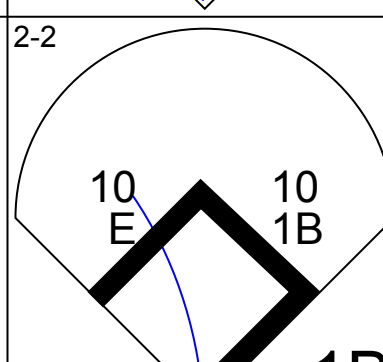
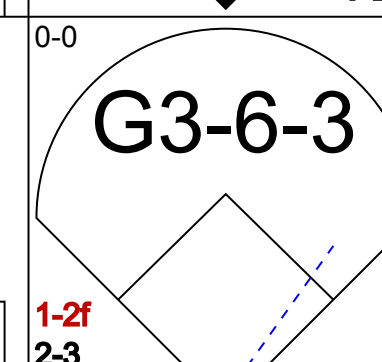
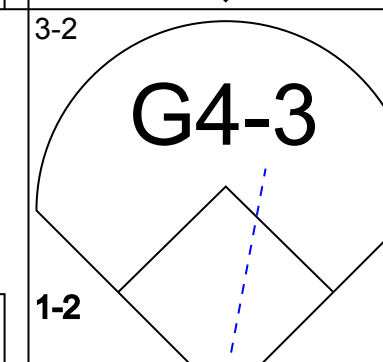
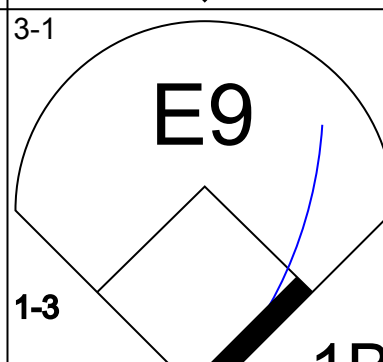
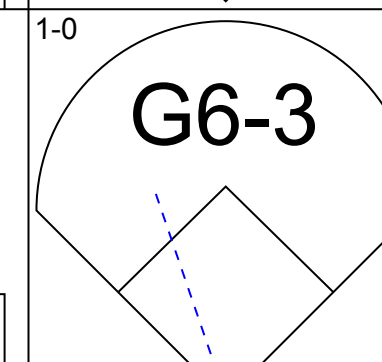
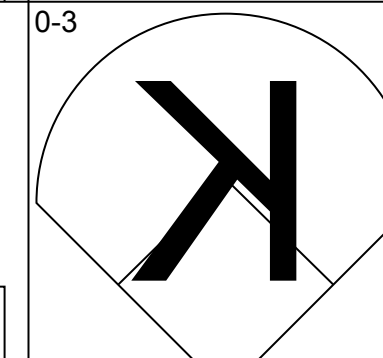
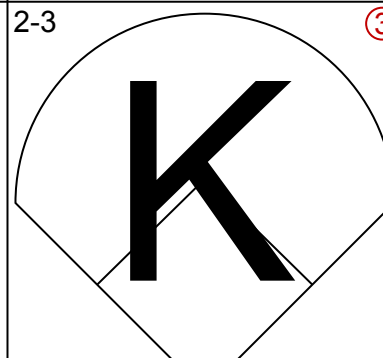
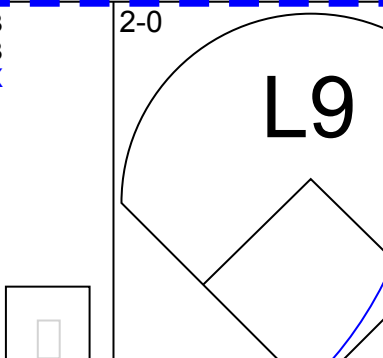
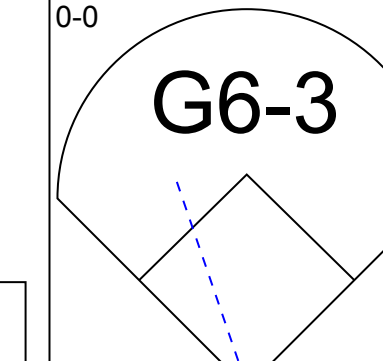
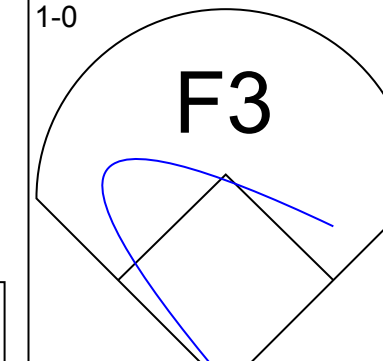
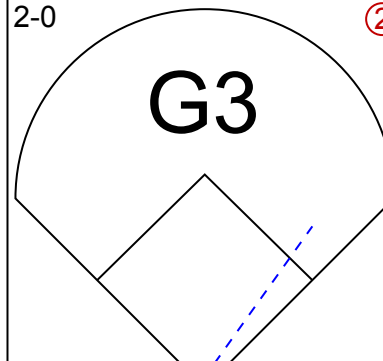
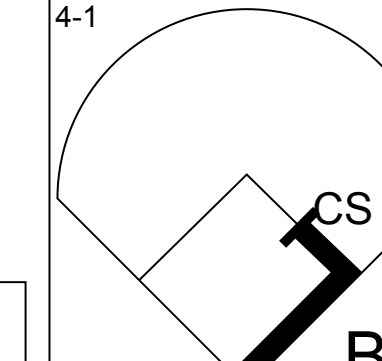


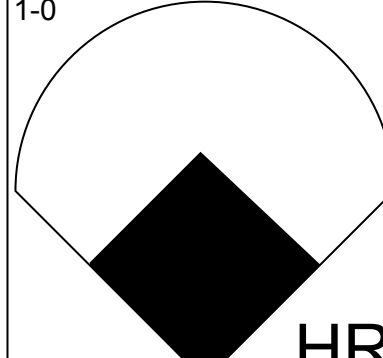
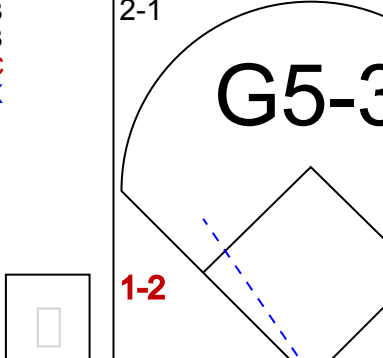

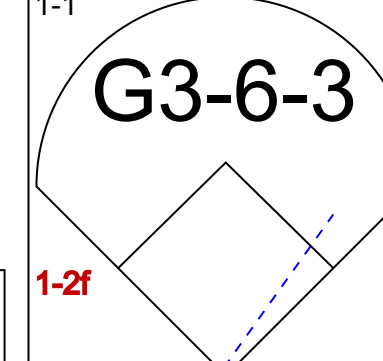
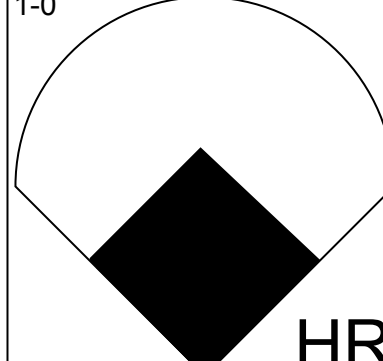
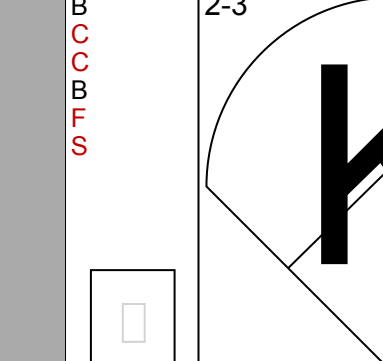

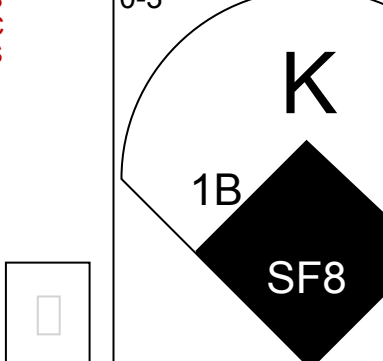
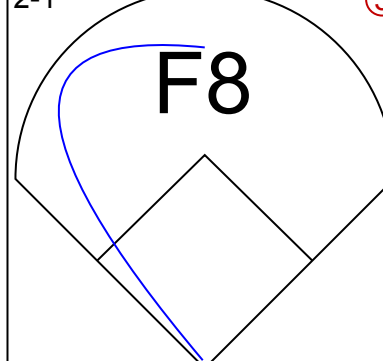
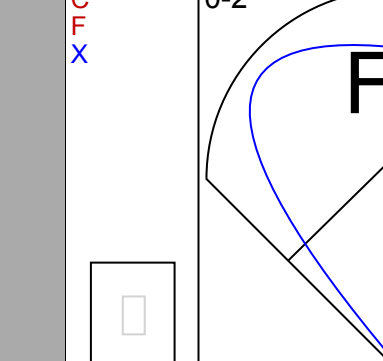

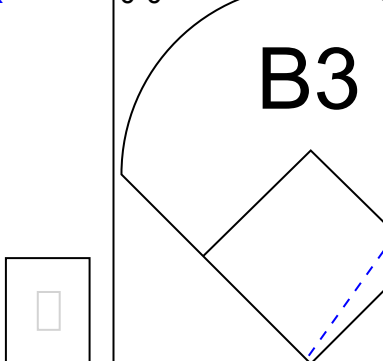
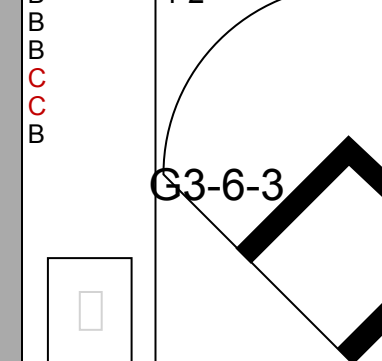
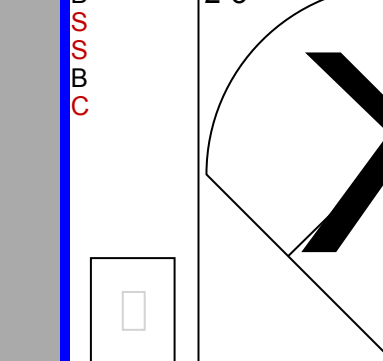
Batter	1	2	3	4	5	6	7	8	9	AB	R	H	RBI	BB	SO	LOB	TOP					
Doug Glanville, R OBP: 0.350, SLG: 0.436	G5-3	F8			G6-3	G6-3		L4		5	0	0	0	0	0	5	Philadelphia Phillies @ Montreal Expos Olympic Stadium, Montreal, QB Tue Jul 21 1998, 7:05 PM EDT Att: 10,816 - Unknown - 84 F					
Dest Relaford, S OBP: 0.324, SLG: 0.378	G3-1		1B SF8		G1-3		F8		4	1	1	0	1	0	0							
Scott Rolen, R OBP: 0.379, SLG: 0.504			G1-3				G6-3		4	0	1	0	0	0	1							
Rico Brogna, L OBP: 0.327, SLG: 0.458									3	0	1	0	2	2	1							
Gregg Jefferies, S OBP: 0.338, SLG: 0.425 Kevin Sefcik, R OBP: 0.349, SLG: 0.329	G3-1		SF8						3	0	0	1	1	0	4							
Mike Lieberthal, R OBP: 0.307, SLG: 0.407									0	0	0	0	0	0	0							
Bobby Abreu, L OBP: 0.402, SLG: 0.467									5	1	1	0	0	0	2							
Mark Lewis, R OBP: 0.317, SLG: 0.375									2	1	2	0	2	0	0							
Mark Portugal, R OBP: 0.250, SLG: 0.346									3	0	2	2	1	0	1							
Inning Stats	R: 0 E: 0 K: 0 S: 8	H: 0 LOB: 2 BB: 1 P: 16	R: 0 E: 0 K: 0 S: 9	H: 1 LOB: 2 BB: 1 P: 16	R: 1 E: 0 K: 0 S: 8	H: 2 LOB: 0 BB: 0 P: 12	R: 0 E: 0 K: 0 S: 8	H: 0 LOB: 1 BB: 1 P: 14	R: 0 E: 0 K: 0 S: 7	H: 1 LOB: 2 BB: 1 P: 11	R: 0 E: 0 K: 0 S: 18	H: 3 LOB: 2 BB: 0 P: 25	R: 0 E: 0 K: 1 S: 11	H: 0 LOB: 0 BB: 0 P: 13	R: 2 E: 0 K: 0 S: 14	H: 2 LOB: 1 BB: 1 P: 18	R: 0 E: 0 K: 2 S: 8	H: 0 LOB: 2 BB: 2 P: 18	1B: 7 2B: 2 3B: 0 HR: 0	SF: 1 SAC: 0 DP: 0 HBP: 1	WP: 0 PB: 0 SB: 2 CS: 2	PA: 43
PITCHER	IP	WLS	BF	H	R	ER	SO	BB	IBB	HBP	BLK	WP	HR	S	P	ERA	WHIP					
Carl Pavano, R ERA: 4.52	7.1	L	35	9	3	3	1	5	0	1	0	0	0	75	117	3.68	1.909					
Anthony Telford, R ERA: 3.39	1.0		4	0	0	0	1	1	0	0	0	0	0	11	17	0.00	1.000					
Steve Kline, L ERA: 2.59	0.1		2	0	0	0	1	1	0	0	0	0	0	4	8	0.00	3.000					
Mike Maddux, R ERA: 5.79	0.1		1	0	0	0	0	0	0	0	0	0	0	1	1	0.00	0.000					

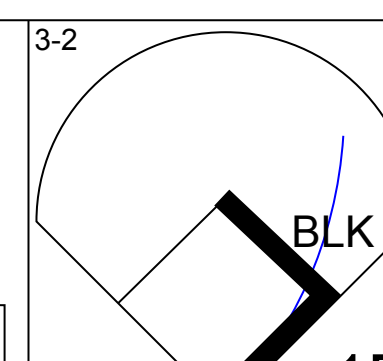
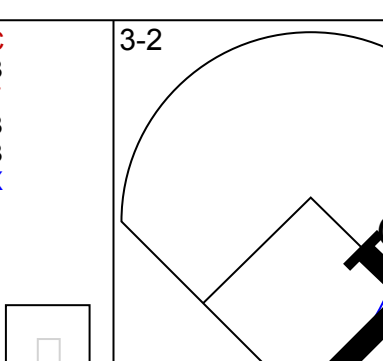
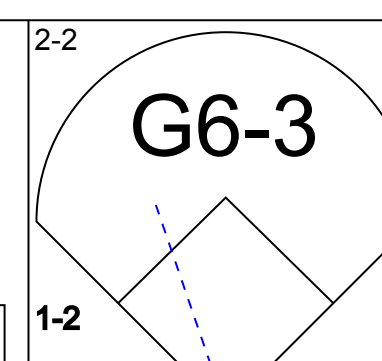
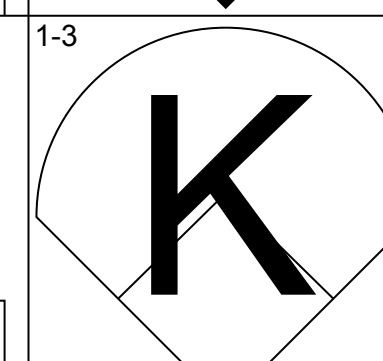
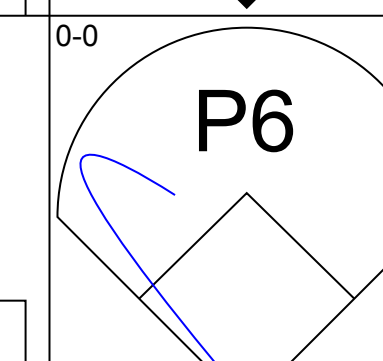

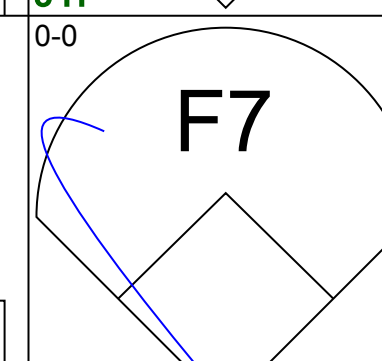
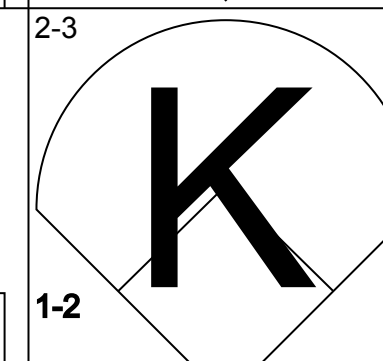
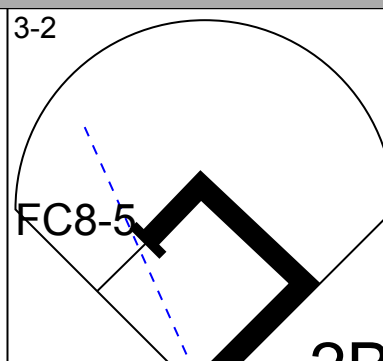
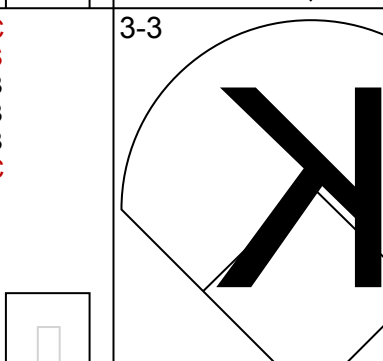
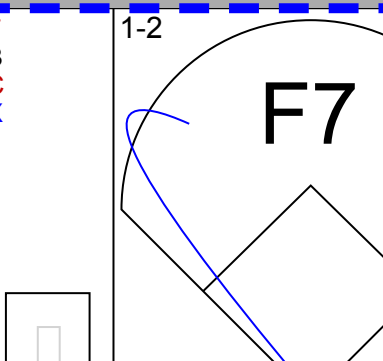
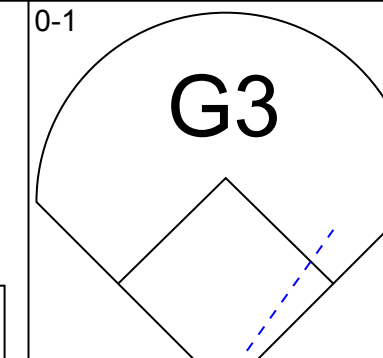
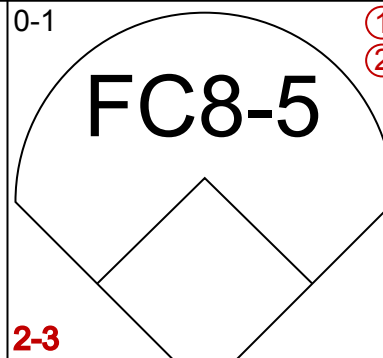
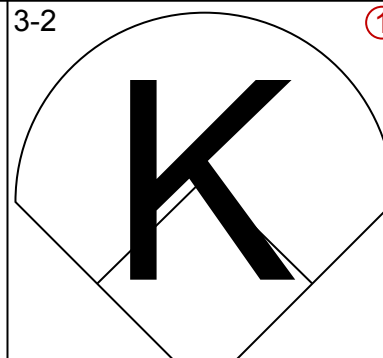
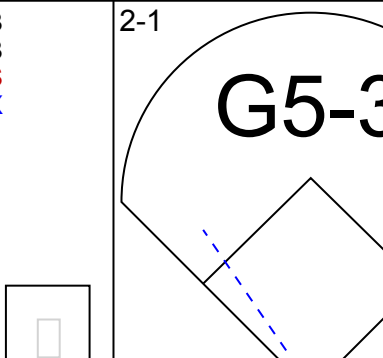
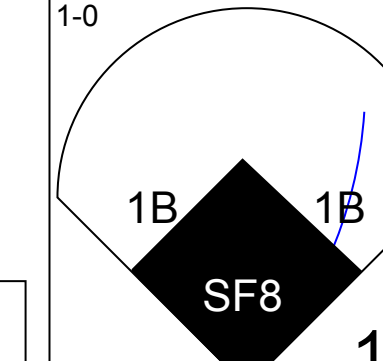
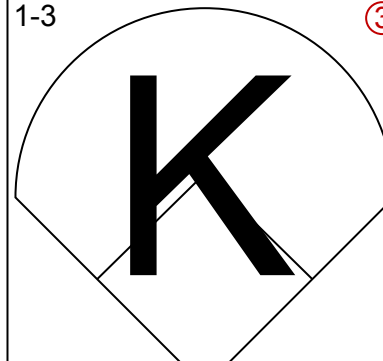
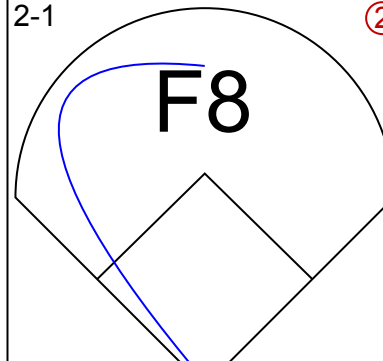
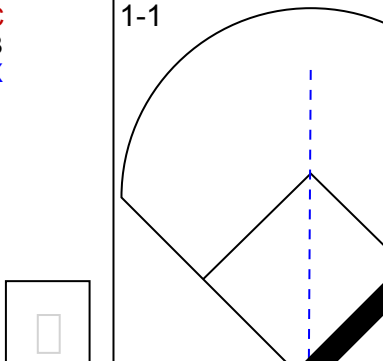

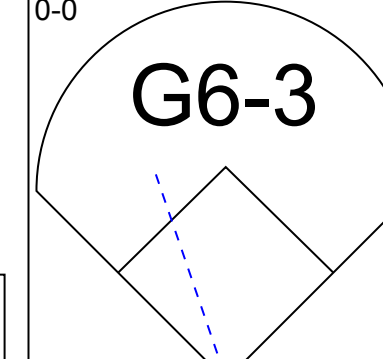
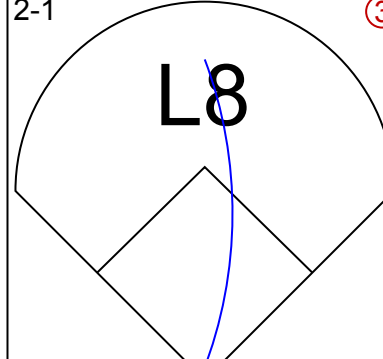
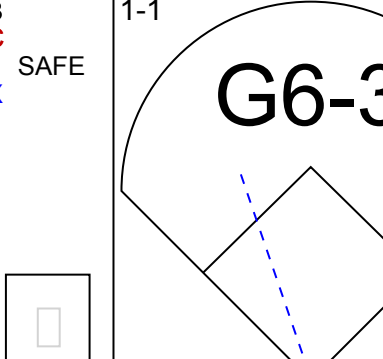

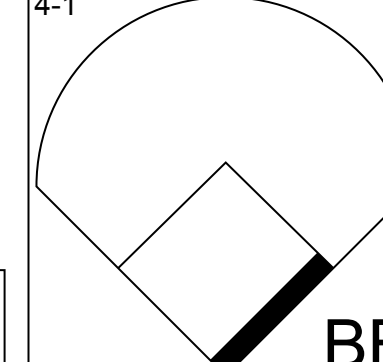
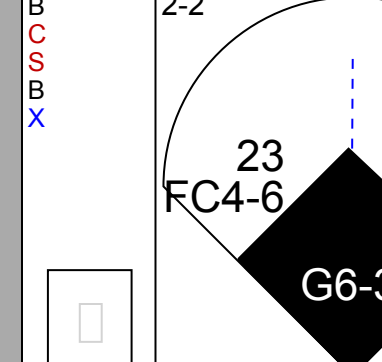
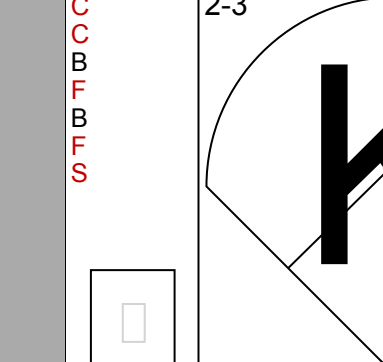

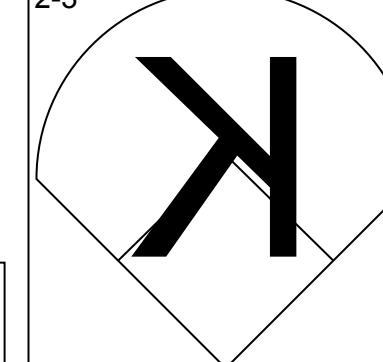
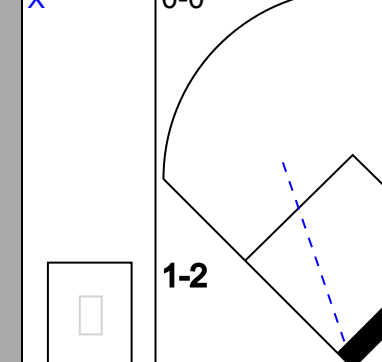
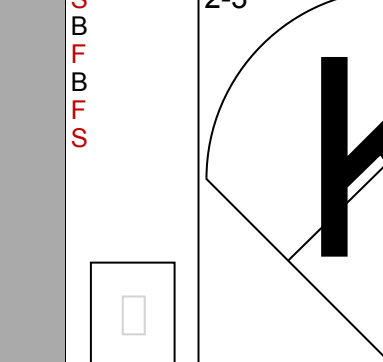

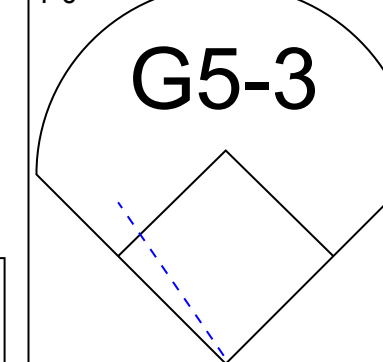
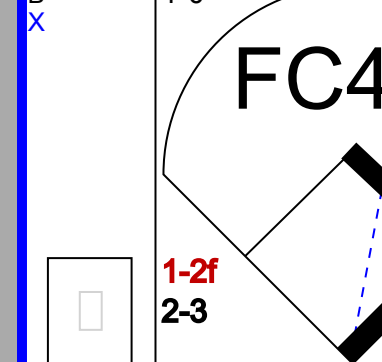
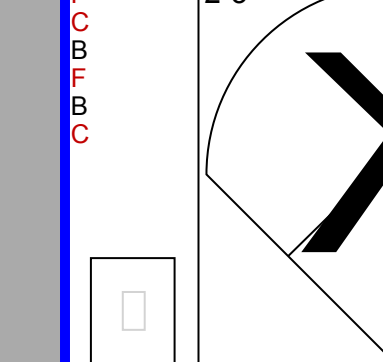
Batter	1	2	3	4	5	6	7	8	9	AB	R	H	RBI	BB	SO	LOB	BOTTOM				
Terry Jones, S	K		G3			G3			SH	3	0	0	0	0	1	0	Philadelphia Phillies @ Montreal Expos Olympic Stadium, Montreal, QB Tue Jul 21 1998, 7:05 PM EDT Att: 10,816 - Unknown - 84 F				
Ryan McGuire, L	F8				G6-3		G1-3		K	4	0	0	0	0	1	2					
Vladimir Guerrero, R	G6-3				G6-3		G5-6-3		IBB	3	0	0	0	1	0	0					
Derrick May, L					G6-3		G3		K	3	0	0	0	0	1	0					
Da Rond Stovall, S										0	0	0	0	0	0	0					
Robert Perez, R									K	1	0	0	0	0	1	3					
Mark Grudzielanek, R									G1-3	3	0	1	0	0	0	3					
Chris Widger, R										3	0	0	0	0	0	2					
Shane Andrews, R										3	0	0	0	0	1	1					
Orlando Cabrera, R										3	2	2	1	0	0	0					
Carl Pavano, R										2	0	0	0	0	1	0					
Anthony Telford, R										0	0	0	0	0	0	0					
Steve Kline, S										0	0	0	0	0	0	0					
Mike Maddux, L										0	0	0	0	0	0	0					
Scott Livingstone, L										1	0	1	0	0	0	0					
Inning Stats	R: 0 E: 0 K: 1 S: 7	H: 0 LOB: 0 BB: 0 P: 9	R: 0 E: 0 K: 1 S: 11	H: 1 LOB: 0 BB: 0 P: 14	R: 1 E: 0 K: 1 S: 8	H: 1 LOB: 0 BB: 0 P: 9	R: 0 E: 0 K: 0 S: 6	H: 0 LOB: 0 BB: 0 P: 9	R: 0 E: 0 K: 0 S: 3	H: 0 LOB: 0 BB: 0 P: 5	R: 0 E: 0 K: 0 S: 3	H: 0 LOB: 0 BB: 0 P: 4	R: 0 E: 0 K: 0 S: 4	H: 0 LOB: 0 BB: 0 P: 7	R: 1 E: 1 K: 2 S: 14	H: 2 LOB: 3 BB: 1 P: 23	1B: 3 2B: 0 3B: 0 HR: 1	SF: 0 SAC: 1 DP: 2 HBP: 1	WP: 0 PB: 0 SB: 0 CS: 0	PA: 32	
PITCHER	IP	WLS	BF	H	R	ER	SO	BB	IBB	HBP	BLK	WP	HR	S	P	ERA	WHIP				
Mark Portugal, R ERA: 4.34	9.0	W	32	4	2	1	6	0	1	1	0	0	0	64	92	1.00	0.444				







Batter	1	2	3	4	5	6	7	8	9	AB	R	H	RBI	BB	SO	LOB	TOP				
<b>Ozzie Guillen, L</b> OBP: 0.318, SLG: 0.319 (1, 6)										4	0	2	0	0	1	0	<b>Atlanta Braves @ Philadelphia Phillies</b> Veterans Stadium, Philadelphia, PA Thu Jul 23 1998, 7:05 PM EDT Att: 28,222 - Cloudy - 86 F				
<b>Keith Lockhart, L</b> OBP: 0.327, SLG: 0.401 (1, 4)										3	0	2	1	0	0	2					
<b>10 Chipper Jones, S</b> OBP: 0.410, SLG: 0.588 (1, 5)										4	0	1	0	0	0	3					
<b>Andres Galarraga, R</b> OBP: 0.391, SLG: 0.610 (1, 3)										4	0	0	0	0	3	3					
<b>Ryan Klesko, L</b> OBP: 0.350, SLG: 0.500 <b>Gerald Williams, R</b> OBP: 0.329, SLG: 0.434 (8, 7)										3	0	0	0	1	0	0					
<b>Javy Lopez, R</b> OBP: 0.337, SLG: 0.554 (1, 2)										4	1	2	1	0	0	1					
<b>Curtis Pride, L</b> OBP: 0.347, SLG: 0.466 <b>Danny Bautista, R</b> OBP: 0.216, SLG: 0.301 (9, 9)										4	1	2	1	0	1	1					
<b>Andruw Jones, R</b> OBP: 0.307, SLG: 0.478 (1, 8)										4	1	0	0	0	2	1					
<b>Kevin Millwood, R</b> OBP: 0.233, SLG: 0.080 <b>John Rocker, R</b> OBP: 0.331, SLG: 0.457 <b>Russ Springer, R</b> OBP: 0.331, SLG: 0.457 <b>Michael Tucker, L</b> OBP: 0.331, SLG: 0.457 <b>Kerry Ligtenberg, R</b> OBP: 0.331, SLG: 0.457 (1, 1)										2	0	0	0	1	1	1					
<b>Inning Stats</b>	R: 0 E: 0 K: 2 S: 13	H: 1 LOB: 1 BB: 0 P: 19	R: 0 E: 0 K: 1 S: 8	H: 1 LOB: 1 BB: 0 P: 12	R: 0 E: 1 K: 2 S: 15	H: 2 LOB: 2 BB: 0 P: 26	R: 0 E: 0 K: 0 S: 4	H: 1 LOB: 0 BB: 0 P: 6	R: 1 E: 0 K: 1 S: 8	H: 1 LOB: 1 BB: 0 P: 10	R: 2 E: 0 K: 1 S: 8	H: 2 LOB: 0 BB: 1 P: 16	R: 0 E: 0 K: 0 S: 8	H: 0 LOB: 1 BB: 1 P: 12	R: 0 E: 0 K: 2 S: 10	H: 0 LOB: 0 BB: 0 P: 14		1B: 6 2B: 1 3B: 0 HR: 2	SF: 1 SAC: 0 DP: 2 HBP: 0	WP: 1 PB: 0 SB: 0 CS: 1	PA: 36
<b>PITCHER</b>	IP	WLS	BF	H	R	ER	SO	BB	IBB	HBP	BLK	WP	HR	S	P	ERA	WHIP				
<b>Tyler Green, R</b> ERA: 4.66 (1, 1)	7.0	L	30	9	3	3	7	1	0	0	0	1	2	64	104	3.86	1.429				
<b>Jerry Spradlin, R</b> ERA: 3.55 (8, 1)	2.0		6	0	0	0	2	1	0	0	0	0	0	14	26	0.00	0.500				

Batter	1	2	3	4	5	6	7	8	9	AB	R	H	RBI	BB	SO	LOB	BOTTOM					
<b>Kevin Sefcik, R</b> OBP: 0.363, SLG: 0.338 (1, 8)										3	0	2	1	1	0	1	<b>Atlanta Braves @ Philadelphia Phillies</b> Veterans Stadium, Philadelphia, PA Thu Jul 23 1998, 7:05 PM EDT Att: 28,222 - Cloudy - 86 F					
<b>Desi Relaford, S</b> OBP: 0.316, SLG: 0.368 (1, 6)										4	0	0	0	0	1	6						
<b>Scott Rolen, R</b> OBP: 0.377, SLG: 0.503 (1, 5)										4	0	1	0	0	2	1						
<b>Rico Brogna, L</b> OBP: 0.324, SLG: 0.460 (1, 3)										4	0	0	0	0	1	2						
<b>Gregg Jefferies, S</b> OBP: 0.338, SLG: 0.423 <b>Doug Glanville, R</b> OBP: 0.350, SLG: 0.436 (9, 8)										4	1	2	0	0	1	0						
<b>Mike Lieberthal, R</b> OBP: 0.304, SLG: 0.399 (1, 2)											4	0	0	0	0	2						
<b>Bobby Abreu, L</b> OBP: 0.402, SLG: 0.465 (1, 9)										3	1	2	0	1	1	0						
<b>Mark Lewis, R</b> OBP: 0.316, SLG: 0.373 (1, 4)										4	0	2	0	0	2	1						
<b>Tyler Green, R</b> OBP: 0.235, SLG: 0.233 <b>23 Kevin Jordan, R</b> OBP: 0.333, SLG: 0.383 <b>Jerry Spradlin, S</b> OBP: 0.294, SLG: 0.533 (1, 1)										1	0	0	1	0	0	1						
<b>Inning Stats</b>	R: 0 E: 0 K: 2 S: 11	H: 1 LOB: 1 BB: 0 P: 17	R: 1 E: 0 K: 0 S: 15	H: 3 LOB: 3 BB: 1 P: 24	R: 0 E: 0 K: 1 S: 10	H: 1 LOB: 0 BB: 0 P: 14	R: 0 E: 0 K: 1 S: 6	H: 0 LOB: 1 BB: 1 P: 13	R: 0 E: 0 K: 1 S: 7	H: 1 LOB: 0 BB: 0 P: 14	R: 0 E: 0 K: 0 S: 9	H: 0 LOB: 0 BB: 0 P: 16	R: 1 E: 0 K: 0 S: 9	H: 2 LOB: 1 BB: 0 P: 14	R: 0 E: 0 K: 0 S: 9	H: 1 LOB: 1 BB: 0 P: 14		R: 0 E: 0 K: 3 S: 13	H: 0 LOB: 0 BB: 0 P: 19	1B: 8 2B: 2 3B: 0 HR: 0	SF: 1 SAC: 0 DP: 2 HBP: 0	WP: 0 PB: 0 SB: 0 CS: 0
<b>PITCHER</b>	IP	WLS	BF	H	R	ER	SO	BB	IBB	HBP	BLK	WP	HR	S	P	ERA	WHIP					
<b>Kevin Millwood, R</b> ERA: 4.19 (1, 1)	7.0	W	29	8	2	2	6	2	0	0	1	1	0	67	112	2.57	1.429					
<b>John Rocker, L</b> ERA: 1.74 (8, 1)	0.2		3	1	0	0	0	0	0	0	0	0	0	7	11	0.00	1.500					
<b>Russ Springer, R</b> ERA: 3.77 (8, 1)	0.1	S	1	0	0	0	0	0	0	0	0	0	0	2	3	0.00	0.000					
<b>Kerry Ligtenberg, R</b> ERA: 3.47 (9, 1)	1.0	S	3	0	0	0	3	0	0	0	0	0	0	13	19	0.00	0.000					



Batter	1	2	3	4	5	6	7	8	9	10	11	12	AB	R	H	RBI	BB	SO	LOB							
John Cangalosi, S OBP: 0.368, SLG: 0.298 Todd Dunwoody, L OBP: 0.278, SLG: 0.351	(1,8) (7,8) G5-4-3 1B		(3-1) P4	(4-0) BB			(0-1) G6-3		(2-1) G3			(1-0) L7	3	0	1	0	1	0	1	2	0	0	0	0	0	0
Edgar Renteria, R OBP: 0.358, SLG: 0.354	(1,6) F9			(1-2) L9			(1-0) G5-3			(0-0) F8		(1-2) G6-3	6	0	0	0	0	0	0	4						
John Wehner, R OBP: 0.147, SLG: 0.176 Mark Kotsay, L OBP: 0.322, SLG: 0.395	(1,9) (8, PH) (8,9) G5-4-3		(2-1) 1B	(3B) 1B			(0-0) F3		(0-0) F8		(3-3) K	(2-1) 1B	3	1	1	0	0	0	1	3	0	1	0	0	1	0
Todd Zelle, R OBP: 0.342, SLG: 0.419	(1,5) G5-3		(4-0) 1B	(2B) BB			(2-2) P6		(4-2) 2B		(4-0) BB	(0-3) K	3	1	0	0	3	1	1							
Cliff Floyd, L OBP: 0.343, SLG: 0.467 Antonio Alfonseca, R	(1,7) (10,1) G5-4-3 1B		(0-0) 2B	(1-2) 2B			(2-0) G5-3		(1-0) F6		(0-0) G6-3		5	1	2	1	0	0	2	0	0	0	0	0	0	0
Derrek Lee, R OBP: 0.308, SLG: 0.404	(1,3) G5-4-3		(1-1) 2B	(1-3) 2H			(3-1) G5-3		(0-0) 2B		(1-0) SH3-4		4	1	2	1	0	0	1							
Dave Berg, R OBP: 0.349, SLG: 0.336	(1,4) F9		(1-1) L9	(2-0) L9			(2-1) F9		(3-3) K		(1-0) SH3-4		4	0	0	0	0	1	4							
Mike Redmond, R OBP: 0.350, SLG: 0.491 Gregg Zaun, S OBP: 0.270, SLG: 0.300	(1,2) (11, PH) (11,2) FC1-6 1B		(1-0) 2B	(4-0) IBB			(0-1) F8		(0-1) L8		(0-0) G6-3		3	0	1	0	1	0	0	1	0	0	0	0	0	0
Kirt Ojala, L OBP: 0.375, SLG: 0.333 Matt Mantei, R OBP: 0.297, SLG: 0.354	(1,1) (7,1) (10,7) FC1-6		(1-1) 2B	(1-1) 2B			(1-2) G3		(2-2) F8		(1-3) K		3	0	1	2	0	0	1	1	0	0	0	0	0	0


**TOP**

Florida Marlins @ Philadelphia Phillies  
Veterans Stadium, Philadelphia, PA

Fri Jul 24 1998, 7:05 PM EDT  
Cloudy - 86 F

livebaseballscorecards.com

AB 42  
R 4  
H 9  
RBI 4  
BB 5  
SO 4  
LOB 17



Inning Stats	R: 0	H: 1	E: 0	LOB: 0	K: 1	P: 8	R: 0	H: 1	E: 0	LOB: 0	K: 0	P: 9	R: 0	H: 1	E: 0	LOB: 0	K: 0	P: 13	R: 4	H: 4	E: 0	LOB: 3	K: 0	P: 33	R: 0	H: 0	E: 0	LOB: 0	K: 0	P: 9	R: 0	H: 0	E: 0	LOB: 0	K: 0	P: 11	R: 0	H: 1	E: 0	LOB: 0	K: 1	P: 12	R: 0	H: 0	E: 0	LOB: 1	K: 1	P: 12	R: 0	H: 0	E: 0	LOB: 1	K: 1	P: 9	R: 0	H: 1	E: 0	LOB: 1	K: 1	P: 13	1B: 6	SF: 0	2B: 3	SAC: 1	3B: 0	DP: 2	HR: 0	HBP: 1	WP: 0	PA: 49
--------------	------	------	------	--------	------	------	------	------	------	--------	------	------	------	------	------	--------	------	-------	------	------	------	--------	------	-------	------	------	------	--------	------	------	------	------	------	--------	------	-------	------	------	------	--------	------	-------	------	------	------	--------	------	-------	------	------	------	--------	------	------	------	------	------	--------	------	-------	-------	-------	-------	--------	-------	-------	-------	--------	-------	--------

Batter	1	2	3	4	5	6	7	8	9	10	11	12	AB	R	H	RBI	BB	SO	LOB
Doug Glanville, R OBP: 0.349, SLG: 0.433	(1,8) K		(4-0) BB		(2-1) SF8 1B		(3-1) L8			(3-2) G6-3		(1-1) G6-3	5	1	1	0	1	1	1
Kevin Seifick, R OBP: 0.372, SLG: 0.342 Bobby Abreu, L OBP: 0.404, SLG: 0.466	(1,9) (7, PH) (8,9) 2B BB		(1-0) E7		(1-3) K		(1-3) K			(3-2) S 1B		(1-2) HR 1B	2	0	1	1	1	1	1
Scott Rolen, R OBP: 0.377, SLG: 0.508	(1,5) BB		(4-0) P4		(3-2) SF8		(3-3) K			(3-3) SAFE K		(1-1) HR	4	1	1	3	1	2	3
23 Kevin Jordan, R OBP: 0.323, SLG: 0.370	(1,3) F8		(0-1) G5-3		(2-3) K		(1-3) K			(1-1) F8			5	0	0	0	0	2	3
Gregg Jefferies, S OBP: 0.333, SLG: 0.417	(1,7) F8		(2-1) L7		(1-0) G5-3		(1-0) F9			(0-1) G3			5	0	0	0	0	0	2
Mark Lewis, R OBP: 0.320, SLG: 0.380	(1,4) SH1-4 1B		(4-2) L9		(2-3) K		(1-1) SF9 3B			(1-2) 1B			4	2	2	0	1	1	0
Mark Parent, R OBP: 0.309, SLG: 0.282	(1,2) E6 1B		(2-2) G6-3		(3-2) L7		(0-0) SF9			(0-3) K			4	1	0	1	0	1	2
Alex Arias, R OBP: 0.326, SLG: 0.313	(1,6) L8		(3-1) F4		(4-1) SH3-4 BB		(2-2) G4-3			(0-2) 1B			4	0	1	0	1	0	2
55 Matt Beech, L OBP: 0.319, SLG: 0.312 Ricky Bottalico, L OBP: 0.270, SLG: 0.300 Yorkis Perez, L OBP: 0.297, SLG: 0.354 Ruben Amaro Jr., S OBP: 0.293, SLG: 0.459 Mark Leiter, R OBP: 0.297, SLG: 0.354 Wayne Gomes, R OBP: 0.343	(1,1) (7, PH) (8,9) (9, PH) (11, PH) (11,2) (12,1) SH1-4 2B		(0-1) F9		(3-2) SH3-4		(2-1) SH3-4		(1-0) F9		(1-0) L8		1	0	0	0	0	0	0

**BOTTOM**

Florida Marlins @ Philadelphia Phillies  
Veterans Stadium, Philadelphia, PA

Fri Jul 24 1998, 7:05 PM EDT  
Cloudy - 86 F

livebaseballscorecards.com

AB 39  
R 6  
H 8  
RBI 5  
BB 5  
SO 9  
LOB 17



Inning Stats	R: 2	H: 1	E: 2	LOB: 2	K: 0	P: 19	R: 0	H: 0	E: 0	LOB: 0	K: 0	P: 9	R: 0	H: 0	E: 0	LOB: 0	K: 0	P: 12	R: 1	H: 1	E: 0	LOB: 0	K: 1	P: 19	R: 0	H: 0	E: 0	LOB: 0	K: 1	P: 13	R: 0	H: 0	E: 0	LOB: 0	K: 1	P: 11	R: 0	H: 1	E: 0	LOB: 0	K: 0	P: 26	R: 0	H: 2	E: 0	LOB: 2	K: 0	P: 15	R: 2	H: 2	E: 0	LOB: 0	K: 0	P: 11	1B: 6	SF: 2	2B: 0	SAC: 2	3B: 1	DP: 0	HR: 1	HBP: 0	WP: 0	PA: 48
--------------	------	------	------	--------	------	-------	------	------	------	--------	------	------	------	------	------	--------	------	-------	------	------	------	--------	------	-------	------	------	------	--------	------	-------	------	------	------	--------	------	-------	------	------	------	--------	------	-------	------	------	------	--------	------	-------	------	------	------	--------	------	-------	-------	-------	-------	--------	-------	-------	-------	--------	-------	--------



Batter	1	2	3	4	5	6	7	8	9	10	11	12	AB	R	H	RBI	BB	SO	LOB	TOP						
Todd Dunwoody, L (1.8) OBP: 0.279, SLG: 0.353	0-1 FC1-4 2B	2-1 L3			2-0 G3-1		1-0 G3 SH3-4 1B		0-3 K		1-3 K	0-0 G4-3	7	0	2	0	0	2	4							
Dave Berg, R (1.6) OBP: 0.359, SLG: 0.357	1-3 K		2-0 G4-3 1B 2B		3-1 FC6-4 1B		0-0 SH3-4		2-2 S 1B		0-1 L9		5	1	3	0	0	1	2							
Mark Kotsay, L (1.9) OBP: 0.320, SLG: 0.391	1-1 FC1-4		0-1 G4-3		0-0 FC6-4 2B		2-2 G3		1-3 K		1-2 SAFE SAFE FC5 1B		6	0	1	0	0	1	5							
Cliff Floyd, L (1.7) OBP: 0.345, SLG: 0.470	1-0 G4-3		1-0 CS S 1B		3-1 2B		2-3 K		2-3 K		1-0 1B		6	0	3	2	0	2	3							
Derrek Lee, R (1.3) OBP: 0.316, SLG: 0.406		4-0 SH1-3 1B BB		2-2 1B	4-0 BB		0-2 SH3-4 1B		2-2 G5-3		1-0 FC5		4	2	2	0	2	0	2							
Mike Redmond, R (1.2) OBP: 0.381, SLG: 0.475		1-0 SH1-3	1-3 K		0-3 K		0-1 SH3-4		0-0 L4		0-2 SH3-4 1B		4	1	1	0	0	2	5							
Craig Counsell, L (1.4) OBP: 0.352, SLG: 0.356		1-0 BB 1B		3-2 L3		1-2 F9		1-2 1B		1-0 HR		2-0 SH3-4 1B	5	1	3	3	0	0	0							
John Wehner, R (1.5) OBP: 0.128, SLG: 0.154	0-1 F8			2-0 G5-3		2-2 G3-1		2-2 K		0-3 K		1-3 K	5	0	0	0	0	2	2							
Felix Heredia, L (10.1)													0	0	0	0	0	0	0							
Brian Edmondson, R (10.1)													0	0	0	0	0	0	0							
Ryan Jackson, L (12. PH) OBP: 0.295, SLG: 0.352													1	0	0	0	0	1	1							
Vic Darenbourg, L (12.1)													0	0	0	0	0	0	0							
Andy Larkin, R (1.1) OBP: 0.130, SLG: 0.091	4-1 BB			0-3 K		1-3 K		0-3 K			2-2 1B 1B	2-1 1B	3	0	0	0	1	3	1							
Todd Zelle, R (10.5) OBP: 0.345, SLG: 0.422	1-2 BB											2-H 1B	2	1	2	1	0	0	0							
<b>Inning Stats</b>	R: 0 E: 0 K: 1 S: 8	H: 1 LOB: 1 BB: 0 P: 11	R: 1 E: 0 K: 0 S: 8	H: 1 LOB: 2 BB: 2 P: 19	R: 1 E: 0 K: 1 S: 10	H: 3 LOB: 2 BB: 0 P: 16	R: 0 E: 0 K: 1 S: 7	H: 0 LOB: 0 BB: 0 P: 12	R: 0 E: 0 K: 1 S: 9	H: 2 LOB: 3 BB: 1 P: 21	R: 0 E: 0 K: 1 S: 9	H: 0 LOB: 0 BB: 0 P: 13	R: 0 E: 0 K: 2 S: 14	H: 1 LOB: 1 BB: 0 P: 14	R: 1 E: 0 K: 3 S: 14	H: 2 LOB: 1 BB: 0 P: 17	R: 0 E: 0 K: 3 S: 14	H: 1 LOB: 1 BB: 0 P: 19	R: 1 E: 0 K: 1 S: 9	H: 3 LOB: 2 BB: 0 P: 23	R: 1 E: 0 K: 1 S: 10	H: 2 LOB: 1 BB: 0 P: 15	1B: 13 2B: 4 3B: 0 HR: 1	SF: 0 SAC: 4 DP: 1 HBP: 0	WP: 0 PB: 0 SB: 3 CS: 1	PA: 55
<b>PITCHER</b>	IP WLS BF H R ER SO BB IBB HBP BLK WP HR S P ERA WHIP	2.0 7 1 0 0 2 0 0 0 0 0 0 18 27 0.00 0.500	1.1 7 3 1 1 3 0 0 0 0 0 0 21 26 6.75 2.250	0.2 2 0 0 0 2 0 0 0 0 0 0 7 10 0.00 0.000	2.0 10 4 2 2 2 0 0 0 0 0 1 26 35 9.00 2.000	<b>PITCHER</b> Mark Leiter, R (12.1) ERA: 3.32						1.0 5 2 1 1 1 1 1 1.00 2.000														

Florida Marlins @ Philadelphia Phillies  
Veterans Stadium, Philadelphia, PA  
Fri Jul 24 1998, 7:05 PM EDT  
Att. 30,622 - Unknown - 82 F

AB 48  
R 6  
H 17  
RBI 6  
BB 3  
SO 14  
LOB 25



Batter	1	2	3	4	5	6	7	8	9	10	11	12	AB	R	H	RBI	BB	SO	LOB	BOTTOM						
Doug Glanville, R (1.8) OBP: 0.349, SLG: 0.434	1-1 G4-3		1-0 G4-3 1B 2B		1-0 L5		3-1 L7		0-1 E6		0-2 SH1-4 1B		6	2	2	0	0	0	0							
Desi Relaford, S (1.6) OBP: 0.311, SLG: 0.362	1-1 G5-3		2-0 G4-3		1-1 P6		0-1 L3		0-2 G4-3		3-1 SH1-4		5	0	0	0	0	0	2							
Scott Rolen, R (1.5) OBP: 0.383, SLG: 0.509	4-2 BB BB		2-2 S 1B		3-1 F8		2-1 DI HR HBP		3-2 SH1-4 1B BB 1B		4-0 1B IBB		3	2	2	1	2	0	0							
Rico Brogna, L (1.3) OBP: 0.326, SLG: 0.458	4-2 SAFE SAFE BB		2-1 F7		0-1 F7		1-0 F8		1-0 F8		3-2 BB SH1-4 1B	0-1 1B	5	0	2	1	1	0	2							
Gregg Jefferies, S (1.7) OBP: 0.231, SLG: 0.214	1-2 F9			1-1 G6-3		0-0 F8		0-0 F8		2-0 HR		1-0 SH1-4	3	0	0	0	0	0	2							
Jerry Sandlin, S (8.1) ERA: 7.2													0	0	0	0	0	0	0							
Mark Lewis, R (9. PH) OBP: 0.481, SLG: 0.462													1	1	1	2	0	0	0							
Wayne Gomes, R (11. PH) OBP: 0.282, SLG: 0.313													0	0	0	0	0	0	0							
Alex Ayias, R (11. PH) OBP: 0.282, SLG: 0.313													0	0	0	0	0	0	0							
Mark Leiter, R (12.1) ERA: 3.32													0	0	0	0	0	0	0							
23 Kevin Jordan, R (1.4) OBP: 0.319, SLG: 0.381		1-3 K2-3		1-0 L9		1-0 G6-3		1-0 G6-3		3-1 L9		4-0 BB IBB	4	0	0	0	1	1	0							
Bobby Abreu, L (1.9) OBP: 0.481, SLG: 0.462		1-2 G1-3		1-1 G4-3		1-0 F8		1-0 F8		3-2 WP E 1B		4-0 G4-3 BB	3	0	0	0	0	0	0							
Kevin Seifak, R (10. PH) OBP: 0.385, SLG: 0.350													1	1	1	1	1	0	0							
Mark Parent, R (1.2) OBP: 0.291, SLG: 0.283		1-1 G5-3			2-2 F8		3-2 G4-3		1-3 K		1-2 G4-3		5	0	0	0	0	1	4							
Carlton Loewer, R (1.1) OBP: 0.200, SLG: 0.143					1-3 K		3-3 K		3-2 L9		0-0 G6-3		1	0	0	0	0	1	0							
Jon Zuber, L (5. PH) OBP: 0.278, SLG: 0.500													1	0	0	0	0	1	0							
Mike Welch, L (6.1) ERA: 3.74													0	0	0	0	0	0	0							
Ruben Amaro Jr. S (8.7) OBP: 0.294, SLG: 0.311													3	1	1	1	0	0	1							
<b>Inning Stats</b>	R: 0 E: 0 K: 0 S: 12	H: 0 LOB: 2 BB: 2 P: 23	R: 0 E: 0 K: 0 S: 8	H: 0 LOB: 0 BB: 0 P: 11	R: 1 E: 0 K: 1 S: 10	H: 2 LOB: 1 BB: 0 P: 18	R: 0 E: 0 K: 0 S: 5	H: 0 LOB: 0 BB: 0 P: 8	R: 0 E: 0 K: 0 S: 8	H: 0 LOB: 0 BB: 0 P: 14	R: 0 E: 0 K: 0 S: 6	H: 0 LOB: 0 BB: 0 P: 10	R: 0 E: 0 K: 0 S: 9	H: 0 LOB: 0 BB: 0 P: 18	R: 2 E: 0 K: 0 S: 7	H: 1 LOB: 0 BB: 0 P: 15	R: 1 E: 1 K: 1 S: 13	H: 1 LOB: 1 BB: 0 P: 17	R: 1 E: 0 K: 0 S: 10	H: 2 LOB: 2 BB: 2 P: 26	R: 2 E: 0 K: 0 S: 9	H: 3 LOB: 2 BB: 1 P: 16	1B: 6 2B: 1 3B: 0 HR: 2	SF: 0 SAC: 2 DP: 1 HBP: 1	WP: 1 PB: 0 SB: 1 CS: 0	PA: 49
<b>PITCHER</b>	IP WLS BF H R ER SO BB IBB HBP BLK WP HR S P ERA WHIP	9.0 33 3 3 3 3 2 0 1 0 0 1 68 122 3.00 0.556	0.2 3 1 1 0 1 0 0 0 0 0 0 8 12 0.00 1.500	1.1 8 2 1 1 0 1 1 0 0 0 0 15 31 6.75 2.250	0.1 L 5 3 2 2 0 0 1 0 0 0 1 9 16 54.00 9.000	<b>PITCHER</b>						1.0 5 2 1 1 1 1 1 1.00 2.000														

Florida Marlins @ Philadelphia Phillies  
Veterans Stadium, Philadelphia, PA  
Fri Jul 24 1998, 7:05 PM EDT  
Att. 30,622 - Unknown - 82 F

AB 41  
R 7  
H 9  
RBI 6  
BB 5  
SO 4  
LOB 11









Batter	1	2	3	4	5	6	7	8	9	AB	R	H	RBI	BB	SO	LOB	TOP															
Todd Dunwoody, L (1.8) OBP: 0.276, SLG: 0.349	K		2B	K			G1		PB BB	4	1	1	0	1	2	1	<b>Florida Marlins @ Philadelphia Phillies</b> Veterans Stadium, Philadelphia, PA Sun Jul 26 1998, 3:33 AM EDT Att: 27,944 - Sunny - 81 F															
Edgar Renteria, R (1.6) OBP: 0.355, SLG: 0.357	HR		1B	F9			L9		K	5	2	2	1	0	1	2																
Mark Kotsay, L (1.9) OBP: 0.317, SLG: 0.386	F8		1B				L8		L6	5	1	1	0	0	1	2																
Todd Zeile, R (1.5) OBP: 0.348, SLG: 0.431	HR		1B						L9	4	2	2	3	0	1	0																
Cliff Floyd, L (1.7) OBP: 0.343, SLG: 0.469	G3-1		E4						G3-1	4	1	0	0	0	0	1																
Derrek Lee, R (1.3)							G5-3		3B 1B	4	1	3	2	0	0	0																
Craig Counsell, L (1.4) Antonio Alfonseca, R (8.1)	F9		L9				S 1B		1-H PB 3B	4	1	2	1	0	0	1																
Mike Redmond, R (1.2) Ryan Jackson, L (8. PH) Gregg Zaun, S (8.2)	G6-4-3						K		L9	3	0	0	0	0	1	2																
Jesus Sanchez, L (1.1) Brian Edmondson, R (4.1) Rob Stanifer, R (6.1) Vic Darenbourg, L (8.1) Dave Berg, R (8.4)			K				F3		G3	1	0	0	0	1	1	0																
<b>Inning Stats</b>	R: 2 E: 0 K: 1 S: 10	H: 2 LOB: 0 BB: 0 P: 14	R: 0 E: 0 K: 0 S: 8	H: 1 LOB: 0 BB: 0 P: 12	R: 5 E: 1 K: 1 S: 20	H: 5 LOB: 0 BB: 0 P: 26	R: 0 E: 0 K: 1 S: 8	H: 0 LOB: 1 BB: 1 P: 12	R: 0 E: 0 K: 2 S: 9	H: 1 LOB: 1 BB: 0 P: 17	R: 0 E: 0 K: 0 S: 9	H: 0 LOB: 0 BB: 0 P: 15	R: 2 E: 0 K: 0 S: 13	H: 2 LOB: 0 BB: 0 P: 21	R: 0 E: 0 K: 1 S: 10	H: 0 LOB: 1 BB: 1 P: 17		1B: 7 2B: 2 3B: 1 HR: 1	SF: 0 SAC: 0 DP: 1 HBP: 0	WP: 0 PB: 2 SB: 2 CS: 0	PA: 39											
<b>PITCHER</b>	IP WLS BF H R ER SO BB IBB HBP BLK WP HR S P ERA WHIP																															
Mark Portugal, R (1.1) ERA: 4.67	3.0	16	8	7	5	2	0	0	0	0	0	1	38	52	15.00	2.667																
Mike Welch, R (4.1) ERA: 2.7	1.0	4	0	0	0	1	1	0	0	0	0	0	8	12	0.00	1.000																
Jerry Spradlin, R (5.1) ERA: 3.5	2.0	7	1	0	0	3	0	0	0	0	0	0	17	33	0.00	0.500																
Ricky Bottalico, R (7.1) ERA: 4.42	1.0	3	0	0	0	0	0	0	0	0	0	0	9	15	0.00	0.000																
Mark Leiter, R (8.1) ERA: 3.99	2.0	W 9	2	2	1	1	1	0	0	0	0	0	23	38	4.50	1.500																

Batter	1	2	3	4	5	6	7	8	9	AB	R	H	RBI	BB	SO	LOB	BOTTOM															
Doug Glanville, R (1.8) OBP: 0.357, SLG: 0.435	K		HR	HBP BB		SF9 1B BB			23 2B SF7 1B	3	3	2	0	3	1	0	<b>Florida Marlins @ Philadelphia Phillies</b> Veterans Stadium, Philadelphia, PA Sun Jul 26 1998, 3:33 AM EDT Att: 27,944 - Sunny - 81 F															
Kevin Sefcik, R (1.9) Mark Leiter, R (8.1)	L8		E6 HR	G4-6-3 HBP		1B 1B	F9		2B	4	2	1	1	0	0	5																
23 Kevin Jordan, R (9. PH) Scott Rolen, R (1.5) OBP: 0.381, SLG: 0.514	K		HR	G4-6-3		SF9 1B	F8		IBB	4	1	1	4	1	1	6																
Rico Brogna, L (1.3) OBP: 0.330, SLG: 0.467	K		G6-3			G3			SF7 1B	5	0	2	2	0	1	0																
Gregg Jefferies, S (1.7) OBP: 0.336, SLG: 0.418	K			1B BB 1B		1B 1B			1B	5	1	4	1	0	1	0																
Bobby Estalella, R (1.2) OBP: 0.313, SLG: 0.600				1B BB 1B		G1-3			F8	4	1	2	0	1	0	4																
Mark Lewis, R (1.4) OBP: 0.320, SLG: 0.386	F8			K		G6-4-3			F7	5	0	0	0	0	1	7																
Alex Arias, R (1.6) OBP: 0.330, SLG: 0.318			G6-3	2B HBP 1B		G4-3			F7	5	1	2	0	0	2																	
Mark Portugal, R (1.1) Ruben Amaro, S (8.1) Mike Welch, L (4.1) Dino Restani, S (8.1) Jerry Spradlin, R (5.1) Jeri Zorn, L (8.1) Ricky Bottalico, R (7.1) Bobby Abreu, L (8.1)			EG 1B BB	HBP BB 2B		1B BB SF9 1B			K	8	0	0	0	0	0	0																
<b>Inning Stats</b>	R: 0 E: 0 K: 2 S: 12	H: 0 LOB: 0 BB: 0 P: 16	R: 0 E: 0 K: 2 S: 10	H: 1 LOB: 1 BB: 0 P: 16	R: 3 E: 1 K: 0 S: 13	H: 2 LOB: 0 BB: 1 P: 22	R: 3 E: 0 K: 0 S: 15	H: 4 LOB: 2 BB: 1 P: 26	R: 0 E: 0 K: 0 S: 9	H: 2 LOB: 3 BB: 1 P: 21	R: 0 E: 0 K: 0 S: 7	H: 2 LOB: 2 BB: 0 P: 10	R: 1 E: 0 K: 1 S: 8	H: 2 LOB: 2 BB: 1 P: 12	1B: 14 2B: 2 3B: 1 HR: 1	SF: 2 SAC: 0 DP: 2 HBP: 1		WP: 1 PB: 0 SB: 0 CS: 0	PA: 49													
<b>PITCHER</b>	IP WLS BF H R ER SO BB IBB HBP BLK WP HR S P ERA WHIP																															
Jesus Sanchez, L (1.1) ERA: 4.91	3.1	18	6	3	3	5	2	0	0	0	0	1	43	70	8.10	2.400																
Brian Edmondson, R (4.1) ERA: 4.13	2.1	14	6	3	3	0	2	0	1	0	0	0	25	46	11.57	3.429																
Rob Stanifer, R (6.1) ERA: 5.81	1.1	7	2	0	0	0	1	0	0	0	0	0	11	25	0.00	2.250																
Vic Darenbourg, L (8.1) ERA: 4.31	0.1	3	2	0	0	0	0	0	0	0	0	0	4	6	0.00	6.000																
Antonio Alfonseca, R (8.1) ERA: 4.17	1.1	L 7	2	1	1	1	0	1	0	0	0	0	11	16	6.75	1.500																













Batter	1	2	3	4	5	6	7	8	9	AB	R	H	RBI	BB	SO	LOB	TOP										
Wilton Guerrero, S (1,4) OBP: 0.299, SLG: 0.339 Alex Cora, L (7,6) OBP: 0.172, SLG: 0.214										4	0	0	0	0	2	3	<b>Los Angeles Dodgers @ Philadelphia Phillies</b> <b>Veterans Stadium, Philadelphia, PA</b> Thu Jul 30 1998, 7:05 PM EDT Att: 22,890 - Cloudy - 88 F										
Trenidad Hubbard, R (1,7) OBP: 0.362, SLG: 0.464										4	0	1	1	0	0	1											
Raul Mondesi, R (1,8) OBP: 0.320, SLG: 0.532 Roger Cedeno, S (3,7) OBP: 0.336, SLG: 0.303										2	0	0	0	0	2	1											
Gary Sheffield, R (1,9) OBP: 0.438, SLG: 0.551										4	1	1	0	0	0	2											
Eric Karros, R (1,3) OBP: 0.359, SLG: 0.469										3	0	1	1	1	1	0											
Adrián Beltré, R (1,5) OBP: 0.271, SLG: 0.330										3	0	1	0	1	2	1											
Charles Johnson, R (1,2) OBP: 0.268, SLG: 0.387										3	1	1	0	1	1	1											
Juan Castro, R (1,6) OBP: 0.260, SLG: 0.267										3	1	1	0	1	0	4											
Chan Ho Park, R (1,1) OBP: 0.213, SLG: 0.283 Jim Eisenreich, L (9,PH) OBP: 0.272, SLG: 0.255 Jeff Shaw, R (9,1)										2	0	0	0	1	1	1											
<b>Inning Stats</b>	R: 0 H: 0 E: 0 K: 2 S: 9	H: 0 LOB: 0 BB: 0 P: 16	R: 0 H: 0 E: 0 K: 1 S: 9	H: 0 LOB: 1 BB: 1 P: 16	R: 2 H: 2 E: 0 K: 2 S: 17	H: 2 LOB: 1 BB: 1 P: 26	R: 0 H: 0 E: 0 K: 2 S: 8	H: 0 LOB: 0 BB: 0 P: 10	R: 0 H: 2 E: 0 K: 1 S: 19	H: 2 LOB: 2 BB: 2 P: 32	R: 0 H: 2 E: 0 K: 0 S: 15	H: 2 LOB: 1 BB: 0 P: 21	R: 0 H: 1 E: 0 K: 0 S: 9	H: 1 LOB: 1 BB: 0 P: 17	R: 0 H: 0 E: 0 K: 0 S: 8	H: 0 LOB: 0 BB: 0 P: 12		1B: 5 2B: 3 3B: 0 HR: 0	SF: 1 SAC: 0 DP: 1 HBP: 0	WP: 2 PB: 0 SB: 1 CS: 1	PA: 39						
<b>PITCHER</b>	IP	WLS	BF	H	R	ER	SO	BB	IBB	HBP	BLK	WP	HR	S	P	ERA	WHIP										
55 Matt Beech, L (1,1) ERA: 4.97	6.0	L	26	4	3	3	10	5	0	0	0	2	0	70	113	4.50	1.500										
Ricky Bottalico, R (7,1) ERA: 3.8	2.0		9	3	0	0	0	0	0	0	0	0	0	24	38	0.00	1.500										
Mark Leiter, R (9,1) ERA: 3.3	1.0		4	0	0	0	0	0	0	0	0	0	0	8	12	0.00	0.000										

Batter	1	2	3	4	5	6	7	8	9	AB	R	H	RBI	BB	SO	LOB	BOTTOM										
Doug Glanville, R (1,8) OBP: 0.357, SLG: 0.433										3	1	1	0	1	0	0	<b>Los Angeles Dodgers @ Philadelphia Phillies</b> <b>Veterans Stadium, Philadelphia, PA</b> Thu Jul 30 1998, 7:05 PM EDT Att: 22,890 - Cloudy - 88 F										
Gregg Jefferies, S (1,7) OBP: 0.336, SLG: 0.416										4	0	1	0	0	0	1											
Scott Rolen, R (1,5) OBP: 0.384, SLG: 0.523										3	0	0	0	0	0	0											
Rico Brogna, L (1,3) OBP: 0.332, SLG: 0.467										2	0	0	1	0	0	0											
23 Kevin Jordan, R (1,4) OBP: 0.314, SLG: 0.360										3	0	0	0	0	1	2											
Bobby Abreu, L (1,9) OBP: 0.402, SLG: 0.465										2	0	0	0	1	1	0											
Mark Parent, R (1,2) OBP: 0.284, SLG: 0.256 Kevin Seifick, R (6,PH) OBP: 0.382, SLG: 0.341 Bobby Estelella, R (9,2) OBP: 0.269, SLG: 0.458										2	0	0	0	0	0	1											
Desi Relaford, S (1,6) OBP: 0.312, SLG: 0.362										2	0	0	0	0	2	1											
55 Matt Beech, L (1,1) OBP: 0.161, SLG: 0.161 Ricky Bottalico, L (7,1) Jon Zuber, L (6,PH) OBP: 0.300, SLG: 0.500 Mark Leiter, R (9,1)										2	0	0	0	0	0	2											
<b>Inning Stats</b>	R: 0 H: 0 E: 0 K: 0 S: 7	H: 0 LOB: 0 BB: 1 P: 13	R: 0 H: 0 E: 0 K: 1 S: 8	H: 0 LOB: 0 BB: 0 P: 12	R: 0 H: 0 E: 0 K: 0 S: 5	H: 0 LOB: 0 BB: 0 P: 10	R: 1 H: 2 E: 0 K: 0 S: 6	H: 2 LOB: 1 BB: 0 P: 11	R: 0 H: 0 E: 0 K: 1 S: 8	H: 0 LOB: 0 BB: 0 P: 15	R: 0 H: 0 E: 0 K: 0 S: 6	H: 0 LOB: 0 BB: 0 P: 8	R: 0 H: 0 E: 0 K: 1 S: 7	H: 0 LOB: 0 BB: 0 P: 9	R: 0 H: 0 E: 0 K: 1 S: 9	H: 0 LOB: 0 BB: 0 P: 13		R: 0 H: 0 E: 0 K: 0 S: 7	H: 0 LOB: 0 BB: 0 P: 12	1B: 2 2B: 0 3B: 0 HR: 0	SF: 1 SAC: 0 DP: 2 HBP: 2	WP: 1 PB: 0 SB: 0 CS: 1	PA: 30				
<b>PITCHER</b>	IP	WLS	BF	H	R	ER	SO	BB	IBB	HBP	BLK	WP	HR	S	P	ERA	WHIP										
Chan Ho Park, R (1,1) ERA: 3.9	8.0	W	27	2	1	1	4	2	0	2	0	0	0	56	91	1.12	0.500										
Jeff Shaw, R (9,1) ERA: 1.61	1.0	S	3	0	0	0	0	0	0	0	0	0	0	7	12	0.00	0.000										

AB	33
R	3
H	7
RBI	2
BB	5
SO	10
LOB	15

AB	25
R	1
H	2
RBI	1
BB	2
SO	4
LOB	7





Batter	1	2	3	4	5	6	7	8	9	AB	R	H	RBI	BB	SO	LOB	TOP										
Marvin Benard, L (1, 8) OBP: 0.339, SLG: 0.330	1-1 BB 1B	3-2 1B			2-3 K		2-2 S 1B		0-3 K	5	2	3	0	0	2	2	San Francisco Giants @ Philadelphia Phillies Veterans Stadium, Philadelphia, PA Fri Jul 31 1998, 7:05 PM EDT Att: 21,763 - Cloudy - 78 F										
Bill Mueller, S (1, 5) OBP: 0.381, SLG: 0.404	4-1 1B	2-2 L7			1-2 1B 1B		2-3 SAFE K		0-0 2B	4	1	2	1	1	1	2											
Charlie Hayes, R (1, 3) Robb Nen, R (9, 1)	1-1 1B		1-2 G5-3		1-2 1B		2-2 SAFE 1B		3-3 K	5	1	3	2	0	1	1											
Barry Bonds, L (1, 7) OBP: 0.419, SLG: 0.530	0-1 CS 2H 3H 1B		3-3 K		2-2 G6-4-3 1B		1-3 SAFE K			4	0	2	3	0	2	1											
Jeff Kent, R (1, 4) OBP: 0.329, SLG: 0.494	3-2 HR		1-1 L8		1-0 G6-4-3 1B		2-3 K			4	1	1	1	0	1	3											
Joe Carter, R (1, 9) Jose Mesa, R (8, 1) J.T. Snow, L (9, 3) OBP: 0.334, SLG: 0.419	1-1 P4				0-0 F9		1-1 F9		2-3 K	4	0	0	0	0	1	0											
Brent Mayne, L (1, 2) OBP: 0.385, SLG: 0.379	3-2 G4-3				2-0 L6		2-0 L7		1-3 K	4	0	0	0	0	1	0											
Rich Aurilia, R (1, 6) John Johnstone, R (6, 1) Stan Javier, S (8, 9) OBP: 0.372, SLG: 0.365			2-3 K		1-3 K		3-3 K		3-3 K	3	0	0	0	0	3	0											
Russ Ortiz, R (1, 1) Alvin Morman, L (5, 1) Rey Sanchez, R (6, 6) OBP: 0.250, SLG: 0.143		0-2 G4-3			2-2 1B 1B		2-3 K		2-2 2B	2	1	1	0	0	0	0											
Inning Stats	R: 4 E: 0 K: 0 S: 18	H: 4 LOB: 0 BB: 1 P: 31	R: 0 E: 0 K: 1 S: 13	H: 1 LOB: 1 BB: 0 P: 20	R: 0 E: 0 K: 1 S: 9	H: 0 LOB: 0 BB: 0 P: 14	R: 0 E: 0 K: 1 S: 5	H: 0 LOB: 0 BB: 0 P: 8	R: 1 E: 0 K: 1 S: 18	H: 4 LOB: 2 BB: 0 P: 27	R: 0 E: 0 K: 1 S: 9	H: 0 LOB: 0 BB: 0 P: 15	R: 1 E: 0 K: 3 S: 17	H: 2 LOB: 1 BB: 0 P: 25	R: 0 E: 0 K: 3 S: 12	H: 0 LOB: 0 BB: 0 P: 17		R: 1 E: 0 K: 3 S: 16	H: 2 LOB: 1 BB: 0 P: 24	1B: 10 2B: 2 3B: 0 HR: 1	SF: 0 SAC: 0 DP: 1 HBP: 0	WP: 0 PB: 0 SB: 1 CS: 1	PA: 39				
PITCHER	IP	WLS	BF	H	R	ER	SO	BB	IBB	HBP	BLK	WP	HR	S	P	ERA	WHIP										
Curt Schilling, R (1, 1) ERA: 3.27	6.0		26	9	5	5	5	1	0	0	0	0	1	72	115	7.50	1.667										
Wayne Gomes, R (7, 1) ERA: 3.52	2.0		8	2	1	1	6	0	0	0	0	0	0	29	42	4.50	1.000										
Yorkis Perez, L (9, 1) ERA: 3.31	1.0	L	5	2	1	1	3	0	0	0	0	0	0	16	24	9.00	2.000										

Batter	1	2	3	4	5	6	7	8	9	AB	R	H	RBI	BB	SO	LOB	BOTTOM										
Doug Glanville, R (1, 8) OBP: 0.357, SLG: 0.437	0-1 B3 2B		1-1 2B		1-1 F8	0-2 G4-3		2-0 G5-3		5	0	2	0	0	0	1	San Francisco Giants @ Philadelphia Phillies Veterans Stadium, Philadelphia, PA Fri Jul 31 1998, 7:05 PM EDT Att: 21,763 - Cloudy - 78 F										
Gregg Jefferies, S (1, 7) OBP: 0.337, SLG: 0.414	0-0 B3		0-1 G3		3-2 2B	3-3 K		4-0 IBB		4	1	1	0	1	1	2											
Scott Rolen, R (1, 5) OBP: 0.387, SLG: 0.525	3-2 F3			4-2 1B SF7	2-2 1B 2B	1-2 S 1B		0-0 G4-3		4	2	2	1	1	0	3											
Rico Brogna, L (1, 3) OBP: 0.333, SLG: 0.466	3-3 K			2-1 2B	0-1 BB S	2-3 K		1-1 G3		5	2	2	1	0	2	2											
Bobby Estalella, R (1, 2) OBP: 0.258, SLG: 0.407		0-0 F7		2-2 SF7	4-2 BB BB	1-2 BB		1-2 P2		3	0	0	1	1	1	0											
Bobby Abreu, L (1, 9) OBP: 0.402, SLG: 0.466		1-1 G4-3		3-2 F9 2B	4-2 BB BB	1-2 BB		0-1 L6		4	1	1	1	1	1	0											
Mark Lewis, R (1, 4) OBP: 0.317, SLG: 0.383		1-2 G6-3		0-0 F9	4-1 BB			0-0 G5-3		3	0	0	1	1	0	1											
Desi Relaford, S (1, 6) OBP: 0.314, SLG: 0.366			2-3 K		3-1 2B			3-2 G5-3 SH2-3 1B		4	0	2	1	0	2	3											
Curt Schilling, R (1, 1) Wayne Gomes, R (7, 1) Kevin Sefcik, R (6, PH) Yorkis Perez, L (9, 1) OBP: 0.148, SLG: 0.135			0-0 1-6-3		1-3 K			0-1 SH2-3		3	0	0	0	0	2	4											
Inning Stats	R: 0 E: 0 K: 1 S: 9	H: 1 LOB: 0 BB: 0 P: 15	R: 0 E: 0 K: 0 S: 6	H: 0 LOB: 0 BB: 0 P: 8	R: 0 E: 0 K: 1 S: 8	H: 1 LOB: 1 BB: 0 P: 11	R: 3 E: 0 K: 2 S: 19	H: 3 LOB: 1 BB: 1 P: 34	R: 3 E: 0 K: 2 S: 25	H: 3 LOB: 3 BB: 3 P: 46	R: 0 E: 0 K: 2 S: 13	H: 1 LOB: 1 BB: 0 P: 19	R: 0 E: 0 K: 1 S: 8	H: 0 LOB: 0 BB: 0 P: 11	R: 0 E: 0 K: 0 S: 7	H: 1 LOB: 2 BB: 1 P: 16		R: 0 E: 0 K: 1 S: 7	H: 0 LOB: 0 BB: 0 P: 9	1B: 5 2B: 5 3B: 0 HR: 0	SF: 1 SAC: 1 DP: 0 HBP: 0	WP: 0 PB: 0 SB: 2 CS: 0	PA: 42				
PITCHER	IP	WLS	BF	H	R	ER	SO	BB	IBB	HBP	BLK	WP	HR	S	P	ERA	WHIP										
Russ Ortiz, R (1, 1) ERA: 4.5	4.1		23	8	6	6	3	2	0	0	0	0	0	9	94	12.46	2.308										
Alvin Morman, L (5, 1) ERA: 4.5	0.2		4	0	0	0	2	2	0	0	0	0	0	9	20	0.00	3.000										
John Johnstone, R (6, 1) ERA: 3.19	2.0		7	1	0	0	3	0	0	0	0	0	0	21	30	0.00	0.500										
Jose Mesa, R (8, 1) ERA: 5.28	1.0	W	5	1	0	0	0	0	1	0	0	0	0	7	16	0.00	1.000										
Robb Nen, R (9, 1) ERA: 1.01	1.0	S	3	0	0	0	1	0	0	0	0	0	0	7	9	0.00	0.000										

AB	38
R	7
H	13
RBI	7
BB	1
SO	14
LOB	9









Batter	1	2	3	4	5	6	7	8	9	AB	R	H	RBI	BB	SO	LOB	TOP
<b>Marvin Benard, L</b> (1, 9) <small>OBP: 0.363, SLG: 0.372</small> <b>Stan Javier, S</b> (6, 9) <small>OBP: 0.374, SLG: 0.367</small>										4	2	2	2	1	0	1	<b>San Francisco Giants @ Philadelphia Phillies</b> <b>Veterans Stadium, Philadelphia, PA</b> Sun Aug 02 1998, 3:33 AM EDT Att: 27,668 - Sunny - 85 F
<b>Ellis Burks, R</b> (1, 8) <small>OBP: 0.357, SLG: 0.514</small>										4	2	4	1	0	1		
<b>Barry Bonds, L</b> (1, 7) <b>Shawon Dunston, R</b> (7, PR) <small>OBP: 0.264, SLG: 0.421</small>										4	2	4	3	0	0	0	
<b>Jeff Kent, R</b> (1, 4) <b>Rich Aurilia, R</b> (7, 6) <small>OBP: 0.328, SLG: 0.497</small> <small>OBP: 0.336, SLG: 0.444</small>										5	1	2	3	0	0	4	
<b>J.T. Snow, L</b> (1, 3) <b>Chris Brock, R</b> (8, 1)										4	2	3	2	1	1	0	
<b>Charlie Hayes, R</b> (1, 5)										6	0	0	0	0	2	7	
<b>Brent Mayne, L</b> (1, 2)										6	1	2	0	0	1	4	
<b>Rey Sanchez, R</b> (1, 6) <small>OBP: 0.326, SLG: 0.356</small>										4	2	2	1	1	1	1	
<b>Kirk Rueter, L</b> (1, 1) <b>Joe Carter, R</b> (8, PH) <small>OBP: 0.287, SLG: 0.405</small>										4	1	0	0	0	1	5	
<b>Inning Stats</b>	R: 1 H: 2 E: 0 K: 0 S: 16	R: 5 H: 4 E: 0 K: 3 S: 23	R: 0 H: 1 E: 0 K: 1 S: 11	R: 2 H: 3 E: 0 K: 1 S: 17	R: 1 H: 1 E: 0 K: 0 S: 10	R: 3 H: 4 E: 0 K: 0 S: 16	R: 2 H: 1 E: 0 K: 1 S: 9	R: 1 H: 2 E: 0 K: 0 S: 11	R: 0 H: 1 E: 0 K: 0 S: 9	1B: 10 2B: 4 3B: 1 HR: 4	SF: 0 SAC: 0 DP: 0 HBP: 2	WP: 2 PA: 52 PB: 0 SB: 1 CS: 0					
<b>PITCHER</b>	IP: 3.0 WLS: L BF: 20 H: 8 R: 8 ER: 8 SO: 4 BB: 2 IBB: 0 HBP: 1 BLK: 0 WP: 0 HR: 3 S: 55 P: 87 ERA: 24.00 WHIP: 3.333	IP: 1.0 WLS: L BF: 5 H: 2 R: 1 ER: 1 SO: 0 BB: 1 IBB: 0 HBP: 0 BLK: 0 WP: 0 HR: 0 S: 11 P: 23 ERA: 9.00 WHIP: 3.000	IP: 1.0 WLS: L BF: 4 H: 1 R: 0 ER: 0 SO: 0 BB: 0 IBB: 0 HBP: 0 BLK: 0 WP: 0 HR: 0 S: 9 P: 11 ERA: 0.00 WHIP: 1.000	<b>PITCHER</b>	IP: 8.1 WLS: L BF: 34 H: 11 R: 11 ER: 11 SO: 23 BB: 1 IBB: 0 HBP: 0 BLK: 0 WP: 0 HR: 9 S: 111 P: 233 ERA: 9.00 WHIP: 3.000	IP: 9.1 WLS: L BF: 38 H: 13 R: 13 ER: 13 SO: 1 BB: 0 IBB: 0 HBP: 0 BLK: 0 WP: 0 HR: 1 S: 115 P: 255 ERA: 9.00 WHIP: 1.000											

AB	45
R	15
H	19
RBI	15
BB	5
SO	6
LOB	25



**BOTTOM**

**San Francisco Giants @ Philadelphia Phillies**  
**Veterans Stadium, Philadelphia, PA**  
 Sun Aug 02 1998, 3:33 AM EDT  
 Att: 27,668 - Sunny - 85 F


AB	34
R	3
H	7
RBI	3
BB	0
SO	6
LOB	8



**TOP**

**San Francisco Giants @ Philadelphia Phillies**  
**Veterans Stadium, Philadelphia, PA**  
 Sun Aug 02 1998, 3:33 AM EDT  
 Att: 27,668 - Sunny - 85 F

AB	34
R	3
H	7
RBI	3
BB	0
SO	6
LOB	8





Batter	1	2	3	4	5	6	7	8	9	AB	R	H	RBI	BB	SO	LOB	TOP								
Marvin Benard, L (1,9) OBP: 0.386, SLG: 0.400										4	3	4	0	1	0	0	<b>San Francisco Giants @ Philadelphia Phillies</b> <b>Veterans Stadium, Philadelphia, PA</b> Mon Aug 03 1998, 3:33 AM EDT Att: 31,080 - Sunny - 84 F								
Bill Mueller, S (1,5) OBP: 0.381, SLG: 0.403										4	1	1	0	1	2	3									
Ellis Burks, R (1,8) OBP: 0.358, SLG: 0.514										4	1	1	0	1	2	4									
Barry Bonds, L (1,7) OBP: 0.422, SLG: 0.541										4	0	1	2	0	2	6									
Jeff Kent, R (1,4) OBP: 0.329, SLG: 0.498 Robb Nen, R (9,1)										5	1	2	2	0	2	2									
J.T. Snow, L (1,3) OBP: 0.340, SLG: 0.430										4	0	0	0	1	1	1									
Rich Aurilia, R (1,6) OBP: 0.339, SLG: 0.447										5	0	2	1	0	0	1									
Brent Mayne, L (1,2) OBP: 0.384, SLG: 0.385										4	0	1	1	1	1	4									
Danny Darwin, R (1,1) OBP: 0.268, SLG: 0.277 Rich Rodriguez, L (6,1) OBP: 0.305, SLG: 0.330 Shawon Dunston, R (7,PH) OBP: 0.263, SLG: 0.248 John Johnstone, R (7,1) Jose Mesa, R (8,1) Stan Javier, S (8,PH) OBP: 0.303, SLG: 0.306 Rey Sanchez, R (9,4) OBP: 0.288, SLG: 0.358										2	0	0	0	0	1	2									
<b>Inning Stats</b>	R: 1 E: 0 K: 2 S: 10	H: 2 LOB: 1 BB: 0 P: 14	R: 0 E: 0 K: 0 S: 5	H: 0 LOB: 1 BB: 1 P: 12	R: 0 E: 0 K: 3 S: 12	H: 1 LOB: 1 BB: 0 P: 20	R: 1 E: 0 K: 1 S: 11	H: 2 LOB: 1 BB: 0 P: 14	R: 1 E: 0 K: 1 S: 16	H: 2 LOB: 1 BB: 0 P: 24	R: 0 E: 0 K: 0 S: 6	H: 0 LOB: 0 BB: 0 P: 12	R: 0 E: 0 K: 1 S: 11	H: 0 LOB: 2 BB: 2 P: 24	R: 0 E: 0 K: 2 S: 13	H: 1 LOB: 1 BB: 0 P: 16		R: 3 E: 0 K: 1 S: 13	H: 4 LOB: 3 BB: 2 P: 28	1B: 8 2B: 4 3B: 0 HR: 0	SF: 1 SAC: 0 DP: 0 HBP: 0	WP: 0 PB: 0 SB: 1 CS: 0	PA: 44		
<b>PITCHER</b>	IP	WLS	BF	H	R	ER	SO	BB	IBB	HBP	BLK	WP	HR	S	P	ERA	WHIP								
Carlton Loewer, R (1,1) ERA: 6.61	6.0	L	26	7	3	3	7	1	0	0	0	0	0	60	96	4.50	1.333								
Wayne Gomes, R (7,1) ERA: 3.5	2.0		9	1	0	0	3	2	0	0	0	0	0	24	40	0.00	1.500								
Ricky Bottalico, R (9,1) ERA: 5.18	1.0		9	4	3	3	1	1	1	0	0	0	0	13	28	27.00	5.000								

AB	38
R	6
H	12
RBI	6
BB	5
SO	11
LOB	23



Batter	1	2	3	4	5	6	7	8	9	AB	R	H	RBI	BB	SO	LOB	BOTTOM								
Doug Glanville, R (1,8) OBP: 0.353, SLG: 0.434										5	0	1	0	0	1	2	<b>San Francisco Giants @ Philadelphia Phillies</b> <b>Veterans Stadium, Philadelphia, PA</b> Mon Aug 03 1998, 3:33 AM EDT Att: 31,080 - Sunny - 84 F								
Gregg Jefferies, S (1,7) OBP: 0.336, SLG: 0.412										5	0	1	0	0	0	1									
Scott Rolen, R (1,5) OBP: 0.387, SLG: 0.532										3	1	1	1	1	1	1									
Rico Brogna, L (1,3) OBP: 0.330, SLG: 0.460										4	0	1	0	0	1	4									
Bobby Estalella, R (1,2) OBP: 0.225, SLG: 0.333										4	0	0	0	0	2	4									
Bobby Abreu, L (1,9) OBP: 0.401, SLG: 0.461										3	0	1	0	1	0	0									
Mark Lewis, R (1,4) OBP: 0.321, SLG: 0.389										3	0	2	0	1	0	1									
Desi Relaford, S (1,6) OBP: 0.317, SLG: 0.367										4	0	1	0	0	0	4									
Carlton Loewer, R (1,1) OBP: 0.167, SLG: 0.118 Ruben Amaro Jr., S (6,PH) OBP: 0.238, SLG: 0.288 Wayne Gomes, R (7,1) 23 Kevin Jordan, R (8,PH) OBP: 0.315, SLG: 0.382 Ricky Bottalico, L (9,1)										1	0	0	0	0	0	2									
<b>Inning Stats</b>	R: 0 E: 0 K: 0 S: 9	H: 1 LOB: 1 BB: 0 P: 14	R: 0 E: 0 K: 1 S: 12	H: 1 LOB: 2 BB: 1 P: 19	R: 0 E: 0 K: 1 S: 13	H: 1 LOB: 2 BB: 1 P: 24	R: 0 E: 0 K: 0 S: 7	H: 1 LOB: 1 BB: 1 P: 14	R: 0 E: 0 K: 0 S: 11	H: 0 LOB: 1 BB: 0 P: 19	R: 0 E: 0 K: 0 S: 6	H: 1 LOB: 1 BB: 0 P: 12	R: 1 E: 0 K: 0 S: 11	H: 2 LOB: 1 BB: 0 P: 16	R: 0 E: 0 K: 1 S: 9	H: 1 LOB: 1 BB: 0 P: 16		R: 0 E: 0 K: 2 S: 10	H: 0 LOB: 0 BB: 0 P: 16	1B: 6 2B: 1 3B: 0 HR: 1	SF: 0 SAC: 1 DP: 0 HBP: 1	WP: 1 PB: 0 SB: 0 CS: 0	PA: 39		
<b>PITCHER</b>	IP	WLS	BF	H	R	ER	SO	BB	IBB	HBP	BLK	WP	HR	S	P	ERA	WHIP								
Danny Darwin, R (1,1) ERA: 4.74	5.0	W	23	4	0	0	3	3	0	1	0	0	0	6	12	0.00	1.000								
Rich Rodriguez, L (6,1) ERA: 4.3	1.0		4	1	0	0	0	0	0	0	0	0	0	6	12	0.00	1.000								
John Johnstone, R (7,1) ERA: 3.26	1.0		5	2	1	1	0	0	0	0	0	1	1	11	16	9.00	2.000								
Jose Mesa, R (8,1) ERA: 5.19	1.0		4	1	0	0	1	0	0	0	0	0	0	9	16	0.00	1.000								
Robb Nen, R (9,1) ERA: 1.11	1.0		3	0	0	0	2	0	0	0	0	0	0	10	16	0.00	0.000								

AB	34
R	1
H	8
RBI	1
BB	3
SO	6
LOB	21





Batter	1	2	3	4	5	6	7	8	9	AB	R	H	RBI	BB	SO	LOB	TOP				
Doug Glanville, R (1, 8) OBP: 0.354, SLG: 0.434	P5		K			1B		WP 1B		4	0	2	1	0	1	0	<b>Philadelphia Phillies @ San Diego Padres</b> Qualcomm Stadium, San Diego, CA Tue Aug 04 1998, 10:05 PM EDT Att: 22,125 - Unknown - 74 F				
Gregg Jefferies, S (1, 7) OBP: 0.335, SLG: 0.411	G5-3			G5-3		F7		1B		4	0	1	0	0	0	1					
Scott Rolen, R (1, 5) OBP: 0.386, SLG: 0.529	K			G4-3		1B		F3		4	0	1	0	0	1	2					
Rico Brogna, L (1, 3) OBP: 0.330, SLG: 0.458		G6-3 1B		G4-3		K		K		4	0	1	0	0	2	4					
Mark Lewis, R (1, 4) OBP: 0.318, SLG: 0.385		G6-3			G5-3		P4		G6-3	4	0	0	0	0	0	1					
Bobby Estalella, R (1, 2) OBP: 0.205, SLG: 0.300	K			K		K		K		4	0	0	0	0	4	1					
Kevin Seick, R (1, 9) OBP: 0.393, SLG: 0.356	G5-3									3	0	2	0	0	0	1					
Bobby Abreu, L (8, PH) OBP: 0.400, SLG: 0.459						CS 1B			F8	1	0	0	0	0	0	0					
Desi Relaford, S (1, 6) OBP: 0.317, SLG: 0.367			K		CS	WP 1B		G3		3	1	1	0	0	1	1					
55 Matt Beech, L (1, 1) OBP: 0.156, SLG: 0.156			K							1	0	0	0	0	1	0					
Ruben Amaro Jr, S (6, PH) OBP: 0.235, SLG: 0.284										1	0	0	0	0	1	1					
Ken Ryan, R (6, 1) OBP: 0.304, SLG: 0.476										0	0	0	0	0	0	0					
Jon Zuber, L (8, PH) OBP: 0.304, SLG: 0.476										1	0	0	0	0	1	0					
Yorkis Perez, L (8, 1)										0	0	0	0	0	0	0					
<b>Inning Stats</b>	R: 0 H: 0 E: 0 K: 1 S: 6	H: 0 LOB: 0 BB: 0 P: 10	R: 0 H: 1 E: 0 K: 1 S: 12	H: 1 LOB: 1 BB: 0 P: 15	R: 0 H: 0 E: 0 K: 3 S: 9	H: 0 LOB: 0 BB: 0 P: 11	R: 0 H: 0 E: 0 K: 0 S: 6	H: 0 LOB: 0 BB: 0 P: 12	R: 0 H: 1 E: 0 K: 1 S: 9	H: 1 LOB: 0 BB: 0 P: 15	R: 1 H: 3 E: 0 K: 2 S: 18	H: 3 LOB: 2 BB: 0 P: 25	R: 0 H: 1 E: 0 K: 1 S: 11	H: 1 LOB: 1 BB: 0 P: 17	R: 0 H: 2 E: 0 K: 2 S: 14	H: 2 LOB: 2 BB: 0 P: 17	R: 0 H: 0 E: 0 K: 1 S: 6	H: 0 LOB: 0 BB: 0 P: 9	1B: 8 2B: 0 3B: 0 HR: 0	SF: 0 SAC: 0 DP: 0 HBP: 0	WP: 3 PA: 35 PB: 0 SB: 0 CS: 1
<b>PITCHER</b>	IP WLS BF H R ER SO BB IBB HBP BLK WP HR S P ERA WHIP																				
Sterling Hitchcock, L (1, 1) ERA: 4.0	6.0 W 22 5 1 1 8 0 0 0 0 0 1 0 60 88 1.50 0.833																				
Donnie Wall, R (7, 1) ERA: 2.54	1.0 4 1 0 0 1 0 0 0 0 0 0 0 11 17 0.00 1.000																				
Dan Miceli, R (8, 1) ERA: 3.29	1.0 5 2 0 0 2 0 0 0 0 0 1 0 14 17 0.00 2.000																				
Trevor Hoffman, R (9, 1) ERA: 1.59	1.0 S 3 0 0 0 1 0 0 0 0 0 0 0 6 9 0.00 0.000																				

Batter	1	2	3	4	5	6	7	8	9	AB	R	H	RBI	BB	SO	LOB	BOTTOM		
Quilvio Veras, S (1, 4) OBP: 0.376, SLG: 0.342	E	K		G5-4-3 1B		F7		F7		5	1	2	0	0	1	3	<b>Philadelphia Phillies @ San Diego Padres</b> Qualcomm Stadium, San Diego, CA Tue Aug 04 1998, 10:05 PM EDT Att: 22,125 - Unknown - 74 F		
Tony Gwynn, L (1, 9) OBP: 0.373, SLG: 0.487	E9		G4-3 BB 1B	G5-4-3		G6-3		G6-3		4	0	2	0	0	0	4			
Donnie Wall, R (7, 1) OBP: 0.333, SLG: 0.333	FC6-4 1B									0	0	0	0	0	0	0			
Carlos Hernandez, R (8, 2) OBP: 0.310, SLG: 0.384										1	0	0	0	0	0	0			
Ken Caminiti, S (1, 5) OBP: 0.370, SLG: 0.539	K		G4-3 BB 1B		G6-3		G5-3			3	0	0	0	1	1	1			
Greg Vaughn, R (1, 7) OBP: 0.374, SLG: 0.654	K		K		HR		P6			4	1	1	1	0	2	3			
Jim Leyritz, R (1, 2) OBP: 0.399, SLG: 0.516	FC6-4		G4-3							3	0	0	0	1	1	3			
Dan Miceli, R (8, 1) OBP: 1.000, SLG: 1.000										0	0	0	0	0	0	0			
Trevor Hoffman, R (9, 1)										0	0	0	0	0	0	0			
Wally Joyner, L (1, 3) OBP: 0.387, SLG: 0.477		2B 1B				P6		FC5 BB 1B		3	1	2	0	1	0	0			
Ruben Rivera, R (1, 8) OBP: 0.383, SLG: 0.500		1B				G5-3 BB				2	0	1	1	2	1	3			
Chris Gomez, R (1, 6) OBP: 0.326, SLG: 0.340		2B								1	0	0	0	0	1	1			
Andy Sheets, R (3, 6) OBP: 0.292, SLG: 0.345						G5-3		FC5		3	0	0	0	0	1	4			
Sterling Hitchcock, L (1, 1) OBP: 0.188, SLG: 0.188										2	0	1	0	0	1	1			
Steve Finley, L (6, PH) OBP: 0.259, SLG: 0.394								G5-3		1	0	0	0	1	0	0			
<b>Inning Stats</b>	R: 1 H: 2 E: 1 K: 2 S: 10	H: 2 LOB: 1 BB: 0 P: 19	R: 1 H: 2 E: 0 K: 3 S: 15	H: 2 LOB: 1 BB: 0 P: 23	R: 0 H: 1 E: 0 K: 2 S: 17	H: 1 LOB: 3 BB: 2 P: 32	R: 0 H: 2 E: 0 K: 1 S: 9	H: 2 LOB: 1 BB: 0 P: 16	R: 1 H: 1 E: 0 K: 1 S: 9	H: 1 LOB: 0 BB: 0 P: 11	R: 0 H: 0 E: 0 K: 0 S: 11	H: 0 LOB: 2 BB: 2 P: 22	R: 0 H: 1 E: 0 K: 0 S: 14	H: 1 LOB: 3 BB: 2 P: 28	R: 0 H: 0 E: 0 K: 0 S: 4	H: 0 LOB: 0 BB: 0 P: 7	1B: 6 2B: 2 3B: 0 HR: 1	SF: 0 SAC: 0 DP: 1 HBP: 0	WP: 0 PA: 38 PB: 0 SB: 0 CS: 0
<b>PITCHER</b>	IP WLS BF H R ER SO BB IBB HBP BLK WP HR S P ERA WHIP																		
55 Matt Beech, L (1, 1) ERA: 4.91	5.0 L 24 8 3 2 9 2 0 0 0 0 0 1 60 101 3.60 2.000																		
Ken Ryan, R (6, 1) ERA: 6.75	2.0 11 1 0 0 0 4 0 0 0 0 0 0 25 50 0.00 2.500																		
Yorkis Perez, L (8, 1) ERA: 3.28	1.0 3 0 0 0 0 0 0 0 0 0 0 0 4 7 0.00 0.000																		





Batter	1	2	3	4	5	6	7	8	9	AB	R	H	RBI	BB	SO	LOB	TOP					
Doug Glanville, R OBP: 0.354, SLG: 0.433	1-2 G4-3			0-0 WP 1B	1-3 K			2-2 F7		4	0	1	0	0	1	3	Philadelphia Phillies @ San Diego Padres Qualcomm Stadium, San Diego, CA Wed Aug 05 1998, 10:05 PM EDT Att: 19,109 - Cloudy - 73 F					
Gregg Jefferies, S OBP: 0.334, SLG: 0.409	1-2 G1-3			2-3 SAFE 1B		0-0 1B		1-0 F9		4	0	1	0	0	1	1						
Scott Rolen, R OBP: 0.382, SLG: 0.524	2-1 G4-3			0-1 G6-3		1-0 F8			1-3 K	4	0	0	0	0	1	2						
Rico Brogna, L OBP: 0.327, SLG: 0.454		1-3 K		0-3 K		1-3 K		1-2 F8		4	0	0	0	0	3	2						
Bobby Abreu, L OBP: 0.399, SLG: 0.457		2-2 1B			1-1 G3		3-2 F7		1-3 K	4	0	1	0	0	1	1						
Mark Lewis, R OBP: 0.318, SLG: 0.384		3-3 SAFE 1B			3-2 2B 1B			0-0 G1-3		3	0	1	0	0	1	1						
Bobby Estalella, R OBP: 0.213, SLG: 0.326			1-2 G1-3		3-2 1B		0-3 K			3	0	1	0	0	1	0						
Desi Relaford, S OBP: 0.317, SLG: 0.365			2-3 K		4-0 IBB		1-2 F8			2	0	0	0	1	1	0						
Curt Schilling, R OBP: 0.143, SLG: 0.130				1-1 G3		2-3 K		0-1 G6-3		2	0	0	0	0	1	3						
Jerry Spradlin, S OBP: 0.292, SLG: 0.455										0	0	0	0	0	0	0						
Jon Zuber, L OBP: 0.292, SLG: 0.455										1	0	0	0	0	0	0						
Mark Leiter, R OBP: 0.292, SLG: 0.455										0	0	0	0	0	0	0						
<b>Inning Stats</b>	R: 0 E: 0 K: 0 S: 8	H: 0 LOB: 0 BB: 0 P: 12	R: 0 E: 0 K: 2 S: 10	H: 1 LOB: 0 BB: 0 P: 16	R: 0 E: 0 K: 1 S: 8	H: 0 LOB: 0 BB: 0 P: 12	R: 0 E: 0 K: 2 S: 10	H: 1 LOB: 1 BB: 0 P: 12	R: 0 E: 0 K: 1 S: 17	H: 2 LOB: 3 BB: 1 P: 31	R: 0 E: 0 K: 1 S: 10	H: 1 LOB: 1 BB: 0 P: 15	R: 0 E: 0 K: 1 S: 8	H: 0 LOB: 0 BB: 0 P: 9	R: 0 E: 0 K: 0 S: 6	H: 0 LOB: 0 BB: 0 P: 9	R: 0 E: 0 K: 2 S: 11	H: 0 LOB: 0 BB: 0 P: 14	1B: 4 2B: 1 3B: 0 HR: 0	SF: 0 SAC: 0 DP: 0 HBP: 0	WP: 1 PB: 0 SB: 0 CS: 0	PA: 32
<b>PITCHER</b> Kevin Brown, R ERA: 2.88	IP: 9.0 WLS: W BF: 32 H: 5 R: 0 ER: 0 SO: 11 BB: 0 IBB: 1 HBP: 0 BLK: 0 WP: 1 HR: 0 S: 88 P: 130 ERA: 0.00 WHIP: 0.556															<b>PITCHER</b>						

Batter	1	2	3	4	5	6	7	8	9	AB	R	H	RBI	BB	SO	LOB	BOTTOM					
Quilvio Veras, S OBP: 0.376, SLG: 0.341	4-2 G6-3 1B BB		2-2 G5-3			1-1 F8		2-1 G4-3		4	1	1	0	1	0	1	Philadelphia Phillies @ San Diego Padres Qualcomm Stadium, San Diego, CA Wed Aug 05 1998, 10:05 PM EDT Att: 19,109 - Cloudy - 73 F					
Steve Finley, L OBP: 0.300, SLG: 0.393	1-1 G6-3		4-2 FC6-4 BB		0-0 FC4-6 1B	2-3 K				3	0	1	1	1	1	1						
Tony Gwynn, L OBP: 0.473, SLG: 0.486	0-2 1B		2-0 FC6-4		0-2 FC4-6 1B					3	0	1	1	0	0	2						
Ruben Rivera, R OBP: 0.380, SLG: 0.495	2H 1B		1-2 1B		1-2 1B					1	1	0	0	0	1	0						
Ken Caminiti, S OBP: 0.368, SLG: 0.535	2-0 F7			2-0 G3-1		2-3 K		2-1 1B		4	0	1	0	0	1	2						
Greg Vaughn, R OBP: 0.373, SLG: 0.649		1-0 G4-3		2-3 K		4-0 1B BB		2-3 K		3	0	0	0	1	2	1						
Wally Joyner, L OBP: 0.391, SLG: 0.482		4-2 2B BB		2-1 1B 2B		2-1 1B		1-2 F8		3	1	2	1	1	0	1						
Carlos Hernandez, R OBP: 0.316, SLG: 0.391		0-1 1H 2B		1-0 1B		1-0 1B		1-2 G5-3		3	0	2	1	0	0	0						
Chris Gomez, R OBP: 0.325, SLG: 0.336		0-3 K		0-3 K		3-2 G1-3		4-2 SH3-4 BB		3	0	0	0	1	2	5						
Kevin Brown, R OBP: 0.233, SLG: 0.241			0-3 K		2-2 1B 2B		0-3 K		1-1 SH3-4	3	1	1	0	0	2	0						
<b>Inning Stats</b>	R: 0 E: 0 K: 0 S: 10	H: 1 LOB: 1 BB: 1 P: 17	R: 1 E: 0 K: 1 S: 9	H: 1 LOB: 0 BB: 1 P: 14	R: 0 E: 0 K: 1 S: 10	H: 0 LOB: 1 BB: 1 P: 18	R: 0 E: 0 K: 2 S: 10	H: 2 LOB: 2 BB: 0 P: 17	R: 3 E: 0 K: 1 S: 22	H: 4 LOB: 3 BB: 1 P: 38	R: 0 E: 0 K: 2 S: 8	H: 0 LOB: 0 BB: 0 P: 11	R: 0 E: 0 K: 2 S: 11	H: 1 LOB: 1 BB: 0 P: 17	R: 0 E: 0 K: 0 S: 11	H: 0 LOB: 1 BB: 1 P: 19	R: 0 E: 0 K: 1 S: 11	H: 0 LOB: 1 BB: 1 P: 19	1B: 6 2B: 3 3B: 0 HR: 0	SF: 0 SAC: 1 DP: 0 HBP: 1	WP: 1 PB: 0 SB: 0 CS: 0	PA: 37
<b>PITCHER</b> Curt Schilling, R ERA: 3.35	IP: 6.0 WLS: L BF: 29 H: 8 R: 4 ER: 4 SO: 7 BB: 4 IBB: 0 HBP: 1 BLK: 0 WP: 1 HR: 0 S: 69 P: 115 ERA: 6.00 WHIP: 2.000															<b>PITCHER</b>						
Jerry Spradlin, R ERA: 3.55	1.0 4 1 0 0 2 0 0 0 0 0 0 11 17 0.00 1.000																					
Mark Leiter, R ERA: 3.2	1.0 4 0 0 0 0 1 0 0 0 0 0 11 19 0.00 1.000																					








Batter	1	2	3	4	5	6	7	8	9	AB	R	H	RBI	BB	SO	LOB	TOP			
Doug Glanville, R OBP: 0.350, SLG: 0.428	(1, 8) K		X 0-0 F7			X 0-1 G6-3			X 2-2 G6-4-3	3	0	0	0	0	1	2				
Yorkis Perez, L (6, 1)										0	0	0	0	0	0	0				
Ricky Bottalico, L (7, 1)										0	0	0	0	0	0	0				
Jerry Spradlin, S (8, 1)										0	0	0	0	0	0	0				
Jon Zuber, L (9, PH) OBP: 0.287, SLG: 0.393										1	0	1	0	0	0	0				
Gregg Jefferies, S (1, 7) OBP: 0.333, SLG: 0.407	X 0-0 CS 1B			X 1-1 F8		X 0-0 G5-3		X 1-2 G6-4-3	4	0	1	0	0	0	1					
Scott Rolen, R (1, 5) OBP: 0.381, SLG: 0.523	X 3-3 CS K			X 3-3 K		X 4-2 BB		X 0-0 F8	2	0	0	0	0	2	1					
Alex Arias, R (7, PH) (7, 5) OBP: 0.343, SLG: 0.352	X 1-2 K			X 0-2 F7		X 2-2 F8		X 0-0 F9	1	0	0	0	1	0	0					
23 Kevin Jordan, R (1, 3) OBP: 0.309, SLG: 0.376		X 1-0 F8		X 2-3 K		X 2-2 G5-3		X 0-3 K	3	0	0	0	0	1	0					
Mark Lewis, R (1, 4) OBP: 0.317, SLG: 0.380		X 1-3 K		X 2-2 G5-3		X 0-3 K2-3		X 1-1 F8	3	0	1	0	0	1	0					
Bobby Estalella, R (1, 2) OBP: 0.200, SLG: 0.304	X 0-0 G4-3			X 2-1 2B		X 1-2 G6-3		X 2-2 2B	3	0	1	0	0	0	1					
Kevin Sefcik, R (1, 9) OBP: 0.391, SLG: 0.366			X 1-1 P4		X 1-2 G6-3		X 2-1 G6-3		X 2-1 G6-3	1	0	0	0	0	1					
Desi Relaford, S (1, 6) OBP: 0.316, SLG: 0.365			X 0-3 K		X 1-2 G6-3		X 2-1 G6-3		X 2-1 G6-3	0	0	0	0	0	0					
Mike Welch, L (1, 1)										1	0	0	0	0	1					
Ken Ryan, R (4, 1)										0	0	0	0	0	0					
Ruben Amaro Jr. S (6, PH) (6, 8) OBP: 0.241, SLG: 0.289										2	0	1	0	0	0	1				
<b>Inning Stats</b>	R: 0 E: 0 K: 2 S: 9	H: 1 LOB: 3 BB: 0 P: 14	R: 0 E: 0 K: 1 S: 5	H: 0 LOB: 0 BB: 0 P: 7	R: 0 E: 0 K: 1 S: 8	H: 1 LOB: 1 BB: 0 P: 11	R: 0 E: 0 K: 1 S: 9	H: 0 LOB: 0 BB: 0 P: 13	R: 0 E: 0 K: 2 S: 11	H: 0 LOB: 0 BB: 0 P: 15	R: 0 E: 0 K: 0 S: 7	H: 0 LOB: 1 BB: 1 P: 13	R: 0 E: 0 K: 1 S: 10	H: 1 LOB: 1 BB: 0 P: 15	R: 0 E: 0 K: 0 S: 7	H: 1 LOB: 0 BB: 0 P: 10	1B: 3 2B: 3 3B: 0 HR: 0	SF: 0 SAC: 0 DP: 3 HBP: 0	WP: 0 PB: 0 SB: 0 CS: 1	PA: 30
<b>PITCHER</b> Randy Johnson, L ERA: 4.04	IP: 9.0 WLS: W BF: 30	H: 5 R: 0 ER: 0 SO: 8	BB: 1 IBB: 0 HBP: 0 BLK: 0	WP: 0 HR: 0 S: 75 P: 109	ERA: 0.00 WHIP: 0.667															

Philadelphia Phillies @ Houston Astros  
Astrodome, Houston, TX  
Fri Aug 07 1998, 8:05 PM EDT  
Att: 52,071 - Dome - 72 F

livebaseballscorecards.com

AB 29  
R 0  
H 5  
RBI 0  
BB 1  
SO 8  
LOB 9




Batter	1	2	3	4	5	6	7	8	9	AB	R	H	RBI	BB	SO	LOB	BOTTOM		
Craig Biggio, R (1, 4) OBP: 0.391, SLG: 0.484	X 2-2 G1-3		X 0-1 F8	X 4-2 2B G4-3 BB	X 0-1 1B			X 3-2 P4		4	1	1	0	1	0	0			
Bill Spiers, L (1, 5) OBP: 0.370, SLG: 0.401	X 1-0 BB S 1B		X 3-2 5 HR 2B	X 2-0 G4-3 5 FC1 2B	X 1-0 L5			X 2-2 G4-3		5	2	3	0	0	0	1			
Derek Bell, R (1, 9) OBP: 0.368, SLG: 0.502	X 4-2 1-2 BB BB		X 4-1 5 HR BB	X 1-1 G4-3		X 1-1 G5-3		X 1-0 F9		3	1	0	1	2	0	1			
5 Jeff Bagwell, R (1, 3) OBP: 0.408, SLG: 0.538	X 0-3 K		X 2-1 2-3 3-H 2-H HR	X 1-0 FC1 HR		X 2-2 HR				4	3	2	5	0	1	2			
Moises Alou, R (1, 7) OBP: 0.380, SLG: 0.584	X 4-0 1-2 2-3 BB		X 2-2 S 2B 1B	X 0-0 S 1-H HR		X 4-0 G5-4-3 BB				2	2	2	2	2	0	0			
Richard Hidalgo, R (1, 8) OBP: 0.293, SLG: 0.364	X 0-0 G8		X 3-3 K	X 1-3 K		X 1-1 G5-4-3		X 1-1 G5-4-3		4	0	0	0	2	5				
Tony Eusebio, R (1, 2) OBP: 0.338, SLG: 0.341		X 0-0 F9	X 3-2 2B HBP	X 1-0 G6-3		X 4-2 G3-6-1 BB				2	0	0	0	1	0	0			
Ricky Gutierrez, R (1, 6) OBP: 0.359, SLG: 0.339	X 2-2 G4-3		X 1-1 1-3 2-H 2B		X 1-1 F7	X 1-2 G3-6-1		X 1-2 G3-6-1		4	0	1	1	0	0	1			
Randy Johnson, R (1, 1) OBP: 0.071, SLG: 0.071	X 0-3 K		X 0-1 G5-3		X 1-3 K	X 0-2 G1-3				4	0	0	0	2	2				
<b>Inning Stats</b>	R: 0 E: 0 K: 1 S: 10	H: 1 LOB: 3 BB: 2 P: 21	R: 0 E: 0 K: 1 S: 7	H: 0 LOB: 0 BB: 0 P: 9	R: 4 E: 0 K: 1 S: 24	H: 4 LOB: 2 BB: 1 P: 42	R: 4 E: 0 K: 1 S: 11	H: 2 LOB: 0 BB: 1 P: 21	R: 0 E: 0 K: 0 S: 7	H: 1 LOB: 1 BB: 1 P: 15	R: 0 E: 0 K: 0 S: 9	H: 0 LOB: 0 BB: 1 P: 14	R: 0 E: 0 K: 0 S: 7	H: 0 LOB: 0 BB: 0 P: 13	1B: 3 2B: 3 3B: 0 HR: 3	SF: 0 SAC: 0 DP: 2 HBP: 1	WP: 0 PB: 0 SB: 2 CS: 0	PA: 39	
<b>PITCHER</b> Mike Welch, R ERA: 11.4	IP: 3.1 WLS: L BF: 23	H: 7 R: 8 ER: 8 SO: 3	BB: 4 IBB: 0 HBP: 0 BLK: 0	WP: 0 HR: 0 S: 48 P: 87	ERA: 21.60 WHIP: 3.300														
Ken Ryan, R ERA: 4.75	IP: 1.2 WLS: L BF: 6	H: 1 R: 0 ER: 0 SO: 2	BB: 0 IBB: 0 HBP: 0 BLK: 0	WP: 0 HR: 0 S: 12 P: 17	ERA: 0.00 WHIP: 0.600														
Yorkis Perez, L ERA: 3.44	IP: 1.0 WLS: L BF: 4	H: 1 R: 1 ER: 1 SO: 0	BB: 1 IBB: 0 HBP: 0 BLK: 0	WP: 0 HR: 1 S: 7 P: 15	ERA: 9.00 WHIP: 2.000														
Ricky Bottalico, R ERA: 4.97	IP: 1.0 WLS: L BF: 3	H: 0 R: 0 ER: 0 SO: 0	BB: 1 IBB: 0 HBP: 0 BLK: 0	WP: 0 HR: 0 S: 9 P: 14	ERA: 0.00 WHIP: 1.000														
Jerry Spradlin, R ERA: 3.49	IP: 1.0 WLS: L BF: 3	H: 0 R: 0 ER: 0 SO: 0	BB: 0 IBB: 0 HBP: 0 BLK: 0	WP: 0 HR: 0 S: 7 P: 13	ERA: 0.00 WHIP: 0.000														

Philadelphia Phillies @ Houston Astros  
Astrodome, Houston, TX  
Fri Aug 07 1998, 8:05 PM EDT  
Att: 52,071 - Dome - 72 F

livebaseballscorecards.com

AB 32  
R 9  
H 9  
RBI 9  
BB 6  
SO 5  
LOB 12






Batter	1	2	3	4	5	6	7	8	9	AB	R	H	RBI	BB	SO	LOB	TOP										
Doug Glanville, R OBP: 0.350, SLG: 0.427 (1, 8)	G6-3		1B		F9		FC6-4 1B		FC6-4 WP	5	0	2	0	0	0	1											
Desi Relaford, S OBP: 0.311, SLG: 0.360 (1, 6)	K		F8		F9		F7		L3	5	0	0	0	0	1	4											
Scott Rolen, R OBP: 0.380, SLG: 0.520 (1, 5)	G4-3			1B SF9	K		FC6-4 1-2			4	1	1	0	0	1	2											
Rico Brogna, L OBP: 0.329, SLG: 0.452 (1, 3)		K2-3		SF9 BB 2B		K			K	4	1	1	0	0	3	0											
Bobby Abreu, L OBP: 0.400, SLG: 0.469 (1, 9)	K			2B SF9 BB		HR		G4-3		3	2	1	1	1	1	0											
Mark Lewis, R OBP: 0.314, SLG: 0.377 (1, 4)	F3			SF9		K		P4		3	0	0	1	0	1	0											
Bobby Estalella, R OBP: 0.241, SLG: 0.480 (1, 2)			HR	G4-3 2B		P8			HR	4	2	3	3	0	0	0											
Jon Zuber, L OBP: 0.250, SLG: 0.367 (7, PH)			E5	G4-3						2	0	0	1	0	0	1											
Kevin Seifick, R OBP: 0.402, SLG: 0.379 (7, 7)			G1-6-4	G4-3					FC6-4 1B	2	0	2	0	0	0	0											
Carlton Loewer, R Yorkis Perez, L Ruben Amaro Jr., S Wayne Gomes, R 23 Kevin Jordan, R Mark Leiter, R (1, 1) (6, 1) (7, PH) (7, 1) (6, PH) (9, 1)			G1-6-4	K					P6	2	0	0	0	0	1	2											
<b>Inning Stats</b>	R: 0 E: 0 K: 1 S: 8	H: 0 LOB: 0 BB: 0 P: 11	R: 0 E: 0 K: 2 S: 7	H: 0 LOB: 0 BB: 0 P: 11	R: 1 E: 1 K: 0 S: 10	H: 2 LOB: 1 BB: 0 P: 17	R: 3 E: 0 K: 1 S: 14	H: 3 LOB: 1 BB: 1 P: 25	R: 0 E: 0 K: 1 S: 10	H: 0 LOB: 0 BB: 0 P: 15	R: 1 E: 0 K: 2 S: 12	H: 1 LOB: 0 BB: 0 P: 18	R: 0 E: 0 K: 1 S: 13	H: 2 LOB: 2 BB: 0 P: 20	R: 0 E: 0 K: 1 S: 8	H: 0 LOB: 0 BB: 0 P: 11	R: 1 E: 0 K: 0 S: 10	H: 2 LOB: 1 BB: 0 P: 16	1B: 6 2B: 1 3B: 0 HR: 3	SF: 1 SAC: 0 DP: 1 HBP: 0	WP: 1 PB: 0 SB: 0 CS: 0	PA: 38					
<b>PITCHER</b>	IP	WLS	BF	H	R	ER	SO	BB	IBB	HBP	BLK	WP	HR	S	P	ERA	WHIP										
Jose Lima, R ERA: 3.76 (1, 1)	6.0		25	6	5	5	7	1	0	0	0	0	2	61	97	7.50	1.167										
Trever Miller, L ERA: 2.95 (7, 1)	0.1		2	1	0	0	1	0	0	0	0	0	0	6	9	0.00	3.000										
Jay Powell, R ERA: 3.46 (7, 1)	1.2		6	1	0	0	1	0	0	0	0	0	0	15	22	0.00	0.600										
Doug Henry, R ERA: 2.92 (9, 1)	1.0	W	5	2	1	1	0	0	0	0	0	1	1	10	16	9.00	2.000										

Philadelphia Phillies @ Houston Astros  
Astrodome, Houston, TX  
Sat Aug 08 1998, 8:05 PM EDT  
Att: 42,523 - Dome - 72 F


AB 36  
R 6  
H 10  
RBI 6  
BB 1  
SO 9  
LOB 12



Batter	1	2	3	4	5	6	7	8	9	AB	R	H	RBI	BB	SO	LOB	BOTTOM										
Craig Biggio, R OBP: 0.391, SLG: 0.482 (1, 4)	K		G3 BB	G1-3		S 1B		P4		4	0	1	0	1	1	4											
Bill Sciers, L OBP: 0.368, SLG: 0.401 (1, 5)	F8		G3		G6-3	G4-3			1B 5 FC5	5	1	1	0	0	0	2											
Derek Bell, R OBP: 0.369, SLG: 0.508 (1, 9)	K		P3		F7		HR		5 FC5 HBP	5	2	2	1	0	1	1											
5 Jeff Bagwell, R OBP: 0.408, SLG: 0.537 (1, 3)			CS 1B	F9	K		G5-4-3 1B		FC5 HBP	5	0	2	1	0	1	1											
Moises Alou, R OBP: 0.382, SLG: 0.585 (1, 7)	F8		CS BB		E9 F4-3	G5-4-3			HBP IBB	3	1	1	0	2	0	2											
Richard Hidalgo, R OBP: 0.303, SLG: 0.368 (1, 8)	1B WP 1B		1B 1B		F4-3	K			HBP	4	1	2	2	0	1	0											
Ricky Gutierrez, R OBP: 0.361, SLG: 0.341 (1, 6)			1B 1B		G5-3			F9		4	0	2	0	0	0	0											
Brad Ausmus, R OBP: 0.365, SLG: 0.349 (1, 2)	P4		1B 1B		HR BB			G4-3		3	1	1	0	1	0	2											
Jose Lima, R Sean Berry, R Trever Miller, L Jay Powell, R 35 Dave Clark, L Doug Henry, R (1, 1) (6, PH) (7, 1) (7, 1) (6, PH) (9, 1)			G4-3							2	0	1	1	0	0	0											
<b>Inning Stats</b>	R: 0 E: 0 K: 2 S: 8	H: 0 LOB: 0 BB: 0 P: 10	R: 0 E: 0 K: 0 S: 11	H: 3 LOB: 2 BB: 0 P: 20	R: 0 E: 0 K: 0 S: 12	H: 0 LOB: 1 BB: 1 P: 19	R: 0 E: 0 K: 0 S: 14	H: 4 LOB: 3 BB: 1 P: 25	R: 0 E: 0 K: 1 S: 9	H: 0 LOB: 0 BB: 0 P: 13	R: 3 E: 1 K: 0 S: 15	H: 3 LOB: 1 BB: 1 P: 24	R: 1 E: 0 K: 1 S: 7	H: 2 LOB: 0 BB: 0 P: 11	R: 0 E: 0 K: 0 S: 7	H: 1 LOB: 1 BB: 0 P: 10	R: 2 E: 1 K: 0 S: 6	H: 2 LOB: 3 BB: 1 P: 14	1B: 11 2B: 2 3B: 0 HR: 2	SF: 0 SAC: 0 DP: 1 HBP: 1	WP: 1 PB: 0 SB: 1 CS: 2	PA: 42					
<b>PITCHER</b>	IP	WLS	BF	H	R	ER	SO	BB	IBB	HBP	BLK	WP	HR	S	P	ERA	WHIP										
Carlton Loewer, R ERA: 6.59 (1, 1)	5.2		28	10	4	4	3	3	0	0	0	0	1	66	107	6.35	2.294										
Yorkis Perez, L ERA: 3.41 (6, 1)	0.1		1	0	0	0	0	0	0	0	0	0	0	3	4	0.00	0.000										
Wayne Gomes, R ERA: 3.43 (7, 1)	2.0		8	3	1	1	1	0	0	0	0	0	1	14	21	4.50	1.500										
Mark Leiter, R ERA: 3.38 (9, 1)	0.0	L	5	2	2	2	0	0	1	1	0	0	0	6	14	∞	∞										

Philadelphia Phillies @ Houston Astros  
Astrodome, Houston, TX  
Sat Aug 08 1998, 8:05 PM EDT  
Att: 42,523 - Dome - 72 F

AB 37  
R 7  
H 15  
RBI 7  
BB 4  
SO 4  
LOB 12









Batter	1	2	3	4	5	6	7	8	9	AB	R	H	RBI	BB	SO	LOB	TOP										
Doug Glanville, R (1, 8) OBP: 0.348, SLG: 0.424	1-2 G6-3		2-2 G5-3			1-1 G6-3		0-1 E7 WP 1B		4	1	1	1	0	0	0	Philadelphia Phillies @ Arizona Diamondbacks Bank One Ballpark, Phoenix, AZ Mon Aug 10 1998, 10:05 PM EDT Att: 41,711 - Dome - 72 F										
Gregg Jefferies, S (1, 7) Kevin Sefcik, R (8, 7) OBP: 0.332, SLG: 0.405 OBP: 0.398, SLG: 0.375	1-0 1B			2-2 P6		0-0 L6		3-1 P7 2H		4	0	1	0	0	0	1											
Scott Rolen, R (1, 5) OBP: 0.378, SLG: 0.513	1-3 K			0-0 F8		4-2 BB		2-0 L7 3H		3	0	0	0	1	1												
Rico Brogna, L (1, 3) OBP: 0.325, SLG: 0.453	1-3 K			0-0 G4-3		1 SAFE G3 2-2 SAFE			0-1 HR	4	1	1	1	0	1	2											
Bobby Estalella, R (1, 2) OBP: 0.226, SLG: 0.431		2-2 G5-3			1-2 G1-3		3-2 G5-3		0-0 1B	4	0	1	0	0	0	0											
Mark Lewis, R (1, 4) OBP: 0.311, SLG: 0.372		1-1 G4-3			2-3 K		0-2 G5-3		0-3 K	4	0	0	0	0	2	1											
Bobby Abreu, L (1, 9) OBP: 0.401, SLG: 0.470		0-3 K			1-0 BB 1B		3-2 CS 1B		2-3 K	4	0	2	0	0	2	1											
Desi Relaford, S (1, 6) OBP: 0.313, SLG: 0.358			2-3 K		4-0 BB 1B		3-2 CS 1-2 BB	4-1 SH2-4 E BB	3-2 F7	2	1	0	0	2	1	1											
Curt Schilling, R (1, 1) OBP: 0.138, SLG: 0.125			0-3 K		0-1 G1-3			1-2 SH2-4 1-2		2	0	0	0	0	1	2											
<b>Inning Stats</b>	R: 0 E: 0 K: 2 S: 12	H: 1 LOB: 1 BB: 0 P: 16	R: 0 E: 0 K: 1 S: 9	H: 0 LOB: 0 BB: 0 P: 12	R: 0 E: 0 K: 2 S: 9	H: 0 LOB: 0 BB: 0 P: 13	R: 0 E: 0 K: 0 S: 6	H: 0 LOB: 0 BB: 0 P: 8	R: 0 E: 0 K: 1 S: 9	H: 1 LOB: 2 BB: 1 P: 17	R: 0 E: 0 K: 0 S: 12	H: 0 LOB: 1 BB: 1 P: 19	R: 0 E: 0 K: 0 S: 11	H: 1 LOB: 0 BB: 0 P: 20	R: 2 E: 1 K: 0 S: 9	H: 1 LOB: 0 BB: 1 P: 19	R: 1 E: 0 K: 2 S: 14	H: 2 LOB: 1 BB: 0 P: 19	1B: 5 2B: 0 3B: 0 HR: 1	SF: 0 SAC: 1 DP: 0 HBP: 0	WP: 1 PB: 0 CS: 1	PA: 36					
<b>PITCHER</b>	IP	WLS	BF	H	R	ER	SO	BB	IBB	HBP	BLK	WP	HR	S	P	ERA	WHIP										
Omar Daal, L (1, 1) ERA: 2.68	7.1	L	28	4	2	1	6	3	0	0	0	0	0	74	116	1.23	0.955										
Bobby Chouinard, R (8, 1) ERA: 3.66	1.2		7	2	1	1	2	0	0	0	0	1	1	17	27	5.40	1.200										

Batter	1	2	3	4	5	6	7	8	9	AB	R	H	RBI	BB	SO	LOB	BOTTOM										
Andy Fox, L (1, 4) OBP: 0.354, SLG: 0.421	0-1 L5		0-0 F8			0-0 2B		1-0 L9		4	0	1	0	0	0	0	Philadelphia Phillies @ Arizona Diamondbacks Bank One Ballpark, Phoenix, AZ Mon Aug 10 1998, 10:05 PM EDT Att: 41,711 - Dome - 72 F										
Bernard Gilkey, R (1, 7) OBP: 0.311, SLG: 0.316	1-1 G4-3		0-0 G4-3			2-0 G6-3			1-3 K	4	0	0	0	0	1	1											
Travis Lee, L (1, 3) OBP: 0.359, SLG: 0.475	0-1 G4-3			0-2 P8		3-3 K			0-1 P6	4	0	0	0	0	1	1											
Matt Williams, R (1, 5) OBP: 0.328, SLG: 0.452		0-1 FC6-4 1B		1-1 G4-3			0-0 G4-3		2-2 G4-3	4	0	1	0	0	0	0											
Devon White, S (1, 8) OBP: 0.333, SLG: 0.462		1-1 FC6-4 WP 1-2		1-3 K			0-0 G3			3	0	0	0	0	1	1											
Jay Bell, R (1, 6) OBP: 0.346, SLG: 0.413		1-0 P9			1-2 P5		3-2 2B			3	0	1	0	0	0	1											
Karim Garcia, L (1, 9) OBP: 0.273, SLG: 0.397 Bobby Chouinard, R (8, 1)		4-2 BB			2-2 F8		0-0 F8			2	0	0	0	1	0	1											
Kelly Stinnett, R (1, 2) OBP: 0.338, SLG: 0.428		1-2 BB			1-1 G5-3			1-0 G4-3		3	0	0	0	0	0	2											
Omar Daal, L (1, 1) OBP: 0.212, SLG: 0.103 David Dellucci, L (8, 9) OBP: 0.330, SLG: 0.414			0-3 K			0-3 K		1-2 P5		2	0	0	0	0	2	0											
<b>Inning Stats</b>	R: 0 E: 0 K: 0 S: 6	H: 0 LOB: 0 BB: 0 P: 7	R: 0 E: 0 K: 0 S: 10	H: 1 LOB: 2 BB: 1 P: 16	R: 0 E: 0 K: 1 S: 5	H: 0 LOB: 0 BB: 0 P: 5	R: 0 E: 0 K: 1 S: 10	H: 0 LOB: 0 BB: 0 P: 12	R: 0 E: 0 K: 1 S: 8	H: 0 LOB: 0 BB: 0 P: 12	R: 0 E: 0 K: 2 S: 8	H: 1 LOB: 1 BB: 0 P: 13	R: 0 E: 0 K: 0 S: 6	H: 1 LOB: 1 BB: 0 P: 9	R: 0 E: 0 K: 0 S: 5	H: 0 LOB: 0 BB: 0 P: 8	R: 0 E: 0 K: 1 S: 9	H: 0 LOB: 0 BB: 0 P: 12	1B: 1 2B: 2 3B: 0 HR: 0	SF: 0 SAC: 0 DP: 0 HBP: 0	WP: 1 PB: 0 CS: 0	PA: 31					
<b>PITCHER</b>	IP	WLS	BF	H	R	ER	SO	BB	IBB	HBP	BLK	WP	HR	S	P	ERA	WHIP										
Curt Schilling, R (1, 1) ERA: 3.2	9.0	W	31	3	0	0	5	1	0	0	0	1	0	67	94	0.00	0.444										








Batter	1	2	3	4	5	6	7	8	9	AB	R	H	RBI	BB	SO	LOB	TOP								
Doug Glanville, R (1,8) OBP: 0.346, SLG: 0.420	1-2 SH1-3 1B		0-1 L4		1-2 L1	1-1 G5-3			1-1 P8	5	0	1	0	0	0	2									
Gregg Jefferies, S (1,7) OBP: 0.329, SLG: 0.401	0-1 SH1-3			1-0 F7		2-1 1B 2B	2-3 K			3	1	1	0	0	1	0									
Kevin Sefcik, R (9,7) OBP: 0.398, SLG: 0.375	1-2 SH1-3					1B 2B	1B			0	0	0	0	0	0	0									
Scott Rolen, R (1,5) OBP: 0.378, SLG: 0.508	1-0 P8			1-2 G6-3		4-2 1B 2B	3-2 G5-3			3	1	0	0	1	0	1									
23 Kevin Jordan, R (1,3) OBP: 0.309, SLG: 0.372	1-0 P8			3-2 F8		3-1 P2	G5-3			4	0	0	0	0	0	3									
Mark Lewis, R (1,4) OBP: 0.312, SLG: 0.372		1-0 G1-6-3			1-0 1B HR	1-1 2B 2B		1-0 P9		4	2	2	0	0	0	0									
Bobby Abreu, L (1,9) OBP: 0.403, SLG: 0.473		1-3 K		0-0 1B	1-2 HR	2-0 2B 2B		2-3 K		4	2	2	2	0	2	0									
Mark Parent, R (1,2) OBP: 0.290, SLG: 0.284		3-2 F8		0-0 1B	1-2 HR	1-3 2B 2B		2-2 G5-3		3	1	1	3	1	0	0									
Desi Relaford, S (1,6) OBP: 0.312, SLG: 0.361			2-1 G4-3		1-1 G6-3	3-2 2B		0-0 P9		4	0	1	2	0	0	0									
Mike Grace, R (1,1) OBP: 0.174, SLG: 0.095			1-2 G6-3		2-1 G6-3	1-3 2B 2B		3-1 P2		3	0	0	0	0	1	2									
Wayne Gomes, R (8,1)			G6-3		G6-3	K		P2		0	0	0	0	0	0	0									
Ruben Amaro Jr, S (9, PH) OBP: 0.227, SLG: 0.272										1	0	0	0	0	0	0									
Mark Leiter, R (9,1)										0	0	0	0	0	0	0									
<b>Inning Stats</b>	R: 0 E: 0 K: 0 S: 7	H: 1 LOB: 1 BB: 0 P: 10	R: 0 E: 0 K: 1 S: 8	H: 0 LOB: 0 BB: 0 P: 13	R: 0 E: 0 K: 0 S: 8	H: 0 LOB: 0 BB: 0 P: 11	R: 0 E: 0 K: 0 S: 9	H: 0 LOB: 0 BB: 0 P: 14	R: 3 E: 0 K: 0 S: 10	H: 3 LOB: 0 BB: 0 P: 15	R: 4 E: 0 K: 1 S: 21	H: 4 LOB: 2 BB: 2 P: 42	R: 0 E: 0 K: 1 S: 9	H: 0 LOB: 0 BB: 0 P: 14	R: 0 E: 0 K: 1 S: 7	H: 0 LOB: 0 BB: 0 P: 12	R: 0 E: 0 K: 0 S: 5	H: 0 LOB: 0 BB: 0 P: 9	1B: 5 2B: 2 3B: 0 HR: 1	SF: 0 SAC: 1 DP: 0 HBP: 0	WP: 0 PB: 0 SB: 0 CS: 0	PA: 37			
<b>PITCHER</b>	IP	WLS	BF	H	R	ER	SO	BB	IBB	HBP	BLK	WP	HR	S	P	ERA	WHIP								
Brian Anderson, L (1,1) ERA: 4.62	5.1	L	24	7	7	7	1	1	0	0	0	0	1	52	85	11.81	1.500								
Felix Rodriguez, R (6,1) ERA: 5.73	1.2		7	1	0	0	2	1	0	0	0	0	0	20	34	0.00	1.200								
Alan Embree, L (8,1) ERA: 5.3	2.0		6	0	0	0	1	0	0	0	0	0	0	12	21	0.00	0.000								

Philadelphia Phillies @ Arizona Diamondbacks  
Bank One Ballpark, Phoenix, AZ  
Wed Aug 12 1998, 10:05 PM EDT  
Att: 41,510 - Dome - 72 F

livebaseballscorecards.com

AB 34  
R 7  
H 8  
RBI 7  
BB 2  
SO 4  
LOB 8




Batter	1	2	3	4	5	6	7	8	9	AB	R	H	RBI	BB	SO	LOB	BOTTOM								
Andy Fox, L (1,4) OBP: 0.355, SLG: 0.419	2-1 FC6-4 1B	4-2 HBP			0-0 1B		2-1 G1-6-3		0-1 G3-1	4	0	2	0	0	0	0									
Bernard Gilkey, R (1,7) OBP: 0.308, SLG: 0.314	0-1 FC6-4 HBP	0-3 K			2-1 P7		0-0 G6-3		1-3 K	5	0	0	0	0	2	4									
Travis Lee, L (1,3) OBP: 0.355, SLG: 0.468	0-1 L4		2-1 F8		1-1 L8			0-0 3B 1B		4	1	1	0	0	0	2									
Matt Williams, R (1,5) OBP: 0.327, SLG: 0.448	2-0 HBP 1-2 HBP		1-0 F8		0-1 G5-3			3-3 K		3	0	0	0	0	1	1									
Devon White, S (1,8) OBP: 0.336, SLG: 0.463	3-2 HBP 1-2 2-3 HBP		1-1 G4-3		0-1 G1-3			3-1 F7		3	0	0	0	0	0	1									
Karim Garcia, L (1,9) OBP: 0.272, SLG: 0.400	1-1 P7			0-0 P8		3-2 L4		0-0 1B 3B		4	1	1	1	0	0	3									
Tony Batista, R (1,6) OBP: 0.309, SLG: 0.517		2-0 2B		0-1 L5		1-0 G6-3		1-2 3B 1B		4	0	2	1	0	0	0									
Kelly Stinnett, R (1,2) OBP: 0.336, SLG: 0.424		1-0 G6-3		2-3 K		0-1 HR		3-1 G6-3		4	1	1	0	0	1	2									
Brian Anderson, R (1,1) OBP: 0.140, SLG: 0.122		0-0 G6-3			0-1 G1-3			2-2 L3		2	0	0	0	0	0	1									
Felix Rodriguez, R (6,1)										0	0	0	0	0	0	0									
Hanley Frias, S (7, PH) OBP: 0.200, SLG: 0.800										1	1	1	2	0	0	0									
Alan Embree, L (8,1)										0	0	0	0	0	0	0									
David Dellucci, L (9, PH) OBP: 0.329, SLG: 0.413										1	0	0	0	0	0	0									
<b>Inning Stats</b>	R: 0 E: 0 K: 0 S: 10	H: 1 LOB: 3 BB: 0 P: 18	R: 0 E: 0 K: 1 S: 8	H: 1 LOB: 2 BB: 0 P: 15	R: 0 E: 0 K: 0 S: 5	H: 0 LOB: 0 BB: 0 P: 9	R: 0 E: 0 K: 1 S: 6	H: 0 LOB: 0 BB: 0 P: 8	R: 0 E: 0 K: 0 S: 7	H: 1 LOB: 1 BB: 0 P: 10	R: 0 E: 0 K: 0 S: 7	H: 0 LOB: 0 BB: 0 P: 10	R: 2 E: 0 K: 1 S: 13	H: 3 LOB: 1 BB: 0 P: 22	R: 0 E: 0 K: 1 S: 9	H: 0 LOB: 0 BB: 0 P: 12	1B: 5 2B: 1 3B: 1 HR: 1	SF: 0 SAC: 0 DP: 0 HBP: 3	WP: 0 PB: 0 SB: 0 CS: 0	PA: 38					
<b>PITCHER</b>	IP	WLS	BF	H	R	ER	SO	BB	IBB	HBP	BLK	WP	HR	S	P	ERA	WHIP								
Mike Grace, R (1,1) ERA: 5.35	7.0	W	29	5	2	2	2	0	0	0	0	0	0	50	80	2.57	0.714								
Wayne Gomes, R (8,1) ERA: 3.62	1.0		6	3	2	2	1	0	0	0	0	0	0	13	22	18.00	3.000								
Mark Leiter, R (9,1) ERA: 3.33	1.0	S	3	0	0	0	1	0	0	0	0	0	0	9	12	0.00	0.000								

Philadelphia Phillies @ Arizona Diamondbacks  
Bank One Ballpark, Phoenix, AZ  
Wed Aug 12 1998, 10:05 PM EDT  
Att: 41,510 - Dome - 72 F

livebaseballscorecards.com

AB 35  
R 4  
H 8  
RBI 4  
BB 0  
SO 4  
LOB 14





Batter	1	2	3	4	5	6	7	8	9	AB	R	H	RBI	BB	SO	LOB	TOP			
Doug Glanville, R (1, 8) OBP: 0.347, SLG: 0.428	1-1 G6-3		1-1 HR	1-1 E7			1-3 K		0-0 G4-3	5	2	2	2	0	1	1				
Gregg Jefferies, S (1, 7) OBP: 0.328, SLG: 0.400	2-0 1B		1-0 G4-3	2-0 L7			0-0 P3			4	0	1	0	0	0	0				
Scott Rolen, R (1, 5) OBP: 0.379, SLG: 0.509	2-0 2B		4-0 1B SF8		2-2 F9		0-0 G4-3			3	2	1	0	1	0	0				
Rico Brogna, L (1, 3) OBP: 0.326, SLG: 0.452	0-0 1B		3-2 1B		3-2 F7		1-3 K			4	0	2	1	0	1	0				
Mark Lewis, R (1, 4) OBP: 0.311, SLG: 0.370	1-1 FC6-4		1-1 SF8		4-0 BB		2-2 G6-3			2	0	0	1	1	0	1				
Bobby Abreu, L (1, 9) OBP: 0.400, SLG: 0.468		1-1 P7	2-3 K		1-3 K			1-1 G3		4	0	0	0	0	2	2				
Mark Parent, R (1, 2) OBP: 0.279, SLG: 0.272		1-2 P3		1-3 K		1-2 F7		0-0 F8		4	0	0	0	0	1	0				
Desi Relaford, S (1, 6) OBP: 0.311, SLG: 0.358		2-2 F8		1-2 G6-3		2-1 P5		4-0 BLK 23 G4-3 BB		3	0	0	0	1	0	0				
Carlton Loewer, R (1, 1) OBP: 0.217, SLG: 0.100			4-2 HR		4-2 2B E		1-3 K		0-1 G4-3	1	2	0	0	2	1	0				
23 Kevin Jordan, R (9, PH) OBP: 0.307, SLG: 0.370									1-2	0	0	0	0	0	0	0				
Mark Leiter, R (9, 1) OBP: 0.307, SLG: 0.370										0	0	0	0	0	0	0				
<b>Inning Stats</b>	R: 1 E: 0 K: 0 S: 7	H: 3 LOB: 1 BB: 0 P: 13	R: 0 E: 0 K: 0 S: 11	H: 0 LOB: 0 BB: 0 P: 15	R: 3 E: 0 K: 1 S: 17	H: 2 LOB: 1 BB: 2 P: 33	R: 2 E: 1 K: 1 S: 11	H: 1 LOB: 1 BB: 1 P: 20	R: 0 E: 0 K: 1 S: 12	H: 0 LOB: 1 BB: 1 P: 22	R: 0 E: 0 K: 1 S: 5	H: 0 LOB: 0 BB: 0 P: 6	R: 0 E: 0 K: 1 S: 8	H: 0 LOB: 0 BB: 0 P: 12	R: 0 E: 0 K: 0 S: 4	H: 0 LOB: 1 BB: 1 P: 8	1B: 3 2B: 2 3B: 0 HR: 1	SF: 1 SAC: 0 DP: 0 HBP: 0	WP: 0 PB: 0 SB: 0 CS: 0	PA: 37
<b>PITCHER</b>	IP WLS BF H R ER SO BB IBB HBP BLK WP HR S P ERA WHIP	IP WLS BF H R ER SO BB IBB HBP BLK WP HR S P ERA WHIP	IP WLS BF H R ER SO BB IBB HBP BLK WP HR S P ERA WHIP	IP WLS BF H R ER SO BB IBB HBP BLK WP HR S P ERA WHIP	IP WLS BF H R ER SO BB IBB HBP BLK WP HR S P ERA WHIP	IP WLS BF H R ER SO BB IBB HBP BLK WP HR S P ERA WHIP	IP WLS BF H R ER SO BB IBB HBP BLK WP HR S P ERA WHIP	IP WLS BF H R ER SO BB IBB HBP BLK WP HR S P ERA WHIP	IP WLS BF H R ER SO BB IBB HBP BLK WP HR S P ERA WHIP	IP WLS BF H R ER SO BB IBB HBP BLK WP HR S P ERA WHIP	IP WLS BF H R ER SO BB IBB HBP BLK WP HR S P ERA WHIP	IP WLS BF H R ER SO BB IBB HBP BLK WP HR S P ERA WHIP	IP WLS BF H R ER SO BB IBB HBP BLK WP HR S P ERA WHIP	IP WLS BF H R ER SO BB IBB HBP BLK WP HR S P ERA WHIP	IP WLS BF H R ER SO BB IBB HBP BLK WP HR S P ERA WHIP	IP WLS BF H R ER SO BB IBB HBP BLK WP HR S P ERA WHIP	IP WLS BF H R ER SO BB IBB HBP BLK WP HR S P ERA WHIP			
Bobby Jones, L (1, 1) ERA: 5.8	4.0 L																			
Mike DeJean, R (5, 1) ERA: 2.59	2.0																			
Dave Veres, R (7, 1) ERA: 3.55	1.0																			
Curt Lesknic, R (8, 1) ERA: 3.52	2.0																			

Philadelphia Phillies @ Colorado Rockies  
Coors Field, Denver, CO  
Fri Aug 14 1998, 7:05 PM MDT  
Att: 47,395 - Cloudy - 77 F

AB	31
R	6
H	6
RBI	4
BB	5
SO	6
LOB	5



Batter	1	2	3	4	5	6	7	8	9	AB	R	H	RBI	BB	SO	LOB	BOTTOM					
Darryl Hamilton, L (1, 8) OBP: 0.393, SLG: 0.370	0-1 1B			2-2 G3-1		1-1 G6-3	0-1 G4-3			4	0	1	0	0	0	2						
Neftali Perez, S (1, 6) OBP: 0.335, SLG: 0.410	0-1 1B			3-2 L9		1-1 1B		3-2 L8		4	0	1	0	0	0	1						
Larry Walker, L (1, 9) OBP: 0.417, SLG: 0.596	3-2 G4-3			0-0 2B		2-2 1B	1-3 1B			4	0	2	0	0	1	0						
Dante Bichette, R (1, 7) OBP: 0.360, SLG: 0.543		3-2 G6-3		2-2 L4		1-0 G5-3		3-1 P9		4	0	0	0	0	0	3						
Vinny Castilla, R (1, 5) OBP: 0.365, SLG: 0.598		1-3 K			2-2 17 G4-3 3 G3 2B		1-0 G6-3		2-1 F9	4	1	1	0	0	1	0						
17 Todd Helton, L (1, 3) OBP: 0.352, SLG: 0.509		0-1 L6			3-2 G4-3		0-0 3 1B 2B		0-0 F7	4	1	1	0	0	0	1						
3 Mike Lansing, R (1, 4) OBP: 0.313, SLG: 0.383			0-2 G4-3		0-1 G3		1-2 7 2B 1B		1-1 2B	4	0	2	1	0	0	0						
Kirt Manwaring, R (1, 2) OBP: 0.346, SLG: 0.336			0-1 F9		0-2 3H G6-3		1-3 K		0-1 G4-3	2	0	0	0	0	0	0						
John Vander Wal, L (7, PH) OBP: 0.365, SLG: 0.488										0	0	0	0	0	0	0						
Terry Shumpert, R (7, PH) OBP: 0.375, SLG: 0.857										1	0	0	0	0	1	2						
Jeff Reed, L (8, 2) OBP: 0.373, SLG: 0.461										1	0	0	0	0	0	1						
Bobby Jones, R (1, 1) ERA: 5.29, SLG: 0.250										1	0	0	0	0	1	0						
Mike Jackson, R (5, 1) ERA: 6.27										0	0	0	0	0	0	0						
Derrick White, R (6, PH) OBP: 0.269, SLG: 0.295										1	0	0	0	0	0	0						
Dave Veres, R (7, 1) OBP: 0.320, SLG: 0.500										0	0	0	0	0	0	0						
7 Kurt Abbott, R (7, PH) OBP: 0.320, SLG: 0.355										1	0	1	1	0	0	0						
Curt Lesknic, R (8, 1) ERA: 3.28										0	0	0	0	0	0	0						
<b>Inning Stats</b>	R: 0 E: 0 K: 0 S: 7	H: 1 LOB: 0 BB: 0 P: 10	R: 0 E: 0 K: 1 S: 9	H: 0 LOB: 0 BB: 0 P: 13	R: 0 E: 0 K: 1 S: 8	H: 0 LOB: 0 BB: 0 P: 9	R: 0 E: 0 K: 0 S: 12	H: 1 LOB: 1 BB: 0 P: 19	R: 1 E: 0 K: 0 S: 12	H: 1 LOB: 0 BB: 0 P: 17	R: 0 E: 0 K: 0 S: 9	H: 2 LOB: 2 BB: 0 P: 15	R: 1 E: 0 K: 1 S: 14	H: 3 LOB: 2 BB: 0 P: 18	R: 0 E: 0 K: 1 S: 11	H: 0 LOB: 0 BB: 0 P: 18	R: 0 E: 0 K: 0 S: 7	H: 1 LOB: 1 BB: 0 P: 10	1B: 5 2B: 5 3B: 0 HR: 0	SF: 0 SAC: 0 DP: 1 HBP: 0	WP: 0 PB: 0 SB: 0 CS: 0	PA: 35
<b>PITCHER</b>	IP WLS BF H R ER SO BB IBB HBP BLK WP HR S P ERA WHIP	IP WLS BF H R ER SO BB IBB HBP BLK WP HR S P ERA WHIP	IP WLS BF H R ER SO BB IBB HBP BLK WP HR S P ERA WHIP	IP WLS BF H R ER SO BB IBB HBP BLK WP HR S P ERA WHIP	IP WLS BF H R ER SO BB IBB HBP BLK WP HR S P ERA WHIP	IP WLS BF H R ER SO BB IBB HBP BLK WP HR S P ERA WHIP	IP WLS BF H R ER SO BB IBB HBP BLK WP HR S P ERA WHIP	IP WLS BF H R ER SO BB IBB HBP BLK WP HR S P ERA WHIP	IP WLS BF H R ER SO BB IBB HBP BLK WP HR S P ERA WHIP	IP WLS BF H R ER SO BB IBB HBP BLK WP HR S P ERA WHIP	IP WLS BF H R ER SO BB IBB HBP BLK WP HR S P ERA WHIP	IP WLS BF H R ER SO BB IBB HBP BLK WP HR S P ERA WHIP	IP WLS BF H R ER SO BB IBB HBP BLK WP HR S P ERA WHIP	IP WLS BF H R ER SO BB IBB HBP BLK WP HR S P ERA WHIP	IP WLS BF H R ER SO BB IBB HBP BLK WP HR S P ERA WHIP	IP WLS BF H R ER SO BB IBB HBP BLK WP HR S P ERA WHIP	IP WLS BF H R ER SO BB IBB HBP BLK WP HR S P ERA WHIP					
Carlton Loewer, R (1, 1) ERA: 6.27	6.1 W																					
Yorkis Perez, L (7, 1) ERA: 3.29	1.2																					
Mark Leiter, R (9, 1) ERA: 3.28	1.0																					

Philadelphia Phillies @ Colorado Rockies  
Coors Field, Denver, CO  
Fri Aug 14 1998, 7:05 PM MDT  
Att: 47,395 - Cloudy - 77 F

AB	35
R	2
H	9
RBI	2
BB	0
SO	4
LOB	10









Batter	1	2	3	4	5	6	7	8	9	AB	R	H	RBI	BB	SO	LOB	TOP				
Doug Glanville, R (1, 8) OBP: 0.345, SLG: 0.423	1-0 WP 1B HBP	1-2 F8		0-3 K		0-1 FC6-4 G4-3		2-2 P3		4	1	0	0	0	1	4	<b>Philadelphia Phillies @ Colorado Rockies</b> Coors Field, Denver, CO Sun Aug 16 1998, 3:33 AM MDT Att: 48,024 - Cloudy - 87 F				
Desi Relaford, S (1, 6) OBP: 0.313, SLG: 0.357	1 SAFE 1 SAFE 1 SAFE F7		1-1 S 1B	4-2 1B BB		1-1 G4-3		0-0 G3-1		4	0	1	0	1	0	4					
Scott Rolen, R (1, 5) OBP: 0.380, SLG: 0.514	2-1 P3		3-2 FC6-5-4 1B BB HR	0-0 1B		1-1 1B 3B		4-2 FC3-6 S BB		4	2	2	0	1	0	2					
Rico Brogna, L (1, 3) OBP: 0.324, SLG: 0.449	0-1 HR 1B		0-0 F7	0-0 G3-1		0-0 G1-3		2-2 P8		5	1	1	1	0	0	5					
Bobby Abreu, L (1, 9) OBP: 0.405, SLG: 0.484	3-2 2H HR		4-0 1B HR BB	1-2 HR BB	2-3 K	3-2 G5-4-3 1B		4-0 FC3-6 1B IBB		3	2	2	3	2	1	0					
Mark Lewis, R (1, 4) OBP: 0.307, SLG: 0.365	3-2 L8		0-0 HR 1B	1-2 HR 1B	1-3 K	2-1 G5-4-3 1B		0-0 FC3-6 1B		5	1	1	0	0	1	3					
Bobby Estelle, R (1, 2) OBP: 0.253, SLG: 0.457		3-2 P5	0-0 HR	1-2 FC4-6 1B		2-2 FC3-5 1B		2-2 L8		5	1	3	4	0	0	2					
Jon Zuber, L (1, 7) OBP: 0.250, SLG: 0.447		1-1 G3-1	1-1 K	0-0 FC4-6 1B		0-0 FC3-5 1B				3	0	0	0	0	1	1					
Kevin Seifick, R (7, 7) OBP: 0.404, SLG: 0.381						1-2 FC4-6 1B		1-2 FC3-5 1B		1	0	1	0	0	0	0					
Mark Portugal, R (6, PH) Ruben Amador, Jr., S (6, PH) Jerry Spradlin, S (6, 1) Yorkis Perez, L (7, 1) Ricky Bottalico, L (8, 1) Mark Leiter, R (9, 1)		4-2 BB		1-0 G6-3		0-2 FC6-4 1B		1-2 FC3-5 1B		1	0	0	0	1	0	0					
<b>Inning Stats</b>	R: 3 E: 0 K: 0 S: 13	H: 2 LOB: 0 BB: 0 P: 24	R: 0 E: 0 K: 0 S: 12	H: 0 LOB: 1 BB: 1 P: 21	R: 4 E: 0 K: 1 S: 13	H: 3 LOB: 0 BB: 1 P: 24	R: 0 E: 0 K: 1 S: 8	H: 1 LOB: 2 BB: 1 P: 13	R: 0 E: 0 K: 0 S: 7	H: 1 LOB: 0 BB: 0 P: 8	R: 1 E: 0 K: 0 S: 8	H: 2 LOB: 0 BB: 0 P: 14	R: 0 E: 0 K: 0 S: 13	H: 2 LOB: 2 BB: 2 P: 18	R: 0 E: 0 K: 0 S: 13	H: 0 LOB: 0 BB: 2 P: 25	1B: 9 2B: 0 3B: 1 HR: 2	SF: 0 SAC: 0 DP: 2 HBP: 1	WP: 1 PB: 0 CS: 2	PA: 43	
<b>PITCHER</b>	IP WLS BF H R ER SO BB IBB HBP BLK WP HR S P ERA WHIP	IP WLS BF H R ER SO BB IBB HBP BLK WP HR S P ERA WHIP	IP WLS BF H R ER SO BB IBB HBP BLK WP HR S P ERA WHIP	IP WLS BF H R ER SO BB IBB HBP BLK WP HR S P ERA WHIP	IP WLS BF H R ER SO BB IBB HBP BLK WP HR S P ERA WHIP	IP WLS BF H R ER SO BB IBB HBP BLK WP HR S P ERA WHIP	IP WLS BF H R ER SO BB IBB HBP BLK WP HR S P ERA WHIP	IP WLS BF H R ER SO BB IBB HBP BLK WP HR S P ERA WHIP	IP WLS BF H R ER SO BB IBB HBP BLK WP HR S P ERA WHIP	IP WLS BF H R ER SO BB IBB HBP BLK WP HR S P ERA WHIP	IP WLS BF H R ER SO BB IBB HBP BLK WP HR S P ERA WHIP	IP WLS BF H R ER SO BB IBB HBP BLK WP HR S P ERA WHIP	IP WLS BF H R ER SO BB IBB HBP BLK WP HR S P ERA WHIP	IP WLS BF H R ER SO BB IBB HBP BLK WP HR S P ERA WHIP	IP WLS BF H R ER SO BB IBB HBP BLK WP HR S P ERA WHIP	IP WLS BF H R ER SO BB IBB HBP BLK WP HR S P ERA WHIP	IP WLS BF H R ER SO BB IBB HBP BLK WP HR S P ERA WHIP	IP WLS BF H R ER SO BB IBB HBP BLK WP HR S P ERA WHIP	IP WLS BF H R ER SO BB IBB HBP BLK WP HR S P ERA WHIP	IP WLS BF H R ER SO BB IBB HBP BLK WP HR S P ERA WHIP	IP WLS BF H R ER SO BB IBB HBP BLK WP HR S P ERA WHIP



Batter	1	2	3	4	5	6	7	8	9	AB	R	H	RBI	BB	SO	LOB	BOTTOM					
1 Curtis Goodwin, L (1, 8) OBP: 0.327, SLG: 0.326	2-2 G3-4-1 1B		1-3 K		0-0 2H 2B		1-1 G1		3-3 K	5	0	2	1	0	2	1	<b>Philadelphia Phillies @ Colorado Rockies</b> Coors Field, Denver, CO Sun Aug 16 1998, 3:33 AM MDT Att: 48,024 - Cloudy - 87 F					
Nefti Perez, S (1, 6) OBP: 0.332, SLG: 0.406	0-2 F8		1-2 G3		1-3 K			3-2 G5-3	0-0 F8	5	0	0	0	0	1	2						
Larry Walker, L (1, 9) OBP: 0.415, SLG: 0.596	0-0 G3-4-1 1-2			0-0 P6	1-1 P5			1-1 HR	2-1 G6-3	5	1	1	1	0	0	2						
Dante Bichette, R (1, 7) OBP: 0.360, SLG: 0.542	3-3 K			1-0 E5 17 2B		2-2 G4-3		0-1 3 BB WP HR 1B		4	2	1	0	0	1	1						
Vinny Castilla, R (1, 5) OBP: 0.366, SLG: 0.599		0-2 L8		2-1 P4		1-2 G5-3		2-1 3 BB HR 1B		4	1	1	0	0	0	1						
17 Todd Helton, L (1, 3) OBP: 0.354, SLG: 0.509		3-1 1B		3-2 1H 2B		1-1 G3		3-2 P5		4	0	2	1	0	0	2						
3 Mike Lansing, R (1, 4) OBP: 0.318, SLG: 0.387		1-2 L8		2-1 G6-3			0-0 1B	4-1 1-2 2-3 HR BB		3	1	1	0	1	0	2						
Kirt Manwaring, R (1, 2) OBP: 0.349, SLG: 0.341		3-2 F9			0-0 1 2B 2B		0-3 K	2-1 2H 2H 3H HR		3	1	1	0	0	1	2						
Jeff Reed, L (6, PH) OBP: 0.373, SLG: 0.474					1-3 K			1-1 G5-3		1	1	1	4	0	0	0						
Jerry Wright, R (1, 1) Curt Anderson, R (1, 1) Curt Leskanic, R (4, 1) Mike Munoz, L (6, 1) Dave Veres, R (8, 1) Jerry Dipoto, R (9, 1)			2-0 F8		1-3 K		0-2 P3			0	0	0	0	0	0	0						
<b>Inning Stats</b>	R: 0 E: 0 K: 1 S: 13	H: 1 LOB: 1 BB: 0 P: 18	R: 0 E: 0 K: 0 S: 12	H: 1 LOB: 0 BB: 0 P: 19	R: 0 E: 0 K: 1 S: 7	H: 0 LOB: 0 BB: 0 P: 11	R: 1 E: 0 K: 0 S: 10	H: 1 LOB: 1 BB: 0 P: 18	R: 1 E: 0 K: 2 S: 11	H: 2 LOB: 1 BB: 0 P: 14	R: 0 E: 0 K: 0 S: 9	H: 0 LOB: 0 BB: 0 P: 13	R: 0 E: 0 K: 1 S: 9	H: 1 LOB: 1 BB: 0 P: 10	R: 5 E: 0 K: 0 S: 18	H: 4 LOB: 0 BB: 1 P: 34	R: 0 E: 0 K: 1 S: 7	H: 0 LOB: 0 BB: 0 P: 12	1B: 5 2B: 3 3B: 0 HR: 2	SF: 0 SAC: 0 DP: 0 HBP: 0	WP: 1 PB: 0 CS: 0	PA: 39
<b>PITCHER</b>	IP WLS BF H R ER SO BB IBB HBP BLK WP HR S P ERA WHIP	IP WLS BF H R ER SO BB IBB HBP BLK WP HR S P ERA WHIP	IP WLS BF H R ER SO BB IBB HBP BLK WP HR S P ERA WHIP	IP WLS BF H R ER SO BB IBB HBP BLK WP HR S P ERA WHIP	IP WLS BF H R ER SO BB IBB HBP BLK WP HR S P ERA WHIP	IP WLS BF H R ER SO BB IBB HBP BLK WP HR S P ERA WHIP	IP WLS BF H R ER SO BB IBB HBP BLK WP HR S P ERA WHIP	IP WLS BF H R ER SO BB IBB HBP BLK WP HR S P ERA WHIP	IP WLS BF H R ER SO BB IBB HBP BLK WP HR S P ERA WHIP	IP WLS BF H R ER SO BB IBB HBP BLK WP HR S P ERA WHIP	IP WLS BF H R ER SO BB IBB HBP BLK WP HR S P ERA WHIP	IP WLS BF H R ER SO BB IBB HBP BLK WP HR S P ERA WHIP	IP WLS BF H R ER SO BB IBB HBP BLK WP HR S P ERA WHIP	IP WLS BF H R ER SO BB IBB HBP BLK WP HR S P ERA WHIP	IP WLS BF H R ER SO BB IBB HBP BLK WP HR S P ERA WHIP	IP WLS BF H R ER SO BB IBB HBP BLK WP HR S P ERA WHIP	IP WLS BF H R ER SO BB IBB HBP BLK WP HR S P ERA WHIP	IP WLS BF H R ER SO BB IBB HBP BLK WP HR S P ERA WHIP	IP WLS BF H R ER SO BB IBB HBP BLK WP HR S P ERA WHIP	IP WLS BF H R ER SO BB IBB HBP BLK WP HR S P ERA WHIP	IP WLS BF H R ER SO BB IBB HBP BLK WP HR S P ERA WHIP	





Batter	1	2	3	4	5	6	7	8	9	AB	R	H	RBI	BB	SO	LOB	TOP					
<b>Craig Biggio, R</b> OBP: 0.398, SLG: 0.482 (1, 4)	F7		L7			F9		F8		4	0	0	0	0	0	1	<b>Houston Astros @ Philadelphia Phillies</b> Veterans Stadium, Philadelphia, PA Mon Aug 17 1998, 7:05 PM EDT Att: 18,975 - Cloudy - 80 F					
<b>Bill Spillers, L</b> OBP: 0.356, SLG: 0.384 (1, 5)	L3			G3-1		G3		F8		4	0	0	0	0	0							
<b>Derek Bell, R</b> OBP: 0.357, SLG: 0.489 (1, 9)	BB			K		K		G6-3		3	0	0	0	1	2	0						
<b>5 Jeff Bagwell, R</b> OBP: 0.406, SLG: 0.531 (1, 3)	K			1B		F8		1B		4	0	2	0	0	1	1						
<b>Moises Alou, R</b> OBP: 0.389, SLG: 0.616 (1, 7)		K		K		F9		P5		4	0	0	0	0	2	2						
<b>Carl Everett, S</b> OBP: 0.384, SLG: 0.510 (1, 8)	P5				L7			F9		3	0	0	0	0	0	0						
<b>Ricky Gutierrez, R</b> OBP: 0.354, SLG: 0.341 (1, 6)	F8				1B			F8		3	0	1	0	0	0	0						
<b>Brad Ausmus, R</b> OBP: 0.356, SLG: 0.340 (1, 2)				F9		F9		F7		3	0	0	0	0	0	1						
<b>Randy Johnson, R</b> OBP: 0.100, SLG: 0.100 <b>Scott Elarton, R</b> (6, 1)				F6		K				2	0	0	0	0	1	1						
<b>35 Dave Clark, L</b> OBP: 0.277, SLG: 0.236 <b>Trever Miller, R</b> OBP: 0.500, SLG: 1.000 (8, 1)								1B		0	0	0	0	0	0	0						
<b>Inning Stats</b>	R: 0 E: 0 K: 1 S: 12	H: 0 LOB: 1 BB: 1 P: 18	R: 0 E: 0 K: 1 S: 7	H: 0 LOB: 0 BB: 0 P: 10	R: 0 E: 0 K: 0 S: 6	H: 0 LOB: 0 BB: 0 P: 7	R: 0 E: 0 K: 2 S: 11	H: 1 LOB: 1 BB: 0 P: 14	R: 0 E: 0 K: 1 S: 10	H: 0 LOB: 0 BB: 0 P: 14	R: 0 E: 0 K: 1 S: 8	H: 0 LOB: 0 BB: 0 P: 12	R: 0 E: 0 K: 0 S: 11	H: 0 LOB: 0 BB: 0 P: 13	R: 0 E: 0 K: 0 S: 6	H: 1 LOB: 1 BB: 0 P: 9	R: 0 E: 0 K: 0 S: 8	H: 1 LOB: 1 BB: 0 P: 11	1B: 4 2B: 0 3B: 0 HR: 0	SF: 0 SAC: 0 DP: 0 HBP: 0	WP: 0 PB: 0 SB: 0 CS: 0	PA: 32
<b>PITCHER</b> <b>Paul Byrd, R</b> ERA: 2.45 (1, 1)	IP: 9.0 WLS: W BF: 32 H: 4 R: 0 ER: 0 SO: 6 BB: 1 IBB: 0 HBP: 0 BLK: 0 WP: 0 HR: 0 S: 79 P: 108 ERA: 0.00 WHIP: 0.556																					

AB	31
R	0
H	4
RBI	0
BB	1
SO	6
LOB	6



Batter	1	2	3	4	5	6	7	8	9	AB	R	H	RBI	BB	SO	LOB	BOTTOM			
<b>Doug Glanville, R</b> OBP: 0.347, SLG: 0.424 (1, 8)	K	L7			CS BB	1B		1B		4	0	2	0	1	1	2	<b>Houston Astros @ Philadelphia Phillies</b> Veterans Stadium, Philadelphia, PA Mon Aug 17 1998, 7:05 PM EDT Att: 18,975 - Cloudy - 80 F			
<b>Kevin Seick, R</b> OBP: 0.420, SLG: 0.394 (1, 9)	2B		FC5-4 BB		HR BB	K		1B BB		2	1	1	0	3	1	1				
<b>Scott Rolen, R</b> OBP: 0.382, SLG: 0.520 (1, 5)	K		FC5-4 23 FC5-4		HR			BB SF8 23 1B		4	2	2	2	1	1	2				
<b>23 Kevin Jordan, R</b> OBP: 0.303, SLG: 0.363 <b>Rico Brogna, L</b> OBP: 0.324, SLG: 0.449 (9, 3)	L9		FC5-4 BB		L7			G4-3		5	0	1	0	0	0	5				
<b>Gregg Jefferies, S</b> OBP: 0.331, SLG: 0.401 <b>Bobby Abreu, L</b> OBP: 0.405, SLG: 0.484 (1, 7)	F9		FC6-4 BB		E4 1B			BB		2	0	0	0	2	0	0				
<b>Mark Lewis, R</b> OBP: 0.309, SLG: 0.367 (1, 4)	BB 1B		FC6-4		FC6-4 1B			SF8		3	1	2	1	0	0	2				
<b>Mark Parent, R</b> OBP: 0.278, SLG: 0.263 (1, 2)	BB 1B			P3	FC6-4			K		3	0	0	0	1	1	4				
<b>Desi Relaford, S</b> OBP: 0.310, SLG: 0.353 (1, 6)	L4			P3		P3		G4-3		4	0	0	0	0	0	4				
<b>Paul Byrd, R</b> OBP: 0.250, SLG: 0.250 (1, 1)	1B			K		F3		G6-3		4	0	1	1	0	1	0				
<b>Inning Stats</b>	R: 0 E: 0 K: 2 S: 11	H: 1 LOB: 1 BB: 0 P: 19	R: 1 E: 0 K: 0 S: 15	H: 2 LOB: 2 BB: 1 P: 27	R: 0 E: 0 K: 0 S: 5	H: 0 LOB: 2 BB: 2 P: 17	R: 0 E: 0 K: 1 S: 7	H: 0 LOB: 0 BB: 0 P: 12	R: 2 E: 1 K: 0 S: 16	H: 3 LOB: 2 BB: 1 P: 26	R: 0 E: 0 K: 1 S: 9	H: 1 LOB: 1 BB: 0 P: 12	R: 1 E: 0 K: 1 S: 16	H: 1 LOB: 2 BB: 2 P: 30	R: 0 E: 0 K: 0 S: 8	H: 1 LOB: 2 BB: 2 P: 17		1B: 7 2B: 1 3B: 0 HR: 1	SF: 1 SAC: 0 DP: 1 HBP: 0	WP: 0 PB: 0 SB: 1 CS: 1
<b>PITCHER</b> <b>Randy Johnson, L</b> ERA: 3.88 <b>Scott Elarton, R</b> ERA: 3.11 <b>Trever Miller, L</b> ERA: 3.0 (1, 1)	IP: 5.0 WLS: L BF: 25 H: 6 R: 3 ER: 3 SO: 3 BB: 4 IBB: 0 HBP: 0 BLK: 0 WP: 0 HR: 1 S: 54 P: 101 ERA: 5.40 WHIP: 2.000																			

AB	31
R	4
H	9
RBI	4
BB	8
SO	5
LOB	20





Batter	1	2	3	4	5	6	7	8	9	AB	R	H	RBI	BB	SO	LOB	TOP							
<b>Craig Biggio, R</b> OBP: 0.401, SLG: 0.486 (1, 4)										4	2	3	1	1	0	0								
<b>Bill Spillers, L</b> OBP: 0.357, SLG: 0.385 (1, 5)										5	2	2	0	0	0	3								
<b>Derek Bell, R</b> OBP: 0.359, SLG: 0.487 (1, 9)										2	2	0	0	2	1	1								
<b>5 Jeff Bagwell, R</b> OBP: 0.408, SLG: 0.534 (1, 3)										5	1	3	5	0	1	1								
<b>Moises Alou, R</b> OBP: 0.388, SLG: 0.611 (1, 7)										4	0	0	0	1	0	3								
<b>Carl Everett, S</b> OBP: 0.384, SLG: 0.510 (1, 8)										4	0	1	1	1	0	4								
<b>Ricky Gutierrez, R</b> OBP: 0.353, SLG: 0.340 (1, 6)										5	1	1	0	0	1	6								
<b>Brad Ausmus, R</b> OBP: 0.351, SLG: 0.334 (1, 2)										5	0	0	0	0	3	4								
<b>Jose Lima, R</b> OBP: 0.159, SLG: 0.148 (8, PH)										2	0	0	0	0	2	1								
<b>Pete Incaviglia, R</b> OBP: 0.150, SLG: 0.158 (8, PH)										1	0	0	0	0	0	0								
<b>Jay Powell, R</b> (8, 1)										0	0	0	0	0	0	0								
<b>Doug Henry, R</b> (9, 1)										0	0	0	0	0	0	0								
<b>Inning Stats</b>	R: 2 E: 1 K: 0 S: 19	H: 2 LOB: 1 BB: 0 P: 26	R: 1 E: 0 K: 1 S: 11	H: 2 LOB: 1 BB: 0 P: 14	R: 0 E: 0 K: 1 S: 11	H: 0 LOB: 0 BB: 0 P: 14	R: 0 E: 0 K: 1 S: 10	H: 1 LOB: 1 BB: 0 P: 13	R: 3 E: 0 K: 1 S: 14	H: 3 LOB: 1 BB: 0 P: 21	R: 0 E: 0 K: 1 S: 8	H: 0 LOB: 2 BB: 1 P: 15	R: 0 E: 0 K: 1 S: 12	H: 0 LOB: 2 BB: 2 P: 25	R: 0 E: 0 K: 1 S: 6	H: 0 LOB: 0 BB: 0 P: 10	R: 2 E: 0 K: 1 S: 21	H: 2 LOB: 2 BB: 2 P: 38	1B: 7 2B: 3 3B: 0 HR: 0	SF: 0 SAC: 1 DP: 0 HBP: 1	WP: 2 PB: 0 SB: 1 CS: 0	PA: 44		
<b>PITCHER</b>	IP	WLS	BF	H	R	ER	SO	BB	IBB	HBP	BLK	WP	HR	S	P	ERA	WHIP							
<b>Mike Grace, R</b> ERA: 5.59 (1, 1)	5.0	L	25	8	6	5	4	0	0	1	0	1	0	65	88	9.00	1.600							
<b>Ken Ryan, R</b> ERA: 4.15 (6, 1)	1.0		4	0	0	0	1	1	0	0	0	0	0	8	15	0.00	1.000							
<b>Jerry Spradlin, R</b> ERA: 3.22 (7, 1)	1.0		5	0	0	0	1	2	0	0	0	1	0	12	25	0.00	2.000							
<b>Wayne Gomes, R</b> ERA: 3.78 (8, 1)	1.0		3	0	0	0	1	0	0	0	0	0	0	6	10	0.00	0.000							
<b>Ricky Bottalico, R</b> ERA: 6.67 (9, 1)	1.0		7	2	2	2	1	2	0	0	0	0	0	21	38	18.00	4.000							

Houston Astros @ Philadelphia Phillies  
Veterans Stadium, Philadelphia, PA  
Tue Aug 18 1998, 7:05 PM EDT  
Att: 17,541 - Cloudy - 75 F

AB 37  
R 8  
H 10  
RBI 7  
BB 5  
SO 8  
LOB 23



Batter	1	2	3	4	5	6	7	8	9	AB	R	H	RBI	BB	SO	LOB	BOTTOM								
<b>Doug Glanville, R</b> OBP: 0.346, SLG: 0.421 (1, 8)										3	1	0	0	0	1	0									
<b>Gregg Jefferies, S</b> OBP: 0.331, SLG: 0.398 (1, 7)										3	0	0	0	1	0	1									
<b>Scott Rolen, R</b> OBP: 0.383, SLG: 0.518 (1, 5)										2	1	0	0	2	0	0									
<b>Rico Brogna, L</b> OBP: 0.328, SLG: 0.456 (1, 3)										4	0	3	2	0	1	2									
<b>Bobby Abreu, L</b> OBP: 0.404, SLG: 0.480 (1, 9)										3	0	0	0	1	1	4									
<b>Mark Lewis, R</b> OBP: 0.308, SLG: 0.364 (1, 4)										3	0	0	0	1	0	3									
<b>Bobby Estalella, R</b> OBP: 0.266, SLG: 0.452 (1, 2)										3	0	1	0	1	1	1									
<b>Desi Relaford, S</b> OBP: 0.307, SLG: 0.349 (1, 6)										4	0	0	0	0	1	3									
<b>Mike Grace, R</b> ERA: 5.59 (1, 1)	7.0	W	27	4	2	2	4	2	0	1	0	0	0	0	0	0									
<b>Ken Ryan, R</b> ERA: 4.15 (6, 1)	1.0		5	0	0	0	2	2	0	0	0	0	0	0	0	0									
<b>Jon Zuber, L</b> ERA: 3.56 (6, PH)	1.0		4	0	0	0	1	2	0	0	0	0	0	0	0	0									
<b>Jerry Spradlin, S</b> ERA: 3.22 (7, 1)	1.0		3	0	0	0	1	0	0	0	0	0	0	0	0	0									
<b>Ruben Amaro Jr., S</b> ERA: 3.78 (8, PH)	1.0		7	2	2	2	1	2	0	0	0	0	0	0	0	0									
<b>Wayne Gomes, R</b> (8, 1)	1.0		3	0	0	0	1	0	0	0	0	0	0	0	0	0									
<b>Ricky Bottalico, L</b> (9, 1)	1.0		7	2	2	2	1	2	0	0	0	0	0	0	0	0									
<b>23 Kevin Jordan, R</b> (9, PH)	1.0		7	2	2	2	1	2	0	0	0	0	0	0	0	0									
<b>Inning Stats</b>	R: 0 E: 0 K: 0 S: 3	H: 0 LOB: 0 BB: 0 P: 7	R: 0 E: 0 K: 1 S: 8	H: 1 LOB: 1 BB: 0 P: 12	R: 0 E: 0 K: 1 S: 9	H: 0 LOB: 0 BB: 0 P: 13	R: 0 E: 0 K: 0 S: 11	H: 1 LOB: 1 BB: 0 P: 17	R: 0 E: 0 K: 0 S: 9	H: 0 LOB: 0 BB: 0 P: 13	R: 2 E: 0 K: 0 S: 15	H: 1 LOB: 2 BB: 2 P: 27	R: 0 E: 0 K: 2 S: 12	H: 1 LOB: 2 BB: 2 P: 24	R: 0 E: 0 K: 1 S: 12	H: 0 LOB: 1 BB: 2 P: 24	1B: 3 2B: 1 3B: 1 HR: 0	SF: 0 SAC: 0 DP: 2 HBP: 1	WP: 2 PB: 0 SB: 0 CS: 0	PA: 36					
<b>PITCHER</b>	IP	WLS	BF	H	R	ER	SO	BB	IBB	HBP	BLK	WP	HR	S	P	ERA	WHIP								
<b>Jose Lima, R</b> ERA: 3.65 (1, 1)	7.0	W	27	4	2	2	4	2	0	1	0	0	0	0	0	0	2.57	0.857							
<b>Jay Powell, R</b> ERA: 3.56 (8, 1)	1.0		5	0	0	0	2	2	0	0	0	0	0	12	24	0.00	2.000								
<b>Doug Henry, R</b> ERA: 2.73 (9, 1)	1.0		4	0	0	0	1	2	0	0	0	2	0	12	24	0.00	2.000								

Houston Astros @ Philadelphia Phillies  
Veterans Stadium, Philadelphia, PA  
Tue Aug 18 1998, 7:05 PM EDT  
Att: 17,541 - Cloudy - 75 F

AB 29  
R 2  
H 4  
RBI 2  
BB 6  
SO 7  
LOB 16





Batter	1	2	3	4	5	6	7	8	9	AB	R	H	RBI	BB	SO	LOB	TOP					
<b>Craig Biggio, R</b> OBP: 0.399, SLG: 0.485 (1, 4)	F3		G4-3				L7		L9	5	0	1	1	0	0	3						
<b>Bill Spillers, L</b> OBP: 0.360, SLG: 0.386 (1, 5)	G4-3			F8						4	0	2	0	0	0	0						
<b>Derek Bell, R</b> OBP: 0.359, SLG: 0.486 <b>Billy Wagner, L</b> OBP: 0.500, SLG: 0.500 (9, 1)	F7									5	0	2	2	0	1	1						
<b>5 Jeff Bagwell, R</b> OBP: 0.407, SLG: 0.530 (1, 3)										0	0	0	0	0	0	0						
<b>Moises Alou, R</b> OBP: 0.386, SLG: 0.614 (1, 7)										3	0	0	0	2	1	3						
<b>Carl Everett, S</b> OBP: 0.383, SLG: 0.507 (1, 8)										4	1	1	1	0	1	5						
<b>Tony Eusebio, R</b> OBP: 0.342, SLG: 0.345 (1, 2)										4	0	1	0	0	2	4						
<b>Tim Bogar, R</b> OBP: 0.234, SLG: 0.224 <b>35 Dave Clark, L</b> OBP: 0.293, SLG: 0.243 <b>Ricky Gutierrez, R</b> OBP: 0.353, SLG: 0.340 (9, 6)										4	1	2	0	0	0	2						
<b>Shane Reynolds, R</b> OBP: 0.145, SLG: 0.188 <b>Richard Hidalgo, R</b> OBP: 0.327, SLG: 0.369 (9, 9)										3	0	0	0	0	0	2						
<b>Inning Stats</b>	R: 0 H: 0 E: 0 K: 0 S: 9	H: 0 LOB: 0 BB: 0 P: 13	R: 0 H: 1 E: 0 K: 0 S: 7	LOB: 1 BB: 1 P: 12	R: 0 H: 0 E: 0 K: 0 S: 9	H: 0 LOB: 0 BB: 0 P: 14	R: 0 H: 1 E: 0 K: 2 S: 13	H: 1 LOB: 2 BB: 1 P: 24	R: 1 H: 3 E: 0 K: 0 S: 15	H: 3 LOB: 2 BB: 0 P: 19	R: 1 H: 1 E: 0 K: 1 S: 7	H: 1 LOB: 1 BB: 0 P: 11	R: 0 H: 1 E: 0 K: 0 S: 4	H: 1 LOB: 1 BB: 0 P: 7	R: 0 H: 1 E: 1 K: 1 S: 13	H: 1 LOB: 2 BB: 0 P: 24	R: 2 H: 3 E: 0 K: 1 S: 14	H: 3 LOB: 2 BB: 0 P: 24	1B: 8 2B: 2 3B: 0 HR: 1	SF: 0 SAC: 0 DP: 1 HBP: 1	WP: 0 PB: 0 SB: 0 CS: 0	PA: 40
<b>PITCHER</b>	IP	WLS	BF	H	R	ER	SO	BB	IBB	HBP	BLK	WP	HR	S	P	ERA	WHIP					
<b>Carlton Loewer, R</b> ERA: 5.93 <b>Mark Leiter, R</b> ERA: 3.41	(1, 1)	7.1	31	8	2	2	3	2	0	0	0	0	1	73	117	2.46	1.364					
(8, 1)	1.2	L	9	3	2	2	2	0	0	1	0	0	0	18	31	10.80	1.800					

Houston Astros @ Philadelphia Phillies  
Veterans Stadium, Philadelphia, PA  
Wed Aug 19 1998, 7:05 PM EDT  
Att: 21,341 - Cloudy - 72 F

AB 37  
R 4  
H 11  
RBI 4  
BB 2  
SO 5  
LOB 22



Batter	1	2	3	4	5	6	7	8	9	AB	R	H	RBI	BB	SO	LOB	BOTTOM					
<b>Doug Glanville, R</b> OBP: 0.347, SLG: 0.421 (1, 8)										3	0	1	0	1	1	0						
<b>Gregg Jefferies, S</b> OBP: 0.328, SLG: 0.395 <b>Kevin Seick, R</b> OBP: 0.420, SLG: 0.394 (9, 7)										4	0	0	0	0	0	2						
<b>Scott Rolen, R</b> OBP: 0.380, SLG: 0.514 (1, 5)										4	0	0	0	0	2	1						
<b>Rico Brogna, L</b> OBP: 0.329, SLG: 0.457 (1, 3)										4	1	2	0	0	1	0						
<b>23 Kevin Jordan, R</b> OBP: 0.305, SLG: 0.364 (1, 4)										4	1	2	0	0	0	1						
<b>Bobby Abreu, L</b> OBP: 0.404, SLG: 0.488 (1, 9)										4	1	2	3	0	1	1						
<b>Bobby Estalella, R</b> OBP: 0.253, SLG: 0.429 (1, 2)										4	0	0	0	0	4	3						
<b>Alex Arias, R</b> OBP: 0.349, SLG: 0.351 <b>Mark Leiter, R</b> (8, 1)										3	0	0	0	0	0	0						
<b>Carlton Loewer, R</b> OBP: 0.200, SLG: 0.091 <b>Desi Relaford, S</b> OBP: 0.306, SLG: 0.348 (8, 6)										2	0	0	0	0	1	0						
<b>Inning Stats</b>	R: 0 H: 0 E: 0 K: 0 S: 6	H: 0 LOB: 0 BB: 1 P: 13	R: 0 H: 1 E: 0 K: 2 S: 10	LOB: 1 BB: 0 P: 11	R: 0 H: 0 E: 0 K: 0 S: 8	H: 0 LOB: 0 BB: 0 P: 10	R: 0 H: 0 E: 0 K: 1 S: 5	H: 0 LOB: 0 BB: 0 P: 9	R: 0 H: 0 E: 0 K: 1 S: 10	H: 0 LOB: 0 BB: 0 P: 15	R: 0 H: 1 E: 0 K: 1 S: 8	H: 1 LOB: 1 BB: 0 P: 12	R: 3 H: 3 E: 0 K: 2 S: 21	H: 3 LOB: 0 BB: 0 P: 31	R: 0 H: 0 E: 0 K: 2 S: 9	H: 0 LOB: 0 BB: 0 P: 10	R: 0 H: 2 E: 0 K: 2 S: 17	H: 2 LOB: 2 BB: 0 P: 23	1B: 6 2B: 0 3B: 0 HR: 1	SF: 0 SAC: 0 DP: 1 HBP: 0	WP: 0 PB: 0 SB: 0 CS: 0	PA: 34
<b>PITCHER</b>	IP	WLS	BF	H	R	ER	SO	BB	IBB	HBP	BLK	WP	HR	S	P	ERA	WHIP					
<b>Shane Reynolds, R</b> ERA: 3.73 <b>Billy Wagner, L</b> ERA: 2.47	(1, 1)	8.0	29	5	3	3	9	1	0	0	0	0	0	17	23	0.00	2.000					
(9, 1)	1.0	S	5	2	0	0	2	0	0	0	0	0	0	17	23	0.00	2.000					

Houston Astros @ Philadelphia Phillies  
Veterans Stadium, Philadelphia, PA  
Wed Aug 19 1998, 7:05 PM EDT  
Att: 21,341 - Cloudy - 72 F

AB 33  
R 3  
H 7  
RBI 3  
BB 1  
SO 11  
LOB 8





Batter	1	2	3	4	5	6	7	8	9	AB	R	H	RBI	BB	SO	LOB	TOP			
Andy Fox, L OBP: 0.348, SLG: 0.398 (1, 7)										3	0	0	0	1	2	1	Arizona Diamondbacks @ Philadelphia Phillies Veterans Stadium, Philadelphia, PA Thu Aug 20 1998, 7:05 PM EDT Cloudy - 76 F			
Tony Batista, R OBP: 0.320, SLG: 0.530 Alan Embree, L (8, 1)										4	0	1	0	0	2	1				
Travis Lee, L OBP: 0.346, SLG: 0.453 (1, 3)										4	0	0	0	0	2	2				
Matt Williams, R OBP: 0.327, SLG: 0.450 (1, 5)										3	1	0	0	1	1	1				
David Dellucci, L OBP: 0.328, SLG: 0.413 (1, 8)										4	0	1	1	0	3	0				
Jay Bell, R OBP: 0.349, SLG: 0.423 (1, 6)										4	0	1	0	0	0	1				
Karim Garcia, L OBP: 0.288, SLG: 0.391 (1, 9)										4	0	1	0	0	1	2				
Kelly Stinnett, R OBP: 0.332, SLG: 0.404 (1, 2)										2	0	0	0	0	0	2				
Bob Wolcott, R ERA: 7.09 Felix Rodriguez, R ERA: 5.3 Hanley Frias, S ERA: 5.37 Aaron Small, R ERA: 4.93 Willie Banks, R ERA: 4.93 Andy Stankiewicz, R ERA: 4.83 (8, 4)										1	0	0	0	0	1	0				
<b>Inning Stats</b>	R: 0 E: 0 K: 1 S: 8	H: 1 LOB: 1 BB: 0 P: 15	R: 0 E: 0 K: 2 S: 10	H: 1 LOB: 1 BB: 0 P: 17	R: 0 E: 0 K: 2 S: 10	H: 0 LOB: 0 BB: 1 P: 16	R: 0 E: 0 K: 1 S: 5	H: 0 LOB: 0 BB: 0 P: 6	R: 0 E: 0 K: 2 S: 12	H: 0 LOB: 1 BB: 0 P: 14	R: 0 E: 0 K: 3 S: 9	H: 1 LOB: 1 BB: 0 P: 14	R: 0 E: 0 K: 1 S: 11	H: 0 LOB: 0 BB: 0 P: 12	R: 1 E: 0 K: 1 S: 13	H: 1 LOB: 1 BB: 1 P: 22		1B: 2 2B: 1 3B: 1 HR: 0	SF: 0 SAC: 0 DP: 0 HBP: 1	WP: 2 PB: 1 CS: 0
<b>PITCHER</b> Curt Schilling, R ERA: 3.14 (1, 1)	IP: 9.0 WLS: W BF: 34 H: 4 R: 1 ER: 1 SO: 14 BB: 2 IBB: 0 HBP: 1 BLK: 0 WP: 2 HR: 0 S: 87 P: 126 ERA: 1.00 WHIP: 0.667																			

Batter	1	2	3	4	5	6	7	8	9	AB	R	H	RBI	BB	SO	LOB	BOTTOM			
Doug Glanville, R OBP: 0.351, SLG: 0.422 (1, 8)										3	2	2	1	2	0	1	Arizona Diamondbacks @ Philadelphia Phillies Veterans Stadium, Philadelphia, PA Thu Aug 20 1998, 7:05 PM EDT Cloudy - 76 F			
Greg Jefferies, S OBP: 0.331, SLG: 0.394 Ruben Amaro Jr, S OBP: 0.233, SLG: 0.277 (1, 7)										3	1	1	0	2	0	3				
Scott Rolen, R OBP: 0.384, SLG: 0.524 (1, 5)										4	2	3	5	1	0	1				
Rico Brogna, L OBP: 0.328, SLG: 0.454 (1, 3)										5	1	1	0	0	1	5				
Bobby Abreu, L OBP: 0.404, SLG: 0.494 (1, 9)										4	1	1	3	1	1	1				
Mark Lewis, R OBP: 0.307, SLG: 0.365 (1, 4)										5	0	1	0	0	1	3				
Bobby Estalella, R OBP: 0.281, SLG: 0.427 (1, 2)										5	1	2	0	0	1	1				
Desi Relaford, S OBP: 0.309, SLG: 0.350 (1, 6)										4	2	2	0	1	1	2				
Curt Schilling, R OBP: 0.131, SLG: 0.119 (1, 1)										2	1	0	0	0	1	2				
<b>Inning Stats</b>	R: 3 E: 0 K: 1 S: 19	H: 2 LOB: 0 BB: 1 P: 29	R: 0 E: 0 K: 1 S: 8	H: 0 LOB: 1 BB: 1 P: 15	R: 0 E: 0 K: 0 S: 4	H: 0 LOB: 1 BB: 1 P: 11	R: 4 E: 1 K: 1 S: 22	H: 3 LOB: 3 BB: 3 P: 38	R: 1 E: 1 K: 0 S: 13	H: 2 LOB: 1 BB: 0 P: 22	R: 3 E: 0 K: 3 S: 19	H: 3 LOB: 1 BB: 1 P: 32	R: 0 E: 0 K: 0 S: 7	H: 2 LOB: 1 BB: 0 P: 11	R: 0 E: 0 K: 0 S: 6	H: 1 LOB: 1 BB: 0 P: 10		1B: 9 2B: 2 3B: 0 HR: 2	SF: 0 SAC: 2 DP: 2 HBP: 0	WP: 1 PB: 0 CS: 0
<b>PITCHER</b> Bob Wolcott, R ERA: 7.09 Felix Rodriguez, R ERA: 5.3 Aaron Small, R ERA: 5.37 Willie Banks, R ERA: 4.93 Alan Embree, L ERA: 4.83 (8, 1)	IP: 3.1 WLS: L BF: 21 H: 5 R: 0 ER: 6 SO: 2 BB: 5 IBB: 0 HBP: 0 BLK: 0 WP: 0 HR: 1 S: 42 P: 77 ERA: 16.20 WHIP: 3.000																			



Batter	1	2	3	4	5	6	7	8	9	10	11	AB	R	H	RBI	BB	SO	LOB	TOP					
<b>Andy Fox, L</b> <small>OBP: 0.354, SLG: 0.409</small> (1.5) BB (8.4) C (10.9) B	4-2 WP S PB BB	0-2 G1-3		2-2 1H HR			0-0 PB PB 1B	1-1 WP 1B	3-3 K		4-0 HR BB	5	4	3	2	2	1	1						
<b>Tony Batista, R</b> <small>OBP: 0.319, SLG: 0.534</small> (1.6) X (10.4)	0-0 F8		2-0 P6	1-2 HR			4-0 PB BB	2-1 F9	2-3 K		0-0 P5	6	1	1	1	1	1	5						
<b>Devon White, S</b> <small>OBP: 0.336, SLG: 0.466</small> (1.8) 1 SAFE (8.1) C (10.4) B	2-3 K		2-3 K	3-3 K			1-3 K	2-1 BB BB 1B		1-0 2B	1-2 HR	7	2	3	5	0	4	3						
<b>Travis Lee, L</b> <small>OBP: 0.347, SLG: 0.452</small> (1.3) F (8.1) B (10.7) B	4-1 FC5 BB 3H		0-0 BB 1B		1-3 K		3-3 K	1-2 BB BB 1B		1-2 L7	2-0 L7	6	0	2	0	1	2	3						
<b>Bernard Gilkey, R</b> <small>OBP: 0.321, SLG: 0.324</small> <b>Alan Embree, L</b> (10.1)	4-1 BB		4-0 BB	1-2 BB	2-0 G6-3		4-0 BB	4-0 BB		1-2 L9		2	0	0	0	4	0	1						
<b>Yamil Benitez, R</b> <small>OBP: 0.298, SLG: 0.401</small> <b>Matt Williams, R</b> <small>OBP: 0.330, SLG: 0.450</small> (8.5) S (8.5) B	1-1 FC5 2-3F		3-3 K	0-2 WP HR 1B	1-0 P4		1-3 K	4-1 BB		4-0 IBB		4	0	0	0	0	2	7						
<b>Damian Miller, R</b> <small>OBP: 0.349, SLG: 0.440</small> (1.2)			1-3 K	0-1 G6-3		1-3 K		1-2 BB 1B K		1-2 G6-3		6	1	1	0	0	3	5						
<b>Andy Stankiewicz, R</b> <small>OBP: 0.273, SLG: 0.263</small> <b>Gregg Olson, R</b> <small>OBP: 0.500, SLG: 2.000</small> <b>Jay Bell, R</b> <small>OBP: 0.349, SLG: 0.422</small> (10.6)	0-0 SH3-4 1B		0-1 G4-3		1-1 G5-3		1-2 WP 1B L8			1-0 F9		5	1	2	0	0	0	3						
<b>Clint Sodowsky, L</b> <small>OBP: 0.333, SLG: 0.390</small> <b>Ken Ford, R</b> <small>OBP: 0.330, SLG: 0.390</small> <b>Willie Banks, R</b> <small>OBP: 0.331, SLG: 0.416</small> (10.7)	0-0 SH3-4 1B		0-2 WP HR 1B		0-2 F8		0-0 WP 1B 1B	0-0 F8		1-0 BB HR 1B		1	1	1	0	0	0	0						
<b>Inning Stats</b>	R: 1 E: 0 K: 1 S: 11	H: 0 LOB: 2 BB: 3 P: 26	R: 0 E: 0 K: 1 S: 9	H: 1 LOB: 1 BB: 0 P: 10	R: 0 E: 0 K: 2 S: 8	H: 1 LOB: 2 BB: 1 P: 19	R: 3 E: 0 K: 1 S: 16	H: 3 LOB: 0 BB: 0 P: 22	R: 0 E: 0 K: 1 S: 5	H: 0 LOB: 0 BB: 0 P: 9	R: 0 E: 0 K: 3 S: 11	H: 1 LOB: 3 BB: 2 P: 24	R: 5 E: 0 K: 1 S: 21	H: 6 LOB: 3 BB: 2 P: 36	R: 0 E: 0 K: 2 S: 7	H: 0 LOB: 0 BB: 0 P: 12	R: 0 E: 0 K: 0 S: 13	H: 1 LOB: 2 BB: 1 P: 21	R: 3 E: 0 K: 0 S: 7	H: 2 LOB: 1 BB: 1 P: 16	1B: 11 2B: 1 3B: 0 HR: 3	SF: 0 SAC: 1 DP: 0 HBP: 0	WP: 3 PB: 3 SB: 1 CS: 0	PA: 58
<b>PITCHER</b> <b>Ken Ryan, R</b> <small>ERA: 3.09</small> (1.1)	IP: 3.0 WLS: 15 BF: 15 H: 2 R: 1 ER: 0 SO: 4	BB: 4 IBB: 0 HBP: 0 BLK: 0	WP: 1 HR: 0 S: 28 P: 55	ERA: 0.00 WHIP: 2.000	<b>PITCHER</b> <b>Ricky Bottalico, R</b> <small>ERA: 7.11</small> (10.1)	IP: 2.0 WLS: 11 BF: 11 H: 3 R: 3 ER: 3 SO: 0	BB: 1 IBB: 1 HBP: 0 BLK: 0	WP: 0 HR: 1 S: 20 P: 37	ERA: 13.50 WHIP: 2.000															
<b>Jerry Spradlin, R</b> <small>ERA: 3.48</small> (4.1)	3.0 12 3 3 3 3	0 0 0 0 0	1 2 29 41	9.00 1.000	<b>Yorkis Perez, L</b> <small>ERA: 4.14</small> (7.1)	0.2 4 1 0 0 2	1 0 0 0 0	0 0 8 16	0.00 3.000															
<b>Wayne Gomes, R</b> <small>ERA: 4.29</small> (8.1)	1.2 8 1 0 0 3	2 0 0 0 0	0 0 17 31	0.00 1.800																				
<b>Batter</b>	1	2	3	4	5	6	7	8	9	10	11	AB	R	H	RBI	BB	SO	LOB	BOTTOM					
<b>Doug Gianville, R</b> <small>OBP: 0.354, SLG: 0.420</small> (1.8) B (8.1) C (10.1) B	4-2 FC5-4 BB	3-3 K		4-0 PB 2B BB		2-2 1B HBP 2B	2-1 F8		4-0 1B BB		2-2 FC6-4 1-2F	3	2	0	0	3	1	2						
<b>Kevin Sefcik, R</b> <small>OBP: 0.477, SLG: 0.404</small> <b>Mark Leiter, R</b> (8.1)	2-1 FC5-4 1B 23 1B	1-2 S 1B		0-0 L1-6 2-3		2-0 2B 1B	1-0 FC5 BB 1B		1-1 BB 1B			5	2	3	0	0	0	3						
<b>Jon Zuber, L</b> <small>OBP: 0.292, SLG: 0.450</small> <b>Ricky Bottalico, L</b> (10.1)	2-0 23 1B E 1B	1-2 G5-3		3-2 1H 2B		0-0 E 2B	4-2 2B BB		1-1 G6-3			5	2	3	4	1	0	3						
<b>Scott Rolen, R</b> <small>OBP: 0.387, SLG: 0.529</small> (1.5) B (8.1) C (10.1) B	2-0 23 1B E 1B	1-2 G5-3		1-4 2B		1-1 E 2B	1-2 BB					5	0	0	1	1	2	5						
<b>Rico Brogna, L</b> <small>OBP: 0.326, SLG: 0.449</small> (1.3) B (8.1) C (10.1) B	2-3 K		1-2 P5	4-0 IBB		2-0 E5 23 G4-6-3	1-0 FC5			0-3 K		5	0	0	1	1	2	5						
<b>23 Kevin Jordan, R</b> <small>OBP: 0.394, SLG: 0.362</small> <b>Wayne Gomes, R</b> (7.1)	0-1 E BB 1B		2-3 K	1-3 K		1-1 G4-6-3 1-2F		1-0 P6		3-2 F5		4	1	1	1	0	2	3						
<b>Ruben Amaro Jr, S</b> <small>OBP: 0.228, SLG: 0.271</small> (8.7)	1-3 E BB 1B											2	0	0	0	0	0	0						
<b>Bobby Abreu, L</b> <small>OBP: 0.468, SLG: 0.492</small> (1.9) B (8.1) C (10.1) B	4-0 E 1B BB		1-1 2B 1B		1-1 G4-3		4-1 BB		4-2 CS BB			3	1	1	0	3	1	0						
<b>Mark Parent, R</b> <small>OBP: 0.274, SLG: 0.270</small> <b>Desi Relaford, S</b> <small>OBP: 0.309, SLG: 0.349</small> (11. PH)	0-0 E6 1B		1-1 2B		3-2 G5-3		1-2 G4-3		1 SAFE 1-2 F7		1-1 B3	5	0	1	1	0	0	4						
<b>Alex Arias, R</b> <small>OBP: 0.357, SLG: 0.354</small> (1.6) C (8.1) B (10.1) B	0-1 2H 3H 1B		2-0 F8		3-2 F8		2-1 FC4-6 1B		2-1 L8		4-2 FC6-4 BB	5	0	2	1	1	0	1						
<b>Ken Ryan, R</b> (1.1)			1-1 G3		2-1 L1-6 2B		2-2 1B S 1B		0-0 FC4-6 1B		2-2 G5-3	1	0	0	0	0	0	0						
<b>Jerry Spradlin, S</b> <small>OBP: 1.000, SLG: 2.000</small> <b>Gregg Jefferies, S</b> <small>OBP: 0.332, SLG: 0.396</small> (6. PH)												1	0	1	0	0	0	0						
<b>Yorkis Perez, L</b> (7.1)												1	1	1	0	0	0	0						
<b>Mark Lewis, R</b> <small>OBP: 0.385, SLG: 0.362</small> (7.4)												3	0	0	0	0	0	2						
<b>Inning Stats</b>	R: 3 E: 1 K: 1 S: 15	H: 3 LOB: 2 BB: 2 P: 29	R: 0 E: 0 K: 1 S: 16	H: 1 LOB: 1 BB: 0 P: 22	R: 1 E: 0 K: 1 S: 11	H: 2 LOB: 1 BB: 0 P: 18	R: 0 E: 0 K: 1 S: 9	H: 0 LOB: 0 BB: 0 P: 16	R: 4 E: 1 K: 0 S: 15	H: 3 LOB: 1 BB: 1 P: 29	R: 0 E: 0 K: 0 S: 9	H: 2 LOB: 3 BB: 1 P: 19	R: 0 E: 0 K: 0 S: 9	H: 0 LOB: 0 BB: 1 P: 15	R: 0 E: 0 K: 0 S: 10	H: 0 LOB: 0 BB: 0 P: 16	R: 0 E: 0 K: 2 S: 10	H: 0 LOB: 1 BB: 1 P: 20	1B: 10 2B: 5 3B: 0 HR: 0	SF: 0 SAC: 0 DP: 2 HBP: 1	WP: 0 PB: 1 SB: 2 CS: 1	PA: 55		
<b>PITCHER</b> <b>Clint Sodowsky, R</b> <small>ERA: 5.73</small> (6.1)	IP: 5.0 WLS: 12 BF: 26 H: 8 R: 5 ER: 4 SO: 4	BB: 3 IBB: 1 HBP: 1 BLK: 0	WP: 0 HR: 0 S: 62 P: 110	ERA: 3.60 WHIP: 2.200	<b>PITCHER</b> <b>Ben Ford, R</b> <small>ERA: 21.6</small> (7.1)	IP: 1.2 WLS: 5 BF: 4 H: 4 R: 4 ER: 4 SO: 0	BB: 1 IBB: 0 HBP: 0 BLK: 0	WP: 0 HR: 0 S: 21 P: 40	ERA: 21.60 WHIP: 3.600															
<b>Willie Banks, R</b> <small>ERA: 4.89</small> (8.1)	0.1 2 0 0 0 0	1 0 0 0 0	0 0 3 8	0.00 3.000																				
<b>Gregg Olson, R</b> <small>ERA: 3.08</small> <b>Alan Embree, L</b> <small>ERA: 4.6</small> (10.1)	2.0 W 7 0 0 0 2	2 1 0 0 0	0 0 20 36	0.00 0.500																				

Arizona Diamondbacks @ Philadelphia Phillies  
 Veterans Stadium, Philadelphia, PA  
 Thu Aug 20 1998, 7:05 PM EDT  
 Att: 26,216 - Unknown - 75 F

AB 47  
 R 12  
 H 15  
 RBI 10  
 BB 10  
 SO 13  
 LOB 28



Arizona Diamondbacks @ Philadelphia Phillies  
 Veterans Stadium, Philadelphia, PA  
 Thu Aug 20 1998, 7:05 PM EDT  
 Att: 26,216 - Unknown - 75 F

AB 45  
 R 9  
 H 14  
 RBI 8  
 BB 9  
 SO 6  
 LOB 23





Batter	1	2	3	4	5	6	7	8	9	AB	R	H	RBI	BB	SO	LOB	TOP							
Andy Fox, L OBP: 0.355, SLG: 0.410 (1, 4)										4	0	2	0	0	1	0	Arizona Diamondbacks @ Philadelphia Phillies Veterans Stadium, Philadelphia, PA Fri Aug 21 1998, 7:05 PM EDT Att: 17,144 - Unknown - 82 F							
Bernard Gilkey, R OBP: 0.320, SLG: 0.321 (1, 7)										3	0	0	0	1	1									
Devon White, S OBP: 0.337, SLG: 0.464 (1, 8)										2	0	0	0	2	0	1								
Travis Lee, L OBP: 0.346, SLG: 0.450 (1, 3)										4	0	1	0	0	2	3								
Matt Williams, R OBP: 0.327, SLG: 0.445 (1, 5)										4	0	0	0	0	1	4								
Jay Bell, R OBP: 0.350, SLG: 0.421 (1, 6)										3	0	1	0	1	1	0								
David Dellucci, L OBP: 0.327, SLG: 0.410 (1, 9)										4	0	0	0	0	1	2								
Damian Miller, R OBP: 0.357, SLG: 0.441 (1, 2)										2	0	1	0	1	1	0								
Karim Garcia, L OBP: 0.256, SLG: 0.388 (9, PH)										1	0	0	0	0	0	0								
Omar Daal, L OBP: 0.211, SLG: 0.091 Bobby Chouinard, R (8, 1)										3	0	0	0	0	0	3								
										0	0	0	0	0	0	0								
<b>Inning Stats</b>	R: 0 E: 0 K: 0 S: 7	H: 2 LOB: 2 BB: 0 P: 11	R: 0 E: 0 K: 2 S: 7	H: 0 LOB: 0 BB: 0 P: 11	R: 0 E: 0 K: 0 S: 6	H: 0 LOB: 0 BB: 0 P: 8	R: 0 E: 0 K: 1 S: 6	H: 0 LOB: 0 BB: 0 P: 12	R: 0 E: 0 K: 0 S: 10	H: 1 LOB: 1 BB: 0 P: 14	R: 0 E: 0 K: 2 S: 12	H: 0 LOB: 1 BB: 1 P: 21	R: 0 E: 0 K: 1 S: 9	H: 1 LOB: 2 BB: 1 P: 17	R: 0 E: 0 K: 2 S: 9	H: 1 LOB: 2 BB: 2 P: 21	R: 0 E: 0 K: 0 S: 4	H: 0 LOB: 0 BB: 1 P: 10	1B: 5 2B: 0 3B: 0 HR: 0	SF: 0 SAC: 0 DP: 1 HBP: 0	WP: 0 PB: 0 CS: 0	PA: 35		
<b>PITCHER</b>	IP WLS BF H R ER SO BB IBB HBP BLK WP HR S P ERA WHIP	IP WLS BF H R ER SO BB IBB HBP BLK WP HR S P ERA WHIP	IP WLS BF H R ER SO BB IBB HBP BLK WP HR S P ERA WHIP	IP WLS BF H R ER SO BB IBB HBP BLK WP HR S P ERA WHIP	IP WLS BF H R ER SO BB IBB HBP BLK WP HR S P ERA WHIP	IP WLS BF H R ER SO BB IBB HBP BLK WP HR S P ERA WHIP	IP WLS BF H R ER SO BB IBB HBP BLK WP HR S P ERA WHIP	IP WLS BF H R ER SO BB IBB HBP BLK WP HR S P ERA WHIP	IP WLS BF H R ER SO BB IBB HBP BLK WP HR S P ERA WHIP	IP WLS BF H R ER SO BB IBB HBP BLK WP HR S P ERA WHIP	IP WLS BF H R ER SO BB IBB HBP BLK WP HR S P ERA WHIP	IP WLS BF H R ER SO BB IBB HBP BLK WP HR S P ERA WHIP	IP WLS BF H R ER SO BB IBB HBP BLK WP HR S P ERA WHIP	IP WLS BF H R ER SO BB IBB HBP BLK WP HR S P ERA WHIP	IP WLS BF H R ER SO BB IBB HBP BLK WP HR S P ERA WHIP	IP WLS BF H R ER SO BB IBB HBP BLK WP HR S P ERA WHIP	IP WLS BF H R ER SO BB IBB HBP BLK WP HR S P ERA WHIP	IP WLS BF H R ER SO BB IBB HBP BLK WP HR S P ERA WHIP	IP WLS BF H R ER SO BB IBB HBP BLK WP HR S P ERA WHIP	IP WLS BF H R ER SO BB IBB HBP BLK WP HR S P ERA WHIP	IP WLS BF H R ER SO BB IBB HBP BLK WP HR S P ERA WHIP	IP WLS BF H R ER SO BB IBB HBP BLK WP HR S P ERA WHIP	IP WLS BF H R ER SO BB IBB HBP BLK WP HR S P ERA WHIP	IP WLS BF H R ER SO BB IBB HBP BLK WP HR S P ERA WHIP

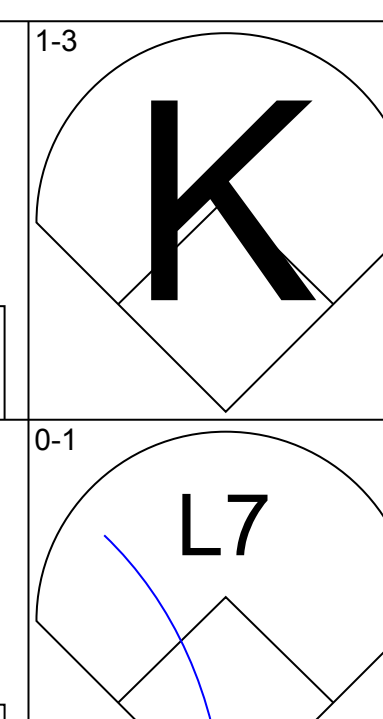
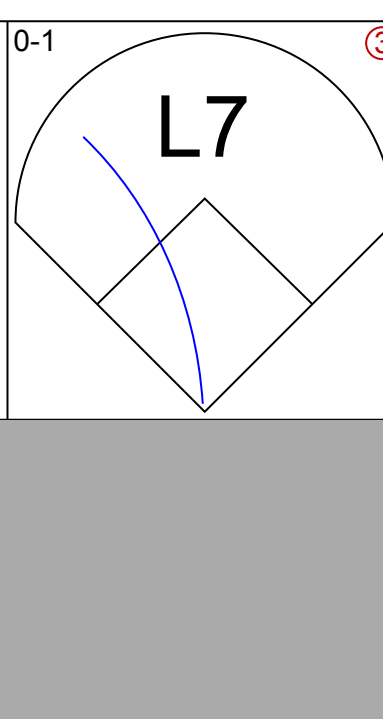
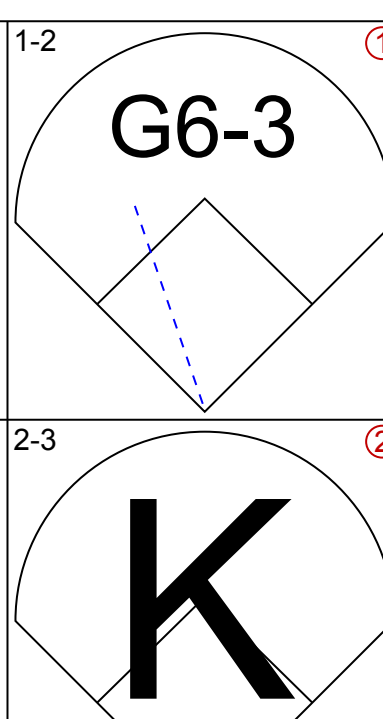
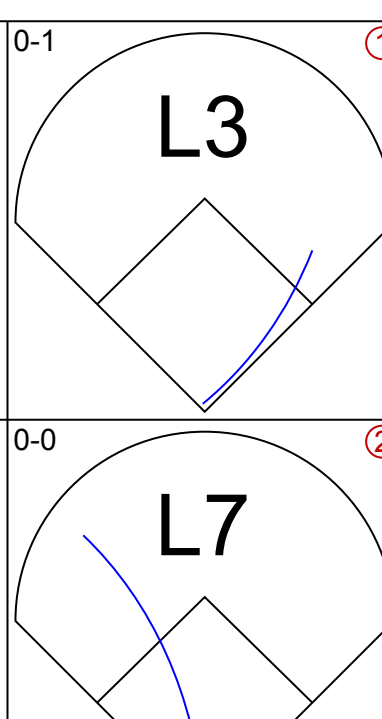
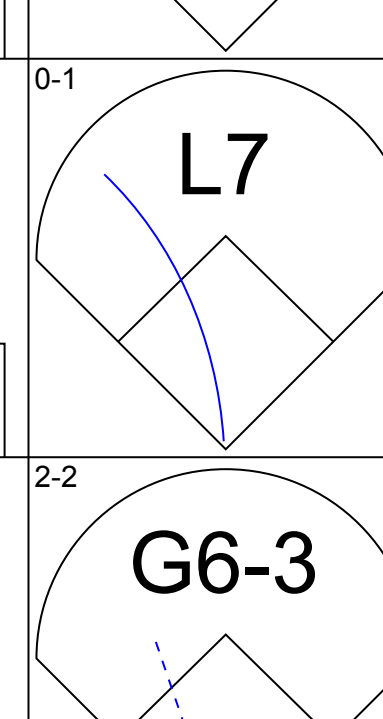
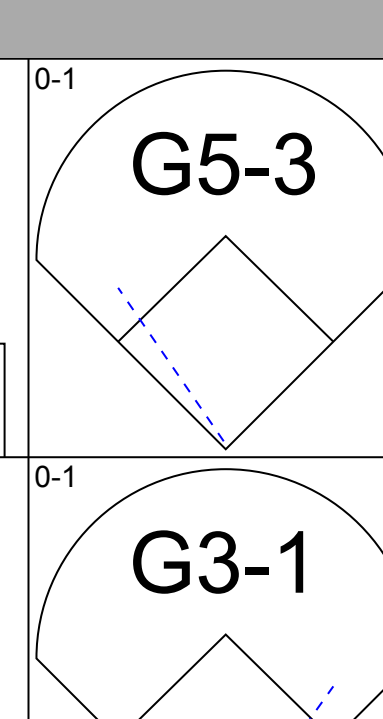
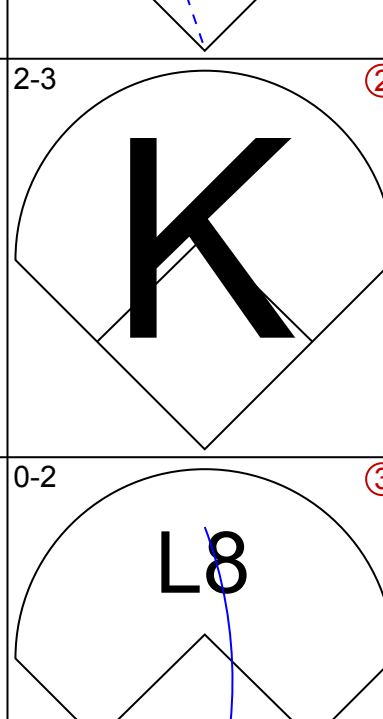
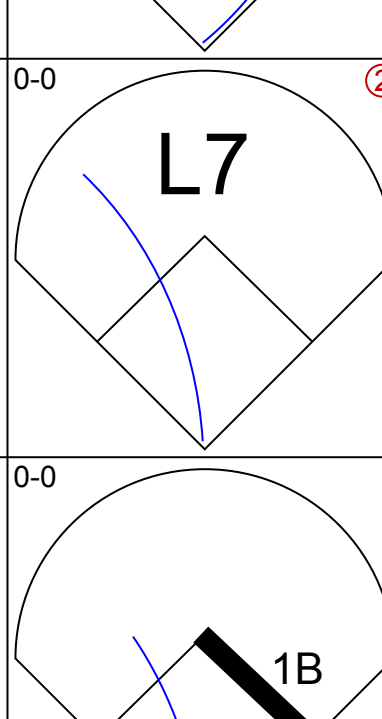
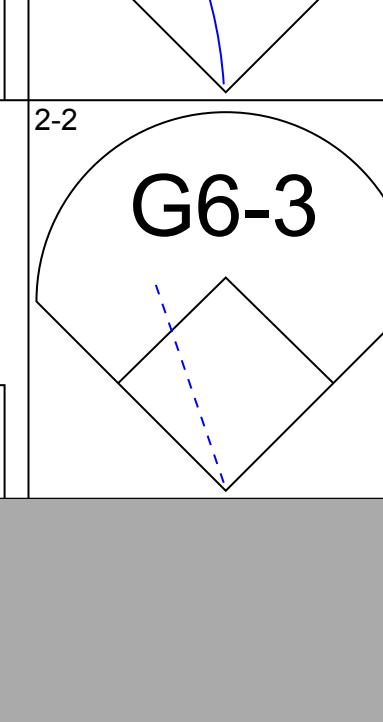
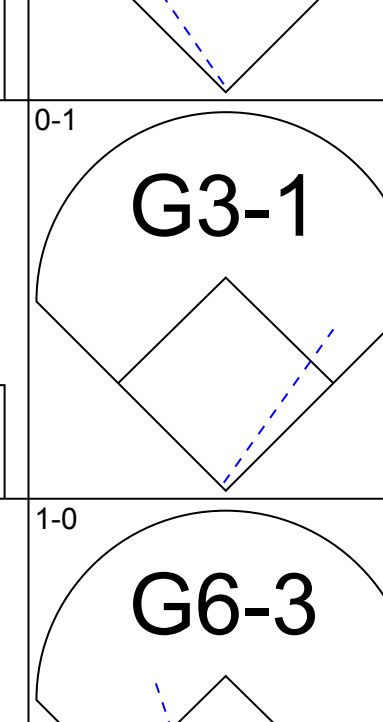
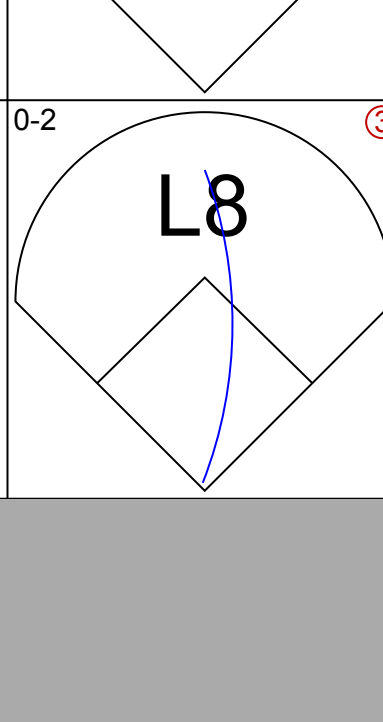
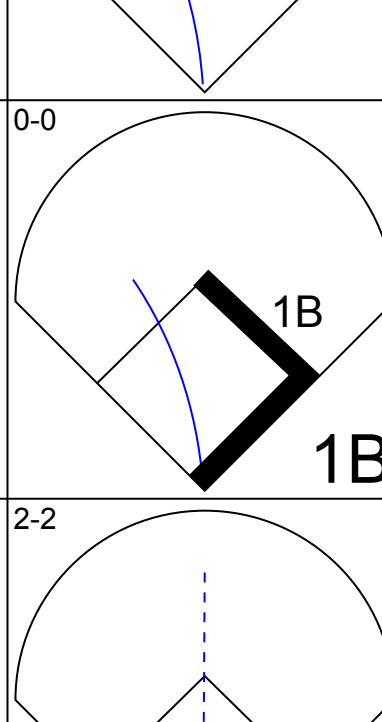
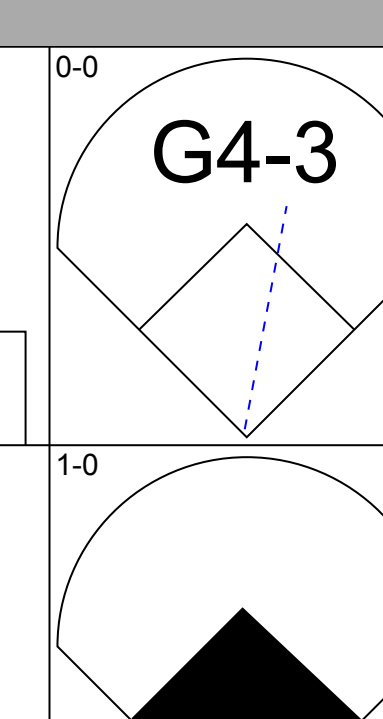
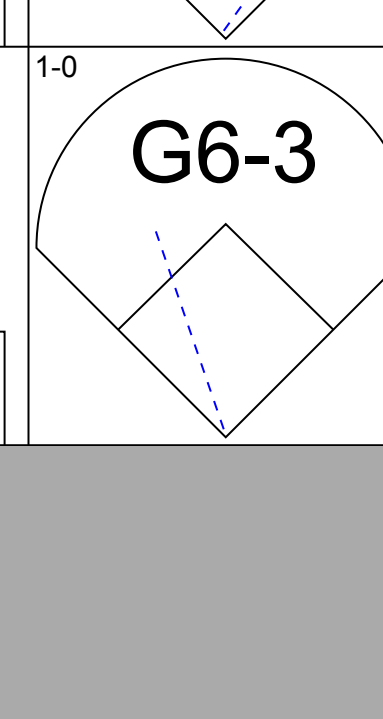
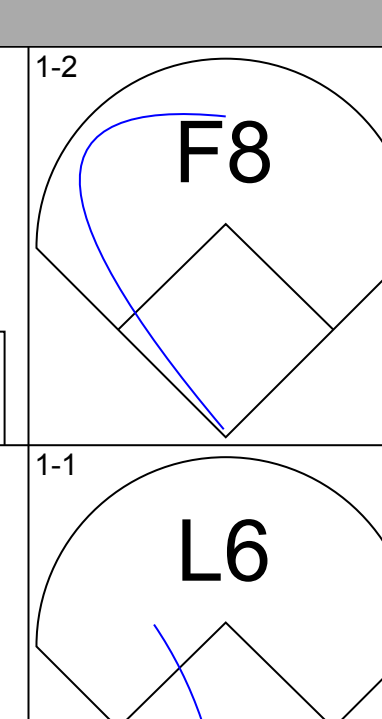
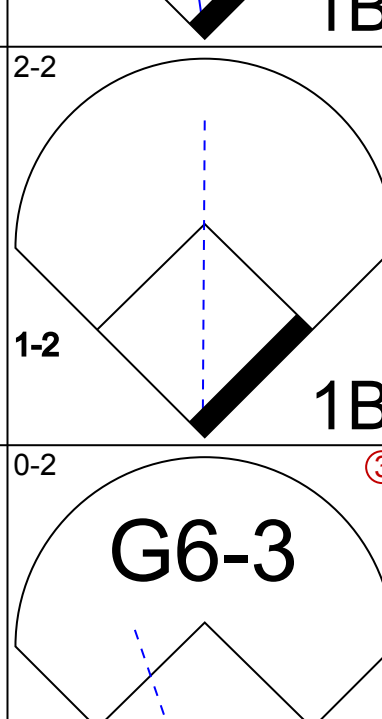
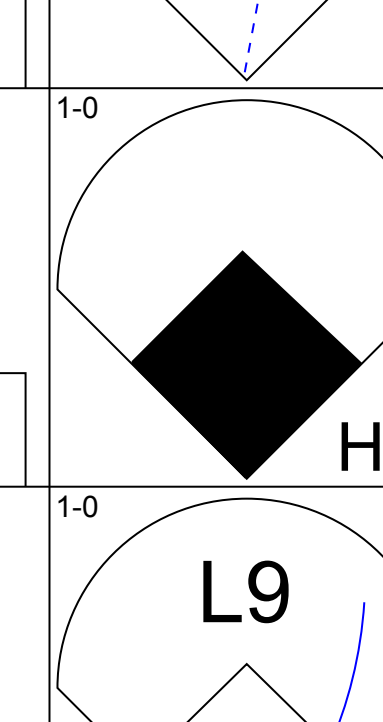
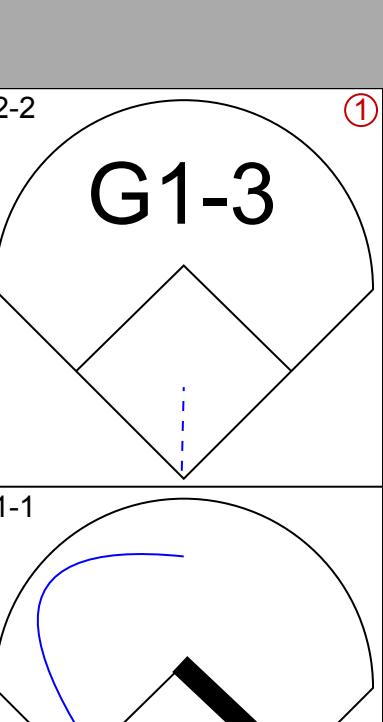
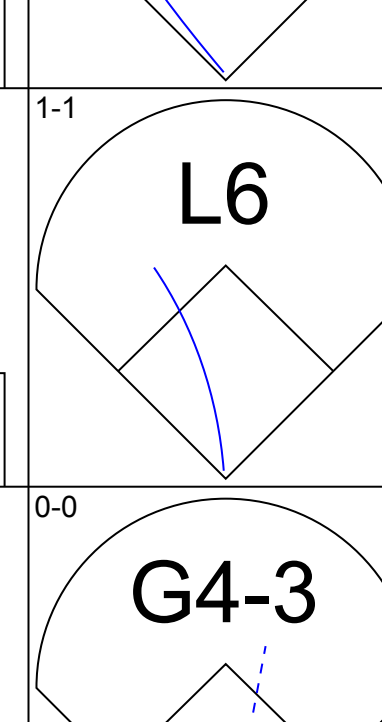
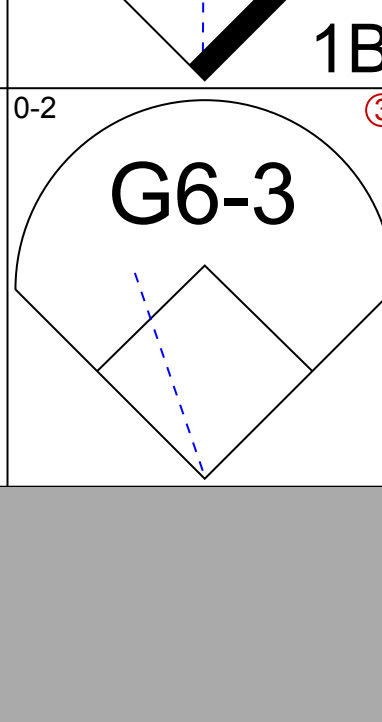
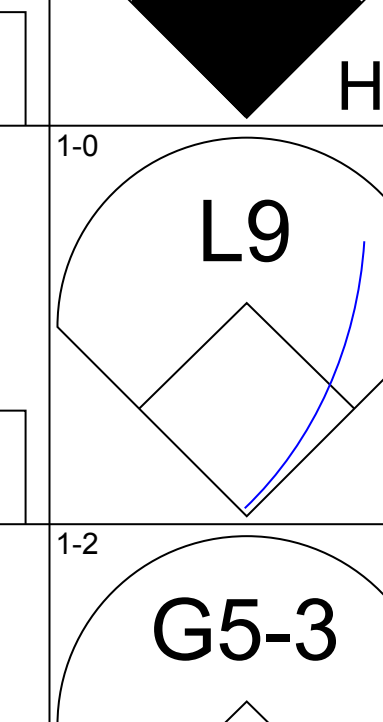
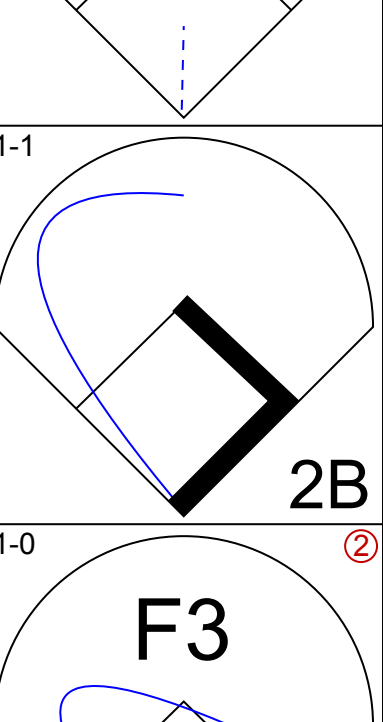
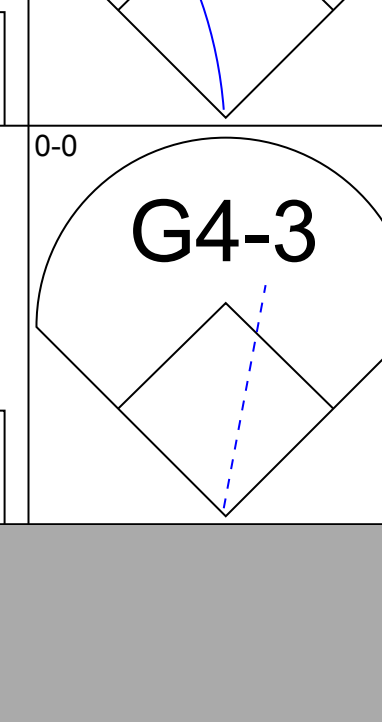
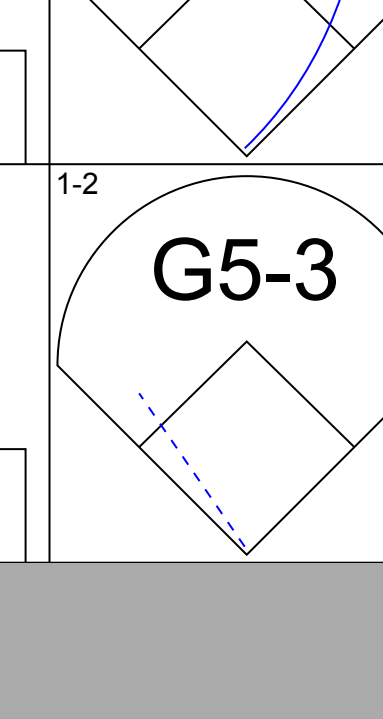
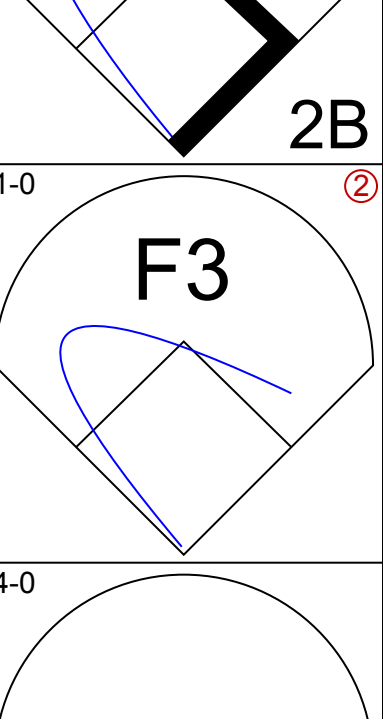
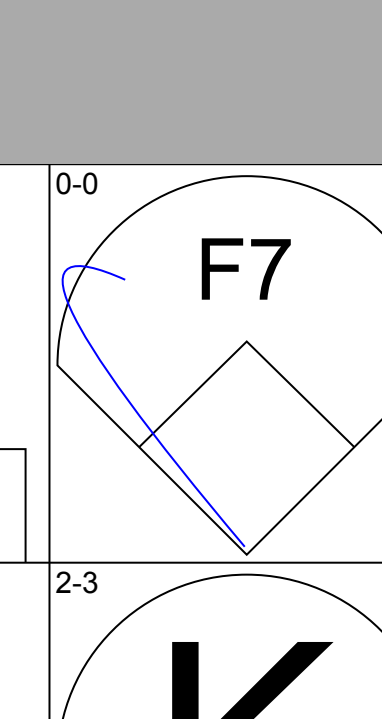
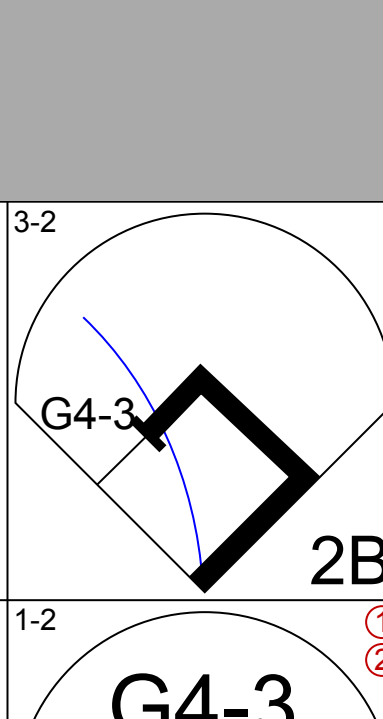
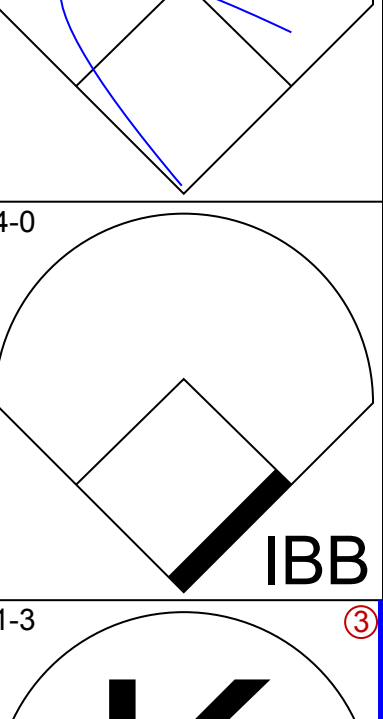
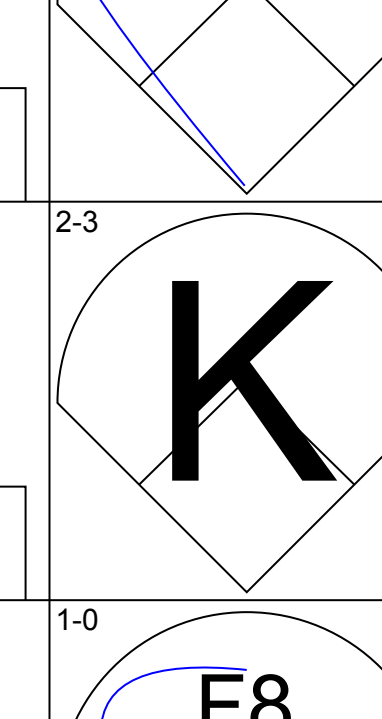
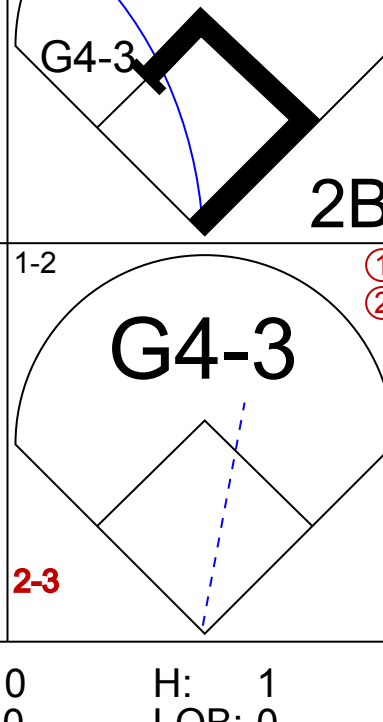
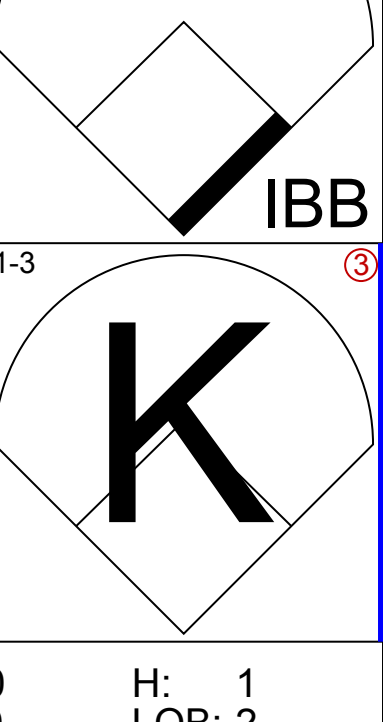
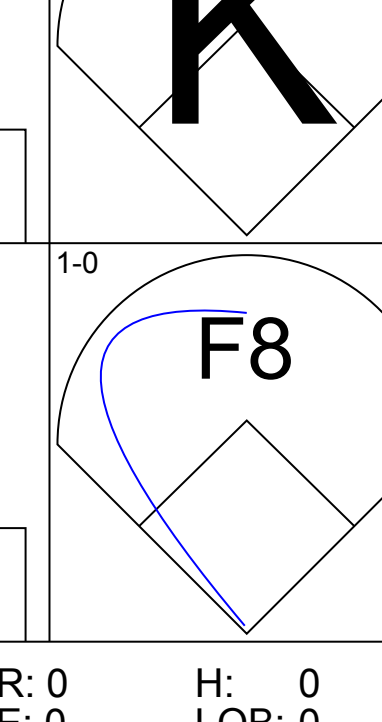
AB	30
R	0
H	5
RBI	0
BB	5
SO	8
LOB	14

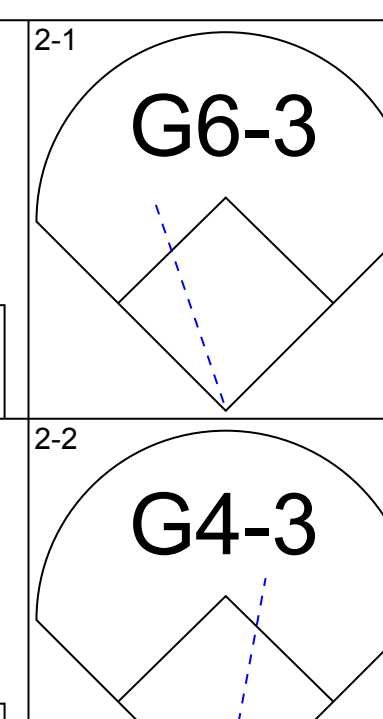
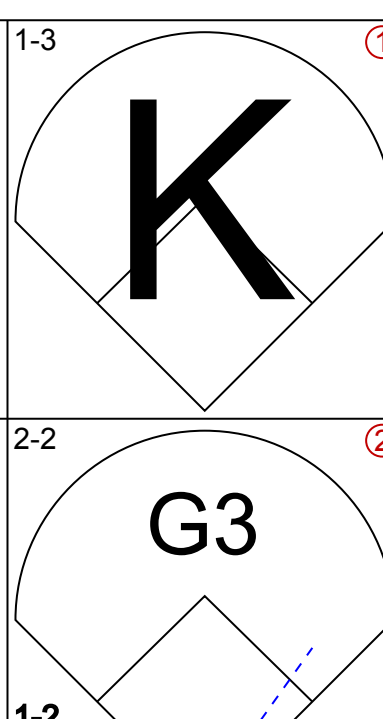
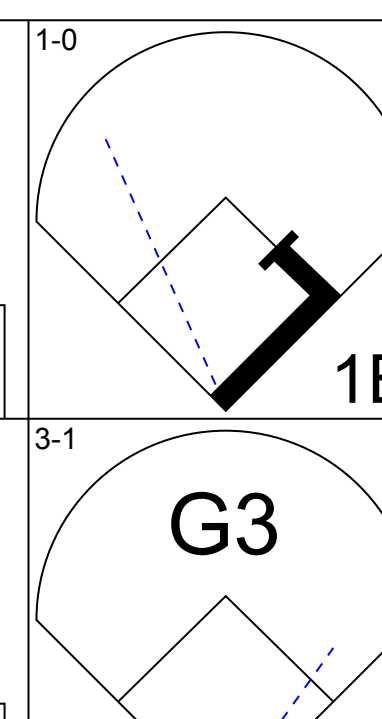
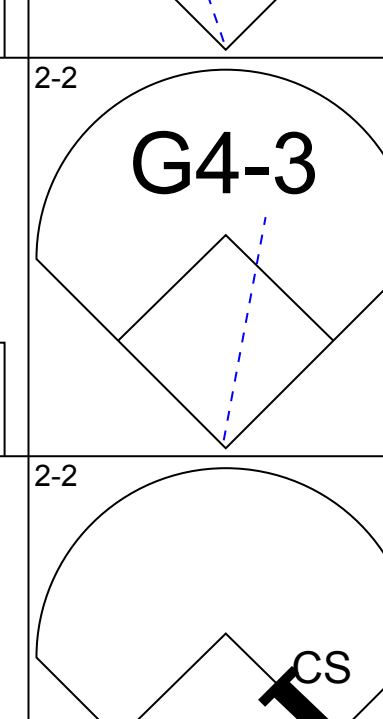
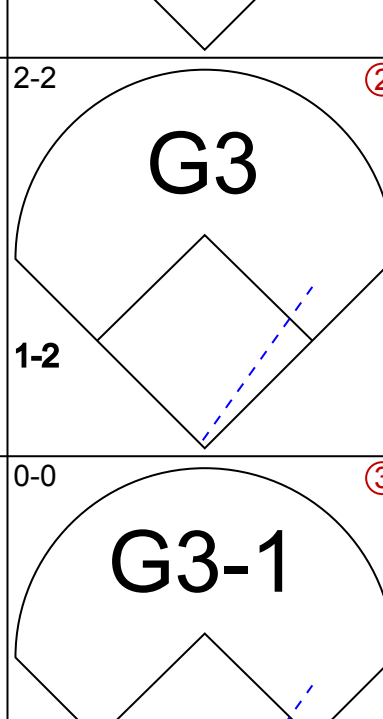
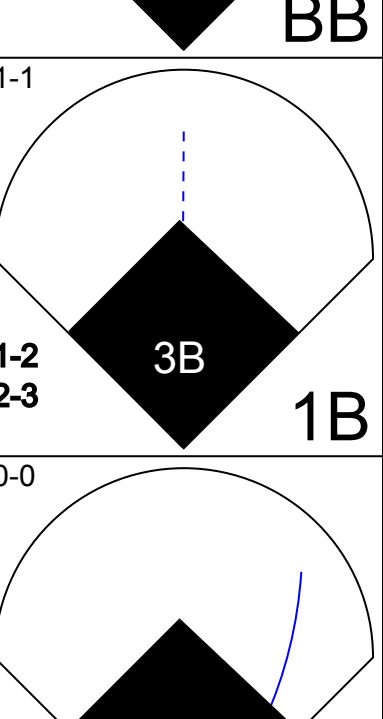
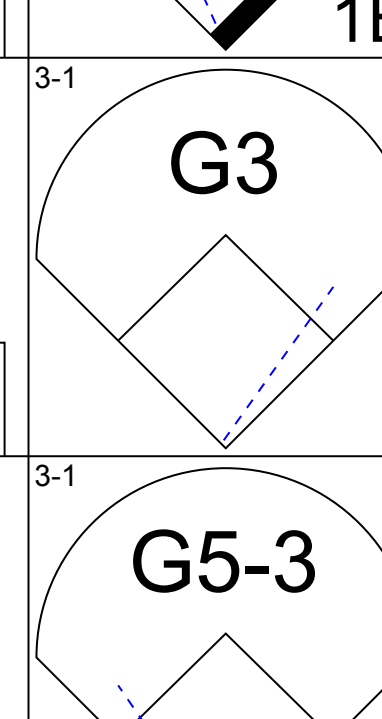
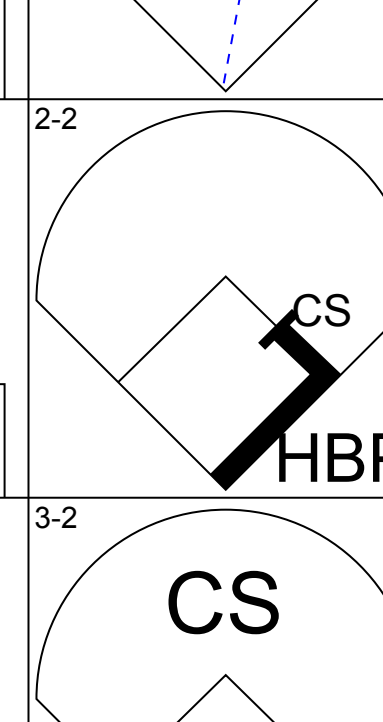
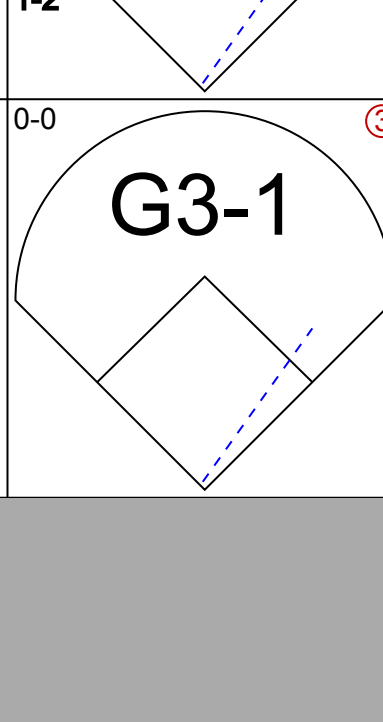
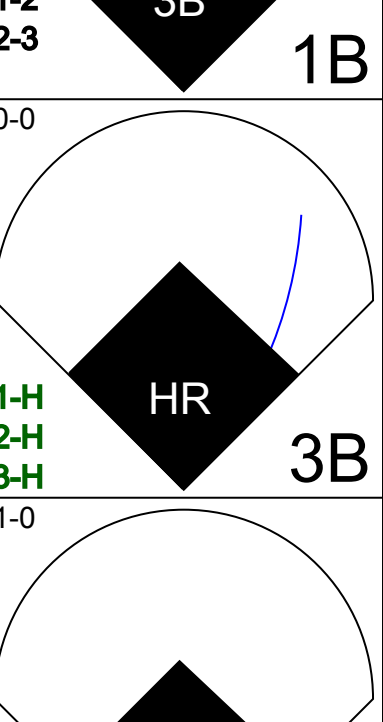
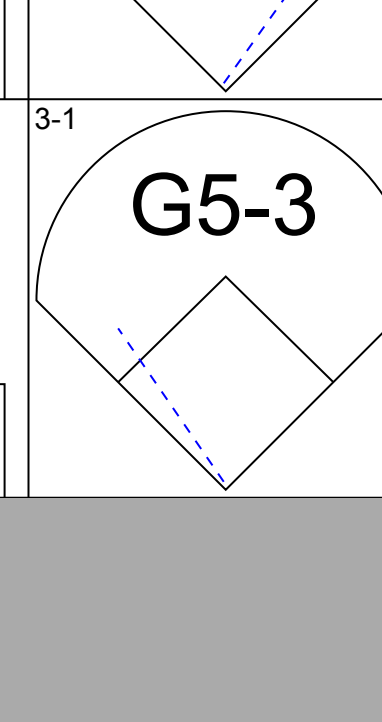
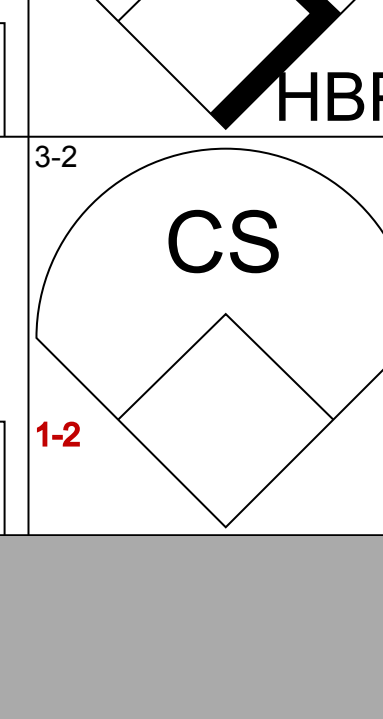
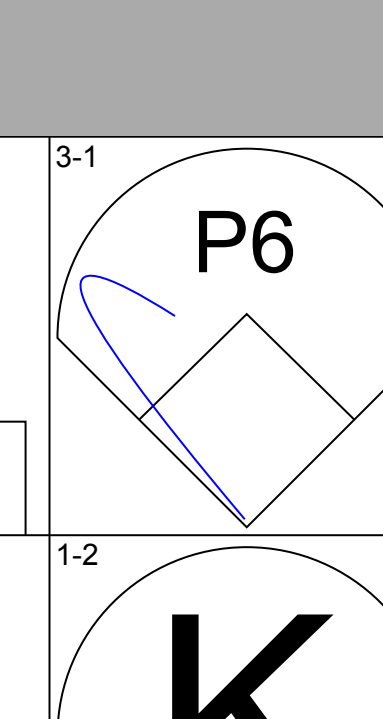
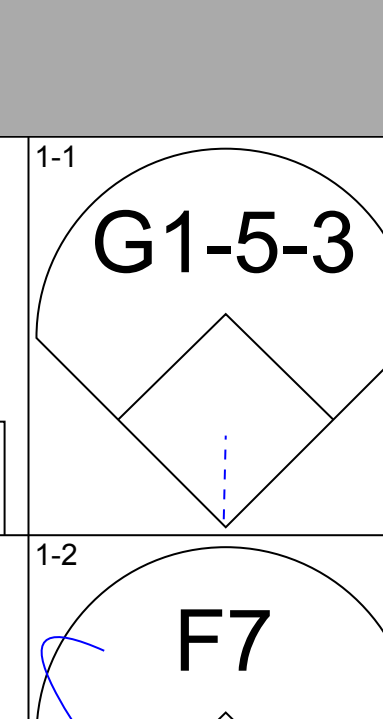
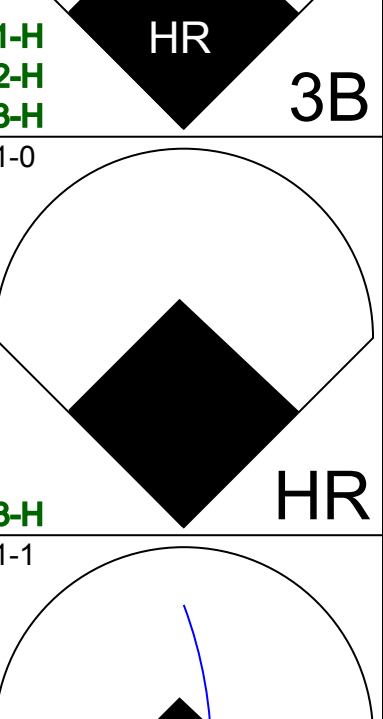
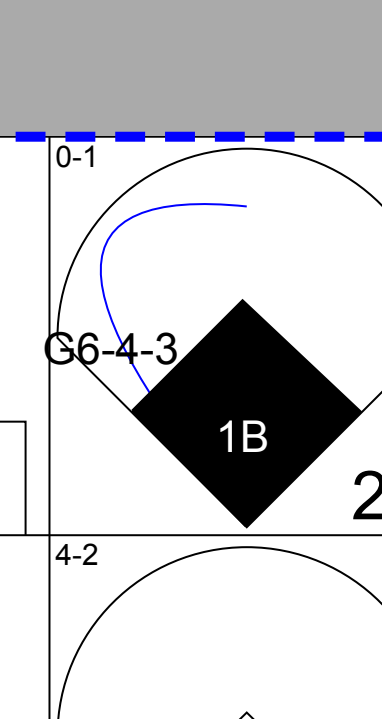
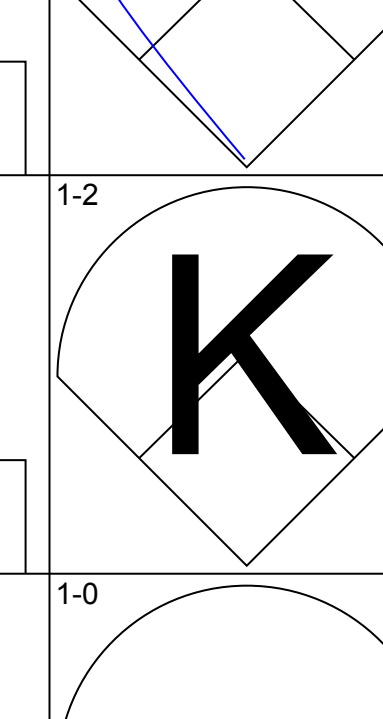
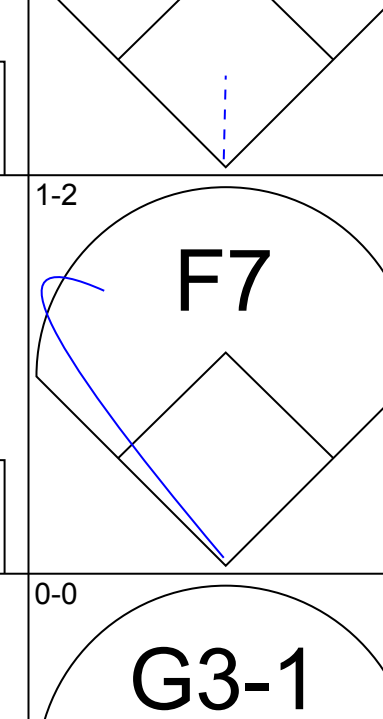
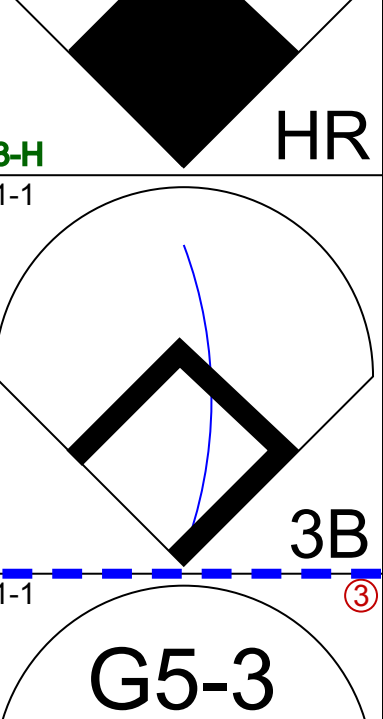
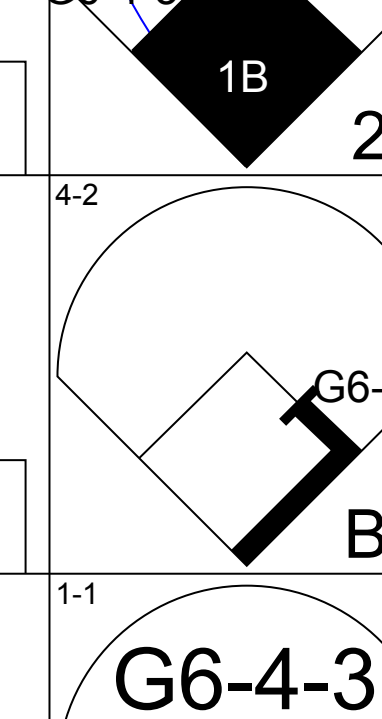
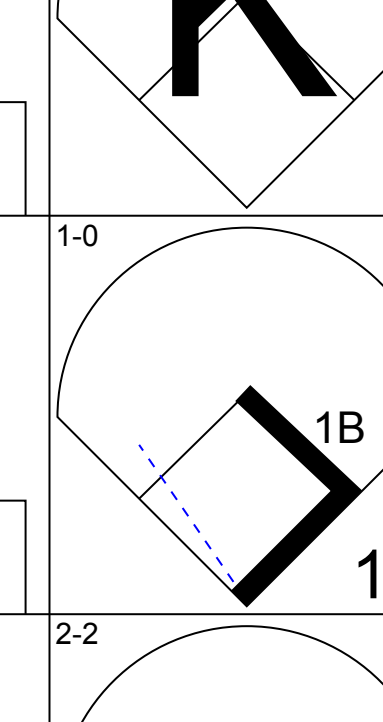
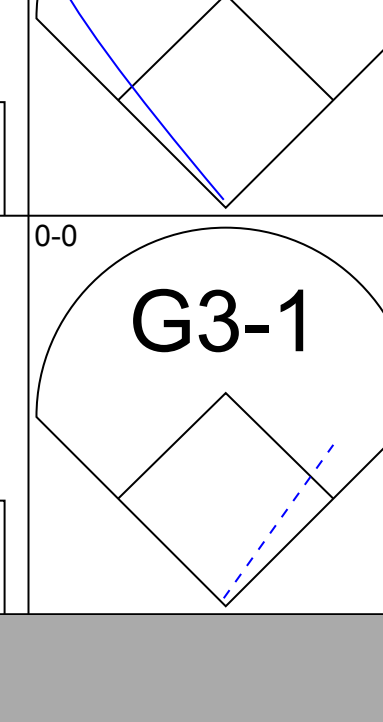
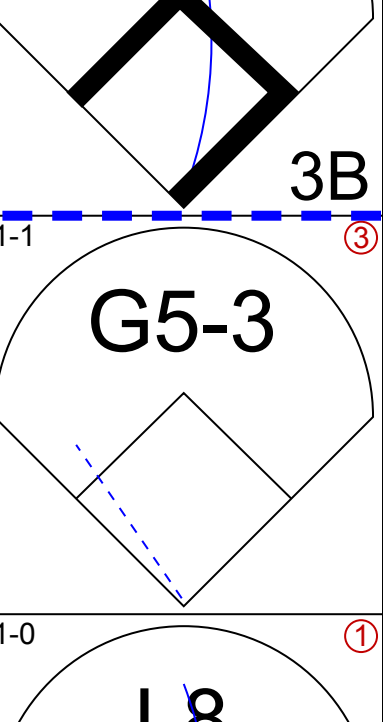
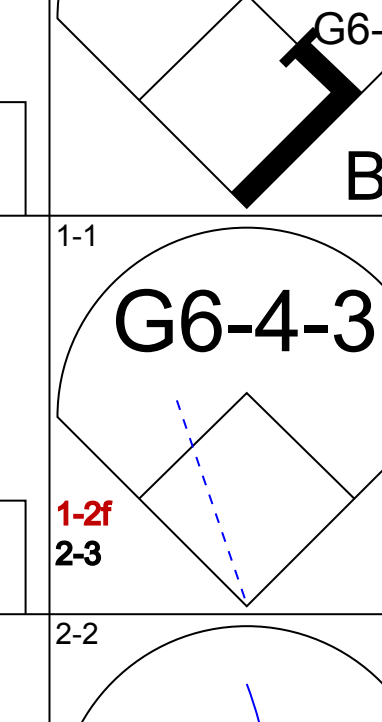
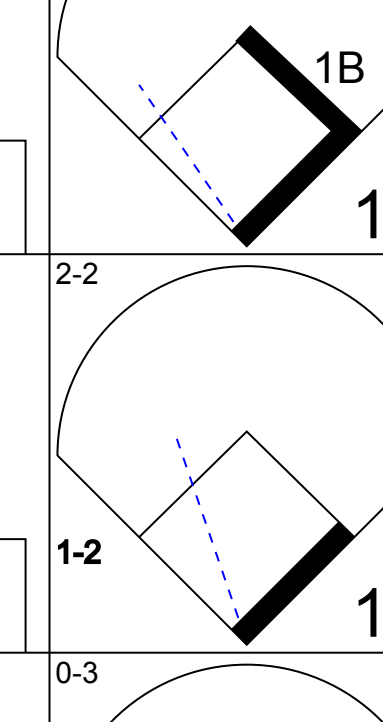
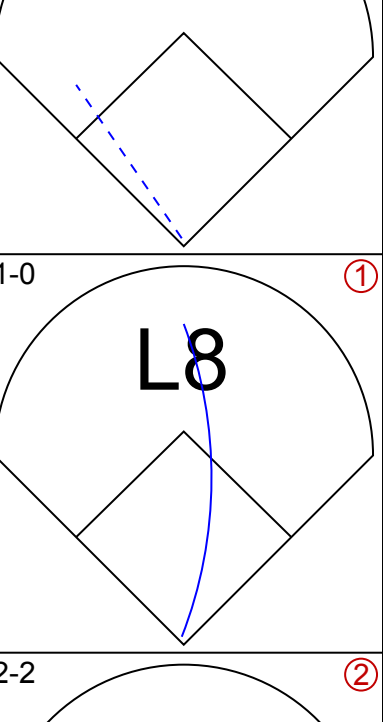
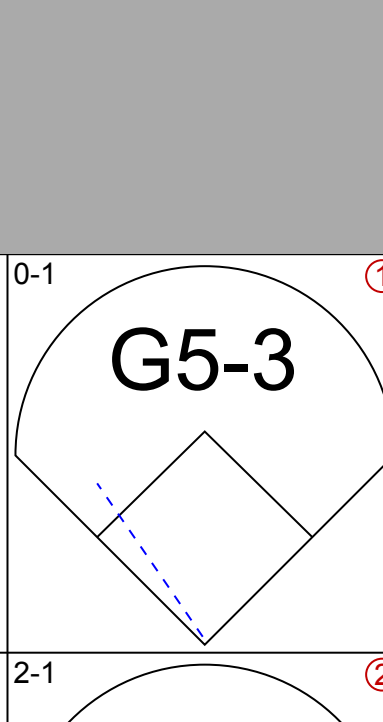
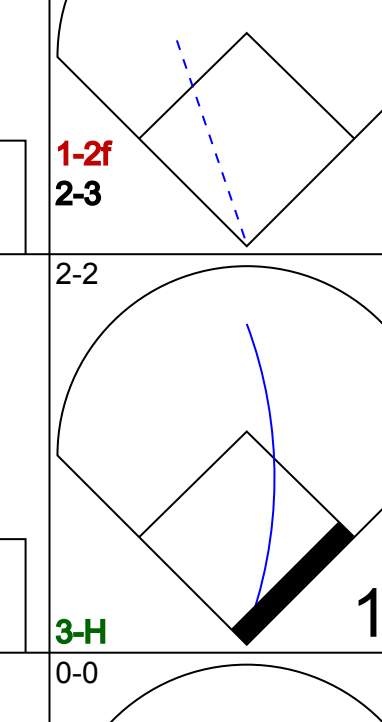
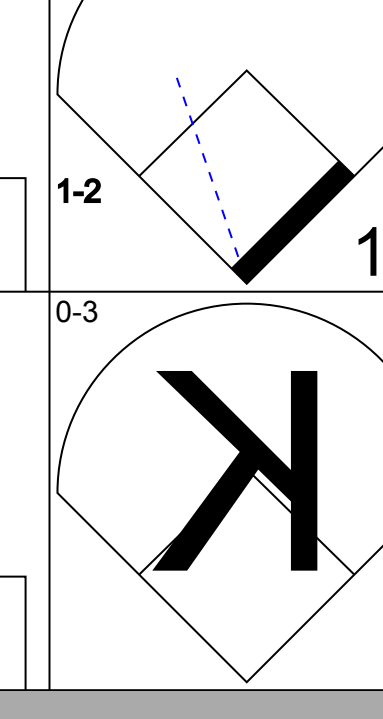
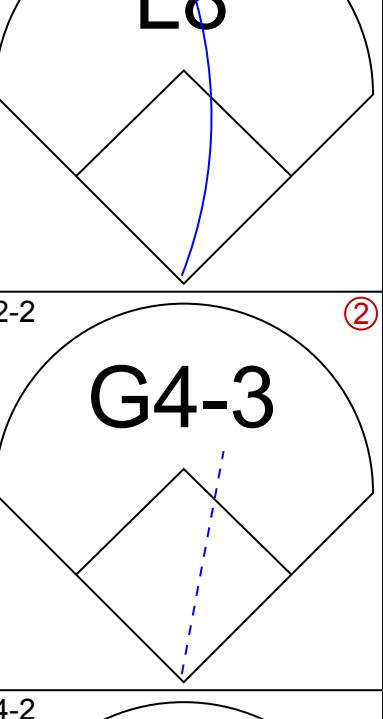
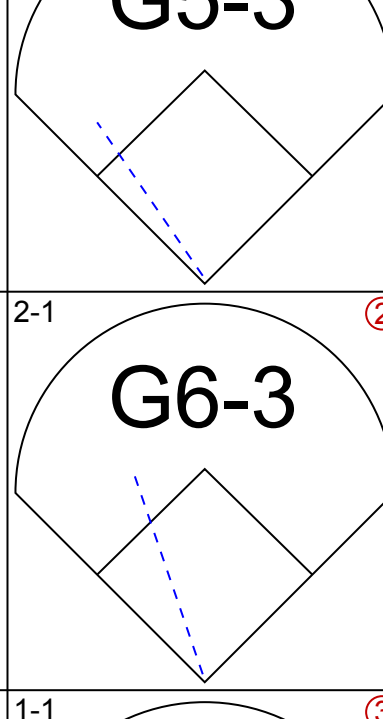
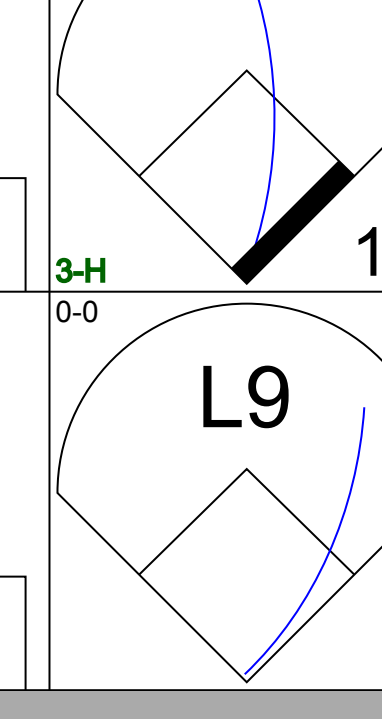
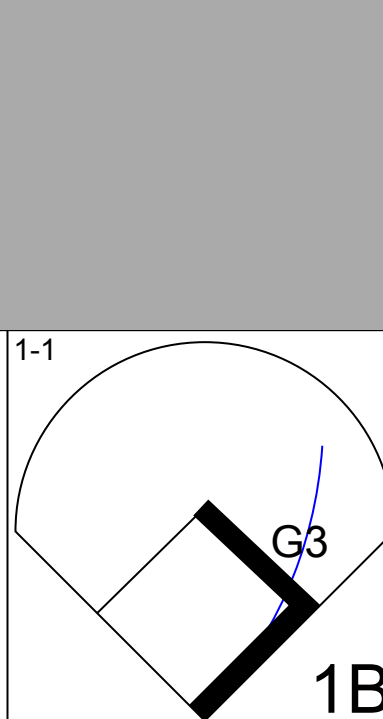
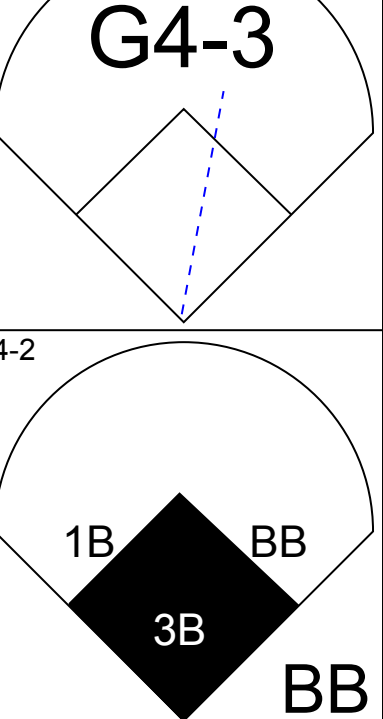
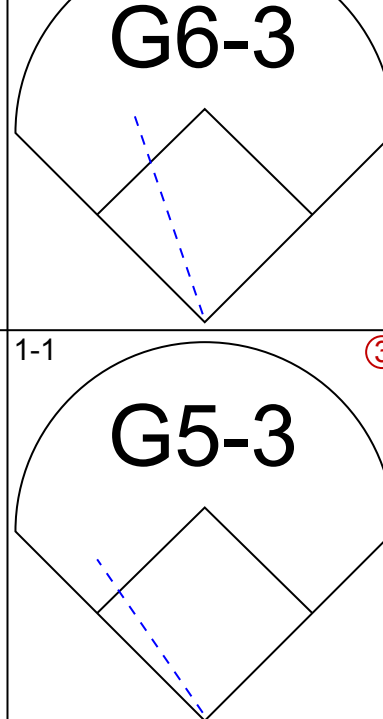



Batter	1	2	3	4	5	6	7	8	9	AB	R	H	RBI	BB	SO	LOB	BOTTOM						
Doug Glanville, R OBP: 0.353, SLG: 0.419 (1, 8)										4	0	1	0	0	0	3	Arizona Diamondbacks @ Philadelphia Phillies Veterans Stadium, Philadelphia, PA Fri Aug 21 1998, 7:05 PM EDT Att: 17,144 - Unknown - 82 F						
Desi Relaford, S OBP: 0.308, SLG: 0.348 (1, 6)										4	0	1	0	0	1	4							
Scott Rolen, R OBP: 0.386, SLG: 0.527 (1, 5)										4	0	1	0	0	2	1							
23 Kevin Jordan, R OBP: 0.303, SLG: 0.365 Bobby Abreu, L OBP: 0.408, SLG: 0.492 (1, 3) (8, PR) (9, 9)										4	0	1	0	0	0	3							
Gregg Jefferies, S OBP: 0.331, SLG: 0.397 Rico Brogna, L OBP: 0.326, SLG: 0.449 (1, 7) (9, 3)										4	1	1	0	0	0	3							
Mark Lewis, R OBP: 0.307, SLG: 0.362 (1, 4)										3	0	1	1	1	0	2							
Bobby Estellella, R OBP: 0.272, SLG: 0.424 (1, 2)										3	0	1	0	1	1	1							
Ruben Amaro Jr, S OBP: 0.229, SLG: 0.270 (1, 9) (9, 7)										4	0	1	0	0	1	4							
Mark Portugal, R OBP: 0.263, SLG: 0.314 Yorkis Perez, L Wayne Gomes, R (1, 1) (8, 1) (8, 1)										2	0	1	0	0	0	0							
										0	0	0	0	0	0	0							
<b>Inning Stats</b>	R: 0 E: 0 K: 1 S: 10	H: 1 LOB: 1 BB: 0 P: 15	R: 0 E: 0 K: 1 S: 7	H: 0 LOB: 0 BB: 0 P: 11	R: 0 E: 0 K: 0 S: 9	H: 1 LOB: 1 BB: 0 P: 12	R: 1 E: 0 K: 1 S: 12	H: 2 LOB: 1 BB: 0 P: 19	R: 0 E: 0 K: 0 S: 6	H: 0 LOB: 0 BB: 0 P: 10	R: 0 E: 0 K: 0 S: 11	H: 2 LOB: 2 BB: 0 P: 17	R: 0 E: 0 K: 1 S: 9	H: 2 LOB: 0 BB: 0 P: 12	R: 0 E: 0 K: 1 S: 13	H: 1 LOB: 3 BB: 2 P: 28	R: 0 E: 0 K: 0 S: 4	H: 0 LOB: 0 BB: 1 P: 10	1B: 7 2B: 2 3B: 0 HR: 0	SF: 0 SAC: 1 DP: 0 HBP: 0	WP: 0 PB: 0 CS: 0	PA: 35	
<b>PITCHER</b>	IP WLS BF H R ER SO BB IBB HBP BLK WP HR S P ERA WHIP	IP WLS BF H R ER SO BB IBB HBP BLK WP HR S P ERA WHIP	IP WLS BF H R ER SO BB IBB HBP BLK WP HR S P ERA WHIP	IP WLS BF H R ER SO BB IBB HBP BLK WP HR S P ERA WHIP	IP WLS BF H R ER SO BB IBB HBP BLK WP HR S P ERA WHIP	IP WLS BF H R ER SO BB IBB HBP BLK WP HR S P ERA WHIP	IP WLS BF H R ER SO BB IBB HBP BLK WP HR S P ERA WHIP	IP WLS BF H R ER SO BB IBB HBP BLK WP HR S P ERA WHIP	IP WLS BF H R ER SO BB IBB HBP BLK WP HR S P ERA WHIP	IP WLS BF H R ER SO BB IBB HBP BLK WP HR S P ERA WHIP	IP WLS BF H R ER SO BB IBB HBP BLK WP HR S P ERA WHIP	IP WLS BF H R ER SO BB IBB HBP BLK WP HR S P ERA WHIP	IP WLS BF H R ER SO BB IBB HBP BLK WP HR S P ERA WHIP	IP WLS BF H R ER SO BB IBB HBP BLK WP HR S P ERA WHIP	IP WLS BF H R ER SO BB IBB HBP BLK WP HR S P ERA WHIP	IP WLS BF H R ER SO BB IBB HBP BLK WP HR S P ERA WHIP	IP WLS BF H R ER SO BB IBB HBP BLK WP HR S P ERA WHIP	IP WLS BF H R ER SO BB IBB HBP BLK WP HR S P ERA WHIP	IP WLS BF H R ER SO BB IBB HBP BLK WP HR S P ERA WHIP	IP WLS BF H R ER SO BB IBB HBP BLK WP HR S P ERA WHIP	IP WLS BF H R ER SO BB IBB HBP BLK WP HR S P ERA WHIP	IP WLS BF H R ER SO BB IBB HBP BLK WP HR S P ERA WHIP	IP WLS BF H R ER SO BB IBB HBP BLK WP HR S P ERA WHIP





Batter	1	2	3	4	5	6	7	8	9	AB	R	H	RBI	BB	SO	LOB	TOP				
Darryl Hamilton, L OBP: 0.391, SLG: 0.377 (1, 8)										4	0	0	0	0	1	0	<b>Colorado Rockies @ Philadelphia Phillies</b> Veterans Stadium, Philadelphia, PA Sat Aug 22 1998, 7:05 PM EDT Att: 23,435 - Cloudy - 84 F				
Neifi Perez, S OBP: 0.327, SLG: 0.400 Mike Munoz, L (8, 1) Angel Echevarria, R (9, PH)										3	0	0	0	0	1	0					
Dante Bichette, R OBP: 0.357, SLG: 0.532 (1, 7)										4	0	1	0	0	0	0					
Vinny Castilla, R OBP: 0.372, SLG: 0.601 (1, 5)										4	0	1	0	0	0	0					
17 Todd Helton, L OBP: 0.354, SLG: 0.519 (1, 3)										4	1	1	1	0	0	2					
John Vander Wal, L OBP: 0.394, SLG: 0.511 (1, 9)										3	0	1	0	0	0	0					
3 Mike Lansing, R OBP: 0.312, SLG: 0.376 (1, 4)										3	0	0	0	0	0	1					
Jeff Reed, L OBP: 0.373, SLG: 0.476 (1, 2)										2	0	1	0	1	1	0					
Pedro Astacio, R OBP: 0.160, SLG: 0.167 Mike DeJean, R (5, 1) 7 Kurt Abbott, R OBP: 0.295, SLG: 0.362 (8, 6)										2	0	0	0	0	1	3					
<b>Inning Stats</b>	R: 0 E: 0 K: 1 S: 9	H: 0 LOB: 0 BB: 0 P: 12	R: 1 E: 0 K: 0 S: 6	H: 1 LOB: 0 BB: 0 P: 9	R: 0 E: 0 K: 0 S: 10	H: 1 LOB: 0 BB: 0 P: 14	R: 0 E: 0 K: 0 S: 5	H: 0 LOB: 0 BB: 0 P: 6	R: 0 E: 0 K: 1 S: 11	H: 1 LOB: 2 BB: 1 P: 20	R: 0 E: 0 K: 0 S: 13	H: 0 LOB: 0 BB: 0 P: 16	R: 0 E: 0 K: 0 S: 6	H: 0 LOB: 0 BB: 0 P: 8	R: 0 E: 0 K: 1 S: 5	H: 0 LOB: 0 BB: 0 P: 8		R: 0 E: 0 K: 0 S: 13	H: 2 LOB: 2 BB: 0 P: 15	1B: 2 2B: 2 3B: 0 HR: 1	SF: 0 SAC: 0 DP: 0 HBP: 0
<b>PITCHER</b> Paul Byrd, R ERA: 1.8 (1, 1)	IP: 9.0 WLS: W BF: 32 H: 5 R: 1 ER: 1 SO: 4 BB: 0 IBB: 1 HBP: 0 BLK: 0 WP: 0 HR: 1 S: 78 P: 108 ERA: 1.00 WHIP: 0.556																				

Batter	1	2	3	4	5	6	7	8	9	AB	R	H	RBI	BB	SO	LOB	BOTTOM		
Doug Glanville, R OBP: 0.354, SLG: 0.418 (1, 8)										3	1	1	0	1	1	1	<b>Colorado Rockies @ Philadelphia Phillies</b> Veterans Stadium, Philadelphia, PA Sat Aug 22 1998, 7:05 PM EDT Att: 23,435 - Cloudy - 84 F		
Gregg Jefferies, S OBP: 0.331, SLG: 0.395 Kevin Sefcik, R OBP: 0.427, SLG: 0.404 (8, 7)										4	1	1	0	0	0	1			
Scott Rolen, R OBP: 0.387, SLG: 0.530 (1, 5)										3	1	1	3	0	0	1			
Rico Brogna, L OBP: 0.327, SLG: 0.458 (1, 3)										4	2	2	2	0	0	0			
Bobby Abreu, L OBP: 0.409, SLG: 0.496 (1, 9)										3	0	1	0	1	1	0			
Mark Lewis, R OBP: 0.306, SLG: 0.361 (1, 4)										4	0	1	0	0	0	3			
Mark Parent, R OBP: 0.282, SLG: 0.279 (1, 2)										4	0	2	1	0	0	0			
Desi Relaford, S OBP: 0.305, SLG: 0.344 (1, 6)										4	0	0	0	0	1	3			
Paul Byrd, R OBP: 0.429, SLG: 0.333 (1, 1)										2	1	1	0	1	0	0			
<b>Inning Stats</b>	R: 0 E: 0 K: 0 S: 10	H: 0 LOB: 0 BB: 0 P: 19	R: 0 E: 0 K: 2 S: 14	H: 2 LOB: 2 BB: 0 P: 21	R: 0 E: 0 K: 1 S: 9	H: 1 LOB: 1 BB: 0 P: 13	R: 0 E: 0 K: 0 S: 7	H: 0 LOB: 0 BB: 0 P: 9	R: 5 E: 0 K: 0 S: 15	H: 4 LOB: 1 BB: 2 P: 30	R: 0 E: 0 K: 0 S: 6	H: 0 LOB: 0 BB: 0 P: 9	R: 0 E: 0 K: 0 S: 5	H: 1 LOB: 0 BB: 0 P: 12	R: 1 E: 0 K: 0 S: 10	H: 2 LOB: 1 BB: 1 P: 17		1B: 6 2B: 1 3B: 2 HR: 1	SF: 0 SAC: 0 DP: 1 HBP: 1
<b>PITCHER</b> Pedro Astacio, R ERA: 6.07 Mike DeJean, R ERA: 2.45 Mike Munoz, L ERA: 6.55 (5, 1) (8, 1)	IP: 4.2 WLS: L BF: 23 H: 7 R: 5 ER: 5 SO: 3 BB: 2 IBB: 0 HBP: 0 BLK: 0 WP: 0 HR: 1 S: 53 P: 89 ERA: 9.64 WHIP: 1.929																		

AB	31
R	1
H	5
RBI	1
BB	1
SO	4
LOB	6

AB	31
R	6
H	10
RBI	6
BB	3
SO	3
LOB	9



Batter	1	2	3	4	5	6	7	8	9	AB	R	H	RBI	BB	SO	LOB	TOP					
Darryl Hamilton, L (1,8) OBP: 0.390, SLG: 0.381	G6-3		2H 3B		SH5-3		G4-3		G5-3	4	0	1	1	0	0	0	<b>Colorado Rockies @ Philadelphia Phillies</b> Veterans Stadium, Philadelphia, PA Sun Aug 23 1998, 3:33 AM EDT Att: 26,364 - Cloudy - 85 F					
7 Kurt Abbott, R (1,6) OBP: 0.294, SLG: 0.360			F8		G6-3		G6-3		F6	4	0	1	0	0	0	2						
Chuck McElroy, L (8,1) OBP: 0.200, SLG: 0.200										0	0	0	0	0	0	0						
Terry Shumpert, R (9,PH) OBP: 0.286, SLG: 0.538	G6-4-3									1	0	0	0	0	0	0						
Jerry Dipoto, R (9,1)	1B									0	0	0	0	0	0	0						
Dante Bichette, R (1,7) OBP: 0.357, SLG: 0.530	G6-4-3				L9					4	1	1	0	0	0	2						
Larry Walker, L (9,9) OBP: 0.413, SLG: 0.590	1-2				17 1B					0	0	0	0	0	0	0						
Vinny Castilla, R (1,5) OBP: 0.373, SLG: 0.599		G6-3			FC3-6 17 1B		F9		SH1-4 17 BB	3	0	1	0	1	0	0						
17 Todd Helton, L (1,3) OBP: 0.357, SLG: 0.519		L7			1B		1B 3 HR		SH1-4	2	1	1	1	2	0	0						
John Vander Wal, L (1,9) OBP: 0.383, SLG: 0.505					1B		BB		BB	3	1	1	0	0	0	2						
1 Curtis Goodwin, L (6,9) OBP: 0.327, SLG: 0.317	G4-3				F7		3 HR		SH1-4	0	0	0	0	0	0	0						
3 Mike Lansing, R (1,4) OBP: 0.313, SLG: 0.382			G5-3		FC3-6		HR		G4-6-3	3	1	1	3	1	0	2						
Kirt Manwaring, R (1,2) OBP: 0.337, SLG: 0.325			SH3-4 3B		G4-3		F3		G4-6-3	4	1	1	0	0	0	5						
John Thomson, R (1,1) OBP: 0.156, SLG: 0.122			SH3-4				SH5-3		K	2	0	1	0	0	1	0						
Neifi Perez, S (8,6) OBP: 0.326, SLG: 0.400									K	1	0	0	0	0	1	0						
<b>Inning Stats</b>	R: 0 E: 0 K: 0 S: 5	H: 1 LOB: 0 BB: 0 P: 8	R: 0 E: 0 K: 0 S: 8	H: 0 LOB: 0 BB: 0 P: 12	R: 1 E: 0 K: 0 S: 9	H: 2 LOB: 1 BB: 0 P: 14	R: 1 E: 0 K: 0 S: 8	H: 3 LOB: 2 BB: 0 P: 12	R: 0 E: 0 K: 0 S: 6	H: 1 LOB: 1 BB: 0 P: 7	R: 3 E: 0 K: 1 S: 11	H: 2 LOB: 0 BB: 1 P: 18	R: 0 E: 0 K: 0 S: 6	H: 0 LOB: 0 BB: 0 P: 7	R: 0 E: 0 K: 0 S: 9	H: 0 LOB: 2 BB: 3 P: 22	R: 0 E: 0 K: 1 S: 9	H: 0 LOB: 0 BB: 0 P: 12	1B: 7 2B: 0 3B: 1 HR: 1	SF: 0 SAC: 3 DP: 2 HBP: 0	WP: 0 PB: 0 SB: 0 CS: 0	PA: 38
<b>PITCHER</b>	IP	WLS	BF	H	R	ER	SO	BB	IBB	HBP	BLK	WP	HR	S	P	ERA	WHIP					
Mike Grace, R (1,1) ERA: 5.66	7.0	L	30	9	5	5	1	1	0	0	0	0	1	53	78	6.43	1.429					
Ken Ryan, R (8,1) ERA: 2.94	1.0		5	0	0	0	0	2	1	0	0	0	0	9	22	0.00	2.000					
Ricky Bottalico, R (9,1) ERA: 6.89	1.0		3	0	0	0	1	0	0	0	0	0	0	9	12	0.00	0.000					

Batter	1	2	3	4	5	6	7	8	9	AB	R	H	RBI	BB	SO	LOB	BOTTOM					
Kevin Sefcik, R (1,8) OBP: 0.422, SLG: 0.417	L9		F8		K					4	0	1	1	0	1	1	<b>Colorado Rockies @ Philadelphia Phillies</b> Veterans Stadium, Philadelphia, PA Sun Aug 23 1998, 3:33 AM EDT Att: 26,364 - Cloudy - 85 F					
Gregg Jefferies, S (1,7) OBP: 0.332, SLG: 0.396	F9		1B			FC3-6 23 1B	G4-3			4	0	2	0	0	0	1						
Rico Brogna, L (1,3) OBP: 0.327, SLG: 0.456	23 1B		F7			K			L8	4	1	1	0	0	1	1						
23 Kevin Jordan, R (1,5) OBP: 0.307, SLG: 0.367	1B				P3		FC3-6		G6-3	4	0	2	0	0	0	0						
Bobby Abreu, L (1,9) OBP: 0.407, SLG: 0.494	1B				L6		FC3-6		K	4	0	1	1	0	1	2						
Mark Lewis, R (1,4) OBP: 0.304, SLG: 0.358	1-2 2H		1B			1-2 2-3			K	4	0	0	0	0	2	4						
Mark Lewis, R (1,4) OBP: 0.304, SLG: 0.358	L4				K		K		F9	4	0	0	0	0	2	4						
Bobby Estalella, R (1,2) OBP: 0.260, SLG: 0.404			K				L5		K	4	0	0	0	0	3	0						
Desi Relaford, S (1,6) OBP: 0.309, SLG: 0.347									P6	3	1	2	0	1	0	0						
Mike Grace, R (1,1) OBP: 0.160, SLG: 0.087										1	0	0	0	0	0	1						
Jon Zuber, L (7,PH) OBP: 0.256, SLG: 0.439			B3							1	0	0	0	0	0	1						
Ken Ryan, R (8,1) ERA: 1.67										0	0	0	0	0	0	0						
Ricky Bottalico, L (9,1) ERA: 3.88										0	0	0	0	0	0	0						
<b>Inning Stats</b>	R: 1 E: 0 K: 0 S: 21	H: 3 LOB: 2 BB: 0 P: 32	R: 0 E: 0 K: 1 S: 5	H: 0 LOB: 1 BB: 1 P: 10	R: 0 E: 0 K: 0 S: 5	H: 1 LOB: 0 BB: 0 P: 8	R: 0 E: 0 K: 1 S: 7	H: 0 LOB: 0 BB: 0 P: 12	R: 0 E: 0 K: 2 S: 11	H: 1 LOB: 1 BB: 0 P: 14	R: 0 E: 0 K: 2 S: 12	H: 2 LOB: 2 BB: 0 P: 19	R: 1 E: 0 K: 0 S: 10	H: 2 LOB: 1 BB: 0 P: 15	R: 0 E: 0 K: 1 S: 8	H: 0 LOB: 0 BB: 0 P: 13	R: 0 E: 0 K: 1 S: 7	H: 0 LOB: 0 BB: 0 P: 13	1B: 8 2B: 0 3B: 1 HR: 0	SF: 0 SAC: 1 DP: 0 HBP: 0	WP: 0 PB: 0 SB: 0 CS: 0	PA: 35
<b>PITCHER</b>	IP	WLS	BF	H	R	ER	SO	BB	IBB	HBP	BLK	WP	HR	S	P	ERA	WHIP					
John Thomson, R (1,1) ERA: 4.3	7.0	W	29	9	2	2	6	1	0	0	0	0	0	71	110	2.57	1.429					
Chuck McElroy, L (8,1) ERA: 1.67	1.0		3	0	0	0	1	0	0	0	0	0	0	8	13	0.00	0.000					
Jerry Dipoto, R (9,1) ERA: 3.88	1.0	S	3	0	0	0	1	0	0	0	0	0	0	7	13	0.00	0.000					





Batter	1	2	3	4	5	6	7	8	9	AB	R	H	RBI	BB	SO	LOB	TOP		
Darryl Hamilton, L (1, 8) OBP: 0.388, SLG: 0.380										3	0	1	1	0	0	1	<b>Colorado Rockies @ Philadelphia Phillies</b> Veterans Stadium, Philadelphia, PA Mon Aug 24 1998, 7:05 PM EDT Att: 15,665 - Cloudy - 88 F		
Neft Perez, S (1, 6) OBP: 0.324, SLG: 0.397										4	0	0	0	0	0	1			
Dante Bichette, R (1, 7) OBP: 0.287, SLG: 0.529 Larry Walker, L (8, 9) OBP: 0.413, SLG: 0.590										1	0	0	0	3	1	0			
Vinny Castilla, R (1, 5) OBP: 0.372, SLG: 0.597										4	0	1	0	0	0	3			
17 Todd Helton, L (1, 3) OBP: 0.359, SLG: 0.524										3	1	1	1	1	0	1			
John Vander Wal, L (1, 9) OBP: 0.371, SLG: 0.515 Curt Leskanic, R (7, 1)										2	1	1	0	1	0	1			
Terry Shumpert, R (8, PH) OBP: 0.287, SLG: 0.500 Chuck McElroy, L (9, 1) OBP: 0.200, SLG: 0.200 Dave Veres, R (9, 1) OBP: 0.500, SLG: 0.500										4	0	2	0	0	0	2			
3 Mike Lansing, R (1, 4) OBP: 0.314, SLG: 0.383										3	1	1	0	1	1	2			
Jeff Reed, L (1, 2) OBP: 0.375, SLG: 0.478										2	0	0	0	0	0	3			
Bobby Jones, R (1, 1) OBP: 0.194, SLG: 0.222 1 Curtis Goodwin, L (7, PH) OBP: 0.325, SLG: 0.314										1	0	0	0	0	0	1			
<b>Inning Stats</b>	R: 0 E: 0 K: 0 S: 4	H: 1 LOB: 1 BB: 1 P: 8	R: 2 E: 0 K: 0 S: 13	H: 2 LOB: 1 BB: 2 P: 23	R: 0 E: 0 K: 1 S: 9	H: 1 LOB: 1 BB: 0 P: 13	R: 0 E: 0 K: 0 S: 7	H: 0 LOB: 1 BB: 0 P: 7	R: 0 E: 0 K: 0 S: 7	H: 0 LOB: 0 BB: 1 P: 14	R: 1 E: 0 K: 0 S: 12	H: 1 LOB: 0 BB: 0 P: 16	R: 0 E: 0 K: 0 S: 5	H: 0 LOB: 0 BB: 1 P: 9	R: 0 E: 0 K: 1 S: 10	H: 1 LOB: 1 BB: 0 P: 16	1B: 4 2B: 2 3B: 0 HR: 1	SF: 1 SAC: 1 DP: 4 HBP: 0	WP: 0 PA: 36 PB: 0 SB: 3 CS: 0
<b>PITCHER</b>	IP WLS BF H R ER SO BB IBB HBP BLK WP HR S P ERA WHIP																		
Carlton Loewer, R (1, 1) ERA: 5.76	7.0 L 29 6 3 3 1 5 0 0 0 0 0 1 56 90 3.86 1.571																		
Jerry Spradlin, R (8, 1) ERA: 3.41	1.1 5 1 0 0 0 1 0 0 0 0 0 0 10 16 0.00 1.500																		
Yorkis Perez, L (9, 1) ERA: 4.04	0.2 2 0 0 0 1 0 0 0 0 0 0 0 5 9 0.00 0.000																		

Batter	1	2	3	4	5	6	7	8	9	AB	R	H	RBI	BB	SO	LOB	BOTTOM		
Doug Glanville, R (1, 8) OBP: 0.354, SLG: 0.417										4	0	1	0	0	0	1	<b>Colorado Rockies @ Philadelphia Phillies</b> Veterans Stadium, Philadelphia, PA Mon Aug 24 1998, 7:05 PM EDT Att: 15,665 - Cloudy - 88 F		
Gregg Jefferies, S (1, 7) OBP: 0.331, SLG: 0.395										4	0	1	0	0	0	2			
Scott Rolen, R (1, 5) OBP: 0.386, SLG: 0.526										3	1	0	0	1	1	1			
Rico Brogna, L (1, 3) OBP: 0.326, SLG: 0.455										4	0	1	0	0	1	1			
Mark Lewis, R (1, 4) OBP: 0.303, SLG: 0.357 Yorkis Perez, L (9, 1)										4	0	1	0	0	3	3			
Bobby Abreu, L (1, 9) OBP: 0.408, SLG: 0.495										3	0	1	0	1	2	1			
Bobby Estelella, R (1, 2) OBP: 0.250, SLG: 0.391										3	0	0	1	0	2	2			
Desi Relaford, S (1, 6) OBP: 0.311, SLG: 0.347										3	0	1	0	1	0	0			
Carlton Loewer, R (1, 1) ERA: 5.43 Jon Zuber, L (7, PH) OBP: 0.250, SLG: 0.429 Jerry Spradlin, S (8, 1) OBP: 1.000, SLG: 2.000 23 Kevin Jordan, R (9, 4) OBP: 0.307, SLG: 0.367										1	0	0	0	0	0	3			
<b>Inning Stats</b>	R: 0 E: 0 K: 0 S: 8	H: 1 LOB: 0 BB: 0 P: 15	R: 0 E: 0 K: 3 S: 13	H: 1 LOB: 1 BB: 0 P: 21	R: 0 E: 0 K: 0 S: 6	H: 1 LOB: 3 BB: 3 P: 10	R: 1 E: 0 K: 1 S: 22	H: 1 LOB: 3 BB: 3 P: 39	R: 0 E: 0 K: 2 S: 6	H: 1 LOB: 1 BB: 0 P: 12	R: 0 E: 0 K: 0 S: 6	H: 0 LOB: 0 BB: 0 P: 7	R: 0 E: 0 K: 2 S: 9	H: 1 LOB: 1 BB: 0 P: 13	R: 0 E: 0 K: 1 S: 7	H: 0 LOB: 0 BB: 0 P: 9		1B: 5 2B: 1 3B: 0 HR: 0	SF: 1 SAC: 1 DP: 1 HBP: 0
<b>PITCHER</b>	IP WLS BF H R ER SO BB IBB HBP BLK WP HR S P ERA WHIP																		
Bobby Jones, L (1, 1) ERA: 5.43	6.0 W 25 5 1 1 6 3 0 0 0 0 0 0 15 20 1.50 1.333																		
Curt Leskanic, R (7, 1) ERA: 3.12	2.0 7 1 0 0 2 0 0 0 0 0 0 0 15 20 0.00 0.500																		
Chuck McElroy, L (9, 1) ERA: 1.66	0.1 1 0 0 0 1 0 0 0 0 0 0 0 3 3 0.00 0.000																		
Dave Veres, R (9, 1) ERA: 3.36	0.2 S 2 0 0 0 0 0 0 0 0 0 0 0 4 6 0.00 0.000																		









Batter	1	2	3	4	5	6	7	8	9	AB	R	H	RBI	BB	SO	LOB	TOP					
Quilvio Veras, S OBP: 0.382, SLG: 0.360 (1, 4)	G3		F7	FC4-6			2B		K	5	0	1	0	0	1	1						
Steve Finley, L OBP: 0.393, SLG: 0.402 (1, 8)	HR		F9	G4-3			F6			4	1	1	1	0	0	2						
Ken Caminiti, S OBP: 0.363, SLG: 0.540 (1, 5)	G4-3		WP BB		P4		G3			4	0	1	0	0	0	1						
Greg Vaughn, R OBP: 0.364, SLG: 0.623 (1, 7)	1B		WP BB		G5-3			F7		3	0	1	0	1	0	0						
Wally Joyner, L OBP: 0.379, SLG: 0.459 (1, 3)	F9				K					3	0	1	0	1	1	1						
Mark Sweeney, L OBP: 0.337, SLG: 0.343 Ruben Rivera, R OBP: 0.357, SLG: 0.417 (1, 9) (8, 9)		L7	F8			L1		K		4	0	0	0	0	1	4						
Jim Leyritz, R OBP: 0.401, SLG: 0.491 Carlos Hernandez, R OBP: 0.314, SLG: 0.391 (1, 2) (8, 2)									G4-3	4	1	2	0	0	1	1						
Chris Gomez, R OBP: 0.339, SLG: 0.365 (1, 6)		G1-3		FC1		G4-3			G6-3	4	0	1	1	0	0	1						
Joey Hamilton, R OBP: 0.164, SLG: 0.233 Randy Myers, L (8, 1) Greg Myers, L OBP: 0.299, SLG: 0.357 Trevor Hoffman, R (9, 1) (9, 1)				FC1			K		L7	3	0	0	0	0	2	2						
<b>Inning Stats</b>	R: 1 E: 0 K: 0 S: 11	H: 2 LOB: 1 BB: 0 P: 14	R: 0 E: 0 K: 1 S: 11	H: 1 LOB: 1 BB: 0 P: 16	R: 0 E: 0 K: 0 S: 9	H: 1 LOB: 3 BB: 2 P: 21	R: 1 E: 0 K: 0 S: 11	H: 2 LOB: 1 BB: 0 P: 16	R: 0 E: 0 K: 1 S: 6	H: 0 LOB: 0 BB: 0 P: 9	R: 0 E: 0 K: 1 S: 9	H: 0 LOB: 0 BB: 0 P: 14	R: 0 E: 0 K: 1 S: 11	H: 1 LOB: 1 BB: 0 P: 13	R: 0 E: 0 K: 1 S: 9	H: 1 LOB: 1 BB: 0 P: 14	R: 0 E: 0 K: 1 S: 12	H: 0 LOB: 0 BB: 0 P: 18	1B: 3 2B: 4 3B: 0 HR: 1	SF: 0 SAC: 0 DP: 0 HBP: 0	WP: 1 PB: 0 SB: 0 CS: 0	PA: 37
<b>PITCHER</b>	IP	WLS	BF	H	R	ER	SO	BB	IBB	HBP	BLK	WP	HR	S	P	ERA	WHIP					
Mark Portugal, R ERA: 4.47 (1, 1)	7.0	L	30	7	2	2	4	1	1	0	0	1	1	68	103	2.57	1.143					
Yorkis Perez, L ERA: 3.99 (8, 1)	0.2		3	1	0	0	1	0	0	0	0	0	0	7	11	0.00	1.500					
Jerry Spradlin, R ERA: 3.34 (8, 1)	1.1		4	0	0	0	1	0	0	0	0	0	0	14	21	0.00	0.000					

San Diego Padres @ Philadelphia Phillies  
Veterans Stadium, Philadelphia, PA  
Wed Aug 26 1998, 7:05 PM EDT  
Att: 15,656 - Cloudy - 85 F

AB 35  
R 2  
H 8  
RBI 2  
BB 2  
SO 6  
LOB 13



Batter	1	2	3	4	5	6	7	8	9	AB	R	H	RBI	BB	SO	LOB	BOTTOM					
Doug Glanville, R OBP: 0.352, SLG: 0.415 (1, 8)	F7		L3 BB		FC6-4		G4-3			3	0	0	0	1	0	3						
Gregg Jefferies, S OBP: 0.332, SLG: 0.403 (1, 7)	WP		L3		F8			L4		4	0	1	0	0	0	2						
Scott Rolen, R OBP: 0.384, SLG: 0.520 (1, 5)	K		G6-3			G1-6-3 BB		G6-3		3	0	0	0	1	1	1						
Rico Brogna, L OBP: 0.321, SLG: 0.447 (1, 3)	K			L7		G1-6-3		G4-3		4	0	0	0	0	1	2						
Bobby Abreu, L OBP: 0.403, SLG: 0.488 (1, 9)		F8				K			K	4	0	1	0	0	2	0						
Mark Lewis, R OBP: 0.305, SLG: 0.354 (1, 4)		1B		F3		23 F9 BB			K	3	0	1	0	1	1	1						
Bobby Estalella, R OBP: 0.250, SLG: 0.390 (1, 2)				F7			F9		L3	4	0	1	0	0	0	2						
Alex Arias, R OBP: 0.357, SLG: 0.347 (1, 6)		P4				L7				2	0	0	0	1	0	2						
Mark Portugal, R OBP: 0.275, SLG: 0.324 23 Kevin Jordan, R OBP: 0.306, SLG: 0.365 Yorkis Perez, L (7, PH) Jerry Spradlin, S OBP: 1.000, SLG: 2.000 (8, 1) (8, 1)										2	0	1	0	0	1	2						
<b>Inning Stats</b>	R: 0 E: 0 K: 2 S: 10	H: 1 LOB: 1 BB: 0 P: 18	R: 0 E: 0 K: 1 S: 15	H: 2 LOB: 2 BB: 0 P: 21	R: 0 E: 0 K: 0 S: 7	H: 0 LOB: 0 BB: 1 P: 14	R: 0 E: 0 K: 0 S: 7	H: 1 LOB: 1 BB: 0 P: 11	R: 0 E: 0 K: 0 S: 8	H: 1 LOB: 1 BB: 0 P: 13	R: 0 E: 0 K: 1 S: 5	H: 0 LOB: 0 BB: 1 P: 11	R: 0 E: 0 K: 0 S: 12	H: 0 LOB: 2 BB: 2 P: 22	R: 0 E: 0 K: 0 S: 6	H: 0 LOB: 0 BB: 0 P: 11	R: 0 E: 0 K: 2 S: 9	H: 0 LOB: 0 BB: 0 P: 14	1B: 4 2B: 2 3B: 0 HR: 0	SF: 0 SAC: 0 DP: 2 HBP: 0	WP: 1 PB: 0 SB: 0 CS: 0	PA: 34
<b>PITCHER</b>	IP	WLS	BF	H	R	ER	SO	BB	IBB	HBP	BLK	WP	HR	S	P	ERA	WHIP					
Joey Hamilton, R ERA: 4.5 (1, 1)	7.0	W	28	5	0	0	4	4	0	0	0	1	0	64	110	0.00	1.286					
Randy Myers, L ERA: 3.99 (8, 1)	1.0		3	0	0	0	0	0	0	0	0	0	0	6	11	0.00	0.000					
Trevor Hoffman, R ERA: 1.61 (9, 1)	1.0	S	3	0	0	0	2	0	0	0	0	0	0	9	14	0.00	0.000					

San Diego Padres @ Philadelphia Phillies  
Veterans Stadium, Philadelphia, PA  
Wed Aug 26 1998, 7:05 PM EDT  
Att: 15,656 - Cloudy - 85 F

AB 30  
R 0  
H 5  
RBI 0  
BB 4  
SO 6  
LOB 17





Batter	1	2	3	4	5	6	7	8	9	AB R H RBI BB SO LOB	TOP										
Steve Finley, L (1, 8) OBP: 0.301, SLG: 0.398	1-3 K	1-3 K			1-2 G4-3	2-3 K			3-1 SF8	4 0 0 1 0 3 1	<b>San Diego Padres @ Philadelphia Phillies</b> Veterans Stadium, Philadelphia, PA Thu Aug 27 1998, 3:33 AM EDT Att: 23,371 - Cloudy - 80 F										
Ed Giovannola, L (1, 4) OBP: 0.322, SLG: 0.315	3-2 HR		4-2 BB		0-0 G6-3		0-0 F3	2-3 G3	4 1 1 0 1 0 1												
Ken Caminiti, S (1, 5) George Arias, R (6, 5) OBP: 0.222, SLG: 0.222	3-2 1B		1-2 G4-6-3		0-0 FC6-4	2-1 F7		2-3 K	3 1 2 2 0 0 1 2 0 0 0 0 1 1												
Greg Vaughn, R (1, 7) Jim Leyritz, R (9, 7) OBP: 0.364, SLG: 0.620 OBP: 0.401, SLG: 0.491	1-2 1B		1-2 L7		1-1 FC6-4	1-0 F7			4 1 1 0 0 0 1 0 0 0 0 0 0 0												
Mark Sweeney, L (1, 3) OBP: 0.347, SLG: 0.381	1-2 1B			0-0 SF8	1-0 E4		2-0 G5-3-2		4 2 3 0 0 0 1												
Ruben Rivera, R (1, 9) OBP: 0.355, SLG: 0.434	3-3 K		1-0 P5		2-2 HR		1-0 G5-3		4 1 1 3 0 1 4												
Carlos Hernandez, R (1, 2) Scott Sanders, R (9, 1)	1-3 K		1-2 SF8		1-1 G1-3		0-1 G5-3-2		3 0 0 1 0 1 3 0 0 0 0 0 0 0												
Andy Sheets, R (1, 6) OBP: 0.324, SLG: 0.376		2-3 K		1-3 K	1-0 HR			4-2 2B	3 2 1 1 1 2 0												
58 Stan Spencer, R (1, 1) Brian Boehringer, S (7, 1) Greg Myers, L (9, PH) OBP: 0.304, SLG: 0.368		0-0 F7		1-3 K	0-0 HR			1-0 SF8	3 0 1 0 0 1 0 0 0 0 0 0 0 0 1 0 1 0 0 0 0												
										WP: 0 PA: 39 PB: 0 SB: 0 CS: 0											
<b>Inning Stats</b>	R: 2 E: 0 K: 3 S: 23	H: 4 LOB: 2 BB: 0 P: 36	R: 0 E: 0 K: 2 S: 8	H: 0 LOB: 0 BB: 0 P: 11	R: 0 E: 0 K: 0 S: 8	H: 0 LOB: 1 BB: 1 P: 14	R: 1 E: 0 K: 1 S: 8	H: 1 LOB: 0 BB: 0 P: 11	R: 0 E: 0 K: 1 S: 7	H: 0 LOB: 0 BB: 0 P: 9	R: 4 E: 1 K: 1 S: 18	H: 4 LOB: 1 BB: 0 P: 26	R: 0 E: 0 K: 0 S: 4	H: 0 LOB: 0 BB: 0 P: 7	R: 0 E: 0 K: 0 S: 4	H: 1 LOB: 0 BB: 0 P: 7	R: 1 E: 0 K: 1 S: 9	H: 1 LOB: 1 BB: 1 P: 19	1B: 4 2B: 3 3B: 2 HR: 3	SF: 2 SAC: 0 DP: 2 HBP: 0	WP: 0 PB: 0 SB: 0 CS: 0
<b>PITCHER</b>	IP WLS BF H R ER SO BB IBB HBP BLK WP HR S P ERA WHIP											IP WLS BF H R ER SO BB IBB HBP BLK WP HR S P ERA WHIP									
Paul Byrd, R (1, 1) ERA: 3.16	5.2 L 27 9 7 5 7 1 0 0 0 0 0 3 65 98 7.94 1.765																				
Yorkis Perez, L (6, 1) ERA: 3.95	0.1 1 0 0 0 1 0 0 0 0 0 0 0 7 9 0.00 0.000																				
Ken Ryan, R (7, 1) ERA: 2.63	1.0 3 0 0 0 0 0 0 0 0 0 0 0 4 7 0.00 0.000																				
Mike Grace, R (8, 1) ERA: 5.99	1.0 3 1 0 0 0 0 0 0 0 0 0 0 4 7 0.00 1.000																				
Mark Leiter, R (9, 1) ERA: 3.49	1.0 5 1 1 1 1 1 0 0 0 0 0 0 9 19 9.00 2.000																				

Batter	1	2	3	4	5	6	7	8	9	AB R H RBI BB SO LOB	BOTTOM										
Doug Glanville, R (1, 8) OBP: 0.351, SLG: 0.414	3-2 S		2-2 FC3-6		0-1 F9			1-1 F8		4 0 1 0 0 0 2	<b>San Diego Padres @ Philadelphia Phillies</b> Veterans Stadium, Philadelphia, PA Thu Aug 27 1998, 3:33 AM EDT Att: 23,371 - Cloudy - 80 F										
Gregg Jefferies, S (1, 7) OBP: 0.331, SLG: 0.402	2-1 F7		1-1 F7		1-0 1B			3-2 G6-3		4 0 1 0 0 0 2											
Scott Rolen, R (1, 5) OBP: 0.383, SLG: 0.518	3-3 K		2-2 K		1-2 L9			2-2 2B		4 0 1 0 0 2 3											
Rico Brogna, L (1, 3) OBP: 0.321, SLG: 0.447	0-2 F7		2-3 K		0-1 F7			1-0 2B		4 0 1 0 0 1 1											
23 Kevin Jordan, R (1, 4) OBP: 0.309, SLG: 0.365		2-2 F6		4-2 2B		2-1 L4-3		0-2 P6		3 1 1 0 1 0 2											
Bobby Abreu, L (1, 9) OBP: 0.402, SLG: 0.488		3-3 K		3-0 2B		1-1 L4-3		2-1 G4-3		4 0 1 1 0 1 1											
Mark Parent, R (1, 2) OBP: 0.281, SLG: 0.287		3-3 K2-3		2-3 K			0-0 L9		0-1 2B	4 0 1 0 0 2 1											
Desi Relaford, S (1, 6) OBP: 0.306, SLG: 0.341			1-1 F8		2-3 K			1-3 K		4 0 0 0 0 2 1											
Paul Byrd, R (1, 1) Yorkis Perez, L (6, 1) Ken Ryan, R (7, 1) Ruben Amaro, Jr., S (7, PH) Mike Grace, R (8, 1) Mark Leiter, R (9, 1) Kevin Seick, R (9, PH) OBP: 0.366, SLG: 0.429 OBP: 0.304, SLG: 0.368			0-1 FC3-6		1-1 1B			2-2 F9		1 0 1 0 0 0 0 0 0 0 0 0 0 0 0 0 0 0 0 0 0 1 0 1 0 0 0 0 0 1											
										WP: 0 PA: 36 PB: 0 SB: 1 CS: 0											
<b>Inning Stats</b>	R: 0 E: 0 K: 1 S: 12	H: 1 LOB: 1 BB: 0 P: 20	R: 0 E: 0 K: 2 S: 12	H: 0 LOB: 0 BB: 0 P: 20	R: 0 E: 0 K: 0 S: 9	H: 1 LOB: 1 BB: 0 P: 13	R: 1 E: 0 K: 3 S: 14	H: 1 LOB: 1 BB: 1 P: 27	R: 0 E: 0 K: 1 S: 11	H: 1 LOB: 2 BB: 0 P: 16	R: 0 E: 0 K: 0 S: 6	H: 1 LOB: 0 BB: 0 P: 9	R: 0 E: 0 K: 0 S: 12	H: 0 LOB: 0 BB: 0 P: 17	R: 0 E: 0 K: 0 S: 16	H: 2 LOB: 2 BB: 0 P: 23	R: 0 E: 0 K: 1 S: 10	H: 1 LOB: 1 BB: 0 P: 14	1B: 5 2B: 4 3B: 0 HR: 0	SF: 0 SAC: 0 DP: 1 HBP: 1	WP: 0 PB: 0 SB: 1 CS: 0
<b>PITCHER</b>	IP WLS BF H R ER SO BB IBB HBP BLK WP HR S P ERA WHIP											IP WLS BF H R ER SO BB IBB HBP BLK WP HR S P ERA WHIP									
58 Stan Spencer, R (1, 1) ERA: 1.5	6.0 W 24 5 1 1 7 1 0 1 0 0 0 0 64 105 1.50 1.000																				
Brian Boehringer, R (7, 1) ERA: 4.91	2.0 8 2 0 0 0 0 0 0 0 0 0 0 28 40 0.00 1.000																				
Scott Sanders, R (9, 1) ERA: 9.1	1.0 4 1 0 0 1 0 0 0 0 0 0 0 10 14 0.00 1.000																				





Batter	1	2	3	4	5	6	7	8	9	10	AB	R	H	RBI	BB	SO	LOB	TOP								
Doug Gianville, R OBP: 0.350, SLG: 0.411	(1, 8) P7		(2, 2) FC3-6		(1, 1) G4-3			(4, 0) 2B	(0, 3) K		4	1	0	0	1	1	3	Philadelphia Phillies @ San Francisco Giants 3Com Park at Candlestick Point, San Francisco, CA Fri Aug 28 1998, 10:05 PM EDT Att. 14,317 - Cloudy - 60 F								
Kevin Sefcik, R OBP: 0.407, SLG: 0.400	(1, 7) K		(2, 2) F8		(3, 2) G5-3			(0, 1) 2B	(1, 3) K		5	1	1	0	0	2	3									
Scott Rolen, R OBP: 0.385, SLG: 0.523	(1, 5) 1B		(2, 0) F9			(0, 0) L9		(0, 0) 1B		(2, 2) G3-1	5	2	3	2	0	0	1									
Rico Brogna, L OBP: 0.321, SLG: 0.446	(1, 3) FC6-4			(1, 2) G4-3		(3, 1) G1-3		(2, 2) BB		(1, 0) G3-1	4	0	1	1	1	0	1									
Mark Lewis, R OBP: 0.302, SLG: 0.350	(1, 4) FC6-4			(2, 1) G3		(0, 0) P5		(1, 0) F8		(1, 0) E5	5	0	0	0	0	0	3									
Bobby Abreu, L OBP: 0.404, SLG: 0.487		(3, 1) G5-3		(1, 0) 1B			(0, 0) F9			(3, 4) 1B	3	0	1	0	2	0	0									
Bobby Estalella, R OBP: 0.239, SLG: 0.371		(0, 0) G5-3		(3, 2) G1-3			(2, 2) P5	(1, 3) K		(1, 2) P6	5	0	0	0	0	1	5									
Desi Relaford, S OBP: 0.305, SLG: 0.337		(0, 3) K			(4, 0) SH3-4		(3, 2) L9		(2, 2) F9	(0, 1) G3-1	4	0	0	0	1	1	2									
Tyler Green, R OBP: 0.222, SLG: 0.219			(3, 2) E6		(0, 1) SH3-4			(1, 0) P7	(1, 2) PB		1	0	0	0	0	0	0									
Ricky Bottalico, L OBP: 0.244, SLG: 0.254											0	0	0	0	0	0	0									
Ruben Amaro Jr., S OBP: 0.244, SLG: 0.254											0	0	0	0	0	0	0									
Wayne Gomes, R OBP: 0.244, SLG: 0.254											0	0	0	0	0	0	0									
23 Kevin Jordan, R OBP: 0.244, SLG: 0.254											0	0	0	0	0	0	0									
Mark Leiter, R ERA: 1.44											0	0	0	0	0	0	0									
<b>Inning Stats</b>	R: 0 E: 0 K: 1 S: 6	H: 1 LOB: 2 BB: 1 P: 12	R: 0 E: 0 K: 1 S: 6	H: 0 LOB: 0 BB: 0 P: 9	R: 0 E: 1 K: 0 S: 12	H: 0 LOB: 1 BB: 0 P: 21	R: 0 E: 0 K: 0 S: 9	H: 1 LOB: 1 BB: 0 P: 16	R: 0 E: 0 K: 0 S: 9	H: 0 LOB: 1 BB: 1 P: 17	R: 0 E: 0 K: 0 S: 4	H: 0 LOB: 0 BB: 0 P: 7	R: 0 E: 0 K: 0 S: 8	H: 0 LOB: 0 BB: 0 P: 13	R: 3 E: 0 K: 1 S: 12	H: 3 LOB: 2 BB: 2 P: 25	R: 0 E: 0 K: 2 S: 12	H: 1 LOB: 1 BB: 0 P: 16	R: 1 E: 1 K: 0 S: 11	H: 1 LOB: 2 BB: 1 P: 20	1B: 5 2B: 2 3B: 0 HR: 0	SF: 0 SAC: 1 DP: 0 HBP: 0	WP: 0 PB: 1 SB: 0 CS: 0	PA: 44		
<b>PITCHER</b>	IP WLS BF H R ER SO BB IBB HBP BLK WP HR S P ERA WHIP	IP WLS BF H R ER SO BB IBB HBP BLK WP HR S P ERA WHIP	IP WLS BF H R ER SO BB IBB HBP BLK WP HR S P ERA WHIP	IP WLS BF H R ER SO BB IBB HBP BLK WP HR S P ERA WHIP	IP WLS BF H R ER SO BB IBB HBP BLK WP HR S P ERA WHIP	IP WLS BF H R ER SO BB IBB HBP BLK WP HR S P ERA WHIP	IP WLS BF H R ER SO BB IBB HBP BLK WP HR S P ERA WHIP	IP WLS BF H R ER SO BB IBB HBP BLK WP HR S P ERA WHIP	IP WLS BF H R ER SO BB IBB HBP BLK WP HR S P ERA WHIP	IP WLS BF H R ER SO BB IBB HBP BLK WP HR S P ERA WHIP	IP WLS BF H R ER SO BB IBB HBP BLK WP HR S P ERA WHIP	IP WLS BF H R ER SO BB IBB HBP BLK WP HR S P ERA WHIP	IP WLS BF H R ER SO BB IBB HBP BLK WP HR S P ERA WHIP	IP WLS BF H R ER SO BB IBB HBP BLK WP HR S P ERA WHIP	IP WLS BF H R ER SO BB IBB HBP BLK WP HR S P ERA WHIP	IP WLS BF H R ER SO BB IBB HBP BLK WP HR S P ERA WHIP	IP WLS BF H R ER SO BB IBB HBP BLK WP HR S P ERA WHIP	IP WLS BF H R ER SO BB IBB HBP BLK WP HR S P ERA WHIP	IP WLS BF H R ER SO BB IBB HBP BLK WP HR S P ERA WHIP	IP WLS BF H R ER SO BB IBB HBP BLK WP HR S P ERA WHIP	IP WLS BF H R ER SO BB IBB HBP BLK WP HR S P ERA WHIP	IP WLS BF H R ER SO BB IBB HBP BLK WP HR S P ERA WHIP	IP WLS BF H R ER SO BB IBB HBP BLK WP HR S P ERA WHIP	IP WLS BF H R ER SO BB IBB HBP BLK WP HR S P ERA WHIP	IP WLS BF H R ER SO BB IBB HBP BLK WP HR S P ERA WHIP	IP WLS BF H R ER SO BB IBB HBP BLK WP HR S P ERA WHIP



Batter	1	2	3	4	5	6	7	8	9	10	AB	R	H	RBI	BB	SO	LOB	BOTTOM							
Marvin Benard, L OBP: 0.388, SLG: 0.421	(1, 9) G6-3		(3, 1) G3-1			(3, 2) F8		(2, 2) FC5-4	(3, 2) L9		5	0	1	0	0	0	3	Philadelphia Phillies @ San Francisco Giants 3Com Park at Candlestick Point, San Francisco, CA Fri Aug 28 1998, 10:05 PM EDT Att. 14,317 - Cloudy - 60 F							
Robb Nen, R ERA: 1.44	(10, 11) 1B							(1, 2) 1B			0	0	0	0	0	0	0								
Bill Mueller, S OBP: 0.388, SLG: 0.401	(1, 5) G3-6-3			(4, 2) BB		(1, 3) K		(1, 0) FC5-4		(1, 1) P7	4	1	1	0	1	1	2								
Barry Bonds, L OBP: 0.425, SLG: 0.558	(1, 7) G3-6-3			(4, 1) F9		(1, 0) F8		(1, 1) E4		(3, 3) K	4	0	0	0	1	1	2								
Jeff Kent, R OBP: 0.350, SLG: 0.532		(4, 0) FC3-4		(1, 3) K		(2, 3) K		(2, 1) 2-4	(1, 0) SH1-4	(2, 3) K	4	1	1	0	1	3	1								
Charlie Hayes, R OBP: 0.370, SLG: 0.439		(0, 1) P3		(0, 0) F9		(3, 1) 1B		(3, 1) 1B	(0, 0) HBP	(1, 1) SH1-4	4	0	2	0	0	0	2								
Ellis Burks, R OBP: 0.372, SLG: 0.508		(0, 1) FC3-4		(3, 2) F8		(0, 3) K		(0, 3) K	(0, 0) SH1-4	(1, 2) SH1-4	3	0	0	0	0	1	3								
Rich Aurilia, R OBP: 0.331, SLG: 0.435		(2, 2) P9			(3, 1) G5-3				(4, 0) HBP		3	0	0	0	0	1	2								
Jose Mesa, R ERA: 6.86									(1, 2) HBP		0	0	0	0	0	0	0								
Stan Javier, S OBP: 0.383, SLG: 0.370									(1, 2) HBP		0	0	0	0	1	0	0								
Brian Johnson, R OBP: 0.292, SLG: 0.374			(1, 3) K		(2, 2) G4-3			(0, 1) FC5-4	(2, 2) 1B		3	1	1	1	0	1	0								
Kirk Rueter, L OBP: 0.241, SLG: 0.259									(1, 2) HBP		2	0	0	0	0	0	0								
John Johnstone, R ERA: 4.65									(1, 0) P8		0	0	0	0	0	0	0								
Rich Rodriguez, L OBP: 0.220, SLG: 0.250											0	0	0	0	0	0	0								
Rey Sanchez, R OBP: 0.323, SLG: 0.358											2	0	0	0	0	0	4								
<b>Inning Stats</b>	R: 0 E: 0 K: 0 S: 7	H: 1 LOB: 0 BB: 0 P: 11	R: 0 E: 0 K: 0 S: 8	H: 0 LOB: 1 BB: 1 P: 14	R: 0 E: 0 K: 1 S: 6	H: 0 LOB: 0 BB: 0 P: 10	R: 1 E: 0 K: 1 S: 12	H: 0 LOB: 1 BB: 2 P: 24	R: 0 E: 0 K: 0 S: 6	H: 0 LOB: 0 BB: 0 P: 11	R: 0 E: 0 K: 3 S: 11	H: 1 LOB: 1 BB: 0 P: 17	R: 1 E: 1 K: 0 S: 10	H: 2 LOB: 2 BB: 0 P: 16	R: 1 E: 0 K: 0 S: 10	H: 2 LOB: 3 BB: 1 P: 21	R: 0 E: 0 K: 2 S: 10	H: 0 LOB: 0 BB: 0 P: 16	1B: 6 2B: 0 3B: 0 HR: 0	SF: 0 SAC: 1 DP: 1 HBP: 1	WP: 0 PB: 0 SB: 1 CS: 0	PA: 40			
<b>PITCHER</b>	IP WLS BF H R ER SO BB IBB HBP BLK WP HR S P ERA WHIP	IP WLS BF H R ER SO BB IBB HBP BLK WP HR S P ERA WHIP	IP WLS BF H R ER SO BB IBB HBP BLK WP HR S P ERA WHIP	IP WLS BF H R ER SO BB IBB HBP BLK WP HR S P ERA WHIP	IP WLS BF H R ER SO BB IBB HBP BLK WP HR S P ERA WHIP	IP WLS BF H R ER SO BB IBB HBP BLK WP HR S P ERA WHIP	IP WLS BF H R ER SO BB IBB HBP BLK WP HR S P ERA WHIP	IP WLS BF H R ER SO BB IBB HBP BLK WP HR S P ERA WHIP	IP WLS BF H R ER SO BB IBB HBP BLK WP HR S P ERA WHIP	IP WLS BF H R ER SO BB IBB HBP BLK WP HR S P ERA WHIP	IP WLS BF H R ER SO BB IBB HBP BLK WP HR S P ERA WHIP	IP WLS BF H R ER SO BB IBB HBP BLK WP HR S P ERA WHIP	IP WLS BF H R ER SO BB IBB HBP BLK WP HR S P ERA WHIP	IP WLS BF H R ER SO BB IBB HBP BLK WP HR S P ERA WHIP	IP WLS BF H R ER SO BB IBB HBP BLK WP HR S P ERA WHIP	IP WLS BF H R ER SO BB IBB HBP BLK WP HR S P ERA WHIP	IP WLS BF H R ER SO BB IBB HBP BLK WP HR S P ERA WHIP	IP WLS BF H R ER SO BB IBB HBP BLK WP HR S P ERA WHIP	IP WLS BF H R ER SO BB IBB HBP BLK WP HR S P ERA WHIP	IP WLS BF H R ER SO BB IBB HBP BLK WP HR S P ERA WHIP	IP WLS BF H R ER SO BB IBB HBP BLK WP HR S P ERA WHIP	IP WLS BF H R ER SO BB IBB HBP BLK WP HR S P ERA WHIP	IP WLS BF H R ER SO BB IBB HBP BLK WP HR S P ERA WHIP	IP WLS BF H R ER SO BB IBB HBP BLK WP HR S P ERA WHIP	IP WLS BF H R ER SO BB IBB HBP BLK WP HR S P ERA WHIP





Batter	1	2	3	4	5	6	7	8	9	AB	R	H	RBI	BB	SO	LOB	TOP					
Doug Glanville, R OBP: 0.353, SLG: 0.413	1-1 FC1-6 1B		2-0 G6-4-3 1B			3-2 P4		2-2 FC4-6 1B		4	0	3	0	0	0	0						
Dest Relaford, S OBP: 0.302, SLG: 0.334	0-0 FC1-6 1-2f		0-0 G6-4-3 1-2f			2-2 F9		0-0 FC4-6 2B		4	1	0	0	0	0	3						
Scott Rolen, R OBP: 0.392, SLG: 0.519 Jerry Spradlin, S OBP: 1.000, SLG: 2.000	3-3 K		0-1 P4				3-2 G5-3	3-1 F8 1-2		4	0	0	0	0	1	2						
Rico Brogna, L OBP: 0.325, SLG: 0.456	0-0 L9			2-0 BB 1B			2-2 HR	2-0 2B		4	1	3	2	0	0	1						
Bobby Abreu, L OBP: 0.401, SLG: 0.482		1-1 P6		2-3 K			0-1 G1-3	1-1 F7		4	0	0	0	0	1	2						
Mark Lewis, R OBP: 0.302, SLG: 0.349 Mike Grace, R OBP: 0.160, SLG: 0.087 Ruben Amaro Jr., S OBP: 0.222, SLG: 0.291 Ken Ryan, R OBP: 0.353, SLG: 0.343	0-0 G5-3			4-2 BB			1-0 F9		1-0 F8	1	0	0	0	1	0	0						
Wendell Magee, R OBP: 0.290, SLG: 1.000		3-2 HR		1-0 P3				3-1 P6	0-0 F9	4	1	1	1	0	0	2						
Mark Parent, R OBP: 0.280, SLG: 0.286		0-0 1B		1-2 F7				2-3 K	1-3 K	4	0	1	0	0	2	2						
Carlton Loewer, R OBP: 0.185, SLG: 0.083 23 Kevin Jordan, R OBP: 0.309, SLG: 0.364	1-2 P7					3-3 K		1-0 F9		1	0	0	0	0	0	1						
<b>Inning Stats</b>	R: 0 E: 0 K: 1 S: 7	H: 1 LOB: 1 BB: 0 P: 11	R: 1 E: 0 K: 0 S: 10	H: 2 LOB: 1 BB: 0 P: 15	R: 0 E: 0 K: 0 S: 4	H: 1 LOB: 0 BB: 0 P: 6	R: 0 E: 0 K: 1 S: 11	H: 1 LOB: 2 BB: 1 P: 21	R: 0 E: 0 K: 1 S: 12	H: 0 LOB: 0 BB: 0 P: 20	R: 1 E: 0 K: 0 S: 12	H: 1 LOB: 0 BB: 0 P: 18	R: 0 E: 0 K: 1 S: 6	H: 0 LOB: 0 BB: 0 P: 12	R: 1 E: 0 K: 0 S: 10	H: 2 LOB: 1 BB: 0 P: 18	R: 0 E: 0 K: 1 S: 5	H: 0 LOB: 0 BB: 0 P: 7	1B: 5 2B: 1 3B: 0 HR: 2	SF: 0 SAC: 0 DP: 1 HBP: 0	WP: 0 PB: 0 SB: 1 CS: 0	PA: 35
<b>PITCHER</b> Mark Gardner, R ERA: 4.76	IP: 9.0 WLS: W BF: 35 H: 8 R: 3 ER: 3 SO: 5 BB: 1 IBB: 0 HBP: 0 BLK: 0 WP: 0 HR: 2 S: 77 P: 128 ERA: 3.00 WHIP: 1.000											<b>PITCHER</b>	IP: 9.0 WLS: W BF: 35 H: 8 R: 3 ER: 3 SO: 5 BB: 1 IBB: 0 HBP: 0 BLK: 0 WP: 0 HR: 2 S: 77 P: 128 ERA: 3.00 WHIP: 1.000									

Philadelphia Phillies @ San Francisco Giants  
 3Com Park at Candlestick Point, San Francisco, CA  
 Sat Aug 29 1998, 6:33 AM EDT  
 Att: 30,147 - Sunny - 70 F

AB	34
R	3
H	8
RBI	3
BB	1
SO	5
LOB	13



Batter	1	2	3	4	5	6	7	8	9	AB	R	H	RBI	BB	SO	LOB	BOTTOM			
Stan Javier, S OBP: 0.381, SLG: 0.366	1-1 F8	1-1 G4-3	1-1 F7			4-0 P9 1B SF8 BB	0-1 G3-1			4	1	0	0	1	0	3				
Bill Mueller, S OBP: 0.390, SLG: 0.404	2-1 G4-3		4-0 HR BB	1-1 HR 2B		0-1 SF8 BB 1B		0-0 G5-3		4	2	2	0	1	0	0				
Barry Bonds, L OBP: 0.426, SLG: 0.565 Marvin Benard, L OBP: 0.391, SLG: 0.424	0-0 1B		2-1 HR	1-0 P6		0-0 P9		1-1 BB 1B		4	1	2	2	0	0	3				
Jeff Kent, R OBP: 0.353, SLG: 0.540 Shawon Dunston, R OBP: 0.292, SLG: 0.400	2-1 E6 1B		1-0 HR	1-0 P6		4-0 P9		1-1 BB 1B		3	2	2	2	1	0	1				
Ellis Burks, R OBP: 0.370, SLG: 0.505	2-2 FC6-4 1-2f		2-2 L9 1-3	0-2 G5-3		3-2 SF8		4-1 1B BB		3	0	0	1	1	0	3				
Joe Carter, R OBP: 0.287, SLG: 0.420		1-1 HR	2-2 2B 2B	2-3 K		0-0 F8		0-2 1B		5	2	3	3	0	1	2				
Brent Mayne, L OBP: 0.349, SLG: 0.361		1-3 K	0-0 G6-3 2B 1B			0-0 G3		3-1 1B	1-1 F8	5	1	2	1	0	1	2				
Rey Sanchez, R OBP: 0.319, SLG: 0.354		1-1 F7	0-0 G6-3			0-0 L8		1-0 P6		4	0	0	0	0	0	2				
Mark Gardner, R OBP: 0.239, SLG: 0.194		4-1 BB	2-2 1B			0-1 G1-4-3		0-3 K		3	0	1	1	1	1	1				
<b>Inning Stats</b>	R: 0 E: 1 K: 0 S: 10	H: 1 LOB: 2 BB: 0 P: 17	R: 1 E: 0 K: 1 S: 11	H: 1 LOB: 1 BB: 1 P: 19	R: 5 E: 0 K: 0 S: 20	H: 5 LOB: 1 BB: 1 P: 34	R: 2 E: 0 K: 1 S: 10	H: 2 LOB: 0 BB: 0 P: 15	R: 0 E: 0 K: 0 S: 4	H: 0 LOB: 0 BB: 0 P: 4	R: 1 E: 0 K: 0 S: 12	H: 1 LOB: 2 BB: 2 P: 23	R: 0 E: 0 K: 1 S: 8	H: 1 LOB: 1 BB: 0 P: 12	R: 1 E: 0 K: 0 S: 11	H: 2 LOB: 2 BB: 1 P: 18	1B: 7 2B: 3 3B: 0 HR: 3	SF: 1 SAC: 0 DP: 0 HBP: 0	WP: 1 PB: 0 SB: 0 CS: 0	PA: 43
<b>PITCHER</b> Carlton Loewer, R ERA: 6.34 Mike Grace, R ERA: 5.48 Ken Ryan, R ERA: 2.87 Jerry Spradlin, R ERA: 3.42	IP: 3.1 WLS: L BF: 22 H: 9 R: 8 ER: 8 SO: 8 BB: 2 IBB: 0 HBP: 0 BLK: 0 WP: 0 HR: 3 S: 45 P: 77 ERA: 21.60 WHIP: 3.300											<b>PITCHER</b>	IP: 3.1 WLS: L BF: 22 H: 9 R: 8 ER: 8 SO: 8 BB: 2 IBB: 0 HBP: 0 BLK: 0 WP: 0 HR: 3 S: 45 P: 77 ERA: 21.60 WHIP: 3.300							

Philadelphia Phillies @ San Francisco Giants  
 3Com Park at Candlestick Point, San Francisco, CA  
 Sat Aug 29 1998, 6:33 AM EDT  
 Att: 30,147 - Sunny - 70 F

AB	37
R	10
H	13
RBI	10
BB	5
SO	3
LOB	18





Batter	1	2	3	4	5	6	7	8	9	AB	R	H	RBI	BB	SO	LOB	TOP
Doug Glanville, R OBP: 0.350, SLG: 0.410	1-1 P4		2-1 L9			2-1 G3	0-0 F8		1-2 FC4-6	5	0	0	0	0	0	4	Philadelphia Phillies @ San Francisco Giants 3Com Park at Candlestick Point, San Francisco, CA Sun Aug 30 1998, 6:33 AM EDT Att: 36,920 - Sunny - 67 F
Wendell Magee, R OBP: 0.333, SLG: 0.889	3-0 F8			1-0 L6		2-1 1B	0-2 2B		2-0 F8	5	1	2	2	0	0	1	
Scott Rolen, R OBP: 0.381, SLG: 0.517	0-3 K			1-3 K		1-2 2B	0-0 F7			4	1	1	1	0	2	1	
Rico Brogna, L OBP: 0.324, SLG: 0.457		1-2 F9		3-1 G4-3		0-1 1B			1-1 G6-3	4	1	1	1	0	0	0	
Bobby Abreu, L OBP: 0.404, SLG: 0.482		4-2 BB			0-0 P7	4-0 1B			3-1 1B	2	0	1	0	2	0	0	
Mark Lewis, R OBP: 0.304, SLG: 0.351		1-0 G1-6-3			2-3 K	2-1 1B			1-1 1B	4	0	2	1	0	1	1	
Bobby Estalella, R OBP: 0.231, SLG: 0.358			1-1 G4-3		0-0 P4	0-3 K			2-2 G6-4-3	4	0	0	0	0	1	4	
Alex Arias, R OBP: 0.367, SLG: 0.358			3-2 1B		2-1 G6-3	3-1 F8			1-2 FC4-6	4	1	3	0	0	0	0	
Curt Schilling, R OBP: 0.152, SLG: 0.127			0-3 K		4-0 G3	1-1 SH1-4			1-3 K	2	1	0	0	1	2	2	

<b>Inning Stats</b>	R: 0 E: 0 K: 1 S: 6	H: 0 LOB: 0 BB: 0 P: 10	R: 0 E: 0 K: 0 S: 7	H: 0 LOB: 0 BB: 1 P: 13	R: 0 E: 0 K: 1 S: 11	H: 1 LOB: 1 BB: 0 P: 17	R: 0 E: 0 K: 1 S: 6	H: 0 LOB: 0 BB: 0 P: 11	R: 0 E: 0 K: 1 S: 5	H: 0 LOB: 0 BB: 0 P: 7	R: 4 E: 0 K: 1 S: 16	H: 4 LOB: 2 BB: 2 P: 33	R: 1 E: 0 K: 0 S: 9	H: 2 LOB: 1 BB: 0 P: 13	R: 0 E: 0 K: 0 S: 9	H: 2 LOB: 1 BB: 0 P: 16	R: 0 E: 0 K: 1 S: 10	H: 1 LOB: 1 BB: 0 P: 15	1B: 7 2B: 3 3B: 0 HR: 0	SF: 0 SAC: 1 DP: 2 HBP: 0	WP: 0 PB: 0 SB: 1 CS: 0	PA: 38
---------------------	------------------------------	----------------------------------	------------------------------	----------------------------------	-------------------------------	----------------------------------	------------------------------	----------------------------------	------------------------------	---------------------------------	-------------------------------	----------------------------------	------------------------------	----------------------------------	------------------------------	----------------------------------	-------------------------------	----------------------------------	----------------------------------	------------------------------------	----------------------------------	--------

PITCHER	IP	WLS	BF	H	R	ER	SO	BB	IBB	HBP	BLK	WP	HR	S	P	ERA	WHIP
Russ Ortiz, R ERA: 5.32	5.2	L	23	4	4	4	4	2	1	0	0	0	0	46	84	6.35	1.059
Julian Tavarez, R ERA: 3.31	0.1		2	1	0	0	1	0	0	0	0	0	0	5	7	0.00	3.000
Chris Brock, R ERA: 3.72	1.0		5	2	1	1	0	0	0	0	0	0	0	9	13	9.00	2.000
Rich Rodriguez, L ERA: 3.88	1.1		6	3	0	0	1	0	0	0	0	0	0	15	24	0.00	2.250
Robb Nen, R ERA: 1.43	0.2		2	0	0	0	0	0	0	0	0	0	0	4	7	0.00	0.000

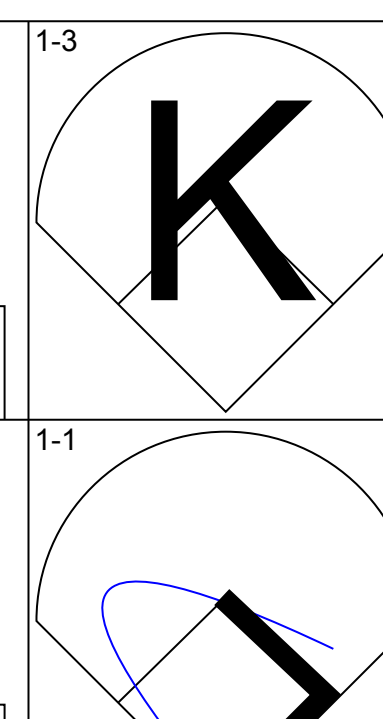
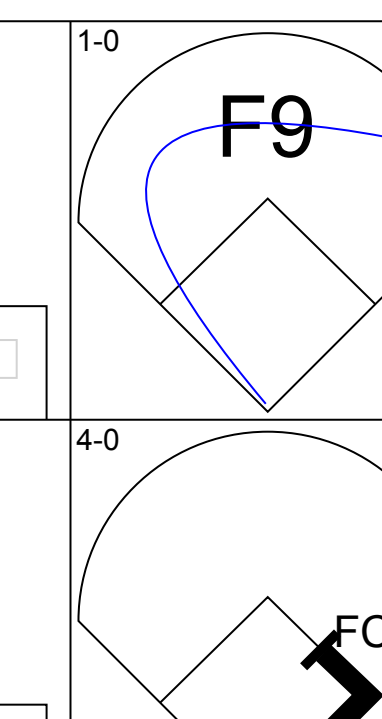
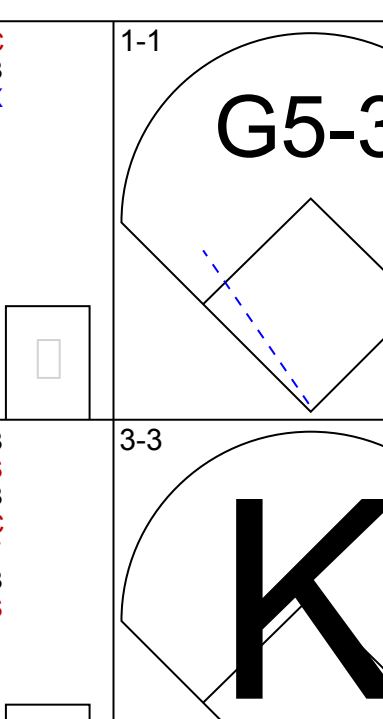
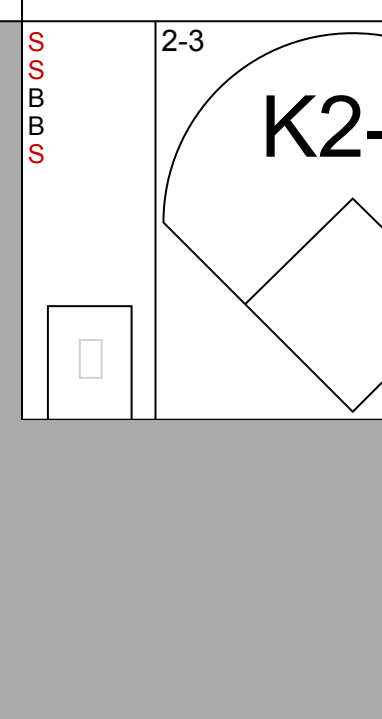
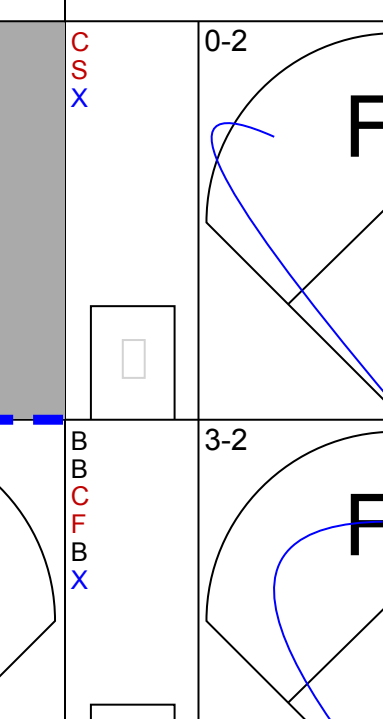
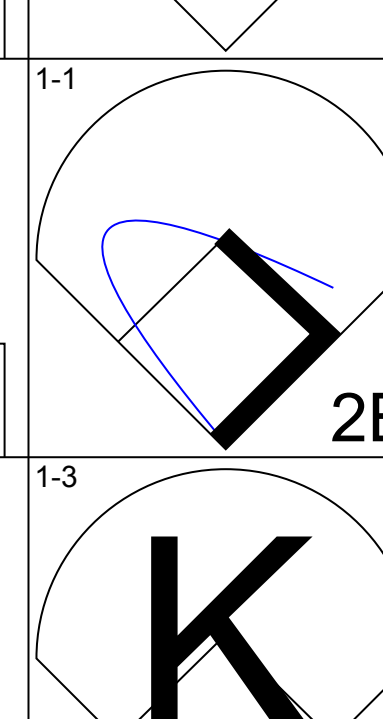
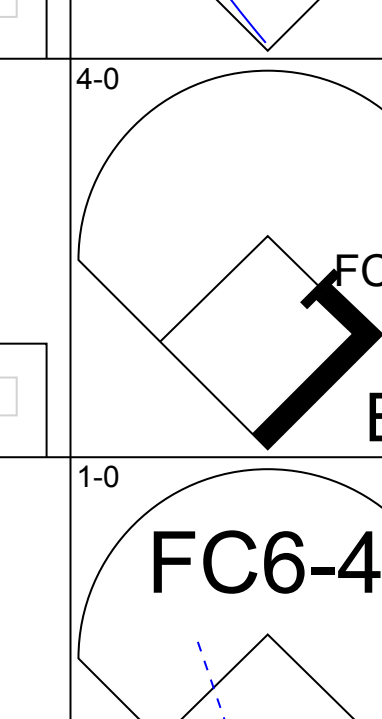
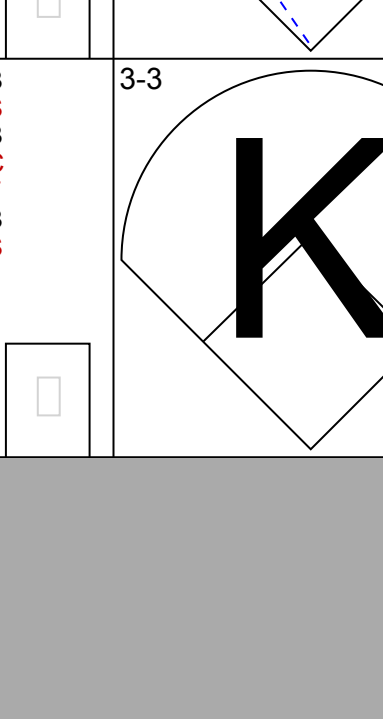
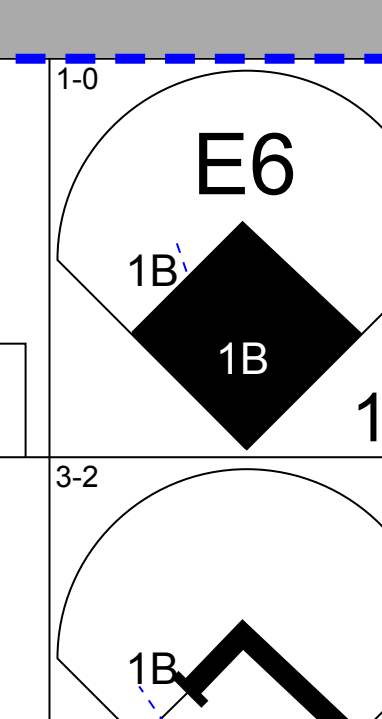
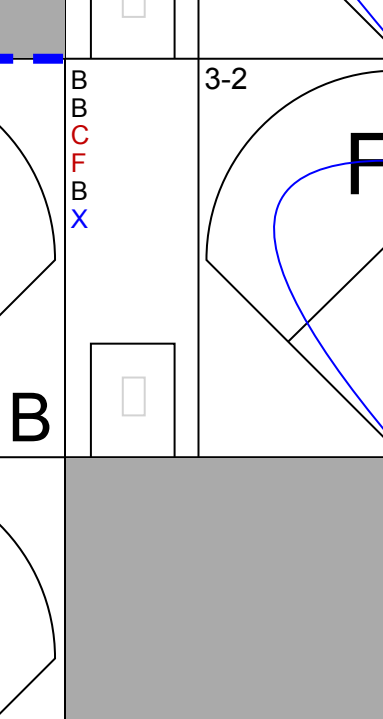
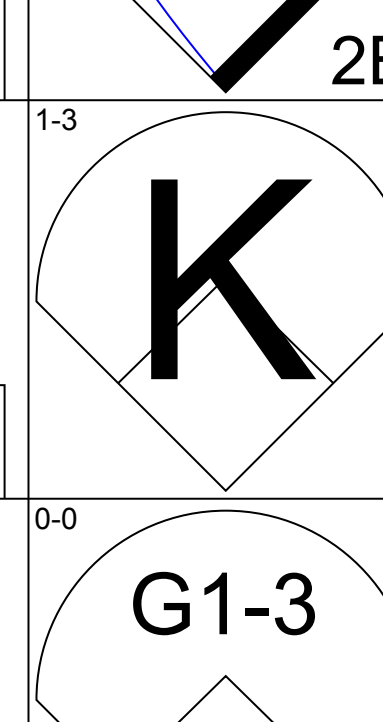
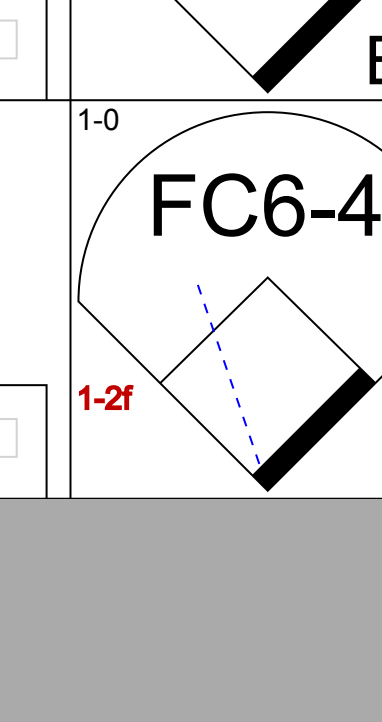
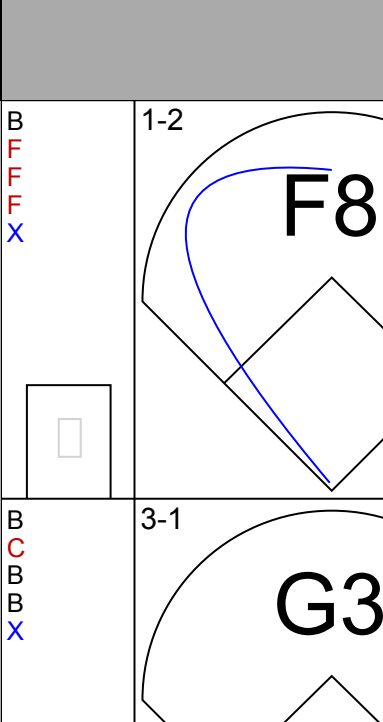
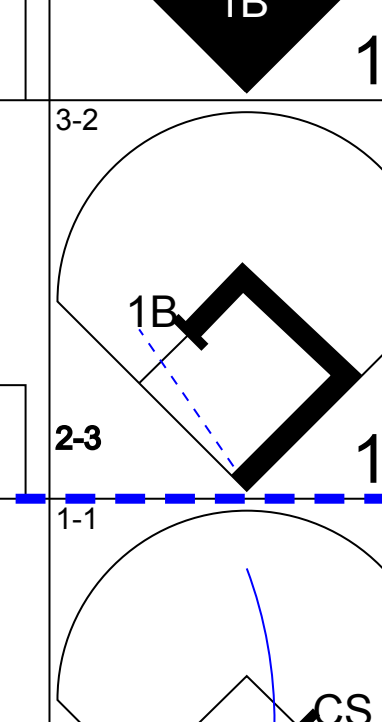
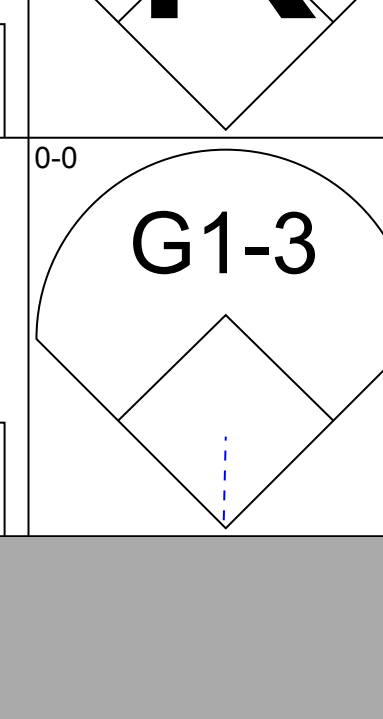
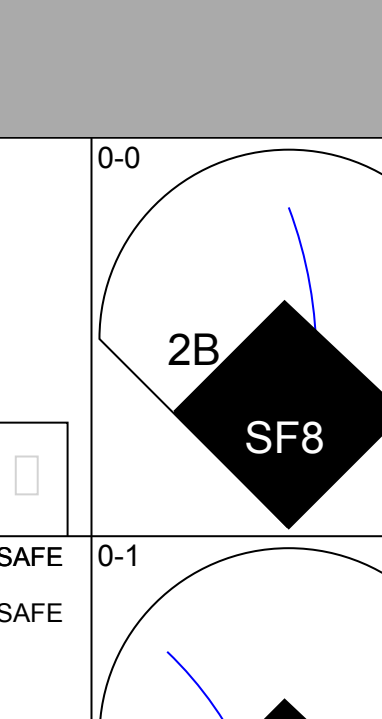
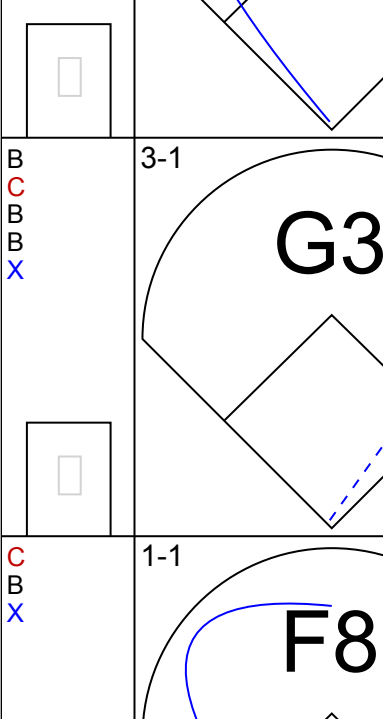
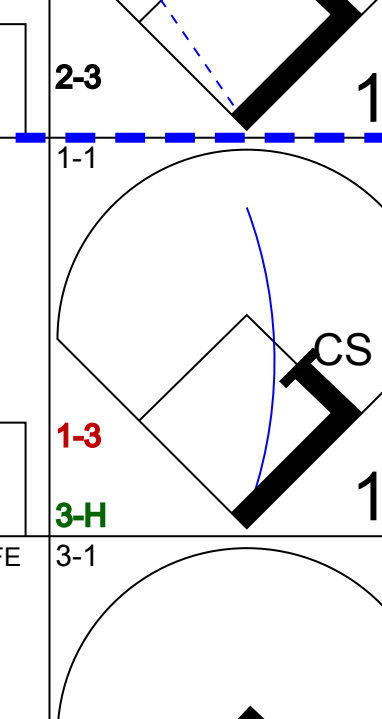

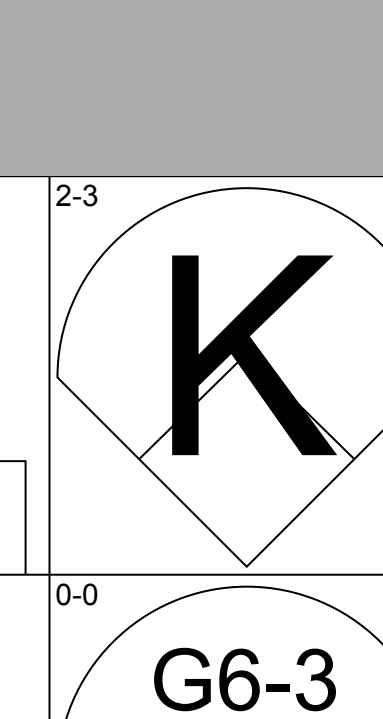
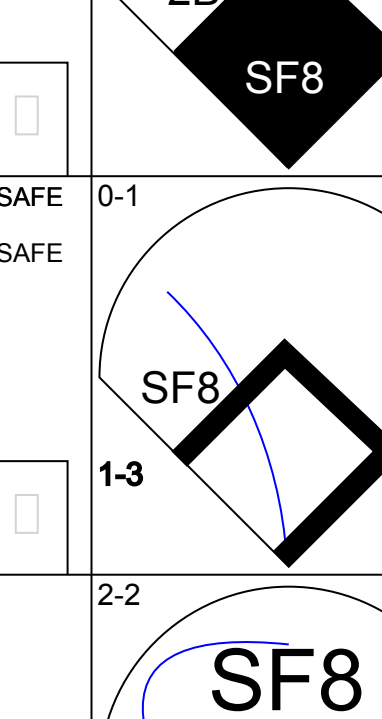
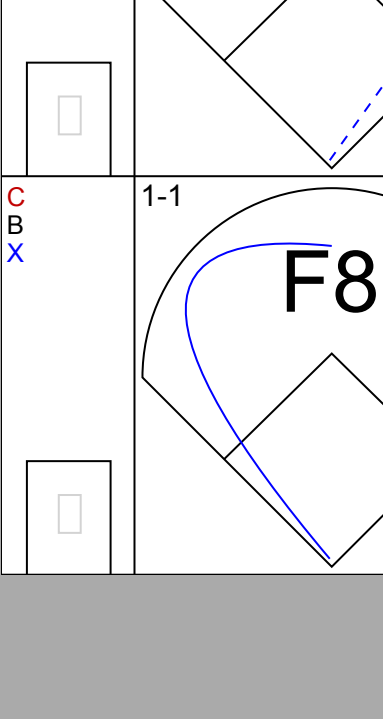
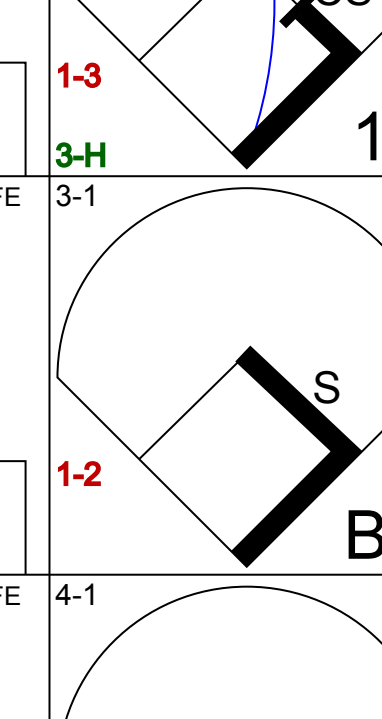

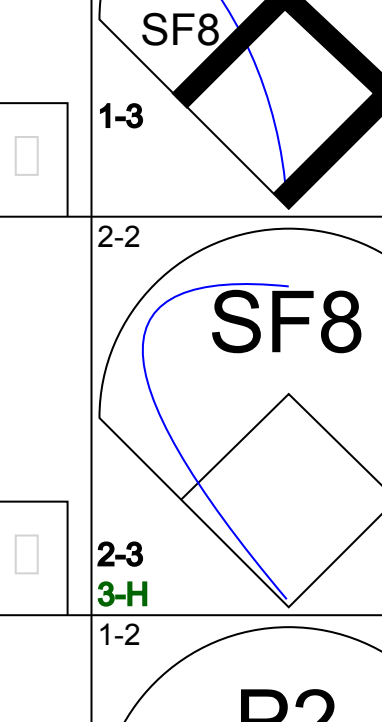
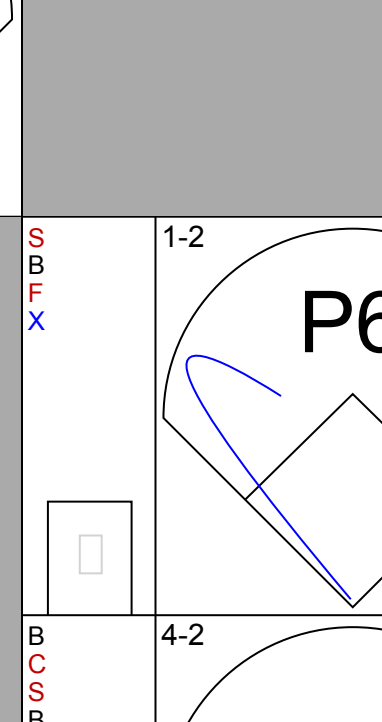
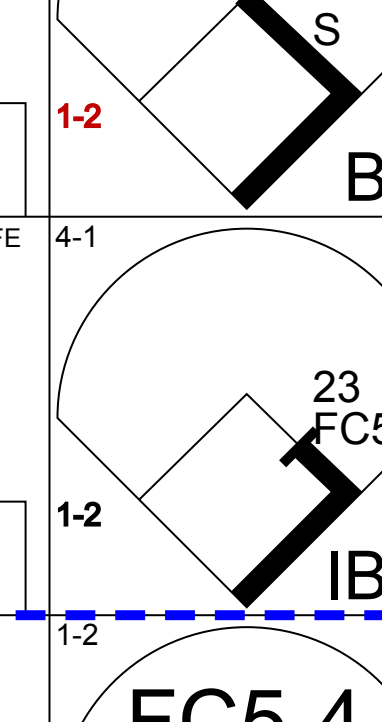

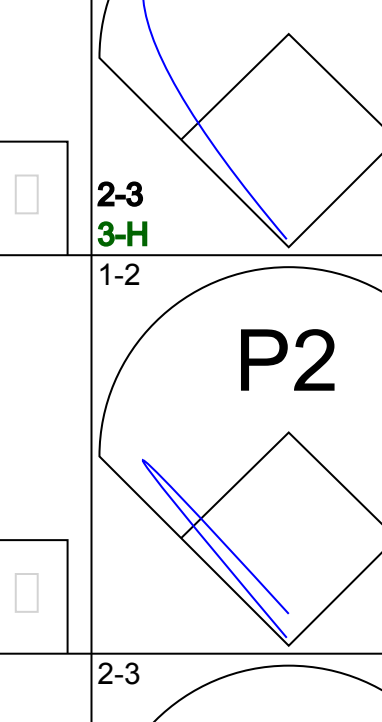
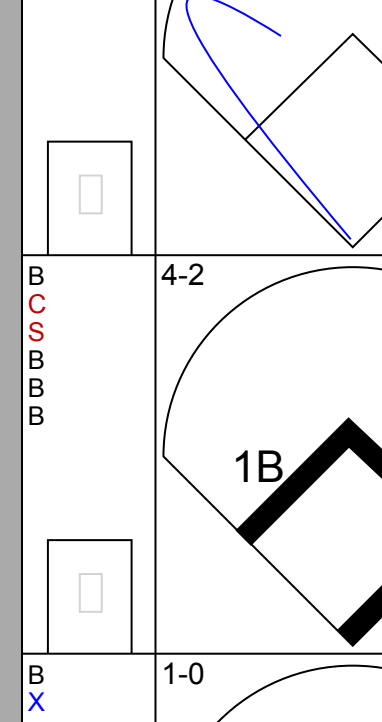
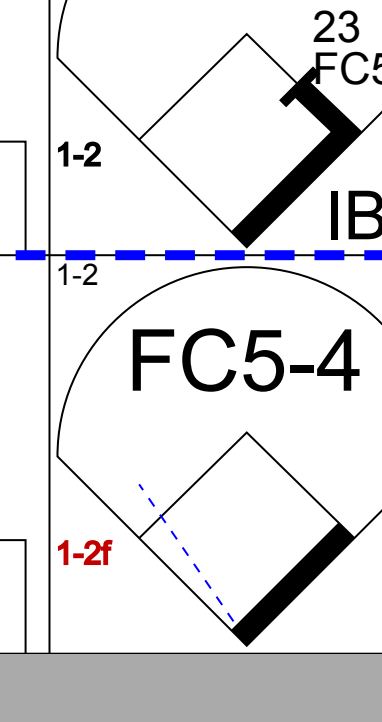

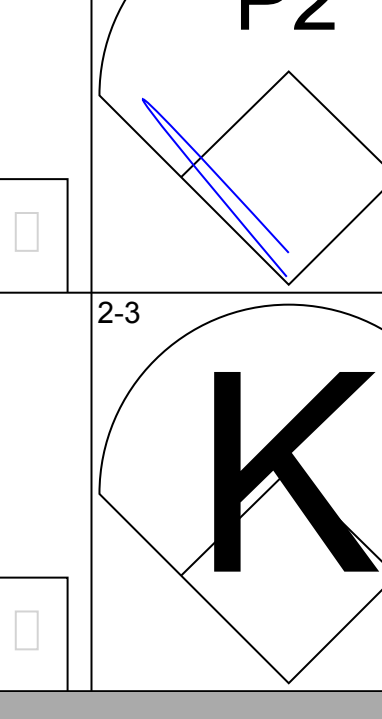
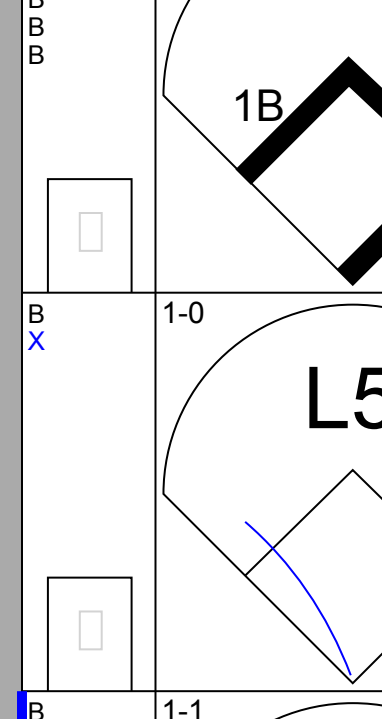
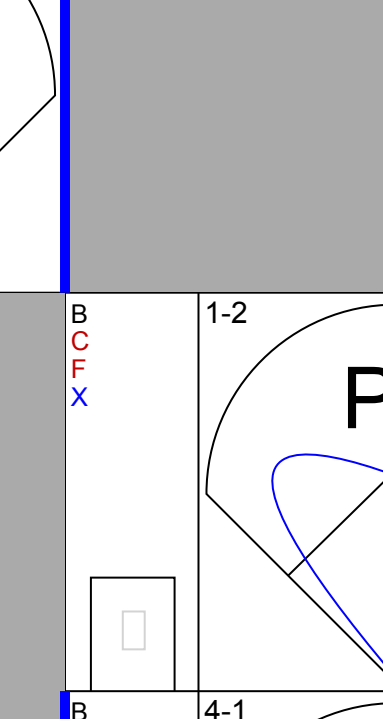

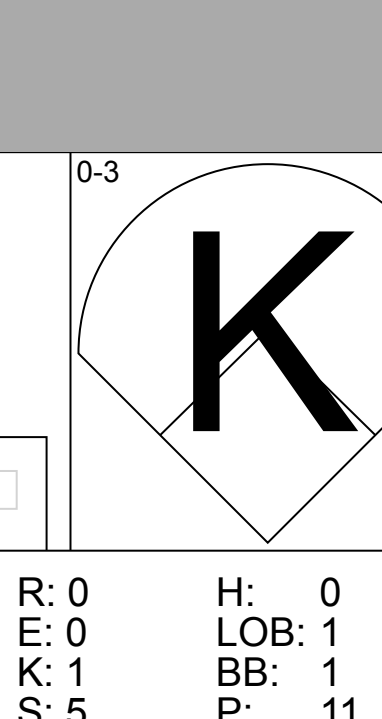
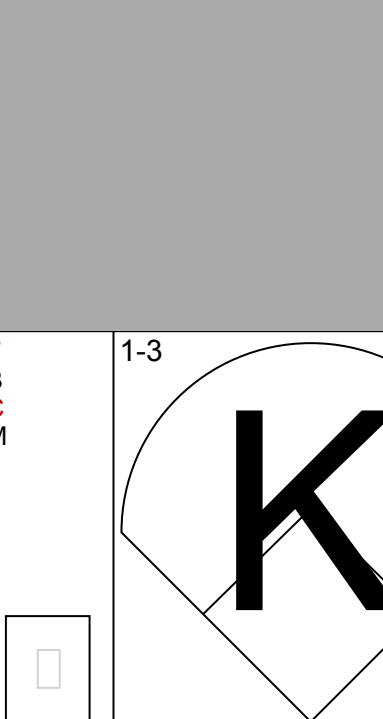
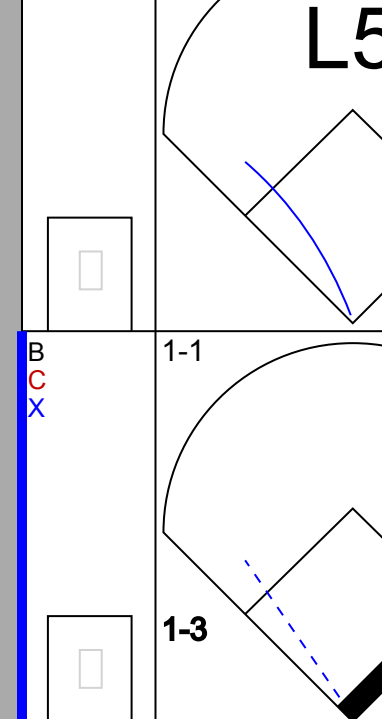
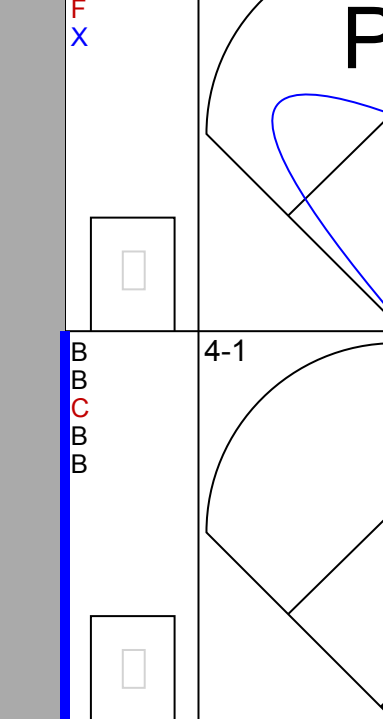
Batter	1	2	3	4	5	6	7	8	9	AB	R	H	RBI	BB	SO	LOB	BOTTOM
Marvin Benard, L OBP: 0.384, SLG: 0.415	1-2 G6-3		2-1 L9			1-1 G6-3	1-1 FC6-4			4	0	0	0	0	0	3	Philadelphia Phillies @ San Francisco Giants 3Com Park at Candlestick Point, San Francisco, CA Sun Aug 30 1998, 6:33 AM EDT Att: 36,920 - Sunny - 67 F
Rich Aurilia, R OBP: 0.327, SLG: 0.430	1-2 P4			0-1 P4		1-0 G6-3			1-3 K	4	0	0	0	0	1	0	
Barry Bonds, L OBP: 0.428, SLG: 0.578	1-1 G6-3			0-0 HR		2-0 HR			4-0 1B	3	2	2	2	1	0	0	
Jeff Kent, R OBP: 0.352, SLG: 0.538		1-0 G6-3		2-2 G4-3		1-1 G4-3			2-0 L6-4-3	4	1	1	0	0	0	2	
Charlie Hayes, R OBP: 0.368, SLG: 0.436		1-3 K		0-1 G5-3		2-1 G4-3			1-2 1B	4	0	1	0	0	1	1	
Shawon Dunston, R (9, PR) OBP: 0.252, SLG: 0.400									1-2 1B	0	0	0	0	0	0	0	
Ellis Burks, R OBP: 0.369, SLG: 0.507		0-1 P6			0-2 G2-3				0-1 FC6-4	4	1	1	1	0	0	1	
Bill Mueller, S OBP: 0.391, SLG: 0.404			1-3 K		0-0 G6-3				3-3 K	3	0	1	0	1	2	1	
Brian Johnson, R OBP: 0.296, SLG: 0.375			1-1 SH3-4		0-2 G6-3				2-2 G4-3	2	0	1	0	0	0	1	
J.T. Snow, L (9, PH)										1	0	0	0	0	0	2	
Russ Ortiz, R OBP: 0.241, SLG: 0.118										0	0	0	0	0	0	0	
Julian Tavarez, L OBP: 0.111, SLG: 0.111										0	0	0	0	0	0	0	
Stan Javier, S OBP: 0.396, SLG: 0.396										1	0	0	0	0	0	0	
Chris Brock, R OBP: 0.396, SLG: 0.396										0	0	0	0	0	0	0	
Joe Carter, R OBP: 0.396, SLG: 0.396										1	0	0	1	0	0	2	
Rich Rodriguez, L OBP: 0.296, SLG: 0.296										0	0	0	0	0	0	0	
Robb Nen, R ERA: 1.43										0	0	0	0	0	0	0	

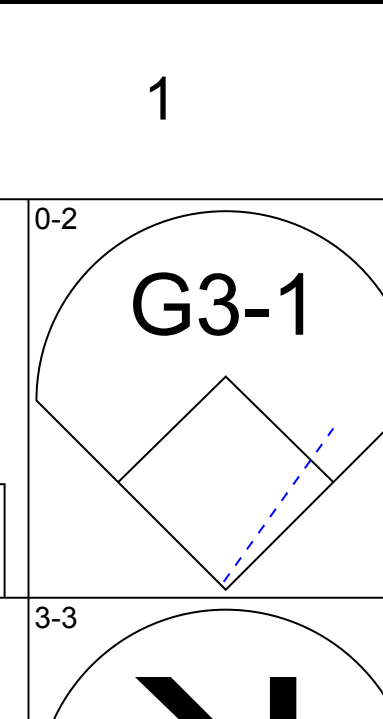
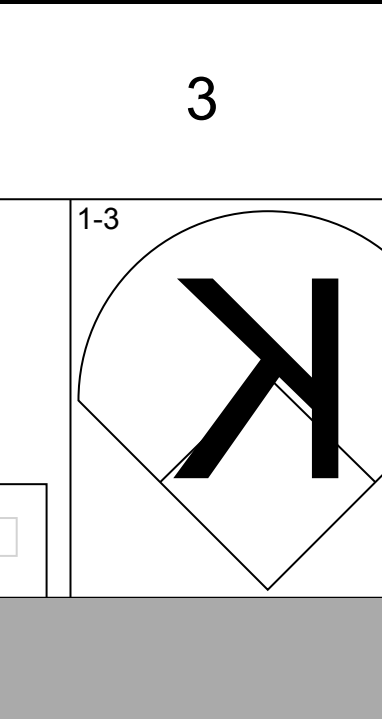
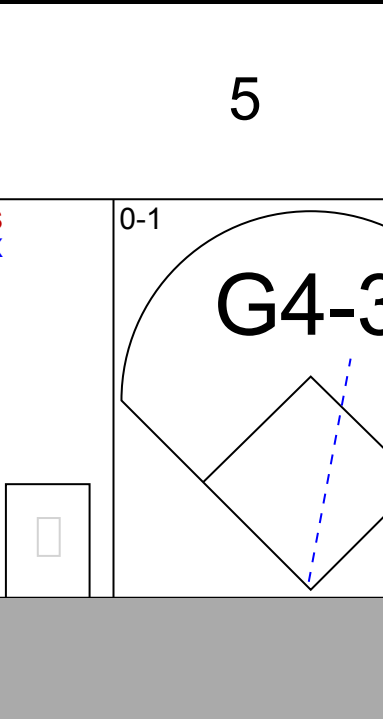
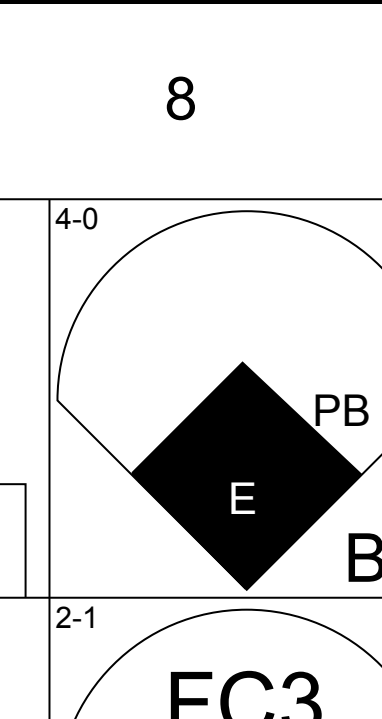
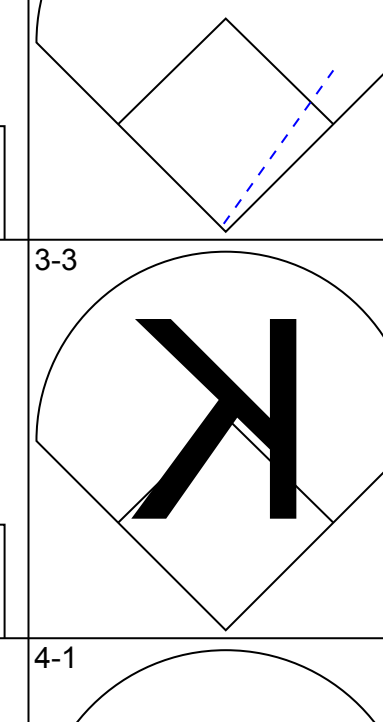
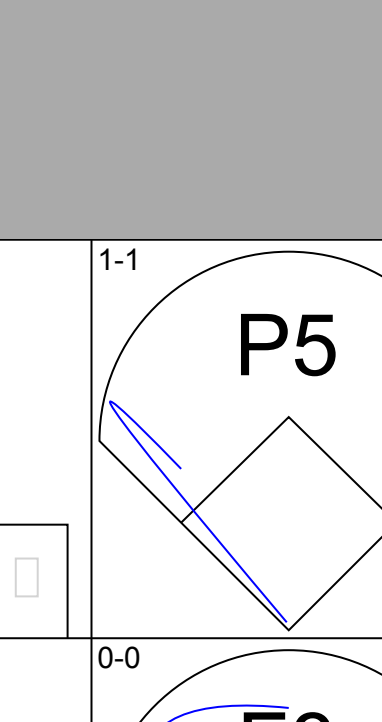
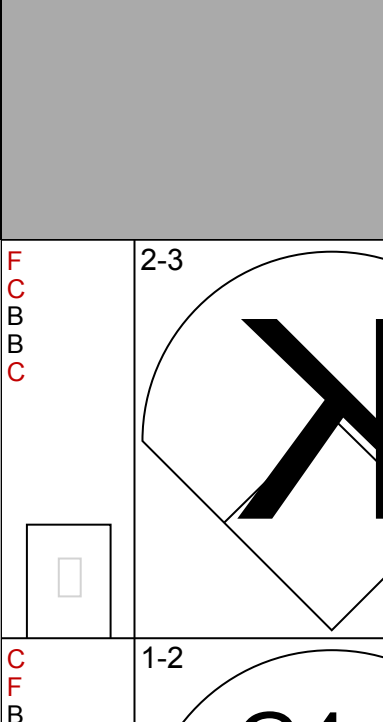
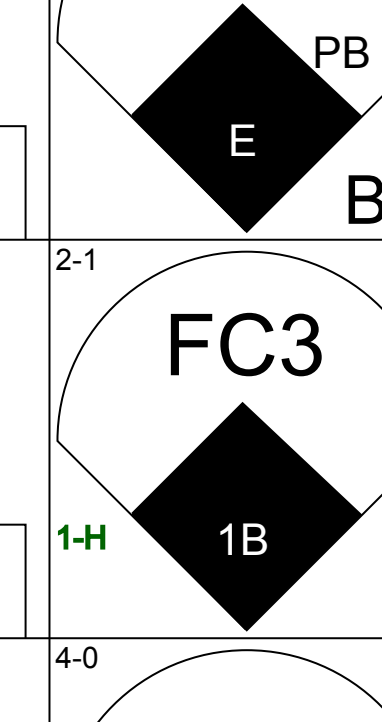
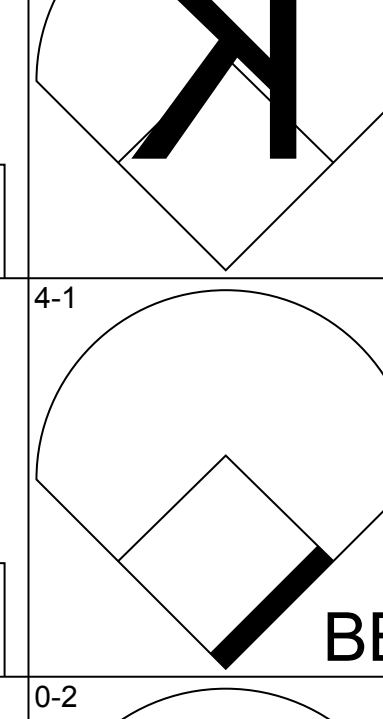
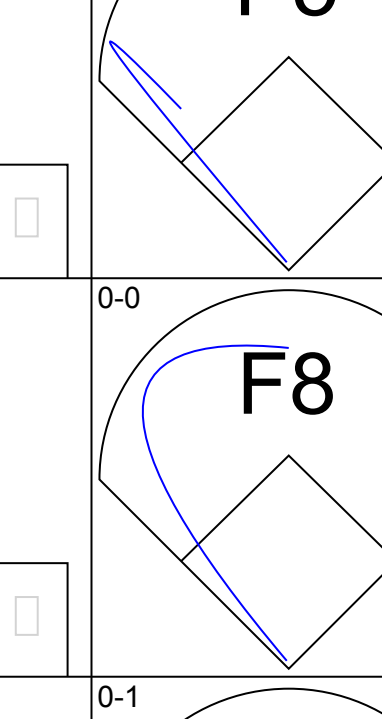
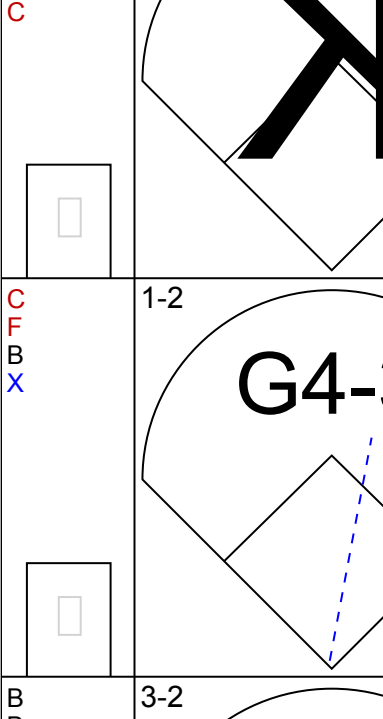
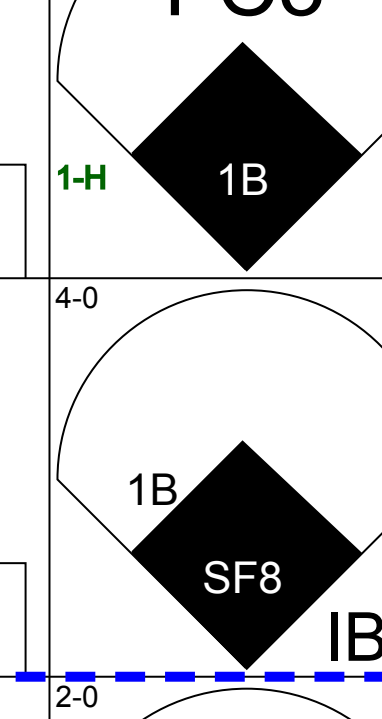
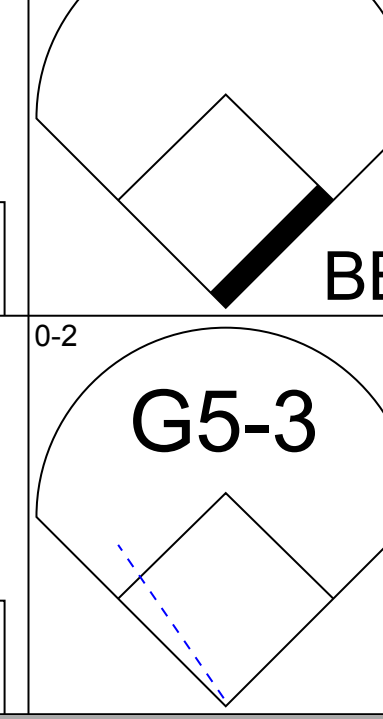
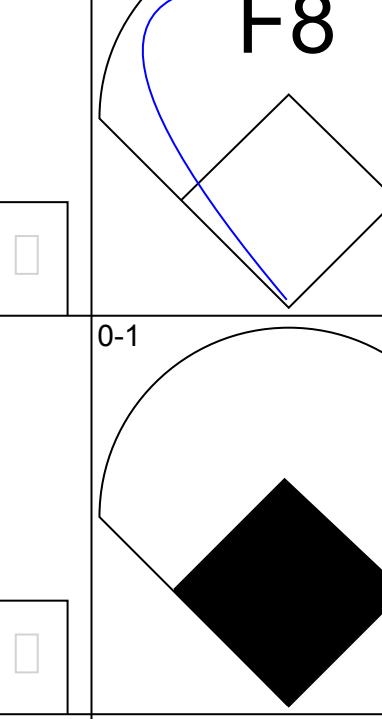
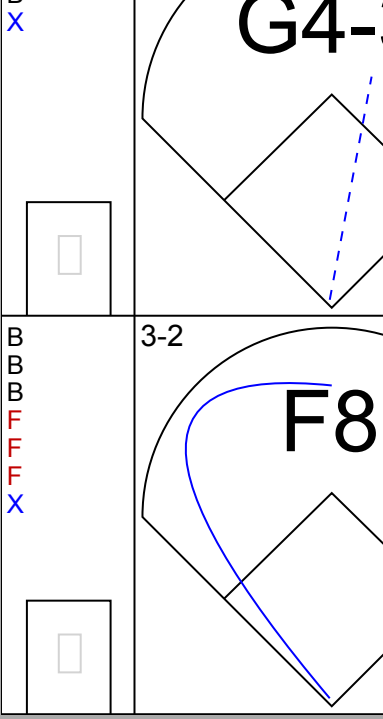
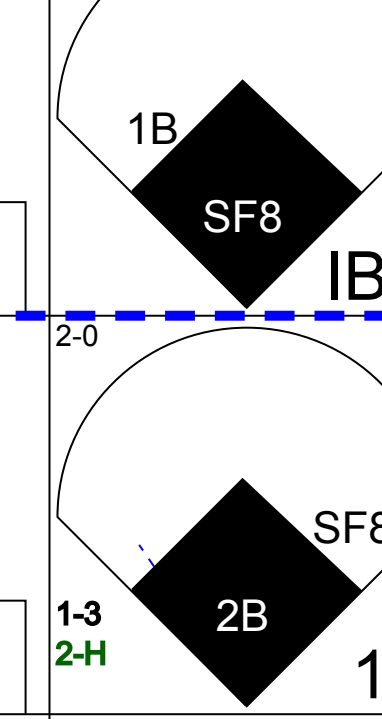
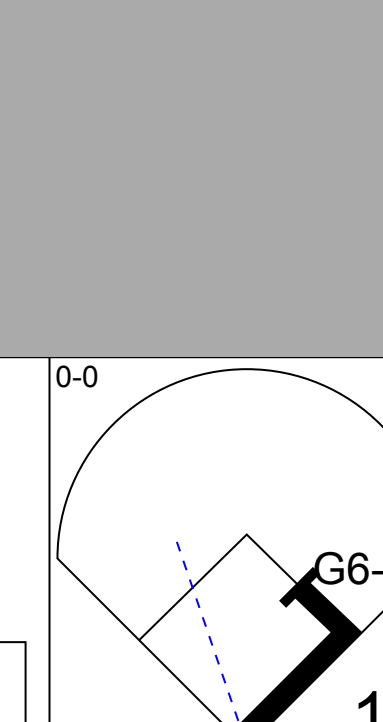
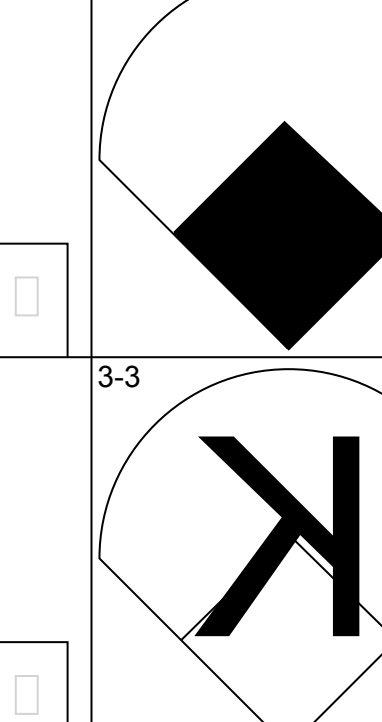
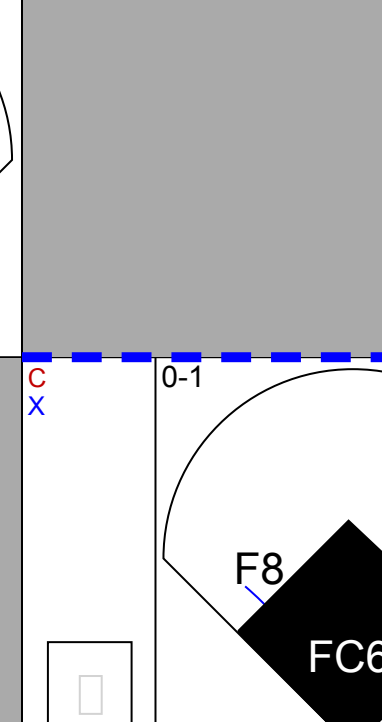
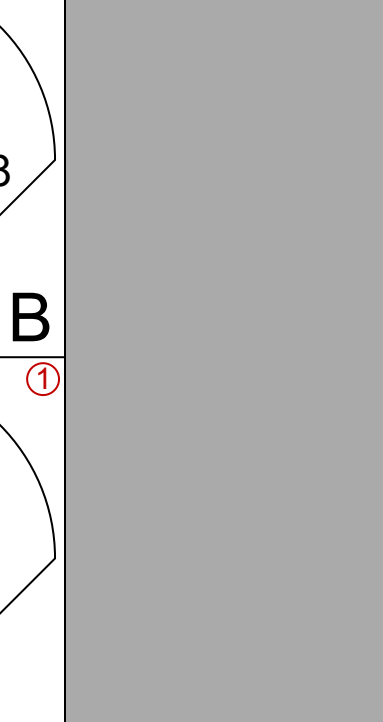

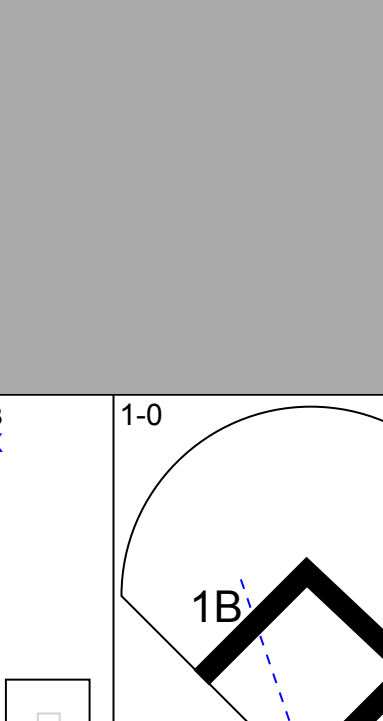
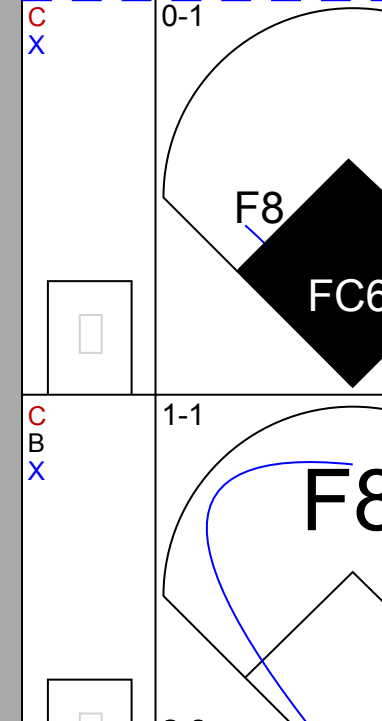
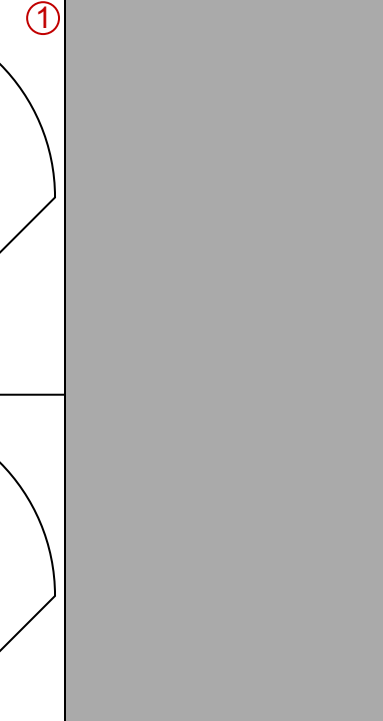

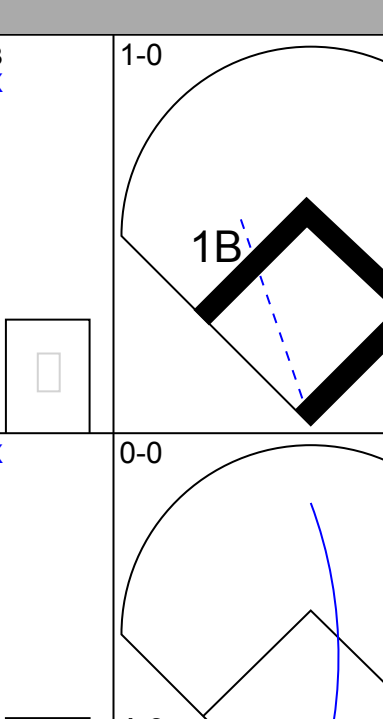
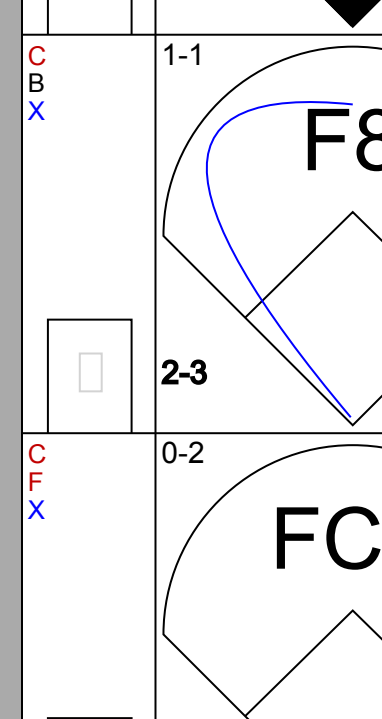
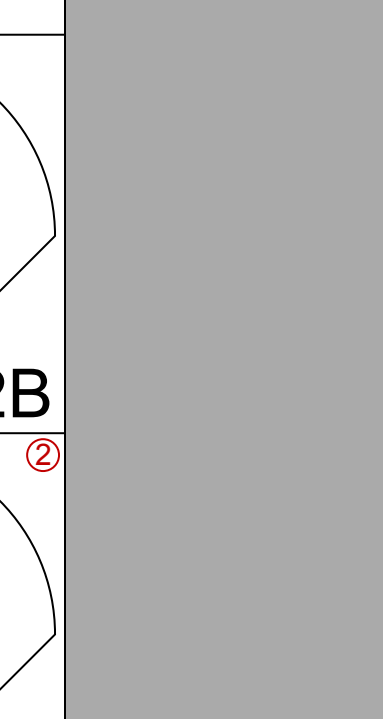

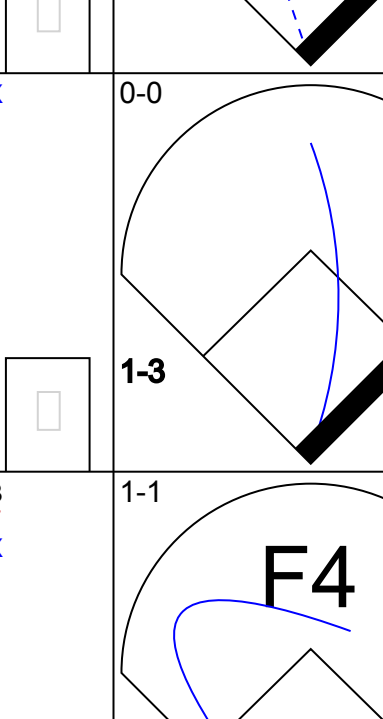
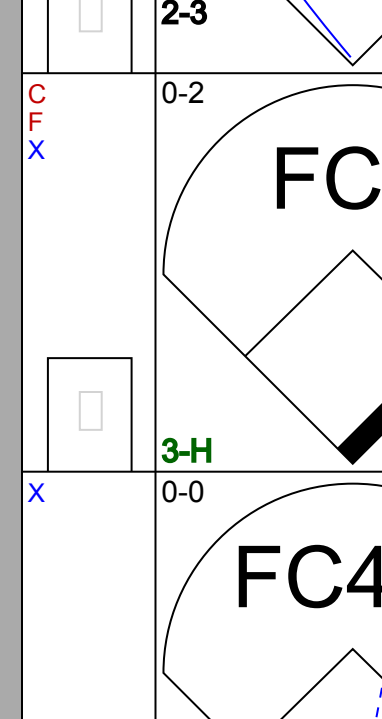
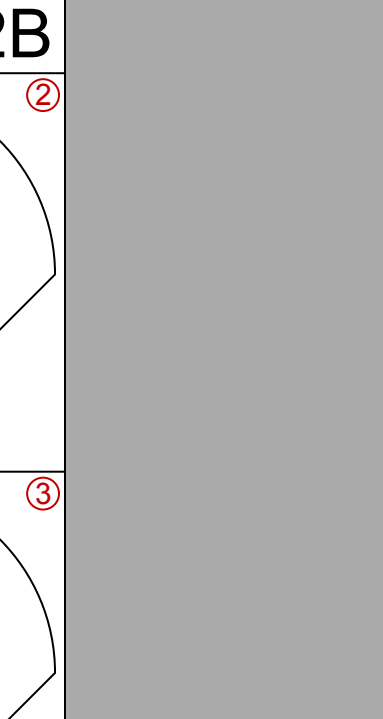
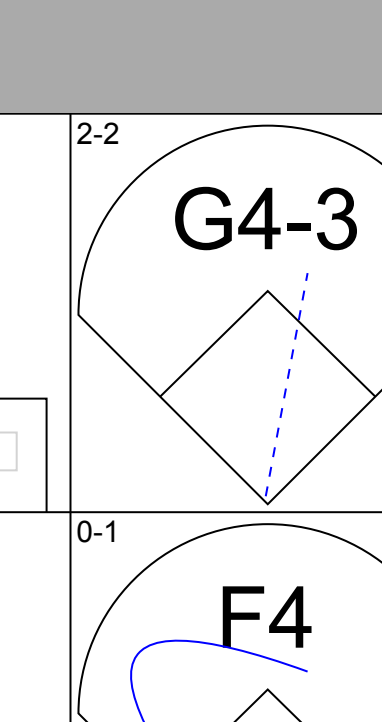
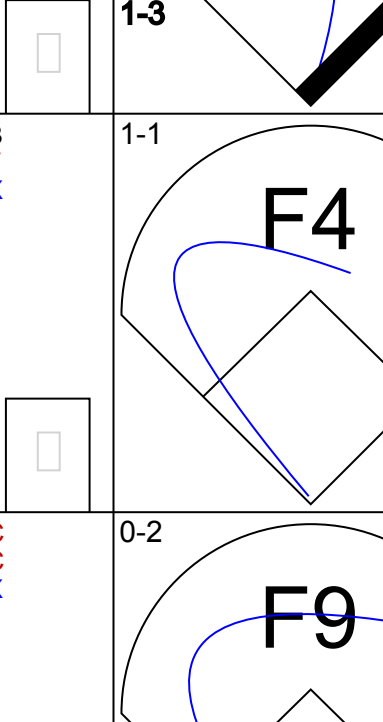
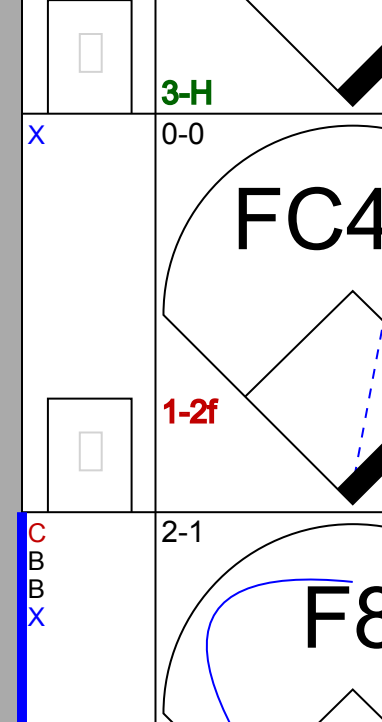
<b>Inning Stats</b>	R: 0 E: 0 K: 0 S: 10	H: 0 LOB: 0 BB: 0 P: 13	R: 0 E: 0 K: 1 S: 6	H: 0 LOB: 0 BB: 0 P: 8	R: 0 E: 0 K: 1 S: 8	H: 1 LOB: 1 BB: 0 P: 12	R: 1 E: 0 K: 0 S: 8	H: 1 LOB: 0 BB: 0 P: 10	R: 0 E: 0 K: 0 S: 7	H: 1 LOB: 0 BB: 0 P: 7	R: 3 E: 0 K: 1 S: 12	H: 3 LOB: 2 BB: 1 P: 28	R: 0 E: 0 K: 1 S: 5	H: 0 LOB: 0 BB: 1 P: 12	R: 0 E: 0 K: 1 S: 14	H: 1 LOB: 2 BB: 0 P: 20	1B: 4 2B: 0 3B: 2 HR: 2	SF: 0 SAC: 1 DP: 1 HBP: 1	WP: 2 PB: 0 SB: 1 CS: 0	PA: 35
---------------------	-------------------------------	----------------------------------	------------------------------	---------------------------------	------------------------------	----------------------------------	------------------------------	----------------------------------	------------------------------	---------------------------------	-------------------------------	----------------------------------	------------------------------	----------------------------------	-------------------------------	----------------------------------	----------------------------------	------------------------------------	----------------------------------	--------

PITCHER	IP	WLS	BF	H	R	ER	SO	BB	IBB	HBP	BLK	WP	HR	S	P	ERA	WHIP
Curt Schilling, R ERA: 3.24	9.0	W	35	7	4	4	5	1	1	1	0	2	2	76	121	4.00	0.889





Batter	1	2	3	4	5	6	7	8	9	AB	R	H	RBI	BB	SO	LOB	TOP		
Doug Glanville, R (1,8) OBP: 0.347, SLG: 0.406										5	0	0	0	0	2	3	Philadelphia Phillies @ San Francisco Giants 3Com Park at Candlestick Point, San Francisco, CA Mon Aug 31 1998, 10:05 PM EDT Att: 13,092 - Unknown - 63 F <a href="http://livebaseballscorecards.com">livebaseballscorecards.com</a>		
Wendell Magee, R (1,7) OBP: 0.429, SLG: 0.846										4	1	2	0	1	1	1			
Scott Rolen, R (1,5) OBP: 0.381, SLG: 0.514										4	0	1	0	0	1	2			
Rico Brogna, L (1,3) OBP: 0.325, SLG: 0.457										4	1	2	1	0	0	1			
Bobby Abreu, L (1,9) OBP: 0.404, SLG: 0.484										3	0	1	0	1	1	0			
Mark Lewis, R (1,4) OBP: 0.304, SLG: 0.349										2	0	0	1	1	0	0			
Bobby Estalella, R (1,2) 23 Kevin Jordan, R (8, PH) Mark Parent, R (8, 2) OBP: 0.308, SLG: 0.363 OBP: 0.280, SLG: 0.286										2	0	0	0	1	0	1			
Alex Arias, R (1,6) OBP: 0.355, SLG: 0.345										4	0	0	0	0	1	3			
Mark Portugal, R (1,1) Ruben Amaro Jr, S (7, PH) Wayne Gomes, R (7, 1) Mark Leiter, R (8, 1) Kevin Seifick, R (9, PH) OBP: 0.262, SLG: 0.308 OBP: 0.230, SLG: 0.269										2	0	0	0	0	2	0			
<b>Inning Stats</b>	R: 0 E: 0 K: 2 S: 9	H: 1 LOB: 0 BB: 0 P: 12	R: 0 E: 1 K: 1 S: 11	H: 0 LOB: 1 BB: 0 P: 18	R: 0 E: 0 K: 1 S: 5	H: 0 LOB: 1 BB: 1 P: 11	R: 1 E: 0 K: 1 S: 14	H: 2 LOB: 0 BB: 0 P: 19	R: 0 E: 0 K: 0 S: 8	H: 0 LOB: 0 BB: 0 P: 13	R: 0 E: 0 K: 1 S: 11	H: 1 LOB: 2 BB: 1 P: 20	R: 1 E: 1 K: 0 S: 13	H: 3 LOB: 2 BB: 2 P: 26	R: 0 E: 0 K: 0 S: 10	H: 0 LOB: 1 BB: 1 P: 18		1B: 5 2B: 2 3B: 0 HR: 0	SF: 1 SAC: 0 DP: 0 HBP: 0
<b>PITCHER</b>	IP	WLS	BF	H	R	ER	SO	BB	IBB	HBP	BLK	WP	HR	S	P	ERA	WHIP		
Orel Hershiser, R (1,1) ERA: 4.13	7.0		28	4	1	1	8	2	0	0	0	0	0	67	107	1.29	0.857		
Julian Tavaroz, R (8, 1) ERA: 3.44	0.0		2	2	1	1	0	0	0	0	0	0	0	5	9	∞	∞		
Rich Rodriguez, L (8, 1) ERA: 3.83	0.2		3	1	0	0	0	1	1	0	0	0	0	4	12	0.00	3.000		
Jose Mesa, R (8, 1) ERA: 4.76	1.1	W	5	0	0	0	0	1	0	0	0	0	0	14	23	0.00	0.750		

Batter	1	2	3	4	5	6	7	8	9	AB	R	H	RBI	BB	SO	LOB	BOTTOM		
Marvin Benard, L (1,9) OBP: 0.382, SLG: 0.410										3	1	0	0	1	1	2	Philadelphia Phillies @ San Francisco Giants 3Com Park at Candlestick Point, San Francisco, CA Mon Aug 31 1998, 10:05 PM EDT Att: 13,092 - Unknown - 63 F <a href="http://livebaseballscorecards.com">livebaseballscorecards.com</a>		
Bill Mueller, S (1,5) OBP: 0.388, SLG: 0.400										4	1	0	0	0	2	0			
Barry Bonds, L (1,7) OBP: 0.428, SLG: 0.576										2	1	0	0	2	0	0			
Jeff Kent, R (1,4) OBP: 0.353, SLG: 0.544										4	2	2	2	0	0	1			
Ellis Burks, R (1,8) OBP: 0.370, SLG: 0.510										3	1	2	1	0	1	0			
Joe Carter, R (1,3) OBP: 0.288, SLG: 0.423										4	0	2	1	0	0	2			
Brent Mayne, L (1,2) OBP: 0.348, SLG: 0.359										4	0	1	1	0	0	1			
Rich Aurilia, R (1,6) OBP: 0.323, SLG: 0.425										4	0	0	0	0	0	4			
Orel Hershiser, R (1,1) Shawon Dunston, R (7, PH) Julian Tavaroz, L (8, 1) Rich Rodriguez, L (8, 1) Jose Mesa, R (8, 1) OBP: 0.200, SLG: 0.175 OBP: 0.251, SLG: 0.398										2	0	0	0	0	0	2			
<b>Inning Stats</b>	R: 0 E: 0 K: 1 S: 10	H: 0 LOB: 1 BB: 1 P: 17	R: 0 E: 0 K: 0 S: 5	H: 1 LOB: 0 BB: 0 P: 5	R: 0 E: 0 K: 1 S: 9	H: 0 LOB: 0 BB: 0 P: 12	R: 1 E: 0 K: 1 S: 8	H: 1 LOB: 0 BB: 0 P: 12	R: 0 E: 0 K: 0 S: 9	H: 2 LOB: 2 BB: 0 P: 11	R: 0 E: 0 K: 1 S: 10	H: 0 LOB: 0 BB: 0 P: 16	R: 1 E: 0 K: 0 S: 10	H: 1 LOB: 1 BB: 0 P: 13	R: 4 E: 1 K: 0 S: 13	H: 2 LOB: 1 BB: 2 P: 29		1B: 4 2B: 2 3B: 0 HR: 1	SF: 1 SAC: 0 DP: 1 HBP: 0
<b>PITCHER</b>	IP	WLS	BF	H	R	ER	SO	BB	IBB	HBP	BLK	WP	HR	S	P	ERA	WHIP		
Mark Portugal, R (1,1) ERA: 4.34	6.0		22	4	1	1	4	1	1	0	0	0	0	12	25	1.50	0.833		
Wayne Gomes, R (7, 1) ERA: 4.39	1.0	L	8	1	4	4	0	1	1	0	0	0	0	12	25	36.00	2.000		
Mark Leiter, R (8, 1) ERA: 3.58	1.0		5	2	1	0	0	0	0	0	0	0	0	11	17	0.00	2.000		



Batter	1	2	3	4	5	6	7	8	9	AB	R	H	RBI	BB	SO	LOB	TOP					
Doug Glanville, R (1, 8) OBP: 0.346, SLG: 0.404	1-1 G6-3		0-2 F7		2-2 1B		3-1 F7		2-2 G6-3	5	0	1	0	0	0	2	Philadelphia Phillies @ Los Angeles Dodgers Dodger Stadium, Los Angeles, CA Tue Sep 01 1998, 7:05 PM PDT Att: 28,199 - Unknown - 86 F					
Dest Relaford, S (1, 6) OBP: 0.299, SLG: 0.330	1-0 L7		1-1 G5-3		0-0 G3			0-1 G3-4-1	5	0	0	0	0	0	1							
Scott Rolen, R (1, 5) OBP: 0.381, SLG: 0.522	2-2 G5-3			1-1 G3 2B		1-2 G5-3		0-0 HR	4	1	2	1	0	0	0							
23 Kevin Jordan, R (1, 3) OBP: 0.311, SLG: 0.365		2-2 1B		0-0 G1		1-1 P4		0-1 1B	4	0	2	0	0	0	1							
Bobby Abreu, L (1, 9) OBP: 0.407, SLG: 0.485		2-0 1B		4-2 BB		1-1 G6-3		1-0 FC5-4 1B	3	0	2	0	1	0	0							
Wendell Magee, R (1, 7) OBP: 0.333, SLG: 0.647		2-3 K		1-3 K			2-1 F9	1-3 K	4	0	0	0	0	3	6							
Mark Lewis, R (1, 4) OBP: 0.303, SLG: 0.348		3-2 F8		2-0 P3			0-1 BB 1B	0-0 FC5-4	4	0	1	0	0	0	6							
Mark Parent, R (1, 2) OBP: 0.278, SLG: 0.283		2-3 K			2-3 K		1-0 F8		1	0	0	0	0	1	2							
Bobby Estalella, R (3, 2) OBP: 0.236, SLG: 0.377								0-0 HR	3	1	1	1	0	1	1							
Paul Byrd, R (1, 1) OBP: 0.455, SLG: 0.333					0-1 F9		1-3 K		2	0	0	0	0	1	0							
Kevin Sefcik, R (7, PH) OBP: 0.416, SLG: 0.400								0-2 K	0	0	0	0	1	0	0							
Jerry Spradlin, S (7, 1) OBP: 1.000, SLG: 2.000									0	0	0	0	0	0	0							
Ricky Bottalico, L (8, 1) OBP: 0.352, SLG: 0.342							1-2 BB		1	0	0	0	0	1	0							
Alex Arias, R (9, PH)									1	0	0	0	0	1	0							
<b>Inning Stats</b>	R: 0 E: 0 K: 0 S: 8	H: 0 LOB: 0 BB: 0 P: 12	R: 0 E: 0 K: 2 S: 13	H: 2 LOB: 2 BB: 0 P: 24	R: 0 E: 0 K: 0 S: 8	H: 0 LOB: 0 BB: 0 P: 9	R: 0 E: 0 K: 1 S: 9	H: 1 LOB: 2 BB: 1 P: 17	R: 0 E: 0 K: 2 S: 10	H: 1 LOB: 1 BB: 0 P: 15	R: 0 E: 0 K: 0 S: 7	H: 0 LOB: 0 BB: 0 P: 10	R: 0 E: 0 K: 0 S: 10	H: 1 LOB: 2 BB: 1 P: 20	R: 1 E: 0 K: 1 S: 10	H: 3 LOB: 2 BB: 0 P: 12	R: 1 E: 0 K: 1 S: 10	H: 1 LOB: 0 BB: 0 P: 12	1B: 6 2B: 1 3B: 0 HR: 2	SF: 0 SAC: 0 DP: 0 HBP: 0	WP: 0 PB: 0 SB: 0 CS: 0	PA: 38
<b>PITCHER</b>	IP WLS BF H R ER SO BB IBB HBP BLK WP HR S P ERA WHIP																					
Ismael Valdez, R (1, 1) ERA: 3.74	7.0 W 28 5 0 0 5 2 0 0 0 0 0 0 65 107 0.00 1.000																					
Sean Maloney, R (8, 1) ERA: 2.35	1.0 6 3 1 1 1 0 0 0 0 0 0 1 10 12 9.00 3.000																					
Jeff Shaw, R (9, 1) ERA: 2.23	1.0 S 4 1 1 1 1 0 0 0 0 0 0 1 10 12 9.00 1.000																					

Batter	1	2	3	4	5	6	7	8	9	AB	R	H	RBI	BB	SO	LOB	BOTTOM			
Eric Young Sr., R (1, 4) OBP: 0.354, SLG: 0.391	3-2 P5		3-1 F9		3-2 G1-3		2-2 G6-3			4	0	0	0	0	0	1	Philadelphia Phillies @ Los Angeles Dodgers Dodger Stadium, Los Angeles, CA Tue Sep 01 1998, 7:05 PM PDT Att: 28,199 - Unknown - 86 F			
Trenidad Hubbard, R (1, 7) OBP: 0.366, SLG: 0.473	1-2 G6-3		1-0 P4		2-0 F9			1-1 P4	4	0	0	0	0	0	1					
Raul Mondesi, R (1, 8) OBP: 0.311, SLG: 0.513	0-0 F8			1-0 G6-3		3-3 K		2-2 F9	4	0	0	0	0	1	0					
Eric Karros, R (1, 3) OBP: 0.348, SLG: 0.473		4-2 F9 CI BB		2-1 1B E 2B		2-3 K		0-0 F9	3	1	1	0	1	1	0					
Bobby Bonilla, S (1, 5) OBP: 0.321, SLG: 0.386		0-0 CI		3-2 E 1B		3-2 G3-1			2	0	1	0	0	0	0					
Adrián Beltré, R (9, 5) OBP: 0.275, SLG: 0.361		1-2 K		2-3 E6 G1-6-3			2-3 K		0	0	0	0	0	0	0					
Matt Luke, L (1, 9) OBP: 0.262, SLG: 0.423		2-1 F9		1-2 E6 G1-6-3			1-1 K		3	0	0	1	0	1	3					
Mark Grudzielanek, R (1, 6) OBP: 0.312, SLG: 0.399		3-2 P3		3-H G1-6-3			1-1 WP S HR 1B		3	1	1	0	0	0	4					
Charles Johnson, R (1, 2) OBP: 0.285, SLG: 0.375		0-2 F7			4-0 WP SH3-4 BB		1-2 K HR		2	1	1	2	1	0	2					
Ismael Valdez, R (1, 1) OBP: 0.209, SLG: 0.175					0-0 B1-3		0-3 K		1	0	0	0	0	0	0					
Roger Cedeno, S (7, PH) OBP: 0.328, SLG: 0.306									1	0	0	0	0	1	0					
Sean Maloney, R (8, 1) OBP: 0.352, SLG: 0.342									0	0	0	0	0	0	0					
Jeff Shaw, R (9, 1) ERA: 6.49									0	0	0	0	0	0	0					
<b>Inning Stats</b>	R: 0 E: 0 K: 0 S: 7	H: 0 LOB: 0 BB: 0 P: 11	R: 0 E: 1 K: 0 S: 18	H: 0 LOB: 2 BB: 1 P: 27	R: 0 E: 0 K: 0 S: 5	H: 0 LOB: 0 BB: 0 P: 9	R: 1 E: 1 K: 0 S: 13	H: 2 LOB: 1 BB: 0 P: 22	R: 0 E: 0 K: 2 S: 10	H: 0 LOB: 1 BB: 1 P: 14	R: 0 E: 0 K: 2 S: 10	H: 0 LOB: 0 BB: 0 P: 18	R: 2 E: 0 K: 2 S: 15	H: 2 LOB: 0 BB: 0 P: 21	R: 0 E: 0 K: 0 S: 7	H: 0 LOB: 0 BB: 0 P: 10	1B: 2 2B: 1 3B: 0 HR: 1	SF: 0 SAC: 1 DP: 1 HBP: 0	WP: 2 PB: 0 SB: 1 CS: 0	PA: 31
<b>PITCHER</b>	IP WLS BF H R ER SO BB IBB HBP BLK WP HR S P ERA WHIP																			
Paul Byrd, R (1, 1) ERA: 2.84	6.0 L 23 2 1 1 2 2 0 0 0 0 0 1 15 21 18.00 2.000																			
Jerry Spradlin, R (7, 1) ERA: 3.63	1.0 5 2 2 2 2 0 0 0 0 0 1 1 15 21 18.00 2.000																			
Ricky Bottalico, R (8, 1) ERA: 6.49	1.0 3 0 0 0 0 0 0 0 0 0 0 0 7 10 0.00 0.000																			

AB 36  
R 2  
H 9  
RBI 2  
BB 2  
SO 7  
LOB 19



AB 27  
R 3  
H 4  
RBI 3  
BB 2  
SO 4  
LOB 11





Batter	1	2	3	4	5	6	7	8	9	AB	R	H	RBI	BB	SO	LOB	TOP				
Doug Glanville, R (1, 8) OBP: 0.344, SLG: 0.402	G5-3		G3-1			F9		P5		4	0	0	0	0	0	0	Philadelphia Phillies @ Los Angeles Dodgers Dodger Stadium, Los Angeles, CA Wed Sep 02 1998, 7:05 PM PDT Att: 32,630 - Cloudy - 82 F				
Kevin Sefcik, R (1, 9) OBP: 0.411, SLG: 0.395	G6-3		G4-3			G6-3 1B		F9		4	0	1	0	0	0	0					
Scott Rolen, R (1, 5) OBP: 0.380, SLG: 0.519	F9			K		G6-3			BB BB	3	0	0	0	1	1						
23 Kevin Jordan, R (1, 3) OBP: 0.306, SLG: 0.359		F9		G3		G4-3			F7	4	0	0	0	0	2						
Mark Lewis, R (1, 4) OBP: 0.307, SLG: 0.349		E 1B						G6-3	G5-4-3 BB	2	0	1	0	2	0						
Wendell Magee, R (1, 7) OBP: 0.318, SLG: 0.550		F8		F7					G5-4-3 1-2	3	0	0	0	1	4						
Bobby Estalella, R (1, 2) OBP: 0.230, SLG: 0.368		E6				G6-3		K		3	0	0	0	0	1						
Desi Relaford, S (1, 6) OBP: 0.297, SLG: 0.328		K				B1-3		K		3	0	0	0	0	2						
Tyler Green, R (1, 1) OBP: 0.211, SLG: 0.206						G4-3			G5-3	2	0	0	0	0	1	AB 29 R 0 H 2 RBI 0 BB 4 SO 5 LOB 12					
Mike Grace, R (7, 1) OBP: 0.160, SLG: 0.087										0	0	0	0	0	0						
Ruben Amaro Jr., S (8, PH) OBP: 0.228, SLG: 0.266										1	0	0	0	0	0						
Ken Ryan, R (8, 1) OBP: 0.228, SLG: 0.266										0	0	0	0	0	0						
<b>Inning Stats</b>	R: 0 E: 0 K: 0 S: 6	H: 0 LOB: 0 BB: 0 P: 10	R: 0 E: 1 K: 1 S: 9	H: 1 LOB: 2 BB: 0 P: 14	R: 0 E: 0 K: 1 S: 8	H: 0 LOB: 0 BB: 0 P: 12	R: 0 E: 0 K: 1 S: 12	H: 0 LOB: 1 BB: 1 P: 21	R: 0 E: 0 K: 0 S: 6	H: 0 LOB: 0 BB: 0 P: 10	R: 0 E: 0 K: 2 S: 11	H: 0 LOB: 1 BB: 1 P: 17	R: 0 E: 0 K: 0 S: 8	H: 0 LOB: 0 BB: 0 P: 13	R: 0 E: 0 K: 0 S: 10		H: 0 LOB: 1 BB: 2 P: 19	1B: 2 2B: 0 3B: 0 HR: 0	SF: 0 SAC: 0 DP: 1 HBP: 0	WP: 0 PB: 0 SB: 0 CS: 0	PA: 33
<b>PITCHER</b> Carlos Perez, L (1, 1) ERA: 3.95	IP: 9.0 WLS: W BF: 33 H: 2 R: 0 ER: 0 SO: 5 BB: 4 IBB: 0 HBP: 0 BLK: 0 WP: 0 HR: 0 S: 79 P: 130 ERA: 0.00 WHIP: 0.667											<b>PITCHER</b>	IP: 9.0 WLS: W BF: 33 H: 2 R: 0 ER: 0 SO: 5 BB: 4 IBB: 0 HBP: 0 BLK: 0 WP: 0 HR: 0 S: 79 P: 130 ERA: 0.00 WHIP: 0.667								

Batter	1	2	3	4	5	6	7	8	9	AB	R	H	RBI	BB	SO	LOB	BOTTOM				
Roger Cedeno, S (1, 7) OBP: 0.328, SLG: 0.313	F9		G4-3			F9				3	1	1	1	0	0	0	Philadelphia Phillies @ Los Angeles Dodgers Dodger Stadium, Los Angeles, CA Wed Sep 02 1998, 7:05 PM PDT Att: 32,630 - Cloudy - 82 F				
Trenidad Hubbard, R (6, PH) OBP: 0.367, SLG: 0.470					1B 2B	F9		WP 1B BB		1	1	0	0	1	0	1					
Mark Cudzielnick, R (1, 6) OBP: 0.315, SLG: 0.360		S BB	1B		WP 1B			F9		4	0	2	1	1	1	2					
Raul Mondesi, R (1, 8) OBP: 0.312, SLG: 0.512		K	FC6-4 1B		G6-3	P4				5	0	2	2	0	1	2					
Eric Karros, R (1, 3) OBP: 0.349, SLG: 0.479	F9		FC6-4					2H 3H 1B		3	1	1	1	1	0	3					
Matt Luke, L (1, 9) OBP: 0.267, SLG: 0.440		F9		HR				1B 1B		4	1	2	1	0	1	2					
Adrian Beltré, R (1, 5) OBP: 0.275, SLG: 0.359		P3		G4-3		K		1B		4	0	1	0	0	1	2					
Charles Johnson, R (1, 2) OBP: 0.284, SLG: 0.373				G5-3		F9		K		4	0	1	0	0	1	2					
Juan Castro, R (1, 4) OBP: 0.253, SLG: 0.264		F8		G5-3		SH1-4 1B		K		4	0	1	0	0	1	1					
Carlos Perez, L (1, 1) OBP: 0.210, SLG: 0.254				K		SH1-4 2B BB		WP BB 1B BB		1	2	0	0	2	1	0	Philadelphia Phillies @ Los Angeles Dodgers Dodger Stadium, Los Angeles, CA Wed Sep 02 1998, 7:05 PM PDT Att: 32,630 - Cloudy - 82 F				
<b>Inning Stats</b>	R: 0 E: 0 K: 1 S: 7	H: 0 LOB: 1 BB: 1 P: 17	R: 0 E: 0 K: 0 S: 12	H: 1 LOB: 0 BB: 0 P: 22	R: 0 E: 0 K: 1 S: 11	H: 2 LOB: 2 BB: 0 P: 17	R: 1 E: 0 K: 0 S: 8	H: 1 LOB: 0 BB: 0 P: 13	R: 2 E: 0 K: 2 S: 14	H: 2 LOB: 2 BB: 2 P: 25	R: 0 E: 0 K: 0 S: 10	H: 1 LOB: 1 BB: 0 P: 18	R: 1 E: 0 K: 2 S: 12	H: 3 LOB: 2 BB: 0 P: 18	R: 2 E: 0 K: 1 S: 10	H: 1 LOB: 1 BB: 2 P: 22		1B: 8 2B: 1 3B: 0 HR: 2	SF: 0 SAC: 1 DP: 0 HBP: 0	WP: 2 PB: 0 SB: 1 CS: 0	PA: 39
<b>PITCHER</b> Tyler Green, R (1, 1) ERA: 4.64	IP: 6.0 WLS: L BF: 28 H: 7 R: 3 ER: 3 SO: 4 BB: 3 IBB: 0 HBP: 0 BLK: 0 WP: 0 HR: 1 S: 62 P: 112 ERA: 4.50 WHIP: 1.667											<b>PITCHER</b>	IP: 6.0 WLS: L BF: 28 H: 7 R: 3 ER: 3 SO: 4 BB: 3 IBB: 0 HBP: 0 BLK: 0 WP: 0 HR: 1 S: 62 P: 112 ERA: 4.50 WHIP: 1.667								
Mike Grace, R (7, 1) ERA: 5.53	1.0 6 3 1 1 2 0 0 0 0 0 1 12 18 9.00 3.000												1.0 5 1 2 2 1 2 0 0 0 1 0 10 22 18.00 3.000								
Ken Ryan, R (8, 1) ERA: 3.78	1.0 5 1 2 2 1 2 0 0 0 1 0 10 22 18.00 3.000												1.0 5 1 2 2 1 2 0 0 0 1 0 10 22 18.00 3.000								

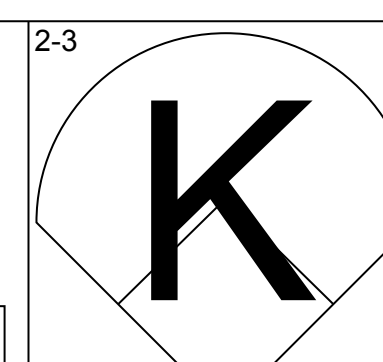
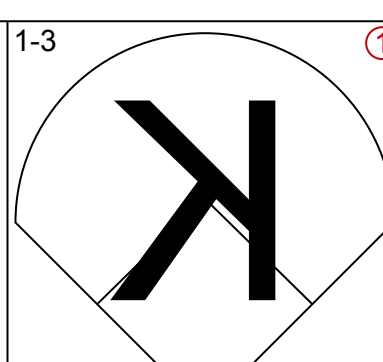
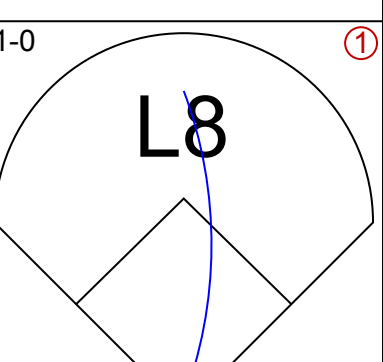
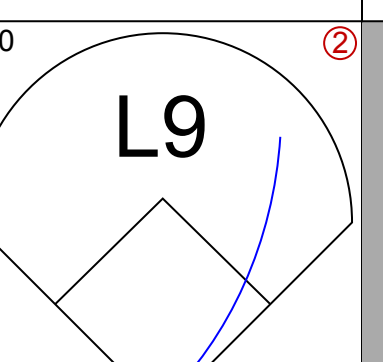
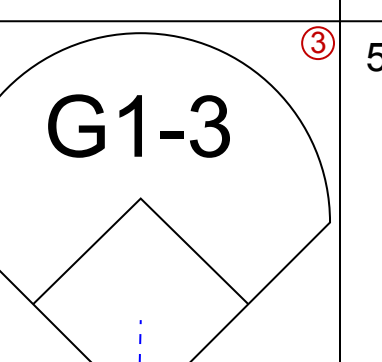
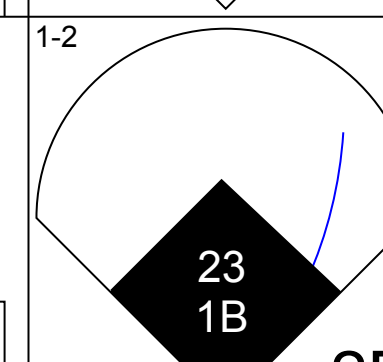
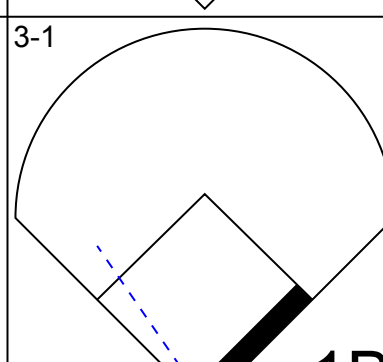
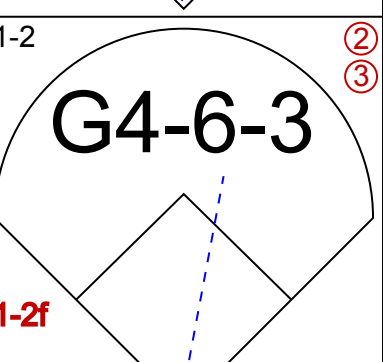
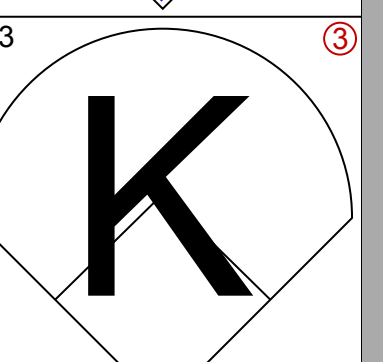
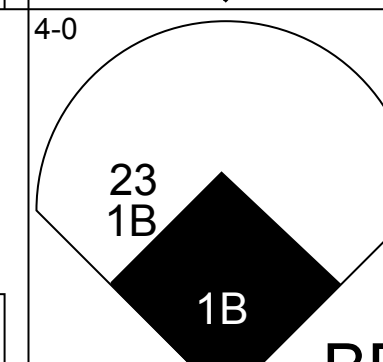
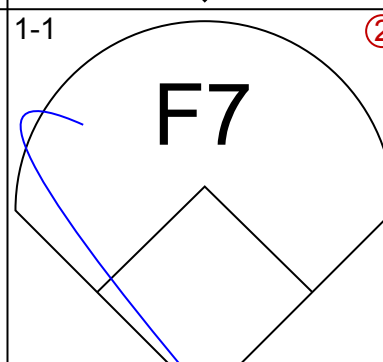
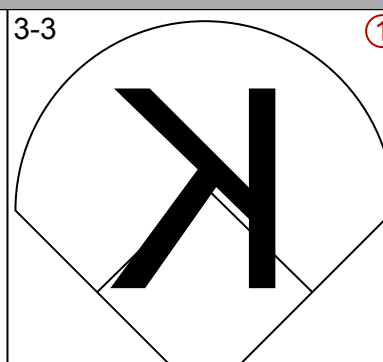
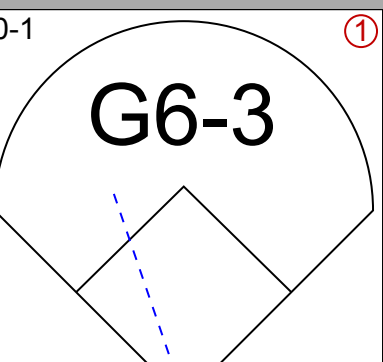
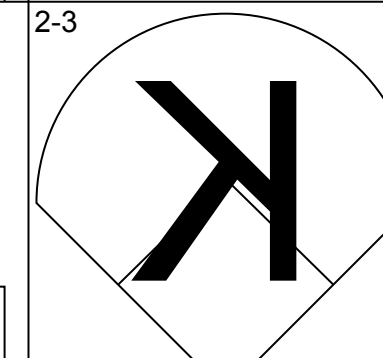
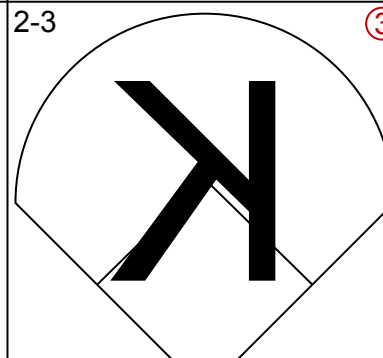
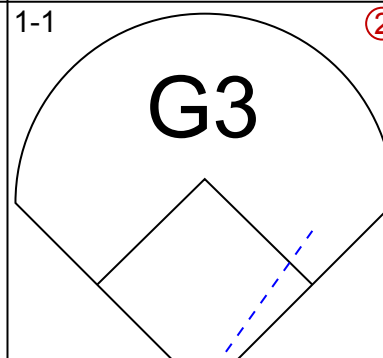
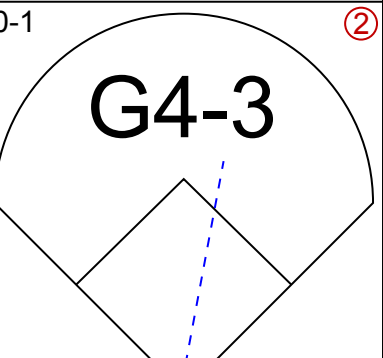
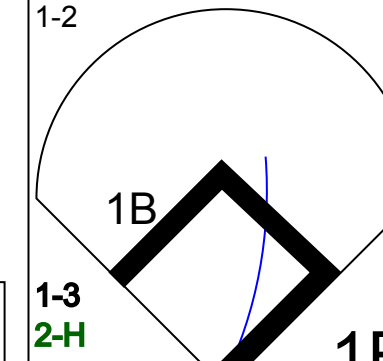
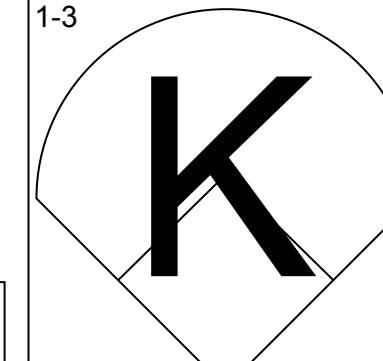
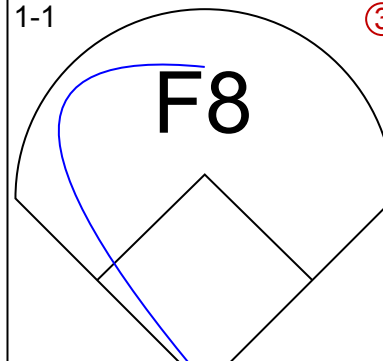
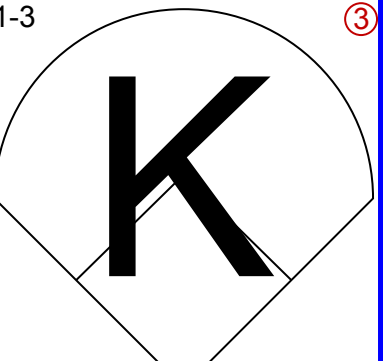
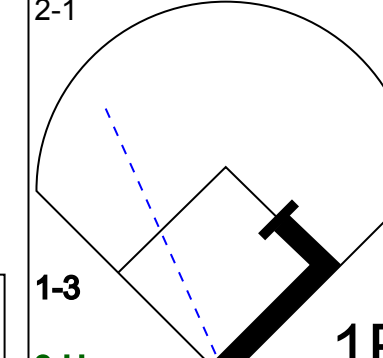
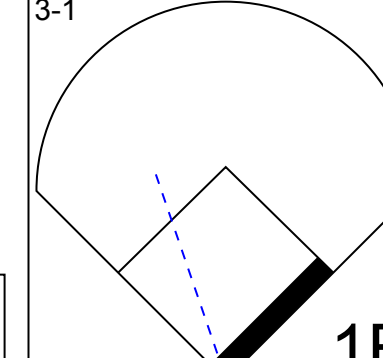
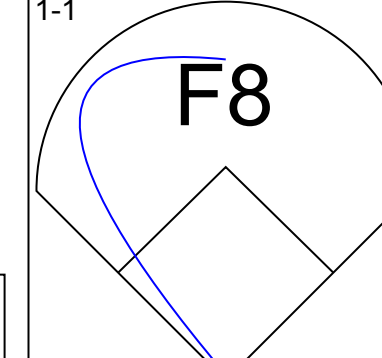
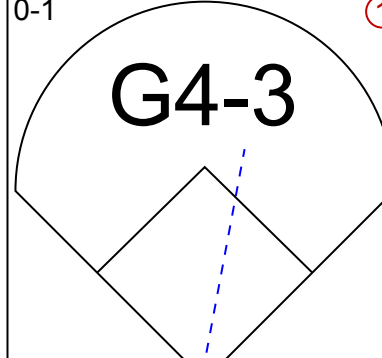
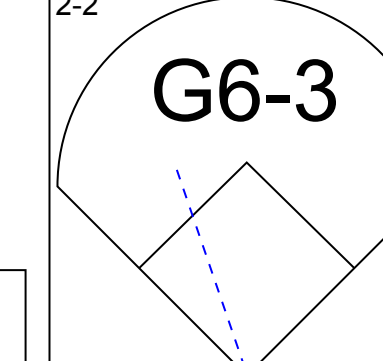
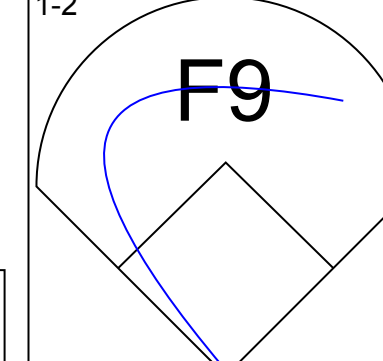
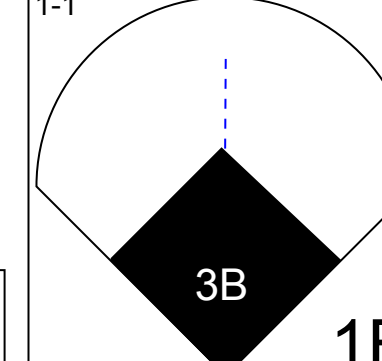
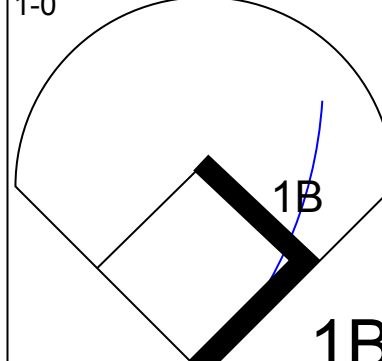
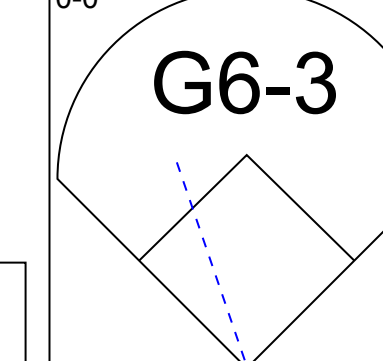
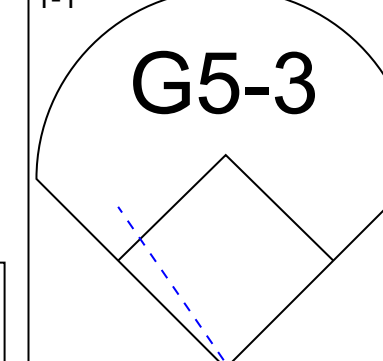
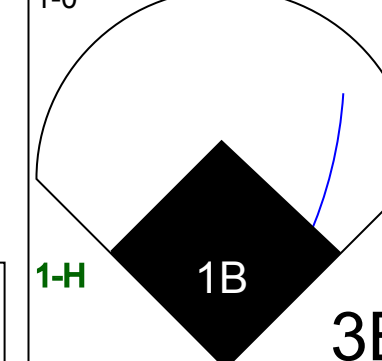
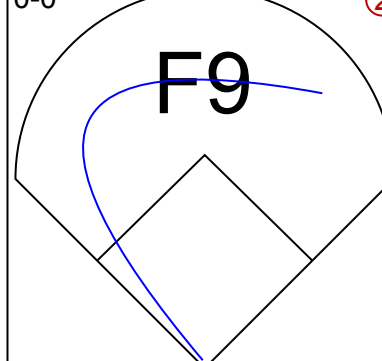
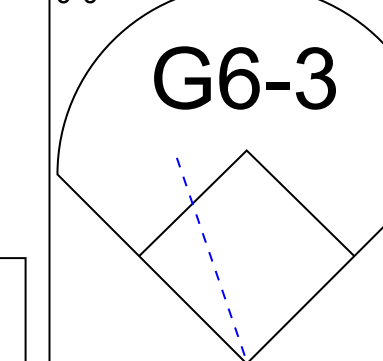
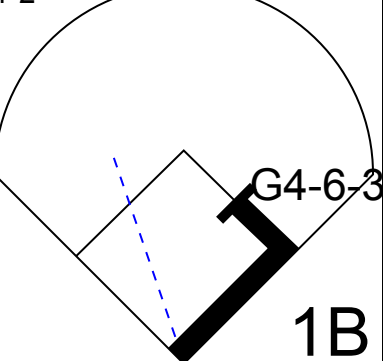
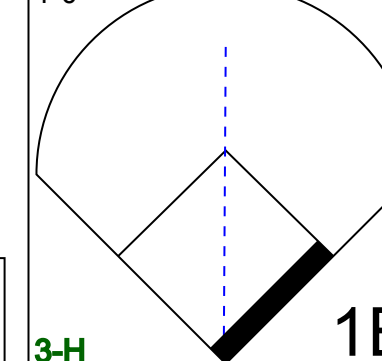
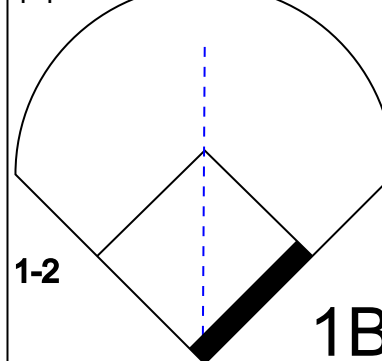






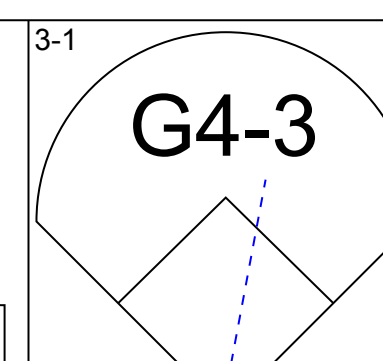
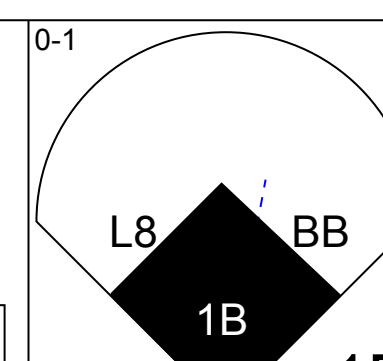
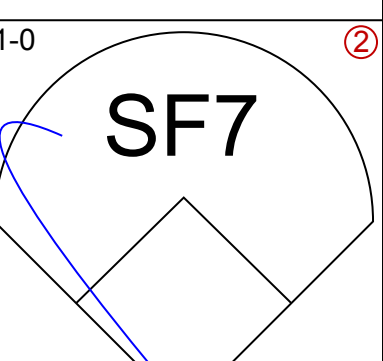
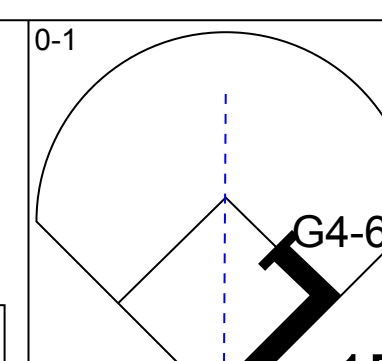
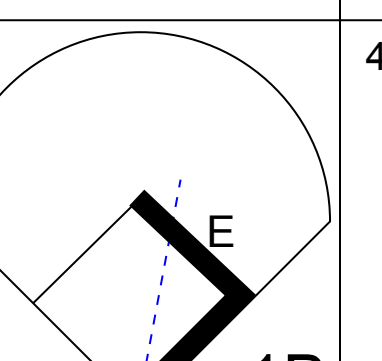
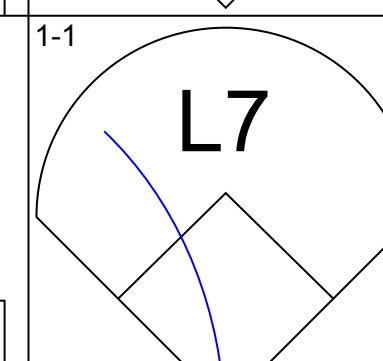
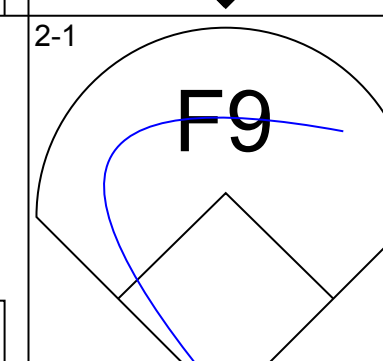
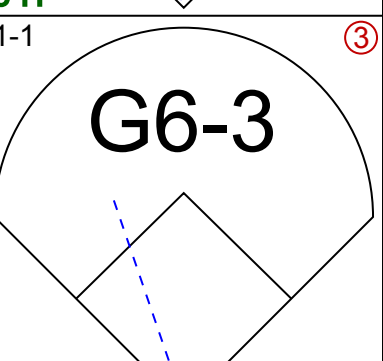
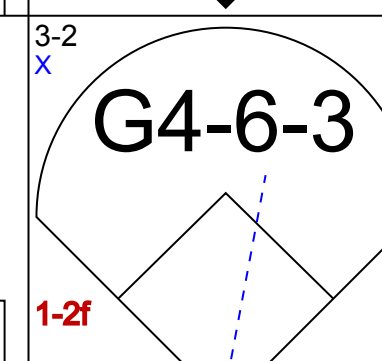
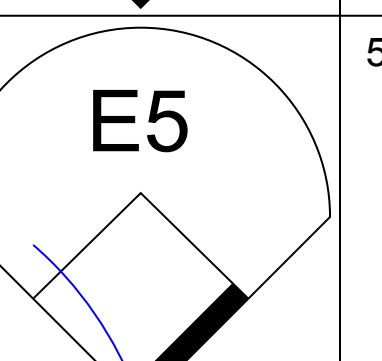
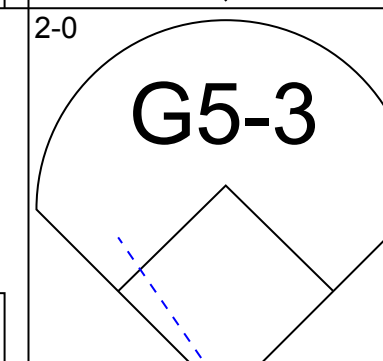
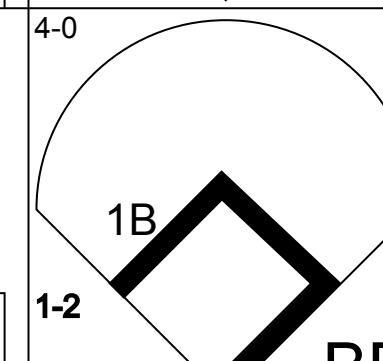
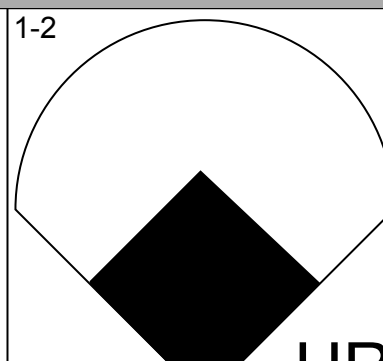
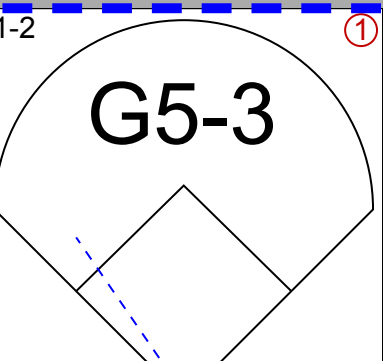
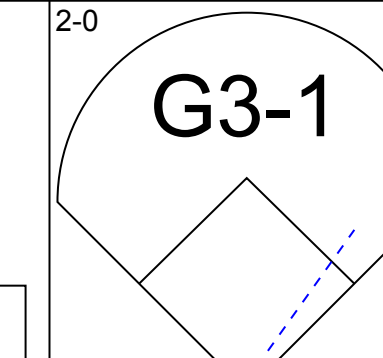
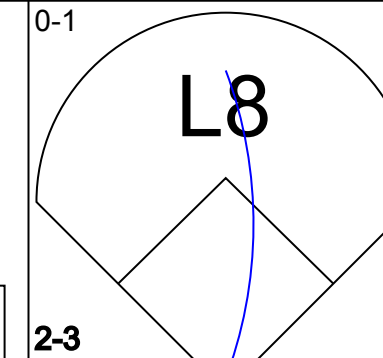
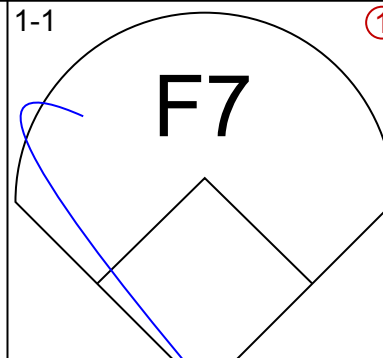
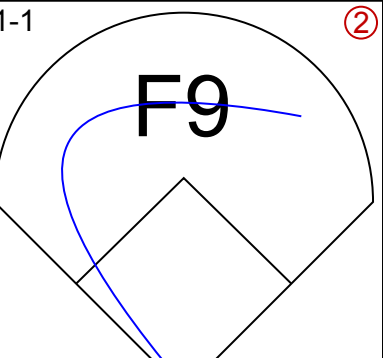
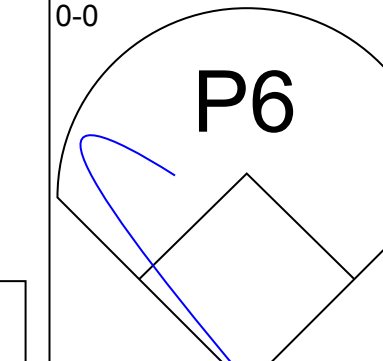
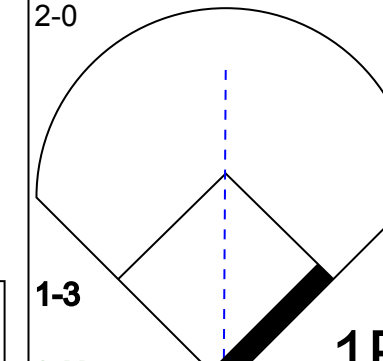
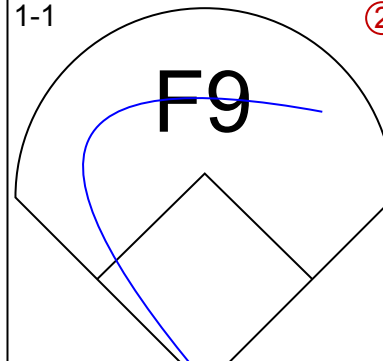
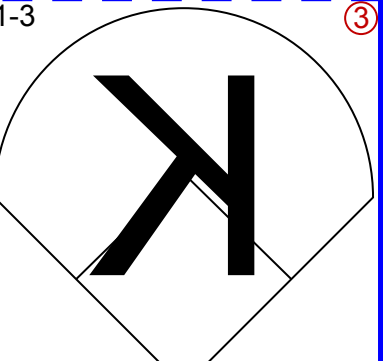
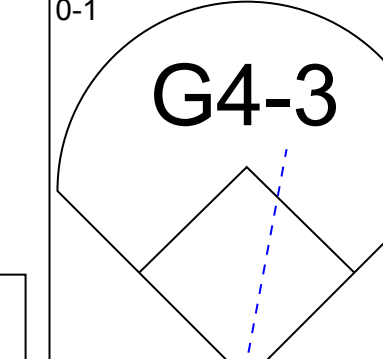
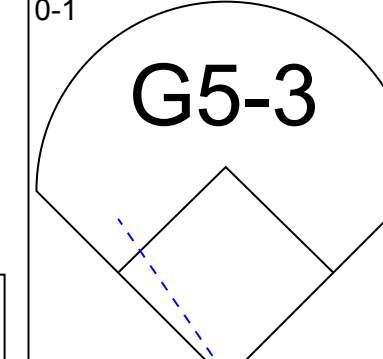
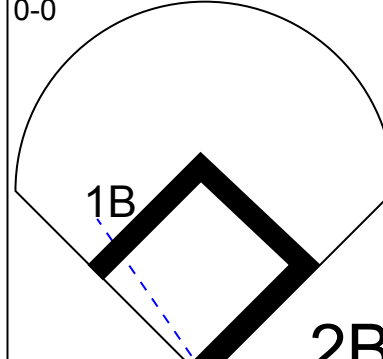

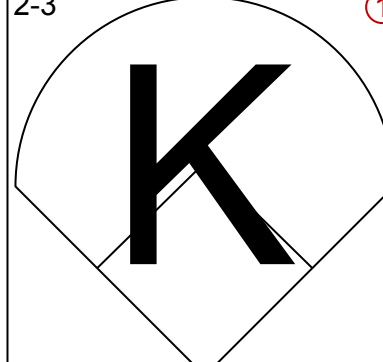
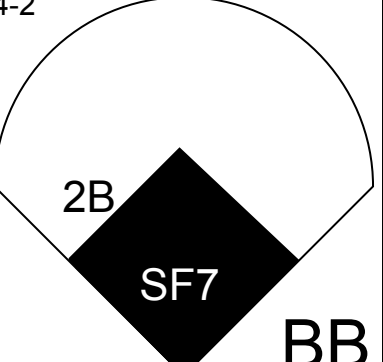
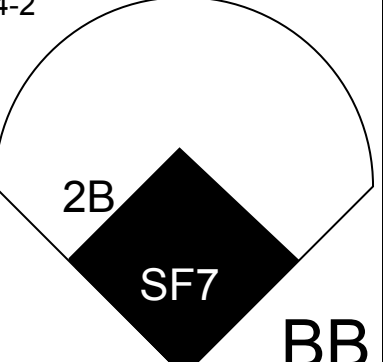


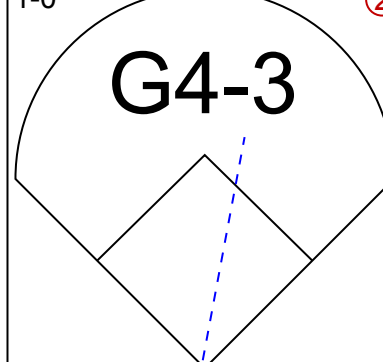
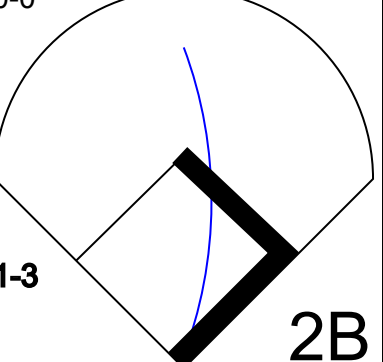


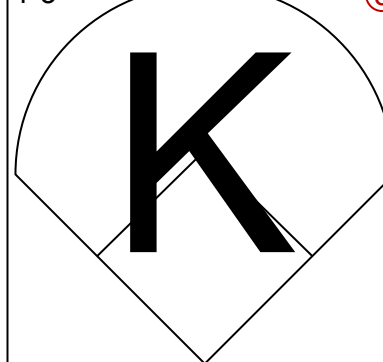

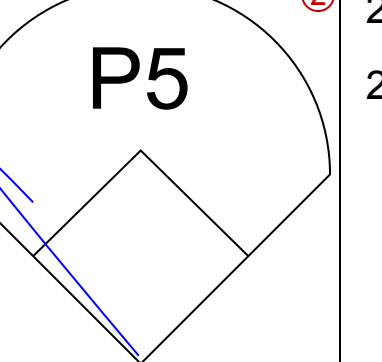




Batter	1	2	3	4	5	6	7	8	9	AB	R	H	RBI	BB	SO	LOB	TOP			
Doug Glanville, R OBP: 0.336, SLG: 0.392 (1,8)										5	0	0	0	0	2	4	<b>Philadelphia Phillies @ Milwaukee Brewers</b> Milwaukee County Stadium, Milwaukee, WI Sun Sep 06 1998, 4:33 AM EDT Att: 17,733 - Cloudy - 83 F			
Kevin Sefcik, R OBP: 0.418, SLG: 0.411 (1,9)										4	1	2	0	0	1	2				
Scott Rolen, R OBP: 0.379, SLG: 0.517 (1,5)										3	1	0	0	1	1	1				
Rico Brogna, L OBP: 0.321, SLG: 0.448 (1,3)										4	0	0	0	0	2	3				
23 Kevin Jordan, R OBP: 0.304, SLG: 0.355 (8,1) Wayne Gomes, R										4	0	1	1	0	2	0				
Wendell Magee, R OBP: 0.343, SLG: 0.485 (1,7)										4	0	2	1	0	0	0				
Gary Bennett, R OBP: 0.333, SLG: 0.333 (1,2)										4	1	2	0	0	0	1				
Desi Relaford, S OBP: 0.290, SLG: 0.325 (1,6)										4	1	1	1	0	0	2				
Mark Portugal, R OBP: 0.273, SLG: 0.317 (1,1) Ruben Amaro Jr, S OBP: 0.243, SLG: 0.281 (7,PH) Mike Grace, R OBP: 0.160, SLG: 0.087 (7,1) Yorkis Perez, L OBP: 0.160, SLG: 0.087 (8,1) Mark Lewis, R OBP: 0.308, SLG: 0.349 (8,4)										2	0	1	0	0	0	0				
<b>Inning Stats</b>	R: 2 E: 0 K: 2 S: 17	H: 3 LOB: 2 BB: 1 P: 29	R: 0 E: 0 K: 0 S: 5	H: 0 LOB: 0 BB: 0 P: 7	R: 0 E: 0 K: 2 S: 10	H: 1 LOB: 1 BB: 0 P: 17	R: 0 E: 0 K: 1 S: 14	H: 1 LOB: 0 BB: 0 P: 20	R: 0 E: 0 K: 0 S: 7	H: 0 LOB: 0 BB: 0 P: 12	R: 2 E: 0 K: 1 S: 10	H: 3 LOB: 1 BB: 0 P: 15	R: 0 E: 0 K: 1 S: 7	H: 0 LOB: 0 BB: 0 P: 8	R: 0 E: 0 K: 0 S: 9	H: 2 LOB: 2 BB: 0 P: 12		1B: 9 2B: 1 3B: 1 HR: 0	SF: 0 SAC: 0 DP: 1 HBP: 0	WP: 0 PB: 0 SB: 0 CS: 0
<b>PITCHER</b>	IP WLS BF H R ER SO BB IBB HBP BLK WP HR S P ERA WHIP	6.1 26 8 4 4 6 1 0 0 0 0 0 65 103 5.68 1.421	2.2 W 11 3 0 0 2 0 0 0 0 0 0 21 27 0.00 1.125																	

AB	36
R	4
H	11
RBI	4
BB	1
SO	8
LOB	13



Batter	1	2	3	4	5	6	7	8	9	AB	R	H	RBI	BB	SO	LOB	BOTTOM					
Fernando Vina, L OBP: 0.392, SLG: 0.427 (1,4)										4	1	3	2	0	0	0	<b>Philadelphia Phillies @ Milwaukee Brewers</b> Milwaukee County Stadium, Milwaukee, WI Sun Sep 06 1998, 4:33 AM EDT Att: 17,733 - Cloudy - 83 F					
Mark Loretta, R OBP: 0.388, SLG: 0.424 (1,5)										5	0	0	0	0	4							
Dave Nilsson, L OBP: 0.334, SLG: 0.429 (9,3)										3	1	1	1	1	0	0						
Jeromy Burnitz, L OBP: 0.345, SLG: 0.495 (1,9)										4	0	0	0	0	2							
Bob Hamelin, L OBP: 0.288, SLG: 0.402 (8,PH) John Jaha, R OBP: 0.370, SLG: 0.347 (8,PH) Mike Matheny, R OBP: 0.281, SLG: 0.341 (9,2)										3	0	1	1	0	0	0						
Darin Jackson, R OBP: 0.261, SLG: 0.369 (7,7)										3	1	1	0	1	0	2						
Jose Valentin, S OBP: 0.322, SLG: 0.391 (1,6)										2	1	1	0	1	1	0						
Geoff Jenkins, L OBP: 0.272, SLG: 0.410 (1,7) David Weathers, R OBP: 0.160, SLG: 0.217 (7,1) Jeff Cirillo, R OBP: 0.412, SLG: 0.447 (9,PH)										3	0	1	0	0	0	2						
Bill Pulsipher, L OBP: 0.182, SLG: 0.182 (1,1) Marquis Grissom, R OBP: 0.294, SLG: 0.362 (7,8)										2	0	0	0	0	1	2						
<b>Inning Stats</b>	R: 0 E: 0 K: 0 S: 5	H: 0 LOB: 0 BB: 0 P: 11	R: 0 E: 0 K: 0 S: 4	H: 0 LOB: 0 BB: 0 P: 6	R: 0 E: 0 K: 2 S: 8	H: 0 LOB: 0 BB: 0 P: 12	R: 1 E: 0 K: 0 S: 9	H: 2 LOB: 2 BB: 1 P: 17	R: 1 E: 0 K: 0 S: 7	H: 1 LOB: 1 BB: 1 P: 13	R: 1 E: 0 K: 0 S: 11	H: 3 LOB: 0 BB: 0 P: 17	R: 0 E: 0 K: 1 S: 8	H: 1 LOB: 0 BB: 0 P: 11	R: 2 E: 1 K: 0 S: 12	H: 2 LOB: 2 BB: 1 P: 25		1B: 6 2B: 2 3B: 0 HR: 1	SF: 1 SAC: 1 DP: 1 HBP: 0	WP: 0 PB: 0 SB: 0 CS: 0	PA: 38	
<b>PITCHER</b>	IP WLS BF H R ER SO BB IBB HBP BLK WP HR S P ERA WHIP	6.0 26 6 3 3 2 2 0 0 0 0 0 44 76 4.50 1.333	1.0 3 1 0 0 0 0 0 0 0 0 0 11 17 0.00 1.000	0.2 2 0 0 0 0 0 0 0 0 0 0 5 7 0.00 0.000	1.0 L 7 2 2 1 1 1 0 0 0 0 0 15 29 9.00 3.000																	

AB	33
R	5
H	9
RBI	4
BB	3
SO	3
LOB	14





Batter	1	2	3	4	5	6	7	8	9	AB	R	H	RBI	BB	SO	LOB	TOP					
Tony Phillips, S OBP: 0.389, SLG: 0.409 Butch Huskey, R OBP: 0.298, SLG: 0.401	3-1 BB 1B	2-1 F8		4-2 1-2 2-3 BB		2-2 L7		2-2 L9		2	0	1	0	1	0	1						
Edgardo Alfonzo, R OBP: 0.359, SLG: 0.438 Jermaine Allensworth, R OBP: 0.350, SLG: 0.394	1-2 BB 1B		0-1 L9	1-3 K		1-0 2H HR			0-2 HR	4	1	2	2	0	1	3						
John Olerud, L OBP: 0.330, SLG: 0.535 Mel Rojas, R Jeff Tam, R Ralph Milliard, R (9, PH)	2-3 K		2-1 L5		2-1 31 2B	2-0 G4-3			1-3 K	4	1	1	0	0	1	2						
31 Mike Piazza, R OBP: 0.386, SLG: 0.567 Mike Kinkade, R	2-3 K		0-1 2B		0-2 G4-3 2H 2B		0-0 F9		0-0 F9	3	0	2	1	0	1	2						
Brian McRae, S OBP: 0.367, SLG: 0.480 Todd Pratt, R OBP: 0.311, SLG: 0.559	4-2 BB 1-2 2-3 BB		0-0 F9		3-2 F7		2-3 K2-3		3-2 WP 2B	2	0	0	0	1	0	2						
Lenny Harris, L OBP: 0.308, SLG: 0.378 Todd Haney, R (7, PH)	1-0 G1-3			0-2 F7	2-0 G4-3		4-1 BB		2-2 F9	3	0	0	0	0	0	4						
Carlos Baerga, S OBP: 0.301, SLG: 0.367		3-2 G4-3		1-0 WP 1B	0-1 G4-3		1-0 F8			4	0	1	0	0	0	2						
Rey Ordenez, R OBP: 0.278, SLG: 0.294 Luis Lopez, S OBP: 0.322, SLG: 0.358		1-0 SH3-4 1B		2-1 BB 1-2 1B		4-2 E HR BB		2-0 G4-3		2	0	2	0	0	0	0						
Hideo Nomo, R OBP: 0.295, SLG: 0.245 Willie Blair, R Jay Payton, R Brad Clontz, R Matt Franco, L OBP: 0.350, SLG: 0.368		0-0 SH3-4		1-1 F9		1-1 L6		2-2 G4-3		0	0	0	0	0	0	0						
<b>Inning Stats</b>	R: 0 E: 0 K: 2 S: 18	H: 2 LOB: 3 BB: 1 P: 31	R: 0 E: 0 K: 0 S: 8	H: 1 LOB: 1 BB: 0 P: 14	R: 0 E: 0 K: 0 S: 7	H: 1 LOB: 3 BB: 1 P: 9	R: 0 E: 0 K: 1 S: 16	H: 2 LOB: 0 BB: 1 P: 25	R: 1 E: 0 K: 0 S: 11	H: 2 LOB: 1 BB: 0 P: 18	R: 2 E: 1 K: 0 S: 14	H: 1 LOB: 1 BB: 1 P: 24	R: 0 E: 0 K: 1 S: 6	H: 0 LOB: 1 BB: 1 P: 13	R: 0 E: 0 K: 0 S: 7	H: 0 LOB: 0 BB: 0 P: 13	R: 1 E: 0 K: 1 S: 20	H: 2 LOB: 1 BB: 0 P: 26	1B: 5 2B: 4 3B: 0 HR: 2	SF: 0 SAC: 1 DP: 0 HBP: 0	WP: 2 PB: 0 SB: 0 CS: 0	PA: 42
<b>PITCHER</b>	IP WLS BF H R ER SO BB IBB HBP BLK WP HR S P ERA WHIP																					
Paul Byrd, R ERA: 3.13	(1, 1) 5.2 W 29 9 3 3 3 3 0 0 0 0 1 1 73 118 4.76 2.118																					
Yorkis Perez, L ERA: 3.72	(6, 1) 1.1 5 0 0 0 1 1 0 0 0 0 0 0 7 16 0.00 0.750																					
Ken Ryan, R ERA: 3.86	(8, 1) 2.0 8 2 1 1 1 0 0 0 0 0 1 1 27 39 4.50 1.000																					

New York Mets @ Philadelphia Phillies  
Veterans Stadium, Philadelphia, PA  
Tue Sep 08 1998, 7:05 PM EDT  
Att: 18,661 - Cloudy - 65 F

AB 37  
R 4  
H 11  
RBI 4  
BB 4  
SO 5  
LOB 21



Batter	1	2	3	4	5	6	7	8	9	AB	R	H	RBI	BB	SO	LOB	BOTTOM			
Doug Glanville, R OBP: 0.335, SLG: 0.391	0-1 1B S 1B		0-1 F8	0-2 F7		0-2 G3-1	0-0 G6-3			5	1	1	0	0	0	0				
Kevin Seick, R OBP: 0.424, SLG: 0.465	3-2 E 1B		1-2 HR	1-1 F9		1-1 HR	3-3 K			5	3	3	2	0	1	0				
Scott Rolen, R OBP: 0.384, SLG: 0.521 Alex Arias, R OBP: 0.354, SLG: 0.345	0-0 E8 1H 3H 1B		4-1 S 2B BB		0-0 HR 1B	0-0 2B		4-1 G4-3 2B BB		3	2	3	1	2	0	0				
Rico Brogna, L OBP: 0.323, SLG: 0.460 Jon Zuber, L OBP: 0.250, SLG: 0.429	2-2 HR		0-3 K		2-2 HR 1B	4-0 G1-6-3 BB		0-0 G4-3		4	2	2	3	1	1	2				
Mark Lewis, R OBP: 0.309, SLG: 0.351	0-0 L8		0-2 HR 2B		3-1 G6-4-3 BB 1B	0-1 G1-6-3		0-3 K		5	2	2	1	0	1	4				
Bobby Abreu, L OBP: 0.404, SLG: 0.479	0-0 G4-3		4-0 HR IBB		4-2 G6-4-3 BB	2-2 G6-3		1-0 2H 2B		3	1	1	1	2	0	0				
Bobby Estalella, R OBP: 0.226, SLG: 0.398		1-0 F8	2-0 HR		2-0 G6-4-3		1-0 HR	3-1 F3		5	2	2	4	0	0	4				
Desi Relaford, S OBP: 0.292, SLG: 0.329		1-0 G3	0-0 G4-3		0-2 1B		2-2 HR 2B			4	1	2	1	0	0	0				
Paul Byrd, R OBP: 0.357, SLG: 0.250 Yorkis Perez, L Marlon Anderson, L OBP: 1.000, SLG: 4.000 Ken Ryan, R	1-1 L9		1-3 K		1-3 K		2-2 HR			3	0	0	0	0	2	1				
<b>Inning Stats</b>	R: 3 E: 1 K: 0 S: 12	H: 4 LOB: 0 BB: 0 P: 17	R: 0 E: 0 K: 0 S: 4	H: 0 LOB: 0 BB: 0 P: 7	R: 5 E: 0 K: 1 S: 15	H: 3 LOB: 2 BB: 2 P: 26	R: 0 E: 0 K: 1 S: 8	H: 0 LOB: 0 BB: 0 P: 10	R: 3 E: 0 K: 0 S: 16	H: 4 LOB: 1 BB: 1 P: 28	R: 1 E: 0 K: 0 S: 8	H: 2 LOB: 1 BB: 1 P: 13	R: 3 E: 0 K: 1 S: 14	H: 3 LOB: 0 BB: 0 P: 24	R: 1 E: 0 K: 1 S: 8	H: 1 LOB: 2 BB: 1 P: 16	1B: 6 2B: 4 3B: 0 HR: 7	SF: 0 SAC: 0 DP: 2 HBP: 0	WP: 0 PB: 0 SB: 0 CS: 0	PA: 43
<b>PITCHER</b>	IP WLS BF H R ER SO BB IBB HBP BLK WP HR S P ERA WHIP																			
Hideo Nomo, R ERA: 5.05	(1, 1) 2.2 L 15 6 7 7 1 0 0 0 0 0 0 1 2 4 23.62 3.000																			
Willie Blair, R ERA: 5.2	(3, 1) 0.1 2 1 1 1 0 0 0 0 0 0 0 1 2 4 27.00 3.000																			
Brad Clontz, R ERA: 6.08	(4, 1) 2.0 10 4 3 3 2 1 0 0 0 0 0 1 24 38 13.50 2.500																			
Mel Rojas, R ERA: 6.05	(6, 1) 2.0 11 5 4 4 1 1 0 0 0 0 0 3 22 37 18.00 3.000																			
Jeff Tam, R ERA: 4.73	(8, 1) 1.0 5 1 1 1 1 1 0 0 0 0 0 0 8 16 9.00 2.000																			

New York Mets @ Philadelphia Phillies  
Veterans Stadium, Philadelphia, PA  
Tue Sep 08 1998, 7:05 PM EDT  
Att: 18,661 - Cloudy - 65 F

AB 38  
R 16  
H 17  
RBI 15  
BB 5  
SO 5  
LOB 11









Batter	1	2	3	4	5	6	7	8	9	AB	R	H	RBI	BB	SO	LOB	TOP					
Tony Phillips, S OBP: 0.387, SLG: 0.404 Jermaine Allensworth, R OBP: 0.350, SLG: 0.354	4-2 SH1-3 31 HR BB BB	1-1 G3			3-2 L1-3		3-2 G4-3			3	1	0	0	1	0	0						
Edgardo Alfonzo, R OBP: 0.359, SLG: 0.438	SAFE 4-1 BB SAFE 1-2 SH1-3 31 HR BB	0-0 F8			0-3 K			1-1 S 2B 1B		3	2	1	0	1	1	0						
Matt Franco, L OBP: 0.382, SLG: 0.374	0-0 SH1-3	1-0 G3-1			0-0 L6			SAFE 3-1 S 31 G3-1 1-H 2B		3	0	1	1	0	0	0						
31 Mike Piazza, R OBP: 0.387, SLG: 0.573	1-1 HR		0-0 F7		1-1 1B 2B			1-0 G3-1		4	2	2	3	0	0	1						
Brian McRae, S OBP: 0.365, SLG: 0.478	2-2 1B 2B 1B		2-2 G4-3		3-2 L7			3-1 G4-3		4	1	1	0	0	0	2						
Lenny Harris, L OBP: 0.309, SLG: 0.375	1-1 F7		2-0 F8		0-1 G6-4-3 2H 1B			1-0 G4-3		4	0	1	1	0	0	2						
Carlos Baerga, S OBP: 0.302, SLG: 0.366	SAFE 3-2 1-3 2B 1B		2-0 P5		0-0 G6-4-3 1-2			1-0 G3		4	1	1	0	0	0	1						
Rey Ordenez, R OBP: 0.277, SLG: 0.297	1-1 1-H 3-H 2B		1-3 K		1-0 L4			1-1 G6-3		4	0	1	2	0	1	0						
Al Leiter, L Turk Wendell, L Dennis Cook, L Butch Huskey, R Jeff Tam, R John Franco, L	3-3 K		0-0 G4-3		2-3 K			2-2 G6-3		3	0	0	0	0	2	1						
<b>Inning Stats</b>	R: 5 E: 0 K: 1 S: 20	H: 4 LOB: 1 BB: 2 P: 39	R: 0 E: 0 K: 0 S: 4	H: 0 LOB: 0 BB: 0 P: 6	R: 0 E: 0 K: 0 S: 5	H: 0 LOB: 0 BB: 0 P: 9	R: 0 E: 0 K: 1 S: 5	H: 0 LOB: 0 BB: 0 P: 8	R: 0 E: 0 K: 1 S: 8	H: 0 LOB: 0 BB: 0 P: 11	R: 1 E: 0 K: 0 S: 8	H: 2 LOB: 0 BB: 0 P: 12	R: 0 E: 0 K: 1 S: 8	H: 0 LOB: 0 BB: 0 P: 14	R: 1 E: 0 K: 0 S: 8	H: 2 LOB: 1 BB: 0 P: 17	R: 0 E: 0 K: 0 S: 7	H: 0 LOB: 0 BB: 0 P: 11	1B: 4 2B: 3 3B: 0 HR: 1	SF: 0 SAC: 1 DP: 1 HBP: 0	WP: 0 PB: 0 SB: 1 CS: 0	PA: 36
<b>PITCHER</b>	IP WLS BF H R ER SO BB IBB HBP BLK WP HR S P ERA WHIP																					
Tyler Green, R ERA: 4.79	5.0 L 21 4 5 5 3 2 0 0 0 0 0 1 42 73 9.00 1.200																					
Mike Grace, R ERA: 5.44	2.0 7 2 1 1 1 0 0 0 0 0 0 0 16 26 4.50 1.000																					
Wayne Gomes, R ERA: 4.41	1.0 5 2 1 1 0 0 0 0 0 0 0 0 8 17 9.00 2.000																					
Ricky Bottalico, R ERA: 7.04	1.0 3 0 0 0 0 0 0 0 0 0 0 0 7 11 0.00 0.000																					

New York Mets @ Philadelphia Phillies  
Veterans Stadium, Philadelphia, PA  
Thu Sep 10 1998, 7:05 PM EDT  
Att: 16,715 - Unknown - 71 F

AB 33  
R 7  
H 8  
RBI 7  
BB 2  
SO 4  
LOB 7



Batter	1	2	3	4	5	6	7	8	9	AB	R	H	RBI	BB	SO	LOB	BOTTOM					
Doug Glanville, R OBP: 0.334, SLG: 0.388	1-1 G6-3			1-3 K		1-3 K		0-1 BB 1B	3-2 1B	5	0	2	2	0	2	0						
Kevin Sevcik, R OBP: 0.420, SLG: 0.455	0-1 G5-3			2-2 FC5-4 1B		2-1 G6-3		4-2 2H 1-2 BB	1-3 K	4	0	1	0	1	1	2						
Scott Rolen, R OBP: 0.384, SLG: 0.522	0-0 L8			1-2 FC5-4 1-2		4-1 BB		2-3 K	3-1 FC1-5 2-3	4	0	0	0	1	1	5						
Rico Brogna, L OBP: 0.320, SLG: 0.455		2-1 G3		2-1 G3-4-3		0-1 L3		3-2 P2		4	0	0	0	0	0	4						
Mark Lewis, R OBP: 0.307, SLG: 0.348		1-0 G5-3			3-3 K		1-0 E7	3-3 K		4	0	0	0	0	2	2						
Wendell Magee, R OBP: 0.348, SLG: 0.463		1-2 G5-3			0-0 P4		2-1 P3		1-2 G3-1 23 E 1B	4	1	1	0	0	0	1						
Bobby Estalella, R OBP: 0.234, SLG: 0.388			1-3 K		4-1 HR BB		3-3 K		4-2 23 E 1B BB	2	2	0	0	2	2	1						
Desi Relaford, S OBP: 0.291, SLG: 0.334			2-3 K		2-2 HR		0-0 G1-3		3-2 G3-1	4	1	1	2	0	1	3						
Tyler Green, R Ruben Amaro, Jr, S Mike Grace, R Wayne Gomes, R Marlon Anderson, L Ricky Bottalico, L 23 Kevin Jordan, R	3-3 K		3-3 K		3-3 K		3-2 1B 2B		1-0 FC1-5 1B	1	0	0	0	0	1	0						
<b>Inning Stats</b>	R: 0 E: 0 K: 0 S: 5	H: 0 LOB: 0 BB: 0 P: 6	R: 0 E: 0 K: 0 S: 6	H: 0 LOB: 0 BB: 0 P: 10	R: 0 E: 0 K: 3 S: 11	H: 0 LOB: 0 BB: 0 P: 17	R: 0 E: 0 K: 1 S: 12	H: 1 LOB: 1 BB: 0 P: 18	R: 2 E: 0 K: 2 S: 12	H: 1 LOB: 1 BB: 1 P: 24	R: 0 E: 0 K: 1 S: 8	H: 0 LOB: 1 BB: 1 P: 15	R: 0 E: 1 K: 1 S: 8	H: 0 LOB: 1 BB: 0 P: 14	R: 1 E: 0 K: 2 S: 18	H: 2 LOB: 2 BB: 1 P: 33	R: 2 E: 1 K: 1 S: 17	H: 2 LOB: 2 BB: 1 P: 33	1B: 4 2B: 1 3B: 0 HR: 1	SF: 0 SAC: 0 DP: 0 HBP: 0	WP: 0 PB: 0 SB: 0 CS: 0	PA: 39
<b>PITCHER</b>	IP WLS BF H R ER SO BB IBB HBP BLK WP HR S P ERA WHIP																					
Al Leiter, L ERA: 2.4	7.0 W 26 2 2 2 8 2 0 0 0 0 0 0 104 104 2.57 0.571																					
Turk Wendell, R ERA: 3.47	0.1 4 2 1 1 1 1 0 0 0 0 0 0 10 19 27.00 9.000																					
Dennis Cook, L ERA: 2.04	0.2 2 0 0 0 1 0 0 0 0 0 0 0 8 14 0.00 0.000																					
Jeff Tam, R ERA: 6.08	0.0 2 1 2 2 0 1 0 0 0 0 0 0 5 10 ∞ ∞																					
John Franco, L ERA: 3.39	1.0 S 5 1 0 0 1 0 0 0 0 0 0 0 12 23 0.00 1.000																					

New York Mets @ Philadelphia Phillies  
Veterans Stadium, Philadelphia, PA  
Thu Sep 10 1998, 7:05 PM EDT  
Att: 16,715 - Unknown - 71 F


AB 35  
R 5  
H 6  
RBI 5  
BB 4  
SO 11  
LOB 19










Batter	1	2	3	4	5	6	7	8	9	AB	R	H	RBI	BB	SO	LOB	TOP							
Tony Womack, L (1,4) Kevin Polcovich, R (6,4)	F8		G3		K		G4-3		K	3	0	0	0	0	1	1	Pittsburgh Pirates @ Philadelphia Phillies Veterans Stadium, Philadelphia, PA Sat Sep 12 1998, 7:05 PM EDT Att: 19,329 - Cloudy - 88 F							
Adrian Brown, S (1,8)	L8		F8			SF8 18 2B	K		L8	5	1	1	0	0	1	1								
18 Jason Kendall, R (1,2) Freddy Garcia, R (6,3)	G6-3			G6-3		SF8 2B			G5-3	3	1	1	0	0	0	0								
Tim Laker, R (1,3) Jose Guillen, R (1,9)		G4-3		FC6-4 1B		SF8			F8	3	0	1	1	0	0	0								
Aramis Ramirez, R (1,5)		G6-3		FC6-4 1B		F9 3H			F8	4	0	2	1	0	0	1								
Emil Brown, R (1,7) Todd Van Poppel, R (8,1) Keith Osik, R (9,PH)				F7		F9 2B			L7	3	0	0	0	1	0	3								
Abraham Nunez, S (1,6)																								
Elmer Dessens, R (1,1) Sean Lawrence, L (4,1) Javier Martinez, R (4,1) Jeff McCurry, R (6,1) Manny Martinez, R (6,7)																		AB 35 R 4 H 9 RBI 4 BB 2 SO 6 LOB 12 						
<b>Inning Stats</b>	R: 0 E: 0 K: 0 S: 8	H: 0 LOB: 0 BB: 0 P: 10	R: 0 E: 0 K: 0 S: 9	H: 1 LOB: 2 BB: 1 P: 17	R: 0 E: 0 K: 1 S: 9	H: 0 LOB: 0 BB: 0 P: 13	R: 0 E: 0 K: 0 S: 10	H: 1 LOB: 1 BB: 0 P: 14	R: 0 E: 0 K: 2 S: 11	H: 1 LOB: 1 BB: 0 P: 17	R: 2 E: 0 K: 0 S: 9	H: 3 LOB: 1 BB: 0 P: 11	R: 0 E: 0 K: 1 S: 10	H: 0 LOB: 1 BB: 1 P: 15	R: 0 E: 0 K: 0 S: 5	H: 1 LOB: 1 BB: 0 P: 8			R: 2 E: 0 K: 2 S: 14	H: 2 LOB: 0 BB: 0 P: 18	1B: 5 2B: 3 3B: 0 HR: 1	SF: 1 SAC: 0 DP: 0 HBP: 0	WP: 0 PB: 0 SB: 0 CS: 0	PA: 38
<b>PITCHER</b> Mark Portugal, R (1,1) ERA: 4.32	IP: 9.0 WLS: W BF: 38 H: 9 R: 4 ER: 4 SO: 6	BB: 2 IBB: 0 HBP: 0 BLK: 0	WP: 0 HR: 1 S: 85 P: 123	ERA: 4.00 WHIP: 1.222											ERA: 4.00 WHIP: 1.222									

Batter	1	2	3	4	5	6	7	8	9	AB	R	H	RBI	BB	SO	LOB	BOTTOM					
Doug Glanville, R (1,8) Kevin Seick, R (7,8)	2B G6-3	FC6-4 2B		2B	G4-3	K				5	2	2	0	0	1	2	Pittsburgh Pirates @ Philadelphia Phillies Veterans Stadium, Philadelphia, PA Sat Sep 12 1998, 7:05 PM EDT Att: 19,329 - Cloudy - 88 F					
Alex Arias, R (1,6)	G6-3 1B			WP 2B	G6-4-3 1B		G4-3 BB			5	2	5	2	0	0	0						
Scott Rolen, R (1,5) 23 Kevin Jordan, R (7,PR)	G6-3			WP 2B	G6-4-3 1B		G4-3 BB			3	1	0	1	2	1	4						
Rico Brogna, L (1,3) Jon Zuber, L (8,3)	G4-3			3B 2B		WP PB BB	G4-3			4	2	2	2	1	0	3						
Wendell Magee, R (1,7)	HR 1B			F9 2B	1B 3B	PB WP BB	G6-3			4	3	2	2	1	0	3						
Bobby Abreu, L (1,9)	HR			S IBB	1B	G6-4-3 HBP BB				3	2	2	3	2	1	0						
Mark Lewis, R (1,4)	G6-3			L4	K	G6-4-3 HBP				4	0	0	0	0	1	3						
Gary Bennett, R (1,2)		FC6-4 BB		G3	G6-3 1B	G6-4-3				4	0	2	0	1	0	4						
Mark Portugal, R (1,1)		K								4	1	1	1	1	1	4		AB 36 R 13 H 16 RBI 11 BB 8 SO 5 LOB 23 				
<b>Inning Stats</b>	R: 4 E: 0 K: 0 S: 13	H: 4 LOB: 0 BB: 0 P: 22	R: 0 E: 0 K: 2 S: 11	H: 1 LOB: 2 BB: 1 P: 18	R: 0 E: 0 K: 0 S: 10	H: 1 LOB: 1 BB: 1 P: 18	R: 6 E: 0 K: 1 S: 23	H: 6 LOB: 2 BB: 2 P: 38	R: 0 E: 0 K: 0 S: 5	H: 1 LOB: 0 BB: 0 P: 6	R: 3 E: 0 K: 1 S: 12	H: 1 LOB: 1 BB: 3 P: 29	R: 0 E: 0 K: 0 S: 8	H: 1 LOB: 2 BB: 1 P: 17	R: 0 E: 0 K: 1 S: 9	H: 1 LOB: 1 BB: 0 P: 13			1B: 9 2B: 5 3B: 1 HR: 1	SF: 0 SAC: 0 DP: 4 HBP: 1	WP: 2 PB: 1 SB: 1 CS: 0	PA: 45
<b>PITCHER</b> Elmer Dessens, R (1,1) ERA: 5.46 Sean Lawrence, L (4,1) ERA: 7.63 Javier Martinez, R (4,1) ERA: 5.61 Jeff McCurry, R (6,1) ERA: 5.65 Todd Van Poppel, R (8,1) ERA: 6.53	IP: 3.0 WLS: L BF: 21 H: 8 R: 8 ER: 8 SO: 2	BB: 3 IBB: 0 HBP: 0 BLK: 0	WP: 0 HR: 1 S: 42 P: 74	ERA: 24.00 WHIP: 3.667											ERA: 24.00 WHIP: 3.667							



Batter	1	2	3	4	5	6	7	8	9	AB	R	H	RBI	BB	SO	LOB	TOP					
Tony Womack, L (1,4) OBP: 0.318, SLG: 0.356	L8	F6			G1-3			G3		4	0	0	0	0	0	1	Pittsburgh Pirates @ Philadelphia Phillies Veterans Stadium, Philadelphia, PA Sun Sep 13 1998, 3:33 AM EDT Att: 19,662 - Cloudy - 85 F					
Adrian Brown, S (1,8) OBP: 0.361, SLG: 0.343	18 S 1B BB		G3		F7			G3-1		3	1	0	0	1	0	0						
18 Jason Kendall, R (1,2) OBP: 0.411, SLG: 0.481	P3		G5-3					F9		4	0	0	0	0	1	1						
Kevin Young, R (1,3) OBP: 0.336, SLG: 0.483	1B BB		F9					G6-3		3	0	0	0	1	1	0						
Jose Guillen, R (1,9) OBP: 0.309, SLG: 0.424	1-2 2-H 1B			L5				K		4	0	2	1	0	1	0						
Turner Ward, S (1,7) OBP: 0.329, SLG: 0.432	F7			L7				G4-3		4	0	0	0	0	0	3						
Freddy Garcia, R (1,5)								K		3	0	1	0	0	2	0						
Abraham Nunez, S (1,6) OBP: 0.345, SLG: 0.375					G4-3			K		2	0	0	0	1	1	1						
67 Francisco Cordova, R (1,1) OBP: 0.153, SLG: 0.171								G6-3		2	0	0	0	0	0	1						
Tim Laker, R (7, PH) OBP: 0.357, SLG: 0.273										1	0	0	0	0	0	0						
Jason Christiansen, R (7, 1) OBP: 0.250, SLG: 0.250										0	0	0	0	0	0	0						
Jeff Tabaka, R (8, 1)										0	0	0	0	0	0	0						
<b>Inning Stats</b>	R: 1 E: 0 K: 0 S: 14	H: 1 LOB: 2 BB: 2 P: 30	R: 0 E: 0 K: 1 S: 7	H: 0 LOB: 1 BB: 1 P: 13	R: 0 E: 0 K: 0 S: 7	H: 0 LOB: 0 BB: 0 P: 12	R: 0 E: 0 K: 0 S: 11	H: 1 LOB: 1 BB: 0 P: 16	R: 0 E: 0 K: 1 S: 9	H: 0 LOB: 0 BB: 0 P: 9	R: 0 E: 1 K: 1 S: 10	H: 1 LOB: 1 BB: 0 P: 15	R: 0 E: 0 K: 0 S: 10	H: 0 LOB: 0 BB: 0 P: 12	R: 0 E: 0 K: 0 S: 7	H: 0 LOB: 0 BB: 0 P: 10	R: 0 E: 0 K: 2 S: 10	H: 0 LOB: 0 BB: 0 P: 14	1B: 2 2B: 1 3B: 0 HR: 0	SF: 0 SAC: 0 DP: 0 HBP: 0	WP: 0 PB: 0 SB: 1 CS: 0	PA: 33
<b>PITCHER</b>	IP WLS BF H R ER SO BB IBB HBP BLK WP HR S P ERA WHIP																					
Paul Byrd, R (1, 1) ERA: 2.84	7.0 W 27 3 1 1 4 3 0 0 0 0 0 0 68 107 1.29 0.857																					
Mark Leiter, R (8, 1) ERA: 3.96	2.0 S 6 0 0 0 2 0 0 0 0 0 0 0 0 17 24 0.00 0.000																					

AB 30  
R 1  
H 3  
RBI 1  
BB 3  
SO 6  
LOB 7



Batter	1	2	3	4	5	6	7	8	9	AB	R	H	RBI	BB	SO	LOB	BOTTOM			
Doug Glanville, R (1,8) OBP: 0.334, SLG: 0.391	1B FC1-6 1B		F8		E9			G6-4-3		4	2	2	0	0	0	1	Pittsburgh Pirates @ Philadelphia Phillies Veterans Stadium, Philadelphia, PA Sun Sep 13 1998, 3:33 AM EDT Att: 19,662 - Cloudy - 85 F			
Desi Relaford, S (1,6) OBP: 0.290, SLG: 0.330	1B FC1-6 1B		G3		P6			L4		4	0	1	0	0	0	0				
Rico Brogna, L (1,3) OBP: 0.322, SLG: 0.460	K		G3-1					K		4	0	1	0	0	2	2				
Scott Rolen, R (1,5) OBP: 0.384, SLG: 0.515	FC1-6 1-2 3-H				HR BB			G5-3		3	1	0	1	1	1	2				
Bobby Abreu, L (1,9) OBP: 0.405, SLG: 0.488	G6-3				HR			G6-3		3	1	1	2	0	0	1				
Kevin Sevcik, R (1,7) OBP: 0.410, SLG: 0.442			G3		F9			K		3	0	0	0	0	1	0				
Marlon Anderson, L (1,4) OBP: 0.400, SLG: 0.900			G4-3		F7			F3		3	0	0	0	0	0	0				
Bobby Estalella, R (1,2) OBP: 0.250, SLG: 0.384					P6			FC6-4 BB		1	0	0	0	2	0	0				
Paul Byrd, R (1, 1) ERA: 3.32					L8			FC6-4 G6-4-3		2	0	0	0	0	0	1				
Alex Arias, R (7, PH) OBP: 0.373, SLG: 0.392										1	0	0	0	0	0	1				
Mark Leiter, R (8, 1) ERA: 2.47										0	0	0	0	0	0	0				
<b>Inning Stats</b>	R: 1 E: 0 K: 1 S: 15	H: 2 LOB: 1 BB: 0 P: 23	R: 0 E: 0 K: 0 S: 9	H: 0 LOB: 1 BB: 1 P: 15	R: 0 E: 0 K: 0 S: 6	H: 0 LOB: 0 BB: 0 P: 9	R: 2 E: 0 K: 0 S: 11	H: 1 LOB: 0 BB: 1 P: 21	R: 1 E: 1 K: 1 S: 9	H: 2 LOB: 1 BB: 0 P: 16	R: 0 E: 0 K: 1 S: 6	H: 0 LOB: 0 BB: 0 P: 7	R: 0 E: 0 K: 0 S: 9	H: 0 LOB: 0 BB: 1 P: 14	R: 0 E: 0 K: 1 S: 8	H: 0 LOB: 0 BB: 0 P: 10	1B: 2 2B: 1 3B: 1 HR: 1	SF: 0 SAC: 0 DP: 1 HBP: 0	WP: 0 PB: 0 SB: 1 CS: 0	PA: 31
<b>PITCHER</b>	IP WLS BF H R ER SO BB IBB HBP BLK WP HR S P ERA WHIP																			
67 Francisco Cordova, R (1, 1) ERA: 3.32	6.0 L 25 5 4 0 0 0 2 0 0 0 0 0 0 56 91 6.00 1.167																			
Jason Christiansen, L (7, 1) ERA: 2.3	1.0 3 0 0 0 0 1 0 0 0 0 0 0 9 14 0.00 1.000																			
Jeff Tabaka, L (8, 1) ERA: 2.47	1.0 3 0 0 0 0 0 0 0 0 0 0 0 8 10 0.00 0.000																			

AB 28  
R 4  
H 5  
RBI 3  
BB 3  
SO 4  
LOB 8





Batter	1	2	3	4	5	6	7	8	9	AB	R	H	RBI	BB	SO	LOB	TOP											
Doug Glanville, R OBP: 0.335, SLG: 0.390	1-2 G6-3	1-1 1B		0-0 L9			4-2 BB		0-0 F9	4	0	1	0	1	0	3												
Dest Relaford, S OBP: 0.292, SLG: 0.332	0-0 2B	2-3 K			1-1 CS		2-2 G6-3			4	1	2	0	0	1	3												
Scott Rolen, R OBP: 0.384, SLG: 0.516	2-0 L8			0-0 G6-3	3-2 1B			4-2 BB		3	1	1	0	1	0	1												
Rico Brogna, L OBP: 0.324, SLG: 0.462	3-2 2H			0-0 G4-3	3-3 K			1-0 BB		4	0	2	1	0	1	1												
Wendell Magee, R OBP: 0.375, SLG: 0.471	4-2 FC5-4			2-2 G1-3	3-1 2H			0-1 BB		3	0	1	1	1	0	2												
Bobby Abreu, L OBP: 0.402, SLG: 0.484	1-1 FC5-4			3-2 G4-3			1-1 L7		1-3 K	4	0	0	0	0	1	3												
Mark Lewis, R OBP: 0.310, SLG: 0.347		3-2 F8		4-2 1B			4-2 BB		3-2 F7	2	0	1	0	2	0	0												
Bobby Estalella, R OBP: 0.250, SLG: 0.387		3-2 1B		3-3 SAFE			2-2 L5-3		1-0 F7	4	0	1	0	0	1	3												
Curt Schilling, R OBP: 0.162, SLG: 0.155 23 Kevin Jordan, R OBP: 0.296, SLG: 0.346		2-3 K		2-2 1B			0-2 G4-3		1-1 P5	3	0	1	0	0	1	1												
<b>Inning Stats</b>	R: 1 E: 0 K: 0 S: 12	H: 2 LOB: 2 BB: 1 P: 23	R: 0 E: 0 K: 2 S: 15	H: 2 LOB: 2 BB: 0 P: 26	R: 0 E: 0 K: 0 S: 6	H: 0 LOB: 2 BB: 1 P: 8	R: 0 E: 0 K: 1 S: 19	H: 1 LOB: 2 BB: 1 P: 30	R: 1 E: 0 K: 0 S: 11	H: 3 LOB: 1 BB: 0 P: 21	R: 0 E: 0 K: 0 S: 9	H: 0 LOB: 0 BB: 1 P: 16	R: 0 E: 0 K: 0 S: 8	H: 0 LOB: 0 BB: 1 P: 14	R: 0 E: 0 K: 1 S: 9	H: 1 LOB: 1 BB: 0 P: 15	R: 0 E: 0 K: 0 S: 8	H: 1 LOB: 1 BB: 0 P: 13	1B: 7 2B: 4 3B: 0 HR: 0	SF: 0 SAC: 0 DP: 2 HBP: 0	WP: 0 PB: 0 SB: 1 CS: 1	PA: 37						
<b>PITCHER</b>	IP	WLS	BF	H	R	ER	SO	BB	IBB	HBP	BLK	WP	HR	S	P	ERA	WHIP											
Tom Glavine, L ERA: 2.63	(1, 1)	6.0	W	26	8	2	2	4	3	0	0	0	0	0	72	124	3.00	1.833										
Dennis Martinez, R ERA: 4.6	(7, 1)	1.0		3	0	0	0	0	1	0	0	0	0	0	8	14	0.00	1.000										
John Rocker, L ERA: 2.29	(8, 1)	1.0		4	1	0	0	1	1	0	0	0	0	9	15	0.00	2.000											
Kerry Ligtenberg, R ERA: 2.73	(9, 1)	1.0	S	4	1	0	0	0	0	0	0	0	0	8	13	0.00	1.000											

Philadelphia Phillies @ Atlanta Braves  
Turner Field, Atlanta, GA  
Mon Sep 14 1998, 7:05 PM EDT  
Att: 33,367 - Cloudy - 86 F

AB	32
R	2
H	10
RBI	2
BB	5
SO	5
LOB	18



Batter	1	2	3	4	5	6	7	8	9	AB	R	H	RBI	BB	SO	LOB	BOTTOM										
Walt Weiss, S OBP: 0.390, SLG: 0.345	4-2 E		0-0 F7		0-1 G3			4-2 10 2B		2	1	0	0	2	0	1											
Marty Malloy, L OBP: 0.276, SLG: 0.375	3-3 K		0-1 G5-3		1-1 G5-3			0-0 B1		4	0	0	0	0	1	3											
10 Chipper Jones, S OBP: 0.405, SLG: 0.554	3-0 G1-3			0-2 2B			1-1 HR		1-1 E7	4	2	3	1	0	0	1											
Andres Galarraga, R OBP: 0.393, SLG: 0.592	0-3 K			1-3 K			0-3 K		2-3 K	4	0	0	0	0	4	3											
Ryan Klesko, L OBP: 0.360, SLG: 0.488 Kerry Ligtenberg, R OBP: 0.325, SLG: 0.527		2-0 G6-4-3		0-0 2H			1-3 K		2-3 K	4	0	2	1	0	2	1											
Javy Lopez, R OBP: 0.325, SLG: 0.539		2-1 G6-4-3		1-3 K			2-0 F8			3	0	0	0	0	1	2											
Andruw Jones, R OBP: 0.325, SLG: 0.525		2-3 K		2-0 G5-3				2-2 G3-1		3	0	0	0	0	1	1											
Michael Tucker, L OBP: 0.331, SLG: 0.428			3-3 K		1-1 HR			3-3 K		3	1	1	1	0	2	0											
Tom Glavine, L OBP: 0.269, SLG: 0.303 Dennis Martinez, R OBP: 0.167, SLG: 0.162 Curtis Pride, L OBP: 0.339, SLG: 0.427 John Rocker, R OBP: 0.326, SLG: 0.473				0-2 G5-3			1-2 G5-3		0-3 K	2	0	1	0	0	0	0											
<b>Inning Stats</b>	R: 0 E: 1 K: 2 S: 12	H: 0 LOB: 1 BB: 1 P: 22	R: 0 E: 0 K: 1 S: 6	H: 1 LOB: 0 BB: 0 P: 12	R: 0 E: 0 K: 1 S: 9	H: 1 LOB: 1 BB: 0 P: 12	R: 1 E: 0 K: 2 S: 12	H: 2 LOB: 1 BB: 0 P: 16	R: 1 E: 0 K: 0 S: 9	H: 1 LOB: 0 BB: 0 P: 12	R: 1 E: 0 K: 2 S: 9	H: 1 LOB: 0 BB: 0 P: 13	R: 0 E: 0 K: 2 S: 9	H: 0 LOB: 0 BB: 0 P: 14	R: 1 E: 1 K: 2 S: 12	H: 1 LOB: 1 BB: 1 P: 21	1B: 2 2B: 3 3B: 0 HR: 2	SF: 0 SAC: 0 DP: 1 HBP: 0	WP: 0 PB: 0 SB: 1 CS: 0	PA: 32							
<b>PITCHER</b>	IP	WLS	BF	H	R	ER	SO	BB	IBB	HBP	BLK	WP	HR	S	P	ERA	WHIP										
Curt Schilling, R ERA: 3.25	(1, 1)	8.0	L	32	7	4	3	12	2	0	0	0	2	78	122	3.38	1.125										

Philadelphia Phillies @ Atlanta Braves  
Turner Field, Atlanta, GA  
Mon Sep 14 1998, 7:05 PM EDT  
Att: 33,367 - Cloudy - 86 F

AB	30
R	4
H	7
RBI	3
BB	2
SO	12
LOB	12





Batter	1	2	3	4	5	6	7	8	9	AB	R	H	RBI	BB	SO	LOB	TOP										
Doug Glanville, R (1.8) OBP: 0.332, SLG: 0.387	1-3 K		0-3 K		0-1 G6-3		2-1 G4-3		0-0 FC6-4	5	0	0	0	0	2	1	Philadelphia Phillies @ Atlanta Braves Turner Field, Atlanta, GA Tue Sep 15 1998, 7:05 PM EDT Att: 35,478 - Unknown - 80 F										
Dest Relaford, S (1.6) OBP: 0.291, SLG: 0.331	2-2 1B		0-2 F8		3-1 L6		1-2 G4-3			4	0	1	0	0	0	0											
Scott Rolen, R (1.5) OBP: 0.385, SLG: 0.517	3-1 F9		3-1 2B		4-1 BB		0-0 P4			3	0	1	0	1	0	1											
Rico Brogna, L (1.3) OBP: 0.321, SLG: 0.458	0-2 L9		2-3 K		0-1 F7			2-1 G4-3		4	0	0	0	0	1	3											
Wendell Magee, R (1.7) OBP: 0.400, SLG: 0.509		1-2 1B 2B		3-2 1B		3-2 1B		1-0 F8		4	0	3	0	0	0	0											
Bobby Abreu, L (1.9) OBP: 0.401, SLG: 0.482	1-1 P7		1-0 1B		0-3 K			1-3 K		4	0	1	0	0	2	2											
Mark Lewis, R (1.4) OBP: 0.312, SLG: 0.349	2-2 1B		1-3 K		0-2 1B			1-1 G4-3		4	0	2	0	0	1	2											
Bobby Estalella, R (1.2) OBP: 0.244, SLG: 0.377	1-1 P5		3-3 K		1-3 K			1-1 F8		4	0	0	0	0	2	6											
Tyler Green, R (1.1) Marlon Anderson, L (6. PH) Jerry Spradlin, R (6.1) Yorkis Perez, L (7.1) Wayne Gomes, R (8.1) 23 Kevin Jordan, R (8. PH)	1-2 G6-3		0-0 P3		0-3 K			4-2 FC6-4 BB		2	0	0	0	0	0	0											
<b>Inning Stats</b>	R: 0 E: 0 K: 1 S: 11	H: 1 LOB: 1 BB: 0 P: 17	R: 0 E: 0 K: 0 S: 13	H: 2 LOB: 2 BB: 0 P: 19	R: 0 E: 0 K: 2 S: 12	H: 1 LOB: 1 BB: 0 P: 17	R: 0 E: 0 K: 2 S: 12	H: 2 LOB: 2 BB: 0 P: 20	R: 0 E: 0 K: 0 S: 7	H: 0 LOB: 0 BB: 1 P: 14	R: 0 E: 0 K: 3 S: 20	H: 2 LOB: 2 BB: 0 P: 24	R: 0 E: 0 K: 0 S: 7	H: 0 LOB: 0 BB: 0 P: 10	R: 0 E: 0 K: 1 S: 7	H: 0 LOB: 0 BB: 1 P: 11		R: 0 E: 0 K: 0 S: 8	H: 0 LOB: 1 BB: 1 P: 14	1B: 6 2B: 2 3B: 0 HR: 0	SF: 0 SAC: 0 DP: 0 HBP: 0	WP: 0 PB: 0 SB: 0 CS: 0	PA: 37				
<b>PITCHER</b>	IP	WLS	BF	H	R	ER	SO	BB	IBB	HBP	BLK	WP	HR	S	P	ERA	WHIP										
Kevin Millwood, R (1.1) ERA: 4.16	7.0	W	30	8	0	0	8	1	0	0	0	0	0	82	121	0.00	1.286										
Odalis Perez, L (8.1) ERA: 6.14	1.0		3	0	0	0	1	0	0	0	0	0	0	7	11	0.00	0.000										
Norm Charlton, L (9.1) ERA: 5.91	1.0	S	4	0	0	0	0	1	0	0	0	0	0	8	14	0.00	1.000										

Batter	1	2	3	4	5	6	7	8	9	AB	R	H	RBI	BB	SO	LOB	BOTTOM											
Ozzie Guillen, L (1.6) OBP: 0.321, SLG: 0.328	3-2 F8		0-1 FC3-6 1B		1-1 F8		0-0 L6			4	0	1	0	0	0	0	Philadelphia Phillies @ Atlanta Braves Turner Field, Atlanta, GA Tue Sep 15 1998, 7:05 PM EDT Att: 35,478 - Unknown - 80 F											
George Lombard, L (1.9) OBP: 0.200, SLG: 0.200	0-0 F9		0-0 FC3-6 BB 1-2 2-3		3-1 G6-3 1B		1-2 G4-3			4	1	1	0	0	0	2												
Greg Colbrunn, R (1.3) OBP: 0.366, SLG: 0.456	0-2 1B		4-1 BB 1-2 1B BB		2-1 F9		0-0 G6-4-3 1B 1B			3	1	2	0	1	0	1												
Ryan Klesko, L (1.7) OBP: 0.361, SLG: 0.487	2-3 K		4-0 1B BB BB		3-2 G6-3		1-2 G6-4-3 1B			3	0	1	1	1	1	2												
Javy Lopez, R (1.2) OBP: 0.325, SLG: 0.535		1-1 G5-3		4-1 1B BB		1-3 K		2-1 G6-4-3		3	0	0	1	1	1	3												
Gerald Williams, R (1.8) OBP: 0.342, SLG: 0.476		2-2 CS 1B		1-2 2-3 3-H 1B		2-3 K		4-2 BB		3	0	2	1	1	1	0												
Wes Helms, R (1.5) OBP: 0.325, SLG: 0.421	3-2 G4-3		0-0 F9		0-0 G3-1		2-3 K		2-3 K	4	0	0	0	0	1	6												
Marty Malloy, L (1.4) OBP: 0.286, SLG: 0.421			0-2 FC3-5 2B		2-2 G4-3		1-1 L7			3	0	1	0	0	0	0												
Kevin Millwood, R (1.1) ERA: 4.81	5.0	L	23	6	3	3	2	3	0	0	0	0	0	55	90	5.40		1.800										
Curtis Spradlin, R (7. PH) ERA: 3.64	1.0		3	0	0	0	1	0	0	0	0	0	0	6	9	0.00		0.000										
Yorkis Perez, L (7.1) ERA: 3.59	1.0		3	0	0	0	0	0	0	0	0	0	0	5	6	0.00	0.000											
Wayne Gomes, R (8.1) ERA: 4.36	1.0		5	2	0	0	1	1	0	0	0	0	0	9	18	0.00	3.000											
<b>Inning Stats</b>	R: 0 E: 0 K: 1 S: 12	H: 1 LOB: 1 BB: 0 P: 17	R: 0 E: 0 K: 0 S: 10	H: 1 LOB: 0 BB: 0 P: 16	R: 3 E: 0 K: 0 S: 13	H: 3 LOB: 3 BB: 3 P: 26	R: 0 E: 0 K: 0 S: 9	H: 0 LOB: 0 BB: 0 P: 12	R: 0 E: 0 K: 1 S: 6	H: 0 LOB: 0 BB: 0 P: 9	R: 0 E: 0 K: 0 S: 5	H: 0 LOB: 0 BB: 0 P: 6	R: 0 E: 0 K: 1 S: 9	H: 2 LOB: 2 BB: 1 P: 18	R: 0 E: 0 K: 0 S: 8	H: 0 LOB: 1 BB: 1 P: 14	1B: 7 2B: 1 3B: 0 HR: 0	SF: 0 SAC: 0 DP: 1 HBP: 0	WP: 0 PB: 0 SB: 2 CS: 1	PA: 34								
<b>PITCHER</b>	IP	WLS	BF	H	R	ER	SO	BB	IBB	HBP	BLK	WP	HR	S	P	ERA	WHIP											
Tyler Green, R (1.1) ERA: 4.81	5.0	L	23	6	3	3	2	3	0	0	0	0	0	55	90	5.40	1.800											
Jerry Spradlin, R (7. PH) ERA: 3.64	1.0		3	0	0	0	1	0	0	0	0	0	0	6	9	0.00	0.000											
Yorkis Perez, L (7.1) ERA: 3.59	1.0		3	0	0	0	0	0	0	0	0	0	0	5	6	0.00	0.000											
Wayne Gomes, R (8.1) ERA: 4.36	1.0		5	2	0	0	1	1	0	0	0	0	0	9	18	0.00	3.000											



Batter	1	2	3	4	5	6	7	8	9	AB	R	H	RBI	BB	SO	LOB	TOP					
Marlon Anderson, L (1.4) OBP: 0.400, SLG: 0.800	2-2 1B		0-0 FC3-5 2B		1-1 G3-1			0-0 L7		4	0	2	0	0	0	2	Philadelphia Phillies @ Atlanta Braves Turner Field, Atlanta, GA Wed Sep 16 1998, 3:33 AM EDT Att: 34,961 - Sunny - 90 F					
Kevin Setcik, R (1.8) OBP: 0.406, SLG: 0.433	3-3 SAFE K		2-0 FC3-5 2-3			4-2 G5-4-3 BB		2-0 F9		3	0	0	0	1	1	4						
Rico Brogna, L (1.3) OBP: 0.319, SLG: 0.455	1-0 G5-3		1-1 F7			1-0 G5-4-3 1-2		3-3 K		4	0	0	0	0	1	5						
Scott Rolen, R (1.5) OBP: 0.386, SLG: 0.518	4-2 BB		2-3 K			2-2 F7			2-2 FC6-4 2B	3	1	1	0	1	1	1						
Bobby Abreu, L (1.9) OBP: 0.400, SLG: 0.479	1-0 G4-3			0-3 K			2-2 F7		4-2 FC6-4 BB	3	0	0	0	1	1	2						
Alex Arias, R (1.6) OBP: 0.370, SLG: 0.387		0-1 G3		0-1 F8			3-2 1B		1-1 FC6-4 1-2 2-3	4	0	1	0	0	0	2						
Ruben Amaro Jr, S (1.7) OBP: 0.231, SLG: 0.270		0-2 G4-3		2-2 L4			0-3 K		0-0 SF7	3	0	0	1	0	1	0						
Gary Bennett, R (1.2) OBP: 0.467, SLG: 0.429		2-2 1B		0-1 L7			0-1 G4-3		0-1 WP 1B	4	0	2	0	0	0	1						
Carlton Loewer, R (1.1) OBP: 0.156, SLG: 0.069		1-3 K		0-1 G4-3				4-2 1-2 BB		2	0	0	0	0	1	1						
Yorkis Perez, L (6.1)										0	0	0	0	0	0	0						
Mark Leiter, R (7.1)										0	0	0	0	0	0	0						
Jon Zuber, L (8. PH) OBP: 0.267, SLG: 0.429										0	0	0	0	1	0	0						
Ricky Bottalico, L (8.1)										0	0	0	0	0	0	0						
<b>Inning Stats</b>	R: 0 E: 0 K: 1 S: 14	H: 1 LOB: 2 BB: 1 P: 25	R: 0 E: 0 K: 1 S: 11	H: 1 LOB: 1 BB: 0 P: 14	R: 0 E: 0 K: 1 S: 7	H: 1 LOB: 1 BB: 0 P: 12	R: 0 E: 0 K: 1 S: 8	H: 0 LOB: 0 BB: 0 P: 10	R: 0 E: 0 K: 0 S: 6	H: 0 LOB: 0 BB: 1 P: 7	R: 0 E: 0 K: 0 S: 10	H: 0 LOB: 0 BB: 1 P: 17	R: 0 E: 0 K: 1 S: 10	H: 1 LOB: 0 BB: 0 P: 15	R: 0 E: 0 K: 1 S: 11	H: 1 LOB: 2 BB: 1 P: 20	R: 1 E: 0 K: 0 S: 11	H: 1 LOB: 1 BB: 1 P: 19	1B: 4 2B: 2 3B: 0 HR: 0	SF: 1 SAC: 0 DP: 1 HBP: 0	WP: 1 PB: 0 SB: 2 CS: 0	PA: 35
<b>PITCHER</b>	IP WLS BF H R ER SO BB IBB HBP BLK WP HR S P ERA WHIP																<b>PITCHER</b>	IP WLS BF H R ER SO BB IBB HBP BLK WP HR S P ERA WHIP				
29 John Smoltz, R (1.1) ERA: 2.99	6.0 W 22 3 0 0 4 2 0 0 0 0 0 0 56 85 0.00 0.833																					
Russ Springer, R (7.1) ERA: 4.26	1.0 3 1 0 0 1 0 0 0 0 0 0 0 10 15 0.00 1.000																					
Dennis Martinez, R (8.1) ERA: 4.55	1.0 5 1 0 0 1 1 0 0 0 0 1 0 11 20 0.00 2.000																					
Norm Charlton, L (9.1) ERA: 5.98	1.0 5 1 1 1 0 1 0 0 0 0 0 0 11 19 9.00 2.000																					

Batter	1	2	3	4	5	6	7	8	9	AB	R	H	RBI	BB	SO	LOB	BOTTOM					
Walt Weiss, S (1.6) OBP: 0.389, SLG: 0.342	2-1 G3		4-2 BB		1-0 FC1-6 2B		2-1 G6-3			3	1	0	0	1	0	1	Philadelphia Phillies @ Atlanta Braves Turner Field, Atlanta, GA Wed Sep 16 1998, 3:33 AM EDT Att: 34,961 - Sunny - 90 F					
Mark DeRosa, R (8.6)					1-2				0	0	0	0	0	0	0	0						
Curtis Pride, L (1.7) OBP: 0.333, SLG: 0.426	1-0 G3		0-0 P8		1-1 SAFE 10 SF7 2B		0-3 K			4	1	1	1	0	1	1						
10 Chipper Jones, S (1.5) OBP: 0.404, SLG: 0.558	0-0 HR		1-1 G4-3		2-0 SF7		2-2 G4-3			3	1	1	2	0	0	1						
Andres Galarraga, R (1.3) OBP: 0.393, SLG: 0.591	2-0 G6-3			1-0 FC6-4 1B	1-1 G5-3			2-2 G6-4-3 1B		4	0	2	0	0	0	0						
Andruw Jones, R (1.8) OBP: 0.323, SLG: 0.521		1-3 K		0-0 FC6-4 K2-3 HR		0-0 F8		1-0 G6-4-3		4	1	0	0	0	1	2						
Michael Tucker, L (1.9) OBP: 0.328, SLG: 0.424		3-1 F8		1-3 K2-3		1-0 G3		0-0 P3		4	0	0	0	0	1	1						
Eddie Pérez, R (1.2) OBP: 0.404, SLG: 0.529		1-1 FC6-4 1B		0-1 HR		1-1 2B				3	1	3	2	0	0	0						
Tony Graffanino, R (1.4) OBP: 0.275, SLG: 0.320		1-2 FC6-4		3-H G1-4-3		4-0 BB				2	0	0	0	1	0	1						
29 John Smoltz, R (1.1) OBP: 0.322, SLG: 0.220			1-3 K		4-2 FC1-6 BB		1-2 F8			1	0	0	0	1	1	0						
George Lombard, L (5. PH) OBP: 0.206, SLG: 0.220										0	0	0	0	0	0	0						
Geraldo Williams, R (5. PH) OBP: 0.341, SLG: 0.474										0	0	0	0	0	0	2						
Russ Springer, R (7.1)										0	0	0	0	0	0	0						
Dennis Martinez, R (8.1)										0	0	0	0	0	0	0						
Norm Charlton, S (9.1)										0	0	0	0	0	0	0						
<b>Inning Stats</b>	R: 1 E: 0 K: 0 S: 5	H: 1 LOB: 0 BB: 0 P: 10	R: 0 E: 0 K: 1 S: 11	H: 1 LOB: 0 BB: 0 P: 17	R: 0 E: 0 K: 1 S: 10	H: 0 LOB: 1 BB: 1 P: 16	R: 2 E: 0 K: 1 S: 8	H: 2 LOB: 0 BB: 0 P: 11	R: 2 E: 0 K: 0 S: 8	H: 1 LOB: 0 BB: 1 P: 17	R: 0 E: 0 K: 0 S: 7	H: 1 LOB: 2 BB: 1 P: 14	R: 0 E: 0 K: 1 S: 9	H: 0 LOB: 0 BB: 0 P: 13	R: 0 E: 0 K: 0 S: 5	H: 1 LOB: 0 BB: 0 P: 8	R: 0 E: 0 K: 0 S: 5	H: 1 LOB: 0 BB: 0 P: 8	1B: 3 2B: 2 3B: 0 HR: 2	SF: 1 SAC: 0 DP: 1 HBP: 0	WP: 0 PB: 0 SB: 1 CS: 0	PA: 33
<b>PITCHER</b>	IP WLS BF H R ER SO BB IBB HBP BLK WP HR S P ERA WHIP																<b>PITCHER</b>	IP WLS BF H R ER SO BB IBB HBP BLK WP HR S P ERA WHIP				
Carlton Loewer, R (1.1) ERA: 6.16	5.2 L 26 6 5 5 3 3 0 0 0 0 0 0 46 81 7.94 1.588																					
Yorkis Perez, L (6.1) ERA: 3.59	0.1 1 0 0 0 0 0 0 0 0 0 0 0 3 4 0.00 0.000																					
Mark Leiter, R (7.1) ERA: 3.32	1.0 3 0 0 0 1 0 0 0 0 0 0 0 9 13 0.00 0.000																					
Ricky Bottalico, R (8.1) ERA: 6.86	1.0 3 1 0 0 0 0 0 0 0 0 0 0 5 8 0.00 1.000																					









Batter	1	2	3	4	5	6	7	8	9	AB	R	H	RBI	BB	SO	LOB	TOP					
Wilton Guerrero, S OBP: 0.307, SLG: 0.369	4-2 G6-3 1B BB		0-2 G4-3					0-0 SH1-4 HR 1B		3	2	1	0	1	0	0	<b>Montreal Expos @ Philadelphia Phillies</b> Veterans Stadium, Philadelphia, PA Sat Sep 19 1998, 7:05 PM EDT Att: 18,701 - Cloudy - 77 F					
Terry Jones, S OBP: 0.297, SLG: 0.301	2-2 G6-3			1-0 F6		1-1 SH1-4		0-2 G6-3		3	0	0	0	0	0	1						
Derrick May, L OBP: 0.287, SLG: 0.369	3-2 G6-3 2H 1B			1-0 G3-1		3-1 HR		2-2 G4-3		4	1	2	3	0	0	0						
Vladimir Guerrero, R OBP: 0.369, SLG: 0.597	1-3 K			0-0 F8		0-0 L4			2-3 K	4	0	0	0	0	2	0						
Brad Fullmer, L OBP: 0.328, SLG: 0.454		0-1 F9			2-2 F8	0-0 G4-3			2-3 K	4	0	0	0	0	1	0						
Michael Barrett, R (1, 5)		1-3 K			4-2 1B BB		1-2 G6-3		0-3 K	3	0	0	0	1	2	0						
Bob Henley, R OBP: 0.351, SLG: 0.422		2-3 K			3-1 F8		0-1 G5-3			3	0	0	0	0	1	1						
Orlando Cabrera, R OBP: 0.335, SLG: 0.411			0-1 G1-3		0-1 1B		0-2 1B			3	0	2	0	0	0	0						
Miguel Batista, R Mike Maddux, L (6, 1)			1-3 K		0-3 K		1-3 K			2	0	0	0	0	2	2						
										1	0	0	0	0	1	1						
<b>Inning Stats</b>	R: 1 E: 0 K: 1 S: 13	H: 1 LOB: 0 BB: 1 P: 23	R: 0 E: 0 K: 2 S: 9	H: 0 LOB: 0 BB: 0 P: 12	R: 0 E: 0 K: 1 S: 8	H: 0 LOB: 0 BB: 0 P: 9	R: 0 E: 0 K: 0 S: 3	H: 0 LOB: 0 BB: 0 P: 5	R: 0 E: 0 K: 1 S: 16	H: 1 LOB: 2 BB: 1 P: 25	R: 2 E: 0 K: 0 S: 7	H: 2 LOB: 0 BB: 0 P: 11	R: 0 E: 0 K: 1 S: 11	H: 1 LOB: 1 BB: 0 P: 13	R: 0 E: 0 K: 3 S: 10	H: 0 LOB: 0 BB: 0 P: 13	R: 0 E: 0 K: 3 S: 9	H: 0 LOB: 0 BB: 0 P: 13	1B: 4 2B: 0 3B: 0 HR: 1	SF: 0 SAC: 1 DP: 0 HBP: 0	WP: 0 PB: 0 SB: 1 CS: 0	PA: 33
<b>PITCHER</b> Curt Schilling, R ERA: 3.25	IP: 9.0 WLS: W BF: 33	H: 5 R: 3 ER: 3 SO: 9	BB: 2 IBB: 0 HBP: 0 BLK: 0	WP: 0 HR: 1 S: 86 P: 124	ERA: 3.00 WHIP: 0.778	<b>PITCHER</b>																

Batter	1	2	3	4	5	6	7	8	9	AB	R	H	RBI	BB	SO	LOB	BOTTOM					
Marlon Anderson, L OBP: 0.350, SLG: 0.684	3-2 G4-3	2-2 G4-3			0-0 FC5-4 1B		1-1 SF9			3	0	1	1	0	0	2	<b>Montreal Expos @ Philadelphia Phillies</b> Veterans Stadium, Philadelphia, PA Sat Sep 19 1998, 7:05 PM EDT Att: 18,701 - Cloudy - 77 F					
Doug Glanville, R OBP: 0.332, SLG: 0.386	1-2 L4		1-0 G5-3		1-1 FC5-4 CS		0-1 G6-3			4	0	0	0	0	0	1						
Rico Brogna, L OBP: 0.319, SLG: 0.452	3-1 G6-3		0-1 1B		3-3 K			0-1 F7		4	0	1	0	0	1	1						
Scott Rolen, R OBP: 0.385, SLG: 0.517		2-0 HR 2B	1-3 K		1-0 L7-6-3 1B		1-1 G6-3			4	1	2	0	0	1	1						
Bobby Abreu, L OBP: 0.401, SLG: 0.490		2-0 HR 2H	2-2 L3		0-0 L7-6-3 1B		4-1 S 1B BB			3	2	1	2	1	0	2						
Kevin Seifick, R OBP: 0.414, SLG: 0.438		3-1 G4-3		4-0 G5-3 BB		1-0 1B		1-1 1B		3	0	2	1	1	0	0						
Bobby Estelella, R OBP: 0.244, SLG: 0.373		1-1 E 1B		1-2 G5-3		1-3 K		2-3 K		4	0	1	0	0	2	3						
Desi Relaford, S OBP: 0.293, SLG: 0.334		1-0 E9 1B		2-3 K			1-1 SH1-4 SF9 2B			3	1	2	0	0	1	1						
Curt Schilling, R OBP: 0.158, SLG: 0.151		0-3 K		0-1 G3			1-0 SH1-4			2	0	0	0	0	1	3						
<b>Inning Stats</b>	R: 0 E: 0 K: 0 S: 9	H: 0 LOB: 0 BB: 0 P: 16	R: 2 E: 1 K: 1 S: 15	H: 4 LOB: 2 BB: 0 P: 26	R: 0 E: 0 K: 1 S: 9	H: 1 LOB: 1 BB: 0 P: 13	R: 0 E: 0 K: 1 S: 8	H: 0 LOB: 1 BB: 1 P: 15	R: 0 E: 0 K: 1 S: 7	H: 1 LOB: 1 BB: 0 P: 11	R: 0 E: 0 K: 1 S: 6	H: 2 LOB: 1 BB: 0 P: 9	R: 1 E: 0 K: 0 S: 7	H: 1 LOB: 0 BB: 0 P: 10	R: 1 E: 0 K: 1 S: 10	H: 1 LOB: 1 BB: 1 P: 18	R: 1 E: 0 K: 1 S: 9	H: 1 LOB: 1 BB: 1 P: 13	1B: 7 2B: 4 3B: 0 HR: 1	SF: 1 SAC: 1 DP: 2 HBP: 0	WP: 0 PB: 0 SB: 1 CS: 1	PA: 34
<b>PITCHER</b> Miguel Batista, R ERA: 3.78 Mike Maddux, R ERA: 3.76	IP: 5.2 WLS: L BF: 10	H: 2 R: 2 ER: 2 SO: 2	BB: 1 IBB: 0 HBP: 0 BLK: 0	WP: 0 HR: 1 S: 51 P: 86	ERA: 3.18 WHIP: 1.588	<b>PITCHER</b>																

AB	30
R	3
H	5
RBI	3
BB	2
SO	9
LOB	5



AB	30
R	4
H	10
RBI	4
BB	2
SO	6
LOB	14





Batter	1	2	3	4	5	6	7	8	9	AB	R	H	RBI	BB	SO	LOB	TOP					
Wilton Guerrero, S OBP: 0.306, SLG: 0.373	G3			G4-3		E	F8			4	1	1	0	0	0	1	<b>Montreal Expos @ Philadelphia Phillies</b> Veterans Stadium, Philadelphia, PA Sun Sep 20 1998, 3:33 AM EDT Att: 26,207 - Sunny - 80 F					
Terry Jones, S OBP: 0.296, SLG: 0.296	G6-3			2B		E6	L8			3	0	0	1	1	0	1						
Shane Andrews, R OBP: 0.311, SLG: 0.453 Robert Perez, R OBP: 0.238, SLG: 0.302	K			F8		S				2	1	0	0	2	1	1						
Vladimir Guerrero, R OBP: 0.371, SLG: 0.600		K2-3				S				4	0	3	1	0	1	0						
Fernando Seguinol, S OBP: 0.281, SLG: 0.500 Shayne Bennett, R OBP: 0.254, SLG: 0.341 Mike Mordecai, R OBP: 0.262, SLG: 0.350		K								3	0	0	0	0	3	3						
F.P. Santangelo, S OBP: 0.359, SLG: 0.291 Scott Livingstone, L OBP: 0.254, SLG: 0.341 Ugueth Urbina, R OBP: 0.262, SLG: 0.350										2	0	0	0	1	0	1						
Michael Barrett, R OBP: 0.375, SLG: 0.714				G6-3						4	1	2	1	0	1	0						
Orlando Cabrera, R OBP: 0.329, SLG: 0.404				G6-3		G4-6-3	F7			4	0	0	0	0	0	2						
Dustin Hermanson, R OBP: 0.274, SLG: 0.196 Ryan McGuire, L OBP: 0.289, SLG: 0.242				K		K	K			2	0	0	0	0	2	1						
<b>Inning Stats</b>	R: 0 E: 0 K: 1 S: 6	H: 0 LOB: 0 BB: 0 P: 8	R: 0 E: 0 K: 2 S: 9	H: 0 LOB: 0 BB: 0 P: 13	R: 0 E: 0 K: 1 S: 5	H: 0 LOB: 0 BB: 0 P: 9	R: 0 E: 0 K: 1 S: 13	H: 1 LOB: 2 BB: 1 P: 18	R: 0 E: 0 K: 1 S: 6	H: 1 LOB: 1 BB: 1 P: 12	R: 2 E: 1 K: 1 S: 13	H: 2 LOB: 1 BB: 0 P: 22	R: 1 E: 0 K: 1 S: 15	H: 1 LOB: 1 BB: 0 P: 22	R: 0 E: 0 K: 0 S: 8	H: 1 LOB: 1 BB: 1 P: 12		R: 0 E: 0 K: 1 S: 7	H: 0 LOB: 0 BB: 0 P: 11	1B: 3 2B: 1 3B: 1 HR: 1	SF: 0 SAC: 0 DP: 2 HBP: 0	WP: 1 PB: 0 SB: 2 CS: 1
<b>PITCHER</b>	IP WLS BF H R ER SO BB IBB HBP BLK WP HR S P ERA WHIP																					
Paul Byrd, R ERA: 3.02	6.1 W 26 5 3 3 7 3 0 0 0 0 0 1 61 94 4.26 1.263																					
Yorkis Perez, L ERA: 3.47	0.2 3 0 0 0 1 0 0 0 0 0 1 0 6 10 0.00 0.000																					
Wayne Gomes, R ERA: 4.32	1.0 4 1 0 0 0 1 0 0 0 0 0 0 8 12 0.00 2.000																					
Ricky Bottalico, R ERA: 6.69	1.0 S 3 0 0 0 1 0 0 0 0 0 0 0 7 11 0.00 0.000																					

Batter	1	2	3	4	5	6	7	8	9	AB	R	H	RBI	BB	SO	LOB	BOTTOM			
Marlon Anderson, L OBP: 0.375, SLG: 0.652	K		E9				K			4	0	2	1	0	2	0	<b>Montreal Expos @ Philadelphia Phillies</b> Veterans Stadium, Philadelphia, PA Sun Sep 20 1998, 3:33 AM EDT Att: 26,207 - Sunny - 80 F			
Doug Glavinville, R OBP: 0.330, SLG: 0.384	G4-3		K				F8			4	0	0	0	0	2	2				
Rico Brogna, L OBP: 0.322, SLG: 0.455	G1-3									3	2	2	0	1	0	0				
Scott Rolen, R OBP: 0.386, SLG: 0.516										3	1	1	0	1	2	2				
Bobby Abreu, L OBP: 0.404, SLG: 0.492										3	2	2	0	1	1	1				
Wendell Magee, R OBP: 0.382, SLG: 0.468										3	0	1	2	1	1	3				
Bobby Estalella, R OBP: 0.244, SLG: 0.379										3	1	1	1	0	2	5				
Desi Relaford, S OBP: 0.292, SLG: 0.335										4	0	1	2	0	0	1				
Paul Byrd, R OBP: 0.278, SLG: 0.188 Yorkis Perez, L ERA: 3.05										2	0	0	0	0	2	1				
Kevin Seick, R OBP: 0.412, SLG: 0.434 Wayne Gomes, R OBP: 0.289, SLG: 0.242 Ricky Bottalico, L ERA: 1.37										1	0	0	0	0	0	0				
<b>Inning Stats</b>	R: 0 E: 0 K: 1 S: 5	H: 0 LOB: 0 BB: 0 P: 6	R: 0 E: 0 K: 2 S: 7	H: 0 LOB: 1 BB: 1 P: 14	R: 1 E: 1 K: 2 S: 10	H: 2 LOB: 1 BB: 0 P: 14	R: 0 E: 0 K: 2 S: 12	H: 2 LOB: 2 BB: 0 P: 15	R: 0 E: 0 K: 2 S: 11	H: 1 LOB: 1 BB: 0 P: 16	R: 3 E: 0 K: 0 S: 17	H: 3 LOB: 0 BB: 1 P: 27	R: 0 E: 0 K: 1 S: 8	H: 0 LOB: 0 BB: 0 P: 9	R: 2 E: 0 K: 2 S: 8	H: 2 LOB: 2 BB: 2 P: 17	1B: 7 2B: 4 3B: 0 HR: 0	SF: 1 SAC: 0 DP: 1 HBP: 0	WP: 0 PB: 0 SB: 0 CS: 1	PA: 35
<b>PITCHER</b>	IP WLS BF H R ER SO BB IBB HBP BLK WP HR S P ERA WHIP																			
Dustin Hermanson, R ERA: 3.05	5.1 L 24 4 4 4 9 2 0 0 0 0 0 0 8 11 6.75 1.875																			
Shayne Bennett, R ERA: 5.04	1.0 3 0 0 0 0 0 0 0 0 0 0 0 8 11 0.00 0.000																			
Tim Young, L ERA: 0.23	0.2 2 0 0 0 1 0 0 0 0 0 0 0 5 5 0.00 0.000																			
Ugueth Urbina, R ERA: 1.37	1.0 6 2 2 2 2 1 1 0 0 0 0 0 8 17 18.00 3.000																			



Batter	1	2	3	4	5	6	7	8	9	AB	R	H	RBI	BB	SO	LOB	TOP								
<b>Kevin Seifk R</b> (1, 9) OBP: 0.417, SLG: 0.429	0-3 K	0-0 G4-3			4-0 HR BB		4-1 FC4-6 BB		4-1 BB	2	1	0	0	3	1	1	<b>Philadelphia Phillies @ Cincinnati Reds</b> Cinergy Field, Cincinnati, OH Mon Sep 21 1998, 7:05 PM EDT Att: 12,969 - Cloudy - 82 F								
<b>Doug Glanville R</b> (1, 8) OBP: 0.326, SLG: 0.381	2-3 K		2-1 F7		0-0 G3		3-2 FC4-6 1-2f		3-3 K	5	0	0	0	0	2	3									
<b>Scott Rolen R</b> (1, 5) OBP: 0.389, SLG: 0.530	2-1 23 2B		0-1 HR		0-0 HR		1-0 HBP			3	3	3	3	0	0	0									
<b>23 Kevin Jordan R</b> (1, 3) OBP: 0.298, SLG: 0.349	2-0 2B		0-3 K		0-0 E5		0-1 G1-3			4	0	1	1	0	1	2									
<b>Mark Leiter R</b> (7, 1)										0	0	0	0	0	0	0									
<b>Yorkis Perez L</b> (7, 1)										0	0	0	0	0	0	0									
<b>Ken Ryan R</b> (8, 1)										0	0	0	0	0	0	0									
<b>Wendell Magee R</b> (1, 7) OBP: 0.361, SLG: 0.439	0-1 E6		0-1 G4-3		0-0 G6-4-3			1-1 F8		4	0	0	0	0	0	2									
<b>Mark Lewis R</b> (1, 4) OBP: 0.309, SLG: 0.347	3-3 K				3-1 WP G4-6-3 2B		1-2 F9		2-0 G5-3	4	1	1	0	0	1	2									
<b>Bobby Estalella R</b> (1, 2)		0-2 G6-3			4-2 G4-6-3 BB		3-3 K		0-1 G5-3	3	0	0	0	1	1	0									
<b>Desi Relaford S</b> (1, 6) OBP: 0.294, SLG: 0.335		0-0			3-2 G4-6-3		0-0 F9		4-2 G4-6-3 BB	3	0	1	0	1	0	1									
<b>Tyler Green R</b> (1, 1) OBP: 0.186, SLG: 0.179		0-1 B2			2-1 L6		1-2 L9		2-2 G4-6-3	2	0	0	0	0	0	1									
<b>Jerry Spradlin S</b> (6, 1) OBP: 1.000, SLG: 2.000										0	0	0	0	0	0	0									
<b>Marlon Anderson L</b> (7, PH) OBP: 0.360, SLG: 0.625										1	0	0	0	0	0	0									
<b>Rico Brogna L</b> (7, 3) OBP: 0.322, SLG: 0.454										1	0	0	0	0	0	1									
<b>Inning Stats</b>	R: 1 E: 1 K: 3 S: 14	H: 2 LOB: 2 BB: 0 P: 23	R: 0 E: 0 K: 0 S: 7	H: 1 LOB: 1 BB: 0 P: 7	R: 1 E: 0 K: 1 S: 11	H: 1 LOB: 0 BB: 0 P: 13	R: 1 E: 0 K: 0 S: 10	H: 1 LOB: 0 BB: 1 P: 22	R: 2 E: 1 K: 0 S: 4	H: 1 LOB: 0 BB: 1 P: 8	R: 0 E: 0 K: 1 S: 8	H: 0 LOB: 0 BB: 0 P: 12	R: 0 E: 0 K: 0 S: 11	H: 0 LOB: 2 BB: 1 P: 20	R: 0 E: 0 K: 0 S: 5	H: 0 LOB: 0 BB: 0 P: 8	R: 0 E: 0 K: 1 S: 10	H: 0 LOB: 1 BB: 2 P: 23	1B: 1 2B: 3 3B: 0 HR: 2	SF: 0 SAC: 0 DP: 3 HBP: 1	WP: 1 PB: 0 SB: 1 CS: 0	PA: 38			
<b>PITCHER</b>	IP	WLS	BF	H	R	ER	SO	BB	IBB	HBP	BLK	WP	HR	S	P	ERA	WHIP								
<b>Mike Remlinger L</b> (1, 1) ERA: 4.82	6.0		26	6	5	5	5	2	0	0	0	1	2	54	85	7.50	1.333								
<b>Scott Sullivan R</b> (7, 1) ERA: 5.33	2.0	W	8	0	0	0	0	1	0	1	0	0	0	16	28	0.00	0.500								
<b>Danny Graves R</b> (9, 1) ERA: 3.23	1.0	S	4	0	0	0	1	2	0	0	0	0	0	10	23	0.00	2.000								

AB	32
R	5
H	6
RBI	4
BB	5
SO	6
LOB	13



Batter	1	2	3	4	5	6	7	8	9	AB	R	H	RBI	BB	SO	LOB	BOTTOM								
<b>Damian Jackson R</b> (1, 6) OBP: 0.387, SLG: 0.500	1-0 G3		2-1 1B FC4-6 1B		0-0 F8		1-2 E7 1B		4-2 WP BB	4	1	2	1	1	0	2	<b>Philadelphia Phillies @ Cincinnati Reds</b> Cinergy Field, Cincinnati, OH Mon Sep 21 1998, 7:05 PM EDT Att: 12,969 - Cloudy - 82 F								
<b>Jon Nunnally L</b> (1, 9) OBP: 0.343, SLG: 0.398	0-0 G4-3		3-2 FC4-6 1B		3-1 F7		3-3 K		4-1 BB	4	0	1	0	1	1	1									
<b>Sean Casey L</b> (1, 3) OBP: 0.362, SLG: 0.420	2-0 G4-3		2-1 FC4-6 G4-6-3		3-1 G3		SH HR HBP		G3	4	1	0	1	0	4										
<b>Dmitri Young S</b> (1, 7) OBP: 0.367, SLG: 0.488		0-1 G4-3			4-2 WP BB		4-2 SH HR BB		2-2 K	3	1	0	0	2	1	1									
<b>Danny Graves R</b> (9, 1)			0-1 G4-6-3				1-2 HR BB			0	0	0	0	0	0	0									
<b>Bret Boone R</b> (1, 4) OBP: 0.327, SLG: 0.461		1-1 G5-3			4-1 F9		0-0 SH HR		1-3 K	3	1	0	0	1	1	0									
<b>Aaron Boone R</b> (1, 5) OBP: 0.333, SLG: 0.384		2-0 2B			4-0 1B G3 BB		1-2 2-3 K		1-1 L4	4	2	1	0	1	2	5									
<b>Pat Watkins R</b> (1, 8) OBP: 0.299, SLG: 0.373		1-1			0-0		1-3 K		1-0	3	0	2	1	0	1	0									
<b>Tony Tarasco L</b> (7, PH) OBP: 0.333, SLG: 0.526					1-3 G3 BB					1	1	1	4	0	0	0									
<b>Brook Fordyce R</b> (1, 2) OBP: 0.300, SLG: 0.357		4-1			4-0 G3 BB		0-0 WP E		1-0 WP SH3-4 1B	2	1	2	0	2	0	0									
<b>Mike Remlinger L</b> (1, 1) OBP: 0.143, SLG: 0.128		0-0 G6-3			0-0 G3		2-3 K		1-0 SH3-4	2	0	0	1	0	0	4									
<b>Roberto Petagine L</b> (6, PH) OBP: 0.469, SLG: 0.462					1-2 2-3 3-H					1	0	0	0	0	1	1									
<b>Scott Sullivan R</b> (7, 1) OBP: 0.091, SLG: 0.091										0	0	0	0	0	0	0									
<b>Chris Stynes R</b> (9, 7) OBP: 0.324, SLG: 0.340										0	0	0	0	0	0	0									
<b>Inning Stats</b>	R: 0 E: 0 K: 0 S: 3	H: 0 LOB: 0 BB: 0 P: 6	R: 1 E: 0 K: 0 S: 9	H: 2 LOB: 2 BB: 1 P: 17	R: 1 E: 0 K: 0 S: 10	H: 2 LOB: 0 BB: 0 P: 18	R: 1 E: 0 K: 0 S: 4	H: 1 LOB: 2 BB: 2 P: 12	R: 0 E: 0 K: 1 S: 10	H: 0 LOB: 2 BB: 2 P: 25	R: 1 E: 1 K: 3 S: 15	H: 2 LOB: 1 BB: 0 P: 22	R: 4 E: 0 K: 1 S: 22	H: 2 LOB: 3 BB: 3 P: 41	R: 0 E: 0 K: 2 S: 10	H: 0 LOB: 0 BB: 0 P: 14	1B: 5 2B: 3 3B: 0 HR: 1	SF: 0 SAC: 2 DP: 1 HBP: 1	WP: 3 PB: 0 SB: 1 CS: 0	PA: 42					
<b>PITCHER</b>	IP	WLS	BF	H	R	ER	SO	BB	IBB	HBP	BLK	WP	HR	S	P	ERA	WHIP								
<b>Tyler Green R</b> (1, 1) ERA: 4.83	5.0		24	5	3	3	1	5	0	0	0	1	0	36	78	5.40	2.000								
<b>Jerry Spradlin R</b> (6, 1) ERA: 3.66	1.0		5	2	1	1	3	0	0	0	0	1	0	15	22	9.00	2.000								
<b>Mark Leiter R</b> (7, 1) ERA: 3.72	0.2	L	9	2	4	4	1	3	0	1	0	1	1	19	37	54.00	7.500								
<b>Yorkis Perez L</b> (7, 1) ERA: 3.44	0.1		1	0	0	0	0	0	0	0	0	0	0	3	4	0.00	0.000								
<b>Ken Ryan R</b> (8, 1) ERA: 4.57	1.0		3	0	0	0	2	0	0	0	0	0	0	10	14	0.00	0.000								

AB	31
R	8
H	9
RBI	8
BB	8
SO	7
LOB	18

















Batter	1	2	3	4	5	6	7	8	9	10	11	12	13	AB	R	H	RBI	BB	SO	LOB	TOP												
Kevin Sofcik, R OBP: 0.416, SLG: 0.429			G5-3					G6-4-3			P6			2	0	0	0	3	0	0													
Doug Glanville, R OBP: 0.324, SLG: 0.374	P5		G6-3					G6-4-3						5	0	0	0	0	1	3													
Scott Rolen, R OBP: 0.390, SLG: 0.529														6	0	1	0	0	3	3													
23 Kevin Jordan, R OBP: 0.302, SLG: 0.351														5	0	3	0	0	1	1													
Marlon Anderson, L OBP: 0.343, SLG: 0.515														0	0	0	0	0	0	0													
Mark Leiter, R (12, 1)														0	0	0	0	0	0	0													
Jon Zuber, L OBP: 0.277, SLG: 0.419														0	0	0	0	0	1	0													
Ricky Bottalico, L (13, 1)														0	0	0	0	0	0	0													
Mark Lewis, R OBP: 0.312, SLG: 0.349	F9													5	0	2	0	0	1	6													
Wendell Magee, R OBP: 0.336, SLG: 0.406														4	0	0	0	0	1	3													
Ruben Amaro Jr., S OBP: 0.227, SLG: 0.267														1	0	0	0	0	0	2													
Alex Arias, R OBP: 0.364, SLG: 0.375														4	0	0	0	1	2	2													
Gary Bennett, R OBP: 0.438, SLG: 0.333														5	0	0	0	0	3	2													
Paul Byrd, R OBP: 0.260, SLG: 0.167														2	0	0	0	0	0	1	0												
Yorkis Perez, L (7, 1)														0	0	0	0	0	0	0													
Desi Relaford, S OBP: 0.195, SLG: 0.145														0	0	0	0	0	0	0													
Wayne Gomes, R (8, 1)														0	0	0	0	0	0	0													
Bobby Adams, L OBP: 0.205, SLG: 0.496														1	0	0	0	0	0	0													
Jerry Spradlin, R OBP: 0.100, SLG: 0.200														0	0	0	0	0	0	0													
Rico Rodriguez, R OBP: 0.220, SLG: 0.446														1	0	0	0	0	0	0													
<b>Inning Stats</b>	R: 0 E: 0 K: 1 S: 10	H: 1 LOB: 2 BB: 1 P: 22	R: 0 E: 0 K: 1 S: 8	H: 0 LOB: 0 BB: 0 P: 13	R: 0 E: 0 K: 2 S: 8	H: 2 LOB: 2 BB: 0 P: 12	R: 0 E: 0 K: 1 S: 15	H: 0 LOB: 1 BB: 1 P: 24	R: 0 E: 0 K: 2 S: 11	H: 0 LOB: 0 BB: 0 P: 15	R: 0 E: 0 K: 1 S: 9	H: 0 LOB: 0 BB: 0 P: 10	R: 0 E: 0 K: 1 S: 7	H: 1 LOB: 1 BB: 0 P: 11	R: 0 E: 0 K: 0 S: 15	H: 0 LOB: 0 BB: 0 P: 23	R: 0 E: 0 K: 1 S: 12	H: 1 LOB: 2 BB: 1 P: 21	R: 0 E: 0 K: 1 S: 9	H: 0 LOB: 3 BB: 2 P: 20	1B: 6 2B: 0 3B: 0 HR: 0	SF: 0 SAC: 1 DP: 2 HBP: 2	W/P: 0 PB: 0 SB: 0 CS: 0	PA: 50									
<b>PITCHER</b>	IP	WLS	BF	H	R	ER	SO	P	ERA	WHIP	<b>PITCHER</b>											IP	WLS	BF	H	R	ER	SO	P	ERA	WHIP		
Jesus Sanchez, L ERA: 4.47	9.0		33	5	0	0	9		0.00	0.778																							
Matt Mantel, R ERA: 2.96	2.0		6	0	0	0	2		0.00	0.000																							
Brian Edmondson, R ERA: 3.96	1.2		9	1	0	0	1		0.00	1.200																							
Vic Darenbourg, L ERA: 3.63	0.0		1	0	0	0	0		=	=																							
Rob Stanifer, R ERA: 5.53	0.1	W	1	0	0	0	1		0.00	0.000																							
<b>Batter</b>	<b>1</b>	<b>2</b>	<b>3</b>	<b>4</b>	<b>5</b>	<b>6</b>	<b>7</b>	<b>8</b>	<b>9</b>	<b>10</b>	<b>11</b>	<b>12</b>	<b>13</b>	<b>AB</b>	<b>R</b>	<b>H</b>	<b>RBI</b>	<b>BB</b>	<b>SO</b>	<b>LOB</b>	<b>BOTTOM</b>												
Todd Dunwoody, L OBP: 0.267, SLG: 0.375	G4-3		F6											6	0	0	0	0	1	5													
Luis Castillo, S OBP: 0.302, SLG: 0.272	G4-3		K											5	0	1	0	1	1	2													
Mark Kotsay, L OBP: 0.316, SLG: 0.403														3	0	0	0	3	0	3													
Preston Wilson, R OBP: 0.259, SLG: 0.255														3	0	0	0	2	2	1													
Derrek Lee, R OBP: 0.316, SLG: 0.415														5	0	0	0	1	3	4													
John Wehner, R OBP: 0.289, SLG: 0.285														3	0	1	0	0	0	3													
Cliff Floyd, L OBP: 0.336, SLG: 0.482														1	0	0	0	0	1	2													
Kevin Oris, R OBP: 0.291, SLG: 0.348														2	0	1	0	0	0	1													
Rob Stanifer, R (13, 1)														0	0	0	0	0	0	0													
Mike Redmond, R OBP: 0.364, SLG: 0.456														3	0	1	0	0	0	1													
John Camargo, S OBP: 0.345, SLG: 0.304														0	0	0	0	1	0	0													
Gregg Zaun, S OBP: 0.277, SLG: 0.296														2	0	0	0	0	0	1													
Alex Gonzalez, R OBP: 0.241, SLG: 0.282														5	1	1	1	0	1	2													
Jesus Sanchez, L OBP: 0.151, SLG: 0.173														3	0	1	0	0	0	2													
Brian Saubert, L OBP: 0.151, SLG: 0.250														0	0	0	0	0	0	0													
Matt Mantel, R OBP: 0.210, SLG: 0.230														0	0	0	0	0	0	0													
Ryan Jackson, R OBP: 0.195, SLG: 0.343														0	0	0	0	0	0	0													
Brian Edmondson, R OBP: 0.291, SLG: 0.348														0	0	0	0	0	0	0													
Vic Darenbourg, L (13, 1)														0	0	0	0	0	0	0													
Dave Berg, R OBP: 0.350, SLG: 0.413														0	0	0	0	0	0	0													
<b>Inning Stats</b>	R: 0 E: 0 K: 1 S: 9	H: 0 LOB: 1 BB: 1 P: 16	R: 0 E: 0 K: 1 S: 10	H: 0 LOB: 0 BB: 0 P: 14	R: 0 E: 0 K: 2 S: 5	H: 0 LOB: 0 BB: 0 P: 6	R: 0 E: 0 K: 1 S: 7	H: 1 LOB: 1 BB: 0 P: 10	R: 0 E: 0 K: 1 S: 9	H: 1 LOB: 1 BB: 2 P: 13	R: 0 E: 0 K: 1 S: 9	H: 1 LOB: 2 BB: 2 P: 20	R: 0 E: 0 K: 1 S: 15	H: 1 LOB: 1 BB: 1 P: 23	R: 0 E: 0 K: 0 S: 11	H: 0 LOB: 1 BB: 1 P: 20	R: 1 E: 0 K: 0 S: 4	H: 1 LOB: 0 BB: 0 P: 6	1B: 4 2B: 1 3B: 0 HR: 1	SF: 0 SAC: 2 DP: 0 HBP: 1	W/P: 0 PB: 0 SB: 0 CS: 0	PA: 53											
<b>PITCHER</b>	IP	WLS	BF	H	R	ER	SO	P	ERA	WHIP	<b>PITCHER</b>											IP	WLS	BF	H	R	ER	SO	P	ERA	WHIP		
Paul Byrd, R ERA: 2.68	6.1		26	4	0	0	5		0.00	1.105																							
Yorkis Perez, L ERA: 3.81	0.2		2	0	0	0	1		0.00	0.000																							
Wayne Gomes, R ERA: 4.29	2.0		11	0	0	0	1		0.00	2.000																							
Jerry Spradlin, R ERA: 3.53	2.0		8	1	0	0	1		0.00	1.000																							
Mark Leiter, R ERA: 3.55	1.0		4	0	0	0	1		0.00	1.000																							
<b>PITCHER</b>	IP	WLS	BF	H	R	ER	SO	P	ERA	WHIP	<b>PITCHER</b>											IP	WLS	BF	H	R	ER	SO	P	ERA	WHIP		
Ricky Bottalico, R ERA: 6.59	13.1		61	2	1	1	0		0.00	3.000																							

Philadelphia Phillies @ Florida Marlins  
Pro Player Stadium, Miami, FL  
Sat Sep 26 1998, 7:05 PM EDT  
Att. 36,267 - Cloudy - 85 F

AB 42  
R 0  
H 6  
RBI 0  
BB 5  
SO 13  
LOB 22



BOTTOM

Philadelphia Phillies @ Florida Marlins  
Pro Player Stadium, Miami, FL  
Sat Sep 26 1998, 7:05 PM EDT  
Att. 36,267 - Cloudy - 85 F

AB 41  
R 1  
H 6  
RBI 1  
BB 9  
SO 9  
LOB 27









