

Philadelphia Phillies - 1999

Batter	1	2	3	4	5	6	7	8	9	AB R H RBI BB SO LOB	TOP	
Doug Glanville, R (1, 8) OBP: 0.600, SLG: 0.333	1-1 L9-6 SH5-3 1B		2-1 L8		1-1 F8		4-0 1B IBB		4-1 S 2B BB	3 1 1 0 2 0 0		
Marlon Anderson, L (1, 4) OBP: 0.750, SLG: 1.000	0-0 SH5-3		0-0 HR 1B		2-2 G5-3		1-0 1B		2-1 BB 2B 1-H	4 1 3 3 0 0 0		
Scott Rolen, R (1, 5) OBP: 0.400, SLG: 1.000	0-0 L9-6		3-1 HR		0-0 G5-3		2-1 P6		4-2 BB BB	4 1 1 2 1 0 3		
Rico Brogna, L (1, 3)		2-2 FC6-4 BB 1B HBP	1-2 L7		2-2 F8		0-1 P5		4-0 BB BB	3 1 0 0 1 0 0		
Ron Gant, R (1, 7) Jeff Brantley, R (9, 1)		4-0 FC6-4 1B BB	1-3 K		2-1 G4-3		2-1 G5-3		1-0 F9	4 0 0 0 1 1 3 0 0 0 0 0 0 0		
Bobby Abreu, L (1, 9) OBP: 0.250, SLG: 0.250		1-0 FC6-4 1B 1-2f 2-3		0-0 G1-3		0-1 SH2-4 1B 1B		1-0 F9		4 1 1 0 0 0 2		
Mike Lieberthal, R (1, 2) OBP: 0.500, SLG: 0.500		0-0 1B		1-0 P8		0-0 SH2-4 1B 1B		0-0 G6-3		4 1 2 1 0 0 0		
Desi Relaford, S (1, 6)		3-3 K		1-1 G4-3		1-1 SH2-4		4-0 23 S 23 E BB		2 1 0 0 1 1 2		
Curt Schilling, R (1, 1) Kevin Seick, R (7, PH) Yorkis Perez, L (7, 1) Wayne Gomes, R (8, 1) 23 Kevin Jordan, R (9, PH) Rob Ducey, L (9, 7)		3-2 G4-3		2-1 G6-3		2-2 P8		2-2 G5-3		2 0 0 0 0 0 2 1 0 0 0 0 0 2 0 0 0 0 0 0 0 0 0 0 0 0 0 0 1 0 0 0 0 0 0 0 0 0 0 0 0 0		
Inning Stats	R: 0 H: 1 E: 0 LOB: 0 K: 0 BB: 0 S: 4 P: 5	R: 1 H: 1 E: 0 LOB: 2 K: 1 BB: 1 S: 12 P: 25	R: 2 H: 2 E: 0 LOB: 0 K: 1 BB: 0 S: 12 P: 19	R: 0 H: 0 E: 0 LOB: 0 K: 0 BB: 0 S: 4 P: 6	R: 0 H: 0 E: 0 LOB: 0 K: 0 BB: 0 S: 7 P: 12	R: 0 H: 0 E: 0 LOB: 0 K: 0 BB: 0 S: 6 P: 10	R: 2 H: 3 E: 0 LOB: 2 K: 0 BB: 1 S: 11 P: 21	R: 0 H: 0 E: 0 LOB: 0 K: 0 BB: 0 S: 5 P: 8	R: 2 H: 1 E: 1 LOB: 3 K: 0 BB: 4 S: 12 P: 33	1B: 6 SF: 0 2B: 2 SAC: 2 3B: 0 DP: 1 HR: 1 HBP: 1	WP: 0 PA: 41 PB: 0 SB: 2 CS: 0	
PITCHER	IP WLS BF H R ER SO BB IBB HBP BLK WP HR S P ERA WHIP											
Tom Glavine, L (1, 1) ERA: 6.75	6.2 L 29 7 5 5 2 1 1 1 0 0 1 54 94 6.75 1.200											
30 Kevin McGlinchy, R (7, 1) ERA:	0.1 1 0 0 0 0 0 0 0 0 0 0 2 4 0.00 0.000											
Mike Cather, R (8, 1) ERA:	1.0 3 0 0 0 0 0 0 0 0 0 0 5 8 0.00 0.000											
Mark Wohlers, R (9, 1) ERA: 27.0	0.2 7 1 2 2 0 4 0 0 0 0 0 11 31 27.00 7.500											
John Rocker, L (9, 1) ERA:	0.1 1 0 0 0 0 0 0 0 0 0 0 1 2 0.00 0.000											

Philadelphia Phillies @ Atlanta Braves
Turner Field, Atlanta, GA
Mon Apr 05 1999, 4:10 PM EDT
Att. 47,522 - Unknown - 80 F

livebaseballscorecards.com

AB	32
R	7
H	8
RBI	6
BB	6
SO	2
LOB	14



Batter	1	2	3	4	5	6	7	8	9	AB	R	H	RBI	BB	SO	LOB
Otis Nixon, S OBP: 0.250, SLG: 0.250 (1, 7)	1-2 G1-3		2-2 L7		1-0 F7		0-0 WP 1-3 1B			4	0	1	0	0	0	0
Bret Boone, R (1, 4)	1-0 F9		2-1 G6-3		2-2 L9		1-1 F8 1-2			4	0	0	0	0	0	2
10 Chipper Jones, S (1, 5)	4-2 1B 2B BB		1-3 K		1-3 K		1-1 F8			3	1	0	0	1	2	0
Brian Jordan, R (1, 9)	0-2 1-2 2B 1B			0-0 HR		0-0 G5-3		1-2 CS 1B		4	2	3	1	0	0	0
Javy Lopez, R (1, 2)	1-2 1-H 2-H 2B			2-1 G5-3		0-0 G1-3		3-3 K 1-2		4	0	1	2	0	1	1
Ryan Klesko, L (1, 3)	1-2 P6			1-1 3B 1B		1-3 K			2-2 P5	4	1	1	0	0	1	1
Andruw Jones, R (1, 8)			1-3 K		0-0 P3		1-2 G5-3		1-0 G1-3	4	0	0	0	0	1	1
Walt Weiss, S (1, 6)			0-0 L3		2-2 1-H 3B		1-3 K		3-2 P5	4	0	1	1	0	1	0
Tom Glavine, L (1, 1)			2-3 K		0-0 G4-3		0-1 1B 1B			2	0	0	0	0	1	1

Inning Stats	R: 2	H: 2	E: 0	K: 0	S: 20	LOB: 1	BB: 1	P: 28	R: 0	H: 0	E: 0	K: 2	S: 9	LOB: 0	BB: 0	P: 12	R: 0	H: 0	E: 0	K: 1	S: 10	LOB: 0	BB: 0	P: 15	R: 2	H: 3	E: 0	K: 0	S: 12	LOB: 1	BB: 0	P: 17	R: 0	H: 0	E: 0	K: 1	S: 7	LOB: 0	BB: 0	P: 11	R: 0	H: 2	E: 0	K: 1	S: 13	LOB: 2	BB: 0	P: 16	R: 0	H: 1	E: 0	K: 1	S: 8	LOB: 0	BB: 0	P: 13	R: 0	H: 0	E: 0	K: 0	S: 8	LOB: 0	BB: 0	P: 14	1B: 5	SF: 0	2B: 1	SAC: 0	3B: 1	DP: 0	HR: 1	HBP: 0
--------------	------	------	------	------	-------	--------	-------	-------	------	------	------	------	------	--------	-------	-------	------	------	------	------	-------	--------	-------	-------	------	------	------	------	-------	--------	-------	-------	------	------	------	------	------	--------	-------	-------	------	------	------	------	-------	--------	-------	-------	------	------	------	------	------	--------	-------	-------	------	------	------	------	------	--------	-------	-------	-------	-------	-------	--------	-------	-------	-------	--------

PITCHER	IP	WLS	BF	H	R	ER	SO	BB	IBB	HBP	BLK	WP	HR	S	P	ERA	WHIP
Curt Schilling, R ERA: 6.0 (1, 1)	6.0	W	24	5	4	4	5	1	0	0	0	0	1	63	89	6.00	1.000
Yorkis Perez, L ERA: (7, 1)	1.1	H	6	2	0	0	1	0	0	0	0	0	0	15	19	0.00	1.500
Wayne Gomes, R ERA: (8, 1)	0.2	H	2	1	0	0	1	0	0	0	0	0	0	6	10	0.00	1.500
Jeff Brantley, R ERA: (9, 1)	1.0	S	3	0	0	0	0	0	0	0	0	0	0	8	14	0.00	0.000


BOTTOM

Philadelphia Phillies @ Atlanta Braves
Turner Field, Atlanta, GA

Mon Apr 05 1999, 4:10 PM EDT
Att: 47,522 - Unknown - 80 F

AB	34
R	4
H	8
RBI	4
BB	1
SO	7
LOB	6

WP: 1 PA: 35
PB: 0
SB: 0
CS: 1



PITCHER	IP	WLS	BF	H	R	ER	SO	BB	IBB	HBP	BLK	WP	HR	S	P	ERA	WHIP
---------	----	-----	----	---	---	----	----	----	-----	-----	-----	----	----	---	---	-----	------

Batter	1	2	3	4	5	6	7	8	9	AB R H RBI BB SO LOB	TOP	
Doug Glanville, R (1, 8) OBP: 0.500, SLG: 0.286	1-2 G6-3	0-3 K			1-2 1B		3-1 F9		4-1 15 1B BB	4 0 1 0 1 1 3		
Marlon Anderson, L (1, 4) OBP: 0.500, SLG: 0.750 15 David Doster, R (9, PH) OBP: 1.000, SLG: 1.000	0-0 G4-3		1-2 F8		1-1 F9		2-2 2-H 2B		1-0 1-2 1B	4 0 1 1 0 0 1 1 0 1 0 0 0 0		
Scott Rolen, R (1, 5) OBP: 0.400, SLG: 0.750	2-2 2B		0-0 F9		0-0 F8		4-2 G6-4-3 BB		2-1 P4	4 0 1 0 1 0 3		
Rico Brogna, L (1, 3) OBP: 0.300, SLG: 0.125	3-3 K		0-1 1B		1-0 G3-1		0-2 G6-4-3 1-2f		0-0 F7	5 0 1 0 0 1 6		
Ron Gant, R (1, 7) OBP: 0.200, SLG: 0.111		3-2 G5-3	1-3 K		2-2 G3-1			0-0 1B G1-3 FC4-6 1B	3-3 K	5 1 1 0 0 2 3		
Bobby Abreu, L (1, 9) OBP: 0.375, SLG: 0.375		1-0 1B 1B		0-3 K		2-0 1B		2-2 G1-3		4 1 2 0 0 1 1		
Mike Lieberthal, R (1, 2) OBP: 0.625, SLG: 0.625 Gary Bennett, R (8, PR) (8, 2)		1-1 1B 1B		0-0 1B		1-0 L4		0-0 FC4-6 1B		4 0 3 0 0 0 1 0 0 0 0 0 0 0		
Desi Relaford, S (1, 6) OBP: 0.286, SLG: 0.167		3-2 1B 1B		1-0 F8		1-1 G3-1		0-0 FC4-6		4 0 1 2 0 0 3		
Chad Ogea, R (1, 1) Mike Grace, R (4, 1) Alex Arias, R (7, PH) Ken Ryan, R (7, 1) 23 Kevin Jordan, R (8, PH) Jim Poole, L (8, 1)		2-3 K		0-2 F8			3-2 2B 2B	0-0 F8		2 0 0 0 0 1 3 0 0 0 0 0 0 0 1 1 1 0 0 0 0 0 0 0 0 0 0 0 1 0 0 0 0 0 1 0 0 0 0 0 0 0		
Inning Stats	R: 0 H: 1 E: 0 LOB: 1 K: 1 BB: 0 S: 13 P: 19	R: 1 H: 3 E: 0 LOB: 2 K: 2 BB: 0 S: 15 P: 25	R: 0 H: 1 E: 0 LOB: 1 K: 1 BB: 0 S: 9 P: 11	R: 0 H: 1 E: 0 LOB: 1 K: 1 BB: 0 S: 8 P: 9	R: 0 H: 1 E: 0 LOB: 1 K: 0 BB: 0 S: 7 P: 10	R: 0 H: 1 E: 0 LOB: 1 K: 0 BB: 0 S: 7 P: 13	R: 1 H: 2 E: 0 LOB: 1 K: 0 BB: 1 S: 17 P: 29	R: 1 H: 2 E: 0 LOB: 1 K: 0 BB: 0 S: 7 P: 9	R: 0 H: 1 E: 0 LOB: 2 K: 1 BB: 1 S: 8 P: 18	1B: 10 SF: 0 2B: 3 SAC: 0 3B: 0 DP: 1 HR: 0 HBP: 0	WP: 0 PA: 41 PB: 0 SB: 0 CS: 0	
PITCHER Greg Maddux, R (1, 1) ERA: 1.5 50 Derrin Ebert, L (7, 1) ERA: 6.0	IP WLS BF H R ER SO BB IBB HBP BLK WP HR S P ERA WHIP	6.0 W 26 8 1 1 5 0 0 0 0 0 0 0 59 87 1.50 1.333	3.0 S 15 5 2 2 1 2 0 0 0 0 0 0 32 56 6.00 2.333									ERA WHIP

Philadelphia Phillies @ Atlanta Braves
Turner Field, Atlanta, GA
Tue Apr 06 1999, 7:40 PM EDT
Att. 29,183 - Cloudy - 68 F

livebaseballscorecards.com

AB 39
R 3
H 13
RBI 3
BB 2
SO 6
LOB 25



Batter	1	2	3	4	5	6	7	8	9
Otis Nixon, S OBP: 0.222, SLG: 0.222 50 Derrin Ebert, R	0-1 P5	1-0 FC1-4		G4-3		2-1 FC4-6		0-3 K	
Bret Boone, R	4-1 CS BB	4-0 BB		HR BB			1-2 F7	0-0 FC5-4	
10 Chipper Jones, S OBP: 0.444, SLG: 0.375	2-3 K	0-0 G3-1		0-0 HR 1B	0-1 L7-6-3 1B		0-1 BB 1B		
Brian Jordan, R OBP: 0.778, SLG: 1.571		4-1 HR BB	0-1 CS 1B	3-1 HR	0-0 F8		4-1 BB		
Ryan Klesko, L OBP: 0.571, SLG: 1.000 Brian Hunter, R		0-0 HR	4-2 1B BB	2-1 1B 1B WP 1B	0-0 L7-6-3		3-2 F7		
Andruw Jones, R OBP: 0.222, SLG: 0.333		1-2 WP G3-1 2B	1-1 F8	3-1 WP 1B 1B		1-1 P6	2-0 G1-3		
Eddie Pérez, R OBP: 0.400, SLG: 0.400		0-3 K FC1-4 G3-1	0-1 1B	0-0 WP 1B 1B		2-1 F7	0-0 P3		
Walt Weiss, S OBP: 0.286, SLG: 0.500 Ozzie Guillen, L OBP: 0.500, SLG: 1.000		0-0 G3-1	3-1 P4	4-2 1B 1B BB		0-0 E5 1B	1-0 1B 2B		
Greg Maddux, R OBP: 0.667, SLG: 1.667 Randall Simon, L OBP: 1.000, SLG: 1.000 Gerald Williams, R OBP: 1.000, SLG: 1.000		0-0 E6 FC1-4				3-1 FC4-6 1B	2-2 FC5-4 1B		

Inning Stats	R: 0 E: 0 K: 1 S: 6	H: 0 LOB: 1 BB: 1 P: 12	R: 3 E: 1 K: 1 S: 12	H: 2 LOB: 3 BB: 2 P: 22	R: 0 E: 0 K: 0 S: 10	H: 2 LOB: 2 BB: 1 P: 18	R: 8 E: 0 K: 0 S: 26	H: 8 LOB: 1 BB: 2 P: 46	R: 0 E: 0 K: 0 S: 4	H: 1 LOB: 0 BB: 0 P: 4	R: 0 E: 1 K: 0 S: 9	H: 1 LOB: 2 BB: 0 P: 17	R: 0 E: 0 K: 0 S: 11	H: 1 LOB: 2 BB: 1 P: 21	R: 0 E: 0 K: 1 S: 9	H: 2 LOB: 2 BB: 0 P: 12
--------------	------------------------------	----------------------------------	-------------------------------	----------------------------------	-------------------------------	----------------------------------	-------------------------------	----------------------------------	------------------------------	---------------------------------	------------------------------	----------------------------------	-------------------------------	----------------------------------	------------------------------	----------------------------------

PITCHER	IP	WLS	BF	H	R	ER	SO	BB	IBB	HBP	BLK	WP	HR	S	P	ERA	WHIP
Chad Ogea, R ERA: 18.9	(1, 1)	3.1	L	22	7	7	2	5	0	0	0	1	3	39	73	18.90	3.600
Mike Grace, R ERA: 13.5	(4, 1)	2.2		15	7	4	0	1	0	0	0	1	0	28	46	13.50	3.000
Ken Ryan, R ERA:	(7, 1)	1.0		5	1	0	0	1	0	0	0	0	0	11	21	0.00	2.000
Jim Poole, L ERA:	(8, 1)	1.0		5	2	0	1	0	0	0	0	0	0	9	12	0.00	2.000


BOTTOM

Philadelphia Phillies @ Atlanta Braves
Turner Field, Atlanta, GA
Tue Apr 06 1999, 7:40 PM EDT
Att: 29,183 - Cloudy - 68 F

AB	R	H	RBI	BB	SO	LOB
5	0	1	1	0	0	4
1	0	0	0	0	1	2
3	1	0	0	3	0	4
5	1	3	0	0	1	4
3	2	2	3	2	0	1
2	2	2	2	1	0	0
2	0	0	0	0	0	3
5	2	2	0	0	0	3
5	1	2	0	0	1	1
2	1	0	1	1	0	3
2	0	1	0	0	0	0
3	1	2	3	0	0	1
1	0	1	0	0	0	0
1	0	1	0	0	0	0

AB	40
R	11
H	17
RBI	10
BB	7
SO	3
LOB	26

WP: 2 PA: 47
PB: 0
SB: 1
CS: 2



Batter	1	2	3	4	5	6	7	8	9	AB R H RBI BB SO LOB	TOP											
Doug Glanville, R (1, 8) OBP: 0.429, SLG: 0.273	0-1 G1-3 1B		0-0 G4-3		1-2 G5-3			2-3 K		4 0 1 0 0 1 1												
Marlon Anderson, L (1, 4) OBP: 0.333, SLG: 0.500	1-2 G1-3		0-1 F8			0-1 F8		0-1 G3		4 0 0 0 0 0 2												
Scott Rolen, R (1, 5) OBP: 0.357, SLG: 0.583	2-3 K		1-0 FC6-4 1B			2-3 K			2-3 K	4 0 1 0 0 3 1												
Rico Brogna, L (1, 3) OBP: 0.214, SLG: 0.083	1-2 F8		1-1 FC6-4			2-3 K			2-3 K	4 0 0 0 0 2 2												
Ron Gant, R (1, 7) OBP: 0.214, SLG: 0.154		2-2 1B 1B			3-3 K		0-0 L7		0-3 K	4 0 1 0 0 2 0												
Bobby Abreu, L (1, 9) OBP: 0.273, SLG: 0.273		3-2 F8			1-3 K		1-0 F8			3 0 0 0 0 1 1												
Mike Lieberthal, R (1, 2) OBP: 0.455, SLG: 0.455		1-3 K			1-2 F8		1-3 K			3 0 0 0 0 2 1												
Desi Relaford, S (1, 6) OBP: 0.400, SLG: 0.333		1-1 1B			1-3 K			2-1 1B		3 0 2 0 0 1 0												
Carlton Loewer, R (1, 1)		0-1 F8			2-1 F9			0-0 P6		2 0 0 0 0 0 2												
Yorkis Perez, L (7, 1)										0 0 0 0 0 0 0												
Rob Ducey, L (8, PH)										1 0 0 0 0 0 1												
Ken Ryan, R (8, 1)										0 0 0 0 0 0 0												
Inning Stats	R: 0 E: 0 K: 1 S: 12	H: 1 LOB: 1 BB: 0 P: 16	R: 0 E: 0 K: 1 S: 14	H: 2 LOB: 2 BB: 0 P: 21	R: 0 E: 0 K: 0 S: 6	H: 1 LOB: 1 BB: 0 P: 8	R: 0 E: 0 K: 2 S: 9	H: 0 LOB: 0 BB: 0 P: 14	R: 0 E: 0 K: 1 S: 9	H: 0 LOB: 0 BB: 0 P: 13	R: 0 E: 0 K: 2 S: 8	H: 0 LOB: 0 BB: 0 P: 12	R: 0 E: 0 K: 1 S: 5	H: 0 LOB: 0 BB: 0 P: 7	R: 0 E: 0 K: 1 S: 9	H: 1 LOB: 1 BB: 0 P: 13	R: 0 E: 0 K: 3 S: 11	H: 0 LOB: 0 BB: 0 P: 15	1B: 5 2B: 0 3B: 0 HR: 0	SF: 0 SAC: 0 DP: 0 HBP: 0	WP: 0 PB: 0 SB: 0 CS: 0	PA: 32
PITCHER	IP WLS BF H R ER SO BB IBB HBP BLK WP HR S P ERA WHIP																					
29 John Smoltz, R (1, 1) ERA:	7.0 W 25 4 0 0 8 0 0 0 0 0 0 0 63 91 0.00 0.571																					
Rudy Seanez, R (8, 1) ERA:	1.0 4 1 0 0 1 0 0 0 0 0 0 0 9 13 0.00 1.000																					
John Rocker, L (9, 1) ERA:	1.0 3 0 0 0 3 0 0 0 0 0 0 0 11 15 0.00 0.000																					

Philadelphia Phillies @ Atlanta Braves
Turner Field, Atlanta, GA
Wed Apr 07 1999, 7:40 PM EDT
Att. 32,164 - Cloudy - 68 F

livebaseballscorecards.com

AB	32
R	0
H	5
RBI	0
BB	0
SO	12
LOB	11



Batter	1	2	3	4	5	6	7	8	9	AB	R	H	RBI	BB	SO	LOB
Otis Nixon, S <small>OBP: 0.154, SLG: 0.154</small> (1, 7)										4	0	0	0	0	0	2
Bret Boone, R <small>OBP: 0.357, SLG: 0.182</small> (1, 4)										4	1	2	0	0	1	0
10 Chipper Jones, S <small>OBP: 0.308, SLG: 0.250</small> (1, 5)										4	0	0	0	0	2	1
Brian Jordan, R <small>OBP: 0.538, SLG: 1.000</small> (1, 9)										4	1	0	0	0	0	1
Javy Lopez, R <small>OBP: 0.429, SLG: 0.714</small> (1, 2)										3	1	2	1	0	1	0
Ryan Klesko, L <small>OBP: 0.500, SLG: 0.778</small> Brian Hunter, R (8, 3)										3	0	1	0	0	0	1
Andruw Jones, R <small>OBP: 0.167, SLG: 0.250</small> (1, 8)										3	1	0	1	0	1	2
Walt Weiss, S <small>OBP: 0.400, SLG: 0.556</small> (1, 6)										3	0	2	0	0	1	0
29 John Smoltz, R (1, 1) Randall Simon, L <small>OBP: 0.500, SLG: 1.000</small> (7, PH) Rudy Seanez, R (8, 1) John Rocker, R (9, 1)										1	0	0	0	0	0	0
Inning Stats	R: 0 H: 1 E: 0 LOB: 0 K: 1 BB: 0 S: 7 P: 12	R: 0 H: 0 E: 0 LOB: 0 K: 1 BB: 0 S: 10 P: 12	R: 0 H: 1 E: 0 LOB: 1 K: 0 BB: 0 S: 8 P: 11	R: 2 H: 2 E: 1 LOB: 1 K: 1 BB: 0 S: 11 P: 19	R: 0 H: 0 E: 0 LOB: 0 K: 1 BB: 0 S: 8 P: 11	R: 0 H: 0 E: 0 LOB: 0 K: 1 BB: 0 S: 5 P: 7	R: 2 H: 3 E: 0 LOB: 1 K: 0 BB: 0 S: 11 P: 15	R: 0 H: 0 E: 0 LOB: 0 K: 1 BB: 0 S: 9 P: 12		1B: 6 SF: 1 2B: 1 SAC: 1 3B: 0 DP: 0 HR: 0 HBP: 0	WP: 0 PA: 32 PB: 0 SB: 1 CS: 1					

BOTTOM

Philadelphia Phillies @ Atlanta Braves
 Turner Field, Atlanta, GA
 Wed Apr 07 1999, 7:40 PM EDT
 Att: 32,164 - Cloudy - 68 F

AB	29
R	4
H	7
RBI	3
BB	0
SO	6
LOB	7



PITCHER																
IP	WLS	BF	H	R	ER	SO	BB	IBB	HBP	BLK	WP	HR	S	P	ERA	WHIP
Carlton Loewer, R (1, 1)	6.2	L	27	7	4	3	5	0	0	0	0	0	59	84	4.05	1.050
Yorkis Perez, L (7, 1)	0.1		1	0	0	0	0	0	0	0	0	0	1	3	0.00	0.000
Ken Ryan, R (8, 1)	1.0		3	0	0	1	0	0	0	0	0	0	9	12	0.00	0.000

Batter	1	2	3	4	5	6	7	8	9	AB R H RBI BB SO LOB	TOP			
Doug Glanville, R (1, 8) OBP: 0.389, SLG: 0.286	1-1 G4-3		0-0 G4-3		2-1 1B		2-2 SF8		1-0 SH FC6-2	3 0 1 1 0 0 0				
Marlon Anderson, L (1, 4) OBP: 0.412, SLG: 0.467	2-0 P6		4-2 BB		0-0 F9		1-2 CS 1B		4-0 FC6-2 BB	3 0 1 1 2 0 1				
Scott Rolen, R (1, 5) OBP: 0.368, SLG: 0.688	2-1 L4		3-0 P4			1-1 HR	0-0 CS	4-2 SF7 BB	0-0 FC6-2	4 2 1 1 1 0 4				
Rico Brogna, L (1, 3) OBP: 0.211, SLG: 0.294		3-2 HR	0-0 G4-3			0-1 F8		0-1 F7	1-3 K	5 1 1 1 0 1 5				
Ron Gant, R (1, 7) Kevin Sefcik, R (9, 7) OBP: 0.158, SLG: 0.118		0-0 P2		2-3 K		2-2 G1-3		1-1 SF7	1-0 F7	4 0 0 1 0 1 3 0 0 0 0 0 0 0				
Bobby Abreu, L (1, 9) OBP: 0.333, SLG: 0.231		4-0 WP BB		0-0 F8		1-3 K		4-2 S 1B BB		2 1 0 0 2 1 0				
Mike Lieberthal, R (1, 2) OBP: 0.533, SLG: 0.571		4-2 BB		1-3 K			1-2 1B SF8 2B	3-2 1B		3 1 2 1 1 1 0				
Desi Relaford, S (1, 6) OBP: 0.357, SLG: 0.308		2-1 F8			2-1 G5-3		0-2 SF8 1B SH1-4 1B	0-3 K		4 1 1 0 0 1 3				
Paul Byrd, R (8, 1) Yorkis Perez, L (8, 1) Wayne Gomes, R (8, 1) Jim Poole, L (8, 1) Jeff Brantley, R (8, 1) Alex Arias, R (8, 6) OBP: 1.000, SLG: 2.000		3-3 K			1-1 F9		0-1 SH1-4		4-0 SH FC6-2 BB	2 0 0 0 0 0 1 2 0 1 0 0				
Inning Stats	R: 0 H: 0 E: 0 LOB: 0 K: 0 BB: 0 S: 5 P: 10	R: 1 H: 1 E: 0 LOB: 2 K: 1 BB: 2 S: 11 P: 27	R: 0 H: 0 E: 0 LOB: 1 K: 0 BB: 1 S: 5 P: 12	R: 0 H: 0 E: 0 LOB: 0 K: 2 BB: 0 S: 8 P: 11	R: 0 H: 1 E: 0 LOB: 1 K: 0 BB: 0 S: 7 P: 12	R: 1 H: 1 E: 0 LOB: 0 K: 1 BB: 0 S: 10 P: 14	R: 2 H: 3 E: 0 LOB: 0 K: 0 BB: 0 S: 15 P: 19	R: 2 H: 1 E: 1 LOB: 1 K: 1 BB: 2 S: 16 P: 28	R: 0 H: 0 E: 1 LOB: 3 K: 1 BB: 2 S: 6 P: 17	1B: 4 SF: 2 2B: 1 SAC: 2 3B: 0 DP: 0 HR: 2 HBP: 0	WP: 1 PA: 42 PB: 0 SB: 1 CS: 1			
PITCHER	IP WLS BF H R ER SO BB IBB HBP BLK WP HR S P ERA WHIP												PITCHER	IP WLS BF H R ER SO BB IBB HBP BLK WP HR S P ERA WHIP
Kevin Millwood, R (1, 1) ERA: 5.4	6.2 L 28 5 4 4 4 3 0 0 0 1 2 58 101 5.40 1.200													
Mike Cather, R (7, 1) ERA:	0.1 1 1 0 0 0 0 0 0 0 0 0 3 4 0.00 3.000													
30 Kevin McGlinchy, R (8, 1) ERA: 6.75	1.0 6 1 2 1 1 2 0 0 0 0 0 16 28 9.00 3.000													
Mark Wohlers, R (9, 1) ERA: 27.0	0.0 3 0 0 0 0 2 0 0 0 0 0 1 10 ∞ ∞													
Rudy Seanez, R (9, 1) ERA:	1.0 3 0 0 0 0 1 0 0 0 0 0 5 7 0.00 0.000													

Philadelphia Phillies @ Atlanta Braves
Turner Field, Atlanta, GA
Thu Apr 08 1999, 7:40 PM EDT
Att. 47,225 - Cloudy - 78 F

AB	30
R	6
H	7
RBI	6
BB	7
SO	6
LOB	18



Batter	1	2	3	4	5	6	7	8	9	AB R H RBI BB SO LOB
Otis Nixon, S <small>(1, 7) OBP: 0.111, SLG: 0.111</small>	0-1 G6-3		1-3 K			1-2 G5-3		0-0 G4-3	1-3 K	5 0 0 0 0 2 1
Bret Boone, R <small>(1, 4) OBP: 0.278, SLG: 0.133</small>	1-1 G6-3			1-3 K		1-2 G5-3		1-1 E5 1B 1B E		4 1 0 0 0 1 0
10 Chipper Jones, S <small>(1, 5) OBP: 0.235, SLG: 0.188</small>	1-0 F7			1-0 G3-1		2-2 G3		0-1 F9		4 0 0 0 0 0 1
Brian Jordan, R <small>(1, 9) OBP: 0.588, SLG: 0.923</small>		0-0 G5-3		4-0 BB			2-1 SF8 HBP	2-2 E 1B 1-2 1B		2 1 1 0 1 0 0
Javy Lopez, R <small>(1, 2) OBP: 0.455, SLG: 0.727</small>		0-0 F9		3-3 K			0-1 SF8 2B	0-0 E 1-2 2-3 1B		4 1 2 0 0 1 1
Ryan Klesko, L <small>(1, 3) OBP: 0.357, SLG: 0.583</small>		2-3 K			1-0 F8		2-1 SF8	1-0 E4		3 0 0 1 0 1 2
Andruw Jones, R <small>(1, 8) OBP: 0.125, SLG: 0.200</small>			0-2 G5-3		0-0 G5-3		1-2 SF8	1-3 K		3 0 0 1 0 1 3
Walt Weiss, S <small>(1, 6) OBP: 0.429, SLG: 0.455</small>		2-2 G6-3		4-1 BB		4-0 BB			3-3 K	2 0 0 0 2 1 0
Kevin Millwood, R <small>(1, 1) OBP: 0.000, SLG: 1.000</small> Mike Cather, R <small>(7, 1)</small> Randall Simon, L <small>(7, PH) OBP: 0.333, SLG: 0.500</small> 30 Kevin McGlinchy, R <small>(8, 1)</small> Mark Wohlers, R <small>(9, 1)</small> Rudy Seanez, R <small>(9, 1)</small> Keith Lockhart, L <small>(9, PH)</small>			0-0 2B		1-2 L4		0-0 G3		0-2 P5	2 0 1 0 0 0 1 0 0 0 0 0 0 0 1 0 0 0 0 0 1 0 1 0 0 0 0 0 0

Inning Stats	R: 0 E: 0 K: 5 S: 5	H: 0 LOB: 0 BB: 0 P: 7	R: 0 E: 0 K: 5 S: 5	H: 0 LOB: 0 BB: 0 P: 7	R: 0 E: 0 K: 11 S: 11	H: 1 LOB: 1 BB: 0 P: 14	R: 0 E: 0 K: 2 S: 7	H: 0 LOB: 1 BB: 1 P: 16	R: 0 E: 0 K: 6 S: 6	H: 0 LOB: 1 BB: 1 P: 12	R: 0 E: 0 K: 9 S: 9	H: 0 LOB: 0 BB: 0 P: 13	R: 2 E: 0 K: 0 S: 9	H: 1 LOB: 1 BB: 1 P: 18	R: 1 E: 2 K: 1 S: 14	H: 2 LOB: 3 BB: 0 P: 19	R: 0 E: 0 K: 2 S: 10	H: 0 LOB: 0 BB: 0 P: 14	1B: 2 2B: 2 3B: 0 HR: 0	SF: 2 SAC: 0 DP: 0 HBP: 1	WP: 0 PB: 0 SB: 0 CS: 0	PA: 37
--------------	------------------------------	---------------------------------	------------------------------	---------------------------------	--------------------------------	----------------------------------	------------------------------	----------------------------------	------------------------------	----------------------------------	------------------------------	----------------------------------	------------------------------	----------------------------------	-------------------------------	----------------------------------	-------------------------------	----------------------------------	----------------------------------	------------------------------------	----------------------------------	--------

PITCHER	IP	WLS	BF	H	R	ER	SO	BB	IBB	HBP	BLK	WP	HR	S	P	ERA	WHIP
Paul Byrd, R <small>(1, 1) ERA: 2.45</small>	7.1	W	29	2	3	2	4	3	0	1	0	0	0	55	91	2.46	0.682
Yorkis Perez, L <small>(8, 1) ERA:</small>	0.1		1	0	0	0	0	0	0	0	0	0	0	2	2	0.00	0.000
Wayne Gomes, R <small>(8, 1) ERA:</small>	0.0		2	2	0	0	0	0	0	0	0	0	0	5	7	∞	∞
Jim Poole, L <small>(8, 1) ERA:</small>	0.0		1	0	0	0	0	0	0	0	0	0	0	1	2	∞	∞
Jeff Brantley, R <small>(8, 1) ERA:</small>	1.1	S	4	0	0	0	3	0	0	0	0	0	0	13	18	0.00	0.000

BOTTOM

Philadelphia Phillies @ Atlanta Braves
 Turner Field, Atlanta, GA
 Thu Apr 08 1999, 7:40 PM EDT
 Att: 47,225 - Cloudy - 78 F

livebaseballscorecards.com

AB	31
R	3
H	4
RBI	2
BB	3
SO	7
LOB	10



Batter	1	2	3	4	5	6	7	8	9	AB R H RBI BB SO LOB	TOP											
Doug Glanville, R (1, 8) OBP: 0.318, SLG: 0.235	1-0 G3		1-0 SF8		0-1 FC6-4			2-2 F9		3 0 0 1 0 0 1												
Marlon Anderson, L (1, 4) OBP: 0.333, SLG: 0.368	0-1 G3		0-1 FC4-6		0-0 F7			1-1 G3		4 0 0 0 0 0 2												
Scott Rolen, R (1, 5) OBP: 0.348, SLG: 0.650	1-1 F8		3-2 F9			2-1 L5			0-0 HR 2B	4 1 1 0 0 0 1												
Rico Brogna, L (1, 3) OBP: 0.217, SLG: 0.429		0-2 G5-3		2-3 K		0-0 G6-3			0-1 HR	4 1 1 2 0 1 0												
Ron Gant, R (1, 7) OBP: 0.130, SLG: 0.095		0-1 G3-1		1-2 K		3-3 K			0-1 P8	4 0 0 0 0 2 0												
Bobby Abreu, L (1, 9) OBP: 0.316, SLG: 0.235		1-1 G3-1		1-2 1B			1-1 F8		2-2 G4-3	4 0 1 0 0 0 0												
Mike Lieberthal, R (1, 2) OBP: 0.474, SLG: 0.667			1-0 HR	1-2 P3			1-1 G4-3		3-3 K	4 1 1 1 0 1 1												
Desi Relaford, S (1, 6) OBP: 0.412, SLG: 0.333			0-0 SH SF8 1B		4-0 FC6-4 SH2-4 BB		0-2 K			2 1 1 0 1 1 0												
Paul Spoljaric, R (1, 1)			0-0 SH		0-0 SH2-4			1-3 K		0 0 0 0 0 0 0												
Mike Grace, R (5, 1)										0 0 0 0 0 0 0												
Rob Ducey, L (8, PH)										1 0 0 0 0 1 0												
Ken Ryan, R (8, 1)										0 0 0 0 0 0 0												
Inning Stats	R: 0 E: 0 K: 0 S: 5	H: 0 LOB: 0 BB: 0 P: 7	R: 0 E: 0 K: 0 S: 7	H: 0 LOB: 0 BB: 0 P: 8	R: 2 E: 1 K: 0 S: 10	H: 2 LOB: 1 BB: 0 P: 15	R: 0 E: 0 K: 2 S: 14	H: 1 LOB: 1 BB: 0 P: 18	R: 0 E: 0 K: 0 S: 4	H: 0 LOB: 1 BB: 1 P: 8	R: 0 E: 0 K: 1 S: 6	H: 0 LOB: 0 BB: 0 P: 11	R: 0 E: 0 K: 1 S: 7	H: 0 LOB: 0 BB: 0 P: 9	R: 0 E: 0 K: 1 S: 9	H: 0 LOB: 0 BB: 0 P: 13	R: 2 E: 0 K: 1 S: 14	H: 2 LOB: 0 BB: 0 P: 19	1B: 2 2B: 1 3B: 0 HR: 2	SF: 1 SAC: 2 DP: 0 HBP: 0	WP: 0 PB: 0 SB: 0 CS: 0	PA: 34
PITCHER	IP WLS BF H R ER SO BB IBB HBP BLK WP HR S P ERA WHIP																					
Brian Meadows, R (1, 1) ERA: 3.24	8.1 W 32 5 4 3 5 1 0 0 0 0 0 2 67 94 3.24 0.720																					
Vic Darensbourg, L (9, 1) ERA:	0.1 1 0 0 0 0 0 0 0 0 0 0 0 3 5 0.00 0.000																					
Matt Mantei, R (9, 1) ERA: 3.86	0.1 1 0 0 0 0 1 0 0 0 0 0 0 6 9 0.00 0.000																					

Philadelphia Phillies @ Florida Marlins
 Pro Player Stadium, Miami, FL
 Fri Apr 09 1999, 7:05 PM EDT
 Att. 13,229 - Unknown - 81 F

livebaseballscorecards.com

AB	30
R	4
H	5
RBI	4
BB	1
SO	6
LOB	5



Batter	1	2	3	4	5	6	7	8	9	AB R H RBI BB SO LOB
Luis Castillo, S OBP: 0.389, SLG: 0.375 (1, 4)	4-0 G4-3 CS 1B BB		0-0 L1		0-0 2B 1B	0-0 FC6-4				3 2 1 1 1 0 1
Alex Gonzalez, R OBP: 0.111, SLG: 0.167 (1, 6)	1-2 SAFE P3		2-1 F8		0-1 2B 2B		0-1 F9			4 1 1 2 0 0 1
Mark Kotsay, L OBP: 0.500, SLG: 0.545 (1, 9)	1-0 SAFE G4-3		1-0 1B		0-0 G6-3 1B 2B		0-0 1B			4 1 3 1 0 0 1
Derrek Lee, R OBP: 0.313, SLG: 0.357 (1, 3)	4-0 S 1B BB		1-0 F8		1-2 G6-3		0-0 F7			3 1 0 0 1 0 3
Todd Dunwoody, L OBP: 0.333, SLG: 0.357 (1, 8)	1-2 S 1B			1-3 K	0-0 CS 1B		3-2 F7			4 0 2 3 0 1 1
Preston Wilson, R OBP: 0.333, SLG: 0.500 (1, 7)	0-3 K			2-2 F8	0-0 F7			2-2 G4-3		4 0 0 0 0 1 2
Kevin Orie, R OBP: 0.188, SLG: 0.267 (1, 5)		1-3 K		2-2 F7	3-2 CS	2-2 F7		0-1 G5-3		4 0 0 0 0 1 0
Mike Redmond, R OBP: 0.250, SLG: 0.286 (1, 2)		0-1 L8			1-0 1B 2B	1-1 G3		1-0 G3		4 1 1 0 0 0 0
Matt Mantei, R (9, 1)										0 0 0 0 0 0 0
Brian Meadows, R OBP: 0.667, SLG: 0.500 (1, 1)		2-3 K			0-0 1B 2B 1B	4-1 FC6-4 BB				2 1 1 0 1 1 0
Vic Darenbourg, L (9, 1)										0 0 0 0 0 0 0
9 Guillermo Garcia, R OBP: 0.500, SLG: 0.500 (9, 2)										0 0 0 0 0 0 0

Inning Stats	R: 2 E: 0 K: 1 S: 10	H: 1 LOB: 1 BB: 2 P: 21	R: 0 E: 0 K: 2 S: 9	H: 0 LOB: 0 BB: 0 P: 12	R: 0 E: 0 K: 0 S: 5	H: 1 LOB: 1 BB: 0 P: 9	R: 0 E: 0 K: 1 S: 9	H: 0 LOB: 0 BB: 0 P: 14	R: 5 E: 0 K: 0 S: 13	H: 6 LOB: 0 BB: 0 P: 18	R: 0 E: 0 K: 0 S: 7	H: 0 LOB: 1 BB: 1 P: 14	R: 0 E: 0 K: 0 S: 7	H: 1 LOB: 1 BB: 0 P: 10	R: 0 E: 0 K: 0 S: 9	H: 0 LOB: 0 BB: 0 P: 12
--------------	-------------------------------	----------------------------------	------------------------------	----------------------------------	------------------------------	---------------------------------	------------------------------	----------------------------------	-------------------------------	----------------------------------	------------------------------	----------------------------------	------------------------------	----------------------------------	------------------------------	----------------------------------

PITCHER	IP	WLS	BF	H	R	ER	SO	BB	IBB	HBP	BLK	WP	HR	S	P	ERA	WHIP
Paul Spoljaric, L ERA: 10.38 (1, 1)	4.1	L	23	8	7	5	4	2	0	0	0	0	0	43	68	10.38	2.308
Mike Grace, R ERA: 6.75 (5, 1)	2.2		9	1	0	0	0	1	0	0	0	0	0	17	30	0.00	0.750
Ken Ryan, R ERA: (8, 1)	1.0		3	0	0	0	0	0	0	0	0	0	0	9	12	0.00	0.000

BOTTOM

Philadelphia Phillies @ Florida Marlins
Pro Player Stadium, Miami, FL
 Fri Apr 09 1999, 7:05 PM EDT
 Att: 13,229 - Unknown - 81 F

livebaseballscores.com

AB	32
R	7
H	9
RBI	7
BB	3
SO	4
LOB	9



1B: 6	SF: 0	WP: 0	PA: 36
2B: 3	SAC: 0	PB: 0	
3B: 0	DP: 0	SB: 2	
HR: 0	HBP: 0	CS: 2	

PITCHER	IP	WLS	BF	H	R	ER	SO	BB	IBB	HBP	BLK	WP	HR	S	P	ERA	WHIP
---------	----	-----	----	---	---	----	----	----	-----	-----	-----	----	----	---	---	-----	------

Batter	1	2	3	4	5	6	7	8	9	AB R H RBI BB SO LOB	TOP																
Doug Glanville, R (1, 8) OBP: 0.296, SLG: 0.190	1-3 		2-0 G1-3 		4-2 BB 		1-2 G3-1 		1-1 G1-3 	4 0 0 0 1 1 0																	
Marlon Anderson, L (1, 4) OBP: 0.269, SLG: 0.292	2-2 G4-3 		0-1 E7 		2-2 G4-3 			0-0 B1-3 	1-1 G6-3 	5 0 0 0 0 0 1																	
Scott Rolen, R (1, 5) OBP: 0.370, SLG: 0.739	1-1 G4-3 		0-0 F8 			1-1 HR 		4-1 2B BB 		3 2 1 1 1 0 1																	
Rico Brogna, L (1, 3) OBP: 0.222, SLG: 0.440		2-3 K 	0-2 P4 			1-3 K 		1 SAFE 2-1 2B 		4 0 1 1 0 2 1																	
Mike Lieberthal, R (1, 2) OBP: 0.478, SLG: 0.682		2-0 2B E 1B 		0-2 G4-3 		0-0 F8 		1-2 1B 2B 		4 2 2 0 0 0 0																	
Bobby Abreu, L (1, 9) OBP: 0.348, SLG: 0.333		0-1 E5 2B 		0-0 G6-3 		2-2 2B 		3-2 1B 1B 		4 1 2 1 0 0 1																	
Alex Arias, R (1, 6) OBP: 0.667, SLG: 1.000		1-1 1-H 2-H 2B 		2-3 K 		0-0 G6-3 		0-0 G6-3 		4 0 2 2 0 1 1																	
Kevin Seifick, R (1, 7)		1-2 G6-3 			0-1 G6-3 		1-2 F7 	2-1 G3 		4 0 0 0 0 0 3																	
Curt Schilling, R (1, 1)		3-3 K 			1-2 F9 		0-3 K 		2-3 K 	3 0 0 0 0 2 1																	
Rob Ducey, L (9, PH)										1 0 0 0 0 1 0																	
Jeff Brantley, R (9, 1)										0 0 0 0 0 0 0																	
Inning Stats	R: 0 E: 0 K: 1 S: 8	H: 0 LOB: 0 BB: 0 P: 12	R: 2 E: 1 K: 2 S: 14	H: 2 LOB: 1 BB: 0 P: 23	R: 0 E: 1 K: 0 S: 7	H: 0 LOB: 1 BB: 0 P: 9	R: 0 E: 0 K: 1 S: 7	H: 0 LOB: 0 BB: 1 P: 9	R: 0 E: 0 K: 1 S: 12	H: 0 LOB: 1 BB: 1 P: 19	R: 1 E: 0 K: 1 S: 11	H: 2 LOB: 1 BB: 0 P: 15	R: 0 E: 0 K: 1 S: 12	H: 0 LOB: 0 BB: 0 P: 14	R: 2 E: 0 K: 0 S: 17	H: 4 LOB: 2 BB: 1 P: 29	R: 0 E: 0 K: 1 S: 7	H: 0 LOB: 0 BB: 0 P: 11	1B: 3 2B: 4 3B: 0 HR: 1	SF: 0 SAC: 0 DP: 0 HBP: 0	WP: 0 PB: 0 SB: 0 CS: 0	PA: 38					
PITCHER	IP	WLS	BF	H	R	ER	SO	BB	IBB	HBP	BLK	WP	HR	S	P	ERA	WHIP										
Dennis Springer, R (1, 1) ERA: 2.45	7.0	L	28	4	3	2	6	1	0	0	0	0	1	71	101	2.57	0.714										
Braden Looper, R (8, 1) ERA: 6.75	0.2		4	2	2	2	0	1	0	0	0	0	0	9	16	27.00	4.500										
Vic Darensbourg, L (8, 1) ERA:	0.0		1	1	0	0	0	0	0	0	0	0	0	5	8	∞	∞										
Brian Edmondson, R (8, 1) ERA: 5.4	0.1		2	1	0	0	0	0	0	0	0	0	0	3	5	0.00	3.000										
Antonio Alfonseca, R (9, 1) ERA: 5.4	1.0		3	0	0	0	1	0	0	0	0	0	0	7	11	0.00	0.000										

Philadelphia Phillies @ Florida Marlins
 Pro Player Stadium, Miami, FL
 Sat Apr 10 1999, 7:05 PM EDT
 Att. 22,776 - Unknown - 82 F

AB	36
R	5
H	8
RBI	5
BB	2
SO	7
LOB	9



Batter	1	2	3	4	5	6	7	8	9	AB R H RBI BB SO LOB
Luis Castillo, S OBP: 0.318, SLG: 0.300 9 Guillermo Garcia, R OBP: 0.333, SLG: 0.333	1-2 G5-3		0-1 F7		0-1 G4-3		3-3 K		0-3 K	4 0 0 0 0 1 1 1 0 0 0 0 1 2
Alex Gonzalez, R OBP: 0.136, SLG: 0.182	1-2 G6-3		0-2 E6 BB			0-0 G6-3 1B		1-1 P8		4 0 1 0 0 0 0
Mark Kotsay, L OBP: 0.438, SLG: 0.429	0-0 P4		4-0 BB			2-3 K		0-0 G6-3		3 0 0 0 1 1 1
Derrek Lee, R OBP: 0.350, SLG: 0.444		0-0 FC1-5-6 2B	2-3 K			3-2 G6-3 1-2		1-2 1B		4 0 2 0 0 1 3
Todd Dunwoody, L OBP: 0.263, SLG: 0.278 Antonio Alfonseca, R OBP: 0.300, SLG: 0.368		1-0 FC1-5-6 1B		0-1 G3-1		3-2 L7		0-1 P4		4 1 0 0 0 0 3 0 0 0 0 0 0 0
Preston Wilson, R OBP: 0.368, SLG: 0.429		0-0 F8		0-3 K			4-2 SH1-4 1B SF7 BB		4-1 1B BB	2 1 0 0 2 1 1
Kevin Orie, R OBP: 0.300, SLG: 0.368		1-1 1B		3-2 G6-3			1-2 SH1-4 1B		0-1 1B	4 0 3 1 0 0 0
Jorge Fabregas, L OBP: 0.222, SLG: 0.222		1-1 F9			1-1 G3		0-1 SH1-4		2-3 K	3 0 0 0 0 1 3
Dennis Springer, R OBP: 0.250, SLG: 0.500			0-1 G3		0-3 K2-3		2-2 SF7		1-3 K	2 0 0 0 0 0 1 0 0 0 0 1 0 1 0 0 0 0 0 1 2

Inning Stats	R: 0	H: 0	E: 0	K: 0	S: 8	R: 1	H: 2	E: 0	K: 0	S: 7	R: 0	H: 0	E: 1	K: 1	S: 11	R: 0	H: 0	E: 0	K: 1	S: 9	R: 0	H: 0	E: 0	K: 1	S: 8	R: 0	H: 1	E: 0	K: 1	S: 11	R: 1	H: 1	E: 0	K: 1	S: 13	R: 0	H: 1	E: 0	K: 0	S: 8	R: 0	H: 1	E: 0	K: 3	S: 14	1B: 5	SF: 1	2B: 1	SAC: 1	3B: 0	DP: 0	HR: 0	HBP: 0	WP: 0	PA: 37
PITCHER	IP	WLS	BF	H	R	ER	SO	BB	IBB	HBP	BLK	WP	HR	S	P	ERA	WHIP																																						
Curt Schilling, R ERA: 3.86	(1, 1)	8.0	W	32	5	2	5	2	0	0	0	0	0	75	110	2.25	0.875																																						
Jeff Brantley, R ERA:	(9, 1)	1.0	S	5	1	0	3	1	0	0	0	0	0	14	21	0.00	2.000																																						

BOTTOM

Philadelphia Phillies @ Florida Marlins
Pro Player Stadium, Miami, FL
 Sat Apr 10 1999, 7:05 PM EDT
 Att: 22,776 - Unknown - 82 F

livebaseballscorecards.com

AB 32
R 2
H 6
RBI 2
BB 3
SO 8
LOB 16



Batter	1	2	3	4	5	6	7	8	9	AB R H RBI BB SO LOB	TOP
Rob Ducey, L OBP: 0.143, SLG: 0.143 (1, 8) BB F F F X	2-2 BB 1B		2-3 BB 1B		2-2 P3 BB X		2-3 K BB X			4 0 1 0 0 2 2	
Marlon Anderson, L OBP: 0.267, SLG: 0.286 (1, 4) SAFE B C B 1 X	2-1 F7 BB X		3-2 G6-4-3 1B 1-2		0-2 F7 BB X			0-3 K BB X		4 0 1 0 0 1 1	
Scott Rolen, R OBP: 0.387, SLG: 0.692 (1, 5) BB BB B	4-0 1-2 BB		1-2 G6-4-3 1-2f		3-1 CS 1B			1-1 F9 BB X		3 0 1 0 1 0 2	
Rico Brogna, L OBP: 0.226, SLG: 0.414 (1, 3) X	0-0 F7 BB X			2-2 F8 BB 1B	2-0 CS 1-2	1-3 K BB X		3-2 G3-1 BB X		4 1 1 0 0 1 2	
Ron Gant, R OBP: 0.185, SLG: 0.087 Jeff Brantley, R (9, 1) X	0-0 G6-3 BB X			4-1 1B F8 G5-3 BB 1-2		4-1 G1-6-3 BB BB X		0-2 G6-3 BB X	2 1 0 0 2 0 2 0 0 0 0 0 0 0		
Bobby Abreu, L OBP: 0.296, SLG: 0.280 (1, 9) C T X		0-2 G4-3 BB X		1-2 F8 1-2 2-3		1-0 G1-6-3 1-2f BB X		2-3 K BB X	4 0 0 0 0 1 3		
Alex Arias, R OBP: 0.500, SLG: 0.667 (1, 6) C T X		1-2 F8 BB X		3-1 G5-3 1B 2-3 3-H			1-2 G6-3 BB X	1-2 F8 BB X	4 0 1 1 0 0 0		
Gary Bennett, R (1, 2) Doug Glanville, R OBP: 0.296, SLG: 0.190 (9, 8) B C B B X		3-1 F9 BB X		2-1 G5-3 1-2 3-H			0-2 G3 BB X		3 0 0 1 0 0 1 0 0 0 0 0 0 0		
Chad Ogea, R OBP: 0.400, SLG: 0.250 (1, 1) Wayne Gomes, R (7, 1) Jim Poole, L (8, 1) Mike Lieberthal, R OBP: 0.478, SLG: 0.682 (9, 2) F B B X			2-1 1B 1B		1-3 K BB X		4-2 BB BB X		2 0 1 0 1 1 1 0		
Inning Stats	R: 0 E: 0 K: 0 S: 8 H: 1 LOB: 2 BB: 1 P: 16	R: 0 E: 0 K: 0 S: 10 H: 0 LOB: 0 BB: 0 P: 14	R: 0 E: 0 K: 1 S: 14 H: 2 LOB: 1 BB: 0 P: 22	R: 2 E: 0 K: 1 S: 15 H: 2 LOB: 1 BB: 1 P: 28	R: 0 E: 0 K: 0 S: 10 H: 1 LOB: 0 BB: 0 P: 17	R: 0 E: 0 K: 1 S: 5 H: 0 LOB: 0 BB: 1 P: 11	R: 0 E: 0 K: 1 S: 12 H: 0 LOB: 1 BB: 1 P: 19	R: 0 E: 0 K: 1 S: 8 H: 0 LOB: 0 BB: 0 P: 12	R: 0 E: 0 K: 1 S: 9 H: 0 LOB: 0 BB: 0 P: 12	1B: 6 2B: 0 3B: 0 HR: 0 SF: 0 SAC: 0 DP: 2 HBP: 0	WP: 0 PA: 35 PB: 0 SB: 0 CS: 1
PITCHER	IP WLS BF H R ER SO BB IBB HBP BLK WP HR S P ERA WHIP	IP WLS BF H R ER SO BB IBB HBP BLK WP HR S P ERA WHIP	IP WLS BF H R ER SO BB IBB HBP BLK WP HR S P ERA WHIP	IP WLS BF H R ER SO BB IBB HBP BLK WP HR S P ERA WHIP	IP WLS BF H R ER SO BB IBB HBP BLK WP HR S P ERA WHIP	IP WLS BF H R ER SO BB IBB HBP BLK WP HR S P ERA WHIP	IP WLS BF H R ER SO BB IBB HBP BLK WP HR S P ERA WHIP	IP WLS BF H R ER SO BB IBB HBP BLK WP HR S P ERA WHIP	IP WLS BF H R ER SO BB IBB HBP BLK WP HR S P ERA WHIP	IP WLS BF H R ER SO BB IBB HBP BLK WP HR S P ERA WHIP	IP WLS BF H R ER SO BB IBB HBP BLK WP HR S P ERA WHIP
Alex Fernandez, R ERA: 2.79 (1, 1)	4.2 L 21 6 2 2 2 2 2 0 0 0 0 0 57 95 3.86 1.714										
Brian Edmondson, R ERA: 2.7 (5, 1)	3.1 10 0 0 0 3 2 0 0 0 0 0 0 25 44 0.00 0.600										
Vic Darensbourg, L ERA: (9, 1)	0.2 2 0 0 0 1 0 0 0 0 0 0 0 6 8 0.00 0.000										
Antonio Alfonseca, R ERA: 4.91 (9, 1)	0.1 1 0 0 0 0 0 0 0 0 0 0 0 3 4 0.00 0.000										

Philadelphia Phillies @ Florida Marlins
Pro Player Stadium, Miami, FL
Sun Apr 11 1999, 1:05 PM EDT
Att. 14,954 - Unknown - 85 F

livebaseballscorecards.com

AB	30
R	2
H	6
RBI	2
BB	4
SO	6
LOB	14



Batter	1	2	3	4	5	6	7	8	9	AB	R	H	RBI	BB	SO	LOB
Luis Castillo, S OBP: 0.385, SLG: 0.348 (1, 4)	1-0 E S G6-3 1B		1-1 S 1B			3-2 L8		4-1 SAFE BB 1-2 G5-3 BB		3	1	2	0	1	0	0
Alex Gonzalez, R OBP: 0.115, SLG: 0.154 (1, 6)	1-2 G6-3 1-H		3-2 SAFE P4 1-2			1-2 F9		3-2 G5-3 1-2 2-3f		4	0	0	1	0	0	3
Mark Kotsay, L Antonio Alfonseca, R (1, 9) (9, 1)	0-0 F7					3-2 BLK 1B		0-1 P5		4	0	1	0	0	1	2
Derrek Lee, R OBP: 0.292, SLG: 0.364 (1, 3)	1-1 G5-3					2-3 K		2-1 F7		4	0	0	0	0	1	1
Todd Dunwoody, L OBP: 0.261, SLG: 0.238 (1, 8)		1-2 F8				2-2 F8 1-2		4-2 S BB		3	0	0	0	1	0	1
Preston Wilson, R OBP: 0.391, SLG: 0.375 (1, 7) (9, 9)		1-2 F8				0-1 P3		4-1 SAFE 1-2 BB		2	0	0	0	2	0	1
Kevin Orle, R OBP: 0.292, SLG: 0.348 (1, 5)		1-0 G1-3				1-2 F7		0-2 P8		4	0	1	0	0	0	2
Mike Redmond, R 9 Guillermo Garcia, R Craig Counsell, L (1, 2) (7, PH) (8, 2) (9, PH)			1-0 F8			0-1 G5-3		0-3 K		2	0	0	0	0	0	0
Alex Fernandez, R Brian Edmondson, R Tim Lincecum, L Jesus Sanchez, L Vic Darenbourg, L Bruce Aven, R (1, 1) (5, 1) (8, PH) (8, PR) (9, 1) (9, 7)			1-2 P8			0-1 G4-3		2-2 G5-3 BB 1B		1	0	0	0	0	0	0

Inning Stats	R: 1	H: 1	E: 0	LOB: 0	K: 0	S: 7	R: 0	H: 0	E: 0	LOB: 0	K: 0	S: 8	R: 0	H: 1	E: 0	LOB: 1	K: 0	S: 9	R: 0	H: 1	E: 0	LOB: 1	K: 1	S: 13	R: 0	H: 0	E: 0	LOB: 0	K: 0	S: 11	R: 0	H: 0	E: 0	LOB: 0	K: 1	S: 10	R: 0	H: 0	E: 0	LOB: 2	K: 1	S: 15	R: 0	H: 1	E: 0	LOB: 2	K: 1	S: 12	R: 0	H: 1	E: 0	LOB: 2	K: 0	S: 11	1B: 5	2B: 0	3B: 0	HR: 0	SF: 0	SAC: 0	DP: 1	HBP: 0	WP: 0	PA: 35
--------------	------	------	------	--------	------	------	------	------	------	--------	------	------	------	------	------	--------	------	------	------	------	------	--------	------	-------	------	------	------	--------	------	-------	------	------	------	--------	------	-------	------	------	------	--------	------	-------	------	------	------	--------	------	-------	------	------	------	--------	------	-------	-------	-------	-------	-------	-------	--------	-------	--------	-------	--------


PITCHER	IP	WLS	BF	H	R	ER	SO	BB	IBB	HBP	BLK	WP	HR	S	P	ERA	WHIP
Chad Ogea, R ERA: 6.52 (1, 1)	6.1	W	23	3	1	0	1	1	0	0	1	0	0	64	94	0.00	0.632
Wayne Gomes, R ERA: (7, 1)	1.1	H	6	1	0	0	1	2	0	0	0	0	0	17	30	0.00	2.250
Jim Poole, L ERA: (8, 1)	0.1	H	1	0	0	0	1	0	0	0	0	0	0	4	7	0.00	0.000
Jeff Brantley, R ERA: (9, 1)	1.0	S	5	1	0	0	0	1	0	0	0	0	0	11	17	0.00	2.000

Philadelphia Phillies @ Florida Marlins
Pro Player Stadium, Miami, FL

Sun Apr 11 1999, 1:05 PM EDT
Att: 14,954 - Unknown - 85 F

AB	31
R	1
H	5
RBI	1
BB	4
SO	3
LOB	14

livebaseballscorecards.com



Batter	1	2	3	4	5	6	7	8	9	AB R H RBI BB SO LOB	TOP			
Otis Nixon, S OBP: 0.148, SLG: 0.185 (1, 7)	0-1 F8 1B 1B		0-0 2B 2B	1-1 G3			0-0 F9		0-2 G5-3	5 2 2 1 0 0 1				
Bret Boone, R OBP: 0.344, SLG: 0.370 (1, 4)	0-0 F7		1-2 1B 2B			2-0 L9	3-1 HR		1-3 K	5 2 2 3 0 1 1				
10 Chipper Jones, S OBP: 0.229, SLG: 0.324 (1, 5)	3-2 F8 1-3		1-3 K			0-2 G4-3	0-3 K		0-1 G1-3	5 0 0 0 0 2 3				
Brian Jordan, R OBP: 0.545, SLG: 0.692 (1, 9)	1-2 1B		2-2 FC5-4 1B			0-0 F8		4-2 HR BB		3 1 2 2 1 0 0				
Javy Lopez, R OBP: 0.292, SLG: 0.522 (1, 2)	0-3 K		1-2 FC5-4 BB			2-3 K		2-1 HR		4 1 1 2 0 2 2				
Ryan Klesko, L OBP: 0.385, SLG: 0.455 (1, 3)		1-1 G5-3	4-1 FC5-4 BB			2-3 K		2-3 K		3 0 0 0 1 2 0				
30 Kevin McGlinchy, R OBP: 0.333, SLG: 0.333 (8, 1)			1-2 BB							0 0 0 0 0 0 0				
Rudy Seanez, R OBP: 0.333, SLG: 0.333 (8, 1)										0 0 0 0 0 0 0				
Andrew Jones, R OBP: 0.242, SLG: 0.207 (1, 8)	0-0 F8		2-2 FC5-4			0-0 G5-3		1-1 G5-3		4 0 0 0 0 0 2				
Walt Weiss, S OBP: 0.346, SLG: 0.286 (1, 6)	3-2 G6-3			1-0 G4-3			3-3 K	1-3 K		4 0 0 0 0 2 0				
29 John Smoltz, R OBP: 0.333, SLG: 0.333 (1, 1)			2-2 2B 1B			3-2 G6-3	1-0 HR 1B		3-3 K	2 1 1 0 0 0 0				
Keith Lockhart, L OBP: 0.333, SLG: 0.333 (7, PH)										1 1 1 0 0 0 0				
Mike Cather, R OBP: 0.333, SLG: 0.333 (7, 1)										0 0 0 0 0 0 0				
Brian Hunter, R OBP: 0.143, SLG: 0.571 (8, 3)										1 0 0 0 0 1 0				
Inning Stats	R: 1 H: 2 E: 0 LOB: 1 K: 1 BB: 0 S: 13 P: 17	R: 0 H: 0 E: 0 LOB: 0 K: 0 BB: 0 S: 6 P: 10	R: 3 H: 4 E: 0 LOB: 2 K: 1 BB: 1 S: 23 P: 36	R: 0 H: 0 E: 0 LOB: 0 K: 0 BB: 0 S: 7 P: 12	R: 0 H: 0 E: 0 LOB: 0 K: 0 BB: 0 S: 6 P: 8	R: 0 H: 0 E: 0 LOB: 0 K: 2 BB: 0 S: 7 P: 11	R: 2 H: 2 E: 0 LOB: 0 K: 2 BB: 0 S: 11 P: 18	R: 2 H: 1 E: 0 LOB: 0 K: 2 BB: 1 S: 12 P: 22	R: 0 H: 0 E: 0 LOB: 1 K: 2 BB: 0 S: 11 P: 15	1B: 5 SF: 0 2B: 2 SAC: 0 3B: 0 DP: 0 HR: 2 HBP: 0	WP: 0 PA: 39 PB: 1 SB: 1 CS: 0			
PITCHER	IP WLS BF H R ER SO BB IBB HBP BLK WP HR S P ERA WHIP													
Carlton Loewer, R ERA: 5.54 (1, 1)	6.1		7 5 5 5 1 0 0 0 0 0 0 0 67 103 7.11 1.263											
Yorkis Perez, L ERA: 3.38 (7, 1)	0.2		3 1 1 1 1 0 0 0 0 0 0 0 1 6 9 13.50 1.500											
Ken Ryan, R ERA: 4.5 (8, 1)	1.0	L	5 1 2 2 2 1 0 0 0 0 0 0 1 12 22 18.00 2.000											
Wayne Gomes, R ERA: (9, 1)	1.0		4 0 0 0 2 0 0 0 0 0 0 0 0 11 15 0.00 0.000											

Atlanta Braves @ Philadelphia Phillies
Veterans Stadium, Philadelphia, PA

Mon Apr 12 1999, 3:05 PM EDT
Att. 37,582 - Cloudy - 54 F

livebaseballscorecards.com

AB 37
R 8
H 9
RBI 8
BB 2
SO 10
LOB 9



Batter	1	2	3	4	5	6	7	8	9	AB R H RBI BB SO LOB
Doug Glanville, R (1, 8) OBP: 0.313, SLG: 0.269	0-1 G4-3		1-1 1B 1B		0-0 WP G4-3 2B		0-0 P6		2-3 K	5 1 2 0 0 1 0
Marlon Anderson, L (1, 4) OBP: 0.229, SLG: 0.242	1-1 G4-3		1-2 F9		3-2 G4-3 2-H		1-2 P6		1-2 G6-3	5 0 0 1 0 0 1
Scott Rolen, R (1, 5) OBP: 0.389, SLG: 0.733	0-2 L9		1-3 K		0-3 K		1-2 HR		4-0 DI BB	4 1 1 1 1 2 1
Rico Brogna, L (1, 3) OBP: 0.278, SLG: 0.441		1-2 1B 3B 1B	1-2 1B		1-1 1B		0-0 L8		1-2 G3	5 1 3 0 0 0 1
Ron Gant, R (1, 7) OBP: 0.226, SLG: 0.080		4-0 1B 3B BB	1-3 K		1-2 P6			4-0 1B BB		2 1 0 0 2 1 3
Bobby Abreu, L (1, 9) OBP: 0.290, SLG: 0.276		0-1 3B 1B		0-3 K		2-2 F8		2-3 K		4 1 1 0 0 2 1
Mike Lieberthal, R (1, 2) OBP: 0.481, SLG: 0.640		2-3 K		4-2 BB		1-3 K		3-2 FC5-4 1B		3 0 1 0 1 2 3
Desi Relaford, S (1, 6) Yorkis Perez, L (7, 1) Ken Ryan, R (8, 1) 23 Kevin Jordan, R (8, PH) Wayne Gomes, R (9, 1)		2-2 CS 3B		3-2 P4		0-0 B1		1-3 K		3 0 1 3 0 0 1 0 0 0 0 0 0 0 0 0 0 0 0 0 0 1 0 0 0 0 1 2 0 0 0 0 0 0 0
Carlton Loewer, R (1, 1) Alex Arias, R (7, 6)		3-3 3-H K		2-3 K			1-0 HR	2-1 FC5-4		2 0 0 0 0 2 2 2 1 1 1 0 0 2

Inning Stats	R: 0	H: 0	E: 0	K: 7	S: 7	H: 0	LOB: 0	BB: 0	P: 8	R: 3	H: 3	E: 0	K: 2	S: 16	R: 0	H: 2	E: 0	K: 2	S: 16	R: 0	H: 0	E: 0	K: 2	S: 11	R: 1	H: 2	E: 0	K: 1	S: 13	R: 0	H: 0	E: 0	K: 1	S: 9	R: 2	H: 2	E: 0	K: 0	S: 11	R: 0	H: 1	E: 0	K: 2	S: 11	R: 0	H: 0	E: 0	K: 1	S: 9	1B: 6	2B: 1	3B: 1	HR: 2	SF: 0	SAC: 0	DP: 0	HBP: 0	WP: 1	PA: 40
--------------	------	------	------	------	------	------	--------	-------	------	------	------	------	------	-------	------	------	------	------	-------	------	------	------	------	-------	------	------	------	------	-------	------	------	------	------	------	------	------	------	------	-------	------	------	------	------	-------	------	------	------	------	------	-------	-------	-------	-------	-------	--------	-------	--------	-------	--------

PITCHER	IP	WLS	BF	H	R	ER	SO	BB	IBB	HBP	BLK	WP	HR	S	P	ERA	WHIP
29 John Smoltz, R (1, 1) ERA: 2.77	6.0		26	7	4	4	8	2	0	0	0	1	0	72	107	6.00	1.500
Mike Cather, R (7, 1) ERA: 10.13	1.0	W	5	2	2	2	0	0	0	0	0	0	2	11	14	18.00	2.000
30 Kevin McGlinchy, R (8, 1) ERA: 2.45	0.1		3	1	0	0	1	1	0	0	0	0	0	6	15	0.00	6.000
Rudy Seanez, R (8, 1) ERA: 1.93	1.2	S	6	0	0	0	2	1	0	0	0	0	0	14	25	0.00	0.600

BOTTOM

Atlanta Braves @ Philadelphia Phillies
Veterans Stadium, Philadelphia, PA

Mon Apr 12 1999, 3:05 PM EDT
Att: 37,582 - Cloudy - 54 F

AB	36
R	6
H	10
RBI	6
BB	4
SO	11
LOB	17



PITCHER	IP	WLS	BF	H	R	ER	SO	BB	IBB	HBP	BLK	WP	HR	S	P	ERA	WHIP
---------	----	-----	----	---	---	----	----	----	-----	-----	-----	----	----	---	---	-----	------

Batter	1	2	3	4	5	6	7	8	9	AB	R	H	RBI	BB	SO	LOB	TOP					
Otis Nixon, S (1, 7) OBP: 0.219, SLG: 0.200 30 Kevin McGlinchy, R (7, 1) Odalis Perez, L (8, 1) Justin Speier, R (9, 1)	4-1 BB	2-2 G6-3 BB		4-1 BB		0-0 1B	1-2 F8 BB			3	3	1	0	2	0	0						
Bret Boone, R (1, 4) OBP: 0.324, SLG: 0.344	0-1 1B	1-1 P4 BB		1-3 K BB		2-3 K BB	3-2 G6-3 BB			5	1	1	0	0	2	2						
10 Chipper Jones, S (1, 5) OBP: 0.275, SLG: 0.447	2-2 2B	0-0 HR		1-1 F7 BB		4-0 BB		3-1 G3 BB		4	2	2	2	1	0	1						
Brian Jordan, R (1, 9) OBP: 0.500, SLG: 0.667	2-3 K BB	3-1 P6 HR		0-0 BB		0-0 SF8 BB		1-3 K BB		4	0	1	2	0	2	2						
Javy Lopez, R (1, 2) OBP: 0.345, SLG: 0.630 Eddie Pérez, R (9, 2) OBP: 0.250, SLG: 0.250	4-1 BB		0-0 HR		3-3 K HR		1-2 1B		1-3 K BB		4	2	2	1	1	2	1					
Ryan Klesko, L (1, 3) OBP: 0.452, SLG: 0.556 Brian Hunter, R (9, PR) OBP: 0.143, SLG: 0.571	0-2 2B		0-0 1B		0-0 1B		0-1 F8 1B		2-2 1B		5	0	4	2	0	0	2					
Andruw Jones, R (1, 8) OBP: 0.289, SLG: 0.194	1-1 HBP		1-0 FC6-4 BB		4-2 BB		4-1 BB		3-2 FC5-4 BB		2	1	0	0	2	0	2					
Walt Weiss, S (1, 6) OBP: 0.323, SLG: 0.240	4-0 IBB		0-1 G6-3 BB		0-0 FC6-4 BB		0-0 F8 BB		0-1 FC3-6 BB		4	0	0	0	1	0	5					
Kevin Millwood, R (1, 1) OBP: 0.200, SLG: 0.400 Gerald Williams, R (7, PH) OBP: 0.308, SLG: 0.538	0-1 G1-2-3 IBB		2-3 K BB		0-3 K BB		1-2 HR		0-0 F8 BB		3	0	0	0	0	2	6					
Inning Stats	R: 4 E: 0 K: 1 S: 16	H: 3 LOB: 2 BB: 3 P: 33	R: 1 E: 0 K: 0 S: 8	H: 1 LOB: 0 BB: 0 P: 14	R: 1 E: 0 K: 1 S: 8	H: 2 LOB: 1 BB: 0 P: 11	R: 1 E: 0 K: 2 S: 12	H: 1 LOB: 1 BB: 1 P: 21	R: 0 E: 0 K: 1 S: 8	H: 1 LOB: 1 BB: 1 P: 12	R: 1 E: 0 K: 1 S: 13	H: 2 LOB: 2 BB: 1 P: 20	R: 2 E: 0 K: 0 S: 14	H: 1 LOB: 0 BB: 1 P: 23	R: 0 E: 0 K: 2 S: 10	H: 0 LOB: 0 BB: 0 P: 15	R: 0 E: 0 K: 0 S: 10	H: 1 LOB: 1 BB: 0 P: 15	1B: 6 2B: 3 3B: 0 HR: 3	SF: 1 SAC: 0 DP: 1 HBP: 1	WP: 2 PB: 0 SB: 1 CS: 1	PA: 45
PITCHER	Paul Byrd, R (1, 1) ERA: 7.45 Paul Spoljaric, L (3, 1) ERA: 7.71 Mike Grace, R (6, 1) ERA: 7.11 Yorkis Perez, L (7, 1) ERA: 7.36 Wayne Gomes, R (8, 1) ERA:	IP: 2.1 WLS: L BF: 16 H: 6 R: 6 ER: 6 SO: 1 BB: 2 IBB: 1 HBP: 1 BLK: 1 WP: 1 HR: 2 S: 27 P: 51 ERA: 23.14 WHIP: 3.429	Ken Ryan, R (9, 1) ERA: 3.6	IP: 1.0 WLS: 4 BF: 4 H: 1 R: 0 ER: 0 SO: 0 BB: 0 IBB: 0 HBP: 0 BLK: 0 WP: 0 HR: 0 S: 10 P: 15 ERA: 0.00 WHIP: 1.000																		

Atlanta Braves @ Philadelphia Phillies
 Veterans Stadium, Philadelphia, PA
 Wed Apr 14 1999, 7:05 PM EDT
 Att. 16,287 - Unknown - 68 F

AB	36
R	10
H	12
RBI	9
BB	7
SO	8
LOB	22



Batter	1	2	3	4	5	6	7	8	9	AB	R	H	RBI	BB	SO	LOB
Doug Glanville, R OBP: 0.297, SLG: 0.258 (1, 8)	F8			BB 1B	F9		G4-3		P3	5	1	1	0	0	0	2
Marlon Anderson, L OBP: 0.250, SLG: 0.243 (1, 4)	F8			BB 1B	E6		L8		K	4	2	1	1	1	1	1
Scott Rolen, R OBP: 0.390, SLG: 0.714 (1, 5)	F8			K	1B		2B		K	5	0	2	0	0	2	3
Rico Brogna, L OBP: 0.300, SLG: 0.432 (1, 3)			K	1B BB	1B		F7			3	0	1	1	1	1	1
Ron Gant, R OBP: 0.200, SLG: 0.069 (1, 7)			K	K	P6				G5-3	4	0	0	0	0	2	5
Bobby Abreu, L OBP: 0.314, SLG: 0.333 (1, 9)			F7	1B	G4-3		2B		K	4	0	2	2	0	1	0
Mike Lieberthal, R OBP: 0.452, SLG: 0.586 (1, 2)			F7	G6-3	G5-3		G5-3		1B	4	0	1	0	0	0	3
Desi Relaford, S OBP: 0.375, SLG: 0.409 (1, 6)			K		G4-3		G4-3		K	4	1	1	0	0	2	2
Paul Byrd, R Paul Spoljaric, R 15 David Doster, R Alvin Gentry, R Kevin Seifick, R Yorkis Perez, L Wayne Gomes, R Ken Ryan, R 23 Kevin Jordan, R			G4-3		G5-3		K		BB	0	0	0	0	0	0	0

BOTTOM

Atlanta Braves @ Philadelphia Phillies
Veterans Stadium, Philadelphia, PA
Wed Apr 14 1999, 7:05 PM EDT
Att: 16,287 - Unknown - 68 F

livebaseballscorecards.com

AB	36
R	4
H	9
RBI	4
BB	3
SO	10
LOB	19



Inning	R	H	E	K	S	H	LOB	BB	P	SO	1B	2B	3B	HR	SF	SAC	DP	HBP
1	0	0	0	0	10	0	0	0	12	0	7	2	0	0	0	0	0	0
2	0	0	0	2	7	0	0	0	11	0	0	0	0	0	0	0	0	0
3	0	0	0	1	6	0	0	0	12	0	0	0	0	0	0	0	0	0
4	2	2	0	2	18	0	2	2	32	0	0	0	0	0	0	0	0	0
5	2	4	1	0	11	0	2	0	16	0	0	0	0	0	0	0	0	0
6	0	1	0	1	11	0	1	0	14	0	0	0	0	0	0	0	0	0
7	0	1	0	0	8	0	1	0	13	0	0	0	0	0	0	0	0	0
8	0	1	0	2	9	0	1	0	15	0	0	0	0	0	0	0	0	0
9	0	0	0	0	14	0	0	1	22	0	0	0	0	0	0	0	0	0

PITCHER	IP	WLS	BF	H	R	ER	SO	BB	IBB	HBP	BLK	WP	HR	S	P	ERA	WHIP
Kevin Millwood, R ERA: 5.68 (1, 1)	6.0	W	27	7	4	4	6	2	0	0	0	0	0	59	95	6.00	1.500
30 Kevin McGlinchy, R ERA: 1.93 (7, 1)	1.0		4	1	0	0	0	0	0	0	0	0	0	8	13	0.00	1.000
Odalis Perez, L ERA: (8, 1)	1.0		4	1	0	0	2	0	0	0	0	0	0	9	15	0.00	1.000
Justin Speier, R ERA: (9, 1)	1.0		4	0	0	0	2	1	0	0	0	0	0	14	22	0.00	1.000

WP	PA	ERA	WHIP
0	39		

Batter	1	2	3	4	5	6	7	8	9	AB R H RBI BB SO LOB	TOP	
Luis Castillo, S (1, 4) OBP: 0.419, SLG: 0.432 Archie Corbin, R (5, 1) Braden Loper, R (7, 1) Preston Wilson, R (8, PH) Antonio Alfonseca, R (8, 1)	1-1 E PO 2B		1-2 G4-3		0-3 K			2-3 K		3 0 1 0 0 1 1 0 0 0 0 0 0 0 0 0 0 0 0 0 0 1 0 0 0 0 1 0 0 0 0 0 0 0 0	Florida Marlins @ Philadelphia Phillies Veterans Stadium, Philadelphia, PA Fri Apr 16 1999, 7:05 PM EDT Att. 12,079 - Cloudy - 51 F	
Alex Gonzalez, R (1, 6) OBP: 0.233, SLG: 0.310 Dave Berg, R (6, 6)	0-0 E4 PO 2-3		0-0 3-H 1B			1-2 F8		2-2 L8		3 0 1 1 0 0 1 1 0 0 0 0 0 0		
Mark Kotsay, L (1, 9) OBP: 0.342, SLG: 0.371	1-3 K		1-3 K			1-0 L7		1-1 F7		4 0 0 0 0 2 3		
Derrek Lee, R (1, 3) OBP: 0.238, SLG: 0.316	1-3 K			1-0 HR		4-2 BB		4-2 2B BB		2 2 1 1 2 1 2		
Tim Hyers, L (1, 7) OBP: 0.417, SLG: 0.500	3-2 PO 1-2 3-H	1-3 K		2-1 L8		2-3 K		1-3 K		4 0 0 0 0 3 2		
Bruce Aven, R (1, 8) OBP: 0.273, SLG: 0.700		2-1 G6-4-3 1B		0-3 K			1-3 K		0-3 K	4 0 1 0 0 3 1		
Kevin Orie, R (1, 5) OBP: 0.378, SLG: 0.441		0-0 G6-4-3 1-2f		2-2 G6-3			1-0 G4-3		1-2 1-H 2B	4 0 1 1 0 0 1		
Jorge Fabregas, L (1, 2) OBP: 0.320, SLG: 0.273			0-0 G4-3 SH3 1B 1B		3-3 K		1-2 1B		2-3 K	4 1 2 0 0 2 1		
Dennis Springer, R (1, 1) Rafael Medina, R (3, 1) Craig Counsell, L (5, PH) (5, 4)			0-1 SH3		0-3 K		1-0 P4			0 0 0 0 0 0 0 0 0 0 0 0 0 0 2 0 0 0 0 1 1		
Inning Stats	R: 0 H: 1 E: 1 LOB: 1 K: 2 BB: 0 S: 12 P: 18	R: 0 H: 1 E: 0 LOB: 0 K: 1 BB: 0 S: 6 P: 9	R: 1 H: 2 E: 0 LOB: 1 K: 1 BB: 0 S: 10 P: 12	R: 1 H: 1 E: 0 LOB: 0 K: 1 BB: 0 S: 9 P: 14	R: 0 H: 0 E: 0 LOB: 0 K: 3 BB: 0 S: 9 P: 12	R: 0 H: 0 E: 0 LOB: 1 K: 1 BB: 1 S: 10 P: 18	R: 0 H: 1 E: 0 LOB: 1 K: 1 BB: 0 S: 8 P: 12	R: 0 H: 0 E: 0 LOB: 0 K: 1 BB: 0 S: 9 P: 14	R: 1 H: 1 E: 0 LOB: 1 K: 3 BB: 1 S: 19 P: 27	1B: 4 SF: 0 2B: 2 SAC: 1 3B: 0 DP: 1 HR: 1 HBP: 0	WP: 0 PA: 36 PB: 0 SB: 0 CS: 0	
PITCHER Curt Schilling, R (1, 1) ERA: 3.27 Jeff Brantley, R (9, 1) ERA: 1.69	IP WLS BF H R ER SO BB IBB HBP BLK WP HR S P ERA WHIP	8.0 W 30 6 2 2 11 1 0 0 0 0 1 73 109 2.25 0.875	1.0 5 1 1 1 3 1 0 0 0 0 0 0 19 27 9.00 2.000	PITCHER IP WLS BF H R ER SO BB IBB HBP BLK WP HR S P ERA WHIP								

livebaseballscorecards.com

AB	32
R	3
H	7
RBI	3
BB	2
SO	14
LOB	13



Batter	1	2	3	4	5	6	7	8	9
Doug Glanville, R OBP: 0.326, SLG: 0.324 (1, 8)	2-1 WP G3-6-1 2B	3-2 FC4-6 2-H 3-H 1B		0-1 FC6-4 1-2 1B	0-3 K 1		1-3 K 1-F X	0-1 G6-4-3 1-2f 2	
Marlon Anderson, L OBP: 0.250, SLG: 0.244 15 David Doster, R OBP: 0.667, SLG: 0.500 (1, 4) (7, 4)	0-3 K 1	0-0 FC4-6 1-2f 2		1-2 FC6-4 BB HR 1-2f 2-3	0-0 3-H 1B		4-0 1B BB G4-3 1-2 BB		
Scott Rolen, R OBP: 0.391, SLG: 0.658 Jeff Brantley, R (1, 5) (9, 1)	4-2 G3-6-1 2-3 BB	1-0 G1-3 3		3-2 F8 2	0-0 P6 2		4-1 G4-3 1B HR 1-2 2-3 BB		
Rico Brogna, L OBP: 0.333, SLG: 0.439 (1, 3)	2-1 G3-6-1 1-2f 3-H		1-2 CS 1B	4-0 1-2 HR BB	0-2 F9 3		1-1 1-2 2-3 3-H HR 1B		
Mike Lieberthal, R OBP: 0.472, SLG: 0.606 Gary Bennett, R (1, 2) (9, 2)		1-2 1B 2B 1B	1-1 1-2 2B	4-1 1-2 2-3 3-H HR BB		1-2 G6-3 1	1-2 G4-3 2		
Bobby Abreu, L OBP: 0.359, SLG: 0.444 Rob Ducey, L OBP: 0.250, SLG: 0.625 (1, 9) (7, 7)		2-0 2B 1-2 1B 1B	4-2 BB	1-1 1-H 2-H 3-H HR		0-3 K 2	1-2 2-H 3-H HR		
Alex Arias, R OBP: 0.471, SLG: 0.800 (1, 6)		1-2 1B 1-3 2-H 2B	3-2 F8 2	0-0 F8 3		4-1 FC6-4 BB	1-0 G4-3 3		
Kevin Sevcik, R OBP: 0.182, SLG: 0.273 (1, 7) (7, 9)		0-1 SH1-4 1B 2-3 3-H 1B	0-0 F8 3		0-0 3B 2B	1-2 FC6-4 1-2f 3	2-1 F8 1		
Curt Schilling, R OBP: 0.375, SLG: 0.500 23 Kevin Jordan, R OBP: 0.400, SLG: 0.250 (1, 1) (8, PH) (9, 5)		0-0 SH1-4 1		4-2 FC6-4 1B BB BB	1-1 2-H 1B 3B		4-0 BB 15 BB 1B BB	0-0 G6-4-3 1B	

Inning Stats	R: 1	H: 1	E: 0	K: 1	S: 10	H: 1	LOB: 0	BB: 1	P: 18	R: 4	H: 5	E: 0	K: 0	S: 16	H: 2	LOB: 2	BB: 1	P: 20	R: 0	H: 2	E: 0	K: 0	S: 11	R: 5	H: 2	E: 0	K: 0	S: 14	H: 3	LOB: 1	BB: 0	P: 14	R: 0	H: 0	E: 0	K: 1	S: 11	R: 5	H: 2	E: 0	K: 1	S: 15	R: 0	H: 1	E: 0	K: 0	S: 5	

PITCHER	IP	WLS	BF	H	R	ER	SO	BB	IBB	HBP	BLK	WP	HR	S	P	ERA	WHIP
Dennis Springer, R ERA: 6.52 (1, 1)	2.1	L	15	8	5	5	1	2	0	0	0	1	0	33	55	19.29	4.286
Rafael Medina, R ERA: 13.5 (3, 1)	1.2		10	2	5	5	0	3	0	0	0	0	1	18	38	27.00	3.000
Archie Corbin, R ERA: 23.14 (5, 1)	2.1		15	4	6	6	3	4	0	0	0	0	0	30	51	23.14	3.429
Braden Loper, R ERA: 4.5 (7, 1)	0.2		3	1	1	1	0	0	0	0	0	0	1	9	12	13.50	1.500
Antonio Alfonseca, R ERA: 4.76 (8, 1)	1.0		3	1	0	0	0	0	0	0	0	0	0	5	7	0.00	1.000

BOTTOM

Florida Marlins @ Philadelphia Phillies
Veterans Stadium, Philadelphia, PA

Fri Apr 16 1999, 7:05 PM EDT
Att: 12,079 - Cloudy - 51 F

AB	R	H	RBI	BB	SO	LOB
6	1	3	2	0	2	3
4	1	1	1	0	1	4
0	1	0	0	1	0	0
3	1	0	0	2	0	4
0	0	0	0	0	0	0
4	2	2	1	1	0	2
4	2	2	2	1	0	2
0	0	0	0	0	0	0
3	2	2	4	1	1	0
1	1	1	3	0	0	0
4	1	1	1	1	0	2
5	2	2	1	0	0	3
1	3	1	1	2	0	0
1	0	1	0	0	0	0

AB	36	R	17	H	16	RBI	16	BB	9	SO	4	LOB	20
----	----	---	----	---	----	-----	----	----	---	----	---	-----	----

1B	9	SF	0	2B	4	SAC	1	3B	1	DP	2	HR	2	HBP	0
----	---	----	---	----	---	-----	---	----	---	----	---	----	---	-----	---

WP	1	PA	46	PB	0	SB	0	CS	1
----	---	----	----	----	---	----	---	----	---

PITCHER	IP	WLS	BF	H	R	ER	SO	BB	IBB	HBP	BLK	WP	HR	S	P	ERA	WHIP
---------	----	-----	----	---	---	----	----	----	-----	-----	-----	----	----	---	---	-----	------

Batter	1	2	3	4	5	6	7	8	9	AB R H RBI BB SO LOB	TOP																	
Luis Castillo, S OBP: 0.417, SLG: 0.439 (1, 4) X	0-0 G4-3		2-0 G6-3		4-2 BB			3-2 SH5-4 1B 2B	3-2 G6-3	4 1 1 0 1 0 2																		
Alex Gonzalez, R OBP: 0.222, SLG: 0.295 (1, 6) C F B S	1-3 K			2-2 G5-3	2-1 P6			0-0 SH5-4		2 0 0 0 0 1 0 1 0 0 0 0 0 2																		
Mark Kotsay, L OBP: 0.333, SLG: 0.359 (1, 9) X	0-0 G6-3			0-1 FC5-4 1B		1-2 G4-3		2-1 G3		4 0 1 0 0 0 1																		
Derrek Lee, R OBP: 0.239, SLG: 0.293 (1, 3) F B X		1-2 G5-3		2-2 FC5-4 WP BB 1-2f		0-1 F9		4-1 1B BB		3 0 0 0 1 0 1																		
Todd Dunwoody, L OBP: 0.341, SLG: 0.297 (1, 8) X		0-1 1B		4-1 WP BB 1-2		1-0 F7		2-1 1B		3 0 2 1 1 0 0																		
Preston Wilson, R OBP: 0.268, SLG: 0.324 (1, 7) X		2-1 F9		3-3 K		1-3 K2-3		3-1 G4-1		3 0 0 0 0 2 2 1 0 0 0 0 0 2																		
Tim Hyers, L OBP: 0.385, SLG: 0.455 (8, PH)				1-2 2-3						0 0 0 0 0 0 0																		
Antonio Alfonseca, R (8, 1)																												
Kevin Orie, R OBP: 0.366, SLG: 0.405 (1, 5) B X			3-2 G5-3		1-0 G5-3		4-2 BB		0-1 G6-3	3 0 0 0 1 0 0	AB 32 R 1 H 7 RBI 1 BB 4 SO 4 LOB 12																	
Mike Redmond, R OBP: 0.154, SLG: 0.167 (1, 2) B F B X			2-1 F8		2-0 L5		1-0 P8		1-2 G6-3	3 0 0 0 0 0 1 1 0 0 0 0 0 0																		
Jorge Fabregas, L OBP: 0.308, SLG: 0.261 (9, PH) (9, 2)																												
Livan Hernandez, R OBP: 0.400, SLG: 0.600 (1, 1) X			0-0 2B		0-1 BB 1B		0-3 K		0-0 S 1B	3 0 2 0 0 1 1 0 0 0 0 0 0 0 1 0 1 0 0 0 0																		
Vic Darenbourg, L (8, 1)																												
Bruce Aven, R OBP: 0.333, SLG: 0.727 (8, 7)																												
Inning Stats	R: 0 E: 0 K: 1 S: 6 H: 0 LOB: 0 BB: 0 P: 7	R: 0 E: 0 K: 0 S: 7 H: 1 LOB: 0 BB: 0 P: 10	R: 0 E: 0 K: 0 S: 7 H: 1 LOB: 1 BB: 0 P: 14	R: 0 E: 0 K: 1 S: 14 H: 1 LOB: 2 BB: 1 P: 25	R: 0 E: 0 K: 0 S: 8 H: 1 LOB: 2 BB: 1 P: 17	R: 0 E: 0 K: 0 S: 6 H: 0 LOB: 0 BB: 0 P: 8	R: 0 E: 0 K: 2 S: 10 H: 0 LOB: 1 BB: 1 P: 16	R: 1 E: 0 K: 0 S: 12 H: 2 LOB: 2 BB: 1 P: 26	R: 0 E: 0 K: 0 S: 12 H: 1 LOB: 1 BB: 0 P: 16	1B: 5 2B: 2 3B: 0 HR: 0 SF: 0 SAC: 1 DP: 0 HBP: 0	WP: 1 PB: 0 SB: 1 CS: 0 PA: 37																	
PITCHER	IP WLS BF H R ER SO BB IBB HBP BLK WP HR S P ERA WHIP											PITCHER	IP WLS BF H R ER SO BB IBB HBP BLK WP HR S P ERA WHIP															
Chad Ogea, R ERA: 3.78 (1, 1)	7.0		27	4	0	0	4	3	0	0	0	1	0	58	97	0.00	1.000											
Yorkis Perez, L ERA: 8.31 (8, 1)	0.2	H	3	1	1	1	0	0	0	0	0	0	0	7	12	13.50	1.500											
Wayne Gomes, R ERA: (8, 1)	1.1	W	7	2	0	0	0	1	0	0	0	0	0	17	30	0.00	2.250											

Florida Marlins @ Philadelphia Phillies
Veterans Stadium, Philadelphia, PA
Sat Apr 17 1999, 7:05 PM EDT
Att. 14,817 - Cloudy - 56 F

livebaseballscorecards.com



BOTTOM

Florida Marlins @ Philadelphia Phillies
Veterans Stadium, Philadelphia, PA

livebaseballscorecards.com

AB 30
R 2
H 7
RBI 2
BB 5
SO 7
LOB 13



WP: 0 PA: 37
PB: 0
SB: 1
CS: 0

Sat Apr 17 1999, 7:05 PM EDT
Att: 14,817 - Cloudy - 56 F

AB R H RBI BB SO LOB

5 0 1 1 0 1 0

4 0 2 0 0 0 0

3 0 0 0 1 1 2

4 1 1 0 0 1 2

4 0 1 1 0 2 1

3 1 1 0 1 0 1

1 0 0 0 2 0 1

3 0 1 0 0 0 2

2 0 0 0 0 2 4

1 0 0 0 0 0 0

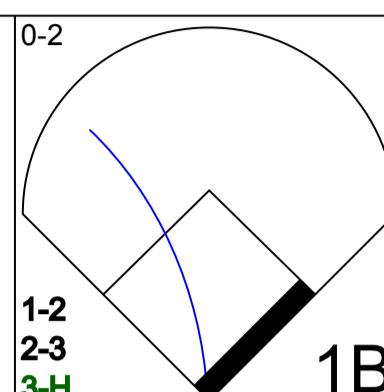
0 0 0 0 0 0 0

0 0 0 0 0 0 0

0 0 0 0 1 0 0

1B: 6 SF: 0
2B: 2 SAC: 1
3B: 0 DP: 1
HR: 0 HBP: 1

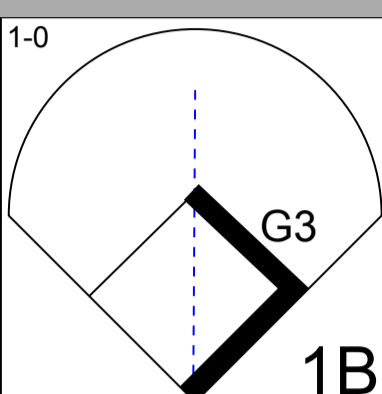
0-2



1-2
2-3
3-H

1B

1-0



1B

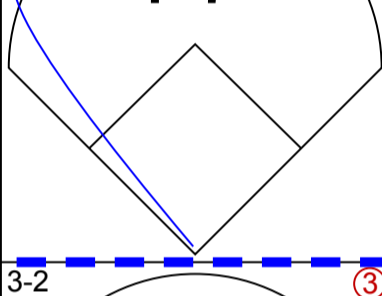
G3

1-2

G3

1-2

0-2

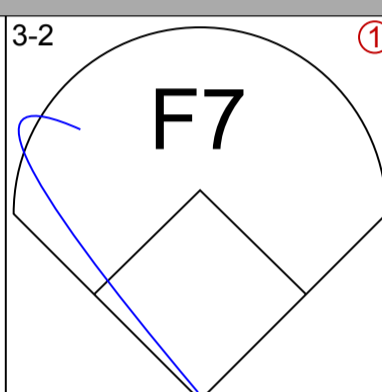


F7

3-2

G5-3

3-2

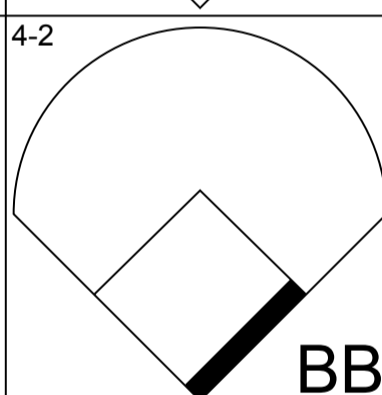


F7

2-3

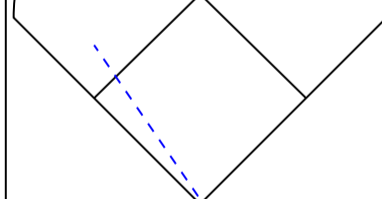
K

4-2



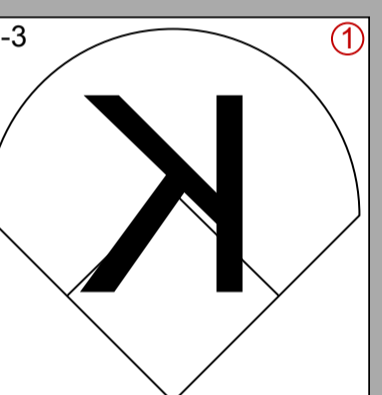
BB

1-0



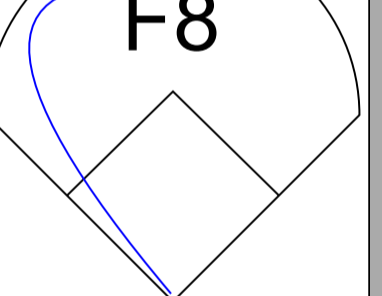
G5-3

2-3



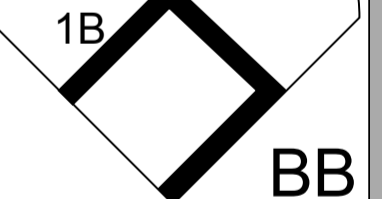
K

0-1



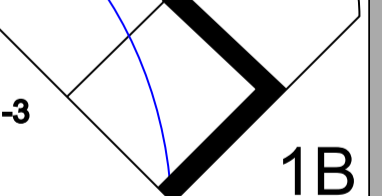
F8

4-2




BB

3-2



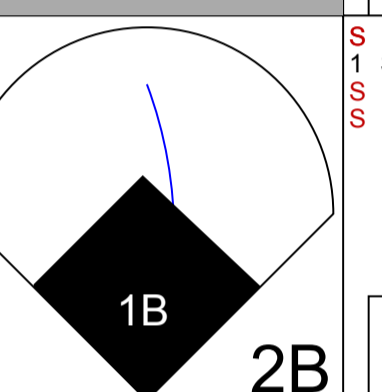
1B

2-3



K

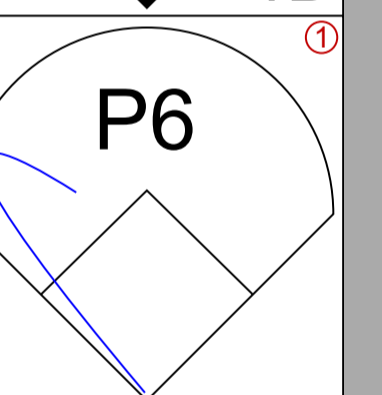
1-0



1B

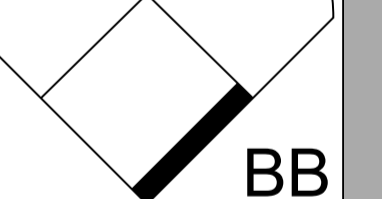
2B

1-1



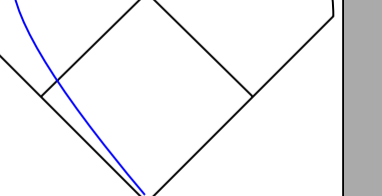
P6

4-1



BB

2-0



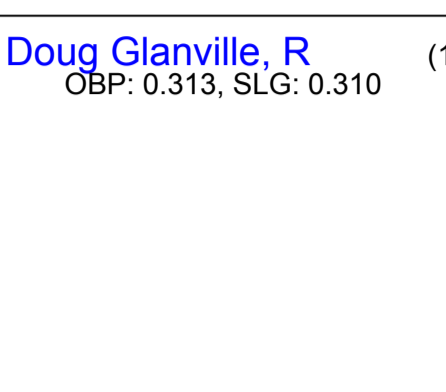
P4

1-3



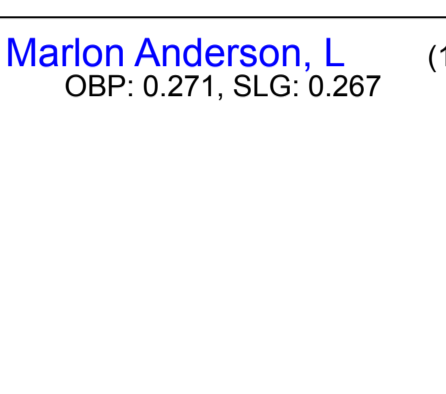
K

(1, 8)



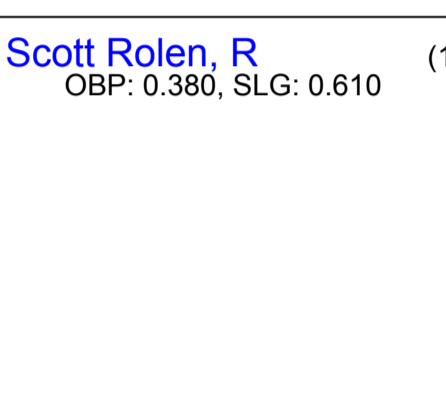
G5-3

(1, 4)



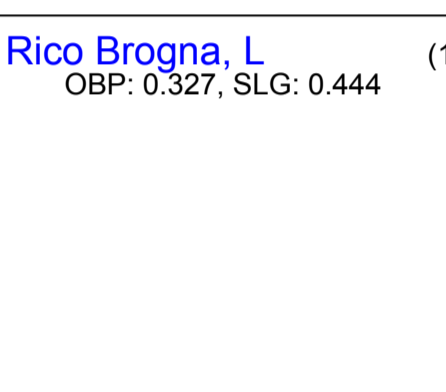
P4

(1, 5)



K

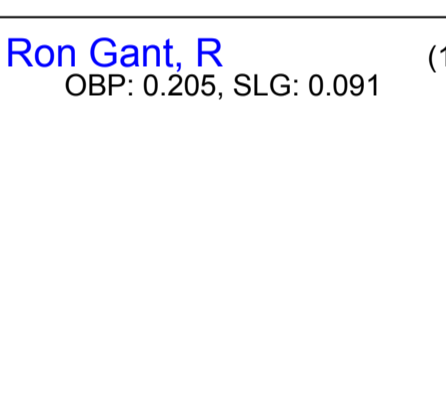
(1, 3)



1B

2B

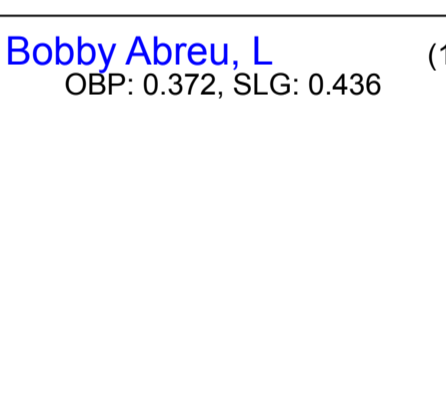
(1, 7)



2-H

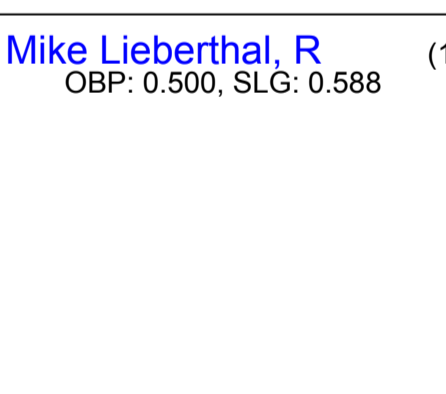
1B

(1, 9)



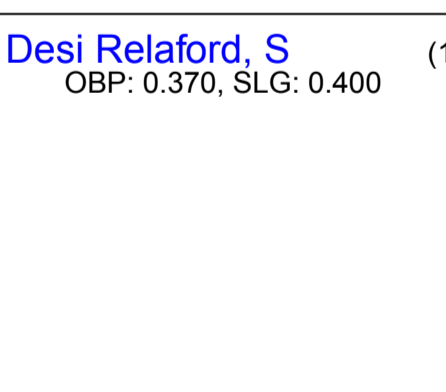
P6

(1, 2)



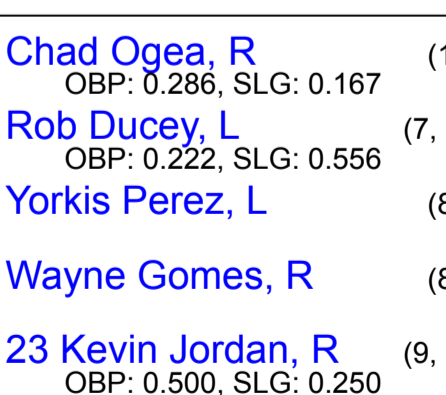
BB

(1, 6)



P4

(1, 1)



K

(7, PH)

Rob Ducey, L

Yorkis Perez, L

Wayne Gomes, R

23 Kevin Jordan, R

IP WLS BF H R ER SO BB IBB HBP BLK WP HR S P ERA WHIP

Livan Hernandez, R (1, 1) 7.1 0 30 5 1 1 7 4 0 0 0 0 0 0 0 0 1.23 1.227

Vic Darensbourg, L (8, 1) 0.1 1 0 0 0 0 0 0 0 0 0 0 0 0 0 0 0.00 0.000

Antonio Alfonseca, R (8, 1) 0.2 L 6 2 1 1 0 0 1 1 0 0 0 0 13 24 13.50 3.000

R: 0 H: 0 E: 0 K: 1 S: 9

H: 0 LOB: 0 BB: 0 P: 12

R: 1 H: 2 E: 0 K: 1 S: 9

H: 2 LOB: 2 BB: 1 P: 19

R: 0 H: 0 E: 0 K: 1 S: 9

H: 0 LOB: 1 BB: 1 P: 14

R: 0 H: 1 E: 0 K: 1 S: 7

H: 1 LOB: 0 BB: 0 P: 11

R: 0 H: 0 E: 0 K: 1 S: 9

H: 0 LOB: 1 BB: 1 P: 19

R: 0 H: 0 E: 0 K: 0 S: 7

H: 0 LOB: 0 BB: 0 P: 14

R: 0 H: 1 E: 0 K: 0 S: 10

H: 2 LOB: 3 BB: 1 P: 18

1B: 6 SF: 0 2B: 2 SAC: 1 3B: 0 DP: 1 HR: 0 HBP: 1

WP: 0 PA: 37 PB: 0 SB: 1 CS: 0

PITCHER IP WLS BF H R ER SO BB IBB HBP BLK WP HR S P ERA WHIP

Livan Hernandez, R (1, 1) 7.1 0 30 5 1 1 7 4 0 0 0 0 0 0 0 0 1.23 1.227

Vic Darensbourg, L (8, 1) 0.1 1 0 0 0 0 0 0 0 0 0 0 0 0 0 0 0.00 0.000


Antonio Alfonseca, R (8, 1) 0.2 L 6 2 1 1 0 0 1 1 0 0 0 0 13 24 13.50 3.000

Batter	1	2	3	4	5	6	7	8	9	AB R H RBI BB SO LOB	TOP												
Luis Castillo, S OBP: 0.385, SLG: 0.400 (1, 4)	2-1 G6-3		1-2 G1-3			0-3 K		3-2 G6-3		4 0 0 0 0 1 0													
Dave Berg, R OBP: 0.250, SLG: 0.417 (1, 6)	0-3 K			0-1 G6-3		0-0 G5-3		1-2 G6-3 2B		4 0 1 0 0 1 0													
Mark Kotsay, L OBP: 0.326, SLG: 0.349 (1, 9) (8, 3)	0-0 G5-3			0-1 G3		1-0 FC5-4 1B		0-0 G6-3 2-3		4 0 1 0 0 0 1													
Derrek Lee, R OBP: 0.220, SLG: 0.267 Matt Mantei, R (8, 1)		2-1 F8		2-3 K		0-1 FC5-4 1-2f		2-1 F8		4 0 0 0 0 1 2 0 0 0 0 0 0 0													
Todd Dunwoody, L OBP: 0.356, SLG: 0.341 (1, 8)		1-0 G3			0-0 G4-3 SF9 2B		1-1 1B 1B		0-2 G3	4 1 2 0 0 0 0													
Preston Wilson, R OBP: 0.311, SLG: 0.447 (1, 7) (8, 9)		0-2 HR			1-0 G4-3 2-3		0-0 1-2 1B		2-2 FC6-4 1B	4 1 3 1 0 0 1													
Kevin Orie, R OBP: 0.333, SLG: 0.375 (1, 5)		2-0 G6-3			3-1 SF9 3-H		2-3 K		1-2 FC6-4 1-2f	3 0 0 1 0 1 3													
Jorge Fabregas, L OBP: 0.300, SLG: 0.259 (1, 2)			1-3 K		0-0 1B		0-1 F8		1-2 F8	4 0 1 0 0 1 3													
Kirt Ojala, L Dennis Springer, R Craig Counsell, L Brian Edmondson, R Tim Hyers, L Archie Cobbin, R Bruce Aven, R (1, 1) (1, 1) (5, PH) (5, 1) (7, PH) (7, 1) (8, 7)			0-0 G6-3		2-1 G4-3		0-2 P5			0 0 0 0 0 0 0 1 0 0 0 0 0 0 1 0 0 0 0 0 1 0 0 0 0 0 0 0 1 0 0 0 0 0 2 0 0 0 0 0 0 0 0 0 0 0 0 0 0													
Inning Stats	R: 0 E: 0 K: 1 S: 6	H: 0 LOB: 0 BB: 0 P: 8	R: 1 E: 0 K: 0 S: 7	H: 1 LOB: 0 BB: 0 P: 12	R: 0 E: 0 K: 1 S: 8	H: 0 LOB: 0 BB: 0 P: 10	R: 0 E: 0 K: 1 S: 9	H: 0 LOB: 0 BB: 0 P: 11	R: 1 E: 0 K: 0 S: 7	H: 2 LOB: 1 BB: 0 P: 13	R: 0 E: 0 K: 1 S: 7	H: 1 LOB: 1 BB: 0 P: 8	R: 0 E: 0 K: 1 S: 13	H: 2 LOB: 2 BB: 0 P: 16	R: 0 E: 0 K: 0 S: 11	H: 1 LOB: 1 BB: 0 P: 17	R: 0 E: 0 K: 0 S: 14	H: 1 LOB: 1 BB: 0 P: 18	1B: 5 2B: 2 3B: 0 HR: 1	SF: 1 SAC: 0 DP: 0 HBP: 0	WP: 0 PB: 0 SB: 0 CS: 0	PA: 35	
PITCHER Carlton Loewer, R ERA: 4.09 (1, 1)	IP 9.0	WLS W	BF 35	H 8	R 2	ER 2	SO 5	BB 0	IBB 0	HBP 0	BLK 0	WP 0	HR 1	S 82	P 113	ERA 2.00	WHIP 0.889						PITCHER IP WLS BF H R ER SO BB IBB HBP BLK WP HR S P ERA WHIP

Florida Marlins @ Philadelphia Phillies
Veterans Stadium, Philadelphia, PA

livebaseballscorecards.com

AB	34
R	2
H	8
RBI	2
BB	0
SO	5
LOB	13



Sun Apr 18 1999, 1:35 PM EDT
Att. 17,176 - Cloudy - 56 F

Batter	1	2	3	4	5	6	7	8	9	AB R H RBI BB SO LOB
Doug Glanville, R (1, 8) OBP: 0.340, SLG: 0.362				G5-3		1-1 2B, 1B	0-0 1-2 1B			5 2 3 0 0 0 1
23 Kevin Jordan, R (1, 4) OBP: 0.545, SLG: 0.444	0-0 1B, 3B, 1B	2-1 G1-3		1-0 2B, 1B		0-1 2B, 1B	1-3 K			5 1 3 0 0 1 2
Scott Rolen, R (1, 5) OBP: 0.382, SLG: 0.609	0-0 1-2 3B, 1B	3-3 K		2-2 1-3 2B		1-1 P5		2-3 K		5 1 2 1 0 2 2
Rico Brogna, L (1, 3) OBP: 0.352, SLG: 0.510	2-0 1-H 2-H 2B, 3B	2-3 K		1-1 G4-3		3-1 1-3 2-H 2B		4-2 BB		4 1 2 3 1 1 2
Ron Gant, R (1, 7) OBP: 0.227, SLG: 0.083	4-0 F8, 2B, BB		0-0 P3		1-0 P5	4-2 BB		2-3 K		3 1 0 0 2 1 1
Kevin Seifak, R (9, 7) OBP: 0.182, SLG: 0.273										0 0 0 0 0 0 0
Bobby Abreu, L (1, 9) OBP: 0.333, SLG: 0.386	3-2 F8		2-2 G6-3		0-1 G4-3	1-3 K		2-2 K		5 0 0 0 0 2 6
Mike Lieberthal, R (1, 2) OBP: 0.523, SLG: 0.583	4-1 2B, BB		2-1 1B		4-2 BB			2-2 L8		2 0 1 0 2 0 0
Desi Relaford, S (1, 6) OBP: 0.355, SLG: 0.414	1-1 1-H 2-H 3-H 1B, 2B		0-1 G4-3		1-0 F8			3-3 K		4 1 1 2 0 1 2
Carlton Loewer, R (1, 1) OBP: 0.250, SLG: 0.250	3-2 2-H 1B			3-2 G6-3		1-1 G6-3	3-2 1B, 1B			4 0 2 1 0 0 0

Inning Stats	R: 6 E: 0 K: 0 S: 21	H: 6 LOB: 1 BB: 2 P: 42	R: 0 E: 0 K: 2 S: 9	H: 0 LOB: 0 BB: 0 P: 16	R: 0 E: 0 K: 0 S: 8	H: 1 LOB: 1 BB: 0 P: 12	R: 0 E: 0 K: 0 S: 14	H: 2 LOB: 2 BB: 0 P: 24	R: 0 E: 0 K: 0 S: 8	H: 0 LOB: 1 BB: 1 P: 14	R: 1 E: 0 K: 1 S: 17	H: 3 LOB: 3 BB: 1 P: 28	R: 0 E: 0 K: 2 S: 16	H: 2 LOB: 2 BB: 0 P: 25	R: 0 E: 0 K: 3 S: 11	H: 0 LOB: 1 BB: 1 P: 21	1B: 9 2B: 4 3B: 1 HR: 0	SF: 0 SAC: 0 DP: 0 HBP: 0	WP: 0 PB: 0 SB: 0 CS: 0	PA: 42
--------------	-------------------------------	----------------------------------	------------------------------	----------------------------------	------------------------------	----------------------------------	-------------------------------	----------------------------------	------------------------------	----------------------------------	-------------------------------	----------------------------------	-------------------------------	----------------------------------	-------------------------------	----------------------------------	----------------------------------	------------------------------------	----------------------------------	--------

PITCHER	IP	WLS	BF	H	R	ER	SO	BB	IBB	HBP	BLK	WP	HR	S	P	ERA	WHIP	PITCHER	IP	WLS	BF	H	R	ER	SO	BB	IBB	HBP	BLK	WP	HR	S	P	ERA	WHIP			
Kirt Ojala, L (1, 1) ERA: 31.91	0.2	L	9	6	6	6	0	2	0	0	0	0	0	17	37	81.00	12.000																					
Dennis Springer, R (1, 1) ERA: 4.85	3.1		13	3	0	0	2	0	0	0	0	0	0	35	57	0.00	0.900																					
Brian Edmondson, R (5, 1) ERA: 2.08	2.0		11	3	1	1	1	2	0	0	0	0	0	25	42	4.50	2.500																					
Archie Corbin, R (7, 1) ERA: 16.2	1.0		5	2	0	0	2	0	0	0	0	0	0	16	25	0.00	2.000																					
Matt Mantei, R (8, 1) ERA: 2.08	1.0		4	0	0	0	3	1	0	0	0	0	0	11	21	0.00	1.000																					

Florida Marlins @ Philadelphia Phillies
Veterans Stadium, Philadelphia, PA
Sun Apr 18 1999, 1:35 PM EDT
Att. 17,176 - Cloudy - 56 F

AB	37
R	7
H	14
RBI	7
BB	5
SO	8
LOB	16



Batter	1	2	3	4	5	6	7	8	9	AB R H RBI BB SO LOB	TOP											
Doug Glanville, R (1, 8) OBP: 0.316, SLG: 0.333	1-1 F8			1-1 L4		1-1 G6-3		2-1 FC4-6 1-2f		4 0 0 0 0 0 1												
Marlon Anderson, L (1, 4) OBP: 0.250, SLG: 0.245	1-3 K			0-0 G4-3		0-1 L7			0-1 G1-3	4 0 0 0 0 1 0												
Scott Rolen, R (1, 5) OBP: 0.373, SLG: 0.640	2-2 K			2-1 HR		1-3 K			2-3 K	4 1 1 1 0 3 0												
Rico Brogna, L (1, 3) OBP: 0.328, SLG: 0.472		0-0 L6		3-2 F8			1-0 G5-3		0-1 F9	4 0 0 0 0 0 0												
Ron Gant, R (1, 7) OBP: 0.213, SLG: 0.077		2-2 P4			1-0 P4		3-2 F9			3 0 0 0 0 0 0												
Bobby Abreu, L (1, 9) OBP: 0.333, SLG: 0.404		1-1 G4-3			2-1 2B		2-3 K			3 1 1 0 0 1 0												
Mike Lieberthal, R (1, 2) OBP: 0.511, SLG: 0.590			0-0 G6-3		3-0 G4-3 2-H 2B			1-0 G5-3		3 0 1 1 0 0 0												
Alex Arias, R (1, 6) OBP: 0.450, SLG: 0.722 Desi Relaford, S (8, PR) OBP: 0.355, SLG: 0.414 (8, 6)			0-1 F8		1-2 G4-3			2-2 FC4-6 1B		3 0 1 0 0 0 1 0 0 0 0 0 0 0												
Paul Byrd, R (1, 1) 23 Kevin Jordan, R (8, PH) OBP: 0.500, SLG: 0.400 Yorkis Perez, L (8, 1)			2-1 F9		0-0 G5-3			1-1 P5		2 0 0 0 0 0 1 1 0 0 0 0 0 1 0 0 0 0 0 0 0												
Inning Stats	R: 0 E: 0 K: 2 S: 9	H: 0 LOB: 0 BB: 0 P: 13	R: 0 E: 0 K: 0 S: 6	H: 0 LOB: 0 BB: 0 P: 9	R: 0 E: 0 K: 0 S: 5	H: 0 LOB: 0 BB: 0 P: 7	R: 1 E: 0 K: 0 S: 8	H: 1 LOB: 0 BB: 0 P: 14	R: 1 E: 0 K: 0 S: 8	H: 2 LOB: 1 BB: 0 P: 15	R: 0 E: 0 K: 1 S: 7	H: 0 LOB: 0 BB: 0 P: 9	R: 0 E: 0 K: 1 S: 7	H: 0 LOB: 0 BB: 0 P: 13	R: 0 E: 0 K: 0 S: 9	H: 1 LOB: 1 BB: 0 P: 15	R: 0 E: 0 K: 1 S: 7	H: 0 LOB: 0 BB: 0 P: 9	1B: 1 2B: 2 3B: 0 HR: 1	SF: 0 SAC: 0 DP: 0 HBP: 0	WP: 0 PB: 0 SB: 0 CS: 0	PA: 31
PITCHER	IP WLS BF H R ER SO BB IBB HBP BLK WP HR S P ERA WHIP																					
Omar Daal, L (1, 1) ERA: 1.66	8.1 W 29 4 2 2 4 0 0 0 0 0 0 1 61 97 2.16 0.480																					
Darren Holmes, R (9, 1) ERA: 5.4	0.1 H 1 0 0 0 1 0 0 0 0 0 0 0 3 5 0.00 0.000																					
Greg Swindell, L (9, 1) ERA: 2.84	0.1 S 1 0 0 0 0 0 0 0 0 0 0 0 2 2 0.00 0.000																					

Philadelphia Phillies @ Arizona Diamondbacks
Bank One Ballpark, Phoenix, AZ
Mon Apr 19 1999, 10:05 PM EDT
Att. 29,704 - Unknown - 93 F

livebaseballscorecards.com

AB	31
R	2
H	4
RBI	2
BB	0
SO	5
LOB	4



Batter	1	2	3	4	5	6	7	8	9
Tony Womack, L OBP: 0.361, SLG: 0.333 (1, 9)	2-2 F7		1-0 BLK 1-2 1B		0-1 P5			2-1 2B 1B	
Jay Bell, R OBP: 0.333, SLG: 0.623 (1, 4)	0-2 G5-3		3-2 K 1-2 2-3			0-0 F7		2-2 L7 1-2	
Travis Lee, L OBP: 0.310, SLG: 0.440 (1, 3)	4-2 BB		0-2 F8			3-1 G4-3		1-0 2B 2-H	
Matt Williams, R OBP: 0.388, SLG: 0.613 (1, 5)	1-3 SAFE K			2-2 HR		0-2 2B 1B		4-0 IBB	
Luis Gonzalez, L OBP: 0.436, SLG: 0.750 (1, 7)		0-0 F8		3-1 G3-1		2-2 2B 1-H		2-1 P5	
Steve Finley, L OBP: 0.277, SLG: 0.407 (1, 8)		3-1 G4-3		0-2 CS 1B		1-0 G3		1-0 F8	
Kelly Stinnett, R OBP: 0.286, SLG: 0.417 (1, 2)		0-0 G5-3		1-3 K		4-2 BB			
Tony Batista, R OBP: 0.345, SLG: 0.490 (1, 6)			1-2 G5-3 SAFE	0-0 CS 1-2	0-0 L5		1-0 P3		
Omar Daal, L OBP: 0.143, SLG: 0.143 (1, 1)			2-1 BLK 1B		0-0 G4-3		0-1 B2-3		
Darren Holmes, R (9, 1)									
Greg Swindell, L (9, 1)									


AB	R	H	RBI	BB	SO	LOB
4	1	2	0	0	0	0
4	0	0	0	0	1	3
3	0	1	1	1	0	2
3	2	2	1	1	1	1
4	0	1	1	0	0	2
4	0	1	0	0	0	2
2	0	0	0	1	1	1
3	0	0	0	0	0	1
3	0	1	0	0	0	1
0	0	0	0	0	0	0
0	0	0	0	0	0	0

AB	30
R	3
H	8
RBI	3
BB	3
SO	3
LOB	13

Inning Stats	R: 0	H: 0	E: 0	K: 1	S: 11	LOB: 1	BB: 1	P: 18
Paul Byrd, R ERA: 5.4 (1, 1)	IP: 7.0	WLS: 0	BF: 27	H: 6	R: 2	ER: 2	SO: 3	BB: 2
Yorkis Perez, L ERA: 8.44 (8, 1)	IP: 1.0	WLS: L	BF: 6	H: 2	R: 1	ER: 1	SO: 0	BB: 2

Philadelphia Phillies @ Arizona Diamondbacks
Bank One Ballpark, Phoenix, AZ
 Mon Apr 19 1999, 10:05 PM EDT
 Att: 29,704 - Unknown - 93 F

WP: 0 PA: 34
 PB: 0
 SB: 1
 CS: 1



Batter	1	2	3	4	5	6	7	8	9	AB R H RBI BB SO LOB	TOP																						
Doug Glanville, R (1, 8) OBP: 0.344, SLG: 0.382	0-0 FC6-5 BLK 1B		3-2 S 1B		1-2 P3		2-1 1-3 2B			4 0 3 0 0 0 1	Philadelphia Phillies @ Arizona Diamondbacks Bank One Ballpark, Phoenix, AZ Tue Apr 20 1999, 10:05 PM EDT Att. 30,546 - Cloudy - 91 F																						
Kevin Sevcik, R (1, 9) OBP: 0.267, SLG: 0.286	0-2 FC6-5 1-3		2-1 L4		1-0 1-2 1B		4-2 BB			3 0 1 0 1 0 2																							
Scott Rolen, R (1, 5) OBP: 0.349, SLG: 0.593	1-3 SAFE K		0-3 1-2 K		0-3 K		1-0 P3			4 0 0 0 0 3 7																							
Rico Brogna, L (1, 3) OBP: 0.306, SLG: 0.439	0-3 1-2 K			0-3 K		3-3 K		0-3 K		4 0 0 0 0 4 1																							
Ron Gant, R (1, 7) Wayne Gomes, R (8, 1)		2-0 F8		4-2 BB		3-1 P5		2-0 F9		3 0 0 0 1 0 0 0 0 0 0 0 0 0																							
Mike Lieberthal, R (1, 2) Gary Bennett, R (7, 2)		0-0 23 BLK 23 G5-3 2B		2-3 K		1-2 P4		0-3 K		3 1 1 0 0 1 1 1 0 0 0 0 1 0																							
23 Kevin Jordan, R (1, 4) OBP: 0.375, SLG: 0.286		0-0 G5-3 2-H		0-3 K2-3			0-2 G5-3		1-0 G6-3	4 0 0 1 0 1 1																							
Desi Relaford, S (1, 6) OBP: 0.343, SLG: 0.394		1-2 F9			1-0 15 FC6-4 1B		0-1 G4-3		2-2 F9	4 0 1 0 0 0 0																							
Paul Spoljaric, R (1, 1) Mike Grace, R (3, 1) 15 David Doster, R (5, PH) Ken Ryan, R (5, 1) Alex Arias, R (7, PH) Jim Poole, L (7, 1) Rob Ducey, L (8, 7) OBP: 0.200, SLG: 0.500			0-1 G5-3		1-1 FC6-4 1B		1-1 2B 1B		0-2 F8	1 0 0 0 0 0 0 0 0 0 0 0 0 0 1 0 0 0 0 0 1 0 0 0 0 0 0 0 1 0 1 0 0 0 0 0 0 0 0 0 0 0 1 0 0 0 0 0 0																							
Inning Stats	R: 0 E: 0 K: 2 S: 10	H: 1 LOB: 1 BB: 0 P: 11	R: 1 E: 0 K: 0 S: 6	H: 1 LOB: 0 BB: 0 P: 9	R: 0 E: 0 K: 1 S: 12	H: 1 LOB: 1 BB: 0 P: 17	R: 0 E: 0 K: 3 S: 15	H: 0 LOB: 1 BB: 1 P: 21	R: 0 E: 0 K: 1 S: 10	H: 2 LOB: 2 BB: 0 P: 14	R: 0 E: 0 K: 1 S: 8	H: 0 LOB: 0 BB: 0 P: 15	R: 0 E: 0 K: 0 S: 13	H: 2 LOB: 3 BB: 1 P: 21	R: 0 E: 0 K: 2 S: 8	H: 0 LOB: 0 BB: 0 P: 10	R: 0 E: 0 K: 0 S: 7	H: 0 LOB: 0 BB: 0 P: 10	1B: 5 2B: 2 3B: 0 HR: 0	SF: 0 SAC: 0 DP: 0 HBP: 0	WP: 0 PB: 0 SB: 2 CS: 0	PA: 36											
PITCHER Randy Johnson, L (1, 1) ERA: 3.6 John Frascatore, R (9, 1) ERA: 2.7	IP 8.0	WLS W	BF 33	H 7	R 1	ER 1	SO 10	BB 2	IBB 0	HBP 0	BLK 2	WP 0	HR 0	S 82	P 118	ERA 1.12	WHIP 1.125																
											PITCHER	IP	WLS	BF	H	R	ER	SO	BB	IBB	HBP	BLK	WP	HR	S	P	ERA	WHIP					

livebaseballscorecards.com

AB	34
R	1
H	7
RBI	1
BB	2
SO	10
LOB	14



BOTTOM

Philadelphia Phillies @ Arizona Diamondbacks
Bank One Ballpark, Phoenix, AZ

AB 31
R 8
H 10
RBI 7
BB 3
SO 7
LOB 8



Tue Apr 20 1999, 10:05 PM EDT
 Att: 30,546 - Cloudy - 91 F

livebaseballscorecards.com

Batter	1	2	3	4	5	6	7	8	9
Tony Womack, L OBP: 0.375, SLG: 0.353 (1, 9) C B X	1-1 1B 1B	3-2 1B		2-2 K		1-2 G6-3			
Jay Bell, R OBP: 0.357, SLG: 0.625 (1, 4) C B SAFE X	1-2 1B 2B 1B	2-0 1B		1-3 K			4-2 BB G4-6-3		
Travis Lee, L OBP: 0.306, SLG: 0.426 (1, 3) B B SAFE X	2-0 2B 1B 1-2 2-H	1-3 K		0-0 F7			1-0 BB G4-6-3 1-2f		
Matt Williams, R OBP: 0.394, SLG: 0.621 (1, 5) X	0-0 PB SF8 2B 1-3 2-H		3-0 2B 1B		0-3 K		3-2 F9		
Bernard Gilkey, R OBP: 0.425, SLG: 0.758 (1, 7) C B SAFE X	3-1 SF8		0-1 SAFE 2B 2B 1-3		4-2 BB G4-3			4-1 BB FC3-8	
Steve Finley, L OBP: 0.275, SLG: 0.413 (1, 8) C SAFE F SAFE X	0-2 F8		0-0 1B 2B 2-H 3-H		1-2 G4-3		1-0 BB FC3-6 1-2f		
Tony Batista, R OBP: 0.322, SLG: 0.455 (1, 6) B SAFE X	1-0 F8		1-0 P5		3-1 P3		0-0 F7		
Damian Miller, R OBP: 0.367, SLG: 0.409 (1, 2) X		0-0 G5-3	2-0 1B			3-2 G6-3		3-3 K	
Randy Johnson, R John Frascatore, R		0-3 K	0-3 K			0-0 G1-6-3			

AB	R	H	RBI	BB	SO	LOB
4	2	2	0	0	1	0
3	1	2	1	1	1	0
4	1	1	1	0	1	2
4	2	2	1	0	1	0
1	1	1	1	2	0	0
4	1	1	2	0	0	2
4	0	0	0	0	0	3
4	0	1	1	0	1	1
3	0	0	0	0	2	0
0	0	0	0	0	0	0

Inning	R	H	E	K	S	IP	WLS	BF	H	R	ER	SO	BB	IBB	HBP	BLK	WP	HR	S	P	ERA	WHIP
1	4	4	0	15	23	2.0		15	9	8	7	2	0	0	0	0	0	0	31	48	31.50	4.500
2	1	2	0	12	18	2.0		15	1	0	0	3	0	0	0	0	0	0	12	18	0.00	0.500
3	0	0	0	17	29	2.0		15	0	0	0	1	1	0	0	0	0	0	17	29	0.00	0.500
4	0	0	0	7	15	1.0		15	0	0	0	0	1	0	0	0	0	7	15	0.00	1.000	
5	0	0	0	7	15	1.0		15	0	0	0	1	1	0	0	0	0	7	15	0.00	1.000	

PITCHER	IP	WLS	BF	H	R	ER	SO	BB	IBB	HBP	BLK	WP	HR	S	P	ERA	WHIP
Paul Spoljaric, L ERA: 13.0 (1, 1)	2.0		15	9	8	7	2	0	0	0	0	0	0	31	48	31.50	4.500
Mike Grace, R ERA: 5.4 (3, 1)	2.0		15	1	0	0	3	0	0	0	0	0	0	12	18	0.00	0.500
Ken Ryan, R ERA: 2.57 (5, 1)	2.0		15	0	0	0	1	1	0	0	0	0	0	17	29	0.00	0.500
Jim Poole, L ERA: (7, 1)	1.0		15	0	0	0	0	1	0	0	0	0	0	7	15	0.00	1.000
Wayne Gomes, R ERA: (8, 1)	1.0		15	0	0	0	1	1	0	0	0	0	0	7	15	0.00	1.000

PITCHER	IP	WLS	BF	H	R	ER	SO	BB	IBB	HBP	BLK	WP	HR	S	P	ERA	WHIP

1B	2B	3B	HR	SF	SAC	DP	HBP	WP	PA
7	3	0	0	1	0	1	0	0	35

WP	PA
0	35

Batter	1	2	3	4	5	6	7	8	9	AB R H RBI BB SO LOB	TOP									
Doug Glanville, R (1, 8) OBP: 0.354, SLG: 0.379	2-2 L8		4-2 BB BB		1-1 S 2B 1B		2-3 K			3 1 1 0 1 1 0										
Marlon Anderson, L (1, 4) OBP: 0.250, SLG: 0.264	2-2 G4-3		0-0 F8		3-2 WP 1-H 2B			1-2 G3		4 0 1 1 0 0 2										
Scott Rolen, R (1, 5) OBP: 0.358, SLG: 0.571	0-0 F9		4-1 BB		4-2 FC6 BB			2-1 E6 G4-6-3		2 0 0 0 2 0 0										
Rico Brogna, L (1, 3) OBP: 0.303, SLG: 0.426		3-2 G1-6-3 1B	3-1 G4-3		0-0 FC6			2-2 G4-6-3		4 0 1 0 0 0 6										
Ron Gant, R (1, 7) OBP: 0.236, SLG: 0.174		1 SAFE 0-2 G1-6-3 1-2 1B		0-0 G6-3		0-0 G6-3		0-1 HR		4 1 2 1 0 0 0										
Bobby Abreu, L (1, 9) OBP: 0.327, SLG: 0.392		2-1 G1-6-3 1-2f 2-3		1-2 CS 1B		1-0 G6-3		0-3 K		4 0 1 0 0 1 2										
Mike Lieberthal, R (1, 2) OBP: 0.463, SLG: 0.543		0-0 F8		1 SAFE 1 SAFE 1-3 K		1-2 L6		1-3 K		4 0 0 0 0 2 2										
Desi Relaford, S (1, 6) OBP: 0.359, SLG: 0.417			1-2 BB SH3 HBP		0-0 F8		2-2 G4-3		2-1 2B	3 0 1 0 0 0 0										
Curt Schilling, R (1, 1) OBP: 0.300, SLG: 0.375			1-1 SH3		1-2 G6-3		1-3 K		1-1 G5-3	2 0 0 0 0 1 0										
23 Kevin Jordan, R (9, PH) OBP: 0.353, SLG: 0.267										1 0 0 0 0 0 1										
Inning Stats	R: 0 E: 0 K: 0 S: 7	H: 0 LOB: 0 BB: 0 P: 11	R: 0 E: 0 K: 0 S: 9	H: 2 LOB: 1 BB: 0 P: 14	R: 0 E: 0 K: 0 S: 11	H: 0 LOB: 3 BB: 2 P: 24	R: 0 E: 0 K: 1 S: 7	H: 1 LOB: 0 BB: 0 P: 9	R: 1 E: 0 K: 0 S: 13	H: 2 LOB: 2 BB: 1 P: 22	R: 0 E: 0 K: 2 S: 10	H: 0 LOB: 0 BB: 0 P: 15	R: 0 E: 1 K: 0 S: 9	H: 0 LOB: 0 BB: 0 P: 14	R: 1 E: 0 K: 2 S: 12	H: 2 LOB: 1 BB: 0 P: 16	1B: 4 2B: 2 3B: 0 HR: 1	SF: 0 SAC: 1 DP: 2 HBP: 1	WP: 1 PB: 0 SB: 1 CS: 1	PA: 36
PITCHER	IP WLS BF H R ER SO BB IBB HBP BLK WP HR S P ERA WHIP																			
Todd Stottlemyre, R (1, 1) ERA: 2.48	8.0 W 32 6 2 2 3 3 0 1 0 1 1 73 118 2.25 1.125																			
Gregg Olson, R (9, 1) ERA: 6.0	1.0 S 4 1 0 0 2 0 0 0 0 0 0 0 10 14 0.00 1.000																			

Philadelphia Phillies @ Arizona Diamondbacks
Bank One Ballpark, Phoenix, AZ
Wed Apr 21 1999, 10:05 PM EDT
Att. 31,421 - Unknown - 79 F

livebaseballscorecards.com

AB	31
R	2
H	7
RBI	2
BB	3
SO	5
LOB	13



Batter	1	2	3	4	5	6	7	8	9	AB	R	H	RBI	BB	SO	LOB	BOTTOM			
Tony Womack, L OBP: 0.333, SLG: 0.308 (1, 9)	1-1 G6-3	2-1 F7			1-2 F9		0-3 K	2-0 F7		5	0	0	0	0	1	4	Philadelphia Phillies @ Arizona Diamondbacks Bank One Ballpark, Phoenix, AZ Wed Apr 21 1999, 10:05 PM EDT Att: 31,421 - Unknown - 79 F			
Jay Bell, R OBP: 0.365, SLG: 0.612 (1, 4)	1-1 F7		3-1 L8		2-1 FC4-6 1B		4-2 1B HR BB			3	1	1	0	1	0	0				
Steve Finley, L OBP: 0.288, SLG: 0.409 (1, 8)	4-0 BB		0-1 P6		0-2 FC4-6		0-0 HR 1B			3	1	1	0	1	0	2				
Matt Williams, R OBP: 0.400, SLG: 0.671 (1, 5)	1-2 P6		0-0 2B		0-0 L7		0-1 HR			4	1	2	3	0	0	3				
Luis Gonzalez, L OBP: 0.424, SLG: 0.769 (1, 7)		0-0 HR	0-0 F7			0-2 L5	0-1 E4			4	1	1	1	0	0	1				
Travis Lee, L OBP: 0.303, SLG: 0.414 (1, 3)		2-2 1B		0-0 G4-3		2-2 G4-3	2-0 P5			4	0	1	0	0	0	1				
Kelly Stinnett, R OBP: 0.222, SLG: 0.313 (1, 2)		3-3 K		0-0 F8		0-0 E5		2-3 K		4	0	0	0	0	2	1				
Andy Fox, L OBP: 0.333, SLG: 0.273 (1, 6)		0-0 F9		1-3 K		0-0 F7		2-1 SH5-4 1B		4	0	1	0	0	1	2				
Todd Stottlemire, L OBP: 0.333, SLG: 0.200 (9, 1) Gregg Olson, R		4-1 BB			2-1 FC4-6 1B		2-2 G4-3	1-1 SH5-4		2	0	1	0	1	0	0				
Inning Stats	R: 0 E: 0 K: 0 S: 7	H: 0 LOB: 1 BB: 1 P: 14	R: 1 E: 0 K: 1 S: 11	H: 2 LOB: 2 BB: 1 P: 22	R: 0 E: 0 K: 0 S: 6	H: 1 LOB: 1 BB: 0 P: 9	R: 0 E: 0 K: 1 S: 5	H: 0 LOB: 0 BB: 0 P: 6	R: 0 E: 0 K: 0 S: 11	H: 2 LOB: 2 BB: 0 P: 16	R: 0 E: 1 K: 0 S: 8	H: 0 LOB: 1 BB: 0 P: 10	R: 3 E: 1 K: 1 S: 15	H: 2 LOB: 1 BB: 1 P: 23	R: 0 E: 0 K: 1 S: 11	H: 1 LOB: 1 BB: 0 P: 18	1B: 5 2B: 1 3B: 0 HR: 2	SF: 0 SAC: 1 DP: 0 HBP: 0	WP: 0 PB: 0 SB: 1 CS: 0	PA: 37
PITCHER Curt Schilling, R ERA: 3.6 (1, 1)	IP 8.0	WLS L	BF 37	H 8	R 4	ER 4	SO 4	BB 3	IBB 0	HBP 0	BLK 0	WP 0	HR 2	S 74	P 118	ERA 4.50	WHIP 1.375	IP WLS BF H R ER SO BB IBB HBP BLK WP HR S P ERA WHIP		

livebaseballscorecards.com

AB 33
R 4
H 8
RBI 4
BB 3
SO 4
LOB 14



Batter	1	2	3	4	5	6	7	8	9	AB R H RBI BB SO LOB	TOP										
Doug Glanville, R (1, 8) OBP: 0.371, SLG: 0.393	1-1 G6-3		1-2 E 2B	4-0 BB 1-2 2-3 BB			2-2 F8	4-1 BB		3 1 1 1 2 0 0											
Marlon Anderson, L (1, 4) OBP: 0.230, SLG: 0.241 Wayne Gomes, R (8, 1)	0-2 F7		2-0 G5-3	0-0 G3-1			0-0 G6-3	0-3 K		5 0 0 0 0 1 7 0 0 0 0 0 0 0											
Scott Rolen, R (1, 5) OBP: 0.333, SLG: 0.525	1-3 K		0-1 E9 2B		1-3 K		1-1 G5-3		3-2 G5-3	5 0 0 0 0 2 0											
Rico Brogna, L (1, 3) OBP: 0.310, SLG: 0.485		1-3 K	1-0 2B		2-3 K			0-2 HR	2-2 F7	5 1 2 1 0 2 0											
Ron Gant, R (1, 7) OBP: 0.250, SLG: 0.216		2-2 1B		1-1 1B 2B	2-1 P6			3-3 K	2-2 F8	5 1 2 0 0 1 0											
Bobby Abreu, L (1, 9) OBP: 0.339, SLG: 0.455		2-1 F7		3-3 K		1-1 SF7 3B		2-1 2B		4 2 2 0 0 1 2											
Mike Lieberthal, R (1, 2) OBP: 0.466, SLG: 0.542		2-1 G6-3		1-0 BB 1B		0-0 SF7		4-0 2B IBB		2 0 1 2 1 0 1											
Desi Relaford, S (1, 6) OBP: 0.395, SLG: 0.487			0-0 SH2-4 2B	4-2 BB 1-2 BB		1-3 K		2-1 2B		3 1 2 1 1 1 0											
Chad Ogea, R (1, 1) OBP: 0.222, SLG: 0.125 23 Kevin Jordan, R (8, PH) OBP: 0.333, SLG: 0.250 15 David Doster, R (8, 4) OBP: 0.500, SLG: 0.333			0-0 SH2-4	0-3 K		2-2 G4-3		2-3 K		2 0 0 0 0 1 2 1 0 0 0 0 1 2 0 0 0 0 0 0 0											
Inning Stats	R: 0 E: 0 K: 1 S: 10	H: 0 LOB: 0 BB: 0 P: 12	R: 0 E: 0 K: 1 S: 10	H: 1 LOB: 1 BB: 0 P: 17	R: 2 E: 1 K: 0 S: 10	H: 3 LOB: 2 BB: 0 P: 14	R: 1 E: 0 K: 2 S: 12	H: 2 LOB: 3 BB: 2 P: 25	R: 0 E: 0 K: 2 S: 8	H: 0 LOB: 0 BB: 0 P: 13	R: 1 E: 0 K: 1 S: 9	H: 1 LOB: 0 BB: 0 P: 13	R: 0 E: 0 K: 0 S: 7	H: 0 LOB: 0 BB: 0 P: 10	R: 2 E: 0 K: 3 S: 20	H: 3 LOB: 3 BB: 2 P: 37	R: 0 E: 0 K: 0 S: 9	H: 0 LOB: 0 BB: 0 P: 16	1B: 2 2B: 6 3B: 1 HR: 1	SF: 1 SAC: 1 DP: 0 HBP: 0	WP: 0 PA: 41 PB: 0 SB: 2 CS: 0
PITCHER	IP WLS BF H R ER SO BB IBB HBP BLK WP HR S P ERA WHIP											PITCHER	IP WLS BF H R ER SO BB IBB HBP BLK WP HR S P ERA WHIP								
Dustin Hermanson, R (1, 1) ERA: 2.73	6.0 L 27 7 4 3 7 2 0 0 0 0 0 59 94 4.50 1.500																				
Shayne Bennett, R (7, 1) ERA: 7.71	1.0 3 0 0 0 0 0 0 0 0 0 0 0 7 10 0.00 0.000																				
Rick DeHart, L (8, 1) ERA: 21.6	0.1 5 3 2 2 1 0 0 1 0 0 0 1 13 24 54.00 9.000																				
Anthony Telford, R (8, 1) ERA: 3.27	0.2 3 0 0 0 2 1 0 0 0 0 0 0 7 13 0.00 1.500																				
Mike Thurman, R (9, 1) ERA: 7.84	1.0 3 0 0 0 0 0 0 0 0 0 0 0 9 16 0.00 0.000																				

Philadelphia Phillies @ Montreal Expos
Olympic Stadium, Montreal, QB
Fri Apr 23 1999, 7:05 PM EDT
Att. 8,818 - Dome - 72 F

livebaseballscorecards.com

AB	35
R	6
H	10
RBI	5
BB	4
SO	10
LOB	14



Batter	1	2	3	4	5	6	7	8	9	AB	R	H	RBI	BB	SO	LOB
Orlando Cabrera, R OBP: 0.302, SLG: 0.403 (1, 6)	2-2 G5-3 ①		0-2 F7 ③			0-0 F7 ②		0-1 HR		4	1	1	1	0	0	0
Wilton Guerrero, S OBP: 0.271, SLG: 0.357 Shayne Bennett, R Rick DeHart, L Anthony Telford, R Orlando Merced, S OBP: 0.571, SLG: 0.687 Mike Thurman, R (1, 4) (7, 1) (8, 1) (8, 1) (8, PH) (9, 1)	0-2 G4-3 ②			2-3 K ①		2-2 F8 ③		4-2 FC5-4 BB		3	0	0	0	0	1	0
Rondell White, R OBP: 0.393, SLG: 0.589 (1, 7)	0-1 1B			0-1 P3 ②			0-1 G1-3 ①	0-0 FC5-4 ③		4	0	1	0	0	0	1
Vladimir Guerrero, R OBP: 0.409, SLG: 0.596 (1, 9)	2-2 G4-3 ③			2-0 P4 ③			0-1 HR		1-0 F8 ①	4	1	1	1	0	0	1
Brad Fullmer, L OBP: 0.325, SLG: 0.622 (1, 3)		0-1 F9 ①			1-1 2B		1-1 PB 2B		2-2 2B	4	0	3	0	0	0	0
Chris Widger, R OBP: 0.333, SLG: 0.659 (1, 2)		2-2 G3-1 ②			2-0 P3 ①		3-2 P6 ②		1-2 G5-3 ②	4	0	0	0	0	0	3
Shane Andrews, R OBP: 0.351, SLG: 0.406 (1, 5)		3-0 G5-3 ③			2-3 K ②		3-3 K ③		0-1 P4 ③	4	0	0	0	0	2	3
Manny Martinez, R OBP: 0.245, SLG: 0.327 (1, 8)			2-2 F8 ①		1-1 G6-3 ③			3-2 F8 ①		3	0	0	0	0	0	1
Dustin Hermanson, R OBP: 0.333, SLG: 0.143 Jose Vidro, S OBP: 0.250, SLG: 0.486 (1, 1) (6, PH) (7, 4)			0-0 G5-3 ②			1-2 F8 ①		1-0 F8 ②		1	0	0	0	0	0	0
										2	0	0	0	0	0	0

Inning Stats	R: 0	H: 1	E: 0	K: 0	S: 14	R: 0	H: 0	E: 0	K: 0	S: 7	R: 0	H: 0	E: 0	K: 0	S: 7	R: 0	H: 0	E: 0	K: 1	S: 6	R: 0	H: 1	E: 0	K: 1	S: 9	R: 0	H: 0	E: 0	K: 0	S: 10	R: 1	H: 2	E: 0	K: 1	S: 12	R: 1	H: 1	E: 0	K: 0	S: 10	R: 0	H: 1	E: 0	K: 0	S: 9	1B: 1	SF: 0	2B: 3	SAC: 0	3B: 0	DP: 0	HR: 2	HBP: 0	WP: 0	PA: 34
PITCHER	IP	WLS	BF	H	R	ER	SO	BB	IBB	HBP	BLK	WP	HR	S	P	ERA	WHIP																																						
Chad Ogea, R ERA: 3.04 Wayne Gomes, R ERA: 1.08	(1, 1) (8, 1)	7.0 2.0	W 9	25 9	4 2	1 1	3 0	0 1	0 0	0 0	0 0	0 0	1 1	65 19	96 31	1.29 4.50	0.571 1.500																																						


BOTTOM

Philadelphia Phillies @ Montreal Expos
Olympic Stadium, Montreal, QB

Fri Apr 23 1999, 7:05 PM EDT
Att. 8,818 - Dome - 72 F

livebaseballscorecards.com

AB	33
R	2
H	6
RBI	2
BB	1
SO	3
LOB	9



Batter	1	2	3	4	5	6	7	8	9	AB R H RBI BB SO LOB	TOP					
Doug Glanville, R (1, 8) OBP: 0.365, SLG: 0.385	1-1 G1-3		2-2 1B 1B		1-0 G6-4-3 1-2f		1-1 F8			4 0 1 0 0 0 1						
Marlon Anderson, L (1, 4) OBP: 0.231, SLG: 0.242 Mike Grace, R (7, 1) 23 Kevin Jordan, R (9, 4) OBP: 0.333, SLG: 0.250	0-0 P6		2-1 1B 1-2 2-3			0-3 K	0-3 K			4 0 1 0 0 2 0 0 0 0 0 0 0 0 0 0 0 0 0 0 0						
Scott Rolen, R (1, 5) OBP: 0.342, SLG: 0.569	2-2 K		1-3 K			2-0 2B 1B		1-0 HR		4 2 2 1 0 2 3						
Rico Brogna, L (1, 3) OBP: 0.307, SLG: 0.486		1-1 L7		2-2 G6-3		1-2 2B 1-H		1-2 G4-3		4 1 1 1 0 0 0						
Ron Gant, R (1, 7) OBP: 0.250, SLG: 0.204		3-2 F8		0-0 F9		4-1 2B BB		3-2 G1-3		3 1 0 0 1 0 0						
Bobby Abreu, L (1, 9) OBP: 0.365, SLG: 0.542		1-1 CS 1B		3-2 HR		2-0 1B 2B 1-H 2-H		1-3 K		4 2 3 3 0 1 0						
Mike Lieberthal, R (1, 2) OBP: 0.435, SLG: 0.500	3-2 SAFE CS	1-2 G5-3	1-2 G5-3	2-2 P5		3-2 F8			1-2 L4	4 0 0 0 0 0 1						
Desi Relaford, S (1, 8) OBP: 0.391, SLG: 0.476 Yorkis Perez, L (6, 1) Ken Ryan, R (7, 1) Jim Poole, L (7, 1) 15 David Doster, R (7, 4) OBP: 0.600, SLG: 0.333 Wayne Gomes, R (9, 1)			0-0 F8		2-2 L8	0-0 1B 2-H			4-1 G4-6-3 BB	3 0 1 1 0 1 0 0 0 0 0 0 0 0 0						
Carlton Loewer, R (1, 1) OBP: 0.400, SLG: 0.400 Alex Arias, R (6, 6) OBP: 0.435, SLG: 0.667			0-2 1B 1B 1B		0-1 G6-4-3 1B		2-3 K		1-1 G4-6-3 1-2f	2 0 2 0 0 0 0 2 0 0 0 0 1 1						
Inning Stats	R: 0 E: 0 K: 1 S: 6 H: 0 LOB: 0 BB: 0 P: 9	R: 0 E: 0 K: 0 S: 13 H: 1 LOB: 0 BB: 0 P: 21	R: 0 E: 0 K: 1 S: 17 H: 3 LOB: 3 BB: 0 P: 23	R: 1 E: 0 K: 0 S: 13 H: 1 LOB: 0 BB: 0 P: 20	R: 0 E: 0 K: 0 S: 7 H: 1 LOB: 0 BB: 0 P: 10	R: 4 E: 0 K: 1 S: 13 H: 4 LOB: 1 BB: 1 P: 25	R: 0 E: 0 K: 2 S: 9 H: 0 LOB: 0 BB: 0 P: 12	R: 1 E: 0 K: 1 S: 10 H: 1 LOB: 0 BB: 0 P: 16	R: 0 E: 0 K: 0 S: 6 H: 0 LOB: 0 BB: 1 P: 12	1B: 7 2B: 2 3B: 0 HR: 2 SF: 0 SAC: 0 DP: 2 HBP: 0	WP: 0 PB: 0 SB: 0 CS: 1 PA: 37					
PITCHER	IP WLS BF H R ER SO BB IBB HBP BLK WP HR S P ERA WHIP											PITCHER	IP WLS BF H R ER SO BB IBB HBP BLK WP HR S P ERA WHIP			
Carl Pavano, R (1, 1) ERA: 8.5	5.1															
Anthony Telford, R (6, 1) ERA: 3.86	0.2	B	3	2	1	1	0	0	0	0	0	0	5	10	13.50	3.000
Bobby Ayala, R (7, 1) ERA: 2.53	2.0	L	7	1	1	1	3	0	0	0	0	1	19	28	4.50	0.500
Ugueth Urbina, R (9, 1) ERA: 1.08	1.0		3	0	0	0	0	1	0	0	0	0	6	12	0.00	1.000

Philadelphia Phillies @ Montreal Expos
Olympic Stadium, Montreal, QB
Sat Apr 24 1999, 7:05 PM EDT
Att. 8,212 - Dome - 72 F

livebaseballscorecards.com



Batter	1	2	3	4	5	6	7	8	9	AB R H RBI BB SO LOB	TOP														
Doug Glanville, R (1, 8) OBP: 0.367, SLG: 0.377	1-0 G4-3		4-2 2B 1-2 E BB		1-1 P6			0-0 G4-3	0-0 S 1B	4 1 1 1 1 0 0															
Rob Ducey, L (1, 7) OBP: 0.133, SLG: 0.333	1-3 K		0-2 P5		1-0 F9			0-0 G5-3	2-3 3-H 2-3 K	5 0 0 0 0 2 3															
Scott Rolen, R (1, 5) OBP: 0.338, SLG: 0.565	0-2 F7		0-2 E 1-3 2-H 2B		2-2 F7			3-2 F9		4 1 1 1 0 0 0															
Rico Brogna, L (1, 3) OBP: 0.316, SLG: 0.486		1-3 K	0-1 E9 2-H 3-H 1B		1-1 F9			1-0 23 1B SH2-3 FC5-2 1B		4 0 2 2 0 1 0															
Mike Lieberthal, R (1, 2) OBP: 0.415, SLG: 0.473		1-1 G6-3	2-1 F7		1-3 K			1-0 SH2-3		3 0 0 0 0 1 1															
Bobby Abreu, L (1, 9) OBP: 0.373, SLG: 0.532		1-1 F7		0-0 23 G6-4-3 1B			1-2 G1-3	4-0 FC5-2 23 1B IBB		3 1 1 0 1 0 0															
23 Kevin Jordan, R (1, 4) OBP: 0.409, SLG: 0.400			0-2 F9 1B 2B	1 SAFE 1-2 G6-4-3			1-2 G6-3 BB 1B	1-2 FC5-2 1B 1B		4 2 3 0 0 0 1															
15 David Doster, R (9, 4) OBP: 0.600, SLG: 0.333				1-2 G6-4-3				1-2 FC5-2 1B 1B		0 0 0 0 0 0 0	AB 34														
Desi Relaford, S (1, 6) OBP: 0.380, SLG: 0.444			2-1 F9 2B	3-2 F8			4-0 BB 1B	0-1 FC5-2 1B 1B		3 1 0 0 1 0 4	R 8														
Paul Byrd, R (1, 1) OBP: 0.143, SLG: 0.143			1-2 BB 2B 1B		0-3 K		3-2 G6-3	1-2 FC5-2 1B 1B		3 1 0 0 1 0 4	H 10														
Alex Arias, R (9, PH) OBP: 0.458, SLG: 0.682								2-1 E 1B		3 1 1 1 0 1 2	RBI 7														
Wayne Gomes, R (9, 1)								1-3 2-H 3-H E 1B		1 1 1 2 0 0 0	BB 3														
										0 0 0 0 0 0 0	SO 5														
											LOB 11														
Inning Stats	R: 0 E: 0 K: 1 S: 8	H: 0 LOB: 0 BB: 0 P: 10	R: 0 E: 0 K: 1 S: 7	H: 0 LOB: 0 BB: 0 P: 10	R: 4 E: 1 K: 0 S: 23	H: 4 LOB: 1 BB: 1 P: 32	R: 0 E: 0 K: 0 S: 7	H: 1 LOB: 0 BB: 0 P: 11	R: 0 E: 0 K: 1 S: 6	H: 0 LOB: 0 BB: 0 P: 8	R: 0 E: 0 K: 1 S: 11	H: 0 LOB: 0 BB: 0 P: 15	R: 0 E: 0 K: 0 S: 10	H: 1 LOB: 1 BB: 1 P: 19	R: 0 E: 0 K: 0 S: 5	H: 0 LOB: 0 BB: 0 P: 8	R: 4 E: 0 K: 1 S: 14	H: 4 LOB: 1 BB: 1 P: 25	1B: 8 2B: 2 3B: 0 HR: 0	SF: 0 SAC: 1 DP: 1 HBP: 0	WP: 0 PB: 0 SB: 1 CS: 0	PA: 38			
PITCHER	IP	WLS	BF	H	R	ER	SO	BB	IBB	HBP	BLK	WP	HR	S	P	ERA	WHIP								
Javier Vazquez, R (1, 1) ERA: 5.32	6.0		23	5	4	4	4	1	0	0	0	0	0	62	86	6.00	1.000								
J.D. Smart, R (7, 1) ERA: 1.64	2.0		7	1	0	0	0	1	0	0	0	0	0	15	27	0.00	1.000								
Ugueth Urbina, R (9, 1) ERA: 3.86	1.0	L	8	4	4	3	1	0	1	0	0	0	0	14	25	27.00	4.000								

Philadelphia Phillies @ Montreal Expos
Olympic Stadium, Montreal, QB
Sun Apr 25 1999, 1:35 PM EDT
Att. 9,280 - Dome - 72 F

livebaseballscorecards.com



BOTTOM

Philadelphia Phillies @ Montreal Expos
Olympic Stadium, Montreal, QB
 Sun Apr 25 1999, 1:35 PM EDT
 Att. 9,280 - Dome - 72 F

livebaseballscorecards.com

AB	31
R	6
H	8
RBI	5
BB	1
SO	4
LOB	8



WP: 0	PA: 35
PB: 0	
SB: 1	
CS: 0	

AB R H RBI BB SO LOB

4	0	0	0	0	1	1
4	1	1	0	0	0	0
4	1	1	0	0	0	0
4	0	1	0	0	0	0
4	0	0	0	0	3	3
3	1	2	2	1	0	0
3	1	2	1	0	0	1
3	2	1	1	0	0	1
1	0	0	0	0	0	2
0	0	0	0	0	0	0
1	0	0	0	0	0	0
0	0	0	0	0	0	0
0	0	0	1	0	0	0
0	0	0	0	0	0	0

Batter 1 2 3 4 5 6 7 8 9

<p>Orlando Cabrera, R (1, 6) OBP: 0.292, SLG: 0.371</p>			<p>G4-6-3 (1, 2) 1-2f 3-H</p>			<p>K (2) 1-3</p>		<p>P3 (3) 2-2</p>	
<p>Jose Vidro, S (1, 4) OBP: 0.292, SLG: 0.533</p>			<p>G4-3 (3) 3-2</p>			<p>G1-3 (3) 3-2</p>			<p>1B 1B 1B 1B</p>
<p>Rondell White, R (1, 7) OBP: 0.371, SLG: 0.538</p>				<p>L9 (1) 0-2</p>			<p>P3 (1) 0-0</p>		<p>1B 1B SF7 1B</p>
<p>Vladimir Guerrero, R (1, 9) OBP: 0.400, SLG: 0.569</p>				<p>G6-3 (2) 0-0</p>			<p>P3 (2) 1-2</p>		<p>1B 1B 1B 1B</p>
<p>Brad Fullmer, L (1, 3) OBP: 0.277, SLG: 0.523</p>				<p>K (3) 3-3</p>			<p>G6-3 (3) 1-1</p>		<p>K (1) 1-3</p>
<p>Michael Barrett, R (1, 2) OBP: 0.352, SLG: 0.529</p>					<p>G6-4-3 BB</p>			<p>HR 2-2</p>	<p>1B 1-2 2-3 3-H</p>
<p>Shane Andrews, R (1, 5) OBP: 0.357, SLG: 0.444</p>				<p>1 SAFE G6-4-3 (1, 2) 1-2f</p>			<p>FC3-6 1B</p>		<p>SF7 0-0</p>
<p>Manny Martinez, R (1, 8) OBP: 0.267, SLG: 0.339</p> <p>Chris Widger, R (9, PH) OBP: 0.320, SLG: 0.612</p>				<p>P6 (3) 1-0</p>			<p>FC3-6 SF8</p>		<p>F9 (3) 2-2</p>
<p>Javier Vazquez, R (1, 1) OBP: 0.400, SLG: 0.400</p> <p>Wilton Guerrero, S (6, PH) OBP: 0.262, SLG: 0.345</p> <p>J.D. Smart, R (7, 1)</p> <p>Orlando Merced, S (8, PH) OBP: 0.533, SLG: 0.667</p> <p>Ugueth Urbina, R (9, 1)</p>					<p>G4-3 (1) 0-1</p>			<p>SF8 (2) 3-2 1-H</p>	

Inning Stats	R: 0 H: 0 E: 0 K: 10	H: 0 LOB: 0 BB: 0 P: 12	R: 0 H: 0 E: 0 K: 5	H: 0 LOB: 0 BB: 0 P: 8	R: 2 H: 2 E: 1 K: 0 S: 17	H: 2 LOB: 0 BB: 0 P: 27	R: 0 H: 0 E: 0 K: 1 S: 8	H: 0 LOB: 0 BB: 0 P: 11	R: 0 H: 0 E: 0 K: 2 S: 2	H: 0 LOB: 0 BB: 1 P: 7	R: 0 H: 0 E: 0 K: 1 S: 8	H: 0 LOB: 0 BB: 0 P: 12	R: 0 H: 0 E: 0 K: 0 S: 6	H: 0 LOB: 0 BB: 0 P: 8	R: 2 H: 2 E: 0 K: 12 S: 12	H: 2 LOB: 0 BB: 0 P: 24	R: 2 H: 4 E: 0 K: 1 S: 19	H: 4 LOB: 2 BB: 0 P: 26	1B: 6 SF: 2 2B: 1 SAC: 1 3B: 0 DP: 2 HR: 1 HBP: 0
---------------------	----------------------	-------------------------	---------------------	------------------------	---------------------------	-------------------------	--------------------------	-------------------------	--------------------------	------------------------	--------------------------	-------------------------	--------------------------	------------------------	----------------------------	-------------------------	---------------------------	-------------------------	--

PITCHER	IP	WLS	BF	H	R	ER	SO	BB	IBB	HBP	BLK	WP	HR	S	P	ERA	WHIP
Paul Byrd, R (1, 1) ERA: 4.38	8.0	W	28	4	4	2	3	1	0	0	0	0	1	68	109	2.25	0.625
Wayne Gomes, R (9, 1) ERA: 2.61	1.0		7	4	2	2	1	0	0	0	0	0	0	19	26	18.00	4.000

PITCHER	IP	WLS	BF	H	R	ER	SO	BB	IBB	HBP	BLK	WP	HR	S	P	ERA	WHIP
----------------	----	-----	----	---	---	----	----	----	-----	-----	-----	----	----	---	---	-----	------

Batter	1	2	3	4	5	6	7	8	9	10	AB R H RBI BB SO LOB	TOP																	
Mike Cameron, R OBP: 0.384, SLG: 0.563	1-3 K		2-3 K			0-0 G1-3		3-3 K			4 0 0 0 0 3 3	Cincinnati Reds @ Philadelphia Phillies Veterans Stadium, Philadelphia, PA Tue Apr 27 1999, 7:05 PM EDT Att. 14,114 - Unknown - 63 F																	
Michael Tucker, L OBP: 0.320, SLG: 0.273	1-3 K			1-1 G4-3		2-3 K			0-0 G5-4-3 1B	4 0 1 0 0 2 0																			
Greg Vaughn, R OBP: 0.333, SLG: 0.422	0-0 F8			3-1 P3			1-3 K		3-1 G5-4-3 1-2f	4 0 0 0 0 1 1																			
Sean Casey, L OBP: 0.459, SLG: 0.652 Gabe White, L (9, 1) Aaron Boone, R OBP: 0.237, SLG: 0.281		1-0 L7		0-1 G4-3		1-1 F8			4-0 FC6-4 BB	3 0 0 0 1 0 0 0 0 0 0 0 0 0 0 0 0 0 0 0 0																			
Barry Larkin, R OBP: 0.263, SLG: 0.368		2-2 P4			1-0 G6-3		0-1 2B		1-0 FC6-4 1-2f	4 0 1 0 0 0 1																			
Eddie Taubensee, L OBP: 0.318, SLG: 0.462 Scott Sullivan, R (7, 1) Hal Morris, L OBP: 0.273, SLG: 0.455		0-0 F7			3-1 G3 1B		2-3 K		0-0 G4-3	3 0 1 0 0 1 1 0 0 0 0 0 0 0 1 0 0 0 0 0 0																			
Mark Lewis, R OBP: 0.300, SLG: 0.450 Chris Stynes, R OBP: 0.308, SLG: 0.100 (8, PR) (8, 5) Danny Graves, R (10, 1)			1-0 SH2-4 1B		1-2 G3			0-0 SH5-4 2B		0-0 F7	3 0 2 0 0 0 1 1 0 0 0 0 0 0 0 0 0 0 0 0 0																		
Pokey Reese, R OBP: 0.318, SLG: 0.410			2-3 K		3-2 G6-3			1-1 SH5-4		0-0 G6-3	3 0 0 0 0 1 2																		
Denny Neagle, L (1, 1) Brian Johnson, R OBP: 0.161, SLG: 0.387 (7, 2)			1-0 SH2-4			1-1 G5-3		2-3 K			1 0 0 0 0 0 0 1 0 0 0 0 1 2																		
Inning Stats	R: 0 E: 0 K: 2 S: 7	H: 0 LOB: 0 BB: 0 P: 9	R: 0 E: 0 K: 0 S: 5	H: 0 LOB: 0 BB: 0 P: 8	R: 0 E: 0 K: 2 S: 11	H: 1 LOB: 1 BB: 0 P: 17	R: 0 E: 0 K: 0 S: 6	H: 0 LOB: 0 BB: 0 P: 10	R: 0 E: 0 K: 0 S: 10	H: 1 LOB: 1 BB: 0 P: 18	R: 0 E: 0 K: 1 S: 6		H: 0 LOB: 0 BB: 0 P: 9	R: 0 E: 0 K: 2 S: 10	H: 1 LOB: 1 BB: 0 P: 14	R: 0 E: 0 K: 2 S: 10	H: 1 LOB: 2 BB: 0 P: 16	R: 0 E: 0 K: 0 S: 4	H: 1 LOB: 1 BB: 1 P: 12	R: 0 E: 0 K: 0 S: 3	H: 0 LOB: 0 BB: 0 P: 3	1B: 3 2B: 2 3B: 0 HR: 0	SF: 0 SAC: 2 DP: 1 HBP: 0	WP: 0 PB: 0 SB: 0 CS: 0	PA: 35				
PITCHER	IP WLS BF H R ER SO BB IBB HBP BLK WP HR S P ERA WHIP												IP WLS BF H R ER SO BB IBB HBP BLK WP HR S P ERA WHIP																
Curt Schilling, R ERA: 2.77 (1, 1)	9.0		5	0	0	0	9	1	0	0	0	0	0	0	0	0	0	0	0	0	0	0	0	0	0	0	0	0.00	0.667
Jim Poole, L ERA: (10, 1)	0.1	1	0	0	0	0	0	0	0	0	0	0	0	0	0	0	0	0	0	0	0	0	0	0	0	0	0	0.00	0.000
Jeff Brantley, R ERA: 1.5 (10, 1)	0.2	W 2	0	0	0	0	0	0	0	0	0	0	0	0	0	0	0	0	0	0	0	0	0	0	0	0	0	0.00	0.000

livebaseballscorecards.com

AB 32
R 0
H 5
RBI 0
BB 1
SO 9
LOB 11



Cincinnati Reds @ Philadelphia Phillies
Veterans Stadium, Philadelphia, PA

Tue Apr 27 1999, 7:05 PM EDT
Att. 14,114 - Unknown - 63 F

livebaseballscorecards.com

AB	32
R	1
H	7
RBI	1
BB	4
SO	7
LOB	18



WP:	0	PA:	37
PB:	0		
SB:	0		
CS:	0		

AB	R	H	RBI	BB	SO	LOB
5	0	3	1	0	1	1

4	0	0	0	0	1	3
---	---	---	---	---	---	---

3	0	1	0	1	0	1
---	---	---	---	---	---	---

4	0	1	0	0	0	3
---	---	---	---	---	---	---

4	0	0	0	0	1	1
---	---	---	---	---	---	---

2	0	1	0	2	0	0
---	---	---	---	---	---	---

3	0	0	0	1	0	3
0	1	0	0	0	0	0

3	0	0	0	0	1	2
---	---	---	---	---	---	---

3	0	1	0	0	2	2
---	---	---	---	---	---	---

0	0	0	0	0	0	0
---	---	---	---	---	---	---

0	0	0	0	0	0	0
---	---	---	---	---	---	---

1	0	0	0	0	1	2
---	---	---	---	---	---	---

1B:	6	SF:	0
2B:	1	SAC:	1
3B:	0	DP:	4
HR:	0	HBP:	0

Batter	1	2	3	4	5	6	7	8	9	10
Doug Glanville, R OBP: 0.381, SLG: 0.392 (1, 8)										
Alex Arias, R OBP: 0.393, SLG: 0.577 (1, 6)										
Scott Rolen, R OBP: 0.345, SLG: 0.556 (1, 5)										
Rico Brogna, L OBP: 0.313, SLG: 0.474 (1, 3)										
Ron Gant, R OBP: 0.235, SLG: 0.190 (1, 7)										
Bobby Abreu, L OBP: 0.394, SLG: 0.531 (1, 9)										
Mike Lieberthal, R Desi Relaford, S OBP: 0.406, SLG: 0.448 (1, 2) OBP: 0.380, SLG: 0.444 (10, PR)										
15 David Doster, R OBP: 0.375, SLG: 0.167 (1, 4)										
Curt Schilling, R Jim Poole, L Jeff Brantley, R 23 Kevin Jordan, R OBP: 0.308, SLG: 0.455 (1, 1) (10, 1) (10, 1) OBP: 0.391, SLG: 0.381 (10, PH)										

Inning Stats	R: 0	H: 2	E: 0	LOB: 1	K: 0	S: 12	P: 17	R: 0	H: 1	E: 1	LOB: 2	K: 1	S: 12	P: 19	R: 0	H: 0	E: 0	LOB: 1	K: 1	S: 11	P: 16	R: 0	H: 0	E: 0	LOB: 0	K: 1	S: 4	P: 10	R: 0	H: 1	E: 0	LOB: 0	K: 0	S: 13	P: 19	R: 0	H: 1	E: 0	LOB: 1	K: 0	S: 3	P: 6	R: 0	H: 0	E: 0	LOB: 0	K: 1	S: 9	P: 16	R: 0	H: 1	E: 0	LOB: 1	K: 1	S: 9	P: 13	R: 0	H: 0	E: 0	LOB: 0	K: 0	S: 7	P: 11	R: 1	H: 1	E: 0	LOB: 1	K: 1	S: 5	P: 9
--------------	------	------	------	--------	------	-------	-------	------	------	------	--------	------	-------	-------	------	------	------	--------	------	-------	-------	------	------	------	--------	------	------	-------	------	------	------	--------	------	-------	-------	------	------	------	--------	------	------	------	------	------	------	--------	------	------	-------	------	------	------	--------	------	------	-------	------	------	------	--------	------	------	-------	------	------	------	--------	------	------	------

PITCHER	IP	WLS	BF	H	R	ER	SO	BB	IBB	HBP	BLK	WP	HR	S	P	ERA	WHIP
Denny Neagle, L ERA: 3.6 (1, 1)	6.0		23	5	0	0	4	2	0	0	0	0	0	55	87	0.00	1.167
Scott Sullivan, R ERA: 2.63 (7, 1)	2.0		7	1	0	0	2	1	0	0	0	0	0	18	29	0.00	1.000
Gabe White, L ERA: 3.27 (9, 1)	1.1	L	5	0	1	1	0	1	0	0	0	0	0	8	16	6.75	0.750
Danny Graves, R ERA: 5.27 (10, 1)	0.1		2	1	0	0	1	0	0	0	0	0	0	4	4	0.00	3.000

PITCHER	IP	WLS	BF	H	R	ER	SO	BB	IBB	HBP	BLK	WP	HR	S	P	ERA	WHIP
---------	----	-----	----	---	---	----	----	----	-----	-----	-----	----	----	---	---	-----	------

Batter	1	2	3	4	5	6	7	8	9	AB R H RBI BB SO LOB	TOP																									
Mike Cameron, R OBP: 0.392, SLG: 0.551 (1, 8) X	0-0 L7		1-0 G4-3 S 1B		0-1 F7		2-3 K	1-2 BLK 1B	4-1 BB	5 0 2 1 1 1 1																										
Michael Tucker, L OBP: 0.321, SLG: 0.280 Dmitri Young, S OBP: 0.263, SLG: 0.250 (1, 9) S X (7, PH) (7, 9) (8, 3)	0-1 S 1B		2-2 G4-3		2-0 G3		4-1 2B BB	2-2 F9	3-3 K	3 0 1 0 0 0 1 2 1 0 0 1 1 3																										
Greg Vaughn, R OBP: 0.337, SLG: 0.426 (1, 7) X	0-0 P5		0-0 F7		3-3 K		1-2 2B		4-0 S BB 1B BB	4 1 1 2 1 1 2																										
Sean Casey, L OBP: 0.436, SLG: 0.614 Scott Williamson, R (1, 3) B B B C X (7, 1)	3-1 L3		0-0 F7		2-0 G5-3		2-1 L5		1-3 K	4 0 0 0 0 0 2 1 0 0 0 0 1 1																										
Barry Larkin, R OBP: 0.284, SLG: 0.375 (1, 6)		2-3 K		0-2 F9		2-1 1B		0-0 PB 2B 1B	4-2 S 1B BB	4 2 2 0 1 1 0																										
Eddie Taubensee, L OBP: 0.347, SLG: 0.535 (1, 2)		3-2 HR		2-1 FC6-4 1B		0-0 F7		4-2 2B G6-3 BB	2-0 F8	4 2 2 1 1 0 3																										
Mark Lewis, R OBP: 0.320, SLG: 0.458 (1, 5)		1-0 F8		2-2 FC6-4 1-2f		3-2 G4-3		1-0 WP 1B 2B	4-0 1B 1B BB	4 2 1 1 1 0 2																										
Pokey Reese, R OBP: 0.338, SLG: 0.415 Chris Stynes, R OBP: 0.308, SLG: 0.100 (1, 4) (9, 4)		1-0 G5-3		0-0 HR 1B		0-0 HR 1B		1-0 G6-3	0-1 S 1B	4 3 2 3 0 0 1 0 0 0 0 0 0 0																										
Brett Tomko, R OBP: 0.286, SLG: 0.286 Mark Sweeney, L OBP: 0.444, SLG: 1.250 Dennys Reyes, R (5, PH) (5, 1) Hal Morris, L OBP: 0.290, SLG: 0.417 (7, PH) (7, 3) Jeffrey Hammonds, R OBP: 0.263, SLG: 0.235 (8, PH) (8, 9)			0-2 G5-3		0-2 HR		3-3 K	3-3 K	1-1 1B	1 0 0 0 0 0 0 1 1 1 2 0 0 0 0 0 0 0 0 0 0 1 0 0 0 0 1 1 2 0 1 2 0 1 1																										
Inning Stats	R: 0 E: 0 K: 0 S: 6	H: 1 LOB: 1 BB: 0 P: 9	R: 1 E: 0 K: 1 S: 11	H: 1 LOB: 0 BB: 0 P: 18	R: 0 E: 0 K: 0 S: 9	H: 1 LOB: 1 BB: 0 P: 12	R: 0 E: 0 K: 0 S: 11	H: 1 LOB: 1 BB: 0 P: 15	R: 2 E: 0 K: 1 S: 11	H: 2 LOB: 0 BB: 0 P: 16	R: 0 E: 0 K: 0 S: 7	H: 1 LOB: 1 BB: 0 P: 14	R: 2 E: 0 K: 2 S: 16	H: 1 LOB: 1 BB: 1 P: 31	R: 3 E: 0 K: 1 S: 15	H: 3 LOB: 1 BB: 1 P: 27	R: 4 E: 0 K: 2 S: 14	H: 2 LOB: 2 BB: 4 P: 37	1B: 9 2B: 2 3B: 0 HR: 2	SF: 0 SAC: 0 DP: 0 HBP: 1	WP: 2 PB: 1 SB: 5 CS: 0	PA: 47														
PITCHER	IP WLS BF H R ER SO BB IBB HBP BLK WP HR S P ERA WHIP																																			
Chad Ogea, R ERA: 3.64 (1, 1)	6.0		26	7	4	4	2	0	0	1	0	0	2	57	89	6.00	1.167																			
Yorkis Perez, L ERA: 8.1 (7, 1)	1.0		5	1	1	1	2	1	0	0	0	1	0	14	26	9.00	2.000																			
Wayne Gomes, R ERA: 5.06 (8, 1)	0.1	H	4	2	3	3	0	1	0	0	0	0	0	5	11	81.00	9.000																			
Jim Poole, L ERA: (8, 1)	0.2	B	3	1	0	0	1	0	0	0	1	1	0	10	16	0.00	1.500																			
Jeff Brantley, R ERA: 2.84 (9, 1)	0.1	L	2	0	1	1	1	1	0	0	0	0	0	3	8	27.00	3.000																			
PITCHER	IP WLS BF H R ER SO BB IBB HBP BLK WP HR S P ERA WHIP																																			
Ken Ryan, R ERA: 5.63 (9, 1)	0.2		7	2	3	3	1	3	0	0	0	0	0	11	29	40.50	7.500																			

Cincinnati Reds @ Philadelphia Phillies
Veterans Stadium, Philadelphia, PA
Wed Apr 28 1999, 7:05 PM EDT
Att. 12,354 - Cloudy - 61 F

AB	40
R	12
H	13
RBI	12
BB	6
SO	7
LOB	18



Batter	1	2	3	4	5	6	7	8	9	AB	R	H	RBI	BB	SO	LOB
Doug Glanville, R OBP: 0.382, SLG: 0.423 (1, 8)	0-2 P3	1-1 F9		0-0 HR	4-0 BB		0-3 K			4	1	1	4	1	1	1
Marlon Anderson, L OBP: 0.214, SLG: 0.224 (1, 4)	0-0 L9	3-2 L8		1-3 K	0-3 K			0-3 K		5	0	0	0	0	3	3
Scott Rolen, R OBP: 0.371, SLG: 0.623 (1, 5)	2-0 HR		3-1 1B	3-1 1B		2-1 2B		0-1 F8		5	1	4	1	0	0	0
Rico Brogna, L OBP: 0.330, SLG: 0.518 (1, 3)	2-1 HR		1-3 K	0-1 G3		1-1 1B		0-0 1B		5	1	3	1	0	1	2
Ron Gant, R OBP: 0.247, SLG: 0.242 Ken Ryan, R (9, 1)	2-1 IHR		2-3 K		4-2 BB 1B BB	2-3 K		3-2 G6-3		4	2	1	1	1	2	3
Bobby Abreu, L OBP: 0.382, SLG: 0.500 (1, 9)	4-0 1B BB		2-0 G1-3		1-3 K	1-3 K			0-3 K2-3	4	1	0	0	1	3	3
Mike Lieberthal, R OBP: 0.419, SLG: 0.452 (1, 2)	3-2 1B			1-0 2B HR HBP	0-0 BB 1B		1-3 K		3-2 F8	4	1	2	1	0	1	0
Desi Relaford, S OBP: 0.400, SLG: 0.469 (1, 6)	0-2 G4-3			2-0 HR 2B	4-0 BB BB		0-1 1B		3-1 P4	4	1	2	0	1	0	1
Chad Ogea, R OBP: 0.182, SLG: 0.091 Yorkis Perez, L Rob Ducey, L Wayne Gomes, R Jim Poole, L Jeff Brantley, R Kevin Seick, R OBP: 0.267, SLG: 0.286 (1, 1) (7, 1) (7, PH) (8, 1) (8, 1) (9, 1) (9, 7)		1-3 K		0-3 K	0-3 K		0-3 K			3	0	0	0	0	3	5

Inning Stats	R: 4	H: 4	E: 0	LOB: 1	K: 0	P: 31	R: 0	H: 0	E: 0	LOB: 0	K: 1	P: 15	R: 0	H: 1	E: 0	LOB: 1	K: 2	P: 19	R: 3	H: 3	E: 0	LOB: 1	K: 2	P: 24	R: 1	H: 1	E: 0	LOB: 3	K: 3	P: 26	R: 0	H: 2	E: 0	LOB: 1	K: 2	P: 16	R: 0	H: 1	E: 0	LOB: 1	K: 3	P: 13	R: 0	H: 1	E: 0	LOB: 1	K: 1	P: 12	R: 0	H: 0	E: 0	LOB: 0	K: 1	P: 16	1B: 7	SF: 0	2B: 2	SAC: 0	3B: 0	DP: 0	HR: 4	HBP: 1	WP: 0	PA: 44
--------------	------	------	------	--------	------	-------	------	------	------	--------	------	-------	------	------	------	--------	------	-------	------	------	------	--------	------	-------	------	------	------	--------	------	-------	------	------	------	--------	------	-------	------	------	------	--------	------	-------	------	------	------	--------	------	-------	------	------	------	--------	------	-------	-------	-------	-------	--------	-------	-------	-------	--------	-------	--------

PITCHER	IP	WLS	BF	H	R	ER	SO	BB	IBB	HBP	BLK	WP	HR	S	P	ERA	WHIP
Brett Tomko, R ERA: 7.76 (1, 1)	4.0		22	8	7	7	5	1	0	1	0	0	3	56	89	15.75	2.250
Dennys Reyes, L ERA: 1.74 (5, 1)	2.0		11	3	1	1	5	3	0	0	0	0	0	23	42	4.50	3.000
Scott Williamson, R ERA: 3.55 (7, 1)	3.0	W	11	2	0	0	5	0	0	0	0	0	0	31	41	0.00	0.667


BOTTOM

Cincinnati Reds @ Philadelphia Phillies
Veterans Stadium, Philadelphia, PA

Wed Apr 28 1999, 7:05 PM EDT
Att. 12,354 - Cloudy - 61 F

livebaseballscorecards.com

AB	39
R	8
H	13
RBI	8
BB	4
SO	15
LOB	19



Batter	1	2	3	4	5	6	7	8	9	AB R H RBI BB SO LOB	TOP	
Mike Cameron, R (1, 8) OBP: 0.393, SLG: 0.554	3-2 F9	3-2 2B		3-3 K		3-3 K		2-2 1B		5 1 2 2 0 2 2		
Michael Tucker, L (1, 9) OBP: 0.333, SLG: 0.310	4-1 FC5-4 BB	2-2 2B		1-3 K			0-3 K		2-1 G4-3	4 0 1 1 1 2 0		
Greg Vaughn, R (1, 7) OBP: 0.330, SLG: 0.411 Danny Graves, R (9, 1)	0-0 FC5-4 2B	1-3 K			1-1 F8		2-3 K		2-1 1B	5 2 1 0 0 2 2 0 0 0 0 0 0 0		
Sean Casey, L (1, 3) OBP: 0.434, SLG: 0.640	3-2 1B 2B			1-1 SF9 3B		1-1 F8		1-1 F8	0-3 K	5 2 2 1 0 1 1		
Barry Larkin, R (1, 6) OBP: 0.291, SLG: 0.377	2-2 FC4-6 1B			1-2 G6-3		1-2 F8		2-2 P4	2-0 1B	5 0 2 2 0 0 1		
Eddie Taubensee, L (1, 2) OBP: 0.333, SLG: 0.511	1-0 FC4-6 1B			0-0 SF9			1-2 G3	1-0 2B 1B	1-0 G3	4 1 1 1 0 0 2		
Mark Lewis, R (1, 5) OBP: 0.414, SLG: 0.571				0-0 FC4 1B		1-1 FC6-4 1B		2-2 1B 2B		4 0 4 0 0 0 0		
Chris Stynes, R (1, 4) OBP: 0.294, SLG: 0.077				3-2 FC4 2B		0-0 FC6-4		0-0 G6-3		3 1 0 0 1 0 4		
Jason Bere, R (1, 1) OBP: 0.444, SLG: 0.375 Dennys Reyes, R (6, 1) Scott Sullivan, R (6, 1) Hal Morris, L (8, PH) Gabe White, L (8, 1) Jeffrey Hammonds, R (9, 7) OBP: 0.263, SLG: 0.235				2-3 K		2-2 G4-3		4-2 1B BB		3 0 0 0 0 0 2 3 0 1 0 0 0 0 0 0 0 0 0 0 0 0 0 0 0 0 0 0		
Inning Stats	R: 2 H: 2 E: 1 LOB: 1 K: 0 BB: 1 S: 16 P: 29	R: 2 H: 3 E: 0 LOB: 1 K: 2 BB: 0 S: 17 P: 27	R: 1 H: 2 E: 0 LOB: 1 K: 0 BB: 0 S: 8 P: 11	R: 0 H: 0 E: 0 LOB: 0 K: 2 BB: 0 S: 10 P: 16	R: 0 H: 0 E: 0 LOB: 0 K: 0 BB: 0 S: 7 P: 10	R: 0 H: 1 E: 0 LOB: 2 K: 2 BB: 1 S: 11 P: 22	R: 0 H: 0 E: 0 LOB: 0 K: 2 BB: 0 S: 8 P: 11	R: 1 H: 3 E: 0 LOB: 2 K: 0 BB: 1 S: 15 P: 26	R: 1 H: 2 E: 0 LOB: 1 K: 1 BB: 0 S: 9 P: 16	1B: 8 SF: 1 2B: 4 SAC: 0 3B: 1 DP: 0 HR: 0 HBP: 0	WP: 0 PA: 42 PB: 0 SB: 2 CS: 0	
PITCHER	IP WLS BF H R ER SO BB IBB HBP BLK WP HR S P ERA WHIP											
Carlton Loewer, R (1, 1) ERA: 5.23	5.0 L 23 7 5 5 4 1 0 0 0 0 0 0 58 93 9.00 1.600											
Mike Grace, R (6, 1) ERA: 4.22	1.0 5 1 0 0 2 1 0 0 0 0 0 0 11 22 0.00 2.000											
Yorkis Perez, L (7, 1) ERA: 7.88	1.1 5 1 1 1 2 0 0 0 0 0 0 0 12 18 6.75 0.750											
Steve Montgomery, R (8, 1) ERA:	0.2 4 2 0 0 0 1 0 0 0 0 0 0 11 19 0.00 4.500											
Jim Poole, L (9, 1) ERA: 1.93	1.0 5 2 1 1 1 0 0 0 0 0 0 0 9 16 9.00 2.000											

Cincinnati Reds @ Philadelphia Phillies
Veterans Stadium, Philadelphia, PA
Thu Apr 29 1999, 7:05 PM EDT
Att. 12,248 - Unknown - 67 F

livebaseballscorecards.com

AB	38
R	7
H	13
RBI	7
BB	3
SO	9
LOB	15



Batter	1	2	3	4	5	6	7	8	9	AB R H RBI BB SO LOB
Doug Glanville, R OBP: 0.372, SLG: 0.402 (1, 8)	4-1 1B S BB	3-3 K			0-1 F9		1-1 G6-3		1-2 F9	4 0 0 0 1 1 2
Marlon Anderson, L OBP: 0.203, SLG: 0.211 Steve Montgomery, R Jim Poole, L Alex Arias, R OBP: 0.414, SLG: 0.593 (1, 4) (8, 1) (9, 1) (9, PH)	3-2 L7		2-2 G6-3		1-1 F7		0-2 G3		0-2 1B	4 0 0 0 0 0 1 0 0 0 0 0 0 0 0 0 0 0 0 0 0 1 0 1 0 0 0 0
Scott Rolen, R OBP: 0.372, SLG: 0.622 (1, 5)	1-2 S 1B		0-0 F8			1-1 1B 2B	1-1 F7		2-3 K	5 1 2 0 0 1 1
Rico Brogna, L OBP: 0.326, SLG: 0.506 (1, 3)	1-3 K		3-2 F8			1-3 K		0-2 G3 BB SF7 1B		4 1 1 0 0 2 3
Ron Gant, R OBP: 0.260, SLG: 0.234 (1, 7)	2-3 K			0-0 F9		4-2 1B BB		4-2 G3 BB		2 1 0 0 2 1 2
Bobby Abreu, L OBP: 0.388, SLG: 0.493 (1, 9)		3-1 F7		4-0 BB		2-1 1B 1B		2-2 G3		3 0 1 1 1 0 2
Mike Lieberthal, R OBP: 0.410, SLG: 0.446 (1, 2)		3-2 1B 1B		1-3 K		2-2 F9		1-2 SF7		3 0 1 1 0 1 3
Desi Relaford, S OBP: 0.390, SLG: 0.453 (1, 6)		3-2 F8		1-2 F7		0-1 1B		0-1 F9		4 0 1 1 0 0 3
Carlton Loewer, R OBP: 0.459, SLG: 0.455 Kevin Seick, R OBP: 0.250, SLG: 0.267 Mike Grace, R Rob Ducey, L OBP: 0.118, SLG: 0.294 Yorkis Perez, L 23 Kevin Jordan, R OBP: 0.375, SLG: 0.364 (1, 1) (5, PH) (6, 1) (6, PH) (7, 1) (8, 4)		3-2 1B			1-0 P6		0-2 P6		2-1 L4	1 0 1 0 0 0 0 1 0 0 0 0 0 0 0 0 0 0 0 0 0 1 0 0 0 0 0 2 0 0 0 0 0 0 0 1 0 0 0 0 0 0

Inning Stats	R: 0 E: 0 K: 2 S: 13	H: 1 LOB: 2 BB: 1 P: 24	R: 0 E: 0 K: 1 S: 16	H: 2 LOB: 2 BB: 0 P: 31	R: 0 E: 0 K: 0 S: 8	H: 0 LOB: 0 BB: 0 P: 13	R: 0 E: 0 K: 1 S: 7	H: 0 LOB: 1 BB: 1 P: 13	R: 0 E: 0 K: 0 S: 5	H: 0 LOB: 0 BB: 0 P: 7	R: 2 E: 0 K: 1 S: 22	H: 3 LOB: 2 BB: 1 P: 32	R: 0 E: 0 K: 0 S: 8	H: 0 LOB: 0 BB: 0 P: 10	R: 1 E: 0 K: 0 S: 15	H: 1 LOB: 1 BB: 1 P: 22	R: 0 E: 0 K: 1 S: 13	H: 1 LOB: 1 BB: 0 P: 18	1B: 7 2B: 1 3B: 0 HR: 0	SF: 1 SAC: 0 DP: 0 HBP: 0
--------------	-------------------------------	----------------------------------	-------------------------------	----------------------------------	------------------------------	----------------------------------	------------------------------	----------------------------------	------------------------------	---------------------------------	-------------------------------	----------------------------------	------------------------------	----------------------------------	-------------------------------	----------------------------------	-------------------------------	----------------------------------	----------------------------------	------------------------------------

BOTTOM

Cincinnati Reds @ Philadelphia Phillies
Veterans Stadium, Philadelphia, PA

Thu Apr 29 1999, 7:05 PM EDT
Att: 12,248 - Unknown - 67 F

AB	34
R	3
H	8
RBI	3
BB	4
SO	6
LOB	19



PITCHER	IP	WLS	BF	H	R	ER	SO	BB	IBB	HBP	BLK	WP	HR	S	P	ERA	WHIP
Jason Bere, R ERA: 6.0 (1, 1)	5.1		23	4	2	2	5	3	0	0	0	0	0	56	101	3.38	1.312
Dennys Reyes, L ERA: 1.74 (6, 1)	0.0		1	1	0	0	0	0	0	0	0	0	2	4	∞	∞	
Scott Sullivan, R ERA: 2.35 (6, 1)	1.2	H	6	1	0	0	0	0	0	0	0	0	0	21	25	0.00	0.600
Gabe White, L ERA: 3.75 (8, 1)	1.0		5	1	1	1	0	1	0	0	0	0	0	15	22	9.00	2.000
Danny Graves, R ERA: 4.91 (9, 1)	1.0		4	1	0	0	1	0	0	0	0	0	0	13	18	0.00	1.000

Batter	1	2	3	4	5	6	7	8	9	AB	R	H	RBI	BB	SO	LOB	TOP							
Eric Young Sr., R (1, 4) OBP: 0.425, SLG: 0.444	3-3 K		1-2 FC4-6 S 1-2f 2-3		2-2 P4		2-1 G6-3		0-1 2B 1-H	5	0	1	1	0	1	4								
Mark Grudzielanek, R (1, 6) OBP: 0.310, SLG: 0.359	2-2 G1-3		3-3 K 1-2		2-0 FC		1-1 CS 1B		1-3 K	5	0	1	1	0	2	5								
Gary Sheffield, R (1, 7) OBP: 0.392, SLG: 0.500 Jeff Shaw, R (9, 1)	3-2 G5-3			0-0 F8		4-0 IBB		2-2 SAFE S 1-2 1B	2-2 F8	4	0	1	0	1	0	2								
Eric Karros, R (1, 3) OBP: 0.354, SLG: 0.471		0-1 G4-3		1-3 K		3-3 K		2-3 K 1-2		4	0	0	0	0	3	4								
Raul Mondesi, R (1, 9) OBP: 0.377, SLG: 0.563		1-1 HBP 22 G6-4-3		0-0 P3		1-3 K		2-2 G6-3		3	0	0	0	0	1	3								
22 Devon White, S (1, 8) OBP: 0.333, SLG: 0.424		1-1 G6-4-3 1-2f		2-1 1B S 1B 1B		1-3 K		1-1 G6-3		4	1	1	0	0	1	1								
Todd Hundley, S (1, 2) OBP: 0.286, SLG: 0.298			0-1 G4-3		2-1 BB 1B WP 1B		4-2 BB		2-3 K	3	1	1	0	1	1	0								
Adrian Beltré, R (1, 5) OBP: 0.441, SLG: 0.553			2-2 FC4-6 2B		3-2 WP BB FC 1B		0-0 P3		1-1 P6	4	1	2	1	0	0	1								
Carlos Perez, L (1, 1) Alan Mills, R (8, 1) Dave Hansen, L (9, PH) OBP: 0.714, SLG: 1.417 Jacob Brumfield, R (9, PR) OBP: 0.214, SLG: 0.357 (9, 7)			4-0 FC4-6 BB		4-0 FC WP BB		0-0 F9		1-0 2B 1B	1	0	0	0	2	0	1								
Inning Stats	R: 0 E: 0 K: 1 S: 9	H: 0 LOB: 0 BB: 0 P: 17	R: 0 E: 0 K: 0 S: 5	H: 0 LOB: 0 BB: 0 P: 7	R: 0 E: 0 K: 1 S: 11	H: 1 LOB: 2 BB: 1 P: 21	R: 0 E: 0 K: 1 S: 5	H: 0 LOB: 0 BB: 0 P: 6	R: 3 E: 1 K: 2 S: 21	H: 3 LOB: 3 BB: 2 P: 44	R: 0 E: 0 K: 1 S: 7	H: 0 LOB: 1 BB: 1 P: 12	R: 0 E: 0 K: 1 S: 10	H: 2 LOB: 1 BB: 0 P: 17	R: 0 E: 0 K: 1 S: 8	H: 0 LOB: 0 BB: 0 P: 13	R: 1 E: 0 K: 1 S: 11	H: 2 LOB: 2 BB: 0 P: 16	1B: 6 2B: 2 3B: 0 HR: 0	SF: 0 SAC: 0 DP: 1 HBP: 1	WP: 1 PB: 0 SB: 3 CS: 1	PA: 39		
PITCHER	IP	WLS	BF	H	R	ER	SO	BB	IBB	HBP	BLK	WP	HR	S	P	ERA	WHIP							
Paul Byrd, R (1, 1) ERA: 4.4	6.0	L	27	4	3	3	6	3	1	1	0	1	0	58	107	4.50	1.167							
Ken Ryan, R (7, 1) ERA: 4.5	2.0		7	2	0	0	2	0	0	0	0	0	0	18	30	0.00	1.000							
Wayne Gomes, R (9, 1) ERA: 5.4	1.0		5	2	1	1	1	0	0	0	0	0	0	11	16	9.00	2.000							

Los Angeles Dodgers @ Philadelphia Phillies
Veterans Stadium, Philadelphia, PA

Fri Apr 30 1999, 7:05 PM EDT
Att. 20,024 - Unknown - 65 F

livebaseballscorecards.com

AB	34
R	4
H	8
RBI	3
BB	4
SO	9
LOB	21



Batter	1	2	3	4	5	6	7	8	9	AB	R	H	RBI	BB	SO	LOB
Doug Glanville, R OBP: 0.364, SLG: 0.391 (1, 8)	1-1 F9	0-0 P5		1-1 F8		2-2 G5-3			3-2 2B	5	1	1	0	0	0	4
Kevin Sefcik, R OBP: 0.250, SLG: 0.263 Rob Ducey, L OBP: 0.111, SLG: 0.278 (9, PH)	0-1 F9		0-1 S 1B		1-1 F8		1-1 F9		2-1 F9	4	0	1	0	0	0	0
Scott Rolen, R OBP: 0.374, SLG: 0.621 (1, 5)	1-1 S 1B		1 SAFE 1-2 P4		3-2 G1-3		0-1 F9		3-2 2B	5	0	2	2	0	0	1
Rico Brogna, L OBP: 0.330, SLG: 0.505 (1, 3)	1-1 G3		2-3 K		0-0 1B 2B		1-1 P3		4-0 IBB	4	0	1	0	1	1	2
Ron Gant, R OBP: 0.268, SLG: 0.235 (1, 7)		2-2 BB 1B	2-1 P2		4-0 1B BB			2-3 K	0-3 K	4	1	1	0	1	2	3
Bobby Abreu, L OBP: 0.393, SLG: 0.486 (1, 9)		1 SAFE 4-0 1B BB		2-2 F8		0-0 1-2 2-3 1B		2-1 F7		3	0	1	0	1	0	0
Mike Lieberthal, R OBP: 0.390, SLG: 0.420 (1, 2)		1-0 P4		0-1 G4-3		3-2 P3		0-0 P3		4	0	0	0	0	0	5
Alex Arias, R OBP: 0.364, SLG: 0.516 (1, 6)		1-1 L7		1-1 E5 BB		0-1 P3			0-1 G6-3	4	0	0	0	0	0	2
Paul Byrd, R OBP: 0.333, SLG: 0.250 15 David Doster, R OBP: 0.333, SLG: 0.143 Ken Ryan, R Wayne Gomes, R 23 Kevin Jordan, R OBP: 0.400, SLG: 0.391 (9, PH)		1-2 1-3 2-H 1B		4-0 BB		3-2 F8			0-0 1B 2B 1B	1	0	1	1	1	0	0

Inning Stats	R: 0	H: 1	E: 0	K: 0	S: 9	R: 1	H: 2	E: 0	K: 0	S: 10	R: 0	H: 1	E: 0	K: 1	S: 11	R: 0	H: 0	E: 1	K: 0	S: 9	R: 0	H: 2	E: 0	K: 0	S: 14	R: 0	H: 0	E: 0	K: 0	S: 8	R: 0	H: 0	E: 0	K: 0	S: 6	R: 0	H: 0	E: 0	K: 1	S: 6	R: 2	H: 3	E: 0	K: 1	S: 15	1B: 7	2B: 2	3B: 0	HR: 0	SF: 0	SAC: 0	DP: 0	HBP: 0	WP: 0	PA: 41
--------------	------	------	------	------	------	------	------	------	------	-------	------	------	------	------	-------	------	------	------	------	------	------	------	------	------	-------	------	------	------	------	------	------	------	------	------	------	------	------	------	------	------	------	------	------	------	-------	-------	-------	-------	-------	-------	--------	-------	--------	-------	--------

PITCHER	IP	WLS	BF	H	R	ER	SO	BB	IBB	HBP	BLK	WP	HR	S	P	ERA	WHIP
Carlos Perez, L ERA: 5.65 (1, 1)	7.0	W	31	6	1	1	1	3	0	0	0	0	0	67	108	1.29	1.286
Alan Mills, R ERA: 0.93 (8, 1)	1.0	H	3	0	0	0	1	0	0	0	0	0	0	6	10	0.00	0.000
Jeff Shaw, R ERA: 1.88 (9, 1)	1.0	S	7	3	2	2	1	0	1	0	0	0	0	15	27	18.00	3.000

BOTTOM

Los Angeles Dodgers @ Philadelphia Phillies
Veterans Stadium, Philadelphia, PA

livebaseballscorecards.com

AB	37
R	3
H	9
RBI	3
BB	4
SO	3
LOB	19



Fri Apr 30 1999, 7:05 PM EDT
Att: 20,024 - Unknown - 65 F

Batter	1	2	3	4	5	6	7	8	9	AB R H RBI BB SO LOB	TOP
--------	---	---	---	---	---	---	---	---	---	----------------------	-----

Eric Young Sr., R (1, 4) <small>OBP: 0.436, SLG: 0.446</small> Jose Vizcaino, S (6, 4) <small>OBP: 0.395, SLG: 0.359</small>	2-2 G6-4-3 HBP	4-1 1B 1B 1-2 2-3 BB	0-0 F8		1-1 2-H 1B		1-2 FC4-6 1-2f		1-1 G5-4-3 1B	2 1 1 0 1 0 1 2 0 1 1 0 0 2	
---	----------------------	-------------------------------	-----------	--	------------------	--	----------------------	--	---------------------	--------------------------------	--

Mark Grudzielanek, R (1, 6) <small>OBP: 0.300, SLG: 0.345</small>	1-2 G6-4-3 1-2f	1-0 1B 1-2 2-3 3-H 1B	3-1 FC5-4			0-0 F9		0-2 G3	2-2 G5-4-3 1-2f	6 1 1 1 0 0 4	
---	-----------------------	-----------------------------------	--------------	--	--	-----------	--	-----------	-----------------------	---------------	--

Gary Sheffield, R (1, 7) <small>OBP: 0.396, SLG: 0.494</small> Jacob Brumfield, R (6, 7) <small>OBP: 0.267, SLG: 0.400</small>	4-1 1B HR BB	3-2 BB 22 1B G3-1 1-2 2-3 3-H 1B		1-3 K		3-3 K		1-1 FC6 1B		3 2 1 1 1 2 0 1 0 1 0 0 0 0	
---	-----------------------	---	--	----------	--	----------	--	------------------	--	--------------------------------	--

Eric Karros, R (1, 3) <small>OBP: 0.356, SLG: 0.467</small> Jamie Arnold, R (8, 1)	1-1 1-2 HR 1B	0-0 22 G3-1 BB 1-2 2-3 3-H 1B	2-1 F8		1-3 K		1-2 F8			5 1 2 2 0 1 1 0 0 0 0 0 0 0	
--	------------------------	---	-----------	--	----------	--	-----------	--	--	--------------------------------	--

Raul Mondesi, R (1, 9) <small>OBP: 0.391, SLG: 0.596</small> Todd Hollandsworth, L (8, PH) <small>OBP: 0.250, SLG: 0.500</small>	3-2 1-H 2-H HR 1B	4-0 22 G3-1 BB 1-2 2-3	3-2 G6-3			4-1 1B BB 1B		3-1 FC6 1-2f		2 2 1 3 2 0 0 1 0 0 0 0 0 1	
---	-------------------------------	------------------------------------	-------------	--	--	-----------------------	--	--------------------	--	--------------------------------	--

22 Devon White, S (1, 8) <small>OBP: 0.327, SLG: 0.404</small>	1-2 G5-3	3-2 G3-1 1-2 2-3 3-H		2-3 K		1-0 F8		4-1 2B G4-3 BB		4 1 0 1 1 1 3	
--	-------------	-------------------------------	--	----------	--	-----------	--	-------------------------	--	---------------	--

Adrian Beltré, R (1, 5) <small>OBP: 0.439, SLG: 0.550</small>		37 SH 1B BB		0-0 G5-3		3-1 F8		0-1 G4-3 1B 2B		4 2 1 0 1 0 3	
---	--	----------------------	--	-------------	--	-----------	--	-------------------------	--	---------------	--

Paul Lo Duca, R (1, 2) <small>OBP: 0.250, SLG: 0.069</small>	1 SAFE P3	3-2 G6-3	3-1 G6-3		2-1 E6 37 2B		1-1 1B 1B		4-0 1B G4-3 BB	4 1 1 0 1 0 1	
--	--------------	-------------	-------------	--	-----------------------	--	-----------------	--	-------------------------	---------------	--

37 Darren Dreifort, R (1, 1) <small>OBP: 0.300, SLG: 0.250</small> Tripp Cromer, R (7, PH) <small>OBP: 0.200, SLG: 0.111</small> Onan Masaoka, R (7, 1) Dave Hansen, L (8, 3) <small>OBP: 0.667, SLG: 1.308</small>	0-0 SH 1B S 1B	4-2 FC5-4 BB	3-1 1B 2B		2-2 1-2 2-3 3-H 1B		1-0 G4-3		1-2 2-3 3-H	1 1 1 1 1 0 0 1 0 1 1 0 0 0 0 0 0 0 0 0 0 1 0 0 1 0 0 2	
---	----------------------------	--------------------	-----------------	--	-----------------------------	--	-------------	--	----------------	--	--

Inning Stats	R: 3 E: 0 K: 0 S: 16	H: 2 LOB: 0 BB: 1 P: 28	R: 5 E: 1 K: 0 S: 21	H: 3 LOB: 2 BB: 3 P: 43	R: 0 E: 0 K: 0 S: 7	H: 0 LOB: 1 BB: 1 P: 17	R: 0 E: 0 K: 1 S: 8	H: 0 LOB: 0 BB: 0 P: 14	R: 1 E: 1 K: 1 S: 10	H: 2 LOB: 2 BB: 0 P: 18	R: 0 E: 0 K: 2 S: 7	H: 0 LOB: 0 BB: 0 P: 11	R: 1 E: 0 K: 0 S: 12	H: 2 LOB: 2 BB: 1 P: 24	R: 0 E: 0 K: 0 S: 10	H: 1 LOB: 1 BB: 0 P: 15	R: 2 E: 0 K: 0 S: 9	H: 2 LOB: 1 BB: 2 P: 21	1B: 9 2B: 2 3B: 0 HR: 1	SF: 0 SAC: 1 DP: 2 HBP: 1	WP: 0 PB: 0 SB: 2 CS: 0	PA: 47
--------------	-------------------------------	----------------------------------	-------------------------------	----------------------------------	------------------------------	----------------------------------	------------------------------	----------------------------------	-------------------------------	----------------------------------	------------------------------	----------------------------------	-------------------------------	----------------------------------	-------------------------------	----------------------------------	------------------------------	----------------------------------	----------------------------------	------------------------------------	----------------------------------	--------


PITCHER	IP	WLS	BF	H	R	ER	SO	BB	IBB	HBP	BLK	WP	HR	S	P	ERA	WHIP
Paul Spoljaric, L (1, 1) <small>ERA: 16.55</small>	1.1	L	12	4	8	6	0	3	0	1	0	0	1	32	59	40.50	5.250
Mike Grace, R (2, 1) <small>ERA: 3.38</small>	2.2		11	1	0	0	1	2	0	0	0	0	0	20	43	0.00	1.125
Steve Montgomery, R (5, 1) <small>ERA:</small>	2.0		8	2	1	0	3	0	0	0	0	0	0	17	29	0.00	1.000
Jim Poole, L (7, 1) <small>ERA: 3.18</small>	1.0		6	2	1	1	0	1	0	0	0	0	0	12	24	9.00	3.000
Ken Ryan, R (8, 1) <small>ERA: 4.09</small>	1.0		4	1	0	0	0	0	0	0	0	0	0	10	15	0.00	1.000

PITCHER	IP	WLS	BF	H	R	ER	SO	BB	IBB	HBP	BLK	WP	HR	S	P	ERA	WHIP
Wayne Gomes, R (9, 1) <small>ERA: 6.39</small>	1.0		6	2	2	2	0	2	0	0	0	0	0	9	21	18.00	4.000

Los Angeles Dodgers @ Philadelphia Phillies
Veterans Stadium, Philadelphia, PA

Sat May 01 1999, 7:05 PM EDT
 Att. 22,053 - Unknown - 65 F

AB	37
R	12
H	12
RBI	12
BB	8
SO	4
LOB	18



livebaseballscorecards.com

Batter	1	2	3	4	5	6	7	8	9	AB	R	H	RBI	BB	SO	LOB
Doug Glanville, R (1, 8) Wayne Gomes, R (9, 1)	0-1 SH1-3 2B		1-1 P6		1-3 K2-3	2-2 G4-3		3-2 HBP		4	0	1	0	0	1	1
Marlon Anderson, L (1, 4)	0-0 SH1-3 2-3		1-0 G6-3 1B 2B		0-1 F9		4-0 BB	3-2 F9		3	1	1	0	0	1	0
Scott Rolen, R (1, 5) 15 David Doster, R (8, 5)	2-2 P3		3-2 G6-3 2-3		2-1 1B		3-3 K		0-1 G1-3	4	0	1	0	0	1	3
Rico Brogna, L (1, 3) 23 Kevin Jordan, R (7, PH) (8, 3)	0-3 K		2-0 FC5-4 1B 3-H		2-3 K		0-2 P3		1-1 G4-3	3	0	1	1	0	2	2
Ron Gant, R (1, 7)		0-1 1B 1B	1-1 FC5-4 1B 1-2f			2-1 G6-3 1B WP		0-0 P2	3-2 HR 1B	5	2	3	0	0	0	2
Bobby Abreu, L (1, 9)		3-2 1B 1-2		2-1 G4-6-3 1B		1-2 G6-3 1-3		0-3 K	0-0 HR 1-H	5	1	3	2	0	1	1
Gary Bennett, R (1, 2)		0-3 K		0-1 G4-6-3 1-2f		0-0 2B 1B		0-0 P4	1-1 P4	5	1	1	1	0	1	3
Desi Relaford, S (1, 6)		1-1 F7		4-0 BB		0-1 L5		4-2 2B BB		2	1	0	0	2	0	3
Paul Spoljaric, R Mike Grace, R Rob Ducey, L Steve Montgomery, R Alex Arias, R Jim Poole, L Ken Ryan, R Kevin Seifak, R		2-3 K		3-2 F7		3-2 2B 1-H		3-2 2B 1-H		0	0	0	0	0	0	0

BOTTOM

Los Angeles Dodgers @ Philadelphia Phillies
Veterans Stadium, Philadelphia, PA

AB	38
R	6
H	13
RBI	6
BB	3
SO	7
LOB	21



WP	1	PA	43
PB	0		
SB	0		
CS	0		

PITCHER	IP	WLS	BF	H	R	ER	SO	BB	IBB	HBP	BLK	WP	HR	S	P	ERA	WHIP
37 Darren Dreifort, R (1, 1) ERA: 4.61	6.0		28	10	3	3	5	1	0	0	0	1	0	68	106	4.50	1.833
Onan Masaoka, L (7, 1) ERA: 3.38	1.2		8	1	1	1	2	2	0	0	0	0	0	21	35	5.40	1.800
Jamie Arnold, R (8, 1) ERA: 3.38	1.1		7	2	2	2	0	0	0	1	0	0	1	19	30	13.50	1.500

Sat May 01 1999, 7:05 PM EDT
Att. 22,053 - Unknown - 65 F

livebaseballscorecards.com

Batter	1	2	3	4	5	6	7	8	9	AB R H RBI BB SO LOB	TOP	
Eric Young Sr. R (1, 4) OBP: 0.435, SLG: 0.438	1-1 P5		4-1 G4-3 BB		0-0 P3		2-1 FC6-4 1B		2-1 G6-3 1-2f	4 0 1 0 1 0 1	Los Angeles Dodgers @ Philadelphia Phillies Veterans Stadium, Philadelphia, PA Sun May 02 1999, 1:35 PM EDT Att. 34,608 - Cloudy - 65 F	
Jose Vizcaino, S (1, 6) OBP: 0.375, SLG: 0.341	1-2 F8		0-2 G4-3		1-3 K		1-1 FC6-4 1-2f		2-2 FC6-4 1B	5 0 1 0 0 1 2		
Gary Sheffield, R (1, 7) OBP: 0.387, SLG: 0.472	2-1 E6		0-0 G6-3			4-0 BB 1B BB	1-0 L7		0-1 FC6-4 1-2f	4 0 0 0 1 0 3		
Raul Mondesi, R (1, 9) OBP: 0.395, SLG: 0.587	1-0 P3			1-3 K		2-1 BB 1B		4-2 WP 1B BB	3 1 1 0 1 1 1			
Dave Hansen, L (1, 3) OBP: 0.684, SLG: 1.188		0-1 1B		2-2 HR 1B		4-0 FC4-6 BB		2-3 K 1-2	3 1 2 0 1 1 1			
Todd Hundley, S (1, 2) OBP: 0.297, SLG: 0.361		1-1 F8		2-2 HR 1-H		3-3 K		2-1 1B 2-H	4 1 2 3 0 1 4			
Todd Hollandsworth, L (1, 8) OBP: 0.182, SLG: 0.364			1-3 K		2-2 P4		3-3 K	1-2 F8	3 0 0 0 0 2 4			
Eric Karros, R (8, PH) OBP: 0.352, SLG: 0.462									1 0 0 0 0 0 1			
Jeff Kubenka, R (8, 1)									0 0 0 0 0 0 0			
Jamie Arnold, R (8, 1)									0 0 0 0 0 0 0			
Adrián Beltré, R (1, 5) OBP: 0.422, SLG: 0.524		0-2 K		0-0 G6-3		1-2 FC4-6 1-2f		1-3 K	4 0 0 0 0 2 5			
Kevin Brown, R (1, 1) OBP: 0.125, SLG: 0.067			2-1 G4-3		2-1 G6-3		0-3 K		2 0 0 0 0 0 0			
Mark Grudzielanek, R (7, PH) OBP: 0.297, SLG: 0.341									1 0 0 0 0 1 0			
Pedro Borbon, R (7, 1)									0 0 0 0 0 0 0			
Jacob Brumfield, R (8, 8) OBP: 0.313, SLG: 0.438									1 0 1 0 0 0 0			
Inning Stats	R: 0 H: 0 E: 1 LOB: 1 K: 0 BB: 0 S: 8 P: 13	R: 0 H: 1 E: 0 LOB: 1 K: 2 BB: 0 S: 10 P: 12	R: 0 H: 0 E: 0 LOB: 1 K: 0 BB: 1 S: 7 P: 13	R: 2 H: 2 E: 0 LOB: 0 K: 1 BB: 0 S: 18 P: 25	R: 0 H: 0 E: 0 LOB: 0 K: 1 BB: 0 S: 7 P: 10	R: 0 H: 1 E: 0 LOB: 3 K: 2 BB: 2 S: 14 P: 31	R: 0 H: 1 E: 0 LOB: 1 K: 1 BB: 0 S: 8 P: 12	R: 1 H: 1 E: 0 LOB: 1 K: 2 BB: 1 S: 16 P: 26	R: 0 H: 2 E: 0 LOB: 1 K: 0 BB: 0 S: 9 P: 13	1B: 7 SF: 0 2B: 0 SAC: 0 3B: 0 DP: 1 HR: 1 HBP: 0	WP: 1 PA: 39 PB: 0 SB: 0 CS: 0	
PITCHER	IP WLS BF H R ER SO BB IBB HBP BLK WP HR S P ERA WHIP											
Curt Schilling, R (1, 1) ERA: 2.91	7.1 W 33 6 3 3 8 4 0 0 0 1 1 82 134 3.68 1.364											
Yorkis Perez, L (8, 1) ERA: 7.27	0.2 H 2 0 0 0 1 0 0 0 0 0 0 6 8 0.00 0.000											
Steve Montgomery, R (9, 1) ERA:	1.0 4 2 0 0 0 0 0 0 0 0 0 9 13 0.00 2.000											

livebaseballscorecards.com

AB	35
R	3
H	8
RBI	3
BB	4
SO	9
LOB	22

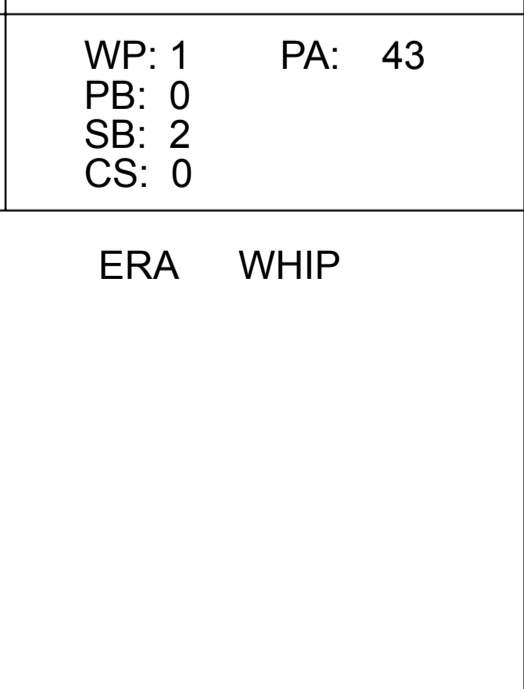


Batter	1	2	3	4	5	6	7	8	9	AB	R	H	RBI	BB	SO	LOB
Doug Glanville, R OBP: 0.376, SLG: 0.432 (1, 8)	1-0 HR	2-3 K			1-1 F9	0-0 FC4-6 1B		4-1 1B BB		4	2	2	3	1	1	1
Marlon Anderson, L OBP: 0.229, SLG: 0.253 (1, 4)	0-0 WP 1B 2B		0-1 L4		0-1 F7	1-2 FC4-6 1B		0-0 BB 1B G5-3 1B		5	2	2	1	0	0	2
Scott Rolen, R OBP: 0.361, SLG: 0.583 (1, 5)	1-3 K2-3		1-1 1B		1-0 G3-1		2-1 F7	3-2 P6		5	0	1	0	0	1	3
Rico Brogna, L OBP: 0.324, SLG: 0.485 (1, 3)	1-1 F7		2-2 F9			3-2 G3	1-1 G1-4-3	1-0 G5-3 BB 1B		5	0	1	1	0	0	1
Bobby Abreu, L OBP: 0.426, SLG: 0.561 (1, 9)	0-1 1B			2-2 G4-3 3B		4-2 BB 1B BB	3-1 F8	4-2 G5-3 BB		3	2	2	1	2	0	0
Mike Lieberthal, R OBP: 0.391, SLG: 0.425 (1, 2)	2-3 K		1-3 K		4-1 1B BB 1B BB			1B BB 2B G5-3		4	2	1	1	1	2	4
Rob Ducey, L OBP: 0.182, SLG: 0.250 Kevin Sefcik, R OBP: 0.273, SLG: 0.333 (8, PH) (9, 7)			4-1 FC4-6 BB		2-2 G4-3		4-0 1B BB	SH 1B 1B F9		1	1	0	1	2	0	0
Desi Relaford, S OBP: 0.418, SLG: 0.458 (1, 6)			2-2 FC4-6		3-H 0-0 1B		0-0 1B 1B	2-2 S 1B 1B		4	1	3	2	0	0	1
Curt Schilling, R OBP: 0.250, SLG: 0.357 Yorkis Perez, L OBP: 0.400, SLG: 0.576 Steve Montgomery, R (8, 1) (9, 1)			0-3 K		1-2 G1-3		1-2 K	1-1 BB 1B		3	0	0	0	0	2	5

Inning Stats	R: 2	H: 3	E: 0	K: 2	S: 13	LOB: 1	BB: 0	P: 18	R: 0	H: 0	E: 0	K: 2	S: 12	LOB: 1	BB: 1	P: 20	R: 0	H: 1	E: 0	K: 0	S: 8	LOB: 0	BB: 0	P: 11	R: 1	H: 2	E: 0	K: 1	S: 17	LOB: 1	BB: 0	P: 23	R: 0	H: 0	E: 0	K: 0	S: 5	LOB: 0	BB: 0	P: 7	R: 3	H: 2	E: 1	K: 1	S: 16	LOB: 2	BB: 3	P: 34	R: 0	H: 0	E: 0	K: 0	S: 6	LOB: 0	BB: 0	P: 12	R: 6	H: 5	E: 1	K: 0	S: 22	LOB: 2	BB: 2	P: 41
--------------	------	------	------	------	-------	--------	-------	-------	------	------	------	------	-------	--------	-------	-------	------	------	------	------	------	--------	-------	-------	------	------	------	------	-------	--------	-------	-------	------	------	------	------	------	--------	-------	------	------	------	------	------	-------	--------	-------	-------	------	------	------	------	------	--------	-------	-------	------	------	------	------	-------	--------	-------	-------

PITCHER	IP	WLS	BF	H	R	ER	SO	BB	IBB	HBP	BLK	WP	HR	S	P	ERA	WHIP
Kevin Brown, R ERA: 3.32 (1, 1)	6.0	L	29	8	6	6	6	4	0	0	0	1	1	71	113	9.00	2.000
Pedro Borbon, L ERA: 1.5 (7, 1)	1.0		3	0	0	0	0	0	0	0	0	0	0	6	12	0.00	0.000
Jeff Kubenka, L ERA: 20.25 (8, 1)	0.1		9	5	6	4	0	2	0	0	0	0	0	18	34	108.00	21.000
Jamie Arnold, R ERA: 3.0 (8, 1)	0.2		2	0	0	0	0	0	0	0	0	0	0	4	7	0.00	0.000

BOTTOM																	
Los Angeles Dodgers @ Philadelphia Phillies Veterans Stadium, Philadelphia, PA																	
Sun May 02 1999, 1:35 PM EDT Att. 34,608 - Cloudy - 65 F																	
AB	36	R	12	H	13	RBI	12	BB	6	SO	6	LOB	19				
WP	1	PA	43	PB	0	SB	2	CS	0	SF	0	SAC	1	DP	0	HBP	0



Batter	1	2	3	4	5	6	7	8	9	AB R H RBI BB SO LOB	TOP		
Quilvio Veras, S (1, 4) <small>OBP: 0.293, SLG: 0.260</small>	3-3 	4-1 		2-2 	1-1 			4-2 	2-0 	4 1 0 0 2 1 2			
Reggie Sanders, R (1, 7) <small>OBP: 0.407, SLG: 0.538</small>	0-3 	4-1 		0-0 		2-2 		1-0 	0-1 	5 1 3 0 1 1 0			
Tony Gwynn, L (1, 9) <small>OBP: 0.464, SLG: 0.557</small> Eric Owens, R (8, PR) <small>OBP: 0.279, SLG: 0.293</small>	0-0 	1-0 		0-1 		0-1 		4-0 		4 1 1 0 1 0 6 0 1 0 0 0 0 0			
Wally Joyner, L (1, 3) <small>OBP: 0.396, SLG: 0.368</small>	0-0 	2-1 		4-1 		3-1 		1-2 		4 1 2 3 1 0 4			
Dave Magadan, L (1, 5) <small>OBP: 0.351, SLG: 0.313</small> Phil Nevin, R (8, PH) <small>OBP: 0.344, SLG: 0.714</small>	2-1 		0-1 	0-1 			0-1 	4-2 		4 0 2 1 0 0 3 0 1 0 0 1 0 0			
Jim Leyritz, R (1, 2) <small>OBP: 0.348, SLG: 0.475</small> Donne Wall, R (7, 1) Carlos Reyes, S (9, 1)	2-3 		1-0 		2-0 		3-2 	2-3 		4 1 1 0 0 1 3 1 0 0 0 0 1 2 0 0 0 0 0 0 0			
Ruben Rivera, R (1, 8) <small>OBP: 0.194, SLG: 0.364</small>		3-2 	1 SAFE 		0-1 		0-0 	0-1 		5 1 3 3 0 1 1			
Damian Jackson, R (1, 6) <small>OBP: 0.293, SLG: 0.373</small>		0-0 	1-2 		2-1 			HR 		4 1 2 2 0 1 3			
Sterling Hitchcock, L (1, 1) <small>OBP: 0.222, SLG: 0.125</small> Greg Myers, L (7, 2) <small>OBP: 0.409, SLG: 0.447</small>		0-0 		4-0 	1-0 			3-3 	1-0 	1 0 0 0 1 0 1 2 0 0 0 0 1 0			
Inning Stats	R: 1 H: 3 E: 0 LOB: 2 K: 3 BB: 0 S: 14 P: 21	R: 1 H: 2 E: 0 LOB: 3 K: 0 BB: 2 S: 14 P: 28	R: 0 H: 1 E: 0 LOB: 1 K: 1 BB: 0 S: 11 P: 13	R: 0 H: 1 E: 0 LOB: 3 K: 0 BB: 2 S: 9 P: 19	R: 1 H: 2 E: 0 LOB: 1 K: 0 BB: 0 S: 8 P: 14	R: 0 H: 1 E: 0 LOB: 0 K: 0 BB: 0 S: 7 P: 12	R: 0 H: 0 E: 0 LOB: 0 K: 0 BB: 0 S: 6 P: 9	R: 6 H: 4 E: 0 LOB: 2 K: 3 BB: 3 S: 22 P: 44	R: 0 H: 0 E: 0 LOB: 0 K: 0 BB: 0 S: 4 P: 7	1B: 8 SF: 1 2B: 4 SAC: 1 3B: 1 DP: 1 HR: 2 HBP: 0	WP: 1 PA: 47 PB: 0 SB: 3 CS: 0		
PITCHER	IP WLS BF H R ER SO BB IBB HBP BLK WP HR S P ERA WHIP											PITCHER	IP WLS BF H R ER SO BB IBB HBP BLK WP HR S P ERA WHIP
Chad Ogea, R (1, 1) <small>ERA: 3.89</small>	5.0 L 28 9 3 3 4 4 0 0 0 0 0 1 56 95 5.40 2.600												
Yorkis Perez, L (6, 1) <small>ERA: 6.52</small>	1.0 3 1 0 0 0 0 0 0 0 0 0 0 7 12 0.00 1.000												
Ken Ryan, R (7, 1) <small>ERA: 6.57</small>	1.1 8 2 4 4 1 1 1 0 0 0 1 14 29 27.00 2.250												
Jim Poole, L (8, 1) <small>ERA: 5.68</small>	0.2 5 2 2 2 2 1 0 0 0 0 1 0 14 24 27.00 4.500												
Paul Spoljaric, L (9, 1) <small>ERA: 15.09</small>	1.0 3 0 0 0 0 0 0 0 0 0 0 0 4 7 0.00 0.000												

San Diego Padres @ Philadelphia Phillies
 Veterans Stadium, Philadelphia, PA
 Mon May 03 1999, 7:05 PM EDT
 Att. 11,032 - Cloudy - 60 F

AB	38
R	9
H	14
RBI	9
BB	7
SO	7
LOB	25



Batter	1	2	3	4	5	6	7	8	9	AB R H RBI BB SO LOB
Doug Glanville, R OBP: 0.368, SLG: 0.414	1-0 F7	2-2 G5-3		4-1 BB		0-3 K		2-3 K		4 0 0 0 1 2 6
Marlon Anderson, L OBP: 0.227, SLG: 0.250	1-1 F9		1-2 F9	0-2 L1		0-0 P5		0-2 E 1B		5 1 1 0 0 0 6
Scott Rolen, R OBP: 0.345, SLG: 0.554	1-3 K		1-2 F9		0-0 L7	3-3 K		3-1 P3		5 0 0 0 0 2 4
Rico Brogna, L OBP: 0.327, SLG: 0.510		0-0 F9	1-1 HR		1-3 K		1-2 G4-3	0-2 E1 1B		5 1 2 1 0 1 0
Ron Gant, R OBP: 0.304, SLG: 0.273		4-2 1B 1B 1B BB	2-2 G4-3		3-2 1B		2-3 K	3-2 G1-3 1B		4 1 2 1 1 1 0
Bobby Abreu, L OBP: 0.424, SLG: 0.552		2-2 1B 1B 1B		0-1 F7	0-0 F8		3-2 1B	2-2 G1-3		5 0 2 0 0 0 3
Mike Lieberthal, R OBP: 0.402, SLG: 0.436		1-0 1B		0-0 BB 1B		3-2 1B SH 1B	1-0 P3	3-3 K		5 0 3 0 0 1 3
Desi Relaford, S OBP: 0.414, SLG: 0.452		1-1 1B		0-2 F7		1-1 SH 1B		1-2 F7		3 0 1 1 0 0 1
Chad Ogea, R Yorkis Perez, L Kevin Seifick, R Ken Ryan, R Jim Poole, L 23 Kevin Jordan, R Paul Spoljaric, R		1-3 K		0-2 1B		0-0 1B		2-2 G4-3		2 0 1 0 0 1 3


Inning Stats	R: 0	H: 0	E: 0	K: 1	S: 6	LOB: 0	BB: 0	P: 9
R: 1	H: 3	E: 0	K: 1	S: 16	LOB: 3	BB: 1	P: 27	
R: 1	H: 1	E: 0	K: 0	S: 11	LOB: 0	BB: 0	P: 16	
R: 0	H: 2	E: 0	K: 0	S: 13	LOB: 3	BB: 1	P: 17	
R: 0	H: 1	E: 0	K: 1	S: 9	LOB: 1	BB: 0	P: 13	
R: 0	H: 2	E: 1	K: 2	S: 14	LOB: 3	BB: 0	P: 21	
R: 0	H: 1	E: 0	K: 1	S: 10	LOB: 1	BB: 0	P: 17	
R: 0	H: 0	E: 0	K: 1	S: 9	LOB: 0	BB: 0	P: 14	
R: 1	H: 3	E: 1	K: 1	S: 18	LOB: 2	BB: 0	P: 29	
1B: 12	SF: 0	2B: 0	SAC: 1	3B: 0	DP: 0	HR: 1	HBP: 0	

BOTTOM

San Diego Padres @ Philadelphia Phillies
Veterans Stadium, Philadelphia, PA

Mon May 03 1999, 7:05 PM EDT
Att. 11,032 - Cloudy - 60 F

AB	40
R	3
H	13
RBI	3
BB	2
SO	8
LOB	26



WP: 0	PA: 43
PB: 0	
SB: 0	
CS: 0	

PITCHER	IP	WLS	BF	H	R	ER	SO	BB	IBB	HBP	BLK	WP	HR	S	P	ERA	WHIP	
Sterling Hitchcock, L	(1, 1)	6.2	W	33	10	2	2	6	2	0	0	0	0	1	78	118	2.70	1.800
Donne Wall, R	(7, 1)	1.2	H	8	3	1	1	1	0	0	0	0	0	22	34	5.40	1.800	
Carlos Reyes, R	(9, 1)	0.2		2	0	0	0	1	0	0	0	0	0	6	11	0.00	0.000	

Batter	1	2	3	4	5	6	7	8	9	AB R H RBI BB SO LOB	TOP
Quilvio Veras, S (1, 4) OBP: 0.281, SLG: 0.247	0-3 		0-1 L3		2-3 K			1-3 K		4 0 0 0 0 3 1	San Diego Padres @ Philadelphia Phillies Veterans Stadium, Philadelphia, PA Tue May 04 1999, 7:05 PM EDT Att. 15,183 - Cloudy - 60 F
Reggie Sanders, R (1, 7) OBP: 0.388, SLG: 0.507	0-0 F9		1-2 G1-6-3			3-2 F8		0-0 F9		4 0 0 0 0 0 1	
Tony Gwynn, L (1, 9) OBP: 0.474, SLG: 0.570	4-1 BB BB		1-1 1B			1-0 2B		0-1 FC4-6 1-2f		3 0 2 0 1 0 1	
Wally Joyner, L (1, 3) OBP: 0.390, SLG: 0.354	4-2 1-2 BB		0-0 P5			0-0 G6-3			3-1 P5	3 0 0 0 1 0 2	
Dave Magadan, L (1, 5) OBP: 0.333, SLG: 0.296	1-1 G3-1			3-1 G3-1		2-0 F8			1-2 G4-3	4 0 0 0 0 0 3	
Greg Myers, L (1, 2) OBP: 0.417, SLG: 0.452		0-0 FC4-6 1B		0-1 F7			0-2 F7		3-2 1B	4 0 2 0 0 0 0	
Ruben Rivera, R (1, 8) OBP: 0.197, SLG: 0.348		2-0 P4		4-2 CS BB			2-1 G5-3		2-1 L8	3 0 0 0 1 0 2	
Damian Jackson, R (1, 6) OBP: 0.279, SLG: 0.352		0-0 FC4-6 1-2f		1-1 CS 1-2	2-3 K		2-3 K			3 0 0 0 0 2 1	
Woody Williams, R (1, 1) OBP: 0.231, SLG: 0.167 Dan Miceli, R (8, 1)		0-0 G6-3			0-3 K			0-1 FC4-6 1B		3 0 1 0 0 1 1 0 0 0 0 0 0 0	
Inning Stats	R: 0 H: 0 E: 0 LOB: 2 K: 1 BB: 2 S: 10 P: 19	R: 0 H: 1 E: 0 LOB: 1 K: 0 BB: 0 S: 4 P: 6	R: 0 H: 1 E: 0 LOB: 1 K: 0 BB: 0 S: 9 P: 11	R: 0 H: 0 E: 0 LOB: 0 K: 0 BB: 1 S: 7 P: 15	R: 0 H: 0 E: 0 LOB: 0 K: 3 BB: 0 S: 15 P: 19	R: 0 H: 1 E: 0 LOB: 1 K: 0 BB: 0 S: 6 P: 12	R: 0 H: 0 E: 0 LOB: 0 K: 1 BB: 0 S: 10 P: 14	R: 0 H: 1 E: 0 LOB: 1 K: 1 BB: 0 S: 8 P: 9	R: 0 H: 1 E: 0 LOB: 1 K: 0 BB: 0 S: 12 P: 21	1B: 4 SF: 0 2B: 1 SAC: 0 3B: 0 DP: 0 HR: 0 HBP: 0	
PITCHER Carlton Loewer, R (1, 1) ERA: 4.1	IP WLS BF H R ER SO BB IBB HBP BLK WP HR S P ERA WHIP 9.0 W 34 5 0 0 6 3 0 0 0 0 0 0 81 126 0.00 0.889										

AB	31
R	0
H	5
RBI	0
BB	3
SO	6
LOB	12



Batter	1	2	3	4	5	6	7	8	9
Doug Glanville, R OBP: 0.364, SLG: 0.408 (1, 8)	1-3 K			1-1 L4		0-1 P9		1-1 1B	
Marlon Anderson, L OBP: 0.239, SLG: 0.261 15 David Doster, R OBP: 0.300, SLG: 0.125 (1, 4) (9, 4)	2-1 P8			1-0 G3-1		2-1 E7 1B		1-2 1B	
Scott Rolen, R OBP: 0.333, SLG: 0.533 (1, 5)	2-3 K			0-0 F8		1-3 K		3-3 K	
Rico Brogna, L OBP: 0.319, SLG: 0.495 (1, 3)		0-0 F9			0-1 L8		1-2 G4-3		
Ron Gant, R OBP: 0.295, SLG: 0.263 (1, 7)		1-2 G6-3			0-0 P4		2-2 G6-3		
Bobby Abreu, L OBP: 0.422, SLG: 0.539 (1, 9)		2-2 F7			4-2 BB		2-3 K		
Mike Lieberthal, R OBP: 0.400, SLG: 0.432 (1, 2)			3-2 F9		0-1 F9		1-2 1B G4-3		
Desi Relaford, S OBP: 0.397, SLG: 0.431 (1, 6)			0-3 K			1-1 E4 SH1-4 E		0-2 G4-3	
Carlton Loewer, R OBP: 0.385, SLG: 0.385 (1, 1)			2-2 G6-3			0-0 SH1-4		2-3 K	


AB	R	H	RBI	BB	SO	LOB
4	1	1	1	0	1	1
4	0	2	2	0	0	0
0	0	0	0	0	0	0
4	0	0	0	0	3	2
3	0	0	0	0	0	0
3	0	0	0	0	0	0
2	0	0	0	1	1	0
3	1	1	0	0	0	1
3	1	0	0	0	1	1
2	0	0	0	0	1	1

WP	PA
0	30

Inning Stats	R	H	E	K	S	H	LOB	BB	P	R	H	E	K	S	H	LOB	BB	P	ERA	WHIP
	0	0	0	2	8	0	0	0	13	0	0	0	1	13	0	0	0	0	2.35	0.652
	0	0	0	0	7	0	0	0	10	0	0	0	0	10	0	0	0	0	0.00	0.000

San Diego Padres @ Philadelphia Phillies
Veterans Stadium, Philadelphia, PA
 Tue May 04 1999, 7:05 PM EDT
 Att. 15,183 - Cloudy - 60 F

AB 28
 R 3
 H 4
 RBI 3
 BB 1
 SO 7
 LOB 6



Batter	1	2	3	4	5	6	7	8	9	AB R H RBI BB SO LOB	TOP
Reggie Sanders, R (1, 7) OBP: 0.393, SLG: 0.548	2-3 K			3-1 HR		2-2 1B			1-0 G6-3	4 1 2 1 0 1 0	San Diego Padres @ Philadelphia Phillies Veterans Stadium, Philadelphia, PA Wed May 05 1999, 1:05 PM EDT Att. 18,229 - Sunny - 72 F
Damian Jackson, R (1, 4) OBP: 0.262, SLG: 0.328	2-2 P5			2-3 K		1-0 F9			3-1 F7	4 0 0 0 0 1 2	
Wally Joyner, L (1, 3) OBP: 0.385, SLG: 0.349	3-3 K			0-1 F7		2-3 K			0-1 1B	4 0 1 0 0 2 2	
John Vander Wal, L (1, 9) OBP: 0.351, SLG: 0.412			0-1 G6-3	1-0 G3-1					0-1 G6-3	4 0 0 0 0 0 1	
Jim Leyritz, R (1, 2) OBP: 0.333, SLG: 0.452			3-3 K		1-1 L6				0-3 K	3 0 0 0 0 2 0	
Phil Nevin, R (1, 5) OBP: 0.314, SLG: 0.645			0-1 G4-3		0-2 G6-3				3-2 G6-3	3 0 0 0 0 0 0	
Ruben Rivera, R (1, 8) OBP: 0.189, SLG: 0.333				0-1 P4	0-0 P2				0-0 P3	3 0 0 0 0 0 0	
Chris Gomez, R (1, 6) OBP: 0.293, SLG: 0.235			0-3 K			0-1 G3			2-1 P4	3 0 0 0 0 1 0	
58 Stan Spencer, R (1, 1) Carlos Reyes, S (3, 1) Greg Myers, L (6, PH) Roberto Rivera, L (6, 1) Ed Vosberg, L (7, 1) Eric Owens, R (8, PH) Trevor Hoffman, R (8, 1)			1-2 G4-3			4-0 1B BB			1-1 G1-3	1 0 0 0 0 0 0 0 0 0 0 0 0 0 0 0 0 0 1 0 0 0 0 0 0 0 0 0 0 0 0 0 0 0 0 1 0 0 0 0 0 0 0 0 0 0 0 0 0	
Inning Stats	R: 0 H: 0 E: 0 LOB: 0 K: 2 BB: 0 S: 10 P: 17	R: 0 H: 0 E: 0 LOB: 0 K: 1 BB: 0 S: 7 P: 10	R: 0 H: 0 E: 0 LOB: 0 K: 1 BB: 0 S: 8 P: 9	R: 1 H: 1 E: 0 LOB: 0 K: 1 BB: 0 S: 8 P: 14	R: 0 H: 0 E: 0 LOB: 0 K: 0 BB: 0 S: 6 P: 7	R: 0 H: 1 E: 0 LOB: 2 K: 1 BB: 1 S: 10 P: 19	R: 0 H: 0 E: 0 LOB: 0 K: 1 BB: 0 S: 9 P: 15	R: 0 H: 0 E: 0 LOB: 0 K: 0 BB: 0 S: 5 P: 8	R: 0 H: 1 E: 0 LOB: 1 K: 0 BB: 0 S: 7 P: 11	1B: 2 SF: 0 2B: 0 SAC: 0 3B: 0 DP: 0 HR: 1 HBP: 0	
PITCHER	IP WLS BF H R ER SO BB IBB HBP BLK WP HR S P ERA WHIP										
Paul Byrd, R (1, 1) ERA: 3.72	8.0 W 27 2 1 1 7 1 0 0 0 0 1 63 99 1.12 0.375										
Wayne Gomes, R (9, 1) ERA: 5.93	1.0 4 1 0 0 0 0 0 0 0 0 0 7 11 0.00 1.000										

AB	30
R	1
H	3
RBI	1
BB	1
SO	7
LOB	5



Batter	1	2	3	4	5	6	7	8	9
Kevin Seifick, R OBP: 0.357, SLG: 0.538 (1, 8)	4-0 BB S BB	1-0 2-H HR 2B		1-2 F7		1-1 HR		1-2 P4	
Marlon Anderson, L OBP: 0.240, SLG: 0.293 15 David Doster, R OBP: 0.273, SLG: 0.111 (8, PH) (9, 4)	1-2 SAFE P6	0-1 2-H HR		0-2 F8		1-1 G4-3		1-2 G5-3	
Scott Rolen, R OBP: 0.331, SLG: 0.532 23 Kevin Jordan, R OBP: 0.345, SLG: 0.333 (8, PH) (9, 5)	3-2 G5-3	0-3 K			3-2 G1-3		2-1 1B 2B	1-3 K	
Rico Brogna, L OBP: 0.325, SLG: 0.495 (1, 3)	0-1 G3		2-1 1B		1-0 G6-3		1-1 1B 1B		
Mike Lieberthal, R OBP: 0.424, SLG: 0.494 (1, 2)		0-0 HR	1-1 1B		2-1 PB BLK 1B		2-2 1B 1B		
Bobby Abreu, L OBP: 0.434, SLG: 0.576 (1, 9)		4-2 S 1B BB	2-1 1-H HR		3-2 1-H 1B		2-3 K		
Rob Ducey, L OBP: 0.154, SLG: 0.208 (1, 7)		1-2 F8	3-1 P4		1-2 L4		2-3 K		
Desi Relaford, S OBP: 0.403, SLG: 0.435 (1, 6)		0-1 SH1-4 2B 1B	0-1 G4-3			1-0 F7	2-1 1-2 2-H 1B		
Paul Byrd, R OBP: 0.250, SLG: 0.182 Wayne Gomes, R (9, 1)	1-0 SAFE SH1-4			1-2 G1-3		3-2 G1-3	0-2 G6-3		

Inning Stats	R: 0	H: 0	E: 0	K: 0	S: 11	R: 5	H: 4	E: 0	K: 1	S: 19	R: 2	H: 3	E: 0	K: 0	S: 10	R: 0	H: 0	E: 0	K: 0	S: 9	R: 1	H: 2	E: 0	K: 0	S: 14	R: 1	H: 1	E: 0	K: 0	S: 11	R: 2	H: 4	E: 0	K: 2	S: 20	R: 0	H: 0	E: 0	K: 1	S: 9
	LOB: 1	BB: 1	P: 19	LOB: 0	BB: 1	P: 26	LOB: 0	BB: 0	P: 18	LOB: 0	BB: 0	P: 11	LOB: 1	BB: 0	P: 24	LOB: 0	BB: 0	P: 17	LOB: 2	BB: 0	P: 31	LOB: 0	BB: 0	P: 12	LOB: 0	BB: 0	P: 12	LOB: 0	BB: 0	P: 12	LOB: 0	BB: 0	P: 12	LOB: 0	BB: 0	P: 12	LOB: 0	BB: 0	P: 12	

PITCHER	IP	WLS	BF	H	R	ER	SO	BB	IBB	HBP	BLK	WP	HR	S	P	ERA	WHIP
58 Stan Spencer, R ERA: 8.42 (1, 1)	2.1	L	15	7	7	7	1	2	0	0	0	0	3	36	56	27.00	3.857
Carlos Reyes, R ERA: 3.52 (3, 1)	2.2		10	2	1	1	0	0	0	0	1	0	0	27	42	3.38	0.750
Roberto Rivera, L ERA: 3.86 (6, 1)	1.0		4	1	1	1	0	0	0	0	0	0	1	11	17	9.00	1.000
Ed Vosberg, L ERA: 4.91 (7, 1)	1.0		7	4	2	2	2	0	0	0	0	0	0	20	31	18.00	4.000
Trevor Hoffman, R ERA: 2.7 (8, 1)	1.0		3	0	0	0	1	0	0	0	0	0	0	9	12	0.00	0.000

BOTTOM

AB	R	H	RBI	BB	SO	LOB
4	2	2	2	1	0	0
4	1	1	2	0	0	1
1	0	0	0	0	0	0
4	1	1	0	0	1	1
1	0	0	0	0	1	0
4	1	2	1	0	0	1
4	3	4	1	0	0	0
3	2	2	3	1	1	2
4	0	0	0	0	1	4
4	1	2	2	0	0	0
3	0	0	0	0	0	2
0	0	0	0	0	0	0

AB 36
R 11
H 14
RBI 11
BB 2
SO 4
LOB 11

WP: 0 PA: 39
PB: 1
SB: 2
CS: 0



San Diego Padres @ Philadelphia Phillies
Veterans Stadium, Philadelphia, PA
Wed May 05 1999, 1:05 PM EDT
Att. 18,229 - Sunny - 72 F

livebaseballscorecards.com

Batter	1	2	3	4	5	6	7	8	9	AB R H RBI BB SO LOB	TOP														
Doug Glanville, R OBP: 0.374, SLG: 0.415 (1, 8)	2-2 FC6-4 1B		4-1 S BB		1-2 G4-3 S 1B		1-1 G6-3	0-0 SF9		3 1 2 2 1 0 0															
Marlon Anderson, L OBP: 0.248, SLG: 0.320 (1, 4)	0-0 FC6-4 1B		0-0 L7		2-2 G4-3		1-3 K	1-0 3B		5 0 2 2 0 1 2															
15 David Doster, R OBP: 0.273, SLG: 0.111 (8, 4)					1-3			1-H 3-H		0 0 0 0 0 0 0															
Scott Rolen, R OBP: 0.333, SLG: 0.522 (1, 5)	3-1 FC6-4 FC5-4 1-2f 2-3		3-2 G5-3		0-0 1B		1-2 P9	4-1 BB		4 0 1 1 1 0 3															
Rico Brogna, L OBP: 0.320, SLG: 0.483 (1, 3)	2-2 K			2-2 L4	0-1 FC6-4 1B			G4-3		5 0 1 0 0 1 4															
Ron Gant, R OBP: 0.310, SLG: 0.294 (1, 7)	0-0 FC5-4 1-2f			3-2 2B	2-1 FC6-4 1-2f			G3		5 1 3 0 0 0 4															
Rob Ducey, L OBP: 0.226, SLG: 0.357 (1, 9)		0-0 P5		4-2 G4-6-3 BB		1-0 HR		2-2 1B 1B E	0-0 1B	4 2 2 1 1 0 1															
Mike Lieberthal, R OBP: 0.433, SLG: 0.494 (1, 2)		1-0 L9		1-0 G4-6-3 1-2f		4-2 G4-6-3 BB		2-1 E 1B 1B	1-0 F8	4 1 2 0 1 0 2															
Desi Relaford, S OBP: 0.402, SLG: 0.417 (1, 6)		0-2 G6-3			4-0 SH3 1B BB		0-0 G4-6-3	0-2 1B SF9 1B	1-0 G6-4-3 1B	3 2 0 0 2 0 3															
Curt Schilling, R OBP: 0.263, SLG: 0.353 (1, 1)			3-3 K		0-0 SH3		2-3 K	4-0 SF9 3B 1B IBB	3-1 G6-4-3	3 1 1 1 0 2 0															
Inning Stats	R: 0 E: 0 K: 1 S: 10	H: 2 LOB: 2 BB: 0 P: 17	R: 0 E: 0 K: 0 S: 5	H: 0 LOB: 0 BB: 0 P: 6	R: 0 E: 0 K: 1 S: 11	H: 0 LOB: 1 BB: 1 P: 21	R: 0 E: 0 K: 0 S: 11	H: 1 LOB: 1 BB: 1 P: 21	R: 2 E: 0 K: 0 S: 15	H: 3 LOB: 2 BB: 1 P: 24	R: 1 E: 0 K: 1 S: 10	H: 1 LOB: 0 BB: 1 P: 17	R: 0 E: 0 K: 1 S: 9	H: 0 LOB: 0 BB: 0 P: 12	R: 5 E: 1 K: 0 S: 14	H: 5 LOB: 2 BB: 2 P: 28	R: 0 E: 0 K: 0 S: 5	H: 2 LOB: 1 BB: 0 P: 10	1B: 11 2B: 1 3B: 1 HR: 1	SF: 1 SAC: 1 DP: 3 HBP: 0	WP: 0 PB: 0 SB: 2 CS: 0	PA: 44			
PITCHER	IP	WLS	BF	H	R	ER	SO	BB	IBB	HBP	BLK	WP	HR	S	P	ERA	WHIP								
John Thomson, R ERA: 10.47 (1, 1)	5.0	L	25	7	3	3	2	4	0	0	0	0	1	56	98	5.40	2.200								
Curt Leskanic, R ERA: 6.75 (6, 1)	2.1		11	4	5	5	2	0	1	0	0	0	0	25	39	19.29	1.714								
Mike DeJean, R ERA: 10.95 (8, 1)	0.2		4	1	0	0	0	1	0	0	0	0	0	4	9	0.00	3.000								
David Wainhouse, R ERA: (9, 1)	1.0		4	2	0	0	0	0	0	0	0	0	0	5	10	0.00	2.000								

Philadelphia Phillies @ Colorado Rockies
Coors Field, Denver, CO
Fri May 07 1999, 7:05 PM MDT
Att. 41,465 - Unknown - 62 F

AB	36
R	8
H	14
RBI	7
BB	6
SO	4
LOB	19



BOTTOM

Philadelphia Phillies @ Colorado Rockies
Coors Field, Denver, CO

livebaseballscores.com

AB 32
R 1
H 7
RBI 1
BB 2
SO 4
LOB 12



WP: 0 PA: 34
PB: 0
SB: 0
CS: 0

Fri May 07 1999, 7:05 PM MDT
Att: 41,465 - Unknown - 62 F

AB R H RBI BB SO LOB

4 0 1 0 0 1 1

4 0 0 0 0 1 1

4 1 1 1 0 0 1

4 0 0 0 0 0 2

4 0 1 0 0 0 0

3 0 1 0 1 0 0

4 0 2 0 0 0 3

2 0 0 0 1 1 2

2 0 0 0 0 1 2

0 0 0 0 0 0 0

0 0 0 0 0 0 0

1 0 1 0 0 0 0

0 0 0 0 0 0 0

1B: 6 SF: 0
2B: 0 SAC: 0
3B: 0 DP: 3
HR: 1 HBP: 0

Batter	1	2	3	4	5	6	7	8	9
Darryl Hamilton, L (1, 8) OBP: 0.400, SLG: 0.459	1-3 K		3-1 G4-3 3 G1-3 1B		1-0 F8			0-0 G3-6-3 1-2f	
3 Mike Lansing, R (1, 4) OBP: 0.333, SLG: 0.408	2-1 F9		2-2 G1-3 1-2		1-0 G5-3			1-3 K	
Larry Walker, L (1, 9) OBP: 0.413, SLG: 0.757	0-0 HR		2-1 G4-3 2-3		1-0 G4-3			1-1 E6 G6-4-3	
Dante Bichette, R (1, 7) OBP: 0.342, SLG: 0.420	1-0 P4		0-2 L8		1-0 G5-3			0-0 G6-4-3 1-2f	
Vinny Castilla, R (1, 5) OBP: 0.367, SLG: 0.515		3-2 L9		2-0 G6-3		0-1 F7		1-0 17 BB 1B	
17 Todd Helton, L (1, 3) OBP: 0.340, SLG: 0.443		1-0 G4-3		0-1 1B			3-2 G4-3	4-1 1-2 BB	
Neifi Perez, S (1, 6) OBP: 0.309, SLG: 0.381		1-0 BB 1B		1-0 F9			0-2 G4-6-3 1B	0-1 F7	
Jeff Reed, L (1, 2) OBP: 0.449, SLG: 0.378		4-2 BB		3-3 K			0-0 G4-6-3 1-2f		
John Thomson, R (1, 1) OBP: 0.400, SLG: 0.500		0-3 K			0-0 F9			2-2 G3-6-3 1B	
Curt Leskanic, R (6, 1)									
Mike DeJean, R (8, 1)									
Lenny Harris, L (8, PH)									
David Wainhouse, L (9, 1)									

Inning Stats	R: 1	H: 1	E: 0	LOB: 0	K: 1	BB: 0	S: 7	P: 11
	R: 0	H: 1	E: 0	LOB: 2	K: 1	BB: 1	S: 10	P: 19
	R: 0	H: 1	E: 0	LOB: 1	K: 0	BB: 0	S: 10	P: 17
	R: 0	H: 1	E: 0	LOB: 1	K: 1	BB: 0	S: 8	P: 14
	R: 0	H: 0	E: 0	LOB: 0	K: 0	BB: 0	S: 3	P: 5
	R: 0	H: 0	E: 0	LOB: 0	K: 0	BB: 0	S: 4	P: 6
	R: 0	H: 1	E: 0	LOB: 0	K: 0	BB: 0	S: 7	P: 10
	R: 0	H: 1	E: 1	LOB: 2	K: 0	BB: 1	S: 7	P: 13

PITCHER	IP	WLS	BF	H	R	ER	SO	BB	IBB	HBP	BLK	WP	HR	S	P	ERA	WHIP
Curt Schilling, R (1, 1) ERA: 2.6	9.0	W	34	7	1	1	4	2	0	0	0	0	1	63	105	1.00	1.000

Batter	1	2	3	4	5	6	7	8	9	AB R H RBI BB SO LOB	TOP
--------	---	---	---	---	---	---	---	---	---	----------------------	-----

Doug Glanville, R (1, 8)
OBP: 0.391, SLG: 0.422

Kevin Sevcik, R (1, 9)
OBP: 0.364, SLG: 0.516

Scott Rolen, R (1, 5)
OBP: 0.344, SLG: 0.547

Rico Brogna, L (1, 3)
OBP: 0.315, SLG: 0.496

Ron Gant, R (1, 7)
OBP: 0.314, SLG: 0.326

Mike Lieberthal, R (1, 2)
OBP: 0.440, SLG: 0.559

23 Kevin Jordan, R (1, 4)
OBP: 0.353, SLG: 0.375

15 David Doster, R (9, 4)
OBP: 0.273, SLG: 0.111

Desi Relaford, S (1, 6)
OBP: 0.395, SLG: 0.400

Joel Bennett, R (1, 1)
Alex Arias, R (8, PH)
Yorkis Perez, L (6, 1)
Ken Ryan, R (8, 1)
Jim Poole, L (8, 1)
Wayne Gomes, R (8, 1)

Desi Relaford, S (1, 6)
OBP: 0.395, SLG: 0.400

Joel Bennett, R (1, 1)
Alex Arias, R (8, PH)
Yorkis Perez, L (6, 1)
Ken Ryan, R (8, 1)
Jim Poole, L (8, 1)
Wayne Gomes, R (8, 1)

Desi Relaford, S (1, 6)
OBP: 0.395, SLG: 0.400

Joel Bennett, R (1, 1)
Alex Arias, R (8, PH)
Yorkis Perez, L (6, 1)
Ken Ryan, R (8, 1)
Jim Poole, L (8, 1)
Wayne Gomes, R (8, 1)

Joel Bennett, R (1, 1)
Alex Arias, R (8, PH)
Yorkis Perez, L (6, 1)
Ken Ryan, R (8, 1)
Jim Poole, L (8, 1)
Wayne Gomes, R (8, 1)

Joel Bennett, R (1, 1)
Alex Arias, R (8, PH)
Yorkis Perez, L (6, 1)
Ken Ryan, R (8, 1)
Jim Poole, L (8, 1)
Wayne Gomes, R (8, 1)

Joel Bennett, R (1, 1)
Alex Arias, R (8, PH)
Yorkis Perez, L (6, 1)
Ken Ryan, R (8, 1)
Jim Poole, L (8, 1)
Wayne Gomes, R (8, 1)

Joel Bennett, R (1, 1)
Alex Arias, R (8, PH)
Yorkis Perez, L (6, 1)
Ken Ryan, R (8, 1)
Jim Poole, L (8, 1)
Wayne Gomes, R (8, 1)

Joel Bennett, R (1, 1)
Alex Arias, R (8, PH)
Yorkis Perez, L (6, 1)
Ken Ryan, R (8, 1)
Jim Poole, L (8, 1)
Wayne Gomes, R (8, 1)

Joel Bennett, R (1, 1)
Alex Arias, R (8, PH)
Yorkis Perez, L (6, 1)
Ken Ryan, R (8, 1)
Jim Poole, L (8, 1)
Wayne Gomes, R (8, 1)

Joel Bennett, R (1, 1)
Alex Arias, R (8, PH)
Yorkis Perez, L (6, 1)
Ken Ryan, R (8, 1)
Jim Poole, L (8, 1)
Wayne Gomes, R (8, 1)

Joel Bennett, R (1, 1)
Alex Arias, R (8, PH)
Yorkis Perez, L (6, 1)
Ken Ryan, R (8, 1)
Jim Poole, L (8, 1)
Wayne Gomes, R (8, 1)

Joel Bennett, R (1, 1)
Alex Arias, R (8, PH)
Yorkis Perez, L (6, 1)
Ken Ryan, R (8, 1)
Jim Poole, L (8, 1)
Wayne Gomes, R (8, 1)

Joel Bennett, R (1, 1)
Alex Arias, R (8, PH)
Yorkis Perez, L (6, 1)
Ken Ryan, R (8, 1)
Jim Poole, L (8, 1)
Wayne Gomes, R (8, 1)

Joel Bennett, R (1, 1)
Alex Arias, R (8, PH)
Yorkis Perez, L (6, 1)
Ken Ryan, R (8, 1)
Jim Poole, L (8, 1)
Wayne Gomes, R (8, 1)

Joel Bennett, R (1, 1)
Alex Arias, R (8, PH)
Yorkis Perez, L (6, 1)
Ken Ryan, R (8, 1)
Jim Poole, L (8, 1)
Wayne Gomes, R (8, 1)

Joel Bennett, R (1, 1)
Alex Arias, R (8, PH)
Yorkis Perez, L (6, 1)
Ken Ryan, R (8, 1)
Jim Poole, L (8, 1)
Wayne Gomes, R (8, 1)

Joel Bennett, R (1, 1)
Alex Arias, R (8, PH)
Yorkis Perez, L (6, 1)
Ken Ryan, R (8, 1)
Jim Poole, L (8, 1)
Wayne Gomes, R (8, 1)

Joel Bennett, R (1, 1)
Alex Arias, R (8, PH)
Yorkis Perez, L (6, 1)
Ken Ryan, R (8, 1)
Jim Poole, L (8, 1)
Wayne Gomes, R (8, 1)

Joel Bennett, R (1, 1)
Alex Arias, R (8, PH)
Yorkis Perez, L (6, 1)
Ken Ryan, R (8, 1)
Jim Poole, L (8, 1)
Wayne Gomes, R (8, 1)

Joel Bennett, R (1, 1)
Alex Arias, R (8, PH)
Yorkis Perez, L (6, 1)
Ken Ryan, R (8, 1)
Jim Poole, L (8, 1)
Wayne Gomes, R (8, 1)

Joel Bennett, R (1, 1)
Alex Arias, R (8, PH)
Yorkis Perez, L (6, 1)
Ken Ryan, R (8, 1)
Jim Poole, L (8, 1)
Wayne Gomes, R (8, 1)

Joel Bennett, R (1, 1)
Alex Arias, R (8, PH)
Yorkis Perez, L (6, 1)
Ken Ryan, R (8, 1)
Jim Poole, L (8, 1)
Wayne Gomes, R (8, 1)

Joel Bennett, R (1, 1)
Alex Arias, R (8, PH)
Yorkis Perez, L (6, 1)
Ken Ryan, R (8, 1)
Jim Poole, L (8, 1)
Wayne Gomes, R (8, 1)

Joel Bennett, R (1, 1)
Alex Arias, R (8, PH)
Yorkis Perez, L (6, 1)
Ken Ryan, R (8, 1)
Jim Poole, L (8, 1)
Wayne Gomes, R (8, 1)

Joel Bennett, R (1, 1)
Alex Arias, R (8, PH)
Yorkis Perez, L (6, 1)
Ken Ryan, R (8, 1)
Jim Poole, L (8, 1)
Wayne Gomes, R (8, 1)

Joel Bennett, R (1, 1)
Alex Arias, R (8, PH)
Yorkis Perez, L (6, 1)
Ken Ryan, R (8, 1)
Jim Poole, L (8, 1)
Wayne Gomes, R (8, 1)

Joel Bennett, R (1, 1)
Alex Arias, R (8, PH)
Yorkis Perez, L (6, 1)
Ken Ryan, R (8, 1)
Jim Poole, L (8, 1)
Wayne Gomes, R (8, 1)

Joel Bennett, R (1, 1)
Alex Arias, R (8, PH)
Yorkis Perez, L (6, 1)
Ken Ryan, R (8, 1)
Jim Poole, L (8, 1)
Wayne Gomes, R (8, 1)

Joel Bennett, R (1, 1)
Alex Arias, R (8, PH)
Yorkis Perez, L (6, 1)
Ken Ryan, R (8, 1)
Jim Poole, L (8, 1)
Wayne Gomes, R (8, 1)

Joel Bennett, R (1, 1)
Alex Arias, R (8, PH)
Yorkis Perez, L (6, 1)
Ken Ryan, R (8, 1)
Jim Poole, L (8, 1)
Wayne Gomes, R (8, 1)

Joel Bennett, R (1, 1)
Alex Arias, R (8, PH)
Yorkis Perez, L (6, 1)
Ken Ryan, R (8, 1)
Jim Poole, L (8, 1)
Wayne Gomes, R (8, 1)

Inning Stats	R: 0 E: 0 K: 0 S: 9	H: 0 LOB: 1 BB: 1 P: 18	R: 0 E: 0 K: 0 S: 9	H: 0 LOB: 1 BB: 1 P: 19	R: 0 E: 0 K: 1 S: 10	H: 1 LOB: 2 BB: 1 P: 19	R: 0 E: 0 K: 1 S: 7	H: 0 LOB: 1 BB: 1 P: 13	R: 2 E: 0 K: 0 S: 11	H: 3 LOB: 1 BB: 1 P: 21	R: 1 E: 0 K: 0 S: 13	H: 3 LOB: 2 BB: 0 P: 19	R: 2 E: 0 K: 1 S: 10	H: 2 LOB: 0 BB: 0 P: 18	R: 0 E: 0 K: 2 S: 14	H: 0 LOB: 1 BB: 1 P: 25	R: 2 E: 0 K: 1 S: 14	H: 3 LOB: 2 BB: 0 P: 24	R: 1 E: 0 K: 1 S: 14	H: 3 LOB: 2 BB: 0 P: 24	1B: 6 2B: 1 3B: 0 HR: 5	SF: 0 SAC: 1 DP: 1 HBP: 1	WP: 0 PB: 0 SB: 1 CS: 0	PA: 45
---------------------	------------------------------	----------------------------------	------------------------------	----------------------------------	-------------------------------	----------------------------------	------------------------------	----------------------------------	-------------------------------	----------------------------------	-------------------------------	----------------------------------	-------------------------------	----------------------------------	-------------------------------	----------------------------------	-------------------------------	----------------------------------	-------------------------------	----------------------------------	----------------------------------	------------------------------------	----------------------------------	--------

PITCHER	IP	WLS	BF	H	R	ER	SO	BB	IBB	HBP	BLK	WP	HR	S	P	ERA	WHIP										
Brian Bohanon, L (1, 1) ERA: 3.83	7.0	L	34	9	5	5	2	5	0	0	0	0	3	69	127	6.43	2.000										
Jerry Dipoto, R (8, 1) ERA: 4.4	2.0		11	3	2	2	3	1	0	1	0	0	2	28	49	9.00	2.000										

Philadelphia Phillies @ Colorado Rockies
Coors Field, Denver, CO
Sat May 08 1999, 1:05 PM MDT
Att. 43,340 - Cloudy - 76 F

AB	37
R	7
H	12
RBI	7
BB	6
SO	5
LOB	19



Batter	1	2	3	4	5	6	7	8	9	AB	R	H	RBI	BB	SO	LOB
Darryl Hamilton, L (1, 8) Chris Sexton, R (9, 8) OBP: 0.395, SLG: 0.451 OBP: 0.429, SLG: 0.833	1-2 3 CS 1B		0-0 G3		0-1 F7		2-2 G4-3		1-3 K	4	0	1	0	0	0	0
3 Mike Lansing, R (1, 4) OBP: 0.330, SLG: 0.402	3-2 1B 1-2 1B		1-3 K		0-3 K		3-2 F8			4	0	1	0	0	2	0
Larry Walker, L (1, 9) OBP: 0.417, SLG: 0.744	1-0 1-3 1B		2-2 F8		0-0 BB 1B		0-0 G4-3			4	0	2	0	0	0	0
Dante Bichette, R (1, 7) OBP: 0.348, SLG: 0.447	1-1 P8			0-0 HR	4-0 1-2 BB		1-1 G5-3			3	1	1	1	1	0	2
Vinny Castilla, R (1, 5) OBP: 0.363, SLG: 0.505	3-2 G5-3			3-2 P3	2-3 K		1-1 1B			4	0	1	0	0	1	4
17 Todd Helton, L (1, 3) OBP: 0.346, SLG: 0.478		1-1 1B		3-2 HR		1-0 F7		1-2 L3		4	1	2	1	0	0	1
Neifi Perez, S (1, 6) OBP: 0.298, SLG: 0.367		1-0 P8		0-1 G4-3		1-0 P3		0-1 G6-3		4	0	0	0	0	0	1
Henry Blanco, R (1, 2) OBP: 0.200, SLG: 0.214		3-2 P5		0-1 2B		1-3 K		1-1 L8		4	0	1	0	0	1	1
Brian Bohanon, L (1, 1) 7 Kurt Abbott, R (7, PH) Jerry Dipoto, R (8, 1) Angel Echevarria, R (9, PH) OBP: 0.235, SLG: 0.188 OBP: 0.286, SLG: 0.250 OBP: 0.364, SLG: 0.737		2-2 G6-3		3-3 K		1-3 K		4-1 BB		2	0	0	0	0	1	2

Inning Stats	R: 0	H: 3	E: 0	K: 15	S: 15	H: 0	LOB: 2	BB: 0	P: 24	R: 0	H: 1	E: 0	K: 9	S: 9	H: 0	LOB: 1	BB: 0	P: 16	R: 0	H: 0	E: 0	K: 8	S: 8	R: 2	H: 3	E: 0	K: 19	S: 19	R: 0	H: 1	E: 0	K: 9	S: 9	R: 0	H: 0	E: 0	K: 6	S: 6	R: 0	H: 0	E: 0	K: 8	S: 8	R: 0	H: 1	E: 0	K: 8	S: 8	R: 0	H: 0	E: 0	K: 11	S: 11	R: 0	H: 1	E: 0	K: 11	S: 11	R: 0	H: 0	E: 0	K: 14	S: 14
--------------	------	------	------	-------	-------	------	--------	-------	-------	------	------	------	------	------	------	--------	-------	-------	------	------	------	------	------	------	------	------	-------	-------	------	------	------	------	------	------	------	------	------	------	------	------	------	------	------	------	------	------	------	------	------	------	------	-------	-------	------	------	------	-------	-------	------	------	------	-------	-------

PITCHER	IP	WLS	BF	H	R	ER	SO	BB	IBB	HBP	BLK	WP	HR	S	P	ERA	WHIP
Joel Bennett, R (1, 1) ERA: 3.6	5.0	W	23	8	2	2	4	1	0	0	0	0	0	60	94	3.60	1.800
Yorkis Perez, L (6, 1) ERA: 5.25	2.1	H	7	0	0	0	2	0	0	0	0	0	0	16	24	0.00	0.000
Ken Ryan, R (8, 1) ERA: 6.39	0.1	H	2	1	0	0	0	0	0	0	0	0	0	4	6	0.00	3.000
Jim Poole, L (8, 1) ERA: 4.91	1.0	H	4	0	0	0	0	1	0	0	0	0	0	8	14	0.00	1.000
Wayne Gomes, R (9, 1) ERA: 5.79	0.1		1	0	0	0	1	0	0	0	0	0	0	3	4	0.00	0.000

BOTTOM

Philadelphia Phillies @ Colorado Rockies
Coors Field, Denver, CO

Sat May 08 1999, 1:05 PM MDT
Att. 43,340 - Cloudy - 76 F

livebaseballscorecards.com

AB	35
R	2
H	9
RBI	2
BB	2
SO	7
LOB	12



PITCHER	IP	WLS	BF	H	R	ER	SO	BB	IBB	HBP	BLK	WP	HR	S	P	ERA	WHIP
WP: 0	PA: 37	PB: 0	SB: 0	CS: 1	1B: 6	SF: 0	2B: 1	SAC: 0	3B: 0	DP: 0	HR: 2	HBP: 0					

Batter	1	2	3	4	5	6	7	8	9	AB R H RBI BB SO LOB
Doug Glanville, R OBP: 0.391, SLG: 0.442 (1, 8) C X	0-1 F9 ①		2-1 G5-3 ①		2-1 HR ①	0-0 P4 ②		4-2 1B BB		4 1 1 1 1 0 3
Marlon Anderson, L OBP: 0.248, SLG: 0.317 Robert Person, R Jim Poole, L Alex Arias, R OBP: 0.405, SLG: 0.571 Ken Ryan, R 15 David Doster, R OBP: 0.273, SLG: 0.111 (1, 4) F F B B B S (6, 1) (7, 1) (8, PH) (8, 1) (9, 4)	3-3 K ②		0-0 P7 ②		0-1 G4-3 ①	0-2 FC6-4 1B ②		1 SAFE 0-0 1-2 FC6-4 1B ③		4 0 1 1 0 1 0 0 0 0 0 0 0 0 0 0 0 0 0 0 0 1 0 1 0 0 0 0 0 0 0 0 0 0 0 0 0 0 0 0 0 0
Scott Rolen, R OBP: 0.331, SLG: 0.525 (1, 5) B B S X	2-1 G5-3 ③		1-1 L4 ③		2-0 G5-3 ②	0-1 FC6-4 ③		0-0 FC6-4 ③		5 0 0 0 0 0 5
Rico Brogna, L OBP: 0.311, SLG: 0.480 (1, 3) B B C B B X		4-1 CS BB		1-3 K ①	0-1 P7 ③		2-3 K ①		1-2 F8 ①	4 0 0 0 1 2 0
Ron Gant, R OBP: 0.327, SLG: 0.383 (1, 7) F B X		1-1 F8 ① ② 1-2		1-0 G6-3 ②		0-0 1B 2B	2-2 1B		1-2 HR	5 2 3 1 0 0 1
Mike Lieberthal, R OBP: 0.447, SLG: 0.602 (1, 2) C X		0-1 1B 2B		0-0 HR		3-2 23 1B 1B 2-H	2-2 SAFE F7		0-0 P6 ②	5 3 3 2 0 0 1
Rob Ducey, L OBP: 0.306, SLG: 0.515 (1, 9) C B B C B X		2-2 E 1B 2-H		2-2 WP 2B 1B		3-2 1B 23 1B 1-2	1 SAFE 0-2 F8 ③		3-1 HR	5 3 4 2 0 0 1
Desi Relaford, S OBP: 0.407, SLG: 0.463 (1, 6) S B B B S X		3-1 E9 1B 1-H		1-1 2B 1B 1-H		2-2 P5		0-1 G6-3 ①	2-1 HR	5 1 3 2 0 0 2
Chad Ogea, R OBP: 0.188, SLG: 0.133 23 Kevin Jordan, R OBP: 0.351, SLG: 0.371 Wayne Gomes, R (1, 1) (6, PH) (6, 4) (9, 1)		1-2 G6-3 ③		1-3 K ③		1-0 1B		1-0 G1-3 ②	1-0 G5-3 ③	2 0 0 0 0 1 2 3 0 1 0 0 0 0 0 0 0 0 0 0 0

Inning Stats		R: 0 E: 0 K: 1 S: 8	H: 0 LOB: 0 BB: 0 P: 13	R: 2 E: 1 K: 0 S: 14	H: 3 LOB: 1 BB: 1 P: 25	R: 0 E: 0 K: 0 S: 5	H: 0 LOB: 0 BB: 0 P: 8	R: 2 E: 0 K: 2 S: 14	H: 3 LOB: 1 BB: 0 P: 20	R: 1 E: 0 K: 0 S: 7	H: 1 LOB: 0 BB: 0 P: 11	R: 2 E: 0 K: 0 S: 21	H: 5 LOB: 3 BB: 0 P: 30	R: 0 E: 0 K: 1 S: 13	H: 1 LOB: 1 BB: 0 P: 19	R: 0 E: 0 K: 0 S: 7	H: 1 LOB: 2 BB: 1 P: 12	R: 3 E: 0 K: 0 S: 13	H: 3 LOB: 0 BB: 0 P: 21	1B: 9 2B: 3 3B: 0 HR: 5	SF: 0 SAC: 0 DP: 0 HBP: 0
--------------	--	------------------------------	----------------------------------	-------------------------------	----------------------------------	------------------------------	---------------------------------	-------------------------------	----------------------------------	------------------------------	----------------------------------	-------------------------------	----------------------------------	-------------------------------	----------------------------------	------------------------------	----------------------------------	-------------------------------	----------------------------------	----------------------------------	------------------------------------

PITCHER		IP	WLS	BF	H	R	ER	SO	BB	IBB	HBP	BLK	WP	HR	S	P	ERA	WHIP	PITCHER		IP	WLS	BF	H	R	ER	SO	BB	IBB	HBP	BLK	WP	HR	S	P	ERA	WHIP		
Darryl Kile, R ERA: 4.93	(1, 1)	6.0		30	12	7	6	3	1	0	0	0	1	2	69	107	9.00	2.167																					
Roberto Ramirez, L ERA: 7.04	(7, 1)	0.1		1	0	0	0	1	0	0	0	0	0	0	4	6	0.00	0.000																					
David Wainhouse, R ERA:	(7, 1)	1.2		8	2	0	0	0	1	0	0	0	0	0	16	25	0.00	1.800																					
Dave Veres, R ERA: 5.54	(9, 1)	1.0	L	6	3	3	3	0	0	0	0	0	0	3	13	21	27.00	3.000																					


TOP

Philadelphia Phillies @ Colorado Rockies
Coors Field, Denver, CO
Sun May 09 1999, 1:05 PM MDT
Att. 40,251 - Sunny - 80 F

livebaseballscorecards.com

AB	43
R	10
H	17
RBI	9
BB	2
SO	4
LOB	15

WP: 1 PA: 45
PB: 0
SB: 0
CS: 1



Batter	1	2	3	4	5	6	7	8	9	AB R H RBI BB SO LOB	TOP											
Doug Glanville, R (1, 8) OBP: 0.391, SLG: 0.441	1-1 G6-3		1-2 FC1-6 2B		0-2 BB S 1B		0-0 G5-3		1-1 WP BB 1B	5 1 2 0 0 0 1	Philadelphia Phillies @ St. Louis Cardinals Busch Stadium, St. Louis, MO Mon May 10 1999, 7:10 PM CDT Att. 34,789 - Unknown - 83 F											
Marlon Anderson, L (1, 4) OBP: 0.255, SLG: 0.324	0-1 L4		1-0 1 SAFE 1 SAFE 1-H 2B		1-1 P3		0-1 F8		4-2 WP BB	4 0 1 1 1 0 1												
Scott Rolen, R (1, 5) OBP: 0.355, SLG: 0.532	3-1 1B		4-1 BB BB		4-2 1 SAFE 2 B 1-2 BB BB		1-2 1B		4-0 G4-6-3 BB	2 0 2 0 3 0 0												
Rico Brogna, L (1, 3) OBP: 0.299, SLG: 0.462	1-0 F7		0-0 G4-3		2-3 K		1-2 G4-3		1-1 G4-6-3 1-2 2-3	5 0 0 0 0 1 9												
Ron Gant, R (1, 7) OBP: 0.325, SLG: 0.371		0-0 G6-3		0-0 L8		4-0 1-2 2-3 BB		1-0 G1-3		3 0 0 0 1 0 0												
Mike Lieberthal, R (1, 2) OBP: 0.441, SLG: 0.588		1-3 K		0-0 2B 1B		3-1 P5		1-1 F9		4 1 1 0 0 1 3												
Rob Ducey, L (1, 9) OBP: 0.300, SLG: 0.472		3-1 G4-3		1-1 F7		1-2 P4		4-1 BB		3 0 0 0 1 0 1												
Desi Relaford, S (1, 6) OBP: 0.400, SLG: 0.464			2-1 L7		2-1 1-H 2B		3-3 K		2-1 F9	4 0 1 1 0 1 1												
Carlton Loewer, R (1, 1) OBP: 0.375, SLG: 0.333			4-1 FC1-6 BB		1-3 K		1-3 K		2-1 G5-3	2 0 0 0 1 2 1												
Jim Poole, L (8, 1)										0 0 0 0 0 0 0												
Ken Ryan, R (8, 1)										0 0 0 0 0 0 0												
Kevin Sefcik, R (9, PH) OBP: 0.353, SLG: 0.500										1 0 0 0 0 0 0												
Inning Stats	R: 0 E: 0 K: 0 S: 7	H: 1 LOB: 1 BB: 0 P: 12	R: 0 E: 0 K: 1 S: 6	H: 0 LOB: 0 BB: 0 P: 10	R: 1 E: 0 K: 0 S: 9	H: 1 LOB: 2 BB: 2 P: 21	R: 1 E: 0 K: 1 S: 10	H: 2 LOB: 1 BB: 0 P: 14	R: 0 E: 0 K: 1 S: 16	H: 1 LOB: 3 BB: 2 P: 30	R: 0 E: 0 K: 2 S: 9	H: 0 LOB: 0 BB: 0 P: 14	R: 0 E: 0 K: 0 S: 9	H: 1 LOB: 1 BB: 0 P: 11	R: 0 E: 0 K: 0 S: 6	H: 0 LOB: 1 BB: 1 P: 14	R: 0 E: 0 K: 0 S: 8	H: 1 LOB: 2 BB: 2 P: 20	1B: 5 2B: 2 3B: 0 HR: 0	SF: 0 SAC: 0 DP: 1 HBP: 0	WP: 1 PB: 0 SB: 1 CS: 0	PA: 40
PITCHER	IP WLS BF H R ER SO BB IBB HBP BLK WP HR S P ERA WHIP																					
Kent Bottenfield, R (1, 1) ERA: 2.59	8.0 W 35 6 2 2 5 5 0 0 0 0 0 72 126 2.25 1.375																					
Ricky Bottalico, R (9, 1) ERA: 1.15	0.1 H 4 1 0 0 0 2 0 0 0 0 1 0 6 17 0.00 9.000																					
Scott Radinsky, L (9, 1) ERA: 6.0	0.2 S 1 0 0 0 0 0 0 0 0 0 0 0 2 3 0.00 0.000																					

livebaseballscorecards.com

AB	33
R	2
H	7
RBI	2
BB	7
SO	5
LOB	17



Batter	1	2	3	4	5	6	7	8	9	AB	R	H	RBI	BB	SO	LOB
--------	---	---	---	---	---	---	---	---	---	----	---	---	-----	----	----	-----

Shawon Dunston, R <small>OBP: 0.397, SLG: 0.600</small> Ricky Bottalico, L <small>(9, 1)</small> Scott Radinsky, L <small>(9, 1)</small>	3-2 		1-0 			2-2 		3-2 		4	2	2	0	0	0	2
Edgar Renteria, R <small>OBP: 0.327, SLG: 0.337</small> <small>(1, 6)</small>	2-2 			4-1 		1-3 		0-0 		3	1	1	0	1	1	1
Mark McGwire, R <small>OBP: 0.397, SLG: 0.505</small> <small>(1, 3)</small>	2-3 			1-0 		0-0 		4-1 		3	2	1	2	1	1	1
Ray Lankford, L <small>OBP: 0.421, SLG: 0.676</small> <small>(1, 7)</small>		1-2 		1-2 		0-0 		3-2 		3	0	1	1	0	0	0
Fernando Tatis, R <small>OBP: 0.411, SLG: 0.642</small> <small>(1, 5)</small>		0-0 			0-0 	1-3 		2-2 		4	0	1	2	0	1	1
Eric Davis, R <small>OBP: 0.359, SLG: 0.429</small> <small>(1, 9)</small>		3-3 			4-1 	0-0 		2-0 		3	0	0	0	1	1	3
Eli Marrero, R <small>OBP: 0.271, SLG: 0.352</small> <small>(1, 2)</small>			0-0 		1-1 		1-1 	0-0 		4	0	2	0	0	0	2
Joe McEwing, R <small>OBP: 0.407, SLG: 0.447</small> <small>(1, 4)</small>			3-2 		2-3 		0-1 	3-2 		4	0	1	0	0	1	4
Kent Bottenfield, R <small>OBP: 0.176, SLG: 0.176</small> Darren Bragg, L <small>OBP: 0.341, SLG: 0.311</small> <small>(9, 8)</small>			0-3 		1-3 		1-3 			3	0	0	0	0	3	4

Inning Stats	R: 0	H: 0	E: 0	K: 1	S: 10	R: 0	H: 0	E: 0	K: 1	S: 7	R: 0	H: 2	E: 0	K: 1	S: 9	R: 0	H: 0	E: 0	K: 0	S: 5	R: 0	H: 1	E: 0	K: 2	S: 13	R: 2	H: 3	E: 0	K: 2	S: 14	R: 0	H: 0	E: 0	K: 1	S: 7	R: 3	H: 3	E: 1	K: 0	S: 18
--------------	------	------	------	------	-------	------	------	------	------	------	------	------	------	------	------	------	------	------	------	------	------	------	------	------	-------	------	------	------	------	-------	------	------	------	------	------	------	------	------	------	-------

PITCHER	IP	WLS	BF	H	R	ER	SO	BB	IBB	HBP	BLK	WP	HR	S	P	ERA	WHIP
Carlton Loewer, R <small>ERA: 4.44</small>	(1, 1)	7.0	L	30	8	5	8	3	0	0	0	0	1	70	112	6.43	1.571
Jim Poole, L <small>ERA: 4.32</small>	(8, 1)	0.0		1	0	0	0	0	0	1	0	0	0	2	5	∞	∞
Ken Ryan, R <small>ERA: 6.14</small>	(8, 1)	1.0		4	1	0	0	0	0	0	0	0	0	11	18	0.00	1.000

BOTTOM

Philadelphia Phillies @ St. Louis Cardinals
 Busch Stadium, St. Louis, MO
 Mon May 10 1999, 7:10 PM CDT
 Att: 34,789 - Unknown - 83 F

livebaseballscorecards.com

AB	31
R	5
H	9
RBI	5
BB	3
SO	8
LOB	18



1B: 8	SF: 0	WP: 0	PA: 35
2B: 0	SAC: 0	PB: 0	
3B: 0	DP: 2	SB: 1	
HR: 1	HBP: 1	CS: 0	

PITCHER	IP	WLS	BF	H	R	ER	SO	BB	IBB	HBP	BLK	WP	HR	S	P	ERA	WHIP
---------	----	-----	----	---	---	----	----	----	-----	-----	-----	----	----	---	---	-----	------

Batter	1	2	3	4	5	6	7	8	9	AB R H RBI BB SO LOB	TOP									
Doug Glanville, R OBP: 0.399, SLG: 0.438 (1, 8)	4-0 2B BB	1-2 BB 1B		1-2 CS 1-2	0-0 L7	4-1 1B BB		1-1 P6		3 1 1 0 2 0 0										
Kevin Sevcik, R OBP: 0.385, SLG: 0.528 (1, 9)	0-1 2B BB	4-1 SAFE BB 1B			3-1 G4-3	2-1 1B		1-0 E5 WP		4 1 2 0 1 0 0										
Scott Rolen, R OBP: 0.356, SLG: 0.558 (1, 5)	2-1 G6-3 1B 2B 2-H 3-H	0-0 P6			0-0 HR	2-0 G5-3		2-3 K		5 2 2 3 0 1 5										
Rico Brogna, L OBP: 0.303, SLG: 0.467 (1, 3)	0-1 G6-3 2-3		2-1 F7		1-1 23 2B 2B		1-2 23 BB 1B	2-1 P6		5 2 2 0 0 0 2										
Ron Gant, R OBP: 0.345, SLG: 0.380 Rob Ducey, L OBP: 0.300, SLG: 0.472 (1, 7) (9, 7)	0-1 FC6-4 1B 3-H		2-2 23 G3-6-3 1B		4-0 23 2B BB		4-2 23 BB 1B		2-3 K	3 2 2 1 2 1 0 0 0 0 0 0 0 0										
23 Kevin Jordan, R OBP: 0.381, SLG: 0.410 15 David Doster, R OBP: 0.273, SLG: 0.111 (1, 4) (9, 4)	2-1 F7		0-1 G3-6-3 1-2f		0-0 1-H 2-H 2B		4-1 E 1B BB	3-2 1B WP E 1B		4 1 2 2 1 0 2 0 0 0 0 0 0 0										
Gary Bennett, R OBP: 0.214, SLG: 0.214 (1, 2)	1-1 FC6-4 1-2f			0-2 G5-3	0-1 G4-3		0-0 E7 G6-3 1B 1-3 2-H 3-H	3-2 E 1B		5 0 2 2 0 0 2										
Desi Relaford, S OBP: 0.390, SLG: 0.443 (1, 6)		0-1 F9		1-0 CS HBP		1-0 G3-1	1-3 K	1-1 E6 G4-6-3		4 0 0 0 0 1 3										
Paul Byrd, R OBP: 0.176, SLG: 0.125 (1, 1)		2-3 K		0-1 P4		0-1 G4-3	0-0 G6-3 1-2f	2-2 G4-6-3 1-2f		5 0 0 0 0 1 5										
Inning Stats	R: 3 E: 0 K: 0 S: 12	H: 3 LOB: 1 BB: 1 P: 21	R: 0 E: 0 K: 1 S: 11	H: 1 LOB: 2 BB: 1 P: 18	R: 0 E: 0 K: 0 S: 7	H: 1 LOB: 0 BB: 0 P: 11	R: 0 E: 0 K: 0 S: 7	H: 0 LOB: 0 BB: 0 P: 9	R: 3 E: 0 K: 0 S: 9	H: 3 LOB: 1 BB: 1 P: 17	R: 2 E: 1 K: 1 S: 13	H: 2 LOB: 1 BB: 2 P: 23	R: 0 E: 1 K: 1 S: 8	H: 0 LOB: 1 BB: 0 P: 14	R: 1 E: 1 K: 1 S: 15	H: 2 LOB: 1 BB: 0 P: 26	1B: 8 2B: 4 3B: 0 HR: 1	SF: 0 SAC: 0 DP: 3 HBP: 1	WP: 2 PB: 0 SB: 0 CS: 1	PA: 46
PITCHER	IP WLS BF H R ER SO BB IBB HBP BLK WP HR S P ERA WHIP																			
Kent Mercker, L ERA: 8.2 (1, 1)	4.2 L 24 8 6 6 1 3 0 1 0 0 1 44 74 11.57 2.357																			
Clint Sodowsky, R ERA: 7.71 (5, 1)	2.1 12 3 2 2 1 3 0 0 0 0 0 22 41 7.71 2.571																			
Rick Croushore, R ERA: (8, 1)	1.1 7 2 1 0 2 0 0 0 0 2 0 17 31 0.00 1.500																			
Mike Mohler, L ERA: 5.4 (9, 1)	0.2 2 0 0 0 0 0 0 0 0 0 0 6 9 0.00 0.000																			

Philadelphia Phillies @ St. Louis Cardinals
 Busch Stadium, St. Louis, MO
 Tue May 11 1999, 7:10 PM CDT
 Att. 32,307 - Unknown - 81 F

livebaseballscorecards.com



Batter	1	2	3	4	5	6	7	8	9	AB	R	H	RBI	BB	SO	LOB
--------	---	---	---	---	---	---	---	---	---	----	---	---	-----	----	----	-----

Shawon Dunston, R <small>(1, 8) OBP: 0.389, SLG: 0.580</small>	0-1 		2 SAFE 2-1 		1-3 			0-0 		4	1	1	1	0	1	0
Edgar Renteria, R <small>(1, 6) OBP: 0.316, SLG: 0.324</small>	0-2 		1-2 		3-2 			2-2 		4	0	0	0	0	0	1
Mark McGwire, R <small>(1, 3) OBP: 0.392, SLG: 0.490</small>	0-3 		2-1 		4-2 			1-3 		3	0	0	0	1	2	1
Ray Lankford, L <small>(1, 7) OBP: 0.405, SLG: 0.658</small> Manny Aybar, R <small>(9, PR) OBP: 0.143, SLG: 0.143</small>		2-2 		0-0 		2-2 		1-1 		4	0	1	0	0	0	1
Fernando Tatis, R <small>(1, 5) OBP: 0.406, SLG: 0.624</small>		3-1 		2-3 		0-2 		4-0 		3	0	0	0	1	1	1
Eric Davis, R <small>(1, 9) OBP: 0.355, SLG: 0.453</small>		1-1 		3-2 		1 SAFE 2-0 		1-0 		4	1	1	1	0	0	3
Eli Marrero, R <small>(1, 2) OBP: 0.290, SLG: 0.400</small>			0-0 	0-0 		1-2 		1-1 		4	2	3	1	0	0	1
Joe McEwing, R <small>(1, 4) OBP: 0.409, SLG: 0.448</small> Clint Sodowsky, L <small>(5, 1)</small> J.D. Drew, L <small>(7, PH) OBP: 0.338, SLG: 0.464</small> Rick Croushore, R <small>(8, 1)</small> Mike Mohler, R <small>(9, 1)</small>			1 SAFE 2-1 	2-1 		0-1 				2	0	1	0	0	0	0
Kent Mercker, L <small>(1, 1) OBP: 0.250, SLG: 0.143</small> Placido Polanco, R <small>(5, 4) OBP: 0.338, SLG: 0.338</small>			2-3 		0-1 		1-0 			0	0	0	0	0	0	0

Inning Stats	R: 0	H: 0	E: 0	LOB: 0	K: 1	BB: 0	S: 9	P: 9	R: 0	H: 0	E: 0	LOB: 0	K: 0	BB: 0	S: 7	P: 13	R: 2	H: 3	E: 2	LOB: 1	K: 1	BB: 0	S: 13	P: 22	R: 2	H: 2	E: 0	LOB: 0	K: 1	BB: 0	S: 11	P: 18	R: 0	H: 0	E: 0	LOB: 0	K: 1	BB: 0	S: 10	P: 14	R: 0	H: 0	E: 0	LOB: 1	K: 0	BB: 1	S: 11	P: 19	R: 0	H: 1	E: 0	LOB: 0	K: 0	BB: 0	S: 6	P: 8	R: 0	H: 0	E: 0	LOB: 0	K: 1	BB: 0	S: 7	P: 10	R: 0	H: 1	E: 0	LOB: 1	K: 0	BB: 1	S: 5	P: 12	1B: 4	SF: 0	2B: 2	SAC: 0	3B: 0	DP: 2	HR: 2	HBP: 0	WP: 0	PA: 34	PB: 1	SB: 0	CS: 0
--------------	------	------	------	--------	------	-------	------	------	------	------	------	--------	------	-------	------	-------	------	------	------	--------	------	-------	-------	-------	------	------	------	--------	------	-------	-------	-------	------	------	------	--------	------	-------	-------	-------	------	------	------	--------	------	-------	-------	-------	------	------	------	--------	------	-------	------	------	------	------	------	--------	------	-------	------	-------	------	------	------	--------	------	-------	------	-------	-------	-------	-------	--------	-------	-------	-------	--------	-------	--------	-------	-------	-------

PITCHER	IP	WLS	BF	H	R	ER	SO	BB	IBB	HBP	BLK	WP	HR	S	P	ERA	WHIP
Paul Byrd, R <small>(1, 1) ERA: 3.59</small>	9.0	W	34	7	4	3	5	2	0	0	0	0	2	79	125	3.00	1.000

BOTTOM

Philadelphia Phillies @ St. Louis Cardinals
Busch Stadium, St. Louis, MO
Tue May 11 1999, 7:10 PM CDT
Att. 32,307 - Unknown - 81 F

livebaseballscorecards.com

AB	32
R	4
H	7
RBI	3
BB	2
SO	5
LOB	11



Batter	1	2	3	4	5	6	7	8	9	AB R H RBI BB SO LOB	TOP										
Doug Glanville, R OBP: 0.405, SLG: 0.464 (1, 8)	1-1 G6-3		4-1 1B G1-3 BB		2-1 G6-3		3-2 HR	0-1 2-H 3-H 1B		4 1 2 3 1 0 0											
Kevin Sevcik, R OBP: 0.386, SLG: 0.500 (1, 9)	4-0 FC6-4 BB		0-0 G1-3			0-1 G4-3	0-1 G3 1B	0-2 G4-3		4 0 1 0 1 0 2											
Scott Rolen, R OBP: 0.358, SLG: 0.549 (1, 5)	2-2 FC6-4 1B 1-2f		0-0 G4-6-3 1B			4-0 2B HR BB	1 SAFE 1-2 F9		2-1 F8	4 1 1 0 1 0 2											
Rico Brogna, L OBP: 0.306, SLG: 0.471 (1, 3)	2-1 1B		1-1 G4-6-3 1-2f			0-1 HR 2B	0-0 G3		0-1 F8	5 1 2 0 0 0 3											
Ron Gant, R OBP: 0.331, SLG: 0.362 (1, 7)	0-0 G6-3			1-1 G4-3		2-3 K	1-0 F7		2-0 F8	5 0 0 0 0 1 5											
Rob Ducey, L OBP: 0.300, SLG: 0.472 (9, 7)										0 0 0 0 0 0 0											
Mike Lieberthal, R OBP: 0.434, SLG: 0.604 (1, 2)		0-0 P4		2-1 F8		1-1 HR		2-1 F7		4 1 1 3 0 0 0											
Alex Arias, R OBP: 0.439, SLG: 0.615 (1, 6)		2-2 CS 2B		2-1 F8		0-1 15 HR 1B		0-1 15 1B 1B		4 2 3 0 0 0 0											
15 David Doster, R OBP: 0.400, SLG: 0.500 (1, 4)		4-2 B BB				1-1 F7	0-0 1-H HR	2-1 SH1-4 1B 1B		3 2 2 2 1 0 0											
Curt Schilling, R OBP: 0.227, SLG: 0.300 (1, 1)		3-3 SAFE K 2-3		1-3 K		2-2 G4-3		0-0 SH1-4		3 0 0 0 0 2 2											
Inning Stats	R: 0 E: 0 K: 0 S: 8	H: 1 LOB: 2 BB: 1 P: 17	R: 0 E: 0 K: 1 S: 15	H: 1 LOB: 2 BB: 1 P: 24	R: 0 E: 0 K: 0 S: 5	H: 1 LOB: 1 BB: 1 P: 10	R: 0 E: 0 K: 1 S: 6	H: 0 LOB: 0 BB: 0 P: 11	R: 0 E: 0 K: 1 S: 8	H: 0 LOB: 0 BB: 0 P: 12	R: 5 E: 0 K: 1 S: 17	H: 4 LOB: 0 BB: 1 P: 26	R: 1 E: 0 K: 0 S: 12	H: 2 LOB: 1 BB: 0 P: 16	R: 2 E: 0 K: 0 S: 12	H: 3 LOB: 1 BB: 0 P: 16	R: 0 E: 0 K: 0 S: 5	H: 0 LOB: 0 BB: 0 P: 9	1B: 7 2B: 3 3B: 0 HR: 3	SF: 0 SAC: 1 DP: 2 HBP: 0	WP: 0 PA: 41 PB: 0 SB: 0 CS: 1
PITCHER	IP WLS BF H R ER SO BB IBB HBP BLK WP HR S P ERA WHIP																				
Darren Oliver, L ERA: 3.35 (1, 1)	6.0 L 27 7 5 5 3 4 0 0 0 0 0 2 59 100 7.50 1.833																				
Juan Acevedo, R ERA: 6.75 (7, 1)	2.0 11 5 3 3 0 0 0 0 0 0 0 1 24 32 13.50 2.500																				
Ricky Bottalico, R ERA: 1.08 (9, 1)	1.0 3 0 0 0 0 0 0 0 0 0 0 0 5 9 0.00 0.000																				

Philadelphia Phillies @ St. Louis Cardinals
 Busch Stadium, St. Louis, MO
 Wed May 12 1999, 12:40 PM CDT
 Att. 45,540 - Cloudy - 80 F

livebaseballscorecards.com

AB	36
R	8
H	12
RBI	8
BB	4
SO	3
LOB	14



Batter	1	2	3	4	5	6	7	8	9	AB	R	H	RBI	BB	SO	LOB						
Joe McEwing, R OBP: 0.403, SLG: 0.440 (1, 8)	0-2 G3		0-0 G5-3		1-2 L5-3 1B			2-2 L3		4	0	1	0	0	0	0						
Edgar Renteria, R OBP: 0.314, SLG: 0.330 (1, 6)	0-0 F9			3-2 HR 2B	1-0 L5-3			1-0 G6-3		4	1	1	0	0	0	1						
Mark McGwire, R OBP: 0.388, SLG: 0.509 (1, 3)	1-1 G6-3			1-0 HR 2-H				0-0 F8		4	1	1	2	0	0	0						
Willie McGee, S OBP: 0.397, SLG: 0.320 (1, 9)		0-1 G4-3		0-2 G3				0-1 G3-1		4	0	0	0	0	0	0						
Shawon Dunston, R OBP: 0.382, SLG: 0.562 (1, 5)		1-2 P4		0-0 HR 1B				1-1 G6-3		4	1	1	0	0	0	0						
Darren Bragg, L OBP: 0.337, SLG: 0.308 (1, 7)		0-1 1B		1-3 SAFE K				0-3 K		4	0	1	0	0	2	1						
Eli Marrero, R OBP: 0.291, SLG: 0.429 (1, 2)		2-1 F9		1-1 HR 1-H				2-0 P5		3	1	1	2	0	0	1						
Placido Polanco, R OBP: 0.337, SLG: 0.338 (1, 4)			2-2 G5-3		0-0 F8			1-0 1B		3	0	1	0	0	0	0						
Darren Oliver, R OBP: 0.333, SLG: 0.353 (1, 1)			2-3 K					3-3 K		2	0	0	0	0	2	0						
Juan Acevedo, R (7, 1)										1	0	0	0	0	1	1						
Ricky Bottalico, L (9, 1)										0	0	0	0	0	0	0						
Inning Stats	R: 0 E: 0 K: 0 S: 6	H: 0 LOB: 0 BB: 0 P: 7	R: 0 E: 0 K: 0 S: 9	H: 1 LOB: 1 BB: 0 P: 12	R: 0 E: 0 K: 1 S: 8	H: 0 LOB: 0 BB: 0 P: 12	R: 4 E: 0 K: 1 S: 18	H: 4 LOB: 0 BB: 0 P: 24	R: 0 E: 0 K: 1 S: 8	H: 1 LOB: 0 BB: 0 P: 10	R: 0 E: 0 K: 0 S: 5	H: 0 LOB: 0 BB: 0 P: 7	R: 0 E: 0 K: 2 S: 8	H: 1 LOB: 1 BB: 0 P: 14	R: 0 E: 0 K: 0 S: 5	H: 0 LOB: 0 BB: 0 P: 8	R: 0 E: 0 K: 0 S: 5	H: 0 LOB: 0 BB: 0 P: 8	1B: 4 2B: 2 3B: 0 HR: 2	SF: 0 SAC: 0 DP: 1 HBP: 0	WP: 0 PB: 0 SB: 0 CS: 0	PA: 33

BOTTOM

Philadelphia Phillies @ St. Louis Cardinals
 Busch Stadium, St. Louis, MO

Wed May 12 1999, 12:40 PM CDT
 Att. 45,540 - Cloudy - 80 F

livebaseballscorecards.com

AB	33
R	4
H	7
RBI	4
BB	0
SO	5
LOB	4



PITCHER Curt Schilling, R ERA: 2.8 (1, 1)	IP: 9.0	WLS: 7	BF: 33	H: 7	R: 4	ER: 4	SO: 5	BB: 0	IBB: 0	HBP: 0	BLK: 0	WP: 0	HR: 2	S: 72	P: 102	ERA: 4.00	WHIP: 0.778
--	---------	--------	--------	------	------	-------	-------	-------	--------	--------	--------	-------	-------	-------	--------	-----------	-------------

PITCHER	IP: 0	WLS: 0	BF: 0	H: 0	R: 0	ER: 0	SO: 0	BB: 0	IBB: 0	HBP: 0	BLK: 0	WP: 0	HR: 0	S: 0	P: 0	ERA: 0.00	WHIP: 0.000
----------------	-------	--------	-------	------	------	-------	-------	-------	--------	--------	--------	-------	-------	------	------	-----------	-------------

Batter	1	2	3	4	5	6	7	8	9	AB R H RBI BB SO LOB	TOP									
Roger Cedeno, S OBP: 0.432, SLG: 0.415 (1, 9)	2-1 E3 S G6-4-3 HR	1-0 G3			1-0 F8 S SF8 1B		2-0 G6-3		1-1 S 1B	5 3 2 0 0 0 0										
Edgardo Alfonzo, R OBP: 0.406, SLG: 0.529 (1, 4)	0-0 G6-4-3		3-1 HR		3-2 F8		2-2 F7		2-0 FC4-6 1B	5 1 2 2 0 0 2										
John Olerud, L OBP: 0.487, SLG: 0.619 (1, 3)	1-1 HR		4-0 G4-6-3 BB		1-1 SF8		1-1 HBP		3-1 FC4-6 1-2f	2 1 1 3 1 0 1										
31 Mike Piazza, R OBP: 0.352, SLG: 0.469 (1, 2)	4-1 HR BB		2-2 F9		4-1 WP BB		3-3 K			2 1 0 0 2 1 2										
Robin Ventura, L OBP: 0.338, SLG: 0.480 (1, 5)	1-2 HR		3-1 G4-6-3 1-2f		3-3 K			2-3 K		4 1 1 2 0 2 2										
Brian McRae, S OBP: 0.344, SLG: 0.305 (1, 8)	2-3 K		3-1 G4-3		2-2 K2 1B			0-0 E1 G6-4-3		4 0 1 0 0 1 0										
Benny Agbayani, R OBP: 0.308, SLG: 0.692 (1, 7)	0-3 K		2-0 L7		3-3 K2 1-2f			1-1 G6-4-3 1-2f		4 0 0 0 0 2 2										
Rey Ordonez, R OBP: 0.318, SLG: 0.356 (1, 6)		1-0 G5-3		0-1 2B		1-2 3B			1-3 K	4 0 2 0 0 1 0										
Masato Yoshii, R OBP: 0.154, SLG: 0.154 (1, 1)		0-3 K		0-0 F9		2-3 K			3-0 G4-3	3 0 0 0 0 2 2										
Turk Wendell, L (7, 1)										0 0 0 0 0 0 0										
Armando Benitez, R (8, 1)										0 0 0 0 0 0 0										
Matt Franco, L OBP: 0.273, SLG: 0.333 (9, PH)										1 0 0 0 0 0 0										
John Franco, L (9, 1)										0 0 0 0 0 0 0										
Inning Stats	R: 4 E: 1 K: 2 S: 18	H: 2 LOB: 0 BB: 1 P: 28	R: 0 E: 0 K: 1 S: 5	H: 0 LOB: 0 BB: 0 P: 7	R: 1 E: 0 K: 0 S: 7	H: 1 LOB: 1 BB: 0 P: 11	R: 1 E: 0 K: 1 S: 10	H: 1 LOB: 1 BB: 1 P: 22	R: 0 E: 0 K: 2 S: 16	H: 2 LOB: 1 BB: 0 P: 24	R: 0 E: 0 K: 1 S: 11	H: 0 LOB: 1 BB: 0 P: 19	R: 0 E: 1 K: 1 S: 8	H: 0 LOB: 0 BB: 0 P: 11	R: 1 E: 0 K: 1 S: 9	H: 2 LOB: 1 BB: 0 P: 19	1B: 4 2B: 2 3B: 1 HR: 3	SF: 1 SAC: 0 DP: 3 HBP: 1	WP: 1 PB: 0 SB: 4 CS: 0	PA: 39
PITCHER	IP WLS BF H R ER SO BB IBB HBP BLK WP HR S P ERA WHIP																			
Chad Ogea, R ERA: 4.7 (1, 1)	4.1 L 20 5 6 5 3 2 0 0 0 0 0 3 40 73 10.38 1.615																			
Yorkis Perez, L ERA: 4.97 (5, 1)	0.2 3 0 0 0 1 1 0 0 0 0 1 0 6 14 0.00 1.500																			
Mike Grace, R ERA: 2.93 (6, 1)	2.0 8 2 0 0 3 0 0 1 0 0 0 0 27 43 0.00 1.000																			
Robert Person, R ERA: 11.08 (8, 1)	1.0 3 0 0 0 1 0 0 0 0 0 0 0 8 11 0.00 0.000																			
Wayne Gomes, R ERA: 5.63 (9, 1)	1.0 5 2 1 1 1 0 0 0 0 0 0 0 9 19 9.00 2.000																			

New York Mets @ Philadelphia Phillies
Veterans Stadium, Philadelphia, PA

Fri May 14 1999, 7:05 PM EDT
Att. 21,074 - Cloudy - 62 F

livebaseballscorecards.com

AB	34
R	7
H	9
RBI	7
BB	3
SO	9
LOB	11



Batter	1	2	3	4	5	6	7	8	9	AB	R	H	RBI	BB	SO	LOB	
Doug Glanville, R OBP: 0.395, SLG: 0.450 (1, 8)	1-2 G6-3 ①		1-2 K ②				1-1 F7 ①		1-2 G5-3 ③								4 0 0 0 0 1 0
Marlon Anderson, L OBP: 0.254, SLG: 0.330 (1, 4)	3-2 G6-3 ②		1-1 2B ②				0-0 B4-3 ②		1-1 L7 ①								4 0 1 0 0 0 0
Scott Rolen, R OBP: 0.374, SLG: 0.575 (1, 5)	4-2 BB ②		4-2 BB ②				2-2 HR ②		4-1 BB ②								1 1 1 1 3 0 0
Rico Brogna, L OBP: 0.298, SLG: 0.458 (1, 3)	1-3 K ③		0-0 P5 ③				2-2 G5-3 ③		1-1 F9 ②								4 0 0 0 0 1 4
Ron Gant, R OBP: 0.320, SLG: 0.349 (1, 7)		2-2 P3 ①		0-0 G5-3 ①			1-3 K ①		2-3 K ③								4 0 0 0 0 2 1
Bobby Abreu, L OBP: 0.427, SLG: 0.594 (1, 9)		0-2 IHR ②		2-1 F7 ②			2-2 G5-3 ②		2-3 K ①								4 1 1 1 0 1 0
Mike Lieberthal, R OBP: 0.429, SLG: 0.591 (1, 2)		3-2 G1-3 ②		2-0 1B ②			2-1 P3 ③		1-3 K ②								4 0 1 0 0 1 0
Desi Relaford, S OBP: 0.375, SLG: 0.424 (1, 6)		3-3 K ③		1-0 P5 ③			1-3 K ①		1-1 F8 ③								4 0 0 0 0 2 1
Chad Ogea, R OBP: 0.172, SLG: 0.125 (1, 1)			2-1 G4-3 ①			2-1 HR ①											1 0 0 0 0 0 0
Yorkis Perez, L (5, 1)																	0 0 0 0 0 0 0
15 David Doster, R OBP: 0.438, SLG: 0.769 (5, PH)																	1 1 1 1 0 0 0
Mike Grace, R (6, 1)																	0 0 0 0 0 0 0
Kevin Sefcik, R OBP: 0.279, SLG: 0.488 (7, PH)																	1 0 0 0 0 0 0
Robert Person, R (8, 1)																	0 0 0 0 0 0 0
Wayne Gomes, R (9, 1)																	0 0 0 0 0 0 0

Inning Stats	R: 0	H: 0	E: 0	K: 13	H: 0	LOB: 1	BB: 1	P: 22	R: 1	H: 1	E: 0	K: 16	H: 1	LOB: 0	BB: 0	P: 24	R: 0	H: 1	E: 0	K: 10	H: 1	LOB: 2	BB: 1	P: 18	R: 0	H: 1	E: 0	K: 5	H: 1	LOB: 1	BB: 0	P: 10	R: 2	H: 2	E: 0	K: 12	H: 0	LOB: 0	BB: 0	P: 19	R: 0	H: 0	E: 0	K: 9	H: 0	LOB: 0	BB: 0	P: 14	R: 0	H: 0	E: 0	K: 10	H: 0	LOB: 0	BB: 0	P: 15	R: 0	H: 0	E: 0	K: 8	H: 0	LOB: 1	BB: 1	P: 16	R: 0	H: 0	E: 0	K: 8	H: 0	LOB: 0	BB: 0	P: 12	1B: 1	SF: 0	2B: 1	SAC: 0	3B: 0	DP: 0	HR: 3	HBP: 0	WP: 0	PA: 35
--------------	------	------	------	-------	------	--------	-------	-------	------	------	------	-------	------	--------	-------	-------	------	------	------	-------	------	--------	-------	-------	------	------	------	------	------	--------	-------	-------	------	------	------	-------	------	--------	-------	-------	------	------	------	------	------	--------	-------	-------	------	------	------	-------	------	--------	-------	-------	------	------	------	------	------	--------	-------	-------	------	------	------	------	------	--------	-------	-------	-------	-------	-------	--------	-------	-------	-------	--------	-------	--------

PITCHER	IP	WLS	BF	H	R	ER	SO	BB	IBB	HBP	BLK	WP	HR	S	P	ERA	WHIP
Masato Yoshii, R ERA: 4.7 (1, 1)	6.0	W	25	5	3	3	4	2	0	0	0	0	2	65	107	4.50	1.167
Turk Wendell, R ERA: 1.64 (7, 1)	1.0	H	3	0	0	0	1	0	0	0	0	0	0	10	15	0.00	0.000
Armando Benitez, R ERA: 2.12 (8, 1)	1.0	H	4	0	0	0	1	1	0	0	0	0	0	8	16	0.00	1.000
John Franco, L ERA: 1.98 (9, 1)	1.0		3	0	0	0	2	0	0	0	0	0	0	8	12	0.00	0.000


BOTTOM

New York Mets @ Philadelphia Phillies
Veterans Stadium, Philadelphia, PA

Fri May 14 1999, 7:05 PM EDT
Att. 21,074 - Cloudy - 62 F

livebaseballscorecards.com

AB	32
R	3
H	5
RBI	3
BB	3
SO	8
LOB	6



New York Mets @ Philadelphia Phillies
Veterans Stadium, Philadelphia, PA

Sat May 15 1999, 7:05 PM EDT
 Att. 27,039 - Unknown - 67 F

livebaseballscorecards.com



Batter	1	2	3	4	5	6	7	8	9	AB	R	H	RBI	BB	SO	LOB	TOP					
Roger Cedeno, S OBP: 0.436, SLG: 0.407 (1, 9)	G6-3		F7	1B		1B		K	WP	4	2	1	1	2	1	0						
Edgardo Alfonzo, R OBP: 0.416, SLG: 0.528 (1, 4)	P4			1B		BB		BB	G5-3	4	0	2	3	2	0	2						
John Olerud, L OBP: 0.497, SLG: 0.621 (1, 3)	31 BB		K			31 L6-4				3	0	2	1	2	1	1						
31 Mike Piazza, R OBP: 0.354, SLG: 0.452 (1, 2)										3	1	0	0	2	1	6						
Armando Benitez, R OBP: 0.403, SLG: 0.500 (8, 1)										0	0	0	0	0	0	0						
John Franco, L OBP: 0.403, SLG: 0.500 (9, 1)	FC6-4									0	0	0	0	0	0	0						
Robin Ventura, L OBP: 0.340, SLG: 0.508 (1, 5)	FC6-4									0	0	0	0	0	0	0						
Brian McRae, S OBP: 0.354, SLG: 0.333 (1, 8)										5	1	2	1	0	2	3						
Benny Agbayani, R OBP: 0.294, SLG: 0.588 (1, 7)										3	2	1	1	2	1	1						
Dennis Cook, L OBP: 0.403, SLG: 0.500 (7, 1)										4	1	1	0	0	1	2						
Todd Pratt, R OBP: 0.403, SLG: 0.500 (8, 2)										0	0	0	0	0	0	0						
Rey Ordonez, R OBP: 0.313, SLG: 0.352 (1, 6)										0	1	0	0	1	0	0						
Al Leiter, L OBP: 0.118, SLG: 0.063 (1, 1)										4	0	1	1	0	0	1						
Matt Franco, L OBP: 0.294, SLG: 0.355 (4, PH)										1	1	1	0	0	0	0						
Pat Mahomes, R OBP: 1.000, SLG: 2.000 (4, 1)										1	0	1	0	0	0	0						
Turk Wendell, L OBP: 0.313, SLG: 0.366 (6, 1)										0	0	0	0	0	0	0						
Jermaine Allensworth, R OBP: 0.313, SLG: 0.366 (7, 7)										1	0	0	0	0	0	0						
Inning Stats	R: 0 E: 0 K: 0 S: 9	H: 1 LOB: 2 BB: 1 P: 20	R: 0 E: 0 K: 0 S: 7	H: 0 LOB: 0 BB: 1 P: 13	R: 0 E: 0 K: 2 S: 10	H: 0 LOB: 1 BB: 1 P: 19	R: 5 E: 0 K: 2 S: 25	H: 5 LOB: 2 BB: 2 P: 44	R: 1 E: 1 K: 1 S: 12	H: 2 LOB: 2 BB: 0 P: 17	R: 1 E: 0 K: 0 S: 6	H: 1 LOB: 0 BB: 2 P: 19	R: 0 E: 0 K: 2 S: 10	H: 1 LOB: 1 BB: 0 P: 15	R: 0 E: 0 K: 1 S: 13	H: 0 LOB: 2 BB: 2 P: 24	R: 2 E: 0 K: 0 S: 19	H: 2 LOB: 2 BB: 2 P: 35	1B: 8 2B: 2 3B: 1 HR: 2	SF: 1 SAC: 1 DP: 0 HBP: 0	WP: 2 PB: 0 SB: 1 CS: 1	PA: 47
PITCHER	IP	WLS	BF	H	R	ER	SO	BB	IBB	HBP	BLK	WP	HR	S	P	ERA	WHIP					
Carlton Loewer, R ERA: 5.03 (1, 1)	5.0		27	8	6	6	5	5	0	0	0	0	1	63	113	10.80	2.600					
Ken Ryan, R ERA: 6.32 (6, 1)	1.0	L	4	1	1	1	0	2	0	0	0	0	0	6	19	9.00	3.000					
Yorkis Perez, L ERA: 4.4 (7, 1)	1.2		8	1	0	0	3	2	0	0	0	1	0	21	36	0.00	1.800					
Robert Person, R ERA: 11.57 (8, 1)	1.0		6	2	2	2	0	1	0	0	0	0	1	17	27	18.00	3.000					
Jim Poole, L ERA: 4.15 (9, 1)	0.1		2	0	0	0	0	1	0	0	0	1	0	4	11	0.00	3.000					

AB	34
R	9
H	12
RBI	8
BB	11
SO	8
LOB	16

BOTTOM

New York Mets @ Philadelphia Phillies
Veterans Stadium, Philadelphia, PA

Sat May 15 1999, 7:05 PM EDT
Att: 27,039 - Unknown - 67 F

livebaseballscorecards.com

AB	40
R	7
H	13
RBI	6
BB	4
SO	13
LOB	20



WP:	0	PA:	45
PB:	0	SB:	1
CS:	0		

AB R H RBI BB SO LOB

5	2	3	0	0	1	0
4	1	3	0	1	0	2
3	1	1	2	1	1	2
5	0	0	0	0	3	7
5	2	3	3	0	1	0
4	1	0	0	1	2	2
5	0	2	0	0	2	2
4	0	0	0	0	2	2
0	0	0	0	0	0	0
0	0	0	0	0	0	0
1	0	1	1	0	0	0
2	0	0	0	0	0	1
0	0	0	0	0	0	0
0	0	0	0	1	0	0
0	0	0	0	0	0	0
2	0	0	0	0	1	2

Batter	1	2	3	4	5	6	7	8	9
Doug Glanville, R OBP: 0.401, SLG: 0.463 (1, 8)	2-2 2B	1-0 23 1B SF7 1B		2-2 P3		2-1 23 FC4-6 1B		1-3 K	
23 Kevin Jordan, R OBP: 0.426, SLG: 0.512 (1, 4)	4-1 2B HR BB	2-1 1B		2-1 F8 2B		2-1 FC4-6 BB		2-2 3B	
Scott Rolen, R OBP: 0.375, SLG: 0.577 (1, 5)	0-0 HR 2B	1-2 SF7		2-1 F8		4-1 BB		2-3 K	
Rico Brogna, L OBP: 0.288, SLG: 0.443 (1, 3)	1-3 K	1-1 G4-3		3-2 F9		0-3 K		3-3 K	
Ron Gant, R OBP: 0.331, SLG: 0.386 (1, 7)	3-2 HR		0-0 E 1B		2-2 F9		3-2 E S 1B	3-3 K	
Mike Lieberthal, R OBP: 0.420, SLG: 0.570 (1, 2)	3-0 G6-3		2-3 K		1-3 K		1-1 P4	4-2 1B BB	
Bobby Abreu, L OBP: 0.426, SLG: 0.584 (1, 9)	3-1 1B		2-1 F7		2-3 K		2-3 K	2-0 1B 1B	
Alex Arias, R OBP: 0.400, SLG: 0.558 Robert Person, R (8, 1)	1-3 K		1-1 E7		1-1 P2		2-3 K	0-1 FC4-6 1B	
Jim Poole, L (9, 1)			1-H					1-3 2-H	
Kevin Seifick, R OBP: 0.391, SLG: 0.500 (9, PH)									
Carlton Loewer, R OBP: 0.333, SLG: 0.294 Ken Ryan, R (6, 1)		3-2 F7	0-1 G5-3		4-1 23 FC4-6 1B BB		1-3 K	0-0 FC4-6	
Marlon Anderson, L OBP: 0.261, SLG: 0.330 Yorkis Perez, L (7, 1)								1-2f	
Desi Relaford, S OBP: 0.368, SLG: 0.415 (8, 6)									

Inning Stats	R: 4	H: 4	E: 0	LOB: 1	K: 2	S: 21	P: 38	R: 1	H: 2	E: 0	LOB: 1	K: 0	S: 12	P: 20	R: 1	H: 1	E: 1	LOB: 1	K: 1	S: 11	P: 15	R: 0	H: 1	E: 0	LOB: 1	K: 0	S: 10	P: 19	R: 0	H: 0	E: 0	LOB: 0	K: 2	S: 12	P: 17	R: 0	H: 1	E: 0	LOB: 3	K: 2	S: 11	P: 24	R: 0	H: 1	E: 0	LOB: 1	K: 2	S: 13	P: 21	R: 0	H: 1	E: 0	LOB: 1	K: 3	S: 12	P: 18	R: 1	H: 2	E: 0	LOB: 2	K: 2	S: 18	P: 30	1B: 8	SF: 1	2B: 3	SAC: 0	3B: 1	DP: 0	HR: 1	HBP: 0	WP: 0	PA: 45
--------------	------	------	------	--------	------	-------	-------	------	------	------	--------	------	-------	-------	------	------	------	--------	------	-------	-------	------	------	------	--------	------	-------	-------	------	------	------	--------	------	-------	-------	------	------	------	--------	------	-------	-------	------	------	------	--------	------	-------	-------	------	------	------	--------	------	-------	-------	------	------	------	--------	------	-------	-------	-------	-------	-------	--------	-------	-------	-------	--------	-------	--------

PITCHER	IP	WLS	BF	H	R	ER	SO	BB	IBB	HBP	BLK	WP	HR	S	P	ERA	WHIP
Al Leiter, L ERA: 6.12 (1, 1)	3.0		18	7	6	5	3	1	0	0	0	0	1	44	73	15.00	2.667
Pat Mahomes, R ERA: (4, 1)	2.1	W	10	2	0	0	2	1	0	0	0	0	0	27	48	0.00	1.286
Turk Wendell, R ERA: 1.57 (6, 1)	1.0	H	5	1	0	0	1	1	0	0	0	0	0	11	21	0.00	2.000
Dennis Cook, L ERA: 1.8 (7, 1)	0.2	H	2	0	0	0	2	0	0	0	0	0	0	8	12	0.00	0.000
Armando Benitez, R ERA: 2.0 (8, 1)	1.0	H	4	1	0	0	3	0	0	0	0	0	0	12	18	0.00	1.000
PITCHER	IP	WLS	BF	H	R	ER	SO	BB	IBB	HBP	BLK	WP	HR	S	P	ERA	WHIP
John Franco, L ERA: 2.45 (9, 1)	1.0		6	2	1	1	2	1	0	0	0	0	0	18	30	9.00	3.000

Batter	1	2	3	4	5	6	7	8	9	AB R H RBI BB SO LOB	TOP											
Roger Cedeno, S OBP: 0.443, SLG: 0.411 (1, 9)	2-0 F8		0-2 CS 1B		1-2 G3		0-1 1B		4-2 BB	4 0 2 1 1 0 0												
Edgardo Alfonzo, R OBP: 0.409, SLG: 0.517 (1, 4)	1-2 2B 1B		3-2 L8			2-0 P5	3-3 K		2-1 P4	5 1 1 0 0 1 6												
John Olerud, L OBP: 0.491, SLG: 0.617 (1, 3)	1-1 2B		2-2 F7			1-1 F7	2-0 G3-1			4 0 1 1 0 0 3												
31 Mike Piazza, R OBP: 0.350, SLG: 0.443 (1, 2)	0-3 K			2-0 F8		0-1 1B		2-2 G6-3		4 0 1 0 0 1 1												
Robin Ventura, L OBP: 0.338, SLG: 0.496 (1, 5)	4-0 BB			3-3 K		2-2 G1-3		3-3 K2-3		3 0 0 0 1 2 1												
Brian McRae, S OBP: 0.358, SLG: 0.357 (1, 8)	3-3 K			0-0 2B			0-0 BB 1B 2B	2-1 G4-3		4 1 2 0 0 1 2												
Matt Franco, L OBP: 0.263, SLG: 0.314 (1, 7)		1-1 L8		1-0 G4-3			0-0 F7		1-2 L5	4 0 0 0 0 0 2												
Luis Lopez, S OBP: 0.439, SLG: 0.471 (1, 6)		0-1 CS 1B			2-2 F8		4-2 1B BB BB		4-1 DI BB	2 0 1 0 2 0 0												
Orel Hershiser, R (1, 1)		1-3 K			1-2 B5-3		4-2 1B BB		1-3 K	2 0 0 0 0 1 1												
Benny Agbayani, R (7, PH) OBP: 0.333, SLG: 0.588										0 0 0 0 1 0 0												
Turk Wendell, L (7, 1)										0 0 0 0 0 0 0												
Allen Watson, L (7, 1) OBP: 0.375, SLG: 0.500										0 0 0 0 0 0 0												
Todd Pratt, R (9, PH) OBP: 0.397, SLG: 0.492										1 0 0 0 0 1 1												
Inning Stats	R: 1 E: 0 K: 2 S: 14	H: 2 LOB: 2 BB: 1 P: 25	R: 0 E: 0 K: 1 S: 8	H: 1 LOB: 0 BB: 0 P: 9	R: 0 E: 0 K: 0 S: 10	H: 1 LOB: 0 BB: 0 P: 14	R: 0 E: 0 K: 1 S: 7	H: 1 LOB: 1 BB: 0 P: 13	R: 0 E: 0 K: 0 S: 9	H: 0 LOB: 0 BB: 0 P: 13	R: 0 E: 0 K: 0 S: 8	H: 1 LOB: 1 BB: 0 P: 13	R: 1 E: 0 K: 1 S: 15	H: 2 LOB: 3 BB: 2 P: 28	R: 0 E: 0 K: 1 S: 8	H: 0 LOB: 0 BB: 0 P: 15	R: 0 E: 0 K: 1 S: 13	H: 0 LOB: 2 BB: 2 P: 25	1B: 5 2B: 3 3B: 0 HR: 0	SF: 0 SAC: 0 DP: 0 HBP: 0	WP: 0 PB: 0 SB: 0 CS: 2	PA: 38
PITCHER	IP WLS BF H R ER SO BB IBB HBP BLK WP HR S P ERA WHIP																					
Paul Byrd, R (1, 1) ERA: 3.5	6.1 W 28 8 2 2 4 3 0 0 0 0 0 0 65 104 2.84 1.737																					
Wayne Gomes, R (7, 1) ERA: 5.09	1.2 H 5 0 0 0 2 0 0 0 0 0 0 0 14 26 0.00 0.000																					
Jeff Brantley, R (9, 1) ERA: 2.45	1.0 S 5 0 0 0 1 2 0 0 0 0 0 0 13 25 0.00 2.000																					

New York Mets @ Philadelphia Phillies
Veterans Stadium, Philadelphia, PA
 Sun May 16 1999, 1:35 PM EDT
 Att. 28,422 - Sunny - 68 F

AB	33
R	2
H	8
RBI	2
BB	5
SO	7
LOB	17



Batter	1	2	3	4	5	6	7	8	9
Doug Glanville, R OBP: 0.407, SLG: 0.460 (1, 8)	1-0 FC4-6 1B		0-2 G6-3		2-2 P5		4-2 1B 1B BB	1 SAFE 4-1 BB BB BB 1-2 BB	
Marlon Anderson, L OBP: 0.269, SLG: 0.336 15 David Doster, R OBP: 0.412, SLG: 0.714 (1, 4) (8, 4)	1-2 FC4-6 FC1-5 1-2f		0-1 G6-3			3-2 1B 1B	3-2 1 SAFE 1 SAFE 1-3 1B 1B	2-3 K	
Scott Rolen, R OBP: 0.378, SLG: 0.574 (1, 5)	0-3 K			0-0 1B		2-1 F7 1B	3-2 1 SAFE 1-3 BB 1B		
Bobby Abreu, L OBP: 0.437, SLG: 0.578 (1, 9)	4-2 1-2 BB			2-3 K		4-1 1-2 3B BB	4-2 1-2 BB		
Mike Lieberthal, R OBP: 0.415, SLG: 0.559 (1, 2)	1-2 FC1-5 2-3f			0-0 L8		0-0 1-2 2-H 3B 1B	2-3 K		
Rob Ducey, L OBP: 0.326, SLG: 0.538 Kevin Sevcik, R OBP: 0.383, SLG: 0.488 (1, 7) (7, PH) (8, 7)		2-0 23 G6-4-3 1B		1-1 F9		3-1 1-H 2-H 23 G4-3 3B	1-0 G4-3		
23 Kevin Jordan, R OBP: 0.412, SLG: 0.489 Jeff Brantley, R (1, 3) (9, 1)		2-1 G6-4-3 1-2f			1-0 F7	0-0 G4-3		0-1 BB 1B	
Desi Relaford, S OBP: 0.358, SLG: 0.402 Wayne Gomes, R (1, 6) (7, 1)		3-3 K			0-1 G3	0-0 F9		0-3 1 SAFE 1 SAFE K K	
Rico Brogna, L OBP: 0.287, SLG: 0.440 (8, PH) (9, 3)									
Paul Byrd, R OBP: 0.211, SLG: 0.167 Alex Arias, R OBP: 0.404, SLG: 0.545 (1, 1) (7, 6)			0-3 K		1-1 1B		1-0 P4	4-0 1 SAFE 1 SAFE 1-2 WP BB	

AB	R	H	RBI	BB	SO	LOB
3	1	1	0	2	0	1
4	1	2	0	0	0	1
1	0	0	0	0	1	2
4	0	2	1	0	1	2
1	1	0	0	3	1	1
4	1	1	1	0	1	6
3	1	2	2	0	0	1
1	0	0	0	0	0	3
4	0	1	1	0	0	1
0	0	0	0	0	0	0
3	0	0	0	0	1	0
0	0	0	0	0	0	0
1	0	0	0	0	1	1
2	0	1	0	0	1	0
1	0	0	0	1	0	0

AB	R	H	RBI	BB	SO	LOB
32	5	10	5	6	7	19

Inning Stats		R: 0	H: 1	R: 0	H: 1	R: 0	H: 0	R: 0	H: 1	R: 0	H: 1	R: 4	H: 3	R: 1	H: 2	R: 0	H: 1
E: 0		E: 0	LOB: 2	E: 0	LOB: 0	E: 0	LOB: 0	E: 0	LOB: 1	E: 0	LOB: 1	E: 0	LOB: 0	E: 0	LOB: 3	E: 0	LOB: 2
K: 1		K: 1	BB: 1	K: 1	BB: 0	K: 1	BB: 0	K: 1	BB: 1	K: 0	BB: 0	K: 1	BB: 1	K: 1	BB: 2	K: 2	BB: 2
S: 15		S: 7	P: 22	S: 7	P: 14	S: 8	P: 8	S: 7	P: 10	S: 10	P: 14	S: 11	P: 23	S: 19	P: 37	S: 11	P: 21

PITCHER	IP	WLS	BF	H	R	ER	SO	BB	IBB	HBP	BLK	WP	HR	S	P	ERA	WHIP
Orel Hershiser, R ERA: 6.62 (1, 1)	6.0	L	26	7	4	4	4	2	0	0	0	0	0	58	91	6.00	1.500
Turk Wendell, R ERA: 1.93 (7, 1)	0.1		4	2	1	1	0	1	0	0	0	0	0	11	22	27.00	9.000
Allen Watson, L ERA: 3.68 (7, 1)	1.2		8	1	0	0	3	3	0	0	0	1	0	19	36	0.00	2.400

PITCHER	IP	WLS	BF	H	R	ER	SO	BB	IBB	HBP	BLK	WP	HR	S	P	ERA	WHIP

New York Mets @ Philadelphia Phillies
Veterans Stadium, Philadelphia, PA
 Sun May 16 1999, 1:35 PM EDT
 Att. 28,422 - Sunny - 68 F

livebaseballscores.com



Batter	1	2	3	4	5	6	7	8	9	AB R H RBI BB SO LOB	TOP									
Doug Glanville, R (1, 8) OBP: 0.401, SLG: 0.451	1-1 G6-3		1-1 1B		0-2 F8		3-3 K		3-3 K2-3	5 0 1 0 0 2 1										
Marlon Anderson, L (1, 4) OBP: 0.260, SLG: 0.325 15 David Doster, R (7, 4) OBP: 0.444, SLG: 0.714	2-1 G1-3		2-1 F8		0-1 G3		2-2 F7		4-2 BB	4 0 0 0 0 0 1 0 0 0 0 1 0 0										
Scott Rolen, R (1, 5) OBP: 0.373, SLG: 0.559	2-0 P2		1-1 F9		4-1 BB			2-0 G6-3	2-3 K	4 0 0 0 1 1 3										
Rico Brogna, L (1, 3) OBP: 0.286, SLG: 0.435		3-2 HR		0-0 F8	2-3 K			0-3 K		4 1 1 0 0 2 1										
Ron Gant, R (1, 7) OBP: 0.343, SLG: 0.414		1-2 HR		4-0 HR		3-2 G5-3		4-2 BB		2 2 1 2 2 0 0										
Bobby Abreu, L (1, 9) OBP: 0.439, SLG: 0.604		2-2 G6-3		3-1 HR		2-1 F7		1-1 BB		4 1 2 2 0 0 0										
Mike Lieberthal, R (1, 2) OBP: 0.410, SLG: 0.549		0-3 K		1-0 P4		1-2 BB		3-3 K		4 0 1 0 0 2 2										
Desi Relaford, S (1, 6) OBP: 0.363, SLG: 0.416		0-1 G6-3		2-1 2B		3-1 L9			2-1 SH1-4	4 0 2 0 0 0 1										
Curt Schilling, R (1, 1) OBP: 0.200, SLG: 0.261			3-2 G4-3		0-2 G4-3		1-1 G5-3		0-1 SH1-4	3 0 0 0 0 0 1										
Inning Stats	R: 0 E: 0 K: 0 S: 5	H: 0 LOB: 0 BB: 0 P: 10	R: 2 E: 0 K: 1 S: 15	H: 2 LOB: 0 BB: 0 P: 21	R: 0 E: 0 K: 0 S: 12	H: 1 LOB: 1 BB: 0 P: 19	R: 2 E: 0 K: 0 S: 9	H: 2 LOB: 1 BB: 1 P: 19	R: 0 E: 0 K: 1 S: 10	H: 0 LOB: 1 BB: 1 P: 16	R: 0 E: 0 K: 1 S: 11	H: 0 LOB: 0 BB: 0 P: 17	R: 0 E: 0 K: 2 S: 12	H: 1 LOB: 2 BB: 1 P: 22	R: 0 E: 0 K: 2 S: 13	H: 1 LOB: 2 BB: 1 P: 24	1B: 5 2B: 1 3B: 0 HR: 2	SF: 0 SAC: 1 DP: 0 HBP: 0	WP: 0 PB: 0 SB: 3 CS: 0	PA: 39
PITCHER	IP WLS BF H R ER SO BB IBB HBP BLK WP HR S P ERA WHIP																			
Mike Thurman, R (1, 1) ERA: 7.88	5.0 L 22 5 4 4 2 2 0 0 0 0 0 2 51 85 7.20 1.400																			
J.D. Smart, R (6, 1) ERA: 3.28	2.0 7 1 0 0 1 0 0 0 0 0 0 0 21 36 0.00 0.500																			
Steve Kline, L (8, 1) ERA: 3.86	0.2 4 1 0 0 1 1 0 0 0 0 0 0 9 16 0.00 3.000																			
Bobby Ayala, R (8, 1) ERA: 2.25	1.1 6 1 0 0 3 1 0 0 0 0 0 0 16 30 0.00 1.500																			

Philadelphia Phillies @ Montreal Expos
Olympic Stadium, Montreal, QB
Mon May 17 1999, 7:05 PM EDT
Att. 5,104 - Dome - 72 F

livebaseballscorecards.com

AB	34
R	4
H	8
RBI	4
BB	4
SO	7
LOB	10



Batter	1	2	3	4	5	6	7	8	9	AB R H RBI BB SO LOB
--------	---	---	---	---	---	---	---	---	---	----------------------

Orlando Cabrera, R OBP: 0.303, SLG: 0.414 (1, 6)	1-0 F8			0-3 K	0-0 P4		0-1 G6-3		0-3 K	5 0 0 1 0 2 4
Ryan McGuire, L (1, 3)	4-2 CS BB			0-0 L8		1-3 K	0-1 G6-3		0-0 F7	4 0 0 1 1 1 1
Rondell White, R OBP: 0.363, SLG: 0.504 (1, 7)	3-3 K			0-0 2B		2-3 K	0-1 G5-3			4 0 1 0 0 2 1
Vladimir Guerrero, R OBP: 0.392, SLG: 0.551 (1, 9)	0-0 CS	1-0 P6		4-2 BB		0-1 1B 2B		0-0 1B		3 0 2 0 1 0 0
Jose Vidro, S OBP: 0.330, SLG: 0.557 (1, 4)		3-2 G3		0-0 F7		3-2 1B		0-0 L8		4 0 1 0 0 0 3
Michael Barrett, R OBP: 0.333, SLG: 0.450 (1, 2)		2-2 F7			0-1 G6-3 1B	0-0 F9		0-0 L8		4 0 1 0 0 0 3
Manny Martinez, R OBP: 0.257, SLG: 0.330 (1, 8)			0-1 G3		0-3 K		0-0 E6 1B 2B	0-0 G5-3		4 1 0 0 0 1 2
Mike Mordecai, R OBP: 0.333, SLG: 0.292 (1, 5)			1-0 CS 1B		0-0 G6-3 1B		2-1 2B G6-3 1B		0-0 G6-3	4 1 3 0 0 0 0
Mike Thurman, R Orlando Merced, S J.D. Smart, R Wilton Guerrero, S Steve Kline, S Bobby Ayala, R James Mouton, R (1, 1) (5, PH) (6, 1) (7, PH) (8, 1) (8, 1) (9, PH)			1-3 K		0-2 G6-3		1-0 G6-3 2B		4-2 BB	1 0 0 0 0 0 1 1 1 0 0 0 0 0 0 2 0 0 0 0 0 0 0 0 1 1 1 1 0

Inning Stats	R: 0	H: 0	E: 0	K: 1	S: 7	R: 0	H: 0	E: 0	K: 0	S: 9	R: 0	H: 1	E: 0	K: 1	S: 6	R: 0	H: 1	E: 0	K: 1	S: 10	R: 0	H: 2	E: 0	K: 1	S: 10	R: 0	H: 2	E: 0	K: 2	S: 15	R: 3	H: 2	E: 1	K: 0	S: 10	R: 0	H: 1	E: 0	K: 0	S: 4	R: 0	H: 0	E: 0	K: 1	S: 7	1B: 6	SF: 0	2B: 4	SAC: 0	3B: 0	DP: 1	HR: 0	HBP: 0	WP: 0	PA: 39
--------------	------	------	------	------	------	------	------	------	------	------	------	------	------	------	------	------	------	------	------	-------	------	------	------	------	-------	------	------	------	------	-------	------	------	------	------	-------	------	------	------	------	------	------	------	------	------	------	-------	-------	-------	--------	-------	-------	-------	--------	-------	--------

PITCHER	IP	WLS	BF	H	R	ER	SO	BB	IBB	HBP	BLK	WP	HR	S	P	ERA	WHIP
Curt Schilling, R ERA: 2.58 (1, 1)	9.0	W	38	9	3	1	7	3	0	0	0	0	0	78	111	1.00	1.333

BOTTOM

Philadelphia Phillies @ Montreal Expos
Olympic Stadium, Montreal, QB
Mon May 17 1999, 7:05 PM EDT
Att. 5,104 - Dome - 72 F

livebaseballscorecards.com

AB	35
R	3
H	9
RBI	3
BB	3
SO	7
LOB	17



Batter	1	2	3	4	5	6	7	8	9	AB R H RBI BB SO LOB	TOP		
Doug Glanville, R (1, 8) OBP: 0.395, SLG: 0.442	2-3 K		0-1 G5-3		1-0 G3 1B 1B 1B	1-1 G1-3		0-2 F8		5 1 1 0 0 1 1			
Marlon Anderson, L (1, 4) OBP: 0.266, SLG: 0.328	1-1 S 1B		2-2 G4-3		0-0 G3 1B 1B	0-1 F7		1-2 G5-3		5 1 2 0 0 0 1			
Scott Rolen, R (1, 5) OBP: 0.368, SLG: 0.544	3-3 K 1-2		4-1 BB		2-2 G3 1-2 2-3		3-2 F7		0-3 K	4 0 0 0 1 2 3			
Rico Brogna, L (1, 3) OBP: 0.289, SLG: 0.434	0-0 G3-1		0-1 G4-3		0-0 1B PB SF8 1B 2-H 3-H		2-2 PB BB 1B		1-1 F7	5 1 2 2 0 0 2			
Ron Gant, R (1, 7) OBP: 0.345, SLG: 0.403		2-3 K		0-1 G4-3	4-2 1B BB		0-0 F9		4-2 DI BB	3 0 0 0 2 1 1			
Bobby Abreu, L (1, 9) OBP: 0.445, SLG: 0.600		1-1 FC4 HBP 1B		3-2 E5 G5-3 PB WP	1-0 1-2 2-3 1B		4-1 PB BB		3-1 P4	4 1 2 0 1 0 1			
Mike Lieberthal, R (1, 2) OBP: 0.406, SLG: 0.540		1-1 FC4 HBP		2-2 G5-3 1-3	0-0 SF8 3-H		2-3 K 1-2 2-3			2 0 0 1 0 1 3			
Desi Relaford, S (1, 6) OBP: 0.368, SLG: 0.419		2-2 FC4 1-2f 2-3		3-2 1-2 3-H 1B	1-2 F7			1-1 1B		4 0 2 0 0 0 4			
Joel Bennett, R (1, 1) Mike Grace, R (4, 1) Kevin Seifick, R (6, PH) Robert Person, R (6, 1) Rob Ducey, L (8, PH) Yorkis Perez, L (8, 1)		1-1 G1-3		1-2 G1-3		1-1 G6-3		1-3 K		2 0 0 0 0 0 3 0 0 0 0 0 0 0 1 0 0 0 0 0 0 0 0 0 0 0 0 0 1 0 0 0 0 0 1 1 0 0 0 0 0 0 0			
Inning Stats	R: 0 H: 1 E: 0 LOB: 1 K: 2 BB: 0 S: 9 P: 15	R: 0 H: 1 E: 0 LOB: 2 K: 1 BB: 0 S: 11 P: 18	R: 0 H: 0 E: 0 LOB: 1 K: 0 BB: 1 S: 10 P: 16	R: 1 H: 1 E: 1 LOB: 1 K: 0 BB: 0 S: 18 P: 27	R: 3 H: 4 E: 0 LOB: 2 K: 0 BB: 1 S: 14 P: 23	R: 0 H: 0 E: 0 LOB: 0 K: 0 BB: 0 S: 6 P: 8	R: 0 H: 1 E: 0 LOB: 2 K: 1 BB: 1 S: 12 P: 23	R: 0 H: 1 E: 0 LOB: 1 K: 1 BB: 0 S: 14 P: 17	R: 0 H: 0 E: 0 LOB: 1 K: 1 BB: 1 S: 10 P: 18	1B: 9 SF: 1 2B: 0 SAC: 0 3B: 0 DP: 0 HR: 0 HBP: 1	WP: 1 PA: 42 PB: 3 SB: 1 CS: 0		
PITCHER	IP WLS BF H R ER SO BB IBB HBP BLK WP HR S P ERA WHIP											PITCHER	IP WLS BF H R ER SO BB IBB HBP BLK WP HR S P ERA WHIP
Miguel Batista, R (1, 1) ERA: 3.96	6.2 W 32 8 4 3 3 2 0 1 0 1 0 76 120 4.05 1.500												
Steve Kline, L (7, 1) ERA: 3.86	0.0 1 0 0 0 0 1 0 0 0 0 0 0 1 5 ∞ ∞												
Bobby Ayala, R (7, 1) ERA: 2.13	1.1 H 5 1 0 0 2 0 0 0 0 0 0 0 17 22 0.00 0.750												
Ugueth Urbina, R (9, 1) ERA: 4.74	1.0 S 4 0 0 0 1 1 0 0 0 0 0 0 10 18 0.00 1.000												

Philadelphia Phillies @ Montreal Expos
Olympic Stadium, Montreal, QB
Tue May 18 1999, 7:05 PM EDT
Att. 4,660 - Dome - 72 F

livebaseballscorecards.com

AB	36
R	4
H	9
RBI	3
BB	4
SO	6
LOB	20



Batter	1	2	3	4	5	6	7	8	9
James Mouton, R OBP: 0.548, SLG: 0.633 Ugueth Urbina, R (9, 1)	1-1 G1-3		0-0 F9	1-0 HR		4-2 BB S BB		2-3 K	
Ryan McGuire, L (1, 3)	2-1 G3		4-2 HR BB	2-3 K		4-1 BB 1-2 BB		2-2 G3	
Rondell White, R OBP: 0.380, SLG: 0.558 (9, 7)	1-0 BB BB 1B		3-1 HR	1-0 HR		4-2 G5-4-3 BB			
Vladimir Guerrero, R OBP: 0.389, SLG: 0.539 (1, 9)	4-0 BB 1-2 BB		2-1 G6-3	2-1 F9		1-2 G5-4-3 1-2f			
Jose Vidro, S OBP: 0.327, SLG: 0.540 (1, 4)	4-0 BB 1-2 2-3 BB		3-3 K		1-0 G3		2-2 G3-1		
Michael Barrett, R OBP: 0.338, SLG: 0.455 Chris Widger, R OBP: 0.317, SLG: 0.495 (1, 2) (9, 2)	0-1 G6-3		2-1 3B 2B	1-1 F8		4-0 K2 BB			
Mike Mordecai, R OBP: 0.355, SLG: 0.429 (1, 5)		0-3 K2-3	2-0 1B 3B	1-0 2B		3-3 K2 1-2f			
Orlando Cabrera, R OBP: 0.309, SLG: 0.424 (1, 6)		0-1 F7	1-0 SH3-4 HR 1B	1-3 K			0-1 2B		
Miguel Batista, R OBP: 0.278, SLG: 0.188 Steve Kline, S Bobby Ayala, R Manny Martinez, R OBP: 0.255, SLG: 0.327 (8, PH) (9, 8)		1-3 K	0-0 SH3-4			0-3 K	3-2 P6		

Inning Stats	R: 0	H: 1	E: 0	LOB: 3	K: 0	BB: 2	S: 7	R: 0	H: 0	E: 0	LOB: 0	K: 2	BB: 0	S: 8	R: 2	H: 1	E: 0	LOB: 0	K: 1	BB: 1	S: 12	R: 5	H: 5	E: 0	LOB: 0	K: 1	BB: 3	S: 12	R: 0	H: 1	E: 0	LOB: 1	K: 1	BB: 0	S: 7	R: 0	H: 0	E: 0	LOB: 2	K: 1	BB: 3	S: 13	R: 0	H: 0	E: 0	LOB: 1	K: 1	BB: 1	S: 8	R: 0	H: 1	E: 0	LOB: 1	K: 1	BB: 0	S: 11
--------------	------	------	------	--------	------	-------	------	------	------	------	--------	------	-------	------	------	------	------	--------	------	-------	-------	------	------	------	--------	------	-------	-------	------	------	------	--------	------	-------	------	------	------	------	--------	------	-------	-------	------	------	------	--------	------	-------	------	------	------	------	--------	------	-------	-------

										PITCHER										PITCHER										PITCHER																									
										IP	WLS	BF	H	R	ER	SO	BB	IBB	HBP	BLK	WP	HR	S	P	ERA	WHIP											IP	WLS	BF	H	R	ER	SO	BB	IBB	HBP	BLK	WP	HR	S	P	ERA	WHIP		
Joel Bennett, R ERA: 9.35										3.2	L	21	7	7	7	4	3	0	0	0	0	0	3	37	71	17.18	2.727											3.2	L	21	7	7	7	4	3	0	0	0	0	0	3	37	71	17.18	2.727
Mike Grace, R ERA: 2.7										1.1		5	1	0	0	1	0	0	0	0	0	0	9	15	0.00	0.750											1.1		5	1	0	0	1	0	0	0	0	0	9	15	0.00	0.750			
Robert Person, R ERA: 10.13										2.0		8	0	0	0	2	4	0	0	0	0	0	21	43	0.00	2.000											2.0		8	0	0	0	2	4	0	0	0	0	21	43	0.00	2.000			
Yorkis Perez, L ERA: 4.11										1.0		4	1	0	0	1	0	0	0	0	0	0	11	18	0.00	1.000											1.0		4	1	0	0	1	0	0	0	0	0	11	18	0.00	1.000			

AB R H RBI BB SO LOB

4	1	1	2	1	1	1
0	0	0	0	0	0	0
3	1	0	0	2	1	1
3	2	3	3	1	0	0
3	0	0	0	1	0	3
3	0	0	0	1	1	0
3	1	1	0	1	0	3
0	0	0	0	0	0	0
4	1	2	1	0	2	1
4	1	2	1	0	1	1
2	0	0	0	0	2	0
0	0	0	0	0	0	0
0	0	0	0	0	0	0
1	0	0	0	0	0	1

1B: 2	SF: 0	WP: 0	PA: 38
2B: 4	SAC: 1	PB: 0	
3B: 1	DP: 2	SB: 1	
HR: 3	HBP: 0	CS: 0	

Philadelphia Phillies @ Montreal Expos
Olympic Stadium, Montreal, QB
Tue May 18 1999, 7:05 PM EDT
Att. 4,660 - Dome - 72 F

AB 30
R 7
H 9
RBI 7
BB 7
SO 8
LOB 11



Batter	1	2	3	4	5	6	7	8	9	AB R H RBI BB SO LOB	TOP											
Kevin Sefcik, R OBP: 0.358, SLG: 0.490 (1, 8) (7, 7)	1-2 G4-3 3B	0-1 FC5-4 1-2f		1-1 F8		1-2 G6-3		1-1 F7		5 1 1 0 0 0 3												
Marlon Anderson, L OBP: 0.258, SLG: 0.317 15 David Doster, R OBP: 0.474, SLG: 0.733 (1, 4) (8, 4)	2-0 G4-3		0-1 F7	0-0 F7		1-3 K		0-2 G5-4-3 1B		4 0 0 1 0 1 0 1 0 1 0 0 0 0												
Scott Rolen, R OBP: 0.369, SLG: 0.533 (1, 5)	0-1 G5-3		4-1 1B 2B BB		4-0 2B HR BB	1-1 G6-3		2-1 G5-4-3 1-2f		3 2 0 0 2 0 1												
Rico Brogna, L OBP: 0.292, SLG: 0.429 (1, 3)	1-3 K		1-1 2B 1B		1-1 F8		4-0 FC5-4 BB	2-3 K		4 1 1 0 1 2 1												
Ron Gant, R OBP: 0.349, SLG: 0.423 Wayne Gomes, R Jeff Brantley, R (1, 7) (7, 1) (9, 1)		3-0 P6	0-1 HR 2B		0-0 HR 2B		2-2 FC5-4 S			4 2 2 2 0 0 1 0 0 0 0 0 0 0 0 0 0 0 0 0 0												
Bobby Abreu, L OBP: 0.447, SLG: 0.589 (1, 9)		4-0 1B BB	2-3 K		4-0 HR BB		2-3 K 1-2			2 1 0 0 2 2 2												
Mike Lieberthal, R OBP: 0.415, SLG: 0.594 (1, 2)		1 SAFE 1 SAFE 1B BB	2-1 BB 1B	3-2 HR		2-2 HR		1-3 K		4 2 3 6 0 1 1												
Desi Relaford, S OBP: 0.364, SLG: 0.407 (1, 6)		4-2 FC5-4 BB	1-0 G6-3		1-1 G4-3		1-1 G6-3			3 0 0 0 1 0 0												
Chad Ogea, R OBP: 0.150, SLG: 0.105 Mike Grace, R Jim Poole, L Doug Glanville, R OBP: 0.393, SLG: 0.439 (1, 1) (6, 1) (7, 1) (7, 8)		1-2 F8		1-2 G1-3		3-3 K		0-0 G6-3		3 0 0 0 0 1 3 0 0 0 0 0 0 0 0 0 0 0 0 0 0 1 0 0 0 0 0 0												
Inning Stats	R: 1 E: 0 K: 1 S: 12	H: 1 LOB: 0 BB: 0 P: 16	R: 0 E: 0 K: 0 S: 13	H: 1 LOB: 3 BB: 2 P: 27	R: 4 E: 0 K: 1 S: 17	H: 3 LOB: 0 BB: 1 P: 28	R: 0 E: 0 K: 0 S: 7	H: 0 LOB: 0 BB: 0 P: 9	R: 4 E: 0 K: 1 S: 14	H: 2 LOB: 0 BB: 2 P: 29	R: 0 E: 0 K: 1 S: 8	H: 0 LOB: 0 BB: 0 P: 11	R: 0 E: 0 K: 2 S: 10	H: 0 LOB: 1 BB: 1 P: 19	R: 0 E: 0 K: 0 S: 5	H: 0 LOB: 0 BB: 0 P: 7	R: 0 E: 0 K: 1 S: 8	H: 1 LOB: 0 BB: 0 P: 12	1B: 3 2B: 2 3B: 1 HR: 2	SF: 0 SAC: 0 DP: 1 HBP: 0	WP: 0 PB: 0 SB: 1 CS: 0	PA: 40
PITCHER	IP WLS BF H R ER SO BB IBB HBP BLK WP HR S P ERA WHIP																					
Dustin Hermanson, R ERA: 5.3 Anthony Telford, R ERA: 3.52 Steve Kline, L ERA: 3.29	(1, 1) (5, 1) (8, 1)	4.1 2.2 2.0	WLS 9 W	25 9 6	H 0 1	R 0 0	ER 9 0	SO 2 4 1	BB 5 1 0	IBB 0 0 0	HBP 0 0 0	BLK 0 0 0	WP 0 0 0	HR 2 0 0	S 55 26 13	P 97 42 19	ERA 18.69 0.00 0.00	WHIP 2.769 0.375 0.500				

Philadelphia Phillies @ Montreal Expos
Olympic Stadium, Montreal, QB
Wed May 19 1999, 7:05 PM EDT
Att. 5,182 - Dome - 72 F

livebaseballscorecards.com

AB	34
R	9
H	8
RBI	9
BB	6
SO	7
LOB	12



BOTTOM

Philadelphia Phillies @ Montreal Expos
 Olympic Stadium, Montreal, QB
 Wed May 19 1999, 7:05 PM EDT
 Att. 5,182 - Dome - 72 F

livebaseballscorecards.com

AB	34
R	10
H	13
RBI	10
BB	3
SO	2
LOB	9



WP: 0	PA: 39
PB: 0	
SB: 0	
CS: 0	

AB R H RBI BB SO LOB

4	1	1	1	1	0	2
---	---	---	---	---	---	---

5	1	3	2	0	0	2
---	---	---	---	---	---	---

4	1	1	1	0	1	1
---	---	---	---	---	---	---

4	2	3	3	0	0	0
---	---	---	---	---	---	---

4	0	1	1	0	0	1
---	---	---	---	---	---	---

4	1	1	0	0	0	1
---	---	---	---	---	---	---

4	2	1	2	0	1	1
---	---	---	---	---	---	---

4	1	2	0	0	0	1
---	---	---	---	---	---	---

1	0	0	0	0	0	0
0	0	0	0	0	0	0
0	0	0	0	0	0	0
0	0	0	0	1	0	0
0	0	0	0	0	0	0
0	1	0	0	1	0	0

4	1	2	0	0	0	1
---	---	---	---	---	---	---

1	0	0	0	0	0	0
0	0	0	0	0	0	0
0	0	0	0	0	0	0
0	0	0	0	1	0	0
0	0	0	0	0	0	0
0	1	0	0	1	0	0

1B: 8	SF: 1
2B: 4	SAC: 1
3B: 0	DP: 3
HR: 2	HBP: 0

R: 4	H: 2
E: 1	LOB: 1
K: 0	BB: 2
S: 10	P: 21

1B: 8	SF: 1
2B: 4	SAC: 1
3B: 0	DP: 3
HR: 2	HBP: 0

WP: 0	PA: 39
PB: 0	
SB: 0	
CS: 0	

Batter	1	2	3	4	5	6	7	8	9
James Mouton, R OBP: 0.532, SLG: 0.588 (1, 7)	3-2 P3 	0-1 F8 			2-2 G3-6-3 1B 		1-1 G6-4-3 1-2f 		4-1 1B SF8 BB
Ryan McGuire, L OBP: 0.400, SLG: 0.250 (1, 3)	2-1 1B 2B 1B 	1-2 G4-3 			0-0 G3-6-3 1-2f 		2-1 1B 		0-1 1B 1-3 2-3 3-H
Rondell White, R OBP: 0.374, SLG: 0.549 (1, 8)	2-0 2B 1-2 1B 		3-1 L6 		0-3 K 		3-1 F8 		1-0 SF8 3-H
Vladimir Guerrero, R OBP: 0.398, SLG: 0.579 (1, 9)	2-1 1-3-5 2-H 2B 		2-0 HR 		0-0 2B 2B 		1-0 P2 		
Jose Vidro, S OBP: 0.324, SLG: 0.538 (1, 4)	1-0 L3-5 3-H 		1-1 P6 		2-0 F8 2-H 2B 		1-0 G4-3 		
Chris Widger, R OBP: 0.315, SLG: 0.485 (1, 2)		1-2 HR 1B 		1-2 G4-3 		2-2 F8 2-3 		2-1 L5 	
Mike Mordecai, R OBP: 0.343, SLG: 0.500 (1, 5)		1-0 HR 1H 		1-2 F8 		1-3 K 			0-1 E5 1B BB
Orlando Cabrera, R OBP: 0.314, SLG: 0.426 (1, 6)		0-1 SH3-4 1B 		1-2 F7 		3-2 G5-3 			2-2 BB BB 1B 1B 1-3
Dustin Hermanson, R OBP: 0.279, SLG: 0.133 Anthony Ielford, R Orlando Merced, S Manny Martinez, R Steve Kline, S Wilton Guerrero, S (1, 1) (5, 1) (7, PH) (7, PH) (8, 1) (9, PH)		2-0 SH3-4 1-2 		0-0 F7 			4-2 G6-4-3 BB 		4-1 1B BB 1-2 BB

Inning Stats	R: 2 E: 0 K: 0 S: 9	H: 3 LOB: 0 BB: 0 P: 19	R: 2 E: 0 K: 0 S: 13	H: 3 LOB: 1 BB: 0 P: 18	R: 1 E: 0 K: 0 S: 8	H: 1 LOB: 0 BB: 0 P: 15	R: 0 E: 0 K: 0 S: 7	H: 0 LOB: 0 BB: 0 P: 9	R: 0 E: 0 K: 1 S: 7	H: 1 LOB: 0 BB: 0 P: 9	R: 1 E: 0 K: 1 S: 11	H: 2 LOB: 1 BB: 0 P: 19	R: 0 E: 0 K: 0 S: 8	H: 1 LOB: 1 BB: 1 P: 18	R: 0 E: 0 K: 0 S: 4	H: 0 LOB: 0 BB: 0 P: 8	R: 4 E: 1 K: 0 S: 10	H: 2 LOB: 1 BB: 2 P: 21	1B: 8 2B: 4 3B: 0 HR: 2	SF: 1 SAC: 1 DP: 3 HBP: 0	WP: 0 PB: 0 SB: 0 CS: 0	PA: 39
--------------	------------------------------	----------------------------------	-------------------------------	----------------------------------	------------------------------	----------------------------------	------------------------------	---------------------------------	------------------------------	---------------------------------	-------------------------------	----------------------------------	------------------------------	----------------------------------	------------------------------	---------------------------------	-------------------------------	----------------------------------	----------------------------------	------------------------------------	----------------------------------	--------

PITCHER	IP	WLS	BF	H	R	ER	SO	BB	IBB	HBP	BLK	WP	HR	S	P	ERA	WHIP
Chad Ogea, R ERA: 5.33 (1, 1)	5.0		23	10	6	6	1	0	0	0	0	0	2	46	74	10.80	2.000
Mike Grace, R ERA: 2.55 (6, 1)	1.0	H	3	0	0	0	1	0	0	0	0	0	0	9	15	0.00	0.000
Jim Poole, L ERA: 3.86 (7, 1)	0.2	H	3	1	0	0	0	1	0	0	0	0	0	6	13	0.00	3.000
Wayne Gomes, R ERA: 4.74 (7, 1)	1.1	H	4	0	0	0	0	0	0	0	0	0	0	6	13	0.00	0.000
Jeff Brantley, R ERA: 5.87 (9, 1)	0.1	L	6	2	4	3	0	2	0	0	0	0	0	10	21	81.00	12.000

Batter	1	2	3	4	5	6	7	8	9	AB R H RBI BB SO LOB	TOP										
Doug Glanville, R (1, 8) OBP: 0.399, SLG: 0.444	1-1 FC4-6 1B		0-0 F8			2-2 BB 1B	0-1 2-H 1B		0-3 K	5 0 3 1 0 1 0											
Marlon Anderson, L (1, 4) OBP: 0.248, SLG: 0.305	1-2 FC4-6 L6 BB 1-2f			2-1 G4-3		1-1 F7	3-2 L7		0-3 K	5 0 0 0 0 1 3											
Scott Rolen, R (1, 5) OBP: 0.380, SLG: 0.538	4-0 1-2 BB			3-2 1B		3-1 BB 1B		0-2 HR 1B	1-3 K	4 1 3 0 1 1 0											
Rico Brogna, L (1, 3) OBP: 0.297, SLG: 0.428	1-1 L6 2-3			2-2 P7		4-0 1-2 2-3 BB		2-2 HR 1B		3 1 1 0 1 0 3											
Ron Gant, R (1, 7) OBP: 0.347, SLG: 0.441		1-0 P6		1-0 F8		1-3 K		2-2 HR		4 1 1 3 0 1 4											
Bobby Abreu, L (1, 9) OBP: 0.449, SLG: 0.600		1-2 G4-3			3-3 K		4-2 G4-3 23 2B BB	2-2 3B		3 1 1 0 1 1 0											
Mike Lieberthal, R (1, 2) OBP: 0.404, SLG: 0.576		2-2 G5-3			0-0 P3		1-0 G1-3	0-3 K		4 0 0 0 0 1 2											
Desi Relaford, S (1, 6) OBP: 0.352, SLG: 0.393			1-1 G6-3		2-1 F7		0-0 G4-3	2-3 K		4 0 0 0 0 1 2											
Carlton Loewer, R (1, 1) OBP: 0.316, SLG: 0.278 Mike Grace, R (4, 1) Rob Ducey, L (6, PH) Yorkis Perez, L (6, 1) 23 Kevin Jordan, R (7, PH) Robert Person, R (7, 1) Alex Arias, R (8, PH) Wayne Gomes, R (8, 1)			0-3 K			1-3 K	3-2 1B 2B 3-H	0-2 G4-3		1 0 0 0 0 1 0 0 0 0 0 0 0 0 1 0 0 0 0 1 0 0 0 0 0 0 0 0 1 1 1 1 0 0 0 0 0 0 0 0 0 0 1 0 0 0 0 0 1 0 0 0 0 0 0 0											
Inning Stats	R: 0 E: 0 K: 0 S: 9	H: 1 LOB: 1 BB: 1 P: 15	R: 0 E: 0 K: 0 S: 8	H: 0 LOB: 0 BB: 0 P: 12	R: 0 E: 0 K: 1 S: 6	H: 0 LOB: 0 BB: 0 P: 7	R: 0 E: 0 K: 0 S: 9	H: 1 LOB: 1 BB: 0 P: 17	R: 0 E: 0 K: 1 S: 6	H: 0 LOB: 0 BB: 0 P: 11	R: 0 E: 0 K: 2 S: 16	H: 2 LOB: 3 BB: 1 P: 28	R: 2 E: 0 K: 0 S: 15	H: 2 LOB: 1 BB: 1 P: 26	R: 3 E: 0 K: 2 S: 23	H: 4 LOB: 1 BB: 0 P: 31	R: 0 E: 0 K: 3 S: 10	H: 0 LOB: 0 BB: 0 P: 11	1B: 7 2B: 2 3B: 1 HR: 1	SF: 0 SAC: 0 DP: 1 HBP: 0	WP: 0 PA: 39 PB: 0 SB: 0 CS: 0
PITCHER	IP WLS BF H R ER SO BB IBB HBP BLK WP HR S P ERA WHIP												PITCHER	IP WLS BF H R ER SO BB IBB HBP BLK WP HR S P ERA WHIP							
Orel Hershiser, R (1, 1) ERA: 6.0	6.2 W 28 6 2 2 4 3 0 0 0 0 0 0 66 110 2.70 1.350																				
Turk Wendell, R (7, 1) ERA: 2.92	0.1 5 4 3 3 0 0 0 0 0 0 0 1 16 25 81.00 12.000																				
Armando Benitez, R (8, 1) ERA: 2.14	1.0 H 3 0 0 0 2 0 0 0 0 0 0 0 10 12 0.00 0.000																				
John Franco, L (9, 1) ERA: 2.16	1.0 S 3 0 0 0 3 0 0 0 0 0 0 0 10 11 0.00 0.000																				

Philadelphia Phillies @ New York Mets
Shea Stadium, Flushing, NY
Fri May 21 1999, 7:10 PM EDT
Att. 24,554 - Unknown - 77 F

livebaseballscorecards.com

AB	36
R	5
H	10
RBI	5
BB	3
SO	9
LOB	15



BOTTOM

Philadelphia Phillies @ New York Mets
Shea Stadium, Flushing, NY

livebaseballscorecards.com

AB 36
R 7
H 13
RBI 6
BB 1
SO 4
LOB 12



WP: 0 PA: 37
PB: 0
SB: 2
CS: 0

Fri May 21 1999, 7:10 PM EDT
Att: 24,554 - Unknown - 77 F

AB R H RBI BB SO LOB

5 0 1 0 0 1 2

4 2 1 1 0 0 1

4 1 3 3 0 1 0

4 1 2 1 0 0 1

4 0 0 0 0 0 2

3 1 1 0 1 2 0

4 1 3 1 0 0 0
0 0 0 0 0 0 0

4 0 0 0 0 0 4

3 1 1 0 0 0 2
0 0 0 0 0 0 0
0 0 0 0 0 0 0
1 0 1 0 0 0 0
0 0 0 0 0 0 0

1B: 8 SF: 0
2B: 3 SAC: 0
3B: 0 DP: 1
HR: 2 HBP: 0

WP: 0 PA: 37
PB: 0
SB: 2
CS: 0

Batter	1	2	3	4	5	6	7	8	9
Roger Cedeno, S OBP: 0.430, SLG: 0.380 (1, 9)	2-2 G4-3 ①		2-2 FC5-4 1B	2-1 F7 ②		0-0 L4 ①		3-3 SAFE SAFE SAFE 1-2 K ③	
Edgardo Alfonzo, R OBP: 0.396, SLG: 0.491 (1, 4)	2-1 F9 ②		0-1 FC5-4 HR 1-2f	2-2 2B 2B		1-0 F7 ②			
John Olerud, L OBP: 0.508, SLG: 0.657 (1, 3)	0-1 31 1B 1B		0-0 HR 1-H	2-2 2B 2B		3-3 K ③			
31 Mike Piazza, R OBP: 0.398, SLG: 0.587 (1, 2)	1-2 1-3 1B		1-1 HR	3-2 F8 ③			1-2 P3 ①		
Robin Ventura, L OBP: 0.316, SLG: 0.497 (1, 5)	0-0 L7 ③		2-0 G6-3 ②		2-2 G3 ①		1-0 G3-1 ②		
Brian McRae, S OBP: 0.364, SLG: 0.362 (1, 8)		4-1 G4-6-3 1B BB	2-2 K ③		3-2 1B 2B		3-3 K ③		
Benny Agbayani, R OBP: 0.556, SLG: 0.941 John Franco, L (9, 1)		0-1 G4-6-3 1B 1-2		0-1 S E 1B 2-H	1-1 1B 1B		1-0 G6-3 ①		
Rey Ordonez, R OBP: 0.303, SLG: 0.319 (1, 6)		1-0 G4-6-3 ① ② 1-2f 2-3		0-2 G6-3 ① 1-2	1-2 L4 ②		1-0 F8 ②		
Orel Hershiser, R OBP: 0.118, SLG: 0.063 Turk Wendell, L Armando Benitez, R Matt Franco, L Jermaine Allensworth, R OBP: 0.317, SLG: 0.434 (8, PH) (8, PR) (9, 7)		2-2 P3 ③		0-2 E7 2B 1B 2-H	0-0 L6 ③		1-0 S 1B		

Inning Stats	R: 0	H: 2	E: 0	K: 0	S: 13	H: 2	LOB: 2	BB: 0	P: 18	R: 0	H: 1	E: 0	K: 0	S: 7	R: 0	H: 3	E: 0	K: 1	S: 13	R: 3	H: 3	E: 1	K: 0	S: 19	R: 1	H: 2	E: 0	K: 0	S: 17	R: 0	H: 0	E: 0	K: 1	S: 5	R: 0	H: 0	E: 0	K: 1	S: 8	R: 0	H: 1	E: 0	K: 1	S: 7
--------------	------	------	------	------	-------	------	--------	-------	-------	------	------	------	------	------	------	------	------	------	-------	------	------	------	------	-------	------	------	------	------	-------	------	------	------	------	------	------	------	------	------	------	------	------	------	------	------

PITCHER	IP	WLS	BF	H	R	ER	SO	BB	IBB	HBP	BLK	WP	HR	S	P	ERA	WHIP
Carlton Loewer, R ERA: 5.65 (1, 1)	3.2	L	21	10	6	6	1	1	0	0	0	0	2	49	74	14.73	3.000
Mike Grace, R ERA: 2.84 (4, 1)	1.1		6	2	1	1	0	0	0	0	0	0	0	20	30	6.75	1.500
Yorkis Perez, L ERA: 3.86 (6, 1)	1.0		3	0	0	0	1	0	0	0	0	0	0	5	9	0.00	0.000
Robert Person, R ERA: 9.53 (7, 1)	1.0		3	0	0	0	1	0	0	0	0	0	0	8	13	0.00	0.000
Wayne Gomes, R ERA: 4.5 (8, 1)	1.0		4	1	0	0	1	0	0	0	0	0	0	7	12	0.00	1.000

PITCHER	IP	WLS	BF	H	R	ER	SO	BB	IBB	HBP	BLK	WP	HR	S	P	ERA	WHIP
---------	----	-----	----	---	---	----	----	----	-----	-----	-----	----	----	---	---	-----	------

Batter	1	2	3	4	5	6	7	8	9	AB R H RBI BB SO LOB	TOP		
Doug Glanville, R (1, 8) OBP: 0.408, SLG: 0.446	0-1 1B	4-2 2B BB		4-2 S BB		3-2 G6-3		2-2 15 BB 1B	0-0 G6-4-3 1-2f	4 1 2 0 2 0 1			
Marlon Anderson, L (1, 4) OBP: 0.248, SLG: 0.311 15 David Doster, R (7, 4) OBP: 0.500, SLG: 0.733	2-1 P5	2-0 2B		2-2 P4		0-0 G4-3		4-2 1-2 BB		4 0 1 2 0 0 2 0 0 0 0 1 0 0			
Scott Rolen, R (1, 5) OBP: 0.370, SLG: 0.522	1-3 K	3-2 G4-3		3-2 G4-3 1-2		3-3 K		1-3 K		5 0 0 0 0 3 5			
Rico Brogna, L (1, 3) OBP: 0.294, SLG: 0.418	2-2 F7			0-1 G4-3		2-1 G4-3		4-2 WP BB K		4 0 0 0 1 1 3			
Ron Gant, R (1, 7) OBP: 0.348, SLG: 0.439		0-2 G6-3		1-3 K		3-2 2B SF9 1B		1-3 K	0-0 1B HR 1B	5 2 2 0 0 2 1			
Bobby Abreu, L (1, 9) OBP: 0.454, SLG: 0.633		2-1 L7		0-2 HR		1-0 2B		0-1 L7	2-2 SAFE 1-3 HR 1B	5 2 3 1 0 0 1			
Mike Lieberthal, R (1, 2) OBP: 0.417, SLG: 0.619		1-1 3B 3B		4-2 BB		0-0 SF9		4-0 1-2 IBB	3-1 1-3 HR	2 2 2 4 2 0 0			
Desi Relaford, S (1, 6) OBP: 0.362, SLG: 0.414		3-2 1B 3B		1-0 F9		4-0 IBB		0-0 P5	0-0 G6-4-3 1B	4 1 2 1 1 0 3			
Paul Byrd, R (1, 1) OBP: 0.217, SLG: 0.182 Yorkis Perez, L (8, 1) Wayne Gomes, R (8, 1) Kevin Sefcik, R (9, PH) OBP: 0.352, SLG: 0.480 Jeff Brantley, R (9, 1)		1-2 2B 1B		1-3 K		2-2 G3		0-0 F8	1-3 K	4 1 1 1 0 1 2 0 0 0 0 0 0 0 0 0 0 0 0 0 0 1 0 0 0 0 1 1 0 0 0 0 0 0 0			
Inning Stats	R: 0 H: 1 E: 0 K: 1 S: 10 P: 15	R: 4 H: 4 E: 0 K: 0 S: 23 P: 39	R: 1 H: 1 E: 0 K: 1 S: 12 P: 18	R: 0 H: 0 E: 0 K: 1 S: 17 P: 26	R: 1 H: 2 E: 0 K: 0 S: 11 P: 23	R: 0 H: 0 E: 0 K: 1 S: 7 P: 13	R: 0 H: 0 E: 0 K: 1 S: 10 P: 19	R: 0 H: 1 E: 0 K: 2 S: 13 P: 23	R: 3 H: 4 E: 0 K: 1 S: 13 P: 19	1B: 7 SF: 1 2B: 2 SAC: 0 3B: 2 DP: 1 HR: 2 HBP: 0	WP: 1 PA: 46 PB: 0 SB: 1 CS: 0		
PITCHER	IP WLS BF H R ER SO BB IBB HBP BLK WP HR S P ERA WHIP											PITCHER	IP WLS BF H R ER SO BB IBB HBP BLK WP HR S P ERA WHIP
Bobby Jones, R (1, 1) ERA: 5.81	2.2 L 15 6 5 5 2 1 0 0 0 0 1 41 63 16.88 2.625												
Pat Mahomes, R (3, 1) ERA: 1.17	4.1 20 2 1 1 3 3 2 0 0 0 0 49 90 2.08 1.154												
Rigo Beltran, L (8, 1) ERA: 3.0	1.0 5 1 0 0 2 1 0 0 0 0 0 13 23 0.00 2.000												
Dennis Cook, L (9, 1) ERA: 4.41	1.0 6 4 3 3 1 0 0 0 0 0 0 13 19 27.00 4.000												

Philadelphia Phillies @ New York Mets
Shea Stadium, Flushing, NY
Sat May 22 1999, 1:40 PM EDT
Att. 34,575 - Sunny - 76 F

livebaseballscorecards.com

AB	38
R	9
H	13
RBI	9
BB	7
SO	8
LOB	19



Batter	1	2	3	4	5	6	7	8	9	AB	R	H	RBI	BB	SO	LOB
Rickey Henderson, R (1, 7) OBP: 0.424, SLG: 0.443	4-0 F9 WP BB		3-1 F8			0-1 G1-3		1-0 G5-3	2-1 L7	4	0	0	0	1	0	0
Roger Cedeno, S (1, 8) OBP: 0.439, SLG: 0.393	2-3 K		3-2 1B			0-1 1B 1B		2-2 31 G1-3 S 1B		4	2	3	0	0	1	1
John Olerud, L (1, 3) OBP: 0.508, SLG: 0.650	2-0 F9		1-0 G3			0-1 1B 1B		4-0 31 G1-3 1B BB		3	1	1	0	1	0	2
31 Mike Piazza, R (1, 2) OBP: 0.385, SLG: 0.565	1-1 F9			1-1 F8		1-0 P5		1-1 G1-3		4	0	0	0	0	0	5
Robin Ventura, L (1, 5) OBP: 0.326, SLG: 0.500		0-0 S 1B		0-2 G4-3		3-1 1B 1B		4-0 1B BB		3	0	2	1	1	0	0
Edgardo Alfonzo, R (1, 4) OBP: 0.392, SLG: 0.485		3-2 F8		1-3 K		1-2 L3		1-2 1B		2	0	0	0	0	1	1
Luis Lopez, S (6, 4) OBP: 0.449, SLG: 0.500								1-2 2-H 3-H 1B		2	0	1	2	0	0	2
Benny Agbayani, R (1, 9) OBP: 0.541, SLG: 0.914		3-2 F8			1-0 L8			3-3 K		1	0	0	0	0	0	1
Pat Mahomes, R (3, 1) OBP: 0.500, SLG: 1.000										1	0	0	0	0	0	0
Matt Franco, L (7, PH) OBP: 0.273, SLG: 0.300										0	0	0	0	0	0	0
Rigo Beltran, L (8, 1) OBP: 0.372, SLG: 0.456										0	0	0	0	0	0	0
Todd Pratt, R (8, PH) OBP: 0.362, SLG: 0.359										1	0	0	0	0	1	2
Brian McRae, S (8, PH)										0	0	0	0	0	0	0
Dennis Cook, L (9, 1)										0	0	0	0	0	0	0
Rey Ordenez, R (1, 6) OBP: 0.294, SLG: 0.309		3-3 K			0-0 G6-3			1-0 G5-3		4	0	0	0	0	1	1
Bobby Jones, R (1, 1) OBP: 0.313, SLG: 0.500			0-0 F8			2-3 K				0	0	0	0	0	0	0
Jermaine Allensworth, R (3, 9) OBP: 0.297, SLG: 0.404									1-0 F9	4	0	0	0	0	2	0

Inning Stats	R: 0	H: 0	E: 0	K: 1	S: 7	H: 0	LOB: 1	BB: 1	P: 16	R: 0	H: 1	E: 0	K: 1	S: 12	H: 1	LOB: 1	BB: 0	P: 21	R: 0	H: 1	E: 0	K: 0	S: 7	H: 0	LOB: 0	BB: 0	P: 10	R: 0	H: 0	E: 0	K: 1	S: 5	H: 3	LOB: 2	BB: 0	P: 17	R: 0	H: 0	E: 0	K: 1	S: 6	H: 0	LOB: 0	BB: 0	P: 11	R: 2	H: 2	E: 0	K: 1	S: 14	H: 2	LOB: 2	BB: 2	P: 30	R: 0	H: 0	E: 0	K: 0	S: 6	H: 0	LOB: 0	BB: 0	P: 9	1B: 7	SF: 0	2B: 0	SAC: 0	3B: 0	DP: 0	HR: 0	HBP: 0
--------------	------	------	------	------	------	------	--------	-------	-------	------	------	------	------	-------	------	--------	-------	-------	------	------	------	------	------	------	--------	-------	-------	------	------	------	------	------	------	--------	-------	-------	------	------	------	------	------	------	--------	-------	-------	------	------	------	------	-------	------	--------	-------	-------	------	------	------	------	------	------	--------	-------	------	-------	-------	-------	--------	-------	-------	-------	--------


PITCHER	IP	WLS	BF	H	R	ER	SO	BB	IBB	HBP	BLK	WP	HR	S	P	ERA	WHIP
Paul Byrd, R (1, 1) ERA: 3.5	7.2	W	31	6	3	3	5	2	0	0	0	1	0	64	112	3.52	1.043
Yorkis Perez, L (8, 1) ERA: 3.86	0.0		2	1	0	0	0	1	0	0	0	0	0	4	9	∞	∞
Wayne Gomes, R (8, 1) ERA: 4.43	0.1	H	1	0	0	0	1	0	0	0	0	0	0	3	6	0.00	0.000
Jeff Brantley, R (9, 1) ERA: 5.19	1.0		3	0	0	0	0	0	0	0	0	0	0	6	9	0.00	0.000

BOTTOM

Philadelphia Phillies @ New York Mets
 Shea Stadium, Flushing, NY
 Sat May 22 1999, 1:40 PM EDT
 Att. 34,575 - Sunny - 76 F

AB	34
R	3
H	7
RBI	3
BB	3
SO	6
LOB	15

WP: 1 PA: 37
 PB: 0
 SB: 2
 CS: 0



PITCHER	IP	WLS	BF	H	R	ER	SO	BB	IBB	HBP	BLK	WP	HR	S	P	ERA	WHIP
---------	----	-----	----	---	---	----	----	----	-----	-----	-----	----	----	---	---	-----	------

Batter	1	2	3	4	5	6	7	8	9	AB R H RBI BB SO LOB	TOP																								
Doug Glanville, R (1, 8) OBP: 0.410, SLG: 0.447	1-0 F9		1-1 1B		1-1 L9		0-2 1B			4 1 2 2 0 0 0																									
23 Kevin Jordan, R (1, 4) OBP: 0.411, SLG: 0.490 15 David Doster, R (7, 4) OBP: 0.500, SLG: 0.733	1-2 G1-3		4-2 1B BB		3-3 K		0-1 SAFE G4-3			3 0 0 0 1 1 1 0 0 0 0 0 0 0																									
Scott Rolen, R (1, 5) OBP: 0.373, SLG: 0.518	1-3 K		1-1 1B		1-3 K			4-2 BB		3 0 1 1 1 2 0																									
Rico Brogna, L (1, 3) OBP: 0.293, SLG: 0.414		2-0 1B	2-2 F7			1-2 G3-1		0-1 L8		4 0 1 0 0 0 3																									
Ron Gant, R (1, 7) OBP: 0.346, SLG: 0.441		3-2 L9		2-0 2B		1-2 P4		2-3 SAFE K		4 1 1 0 0 1 1																									
Bobby Abreu, L (1, 9) OBP: 0.448, SLG: 0.621		0-1 CS 1B		2-0 G6-3		1-0 F8		1-2 G5-3		4 0 1 0 0 0 2																									
Mike Lieberthal, R (1, 2) OBP: 0.419, SLG: 0.630		0-2 CS	1-2 G6-3	1-2 2B			0-1 G4-3 1B 2B		0-1 G6-3	4 1 2 1 0 0 0	AB 33 R 4 H 9 RBI 4 BB 2 SO 6 LOB 11																								
Alex Arias, R (1, 6) OBP: 0.385, SLG: 0.510			2-2 SH1-4 1B	2-1 F8			0-1 G4-3		1-2 F9	4 1 1 0 0 0 2																									
Curt Schilling, R (1, 1) OBP: 0.179, SLG: 0.231			0-0 SH1-4	2-3 K			SAFE G4-3		1-3 K	3 0 0 0 0 2 2																									
Inning Stats	R: 0 E: 0 K: 1 S: 7	H: 0 LOB: 0 BB: 0 P: 10	R: 0 E: 0 K: 0 S: 8	H: 2 LOB: 0 BB: 0 P: 13	R: 2 E: 0 K: 0 S: 18	H: 3 LOB: 2 BB: 1 P: 29	R: 1 E: 0 K: 1 S: 11	H: 2 LOB: 1 BB: 0 P: 20	R: 0 E: 0 K: 2 S: 8	H: 0 LOB: 0 BB: 0 P: 13	R: 0 E: 0 K: 0 S: 7	H: 0 LOB: 0 BB: 0 P: 10	R: 1 E: 0 K: 0 S: 12	H: 2 LOB: 1 BB: 0 P: 13	R: 0 E: 0 K: 1 S: 11	H: 0 LOB: 1 BB: 1 P: 18	R: 0 E: 0 K: 1 S: 9	H: 0 LOB: 0 BB: 0 P: 11	1B: 6 2B: 3 3B: 0 HR: 0	SF: 0 SAC: 1 DP: 0 HBP: 0	WP: 0 PB: 0 SB: 1 CS: 1	PA: 37													
PITCHER	IP WLS BF H R ER SO BB IBB HBP BLK WP HR S P ERA WHIP																																		
Rick Reed, R (1, 1) ERA: 5.8	7.0	29	9	4	4	4	1	0	0	0	0	0	71	108	5.14	1.429																			
Rigo Beltran, L (8, 1) ERA: 2.7	2.0	7	0	0	0	2	1	0	0	0	0	0	20	29	0.00	0.500																			

Philadelphia Phillies @ New York Mets
Shea Stadium, Flushing, NY
Sun May 23 1999, 1:40 PM EDT
Att. 34,950 - Overcast - 52 F

livebaseballscorecards.com



Batter	1	2	3	4	5	6	7	8	9	AB R H RBI BB SO LOB
Roger Cedeno, S (1, 9) OBP: 0.423, SLG: 0.376	1-3 K		3-3 K		1-0 G6-3			0-3 K	0-1 FC1-6 DI 1B	5 1 0 0 0 3 4
Edgardo Alfonzo, R (1, 4) OBP: 0.397, SLG: 0.483	4-2 G6-4-3 BB			1-3 K		2-1 1B 1B		2-0 P3	2-2 1B HBP	3 0 1 0 1 1 0
John Olerud, L (1, 3) OBP: 0.510, SLG: 0.648	0-2 G6-4-3 1-2f			0-2 1B 1B		0-0 1-2 1B		2-1 G4-3	0-0 1-2 2-H 3-H 1B	5 0 3 2 0 0 1
31 Mike Piazza, R (1, 2) OBP: 0.381, SLG: 0.554		1-0 G5-3		1-0 F9		0-1 L8		3-2 HR 1B		4 1 1 0 0 0 3
Robin Ventura, L (1, 5) OBP: 0.330, SLG: 0.519		1-2 G1-3		1-2 1B		3-2 F7		0-1 HR		4 1 2 2 0 0 2
Brian McRae, S (1, 8) OBP: 0.359, SLG: 0.356		2-0 PO 1B		0-0 G4-3		2-3 K		0-1 G4-3		4 0 1 0 0 1 4
Matt Franco, L (1, 7) OBP: 0.292, SLG: 0.318		2-2 PO 1-2	3-1 SH1-4 1B		1-0 G5-3		0-1 P5	2-2 HBP 1B 1B		4 1 2 0 0 0 0
Luis Lopez, S (1, 6) OBP: 0.453, SLG: 0.489			0-3 K		1-2 SH3-4 1B		0-3 K	2-2 FC1-6 1B 1B HBP		3 1 1 0 0 2 1
Rick Reed, R (1, 1) OBP: 0.333, SLG: 0.273			0-0 SH1-4		0-2 SH3-4		1-1 P4	1-0 FC1-6 1B		0 0 0 0 0 0 0
Todd Pratt, R (7, PH) OBP: 0.367, SLG: 0.449					1-2			1-2 2-H		1 0 0 0 0 0 0
Rigo Beltran, L (8, 1)										0 0 0 0 0 0 0
Jermaine Allensworth, R (9, PH) OBP: 0.308, SLG: 0.414										1 0 1 1 0 0 0

Inning Stats	R: 0	H: 0	E: 0	K: 1	S: 12	R: 0	H: 1	E: 0	K: 0	S: 8	R: 0	H: 1	E: 0	K: 2	S: 9	R: 0	H: 2	E: 0	K: 1	S: 11	R: 0	H: 1	E: 0	K: 0	S: 8	R: 0	H: 2	E: 0	K: 1	S: 11	R: 0	H: 0	E: 0	K: 1	S: 7	R: 0	H: 0	E: 0	K: 1	S: 7	R: 5	H: 5	E: 0	K: 0	S: 18	1B: 11	2B: 0	3B: 0	HR: 1	SF: 0	SAC: 2	DP: 1	HBP: 2	WP: 0	PA: 40
PITCHER Curt Schilling, R (1, 1) ERA: 2.85	IP	WLS	BF	H	R	ER	SO	BB	IBB	HBP	BLK	WP	HR	S	P	ERA	WHIP													IP	WLS	BF	H	R	ER	SO	BB	IBB	HBP	BLK	WP	HR	S	P	ERA	WHIP									


BOTTOM

Philadelphia Phillies @ New York Mets
Shea Stadium, Flushing, NY

Sun May 23 1999, 1:40 PM EDT
Att. 34,950 - Overcast - 52 F

AB	34
R	5
H	12
RBI	5
BB	1
SO	7
LOB	15

livebaseballscorecards.com



Batter	1	2	3	4	5	6	7	8	9	AB R H RBI BB SO LOB	TOP																									
Mike Mordecai, R (1, 5) OBP: 0.283, SLG: 0.469	0-1 F8		1-2 F7		3-2 2B 1B		1 SAFE 3-2 G5-3		0-2 G6-3	5 1 1 0 0 0 5																										
Ryan McGuire, L (1, 3) OBP: 0.382, SLG: 0.483	2-3 K2-3		3-1 G3-1		3-2 1-H 2B			2-3 K		4 0 1 1 0 2 1																										
Rondell White, R (1, 8) OBP: 0.376, SLG: 0.589	1-1 HR			3-3 K	0-1 G4-3			1-1 G5-3		4 1 1 1 0 1 1																										
Vladimir Guerrero, R (1, 9) OBP: 0.380, SLG: 0.578	1-1 F8			2-2 G5-3		2-3 K		0-3 K		4 0 0 0 0 2 0																										
Jose Vidro, S (1, 4) OBP: 0.315, SLG: 0.513		1-3 K2-3		2-1 P4		1-0 G6-3			0-0 F8	4 0 0 0 0 1 0																										
Orlando Merced, S (1, 7) OBP: 0.328, SLG: 0.271		1-1 F9			3-2 F8		3-3 K		2-2 BB 1B 1B	3 0 0 0 0 1 0 1 0 1 0 0 0 0																										
James Mouton, R (9, PH) OBP: 0.509, SLG: 0.538																																				
Chris Widger, R (1, 2) OBP: 0.319, SLG: 0.496		1-2 G6-3			1-2 G1-3				1-1 SAFE P2	4 0 0 0 0 1 1																										
Orlando Cabrera, R (1, 6) OBP: 0.325, SLG: 0.413			4-2 SH1-4 BB		4-2 HR BB		0-0 G5-3		1 SAFE 1-0 BB 1-2 1B	2 1 1 0 2 0 0																										
Miguel Batista, R (1, 1) OBP: 0.316, SLG: 0.412			1-2 SH1-4		0-0 HR		2-2 S 1B		4-1 BB	1 1 1 2 0 0 0 1 0 1 0 0 0 0 0 0 0 0 0 0 0 0 0 0 0 1 0 0																										
Wilton Guerrero, S (7, PH) OBP: 0.291, SLG: 0.352																																				
Guillermo Mota, R (7, 1)																																				
Michael Barrett, R (9, PH) OBP: 0.338, SLG: 0.450																																				
Inning Stats	R: 1 E: 0 K: 1 S: 9	H: 1 LOB: 0 BB: 0 P: 13	R: 0 E: 0 K: 1 S: 8	H: 0 LOB: 0 BB: 0 P: 11	R: 0 E: 0 K: 0 S: 12	H: 0 LOB: 1 BB: 1 P: 21	R: 0 E: 0 K: 1 S: 10	H: 0 LOB: 0 BB: 0 P: 17	R: 3 E: 0 K: 0 S: 21	H: 3 LOB: 1 BB: 1 P: 35	R: 0 E: 0 K: 2 S: 7	H: 0 LOB: 0 BB: 0 P: 13	R: 0 E: 0 K: 1 S: 11	H: 1 LOB: 1 BB: 0 P: 17	R: 0 E: 0 K: 2 S: 9	H: 0 LOB: 0 BB: 0 P: 12	R: 0 E: 0 K: 0 S: 11	H: 2 LOB: 3 BB: 1 P: 19	1B: 4 2B: 1 3B: 0 HR: 2	SF: 0 SAC: 1 DP: 0 HBP: 0	WP: 0 PB: 0 SB: 1 CS: 0	PA: 37														
PITCHER	IP WLS BF H R ER SO BB IBB HBP BLK WP HR S P ERA WHIP																																			
Joel Bennett, R (1, 1) ERA: 8.56	5.0		21	4	4	4	3	2	0	0	0	0	2	60	97	7.20	1.200																			
Yorkis Perez, L (6, 1) ERA: 3.63	1.0	W	3	0	0	0	2	0	0	0	0	0	0	7	13	0.00	0.000																			
Steve Montgomery, R (7, 1) ERA:	2.0	H	7	1	0	0	3	0	0	0	0	0	0	20	29	0.00	0.500																			
Jim Poole, L (9, 1) ERA: 3.72	0.1	H	1	0	0	0	0	0	0	0	0	0	0	1	1	0.00	0.000																			
Wayne Gomes, R (9, 1) ERA: 4.29	0.2	S	5	2	0	0	0	1	0	0	0	0	0	10	18	0.00	4.500																			

Montreal Expos @ Philadelphia Phillies
Veterans Stadium, Philadelphia, PA
 Mon May 24 1999, 7:05 PM EDT
 Att. 13,953 - Cloudy - 65 F

AB	33
R	4
H	7
RBI	4
BB	3
SO	8
LOB	8



Batter	1	2	3	4	5	6	7	8	9	AB	R	H	RBI	BB	SO	LOB
Doug Glanville, R OBP: 0.406, SLG: 0.442 (1, 8)	1-2 P3		2-1 G5-3		1-0 1B		1-2 G5-3			4	0	1	0	0	0	1
Marlon Anderson, L OBP: 0.255, SLG: 0.331 15 David Doster, R OBP: 0.500, SLG: 0.733 (1, 4) (8, 4)	1-1 2B		0-0 2B		2-3 K		0-0 P6			4	0	2	1	0	1	1
Scott Rolen, R OBP: 0.365, SLG: 0.506 (1, 5)	3-2 F9		1-2 F8			0-0 F8				4	0	0	0	0	0	2
Rico Brogna, L OBP: 0.293, SLG: 0.410 (1, 3)	0-1 G4-3			2-0 G4-3		2-1 2B 1B				4	1	1	0	0	0	1
Ron Gant, R OBP: 0.350, SLG: 0.446 (1, 7)		1-1 P3		2-1 WP 2B		1-3 K		1-2 F8		3	1	1	0	1	1	1
Bobby Abreu, L OBP: 0.456, SLG: 0.616 (1, 9)		4-2 CS BB		2-3 K		4-1 2B 1B BB		4-2 BB		1	1	0	0	3	1	1
Gary Bennett, R OBP: 0.222, SLG: 0.278 Wayne Gomes, R (1, 2) (9, 1)		1 SAFE 3-3 K		1-2 G1-3		0-0 1B 2B		1-1 G6-3		4	1	1	1	0	1	2
Desi Relaford, S OBP: 0.368, SLG: 0.415 (1, 6)			1-1 SH3-4 2B HBP		0-1 F7		0-0 1B			2	1	1	2	0	0	0
Joel Bennett, R Rob Ducey, L Yorkis Perez, L Alex Arias, R Steve Montgomery, R Jim Poole, L Mike Lieberthal, R (1, 1) (5, PH) (6, 1) (6, PH) (7, 1) (9, 1) (9, 2)			0-0 SH3-4		3-3 K		1-1 G6-3			0	0	0	0	0	0	0

BOTTOM																															
<p style="text-align: center;">Montreal Expos @ Philadelphia Phillies Veterans Stadium, Philadelphia, PA</p> <p style="text-align: center;">Mon May 24 1999, 7:05 PM EDT Att. 13,953 - Cloudy - 65 F</p>																															
<table border="0" style="width: 100%;"> <tr> <td>AB</td> <td>28</td> </tr> <tr> <td>R</td> <td>5</td> </tr> <tr> <td>H</td> <td>7</td> </tr> <tr> <td>RBI</td> <td>4</td> </tr> <tr> <td>BB</td> <td>4</td> </tr> <tr> <td>SO</td> <td>5</td> </tr> <tr> <td>LOB</td> <td>10</td> </tr> </table>																AB	28	R	5	H	7	RBI	4	BB	4	SO	5	LOB	10		
AB	28																														
R	5																														
H	7																														
RBI	4																														
BB	4																														
SO	5																														
LOB	10																														
<table border="0" style="width: 100%;"> <tr> <td>1B: 3</td> <td>SF: 0</td> <td>WP: 1</td> <td>PA: 34</td> </tr> <tr> <td>2B: 4</td> <td>SAC: 1</td> <td>PB: 0</td> <td></td> </tr> <tr> <td>3B: 0</td> <td>DP: 0</td> <td>SB: 1</td> <td></td> </tr> <tr> <td>HR: 0</td> <td>HBP: 1</td> <td>CS: 2</td> <td></td> </tr> </table>																1B: 3	SF: 0	WP: 1	PA: 34	2B: 4	SAC: 1	PB: 0		3B: 0	DP: 0	SB: 1		HR: 0	HBP: 1	CS: 2	
1B: 3	SF: 0	WP: 1	PA: 34																												
2B: 4	SAC: 1	PB: 0																													
3B: 0	DP: 0	SB: 1																													
HR: 0	HBP: 1	CS: 2																													

Inning Stats															
PITCHER								PITCHER							
IP	WLS	BF	H	R	ER	SO	BB	IP	WLS	BF	H	R	ER	SO	BB
Miguel Batista, R ERA: 4.18 (1, 1)	6.0	L	27	7	5	4	5	Guillermo Mota, R ERA: 1.93 (7, 1)	2.0		7	0	0	0	0
R: 0	H: 1	E: 0	LOB: 1	K: 0	BB: 0	S: 10		R: 0	H: 0	E: 0	LOB: 0	K: 1	BB: 0	S: 9	
R: 0	H: 0	E: 0	LOB: 0	K: 1	BB: 1	S: 9		R: 0	H: 1	E: 0	LOB: 1	K: 2	BB: 0	S: 9	
R: 1	H: 1	E: 0	LOB: 1	K: 0	BB: 0	S: 8		R: 1	H: 1	E: 0	LOB: 0	K: 1	BB: 0	S: 10	
R: 1	H: 1	E: 0	LOB: 1	K: 0	BB: 0	S: 8		R: 0	H: 1	E: 0	LOB: 1	K: 2	BB: 0	S: 9	
R: 3	H: 3	E: 0	LOB: 1	K: 1	BB: 1	S: 11		R: 0	H: 0	E: 0	LOB: 0	K: 0	BB: 0	S: 6	



Batter	1	2	3	4	5	6	7	8	9	10	11	AB R H RBI BB SO LOB	TOP																		
Mike Mordecai, R OBP: 0.288, SLG: 0.434 (1, 5)	3-3 K	2-1 F8		4-0 BB			0-0 F9		1-2 F8		4-0 BB	4 0 0 0 2 1 1																			
Ryan McGuire, L OBP: 0.385, SLG: 0.471 Ugueth Urbina, R (1, 3) (9, 1)	2-2 BB 1B 1B		1-2 P3	1-0 P6			2-1 1B		0-3 K		0-3 K	5 0 2 0 0 1 2 1 0 0 0 0 1 1																			
Rondell White, R OBP: 0.371, SLG: 0.577 (1, 8) (8, 7)	1-2 BB 1B		1-0 G6-3				1-1 F9				0-3 K	5 0 1 0 0 1 1																			
Vladimir Guerrero, R OBP: 0.376, SLG: 0.564 (1, 9)	4-2 BB 1-2 2-3 BB		2-2 F8				1-3 K				0-0 L8	4 0 0 0 1 1 1																			
Jose Vidro, S OBP: 0.318, SLG: 0.541 (1, 4) (9, 3)	0-0 L5			2-0 HR			3-1 2B		1-0 F8		0-3 K	5 1 2 1 0 1 3																			
Orlando Merced, S OBP: 0.328, SLG: 0.333 James Mouton, R OBP: 0.519, SLG: 0.538 (1, 7) (8, PH) (8, 7)	2-2 L9			2-0 HR			2-2 P2		4-1 BB		0-0 P5	3 1 1 1 0 0 4 0 0 0 0 1 0 0																			
Steve Kline, S OBP: 0.288, SLG: 0.349 (8, 1) (9, 4)												0 0 0 0 0 0 0 1 0 0 0 0 0 0																			
Michael Barrett, R OBP: 0.333, SLG: 0.449 (1, 2)		2-2 P5		0-0 F8 2B			1-2 F9		0-2 F9		0-0 G6-3	5 0 1 0 0 0 1																			
Orlando Cabrera, R OBP: 0.328, SLG: 0.418 (1, 6)		0-2 2B		0-0 F8			3-2 L8		1-3 K		0-0 HR 1B	5 1 2 0 0 1 2																			
Dustin Hermanson, R OBP: 0.238, SLG: 0.111 Anthony Telford, R OBP: 0.275, SLG: 0.379 (1, 1) (8, 1) (8, 8)		0-3 K		1-3 K			0-3 K				0-0 G6-3	3 0 0 0 0 3 2 0 0 0 0 0 0 0 2 1 1 2 0 0 0																			
Inning Stats	R: 0 E: 0 K: 1 S: 16	H: 2 LOB: 3 BB: 1 P: 28	R: 0 E: 0 K: 1 S: 15	H: 1 LOB: 1 BB: 0 P: 19	R: 0 E: 0 K: 0 S: 7	H: 0 LOB: 0 BB: 0 P: 11	R: 2 E: 0 K: 1 S: 8	H: 3 LOB: 2 BB: 1 P: 18	R: 0 E: 0 K: 0 S: 10	H: 1 LOB: 1 BB: 0 P: 18	R: 0 E: 0 K: 1 S: 11	H: 0 LOB: 0 BB: 0 P: 15	R: 0 E: 0 K: 1 S: 8	H: 1 LOB: 1 BB: 0 P: 12	R: 0 E: 0 K: 1 S: 10	H: 0 LOB: 1 BB: 1 P: 15	R: 0 E: 0 K: 1 S: 8	H: 0 LOB: 0 BB: 0 P: 9	R: 0 E: 0 K: 2 S: 7	H: 0 LOB: 0 BB: 0 P: 7	R: 2 E: 0 K: 1 S: 7	H: 2 LOB: 1 BB: 1 P: 11	1B: 4 2B: 3 3B: 0 HR: 3	SF: 0 SAC: 0 DP: 0 HBP: 0	WP: 0 PB: 0 SB: 0 CS: 0	PA: 47					
PITCHER	IP WLS BF H R ER SO BB IBB HBP BLK WP HR S P ERA WHIP																														
Chad Ogea, R ERA: 5.07 (1, 1)	6.0	27	7	2	2	4	2	0	0	0	0	0	2	67	109	3.00	1.500														
Mike Grace, R ERA: 2.7 (7, 1)	1.0	4	1	0	0	1	0	0	0	0	0	0	0	8	12	0.00	1.000														
Yorkis Perez, L ERA: 3.5 (8, 1)	0.2	3	0	0	0	0	1	0	0	0	0	0	0	6	11	0.00	1.500														
Wayne Gomes, R ERA: 4.03 (8, 1)	1.1	4	0	0	0	2	0	0	0	0	0	0	0	12	13	0.00	0.000														
Steve Montgomery, R ERA: 2.35 (10, 1)	2.0	L 9	2	2	2	3	1	0	0	0	0	0	1	14	18	9.00	1.500														

Montreal Expos @ Philadelphia Phillies
Veterans Stadium, Philadelphia, PA
Tue May 25 1999, 7:05 PM EDT
Att: 15,876 - Unknown - 71 F

AB	43
R	4
H	10
RBI	4
BB	4
SO	10
LOB	18



Batter	1	2	3	4	5	6	7	8	9	10	11	AB R H RBI BB SO LOB	BOTTOM													
Doug Glanville, R OBP: 0.401, SLG: 0.441 (1, 8)	1-2 1B 2B		0-2 F7		0-1 P5		1-3 K			0-0 G4-3		5 1 1 0 0 1 2	Montreal Expos @ Philadelphia Phillies Veterans Stadium, Philadelphia, PA Tue May 25 1999, 7:05 PM EDT Att. 15,876 - Unknown - 71 F													
Marlon Anderson, L OBP: 0.253, SLG: 0.347 (1, 4)	1-0 F9		1-1 HR		0-1 F8			1-2 G4-3		0-0 P6		5 1 1 1 0 0 1														
Scott Rolen, R OBP: 0.371, SLG: 0.506 (1, 5)	1-2 G4-3 2-H 1B		1-3 K			4-2 2-6 BB		2-2 FC4-6 1B		0-0 F9		4 0 2 1 1 1 0														
Rico Brogna, L OBP: 0.290, SLG: 0.410 (1, 3)	1-0 G4-3			2-2 2B		2-3 K		1-1 FC4-6 BB		0-3 K		5 0 1 0 0 2 3														
Ron Gant, R OBP: 0.345, SLG: 0.434 (1, 7)	3-3 K			0-3 K		0-1 F8		4-1 SAFE 1-2 BB		0-3 K		4 0 0 0 1 3 3														
Bobby Abreu, L OBP: 0.442, SLG: 0.592 (1, 9)		3-2 F7		1-2 P5		1 SAFE 2-0 2-6 1-2	1-2 F7	3-3 K		0-0 G3		5 0 0 0 0 1 3														
Mike Lieberthal, R OBP: 0.415, SLG: 0.617 (1, 2)		1-2 G6-3		2-2 HBP			1-3 K		2-1 G6-3			3 0 0 0 0 1 0														
Desi Relaford, S OBP: 0.372, SLG: 0.408 (1, 6)		0-3 K		1-2 P4			4-2 23 1B BB		4-1 G6-3 BB			2 0 0 0 2 1 2														
Chad Ogea, R OBP: 0.136, SLG: 0.095 (7, 1) 23 Kevin Jordan, R OBP: 0.421, SLG: 0.500 (7, PH) Yorkis Perez, L (8, 1) Wayne Gomes, R (8, 1) Alex Arias, R OBP: 0.370, SLG: 0.490 (9, PH) Steve Montgomery, R (10, 1)			1-1 G6-3		2-3 K		0-0 1B		1-2 G6-3			2 0 0 0 0 1 0														
												0 0 0 0 0 0 0														
												0 0 0 0 0 0 0														
												0 0 0 0 0 0 0														
												0 0 0 0 0 0 0														
												1 0 0 0 0 0 1														
												0 0 0 0 0 0 0														
Inning Stats	R: 1 E: 0 K: 1 S: 13	H: 2 LOB: 1 BB: 0 P: 20	R: 0 E: 0 K: 1 S: 9	H: 0 LOB: 0 BB: 0 P: 13	R: 1 E: 0 K: 1 S: 15	H: 1 LOB: 0 BB: 0 P: 18	R: 0 E: 0 K: 1 S: 16	H: 1 LOB: 2 BB: 0 P: 22	R: 0 E: 0 K: 1 S: 9	H: 0 LOB: 0 BB: 0 P: 11	R: 0 E: 0 K: 1 S: 13	H: 0 LOB: 1 BB: 1 P: 21	R: 0 E: 0 K: 2 S: 14	H: 1 LOB: 2 BB: 1 P: 21	R: 0 E: 0 K: 1 S: 12	H: 1 LOB: 2 BB: 1 P: 23	R: 0 E: 0 K: 0 S: 6	H: 0 LOB: 0 BB: 1 P: 13	R: 0 E: 0 K: 0 S: 3	H: 0 LOB: 0 BB: 0 P: 3	R: 0 E: 0 K: 2 S: 7	H: 0 LOB: 0 BB: 0 P: 7	1B: 3 2B: 2 3B: 0 HR: 1	SF: 0 SAC: 0 DP: 1 HBP: 1	WP: 0 PB: 0 SB: 0 CS: 0	PA: 42
PITCHER	IP WLS BF H R ER SO BB IBB HBP BLK WP HR S P ERA WHIP																									
Dustin Hermanson, R ERA: 5.0 (1, 1)	7.0 29 5 2 2 8 2 0 1 0 0 0 1 89 126 2.57 1.000																									
Anthony Telford, R ERA: 2.93 (8, 1)	0.2 4 1 0 0 0 1 0 0 0 0 0 0 9 17 0.00 3.000																									
Steve Kline, L ERA: 3.71 (8, 1)	0.2 3 0 0 0 1 1 0 0 0 0 0 0 6 15 0.00 1.500																									
Ugueth Urbina, R ERA: 5.16 (9, 1)	2.2 W 7 0 0 0 2 0 0 0 0 0 0 0 13 14 0.00 0.000																									

AB	37
R	2
H	6
RBI	2
BB	4
SO	11
LOB	15



Batter	1	2	3	4	5	6	7	8	9	AB R H RBI BB SO LOB
Mike Mordecai, R (1, 5) OBP: 0.313, SLG: 0.456	1-1 G6-3		4-0 HR BB		0-0 G4-3			0-2 2B	1-1 1B	4 1 2 1 1 0 0
Ryan McGuire, L (1, 3) OBP: 0.364, SLG: 0.513	0-1 G3		1-0 HR 1-H 2-H		3-2 G6-3			0-0 F8	3-3 K2-3 1B	5 1 1 3 0 1 3
Rondell White, R (1, 8) (7, 7) OBP: 0.363, SLG: 0.563	1-0 G5-3		0-0 G6-3		1-0 G3			1-1 F7		4 0 0 0 0 0 1
Vladimir Guerrero, R (1, 9) OBP: 0.368, SLG: 0.550		1-2 F8	2-2 P3			1-1 G1-3		2-2 F8		4 0 0 0 0 0 1
Jose Vidro, S (1, 4) OBP: 0.331, SLG: 0.548		2-0 G2		2-0 BB 1B		1-2 G3-6-3 1B		0-0 SH3-4 1B		4 1 3 0 0 0 0
Orlando Merced, S (1, 7) Manny Martinez, R (7, 8) OBP: 0.313, SLG: 0.315 OBP: 0.275, SLG: 0.379		3-1 E6 FC4-6		2-3 K		2-1 G3-6-3 1-2f		1-0 SH3-4		3 0 0 0 0 1 2 0 0 0 0 0 0 0
Michael Barrett, R (1, 2) Chris Widger, R (9, 2) OBP: 0.338, SLG: 0.442 OBP: 0.319, SLG: 0.496		0-0 FC4-6		4-0 BB		0-0 G5-3		1-0 1B HBP		2 1 0 0 1 0 1 0 0 0 0 0 0 0
Orlando Cabrera, R (1, 6) OBP: 0.326, SLG: 0.414			0-0 SH3-4 HR 1B		0-0 F7		2-1 P3	0-0 F7		4 1 1 0 0 0 4
Carl Pavano, R (1, 1) Steve Kline, S (8, 1) Wilton Guerrero, S (9, PH) Ugueth Urbina, R (9, 1) OBP: 0.118, SLG: 0.118 OBP: 0.295, SLG: 0.355			0-0 SH3-4		1-3 K		1-1 G5-3	1-0 1B		2 0 0 0 0 1 2 0 0 0 0 0 0 0 1 0 1 1 0 0 0 0 0 0 0 0 0 0

Inning Stats	R: 0 E: 0 K: 0 S: 5	H: 0 LOB: 0 BB: 0 P: 7	R: 0 E: 1 K: 0 S: 7	H: 0 LOB: 1 BB: 0 P: 13	R: 3 E: 0 K: 0 S: 7	H: 2 LOB: 0 BB: 1 P: 14	R: 0 E: 0 K: 2 S: 8	H: 1 LOB: 2 BB: 1 P: 17	R: 0 E: 0 K: 0 S: 5	H: 0 LOB: 0 BB: 0 P: 9	R: 0 E: 0 K: 0 S: 7	H: 1 LOB: 0 BB: 0 P: 11	R: 0 E: 0 K: 0 S: 5	H: 0 LOB: 0 BB: 0 P: 8	R: 0 E: 0 K: 0 S: 10	H: 1 LOB: 1 BB: 0 P: 13	R: 2 E: 0 K: 1 S: 9	H: 3 LOB: 2 BB: 0 P: 16	1B: 6 2B: 1 3B: 0 HR: 1	SF: 0 SAC: 2 DP: 1 HBP: 1
--------------	------------------------------	---------------------------------	------------------------------	----------------------------------	------------------------------	----------------------------------	------------------------------	----------------------------------	------------------------------	---------------------------------	------------------------------	----------------------------------	------------------------------	---------------------------------	-------------------------------	----------------------------------	------------------------------	----------------------------------	----------------------------------	------------------------------------

PITCHER	IP	WLS	BF	H	R	ER	SO	BB	IBB	HBP	BLK	WP	HR	S	P	ERA	WHIP
Carlton Loewer, R (1, 1) ERA: 5.46	7.0	L	27	4	3	3	2	2	0	0	0	0	1	44	79	3.86	0.857
Mike Grace, R (8, 1) ERA: 3.32	1.2		10	4	2	2	0	0	0	1	0	0	0	16	23	10.80	2.400
Jim Poole, L (9, 1) ERA: 3.6	0.1		1	0	0	0	1	0	0	0	0	0	0	3	6	0.00	0.000

TOP

Montreal Expos @ Philadelphia Phillies
Veterans Stadium, Philadelphia, PA

Wed May 26 1999, 7:05 PM EDT
Att. 13,168 - Cloudy - 70 F

AB	33
R	5
H	8
RBI	5
BB	2
SO	3
LOB	14



Batter	1	2	3	4	5	6	7	8	9	AB	R	H	RBI	BB	SO	LOB
Doug Glanville, R OBP: 0.398, SLG: 0.434 (1, 8) B C F B X	2-2 F9 ①		4-1 BB ③		0-0 F7 ①		2-1 G5-3 ②			3	0	0	0	1	0	0
Marlon Anderson, L OBP: 0.247, SLG: 0.338 Mike Grace, R Jim Poole, L (1, 4) (8, 1) (9, 1) S X	0-1 L7 ②		1-1 G3-1 ③		1-0 G4-3 ②		0-1 B1-3 ③			4	0	0	0	0	0	2
Scott Rolen, R OBP: 0.374, SLG: 0.503 (1, 5) F C S	0-3 K ③			1-3 K ① C B F B B S	4-2 BB ③			2-2 G4-6-3 1B ① ②		3	0	1	0	1	2	0
Rico Brogna, L OBP: 0.289, SLG: 0.406 (1, 3) X		0-0 G1-3 ①		0-0 1B E 1B ③	3-1 F8 ③			0-1 G4-6-3 1-2f ① ②		4	1	1	0	0	0	2
Bobby Abreu, L OBP: 0.430, SLG: 0.575 (1, 9) B C B C B X		2-2 G4-3 ②		2-2 E3 1B WP 1-2 ③		3-2 F8 ① C B S B X		0-0 F7 ③		4	1	0	0	0	0	1
Mike Lieberthal, R OBP: 0.417, SLG: 0.611 (1, 2) X		0-0 G6-3 ③		1-0 WP 1B 1-2 2-3 ③		4-2 FC1-6 BB ②			2-2 F7 ①	3	0	1	0	1	0	0
Rob Ducey, L OBP: 0.320, SLG: 0.500 (1, 7) C B S F B B F B X			3-3 K ① F B X	1-1 WP 1B 1-2 2-3 3-H ③		0-0 FC1-6 1-2f ②			3-1 G4-3 1B ①	4	0	2	1	0	1	1
Desi Relaford, S OBP: 0.369, SLG: 0.403 (1, 6) C X			0-1 SH3-4 1B ③	3-2 G5-3 ② 1-2 2-3 3-H ③		0-0 F7 ③ 1 SAFE X			3-2 G4-3 ② 1-2 ③	4	0	1	0	0	0	4
Carlton Loewer, R OBP: 0.300, SLG: 0.263 Kevin Sefcik, R OBP: 0.339, SLG: 0.462 (1, 1) (7, PH) (8, 4) B C B C X			2-1 SH3-4 ② 1-2 ③	0-3 K ③ F C S			2-1 G4-3 ① B B C X		2-2 P2 ③ B C B C X	1	0	0	0	0	1	2
										2	0	0	0	0	0	1

BOTTOM									
<p align="center">Montreal Expos @ Philadelphia Phillies Veterans Stadium, Philadelphia, PA</p> <p align="center">Wed May 26 1999, 7:05 PM EDT Att. 13,168 - Cloudy - 70 F</p>									

AB	32
R	2
H	6
RBI	1
BB	3
SO	4
LOB	13

WP: 1	PA: 36
PB: 0	
SB: 0	
CS: 0	

PITCHER		IP	WLS	BF	H	R	ER	SO	BB	IBB	HBP	BLK	WP	HR	S	P	ERA	WHIP
Carl Pavano, R ERA: 6.19	(1, 1)	7.0	W	30	5	2	1	4	3	0	0	0	1	0	109	1.29	1.143	
Steve Kline, L ERA: 3.5	(8, 1)	1.0	H	2	0	0	0	0	0	0	0	0	0	3	3	0.00	0.000	
Ugueth Urbina, R ERA: 4.94	(9, 1)	1.0	S	4	1	0	0	0	0	0	0	0	0	12	22	0.00	1.000	



Batter	1	2	3	4	5	6	7	8	9	AB R H RBI BB SO LOB	TOP	
Darryl Hamilton, L (1, 8) OBP: 0.360, SLG: 0.398	1-1 3B 1B		1-3 K		0-1 G3-1			2-3 K	0-2 G5-3	5 1 1 0 0 2 4		
Neffi Perez, S (1, 6) OBP: 0.314, SLG: 0.416	1-0 SF7 3B		2-1 G4-3			4-2 FC4-6 BB		0-0 G6-3 1B		3 1 2 1 1 0 0		
Larry Walker, L (1, 9) OBP: 0.429, SLG: 0.674	1-1 P6			0-0 L9		2-0 FC4-6 1-2f		0-1 G6-3 1-2f		4 0 0 0 0 0 3		
Dante Bichette, R (1, 7) OBP: 0.328, SLG: 0.486	2-2 SF7			1-3 K		1-2 P3		0-1 G6-3		3 0 0 1 0 1 1		
Vinny Castilla, R (1, 5) OBP: 0.358, SLG: 0.485	0-0 G3			2-2 G4-3		0-1 P3		0-2 HR		4 1 1 1 0 0 1		
17 Todd Helton, L (1, 3) OBP: 0.376, SLG: 0.526		1-1 L3			1-0 HR		2-1 G4-3	4-2 BB S BB		3 1 1 1 1 0 0		
Lenny Harris, L (1, 4) OBP: 0.288, SLG: 0.316		0-2 G4-3			1-2 F9		2-1 F8	2-3 K		3 0 0 0 0 0 0		
Chuck McElroy, L (7, 1)								1-2		0 0 0 0 0 0 0		
Mike DeJean, R (7, 1)										0 0 0 0 0 0 0		
J.R. Phillips, L (9, PH)										1 0 0 0 0 1 1		
Dave Veres, R (9, 1)										0 0 0 0 0 0 0		
Jeff Reed, L (1, 2) OBP: 0.380, SLG: 0.359		1-1 G5-3			1-1 G4-3 WP 1B		3-2 HR	4-0 BB IBB		3 1 2 1 1 0 0		
Mark Brownson, L (1, 1)					0-0 G4-3		2-2 G4-3	4-1 BB		2 0 0 0 0 0 1		
Curt Leskanic, R (5, 1)								1-2 2-3		0 0 0 0 0 0 0		
Edgard Clemente, R (7, PH)										1 0 0 0 0 1 0		
Chris Petersen, R (7, 4) OBP: 0.333, SLG: 0.200					1-3					0 0 0 0 1 0 0		
Inning Stats	R: 2 H: 2 E: 0 LOB: 0 K: 0 BB: 0 S: 10 P: 15	R: 0 H: 0 E: 0 LOB: 0 K: 0 BB: 0 S: 7 P: 9	R: 0 H: 0 E: 0 LOB: 0 K: 1 BB: 0 S: 7 P: 10	R: 0 H: 0 E: 0 LOB: 0 K: 1 BB: 0 S: 9 P: 12	R: 1 H: 2 E: 0 LOB: 1 K: 0 BB: 0 S: 11 P: 16	R: 0 H: 0 E: 0 LOB: 1 K: 0 BB: 1 S: 8 P: 15	R: 1 H: 1 E: 0 LOB: 0 K: 1 BB: 0 S: 11 P: 19	R: 0 H: 1 E: 0 LOB: 0 K: 1 BB: 0 S: 7 P: 9	R: 1 H: 1 E: 0 LOB: 3 K: 1 BB: 3 S: 15 P: 29	1B: 3 SF: 1 2B: 0 SAC: 0 3B: 1 DP: 1 HR: 3 HBP: 0	WP: 1 PA: 37 PB: 0 SB: 1 CS: 0	
PITCHER	IP WLS BF H R ER SO BB IBB HBP BLK WP HR S P ERA WHIP											
Paul Byrd, R (1, 1) ERA: 3.67	7.0 L 27 5 4 4 3 1 0 0 0 0 1 2 63 96 5.14 0.857											
Jim Poole, L (8, 1) ERA: 3.27	1.0 3 1 0 0 1 0 0 0 0 0 0 0 7 9 0.00 1.000											
Steve Montgomery, R (9, 1) ERA: 3.24	0.2 6 1 1 1 1 2 1 0 0 0 1 12 26 13.50 4.500											
Yorkis Perez, L (9, 1) ERA: 3.44	0.1 1 0 0 0 0 0 0 0 0 0 0 0 3 3 0.00 0.000											

Colorado Rockies @ Philadelphia Phillies
Veterans Stadium, Philadelphia, PA

Fri May 28 1999, 7:05 PM EDT
Att. 16,365 - Unknown - 81 F

AB	32
R	5
H	7
RBI	5
BB	4
SO	5
LOB	11



BOTTOM

Colorado Rockies @ Philadelphia Phillies
Veterans Stadium, Philadelphia, PA
Fri May 28 1999, 7:05 PM EDT
Att. 16,365 - Unknown - 81 F

livebaseballscorecards.com

AB 38
R 3
H 12
RBI 3
BB 1
SO 9
LOB 25



WP: 2 PA: 40
PB: 0
SB: 2
CS: 1

AB R H RBI BB SO LOB

5 0 1 0 0 1 2

5 1 4 0 0 0 1

4 0 0 0 1 3 5

5 1 1 2 0 1 6

4 0 0 0 0 0 5

4 1 2 0 0 2 2

4 0 1 0 0 1 2

4 0 2 1 0 0 1

2 0 1 0 0 1 1
0 0 0 0 0 0 0
1 0 0 0 0 0 0
0 0 0 0 0 0 0
0 0 0 0 0 0 0

1B: 10 SF: 0
2B: 2 SAC: 1
3B: 0 DP: 1
HR: 1 HBP: 0

Batter	1	2	3	4	5	6	7	8	9
Doug Glanville, R OBP: 0.393, SLG: 0.427 (1, 8)	1-1 F8		1-1 L8	0-1 G6-3		2-3 K			1-2 FC3-6 1B
Marlon Anderson, L OBP: 0.264, SLG: 0.359 (1, 4)	1-2 S 1B		0-1 E 1-2 1B		3-2 G1-3 HR 2B		0-0 BB 1B		1-1 FC3-6 WV 1-2f
Scott Rolen, R OBP: 0.370, SLG: 0.492 (1, 5)	1-3 K 1-2		2-3 K		3-2 G1-3 2-3		4-2 BB 1-2 BB		2-3 K 1-2
Rico Brogna, L OBP: 0.287, SLG: 0.417 (1, 3)	1-3 K		0-2 E4 1-2 2-3		1-1 HR 3-H		2-0 P6 1-2		0-0 G3-1
Ron Gant, R OBP: 0.337, SLG: 0.422 (1, 7)		2-2 G6-3	1-0 F7		1-2 L7		0-0 F8		
Bobby Abreu, L OBP: 0.432, SLG: 0.572 (1, 9)		3-3 K		2-2 WP S 1B	2-2		2-3 K		
Mike Lieberthal, R OBP: 0.413, SLG: 0.601 (1, 2)		0-0 FC6-4 1B		3-1 G5-3 1-2	3-3 K			1-2 F8	
Desi Relaford, S OBP: 0.372, SLG: 0.406 (1, 6)		0-0 FC6-4 1-2f		1-1 SH1-4 2-H 1B		0-0 CS 1B		0-2 G1-3	
Paul Byrd, R OBP: 0.240, SLG: 0.208 Jim Poole, L (8, 1)			0-1 E 1B	0-1 SH1-4		2-3 K		2-2 P6	
23 Kevin Jordan, R OBP: 0.414, SLG: 0.491 Steve Montgomery, R Yorkis Perez, L (9, 1)				1-2		1-2			

Inning Stats	R: 0	H: 1	E: 0	K: 2	S: 12	H: 1	LOB: 1	BB: 0	P: 16	R: 0	H: 1	E: 0	K: 1	S: 10	H: 1	LOB: 1	BB: 0	P: 15	R: 0	H: 2	E: 1	K: 1	S: 13	H: 2	LOB: 3	BB: 0	P: 17	R: 1	H: 2	E: 0	K: 0	S: 11	H: 3	LOB: 1	BB: 0	P: 33	R: 2	H: 3	E: 0	K: 1	S: 20	H: 1	LOB: 0	BB: 0	P: 11	R: 0	H: 1	E: 0	K: 2	S: 7	H: 1	LOB: 2	BB: 1	P: 18	R: 0	H: 0	E: 0	K: 0	S: 10	H: 0	LOB: 0	BB: 0	P: 13	R: 0	H: 1	E: 0	K: 1	S: 9	H: 1	LOB: 1	BB: 0	P: 13
--------------	------	------	------	------	-------	------	--------	-------	-------	------	------	------	------	-------	------	--------	-------	-------	------	------	------	------	-------	------	--------	-------	-------	------	------	------	------	-------	------	--------	-------	-------	------	------	------	------	-------	------	--------	-------	-------	------	------	------	------	------	------	--------	-------	-------	------	------	------	------	-------	------	--------	-------	-------	------	------	------	------	------	------	--------	-------	-------

PITCHER	IP	WLS	BF	H	R	ER	SO	BB	IBB	HBP	BLK	WP	HR	S	P	ERA	WHIP
Mark Brownson, R ERA: 6.91 (1, 1)	4.2		24	9	3	3	4	0	0	0	0	1	1	61	90	5.79	1.929
Curt Leskanic, R ERA: 5.4 (5, 1)	1.1	W	4	1	0	0	3	0	0	0	0	0	0	12	19	0.00	0.750
Chuck McElroy, L ERA: 6.88 (7, 1)	0.1	H	3	1	0	0	0	1	0	0	0	0	0	4	10	0.00	6.000
Mike DeJean, R ERA: 7.59 (7, 1)	1.2	H	5	0	0	0	1	0	0	0	0	0	0	16	21	0.00	0.000
Dave Veres, R ERA: 4.91 (9, 1)	1.0	S	4	1	0	0	1	0	0	0	0	1	0	9	13	0.00	1.000

Batter	1	2	3	4	5	6	7	8	9	AB R H RBI BB SO LOB	TOP											
Darryl Hamilton, L (1, 8) OBP: 0.352, SLG: 0.388	2-2 G1-3		0-0 G5-3			1-1 F8		0-1 G3		4 0 0 0 0 0 0	Colorado Rockies @ Philadelphia Phillies Veterans Stadium, Philadelphia, PA Sat May 29 1999, 7:05 PM EDT Att. 22,204 - Unknown - 85 F											
Neffi Perez, S (1, 6) OBP: 0.307, SLG: 0.406	1-0 F8		1-2 L4			0-1 F7		0-1 G4-3		4 0 0 0 0 0 0												
Larry Walker, L (1, 9) OBP: 0.424, SLG: 0.662	2-3 K		2-2 F9			2-2 FC6-4 1B			2-3 K	4 0 1 0 0 2 0												
Dante Bichette, R (1, 7) OBP: 0.322, SLG: 0.475		1-0 F9		0-0 P3		1-1 FC6-4 1-2f			3-3 K	4 0 0 0 0 1 1												
Vinny Castilla, R (1, 5) OBP: 0.360, SLG: 0.491		3-1 17 2B 1B		1-1 G5-3			0-0 2B		0-3 K	4 0 2 0 0 1 0												
17 Todd Helton, L (1, 3) OBP: 0.375, SLG: 0.528		1-2 2B		3-2 F7			2-3 K			3 0 1 0 0 1 1												
Jeff Reed, L (1, 2) OBP: 0.366, SLG: 0.343		1-3 K			1-2 F8		1-3 K			3 0 0 0 0 2 3												
Chris Petersen, R (1, 4) OBP: 0.375, SLG: 0.167 J.R. Phillips, L (7, PH)		4-1 BB			2-2 F7		0-0 G3-1			1 0 0 0 1 0 0 1 0 0 0 0 0 1 0 0 0 0 0 0 0												
Chris Sexton, R (7, 4) OBP: 0.347, SLG: 0.325										2 0 0 0 0 2 3 1 0 0 0 0 0 0 0 0 0 0 0 0 0												
Brian Bohanon, L (1, 1) OBP: 0.148, SLG: 0.115 Lenny Harris, L (8, PH) David Lee, R (8, 1)		0-3 K			2-3 K			1-1 P4														
Inning Stats	R: 0 E: 0 K: 1 S: 8	H: 0 LOB: 0 BB: 0 P: 13	R: 0 E: 0 K: 2 S: 16	H: 2 LOB: 3 BB: 1 P: 26	R: 0 E: 0 K: 0 S: 8	H: 0 LOB: 0 BB: 0 P: 11	R: 0 E: 0 K: 0 S: 7	H: 0 LOB: 0 BB: 0 P: 11	R: 0 E: 0 K: 1 S: 12	H: 0 LOB: 0 BB: 0 P: 17	R: 0 E: 0 K: 2 S: 12	H: 1 LOB: 1 BB: 0 P: 16	R: 0 E: 0 K: 2 S: 10	H: 1 LOB: 1 BB: 0 P: 13	R: 0 E: 0 K: 0 S: 6	H: 0 LOB: 0 BB: 0 P: 7	R: 0 E: 0 K: 3 S: 17	H: 0 LOB: 0 BB: 0 P: 22	1B: 2 2B: 2 3B: 0 HR: 0	SF: 0 SAC: 0 DP: 0 HBP: 0	WP: 0 PB: 0 SB: 0 CS: 0	PA: 32
PITCHER Curt Schilling, R (1, 1) ERA: 2.57	IP: 9.0 WLS: W BF: 32 H: 4 R: 0 ER: 0 SO: 9 BB: 1 IBB: 0 HBP: 0 BLK: 0 WP: 0 HR: 0 S: 96 P: 136 ERA: 0.00 WHIP: 0.556																				PITCHER IP: WLS: BF: H: R: ER: SO: BB: IBB: HBP: BLK: WP: HR: S: P: ERA: WHIP	

livebaseballscorecards.com

AB	31
R	0
H	4
RBI	0
BB	1
SO	9
LOB	9



Batter	1	2	3	4	5	6	7	8	9
Doug Glanville, R OBP: 0.395, SLG: 0.425 (1, 8)	4-2 SAFE 2B BB	2-1 SAFE F9			1-2 SAFE G4-3 1B			2-1 SAFE G6-3	
Marlon Anderson, L OBP: 0.258, SLG: 0.350 15 David Doster, R OBP: 0.500, SLG: 0.733 (1, 4) (9, 4)	1-1 SAFE P5	1-2 SAFE FC4-6			0-0 SAFE G4-3			0-0 SAFE G5-3	
Scott Rolen, R OBP: 0.364, SLG: 0.484 (1, 5)	3-3 SAFE K		2-3 SAFE K			3-1 SAFE G4-3			
Rico Brogna, L OBP: 0.288, SLG: 0.412 (1, 3)	4-1 SAFE 2B BB		2-1 SAFE F8			2-2 SAFE G4-3			
Ron Gant, R OBP: 0.343, SLG: 0.419 (1, 7)	4-1 SAFE 2B BB		0-0 SAFE P5			4-1 SAFE CS BB			
Bobby Abreu, L OBP: 0.436, SLG: 0.582 (1, 9)	2-1 SAFE 2B		3-2 SAFE F7			0-1 SAFE CS	0-0 SAFE G5-4-3 1B		
Mike Lieberthal, R OBP: 0.406, SLG: 0.589 (1, 2)	1-1 SAFE F8		2-2 SAFE F9			1-0 SAFE G5-4-3			
Alex Arias, R OBP: 0.368, SLG: 0.481 (1, 6)		3-2 SAFE FC4-6 1B		3-2 SAFE G6-3			0-1 SAFE G6-3		
Curt Schilling, R OBP: 0.161, SLG: 0.207 (1, 1)		0-3 SAFE K		3-3 SAFE K			3-3 SAFE K		

AB	R	H	RBI	BB	SO	LOB
3	1	1	0	1	0	1
4	0	0	0	0	0	3
0	0	0	0	0	0	0
3	0	0	0	0	2	1
2	1	0	0	1	0	0
1	0	0	0	2	0	0
3	0	2	2	0	0	0
3	0	0	0	0	0	3
3	0	1	0	0	0	0
3	0	0	0	0	3	1

BOTTOM


Colorado Rockies @ Philadelphia Phillies
Veterans Stadium, Philadelphia, PA

Sat May 29 1999, 7:05 PM EDT
Att: 22,204 - Unknown - 85 F

livebaseballscorecards.com

AB	25
R	2
H	4
RBI	2
BB	4
SO	5
LOB	9

WP: 0 PA: 30
PB: 0
SB: 2
CS: 1



Inning Stats	R	H	E	K	S	R	H	E	K	S	R	H	E	K	S	R	H	E	K	S	R	H	E	K	S																							
	2	1	0	1	15	0	1	0	1	12	0	0	0	1	11	0	0	0	1	7	0	0	0	0	16	0	1	0	0	5	0	0	0	11	0	0	0	6	11	0	0	0	0	11	0	0	0	11

PITCHER	IP	WLS	BF	H	R	ER	SO	BB	IBB	HBP	BLK	WP	HR	S	P	ERA	WHIP
Brian Bohanon, L ERA: 4.31 (1, 1)	7.0	L	26	4	2	2	4	4	0	0	0	0	0	65	116	2.57	1.143
David Lee, R ERA: 2.08 (8, 1)	1.0		3	0	0	0	1	0	0	0	0	0	0	6	11	0.00	0.000

Batter	1	2	3	4	5	6	7	8	9	AB R H RBI BB SO LOB	TOP													
Darryl Hamilton, L (1, 8) OBP: 0.355, SLG: 0.391	2-2 P4		2-2 P5			1-2 HBP 1B		1-1 SH3-4 3B 1B		4 1 2 0 0 0 1	Colorado Rockies @ Philadelphia Phillies Veterans Stadium, Philadelphia, PA Sun May 30 1999, 1:35 PM EDT Att. 30,358 - Sunny - 92 F													
Neffi Perez, S (1, 6) OBP: 0.313, SLG: 0.410	0-0 F8 WP 1B		1-2 G5-3			0-1 HBP 1B		0-0 SH3-4		3 0 2 0 0 0 1														
Larry Walker, L (1, 9) OBP: 0.432, SLG: 0.674	1-1 F8			4-2 G6-3 BB		2-1 HBP		1-2 2-H 3B		2 0 1 1 1 0 1														
Dante Bichette, R (1, 7) OBP: 0.316, SLG: 0.465	2-2 G5-3			1-0 G6-3		0-1 P5		1-2 P6		4 0 0 0 0 0 6														
Vinny Castilla, R (1, 5) OBP: 0.358, SLG: 0.486		2-1 G4-6-3 1B		2-2 L7		0-2 F9		0-2 F8		4 0 1 0 0 0 5														
17 Todd Helton, L (1, 3) OBP: 0.367, SLG: 0.515		2-2 F7		1-1 F9		2-1 L4		F8		4 0 0 0 0 0 5														
Lenny Harris, L (1, 4) OBP: 0.286, SLG: 0.300 Chris Petersen, R (8, 4) OBP: 0.333, SLG: 0.143		0-0 G4-6-3			4-0 G5-4-3 BB		1-1 F9	3-2 G6-3		2 0 0 0 1 0 1 1 0 0 0 0 0 0														
Henry Blanco, R (1, 2) OBP: 0.313, SLG: 0.393			0-0 P4		0-1 G5-4-3		2-2 P4	1-0 1B		4 0 1 0 0 0 1														
Darryl Kile, R (1, 1) OBP: 0.167, SLG: 0.091 Mike DeJean, R (8, 1) J.R. Phillips, L (9, PH) Dave Veres, R (9, 1)			4-2 BB		2-3 K		0-0 G5-3	1-3 K		2 0 0 0 1 1 0 0 0 0 0 0 0 0 1 0 0 0 0 1 1 0 0 0 0 0 0 0														
Inning Stats	R: 0 H: 1 E: 0 LOB: 1 K: 0 BB: 0 S: 10 P: 15	R: 0 H: 1 E: 0 LOB: 0 K: 0 BB: 0 S: 7 P: 11	R: 0 H: 0 E: 0 LOB: 1 K: 0 BB: 1 S: 10 P: 17	R: 0 H: 0 E: 0 LOB: 1 K: 0 BB: 1 S: 9 P: 17	R: 0 H: 0 E: 0 LOB: 0 K: 1 BB: 1 S: 5 P: 11	R: 0 H: 2 E: 0 LOB: 3 K: 0 BB: 0 S: 14 P: 19	R: 0 H: 0 E: 0 LOB: 0 K: 0 BB: 0 S: 6 P: 9	R: 1 H: 2 E: 0 LOB: 1 K: 0 BB: 0 S: 13 P: 16	R: 0 H: 1 E: 0 LOB: 1 K: 1 BB: 0 S: 12 P: 18	1B: 6 SF: 0 2B: 0 SAC: 1 3B: 1 DP: 2 HR: 0 HBP: 1		WP: 1 PA: 36 PB: 0 SB: 0 CS: 0												
PITCHER	IP WLS BF H R ER SO BB IBB HBP BLK WP HR S P ERA WHIP																							
Chad Ogea, R (1, 1) ERA: 4.5	7.0	27	4	0	0	1	3	0	1	0	61	99	0.00	1.000										
Jim Poole, L (8, 1) ERA: 3.97	0.1	L	3	2	1	1	0	0	0	0	6	8	27.00	6.000										
Steve Montgomery, R (8, 1) ERA: 2.7	1.2	6	1	0	0	1	0	0	0	0	19	26	0.00	0.600										

livebaseballscorecards.com

AB 31
R 1
H 7
RBI 1
BB 3
SO 2
LOB 22



Batter	1	2	3	4	5	6	7	8	9	AB R H RBI BB SO LOB
Doug Glanville, R OBP: 0.395, SLG: 0.418 (1, 8)	4-1 BB G4-6-3 BB		2-3 BB FC4-6 BB		4-1 BB FC4-6 BB			1-2 BB P4	1-1 BB P3	3 0 0 0 2 1 2
Marlon Anderson, L OBP: 0.250, SLG: 0.340 (1, 4)	0-2 BB F7		3-1 BB F8		0-0 BB FC4-6 BB			1-3 BB K	1-3 BB K	5 0 0 0 0 2 5
23 Kevin Jordan, R OBP: 0.403, SLG: 0.474 (1, 5)	1-2 SAFE G4-6-3			1-0 BB F8	2-1 BB G5-4-3			0-1 BB 1B		4 0 1 0 0 0 3
Rico Brogna, L OBP: 0.297, SLG: 0.416 (1, 3)		0-0 BB F9		4-1 BB HBP BB		0-0 BB G4-6-3 1B		2-1 BB 1B		3 0 2 0 1 0 0
Bobby Abreu, L OBP: 0.438, SLG: 0.573 (1, 9)		4-1 BB BB		0-0 BB P6		2-0 BB G4-6-3		4-0 BB 1B		2 0 0 0 2 0 2
Mike Lieberthal, R OBP: 0.402, SLG: 0.578 (1, 2)		1-0 BB F8		3-0 BB HBP		0-0 BB G5-3		1-2 BB P3		3 0 0 0 0 0 4
Rob Ducey, L OBP: 0.333, SLG: 0.479 (1, 7)		4-2 SAFE BB		4-0 BB BB		1-3 BB K			0-3 BB K2-3	2 0 0 0 2 2 0
Desi Relaford, S OBP: 0.369, SLG: 0.402 (1, 6)		2-2 BB G3-1		0-1 BB G4-3		0-0 BB L5			1-0 BB 1B	4 0 1 0 0 0 5
Chad Ogea, R OBP: 0.167, SLG: 0.091 (1, 1)			0-3 BB K		4-1 BB FC4-6 BB		3-3 BB K		0-0 BB 1B	1 0 0 0 1 1 0
Ron Gant, R OBP: 0.341, SLG: 0.416 (7, PH)										1 0 0 0 0 1 0
Jim Poole, L (8, 1)										0 0 0 0 0 0 0
Steve Montgomery, R (8, 1)										0 0 0 0 0 0 0
Alex Arias, R OBP: 0.379, SLG: 0.491 (9, PH)									1-3 BB 1B	1 0 1 0 0 0 0

BOTTOM

Colorado Rockies @ Philadelphia Phillies
Veterans Stadium, Philadelphia, PA
 Sun May 30 1999, 1:35 PM EDT
 Att. 30,358 - Sunny - 92 F

livebaseballscorecards.com

AB	29
R	0
H	5
RBI	0
BB	8
SO	7
LOB	21



Inning Stats	R: 0	H: 0	E: 0	K: 8	S: 8	LOB: 0	BB: 1	P: 13	R: 0	H: 0	E: 0	K: 0	S: 9	LOB: 2	BB: 2	P: 20	R: 0	H: 0	E: 0	K: 2	S: 9	LOB: 0	BB: 0	P: 14	R: 0	H: 0	E: 0	K: 0	S: 5	LOB: 3	BB: 2	P: 17	R: 0	H: 1	E: 0	K: 0	S: 3	LOB: 0	BB: 0	P: 5	R: 0	H: 0	E: 0	K: 2	S: 7	LOB: 0	BB: 0	P: 11	R: 0	H: 2	E: 0	K: 1	S: 15	LOB: 3	BB: 1	P: 24	R: 0	H: 2	E: 0	K: 2	S: 10	LOB: 2	BB: 0	P: 13	1B: 5	2B: 0	3B: 0	HR: 0	SF: 0	SAC: 0	DP: 3	HBP: 1	WP: 0	PB: 0	SB: 1	CS: 0	PA: 38	ERA	WHIP
PITCHER	IP	WLS	BF	H	R	ER	SO	BB	IBB	HBP	BLK	WP	HR	S	P	ERA	WHIP																																																														
Darryl Kile, R ERA: 4.48 (1, 1)	7.2	W	32	3	0	0	5	8	0	1	0	0	0	58	115	0.00	1.435																																																														
Mike DeJean, R ERA: 7.48 (8, 1)	0.1	H	1	0	0	0	0	0	0	0	0	0	0	3	4	0.00	0.000																																																														
Dave Veres, R ERA: 4.7 (9, 1)	1.0	S	5	2	0	0	2	0	0	0	0	0	0	10	13	0.00	2.000																																																														

Batter	1	2	3	4	5	6	7	8	9	AB R H RBI BB SO LOB	TOP																
Marvin Benard, L (1, 8) OBP: 0.340, SLG: 0.391	0-1 1B	1-3 K			1-2 L8		2-0 1B		1-2 G3-1	5 0 2 0 0 1 1																	
Bill Mueller, S (1, 5) OBP: 0.364, SLG: 0.333	2-3 K		2-2 L5		2-2 1B		1-1 1B		3-2 G4-3	5 0 2 1 0 1 0																	
J.T. Snow, L (1, 3) OBP: 0.400, SLG: 0.446	4-1 BB		3-2 L9		2-0 G4-3		0-1 G3-1			3 0 0 0 1 0 2																	
Jeff Kent, R (1, 4) OBP: 0.377, SLG: 0.481	1-0 G5-3		1-2 G6-3			3-1 P3		1-0 1B		4 0 1 0 0 0 1																	
Ellis Burks, R (1, 9) OBP: 0.377, SLG: 0.422		1-1 BB 1B 2B 1B		1-0 G5-3		1-1 FC6-4 1B		2-3 K		4 1 2 0 0 1 1																	
Stan Javier, S (1, 7) OBP: 0.368, SLG: 0.442		0-0 BB 2B 1B		3-2 FC5-4 1B		2-2 FC6-4 1-2f		0-0 1B		4 1 3 0 0 0 1																	
Rich Aurilia, R (1, 6) OBP: 0.357, SLG: 0.506		4-1 2B F7-2 BB		1-0 FC5-4 1-2f		1-2 P4		1-3 K		3 0 0 0 1 1 4																	
Brent Mayne, L (1, 2) OBP: 0.405, SLG: 0.414		1-1 2B		2-2 F7 1-3 2-H 3-H		2-2 SH3-4 1B		2-3 K		4 1 2 2 0 1 3																	
Kirk Rueter, L (1, 1) OBP: 0.100, SLG: 0.105		1-0 F7-2		0-3 K		0-0 SH3-4			0-0 F8	2 0 0 0 0 1 2																	
Alan Embree, L (7, 1)										0 0 0 0 0 0 0																	
John Johnstone, R (7, 1)										0 0 0 0 0 0 0																	
Armando Rios, L (9, PH) OBP: 0.338, SLG: 0.477										1 0 0 0 0 0 0																	
Inning Stats	R: 0 E: 0 K: 1 S: 7	H: 1 LOB: 1 BB: 1 P: 14	R: 2 E: 0 K: 1 S: 11	H: 3 LOB: 1 BB: 1 P: 19	R: 0 E: 0 K: 0 S: 15	H: 0 LOB: 0 BB: 0 P: 21	R: 0 E: 0 K: 0 S: 11	H: 1 LOB: 1 BB: 0 P: 18	R: 0 E: 0 K: 1 S: 11	H: 1 LOB: 1 BB: 0 P: 16	R: 0 E: 0 K: 0 S: 11	H: 1 LOB: 1 BB: 0 P: 18	R: 1 E: 0 K: 0 S: 8	H: 3 LOB: 1 BB: 0 P: 14	R: 0 E: 0 K: 3 S: 13	H: 2 LOB: 2 BB: 0 P: 19	R: 0 E: 0 K: 0 S: 9	H: 0 LOB: 0 BB: 0 P: 13	1B: 11 2B: 2 3B: 0 HR: 0	SF: 0 SAC: 1 DP: 1 HBP: 0	WP: 0 PB: 0 SB: 2 CS: 0	PA: 38					
PITCHER	IP WLS BF H R ER SO BB IBB HBP BLK WP HR S P ERA WHIP																										
Carlton Loewer, R (1, 1) ERA: 5.35	6.1		28	9	3	3	3	2	0	0	0	0	0	70	115	4.26	1.737										
Yorkis Perez, L (7, 1) ERA: 3.32	0.2	W	2	1	0	0	0	0	0	0	0	0	0	4	5	0.00	1.500										
Wayne Gomes, R (8, 1) ERA: 3.7	2.0	S	8	2	0	0	3	0	0	0	0	0	0	22	32	0.00	1.000										

San Francisco Giants @ Philadelphia Phillies
Veterans Stadium, Philadelphia, PA
Mon May 31 1999, 7:05 PM EDT
Att. 16,323 - Cloudy - 85 F

livebaseballscorecards.com

AB	35
R	3
H	12
RBI	3
BB	2
SO	6
LOB	15



Batter	1	2	3	4	5	6	7	8	9	10	11	12	AB	R	H	RBI	BB	SO	LOB	TOP								
Marvin Benard, L <small>(1, 8) OBP: 0.347, SLG: 0.401</small>														3	1	1	0	2	0	1								
Bill Mueller, S <small>(1, 5) OBP: 0.361, SLG: 0.320</small>													5	0	1	1	1	0	3									
J.T. Snow, L <small>(1, 3) OBP: 0.397, SLG: 0.457</small> Charlie Hayes, R <small>(10, PH) OBP: 0.264, SLG: 0.256</small>													4	1	1	2	0	1	1									
Jeff Kent, R <small>(1, 4) OBP: 0.372, SLG: 0.469</small>													5	1	0	0	1	2	4									
Ellis Burks, R <small>(1, 9) OBP: 0.378, SLG: 0.447</small> Robb Nen, R <small>(11, 1)</small>													5	2	2	1	0	2	1									
Stan Javier, S <small>(1, 7) OBP: 0.363, SLG: 0.430</small>													4	0	0	0	1	2	0									
Rich Aurilia, R <small>(1, 6) OBP: 0.355, SLG: 0.497</small> John Johnstone, R <small>(9, 1)</small> Armando Rios, L <small>(11, 9) OBP: 0.347, SLG: 0.485</small>													3	0	0	0	1	0	1									
Scott Servais, R <small>(1, 2) OBP: 0.344, SLG: 0.440</small>													4	0	0	0	0	0	1									
Mark Gardner, R <small>(1, 1) OBP: 0.231, SLG: 0.417</small> Julian Tavarez, L <small>(6, 1)</small> F.P. Santangelo, S <small>(7, PH) OBP: 0.622, SLG: 0.299</small> Alan Embree, L <small>(7, 1)</small> Felix Rodriguez, R <small>(7, 1) OBP: 0.358, SLG: 1.333</small> Rich Rodriguez, L <small>(7, 1)</small> Wilson Delgado, S <small>(8, 6) OBP: 0.408, SLG: 0.389</small>													2	0	0	0	0	2	0									
Inning Stats	R: 0 E: 0 K: 1 S: 7	H: 0 LOB: 0 BB: 0 P: 13	R: 0 E: 0 K: 2 S: 7	H: 0 LOB: 0 BB: 0 P: 12	R: 0 E: 0 K: 1 S: 7	H: 0 LOB: 1 BB: 1 P: 15	R: 3 E: 0 K: 0 S: 14	H: 2 LOB: 1 BB: 2 P: 30	R: 0 E: 0 K: 1 S: 9	H: 0 LOB: 1 BB: 1 P: 14	R: 2 E: 0 K: 2 S: 12	H: 2 LOB: 0 BB: 0 P: 20	R: 0 E: 0 K: 0 S: 10	H: 1 LOB: 0 BB: 0 P: 12	R: 0 E: 0 K: 1 S: 10	H: 1 LOB: 1 BB: 0 P: 16	R: 0 E: 0 K: 1 S: 7	H: 0 LOB: 0 BB: 0 P: 12	R: 0 E: 0 K: 0 S: 4	H: 1 LOB: 1 BB: 0 P: 4	R: 0 E: 0 K: 0 S: 3	H: 0 LOB: 0 BB: 0 P: 3	R: 1 E: 0 K: 0 S: 4	H: 1 LOB: 3 BB: 2 P: 13	1B: 4 2B: 1 3B: 1 HR: 2	SF: 0 SAC: 2 DP: 1 HBP: 1	WP: 2 PB: 0 SB: 0 CS: 1	PA: 50
PITCHER	IP WLS BF H R ER SO BB IBB HBP BLK WP HR S P ERA WHIP	IP WLS BF H R ER SO BB IBB HBP BLK WP HR S P ERA WHIP	IP WLS BF H R ER SO BB IBB HBP BLK WP HR S P ERA WHIP	IP WLS BF H R ER SO BB IBB HBP BLK WP HR S P ERA WHIP	IP WLS BF H R ER SO BB IBB HBP BLK WP HR S P ERA WHIP	IP WLS BF H R ER SO BB IBB HBP BLK WP HR S P ERA WHIP	IP WLS BF H R ER SO BB IBB HBP BLK WP HR S P ERA WHIP	IP WLS BF H R ER SO BB IBB HBP BLK WP HR S P ERA WHIP	IP WLS BF H R ER SO BB IBB HBP BLK WP HR S P ERA WHIP	IP WLS BF H R ER SO BB IBB HBP BLK WP HR S P ERA WHIP	IP WLS BF H R ER SO BB IBB HBP BLK WP HR S P ERA WHIP	IP WLS BF H R ER SO BB IBB HBP BLK WP HR S P ERA WHIP	Robert Person, R <small>(1, 1) ERA: 9.15</small>	Joel Bennett, R <small>(4, 1) ERA: 8.8</small>	Mike Grace, R <small>(6, 1) ERA: 3.18</small>	Jim Poole, L <small>(7, 1) ERA: 3.75</small>	Steve Montgomery, R <small>(8, 1) ERA: 2.25</small>	Yorkis Perez, L <small>(10, 1) ERA: 3.0</small>	Wayne Gomes, R <small>(12, 1) ERA: 3.91</small>	YORKIS PEREZ, L <small>(10, 1) ERA: 3.0</small>	WAYNE GOMES, R <small>(12, 1) ERA: 3.91</small>							

San Francisco Giants @ Philadelphia Phillies
Veterans Stadium, Philadelphia, PA
Tue Jun 01 1999, 7:35 PM EDT
Att. 13,050 - Cloudy - 81 F

AB	40
R	6
H	8
RBI	4
BB	6
SO	9
LOB	16



Batter	1	2	3	4	5	6	7	8	9	10	11	12	AB	R	H	RBI	BB	SO	LOB	BOTTOM							
Doug Glanville, R OBP: 0.387, SLG: 0.407	(1, 8) B 1-2 G4-3		(2, 3) B 3-2 G5-3		(3, 3) B 3-1 F8		(1, 1) B 1-1 WP 23 G5-3 1B		(1, 1) L 0-1 B3		X 0-0 S 1B			6	0	2	0	0	0	1	<p>San Francisco Giants @ Philadelphia Phillies</p> <p>Veterans Stadium, Philadelphia, PA</p> <p>Tue Jun 01 1999, 7:35 PM EDT</p> <p>Att: 13,050 - Cloudy - 81 F</p>						
Marion Anderson, L 23 Kevin Jordan, R Steve Montgomery, R	(1, 4) B 4-2		(1, 0) B 1-0 L7		(1, 1) C 2-1 F8	(1, 1) B 1-1 SAFE G5-3		(1, 1) X 0-0 FC6-4		X 4-0 G1-6-3			2	0	0	0	1	0	0								
Alex Arias, R Yorkis Perez, L Rob Ducey, L Wayne Gomes, R	(6, 9) B CS						(1, 2) B 1-2 3-H		(1, 2) X 1-2f		X 1-2 IBB			0	0	0	0	0	0								
Scott Rolen, R OBP: 0.366, SLG: 0.479	(1, 5) B 2-1 F9				(1, 2) B 1-2 G5-3		(1, 1) C 4-1 BB 1B		(1, 1) X 0-0 P3		X 0-0 G1-6-3			4	1	0	0	2	0	4							
Rico Brogna, L OBP: 0.311, SLG: 0.420	(1, 3) B 2-1 CS	(1, 1) C 1-1 FC6-4 1B			(1, 0) B 1-0 CS 1B		(1, 2) B 4-2 F8 1B BB		(1, 0) X 0-0 F8		X 0-0 F8			5	0	3	0	1	0	2							
Ron Gant, R OBP: 0.339, SLG: 0.421	(1, 7) B 2-2 F9				(3, 3) B 3-3 K		(1, 2) C 3-2 F8 1B		(1, 1) X 0-0 F8		X 0-0 2B			6	0	2	1	0	1	3							
Bobby Abreu, L OBP: 0.444, SLG: 0.596	(1, 9) C 0-1 FC6-4 2B				(2, 1) B 2-1 HR		(2, 2) B 2-2 F8		(3, 1) B 3-1 2B					5	2	2	1	1	1	4							
Mike Lieberthal, R OBP: 0.404, SLG: 0.593	(1, 2) B 3-1 2B				(2, 1) B 2-1 HR		(2, 1) C 2-1 FC6-4		(4, 0) B 4-0 G4-6-3 IBB					5	1	2	2	1	1	5							
Desi Relaford, S OBP: 0.357, SLG: 0.387	(1, 6) B 1-3 K				(0, 0) X 0-0 P6		(2, 2) B 2-2 L5		(0, 0) B 0-0 G4-6-3					5	0	0	0	0	2	5							
Robert Person, R Joel Bennett, R Mike Grace, R Jim Poole, L Kevin Sefcik, R	(1, 1) C 2-3 K				(3, 3) C 3-3 K		(3, 2) B 3-2 1B 23 G5-3 1B		(0, 1) C 0-1 FC6-4 1B		X 0-0 F8			1	0	0	0	0	1	0							
Inning Stats	R: 0 E: 0 K: 0 S: 9	H: 0 LOB: 0 BB: 1 P: 18	R: 1 E: 0 K: 1 S: 15	H: 2 LOB: 1 BB: 0 P: 22	R: 0 E: 0 K: 1 S: 7	H: 0 LOB: 0 BB: 0 P: 13	R: 0 E: 0 K: 1 S: 7	H: 1 LOB: 1 BB: 0 P: 12	R: 2 E: 0 K: 1 S: 14	H: 2 LOB: 0 BB: 0 P: 24	R: 1 E: 0 K: 0 S: 17	H: 1 LOB: 2 BB: 2 P: 34	R: 0 E: 0 K: 0 S: 5	H: 1 LOB: 1 BB: 1 P: 13	R: 0 E: 0 K: 2 S: 8	H: 1 LOB: 2 BB: 1 P: 12	R: 0 E: 0 K: 0 S: 3	H: 1 LOB: 1 BB: 1 P: 7	R: 0 E: 0 K: 1 S: 6	H: 1 LOB: 1 BB: 0 P: 6		R: 0 E: 0 K: 1 S: 6	H: 1 LOB: 1 BB: 0 P: 6	1B: 8 2B: 4 3B: 0 HR: 2	SF: 0 DP: 3 HBP: 0	WP: 1 PB: 0 SB: 1 CS: 2	PA: 53
PITCHER	IP	WLS	BF	H	R	ER	SO	BB	IBB	HBP	BLK	WP	HR	S	P	ERA	WHIP										
Mark Gardner, R ERA: 7.88	(1, 1)	5.1	22	5	4	4	4	3	0	0	0	0	2	59	106	6.75	1.500										
Julian Tavaraz, R ERA: 9.82	(6, 1)	0.2	H	3	1	0	0	0	0	0	0	0	0	10	17	0.00	1.500										
Alan Embree, L ERA: 2.95	(7, 1)	0.1	H	3	2	1	1	0	0	0	0	0	0	10	16	27.00	6.000										
Felix Rodriguez, R ERA: 5.18	(7, 1)	0.1	B	2	0	0	0	1	0	0	0	0	0	4	11	0.00	3.000										
Rich Rodriguez, L ERA: 4.32	(7, 1)	1.1		5	1	0	0	0	1	0	0	1	0	6	15	0.00	0.750										
PITCHER	IP	WLS	BF	H	R	ER	SO	BB	IBB	HBP	BLK	WP	HR	S	P	ERA	WHIP										
John Johnstone, R ERA: 1.67	(9, 1)	2.0		9	2	0	2	0	1	0	0	0	0	14	18	0.00	1.000										
Robb Nen, R ERA: 3.68	(11, 1)	2.0	W	8	2	0	1	0	1	0	0	0	0	9	13	0.00	1.000										

AB	45
R	5
H	13
RBI	5
BB	7
SO	7
LOB	26



Batter	1	2	3	4	5	6	7	8	9	AB R H RBI BB SO LOB	TOP	
Marvin Benard, L (1, 8) OBP: 0.343, SLG: 0.392	2-2 F7		3-2 F8		0-1 E1		0-2 FC4	4-2 1B		4 1 0 0 1 0 1		
Bill Mueller, S (1, 5) OBP: 0.379, SLG: 0.364	1-2 G5-3		0-2 G4-3		1-0 1B		0-0 1B	1-1 1B		5 1 3 1 0 0 0		
J.T. Snow, L (1, 3) OBP: 0.397, SLG: 0.453 Felix Rodriguez, R (8, 1) OBP: 0.333, SLG: 1.333	4-0 BB				0-0 F7		1-1 1B	1-1 F9		4 0 1 2 1 0 4 0 0 0 0 0 0 0		
Jeff Kent, R (1, 4) OBP: 0.372, SLG: 0.472	3-2 F7				0-1 2B		2-2 G5-3	3-1 P3		5 0 2 0 0 0 2		
Armando Rios, L (1, 9) OBP: 0.338, SLG: 0.457					0-2 L5		4-2 BB	2-1 L6		4 0 0 0 1 0 2		
Rich Aurilia, R (1, 6) OBP: 0.346, SLG: 0.483					2-1 P3		1-0 F7	1-2 G4-3		5 0 0 0 0 1 2		
F.P. Santangelo, S (1, 7) OBP: 0.426, SLG: 0.300							1-2 G4-3	0-0 2B		3 1 1 0 1 0 1		
Brent Mayne, L (1, 2) OBP: 0.408, SLG: 0.452							0-1 G6-3			4 2 2 2 0 0 1		
Russ Ortiz, R (1, 1) OBP: 0.100, SLG: 0.100 Rich Rodriguez, L (6, 1) Stan Javier, S (7, PH) Jerry Spradlin, S (7, 1) Ellis Burks, R (8, PH) Charlie Hayes, R (8, 3) OBP: 0.361, SLG: 0.458 OBP: 0.264, SLG: 0.256					1-1 L5		2-2 G6-3	0-0 2B		2 0 0 0 0 0 0 0 0 0 0 0 0 0 1 0 0 0 0 0 0 0 0 0 0 0 0 0 1 1 1 1 0 0 0 0 0 0 0 0 0 0		
Inning Stats	R: 0 H: 0 E: 0 LOB: 1 K: 0 BB: 1 S: 11 P: 21	R: 0 H: 0 E: 0 LOB: 1 K: 0 BB: 1 S: 9 P: 19	R: 0 H: 0 E: 0 LOB: 0 K: 0 BB: 0 S: 8 P: 12	R: 0 H: 1 E: 0 LOB: 1 K: 0 BB: 0 S: 8 P: 10	R: 1 H: 2 E: 1 LOB: 2 K: 0 BB: 0 S: 16 P: 23	R: 0 H: 0 E: 0 LOB: 1 K: 0 BB: 1 S: 10 P: 17	R: 2 H: 2 E: 1 LOB: 1 K: 0 BB: 0 S: 12 P: 19	R: 3 H: 4 E: 0 LOB: 2 K: 0 BB: 1 S: 14 P: 24	R: 0 H: 1 E: 0 LOB: 0 K: 1 BB: 0 S: 8 P: 12	1B: 5 SF: 0 2B: 4 SAC: 0 3B: 0 DP: 1 HR: 1 HBP: 0	WP: 0 PA: 42 PB: 0 SB: 0 CS: 0	
PITCHER	IP WLS BF H R ER SO BB IBB HBP BLK WP HR S P ERA WHIP											
Paul Byrd, R (1, 1) ERA: 3.45	7.0 W 31 5 3 1 0 3 0 0 0 0 0 1 74 121 1.29 1.143											
Mike Grace, R (8, 1) ERA: 4.24	0.2 5 3 3 3 0 0 0 0 0 0 0 0 8 12 40.50 4.500											
Jim Poole, L (8, 1) ERA: 3.65	0.1 H 3 1 0 0 0 1 0 0 0 0 0 0 6 12 0.00 6.000											
Wayne Gomes, R (9, 1) ERA: 3.76	1.0 S 3 1 0 0 1 0 0 0 0 0 0 0 8 12 0.00 1.000											

San Francisco Giants @ Philadelphia Phillies
Veterans Stadium, Philadelphia, PA
Wed Jun 02 1999, 7:35 PM EDT
Att. 13,616 - Unknown - 84 F

livebaseballscorecards.com

AB	38
R	6
H	10
RBI	6
BB	4
SO	1
LOB	13



Batter	1	2	3	4	5	6	7	8	9	AB R H RBI BB SO LOB	TOP	
Marvin Benard, L (1, 8) OBP: 0.340, SLG: 0.387	1-2 P4		2-2 G3-1		1-3 K		0-0 1B 1B	0-3 K		5 1 1 0 0 2 0		
Bill Mueller, S (1, 5) OBP: 0.394, SLG: 0.373	0-0 F8			1-1 2B 1B		4-1 G6-3 1B BB	0-1 1B 1B		1-0 F9	4 2 2 1 1 0 0		
Charlie Hayes, R (1, 3) Wilson Delgado, S (9, 4) OBP: 0.275, SLG: 0.258 OBP: 0.400, SLG: 0.389	0-1 P3			0-0 L6		0-0 1B BB	4-0 1B SF8 BB		4-1 F9 S BB	3 2 1 0 2 0 1 0 0 0 0 0 0 0		
Jeff Kent, R (1, 4) Robb Nen, R (9, 1) OBP: 0.373, SLG: 0.475		1-1 G5-3		0-1 1B 2B		0-3 K	0-0 1B		2-2 F9	5 0 2 3 0 1 3 0 0 0 0 0 0 0		
Ellis Burks, R (1, 9) OBP: 0.371, SLG: 0.446		0-3 K		0-0 F7		2-0 G6-3	0-0 SF8		0-1 E6 WP	4 0 0 1 0 1 3		
Stan Javier, S (1, 7) OBP: 0.368, SLG: 0.429		0-0 2B 1B		1-2 1B		4-2 BB	3-2 F7		1-2 G4-3	4 0 2 0 1 0 2		
Rich Aurilia, R (1, 6) OBP: 0.344, SLG: 0.483		1-1 2B		2-3 K		2-3 K		1-0 G5-3		4 0 1 0 0 2 5		
Scott Servais, R (1, 2) OBP: 0.340, SLG: 0.466			2-2 L3		0-0 G6-3		1-0 F9		0-2 HR	4 1 1 1 0 0 0		
Shawn Estes, R (1, 1) Jerry Spradlin, S (6, 1) F.P. Santangelo, S (7, PH) Julian Tavarez, L (7, 1) John Johnstone, R (8, 1) J.T. Snow, L (9, 3) OBP: 0.350, SLG: 0.353 OBP: 0.432, SLG: 0.310			0-3 K		0-3 K		0-0 1B 1B			2 0 0 0 0 0 2 0 0 0 0 0 0 0 0 0 1 1 1 0 0 0 0 0 1 0 0 0 0 0 1 0 0 0 0 0 0 0 0 0 0 0 0 0 0 0 0 0		
Inning Stats	R: 0 H: 0 E: 0 LOB: 0 K: 0 BB: 0 S: 7 P: 8	R: 0 H: 2 E: 0 LOB: 2 K: 1 BB: 0 S: 9 P: 11	R: 0 H: 0 E: 0 LOB: 0 K: 1 BB: 0 S: 9 P: 13	R: 1 H: 3 E: 0 LOB: 2 K: 1 BB: 0 S: 14 P: 18	R: 0 H: 0 E: 0 LOB: 0 K: 2 BB: 0 S: 7 P: 8	R: 0 H: 1 E: 0 LOB: 3 K: 2 BB: 2 S: 12 P: 24	R: 4 H: 4 E: 0 LOB: 1 K: 0 BB: 1 S: 10 P: 18	R: 1 H: 1 E: 0 LOB: 0 K: 2 BB: 0 S: 11 P: 14	R: 1 H: 0 E: 1 LOB: 1 K: 0 BB: 1 S: 10 P: 18	1B: 8 SF: 1 2B: 2 SAC: 0 3B: 0 DP: 0 HR: 1 HBP: 0	WP: 1 PA: 42 PB: 0 SB: 1 CS: 0	
PITCHER	IP WLS BF H R ER SO BB IBB HBP BLK WP HR S P ERA WHIP											
Curt Schilling, R (1, 1) ERA: 2.85	7.0 L 33 10 5 5 7 3 0 0 0 0 0 0 68 100 6.43 1.857											
Yorkis Perez, L (8, 1) ERA: 3.18	1.2 7 1 2 1 2 1 0 0 0 0 0 1 16 26 5.40 1.200											
Steve Montgomery, R (9, 1) ERA: 2.19	0.1 2 0 0 0 0 0 0 0 0 0 1 0 5 6 0.00 0.000											

San Francisco Giants @ Philadelphia Phillies
Veterans Stadium, Philadelphia, PA

AB	37
R	7
H	11
RBI	6
BB	4
SO	9
LOB	14



Thu Jun 03 1999, 1:05 PM EDT
Att. 20,560 - Cloudy - 80 F

livebaseballscorecards.com

Batter	1	2	3	4	5	6	7	8	9	AB R H RBI BB SO LOB
Doug Glanville, R OBP: 0.378, SLG: 0.397 (1, 8)	0-2 G6-3		1-2 G4-3		1-2 G6-3	0-3 K			2-0 P6	5 0 0 0 0 1 5
Kevin Sevcik, R OBP: 0.377, SLG: 0.484 (1, 9) (9, 4)	1-2 G4-3		3-0 F9			4-0 BB 2B BB	4-2 23 G4-3 BB		3-2 G5-4-3 1-2f	3 1 0 0 2 0 2
23 Kevin Jordan, R OBP: 0.387, SLG: 0.493 (1, 5)	0-2 G3			3-1 HR		1-3 SAFE K	0-1 G4-3			4 1 1 1 0 1 2
Rico Brogna, L OBP: 0.313, SLG: 0.410 (1, 3)		0-0 G3-1		2-1 P2		4-2 SAFE BB 2B BB	2-3 K			3 1 0 0 1 1 1
Ron Gant, R OBP: 0.340, SLG: 0.428 (1, 7)		1-0 F9		1-1 1B		4-2 BB 2B BB	2-3 K			3 1 1 0 1 1 1
Mike Lieberthal, R OBP: 0.406, SLG: 0.596 (1, 2)		2-0 FC6 1B		0-1 F9		3-1 G4-3 1-H 2-H 3-H 2B	0-1 F9			4 0 2 3 0 0 1
Alex Arias, R OBP: 0.343, SLG: 0.484 (1, 6)		3-1 FC6 1-2f		1-0 SAFE G6-3		0-1 SAFE G4-3	2-1 G4-3			4 0 0 0 0 0 3
15 David Doster, R OBP: 0.480, SLG: 0.611 Steve Montgomery, R (9, 1)			4-2 G4-3 SH1-4 BB		3-2 F7	4-0 BB IBB	0-2 G6-3			2 0 0 0 2 0 0 0 0 0 0 0 0 0
Curt Schilling, R OBP: 0.182, SLG: 0.200 Yorkis Perez, L Rob Ducey, L OBP: 0.351, SLG: 0.480 (1, 1) (8, 1) (9, 9)			2-0 SH1-4		1-3 K	4-0 BB		3-2 G5-4-3 1B		1 0 0 0 0 1 1 0 0 0 0 0 0 0 0 1 0 1 0 0 0 0

Inning Stats	R: 0 E: 0 K: 0 S: 10	H: 0 LOB: 0 BB: 0 P: 11	R: 0 E: 0 K: 0 S: 5	H: 1 LOB: 1 BB: 0 P: 11	R: 0 E: 0 K: 0 S: 9	H: 0 LOB: 1 BB: 1 P: 19	R: 1 E: 0 K: 0 S: 9	H: 2 LOB: 1 BB: 0 P: 16	R: 0 E: 0 K: 1 S: 11	H: 0 LOB: 0 BB: 0 P: 16	R: 3 E: 0 K: 2 S: 16	H: 1 LOB: 3 BB: 5 P: 40	R: 0 E: 0 K: 2 S: 10	H: 0 LOB: 1 BB: 1 P: 18	R: 0 E: 0 K: 0 S: 8	H: 0 LOB: 0 BB: 0 P: 10	R: 0 E: 0 K: 0 S: 8	H: 1 LOB: 0 BB: 0 P: 16	1B: 3 2B: 1 3B: 0 HR: 1	SF: 0 SAC: 1 DP: 1 HBP: 0	WP: 0 PB: 0 SB: 0 CS: 0	PA: 38
--------------	-------------------------------	----------------------------------	------------------------------	----------------------------------	------------------------------	----------------------------------	------------------------------	----------------------------------	-------------------------------	----------------------------------	-------------------------------	----------------------------------	-------------------------------	----------------------------------	------------------------------	----------------------------------	------------------------------	----------------------------------	----------------------------------	------------------------------------	----------------------------------	--------

PITCHER	IP	WLS	BF	H	R	ER	SO	BB	IBB	HBP	BLK	WP	HR	S	P	ERA	WHIP
Shawn Estes, L ERA: 5.75 (1, 1)	5.2		27	4	4	4	2	5	1	0	0	0	1	56	109	6.35	1.588
Jerry Spradlin, R ERA: 6.75 (6, 1)	0.1	W	1	0	0	0	1	0	0	0	0	0	0	4	4	0.00	0.000
Julian Tavarez, R ERA: 9.19 (7, 1)	1.0	H	4	0	0	0	2	1	0	0	0	0	0	10	18	0.00	1.000
John Johnstone, R ERA: 1.61 (8, 1)	1.0	H	3	0	0	0	0	0	0	0	0	0	0	8	10	0.00	0.000
Robb Nen, R ERA: 3.56 (9, 1)	1.0	S	3	1	0	0	0	0	0	0	0	0	0	8	16	0.00	1.000

BOTTOM

San Francisco Giants @ Philadelphia Phillies
Veterans Stadium, Philadelphia, PA
Thu Jun 03 1999, 1:05 PM EDT
Att. 20,560 - Cloudy - 80 F

livebaseballscores.com

AB	30
R	4
H	5
RBI	4
BB	7
SO	5
LOB	15



Batter	1	2	3	4	5	6	7	8	9	AB	R	H	RBI	BB	SO	LOB	TOP										
Doug Glanville, R (1, 8) OBP: 0.386, SLG: 0.410	G4-3	G4-3 1B			G4-6-3 1B	G4-6-3 2B		F9	G4-3 1B	6	0	4	3	0	0	1											
Marlon Anderson, L (1, 4) OBP: 0.250, SLG: 0.335 15 David Doster, R (8, 4) OBP: 0.462, SLG: 0.579	G6-3	G4-3			G4-6-3 1-2f	P5		G4-3 1B	F7	5	0	1	0	0	0	5											
23 Kevin Jordan, R (1, 5) OBP: 0.388, SLG: 0.479	G1-3				G4-6-3 HBP			G3		4	0	1	0	0	1	2											
Rico Brogna, L (1, 3) OBP: 0.310, SLG: 0.409		G1-3			G4-6-3 1-2f			G1-3	E1 1B	5	1	1	0	0	0	1											
Ron Gant, R (1, 10) OBP: 0.352, SLG: 0.439		1B 1B			1B			E 1B 1B	1B 1B	5	3	4	1	0	0	2											
Bobby Abreu, L (1, 9) OBP: 0.455, SLG: 0.614		BB 1B 1B			G6-3			E9 BB 1B 1B	G4-3 1B	4	2	2	0	1	0	3											
Mike Lieberthal, R (1, 2) OBP: 0.406, SLG: 0.591		1B 1B			BB 1B			FC6-4 BB 2B 1B	G4-3	5	2	2	2	0	1	4											
Rob Ducey, L (1, 7) OBP: 0.387, SLG: 0.500		1B 1B BB			CS BB			FC6-4 BB	F7	2	1	1	0	3	0	2											
Desi Relaford, S (1, 6) OBP: 0.362, SLG: 0.390		1B			BB 1B			FC6-4 2B	F8	5	0	2	3	0	1	4											
Inning Stats	R: 0 E: 0 K: 0 S: 9	H: 0 LOB: 0 BB: 0 P: 17	R: 4 E: 0 K: 0 S: 17	H: 5 LOB: 1 BB: 1 P: 27	R: 0 E: 0 K: 0 S: 7	H: 1 LOB: 1 BB: 0 P: 10	R: 0 E: 0 K: 2 S: 10	H: 0 LOB: 1 BB: 1 P: 19	R: 0 E: 0 K: 1 S: 9	H: 1 LOB: 0 BB: 0 P: 15	R: 3 E: 1 K: 0 S: 25	H: 4 LOB: 2 BB: 1 P: 39	R: 0 E: 0 K: 0 S: 8	H: 2 LOB: 2 BB: 0 P: 13	R: 0 E: 0 K: 0 S: 9	H: 2 LOB: 2 BB: 0 P: 13	R: 2 E: 1 K: 0 S: 19	H: 3 LOB: 3 BB: 1 P: 30	1B: 15 2B: 4 3B: 0 HR: 0	SF: 0 SAC: 0 DP: 4 HBP: 1	WP: 0 PB: 0 SB: 0 CS: 1	PA: 47					
PITCHER	IP	WLS	BF	H	R	ER	SO	BB	IBB	HBP	BLK	WP	HR	S	P	ERA	WHIP										
Scott Erickson, R (1, 1) ERA: 7.11	5.2	L	28	11	7	7	3	3	0	1	0	0	0	73	122	11.12	2.471										
Jesse Orosco, L (6, 1) ERA: 7.07	0.1		3	2	0	0	0	0	0	0	0	0	0	6	8	0.00	6.000										
Ricky Bones, R (7, 1) ERA: 3.81	2.0		8	2	0	0	0	0	0	0	0	0	0	15	23	0.00	1.000										
Mike Fetters, R (9, 1) ERA: 4.91	1.0		8	3	2	0	0	1	0	0	0	0	0	19	30	0.00	4.000										

Philadelphia Phillies @ Baltimore Orioles
 Oriole Park at Camden Yards, Baltimore, MD

AB	42
R	9
H	18
RBI	9
BB	4
SO	3
LOB	27



Fri Jun 04 1999, 7:05 PM EDT
 Att. 47,542 - Unknown - 76 F

livebaseballscorecards.com

Batter	1	2	3	4	5	6	7	8	9	AB	R	H	RBI	BB	SO	LOB
Brady Anderson, L (1, 8) OBP: 0.420, SLG: 0.497	4-2 G4-3 HR BB	4-0 1-2 BB		4-2 G4-3 SH2-4 BB		1-2 F9		3-2 G4-6-3 1-2f		2	1	0	0	3	0	1
Mike Bordick, R (1, 6) OBP: 0.326, SLG: 0.373	0-1 G4-3 1-2	0-3 1-2 BB		0-0 SH2-4 1-2 2-3		4-1 BB			2-2 HR 1B	3	1	1	0	0	1	3
B.J. Surhoff, L (1, 7) OBP: 0.365, SLG: 0.537	1-2 G4-3 2-3		1-0 G6-3 1B	2-2 G4-3 2-3 3-H		3-3 K			2-2 HR	5	1	2	3	0	1	3
Albert Belle, R (1, 9) OBP: 0.390, SLG: 0.432	0-1 HR 3-H		2-0 G6-3 1-2f	0-1 F8		3-3 K			0-0 F7	5	1	1	2	0	1	3
Harold Baines, L (1, 10) OBP: 0.400, SLG: 0.604 Jeff Conine, R (9, PH) OBP: 0.352, SLG: 0.469	4-1 BB BB		2-1 BB BB 1B		2-0 2B			0-2 G4-3	0-1 2B	3	0	2	0	1	0	0
Will Clark, L (1, 3) OBP: 0.380, SLG: 0.475	0-0 P7		4-1 SAFE BB 1-2 BB		0-1 G6-3			2-0 G5-4-3 1B	0-1 G5-3	4	0	1	0	1	0	3
Cal Ripken Jr., R (1, 5) OBP: 0.303, SLG: 0.476		0-0 G1-3	4-2 FC6-4 BB 1-2 2-3		0-2 G5-3			2-2 G5-4-3 1-2f	2-3 K	4	0	0	0	1	1	3
Jeff Rebutlet, R (1, 4) OBP: 0.364, SLG: 0.230 Delino DeShields, L (8, PH) OBP: 0.335, SLG: 0.384 Rich Amaral, R (9, 4) OBP: 0.354, SLG: 0.364		2-2 P4	1-2 FC6-4 1-2f		4-2 FC5-4 BB			2-1 G6-3		2	0	0	0	1	0	3
Charles Johnson, R (1, 2) OBP: 0.341, SLG: 0.500		1-2 BB 1B		2-2 E5 SH2-4 BB G4-3		2-2 FC5-4 1-2f		4-0 G4-6-3 BB		3	1	1	0	1	0	2

Inning Stats	R: 2	H: 1	E: 0	K: 0	S: 11	LOB: 1	BB: 2	P: 20	R: 0	H: 1	E: 0	K: 1	S: 10	LOB: 2	BB: 1	P: 17	R: 0	H: 2	E: 0	K: 0	S: 15	LOB: 3	BB: 2	P: 29	R: 1	H: 0	E: 1	K: 0	S: 12	LOB: 1	BB: 1	P: 20	R: 0	H: 1	E: 0	K: 0	S: 14	LOB: 2	BB: 1	P: 22	R: 0	H: 0	E: 0	K: 2	S: 11	LOB: 1	BB: 1	P: 22	R: 0	H: 1	E: 0	K: 0	S: 8	LOB: 0	BB: 0	P: 12	R: 0	H: 0	E: 0	K: 0	S: 6	LOB: 0	BB: 1	P: 15	R: 2	H: 3	E: 0	K: 1	S: 17	LOB: 1	BB: 0	P: 23	1B: 5	SF: 0	2B: 2	SAC: 1	3B: 0	DP: 3	HR: 2	HBP: 0	WP: 0	PA: 43
--------------	------	------	------	------	-------	--------	-------	-------	------	------	------	------	-------	--------	-------	-------	------	------	------	------	-------	--------	-------	-------	------	------	------	------	-------	--------	-------	-------	------	------	------	------	-------	--------	-------	-------	------	------	------	------	-------	--------	-------	-------	------	------	------	------	------	--------	-------	-------	------	------	------	------	------	--------	-------	-------	------	------	------	------	-------	--------	-------	-------	-------	-------	-------	--------	-------	-------	-------	--------	-------	--------


PITCHER	IP	WLS	BF	H	R	ER	SO	BB	IBB	HBP	BLK	WP	HR	S	P	ERA	WHIP
Chad Ogea, R (1, 1) ERA: 4.43	5.0	W	27	5	3	2	1	7	0	0	0	0	0	62	108	3.60	2.400
Yorkis Perez, L (6, 1) ERA: 3.0	1.1		6	1	0	0	2	1	0	0	0	0	0	15	28	0.00	1.500
Steve Montgomery, R (7, 1) ERA: 1.93	1.2		4	0	0	0	0	1	0	0	0	0	0	10	21	0.00	0.600
Jim Poole, L (9, 1) ERA: 4.85	0.2		5	3	2	2	0	0	0	0	0	0	1	14	18	27.00	4.500
Wayne Gomes, R (9, 1) ERA: 3.71	0.1		1	0	0	0	1	0	0	0	0	0	0	3	5	0.00	0.000

BOTTOM

Philadelphia Phillies @ Baltimore Orioles
Oriole Park at Camden Yards, Baltimore, MD

Fri Jun 04 1999, 7:05 PM EDT
 Att: 47,542 - Unknown - 76 F

AB	33
R	5
H	9
RBI	5
BB	9
SO	4
LOB	21



PITCHER	IP	WLS	BF	H	R	ER	SO	BB	IBB	HBP	BLK	WP	HR	S	P	ERA	WHIP
---------	----	-----	----	---	---	----	----	----	-----	-----	-----	----	----	---	---	-----	------

Batter	1	2	3	4	5	6	7	8	9	10	AB R H RBI BB SO LOB
Doug Glanville, R OBP: 0.386, SLG: 0.414 (1, 8)	1-1 CS 1B			0-1 G3	0-2 1-3 2-H 2B			0-1 P8		0-3 K	5 0 2 1 0 1 0
Marlon Anderson, L OBP: 0.245, SLG: 0.328 15 David Doster, R OBP: 0.481, SLG: 0.600 (1, 4) (9, 4)	2-1 G4-3 1-2			3-3 K	0-2 F8			3-2 F7		0-0 1B	4 0 0 0 0 1 3 1 0 1 0 0 0 0
Scott Rolen, R OBP: 0.358, SLG: 0.487 (1, 5)	2-3 K			1-2 L4			2-2 G4-3	1-3 K		0-0 P3	5 0 0 0 0 2 1
Rico Brogna, L OBP: 0.308, SLG: 0.402 (1, 3)				2-1 F8			2-3 K	3-1 G3		4-0 BB BB BB G6-4-3 BB	4 1 0 0 1 2 1
Ron Gant, R OBP: 0.355, SLG: 0.443 (1, 7)				0-3 K			2-3 K	0-0 2B		4-1 BB BB G6-4-3 1-2 HR BB BB	3 1 1 0 1 2 0
Bobby Abreu, L OBP: 0.455, SLG: 0.615 (1, 9)				1-2 F7			3-2 HR 2B	0-3 K		4-0 BB BB BB G6-4-3 1-2 2-3 BB	3 1 1 0 1 1 1
Mike Lieberthal, R OBP: 0.403, SLG: 0.600 (1, 2)				0-1 F7			1-1 HR			1-1 G6-4-3	4 1 1 2 0 0 2
Rob Ducey, L OBP: 0.409, SLG: 0.556 (1, 10)				4-1 G6-3 BB			4-0 BB 2B BB			3-1 G4-3	2 2 1 2 2 0 0
Desi Relaford, S OBP: 0.359, SLG: 0.383 (1, 6)				1-0 G6-3 1-2f			4-1 2B 1-2 BB			1-1 G4-3	3 0 0 0 1 1 1

Inning Stats	R: 0 E: 0 K: 1 S: 7	H: 1 LOB: 0 BB: 0 P: 12	R: 0 E: 0 K: 1 S: 8	H: 0 LOB: 0 BB: 0 P: 11	R: 0 E: 0 K: 0 S: 4	H: 0 LOB: 0 BB: 1 P: 9	R: 0 E: 0 K: 1 S: 9	H: 0 LOB: 0 BB: 0 P: 13	R: 3 E: 0 K: 2 S: 20	H: 3 LOB: 2 BB: 2 P: 36	R: 0 E: 0 K: 1 S: 10	H: 1 LOB: 1 BB: 0 P: 15	R: 0 E: 0 K: 0 S: 7	H: 0 LOB: 0 BB: 0 P: 13	R: 0 E: 0 K: 1 S: 9	H: 0 LOB: 0 BB: 0 P: 13	R: 3 E: 0 K: 1 S: 10	H: 1 LOB: 0 BB: 3 P: 23	R: 0 E: 0 K: 2 S: 8	H: 1 LOB: 1 BB: 0 P: 8	1B: 2 2B: 3 3B: 0 HR: 2	SF: 0 SAC: 0 DP: 2 HBP: 0	WP: 0 PB: 0 SB: 0 CS: 1	PA: 40
--------------	------------------------------	----------------------------------	------------------------------	----------------------------------	------------------------------	---------------------------------	------------------------------	----------------------------------	-------------------------------	----------------------------------	-------------------------------	----------------------------------	------------------------------	----------------------------------	------------------------------	----------------------------------	-------------------------------	----------------------------------	------------------------------	---------------------------------	----------------------------------	------------------------------------	----------------------------------	--------

PITCHER	IP	WLS	BF	H	R	ER	SO	BB	IBB	HBP	BLK	WP	HR	S	P	ERA	WHIP
Sidney Ponson, R ERA: 4.26 (1, 1)	8.0		30	5	3	3	7	3	0	0	0	0	1	74	122	3.38	1.000
Arthur Rhodes, L ERA: 5.04 (9, 1)	0.0		3	0	3	3	0	3	0	0	0	0	0	1	13	∞	∞
Mike Timlin, R ERA: 6.33 (9, 1)	2.0	W	7	2	0	0	3	0	0	0	0	0	1	17	18	0.00	1.000


TOP

Philadelphia Phillies @ Baltimore Orioles
Oriole Park at Camden Yards, Baltimore, MD

Sat Jun 05 1999, 7:05 PM EDT
Att: 48,531 - Cloudy - 79 F

livebaseballscorecards.com

AB	34
R	6
H	7
RBI	5
BB	6
SO	10
LOB	9



Batter	1	2	3	4	5	6	7	8	9	10	AB R H RBI BB SO LOB	BOTTOM												
Brady Anderson, L OBP: 0.420, SLG: 0.510 (1, 8)	G6-3		SF8		P5			HR	BB		3 1 1 2 1 0 0	Philadelphia Phillies @ Baltimore Orioles Oriole Park at Camden Yards, Baltimore, MD Sat Jun 05 1999, 7:05 PM EDT Att. 48,531 - Cloudy - 79 F												
Delino DeShields, L OBP: 0.331, SLG: 0.377 (1, 4)	G4-3		G6-3			G4-3		G6-3	BB		5 0 1 1 0 0 1													
B.J. Surhoff, L OBP: 0.366, SLG: 0.534 (1, 7)	G4-3			1B		G6-3		BB	P8		5 1 2 0 0 0 3													
Albert Belle, R OBP: 0.392, SLG: 0.431 Rich Amaral, R OBP: 0.348, SLG: 0.357 (9, 9)		K		1B		E6		G4-6-3		F7	3 2 1 0 1 1 0 1 0 0 0 0 0 0													
Harold Baines, L OBP: 0.405, SLG: 0.605 Jeff Conine, R OBP: 0.348, SLG: 0.462 (8, PH)		F8		1B		1B		BB		G6-3	3 0 2 2 0 0 0 2 0 0 0 0 0 2													
Will Clark, L OBP: 0.371, SLG: 0.458 (1, 3)		L9		SF8		F7				G3	3 1 0 1 1 0 1													
Cal Ripken Jr., R OBP: 0.310, SLG: 0.477 Jeff Reboulet, R OBP: 0.372, SLG: 0.242 (9, PR)			G1-4-3		G6-3						4 1 2 0 0 0 1 1 1 1 0 0 0 0													
Mike Bordick, R OBP: 0.328, SLG: 0.374 (1, 6)			G1-4-3			G5-3					5 0 2 1 0 0 1													
Mike Figga, R (1, 2)						G4-3					3 0 0 0 1 1 2													
Inning Stats	R: 0 E: 0 K: 0 S: 5	H: 0 LOB: 0 BB: 0 P: 7	R: 0 E: 0 K: 1 S: 10	H: 0 LOB: 0 BB: 0 P: 14	R: 1 E: 0 K: 0 S: 10	H: 1 LOB: 1 BB: 1 P: 19	R: 2 E: 0 K: 0 S: 12	H: 3 LOB: 0 BB: 0 P: 17	R: 0 E: 0 K: 0 S: 6	H: 0 LOB: 0 BB: 0 P: 10	R: 1 E: 1 K: 0 S: 14		H: 1 LOB: 1 BB: 0 P: 23	R: 0 E: 0 K: 0 S: 6	H: 0 LOB: 0 BB: 0 P: 9	R: 1 E: 0 K: 0 S: 7	H: 2 LOB: 1 BB: 1 P: 13	R: 1 E: 0 K: 1 S: 13	H: 3 LOB: 3 BB: 1 P: 22	R: 1 E: 0 K: 0 S: 4	H: 2 LOB: 2 BB: 1 P: 8	1B: 11 2B: 0 3B: 0 HR: 1	SF: 2 SAC: 0 DP: 2 HBP: 0	WP: 3 PB: 0 SB: 0 CS: 0
PITCHER	IP WLS BF H R ER SO BB IBB HBP BLK WP HR S P ERA WHIP																							
Carlton Loewer, R ERA: 5.31 (1, 1)	7.1	31	7	5	4	1	2	0	0	0	3	1	69	111	4.91	1.227								
Jim Poole, L ERA: 4.5 (8, 1)	1.0		2	0	0	0	0	0	0	0	0	0	2	4	0.00	0.000								
Wayne Gomes, R ERA: 4.0 (9, 1)	0.1	H	3	2	0	0	1	0	0	0	0	0	7	9	0.00	6.000								
Yorkis Perez, L ERA: 2.95 (9, 1)	0.1	B	3	1	1	1	0	1	0	0	0	0	5	10	27.00	6.000								
Steve Montgomery, R ERA: 2.45 (10, 1)	0.2	L	5	2	1	1	0	1	0	0	0	0	4	8	13.50	4.500								

livebaseballscorecards.com

AB	38
R	7
H	12
RBI	7
BB	4
SO	2
LOB	11



Batter	1	2	3	4	5	6	7	8	9	AB R H RBI BB SO LOB	TOP																
Doug Glanville, R (1, 8) OBP: 0.386, SLG: 0.419	1-1 G6-3		3-2 S 1-H 2B	0-1 P3		0-0 SH1-4		1-1 G3	0-0 2-H 1B	5 0 2 1 0 0 2	Philadelphia Phillies @ Baltimore Orioles Oriole Park at Camden Yards, Baltimore, MD Sun Jun 06 1999, 1:35 PM EDT Att. 47,833 - Sunny - 84 F																
23 Kevin Jordan, R (1, 4) 15 David Doster, R (8, PR) OBP: 0.481, SLG: 0.600	0-1 1B 2B		0-0 F8		2-2 G4-3 1B	0-0 G6-3		2-1 1B 1B		5 1 3 1 0 0 2 0 0 0 0 0 0 0																	
Scott Rolen, R (1, 5) OBP: 0.359, SLG: 0.477	1-1 P6		4-1 BB 2-3 BB		0-0 G4-3 1-2f	1-1 HR		1-3 H		4 1 1 2 1 1 3																	
Rico Brogna, L (1, 3) OBP: 0.314, SLG: 0.404	0-0 2-H 1B		4-0 1-2 BB		0-3 K	0-1 G4-3		0-0 FC4 1B		4 0 2 1 1 1 0																	
Ron Gant, R (1, 10) OBP: 0.351, SLG: 0.433	1-1 G3		3-2 P5			4-2 1B 2B BB	1-2 F9	2-2 FC4 1-2f		4 1 0 0 1 0 6																	
Bobby Abreu, L (1, 9) OBP: 0.464, SLG: 0.620		3-2 CS 1B		1-1 2B F9-2 1B		1-1 2B 1-2 2B 1B	1-2 HR 1B	1-1 G6-3		5 2 4 0 0 0 0																	
Mike Lieberthal, R (1, 2) OBP: 0.413, SLG: 0.650		2-2 F8 1-2		1-2 SAFE 1-3 2B		2-2 2B 1-3 2-H 2B	1 SAFE 2-0 HR	2-1 HR		5 3 4 4 0 0 1																	
Rob Ducey, L (1, 7) Kevin Sevcik, R (6, PH) OBP: 0.389, SLG: 0.500		3-3 K		1-0 1B		3-2 SH1-4 23 G6-3 2B 2-H 3-H	2-1 G6-3	4-2 S 1B BB		2 0 1 0 0 1 0 2 2 1 2 1 0 0																	
Alex Arias, R (1, 6) OBP: 0.347, SLG: 0.471			0-1 2B 1B	3-1 F9-2 3-H		4-1 SH1-4 HR BB	0-1 G6-3	2-1 L4		4 1 1 0 1 0 4																	
Inning Stats	R: 1 E: 0 K: 0 S: 9	H: 2 LOB: 1 BB: 0 P: 12	R: 0 E: 0 K: 1 S: 9	H: 1 LOB: 0 BB: 0 P: 17	R: 0 E: 0 K: 0 S: 10	H: 2 LOB: 3 BB: 2 P: 24	R: 0 E: 0 K: 0 S: 10	H: 3 LOB: 2 BB: 0 P: 16	R: 0 E: 0 K: 1 S: 7	H: 1 LOB: 0 BB: 0 P: 9		R: 6 E: 0 K: 0 S: 19	H: 4 LOB: 0 BB: 2 P: 34	R: 2 E: 0 K: 0 S: 11	H: 2 LOB: 0 BB: 0 P: 17	R: 0 E: 0 K: 1 S: 11	H: 2 LOB: 2 BB: 0 P: 17	R: 2 E: 0 K: 0 S: 13	H: 2 LOB: 1 BB: 1 P: 22	1B: 11 2B: 6 3B: 0 HR: 3	SF: 0 SAC: 1 DP: 2 HBP: 0	WP: 0 PB: 0 SB: 2 CS: 1	PA: 46				
PITCHER	IP WLS BF H R ER SO BB IBB HBP BLK WP HR S P ERA WHIP																										
Juan Guzman, R (1, 1) ERA: 5.2	5.0		22	9	1	1	2	2	0	0	0	0	0	45	78	1.80	2.200										
Doug Johns, L (6, 1) ERA: 6.46	0.0		4	3	4	4	0	1	0	0	0	0	0	12	22	∞	∞										
Mike Fetters, R (6, 1) ERA: 5.48	1.0	B	5	1	2	2	0	1	0	0	0	0	1	7	12	18.00	2.000										
Ricky Bones, R (7, 1) ERA: 4.15	2.0	L	10	4	2	2	1	0	0	0	0	0	1	22	34	9.00	2.000										
Rocky Coppinger, R (9, 1) ERA: 11.37	1.0		5	2	2	2	0	1	0	0	0	0	1	13	22	18.00	3.000										

livebaseballscorecards.com

AB	40
R	11
H	19
RBI	11
BB	5
SO	3
LOB	18



Batter	1	2	3	4	5	6	7	8	9	AB	R	H	RBI	BB	SO	LOB
Brady Anderson, L OBP: 0.419, SLG: 0.505 (1, 8)	0-0 P6		4-2 G6-3 SH1-3 1-2 BB	2-3 K		1-0 F7		2-1 1B		4	0	1	0	1	1	1
Delino DeShields, L OBP: 0.341, SLG: 0.383 (1, 4)	1-1 1B		0-0 SH1-3		4-0 G4-3 1B BB	2-2 1B		0-1 L4		3	1	2	0	1	0	1
B.J. Surhoff, L OBP: 0.362, SLG: 0.526 (1, 7)	2-2 1B		0-0 G6-3		1-2 G4-3	0-0 F8		1-0 F8		5	0	1	1	0	0	4
Albert Belle, R OBP: 0.384, SLG: 0.420 (1, 9)	1-1 G6-4-3		1-1 L7		1-1 F8		0-0 G4-3		1-0 G5-3	5	0	0	0	0	0	4
Harold Baines, L OBP: 0.399, SLG: 0.592 (1, 10)		1-1 G4-3		1-1 G4-3		1-1 1B	2-2 G3-1		3-1 G4-3	5	0	1	1	0	0	0
Jeff Conine, R OBP: 0.355, SLG: 0.467 (1, 3)		1-2 F8		1-1 1B	1-1 P3		0-0 1B		0-0 FC5-4 1B	5	1	3	0	0	0	1
Cal Ripken Jr., R OBP: 0.322, SLG: 0.509 (1, 5)		0-0 HR		3-2 F8		0-0 HR	0-0 1B	1-2 1B	1-1 FC5-4	5	2	3	1	0	0	2
Jeff Reboulet, R OBP: 0.370, SLG: 0.246 (1, 6)		1-3 K		2-2 1B		1-2 P2	2-2 G4-3			3	1	1	0	0	1	1
Will Clark, L OBP: 0.367, SLG: 0.452 (7, PH)				1-2 2B						1	0	0	0	0	0	2
Mike Bordick, R OBP: 0.328, SLG: 0.374 (8, 6)										0	0	0	0	0	0	0
Charles Johnson, R OBP: 0.351, SLG: 0.531 (1, 2)			4-1 SH1-3 BB G6-3 BB		2-2 1B		0-0 HR		0-3 K	3	2	2	4	1	1	0

Inning Stats	R: 0	H: 2	E: 0	K: 0	S: 8	R: 1	H: 1	E: 0	K: 1	S: 10	R: 1	H: 0	E: 0	K: 0	S: 8	R: 2	H: 3	E: 0	K: 1	S: 16	R: 1	H: 1	E: 0	K: 0	S: 9	R: 2	H: 3	E: 0	K: 0	S: 10	R: 0	H: 2	E: 0	K: 0	S: 9	R: 0	H: 1	E: 0	K: 1	S: 8	R: 0	H: 1	E: 0	K: 0	S: 6	R: 0	H: 1	E: 0	K: 0	S: 6	1B: 11	SF: 0	2B: 1	SAC: 1	3B: 0	DP: 1	HR: 2	HBP: 0	WP: 0	PA: 43
--------------	------	------	------	------	------	------	------	------	------	-------	------	------	------	------	------	------	------	------	------	-------	------	------	------	------	------	------	------	------	------	-------	------	------	------	------	------	------	------	------	------	------	------	------	------	------	------	------	------	------	------	------	--------	-------	-------	--------	-------	-------	-------	--------	-------	--------

PITCHER	IP	WLS	BF	H	R	ER	SO	BB	IBB	HBP	BLK	WP	HR	S	P	ERA	WHIP
Robert Person, R ERA: 9.12 (1, 1)	5.0		24	7	5	5	2	3	0	0	0	0	1	51	86	9.00	2.000
Joel Bennett, R ERA: 9.0 (6, 1)	1.2	W	10	5	2	2	0	0	0	0	0	0	1	16	22	10.80	3.000
Jim Poole, L ERA: 4.11 (7, 1)	1.1	H	5	1	0	0	1	0	0	0	0	0	0	11	16	0.00	0.750
Mike Grace, R ERA: 4.07 (9, 1)	1.0		4	1	0	0	0	0	0	0	0	0	0	6	11	0.00	1.000

BOTTOM

Philadelphia Phillies @ Baltimore Orioles
 Oriole Park at Camden Yards, Baltimore, MD

Sun Jun 06 1999, 1:35 PM EDT
 Att: 47,833 - Sunny - 84 F

livebaseballscores.com

AB	39
R	7
H	14
RBI	7
BB	3
SO	3
LOB	16



Batter	1	2	3	4	5	6	7	8	9	AB R H RBI BB SO LOB	TOP	
Chuck Knoblauch, R (1, 4) <small>OBP: 0.362, SLG: 0.394</small>	0-2 			1-1 		2-1 		0-1 	4-2 	4 1 1 0 1 0 2		
2 Derek Jeter, R (1, 6) <small>OBP: 0.469, SLG: 0.654</small>	0-3 			0-0 		1-0 		1-2 	4-2 	4 0 2 1 1 1 1		
Paul O'Neill, L (1, 9) <small>OBP: 0.335, SLG: 0.417</small>	1-3 			2-0 		0-0 		1-1 	2-1 	5 0 1 1 0 1 4		
Bernie Williams, S (1, 8) <small>OBP: 0.407, SLG: 0.486</small>			1-0 		1-1 		4-1 	4-0 	1-1 	3 1 0 0 2 0 2		
Tino Martinez, L (1, 3) <small>OBP: 0.350, SLG: 0.436</small>			2-2 		1-1 		2-2 	1-1 		4 0 1 0 0 0 2		
Tony Tarasco, L (1, 7) <small>OBP: 0.294, SLG: 0.267</small>			2-1 		1-1 		2-2 		4-0 	3 1 0 0 1 0 2		
Scott Brosius, R (1, 5) <small>OBP: 0.277, SLG: 0.418</small>				0-1 		0-0 		4-0 	1-3 	3 0 1 0 1 1 1		
Joe Girardi, R (1, 2) <small>OBP: 0.241, SLG: 0.316</small> Chili Davis, S (7, PH) <small>OBP: 0.425, SLG: 0.534</small> Jason Grimsley, R (7, 1) Dan Naulty, R (8, 1) Chad Curtis, R (9, PH) <small>OBP: 0.360, SLG: 0.350</small>			2-2 		1-1 		1-1 		2-2 	2 1 1 0 0 0 1 1 0 0 1 0 0 2 0 0 0 0 0 0 0 0 0 0 0 0 0 0 1 1 0 0 0 0 1		
Andy Pettitte, L (1, 1) 20 Jorge Posada, S (7, PH) <small>OBP: 0.306, SLG: 0.358</small>			0-1 		4-0 		0-1 		0-1 	1 0 0 0 1 0 0 2 0 0 1 0 0 3		
Inning Stats	R: 0 H: 0 E: 0 LOB: 0 K: 2 BB: 0 S: 9 P: 10	R: 0 H: 0 E: 0 LOB: 0 K: 0 BB: 0 S: 6 P: 11	R: 0 H: 1 E: 0 LOB: 0 K: 0 BB: 0 S: 7 P: 9	R: 0 H: 1 E: 0 LOB: 0 K: 0 BB: 0 S: 4 P: 7	R: 0 H: 0 E: 0 LOB: 0 K: 0 BB: 0 S: 6 P: 9	R: 1 H: 2 E: 0 LOB: 2 K: 0 BB: 1 S: 7 P: 15	R: 1 H: 1 E: 0 LOB: 2 K: 0 BB: 2 S: 12 P: 25	R: 0 H: 1 E: 0 LOB: 2 K: 0 BB: 1 S: 10 P: 17	R: 3 H: 1 E: 1 LOB: 2 K: 1 BB: 3 S: 18 P: 36	1B: 4 SF: 0 2B: 3 SAC: 0 3B: 1 DP: 2 HR: 0 HBP: 0	WP: 1 PA: 40 PB: 1 SB: 0 CS: 0	
PITCHER Paul Byrd, R (1, 1) <small>ERA: 3.33</small> Wayne Gomes, R (9, 1) <small>ERA: 3.86</small>	IP WLS BF H R ER SO BB IBB HBP BLK WP HR S P ERA WHIP											PITCHER IP WLS BF H R ER SO BB IBB HBP BLK WP HR S P ERA WHIP

New York Yankees @ Philadelphia Phillies
 Veterans Stadium, Philadelphia, PA
 Mon Jun 07 1999, 7:35 PM EDT
 Att. 37,180 - Cloudy - 90 F

AB	33
R	5
H	7
RBI	4
BB	7
SO	3
LOB	21



BOTTOM

New York Yankees @ Philadelphia Phillies
Veterans Stadium, Philadelphia, PA

Mon Jun 07 1999, 7:35 PM EDT
Att: 37,180 - Cloudy - 90 F

livebaseballscores.com

AB	31
R	6
H	9
RBI	6
BB	8
SO	4
LOB	22



WP:	0	PA:	40
PB:	1	SB:	0
CS:	0		

AB R H RBI BB SO LOB

4	1	2	2	1	0	0
3	0	0	0	1	0	1
0	0	0	0	1	0	0
5	1	2	2	0	1	4
5	1	2	2	0	1	6
3	0	2	0	1	0	3
4	0	0	0	0	1	4
3	1	1	0	1	0	1
2	2	0	0	2	1	3
2	0	0	0	0	0	0
0	0	0	0	1	0	0
0	0	0	0	0	0	0
1B:	4	SF:	0			
2B:	3	SAC:	1			
3B:	0	DP:	1			
HR:	2	HBP:	0			

Batter	1	2	3	4	5	6	7	8	9				
Doug Glanville, R OBP: 0.390, SLG: 0.429 (1, 8)	2-1 23 F9 HR 2B		1-1 G2-3		2-2 L8		4-0 1B 23 PB BB	1-1 1-3 2-H 3-H 2B					
23 Kevin Jordan, R OBP: 0.393, SLG: 0.481 15 David Doster, R OBP: 0.500, SLG: 0.600 (7, PR) (8, 4)	0-0 F9 2-3		2-1 G6-3		0-0 G6-3		4-2 1B 1-2 2-3 BB	4-1 BB					
Scott Rolen, R OBP: 0.360, SLG: 0.490 (1, 5)	0-3 K		0-0 G6-3			0-0 HR	0-1 1-2 2-3 3-H 1B	3-2 P6					
Rico Brogna, L OBP: 0.316, SLG: 0.417 (1, 3)	0-0 HR			0-1 G4-3 1B 1B		1-0 P6	1-3 K	1-2 F8					
Ron Gant, R OBP: 0.358, SLG: 0.436 (1, 7)	4-2 BB			0-0 G4-3 1-2 1B		2-2 FC4-6 1B	1-1 P4						
Bobby Abreu, L OBP: 0.455, SLG: 0.606 (1, 9)	3-1 G4-3		2-1 G4-3 1-2 2-3		1-0 FC4-6 FC4 1-2f			1-3 K					
Mike Lieberthal, R OBP: 0.414, SLG: 0.650 (1, 2)		0-2 G4-3		4-0 G6-4-3 IBB		1-1 FC4 1-2f		2-2 BB 2B					
Desi Relaford, S OBP: 0.363, SLG: 0.377 (1, 6)		2-3 K		3-1 G6-4-3 1-2f			4-1 23 PB SH3-4 1B BB	4-2 BB 2B BB					
Paul Byrd, R OBP: 0.233, SLG: 0.207 Rob Ducey, L OBP: 0.420, SLG: 0.554 Wayne Gomes, R (9, 1)		1-1 G6-3			0-1 G5-3		1-0 SH3-4 1-2	4-1 2B 1-2 2-3 BB					
Inning Stats	R: 2 H: 2 E: 0 LOB: 1 K: 1 BB: 1 S: 11 P: 20	R: 0 H: 0 E: 0 LOB: 0 K: 1 BB: 0 S: 8 P: 11	R: 0 H: 0 E: 0 LOB: 0 K: 0 BB: 0 S: 5 P: 8	R: 0 H: 2 E: 0 LOB: 2 K: 0 BB: 1 S: 7 P: 16	R: 0 H: 0 E: 0 LOB: 0 K: 0 BB: 0 S: 7 P: 9	R: 1 H: 2 E: 0 LOB: 1 K: 1 BB: 0 S: 8 P: 13	R: 1 H: 1 E: 0 LOB: 3 K: 1 BB: 3 S: 12 P: 27	R: 2 H: 2 E: 0 LOB: 3 K: 1 BB: 3 S: 26 P: 45					
PITCHER	IP WLS BF H R ER SO BB IBB HBP BLK WP HR S P ERA WHIP											PITCHER	IP WLS BF H R ER SO BB IBB HBP BLK WP HR S P ERA WHIP
Andy Pettitte, L ERA: 5.46 (1, 1)	6.0 L 25 6 3 3 2 1 1 0 0 0 2 46 77 4.50 1.167												
Jason Grimsley, R ERA: 3.21 (7, 1)	1.1 11 2 3 3 2 5 0 0 0 0 0 24 49 20.25 5.250												
Dan Naulty, R ERA: 3.41 (8, 1)	0.2 4 1 0 0 0 1 0 0 0 0 0 14 23 0.00 3.000												

Batter	1	2	3	4	5	6	7	8	9	AB R H RBI BB SO LOB	TOP															
Tony Tarasco, L (1, 7) OBP: 0.318, SLG: 0.333	4-2 2 HR BB	0-1 1-3 2B			2-2 P6	2-1 SF8			2-3 K	3 1 1 1 1 1 1																
2 Derek Jeter, R (1, 6) OBP: 0.467, SLG: 0.662	2-0 1-H HR	1-2 G6-3			1-2 HR 1B	0-2 G6-3			1-3 K	5 2 2 2 0 1 4																
Bernie Williams, S (1, 8) OBP: 0.403, SLG: 0.477	4-2 1B BB	0-3 K			1-3 K			2-2 F9	1-3 K	4 0 0 0 1 3 4																
Tino Martinez, L (1, 3) OBP: 0.349, SLG: 0.447	0-0 P6				0-1 1-H HR			0-2 G3		4 1 1 2 0 0 1																
Paul O'Neill, L (1, 9) OBP: 0.338, SLG: 0.423	1-2 FC5-4 1B				0-1 2B			3-3 K		4 0 2 0 0 1 0																
20 Jorge Posada, S (1, 2) OBP: 0.297, SLG: 0.346	2-3 K				0-3 K			1-3 K		4 0 0 0 0 3 3																
Scott Brosius, R (1, 5) OBP: 0.276, SLG: 0.420	0-0 FC5-4 1-2r				2-1 G6-3			1-1 G5-3		4 1 1 0 0 0 2																
Chuck Knoblauch, R (1, 4) OBP: 0.360, SLG: 0.388					3-1 G6-3			0-0 F8		3 0 0 0 1 0 0																
Hideki Irabu, R (1, 1) Ramiro Mendoza, R (6, 1) Jason Grimsley, R (7, 1) Dan Naulty, R (7, 1) Mike Stanton, L (8, 1) Chili Davis, S (9, PH) OBP: 0.428, SLG: 0.536		4-2 2B BB			0-3 K			0-0 SH3-4 1B		1 0 0 0 0 1 1 0 1 0 1 0 0 0 0 0																
Inning Stats	R: 2 E: 0 K: 1 S: 19	H: 2 LOB: 2 BB: 2 P: 32	R: 0 E: 0 K: 1 S: 12	H: 1 LOB: 2 BB: 1 P: 18	R: 0 E: 0 K: 0 S: 6	H: 0 LOB: 0 BB: 0 P: 8	R: 0 E: 0 K: 1 S: 7	H: 0 LOB: 0 BB: 0 P: 12	R: 2 E: 0 K: 2 S: 16	H: 3 LOB: 1 BB: 0 P: 20	R: 1 E: 0 K: 0 S: 12	H: 1 LOB: 1 BB: 1 P: 19	R: 0 E: 0 K: 1 S: 9	H: 0 LOB: 0 BB: 0 P: 14	R: 0 E: 0 K: 1 S: 6	H: 0 LOB: 0 BB: 0 P: 8	R: 0 E: 0 K: 3 S: 12	H: 1 LOB: 1 BB: 0 P: 16	1B: 3 2B: 3 3B: 0 HR: 2	SF: 1 SAC: 1 DP: 0 HBP: 0	WP: 0 PA: 39 PB: 0 SB: 0 CS: 0					
PITCHER	IP WLS BF H R ER SO BB IBB HBP BLK WP HR S P ERA WHIP																									
Curt Schilling, R (1, 1) ERA: 3.12	6.0	29	7	5	5	5	4	0	0	0	0	2	72	109	7.50	1.833										
Yorkis Perez, L (7, 1) ERA: 2.84	1.0	W	3	0	0	0	1	0	0	0	0	0	9	14	0.00	0.000										
Steve Montgomery, R (8, 1) ERA: 2.16	2.0		7	1	0	0	4	0	0	0	0	0	18	24	0.00	0.500										

New York Yankees @ Philadelphia Phillies
Veterans Stadium, Philadelphia, PA
 Tue Jun 08 1999, 7:35 PM EDT
 Att. 44,444 - Unknown - 91 F

AB	33
R	5
H	8
RBI	5
BB	4
SO	10
LOB	15



Batter	1	2	3	4	5	6	7	8	9	AB	R	H	RBI	BB	SO	LOB
Doug Glanville, R OBP: 0.391, SLG: 0.435 (1, 8)	F8		3B			G6-3	BB			4	1	1	1	1	0	2
Marlon Anderson, L OBP: 0.250, SLG: 0.337 15 David Doster, R OBP: 0.517, SLG: 0.619 (1, 4) (8, 4)	G4-3		G5-3			1B	SF8	1B	FC5-4	4	2	2	3	0	0	1
Scott Rolen, R OBP: 0.357, SLG: 0.486 (1, 5)	1B					K	SF8		K	4	0	1	1	0	3	2
Rico Brogna, L OBP: 0.317, SLG: 0.416 (1, 3)	K					G3	BB	1B	K	5	1	2	2	0	2	2
Ron Gant, R OBP: 0.355, SLG: 0.427 (1, 7)		G4-3				K	F8	FC5-4		4	0	0	0	1	1	2
Bobby Abreu, L OBP: 0.451, SLG: 0.598 (1, 9)		G4-3				P6	HBP	BB		4	1	1	0	0	0	2
Mike Lieberthal, R OBP: 0.411, SLG: 0.640 (1, 2)		K				G4-3	E6			3	2	0	0	1	1	0
Desi Relaford, S OBP: 0.366, SLG: 0.377 (1, 6)			F7			G3	BB	1B		3	2	1	1	0	0	0
Curt Schilling, R OBP: 0.176, SLG: 0.194 Kevin Seick, R OBP: 0.397, SLG: 0.523 Yorkis Perez, L Rob Ducey, L OBP: 0.437, SLG: 0.596 Steve Montgomery, R (1, 1) (6, PH) (7, 1) (7, PH) (8, 1)			F7				2B	2B		1	0	0	0	0	0	0

Inning Stats	R: 0	H: 1	E: 0	K: 1	S: 12	H: 0	LOB: 0	BB: 0	P: 16	R: 0	H: 0	E: 0	K: 1	S: 7	H: 1	LOB: 1	BB: 0	P: 11	R: 0	H: 0	E: 0	K: 0	S: 6	R: 0	H: 0	E: 0	K: 2	S: 10	R: 0	H: 3	E: 1	K: 0	S: 19	H: 5	LOB: 1	BB: 3	P: 52	R: 0	H: 1	E: 0	K: 2	S: 11	H: 1	LOB: 1	BB: 0	P: 18	1B: 7	SF: 1	2B: 2	SAC: 0	3B: 2	DP: 0	HR: 0	HBP: 1
--------------	------	------	------	------	-------	------	--------	-------	-------	------	------	------	------	------	------	--------	-------	-------	------	------	------	------	------	------	------	------	------	-------	------	------	------	------	-------	------	--------	-------	-------	------	------	------	------	-------	------	--------	-------	-------	-------	-------	-------	--------	-------	-------	-------	--------

PITCHER	IP	WLS	BF	H	R	ER	SO	BB	IBB	HBP	BLK	WP	HR	S	P	ERA	WHIP
Hideki Irabu, R ERA: 5.29 (1, 1)	5.1		20	4	2	2	4	0	0	0	0	0	0	51	72	3.38	0.750
Ramiro Mendoza, R ERA: 4.97 (6, 1)	0.2		7	2	3	3	1	2	0	0	0	0	0	15	29	40.50	6.000
Jason Grimsley, R ERA: 3.71 (7, 1)	0.1	L	3	1	1	0	0	1	0	0	0	0	0	6	10	0.00	6.000
Dan Naulty, R ERA: 4.45 (7, 1)	0.2		7	3	5	5	0	1	0	1	0	0	0	16	30	67.50	6.000
Mike Stanton, L ERA: 4.79 (8, 1)	1.0		4	1	0	0	2	0	0	0	0	0	0	11	18	0.00	1.000


BOTTOM

New York Yankees @ Philadelphia Phillies
Veterans Stadium, Philadelphia, PA

Tue Jun 08 1999, 7:35 PM EDT
Att: 44,444 - Unknown - 91 F

livebaseballscorecards.com

AB	35
R	11
H	11
RBI	11
BB	4
SO	7
LOB	11



PITCHER	IP	WLS	BF	H	R	ER	SO	BB	IBB	HBP	BLK	WP	HR	S	P	ERA	WHIP
Hideki Irabu, R ERA: 5.29 (1, 1)	5.1		20	4	2	2	4	0	0	0	0	0	0	51	72	3.38	0.750
Ramiro Mendoza, R ERA: 4.97 (6, 1)	0.2		7	2	3	3	1	2	0	0	0	0	0	15	29	40.50	6.000
Jason Grimsley, R ERA: 3.71 (7, 1)	0.1	L	3	1	1	0	0	1	0	0	0	0	0	6	10	0.00	6.000
Dan Naulty, R ERA: 4.45 (7, 1)	0.2		7	3	5	5	0	1	0	1	0	0	0	16	30	67.50	6.000
Mike Stanton, L ERA: 4.79 (8, 1)	1.0		4	1	0	0	2	0	0	0	0	0	0	11	18	0.00	1.000

Batter	1	2	3	4	5	6	7	8	9	AB R H RBI BB SO LOB	TOP											
Tony Tarasco, L OBP: 0.296, SLG: 0.304 (1, 7) BF: 9, X: 9	2-1 G4-3			1-0 G3	0-2 G6-3	3-1 1B G3 2 BB 2-3 3-H		0-2 P6		5 1 1 1 0 0 1												
2 Derek Jeter, R OBP: 0.470, SLG: 0.659 (1, 6) FB: 6, BB: 5, X: 9	3-3 K			1-2 1B HR		1-1 1B G3 1B BB		0-1 E5		4 2 2 0 1 1 0												
Bernie Williams, S OBP: 0.407, SLG: 0.480 (1, 8) CC: 8, BB: 8, X: 9	1-2 L3			0-1 1B HR	1-2 1B HR	0-2 1B BB 3B 1B 3-1 1B G3 1B		2-0 F7		5 2 3 2 0 0 1												
Tino Martinez, L OBP: 0.350, SLG: 0.458 (1, 3) CC: 3, BB: 3, X: 3		3-2 F8		0-0 1B HR	1-2 1B HR	0-0 1B BB G3		0-0 P3		4 2 1 4 1 0 2												
Paul O'Neill, L OBP: 0.336, SLG: 0.429 Chad Curtis, R OBP: 0.365, SLG: 0.356 (1, 9) (9, PH) (9, 7)	0-2 G3-1			1-2 F8	1-2 F8	0-2 1B 3B G4-3		1-1 FC6-4 1B		4 1 1 2 0 0 2 1 0 1 0 0 0 0												
Scott Brosius, R OBP: 0.280, SLG: 0.416 (1, 5) X: 5	0-0 F7			1-2 F9	1-2 F9	3-2 1B 2B 1B 3-H	4-0 G6-4-3 BB	1-1 P3		4 1 1 1 1 0 1												
Chuck Knoblauch, R OBP: 0.365, SLG: 0.390 (1, 4) CC: 4, X: 4	0-1 G4-6-3 1B			4-0 G4-3 S BB	3-2 2B 1B 1B 1-3	1-1 G6-4-3 1-2f		1-2 FC6-4 1-2f		4 1 2 0 1 0 2												
Joe Girardi, R OBP: 0.229, SLG: 0.300 (1, 2) B: 2, X: 2	1-0 P3			2-2 G5-3	0-3 K	1-1 F9				4 0 0 0 0 1 4												
David Cone, L OBP: 0.333, SLG: 0.667 Mike Stanton, L (6, 1) Shane Spencer, R OBP: 0.288, SLG: 0.362 Ramiro Mendoza, R (8, 1) 42 Mariano Rivera, R (9, 1)	1-2 G4-6-3			3-2 G4-3	1-0 1B 2B 1-3 3-H			2-3 K		3 1 1 1 0 0 2 0 0 0 0 0 0 0 1 0 0 0 0 1 0 0 0 0 0 0 0 0 0 0 0 0 0 0 0												
Inning Stats	R: 0 E: 0 K: 1 S: 8	H: 0 LOB: 0 BB: 0 P: 14	R: 0 E: 0 K: 0 S: 7	H: 0 LOB: 0 BB: 0 P: 10	R: 0 E: 0 K: 0 S: 7	H: 1 LOB: 0 BB: 0 P: 9	R: 3 E: 0 K: 0 S: 13	H: 3 LOB: 0 BB: 0 P: 17	R: 0 E: 0 K: 0 S: 9	H: 0 LOB: 1 BB: 1 P: 18	R: 8 E: 0 K: 1 S: 27	H: 8 LOB: 2 BB: 2 P: 58	R: 0 E: 0 K: 0 S: 4	H: 0 LOB: 0 BB: 1 P: 10	R: 0 E: 1 K: 1 S: 9	H: 0 LOB: 1 BB: 0 P: 13	R: 0 E: 0 K: 0 S: 11	H: 1 LOB: 1 BB: 0 P: 14	1B: 10 2B: 1 3B: 1 HR: 1	SF: 0 SAC: 0 DP: 2 HBP: 0	WP: 0 PB: 0 SB: 2 CS: 0	PA: 43
PITCHER Chad Ogea, R ERA: 4.88 Mike Grace, R ERA: 5.47 Robert Person, R ERA: 9.47 Jim Poole, L ERA: 3.94 Amaury Telemaco, R ERA: 5.63	IP: 5.0 WLS: L BF: 22 H: 6 R: 6 ER: 6 SO: 1 BB: 2 IBB: 0 HBP: 0 BLK: 0 WP: 0 HR: 1 S: 50 P: 82 ERA: 10.80 WHIP: 1.600								PITCHER Yorkis Perez, L ERA: 2.73 (9, 1)	IP: 1.0 WLS: 4 BF: 4 H: 1 R: 0 ER: 0 SO: 0 BB: 0 IBB: 0 HBP: 0 BLK: 0 WP: 0 HR: 0 S: 11 P: 14 ERA: 0.00 WHIP: 1.000												

New York Yankees @ Philadelphia Phillies
Veterans Stadium, Philadelphia, PA
 Wed Jun 09 1999, 7:35 PM EDT
 Att. 42,047 - Unknown - 85 F

AB	39
R	11
H	13
RBI	11
BB	4
SO	3
LOB	15



BOTTOM

New York Yankees @ Philadelphia Phillies
Veterans Stadium, Philadelphia, PA

livebaseballscorecards.com

AB 34
R 5
H 9
RBI 5
BB 2
SO 3
LOB 9



WP: 0 PA: 38
PB: 0
SB: 0
CS: 0

ERA WHIP

Wed Jun 09 1999, 7:35 PM EDT
Att: 42,047 - Unknown - 85 F

AB R H RBI BB SO LOB

5 1 3 2 0 0 0

1 0 0 0 1 0 0
2 0 0 0 0 0 2

2 0 0 2 1 0 0

4 0 1 0 0 1 3

4 0 0 0 0 0 1

4 2 2 1 0 0 0

4 0 1 0 0 0 1

4 1 0 0 0 2 2

2 1 1 0 0 0 0
0 0 0 0 0 0 0
0 0 0 0 0 0 0
0 0 0 0 0 0 0
1 0 0 0 0 0 0
1 0 0 0 0 0 0
0 0 0 0 0 0 0
0 0 0 0 0 0 0
1 0 0 0 0 0 0

1B: 5 SF: 1
2B: 3 SAC: 1
3B: 0 DP: 0
HR: 1 HBP: 0

Main table containing batter names, statistics, and play diagrams for each batter in each inning.

Inning Stats table with columns for R, H, E, K, S, LOB, BB, P, and IBB for each inning.

Pitcher stats table with columns for IP, WLS, BF, H, R, ER, SO, BB, IBB, HBP, BLK, WP, HR, S, P, ERA, WHIP for each pitcher.

Batter	1	2	3	4	5	6	7	8	9	AB R H RBI BB SO LOB	TOP		
Shannon Stewart, R (1, 7) OBP: 0.373, SLG: 0.384	4-1 FC4-6 BB		4-2 1B BB		1-2 1B		0-1 G1-3		0-2 G4-3 3B	3 1 2 0 2 0 0			
Homer Bush, R (1, 4) OBP: 0.328, SLG: 0.364	0-2 FC4-6 1-2f		0-2 1B		1-2 G6-3		2-0 G5-3		2-1 G4-3 3-H	5 0 1 1 0 0 2			
Shawn Green, L (1, 9) OBP: 0.397, SLG: 0.615	1-3 K		3-3 K		0-0 1B 1B		1-0 G5-3		1-0 L9	5 1 1 0 0 2 3			
Carlos Delgado, L (1, 3) OBP: 0.373, SLG: 0.519	2-3 K		3-3 K		0-1 WP 1B 1B		4-1 1B 2B BB		1-2 G6-3	4 1 1 0 1 2 1			
Tony Fernandez, S (1, 5) OBP: 0.473, SLG: 0.531		1-1 P6		2-0 F9		0-1 WP 1B		1-1 2B 1B		4 1 2 1 0 0 0			
Darrin Fletcher, L (1, 2) OBP: 0.357, SLG: 0.569		2-0 P5		3-2 2B		0-0 P5		1-0 2B 1-H 2-H		4 0 2 2 0 0 2			
José Cruz Jr., S (1, 8) OBP: 0.372, SLG: 0.467		1-2 G5-3		1-1 P4		1-3 K 1-2 2-3		3-2 L6		4 0 0 0 0 1 4			
Chris Woodward, R (1, 6) OBP: 0.235, SLG: 0.200		0-2 P6		0-0 F9		4-0 BB		0-0 F9		3 0 0 0 1 0 1			
Joey Hamilton, R (1, 1) Dave Hollins, S (8, PH) Paul Spoljaric, R (6, 1) 32 Roy Halladay, R (6, 1) Willis Otanez, R (8, PH) Dan Plesac, L (8, 1)		2-3 K		2-2 P5		0-0 P5		3-3 K		2 0 0 0 0 1 0 1 0 0 0 0 0 3 0 0 0 0 0 0 0 0 0 0 0 0 0 0 1 0 0 0 0 1 1 0 0 0 0 0 0 0			
Inning Stats	R: 0 H: 0 E: 0 LOB: 1 K: 2 BB: 1 S: 10 P: 17	R: 0 H: 0 E: 0 LOB: 0 K: 0 BB: 0 S: 6 P: 10	R: 0 H: 1 E: 0 LOB: 2 K: 2 BB: 1 S: 19 P: 28	R: 0 H: 1 E: 0 LOB: 1 K: 1 BB: 0 S: 14 P: 23	R: 0 H: 1 E: 0 LOB: 1 K: 0 BB: 0 S: 11 P: 15	R: 1 H: 3 E: 0 LOB: 3 K: 1 BB: 1 S: 10 P: 15	R: 0 H: 0 E: 0 LOB: 0 K: 0 BB: 0 S: 4 P: 7	R: 2 H: 2 E: 0 LOB: 1 K: 1 BB: 1 S: 16 P: 28	R: 1 H: 1 E: 0 LOB: 0 K: 0 BB: 0 S: 12 P: 16	1B: 6 SF: 0 2B: 2 SAC: 0 3B: 1 DP: 0 HR: 0 HBP: 0	WP: 1 PA: 40 PB: 0 SB: 0 CS: 0		
PITCHER	IP WLS BF H R ER SO BB IBB HBP BLK WP HR S P ERA WHIP											PITCHER	IP WLS BF H R ER SO BB IBB HBP BLK WP HR S P ERA WHIP
Randy Wolf, L (1, 1) ERA: 1.59	5.2 W 26 6 1 1 6 3 0 0 0 1 0 69 107 1.59 1.588												
Steve Montgomery, R (6, 1) ERA: 2.04	1.0 H 3 0 0 0 0 0 0 0 0 0 0 4 6 0.00 0.000												
Yorkis Perez, L (7, 1) ERA: 3.25	1.1 7 2 2 2 1 1 0 0 0 0 0 17 30 13.50 2.250												
Wayne Gomes, R (9, 1) ERA: 4.03	1.0 4 1 1 1 0 0 0 0 0 0 0 12 16 9.00 1.000												

Toronto Blue Jays @ Philadelphia Phillies
Veterans Stadium, Philadelphia, PA

Fri Jun 11 1999, 7:35 PM EDT
Att. 26,541 - Unknown - 75 F

livebaseballscorecards.com

AB	36
R	4
H	9
RBI	4
BB	4
SO	7
LOB	17



Batter	1	2	3	4	5	6	7	8	9
Doug Glanville, R OBP: 0.395, SLG: 0.444 (1, 8)	3-2 BB WP 1B	2-1 L9			2-1 G4-3	4-2 3B BB		0-2 P3	
Ron Gant, R OBP: 0.351, SLG: 0.430 (1, 7)	3-3 K 1-2		0-2 F9		0-1 FC6-4 1B	2-1 3B			
Bobby Abreu, L OBP: 0.443, SLG: 0.599 (1, 9)	1-3 K		2-2 G1-3		1-1 FC6-4 1-2f	2-2 L7			
Scott Rolen, R OBP: 0.353, SLG: 0.474 (1, 5)	4-2 WP BB 2B BB		1-1 F8		3-1 FC5-4 1-2f		1-3 K		
Rico Brogna, L OBP: 0.323, SLG: 0.418 (1, 3)	4-0 WP BB 2B BB			3-1 G4-3 1B		4-0 S BB 1B BB	0-1 F7		
Mike Lieberthal, R OBP: 0.413, SLG: 0.642 (1, 2)	3-2 2B		0-2 P4		3-2 FC6-4 1B		1-0 G6-3		
Marlon Anderson, L OBP: 0.254, SLG: 0.335 15 David Doster, R OBP: 0.533, SLG: 0.682 (1, 4) (8, 4)	2-3 K		1-2 SAFE G4-3 1B		2-2 FC6-4 BB 1B 1-2f		0-0 SH3-4 SF7 2B		
Desi Relaford, S OBP: 0.352, SLG: 0.360 (1, 6)		3-2 L9		1-2 G4-3 1-2 2-3		0-0 F9	0-1 SH3-4		
Randy Wolf, L Steve Montgomery, R Yorkis Perez, L Alex Arias, R Wayne Gomes, R (1, 1) (6, 1) (7, 1) (8, PH) (9, 1)		0-3 K		0-1 G6-3		0-0 BB 3B 1B	2-1 SF7		

AB	R	H	RBI	BB	SO	LOB
4	2	1	0	1	0	0
4	0	2	3	0	1	1
4	0	0	0	0	1	3
3	1	0	0	1	1	1
2	2	1	0	2	0	0
4	0	2	3	0	0	1
3	1	1	0	0	1	2
1	1	1	0	0	0	0
3	0	0	0	0	0	3
2	0	0	0	0	1	2
1	1	1	0	0	0	0
0	0	0	0	0	0	0
0	0	0	1	0	0	0
0	0	0	0	0	0	0

AB	R	H	RBI	BB	SO	LOB
31	8	9	7	4	5	13

Inning Stats		R: 3	H: 2	E: 0	LOB: 1	K: 3	P: 19	R: 0	H: 0	E: 0	LOB: 0	K: 1	P: 8	R: 0	H: 0	E: 0	LOB: 0	K: 0	P: 9	R: 0	H: 2	E: 0	LOB: 2	K: 0	P: 14	R: 0	H: 1	E: 0	LOB: 1	K: 0	P: 8	R: 4	H: 3	E: 0	LOB: 1	K: 0	P: 16	R: 0	H: 0	E: 0	LOB: 0	K: 1	P: 6	R: 1	H: 1	E: 0	LOB: 0	K: 0	P: 10													
IP	WLS	BF	H	R	ER	SO	BB	IBB	HBP	BLK	WP	HR	S	P	ERA	WHIP	IP	WLS	BF	H	R	ER	SO	BB	IBB	HBP	BLK	WP	HR	S	P	ERA	WHIP	IP	WLS	BF	H	R	ER	SO	BB	IBB	HBP	BLK	WP	HR	S	P	ERA	WHIP												
5.0	L	22	5	3	3	4	2	0	0	0	1	0	58	97	5.40	1.400	0.2	5	2	3	3	0	1	0	0	0	0	0	0	9	18	40.50	4.500	1.1	6	1	1	1	1	0	0	0	0	0	0	13	23	6.75	1.500	1.0	4	1	1	1	0	0	0	0	8	10	9.00	1.000

Toronto Blue Jays @ Philadelphia Phillies
Veterans Stadium, Philadelphia, PA
Fri Jun 11 1999, 7:35 PM EDT
Att: 26,541 - Unknown - 75 F

livebaseballscorecards.com



Batter	1	2	3	4	5	6	7	8	9	AB R H RBI BB SO LOB	TOP		
Shannon Stewart, R (1, 7) OBP: 0.370, SLG: 0.381 Jacob Brumfield, R (5, 7) OBP: 0.269, SLG: 0.326	2-2 G5-3		0-3 SAFE K			0-3 K		1-3 K		2 0 0 0 0 1 1 2 0 0 0 0 2 1			
Homer Bush, R (1, 4) OBP: 0.325, SLG: 0.355	0-2 G4-3		1-3 SAFE K			1-1 G4-3 1B 1-2 HBP		1-3 K		3 0 0 0 0 2 1			
Shawn Green, L (1, 9) OBP: 0.394, SLG: 0.608	1-0 G1-3			1-1 G4-3		2-0 G4-3 1B 1-2 2-3			0-0 F8	4 0 1 0 0 0 0			
Carlos Delgado, L (1, 3) OBP: 0.375, SLG: 0.529		3-3 K		4-2 G4-6-3 BB		0-1 G4-3 1-2 2-3 3-H			1-1 HR	3 1 1 2 1 1 2			
Tony Fernandez, S (1, 5) OBP: 0.474, SLG: 0.531		0-0 FC5-4 1B		1-2 G4-6-3 1-2f		1-0 F9			2-2 FC4 1B	4 0 2 0 0 0 3			
José Cruz Jr., S (1, 8) OBP: 0.366, SLG: 0.458		0-3 K			0-1 G3		2-2 G4-3		2-1 P4	4 0 0 0 0 1 2			
Mike Matheny, R (1, 2) OBP: 0.269, SLG: 0.318		0-2 FC5-4 1-2f			2-1 F7		2-3 K		0-0 FC4 1-2f	4 0 0 0 0 1 2			
Chris Woodward, R (1, 6) OBP: 0.250, SLG: 0.222			1-2 1B		3-2 F7		1-1 F7			3 0 1 0 0 0 0			
Kelvim Escobar, R (1, 1) Dave Hollins, S (6, PH) OBP: 0.260, SLG: 0.333 Tom Davey, R (6, 1) Willis Otanez, R (8, PH) OBP: 0.287, SLG: 0.320 Graeme Lloyd, L (8, 1)			1-3 K			2-1 1B G4-3 1B		3-1 P3		1 0 0 0 0 1 1 1 1 1 0 0 0 0 0 0 0 0 0 0 0 1 0 0 0 0 0 0 0 0 0 0 0 0 0			
Inning Stats	R: 0 H: 0 E: 0 LOB: 0 K: 0 BB: 0 S: 8 P: 11	R: 0 H: 1 E: 0 LOB: 1 K: 2 BB: 0 S: 11 P: 14	R: 0 H: 1 E: 0 LOB: 1 K: 3 BB: 0 S: 14 P: 17	R: 0 H: 0 E: 0 LOB: 0 K: 0 BB: 1 S: 8 P: 14	R: 0 H: 0 E: 0 LOB: 0 K: 0 BB: 0 S: 11 P: 16	R: 1 H: 2 E: 0 LOB: 2 K: 1 BB: 0 S: 10 P: 16	R: 0 H: 0 E: 0 LOB: 0 K: 1 BB: 0 S: 8 P: 13	R: 0 H: 0 E: 0 LOB: 0 K: 2 BB: 0 S: 9 P: 14	R: 1 H: 2 E: 0 LOB: 1 K: 0 BB: 0 S: 9 P: 14	1B: 5 SF: 0 2B: 0 SAC: 0 3B: 0 DP: 1 HR: 1 HBP: 1	WP: 0 PA: 34 PB: 0 SB: 0 CS: 0		
PITCHER	IP WLS BF H R ER SO BB IBB HBP BLK WP HR S P ERA WHIP											PITCHER	IP WLS BF H R ER SO BB IBB HBP BLK WP HR S P ERA WHIP
Paul Byrd, R (1, 1) ERA: 3.14 Jim Poole, L (9, 1) ERA: 4.24	8.0 W 29 4 1 1 9 1 0 1 0 0 0 0 1 79 115 1.12 0.625												

Toronto Blue Jays @ Philadelphia Phillies
Veterans Stadium, Philadelphia, PA
Sat Jun 12 1999, 7:05 PM EDT
Att. 20,449 - Cloudy - 70 F

livebaseballscorecards.com

AB	32
R	2
H	6
RBI	2
BB	1
SO	9
LOB	13



Batter	1	2	3	4	5	6	7	8	9	AB	R	H	RBI	BB	SO	LOB
Doug Glanville, R OBP: 0.395, SLG: 0.447 (1, 8)	3-3 K		3-2 E 2B	2-3 K			2-1 WP S 2B 1B	2-2 G5-3		5	2	2	0	0	2	2
Ron Gant, R OBP: 0.354, SLG: 0.442 Kevin Sefcik, R OBP: 0.405, SLG: 0.530 (1, 7) (8, 7)	2-2 HR 2B		1-3 K		0-0 G6-3		3-2 SAFE 1-H HR 2B			4	2	2	1	0	1	1
Bobby Abreu, L OBP: 0.444, SLG: 0.611 (1, 9)	0-0 HR		4-1 FC6-4 BB		3-3 K		2-3 K			3	1	1	2	1	2	1
Scott Rolen, R OBP: 0.355, SLG: 0.486 (1, 5)	0-0 F9		1-0 FC6-4 1-2F 2-H		2-2 HBP		3-2 HR			3	1	1	2	0	0	1
Rico Brogna, L OBP: 0.322, SLG: 0.416 (1, 3)	1-1 G1-3		0-3 K		0-0 F8		2-0 WP 1B			4	0	1	0	0	1	2
Mike Lieberthal, R OBP: 0.405, SLG: 0.629 (1, 2)		3-2 G6-3		1-3 K		1-0 F8	1-2 G5-3			4	0	0	0	0	1	1
Marlon Anderson, L OBP: 0.255, SLG: 0.351 15 David Doster, R OBP: 0.516, SLG: 0.652 (1, 4) (8, 4)		0-3 K HR		0-0 HR		3-1 G3		3-2 E6 G3		3	1	1	1	0	1	0
Desi Relaford, S OBP: 0.355, SLG: 0.360 (1, 6)		0-1 1B		4-1 SH3 BB		1-3 K		0-1 G3		3	0	1	0	1	1	1
Paul Byrd, R OBP: 0.219, SLG: 0.194 23 Kevin Jordan, R OBP: 0.380, SLG: 0.464 Jim Poole, L (1, 1) (8, PH) (9, 1)		2-1 F7		0-0 SH3		0-1 G4-3		0-3 K		2	0	0	0	0	0	1

Inning Stats	R: 2	H: 2	E: 0	K: 1	S: 10	LOB: 0	BB: 0	P: 16	R: 0	H: 1	E: 0	K: 1	S: 10	LOB: 1	BB: 0	P: 15	R: 1	H: 1	E: 1	K: 2	S: 16	LOB: 1	BB: 1	P: 25	R: 1	H: 1	E: 0	K: 2	S: 9	LOB: 1	BB: 1	P: 16	R: 0	H: 0	E: 0	K: 1	S: 7	LOB: 0	BB: 0	P: 12	R: 0	H: 0	E: 0	K: 1	S: 6	LOB: 0	BB: 0	P: 11	R: 3	H: 4	E: 0	K: 1	S: 17	LOB: 1	BB: 0	P: 30	R: 0	H: 0	E: 1	K: 1	S: 11	LOB: 1	BB: 0	P: 16	1B: 3	2B: 3	3B: 0	HR: 3	SF: 0	SAC: 1	DP: 0	HBP: 1	WP: 2	PB: 0	SB: 1	CS: 0	PA: 37
--------------	------	------	------	------	-------	--------	-------	-------	------	------	------	------	-------	--------	-------	-------	------	------	------	------	-------	--------	-------	-------	------	------	------	------	------	--------	-------	-------	------	------	------	------	------	--------	-------	-------	------	------	------	------	------	--------	-------	-------	------	------	------	------	-------	--------	-------	-------	------	------	------	------	-------	--------	-------	-------	-------	-------	-------	-------	-------	--------	-------	--------	-------	-------	-------	-------	--------

PITCHER	IP	WLS	BF	H	R	ER	SO	BB	IBB	HBP	BLK	WP	HR	S	P	ERA	WHIP
Kelvim Escobar, R ERA: 5.59 (1, 1)	5.0	L	23	5	4	3	7	2	0	0	0	0	2	52	84	5.40	1.400
Tom Davey, R ERA: 5.26 (6, 1)	2.0		10	4	3	3	2	0	0	0	0	2	1	23	41	13.50	2.000
Graeme Lloyd, L ERA: 3.23 (8, 1)	1.0		4	0	0	0	1	0	0	0	0	0	0	11	16	0.00	0.000

Toronto Blue Jays @ Philadelphia Phillies
Veterans Stadium, Philadelphia, PA
 Sat Jun 12 1999, 7:05 PM EDT
 Att. 20,449 - Cloudy - 70 F

livebaseballscorecards.com

AB	33
R	7
H	9
RBI	6
BB	2
SO	10
LOB	11



Batter	1	2	3	4	5	6	7	8	9	AB R H RBI BB SO LOB	TOP													
Jacob Brumfield, R OBP: 0.263, SLG: 0.300 (1, 7)	0-3 K	0-0 F8-6-3			3-2 F7			4-0 1B BB	0-1 L5	4 0 0 0 1 1 1														
Homer Bush, R OBP: 0.331, SLG: 0.360 (1, 4)	1-0 F8		1-1 1B G4-6-3		1-1 G1-3			1-2 1B 2B		4 2 2 0 0 0 0														
Shawn Green, L OBP: 0.396, SLG: 0.606 (1, 9)	0-0 WP HR		1-1 G4-6-3 1B		1-3 K			1-0 F7		4 1 2 0 0 1 1														
Carlos Delgado, L OBP: 0.377, SLG: 0.545 (1, 3)	3-2 1-H HR		2-1 G4-6-3		0-3 K			2-1 1-H 2B		4 2 2 3 0 1 1														
Tony Fernandez, S OBP: 0.478, SLG: 0.539 (1, 5)	1-2 1B		0-0 1B		1-3 K			1-1 2-H HR		4 1 3 1 0 1 0														
Darrin Fletcher, L OBP: 0.362, SLG: 0.594 (1, 2)	2-2 1-3 1B		1-2 P4		1-1 G6-3			0-1 2-H HR		4 1 2 2 0 0 1														
José Cruz Jr., S OBP: 0.364, SLG: 0.454 (1, 8)	2-3 K			0-0 G3-6-3 1B			1-2 G3-1	3-2 P5		4 0 1 0 0 1 2														
Chris Woodward, R OBP: 0.250, SLG: 0.273 (1, 6)		2-2 F8-6-3 2B		2-2 G3-6-3			2-3 K		0-1 L6	4 0 1 0 0 1 1														
Pat Hentgen, R OBP: 0.200, SLG: 0.200 Billy Koch, R (8, 1)		1-3 K		1-3 K			1-0 L3		1-3 K	3 0 0 0 0 2 1 1 0 0 0 0 1 0														
Inning Stats	R: 2 E: 0 K: 2 S: 22	H: 4 LOB: 2 BB: 0 P: 31	R: 0 E: 0 K: 1 S: 10	H: 1 LOB: 0 BB: 0 P: 13	R: 1 E: 0 K: 0 S: 10	H: 3 LOB: 1 BB: 0 P: 15	R: 0 E: 0 K: 1 S: 7	H: 1 LOB: 0 BB: 0 P: 10	R: 0 E: 0 K: 1 S: 10	H: 0 LOB: 0 BB: 0 P: 15	R: 0 E: 0 K: 2 S: 9	H: 0 LOB: 0 BB: 0 P: 11	R: 0 E: 0 K: 1 S: 8	H: 0 LOB: 0 BB: 0 P: 12	R: 4 E: 0 K: 0 S: 15	H: 4 LOB: 0 BB: 1 P: 27	R: 0 E: 0 K: 1 S: 7	H: 0 LOB: 0 BB: 0 P: 8	1B: 8 2B: 4 3B: 0 HR: 2	SF: 0 SAC: 0 DP: 3 HBP: 0	WP: 1 PB: 0 SB: 0 CS: 0	PA: 37		
PITCHER	IP	WLS	BF	H	R	ER	SO	BB	IBB	HBP	BLK	WP	HR	S	P	ERA	WHIP							
Curt Schilling, R ERA: 3.39 Yorkis Perez, L ERA: 3.54 Robert Person, R ERA: 9.11	(1, 1) (8, 1) (9, 1)	7.2 0.1 1.0	L 2 3	32 1 0	12 1 0	6 1 0	8 0 1	1 0 0	0 0 0	0 0 0	0 0 0	1 0 0	1 5 7	86 8 8	126 8 8	7.04 27.00 0.00	1.696 3.000 0.000							

Toronto Blue Jays @ Philadelphia Phillies
Veterans Stadium, Philadelphia, PA

Sun Jun 13 1999, 1:35 PM EDT
Att. 28,459 - Overcast - 73 F

AB	36
R	7
H	13
RBI	6
BB	1
SO	9
LOB	8



Batter	1	2	3	4	5	6	7	8	9	AB	R	H	RBI	BB	SO	LOB
Doug Glanville, R OBP: 0.389, SLG: 0.440 (1, 8)	3-2 L8		2-2 G4-3			3-2 P3		1-1 G6-3 1-2f		4	0	0	0	0	0	2
Ron Gant, R OBP: 0.352, SLG: 0.438 (1, 7)	3-1 F8			0-1 G6-3		1-1 F9		1-1 1B		4	0	1	0	0	0	0
Bobby Abreu, L OBP: 0.441, SLG: 0.608 (1, 9)	0-3 K			0-0 FC7-4 2B		2-2 G6-3		1-1 G4-3		4	1	1	0	0	1	1
Scott Rolen, R OBP: 0.358, SLG: 0.484 (1, 5)		1-0 1B		4-1 FC7-4 BB		2-2 F8		1-2 G6-3		3	0	1	0	1	0	0
Rico Brogna, L OBP: 0.321, SLG: 0.411 (1, 3)		3-3 K		0-0 FC7-4 1-2f 2-H		4-1 1B BB		0-3 K		3	1	0	1	1	2	1
Mike Lieberthal, R OBP: 0.403, SLG: 0.619 (1, 2)		2-2 G6-3		3-3 K SAFE		3-3 K 1-2		4-1 BB		3	0	0	0	1	2	2
Marlon Anderson, L OBP: 0.255, SLG: 0.349 (1, 4)			0-0 F8		2-1 G4-3		1-2 1B		0-3 K	4	0	1	1	0	1	1
Alex Arias, R OBP: 0.325, SLG: 0.444 (1, 6)			0-3 K		2-1 G4-3		2-3 K			3	0	0	0	0	2	1
Curt Schilling, R OBP: 0.194, SLG: 0.188 Yorkis Perez, L (8, 1) Kevin Sefcik, R OBP: 0.413, SLG: 0.530 Robert Person, R (9, 1)			4-2 BB		1-3 K		4-1 BB			1	0	0	0	1	1	0
										0	0	0	0	0	0	0
										0	0	0	0	1	0	0
										0	0	0	0	0	0	0

Inning Stats	R: 0	H: 0	E: 0	K: 1	S: 8	R: 0	H: 1	E: 0	K: 1	S: 9	R: 0	H: 0	E: 0	K: 1	S: 12	R: 1	H: 1	E: 0	K: 1	S: 10	R: 0	H: 0	E: 0	K: 1	S: 7	R: 0	H: 0	E: 0	K: 0	S: 9	R: 1	H: 1	E: 0	K: 2	S: 16	R: 0	H: 1	E: 0	K: 0	S: 7	R: 0	H: 0	E: 0	K: 2	S: 13	1B: 3	SF: 0	2B: 1	SAC: 0	3B: 0	DP: 1	HR: 0	HBP: 0	WP: 0	PA: 34
PITCHER	IP	WLS	BF	H	R	ER	SO	BB	IBB	HBP	BLK	WP	HR	S	P	ERA	WHIP																																						
Pat Hentgen, R ERA: 5.28 (1, 1)	7.0	W	26	3	2	2	7	3	0	0	0	0	0	71	119	2.57	0.857																																						
Billy Koch, R ERA: 1.74 (8, 1)	2.0		8	1	0	0	2	2	0	0	0	0	0	20	32	0.00	1.500																																						

BOTTOM

Toronto Blue Jays @ Philadelphia Phillies
Veterans Stadium, Philadelphia, PA

AB	29
R	2
H	4
RBI	2
BB	5
SO	9
LOB	8



Sun Jun 13 1999, 1:35 PM EDT
Att. 28,459 - Overcast - 73 F

WP	PA	ERA	WHIP
0	34		

Batter	1	2	3	4	5	6	7	8	9	AB R H RBI BB SO LOB	TOP											
Doug Glanville, R (1, 8) OBP: 0.386, SLG: 0.435	3-2 G5-3		2-3 K		0-2 1B		3-1 G5-3		1-1 P4	5 0 1 0 0 1 2	Philadelphia Phillies @ San Diego Padres Qualcomm Stadium, San Diego, CA Tue Jun 15 1999, 10:05 PM EDT Att. 16,134 - Cloudy - 68 F											
Ron Gant, R (1, 7) OBP: 0.357, SLG: 0.439	4-2 G4-6-3 BB		0-0 FC5-4		2-0 1B		2-2 E6 1B		2-0 G3-1	4 0 2 0 1 0 2												
Bobby Abreu, L (1, 9) OBP: 0.438, SLG: 0.601	1-0 G4-6-3				3-1 G4-3		1-3 K			4 0 1 0 0 1 4												
Scott Rolen, R (1, 5) OBP: 0.356, SLG: 0.493					0-1 HR		2-0 F8			4 1 1 1 0 1 5												
Rico Brogna, L (1, 3) OBP: 0.320, SLG: 0.412					0-0 2B		1-0 G1-3		1-2 G4-3	4 0 1 0 0 1 0												
Mike Lieberthal, R (1, 2) OBP: 0.400, SLG: 0.610					2-2 G5-3		2-1 G6-3		0-0 G5-3	3 0 0 0 0 0 1												
Marlon Anderson, L (1, 4) OBP: 0.252, SLG: 0.345 Amaury Telemaco, R (6, 1) Alex Arias, R (8, PH) Steve Montgomery, R (8, 1) OBP: 1.000, SLG: 1.000					3-3 K		4-1 BB		2-2 G5-3	2 0 0 0 0 1 2 0 0 0 0 0 0 0 1 0 0 0 0 0 0 0 0 0 0 0 0 0												
Desi Relaford, S (1, 6) OBP: 0.353, SLG: 0.353					0-1 L6		1-1 L9		2-0 HBP	3 0 0 0 0 1 1												
Chad Ogea, R (1, 1) OBP: 0.222, SLG: 0.125 Robert Person, R (4, 1) 23 Kevin Jordan, R (4, 4) OBP: 0.368, SLG: 0.448 Kevin Sefcik, R (6, PH) OBP: 0.421, SLG: 0.530					4-1 FC5-4 BB		2-2 E5 1B		3-1 F9	0 0 0 0 1 0 0 0 0 0 0 0 0 0 3 0 0 0 0 0 1 0 0 0 0 1 0 0												
Inning Stats	R: 0 E: 0 K: 0 S: 6	H: 0 LOB: 0 BB: 1 P: 14	R: 0 E: 0 K: 1 S: 7	H: 0 LOB: 1 BB: 0 P: 11	R: 0 E: 0 K: 1 S: 7	H: 0 LOB: 1 BB: 1 P: 13	R: 1 E: 0 K: 1 S: 11	H: 2 LOB: 1 BB: 0 P: 19	R: 0 E: 1 K: 1 S: 13	H: 2 LOB: 3 BB: 0 P: 21		R: 0 E: 0 K: 1 S: 7	H: 0 LOB: 1 BB: 1 P: 14	R: 0 E: 1 K: 1 S: 13	H: 2 LOB: 2 BB: 0 P: 24	R: 0 E: 0 K: 0 S: 7	H: 0 LOB: 0 BB: 0 P: 10	R: 0 E: 0 K: 0 S: 5	H: 0 LOB: 1 BB: 0 P: 13	1B: 4 2B: 1 3B: 0 HR: 1	SF: 0 SAC: 0 DP: 1 HBP: 2	WP: 0 PB: 0 SB: 0 CS: 0
PITCHER	IP WLS BF H R ER SO BB IBB HBP BLK WP HR S P ERA WHIP																					
Matt Clement, R (1, 1) ERA: 4.68	6.0 W 26 4 1 1 5 3 0 1 0 0 1 51 92 1.50 1.167																					
Dan Miceli, R (7, 1) ERA: 4.33	1.0 5 2 0 0 1 0 0 0 0 0 0 0 13 24 0.00 2.000																					
Carlos Reyes, R (8, 1) ERA: 3.18	1.0 3 0 0 0 0 0 0 0 0 0 0 0 7 10 0.00 0.000																					
Carlos Almanzar, R (9, 1) ERA: 4.35	1.0 4 0 0 0 0 0 0 0 1 0 0 0 5 13 0.00 0.000																					

livebaseballscorecards.com

AB	33
R	1
H	6
RBI	1
BB	3
SO	6
LOB	18



Batter	1	2	3	4	5	6	7	8	9
Quilvio Veras, S (1, 4) <small>OBP: 0.335, SLG: 0.335</small>	1-0 G4-3	0-2 BB 1B <small>1-2 2-H 3-H</small>		0-0 BB FC5 1B <small>1-2</small>		2-1 G4-6-3 <small>1-2f</small>		1-0 F8	
Eric Owens, R (1, 7) <small>OBP: 0.325, SLG: 0.416</small>	1-1 S HBP	0-0 BB 1B <small>1-2 2-3</small>		0-0 FC5 BB <small>1-2 2-3f</small>			2-2 G4-3	2-1 F9	
Tony Gwynn, L (1, 9) <small>OBP: 0.386, SLG: 0.456</small> Gary Matthews, S (2, PH) <small>OBP: 0.588, SLG: 0.300</small> (3, 9)	2-1 P6 <small>1-2</small>	4-2 G4-6-3 BB <small>1-2 2-3 3-H</small>		4-1 G6-4-3 BB <small>1-2 2-3</small>			3-2 1B 1B		
Greg Myers, L (1, 2) <small>OBP: 0.374, SLG: 0.429</small>	3-2 L7	3-1 G4-6-3 <small>1-2f</small>		2-1 G6-4-3 <small>1-2f</small>			1-0 F8		
Jim Leyritz, R (1, 3) <small>OBP: 0.340, SLG: 0.480</small>		3-2 2B 2B		1-0 P3			3-1 F8		
George Arias, R (1, 5) <small>OBP: 0.250, SLG: 0.406</small> Carlos Reyes, S (8, 1) Carlos Almanzar, R (9, 1)		1-1 SH 1B 2B <small>2-H</small>		0-1 G5-3			1-3 K		
Ruben Rivera, R (1, 8) <small>OBP: 0.257, SLG: 0.433</small>		1-2 G5-3		0-0 CS 1B			0-3 K		
Damian Jackson, R (1, 6) <small>OBP: 0.326, SLG: 0.377</small>		4-2 SH 1B BB		1-1 CS <small>1-2</small>			3-3 K		
Matt Clement, R (1, 1) <small>OBP: 0.111, SLG: 0.111</small> John Vander Wal, L (6, PH) <small>OBP: 0.390, SLG: 0.433</small> Dan Miceli, R (7, 1) Ed Giovanola, L (8, 5) <small>OBP: 0.326, SLG: 0.297</small>		0-0 SH 1B 1B BB <small>1-2 2-3</small>		0-0 FC5 1B 1B			4-2 G4-6-3 BB		

AB	R	H	RBI	BB	SO	LOB
5	0	2	2	0	0	2
4	0	1	0	0	0	3
1	0	0	0	0	0	1
1	0	1	1	2	0	0
4	0	0	0	0	0	8
4	1	2	0	0	0	0
4	1	1	1	0	2	2
0	0	0	0	0	0	0
0	0	0	0	0	0	0
4	1	2	1	0	1	1
2	2	1	1	2	1	0
1	1	1	0	0	0	0
0	0	0	0	1	0	0
0	0	0	0	0	0	0
1	0	0	0	0	0	1

WP	HR	S	P	ERA	WHIP
0	0	0	39		

Inning Stats														
R	H	E	K	S	R	H	E	K	S	R	H	E	K	S
0	0	0	7	14	4	1	0	0	14	4	1	0	0	14
4	1	1	23	39	4	0	0	0	39	0	0	0	0	39
0	0	0	5	7	0	1	0	0	7	0	1	0	0	7
1	3	0	10	17	3	2	1	1	17	0	0	0	0	17
0	0	0	9	13	0	0	0	0	13	0	0	0	0	13
0	0	0	8	17	0	0	1	1	17	0	0	0	0	17
0	2	0	17	27	2	1	0	0	27	0	1	1	1	27
0	1	0	10	22	1	1	0	0	22	0	1	1	1	22

Pitcher Stats												
IP	WLS	BF	H	R	ER	SO	BB	IBB	HBP	BLK	WP	HR
3.0	L	18	7	5	4	0	2	1	0	0	0	0
2.0		7	1	0	0	2	1	0	0	0	0	14
2.0		8	2	0	0	2	1	0	0	0	0	25
1.0		5	1	1	1	0	1	0	0	0	0	10

Philadelphia Phillies @ San Diego Padres
Qualcomm Stadium, San Diego, CA
 Tue Jun 15 1999, 10:05 PM EDT
 Att: 16,134 - Cloudy - 68 F

livebaseballscorecards.com

AB	31
R	6
H	11
RBI	6
BB	5
SO	4
LOB	18



Batter	1	2	3	4	5	6	7	8	9	AB R H RBI BB SO LOB	TOP									
Doug Glanville, R (1, 8) OBP: 0.386, SLG: 0.434	2-2 F7		1-1 G6-3		2-1 FC5-4		1-0 1B		0-1 G6-4-3 1B	5 0 2 1 0 0 1										
Ron Gant, R (1, 7) OBP: 0.358, SLG: 0.452	2-2 K		3-3 K			0-0 2B 1B	0-1 HR		3-2 G6-4-3 1-2f	5 1 2 1 0 2 2										
Bobby Abreu, L (1, 9) OBP: 0.434, SLG: 0.599	2-3 K			3-3 K		2-1 2B	0-0 F7			4 0 1 0 0 2 0										
Scott Rolen, R (1, 5) OBP: 0.362, SLG: 0.493		0-1 3B 1B		4-2 S BB		1-3 K		4-0 S BB		2 1 1 0 2 1 2										
Rico Brogna, L (1, 3) OBP: 0.322, SLG: 0.419		2-0 1-H SF8 3B		3-3 K 1-2		4-0 FC6-4 IBB		1-1 F8		3 1 1 1 1 1 2										
Mike Lieberthal, R (1, 2) OBP: 0.393, SLG: 0.601		3-2 SF8		2-3 K		0-3 K		1-0 G5-3 1-2		3 0 0 1 0 2 5										
Kevin Seifick, R (1, 4) OBP: 0.405, SLG: 0.507		1-3 K			2-0 L9	0-0 FC6-4 1-2f		1-3 K		3 0 0 0 0 1 3										
15 David Doster, R (7, 4) OBP: 0.500, SLG: 0.625										1 0 0 0 0 1 1										
Desi Relaford, S (1, 6) OBP: 0.349, SLG: 0.349		2-2 F8			2-2 G6-3		1-1 SH2-4 1B 1B		4-2 1B BB	2 0 0 0 0 0 0										
Alex Arias, R (6, 6) OBP: 0.338, SLG: 0.446										1 1 1 0 1 0 0										
Randy Wolf, L (1, 1) OBP: 0.250, SLG: 0.250			1-3 K		2-2 FC5-4 1B		1-0 SH2-4 1-2		1-3 K	2 0 1 0 0 1 0										
Marlon Anderson, L (9, PH) OBP: 0.251, SLG: 0.344										1 0 0 0 0 1 1										
Wayne Gomes, R (9, 1)										0 0 0 0 0 0 0										
Inning Stats	R: 0 E: 0 K: 2 S: 10	H: 0 LOB: 0 BB: 0 P: 16	R: 2 E: 0 K: 1 S: 13	H: 2 LOB: 0 BB: 0 P: 21	R: 0 E: 0 K: 2 S: 10	H: 0 LOB: 0 BB: 0 P: 15	R: 0 E: 0 K: 3 S: 14	H: 0 LOB: 1 BB: 1 P: 26	R: 0 E: 0 K: 0 S: 11	H: 2 LOB: 3 BB: 1 P: 18	R: 2 E: 0 K: 0 S: 7	H: 3 LOB: 0 BB: 0 P: 10	R: 0 E: 0 K: 1 S: 6	H: 0 LOB: 1 BB: 1 P: 13	R: 0 E: 0 K: 1 S: 10	H: 1 LOB: 1 BB: 1 P: 18	1B: 6 2B: 1 3B: 1 HR: 1	SF: 1 SAC: 1 DP: 1 HBP: 0	WP: 0 PB: 0 SB: 2 CS: 0	PA: 38
PITCHER	IP WLS BF H R ER SO BB IBB HBP BLK WP HR S P ERA WHIP																			
Sterling Hitchcock, L (1, 1) ERA: 4.78	5.0 L 21 5 2 2 8 1 0 0 0 0 0 60 101 3.60 1.200																			
Will Cunnane, R (6, 1) ERA: 4.76	2.0 9 3 2 2 2 0 1 0 0 0 0 1 15 23 9.00 1.500																			
Carlos Reyes, R (8, 1) ERA: 3.09	1.0 4 0 0 0 1 1 0 0 0 0 0 6 13 0.00 1.000																			
Trevor Hoffman, R (9, 1) ERA: 3.91	1.0 4 1 0 0 1 1 0 0 0 0 0 0 10 18 0.00 2.000																			

Philadelphia Phillies @ San Diego Padres
Qualcomm Stadium, San Diego, CA
Wed Jun 16 1999, 10:35 PM EDT
Att. 15,136 - Unknown - 68 F

livebaseballscorecards.com

AB	32
R	4
H	9
RBI	4
BB	4
SO	12
LOB	17



Batter	1	2	3	4	5	6	7	8	9	AB R H RBI BB SO LOB
Quilvio Veras, S OBP: 0.338, SLG: 0.335 (1, 4)	F9		G4-6-3 BB		2-1 1B			G6-3		3 0 1 1 1 0 0
Gary Matthews, S OBP: 0.524, SLG: 0.231 (1, 9)	BB		G4-6-3			K		F9		3 0 0 0 1 1 2
Eric Owens, R OBP: 0.317, SLG: 0.405 (1, 7)	P4					F8		G6-3		4 0 0 0 0 1 1
Jim Leyritz, R OBP: 0.331, SLG: 0.465 (1, 2)	G6-3					F9		K		4 0 0 0 0 2 1
Phil Nevin, R OBP: 0.302, SLG: 0.505 (1, 3)										4 1 3 1 0 0 0
Ruben Rivera, R OBP: 0.253, SLG: 0.425 (1, 8)										3 0 0 0 0 1 1
Tony Gwynn, L (9, PH) OBP: 0.389, SLG: 0.460										1 0 1 0 0 0 0
David Newhan, L (9, PR) OBP: 0.300, SLG: 0.400										0 0 0 0 0 0 0
George Arias, R OBP: 0.252, SLG: 0.404 (1, 5)										3 0 1 0 0 1 0
John Vander Wal, L (9, PH) OBP: 0.387, SLG: 0.429										1 0 0 0 0 0 2
Damian Jackson, R OBP: 0.326, SLG: 0.377 (1, 6)										3 0 1 0 0 1 1
Sterling Hitchcock, L OBP: 0.154, SLG: 0.120 (1, 1)										2 1 0 0 0 1 2
Will Cunnane, R (6, 1)										0 0 0 0 0 0 0
Carlos Reyes, S (8, 1)										0 0 0 0 0 0 0
Dave Maqadan, L (8, PH) OBP: 0.351, SLG: 0.351										1 0 0 0 0 0 0
Trevor Hoffman, R (9, 1)										0 0 0 0 0 0 0

Inning Stats	R: 0	H: 0	E: 0	K: 0	S: 11	R: 0	H: 0	E: 0	K: 1	S: 6	R: 0	H: 1	E: 0	K: 1	S: 8	R: 0	H: 1	E: 0	K: 3	S: 13	R: 1	H: 2	E: 1	K: 0	S: 7	R: 0	H: 0	E: 0	K: 1	S: 8	R: 1	H: 1	E: 0	K: 1	S: 7	R: 0	H: 0	E: 0	K: 0	S: 10	R: 0	H: 2	E: 0	K: 1	S: 11	1B: 6	2B: 0	3B: 0	HR: 1	SF: 0	SAC: 0	DP: 1	HBP: 0	WP: 0	PB: 0	SB: 0	CS: 0	PA: 34
PITCHER	IP	WLS	BF	H	R	ER	SO	BB	IBB	HBP	BLK	WP	HR	S	P	ERA	WHIP																																									
Randy Wolf, L ERA: 1.32 (1, 1)	8.0	W	29	5	2	1	7	2	0	0	0	0	1	70	119	1.12	0.875																																									
Wayne Gomes, R ERA: 3.9 (9, 1)	1.0	S	5	2	0	0	1	0	0	0	0	0	0	11	19	0.00	2.000																																									

BOTTOM

Philadelphia Phillies @ San Diego Padres
Qualcomm Stadium, San Diego, CA
Wed Jun 16 1999, 10:35 PM EDT
Att: 15,136 - Unknown - 68 F

livebaseballscorecards.com

AB	32
R	2
H	7
RBI	2
BB	2
SO	8
LOB	10



Batter	1	2	3	4	5	6	7	8	9	AB	R	H	RBI	BB	SO	LOB	TOP										
Doug Glanville, R (1, 8) OBP: 0.386, SLG: 0.445	2-2 1B		1-2 HR	2-1 G6-3		2-2 F9		3-1 G6-3		5	1	2	2	0	0	2											
Ron Gant, R (1, 7) OBP: 0.360, SLG: 0.451	0-3 K		0-1 CS 1B		0-0 F8	4-2 2B BB		1-3 K		3	1	1	0	1	1	1											
Yorkis Perez, L (6, 1)										0	0	0	0	0	0	0											
15 David Doster, R (7, 4) OBP: 0.485, SLG: 0.600										1	0	0	0	0	1	0											
Bobby Abreu, L (1, 9) OBP: 0.438, SLG: 0.614	0-1 F7		3-2 3B		0-0 WP 1B	1-1 2B			1-2 P8	5	1	3	2	0	0	1											
Scott Rolen, R (1, 5) OBP: 0.363, SLG: 0.496	0-2 P9		2-0 P4		0-0 WP 1B	1-0 2B			0-0 G6-3	5	0	2	1	0	0	2											
Rico Brogna, L (1, 3) OBP: 0.317, SLG: 0.411		1-2 P5	0-0 G4-3		1-0 F7	0-1 G3			2-1 F8	5	0	0	0	0	0	4											
Mike Lieberthal, R (1, 2) OBP: 0.399, SLG: 0.617		1-1 HR		3-2 1B E 1B	4-0 FC6-4 IBB		0-1 F8			3	2	2	1	1	0	0											
Marlon Anderson, L (1, 4) OBP: 0.251, SLG: 0.342		1-0 G4-3		1-1 FC5-4 1B	0-0 FC6-4		1-2 F9			4	0	1	0	0	0	3											
Steve Montgomery, R (7, 1) OBP: 1.000, SLG: 1.000				1-2 FC5-4 1B	1-2 FC6-4					0	0	0	0	0	0	0											
Jim Poole, L (8, 1)										0	0	0	0	0	0	0											
Wayne Gomes, R (9, 1)										0	0	0	0	0	0	0											
Alex Arias, R (1, 6) OBP: 0.333, SLG: 0.436	1-3 K		0-0 FC5-4 SH3		1-0 BB 2B	1-0 P5				4	1	1	0	0	1	1											
Paul Byrd, R (1, 1) OBP: 0.235, SLG: 0.188			4-1 HR BB		0-0 SH3		0-0 B1		0-2 L9																		
Kevin Sefcik, R (6, 7) OBP: 0.400, SLG: 0.500				1-2 SH3						1	1	0	0	1	0	1											
										1	0	0	0	0	0	0											
Inning Stats	R: 0 E: 0 K: 1 S: 11	H: 1 LOB: 1 BB: 0 P: 13	R: 1 E: 0 K: 1 S: 9	H: 1 LOB: 0 BB: 0 P: 13	R: 2 E: 0 K: 0 S: 11	H: 3 LOB: 1 BB: 1 P: 21	R: 1 E: 1 K: 0 S: 9	H: 2 LOB: 1 BB: 0 P: 15	R: 0 E: 0 K: 0 S: 5	H: 2 LOB: 3 BB: 1 P: 10	R: 3 E: 0 K: 0 S: 13	H: 3 LOB: 1 BB: 1 P: 22	R: 0 E: 0 K: 0 S: 6	H: 0 LOB: 0 BB: 0 P: 8	R: 0 E: 0 K: 1 S: 8	H: 0 LOB: 0 BB: 0 P: 12	R: 0 E: 0 K: 0 S: 6	H: 0 LOB: 0 BB: 0 P: 9	1B: 7 2B: 2 3B: 1 HR: 2	SF: 0 SAC: 1 DP: 0 HBP: 0	WP: 1 PB: 0 SB: 0 CS: 1	PA: 41					
PITCHER	IP	WLS	BF	H	R	ER	SO	BB	IBB	HBP	BLK	WP	HR	S	P	ERA	WHIP										
Woody Williams, R (1, 1) ERA: 3.76	5.2	L	30	11	7	6	2	2	1	0	0	1	2	55	90	9.53	2.294										
Carlos Almanzar, R (6, 1) ERA: 3.86	1.1		5	1	0	0	0	0	0	0	0	0	0	9	12	0.00	0.750										
Dan Miceli, R (8, 1) ERA: 4.18	1.0		3	0	0	0	1	0	0	0	0	0	0	8	12	0.00	0.000										
Donne Wall, R (9, 1) ERA: 3.21	1.0		3	0	0	0	0	0	0	0	0	0	0	6	9	0.00	0.000										

Philadelphia Phillies @ San Diego Padres
Qualcomm Stadium, San Diego, CA
Thu Jun 17 1999, 5:05 PM EDT
Att. 16,671 - Sunny - 73 F

AB	37
R	7
H	12
RBI	6
BB	3
SO	3
LOB	15



Batter	1	2	3	4	5	6	7	8	9	AB	R	H	RBI	BB	SO	LOB
Quilvio Veras, S OBP: 0.340, SLG: 0.333 (1, 4)	0-1 G4-3		4-1 G1-3 1B 2B BB	1-2 F8		3-2 1B 1B		2-3 K		4	1	1	0	1	1	3
Eric Owens, R OBP: 0.320, SLG: 0.405 (1, 7)	1-1 F8		2-2 F8	0-3 K		3-2 1B FC4 1B		0-1 S 1B		5	0	2	2	0	1	3
Tony Gwynn, L OBP: 0.390, SLG: 0.458 (1, 9)	0-1 BB 1B		2-2 G1-3 2B 1B		0-1 G6-3	0-1 FC4		0-0 F8		5	1	2	0	0	0	3
John Vander Wal, L OBP: 0.383, SLG: 0.417 (1, 3)	4-1 FC4-6 BB		0-0 G1-3		0-0 G4-3		2-3 K	2-3 SAFE K		3	0	0	0	1	1	2
Gary Matthews, S OBP: 0.500, SLG: 0.214 (8, PH)	1-2 BB		1-2 2-3					1-2 K		1	0	0	0	0	1	1
Donne Wall, R (9, 1)										0	0	0	0	0	0	0
Dave Magadan, L OBP: 0.365, SLG: 0.372 (1, 5)	1-0 FC4-6		3-2 2B		2-1 2B		4-1 BB		4-1 FC6-4 BB	3	0	2	2	2	0	2
David Newhan, L OBP: 0.300, SLG: 0.400 (9, PR)	1-2f		2-H 3-H		2-1 G3		0-3 K		2-2 F7	0	0	0	0	0	0	0
Greg Myers, L OBP: 0.373, SLG: 0.426 (1, 2)		2-0	0-1 F8						2-2 F7	3	0	1	0	0	0	2
Carlos Almanzar, R (6, 1)										0	0	0	0	0	0	0
George Arias, R OBP: 0.250, SLG: 0.400 (7, PH)			FC5-4 1B						1-0 FC6-4	1	0	0	0	0	1	1
Dan Miceli, R (8, 1)										0	0	0	0	0	0	0
Ed Giovanola, L OBP: 0.318, SLG: 0.289 (9, 5)										1	0	0	0	0	0	1
Ruben Rivera, R OBP: 0.251, SLG: 0.418 (1, 8)		1-1 FC5-4 1-2f		0-0 FC3-5 1B 1B		1-2 G4-3		2-2 P6	0-1 SAFE FC6-4	5	0	1	0	0	0	3
Damian Jackson, R OBP: 0.328, SLG: 0.396 (1, 6)		3-2 SAFE F8		3-2 SAFE FC3-5 1B 1B		1-3 K		3-1 HR	1-2 F7	5	1	2	1	0	1	2
Woody Williams, R OBP: 0.194, SLG: 0.207 (1, 1)			1-1 G5-3		1-0 FC3-5		4-0 1B 1B BB		2-2 WP 1B 2B	2	0	0	0	0	0	3
Phil Nevin, R OBP: 0.314, SLG: 0.519 (6, 2)				1-2 2-3f						1	2	1	0	1	0	0

Inning Stats	R: 0	H: 1	E: 0	LOB: 2	K: 0	BB: 1	S: 8	P: 14	R: 0	H: 1	E: 0	LOB: 1	K: 0	BB: 0	S: 8	P: 15	R: 2	H: 2	E: 0	LOB: 1	K: 0	BB: 1	S: 15	P: 26	R: 0	H: 2	E: 0	LOB: 2	K: 1	BB: 0	S: 13	R: 0	H: 1	E: 0	LOB: 1	K: 0	BB: 0	S: 7	P: 11	R: 1	H: 2	E: 0	LOB: 2	K: 1	BB: 1	S: 17	P: 29	R: 0	H: 0	E: 0	LOB: 1	K: 2	BB: 1	S: 10	P: 18	R: 2	H: 3	E: 0	LOB: 1	K: 2	BB: 0	S: 16	P: 25	R: 0	H: 0	E: 0	LOB: 1	K: 0	BB: 1	S: 9	P: 16	1B: 8	2B: 3	3B: 0	HR: 1	SF: 0	SAC: 0	DP: 0	HBP: 0	WP: 1	PB: 0	SB: 1	CS: 0	PA: 44
--------------	------	------	------	--------	------	-------	------	-------	------	------	------	--------	------	-------	------	-------	------	------	------	--------	------	-------	-------	-------	------	------	------	--------	------	-------	-------	------	------	------	--------	------	-------	------	-------	------	------	------	--------	------	-------	-------	-------	------	------	------	--------	------	-------	-------	-------	------	------	------	--------	------	-------	-------	-------	------	------	------	--------	------	-------	------	-------	-------	-------	-------	-------	-------	--------	-------	--------	-------	-------	-------	-------	--------

PITCHER	IP	WLS	BF	H	R	ER	SO	BB	IBB	HBP	BLK	WP	HR	S	P	ERA	WHIP
Paul Byrd, R ERA: 3.24 (1, 1)	5.2	W	29	9	3	3	2	3	0	0	0	0	0	66	111	4.76	2.118
Yorkis Perez, L ERA: 3.45 (6, 1)	0.2	H	3	0	0	0	1	1	0	0	0	0	0	6	12	0.00	1.500
Steve Montgomery, R ERA: 3.2 (7, 1)	1.0		6	3	2	2	2	0	0	0	0	1	1	18	27	18.00	3.000
Jim Poole, L ERA: 4.0 (8, 1)	1.0	H	4	0	0	0	1	1	0	0	0	0	0	8	16	0.00	1.000
Wayne Gomes, R ERA: 3.82 (9, 1)	0.2	S	2	0	0	0	0	0	0	0	0	0	0	5	6	0.00	0.000

BOTTOM

Philadelphia Phillies @ San Diego Padres
Qualcomm Stadium, San Diego, CA
Thu Jun 17 1999, 5:05 PM EDT
Att. 16,671 - Sunny - 73 F

livebaseballscorecards.com

AB	39
R	5
H	12
RBI	5
BB	5
SO	6
LOB	26



Batter	1	2	3	4	5	6	7	8	9	AB R H RBI BB SO LOB	TOP
Doug Glanville, R (1, 8) OBP: 0.384, SLG: 0.442	0-1 F9		0-0 E 1B			0-0 L7		1-1 G6-3		4 0 1 0 0 0 0	Philadelphia Phillies @ Los Angeles Dodgers Dodger Stadium, Los Angeles, CA Fri Jun 18 1999, 7:10 PM PDT Att. 41,590 - Unknown - 68 F
Ron Gant, R (1, 7) OBP: 0.355, SLG: 0.442 Steve Montgomery, R (8, 1) OBP: 1.000, SLG: 1.000 Wayne Gomes, R (9, 1)	0-2 G4-3		3-3 SAFE K			1-0 G6-3		1-0 G5-3	4 0 0 0 0 1 1 0 0 0 0 0 0 0 0 0 0 0 0 0 0		
Bobby Abreu, L (1, 9) OBP: 0.435, SLG: 0.607	3-2 G6-3					2-2 S 1B			4 0 1 0 0 1 0		
Scott Rolen, R (1, 5) OBP: 0.361, SLG: 0.496		0-2 P4				1-2 G1-4-3			4 0 1 0 0 0 1		
Rico Brogna, L (1, 3) OBP: 0.316, SLG: 0.420		0-1 G3				3-1 F7			4 1 1 1 0 1 1		
Mike Lieberthal, R (1, 2) OBP: 0.398, SLG: 0.627		3-2 HR				2-2 G5-3			3 1 1 1 0 0 0		
Marlon Anderson, L (1, 4) OBP: 0.248, SLG: 0.337 15 David Doster, R (7, 4) OBP: 0.485, SLG: 0.600		0-0 B2-3				1-1 G6-3			3 0 0 0 0 1 0 0 0 0 0 0 0 0		
Alex Arias, R (1, 6) OBP: 0.333, SLG: 0.432			1-0 G1-3			0-0 1B			3 0 1 0 0 0 0		
Curt Schilling, R (1, 1) OBP: 0.184, SLG: 0.176 Kevin Seifick, R (8, PH) OBP: 0.395, SLG: 0.493 (8, 7)			2-3 K			2-3 K			2 0 0 0 0 2 1 1 0 0 0 0 1 0		
Inning Stats	R: 0 H: 0 E: 0 LOB: 0 K: 0 BB: 0 S: 9 P: 12	R: 1 H: 1 E: 0 LOB: 0 K: 0 BB: 0 S: 9 P: 12	R: 0 H: 1 E: 1 LOB: 1 K: 2 BB: 0 S: 11 P: 17	R: 0 H: 0 E: 0 LOB: 0 K: 0 BB: 0 S: 12 P: 19	R: 0 H: 1 E: 0 LOB: 1 K: 1 BB: 0 S: 9 P: 14	R: 0 H: 1 E: 0 LOB: 1 K: 0 BB: 0 S: 8 P: 13	R: 1 H: 1 E: 0 LOB: 0 K: 1 BB: 0 S: 11 P: 13	R: 0 H: 0 E: 0 LOB: 0 K: 1 BB: 0 S: 7 P: 11	R: 0 H: 1 E: 0 LOB: 0 K: 2 BB: 0 S: 11 P: 14	1B: 3 SF: 0 2B: 1 SAC: 0 3B: 0 DP: 0 HR: 2 HBP: 0	WP: 0 PA: 32 PB: 0 SB: 1 CS: 1
PITCHER	IP WLS BF H R ER SO BB IBB HBP BLK WP HR S P ERA WHIP										
Ismael Valdez, R (1, 1) ERA: 3.6	8.0 L 29 5 2 2 5 0 0 0 0 0 0 2 76 111 2.25 0.625										
Pedro Borbon, L (9, 1) ERA: 1.37	1.0 3 1 0 0 2 0 0 0 0 0 0 0 11 14 0.00 1.000										

livebaseballscorecards.com

AB	32
R	2
H	6
RBI	2
BB	0
SO	7
LOB	4



Batter	1	2	3	4	5	6	7	8	9	AB	R	H	RBI	BB	SO	LOB
Eric Young Sr., R OBP: 0.361, SLG: 0.353 (1, 4)	F9		L9			P3 SH1-3 1B		L6-4 SH5-4 1B		4	0	2	0	0	0	0
Jose Vizcaino, S OBP: 0.309, SLG: 0.308 (1, 6)	K		G4-3			SH1-3		SH5-4		2	0	0	0	0	1	0
Raul Mondesi, R OBP: 0.359, SLG: 0.562 (1, 9)	K					P3		IBB		3	0	0	0	1	2	1
Eric Karros, R OBP: 0.338, SLG: 0.481 (1, 3)			G6-3			G6-3		L6-4		3	0	0	0	1	0	4
22 Devon White, S OBP: 0.325, SLG: 0.407 (1, 8)			F7			G4-6-3 BB				4	0	0	0	0	1	1
Adrian Beltré, R OBP: 0.378, SLG: 0.477 (1, 5)			HR			F7				4	1	1	1	0	0	0
Trenidad Hubbard, R OBP: 0.359, SLG: 0.343 (1, 7)			BB			1B				2	0	1	0	2	1	0
Angel Pena, R OBP: 0.222, SLG: 0.250 (1, 2)			G5-3			L8				3	0	0	0	0	0	3
Ismael Valdez, R OBP: 0.069, SLG: 0.036 (1, 1)			K			F9				2	0	0	0	0	1	1
Dave Hansen, L OBP: 0.485, SLG: 0.566 (8, PH)										0	0	0	0	1	0	0
Craig Counsell, L OBP: 0.227, SLG: 0.186 (8, PR)										0	0	0	0	0	0	0
Pedro Borbon, R (9, 1)								SH5-4 1B BB		0	0	0	0	0	0	0

Inning Stats	R: 0	H: 0	E: 0	K: 2	S: 10	R: 1	H: 1	E: 0	K: 0	S: 11	R: 0	H: 0	E: 0	K: 1	S: 8	R: 0	H: 0	E: 0	K: 1	S: 7	R: 0	H: 1	E: 0	K: 0	S: 5	R: 0	H: 1	E: 0	K: 0	S: 8	R: 0	H: 0	E: 0	K: 0	S: 9	R: 0	H: 1	E: 0	K: 0	S: 7	R: 0	H: 0	E: 0	K: 2	S: 9	R: 0	H: 0	E: 0	K: 2	S: 9	R: 0	H: 0	E: 0	K: 2	S: 9	1B: 3	2B: 1	3B: 0	HR: 1	SF: 0	SAC: 2	DP: 2	HBP: 0	WP: 0	PB: 0	SB: 0	CS: 0	PA: 34
--------------	------	------	------	------	-------	------	------	------	------	-------	------	------	------	------	------	------	------	------	------	------	------	------	------	------	------	------	------	------	------	------	------	------	------	------	------	------	------	------	------	------	------	------	------	------	------	------	------	------	------	------	------	------	------	------	------	-------	-------	-------	-------	-------	--------	-------	--------	-------	-------	-------	-------	--------

PITCHER	IP	WLS	BF	H	R	ER	SO	BB	IBB	HBP	BLK	WP	HR	S	P	ERA	WHIP
Curt Schilling, R ERA: 3.26 (1, 1)	7.0	W	26	3	1	1	4	3	0	0	0	0	1	58	100	1.29	0.857
Steve Montgomery, R ERA: 3.05 (8, 1)	1.0	H	5	1	0	0	0	1	1	0	0	0	0	7	20	0.00	2.000
Wayne Gomes, R ERA: 3.69 (9, 1)	1.0	S	3	0	0	0	2	0	0	0	0	0	0	9	12	0.00	0.000

BOTTOM

Philadelphia Phillies @ Los Angeles Dodgers
Dodger Stadium, Los Angeles, CA

Fri Jun 18 1999, 7:10 PM PDT
Att: 41,590 - Unknown - 68 F

livebaseballscores.com

AB	27
R	1
H	4
RBI	1
BB	5
SO	6
LOB	10



Batter	1	2	3	4	5	6	7	8	9	AB	R	H	RBI	BB	SO	LOB	TOP								
Doug Glanville, R OBP: 0.383, SLG: 0.439 Jim Poole, L (7, 1)	0-1 F8			1-2 1B		0-3 K	2-1 FC6			4	0	1	0	0	1	2									
Ron Gant, R OBP: 0.357, SLG: 0.441 (1, 7)	2-0 G5-3			1-3 K		2-1 2B		4-2 BB		3	1	1	0	1	1	1									
Bobby Abreu, L OBP: 0.427, SLG: 0.595 (1, 9)	1-1 G6-3			1-0 F8		1-3 K		2-1 G1-6-3		4	0	0	0	0	1	3									
Scott Rolen, R OBP: 0.359, SLG: 0.496 15 David Doster, R OBP: 0.485, SLG: 0.600 (1, 5) (8, 4)		2-2 F9		0-0 G3		1-1 2B		1-2 G4-3		4	0	1	1	0	0	1									
Rico Brogna, L OBP: 0.315, SLG: 0.417 (1, 3)			1-3 K		1-2 G1-3		0-0 F7		3-2 23 G5-3	4	0	1	0	0	1	1									
23 Kevin Jordan, R OBP: 0.364, SLG: 0.440 (1, 4) (8, 5)		2-1 G6-3			2-1 BB		1-0 G1-3		1-2 G5-3	4	0	1	0	0	0	1									
Alex Arias, R OBP: 0.352, SLG: 0.434 (1, 6)				4-2 BB		4-2 BB		0-0 1B		3-2 G5-3	2	0	1	0	2	0	1								
Gary Bennett, R OBP: 0.267, SLG: 0.276 (1, 2)				0-2 G6-4-3		0-2 F9		0-2 FC6		1-1 G4-3	4	0	1	0	0	4									
Robert Person, R Rob Ducey, L Mike Grace, R Amaury Telemaco, R Kevin Sefcik, R (1, 1) (5, PH) (5, 1) (5, 1) (7, PH) (7, 8)				3-1 G6-3		0-1 P4		3-3 K		1	0	0	0	0	0	0									
										1	0	0	0	0	0	0									
										1	0	0	0	0	0	2									
										0	0	0	0	0	0	0									
										0	0	0	0	0	0	0									
										1	0	0	0	0	1	2									
Inning Stats	R: 0 E: 0 K: 0 S: 5	H: 0 LOB: 0 BB: 0 P: 8	R: 0 E: 0 K: 1 S: 8	H: 0 LOB: 0 BB: 0 P: 13	R: 0 E: 0 K: 0 S: 7	H: 0 LOB: 0 BB: 1 P: 14	R: 0 E: 0 K: 1 S: 9	H: 1 LOB: 1 BB: 0 P: 12	R: 0 E: 0 K: 0 S: 12	H: 1 LOB: 2 BB: 1 P: 19	R: 1 E: 0 K: 2 S: 11	H: 2 LOB: 1 BB: 0 P: 15	R: 0 E: 0 K: 1 S: 15	H: 2 LOB: 2 BB: 0 P: 21	R: 0 E: 0 K: 0 S: 7	H: 0 LOB: 0 BB: 1 P: 14	R: 0 E: 0 K: 0 S: 11	H: 1 LOB: 1 BB: 0 P: 19	1B: 6 2B: 1 3B: 0 HR: 0	SF: 0 SAC: 0 DP: 2 HBP: 0	WP: 0 PB: 0 SB: 0 CS: 0	PA: 35			
PITCHER	IP	WLS	BF	H	R	ER	SO	BB	IBB	HBP	BLK	WP	HR	S	P	ERA	WHIP								
37 Darren Dreifort, R ERA: 5.96 (1, 1)	6.2	W	27	6	1	1	5	2	0	0	0	0	0	65	98	1.35	1.200								
Alan Mills, R ERA: 2.48 (7, 1)	0.1		1	0	0	0	0	0	0	0	0	0	0	2	4	0.00	0.000								
Jamie Arnold, R ERA: 3.19 (8, 1)	2.0		7	1	0	0	0	1	0	0	0	0	0	18	33	0.00	1.000								

Philadelphia Phillies @ Los Angeles Dodgers
Dodger Stadium, Los Angeles, CA

Sat Jun 19 1999, 1:10 PM PDT
Att. 32,315 - Unknown - 84 F

livebaseballscorecards.com

AB	32
R	1
H	7
RBI	1
BB	3
SO	5
LOB	18



Batter	1	2	3	4	5	6	7	8	9
Craig Counsell, L OBP: 0.238, SLG: 0.200 (1, 4)	0-2 G3-1		1-1 FC6-4 2B		1-0 2B 1B	1-3 K		1-0 1B	
Trenidad Hubbard, R OBP: 0.386, SLG: 0.375 (1, 8)	2-0 FC6-4 1B		0-3 K		1-2 E8 2B 1B	0-1 G1-3		1-1 1B	
Raul Mondesi, R OBP: 0.356, SLG: 0.559 (1, 9)	2-0 FC6-4 CS		3-2 E3 2B		0-0 G4-3 1B 2B	0-3 K		0-1 P3	
Todd Hollandsworth, L OBP: 0.357, SLG: 0.490 (1, 7)	1-2 CS	2-0 G4-3	1-1 2B		0-0 G4-3		0-0 F7	1-3 K	
Adrián Beltré, R OBP: 0.384, SLG: 0.477 (1, 5)		4-0 1B BB	3-2 F7		1-1 1B HBP		0-2 1B		
Dave Hansen, L OBP: 0.500, SLG: 0.564 (1, 3)		3-1 G5-4-3 1B		4-2 G5-4-3 BB	1-1 1B HBP		0-3 K		
Tripp Cramer, R OBP: 0.273, SLG: 0.381 (1, 6)		0-0 G5-4-3		2-1 G5-4-3	1-0 37 FC5-4 1B		0-1 L4		
Angel Pena, R OBP: 0.241, SLG: 0.273 (1, 2)			0-1 37 1B FC6-4 2B		2-2 P2			4-0 1B 1B BB	
37 Darren Dreifort, R OBP: 0.346, SLG: 0.333 Alan Mills, R (7, 1) Jamie Arnold, R OBP: 0.400, SLG: 0.400 (8, 1)			0-1 FC6-4 1B					2-3 K	

Inning Stats	R: 0	H: 1	E: 0	K: 0	S: 7	LOB: 0	BB: 0	P: 12
	R: 0	H: 1	E: 0	K: 0	S: 4	LOB: 1	BB: 1	P: 13
	R: 3	H: 3	E: 1	K: 1	S: 18	LOB: 1	BB: 0	P: 26
	R: 0	H: 0	E: 0	K: 0	S: 9	LOB: 0	BB: 1	P: 17
	R: 5	H: 5	E: 1	K: 0	S: 16	LOB: 2	BB: 0	P: 27
	R: 0	H: 0	E: 0	K: 2	S: 8	LOB: 0	BB: 0	P: 9
	R: 0	H: 1	E: 0	K: 1	S: 9	LOB: 1	BB: 0	P: 9
	R: 0	H: 2	E: 0	K: 2	S: 12	LOB: 3	BB: 1	P: 21

PITCHER	IP	WLS	BF	H	R	ER	SO	BB	IBB	HBP	BLK	WP	HR	S	P	ERA	WHIP
Robert Person, R ERA: 7.71 (1, 1)	4.0	L	17	5	3	1	1	2	0	0	0	0	0	38	68	2.25	1.750
Mike Grace, R ERA: 7.2 (5, 1)	0.1		7	4	5	5	0	0	0	2	0	0	0	11	17	135.00	12.000
Amaury Telemaco, R ERA: 3.86 (5, 1)	1.2		6	1	0	0	2	0	0	0	0	0	0	13	19	0.00	0.600
Jim Poole, L ERA: 3.6 (7, 1)	2.0		10	3	0	0	3	1	0	0	0	0	0	21	30	0.00	2.000

AB R H RBI BB SO LOB

5	2	2	1	0	1	1
5	1	3	1	0	1	1
5	2	1	2	0	1	5
5	0	1	2	0	1	4
2	1	1	0	1	0	1
2	0	1	0	1	1	1
4	0	1	2	0	0	4
3	1	1	0	1	0	2
3	1	2	0	0	0	2
0	0	0	0	0	0	0
1	0	0	0	0	1	1

1B: 10	SF: 0	WP: 0	PA: 41
2B: 3	SAC: 0	PB: 0	
3B: 0	DP: 2	SB: 0	
HR: 0	HBP: 2	CS: 1	
WP: 0	PA: 41	ERA	WHIP

Philadelphia Phillies @ Los Angeles Dodgers
 Dodger Stadium, Los Angeles, CA
 Sat Jun 19 1999, 1:10 PM PDT
 Att: 32,315 - Unknown - 84 F

livebaseballscores.com

AB	35
R	8
H	13
RBI	8
BB	3
SO	6
LOB	22



Batter	1	2	3	4	5	6	7	8	9	AB	R	H	RBI	BB	SO	LOB									
Doug Glanville, R OBP: 0.382, SLG: 0.438 (1, 8)	1-1 E 2B 1B	1-1 L5-3 1-2			2-2 G4-3			2-0 SH5-3 1-2		3	1	1	0	0	0	1									
Rob Ducey, L OBP: 0.421, SLG: 0.581 (1, 7)	1-2 E7 G3 1-H 2B		2-3 K			1-1 G3-1		1-0 2-1 2-H	1-1 G4-3	4	1	1	0	0	1	0									
Bobby Abreu, L OBP: 0.424, SLG: 0.587 (1, 9)	3-2 G3 3-H 1B		1-0 B1-3			2-2 G6-3			4-0 BB	3	0	0	1	1	0	0									
Scott Rolen, R OBP: 0.358, SLG: 0.492 (1, 5)	2-0 23 1B 1B		0-3 K			3-3 K			2-2 F7	4	0	1	0	0	2	1									
Mike Lieberthal, R OBP: 0.392, SLG: 0.615 (1, 2)	2-3 K			0-1 G5-3			1-1 G6-3		1-0 F9	4	0	0	0	0	1	2									
23 Kevin Jordan, R OBP: 0.363, SLG: 0.436 (1, 3)	1-1 1B 1-2 1B		1-3 K			2-2 L9				3	0	1	0	0	1	0									
Marlon Anderson, L OBP: 0.249, SLG: 0.337 (1, 4)	1-2 1-2 2-H 1B		0-2 G4-3			0-0 G3				3	0	1	0	0	0	0									
Alex Arias, R OBP: 0.340, SLG: 0.419 (1, 6)		0-1 G1-3			0-0 G5-3			2-2 F7		3	0	0	0	0	0	0									
Chad Ogea, R OBP: 0.241, SLG: 0.120 (1, 1)			4-1 BB		1-1 G3-1			4-2 SH5-3 2-1 BB		1	0	0	0	1	0	0									
Kevin Sefcik, R OBP: 0.398, SLG: 0.486 (8, PH)										0	0	0	0	0	1	0									
Steve Montgomery, R OBP: 1.000, SLG: 1.000 (8, 1)										0	0	0	0	0	0	0									
Inning Stats	R: 2 E: 1 K: 1 S: 22	H: 5 LOB: 2 BB: 0 P: 33	R: 0 E: 0 K: 0 S: 5	H: 0 LOB: 0 BB: 1 P: 10	R: 0 E: 0 K: 2 S: 7	H: 0 LOB: 0 BB: 0 P: 10	R: 0 E: 0 K: 1 S: 10	H: 0 LOB: 0 BB: 0 P: 11	R: 0 E: 0 K: 0 S: 6	H: 0 LOB: 0 BB: 0 P: 9	R: 0 E: 0 K: 1 S: 8	H: 0 LOB: 0 BB: 0 P: 14	R: 0 E: 0 K: 0 S: 6	H: 0 LOB: 0 BB: 0 P: 9	R: 0 E: 0 K: 0 S: 8	H: 0 LOB: 1 BB: 1 P: 17	R: 0 E: 0 K: 0 S: 6	H: 0 LOB: 1 BB: 1 P: 14	1B: 4 2B: 2 3B: 0 HR: 0	SF: 0 SAC: 1 DP: 1 HBP: 0	WP: 0 PB: 0 SB: 0 CS: 0	PA: 32			
PITCHER Kevin Brown, R ERA: 2.92 (1, 1)	IP: 8.0 WLS: W BF: 29 H: 5 R: 2 ER: 2 SO: 5 BB: 2 IBB: 0 HBP: 0 BLK: 0 WP: 0 HR: 0 S: 72 P: 113 ERA: 2.25 WHIP: 0.875																								
Jeff Shaw, R ERA: 2.53 (9, 1)	IP: 1.0 WLS: S BF: 4 H: 0 R: 0 ER: 0 SO: 0 BB: 1 IBB: 0 HBP: 0 BLK: 0 WP: 0 HR: 0 S: 6 P: 14 ERA: 0.00 WHIP: 1.000																								

Philadelphia Phillies @ Los Angeles Dodgers
Dodger Stadium, Los Angeles, CA

Sun Jun 20 1999, 1:10 PM PDT
Att. 46,347 - Unknown - 80 F

livebaseballscores.com

AB	28
R	2
H	5
RBI	1
BB	3
SO	5
LOB	4



Batter	1	2	3	4	5	6	7	8	9	AB	R	H	RBI	BB	SO	LOB		
Eric Young Sr., R OBP: 0.355, SLG: 0.347 (1, 4)	1-1 G1-4-3		1-1 G6-3		2-2 L3			0-0 F8		4	0	0	0	0	0	1		
Adrián Beltré, R OBP: 0.382, SLG: 0.471 (1, 5)	4-1 BB		1-2 G6-3		1-1 F9			2-1 F8		3	0	0	0	1	0	1		
Todd Hollandsworth, L OBP: 0.350, SLG: 0.491 (1, 7)	0-3 K			2-2 G3		3-2 G5-3		0-0 E8 2B		4	0	1	0	0	1	1		
Raul Mondesi, R OBP: 0.351, SLG: 0.550 (1, 9)	3-2 SAFE SAFE		3-2 G4-3		3-1 G6-3		3-3 K	0-0 F9		4	0	0	0	0	1	2		
22 Devon White, S OBP: 0.326, SLG: 0.421 (1, 8)		3-2 G3		0-0 HR		0-1 L6				3	1	1	1	0	0	0		
Eric Karros, R OBP: 0.346, SLG: 0.510 (1, 3)		1-2 HR		4-1 BB		2-2 HR				2	2	2	2	1	0	0		
Jose Vizcaino, S OBP: 0.310, SLG: 0.308 (1, 6)		0-0 G4-6-3 1B		2-0 G3		1-1 F9				3	0	1	0	0	0	1		
Angel Pena, R OBP: 0.246, SLG: 0.293 (1, 2)		1-2 G4-6-3		1-2 SH1-4 2B		0-0 F8				3	0	1	0	0	0	1		
Kevin Brown, R OBP: 0.088, SLG: 0.031 Jeff Shaw, R (9, 1)			0-0 F7		2-2 SH1-4		0-2 P3			2	0	0	0	0	0	0		
										0	0	0	0	0	0	0		
Inning Stats	R: 0 E: 0 K: 1 S: 10	H: 0 LOB: 1 BB: 1 P: 18	R: 1 E: 0 K: 0 S: 12	H: 2 LOB: 0 BB: 0 P: 17	R: 0 E: 0 K: 0 S: 6	H: 0 LOB: 0 BB: 0 P: 8	R: 1 E: 0 K: 0 S: 8	H: 1 LOB: 1 BB: 1 P: 19	R: 0 E: 0 K: 1 S: 12	H: 1 LOB: 1 BB: 0 P: 18	R: 0 E: 0 K: 1 S: 8	H: 0 LOB: 0 BB: 0 P: 14	R: 1 E: 0 K: 0 S: 9	H: 1 LOB: 0 BB: 0 P: 12	R: 0 E: 1 K: 0 S: 5	H: 1 LOB: 1 BB: 0 P: 7	1B: 1 2B: 2 3B: 0 HR: 3	SF: 0 SAC: 1 DP: 1 HBP: 0

BOTTOM

Philadelphia Phillies @ Los Angeles Dodgers
 Dodger Stadium, Los Angeles, CA
 Sun Jun 20 1999, 1:10 PM PDT
 Att: 46,347 - Unknown - 80 F

livebaseballscorecards.com

AB	28
R	3
H	6
RBI	3
BB	2
SO	2
LOB	7



PITCHER	IP	WLS	BF	H	R	ER	SO	BB	IBB	HBP	BLK	WP	HR	S	P	ERA	WHIP
Chad Ogea, R ERA: 5.05 (1, 1)	7.0	L	27	5	3	3	2	2	0	0	0	0	3	65	106	3.86	1.000
Steve Montgomery, R ERA: 2.91 (8, 1)	1.0		4	1	0	0	0	0	0	0	0	0	0	5	7	0.00	1.000

WP: 0	PA: 31
PB: 0	
SB: 0	
CS: 0	

Batter	1	2	3	4	5	6	7	8	9	AB R H RBI BB SO LOB	TOP											
Abraham Nunez, S (1, 4) OBP: 0.275, SLG: 0.253 Warren Morris, L (9, PH) OBP: 0.360, SLG: 0.433	2-3 K		1-2 1B		3-2 F8		1-1 G1-3		0-1 G6-3	4 0 1 0 0 1 0 1 0 0 0 0 0 1												
Ed Sprague, R (1, 5) OBP: 0.402, SLG: 0.557	2-1 P6		2-2 P2		1-0 P5			1-2 CS 1B 1B		4 0 1 0 0 0 2												
Brian Giles, L (1, 8) OBP: 0.407, SLG: 0.550	0-3 K			0-0 2B 2B	4-0 BB			0-1 CS 1B		3 1 2 0 0 1 0												
Kevin Young, R (1, 3) OBP: 0.422, SLG: 0.510		3-2 F8		2-2 G5-3 G6-3 2B	1-1 F8			4-2 BB		3 1 1 1 1 0 1												
18 Jason Kendall, R (1, 2) OBP: 0.439, SLG: 0.531		2-2 G4-3		4-0 G5-3 BB		1-3 K		2-3 K		3 0 0 0 1 2 2												
Jose Guillen, R (1, 9) OBP: 0.321, SLG: 0.342		2-3 K		0-0 G5-3		3-3 K2-3		1-2 G5-3		4 0 0 0 0 2 4												
Freddy Garcia, R (1, 7) OBP: 0.242, SLG: 0.333 Al Martin, L (9, PH) OBP: 0.364, SLG: 0.534			0-2 G4-3	0-0 G6-3		3-3 K		4-2 F9 SH3-4 BB		3 0 0 1 0 1 1 0 0 0 0 1 0 0	AB 31 R 2 H 6 RBI 2 BB 5 SO 9 LOB 15											
Mike Benjamin, R (1, 6) OBP: 0.270, SLG: 0.306			1-0 FC4-6 1B	4-2 BB		2-2 F8		0-1 SH3-4		2 0 1 0 1 0 0												
67 Francisco Cordova, R (1, 1) OBP: 0.222, SLG: 0.125 Adrian Brown, S (7, PH) OBP: 0.326, SLG: 0.196 Scott Sauerbeck, R (7, 1) Brad Clontz, R (7, 1) Jason Christiansen, R (8, 1) Brant Brown, L (9, PH) OBP: 0.307, SLG: 0.486			1-1 FC4-6 1B	0-3 K		2-3 K		1-0 F9		2 0 0 0 0 1 3 1 0 0 0 0 1 0 1 0 0 0 0 0 1												
Inning Stats	R: 0 E: 0 K: 2 S: 12	H: 0 LOB: 0 BB: 0 P: 16	R: 0 E: 0 K: 1 S: 9	H: 0 LOB: 0 BB: 0 P: 16	R: 0 E: 0 K: 0 S: 12	H: 2 LOB: 2 BB: 0 P: 17	R: 2 E: 0 K: 1 S: 13	H: 2 LOB: 2 BB: 2 P: 23	R: 0 E: 0 K: 0 S: 6	H: 0 LOB: 1 BB: 1 P: 15	R: 0 E: 0 K: 3 S: 9	H: 0 LOB: 0 BB: 0 P: 16	R: 0 E: 0 K: 1 S: 8	H: 0 LOB: 0 BB: 0 P: 13	R: 0 E: 0 K: 1 S: 18	H: 2 LOB: 2 BB: 1 P: 26	R: 0 E: 0 K: 0 S: 7	H: 0 LOB: 1 BB: 1 P: 12	1B: 4 2B: 2 3B: 0 HR: 0	SF: 0 SAC: 1 DP: 0 HBP: 0	WP: 0 PB: 0 SB: 0 CS: 2	PA: 37
PITCHER	IP WLS BF H R ER SO BB IBB HBP BLK WP HR S P ERA WHIP																					
Randy Wolf, L (1, 1) ERA: 1.74	7.0 W 28 4 2 2 8 3 0 0 0 0 0 69 116 2.57 1.000																					
Yorkis Perez, L (8, 1) ERA: 3.45	0.0 H 2 2 0 0 0 0 0 0 0 0 0 0 6 7 ∞ ∞																					
Steve Montgomery, R (8, 1) ERA: 2.78	1.0 H 3 0 0 0 1 1 0 0 0 0 0 0 12 19 0.00 1.000																					
Wayne Gomes, R (9, 1) ERA: 3.58	1.0 S 4 0 0 0 0 1 0 0 0 0 0 0 7 12 0.00 1.000																					

Pittsburgh Pirates @ Philadelphia Phillies
Veterans Stadium, Philadelphia, PA

Tue Jun 22 1999, 7:35 PM EDT
Att. 18,835 - Unknown - 79 F

livebaseballscorecards.com



Batter	1	2	3	4	5	6	7	8	9	AB	R	H	RBI	BB	SO	LOB
Doug Glanville, R (1, 8) OBP: 0.380, SLG: 0.439	1-2 G1-3		2-2 1-H 2B		2-1 F7		1-3 K			4	0	1	1	0	1	1
Ron Gant, R (1, 7) OBP: 0.359, SLG: 0.437	2-3 K		1-1 F9		4-0 BB			4-1 FC1-6 BB		2	0	0	0	2	1	1
Bobby Abreu, L (1, 9) OBP: 0.418, SLG: 0.576	2-1 G6-3			3-3 K	1-0 SAFE G3			2-2 FC1-6 1-2f		4	0	0	0	0	1	2
Scott Rolen, R (1, 5) OBP: 0.356, SLG: 0.488		1-0 F8		0-0 P4		0-1 L8-3 1B		0-0 F9		4	0	1	0	0	0	1
Rico Brogna, L (1, 3) OBP: 0.317, SLG: 0.416		1-1 G4-3 1B		4-2 1B 2B BB		3-2 SAFE L8-3 1-2		2-3 SAFE K		3	1	1	0	1	1	2
Mike Lieberthal, R (1, 2) OBP: 0.391, SLG: 0.611		0-1 G4-3 1-2f		0-2 SAFE 2B 1B		1-1 SAFE F8				3	1	1	0	0	0	1
Marlon Anderson, L (1, 4) OBP: 0.251, SLG: 0.343			0-0 G1-3	0-0 G1-3			1-1 SH2-3 1B			2	0	1	2	0	0	0
15 David Doster, R (7, PH) OBP: 0.500, SLG: 0.615				1-H 2-H 2B						1	0	1	0	0	0	0
Alex Arias, R (1, 6) OBP: 0.333, SLG: 0.409			2-1 G6-3	3-2 G4-3			0-0 SH2-3 1-2			2	0	0	0	0	0	1
Randy Wolf, L (1, 1) OBP: 0.333, SLG: 0.333			0-2 2B		0-2 G6-3		1-3 K			2	1	1	0	0	0	0
23 Kevin Jordan, R (7, PH) OBP: 0.359, SLG: 0.432										1	0	0	0	0	0	1
Yorkis Perez, L (8, 1)										0	0	0	0	0	0	0
Steve Montgomery, R (8, 1) OBP: 1.000, SLG: 1.000										0	0	0	0	0	0	0
Wayne Gomes, R (9, 1)										0	0	0	0	0	0	0

Inning Stats		R: 0	H: 0	E: 0	K: 1	S: 11	R: 0	H: 1	E: 0	K: 0	S: 5	R: 1	H: 2	E: 0	K: 0	S: 11	R: 2	H: 2	E: 0	K: 1	S: 16	R: 0	H: 0	E: 0	K: 0	S: 6	R: 0	H: 1	E: 0	K: 0	S: 7	R: 0	H: 1	E: 0	K: 2	S: 9	R: 0	H: 0	E: 0	K: 1	S: 8	R: 0	H: 0	E: 0	K: 1	S: 16
Inning Stats		R: 0	H: 0	LOB: 0	BB: 0	P: 16	R: 0	H: 1	LOB: 0	BB: 0	P: 7	R: 0	H: 2	LOB: 1	BB: 0	P: 16	R: 0	H: 2	LOB: 1	BB: 1	P: 26	R: 0	H: 0	LOB: 1	BB: 1	P: 13	R: 0	H: 1	LOB: 0	BB: 0	P: 11	R: 0	H: 1	LOB: 1	BB: 0	P: 12	R: 0	H: 0	LOB: 1	BB: 1	P: 16					
PITCHER		IP	WLS	BF	H	R	ER	SO	BB	IBB	HBP	BLK	WP	HR	S	P	ERA	WHIP																												
67 Francisco Cordova, R (1, 1) ERA: 5.4		6.0	L	24	6	3	3	2	2	0	0	0	0	0	56	89	4.50	1.333																												
Scott Sauerbeck, L (7, 1) ERA: 1.47		0.1		2	1	0	0	0	0	0	0	0	0	0	3	4	0.00	3.000																												
Brad Clontz, R (7, 1) ERA: 1.66		0.2		3	0	0	0	2	1	0	0	0	0	0	7	13	0.00	1.500																												
Jason Christiansen, L (8, 1) ERA: 2.59		1.0		3	0	0	0	1	0	0	0	0	0	0	7	11	0.00	0.000																												


BOTTOM

Pittsburgh Pirates @ Philadelphia Phillies
Veterans Stadium, Philadelphia, PA

Tue Jun 22 1999, 7:35 PM EDT
Att: 18,835 - Unknown - 79 F

livebaseballscorecards.com

AB	28
R	3
H	7
RBI	3
BB	3
SO	5
LOB	10



WP	PA	3B	SF	SAC	DP	HBP
0	32	0	0	1	2	0

Batter	1	2	3	4	5	6	7	8	9	AB	R	H	RBI	BB	SO	LOB	TOP								
Al Martin, L (1, 7) OBP: 0.365, SLG: 0.531	0-0 2B G6-3 1B	1-0 P7		2-1 P5		1-2 2-H 1B		0-3 K		5	1	2	1	0	1	1									
Ed Sprague, R (1, 5) OBP: 0.405, SLG: 0.564	2-2 HR 1-3 2B	0-1 G6-3 2B		3-2 P4		2-2 HBP		1-3 K		4	1	2	0	0	1	1									
Brian Giles, L (1, 8) OBP: 0.403, SLG: 0.547	1-1 G6-3 3-H 2B	0-0 G6-3 2-3 2B			1-0 G3		1-1 F8		2-0 1-H 2B		5	0	1	2	0	0	4								
Kevin Young, R (1, 3) OBP: 0.423, SLG: 0.506 Adrian Brown, S (7, 9) OBP: 0.323, SLG: 0.192	0-1 F9	4-2 BB			0-1 F9		4-2 18 WP 1B BB		3-3 K		2	1	0	0	2	0	1								
18 Jason Kendall, R (1, 2) OBP: 0.439, SLG: 0.527	3-2 HR HBP	0-2 SAFE G5-3			0-1 1B		2-3 K 1-2 1B		2-1 G3-1		4	1	1	0	0	1	3								
Warren Morris, L (1, 4) OBP: 0.361, SLG: 0.446	2-0 1-H 2-H HR			0-0 F8		1-0 F8		2-0 FC5-4 2-H 1B		0-0 L9		5	1	2	4	0	0	1							
Brant Brown, L (1, 9) OBP: 0.303, SLG: 0.483	1-1 1B 2B			3-2 L3		3-1 L4		2-1 L6		3-1 P6		5	1	1	0	0	0	1							
Abraham Nunez, S (1, 6) OBP: 0.284, SLG: 0.264	2-1 2-H 1B			0-0 B1-3		0-2 SH2-4 1B		1-1 FC5-4 1-2f				4	1	2	1	0	0	1							
Kris Benson, R (1, 1) OBP: 0.143, SLG: 0.148 Jeff Wallace, L (9, 1) Mike Williams, R (9, 1)	0-0 F8			1-0 G6-3		0-0 SH2-4		0-0 2B 1B				3	1	1	0	0	0	1							
Inning Stats	R: 5 E: 0 K: 0 S: 16	H: 5 LOB: 1 BB: 0 P: 27	R: 0 E: 0 K: 0 S: 10	H: 1 LOB: 2 BB: 1 P: 15	R: 0 E: 0 K: 0 S: 5	H: 0 LOB: 0 BB: 0 P: 8	R: 0 E: 0 K: 0 S: 7	H: 0 LOB: 0 BB: 0 P: 13	R: 0 E: 0 K: 0 S: 6	H: 1 LOB: 1 BB: 0 P: 8	R: 1 E: 0 K: 0 S: 15	H: 2 LOB: 2 BB: 0 P: 22	R: 1 E: 0 K: 1 S: 10	H: 1 LOB: 1 BB: 1 P: 21	R: 1 E: 0 K: 3 S: 12	H: 2 LOB: 1 BB: 0 P: 18	R: 0 E: 0 K: 0 S: 5	H: 0 LOB: 0 BB: 0 P: 10	1B: 7 2B: 4 3B: 0 HR: 1	SF: 0 SAC: 1 DP: 0 HBP: 2	WP: 1 PB: 0 SB: 0 CS: 0	PA: 43			
PITCHER	IP	WLS	BF	H	R	ER	SO	BB	IBB	HBP	BLK	WP	HR	S	P	ERA	WHIP								
Paul Byrd, R (1, 1) ERA: 3.58	5.2	L	29	9	6	6	0	1	0	2	0	0	1	57	90	9.53	1.765								
Yorkis Perez, L (6, 1) ERA: 3.6	1.1		6	1	1	1	1	1	0	0	0	1	0	12	24	6.75	1.500								
Jim Poole, L (8, 1) ERA: 3.86	1.0		5	2	1	1	3	0	0	0	0	0	0	12	18	9.00	2.000								
Amaury Telemaco, R (9, 1) ERA: 3.55	1.0		3	0	0	0	0	0	0	0	0	0	0	5	10	0.00	0.000								

Pittsburgh Pirates @ Philadelphia Phillies
Veterans Stadium, Philadelphia, PA

Wed Jun 23 1999, 7:35 PM EDT
Att. 20,256 - Unknown - 80 F

livebaseballscorecards.com

AB	38
R	8
H	12
RBI	8
BB	2
SO	4
LOB	15



BOTTOM

Pittsburgh Pirates @ Philadelphia Phillies
Veterans Stadium, Philadelphia, PA
Wed Jun 23 1999, 7:35 PM EDT
Att: 20,256 - Unknown - 80 F

livebaseballscorecards.com

AB	36
R	6
H	11
RBI	5
BB	2
SO	4
LOB	10



WP:	0	PA:	38
PB:	0		
SB:	2		
CS:	0		

AB	R	H	RBI	BB	SO	LOB
3	0	0	0	0	1	2
2	0	2	0	0	0	0

4	0	0	0	0	0	2
0	0	0	0	0	0	0
1	0	0	0	0	0	2

4	0	0	0	0	1	0
---	---	---	---	---	---	---

2	0	0	0	0	1	0
2	1	1	0	0	0	0

4	1	1	0	0	0	0
---	---	---	---	---	---	---

2	0	0	0	0	0	0
0	0	0	0	0	0	0
0	0	0	0	0	0	0
1	2	1	0	1	0	0

4	1	3	2	0	0	0
---	---	---	---	---	---	---

4	1	0	0	0	1	4
---	---	---	---	---	---	---

0	0	0	0	1	0	0
3	0	3	3	0	0	0

1B:	10	SF:	0
2B:	2	SAC:	0
3B:	0	DP:	2
HR:	0	HBP:	0

IP	WLS	BF	H	R	ER	SO	BB	IBB	HBP	BLK	WP	HR	S	P	ERA	WHIP
8.0		29	6	2	2	3	1	0	0	0	0	0	13	22	108.00	12.000
0.1		5	3	4	4	0	1	0	0	0	0	0	11	17	0.00	3.000
0.2	S	4	2	0	0	1	0	0	0	0	0	0	11	17	0.00	3.000

Batter	1	2	3	4	5	6	7	8	9
Doug Glanville, R (1, 8) OBP: 0.377, SLG: 0.434 Kevin Sefcik, R (7, 8) OBP: 0.412, SLG: 0.500	1-3 K		1-1 F7			0-0 G1-6-3		1-0 1B	1-2 1B
Ron Gant, R (1, 7) OBP: 0.354, SLG: 0.429 Amaury Telemaco, R (9, 1) Alex Arias, R (9, PH) OBP: 0.330, SLG: 0.404	0-1 F9			1-2 G5-3			2-2 G5-3	0-0 F7	2-1 G6-3
Bobby Abreu, L (1, 9) OBP: 0.411, SLG: 0.566	3-2 P6			1-2 F8			1-3 K		2-1 F7
Scott Rolen, R (1, 5) OBP: 0.354, SLG: 0.484 23 Kevin Jordan, R (7, 5) OBP: 0.362, SLG: 0.433		2-3 K		0-0 P4			0-1 G4-3		2-1 1B
Rico Brogna, L (1, 3) OBP: 0.316, SLG: 0.414		1-1 G5-3			0-0 G3			1-1 G6-3	0-2 1B
Mike Lieberthal, R (1, 2) OBP: 0.388, SLG: 0.606 Yorkis Perez, L (6, 1) Jim Poole, L (8, 1) Rob Ducey, L (8, PH) OBP: 0.436, SLG: 0.587		1-0 G6-3			3-2 G6-3			0-2 1B	4-2 1B
Marlon Anderson, L (1, 4) OBP: 0.260, SLG: 0.351			1-0 15 L4-3 1B		2-2 F8			3-2 15 FC5-4 1B	1-2 E9
15 David Doster, R (1, 6) OBP: 0.447, SLG: 0.533			0-2 L4-3			2-2 G4-3		1-1 FC5-4	2-3 K
Paul Byrd, R (1, 1) OBP: 0.257, SLG: 0.188 Gary Bennett, R (6, 2) OBP: 0.333, SLG: 0.375			4-0 BB			1-2 G1-6-3 1B		2-1 1B	1-1 1B

Inning Stats	R: 0	H: 0	E: 0	K: 1	S: 8	R: 0	H: 0	E: 0	K: 1	S: 7	R: 0	H: 1	E: 0	K: 0	S: 6	R: 0	H: 0	E: 0	K: 0	S: 7	R: 0	H: 0	E: 0	K: 0	S: 9	R: 0	H: 1	E: 0	K: 0	S: 7	R: 0	H: 0	E: 0	K: 1	S: 8	R: 2	H: 4	E: 0	K: 0	S: 14	R: 4	H: 5	E: 1	K: 1	S: 24	1B: 10	2B: 2	3B: 0	HR: 0	SF: 0	SAC: 0	DP: 2	HBP: 0
--------------	------	------	------	------	------	------	------	------	------	------	------	------	------	------	------	------	------	------	------	------	------	------	------	------	------	------	------	------	------	------	------	------	------	------	------	------	------	------	------	-------	------	------	------	------	-------	--------	-------	-------	-------	-------	--------	-------	--------

PITCHER	IP	WLS	BF	H	R	ER	SO	BB	IBB	HBP	BLK	WP	HR	S	P	ERA	WHIP
Kris Benson, R (1, 1) ERA: 4.32	8.0		29	6	2	2	3	1	0	0	0	0	0	13	22	108.00	12.000
Jeff Wallace, L (9, 1) ERA: 3.6	0.1		5	3	4	4	0	1	0	0	0	0	0	11	17	0.00	3.000
Mike Williams, R (9, 1) ERA: 2.43	0.2	S	4	2	0	0	1	0	0	0	0	0	0	11	17	0.00	3.000

Batter	1	2	3	4	5	6	7	8	9	AB R H RBI BB SO LOB	TOP									
Al Martin, L (1, 7) OBP: 0.361, SLG: 0.528	2-2 FC4-6 1B 2B	2-2 F8			2-3 K		1-3 K		2-2 F8	5 1 1 0 0 2 1										
Ed Sprague, R (1, 5) OBP: 0.409, SLG: 0.576	1-2 FC4-6 1B		0-0 HR		1-0 P6		3-3 K		4-0 BB	4 1 2 1 1 1 1										
Brian Giles, L (1, 8) OBP: 0.399, SLG: 0.552	3-0 FC4-6 1B		1-1 P4		0-1 G3-1			1-1 HR	1-1 F7	5 1 1 2 0 0 2										
Kevin Young, R (1, 3) OBP: 0.421, SLG: 0.506	0-3 K		2-3 K		0-1 F9			0-1 1B G4-3-6 2B		4 1 1 0 0 2 1										
18 Jason Kendall, R (1, 2) OBP: 0.443, SLG: 0.526	3-2 1B 1-2 1B		3-2 G6-3		4-1 FC5-4 BB			4-1 G4-3-6 1B BB		2 0 1 0 2 0 0										
Warren Morris, L (1, 4) OBP: 0.367, SLG: 0.449	0-0 1-2 2-H 1B			4-2 FC1-6 BB		1-2 FC5-4		0-0 G4-3-6 1B		3 0 2 0 1 0 1										
Brant Brown, L (1, 9) OBP: 0.302, SLG: 0.497		1-2 HR		1 SAFE 0-3 K		2-2 L9		0-0 P4		4 1 1 1 0 1 5										
Abraham Nunez, S (1, 6) OBP: 0.276, SLG: 0.256			1-3 K		0-0 FC1-6		2-3 K	1-1 G4-3-6		3 0 0 0 0 2 1										
Keith Osik, R (8, PH) OBP: 0.294, SLG: 0.406					1-2f			1-2f 2-3 3-H		1 0 0 0 0 0 2										
Brad Clontz, R (8, 1)										0 0 0 0 0 0 0										
Jose Silva, R (1, 1) OBP: 0.111, SLG: 0.111			0-0 G6-3		0-3 K		1-2 3B		3-3 K	2 0 0 0 0 1 1										
Greg Hansell, R (6, 1)										0 0 0 0 0 0 0										
Adrian Brown, S (7, PH) OBP: 0.333, SLG: 0.245										1 0 1 0 0 0 0										
Scott Sauerbeck, R (7, 1)										0 0 0 0 0 0 0										
Mike Benjamin, R (8, 6) OBP: 0.268, SLG: 0.305										1 0 0 0 0 1 0										
Inning Stats	R: 1 E: 0 K: 1 S: 18	H: 4 LOB: 2 BB: 0 P: 27	R: 1 E: 0 K: 1 S: 12	H: 1 LOB: 0 BB: 0 P: 16	R: 1 E: 0 K: 1 S: 10	H: 1 LOB: 0 BB: 0 P: 16	R: 0 E: 0 K: 2 S: 9	H: 0 LOB: 1 BB: 1 P: 13	R: 0 E: 0 K: 1 S: 6	H: 0 LOB: 0 BB: 0 P: 9	R: 0 E: 0 K: 3 S: 14	H: 1 LOB: 1 BB: 0 P: 21	R: 2 E: 0 K: 0 S: 9	H: 3 LOB: 1 BB: 1 P: 15	R: 0 E: 0 K: 1 S: 8	H: 0 LOB: 1 BB: 1 P: 18	1B: 4 2B: 2 3B: 1 HR: 3	SF: 0 SAC: 0 DP: 1 HBP: 0	WP: 0 PB: 0 SB: 0 CS: 0	PA: 39
PITCHER	IP WLS BF H R ER SO BB IBB HBP BLK WP HR S P ERA WHIP																			
Curt Schilling, R (1, 1) ERA: 3.29	7.0 W 29 7 3 3 9 2 0 0 0 0 2 82 122 3.86 1.286																			
Steve Montgomery, R (8, 1) ERA: 3.57	0.0 3 2 2 2 0 1 0 0 0 0 1 5 10 ∞ ∞																			
Jim Poole, L (8, 1) ERA: 3.8	0.1 H 2 1 0 0 0 0 0 0 0 0 0 2 2 0.00 3.000																			
Wayne Gomes, R (8, 1) ERA: 3.41	1.2 S 5 0 0 0 1 1 0 0 0 0 0 0 10 21 0.00 0.600																			

Pittsburgh Pirates @ Philadelphia Phillies
Veterans Stadium, Philadelphia, PA

Thu Jun 24 1999, 1:05 PM EDT
Att. 25,848 - Sunny - 84 F

livebaseballscorecards.com

AB	35
R	5
H	10
RBI	4
BB	4
SO	10
LOB	15



Batter	1	2	3	4	5	6	7	8	9
Doug Glanville, R OBP: 0.374, SLG: 0.430 (1, 8)	1-0 PB BB 2B 1B		1-1 G6-3		1-2 P6	3-3 K		2-2 G4-3	
Rob Ducey, L OBP: 0.427, SLG: 0.561 Steve Montgomery, R OBP: 1.000, SLG: 1.000 Jim Poole, L Wayne Gomes, R	4-0 PB 2B BB		0-3 K		2-3 K	1-0 G4-3		0-3 K	
Bobby Abreu, L OBP: 0.409, SLG: 0.560 (1, 9)	1-3 K		1-3 K			1-2 BLK 2B 1B	1-0 F8		
Scott Rolen, R OBP: 0.359, SLG: 0.500 (1, 5)	2-1 1-H 2-H 2B			3-2 E6 FC4-6		1-0 1-H 3B 2B	1-2 2B		
Rico Brogna, L OBP: 0.316, SLG: 0.419 (1, 3)	3-3 K			0-3 SAFE K		1-1 2-H 1B 3B	0-3 K		
Mike Lieberthal, R OBP: 0.390, SLG: 0.602 (1, 2)	2-2 G5-3			1-2 SAFE FC4-6 1-2f		0-1 3-H 1B 2B 1B	4-0 IBB		
Marlon Anderson, L OBP: 0.261, SLG: 0.350 15 David Doster, R OBP: 0.436, SLG: 0.516 (1, 4) (7, 4)			0-3 K		1-3 K	1-2 2B 1B	1-0 G6-3		
Alex Arias, R OBP: 0.337, SLG: 0.419 (1, 6)					0-0 P4	1-0 SH5-4 1-H 2-H 2B		0-1 G4-3 G3-1 1B	
Curt Schilling, R OBP: 0.200, SLG: 0.171 Kevin Seifick, R OBP: 0.407, SLG: 0.493 (1, 1) (8, 7)					4-1 BB	0-1 SH5-4		0-0 G3-1	

Inning Stats	R: 2 E: 0 K: 2 S: 13	H: 2 LOB: 1 BB: 1 P: 26	R: 0 E: 0 K: 1 S: 11	H: 0 LOB: 0 BB: 0 P: 14	R: 0 E: 0 K: 2 S: 8	H: 0 LOB: 0 BB: 0 P: 10	R: 0 E: 1 K: 2 S: 12	H: 0 LOB: 1 BB: 0 P: 17	R: 0 E: 0 K: 1 S: 10	H: 0 LOB: 1 BB: 1 P: 17	R: 5 E: 0 K: 1 S: 20	H: 6 LOB: 1 BB: 0 P: 28	R: 0 E: 0 K: 1 S: 8	H: 1 LOB: 2 BB: 1 P: 15	R: 0 E: 0 K: 1 S: 9	H: 1 LOB: 1 BB: 0 P: 11
--------------	-------------------------------	----------------------------------	-------------------------------	----------------------------------	------------------------------	----------------------------------	-------------------------------	----------------------------------	-------------------------------	----------------------------------	-------------------------------	----------------------------------	------------------------------	----------------------------------	------------------------------	----------------------------------

PITCHER	IP	WLS	BF	H	R	ER	SO	BB	IBB	HBP	BLK	WP	HR	S	P	ERA	WHIP
Jose Silva, R ERA: 6.75 (1, 1)	5.0	L	25	7	7	6	8	2	0	0	1	0	0	65	99	10.80	1.800
Greg Hansell, R ERA: 2.35 (6, 1)	1.0		4	1	0	0	1	0	0	0	0	0	0	9	13	0.00	1.000
Scott Sauerbeck, L ERA: 1.42 (7, 1)	1.0		5	1	0	0	1	0	1	0	0	0	0	8	15	0.00	1.000
Brad Clontz, R ERA: 1.59 (8, 1)	1.0		4	1	0	0	1	0	0	0	0	0	0	9	11	0.00	1.000


BOTTOM

AB	R	H	RBI	BB	SO	LOB
5	1	1	0	0	1	3
3	1	0	0	1	2	2
0	0	0	0	0	0	0
0	0	0	0	0	0	0
1	0	0	0	0	1	1
4	1	1	0	0	2	2
4	1	3	3	0	0	0
4	1	1	1	0	3	3
3	1	1	1	1	0	2
3	1	1	0	0	2	1
1	0	0	0	0	0	2
4	0	2	2	0	0	0
1	0	0	0	1	0	0
1	0	0	0	0	0	1

AB 34
R 7
H 10
RBI 7
BB 3
SO 11
LOB 17

WP: 0 PA: 38
PB: 1
SB: 0
CS: 0

PITTSBURGH PIRATES @ PHILADELPHIA PHILLIES
VETERANS STADIUM, PHILADELPHIA, PA
Thu Jun 24 1999, 1:05 PM EDT
Att. 25,848 - Sunny - 84 F



WP	HR	S	P	ERA	WHIP
0	0	0	0	0.00	1.000

Batter	1	2	3	4	5	6	7	8	9	AB R H RBI BB SO LOB	TOP
Doug Glanville, R (1, 8) OBP: 0.375, SLG: 0.435	1-2 G6-3		2-1 P6		1-1 G4-3 2B		1-2 1B			4 0 2 0 0 0 1	
Ron Gant, R (1, 7) OBP: 0.348, SLG: 0.422	3-2 F7			1-2 E6 G6-3 1B SF7	0-0 G4-3		0-0 F8			4 1 0 0 0 0 2	
Bobby Abreu, L (1, 9) OBP: 0.406, SLG: 0.555	1-3 K			0-0 G6-3 HR 1B	2-1 G4-3			2-2 G3		4 1 1 0 0 1 1	
Scott Rolen, R (1, 5)		0-0 P6		1-2 G6-3	1-3 K			2-1 F8		4 0 0 0 0 1 3	
Rico Brogna, L (1, 3) OBP: 0.311, SLG: 0.414		2-3 K		0-0 SF7		0-0 G3-1		0-2 G4-3		3 0 0 1 0 1 0	
Mike Lieberthal, R (1, 2) OBP: 0.388, SLG: 0.609		1-2 K		3-H 1-0 HR		2-1 F8			2-3 K	4 1 1 2 0 2 0	
Marlon Anderson, L (1, 4) OBP: 0.261, SLG: 0.349 Jim Poole, L (9, 1) Wayne Gomes, R (9, 1)			1-2 P6	0-1 S 1B		1-0 G4-3			1-2 G6-3	4 0 1 0 0 0 0 0 0 0 0 0 0 0 0 0 0 0 0 0 0	AB 32 R 3 H 6 RBI 3 BB 1 SO 6 LOB 9
Alex Arias, R (1, 6) OBP: 0.343, SLG: 0.417			0-2 SH5-4 1B	4-1 SAFE 1B SAFE 1B IBB			0-0 L6		1-2 G6-3	3 0 1 0 1 0 0	
Chad Ogea, R (1, 1) OBP: 0.226, SLG: 0.111 15 David Doster, R (9, 4) OBP: 0.436, SLG: 0.516			0-0 SH5-4	0-3 K			3-2 G4-3			2 0 0 0 0 1 2 0 0 0 0 0 0 0	
Inning Stats	R: 0 H: 0 E: 0 LOB: 0 K: 1 BB: 0 S: 12 P: 17	R: 0 H: 0 E: 0 LOB: 0 K: 2 BB: 0 S: 7 P: 10	R: 0 H: 1 E: 0 LOB: 1 K: 0 BB: 0 S: 9 P: 12	R: 3 H: 3 E: 1 LOB: 2 K: 1 BB: 1 S: 15 P: 22	R: 0 H: 1 E: 0 LOB: 1 K: 1 BB: 0 S: 8 P: 12	R: 0 H: 0 E: 0 LOB: 0 K: 0 BB: 0 S: 4 P: 7	R: 0 H: 1 E: 0 LOB: 1 K: 0 BB: 0 S: 8 P: 12	R: 0 H: 0 E: 0 LOB: 0 K: 0 BB: 0 S: 9 P: 13	R: 0 H: 0 E: 0 LOB: 0 K: 1 BB: 0 S: 10 P: 14	1B: 4 SF: 1 2B: 1 SAC: 1 3B: 0 DP: 0 HR: 1 HBP: 0	WP: 0 PA: 35 PB: 0 SB: 1 CS: 0
PITCHER	IP WLS BF H R ER SO BB IBB HBP BLK WP HR S P ERA WHIP										
Jon Lieber, R (1, 1) ERA: 3.26	7.0 L 29 6 3 0 5 0 1 0 0 0 0 1 63 92 0.00 0.857										
Scott Sanders, R (8, 1) ERA: 4.5	2.0 6 0 0 0 1 0 0 0 0 0 0 0 19 27 0.00 0.000										

Philadelphia Phillies @ Chicago Cubs
Wrigley Field, Chicago, IL
Fri Jun 25 1999, 2:20 PM CDT
Att. 40,553 - Sunny - 80 F

livebaseballscorecards.com



Batter	1	2	3	4	5	6	7	8	9	AB	R	H	RBI	BB	SO	LOB
Curtis Goodwin, L (1, 8) OBP: 0.373, SLG: 0.433	0-0 G5-3 2B		2-2 L7		0-0 G4-6-3 1-2f			2-1 P6		4	0	1	0	0	0	2
Mickey Morandini, L (1, 4) OBP: 0.324, SLG: 0.343	2-0 P2		1-1 G5-3			2-1 G4-3		0-0 G4-3		4	0	0	0	0	0	1
Sammy Sosa, R (1, 9) OBP: 0.357, SLG: 0.615	4-1 G5-3 BB			0-0 G5-3		1-1 P9		3-3 K		3	0	0	0	1	1	0
Mark Grace, L (1, 3) OBP: 0.396, SLG: 0.478	0-1 G5-3 1-2 2-3			0-2 L7		0-2 G3-1			1-2 E1 G4-3 SF7	4	1	0	0	0	0	2
Henry Rodriguez, L (1, 7) OBP: 0.437, SLG: 0.623	0-1 F8			1-1 F8			2-2 F8		1-2 G4-3	4	0	0	0	0	0	3
Tyler Houston, L (1, 5) OBP: 0.375, SLG: 0.557		2-3 K			4-0 1B SF8 BB		0-0 B5-3		2-3 SF7	2	1	0	0	1	1	0
Jeff Blauser, R (9, PH) OBP: 0.389, SLG: 0.456									3-2 K	0	0	0	1	0	0	0
José Hernández, R (1, 6) OBP: 0.335, SLG: 0.405		3-2 F9			3-2 SF8 BB 1B		4-1 1B BB		3-H 0-3 K	3	0	1	0	1	1	0
Benito Santiago, R (1, 2) OBP: 0.282, SLG: 0.356		1-0 P9			4-0 G4-6-3 BB		2-2 FC6-4 1B			2	0	1	0	1	0	0
Jon Lieber, L (1, 1) OBP: 0.241, SLG: 0.167			2-2 P5			2-1 SF8				1	0	0	1	0	0	0
Glenallen Hill, R (7, PH) OBP: 0.411, SLG: 0.680					2-3 3-H					1	0	0	0	0	0	2
Scott Sanders, R (8, 1) OBP: 0.182, SLG: 0.273							0-0 FC6-4			0	0	0	0	0	0	0

Inning Stats	R: 0	H: 1	E: 0	K: 0	S: 7	R: 0	H: 0	E: 0	K: 1	S: 9	R: 0	H: 0	E: 0	K: 0	S: 8	R: 0	H: 0	E: 0	K: 0	S: 7	R: 1	H: 1	E: 0	K: 0	S: 6	R: 0	H: 0	E: 0	K: 0	S: 7	R: 0	H: 1	E: 0	K: 1	S: 9	R: 0	H: 0	E: 0	K: 1	S: 6	R: 1	H: 0	E: 1	K: 1	S: 12	1B: 2	SF: 2	2B: 1	SAC: 0	3B: 0	DP: 1	HR: 0	HBP: 0	WP: 0	PA: 34
	0	1	0	0	13	0	0	0	1	15	0	0	0	0	8	0	0	0	0	7	0	0	0	0	19	0	0	0	0	10	0	1	0	17	0	0	0	11	0	0	0	17	2	2	1	0	0	0	0	0	0	0	34		

PITCHER	IP	WLS	BF	H	R	ER	SO	BB	IBB	HBP	BLK	WP	HR	S	P	ERA	WHIP
Chad Ogea, R (1, 1) ERA: 4.7	8.0	W	30	3	1	1	2	4	0	0	0	0	0	59	106	1.12	0.875
Jim Poole, L (9, 1) ERA: 3.74	0.1	H	2	0	1	0	0	0	0	0	0	0	0	6	8	0.00	0.000
Wayne Gomes, R (9, 1) ERA: 3.34	0.2	S	2	0	0	0	1	0	0	0	0	0	0	6	9	0.00	0.000

BOTTOM

Philadelphia Phillies @ Chicago Cubs
Wrigley Field, Chicago, IL
Fri Jun 25 1999, 2:20 PM CDT
Att. 40,553 - Sunny - 80 F

livebaseballscorecards.com

AB	28
R	2
H	3
RBI	2
BB	4
SO	3
LOB	10



Batter	1	2	3	4	5	6	7	8	9	AB R H RBI BB SO LOB	TOP											
Kevin Sevcik, R (1, 8) OBP: 0.407, SLG: 0.500	1-2 HR 2B	1-1 CS 1B		2-2 G5-3		1-3 K			2-0 L9	5 1 2 0 0 1 3												
Ron Gant, R (1, 7) OBP: 0.347, SLG: 0.432	3-3 K	3-1 CS	0-0 F8		0-0 P4		3-2 HR		1-3 K	4 1 1 1 0 1 1 1 0 0 0 0 1 0 0 0 0 0 0 0 0												
Yorkis Perez, L (7, 1)																						
Wayne Gomes, R (9, 1)																						
Bobby Abreu, L (1, 9) OBP: 0.402, SLG: 0.560	0-1 HR 2-H		3-2 G3-1		1-0 F7		1-1 G6-3		1-0 P7	5 1 1 2 0 0 0												
Scott Rolen, R (1, 5) OBP: 0.356, SLG: 0.490	1-0 HR 1B		4-2 WP 1B BB		3-2 F7		0-3 K			3 2 1 0 1 1 0												
Rico Brogna, L (1, 3) OBP: 0.317, SLG: 0.430	1-1 HR 1-H		2-2 WP 1B		0-0 FC6-2 1B		1-0 L7			4 1 3 2 0 0 0												
Mike Lieberthal, R (1, 2) OBP: 0.393, SLG: 0.610	0-3 K		4-2 BB		0-2 FC6-2 1B		1-2 G4-3 1B			3 0 2 0 1 1 0												
Marlon Anderson, L (1, 4) OBP: 0.261, SLG: 0.347	1-0 G4-3		1-2 BB		0-0 FC6-2 1B		2-3 K			4 0 1 0 0 1 3 0 0 0 0 0 0 0												
15 David Doster, R (8, 4) OBP: 0.436, SLG: 0.516			0-2 L7		1-2 2-3 3-H		1-1 K															
Alex Arias, R (1, 6) OBP: 0.330, SLG: 0.400		1-2 G5-3		1-3 K		1-1 FC6-2		2-2 G4-3		4 0 0 0 0 1 4												
Robert Person, R (1, 1)			0-0 L6		0-1 G4-3		1-1 P4		0-0 P4	3 0 0 0 0 0 3 0 0 0 0 0 0 0 0 0 0 0 0 0 0 1 0 0 0 0 0 1												
Jim Poole, L (6, 1)																						
Amaury Telemaco, R (6, 1)																						
Rob Ducey, L (7, 7) OBP: 0.422, SLG: 0.552																						
Inning Stats	R: 4 E: 0 K: 2 S: 16	H: 4 LOB: 0 BB: 0 P: 23	R: 0 E: 0 K: 0 S: 7	H: 1 LOB: 0 BB: 0 P: 12	R: 1 E: 0 K: 0 S: 25	H: 1 LOB: 2 BB: 2 P: 38	R: 0 E: 0 K: 1 S: 8	H: 0 LOB: 0 BB: 0 P: 11	R: 0 E: 0 K: 1 S: 10	H: 0 LOB: 0 BB: 0 P: 14	R: 0 E: 0 K: 1 S: 12	H: 3 LOB: 3 BB: 0 P: 15	R: 1 E: 0 K: 1 S: 10	H: 1 LOB: 0 BB: 0 P: 15	R: 0 E: 0 K: 1 S: 11	H: 1 LOB: 1 BB: 0 P: 16	R: 0 E: 0 K: 1 S: 5	H: 0 LOB: 0 BB: 0 P: 9	1B: 7 2B: 1 3B: 0 HR: 3	SF: 0 SAC: 0 DP: 0 HBP: 0	WP: 1 PB: 0 SB: 0 CS: 1	PA: 40
PITCHER	IP WLS BF H R ER SO BB IBB HBP BLK WP HR S P ERA WHIP																					
Steve Trachsel, R (1, 1) ERA: 6.18	5.0 L 22 6 5 5 3 2 0 0 0 0 1 2 66 98 9.00 1.600																					
Rodney Myers, R (6, 1) ERA: 5.14	2.0 10 4 1 1 2 0 0 0 0 0 0 1 22 30 4.50 2.000																					
Matt Karchner, R (8, 1) ERA: 4.15	1.0 4 1 0 0 1 0 0 0 0 0 0 0 11 16 0.00 1.000																					
Kyle Farnsworth, R (9, 1) ERA: 6.26	1.0 3 0 0 0 1 0 0 0 0 0 0 0 5 9 0.00 0.000																					

Philadelphia Phillies @ Chicago Cubs
 Wrigley Field, Chicago, IL
 Sat Jun 26 1999, 3:05 PM CDT
 Att. 40,466 - Sunny - 85 F

AB	37
R	6
H	11
RBI	5
BB	2
SO	7
LOB	15



Batter	1	2	3	4	5	6	7	8	9	AB	R	H	RBI	BB	SO	LOB
Curtis Goodwin, L (1, 8) OBP: 0.357, SLG: 0.413 Manny Alexander, R (8, PH) OBP: 0.355, SLG: 0.391 (9, 6)	2-3 K		1-2 F8		1-3 K			2-2 G6-4-3 1B		3	0	0	0	0	2	0
Mickey Morandini, L (1, 4) OBP: 0.323, SLG: 0.346	2-2 F8		0-0 2B			3-2 F8		0-0 G6-4-3 1-2f		4	0	1	0	0	0	1
Sammy Sosa, R (1, 9) OBP: 0.358, SLG: 0.624	0-1 1B		1-2 G5-3			1-2 HR		1-2 G5-3		4	1	2	1	0	0	1
Mark Grace, L (1, 3) OBP: 0.397, SLG: 0.486	1-3 K		3-2 L7			0-1 2B			0-2 G3 G4-3 2B	4	1	2	0	0	1	2
Henry Rodriguez, L (1, 7) OBP: 0.429, SLG: 0.611		3-2 F7		1-0 F8		1-3 K			0-1 G3	4	0	0	0	0	1	2
Tyler Houston, L (1, 5) OBP: 0.377, SLG: 0.556 Jeff Blauser, R (6, PH) OBP: 0.382, SLG: 0.446 (7, 5)		0-0 1B 1B		2-2 G4-3		2-3 K			2-3 G4-3	2	0	1	0	0	0	0
José Hernández, R (1, 6) OBP: 0.330, SLG: 0.398 (9, 8)		2-1 F9		1-2 G4-3			2-2 K		3-H 0-3 K	2	0	0	1	0	1	1
Benito Santiago, R (1, 2) OBP: 0.283, SLG: 0.356		1-0 1B		1-1 L7			3-2 L8			3	0	1	0	0	0	0
Steve Trachsel, R (1, 1) OBP: 0.143, SLG: 0.148 Gary Gaetti, R (5, PH) OBP: 0.257, SLG: 0.338 Rodney Myers, R (6, 1) OBP: 0.650, SLG: 0.800 Robin Jennings, L (7, PH) OBP: 0.500, SLG: 0.500 Matt Karchner, R (8, 1) Kyle Farnsworth, R (9, 1) OBP: 0.111, SLG: 0.059		3-2 G6-3		2-3 K			0-3 K			1	0	0	0	0	0	2


Inning Stats	R: 0	H: 1	E: 0	K: 2	S: 11	H: 1	LOB: 1	BB: 0	P: 16	R: 0	H: 2	E: 0	K: 0	S: 12	H: 0	LOB: 0	BB: 0	P: 21	R: 0	H: 1	E: 0	K: 0	S: 10	H: 0	LOB: 0	BB: 0	P: 15	R: 0	H: 0	E: 0	K: 2	S: 9	H: 2	LOB: 1	BB: 0	P: 21	R: 0	H: 0	E: 0	K: 2	S: 11	H: 1	LOB: 0	BB: 0	P: 16	R: 0	H: 1	E: 0	K: 0	S: 8	H: 1	LOB: 0	BB: 0	P: 11	R: 1	H: 1	E: 0	K: 1	S: 11	H: 1	LOB: 0	BB: 0	P: 13	1B: 4	2B: 3	3B: 0	HR: 1	SF: 0	SAC: 0	DP: 1	HBP: 0	WP: 0	PB: 0	SB: 0	CS: 0	PA: 34
--------------	------	------	------	------	-------	------	--------	-------	-------	------	------	------	------	-------	------	--------	-------	-------	------	------	------	------	-------	------	--------	-------	-------	------	------	------	------	------	------	--------	-------	-------	------	------	------	------	-------	------	--------	-------	-------	------	------	------	------	------	------	--------	-------	-------	------	------	------	------	-------	------	--------	-------	-------	-------	-------	-------	-------	-------	--------	-------	--------	-------	-------	-------	-------	--------

PITCHER	IP	WLS	BF	H	R	ER	SO	BB	IBB	HBP	BLK	WP	HR	S	P	ERA	WHIP
Robert Person, R (1, 1) ERA: 6.87	5.1		21	5	1	1	4	0	0	0	0	0	1	61	92	1.69	0.938
Jim Poole, L (6, 1) ERA: 3.68	0.1		2	1	0	0	1	0	0	0	0	0	0	5	6	0.00	3.000
Amaury Telemaco, R (6, 1) ERA: 3.29	1.0		3	0	0	0	2	0	0	0	0	0	0	10	17	0.00	0.000
Yorkis Perez, L (7, 1) ERA: 3.69	1.2		6	2	1	1	1	0	0	0	0	0	0	17	20	5.40	1.200
Wayne Gomes, R (9, 1) ERA: 3.28	0.2		2	0	0	0	1	0	0	0	0	0	0	6	8	0.00	0.000

BOTTOM

Philadelphia Phillies @ Chicago Cubs
Wrigley Field, Chicago, IL
 Sat Jun 26 1999, 3:05 PM CDT
 Att. 40,466 - Sunny - 85 F

AB	34
R	2
H	8
RBI	2
BB	0
SO	9
LOB	10



Batter	1	2	3	4	5	6	7	8	9	AB R H RBI BB SO LOB	TOP											
Doug Glanville, R (1, 8) OBP: 0.376, SLG: 0.438	3-2 23 G4-3 1B SF8 1B		0-1 G6-3		2-1 G6-3 2B		2-1 WP 1B 2B	0-1 FC4-6 1-2f		5 2 2 0 0 0 3												
Ron Gant, R (1, 7) OBP: 0.351, SLG: 0.435	2-2 SF8 23 G4-3 1B 1-2		0-1 L9		2-1 23 2B PB 1B 3-H		3-2 2-H 1B	0-0 F7		5 1 3 2 0 0 0												
23 Kevin Jordan, R (1, 4) OBP: 0.355, SLG: 0.431	3-2 G4-3 1-2 2-3		1-0 G6-3		3-2 PB 1B 2B 1-3		2-3 K	2-3 K		5 1 1 0 0 2 3												
Scott Rolen, R (1, 5) OBP: 0.354, SLG: 0.485	0-0 SF8 2-3 3-H			0-0 L6	4-0 PB 1B IBB		3-3 K	3-3 K		3 1 0 1 1 2 1												
Rico Brogna, L (1, 3) OBP: 0.316, SLG: 0.427	1-2 L8		1-2 L7	1-2 L7	1-0 FC4 1B 1-H 2-H 3-H		2-2 L7			4 0 1 2 0 0 2												
Steve Montgomery, R (7, 1) OBP: 1.000, SLG: 1.000										0 0 0 0 0 0 0												
Mike Lieberthal, R (1, 2) OBP: 0.395, SLG: 0.621		0-0 HR		0-2 FC4-6 1B FC4	0-0 FC4 1-2f			0-0 F9		4 1 2 1 0 0 1												
Kevin Seifick, R (1, 9) OBP: 0.389, SLG: 0.476		3-1 L8		2-0 FC4-6 1-2f		1-2 G3-1		0-1 G1-3		4 0 0 0 0 0 1												
Alex Arias, R (1, 6) OBP: 0.336, SLG: 0.404		1-1 G6-3			3-2 G6-3 SH2-4 1B 1B	2-1 P5		1-1 15 BB 1B		4 1 2 0 0 0 0												
Randy Wolf, L (1, 1) OBP: 0.286, SLG: 0.286		1-3 K			0-0 SH2-4	1-1 F7		4-2 FC4-6 BB		1 0 0 0 0 1 0												
Mike Grace, R (4, 1)										0 0 0 0 0 0 0												
Marlon Anderson, L (6, PH) OBP: 0.260, SLG: 0.345										1 0 0 0 0 0 0												
Cliff Politte, R (6, 1)										0 0 0 0 0 0 0												
15 David Doster, R (7, 4) OBP: 0.450, SLG: 0.516										0 0 0 0 1 0 0												
Inning Stats	R: 1 E: 0 K: 0 S: 13	H: 2 LOB: 1 BB: 0 P: 22	R: 1 E: 0 K: 1 S: 8	H: 1 LOB: 0 BB: 0 P: 13	R: 0 E: 0 K: 0 S: 5	H: 0 LOB: 0 BB: 0 P: 6	R: 0 E: 0 K: 0 S: 12	H: 1 LOB: 1 BB: 0 P: 15	R: 4 E: 0 K: 0 S: 14	H: 4 LOB: 1 BB: 1 P: 29	R: 0 E: 0 K: 0 S: 8	H: 0 LOB: 0 BB: 0 P: 12	R: 1 E: 0 K: 2 S: 20	H: 2 LOB: 1 BB: 0 P: 32	R: 0 E: 0 K: 0 S: 9	H: 1 LOB: 2 BB: 1 P: 14	R: 0 E: 0 K: 2 S: 7	H: 0 LOB: 0 BB: 0 P: 12	1B: 8 2B: 2 3B: 0 HR: 1	SF: 1 SAC: 1 DP: 0 HBP: 0	WP: 1 PB: 1 SB: 0 CS: 0	PA: 40
PITCHER	IP WLS BF H R ER SO BB IBB HBP BLK WP HR S P ERA WHIP																					
Terry Mulholland, L (1, 1) ERA: 4.69	5.0 W 24 8 6 5 1 0 1 0 0 0 1 52 85 9.00 1.600																					
Scott Sanders, R (6, 1) ERA: 4.45	2.2 H 12 3 1 1 2 1 0 0 0 1 0 35 56 3.38 1.500																					
Matt Karchner, R (8, 1) ERA: 4.0	0.1 1 0 0 0 0 0 0 0 0 0 0 2 2 0.00 0.000																					
Rick Aguilera, R (9, 1) ERA: 4.25	1.0 3 0 0 0 2 0 0 0 0 0 0 7 12 0.00 0.000																					

Philadelphia Phillies @ Chicago Cubs
Wrigley Field, Chicago, IL
Sun Jun 27 1999, 1:20 PM CDT
Att. 38,455 - Unknown - 81 F

livebaseballscorecards.com

AB	36
R	7
H	11
RBI	6
BB	2
SO	5
LOB	11



Batter	1	2	3	4	5	6	7	8	9	AB	R	H	RBI	BB	SO	LOB
Jeff Blauser, R (1, 4) OBP: 0.383, SLG: 0.495	L9	K		HR	CS 3B		FC6-2-5 2B			5	2	2	4	0	1	2
Manny Alexander, R (1, 5) OBP: 0.358, SLG: 0.405	K	K		G4-3 1B	G6-3		2B			5	1	2	2	0	2	1
Mark Grace, L (1, 3) OBP: 0.401, SLG: 0.490	1B BB E 1B			L5	G4-3		G6-4-3 BB 2B			4	1	2	1	1	0	1
Sammy Sosa, R (1, 8) OBP: 0.362, SLG: 0.632 (7, 9)	E E BB			HR	G2		G6-4-3 BB			3	2	1	1	2	0	2
Glenallen Hill, R (1, 9) OBP: 0.422, SLG: 0.710 Curtis Goodwin, L (7, 8) OBP: 0.352, SLG: 0.406	E5 WP BB 1B			HR 1B	F8		HR		G4-3	4	2	3	1	0	0	1
Henry Rodriguez, L (1, 7) OBP: 0.433, SLG: 0.623	WP BB			HR 1B			HR K		P5	4	2	2	2	1	1	0
José Hernández, R (1, 6) OBP: 0.338, SLG: 0.406	BB			HR 2B	BB 1B		BB 1B		K	3	1	2	0	2	1	0
Benito Santiago, R (1, 2) OBP: 0.285, SLG: 0.354	P3			L5	BB 3B BB		SH3 2B 1B		K	4	2	1	0	1	1	4
Terry Mulholland, R (1, 1) OBP: 0.048, SLG: 0.048 Robin Jennings, L (5, PH) OBP: 0.333, SLG: 0.333 Scott Sanders, R (6, 1) OBP: 0.182, SLG: 0.273 Matt Karchner, R (8, 1) Rick Aguilera, R (9, 1)		G4-3		K	K		SH3			2	0	0	0	0	1	1

Inning Stats	R: 2	H: 2	LOB: 3	K: 1	P: 40	R: 0	H: 0	LOB: 0	K: 2	P: 16	R: 3	H: 4	LOB: 1	K: 1	P: 25	R: 1	H: 2	LOB: 1	K: 0	P: 10	R: 3	H: 3	LOB: 0	K: 1	P: 25	R: 1	H: 1	LOB: 0	K: 1	P: 13	R: 3	H: 3	LOB: 2	K: 0	P: 28	R: 0	H: 0	LOB: 0	K: 2	P: 11
	S: 20	BB: 3				S: 11	BB: 0				S: 17	BB: 0				S: 9	BB: 0				S: 13	BB: 1				S: 7	BB: 1				S: 15	BB: 2				S: 9	BB: 0			


PITCHER	IP	WLS	BF	H	R	ER	SO	BB	IBB	HBP	BLK	WP	HR	S	P	ERA	WHIP
Randy Wolf, L (1, 1) ERA: 3.8	3.0		19	7	6	6	4	3	0	0	0	1	3	50	83	18.00	3.333
Mike Grace, R (4, 1) ERA: 7.67	2.0	L	10	4	3	3	1	1	0	0	0	0	0	20	33	13.50	2.500
Cliff Politte, R (6, 1) ERA: 21.6	1.2		11	4	4	4	1	3	0	0	0	0	1	19	36	21.60	4.200
Steve Montgomery, R (7, 1) ERA: 3.38	1.1		4	0	0	0	2	0	0	0	0	0	0	12	16	0.00	0.000

BOTTOM

Philadelphia Phillies @ Chicago Cubs
 Wrigley Field, Chicago, IL
 Sun Jun 27 1999, 1:20 PM CDT
 Att: 38,455 - Unknown - 81 F

livebaseballscorecards.com

AB	36
R	13
H	15
RBI	11
BB	7
SO	8
LOB	17



WP: 1	PA: 44
PB: 0	
SB: 0	
CS: 1	

Batter	1	2	3	4	5	6	7	8	9	10	AB R H RBI BB SO LOB	TOP								
Doug Glanville, R OBP: 0.371, SLG: 0.432 (1, 8)	E1 1B		L8			F9		SH2-3		K	4 1 0 0 0 1 0	Philadelphia Phillies @ Pittsburgh Pirates Three Rivers Stadium, Pittsburgh, PA Mon Jun 28 1999, 7:05 PM EDT Att: 14,144 - Unknown - 87 F								
Ron Gant, R OBP: 0.352, SLG: 0.434 Jim Poole, L (10, 1)	F8 1B		K			G1-3				G6-3	5 1 2 1 0 1 0 0 0 0 0 0 0 0									
Bobby Abreu, L OBP: 0.400, SLG: 0.555 (1, 9)						F8		F8			4 0 1 0 0 1 2									
Scott Rolen, R OBP: 0.349, SLG: 0.477 (1, 5)	F8 1B					G4-3		P2		K	4 0 0 0 0 1 2									
Rico Brogna, L OBP: 0.319, SLG: 0.428 (1, 3)	G4-3-6-3 1B					FC6-4 1B		K		K	4 0 2 0 0 1 1									
Alex Arias, R OBP: 0.333, SLG: 0.398 (1, 6)			K			FC6-4 1B				K	4 0 1 0 0 2 2									
Marlon Anderson, L OBP: 0.260, SLG: 0.341 Steve Montgomery, R OBP: 1.000, SLG: 1.000 Kevin Sevcik, R OBP: 0.389, SLG: 0.476 (1, 4) (9, 1) (10, 7)						B2					3 0 0 0 1 1 1 0 0 0 0 0 0 0 0 0 0 0 0 0 0									
Gary Bennett, R OBP: 0.306, SLG: 0.343 Mike Lieberthal, R OBP: 0.393, SLG: 0.618 (1, 2) (9, PH) (9, 2)						L4				K	3 0 0 0 0 0 0 1 0 0 0 0 1 2									
Paul Byrd, R OBP: 0.263, SLG: 0.176 23 Kevin Jordan, R OBP: 0.351, SLG: 0.427 (1, 1) (9, 4)						G5-3				F8	2 0 0 0 1 0 0 1 0 0 0 0 0 0									
Inning Stats	R: 2 E: 1 K: 0 S: 10	H: 2 LOB: 0 BB: 0 P: 12	R: 0 E: 0 K: 1 S: 6	H: 0 LOB: 0 BB: 0 P: 11	R: 0 E: 0 K: 1 S: 7	H: 1 LOB: 1 BB: 0 P: 18	R: 0 E: 0 K: 0 S: 6	H: 0 LOB: 0 BB: 0 P: 6	R: 0 E: 0 K: 0 S: 4	H: 1 LOB: 1 BB: 0 P: 16	R: 0 E: 0 K: 0 S: 8		H: 1 LOB: 2 BB: 1 P: 15	R: 0 E: 0 K: 3 S: 14	H: 1 LOB: 2 BB: 1 P: 25	R: 0 E: 0 K: 1 S: 5	H: 0 LOB: 0 BB: 0 P: 5	1B: 6 2B: 0 3B: 0 HR: 0	SF: 0 SAC: 1 DP: 1 HBP: 0	WP: 0 PB: 0 SB: 2 CS: 0
PITCHER	IP WLS BF H R ER SO BB IBB HBP BLK WP HR S P ERA WHIP																			
Kris Benson, R ERA: 3.89 Greg Hansell, R ERA: 2.0 (1, 1) (10, 1)	9.0 W 35 H 6 R 2 ER 0 SO 8 BB 1 IBB 0 HBP 0 BLK 0 WP 0 HR 0 S 76 P 121 ERA 0.00 WHIP 0.778																			
	1.0 W 3 H 0 R 0 ER 0 SO 1 BB 0 IBB 0 HBP 0 BLK 0 WP 0 HR 5 S 5 P 5 ERA 0.00 WHIP 0.000																			

livebaseballscorecards.com



Batter	1	2	3	4	5	6	7	8	9	10	AB R H RBI BB SO LOB
Al Martin, L OBP: 0.353, SLG: 0.525 (1, 7) S B X	1-1 F8		1-0 S 18 E 1B	1-0 G4-3			2-3 K		0-0 FC1-6 G6-4-3 1-2f		5 1 1 0 0 1 3
Ed Sprague, R OBP: 0.403, SLG: 0.573 (1, 5) B C X	1-1 F7		2-0 F9 1-2		0-2 F8		1-1 F8		1-2 G6-4-3 1-2f		5 0 0 0 0 0 3
Brian Giles, L OBP: 0.394, SLG: 0.539 (1, 8) B C X	1-1 HBP 1B		1-3 K		0-0 G3			2-2 HBP 18 E 1B		0-0 G4-3	5 0 2 0 0 1 1
Kevin Young, R OBP: 0.426, SLG: 0.520 (1, 3) B F H	2-2 HBP		4-1 S 18 E BB		0-3 K			2-3 K		0-0 1B 1B	3 2 1 0 1 2 1
18 Jason Kendall, R OBP: 0.433, SLG: 0.510 (1, 2) C B X	2-2 P4		1-2 S E5			0-0 G5-3		0-2 HBP E9		0-0 P3	5 0 0 0 0 0 5
Warren Morris, L OBP: 0.358, SLG: 0.433 (1, 4) C B X		0-0 F7	2-2 SAFE SAFE SAFE G3-1 1-2 3-H			3-1 F9		1-3 K		0-0 1B 1B	5 0 1 0 0 1 3
Brant Brown, L OBP: 0.304, SLG: 0.478 (1, 9) Adrian Brown, S OBP: 0.333, SLG: 0.241 (9, 9) B C X		1-2 E3 FC3-6		2-2 G6-3		0-1 G6-3		2-2 HBP		0-0 1B	3 0 0 0 0 0 0 1 0 1 1 0 0 0
Abraham Nunez, S OBP: 0.277, SLG: 0.250 (1, 6) Ivan Cruz, L (8, PH) Mike Benjamin, R OBP: 0.277, SLG: 0.315 (9, 6) C B X		1-2 FC3-6 1-2f		4-0 S BB			0-1 L5	2-3 K			2 0 0 0 1 0 1 1 0 0 0 0 1 3 0 0 0 0 0 0 0
Kris Benson, R OBP: 0.161, SLG: 0.167 (1, 1) Keith Osik, R OBP: 0.308, SLG: 0.389 (9, PH) Greg Hansell, R (10, 1) C B X		1-2 G1-3		1-3 K			0-2 1B		4-2 FC1-6 BB		3 0 1 0 0 1 2 0 0 0 0 1 0 0 0 0 0 0 0 0 0

Inning Stats	R: 0	H: 1	E: 0	K: 0	S: 12	WLS	BF	H	R	ER	SO	BB	IBB	HBP	BLK	WP	HR	S	P	ERA	WHIP
	0	1	0	0	12		19	4	2	0	7	2	0	2	0	0	0	88	131	0.00	0.750
	0	2	0	0	12	L	6	1	1	1	0	1	0	0	0	0	0	10	14	5.40	1.200
	0	0	0	0	12		2	2	0	0	0	0	0	0	0	0	0	2	2	∞	∞

PITCHER	IP	WLS	BF	H	R	ER	SO	BB	IBB	HBP	BLK	WP	HR	S	P	ERA	WHIP
Paul Byrd, R ERA: 3.32 (1, 1)	8.0		35	4	2	0	7	2	0	0	0	0	0	88	131	0.00	0.750
Steve Montgomery, R ERA: 3.51 (9, 1)	1.2	L	6	1	1	1	0	1	0	0	0	0	0	10	14	5.40	1.200
Jim Poole, L ERA: 3.88 (10, 1)	0.0		2	2	0	0	0	0	0	0	0	0	0	2	2	∞	∞

BOTTOM

Philadelphia Phillies @ Pittsburgh Pirates
Three Rivers Stadium, Pittsburgh, PA
Mon Jun 28 1999, 7:05 PM EDT
Att. 14,144 - Unknown - 87 F

AB	R	H	RBI	BB	SO	LOB
38	3	7	1	3	7	22



WP	PA
0	43

Batter	1	2	3	4	5	6	7	8	9	AB R H RBI BB SO LOB	TOP											
Doug Glanville, R (1, 8) OBP: 0.375, SLG: 0.432	1-2 G5-3		0-0 2B 1B	0-1 L9			1-0 PB HBP		2-2 1B BB SF9 1B	4 2 2 1 0 0 0												
Ron Gant, R (1, 7) OBP: 0.353, SLG: 0.435	1-3 K		0-0 1B 2B		1-3 K		2-0 L9		4-2 SF9 1B BB	4 1 1 2 1 2 1												
Bobby Abreu, L (1, 9) OBP: 0.404, SLG: 0.556	0-0 G3		1-2 1B 1B		3-1 1B FC3-6 1B		3-2 F8		1-0 1B	5 2 3 1 0 0 1												
Scott Rolen, R (1, 5) OBP: 0.347, SLG: 0.472		2-3 K	0-0 G5-3 1B		0-2 FC3-6 1B		2-3 K		0-3 K	5 0 1 0 0 3 5												
Rico Brogna, L (1, 3) OBP: 0.320, SLG: 0.427		3-2 L4	4-2 1B BB		0-0 FC3-6 FC5-4 1-2f		1-0 G6-4-3 1B		1-2 SF9	3 0 1 2 1 0 1												
Mike Lieberthal, R (1, 2) OBP: 0.390, SLG: 0.609		0-1 G4-3	0-1 1B		0-2 FC5-4 1-2f		0-0 G6-4-3 1-2f		0-0 P6	5 0 1 1 0 0 4												
Marlon Anderson, L (1, 4) OBP: 0.264, SLG: 0.348						1-0 L9				4 1 2 0 0 1 2												
15 David Doster, R (8, 4) OBP: 0.450, SLG: 0.516										0 0 0 0 0 0 0												
Alex Arias, R (1, 6) OBP: 0.331, SLG: 0.387			0-1 E6 1B 2B	1-3 K		0-1 G6-3				3 1 0 0 1 1 1												
Curt Schilling, R (1, 1) OBP: 0.182, SLG: 0.154			1-3 K			0-0 G6-3				4 0 0 0 0 2 4												
Wayne Gomes, R (9, 1)										0 0 0 0 0 0 0												
Inning Stats	R: 0 E: 0 K: 1 S: 10	H: 0 LOB: 0 BB: 0 P: 12	R: 0 E: 0 K: 1 S: 8	H: 0 LOB: 0 BB: 0 P: 13	R: 5 E: 1 K: 2 S: 23	H: 5 LOB: 2 BB: 1 P: 34	R: 0 E: 0 K: 2 S: 9	H: 0 LOB: 0 BB: 0 P: 13	R: 1 E: 0 K: 1 S: 14	H: 2 LOB: 1 BB: 0 P: 18	R: 0 E: 0 K: 0 S: 4	H: 0 LOB: 0 BB: 0 P: 5	R: 0 E: 0 K: 1 S: 8	H: 0 LOB: 1 BB: 0 P: 16	R: 0 E: 0 K: 0 S: 4	H: 2 LOB: 2 BB: 1 P: 10	R: 1 E: 0 K: 1 S: 16	H: 2 LOB: 2 BB: 1 P: 24	1B: 9 2B: 2 3B: 0 HR: 0	SF: 1 SAC: 0 DP: 1 HBP: 1	WP: 0 PB: 1 SB: 0 CS: 0	PA: 42
PITCHER	IP WLS BF H R ER SO BB IBB HBP BLK WP HR S P ERA WHIP																					
Jose Silva, R (1, 1) ERA: 6.79	5.0 L 24 7 6 4 7 1 0 0 0 0 0 0 64 90 7.20 1.600																					
Pete Schourek, L (6, 1) ERA: 5.14	3.0 12 2 0 0 1 0 1 1 0 0 0 16 31 0.00 0.667																					
Marc Wilkins, R (9, 1) ERA: 5.87	1.0 6 2 1 1 1 1 0 0 0 0 0 16 24 9.00 3.000																					

Philadelphia Phillies @ Pittsburgh Pirates
 Three Rivers Stadium, Pittsburgh, PA
 Tue Jun 29 1999, 7:05 PM EDT
 Att. 16,343 - Overcast - 78 F

livebaseballscorecards.com

AB	37
R	7
H	11
RBI	7
BB	3
SO	9
LOB	19



BOTTOM

Philadelphia Phillies @ Pittsburgh Pirates
 Three Rivers Stadium, Pittsburgh, PA

Tue Jun 29 1999, 7:05 PM EDT
 Att. 16,343 - Overcast - 78 F

livebaseballscorecards.com

AB	33
R	4
H	7
RBI	4
BB	2
SO	9
LOB	15



WP: 0	PA: 36
PB: 0	
SB: 0	
CS: 0	

AB R H RBI BB SO LOB

4	1	1	1	0	2	1
3	0	0	0	0	0	1
4	2	2	1	0	1	1
4	0	0	0	0	1	2
4	1	1	2	0	0	0
4	0	2	0	0	0	0
3	0	0	0	1	2	2
3	0	1	0	1	0	2
1	0	0	0	0	1	0
1	0	0	0	0	1	2
0	0	0	0	0	0	0
1	0	0	0	0	1	1
0	0	0	0	0	0	0
1	0	0	0	0	0	3

1B: 4	SF: 0
2B: 0	SAC: 0
3B: 0	DP: 2
HR: 3	HBP: 1

1B	4	SF	0
2B	0	SAC	0
3B	0	DP	2
HR	3	HBP	1

WP	0	PA	36
ERA		WHIP	

Batter	1	2	3	4	5	6	7	8	9
Al Martin, L OBP: 0.351, SLG: 0.533 (1, 7)	2-1 F8 ①		3-3 K ③			3-2 HR ②		2-3 K ②	
Ed Sprague, R OBP: 0.401, SLG: 0.566 (1, 5)	2-1 P2 ②			0-1 F7 ①		2-1 G1-6-3 HBP ①		2-2 G1-3 ③	
Brian Giles, L OBP: 0.395, SLG: 0.550 (1, 8)	1-1 HR ③			0-3 K ②		2-1 F8 ①			2-0 18 HR 1B ①
Kevin Young, R OBP: 0.420, SLG: 0.512 (1, 3)	1-2 F7 ③			0-1 G5-3 ③		1-0 G1-6-3 ② ③ 1-2f			3-3 K ①
18 Jason Kendall, R OBP: 0.430, SLG: 0.517 (1, 2)		1-2 G5-3 ①			3-2 E5 1B ①		2-0 L9 ①		2-0 HR 1-H ①
Warren Morris, L OBP: 0.361, SLG: 0.435 (1, 4)		3-1 F9 ②			0-1 1B ①		1-0 F7 ②		0-0 BB BB 1B ①
Brant Brown, L OBP: 0.303, SLG: 0.469 (1, 9)		0-3 K ③			0-3 K ①		3-2 F7 ③		4-2 BB BB 1B ①
Abraham Nunez, S OBP: 0.286, SLG: 0.253 (1, 6)			0-2 G6-3 ①		0-0 F8 ②		2-2 1B ①		4-1 G5-4-3 BB 1-2 2-3 ① ② ③
Jose Silva, R OBP: 0.115, SLG: 0.105 (5, PH)			2-3 K ②		0-3 K ③		2-3 K ①		2-2 G5-4-3 ② ③ 1-2f
Ivan Cruz, L (6, 1)									
Pete Schourek, L (8, PH)									
Adrian Brown, S OBP: 0.329, SLG: 0.237 (9, 1)									
Marc Wilkins, R (9, PH)									
Freddy Garcia, R OBP: 0.240, SLG: 0.330 (9, PH)									

Inning Stats	R: 1	H: 1	E: 0	K: 0	S: 10	LOB: 0	BB: 0	P: 16	R: 0	H: 0	E: 0	K: 1	S: 8	LOB: 0	BB: 0	P: 12	R: 0	H: 0	E: 0	K: 2	S: 10	LOB: 0	BB: 0	P: 15	R: 0	H: 0	E: 0	K: 1	S: 7	LOB: 0	BB: 0	P: 7	R: 0	H: 1	E: 1	K: 2	S: 16	LOB: 2	BB: 0	P: 19	R: 1	H: 1	E: 0	K: 0	S: 8	LOB: 0	BB: 0	P: 16	R: 0	H: 0	E: 0	K: 0	S: 8	LOB: 0	BB: 0	P: 14	R: 0	H: 1	E: 0	K: 2	S: 16	LOB: 1	BB: 0	P: 24	R: 2	H: 3	E: 0	K: 1	S: 15	LOB: 2	BB: 2	P: 32	1B: 4	2B: 0	3B: 0	HR: 3	SF: 0	SAC: 0	DP: 2	HBP: 1	WP: 0	PA: 36
--------------	------	------	------	------	-------	--------	-------	-------	------	------	------	------	------	--------	-------	-------	------	------	------	------	-------	--------	-------	-------	------	------	------	------	------	--------	-------	------	------	------	------	------	-------	--------	-------	-------	------	------	------	------	------	--------	-------	-------	------	------	------	------	------	--------	-------	-------	------	------	------	------	-------	--------	-------	-------	------	------	------	------	-------	--------	-------	-------	-------	-------	-------	-------	-------	--------	-------	--------	-------	--------

PITCHER	IP	WLS	BF	H	R	ER	SO	BB	IBB	HBP	BLK	WP	HR	S	P	ERA	WHIP
Curt Schilling, R ERA: 3.23 (1, 1)	8.0	W	29	4	2	2	8	0	0	1	0	0	2	83	123	2.25	0.500
Wayne Gomes, R ERA: 3.68 (9, 1)	1.0		7	3	2	2	1	2	0	0	0	0	1	15	32	18.00	5.000

PITCHER	IP	WLS	BF	H	R	ER	SO	BB	IBB	HBP	BLK	WP	HR	S	P	ERA	WHIP
---------	----	-----	----	---	---	----	----	----	-----	-----	-----	----	----	---	---	-----	------

Batter	1	2	3	4	5	6	7	8	9	AB R H RBI BB SO LOB	TOP											
Doug Glanville, R (1, 8) OBP: 0.375, SLG: 0.432	2-1 F7		1-0 1B		1-2 F9		0-0 1B		3-2 L9	5 0 2 0 0 0 2	Philadelphia Phillies @ Pittsburgh Pirates Three Rivers Stadium, Pittsburgh, PA Wed Jun 30 1999, 7:05 PM EDT Att. 14,526 - Unknown - 82 F											
Ron Gant, R (1, 7) OBP: 0.355, SLG: 0.434	4-2 1B BB		2-0 F9		0-0 BB 1B		2-1 L9			3 0 1 0 1 0 2												
Bobby Abreu, L (1, 9) OBP: 0.409, SLG: 0.569	0-2 1B		3-2 G6-3		4-2 BB			1-0 HR		3 1 2 1 1 0 1												
Scott Rolen, R (1, 5) OBP: 0.346, SLG: 0.469	1-3 K			2-2 G6-3	1-0 F9			2-2 G6-4-3 1B		4 0 1 0 0 1 5												
Rico Brogna, L (1, 3) OBP: 0.319, SLG: 0.425	2-1 L1			3-2 1B		2-1 G4-3		2-3 K		4 0 1 0 0 1 3												
Mike Lieberthal, R (1, 2) OBP: 0.384, SLG: 0.599		2-1 G5-3		2-2 K		2-3 K		0-1 G6-4-3		4 0 0 0 0 2 2												
Amaury Telemaco, R (8, 1)										0 0 0 0 0 0 0												
Marlon Anderson, L (1, 4) OBP: 0.261, SLG: 0.345		1-1 F7		1-1 G6-3		3-1 F9			0-1 G5-3	2 0 0 0 0 0 1												
Mike Grace, R (4, 1)										0 0 0 0 0 0 0												
Rob Ducey, L (6, PH) OBP: 0.417, SLG: 0.544										1 0 0 0 0 0 0												
Cliff Poitite, R (6, 1)										0 0 0 0 0 0 0												
Gary Bennett, R (8, 2) OBP: 0.297, SLG: 0.333										1 0 0 0 0 0 0												
Alex Arias, R (1, 6) OBP: 0.336, SLG: 0.400		0-3 K					0-0 1B 1B		1-0 G4-3 2B	4 0 2 0 0 1 0												
Chad Ogea, R (1, 1) OBP: 0.219, SLG: 0.107			1-3 K						3-2 G4-3	1 0 0 0 0 1 0												
Kevin Sefcik, R (4, 4) OBP: 0.378, SLG: 0.460					1-3 K		0-2 G4-3			3 0 0 0 0 1 2												
Inning Stats	R: 0 E: 0 K: 1 S: 13	H: 1 LOB: 2 BB: 1 P: 22	R: 0 E: 0 K: 1 S: 7	H: 0 LOB: 0 BB: 0 P: 10	R: 0 E: 0 K: 1 S: 9	H: 1 LOB: 1 BB: 0 P: 16	R: 0 E: 0 K: 1 S: 11	H: 1 LOB: 1 BB: 0 P: 19	R: 0 E: 0 K: 1 S: 11	H: 2 LOB: 3 BB: 1 P: 18	R: 0 E: 0 K: 1 S: 8	H: 0 LOB: 0 BB: 0 P: 15	R: 0 E: 0 K: 0 S: 7	H: 1 LOB: 1 BB: 0 P: 9	R: 1 E: 0 K: 1 S: 10	H: 2 LOB: 0 BB: 0 P: 15	R: 0 E: 0 K: 0 S: 10	H: 1 LOB: 1 BB: 0 P: 17	1B: 7 2B: 1 3B: 0 HR: 1	SF: 0 SAC: 0 DP: 1 HBP: 0	WP: 0 PB: 0 SB: 0 CS: 0	PA: 37
PITCHER	IP WLS BF H R ER SO BB IBB HBP BLK WP HR S P ERA WHIP												PITCHER	IP WLS BF H R ER SO BB IBB HBP BLK WP HR S P ERA WHIP								
Jason Schmidt, R (1, 1) ERA: 4.29	8.0 W 33 8 1 1 7 2 0 0 0 0 0 1 76 124 1.12 1.250																					
Brad Clontz, R (9, 1) ERA: 1.46	1.0 4 1 0 0 0 0 0 0 0 0 0 0 10 17 0.00 1.000																					

livebaseballscorecards.com

AB	35
R	1
H	9
RBI	1
BB	2
SO	7
LOB	18



Batter	1	2	3	4	5	6	7	8	9	AB	R	H	RBI	BB	SO	LOB	BOTTOM
--------	---	---	---	---	---	---	---	---	---	----	---	---	-----	----	----	-----	--------

Al Martin, L (1, 7) <small>OBP: 0.348, SLG: 0.531</small> Adrian Brown, S (9, 7) <small>OBP: 0.329, SLG: 0.237</small>	0-3 		1-0 F9 2-3	1-0 		0-3 		2-0 L4		5	1	1	3	0	2	1	Philadelphia Phillies @ Pittsburgh Pirates Three Rivers Stadium, Pittsburgh, PA <small>Wed Jun 30 1999, 7:05 PM EDT</small> <small>Att: 14,526 - Unknown - 82 F</small>
Ed Sprague, R (1, 5) <small>OBP: 0.401, SLG: 0.561</small>	3-2 F7		0-1 G5-3	4-0 		1-1 FC5-4 1B 1B		1-0 G4-3		4	1	1	0	1	0	1	
Brian Giles, L (1, 8) <small>OBP: 0.395, SLG: 0.558</small>	0-0 F8			1-1 F9 1-1 		1-2 FC5-4 1B 1B		2-1 P5		5	1	2	3	0	0	0	
Kevin Young, R (1, 3) <small>OBP: 0.421, SLG: 0.511</small>		0-1 P5		2-1 		2-2 FC5-4 1B 1-2 2-3				3	1	1	0	1	0	2	
18 Jason Kendall, R (1, 2) <small>OBP: 0.434, SLG: 0.522</small>		2-0 		1-2 				0-1 L6		3	1	2	0	1	0	0	
Warren Morris, L (1, 4) <small>OBP: 0.363, SLG: 0.436</small>			3-3 K		1-2 			0-0 2B G4-3 1B		4	2	2	1	0	1	3	
Brant Brown, L (1, 9) <small>OBP: 0.307, SLG: 0.482</small>		2-1 L9		1-0 		2-3 K		3-2 G4-3 2B		4	1	2	1	0	1	1	
Mike Benjamin, R (1, 6) <small>OBP: 0.282, SLG: 0.316</small>			0-0 F9 SH1-4 1B	4-0 		3-2 G5-3		0-0 G4-3		3	1	1	1	1	0	1	
Jason Schmidt, R (1, 1) Brad Clontz, R (9, 1)			0-0 SH1-4	1-3 K		0-0 L6		1-0 G6-3		3	0	0	0	0	1	4	

Inning Stats	R: 0	H: 0	E: 0	K: 1	S: 7	R: 0	H: 1	E: 0	K: 1	S: 8	R: 0	H: 1	E: 0	K: 0	S: 5	R: 8	H: 6	E: 0	K: 1	S: 22	R: 0	H: 0	E: 0	K: 1	S: 9	R: 0	H: 2	E: 0	K: 1	S: 12	R: 1	H: 2	E: 0	K: 0	S: 11	R: 0	H: 0	E: 0	K: 0	S: 4	1B: 7	2B: 4	3B: 0	HR: 1	SF: 0	SAC: 1	DP: 1	HBP: 0	WP: 0	PB: 0	SB: 0	CS: 0	PA: 39
--------------	------	------	------	------	------	------	------	------	------	------	------	------	------	------	------	------	------	------	------	-------	------	------	------	------	------	------	------	------	------	-------	------	------	------	------	-------	------	------	------	------	------	-------	-------	-------	-------	-------	--------	-------	--------	-------	-------	-------	-------	--------

PITCHER	IP	WLS	BF	H	R	ER	SO	BB	IBB	HBP	BLK	WP	HR	S	P	ERA	WHIP
Chad Ogea, R (1, 1) <small>ERA: 5.28</small>	3.2	L	21	7	8	8	3	2	1	0	0	0	1	37	66	19.64	2.455
Mike Grace, R (4, 1) <small>ERA: 7.31</small>	1.1		6	1	0	0	1	1	0	0	0	0	0	14	24	0.00	1.500
Cliff Politte, R (6, 1) <small>ERA: 12.27</small>	2.0		9	4	1	1	1	0	0	0	0	0	0	23	31	4.50	2.000
Amaury Telemaco, R (8, 1) <small>ERA: 3.07</small>	1.0		3	0	0	0	0	0	0	0	0	0	0	4	9	0.00	0.000

livebaseballscorecards.com

AB	34
R	9
H	12
RBI	9
BB	4
SO	5
LOB	13



Batter	1	2	3	4	5	6	7	8	9	AB R H RBI BB SO LOB	TOP									
Doug Glanville, R (1, 8) OBP: 0.374, SLG: 0.433 Cliff Politte, R (7, 1) Amaury Telemaco, R (8, 1) 23 Kevin Jordan, R (9, PH) OBP: 0.348, SLG: 0.423	1-1 G5-3		0-0 2B		2-1 F9		1-0 F8		1-1 F9	4 0 1 1 0 0 2 0 0 0 0 0 0 0 0 0 0 0 0 0 0 1 0 0 0 0 0 0										
Rob Ducey, L (1, 7) OBP: 0.404, SLG: 0.514	3-2 F8		4-0 BB		2-1 G4-3			3-2 K	0-3 K2-3	4 0 0 0 1 2 0										
Bobby Abreu, L (1, 9) OBP: 0.412, SLG: 0.565	0-1 G4-3		0-2 F7		4-2 G3-6 BB			4-2 BB 1B E BB	1-0 HR HBP	2 2 0 0 2 0 2										
Scott Rolen, R (1, 5) OBP: 0.353, SLG: 0.489		3-2 G6-3 1B		0-0 1B 2B		3-3 K		1-0 E BB 1B	1-0 HR	5 3 4 2 0 1 1										
Rico Brogna, L (1, 3) OBP: 0.317, SLG: 0.419		0-0 P5		1-3 K		0-1 G3-6 1-2f		4-2 BB E BB	3-2 G1-3	4 1 0 0 1 1 3										
Mike Lieberthal, R (1, 2) OBP: 0.380, SLG: 0.592 Kevin Sefcik, R (7, 8) OBP: 0.374, SLG: 0.455		2-0 G6-3 1-2f		0-0 G1-3			1-2 F7	0-0 E BB		3 0 0 0 0 0 2 1 0 0 1 0 0 2										
Marlon Anderson, L (1, 4) OBP: 0.265, SLG: 0.345			2-1 G4-3		0-2 1B		2-2 G4-3	4-2 E BB		3 0 1 2 1 0 0										
Alex Arias, R (1, 6) OBP: 0.341, SLG: 0.403			1-1 G5-3 2B 1B		3-3 K		1-1 1B 1B	0-0 FC6 G6-4-3		4 1 2 1 0 1 3										
Robert Person, R (1, 1) 15 David Doster, R (5, PH) OBP: 0.439, SLG: 0.500 Yorkis Perez, L (5, 1) Mike Grace, R (5, 1) Gary Bennett, R (7, PH) OBP: 0.308, SLG: 0.342 (7, 2)			1-2 G5-3		0-2 G6-3		0-0 1B	2-2 G6-4-3		1 0 0 0 0 0 1 1 0 2 0 1 0 0 0 3										
Inning Stats	R: 0 E: 0 K: 0 S: 8	H: 0 LOB: 0 BB: 0 P: 12	R: 0 E: 0 K: 0 S: 6	H: 1 LOB: 0 BB: 0 P: 11	R: 1 E: 0 K: 2 S: 12	H: 2 LOB: 2 BB: 1 P: 20	R: 1 E: 0 K: 2 S: 13	H: 2 LOB: 1 BB: 0 P: 17	R: 0 E: 0 K: 1 S: 9	H: 0 LOB: 0 BB: 1 P: 16	R: 0 E: 0 K: 0 S: 10	H: 2 LOB: 2 BB: 0 P: 15	R: 3 E: 2 K: 1 S: 15	H: 1 LOB: 2 BB: 3 P: 33	R: 2 E: 0 K: 1 S: 10	H: 1 LOB: 0 BB: 0 P: 16	1B: 6 2B: 2 3B: 0 HR: 1	SF: 0 SAC: 0 DP: 3 HBP: 1	WP: 0 PB: 0 SB: 0 CS: 0	PA: 41
PITCHER	IP WLS BF H R ER SO BB IBB HBP BLK WP HR S P ERA WHIP															IP WLS BF H R ER SO BB IBB HBP BLK WP HR S P ERA WHIP				
Todd Ritchie, R (1, 1) ERA: 4.32	7.0 W 28 7 2 2 3 2 0 0 0 0 0 65 102 2.57 1.286																			
Scott Sauerbeck, L (8, 1) ERA: 1.91	0.1 6 1 3 1 1 1 3 0 0 0 0 0 11 27 27.00 12.000																			
Greg Hansell, R (8, 1) ERA: 1.86	0.2 2 0 0 0 0 0 0 0 0 0 0 0 4 6 0.00 0.000																			
Jason Christiansen, L (9, 1) ERA: 3.04	1.0 5 1 2 2 1 0 0 0 1 0 0 1 10 16 18.00 1.000																			

Philadelphia Phillies @ Pittsburgh Pirates
 Three Rivers Stadium, Pittsburgh, PA
 Thu Jul 01 1999, 7:05 PM EDT
 Att. 11,174 - Overcast - 86 F

livebaseballscorecards.com

AB	35
R	7
H	9
RBI	7
BB	5
SO	5
LOB	19




Batter	1	2	3	4	5	6	7	8	9
Al Martin, L OBP: 0.353, SLG: 0.556 (1, 7)	3-2 HR		1-1 G3-1	1-1 HR		0-0 1B WP 1B		1-0 F8	
Ed Sprague, R OBP: 0.404, SLG: 0.559 (1, 5)	3-3 K		1-2 1B 18 2B 1B	2-1 F7		4-2 1B 1B BB		2-2 WP 2B HBP	
Brian Giles, L OBP: 0.396, SLG: 0.559 (1, 8)	2-2 G4-3		3-0 F8		2-2 F7	1-2 18 G5-3 1B 1B		3-1 18 WP 2B	
Ivan Cruz, L OBP: 0.375, SLG: 0.375 (1, 3)	0-0 F8		0-0 18 2B 1B		2-0 18 HBP 2B 1B	0-0 1-2 2-3 1B		0-0 F7	
18 Jason Kendall, R OBP: 0.434, SLG: 0.522 (1, 2)		1-1 L4	3-2 1H 2H 2B		1-1 2B HBP	3-1 G5-3		1-3 K	
Warren Morris, L OBP: 0.365, SLG: 0.445 (1, 4)		1-0 HR 2B	3-2 P6		0-0 1H 2H 2B		1-1 F8		
Brant Brown, L OBP: 0.311, SLG: 0.497 (1, 9)		2-0 HR		4-0 G1-3 HR BB		2-2 P5		1-2 G5-3	
Greg Hansell, R (8, 1)									
Jason Christiansen, R (9, 1)									
Mike Benjamin, R OBP: 0.276, SLG: 0.309 (1, 6)		1-3 K	0-2 G1-3		3-2 P4		0-3 K		
Todd Ritchie, R OBP: 0.207, SLG: 0.179 (1, 1)		2-2 L4	2-3 K			0-0 G6-3		1-0 HR	
Scott Sauerbeck, R (8, 1)									
Adrian Brown, S (8, 9)									

AB	R	H	RBI	BB	SO	LOB
5	3	3	3	0	0	0
3	2	1	0	1	1	0
5	0	2	1	0	0	1
5	2	3	1	0	0	1
4	1	1	2	0	1	4
4	1	2	2	0	0	1
3	2	1	2	1	0	1
0	0	0	0	0	0	0
0	0	0	0	0	0	0
4	0	0	0	0	2	2
3	0	0	0	0	1	1
0	0	0	0	0	0	0
1	1	1	1	0	0	0

Philadelphia Phillies @ Pittsburgh Pirates
Three Rivers Stadium, Pittsburgh, PA
 Thu Jul 01 1999, 7:05 PM EDT
 Att: 11,174 - Overcast - 86 F

AB	37
R	12
H	14
RBI	12
BB	2
SO	5
LOB	11



Inning	1	2	3	4	5	6	7	8	9
R: 1	R: 2	R: 2	R: 2	R: 2	R: 2	R: 1	R: 0	R: 2	R: 2
E: 0	E: 0	E: 0	E: 0	E: 0	E: 0	E: 0	E: 0	E: 0	E: 0
K: 1	K: 1	K: 1	K: 0	K: 1	K: 0	K: 0	K: 1	K: 1	K: 1
S: 10	S: 12	S: 19	S: 17	S: 10	S: 18	S: 10	S: 8	S: 10	S: 18
H: 1	H: 2	H: 3	H: 1	H: 2	H: 3	H: 0	H: 0	H: 2	H: 2
LOB: 0	LOB: 0	LOB: 1	LOB: 0	LOB: 1	LOB: 2	LOB: 0	LOB: 0	LOB: 1	LOB: 1
BB: 0	BB: 0	BB: 0	BB: 0	BB: 1	BB: 1	BB: 0	BB: 0	BB: 0	BB: 0
P: 18	P: 19	P: 28	P: 19	P: 28	P: 18	P: 18	P: 10	P: 18	P: 18

PITCHER	IP	WLS	BF	H	R	ER	SO	BB	IBB	HBP	BLK	WP	HR	S	P	ERA	WHIP
Robert Person, R (1, 1)	4.0	L	20	7	7	7	3	1	0	0	0	0	3	49	84	15.75	2.000
Yorkis Perez, L (5, 1)	0.1		2	1	1	1	0	0	0	0	0	0	7	11	27.00	3.000	
Mike Grace, R (5, 1)	1.2		10	4	2	2	0	1	0	1	0	1	0	21	35	10.80	3.000
Cliff Politte, R (7, 1)	1.0		3	0	0	0	1	0	0	0	0	0	0	8	10	0.00	0.000
Amaury Telemaco, R (8, 1)	1.0		6	2	2	2	1	0	0	1	0	2	1	10	18	18.00	2.000

WP	HR	S	P	ERA	WHIP
3	3	1	41		
0	0	0	0		
0	0	0	0		
0	0	0	0		

Batter	1	2	3	4	5	6	7	8	9	AB R H RBI BB SO LOB	TOP		
Mickey Morandini, L (1, 4) OBP: 0.332, SLG: 0.375	0-3 K		3-3 K		3-1 P4			2-2 P5		4 0 0 0 0 2 1			
José Hernández, R (1, 6) OBP: 0.355, SLG: 0.446	2-0 2B 1B		2-2 HR		0-1 1B			3-3 K		4 1 3 1 0 1 0			
Mark Grace, L (1, 3) OBP: 0.399, SLG: 0.498	2-0 F8		2-1 F8		1-0 G3-1			0-0 G4-3		4 0 0 0 0 0 3			
Sammy Sosa, R (1, 8) Manny Alexander, R (8, 6) OBP: 0.367, SLG: 0.645 OBP: 0.359, SLG: 0.398	1-1 1-3 2B			2-3 K		3-2 G6-3		1-2 P5		3 0 1 0 0 1 0 1 0 0 0 0 0 0			
Glenallen Hill, R (1, 9) OBP: 0.398, SLG: 0.715	0-2 G3			3-3 K		2-0 P3		2-0 G4-3		4 0 0 0 0 1 2			
Henry Rodriguez, L (1, 7) OBP: 0.431, SLG: 0.608				0-1 FC5-4 1B		1-3 K		2-0 P6		4 0 1 0 0 2 0			
Benito Santiago, R (1, 2) Sandy Martinez, L (6, 2) OBP: 0.280, SLG: 0.343 OBP: 0.130, SLG: 0.130				1-1 FC5-4 1-2f			1-3 K			2 0 0 0 0 1 1 1 0 0 0 0 1 0			
Gary Gaetti, R (1, 5) OBP: 0.257, SLG: 0.335					1-0 1B SH3-4 1B		0-0 P3			3 0 1 0 0 0 0			
Terry Mulholland, R (1, 1) Matt Karchner, R (6, 1) Curtis Goodwin, L (7, PH) Ray King, L (7, 1) Rodney Myers, R (7, 1) OBP: 0.045, SLG: 0.045					0-0 P9		0-0 SH3-4			1 0 0 0 0 0 0 0 0 0 0 0 0 0 1 0 0 0 0 1 0 0 0 0 0 0 0 0 0 0 0 0 0 0 0			
Inning Stats	R: 0 H: 2 E: 0 LOB: 2 K: 1 BB: 0 S: 10 P: 15	R: 0 H: 0 E: 0 LOB: 0 K: 2 BB: 0 S: 8 P: 8	R: 1 H: 1 E: 0 LOB: 0 K: 1 BB: 0 S: 12 P: 19	R: 0 H: 1 E: 0 LOB: 1 K: 2 BB: 0 S: 11 P: 17	R: 0 H: 2 E: 0 LOB: 2 K: 0 BB: 0 S: 7 P: 12	R: 0 H: 0 E: 0 LOB: 0 K: 1 BB: 0 S: 7 P: 13	R: 0 H: 0 E: 0 LOB: 0 K: 2 BB: 0 S: 7 P: 9	R: 0 H: 0 E: 0 LOB: 0 K: 1 BB: 0 S: 10 P: 15	R: 0 H: 0 E: 0 LOB: 0 K: 0 BB: 0 S: 5 P: 10	1B: 4 SF: 0 2B: 1 SAC: 1 3B: 0 DP: 0 HR: 1 HBP: 0	WP: 0 PA: 33 PB: 0 SB: 0 CS: 0		
PITCHER	IP WLS BF H R ER SO BB IBB HBP BLK WP HR S P ERA WHIP											PITCHER	IP WLS BF H R ER SO BB IBB HBP BLK WP HR S P ERA WHIP
Randy Wolf, L (1, 1) ERA: 3.13	8.0 W 30 6 1 1 10 0 0 0 0 0 1 72 108 1.12 0.750												
Steve Montgomery, R (9, 1) ERA: 3.38	1.0 3 0 0 0 0 0 0 0 0 0 0 5 10 0.00 0.000												

Chicago Cubs @ Philadelphia Phillies
Veterans Stadium, Philadelphia, PA
Fri Jul 02 1999, 7:05 PM EDT
Att. 50,498 - Cloudy - 85 F

livebaseballscorecards.com

AB 32
R 1
H 6
RBI 1
BB 0
SO 10
LOB 7



Batter	1	2	3	4	5	6	7	8	9	AB	R	H	RBI	BB	SO	LOB
Doug Glanville, R (1, 8) OBP: 0.377, SLG: 0.445	1-1 F8		0-0 F9		1-1 HR	3-0 1B	0-1 G4-3-4 1B			5	1	3	4	0	0	0
Ron Gant, R (1, 7) OBP: 0.354, SLG: 0.431 Rob Ducey, L (7, PH) OBP: 0.400, SLG: 0.507	0-0 F9		1-2 FC4-6 1B		2-1 G6-3	0-2 P3	2-1 G4-3-4			4	0	1	0	0	0	2
Bobby Abreu, L (1, 9) OBP: 0.419, SLG: 0.571 Gary Bennett, R (9, 2) OBP: 0.308, SLG: 0.342	2-2 IHR 2B		1-0 FC4-6 CS		0-1 1B		2-1 HR 1B	4-0 G3-1 1B BB		4	3	3	0	1	0	1
Scott Rolen, R (1, 5) OBP: 0.353, SLG: 0.509	2-1 IHR		1-2 CS	0-0 F8	1-3 K		0-1 HR	2-2 G3-1		5	2	2	4	0	1	2
Rico Brogna, L (1, 3) OBP: 0.324, SLG: 0.433	3-1 2B			1-0 G4-3		1-0 1B 3B	4-2 15 BB HR BB	2-1 15 BB E 1B		4	3	3	1	1	0	0
Mike Lieberthal, R (1, 2) OBP: 0.384, SLG: 0.590 Steve Montgomery, R (9, 1) OBP: 1.000, SLG: 1.000	2-2 G1-3			0-0 F7		2-0 SH5-4 1B BB	4-0 15 HR BB	0-2 15 FC6-4 1B		4	2	2	1	1	0	1
23 Kevin Jordan, R (1, 4) OBP: 0.348, SLG: 0.415 15 David Doster, R (7, 4) OBP: 0.442, SLG: 0.588		4-0 G6-3 BB			2-2 F7	0-2 P4	2-2 HR	2-2 FC6-4		2	0	0	0	1	0	1
Alex Arias, R (1, 6) OBP: 0.351, SLG: 0.410		2-1 G6-3			1-0 HR 2B	4-2 1B SH5-4 BB	1-2 P4	4-0 BB		3	1	1	0	2	0	1
Randy Wolf, L (1, 1) OBP: 0.400, SLG: 0.333 Kevin Sefcik, R (8, PH) OBP: 0.370, SLG: 0.449		0-3 K			4-1 HR BB	0-0 SH5-4	2-1 1B	1-2 P3		2	1	1	0	1	1	0
										1	0	0	0	0	0	2

Inning Stats	R: 2	H: 3	E: 0	LOB: 1	K: 0	BB: 0	S: 18	R: 0	H: 0	E: 0	LOB: 0	K: 1	BB: 1	S: 5	R: 0	H: 1	E: 0	LOB: 0	K: 0	BB: 0	S: 7	R: 0	H: 0	E: 0	LOB: 0	K: 0	BB: 0	S: 3	R: 3	H: 3	E: 0	LOB: 1	K: 1	BB: 1	S: 17	R: 2	H: 3	E: 0	LOB: 2	K: 0	BB: 1	S: 12	R: 5	H: 5	E: 0	LOB: 1	K: 0	BB: 2	S: 21	R: 2	H: 2	E: 1	LOB: 2	K: 0	BB: 2	S: 17	1B: 9	2B: 3	3B: 1	HR: 4	SF: 0	SAC: 1	DP: 2	HBP: 0	WP: 0	PA: 46
--------------	------	------	------	--------	------	-------	-------	------	------	------	--------	------	-------	------	------	------	------	--------	------	-------	------	------	------	------	--------	------	-------	------	------	------	------	--------	------	-------	-------	------	------	------	--------	------	-------	-------	------	------	------	--------	------	-------	-------	------	------	------	--------	------	-------	-------	-------	-------	-------	-------	-------	--------	-------	--------	-------	--------

PITCHER	IP	WLS	BF	H	R	ER	SO	BB	IBB	HBP	BLK	WP	HR	S	P	ERA	WHIP
Terry Mulholland, L (1, 1) ERA: 5.15	5.0	L	24	9	7	7	2	2	0	0	0	0	1	52	86	12.60	2.200
Matt Karchner, R (6, 1) ERA: 3.0	1.0		5	1	0	0	0	1	0	0	0	0	0	10	17	0.00	2.000
Ray King, L (7, 1) ERA: 54.0	0.1		7	4	5	5	0	2	0	0	0	0	2	17	32	135.00	18.000
Rodney Myers, R (7, 1) ERA: 5.49	1.2		9	3	2	1	0	2	0	0	0	0	0	21	38	5.40	3.000


BOTTOM

Chicago Cubs @ Philadelphia Phillies
Veterans Stadium, Philadelphia, PA

Fri Jul 02 1999, 7:05 PM EDT
Att: 50,498 - Cloudy - 85 F

livebaseballscorecards.com

AB	37
R	14
H	17
RBI	13
BB	7
SO	2
LOB	13



Batter	1	2	3	4	5	6	7	8	9	AB R H RBI BB SO LOB	TOP
Mickey Morandini, L OBP: 0.333, SLG: 0.373 (1, 4)	3-2 L7		1-0 1B HBP 2B 1B		3-2 G3	4-1 FC4-6 BB		0-1 F9		4 1 1 0 1 0 0	
José Hernández, R OBP: 0.356, SLG: 0.441 (1, 6) (7, 9) (8, 6)	0-1 F7		3-0 1B 2B HBP		4-2 1B HR BB	2-1 FC4-6 1-2f		2-2 G6-3		3 2 0 0 1 0 1	
Mark Grace, L OBP: 0.401, SLG: 0.498 Felix Heredia, L OBP: 0.333, SLG: 0.333 Matt Karchner, R Glenallen Hill, R OBP: 0.403, SLG: 0.742 (1, 3) (6, 1) (7, 1) (8, PH) (8, 9)	0-0 G3-1		2-1 2B 1B		1-0 1B HR	1-3 K		0-0 HR		4 2 2 0 0 1 1 0 0 0 0 0 0 0 0 0 0 0 0 0 0 1 1 1 1 0 0 0	
Sammy Sosa, R OBP: 0.368, SLG: 0.653 Manny Alexander, R OBP: 0.355, SLG: 0.393 (1, 9) (7, 6) (8, 5)		1-0 1B BB	2-3 K		0-0 1B HR		1-3 K	2-3 K		4 2 2 3 0 2 3 1 0 0 0 0 1 0	
Henry Rodriguez, L OBP: 0.435, SLG: 0.612 (1, 7)		1-1 F8	1-2 2B		1-2 1B 1B		3-2 BB WP 1B		0-0 G4-3	5 0 3 3 0 0 1	
Tyler Houston, L OBP: 0.355, SLG: 0.507 (1, 2) (6, 3)		4-2 1B BB	0-0 G4-3		0-1 P5		3-2 G6-3		1-1 G4-3	4 0 0 0 1 0 2	
Gary Gaetti, R OBP: 0.261, SLG: 0.333 (1, 5) (8, 1)		2-1 P5		0-2 G6-3	1-1 1B		4-2 BB BB		0-0 G5-3	4 0 1 0 1 0 2	
Curtis Goodwin, L OBP: 0.351, SLG: 0.391 (1, 8)		1-0 1B		2-1 P5	0-1 G4-3		4-0 FC6-4 BB			3 0 1 1 1 0 2	
Kyle Farnsworth, R OBP: 0.111, SLG: 0.059 Dan Serafini, S Scott Sanders, R OBP: 0.192, SLG: 0.273 Ray King, L Jeff Blauser, R OBP: 0.364, SLG: 0.466 Sandy Martínez, L OBP: 0.125, SLG: 0.125 (1, 1) (1, 1) (4, 1) (5, 1) (6, PH) (6, 2)		0-3 K		1-0 F8		0-3 K2-3		2-2 FC6-4		0 0 0 0 0 0 0 2 0 0 0 0 1 2 0 0 0 0 0 0 0 0 0 0 0 0 0 0 1 0 0 0 0 1 0 1 0 0 0 0 0 3	
Inning Stats	R: 0 E: 0 K: 0 S: 6 H: 0 LOB: 0 BB: 0 P: 9	R: 1 E: 0 K: 1 S: 11 H: 2 LOB: 2 BB: 1 P: 20	R: 3 E: 0 K: 1 S: 11 H: 3 LOB: 0 BB: 0 P: 20	R: 0 E: 0 K: 0 S: 6 H: 0 LOB: 0 BB: 0 P: 9	R: 3 E: 0 K: 0 S: 23 H: 4 LOB: 2 BB: 1 P: 33	R: 0 E: 0 K: 2 S: 9 H: 0 LOB: 1 BB: 1 P: 16	R: 0 E: 0 K: 1 S: 18 H: 1 LOB: 3 BB: 2 P: 35	R: 1 E: 0 K: 1 S: 9 H: 1 LOB: 0 BB: 0 P: 13	R: 0 E: 0 K: 0 S: 4 H: 0 LOB: 0 BB: 0 P: 5	1B: 8 2B: 1 3B: 0 HR: 2 SF: 0 SAC: 0 DP: 0 HBP: 1	WP: 1 PB: 0 SB: 0 CS: 0 PA: 43
PITCHER	IP WLS BF H R ER SO BB IBB HBP BLK WP HR S P ERA WHIP	IP WLS BF H R ER SO BB IBB HBP BLK WP HR S P ERA WHIP	IP WLS BF H R ER SO BB IBB HBP BLK WP HR S P ERA WHIP	IP WLS BF H R ER SO BB IBB HBP BLK WP HR S P ERA WHIP	IP WLS BF H R ER SO BB IBB HBP BLK WP HR S P ERA WHIP	IP WLS BF H R ER SO BB IBB HBP BLK WP HR S P ERA WHIP	IP WLS BF H R ER SO BB IBB HBP BLK WP HR S P ERA WHIP	IP WLS BF H R ER SO BB IBB HBP BLK WP HR S P ERA WHIP	IP WLS BF H R ER SO BB IBB HBP BLK WP HR S P ERA WHIP	IP WLS BF H R ER SO BB IBB HBP BLK WP HR S P ERA WHIP	IP WLS BF H R ER SO BB IBB HBP BLK WP HR S P ERA WHIP
Paul Byrd, R ERA: 3.72 Joe Grahe, R ERA: Steve Schrenk, R ERA: 9.0 Jim Poole, L ERA: 3.52 (1, 1) (6, 1) (8, 1) (9, 1)	5.0 W 26 9 7 7 2 2 0 1 0 0 1 57 91 12.60 2.200	2.0 10 1 0 0 3 3 0 0 0 0 1 0 27 51 0.00 2.000	1.0 4 1 1 1 1 0 0 0 0 0 1 9 13 9.00 1.000	1.0 3 0 0 0 0 0 0 0 0 0 0 4 5 0.00 0.000							

Chicago Cubs @ Philadelphia Phillies
Veterans Stadium, Philadelphia, PA
Sat Jul 03 1999, 7:05 PM EDT
Att. 58,086 - Cloudy - 89 F

AB	37
R	8
H	11
RBI	8
BB	5
SO	6
LOB	17



Batter	1	2	3	4	5	6	7	8	9
Doug Glanville, R (1, 8) OBP: 0.384, SLG: 0.454 Jim Poole, L (9, 1)			F7	BB HR BB	1B		HBP	3B	
Ron Gant, R (1, 7) OBP: 0.358, SLG: 0.444 Joe Grahe, R (6, 1)			P6	HR BB	G5-3		F9	P4	
15 David Doster, R (7, PH) OBP: 0.422, SLG: 0.556				HR BB					
Bobby Abreu, L (1, 9) OBP: 0.420, SLG: 0.570				HR BB		P6	L9		
Scott Rolen, R (1, 5) OBP: 0.357, SLG: 0.517 23 Kevin Jordan, R (7, 5) OBP: 0.353, SLG: 0.421		FC4-6 WP 1B BB	F9	HR		1B BB	1B		
Rico Brogna, L (1, 3) OBP: 0.328, SLG: 0.447 Gary Bennett, R (7, PH) OBP: 0.300, SLG: 0.333		P3		G4-3		1B BB	K		
Mike Lieberthal, R (1, 2) OBP: 0.388, SLG: 0.601 Steve Schrenk, R (8, 1) Rob Ducey, L (8, PH) OBP: 0.396, SLG: 0.500				G6-3		1B		F8	
Marlon Anderson, L (1, 4) OBP: 0.279, SLG: 0.373		FC4-6 1B		G5-3		1B			
Alex Arias, R (1, 6) OBP: 0.364, SLG: 0.417						P5	F8	3B BB	
Paul Byrd, R (1, 1) OBP: 0.268, SLG: 0.189 Kevin Sefcik, R (5, PH) OBP: 0.359, SLG: 0.435						G5-3	FC5-4	K	

Inning Stats	R: 8 E: 1 K: 1 S: 30	H: 8 LOB: 1 BB: 0 P: 46	R: 1 E: 0 K: 0 S: 10	H: 1 LOB: 2 BB: 2 P: 22	R: 0 E: 0 K: 0 S: 6	H: 0 LOB: 1 BB: 1 P: 11	R: 7 E: 0 K: 0 S: 23	H: 5 LOB: 1 BB: 3 P: 46	R: 1 E: 0 K: 0 S: 12	H: 2 LOB: 1 BB: 0 P: 16	R: 2 E: 0 K: 1 S: 11	H: 2 LOB: 2 BB: 2 P: 24	R: 0 E: 0 K: 1 S: 7	H: 1 LOB: 2 BB: 0 P: 11	R: 2 E: 0 K: 1 S: 13	H: 2 LOB: 1 BB: 1 P: 22
--------------	-------------------------------	----------------------------------	-------------------------------	----------------------------------	------------------------------	----------------------------------	-------------------------------	----------------------------------	-------------------------------	----------------------------------	-------------------------------	----------------------------------	------------------------------	----------------------------------	-------------------------------	----------------------------------

PITCHER	IP	WLS	BF	H	R	ER	SO	BB	IBB	HBP	BLK	WP	HR	S	P	ERA	WHIP
Kyle Farnsworth, R (1, 1) ERA: 7.58	0.1	L	9	7	8	6	1	0	0	0	0	0	0	23	36	162.00	21.000
Dan Serafini, L (1, 1) ERA: 7.59	3.1		19	5	5	5	0	4	0	0	0	1	0	38	70	13.50	2.700
Scott Sanders, R (4, 1) ERA: 5.4	0.1		5	2	3	3	0	2	0	0	0	0	1	8	19	81.00	12.000
Ray King, L (5, 1) ERA: 31.5	1.0		5	2	1	1	0	0	0	0	0	0	0	12	16	9.00	2.000
Felix Heredia, L (6, 1) ERA: 5.06	1.0		7	2	2	2	0	2	0	0	0	0	0	11	24	18.00	4.000

AB	R	H	RBI	BB	SO	LOB
5	2	3	2	1	0	2
0	0	0	0	0	0	0
4	2	2	4	1	0	1
0	0	0	0	0	0	0
2	0	0	0	0	0	2
4	2	1	2	2	0	2
3	3	1	4	2	1	2
1	0	1	0	0	0	0
4	2	2	2	1	0	1
1	0	0	0	0	1	2
4	1	2	2	1	0	1
0	0	0	0	0	0	0
1	0	0	0	0	0	0
6	4	5	2	0	0	2
5	3	3	2	1	0	3
3	2	1	1	0	0	3
3	0	0	0	0	1	4

WP	PA
1	56
PB: 0	
SB: 3	
CS: 0	

Chicago Cubs @ Philadelphia Phillies
Veterans Stadium, Philadelphia, PA
Sat Jul 03 1999, 7:05 PM EDT
Att: 58,086 - Cloudy - 89 F

AB	46
R	21
H	21
RBI	21
BB	9
SO	3
LOB	25



Batter	1	2	3	4	5	6	7	8	9	AB R H RBI BB SO LOB	TOP	
Mickey Morandini, L (1, 4) OBP: 0.332, SLG: 0.371	2-2 G4-3		2-2 1B			1-1 G3-1		2-3 K		4 0 1 0 0 1 1		
José Hernández, R (1, 6) OBP: 0.351, SLG: 0.434	2-2 L6		0-3 K			0-3 K		2-3 K		4 0 0 0 0 3 2		
Mark Grace, L (1, 3) OBP: 0.399, SLG: 0.495	1-0 F7				0-2 L7			1-2 E4		4 0 1 0 0 0 1		
Sammy Sosa, R (1, 9) OBP: 0.367, SLG: 0.658		0-1 HR			1-3 K			2-2 G5-3		4 1 1 1 0 2 3		
Henry Rodriguez, L (1, 7) OBP: 0.426, SLG: 0.602		3-3 K			3-3 K			2-3 K		4 0 0 0 0 3 0		
Tyler Houston, L (1, 5) OBP: 0.353, SLG: 0.500		0-3 K			1-3 K		0-0 1B			4 0 1 0 0 2 0		
Sandy Martinez, L (1, 2) OBP: 0.148, SLG: 0.259 Manny Alexander, R (9, PH) OBP: 0.362, SLG: 0.400		1-3 K			1-0 HR		1-2 F9			3 1 1 1 0 1 1 1 0 1 0 0 0 0		
Curtis Goodwin, L (1, 8) OBP: 0.338, SLG: 0.375 Glenallen Hill, R (9, PH) OBP: 0.400, SLG: 0.736			2-3 K		0-2 G6-3		3-3 K			3 0 0 0 0 2 1 1 0 0 0 0 0 1		
Kevin Tapani, R (1, 1) OBP: 0.133, SLG: 0.074 Jeff Blauser, R (8, PH) OBP: 0.369, SLG: 0.471 Rick Aguilera, R (8, 1)			3-3 K		0-1 G4-3			1-0 E 1B		2 0 0 0 0 1 0 1 0 1 0 0 0 0 0 0 0 0 0 0 0		
Inning Stats	R: 0 E: 0 K: 0 S: 7 H: 0 LOB: 0 BB: 0 P: 12	R: 1 E: 0 K: 3 S: 11 H: 1 LOB: 0 BB: 0 P: 15	R: 0 E: 0 K: 3 S: 15 H: 1 LOB: 1 BB: 0 P: 22	R: 0 E: 0 K: 2 S: 12 H: 0 LOB: 0 BB: 0 P: 16	R: 1 E: 0 K: 1 S: 10 H: 1 LOB: 0 BB: 0 P: 12	R: 0 E: 0 K: 2 S: 13 H: 1 LOB: 1 BB: 0 P: 20	R: 0 E: 0 K: 2 S: 14 H: 1 LOB: 1 BB: 0 P: 20	R: 0 E: 1 K: 2 S: 15 H: 1 LOB: 2 BB: 0 P: 23	R: 0 E: 0 K: 0 S: 7 H: 1 LOB: 1 BB: 0 P: 12	1B: 5 2B: 0 3B: 0 HR: 2 SF: 0 SAC: 0 DP: 0 HBP: 0	WP: 0 PB: 0 SB: 0 CS: 0 PA: 35	
PITCHER	IP WLS BF H R ER SO BB IBB HBP BLK WP HR S P ERA WHIP											
Curt Schilling, R (1, 1) ERA: 3.2	7.0 W 26 5 2 2 13 0 0 0 0 0 2 82 117 2.57 0.714											
Steve Montgomery, R (8, 1) ERA: 3.25	1.0 5 1 0 0 2 0 0 0 0 0 0 0 15 23 0.00 1.000											
Jim Poole, L (9, 1) ERA: 3.42	0.2 3 1 0 0 0 0 0 0 0 0 0 0 5 9 0.00 1.500											
Wayne Gomes, R (9, 1) ERA: 3.65	0.1 1 0 0 0 0 0 0 0 0 0 0 0 0 2 3 0.00 0.000											

Chicago Cubs @ Philadelphia Phillies
Veterans Stadium, Philadelphia, PA
Sun Jul 04 1999, 1:35 PM EDT
Att. 20,097 - Sunny - 95 F

livebaseballscorecards.com

AB	35
R	2
H	7
RBI	2
BB	0
SO	15
LOB	10



Batter	1	2	3	4	5	6	7	8	9	AB	R	H	RBI	BB	SO	LOB
Doug Glanville, R OBP: 0.381, SLG: 0.453 (1, 8)	0-2 G6-3 2B	3-1 E6 1B	1-2 P5		0-0 G6-3			1-3 K		5	1	1	1	0	1	4
Ron Gant, R OBP: 0.353, SLG: 0.437 (1, 7)	0-1 G6-3 2-3	0-0 L9			3-1 G6-3			1-0 L5		4	0	0	0	0	0	3
Bobby Abreu, L OBP: 0.418, SLG: 0.569 (1, 9)	1-0 G3	3-2 F7			1-1 1B 2B			1-2 F8		4	1	1	0	0	0	3
Scott Rolen, R OBP: 0.359, SLG: 0.521 (1, 5)	3-1 2B	3-2 1B			1-3 K			3-3 K		4	0	2	2	0	2	1
Rico Brogna, L OBP: 0.328, SLG: 0.444 (1, 3)	1-2 G3	2-2 G5-3			0-0 1B			1-3 K		4	0	1	1	0	1	3
Mike Lieberthal, R OBP: 0.386, SLG: 0.594 (1, 2)		4-2 1B 2B BB	0-1 F7		2-3 K			1-3 K		3	1	0	0	1	2	1
Marlon Anderson, L OBP: 0.282, SLG: 0.376 Steve Montgomery, R OBP: 1.000, SLG: 1.000 Jim Poole, L Wayne Gomes, R		3-2 2B 1B 1B	2-0 P5		1-2 F9			1-2 1B		4	1	2	0	0	0	0
Alex Arias, R OBP: 0.375, SLG: 0.435 (1, 6)		1-0 1B E 2B	1-1 1B 1B		1-0 SH5-4 1B			0-0 F8		4	1	3	1	0	0	0
Curt Schilling, R OBP: 0.217, SLG: 0.195 15 David Doster, R OBP: 0.413, SLG: 0.541 (8, 4)		1-0 1B E 1B	0-0 1B 1B		0-0 SH5-4			0-3 K		2	1	2	1	0	0	0

Inning Stats	R: 1 E: 0 K: 0 S: 11	H: 2 LOB: 1 BB: 0 P: 16	R: 4 E: 1 K: 0 S: 25	H: 4 LOB: 2 BB: 1 P: 45	R: 0 E: 0 K: 0 S: 11	H: 2 LOB: 2 BB: 0 P: 15	R: 1 E: 0 K: 2 S: 12	H: 2 LOB: 1 BB: 0 P: 19	R: 0 E: 0 K: 1 S: 6	H: 1 LOB: 1 BB: 0 P: 8	R: 0 E: 0 K: 1 S: 8	H: 0 LOB: 0 BB: 0 P: 13	R: 0 E: 0 K: 2 S: 15	H: 1 LOB: 1 BB: 0 P: 18	R: 0 E: 0 K: 2 S: 8	H: 0 LOB: 0 BB: 0 P: 9	1B: 8 2B: 4 3B: 0 HR: 0	SF: 0 SAC: 1 DP: 0 HBP: 0	WP: 0 PB: 0 SB: 0 CS: 0	PA: 37
PITCHER	IP WLS BF H R ER SO BB IBB HBP BLK WP HR S P ERA WHIP	IP WLS BF H R ER SO BB IBB HBP BLK WP HR S P ERA WHIP	IP WLS BF H R ER SO BB IBB HBP BLK WP HR S P ERA WHIP	IP WLS BF H R ER SO BB IBB HBP BLK WP HR S P ERA WHIP	IP WLS BF H R ER SO BB IBB HBP BLK WP HR S P ERA WHIP	IP WLS BF H R ER SO BB IBB HBP BLK WP HR S P ERA WHIP	IP WLS BF H R ER SO BB IBB HBP BLK WP HR S P ERA WHIP	IP WLS BF H R ER SO BB IBB HBP BLK WP HR S P ERA WHIP	IP WLS BF H R ER SO BB IBB HBP BLK WP HR S P ERA WHIP	IP WLS BF H R ER SO BB IBB HBP BLK WP HR S P ERA WHIP	IP WLS BF H R ER SO BB IBB HBP BLK WP HR S P ERA WHIP	IP WLS BF H R ER SO BB IBB HBP BLK WP HR S P ERA WHIP	IP WLS BF H R ER SO BB IBB HBP BLK WP HR S P ERA WHIP	IP WLS BF H R ER SO BB IBB HBP BLK WP HR S P ERA WHIP	IP WLS BF H R ER SO BB IBB HBP BLK WP HR S P ERA WHIP	IP WLS BF H R ER SO BB IBB HBP BLK WP HR S P ERA WHIP	IP WLS BF H R ER SO BB IBB HBP BLK WP HR S P ERA WHIP	IP WLS BF H R ER SO BB IBB HBP BLK WP HR S P ERA WHIP	IP WLS BF H R ER SO BB IBB HBP BLK WP HR S P ERA WHIP	

Chicago Cubs @ Philadelphia Phillies
Veterans Stadium, Philadelphia, PA
Sun Jul 04 1999, 1:35 PM EDT
Att: 20,097 - Sunny - 95 F

AB	35
R	6
H	12
RBI	6
BB	1
SO	7
LOB	15



WP: 0	PA: 37
ERA: 4.03	WHIP: 1.857

Batter	1	2	3	4	5	6	7	8	9	AB R H RBI BB SO LOB	TOP											
Mark Loretta, R (1, 3) OBP: 0.371, SLG: 0.413	0-3 K		0-1 F8			0-2 P3	1-2 P8		0-3 K	5 0 0 0 0 2 3	Milwaukee Brewers @ Philadelphia Phillies Veterans Stadium, Philadelphia, PA Mon Jul 05 1999, 7:05 PM EDT Att. 13,248 - Unknown - 96 F											
Ronnie Belliard, R (1, 4) OBP: 0.438, SLG: 0.486	3-0 F8			1-0 SH1-3 HR 1B		0-1 L6		2-2 G5-4-3 1B	4 1 2 0 0 0 0													
Jeff Cirillo, R (1, 5) OBP: 0.390, SLG: 0.446	0-1 HR			1-1 SH1-3 1-2		2-1 F8		3-1 G5-4-3 1-2f	3 1 1 1 0 0 1													
Jeremy Burnitz, L (1, 9) OBP: 0.388, SLG: 0.597	1-0 G1-3			2-1 F8			1-3 K	2-1 HR	4 1 1 1 0 1 1													
Dave Nilsson, L (1, 2) OBP: 0.391, SLG: 0.629		3-2 F7		1-1 HR		2-0 P8		1-1 1B HBP	3 1 1 2 0 0 0													
Brian Banks, S (9, 2) OBP: 0.336, SLG: 0.383				2-H HR					0 0 0 0 0 0 0													
Marquis Grissom, R (1, 8) OBP: 0.344, SLG: 0.430		0-0 G5-3		1-3 K		0-1 BB 1B		0-0 1B	4 1 2 0 0 1 0													
Geoff Jenkins, L (1, 7) OBP: 0.383, SLG: 0.576		1-2 F7			2-0 L3 1B	0-2 BB 1B		2-2 F8	4 0 2 0 0 0 2													
Jose Valentin, S (1, 6) OBP: 0.447, SLG: 0.686			3-1 B1-4-5 2B		2-0 L3 1-2	4-1 BB BB		2-1 P3	3 0 1 0 1 0 1													
Jim Abbott, L (1, 1) OBP: 0.095, SLG: 0.095			0-0 B1-4-5		0-1 G4-3	4-1 BB		1-3 K	2 0 0 0 0 0 1													
Rich Becker, L (7, PH) OBP: 0.383, SLG: 0.416									0 0 0 1 1 0 0													
52 Rafael Roque, L (7, 1) OBP: 0.188, SLG: 0.071									1 0 0 0 0 1 0													
Inning Stats	R: 1 E: 0 K: 1 S: 7	H: 1 LOB: 0 BB: 0 P: 11	R: 0 E: 0 K: 0 S: 8	H: 0 LOB: 0 BB: 0 P: 12	R: 0 E: 0 K: 0 S: 5	H: 1 LOB: 0 BB: 0 P: 8	R: 2 E: 0 K: 1 S: 11	H: 2 LOB: 0 BB: 0 P: 17	R: 0 E: 0 K: 0 S: 4	H: 1 LOB: 0 BB: 0 P: 8	R: 0 E: 0 K: 0 S: 7	H: 0 LOB: 0 BB: 0 P: 9	R: 1 E: 0 K: 1 S: 14	H: 2 LOB: 3 BB: 2 P: 26	R: 1 E: 0 K: 0 S: 13	H: 3 LOB: 2 BB: 0 P: 23	R: 0 E: 0 K: 2 S: 9	H: 0 LOB: 0 BB: 0 P: 12	1B: 6 2B: 3 3B: 0 HR: 3	SF: 0 SAC: 1 DP: 3 HBP: 1	WP: 0 PB: 0 SB: 0 CS: 0	PA: 37
PITCHER	IP WLS BF H R ER SO BB IBB HBP BLK WP HR S P ERA WHIP																					
Chad Ogea, R (1, 1) ERA: 5.29	6.2 L 26 7 4 4 3 1 0 0 0 0 0 2 52 82 5.40 1.200																					
Joe Grahe, R (7, 1) ERA:	0.1 2 0 0 0 0 1 0 0 0 0 0 0 4 9 0.00 3.000																					
Steve Schrenk, R (8, 1) ERA: 9.0	1.0 6 3 1 1 0 0 0 0 1 0 0 1 13 23 9.00 3.000																					
Amaury Telemaco, R (9, 1) ERA: 3.78	1.0 3 0 0 0 0 2 0 0 0 0 0 0 9 12 0.00 0.000																					

livebaseballscorecards.com



Batter	1	2	3	4	5	6	7	8	9	AB	R	H	RBI	BB	SO	LOB
Doug Glanville, R OBP: 0.381, SLG: 0.452 (1, 8)	1-1 F9 ①		1-1 1B ②		0-1 1B ③		3-3 K ④		1-0 F7 ⑤	5	0	2	0	0	1	3
Ron Gant, R OBP: 0.355, SLG: 0.436 (1, 7)	0-0 G4-3 ②		4-1 BB ③		3-2 F9 ④			2-2 BB 1B ⑤		3	0	1	0	1	0	1
Bobby Abreu, L OBP: 0.416, SLG: 0.563 (1, 9)	4-1 S BB BB ③		0-2 G4-3 ④			3-3 K ⑤		0-3 K ⑥		3	0	0	0	1	2	2
Scott Rolen, R OBP: 0.358, SLG: 0.515 (1, 5)	4-0 1 SAFE 1 SAFE 1 SAFE 1 B 1 B 1 B 1 B ③			0-0 P4 ①		0-0 F8 ②		2-3 K ③		3	0	0	0	1	1	1
Rico Brogna, L OBP: 0.330, SLG: 0.447 (1, 3)	2-2 G4-3 ③			2-0 2B ④		2-0 G4-3 ⑤		4-0 1-2 BB ⑥		3	0	1	0	1	0	2
23 Kevin Jordan, R OBP: 0.350, SLG: 0.414 (1, 4)		3-2 G5-3 ①		1-1 F8 ②		1-2 BB 1B ③		2-1 G1-3 ④		4	0	1	0	0	0	3
Gary Bennett, R OBP: 0.295, SLG: 0.326 (1, 2)		2-2 P6 ②		1-0 G4-3 ③		1-3 K ④		2-1 WP 1B ⑤		4	0	1	0	0	1	2
15 David Doster, R OBP: 0.380, SLG: 0.488 (1, 6)		2-3 K ③			2-2 F8 ①		2-0 F8 ②		3-1 F8 ③	4	0	0	0	0	1	2
Chad Ogea, R OBP: 0.286, SLG: 0.100 (7, 1) Joe Grube, R OBP: 0.365, SLG: 0.435 (8, 1) Kevin Seifick, R OBP: 0.372, SLG: 0.432 (9, PH) Steve Schrenk, R OBP: 0.372, SLG: 0.432 (9, PH) Amaury Telemaco, R OBP: 0.372, SLG: 0.432 (9, PH) Alex Arias, R OBP: 0.372, SLG: 0.432 (9, PH)			2-3 K ①		2-2 G6-3 ②		4-2 1-2 BB ③		2-2 P3 ④	2	0	0	0	0	1	0

Inning Stats	R: 0	H: 0	E: 0	K: 0	S: 7	R: 0	H: 0	E: 0	K: 1	S: 13	R: 0	H: 1	E: 0	K: 1	S: 9	R: 0	H: 1	E: 0	K: 0	S: 5	R: 0	H: 1	E: 0	K: 0	S: 16	R: 0	H: 0	E: 0	K: 1	S: 5	R: 0	H: 1	E: 0	K: 2	S: 13	R: 0	H: 1	E: 0	K: 2	S: 14	R: 0	H: 1	E: 0	K: 0	S: 8	1B: 5	SF: 0	2B: 1	SAC: 0	3B: 0	DP: 0	HR: 0	HBP: 0
	0	0	0	0	7	0	0	0	1	13	0	1	0	0	9	0	0	0	0	0	5	0	0	0	0	16	0	0	0	0	0	5	0	0	0	0	13	0	1	0	0	14	0	1	0	0	8	5	0	1	0	0	0

PITCHER	IP	WLS	BF	H	R	ER	SO	BB	IBB	HBP	BLK	WP	HR	S	P	ERA	WHIP
Jim Abbott, L ERA: 6.57 (1, 1)	6.0	W	23	3	0	0	3	3	0	0	0	0	0	55	96	0.00	1.000
52 Rafael Roque, L ERA: 5.8 (7, 1)	3.0	S	14	3	0	0	4	2	0	0	0	1	0	35	64	0.00	1.667


BOTTOM

Milwaukee Brewers @ Philadelphia Phillies
Veterans Stadium, Philadelphia, PA

Mon Jul 05 1999, 7:05 PM EDT
Att: 13,248 - Unknown - 96 F

AB	R	H	RBI	BB	SO	LOB
32	0	6	0	5	7	17

WP: 1 PA: 37
PB: 0 SB: 1 CS: 0



Batter	1	2	3	4	5	6	7	8	9	AB R H RBI BB SO LOB	TOP
Mark Loretta, R (1, 3) OBP: 0.373, SLG: 0.414 C B X	1-1 			0-1 		0-0 		1 SAFE 0-0 		4 0 2 0 0 0 0	Milwaukee Brewers @ Philadelphia Phillies Veterans Stadium, Philadelphia, PA Tue Jul 06 1999, 7:35 PM EDT Att. 13,006 - Unknown - 95 F AB 29 R 0 H 5 RBI 0 BB 2 SO 10 LOB 11
Ronnie Belliard, R (1, 4) OBP: 0.429, SLG: 0.475 B C C C	1-3 			2-1 		1-2 		3-1 		4 0 0 0 0 1 3	
Jeff Cirillo, R (1, 5) OBP: 0.386, SLG: 0.441 B B C C S	3-3 			1-3 		3-3 			1-1 	4 0 0 0 0 3 1	
Jeremy Burnitz, L (1, 9) OBP: 0.387, SLG: 0.591 B B B B B			3-2 						1-1 	3 0 0 0 0 1 1	
Dave Nilsson, L (1, 2) OBP: 0.385, SLG: 0.618 B B B B B			1-3 						1-2 	4 0 0 0 0 2 1	
Marquis Grissom, R (1, 8) OBP: 0.347, SLG: 0.432 F X			0-1 							3 0 2 0 0 0 0	
Geoff Jenkins, L (1, 7) OBP: 0.382, SLG: 0.573 David Weathers, R (7, 1) OBP: 0.286, SLG: 0.167 C B B B B				0-0 		2-3 		2-2 		3 0 1 0 0 1 2	
Jose Valentin, S (1, 6) OBP: 0.443, SLG: 0.667 B B B B B				2-0 		1-2 				0 0 0 0 0 0 0	
Hideo Nomo, R (1, 1) OBP: 0.280, SLG: 0.400 Rich Becker, L (7, 7) OBP: 0.389, SLG: 0.416 C B B B B				3-3 		4-0 		1-1 		2 0 0 0 1 0 1	
Inning Stats	R: 0 H: 0 E: 0 LOB: 0 K: 2 BB: 0 S: 9 P: 14	R: 0 H: 0 E: 0 LOB: 0 K: 1 BB: 0 S: 9 P: 13	R: 0 H: 1 E: 0 LOB: 0 K: 1 BB: 0 S: 5 P: 10	R: 0 H: 1 E: 0 LOB: 1 K: 2 BB: 0 S: 11 P: 17	R: 0 H: 1 E: 0 LOB: 2 K: 3 BB: 1 S: 12 P: 20	R: 0 H: 0 E: 0 LOB: 0 K: 1 BB: 0 S: 7 P: 11	R: 0 H: 1 E: 0 LOB: 1 K: 0 BB: 0 S: 8 P: 14	R: 0 H: 1 E: 0 LOB: 1 K: 0 BB: 1 S: 7 P: 15	R: 0 H: 0 E: 0 LOB: 0 K: 0 BB: 0 S: 8 P: 11	1B: 5 SF: 0 2B: 1 SAC: 0 3B: 0 DP: 3 HR: 0 HBP: 1	WP: 1 PA: 32 PB: 0 SB: 0 CS: 0
PITCHER Robert Person, R (1, 1) ERA: 6.61 Steve Montgomery, R (8, 1) ERA: 3.14 Wayne Gomes, R (9, 1) ERA: 3.55	IP WLS BF H R ER SO BB IBB HBP BLK WP HR S P ERA WHIP 7.0 W 25 4 0 0 10 0 1 1 1 0 0 61 99 0.00 0.571 1.0 H 4 1 0 0 0 1 0 0 0 1 0 7 15 0.00 2.000 1.0 S 3 0 0 0 0 0 0 0 0 0 0 0 8 11 0.00 0.000	PITCHER IP WLS BF H R ER SO BB IBB HBP BLK WP HR S P ERA WHIP									

Batter	1	2	3	4	5	6	7	8	9	AB	R	H	RBI	BB	SO	LOB		
Kevin Sevcik, R OBP: 0.361, SLG: 0.438 (1, 8)	0-1 1B		1-0 2B		0-0 F8		0-1 G4-3			4	1	1	0	0	0	0		
Ron Gant, R OBP: 0.350, SLG: 0.430 (1, 7)	3-3 K		3-3 K		0-0 G5-3		0-0 G4-3			4	0	0	0	0	2	1		
Bobby Abreu, L OBP: 0.420, SLG: 0.564 (1, 9)	3-1 1B		1-2 1B		4-0 BB		3-1 G6-3			3	0	2	1	1	0	0		
Scott Rolen, R OBP: 0.353, SLG: 0.508 (1, 5)	3-3 1-2		3-3 1-2		2-2 1-3		0-1 F8			4	0	0	0	0	2	3		
Rico Brogna, L OBP: 0.331, SLG: 0.444 (1, 3)		0-0 G4-3	2-3 K		4-2 BB		4-1 BB			2	0	0	0	2	1	1		
Mike Lieberthal, R OBP: 0.384, SLG: 0.588 (1, 2)		0-1 1B		2-3 K	2-3 K		1-2 1-2			4	0	1	0	0	2	4		
Marlon Anderson, L OBP: 0.283, SLG: 0.372 (1, 4)		3-1 1-2		4-2 BB		1-3 K		0-3 K		2	0	0	0	1	1	1		
15 David Doster, R OBP: 0.373, SLG: 0.476 (8, 4)										1	0	0	0	0	1	1		
Alex Arias, R OBP: 0.372, SLG: 0.425 (1, 6)		4-2 BB		1-2 1-3		2-2 G3				2	0	0	0	1	0	1		
Robert Person, R OBP: 1.000, SLG: 1.000 (8, 1)		2-2 F7		1-3 K		2-2 P3				3	0	0	0	0	1	3		
Wayne Gomes, R OBP: 1.000, SLG: 1.000 (9, 1)										0	0	0	0	0	0	0		
										0	0	0	0	0	0	0		
Inning Stats	R: 0 E: 0 K: 2 S: 11	H: 1 LOB: 1 BB: 0 P: 20	R: 0 E: 0 K: 0 S: 12	H: 1 LOB: 2 BB: 1 P: 21	R: 1 E: 0 K: 3 S: 13	H: 2 LOB: 1 BB: 0 P: 23	R: 0 E: 0 K: 2 S: 15	H: 0 LOB: 1 BB: 1 P: 23	R: 0 E: 1 K: 1 S: 13	H: 0 LOB: 3 BB: 2 P: 25	R: 0 E: 0 K: 1 S: 12	H: 0 LOB: 0 BB: 0 P: 17	R: 0 E: 0 K: 0 S: 5	H: 0 LOB: 0 BB: 0 P: 8	R: 0 E: 0 K: 1 S: 10	H: 0 LOB: 1 BB: 1 P: 15	R: 0 E: 0 K: 0 S: 5	H: 0 LOB: 0 BB: 0 P: 8

BOTTOM																		
Milwaukee Brewers @ Philadelphia Phillies																		
Veterans Stadium, Philadelphia, PA																		
Tue Jul 06 1999, 7:35 PM EDT																		
Att: 13,006 - Unknown - 95 F																		
livebaseballscorecards.com																		
AB	29																	
R	1																	
H	4																	
RBI	1																	
BB	5																	
SO	10																	
LOB	15																	
WP: 2	PA: 34	PB: 0	SB: 4	CS: 0	SF: 0	SAC: 0	DP: 0	HBP: 0	1B: 3	2B: 1	3B: 0	HR: 0	WP: 2	HR: 0	S: 0	P: 0	ERA: 4.06	WHIP: 1.333

PITCHER																									
Hideo Nomo, R ERA: 4.06 (1, 1)	IP: 6.0	WLS: 1	BF: 27	H: 4	R: 1	ER: 1	SO: 9	BB: 4	IBB: 0	HBP: 0	BLK: 0	WP: 2	HR: 0	S: 76	P: 129	ERA: 1.50	WHIP: 1.333								
David Weathers, R ERA: 3.88 (7, 1)	IP: 2.0	WLS: 0	BF: 7	H: 0	R: 0	ER: 0	SO: 1	BB: 1	IBB: 0	HBP: 0	BLK: 0	WP: 0	HR: 0	S: 15	P: 23	ERA: 0.00	WHIP: 0.500								

Batter	1	2	3	4	5	6	7	8	9	AB R H RBI BB SO LOB	TOP	
Mark Loretta, R (1, 3) OBP: 0.374, SLG: 0.419 Geoff Jenkins, L (9, PH) OBP: 0.385, SLG: 0.575 Bob Wickman, R (9, 1)	3-2 1B	2-2 2B		0-2 F8			1-1 P4		0-0 2B 1B	4 1 2 1 0 0 0 1 0 1 1 0 0 0 0 0 0 0 0 0 0		
Ronnie Belliard, R (1, 4) OBP: 0.429, SLG: 0.478	3-2 1 SAFE 1B	0-3 K			1-2 F9		3-2 G1-3		1-2 2B 1B	5 0 2 1 0 1 1		
Jeff Cirillo, R (1, 5) OBP: 0.384, SLG: 0.438	2-1 WP 1B	0-0 F9			3-1 P5			2-2 P3		4 0 1 1 0 0 1		
Jeremy Burnitz, L (1, 9) OBP: 0.388, SLG: 0.587	4-2 WP BB		4-2 BB		0-0 F7			3-3 K		2 0 0 0 2 1 0		
Marquis Grissom, R (1, 8) OBP: 0.343, SLG: 0.427	1-3 K		1-3 K			1-0 E6		0-0 L4		4 0 0 0 0 2 3		
Alex Ochoa, R (1, 7) OBP: 0.444, SLG: 0.552	4-0 BB		3-1 P3			3-2 P4			0-1 DI 1B	3 1 1 0 1 0 2		
Jose Valentin, S (1, 6) OBP: 0.424, SLG: 0.632	3-1 L8		2-2 P4			2-3 K			1-2 P5	4 0 0 0 0 1 6		
Brian Banks, S (1, 2) OBP: 0.336, SLG: 0.382 Sean Berry, R (9, PH) OBP: 0.296, SLG: 0.330 (9, 3)		2-2 SH1-4 2B 1B		0-0 F9		1 SAFE 2-3 K			2-3 K	3 1 1 0 0 1 1 1 0 0 0 0 1 1		
Scott Karl, L (1, 1) OBP: 0.184, SLG: 0.378 Rich Becker, L (7, PH) OBP: 0.385, SLG: 0.410 David Weathers, R (7, 1) OBP: 0.286, SLG: 0.167 Mike Myers, L (7, 1) Eric Plunk, R (7, 1) Dave Nilsson, L (9, PH) OBP: 0.388, SLG: 0.618 (9, 2)		0-0 SH1-4		2-3 K			1-3 K		4-1 1B 2B BB	1 0 0 0 0 1 0 1 0 0 0 0 1 0 1 0 0 1 0 0		
Inning Stats	R: 1 H: 3 E: 0 LOB: 3 K: 1 BB: 2 S: 19 P: 39	R: 1 H: 2 E: 0 LOB: 1 K: 1 BB: 0 S: 12 P: 16	R: 0 H: 0 E: 0 LOB: 1 K: 1 BB: 1 S: 12 P: 22	R: 0 H: 0 E: 0 LOB: 0 K: 1 BB: 0 S: 8 P: 10	R: 0 H: 0 E: 0 LOB: 0 K: 0 BB: 0 S: 9 P: 13	R: 0 H: 0 E: 1 LOB: 1 K: 2 BB: 0 S: 12 P: 20	R: 0 H: 0 E: 0 LOB: 0 K: 1 BB: 0 S: 10 P: 15	R: 0 H: 0 E: 0 LOB: 0 K: 1 BB: 0 S: 16 P: 21	R: 2 H: 3 E: 0 LOB: 2 K: 1 BB: 1 S: 14 P: 22	1B: 6 SF: 0 2B: 2 SAC: 1 3B: 0 DP: 0 HR: 0 HBP: 0	WP: 1 PA: 38 PB: 0 SB: 0 CS: 0	
PITCHER	IP WLS BF H R ER SO BB IBB HBP BLK WP HR S P ERA WHIP Randy Wolf, L (1, 1) ERA: 3.11 6.0 3 26 5 2 2 6 3 0 0 0 1 0 72 120 3.00 1.333 Amaury Telemaco, R (7, 1) ERA: 3.57 1.0 3 0 0 0 1 0 0 0 0 0 0 0 10 15 0.00 0.000 Steve Montgomery, R (8, 1) ERA: 3.34 1.0 H 4 1 1 1 1 0 0 0 0 0 0 0 18 23 9.00 1.000 Jim Poole, L (9, 1) ERA: 3.38 0.1 H 1 0 0 0 0 0 0 0 0 0 0 0 4 5 0.00 0.000 Wayne Gomes, R (9, 1) ERA: 3.72 0.2 W 4 2 1 1 1 1 1 0 0 0 0 0 0 8 15 13.50 4.500											

Milwaukee Brewers @ Philadelphia Phillies
 Veterans Stadium, Philadelphia, PA
 Wed Jul 07 1999, 7:35 PM EDT
 Att. 16,593 - Unknown - 89 F

AB	33
R	4
H	8
RBI	4
BB	4
SO	9
LOB	15



Batter	1	2	3	4	5	6	7	8	9	AB	R	H	RBI	BB	SO	LOB
Doug Glanville, R (1, 8) OBP: 0.381, SLG: 0.452	2-2 F9 1B	0-1 L4			1-2 P3		1-0 1B S G3-4 1B	1-3 K2-3		5	1	2	0	0	1	1
Ron Gant, R (1, 7) OBP: 0.354, SLG: 0.431	2-2 1B	1-2 G5-3			1-0 BB HBP		3-2 2B 1B		3-3 K	4	1	2	0	0	1	1
Bobby Abreu, L (1, 9) OBP: 0.420, SLG: 0.563	2-3 K				1-0 2B		3-2 G3-4		2-2 G3	4	0	1	1	1	1	3
Scott Rolen, R (1, 5) OBP: 0.351, SLG: 0.513	1-2 F9				1-3 K		3-2 F9		1-1 HR	5	1	1	1	0	2	6
Mike Lieberthal, R (1, 2) OBP: 0.382, SLG: 0.587	2-0 F7				1-2 G6-3		0-3 K			4	0	1	1	0	1	5
23 Kevin Jordan, R (1, 3) OBP: 0.350, SLG: 0.407					1-0 G6-3		0-1 G5-3			2	1	0	0	1	0	1
Rico Brogna, L (7, PH) OBP: 0.333, SLG: 0.444 (8, 3)							4-0 IBB			0	0	0	0	1	0	0
Kevin Sefcik, R (1, 4) OBP: 0.366, SLG: 0.450					0-0 F8		2-1 2B			4	1	2	0	0	0	2
Steve Montgomery, R (8, 1) OBP: 1.000, SLG: 1.000							3-2 G5-3			0	0	0	0	0	0	0
Jim Poole, L (9, 1)										0	0	0	0	0	0	0
Wayne Gomes, R (9, 1)										0	0	0	0	0	0	0
Alex Arias, R (1, 6) OBP: 0.368, SLG: 0.428					2-2 P6		2-2 P3		2-0 F8	4	0	1	2	0	0	1
Randy Wolf, L (1, 1) OBP: 0.364, SLG: 0.300					1-0 G4-3		1-1 G6-3		0-1 G5-3	1	0	0	0	0	0	0
Marlon Anderson, L (6, PH) OBP: 0.282, SLG: 0.371										1	0	0	0	0	0	1
Amaury Telemaco, R (7, 1)										0	0	0	0	0	0	0
15 David Doster, R (8, 4) OBP: 0.365, SLG: 0.465										1	0	0	0	0	0	0

Inning Stats	R: 0	H: 2	E: 0	K: 1	S: 15	H: 2	LOB: 2	BB: 0	P: 24	R: 2	H: 2	E: 0	K: 0	S: 13	R: 0	H: 1	E: 0	K: 1	S: 9	R: 0	H: 0	E: 0	K: 0	S: 7	R: 0	H: 0	E: 0	K: 1	S: 10	R: 0	H: 1	E: 0	K: 0	S: 9	R: 2	H: 3	E: 0	K: 1	S: 19	R: 0	H: 0	E: 0	K: 1	S: 6	R: 1	H: 1	E: 0	K: 1	S: 9	1B: 5	SF: 0	2B: 4	SAC: 1	3B: 0	DP: 0	HR: 1	HBP: 1
--------------	------	------	------	------	-------	------	--------	-------	-------	------	------	------	------	-------	------	------	------	------	------	------	------	------	------	------	------	------	------	------	-------	------	------	------	------	------	------	------	------	------	-------	------	------	------	------	------	------	------	------	------	------	-------	-------	-------	--------	-------	-------	-------	--------

BOTTOM	
Milwaukee Brewers @ Philadelphia Phillies	
Veterans Stadium, Philadelphia, PA	
Wed Jul 07 1999, 7:35 PM EDT	
Att: 16,593 - Unknown - 89 F	
AB	35
R	5
H	10
RBI	5
BB	3
SO	6
LOB	21
WP: 0	PA: 40
PB: 0	SB: 1
CS: 0	

PITCHER	IP	WLS	BF	H	R	ER	SO	BB	IBB	HBP	BLK	WP	HR	S	P	ERA	WHIP
Scott Karl, L (1, 1) ERA: 4.84	6.0		27	6	2	2	3	2	0	1	0	0	0	63	102	3.00	1.333
David Weathers, R (7, 1) ERA: 4.22	0.0		2	2	2	0	0	0	0	0	0	0	0	5	9	∞	∞
Mike Myers, L (7, 1) ERA: 6.12	0.1		1	0	0	0	0	0	0	0	0	0	0	4	7	0.00	0.000
Eric Plunk, R (7, 1) ERA: 3.12	1.2		7	1	0	0	2	0	1	0	0	0	0	16	30	0.00	0.600
Bob Wickman, R (9, 1) ERA: 3.26	0.2	L	3	1	1	1	1	0	0	0	0	0	1	9	15	13.50	1.500



Batter	1	2	3	4	5	6	7	8	9	AB R H RBI BB SO LOB	TOP											
Jerry Hairston, R (1, 4) OBP: 0.352, SLG: 0.500	1-2 L9			2-2 G5-3		2-2 L4		1-2 1B	0-3 K	5 0 1 0 0 1 2												
Mike Bordick, R (1, 6) OBP: 0.333, SLG: 0.391	1-0 F9			3-2 2B G6-3 1B		1-1 2B		1-2 P6		4 1 2 0 0 0 1												
B.J. Surhoff, L (1, 7) OBP: 0.368, SLG: 0.568	1-1 F8			1-2 2B		2-2 P5		0-0 F7		4 0 1 0 0 0 2												
Albert Belle, R (1, 9) OBP: 0.394, SLG: 0.471		2-1 F8		0-0 G6-3		4-1 FC6-4 BB		0-0 F8		3 0 0 1 1 0 2												
Jeff Conine, R (1, 3) OBP: 0.333, SLG: 0.465		0-0 G6-3		0-0 G4-3		0-0 FC6-4			0-3 K	4 0 0 0 0 1 3												
Cal Ripken Jr., R (1, 5) OBP: 0.335, SLG: 0.553		0-3 K			0-0 G4-3		2-1 SH1-4 1B		0-0 1B G3 2B	4 1 2 0 0 1 0												
Charles Johnson, R (1, 2) OBP: 0.350, SLG: 0.471			2-2 G5-3		1-1 P3		0-0 SH1-4		0-0 G3 1B	2 0 0 0 0 0 0												
Will Clark, L (9, PH) OBP: 0.363, SLG: 0.478							1-2 K		2-3 1B	1 0 1 0 0 0 0												
Rich Amaral, R (1, 8) OBP: 0.362, SLG: 0.398			0-1 G3-1		1-1 1B		1-3 K		0-0 G3	3 0 1 0 0 1 1												
Harold Baines, L (9, PH) OBP: 0.422, SLG: 0.641									1-2 G3	1 0 0 1 0 0 1												
Juan Guzman, R (1, 1) OBP: 0.167, SLG: 0.167			1-3 K		1-0 G6-3		3-1 L6		4-2 BB	2 0 0 0 0 1 1												
Brady Anderson, L (7, PH) OBP: 0.405, SLG: 0.452										1 0 0 0 0 0 1												
Gabe Molina, R (7, 1)										0 0 0 0 0 0 0												
Jesse Orosco, R (7, 1)										0 0 0 0 0 0 0												
Scott Kamieniecki, R (7, 1)										0 0 0 0 0 0 0												
Jeff Reboulet, R (9, PH) OBP: 0.314, SLG: 0.223										0 0 0 0 1 0 0												
Inning Stats	R: 0 E: 0 K: 0 S: 6	H: 0 LOB: 0 BB: 0 P: 9	R: 0 E: 0 K: 1 S: 6	H: 0 LOB: 0 BB: 0 P: 8	R: 0 E: 0 K: 1 S: 9	H: 0 LOB: 0 BB: 0 P: 12	R: 1 E: 0 K: 0 S: 13	H: 2 LOB: 1 BB: 0 P: 19	R: 0 E: 0 K: 0 S: 6	H: 1 LOB: 1 BB: 0 P: 9	R: 0 E: 0 K: 1 S: 12	H: 1 LOB: 2 BB: 1 P: 21	R: 0 E: 0 K: 1 S: 8	H: 1 LOB: 1 BB: 0 P: 14	R: 0 E: 0 K: 0 S: 8	H: 1 LOB: 1 BB: 0 P: 10	R: 1 E: 0 K: 2 S: 12	H: 2 LOB: 2 BB: 1 P: 16	1B: 5 2B: 3 3B: 0 HR: 0	SF: 0 SAC: 1 DP: 0 HBP: 0	WP: 0 PB: 0 SB: 0 CS: 0	PA: 37
PITCHER Curt Schilling, R (1, 1) ERA: 3.13	IP 9.0 WLS W BF 37 H 8 R 2 ER 2 SO 5 BB 2 IBB 0 HBP 0 BLK 0 WP 0 HR 0 S 80 P 118 ERA 2.00 WHIP 1.111																					
PITCHER	IP WLS BF H R ER SO BB IBB HBP BLK WP HR S P ERA WHIP																					

Baltimore Orioles @ Philadelphia Phillies
Veterans Stadium, Philadelphia, PA

AB	34
R	2
H	8
RBI	2
BB	2
SO	5
LOB	14



Fri Jul 09 1999, 7:35 PM EDT
Att. 28,182 - Cloudy - 87 F

livebaseballscores.com

Batter	1	2	3	4	5	6	7	8	9	AB	R	H	RBI	BB	SO	LOB
Doug Glanville, R OBP: 0.382, SLG: 0.451 (1, 8)	1-1 BLK 2B 1B		1-3 K	0-1 1-2 1B		1-2 F7		0-0 G5-3		5	1	2	0	0	1	0
Ron Gant, R OBP: 0.355, SLG: 0.426 (1, 7)	4-2 2B 1-2 BB		2-2 F7	0-0 F9			4-1 BB SF9 BB	3-2 G5-3		3	2	0	0	2	0	2
Bobby Abreu, L OBP: 0.426, SLG: 0.566 (1, 9)	0-0 F7-5 1-H 2-H 2B		4-2 BB S BB		4-2 G6-3 WP BB		4-1 BB 1B BB	1-3 K		2	1	1	2	3	1	0
Scott Rolen, R OBP: 0.353, SLG: 0.510 (1, 5)	3-1 F7-5 2-3		4-2 BB BB	1-2 BB	2-3 K	1-2 K	4-1 1B 1-2 2-3 BB			2	0	0	0	2	1	2
Rico Brogna, L OBP: 0.332, SLG: 0.440 (1, 3)	3-1 F8		4-1 BB BB	1-2 2-3 BB	0-1 G6-3	2-3 BB	1-3 K			3	0	0	0	1	1	4
Mike Lieberthal, R OBP: 0.380, SLG: 0.583 (1, 2)		0-2 G6-3	0-1 F8		4-2 BB		1-2 SF9			2	0	0	1	1	0	3
Marlon Anderson, L OBP: 0.281, SLG: 0.369 15 David Doster, R OBP: 0.365, SLG: 0.465 (1, 4) (8, 4)		3-2 G4-3		1-0 F9	0-0 G3		3-H 2-2 1-3 2-H 1B			4	0	1	1	0	0	2
Alex Arias, R OBP: 0.372, SLG: 0.433 (1, 6)		2-2 K 2B		1-3 K		1-0 L6	4-0 IBB			3	0	1	0	1	1	0
Curt Schilling, R OBP: 0.220, SLG: 0.182 (1, 1)		1-3 K		4-2 1B BB		0-1 G4-3	0-0 G6-3			3	0	0	0	1	1	4

Inning Stats	R	H	ER	SO	BB	IBB	HBP	BLK	WP	HR	S	P	ERA	WHIP
	2	2	0	0	0	0	0	0	0	0	28	125	3.00	1.833
	0	1	0	1	0	0	0	0	0	0	4	4	0.00	0.000
	0	0	0	0	0	0	0	0	0	0	2	2	0.00	0.000
	0	0	0	0	0	0	0	0	0	0	1	1	0.00	0.000
	0	0	0	0	0	0	0	0	0	0	14	29	0.00	0.600
	0	0	0	0	0	0	0	0	0	0	12	18	0.00	0.600
	0	0	0	0	0	0	0	0	0	0	17	27	0.00	0.600
	0	0	0	0	0	0	0	0	0	0	8	10	0.00	0.600
	2	1	0	3	1	0	0	0	0	0	13	33	0.00	0.600
	0	0	0	0	0	0	0	0	0	0	9	13	0.00	0.600

PITCHER	IP	WLS	BF	H	R	ER	SO	BB	IBB	HBP	BLK	WP	HR	S	P	ERA	WHIP
Juan Guzman, R ERA: 4.31 (1, 1)	6.0	L	28	4	2	2	4	7	0	0	1	1	0	75	125	3.00	1.833
Gabe Molina, R ERA: 6.0 (7, 1)	0.0		3	0	2	2	0	3	0	0	0	0	0	3	15	∞	∞
Jesse Orosco, L ERA: 7.58 (7, 1)	0.1		1	0	0	0	1	0	0	0	0	0	0	3	4	0.00	0.000
Scott Kamieniecki, R ERA: 8.24 (7, 1)	1.2		7	1	0	0	1	0	1	0	0	0	0	16	27	0.00	0.600

BOTTOM

Baltimore Orioles @ Philadelphia Phillies
Veterans Stadium, Philadelphia, PA


Fri Jul 09 1999, 7:35 PM EDT
Att. 28,182 - Cloudy - 87 F

livebaseballscorecards.com

AB	27
R	4
H	5
RBI	4
BB	11
SO	6
LOB	17

1B: 3 SF: 1
2B: 3 SAC: 0
3B: 0 DP: 1
HR: 0 HBP: 0

WP: 1 PA: 39
PB: 0
SB: 1
CS: 0



Batter	1	2	3	4	5	6	7	8	9	AB R H RBI BB SO LOB	TOP											
Brady Anderson, L (1, 8) OBP: 0.408, SLG: 0.454	3-2 1B		1-2 G6-3 1B	3-2 P4		1-1 G4-3			2-2 G5-4-3 1B	5 0 3 0 0 0 3												
Mike Bordick, R (1, 6) OBP: 0.329, SLG: 0.385	1-2 P6		3-3 1-2 K	3-2 F8		0-1 L5			0-0 G5-4-3 1-2f	5 0 0 0 0 1 6												
B.J. Surhoff, L (1, 7) OBP: 0.363, SLG: 0.560	0-2 F8		0-0 G6-3		0-2 G4-3	3-2 L9			1-0 E9 1B	5 1 0 0 0 0 2												
Albert Belle, R (1, 9) OBP: 0.394, SLG: 0.472	3-3 K		0-0 F8		0-0 1B SF7 2B		1-1 P6		4-0 1B 2B IBB	4 2 1 0 1 1 2												
Will Clark, L (1, 3) OBP: 0.372, SLG: 0.500 Jeff Conine, R (9, PH) OBP: 0.336, SLG: 0.467		0-0 HR		4-2 1B 35 1B CS BB	0-0 1B SF7 HR 1B		2-1 F7		1-1 2B 1B 1-3 2-H	3 3 2 1 1 0 0 1 0 1 1 0 0 0												
Cal Ripken Jr., R (1, 5) OBP: 0.332, SLG: 0.552		0-0 P6		1-0 F9	3-0 SF7		2-1 G5-3		0-1 2B 1-3 3-H	4 0 1 2 0 0 1												
Charles Johnson, R (1, 2) OBP: 0.354, SLG: 0.472		1-0 1B		4-2 35 1B 1B BB	0-2 HR 1B			0-0 P6	2-1 G1-3	4 1 2 0 1 0 2												
Jerry Hairston, R (1, 4) OBP: 0.362, SLG: 0.556		3-2 L4		0-2 35 1B 1B	0-0 1B HR			3-3 K		4 1 2 3 0 1 1												
35 Mike Mussina, L (1, 1) OBP: 0.273, SLG: 0.364 Arthur Rhodes, L (8, 1) Mike Timlin, R (9, 1)		0-0 L7		1-0 1B	1-1 P5			2-2 G6-3		4 0 1 1 0 0 1 0 0 0 0 0 0 0 0 0 0 0 0 0 0												
Inning Stats	R: 0 E: 0 K: 1 S: 12	H: 1 LOB: 1 BB: 0 P: 19	R: 1 E: 0 K: 0 S: 10	H: 2 LOB: 1 BB: 0 P: 14	R: 0 E: 0 K: 1 S: 8	H: 1 LOB: 1 BB: 0 P: 12	R: 1 E: 0 K: 0 S: 17	H: 2 LOB: 3 BB: 2 P: 32	R: 4 E: 0 K: 0 S: 12	H: 4 LOB: 0 BB: 0 P: 16	R: 0 E: 0 K: 0 S: 8	H: 0 LOB: 0 BB: 0 P: 12	R: 0 E: 0 K: 0 S: 6	H: 0 LOB: 0 BB: 0 P: 11	R: 0 E: 0 K: 1 S: 8	H: 0 LOB: 0 BB: 0 P: 13	R: 2 E: 1 K: 0 S: 11	H: 3 LOB: 2 BB: 1 P: 21	1B: 9 2B: 2 3B: 0 HR: 2	SF: 1 SAC: 0 DP: 1 HBP: 0	WP: 0 PB: 0 SB: 1 CS: 1	PA: 43
PITCHER	IP WLS BF H R ER SO BB IBB HBP BLK WP HR S P ERA WHIP																					
Paul Byrd, R (1, 1) ERA: 3.94	5.0 L 27 10 6 5 2 2 0 0 0 0 0 2 59 93 9.00 2.400																					
Steve Schrenk, R (6, 1) ERA: 4.5	2.0 6 0 0 0 0 0 0 0 0 0 0 0 14 23 0.00 0.000																					
Amaury Telemaco, R (8, 1) ERA: 3.38	1.0 3 0 0 0 1 0 0 0 0 0 0 0 8 13 0.00 0.000																					
Jim Poole, L (9, 1) ERA: 3.28	0.2 4 1 2 0 0 0 0 1 0 0 0 0 5 12 0.00 1.500																					
Joe Grahe, R (9, 1) ERA:	0.1 3 2 0 0 0 0 0 0 0 0 0 0 6 9 0.00 6.000																					

Baltimore Orioles @ Philadelphia Phillies
Veterans Stadium, Philadelphia, PA
Sat Jul 10 1999, 7:05 PM EDT
Att. 32,300 - Cloudy - 83 F

AB	39
R	8
H	13
RBI	8
BB	3
SO	3
LOB	18



WP: 0	PA: 43
PB: 0	
SB: 1	
CS: 1	

Batter	1	2	3	4	5	6	7	8	9	AB	R	H	RBI	BB	SO	LOB
Doug Glanville, R OBP: 0.378, SLG: 0.445 (1, 8)	1-0 G5-3		2-2 F8		1-2 G5-3		1-3 K			4	0	0	0	0	1	2
Rob Ducey, L OBP: 0.400, SLG: 0.532 Amaury Telemaco, R (8, 1)	4-2 FC6-4 BB		0-3 K		2-2 HR		2-2 P5			3	1	1	3	1	1	0
Jim Poole, L (9, 1) Joe Grahe, R (9, 1)										0	0	0	0	0	0	0
Bobby Abreu, L OBP: 0.421, SLG: 0.558 (1, 9)	2-3 K		3-3 K		1-3 K			3-3 K		4	0	0	0	0	4	1
Scott Rolen, R OBP: 0.352, SLG: 0.510 (1, 5)	1-1 FC6-4			0-3 K	0-1 2B			3-2 F8		4	0	1	0	0	1	1
Rico Brogna, L OBP: 0.329, SLG: 0.434 (1, 3)		2-3 K		1-3 K	0-0 G3-1			2-3 K		4	0	0	0	0	3	1
Mike Lieberthal, R OBP: 0.379, SLG: 0.581 (1, 2)		1-1 1B 2B		3-3 K		2-3 K			2-2 G5-3	4	0	1	0	0	2	0
Marlon Anderson, L OBP: 0.281, SLG: 0.367 (1, 4)		3-3 K			0-0 1B 1B	0-1 P6			1-2 F8	4	1	1	0	0	1	1
Alex Arias, R OBP: 0.375, SLG: 0.431 (1, 6)		0-1 1B			4-2 G5-3 1B HR	2-2 P6			2-2 G5-3	3	1	1	0	1	0	0
Paul Byrd, R OBP: 0.262, SLG: 0.184 Domingo Cedenio, S OBP: 0.327, SLG: 0.419 Steve Schrenk, R (6, 1) Kevin Sefcik, R OBP: 0.363, SLG: 0.446 (7, PH) (8, 7)		0-3 K			2-0 HR 1B		0-0 L7			1	0	0	0	0	1	2
										1	1	1	1	0	0	0
										0	0	0	0	0	0	0
										1	0	0	0	0	0	0

Inning Stats	R: 0	H: 0	E: 0	K: 1	S: 8	H: 0	LOB: 1	BB: 1	P: 16	R: 0	H: 2	E: 0	K: 3	S: 13	H: 0	LOB: 2	BB: 0	P: 19	R: 0	H: 0	E: 0	K: 2	S: 13	H: 0	LOB: 0	BB: 0	P: 18	R: 0	H: 0	E: 0	K: 3	S: 10	H: 0	LOB: 0	BB: 0	P: 14	R: 4	H: 4	E: 0	K: 1	S: 20	H: 0	LOB: 1	BB: 1	P: 30	R: 0	H: 0	E: 0	K: 1	S: 13	H: 0	LOB: 0	BB: 0	P: 17	R: 0	H: 0	E: 0	K: 1	S: 9	H: 0	LOB: 0	BB: 0	P: 12	R: 0	H: 0	E: 0	K: 2	S: 10	H: 0	LOB: 0	BB: 0	P: 18	R: 0	H: 0	E: 0	K: 0	S: 10	H: 0	LOB: 0	BB: 0	P: 15	1B: 3	SF: 0	2B: 2	SAC: 0	3B: 0	DP: 0	HR: 1	HBP: 0	WP: 0	PA: 35
--------------	------	------	------	------	------	------	--------	-------	-------	------	------	------	------	-------	------	--------	-------	-------	------	------	------	------	-------	------	--------	-------	-------	------	------	------	------	-------	------	--------	-------	-------	------	------	------	------	-------	------	--------	-------	-------	------	------	------	------	-------	------	--------	-------	-------	------	------	------	------	------	------	--------	-------	-------	------	------	------	------	-------	------	--------	-------	-------	------	------	------	------	-------	------	--------	-------	-------	-------	-------	-------	--------	-------	-------	-------	--------	-------	--------

PITCHER	IP	WLS	BF	H	R	ER	SO	BB	IBB	HBP	BLK	WP	HR	S	P	ERA	WHIP
35 Mike Mussina, R ERA: 3.7 (1, 1)	7.0	W	29	6	4	4	12	2	0	0	0	0	1	86	126	5.14	1.143
Arthur Rhodes, L ERA: 6.19 (8, 1)	1.0	H	3	0	0	0	2	0	0	0	0	0	0	10	18	0.00	0.000
Mike Timlin, R ERA: 5.2 (9, 1)	1.0		3	0	0	0	0	0	0	0	0	0	0	10	15	0.00	0.000

BOTTOM

Baltimore Orioles @ Philadelphia Phillies
Veterans Stadium, Philadelphia, PA
Sat Jul 10 1999, 7:05 PM EDT
Att: 32,300 - Cloudy - 83 F

livebaseballscorecards.com

AB	33
R	4
H	6
RBI	4
BB	2
SO	14
LOB	8



Batter	1	2	3	4	5	6	7	8	9	AB	R	H	RBI	BB	SO	LOB	TOP										
Brady Anderson, L (1, 8) OBP: 0.410, SLG: 0.457	1-1 E8 2B 1B	2-2 P5		3-0 S 1B		2-3 K		3-2 G6-4-3 1B		5	1	3	1	0	1	0											
Mike Bordick, R (1, 6) OBP: 0.327, SLG: 0.382	3-3 K	0-2 L8		1-1 F8			0-2 BB 2B 1B	0-0 G6-4-3 1-2f		5	1	1	0	0	1	4											
B.J. Surhoff, L (1, 7) OBP: 0.364, SLG: 0.559	0-1 E 2B		0-0 G3	2-1 F8			4-2 2B BB		1-1 F8	4	2	1	1	1	0	1											
Rich Amaral, R (9, 7) OBP: 0.362, SLG: 0.398				1-3						0	0	0	0	0	0	0											
Albert Belle, R (1, 9) OBP: 0.394, SLG: 0.472	4-2 E BB		3-2 G5-3		1-2 P4		2-2 1-H 2-H 2B		1-3 K	4	0	1	2	1	1	0											
Mike Timlin, R (9, 1)										0	0	0	0	0	0	0											
Will Clark, L (1, 3) OBP: 0.372, SLG: 0.503	0-1 E9 1-3 2-H 1B		1-2 WP 2B 2B		2-3 K		1-1 G1-6-3		2-1 G4-3	5	1	2	1	0	1	1											
Charles Johnson, R (1, 2) OBP: 0.357, SLG: 0.476	2-3 K		3-2 2B		1-1 1B		1-3 K			4	0	2	1	0	2	3											
Jeff Reboulet, R (1, 5) OBP: 0.312, SLG: 0.217	4-2 BB		3-2 F9		1-1 F9		2-1 P4			3	0	0	0	1	0	3											
Jerry Hairston, R (1, 4) OBP: 0.371, SLG: 0.569	2-2 F7			3-1 SH3-4 1B 2B			1-2 P6	0-0 1B 1B		4	1	2	0	0	0	3											
Scott Erickson, R (1, 1)			1-1 G4-3		1-0 SH3-4		2-2 G6-3	1-3 K		3	0	0	0	0	1	1											
Jeff Conine, R (9, 9) OBP: 0.336, SLG: 0.467				2-3						0	0	0	0	0	0	0											
Inning Stats	R: 2 E: 2 K: 2 S: 27	H: 3 LOB: 3 BB: 2 P: 43	R: 0 E: 0 K: 0 S: 10	H: 0 LOB: 0 BB: 0 P: 13	R: 1 E: 0 K: 0 S: 13	H: 2 LOB: 1 BB: 0 P: 23	R: 1 E: 0 K: 0 S: 8	H: 2 LOB: 1 BB: 0 P: 18	R: 0 E: 0 K: 1 S: 11	H: 1 LOB: 1 BB: 0 P: 16	R: 0 E: 0 K: 1 S: 9	H: 0 LOB: 0 BB: 0 P: 14	R: 2 E: 0 K: 1 S: 17	H: 2 LOB: 1 BB: 1 P: 27	R: 0 E: 0 K: 1 S: 8	H: 2 LOB: 1 BB: 0 P: 12	R: 0 E: 0 K: 1 S: 7	H: 0 LOB: 0 BB: 0 P: 11	1B: 7 2B: 5 3B: 0 HR: 0	SF: 0 SAC: 1 DP: 1 HBP: 0	WP: 1 PB: 0 SB: 2 CS: 0	PA: 41					
PITCHER	IP	WLS	BF	H	R	ER	SO	BB	IBB	HBP	BLK	WP	HR	S	P	ERA	WHIP										
Chad Ogea, R (1, 1) ERA: 5.43	4.0	L	21	7	4	4	2	2	0	0	0	1	0	58	97	9.00	2.250										
Robert Person, R (5, 1) ERA: 6.35	2.0		7	1	0	0	2	0	0	0	0	0	0	20	30	0.00	0.500										
Randy Wolf, L (7, 1) ERA: 3.49	1.0		6	2	2	2	1	1	0	0	0	0	0	17	27	18.00	3.000										
Steve Montgomery, R (8, 1) ERA: 3.23	1.0		4	2	0	0	1	0	0	0	0	0	0	8	12	0.00	2.000										
Wayne Gomes, R (9, 1) ERA: 3.63	1.0		3	0	0	0	1	0	0	0	0	0	0	7	11	0.00	0.000										

Baltimore Orioles @ Philadelphia Phillies
Veterans Stadium, Philadelphia, PA
Sun Jul 11 1999, 1:35 PM EDT
Att. 33,399 - Sunny - 83 F

livebaseballscorecards.com

AB	37
R	6
H	12
RBI	6
BB	3
SO	7
LOB	16



Batter	1	2	3	4	5	6	7	8	9	AB	R	H	RBI	BB	SO	LOB
Doug Glanville, R OBP: 0.379, SLG: 0.449 (1, 8)	1-1 G5-4-3 1B		2-2 G4-3		0-0 F9			1-1 3B 2B		4	1	2	0	0	0	0
Ron Gant, R OBP: 0.357, SLG: 0.434 (1, 7)	0-0 G5-4-3 1-2f			2-1 G4-6-3 1B		1-0 G5-3		1-1 G6-3 2-H 3B		4	1	2	1	0	0	1
Bobby Abreu, L OBP: 0.418, SLG: 0.552 (1, 9)	4-1 BB			1-0 G4-6-3 1-2f 1B		3-2 G5-3		2-0 G6-3 3-H		3	0	0	1	1	0	1
Scott Rolen, R OBP: 0.353, SLG: 0.513 (1, 5)	2-1 F8 1B			3-1 HBP BB 1B		2-2 2B		3-3 K		4	0	2	0	0	1	1
Rico Brogna, L OBP: 0.331, SLG: 0.432 (1, 3)				4-2 HBP BB		4-1 BB		2-2 G5-3		2	0	0	0	2	0	0
Mike Lieberthal, R OBP: 0.377, SLG: 0.575 (1, 2)				4-0 1-2 2-3 HBP		0-3 K		0-1 G6-3		3	0	0	0	0	2	2
Marlon Anderson, L OBP: 0.279, SLG: 0.384 Robert Person, R OBP: 0.384, SLG: 0.300 Randy Wolf, L OBP: 0.380, SLG: 0.441 Kevin Selick, R OBP: 0.000, SLG: 1.000 Steve Montgomery, R OBP: 0.000, SLG: 1.000 Wayne Gomes, R OBP: 0.396, SLG: 0.526 (1, 4) (5, 1) (7, 1) (7, PH) (8, 1) (9, 1) (9, PH)			2-2 L6		0-2 F7		3-1 G6-3		3-2 G3-1	2	0	0	0	0	0	3
Domingo Cedeno, S OBP: 0.321, SLG: 0.391 (1, 6)			4-2 G1-6-4 BB		2-2 G3-1		1-2 P5		3-3 K	3	0	0	0	1	1	0
Chad Ogea, R OBP: 0.200, SLG: 0.097 23 Kevin Jordan, R OBP: 0.344, SLG: 0.400 (1, 1) (5, 4)			0-0 G1-6-4 1-2f		2-0 P3		1-0 G5-3			1	0	0	0	0	0	1
										2	0	0	0	0	0	0

Inning Stats	R: 0	H: 1	E: 0	K: 0	S: 6	LOB: 1	BB: 1	P: 13	R: 0	H: 0	E: 0	K: 1	S: 11	LOB: 0	BB: 0	P: 18	R: 0	H: 0	E: 0	K: 0	S: 7	LOB: 0	BB: 1	P: 13	R: 0	H: 2	E: 0	K: 0	S: 11	LOB: 3	BB: 1	P: 25	R: 0	H: 0	E: 0	K: 0	S: 5	LOB: 0	BB: 0	P: 9	R: 0	H: 1	E: 0	K: 1	S: 12	LOB: 2	BB: 1	P: 22	R: 0	H: 0	E: 0	K: 0	S: 6	LOB: 0	BB: 0	P: 11	R: 2	H: 2	E: 0	K: 1	S: 11	LOB: 0	BB: 0	P: 20	R: 0	H: 0	E: 0	K: 1	S: 8	LOB: 0	BB: 0	P: 14	1B: 3	SF: 0	2B: 2	SAC: 0	3B: 1	DP: 3	HR: 0	HBP: 1	WP: 0	PA: 35
--------------	------	------	------	------	------	--------	-------	-------	------	------	------	------	-------	--------	-------	-------	------	------	------	------	------	--------	-------	-------	------	------	------	------	-------	--------	-------	-------	------	------	------	------	------	--------	-------	------	------	------	------	------	-------	--------	-------	-------	------	------	------	------	------	--------	-------	-------	------	------	------	------	-------	--------	-------	-------	------	------	------	------	------	--------	-------	-------	-------	-------	-------	--------	-------	-------	-------	--------	-------	--------

PITCHER	IP	WLS	BF	H	R	ER	SO	BB	IBB	HBP	BLK	WP	HR	S	P	ERA	WHIP
Scott Erickson, R ERA: 6.06 (1, 1)	8.0	W	32	6	2	2	3	4	0	1	0	0	0	69	131	2.25	1.250
Mike Timlin, R ERA: 5.06 (9, 1)	1.0		3	0	0	0	1	0	0	0	0	0	0	8	14	0.00	0.000

BOTTOM

Baltimore Orioles @ Philadelphia Phillies
Veterans Stadium, Philadelphia, PA
 Sun Jul 11 1999, 1:35 PM EDT
 Att. 33,399 - Sunny - 83 F

AB	30
R	2
H	6
RBI	2
BB	4
SO	4
LOB	9



WP	PA
0	35
0	
0	
0	

Batter	1	2	3	4	5	6	7	8	9	AB R H RBI BB SO LOB	TOP											
Doug Glanville, R OBP: 0.382, SLG: 0.460 (1, 8) B X	1-0 HR		3-2 1B		2-1 L3		3-3 K		1-2 S 1B	5 1 3 1 0 1 3												
Ron Gant, R OBP: 0.358, SLG: 0.430 (1, 7) C C B B S	2-3 K		1-3 K		4-1 HR BB		2-2 G5-3		4-1 G4-3 BB	3 1 0 0 2 2 1												
Bobby Abreu, L OBP: 0.418, SLG: 0.567 (1, 9) B C C C C F B X	3-2 F8				3-2 F8 1-H		3-1 HR		0-1 E 3B	5 2 2 2 0 0 2												
Scott Rolen, R OBP: 0.350, SLG: 0.506 (1, 5) B B C C S	3-3 K				2-2 F8		1-1 P5		1-0 E6 2B FC1-2	4 0 0 1 0 1 0												
Rico Brogna, L OBP: 0.330, SLG: 0.432 (1, 3) C X					2-3 K		1-1 G5-3		0-1 FC1-2 2B	4 0 1 0 0 1 0												
Mike Lieberthal, R OBP: 0.372, SLG: 0.567 (1, 2) X					2-2 G6-3		2-2 G4-3		2-1 FC1-2 BB	4 0 0 0 0 0 2												
Rob Ducey, L OBP: 0.400, SLG: 0.531 (1, 10) B B C C F B X					2-2 F8		3-2 1B 2B		4-0 BB	3 0 1 0 1 0 0												
Alex Arias, R OBP: 0.378, SLG: 0.432 (1, 6) B B C C F B X					1-2 G6-3		2-1 1B		3-2 G6-3	4 0 2 0 0 0 3												
Marlon Anderson, L OBP: 0.275, SLG: 0.359 (1, 4) B B C C F B X					3-1 L5		1-2 F7		1-2 G1-3	4 0 0 0 0 0 3												
Inning Stats	R: 1 E: 0 K: 2 S: 11	H: 1 LOB: 0 BB: 0 P: 20	R: 0 E: 0 K: 0 S: 7	H: 0 LOB: 0 BB: 0 P: 9	R: 0 E: 0 K: 1 S: 12	H: 1 LOB: 1 BB: 0 P: 20	R: 0 E: 0 K: 1 S: 12	H: 0 LOB: 0 BB: 0 P: 19	R: 0 E: 0 K: 0 S: 14	H: 2 LOB: 2 BB: 0 P: 24	R: 2 E: 0 K: 0 S: 10	H: 1 LOB: 0 BB: 1 P: 21	R: 0 E: 0 K: 1 S: 12	H: 1 LOB: 1 BB: 0 P: 20	R: 1 E: 1 K: 0 S: 15	H: 2 LOB: 3 BB: 1 P: 27	R: 0 E: 0 K: 0 S: 9	H: 1 LOB: 1 BB: 1 P: 16	1B: 4 2B: 2 3B: 1 HR: 2	SF: 0 SAC: 0 DP: 1 HBP: 0	WP: 0 PB: 0 SB: 1 CS: 0	PA: 39
PITCHER	IP WLS BF H R ER SO BB IBB HBP BLK WP HR S P ERA WHIP																					
Brian Rose, R ERA: 3.9 (1, 1)	5.0 W 21 5 3 3 4 1 0 0 0 0 2 59 102 5.40 1.200																					
Derek Lowe, R ERA: 3.07 (6, 1)	2.1 H 10 2 1 1 1 0 0 0 0 0 0 27 42 3.86 0.857																					
Rheal Cormier, L ERA: 4.24 (8, 1)	0.0 1 1 0 0 0 0 0 0 0 0 0 2 2 ∞ ∞																					
49 Tim Wakefield, R ERA: 5.03 (8, 1)	1.2 S 7 1 0 0 0 2 0 0 0 0 0 0 14 30 0.00 1.800																					

Philadelphia Phillies @ Boston Red Sox
Fenway Park, Boston, MA
 Thu Jul 15 1999, 7:05 PM EDT
 Att. 32,397 - Unknown - 80 F

AB	36
R	4
H	9
RBI	4
BB	3
SO	5
LOB	14



Batter	1	2	3	4	5	6	7	8	9
Jose Offerman, S OBP: 0.351, SLG: 0.409 (1, 4)	1-1 HR	1-0 F8		4-1 2B 1-2 BB		2-0 F7		1-3 K	
John Valentin, R OBP: 0.314, SLG: 0.399 (1, 5)	2-1 1B	4-1 1B 2-3 BB		2-0 2B 1-3 2-H		0-0 L5		0-0 G6-3	
Brian Daubach, L OBP: 0.363, SLG: 0.584 (1, 10)	0-0 1B 2-H	1-0 1B 1-3 3-H		1-2 K		1-0 HR		1-3 K	
Nomar Garciaparra, R OBP: 0.414, SLG: 0.625 (1, 6)	1-2 G6-4-3 1-2f	1-1 P6		3-2 P3		1-0 P5			
Troy O'Leary, L OBP: 0.355, SLG: 0.530 (1, 7)	0-0 2B		3-1 G4-3		4-0 G4-6-3 BB		0-2 F9		
Mike Stanley, R OBP: 0.392, SLG: 0.492 (1, 3)	3-2 F9		1-0 L5		1-3 K		3-1 2B 1B		
Jason Varitek, S OBP: 0.311, SLG: 0.456 (1, 2)		0-0 HR	1-0 G4-3		0-0 G4-6-3 1-2f		0-1 2B 1-3		
Darren Lewis, R OBP: 0.333, SLG: 0.333 (1, 8)		2-2 L9		0-0 F7		0-1 P9		4-2 BB	
Trot Nixon, L OBP: 0.332, SLG: 0.372 (1, 9)		1-0 WP 1B 2B		0-0 WP 2B 1B		0-1 1B		1-1 G3-1	

AB	R	H	RBI	BB	SO	LOB
4	1	1	1	1	1	2
4	1	1	1	1	0	1
5	1	3	3	0	2	2
4	0	0	0	0	0	5
3	0	1	0	1	0	0
4	0	1	0	0	1	2
4	1	2	1	0	0	1
3	0	0	0	1	0	0
4	2	3	0	0	0	3

BOTTOM

Philadelphia Phillies @ Boston Red Sox
Fenway Park, Boston, MA
 Thu Jul 15 1999, 7:05 PM EDT
 Att: 32,397 - Unknown - 80 F

livebaseballscorecards.com

AB	35
R	6
H	12
RBI	6
BB	4
SO	4
LOB	16



Inning	R	H	E	K	S	IP	WLS	BF	H	R	ER	SO	BB	IBB	HBP	BLK	WP	HR	S	P	ERA	WHIP
1	2	3	1	0	16	6.2	L	33	11	6	5	2	3	0	0	0	2	3	57	101	6.75	2.100
2	0	0	0	0	10	0.1		3	1	0	0	0	1	0	0	0	0	0	7	12	0.00	6.000
3	0	0	0	0	10	1.0		3	0	0	0	2	0	0	0	0	0	0	7	9	0.00	0.000

PITCHER	IP	WLS	BF	H	R	ER	SO	BB	IBB	HBP	BLK	WP	HR	S	P	ERA	WHIP
Paul Byrd, R ERA: 4.09 (1, 1)	6.2	L	33	11	6	5	2	3	0	0	0	2	3	57	101	6.75	2.100
Joe Grahe, R ERA: (7, 1)	0.1		3	1	0	0	0	1	0	0	0	0	0	7	12	0.00	6.000
Steve Montgomery, R ERA: 3.15 (8, 1)	1.0		3	0	0	0	2	0	0	0	0	0	0	7	9	0.00	0.000

WP	HR	S	P	ERA	WHIP
2	3	0	0	6.75	2.100

Batter	1	2	3	4	5	6	7	8	9	AB R H RBI BB SO LOB	TOP																
Doug Glanville, R (1, 8) OBP: 0.383, SLG: 0.460	1-2 G6-3		0-2 HR 1B		0-0 CS 1B		2-3 K			4 0 2 0 0 1 1																	
Ron Gant, R (1, 7) OBP: 0.356, SLG: 0.438	2-3 K		1-2 SAFE SAFE 1-2 HR		3-3 SAFE SAFE 1-2 K			1-2 P6		4 1 1 2 0 2 1																	
Bobby Abreu, L (1, 10) OBP: 0.416, SLG: 0.566	1-2 G3		2-2 G3		3-1 HR 2B			1-3 K		4 1 1 0 0 1 0																	
Scott Rolen, R (1, 5) OBP: 0.349, SLG: 0.512		1-2 L9		2-3 K		1-2 2-H HR		1-2 G1-3		4 1 1 2 0 1 0																	
Rico Brogna, L (1, 3) OBP: 0.332, SLG: 0.435		1-0 G6-3		2-2 G4-3 1B 2B		0-0 G6-3		4-2 WP 15 FC5-2 BB BB		3 1 1 0 1 0 0																	
Mike Lieberthal, R (1, 2) OBP: 0.374, SLG: 0.568		1-2 2B		3-0 G4-3		0-1 L6		4-0 SAFE 15 FC5-2 WP 1-2 BB		3 0 1 0 1 0 1																	
Rob Ducey, L (1, 9) OBP: 0.394, SLG: 0.518		2-1 F9		3-2 3-H 1B		1-3 K		1-3 K		4 0 1 1 0 2 3																	
Marlon Anderson, L (1, 4) OBP: 0.273, SLG: 0.356			0-2 G5-3		1-2 P2		1-2 F9		0-0 FC5-2	2 0 0 0 0 0 1 2 0 0 0 0 0 2																	
15 David Doster, R (7, PH) OBP: 0.352, SLG: 0.444								2-3 3-H 2-0 G4-3		4 1 2 0 0 1 2																	
Domingo Cedeno, S (1, 6) OBP: 0.333, SLG: 0.420			2-1 1B HR 2B		1-3 K		0-0 CS 1B																				
Inning Stats	R: 0 E: 0 K: 1 S: 10	H: 0 LOB: 0 BB: 0 P: 14	R: 0 E: 0 K: 0 S: 10	H: 1 LOB: 1 BB: 0 P: 15	R: 2 E: 0 K: 0 S: 19	H: 3 LOB: 0 BB: 0 P: 24	R: 1 E: 0 K: 1 S: 16	H: 2 LOB: 1 BB: 0 P: 27	R: 0 E: 0 K: 2 S: 9	H: 1 LOB: 1 BB: 0 P: 13	R: 2 E: 0 K: 1 S: 15	H: 2 LOB: 0 BB: 0 P: 20	R: 0 E: 0 K: 1 S: 7	H: 1 LOB: 0 BB: 0 P: 10	R: 0 E: 0 K: 1 S: 10	H: 0 LOB: 0 BB: 0 P: 13	R: 0 E: 0 K: 1 S: 7	H: 0 LOB: 2 BB: 2 P: 18	1B: 4 2B: 5 3B: 0 HR: 2	SF: 0 SAC: 0 DP: 1 HBP: 0	WP: 1 PB: 0 SB: 0 CS: 2	PA: 36					
PITCHER	IP	WLS	BF	H	R	ER	SO	BB	IBB	HBP	BLK	WP	HR	S	P	ERA	WHIP										
Bret Saberhagen, R (1, 1) ERA: 2.81	5.0	L	22	9	5	5	4	0	0	0	0	0	2	72	105	9.00	1.800										
Rheal Cormier, L (6, 1) ERA: 4.11	1.0		3	0	0	0	1	0	0	0	0	0	0	7	8	0.00	0.000										
Rich Garces, R (7, 1) ERA:	2.0		6	1	0	0	2	0	0	0	0	0	0	17	23	0.00	0.500										
Pat Rapp, R (9, 1) ERA: 5.15	0.1		3	0	0	0	1	2	0	0	0	1	0	5	14	0.00	6.000										
John Wasdin, R (9, 1) ERA: 3.22	0.2		2	0	0	0	0	0	0	0	0	0	0	2	4	0.00	0.000										

Philadelphia Phillies @ Boston Red Sox
Fenway Park, Boston, MA
 Fri Jul 16 1999, 7:05 PM EDT
 Att. 32,899 - Unknown - 93 F

AB	34
R	5
H	10
RBI	5
BB	2
SO	8
LOB	11



Batter	1	2	3	4	5	6	7	8	9	AB	R	H	RBI	BB	SO	LOB
Jose Offerman, S OBP: 0.352, SLG: 0.407 (1, 4)	0-2 HR 1B		2-1 F8		0-1 G5-3		1-2 G4-3 1-2f 2-3		4-0 SH3-4 FC5-2-5 BB BB	4	1	1	0	1	0	3
John Valentin, R OBP: 0.312, SLG: 0.394 (1, 5)	2-2 L7		2-3 K		0-2 G4-3 2-3		2-2 G5-3		4-2 SH3-4 BB 1-2	4	0	0	0	1	1	3
Brian Daubach, L OBP: 0.373, SLG: 0.610 Lou Merloni, R OBP: 0.309, SLG: 0.311 (1, 10) (8, PH) (9, 7)	0-0 HR		2-1 2B		4-1 BB			4-1 1B 1B G3-1 BB	0-0 SH3-4 1-2 2-3	2	1	2	2	1	0	0
Nomar Garciaparra, R OBP: 0.411, SLG: 0.618 (1, 6)	3-3 K		1-0 F9		0-0 F8			2-2 G3-1 1B 1B 1-2	2-2 FC5-2-5 3-3	5	0	1	0	0	1	5
Troy O'Leary, L OBP: 0.353, SLG: 0.525 (1, 7) (9, 9)	1-3 K			2-3 K		1-2 P6		1-1 G3-1 1B 1-2 2-3	1-0 F7	5	0	1	0	0	2	2
Mike Stanley, R OBP: 0.390, SLG: 0.487 (1, 3)		1-3 K		4-2 FC4-6 BB		1-0 G6-3		3-3 K		3	0	0	0	1	2	3
Jason Varitek, S OBP: 0.310, SLG: 0.464 (1, 2)		0-0 HR		0-3 K		0-3 K		1-2 G3-1 1-2 2-3 3-H		4	1	1	2	0	2	3
Darren Lewis, R OBP: 0.333, SLG: 0.331 (8, 9) 18 Reggie Jefferson, S OBP: 0.346, SLG: 0.452 Pat Rapp, R (9, 1) John Wasdin, R (9, 1)		1-3 K		2-1 FC4-6 1-2f			4-1 G4-3 1B BB	4-2 BB		2	0	0	0	1	1	1
Trot Nixon, L OBP: 0.333, SLG: 0.374 Damon Buford, R OBP: 0.319, SLG: 0.380 (1, 9) (7, PH) (8, 8)		3-1 P4		3-2 G4-3 G5-3 1B			3-2 SAFE G4-3 1B 1-2	0-3 K		2	0	1	0	0	0	0


Inning Stats	R: 2	H: 2	E: 0	K: 2	S: 16	LOB: 0	BB: 0	P: 22	R: 1	H: 1	E: 0	K: 2	S: 9	LOB: 0	BB: 0	P: 14	R: 0	H: 1	E: 0	K: 1	S: 8	LOB: 1	BB: 0	P: 15	R: 0	H: 0	E: 0	K: 2	S: 10	LOB: 1	BB: 1	P: 18	R: 0	H: 1	E: 0	K: 0	S: 10	LOB: 2	BB: 1	P: 17	R: 0	H: 0	E: 0	K: 1	S: 7	LOB: 0	BB: 0	P: 9	R: 0	H: 1	E: 0	K: 0	S: 10	LOB: 1	BB: 1	P: 20	R: 1	H: 2	E: 0	K: 2	S: 24	LOB: 3	BB: 2	P: 39	R: 0	H: 0	E: 0	K: 0	S: 8	LOB: 2	BB: 2	P: 19	1B: 5	SF: 0	2B: 1	SAC: 1	3B: 0	DP: 1	HR: 2	HBP: 0	WP: 0	PA: 41
--------------	------	------	------	------	-------	--------	-------	-------	------	------	------	------	------	--------	-------	-------	------	------	------	------	------	--------	-------	-------	------	------	------	------	-------	--------	-------	-------	------	------	------	------	-------	--------	-------	-------	------	------	------	------	------	--------	-------	------	------	------	------	------	-------	--------	-------	-------	------	------	------	------	-------	--------	-------	-------	------	------	------	------	------	--------	-------	-------	-------	-------	-------	--------	-------	-------	-------	--------	-------	--------

PITCHER	IP	WLS	BF	H	R	ER	SO	BB	IBB	HBP	BLK	WP	HR	S	P	ERA	WHIP
Robert Person, R ERA: 6.16 (1, 1)	6.0	W	26	5	3	3	8	3	0	0	0	0	2	61	100	4.50	1.333
Jim Poole, L ERA: 3.16 (7, 1)	1.0	H	3	1	0	0	0	0	0	0	0	0	0	9	15	0.00	1.000
Steve Montgomery, R ERA: 3.34 (8, 1)	0.2	H	5	2	1	1	1	1	0	0	0	0	0	19	30	13.50	4.500
Wayne Gomes, R ERA: 3.51 (8, 1)	1.1	S	7	0	0	0	1	3	0	0	0	0	0	13	28	0.00	2.250

BOTTOM

Philadelphia Phillies @ Boston Red Sox
Fenway Park, Boston, MA
Fri Jul 16 1999, 7:05 PM EDT
Att: 32,899 - Unknown - 93 F

AB	33
R	4
H	8
RBI	4
BB	7
SO	10
LOB	23



PITCHER	IP	WLS	BF	H	R	ER	SO	BB	IBB	HBP	BLK	WP	HR	S	P	ERA	WHIP
---------	----	-----	----	---	---	----	----	----	-----	-----	-----	----	----	---	---	-----	------

Batter	1	2	3	4	5	6	7	8	9	AB R H RBI BB SO LOB	TOP											
Doug Glanville, R OBP: 0.387, SLG: 0.466 (1, 8)	3-1 1B 2B	2-1 FC5-4 1B	2-2 G5-3			0-0 1B 1B	0-0 HR 1B		1-1 FC5-4 1-2f	6 3 4 1 0 0 3												
Ron Gant, R OBP: 0.360, SLG: 0.451 (1, 7)	1-1 1B 1B	1-2 FC5-4 1-2f		1-0 F9		1-0 FC4-6 1B	3-2 HR			5 2 3 5 0 0 1												
Bobby Abreu, L OBP: 0.410, SLG: 0.556 (1, 10)	2-1 F7	1-2 L7		3-1 G3		2-1 FC4-6 1-2f	1-1 G5-3			5 0 0 0 0 0 4												
Scott Rolen, R OBP: 0.349, SLG: 0.509 (1, 5)	1-0 1B 23 1B 1B		1-0 G5-3	2-2 F7		4-1 G6-4-3 BB	1-1 G4-3			4 1 1 0 1 0 0												
Rico Brogna, L OBP: 0.330, SLG: 0.434 (1, 3)	2-2 P7		2-1 1B 23 G6-3 2B		1-2 G4-3	1-1 G6-4-3 1-2f	1-2 G3			5 1 1 0 0 0 4												
Mike Lieberthal, R OBP: 0.380, SLG: 0.575 (1, 2)	3-2 23 1B 1B		1-2 23 G6-3 1B 1B		0-2		1-2 23 2B			5 2 4 1 0 1 0												
Gary Bennett, R OBP: 0.295, SLG: 0.326 (8, 2)										0 0 0 0 0 0 0												
23 Kevin Jordan, R OBP: 0.349, SLG: 0.412 (1, 4)	3-1 1B		1-0 G6-3		3-1 P4		2-2 G4-3 1B 2B		0-0 G1-3	4 0 2 3 0 0 2												
15 David Doster, R OBP: 0.345, SLG: 0.435 (7, PR) (7, 4)	1-2 3-H 1B		1-2 3-H 1B		0-1 P4		0-2 G4-3		0-2 L8	1 1 0 0 0 0 0												
Alex Arias, R OBP: 0.373, SLG: 0.425 (1, 6)	1-0 P3		0-1 1B 2-H 1B		0-1 P4		2-3 G4-3		0-2 L8	5 0 1 1 0 0 4												
Kevin Sevcik, R OBP: 0.370, SLG: 0.443 (1, 9)		2-2 G6-3	1-1 1B			0-1 WP 1B 1B	3-3 K		4-0 FC5-4 BB	4 1 2 0 1 1 2												
Inning Stats	R: 3 E: 0 K: 0 S: 17	H: 5 LOB: 2 BB: 0 P: 33	R: 0 E: 0 K: 0 S: 13	H: 1 LOB: 1 BB: 0 P: 19	R: 2 E: 0 K: 0 S: 15	H: 4 LOB: 2 BB: 0 P: 23	R: 0 E: 0 K: 0 S: 8	H: 0 LOB: 0 BB: 0 P: 14	R: 0 E: 0 K: 0 S: 12	H: 1 LOB: 1 BB: 0 P: 16	R: 2 E: 0 K: 0 S: 9	H: 3 LOB: 1 BB: 1 P: 17	R: 4 E: 0 K: 1 S: 23	H: 4 LOB: 1 BB: 0 P: 33	R: 0 E: 0 K: 1 S: 9	H: 0 LOB: 0 BB: 0 P: 13	R: 0 E: 0 K: 0 S: 6	H: 0 LOB: 1 BB: 1 P: 11	1B: 13 2B: 4 3B: 0 HR: 1	SF: 0 SAC: 0 DP: 1 HBP: 0	WP: 1 PB: 0 SB: 0 CS: 0	PA: 46
PITCHER	IP WLS BF H R ER SO BB IBB HBP BLK WP HR S P ERA WHIP																					
Mark Portugal, R ERA: 5.42 (1, 1)	2.2 L 17 9 5 5 0 0 0 0 0 0 0 0 40 67 16.88 3.375																					
Pat Rapp, R ERA: 4.99 (3, 1)	2.1 9 2 0 0 0 0 0 0 0 0 0 0 25 38 0.00 0.857																					
John Wasdin, R ERA: 4.27 (6, 1)	1.2 12 7 6 6 1 1 0 0 0 1 1 30 47 32.40 4.800																					
Jin Ho Cho, R ERA: 4.64 (7, 1)	2.1 8 0 0 0 0 1 1 0 0 0 0 0 17 27 0.00 0.429																					

Philadelphia Phillies @ Boston Red Sox
Fenway Park, Boston, MA
 Sat Jul 17 1999, 4:05 PM EDT
 Att. 32,228 - Unknown - 97 F

AB	44
R	11
H	18
RBI	11
BB	2
SO	2
LOB	20



Batter	1	2	3	4	5	6	7	8	9	AB	R	H	RBI	BB	SO	LOB
Darren Lewis, R OBP: 0.331, SLG: 0.328 (1, 9)	2-2 G4-3	2-2 F9		0-1 F9			0-0 FC6 1B	0-0 G1-3		5	0	1	0	0	0	5
John Valentin, R OBP: 0.310, SLG: 0.390 (1, 10)	0-0 HR 1B		3-1 P9		1-0 L5		0-1 F9		2-1 F8	5	1	1	0	0	0	1
Nomar Garciaparra, R OBP: 0.411, SLG: 0.624 (1, 6)	1-2 HR		1-1 1B		0-0 P5		1-2 FC6 1-2f		1-0 G5-3	5	1	2	2	0	0	1
Mike Stanley, R OBP: 0.388, SLG: 0.481 18 Reggie Jefferson, S OBP: 0.344, SLG: 0.448 (1, 3) (8, 3)	4-0 BB BB		1-2 F9		2-2 P6		0-3 K		1-0 G3	3	0	0	0	1	1	2
Troy O'Leary, L OBP: 0.355, SLG: 0.524 (1, 7)	4-0 BB		3-3 K			3-2 FC6-4 1B		0-0 F7		3	0	1	0	1	1	1
Damon Buford, R OBP: 0.318, SLG: 0.374 (1, 8)	0-3 K			0-0 G1-3		1-1 FC6-4 1B 1-2f G4-3		2-2 1B BB HBP		3	1	0	0	0	1	3
Lou Merloni, R OBP: 0.317, SLG: 0.312 (1, 4)	2-2 G5-3			1-1 G4-3		0-0 G4-3 1B		4-1 1B BB		3	0	1	0	1	0	2
Creighton Gubanich, R OBP: 0.333, SLG: 0.413 Jason Varitek, S OBP: 0.312, SLG: 0.466 (1, 2) (8, PH) (9, 2)		0-0 L7		1-1 38 BB HBP		0-2 G4-3		0-0 1-2 2-3 1B		2	0	0	1	0	0	1
38 Wilton Veras, R OBP: 0.326, SLG: 0.475 (1, 5)		0-0 F8		4-2 1-2 BB		1-1 G5-3		0-3 K		1	0	1	0	0	0	0

Inning Stats	R: 2	H: 2	E: 0	K: 1	S: 17	LOB: 2	BB: 2	P: 30	R: 0	H: 0	E: 0	K: 0	S: 7	LOB: 0	BB: 0	P: 9	R: 0	H: 1	E: 0	K: 1	S: 10	LOB: 1	BB: 0	P: 18	R: 0	H: 0	E: 0	K: 0	S: 8	LOB: 2	BB: 1	P: 14	R: 0	H: 0	E: 0	K: 0	S: 6	LOB: 0	BB: 0	P: 9	R: 1	H: 2	E: 1	K: 0	S: 12	LOB: 1	BB: 0	P: 17	R: 0	H: 1	E: 0	K: 1	S: 13	LOB: 1	BB: 0	P: 14	R: 0	H: 1	E: 0	K: 1	S: 10	LOB: 3	BB: 1	P: 16	R: 0	H: 0	E: 0	K: 0	S: 4	LOB: 0	BB: 0	P: 8	1B: 6	SF: 0	2B: 0	3B: 0	HR: 1	SAC: 0	DP: 0	HBP: 2	WP: 0	PA: 40
--------------	------	------	------	------	-------	--------	-------	-------	------	------	------	------	------	--------	-------	------	------	------	------	------	-------	--------	-------	-------	------	------	------	------	------	--------	-------	-------	------	------	------	------	------	--------	-------	------	------	------	------	------	-------	--------	-------	-------	------	------	------	------	-------	--------	-------	-------	------	------	------	------	-------	--------	-------	-------	------	------	------	------	------	--------	-------	------	-------	-------	-------	-------	-------	--------	-------	--------	-------	--------

PITCHER	IP	WLS	BF	H	R	ER	SO	BB	IBB	HBP	BLK	WP	HR	S	P	ERA	WHIP
Randy Wolf, L ERA: 3.33 (1, 1)	7.1		34	6	3	2	3	4	0	2	0	0	1	77	121	2.46	1.364
Amaury Telemaco, R ERA: 3.26 (8, 1)	0.2		3	1	0	0	1	0	0	0	0	0	0	6	6	0.00	1.500
Steve Schrenk, R ERA: 3.6 (9, 1)	1.0		3	0	0	0	0	0	0	0	0	0	0	4	8	0.00	0.000

BOTTOM

Philadelphia Phillies @ Boston Red Sox
Fenway Park, Boston, MA

Sat Jul 17 1999, 4:05 PM EDT
Att: 32,228 - Unknown - 97 F

AB	34
R	3
H	7
RBI	3
BB	4
SO	4
LOB	20



Batter	1	2	3	4	5	6	7	8	9	AB R H RBI BB SO LOB															
Doug Glanville, R (1, 8) OBP: 0.385, SLG: 0.468	0-1 G4-3 3B		0-0 L5		2-2 G5-3		1-2 P6		1-1 G4-3 1-2 2-3	5 1 1 0 0 0 2															
Ron Gant, R (1, 7) OBP: 0.355, SLG: 0.443	0-0 G4-3		2-1 G6-3		3-1 F8		1-3 K		3-3 K	5 0 0 1 0 2 2															
Bobby Abreu, L (1, 10) OBP: 0.411, SLG: 0.556	2-3 K		3-1 1B		3-2 1B			0-1 G4-3		4 0 2 0 0 1 0															
Scott Rolen, R (1, 5) OBP: 0.351, SLG: 0.527	1-2 HR		3-3 K		0-0 F9			1-0 HR		4 2 2 2 0 1 2															
Rico Brogna, L (1, 3) OBP: 0.326, SLG: 0.429	3-3 K			1-2 L4		1-2 G4-3		1-0 G4-3		4 0 0 0 0 1 0															
Mike Lieberthal, R (1, 2) OBP: 0.376, SLG: 0.567		2-2 G5-3		2-2 G6-3		2-3 K		1-3 K		4 0 0 0 0 2 0															
Rob Ducey, L (1, 9) OBP: 0.411, SLG: 0.523 Kevin Seifak, R (9, PH) OBP: 0.375, SLG: 0.443		4-0 BB		0-0 1B		4-2 BB		4-1 G4-3	G5-3 BB	1 0 1 0 2 0 0 0 0 0 0 1 0 0															
Alex Arias, R (1, 6) OBP: 0.370, SLG: 0.420		2-3 K		2-2 1B		1-2 P6		2-2 G5-3		4 0 1 0 0 1 3															
Marlon Anderson, L (1, 4) OBP: 0.270, SLG: 0.352 15 David Doster, R (8, 4) OBP: 0.357, SLG: 0.435		1-1 G5-3		0-1 G4-3			2-2 G1		4-1 G4-3 BB	3 0 0 0 0 0 3 0 0 0 0 1 0 0															
Inning Stats	R: 2 E: 0 K: 2 S: 13	H: 2 LOB: 0 BB: 0 P: 19	R: 0 E: 0 K: 1 S: 9	H: 0 LOB: 1 BB: 1 P: 18	R: 0 E: 0 K: 1 S: 8	H: 1 LOB: 1 BB: 0 P: 16	R: 0 E: 0 K: 0 S: 12	H: 2 LOB: 2 BB: 0 P: 17	R: 0 E: 0 K: 0 S: 10	H: 1 LOB: 1 BB: 0 P: 18	R: 0 E: 0 K: 1 S: 12	H: 0 LOB: 1 BB: 1 P: 20	R: 0 E: 0 K: 1 S: 10	H: 0 LOB: 0 BB: 0 P: 14	R: 1 E: 0 K: 1 S: 7	H: 1 LOB: 0 BB: 0 P: 10	R: 0 E: 0 K: 1 S: 12	H: 0 LOB: 2 BB: 2 P: 26	1B: 4 2B: 0 3B: 1 HR: 2	SF: 0 SAC: 0 DP: 0 HBP: 0	WP: 0 PB: 0 SB: 0 CS: 0	PA: 38			
PITCHER	IP	WLS	BF	H	R	ER	SO	BB	IBB	HBP	BLK	WP	HR	S	P	ERA	WHIP								
Ryan Rupe, R (1, 1) ERA: 4.64	6.0		26	6	2	2	5	2	0	0	0	0	1	64	108	3.00	1.333								
Albie Lopez, R (7, 1) ERA: 8.36	2.0	L	7	1	1	1	2	0	0	0	0	0	1	17	24	4.50	0.500								
Mike Duvall, L (9, 1) ERA: 3.27	0.0		1	0	0	0	0	1	0	0	0	0	0	1	5	∞	∞								
Rick White, R (9, 1) ERA: 4.08	1.0		4	0	0	0	1	1	0	0	0	0	0	11	21	0.00	1.000								

Philadelphia Phillies @ Tampa Bay Devil Rays
Tropicana Field, St. Petersburg, FL
Sun Jul 18 1999, 1:35 PM EDT
Att: 17,874 - Dome - 72 F

livebaseballscorecards.com

AB	34
R	3
H	7
RBI	3
BB	4
SO	8
LOB	12



Batter	1	2	3	4	5	6	7	8	9	AB R H RBI BB SO LOB
Miguel Cairo, R (1, 4) OBP: 0.349, SLG: 0.395	3-2 G6-3		2-2 G5-4-3			1-0 G6-3			3-1 F9	4 0 0 0 0 0 1
Dave Martinez, L (1, 8) OBP: 0.371, SLG: 0.429	1-1 G5-3			2-1 G6-4-3 1B		2-0 P6			0-0 L8	4 0 1 0 0 0 0
Herbert Perry, R (1, 10) OBP: 0.359, SLG: 0.417 Terrell Lowery, R (9, PR) OBP: 0.333, SLG: 0.571	2-1 1B			0-1 G6-4-3 1-2f		1-1 P3			1-2 1B	4 0 2 0 0 0 1 0 0 0 0 0 0 0
Fred McGriff, L (1, 3) OBP: 0.408, SLG: 0.563	0-2 P6			2-2 G3			1-3 K		3-2 L7	4 0 0 0 0 1 2
Wade Boggs, L (1, 5) OBP: 0.375, SLG: 0.369		2-1 F8			1-1 F7		1-0 G6-3			3 0 0 0 0 0 0
John Flaherty, R (1, 2) OBP: 0.314, SLG: 0.405		0-0 P5			0-1 P6		3-3 K			3 0 0 0 0 1 0
Paul Sorrento, L (1, 7) OBP: 0.349, SLG: 0.432		1-3 K			4-1 HR BB			2-2 L7		2 1 0 0 1 1 0
Bubba Trammell, R (1, 9) OBP: 0.365, SLG: 0.560			4-2 FC3-6 BB		1-0 HR		1-3 K			2 1 1 2 1 1 0
Kevin Stocker, S (1, 6) OBP: 0.371, SLG: 0.375			0-0 FC3-6 G5-4-3 1-2f		2-1 P5		0-3 K2-3			3 0 0 0 0 1 1

Inning Stats	R: 0	H: 1	E: 0	LOB: 1	K: 0	S: 11	R: 0	H: 0	E: 0	LOB: 0	K: 1	S: 6	R: 0	H: 0	E: 0	LOB: 0	K: 0	S: 7	R: 0	H: 1	E: 0	LOB: 0	K: 0	S: 7	R: 2	H: 1	E: 0	LOB: 0	K: 0	S: 8	R: 0	H: 0	E: 0	LOB: 0	K: 2	S: 7	R: 0	H: 0	E: 0	LOB: 0	K: 2	S: 9	R: 0	H: 0	E: 0	LOB: 0	K: 2	S: 9	R: 0	H: 1	E: 0	LOB: 1	K: 0	S: 9	1B: 3	SF: 0	2B: 0	SAC: 0	3B: 0	DP: 2	HR: 1	HBP: 0	WP: 0	PA: 31

PITCHER	IP	WLS	BF	H	R	ER	SO	BB	IBB	HBP	BLK	WP	HR	S	P	ERA	WHIP
Curt Schilling, R (1, 1) ERA: 3.06	9.0	W	31	4	2	2	5	2	0	0	0	0	1	68	114	2.00	0.667

BOTTOM

Philadelphia Phillies @ Tampa Bay Devil Rays
Tropicana Field, St. Petersburg, FL

Sun Jul 18 1999, 1:35 PM EDT
Att. 17,874 - Dome - 72 F

livebaseballscorecards.com

AB 29
R 2
H 4
RBI 2
BB 2
SO 5
LOB 5



Batter	1	2	3	4	5	6	7	8	9	AB	R	H	RBI	BB	SO	LOB	TOP					
Doug Glanville, R OBP: 0.385, SLG: 0.467 Kevin Sefcik, R OBP: 0.380, SLG: 0.449	1-1 G6-3	1-2 S 1B	2-1 FC6-4	0-1 F9			1-0 BB 1B 1B	2-1 G3-1 1B 1B		5	1	2	0	0	0	2						
Ron Gant, R OBP: 0.354, SLG: 0.439	0-1 G4-3	2-0 F9		4-1 1B 2B BB	0-1 G6-3		1-1 BB 1B 1B	1-2 G3-1 1B 2-3		5	2	1	0	1	0	3						
Bobby Abreu, L OBP: 0.415, SLG: 0.558	2-2 HR 1B	3-1 F7		0-1 2B 1B 1B	2-2 1B 1B		1-1 F7	2-1 G5-4-3 1B 2-H 3-H		6	2	4	2	0	0	3						
Scott Rolen, R OBP: 0.354, SLG: 0.549 Domingo Cedeno, S OBP: 0.328, SLG: 0.412	0-1 1-H HR		2-0 HR	2-2 1B 2B	1-1 F9		1-3 K	0-0 G5-4-3 1B 1-2f		5	3	3	4	0	1	3						
Rico Brogna, L OBP: 0.332, SLG: 0.433 23 Kevin Jordan, R OBP: 0.354, SLG: 0.417	1-1 BB BB 1B		0-0 2B 1B 1B	1-2 2B 1B	1-3 K		4-1 1B 2B BB	1-0 FC5 HBP 1B		4	3	3	2	1	1	1						
Rob Ducey, L OBP: 0.425, SLG: 0.549	4-0 BB 1-2 BB		3-2 1B FC3-2 2B	2-1 1B SF8 2B		2-3 K	0-0 2B 1B	1-3 K		5	2	3	3	1	2	1						
Alex Arias, R OBP: 0.385, SLG: 0.435	4-2 1-2 2-3 BB		3-1 FC3-2 SF9 1B	0-0 FC1-6 1B		1-0 F8	1-1 1-H 2-H 2B	1-1 HBP		4	1	3	3	1	0	0						
Marlon Anderson, L OBP: 0.268, SLG: 0.346	0-1 G1-3		3-2 FC3-2 FC6-4 1B	0-0 FC1-6 1-2f 1B		4-2 FC5-4 BB	3-3 K	0-3 K		5	0	0	0	1	2	10						
Gary Bennett, R OBP: 0.280, SLG: 0.319		3-3 K	3-2 SF9	1-1 SF8		1-2 FC5-4		0-1 G3-1 1B 1B	0-0 FC5 2-3f	4	1	1	2	0	1	3						
Inning Stats	R: 2 E: 0 K: 0 S: 17	H: 3 LOB: 3 BB: 2 P: 29	R: 0 E: 0 K: 1 S: 9	H: 1 LOB: 1 BB: 0 P: 18	R: 3 E: 0 K: 0 S: 18	H: 4 LOB: 1 BB: 0 P: 34	R: 5 E: 0 K: 0 S: 17	H: 5 LOB: 1 BB: 1 P: 27	R: 0 E: 0 K: 1 S: 10	H: 1 LOB: 1 BB: 0 P: 14	R: 0 E: 0 K: 1 S: 11	H: 0 LOB: 1 BB: 1 P: 19	R: 4 E: 0 K: 2 S: 15	H: 4 LOB: 1 BB: 1 P: 27	R: 2 E: 0 K: 0 S: 10	H: 3 LOB: 0 BB: 0 P: 15	R: 0 E: 0 K: 2 S: 9	H: 1 LOB: 2 BB: 0 P: 12	1B: 16 2B: 4 3B: 0 HR: 2	SF: 2 SAC: 0 DP: 1 HBP: 1	WP: 0 PB: 0 SB: 1 CS: 0	PA: 54
PITCHER	IP WLS BF H R ER SO BB IBB HBP BLK WP HR S P ERA WHIP																			PITCHER	IP WLS BF H R ER SO BB IBB HBP BLK WP HR S P ERA WHIP	
Bryan Rekar, R ERA: 5.53	(1, 1) 2.0 L 15 7 5 5 1 2 0 0 0 0 2 32 58 22.50 4.500																					
Dave Eiland, R ERA: 6.14	(3, 1) 4.0 23 9 7 7 2 2 0 0 0 0 0 53 88 15.75 2.750																					
Mike Duvall, L ERA: 5.54	(7, 1) 2.0 11 5 4 4 2 1 0 0 0 0 0 22 37 18.00 3.000																					
Esteban Yan, R ERA: 5.31	(9, 1) 1.0 5 1 0 0 2 0 0 0 1 0 0 9 12 0.00 1.000																					

Philadelphia Phillies @ Tampa Bay Devil Rays
Tropicana Field, St. Petersburg, FL
Mon Jul 19 1999, 7:05 PM EDT
Att: 16,060 - Dome - 72 F

AB	46
R	16
H	22
RBI	16
BB	5
SO	7
LOB	27



Batter	1	2	3	4	5	6	7	8	9	AB R H RBI BB SO LOB
Miguel Cairo, R (1, 4) OBP: 0.348, SLG: 0.392	3-2 G5-3		1-0 G6-4-3		0-0 1B			2-2 G6-3		4 0 1 0 0 0 1
Dave Martinez, L (1, 8) OBP: 0.371, SLG: 0.431 Terrell Lowery, R (8, 8) OBP: 0.313, SLG: 0.533	0-0 F7			1-1 HR	0-0 F7			3-3 K		3 1 1 0 0 0 1 1 0 0 0 0 1 0
Herbert Perry, R (1, 10) OBP: 0.356, SLG: 0.412	1-3 K			1-1 G1-3		1-2 F9		2-2 2B 1B		4 1 1 0 0 1 1
Fred McGriff, L (1, 3) OBP: 0.410, SLG: 0.572 David Lamb, S (8, 6) OBP: 0.272, SLG: 0.293		4-2 BB		1-0 HR		2-0 F8		3-1 2B		2 1 1 2 1 0 0 1 0 1 1 0 0 0
Bubba Trammell, R (1, 9) OBP: 0.352, SLG: 0.537		1-1 F7		2-2 G5-3		2-2 P6		0-0 G1-3		4 0 0 0 0 0 2
Wade Boggs, L (1, 5) OBP: 0.377, SLG: 0.365		2-2 F9		4-0 BB			2-2 F7		4-1 G4-6-3 BB	2 0 0 0 2 0 1
John Flaherty, R (1, 2) OBP: 0.313, SLG: 0.407		1-2 P7		1-1 G4-3			0-0 2B		1-2 G4-6-3	4 0 1 0 0 0 3
Paul Sorrento, L (1, 7) OBP: 0.352, SLG: 0.430			0-0 G6-4-3 1B		1-1 G4-3		2-3 K		4-2 FC5-4 BB	3 0 1 0 1 1 1
Aaron Ledesma, R (1, 6) OBP: 0.316, SLG: 0.330			1-1 F7		2-2 G6-3		1-0 F8		1-2 FC5-4	4 0 0 0 0 0 3

Inning Stats	R: 0 E: 0 K: 1 S: 7	H: 0 LOB: 0 BB: 0 P: 11	R: 0 E: 0 K: 10 S: 10	H: 0 LOB: 1 BB: 1 P: 18	R: 0 E: 0 K: 4 S: 4	H: 1 LOB: 0 BB: 0 P: 6	R: 2 E: 0 K: 10 S: 10	H: 2 LOB: 1 BB: 1 P: 20	R: 0 E: 0 K: 8 S: 8	H: 1 LOB: 1 BB: 0 P: 11	R: 0 E: 0 K: 8 S: 8	H: 0 LOB: 0 BB: 0 P: 13	R: 0 E: 0 K: 1 S: 8	H: 1 LOB: 1 BB: 0 P: 13	R: 1 E: 0 K: 13 S: 13	H: 2 LOB: 1 BB: 0 P: 23	R: 0 E: 0 K: 10 S: 10	H: 0 LOB: 1 BB: 2 P: 20	1B: 3 2B: 3 3B: 0 HR: 1	SF: 0 SAC: 0 DP: 2 HBP: 0
--------------	------------------------------	----------------------------------	--------------------------------	----------------------------------	------------------------------	---------------------------------	--------------------------------	----------------------------------	------------------------------	----------------------------------	------------------------------	----------------------------------	------------------------------	----------------------------------	--------------------------------	----------------------------------	--------------------------------	----------------------------------	----------------------------------	------------------------------------

PITCHER	IP	WLS	BF	H	R	ER	SO	BB	IBB	HBP	BLK	WP	HR	S	P	ERA	WHIP
Chad Ogea, R (1, 1) ERA: 5.25	7.0		27	5	2	2	2	2	2	0	0	0	1	55	92	2.57	1.000
Amaury Telemaco, R (8, 1) ERA: 3.54	1.0		5	2	1	1	1	0	0	0	0	0	0	13	23	9.00	2.000
Joe Grahe, R (9, 1) ERA:	1.0		4	0	0	0	0	2	0	0	0	0	0	10	20	0.00	2.000

BOTTOM

Philadelphia Phillies @ Tampa Bay Devil Rays
Tropicana Field, St. Petersburg, FL

Mon Jul 19 1999, 7:05 PM EDT
Att: 16,060 - Dome - 72 F

AB	32
R	3
H	7
RBI	3
BB	4
SO	3
LOB	13

WP: 0 PA: 36
PB: 0
SB: 0
CS: 0



PITCHER	IP	WLS	BF	H	R	ER	SO	BB	IBB	HBP	BLK	WP	HR	S	P	ERA	WHIP
---------	----	-----	----	---	---	----	----	----	-----	-----	-----	----	----	---	---	-----	------

Batter	1	2	3	4	5	6	7	8	9	10	11	12	13	AB R H RBI BB SO LOB	TOP																
Doug Gianville, R (1, 8) OBP: 0.387, SLG: 0.471	0-2 G6-3			1-0 FC5-4 1B		0-2 1B G3 2B 1B	3-1 G6-3			X 0-0 2B		0-3 K2-3		6 1 3 0 0 1 0	<p>Philadelphia Phillies @ Tampa Bay Devil Rays</p> <p>Tropicana Field, St. Petersburg, FL</p> <p>Tue Jul 20 1999, 12:35 PM EDT</p> <p>Att. 27,856 - Dome - 72 F</p>																
Kevin Sefcik, R (1, 7) OBP: 0.362, SLG: 0.425 (11, 9)	0-0 G3			2-1 FC5-4 K2-3 1-2f		1-0 G3			2-1 G6-3	0-3 K		0-0 P4		6 0 0 0 0 1 5																	
Bobby Abreu, L (1, 10) OBP: 0.411, SLG: 0.550	3-2 L7			2-3 K2-3 1-3		1-1 BB 2B 1B 2-3 3-H			1-1 F7	0-3 K			0-3 K	6 1 1 1 0 3 3																	
Scott Rolen, R (1, 5) OBP: 0.356, SLG: 0.544		0-0 P5		4-2 BB		4-2 2B G6-3 1-2 BB			0-0 G5-3				0-0 G6-3	3 1 0 0 3 0 0																	
Rico Brogna, L (1, 3) OBP: 0.330, SLG: 0.431		3-2 G3		1-0 F7		0-1 2B				1-3 K			0-3 K	6 0 1 2 0 2 3																	
Mike Lieberthal, R (1, 2) OBP: 0.376, SLG: 0.565		3-1 1B			0-2 P3	0-2 G6-3			X 0-0 F9				0-0 BB 1B	5 0 2 1 0 0 1																	
Rob Ducey, L (1, 9) OBP: 0.410, SLG: 0.526			2-3 K		3-3 K	1-3 K			3-2 G4-3				4-0 BB 1B	4 0 0 0 0 3 1																	
Ron Gant, R (11, PH) OBP: 0.356, SLG: 0.439 (11, 7)													1-2 BB	0 0 0 0 1 0 0																	
Domingo Cedenio, S (1, 6) OBP: 0.333, SLG: 0.429			1-1 G3-6 1B		1-0 G3		3-2 F8			X 0-0 2B 2B			0-0 F9	5 0 2 0 0 0 2																	
Marlon Anderson, L (1, 4) OBP: 0.268, SLG: 0.345			0-1 G3-6-1			2-2 G3 1B 1B 1B	0-0 F7			X 0-0 B1			0-3 K	3 1 1 0 0 0 1																	
15 David Doster, R (7, 4) OBP: 0.345, SLG: 0.417														2 0 0 0 0 1 1																	
Inning Stats	R: 0 E: 0 K: 0 S: 9	H: 0 LOB: 0 BB: 0 P: 12	R: 0 E: 0 K: 0 S: 7	H: 1 LOB: 1 BB: 0 P: 13	R: 0 E: 0 K: 1 S: 7	H: 1 LOB: 0 BB: 0 P: 10	R: 0 E: 0 K: 1 S: 9	H: 1 LOB: 2 BB: 1 P: 19	R: 0 E: 0 K: 1 S: 7	H: 0 LOB: 0 BB: 0 P: 11	R: 4 E: 0 K: 1 S: 20	H: 4 LOB: 1 BB: 1 P: 29	R: 0 E: 0 K: 0 S: 7	H: 0 LOB: 0 BB: 0 P: 13		R: 0 E: 0 K: 1 S: 5	H: 0 LOB: 0 BB: 0 P: 8	R: 0 E: 0 K: 1 S: 7	H: 0 LOB: 0 BB: 0 P: 11	R: 0 E: 0 K: 2 S: 9	H: 2 LOB: 2 BB: 0 P: 9	R: 0 E: 0 K: 1 S: 6	H: 1 LOB: 2 BB: 1 P: 10	R: 0 E: 0 K: 2 S: 7	H: 0 LOB: 0 BB: 0 P: 7	R: 0 E: 0 K: 1 S: 4	H: 0 LOB: 0 BB: 1 P: 8	1B: 7 2B: 3 3B: 0 HR: 0	SF: 0 SAC: 0 DP: 2 HBP: 0	WP: 0 PB: 0 SB: 1 CS: 0	PA: 50
PITCHER	IP WLS BF H R ER SO BB IBB HBP BLK WP HR S P ERA WHIP															IP WLS BF H R ER SO BB IBB HBP BLK WP HR S P ERA WHIP															
Rolando Arrojo, R (1, 1) ERA: 6.83	5.1	23	7	4	4	3	2	0	0	0	0	0	0	0	0	52	86	6.75	1.688												
Albie Lopez, R (6, 1) ERA: 7.83	2.2	8	0	0	0	1	0	0	0	0	0	0	0	0	0	19	29	0.00	0.000												
Roberto Hernandez, R (9, 1) ERA: 3.49	2.0	8	2	0	0	3	0	0	0	0	0	0	0	0	0	16	20	0.00	1.000												
Norm Charlton, L (11, 1) ERA: 3.12	3.0	W 11	1	0	0	4	2	0	0	0	0	0	0	0	0	17	25	0.00	1.000												

livebaseballscorecards.com

AB	46
R	4
H	10
RBI	4
BB	4
SO	11
LOB	17




Batter	1	2	3	4	5	6	7	8	9	10	11	12	13	AB R H RBI BB SO LOB
Miguel Cairo, R OBP: 0.347, SLG: 0.402 (1, 4)	0-0 HR		3-1 P5	2-2 L7			2-2 F9		1-2 SH5-4 1B		0-0 L7		0-0 SH3-4	6 2 2 1 0 0 1
Dave Martinez, L OBP: 0.373, SLG: 0.434 (1, 9)	1-0 G6-3		3-1 1B 2B		1-0 L9		1-0 1B		2-1 SH5-4		0-0 F8		4-0 HBP IBB	5 1 2 0 1 0 0
Herbert Perry, R OBP: 0.359, SLG: 0.403 (1, 5)	3-1 G6-3		0-2 G6-3		1-0 HBP HBP		1-0 F8		1-1 L5-4 BB 1B		0-0 F8		1-0 HBP	5 0 1 1 0 0 2
Fred McGriff, L OBP: 0.411, SLG: 0.568 (1, 3)	0-2 G6-3		1-0 2H 1B		2-0 FC6-4 HBP		0-3 K		4-0 1-2 BB			0-3 K	0-0 SF7	4 0 1 2 1 2 1
Wade Boggs, L OBP: 0.377, SLG: 0.365 Bubba Trammell, R OBP: 0.360, SLG: 0.531 (8, PH)		0-2 1B 1B	0-1 F8		1-1 F7		4-2 1B BB		0-1 L5-4			4-0 WP BB		3 0 1 0 0 0 3 1 0 0 0 2 0 2
Aaron Ledesma, R OBP: 0.308, SLG: 0.321 (1, 6)		2-2 FC6-4 1B		0-3 K	2-1 FC6-4		1-3 K			0-0 G4-3		0-0 L9		6 0 1 0 0 2 4
Paul Sorrento, L OBP: 0.352, SLG: 0.429 (1, 7)		2-0 F8		2-1 2B 2B		1-0 F8		2-3 K		0-3 K		4-0 1-2 BB		5 1 1 0 1 2 3
Terrell Lowery, R OBP: 0.364, SLG: 0.571 (1, 8)		2-3 K		0-2 F9 2B		1-2 P3		0-1 1-2 1B		0-0 FC5-4 1B		0-0 P3		6 0 3 1 0 1 4
Mike DiFelice, R OBP: 0.278, SLG: 0.424 Kevin Stocker, S OBP: 0.373, SLG: 0.375 (13, PH)		1-1 FC6-4		0-0 F9		2-2 P3		0-0 G5-3		0-0 FC5-4			4-0 HBP SH3-4 SF7 BB	5 0 0 0 0 0 6 0 1 0 0 1 0 0

Inning Stats	R: 1	H: 1	E: 0	LOB: 0	K: 0	BB: 0	S: 7	P: 11	R: 0	H: 2	E: 0	LOB: 2	K: 1	BB: 0	S: 12	P: 19	R: 1	H: 2	E: 0	LOB: 1	K: 0	BB: 0	S: 10	P: 17	R: 1	H: 2	E: 0	LOB: 1	K: 1	BB: 0	S: 12	P: 16	R: 0	H: 0	E: 0	LOB: 2	K: 0	BB: 0	S: 5	P: 12	R: 0	H: 1	E: 0	LOB: 1	K: 1	BB: 0	S: 8	P: 12	R: 0	H: 1	E: 0	LOB: 2	K: 2	BB: 1	S: 13	P: 20	R: 1	H: 2	E: 0	LOB: 1	K: 0	BB: 1	S: 10	P: 18	R: 0	H: 1	E: 0	LOB: 1	K: 1	BB: 0	S: 6	P: 6	R: 0	H: 0	E: 0	LOB: 0	K: 0	BB: 0	S: 3	P: 3	R: 0	H: 0	E: 0	LOB: 2	K: 1	BB: 2	S: 5	P: 13	R: 1	H: 0	E: 0	LOB: 2	K: 0	BB: 2	S: 2	P: 11	1B: 8	SF: 1	2B: 4	SAC: 2	3B: 0	DP: 1	HR: 1	HBP: 3	WP: 1	PA: 58
--------------	------	------	------	--------	------	-------	------	-------	------	------	------	--------	------	-------	-------	-------	------	------	------	--------	------	-------	-------	-------	------	------	------	--------	------	-------	-------	-------	------	------	------	--------	------	-------	------	-------	------	------	------	--------	------	-------	------	-------	------	------	------	--------	------	-------	-------	-------	------	------	------	--------	------	-------	-------	-------	------	------	------	--------	------	-------	------	------	------	------	------	--------	------	-------	------	------	------	------	------	--------	------	-------	------	-------	------	------	------	--------	------	-------	------	-------	-------	-------	-------	--------	-------	-------	-------	--------	-------	--------

PITCHER	IP	WLS	BF	H	R	ER	SO	BB	IBB	HBP	BLK	WP	HR	S	P	ERA	WHIP
Paul Byrd, R ERA: 4.09 (1, 1)	6.2		30	8	3	3	2	0	0	2	0	0	1	60	97	4.05	1.200
Jim Poole, L ERA: 3.12 (7, 1)	0.1	H	1	0	0	0	1	0	0	0	0	0	0	3	3	0.00	0.000
Steve Montgomery, R ERA: 3.27 (8, 1)	0.2	H	3	0	0	0	2	1	0	0	0	0	0	10	17	0.00	1.500
Wayne Gomes, R ERA: 3.53 (8, 1)	2.1	B	11	4	1	1	1	1	0	0	0	0	0	19	27	3.86	2.143
Amaury Telemaco, R ERA: 3.22 (11, 1)	2.0		8	0	0	0	1	2	0	0	0	1	0	8	16	0.00	1.000

Philadelphia Phillies @ Tampa Bay Devil Rays
Tropicana Field, St. Petersburg, FL
 Tue Jul 20 1999, 12:35 PM EDT
 Att: 27,856 - Dome - 72 F

AB	46
R	5
H	12
RBI	5
BB	6
SO	7
LOB	26



PITCHER	IP	WLS	BF	H	R	ER	SO	BB	IBB	HBP	BLK	WP	HR	S	P	ERA	WHIP
Steve Schrenk, R ERA: 4.76 (13, 1)	0.2	L	5	0	1	1	0	1	1	1	0	0	0	2	11	13.50	1.500

Philadelphia Phillies @ Milwaukee Brewers
 Milwaukee County Stadium, Milwaukee, WI

Wed Jul 21 1999, 8:05 PM EDT
 Att. 21,933 - Unknown - 86 F

AB	39
R	7
H	15
RBI	7
BB	5
SO	2
LOB	21



WP	2	PA	45
PB	0		
SB	0		
CS	0		

AB R H RBI BB SO LOB

5	2	3	1	0	0	0
5	1	2	1	0	0	2
5	2	4	2	0	0	0
1	1	0	0	1	0	2
3	0	1	1	0	0	3
5	0	2	0	0	0	2
4	0	1	0	1	0	3
5	0	1	2	0	0	2
2	1	1	0	3	0	0
3	0	0	0	0	1	4
1	0	0	0	0	1	3

Batter	1	2	3	4	5	6	7	8	9
Doug Glanville, R (1, 8) OBP: 0.389, SLG: 0.472	0-1 G4-3		0-0 B1		1-2 15 E, 23 1B, 15 E4, 1B		1-1 23 2B, 1B		0-1 WP, 2B, 1B
Ron Gant, R (1, 7) OBP: 0.357, SLG: 0.442	3-2 G4-3		2-1 23 1B, 1B		3-0 F9		3-1 F9		2-0 SAFE, 23 1B, 2B, 1-H
23 Kevin Jordan, R (1, 4) OBP: 0.370, SLG: 0.440 (5, 5)	2-0 G6-3		1-0 G1-4-3, 1B		1-2 15 E4, 1B		1-1 SAFE, 15 1B, 2B, 1-H		2-2 WP, E, 1B, 2-H
Scott Rolen, R (1, 5) OBP: 0.357, SLG: 0.543 15 David Doster, R (5, PH) OBP: 0.344, SLG: 0.412 (5, 4)		4-1 1B, G3, BB	0-1 G1-4-3, 1-2f		1-1 E4, 1-2, 2-H		2-2 G4-3, 1B, 2-H		0-1 F9
Rico Brogna, L (1, 3) OBP: 0.331, SLG: 0.431		0-1 G3, 1B		1-0 G3-1		1-0 2B, 1B		2-2 SAFE, G4-3	1-2 L7
Kevin Sevcik, R (1, 9) OBP: 0.364, SLG: 0.427		1-0 F7		2-2 F7		0-0 1-H, 2B		2-2 G6-3	4-1 E, BB, 1-2
Gary Bennett, R (1, 2) OBP: 0.273, SLG: 0.308		2-1 G3		1-2 L8		2-2 P3		2-2 F9	1-1 E9, 1B, 1-3, 2-H
Alex Arias, R (1, 6) OBP: 0.397, SLG: 0.442		4-2 BB			0-2 SH5-4, 1B, 2B		4-0 IBB	2-1 F7	4-0 IBB
Robert Person, R (1, 1) Jim Poole, L (8, 1)		0-0 F8			0-1 SH5-4, 2-3		2-3 K	0-0 G5-3	1-3 K

Inning Stats	R: 0	H: 0	E: 0	K: 0	S: 6	R: 1	H: 1	E: 0	K: 0	S: 11	R: 0	H: 2	E: 0	K: 0	S: 6	R: 0	H: 0	E: 0	K: 0	S: 9	R: 1	H: 3	E: 1	K: 0	S: 16	R: 0	H: 2	E: 0	K: 1	S: 9	R: 2	H: 3	E: 0	K: 0	S: 18	R: 0	H: 0	E: 0	K: 0	S: 6	R: 3	H: 4	E: 1	K: 1	S: 21	1B: 11	SF: 0	2B: 4	SAC: 1	3B: 0	DP: 1	HR: 0	HBP: 0																	

PITCHER	IP	WLS	BF	H	R	ER	SO	BB	IBB	HBP	BLK	WP	HR	S	P	ERA	WHIP
Scott Karl, L (1, 1) ERA: 5.09	6.1	L	30	10	4	4	1	2	1	0	0	0	0	63	106	5.68	1.895
David Weathers, R (7, 1) ERA: 3.79	1.2		6	1	0	0	0	0	0	0	0	0	0	18	28	0.00	0.600
Jim Abbott, L (9, 1) ERA: 6.91	1.0		9	4	3	3	1	1	1	0	0	2	0	21	36	27.00	5.000

Batter	1	2	3	4	5	6	7	8	9	AB	R	H	RBI	BB	SO	LOB
Mark Loretta, R OBP: 0.371, SLG: 0.436 (1, 6) C X (9, 5)	0-1 G4-3 ①		0-1 F7 ②		1-0 2-H 1B ②			2-1 P6 ①		4	0	1	0	0	0	0
Ronnie Belliard, R OBP: 0.422, SLG: 0.477 (1, 4) C C C C C	1-3 K ②		3-2 3B ③		1-2 G4-3 ③			1-1 FC5 1B 1B		4	0	2	0	0	1	1
Jeff Cirillo, R OBP: 0.397, SLG: 0.441 Lou Collier, R OBP: 0.344, SLG: 0.407 (1, 5) B B C C C X (9, 6)	2-2 3B		1-3 K ③				2-2 G6-3 ①	0-1 FC5 1B		4	0	2	0	0	1	1
Alex Ochoa, R OBP: 0.451, SLG: 0.605 (1, 9) B B B B	4-0 BB			1-1 G6-3 ①		0-0 F8 ②		2-2 FC5 ②		3	0	0	0	1	0	2
Geoff Jenkins, L OBP: 0.382, SLG: 0.580 (1, 7) C X	0-1 F7 ③			1-3 K ②		4-1 BB		1-1 FC6-4 HBP		2	0	0	0	1	1	2
Marquis Grissom, R OBP: 0.346, SLG: 0.413 David Weathers, R OBP: 0.286, SLG: 0.167 Dave Nilsson, L OBP: 0.384, SLG: 0.592 Jim Abbott, L OBP: 0.095, SLG: 0.095 (1, 8) C B B B B B (7, 1) (8, PH) (9, 1)		2-3 K ①		0-0 S 1B ③		2-0 P3 ③		2-2 FC6-4 ③		3	0	1	0	0	1	1
Brian Banks, S OBP: 0.331, SLG: 0.371 (1, 2) X		0-0 P2 ②		3-3 SAFE K 1-2 ③			2-2 P3 ①		3-2 F8 ①	4	0	0	0	0	1	1
Sean Berry, R OBP: 0.298, SLG: 0.324 (1, 3) B X		1-0 P3 ③			0-0 SH2-4 1B ①		1-2 F8 ②		2-1 G5-3 ②	4	0	1	0	0	0	0
Scott Karl, L OBP: 0.195, SLG: 0.359 Rich Becker, L OBP: 0.388, SLG: 0.398 (1, 1) C B X (7, 8)			1-1 F8 ①		1-1 SH2-4 ①		2-2 G3 ③		2-1 G3 ③	1	0	0	0	0	0	0

Inning Stats	R: 0	H: 1	E: 0	K: 1	S: 10	R: 0	H: 0	E: 0	K: 1	S: 6	R: 0	H: 1	E: 0	K: 1	S: 11	R: 0	H: 2	E: 0	K: 0	S: 7	R: 0	H: 0	E: 0	K: 0	S: 6	R: 0	H: 0	E: 0	K: 0	S: 11	R: 0	H: 2	E: 1	K: 0	S: 13	R: 0	H: 0	E: 0	K: 0	S: 8	R: 0	H: 0	E: 0	K: 0	S: 8
	LOB: 2	BB: 1	P: 17	LOB: 0	BB: 0	P: 9	LOB: 1	BB: 0	P: 16	LOB: 1	BB: 0	P: 15	LOB: 1	BB: 0	P: 10	LOB: 1	BB: 1	P: 14	LOB: 0	BB: 1	P: 16	LOB: 3	BB: 0	P: 21	LOB: 0	BB: 0	P: 15	LOB: 0	BB: 0	P: 15	LOB: 0	BB: 0	P: 15	LOB: 0	BB: 0	P: 15	LOB: 0	BB: 0	P: 15	LOB: 0	BB: 0	P: 15	LOB: 0	BB: 0	P: 15
PITCHER	IP	WLS	BF	H	R	ER	SO	BB	IBB	HBP	BLK	WP	HR	S	P	ERA	WHIP																												
Robert Person, R ERA: 5.43 Jim Poole, L ERA: 2.96	(1, 1) (8, 1)	7.2 S	31 5	7 0	0 0	0 0	5 0	2 0	0 0	0 1	0 0	0 0	0 0	70 12	111 22	0.00 0.00	1.174 0.000																												


BOTTOM

Philadelphia Phillies @ Milwaukee Brewers
Milwaukee County Stadium, Milwaukee, WI

Wed Jul 21 1999, 8:05 PM EDT
Att: 21,933 - Unknown - 86 F

AB	32
R	0
H	7
RBI	0
BB	2
SO	5
LOB	11

livebaseballscorecards.com



WP: 0	PA: 36
PB: 0	SB: 1
CS: 0	

Batter	1	2	3	4	5	6	7	8	9	AB R H RBI BB SO LOB	TOP	
Doug Glanville, R (1, 8) OBP: 0.386, SLG: 0.467	0-1 G4-3		1-0 F9		0-3 K			0-1 F8		4 0 0 0 0 1 0		
Ron Gant, R (1, 7) OBP: 0.353, SLG: 0.436	1-1 G5-3		2-1 G5-3		1-2 F9			3-2 P5		4 0 0 0 0 0 0		
Bobby Abreu, L (1, 9) OBP: 0.412, SLG: 0.548	1-0 G6-3		4-2 23 WP 23 S BB		2-2 23 G6-4-3 1B			2-0 G4-3		3 0 1 0 1 0 0		
23 Kevin Jordan, R (1, 5) OBP: 0.362, SLG: 0.430 Steve Schrenk, R (6, 1) Rob Ducey, L (9, PH) OBP: 0.407, SLG: 0.521		1-1 L9	0-2 P9		1-2 1 SAFE 1 SAFE 1 SAFE G6-4-3 1-2f			2-2 L6		3 0 0 0 0 0 2 0 0 0 0 0 0 0 1 0 0 0 0 0 0		
Rico Brogna, L (1, 3) OBP: 0.335, SLG: 0.434		0-0 BB BB 1B		0-0 1B		0-0 CS 1B		3-2 L7		4 0 3 0 0 0 0		
Kevin Sevcik, R (1, 4) OBP: 0.360, SLG: 0.417		4-1 BB 1-2 BB		2-3 1 SAFE K		1-2 CS 1-2	0-0 F7	3-3 K		3 0 0 0 1 2 1		
Bobby Estalella, R (1, 2)		4-2 1-2 2-3 BB		1-0 F7		3-2 F8				2 0 0 0 1 0 1		
Domingo Cedeno, S (1, 6) OBP: 0.333, SLG: 0.424		2-3 K		1-0 G6-3		0-1 1B				3 0 1 0 0 1 4		
Randy Wolf, L (1, 1) OBP: 0.308, SLG: 0.250 15 David Doster, R (6, 5) OBP: 0.339, SLG: 0.404		1-1 F7		0-3 K		2-3 K				2 0 0 0 0 1 3 1 0 0 0 0 1 1		
Inning Stats	R: 0 E: 0 K: 0 S: 5 H: 0 LOB: 0 BB: 0 P: 7	R: 0 E: 0 K: 1 S: 13 H: 1 LOB: 3 BB: 2 P: 25	R: 0 E: 0 K: 0 S: 8 H: 0 LOB: 1 BB: 1 P: 15	R: 0 E: 0 K: 1 S: 6 H: 1 LOB: 1 BB: 0 P: 10	R: 0 E: 0 K: 2 S: 10 H: 0 LOB: 0 BB: 0 P: 11	R: 0 E: 0 K: 0 S: 11 H: 2 LOB: 0 BB: 0 P: 15	R: 0 E: 0 K: 1 S: 9 H: 1 LOB: 1 BB: 0 P: 14	R: 0 E: 0 K: 0 S: 6 H: 0 LOB: 0 BB: 0 P: 11	R: 0 E: 0 K: 1 S: 12 H: 0 LOB: 0 BB: 0 P: 20	1B: 5 2B: 0 3B: 0 HR: 0 SF: 0 SAC: 0 DP: 1 HBP: 0	WP: 1 PB: 0 SB: 1 CS: 1 PA: 34	
PITCHER	IP WLS BF H R ER SO BB IBB HBP BLK WP HR S P ERA WHIP											
Hideo Nomo, R (1, 1) ERA: 3.66	7.0 W 27 5 0 0 5 3 0 0 0 0 1 0 62 97 0.00 1.143											
Rocky Coppinger, R (8, 1) ERA: 8.06	2.0 6 0 0 0 1 0 0 0 0 0 0 0 18 31 0.00 0.000											

Philadelphia Phillies @ Milwaukee Brewers
 Milwaukee County Stadium, Milwaukee, WI

Thu Jul 22 1999, 2:05 PM EDT
 Att. 29,777 - Sunny - 80 F

AB	30
R	0
H	5
RBI	0
BB	3
SO	6
LOB	12



Batter	1	2	3	4	5	6	7	8	9
Mark Loretta, R OBP: 0.370, SLG: 0.433 (1, 6)	4-2 1B BB FC5-4 BB	2-1 FC4-6 1-2f		2-1 F8		0-0 SH1-3 1-2			
Ronnie Belliard, R OBP: 0.419, SLG: 0.470 (1, 4)	4-1 FC5-4 1B 1-2 BB	1-0 F7			3-2 G6-3	1-3 K			
Jeff Cirillo, R OBP: 0.396, SLG: 0.439 (1, 5)	1-1 FC5-4 1B 1-2 2-3	2-0 F8			1-0 G4-3		1-1 G5-3		
Dave Nilsson, L OBP: 0.382, SLG: 0.585 (1, 2)	0-0 P5		0-2 G3		4-2 BB		2-2 P3		
Alex Ochoa, R OBP: 0.446, SLG: 0.602 (1, 9)	2-1 FC5-4 BB 1-2f 2-3 3-H		3-1 2B		3-2 G1-3		3-2 F8		
Marquis Grissom, R OBP: 0.348, SLG: 0.410 (1, 8)	4-2 1B BB 1-2		0-0 P3			4-2 2B BB		2-1 G1-3	
Lou Collier, R OBP: 0.353, SLG: 0.431 (1, 7)	0-0 1B 1-2 2-H 3-H		0-1 P4			2-2 1B 2B 1-H		1-2 G1-3	
Sean Berry, R OBP: 0.297, SLG: 0.319 (1, 3)	1-1 F9			0-0 F9		2-0 L6		1-1 HBP	
Brian Banks, S OBP: 0.331, SLG: 0.371 (9, 3)									
Hideo Nomo, R OBP: 0.333, SLG: 0.433 (1, 1)									
Rocky Coppinger, R OBP: 0.500, SLG: 0.500 (8, 1)		3-2 FC4-6 1B		1-0 P6		3-1 SH1-3 1B 2-H		1-3 K	

Inning Stats	R: 3	H: 2	E: 0	K: 0	S: 14	LOB: 2	BB: 3	P: 30	R: 0	H: 1	E: 0	K: 0	S: 9	LOB: 1	BB: 0	P: 17	R: 0	H: 1	E: 0	K: 0	S: 9	LOB: 0	BB: 0	P: 12	R: 0	H: 0	E: 0	K: 0	S: 11	LOB: 1	BB: 1	P: 22	R: 2	H: 2	E: 0	K: 1	S: 13	LOB: 1	BB: 1	P: 25	R: 0	H: 0	E: 0	K: 0	S: 9	LOB: 0	BB: 0	P: 15	R: 0	H: 0	E: 0	K: 1	S: 11	LOB: 1	BB: 0	P: 16
PITCHER	IP	WLS	BF	H	R	ER	SO	BB	IBB	HBP	BLK	WP	HR	S	P	ERA	WHIP																																							
Randy Wolf, L ERA: 3.86 (1, 1)	5.1	L	27	6	5	5	0	5	0	0	0	0	0	56	108	8.44	2.062																																							
Steve Schrenk, R ERA: 3.24 (6, 1)	2.2		9	0	0	0	2	0	0	1	0	0	0	24	36	0.00	0.000																																							

BOTTOM


Philadelphia Phillies @ Milwaukee Brewers
Milwaukee County Stadium, Milwaukee, WI

Thu Jul 22 1999, 2:05 PM EDT
Att. 29,777 - Sunny - 80 F

AB	R	H	RBI	BB	SO	LOB
2	1	0	0	1	0	1
3	1	0	0	1	1	2
4	0	1	0	0	0	1
3	0	0	0	1	0	3
4	1	1	1	0	0	3
2	1	0	0	2	0	1
4	1	2	3	0	0	1
3	0	0	0	0	0	3
0	0	0	0	0	0	0
3	0	2	1	0	0	0
1	0	0	0	0	1	1

AB	29
R	5
H	6
RBI	5
BB	5
SO	2
LOB	16

WP: 0 PA: 36
PB: 0 SB: 0 CS: 0



Batter	1	2	3	4	5	6	7	8	9	AB R H RBI BB SO LOB	TOP											
Walt Weiss, S OBP: 0.309, SLG: 0.300 (1, 6)	0-0 F9	3-3 K		1-1 L4-3		1-1 G3-1			0-3 K	5 0 0 0 0 2 2												
Keith Lockhart, L OBP: 0.319, SLG: 0.324 (1, 4)	1-2 1B 1B	3-2 F7			1-0 P4			4-0 WP BB	1-1 F7	4 1 1 0 1 0 1												
Andrew Jones, R OBP: 0.356, SLG: 0.493 (1, 8)	0-2 1B 1-2 2B 1B		1-1 WP BB 1B		0-0 BB 1B			0-3 K	2-3 K	5 2 3 0 0 2 1												
Brian Jordan, R OBP: 0.357, SLG: 0.501 (1, 9)	1-1 P4		0-0 P3		1-3 K			0-3 K		4 0 0 0 0 2 5												
Ryan Klesko, L OBP: 0.387, SLG: 0.576 Mike Remlinger, L Rudy Seanez, R Russ Springer, R	0-0 HBP 2B 1B		4-2 WP BB		4-1 1B BB			1-1 P4		2 1 1 1 2 0 1 0												
Javy Lopez, R OBP: 0.372, SLG: 0.527 (1, 2)	2-2 2B HBP		1-3 K		0-0 1-2 2-H 1B			0-0 G5-3		3 1 1 1 0 1 2												
Randall Simon, L OBP: 0.370, SLG: 0.417 Otis Nixon, S Brian Hunter, R	0-1 2B		0-2 F7		1-1 F7			4-2 G4-3 BB		3 0 1 3 1 0 4 0 0 0 0 0 0 0 0 0 0 0 0 0 0												
Ozzie Guillen, L OBP: 0.274, SLG: 0.289 (1, 5)		1-1 SH3-2-4 1B		0-0 FC4-5 2B		0-2 G3		2-1 G4-3		4 0 2 0 0 0 1												
Kevin Millwood, R OBP: 0.186, SLG: 0.171 Gerald Williams, R		0-1 SH3-2-4		0-0 FC4-5 L4-3		0-1 F8		2 SAFE P7		2 0 0 0 0 0 1 1 0 0 0 0 0 2												
Inning Stats	R: 4 E: 0 K: 0 S: 14	H: 4 LOB: 1 BB: 0 P: 18	R: 0 E: 0 K: 1 S: 12	H: 1 LOB: 1 BB: 0 P: 19	R: 0 E: 0 K: 1 S: 13	H: 1 LOB: 2 BB: 1 P: 19	R: 0 E: 0 K: 0 S: 4	H: 1 LOB: 0 BB: 0 P: 5	R: 1 E: 0 K: 1 S: 9	H: 2 LOB: 2 BB: 1 P: 16	R: 0 E: 0 K: 0 S: 7	H: 0 LOB: 0 BB: 0 P: 8	R: 0 E: 0 K: 2 S: 9	H: 0 LOB: 1 BB: 1 P: 14	R: 0 E: 0 K: 0 S: 8	H: 0 LOB: 2 BB: 1 P: 15	R: 0 E: 0 K: 2 S: 8	H: 0 LOB: 0 BB: 0 P: 11	1B: 7 2B: 3 3B: 0 HR: 0	SF: 0 SAC: 1 DP: 1 HBP: 1	WP: 2 PB: 0 SB: 0 CS: 0	PA: 39
PITCHER	IP WLS BF H R ER SO BB IBB HBP BLK WP HR S P ERA WHIP																					
Curt Schilling, R ERA: 3.24 Amaury Telemaco, R ERA: 2.96 Steve Montgomery, R ERA: 3.18 Wayne Gomes, R ERA: 3.45	(1, 1) (6, 1) (8, 1) (9, 1)	5.0 2.0 1.0 1.0	WLS W H S	25 7 4 3	H 0 0 0	R 0 0 0	ER 5 0 0	SO 3 2 0 2	BB 2 1 1 0	IBB 0 0 0 0	HBP 1 0 0 0	BLK 0 0 0 0	WP 1 1 0 0	HR 0 0 0 0	S 52 16 8 8	P 77 22 15 11	ERA 9.00 0.00 0.00 0.00	WHIP 2.200 0.500 1.000 0.000				

Atlanta Braves @ Philadelphia Phillies
Veterans Stadium, Philadelphia, PA
Fri Jul 23 1999, 5:05 PM EDT
Sunny - 92 F

livebaseballscorecards.com

AB 33
R 5
H 9
RBI 5
BB 4
SO 7
LOB 20



Batter	1	2	3	4	5	6	7	8	9	AB R H RBI BB SO LOB	TOP	
Otis Nixon, S (1, 7) <small>OBP: 0.295, SLG: 0.222</small>	0-1 B1-3		0-0 CS 1B		1-1 B1-3			0-1 SH FC5-2 1B		4 0 2 0 0 0 0		
Bret Boone, R (1, 4) <small>OBP: 0.310, SLG: 0.395</small>	0-0 HR		2-2 F9		2-0 F7		1-1 SH FC5-2 WP		3 2 1 1 0 0 1			
Andruw Jones, R (1, 8) <small>OBP: 0.355, SLG: 0.489</small>	4-1 BB		1-2 P6		1-2 G6-3		1-1 FC5-2 WP		3 0 0 0 1 0 3			
Brian Hunter, R (1, 3) John Rocker, R (8, 1)	0-0 P3			3-1 P4		4-1 BB	2-3 3-H K		3 0 0 0 1 1 2 0 0 0 0 0 0 0			
Gerald Williams, R (1, 9) <small>OBP: 0.325, SLG: 0.431</small>	2-3 K			1-0 G6-3 2B		0-1 P5	0-0 P6		4 0 1 0 0 1 3			
Eddie Pérez, R (1, 2) <small>OBP: 0.279, SLG: 0.335</small>		1-3 K		2-1 G6-3		0-1 F8		0-0 G6-3 1B 2B	4 1 1 0 0 1 1			
Keith Lockhart, L (1, 5) <small>OBP: 0.317, SLG: 0.315</small>		4-2 FC6-4 BB		1-0 G3		1-3 K		0-2 G6-3	3 0 0 0 1 1 2			
Ozzie Guillen, L (1, 6) <small>OBP: 0.278, SLG: 0.293</small>		0-1 FC6-4		1-2 F8		1-0 1B		0-0 G6-4-3 1B	4 0 2 1 0 0 1			
Bruce Chen, L (1, 1) Randall Simon, L (8, 3) <small>OBP: 0.368, SLG: 0.415</small>	2-1 G6-3			0-1 F8		1-3 K		0-1 G6-4-3	3 0 0 0 0 1 2 1 0 0 0 0 0 1			
Inning Stats	R: 1 H: 1 E: 0 LOB: 1 K: 1 BB: 1 S: 9 P: 15	R: 0 H: 0 E: 1 LOB: 1 K: 1 BB: 1 S: 13 P: 20	R: 0 H: 1 E: 0 LOB: 0 K: 0 BB: 0 S: 7 P: 10	R: 0 H: 1 E: 0 LOB: 1 K: 0 BB: 0 S: 6 P: 13	R: 0 H: 0 E: 0 LOB: 0 K: 0 BB: 0 S: 7 P: 9	R: 0 H: 0 E: 0 LOB: 1 K: 0 BB: 1 S: 7 P: 14	R: 0 H: 1 E: 0 LOB: 1 K: 2 BB: 0 S: 9 P: 12	R: 1 H: 1 E: 1 LOB: 1 K: 1 BB: 0 S: 11 P: 15	R: 1 H: 2 E: 0 LOB: 0 K: 0 BB: 0 S: 8 P: 8	1B: 4 SF: 0 2B: 2 SAC: 1 3B: 0 DP: 1 HR: 1 HBP: 0	WP: 1 PA: 36 PB: 0 SB: 0 CS: 1	
PITCHER Anthony Shumaker, L (1, 1) <small>ERA: 1.13</small> Jim Poole, L (9, 1) <small>ERA: 3.18</small>	IP WLS BF H R ER SO BB IBB HBP BLK WP HR S P ERA WHIP 8.0 L 32 5 2 1 5 3 0 0 0 1 1 69 108 1.12 1.000											PITCHER IP WLS BF H R ER SO BB IBB HBP BLK WP HR S P ERA WHIP 1.0 4 2 1 1 0 0 0 0 0 0 0 8 8 9.00 2.000

Atlanta Braves @ Philadelphia Phillies
 Veterans Stadium, Philadelphia, PA
 Fri Jul 23 1999, 7:35 PM EDT
 Att. 32,673 - Unknown - 89 F

livebaseballscorecards.com

AB 32
R 3
H 7
RBI 2
BB 3
SO 5
LOB 16



Batter	1	2	3	4	5	6	7	8	9	AB	R	H	RBI	BB	SO	LOB
Doug Glanville, R OBP: 0.386, SLG: 0.465 (1, 8)	1-1 E5 S E		2-2 FC4-6 1-2 1B			2-3 K		1-2 SAFE BB 1B		4	1	2	0	0	1	0
Ron Gant, R OBP: 0.353, SLG: 0.432 (1, 7)	3-2 SAFE F7		0-2 F7			2-3 K		4-2 BB 1-2 2-3 BB		3	0	0	0	1	1	3
Bobby Abreu, L OBP: 0.409, SLG: 0.542 (1, 9)	0-1 G5-3 1-H		0-0 FC4-6 1-2f			1-3 K		0-3 K		4	0	0	0	0	2	5
23 Kevin Jordan, R OBP: 0.363, SLG: 0.434 (1, 5)	1-0 P8		1-2 G6-3			0-2 P4			1-1 BB 1B	4	0	1	0	0	0	0
Rico Brogna, L OBP: 0.333, SLG: 0.429 (1, 3)		1-0 F8	0-2 G5-4-3 1B			0-0 F7			0-1 F7	4	0	1	0	0	0	1
Kevin Sevcik, R OBP: 0.359, SLG: 0.416 (1, 4)		4-1 BB G6-4-3	0-0 G5-4-3 1-2f			0-2 L9			0-0 F8	3	0	0	0	1	0	2
Gary Bennett, R OBP: 0.254, SLG: 0.286 (1, 2)		0-2 SAFE G6-4-3 1-2f				1-2 G4-3			0-2 F8	4	0	0	0	0	0	2
Domingo Cedeno, S OBP: 0.314, SLG: 0.397 (1, 6)			0-0 F8			2-2 F9			1-3 K	3	0	0	0	0	1	0
Anthony Shumaker, L Alex Arias, R Jim Poole, L (1, 1) (8, PH) (9, 1)			4-0 BB 1B			1-3 K			2-2 BB 1B 1B	1	0	0	0	1	1	0
										1	0	1	0	0	0	0
										0	0	0	0	0	0	0

Inning Stats	R: 1	H: 0	E: 1	K: 0	S: 8	H: 0	LOB: 0	BB: 0	P: 13	R: 0	H: 0	E: 0	K: 0	S: 6	H: 0	LOB: 0	BB: 1	P: 11	R: 0	H: 1	E: 0	K: 0	S: 8	H: 1	LOB: 2	BB: 1	P: 14	R: 0	H: 0	E: 0	K: 1	S: 9	H: 0	LOB: 0	BB: 0	P: 13	R: 0	H: 0	E: 0	K: 3	S: 9	H: 0	LOB: 0	BB: 0	P: 14	R: 0	H: 0	E: 0	K: 0	S: 7	H: 0	LOB: 3	BB: 1	P: 29	R: 0	H: 2	E: 0	K: 2	S: 21	H: 1	LOB: 1	BB: 0	P: 8	R: 0	H: 1	E: 0	K: 0	S: 6	H: 1	LOB: 1	BB: 0	P: 8	1B: 5	2B: 0	3B: 0	HR: 0	SF: 0	SAC: 0	DP: 2	HBP: 0	WP: 0	PA: 34
PITCHER	IP	WLS	BF	H	R	ER	SO	BB	IBB	HBP	BLK	WP	HR	S	P	ERA	WHIP																																																																	
Bruce Chen, L ERA: 4.85 John Rocker, L ERA: 2.56	(1, 1) (8, 1)	7.2 S	28 6	4 1	1 0	0 0	5 1	2 1	0 0	0 0	0 0	0 0	0 0	69 12	99 18	0.00 0.00	0.783 1.500																																																																	

BOTTOM

Atlanta Braves @ Philadelphia Phillies
Veterans Stadium, Philadelphia, PA

Fri Jul 23 1999, 7:35 PM EDT
Att: 32,673 - Unknown - 89 F

AB	31
R	1
H	5
RBI	0
BB	3
SO	6
LOB	13



Batter	1	2	3	4	5	6	7	8	9	AB R H RBI BB SO LOB	TOP																
Walt Weiss, S (1, 6) OBP: 0.312, SLG: 0.300	2-2 10 BB 1B		3-2 F7		2-1 G3		4-2 WP S BB			3 0 1 0 1 0 0																	
Bret Boone, R (1, 4) OBP: 0.309, SLG: 0.394	1-2 10 BB 1B		1-2 P4		0-0 G4-3		3-3 SAFE K			4 0 1 0 0 1 1																	
10 Chipper Jones, S (1, 5) OBP: 0.429, SLG: 0.589	4-2 FC6-4 BB		0-3 K		2-1 G4-3			1-0 G4-3		3 0 0 0 1 1 0																	
Brian Jordan, R (1, 9) OBP: 0.354, SLG: 0.496	1-3 K			0-2 G5-3		1-3 K		2-2 F9		4 0 0 0 0 2 3																	
Ryan Klesko, L (1, 7) OBP: 0.388, SLG: 0.585	2-0 P3			2-0 F9		1-1 HR		1-2 S HBP		3 1 1 1 0 0 3																	
Otis Nixon, S (8, PR) OBP: 0.295, SLG: 0.222										0 0 0 0 0 0 0																	
Javy Lopez, R (1, 2) OBP: 0.375, SLG: 0.533	1-2 FC6-4			0-0 HR		0-1 1B		1-0 P9		3 1 2 0 0 0 3																	
Eddie Pérez, R (6, PR) OBP: 0.278, SLG: 0.333										1 0 0 0 0 0 1																	
Andrew Jones, R (1, 8) OBP: 0.356, SLG: 0.496					0-1 HR		3-2 P3		4-2 G5-4-3 BB	3 1 1 2 1 0 1	AB 32 R 3 H 6 RBI 3 BB 3 SO 6 LOB 13																
Randall Simon, L (1, 3) OBP: 0.360, SLG: 0.405					2-2 P4				1-1 G5-4-3	4 0 0 0 0 0 1																	
29 John Smoltz, R (1, 1) OBP: 0.324, SLG: 0.472									1-1 G3	2 0 0 0 0 0 2 0																	
Mike Remlinger, L (6, 1)										0 0 0 0 0 0 0 0																	
Russ Springer, R (6, 1)										0 0 0 0 0 0 0 0																	
Keith Lockhart, L (7, PH) OBP: 0.314, SLG: 0.312										1 0 0 0 0 0 0 0																	
Micah Bowie, L (7, 1)										0 0 0 0 0 0 0 0																	
Ozzie Guillen, L (8, PH) OBP: 0.277, SLG: 0.291										1 0 0 0 0 0 0 0																	
Inning Stats	R: 0 E: 0 K: 1 S: 16	H: 2 LOB: 3 BB: 1 P: 27	R: 0 E: 0 K: 1 S: 5	H: 0 LOB: 0 BB: 0 P: 7	R: 0 E: 0 K: 1 S: 12	H: 0 LOB: 0 BB: 0 P: 16	R: 2 E: 0 K: 0 S: 10	H: 2 LOB: 0 BB: 0 P: 14	R: 0 E: 0 K: 1 S: 7	H: 0 LOB: 0 BB: 0 P: 12	R: 1 E: 0 K: 1 S: 14	H: 2 LOB: 1 BB: 0 P: 21	R: 0 E: 0 K: 1 S: 10	H: 0 LOB: 1 BB: 1 P: 20	R: 0 E: 0 K: 0 S: 7	H: 0 LOB: 2 BB: 0 P: 12	R: 0 E: 0 K: 0 S: 6	H: 0 LOB: 0 BB: 1 P: 12	1B: 3 2B: 1 3B: 0 HR: 2	SF: 0 SAC: 0 DP: 1 HBP: 1	WP: 1 PB: 0 SB: 2 CS: 0	PA: 36					
PITCHER	IP WLS BF H R ER SO BB IBB HBP BLK WP HR S P ERA WHIP																										
Chad Ogea, R (1, 1) ERA: 5.22	6.0		25	6	3	3	5	1	0	0	0	0	2	64	97	4.50	1.167										
Steve Montgomery, R (7, 1) ERA: 3.03	1.2	W	6	0	0	0	1	1	0	0	0	1	0	14	27	0.00	0.600										
Jim Poole, L (8, 1) ERA: 3.18	0.0		1	0	0	0	0	0	0	1	0	0	0	2	3	∞	∞										
Wayne Gomes, R (8, 1) ERA: 3.35	1.1	S	4	0	0	0	0	1	0	0	0	0	0	7	14	0.00	0.750										

Atlanta Braves @ Philadelphia Phillies
Veterans Stadium, Philadelphia, PA
Sat Jul 24 1999, 7:05 PM EDT
Att. 30,167 - Cloudy - 90 F

livebaseballscorecards.com



Batter	1	2	3	4	5	6	7	8	9	AB	R	H	RBI	BB	SO	LOB
Doug Glanville, R OBP: 0.387, SLG: 0.468 (1, 8)	2-1 G4-3		1-2 G5-3			0-0 1B 2B	0-2 1B			4	2	2	0	0	0	0
Ron Gant, R OBP: 0.355, SLG: 0.433 (1, 7)	3-1 F9			0-0 P4		1-2 1B 23 1B	3-2 1B			4	0	2	0	0	0	0
Bobby Abreu, L OBP: 0.415, SLG: 0.547 (1, 9)	0-0 1B			4-0 23 E BB		2-0 23 1B 1B	1-2 G4-6-3 1B			3	1	3	2	1	0	0
23 Kevin Jordan, R OBP: 0.360, SLG: 0.429 (1, 5)	3-2 F9			0-2 E4 G6-4-3		3-H 1-1 FC3-6 1B 1B	1-1 P4			4	1	1	0	0	0	4
Rico Brogna, L OBP: 0.333, SLG: 0.427 (1, 3)		0-0 G6-3		0-1 G6-4-3		0-0 FC3-6 1B	1-1 G4-6-3			4	0	1	1	0	0	4
Marlon Anderson, L OBP: 0.278, SLG: 0.359 15 David Doster, R OBP: 0.339, SLG: 0.404 (1, 4) (9, 4)		1-2 G4-3			2-0 2B	0-0 FC3-6 BB 1B		1-2 G4-3		4	0	1	0	0	0	2
Gary Bennett, R OBP: 0.254, SLG: 0.283 (1, 2)		2-2 G4-3			0-2 F8	2-2 SAFE BB 1B		1-1 L9		4	0	1	1	0	0	1
Alex Arias, R OBP: 0.389, SLG: 0.427 (1, 6)			0-1 F7		2-2 F8	4-2 BB		1-2 G4-3		3	0	0	0	1	0	1
Chad Ogea, R OBP: 0.198, SLG: 0.091 Kevin Sheck, R OBP: 0.357, SLG: 0.413 Steve Montgomery, R OBP: 1.000, SLG: 1.000 Jim Poole, L Wayne Gomes, R Rob Ducey, L OBP: 0.397, SLG: 0.505 (1, 1) (6, PH) (7, 1) (8, 1) (8, 1) (8, 7)			0-3 K		1-2 L3	0-3 K				2	0	0	0	0	1	1

Inning Stats	R: 0	H: 1	E: 0	LOB: 1	K: 0	BB: 0	S: 10	R: 0	H: 0	E: 0	LOB: 0	K: 0	BB: 0	S: 9	R: 0	H: 0	E: 0	LOB: 0	K: 1	BB: 0	S: 8	R: 0	H: 0	E: 1	LOB: 1	K: 0	BB: 1	S: 7	R: 0	H: 1	E: 0	LOB: 1	K: 0	BB: 0	S: 10	R: 3	H: 6	E: 0	LOB: 3	K: 1	BB: 1	S: 19	R: 1	H: 3	E: 0	LOB: 1	K: 0	BB: 0	S: 13	R: 0	H: 0	E: 0	LOB: 0	K: 0	BB: 0	S: 10	1B: 9	SF: 0	2B: 2	SAC: 0	3B: 0	DP: 2	HR: 0	HBP: 0	WP: 0	PA: 35
29 John Smoltz, R ERA: 3.5 (1, 1)	IP	WLS	BF	H	R	ER	SO	BB	IBB	HBP	BLK	WP	HR	S	P	ERA	WHIP																																																	
Mike Remlinger, L ERA: 2.64 (6, 1)	0.2	B	5	3	0	0	0	1	0	0	0	0	0	11	18	0.00	6.000																																																	
Russ Springer, R ERA: 5.18 (6, 1)	0.1		1	0	0	0	1	0	0	0	0	0	0	3	3	0.00	0.000																																																	
Micah Bowie, L ERA: 4.5 (7, 1)	2.0	L	8	3	1	1	0	0	0	0	0	0	0	23	32	4.50	1.500																																																	

BOTTOM

Atlanta Braves @ Philadelphia Phillies
Veterans Stadium, Philadelphia, PA
Sat Jul 24 1999, 7:05 PM EDT
Att: 30,167 - Cloudy - 90 F

livebaseballscorecards.com

AB	33
R	4
H	11
RBI	4
BB	2
SO	2
LOB	16



Batter	1	2	3	4	5	6	7	8	9	10	AB	R	H	RBI	BB	SO	LOB	TOP						
Ozzie Guillen, L OBP: 0.276, SLG: 0.296 (1, 6)	F7		L6		SH1-4		PB 1-H 2B		P8		4	0	1	1	0	0	1	Atlanta Braves @ Philadelphia Phillies Veterans Stadium, Philadelphia, PA Sun Jul 25 1999, 1:35 PM EDT Att: 25,659 - Sunny - 92 F						
Bret Boone, R OBP: 0.305, SLG: 0.388 Rudy Seanez, R John Rocker, R	P3		G4-3		F7		G5-3		G5-3		5	0	0	0	0	0	3							
10 Chipper Jones, S OBP: 0.431, SLG: 0.596 (1.5)			F7		F7						3	1	1	1	2	0	1							
Ryan Klesko, L Otis Nixon, S OBP: 0.293, SLG: 0.221 (1, 7) (7, 7)	L3						G4-3		G1-3		4	1	1	1	0	0	3							
Andruw Jones, R OBP: 0.361, SLG: 0.507 (1, 8)											4	1	3	1	1	0	0							
Randall Simon, L Brian Hunter, R OBP: 0.363, SLG: 0.430 OBP: 0.339, SLG: 0.438 (1, 3) (8, 3)											4	1	2	1	0	1	1							
Gerald Williams, R OBP: 0.322, SLG: 0.425 (1, 9)											5	0	1	0	0	1	2							
Eddie Pérez, R OBP: 0.283, SLG: 0.333 (1, 2)											3	1	1	0	0	1	1							
Tom Glavine, L OBP: 0.182, SLG: 0.186 Keith Lockhart, L OBP: 0.320, SLG: 0.318 (1, 1) (9, PH) (9, 4)											3	0	1	0	0	1	3							
											1	0	1	0	0	0	0							
Inning Stats	R: 0 E: 0 K: 0 S: 8	H: 0 LOB: 1 BB: 1 P: 14	R: 0 E: 0 K: 0 S: 13	H: 1 LOB: 2 BB: 0 P: 19	R: 0 E: 0 K: 0 S: 6	H: 0 LOB: 0 BB: 0 P: 8	R: 2 E: 0 K: 0 S: 8	H: 4 LOB: 0 BB: 0 P: 11	R: 0 E: 0 K: 0 S: 9	H: 1 LOB: 1 BB: 0 P: 12	R: 1 E: 0 K: 2 S: 12	H: 1 LOB: 0 BB: 0 P: 14	R: 0 E: 0 K: 1 S: 12	H: 2 LOB: 2 BB: 1 P: 22	R: 0 E: 0 K: 0 S: 5	H: 1 LOB: 0 BB: 0 P: 9	R: 0 E: 0 K: 1 S: 10	H: 1 LOB: 1 BB: 0 P: 13	R: 1 E: 0 K: 0 S: 3	H: 1 LOB: 1 BB: 2 P: 11	1B: 6 2B: 2 3B: 0 HR: 4	SF: 0 SAC: 1 DP: 1 HBP: 1	WP: 0 PB: 1 SB: 0 CS: 2	PA: 43
PITCHER	IP WLS BF H R ER SO	IP WLS BF H R ER SO	IP WLS BF H R ER SO	IP WLS BF H R ER SO	IP WLS BF H R ER SO	IP WLS BF H R ER SO	IP WLS BF H R ER SO	IP WLS BF H R ER SO	IP WLS BF H R ER SO	IP WLS BF H R ER SO	IP WLS BF H R ER SO	IP WLS BF H R ER SO	IP WLS BF H R ER SO	IP WLS BF H R ER SO	IP WLS BF H R ER SO	IP WLS BF H R ER SO	IP WLS BF H R ER SO	IP WLS BF H R ER SO	IP WLS BF H R ER SO	ERA WHIP	ERA WHIP			
Paul Byrd, R ERA: 4.1 (1, 1)	6.0	25	7	3	3	2	0	0	0	0	4.50	1.333												
Scott Aldred, L ERA: 5.33 (7, 1)	1.0	6	2	1	1	1	0	0	0	0	9.00	2.000												
Amaury Telemaco, R ERA: 2.84 (8, 1)	1.0	3	1	0	0	0	0	0	0	0	0.00	1.000												
Steve Montgomery, R ERA: 3.11 (9, 1)	2.0	L 9	2	1	1	1	2	0	0	0	4.50	2.000												

livebaseballscorecards.com

AB	37
R	5
H	12
RBI	5
BB	4
SO	4
LOB	15



BOTTOM

Atlanta Braves @ Philadelphia Phillies
Veterans Stadium, Philadelphia, PA

Sun Jul 25 1999, 1:35 PM EDT
Att. 25,659 - Sunny - 92 F

livebaseballscorecards.com

AB	36
R	4
H	8
RBI	3
BB	3
SO	4
LOB	14



WP:	0	PA:	39
PB:	0		
SB:	1		
CS:	0		

AB R H RBI BB SO LOB

4	1	0	0	1	0	1
4	0	1	3	1	0	1
5	0	1	0	0	2	2
4	1	2	0	0	0	1
4	0	1	0	0	0	1
3	0	1	0	1	0	1
4	1	0	0	0	0	3
4	0	1	0	0	1	2
1	0	0	0	0	1	0
1	0	1	0	0	0	0
0	0	0	0	0	0	0
0	0	0	0	0	0	0
1	1	0	0	0	0	2
0	0	0	0	0	0	0
1	0	0	0	0	0	0

1B:	6	SF:	0
2B:	2	SAC:	0
3B:	0	DP:	2
HR:	0	HBP:	0

Batter	1	2	3	4	5	6	7	8	9	10
Doug Glanville, R OBP: 0.384, SLG: 0.464 (1, 8)	L9		G4-3			FC1-4		2B		L7
Ron Gant, R OBP: 0.356, SLG: 0.433 (1, 7)	P3			G5-3		G1-3		2B		
Bobby Abreu, L OBP: 0.412, SLG: 0.541 (1, 9)	K			G6-3			G6-4-3	G4-3		K
23 Kevin Jordan, R OBP: 0.364, SLG: 0.438 (1, 5)		1B		G3-1			G6-4-3		BB	
Rico Brogna, L OBP: 0.332, SLG: 0.425 (1, 3)					G4-3		G4-3		L6	
Mike Lieberthal, R OBP: 0.378, SLG: 0.562 (1, 2)						F7		FC5-4		
Alex Arias, R OBP: 0.381, SLG: 0.417 (1, 6)					G4-3			FC6-4	F9	
Marlon Anderson, L OBP: 0.278, SLG: 0.358 (1, 4)					G6-3		G3			K
Paul Byrd, R OBP: 0.299, SLG: 0.179 (1, 1)										
Kevin Seifick, R OBP: 0.361, SLG: 0.417 (6, PH)										
Scott Aldred, L OBP: 0.250, SLG: 0.100 (7, 1)										
Amaury Telemaco, R OBP: 0.310, SLG: 0.391 (8, 1)										
Domingo Cedeno, S OBP: 0.278, SLG: 0.358 (8, PH)										
Steve Montgomery, R OBP: 1.000, SLG: 1.000 (9, 1)										
15 David Doster, R OBP: 0.333, SLG: 0.333 (10, PH)										

Inning Stats	R: 0	H: 0	E: 0	K: 1	S: 9	R: 1	H: 2	E: 0	K: 0	S: 12	R: 0	H: 0	E: 0	K: 1	S: 9	R: 0	H: 0	E: 0	K: 0	S: 4	R: 0	H: 0	E: 0	K: 0	S: 7	R: 0	H: 1	E: 0	K: 0	S: 10	R: 0	H: 1	E: 0	K: 0	S: 7	R: 3	H: 3	E: 0	K: 0	S: 16	R: 0	H: 1	E: 0	K: 1	S: 11	R: 0	H: 0	E: 0	K: 1	S: 5	1B: 6	SF: 0	2B: 2	3B: 0	HR: 0	WP: 0	PA: 39
--------------	------	------	------	------	------	------	------	------	------	-------	------	------	------	------	------	------	------	------	------	------	------	------	------	------	------	------	------	------	------	-------	------	------	------	------	------	------	------	------	------	-------	------	------	------	------	-------	------	------	------	------	------	-------	-------	-------	-------	-------	-------	--------

PITCHER	IP	WLS	BF	H	R	ER	SO	BB	IBB	HBP	BLK	WP	HR	S	P	ERA	WHIP
Tom Glavine, L ERA: 4.13 (1, 1)	8.0		30	7	4	4	2	1	0	0	0	0	0	74	118	4.50	1.000
Rudy Seanez, R ERA: 2.44 (9, 1)	0.2		4	1	0	0	0	1	0	0	0	0	0	7	12	0.00	3.000
John Rocker, L ERA: 2.49 (9, 1)	1.1	W	5	0	0	0	2	1	0	0	0	0	0	9	14	0.00	0.750

Batter	1	2	3	4	5	6	7	8	9	AB R H RBI BB SO LOB	TOP										
Luis Castillo, S OBP: 0.372, SLG: 0.346 (1, 4)	4-1 S 1B BB	4-1 BB			4-2 1B BB		1-0 FC1-4 1B 1-2f			1 1 0 0 3 0 1											
Alex Gonzalez, R OBP: 0.305, SLG: 0.432 (1, 6)	1-3 SAFE K 1-2	2-3 K			2-2 P6		0-1 G4-6-3 1B			4 0 1 0 0 2 4											
Bruce Aven, R OBP: 0.377, SLG: 0.489 (1, 7) (8, 8)	1-1 1B 2-H				0-0 1B		0-0 G4-6-3 1-2f			4 0 2 1 0 1 2											
Kevin Millar, R OBP: 0.402, SLG: 0.484 (1, 3)	0-1 F9				1-1 F9		0-0 P6			4 0 1 0 0 0 3											
Mark Kotsay, L OBP: 0.307, SLG: 0.400 Dave Berg, R OBP: 0.368, SLG: 0.387 (1, 9) (8, 7)	3-1 1B				2-1 G3-1		2-3 K			4 0 1 0 0 1 3 0 0 0 0 0 0 0											
Preston Wilson, R OBP: 0.350, SLG: 0.538 Tim Hyers, L OBP: 0.352, SLG: 0.405 (1, 8) (8, 9)	1-1 P5				1-3 K		1-3 K			4 0 0 0 0 2 3 0 0 0 0 0 0 0											
Mike Lowell, R OBP: 0.342, SLG: 0.371 (1, 5)					0-2 G6-3		0-0 G5-3			4 0 0 0 0 1 0											
Mike Redmond, R OBP: 0.375, SLG: 0.319 (1, 2)					2-0 G6-3		0-3 K			4 0 1 0 0 1 0											
Vladimir Nunez, R Archie Corbin, R Hector Almonte, R Chris Clapinski, S Vic Darenbourg, L Danny Bautista, R OBP: 0.429, SLG: 0.333 (7, PH) (7, 1) (8, PH)					1-3 K		1-1 FC1-4 1B			1 0 0 0 0 0 1 1 0 0 0 0 1 0 0 0 0 0 0 0 0 1 0 1 0 0 0 0 0 0 0 0 0 0 0 1 0 0 0 0 1 0											
Inning Stats	R: 1 E: 0 K: 1 S: 12	H: 2 LOB: 2 BB: 1 P: 22	R: 0 E: 0 K: 1 S: 16	H: 1 LOB: 2 BB: 1 P: 27	R: 0 E: 0 K: 1 S: 9	H: 1 LOB: 1 BB: 0 P: 12	R: 0 E: 0 K: 1 S: 7	H: 0 LOB: 0 BB: 0 P: 10	R: 0 E: 0 K: 2 S: 7	H: 0 LOB: 0 BB: 0 P: 8	R: 0 E: 0 K: 0 S: 6	H: 2 LOB: 1 BB: 0 P: 8	R: 0 E: 0 K: 2 S: 11	H: 0 LOB: 0 BB: 0 P: 14	R: 0 E: 0 K: 2 S: 7	H: 0 LOB: 0 BB: 0 P: 8	1B: 7 2B: 0 3B: 0 HR: 0	SF: 0 SAC: 0 DP: 1 HBP: 0	WP: 0 PB: 0 SB: 1 CS: 0	PA: 36	
PITCHER Robert Person, R ERA: 4.95 Steve Schrenk, R ERA: 2.89 (1, 1) (9, 1)	IP 8.0 1.0	WLS W 3	BF 33 3	H 7 0	R 1 0	ER 1 0	SO 8 2	BB 3 0	IBB 0 0	HBP 0 0	BLK 0 0	WP 0 0	HR 0 0	S 78 7	P 120 8	ERA 1.12 0.00	WHIP 1.250 0.000				

Florida Marlins @ Philadelphia Phillies
Veterans Stadium, Philadelphia, PA
Mon Jul 26 1999, 7:35 PM EDT
Att. 16,047 - Unknown - 91 F

livebaseballscorecards.com

AB 33
R 1
H 7
RBI 1
BB 3
SO 10
LOB 17



Batter	1	2	3	4	5	6	7	8	9	AB	R	H	RBI	BB	SO	LOB
Kevin Seifick, R (1, 8) OBP: 0.362, SLG: 0.408	4-1 BB S BB	1-0 G5-3		2-2 G5-3		1-0 L4	1-1 FC5-4 1-2 HBP			3	0	0	0	1	0	2
Ron Gant, R (1, 7) OBP: 0.356, SLG: 0.433	3-3 K 1-2		1-0 S 1B		3-2 2B 23 3B 1B	2-3 K	2-1 FC5-4 1B 23 2B			5	3	2	1	0	2	3
Bobby Abreu, L (1, 9) OBP: 0.417, SLG: 0.547 Rob Ducey, L (8, 9) OBP: 0.397, SLG: 0.505	3-2 F7		1 SAFE 1 SAFE 1B BB	4-1 1B BB	3-0 23 3B 2B	1-2 23 1B 1B	3-2 23 2B 1B			4	2	3	1	1	0	1
23 Kevin Jordan, R (1, 5) OBP: 0.371, SLG: 0.463	0-1 F7		2-3 K		0-0 WP 3B	1-1 1B 1B	0-0 1B 2B			5	1	3	3	0	1	3
Rico Brogna, L (1, 3) OBP: 0.335, SLG: 0.435		3-1 HR	2-2 1B		3-3 K	3-1 1B	0-2 F7			5	1	3	3	0	1	2
Mike Lieberthal, R (1, 2) OBP: 0.375, SLG: 0.556 Gary Bennett, R (9, 2) OBP: 0.254, SLG: 0.283		1-1 F9	0-3 K		0-1 1B 1B	2-2 G5-3		0-0 G4-3		5	0	1	0	0	1	4
Marlon Anderson, L (1, 4) OBP: 0.277, SLG: 0.360 15 David Doster, R (8, 4) OBP: 0.328, SLG: 0.389		3-3 K SH5-4 BLK	3-1 G3		0-1 F8 1B		1-0 1B FC5-4 2B	2-0 F8		4	1	1	0	0	1	3
Alex Arias, R (1, 6) OBP: 0.381, SLG: 0.413		4-1 SH5-4 1-2 BB		1-0 G5-3	2-2 1B		1-1 P6	0-2 G5-3		4	0	1	0	1	0	1
Robert Person, R (1, 1) OBP: 0.067, SLG: 0.067 Steve Schrenk, R (9, 1)		0-0 SH5-4		2-3 K	1-3 K		1-2 FC5-4 1B 1B			3	1	1	0	0	2	2

Inning Stats	R: 0	H: 0	E: 0	K: 10	S: 10	R: 1	H: 1	E: 0	K: 10	S: 10	R: 1	H: 2	E: 0	K: 2	S: 14	R: 0	H: 0	E: 0	K: 1	S: 8	R: 3	H: 5	E: 0	K: 2	S: 21	R: 1	H: 3	E: 0	K: 15	R: 3	H: 4	E: 0	K: 0	S: 19	R: 0	H: 0	E: 0	K: 0	S: 5	1B: 10	2B: 3	3B: 1	HR: 1	SF: 0	SAC: 1	DP: 0	HBP: 1	WP: 2	PB: 0	SB: 2	CS: 0
--------------	------	------	------	-------	-------	------	------	------	-------	-------	------	------	------	------	-------	------	------	------	------	------	------	------	------	------	-------	------	------	------	-------	------	------	------	------	-------	------	------	------	------	------	--------	-------	-------	-------	-------	--------	-------	--------	-------	-------	-------	-------

PITCHER	IP	WLS	BF	H	R	ER	SO	BB	IBB	HBP	BLK	WP	HR	S	P	ERA	WHIP
Vladimir Nunez, R (1, 1) ERA: 3.32	2.2	L	15	3	2	2	4	3	0	0	1	1	0	32	63	6.75	2.250
Archie Corbin, R (3, 1) ERA: 8.0	2.1		12	5	3	3	3	0	0	0	0	1	0	31	51	11.57	2.143
Hector Almonte, R (6, 1) ERA: 9.0	1.0		6	3	1	1	1	0	0	0	0	0	0	15	25	9.00	3.000
Vic Darenbourg, L (7, 1) ERA: 8.59	2.0		11	4	3	3	0	0	0	1	0	0	0	24	35	13.50	2.000


BOTTOM

Florida Marlins @ Philadelphia Phillies
Veterans Stadium, Philadelphia, PA

Mon Jul 26 1999, 7:35 PM EDT
Att: 16,047 - Unknown - 91 F

livebaseballscorecards.com

AB	39
R	9
H	15
RBI	8
BB	3
SO	8
LOB	21



WP	HR	S	P	ERA	WHIP
2	0	0	44		

Batter	1	2	3	4	5	6	7	8	9	AB	R	H	RBI	BB	SO	LOB	TOP					
Luis Castillo, S OBP: 0.369, SLG: 0.343 Dave Berg, R OBP: 0.364, SLG: 0.381	G4-3		FC5-4		F8			G5-3		3	0	0	1	0	0	3						
Alex Gonzalez, R OBP: 0.306, SLG: 0.433	G3		2B					L5		4	1	1	0	1	0	2						
Bruce Aven, R OBP: 0.382, SLG: 0.493	1B	1B	HBP		G5-3			G5-3		4	1	2	0	0	0	0						
Kevin Millar, R OBP: 0.402, SLG: 0.482	1B	1B	K		1B			P3		5	1	2	1	0	1	2						
Mark Kotsay, L OBP: 0.311, SLG: 0.403	1B	1B	K		1B			G3		5	1	3	0	0	1	2						
Danny Bautista, R OBP: 0.283, SLG: 0.405	1B	1B	1B		F8			G3		5	1	2	2	0	0	4						
Mike Lowell, R OBP: 0.340, SLG: 0.363	1B	BB	K		F9			F9		3	1	0	0	1	1	5						
Mike Redmond, R OBP: 0.372, SLG: 0.313	G3	1B	BB		F9			P4		3	0	0	0	1	0	1						
Alex Fernandez, R OBP: 0.250, SLG: 0.393 Tim Hyers, L OBP: 0.348, SLG: 0.400 Brian Edmondson, R OBP: 0.400, SLG: 0.600 Jesus Sanchez, L OBP: 0.167, SLG: 0.091 Antonio Alfonseca, R	G3	1B	FC5-4		K			K		3	0	2	1	0	1	0						
Inning Stats	R: 6 E: 0 K: 0 S: 25	H: 5 LOB: 2 BB: 3 P: 44	R: 0 E: 0 K: 2 S: 14	H: 1 LOB: 2 BB: 0 P: 20	R: 0 E: 0 K: 0 S: 7	H: 2 LOB: 2 BB: 0 P: 10	R: 0 E: 0 K: 1 S: 12	H: 2 LOB: 2 BB: 0 P: 20	R: 0 E: 0 K: 1 S: 8	H: 0 LOB: 0 BB: 0 P: 14	R: 0 E: 0 K: 0 S: 4	H: 0 LOB: 0 BB: 0 P: 7	R: 0 E: 0 K: 0 S: 10	H: 1 LOB: 1 BB: 0 P: 12	R: 0 E: 0 K: 1 S: 9	H: 0 LOB: 0 BB: 0 P: 13	R: 0 E: 0 K: 0 S: 6	H: 1 LOB: 1 BB: 0 P: 11	1B: 10 2B: 2 3B: 0 HR: 0	SF: 0 SAC: 0 DP: 0 HBP: 1	WP: 1 PB: 0 SB: 1 CS: 0	PA: 42
PITCHER	IP	WLS	BF	H	R	ER	SO	BB	IBB	HBP	BLK	WP	HR	S	P	ERA	WHIP					
Randy Wolf, L ERA: 4.47	(1, 1)	5.0	L	28	10	6	6	4	3	0	1	0	0	66	108	10.80	2.600					
Scott Aldred, L ERA: 4.76	(6, 1)	3.0		10	1	0	1	0	0	0	0	0	0	23	32	0.00	0.333					
Amaury Telemaco, R ERA: 2.73	(9, 1)	1.0		4	1	0	0	0	0	0	0	0	0	6	11	0.00	1.000					

Florida Marlins @ Philadelphia Phillies
Veterans Stadium, Philadelphia, PA

Tue Jul 27 1999, 7:35 PM EDT
Att. 18,282 - Unknown - 92 F

livebaseballscorecards.com

AB	38
R	6
H	12
RBI	5
BB	3
SO	5
LOB	19



BOTTOM

Florida Marlins @ Philadelphia Phillies
Veterans Stadium, Philadelphia, PA
 Tue Jul 27 1999, 7:35 PM EDT
 Att: 18,282 - Unknown - 92 F

livebaseballscorecards.com

AB	33
R	2
H	7
RBI	2
BB	4
SO	2
LOB	17



WP: 0	PA: 37
PB: 0	
SB: 0	
CS: 0	

AB R H RBI BB SO LOB

4 0 0 0 1 0 3
 3 0 0 0 0 0 1
 0 0 0 0 0 0 0
 1 0 0 0 0 1 0
 0 0 0 0 0 0 0

3 0 1 0 1 0 1

4 0 1 0 0 0 2

4 1 0 0 0 0 2

4 1 3 1 0 0 0

2 0 1 1 2 0 1

4 0 1 0 0 0 4

1 0 0 0 0 0 0
 3 0 0 0 0 1 3

1B: 6 SF: 0
 2B: 0 SAC: 0
 3B: 0 DP: 1
 HR: 1 HBP: 0

Batter	1	2	3	4	5	6	7	8	9
Doug Glanville, R (1, 8) OBP: 0.382, SLG: 0.459	0-1 F8		4-1 FC6-4 BB		1-2 L7		0-0 F9		1-0 G6-3
Ron Gant, R (1, 7) OBP: 0.353, SLG: 0.429 Scott Aldred, L (6, 1)	0-0 F7		2-2 FC6-4		1-2 P3			1-3 K	
Kevin Seifick, R (8, PH) OBP: 0.360, SLG: 0.405 Amaury Telemaco, R (9, 1)			1-2f						
Bobby Abreu, L (1, 9) OBP: 0.418, SLG: 0.545	3-2 L7		1-0 F7			4-2 G1-6-3 BB		0-0 1B	
Scott Rolen, R (1, 5) OBP: 0.356, SLG: 0.539		0-1 F7		1-0 FC4-6 1B		3-2 G1-6-3		1-0 F8	
Rico Brogna, L (1, 3) OBP: 0.332, SLG: 0.430		1-2 F7		1-1 FC4-6 1B		0-0 F7		1-0 G5-3	
Mike Lieberthal, R (1, 2) OBP: 0.379, SLG: 0.569		0-0 BB 1B		0-0 FC4-6 1B			1-2 HR		0-1 F9
Marlon Anderson, L (1, 4) OBP: 0.283, SLG: 0.361		4-1 BB 1B		2-1 FC4-6 1B		4-0 G5-3 BB		0-2 1B 1B	
Alex Arias, R (1, 6) OBP: 0.379, SLG: 0.410		1-1 G4-3		0-1 F8		2-2 G5-3		1-1 DI 1B	
Randy Wolf, L (1, 1) OBP: 0.286, SLG: 0.231 Rob Ducey, L (5, PH) OBP: 0.387, SLG: 0.490			1-2 G6-3		0-1 G4-3		1-1 F8		2-3 K

Inning Stats	R: 0	H: 0	R: 0	H: 1	R: 0	H: 0	R: 1	H: 2	R: 0	H: 0	R: 1	H: 1	R: 0	H: 1	R: 0	H: 2	R: 0	H: 1	R: 0	H: 2	1B: 6	SF: 0	WP: 0	PA: 37
	E: 0	LOB: 0	E: 0	LOB: 2	E: 0	LOB: 1	E: 0	LOB: 1	E: 0	LOB: 0	E: 0	LOB: 1	E: 0	LOB: 1	E: 0	LOB: 2	E: 0	LOB: 1	E: 0	LOB: 2	2B: 0	SAC: 0	PB: 0	
	K: 0	BB: 0	K: 0	BB: 1	K: 0	BB: 1	K: 0	BB: 0	K: 0	BB: 1	K: 0	BB: 1	K: 1	BB: 0	K: 1	BB: 0	K: 1	BB: 0	K: 1	BB: 0	3B: 0	DP: 1	SB: 0	
	S: 6	P: 9	S: 9	P: 15	S: 9	P: 17	S: 8	P: 12	S: 10	P: 12	S: 7	P: 14	S: 9	P: 17	S: 6	P: 9	S: 11	P: 15	S: 11	P: 15	HR: 1	HBP: 0	CS: 0	

PITCHER	IP	WLS	BF	H	R	ER	SO	BB	IBB	HBP	BLK	WP	HR	S	P	ERA	WHIP
Alex Fernandez, R (1, 1) ERA: 2.98	7.0	W	28	4	2	2	0	4	0	0	0	0	1	58	96	2.57	1.143
Brian Edmondson, R (8, 1) ERA: 5.35	1.1		7	3	0	0	1	0	0	0	0	0	0	13	17	0.00	2.250
Jesus Sanchez, L (9, 1) ERA: 5.93	0.1	H	1	0	0	0	1	0	0	0	0	0	0	3	5	0.00	0.000
Antonio Alfonseca, R (9, 1) ERA: 3.4	0.1	S	1	0	0	0	0	0	0	0	0	0	0	1	2	0.00	0.000

Batter	1	2	3	4	5	6	7	8	9	AB R H RBI BB SO LOB	TOP									
Dave Berg, R (1, 4) OBP: 0.367, SLG: 0.392	2-2 G1-3		0-0 G5-3			0-0 G1-6-3 1B		0-0 1B 2B		4 1 2 1 0 0 0										
Alex Gonzalez, R (1, 6) OBP: 0.305, SLG: 0.431	1-0 L1		0-3 K			1-3 K		0-1 1B F7		4 1 1 0 0 2 1										
Bruce Aven, R (1, 7) OBP: 0.379, SLG: 0.489	2-2 1B WP 1B		2-1 F7			1-1 G1-6-3 1-2f		0-1 F7		4 0 1 0 0 0 3										
Kevin Millar, R (1, 3) OBP: 0.408, SLG: 0.503	1-2 1-3 1B		0-2 G5-3			2-0 HR		0-2 2-H 3-H 1B		4 1 3 3 0 0 0										
Mark Kotsay, L (1, 9) Archie Corbin, R (8, 1) OBP: 0.307, SLG: 0.398	3-2 L6		0-0 G4-3			0-0 L9		1-2 L7		4 0 0 0 0 0 3 0 0 0 0 0 0 0										
Danny Bautista, R (1, 8) OBP: 0.274, SLG: 0.392			0-1 G4-3			0-1 P6		0-1 L4		4 0 0 0 0 0 0										
Mike Lowell, R (1, 5) Braden Looper, R (7, 1) Hector Almonte, R (7, 1) Tim Hyers, L (8, 9) OBP: 0.344, SLG: 0.395			0-1 G4-3			1-2 G5-3		1-2 P3		3 0 0 0 0 0 0 0 0 0 0 0 0 0 1 0 0 0 0 0 0										
Jorge Fabregas, L (1, 2) OBP: 0.288, SLG: 0.326			1-1 1B			1-0 F7		1-0 G4-3		4 0 1 0 0 0 0										
Ryan Dempster, R (1, 1) Chris Clapinski, S (7, 5) OBP: 0.125, SLG: 0.130			0-0 L9			0-0 F8		4-2 2B BB		2 0 0 0 0 0 1 0 1 0 0 1 0 0										
Inning Stats	R: 0 E: 0 K: 0 S: 16	H: 2 LOB: 2 BB: 0 P: 25	R: 0 E: 0 K: 0 S: 7	H: 1 LOB: 1 BB: 0 P: 8	R: 0 E: 0 K: 1 S: 6	H: 0 LOB: 0 BB: 0 P: 8	R: 0 E: 0 K: 0 S: 6	H: 0 LOB: 0 BB: 0 P: 8	R: 0 E: 0 K: 1 S: 6	H: 1 LOB: 0 BB: 0 P: 8	R: 1 E: 0 K: 0 S: 7	H: 1 LOB: 0 BB: 0 P: 10	R: 3 E: 0 K: 0 S: 14	H: 3 LOB: 1 BB: 1 P: 20	R: 0 E: 0 K: 0 S: 6	H: 0 LOB: 0 BB: 0 P: 10	1B: 6 2B: 1 3B: 0 HR: 1	SF: 0 SAC: 0 DP: 1 HBP: 0	WP: 1 PB: 0 SB: 0 CS: 0	PA: 35
PITCHER	IP WLS BF H R ER SO BB IBB HBP BLK WP HR S P ERA WHIP																			
Steve Schrenk, R (1, 1) ERA: 1.76	6.0 W 21 4 0 0 2 0 0 0 0 0 1 0 47 63 0.00 0.667																			
Amaury Telemaco, R (7, 1) ERA: 2.96	1.0 H 4 1 1 1 0 0 0 0 0 0 0 1 7 10 9.00 1.000																			
Jim Poole, L (8, 1) ERA: 3.99	1.0 7 3 3 3 0 1 0 0 0 0 0 0 14 20 27.00 4.000																			
Wayne Gomes, R (9, 1) ERA: 3.28	1.0 3 0 0 0 0 0 0 0 0 0 0 0 6 10 0.00 0.000																			

Florida Marlins @ Philadelphia Phillies
Veterans Stadium, Philadelphia, PA
Wed Jul 28 1999, 7:35 PM EDT
Att. 17,497 - Cloudy - 90 F

livebaseballscorecards.com

AB	34
R	4
H	8
RBI	4
BB	1
SO	2
LOB	8



Batter	1	2	3	4	5	6	7	8	9
Doug Glanville, R OBP: 0.383, SLG: 0.462 (1, 8)	1-3 K	4-0 BB		1-1 1-H 3B		1-1 SAFE SAFE	2-2 L9		
Ron Gant, R OBP: 0.351, SLG: 0.424 (1, 7)	4-0 BB 23 1B BB	1-1 L7		3-3 K			K F7		
Bobby Abreu, L OBP: 0.418, SLG: 0.541 Wayne Gomes, R (9, 1)	4-0 23 1B 1-2 BB		2-3 K		0-0 G4-3		0-1 23 1B 1B	2-2 F8	
23 Kevin Jordan, R OBP: 0.372, SLG: 0.461 (1, 5)	2-1 1-2 2-H 1B		2-1 G6-3		2-2 G4-3		1-0 1B 1B	0-1 F8	
Rico Brogna, L OBP: 0.333, SLG: 0.429 (1, 3)	1-3 K		2-2 F7		4-2 BB BB		3-2 1B 1B	0-0 F9	
Mike Lieberthal, R OBP: 0.381, SLG: 0.577 (1, 2)	1-3 K			0-0 HR	1-0 F9		0-1 1B 1B		
Marlon Anderson, L OBP: 0.286, SLG: 0.363 Jim Poole, L Kevin Sefcik, R OBP: 0.360, SLG: 0.405 (8, 1) (9, 9)		0-0 E 1B		0-0 F7		0-3 K	0-0 15 WP 15 1B 1B		
Alex Arias, R OBP: 0.381, SLG: 0.412 (1, 6)		0-1 SAFE G5-3		2-2 3B 1B		2-3 K	3-2 15 WP 15 1B 1B		
Steve Schrenk, R Rob Ducey, L Amaury Telemaco, R 15 David Doster, R OBP: 0.338, SLG: 0.400 (7, 1) (8, 4)		0-3 K		0-3 K		1-1 1B	2-2 1-H 2-H 1B		

AB	R	H	RBI	BB	SO	LOB
4	0	1	1	1	1	2
4	1	0	0	1	2	4
4	1	1	0	1	1	0
0	0	0	0	0	0	0
5	1	2	1	0	0	0
4	1	1	1	1	1	2
4	2	2	2	0	1	3
4	1	2	1	0	1	0
0	0	0	0	0	0	0
0	0	0	0	0	0	0
4	2	2	1	0	1	1
2	0	0	0	0	2	2
1	0	1	0	0	0	0
0	0	0	0	0	0	0
1	0	1	2	0	0	0

AB	R	H	RBI	BB	SO	LOB
37	9	13	9	4	10	14

Inning	1	2	3	4	5	6	7	8	9
R: 1	R: 0	R: 0	R: 2	R: 0	R: 0	R: 0	R: 6	R: 0	R: 0
E: 0	E: 1	E: 0	E: 0	E: 0	E: 0	E: 0	E: 0	E: 0	E: 0
K: 3	K: 1	K: 1	K: 2	K: 0	K: 0	K: 2	K: 1	K: 0	K: 0
S: 12	S: 8	S: 9	S: 13	S: 12	S: 11	S: 11	S: 27	S: 6	S: 8
H: 1	H: 1	H: 0	H: 3	H: 0	H: 1	H: 1	H: 7	H: 0	H: 0
LOB: 2	LOB: 2	LOB: 0	LOB: 1	LOB: 1	LOB: 1	LOB: 1	LOB: 1	LOB: 0	LOB: 0
BB: 2	BB: 1	BB: 0	BB: 0	BB: 1	BB: 0	BB: 0	BB: 0	BB: 0	BB: 0
P: 25	P: 13	P: 15	P: 19	P: 19	P: 15	P: 15	P: 39	P: 8	P: 8

PITCHER	IP	WLS	BF	H	R	ER	SO	BB	IBB	HBP	BLK	WP	HR	S	P	ERA	WHIP
Ryan Dempster, R ERA: 5.91 (1, 1)	6.1	L	31	8	5	5	10	4	0	0	0	0	1	72	114	7.11	1.895
Braden Loeper, R ERA: 4.17 (7, 1)	0.0		4	4	2	2	0	0	0	0	0	0	0	11	17	∞	∞
Hector Almonte, R ERA: 5.4 (7, 1)	0.2		3	1	2	2	0	0	0	0	0	1	0	9	14	27.00	1.500
Archie Corbin, R ERA: 7.58 (8, 1)	1.0		3	0	0	0	0	0	0	0	0	0	0	6	8	0.00	0.000

Florida Marlins @ Philadelphia Phillies
Veterans Stadium, Philadelphia, PA

Wed Jul 28 1999, 7:35 PM EDT
Att: 17,497 - Cloudy - 90 F

livebaseballscorecards.com

AB	37
R	9
H	13
RBI	9
BB	4
SO	10
LOB	14

Batter	1	2	3	4	5	6	7	8	9	AB R H RBI BB SO LOB	TOP											
Luis Castillo, S (1, 4) OBP: 0.370, SLG: 0.346	3-2 1B 2B	0-1 G4-3			4-1 FC6-4 BB		2-2 G4-3 2-3			3 1 1 0 1 0 3												
Dave Berg, R (1, 6) OBP: 0.358, SLG: 0.381	3-3 K		0-0 F7		0-2 FC6-4 1-2f 2-3		1-2 F8			4 0 0 0 0 1 4												
Bruce Aven, R (1, 7) OBP: 0.377, SLG: 0.483	1-3 K		0-3 K		0-0 G3-1			4-2 G4-6-3 BB		3 0 0 0 1 2 3												
Kevin Millar, R (1, 3) OBP: 0.410, SLG: 0.507	0-1 2-H 1B		1-2 G1-3		3-2 2B		0-3 K			4 0 2 1 0 1 1												
Danny Bautista, R (1, 8) OBP: 0.266, SLG: 0.379	0-3 K			0-2 P3		1-3 K		2-2 G4-6-3 1-2f		4 0 0 0 0 2 3												
Tim Hyers, L (1, 9) OBP: 0.330, SLG: 0.375		1-2 P3		1-1 P6		0-0 L9		0-0 F7		4 0 0 0 0 0 1												
Chris Clapinski, S (1, 5) OBP: 0.417, SLG: 0.222		4-2 SH3-4 1B BB		2-3 K		2-0 F7		2-1 E8		3 0 0 0 1 1 1												
Mike Redmond, R (1, 2) OBP: 0.381, SLG: 0.338		2-1 SH3-4 1-2 1B			0-2 FC6-4 2B		0-2 G4-3 2B		1-1 F7	4 0 3 0 0 0 1												
Brian Meadows, R (1, 1) OBP: 0.200, SLG: 0.212		0-0 SH3-4			1-3 K		2-1 F7		1-0 P5	0 0 0 0 0 0 0												
Armando Almanza, L (3, 1)										0 0 0 0 0 0 0												
Mike Lowell, R (5, PH) OBP: 0.331, SLG: 0.353										1 0 0 0 0 0 1												
Archie Corbin, R (5, 1)										0 0 0 0 0 0 0												
Mark Kotsay, L (7, PH) OBP: 0.307, SLG: 0.397										1 0 0 0 0 0 1												
Braden Looper, R (7, 1)										0 0 0 0 0 0 0												
Jorge Fabregas, L (9, PH) OBP: 0.287, SLG: 0.324		1-2 2-3								1 0 0 0 0 0 1												
Inning Stats	R: 1 E: 0 K: 3 S: 17	H: 2 LOB: 1 BB: 0 P: 24	R: 0 E: 0 K: 0 S: 11	H: 1 LOB: 2 BB: 1 P: 18	R: 0 E: 0 K: 1 S: 7	H: 0 LOB: 0 BB: 0 P: 8	R: 0 E: 0 K: 1 S: 10	H: 0 LOB: 0 BB: 0 P: 13	R: 0 E: 0 K: 1 S: 13	H: 1 LOB: 2 BB: 1 P: 18	R: 0 E: 0 K: 1 S: 11	H: 1 LOB: 1 BB: 0 P: 17	R: 0 E: 0 K: 0 S: 11	H: 1 LOB: 1 BB: 0 P: 16	R: 0 E: 0 K: 1 S: 11	H: 0 LOB: 0 BB: 1 P: 17	R: 0 E: 1 K: 0 S: 6	H: 0 LOB: 1 BB: 0 P: 10	1B: 2 2B: 4 3B: 0 HR: 0	SF: 0 SAC: 1 DP: 1 HBP: 0	WP: 0 PB: 0 SB: 0 CS: 0	PA: 36
PITCHER	IP WLS BF H R ER SO BB IBB HBP BLK WP HR S P ERA WHIP																					
Chad Ogea, R (1, 1) ERA: 4.99	7.0 W 29 6 1 1 7 2 0 0 0 0 0 80 114 1.29 1.143																					
Amaury Telemaco, R (8, 1) ERA: 2.86	1.0 3 0 0 0 1 1 0 0 0 0 0 11 17 0.00 1.000																					
Steve Montgomery, R (9, 1) ERA: 3.03	1.0 4 0 0 0 0 0 0 0 0 0 0 6 10 0.00 0.000																					

Florida Marlins @ Philadelphia Phillies
Veterans Stadium, Philadelphia, PA
Thu Jul 29 1999, 1:05 PM EDT
Att. 26,834 - Cloudy - 88 F

livebaseballscorecards.com

AB	32
R	1
H	6
RBI	1
BB	3
SO	8
LOB	20



Batter	1	2	3	4	5	6	7	8	9	AB	R	H	RBI	BB	SO	LOB
Doug Glanville, R (1, 8) OBP: 0.385, SLG: 0.471 Amaury Telemaco, R (8, 1) Domingo Cedeno, S (9, 6) OBP: 0.310, SLG: 0.391	1-1 2B 1B	1-1 2-H 3-H 1B	2-2 G6-3		0-0 2-H HR		1-3 K			5	2	3	4	0	1	1
Rob Ducey, L (1, 7) OBP: 0.377, SLG: 0.472	0-3 K	1-2 F7		0-0 P6	0-3 K		2-0 L4			5	0	0	0	0	2	2
Bobby Abreu, L (1, 9) OBP: 0.425, SLG: 0.561	1-2 23 G6-3 1-H 2B		2-1 23 1B 1B 2B	4-2 23 2B BB		3-2 HBP 23 BB 1B		1-2 HR		4	4	4	2	1	0	0
23 Kevin Jordan, R (1, 5) OBP: 0.379, SLG: 0.468	1-0 G6-3		0-0 1B HR 1B	2-0 1-H 2B		4-1 HBP 1-2 BB		1-0 G6-3		4	1	2	1	1	0	1
Rico Brogna, L (1, 3) OBP: 0.331, SLG: 0.426 Steve Montgomery, R (9, 1) OBP: 1.000, SLG: 1.000	2-2 G4-3		1-0 HR 1B	3-3 K		1-3 K		2-1 P5		5	1	1	1	0	2	4
Alex Arias, R (1, 6) OBP: 0.381, SLG: 0.424		3-2 G6-3	3-2 1-H 2-H HR	2-2 G4-3		4-0 1-2 2-3 HBP		1-2 G6-3		4	1	1	3	0	0	1
Marlon Anderson, L (1, 4) OBP: 0.289, SLG: 0.364		4-0 1B 1B BB	2-1 SH1-4 1B		0-0 E4 SH1-4 HR	0-0 SF7				2	2	1	1	1	0	0
Gary Bennett, R (1, 2) OBP: 0.254, SLG: 0.281		0-1 SH1-4 1B 1B	0-1 F8		1-3 K	3-2 F9				4	1	1	0	0	1	4
Chad Ogea, R (1, 1) OBP: 0.189, SLG: 0.091 Kevin Sefcik, R (7, PH) OBP: 0.358, SLG: 0.402		0-0 SH1-4	1-0 SH1-4		0-0 SH1-4		3-2 G4-3			0	0	0	0	0	0	0
		1-2 SH1-4	1-2 SH1-4		1-2 SH1-4					1	0	0	0	0	0	0

Inning Stats	R: 1	H: 2	E: 0	K: 1	S: 14	L: 1	LOB: 1	BB: 0	P: 19	R: 2	H: 2	E: 0	K: 0	S: 12	L: 1	LOB: 1	BB: 1	P: 21	R: 4	H: 5	E: 0	K: 0	S: 15	L: 1	LOB: 1	BB: 0	P: 26	R: 1	H: 1	E: 0	K: 1	S: 11	L: 1	LOB: 0	BB: 0	P: 10	R: 2	H: 1	E: 1	K: 2	S: 9	L: 1	LOB: 2	BB: 1	P: 28	R: 0	H: 0	E: 0	K: 1	S: 7	L: 0	LOB: 0	BB: 0	P: 13	R: 1	H: 1	E: 0	K: 0	S: 9	L: 1	LOB: 0	BB: 0	P: 14
PITCHER	IP	WLS	BF	H	R	ER	SO	BB	IBB	HBP	BLK	WP	HR	S	P	ERA	WHIP																																														
Brian Meadows, R (1, 1) ERA: 5.87	2.2	L	18	9	7	7	1	1	0	0	0	0	0	14	27	6.75	1.500																																														
Armando Almanza, L (3, 1) ERA: 6.75	1.1		6	1	1	1	1	1	0	0	0	0	0	14	27	6.75	1.500																																														
Archie Corbin, R (5, 1) ERA: 7.29	2.0		11	2	3	1	3	1	0	1	0	0	1	22	38	4.50	1.500																																														
Braden Loooper, R (7, 1) ERA: 4.18	2.0		7	1	1	1	1	0	0	0	0	0	1	16	27	4.50	0.500																																														

BOTTOM

Florida Marlins @ Philadelphia Phillies
Veterans Stadium, Philadelphia, PA


Thu Jul 29 1999, 1:05 PM EDT
Att: 26,834 - Cloudy - 88 F

AB	34
R	12
H	13
RBI	12
BB	3
SO	6
LOB	13

livebaseballscorecards.com



WP: 0	PA: 42
PB: 0	SB: 0
CS: 0	

Batter	1	2	3	4	5	6	7	8	9	AB R H RBI BB SO LOB	TOP											
Doug Glanville, R (1, 8) OBP: 0.381, SLG: 0.465	0-1 G5-3	1-1 F9			2-2 G5-3		0-3 K		3-2 F8	5 0 0 0 0 1 0												
Ron Gant, R (1, 7) OBP: 0.349, SLG: 0.421	1-1 G5-3		1-2 P5		2-3 K		2-2 1B		3-2 F7	5 0 1 0 0 1 0												
Bobby Abreu, L (1, 9) OBP: 0.430, SLG: 0.572	1-0 2B		1-2 SF8 3B		2-2 1B		0-3 K		4-2 BB HR BB	4 2 3 0 1 1 1												
Scott Rolen, R (1, 5) OBP: 0.356, SLG: 0.546 Steve Montgomery, R (9, 1) OBP: 1.000, SLG: 1.000	0-2 P5		3-2 SF8		2-3 K			2-1 HR	4-2 HR BB	3 2 1 2 1 1 2 0 0 0 0 0 0 0												
Rico Brogna, L (1, 3) OBP: 0.334, SLG: 0.435		2-2 2B 1B	0-0 G1-3			1-0 FC4-6 1B		1-2 G3-1	0-0 HR	5 2 3 3 0 0 0												
Mike Lieberthal, R (1, 2) OBP: 0.384, SLG: 0.589		0-0 HR 2B		2-3 K		0-3 K		0-0 HR	4-0 15 1B BB	4 2 2 2 1 2 1												
Marlon Anderson, L (1, 4) OBP: 0.288, SLG: 0.372 15 David Doster, R (8, 4) OBP: 0.348, SLG: 0.411		2-1 HR		3-2 G1-3		1-3 K		3-2 G5-3	0-1 1B	4 1 1 2 0 1 1 1 0 1 0 0 0 0	AB 38 R 9 H 12 RBI 9 BB 4 SO 7 LOB 10											
Alex Arias, R (1, 6) OBP: 0.382, SLG: 0.418		0-1 F8		1-0 HBP		2-2 FC4-6		4-2 BB	0-1 F8	3 0 0 0 1 0 3												
Paul Byrd, R (1, 1) OBP: 0.239, SLG: 0.167 Rob Ducey, L (8, PH) OBP: 0.374, SLG: 0.468 Scott Aldred, L (8, 1) OBP: 0.379, SLG: 0.468 23 Kevin Jordan, R (9, 5) OBP: 0.379, SLG: 0.468		0-1 G6-3		2-2 F7			1-1 F9	2-2 F9		3 0 0 0 0 0 1 1 0 0 0 0 0 1 0 0 0 0 0 0 0 0 0 0 0 0 0 0												
Inning Stats	R: 0 E: 0 K: 0 S: 8	H: 1 LOB: 1 BB: 0 P: 10	R: 3 E: 0 K: 0 S: 13	H: 3 LOB: 0 BB: 0 P: 18	R: 1 E: 0 K: 0 S: 11	H: 1 LOB: 0 BB: 0 P: 16	R: 0 E: 0 K: 1 S: 12	H: 0 LOB: 1 BB: 0 P: 20	R: 0 E: 0 K: 2 S: 18	H: 1 LOB: 1 BB: 0 P: 26	R: 0 E: 0 K: 2 S: 12	H: 1 LOB: 1 BB: 0 P: 16	R: 0 E: 0 K: 2 S: 11	H: 1 LOB: 1 BB: 0 P: 14	R: 2 E: 0 K: 0 S: 15	H: 2 LOB: 1 BB: 1 P: 27	R: 3 E: 0 K: 0 S: 17	H: 2 LOB: 2 BB: 3 P: 35	1B: 5 2B: 2 3B: 1 HR: 4	SF: 1 SAC: 0 DP: 0 HBP: 1	WP: 0 PB: 0 SB: 1 CS: 0	PA: 44
PITCHER	IP WLS BF H R ER SO BB IBB HBP BLK WP HR S P ERA WHIP																					
29 John Smoltz, R (1, 1) ERA: 3.72	3.2 L 17 5 4 4 1 0 0 1 0 0 0 1 39 57 9.82 1.364																					
Russ Springer, R (4, 1) ERA: 4.61	1.1 5 1 0 0 2 0 0 0 0 0 0 0 23 33 0.00 0.750																					
Mike Remlinger, L (6, 1) ERA: 2.81	2.2 13 4 2 2 4 1 0 0 0 0 0 2 35 52 6.75 1.875																					
30 Kevin McGlinchy, R (8, 1) ERA: 3.12	0.1 1 0 0 0 0 0 0 0 0 0 0 0 3 5 0.00 0.000																					
Micah Bowie, L (9, 1) ERA: 13.5	1.0 8 2 3 3 0 3 0 0 0 0 0 1 17 35 27.00 5.000																					

Philadelphia Phillies @ Atlanta Braves
Turner Field, Atlanta, GA
Fri Jul 30 1999, 7:40 PM EDT
Att. 48,605 - Unknown - 92 F

livebaseballscorecards.com

Batter	1	2	3	4	5	6	7	8	9	AB	R	H	RBI	BB	SO	LOB
Walt Weiss, S OBP: 0.316, SLG: 0.307 (1, 6)	4-2 CS BB		1-1 G4-3			1-1 G4-3		1-0 F8		3	0	0	0	1	0	1
Bret Boone, R OBP: 0.307, SLG: 0.401 (1, 4)	2-3 K 1-2			2-2 G5-3		4-1 10 G4-3 BB			3-2 HR	3	1	1	1	1	1	1
10 Chipper Jones, S OBP: 0.434, SLG: 0.602 (1, 5)	4-1 BB			1-0 G5-3		2-1 G4-3 1-2f			1-0 G5-3	3	0	0	0	1	0	1
Brian Jordan, R OBP: 0.353, SLG: 0.496 (1, 9)	1-1 F7			0-0 1B 2B			0-2 G1-3		3-1 F9	4	1	1	0	0	0	1
Ryan Klesko, L OBP: 0.379, SLG: 0.572 (1, 7)		0-0 G3-1		2-0 1B			1-1 P2		2-3 K	4	0	1	1	0	1	0
Andrew Jones, R OBP: 0.358, SLG: 0.504 (1, 8)		0-2 F7		2-2 F8			0-2 G6-3			3	0	0	0	0	0	1
Randall Simon, L OBP: 0.372, SLG: 0.461 Brian Hunter, R OBP: 0.336, SLG: 0.442 (8, PH) (9, 3)		1-2 G3				0-1 FC6-4 1B			1-3 K	2	0	1	0	0	0	0
Eddie Pérez, R OBP: 0.285, SLG: 0.326 Greg Myers, L OBP: 0.361, SLG: 0.398 (1, 2) (4, 2)			1-0 29 G6-4-3 HBP			0-1 FC6-4 L3 1-2f			2-0 P5	0	0	0	0	0	0	0
29 John Smoltz, R OBP: 0.316, SLG: 0.459 Russ Springer, R Ozzie Guillen, L OBP: 0.275, SLG: 0.294 Mike Remlinger, L 30 Kevin McGlinchy, R Gerald Williams, R OBP: 0.324, SLG: 0.440 Micah Bowie, L (1, 1) (4, 1) (5, PH) (6, 1) (8, 1) (8, PH) (9, 1)			0-2 G6-4-3 1-2f			0-1 L3 1-2			1-1 1B	1	0	0	0	0	0	1

Inning Stats	R: 0	H: 0	E: 0	LOB: 1	K: 1	S: 10	P: 21	R: 0	H: 0	E: 0	LOB: 0	K: 0	S: 9	P: 10	R: 0	H: 0	E: 0	LOB: 0	K: 0	S: 5	R: 1	H: 2	E: 0	LOB: 1	K: 0	S: 10	P: 17	R: 0	H: 1	E: 0	LOB: 0	K: 0	S: 6	R: 0	H: 0	E: 0	LOB: 0	K: 0	S: 5	R: 0	H: 0	E: 0	LOB: 0	K: 0	S: 8	R: 0	H: 1	E: 0	LOB: 1	K: 1	S: 7	R: 1	H: 1	E: 0	LOB: 0	K: 1	S: 9	P: 18	1B: 3	SF: 0	2B: 4	SAC: 0	3B: 0	DP: 4	HR: 1	HBP: 1	WP: 0	PA: 32
--------------	------	------	------	--------	------	-------	-------	------	------	------	--------	------	------	-------	------	------	------	--------	------	------	------	------	------	--------	------	-------	-------	------	------	------	--------	------	------	------	------	------	--------	------	------	------	------	------	--------	------	------	------	------	------	--------	------	------	------	------	------	--------	------	------	-------	-------	-------	-------	--------	-------	-------	-------	--------	-------	--------

PITCHER	IP	WLS	BF	H	R	ER	SO	BB	IBB	HBP	BLK	WP	HR	S	P	ERA	WHIP
Paul Byrd, R ERA: 3.97 (1, 1)	7.0	W	24	3	1	1	1	3	0	0	0	0	0	53	82	1.29	0.857
Scott Aldred, L ERA: 4.6 (8, 1)	1.0		4	1	0	0	1	0	0	0	0	0	0	7	12	0.00	1.000
Steve Montgomery, R ERA: 3.18 (9, 1)	1.0		4	1	1	1	1	0	0	0	0	0	1	9	18	9.00	1.000


BOTTOM

Philadelphia Phillies @ Atlanta Braves
Turner Field, Atlanta, GA

Fri Jul 30 1999, 7:40 PM EDT
Att: 48,605 - Unknown - 92 F

livebaseballscorecards.com

AB	28
R	2
H	5
RBI	2
BB	3
SO	3
LOB	8



Batter	1	2	3	4	5	6	7	8	9	AB	R	H	RBI	BB	SO	LOB	TOP			
Doug Glanville, R (1, 8) OBP: 0.379, SLG: 0.461	0-1 G4-3	0-0 F9			0-1 G4-3	2-2 G1-3		4-2 BB 1B 1-2 BB BB		4	1	0	0	1	0	4				
Ron Gant, R (1, 7) OBP: 0.353, SLG: 0.422	0-3 K		1-2 F8		3-2 1B 1B		4-1 G6-3 2B BB	1-2 BB 1B		4	1	2	0	1	1	0				
Bobby Abreu, L (1, 9) OBP: 0.427, SLG: 0.566	2-2 G1-3		0-2 G1-3		1-3 K		0-1 G6-3	4-2 BB BB		4	0	0	1	1	1	2				
Scott Rolen, R (1, 5) OBP: 0.362, SLG: 0.546		1-1 P5	4-2 1B BB		3-2 1B 1B		4-2 2B BB	4-1 L5-3 BB		2	1	1	1	3	0	0				
Rico Brogna, L (1, 3) OBP: 0.335, SLG: 0.437		1-2 G4-3	2-0 1B 1B		3-2 G4-3		1-1 2B 1-H 2-H	0-0 L5-3		5	0	2	2	0	0	5				
Mike Lieberthal, R (1, 2) OBP: 0.384, SLG: 0.589		2-1 3B 1B	1-2 F9			2-0 1B 2B	2-3 K		2-1 G6-3	5	1	2	0	0	1	3				
Marlon Anderson, L (1, 4) OBP: 0.288, SLG: 0.377		2-1 1B 3B		1-0 G4-3		1-3 K	2-2 G1-3		2-3 K	4	1	1	1	0	1	2				
Alex Arias, R (1, 6) OBP: 0.387, SLG: 0.416		4-2 1B BB		0-1 G6-3		3-2 1B		0-3 K	4-1 BB	3	0	1	0	2	1	0				
Robert Person, R (1, 1) OBP: 0.118, SLG: 0.118		0-0		0-0 G1-3		2-2 F9		0-1 1B BB 1B	0-3 K	2	0	1	1	0	0	0				
Scott Alfred, L (4, 1) OBP: 0.355, SLG: 0.398										0	0	0	0	0	0	0				
Kevin Seifick, R (6, PH)										1	0	0	0	0	0	2				
Jim Poole, L (6, 1)										0	0	0	0	0	0	0				
Steve Schrenk, R (7, 1)										0	0	0	0	0	0	0				
23 Kevin Jordan, R (7, 4) OBP: 0.380, SLG: 0.469										2	1	1	0	0	1	1				
Domingo Cedeno, S (9, PH) OBP: 0.306, SLG: 0.385										1	0	0	0	0	1	0				
Inning Stats	R: 0 E: 0 K: 1 S: 8	H: 0 LOB: 0 BB: 0 P: 10	R: 2 E: 0 K: 0 S: 13	H: 3 LOB: 2 BB: 1 P: 23	R: 0 E: 0 K: 0 S: 12	H: 1 LOB: 2 BB: 1 P: 20	R: 0 E: 0 K: 0 S: 4	H: 0 LOB: 0 BB: 0 P: 5	R: 0 E: 0 K: 1 S: 19	H: 2 LOB: 2 BB: 0 P: 29	R: 2 E: 0 K: 1 S: 15	H: 1 LOB: 1 BB: 2 P: 28	R: 2 E: 0 K: 1 S: 20	H: 2 LOB: 2 BB: 3 P: 33	R: 0 E: 0 K: 2 S: 9	H: 0 LOB: 1 BB: 1 P: 17	1B: 8 2B: 3 3B: 1 HR: 0	SF: 0 SAC: 0 DP: 1 HBP: 0	WP: 0 PB: 0 SB: 0 CS: 0	PA: 45
PITCHER	IP	WLS	BF	H	R	ER	SO	BB	IBB	HBP	BLK	WP	HR	S	P	ERA	WHIP			
Tom Glavine, L (1, 1) ERA: 4.19	6.1	W	32	9	4	4	3	4	0	0	0	0	0	79	129	5.68	2.053			
Rudy Seanez, R (7, 1) ERA: 2.72	1.0	H	6	2	2	2	2	1	0	0	0	0	0	20	29	18.00	3.000			
John Rocker, L (8, 1) ERA: 2.4	1.2	S	7	0	0	0	2	3	0	0	0	0	0	16	32	0.00	1.800			

Philadelphia Phillies @ Atlanta Braves
Turner Field, Atlanta, GA
Sat Jul 31 1999, 7:10 PM EDT
Att. 50,203 - Cloudy - 94 F

livebaseballscorecards.com

AB 37
R 6
H 11
RBI 6
BB 8
SO 7
LOB 19



Batter	1	2	3	4	5	6	7	8	9	AB	R	H	RBI	BB	SO	LOB
Ozzie Guillen, L OBP: 0.274, SLG: 0.297 John Rucker, R (1, 6)	F7	P4		SF 10 G3 2B		G6-3	FC3-6			5	1	1	0	0	0	4
Keith Lockhart, L OBP: 0.307, SLG: 0.307 Rudy Seanez, R Walt Weiss, S OBP: 0.318, SLG: 0.314 (1, 4)	G3	F9		SF 10 G3 1B		G1-3		2B		3	1	0	1	0	0	1
10 Chipper Jones, S OBP: 0.435, SLG: 0.602 (1, 5)	1B 2B			G3			HR BB	K		3	3	1	1	2	1	2
Brian Jordan, R OBP: 0.356, SLG: 0.505 (1, 9)	1B			1B			HR	P5		5	1	3	4	0	0	2
Ryan Klesko, L OBP: 0.380, SLG: 0.567 Gerald Williams, R OBP: 0.324, SLG: 0.440 (1, 7)	BB			K			G4-3 1B	F8		4	0	1	0	1	1	3
Andrew Jones, R OBP: 0.359, SLG: 0.509 (1, 8)	L7					G3-1				4	0	2	1	0	0	2
Greg Myers, L OBP: 0.358, SLG: 0.416 (1, 2)		HR				P6				4	1	1	1	0	1	3
Randall Simon, L OBP: 0.380, SLG: 0.464 (1, 3)		SH1-4 1B				G5-3		FC3-6 IBB		3	0	2	0	1	0	0
Tom Glavine, L OBP: 0.196, SLG: 0.182 Bret Boone, R OBP: 0.307, SLG: 0.399 (1, 1)		SH1-4					G3	P2		1	1	0	0	1	0	0
										1	0	0	0	0	0	3

Inning Stats	R: 1	H: 2	E: 0	K: 0	S: 20	H: 2	LOB: 2	BB: 1	P: 32	R: 1	H: 2	E: 0	K: 0	S: 14	H: 2	LOB: 1	BB: 0	P: 20	R: 1	H: 1	E: 0	K: 1	S: 6	H: 3	LOB: 1	BB: 1	P: 16	R: 3	H: 3	E: 1	K: 1	S: 13	H: 0	LOB: 0	BB: 0	P: 8	R: 0	H: 0	E: 0	K: 0	S: 6	H: 0	LOB: 0	BB: 0	P: 9	R: 2	H: 3	E: 0	K: 0	S: 11	H: 1	LOB: 1	BB: 0	P: 16
--------------	------	------	------	------	-------	------	--------	-------	-------	------	------	------	------	-------	------	--------	-------	-------	------	------	------	------	------	------	--------	-------	-------	------	------	------	------	-------	------	--------	-------	------	------	------	------	------	------	------	--------	-------	------	------	------	------	------	-------	------	--------	-------	-------

PITCHER												PITCHER																																							
IP	WLS	BF	H	R	ER	SO	BB	IBB	HBP	BLK	WP	IP	WLS	BF	H	R	ER	SO	BB	IBB	HBP	BLK	WP																												
Robert Person, R ERA: 5.19 (1, 1)	3.2	L	22	8	6	4	1	3	0	0	0	0	0	0	0	9	13	0.00	0.000																																
Scott Aldred, L ERA: 4.4 (4, 1)	1.1		4	0	0	0	1	0	0	0	0	0	0	0	0	10	18	18.00	3.000																																
Jim Poole, L ERA: 4.45 (6, 1)	1.0		6	2	2	2	0	1	0	0	0	0	0	0	0	16	31	0.00	1.000																																
Steve Schrenk, R ERA: 1.56 (7, 1)	2.0		9	2	0	0	1	0	1	0	0	0	0	0	0	16	31	0.00	1.000																																

Philadelphia Phillies @ Atlanta Braves
Turner Field, Atlanta, GA

Sat Jul 31 1999, 7:10 PM EDT
Att: 50,203 - Cloudy - 94 F

AB	34
R	8
H	12
RBI	8
BB	5
SO	3
LOB	20

WP: 0 PA: 41
PB: 0 SB: 0
CS: 0

PITCHER												PITCHER											
IP	WLS	BF	H	R	ER	SO	BB	IBB	HBP	BLK	WP	IP	WLS	BF	H	R	ER	SO	BB	IBB	HBP	BLK	WP

Batter	1	2	3	4	5	6	7	8	9	AB R H RBI BB SO LOB	TOP											
Doug Glanville, R (1, 8) OBP: 0.378, SLG: 0.459	0-1 1B	0-3 K			1-0 G6-3			2-3 K		4 1 1 0 0 2 0												
Ron Gant, R (1, 7) OBP: 0.352, SLG: 0.418	4-2 1B 1-2 2B BB	2-3 K			0-0 G5-3			1-0 F8		3 1 0 0 1 1 0												
Bobby Abreu, L (1, 9) OBP: 0.428, SLG: 0.571	0-2 2B 1-3 2-H G4-3 1B				2-3 K			3-1 3B		4 1 2 1 0 2 0												
Scott Rolen, R (1, 5) OBP: 0.364, SLG: 0.550 Amaury Telemaco, R (6, 1) Rob Ducey, L (8, PH) Wayne Gomes, R (8, 1)	1-0 G4-3 1-3 3-H 23 1B 2B				0-1 S K			0-0 F8		3 1 2 1 0 0 0 0 0 0 0 0 0 0 1 0 0 0 0 0 1 0 0 0 0 0 0 0												
Rico Brogna, L (1, 3) OBP: 0.332, SLG: 0.433	1-1 G4-3 2-3 3-H				0-3 K			1-1 G1-3		4 0 0 1 0 1 2												
Mike Lieberthal, R (1, 2) OBP: 0.380, SLG: 0.582	3-2 P2				2-0 F8 1-2			1-1 G5-3		4 0 0 0 0 0 2												
23 Kevin Jordan, R (1, 4) OBP: 0.389, SLG: 0.476	1-1 3-H 1B				1-0 G5-4-3 1B			0-1 F7		4 0 3 1 0 0 0												
Alex Arias, R (1, 6) OBP: 0.380, SLG: 0.408	1-0 G1-3				1-0 G5-4-3 1-2f			1-2 L7		4 0 0 0 0 0 3												
Randy Wolf, L (1, 1) Steve Schrenk, R (4, 1) Kevin Sevcik, R (6, 4) OBP: 0.353, SLG: 0.396		1-2 G3-1			1-2 L6			0-0 L1		2 0 0 0 0 0 0 0 0 0 0 0 0 0 1 0 0 0 0 0 0												
Inning Stats	R: 4 E: 0 K: 0 S: 16	H: 4 LOB: 1 BB: 1 P: 27	R: 0 E: 0 K: 2 S: 10	H: 0 LOB: 0 BB: 0 P: 13	R: 0 E: 0 K: 2 S: 9	H: 1 LOB: 1 BB: 0 P: 12	R: 0 E: 0 K: 0 S: 5	H: 1 LOB: 0 BB: 0 P: 8	R: 0 E: 0 K: 1 S: 6	H: 0 LOB: 0 BB: 0 P: 9	R: 0 E: 0 K: 0 S: 5	H: 0 LOB: 0 BB: 0 P: 7	R: 0 E: 0 K: 0 S: 9	H: 0 LOB: 0 BB: 0 P: 10	R: 0 E: 0 K: 1 S: 8	H: 1 LOB: 1 BB: 0 P: 17	R: 0 E: 0 K: 0 S: 8	H: 1 LOB: 1 BB: 0 P: 11	1B: 6 2B: 1 3B: 1 HR: 0	SF: 0 SAC: 0 DP: 1 HBP: 0	WP: 0 PB: 0 SB: 2 CS: 0	PA: 35
PITCHER	IP WLS BF H R ER SO BB IBB HBP BLK WP HR S P ERA WHIP																					
Greg Maddux, R (1, 1) ERA: 3.5	7.0 W 27 6 4 4 5 1 0 0 0 0 0 0 60 86 5.14 1.000																					
30 Kevin McGlinchy, R (8, 1) ERA: 3.06	1.0 4 1 0 0 1 0 0 0 0 0 0 0 8 17 0.00 1.000																					
Russ Springer, R (9, 1) ERA: 4.45	1.0 4 1 0 0 0 0 0 0 0 0 0 0 8 11 0.00 1.000																					

Philadelphia Phillies @ Atlanta Braves
Turner Field, Atlanta, GA
Sun Aug 01 1999, 1:10 PM EDT
Att. 37,521 - Cloudy - 96 F

AB	34
R	4
H	8
RBI	4
BB	1
SO	6
LOB	8



Batter	1	2	3	4	5	6	7	8	9
Gerald Williams, R (1, 7) OBP: 0.330, SLG: 0.456	3-0 F8		1-2 2B	0-0 HR		2-2 G6-3		4-1 BB	
Bret Boone, R (1, 4) OBP: 0.310, SLG: 0.405	2-1 10 HR 2B		0-0 SF7	3-2 G6-3		3-3 K		4-0 BB	
10 Chipper Jones, S (1, 5) OBP: 0.435, SLG: 0.615	1-0 HR		0-0 G2-3	2-0 HR			1-2 G6-3	0-0 G4-3	
Brian Jordan, R (1, 9) OBP: 0.355, SLG: 0.503	4-1 BB		1-0 SF7	2-2 P2			1-2 G3-1		
Andruw Jones, R (1, 8) OBP: 0.358, SLG: 0.514	3-2 F7		0-1 G6-3		0-0 HR		0-2 P2		
Brian Hunter, R (1, 3) OBP: 0.341, SLG: 0.439	2-0 G1-3			0-2 SH 1B HR 1B	0-3 K			4-2 G3 1B BB	
Eddie Pérez, R (1, 2) OBP: 0.289, SLG: 0.330		0-3 K		1-1 SH HR 1B	0-1 L5			0-0 G3 G3 WP 1B	
Walt Weiss, S (1, 6) OBP: 0.313, SLG: 0.309		3-3 K		2-0 F7	1-1 G4-3			0-0 G3	
Greg Maddux, R (1, 1) OBP: 0.250, SLG: 0.429 30 Kevin McGlinchy, R (8, 1) Keith Lockhart, L (8, PH) Russ Springer, R (9, 1)		2-2 G5-3		1-1 SH HR		0-0 F8		1-0 G3	

Inning Stats	R: 2	H: 2	E: 0	LOB: 1	K: 0	S: 9	P: 24	R: 0	H: 0	E: 0	LOB: 0	K: 2	S: 11	R: 0	H: 0	E: 0	LOB: 0	K: 2	S: 16	R: 2	H: 2	E: 0	LOB: 0	K: 0	S: 8	R: 5	H: 4	E: 1	LOB: 0	K: 0	S: 17	R: 1	H: 1	E: 0	LOB: 0	K: 1	S: 8	R: 0	H: 0	E: 0	LOB: 0	K: 0	S: 10	R: 2	H: 1	E: 0	LOB: 2	K: 0	S: 7	R: 0	H: 0	E: 0	LOB: 0	K: 0	S: 12	R: 0	H: 1	E: 0	LOB: 2	K: 0	S: 20
--------------	------	------	------	--------	------	------	-------	------	------	------	--------	------	-------	------	------	------	--------	------	-------	------	------	------	--------	------	------	------	------	------	--------	------	-------	------	------	------	--------	------	------	------	------	------	--------	------	-------	------	------	------	--------	------	------	------	------	------	--------	------	-------	------	------	------	--------	------	-------


AB	R	H	RBI	BB	SO	LOB	
4	2	2	4	1	0	0	
4	2	2	1	1	1	0	
5	2	2	3	0	0	3	
2	0	0	1	1	0	0	
4	1	1	1	0	0	1	
3	2	1	0	1	1	1	
4	2	2	0	0	1	0	
4	0	0	0	0	1	4	
2	1	0	0	0	0	0	
0	0	0	0	0	0	0	
1	0	0	1	0	0	1	
0	0	0	0	0	0	0	
1B: 4	SF: 1	2B: 2	SAC: 1	3B: 0	DP: 0	HR: 4	HBP: 0

WP	HR	S	P	ERA	WHIP
1	0	39			
1	0	39			
1	0	39			
1	0	39			
1	0	39			
1	0	39			

Philadelphia Phillies @ Atlanta Braves
Turner Field, Atlanta, GA
Sun Aug 01 1999, 1:10 PM EDT
Att: 37,521 - Cloudy - 96 F

livebaseballscorecards.com

AB	33
R	12
H	10
RBI	11
BB	4
SO	4
LOB	10



PITCHER	IP	WLS	BF	H	R	ER	SO	BB	IBB	HBP	BLK	WP	HR	S	P	ERA	WHIP
Randy Wolf, L (1, 1) ERA: 5.28	3.1	L	19	7	8	7	2	1	0	0	0	0	2	37	63	18.90	2.400
Steve Schrenk, R (4, 1) ERA: 2.37	1.2		7	2	2	2	1	0	0	0	0	0	2	16	24	10.80	1.200
Amaury Telemaco, R (6, 1) ERA: 2.67	2.0		6	0	0	0	1	0	0	0	0	0	0	18	25	0.00	0.000
Wayne Gomes, R (8, 1) ERA: 3.59	1.0		7	1	2	2	0	3	0	0	0	1	0	7	20	18.00	4.000

Batter	1	2	3	4	5	6	7	8	9	AB R H RBI BB SO LOB	TOP																
Doug Glanville, R (1, 8) OBP: 0.378, SLG: 0.458	1-1 BB 1B		0-1 G6-3			2-3 K	0-0 F9		0-0 2B SF7 1B	5 1 2 0 0 1 2																	
Ron Gant, R (1, 7) OBP: 0.355, SLG: 0.421	4-2 SAFE 1-2 BB		3-2 P6			4-2 1B WP SF8 BB	3-2 SF9		1-1 SF7 1B 2B	2 2 1 1 2 0 0																	
Bobby Abreu, L (1, 9) OBP: 0.430, SLG: 0.570	2-3 K			0-0 G1-6-3 1B		4-2 BB 1B BB	4-0 BB BB		3-2 SF7	2 0 1 1 2 1 2																	
Scott Rolen, R (1, 5) OBP: 0.365, SLG: 0.546	3-3 K			1-3 SAFE K		3-2 BB 1B	4-2 BB		1-0 P4	4 0 1 0 1 2 4																	
Rico Brogna, L (1, 3) OBP: 0.333, SLG: 0.441	3-3 K			0-0 G1-6-3 1-2f		0-0 SF8		0-2 HR	3-2 3-H 1B	4 1 2 3 0 1 3																	
Mike Lieberthal, R (1, 2) OBP: 0.383, SLG: 0.589		2-1 L6-3 HBP			0-0 G5-3	4-2 BB		1-1 HR	0-0 F9	3 1 1 1 1 0 1																	
Marlon Anderson, L (1, 4) OBP: 0.284, SLG: 0.372		2-1 F8			1-1 L7	1-2 F9		3-3 K		4 0 0 0 0 1 4																	
15 David Doster, R (8, 6) OBP: 0.348, SLG: 0.411										0 0 0 0 0 0 0	AB 32 R 6 H 12 RBI 6 BB 6 SO 8 LOB 19																
Alex Arias, R (1, 6) OBP: 0.386, SLG: 0.415		1-1 L6-3			1-1		1-2 F9 1B SF9 1B	1-0 23 CS 1B		4 1 3 0 0 0 1																	
Steve Montgomery, R (8, 1) OBP: 1.000, SLG: 1.000										0 0 0 0 0 0 0																	
Scott Aldred, L (8, 1)		1-2								0 0 0 0 0 0 0																	
Wayne Gomes, R (9, 1)										0 0 0 0 0 0 0																	
Chad Ogea, R (1, 1) OBP: 0.179, SLG: 0.086			0-3 K		0-3 K		2-2 BB 1B	3-2 G4-3		2 0 0 0 0 2 1																	
Rob Ducey, L (7, PH) OBP: 0.376, SLG: 0.468										1 0 1 0 0 0 0																	
Amaury Telemaco, R (7, 1)										0 0 0 0 0 0 0																	
23 Kevin Jordan, R (8, PH) OBP: 0.386, SLG: 0.473										1 0 0 0 0 0 1																	
Inning Stats	R: 0 E: 0 K: 3 S: 14	H: 1 LOB: 2 BB: 1 P: 27	R: 0 E: 0 K: 0 S: 5	H: 0 LOB: 0 BB: 0 P: 10	R: 0 E: 0 K: 1 S: 8	H: 1 LOB: 0 BB: 0 P: 11	R: 0 E: 0 K: 1 S: 5	H: 1 LOB: 1 BB: 0 P: 6	R: 0 E: 0 K: 1 S: 8	H: 1 LOB: 1 BB: 0 P: 10	R: 1 E: 0 K: 1 S: 23	H: 1 LOB: 3 BB: 3 P: 41	R: 1 E: 0 K: 0 S: 18	H: 2 LOB: 2 BB: 2 P: 32	R: 2 E: 0 K: 1 S: 12	H: 3 LOB: 0 BB: 0 P: 20	R: 2 E: 0 K: 0 S: 14	H: 3 LOB: 1 BB: 0 P: 22	1B: 9 2B: 2 3B: 0 HR: 2	SF: 3 SAC: 0 DP: 2 HBP: 1	WP: 1 PB: 0 SB: 0 CS: 1	PA: 42					
PITCHER	IP	WLS	BF	H	R	ER	SO	BB	IBB	HBP	BLK	WP	HR	S	P	ERA	WHIP										
Ryan Dempster, R (1, 1) ERA: 5.58	6.0		25	4	1	1	7	4	0	1	0	1	0	63	105	1.50	1.333										
Braden Looper, R (7, 1) ERA: 4.24	0.2	H	4	2	1	1	0	0	0	0	0	0	0	16	22	13.50	3.000										
Jesus Sanchez, L (7, 1) ERA: 6.0	0.1	B	3	1	1	1	0	2	0	0	0	0	1	5	13	27.00	9.000										
Brian Edmondson, R (8, 1) ERA: 5.7	1.0	L	4	2	1	1	1	0	0	0	0	0	1	9	17	9.00	2.000										
Hector Almonte, R (9, 1) ERA: 8.1	1.0		6	3	2	2	0	0	0	0	0	0	0	14	22	18.00	3.000										

Philadelphia Phillies @ Florida Marlins
Pro Player Stadium, Miami, FL
Tue Aug 03 1999, 7:05 PM EDT
Att. 10,223 - Overcast - 81 F

livebaseballscorecards.com



BOTTOM

Philadelphia Phillies @ Florida Marlins
Pro Player Stadium, Miami, FL
Tue Aug 03 1999, 7:05 PM EDT
Att. 10,223 - Overcast - 81 F

livebaseballscorecards.com

AB 37
R 5
H 9
RBI 4
BB 1
SO 4
LOB 14



WP: 1 PA: 39
PB: 1
SB: 0
CS: 0

AB R H RBI BB SO LOB

5 1 1 0 0 1 2

3 1 1 1 0 1 0
2 0 1 1 0 0 0

4 0 1 0 1 1 1

4 0 1 0 0 0 2
0 0 0 0 0 0 0

3 0 0 1 0 0 2

3 0 0 0 0 0 2
0 0 0 0 0 0 0
0 0 0 0 0 0 0
0 0 0 0 0 0 0
1 0 0 0 0 0 2
0 0 0 0 0 0 0

4 1 1 1 0 1 1

4 0 2 0 0 0 0

2 1 0 0 0 0 1
2 1 1 0 0 0 1

1B: 6 SF: 1
2B: 2 SAC: 0
3B: 0 DP: 0
HR: 1 HBP: 0

Batter	1	2	3	4	5	6	7	8	9
Luis Castillo, S OBP: 0.361, SLG: 0.340 (1, 4)	G5-3 2-2			F7 0-0		1B WP 1-3 2B	K 2-3		L8 3-2
Alex Gonzalez, R OBP: 0.304, SLG: 0.428 Dave Berg, R OBP: 0.351, SLG: 0.373 (1, 6) (8, 6)	G3 0-1			K 1-3		FC WP SF7 2-3 3-H 1B		F8 2-1	1B 1-2 2-H
Bruce Aven, R OBP: 0.382, SLG: 0.482 (1, 7)	P6 0-1			P6 3-1		FC 1-2 3-H BB 1B		G6-3 3-1 1B	K 0-3
Kevin Millar, R OBP: 0.410, SLG: 0.495 Tim Hyers, L OBP: 0.330, SLG: 0.375 (1, 3) (8, PR) (9, 3)			P3 1-0		F7 2-2	FC 1-2 2-3		G6-3 0-2 1B 1-2	
Mark Kotsay, L OBP: 0.301, SLG: 0.397 (1, 9)			P6 2-2		F8 2-2	SF7 1-0		G6-3 2-2 1-2 2-3	
Preston Wilson, R OBP: 0.350, SLG: 0.544 Braden Looper, R OBP: 0.187, SLG: 0.091 Jesus Sanchez, L OBP: 0.384, SLG: 0.545 Brian Edmondson, R OBP: 0.389, SLG: 0.467 Chris Clapinski, S OBP: 0.389, SLG: 0.467 Hector Almonte, R (1, 8) (7, 1) (7, 1) (8, 1) (8, PH) (9, 1)			P3 1-0		E5 3-1	F8 1-0		G6-3 2-2	
Mike Lowell, R OBP: 0.331, SLG: 0.371 (1, 5)			P3 0-0		F8 0-1		K 3-3		HR 0-0
Jorge Fabregas, L OBP: 0.287, SLG: 0.323 (1, 2)			F9 1-2			FC3-6 1B 1-2		1B 1-2	P6 1-0
Ryan Dempster, R OBP: 0.115, SLG: 0.120 Danny Bautista, R OBP: 0.275, SLG: 0.384 (1, 1) (7, 8)			P4 0-0			FC3-6 2B 1B 1-2		F7 0-1	PB 1B 2B 1-2

Inning Stats	R: 0	H: 0	E: 0	LOB: 0	K: 0	S: 7	R: 0	H: 0	E: 0	LOB: 0	K: 0	S: 6	R: 0	H: 0	E: 0	LOB: 0	K: 1	S: 6	R: 0	H: 0	E: 1	LOB: 1	K: 0	S: 10	R: 3	H: 3	E: 0	LOB: 2	K: 0	S: 11	R: 0	H: 1	E: 0	LOB: 1	K: 2	S: 11	R: 0	H: 2	E: 0	LOB: 2	K: 0	S: 13	R: 2	H: 3	E: 0	LOB: 1	K: 1	S: 14	1B: 6	SF: 1	2B: 2	SAC: 0	3B: 0	DP: 0	HR: 1	HBP: 0
--------------	------	------	------	--------	------	------	------	------	------	--------	------	------	------	------	------	--------	------	------	------	------	------	--------	------	-------	------	------	------	--------	------	-------	------	------	------	--------	------	-------	------	------	------	--------	------	-------	------	------	------	--------	------	-------	-------	-------	-------	--------	-------	-------	-------	--------

PITCHER	IP	WLS	BF	H	R	ER	SO	BB	IBB	HBP	BLK	WP	HR	S	P	ERA	WHIP
Chad Ogea, R ERA: 4.97 (1, 1)	6.0		24	3	3	3	1	1	0	0	0	1	0	45	74	4.50	0.667
Amaury Telemaco, R ERA: 2.59 (7, 1)	1.0	W	4	1	0	0	2	0	0	0	0	0	0	11	17	0.00	1.000
Steve Montgomery, R ERA: 3.15 (8, 1)	0.1	H	3	2	0	0	0	0	0	0	0	0	0	7	12	0.00	6.000
Scott Aldred, L ERA: 4.31 (8, 1)	0.2	H	2	0	0	0	0	0	0	0	0	0	0	6	10	0.00	0.000
Wayne Gomes, R ERA: 3.88 (9, 1)	1.0	S	6	3	2	2	1	0	0	0	0	0	1	14	20	18.00	3.000

Batter	1	2	3	4	5	6	7	8	9	AB R H RBI BB SO LOB	TOP	
Doug Glanville, R (1, 8) OBP: 0.381, SLG: 0.463	1-2 G1-6-3 1B		0-1 G4-3		1-1 2-H 2B		1-2 1B			4 0 3 1 0 0 0		
Ron Gant, R (1, 7) OBP: 0.351, SLG: 0.416	1-3 SAFE K		0-1 G4-3		0-0 L7		0-0 SAFE F8			4 0 0 0 0 1 3		
Bobby Abreu, L (1, 9) OBP: 0.428, SLG: 0.567	2-2 G1-6-3 1-2f			2-0 F7		2-1 1B 1B		0-2 G4-3		4 0 1 0 0 0 1		
Scott Rolen, R (1, 5) OBP: 0.363, SLG: 0.542		4-1 HR BB		2-1 F7		0-1 F9		2-3 K		3 1 0 0 1 1 1		
Rico Brogna, L (1, 3) OBP: 0.334, SLG: 0.449		0-1 1-H HR		2-1 L7		0-0 1B 1B		2-0 G4-3		4 1 2 2 0 0 0		
Mike Lieberthal, R (1, 2) OBP: 0.387, SLG: 0.593		0-0 15 G5-4-3 1B		0-1 23 1B 15 SF8 2B		2-0 P3		4-2 BB		3 1 2 0 1 0 2		
23 Kevin Jordan, R (1, 4) OBP: 0.383, SLG: 0.467		0-1 P6		0-0 SH3-4 2B 1B		0-3 K		1-2 P4		4 1 1 0 0 1 4		
15 David Doster, R (1, 6) OBP: 0.329, SLG: 0.390		1-0 G5-4-3 1-2f		2-2 SF8		0-1 P2		3-2 SAFE F8		3 0 0 1 0 0 2		
Paul Byrd, R (1, 1) OBP: 0.229, SLG: 0.159 Amaury Telemaco, R (8, 1) Rob Ducey, L (9, PH) Kevin Seick, R (9, PH) Wayne Gomes, R (9, 1) Steve Schrenk, R (9, 1)			0-2 G3-1		0-0 SH3-4		0-2 F9		0-3 K	2 0 1 0 0 0 0 0 1 1 0 0 0 0 0 0 0 0 0 0 0 0 0 0 0 0		
Inning Stats	R: 0 H: 1 E: 0 LOB: 0 K: 1 BB: 0 S: 9 P: 13	R: 2 H: 2 E: 0 LOB: 0 K: 0 BB: 1 S: 7 P: 12	R: 0 H: 0 E: 0 LOB: 0 K: 0 BB: 0 S: 7 P: 7	R: 0 H: 0 E: 0 LOB: 0 K: 0 BB: 0 S: 5 P: 11	R: 2 H: 3 E: 0 LOB: 1 K: 0 BB: 0 S: 10 P: 13	R: 0 H: 2 E: 0 LOB: 2 K: 1 BB: 0 S: 9 P: 13	R: 0 H: 1 E: 0 LOB: 1 K: 0 BB: 0 S: 9 P: 10	R: 0 H: 0 E: 0 LOB: 0 K: 1 BB: 0 S: 7 P: 11	R: 0 H: 0 E: 0 LOB: 1 K: 1 BB: 1 S: 11 P: 19	1B: 6 SF: 1 2B: 2 SAC: 1 3B: 0 DP: 2 HR: 1 HBP: 0	WP: 0 PA: 36 PB: 0 SB: 0 CS: 0	
PITCHER	IP WLS BF H R ER SO BB IBB HBP BLK WP HR S P ERA WHIP											
Dennis Springer, R (1, 1) ERA: 4.21	7.0 L 29 9 4 4 2 1 0 0 0 0 0 1 56 79 5.14 1.429											
Rafael Medina, R (8, 1) ERA: 6.52	1.2 6 0 0 0 1 1 0 0 0 0 0 0 15 27 0.00 0.600											
Armando Almanza, L (9, 1) ERA: 3.38	0.1 1 0 0 0 1 0 0 0 0 0 0 0 3 3 0.00 0.000											

Philadelphia Phillies @ Florida Marlins
 Pro Player Stadium, Miami, FL
 Wed Aug 04 1999, 7:05 PM EDT
 Att. 10,445 - Unknown - 86 F

livebaseballscorecards.com

AB 32
 R 4
 H 9
 RBI 4
 BB 2
 SO 4
 LOB 14



BOTTOM

Philadelphia Phillies @ Florida Marlins
Pro Player Stadium, Miami, FL
Wed Aug 04 1999, 7:05 PM EDT
Att: 10,445 - Unknown - 86 F

livebaseballscores.com

AB	31
R	1
H	10
RBI	1
BB	5
SO	3
LOB	20



WP	0	PA	38
PB	0		
SB	0		
CS	0		

AB R H RBI BB SO LOB

3	1	1	0	2	1	1
4	0	2	0	0	0	5
3	0	0	1	0	0	3
4	0	1	0	0	1	2
4	0	3	0	0	0	2
4	0	0	0	0	0	3
3	0	1	0	1	0	0
3	0	1	0	0	1	1
0	0	0	0	1	0	0
0	0	0	0	0	0	0
0	0	0	0	0	0	0
1	0	0	0	0	0	2

1B	10	SF	1
2B	0	SAC	1
3B	0	DP	4
HR	0	HBP	0

IP	WLS	BF	H	R	ER	SO	BB	IBB	HBP	BLK	WP	HR	S	P	ERA	WHIP
7.2	W	32	10	1	1	3	2	2	0	1	0	0	1	2	1.17	1.565
0.1	H	1	0	0	0	0	0	0	0	0	0	0	1	2	0.00	0.000
0.1	H	4	0	0	0	0	3	0	0	0	0	0	3	18	0.00	9.000
0.2	S	1	0	0	0	0	0	0	0	0	0	0	1	2	0.00	0.000

Batter	1	2	3	4	5	6	7	8	9
Luis Castillo, S (1, 4) OBP: 0.364, SLG: 0.340	G3-1		SH1-3 BLK SF9 1B		K		G4-6-3 BB		G6-4-3 BB
Dave Berg, R (1, 6) OBP: 0.355, SLG: 0.376	1B		SH1-3		FC5-4 1B		G4-6-3 1-2f		G6-4-3 1-2f
Bruce Aven, R (1, 7) OBP: 0.376, SLG: 0.476	F7		SF9		FC5-4 1-2f 2-3		L6		
Kevin Millar, R (1, 3) OBP: 0.407, SLG: 0.491	1B		G5-3		K		F7		
Mark Kotsay, L (1, 9) OBP: 0.305, SLG: 0.401	G4-3				G5-4-3 1B		G6-4-3 1B		
Preston Wilson, R (1, 8) OBP: 0.345, SLG: 0.536		P9			G5-4-3 1-2f		G6-4-3 1-2f		F8
Mike Lowell, R (1, 5) OBP: 0.335, SLG: 0.370		P3			1B		F7		BB BB BB
Mike Redmond, R (1, 2) Chris Clapinski, S (9, PH) OBP: 0.367, SLG: 0.325 OBP: 0.421, SLG: 0.467		FC5-4 1B			G4-3		K		BB BB BB
Dennis Springer, R (1, 1) Tim Hyers, L (7, PH) Rafael Medina, R (8, 1) Armando Almanza, L (9, 1) Danny Bautista, R (9, PH) OBP: 0.152, SLG: 0.188 OBP: 0.337, SLG: 0.375 OBP: 0.273, SLG: 0.381		FC5-4 1-2f			FC5-4 1B		BB BB		F7

Inning Stats	R: 0 E: 0 K: 13 S: 13	H: 2 LOB: 2 BB: 0 P: 16	R: 0 E: 0 K: 8 S: 8	H: 1 LOB: 1 BB: 0 P: 14	R: 1 E: 0 K: 0 S: 8	H: 1 LOB: 0 BB: 0 P: 12	R: 0 E: 0 K: 0 S: 5	H: 2 LOB: 1 BB: 0 P: 8	R: 0 E: 0 K: 2 S: 14	H: 1 LOB: 0 BB: 0 P: 13	R: 0 E: 0 K: 1 S: 11	H: 0 LOB: 1 BB: 2 P: 24	R: 0 E: 0 K: 0 S: 5	H: 1 LOB: 1 BB: 0 P: 8	R: 0 E: 0 K: 0 S: 4	H: 0 LOB: 2 BB: 3 P: 20	1B: 10 2B: 0 3B: 0 HR: 0	SF: 1 SAC: 1 DP: 4 HBP: 0
--------------	--------------------------------	----------------------------------	------------------------------	----------------------------------	------------------------------	----------------------------------	------------------------------	---------------------------------	-------------------------------	----------------------------------	-------------------------------	----------------------------------	------------------------------	---------------------------------	------------------------------	----------------------------------	-----------------------------------	------------------------------------

PITCHER	IP	WLS	BF	H	R	ER	SO	BB	IBB	HBP	BLK	WP	HR	S	P	ERA	WHIP
Paul Byrd, R (1, 1) ERA: 3.83	7.2	W	32	10	1	1	3	2	2	0	1	0	0	1	2	1.17	1.565
Amaury Telemaco, R (8, 1) ERA: 2.56	0.1	H	1	0	0	0	0	0	0	0	0	0	0	1	2	0.00	0.000
Wayne Gomes, R (9, 1) ERA: 3.86	0.1	H	4	0	0	0	0	3	0	0	0	0	0	3	18	0.00	9.000
Steve Schrenk, R (9, 1) ERA: 2.29	0.2	S	1	0	0	0	0	0	0	0	0	0	0	1	2	0.00	0.000

Batter	1	2	3	4	5	6	7	8	9	AB R H RBI BB SO LOB	TOP		
Doug Glanville, R (1, 8) OBP: 0.383, SLG: 0.463 Kevin Sefcik, R (9, PH) OBP: 0.348, SLG: 0.390 (9, 8)	1-2 1B HBP		1-3 K		0-1 SF8 BB E 1B	0-3 K		0-0 FC5-4 1B	0-2 F8	4 1 2 0 0 2 1 1 0 0 0 0 0 2			
Ron Gant, R (1, 7) OBP: 0.349, SLG: 0.412 Jim Poole, L (9, 1)	1-1 F8		2-3 K		4-1 WP S BB		1-2 G6-3	1-2 FC5-4 1B		4 1 0 0 1 1 2 0 0 0 0 0 0 0			
Bobby Abreu, L (1, 9) OBP: 0.430, SLG: 0.567	2-0 G5-4-3 1B			2-2 K	3-1 SF8		4-2 1B BB	2-1 E9 1B		3 0 2 1 1 1 0			
Scott Rolen, R (1, 5) OBP: 0.364, SLG: 0.539	1-1 G5-4-3 1-2f			3-2 E5 1B HR	4-2 BB		2-1 S 1B	0-0 G4-3		4 2 1 0 1 0 3			
Rico Brogna, L (1, 3) OBP: 0.337, SLG: 0.453		1-2 G1-3		0-0 HR 1B	1-2 K		2-2 SAFE 15 BB E 1B	2-0 15 F8 1B 2B		5 3 3 1 0 1 2			
Marlon Anderson, L (1, 4) OBP: 0.285, SLG: 0.370 15 David Doster, R (7, PH) OBP: 0.333, SLG: 0.383 (7, 6)		4-2 S BB		0-2 P5	0-0 G4-3		4-2 E BB	1-1 F8		2 0 0 0 1 0 4 1 0 0 0 1 0 1			
Gary Bennett, R (1, 2) OBP: 0.292, SLG: 0.353		4-2 G4-6-3 BB		0-0 HR		1-2 BLK 1B	3-2 E4	0-2 BB 1B		4 1 3 4 1 0 1			
Domingo Cedeno, S (1, 6) OBP: 0.289, SLG: 0.362 Steve Schrenk, R (7, 1) Rob Ducey, L (9, PH) OBP: 0.381, SLG: 0.468 (9, 7)		0-0 G4-6-3		1-0 P6		2-0 F9	0-0 L5	4-0 BB BB		4 0 0 0 0 0 5 0 0 0 0 0 0 0 0 0 0 0 1 0 0			
Robert Person, R (1, 1) OBP: 0.150, SLG: 0.150 23 Kevin Jordan, R (7, 4) OBP: 0.379, SLG: 0.462			1-2 P3		1-2 BB SF8 1B	1-2 K		0-1 G6-3	0-3 K	3 1 1 0 0 1 1 2 0 0 0 0 1 2			
Inning Stats	R: 0 H: 1 E: 0 LOB: 1 K: 0 BB: 0 S: 7 P: 12	R: 0 H: 0 E: 0 LOB: 1 K: 0 BB: 2 S: 9 P: 18	R: 0 H: 0 E: 0 LOB: 0 K: 2 BB: 0 S: 9 P: 13	R: 3 H: 2 E: 1 LOB: 0 K: 1 BB: 0 S: 14 P: 20	R: 2 H: 2 E: 0 LOB: 2 K: 1 BB: 2 S: 15 P: 29	R: 0 H: 1 E: 0 LOB: 1 K: 2 BB: 0 S: 11 P: 15	R: 2 H: 2 E: 1 LOB: 2 K: 0 BB: 2 S: 17 P: 33	R: 1 H: 2 E: 1 LOB: 1 K: 0 BB: 0 S: 9 P: 12	R: 1 H: 2 E: 0 LOB: 2 K: 1 BB: 1 S: 13 P: 20	1B: 10 SF: 1 2B: 1 SAC: 0 3B: 0 DP: 2 HR: 1 HBP: 1	WP: 1 PA: 46 PB: 0 SB: 3 CS: 0		
PITCHER	IP WLS BF H R ER SO BB IBB HBP BLK WP HR S P ERA WHIP											PITCHER	IP WLS BF H R ER SO BB IBB HBP BLK WP HR S P ERA WHIP
Vladimir Nunez, R (1, 1) ERA: 3.08	4.1 L 22 5 5 2 3 4 0 1 0 1 1 50 86 4.15 2.077												
Armando Almanza, L (5, 1) ERA: 3.6	2.1 10 3 2 1 3 1 0 0 1 0 0 26 41 3.86 1.714												
Brian Edmondson, R (7, 1) ERA: 5.67	0.1 3 0 0 0 0 1 0 0 0 0 0 6 13 0.00 3.000												
Braden Looper, R (8, 1) ERA: 4.17	1.0 5 2 1 0 0 0 0 0 0 0 0 9 12 0.00 2.000												
Antonio Alfonseca, R (9, 1) ERA: 3.44	1.0 6 2 1 1 1 1 0 0 0 0 0 13 20 9.00 3.000												

Philadelphia Phillies @ Florida Marlins
Pro Player Stadium, Miami, FL
Thu Aug 05 1999, 7:05 PM EDT
Att: 9,610 - Cloudy - 81 F

livebaseballscorecards.com

AB	37
R	9
H	12
RBI	6
BB	7
SO	7
LOB	24



BOTTOM

Philadelphia Phillies @ Florida Marlins
Pro Player Stadium, Miami, FL
Thu Aug 05 1999, 7:05 PM EDT
Att. 9,610 - Cloudy - 81 F

livebaseballscorecards.com

AB 36
R 3
H 10
RBI 3
BB 3
SO 6
LOB 22



WP: 0 PA: 40
PB: 0
SB: 2
CS: 0

AB R H RBI BB SO LOB

5	0	3	0	0	1	0
4	0	3	1	1	0	1
5	0	0	1	0	1	7
5	0	0	0	0	1	6
4	1	1	0	0	0	2
3	0	1	1	0	2	0
0	0	0	0	0	0	0
4	1	1	0	0	0	1
2	1	1	0	2	0	0
2	0	0	0	0	1	3
0	0	0	0	0	0	0
0	0	0	0	0	0	0
1	0	0	0	0	0	0
0	0	0	0	0	0	0
1	0	0	0	0	0	2

Batter	1	2	3	4	5	6	7	8	9
Luis Castillo, S OBP: 0.367, SLG: 0.343 (1, 4)	1-2 G5-3 S 1B		0-1 P5		0-0 1B		1-3 K		0-0 FC5-4 1B
Chris Clapinski, S OBP: 0.500, SLG: 0.526 (1, 6)	3-1 F8		4-0 BB		0-0 G1-3 1B		0-0 1B		0-0 FC5-4 1B
Bruce Aven, R OBP: 0.370, SLG: 0.466 (1, 7)	1-0 G5-3		2-2 P5		3-3 K		1-0 G3		0-0 FC5-4
Kevin Miller, R OBP: 0.399, SLG: 0.480 (1, 3)	2-0 F8		1-1 F9		1-0 G1-3			3-1 G5-3	2-3 K
Mark Kotsay, L OBP: 0.305, SLG: 0.405 (1, 9)		2-1 G6-3		3-2 SF9 3B	0-2 G6-3			3-2 G6-3	
Preston Wilson, R OBP: 0.344, SLG: 0.534 Antonio Alfonseca, R (9, 1)		2-2 S 1B		0-2 SF9		1-3 K		1-3 K	
Mike Lowell, R OBP: 0.333, SLG: 0.367 (1, 5)		1-0 P9		1-2 F8		2-0 F8			2-1 G1-3 BB 1B
Jorge Fabregas, L OBP: 0.295, SLG: 0.325 (1, 2)		4-2 BB		3-2 1B		0-0 P6			4-1 1B FC5-4 BB
Vladimir Nunez, R OBP: 0.326, SLG: 0.195 Armando Almanza, L Brian Edmondson, R OBP: 0.364, SLG: 0.545 Tim Lincecum, L OBP: 0.333, SLG: 0.370 Braden Loper, R Danny Bautista, R OBP: 0.271, SLG: 0.379 (1, 1) (5, 1) (7, 1) (7, PH) (8, 1) (9, 8)		1-2 P3		0-3 K			0-0 G4-3		1-1 G1-3

Inning Stats	R: 0	H: 1	E: 0	LOB: 1	K: 0	S: 7	R: 0	H: 1	E: 0	LOB: 2	K: 0	S: 12	R: 0	H: 0	E: 0	LOB: 1	K: 0	S: 8	R: 1	H: 2	E: 0	LOB: 1	K: 1	S: 22	R: 0	H: 2	E: 0	LOB: 2	K: 1	S: 11	R: 0	H: 0	E: 0	LOB: 0	K: 1	S: 5	R: 0	H: 1	E: 0	LOB: 1	K: 1	S: 6	R: 0	H: 0	E: 0	LOB: 0	K: 1	S: 11	R: 2	H: 3	E: 0	LOB: 2	K: 1	S: 13	1B: 9	SF: 1	2B: 0	SAC: 0	3B: 1	DP: 0	HR: 0	HBP: 0	WP: 0	PA: 40
--------------	------	------	------	--------	------	------	------	------	------	--------	------	-------	------	------	------	--------	------	------	------	------	------	--------	------	-------	------	------	------	--------	------	-------	------	------	------	--------	------	------	------	------	------	--------	------	------	------	------	------	--------	------	-------	------	------	------	--------	------	-------	-------	-------	-------	--------	-------	-------	-------	--------	-------	--------

PITCHER	IP	WLS	BF	H	R	ER	SO	BB	IBB	HBP	BLK	WP	HR	S	P	ERA	WHIP
Robert Person, R ERA: 4.92 (1, 1)	6.0		26	6	1	1	3	2	0	0	0	0	0	65	103	1.50	1.333
Steve Schrenk, R ERA: 2.08 (7, 1)	2.0		7	1	0	0	2	0	0	0	0	0	0	17	26	0.00	0.500
Jim Poole, L ERA: 4.88 (9, 1)	1.0		7	3	2	2	1	1	0	0	0	0	0	13	22	18.00	4.000

Batter	1	2	3	4	5	6	7	8	9	10	11	AB R H RBI BB SO LOB	TOP																
Tony Womack, L (1, 6) OBP: 0.327, SLG: 0.354	1-1 F8		1-0 F8		0-3 K		1-0 P6			0-0 G4-3		5 0 0 0 0 1 1																	
Jay Bell, R (1, 4) OBP: 0.360, SLG: 0.554	4-2 BB BB BB		2-2 P4		2-0 1B			3-2 FC5-4 1B		4-0 G4-6-3 BB		3 0 2 0 2 0 0																	
Luis Gonzalez, L (1, 7) OBP: 0.406, SLG: 0.562	4-1 BB 1-2 BB		1-0 G3		2-3 K			2-2 FC5-4 BB BB 1-2f 1-2		0-0 G4-6-3 1-2f		4 0 0 0 1 1 3																	
Matt Williams, R (1, 5) OBP: 0.354, SLG: 0.542	0-0 F9			0-0 HR 1B		0-1 G5-3		4-1 SAFE BB 1-2 BB		0-0 L8		4 1 1 0 1 0 2																	
Greg Colbrunn, R (1, 3) OBP: 0.419, SLG: 0.534	4-2			0-0		4-2		2-3 G5-4-3 BB		4-0 1B BB		1 1 1 2 2 0 0																	
Travis Lee, L (6, 3) OBP: 0.341, SLG: 0.368	1-2 2-3 BB			1-H HR								1 0 0 0 1 1 2																	
Bernard Gilkey, R (1, 9) OBP: 0.404, SLG: 0.529	1-3 K		1-1 F8		0-0 G5-4-3 1-2f			4-2 BB		0-3 K		3 0 0 0 1 1 4																	
Andy Fox, L (8, 6) OBP: 0.378, SLG: 0.408								1-2 2-3 BB				1 0 0 0 0 1 1																	
Steve Finley, L (1, 8) OBP: 0.333, SLG: 0.499		3-3 K		0-1 F9		3-2 G4-3		1-2 1-2	0-3 K		0-0 FC5-4 1B	5 0 1 0 0 2 0	AB 36																
Damian Miller, R (1, 2) OBP: 0.281, SLG: 0.383		1-1 G1-3		2-3 K		0-0 2B		3-H	0-1 G3-1		0-0 FC5-4 1-2f	5 0 1 0 0 1 2	R 2																
Randy Johnson, R (1, 1) OBP: 0.119, SLG: 0.149		0-2 G6-3		3-3 K		0-3 K			1-3 K			3 0 0 0 0 2 1	H 6																
Erubiel Durazo, L (9, PH) OBP: 0.409, SLG: 0.316												1 0 0 0 0 1 0	RBI 2																
Greg Swindell, L (9, 1)												0 0 0 0 0 0 0	BB 8																
Bobby Chouinard, R (10, 1)												0 0 0 0 0 0 0	SO 11																
Inning Stats	R: 0 H: 0 E: 0 K: 1 S: 16	H: 0 LOB: 3 BB: 3 P: 30	R: 0 H: 0 E: 0 K: 1 S: 9	H: 0 LOB: 0 BB: 0 P: 13	R: 0 H: 0 E: 0 K: 1 S: 12	H: 0 LOB: 0 BB: 0 P: 16	R: 2 H: 2 E: 0 K: 1 S: 9	H: 2 LOB: 0 BB: 0 P: 12	R: 0 H: 1 E: 0 K: 3 S: 15	H: 1 LOB: 1 BB: 0 P: 22	R: 0 H: 0 E: 0 K: 0 S: 5	H: 0 LOB: 0 BB: 1 P: 9	R: 0 H: 1 E: 0 K: 1 S: 9	H: 1 LOB: 1 BB: 0 P: 13	R: 0 H: 1 E: 0 K: 1 S: 18	H: 1 LOB: 3 BB: 2 P: 34	R: 0 H: 0 E: 0 K: 2 S: 8	H: 0 LOB: 0 BB: 0 P: 9	R: 0 H: 0 E: 0 K: 0 S: 2	H: 0 LOB: 0 BB: 1 P: 6	R: 0 H: 1 E: 0 K: 1 S: 6	H: 1 LOB: 2 BB: 1 P: 10	1B: 4 SF: 0 2B: 1 SAC: 0 3B: 0 DP: 2 HR: 1 HBP: 0	WP: 0 PA: 44 PB: 0 SB: 0 CS: 0					
PITCHER	IP WLS BF H R ER SO BB IBB HBP BLK WP HR S P ERA WHIP																												
Randy Wolf, L (1, 1) ERA: 4.97	7.1 31 5 2 2 7 5 0 0 0 0 0 1 84 133 2.46 1.364																												
Scott Aldred, L (8, 1) ERA: 4.22	0.2 3 0 0 0 1 1 0 0 0 0 0 0 9 16 0.00 1.500																												
Amaury Telemaco, R (9, 1) ERA: 2.48	1.0 3 0 0 0 2 0 0 0 0 0 0 0 8 9 0.00 0.000																												
Wayne Gomes, R (10, 1) ERA: 3.71	2.0 W 8 1 0 0 1 2 0 0 0 0 0 0 8 16 0.00 1.500																												

Arizona Diamondbacks @ Philadelphia Phillies
Veterans Stadium, Philadelphia, PA

Fri Aug 06 1999, 7:35 PM EDT
Att: 27,742 - Unknown - 85 F

livebaseballscorecards.com



Batter	1	2	3	4	5	6	7	8	9	10	11	AB R H RBI BB SO LOB	BOTTOM
--------	---	---	---	---	---	---	---	---	---	----	----	----------------------	--------

Doug Glanville, R OBP: 0.381, SLG: 0.460 (1, 8) P6			G5-4-3 1-2f			F8		HR 1B		G6-3		5 1 1 0 0 0 1	Arizona Diamondbacks @ Philadelphia Phillies Veterans Stadium, Philadelphia, PA Fri Aug 06 1999, 7:35 PM EDT Att: 27,742 - Unknown - 85 F livebaseballscores.com
Ron Gant, R OBP: 0.352, SLG: 0.419 (1, 7) K				E S BB		F9		HR 1-H		G6-3 23 BB		3 1 1 2 2 1 0	
23 Kevin Jordan, R OBP: 0.374, SLG: 0.455 (1, 3) K						1B		G6-3		G6-3		5 0 1 0 0 2 2	
Scott Rolen, R OBP: 0.364, SLG: 0.536 (1, 5)		G4-3 HBP				1B		S 1B		L6		4 0 1 0 0 2 3	
Mike Lieberthal, R OBP: 0.382, SLG: 0.584 (1, 2) K												5 0 0 0 0 3 3	
Kevin Seifick, R OBP: 0.356, SLG: 0.400 (1, 9) G4-3							P4					4 1 2 0 1 0 1	
Domingo Cedenno, S OBP: 0.288, SLG: 0.397 (1, 6) K												4 1 1 2 0 1 2	
15 David Doster, R OBP: 0.329, SLG: 0.375 (1, 4) G6-3												4 0 1 0 0 2 2	
Randy Wolf, L OBP: 0.278, SLG: 0.188 (8, 1) Scott Adreoni, L OBP: 0.385, SLG: 0.413 (8, PH) Alex Arias, R OBP: 0.385, SLG: 0.413 (9, 1) Amaury Telemaco, R OBP: 0.429, SLG: 0.566 (9, PH) Bobby Abreu, L OBP: 0.429, SLG: 0.566 (10, 1) Wayne Gomes, R OBP: 0.429, SLG: 0.566 (10, 1) G5-4-3 BB												1 0 0 0 0 1 0 1 0 0 0 0 0 0 0 0 1 0 0 0 0 0 0 0 0 0 0 0 0 0 0 0 1 0 0 0 0 0 0 1 0 0 0 0 0 0 0 0	

Inning Stats	R: 0 E: 0 K: 2 S: 10	H: 0 LOB: 0 BB: 0 P: 14	R: 0 E: 0 K: 2 S: 9	H: 0 LOB: 1 BB: 0 P: 14	R: 0 E: 0 K: 0 S: 5	H: 0 LOB: 0 BB: 1 P: 9	R: 0 E: 0 K: 3 S: 11	H: 0 LOB: 1 BB: 1 P: 17	R: 0 E: 0 K: 0 S: 8	H: 1 LOB: 1 BB: 0 P: 11	R: 0 E: 0 K: 1 S: 8	H: 1 LOB: 1 BB: 0 P: 11	R: 0 E: 0 K: 1 S: 10	H: 0 LOB: 1 BB: 1 P: 17	R: 2 E: 0 K: 1 S: 11	H: 3 LOB: 1 BB: 0 P: 16	R: 0 E: 0 K: 1 S: 11	H: 1 LOB: 1 BB: 0 P: 14	R: 0 E: 0 K: 0 S: 3	H: 0 LOB: 1 BB: 1 P: 7	R: 2 E: 0 K: 0 S: 3	H: 2 LOB: 0 BB: 0 P: 3	1B: 5 2B: 1 3B: 0 HR: 2	SF: 0 SAC: 1 DP: 1 HBP: 1	WP: 0 PB: 0 SB: 2 CS: 0	PA: 43
PITCHER	IP	WLS	BF	H	R	ER	SO	BB	IBB	HBP	BLK	WP	HR	S	P	ERA	WHIP									
Randy Johnson, L ERA: 2.6 (1, 1)	8.0		32	5	2	2	10	3	0	1	0	0	1	72	109	2.25	1.000									
Greg Swindell, L ERA: 2.89 (9, 1)	1.0		4	1	0	0	1	0	0	0	0	0	0	11	14	0.00	1.000									
Bobby Chouinard, R ERA: 2.08 (10, 1)	1.1	L	7	2	2	2	0	1	0	0	0	0	1	6	10	13.50	2.250									



Batter	1	2	3	4	5	6	7	8	9	AB R H RBI BB SO LOB	TOP									
Tony Womack, L (1, 9) OBP: 0.328, SLG: 0.355	2-2 HR 1B	1-2 F8			1-0 E S 1B		0-2 G5-3	2-2 F9		5 1 2 0 0 0 2										
Jay Bell, R (1, 4) OBP: 0.361, SLG: 0.558	1-0 HR		2-2 G4-3		1-3 K		4-1 HR BB	2-3 K		4 2 1 2 1 2 2										
Luis Gonzalez, L (1, 7) OBP: 0.405, SLG: 0.561	1-0 G4-3 1B		2-2 G6-3		4-1 BB		1-0 E3 HR		2-2 G4-3	4 2 1 0 1 0 1										
Matt Williams, R (1, 5) OBP: 0.352, SLG: 0.545	0-1 G5-3		1-0 G6-3		0-3 K		0-0 HR		3-2 F9	5 1 1 3 0 1 3										
Steve Finley, L (1, 8) OBP: 0.332, SLG: 0.495	3-2 G4-3			2-2 P5		4-1 BB	0-0 G3-1		3-1 F9	3 0 0 0 1 0 1										
LeJon Powell, R (9, PH) OBP: 0.267, SLG: 0.308	2-3									1 0 0 0 0 0 0										
Erubiel Durazo, L (1, 3) OBP: 0.462, SLG: 0.500	2-0			1-0 HR		1 SAFE 2-3 BB	4-2 BB			3 1 2 2 1 1 1										
Dan Plesac, L (7, 1)										0 0 0 0 0 0 0										
Gregg Olson, R (7, 1)										0 0 0 0 0 0 0										
Matt Mantei, R (9, 1)	3-H 1B									0 0 0 0 0 0 0										
Andy Fox, L (1, 6) OBP: 0.371, SLG: 0.400	0-0 P5			3-3 K		2-3 BB	1-1 G4-3			4 0 0 0 0 2 3										
Kelly Stinnett, R (1, 2) OBP: 0.285, SLG: 0.442		0-0 P5		0-1 P2		1 SAFE 1-3 K		0-0 P5		4 0 0 0 0 1 1										
Andy Benes, R (1, 1) OBP: 0.214, SLG: 0.211										3 1 1 0 0 0 0										
Travis Lee, L (7, 3) OBP: 0.343, SLG: 0.373		1-2 G1-3			2-2 F8		0-0 G5-3 1B	0-0 2B		1 0 1 0 0 0 0										
Inning Stats	R: 3 E: 0 K: 0 S: 13	H: 4 LOB: 1 BB: 0 P: 22	R: 0 E: 0 K: 0 S: 7	H: 0 LOB: 0 BB: 0 P: 9	R: 0 E: 0 K: 0 S: 7	H: 0 LOB: 0 BB: 0 P: 12	R: 1 E: 0 K: 1 S: 10	H: 1 LOB: 0 BB: 0 P: 16	R: 0 E: 0 K: 3 S: 11	H: 0 LOB: 1 BB: 1 P: 20	R: 4 E: 1 K: 0 S: 16	H: 2 LOB: 1 BB: 2 P: 26	R: 0 E: 0 K: 1 S: 9	H: 1 LOB: 1 BB: 0 P: 13	R: 0 E: 0 K: 0 S: 9	H: 0 LOB: 0 BB: 0 P: 17	1B: 4 2B: 2 3B: 0 HR: 3	SF: 0 SAC: 0 DP: 0 HBP: 0	WP: 0 PB: 0 SB: 1 CS: 0	PA: 41
PITCHER	IP WLS BF H R ER SO BB IBB HBP BLK WP HR S P ERA WHIP																			
Curt Schilling, R (1, 1) ERA: 3.49	6.1 L 31 8 8 7 6 3 0 0 0 0 0 3 68 112 9.95 1.737																			
Jim Poole, L (7, 1) ERA: 4.78	0.2 3 0 0 0 0 1 0 0 0 0 0 0 7 12 0.00 1.500																			
Steve Schrenk, R (8, 1) ERA: 1.99	1.0 4 1 0 0 1 0 0 0 0 0 0 0 9 13 0.00 1.000																			
Scott Aldred, L (9, 1) ERA: 4.09	1.0 3 0 0 0 0 0 0 0 0 0 0 0 9 17 0.00 0.000																			

Arizona Diamondbacks @ Philadelphia Phillies
Veterans Stadium, Philadelphia, PA
Sat Aug 07 1999, 7:05 PM EDT
Att. 18,766 - Sunny - 83 F

AB	37
R	8
H	9
RBI	7
BB	4
SO	7
LOB	14



Batter	1	2	3	4	5	6	7	8	9	AB R H RBI BB SO LOB
--------	---	---	---	---	---	---	---	---	---	----------------------

Doug Glanville, R OBP: 0.380, SLG: 0.458 (1, 8)	0-2 G3-1		0-1 G6-3		0-1 PB 1B		1-3 K		2-1 G5-4-3	5 1 1 0 0 1 3
Rob Ducey, L OBP: 0.391, SLG: 0.474 Steve Schrenk, R Scott Aldred, L (8, 1) (9, 1)	3-2 BB BB 1B		3-2 P4		2-1 1-H 1B		4-2 1B BB			3 0 2 1 1 0 0 0 0 0 0 0 0 0 0 0 0 0 0 0 0
Bobby Abreu, L OBP: 0.430, SLG: 0.564 (1, 9)	4-1 BB BB 1-2 BB		3-3 K		2-2 F7		1-2 1-2 2-3 3-H 1B			3 0 1 1 1 1 1
Scott Rolen, R OBP: 0.361, SLG: 0.530 (1, 5)	2-3 K			1-1 G5-3		1-0 F9		3-2 F8		4 0 0 0 0 1 5
Rico Brogna, L OBP: 0.338, SLG: 0.452 (1, 3)	4-2 BB BB 1-2 2-3 BB			0-0 WP 1B		3-3 K		1-1 L7		3 0 1 0 1 1 0
Mike Lieberthal, R OBP: 0.378, SLG: 0.577 (1, 2)	0-0 F9			2-3 K		2-2 F8		2-2 F8		4 0 0 0 0 1 4
Marlon Anderson, L OBP: 0.284, SLG: 0.368 (1, 4)		2-3 K		1-3 K		1-3 K		2-1 BB BB 1B 1B		4 1 1 0 0 2 1
Domingo Cedenro, S OBP: 0.274, SLG: 0.377 (1, 6)		3-3 K			2-3 K		1-2 F8		1-1 L5	4 0 0 0 0 2 1
Curt Schilling, R OBP: 0.226, SLG: 0.174 Jim Poole, L Kevin Sefcik, R OBP: 0.364, SLG: 0.404 (7, PH) (8, 7)		0-3 K			1-2 G3		4-1 1B BB 1-2 BB		2-1 G5-4-3 1B	2 0 0 0 0 1 0 0 0 0 0 0 0 0 1 0 1 0 1 0 0

Inning Stats	R: 0	H: 1	E: 0	K: 1	S: 15	LOB: 3	BB: 2	P: 28	R: 0	H: 0	E: 0	K: 3	S: 9	LOB: 0	BB: 0	P: 14	R: 0	H: 0	E: 0	K: 1	S: 9	LOB: 1	BB: 0	P: 13	R: 1	H: 2	E: 0	K: 1	S: 13	LOB: 1	BB: 0	P: 20	R: 0	H: 0	E: 0	K: 1	S: 7	LOB: 0	BB: 0	P: 13	R: 1	H: 2	E: 0	K: 1	S: 22	LOB: 3	BB: 2	P: 38	R: 0	H: 0	E: 0	K: 0	S: 8	LOB: 0	BB: 0	P: 14	R: 0	H: 1	E: 0	K: 0	S: 6	LOB: 0	BB: 0	P: 11	1B: 7	2B: 0	3B: 0	HR: 0	SF: 0	SAC: 0	DP: 1	HBP: 0
--------------	------	------	------	------	-------	--------	-------	-------	------	------	------	------	------	--------	-------	-------	------	------	------	------	------	--------	-------	-------	------	------	------	------	-------	--------	-------	-------	------	------	------	------	------	--------	-------	-------	------	------	------	------	-------	--------	-------	-------	------	------	------	------	------	--------	-------	-------	------	------	------	------	------	--------	-------	-------	-------	-------	-------	-------	-------	--------	-------	--------

BOTTOM

Arizona Diamondbacks @ Philadelphia Phillies
Veterans Stadium, Philadelphia, PA
Sat Aug 07 1999, 7:05 PM EDT
Att: 18,766 - Sunny - 83 F

livebaseballscorecards.com

AB	33
R	2
H	7
RBI	2
BB	4
SO	10
LOB	15



PITCHER	IP	WLS	BF	H	R	ER	SO	BB	IBB	HBP	BLK	WP	HR	S	P	ERA	WHIP
Andy Benes, R ERA: 5.18 (1, 1)	6.2		29	5	2	1	10	4	0	0	0	1	0	74	127	1.35	1.350
Dan Plesac, L ERA: 7.31 (7, 1)	0.0		1	1	0	0	0	0	0	0	0	0	0	3	4	∞	∞
Gregg Olson, R ERA: 4.03 (7, 1)	1.1		4	0	0	0	0	0	0	0	0	0	0	15	24	0.00	0.000
Matt Mantei, R ERA: 2.93 (9, 1)	1.0		3	1	0	0	0	0	0	0	0	0	0	6	11	0.00	1.000

Batter	1	2	3	4	5	6	7	8	9	AB R H RBI BB SO LOB	TOP											
Tony Womack, L (1, 9) OBP: 0.328, SLG: 0.360	3-2 G3 2B		2-1 HR 2B		0-1 G4-3		0-0 G6-3		0-3 K	5 1 2 1 0 1 0												
Jay Bell, R (1, 4) OBP: 0.359, SLG: 0.556	2-2 F7		1-0 P6		1-1 G6-3		1-3 K		1-0 1B 2B	5 1 1 0 0 1 2												
Luis Gonzalez, L (1, 7) OBP: 0.407, SLG: 0.568	0-0 G3 2-3		0-2 HR		2-1 F7		0-1 1B		4-0 1B BB	4 2 2 2 1 0 1												
Matt Williams, R (1, 5) OBP: 0.353, SLG: 0.543	2-2 F7		4-1 BB		2-0 E5 FC4-6 1B		0-1 G4-3		1-0 1B 1B 1B	4 1 1 1 1 0 2												
Erubiel Durazo, L (1, 3) OBP: 0.467, SLG: 0.480		2-1 P6	0-0 F7		0-0 FC4-6 1B			4-1 1B BB	3-1 P2	3 0 1 0 1 0 1												
Travis Lee, L (8, PR) OBP: 0.342, SLG: 0.372										1 0 0 0 0 0 2												
Steve Finley, L (1, 8) OBP: 0.333, SLG: 0.494		2-1 G3		0-0 L3		0-0 FC4-6 1B		1-0 1B	2-1 1B	5 0 2 1 0 0 2												
Damian Miller, R (1, 2) OBP: 0.283, SLG: 0.396		0-0 G1-3		1-0 HR		2-3 K		1-2 L4	2-1 FC4-6 1B	5 1 2 1 0 1 4												
Andy Fox, L (1, 6) OBP: 0.372, SLG: 0.405			3-2 SH1-4 2B		0-1 P6		0-0 1B	0-3 K	2-1 FC4-6	5 1 2 1 0 1 5												
Armando Reynoso, R (1, 1) OBP: 0.184, SLG: 0.237			1-0 SH1-4		0-3 K		1-3 K	1-0 P4		2 0 0 0 0 0 2 2												
Greg Swindell, L (7, 1)										0 0 0 0 0 0 0 0												
Bobby Chouinard, R (7, 1)										0 0 0 0 0 0 0 0												
Bernard Gilkey, R (8, PH) OBP: 0.491, SLG: 0.526										1 0 0 0 0 0 0 2												
Gregg Olson, R (8, 1)										0 0 0 0 0 0 0 0												
Matt Mantei, R (8, 1)										0 0 0 0 0 0 0 0												
Inning Stats	R: 0 E: 0 K: 0 S: 14	H: 1 LOB: 1 P: 21	R: 0 E: 0 K: 0 S: 5	H: 0 LOB: 0 BB: 0 P: 9	R: 3 E: 0 K: 0 S: 14	H: 3 LOB: 1 BB: 1 P: 25	R: 1 E: 0 K: 1 S: 7	H: 1 LOB: 0 BB: 0 P: 8	R: 0 E: 0 K: 0 S: 6	H: 0 LOB: 0 BB: 0 P: 9	R: 1 E: 1 K: 2 S: 12	H: 2 LOB: 2 BB: 0 P: 17	R: 0 E: 0 K: 1 S: 8	H: 1 LOB: 1 BB: 0 P: 9	R: 0 E: 0 K: 1 S: 11	H: 1 LOB: 2 BB: 1 P: 18	R: 2 E: 0 K: 1 S: 13	H: 4 LOB: 3 BB: 1 P: 28	1B: 7 2B: 4 3B: 0 HR: 2	SF: 0 SAC: 1 DP: 0 HBP: 0	WP: 0 PB: 0 SB: 0 CS: 0	PA: 44
PITCHER	IP WLS BF H R ER SO BB IBB HBP BLK WP HR S P ERA WHIP												PITCHER	IP WLS BF H R ER SO BB IBB HBP BLK WP HR S P ERA WHIP								
Chad Ogea, R (1, 1) ERA: 5.02	6.0 L 27 7 5 4 3 1 0 0 0 0 0 2 58 89 6.00 1.333																					
Billy Brewer, L (7, 1) ERA:	1.0 4 1 0 0 1 0 0 0 0 0 0 0 8 9 0.00 1.000																					
Scott Aldred, L (8, 1) ERA: 3.97	1.0 5 1 0 0 1 1 0 0 0 0 0 0 11 18 0.00 2.000																					
Amaury Telemaco, R (9, 1) ERA: 3.0	0.1 4 2 2 2 1 1 0 0 0 0 0 0 5 11 54.00 9.000																					
Jim Poole, L (9, 1) ERA: 4.68	0.2 4 2 0 0 0 0 0 0 0 0 0 0 8 17 0.00 3.000																					

Arizona Diamondbacks @ Philadelphia Phillies
Veterans Stadium, Philadelphia, PA
Sun Aug 08 1999, 1:35 PM EDT
Att. 32,047 - Cloudy - 80 F

livebaseballscorecards.com

AB	40
R	7
H	13
RBI	7
BB	3
SO	6
LOB	23



Batter	1	2	3	4	5	6	7	8	9	AB R H RBI BB SO LOB
Rob Ducey, L OBP: 0.385, SLG: 0.458 (1, 8)	1-1 G1-3	4-1 BB			1-0 G1-3		1-3 K		3-3 K	4 0 0 0 1 2 1
Ron Gant, R OBP: 0.355, SLG: 0.423 (1, 7)	0-0 E1 2B	3-2 F8			4-0 E 1B BB		2-1 1B 23 1B 2B		2-2 F8	4 2 2 0 1 0 2
Bobby Abreu, L OBP: 0.436, SLG: 0.573 (1, 9)	3-1 23 G6-3 2B		0-2 23 G5-4-3 1B		3-2 E7 23 FC5-4 1B		1-2 23 1B		0-0 1B	5 1 5 2 0 0 0
23 Kevin Jordan, R OBP: 0.370, SLG: 0.448 (1, 5)	1-2 G6-3		0-1 G5-4-3		1-1 FC5-4		2-2 1B		0-0 G5-3	5 0 1 1 0 0 5
Rico Brogna, L OBP: 0.338, SLG: 0.452 (1, 3)	2-0 3-H 2B		1-2 G3			2-3 K		2-2 F7		4 0 1 1 0 1 2
Mike Lieberthal, R OBP: 0.374, SLG: 0.570 (1, 2)	2-1 G3		0-1 G5-3			1-1 G6-3		1-0 P2		4 0 0 0 0 0 3
Marlon Anderson, L OBP: 0.284, SLG: 0.365 (1, 4)		0-1 G4-3		3-2 G3		4-1 WP BB		0-0 G4-3		3 0 0 0 1 0 0
Alex Arias, R OBP: 0.378, SLG: 0.405 (1, 6)		3-2 G4-3		0-3 K		2-1 L9		3-2 F8		4 0 0 0 0 1 1
Chad Ogea, R OBP: 0.186, SLG: 0.108 (7, 1)		2-0 BB			0-3 K		4-2 2B 1B BB		2-3 K	2 0 1 0 0 1 0
Billy Brewer, L (7, 1)										0 0 0 0 0 0 0
Doug Glanville, R OBP: 0.381, SLG: 0.458 (7, PH)										0 0 0 0 0 0 0
Scott Alfred, L (8, 1)										0 0 0 0 0 0 0
Kevin Setcik, R OBP: 0.362, SLG: 0.401 (8, PH)										1 0 0 0 0 1 0
Amaury Telemaco, R (9, 1)										0 0 0 0 0 0 0
Jim Poole, L (9, 1)										0 0 0 0 0 0 0

Inning Stats	R: 2	H: 3	E: 1	K: 0	S: 14	H: 3	LOB: 1	BB: 0	P: 23	R: 0	H: 1	E: 0	K: 0	S: 12	H: 1	LOB: 2	BB: 1	P: 24	R: 0	H: 0	E: 0	K: 0	S: 8	H: 0	LOB: 0	BB: 0	P: 9	R: 0	H: 0	E: 0	K: 1	S: 8	H: 1	LOB: 2	BB: 1	P: 19	R: 0	H: 0	E: 0	K: 1	S: 8	H: 0	LOB: 1	BB: 1	P: 17	R: 2	H: 3	E: 0	K: 1	S: 25	H: 3	LOB: 2	BB: 1	P: 38	R: 0	H: 0	E: 0	K: 1	S: 9	H: 0	LOB: 0	BB: 0	P: 14	R: 0	H: 1	E: 0	K: 1	S: 8	H: 1	LOB: 1	BB: 0	P: 13	1B: 7	2B: 3	3B: 0	HR: 0	SF: 0	SAC: 0	DP: 1	HBP: 0
--------------	------	------	------	------	-------	------	--------	-------	-------	------	------	------	------	-------	------	--------	-------	-------	------	------	------	------	------	------	--------	-------	------	------	------	------	------	------	------	--------	-------	-------	------	------	------	------	------	------	--------	-------	-------	------	------	------	------	-------	------	--------	-------	-------	------	------	------	------	------	------	--------	-------	-------	------	------	------	------	------	------	--------	-------	-------	-------	-------	-------	-------	-------	--------	-------	--------

PITCHER	IP	WLS	BF	H	R	ER	SO	BB	IBB	HBP	BLK	WP	HR	S	P	ERA	WHIP
Armando Reynoso, R ERA: 3.9 (1, 1)	6.1	W	29	7	4	4	4	4	4	0	0	1	0	71	121	5.68	1.737
Greg Swindell, L ERA: 2.86 (7, 1)	0.1	H	3	2	0	0	0	0	0	0	0	0	0	13	18	0.00	6.000
Bobby Chouinard, R ERA: 2.05 (7, 1)	0.1	H	1	0	0	0	0	0	0	0	0	0	0	1	2	0.00	0.000
Gregg Olson, R ERA: 3.92 (8, 1)	1.0	H	3	0	0	0	1	0	0	0	0	0	0	9	14	0.00	0.000
Matt Mantei, R ERA: 2.87 (9, 1)	1.0	S	4	1	0	0	1	0	0	0	0	0	0	8	13	0.00	1.000

BOTTOM

Arizona Diamondbacks @ Philadelphia Phillies
Veterans Stadium, Philadelphia, PA

Sun Aug 08 1999, 1:35 PM EDT
Att: 32,047 - Cloudy - 80 F

AB	36
R	4
H	10
RBI	4
BB	4
SO	6
LOB	14

livebaseballscorecards.com



WP: 1	PA: 40
PB: 0	
SB: 0	
CS: 0	

Batter	1	2	3	4	5	6	7	8	9	AB R H RBI BB SO LOB	TOP										
Joe McEwing, R OBP: 0.340, SLG: 0.411 (1, 4) (8, 7)	1-3 K	2-1 P3	3-2 F8		0-0 F8		3-2 1B		2-3 K	6 0 1 0 0 2 3											
Willie McGee, S OBP: 0.289, SLG: 0.276 (1, 8)	1-1 FC4-6 BB 2B 1B		1-2 G3-1	1-1 BB 1B 1B	3-2 G6-3		1-3 K		0-1 G3-1	6 2 2 0 0 1 1											
Mark McGwire, R OBP: 0.426, SLG: 0.687 Placido Polanco, R OBP: 0.322, SLG: 0.335 (1, 3) (8, 4)	4-2 FC4-6 1-2 BB		3-1 1B 2B 1B	4-2 BB 1B HR BB	0-0 2B			0-2 P5	0-0 F8	3 2 2 0 2 0 0 1 0 0 0 0 0 0											
Ray Lankford, L OBP: 0.378, SLG: 0.539 Eli Marrero, R OBP: 0.241, SLG: 0.311 (1, 7) (8, 3)	3-2 FC4-6 2B 1-2f 2-3		1-2 2B 1B	0-1 BB HR 1B	3-1 G4-3			2-2 E BB 1B		5 3 3 1 0 0 3 0 0 0 0 0 0 0											
Thomas Howard, S OBP: 0.325, SLG: 0.357 (1, 9)	0-0 1-H 3-H 2B		1-1 2B 2B	4-0 HR BB		0-0 G6-4-3 1B		4-1 E BB		3 2 3 3 2 0 0											
Fernando Tatis, R OBP: 0.403, SLG: 0.554 Heathcliff Slocumb, R Mike Mohler, R Rick Croushore, R OBP: 0.667, SLG: 0.500 (1, 5) (8, 1) (9, 1) (9, 1)	2-2 G6-3		4-0 2B IBB	0-0 HR		1-1 G6-4-3 1-2f		2-1 P3		4 2 1 4 1 0 4 0											
Alberto Castillo, R OBP: 0.335, SLG: 0.360 (1, 2)			3-1 G6-3 1B	1-0 1-H 2-H 3-H 2B	0-3 K	1-2 G3		2-2 E1		5 0 2 3 0 1 2											
David Howard, S OBP: 0.292, SLG: 0.262 Edgar Renteria, R OBP: 0.324, SLG: 0.382 (1, 6) (4, PH) (4, 6)			1-3 K	3-2 HBP	1-3 K		1-0 G6-3	1-3 K		1 0 0 0 0 1 1 3 0 0 0 0 2 3											
Kent Mercker, L OBP: 0.269, SLG: 0.250 Craig Paquette, R OBP: 0.348, SLG: 0.652 (1, 1) (8, 5)		1 SAFE 0-1 G6-3	0-0 B2	1-3 K			1-0 L5		1-0 HR	4 0 0 0 0 1 3 1 1 1 1 0 0 0											
Inning Stats	R: 2 E: 0 K: 1 S: 15	H: 2 LOB: 1 BB: 1 P: 26	R: 0 E: 0 K: 1 S: 9	H: 1 LOB: 1 BB: 0 P: 15	R: 4 E: 0 K: 0 S: 17	H: 4 LOB: 2 BB: 1 P: 34	R: 5 E: 0 K: 3 S: 17	H: 3 LOB: 0 BB: 2 P: 28	R: 0 E: 0 K: 0 S: 7	H: 1 LOB: 1 BB: 0 P: 13	R: 0 E: 0 K: 0 S: 6	H: 1 LOB: 0 BB: 0 P: 8	R: 0 E: 1 K: 1 S: 9	H: 1 LOB: 3 BB: 1 P: 28	R: 1 E: 0 K: 1 S: 7	H: 1 LOB: 0 BB: 0 P: 10	1B: 9 2B: 4 3B: 0 HR: 2	SF: 0 SAC: 0 DP: 1 HBP: 1	WP: 0 PB: 0 SB: 0 CS: 0	PA: 48	
PITCHER	IP WLS BF H R ER SO BB IBB HBP BLK WP HR S P ERA WHIP																			PITCHER	IP WLS BF H R ER SO BB IBB HBP BLK WP HR S P ERA WHIP
Steve Schrenk, R ERA: 3.96 (1, 1)	2.1 L 17 7 6 6 2 1 1 1 0 0 0 37 68 23.14 3.429																				
Billy Brewer, L ERA: 12.27 (3, 1)	2.2 14 4 5 5 3 2 0 0 0 0 1 28 48 16.88 2.250																				
Jim Poole, L ERA: 4.41 (6, 1)	2.0 7 2 0 0 1 0 0 0 0 0 0 15 23 0.00 1.000																				
Amaury Telemaco, R ERA: 2.91 (8, 1)	1.0 6 1 0 0 1 1 0 0 0 0 0 17 28 0.00 2.000																				
Wayne Gomes, R ERA: 3.81 (9, 1)	1.0 4 1 1 1 1 0 0 0 0 0 1 7 10 9.00 1.000																				

St. Louis Cardinals @ Philadelphia Phillies
Veterans Stadium, Philadelphia, PA

Mon Aug 09 1999, 7:35 PM EDT
Att. 46,102 - Unknown - 78 F

AB	42
R	12
H	15
RBI	12
BB	5
SO	8
LOB	20



WP	0	PA	48
PB	0		
SB	0		
CS	0		

livebaseballscorecards.com

Batter	1	2	3	4	5	6	7	8	9	AB	R	H	RBI	BB	SO	LOB
Doug Glanville, R OBP: 0.379, SLG: 0.457 (1, 8)	1-2 HR 2B	2-2 K			0-3 K			2-3 K	0-3 K	5	1	1	0	0	4	3
Ron Gant, R OBP: 0.356, SLG: 0.439 (1, 7)	3-2 HR 2-H		1-2 P6			1-2 F8		0-0 HR	1-3 K	5	2	2	3	0	1	3
Bobby Abreu, L OBP: 0.435, SLG: 0.569 Wayne Gomes, R Domingo Cedeneno, S OBP: 0.271, SLG: 0.372 (1, 9) (9, 1) (9, PH)	3-2 G5-3		2-3 K			1-1 1B		2-2 L4	0-3 K	4	0	1	0	0	1	0
Scott Rolen, R OBP: 0.362, SLG: 0.530 15 David Doster, R OBP: 0.333, SLG: 0.379 (1, 5) (6, 5)	0-0 1B 1B		3-2 P6			2-2 F9			1-0 2B 1B 1B	2	0	1	0	0	0	0
Rico Brogna, L OBP: 0.335, SLG: 0.449 Kevin Seifick, R OBP: 0.366, SLG: 0.413 (1, 3) (9, 4)	2-3 K				1-3 K		1-0 G6-3		1-0 1B 23 1B 2B	3	0	0	0	0	2	2
Mike Lieberthal, R OBP: 0.377, SLG: 0.576 Gary Bennett, R OBP: 0.311, SLG: 0.362 (1, 2) (7, 2)	0-2 1B 1-2		3-2 23 L8-4 2B			4-2 23 L6-3 BB			3-1 BB 23 1B 1B	2	0	2	0	0	0	0
23 Kevin Jordan, R OBP: 0.367, SLG: 0.443 (1, 4) (9, 3)	1-0 P3		1-2 L8-4			1-2 L6-3			3-1 BB E 1B 1B	4	0	1	1	0	0	4
Alex Arias, R OBP: 0.376, SLG: 0.399 (1, 6)		1-1 G5-3			4-2 G3-6-4 BB		3-2 P4		1-0 E6 BB	3	0	0	0	1	0	2
Steve Schrenk, R Billy Brewer, L Marlon Anderson, L Jim Poole, L Amaury Telemaco, R Rob Ducey, L OBP: 0.366, SLG: 0.454 (1, 1) (3, 1) (5, PH) (6, 1) (8, 1) (8, PH) (9, 9)		2-2 F8			0-1 G3-6-4		1-3 K		4-1 BB	1	0	0	0	0	0	0

Inning Stats	R: 2	H: 4	E: 0	LOB: 2	K: 1	S: 23	R: 0	H: 0	E: 0	LOB: 0	K: 1	S: 9	R: 0	H: 1	E: 0	LOB: 0	K: 1	S: 10	R: 0	H: 0	E: 0	LOB: 0	K: 1	S: 7	R: 0	H: 1	E: 0	LOB: 1	K: 0	S: 9	R: 0	H: 0	E: 0	LOB: 0	K: 0	S: 10	R: 1	H: 1	E: 0	LOB: 0	K: 2	S: 11	R: 3	H: 4	E: 1	LOB: 3	K: 3	S: 24	1B: 6	SF: 0	2B: 5	SAC: 0	3B: 0	DP: 3	HR: 2	HBP: 0	WP: 0	PA: 39
--------------	------	------	------	--------	------	-------	------	------	------	--------	------	------	------	------	------	--------	------	-------	------	------	------	--------	------	------	------	------	------	--------	------	------	------	------	------	--------	------	-------	------	------	------	--------	------	-------	------	------	------	--------	------	-------	-------	-------	-------	--------	-------	-------	-------	--------	-------	--------

PITCHER	IP	WLS	BF	H	R	ER	SO	BB	IBB	HBP	BLK	WP	HR	S	P	ERA	WHIP
Kent Mercker, L ERA: 5.09 (1, 1)	7.0	W	26	6	2	2	5	2	0	0	0	0	1	77	120	2.57	1.143
Heathcliff Slocumb, R ERA: 5.0 (8, 1)	1.0		4	1	1	1	2	0	0	0	0	0	1	11	16	9.00	1.000
Mike Mohler, L ERA: 5.4 (9, 1)	0.0		4	4	3	2	0	0	0	0	0	0	0	13	21	∞	∞
Rick Croushore, R ERA: 2.59 (9, 1)	1.0		5	0	0	0	3	1	0	0	0	0	0	11	17	0.00	1.000

BOTTOM

St. Louis Cardinals @ Philadelphia Phillies
Veterans Stadium, Philadelphia, PA
Mon Aug 09 1999, 7:35 PM EDT
Att: 46,102 - Unknown - 78 F

livebaseballscores.com

AB	36
R	6
H	11
RBI	6
BB	3
SO	10
LOB	19



Batter	1	2	3	4	5	6	7	8	9	AB	R	H	RBI	BB	SO	LOB	TOP										
Edgar Renteria, R OBP: 0.323, SLG: 0.378 (1, 6)	L9	K		E5 1B S BB		G6-3		S 1B BB		4	1	0	0	1	1	3											
J.D. Drew, L OBP: 0.346, SLG: 0.481 (1, 8)	F7			2B 3B		G1-3		S 1B		4	2	2	1	1	0	0											
Mark McGwire, R OBP: 0.428, SLG: 0.687 Craig Paquette, R OBP: 0.333, SLG: 0.593 Ricky Bottalico, L Lance Painter, L	FC5-4 BB			1B BB		K		K		0	0	0	0	1	0	0											
Ray Lankford, L OBP: 0.379, SLG: 0.538 (1, 7)	FC5-4			1B BB				L4		4	0	1	2	1	0	3											
Thomas Howard, S Manny Aybar, R David Howard, S				1B 2B				2B		3	0	3	2	1	0	0											
Fernando Tatis, R OBP: 0.399, SLG: 0.547 (1, 5)				K		F8		K		5	0	0	0	0	2	7											
Alberto Castillo, R Willie McGee, S				1B		K		G4-3		4	0	1	0	0	2	3											
Joe McEwing, R OBP: 0.343, SLG: 0.412 (1, 4)				1B BB		F9		K		1	0	0	0	0	0	1											
Jose Jimenez, R Rick Croushore, R Placido Polanco, R				BB		G6-3		B2 1B		4	1	2	0	1	1	0											
				P5		G6-3		B2		3	0	0	0	0	0	3											
						F8		G6-3		0	0	0	0	0	0	0											
										2	0	0	0	0	0	3											
Inning Stats	R: 0 E: 0 K: 0 S: 13	H: 0 LOB: 1 BB: 1 P: 22	R: 0 E: 0 K: 2 S: 16	H: 2 LOB: 3 BB: 1 P: 28	R: 1 E: 0 K: 2 S: 14	H: 2 LOB: 2 BB: 1 P: 29	R: 3 E: 1 K: 0 S: 14	H: 2 LOB: 2 BB: 2 P: 28	R: 0 E: 0 K: 2 S: 8	H: 0 LOB: 0 BB: 0 P: 12	R: 0 E: 0 K: 1 S: 9	H: 0 LOB: 0 BB: 0 P: 12	R: 0 E: 0 K: 1 S: 8	H: 1 LOB: 1 BB: 0 P: 14	R: 1 E: 0 K: 1 S: 14	H: 2 LOB: 2 BB: 1 P: 23	R: 0 E: 0 K: 0 S: 13	H: 1 LOB: 2 BB: 1 P: 19	1B: 6 2B: 3 3B: 1 HR: 0	SF: 0 SAC: 0 DP: 0 HBP: 0	WP: 0 PB: 0 SB: 3 CS: 0	PA: 45					
PITCHER	IP	WLS	BF	H	R	ER	SO	BB	IBB	HBP	BLK	WP	HR	S	P	ERA	WHIP										
Robert Person, R ERA: 4.69 (1, 1)	6.0		30	6	4	1	7	5	0	0	0	0	0	74	131	1.50	1.833										
Amaury Telemaco, R ERA: 3.06 (7, 1)	1.1		7	2	1	1	1	1	0	0	0	0	0	14	25	6.75	2.250										
Jim Poole, L ERA: 4.33 (8, 1)	0.2	W	3	1	0	0	1	0	0	0	0	0	0	8	12	0.00	1.500										
Wayne Gomes, R ERA: 3.74 (9, 1)	1.0	S	5	1	0	0	0	1	0	0	0	0	0	13	19	0.00	2.000										

St. Louis Cardinals @ Philadelphia Phillies
Veterans Stadium, Philadelphia, PA

Tue Aug 10 1999, 7:35 PM EDT
Att. 48,514 - Overcast - 77 F

livebaseballscorecards.com

AB	38
R	5
H	10
RBI	5
BB	7
SO	9
LOB	26



Batter	1	2	3	4	5	6	7	8	9	AB	R	H	RBI	BB	SO	LOB
Doug Glanville, R OBP: 0.379, SLG: 0.455 (1, 8)	0-1 P3	1-2 BB 1B		1-3 K		2-1 P6		4-0 2B BB		4	1	1	1	1	1	1
Ron Gant, R OBP: 0.363, SLG: 0.445 (1, 7)	4-0 BB BB	4-2 BB			2-2 2B SF8 1B		4-0 BB BB	0-1 G4-3 1B 2B		2	2	2	3	3	0	0
Bobby Abreu, L OBP: 0.434, SLG: 0.568 (1, 9)	1-3 K	0-0 G4-3			0-1 G3 2B		4-2 BB BB	1-1 G4-3		4	0	1	0	1	1	5
Scott Rolen, R OBP: 0.362, SLG: 0.528 (1, 5)	4-2 BB		3-2 G6-3		1-1 SF8		1-3 K	3-1 1B		3	0	1	2	1	1	2
Rico Brogna, L OBP: 0.334, SLG: 0.445 (1, 3)	0-1 F7		4-1 BB		3-H G3		2-1 G4-6-3	2-3 K		4	0	0	0	1	1	6
Mike Lieberthal, R OBP: 0.373, SLG: 0.569 (1, 2)		2-2 G4-3	0-3 K		1-0 F7			2-1 F9		4	0	0	0	0	1	2
Marlon Anderson, L OBP: 0.286, SLG: 0.361 15 David Doster, R OBP: 0.333, SLG: 0.379 (1, 4) (9, 4)		4-2 BB 1B BB	0-2 G1-3		0-2 L8			4-1 2B BB		2	2	0	0	2	0	1
Alex Arias, R OBP: 0.378, SLG: 0.403 (1, 6)		4-1 BB 1B BB		3-3 K		0-2 F9		1-2 BB 2B 2B		3	1	1	1	1	1	0
Robert Person, R OBP: 0.136, SLG: 0.136 Rob Ducey, L OBP: 0.390, SLG: 0.454 Amaury Telemaco, R Jim Poole, L 23 Kevin Jordan, R OBP: 0.371, SLG: 0.443 Wayne Gomes, R (1, 1) (6, PH) (7, 1) (8, 1) (8, PH) (9, 1)		0-3 K		1-3 K		4-0 BB		4-2 BB BB		2	0	0	0	0	2	2

Inning Stats	R: 0	H: 0	E: 0	K: 10	S: 10	R: 1	H: 1	E: 0	K: 16	S: 16	R: 0	H: 0	E: 0	K: 10	S: 10	R: 1	H: 2	E: 0	K: 9	S: 9	R: 0	H: 0	E: 0	K: 8	S: 8	R: 0	H: 0	E: 0	K: 18	S: 18	R: 5	H: 3	E: 0	K: 18	S: 39	
	LOB: 2	BB: 2				LOB: 3	BB: 3				LOB: 1	BB: 1				LOB: 1	BB: 0				LOB: 1	BB: 1					LOB: 1	BB: 2		LOB: 3	BB: 3					


PITCHER	IP	WLS	BF	H	R	ER	SO	BB	IBB	HBP	BLK	WP	HR	S	P	ERA	WHIP
Jose Jimenez, R ERA: 5.58 (1, 1)	6.0		28	3	2	2	6	7	0	0	0	0	0	62	108	3.00	1.667
Rick Croushore, R ERA: 2.54 (7, 1)	1.0	H	4	0	0	0	1	2	0	0	0	0	0	8	19	0.00	2.000
Manny Aybar, R ERA: 4.19 (8, 1)	0.1	H	3	1	2	2	0	1	0	0	0	0	0	6	13	54.00	6.000
Ricky Bottalico, R ERA: 4.45 (8, 1)	0.1	L	5	2	3	3	0	2	0	0	0	0	0	9	21	81.00	12.000
Lance Painter, L ERA: 5.05 (8, 1)	0.1		1	0	0	0	1	0	0	0	0	0	0	3	5	0.00	0.000

BOTTOM

St. Louis Cardinals @ Philadelphia Phillies
Veterans Stadium, Philadelphia, PA

Tue Aug 10 1999, 7:35 PM EDT
Att: 48,514 - Overcast - 77 F

AB	28
R	7
H	6
RBI	7
BB	12
SO	8
LOB	19



WP	HR	S	P	ERA	WHIP
0	0	1	0	0	0
0	0	0	0	0	0
0	0	0	0	0	0
0	0	0	0	0	0
0	1	0	0	0	0
0	0	0	0	0	0

Batter	1	2	3	4	5	6	7	8	9	AB R H RBI BB SO LOB	TOP											
Joe McEwing, R (1, 9) OBP: 0.343, SLG: 0.410	1-3 K		4-2 BB BB	3-2 G1-3		2-1 FC3-6 1B		3-2 G6-3		4 0 1 1 1 1 2												
J.D. Drew, L (1, 8) OBP: 0.343, SLG: 0.488	3-2 F7		1-3 K		3-2 HR	1-1 FC3-6 1-2f		0-0 G3	5 1 1 1 0 1 2													
Edgar Renteria, R (1, 6) OBP: 0.324, SLG: 0.375	1-3 K2-3		4-0 BB 1-2 BB		0-2 F9	1-0 L5		4-2 G6-3 S BB	3 0 0 0 2 1 1													
Fernando Tatis, R (1, 5) OBP: 0.397, SLG: 0.542		4-2 BB 1B	1-3 K		2-3 K		3-3 K	1-1 G6-3 1-3	4 1 0 0 1 3 3													
Ray Lankford, L (1, 7) OBP: 0.382, SLG: 0.546		4-0 1B 1-2 BB	4-1 BB 1-2 2-3 BB		3-1 HR		1-2 G4-3	2-2 G3	3 1 1 1 2 0 1													
Craig Paquette, R (1, 3) OBP: 0.323, SLG: 0.548		0-2 1B 1-2 2-H 1B	3-2 P3		3-3 K		1-2 F9		4 0 1 1 0 1 3													
Placido Polanco, R (1, 4) OBP: 0.328, SLG: 0.337		2-2 G1-2-3 1B		1-0 G3-5-4 1B		4-1 2B BB		2-2 G5-3	3 1 2 0 1 0 0													
Eli Marrero, R (1, 2) OBP: 0.248, SLG: 0.321		0-3 K		1-2 G3-5-4 1B		2-2 SH3-4 1B 2B		1-2 SH3-4 1B	4 1 3 1 0 1 3													
Garrett Stephenson, R (1, 1) Heathcliff Slocumb, R (8, 1)		0-0 G1-2-3		0-0 G3-5-4		2-0 SH3-4		0-0 SH3-4	2 0 0 0 0 0 5 0 0 0 0 0 0 0													
Inning Stats	R: 0 E: 0 K: 2 S: 9	H: 0 LOB: 0 BB: 0 P: 14	R: 1 E: 0 K: 1 S: 14	H: 2 LOB: 2 BB: 2 P: 24	R: 0 E: 0 K: 2 S: 18	H: 0 LOB: 3 BB: 3 P: 35	R: 0 E: 0 K: 0 S: 9	H: 2 LOB: 1 BB: 0 P: 14	R: 2 E: 0 K: 2 S: 16	H: 2 LOB: 0 BB: 0 P: 27	R: 2 E: 0 K: 0 S: 10	H: 2 LOB: 1 BB: 1 P: 22	R: 0 E: 0 K: 1 S: 10	H: 0 LOB: 0 BB: 0 P: 15	R: 0 E: 0 K: 0 S: 12	H: 1 LOB: 1 BB: 0 P: 18	R: 0 E: 0 K: 0 S: 9	H: 0 LOB: 1 BB: 1 P: 16	1B: 6 2B: 1 3B: 0 HR: 2	SF: 0 SAC: 2 DP: 2 HBP: 0	WP: 0 PB: 0 SB: 1 CS: 0	PA: 41
PITCHER	IP WLS BF H R ER SO BB IBB HBP BLK WP HR S P ERA WHIP																					
Randy Wolf, L (1, 1) ERA: 5.0	5.0 L 24 6 3 3 7 5 0 0 0 0 0 2 66 114 5.40 2.200																					
Amaury Telemaco, R (6, 1) ERA: 3.47	1.0 6 2 2 2 0 1 0 0 0 0 0 0 10 22 18.00 3.000																					
Billy Brewer, L (7, 1) ERA: 7.94	2.0 7 1 0 0 1 0 0 0 0 0 0 0 22 33 0.00 0.500																					
Wayne Gomes, R (9, 1) ERA: 3.67	1.0 4 0 0 0 0 1 0 0 0 0 0 0 9 16 0.00 1.000																					

St. Louis Cardinals @ Philadelphia Phillies
Veterans Stadium, Philadelphia, PA
Wed Aug 11 1999, 7:35 PM EDT
Att. 45,830 - Cloudy - 88 F

livebaseballscorecards.com

AB	32
R	5
H	9
RBI	5
BB	7
SO	8
LOB	20



Batter	1	2	3	4	5	6	7	8	9	AB	R	H	RBI	BB	SO	LOB
Doug Glanville, R OBP: 0.378, SLG: 0.453 (1, 8)	3-2 P6		0-1 G4-3		0-3 K			0-1 1B		4	0	1	0	0	1	0
Ron Gant, R OBP: 0.364, SLG: 0.452 (1, 7)	3-2 HR		4-0 G4-3 BB			3-3 K		0-3 K		3	1	1	1	1	2	2
Bobby Abreu, L OBP: 0.433, SLG: 0.565 (1, 9)	1-2 G6-3		3-2 G4-3			1-1 G1-5-3		3-2 1B		4	0	1	0	0	0	1
Scott Rolen, R OBP: 0.359, SLG: 0.522 Wayne Gomes, R (9, 1)	1-2 F8		1-2 F8			1-3 K		3-2 F9		4	0	0	0	0	1	4
Rico Brogna, L OBP: 0.331, SLG: 0.441 (1, 3)		1-1 F7		1-2 F9			0-3 K		3-2 G1-3	4	0	0	0	0	1	0
Mike Lieberthal, R OBP: 0.369, SLG: 0.563 (1, 2)		1-1 G5-3		1-1 P5			3-2 F8		2-1 F8	4	0	0	0	0	0	0
Marlon Anderson, L OBP: 0.285, SLG: 0.360 (1, 4)		0-2 1B 1B		2-2 F7			2-2 G6-3		0-2 F7	4	0	1	0	0	0	0
Alex Arias, R OBP: 0.382, SLG: 0.406 (1, 6)		2-1 FC6 1B		2-1 F8			3-2 1B 1B 1B			3	0	2	0	0	0	0
Randy Wolf, L OBP: 0.263, SLG: 0.178 Domingo Cedeño, S OBP: 0.267, SLG: 0.367 Amaury Telemaco, R Billy Brewer, L Rob Ducey, L OBP: 0.266, SLG: 0.450 23 Kevin Jordan, R OBP: 0.371, SLG: 0.443 (1, 1) (5, PH) (6, 1) (7, 1) (8, PH) (9, 5)		0-2 FC6		3-2 G4-3			1-0 P5			1	0	0	0	0	0	2

Inning Stats	R: 1	H: 1	E: 0	K: 0	S: 12	H: 1	LOB: 0	BB: 0	P: 20	R: 0	H: 2	E: 0	K: 0	S: 12	H: 0	LOB: 1	BB: 1	P: 17	R: 0	H: 0	E: 0	K: 0	S: 9	H: 0	LOB: 0	BB: 0	P: 13	R: 0	H: 0	E: 0	K: 1	S: 11	H: 0	LOB: 0	BB: 0	P: 16	R: 0	H: 0	E: 0	K: 2	S: 9	H: 0	LOB: 0	BB: 0	P: 14	R: 0	H: 0	E: 0	K: 1	S: 11	H: 3	LOB: 3	BB: 0	P: 26	R: 0	H: 0	E: 0	K: 0	S: 8	H: 0	LOB: 0	BB: 0	P: 13	1B: 5	2B: 0	3B: 0	HR: 1	SF: 0	SAC: 0	DP: 0	HBP: 0	WP: 0	PA: 34
--------------	------	------	------	------	-------	------	--------	-------	-------	------	------	------	------	-------	------	--------	-------	-------	------	------	------	------	------	------	--------	-------	-------	------	------	------	------	-------	------	--------	-------	-------	------	------	------	------	------	------	--------	-------	-------	------	------	------	------	-------	------	--------	-------	-------	------	------	------	------	------	------	--------	-------	-------	-------	-------	-------	-------	-------	--------	-------	--------	-------	--------

PITCHER	IP	WLS	BF	H	R	ER	SO	BB	IBB	HBP	BLK	WP	HR	S	P	ERA	WHIP
Garrett Stephenson, R ERA: 3.65 (1, 1)	7.1	W	28	5	1	1	4	1	0	0	0	0	1	79	122	1.23	0.818
Heathcliff Slocumb, R ERA: 4.78 (8, 1)	1.2	S	6	1	0	0	1	0	0	0	0	0	0	18	29	0.00	0.600

BOTTOM

St. Louis Cardinals @ Philadelphia Phillies
Veterans Stadium, Philadelphia, PA

Wed Aug 11 1999, 7:35 PM EDT
Att: 45,830 - Cloudy - 88 F

livebaseballscores.com

AB	33
R	1
H	6
RBI	1
BB	1
SO	5
LOB	10



Batter	1	2	3	4	5	6	7	8	9	AB R H RBI BB SO LOB	TOP																									
Doug Glanville, R (1, 8) OBP: 0.378, SLG: 0.453	1-1 G4-6-3 1B	1-1 FC6-4			1-1 G6-4-3 1B	1-0 G4-3		0-3 K		5 0 2 0 0 1 7																										
Ron Gant, R (1, 7) OBP: 0.363, SLG: 0.447	2-1 G4-6-3 1-2f		4-1 FC5-4 BB		1-1 G6-4-3 1-2f		2-2 L7		1-0 G5-3	4 0 0 0 1 0 2																										
Bobby Abreu, L (1, 9) OBP: 0.432, SLG: 0.566	1-2 F7		2-2 FC5-4 1-2f		1-2 G4-3		2-1 1B		1-1 S 2B	5 0 2 0 0 0 1																										
Scott Rolen, R (1, 5) OBP: 0.361, SLG: 0.527		2-2 G3-1 3B	0-0 F7			2-2 2B 2B	1-0 F7		4-0 S IBB	4 2 2 0 1 0 2																										
Rico Brogna, L (1, 3) OBP: 0.330, SLG: 0.441		0-0 G3-1 3-H	1-2 F8 1-2			0-0 2B 2B	0-0 F7		1-3 K 2-3	5 1 1 1 0 1 4																										
Mike Lieberthal, R (1, 2) OBP: 0.372, SLG: 0.574		1-3 K		1-0 HR		1-2 1B 2B 2-H 3-H		3-2 1B SH4-3 1B	0-3 K 1-2	5 1 3 3 0 2 2																										
Marlon Anderson, L (1, 4) OBP: 0.286, SLG: 0.363		1-0 BB 2B		1-1 G4-3		3-3 K		0-0 SH4-3		3 0 1 0 0 1 1																										
Alex Arias, R (1, 6) OBP: 0.387, SLG: 0.410		4-0 BB IBB		1-1 G5-3		1-0 SH3 1B		2-0 1B		3 0 2 0 1 0 0																										
Paul Byrd, R (1, 1) OBP: 0.240, SLG: 0.156		4-2 FC6-4 BB		2-1 G6-3		0-0 SH3		2-3 K		1 0 0 0 1 0 0																										
Scott Aldred, L (7, 1)										0 0 0 0 0 0 0																										
Rob Ducey, L (8, PH) OBP: 0.385, SLG: 0.446										1 0 0 0 0 1 2																										
Steve Schrenk, R (8, 1)										0 0 0 0 0 0 0																										
Billy Brewer, L (9, 1)										0 0 0 0 0 0 0																										
Inning Stats	R: 0 E: 0 K: 0 S: 8	H: 1 LOB: 0 BB: 0 P: 12	R: 1 E: 0 K: 1 S: 13	H: 2 LOB: 3 BB: 2 P: 26	R: 0 E: 0 K: 0 S: 12	H: 0 LOB: 1 BB: 1 P: 19	R: 1 E: 0 K: 0 S: 7	H: 1 LOB: 0 BB: 0 P: 12	R: 0 E: 0 K: 0 S: 7	H: 1 LOB: 0 BB: 0 P: 10	R: 2 E: 0 K: 1 S: 13	H: 4 LOB: 2 BB: 0 P: 21	R: 0 E: 0 K: 0 S: 9	H: 1 LOB: 1 BB: 0 P: 14	R: 0 E: 0 K: 2 S: 11	H: 2 LOB: 2 BB: 0 P: 18	R: 0 E: 0 K: 2 S: 9	H: 1 LOB: 2 BB: 1 P: 16	1B: 7 2B: 4 3B: 1 HR: 1	SF: 0 SAC: 2 DP: 2 HBP: 0	WP: 0 PA: 42															
PITCHER	IP WLS BF H R ER SO BB IBB HBP BLK WP HR S P ERA WHIP																				ERA WHIP															
Brett Tomko, R (1, 1) ERA: 4.66	6.0		28	9	4	4	2	2	1	0	0	0	1	60	100	6.00	1.833																			
Stan Belinda, R (7, 1) ERA: 4.09	2.1		12	4	0	0	2	0	1	0	0	0	0	23	41	0.00	1.714																			
Dennys Reyes, L (9, 1) ERA: 3.0	0.1		1	0	0	0	1	0	0	0	0	0	0	3	4	0.00	0.000																			
Scott Williamson, R (9, 1) ERA: 1.83	0.1	W	1	0	0	0	1	0	0	0	0	0	0	3	3	0.00	0.000																			

Philadelphia Phillies @ Cincinnati Reds
Cinergy Field, Cincinnati, OH
Fri Aug 13 1999, 7:05 PM EDT
Att. 26,353 - Unknown - 94 F

AB	36
R	4
H	13
RBI	4
BB	4
SO	6
LOB	21



BOTTOM

Philadelphia Phillies @ Cincinnati Reds
Cinergy Field, Cincinnati, OH

livebaseballscorecards.com

AB	36
R	5
H	11
RBI	5
BB	3
SO	5
LOB	14



WP	1	PA	39
PB	0		
SB	1		
CS	0		

Fri Aug 13 1999, 7:05 PM EDT
Att: 26,353 - Unknown - 94 F

AB R H RBI BB SO LOB

5	1	2	0	0	1	1
5	1	3	1	0	0	0
4	1	1	1	1	0	2
2	1	1	2	2	0	2
4	0	1	0	0	1	4
4	0	0	0	0	0	1
4	0	1	0	0	1	0
0	0	0	0	0	0	0
4	1	1	0	0	0	2
2	0	0	0	0	1	2
1	0	1	1	0	0	0
0	0	0	0	0	0	0
0	0	0	0	0	0	0
1	0	0	0	0	1	0

0-0	1B	1B
1-2	1B	1B
1-3	1B	1B
3-2	1B	1B
1-2	1B	1B
3-H	1B	1B
0-0		
1-2		
1-0		
1-1		
2-3		

3-2	F9
0-1	G4-3
4-2	FC6-4
BB	BB
1-1	FC6-4
1-2	L8
1-3	K
2-1	2B
2-2	2B
2-3	K

3-3	K
0-0	HR
0-0	G4-3
4-2	BB
2-1	F9
1-2	L8
1-3	K
2-1	2B
2-2	2B
2-3	2B

3-2	G1-3
0-0	HR
0-0	G4-3
4-2	BB
2-1	F9
1-2	L8
1-3	K
2-1	2B
2-2	2B
2-3	2B

4-1	HR
BB	BB
1-0	HR
1-H	HR
3-1	1B
1B	1B
0-0	F7
0-1	1B
1-2	1B
1-2	P9
3-3	K
2-3	K

2-0	F9
2-1	F7
4-1	HR
1-0	HR
3-1	1B
1B	1B
0-0	F7
0-1	1B
1-2	1B
1-2	P9
3-3	K
2-3	K

1-1	1B
0-2	1B
1-2	1B
1-2	F8
3-0	L8
0-3	K
0-0	G6-3
2-2	F9
1-0	F9
1-0	G5-3

1-1	1B
0-2	1B
1-2	1B
1-2	F8
3-0	L8
0-3	K
0-0	G6-3
2-2	F9
1-0	F9
1-0	G5-3

1-1	1B
0-2	1B
1-2	1B
1-2	F8
3-0	L8
0-3	K
0-0	G6-3
2-2	F9
1-0	F9
1-0	G5-3

1-1	1B
0-2	1B
1-2	1B
1-2	F8
3-0	L8
0-3	K
0-0	G6-3
2-2	F9
1-0	F9
1-0	G5-3

1-1	1B
0-2	1B
1-2	1B
1-2	F8
3-0	L8
0-3	K
0-0	G6-3
2-2	F9
1-0	F9
1-0	G5-3

Inning Stats															R: 0	H: 2	E: 0	K: 1	S: 12	R: 0	H: 0	E: 0	K: 0	S: 5	R: 0	H: 0	E: 0	K: 0	S: 4	R: 2	H: 3	E: 0	K: 1	S: 13	R: 1	H: 1	E: 0	K: 0	S: 9	R: 1	H: 2	E: 0	K: 2	S: 16	R: 0	H: 0	E: 0	K: 0	S: 11	R: 0	H: 0	E: 0	K: 0	S: 6	R: 1	H: 3	E: 0	K: 1	S: 11	1B: 7	2B: 2	3B: 0	HR: 2	SF: 0	SAC: 0	DP: 0	HBP: 0	WP: 1	PA: 39																																																																																																																										
PITCHER															IP	WLS	BF	H	R	ER	SO	BB	IBB	HBP	BLK	WP	HR	S	P	ERA	WHIP	PITCHER															IP	WLS	BF	H	R	ER	SO	BB	IBB	HBP	BLK	WP	HR	S	P	ERA	WHIP																																																																																																																																
Paul Byrd, R (1, 1)															6.0		28	8	4	4	4	2	0	0	0	1	2	59	102	6.00	1.667	Steve Schrenk, R (8, 1)															1.1	L	5	1	1	1	1	0	0	0	0	0	0	10	15	6.75	0.750	Brett Tomko, R (1, 1)															1.0		4	0	0	0	0	1	0	0	0	0	0	11	19	0.00	1.000	Scott Aldred, L (7, 1)															1.0		4	0	0	0	0	1	0	0	0	0	0	11	19	0.00	1.000	Dennys Reyes, R (9, 1)															0.0		2	2	0	0	0	0	0	0	0	0	0	7	11	∞	∞	Mark Lewis, R (9, 5)															0.0		2	2	0	0	0	0	0	0	0	0	0	7	11	∞	∞

Batter	1	2	3	4	5	6	7	8	9	AB R H RBI BB SO LOB	TOP											
Doug Glanville, R OBP: 0.379, SLG: 0.453 (1, 8)	1-1 1B G1-3 1B		0-0 S 1B		2-1 F7			0-2 G6-3		4 0 2 0 0 0 0												
Rob Ducey, L OBP: 0.384, SLG: 0.439 Kevin Sefcik, R OBP: 0.364, SLG: 0.410 (8, PH) (8, 7)	2-0 G1-3 1-2		4-1 BB			3-2 G4-3		1-0 F8		2 0 0 0 1 0 1 1 0 0 0 0 0 0												
Bobby Abreu, L OBP: 0.433, SLG: 0.564 (1, 9)	0-0 S 2-3 1B		3-2 F7			4-2 23 3B BB		1-3 K		3 1 1 0 0 1 1 2												
23 Kevin Jordan, R OBP: 0.368, SLG: 0.450 (1, 5)	1-1 P6		0-0 P4			1-1 SAFE 1-H 3B		0-1 G4-3		4 0 1 1 0 0 4												
Rico Brogna, L OBP: 0.329, SLG: 0.438 (1, 3)	2-3 K 1-2		0-1 P7			1-2 P2		4-2 G1-4-3 BB		3 0 0 0 0 1 1 3												
Mike Lieberthal, R OBP: 0.369, SLG: 0.568 (1, 2)		0-1 P2	2-1 F8			1-0 F8		0-1 G1-4-3 1-2f		4 0 0 0 0 0 2												
Marlon Anderson, L OBP: 0.283, SLG: 0.360 (1, 4)		1-2 G4-3	2-0 F9				0-2 P6			3 0 0 0 0 0 0												
Alex Arias, R OBP: 0.383, SLG: 0.404 Steve Schrenk, R Jim Poole, L Amaury Telemaco, R Billy Brewer, L (7, 1) (7, 1) (7, 1) (8, 1)		2-3 K	1-1 F9			3-2 F7				3 0 0 0 0 0 1 0												
Chad Ogea, R OBP: 0.186, SLG: 0.103 Anthony Shumaker, L Domingo Ceden, S OBP: 0.264, SLG: 0.363 (7, PH) (7, 6)		0-2 G1-3	0-1 P7			1-3 K				2 0 0 0 0 0 0 0 0 0 0 0 0 0 0 0 1 0 0 0 0 0 1 0												
Inning Stats	R: 0 E: 0 K: 1 S: 11	H: 2 LOB: 2 BB: 0 P: 17	R: 0 E: 0 K: 1 S: 9	H: 0 LOB: 0 BB: 0 P: 12	R: 0 E: 0 K: 0 S: 9	H: 1 LOB: 2 BB: 1 P: 16	R: 0 E: 0 K: 0 S: 5	H: 0 LOB: 0 BB: 0 P: 9	R: 0 E: 0 K: 1 S: 6	H: 0 LOB: 0 BB: 0 P: 9	R: 1 E: 0 K: 0 S: 12	H: 1 LOB: 1 BB: 1 P: 22	R: 0 E: 0 K: 1 S: 11	H: 0 LOB: 0 BB: 0 P: 15	R: 0 E: 0 K: 1 S: 7	H: 0 LOB: 0 BB: 0 P: 9	R: 0 E: 0 K: 0 S: 8	H: 0 LOB: 0 BB: 1 P: 12	1B: 3 2B: 0 3B: 1 HR: 0	SF: 0 SAC: 0 DP: 1 HBP: 0	WP: 0 PB: 0 SB: 2 CS: 0	PA: 33
PITCHER	IP WLS BF H R ER SO BB IBB HBP BLK WP HR S P ERA WHIP																					
Pete Harnisch, R ERA: 3.41 Dennys Reyes, L ERA: 2.93 Danny Graves, R ERA: 3.38	(1, 1) (8, 1) (9, 1)	7.0 1.0 1.0	W H S	27 3 3	4 0 0	1 0 0	1 0 0	3 1 0	2 0 1	0 0 0	0 0 0	0 0 0	0 0 0	0 7 8	100 9 12	1.29 0.00 0.00	0.857 0.000 1.000					

Philadelphia Phillies @ Cincinnati Reds
Cinergy Field, Cincinnati, OH
Sat Aug 14 1999, 1:15 PM EDT
Att. 25,214 - Cloudy - 68 F

livebaseballscorecards.com

AB	30
R	1
H	4
RBI	1
BB	3
SO	4
LOB	12



Batter	1	2	3	4	5	6	7	8	9
Mike Cameron, R OBP: 0.358, SLG: 0.487 (1, 8)	2-2 1B	1-1 SF9		1-0 1-2 1B		4-2 BB		4-2 PB BB	
Dmitri Young, S OBP: 0.350, SLG: 0.500 Michael Tucker, L OBP: 0.336, SLG: 0.423 (1, 9) (7, 9)	2-1 F7	0-1 3-H 2B		0-0 F8-6-2-4-2 2-H		0-1 P3		2-2 G4-3 1-2	
Sean Casey, L OBP: 0.412, SLG: 0.567 (1, 3)	1-1 1-3 1B	3-2 1B			0-2 G4-3		3-1 F7		
Greg Vaughn, R OBP: 0.343, SLG: 0.495 (1, 7)	3-3 K	2-2 F7			2-2 2B		2-3 K		
Barry Larkin, R OBP: 0.387, SLG: 0.425 (1, 6)	1-0 P8			0-1 G5-3		1-0 G6-3		0-0 1B 1B	
Eddie Taubensee, L OBP: 0.356, SLG: 0.497 (1, 2)		1-2 1B 2B 1B		0-0 P2		2-3 K		1-2 1-3 1B	
Aaron Boone, R OBP: 0.339, SLG: 0.434 (1, 5)		2-1 1-2 1B 2B 1B		1-3 K		0-1 P2		0-0 P3	
Pokey Reese, R OBP: 0.319, SLG: 0.422 (1, 4)		0-2 2B SF9 1B		0-0 F9		0-1 2B		0-3 K	
Pete Harnisch, S OBP: 0.149, SLG: 0.277 Dennys Reyes, R (8, 1) Hal Morris, L OBP: 0.346, SLG: 0.362 Danny Graves, R (9, 1)		0-0 1B 2B		1-2 1B 1B		0-1 G5-3		0-1 G4-3	

Inning Stats	R: 0	H: 2	E: 0	K: 1	S: 14	LOB: 2	BB: 0	P: 22
	R: 4	H: 6	E: 0	K: 0	S: 22	LOB: 1	BB: 0	P: 31
	R: 0	H: 0	E: 0	K: 1	S: 6	LOB: 0	BB: 0	P: 7
	R: 0	H: 2	E: 0	K: 0	S: 6	LOB: 1	BB: 0	P: 8
	R: 0	H: 1	E: 0	K: 1	S: 11	LOB: 1	BB: 0	P: 16
	R: 0	H: 1	E: 0	K: 0	S: 11	LOB: 2	BB: 1	P: 15
	R: 0	H: 2	E: 0	K: 1	S: 11	LOB: 2	BB: 0	P: 16
	R: 0	H: 0	E: 0	K: 1	S: 10	LOB: 1	BB: 1	P: 16

PITCHER	IP	WLS	BF	H	R	ER	SO	BB	IBB	HBP	BLK	WP	HR	S	P	ERA	WHIP
Chad Ogea, R ERA: 5.07 (1, 1)	5.2	L	28	12	4	4	3	1	0	0	0	0	0	68	97	6.35	2.294
Anthony Shumaker, L ERA: 1.08 (6, 1)	0.1		1	0	0	0	0	0	0	0	0	0	0	2	2	0.00	0.000
Steve Schrenk, R ERA: 4.0 (7, 1)	0.2		3	1	0	0	1	0	0	0	0	0	0	6	11	0.00	1.500
Jim Poole, L ERA: 4.33 (7, 1)	0.0		1	1	0	0	0	0	0	0	0	0	0	4	4	∞	∞
Amaury Telemaco, R ERA: 3.38 (7, 1)	1.0		4	0	0	0	1	1	0	0	0	0	0	8	12	0.00	1.000

BOTTOM

Philadelphia Phillies @ Cincinnati Reds
Cinergy Field, Cincinnati, OH

Sat Aug 14 1999, 1:15 PM EDT
Att: 25,214 - Cloudy - 68 F

AB	R	H	RBI	BB	SO	LOB
2	0	2	1	2	0	0
4	0	1	1	0	0	5
1	0	0	0	0	0	1
4	0	2	0	0	0	0
4	0	1	0	0	2	3
4	0	1	0	0	0	3
4	1	2	0	0	1	1
4	1	1	0	0	1	2
4	1	2	0	0	1	0
3	1	2	2	0	0	1
0	0	0	0	0	0	0
1	0	0	0	0	0	0
0	0	0	0	0	0	0

AB	35
R	4
H	14
RBI	4
BB	2
SO	5
LOB	16

WP: 0 PA: 38
PB: 1
SB: 0
CS: 0



PITCHER	IP	WLS	BF	H	R	ER	SO	BB	IBB	HBP	BLK	WP	HR	S	P	ERA	WHIP
Billy Brewer, L ERA: 7.5 (8, 1)	0.1		1	0	0	0	0	0	0	0	0	0	0	3	5	0.00	0.000

Batter	1	2	3	4	5	6	7	8	9	AB R H RBI BB SO LOB	TOP		
Doug Glanville, R (1, 8) OBP: 0.378, SLG: 0.450 15 David Doster, R (6, PR) OBP: 0.329, SLG: 0.373 (6, 4)	1-2 P4		2-1 G5-3		0-3 K G4-3 S FC3-2	4-0 BB HBP		2-3 K		3 0 0 0 0 1 0 1 0 0 0 0 1 0			
Ron Gant, R (1, 7) OBP: 0.365, SLG: 0.458	3-2 HR		2-2 P6		1 SAFE 2-1 G4-3 1-3	4-1 BB BB		2-1 2B		4 1 2 2 1 0 1			
Bobby Abreu, L (1, 9) OBP: 0.430, SLG: 0.558	3-3 K		3-1 L5		0-2 FC3-2 CS	4-2 BB BB		3-3 K		4 0 0 1 1 2 2			
Scott Rolen, R (1, 5) OBP: 0.366, SLG: 0.539	1-0 2B			4-2 2B BB	2-0 CS 1-2	2-0 BB K		1-2 HR		3 3 2 1 2 1 3			
Mike Lieberthal, R (1, 2) OBP: 0.369, SLG: 0.568	1-1 P4			1 SAFE 1-0 2B 2B		1-0 1B 1B	1-0 P3	2-2 G6-3		5 2 2 1 0 0 1			
23 Kevin Jordan, R (1, 3) OBP: 0.364, SLG: 0.443		0-1 1B		0-2 G1-3		1-2 G6-3 1-3 2-H	0-1 F7	0-0 G6-3		5 0 1 1 0 0 2			
Kevin Seifick, R (1, 4) OBP: 0.359, SLG: 0.403 (6, 8)		2-0 P5		1-3 K		3-1 SH1-4 BB 1B	1-0 F8	2-2 G6-3		5 1 1 1 0 1 2			
Domingo Cedeno, S (1, 6) OBP: 0.275, SLG: 0.373		1 SAFE 0-0 P5		1-1 2B		4-0 BB SH1-4 BB		1-3 K		3 1 1 1 1 1 1			
Robert Person, R (1, 1) OBP: 0.125, SLG: 0.125 Rob Ducey, L (8, PH) OBP: 0.388, SLG: 0.468 Scott Aldred, L (8, 1) Wayne Gomes, R (9, 1)		2-3 K		2-3 K		1-1 SH1-4		1-1 HR		2 0 0 0 0 2 2 1 1 1 1 0 0 0 0 0 0 0 0 0 0 0 0 0 0 0 0 0			
Inning Stats	R: 1 H: 2 E: 0 LOB: 1 K: 1 BB: 0 S: 13 P: 22	R: 0 H: 1 E: 0 LOB: 1 K: 1 BB: 0 S: 7 P: 11	R: 0 H: 0 E: 0 LOB: 0 K: 0 BB: 0 S: 7 P: 14	R: 2 H: 2 E: 0 LOB: 1 K: 2 BB: 1 S: 18 P: 27	R: 0 H: 0 E: 0 LOB: 0 K: 1 BB: 0 S: 12 P: 16	R: 4 H: 2 E: 0 LOB: 3 K: 1 BB: 4 S: 19 P: 45	R: 0 H: 0 E: 0 LOB: 0 K: 0 BB: 0 S: 4 P: 6	R: 1 H: 2 E: 0 LOB: 1 K: 3 BB: 0 S: 13 P: 22	R: 1 H: 1 E: 0 LOB: 0 K: 0 BB: 0 S: 11 P: 16	1B: 3 SF: 0 2B: 4 SAC: 1 3B: 0 DP: 0 HR: 3 HBP: 1	WP: 1 PA: 44 PB: 1 SB: 1 CS: 1		
PITCHER	IP WLS BF H R ER SO BB IBB HBP BLK WP HR S P ERA WHIP											PITCHER	IP WLS BF H R ER SO BB IBB HBP BLK WP HR S P ERA WHIP
Denny Neagle, L (1, 1) ERA: 6.06	5.0 L 23 6 5 5 5 2 0 0 0 0 0 1 59 97 9.00 1.600												
Scott Sullivan, R (6, 1) ERA: 2.6	0.2 6 1 1 1 0 2 0 1 0 1 0 9 25 13.50 4.500												
Gabe White, L (6, 1) ERA: 3.99	1.1 5 0 1 1 1 1 0 0 0 0 0 0 12 19 6.75 0.750												
Stan Belinda, R (8, 1) ERA: 4.5	2.0 9 3 2 2 3 0 0 0 0 0 0 2 24 38 9.00 1.500												

Philadelphia Phillies @ Cincinnati Reds
Cinergy Field, Cincinnati, OH
Sun Aug 15 1999, 1:15 PM EDT
Att. 27,059 - Unknown - 75 F

livebaseballscorecards.com

AB	36
R	9
H	10
RBI	9
BB	5
SO	9
LOB	14



Batter	1	2	3	4	5	6	7	8	9	AB	R	H	RBI	BB	SO	LOB
Mike Cameron, R (1, 8) OBP: 0.359, SLG: 0.486 Stan Belinda, R (8, 1) OBP: 0.333, SLG: 0.333	3-2 L6-3 1B		4-0 BB		1-2 F9		2-0 F8			3	0	1	0	1	0	0
Dmitri Young, S (1, 9) OBP: 0.348, SLG: 0.496	1-1 L6-3 1-2		0-3 K		2-1 G3 1B			1-2 G4-3		4	0	1	0	0	1	2
Sean Casey, L (1, 3) OBP: 0.409, SLG: 0.562	0-2 G3		0-3 K		3-1 G3			1-3 K		4	0	0	0	0	2	2
Greg Vaughn, R (1, 7) OBP: 0.344, SLG: 0.503		0-0 HR		2-1 F7		3-3 K		1-0 1B		4	1	2	1	0	1	1
Barry Larkin, R (1, 6) OBP: 0.386, SLG: 0.428		3-3 K		0-0 2B 3B		2-1 G6-3		3-2 G5-3		4	1	1	0	0	1	1
Mark Lewis, R (1, 5) OBP: 0.279, SLG: 0.432		0-1 G3		4-2 2B BB		3-2 L9			0-1 G6-3	3	1	0	0	1	0	0
Pokey Reese, R (1, 4) OBP: 0.321, SLG: 0.428		3-2 2B		1-1 G1-3 1-H 3-H 2B		1-1 F8			2-2 G1-3	4	0	2	2	0	0	0
Brian Johnson, R (1, 2) OBP: 0.320, SLG: 0.446		2-2 G4-3		0-2 G1-3			1-1 F8		1-1 G5-3	4	0	0	0	0	0	2
Denny Neagle, L (1, 1) OBP: 0.133, SLG: 0.133 Scott Sullivan, R (6, 1) Gabe White, L (6, 1) Michael Tucker, L (7, PH) OBP: 0.335, SLG: 0.421			1-0 P6		3-2 F8					2	0	0	0	0	0	1
										0	0	0	0	0	0	0
										0	0	0	0	0	0	0
										1	0	0	0	0	1	0

Inning Stats	R: 0	H: 1	E: 0	K: 0	S: 8	R: 1	H: 2	E: 0	K: 1	S: 12	R: 0	H: 0	E: 0	K: 2	S: 7	R: 2	H: 2	E: 0	K: 0	S: 16	R: 0	H: 1	E: 0	K: 1	S: 10	R: 0	H: 0	E: 0	K: 0	S: 7	R: 0	H: 0	E: 0	K: 1	S: 7	R: 0	H: 1	E: 0	K: 1	S: 10	R: 0	H: 0	E: 0	K: 0	S: 7	R: 0	H: 0	E: 0	K: 0	S: 10	R: 0	H: 0	E: 0	K: 0	S: 7	R: 0	H: 0	E: 0	K: 0	S: 10	R: 0	H: 0	E: 0	K: 0	S: 7	1B: 3	2B: 3	3B: 1	SF: 0	SAC: 0	DP: 1	HBP: 0	WP: 0	PB: 0	SB: 0	CS: 0	PA: 35
--------------	------	------	------	------	------	------	------	------	------	-------	------	------	------	------	------	------	------	------	------	-------	------	------	------	------	-------	------	------	------	------	------	------	------	------	------	------	------	------	------	------	-------	------	------	------	------	------	------	------	------	------	-------	------	------	------	------	------	------	------	------	------	-------	------	------	------	------	------	-------	-------	-------	-------	--------	-------	--------	-------	-------	-------	-------	--------

PITCHER	IP	WLS	BF	H	R	ER	SO	BB	IBB	HBP	BLK	WP	HR	S	P	ERA	WHIP
Robert Person, R (1, 1) ERA: 4.63	7.0		28	6	3	3	5	2	0	0	0	0	1	67	113	3.86	1.143
Scott Aldred, L (8, 1) ERA: 3.75	1.0		4	1	0	0	1	0	0	0	0	0	0	10	16	0.00	1.000
Wayne Gomes, R (9, 1) ERA: 3.6	1.0		3	0	0	0	0	0	0	0	0	0	0	7	10	0.00	0.000


BOTTOM

Philadelphia Phillies @ Cincinnati Reds
Cinergy Field, Cincinnati, OH

Sun Aug 15 1999, 1:15 PM EDT
Att: 27,059 - Unknown - 75 F

livebaseballscorecards.com

AB	33
R	3
H	7
RBI	3
BB	2
SO	6
LOB	9



Philadelphia Phillies @ St. Louis Cardinals
 Busch Stadium, St. Louis, MO

Mon Aug 16 1999, 7:10 PM CDT
 Att. 36,741 - Unknown - 90 F

AB	35
R	3
H	9
RBI	3
BB	7
SO	8
LOB	32



WP	0	PA	45
PB	0		
SB	0		
CS	0		

AB R H RBI BB SO LOB

5	0	2	0	0	1	3
3	0	0	0	2	1	4
4	0	0	0	1	1	5
3	1	0	0	2	2	5
5	0	0	0	0	2	6
0	0	0	0	0	0	0
3	2	2	2	1	0	1
4	0	3	0	1	0	1
5	0	2	1	0	0	5
2	0	0	0	0	1	0
1	0	0	0	0	0	2
0	0	0	0	0	0	0

Batter 1 2 3 4 5 6 7 8 9

Kevin Sevcik, R (1, 8) OBP: 0.360, SLG: 0.403	0-1 G3 1B		3-1 G6-3		2-3 K	2-1 F8		2-0 1B
Ron Gant, R (1, 7) OBP: 0.366, SLG: 0.455	1-1 L8		0-0 F9		4-0 BB		4-0 G4-3 BB	2-3 K
Bobby Abreu, L (1, 9) OBP: 0.428, SLG: 0.553	0-0 G3			3-2 G1-3	4-1 BB		3-2 G4-3	1-3 K
Scott Rolen, R (1, 5) OBP: 0.367, SLG: 0.535	2-3 K			4-2 G6-3 HR BB	1-3 K		0-0 P3	4-1 FC3-6 BB
Rico Brogna, L (1, 3) OBP: 0.326, SLG: 0.433		1-3 K		3-2 G6-3	2-3 K		1-0 G3-1	0-1 FC3-6 23 1B
Marlon Anderson, L (9, PR) OBP: 0.283, SLG: 0.360				1-2				1-2f
Mike Lieberthal, R (1, 2) OBP: 0.374, SLG: 0.577		4-2 PO 1B BB		1-0 HR		1-1 23 1B		1-0 23 BB 1B HBP
23 Kevin Jordan, R (1, 4) OBP: 0.374, SLG: 0.449		0-1 F9		0-1 1B		2-1 SH1-4 1B		4-2 FC1-5 1B BB
Alex Arias, R (1, 6) OBP: 0.383, SLG: 0.404		0-1 1B		3-2 G5-3		2-1 F7		1-1 1B FC1-5 1B
Randy Wolf, L (1, 1) OBP: 0.238, SLG: 0.158		3-2 PO		0-3 K		0-2 E3 BB BB		0-1 FC1-5 1B
Domingo Cedeneno, S (8, PH) OBP: 0.272, SLG: 0.369								
Amaury Telemaco, R (8, 1)								

R: 0 E: 0 K: 1 S: 8	H: 1 LOB: 1 BB: 0 P: 11	R: 0 E: 0 K: 1 S: 13	H: 1 LOB: 1 BB: 1 P: 21	R: 0 E: 0 K: 1 S: 6	H: 0 LOB: 0 BB: 0 P: 9	R: 2 E: 0 K: 0 S: 19	H: 2 LOB: 1 BB: 1 P: 33	R: 0 E: 1 K: 3 S: 15	H: 0 LOB: 3 BB: 2 P: 28	R: 0 E: 0 K: 0 S: 10	H: 2 LOB: 2 BB: 0 P: 17	R: 0 E: 0 K: 0 S: 5	H: 0 LOB: 1 BB: 1 P: 13	R: 1 E: 0 K: 2 S: 14	H: 2 LOB: 3 BB: 1 P: 25	R: 0 E: 0 K: 0 S: 9	H: 1 LOB: 2 BB: 1 P: 16	1B: 8 2B: 0 3B: 0 HR: 1	SF: 0 SAC: 1 DP: 0 HBP: 1
------------------------------	----------------------------------	-------------------------------	----------------------------------	------------------------------	---------------------------------	-------------------------------	----------------------------------	-------------------------------	----------------------------------	-------------------------------	----------------------------------	------------------------------	----------------------------------	-------------------------------	----------------------------------	------------------------------	----------------------------------	----------------------------------	------------------------------------

PITCHER	IP	WLS	BF	H	R	ER	SO	BB	IBB	HBP	BLK	WP	HR	S	P	ERA	WHIP
Kent Mercker, L (1, 1) ERA: 4.96	6.0	W	28	6	2	2	6	4	0	0	0	0	1	71	119	3.00	1.667
Manny Aybar, R (7, 1) ERA: 4.25	1.0	H	7	1	1	1	0	2	0	1	0	0	0	10	24	9.00	3.000
Lance Painter, L (8, 1) ERA: 4.81	1.0	H	4	1	0	0	2	0	0	0	0	0	0	9	14	0.00	1.000
Ricky Bottalico, R (9, 1) ERA: 4.22	1.0	S	5	1	0	0	0	1	0	0	0	0	0	9	16	0.00	2.000

WP	0	PA	45
PB	0		
SB	0		
CS	0		

Batter	1	2	3	4	5	6	7	8	9
Edgar Renteria, R OBP: 0.324, SLG: 0.371 (1, 6)	1-3 K		2-2 G5-3			4-1 3B BB	3-1 L9		
J.D. Drew, L OBP: 0.355, SLG: 0.504 (1, 8)	3-2 G3			1-0 F7		1 SAFE 0-1 1-H HR 3B		1-1 P9	
Mark McGwire, R OBP: 0.426, SLG: 0.699 (1, 3)	1-1 G6-3			0-0 G6-3		4-0 HR BB		0-3 K	
Fernando Tatis, R OBP: 0.401, SLG: 0.548 (1, 5)			2-1 G5-3		1-2 G1-3	2-3 K		3-3 K	
Craig Paquette, R OBP: 0.326, SLG: 0.628 (1, 9)			1-0 G5-3		2-1 P3	2-2 1-H HR			
Joe McEwing, R OBP: 0.342, SLG: 0.406 Manny Aybar, R OBP: 0.091, SLG: 0.091 Lance Painter, L (8, 1) Ricky Bottalico, L (9, 1)			4-0 FC6-4 BB		1-0 G5-3	1-3 K			
Alberto Castillo, R OBP: 0.338, SLG: 0.364 (1, 2)			1-1 FC6-4		1-2 FC6-4 1B		2-3 K		
Placido Polanco, R OBP: 0.325, SLG: 0.333 (1, 4)					1-0 FC6-4		3-2 1B		
Kent Mercker, L OBP: 0.259, SLG: 0.240 David Howard, S OBP: 0.289, SLG: 0.250 (6, PH) (7, 7)			0-1 F9		1-0 FC6-4		3-2 1B		
			1-3 K			0-3 K	1-0 F7		


AB	R	H	RBI	BB	SO	LOB
3	1	0	0	1	1	1
4	1	1	1	0	0	0
3	1	0	0	1	1	0
4	0	0	0	0	2	2
3	1	1	3	0	0	0
2	0	0	0	1	1	0
0	0	0	0	0	0	0
0	0	0	0	0	0	0
0	0	0	0	0	0	0
3	0	1	0	0	1	1
3	0	1	0	0	0	1
1	0	0	0	0	1	0
2	0	0	0	0	1	1

AB	R	H	RBI	BB	SO	LOB
28	4	4	4	3	8	6

Inning Stats	R: 0	H: 0	E: 0	K: 1	S: 11	LOB: 0	BB: 0	P: 16
Randy Wolf, L ERA: 5.01 Amaury Telemaco, R ERA: 3.29	7.0	4	4	1	11	0	0	16

Philadelphia Phillies @ St. Louis Cardinals
Busch Stadium, St. Louis, MO
 Mon Aug 16 1999, 7:10 PM CDT
 Att: 36,741 - Unknown - 90 F

AB 28
R 4
H 4
RBI 4
BB 3
SO 8
LOB 6



WP	HR	S	P	ERA	WHIP
0	0	0	0	5.01	1.000

Batter	1	2	3	4	5	6	7	8	9	AB R H RBI BB SO LOB	TOP																
Doug Glanville, R (1, 8) OBP: 0.380, SLG: 0.452	1-3 K		1-1 1B		0-2 PB FC6-5 2B 1B		2-1 E4 WP 1B 1B		1-2 G4-3	5 2 3 0 0 1 0	<p>Philadelphia Phillies @ St. Louis Cardinals</p> <p>Busch Stadium, St. Louis, MO</p> <p>Tue Aug 17 1999, 7:10 PM CDT</p> <p>Att. 38,557 - Unknown - 92 F</p>																
Ron Gant, R (1, 7) OBP: 0.364, SLG: 0.451	0-1 G5-3		2-2 F9		1-1 FC6-5 PB 2B		2-1 BB 1B	1-3 K	5 1 1 1 0 1 3																		
Bobby Abreu, L (1, 9) OBP: 0.428, SLG: 0.552	3-2 G5-3		3-2 P6		1-0 2B		4-2 SAFE 1-2 BB	0-2 G4-3	4 1 1 2 1 0 1																		
Scott Rolen, R (1, 5)		2-3 K		1-2 1B G1-6-3 HBP	1-0 2B		1-3 K		3 1 1 1 0 2 2																		
Rico Brogna, L (1, 3) OBP: 0.327, SLG: 0.434		1-2 S 1B		3-1 SAFE G1-6-3 1B	2-1 P3		1-2 L8		4 0 2 0 0 0 3																		
Mike Lieberthal, R (1, 2) OBP: 0.371, SLG: 0.571		3-1 F9		0-0 G1-6-3		1-3 K2-3		0-2 K	4 0 0 0 0 2 2																		
Marlon Anderson, L (1, 4) OBP: 0.283, SLG: 0.356		4-1 BB		0-1 F9		0-0 L3		1-1 L4	3 0 0 0 1 0 0																		
15 David Doster, R (8, 4) OBP: 0.329, SLG: 0.373		1-2 BB		0-1 F9		0-0 L3		1-1 L4	0 0 0 0 0 0 0																		
Alex Arias, R (1, 6) OBP: 0.381, SLG: 0.402		2-1 G4-3			0-1 L9	2-2 L8		1-0 1B	4 0 1 0 0 0 2																		
Anthony Shumaker, L (1, 1) OBP: 0.500, SLG: 0.333			1-3 K		1-1 FC6-5 1B 1B		2-2 G1-3	0-3 K	2 0 1 0 0 1 0																		
Rob Ducey, L (7, PH) OBP: 0.366, SLG: 0.464									1 0 0 0 0 0 0																		
Scott Aldred, L (7, 1)									0 0 0 0 0 0 0																		
23 Kevin Jordan, R (8, PH) OBP: 0.373, SLG: 0.447									1 0 0 0 0 1 1																		
Amaury Telemaco, R (8, 1)									0 0 0 0 0 0 0																		
Jim Poole, L (8, 1)									0 0 0 0 0 0 0																		
Wayne Gomes, R (8, 1)									0 0 0 0 0 0 0																		
Inning Stats	R: 0 E: 0 K: 1 S: 10	H: 0 LOB: 0 BB: 0 P: 14	R: 0 E: 0 K: 1 S: 12	H: 1 LOB: 2 BB: 1 P: 24	R: 0 E: 0 K: 1 S: 13	H: 1 LOB: 1 BB: 0 P: 20	R: 1 E: 0 K: 0 S: 8	H: 1 LOB: 0 BB: 0 P: 12	R: 3 E: 0 K: 0 S: 16	H: 4 LOB: 1 BB: 0 P: 22	R: 0 E: 0 K: 1 S: 7	H: 0 LOB: 0 BB: 0 P: 10	R: 1 E: 1 K: 1 S: 15	H: 2 LOB: 2 BB: 1 P: 27	R: 0 E: 0 K: 2 S: 10	H: 1 LOB: 1 BB: 0 P: 12	R: 0 E: 0 K: 1 S: 9	H: 0 LOB: 0 BB: 0 P: 11	1B: 8 2B: 2 3B: 0 HR: 0	SF: 0 SAC: 0 DP: 1 HBP: 1	WP: 1 PB: 1 SB: 1 CS: 0	PA: 39					
PITCHER	IP WLS BF H R ER SO BB IBB HBP BLK WP HR S P ERA WHIP																										
Garrett Stephenson, R (1, 1) ERA: 3.49	3.2		15	3	1	1	3	1	0	1	0	0	0	41	68	2.46	1.091										
Manny Aybar, R (4, 1) ERA: 4.43	2.2		13	5	4	3	1	0	0	0	0	0	0	30	43	10.12	1.875										
Rick Heiserman, R (7, 1) ERA: 8.31	1.2		8	2	0	0	3	1	0	0	0	1	0	20	30	0.00	1.800										
Juan Acevedo, R (9, 1) ERA: 5.98	1.0	W	3	0	0	0	1	0	0	0	0	0	0	9	11	0.00	0.000										

livebaseballscorecards.com

AB	36
R	5
H	10
RBI	4
BB	2
SO	8
LOB	14



BOTTOM

Philadelphia Phillies @ St. Louis Cardinals
Busch Stadium, St. Louis, MO

Tue Aug 17 1999, 7:10 PM CDT
 Att: 38,557 - Unknown - 92 F

livebaseballscorecards.com

AB	33
R	6
H	10
RBI	6
BB	8
SO	6
LOB	25



AB	R	H	RBI	BB	SO	LOB
3	0	0	0	2	0	4
4	0	1	0	1	0	4
2	1	1	1	2	1	2
0	1	0	0	0	0	0
5	2	3	1	0	1	4
4	1	2	0	1	0	3
5	0	1	2	0	2	4
4	0	1	2	0	0	2
3	0	0	0	0	1	2
0	0	0	0	0	0	0
0	0	0	0	0	0	0
0	0	0	0	0	0	0
1	0	0	0	0	0	0
1	0	0	0	0	1	0
1	1	1	0	1	0	0

WP: 1	PA: 43
PB: 0	
SB: 1	
CS: 0	

Batter	1	2	3	4	5	6	7	8	9
Edgar Renteria, R OBP: 0.325, SLG: 0.368 (1, 6)	3-2 G4-3		4-1 BLK BB BB		4-1 BB BB		1-1 P6 1-2	1-1 P4	
J.D. Drew, L OBP: 0.356, SLG: 0.500 (1, 8)	2-2 F8		2-2 F9		4-1 BB 1-2 BB		1-0 PO 2-3 1B	0-0 G4-3	
Mark McGwire, R OBP: 0.428, SLG: 0.701 Kent Mercker, L OBP: 0.259, SLG: 0.240 (1, 3) (9, PR)	1-0 1B 2B		4-1 BLK 1-2 BB BB		2-3 K		0-1 SF9		4-1 E 1B 2B BB
Ray Lankford, L OBP: 0.379, SLG: 0.530 (1, 7)	2-2 1B 2-H		3-2 G4-3 1-2 2-3		1-3 K		2-2 PO 1-2 3-H 1 SAFE 1 SAFE 1 SAFE 1 SAFE	2-2 G2-3 1B 1B 1B	2-2 E 2B 1B
Fernando Tatis, R OBP: 0.403, SLG: 0.547 (1, 5)	1-0 P4			4-2 FC5-4 BB		0-0 E8 1B		1-2 G2-3 1B 1B	2-1 E5 2B 1-2 2-3
Craig Paquette, R OBP: 0.313, SLG: 0.604 (1, 9) (7, 4)		1-0 G5-3		1-3 K		3-3 K		2-1 G2-3 1-2 2-3	0-0 2B 1-3 2-H 3-H
Alberto Castillo, R OBP: 0.337, SLG: 0.362 (1, 2)		0-1 G5-3		1-2 F9		2-0 L9		2-1 BB WP 1B 2-H 3-H	
Joe McEwing, R OBP: 0.340, SLG: 0.403 Rick Heiserman, R (7, 1)		0-3 K		1-0 FC5-4 1-2f		2-1 G5-3		4-2 BB 1-2 BB	
Thomas Howard, S OBP: 0.346, SLG: 0.378 David Howard, S OBP: 0.289, SLG: 0.250 Juan Acevedo, R OBP: 0.053, SLG: 0.053 (8, PH) (8, PR) (9, 1)									
Garrett Stephenson, R Manny Aybar, R Willie McGee, S OBP: 0.083, SLG: 0.083 OBP: 0.297, SLG: 0.284 (1, 1) (4, 1) (7, 9)			1-2 G4-3		1-3 K		1-1 1B S SF9 1B	4-2 BB 1-2 2-3 BB	

Inning Stats	R: 1	H: 2	E: 0	LOB: 1	K: 0	BB: 0	S: 12	R: 0	H: 0	E: 0	LOB: 0	K: 1	BB: 0	S: 6	R: 0	H: 0	E: 0	LOB: 2	K: 0	BB: 2	S: 11	R: 0	H: 0	E: 0	LOB: 1	K: 1	BB: 1	S: 11	R: 0	H: 0	E: 0	LOB: 2	K: 3	BB: 2	S: 11	R: 0	H: 1	E: 1	LOB: 1	K: 1	BB: 0	S: 8	R: 1	H: 2	E: 0	LOB: 0	K: 0	BB: 0	S: 11	R: 2	H: 3	E: 0	LOB: 3	K: 0	BB: 2	S: 20	R: 2	H: 2	E: 1	LOB: 2	K: 0	BB: 1	S: 8	1B: 8	SF: 1	2B: 2	SAC: 0	3B: 0	DP: 0	HR: 0	HBP: 0	WP: 1	PA: 43
--------------	------	------	------	--------	------	-------	-------	------	------	------	--------	------	-------	------	------	------	------	--------	------	-------	-------	------	------	------	--------	------	-------	-------	------	------	------	--------	------	-------	-------	------	------	------	--------	------	-------	------	------	------	------	--------	------	-------	-------	------	------	------	--------	------	-------	-------	------	------	------	--------	------	-------	------	-------	-------	-------	--------	-------	-------	-------	--------	-------	--------

PITCHER	IP	WLS	BF	H	R	ER	SO	BB	IBB	HBP	BLK	WP	HR	S	P	ERA	WHIP
Anthony Shumaker, L ERA: 1.26 (1, 1)	6.0		26	3	1	1	6	5	0	0	1	0	0	59	109	1.50	1.333
Scott Aldred, L ERA: 3.89 (7, 1)	1.0		4	2	1	1	0	0	0	0	0	0	0	11	16	9.00	2.000
Amaury Telemaco, R ERA: 3.72 (8, 1)	0.1	H	4	3	2	2	0	0	0	0	0	0	0	13	20	54.00	9.000
Jim Poole, L ERA: 4.33 (8, 1)	0.0		1	0	0	0	0	1	0	0	0	1	0	2	6	∞	∞
Wayne Gomes, R ERA: 3.88 (8, 1)	0.2	L	7	2	2	2	0	2	0	0	0	0	0	13	26	27.00	6.000

Batter	1	2	3	4	5	6	7	8	9	AB	R	H	RBI	BB	SO	LOB	TOP									
Doug Glanville, R OBP: 0.382, SLG: 0.454 (1, 8)	1-1 1B 2B	3-2 F7		0-0 SF8		4-1 FC4 BB	0-0 P2		0-1 1B	4	1	2	1	1	0	3										
Ron Gant, R OBP: 0.363, SLG: 0.448 (1, 7) Wayne Gomes, R (9, 1)	0-1 G6-3		1-0 F8	4-2 E BB		2-1 FC4 G4-6-3 1-2f		0-0 1B HR 1B	0-3 K	5	1	1	0	1	1	3										
Bobby Abreu, L OBP: 0.427, SLG: 0.550 (1, 9)	3-2 2-H 1B		1-2 1B 1B	3-1 E6 1-2 2-3		1-1 G4-6-3 1-2f		2-0 F9 1-2		5	0	2	1	0	0	4										
Scott Rolen, R OBP: 0.370, SLG: 0.537 (1, 5)	2-2 HBP BB 1B		0-1 L8	1-3 K				1-1 1B 1B	1-2 HR 1B	5	2	3	0	0	1	4										
Rico Brogna, L OBP: 0.330, SLG: 0.434 (1, 3)	4-1 HBP 1-2 BB		1-0 1-2 1B		0-0 FC1-5 1B			1-3 K	3-3 K	4	0	2	0	1	2	3										
Mike Lieberthal, R OBP: 0.376, SLG: 0.581 (1, 2)	3-2 1-2 2-3 HBP		0-0 F7		0-1 FC1-5 1B			3-2 1B 1B 1-3	0-0 HR	4	1	3	3	0	0	2										
Marlon Anderson, L OBP: 0.285, SLG: 0.357 (1, 4) 15 David Doster, R OBP: 0.329, SLG: 0.373 (8, 4)	2-1 G4-3			1-2 SH2-4 1B SF8 1B	2-2 FC1-5			1-2 1B 1B 1-2 3-H	0-0 F7	5	1	2	1	0	0	5	AB 41									
Alex Arias, R OBP: 0.381, SLG: 0.402 (1, 6)			0-1 F8	0-1 E SH2-4 1B	0-1 L9			0-0 1-2 2-3 1B		5	0	2	0	0	1	2	R 6									
Chad Ogea, R OBP: 0.182, SLG: 0.100 (1, 1) Steve Schrenk, R (2, 1) Rob Ducey, L (5, PH) Billy Brewer, L (5, 1) 23 Kevin Jordan, R (7, PH) Scott Adress, L (7, 1) Kevin Seefik, R (9, PH) OBP: 0.358, SLG: 0.400 (9, 7)			1-3 K	0-1 SH2-4 1B	1-0 L4			0-0 P4	2-3 K	1	0	0	0	0	1	0	H 17									
										1	0	0	0	0	1	0	RBI 6									
										0	0	0	0	0	0	0	BB 3									
										0	0	0	0	0	0	0	SO 7									
										1	0	0	0	0	1	0	LOB 31									
Inning Stats	R: 1 E: 0 K: 0 S: 16	H: 3 LOB: 3 BB: 1 P: 31	R: 0 E: 0 K: 1 S: 9	H: 0 LOB: 0 BB: 0 P: 13	R: 0 E: 0 K: 0 S: 8	H: 2 LOB: 2 BB: 0 P: 11	R: 1 E: 1 K: 1 S: 17	H: 2 LOB: 3 BB: 1 P: 26	R: 0 E: 0 K: 0 S: 9	H: 2 LOB: 2 BB: 0 P: 12	R: 0 E: 0 K: 0 S: 5	H: 0 LOB: 0 BB: 1 P: 12	R: 1 E: 0 K: 1 S: 14	H: 4 LOB: 3 BB: 0 P: 20	R: 3 E: 0 K: 1 S: 10	H: 3 LOB: 0 BB: 0 P: 16	R: 0 E: 0 K: 3 S: 11	H: 1 LOB: 1 BB: 0 P: 14	1B: 15 2B: 1 3B: 0 HR: 1	SF: 1 SAC: 1 DP: 1 HBP: 1	WP: 0 PB: 0 SB: 0 CS: 0	PA: 47				
PITCHER	IP	WLS	BF	H	R	ER	SO	BB	IBB	HBP	BLK	WP	HR	S	P	ERA	WHIP									
Kent Bottenfield, R ERA: 3.73 (1, 1)	5.0		27	9	2	2	2	2	0	1	0	0	0	59	93	3.60	2.200									
Juan Acevedo, R ERA: 5.99 (6, 1)	1.1	H	7	3	1	1	1	1	0	0	0	0	0	16	29	6.75	3.000									
Rick Croushore, R ERA: 2.85 (7, 1)	1.2	L	9	4	3	3	1	0	0	0	0	0	1	13	19	16.20	2.400									
Ricky Bottalico, R ERA: 4.15 (9, 1)	1.0		4	1	0	0	3	0	0	0	0	0	0	11	14	0.00	1.000									

Philadelphia Phillies @ St. Louis Cardinals
 Busch Stadium, St. Louis, MO

livebaseballscorecards.com



Wed Aug 18 1999, 7:10 PM CDT
 Att. 38,047 - Cloudy - 86 F

BOTTOM

Philadelphia Phillies @ St. Louis Cardinals
Busch Stadium, St. Louis, MO

Wed Aug 18 1999, 7:10 PM CDT
Att: 38,047 - Cloudy - 86 F

livebaseballscorecards.com

AB	33
R	5
H	8
RBI	4
BB	3
SO	6
LOB	8



WP:	0	PA:	36
PB:	0		
SB:	0		
CS:	1		

AB	R	H	RBI	BB	SO	LOB
4	2	2	1	0	0	0
3	1	1	0	1	0	0
3	1	1	2	1	1	0
4	1	1	1	0	1	2
3	0	1	0	0	0	0
1	0	0	0	0	0	0
0	0	0	0	0	0	0
4	0	1	0	0	0	1
3	0	1	0	0	0	1
0	0	0	0	0	0	0
0	0	0	0	1	0	0
4	0	0	0	0	2	3
2	0	0	0	0	1	0
0	0	0	0	0	0	0
2	0	0	0	0	1	1

Batter	1	2	3	4	5	6	7	8	9
Edgar Renteria, R OBP: 0.326, SLG: 0.376 (1, 6)	3-2 BLK E 1B	2-2 HR		0-1 F9			1-0 L8		
J.D. Drew, L OBP: 0.358, SLG: 0.498 (1, 8)	1-1 E4 HR 1B	4-0 BB BB			0-0 L8		0-1 G3		
Mark McGwire, R OBP: 0.429, SLG: 0.706 (1, 3)	0-0 HR 1B	4-1 G4-6-3 BB			0-2 G4-3		3-3 K		
Ray Lankford, L OBP: 0.377, SLG: 0.536 (1, 7)	1-2 HR	3-2 G4-6-3			3-2 G6-3		1-3 K		
Thomas Howard, S OBP: 0.346, SLG: 0.385 David Howard, S OBP: 0.286, SLG: 0.246 Ricky Bottalico, L (9, 1)	1-0 2B		2-2 F7		3-1 G5-3		3-2 P7		
Fernando Tatis, R OBP: 0.402, SLG: 0.544 (1, 5)	3-1 G5-3		1-1 G5-3		2-2 CS 1B		3-2 F8		
Craig Paquette, R OBP: 0.314, SLG: 0.608 (7, 9)	2-1 P3		1-2 F9		1-0 SAFE 2B		4-0 BB		
Rick Croushore, R OBP: 0.500, SLG: 0.333 Joe McEwing, R OBP: 0.341, SLG: 0.403 (9, 4)						1-2 2B			
Eli Marrero, R OBP: 0.242, SLG: 0.312 (1, 2)	0-3 K			1-2 P4		0-0 G5-3		1-3 SAFE K	
Kent Bottenfield, R OBP: 0.170, SLG: 0.212 Juan Acevedo, R OBP: 0.053, SLG: 0.053 Willie McGee, S OBP: 0.295, SLG: 0.281 (7, 9)		1-0 F7		1-3 K			1-1 G4-3		2-3 SAFE SAFE K

Inning	R	H	E	K	S	LOB	BB	P	ER	SO	IP
1	4	5	1	17	28	1	0	11	0	1	1.1
2	1	1	0	11	25	1	0	12	0	1	2.2
3	0	0	0	8	12	0	0	10	0	0	2.0
4	0	0	0	9	11	0	0	10	0	0	2.0
5	0	0	0	7	10	0	0	10	0	0	1.0
6	0	2	0	7	13	1	0	7	0	0	1.1
7	0	0	0	5	7	0	0	7	0	0	1.0
8	0	0	0	9	16	0	0	16	0	0	1.0
9	0	0	0	11	21	1	0	21	0	0	1.0

PITCHER	IP	WLS	BF	H	R	ER	SO	BB	IBB	HBP	BLK	WP	HR	S	P	ERA	WHIP
Chad Ogea, R ERA: 5.34 (1, 1)	1.1		11	6	5	5	1	1	0	0	1	0	0	21	39	33.75	5.250
Steve Schrenk, R ERA: 3.64 (2, 1)	2.2		8	0	0	0	1	1	0	0	0	0	0	24	37	0.00	0.375
Billy Brewer, L ERA: 5.63 (5, 1)	2.0		7	2	0	0	0	0	0	0	0	0	0	14	23	0.00	1.000
Scott Aldred, L ERA: 3.69 (7, 1)	2.0	W	6	0	0	0	2	0	0	0	0	0	0	14	23	0.00	0.000
Wayne Gomes, R ERA: 3.81 (9, 1)	1.0	S	4	0	0	0	2	1	0	0	0	0	0	11	21	0.00	1.000

Batter	1	2	3	4	5	6	7	8	9	10	AB R H RBI BB SO LOB	TOP												
Craig Counsell, L OBP: 0.262, SLG: 0.250 (1, 4)	1-3 K		2-1 F7			1-0 F9		3-2 G4-3		4-0 BB BB 1-2 1B BB	4 1 0 0 1 1 0													
Mark Grudzielanek, R OBP: 0.362, SLG: 0.398 (1, 6)	2-2 F8		2-3 K			0-0 P3			3-2 F8 G5-3 2B	4-0 1B BB 1-2 22 G4-3 BB	4 2 1 0 1 1 0													
Todd Hollandsworth, L OBP: 0.362, SLG: 0.530 (1, 7)	4-2 BB					1-3 K			0-0 F8	4-0 22 G4-3 1B 1-2 SF9 BB	3 1 0 1 2 2 1													
Eric Karros, R OBP: 0.358, SLG: 0.561 (1, 3)	0-1 F9					4-1 BB			2-2 G5-3	0-0 22 G4-3 1-2 22 G4-3 1B	4 1 2 3 1 0 1													
22 Devon White, S OBP: 0.350, SLG: 0.409 (1, 8)		1-2 L3				1-2 P5			1-3 K2-3	0-0 G4-3	4 1 0 1 0 1 3													
Raul Mondesi, R OBP: 0.332, SLG: 0.469 (1, 9)		4-2 K S BB				3-1 P5			1-1 G6-3	0-0 HR	3 1 1 2 2 0 1													
Todd Hundley, S OBP: 0.304, SLG: 0.462 Gary Sheffield, R OBP: 0.409, SLG: 0.492 Paul Lo Duca, R OBP: 0.295, SLG: 0.235 (1, 2)		4-1 BB				0-3 K			2-2 G4-3	4-0 BB	2 0 0 0 2 1 0													
Adrián Beltré, R OBP: 0.350, SLG: 0.431 Alan Mills, R (9, 1) Trenidad Hubbard, R OBP: 0.396, SLG: 0.376 Jeff Shaw, R (10, 1)		1-2 BB				2-3 K			0-0 G4-3	0-0 G4-3	0 0 0 1 0 0 0													
Kevin Brown, R OBP: 0.111, SLG: 0.082 Dave Hansen, L OBP: 0.427, SLG: 0.435 Mike Maddux, L (8, 1) Jose Vizcaino, S OBP: 0.286, SLG: 0.279 (9, 5)		1-3 K				0-3 K			0-3 K	0-0 G4-3	0 0 0 0 0 3 3													
		2-3 G4-3				0-3 K			2-3 K	0-0 BB BB 1B	1 0 0 0 0 0 0													
						0-3 K					1 1 1 0 0 0 0													
Inning Stats	R: 0 E: 0 K: 1 S: 11	H: 0 LOB: 1 BB: 1 P: 18	R: 0 E: 0 K: 1 S: 9	H: 0 LOB: 1 BB: 2 P: 19	R: 0 E: 0 K: 1 S: 7	H: 0 LOB: 0 BB: 0 P: 13	R: 0 E: 0 K: 1 S: 12	H: 0 LOB: 1 BB: 1 P: 21	R: 0 E: 0 K: 3 S: 9	H: 0 LOB: 0 BB: 0 P: 11	R: 0 E: 0 K: 1 S: 5	H: 0 LOB: 0 BB: 0 P: 7	R: 1 E: 0 K: 1 S: 11	H: 1 LOB: 0 BB: 0 P: 16	R: 0 E: 0 K: 2 S: 9	H: 0 LOB: 0 BB: 0 P: 14	R: 3 E: 0 K: 0 S: 12	H: 2 LOB: 1 BB: 1 P: 23	R: 4 E: 0 K: 0 S: 5	H: 2 LOB: 2 BB: 4 P: 21	1B: 2 2B: 1 3B: 0 HR: 2	SF: 1 SAC: 0 DP: 0 HBP: 1	WP: 0 PB: 0 SB: 1 CS: 0	PA: 44
PITCHER	IP WLS BF H R ER SO BB IBB HBP BLK WP HR S P ERA WHIP																							
Robert Person, R ERA: 4.59 (1, 1)	8.2	34	3	4	4	4	11	5	0	1	0	0	0	0	2	83	140	4.15	0.923					
Wayne Gomes, R ERA: 4.42 (9, 1)	0.1	L	5	1	4	4	0	3	0	0	0	0	0	0	3	15	108.00	12.000						
Amaury Telemaco, R ERA: 3.69 (10, 1)	0.1		3	1	0	0	0	0	1	0	0	0	0	0	2	6	0.00	3.000						
Scott Aldred, L ERA: 3.63 (10, 1)	0.2		2	0	0	0	0	0	0	0	0	0	0	0	2	2	0.00	0.000						

Los Angeles Dodgers @ Philadelphia Phillies
Veterans Stadium, Philadelphia, PA
Fri Aug 20 1999, 7:35 PM EDT
Att. 17,444 - Overcast - 68 F

AB	33
R	8
H	5
RBI	8
BB	9
SO	11
LOB	11



BOTTOM

Los Angeles Dodgers @ Philadelphia Phillies
Veterans Stadium, Philadelphia, PA

Fri Aug 20 1999, 7:35 PM EDT
Att: 17,444 - Overcast - 68 F

livebaseballscorecards.com

AB	41
R	5
H	12
RBI	5
BB	4
SO	8
LOB	26



WP:	0	PA:	45
PB:	1		
SB:	1		
CS:	0		

AB R H RBI BB SO LOB

4	2	2	0	1	0	0
5	1	2	0	0	0	2
3	1	2	2	2	0	1
5	0	2	2	0	0	4
5	0	1	0	0	2	4
4	0	1	0	1	2	1
3	0	0	0	0	1	3
1	0	0	0	0	1	3
0	0	0	0	0	0	0
0	0	0	0	0	0	0
0	0	0	0	0	0	0
1	1	1	0	0	0	0
5	0	1	1	0	0	5
3	0	0	0	0	2	2
2	0	0	0	0	0	1
1B:	9	SF:	0			
2B:	3	SAC:	0			
3B:	0	DP:	1			
HR:	0	HBP:	0			

Batter	1	2	3	4	5	6	7	8	9	10
Doug Glanville, R OBP: 0.384, SLG: 0.455 (1, 8)	E8 G4-3 1B 1B		2B G3-1 1B		L5		G4-3		E S BB	
Ron Gant, R OBP: 0.364, SLG: 0.450 (1, 7)	G4-3		G3-1 2B		G5-3			E1 1B 1B	F9	
Bobby Abreu, L OBP: 0.431, SLG: 0.553 (1, 9)	G4-3 1B		G3-1			1B 2B		G4-3 BB	DI IBB	
Scott Rolen, R OBP: 0.371, SLG: 0.535 (1, 5)	G4-3		G5-3			1B		G4-3 1B	F7	
Rico Brogna, L OBP: 0.329, SLG: 0.432 (1, 3)		E 1B 1B	K			K		G4-3		G3-1
Mike Lieberthal, R OBP: 0.376, SLG: 0.577 (1, 2)		PB 1B			K					G5-3
Marlon Anderson, L OBP: 0.292, SLG: 0.344 (1, 4)			K		G3-1					DI 2B 1B
15 David Doster, R OBP: 0.325, SLG: 0.368 (8, 4)						L9				
Wayne Gomes, R OBP: 0.367, SLG: 0.465 (9, 1)										
Amaury Telemaco, R OBP: 0.367, SLG: 0.465 (10, 1)										
Scott Aldred, L OBP: 0.367, SLG: 0.465 (10, 1)										
Rob Ducey, L OBP: 0.367, SLG: 0.465 (10, PH)										
Alex Arias, R OBP: 0.378, SLG: 0.402 (1, 6)	L4		G6-3				L7	P3		1-H 2B
Robert Person, R OBP: 0.111, SLG: 0.111 (1, 1)			G6-3							G6-3
23 Kevin Jordan, R OBP: 0.367, SLG: 0.441 (9, 4)							K			

Inning Stats	R: 1	H: 2	E: 1	K: 0	S: 7	R: 0	H: 2	E: 1	K: 1	S: 14	R: 1	H: 2	E: 0	K: 1	S: 13	R: 0	H: 0	E: 0	K: 1	S: 6	R: 0	H: 2	E: 0	K: 1	S: 10	R: 1	H: 2	E: 0	K: 2	S: 17	R: 0	H: 0	E: 0	K: 1	S: 10	R: 1	H: 2	E: 1	K: 1	S: 12	R: 0	H: 0	E: 0	K: 0	S: 9	R: 1	H: 2	E: 0	K: 0	S: 5	R: 1	H: 2	E: 0	K: 0	S: 5
--------------	------	------	------	------	------	------	------	------	------	-------	------	------	------	------	-------	------	------	------	------	------	------	------	------	------	-------	------	------	------	------	-------	------	------	------	------	-------	------	------	------	------	-------	------	------	------	------	------	------	------	------	------	------	------	------	------	------	------

PITCHER	IP	WLS	BF	H	R	ER	SO	BB	IBB	HBP	BLK	WP	HR	S	P	ERA	WHIP
Kevin Brown, R ERA: 3.12 (1, 1)	7.0		28	8	3	2	7	0	0	0	0	0	0	77	117	2.57	1.143
Mike Maddux, R ERA: 3.02 (8, 1)	1.0		7	2	1	1	1	1	1	0	0	0	0	12	31	9.00	3.000
Alan Mills, R ERA: 3.58 (9, 1)	1.0	W	5	0	0	0	0	1	1	0	0	0	0	9	22	0.00	1.000
Jeff Shaw, R ERA: 3.51 (10, 1)	1.0		5	2	1	1	0	0	0	0	0	0	0	5	5	9.00	2.000

PITCHER	IP	WLS	BF	H	R	ER	SO	BB	IBB	HBP	BLK	WP	HR	S	P	ERA	WHIP
Kevin Brown, R ERA: 3.12 (1, 1)	7.0		28	8	3	2	7	0	0	0	0	0	0	77	117	2.57	1.143
Mike Maddux, R ERA: 3.02 (8, 1)	1.0		7	2	1	1	1	1	1	0	0	0	0	12	31	9.00	3.000
Alan Mills, R ERA: 3.58 (9, 1)	1.0	W	5	0	0	0	0	1	1	0	0	0	0	9	22	0.00	1.000
Jeff Shaw, R ERA: 3.51 (10, 1)	1.0		5	2	1	1	0	0	0	0	0	0	0	5	5	9.00	2.000

Batter	1	2	3	4	5	6	7	8	9	10	11	AB R H RBI BB SO LOB	TOP														
Eric Young Sr., R Pedro Borbon, R Alan Mills, R Jeff Shaw, R Todd Hollandsworth, L Onan Masacka, R	1-3 K		4-0 G4-6-3 BB		1-1 E1 1B		2-2 F8	0-0 G4-3		0-3 K		4 0 1 0 1 1 2 0 1 0 0 0 0 1 2 0 0 0 0 0 0 0	Los Angeles Dodgers @ Philadelphia Phillies Veterans Stadium, Philadelphia, PA Sat Aug 21 1999, 7:05 PM EDT Att: 22,078 - Unknown - 65 F														
Mark Grudzielanek, R	3-1 2B		2-1 G4-6-3 1-2f		2-3 K		2-2 F9	2-0 G4-3		0-0 G4-3		6 0 1 0 0 1 7															
Gary Sheffield, R	2-1 P6				1-1 F7		2-1 G5-3	2-2 1B 1B	4-1 FC6-4 BB	0-0 P5		5 1 1 0 1 0 0															
Eric Karros, R		3-3 K			2-2 F9		2-2 22 2B 1B	0-1 22 1B FC5-2 1B	0-1 FC6-4	0-0 P4		6 0 2 0 0 1 1															
Raul Mondesi, R		0-0 22 L9 2B			0-0 2B		2-0 P6	0-0 FC5-2 22 1B BB 1B	1-3 K	0-0 G4-3		6 1 3 1 0 1 2															
22 Devon White, S		2-2 L9 2B			0-1 F9		1-0 2B	0-0 BB FC5-2 2B 1B	1-0 P6			5 1 2 0 0 0 3															
Adrian Beltré, R Craig Counsell, L		4-0 BB			1-1 F7		1-3 K	0-2 FC5-2 BB 2B		4-0 BB		3 1 0 0 1 1 5 0 0 0 0 1 0 0															
Paul Lo Duca, R Jose Vizcaino, S		0-2 P4			1-2 G6-3		4-1 BB	4-2 2B BB		4-0 BB		2 0 0 0 1 0 2 0 1 0 1 2 0 0															
Ismael Valdez, R Trenidad Hubbard, R Jamie Arnold, R Todd Hundley, S			0-3 K		0-0 E 1B 1B		0-1 F2	0-1 G4-3 2B		0-3 K		2 0 1 0 0 1 0 1 0 0 0 0 0 1 0 0 0 0 0 0 0 2 0 1 3 0 1 2															
Inning Stats	R: 0 E: 0 K: 1 S: 7	H: 1 LOB: 0 BB: 0 P: 13	R: 0 E: 0 K: 1 S: 13	H: 1 LOB: 2 BB: 1 P: 22	R: 0 E: 0 K: 1 S: 6	H: 0 LOB: 0 BB: 1 P: 11	R: 0 E: 0 K: 0 S: 8	H: 1 LOB: 1 BB: 0 P: 11	R: 0 E: 1 K: 1 S: 12	H: 2 LOB: 2 BB: 0 P: 17	R: 0 E: 0 K: 1 S: 10	H: 2 LOB: 2 BB: 0 P: 18		R: 0 E: 0 K: 0 S: 10	H: 0 LOB: 1 BB: 1 P: 18	R: 5 E: 0 K: 0 S: 19	H: 5 LOB: 1 BB: 1 P: 29	R: 0 E: 0 K: 1 S: 8	H: 0 LOB: 1 BB: 1 P: 14	R: 0 E: 0 K: 2 S: 7	H: 0 LOB: 2 BB: 2 P: 15	R: 0 E: 0 K: 0 S: 3	H: 0 LOB: 0 BB: 0 P: 3	1B: 7 2B: 5 3B: 0 HR: 0	SF: 0 SAC: 0 DP: 1 HBP: 0	WP: 0 PB: 0 SB: 0 CS: 0	PA: 50
PITCHER	IP WLS BF H R ER SO BB IBB HBP BLK WP HR S P ERA WHIP													PITCHER Wayne Gomes, R (10, 1) ERA: 4.32 IP: 1.1 W: 0 BF: 4 H: 0 R: 0 ER: 0 SO: 0 BB: 0 IBB: 0 HBP: 0 BLK: 0 WP: 0 HR: 0 S: 4 P: 4 ERA: 0.00 WHIP: 0.000													
Randy Wolf, L Amaury Telemaco, R Scott Aldred, L Steve Schrenk, R Billy Brewer, L	(1, 1) (8, 1) (8, 1) (9, 1) (10, 1)	7.0 0.1 0.2 1.0 0.2	31 4 3 4 4	9 2 1 0 0	2 0 3 0 0	2 0 3 0 0	5 0 0 1 2	3 1 0 1 2	0 0 0 0 0	0 0 0 0 0	0 0 0 0 0	0 0 0 0 0	0 9 5 8 6	117 13 9 14 14	2.57 0.00 40.50 0.00 0.00	1.714 9.000 1.500 1.000 3.000											

AB	43
R	5
H	12
RBI	5
BB	7
SO	8
LOB	27



livebaseballscorecards.com

BOTTOM

**Los Angeles Dodgers @ Philadelphia Phillies
Veterans Stadium, Philadelphia, PA**

Sat Aug 21 1999, 7:05 PM EDT
Att: 22,078 - Unknown - 65 F

livebaseballscorecards.com

AB	39
R	6
H	10
RBI	6
BB	10
SO	6
LOB	18



WP: 1	PA: 50
PB: 0	
SB: 1	
CS: 0	

AB R H RBI BB SO LOB

4	0	1	0	2	1	1
5	1	0	0	1	0	6
4	3	2	0	2	0	0
5	0	0	0	1	1	4
5	1	4	5	0	1	0
4	0	1	0	1	0	1
3	0	0	0	0	1	3
0	0	0	0	0	0	0
1	1	0	0	1	0	2
0	0	0	0	0	0	0
3	0	0	0	2	0	0
3	0	1	0	0	1	1
0	0	0	0	0	0	0
0	0	0	0	0	0	0
1	0	1	1	0	0	0
0	0	0	0	0	0	0
0	0	0	0	0	0	0
1	0	0	0	0	1	0

Batter 1 2 3 4 5 6 7 8 9 10 11

Doug Glanville, R OBP: 0.385, SLG: 0.453 (1, 8) P2			FC6 1-2f				1B		G4-3 BB			K	
Kevin Sefcik, R OBP: 0.352, SLG: 0.388 (1, 7) G4-3				G1-3		G4-3			G4-3 BB				BB 1B
Bobby Abreu, L OBP: 0.434, SLG: 0.560 (1, 9) F8				1B 3B			SF7 2B		HR BB		G4-3		BB 1B
Scott Rolen, R OBP: 0.368, SLG: 0.528 (1, 5) G6-3		G6-3		P3			G6-3 SF7 BB		K		F9		F8
Rico Brogna, L OBP: 0.333, SLG: 0.442 (1, 3) K		K		1B			SF7		HR		1B		1B
Mike Lieberthal, R OBP: 0.376, SLG: 0.574 (1, 2) G6-3		G6-3		BB			G6-3		G4-3		FC4 23		1B
Marlon Anderson, L OBP: 0.280, SLG: 0.351 (1, 4) 15 David Doster, R OBP: 0.325, SLG: 0.368 23 Kevin Jordan, R OBP: 0.369, SLG: 0.438 Wayne Gomes, R (10, 1)			F7	G4-3			K		BB 2B		FC4		FC4
Alex Arias, R OBP: 0.379, SLG: 0.397 (1, 6) FC6 BB						G4-3			G1-3		BB 2B		F8
Randy Wolf, L OBP: 0.290, SLG: 0.222 Armaury Telemaco, R Scott Aldred, L Rob Ducey, L OBP: 0.391, SLG: 0.477 Steve Schrenk, R Billy Brewer, L Domingo Cedeno, S OBP: 0.269, SLG: 0.365			B2			K			2B		2B		K

Inning Stats	R: 0 E: 0 K: 0 S: 12	H: 0 LOB: 0 BB: 0 P: 19	R: 0 E: 0 K: 1 S: 7	H: 0 LOB: 0 BB: 0 P: 10	R: 0 E: 0 K: 0 S: 5	H: 0 LOB: 1 BB: 1 P: 9	R: 1 E: 0 K: 0 S: 22	H: 2 LOB: 2 BB: 1 P: 33	R: 0 E: 0 K: 1 S: 17	H: 1 LOB: 1 BB: 0 P: 25	R: 1 E: 0 K: 1 S: 11	H: 1 LOB: 1 BB: 1 P: 18	R: 0 E: 0 K: 0 S: 8	H: 1 LOB: 1 BB: 1 P: 16	R: 3 E: 0 K: 1 S: 23	H: 2 LOB: 3 BB: 4 P: 43	R: 0 E: 0 K: 0 S: 12	H: 2 LOB: 2 BB: 0 P: 17	R: 0 E: 0 K: 2 S: 7	H: 0 LOB: 0 BB: 0 P: 7	R: 1 E: 0 K: 0 S: 2	H: 1 LOB: 2 BB: 2 P: 10	1B: 5 2B: 3 3B: 1 HR: 1	SF: 1 SAC: 0 DP: 1 HBP: 0	WP: 1 PB: 0 SB: 1 CS: 0
---------------------	-------------------------------	----------------------------------	------------------------------	----------------------------------	------------------------------	---------------------------------	-------------------------------	----------------------------------	-------------------------------	----------------------------------	-------------------------------	----------------------------------	------------------------------	----------------------------------	-------------------------------	----------------------------------	-------------------------------	----------------------------------	------------------------------	---------------------------------	------------------------------	----------------------------------	----------------------------------	------------------------------------	----------------------------------

PITCHER	IP	WLS	BF	H	R	ER	SO	BB	IBB	HBP	BLK	WP	HR	S	P	ERA	WHIP
Ismael Valdez, R ERA: 3.47	(1, 1)	6.0	25	4	2	2	3	3	0	0	0	1	0	74	114	3.00	1.167
Jamie Arnold, R ERA: 4.91	(7, 1)	1.0	4	1	0	0	0	1	0	0	0	0	0	8	16	0.00	2.000
Pedro Borbon, L ERA: 3.09	(8, 1)	0.1	H	3	1	2	1	1	0	0	0	0	1	9	15	54.00	6.000
Alan Mills, R ERA: 3.72	(8, 1)	0.1	H	2	0	0	0	1	0	0	0	0	0	6	12	0.00	3.000
Jeff Shaw, R ERA: 3.42	(8, 1)	1.1	B	9	3	1	1	0	0	0	0	0	0	20	33	6.75	3.750
PITCHER	IP	WLS	BF	H	R	ER	SO	BB	IBB	HBP	BLK	WP	HR	S	P	ERA	WHIP
Onan Masaoka, L ERA: 4.17	(10, 1)	1.1	L	7	1	1	2	2	0	0	0	0	0	9	17	6.75	2.250

Batter	1	2	3	4	5	6	7	8	9	AB R H RBI BB SO LOB	TOP											
Eric Young Sr. R (1, 4) OBP: 0.361, SLG: 0.349	3-2 BB 2B 1B	2-1 G6-3 1-H 3-H 2B		1-1 F9		2-1 HR 2B		3-3 K		5 2 3 2 0 1 0												
Mark Grudzielanek, R (1, 6) OBP: 0.362, SLG: 0.394	4-1 SAFE 2B BB	1-2 G6-3 2-3		1-2 F9		4-0 HR BB		4-1 G6-4-3 BB		2 2 0 0 3 0 1												
Gary Sheffield, R (1, 7) OBP: 0.408, SLG: 0.497 Jeff Shaw, R (9, 1)	1-2 L3-4 1-H 2-H 2B	2-0 G1-3			1-1 G1-3	0-0 HR		1-2 G6-4-3 1-2f		5 1 2 6 0 0 2 0 0 0 0 0 0 0												
Eric Karros, R (1, 3) OBP: 0.358, SLG: 0.556	1-2 F7		2-3 K		2-2 1B	2-2 F7		0-1 1B		5 0 2 0 0 1 1												
Raul Mondesi, R (1, 9) OBP: 0.331, SLG: 0.469	1-1 L3-4 2-3		2-2 F8		2-3 K		3-3 K	1-0 F7		5 0 0 0 0 2 3												
Todd Hollandsworth, L (1, 8) OBP: 0.363, SLG: 0.524 Trenidad Hubbard, R (9, 7)		1-2 2B 1B	4-0 1B BB		2-3 K		2-0 F9			3 1 1 0 1 1 1 0 0 0 0 0 0 0												
Jose Vizcaino, S (1, 5) OBP: 0.298, SLG: 0.291		1-2 1B 2B 1-H	1-1 1B			2-2 FC3-6 1B		0-1 G6-3		4 1 3 1 0 0 0												
Paul Lo Duca, R (1, 2) OBP: 0.294, SLG: 0.228		0-1 2B 1B 2-3	2-1 G3-4-1			2-3 K		2-3 K		4 1 1 0 0 2 3												
Chan Ho Park, R (1, 1) OBP: 0.128, SLG: 0.136 Pedro Borbon, R (7, 1) Alan Mills, R (7, 1) 22 Devon White, S (7, 8) OBP: 0.350, SLG: 0.411		1-3 K		2-3 K		1-0 FC3-6 2B HR 1-2f		2-2 F8		3 1 0 0 0 2 3 0 0 0 0 0 0 0 0 0 0 0 0 0 0 1 0 0 0 0 0 0												
Inning Stats	R: 2 E: 0 K: 0 S: 12	H: 2 LOB: 0 BB: 1 P: 22	R: 3 E: 0 K: 1 S: 20	H: 4 LOB: 1 BB: 0 P: 28	R: 0 E: 0 K: 1 S: 11	H: 1 LOB: 2 BB: 1 P: 22	R: 0 E: 0 K: 1 S: 10	H: 0 LOB: 0 BB: 0 P: 14	R: 0 E: 0 K: 2 S: 12	H: 1 LOB: 1 BB: 0 P: 19	R: 4 E: 0 K: 1 S: 14	H: 3 LOB: 0 BB: 1 P: 27	R: 0 E: 0 K: 1 S: 6	H: 0 LOB: 0 BB: 0 P: 11	R: 0 E: 0 K: 2 S: 9	H: 0 LOB: 0 BB: 0 P: 16	R: 0 E: 0 K: 0 S: 8	H: 1 LOB: 1 BB: 1 P: 14	1B: 7 2B: 5 3B: 0 HR: 1	SF: 0 SAC: 0 DP: 2 HBP: 0	WP: 0 PB: 0 SB: 0 CS: 0	PA: 41
PITCHER	IP WLS BF H R ER SO BB IBB HBP BLK WP HR S P ERA WHIP											PITCHER	IP WLS BF H R ER SO BB IBB HBP BLK WP HR S P ERA WHIP									
Anthony Shumaker, L (1, 1) ERA: 3.86	2.0 L 12 6 5 5 1 1 0 0 0 0 0 32 50 22.50 3.500																					
Steve Schrenk, R (3, 1) ERA: 3.21	3.0 12 2 0 0 4 1 0 0 0 0 0 33 55 0.00 1.000																					
Steve Montgomery, R (6, 1) ERA: 3.86	2.0 10 3 4 4 2 1 0 0 0 0 1 20 38 18.00 2.000																					
Billy Brewer, L (8, 1) ERA: 4.22	2.0 7 1 0 0 2 1 0 0 0 0 0 17 30 0.00 1.000																					

Los Angeles Dodgers @ Philadelphia Phillies
Veterans Stadium, Philadelphia, PA

Sun Aug 22 1999, 1:35 PM EDT
Att. 22,510 - Cloudy - 75 F

livebaseballscorecards.com

AB	37
R	9
H	12
RBI	9
BB	4
SO	9
LOB	14



Batter	1	2	3	4	5	6	7	8	9	AB	R	H	RBI	BB	SO	LOB
Doug Glanville, R OBP: 0.386, SLG: 0.453 Rob Ducey, L OBP: 0.381, SLG: 0.462	4-0 FC5-6-4 BB		0-0 G4-3		2-1 L9	2-0 L9		2-3 K		0	0	0	0	1	0	0
Ron Gant, R OBP: 0.362, SLG: 0.446	0-1 FC5-6-4 1B 23 1B 1-2f		3-3 K		4-0 BB 23 1B BB	0-1 P4		1-0 G4-3		4	2	0	0	1	1	2
Bobby Abreu, L OBP: 0.438, SLG: 0.560	3-2 23 1B 1-3 1B		4-1 BB		4-1 23 1B 1-2 BB		4-0 23 HR BB	2-2 F8		2	2	1	0	3	0	0
23 Kevin Jordan, R OBP: 0.374, SLG: 0.457	3-2 1B 1-2 1B		1-0 F9		1-2 1B 1-2 2-H 1B		2-2 HR		1-1 G4-3	5	2	3	4	0	0	1
Rico Brogna, L OBP: 0.337, SLG: 0.443	0-2 1B			4-1 WP BB	1-1 1B 1-2 2-H 1B		2-0 G4-6-3 2B HBP		0-3 K	3	1	2	1	1	1	0
Marlon Anderson, L OBP: 0.280, SLG: 0.351 Steve Montgomery, R OBP: 1.000, SLG: 1.000 Scott Roien, R OBP: 0.369, SLG: 0.528	0-3 K			0-2 F7	1-1 1B 1-2 2-H 1B		0-0 G4-6-3 1B		1-2 P3	3	0	1	1	0	1	3
Gary Bennett, R OBP: 0.295, SLG: 0.342		0-0 F9		2-1 L8	1-0 G4-3		1-1 G4-6-3		1-2 2B	4	0	0	0	0	0	5
Domingo Cedeño, S OBP: 0.268, SLG: 0.371		1-3 K2-3		3-3 K		0-0 F8		0-0 2B		4	0	1	1	0	2	1
Anthony Shumaker, L OBP: 0.350, SLG: 0.333 15 David Doster, R OBP: 0.321, SLG: 0.362 Steve Schrenk, R OBP: 0.351, SLG: 0.383 Kevin Sefcik, R OBP: 0.351, SLG: 0.383 Billy Brewer, L		1-3 K			0-0 P4	4-2 BB		1-2 G5-3		0	0	0	0	0	0	0

Inning Stats	R: 1	H: 3	E: 0	K: 1	S: 15	LOB: 2	BB: 1	P: 25	R: 0	H: 0	E: 0	K: 2	S: 9	LOB: 0	BB: 0	P: 11	R: 0	H: 0	E: 0	K: 1	S: 7	LOB: 1	BB: 1	P: 15	R: 0	H: 0	E: 0	K: 1	S: 9	LOB: 1	BB: 1	P: 18	R: 3	H: 3	E: 0	K: 0	S: 12	LOB: 2	BB: 2	P: 26	R: 0	H: 0	E: 0	K: 0	S: 8	LOB: 1	BB: 1	P: 14	R: 3	H: 3	E: 0	K: 0	S: 13	LOB: 1	BB: 1	P: 23	R: 0	H: 0	E: 0	K: 1	S: 8	LOB: 0	BB: 0	P: 13	R: 0	H: 0	E: 0	K: 1	S: 10	LOB: 0	BB: 0	P: 12	1B: 7	2B: 1	3B: 0	HR: 1	SF: 0	SAC: 0	DP: 1	HBP: 1	WP: 1	PA: 42
PITCHER	IP	WLS	BF	H	R	ER	SO	BB	IBB	HBP	BLK	WP	HR	S	P	ERA	WHIP																																																																	
Chan Ho Park, R ERA: 5.78	(1, 1)	6.0	W	29	6	4	4	5	6	0	0	1	0	60	109	6.00	2.000																																																																	
Pedro Borbon, L ERA: 3.71	(7, 1)	0.0		3	1	3	0	1	0	1	0	0	1	5	13	∞	∞																																																																	
Alan Mills, R ERA: 3.59	(7, 1)	2.0	H	7	2	0	1	0	0	0	0	0	0	16	23	0.00	1.000																																																																	
Jeff Shaw, R ERA: 3.35	(9, 1)	1.0	S	3	0	0	1	0	0	0	0	0	0	10	12	0.00	0.000																																																																	

BOTTOM

Los Angeles Dodgers @ Philadelphia Phillies
Veterans Stadium, Philadelphia, PA
Sun Aug 22 1999, 1:35 PM EDT
Att. 22,510 - Cloudy - 75 F

AB	34
R	7
H	9
RBI	7
BB	7
SO	7
LOB	14



WP: 1	PA: 42
PB: 0	
SB: 0	
CS: 0	

PITCHER	IP	WLS	BF	H	R	ER	SO	BB	IBB	HBP	BLK	WP	HR	S	P	ERA	WHIP
Chan Ho Park, R ERA: 5.78	(1, 1)	6.0	W	29	6	4	4	5	6	0	0	1	0	60	109	6.00	2.000
Pedro Borbon, L ERA: 3.71	(7, 1)	0.0		3	1	3	0	1	0	1	0	0	1	5	13	∞	∞
Alan Mills, R ERA: 3.59	(7, 1)	2.0	H	7	2	0	1	0	0	0	0	0	0	16	23	0.00	1.000
Jeff Shaw, R ERA: 3.35	(9, 1)	1.0	S	3	0	0	1	0	0	0	0	0	0	10	12	0.00	0.000

Batter	1	2	3	4	5	6	7	8	9	AB R H RBI BB SO LOB	TOP													
Quilvio Veras, S (1, 4) OBP: 0.371, SLG: 0.369 Ed Giovanola, L (6, PR) OBP: 0.303, SLG: 0.232 (6, 4)	1-1 G4-3		1-0 G6-3	0-1 2B 1B		2-1 G1-3 1B		4-0 FC4-8 BB	0-1 F8	4 1 2 0 0 0 0 1 0 0 0 1 0 2														
Tony Gwynn, L (1, 9) OBP: 0.381, SLG: 0.468 Eric Owens, R (8, PR) OBP: 0.329, SLG: 0.407 (8, 7)	1-2 1B		3-1 1B 2B	0-0 1B 2B		1-2 G1-3		1-2 FC4-6 2B		5 2 3 1 0 0 2 0 1 0 0 0 0 0														
Reggie Sanders, R (1, 7) OBP: 0.396, SLG: 0.539 (8, 9)	1-1 P4		1-1 1B 2B	0-0 1B		1-0 G5-3		1-0 1-H 2B		5 0 3 4 0 0 3														
Phil Nevin, R (1, 5) OBP: 0.360, SLG: 0.564	2-2 F8		0-2 L8	4-2 BB		1-2 F9		2-1 G5-3		4 0 0 0 1 0 6														
Dave Magadan, L (1, 3) OBP: 0.369, SLG: 0.358 Trevor Hoffman, R (8, 1) OBP: 0.500, SLG: 1.000		2-1 FC5-4 1B	2-2 F8	0-2 G4-3		4-2 FC5-4 BB		3-1 F9		4 0 1 0 1 0 4 0 0 0 0 0 0 0														
Ruben Rivera, R (1, 8) OBP: 0.298, SLG: 0.436		3-2 FC5-4 1B 1-2f		4-2 1B 2B BB	0-3 K	0-3 K		4-2 WP BB		3 1 0 0 2 2 2														
Ben Davis, S (1, 2) OBP: 0.301, SLG: 0.372		0-1 F7		0-0 L8	0-0 G4-3	3-2 FC5-4 1-2f		2-3 K 1-2		5 0 0 0 0 1 4														
Damian Jackson, R (1, 6) OBP: 0.325, SLG: 0.363		2-1 SAFE 1B		0-2 2B 1B	2-1 HBP	4-2 BB		0-3 K		3 1 2 0 1 1 1														
Woody Williams, R (1, 1) OBP: 0.214, SLG: 0.245 John Vander Wal, L (7, PH) OBP: 0.370, SLG: 0.445 Will Cunnane, R (7, 1) Donne Wall, R (7, 1) Wally Joyner, L (8, 3) OBP: 0.356, SLG: 0.317		2-0 F9		0-2 1B 2B	0-2 G4-3	1-2 F9		4-0 IBB		3 1 1 2 0 0 3 1 0 0 0 0 0 2 0 0 0 0 0 0 0 0 0 0 0 0 0 0 0 0 0 0 1 0 0														
Inning Stats	R: 0 E: 0 K: 0 S: 10	H: 1 LOB: 1 BB: 0 P: 15	R: 0 E: 0 K: 0 S: 11	H: 2 LOB: 2 BB: 0 P: 20	R: 1 E: 0 K: 0 S: 11	H: 2 LOB: 1 BB: 0 P: 18	R: 5 E: 0 K: 0 S: 20	H: 5 LOB: 1 BB: 2 P: 28	R: 0 E: 0 K: 1 S: 8	H: 0 LOB: 1 BB: 0 P: 10	R: 0 E: 0 K: 0 S: 10	H: 1 LOB: 2 BB: 0 P: 15	R: 0 E: 1 K: 1 S: 16	H: 0 LOB: 2 BB: 2 P: 28	R: 1 E: 0 K: 0 S: 8	H: 1 LOB: 2 BB: 1 P: 19	R: 0 E: 0 K: 2 S: 10	H: 0 LOB: 2 BB: 2 P: 20	1B: 8 2B: 4 3B: 0 HR: 0	SF: 0 SAC: 0 DP: 0 HBP: 1	WP: 1 PB: 0 SB: 0 CS: 0	PA: 46		
PITCHER	IP WLS BF H R ER SO BB IBB HBP BLK WP HR S P ERA WHIP																							
Chad Ogea, R (1, 1) ERA: 5.57 Joe Grahe, R (4, 1) ERA: Scott Aldred, L (8, 1) ERA: 3.7 Amaury Telemaco, R (9, 1) ERA: 4.24	3.2 L 22 10 6 6 0 2 2 0 0 0 0 0 49 78 14.73 3.273	3.1 14 1 0 0 2 2 0 1 0 0 0 37 56 0.00 0.900	1.0 5 1 1 1 0 1 0 0 0 0 0 8 19 9.00 2.000	1.0 5 0 0 0 2 1 1 0 0 1 0 10 20 0.00 1.000																				

San Diego Padres @ Philadelphia Phillies
 Veterans Stadium, Philadelphia, PA
 Mon Aug 23 1999, 7:35 PM EDT
 Att. 18,759 - Unknown - 81 F

AB	38
R	7
H	12
RBI	7
BB	7
SO	4
LOB	29



Batter	1	2	3	4	5	6	7	8	9	AB R H RBI BB SO LOB	TOP														
Quilvio Veras, S (1, 4) <small>OBP: 0.371, SLG: 0.367</small> Damian Jackson, R (7, 4) <small>OBP: 0.324, SLG: 0.362</small>	0-1 G6-3		2-0 G4-6-3			4-2 G1-6-3 BB		0-0 FC6-4		2 0 0 0 1 0 1 1 0 0 0 0 0 1															
Tony Gwynn, L (1, 9) <small>OBP: 0.377, SLG: 0.463</small> Eric Owens, R (7, 9) <small>OBP: 0.328, SLG: 0.406</small>	0-0 F8			3-1 F8		0-1 G1-6-3		2-2 F8		3 0 0 0 0 0 1 1 0 0 0 0 0 1															
Reggie Sanders, R (1, 7) <small>OBP: 0.398, SLG: 0.548</small> John Vander Wal, L (7, 7) <small>OBP: 0.369, SLG: 0.443</small>	0-1 G6-3			1-1 HR		1-2 2B 1B		3-3 K		3 2 2 1 0 0 0 1 0 0 0 0 1 1															
Phil Nevin, R (1, 5) <small>OBP: 0.360, SLG: 0.565</small> Ed Giovanola, L (7, 5) <small>OBP: 0.299, SLG: 0.228</small>		0-1 L9		0-0 F9		1-0 2B		1-0 P5		3 0 1 1 0 0 0 1 0 0 0 0 0 0															
Dave Magadan, L (1, 3) <small>OBP: 0.369, SLG: 0.355</small> Dan Miceli, R (7, 1) Wiki Gonzalez, R (9, PH) <small>OBP: 0.238, SLG: 0.300</small>		4-2 FC5-4 BB		1-1 F7		1-3 K		2-0 G5-3		2 0 0 0 1 1 1 0 0 0 0 0 0 0 1 0 0 0 0 0 0															
Ruben Rivera, R (1, 8) <small>OBP: 0.297, SLG: 0.432</small>		3-2 P2			3-2 F8		0-1 F7		4-2 BLK BB	3 0 0 0 1 0 1															
Ben Davis, S (1, 2) <small>OBP: 0.295, SLG: 0.364</small>		1-0 FC5-4			1-2 G1-3		0-2 L9		2-3 K	4 0 0 0 0 1 2															
Chris Gomez, R (1, 6) <small>OBP: 0.326, SLG: 0.285</small>			1-2 G5-3		0-0 1B		1-3 K			3 0 1 0 0 1 0															
34 Stan Spencer, R (1, 1) Carlos Reyes, S (3, 1) Matt Whiteside, R (6, 1) Wally Joyner, L (6, 3) <small>OBP: 0.358, SLG: 0.320</small>			2-1 G4-6-3 HBP		2-3 K			0-1 FC6-4 1B		0 0 0 0 0 0 0 1 0 0 0 0 1 1 0 0 0 0 0 0 0 1 0 1 0 0 0 0															
Inning Stats	R: 0 E: 0 K: 0 S: 5	H: 0 LOB: 0 BB: 0 P: 5	R: 0 E: 0 K: 0 S: 9	H: 0 LOB: 1 BB: 1 P: 17	R: 0 E: 0 K: 0 S: 5	H: 0 LOB: 0 BB: 0 P: 10	R: 1 E: 0 K: 0 S: 7	H: 1 LOB: 0 BB: 0 P: 12	R: 0 E: 0 K: 1 S: 11	H: 1 LOB: 1 BB: 0 P: 17	R: 1 E: 0 K: 1 S: 14	H: 2 LOB: 1 BB: 1 P: 21	R: 0 E: 0 K: 1 S: 9	H: 0 LOB: 0 BB: 0 P: 10	R: 0 E: 0 K: 1 S: 11	H: 1 LOB: 1 BB: 0 P: 16	R: 0 E: 0 K: 1 S: 10	H: 0 LOB: 1 BB: 1 P: 19	1B: 3 2B: 1 3B: 0 HR: 1	SF: 0 SAC: 0 DP: 2 HBP: 1	WP: 0 PB: 0 SB: 0 CS: 0	PA: 34			
PITCHER	IP WLS BF H R ER SO BB IBB HBP BLK WP HR S P ERA WHIP	IP WLS BF H R ER SO BB IBB HBP BLK WP HR S P ERA WHIP	IP WLS BF H R ER SO BB IBB HBP BLK WP HR S P ERA WHIP	IP WLS BF H R ER SO BB IBB HBP BLK WP HR S P ERA WHIP	IP WLS BF H R ER SO BB IBB HBP BLK WP HR S P ERA WHIP	IP WLS BF H R ER SO BB IBB HBP BLK WP HR S P ERA WHIP	IP WLS BF H R ER SO BB IBB HBP BLK WP HR S P ERA WHIP	IP WLS BF H R ER SO BB IBB HBP BLK WP HR S P ERA WHIP	IP WLS BF H R ER SO BB IBB HBP BLK WP HR S P ERA WHIP	IP WLS BF H R ER SO BB IBB HBP BLK WP HR S P ERA WHIP	IP WLS BF H R ER SO BB IBB HBP BLK WP HR S P ERA WHIP	IP WLS BF H R ER SO BB IBB HBP BLK WP HR S P ERA WHIP	IP WLS BF H R ER SO BB IBB HBP BLK WP HR S P ERA WHIP	IP WLS BF H R ER SO BB IBB HBP BLK WP HR S P ERA WHIP	IP WLS BF H R ER SO BB IBB HBP BLK WP HR S P ERA WHIP	IP WLS BF H R ER SO BB IBB HBP BLK WP HR S P ERA WHIP	IP WLS BF H R ER SO BB IBB HBP BLK WP HR S P ERA WHIP	IP WLS BF H R ER SO BB IBB HBP BLK WP HR S P ERA WHIP	IP WLS BF H R ER SO BB IBB HBP BLK WP HR S P ERA WHIP	IP WLS BF H R ER SO BB IBB HBP BLK WP HR S P ERA WHIP	IP WLS BF H R ER SO BB IBB HBP BLK WP HR S P ERA WHIP	IP WLS BF H R ER SO BB IBB HBP BLK WP HR S P ERA WHIP	IP WLS BF H R ER SO BB IBB HBP BLK WP HR S P ERA WHIP	IP WLS BF H R ER SO BB IBB HBP BLK WP HR S P ERA WHIP	IP WLS BF H R ER SO BB IBB HBP BLK WP HR S P ERA WHIP

San Diego Padres @ Philadelphia Phillies
Veterans Stadium, Philadelphia, PA
Tue Aug 24 1999, 7:35 PM EDT
Att. 18,126 - Cloudy - 79 F

AB	30
R	2
H	5
RBI	2
BB	3
SO	5
LOB	10



Batter	1	2	3	4	5	6	7	8	9
Rob Ducey, L (1, 8) OBP: 0.398, SLG: 0.503	2-2 1B HR 1B	1-2 3B 1B	1-1 2B			3-2 1B 2B 1B	2-1 HR 1B	1-2 F8	
Ron Gant, R (1, 7) OBP: 0.364, SLG: 0.452	3-2 S HR 1B	3-2 1-H 3B	2-1 G6-3			2-2 1B 2B 1B	4-1 HR BB	1-1 F8	
Bobby Abreu, L (1, 9) OBP: 0.441, SLG: 0.573	3-2 HR	2-1 F8		2-2 G3		2-2 2B 1B	1-1 HR	1-2 23 FC6-4 1B	
15 David Doster, R (8, 5) OBP: 0.329, SLG: 0.371	1-3 HR					1-2 2-3 2B 1B	1-1 HR 2B 1B	1-2 FC6-4	
Scott Rolen, R (1, 5) OBP: 0.366, SLG: 0.526	1-3 K		3-2 2B 2B	2-3 K		1-0 1B SF8 2B	1-0 2B 1B	1-2 FC6-4	
23 Kevin Jordan, R (7, 5) OBP: 0.373, SLG: 0.455						1-H 2-H 3-H 2B			
Rico Brogna, L (1, 3) OBP: 0.341, SLG: 0.452	2-2 G3		0-0 FC3-6 1B 2B	1-0 1B		0-1 FC6-4 1B	3-1 1B 2B		
Steve Montgomery, R (8, 1) OBP: 1.000, SLG: 1.000			2-H 2B			2-3 1B	1-H 2B		
Wayne Gomes, R (9, 1)									
Mike Lieberthal, R (1, 2) OBP: 0.381, SLG: 0.581	4-1 BB		2-0 E2 FC3-6	0-1 G4-3		0-1 SF8	0-0 2B 1B		
Gary Bennett, R (7, PH) OBP: 0.304, SLG: 0.351						3-H 1B	2-3 2B 1B		
Marlon Anderson, L (1, 4) OBP: 0.276, SLG: 0.345	2-3 K		0-0 FC3-6 SH3-4 1B 2B		0-1 G5-3	1-3 K	1-0 L6		
Alex Arias, R (1, 6) OBP: 0.377, SLG: 0.410		2-3 K	1-1 SH3-4 2B 1B		2-2 G5-3	1-0 FC6-4	1-0 2B		
Paul Byrd, R (1, 1) OBP: 0.231, SLG: 0.149			1-2 3-H 1B			1-2f 2B	1-H 3-H 2B		
Kevin Sefcik, R (7, PH) OBP: 0.351, SLG: 0.378		0-3 K	1-0 SH3-4		0-0 B1-3		G5-3		
			1-2 2-3				G3		

AB	R	H	RBI	BB	SO	LOB
6	4	5	2	0	0	0
5	3	3	1	1	0	1
5	3	3	6	0	0	1
1	0	1	0	0	0	0
4	2	2	3	0	2	0
2	1	1	0	0	0	1
5	2	4	2	0	0	0
0	0	0	0	0	0	0
0	0	0	0	0	0	0
2	0	0	1	1	0	2
1	1	1	0	0	0	0
5	1	0	0	0	2	6
5	1	2	3	0	1	1
2	0	0	0	0	1	0
2	0	0	0	0	0	1
1B: 13	SF: 1					
2B: 6	SAC: 1					
3B: 1	DP: 0					
HR: 2	HBP: 0					

BOTTOM

San Diego Padres @ Philadelphia Phillies
Veterans Stadium, Philadelphia, PA
 Tue Aug 24 1999, 7:35 PM EDT
 Att: 18,126 - Cloudy - 79 F

AB	45
R	18
H	22
RBI	18
BB	2
SO	6
LOB	13



Inning Stats	R	H	E	K	S	IP	WLS	BF	H	R	ER	SO	BB	IBB	HBP	BLK	WP	HR	S	P	ERA	WHIP
34 Stan Spencer, R (1, 1) ERA: 9.16	3	3	0	2	17	2.2	L	18	8	8	6	4	1	0	0	0	0	1	56	87	20.25	3.375
Carlos Reyes, R (3, 1) ERA: 3.23	0	1	0	0	0	2.1		10	3	1	1	1	0	0	0	0	0	0	23	36	3.86	1.286
Matt Whiteside, R (6, 1) ERA: 48.6	0	0	0	0	0	1.2		16	10	9	9	1	1	0	0	0	0	1	30	51	48.60	6.600
Dan Miceli, R (7, 1) ERA: 4.28	0	0	0	0	0	1.1		5	1	0	0	0	0	0	0	0	0	0	14	18	0.00	0.750

WP	PA	ERA	WHIP
0	49		
0			
2			
0			

Batter	1	2	3	4	5	6	7	8	9	AB R H RBI BB SO LOB	TOP
Quilvio Veras, S (1, 4) OBP: 0.369, SLG: 0.364 BB G6-3			1-1 F7		0-0 L7		1-0 F7			3 0 0 0 1 0 2	
Eric Owens, R (1, 7) OBP: 0.328, SLG: 0.404 SAFE G6-3 1-2f			2-2 1B		2-0 L9			0-0 F9		4 0 1 0 0 0 2	
Reggie Sanders, R (1, 9) OBP: 0.396, SLG: 0.545 K			1-3 K			1-0 BB 1B		0-0 F7		4 0 1 0 0 2 2	
Phil Nevin, R (1, 5) OBP: 0.362, SLG: 0.574 HR		2-2 HR	1-3 K			4-2 BB 1B		2-2 P3		3 1 1 1 1 1 2	
Wally Joyner, L (1, 3) OBP: 0.353, SLG: 0.315 P5		1-1 P5		0-0 G4-3		1-2 L9			1-3 K	4 0 0 0 0 1 2	
Wiki Gonzalez, R (1, 2) OBP: 0.280, SLG: 0.333 1B		0-2 1B		3-2 F8		1-0 P3			1-0 BB 1B	4 0 2 0 0 0 2	
Ruben Rivera, R (1, 8) OBP: 0.295, SLG: 0.428 Matt Whisenant, R (6, 1) Matt Whiteside, R (7, 1) Dan Miceli, R (7, 1) Ed Giovanola, L (7, 1) OBP: 0.294, SLG: 0.224 Damian Jackson, R (1, 6) OBP: 0.323, SLG: 0.359 K		1-2 F7		0-3 K		0-3 K			1-3 K	3 0 0 0 0 0 2 3 0 0 0 0 0 0 0 0 0 0 0 0 0 0 1 0 0 0 0 0 1 1	
Matt Clement, R (1, 1) OBP: 0.186, SLG: 0.103 Carlos Reyes, S (5, 1) John Vander Wal, L (6, 7) OBP: 0.366, SLG: 0.439 1B 1B		0-3 K		2-1 F7		2-1 F7		2-2 P3	4-0 BB 1-2 BB	3 0 0 0 1 1 1 1 0 1 0 1 0 0 0 0 0 0 0 0 0 2 0 0 0 0 0 2	
Inning Stats	R: 0 H: 0 E: 0 LOB: 0 K: 1 BB: 1 S: 6 P: 12	R: 1 H: 2 E: 0 LOB: 1 K: 1 BB: 0 S: 16 P: 20	R: 0 H: 2 E: 0 LOB: 2 K: 2 BB: 0 S: 12 P: 17	R: 0 H: 0 E: 0 LOB: 0 K: 1 BB: 0 S: 10 P: 13	R: 0 H: 0 E: 0 LOB: 1 K: 0 BB: 1 S: 6 P: 14	R: 0 H: 1 E: 0 LOB: 2 K: 1 BB: 1 S: 10 P: 17	R: 0 H: 0 E: 0 LOB: 0 K: 0 BB: 0 S: 8 P: 11	R: 0 H: 0 E: 0 LOB: 0 K: 0 BB: 0 S: 5 P: 7	R: 0 H: 1 E: 0 LOB: 2 K: 2 BB: 1 S: 9 P: 17	1B: 5 SF: 0 2B: 0 SAC: 0 3B: 0 DP: 1 HR: 1 HBP: 0	WP: 0 PA: 36 PB: 0 SB: 0 CS: 0
PITCHER Robert Person, R (1, 1) ERA: 4.42 Scott Aldred, L (7, 1) ERA: 3.61 Amaury Telemaco, R (8, 1) ERA: 4.14 Billy Brewer, L (9, 1) ERA: 3.86	IP WLS BF H R ER SO BB IBB HBP BLK WP HR S P ERA WHIP 6.0 W 25 5 1 1 6 3 0 0 0 0 1 60 93 1.50 1.333 1.0 3 0 0 0 0 0 0 0 0 0 0 8 11 0.00 0.000 1.0 3 0 0 0 0 0 0 0 0 0 0 5 7 0.00 0.000 1.0 5 1 0 0 0 2 1 0 0 0 0 9 17 0.00 2.000	PITCHER IP WLS BF H R ER SO BB IBB HBP BLK WP HR S P ERA WHIP									

San Diego Padres @ Philadelphia Phillies
 Veterans Stadium, Philadelphia, PA
 Wed Aug 25 1999, 1:05 PM EDT
 Att. 25,539 - Cloudy - 86 F

livebaseballscorecards.com



Batter	1	2	3	4	5	6	7	8	9
Rob Ducey, L (1, 8) OBP: 0.407, SLG: 0.500	0-3 K	0-0 E8 1B	2-3 K		4-0 BB BB		4-2 FC4 BB	4-0 BB BB	
Ron Gant, R (1, 7) OBP: 0.363, SLG: 0.447	3-3 K	2-2 F8		2-3 K	4-2 BB BB		1-1 FC4 BB WP	2-2 F7	
Gary Bennett, R (8, 2) OBP: 0.300, SLG: 0.347					1-2 2-3 BB		1-2f 2-3 WP		
Bobby Abreu, L (1, 9) OBP: 0.446, SLG: 0.573	1-0 BB 2B 1B	4-2 S BB		1-0 HR 1B	0-3 K		4-2 WP BB HR BB	4-0 BB BB	
Scott Rolen, R (1, 5) OBP: 0.368, SLG: 0.525	4-2 BB 2B	0-3 K		1-3 K		2-0 BB 1B	4-1 WP HR BB	0-1 F8	
23 Kevin Jordan, R (7, PR) OBP: 0.372, SLG: 0.453	1-2 BB						1-2 2-3 3-H HR BB		
Rico Brogna, L (1, 3) OBP: 0.345, SLG: 0.471	1-0 1-H 2-H 2B		1-1 HR 2B	1-0 1-H HR		2-3 K	3-1 HR		
Mike Lieberthal, R (1, 2) OBP: 0.381, SLG: 0.585	1-2 F9		3-1 HR	1-0 P4		4-0 15 G6-4-3 BB	1-1 G1-3		
Amaury Telemaco, R (8, 1) Billy Brewer, L (9, 1)			2-H HR			1-2 BB			
Marlon Anderson, L (1, 4) OBP: 0.282, SLG: 0.351		0-1 FC SH 1B	1-0 2B		H 1-0 BB BB HBP	2-2 G6-4-3	0-0 1B		
15 David Doster, R (5, PR) OBP: 0.333, SLG: 0.375						1-2f BB			
Alex Arias, R (1, 6) OBP: 0.374, SLG: 0.406		3-2 FC SH 1B	1-3 K		X 0-0 P6		BB 1B F8		
Robert Person, R (1, 1) OBP: 0.103, SLG: 0.103		1-1 SH	1-3 K		X 0-0 F9		0-1 FC4 BB 2B	1-0 F7	
Scott Aldred, L (7, 1) Kevin Sefcik, R (7, PH) OBP: 0.353, SLG: 0.386		1-3 2-H E							

Inning Stats	R: 2 E: 0 K: 2 S: 16	H: 2 LOB: 1 BB: 1 P: 26	R: 3 E: 2 K: 1 S: 18	H: 2 LOB: 1 BB: 1 P: 28	R: 2 E: 0 K: 3 S: 16	H: 3 LOB: 1 BB: 0 P: 25	R: 2 E: 0 K: 2 S: 10	H: 2 LOB: 0 BB: 0 P: 16	R: 0 E: 0 K: 1 S: 7	H: 0 LOB: 3 BB: 2 P: 16	R: 0 E: 0 K: 1 S: 8	H: 1 LOB: 1 BB: 1 P: 18	R: 6 E: 0 K: 0 S: 18	H: 4 LOB: 1 BB: 3 P: 39	R: 0 E: 0 K: 0 S: 7	H: 0 LOB: 2 BB: 2 P: 18
--------------	-------------------------------	----------------------------------	-------------------------------	----------------------------------	-------------------------------	----------------------------------	-------------------------------	----------------------------------	------------------------------	----------------------------------	------------------------------	----------------------------------	-------------------------------	----------------------------------	------------------------------	----------------------------------

PITCHER	IP	WLS	BF	H	R	ER	SO	BB	IBB	HBP	BLK	WP	HR	S	P	ERA	WHIP
Matt Clement, R (1, 1) ERA: 5.06	4.2	L	29	9	9	7	8	4	0	0	0	0	0	3	3	13.50	2.786
Carlos Reyes, R (5, 1) ERA: 3.22	0.1		1	0	0	0	1	0	0	0	0	0	0	3	3	0.00	0.000
Matt Whisenant, L (6, 1) ERA: 5.95	1.0		4	1	0	0	1	1	0	0	0	0	0	8	18	0.00	2.000
Matt Whiteside, R (7, 1) ERA: 58.5	0.1		5	2	4	4	0	2	0	0	0	1	0	10	22	108.00	12.000
Dan Miceli, R (7, 1) ERA: 4.58	0.1		3	1	2	2	0	1	0	0	0	1	1	5	13	54.00	6.000

AB	R	H	RBI	BB	SO	LOB
3	0	1	1	3	2	1
4	1	0	0	1	2	2
1	0	0	0	0	0	1
3	3	2	0	3	1	3
3	1	1	1	2	2	2
1	1	0	0	0	0	2
5	3	4	7	0	1	1
4	1	1	2	1	0	2
0	0	0	0	0	0	0
0	0	0	0	0	0	0
2	1	2	0	0	0	0
2	0	1	0	0	0	2
5	2	1	0	0	1	4
2	1	0	0	0	1	2
0	0	0	0	0	0	0
2	1	1	1	0	0	0

AB	37
R	15
H	14
RBI	12
BB	10
SO	10
LOB	22

WP	PA
2	49

San Diego Padres @ Philadelphia Phillies
Veterans Stadium, Philadelphia, PA
Wed Aug 25 1999, 1:05 PM EDT
Att: 25,539 - Cloudy - 86 F

livebaseballscorecards.com



Batter	1	2	3	4	5	6	7	8	9	AB R H RBI BB SO LOB	TOP																
Doug Glanville, R (1, 8) OBP: 0.385, SLG: 0.453	3-2 23 1B 2B	1-2 G4-3			3-1 F8	2-1 G6-3 1-2f			1-3 K	5 1 1 0 0 1 3																	
Ron Gant, R (1, 7) OBP: 0.363, SLG: 0.448	2-2 P6		1-2 G6-3		3-2 23 HR 2B			4-2 G4-6-3 BB	1-1 F7	4 1 1 0 1 0 1																	
Bobby Abreu, L (1, 9) OBP: 0.448, SLG: 0.580	4-1 23 1B BB		2-1 HR		4-2 23 HR BB			2-2 G4-6-3 1-2f		2 3 1 1 2 0 1																	
23 Kevin Jordan, R (1, 5) OBP: 0.374, SLG: 0.468	2-1 1B 1-3 2-H 1B		1-0 F9		1-0 HR 1-H 2-H HR			1-2 G5-3		4 1 2 4 0 0 0																	
Rico Brogna, L (1, 3) OBP: 0.344, SLG: 0.470	0-0 G3-6-1 1-2 3-H 1B		1-1 G4-3		3-0 F8			2-1 F8		4 0 1 1 0 0 0																	
Gary Bennett, R (1, 2) OBP: 0.289, SLG: 0.333	2-2 G3-6-1 1-2f			0-1 L5	2-2 G6-3			0-2 G6-3		3 0 0 0 0 0 2																	
Mike Lieberthal, R (8, PH) OBP: 0.380, SLG: 0.584										1 0 0 0 0 0 0																	
Marlon Anderson, L (1, 4) OBP: 0.284, SLG: 0.355			1-0 G4-3		1-0 F8			0-0 S 1B		4 0 2 0 0 0 0																	
Domingo Cedeno, S (1, 6) OBP: 0.287, SLG: 0.374			3-2 SH1-4 1B		4-1 BB			1-3 K 1-2		2 0 1 0 2 1 1																	
Chad Ogea, R (1, 1) OBP: 0.170, SLG: 0.093			0-0 SH1-4		2-3 K2-3			0-3 K		2 0 0 0 0 2 3																	
Scott Aldred, L (7, 1)										0 0 0 0 0 0 0																	
Rob Ducey, L (9, PH) OBP: 0.404, SLG: 0.497			1-2						1-2 G6-3	1 0 0 0 0 0 0																	
Inning Stats	R: 2 E: 0 K: 0 S: 15	H: 3 LOB: 1 BB: 1 P: 28	R: 0 E: 0 K: 0 S: 8	H: 1 LOB: 1 BB: 0 P: 13	R: 1 E: 0 K: 0 S: 9	H: 1 LOB: 0 BB: 0 P: 14	R: 0 E: 0 K: 1 S: 7	H: 0 LOB: 1 BB: 1 P: 14	R: 3 E: 0 K: 0 S: 12	H: 2 LOB: 0 BB: 1 P: 28	R: 0 E: 0 K: 1 S: 12	H: 1 LOB: 1 BB: 1 P: 20	R: 0 E: 0 K: 0 S: 8	H: 0 LOB: 0 BB: 1 P: 15	R: 0 E: 0 K: 1 S: 9	H: 1 LOB: 1 BB: 0 P: 12	R: 0 E: 0 K: 1 S: 8	H: 0 LOB: 0 BB: 0 P: 11	1B: 4 2B: 3 3B: 0 HR: 2	SF: 0 SAC: 1 DP: 3 HBP: 0	WP: 0 PB: 0 SB: 1 CS: 0	PA: 38					
PITCHER	IP	WLS	BF	H	R	ER	SO	BB	IBB	HBP	BLK	WP	HR	S	P	ERA	WHIP										
Jamey Wright, R (1, 1) ERA: 5.1	6.0		28	8	6	6	2	4	0	0	0	0	2	63	117	9.00	2.000										
David Lee, R (7, 1) ERA: 4.26	1.0	W	3	0	0	0	0	1	0	0	0	0	0	8	15	0.00	1.000										
Jerry Dipoto, R (8, 1) ERA: 4.74	1.0	H	4	1	0	0	1	0	0	0	0	0	0	9	12	0.00	1.000										
Dave Veres, R (9, 1) ERA: 4.38	1.0		3	0	0	0	1	0	0	0	0	0	0	8	11	0.00	0.000										

Philadelphia Phillies @ Colorado Rockies
Coors Field, Denver, CO
 Sat Aug 28 1999, 12:05 PM MDT
 Att. 42,744 - Cloudy - 76 F

AB	32
R	6
H	9
RBI	6
BB	5
SO	4
LOB	11



Batter	1	2	3	4	5	6	7	8	9
Neifi Perez, S OBP: 0.320, SLG: 0.404 (1, 6)	0-2 2B 1B	0-1 G3		0-0 F7			0-0 E 2B	3-1 2B 2B	
Jeff Barry, S OBP: 0.341, SLG: 0.470 (1, 9)	2-0 17 2B 2B	1-3 K			0-0 F8		4-1 FC6-4 BB	0-0 17 1B 2B	
17 Todd Helton, L OBP: 0.377, SLG: 0.544 (1, 3)	2-0 2B 2B		2-2 PB 3B		0-1 F7		1-2 SF8	0-0 1B	
Dante Bichette, R OBP: 0.343, SLG: 0.541 Dave Veres, R (9, 1)	1-1 2B 2B		1-2 F9		2-3 K		1-0 FC6-4 CS	1-2 L8	
Vinny Castilla, R OBP: 0.332, SLG: 0.479 (1, 5)	0-1 G5-3		2-1 F7		0-3 K		0-0 CS	2-2 G4-3	
Lenny Harris, L OBP: 0.308, SLG: 0.340 Jerry Dipoto, R (8, 1) Angel Echevarria, R OBP: 0.351, SLG: 0.487 (9, 7)	2-2 2B		3-2 F7		1-0 1B			0-1 1B WP SF9 1B	
Edgard Clemente, R OBP: 0.300, SLG: 0.557 (1, 8)	1-2 P4			3-3 K		1-2 F7		2-2 1B 2B 1B	
Kirt Manwaring, R OBP: 0.376, SLG: 0.382 (1, 2)	1-1 F9			1-0 F7		1-1 F7		1-0 SF9	
Jamey Wright, R OBP: 0.125, SLG: 0.188 David Lee, R OBP: 0.200, SLG: 0.200 Terry Shumpert, R OBP: 0.403, SLG: 0.579 (8, 4)		0-0 P4		1-1 1B			4-1 2B 17 SF8 BB	0-1 2B 1B	

AB	R	H	RBI	BB	SO	LOB
5	3	3	2	0	0	1
4	1	2	2	1	1	0
4	2	3	2	0	0	0
5	1	1	1	0	1	3
0	0	0	0	0	0	0
4	0	0	0	0	1	1
3	0	2	1	0	0	0
0	0	0	0	0	0	0
1	1	1	0	0	0	0
4	1	1	0	0	1	2
3	0	0	1	0	0	2
2	0	1	0	0	0	0
0	0	0	0	0	0	0
1	2	1	0	1	0	0

BOTTOM

Philadelphia Phillies @ Colorado Rockies
Coors Field, Denver, CO

Sat Aug 28 1999, 12:05 PM MDT
Att: 42,744 - Cloudy - 76 F

livebaseballscorecards.com

AB	36
R	11
H	15
RBI	9
BB	2
SO	4
LOB	9



WP: 1	PA: 41
PB: 1	
SB: 0	
CS: 1	

Inning Stats	R	H	E	K	S	H	LOB	BB	P	R	H	E	K	S	ERA	WHIP
	4	5	0	19	28	0	1	6	7	0	0	0	1	20	0	1.500
	0	0	0	6	7	1	0	0	0	0	0	0	1	0	18.00	4.000

PITCHER	IP	WLS	BF	H	R	ER	SO	BB	IBB	HBP	BLK	WP	HR	S	P	ERA	WHIP
Chad Ogea, R ERA: 5.71 (1, 1)	6.0		27	8	6	6	4	1	0	0	0	0	0	60	92	9.00	1.500
Scott Aldred, L ERA: 4.26 (7, 1)	2.0	L	13	7	5	4	0	1	0	0	0	1	0	25	40	18.00	4.000

Batter	1	2	3	4	5	6	7	8	9	AB R H RBI BB SO LOB	TOP	
Kevin Sefcik, R (1, 8) OBP: 0.351, SLG: 0.382	2-3 F8		1-1 F8			2-1 23 CS 1B			0-1 F9	4 0 1 0 0 1 1		
Ron Gant, R (1, 7) OBP: 0.360, SLG: 0.444	3-2 F9		0-3 F8			0-0 P6			2-3 F9	4 0 0 0 0 2 2		
Bobby Abreu, L (1, 9) OBP: 0.449, SLG: 0.579	1-3 K					1-3 K			1-2 23 1B 1B	4 0 2 0 0 2 1		
23 Kevin Jordan, R (1, 5) OBP: 0.376, SLG: 0.466						0-1 F7-3 1B			1-2 BB BB	3 0 1 0 1 0 1		
Rico Brogna, L (1, 3) OBP: 0.344, SLG: 0.467						2-3 K			3-3 BB BB	3 0 0 0 1 2 2		
Mike Lieberthal, R (1, 2) OBP: 0.377, SLG: 0.579						3-2 F7			3-1 G4-3	3 0 0 0 0 1 2		
Alex Arias, R (1, 6) OBP: 0.374, SLG: 0.403						4-1 BB			1-2 G5-3	2 0 0 0 1 0 2		
15 David Doster, R (1, 4) OBP: 0.322, SLG: 0.360						0-0 F9			0-0 L9	3 0 0 0 0 1 1		
Joe Grahe, R (1, 1) Domingo Cedenio, S (8, PH) Billy Brewer, L (8, 1)						2-3 K			2-2 G4-3	1 0 0 0 1 1 1 1 0 0 0 0 0 0 0 0 0 0 0 0 0		
Inning Stats	R: 0 H: 0 E: 0 LOB: 0 K: 2 BB: 0 S: 9 P: 15	R: 0 H: 0 E: 0 LOB: 1 K: 1 BB: 2 S: 14 P: 23	R: 0 H: 0 E: 0 LOB: 1 K: 2 BB: 1 S: 9 P: 15	R: 0 H: 1 E: 0 LOB: 0 K: 1 BB: 0 S: 9 P: 12	R: 0 H: 0 E: 0 LOB: 1 K: 1 BB: 1 S: 9 P: 18	R: 0 H: 1 E: 0 LOB: 0 K: 1 BB: 0 S: 7 P: 12	R: 0 H: 0 E: 0 LOB: 0 K: 0 BB: 0 S: 6 P: 10	R: 0 H: 0 E: 0 LOB: 0 K: 0 BB: 0 S: 7 P: 10	R: 0 H: 2 E: 0 LOB: 2 K: 2 BB: 0 S: 15 P: 22	1B: 4 SF: 0 2B: 1 SAC: 0 3B: 0 DP: 2 HR: 0 HBP: 0	WP: 0 PA: 33 PB: 0 SB: 0 CS: 1	
PITCHER Brian Bohanon, L (1, 1) ERA: 5.91	IP WLS BF H R ER SO BB IBB HBP BLK WP HR S P ERA WHIP	9.0 W 32 4 0 0 10 4 0 0 0 0 0 85 137 0.00 0.889										

Philadelphia Phillies @ Colorado Rockies
 Coors Field, Denver, CO
 Sat Aug 28 1999, 6:05 PM MDT
 Att. 47,217 - Cloudy - 72 F

AB	28
R	0
H	4
RBI	0
BB	4
SO	10
LOB	13



Batter	1	2	3	4	5	6	7	8	9	AB	R	H	RBI	BB	SO	LOB
Neifi Perez, S OBP: 0.319, SLG: 0.405 (1, 6)	1-0 G4-3		0-0 17 2B		0-0 G3-1		3-2 G3			4	1	1	0	0	0	0
17 Todd Helton, L OBP: 0.376, SLG: 0.543 (1, 3)	2-2 G5-3		0-1 1B G4-3-6 2B		2-2 G4-3		1-1 F8			4	1	1	2	0	0	0
Larry Walker, L OBP: 0.442, SLG: 0.691 (1, 9)	0-0 1B		1-1 G4-3-6 1B		1-0 2B		0-0 1B 3B			4	1	4	0	0	0	0
Dante Bichette, R OBP: 0.342, SLG: 0.539 (1, 7)	1-1 F9		0-0 G4-3-6 1-2f 3-H		0-0 L8		1-2 G5-4-3 1B			4	0	1	1	0	0	3
Vinny Castilla, R OBP: 0.332, SLG: 0.477 (1, 5)		0-0 FC4-6 1B	2-1 L8		1-1 G6-3		3-2 G5-4-3 1-2f			4	0	1	0	0	0	1
Lenny Harris, L OBP: 0.308, SLG: 0.346 (1, 4)		0-0 FC4-6 1-2f		2-0 G4-3 FC5-2 2B		1-1 P6		3-2 P4		3	0	1	0	0	0	1
Terry Shumpert, R OBP: 0.401, SLG: 0.576 (8, PH) (9, 4)										1	0	0	0	0	0	0
Jeff Barry, S OBP: 0.341, SLG: 0.475 (1, 8)		0-0 L8		0-0 G4-3 2-3 2B		1-0 2B				3	0	1	0	0	0	2
Henry Blanco, R OBP: 0.324, SLG: 0.396 (1, 2)		0-0 G3		2-2 FC5-2 3-H		0-1 P4				3	0	0	0	0	0	3
Brian Bohanon, L OBP: 0.190, SLG: 0.167 (1, 1)			1-0 2B 17 2B 1B		1-0 G4-3		3-2 G6-3			3	1	1	0	0	0	1

Inning Stats	R: 0	H: 1	E: 0	LOB: 1	K: 0	BB: 0	S: 10	R: 0	H: 1	E: 0	LOB: 1	K: 0	BB: 0	S: 4	R: 3	H: 4	E: 0	LOB: 0	K: 0	BB: 0	S: 9	R: 0	H: 1	E: 0	LOB: 1	K: 0	BB: 0	S: 6	R: 0	H: 1	E: 0	LOB: 1	K: 0	BB: 0	S: 6	R: 0	H: 1	E: 0	LOB: 1	K: 0	BB: 0	S: 7	R: 0	H: 0	E: 0	LOB: 0	K: 0	BB: 0	S: 8	R: 1	H: 2	E: 0	LOB: 0	K: 0	BB: 0	S: 13	1B: 5	SF: 0	2B: 5	SAC: 0	3B: 1	DP: 2	HR: 0	HBP: 0
--------------	------	------	------	--------	------	-------	-------	------	------	------	--------	------	-------	------	------	------	------	--------	------	-------	------	------	------	------	--------	------	-------	------	------	------	------	--------	------	-------	------	------	------	------	--------	------	-------	------	------	------	------	--------	------	-------	------	------	------	------	--------	------	-------	-------	-------	-------	-------	--------	-------	-------	-------	--------

PITCHER	IP	WLS	BF	H	R	ER	SO	BB	IBB	HBP	BLK	WP	HR	S	P	ERA	WHIP
Joe Grahe, R ERA: 1.88 (1, 1)	7.0	L	29	9	3	3	0	0	0	0	0	0	0	50	76	3.86	1.286
Billy Brewer, L ERA: 4.26 (8, 1)	1.0		4	2	1	1	0	0	0	0	0	0	0	13	20	9.00	2.000

BOTTOM

Philadelphia Phillies @ Colorado Rockies
Coors Field, Denver, CO
 Sat Aug 28 1999, 6:05 PM MDT
 Att: 47,217 - Cloudy - 72 F

AB	33
R	4
H	11
RBI	3
BB	0
SO	0
LOB	11



WP: 0	PA: 33
PB: 0	
SB: 0	
CS: 0	

PITCHER	IP	WLS	BF	H	R	ER	SO	BB	IBB	HBP	BLK	WP	HR	S	P	ERA	WHIP
---------	----	-----	----	---	---	----	----	----	-----	-----	-----	----	----	---	---	-----	------


Batter	1	2	3	4	5	6	7	8	9	AB R H RBI BB SO LOB	TOP											
Doug Glanville, R (1, 8) OBP: 0.387, SLG: 0.456	0-2 3B 1B	3-2 E7 S 1B		2-2 G6-3			0-0 1B 2B		0-1 G6-3	5 2 3 2 0 0 0												
Rob Ducey, L (1, 7) OBP: 0.404, SLG: 0.487	0-0 L8	4-2 S BB		0-3 K			2-3 K		4-2 BB	3 0 0 0 2 2 2												
Bobby Abreu, L (1, 9) OBP: 0.448, SLG: 0.582	2-1 1-H 3B	1-3 K 1-2 2-3					1-0 2-H 1B		0-1 L7	5 0 2 2 0 1 3												
23 Kevin Jordan, R (1, 5) OBP: 0.372, SLG: 0.473	0-1 P4		2-2 HR				1-1 G4-3		2-3 K	5 1 1 1 0 1 3												
Rico Brogna, L (1, 3) OBP: 0.343, SLG: 0.465	2-2 G4-3		1-3 K				2-0 G1-3		2-1 BB 1B	4 0 1 0 0 1 1												
Mike Lieberthal, R (1, 2) OBP: 0.376, SLG: 0.576		3-2 SH3-4 E BB 1B	0-0 F9				2-3 K		0-0 F8	4 1 1 0 0 1 1												
Marlon Anderson, L (1, 4) OBP: 0.286, SLG: 0.355		4-2 SAFE SH3-4 E BB 1B	2-0 1B				1-2 P4		1-2 F7	3 1 1 0 1 0 1												
Alex Arias, R (1, 6) OBP: 0.370, SLG: 0.398		0-1 F9	0-2 SAFE G1-3				1-0 G6-3		4-2 BB	3 0 0 0 0 0 3												
Steve Schrenk, R (6, 1)										0 0 0 0 0 0 0												
Ron Gant, R (8, PH) OBP: 0.361, SLG: 0.444										0 0 0 0 1 0 0												
Wayne Gomes, R (8, 1)										0 0 0 0 0 0 0												
Paul Byrd, R (1, 1) OBP: 0.226, SLG: 0.146		0-0 SH3-4		1-1 G3-1			0-0 G3		1-3 K	1 0 0 0 0 0 0												
Billy Brewer, L (6, 1)										0 0 0 0 0 0 0												
Domingo Cedeneno, S (6, 6) OBP: 0.279, SLG: 0.362		1-2 2-3								2 0 0 0 0 1 2												
Inning Stats	R: 1 E: 0 K: 0 S: 14	H: 2 LOB: 1 BB: 0 P: 18	R: 2 E: 1 K: 1 S: 22	H: 2 LOB: 2 BB: 2 P: 37	R: 1 E: 0 K: 1 S: 12	H: 2 LOB: 1 BB: 0 P: 17	R: 0 E: 0 K: 1 S: 8	H: 0 LOB: 0 BB: 0 P: 11	R: 0 E: 0 K: 0 S: 6	H: 0 LOB: 0 BB: 0 P: 13	R: 0 E: 0 K: 1 S: 9	H: 0 LOB: 0 BB: 0 P: 13	R: 1 E: 0 K: 1 S: 8	H: 2 LOB: 1 BB: 0 P: 12	R: 0 E: 0 K: 1 S: 11	H: 1 LOB: 2 BB: 1 P: 19	R: 0 E: 0 K: 1 S: 11	H: 0 LOB: 1 BB: 1 P: 17	1B: 6 2B: 1 3B: 1 HR: 1	SF: 0 SAC: 1 DP: 0 HBP: 0	WP: 0 PB: 0 SB: 2 CS: 0	PA: 40
PITCHER	IP WLS BF H R ER SO BB IBB HBP BLK WP HR S P ERA WHIP																					
Darryl Kile, R (1, 1) ERA: 6.23	7.0 W 31 8 5 5 5 2 0 0 0 0 0 1 79 121 6.43 1.429																					
Rigo Beltran, L (8, 1) ERA: 4.25	0.0 1 1 0 0 0 0 0 0 0 0 0 0 2 4 ∞ ∞																					
Jerry Dipoto, R (8, 1) ERA: 4.67	1.0 H 4 0 0 0 1 1 0 0 0 0 0 0 9 15 0.00 1.000																					
Dave Veres, R (9, 1) ERA: 4.31	1.0 S 4 0 0 0 1 1 0 0 0 0 0 0 11 17 0.00 1.000																					

Philadelphia Phillies @ Colorado Rockies
 Coors Field, Denver, CO
 Sun Aug 29 1999, 1:05 PM MDT
 Att. 43,344 - Cloudy - 80 F

livebaseballscorecards.com

AB	35
R	5
H	9
RBI	5
BB	4
SO	7
LOB	16



Batter	1	2	3	4	5	6	7	8	9	AB	R	H	RBI	BB	SO	LOB	BOTTOM				
Neifi Perez, S OBP: 0.318, SLG: 0.403 (1, 6)	G4-3	FC6-4		WP		F8		P4		5	1	1	0	0	0	2	<p>Philadelphia Phillies @ Colorado Rockies Coors Field, Denver, CO</p> <p>Sun Aug 29 1999, 1:05 PM MDT Att: 43,344 - Cloudy - 80 F</p> <p>livebaseballscorecards.com</p> <p>AB 38 R 6 H 14 RBI 5 BB 3 SO 3 LOB 24</p> 				
17 Todd Helton, L OBP: 0.378, SLG: 0.546 (1, 3)	G3			K				FC5-4		5	1	3	0	0	1	1					
Larry Walker, L OBP: 0.444, SLG: 0.690 (1, 9)	G4-3			WP				FC5-4		5	0	3	0	0	0	1					
Dante Bichette, R OBP: 0.344, SLG: 0.538 (1, 7)				F8				FC5-4		4	2	2	1	1	0	3					
Vinny Castilla, R OBP: 0.330, SLG: 0.475 (1, 5)		F7				E5		F7		2	0	0	0	0	0	2					
Terry Shumpert, R OBP: 0.395, SLG: 0.566 (4, 5)		G1-3				P3				3	1	0	0	0	0	5					
Lenny Harris, L OBP: 0.319, SLG: 0.363 (1, 4)				BB		CS		FC4		4	1	3	1	0	0	3					
Edgard Clemente, R OBP: 0.309, SLG: 0.549 (1, 8)		F8						G4-3		3	0	1	1	1	0	2					
Henry Blanco, R OBP: 0.323, SLG: 0.391 (1, 2)				F7		K		F7		3	0	0	0	1	1	4					
Darryl Kile, R OBP: 0.157, SLG: 0.104 (1, 1)						L8				3	0	1	2	0	0	1					
Jeff Barry, S OBP: 0.338, SLG: 0.471 (7, PH)						G6-3				1	0	0	0	0	1	0					
Rigo Beltran, L (8, 1)										0	0	0	0	0	0	0					
Jerry Dipoto, R (8, 1)										0	0	0	0	0	0	0					
Dave Veres, R (9, 1)										0	0	0	0	0	0	0					
Inning Stats	R: 0 E: 0 K: 0 S: 7	H: 0 LOB: 0 BB: 0 P: 10	R: 2 E: 0 K: 0 S: 15	H: 3 LOB: 2 BB: 1 P: 23	R: 2 E: 0 K: 0 S: 11	H: 3 LOB: 2 BB: 1 P: 21	R: 1 E: 0 K: 1 S: 13	H: 2 LOB: 1 BB: 0 P: 22	R: 1 E: 1 K: 1 S: 10	H: 2 LOB: 1 BB: 0 P: 15	R: 0 E: 0 K: 0 S: 10	H: 2 LOB: 3 BB: 1 P: 16	R: 0 E: 0 K: 1 S: 9	H: 0 LOB: 0 BB: 0 P: 17	R: 0 E: 0 K: 0 S: 12	H: 2 LOB: 2 BB: 0 P: 14		1B: 12 2B: 2 3B: 0 HR: 0	SF: 0 SAC: 0 DP: 0 HBP: 0	WP: 2 PB: 0 SB: 0 CS: 1	PA: 41 ERA WHIP
PITCHER	IP WLS BF H R ER SO BB IBB HBP BLK WP HR S P ERA WHIP																				
Paul Byrd, R ERA: 4.01 (1, 1)	5.0	L	27	10	6	5	2	2	0	0	0	0	1	0	0	91	9.00	2.400			
Billy Brewer, L ERA: 4.15 (6, 1)	0.1		3	2	0	0	0	0	0	0	0	0	0	0	6	7	0.00	6.000			
Steve Schrenk, R ERA: 3.06 (6, 1)	1.2		6	0	0	0	1	0	1	0	0	0	1	0	13	26	0.00	0.000			
Wayne Gomes, R ERA: 4.18 (8, 1)	1.0		5	2	0	0	0	0	0	0	0	0	0	0	12	14	0.00	2.000			

Batter	1	2	3	4	5	6	7	8	9	10	AB R H RBI BB SO LOB	TOP								
Doug Glanville, R (1, 8) OBP: 0.385, SLG: 0.455	0-1 G5-3 1B 2B		2-2 FC6-4 FC5-4 1-2f 2-3		1-0 F9	1-2 G1-3			1-2 F7		5 1 1 0 0 0 3	Philadelphia Phillies @ San Francisco Giants 3Com Park at Candlestick Point, San Francisco, CA Mon Aug 30 1999, 10:05 PM EDT Att. 13,193 - Unknown - 64 F								
Ron Gant, R (1, 7) OBP: 0.362, SLG: 0.442	1-2 G5-3 2-3		3-2 P9		4-0 1B BB		0-0 G6-4-3 1B	1-3 K		4 0 1 0 1 1 4										
Bobby Abreu, L (1, 9) OBP: 0.448, SLG: 0.580	2-0 23 CS 1B		3-1 FC5-4 1-2f		0-0 1B		1-2 G6-4-3 1-2f	0-3 K		5 0 2 1 0 1 3										
23 Kevin Jordan, R (1, 5) OBP: 0.373, SLG: 0.469	1-3 K 1-2			4-1 1B BB	0-0 F7		1-1 G6-3	0-0 G4-6-3 1B		4 0 1 0 1 1 3										
Rico Brogna, L (1, 3) OBP: 0.340, SLG: 0.460		0-3 K		0-0 F8		2-0 F7		2-3 K	0-0 G4-6-3 1-2f	5 0 0 0 0 2 2										
Mike Lieberthal, R (1, 2) OBP: 0.375, SLG: 0.573		1-1 P3		1-1 F7		0-2 SF7 1B		0-3 K		4 1 1 0 0 1 1										
Marlon Anderson, L (1, 4) OBP: 0.286, SLG: 0.354		1-0 G3		0-1 1B		1-1 E3 SF7 HR		0-3 K		4 1 1 0 0 1 1										
Alex Arias, R (1, 6) OBP: 0.372, SLG: 0.399			1-2 FC6-4 HBP 1B	1-1 F9		0-1 SF7		4-1 SH1-4 BB		2 0 1 1 1 0 2										
Robert Person, R (1, 1) OBP: 0.129, SLG: 0.100			3-1 FC6-4 HBP		1-3 K	1-1 HR		1-1 SH1-4		1 0 0 0 0 1 0										
Rob Ducey, L (6, PH) OBP: 0.469, SLG: 0.510			SAFE					SAFE		1 1 1 2 0 0 0										
Steve Montgomery, R (6, PH) OBP: 1.099, SLG: 1.000										0 0 0 0 0 0 0										
Kevin Sefcik, R (9, PH) OBP: 0.451, SLG: 0.392										0 0 0 0 0 0 0										
Amaury Telemaco, R (9, 1)										0 0 0 0 0 0 0										
Billy Brewer, L (9, 1)										0 0 0 0 0 0 0										
Inning Stats	R: 1 E: 0 K: 1 S: 9	H: 2 LOB: 1 BB: 0 P: 13	R: 0 E: 0 K: 1 S: 6	H: 0 LOB: 0 BB: 0 P: 8	R: 0 E: 0 K: 0 S: 16	H: 1 LOB: 2 BB: 0 P: 28	R: 0 E: 0 K: 0 S: 8	H: 1 LOB: 2 BB: 1 P: 14	R: 0 E: 1 K: 0 S: 14	H: 2 LOB: 0 BB: 0 P: 19	R: 0 E: 0 K: 3 S: 12	H: 0 LOB: 0 BB: 0 P: 14	R: 0 E: 0 K: 1 S: 10	H: 0 LOB: 1 BB: 1 P: 17	R: 0 E: 0 K: 1 S: 5	H: 1 LOB: 0 BB: 0 P: 5	1B: 7 2B: 2 3B: 0 HR: 1	SF: 1 SAC: 1 DP: 3 HBP: 1	WP: 0 PB: 0 SB: 0 CS: 1	PA: 41
PITCHER	IP WLS BF H R ER SO BB IBB HBP BLK WP HR S P ERA WHIP																			
Russ Ortiz, R (1, 1) ERA: 3.89	6.0		8	4	1	3	0	0	0	0	0	0	0	60	95	1.50	1.667			
Alan Embree, L (7, 1) ERA: 3.04	2.0	5	0	0	0	3	0	0	0	0	0	0	0	18	22	0.00	0.000			
Robb Nen, R (9, 1) ERA: 3.84	1.0	4	0	0	0	1	1	0	0	0	0	0	0	10	17	0.00	1.000			
Rich Rodriguez, L (10, 1) ERA: 4.69	1.0	W 3	1	0	0	1	0	0	0	0	0	0	0	5	5	0.00	1.000			

livebaseballscorecards.com

AB	35
R	4
H	9
RBI	4
BB	3
SO	8
LOB	19



Batter	1	2	3	4	5	6	7	8	9	10	AB	R	H	RBI	BB	SO	LOB
Marvin Benard, L OBP: 0.352, SLG: 0.463 (1, 8)	1-1 P7	3-2 F7		3-1 FC4-6			0-0 G6-4-3 1B		0-0 F9		5	0	1	0	0	0	3
Bill Mueller, S OBP: 0.409, SLG: 0.357 (1, 5)	2-2 F7		3-2 2B		2-2 1B		0-2 G6-4-3		4-0 HR BB		4	1	2	0	1	0	1
Barry Bonds, L OBP: 0.411, SLG: 0.652 (1, 7)	3-2 HR		1-1 P6		2-3 K		1-0 F8		0-0 HR		5	2	2	3	0	1	2
Jeff Kent, R OBP: 0.375, SLG: 0.506 (1, 4)	0-0 HR		2-3 K		1-2 F8		3-3 K		3-3 K		4	1	1	1	0	2	2
J.T. Snow, L OBP: 0.363, SLG: 0.452 (1, 3)	2-1 F9		0-3 K		2-3 K		1-2 1B		1-2 1B		4	0	1	0	0	2	2
Ellis Burks, R OBP: 0.391, SLG: 0.565 (1, 9)		1-1 P4		0-0 F7		2-2 F7		1-3 K			4	0	0	0	0	1	1
Brent Mayne, L OBP: 0.395, SLG: 0.433 (1, 2)		1-0 HR		4-2 FC1-5 BB		4-1 G5-4-3 BB		1-0 G4-3			1	1	1	0	2	0	0
Robb Nen, R (9, 1)											0	0	0	0	0	0	0
Stan Javier, S OBP: 0.335, SLG: 0.354 (9, PH)											1	0	0	0	0	0	0
Rich Rodriguez, L OBP: 1.000, SLG: 1.000 (10, 1)											0	0	0	0	0	0	0
Rich Aurilia, R OBP: 0.331, SLG: 0.429 (1, 6)		1-0 HR		4-0 FC1-5 BB		3-2 G5-4-3		0-2 G6-3			3	1	1	2	1	0	1
Russ Ortiz, R OBP: 0.224, SLG: 0.298 (1, 1)				1-2 FC1-5		0-0 K		4-0 BB			2	0	0	0	0	1	2
Alan Embree, L (7, 1)											0	0	0	0	0	0	0
Doug Mirabelli, R OBP: 0.322, SLG: 0.415 (7, 2)				1-2 FC4-6							1	0	0	0	1	1	0

Inning Stats	R: 2	H: 2	E: 0	LOB: 0	K: 0	S: 13	P: 21	R: 2	H: 2	E: 0	LOB: 0	K: 1	BB: 0	S: 10	P: 17	R: 0	H: 1	E: 0	LOB: 1	K: 2	BB: 0	S: 12	P: 18	R: 0	H: 0	E: 0	LOB: 2	K: 0	BB: 2	S: 7	P: 18	R: 0	H: 1	E: 0	LOB: 1	K: 2	BB: 0	S: 15	P: 21	R: 0	H: 0	E: 0	LOB: 0	K: 0	BB: 1	S: 8	P: 17	R: 0	H: 1	E: 0	LOB: 1	K: 1	BB: 0	S: 7	P: 7	R: 0	H: 1	E: 0	LOB: 1	K: 2	BB: 0	S: 12	P: 18	R: 0	H: 0	E: 0	LOB: 1	K: 0	BB: 1	S: 5	P: 10	R: 2	H: 1	E: 0	LOB: 0	K: 0	BB: 1	S: 1	P: 5	1B: 3	SF: 0	2B: 2	SAC: 0	3B: 0	DP: 2	HR: 4	HBP: 0	WP: 0	PA: 39
--------------	------	------	------	--------	------	-------	-------	------	------	------	--------	------	-------	-------	-------	------	------	------	--------	------	-------	-------	-------	------	------	------	--------	------	-------	------	-------	------	------	------	--------	------	-------	-------	-------	------	------	------	--------	------	-------	------	-------	------	------	------	--------	------	-------	------	------	------	------	------	--------	------	-------	-------	-------	------	------	------	--------	------	-------	------	-------	------	------	------	--------	------	-------	------	------	-------	-------	-------	--------	-------	-------	-------	--------	-------	--------

PITCHER	IP	WLS	BF	H	R	ER	SO	BB	IBB	HBP	BLK	WP	HR	S	P	ERA	WHIP
Robert Person, R ERA: 4.54 (1, 1)	5.0		23	6	4	4	5	2	0	0	0	0	3	57	95	7.20	1.600
Steve Montgomery, R ERA: 3.52 (6, 1)	3.0		10	2	0	0	3	1	0	0	0	0	0	27	42	0.00	1.000
Amaury Telemaco, R ERA: 4.07 (9, 1)	0.2		3	0	0	0	0	1	0	0	0	0	0	4	9	0.00	1.500
Billy Brewer, L ERA: 5.4 (9, 1)	0.1	L	3	1	2	2	0	1	0	0	0	0	1	2	6	54.00	6.000


BOTTOM

Philadelphia Phillies @ San Francisco Giants
 3Com Park at Candlestick Point, San Francisco, CA

Mon Aug 30 1999, 10:05 PM EDT
 Att. 13,193 - Unknown - 64 F

livebaseballscores.com

AB	34
R	6
H	9
RBI	6
BB	5
SO	8
LOB	14



Batter	1	2	3	4	5	6	7	8	9	AB R H RBI BB SO LOB	TOP
Doug Glanville, R (1, 8) OBP: 0.382, SLG: 0.452	1-1 F8		2-1 FC6-4			1-2 FC6-4 BB 2B		1-0 P4		4 1 0 0 0 0 3	Philadelphia Phillies @ San Francisco Giants 3Com Park at Candlestick Point, San Francisco, CA Tue Aug 31 1999, 10:05 PM EDT Att. 13,106 - Unknown - 64 F
Ron Gant, R (1, 7) OBP: 0.363, SLG: 0.441	3-2 F8			0-0 F9		4-2 2B 1-2 BB		1-2 1B		3 0 1 0 1 0 0	
Bobby Abreu, L (1, 9) OBP: 0.446, SLG: 0.579	1-1 G3-1			3-1 G6-3		2-1 2B 1-3 2-H		2-3 K		4 0 1 1 0 1 2	
23 Kevin Jordan, R (1, 5) OBP: 0.367, SLG: 0.461		1-2 P3		0-0 G6-3		2-1 P2		1-2 F8		4 0 0 0 0 0 4	
Rico Brogna, L (1, 3) OBP: 0.339, SLG: 0.459		1-2 G3-1			1-1 G1-3		3-2 G3 1B	2-3 K		4 0 1 0 0 1 0	
Mike Lieberthal, R (1, 2) OBP: 0.374, SLG: 0.570		0-0 F7			1-0 P4		3-2 L6	0-2 BB 1B		4 0 1 0 0 0 1	
Kevin Seifick, R (1, 4) OBP: 0.347, SLG: 0.378 Steve Schrenk, R (5, 1) Domingo Cedenro, S (7, PH) OBP: 0.274, SLG: 0.354			2-2 P8		1-2 G3		1-0 G3	2-3 K		2 0 0 0 0 0 0 0 0 0 0 0 0 0 2 0 0 0 0 1 2	
Alex Arias, R (1, 6) OBP: 0.371, SLG: 0.399 Amaury Telemaco, R (7, 1) Wayne Gomes, R (8, 1) Rob Ducey, L (9, PH) OBP: 0.411, SLG: 0.510			3-2 G5-3			2-1 FC6-4 1B	3-2 F7	4-2 BB		3 0 1 0 0 0 1 0 0 0 0 0 0 0 0 0 0 0 0 0 0 0 0 0 0 1 0 0	
Randy Wolf, L (1, 1) OBP: 0.280, SLG: 0.261 15 David Doster, R (5, 4) OBP: 0.322, SLG: 0.359			3-2 FC6-4 1B			0-0 L5		0-1 1B 1B	1-1 F8	1 0 1 0 0 0 0 3 0 1 0 0 0 3	
Inning Stats	R: 0 H: 0 E: 0 LOB: 0 K: 0 BB: 0 S: 8 P: 13	R: 0 H: 0 E: 0 LOB: 0 K: 0 BB: 0 S: 7 P: 9	R: 0 H: 1 E: 0 LOB: 1 K: 0 BB: 0 S: 14 P: 24	R: 0 H: 0 E: 0 LOB: 0 K: 0 BB: 0 S: 4 P: 7	R: 0 H: 0 E: 0 LOB: 0 K: 0 BB: 0 S: 7 P: 10	R: 1 H: 2 E: 0 LOB: 2 K: 0 BB: 1 S: 13 P: 24	R: 0 H: 1 E: 0 LOB: 1 K: 0 BB: 0 S: 10 P: 20	R: 0 H: 2 E: 0 LOB: 2 K: 1 BB: 0 S: 15 P: 20	R: 0 H: 1 E: 0 LOB: 2 K: 2 BB: 1 S: 15 P: 24	1B: 6 SF: 0 2B: 1 SAC: 0 3B: 0 DP: 0 HR: 0 HBP: 0	
PITCHER	IP WLS BF H R ER SO BB IBB HBP BLK WP HR S P ERA WHIP										
Kirk Rueter, L (1, 1) ERA: 5.05 Jerry Spradlin, R (8, 1) ERA: 5.29	7.0 W 26 4 1 1 0 1 0 0 0 0 0 0 63 107 1.29 0.714										

AB	34
R	1
H	7
RBI	1
BB	2
SO	3
LOB	16



Batter	1	2	3	4	5	6	7	8	9	AB	R	H	RBI	BB	SO	LOB
F.P. Santangelo, S OBP: 0.425, SLG: 0.416 (1, 8)	3-2 1B 2B 1B		3-3 K			3-2 HR HBP		0-2 G4-3		4	2	2	0	0	1	0
Bill Mueller, S OBP: 0.415, SLG: 0.375 (1, 5) (8, 4)	3-1 1B 1-3 2B		4-1 HR BB			1-0 HR 1-H		0-0 G4-3		4	2	3	2	1	0	1
Barry Bonds, L OBP: 0.412, SLG: 0.672 Calvin Murray, R (1, 7) (8, 7)	0-3 K		3-2 HR 1-H			3-3 K		2-2 HR		4	2	2	3	0	2	2
Jeff Kent, R OBP: 0.376, SLG: 0.506 Marvin Benard, L OBP: 0.352, SLG: 0.462 (1, 4) (8, 9)	0-0 1B 2-3 3-H		2-3 K			1-1 F8		1-1 HR 1B		4	1	2	1	0	1	0
Ellis Burks, R OBP: 0.392, SLG: 0.572 J.T. Snow, L OBP: 0.363, SLG: 0.452 (1, 9) (8, 3)	2-3 K		1-3 K			4-0 BB BB		0-1 HR 1-H		3	1	1	2	1	2	2
Charlie Hayes, R OBP: 0.295, SLG: 0.319 (1, 3) (8, 5)	3-2 F9					0-0 P4		1-2 G3		3	0	0	0	1	0	2
Rich Aurilia, R OBP: 0.328, SLG: 0.425 (1, 6)						1-0 F9		1-1 F9		4	0	0	0	0	0	2
Scott Servais, R OBP: 0.332, SLG: 0.389 (1, 2)						3-2 2B		0-0 G6-3		4	0	1	0	0	0	0
Kirk Rueter, L OBP: 0.204, SLG: 0.217 Jerry Spradlin, S (1, 1) (8, 1)						2-3 K		0-0 F7		3	0	0	0	0	1	1
								0-0 G1-3		1	0	0	0	0	0	0

Inning Stats	R: 1	H: 3	E: 0	K: 2	S: 15	LOB: 2	BB: 0	P: 26	R: 0	H: 0	E: 0	K: 0	S: 6	LOB: 0	BB: 0	P: 10	R: 2	H: 1	E: 0	K: 3	S: 15	LOB: 0	BB: 1	P: 28	R: 0	H: 1	E: 0	K: 1	S: 10	LOB: 1	BB: 0	P: 16	R: 2	H: 1	E: 0	K: 1	S: 13	LOB: 2	BB: 2	P: 31	R: 0	H: 1	E: 0	K: 0	S: 6	LOB: 1	BB: 0	P: 11	R: 3	H: 3	E: 0	K: 0	S: 14	LOB: 0	BB: 0	P: 19	R: 0	H: 1	E: 0	K: 1	S: 14	LOB: 2	BB: 1	P: 22
PITCHER	IP	WLS	BF	H	R	ER	SO	BB	IBB	HBP	BLK	WP	HR	S	P	ERA	WHIP																																															
Randy Wolf, L ERA: 5.06 (1, 1)	4.2	L	24	6	5	5	7	3	0	1	0	0	0	57	107	9.64	1.929																																															
Steve Schrenk, R ERA: 2.95 (5, 1)	1.1		5	1	0	0	0	0	0	0	0	0	0	8	15	0.00	0.750																																															
Amaury Telemaco, R ERA: 4.6 (7, 1)	1.0		6	3	3	3	0	0	0	0	0	0	0	2	14	27.00	3.000																																															
Wayne Gomes, R ERA: 4.11 (8, 1)	1.0		5	1	0	0	1	1	0	0	0	0	0	0	14	22	0.00	2.000																																														

BOTTOM

Philadelphia Phillies @ San Francisco Giants
 3Com Park at Candlestick Point, San Francisco, CA

Tue Aug 31 1999, 10:05 PM EDT
 Att: 13,106 - Unknown - 64 F

livebaseballscorecards.com

AB	35
R	8
H	11
RBI	8
BB	4
SO	8
LOB	12

GIANTS

WP: 0	PA: 40
PB: 0	
SB: 0	
CS: 0	

Batter	1	2	3	4	5	6	7	8	9	10	11	AB R H RBI BB SO LOB	TOP													
Doug Glanville, R OBP: 0.381, SLG: 0.449 (1, 8)	1-3 K			2-2 1B 23 SF9 1B	2-3 K			0-1 P4		0-3 K		5 1 1 0 0 3 1														
Rob Ducey, L OBP: 0.413, SLG: 0.506 Steve Montgomery, R OBP: 1.000, SLG: 1.000 Alex Arias, R OBP: 0.370, SLG: 0.397 (1, 7) (8, 1) (10, 6)	2-3 K			3-2 F9		4-1 23 G4-6-3 BB		1-2 FC4-6 1B		0-0 G1-4-3	3 0 1 0 1 1 1 0 0 0 0 0 0 0 1 0 0 0 0 0 0															
Bobby Abreu, L OBP: 0.446, SLG: 0.576 (1, 9)	3-2 G4-3			3-2 1B 2B 1B		4-2 23 G4-6-3 BB		2-2 FC4-6 23 CS 1-2f		0-0 F7	4 1 1 0 1 0 1															
23 Kevin Jordan, R OBP: 0.360, SLG: 0.453 (1, 5)			1-2 F8	3-2 SF9		2-1 G4-6-3		2-2 CS		1-0 P9	4 0 0 1 0 0 2															
Rico Brogna, L OBP: 0.340, SLG: 0.458 (1, 3)		0-0 G6-3		1-1 2B 1B		4-0 IBB				0-3 K	3 1 1 0 1 1 0															
Gary Bennett, R OBP: 0.291, SLG: 0.346 Scott Aldred, L Ron Gant, R OBP: 0.362, SLG: 0.440 (1, 2) (6, 1) (8, 7)		2-1 G6-3		0-0 2B		1-3 K				2-2 P4	3 0 1 2 0 1 2 0 0 0 0 0 0 0 1 0 0 0 0 0 0															
Marlon Anderson, L OBP: 0.286, SLG: 0.353 (1, 4)			0-1 F7	0-1 P5								4 0 1 0 0 0 1														
Domingo Cedenno, S OBP: 0.264, SLG: 0.340 Wayne Gomes, R (1, 6) (10, 1)			2-2 G6-3		1-3 K			0-1 B5		0-0 B3	4 0 0 0 0 1 1 0 0 0 0 0 0 0															
Mike Grace, R Mike Lieberthal, R OBP: 0.373, SLG: 0.567 (1, 1) (6, 2)			3-2 G1-3		1-3 K			2-1 F7		0-0 G2-3	2 0 0 0 0 1 0 2 0 0 0 0 0 1															
Inning Stats	R: 0 E: 0 K: 2 S: 9	H: 0 LOB: 0 BB: 0 P: 15	R: 0 E: 0 K: 0 S: 7	H: 0 LOB: 0 BB: 0 P: 10	R: 0 E: 0 K: 0 S: 9	H: 0 LOB: 0 BB: 0 P: 14	R: 3 E: 0 K: 0 S: 22	H: 4 LOB: 1 BB: 0 P: 34	R: 0 E: 0 K: 1 S: 11	H: 0 LOB: 2 BB: 3 P: 26	R: 0 E: 0 K: 0 S: 8	H: 0 LOB: 0 BB: 0 P: 10	R: 0 E: 0 K: 1 S: 10	H: 1 LOB: 0 BB: 0 P: 15	R: 0 E: 0 K: 1 S: 8	H: 0 LOB: 0 BB: 0 P: 11	R: 0 E: 0 K: 1 S: 6	H: 1 LOB: 1 BB: 0 P: 6	R: 0 E: 0 K: 0 S: 3	H: 0 LOB: 0 BB: 0 P: 3	1B: 5 2B: 1 3B: 0 HR: 0	SF: 1 SAC: 0 DP: 1 HBP: 0	WP: 0 PB: 0 SB: 0 CS: 1	PA: 41		
PITCHER	IP WLS BF H R ER SO BB IBB HBP BLK WP HR S P ERA WHIP																									
Livan Hernandez, R ERA: 4.76 (1, 1)	8.0		30	5	3	3	6	2	1	0	0	0	0	0	85	137	3.38	0.875								
Alan Embree, L ERA: 2.96 (9, 1)	1.1		5	1	0	0	1	0	0	0	0	0	0	0	10	13	0.00	0.750								
Robb Nen, R ERA: 3.8 (10, 1)	0.2		2	0	0	0	1	0	0	0	0	0	0	0	4	4	0.00	0.000								
Rich Rodriguez, L ERA: 4.59 (11, 1)	1.0	W	3	0	0	0	0	0	0	0	0	0	0	0	3	3	0.00	0.000								


Philadelphia Phillies @ San Francisco Giants
3Com Park at Candlestick Point, San Francisco, CA

Wed Sep 01 1999, 4:05 PM EDT
Att. 11,156 - Unknown - 67 F

livebaseballscorecards.com

AB 36
R 3
H 6
RBI 3
BB 3
SO 8
LOB 10



Batter	1	2	3	4	5	6	7	8	9	10	11	AB R H RBI BB SO LOB	BOTTOM			
Marvin Benard, L OBP: 0.351, SLG: 0.460 (1, 8)	F8		G4-3 1B	F8		K		K		1B		6 1 2 0 0 2 5	Philadelphia Phillies @ San Francisco Giants 3Com Park at Candlestick Point, San Francisco, CA Wed Sep 01 1999, 4:05 PM EDT Att. 11,156 - Unknown - 67 F livebaseballscores.com AB 39 R 5 H 11 RBI 5 BB 9 SO 15 LOB 24 			
Bill Mueller, S OBP: 0.411, SLG: 0.371 (1, 5)	K		G4-3 1-H		K		K		BB 1B	K		6 0 1 1 0 4 2				
Barry Bonds, L OBP: 0.411, SLG: 0.667 (1, 7)	K		E S BB		G3-1		P6		F8		HR 2B	5 1 1 0 1 1 1				
Jeff Kent, R OBP: 0.377, SLG: 0.511 (1, 4)		K	K		BB BB		K		BB		HR 2-H	4 1 1 2 2 3 1				
J.T. Snow, L OBP: 0.367, SLG: 0.453 (1, 3)		HR 1B			FC6-4 BB			SH1-4 BB 1B	F7			3 1 2 0 2 0 2				
Ellis Burks, R OBP: 0.392, SLG: 0.577 (1, 9)		HR	G1-3		FC6-4			SH1-4 BB	K			4 1 1 2 1 1 6				
Brent Mayne, L OBP: 0.396, SLG: 0.432 (1, 2)		FC4-6 BB		E BB 1B		F7		SH1-4		K		3 0 1 0 1 1 0				
Wilson Delgado, S OBP: 0.339, SLG: 0.280 (8, PH)		FC4-6		E2		L6				1B		2 0 0 0 1 0 1				
Rich Aurilia, R OBP: 0.331, SLG: 0.427 (9, 6)		1-2f		BB				IBB		1B		1 0 1 0 1 0 0				
Livan Hernandez, R OBP: 0.279, SLG: 0.417 (8, PH)				G6-3				K		K		3 0 1 0 0 1 2				
Charlie Hayes, R OBP: 0.244, SLG: 0.317 (8, PH)												1 0 0 0 0 1 3				
Alan Embree, L (9, 1)												0 0 0 0 0 0 0				
Robb Nen, R (10, 1)												0 0 0 0 0 0 0				
Calvin Murray, R (10, PH)												1 0 0 0 0 1 1				
Rich Rodriguez, L OBP: 1.000, SLG: 1.000 (11, 1)												0 0 0 0 0 0 0				
Inning Stats	R: 0 H: 0 E: 0 LOB: 0 K: 2 BB: 0 S: 11 P: 16	R: 2 H: 2 E: 0 LOB: 1 K: 2 BB: 1 S: 13 P: 25	R: 1 H: 1 E: 1 LOB: 2 K: 1 BB: 2 S: 12 P: 30	R: 0 H: 1 E: 1 LOB: 1 K: 0 BB: 1 S: 8 P: 15	R: 0 H: 0 E: 0 LOB: 2 K: 1 BB: 2 S: 8 P: 18	R: 0 H: 1 E: 0 LOB: 1 K: 1 BB: 0 S: 9 P: 12	R: 0 H: 0 E: 0 LOB: 0 K: 2 BB: 0 S: 8 P: 14	R: 0 H: 1 E: 0 LOB: 3 K: 2 BB: 2 S: 17 P: 30	R: 0 H: 1 E: 0 LOB: 2 K: 1 BB: 1 S: 9 P: 16	R: 0 H: 2 E: 0 LOB: 2 K: 3 BB: 0 S: 11 P: 11	R: 2 H: 2 E: 0 LOB: 0 K: 0 BB: 0 S: 2 P: 2	1B: 8 SF: 0 2B: 1 SAC: 1 3B: 0 DP: 0 HR: 2 HBP: 0	WP: 0 PA: 49 PB: 0 SB: 2 CS: 0			
PITCHER	IP WLS BF H R ER SO BB IBB HBP BLK WP HR S P ERA WHIP															
Mike Grace, R ERA: 6.94 (1, 1)	5.0	24	4	3	2	6	6	0	0	0	0	1	52	104	3.60	2.000
Scott Airdred, L ERA: 4.05 (6, 1)	2.1	11	2	0	0	3	1	1	0	0	0	0	27	47	0.00	1.286
Steve Montgomery, R ERA: 3.4 (8, 1)	1.2	7	1	0	0	3	1	0	0	0	0	0	16	25	0.00	1.200
Wayne Gomes, R ERA: 4.33 (10, 1)	1.0	L	7	4	2	3	0	0	0	0	0	1	13	13	18.00	4.000

Batter	1	2	3	4	5	6	7	8	9	AB R H RBI BB SO LOB	TOP											
Doug Glanville, R (1, 8) OBP: 0.381, SLG: 0.452	1-2 F9 2B		X 0-0 F9		X 0-0 G5-3		X 0-0 1B			4 0 2 0 0 0 1	Philadelphia Phillies @ San Francisco Giants 3Com Park at Candlestick Point, San Francisco, CA Thu Sep 02 1999, 3:35 PM EDT Att. 12,299 - Sunny - 70 F livebaseballscorecards.com											
Ron Gant, R (1, 7) OBP: 0.361, SLG: 0.438	0-0 F9		C 3-1 BB 1B		0-0 K		0-0 G4-3			4 0 1 0 0 1 3												
Bobby Abreu, L (1, 9) OBP: 0.444, SLG: 0.572	2-3 K		B 4-0 SAFE BB		F 3-2 F7		0-3 K			3 0 0 0 1 2 1												
23 Kevin Jordan, R (1, 5) OBP: 0.362, SLG: 0.450	0-1 G5-3		B 4-1 BB BB		B 4-1 BB BB		B 1-1 G1-3			2 0 0 1 2 0 1												
Rico Brogna, L (1, 3) OBP: 0.338, SLG: 0.455		C 0-1 L6	C 0-3 K		B 1-1 F7		B 1-1 G4-3			4 0 0 0 0 1 4												
Mike Lieberthal, R (1, 2) OBP: 0.372, SLG: 0.571		S 2-3 K		B 1-0 HR		F 0-2 G4-6-3		B 3-2 P2		4 1 1 1 0 1 1												
Kevin Seifick, R (1, 4) OBP: 0.345, SLG: 0.375		B 2-1 F9		F 0-2 G4-3		B 1-0 G4-3		X 0-0 FC6-4 1B		4 0 1 0 0 0 0												
Alex Arias, R (1, 6) OBP: 0.369, SLG: 0.395		B 3-2 G5-3		B 0-0 F9		C 1-1 1B 1B		S 1-2 SAFE P9		4 0 1 0 0 0 1												
Joe Grahe, R (1, 1) OBP: 0.400, SLG: 0.250		B 1-2 G5-3		B 1-2 G4-3		B 2-2 SAFE P6		X 0-0 FC6-4		2 1 1 0 0 0 0												
Billy Brewer, L (6, 1)										0 0 0 0 0 0 0												
Rob Ducey, L (7, PH) OBP: 0.411, SLG: 0.503										1 0 0 0 0 0 1												
Chad Ogea, R (7, 1) OBP: 0.170, SLG: 0.093										0 0 0 0 0 0 0												
Domingo Cedenio, S (9, PH) OBP: 0.261, SLG: 0.337										1 0 0 0 0 0 1												
Inning Stats	R: 0 E: 0 K: 1 S: 9	H: 1 LOB: 1 BB: 0 P: 12	R: 0 E: 0 K: 1 S: 7	H: 0 LOB: 0 BB: 0 P: 11	R: 1 E: 0 K: 1 S: 14	H: 2 LOB: 3 BB: 2 P: 29	R: 1 E: 0 K: 0 S: 9	H: 1 LOB: 0 BB: 0 P: 11	R: 0 E: 0 K: 1 S: 7	H: 0 LOB: 0 BB: 1 P: 12	R: 0 E: 0 K: 0 S: 6	H: 0 LOB: 0 BB: 1 P: 11	R: 0 E: 0 K: 0 S: 10	H: 2 LOB: 2 BB: 0 P: 15	R: 0 E: 0 K: 1 S: 7	H: 0 LOB: 0 BB: 0 P: 9	R: 0 E: 0 K: 0 S: 9	H: 1 LOB: 1 BB: 0 P: 13	1B: 5 2B: 1 3B: 0 HR: 1	SF: 0 SAC: 0 DP: 1 HBP: 0	WP: 0 PB: 0 SB: 0 CS: 0	PA: 36
PITCHER	IP WLS BF H R ER SO BB IBB HBP BLK WP HR S P ERA WHIP																					
Joe Nathan, R (1, 1) ERA: 3.58	7.0 W 29 6 2 2 4 3 0 0 0 0 0 1 62 101 2.57 1.286																					
Alan Embree, L (8, 1) ERA: 2.9	1.0 H 3 0 0 0 1 0 0 0 0 0 0 0 7 9 0.00 0.000																					
Robb Nen, R (9, 1) ERA: 3.74	1.0 S 4 1 0 0 0 0 0 0 0 0 0 0 9 13 0.00 1.000																					



Batter	1	2	3	4	5	6	7	8	9
Marvin Benard, L (1, 9) OBP: 0.354, SLG: 0.461	1-2 FC4-6 1B	3-2 1-3 1B		4-1 WP 1B SF7 BB		3-3 K			
Bill Mueller, S (1, 5) OBP: 0.409, SLG: 0.370	2-3 K	0-0 F7		2-2 WP 1B 1-2 2-3		1-0 P8			
Barry Bonds, L (1, 7) OBP: 0.406, SLG: 0.659	1-1 FC4-6 2B 1-2f		2-1 G3	3-2 SF7 1-2 2-H 3-H		1-0 G3			
Jeff Kent, R (1, 4) OBP: 0.378, SLG: 0.516	0-1 1-H 2B		0-0 FC6-4 2B	1-0 G5-3		0-2 P3			
J.T. Snow, L (1, 3) OBP: 0.370, SLG: 0.453	4-0 FC4-6 BB		4-2 FC6-4 BB	1-0 1B 1B		2-1 F8			
Rich Aurilia, R (1, 6) OBP: 0.328, SLG: 0.423	0-1 FC4-6 1-2f		0-0 FC6-4 1-2f 2-3	1-1 P4		0-0 F8			
F.P. Santangelo, S (1, 8) OBP: 0.422, SLG: 0.413		3-3 K	1-0 F7	1-2 1B 1B		1-2 F8			
Doug Mirabelli, R (1, 2) OBP: 0.333, SLG: 0.411		2-1 FC3-6 1B		4-1 1B WP G2-3 BB		1-3 K			
Joe Nathan, R (1, 1) OBP: 0.158, SLG: 0.111		1-0 FC3-6 1B 1-2f		0-0 G2-3		0-0 F9			
Alan Embree, L (8, 1)									
Brent Mayne, L (8, PH) OBP: 0.395, SLG: 0.431									
Robb Nen, R (9, 1)									

Inning Stats	R: 1	H: 2	E: 0	K: 1	S: 12	LOB: 2	BB: 1	P: 20
	R: 0	H: 2	E: 0	K: 1	S: 11	LOB: 2	BB: 0	P: 20
	R: 0	H: 1	E: 0	K: 0	S: 7	LOB: 2	BB: 1	P: 14
	R: 2	H: 1	E: 0	K: 0	S: 10	LOB: 1	BB: 2	P: 24
	R: 0	H: 2	E: 0	K: 1	S: 10	LOB: 2	BB: 0	P: 14
	R: 0	H: 0	E: 0	K: 1	S: 5	LOB: 0	BB: 0	P: 10
	R: 0	H: 0	E: 0	K: 0	S: 6	LOB: 0	BB: 0	P: 8
	R: 0	H: 0	E: 0	K: 1	S: 10	LOB: 0	BB: 0	P: 16

PITCHER	IP	WLS	BF	H	R	ER	SO	BB	IBB	HBP	BLK	WP	HR	S	P	ERA	WHIP
Joe Grahe, R (1, 1) ERA: 2.79	5.0	L	27	8	3	3	3	4	0	0	0	1	0	50	92	5.40	2.400
Billy Brewer, L (6, 1) ERA: 5.02	1.0		3	0	0	0	1	0	0	0	0	0	0	5	10	0.00	0.000
Chad Ogea, R (7, 1) ERA: 5.63	2.0		6	0	0	0	1	0	0	0	0	0	0	16	24	0.00	0.000

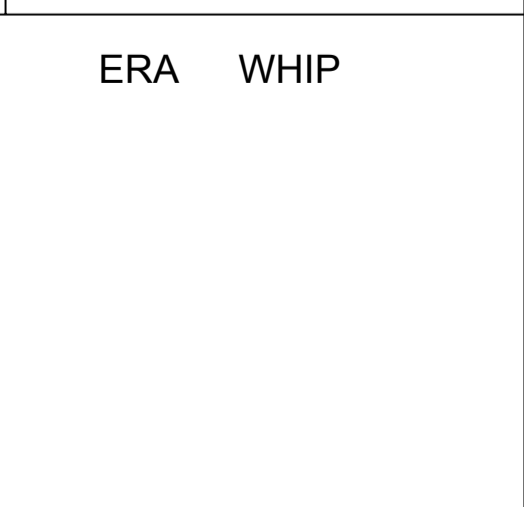
AB	R	H	RBI	BB	SO	LOB
3	1	2	0	1	1	0
4	0	1	0	0	1	3
3	1	0	1	0	0	1
4	0	2	1	0	0	1
2	0	1	0	2	0	0
4	0	0	0	0	0	5
4	0	1	0	0	1	2
3	1	1	0	1	2	2
3	0	0	0	0	0	4
0	0	0	0	0	0	0
1	0	0	0	0	0	0
0	0	0	0	0	0	0

AB	31
R	3
H	8
RBI	2
BB	4
SO	5
LOB	18

WP	PA
1	36
PB: 0	
SB: 0	
CS: 0	

PITCHER	IP	WLS	BF	H	R	ER	SO	BB	IBB	HBP	BLK	WP	HR	S	P	ERA	WHIP
Joe Grahe, R (1, 1) ERA: 2.79	5.0	L	27	8	3	3	3	4	0	0	0	1	0	50	92	5.40	2.400
Billy Brewer, L (6, 1) ERA: 5.02	1.0		3	0	0	0	1	0	0	0	0	0	0	5	10	0.00	0.000
Chad Ogea, R (7, 1) ERA: 5.63	2.0		6	0	0	0	1	0	0	0	0	0	0	16	24	0.00	0.000

Philadelphia Phillies @ San Francisco Giants
 3Com Park at Candlestick Point, San Francisco, CA
 Thu Sep 02 1999, 3:35 PM EDT
 Att. 12,299 - Sunny - 70 F



Batter	1	2	3	4	5	6	7	8	9	AB R H RBI BB SO LOB	TOP											
Pokey Reese, R (1, 4) OBP: 0.321, SLG: 0.414	1-1 G5-3		1-1 P5		4-1 BB		0-2 F8			3 0 0 0 1 0 2												
Barry Larkin, R (1, 6) OBP: 0.392, SLG: 0.427	0-2 P4			0-1 2B	1-0 G4-3			2-1 CS S 1B		4 1 2 0 0 0 2 0 0 0 0 0 0 0												
Gookie Dawkins, R (8, 6)																						
Sean Casey, L (1, 3) OBP: 0.407, SLG: 0.576	3-3 K			1-0 G3 1-H 2B	3-1 HR			3-3 SAFE K 1-3		4 1 2 2 0 2 1												
Greg Vaughn, R (1, 7) OBP: 0.334, SLG: 0.472		3-2 F7		1-0 G3	0-0 G5-3			0-0 G1-3		4 0 0 0 0 0 1 0 0 0 0 0 0 0												
Dennys Reyes, R (8, 1)																						
Michael Tucker, L (1, 9) OBP: 0.334, SLG: 0.425		2-3 K		0-3 K	1-3 K			1-3 K		4 0 0 0 0 4 1												
Aaron Boone, R (1, 5) OBP: 0.341, SLG: 0.451		1-2 G1-4-3		0-1 G4-3	0-0 P6			0-0 F7		4 0 0 0 0 0 1												
Eddie Taubensee, L (1, 2) OBP: 0.336, SLG: 0.467			1-2 F8		1-3 K			1-1 P5		2 0 0 0 0 1 0 2 0 0 0 0 0 0												
Brian Johnson, R (7, PH) OBP: 0.298, SLG: 0.425																						
Jeffrey Hammonds, R (1, 8) OBP: 0.348, SLG: 0.502			3-1 1B		4-2 BB BB			1-0 2B		2 0 2 0 1 0 0												
Steve Parris, R (1, 1) OBP: 0.192, SLG: 0.192										0 0 0 0 0 0 0 1 0 0 0 0 0 1 1 0 0 0 0 0 1 0 0 0 0 0 0 0 1 0 0 0 0 1 1 0 0 0 0 0 0 0 0 0 0 0 0 0 0												
Brett Tomko, R (2, 1) OBP: 0.239, SLG: 0.233																						
Mark Lewis, R (5, PH) OBP: 0.236, SLG: 0.461																						
Gabe White, L (5, 1)																						
Dmitri Young, S (7, PH) OBP: 0.338, SLG: 0.472			1-0 B3		0-0 F9			0-3 K														
Scott Sullivan, R (7, 1)																						
Chris Stynes, R (8, 7) OBP: 0.287, SLG: 0.270																						
Inning Stats	R: 0 E: 0 K: 1 S: 8	H: 0 LOB: 0 BB: 0 P: 12	R: 0 E: 0 K: 1 S: 12	H: 0 LOB: 0 BB: 0 P: 18	R: 0 E: 0 K: 0 S: 8	H: 1 LOB: 1 BB: 0 P: 14	R: 1 E: 0 K: 1 S: 9	H: 2 LOB: 1 BB: 0 P: 11	R: 0 E: 0 K: 1 S: 9	H: 0 LOB: 2 BB: 2 P: 19	R: 1 E: 0 K: 1 S: 7	H: 1 LOB: 0 BB: 0 P: 11	R: 0 E: 0 K: 1 S: 10	H: 1 LOB: 1 BB: 0 P: 12	R: 0 E: 0 K: 1 S: 9	H: 1 LOB: 0 BB: 0 P: 14	R: 0 E: 0 K: 1 S: 6	H: 0 LOB: 0 BB: 0 P: 7	1B: 3 2B: 3 3B: 0 HR: 1	SF: 0 SAC: 0 DP: 1 HBP: 0	WP: 0 PB: 0 SB: 1 CS: 1	PA: 34
PITCHER	IP WLS BF H R ER SO BB IBB HBP BLK WP HR S P ERA WHIP																					
Curt Schilling, R (1, 1) ERA: 3.45	5.0 W 20 3 1 1 4 2 0 0 0 0 0 0 46 74 1.80 1.000																					
Scott Aldred, L (6, 1) ERA: 4.07	2.0 H 8 2 1 1 2 0 0 0 0 0 0 1 17 23 4.50 1.000																					
Steve Montgomery, R (8, 1) ERA: 3.33	1.0 H 3 1 0 0 1 0 0 0 0 0 0 0 9 14 0.00 1.000																					
Steve Schrenk, R (9, 1) ERA: 2.87	1.0 3 0 0 0 1 0 0 0 0 0 0 0 6 7 0.00 0.000																					

Cincinnati Reds @ Philadelphia Phillies
Veterans Stadium, Philadelphia, PA

AB 32
R 2
H 6
RBI 2
BB 2
SO 8
LOB 11



Fri Sep 03 1999, 7:05 PM EDT
Att. 14,447 - Overcast - 77 F

livebaseballscorecards.com

Batter	1	2	3	4	5	6	7	8	9	AB	R	H	RBI	BB	SO	LOB	TOP										
Pokey Reese, R (1, 4) OBP: 0.326, SLG: 0.423 Chris Stynes, R (6, 4) OBP: 0.291, SLG: 0.275	F7	FC5-4 1B		BB	FC 2B 1B	HR		1B HBP 1B	F9	4	2	3	3	1	0	0											
Barry Larkin, R (1, 6) OBP: 0.393, SLG: 0.426 Gookie Dawkins, R (5, 6) OBP: 0.667, SLG: 0.500	G4-3	FC5-4 1B		1B BB	FC 2B BB	E5 1B		1B 2B HBP	K	2	1	0	0	2	0	2											
Sean Casey, L (1, 3) OBP: 0.408, SLG: 0.574 Mark Sweeney, L (8, 3) OBP: 0.500, SLG: 0.867	G4-3			FC6-4 1B	FC 2B HR	BB		2B HR 1B		5	2	2	1	1	1	2											
Dmitri Young, S (1, 9) OBP: 0.339, SLG: 0.490		G4-3		FC6-4 1B	HR 2B	F9		HR 2B		6	3	3	4	0	0	4											
Greg Vaughn, R (1, 7) OBP: 0.337, SLG: 0.478 Kerry Robinson, L (7, 7)		HR 1B BB		HR BB				G5-3	K	3	3	1	3	2	1	0											
Eddie Taubensee, L (1, 2) OBP: 0.342, SLG: 0.493 Stan Belinda, R (7, 1) OBP: 0.250, SLG: 0.250		HR 1B		HR 2B				HR	P4	5	3	4	3	0	0	0											
Aaron Boone, R (1, 5) OBP: 0.340, SLG: 0.457 Mark Lewis, R (6, 5) OBP: 0.290, SLG: 0.481		HR		G5-3				K	HR	4	1	1	3	0	0	1											
Jeffrey Hammonds, R (1, 8) OBP: 0.347, SLG: 0.509		E5 1B		HR	WP 1B BB	K		G5-3	P4	5	2	1	1	1	1	0											
Pete Harnisch, S (1, 1) OBP: 0.155, SLG: 0.263 Brian Johnson, R (7, 2) OBP: 0.302, SLG: 0.454		K		P4	1B BB	K		HR	G5-3	3	1	0	0	1	2	1											
Inning Stats	R: 0 E: 0 K: 0 S: 6	H: 0 LOB: 0 BB: 0 P: 10	R: 3 E: 1 K: 1 S: 23	H: 3 LOB: 2 BB: 1 P: 38	R: 1 E: 0 K: 2 S: 11	H: 2 LOB: 1 BB: 0 P: 18	R: 1 E: 0 K: 0 S: 11	H: 2 LOB: 2 BB: 2 P: 23	R: 9 E: 0 K: 0 S: 22	H: 4 LOB: 0 BB: 4 P: 49	R: 1 E: 1 K: 2 S: 15	H: 2 LOB: 2 BB: 1 P: 26	R: 1 E: 0 K: 1 S: 10	H: 1 LOB: 0 BB: 0 P: 18	R: 6 E: 0 K: 1 S: 21	H: 5 LOB: 0 BB: 0 P: 39	R: 0 E: 0 K: 1 S: 8	H: 0 LOB: 0 BB: 0 P: 11	1B: 7 2B: 3 3B: 0 HR: 9	SF: 0 SAC: 0 DP: 0 HBP: 1	WP: 1 PB: 0 SB: 0 CS: 0	PA: 56					
PITCHER	IP	WLS	BF	H	R	ER	SO	BB	IBB	HBP	BLK	WP	HR	S	P	ERA	WHIP										
Paul Byrd, R (1, 1) ERA: 4.18	3.2	L	21	7	5	5	3	3	0	0	0	0	3	49	84	12.27	2.727										
Billy Brewer, L (4, 1) ERA: 6.14	0.1		3	1	2	2	0	1	0	0	0	0	1	6	13	54.00	6.000										
Cliff Politte, R (5, 1) ERA: 19.8	0.1		7	2	4	4	0	3	0	0	0	1	0	10	28	108.00	15.000										
Chad Ogea, R (5, 1) ERA: 5.71	2.2		13	4	5	5	3	1	0	0	0	0	3	33	57	16.88	1.875										
Amaury Telemaco, R (8, 1) ERA: 5.73	1.0		9	5	6	6	1	0	0	1	0	0	2	21	39	54.00	5.000										
PITCHER	IP	WLS	BF	H	R	ER	SO	BB	IBB	HBP	BLK	WP	HR	S	P	ERA	WHIP										
Steve Schrenk, R (9, 1) ERA: 2.79	1.0		3	0	0	0	1	0	0	0	0	0	0	8	11	0.00	0.000										

Cincinnati Reds @ Philadelphia Phillies
Veterans Stadium, Philadelphia, PA
Sat Sep 04 1999, 7:05 PM EDT
Att. 16,357 - Overcast - 75 F

livebaseballscorecards.com

AB	47
R	22
H	19
RBI	22
BB	8
SO	8
LOB	14



BOTTOM

Cincinnati Reds @ Philadelphia Phillies
Veterans Stadium, Philadelphia, PA

AB 37
R 3
H 11
RBI 2
BB 3
SO 6
LOB 24



WP: 1 PA: 41
PB: 0
SB: 0
CS: 1

ERA 1.50 WHIP 1.667
ERA 0.00 WHIP 1.333

Sat Sep 04 1999, 7:05 PM EDT
Att. 16,357 - Overcast - 75 F

AB R H RBI BB SO LOB

3	1	2	0	0	0	0
2	0	0	0	0	0	4
5	0	1	0	0	2	2
3	1	1	0	2	0	1
4	0	0	0	0	1	5
0	0	0	0	0	0	0
0	0	0	0	0	0	0
1	0	0	0	0	0	1
3	1	2	2	0	0	0
1	0	0	0	0	0	1
2	0	1	0	0	0	0
2	0	2	0	0	0	0
4	0	2	0	0	0	2
2	0	0	0	0	1	2
1	0	0	0	0	1	1
1	0	0	0	0	1	2
1	0	0	0	0	0	1
0	0	0	0	0	0	0
0	0	0	0	0	0	0
2	0	0	0	1	0	2

1B: 8 SF: 0
2B: 2 SAC: 0
3B: 0 DP: 1
HR: 1 HBP: 0

WP: 1 PA: 41
PB: 0
SB: 0
CS: 1

ERA 1.50 WHIP 1.667
ERA 0.00 WHIP 1.333

Batter	1	2	3	4	5	6	7	8	9
Doug Glanville, R (1, 8) Tom Prince, R (6, 2)	0-1 WP E 1B		2-2 G6-3 1B		1-1 BB 1B	1-2 P2		0-1 G5-3	
Rob Ducey, L (1, 7)	3-3 K 1-2		0-1 FC4-6 1B		1-3 K		1-1 F8		2-2 L9
Bobby Abreu, L (1, 9)	1-2 E7 23 F9 1B		0-1 FC4-6 1-2f		4-0 BB 1-2		4-0 15 FC6-4 BB		2-1 G6-4-3 1B
23 Kevin Jordan, R (1, 5) Amaury Telemaco, R (8, 1) Steve Schrenk, R (9, 1) Gary Bennett, R (9, PH)	1-2 F9 2-3		0-1 L9		1-1 G4-3		1-3 K		1-1 G6-4-3 1-2f
Rico Brogna, L (1, 3) 15 David Doster, R (7, 5)	0-0 CS 1B				0-2 P5		0-0 HR		
Mike Lieberthal, R (1, 2) Kevin Sevcik, R (6, 8)	0-1 CS 1-2	1-0 F9		1-2 G4-3 2B		1-0 DI 1B		2-1 FC5-4 1B	
Marlon Anderson, L (1, 4)			0-0 G6-3 2B		1-2 G4-3 2-3		0-0 F8		3-2 FC5-4 1B
Alex Arias, R (1, 6) Chad Ogea, R (5, 1) Torey Lovullo, S (8, 3)			2-1 G6-3 2-3		0-3 K		2-3 K		1-3 K
Paul Byrd, R (1, 1) Billy Brewer, L (4, 1) Cliff Politte, R (5, 1) Domingo Cedeneno, S (5, 6)			0-0 F9			0-0 G3		1-2 FC5-4 1-2f 2-3	

Inning Stats	R: 2 H: 2 E: 1 LOB: 0 K: 1 BB: 0 S: 18 P: 23	R: 0 H: 1 E: 0 LOB: 1 K: 0 BB: 0 S: 5 P: 8	R: 0 H: 1 E: 0 LOB: 1 K: 0 BB: 0 S: 9 P: 11	R: 0 H: 1 E: 0 LOB: 1 K: 1 BB: 0 S: 13 P: 15	R: 0 H: 1 E: 0 LOB: 2 K: 1 BB: 1 S: 9 P: 16	R: 1 H: 2 E: 0 LOB: 2 K: 1 BB: 1 S: 12 P: 20	R: 0 H: 0 E: 0 LOB: 1 K: 1 BB: 1 S: 6 P: 13	R: 0 H: 2 E: 0 LOB: 2 K: 1 BB: 0 S: 16 P: 23	R: 0 H: 1 E: 0 LOB: 0 K: 0 BB: 0 S: 7 P: 12
---------------------	---	---	--	---	--	---	--	---	--

PITCHER	IP	WLS	BF	H	R	ER	SO	BB	IBB	HBP	BLK	WP	HR	S	P	ERA	WHIP
Pete Harnisch, R (1, 1) ERA: 3.71	6.0	W	28	8	3	1	4	2	0	0	0	1	1	66	93	1.50	1.667
Stan Belinda, R (7, 1) ERA: 4.72	3.0	S	12	3	0	0	2	1	0	0	0	0	0	29	48	0.00	1.333

Batter	1	2	3	4	5	6	7	8	9	AB	R	H	RBI	BB	SO	LOB	TOP								
Pokey Reese, R (1, 4) OBP: 0.326, SLG: 0.425	2-0 P6	2-2 F8		1-0 2B		2-1 F8 PB 1B		3-2 F9		5	0	2	0	0	0	1									
Barry Larkin, R (1, 6) OBP: 0.392, SLG: 0.424	1-1 HR 1B		3-3 K	0-3 K		1-0 F8 1-3		0-1 FC5-4 1-2f		4	1	1	0	0	2	3									
Mark Sweeney, L (8, PH) OBP: 0.474, SLG: 0.813										1	0	0	0	0	0	1									
Gookie Dawkins, R (8, 6) OBP: 0.667, SLG: 0.500										0	0	0	0	0	0	0									
Sean Casey, L (1, 3) OBP: 0.404, SLG: 0.568	1-3 K		0-3 K	2-3 K2-3		2-0 P5		0-1 F7		5	0	0	0	0	3	5									
Dmitri Young, S (1, 9) OBP: 0.343, SLG: 0.500	4-1 HR 1-2 BB		2-2 PB HR 1B	0-3 K			0-0 HR		2-1 G5-3	4	3	2	1	1	1	2									
Greg Vaughn, R (1, 7) OBP: 0.340, SLG: 0.486	3-1 HR 1-H 2-H		4-2 PB HR 1-2 BB		0-1 G6-3		0-1 1B		0-1 G4-3	3	2	2	3	1	0	0									
Michael Tucker, L (8, 9) OBP: 0.333, SLG: 0.423										1	0	0	0	0	0	0									
Eddie Taubensee, L (1, 2) OBP: 0.343, SLG: 0.500	1-0 F9		3-0 HR 1-H 2-H		2-3 K		2-3 K		2-0 FC5-4 1B	5	1	2	3	0	2	1									
Aaron Boone, R (1, 5) OBP: 0.338, SLG: 0.454		0-0 G5-3	1-3 K		1-1 1B		1-0 F7		0-0 FC5-4 1-2f	5	0	1	0	0	1	2									
Jeffrey Hammonds, R (1, 8) OBP: 0.350, SLG: 0.537					1-3 K		1-0 HR			4	2	2	2	0	1	2									
Denny Neagle, L (1, 1) OBP: 0.200, SLG: 0.208																									
Gabe White, L (9, 1)																									
Scott Sullivan, R (9, 1)																									
Inning Stats	R: 3 E: 0 K: 1 S: 11	H: 2 LOB: 0 BB: 1 P: 22	R: 1 E: 0 K: 1 S: 11	H: 1 LOB: 0 BB: 0 P: 17	R: 3 E: 0 K: 3 S: 18	H: 2 LOB: 0 BB: 1 P: 31	R: 1 E: 0 K: 3 S: 15	H: 2 LOB: 2 BB: 1 P: 23	R: 0 E: 0 K: 2 S: 11	H: 1 LOB: 1 BB: 0 P: 15	R: 0 E: 0 K: 1 S: 7	H: 1 LOB: 1 BB: 0 P: 14	R: 1 E: 0 K: 1 S: 8	H: 2 LOB: 1 BB: 0 P: 12	R: 0 E: 0 K: 0 S: 11	H: 1 LOB: 1 BB: 0 P: 15	R: 0 E: 0 K: 0 S: 6	H: 1 LOB: 1 BB: 0 P: 10	1B: 7 2B: 1 3B: 0 HR: 5	SF: 0 SAC: 0 DP: 0 HBP: 0	WP: 0 PB: 2 SB: 0 CS: 0	PA: 43			
PITCHER	IP	WLS	BF	H	R	ER	SO	BB	IBB	HBP	BLK	WP	HR	S	P	ERA	WHIP								
Robert Person, R (1, 1) ERA: 5.03	3.0	L	19	7	8	8	5	3	0	0	0	0	4	44	80	24.00	3.333								
Cliff Politte, R (4, 1) ERA: 12.38	3.0		11	2	0	0	6	0	0	0	0	0	0	29	42	0.00	0.667								
Steve Schrenk, R (7, 1) ERA: 2.88	2.0		9	3	1	1	1	0	0	0	0	0	1	19	27	4.50	1.500								
Wayne Gomes, R (9, 1) ERA: 4.26	1.0		4	1	0	0	0	0	0	0	0	0	0	6	10	0.00	1.000								

Cincinnati Reds @ Philadelphia Phillies
Veterans Stadium, Philadelphia, PA
 Sun Sep 05 1999, 1:35 PM EDT
 Att. 18,839 - Cloudy - 78 F

AB	40
R	9
H	13
RBI	9
BB	3
SO	12
LOB	17



Batter	1	2	3	4	5	6	7	8	9	AB	R	H	RBI	BB	SO	LOB	BOTTOM		
Doug Glanville, R OBP: 0.379, SLG: 0.448 (1, 8)	2-2 F7		1-2 F9			0-1 F7			2-1 F8	4	0	0	0	0	0	0			
Ron Gant, R OBP: 0.365, SLG: 0.437 (1, 7)	3-3 K			3-3 K			2-2 P6		1-1 23 1B 1B	4	1	1	0	0	2	0			
Bobby Abreu, L OBP: 0.447, SLG: 0.572 (1, 9)	1-2 F7			0-0 F7			4-2 BB		3-2 23 1B 1B	3	1	1	0	1	0	0			
23 Kevin Jordan, R OBP: 0.356, SLG: 0.438 (1, 5)		1-3 K		1-0 F9			3-2 P4		2-1 1B HR 1B	4	1	1	1	0	1	1			
Rico Brogna, L OBP: 0.341, SLG: 0.473 (1, 3)		1-2 HR		2-2 P5			2-2 G6-3		0-0 HR 1B	4	2	2	2	0	0	1			
Mike Lieberthal, R OBP: 0.374, SLG: 0.580 Tom Prince, R (9, 2)		1-3 K		1-1 G6-3			0-0 HR		0-1 P4	3	1	1	1	0	1	0			
Torey Lovullo, S OBP: 0.250, SLG: 0.571 (1, 4)		1-0 F8		0-0 L8			0-0 F8		3-2 HR	4	1	1	3	0	0	0			
Alex Arias, R OBP: 0.368, SLG: 0.395 (1, 6)			3-2 G6-3			3-1 P4		1-2 L8	3-2 P6	4	0	0	0	0	0	0			
Robert Person, R OBP: 0.252, SLG: 0.097 Cliff Politte, R (4, 1)			2-3 K			1-2 G5-3		2-2 F9		1	0	0	0	0	0	1			
Domingo Cedeno, S OBP: 0.261, SLG: 0.327 Steve Schrenk, R (7, 1)										0	0	0	0	0	0	0			
Kevin Setcik, R OBP: 0.253, SLG: 0.380 Wayne Gomes, R (9, 1)										0	0	0	0	0	0	0			
Inning Stats	R: 0 E: 0 K: 1 S: 9	H: 0 LOB: 0 BB: 0 P: 15	R: 1 E: 0 K: 2 S: 10	H: 1 LOB: 0 BB: 0 P: 14	R: 0 E: 0 K: 1 S: 16	H: 0 LOB: 0 BB: 0 P: 22	R: 0 E: 0 K: 1 S: 7	H: 0 LOB: 0 BB: 0 P: 11	R: 0 E: 0 K: 0 S: 6	H: 0 LOB: 1 BB: 1 P: 22	R: 1 E: 0 K: 0 S: 8	H: 1 LOB: 0 BB: 0 P: 11	R: 5 E: 0 K: 0 S: 22	H: 5 LOB: 0 BB: 0 P: 36	1B: 4 2B: 0 3B: 0 HR: 3	SF: 0 SAC: 0 DP: 0 HBP: 0	WP: 0 PB: 0 SB: 0 CS: 0	PA: 35	
PITCHER	IP	WLS	BF	H	R	ER	SO	BB	IBB	HBP	BLK	WP	HR	S	P	ERA	WHIP		
Denny Neagle, L ERA: 5.38 (1, 1)	8.0	W	27	2	2	2	5	1	0	0	0	0	2	74	115	2.25	0.375		
Gabe White, L ERA: 4.68 (9, 1)	0.2		7	5	5	5	0	0	0	0	0	0	1	18	29	67.50	7.500		
Scott Sullivan, R ERA: 2.96 (9, 1)	0.1	S	1	0	0	0	0	0	0	0	0	0	0	4	7	0.00	0.000		

Cincinnati Reds @ Philadelphia Phillies

Veterans Stadium, Philadelphia, PA

Sun Sep 05 1999, 1:35 PM EDT

Att. 18,839 - Cloudy - 78 F

livebaseballscorecards.com

AB	34
R	7
H	7
RBI	7
BB	1
SO	5
LOB	4



Batter	1	2	3	4	5	6	7	8	9	AB R H RBI BB SO LOB	TOP		
Craig Biggio, R (1, 4) OBP: 0.385, SLG: 0.458	0-3 K		2-1 F8		2 SAFE 0-1 G6-3	1-1 G6-3			2-3 K	5 0 0 0 0 2 1			
Stan Javier, S (1, 8) OBP: 0.340, SLG: 0.350	4-1 5 BB BB		2-3 K		3-1 G6-3	3-2 F8			3-2 P5	4 0 0 0 1 1 1			
5 Jeff Bagwell, R (1, 3) OBP: 0.454, SLG: 0.620	4-2 1-2 BB			0-1 2B		3-2 P5			2-2 G6-3	4 0 1 0 1 1 0			
Ken Caminiti, S (1, 5) OBP: 0.371, SLG: 0.460	1-1 F8			1-0 HBP		2-1 1B 3B			4-0 S BB	2 1 1 0 1 0 2			
Derek Bell, R (1, 9) OBP: 0.310, SLG: 0.353	2-3 K			1-2 P4		0-0 2B 1B			3-3 K	4 1 1 1 0 2 5			
Matt Mieske, R (1, 7) Jay Powell, R (8, 1) Billy Wagner, L (9, 1)				0-2 F9		3-2 1B 2B			3-3 K	4 1 1 0 0 1 3 0 0 0 0 0 0 0 0 0 0 0 0 0 0			
Tony Eusebio, R (1, 2) OBP: 0.354, SLG: 0.353				3-3 K		0-0 HR 1B			1-3 K	4 1 1 2 0 2 2			
Ricky Gutierrez, R (1, 6) OBP: 0.345, SLG: 0.342				1-0 F9		4-0 SH3-4 BB			2-3 K	2 1 0 0 2 1 0			
Jose Lima, R (1, 1) Russ Johnson, R (6, PH) Brian Williams, R (6, 1) Jose Cabrera, R (7, 1) Bill Spiers, L (7, 7) OBP: 0.364, SLG: 0.402				0-0 G6-3		0-0 SH3-4 1-2			0-1 P4	1 0 0 0 0 0 0 1 1 1 3 0 0 0 0 0 0 0 0 0 0 0 0 0 0 0 0 0 1 0 0 0 0 0 0			
Inning Stats	R: 0 H: 0 E: 0 LOB: 2 K: 2 BB: 2 S: 13 P: 24	R: 0 H: 0 E: 0 LOB: 0 K: 0 BB: 0 S: 9 P: 12	R: 0 H: 0 E: 0 LOB: 0 K: 1 BB: 0 S: 6 P: 10	R: 0 H: 1 E: 0 LOB: 2 K: 1 BB: 0 S: 11 P: 16	R: 0 H: 0 E: 0 LOB: 1 K: 0 BB: 1 S: 5 P: 12	R: 6 H: 5 E: 0 LOB: 0 K: 0 BB: 1 S: 19 P: 36	R: 0 H: 0 E: 0 LOB: 1 K: 3 BB: 1 S: 9 P: 21	R: 0 H: 0 E: 0 LOB: 0 K: 2 BB: 0 S: 8 P: 11	R: 0 H: 0 E: 0 LOB: 0 K: 1 BB: 0 S: 11 P: 18	1B: 2 SF: 0 2B: 2 SAC: 1 3B: 1 DP: 0 HR: 1 HBP: 1	WP: 0 PA: 39 PB: 0 SB: 1 CS: 0		
PITCHER	IP WLS BF H R ER SO BB IBB HBP BLK WP HR S P ERA WHIP											PITCHER	IP WLS BF H R ER SO BB IBB HBP BLK WP HR S P ERA WHIP
Randy Wolf, L (1, 1) ERA: 5.31	6.0 L 29 6 6 6 4 4 0 1 0 0 1 63 110 9.00 1.667												
Amaury Telemaco, R (7, 1) ERA: 5.6	1.0 4 0 0 0 3 1 0 0 0 0 0 9 21 0.00 1.000												
Steve Montgomery, R (8, 1) ERA: 3.2	2.0 6 0 0 0 3 0 0 0 0 0 0 19 29 0.00 0.000												

Houston Astros @ Philadelphia Phillies
Veterans Stadium, Philadelphia, PA
Mon Sep 06 1999, 7:05 PM EDT
Att. 12,223 - Cloudy - 78 F

livebaseballscorecards.com

AB	32
R	6
H	6
RBI	6
BB	5
SO	10
LOB	14



Batter	1	2	3	4	5	6	7	8	9	AB R H RBI BB SO LOB	TOP
--------	---	---	---	---	---	---	---	---	---	----------------------	-----

Craig Biggio, R (1, 4) OBP: 0.387, SLG: 0.457	1-2 FC6-4 1B		0-2 G1-3		4-2 S E BB	4-1 5 SF9 1B 1-2 2-3 BB	4-0 IBB		0-0 FC5-4 1B E 1-2f	3 2 1 0 3 0 1	
Stan Javier, S (1, 8) OBP: 0.338, SLG: 0.347 Bill Spiers, L (6, PH) OBP: 0.366, SLG: 0.404 Matt Mieske, R (7, PH) OBP: 0.345, SLG: 0.550	2-2 FC6-4 G4-3 5 S 1-2f		0-0 F7		3-2 G3-1 1-H	1-1 BB 1B 1-2 2-3 3-H	3-3 K		1-1 5 WP E 1B 1-3	3 0 0 0 0 0 1 1 0 1 1 0 0 0 2 1 1 0 0 1 3	
5 Jeff Bagwell, R (1, 3) OBP: 0.451, SLG: 0.615	4-0 G4-3 1-2 BB			2-1 L7	2-3 K	1-0 SF9	1-0 P4		3-3 K 1-2	4 0 0 1 1 2 5	
Ken Caminiti, S (1, 5) OBP: 0.374, SLG: 0.458 Doug Henry, R (9, 1)	2-2 G4-3 1-2 2-3			2-1 G3-1	3-1 BB 1B	4-2 BB BB		0-3 K	1-1 E2 1B 2-H 3-H	5 0 2 2 1 1 2 0 0 0 0 0 0 0	
Derek Bell, R (1, 9) OBP: 0.312, SLG: 0.356	1-0 G4-3			0-1 S 1B 2B	4-2 BB 1-2	2-2 P4		2-1 FC6-4 BB 1B	1-3 K 3	5 1 2 0 1 1 6	
Daryle Ward, L (1, 7) OBP: 0.276, SLG: 0.430 Ryan Thompson, R (7, PH) OBP: 0.313, SLG: 0.500		1-1 L3		4-0 BB 1B BB	0-0 F7		2-0 HR	4-2 FC6-4 BB 1-2		2 1 0 0 1 0 2 1 1 1 1 1 0 0	
Tony Eusebio, R (1, 2) OBP: 0.358, SLG: 0.355		1-0 F9		4-0 1B 1-2 2-3 BB		0-1 FC3-5 1B 1B	0-2 SH3-4 BB 1B	1-0 FC6-4 FC5-4 1-2f 2-3		4 0 2 0 1 0 2	
Ricky Gutierrez, R (1, 6) OBP: 0.351, SLG: 0.345		2-2 G1-3		3-2 1-3 2-H 3-H 1B		2-2 BB FC3-5 1B 1B	4-2 SH3-4 BB BB	1-2 FC5-4 1-2f		4 1 2 2 1 0 2	
Chris Holt, R (1, 1) OBP: 0.114, SLG: 0.071 Carlos Hernandez, R (8, PH) OBP: 0.111, SLG: 0.111 Trevor Miller, R (6, 1) Jay Powell, R (7, 1) Russ Johnson, R (9, PH) OBP: 0.358, SLG: 0.443			0-3 K	0-0 G5-3		0-0 FC3-5 1B 5 SF9 1-2 2-3f	1-0 SH3-4		4-0 FC5-4 BB	2 0 0 0 0 1 2 1 1 0 0 0 0 2 0 0 0 0 0 0 0 0 0 0 0 0 0 0 0 0 0 0 1 0 0	

Inning Stats	R: 0 E: 0 K: 0 S: 12	H: 1 LOB: 2 BB: 1 P: 22	R: 0 E: 0 K: 0 S: 6	H: 0 LOB: 0 BB: 0 P: 10	R: 0 E: 0 K: 1 S: 7	H: 0 LOB: 0 BB: 0 P: 7	R: 2 E: 0 K: 0 S: 10	H: 2 LOB: 2 BB: 2 P: 25	R: 1 E: 0 K: 1 S: 15	H: 1 LOB: 2 BB: 2 P: 31	R: 2 E: 0 K: 0 S: 15	H: 3 LOB: 3 BB: 2 P: 29	R: 1 E: 0 K: 1 S: 12	H: 2 LOB: 3 BB: 2 P: 27	R: 0 E: 0 K: 1 S: 12	H: 1 LOB: 2 BB: 1 P: 20	R: 2 E: 1 K: 2 S: 11	H: 2 LOB: 1 BB: 1 P: 21	1B: 10 2B: 1 3B: 0 HR: 1	SF: 1 SAC: 1 DP: 0 HBP: 0	WP: 1 PB: 0 SB: 3 CS: 0	PA: 50
--------------	-------------------------------	----------------------------------	------------------------------	----------------------------------	------------------------------	---------------------------------	-------------------------------	----------------------------------	-------------------------------	----------------------------------	-------------------------------	----------------------------------	-------------------------------	----------------------------------	-------------------------------	----------------------------------	-------------------------------	----------------------------------	-----------------------------------	------------------------------------	----------------------------------	--------

PITCHER	IP	WLS	BF	H	R	ER	SO	BB	IBB	HBP	BLK	WP	HR	S	P	ERA	WHIP
Mike Grace, R (1, 1) ERA: 6.75	5.0		24	4	3	3	2	5	0	0	0	0	0	50	95	5.40	1.800
Steve Schrenk, R (6, 1) ERA: 3.29	0.1	H	4	2	2	2	0	1	0	0	0	0	0	7	13	54.00	9.000
Scott Aldred, L (6, 1) ERA: 4.01	0.2	B	4	1	0	0	0	1	0	0	0	0	0	8	16	0.00	3.000
Amaury Telemaco, R (7, 1) ERA: 5.76	0.1		5	2	1	1	0	1	1	0	0	0	1	8	19	27.00	9.000
Billy Brewer, L (7, 1) ERA: 5.87	0.2		2	0	0	0	1	0	0	0	0	0	0	4	8	0.00	0.000

Houston Astros @ Philadelphia Phillies
Veterans Stadium, Philadelphia, PA
Tue Sep 07 1999, 7:05 PM EDT
Att. 12,934 - Overcast - 78 F

livebaseballscorecards.com

AB	37
R	8
H	12
RBI	7
BB	11
SO	6
LOB	28



Batter	1	2	3	4	5	6	7	8	9	AB	R	H	RBI	BB	SO	LOB
Doug Glanville, R OBP: 0.377, SLG: 0.447 (1, 8)	G6-3 1-0		HR 1B 1-2		G5-3 1-2		1B 23 BB 1B 1-1		P5 1-2	5	2	2	0	0	0	0
Rob Ducey, L OBP: 0.405, SLG: 0.503 Kevin Sefcik, R OBP: 0.354, SLG: 0.381 (7, PH) (8, 7)	G3-1 1-2		K 1-3		2B 1-1		23 BB BB 1B 1-3		G6-3 0-1	3	1	1	0	0	1	2
Bobby Abreu, L OBP: 0.449, SLG: 0.585 (1, 9)	G5-3 2-1		HR 1-1 2-1		2B 2-1		23 BB BB 1-2			3	1	2	4	1	0	0
23 Kevin Jordan, R OBP: 0.358, SLG: 0.434 (1, 5)			G6-3 1-2		G5-3 2-2		BB 1-2 2-3 3-H BB 2-3			3	0	1	1	1	0	1
Rico Brogna, L OBP: 0.340, SLG: 0.470 (1, 3)		F7 0-0		G6-3 1-1		G1-3 3-1		K 2-3		4	0	0	0	0	1	4
Mike Lieberthal, R OBP: 0.371, SLG: 0.574 (1, 2)		G5-4-3 0-0		G4-3 2-2		P4 3-2		P3 2-1		4	0	0	0	0	0	1
Marlon Anderson, L OBP: 0.293, SLG: 0.366 Billy Brewer, L Steve Montgomery, R OBP: 1.000, SLG: 1.000 Torey Lovullo, S OBP: 0.200, SLG: 0.444 Wayne Gomes, R (7, 1) (8, 1) (8, PH) (9, 1)			WP 1B 2-1		1B 0-0		G1-3 2-2		F7 0-0	3	1	2	0	0	0	0
Alex Arias, R OBP: 0.369, SLG: 0.395 (1, 6)			HR 1B 1-1		P4 0-1		L6 1-1		P3 0-1	4	1	1	1	0	0	1
Mike Grace, R Domingo Cedeno, S OBP: 0.259, SLG: 0.324 Steve Schrenk, R Scott Aldred, L Amaury Telemaco, R 15 David Doster, R OBP: 0.305, SLG: 0.337 (1, 1) (5, PH) (6, 1) (6, 1) (7, 1) (7, 4)			K 0-3		K 2-3		F9 0-1		K 0-3	1	0	0	0	0	1	1

Inning Stats	R: 0	H: 0	E: 0	K: 0	S: 8	H: 0	LOB: 0	BB: 0	P: 12	R: 0	H: 1	E: 0	K: 0	S: 5	H: 1	LOB: 0	BB: 0	P: 6	R: 0	H: 1	E: 0	K: 0	S: 8	R: 0	H: 0	E: 0	K: 0	S: 8	R: 1	H: 2	E: 0	K: 1	S: 16	R: 0	H: 0	E: 0	K: 0	S: 8	R: 1	H: 2	E: 0	K: 1	S: 15	R: 0	H: 0	E: 0	K: 0	S: 5	R: 0	H: 0	E: 0	K: 0	S: 7	R: 0	H: 0	E: 0	K: 1	S: 8	R: 0	H: 0	E: 0	K: 1	S: 8	1B: 7	2B: 2	3B: 0	HR: 1	SF: 0	SAC: 0	DP: 1	HBP: 0
--------------	------	------	------	------	------	------	--------	-------	-------	------	------	------	------	------	------	--------	-------	------	------	------	------	------	------	------	------	------	------	------	------	------	------	------	-------	------	------	------	------	------	------	------	------	------	-------	------	------	------	------	------	------	------	------	------	------	------	------	------	------	------	------	------	------	------	------	-------	-------	-------	-------	-------	--------	-------	--------

PITCHER	IP	WLS	BF	H	R	ER	SO	BB	IBB	HBP	BLK	WP	HR	S	P	ERA	WHIP
Chris Holt, R ERA: 4.57 (1, 1)	5.0		22	8	5	5	3	0	0	0	0	1	1	52	75	9.00	1.600
Trevor Miller, L ERA: 5.93 (6, 1)	1.2		8	2	1	1	0	1	0	0	0	0	0	16	31	5.40	1.800
Jay Powell, R ERA: 3.84 (7, 1)	1.1	W	5	0	0	0	1	1	0	0	0	0	0	12	20	0.00	0.750
Doug Henry, R ERA: 4.76 (9, 1)	1.0	S	3	0	0	0	1	0	0	0	0	0	0	8	9	0.00	0.000

BOTTOM

Houston Astros @ Philadelphia Phillies
Veterans Stadium, Philadelphia, PA


Tue Sep 07 1999, 7:05 PM EDT
Att: 12,934 - Overcast - 78 F

AB	36
R	6
H	10
RBI	6
BB	2
SO	5
LOB	10

WP: 1 PA: 38
PB: 0
SB: 0
CS: 0



PITCHER	IP	WLS	BF	H	R	ER	SO	BB	IBB	HBP	BLK	WP	HR	S	P	ERA	WHIP
---------	----	-----	----	---	---	----	----	----	-----	-----	-----	----	----	---	---	-----	------

Batter	1	2	3	4	5	6	7	8	9	AB R H RBI BB SO LOB	TOP			
Craig Biggio, R (1, 4) OBP: 0.386, SLG: 0.462 Russ Johnson, R (7, PH) OBP: 0.356, SLG: 0.440	1-2 P3		0-1 HR		2-2 L9	1-2 SF8	3-2 FC6-4			3 1 1 2 0 0 2 1 0 0 0 0 0 1				
Bill Spiers, L (1, 8) OBP: 0.366, SLG: 0.404 Wade Miller, R (8, 1)	1-1 F7		1-2 F9			3-1 P4		3-2 G6-3 1B		5 1 2 1 0 0 0 0 0 0 0 0 0 0				
5 Jeff Bagwell, R (1, 3) OBP: 0.451, SLG: 0.620 Matt Mieske, R (6, 7)	0-2 G5-3				3-0 G6-3	NP HR HBP		1-2 G3		3 2 1 3 0 0 0 1 0 0 0 0 0 1				
Ken Caminiti, S (1, 5) OBP: 0.377, SLG: 0.454 Glen Barker, S (6, 8)		3-2 F7		0-1 F9		SAFE SAFE HR BB		0-1 G6-3		2 1 0 0 2 0 0 1 0 0 0 0 0 1				
Daryle Ward, L (1, 7) OBP: 0.291, SLG: 0.458		0-1 G3-1		0-1 F9		SAFE SAFE HR BB		4-0 BB		3 1 1 3 2 0 0				
17 Lance Berkman, S (1, 9) OBP: 0.316, SLG: 0.378		0-0 1B			0-1 G6-3	2B 1B BB		0-3 K		4 1 1 0 1 1 4				
Paul Bako, L (1, 2) OBP: 0.342, SLG: 0.374		1-2 G3			1-3 K	2-2 1B SF8 2B	0-0 G5-3		0-1 G5-4-3 1B	5 1 2 0 0 1 1	AB 37 R 10 H 12 RBI 10 BB 6 SO 2 LOB 12			
Tim Bogar, R (1, 6) OBP: 0.324, SLG: 0.334 Ricky Gutierrez, R (7, 6)			3-2 G4-3		3-2 1B 1B	4-0 1B IBB	0-2 FC6-4 1B		1-1 G5-4-3 1-2f	3 1 2 0 1 0 0 1 0 0 0 0 0 1				
Mike Hampton, R (1, 1) OBP: 0.338, SLG: 0.422 Carlos Hernandez, R (8, 4)			1-2 G5-3		1-2 1B	1-1 1B 5 HR 1B	2-1 FC6-4		2-1 F9	4 1 2 1 0 0 1 1 0 0 0 0 0 0				
Inning Stats	R: 0 E: 0 K: 0 S: 8 H: 0 LOB: 0 BB: 0 P: 10	R: 0 E: 0 K: 0 S: 11 H: 1 LOB: 1 BB: 0 P: 15	R: 1 E: 0 K: 0 S: 11 H: 1 LOB: 0 BB: 0 P: 16	R: 0 E: 0 K: 0 S: 5 H: 0 LOB: 0 BB: 0 P: 8	R: 0 E: 0 K: 1 S: 20 H: 2 LOB: 2 BB: 5 P: 27	R: 9 E: 0 K: 0 S: 27 H: 5 LOB: 2 BB: 5 P: 61	R: 0 E: 0 K: 0 S: 9 H: 1 LOB: 1 BB: 0 P: 14	R: 0 E: 0 K: 1 S: 11 H: 1 LOB: 2 BB: 1 P: 19	R: 0 E: 0 K: 0 S: 6 H: 1 LOB: 0 BB: 0 P: 9	1B: 8 2B: 1 3B: 0 HR: 3 SF: 1 SAC: 0 DP: 1 HBP: 1	WP: 1 PB: 0 SB: 0 CS: 0 PA: 45			
PITCHER	IP WLS BF H R ER SO BB IBB HBP BLK WP HR S P ERA WHIP												PITCHER	IP WLS BF H R ER SO BB IBB HBP BLK WP HR S P ERA WHIP
Curt Schilling, R (1, 1) ERA: 3.54	5.1 L 23 5 4 4 1 1 0 1 0 1 2 64 96 6.75 1.125													
Billy Brewer, L (6, 1) ERA: 8.62	0.1 6 3 3 3 0 1 1 0 0 0 0 11 24 81.00 12.000													
Carlton Loewer, R (6, 1) ERA: 5.33	1.1 8 2 3 3 0 2 0 0 0 0 1 16 31 20.25 3.000													
Cliff Politte, R (8, 1) ERA: 11.0	1.0 5 1 0 0 1 1 0 0 0 0 0 11 19 0.00 2.000													
Chad Ogea, R (9, 1) ERA: 5.67	1.0 3 1 0 0 0 0 0 0 0 0 0 6 9 0.00 1.000													

Houston Astros @ Philadelphia Phillies
Veterans Stadium, Philadelphia, PA
Wed Sep 08 1999, 7:05 PM EDT
Att. 14,050 - Overcast - 81 F

livebaseballscorecards.com

Batter	1	2	3	4	5	6	7	8	9	AB	R	H	RBI	BB	SO	LOB
Doug Glanville, R OBP: 0.376, SLG: 0.445 (1, 8)	0-1 F8		4-1 1B BB		0-2 L8			2-1 G4-3		3	0	0	0	1	0	1
Kevin Sevcik, R OBP: 0.352, SLG: 0.375 (1, 7)	4-0 CS BB		1-3 K		0-1 G1-3			1-0 G4-3		3	0	0	0	1	1	2
Bobby Abreu, L OBP: 0.449, SLG: 0.583 Rob Ducey, L OBP: 0.403, SLG: 0.500 (1, 9) (7, 9)	3-3 K		3-1 SAFE 1B		2-3 K			1-3 K		3	0	1	0	0	2	1
23 Kevin Jordan, R OBP: 0.357, SLG: 0.431 (1, 5)		3-1 FC3-6 1B	0-1 G6-3		2-2 P6			1-2 G1-3		4	0	1	0	0	0	2
Rico Brogna, L OBP: 0.340, SLG: 0.470 15 David Doster, R OBP: 0.302, SLG: 0.333 (1, 3) (7, 4)		1-2 FC3-6 1B		0-0 G3-1		2-1 1B		1-0 G6-3		3	0	1	0	0	0	1
Mike Lieberthal, R OBP: 0.369, SLG: 0.570 Tom Prince, R OBP: 0.250, SLG: 0.250 (1, 2) (7, 2)		0-0 L7		1-3 K		0-1 F8		0-0 HR 1B		3	0	0	0	0	1	2
Torey Lovullo, S OBP: 0.357, SLG: 0.769 (1, 4) (7, 3)		1-0 FC6-4 1B		2-1 G6-3			0-0 G6-4-3 1B		3-1 HR 1-H	4	1	3	2	0	0	0
Alex Arias, R OBP: 0.368, SLG: 0.392 Cliff Politte, R (1, 6) (8, 1)		2-2 FC6-4		4-0 BB		0-1 G6-4-3		0-0 2B		2	0	0	0	1	0	3
Chad Ogea, R OBP: 0.167, SLG: 0.091 Gary Bennett, R OBP: 0.295, SLG: 0.361 (9, 1) (9, PH)		1-2f		1-3 K		2-3 K		3-2 F7		0	0	0	0	0	0	0
Curt Schilling, R OBP: 0.211, SLG: 0.160 Billy Brewer, L (1, 1) (6, 1)										2	0	0	0	0	2	1
Carlton Loewer, R OBP: 0.273, SLG: 0.238 Domingo Cedenro, S OBP: 0.254, SLG: 0.318 (6, 1) (7, PH) (8, 6)										0	0	0	0	0	0	0
										2	0	0	0	0	1	1

Inning Stats	R: 0	H: 0	E: 0	K: 1	S: 5	R: 0	H: 2	E: 0	K: 0	S: 10	R: 0	H: 1	E: 0	K: 2	S: 12	R: 0	H: 0	E: 0	K: 1	S: 6	R: 0	H: 0	E: 0	K: 1	S: 8	R: 0	H: 1	E: 0	K: 1	S: 10	R: 0	H: 1	E: 0	K: 1	S: 6	R: 0	H: 0	E: 0	K: 1	S: 6	R: 2	H: 3	E: 0	K: 0	S: 13	1B: 6	2B: 2	3B: 0	HR: 1	SF: 0	SAC: 0	DP: 2	HBP: 0	WP: 0	PA: 36
PITCHER	IP	WLS	BF	H	R	ER	SO	BB	IBB	HBP	BLK	WP	HR	S	P	ERA	WHIP													PITCHER	IP	WLS	BF	H	R	ER	SO	BB	IBB	HBP	BLK	WP	HR	S	P	ERA	WHIP								
Mike Hampton, L ERA: 2.82 (1, 1)	7.0	W	27	5	0	0	7	3	0	0	0	0	0	57	97	0.00	1.143													Wade Miller, R ERA: 16.2 (8, 1)	2.0		9	3	2	2	1	0	0	0	0	0	1	19	31	9.00	1.500								

BOTTOM

Houston Astros @ Philadelphia Phillies
Veterans Stadium, Philadelphia, PA

Wed Sep 08 1999, 7:05 PM EDT
Att. 14,050 - Overcast - 81 F

livebaseballscorecards.com

AB	33
R	2
H	8
RBI	2
BB	3
SO	8
LOB	14



Batter	1	2	3	4	5	6	7	8	9	AB R H RBI BB SO LOB	TOP													
Craig Biggio, R (1, 4) OBP: 0.391, SLG: 0.464	3-0 HBP		1-2 F9 1B		4-1 S BB		1-1 1B		1-1 G5-4-3 1B	3 0 3 0 1 0 0														
Bill Spiers, L (1, 8) OBP: 0.361, SLG: 0.398	2-2 L4		1-0 F8		0-1 F8		2-3 K		0-0 G5-4-3 1-2f	5 0 0 0 0 1 5														
5 Jeff Bagwell, R (1, 3) OBP: 0.451, SLG: 0.617	2-3 K		4-2 1 SAFE 1-2 BB		1-3 K			3-2 HR 1B	1-3 K	4 1 1 0 1 3 2														
Ken Caminiti, S (1, 5) OBP: 0.374, SLG: 0.464	3-0 G4-3		0-1 F9		1-3 K			3-2 HR 1-H		4 1 1 2 0 1 3														
Daryle Ward, L (1, 7) OBP: 0.302, SLG: 0.495		0-1 BB 1B	3-2 G4-3		0-0 HR			2-0 G4-3		3 1 2 1 0 0 2														
Glen Barker, S (6, 8) OBP: 0.351, SLG: 0.354										1 0 0 0 0 0 0														
Derek Bell, R (1, 9) OBP: 0.312, SLG: 0.357		2-3 K		3-2 F7		3-2 F8		1-0 2B		4 0 1 0 0 1 1														
Tony Eusebio, R (1, 2) OBP: 0.357, SLG: 0.353		1 SAFE 1-0 F9		1-0 G6-4-3 1B		2-2 G4-3		3-2 P3		4 0 1 0 0 0 2														
Ricky Gutierrez, R (1, 6) OBP: 0.352, SLG: 0.340		4-2 1-2 BB		2-2 G6-4-3 1-2f			0-1 G6-3	4-0 IBB		2 0 0 0 2 0 1														
Shane Reynolds, R (1, 1) OBP: 0.172, SLG: 0.180		0-3 K		1-0 G6-3			0-3 K	2-3 K		4 0 0 0 0 3 4														
Billy Wagner, L (8, 1)										0 0 0 0 0 0 0														
Inning Stats	R: 0 E: 0 K: 1 S: 7	H: 0 LOB: 1 BB: 0 P: 17	R: 0 E: 0 K: 2 S: 11	H: 1 LOB: 2 BB: 1 P: 18	R: 0 E: 1 K: 0 S: 11	H: 1 LOB: 0 BB: 0 P: 16	R: 0 E: 0 K: 1 S: 7	H: 0 LOB: 1 BB: 1 P: 13	R: 1 E: 0 K: 1 S: 11	H: 1 LOB: 0 BB: 0 P: 17	R: 0 E: 0 K: 2 S: 11	H: 1 LOB: 1 BB: 0 P: 14	R: 2 E: 0 K: 1 S: 16	H: 3 LOB: 2 BB: 1 P: 34	R: 0 E: 0 K: 1 S: 6	H: 1 LOB: 0 BB: 0 P: 8	1B: 6 2B: 1 3B: 0 HR: 2	SF: 0 SAC: 0 DP: 2 HBP: 1	WP: 0 PB: 0 SB: 1 CS: 0	PA: 39				
PITCHER	IP WLS BF H R ER SO BB IBB HBP BLK WP HR S P ERA WHIP																							
Paul Byrd, R (1, 1) ERA: 4.07	7.0		5 1 1 7 3 0 1 0		0 1 68 115 1.29 1.143																			
Steve Montgomery, R (8, 1) ERA: 3.42	1.0	L	7 3 2 1 0 1 0 0		1 16 34 18.00 3.000																			
Joe Grahe, R (9, 1) ERA: 2.66	1.0		3 1 0 1 0 0 1 0		0 6 8 0.00 1.000																			

Houston Astros @ Philadelphia Phillies
Veterans Stadium, Philadelphia, PA
Thu Sep 09 1999, 7:05 PM EDT
Att. 11,133 - Cloudy - 84 F

livebaseballscorecards.com

AB	34
R	3
H	9
RBI	3
BB	4
SO	9
LOB	20



BOTTOM

Houston Astros @ Philadelphia Phillies
Veterans Stadium, Philadelphia, PA

Thu Sep 09 1999, 7:05 PM EDT
Att: 11,133 - Cloudy - 84 F

livebaseballscorecards.com

AB	30
R	1
H	4
RBI	1
BB	4
SO	5
LOB	10



WP:	0	PA:	35
PB:	0	SB:	0
CS:	0		

AB R H RBI BB SO LOB

4	1	1	0	0	2	0
2	0	0	0	0	0	0
1	0	1	0	1	0	0
2	0	0	1	1	0	1
4	0	1	0	0	0	2
3	0	0	0	1	0	3
3	0	0	0	1	1	2
3	0	0	0	0	0	1
1	0	0	0	0	1	0
4	0	1	0	0	0	0
2	0	0	0	0	1	0
1	0	0	0	0	0	1
0	0	0	0	0	0	0
0	0	0	0	0	0	0

Batter	1	2	3	4	5	6	7	8	9
Rob Ducey, L OBP: 0.400, SLG: 0.500 (1, 8)	0-0 G3		0-3 K2-3			1-1 1B SF9 2B		2-3 K	
Ron Gant, R OBP: 0.360, SLG: 0.430 Kevin Sefcik, R OBP: 0.358, SLG: 0.378 (1, 7) (5, 7)	2-1 F8			2-1 G6-3		0-0 1B		4-1 23 1B BB	
Bobby Abreu, L OBP: 0.447, SLG: 0.581 (1, 9)	1-1 F8			4-2 23 G4-3 BB		0-0 SF9		2-2 F7	
23 Kevin Jordan, R OBP: 0.355, SLG: 0.429 (1, 5)		0-1 L6		1-0 G4-3		0-1 L5		1-0 1B	
Rico Brogna, L OBP: 0.339, SLG: 0.467 (1, 3)		2-2 G4-3		4-0 FC5-4 BB		0-2 G4-3		1-1 G4-3	
Gary Bennett, R OBP: 0.293, SLG: 0.349 (1, 2)		4-1 BB		0-1 FC5-4		0-0 G6-3		0-3 K	
Marlon Anderson, L OBP: 0.291, SLG: 0.363 Doug Glanville, R OBP: 0.376, SLG: 0.444 (1, 4) (9, PH)		1-1 G4-3		1-1 G1-3		1-2 F9		2-3 K	
Alex Arias, R OBP: 0.367, SLG: 0.390 (1, 6)			3-0 F8		0-0 F7		1-0 1B	2-2 P4	
Paul Byrd, R OBP: 0.214, SLG: 0.137 Mike Lieberthal, R OBP: 0.368, SLG: 0.569 Steve Montgomery, R OBP: 1.000, SLG: 1.000 Joe Grahe, R OBP: 0.400, SLG: 0.250 (1, 1) (7, PH) (8, 1) (9, 1)			1-3 K		2-2 G6-3		1-1 G5-3		

Inning Stats	R: 0	H: 0	E: 0	LOB: 0	K: 0	S: 5	P: 8	R: 0	H: 0	E: 0	LOB: 1	K: 0	S: 8	P: 15	R: 0	H: 0	E: 0	LOB: 0	K: 2	S: 9	P: 13	R: 0	H: 0	E: 0	LOB: 2	K: 0	S: 7	P: 18	R: 0	H: 0	E: 0	LOB: 0	K: 0	S: 7	P: 10	R: 1	H: 2	E: 0	LOB: 1	K: 0	S: 9	P: 10	R: 0	H: 1	E: 0	LOB: 1	K: 0	S: 8	P: 11	R: 0	H: 1	E: 0	LOB: 2	K: 1	S: 10	P: 20	R: 0	H: 0	E: 0	LOB: 0	K: 2	S: 12	P: 16	1B: 3	SF: 1	2B: 1	SAC: 0	3B: 0	DP: 0	HR: 0	HBP: 0	WP: 0	PA: 35
--------------	------	------	------	--------	------	------	------	------	------	------	--------	------	------	-------	------	------	------	--------	------	------	-------	------	------	------	--------	------	------	-------	------	------	------	--------	------	------	-------	------	------	------	--------	------	------	-------	------	------	------	--------	------	------	-------	------	------	------	--------	------	-------	-------	------	------	------	--------	------	-------	-------	-------	-------	-------	--------	-------	-------	-------	--------	-------	--------

PITCHER	IP	WLS	BF	H	R	ER	SO	BB	IBB	HBP	BLK	WP	HR	S	P	ERA	WHIP
Shane Reynolds, R ERA: 3.58 (1, 1)	7.2	W	31	4	1	1	3	4	0	0	0	0	0	61	102	1.17	1.043
Billy Wagner, L ERA: 1.77 (8, 1)	1.1	S	4	0	0	0	2	0	0	0	0	0	0	14	19	0.00	0.000

Batter	1	2	3	4	5	6	7	8	9	AB R H RBI BB SO LOB	TOP											
Doug Glanville, R (1, 8) OBP: 0.375, SLG: 0.441	4-0 BB S		1-3 K		0-2 G6-3			3-2 L5		3 0 0 0 1 1 1	Philadelphia Phillies @ Arizona Diamondbacks Bank One Ballpark, Phoenix, AZ Fri Sep 10 1999, 9:35 PM EDT Att: 34,700 - Dome - 72 F											
Kevin Sevcik, R (1, 7) OBP: 0.356, SLG: 0.376	1-2 SAFE L4		1-2 1B		1-2 G1-3			1-1 G4-3		4 0 1 0 0 0 2												
Bobby Abreu, L (1, 9) OBP: 0.449, SLG: 0.580	4-2 SAFE BB		0-0 23 S		2-3 K			4-2 1B		2 1 1 0 2 1 0												
23 Kevin Jordan, R (1, 5) OBP: 0.354, SLG: 0.426	2-1 P4		2-2 P5		2-0 G6-3			0-2 1B		4 0 1 0 0 0 4												
Mike Lieberthal, R (1, 2) OBP: 0.367, SLG: 0.566	0-0 F8			1-0 F9		1-1 G5-3		0-2 1B		4 0 1 0 0 0 2												
Torey Lovullo, S (1, 3) OBP: 0.333, SLG: 0.647		2-1 G1-6-3		1-3 K2-3		0-3 K		2-1 G4-6-3		4 0 1 0 0 2 2												
Alex Arias, R (1, 6) OBP: 0.363, SLG: 0.385		1-2 G1-6-3		2-0 G3		2-2 G5-3		1-2 G6-3		4 0 0 0 0 0 2												
15 David Doster, R (1, 4) OBP: 0.303, SLG: 0.345		2-0 F8			1-0 2B		1-2 G4-3			3 0 1 0 0 0 0												
Robert Person, R (1, 1) OBP: 0.118, SLG: 0.091			0-3 K		2-3 K			2-3 K		2 0 0 0 0 2 1												
Scott Aldred, L (7, 1)										0 0 0 0 0 0 0												
Domingo Cedeno, S (8, PH) OBP: 0.252, SLG: 0.315										1 0 0 0 0 1 0												
Carlton Loewer, R (8, 1) OBP: 0.273, SLG: 0.238										0 0 0 0 0 0 0												
Inning Stats	R: 0 E: 0 K: 0 S: 8	H: 0 LOB: 2 BB: 2 P: 19	R: 0 E: 0 K: 0 S: 7	H: 1 LOB: 0 BB: 0 P: 12	R: 0 E: 0 K: 2 S: 17	H: 2 LOB: 2 BB: 0 P: 21	R: 0 E: 0 K: 1 S: 5	H: 0 LOB: 0 BB: 0 P: 9	R: 0 E: 0 K: 1 S: 10	H: 1 LOB: 1 BB: 0 P: 14	R: 0 E: 0 K: 1 S: 6	H: 0 LOB: 0 BB: 0 P: 11	R: 0 E: 0 K: 1 S: 13	H: 0 LOB: 0 BB: 0 P: 16	R: 0 E: 0 K: 1 S: 8	H: 0 LOB: 0 BB: 0 P: 14	R: 1 E: 0 K: 0 S: 13	H: 2 LOB: 1 BB: 1 P: 22	1B: 5 2B: 1 3B: 0 HR: 0	SF: 0 SAC: 0 DP: 2 HBP: 0	WP: 0 PB: 0 SB: 2 CS: 0	PA: 34
PITCHER Randy Johnson, L (1, 1) ERA: 2.52	IP: 9.0 WLS: W BF: 34 H: 6 R: 1 ER: 1 SO: 7 BB: 3 IBB: 0 HBP: 0 BLK: 0 WP: 0 HR: 0 S: 87 P: 138 ERA: 1.00 WHIP: 1.000											PITCHER	IP: 0.0 WLS: 0 BF: 0 H: 0 R: 0 ER: 0 SO: 0 BB: 0 IBB: 0 HBP: 0 BLK: 0 WP: 0 HR: 0 S: 0 P: 0 ERA: 0.00 WHIP: 0.000									

livebaseballscorecards.com

AB	31
R	1
H	6
RBI	0
BB	3
SO	7
LOB	14



Batter	1	2	3	4	5	6	7	8	9	AB R H RBI BB SO LOB
Tony Womack, L (1, 9) OBP: 0.331, SLG: 0.363	2-1 1B		1-3 K		3-1 F8		0-0 G4-3 1B			4 0 2 0 0 1 0
Jay Bell, R (1, 4) OBP: 0.359, SLG: 0.532	1-2 F7		0-3 K		3-2 F9		2-0 G4-3			4 0 0 0 0 1 2
Luis Gonzalez, L (1, 7) OBP: 0.406, SLG: 0.562	0-0 P4		2-2 G3-1			0-0 P8	1-0 G3-4			4 0 0 0 0 0 2
Matt Williams, R (1, 5) OBP: 0.343, SLG: 0.543	0-2 F8			1-0 G4-3 1B 2B		2-1 F8	0-0 P4			4 1 1 0 0 0 2
Steve Finley, L (1, 8) OBP: 0.334, SLG: 0.524		0-3 K		2-1 G4-3		4-2 1B 1B BB		1-0 G4-3		3 1 0 0 1 1 1
Erubiel Durazo, L (1, 3) OBP: 0.380, SLG: 0.571		3-1 G3-1		0-0 1B		1-2 1B 1B	2-2 F7			4 1 2 1 0 0 0
Hanley Frias, S (1, 6) OBP: 0.375, SLG: 0.295		4-1 BB BB		3-H 2-2 P5		3-1 1B	0-0 B1-3			3 0 1 1 1 0 1
Kelly Stinnett, R (1, 2) OBP: 0.285, SLG: 0.410		4-2 1-2 BB		1-0 F8		2-1 1B				2 0 1 1 1 0 1
Randy Johnson, R (1, 1) OBP: 0.103, SLG: 0.138		0-3 K			2-3 K	1-3 K				3 0 0 0 0 3 4

Inning Stats	R: 0	H: 1	E: 0	K: 0	S: 10	R: 0	H: 0	E: 0	K: 2	S: 11	R: 0	H: 0	E: 0	K: 2	S: 9	R: 1	H: 2	E: 0	K: 0	S: 8	R: 0	H: 0	E: 0	K: 1	S: 8	R: 2	H: 3	E: 0	K: 1	S: 16	R: 0	H: 1	E: 0	K: 0	S: 4	R: 0	H: 0	E: 0	K: 0	S: 5	R: 0	H: 0	E: 0	K: 0	S: 5																				
PITCHER	IP	WLS	BF	H	R	ER	SO	BB	IBB	HBP	BLK	WP	HR	S	P	ERA	WHIP																			IP	WLS	BF	H	R	ER	SO	BB	IBB	HBP	BLK	WP	HR	S	P	ERA	WHIP													
Robert Person, R (1, 1) ERA: 5.01	6.0	L	27	6	3	3	6	3	0	0	0	0	0	62	106	4.50	1.500																																																
Scott Aldred, L (7, 1) ERA: 3.93	1.0		4	1	0	0	0	0	0	0	0	0	0	4	7	0.00	1.000																																																
Carlton Loewer, R (8, 1) ERA: 5.27	1.0		3	0	0	0	0	0	0	0	0	0	0	5	8	0.00	0.000																																																

BOTTOM

Philadelphia Phillies @ Arizona Diamondbacks
Bank One Ballpark, Phoenix, AZ

livebaseballscores.com

AB	31
R	3
H	7
RBI	3
BB	3
SO	6
LOB	13



WP: 0	PA: 34
PB: 0	SB: 1
CS: 0	

Fri Sep 10 1999, 9:35 PM EDT
Att: 34,700 - Dome - 72 F

Batter	1	2	3	4	5	6	7	8	9	AB R H RBI BB SO LOB	TOP									
Doug Glanville, R (1, 8) OBP: 0.377, SLG: 0.444	1-0 G4-3 1B		0-0 1B		1-3 K2-3			1-1 F8 S 1B		4 0 3 0 0 1 0	Philadelphia Phillies @ Arizona Diamondbacks Bank One Ballpark, Phoenix, AZ Sat Sep 11 1999, 10:05 PM EDT Att: 42,442 - Dome - 72 F									
Rob Ducey, L (1, 7) OBP: 0.392, SLG: 0.489	1-1 L6		2-2 G4-3			1-2 E4		0-0 P7		4 0 0 0 0 0 3										
Bobby Abreu, L (1, 9) OBP: 0.448, SLG: 0.577	2-1 G4-3 1-2			4-2 1B BB		2-1 F7		2-2 F8 1-3		3 0 0 0 1 0 3										
Mike Lieberthal, R (1, 2) OBP: 0.367, SLG: 0.563	2-3 K			0-1 1B		0-0 P3		1-0 G6-3		4 0 1 0 0 1 3										
Rico Brogna, L (1, 3) OBP: 0.337, SLG: 0.464		1-3 K		0-0 F7		2-0 G3		3-1 F8		4 0 0 0 0 1 3										
23 Kevin Jordan, R (1, 5) OBP: 0.353, SLG: 0.423		3-1 G5-3		0-2 F9			1-1 FC6 1B		1-1 F7			4 0 1 0 0 0 2								
Marlon Anderson, L (1, 4) OBP: 0.290, SLG: 0.362		2-2 F9		2-2 G3			2-1 FC6 G6-3 1-2f		1-2 1B			4 0 1 0 0 0 3								
Alex Arias, R (1, 6) OBP: 0.358, SLG: 0.380			2-2 F7		3-1 G5-3		3-2 G6-3 1-2		2-2 L6			4 0 0 0 0 0 2								
Randy Wolf, L (1, 1) OBP: 0.286, SLG: 0.269			1-2 G4-3		2-2 G3-1		3-2 F8			2 0 0 0 0 0 0										
Torey Lovullo, S (7, PH) OBP: 0.316, SLG: 0.611										1 0 0 0 0 0 1										
Amaury Telemaco, R (7, 1)										0 0 0 0 0 0 0										
Wayne Gomes, R (8, 1)										0 0 0 0 0 0 0										
Inning Stats	R: 0 E: 0 K: 1 S: 8	H: 1 LOB: 1 BB: 0 P: 14	R: 0 E: 0 K: 1 S: 8	H: 0 LOB: 0 BB: 0 P: 14	R: 0 E: 0 K: 0 S: 11	H: 1 LOB: 1 BB: 0 P: 16	R: 0 E: 0 K: 0 S: 11	H: 1 LOB: 2 BB: 1 P: 17	R: 0 E: 1 K: 0 S: 7	H: 0 LOB: 1 BB: 0 P: 12	R: 0 E: 0 K: 0 S: 10	H: 1 LOB: 1 BB: 0 P: 19	R: 0 E: 0 K: 0 S: 7	H: 1 LOB: 1 BB: 0 P: 11	R: 0 E: 0 K: 0 S: 12	H: 1 LOB: 1 BB: 0 P: 19	1B: 6 2B: 0 3B: 0 HR: 0	SF: 0 SAC: 0 DP: 0 HBP: 0	WP: 0 PB: 0 SB: 1 CS: 0	PA: 35
PITCHER	IP WLS BF H R ER SO BB IBB HBP BLK WP HR S P ERA WHIP																			
Andy Benes, R (1, 1) ERA: 4.73	8.0 W 31 5 0 0 3 1 0 0 0 0 0 0 71 118 0.00 0.750																			
Greg Swindell, L (9, 1) ERA: 2.38	1.0 4 1 0 0 0 0 0 0 0 0 0 0 0 12 19 0.00 1.000																			

livebaseballscorecards.com

AB	34
R	0
H	6
RBI	0
BB	1
SO	3
LOB	20



Batter	1	2	3	4	5	6	7	8	9
Tony Womack, L OBP: 0.330, SLG: 0.362 (1, 6) (8, 9)	1-2 G1-4-3		1-3 K		2-2 HR 1B	0-0 P6		2-1 L7	
Jay Bell, R OBP: 0.359, SLG: 0.536 (1, 4)	1-3 K		1-1 G3-1 3B 1B		1-0 HR 1-H	3-1 G5-3		3-3 K 1-2	
Luis Gonzalez, L OBP: 0.405, SLG: 0.561 (1, 7)	2-1 2B		1-0 G3-1 1-2		2-3 K		3-1 F7		
Matt Williams, R OBP: 0.346, SLG: 0.554 (1, 5)	0-2 F7		2-0 3B 2-H		0-0 HR		2-1 1B 1B		
Greg Colbrunn, R OBP: 0.397, SLG: 0.472 (1, 3)		2-2 F7	1-0 P6		1-0 P4		1-2 1B		
Bernard Gilkey, R OBP: 0.371, SLG: 0.484 Hanley Frias, S OBP: 0.375, SLG: 0.295 (1, 9) (8, 6)		4-2 BB BB		0-1 F8	0-2 2B		2-3 K		
Steve Finley, L OBP: 0.332, SLG: 0.520 (1, 8)		3-0 P3		0-0 F9	2-3 K		2-1 G3		
Damian Miller, R OBP: 0.319, SLG: 0.430 (1, 2)		4-1 1-2 BB		2-1 2B		2-1 SH3-4 1B		0-3 K	
Andy Benes, R OBP: 0.208, SLG: 0.204 Lenny Harris, L OBP: 0.326, SLG: 0.373 Greg Swindell, L (8, PH) (9, 1)		2-3 K		0-3 K		1-0 SH3-4 1-2		0-2 1B	

Inning Stats	R: 0	H: 1	E: 0	K: 1	S: 12	H: 0	LOB: 1	BB: 0	P: 16	R: 0	H: 0	E: 0	K: 1	S: 10	H: 2	LOB: 1	BB: 2	P: 25	R: 1	H: 2	E: 0	K: 1	S: 8	H: 1	LOB: 1	BB: 0	P: 14	R: 0	H: 1	E: 0	K: 1	S: 8	R: 3	H: 4	E: 0	K: 2	S: 18	H: 1	LOB: 1	BB: 0	P: 26	R: 0	H: 1	E: 0	K: 0	S: 6	R: 0	H: 2	E: 0	K: 1	S: 12	H: 1	LOB: 1	BB: 0	P: 17
--------------	------	------	------	------	-------	------	--------	-------	-------	------	------	------	------	-------	------	--------	-------	-------	------	------	------	------	------	------	--------	-------	-------	------	------	------	------	------	------	------	------	------	-------	------	--------	-------	-------	------	------	------	------	------	------	------	------	------	-------	------	--------	-------	-------


PITCHER	IP	WLS	BF	H	R	ER	SO	BB	IBB	HBP	BLK	WP	HR	S	P	ERA	WHIP
Randy Wolf, L ERA: 5.35 (1, 1)	6.0	L	29	9	4	4	6	2	0	0	0	0	2	62	103	6.00	1.833
Amaury Telemaco, R ERA: 5.63 (7, 1)	1.0		5	2	0	0	1	0	0	0	0	0	0	12	22	0.00	2.000
Wayne Gomes, R ERA: 4.41 (8, 1)	1.0		4	1	0	0	2	0	0	0	0	0	0	12	17	0.00	1.000

BOTTOM

Philadelphia Phillies @ Arizona Diamondbacks
Bank One Ballpark, Phoenix, AZ

Sat Sep 11 1999, 10:05 PM EDT
Att: 42,442 - Dome - 72 F

AB	35
R	4
H	12
RBI	4
BB	2
SO	9
LOB	16



WP	PA	3B	SF	SAC	DP	HBP	CS
0	38	1	0	1	0	0	0

Batter	1	2	3	4	5	6	7	8	9	AB R H RBI BB SO LOB	TOP											
Doug Glanville, R (1, 8) OBP: 0.376, SLG: 0.441	0-1 F7 1B		2-2 G1-3		2-3 K		0-1 G6-3		0-1 G1-3	5 0 1 0 0 1 2												
Rob Ducey, L (1, 7) OBP: 0.392, SLG: 0.483 Kevin Sevcik, R (7, PH) OBP: 0.355, SLG: 0.374	3-1 F7		3-3 K		4-1 BB		2-1 L9			2 0 0 0 1 1 1 1 0 0 0 0 0 0												
Bobby Abreu, L (1, 9) OBP: 0.445, SLG: 0.572	2-1 F7 1-3		2-0 G4-3		2-3 K			2-2 P8		4 0 0 0 0 1 3												
Mike Lieberthal, R (1, 2) OBP: 0.366, SLG: 0.560	1-3 K			1-1 G5-3		0-0 P3		0-1 1B		4 0 1 0 0 1 1												
Rico Brogna, L (1, 3) OBP: 0.338, SLG: 0.464		0-0 F7		1-2 23 S 1B		2-1 23 HBP 1B		1-3 K		4 0 2 0 0 1 1												
23 Kevin Jordan, R (1, 5) OBP: 0.355, SLG: 0.422		2-1 FC6-4 1B		1-3 K 1-2		1-2 SAFE SAFE HBP		1-1 P3		3 0 1 0 0 1 2												
Marlon Anderson, L (1, 4) OBP: 0.287, SLG: 0.359		1-0 FC6-4 BB 1-2		1-1 F8		0-2 F7			1-3 K	4 0 0 0 0 1 4												
Alex Arias, R (1, 6) OBP: 0.363, SLG: 0.383		4-2 SAFE 1-2 BB			0-0 SH3 1B	2-3 K			0-2 1B	3 0 2 0 1 1 2												
Mike Grace, R (1, 1) Billy Brewer, L (6, 1) 15 David Doster, R (7, PH) OBP: 0.300, SLG: 0.341 Carlton Loewer, R (7, 1) OBP: 0.273, SLG: 0.238 Scott Aldred, L (8, 1) Torey Lovullo, S (9, PH) OBP: 0.300, SLG: 0.579		1-0 G4-3		1-0 SAFE 1-2 SH3			0-3 K		2-3 K	1 0 0 0 0 0 2 0 0 0 0 0 0 0 1 0 0 0 0 0 1 0 0 0 0 0 0 0 0 0 0 0 0 0 0 0 0 0 1 0 0 0 0 0 1 1												
Inning Stats	R: 0 E: 0 K: 1 S: 9	H: 1 LOB: 1 BB: 0 P: 15	R: 0 E: 0 K: 0 S: 8	H: 1 LOB: 2 BB: 1 P: 15	R: 0 E: 0 K: 1 S: 10	H: 0 LOB: 0 BB: 0 P: 17	R: 0 E: 0 K: 1 S: 10	H: 1 LOB: 1 BB: 0 P: 14	R: 0 E: 0 K: 1 S: 9	H: 1 LOB: 2 BB: 1 P: 18	R: 0 E: 0 K: 1 S: 13	H: 1 LOB: 2 BB: 0 P: 18	R: 0 E: 0 K: 1 S: 7	H: 0 LOB: 0 BB: 0 P: 9	R: 0 E: 0 K: 1 S: 11	H: 1 LOB: 1 BB: 0 P: 15	R: 0 E: 0 K: 2 S: 12	H: 1 LOB: 1 BB: 0 P: 15	1B: 7 2B: 0 3B: 0 HR: 0	SF: 0 SAC: 1 DP: 0 HBP: 1	WP: 0 PB: 0 SB: 2 CS: 0	PA: 37
PITCHER	IP WLS BF H R ER SO BB IBB HBP BLK WP HR S P ERA WHIP																					
Todd Stottlemyre, R (1, 1) ERA: 3.8	6.0 W 26 5 0 0 6 2 0 1 0 0 0 0 59 97 0.00 1.167																					
Greg Swindell, L (7, 1) ERA: 2.34	1.0 H 3 0 0 0 1 0 0 0 0 0 0 0 7 9 0.00 0.000																					
Dan Plesac, L (8, 1) ERA: 6.3	0.2 H 3 1 0 0 1 0 0 0 0 0 0 0 9 12 0.00 1.500																					
Gregg Olson, R (8, 1) ERA: 3.27	0.1 H 1 0 0 0 0 0 0 0 0 0 0 0 2 3 0.00 0.000																					
Matt Mantei, R (9, 1) ERA: 2.43	1.0 4 1 0 0 2 0 0 0 0 0 0 0 12 15 0.00 1.000																					

Philadelphia Phillies @ Arizona Diamondbacks
Bank One Ballpark, Phoenix, AZ
Sun Sep 12 1999, 8:05 PM EDT
Att. 32,468 - Dome - 72 F

livebaseballscorecards.com

AB	33
R	0
H	7
RBI	0
BB	2
SO	10
LOB	19



Batter	1	2	3	4	5	6	7	8	9
Tony Womack, L OBP: 0.331, SLG: 0.366 (1, 9)	2-2 G5-3		2-2 G6-3		1-1 G4-3		2-0 1B 3B	0-0 1-3 2-H 1B	
Jay Bell, R OBP: 0.360, SLG: 0.539 (1, 4)	1-2 L9		0-2 3B		3-2 E5		3-1 1B		
Luis Gonzalez, L OBP: 0.404, SLG: 0.558 (1, 7)	1-1 P6		0-1 G4-3		4-2 BB		0-0 F8		
Matt Williams, R OBP: 0.345, SLG: 0.551 (1, 5)		0-2 L3 1B		0-0 G6-3	2-2 G4-3		0-0 F7		
Erubiel Durazo, L OBP: 0.384, SLG: 0.565 (1, 3)		3-2 L3 1-2 SAFE		3-2 1B FC4-6 1B		3-2 G5-3		4-2 FC4-6 BB	
Steve Finley, L OBP: 0.333, SLG: 0.522 (1, 8)		0-1 E4		3-1 FC4-6 1B		2-2 WP 2B		2-2 FC4-6 1B 1-2f	
Hanley Frias, S OBP: 0.362, SLG: 0.283 (1, 6)		1-3 K		0-0 FC4-6 1-2f 3-H		2-1 P3		1-3 K	
Kelly Stinnett, R OBP: 0.288, SLG: 0.424 (1, 2)			3-1 HR	1-1 F9		1-3 K2-3		2-2 1B 1B	
Todd Stottlemyre, L OBP: 0.250, SLG: 0.179 (7, 1) Greg Swindell, L OBP: 0.280, SLG: 0.542 (8, 1) Rob Ryan, L OBP: 0.280, SLG: 0.542 (8, 1) Dan Plesac, L OBP: 0.280, SLG: 0.542 (8, 1) Gregg Olson, R OBP: 0.280, SLG: 0.542 (8, 1) Bernard Gilkey, R OBP: 0.374, SLG: 0.486 (8, PH) Matt Mantel, R OBP: 0.374, SLG: 0.486 (8, PH)			1-1 G3		2-2 G4-3		1-1 F7	2-0 1B 1-2 1B	

Inning Stats	R: 0 E: 0 K: 0 S: 12	H: 0 LOB: 0 BB: 0 P: 16	R: 0 E: 1 K: 1 S: 17	H: 1 LOB: 1 BB: 0 P: 21	R: 1 E: 0 K: 0 S: 13	H: 2 LOB: 1 BB: 0 P: 19	R: 1 E: 0 K: 0 S: 9	H: 2 LOB: 1 BB: 0 P: 16	R: 0 E: 1 K: 0 S: 19	H: 0 LOB: 2 BB: 1 P: 31	R: 0 E: 0 K: 1 S: 14	H: 1 LOB: 1 BB: 0 P: 22	R: 1 E: 0 K: 0 S: 7	H: 2 LOB: 1 BB: 0 P: 13	R: 2 E: 0 K: 1 S: 17	H: 3 LOB: 2 BB: 1 P: 28
--------------	-------------------------------	----------------------------------	-------------------------------	----------------------------------	-------------------------------	----------------------------------	------------------------------	----------------------------------	-------------------------------	----------------------------------	-------------------------------	----------------------------------	------------------------------	----------------------------------	-------------------------------	----------------------------------

PITCHER																	PITCHER																
IP	WLS	BF	H	R	ER	SO	BB	IBB	HBP	BLK	WP	HR	S	P	ERA	WHIP	IP	WLS	BF	H	R	ER	SO	BB	IBB	HBP	BLK	WP	HR	S	P	ERA	WHIP
Mike Grace, R (1, 1)	5.0	L	22	5	2	2	1	1	0	0	0	1	70	103	3.60	1.200																	
Billy Brewer, L (6, 1)	1.0		4	1	0	0	1	0	0	0	0	1	14	22	0.00	1.000																	
Carlton Loewer, R (7, 1)	1.0		5	2	1	1	0	0	0	0	0	0	7	13	9.00	2.000																	
Scott Aldred, L (8, 1)	1.0		6	3	2	2	1	1	0	0	0	1	0	17	28	18.00	4.000																


BOTTOM

Philadelphia Phillies @ Arizona Diamondbacks
Bank One Ballpark, Phoenix, AZ

Sun Sep 12 1999, 8:05 PM EDT
Att: 32,468 - Dome - 72 F

AB	R	H	RBI	BB	SO	LOB
5	1	2	1	0	0	0
4	0	2	1	0	0	0
3	0	0	0	1	0	2
4	0	1	0	0	0	3
3	1	1	0	1	0	1
4	1	2	0	0	0	1
4	0	0	1	0	2	4
4	2	2	2	0	1	2
2	0	0	0	0	0	0
0	0	0	0	0	0	0
1	0	0	0	0	0	0
0	0	0	0	0	0	0
0	0	0	0	0	0	0
1	0	1	0	0	0	0
0	0	0	0	0	0	0

AB	35
R	5
H	11
RBI	5
BB	2
SO	3
LOB	13



1B	7	SF	0	WP	3	PA	37
2B	2	SAC	0	PB	0		
3B	2	DP	1	SB	0		
HR	1	HBP	0	CS	0		

Batter	1	2	3	4	5	6	7	8	9	AB R H RBI BB SO LOB	TOP											
Doug Glanville, R (1, 8) OBP: 0.375, SLG: 0.439	0-3 K		2-1 F7			4-1 2B G6-3 BB		1-1 G4-3		3 1 0 0 1 1 0	Philadelphia Phillies @ Houston Astros Astrodome, Houston, TX Mon Sep 13 1999, 8:05 PM EDT Att. 44,399 - Dome - 72 F											
Ron Gant, R (1, 7) OBP: 0.361, SLG: 0.435 Steve Montgomery, R (8, 1) OBP: 1.000, SLG: 1.000	0-2 23 1B 2B		1-3 K			0-1 G6-3 1-3 2B		3-3 K		4 1 2 0 0 2 0 0 0 0 0 0 0 0												
Bobby Abreu, L (1, 9) OBP: 0.445, SLG: 0.570	2-3 K				4-0 23 FC6-4 BB	1-2 G6-3		4-0 BB		2 0 0 1 2 1 2												
23 Kevin Jordan, R (1, 5) OBP: 0.353, SLG: 0.420	2-0 2-H 1B				0-2 FC6-4 SAFE 1-2f	0-0 P3		0-1 F7		4 0 1 1 0 0 3												
Rico Brogna, L (1, 3) OBP: 0.336, SLG: 0.460	2-2 P8				1-1 F9	0-0 G5-3		0-1 G4-3		4 0 0 0 0 0 3												
Torey Lovullo, S (1, 4) OBP: 0.292, SLG: 0.522			1-3 K		0-0 F9		2-2 1B 1B	1-3 K		4 0 1 0 0 2 1												
Alex Arias, R (1, 6) OBP: 0.364, SLG: 0.384			1-2 G6-4-3 1B			3-3 K	0-1 G6-4-3 1-2 1B	0-1 G5-3		4 0 2 0 0 1 0												
Tom Prince, R (1, 2) OBP: 0.286, SLG: 0.167			2-1 G6-4-3 1-2f			4-1 G6-4-3 BB	1-3 K			2 0 0 0 1 1 3												
Joe Grahe, R (1, 1) OBP: 0.333, SLG: 0.200 Cliff Politte, R (4, 1) Wendell Magee, R (5, PH) Chad Ogea, R (5, 1) Kevin Setcik, R (7, PH) Steve Schrenk, R (7, 1) Rob Ducey, L (8, 7) OBP: 0.392, SLG: 0.483			3-2 G4-3			2-1 G6-4-3 1-2f	2-1 G6-4-3 1-2f			1 0 0 0 0 0 0 0 0 0 0 0 0 0 0 0 1 0 0 0 0 0 0 1 0 0 0 0 0 0 0 0 1 0 0 0 0 0 0 2 0 0 0 0 0 0 0 0 0 0 0 0 0 0 0 0												
Inning Stats	R: 1 E: 0 K: 2 S: 17	H: 2 LOB: 1 BB: 0 P: 23	R: 0 E: 0 K: 1 S: 9	H: 1 LOB: 0 BB: 0 P: 13	R: 0 E: 0 K: 1 S: 8	H: 0 LOB: 0 BB: 0 P: 14	R: 0 E: 0 K: 0 S: 8	H: 0 LOB: 1 BB: 1 P: 13	R: 0 E: 0 K: 1 S: 7	H: 0 LOB: 0 BB: 1 P: 16	R: 1 E: 0 K: 0 S: 8	H: 1 LOB: 1 BB: 1 P: 13	R: 0 E: 0 K: 1 S: 10	H: 2 LOB: 1 BB: 0 P: 15	R: 0 E: 0 K: 1 S: 7	H: 0 LOB: 1 BB: 1 P: 15	R: 0 E: 0 K: 1 S: 7	H: 0 LOB: 0 BB: 0 P: 8	1B: 4 2B: 2 3B: 0 HR: 0	SF: 0 SAC: 0 DP: 3 HBP: 0	WP: 0 PB: 0 SB: 0 CS: 0	PA: 34
PITCHER	IP WLS BF H R ER SO BB IBB HBP BLK WP HR S P ERA WHIP												PITCHER	IP WLS BF H R ER SO BB IBB HBP BLK WP HR S P ERA WHIP								
Mike Hampton, L (1, 1) ERA: 2.81	7.0 W 27 6 2 2 6 3 0 0 0 0 0 0 67 107 2.57 1.286																					
Doug Henry, R (8, 1) ERA: 4.25	1.0 4 0 0 0 1 1 0 0 0 0 0 0 7 15 0.00 1.000																					
Trever Miller, L (9, 1) ERA: 5.48	1.0 3 0 0 0 1 0 0 0 0 0 0 0 7 8 0.00 0.000																					

livebaseballscorecards.com

AB	30
R	2
H	6
RBI	2
BB	4
SO	8
LOB	15



Batter	1	2	3	4	5	6	7	8	9
Craig Biggio, R OBP: 0.391, SLG: 0.467 Russ Johnson, R OBP: 0.359, SLG: 0.444	4-0 BB 5 1B BB	3-3 SAFE K		1-2 BB 1-H 2B	0-2 FC6-5 1-2 2-3f		1-2 5 HBP FC3-6 HBP	3-2 F8 G5-3 2B	
Bill Spiers, L OBP: 0.364, SLG: 0.399	4-2 5 1B BB		2-0 5 BLK SF 2B	0-1 F9	1-0 P4		4-0 FC3-6 5 HBP BB	0-1 F8	
5 Jeff Bagwell, R OBP: 0.447, SLG: 0.603 Carlos Hernandez, R OBP: 0.091, SLG: 0.091	1-2 FC6-4 1B		3-2 SF SF8 HBP	4-0 BB BB		2-3 K	3-2 FC3-6 HBP	0-0 G5-3	
Carl Everett, S OBP: 0.398, SLG: 0.590	0-3 K		1-1 SF SF8	4-2 BB		4-0 G3 2B BB	0-2 FC3-6 BB	2-2 G1-3	
Ken Caminiti, S OBP: 0.381, SLG: 0.462 Doug Henry, R Trevor Miller, R	3-3 K		1-0 SF8 G3	2-0 G3		3-2 G3	4-2 BB BB 1B BB		
Daryle Ward, L OBP: 0.308, SLG: 0.495 Glen Barker, S OBP: 0.368, SLG: 0.364	2-1 FC6-4		1-1 P3		1-2 F8	2-0 S 1B 2B	4-0 BB 1B BB		
Paul Bako, L OBP: 0.338, SLG: 0.365 Tony Eusebio, R OBP: 0.364, SLG: 0.368		2-2 E6	3-1 G5-3		0-0 1B 1B	1-2 1B	4-2 1B BB		
Ricky Gutierrez, R OBP: 0.364, SLG: 0.360		4-0 BB		1-3 SAFE K	3-2 FC6-5 1B	1-1 F8	2-2 1B		
Mike Hampton, R OBP: 0.351, SLG: 0.424 17 Lance Berkman, S OBP: 0.313, SLG: 0.372		1-3 K		4-1 2B BB	0-0 FC6-5 1B		G4-3 K		

Inning Stats	R: 1	H: 1	E: 0	K: 2	S: 17	R: 0	H: 0	E: 1	K: 2	S: 9	R: 2	H: 1	E: 1	K: 0	S: 10	R: 1	H: 1	E: 0	K: 1	S: 13	R: 1	H: 3	E: 0	K: 0	S: 14	R: 2	H: 2	E: 0	K: 1	S: 12	R: 5	H: 1	E: 0	K: 1	S: 26	R: 1	H: 1	E: 0	K: 0	S: 9
	LOB: 2	BB: 2	P: 31	LOB: 1	BB: 1	P: 19	LOB: 3	BB: 3	P: 29	LOB: 2	BB: 0	P: 19	LOB: 2	BB: 1	P: 25	LOB: 2	BB: 4	P: 49	LOB: 0	BB: 0	P: 14	LOB: 0	BB: 0	P: 14	LOB: 0	BB: 0	DP: 0	HBP: 3	1B: 6	SF: 2	2B: 4	SAC: 0	3B: 0	DP: 0	HR: 0	HBP: 3				

PITCHER	IP	WLS	BF	H	R	ER	SO	BB	IBB	HBP	BLK	WP	HR	S	P	ERA	WHIP
Joe Grahe, R ERA: 3.09	(1, 1)	3.0	L	16	2	3	4	3	0	1	1	0	0	36	71	6.00	1.667
Cliff Politte, R ERA: 10.8	(4, 1)	1.0		7	1	1	1	3	0	0	0	0	0	13	29	9.00	4.000
Chad Ogea, R ERA: 5.77	(5, 1)	2.0		12	5	3	1	1	0	0	0	0	0	26	44	13.50	3.000
Steve Schrenk, R ERA: 4.29	(7, 1)	1.0		10	1	5	5	4	0	2	0	0	0	26	49	45.00	5.000
Steve Montgomery, R ERA: 3.52	(8, 1)	1.0		4	1	1	0	0	0	0	0	0	0	9	14	9.00	1.000

AB R H RBI BB SO LOB

3	2	1	1	1	1	3
1	1	1	0	0	0	0
4	2	1	0	2	0	4
2	1	1	1	1	1	0
1	0	0	1	0	0	0
3	2	0	2	2	1	4
3	1	0	1	1	1	6
0	0	0	0	0	0	0
0	0	0	0	0	0	0
4	0	1	1	0	0	3
0	2	0	1	1	0	0
1	0	0	0	0	0	0
3	1	2	2	1	0	1

AB	33
R	13
H	10
RBI	13
BB	11
SO	7
LOB	26



WP	PA	ERA	WHIP
0	49		
0			
1			
0			

Philadelphia Phillies @ Houston Astros
Astrodome, Houston, TX
Mon Sep 13 1999, 8:05 PM EDT
Att. 44,399 - Dome - 72 F

livebaseballscorecards.com

Batter	1	2	3	4	5	6	7	8	9	AB R H RBI BB SO LOB	TOP											
Doug Glanville, R (1, 8) OBP: 0.374, SLG: 0.441 Kevin Sefcik, R (8, 8) OBP: 0.353, SLG: 0.372	0-1 F8		1-3 K			1-0 1B 3B		0-0 G6-3		4 1 1 0 0 1 0 0 0 0 0 0 0 0												
Ron Gant, R (1, 7) OBP: 0.362, SLG: 0.436 Wayne Gomes, R (8, 1)	0-1 G6-3 1B			1-2 F7		2-0 G6-4-3 1B 1B		0-0 F8		4 1 2 1 0 0 0 0 0 0 0 0 0 0												
Bobby Abreu, L (1, 9) OBP: 0.446, SLG: 0.573 Bobby Estalella, R (6, 2)	1-1 G6-3			1-2 3B		4-2 G6-4-3 BB		3-2 G6-3		2 0 1 0 1 0 1 1 0 0 0 0 0 0												
Mike Lieberthal, R (1, 2) OBP: 0.363, SLG: 0.557 Amaury Telemaco, R (6, 1) Rob Ducey, L (8, 7) OBP: 0.394, SLG: 0.486	1-2 F8			0-1 G5-3		1-2 G6-4-3		1-0 1B 1B		3 0 0 0 0 0 4 0 0 0 0 0 0 0 1 0 1 0 0 0 0												
Rico Brogna, L (1, 3) OBP: 0.334, SLG: 0.459 Carlton Loewer, R (4, 1) Wendell Magee, R (6, PH) OBP: 0.667, SLG: 0.667		1-1 F9		0-0 G5-3		2-2 1B		0-0 G6-4-3 1B		2 0 0 0 0 0 1 0 0 0 0 0 0 0 2 0 2 1 0 0 0												
23 Kevin Jordan, R (1, 5) OBP: 0.349, SLG: 0.414		2-2 G4-3			2-2 F9	1-0 F8		2-0 F7		4 0 0 0 0 0 3												
Marlon Anderson, L (1, 4) OBP: 0.287, SLG: 0.358		2-3 K			0-0 1B		0-2 G4-3	0-0 G6-4-3		4 0 1 0 0 1 2												
Desi Relaford, S (1, 6) OBP: 0.344, SLG: 0.343			0-1 G4-3		0-3 K		1-2 G3-1			3 0 0 0 0 1 1												
Paul Byrd, R (1, 1) OBP: 0.211, SLG: 0.135 Billy Brewer, L (4, 1) Torey Lovullo, S (4, 3) OBP: 0.269, SLG: 0.480			3-1 G4-3		0-3 K		1-0 F8			1 0 0 0 0 0 0 0 0 0 0 0 0 0 2 0 0 0 0 1 1												
Inning Stats	R: 0 E: 0 K: 0 S: 9	H: 1 LOB: 1 BB: 0 P: 11	R: 0 E: 0 K: 1 S: 10	H: 0 LOB: 0 BB: 0 P: 15	R: 0 E: 0 K: 1 S: 8	H: 0 LOB: 0 BB: 0 P: 12	R: 0 E: 0 K: 0 S: 11	H: 1 LOB: 1 BB: 0 P: 13	R: 0 E: 0 K: 2 S: 12	H: 1 LOB: 1 BB: 0 P: 14	R: 2 E: 0 K: 0 S: 13	H: 3 LOB: 1 BB: 1 P: 24	R: 0 E: 0 K: 0 S: 7	H: 0 LOB: 0 BB: 0 P: 9	R: 0 E: 0 K: 0 S: 6	H: 0 LOB: 0 BB: 0 P: 9	R: 0 E: 0 K: 0 S: 4	H: 2 LOB: 1 BB: 0 P: 7	1B: 6 2B: 0 3B: 2 HR: 0	SF: 0 SAC: 0 DP: 2 HBP: 0	WP: 0 PB: 0 SB: 0 CS: 0	PA: 34
PITCHER	IP WLS BF H R ER SO BB IBB HBP BLK WP HR S P ERA WHIP																					
Shane Reynolds, R (1, 1) ERA: 3.55	7.0 W 27 6 2 2 4 1 0 0 0 0 0 0 70 98 2.57 1.000																					
Brian Williams, R (8, 1) ERA: 4.25	1.0 3 0 0 0 0 0 0 0 0 0 0 0 6 9 0.00 0.000																					
Wade Miller, R (9, 1) ERA: 13.5	1.0 4 2 0 0 0 0 0 0 0 0 0 0 4 7 0.00 2.000																					

Philadelphia Phillies @ Houston Astros
Astrodome, Houston, TX
Tue Sep 14 1999, 8:05 PM EDT
Att. 25,164 - Dome - 72 F

livebaseballscorecards.com

AB	33
R	2
H	8
RBI	2
BB	1
SO	4
LOB	13



Batter	1	2	3	4	5	6	7	8	9	AB R H RBI BB SO LOB	BOTTOM
--------	---	---	---	---	---	---	---	---	---	----------------------	--------

Craig Biggio, R (1, 4) OBP: 0.391, SLG: 0.466 Carlos Hernandez, R (5, PH) OBP: 0.154, SLG: 0.154 (6, 4)										3 1 1 1 0 0 0 2 1 1 0 0 0 1	Philadelphia Phillies @ Houston Astros Astrodome, Houston, TX Tue Sep 14 1999, 8:05 PM EDT Att. 25,164 - Dome - 72 F
Bill Spiers, L (1, 9) OBP: 0.369, SLG: 0.401										3 1 2 1 2 0 0	
5 Jeff Bagwell, R (1, 3) OBP: 0.450, SLG: 0.603 17 Lance Berkman, S (5, PH) OBP: 0.317, SLG: 0.386 (6, 7)										0 1 0 0 2 0 0 2 0 1 2 0 0 2	
Carl Everett, S (1, 8) OBP: 0.400, SLG: 0.592 Glen Barker, S (6, PH) OBP: 0.359, SLG: 0.353 (7, 8)										2 1 1 2 0 0 2 2 0 0 0 0 1 2	
Ken Caminiti, S (1, 5) OBP: 0.380, SLG: 0.464 Russ Johnson, R (6, PH) OBP: 0.355, SLG: 0.438 (7, 5)										3 1 1 1 0 0 4 2 0 0 0 0 0 2	
Daryle Ward, L (1, 7) OBP: 0.311, SLG: 0.491 (6, 3)										5 0 2 2 0 1 1	
Tony Eusebio, R (1, 2) OBP: 0.363, SLG: 0.370 Brian Williams, R (8, 1) OBP: 0.333, SLG: 0.333 Wade Miller, R (9, 1)										4 1 1 0 0 0 3 1 0 0 0 0 0 0 0 0 0 0 0 0 0	
Ricky Gutierrez, R (1, 6) OBP: 0.376, SLG: 0.381										4 3 4 1 1 0 0	
Shane Reynolds, R (1, 1) OBP: 0.194, SLG: 0.250 Randy Knorr, R (7, PH) OBP: 0.194, SLG: 0.200 (8, 2)										3 2 2 2 0 0 1 2 0 0 0 0 1 2	

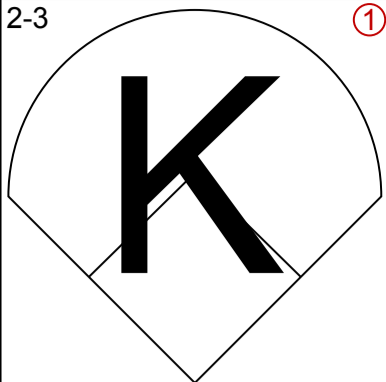
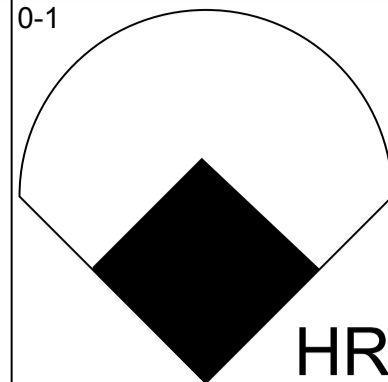
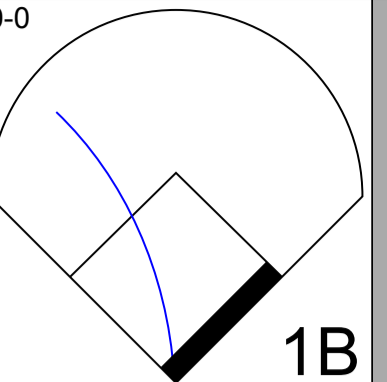
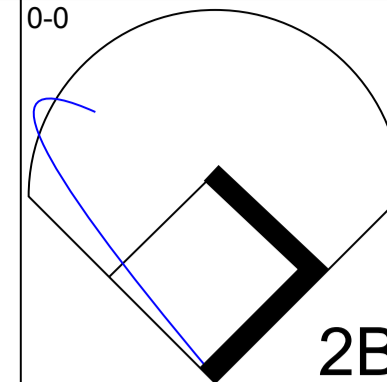
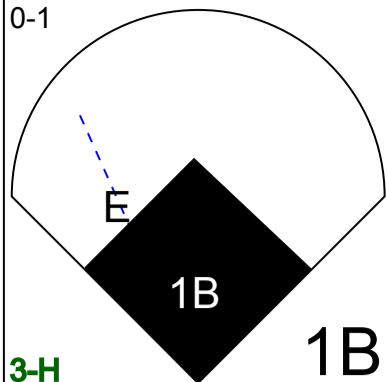
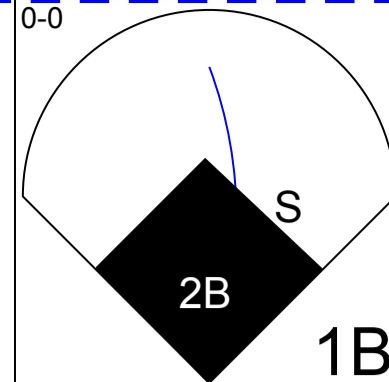
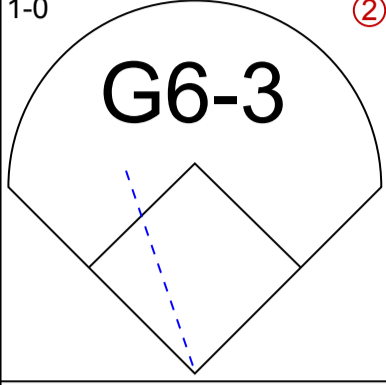
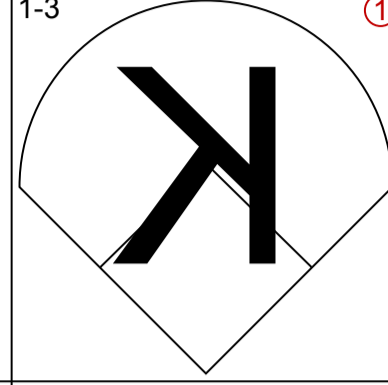
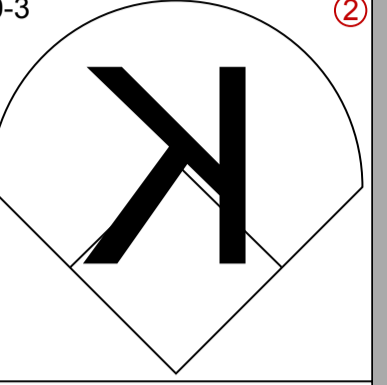
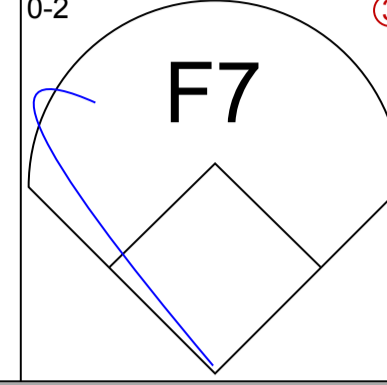
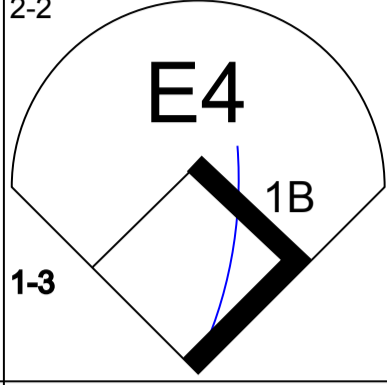
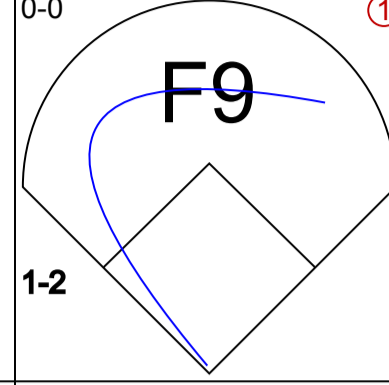
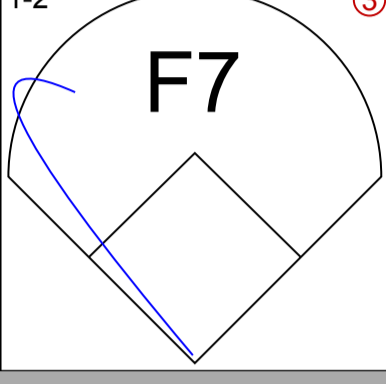
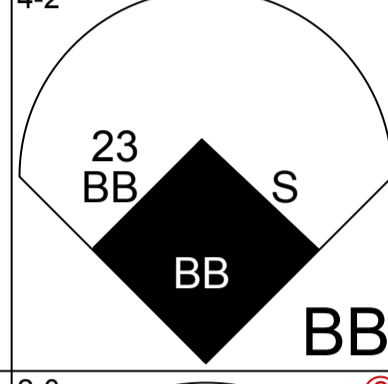
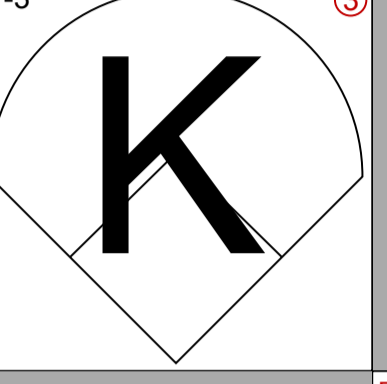
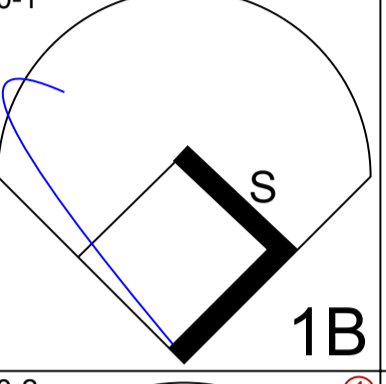
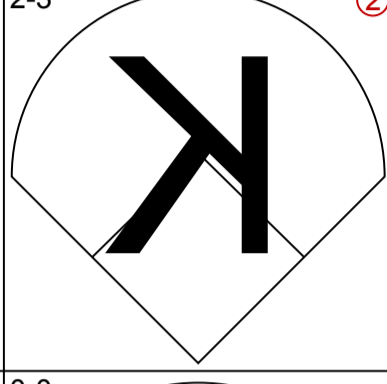
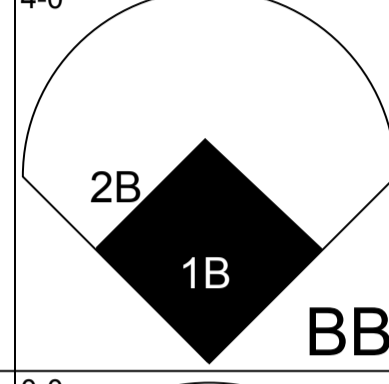

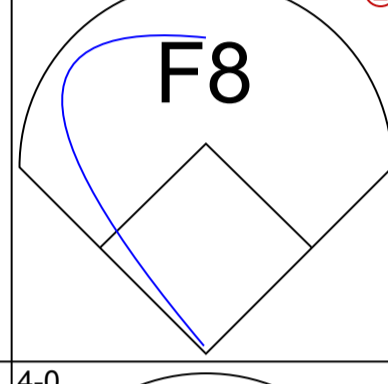
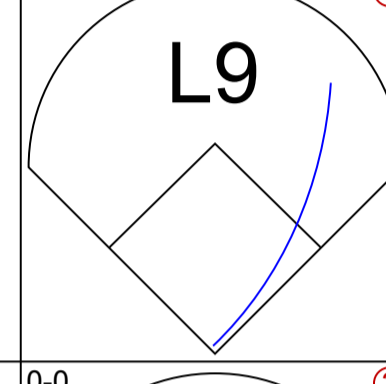
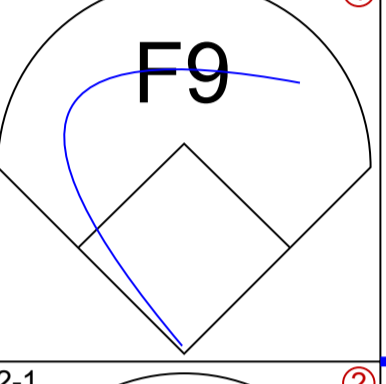
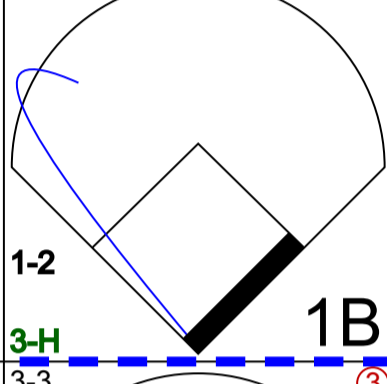
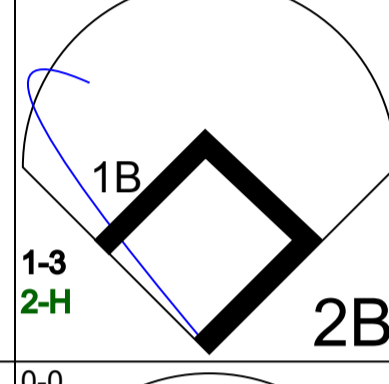
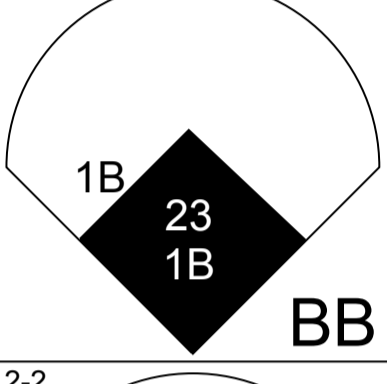
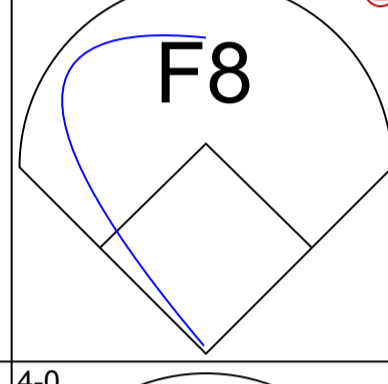
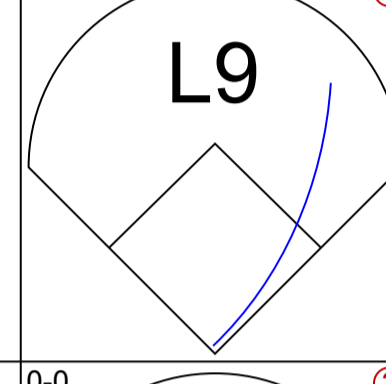
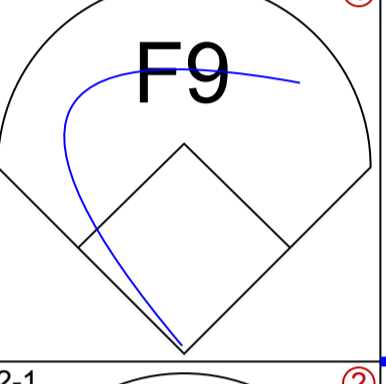
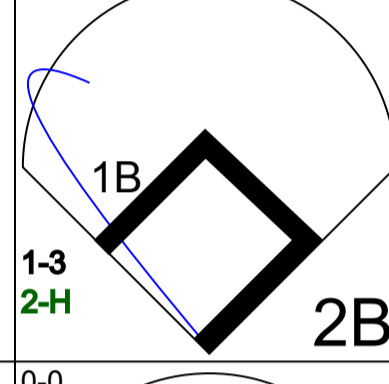
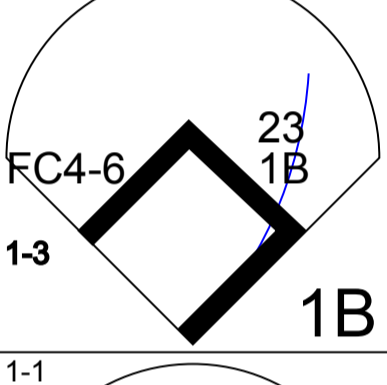
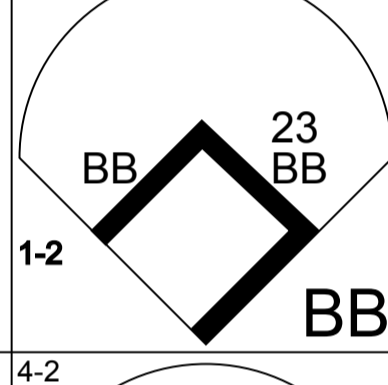
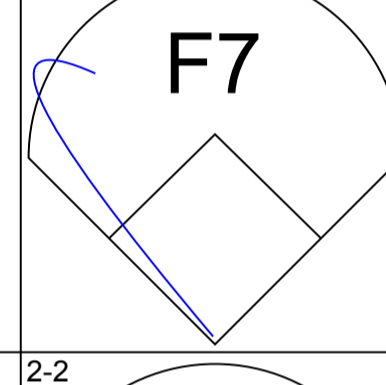
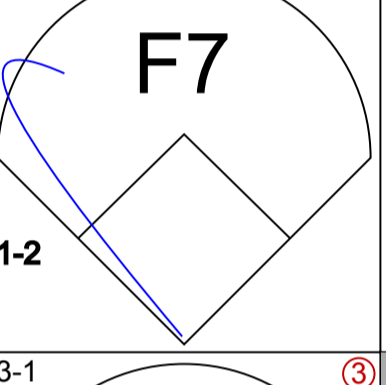
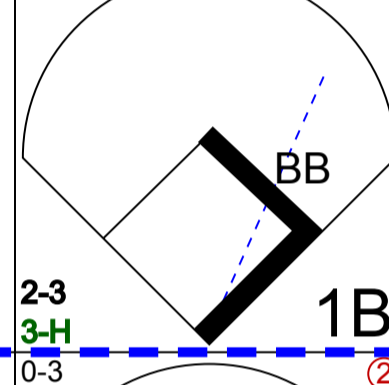
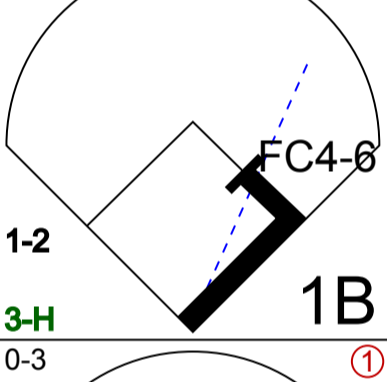
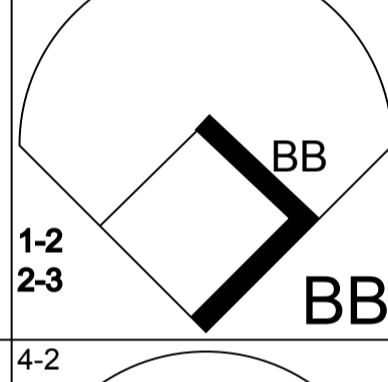
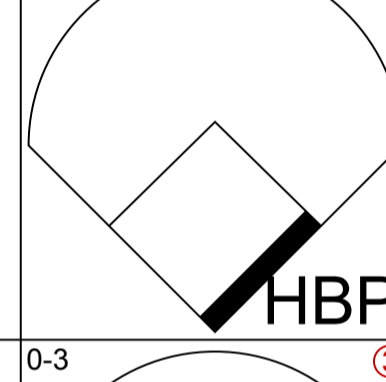
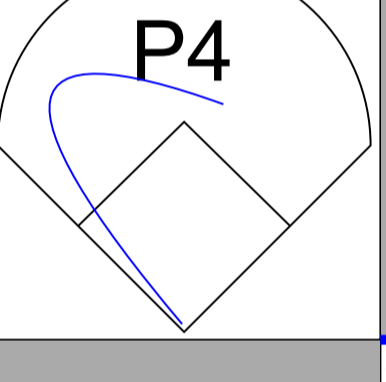
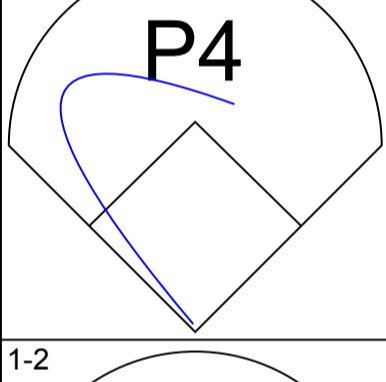
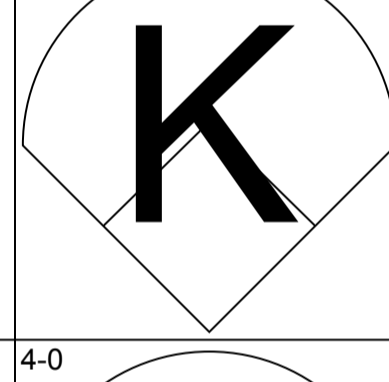
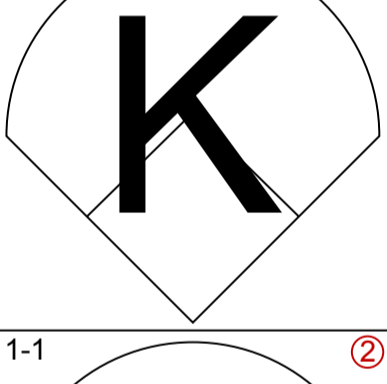
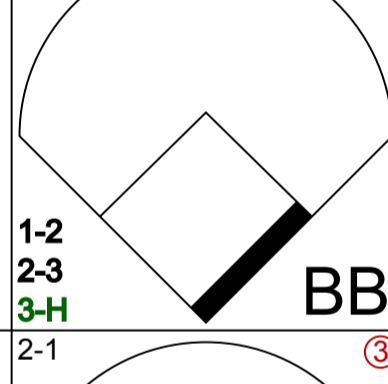
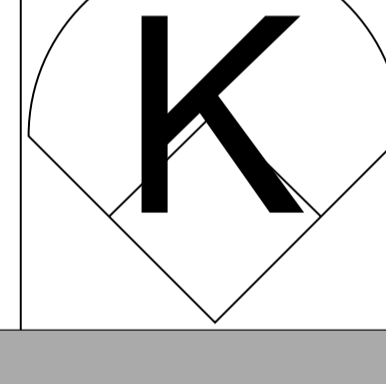
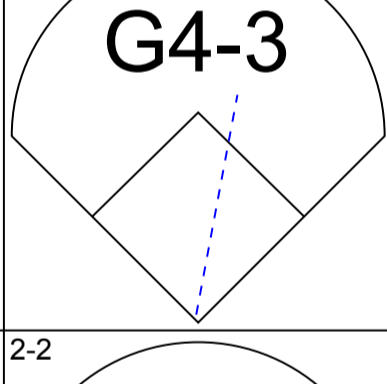
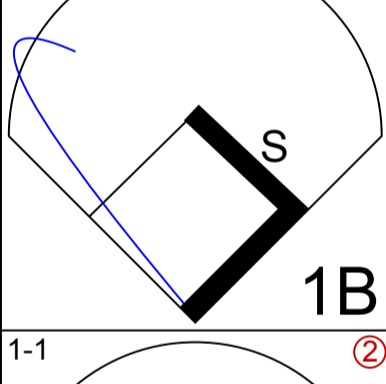
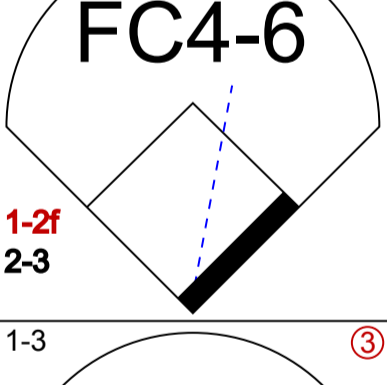
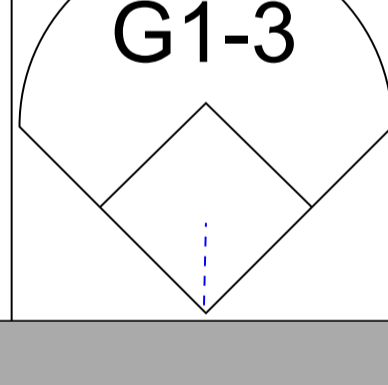
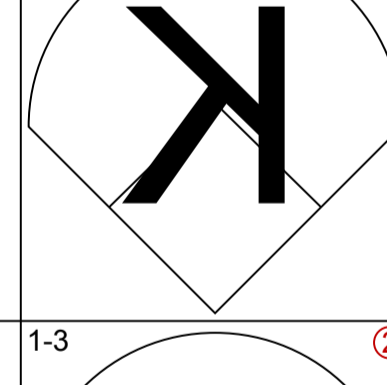
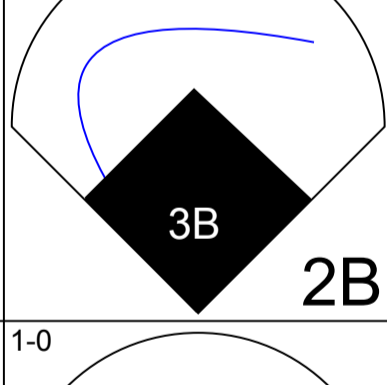
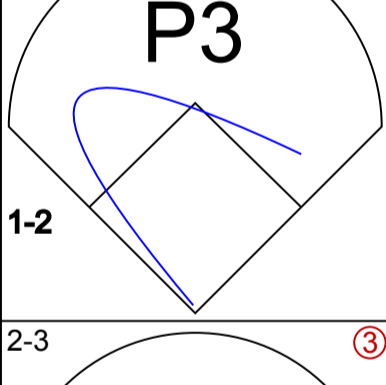
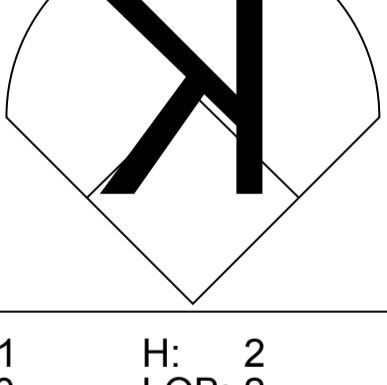
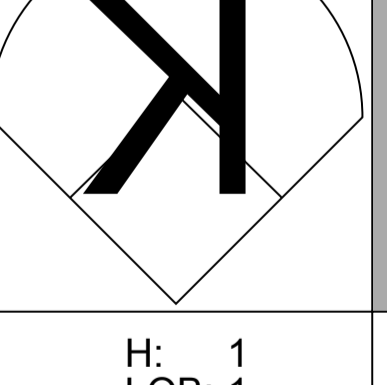
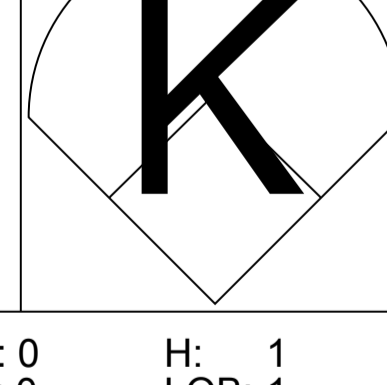
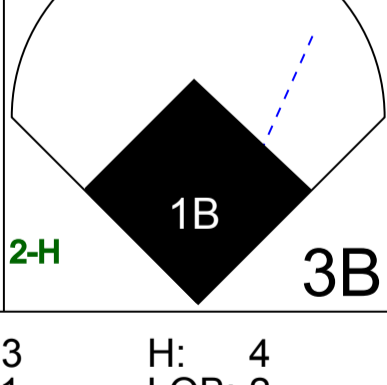
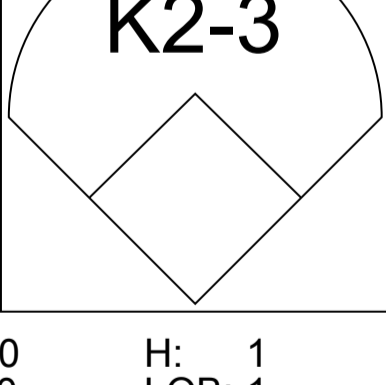
Inning Stats	R: 0 E: 0 K: 0 S: 7	H: 1 LOB: 2 BB: 0 P: 11	R: 3 E: 0 K: 1 S: 14	H: 3 LOB: 0 BB: 0 P: 21	R: 1 E: 0 K: 0 S: 10	H: 1 LOB: 1 BB: 1 P: 15	R: 6 E: 1 K: 0 S: 23	H: 6 LOB: 0 BB: 1 P: 37	R: 0 E: 0 K: 0 S: 13	H: 0 LOB: 2 BB: 2 P: 24	R: 0 E: 0 K: 0 S: 10	H: 1 LOB: 1 BB: 0 P: 14	R: 2 E: 0 K: 2 S: 24	H: 3 LOB: 2 BB: 1 P: 36	R: 0 E: 0 K: 0 S: 12	H: 1 LOB: 1 BB: 0 P: 16	1B: 9 2B: 6 3B: 0 HR: 1	SF: 0 SAC: 0 DP: 2 HBP: 2	WP: 0 PB: 0 SB: 0 CS: 0	PA: 45
--------------	------------------------------	----------------------------------	-------------------------------	----------------------------------	-------------------------------	----------------------------------	-------------------------------	----------------------------------	-------------------------------	----------------------------------	-------------------------------	----------------------------------	-------------------------------	----------------------------------	-------------------------------	----------------------------------	----------------------------------	------------------------------------	----------------------------------	--------

PITCHER	IP	WLS	BF	H	R	ER	SO	BB	IBB	HBP	BLK	WP	HR	S	P	ERA	WHIP
Paul Byrd, R (1, 1) ERA: 4.34	3.0	L	19	8	7	7	1	1	0	0	0	0	1	38	56	21.00	3.000
Billy Brewer, L (4, 1) ERA: 9.53	0.1		5	3	3	3	0	1	0	0	0	0	0	13	23	81.00	12.000
Carlton Loewer, R (4, 1) ERA: 5.2	1.2		6	0	0	0	0	2	0	0	0	0	0	16	29	0.00	1.200
Amaury Telemaco, R (6, 1) ERA: 5.77	2.0		11	4	2	2	2	1	0	0	0	0	0	34	50	9.00	2.500
Wayne Gomes, R (8, 1) ERA: 4.34	1.0		4	1	0	0	0	0	0	0	0	0	0	12	16	0.00	1.000

livebaseballscorecards.com

AB	38
R	12
H	16
RBI	12
BB	5
SO	3
LOB	20



Batter	1	2	3	4	5	6	7	8	9	10	AB	R	H	RBI	BB	SO	LOB	TOP						
Doug Glanville, R (1, 8) OBP: 0.379, SLG: 0.452	2-3 		0-1 HR 	0-0 1B 		0-0 2B 		0-1 1B 		0-0 2B 1B 	6	3	5	2	0	1	0							
Ron Gant, R (1, 7) OBP: 0.358, SLG: 0.431 Wayne Gomes, R (8, 1)	1-0 G6-3 		1-3 	0-3 		0-2 F7 		2-2 E4 1B 		0-0 F9 	5	0	0	0	0	2	3							
Wendell Magee, R (10, PH) Cliff Politte, R (10, 1) Billy Brewer, L (10, 1)	1-0 F7 		4-2 2B BB S BB 	1-3 K 			0-1 S 1B 		2-3 		4-0 2B 1B BB 	4	2	1	0	2	2	3						
Bobby Abreu, L (1, 9) OBP: 0.447, SLG: 0.571	1-2 F7 		4-2 F8 		1-2 L9 		0-2 F9 		0-0 1-2 3-H 2-H 1B 		0-0 1B 2B 	5	1	2	2	1	0	2						
Mike Lieberthal, R (1, 2) OBP: 0.365, SLG: 0.557		4-0 1B 2B 1B BB 	2-0 F8 			0-0 F7 		2-1 F7 		0-0 1-2 3-H 3-3 K 	5	0	2	1	1	1	3							
Rico Brogna, L (1, 3) OBP: 0.336, SLG: 0.458		2-2 FC4-6 2B 1B 	4-0 BB 2B BB 			0-0 F7 		1-2 P4 		0-0 BB 1B 	4	0	1	1	1	1	3							
23 Kevin Jordan, R (1, 5) OBP: 0.351, SLG: 0.412		1-1 FC4-6 1B 	4-2 BB BB 		2-2 HBP 		3-1 P4 		1-0 P4 		0-3 K 	4	0	1	1	1	1	3						
Marlon Anderson, L (1, 4) OBP: 0.287, SLG: 0.355 Kevin Sevcik, R (8, 7) OBP: 0.359, SLG: 0.375		0-3 K 	4-2 BB 		0-3 K 			0-0 G4-3 		1-2 S 1B BB 	3	0	0	1	1	2	3							
Desi Relaford, S (1, 6) OBP: 0.338, SLG: 0.343		1-1 FC4-6 1B 2-3 3-H 2-3 	2-1 G1-3 			2-3 K 		2-2 3B 2B 		1-1 P3 1-2 	6	1	1	0	0	1	9							
Robert Person, R (1, 1) OBP: 0.108, SLG: 0.083 Scott Aldred, L (7, 1)		1-3 K 		0-3 K 		1-3 K 		1-0 1B 3B 		2-3 K2-3 	3	0	0	0	0	3	2							
Steve Montgomery, R (7, 1) OBP: 1.000, SLG: 1.000 Alex Arias, R (8, PH) OBP: 0.366, SLG: 0.392 15 David Doster, R (8, 4) OBP: 0.297, SLG: 0.337											0	0	0	0	0	0	0							
											1	1	1	1	0	0	0							
											1	0	0	0	0	1	1							
Inning Stats	R: 0 E: 0 K: 1 S: 7	H: 0 LOB: 0 BB: 0 P: 11	R: 1 E: 0 K: 2 S: 14	H: 2 LOB: 2 BB: 1 P: 23	R: 2 E: 0 K: 1 S: 16	H: 1 LOB: 3 BB: 4 P: 37	R: 0 E: 0 K: 3 S: 11	H: 1 LOB: 1 BB: 0 P: 12	R: 0 E: 0 K: 1 S: 12	H: 0 LOB: 1 BB: 0 P: 15	R: 0 E: 0 K: 2 S: 11	H: 1 LOB: 1 BB: 0 P: 14	R: 0 E: 0 K: 0 S: 9	H: 1 LOB: 1 BB: 0 P: 14	R: 3 E: 1 K: 2 S: 18	H: 4 LOB: 2 BB: 0 P: 28	R: 0 E: 0 K: 1 S: 11	H: 1 LOB: 1 BB: 0 P: 16	R: 2 E: 0 K: 1 S: 8	H: 3 LOB: 3 BB: 2 P: 16	1B: 9 2B: 3 3B: 1 HR: 1	SF: 0 SAC: 0 DP: 0 HBP: 1	WP: 0 PB: 0 SB: 4 CS: 0	PA: 53
PITCHER	IP	WLS	BF	H	R	ER	SO	BB	IBB	HBP	BLK	WP	HR	S	P	ERA	WHIP							
Scott Elarton, R (1, 1) ERA: 3.21	6.0		29	5	3	3	10	5	0	0	0	0	0	9	14	4.50	1.667							
Jose Cabrera, R (7, 1) ERA: 2.28	1.0	H	4	1	0	0	0	0	0	0	0	0	0	9	14	0.00	1.000							
Jay Powell, R (8, 1) ERA: 3.91	0.2	B	7	4	3	2	1	0	0	0	0	0	0	15	22	27.00	6.000							
Trevor Miller, L (8, 1) ERA: 5.44	0.1		1	0	0	0	1	0	0	0	0	0	0	3	6	0.00	0.000							
Billy Wagner, L (9, 1) ERA: 1.7	1.0		4	1	0	0	1	0	0	0	0	0	0	11	16	0.00	1.000							
PITCHER	IP	WLS	BF	H	R	ER	SO	BB	IBB	HBP	BLK	WP	HR	S	P	ERA	WHIP							
Doug Henry, R (10, 1) ERA: 4.71	0.1	L	5	3	2	2	0	1	0	0	0	0	0	4	8	54.00	12.000							
Brian Williams, R (10, 1) ERA: 4.2	0.2		3	0	0	0	1	1	0	0	0	0	0	4	8	0.00	1.500							

Philadelphia Phillies @ Houston Astros
Astrodome, Houston, TX
Wed Sep 15 1999, 8:05 PM EDT
Att. 31,186 - Dome - 72 F

livebaseballscores.com

AB	45
R	8
H	14
RBI	8
BB	7
SO	14
LOB	30



BOTTOM

Philadelphia Phillies @ Houston Astros
Astrodome, Houston, TX
Wed Sep 15 1999, 8:05 PM EDT
Att: 31,186 - Dome - 72 F

livebaseballscorecards.com

AB 39
R 6
H 12
RBI 4
BB 7
SO 10
LOB 25



WP: 0 PA: 48
PB: 0
SB: 3
CS: 0

AB R H RBI BB SO LOB

4	1	1	0	2	0	3
6	1	2	0	0	0	5
6	2	2	0	0	2	4
4	2	2	3	0	1	2
2	0	0	0	1	1	1
1	0	1	0	1	0	0
3	0	2	1	0	1	1
1	0	0	0	0	1	3
0	0	0	0	0	0	0
0	0	0	0	0	0	0
0	0	0	0	0	0	0
0	0	0	0	0	0	0
0	0	0	0	1	0	0
5	0	0	0	0	2	4
0	0	0	0	0	0	0
0	0	0	0	0	0	0
4	0	1	0	1	1	1
1	0	1	0	0	0	0
0	0	0	0	0	0	0
1	0	0	0	1	0	1

Batter	1	2	3	4	5	6	7	8	9	10
Craig Biggio, R OBP: 0.392, SLG: 0.465 (1, 4)	0-1 HR 1B	1-1 P7		0-2 G4-3			4-2 5 S 1B BB	4-0 FC6-4 1-2 BB		0-0 FC6-4 1-2f
Bill Spiers, L OBP: 0.369, SLG: 0.400 (1, 9) (8, 7)	3-1 F9	2-1 G4-3		0-0 2B SF9 1B			0-0 5 S 1B	2-2 FC6-4 1-2f		0-0 P6
Carl Everett, S OBP: 0.399, SLG: 0.591 (1, 8) (8, 9)	1-2 F7		0-3 K		2-2 17 1B 2B		1-2 F7		0-2 S E 1B	0-3 K
Ken Caminiti, S OBP: 0.381, SLG: 0.478 (1, 5)	1-0 SAFE HR		2-3 K		3-1 SF9		2-0 P4		1-2 5 1B G6-4-3 1B	
Daryle Ward, L OBP: 0.312, SLG: 0.483 5 Jeff Bagwell, R OBP: 0.451, SLG: 0.603 (1, 3) (7, PH) (8, 3)	1-1 E6 17 1B		4-1 BB		3-3 K		4-2 1-2 2-3 BB		2-2 G6-4-3 BB 2-3 1B	
17 Lance Berkman, S OBP: 0.327, SLG: 0.396 Russ Johnson, R OBP: 0.353, SLG: 0.435 Jay Powell, R Trever Miller, R Billy Wagner, L Tony Eusebio, R OBP: 0.365, SLG: 0.370 (1, 7) (7, PH) (8, 1) (8, 1) (9, 1) (9, PH) (10, 2)	1-0 1B		2-3 K		0-0 2-H 1B		2-3 K		4-2 1-2 BB	
Paul Bako, L OBP: 0.330, SLG: 0.356 Doug Henry, R Brian Williams, R OBP: 0.333, SLG: 0.333 (1, 2) (10, 1) (10, 1)	2-1 L4		0-3 K		1-3 K		0-0 B1-3		0-1 G6-4-3 1-2f 2-3 3-H 1-1	
Ricky Gutierrez, R OBP: 0.376, SLG: 0.378 (1, 6)		1-1 SH3-4 1B		0-1 G5-3			2-3 K		4-2 BB BB	0-0 G5-3
Scott Elarton, R OBP: 0.217, SLG: 0.217 Ryan Thompson, R OBP: 0.286, SLG: 0.421 Jose Cabrera, R Glen Barker, S OBP: 0.363, SLG: 0.348 (1, 1) (6, PH) (7, 1) (8, 8)		1-1 SH3-4		1-1 1B		0-3 K		1-0 F7		4-0 FC6-4 BB

Inning Stats	R: 2	H: 3	E: 1	K: 0	S: 13	WLS	BF	H	R	ER	SO	BB	IBB	HBP	BLK	WP	HR	S	P	ERA	WHIP
	2	3	1	0	13		29	9	4	4	8	2	0	0	0	0	1	66	104	6.00	1.833
	0	2	0	0	8		3	0	0	0	0	1	0	0	0	0	0	8	15	0.00	1.500
	0	1	0	0	1		1	0	0	0	1	0	0	0	0	0	0	3	5	0.00	0.000
	2	11	2	3	11	W	11	3	2	2	0	3	0	0	0	0	0	27	46	9.00	3.000
	0	2	0	0	10	H	2	0	0	0	0	1	0	0	0	0	0	1	5	0.00	3.000

PITCHER	IP	WLS	BF	H	R	ER	SO	BB	IBB	HBP	BLK	WP	HR	S	P	ERA	WHIP
Robert Person, R ERA: 5.05 (1, 1)	6.0		29	9	4	4	8	2	0	0	0	0	1	66	104	6.00	1.833
Scott Aldred, L ERA: 4.15 (7, 1)	0.2		3	0	0	0	0	1	0	0	0	0	0	8	15	0.00	1.500
Steve Montgomery, R ERA: 3.5 (7, 1)	0.1		1	0	0	0	1	0	0	0	0	0	0	3	5	0.00	0.000
Wayne Gomes, R ERA: 4.48 (8, 1)	2.0	W	11	3	2	2	0	3	0	0	0	0	0	27	46	9.00	3.000
Cliff Politte, R ERA: 10.45 (10, 1)	0.1	H	2	0	0	0	0	1	0	0	0	0	0	1	5	0.00	3.000

PITCHER	IP	WLS	BF	H	R	ER	SO	BB	IBB	HBP	BLK	WP	HR	S	P	ERA	WHIP	
Billy Brewer, L ERA: 9.17 (10, 1)	0.2		2	0	0	0	1	0	0	0	0	0	0	0	4	4	0.00	0.000

Batter	1	2	3	4	5	6	7	8	9	AB	R	H	RBI	BB	SO	LOB	TOP								
Doug Glanville, R (1, 8) OBP: 0.379, SLG: 0.451	4-2 1B 1B BB	1-2 F8		2-1 G4-3		3-1 L8		1-0 G5-3 1B		4	1	1	1	1	0	1									
Ron Gant, R (1, 7) OBP: 0.361, SLG: 0.432	1-1 1B HBP G6-3 1B		4-2 G3 S BB	1-0 3-H 1B		3-2 F9	3-2 F9	0-0 G5-3		4	1	2	1	1	0	1									
Bobby Abreu, L (1, 9) OBP: 0.448, SLG: 0.569	1-0 G6-3 23 SF7 1B HBP		2-1 F7	0-0 F7		1-2 S 1B	1-2 S 1B	4-0 IBB		3	2	1	0	1	0	2									
Mike Lieberthal, R (1, 2) OBP: 0.367, SLG: 0.559	2-2 G6-3 1B		4-2 G3 BB		0-2 G4-3 23 WP 2B		3-3 K	2-3 K		4	1	2	1	1	2	3									
Rico Brogna, L (1, 3) OBP: 0.337, SLG: 0.458	1-0 G6-3		2-2 G3		1-2 G4-3		0-0 23 BB 1B	2-1 23 G6-3 1B		5	1	2	2	0	0	5									
23 Kevin Jordan, R (1, 5) OBP: 0.349, SLG: 0.408	1-2 SF7		2-2 G5-3		3-2 F8		4-2 1B BB	1-0 G6-3		3	0	0	1	1	0	3									
Marlon Anderson, L (1, 4) OBP: 0.289, SLG: 0.356	0-1 G4-3			0-0 SH5-4 1B G4-3 1B		0-2 G6-3		1-2 P6		4	1	2	1	0	0	1									
Steve Montgomery, R (7, 1) OBP: 1.000, SLG: 1.000										0	0	0	0	0	0	0									
Kevin Sefcik, R (9, PH) OBP: 0.357, SLG: 0.373										1	0	0	0	0	0	0									
Steve Schrenk, R (9, 1)										0	0	0	0	0	0	0									
Billy Brewer, L (9, 1)										0	0	0	0	0	0	0									
Desi Relaford, S (1, 6) OBP: 0.337, SLG: 0.341		1-1 G4-3		1-1 G4-3 SH5-4 1B 1B		1-3 K	1-0 L7			4	1	1	0	0	1	2									
Randy Wolf, L (1, 1) OBP: 0.267, SLG: 0.250										2	0	0	0	0	1	0									
15 David Doster, R (7, 4) OBP: 0.294, SLG: 0.333		1-3 K		0-1 SH5-4		0-1 G1-3		0-3 K		1	0	0	0	0	1	0									
Inning Stats	R: 3 E: 0 K: 0 S: 14	H: 2 LOB: 1 BB: 1 P: 24	R: 0 E: 0 K: 1 S: 11	H: 0 LOB: 0 BB: 0 P: 14	R: 0 E: 0 K: 0 S: 15	H: 0 LOB: 2 BB: 2 P: 29	R: 2 E: 0 K: 0 S: 9	H: 3 LOB: 1 BB: 0 P: 13	R: 1 E: 0 K: 0 S: 15	H: 1 LOB: 0 BB: 0 P: 19	R: 0 E: 0 K: 1 S: 7	H: 0 LOB: 0 BB: 0 P: 11	R: 2 E: 0 K: 1 S: 15	H: 3 LOB: 2 BB: 1 P: 29	R: 0 E: 0 K: 2 S: 9	H: 1 LOB: 2 BB: 1 P: 16	R: 0 E: 0 K: 0 S: 6	H: 1 LOB: 0 BB: 0 P: 10	1B: 10 2B: 1 3B: 0 HR: 0	SF: 1 SAC: 1 DP: 1 HBP: 1	WP: 1 PB: 0 SB: 2 CS: 0	PA: 43			
PITCHER	IP	WLS	BF	H	R	ER	SO	BB	IBB	HBP	BLK	WP	HR	S	P	ERA	WHIP								
Al Leiter, L (1, 1) ERA: 4.41	5.0	L	25	6	6	6	1	3	0	1	0	1	0	64	99	10.80	1.800								
Bobby Jones, R (6, 1) ERA: 5.81	1.2		9	3	2	2	2	1	0	0	0	0	0	21	38	10.80	2.400								
Chuck McElroy, L (7, 1) ERA: 5.57	0.1		1	0	0	0	0	0	0	0	0	0	0	1	2	0.00	0.000								
Billy Taylor, R (8, 1) ERA: 5.17	1.0		5	1	0	0	2	0	1	0	0	0	0	9	16	0.00	1.000								
Glendon Rusch, L (9, 1) ERA: 12.6	1.0		3	1	0	0	0	0	0	0	0	0	0	6	10	0.00	1.000								

Philadelphia Phillies @ New York Mets
Shea Stadium, Flushing, NY

Fri Sep 17 1999, 7:10 PM EDT
Att. 31,842 - Unknown - 68 F

livebaseballscorecards.com

AB	35
R	8
H	11
RBI	7
BB	5
SO	5
LOB	18



BOTTOM

Philadelphia Phillies @ New York Mets
Shea Stadium, Flushing, NY

AB	36
R	5
H	9
RBI	5
BB	5
SO	11
LOB	24



WP:	0	PA:	41
PB:	0	SB:	1
CS:	0		

ERA	3.00	WHIP	1.000
ERA	4.50	WHIP	4.500
ERA	0.00	WHIP	0.000

Fri Sep 17 1999, 7:10 PM EDT
Att: 31,842 - Unknown - 68 F

AB R H RBI BB SO LOB

4	2	3	0	1	1	0	
4	0	0	0	1	1	5	
4	1	1	1	1	1	4	
0	0	0	0	0	0	0	
4	0	2	2	1	0	1	
5	0	0	0	0	2	7	
1	0	0	0	0	0	0	
2	0	0	0	0	2	3	
1	0	0	0	0	0	2	
4	1	2	2	0	1	0	
3	0	0	0	0	1	0	
1	0	0	0	0	0	2	
0	0	0	0	0	0	0	
1	0	0	0	0	0	1	0
1	0	0	0	0	0	1	0
0	0	0	0	0	0	0	0
0	0	0	0	0	0	0	0
0	0	0	0	0	0	0	0
0	0	0	0	0	0	0	0
1	1	1	0	0	0	0	0

Batter	1	2	3	4	5	6	7	8	9
Rickey Henderson, R OBP: 0.444, SLG: 0.483	1-3 K			4-2 2B BB		0-1 G4-3 BB 1B	3-2 S 1B		2-2 G3-1 1B
Edgardo Alfonzo, R OBP: 0.386, SLG: 0.511	1-3 K			2-1 F8		4-2 G4-3 BB	2-0 F9		1-1 F8
John Olerud, L OBP: 0.437, SLG: 0.464	3-3 K			1-1 1-H 2B		2-2 G4-3		4-0 G4-3 1B BB	2-0 G3-1
31 Mike Piazza, R OBP: 0.367, SLG: 0.582		2-2 F9		1-2 G6-3		4-0 BB		0-0 1B G4-3 1B	0-1 2-H 3-H 1B
Todd Pratt, R OBP: 0.373, SLG: 0.391								1-2 1B	
Robin Ventura, L OBP: 0.384, SLG: 0.545		1-3 K		0-3 K		1-1 P5		0-0 F8	2-2 F7
Shawon Dunston, R OBP: 0.338, SLG: 0.455					3-3 K			0-2 G4-3	
Jay Payton, R OBP: 0.600, SLG: 0.750		3-1 F8						1-2 2-3	
Darryl Hamilton, L OBP: 0.384, SLG: 0.423									
Benny Agbayani, R OBP: 0.365, SLG: 0.537			1-3 K2-3		1-1 HR		3-2 F8	1-2 2-3 3-H 1B	
Rey Ordonez, R OBP: 0.306, SLG: 0.301					1-1 F9		1-1 G6-3	0-0 G1-3	
Matt Franco, L OBP: 0.358, SLG: 0.378			3-3 K						
Luis Lopez, S OBP: 0.308, SLG: 0.308					1-3 K		4-2 1B BB		0-1 G3-1 1B 1B
Al Leiter, L OBP: 0.118, SLG: 0.122									
Melvin Mora, R OBP: 0.250, SLG: 0.143									
Bobby Jones, R OBP: 0.313, SLG: 0.500									
Chuck McElroy, L									
Bobby Bonilla, S OBP: 0.276, SLG: 0.301									
Billy Taylor, R									
Glendon Rusch, L									
Roger Cedeno, S OBP: 0.400, SLG: 0.412									

Inning Stats	R: 0	H: 0	E: 0	K: 3	S: 11	R: 0	H: 0	E: 0	K: 1	S: 8	R: 0	H: 0	E: 0	K: 3	S: 13	R: 1	H: 1	E: 0	K: 1	S: 13	R: 1	H: 1	E: 0	K: 2	S: 15	R: 0	H: 1	E: 0	K: 1	S: 18	R: 0	H: 1	E: 0	K: 0	S: 11	R: 1	H: 2	E: 0	K: 0	S: 10	R: 2	H: 3	E: 0	K: 0	S: 14	1B: 7	SF: 0	2B: 1	3B: 0	HR: 1	WP: 0	PA: 41
--------------	------	------	------	------	-------	------	------	------	------	------	------	------	------	------	-------	------	------	------	------	-------	------	------	------	------	-------	------	------	------	------	-------	------	------	------	------	-------	------	------	------	------	-------	------	------	------	------	-------	-------	-------	-------	-------	-------	-------	--------

PITCHER	IP	WLS	BF	H	R	ER	SO	BB	IBB	HBP	BLK	WP	HR	S	P	ERA	WHIP	
Randy Wolf, L ERA: 5.22	(1, 1)	6.0	W	24	3	2	2	11	3	0	0	0	0	1	78	119	3.00	1.000
Steve Montgomery, R ERA: 3.94	(7, 1)	2.0		11	3	1	1	0	2	0	0	0	0	0	21	39	4.50	2.500
Steve Schrenk, R ERA: 4.64	(9, 1)	0.2		5	3	2	0	0	0	0	0	0	0	0	10	15	27.00	4.500
Billy Brewer, L ERA: 9.0	(9, 1)	0.1	S	1	0	0	0	0	0	0	0	0	0	0	4	6	0.00	0.000

Batter	1	2	3	4	5	6	7	8	9	AB R H RBI BB SO LOB	TOP											
Doug Glanville, R (1, 8) OBP: 0.380, SLG: 0.451 Rob Ducey, L (8, 8) OBP: 0.394, SLG: 0.486	2-2 G4-3		2-1 1B		0-0 1B			1-0 G6-3		4 0 2 0 0 0 0 0 0 0 0 0 0 0												
Ron Gant, R (1, 7) OBP: 0.360, SLG: 0.429 Kevin Sevcik, R (8, 7) OBP: 0.357, SLG: 0.373	2-1 G6-3		1-2 F9		4-1 BB			3-3 K		3 0 0 0 1 1 2 0 0 0 0 0 0 0												
Bobby Abreu, L (1, 9) OBP: 0.447, SLG: 0.567	1-3 K			0-0 2B 23 SF8 1B	1-2 F7			1-3 K		4 1 1 0 0 2 2												
Mike Lieberthal, R (1, 2) OBP: 0.366, SLG: 0.558		0-1 F8		1-1 2B		0-1 P4		2-2 G5-3		4 0 1 0 0 0 0												
Rico Brogna, L (1, 3) OBP: 0.336, SLG: 0.455		1-2 G4-3		3-3 K		4-2 23 G5-4-3 BB		2-3 K		3 0 0 0 1 2 2												
23 Kevin Jordan, R (1, 5) OBP: 0.345, SLG: 0.403		0-2 G5-3		3-2 SF8		0-0 G5-4-3 1-2f		0-3 K		3 0 0 1 0 1 1												
Marlon Anderson, L (1, 4) OBP: 0.289, SLG: 0.356			0-2 FC3-6 1B	1-0 G3			3-1 G4-3			3 0 1 0 0 0 1												
Desi Relaford, S (1, 6) OBP: 0.332, SLG: 0.335			1-1 FC3-6 1B 1-2f		3-3 K		1-3 K			3 0 0 0 0 2 1												
Mike Grace, R (1, 1) Amaury Telemaco, R (6, 1) Scott Aldred, L (6, 1) Carlton Loewer, R (7, PH) Wendell Magee, R (7, 1) Chad Ogea, R (7, 1) OBP: 0.400, SLG: 0.400			4-1 1B 1-2 BB		1-3 K		2-3 K			1 0 0 0 0 1 1 0 1 0 0 0 0 0 1 0 0 0 0 0 0 0 0 0												
Inning Stats	R: 0 E: 0 K: 1 S: 8	H: 0 LOB: 0 BB: 0 P: 13	R: 0 E: 0 K: 0 S: 9	H: 0 LOB: 0 BB: 0 P: 10	R: 0 E: 0 K: 0 S: 11	H: 2 LOB: 2 BB: 1 P: 19	R: 1 E: 0 K: 1 S: 12	H: 2 LOB: 1 BB: 0 P: 20	R: 0 E: 0 K: 2 S: 11	H: 1 LOB: 2 BB: 1 P: 20	R: 0 E: 0 K: 0 S: 5	H: 0 LOB: 0 BB: 1 P: 9	R: 0 E: 0 K: 2 S: 10	H: 0 LOB: 0 BB: 0 P: 16	R: 0 E: 0 K: 2 S: 10	H: 0 LOB: 0 BB: 0 P: 15	R: 0 E: 0 K: 2 S: 9	H: 0 LOB: 0 BB: 0 P: 13	1B: 4 2B: 1 3B: 0 HR: 0	SF: 1 SAC: 0 DP: 1 HBP: 0	WP: 1 PB: 0 SB: 1 CS: 0	PA: 33
PITCHER	IP WLS BF H R ER SO BB IBB HBP BLK WP HR S P ERA WHIP																					
Masato Yoshii, R (1, 1) ERA: 4.6	7.0 W 27 5 1 1 6 3 0 0 0 1 0 66 107 1.29 1.143																					
Jeff Tam, R (8, 1) ERA: 5.73	1.0 3 0 0 0 2 0 0 0 0 0 0 10 15 0.00 0.000																					
John Franco, L (9, 1) ERA: 3.28	1.0 3 0 0 0 2 0 0 0 0 0 0 9 13 0.00 0.000																					

Philadelphia Phillies @ New York Mets
Shea Stadium, Flushing, NY
Sat Sep 18 1999, 7:10 PM EDT
Att. 37,655 - Unknown - 74 F

livebaseballscorecards.com

AB	29
R	1
H	5
RBI	1
BB	3
SO	10
LOB	9



Batter	1	2	3	4	5	6	7	8	9	AB	R	H	RBI	BB	SO	LOB	BOTTOM
Rickey Henderson, R Melvin Mora, R	F9	L3		HBP	SF8	G3-1				3	0	0	1	0	0	2	
Edgardo Alfonzo, R Shane Halter, R	G6-3 1B BB		G3 WP SF7 1B	P3	G5-3			F8		4	1	1	0	1	0	3	
John Olerud, L Matt Franco, L	G6-3 1B		G3			1B 2B 1B		P6		3	1	2	0	1	0	1	
Robin Ventura, L Bobby Bonilla, S Jeff Tam, R Mike Kinkade, R	G6-3		SF7	G3		2B HR 1B		G6-3		3	1	1	1	0	0	5	
Darryl Hamilton, L Jay Payton, R	P5		HR		1B 1B 1B	HR 2B		F9		4	3	3	2	0	0	2	
Todd Pratt, R		P9	1B		1B 1B	K		F9		5	1	2	0	0	1	2	
Roger Cedeno, S Benny Agbayani, R		FC3-5 BB	F8		F8	HR IBB		HR		2	0	0	0	1	0	3	
Rey Ordonez, R John Franco, L		FC3-5 1B		SH1-4 2B	1B SF8 1B	HR		P1		5	2	4	4	0	0	0	
Masato Yoshii, R Luis Lopez, S		FC3-5		SH1-4	SF8 1B	K				3	0	1	2	0	1	2	
Inning Stats	R: 0 H: 1 E: 0 LOB: 2 K: 0 BB: 1 S: 13 P: 21	R: 0 H: 1 E: 0 LOB: 2 K: 0 BB: 1 S: 9 P: 16	R: 2 H: 3 E: 0 LOB: 1 K: 0 BB: 0 S: 11 P: 17	R: 0 H: 1 E: 0 LOB: 3 K: 0 BB: 1 S: 11 P: 23	R: 3 H: 4 E: 0 LOB: 1 K: 0 BB: 0 S: 19 P: 33	R: 5 H: 4 E: 0 LOB: 0 K: 2 BB: 1 S: 19 P: 32	R: 0 H: 0 E: 0 LOB: 0 K: 0 BB: 0 S: 5 P: 7	R: 1 H: 1 E: 0 LOB: 0 K: 0 BB: 0 S: 12 P: 15	1B: 10 SF: 2 2B: 2 SAC: 1 3B: 0 DP: 0 HR: 3 HBP: 1	WP: 1 PA: 44 PB: 0 SB: 0 CS: 0							
PITCHER	IP WLS BF H R ER SO BB IBB HBP BLK WP HR S P ERA WHIP															PITCHER	IP WLS BF H R ER SO BB IBB HBP BLK WP HR S P ERA WHIP
Mike Grace, R Amaury Telemaco, R Scott Aldred, L Carlton Loewer, R Chad Ogea, R	(1, 1) 4.1 L 27 10 5 5 0 3 0 0 0 0 1 1 59 101 10.38 3.000 (5, 1) 0.2 2 0 0 0 0 0 0 0 0 0 0 4 9 0.00 0.000 (6, 1) 0.1 5 3 4 4 1 0 1 0 0 0 0 10 19 108.00 9.000 (6, 1) 0.2 3 1 1 1 1 0 0 0 0 0 0 9 13 13.50 1.500 (7, 1) 2.0 7 1 1 1 0 0 0 0 0 0 0 1 17 22 4.50 0.500																

Philadelphia Phillies @ New York Mets
Shea Stadium, Flushing, NY
Sat Sep 18 1999, 7:10 PM EDT
Att: 37,655 - Unknown - 74 F

AB	36
R	11
H	15
RBI	11
BB	4
SO	2
LOB	20



Batter	1	2	3	4	5	6	7	8	9	AB R H RBI BB SO LOB	TOP																
Doug Glanville, R OBP: 0.380, SLG: 0.450 (1, 8)	3-2 F9			0-3 K	3-2 1B BB HBP		1-1 23 BB 1B		0-0 F8	4 1 1 0 0 1 0																	
Ron Gant, R OBP: 0.358, SLG: 0.425 (1, 7)	2-2 F9			1-1 F8	4-1 1B 23 BLK BB		1-2 F8		3-3 K	4 1 0 1 1 1 2																	
Bobby Abreu, L OBP: 0.445, SLG: 0.563 (1, 9)	3-3 K			0-1 G3-1	2-2 23 BLK 1B		1-0 P5		2-3 K	5 0 1 2 0 2 2																	
23 Kevin Jordan, R OBP: 0.347, SLG: 0.403 (1, 5)			0-1 F8		1-2 HR 1B		4-0 SAFE SAFE 1B BB			3 1 1 0 1 0 1																	
Rico Brogna, L OBP: 0.335, SLG: 0.459 (1, 3)			0-0 P6		2-1 HR 1-H		0-2 P6		1-2 G4-3	4 1 1 2 0 0 3																	
Bobby Estalella, R OBP: 0.250, SLG: 0.182 (1, 2)			0-3 K		0-0 CS 1B		1-2 1B			4 0 2 0 0 1 0																	
Alex Arias, R OBP: 0.368, SLG: 0.395 (1, 4) (6, 6)			1-1 G6-3		4-2 2B BB 1-2		1-3 K		1-2 PB 2B	3 1 1 0 1 1 1																	
Desi Relaford, S OBP: 0.332, SLG: 0.340 (1, 6) Billy Brewer, L (6, 1)			0-2 F8		0-0 BB 1B 2B		2-3 K		1-2 F7	3 1 1 0 0 1 1 0 0 0 0 0 0 0 1 0 0 0 0 0 1 0 0 0 0 0 0 0																	
Mike Lieberthal, R OBP: 0.366, SLG: 0.557 (8, PH) Joe Grahe, R OBP: 0.333, SLG: 0.200 (8, 1)			1-1 G1-3		0-0 G1-3		3-1 F8 1B 1B		1-3 K	2 0 0 0 0 0 2 0 0 0 0 0 0 0 2 0 1 0 0 1 1																	
Paul Byrd, R OBP: 0.203, SLG: 0.130 (1, 1) Cliff Politte, R (5, 1) Torey Lovullo, S OBP: 0.286, SLG: 0.481 (6, 4)																											
Inning Stats	R: 0 E: 0 K: 1 S: 9	H: 0 LOB: 0 BB: 0 P: 17	R: 0 E: 0 K: 1 S: 6	H: 0 LOB: 0 BB: 0 P: 6	R: 0 E: 0 K: 0 S: 9	H: 0 LOB: 0 BB: 0 P: 11	R: 0 E: 0 K: 1 S: 7	H: 0 LOB: 0 BB: 0 P: 8	R: 6 E: 0 K: 0 S: 21	H: 5 LOB: 1 BB: 2 P: 37	R: 0 E: 0 K: 2 S: 14	H: 1 LOB: 1 BB: 0 P: 18	R: 0 E: 0 K: 0 S: 11	H: 2 LOB: 3 BB: 1 P: 22	R: 0 E: 0 K: 1 S: 15	H: 1 LOB: 1 BB: 0 P: 20	R: 0 E: 0 K: 2 S: 7	H: 0 LOB: 0 BB: 0 P: 12	1B: 6 2B: 2 3B: 0 HR: 1	SF: 0 SAC: 0 DP: 0 HBP: 1	WP: 0 PB: 1 SB: 0 CS: 1	PA: 39					
PITCHER	IP	WLS	BF	H	R	ER	SO	BB	IBB	HBP	BLK	WP	HR	S	P	ERA	WHIP										
Kenny Rogers, L ERA: 4.13 (1, 1)	4.2		21	5	6	6	3	2	0	1	0	0	1	49	76	11.57	1.500										
Octavio Dotel, R ERA: 5.27 (5, 1)	1.1	W	5	1	0	0	2	0	0	0	1	0	0	17	21	0.00	0.750										
Turk Wendell, R ERA: 3.26 (7, 1)	0.1	H	3	2	0	0	0	0	0	0	0	0	0	7	12	0.00	6.000										
Dennis Cook, L ERA: 3.61 (7, 1)	1.0	H	5	1	0	0	0	1	0	0	0	0	0	11	20	0.00	2.000										
Armando Benitez, R ERA: 1.84 (8, 1)	1.2	S	5	0	0	0	3	0	0	0	0	0	0	15	22	0.00	0.000										

Philadelphia Phillies @ New York Mets
Shea Stadium, Flushing, NY

livebaseballscorecards.com

AB	35
R	6
H	9
RBI	5
BB	3
SO	8
LOB	14



Sun Sep 19 1999, 1:40 PM EDT
Att. 51,560 - Cloudy - 72 F

Batter	1	2	3	4	5	6	7	8	9	AB	R	H	RBI	BB	SO	LOB	BOTTOM			
Roger Cedeno, S (1, 9) OBP: 0.403, SLG: 0.420	3-3 K		0-0 BB HR 1B		3-2 2B 1B	3-1 HR		2-1 CS HBP		4	3	3	1	0	1	0	Philadelphia Phillies @ New York Mets Shea Stadium, Flushing, NY Sun Sep 19 1999, 1:40 PM EDT Att: 51,560 - Cloudy - 72 F			
Edgardo Alfonzo, R (1, 4) OBP: 0.389, SLG: 0.511	0-1 2B		4-2 HR BB		1-3 K	1-0 1B		1-0 CS		3	1	2	0	1	1	1				
John Olerud, L (1, 3) OBP: 0.440, SLG: 0.474	4-1 BB		3-2 HR		0-0 1B 2B	1-3 K				3	2	2	4	1	1	1				
31 Mike Piazza, R (1, 2) OBP: 0.368, SLG: 0.587	0-2 F8		1-1 HR		4-2 1B E BB	2-2 F8				3	2	1	1	1	0	3				
Robin Ventura, L (1, 5) OBP: 0.382, SLG: 0.542	0-0 L6		1-3 K		3-2 1B E			2-3 K		4	0	1	1	0	2	2				
Darryl Hamilton, L (1, 8) OBP: 0.384, SLG: 0.431		1-2 P6	1-1 F8		1-0 F8			3-3 K		4	0	0	0	0	1	2				
Benny Agbayani, R (1, 7) OBP: 0.365, SLG: 0.542		1-1 F8		0-1 G6-3	2-2 E6			1-3 K		4	0	0	0	0	1	1				
Melvin Mora, R (8, 7) OBP: 0.250, SLG: 0.143					1-2 2-H					0	0	0	0	0	0	0				
Rey Ordonez, R (1, 6) OBP: 0.308, SLG: 0.312		3-2 G5-3		2-2 F8	1-2 L6					4	0	0	0	0	0	2				
Kenny Rogers, L (1, 1) OBP: 0.184, SLG: 0.120			2-1 F7		0-2 G6-3			0-3 K		2	0	0	0	0	0	0				
Octavio Dotel, R (5, 1) OBP: 0.276, SLG: 0.125										0	0	0	0	0	0	0				
Jorge Torres, R (6, PH) OBP: 0.500, SLG: 0.500										0	0	0	0	0	0	0				
Turk Wendell, L (7, 1) OBP: 0.500, SLG: 0.500										0	0	0	0	0	0	0				
Dennis Cook, L (7, 1) OBP: 0.500, SLG: 0.500										0	0	0	0	0	0	0				
Armando Benitez, R (8, 1) OBP: 0.500, SLG: 0.500										1	0	0	0	0	1	0				
Inning Stats	R: 0 E: 0 K: 1 S: 10	H: 1 LOB: 2 BB: 1 P: 17	R: 0 E: 0 K: 0 S: 8	H: 0 LOB: 0 BB: 0 P: 13	R: 4 E: 0 K: 1 S: 15	H: 3 LOB: 0 BB: 1 P: 27	R: 0 E: 0 K: 0 S: 8	H: 0 LOB: 0 BB: 0 P: 10	R: 3 E: 1 K: 1 S: 22	H: 3 LOB: 2 BB: 1 P: 37	R: 1 E: 0 K: 2 S: 12	H: 2 LOB: 1 BB: 0 P: 20	R: 0 E: 0 K: 3 S: 9	H: 0 LOB: 0 BB: 0 P: 15	R: 0 E: 0 K: 1 S: 5	H: 0 LOB: 0 BB: 0 P: 8	1B: 4 2B: 2 3B: 0 HR: 3	SF: 0 SAC: 0 DP: 0 HBP: 1	WP: 0 PB: 0 SB: 1 CS: 1	PA: 38
PITCHER	IP WLS BF H R ER SO	IP WLS BF H R ER SO	IP WLS BF H R ER SO	IP WLS BF H R ER SO	IP WLS BF H R ER SO	IP WLS BF H R ER SO	IP WLS BF H R ER SO	IP WLS BF H R ER SO	IP WLS BF H R ER SO	IP WLS BF H R ER SO	IP WLS BF H R ER SO	IP WLS BF H R ER SO	IP WLS BF H R ER SO	IP WLS BF H R ER SO	IP WLS BF H R ER SO	IP WLS BF H R ER SO	ERA WHIP	ERA WHIP		
Paul Byrd, R (1, 1) ERA: 4.52	4.1 L	23	7	7	6	3	3	0	0	0	0	0	0	0	0	0	12.46	2.308		
Cliff Politte, R (5, 1) ERA: 9.82	0.2	3	0	0	0	0	0	0	0	0	0	0	0	0	0	0	0.00	0.000		
Billy Brewer, L (6, 1) ERA: 8.55	2.0	8	2	1	1	5	0	0	0	0	0	0	0	0	0	0	4.50	1.000		
Joe Grahe, R (8, 1) ERA: 2.96	1.0	3	0	0	0	1	0	0	0	1	0	0	0	0	0	0	0.00	0.000		

livebaseballscores.com

AB 33
R 8
H 9
RBI 7
BB 3
SO 9
LOB 12



Batter	1	2	3	4	5	6	7	8	9	AB R H RBI BB SO LOB	TOP										
Doug Glanville, R (1, 8) OBP: 0.380, SLG: 0.450	1-0 F8		0-1 1B		1-1 1B	0-1 G5-3		3-2 G5-3		5 0 2 0 0 0 1	Philadelphia Phillies @ Milwaukee Brewers Milwaukee County Stadium, Milwaukee, WI Mon Sep 20 1999, 8:05 PM EDT Att. 10,981 - Cloudy - 57 F										
Ron Gant, R (1, 7) OBP: 0.355, SLG: 0.421	0-1 P3		2-1 F9		2-1 P4		0-3 K	1-1 G6-3		5 0 0 0 0 1 3											
23 Kevin Jordan, R (1, 5) OBP: 0.347, SLG: 0.403	1-1 1B		2-2 P6		1-1 P3		0-1 G3-1	1-1 G4-3 1B		5 0 2 0 0 0 2											
Mike Lieberthal, R (1, 2) Desi Relaford, S (9, PR) OBP: 0.366, SLG: 0.555 OBP: 0.332, SLG: 0.340	0-0 F8			1-2 G4-3	0-0 P6		1-2 PB 1B	1-0 G4-3 1B		5 0 2 0 0 0 2 0 0 0 0 0 0 0											
Rico Brogna, L (1, 3) OBP: 0.336, SLG: 0.458		1-0 G4-3		4-0 1B BB		1-1 G1-3	0-0 PB 1B	0-1 G4-3		4 1 1 0 1 0 2											
Kevin Seefelt, R (1, 9) Bobby Abreu, L (7, PH) OBP: 0.362, SLG: 0.378 OBP: 0.447, SLG: 0.563		1-1 G6-3		3-1 1B G5-3		0-1 1B HR	4-1 1B IBB	4-0 G6-4-3 IBB		3 1 2 0 0 0 0 0 0 0 0 2 0 0											
Alex Arias, R (1, 6) OBP: 0.368, SLG: 0.395		2-2 1B		3-2 G5-3		1-2 1B HR	1-3 K	0-1 G6-4-3		5 1 2 0 0 1 8											
Marlon Anderson, L (1, 4) OBP: 0.291, SLG: 0.357		3-2 G6-3		0-2 1B		1-2 P6		0-0 S 1B		4 0 2 1 0 0 3											
Robert Person, R (1, 1) Wendell Magee, R (8, PH) Carlton Loewer, R (6, 1) Scott Aldred, L (7, 1) Rob Ducey, L (8, PH) Steve Montgomery, R (8, 1) OBP: 0.103, SLG: 0.079 OBP: 0.500, SLG: 1.000 OBP: 0.273, SLG: 0.238 OBP: 0.383, SLG: 0.483 OBP: 1.000, SLG: 1.000			3-2 F9	0-0 F7		2-1 HR		3-3 K		2 0 0 0 0 0 2 1 1 1 3 0 0 0 0 0 0 0 0 0 0 0 0 0 0 0 0 0 1 0 0 0 0 0 1 0 0 0 0 0 0 0											
Inning Stats	R: 0 H: 1 E: 0 LOB: 1 K: 0 BB: 0 S: 6 P: 8	R: 0 H: 1 E: 0 LOB: 1 K: 0 BB: 0 S: 9 P: 16	R: 0 H: 1 E: 0 LOB: 1 K: 0 BB: 0 S: 14 P: 21	R: 1 H: 2 E: 0 LOB: 2 K: 0 BB: 1 S: 13 P: 24	R: 0 H: 1 E: 0 LOB: 1 K: 0 BB: 0 S: 7 P: 11	R: 3 H: 3 E: 0 LOB: 0 K: 2 BB: 0 S: 14 P: 19	R: 0 H: 2 E: 0 LOB: 3 K: 2 BB: 1 S: 17 P: 23	R: 0 H: 1 E: 0 LOB: 1 K: 1 BB: 0 S: 9 P: 16	R: 0 H: 2 E: 0 LOB: 3 K: 0 BB: 1 S: 7 P: 13	1B: 13 SF: 0 2B: 0 SAC: 0 3B: 0 DP: 1 HR: 1 HBP: 0		WP: 0 PA: 43 PB: 1 SB: 1 CS: 0									
PITCHER	IP WLS BF H R ER SO BB IBB HBP BLK WP HR S P ERA WHIP																				
Scott Karl, L (1, 1) ERA: 4.82	6.0	28	9	4	4	0	1	0	0	0	0	1	63	99	6.00	1.667					
Rocky Coppinger, R (7, 1) ERA: 5.85	2.0	W	10	3	0	0	3	0	1	0	0	0	26	39	0.00	1.500					
Bob Wickman, R (9, 1) ERA: 3.53	1.0	S	5	2	0	0	0	0	1	0	0	0	7	13	0.00	2.000					

AB	40
R	4
H	14
RBI	4
BB	3
SO	3
LOB	24



Batter	1	2	3	4	5	6	7	8	9
Marquis Grissom, R OBP: 0.321, SLG: 0.407 (1, 8)	1-1 F9	4-2 BB		4-1 FC5-4 BB		0-1 PO 1B		1-2 F8	
Mark Loretta, R OBP: 0.352, SLG: 0.391 (1, 4) (8, 3)	0-1 2B HR 1B	1-1 L8		0-2 FC5-4 1-2f		1-2 PO 1-2	0-0 G4-1 1B 1B		
Jeff Cirillo, R OBP: 0.401, SLG: 0.450 (1, 5)	1-0 HR 2B	1-1 FC5 2-3f			4-2 S BB		2-0 G4-1 1B 1B		
Jeremy Burnitz, L OBP: 0.397, SLG: 0.580 (1, 9)	1-1 HR 2-H 3-H		3-3 K		3-3 K 1-2		1-1 P3		
Kevin Barker, L OBP: 0.330, SLG: 0.432 Ronnie Belliard, R OBP: 0.375, SLG: 0.412 (1, 3) (7, PH) (8, 4)	0-2 P8		1-0 G4-3		2-1 P6		1-2 G4-1 1-2 2-3		
Alex Ochoa, R OBP: 0.405, SLG: 0.471 (1, 7)	4-2 BB		1-3 K		4-1 BB		1-1 2-H 3-H 1B		
Brian Banks, S OBP: 0.321, SLG: 0.370 Robinson Cancel, R OBP: 0.222, SLG: 0.235 (1, 2) (8, 2)	2-3 K			2-3 K	3-2 L9		1 SAFE 3-2 P9		
Jose Valentin, S OBP: 0.344, SLG: 0.398 (1, 6)		2-2 F9		4-2 SH1-4 BB		1-0 F9		3-2 L4	
Scott Karl, L OBP: 0.230, SLG: 0.333 Lou Collier, R OBP: 0.315, SLG: 0.351 Rocky Coppinger, R OBP: 0.333, SLG: 0.333 Lyle Mouton, R Bob Wickman, R (1, 1) (6, PH) (7, 1) (8, PH) (9, 1)		2-0 FC5 BB 1B		2-1 SH1-4 1-2		0-2 G6-3		3-2 F8	

Inning Stats	R: 3 E: 0 K: 1 S: 15	H: 3 LOB: 1 BB: 1 P: 24	R: 0 E: 0 K: 0 S: 10	H: 1 LOB: 2 BB: 1 P: 20	R: 0 E: 0 K: 2 S: 7	H: 0 LOB: 0 BB: 0 P: 12	R: 0 E: 0 K: 1 S: 12	H: 0 LOB: 2 BB: 2 P: 24	R: 0 E: 0 K: 1 S: 15	H: 0 LOB: 2 BB: 2 P: 31	R: 0 E: 0 K: 0 S: 9	H: 1 LOB: 0 BB: 0 P: 11	R: 2 E: 0 K: 0 S: 13	H: 3 LOB: 1 BB: 0 P: 21	R: 0 E: 0 K: 0 S: 10	H: 0 LOB: 0 BB: 0 P: 17
--------------	-------------------------------	----------------------------------	-------------------------------	----------------------------------	------------------------------	----------------------------------	-------------------------------	----------------------------------	-------------------------------	----------------------------------	------------------------------	----------------------------------	-------------------------------	----------------------------------	-------------------------------	----------------------------------

PITCHER	IP	WLS	BF	H	R	ER	SO	BB	IBB	HBP	BLK	WP	HR	S	P	ERA	WHIP
Robert Person, R ERA: 5.07 (1, 1)	5.0		25	4	3	3	5	6	0	0	0	0	1	59	111	5.40	2.000
Carlton Loewer, R ERA: 5.42 (6, 1)	1.0	L	5	3	2	2	0	0	0	0	0	0	0	11	15	18.00	3.000
Scott Aldred, L ERA: 4.73 (7, 1)	1.0	B	4	1	0	0	0	0	0	0	0	0	0	11	17	0.00	1.000
Steve Montgomery, R ERA: 3.47 (8, 1)	1.0		3	0	0	0	0	0	0	0	0	0	0	10	17	0.00	0.000

BOTTOM

Philadelphia Phillies @ Milwaukee Brewers
Milwaukee County Stadium, Milwaukee, WI

Mon Sep 20 1999, 8:05 PM EDT
Att: 10,981 - Cloudy - 57 F

AB	30
R	5
H	8
RBI	5
BB	6
SO	5
LOB	16

livebaseballscorecards.com



1B:	6	SF:	0	WP:	0	PA:	38
2B:	1	SAC:	1	PB:	0		
3B:	0	DP:	0	SB:	1		
HR:	1	HBP:	0	CS:	0		

Batter	1	2	3	4	5	6	7	8	9	AB R H RBI BB SO LOB	TOP											
Kevin Sevcik, R OBP: 0.361, SLG: 0.373 (1, 8) B C X	1-1 HR 1B	0-0 E6		1-2 G6-3		3-2 G6-3		4-0 BB SF8 BB	1-3 K	5 2 1 0 1 1 5												
Ron Gant, R OBP: 0.359, SLG: 0.430 (1, 7) 1 SAFE C X	0-1 HR 1-H	0-1 SF9			2-1 23 1B 1B	0-0 BB 1B		4-1 SF8 BB BB	2-3 K	4 2 3 4 1 1 2												
Bobby Abreu, L OBP: 0.448, SLG: 0.562 (1, 9) C F B S	2-3 K	3-3 K			1-2 23 1B 1B	4-2 FC6-4 BB		4-0 E BB		3 0 1 0 2 2 2												
Mike Lieberthal, R OBP: 0.363, SLG: 0.551 (1, 2) C B X	1-1 P4		0-0 G1-3		2-2 P5	2-1 FC6-4 BB		3-2 SF8		4 0 0 1 0 0 4												
Rico Brogna, L OBP: 0.338, SLG: 0.457 (1, 3) B F X	1-1 1B		3-3 K		0-3 K		4-2 BB	4-0 IBB		3 0 1 0 2 2 2												
23 Kevin Jordan, R OBP: 0.345, SLG: 0.399 (1, 5) B X	1-0 F7		0-2 E5 FC6-4		1-2 1-2 2-H 1B		2-0 F8	1-0 P6		5 0 1 1 0 0 5												
Torey Lovullo, S OBP: 0.273, SLG: 0.419 (1, 4) B X		1-0 E5 FC5-6 1B	0-1 FC6-4		1-0 G1-3		0-3 K		4-0 FC3-6 BB	4 0 0 0 1 1 4												
Desi Relaford, S OBP: 0.333, SLG: 0.339 (1, 6) S 1 SAFE X		0-1 E FC5-6 SF9 1B		1-1 G5-3		4-2 G6-3 1B BB	0-0 L8		2-2 FC3-6 1B	4 2 1 0 1 0 2												
Anthony Shumaker, L OBP: 0.333, SLG: 0.200 (4, 1) Steve Schrenk, R OBP: 0.457, SLG: 0.857 (6, PH) Wendell Magee, R OBP: 0.187, SLG: 0.091 (8, PH) Chad Ogea, R OBP: 0.381, SLG: 0.480 (8, PH) Wayne Gomes, R (8, 1) Alex Arias, R OBP: 0.370, SLG: 0.397 (9, PH) Marlon Anderson, L OBP: 0.291, SLG: 0.357 (9, PR)		0-0 FC5-6 SF9 E		0-3 K		2-2 F9		2-2 L6	3-1 1B	2 0 0 0 0 0 1 2 0 0 0 0 0 0 0 0 1 0 0 0 0 0 0 1 0 0 0 0 0 0 0 0 1 0 0 0 0 0 0 0 0 0 0 0 0 0 0 0 1 0 1 0 0 0 0 0 0 0 0 0 0 0 0 0												
Inning Stats	R: 2 E: 0 K: 1 S: 12	H: 3 LOB: 1 BB: 0 P: 18	R: 1 E: 2 K: 1 S: 11	H: 1 LOB: 2 BB: 0 P: 15	R: 0 E: 1 K: 1 S: 9	H: 0 LOB: 1 BB: 0 P: 12	R: 0 E: 0 K: 1 S: 8	H: 0 LOB: 0 BB: 0 P: 10	R: 1 E: 0 K: 0 S: 14	H: 3 LOB: 2 BB: 2 P: 29	R: 0 E: 0 K: 1 S: 7	H: 0 LOB: 1 BB: 1 P: 13	R: 1 E: 1 K: 0 S: 11	H: 0 LOB: 3 BB: 4 P: 33	R: 0 E: 0 K: 2 S: 12	H: 1 LOB: 2 BB: 1 P: 24	1B: 8 2B: 0 3B: 0 HR: 1	SF: 2 SAC: 0 DP: 0 HBP: 0	WP: 0 PB: 0 SB: 0 CS: 0	PA: 47		
PITCHER	IP WLS BF H R ER SO BB IBB HBP BLK WP HR S P ERA WHIP	IP WLS BF H R ER SO BB IBB HBP BLK WP HR S P ERA WHIP	IP WLS BF H R ER SO BB IBB HBP BLK WP HR S P ERA WHIP	IP WLS BF H R ER SO BB IBB HBP BLK WP HR S P ERA WHIP	IP WLS BF H R ER SO BB IBB HBP BLK WP HR S P ERA WHIP	IP WLS BF H R ER SO BB IBB HBP BLK WP HR S P ERA WHIP	IP WLS BF H R ER SO BB IBB HBP BLK WP HR S P ERA WHIP	IP WLS BF H R ER SO BB IBB HBP BLK WP HR S P ERA WHIP	IP WLS BF H R ER SO BB IBB HBP BLK WP HR S P ERA WHIP	IP WLS BF H R ER SO BB IBB HBP BLK WP HR S P ERA WHIP	IP WLS BF H R ER SO BB IBB HBP BLK WP HR S P ERA WHIP	IP WLS BF H R ER SO BB IBB HBP BLK WP HR S P ERA WHIP	IP WLS BF H R ER SO BB IBB HBP BLK WP HR S P ERA WHIP	IP WLS BF H R ER SO BB IBB HBP BLK WP HR S P ERA WHIP	IP WLS BF H R ER SO BB IBB HBP BLK WP HR S P ERA WHIP	IP WLS BF H R ER SO BB IBB HBP BLK WP HR S P ERA WHIP	IP WLS BF H R ER SO BB IBB HBP BLK WP HR S P ERA WHIP	IP WLS BF H R ER SO BB IBB HBP BLK WP HR S P ERA WHIP	IP WLS BF H R ER SO BB IBB HBP BLK WP HR S P ERA WHIP	IP WLS BF H R ER SO BB IBB HBP BLK WP HR S P ERA WHIP	IP WLS BF H R ER SO BB IBB HBP BLK WP HR S P ERA WHIP	
Bill Pulsipher, L ERA: 6.05 (1, 1)	5.0 W 26 7 5 4 5 1 0 0 0 0 1 58 84 7.20 1.600																					
David Weathers, R ERA: 3.97 (6, 1)	0.2 H 3 1 0 0 0 0 0 0 0 0 0 8 13 0.00 1.500																					
52 Rafael Roque, L ERA: 5.51 (6, 1)	0.1 H 3 0 0 0 0 2 0 0 0 0 0 6 16 0.00 6.000																					
Hector Ramirez, R ERA: 4.5 (7, 1)	1.1 H 6 0 1 1 1 2 0 0 0 0 0 12 24 6.75 1.500																					
Mike Myers, L ERA: 5.45 (8, 1)	0.0 1 0 0 0 0 0 1 0 0 0 0 0 0 4 ∞ ∞																					
Eric Plunk, R ERA: 4.63 (8, 1)	0.2 H 3 0 0 0 0 0 0 0 0 0 0 8 13 0.00 1.500																					
Bob Wickman, R ERA: 3.48 (9, 1)	1.0 S 5 1 0 0 2 1 0 0 0 0 0 12 24 0.00 2.000																					

Philadelphia Phillies @ Milwaukee Brewers
Milwaukee County Stadium, Milwaukee, WI

Tue Sep 21 1999, 8:05 PM EDT
Att. 11,371 - Unknown - 56 F

AB	37
R	6
H	9
RBI	6
BB	8
SO	8
LOB	29



Batter	1	2	3	4	5	6	7	8	9
Mark Loretta, R OBP: 0.353, SLG: 0.390 (1, 3)	2-2 F9	2-1 HR 1B		4-1 E 1B BB	0-1 G6-3			0-1 G5-3	
Lou Collier, R OBP: 0.321, SLG: 0.350 (1, 4)	4-0 HBP 1B BB	1-2 HR 1B		0-1 E1 1B			2-2 F9	4-2 FC1-6 BB	
Charlie Greene, R OBP: 0.220, SLG: 0.205 (8, 2)				1-3 2-H					
Jeff Cirillo, R OBP: 0.402, SLG: 0.456 (1, 5)	2-1 HBP 1B	3-1 HR		2-1 1B FC5-4			1-2 F9	2-2 FC1-6	
Jeromy Burnitz, L OBP: 0.395, SLG: 0.576 (1, 9)	0-3 K	1-3 K		2-3 3-H 1B			3-2 F8	3-0 G3	
Alex Ochoa, R OBP: 0.403, SLG: 0.465 (1, 8)	1-1 HBP			1-0 FC5-4 FC6-4			1-1 G5-3		
Lyle Mouton, R OBP: 0.250, SLG: 0.273 (1, 7)	2-2 F9			1-0 FC6-4			0-0 G4-3 1B 2B		
Jose Valentin, S OBP: 0.339, SLG: 0.392 (1, 6)		1-2 P3	2-2 P3		1-2 P4		1-1 G4-3		
Robinson Cancel, R OBP: 0.275, SLG: 0.270 (1, 2)		4-2 SH1-4 1B BB	0-1 FC6-4		2-1 SH2-4 1B		3-2 FC5-4 1B		
Mike Myers, L (8, 1)									
Eric Plunk, R (8, 1)									
Bob Wickman, R (9, 1)									
Bill Pulsipher, L OBP: 0.143, SLG: 0.143 (1, 1)		1-2 SH1-4		0-1 E 1B	0-0 SH2-4		1-1 FC5-4		
David Weathers, R OBP: 0.250, SLG: 0.143 (6, 1)									
52 Rafael Roque, L OBP: 0.158, SLG: 0.059 (6, 1)									
Hector Ramirez, R (7, 1)									
Ronnie Belliard, R OBP: 0.374, SLG: 0.411 (7, 4)									

Inning Stats	R: 0	H: 1	E: 0	K: 1	S: 12	LOB: 3	BB: 1	P: 23
	R: 4	H: 3	E: 0	K: 1	S: 21	LOB: 0	BB: 1	P: 34
	R: 0	H: 1	E: 0	K: 1	S: 10	LOB: 1	BB: 0	P: 15
	R: 3	H: 3	E: 1	K: 0	S: 11	LOB: 1	BB: 1	P: 19
	R: 0	H: 1	E: 0	K: 0	S: 10	LOB: 1	BB: 0	P: 13
	R: 0	H: 0	E: 0	K: 0	S: 11	LOB: 0	BB: 0	P: 17
	R: 1	H: 2	E: 0	K: 0	S: 10	LOB: 1	BB: 0	P: 16
	R: 0	H: 0	E: 0	K: 0	S: 9	LOB: 1	BB: 1	P: 18

PITCHER	IP	WLS	BF	H	R	ER	SO	BB	IBB	HBP	BLK	WP	HR	S	P	ERA	WHIP
Anthony Shumaker, L ERA: 5.95 (1, 1)	3.1	L	22	8	7	6	3	3	0	0	0	0	1	52	87	16.20	3.300
Steve Schrenk, R ERA: 4.47 (4, 1)	1.2		6	1	0	0	0	0	0	0	0	0	0	12	17	0.00	0.600
Chad Ogea, R ERA: 5.74 (6, 1)	2.0		8	2	1	1	0	0	0	0	0	0	0	21	33	4.50	1.000
Wayne Gomes, R ERA: 4.41 (8, 1)	1.0		4	0	0	0	0	1	0	0	0	0	0	9	18	0.00	1.000

AB	R	H	RBI	BB	SO	LOB
4	2	1	1	1	0	1
3	1	1	0	1	0	1
0	0	0	0	1	0	0
5	2	3	4	0	0	1
5	0	1	0	0	2	3
3	0	0	1	0	1	1
4	1	2	0	0	0	4
4	0	0	0	0	0	2
3	1	2	1	1	0	1
0	0	0	0	0	0	0
0	0	0	0	0	0	0
0	0	0	0	0	0	0
1	0	0	0	0	0	1

AB	33
R	8
H	11
RBI	7
BB	4
SO	3
LOB	15

WP	PA
0	40
PB: 0	
SB: 0	
CS: 0	

Philadelphia Phillies @ Milwaukee Brewers
 Milwaukee County Stadium, Milwaukee, WI
 Tue Sep 21 1999, 8:05 PM EDT
 Att: 11,371 - Unknown - 56 F



Batter	1	2	3	4	5	6	7	8	9	AB	R	H	RBI	BB	SO	LOB	TOP					
Doug Glanville, R (1, 8) OBP: 0.380, SLG: 0.451 Carlton Loewer, R (9, 1) OBP: 0.273, SLG: 0.238	2-2 FC4-6 1B		1-2 P4		0-0 SH5-3		0-0 G1-3	3-2 1B 2B	0-2 L8	5	1	2	0	0	0	1						
Ron Gant, R (1, 7) OBP: 0.361, SLG: 0.434	2-3 K		0-1 S 1B		1-3 K			1B 2B		5	2	3	2	0	2	2						
Bobby Abreu, L (1, 9) OBP: 0.447, SLG: 0.560	0-1 FC4-6 E 1-2f		2-3 K		0-0 G6-3			1B 1B 2B 1B		5	2	2	1	0	1	3						
Mike Lieberthal, R (1, 2) OBP: 0.365, SLG: 0.552	1-1 E6				2-0 F9		0-0 G4-6-3 1B	1B HBP 2B 1B		4	2	2	1	0	0	1						
Rico Brogna, L (1, 3) OBP: 0.339, SLG: 0.457	1-1 G4-3				1-0 E4 23 S 1B		0-1 G4-6-3	1B 1B 1B		5	2	2	3	0	0	3						
23 Kevin Jordan, R (1, 5) OBP: 0.343, SLG: 0.394			0-1 G6-3		1-2 F8		2-2 G6-3	1B HBP L8		4	1	0	0	0	0	2						
Marlon Anderson, L (1, 4) OBP: 0.294, SLG: 0.363 Steve Montgomery, R (8, 1) OBP: 1.000, SLG: 1.000 Wendell Magee, R (9, 8) OBP: 0.429, SLG: 0.857			0-3 K		2-1 1B		0-0 G3 2B	1B 2B 1B G4-3		5	1	3	3	0	1	1						
Desi Relaford, S (1, 6) OBP: 0.327, SLG: 0.332			1-0 F8		1-2 F9		0-0 G3	1B 1B SH2-4 1B	2-1 P3	4	0	0	0	0	0	2						
Randy Wolf, L (1, 1) OBP: 0.281, SLG: 0.267 Rob Ducey, L (7, PH) OBP: 0.389, SLG: 0.478 Amaury Telemaco, R (7, 1) Alex Arias, R (8, PH) OBP: 0.372, SLG: 0.402 15 David Doster, R (8, 4) OBP: 0.291, SLG: 0.330			1-2 G3-1		0-1 SH5-3 1B		2-3 K2-3	1B 2B 2B 1B 2B	1-1 G1-3	2	0	1	0	0	0	0						
Inning Stats	R: 0 E: 1 K: 1 S: 14	H: 1 LOB: 2 BB: 0 P: 20	R: 0 E: 0 K: 1 S: 6	H: 0 LOB: 0 BB: 0 P: 7	R: 0 E: 0 K: 1 S: 14	H: 1 LOB: 1 BB: 0 P: 18	R: 1 E: 1 K: 0 S: 11	H: 1 LOB: 1 BB: 0 P: 18	R: 0 E: 0 K: 1 S: 7	H: 1 LOB: 1 BB: 0 P: 8	R: 0 E: 0 K: 1 S: 6	H: 1 LOB: 1 BB: 0 P: 8	R: 0 E: 0 K: 1 S: 7	H: 1 LOB: 1 BB: 0 P: 9	R: 11 E: 0 K: 0 S: 30	H: 10 LOB: 1 BB: 0 P: 47	R: 0 E: 0 K: 0 S: 7	H: 0 LOB: 0 BB: 0 P: 10	1B: 11 2B: 5 3B: 0 HR: 0	SF: 0 SAC: 2 DP: 1 HBP: 2	WP: 0 PB: 0 SB: 2 CS: 0	PA: 46
PITCHER	IP WLS BF H R ER SO BB IBB HBP BLK WP HR S P ERA WHIP	Steve Woodard, R (1, 1) ERA: 4.37	41 Kyle Peterson, R (8, 1) ERA: 4.62	David Weathers, R (8, 1) ERA: 4.47	52 Rafael Roque, L (8, 1) ERA: 5.4	PITCHER	IP WLS BF H R ER SO BB IBB HBP BLK WP HR S P ERA WHIP															

Philadelphia Phillies @ Milwaukee Brewers
Milwaukee County Stadium, Milwaukee, WI
Wed Sep 22 1999, 8:05 PM EDT
Att. 13,043 - Unknown - 74 F

AB	42
R	12
H	16
RBI	12
BB	0
SO	5
LOB	16



Batter	1	2	3	4	5	6	7	8	9	AB	R	H	RBI	BB	SO	LOB
Marquis Grissom, R (1, 8) OBP: 0.322, SLG: 0.409	1-3 K			3-2 2B		1-0 BB 1B 2B 1B		0-2 G5-3		4	1	2	0	0	1	0
Mark Loretta, R (1, 3) OBP: 0.353, SLG: 0.390 Kevin Barker, L (8, PH) OBP: 0.327, SLG: 0.427	2-2 F9			2-2 L7		0-1 BB 2B 1B		0-1 F8		3	1	1	0	0	0	1
Jeff Cirillo, R (1, 5) OBP: 0.402, SLG: 0.455 Eddie Zosky, R (8, PH) OBP: 0.286, SLG: 0.167	3-2 G4-3			0-0 L5		4-2 SAFE 2B BB		2-2 G4-3		2	1	0	0	1	0	1
Jeromy Burnitz, L (1, 9) OBP: 0.394, SLG: 0.576 Lyle Mouton, R (9, 9) OBP: 0.231, SLG: 0.250		2-2 P5		0-0 G3		0-2 2B			2-2 G3	3	0	1	3	0	0	1
Alex Ochoa, R (1, 7) OBP: 0.404, SLG: 0.462		1-3 K			4-2 BB		3-2 P8		4-1 FC5-4 BB	2	0	0	0	2	1	1
Ronnie Belliard, R (1, 4) OBP: 0.371, SLG: 0.407		0-0 G4-3			0-2 P3		2-2 P4		2-1 L9	4	0	0	0	0	0	3
Lou Collier, R (1, 6) OBP: 0.311, SLG: 0.339			0-1 F9		1-2 F7		0-2 P2		0-2 FC5-4 1-2f	4	0	0	0	0	0	2
Robinson Cancel, R (1, 2) OBP: 0.256, SLG: 0.250 Charlie Greene, R (9, 2) OBP: 0.220, SLG: 0.205			1-3 K		0-0 F8		3-3 K			3	0	0	0	0	2	1
Steve Woodard, L (1, 1) OBP: 0.228, SLG: 0.157 41 Kyle Peterson, R (8, 1) OBP: 0.111, SLG: 0.111 David Weathers, R (8, 1) OBP: 0.250, SLG: 0.143 52 Rafael Roque, L (8, 1) OBP: 0.158, SLG: 0.059			1-3 K			3-2 G6-3		1-3 K		0	0	0	0	0	0	0

Inning Stats	R: 0	H: 0	E: 0	K: 1	S: 10	R: 0	H: 0	E: 0	K: 1	S: 7	R: 0	H: 0	E: 0	K: 2	S: 8	R: 0	H: 1	E: 0	K: 0	S: 15	R: 0	H: 0	E: 0	K: 0	S: 9	R: 3	H: 3	E: 0	K: 0	S: 19	R: 0	H: 0	E: 0	K: 2	S: 9	R: 0	H: 0	E: 0	K: 0	S: 9	R: 0	H: 0	E: 0	K: 0	S: 10	R: 0	H: 0	E: 0	K: 0	S: 18	1B: 2	2B: 2	3B: 0	SF: 0	SAC: 0	DP: 0	HBP: 0	WP: 0	PB: 0	SB: 0	CS: 0	PA: 34
--------------	------	------	------	------	-------	------	------	------	------	------	------	------	------	------	------	------	------	------	------	-------	------	------	------	------	------	------	------	------	------	-------	------	------	------	------	------	------	------	------	------	------	------	------	------	------	-------	------	------	------	------	-------	-------	-------	-------	-------	--------	-------	--------	-------	-------	-------	-------	--------

PITCHER	IP	WLS	BF	H	R	ER	SO	BB	IBB	HBP	BLK	WP	HR	S	P	ERA	WHIP
Randy Wolf, L (1, 1) ERA: 5.18	6.0		24	4	3	3	4	2	0	0	0	0	0	68	102	4.50	1.000
Amaury Telemaco, R (7, 1) ERA: 5.58	1.0	W	3	0	0	0	2	0	0	0	0	0	0	9	13	0.00	0.000
Steve Montgomery, R (8, 1) ERA: 3.41	1.0		3	0	0	0	0	0	0	0	0	0	0	9	11	0.00	0.000
Carlton Loewer, R (9, 1) ERA: 5.36	1.0		4	0	0	0	0	1	0	0	0	0	0	10	18	0.00	1.000

BOTTOM

Philadelphia Phillies @ Milwaukee Brewers
Milwaukee County Stadium, Milwaukee, WI

Wed Sep 22 1999, 8:05 PM EDT
Att: 13,043 - Unknown - 74 F

AB	31
R	3
H	4
RBI	3
BB	3
SO	6
LOB	10



Batter	1	2	3	4	5	6	7	8	9	AB R H RBI BB SO LOB	TOP											
Doug Glanville, R (1, 8) OBP: 0.379, SLG: 0.454	0-3 K		0-0 L8		2-3 K		0-2 HR		1-1 G6-3	5 1 1 1 0 2 2	Philadelphia Phillies @ Milwaukee Brewers Milwaukee County Stadium, Milwaukee, WI Thu Sep 23 1999, 2:05 PM EDT Att. 10,887 - Sunny - 75 F livebaseballscorecards.com											
Ron Gant, R (1, 7) OBP: 0.361, SLG: 0.435	0-1 G1-3 23 1B 2B		1-0 L5		3-2 23 S E 1B 1-H 3-H		2-2 F8		0-1 F9	5 2 2 2 0 0 0												
Bobby Abreu, L (1, 9) OBP: 0.447, SLG: 0.560	2-1 G1-3 2-3		1-3 K2-3		3-2 FC4 23 S E 1-2		4-0 BB BB		0-1 2B	4 1 1 0 1 1 2												
23 Kevin Jordan, R (1, 5) OBP: 0.341, SLG: 0.391	0-2 1B 3-H			2-2 G5-3	2-1 L8 1-H 2-H		2-0 F7		1-2 L7	5 0 1 1 0 0 2												
Rico Brogna, L (1, 3) OBP: 0.338, SLG: 0.454	0-0 L6			0-2 L3	1-2 G3		4-2 SAFE 1-2 BB			3 0 0 0 1 0 1												
Bobby Estalella, R (1, 2) OBP: 0.313, SLG: 0.154		4-0 1B BB		4-2 BB		3-3 K	3-3 K			2 0 0 0 2 2 2												
Marlon Anderson, L (1, 4) OBP: 0.292, SLG: 0.359		1-0 F7		1-2 G4-3		2-1 G6-3		1-1 F7		4 0 0 0 0 0 2												
Alex Arias, R (1, 6) OBP: 0.376, SLG: 0.409		3-2 SAFE 1-3 1B			3-1 SH 1B 2B	1-0 1B		2-3 K		4 1 3 0 0 1 0												
Mike Grace, R (1, 1) Billy Brewer, L (5, 1) Rob Ducey, L (6, PH) Cliff Politte, R (6, 1) Scott Aldred, L (6, 1) Steve Schrenk, R (7, 1) Wendell Magee, R (8, PH) Wayne Gomes, R (8, 1)		1-2 G4-3		1-2 SH 1B 2-3	1-2 SH WP 1B	0-3 K		3-3 K		1 1 0 0 0 0 1 0 0 0 0 0 0 0 1 0 0 0 0 0 1 1 0 1 0 0 0 0 0 1 0 0 0 0 0 0 0 0 0												
Inning Stats	R: 1 E: 0 K: 1 S: 13	H: 2 LOB: 1 BB: 0 P: 15	R: 0 E: 0 K: 0 S: 11	H: 1 LOB: 1 BB: 1 P: 20	R: 0 E: 0 K: 1 S: 5	H: 0 LOB: 0 BB: 0 P: 7	R: 0 E: 0 K: 0 S: 14	H: 0 LOB: 1 BB: 1 P: 21	R: 4 E: 1 K: 1 S: 21	H: 2 LOB: 0 BB: 0 P: 36		R: 0 E: 0 K: 2 S: 10	H: 1 LOB: 1 BB: 0 P: 16	R: 1 E: 0 K: 1 S: 13	H: 1 LOB: 2 BB: 2 P: 28	R: 0 E: 0 K: 2 S: 9	H: 0 LOB: 0 BB: 0 P: 15	R: 0 E: 0 K: 0 S: 9	H: 1 LOB: 1 BB: 0 P: 11	1B: 4 2B: 3 3B: 0 HR: 1	SF: 0 SAC: 1 DP: 0 HBP: 0	WP: 2 PB: 0 SB: 2 CS: 0
PITCHER	IP WLS BF H R ER SO BB IBB HBP BLK WP HR S P ERA WHIP																					
Jason Bere, R (1, 1) ERA: 6.53	5.0 W 23 5 5 3 3 2 0 0 0 2 0 64 99 5.40 1.400																					
Rocky Coppinger, R (6, 1) ERA: 5.8	2.0 H 10 2 1 1 3 2 0 0 0 0 1 23 44 4.50 2.000																					
Eric Plunk, R (8, 1) ERA: 4.56	1.0 3 0 0 0 2 0 0 0 0 0 0 9 15 0.00 0.000																					
Valerio De Los Santos, L (9, 1) ERA: 7.36	1.0 4 1 0 0 0 0 0 0 0 0 0 9 11 0.00 1.000																					

Batter	1	2	3	4	5	6	7	8	9
Marquis Grissom, R (1, 8) <small>OBP: 0.322, SLG: 0.414</small>	1-0 F7		1-1 SH5-4 2B 1B	0-0 F8		1-0 HR	0-1 G5-3	0-0 F7	
Mark Loretta, R (1, 6) <small>OBP: 0.352, SLG: 0.389</small>	1-1 G5-3		0-0 SH5-4	0-2 G1-3		3-1 F9	1-1 1B		
Jeff Cirillo, R (1, 5) <small>OBP: 0.402, SLG: 0.458</small>	0-1 P5		1-0 1B 2B		0-1 1B 2B	2-2 F9	2-3 K		
Jeremy Burnitz, L (1, 9) <small>OBP: 0.400, SLG: 0.577</small>		3-2 FC6-4 1B	4-2 1B SF8 BB		4-1 1B S BB	4-1 1B E BB		4-0 S WP SF7 BB	
Geoff Jenkins, L (1, 7) <small>OBP: 0.375, SLG: 0.571</small>		1-2 FC6-4 BB	1-1 SF8 1B		0-0 E S HR 1B	2-2 E 1B		4-0 SF7 S BB	
Ronnie Belliard, R (1, 4) <small>OBP: 0.372, SLG: 0.415</small>		2-3 K	2-2 SF8		0-1 HR	3-1 E8 1B		3-3 K	
Kevin Barker, L (1, 3) <small>OBP: 0.340, SLG: 0.418</small>		4-1 BB	3-2 G4-3		3-2 F7	4-2 BB		4-0 SF7 IBB	
Brian Banks, S (1, 2) <small>OBP: 0.320, SLG: 0.372</small> Charlie Greene, R (7, 2) <small>OBP: 0.214, SLG: 0.205</small>	1-2 P9		1-1 2B		1-2 G5-3	2-3 K		3-1 SF7	
Jason Bere, R (1, 1) <small>OBP: 0.400, SLG: 0.350</small> Lyle Moulton, R (5, PH) <small>OBP: 0.214, SLG: 0.231</small> Rocky Coppins, R (6, 1) <small>OBP: 0.333, SLG: 0.333</small> Lou Collier, R (7, PH) <small>OBP: 0.309, SLG: 0.336</small> Eric Plunk, R (8, 1) <small>OBP: 0.282, SLG: 0.302</small> Sean Berry, R (8, PH) <small>OBP: 0.282, SLG: 0.302</small> Valerio De Los Santos, L (9, 1)			4-2 SH5-4 1B 2B BB	2-3 K	2-3 K		3-2 G6-3	3-1 HBP	


BOTTOM											
AB	R	H	RBI	BB	SO	LOB					
6	2	2	1	0	0	4					
4	0	1	0	0	0	1					
5	2	2	2	0	1	1					
1	4	1	0	4	0	0					
4	1	3	2	1	0	1					
4	1	2	4	0	2	3					
2	0	0	0	3	0	1					
4	0	1	0	0	1	5					
0	0	0	1	0	0	0					
1	1	0	0	1	1	1					
1	0	0	0	0	1	0					
0	0	0	0	0	0	0					
1	0	0	0	0	0	0					
0	0	0	0	0	0	0					
0	0	0	0	0	0	0					
0	0	0	0	0	0	0					
0	0	0	0	0	0	0					
1B: 7	SF: 2	WP: 1	PA: 46								
2B: 3	SAC: 1	PB: 0									
3B: 0	DP: 0	SB: 5									
HR: 2	HBP: 1	CS: 0									

PITCHER										
IP	WLS	BF	H	R	ER	SO	BB	IBB	HBP	BLK
4.0	L	24	8	8	8	2	4	0	0	0
1.0		3	0	0	0	1	0	0	0	0
0.2		4	1	2	2	0	1	0	0	0
0.1		4	2	0	0	1	1	0	0	0
1.0		4	1	0	0	1	0	0	0	0

PITCHER										
IP	WLS	BF	H	R	ER	SO	BB	IBB	HBP	BLK
1.0		7	0	1	1	1	2	1	1	0

INNING STATS										
R	H	E	K	S	H	LOB	BB	P	ERA	WHIP
0	0	0	5	7	1	0	15	26	18.00	3.000
0	0	0	1	7	1	0	9	12	0.00	0.000
0	0	0	1	17	3	1	12	25	27.00	3.000
0	0	0	1	7	0	1	10	16	0.00	9.000
0	0	0	1	7	0	1	10	16	0.00	1.000

Philadelphia Phillies @ Milwaukee Brewers
 Milwaukee County Stadium, Milwaukee, WI
 Thu Sep 23 1999, 2:05 PM EDT
 Att: 10,887 - Sunny - 75 F



Batter	1	2	3	4	5	6	7	8	9	AB R H RBI BB SO LOB	TOP		
Rickey Henderson, R OBP: 0.441, SLG: 0.480 Armando Benitez, R (8, 1)	1-0 G6-4-3 1B		1-0 CS 1B		2-2 G4-3		2-1 G6-3			4 0 2 0 0 0 1 0 0 0 0 0 0 0			
Edgardo Alfonzo, R OBP: 0.386, SLG: 0.504 (1, 4)	1-1 G6-4-3 1-2f		1-0 1-2 1B		3-0 F9			2-2 P4		4 0 1 0 0 0 2			
John Olerud, L OBP: 0.432, SLG: 0.463 (1, 3)	3-2 G4-3		3-3 K 2-3		0-0 31 FC5-4 1B			2-0 G6-3		4 0 1 1 0 1 2			
31 Mike Piazza, R OBP: 0.364, SLG: 0.588 (1, 2)		2-1 G5-3		1-2 K	1-1 FC5-4			2-2 G1-3		4 0 0 0 0 1 1			
Robin Ventura, L OBP: 0.381, SLG: 0.539 (1, 5)		3-1 HR		2-2 G4-3		3-1 F7		0-1 G4-3		4 1 1 1 0 0 0			
Darryl Hamilton, L OBP: 0.390, SLG: 0.426 Benny Agbayani, R (9, PH) OBP: 0.363, SLG: 0.535		2-0 1B 1B		0-0 1B 1B		2-2 G3-1		1-1 G1-3		3 0 2 0 0 0 0 1 0 0 0 0 0 0			
Roger Cedeno, S OBP: 0.404, SLG: 0.419 Shawon Dunston, R (9, PH) OBP: 0.333, SLG: 0.449		0-2 G1-6-3 1B		0-0 FC5-4 1B		1-0 G4-3		0-3 K		3 0 2 0 0 0 0 1 0 0 0 0 1 0			
Rey Ordonez, R OBP: 0.310, SLG: 0.311 (1, 6)		1-1 G1-6-3		1-0 FC5-4			1-0 F7			3 0 0 0 0 0 4			
Masato Yoshii, R OBP: 0.170, SLG: 0.170 Dennis Cook, L (8, 1) Turk Wendell, L (8, 1) Melvin Mora, R OBP: 0.273, SLG: 0.143 (8, 7)			0-1 G1-3		1-2 E5 G4-3 PB 1B		0-0 G5-3			3 1 0			
Inning Stats	R: 0 H: 1 E: 0 LOB: 0 K: 0 BB: 0 S: 6 P: 11	R: 1 H: 3 E: 0 LOB: 1 K: 0 BB: 0 S: 10 P: 18	R: 0 H: 2 E: 0 LOB: 2 K: 1 BB: 0 S: 7 P: 12	R: 0 H: 2 E: 0 LOB: 2 K: 1 BB: 0 S: 10 P: 14	R: 1 H: 1 E: 1 LOB: 1 K: 0 BB: 0 S: 13 P: 20	R: 0 H: 0 E: 0 LOB: 0 K: 0 BB: 0 S: 8 P: 14	R: 0 H: 0 E: 0 LOB: 0 K: 0 BB: 0 S: 4 P: 7	R: 0 H: 0 E: 0 LOB: 0 K: 1 BB: 0 S: 9 P: 15	R: 0 H: 0 E: 0 LOB: 0 K: 1 BB: 0 S: 7 P: 8	1B: 8 SF: 0 2B: 1 SAC: 0 3B: 0 DP: 3 HR: 1 HBP: 0	WP: 0 PA: 34 PB: 1 SB: 0 CS: 1		
PITCHER	IP WLS BF H R ER SO BB IBB HBP BLK WP HR S P ERA WHIP											PITCHER	IP WLS BF H R ER SO BB IBB HBP BLK WP HR S P ERA WHIP
Joe Grahe, R ERA: 2.51 Scott Aldred, L ERA: 4.61	(1, 1) 8.0 W 31 9 2 1 2 0 0 0 0 0 0 1 67 111 1.12 1.125												

New York Mets @ Philadelphia Phillies
Veterans Stadium, Philadelphia, PA
Fri Sep 24 1999, 7:05 PM EDT
Att. 21,649 - Unknown - 72 F

livebaseballscorecards.com

AB	34
R	2
H	9
RBI	2
BB	0
SO	3
LOB	10



Batter	1	2	3	4	5	6	7	8	9
Doug Glanville, R OBP: 0.378, SLG: 0.454 (1, 8)	1-0 G6-3			0-1 G6-4-3 1B 2B		2-1 F8		1-2 L9	
Ron Gant, R OBP: 0.360, SLG: 0.433 (1, 7)	2-3 K			4-0 G6-4-3 BB		3-3 K		1-3 K	
Bobby Abreu, L OBP: 0.446, SLG: 0.559 (1, 9)	1-2 F7			3-2 G6-4-3 1-2f 2-3		3-2 G4-3		3-2 1B 2B	
Mike Lieberthal, R OBP: 0.366, SLG: 0.552 (1, 2)		0-0 L8		0-0 1B 1B		2-1 F9		0-0 1B	
Rico Brogna, L OBP: 0.337, SLG: 0.453 (1, 3)		3-2 G3		1-0 1-2 1B		0-2 P5		2-3 K	
23 Kevin Jordan, R OBP: 0.341, SLG: 0.389 (1, 5)		2-1 G5-3		1-0 F9		4-2 1B BB			
Marlon Anderson, L OBP: 0.292, SLG: 0.359 15 David Doster, R OBP: 0.291, SLG: 0.330 (1, 4) (9, 4)			3-1 G4-3		0-1 F8		0-0 1-2 1B		
Alex Arias, R OBP: 0.373, SLG: 0.405 (1, 6)			0-1 P4		1-2 G6-3		1-0 F7		
Joe Grahe, R OBP: 0.250, SLG: 0.143 Kevin Sefcik, R OBP: 0.364, SLG: 0.373 Scott Aldred, L (8, PH) (9, 1)			0-3 K		2-2 G4-3		4-2 2B BB		

Inning Stats	R: 0 E: 0 K: 1 S: 9	H: 0 LOB: 0 BB: 0 P: 13	R: 0 E: 0 K: 0 S: 8	H: 0 LOB: 0 BB: 0 P: 13	R: 0 E: 0 K: 1 S: 7	H: 0 LOB: 0 BB: 0 P: 10	R: 1 E: 0 K: 0 S: 8	H: 3 LOB: 2 BB: 1 P: 17	R: 0 E: 0 K: 0 S: 8	H: 0 LOB: 0 BB: 0 P: 11	R: 0 E: 0 K: 1 S: 13	H: 0 LOB: 0 BB: 0 P: 21	R: 0 E: 0 K: 0 S: 9	H: 1 LOB: 2 BB: 1 P: 16	R: 2 E: 0 K: 2 S: 16	H: 2 LOB: 1 BB: 1 P: 27
--------------	------------------------------	----------------------------------	------------------------------	----------------------------------	------------------------------	----------------------------------	------------------------------	----------------------------------	------------------------------	----------------------------------	-------------------------------	----------------------------------	------------------------------	----------------------------------	-------------------------------	----------------------------------

PITCHER															PITCHER																				
IP	WLS	BF	H	R	ER	SO	BB	IBB	HBP	BLK	WP	HR	S	P	ERA	WHIP	IP	WLS	BF	H	R	ER	SO	BB	IBB	HBP	BLK	WP	HR	S	P	ERA	WHIP		
Masato Yoshii, R ERA: 4.46 (1, 1)	7.0		26	4	1	1	3	2	0	0	0	0	62	101	1.29	0.857																			
Dennis Cook, L ERA: 3.9 (8, 1)	0.0		1	0	1	0	1	0	0	0	0	0	3	7	∞	∞																			
Turk Wendell, R ERA: 3.14 (8, 1)	0.2	H	2	0	0	0	1	0	0	0	0	0	6	8	0.00	0.000																			
Armando Benitez, R ERA: 1.95 (8, 1)	0.1	L	3	2	1	1	1	0	0	0	0	0	7	12	27.00	6.000																			

AB R H RBI BB SO LOB

4	1	1	0	0	0	1
3	0	0	0	1	3	1
4	1	1	1	0	0	2
4	0	2	2	0	0	0
4	0	1	0	0	1	1
2	0	0	0	1	0	2
3	0	1	0	0	0	0
0	0	0	0	0	0	0
3	0	0	0	0	0	2
2	0	0	0	0	1	0
0	1	0	0	1	0	0
0	0	0	0	0	0	0

AB	29
R	3
H	6
RBI	3
BB	3
SO	5
LOB	9



1B: 4	SF: 0	WP: 0	PA: 32
2B: 2	SAC: 0	PB: 0	
3B: 0	DP: 1	SB: 1	
HR: 0	HBP: 0	CS: 0	

New York Mets @ Philadelphia Phillies
Veterans Stadium, Philadelphia, PA
Fri Sep 24 1999, 7:05 PM EDT
Att: 21,649 - Unknown - 72 F

livebaseballscorecards.com

Batter	1	2	3	4	5	6	7	8	9	AB	R	H	RBI	BB	SO	LOB	TOP										
Rickey Henderson, R OBP: 0.438, SLG: 0.475 John Franco, L Turk Wendell, L Todd Pratt, R OBP: 0.369, SLG: 0.386	1-0 F8		2-2 G6-3			0-0 L7	0-2 P5		1-3 K	4	0	0	0	0	0	2											
Edgardo Alfonzo, R OBP: 0.388, SLG: 0.504	1-1 G6-3			3-2 FC6-4 1B		4-1 31 WP 1B BB		4-2 HR BB		2	1	1	0	2	0	0											
John Olerud, L OBP: 0.434, SLG: 0.471	2-2 G6-3			1-1 31 FC6-4 1B		1-1 BB 1B		2-2 1-H HR		4	1	3	2	0	0	0											
31 Mike Piazza, R OBP: 0.363, SLG: 0.584		1-3 K		2-2 FC6-4 G3-6-3 1-2f 2-3		1-3 K		4-0 FC1-5 BB		3	0	0	0	1	2	4											
Robin Ventura, L OBP: 0.381, SLG: 0.537		0-3 K		2-2 G3-6-3 1-2f		4-2 BB		4-1 L4-6 FC1-5 BB		2	0	0	0	2	1	2											
Darryl Hamilton, L OBP: 0.379, SLG: 0.423		2-2 G1-3			4-0 FC5-4 BB	3-2 F8		0-0 FC1-5		3	0	0	0	1	0	5											
Roger Cedeno, S OBP: 0.402, SLG: 0.416 Benny Agbayani, R OBP: 0.362, SLG: 0.533 Melvin Mora, R OBP: 0.273, SLG: 0.143			3-3 K		3-2 F7		2-2 L9	1-2 L4-6		3	0	0	0	0	1	1											
Rey Ordonez, R OBP: 0.311, SLG: 0.310			1-1 P3		0-0 FC5-4 1-2f		4-1 BB	4-2 G6-4-3 BB		2	0	0	0	2	0	1											
Kenny Rogers, L OBP: 0.185, SLG: 0.120 Octavio Dotel, R OBP: 0.276, SLG: 0.125 Bobby Bonilla, S OBP: 0.275, SLG: 0.308 Pat Mahomes, R OBP: 0.313, SLG: 0.500 Matt Franco, L OBP: 0.355, SLG: 0.369 Shawon Dunston, R OBP: 0.332, SLG: 0.447			4-2 BB		1-2 F7		1-1 P3	1-1 G6-4-3		0	0	0	0	1	0	0											
Inning Stats	R: 0 E: 0 K: 0 S: 6	H: 0 LOB: 0 BB: 0 P: 10	R: 0 E: 0 K: 2 S: 11	H: 0 LOB: 1 BB: 0 P: 14	R: 0 E: 0 K: 1 S: 11	H: 0 LOB: 1 BB: 1 P: 21	R: 0 E: 0 K: 0 S: 15	H: 2 LOB: 1 BB: 0 P: 23	R: 0 E: 0 K: 0 S: 8	H: 0 LOB: 1 BB: 1 P: 16	R: 0 E: 0 K: 1 S: 13	H: 1 LOB: 3 BB: 2 P: 26	R: 0 E: 0 K: 0 S: 9	H: 0 LOB: 1 BB: 1 P: 16	R: 2 E: 0 K: 0 S: 13	H: 1 LOB: 1 BB: 3 P: 28	R: 0 E: 0 K: 1 S: 8	H: 0 LOB: 0 BB: 1 P: 14	1B: 3 2B: 1 3B: 0 HR: 1	SF: 0 SAC: 0 DP: 3 HBP: 0	WP: 1 PB: 0 SB: 0 CS: 0	PA: 37					
PITCHER	IP	WLS	BF	H	R	ER	SO	BB	IBB	HBP	BLK	WP	HR	S	P	ERA	WHIP										
Robert Person, R ERA: 4.85	(1, 1)	6.0	W	24	3	0	4	4	0	0	0	1	0	64	110	0.00	1.167										
Steve Montgomery, R ERA: 3.66	(7, 1)	1.0		7	1	2	0	3	0	0	0	0	1	17	34	18.00	4.000										
Scott Aldred, L ERA: 4.53	(8, 1)	1.0	H	4	0	0	0	2	0	0	0	0	0	8	17	0.00	2.000										
Wayne Gomes, R ERA: 4.42	(9, 1)	1.0	S	2	0	0	1	0	0	0	0	0	0	5	7	0.00	0.000										

New York Mets @ Philadelphia Phillies
Veterans Stadium, Philadelphia, PA

Sat Sep 25 1999, 1:15 PM EDT
Att. 23,319 - Sunny - 75 F

livebaseballscorecards.com

AB	28
R	2
H	4
RBI	2
BB	9
SO	5
LOB	20



BOTTOM

New York Mets @ Philadelphia Phillies
Veterans Stadium, Philadelphia, PA

livebaseballscorecards.com

AB	29
R	4
H	6
RBI	4
BB	7
SO	8
LOB	13



WP	0	PA	36
PB	0		
SB	0		
CS	0		

Sat Sep 25 1999, 1:15 PM EDT
Att. 23,319 - Sunny - 75 F

Batter	1	2	3	4	5	6	7	8	9	AB	R	H	RBI	BB	SO	LOB											
Doug Glanville, R (1, 8) OBP: 0.377, SLG: 0.452	1-1 G6-3		4-1 BB 1B BB	0-3 K		0-1 L9				3	1	0	0	1	1	1											
Ron Gant, R (1, 7) OBP: 0.365, SLG: 0.436	2-1 G6-4-3 1B		0-0 BB 2B BB 1B	0-0 E5 1B		4-1 BB				3	1	3	0	1	0	0											
Bobby Abreu, L (1, 9) OBP: 0.443, SLG: 0.555	0-1 G6-4-3 1-2f		3-3 K	2-3 K		0-1 L9				4	0	0	0	0	2	6											
Mike Lieberthal, R (1, 2) OBP: 0.367, SLG: 0.557		3-2 HR	4-0 2B BB BB		3-3 K		2-0 G1-3			3	1	1	1	1	1	0											
Rico Brogna, L (1, 3) OBP: 0.340, SLG: 0.459		1-0 HR	4-2 2B BB BB		0-1 2B G1-3 1B		2-2 G3			3	1	2	2	1	0	0											
23 Kevin Jordan, R (1, 5) OBP: 0.340, SLG: 0.385		1-3 K	4-0 BB		1-0 G1-3		2-2 G4-3			3	0	0	1	1	1	1											
15 David Doster, R (1, 4) OBP: 0.290, SLG: 0.319		1-2 G6-3	0-2 G4-3		4-1 BB			2-3 K		3	0	0	0	1	1	3											
Desi Relaford, S (1, 6) OBP: 0.321, SLG: 0.325		0-0 G4-3		1-1 G3		1-1 F7		2-2 L8		4	0	0	0	0	0	2											
Robert Person, R (1, 1) OBP: 0.122, SLG: 0.077			0-3 K2-3		4-2 BB		0-0 F8		1-3 K	1	0	0	0	1	1	0											
Marlon Anderson, L (6, PH) OBP: 0.291, SLG: 0.358										1	0	0	0	0	0	0											
Steve Montgomery, R (7, 1) OBP: 1.000, SLG: 1.000										0	0	0	0	0	0	0											
Scott Aldred, L (8, 1)										1	0	0	0	0	1	0											
Wayne Gomes, R (9, 1)										0	0	0	0	0	0	0											
Inning Stats	R: 0 E: 0 K: 0 S: 6	H: 1 LOB: 0 BB: 0 P: 9	R: 2 E: 0 K: 1 S: 12	H: 2 LOB: 0 BB: 0 P: 18	R: 2 E: 0 K: 2 S: 14	H: 1 LOB: 3 BB: 4 P: 33	R: 0 E: 1 K: 2 S: 11	H: 1 LOB: 2 BB: 1 P: 18	R: 0 E: 0 K: 1 S: 11	H: 1 LOB: 2 BB: 1 P: 20	R: 0 E: 0 K: 0 S: 8	H: 0 LOB: 0 BB: 0 P: 14	R: 0 E: 0 K: 2 S: 14	H: 0 LOB: 0 BB: 0 P: 19	1B: 4 2B: 0 3B: 0 HR: 2	SF: 0 SAC: 0 DP: 1 HBP: 0	WP: 0 PB: 0 SB: 0 CS: 0	PA: 36									
PITCHER	IP	WLS	BF	H	R	ER	SO	BB	IBB	HBP	BLK	WP	HR	S	P	ERA	WHIP										
Kenny Rogers, L (1, 1) ERA: 4.26	2.2	L	15	4	4	4	3	4	0	0	0	0	2	29	57	13.50	3.000										
Octavio Dotel, R (3, 1) ERA: 5.4	1.1		6	1	0	0	2	1	0	0	0	0	0	14	21	0.00	1.500										
Pat Mahomes, R (5, 1) ERA: 3.34	2.0		9	1	0	0	1	2	0	0	0	0	0	17	30	0.00	1.500										
John Franco, L (7, 1) ERA: 3.05	1.0		3	0	0	0	0	0	0	0	0	0	0	8	14	0.00	0.000										
Turk Wendell, R (8, 1) ERA: 3.1	1.0		3	0	0	0	2	0	0	0	0	0	0	14	19	0.00	0.000										

Batter	1	2	3	4	5	6	7	8	9	AB R H RBI BB SO LOB	TOP									
Rickey Henderson, R OBP: 0.435, SLG: 0.472 (1, 7)	3-1 P4		1-1 1B			2-0 G6-3	2-3 K		1-2 G4-6-3	5 0 1 0 0 1 5										
Roger Cedeno, S OBP: 0.399, SLG: 0.413 Shawon Dunston, R OBP: 0.331, SLG: 0.445 Turk Wendell, L (8, 1)	2-3 K		1-2 F7			3-2 L3		0-1 G5-3		3 0 0 0 0 1 2 1 0 0 0 0 0 0 0 0 0 0 0 0 0										
John Olerud, L OBP: 0.433, SLG: 0.469 (1, 3)	3-1 1B		2-2 G5-3			0-2 G1-3		2-1 G4-3		4 0 1 0 0 0 2										
31 Mike Piazza, R OBP: 0.364, SLG: 0.586 (1, 2)	2-3 K				0-1 G5-3		1-0 FC5-4 1B	2-2 2B		4 0 2 0 0 1 1										
Robin Ventura, L OBP: 0.379, SLG: 0.533 (1, 5)		0-0 P5			0-1 G4-3		1-2 FC5-4 2B	1-1 G4-3		4 1 0 0 0 0 2										
Edgardo Alfonzo, R OBP: 0.386, SLG: 0.501 (1, 4)		1-3 K			2-2 L6		0-0 F7		2-2 G4-3	4 0 0 0 0 1 1										
Darryl Hamilton, L OBP: 0.380, SLG: 0.421 (1, 8)		2-2 G6-3				0-0 F9		4-0 2B BB		2 1 0 0 2 0 0										
Rey Ordonez, R OBP: 0.313, SLG: 0.312 (1, 6)			0-1 F8			2-3 K		1-1 WP 2B		3 0 1 2 1 1 0										
Rick Reed, R OBP: 0.256, SLG: 0.286 Matt Franco, L OBP: 0.359, SLG: 0.369 Jay Payton, R OBP: 0.600, SLG: 0.600 John Franco, L (8, 9) Melvin Mora, R OBP: 0.273, SLG: 0.143 Bobby Bonilla, S OBP: 0.281, SLG: 0.308 Shane Halter, R (9, PR)			3-2 1B 1B			2-3 K		4-0 BB		2 0 1 0 0 1 0 0 0 0 0 0 1 0 1 0 0 0 0 0 0 0 0 0 0 0										
Inning Stats	R: 0 E: 0 K: 2 S: 11	H: 1 LOB: 1 BB: 0 P: 21	R: 0 E: 0 K: 1 S: 8	H: 0 LOB: 0 BB: 0 P: 11	R: 0 E: 0 K: 0 S: 16	H: 2 LOB: 2 BB: 0 P: 23	R: 0 E: 0 K: 0 S: 9	H: 0 LOB: 0 BB: 0 P: 11	R: 0 E: 0 K: 0 S: 9	H: 0 LOB: 0 BB: 0 P: 13	R: 2 E: 0 K: 1 S: 12	H: 2 LOB: 2 BB: 2 P: 25	R: 0 E: 0 K: 0 S: 10	H: 1 LOB: 1 BB: 0 P: 15	R: 0 E: 0 K: 0 S: 7	H: 0 LOB: 3 BB: 3 P: 22	1B: 4 2B: 2 3B: 0 HR: 0	SF: 0 SAC: 0 DP: 1 HBP: 0	WP: 1 PB: 0 SB: 0 CS: 0	PA: 37
PITCHER	IP WLS BF H R ER SO BB IBB HBP BLK WP HR S P ERA WHIP																			
Paul Byrd, R ERA: 4.45 (1, 1)	7.0 W 28 5 2 2 6 2 0 0 0 1 0 72 116 2.57 1.000																			
Billy Brewer, L ERA: 7.89 (8, 1)	0.2 H 2 0 0 0 0 0 0 0 0 0 0 0 4 6 0.00 0.000																			
Wayne Gomes, R ERA: 4.38 (8, 1)	0.2 H 6 1 0 0 0 0 3 0 0 0 0 0 10 27 0.00 6.000																			
Steve Montgomery, R ERA: 3.62 (9, 1)	0.2 S 1 0 0 0 0 0 0 0 0 0 0 0 3 4 0.00 0.000																			

New York Mets @ Philadelphia Phillies
Veterans Stadium, Philadelphia, PA
 Sun Sep 26 1999, 1:35 PM EDT
 Att. 26,370 - Sunny - 73 F

livebaseballscorecards.com

AB	32
R	2
H	6
RBI	2
BB	5
SO	6
LOB	13



Batter	1	2	3	4	5	6	7	8	9
Doug Glanville, R OBP: 0.377, SLG: 0.450 (1, 8)	1-0 G6-3 ①		0-1 G4-3 ③		0-0 2-H S 1B		3-2 L7 ③		
Ron Gant, R OBP: 0.364, SLG: 0.433 (1, 7)	3-2 F8 ②			1-0 SAFE SAFE G6-3 ①	4-1 1-2 BB			1-0 L8 ①	
Bobby Abreu, L OBP: 0.443, SLG: 0.553 (1, 9)	4-2 S BB			4-1 E S HR BB	1-3 K ③			2-1 G4-3 ②	
Mike Lieberthal, R OBP: 0.364, SLG: 0.552 (1, 2)	2-1 G6-3 ③			1-2 G1-3 ②	1-3		3-2 F9 ①	3-3 K ③	
Rico Brogna, L OBP: 0.340, SLG: 0.463 (1, 3)		1-3 K ①		0-1 HR			1-1 P6 ②		
23 Kevin Jordan, R OBP: 0.337, SLG: 0.382 (1, 5)		2-0 G4-3 ②		1-0 P4 ③			2-1 G6-3 ③		
Marlon Anderson, L OBP: 0.289, SLG: 0.356 15 David Doster, R OBP: 0.290, SLG: 0.319 (1, 4) (8, 4)		0-1 G6-3 ③			0-1 G3-1 ①		1-1 G4-3 ①		
Desi Relaford, S OBP: 0.322, SLG: 0.325 (1, 6)			2-1 F7 ①		1-0 SH3 1B		0-3 K ②		
Paul Byrd, R OBP: 0.200, SLG: 0.127 Kevin Sefcik, R OBP: 0.365, SLG: 0.386 Billy Brewer, L Wayne Gomes, R Steve Montgomery, R OBP: 1.000, SLG: 1.000 (1, 1) (7, PH) (8, 1) (8, 1) (9, 1)			1-2 L4 ②		0-0 SH3 ②		0-0 3B		

Inning Stats	R: 0 E: 0 K: 0 S: 9	H: 0 LOB: 1 BB: 1 P: 19	R: 0 E: 0 K: 1 S: 6	H: 0 LOB: 0 BB: 0 P: 9	R: 0 E: 0 K: 0 S: 7	H: 0 LOB: 0 BB: 0 P: 10	R: 2 E: 0 K: 0 S: 8	H: 1 LOB: 0 BB: 1 P: 15	R: 1 E: 0 K: 1 S: 9	H: 2 LOB: 2 BB: 1 P: 15	R: 0 E: 0 K: 0 S: 7	H: 0 LOB: 0 BB: 0 P: 13	R: 0 E: 0 K: 1 S: 9	H: 1 LOB: 1 BB: 0 P: 13	R: 0 E: 0 K: 1 S: 8	H: 0 LOB: 0 BB: 0 P: 14
1B: 2 2B: 0 3B: 1 HR: 1	SF: 0 SAC: 1 DP: 0 HBP: 0	WP: 0 PA: 31	ERA WHIP	ERA WHIP	ERA WHIP	ERA WHIP	ERA WHIP	ERA WHIP	ERA WHIP	ERA WHIP	ERA WHIP	ERA WHIP	ERA WHIP	ERA WHIP	ERA WHIP	

PITCHER	IP	WLS	BF	H	R	ER	SO	BB	IBB	HBP	BLK	WP	HR	S	P	ERA	WHIP
Rick Reed, R ERA: 4.87 (1, 1)	6.0	L	24	3	3	3	2	3	0	0	0	0	1	46	81	4.50	1.000
John Franco, L ERA: 2.97 (7, 1)	1.0		4	1	0	0	1	0	0	0	0	0	0	9	13	0.00	1.000
Turk Wendell, R ERA: 3.06 (8, 1)	1.0		3	0	0	0	1	0	0	0	0	0	0	8	14	0.00	0.000

BOTTOM

New York Mets @ Philadelphia Phillies
Veterans Stadium, Philadelphia, PA

Sun Sep 26 1999, 1:35 PM EDT
Att: 26,370 - Sunny - 73 F

livebaseballscorecards.com

AB	27
R	3
H	4
RBI	3
BB	3
SO	4
LOB	5



Batter	1	2	3	4	5	6	7	8	9	AB R H RBI BB SO LOB	TOP		
Chad Meyers, R (1, 4) <small>OBP: 0.296, SLG: 0.298</small>	0-0 1B		1-3 1B	0-3 1B		2-0 L4-3		2-2 G1-3		5 0 1 0 0 2 2			
Jose Nieves, R (1, 6) <small>OBP: 0.297, SLG: 0.351</small>	2-3 1B		4-0 2B	1-1 1B		1-0 P3		4-0 HR	BB	3 3 1 0 2 1 0			
Mark Grace, L (1, 3) <small>OBP: 0.393, SLG: 0.485</small>	4-2 BB		4-0 2B	1-0 HR		2-1 G3-1		3-2 P5		3 2 1 2 2 0 1			
Sammy Sosa, R (1, 9) Roosevelt Brown, L (9, 9) <small>OBP: 0.370, SLG: 0.644</small> <small>OBP: 0.245, SLG: 0.380</small>	4-0 1-2		4-1 1B	1-3 1B		2-3 1B		0-0 HR	1-H	3 2 1 2 2 2 0 0 0 0 0 0 0 0			
Glenallen Hill, R (1, 7) Lance Johnson, L (7, 8) <small>OBP: 0.356, SLG: 0.588</small> <small>OBP: 0.327, SLG: 0.338</small>	2-3 1B		2-2 P4		2-1 G1-3		4-2 BB	1-0 F8		3 0 0 0 1 1 5 1 0 0 0 0 0 0			
Shane Andrews, R (1, 5) <small>OBP: 0.293, SLG: 0.367</small>		2-1 CS	2-1 1B	1-3 2B		2-0 G6-3		2-3 SAFE	SAFE	5 1 2 2 0 1 1			
Benito Santiago, R (1, 2) <small>OBP: 0.312, SLG: 0.378</small>		4-1 1-2	1-1 1B		0-0 1B		2-1 G4-3			3 0 2 2 1 0 0			
Bo Porter, R (1, 8) <small>OBP: 0.240, SLG: 0.217</small>		1-3 1-2	3-3 1B		2-2 P2		3-2 SH3-4			4 0 1 0 0 2 3			
Steve Trachsel, R (1, 1) <small>OBP: 0.127, SLG: 0.129</small>		0-3 1B		0-3 1B		2-2 L4-3		2-1 SH3-4	1-2	3 0 1 0 0 2 1			
Inning Stats	R: 0 H: 1 E: 0 LOB: 2 K: 2 BB: 2 S: 12 P: 24	R: 0 H: 1 E: 0 LOB: 1 K: 2 BB: 1 S: 9 P: 16	R: 4 H: 2 E: 0 LOB: 1 K: 2 BB: 3 S: 16 P: 37	R: 2 H: 2 E: 0 LOB: 0 K: 3 BB: 0 S: 12 P: 15	R: 0 H: 1 E: 0 LOB: 1 K: 0 BB: 0 S: 7 P: 13	R: 0 H: 1 E: 0 LOB: 0 K: 0 BB: 0 S: 10 P: 15	R: 0 H: 0 E: 0 LOB: 1 K: 2 BB: 1 S: 10 P: 20	R: 0 H: 1 E: 0 LOB: 1 K: 0 BB: 0 S: 10 P: 19	R: 2 H: 1 E: 0 LOB: 0 K: 0 BB: 1 S: 8 P: 16	1B: 7 SF: 0 2B: 2 SAC: 1 3B: 0 DP: 1 HR: 2 HBP: 0	WP: 0 PA: 42 PB: 0 SB: 0 CS: 1		
PITCHER	IP WLS BF H R ER SO BB IBB HBP BLK WP HR S P ERA WHIP											PITCHER	IP WLS BF H R ER SO BB IBB HBP BLK WP HR S P ERA WHIP
Randy Wolf, L (1, 1) <small>ERA: 5.35</small>	3.0 L 17 4 4 4 6 6 0 0 0 0 0 0 37 77 12.00 3.333												
Steve Schrenk, R (4, 1) <small>ERA: 4.56</small>	2.0 9 3 2 2 3 0 0 0 0 0 0 1 19 28 9.00 1.500												
Cliff Politte, R (6, 1) <small>ERA: 9.22</small>	2.0 7 1 0 0 2 1 0 0 0 0 0 0 20 35 0.00 1.000												
Amaury Telemaco, R (8, 1) <small>ERA: 5.47</small>	1.0 4 1 0 0 0 0 0 0 0 0 0 0 10 19 0.00 1.000												
Anthony Shumaker, L (9, 1) <small>ERA: 6.53</small>	1.0 5 1 2 2 0 1 0 0 0 0 0 1 8 16 18.00 2.000												

Chicago Cubs @ Philadelphia Phillies
 Veterans Stadium, Philadelphia, PA
 Tue Sep 28 1999, 7:05 PM EDT
 Att. 16,106 - Cloudy - 72 F

AB	33
R	8
H	10
RBI	8
BB	8
SO	11
LOB	13



livebaseballscorecards.com

Batter	1	2	3	4	5	6	7	8	9	AB	R	H	RBI	BB	SO	LOB
Doug Glanville, R OBP: 0.377, SLG: 0.454 (1, 8)	0-1 F8		0-0 SF9 3B		1-2 G6-4-3		0-1 1B			4	1	2	0	0	0	1
Rob Ducey, L OBP: 0.385, SLG: 0.470 (1, 7)	0-3 K2-3		2-1 SF9		4-1 BB BB		0-2 K			2	0	0	1	1	2	1
Bobby Abreu, L OBP: 0.444, SLG: 0.554 (1, 9)	0-2 G5-3		1-2 WP 2B		4-1 BB		1-3 K			3	0	1	0	1	1	0
Mike Lieberthal, R OBP: 0.363, SLG: 0.550 (1, 2)		3-2 3B 1B	3-2 G6-3		0-0 G5-3		0-0 F7			4	1	1	0	0	0	3
Rico Brogna, L OBP: 0.339, SLG: 0.462 (1, 3)		2-3 K		0-1 23 G5-4-3 1B		0-1 F7		1-2 F7		4	0	1	0	0	1	1
23 Kevin Jordan, R OBP: 0.333, SLG: 0.377 (1, 5)		0-1 SAFE F9		0-1 G5-4-3		0-1 F9		0-1 G5-3		4	0	0	0	0	0	2
Marlon Anderson, L OBP: 0.293, SLG: 0.364 (1, 4)		0-2 1-H 3B		0-0 1B		0-0 F8		1-2 G1-3 1B		4	0	3	1	0	0	0
Desi Relaford, S OBP: 0.316, SLG: 0.319 (1, 6)		1-2 F7		1-0 G3		0-0 P6		2-2 G1-3		4	0	0	0	0	0	3
Randy Wolf, L Wendell Magee, R Steve Schrenk, R Kevin Spivey, R Cliff Pontier, R Torrey Lovullo, S Amaury Telemaco, R Anthony Shumaker, L Bobby Espinoza, R Bobby Espinoza, R			3-2 F9		2-2 G6-4-3 1B		2-1 G4-3		3-3 K	0	0	0	0	0	0	0

Inning Stats	R: 0	H: 0	E: 0	K: 1	S: 8	R: 1	H: 2	E: 0	K: 1	S: 15	R: 1	H: 2	E: 0	K: 0	S: 16	R: 0	H: 2	E: 0	K: 0	S: 6	R: 0	H: 1	E: 0	K: 10	S: 10	R: 0	H: 0	E: 0	K: 5	S: 5	R: 0	H: 1	E: 0	K: 1	S: 8	R: 0	H: 0	E: 0	K: 1	S: 7	R: 0	H: 1	E: 0	K: 11	S: 11	1B: 6	2B: 1	3B: 2	HR: 0	SF: 1	SAC: 0	DP: 2	HBP: 0	WP: 1	PA: 36
PITCHER Steve Trachsel, R ERA: 5.38 (1, 1)	IP	WLS	BF	H	R	ER	SO	BB	IBB	HBP	BLK	WP	HR	S	P	ERA	WHIP																																						
	9.0	W	36	9	2	2	5	2	0	0	0	1	0	86	123	2.00	1.222																																						

Chicago Cubs @ Philadelphia Phillies
Veterans Stadium, Philadelphia, PA
Tue Sep 28 1999, 7:05 PM EDT
Att. 16,106 - Cloudy - 72 F

AB	33
R	2
H	9
RBI	2
BB	2
SO	5
LOB	12



Batter	1	2	3	4	5	6	7	8	9	AB R H RBI BB SO LOB	TOP																										
Lance Johnson, L OBP: 0.331, SLG: 0.341 (1, 8) F X	0-1 G4-3 1B		1-1 G4-6-3 1B			4-1 BB		2-0 1B		3 0 2 0 1 0 0																											
Roosevelt Brown, L OBP: 0.255, SLG: 0.385 Bo Porter, R OBP: 0.231, SLG: 0.208 (6, PH) (6, 7) BB 1B	2-1 BB 1B		0-1 G4-6-3 1-2f			1-3 K		0-3 K		2 0 1 0 0 0 1 1 0 0 0 0 1 1																											
Jeff Blauser, R OBP: 0.343, SLG: 0.415 Rick Aguilera, R (8, 1)	1-3 K					2-3 K				1 0 0 0 0 1 1 0 0 0 0 0 0 0																											
Sammy Sosa, R OBP: 0.369, SLG: 0.642 (1, 9) B C S S	1-3 K					2-3 K				4 0 1 0 0 2 2																											
Mark Grace, L OBP: 0.392, SLG: 0.483 (1, 3) B B B C 1 SAFE B	4-1 1-2 BB					3-2 G4-3 1-2		2-1 P3		3 0 0 0 1 0 2																											
Shane Andrews, R OBP: 0.292, SLG: 0.364 (1, 5) S B F C	1-3 K					0-0 F8 2-3		4-2 FC4-6 BB		3 0 0 0 1 1 3																											
Jeff Reed, L OBP: 0.365, SLG: 0.352 (1, 2) B B B B X			3-1 F7			2-2 G4-3		1-2 FC4-6 G6-4-3 1-2f		3 0 0 0 0 0 2																											
Jose Nieves, R OBP: 0.293, SLG: 0.345 (1, 6) B B B C X			2-2 L4			1-2 F8		2-1 G6-4-3 1-2f		3 0 0 0 0 0 1																											
Chad Meyers, R OBP: 0.290, SLG: 0.291 (1, 4) (8, 7) X			0-0 G6-3			3-3 K		1-0 P3		3 0 0 0 0 1 0																											
Micah Bowie, L OBP: 0.267, SLG: 0.214 Rodney Myers, R OBP: 0.429, SLG: 0.571 Cole Liniak, R OBP: 0.297, SLG: 0.310 Felix Heredia, L OBP: 0.590, SLG: 0.500 Scott Sanders, R OBP: 0.278, SLG: 0.389 Mark Gutrie, R (7, 1) Mickey Morandini, L OBP: 0.322, SLG: 0.334 (8, PH) (8, 4)			2-2 G4-3			1-3 K		1-2 F9		1 0 0 0 0 0 0 0 0 0 0 0 0 0 1 0 0 0 0 1 0 1 0 0 0 0 0 0																											
Inning Stats	R: 0 E: 0 K: 2 S: 11	H: 1 LOB: 2 BB: 1 P: 19	R: 0 E: 0 K: 0 S: 6	H: 0 LOB: 0 BB: 0 P: 11	R: 0 E: 0 K: 0 S: 7	H: 1 LOB: 0 BB: 0 P: 10	R: 0 E: 0 K: 0 S: 8	H: 1 LOB: 1 BB: 0 P: 13	R: 0 E: 0 K: 2 S: 10	H: 0 LOB: 0 BB: 0 P: 15	R: 0 E: 0 K: 2 S: 9	H: 0 LOB: 1 BB: 1 P: 18	R: 0 E: 0 K: 0 S: 7	H: 0 LOB: 0 BB: 1 P: 14	R: 0 E: 0 K: 1 S: 8	H: 1 LOB: 1 BB: 0 P: 12	R: 0 E: 0 K: 0 S: 4	H: 0 LOB: 0 BB: 0 P: 5	1B: 4 2B: 0 3B: 0 HR: 0	SF: 0 SAC: 0 DP: 2 HBP: 0	WP: 0 PB: 0 SB: 0 CS: 0	PA: 32															
PITCHER	IP WLS BF H R ER SO BB IBB HBP BLK WP HR S P ERA WHIP																																				
Carlton Loewer, R ERA: 5.12 (1, 1)	4.0		15	3	0	0	2	1	0	0	0	0	0	32	53	0.00	1.000																				
Billy Brewer, L ERA: 7.23 (5, 1)	2.0	W	7	0	0	0	4	1	0	0	0	0	0	19	33	0.00	0.500																				
Chad Ogea, R ERA: 5.7 (7, 1)	1.0		3	0	0	0	0	1	0	0	0	0	0	7	14	0.00	1.000																				
Steve Montgomery, R ERA: 3.5 (8, 1)	2.0		7	1	0	0	1	0	0	0	0	0	0	12	17	0.00	0.500																				

Chicago Cubs @ Philadelphia Phillies
Veterans Stadium, Philadelphia, PA
Wed Sep 29 1999, 7:05 PM EDT
Att. 21,142 - Overcast - 71 F

livebaseballscorecards.com

AB	29
R	0
H	4
RBI	0
BB	3
SO	7
LOB	13



Chicago Cubs @ Philadelphia Phillies
Veterans Stadium, Philadelphia, PA

Wed Sep 29 1999, 7:05 PM EDT
Att. 21,142 - Overcast - 71 F

livebaseballscorecards.com

AB	35
R	5
H	12
RBI	4
BB	4
SO	5
LOB	15



WP:	1	PA:	40
PB:	1	SB:	2
CS:	0		

1B:	7	SF:	0
2B:	4	SAC:	0
3B:	0	DP:	0
HR:	1	HBP:	0

1	0	0	0	0	1	0
0	1	0	0	1	0	0
0	0	0	0	0	0	0
1	0	1	0	0	0	0
0	0	0	0	0	0	0
1	0	0	0	0	0	0

3	1	1	0	1	1	1
---	---	---	---	---	---	---

4	1	1	0	0	1	2
0	0	0	0	0	0	0

4	0	1	0	0	0	1
---	---	---	---	---	---	---

4	0	1	0	0	1	2
---	---	---	---	---	---	---

4	0	1	1	0	1	4
---	---	---	---	---	---	---

4	0	2	0	1	0	3
---	---	---	---	---	---	---

4	1	2	0	1	0	1
---	---	---	---	---	---	---

5	1	2	3	0	0	1
---	---	---	---	---	---	---

BOTTOM

Batter	1	2	3	4	5	6	7	8	9
Doug Glanville, R (1, 8) OBP: 0.377, SLG: 0.459	1-0 F9		3-2 F8	0-0 HR		1-1 G6-3		1-1 1B	
Ron Gant, R (1, 7) OBP: 0.366, SLG: 0.434	0-1 G4-3 1B		4-0 2B 1B BB	0-1 G6-3		3-1 G6-3		0-0 1B	
Bobby Abreu, L (1, 9) OBP: 0.445, SLG: 0.555	2-2 G4-3		0-1 1B 2B	3-1 1B		4-0 S IBB		2-2 F8	
Mike Lieberthal, R (1, 2) OBP: 0.363, SLG: 0.547	2-0 F9		2-2 1B	1-0 F9		1-3 K			
Rico Brogna, L (1, 3) OBP: 0.339, SLG: 0.461		2-2 1B 1B	3-2 G3		3-3 K		2-0 F7		
23 Kevin Jordan, R (1, 5) OBP: 0.332, SLG: 0.378		2-0 P3		2-2 F8	1-1 2B		2-1 P3		
Marlon Anderson, L (1, 4) Steve Montgomery, R (8, 1) OBP: 0.293, SLG: 0.365 OBP: 1.000, SLG: 1.000		1 SAFE 2-1 F8		1-2 BLK 2B	1-0 P5		0-3 K		
Desi Relaford, S (1, 6) OBP: 0.319, SLG: 0.319		0-0 PO 1B		4-2 PB WP HR BB	0-3 K		1-2 G3-1		
Carlton Loewer, R (1, 1) Wendell Magee, R (4, PH) Billy Brewer, L (5, 1) Kevin Seifak, R (6, PH) Chad Ogea, R (7, 1) 15 David Doster, R (8, 4) OBP: 0.281, SLG: 0.227 OBP: 0.400, SLG: 0.667 OBP: 0.167, SLG: 0.091 OBP: 0.287, SLG: 0.316		1-1 PO	1-3 K	4-2 HR BB		2-1 G6-3 2B		2-0 L7	
Inning Stats	R: 0 H: 1 E: 0 LOB: 1 K: 0 BB: 0 S: 7	R: 0 H: 2 E: 0 LOB: 1 K: 0 BB: 0 S: 9	R: 1 H: 2 E: 0 LOB: 2 K: 1 BB: 1 S: 15	R: 4 H: 3 E: 0 LOB: 1 K: 0 BB: 2 S: 17	R: 0 H: 1 E: 0 LOB: 1 K: 2 BB: 0 S: 9	R: 0 H: 1 E: 0 LOB: 2 K: 1 BB: 1 S: 9	R: 0 H: 0 E: 0 LOB: 0 K: 1 BB: 0 S: 6	R: 0 H: 2 E: 0 LOB: 2 K: 0 BB: 0 S: 13	

PITCHER	IP	WLS	BF	H	R	ER	SO	BB	IBB	HBP	BLK	WP	HR	S	P	ERA	WHIP
Micah Bowie, L (1, 1) ERA: 10.24	3.2	L	21	8	5	5	1	3	0	0	1	1	1	47	86	12.27	3.000
Rodney Myers, R (4, 1) ERA: 4.29	0.1		1	0	0	0	0	0	0	0	0	0	1	2	0.00	0.000	
Felix Heredia, L (5, 1) ERA: 4.85	1.0		4	1	0	0	2	0	0	0	0	0	0	9	14	0.00	1.000
Scott Sanders, R (6, 1) ERA: 5.52	1.0		5	1	0	0	1	0	1	0	0	0	0	9	20	0.00	1.000
Mark Guthrie, L (7, 1) ERA: 5.37	1.0		3	0	0	0	1	0	0	0	0	0	0	6	10	0.00	0.000

PITCHER	IP	WLS	BF	H	R	ER	SO	BB	IBB	HBP	BLK	WP	HR	S	P	ERA	WHIP
Rick Aguilera, R (8, 1) ERA: 2.97	1.0		5	2	0	0	0	0	0	0	0	0	0	13	19	0.00	2.000

Batter	1	2	3	4	5	6	7	8	9	AB R H RBI BB SO LOB	TOP											
Lance Johnson, L (1, 8) OBP: 0.331, SLG: 0.337	0-3 K		4-0 BB		3-1 F9		3-2 G4-3			3 0 0 0 1 1 1												
Mickey Morandini, L (1, 4) OBP: 0.322, SLG: 0.332	1-3 K		4-2 BB		2-2 F7			0-0 L9		3 0 0 0 1 1 0												
Sammy Sosa, R (1, 9) OBP: 0.369, SLG: 0.638	1-2 P3		0-0 F8			2-1 P6		4-2 BB		3 0 0 0 1 0 3												
Mark Grace, L (1, 3) OBP: 0.393, SLG: 0.486		1-2 L9		3-2 2B		1-1 F8		0-1 F8		4 1 2 0 0 0 1												
Shane Andrews, R (1, 5) OBP: 0.289, SLG: 0.360		0-3 K		1-1 G6-3		1-2 F8		2-2 F7		4 0 0 0 0 1 3												
Roosevelt Brown, L (1, 7) OBP: 0.237, SLG: 0.357		2-3 K		0-0 F7		3-0 F8			1-3 K	4 0 0 0 0 2 2												
Jeff Blauser, R (1, 6) OBP: 0.346, SLG: 0.419			4-1 BB	1-0 2B		2-1 F9			1-1 F8	3 0 1 1 1 0 0												
José Molina, R (1, 2) OBP: 0.316, SLG: 0.294			1-0 BB	1-0 G6-3		4-1 BB			1-0 F9	2 0 0 0 0 0 2												
Jeff Reed, L (7, PH) OBP: 0.368, SLG: 0.352			33 SH2-4							0 0 0 0 1 0 0												
Glenallen Hill, R (9, PH) OBP: 0.355, SLG: 0.586			1-2f							1 0 0 0 0 0 0												
33 Brian McNichol, L (1, 1)			1-0 SH2-4		0-3 K		1-3 K			1 0 0 0 0 1 0												
Bobby Ayala, R (6, 1)										0 0 0 0 0 0 0												
Manny Alexander, R (7, PH) OBP: 0.310, SLG: 0.358										1 0 0 0 0 1 1												
Terry Adams, R (7, 1)			1-2							0 0 0 0 0 0 0												
Inning Stats	R: 0 E: 0 K: 2 S: 9	H: 0 LOB: 0 BB: 0 P: 11	R: 0 E: 0 K: 2 S: 11	H: 0 LOB: 0 BB: 0 P: 14	R: 0 E: 0 K: 0 S: 9	H: 0 LOB: 3 BB: 3 P: 23	R: 1 E: 0 K: 0 S: 11	H: 2 LOB: 1 BB: 0 P: 17	R: 0 E: 0 K: 1 S: 11	H: 0 LOB: 0 BB: 0 P: 16	R: 0 E: 0 K: 1 S: 8	H: 1 LOB: 1 BB: 0 P: 15	R: 0 E: 0 K: 1 S: 10	H: 0 LOB: 1 BB: 1 P: 20	R: 0 E: 0 K: 0 S: 8	H: 0 LOB: 1 BB: 1 P: 14	R: 0 E: 0 K: 1 S: 6	H: 0 LOB: 0 BB: 0 P: 9	1B: 0 2B: 3 3B: 0 HR: 0	SF: 0 SAC: 1 DP: 0 HBP: 0	WP: 0 PB: 0 SB: 0 CS: 0	PA: 35
PITCHER	IP WLS BF H R ER SO BB IBB HBP BLK WP HR S P ERA WHIP																					
Robert Person, R (1, 1) ERA: 4.68	7.0 W 28 3 1 1 6 4 0 0 0 0 0 69 116 1.29 1.000																					
Steve Montgomery, R (8, 1) ERA: 3.39	2.0 S 7 0 0 0 1 1 0 0 0 0 0 0 14 23 0.00 0.500																					

Chicago Cubs @ Philadelphia Phillies
Veterans Stadium, Philadelphia, PA
Thu Sep 30 1999, 7:05 PM EDT
Att. 17,475 - Unknown - 64 F

livebaseballscorecards.com

AB	29
R	1
H	3
RBI	1
BB	5
SO	7
LOB	13



Batter	1	2	3	4	5	6	7	8	9	AB	R	H	RBI	BB	SO	LOB	BOTTOM										
Wendell Magee, R OBP: 0.357, SLG: 0.615 (1, 8)	2-3 ①		1-3 ①		0-1 ①		3-2 ②			4	1	1	0	0	2	0	Chicago Cubs @ Philadelphia Phillies Veterans Stadium, Philadelphia, PA Thu Sep 30 1999, 7:05 PM EDT Att: 17,475 - Unknown - 64 F livebaseballscorecards.com										
Kevin Sefcik, R OBP: 0.370, SLG: 0.394 Steve Montgomery, R OBP: 1.000, SLG: 1.000 (1, 7) (8, 1)	2-1 1B ①		3-1 ②		0-0 ①		1-3 ③			4	0	1	0	0	1	1											
Bobby Abreu, L OBP: 0.444, SLG: 0.553 (1, 9)	0-0 ②		4-2 1B BB ②		2-2 ②		2-3 ①			2	0	0	1	1	1	1											
Mike Lieberthal, R OBP: 0.365, SLG: 0.555 (1, 2)	2-1 1B ①		0-0 1B ①		2-1 HR ①		2-0 ②			4	1	3	1	0	0	0											
Rico Brogna, L OBP: 0.337, SLG: 0.458 (1, 3)	3-3 ③		3-2 ③		2-3 ③		3-3 ③			4	0	0	0	0	3	4											
23 Kevin Jordan, R OBP: 0.335, SLG: 0.379 (1, 5)		2-1 HBP ①		1-0 ①		0-1 1B ①				2	0	1	0	0	0	0											
Alex Arias, R OBP: 0.370, SLG: 0.402 (1, 6)		3-1 ①		2-2 ②		0-0 ① ②				3	0	0	0	0	0	2											
Marlon Anderson, L OBP: 0.293, SLG: 0.365 15 David Doster, R OBP: 0.287, SLG: 0.316 (1, 4) (8, 4)		3-3 ②		1-2 1B ①		0-0 ③				3	0	1	0	0	1	1											
Robert Person, R OBP: 0.116, SLG: 0.073 Rob Ducey, L OBP: 0.383, SLG: 0.467 (7, PH) (8, 7)		1-3 ③		1-3 ③		0-1 ①				2	0	0	0	0	2	2											
										1	0	0	0	0	0	0											
Inning Stats	R: 0 E: 0 K: 2 S: 12	H: 2 LOB: 2 BB: 0 P: 21	R: 0 E: 0 K: 2 S: 10	H: 0 LOB: 1 BB: 0 P: 19	R: 0 E: 0 K: 1 S: 13	H: 1 LOB: 2 BB: 1 P: 24	R: 0 E: 0 K: 1 S: 11	H: 1 LOB: 1 BB: 0 P: 16	R: 2 E: 0 K: 1 S: 13	H: 2 LOB: 0 BB: 0 P: 19	R: 0 E: 0 K: 0 S: 4	H: 1 LOB: 0 BB: 0 P: 4	R: 0 E: 0 K: 1 S: 9	H: 0 LOB: 0 BB: 0 P: 13	R: 0 E: 0 K: 2 S: 7	H: 0 LOB: 0 BB: 0 P: 14	1B: 5 2B: 1 3B: 0 HR: 1	SF: 1 SAC: 0 DP: 1 HBP: 1	WP: 0 PB: 0 SB: 0 CS: 0	PA: 32							
PITCHER	IP	WLS	BF	H	R	ER	SO	BB	IBB	HBP	BLK	WP	HR	S	P	ERA	WHIP										
33 Brian McNichol, L ERA: 6.75 (1, 1)	5.0	L	23	6	2	2	7	1	0	1	0	0	0	59	99	3.60	1.400										
Bobby Ayala, R ERA: 3.6 (6, 1)	1.0		3	1	0	0	0	0	0	0	0	0	0	4	4	0.00	1.000										
Terry Adams, R ERA: 4.02 (7, 1)	2.0		6	0	0	0	3	0	0	0	0	0	0	16	27	0.00	0.000										

Chicago Cubs @ Philadelphia Phillies
Veterans Stadium, Philadelphia, PA
Thu Sep 30 1999, 7:05 PM EDT
Att: 17,475 - Unknown - 64 F
livebaseballscorecards.com

AB 29
R 2
H 7
RBI 2
BB 1
SO 10
LOB 11



Batter	1	2	3	4	5	6	7	8	9	AB	R	H	RBI	BB	SO	LOB	TOP								
Rondell White, R OBP: 0.357, SLG: 0.507 (1, 8) (6, 7)			P2		G1-3		K			5	1	1	0	0	1	4									
Michael Barrett, R OBP: 0.343, SLG: 0.438 (1, 5)	BB 1B 2-H	FC3-5 2B	P3		L6			F9		5	1	2	1	0	0	0									
Brad Fullmer, L OBP: 0.321, SLG: 0.464 Ryan McGuire, L OBP: 0.352, SLG: 0.348 (1, 3) (8, 3)	1B 1B BB	FC3-5 HR		F7		G5-4-3 1B		K		4	2	1	0	1	1	1									
Vladimir Guerrero, R OBP: 0.374, SLG: 0.584 (1, 9)	1B 1B 1-3 2-H	HR		F9		P3		BB 1B		5	2	3	3	0	0	1									
Fernando Seguinol, S OBP: 0.327, SLG: 0.458 Anthony Telford, R Wilton Guerrero, S OBP: 0.324, SLG: 0.397 Steve Kline, S Scott Strickland, R Mike Mordecai, R OBP: 0.293, SLG: 0.348 (1, 7) (6, 1) (8, PH) (8, 1) (8, 1) (9, 6)	1B 1B 1B 1-2 3-H	G4-3		WP 2B		G5-4-3 1-2		BB 1-2	1 SAFE 1 SAFE 1 SAFE 1 SAFE 1 SAFE 1 SAFE 1 SAFE 1 SAFE	4	1	2	1	0	0	1									
Jose Vidro, S OBP: 0.346, SLG: 0.476 (1, 4)	F9	BB BB		BB BB 2-3		K		G4-3		3	0	0	0	2	1	5									
Chris Widger, R OBP: 0.328, SLG: 0.446 (1, 2)	1B 1B 1B 1-2 2-H	BB BB		BB BB 1-2		K		K		3	0	1	1	2	2	0									
Geoff Blum, S OBP: 0.331, SLG: 0.508 Ugueth Urbina, R (1, 6) (9, 1)	1B 1B 1-2 2-3	G4-3		K		1B		K		5	0	2	0	0	2	5									
Javier Vazquez, R OBP: 0.333, SLG: 0.333 Manny Martinez, R OBP: 0.281, SLG: 0.343 (1, 1) (6, 8)	1B 1B 1-2 2-3 3-H		G1-3		K		L4		K	3	0	1	1	0	1	0									
Inning Stats	R: 5 E: 0 K: 0 S: 23	H: 7 LOB: 2 BB: 1 P: 39	R: 2 E: 0 K: 0 S: 11	H: 2 LOB: 2 BB: 2 P: 19	R: 0 E: 0 K: 0 S: 9	H: 0 LOB: 0 BB: 0 P: 13	R: 0 E: 0 K: 1 S: 8	H: 1 LOB: 3 BB: 2 P: 18	R: 0 E: 0 K: 1 S: 7	H: 0 LOB: 0 BB: 0 P: 11	R: 0 E: 0 K: 1 S: 9	H: 1 LOB: 1 BB: 0 P: 11	R: 0 E: 0 K: 2 S: 15	H: 1 LOB: 1 BB: 0 P: 22	R: 0 E: 0 K: 1 S: 11	H: 1 LOB: 2 BB: 1 P: 17	R: 0 E: 0 K: 3 S: 10	H: 0 LOB: 0 BB: 0 P: 16	1B: 9 2B: 3 3B: 0 HR: 1	SF: 0 SAC: 0 DP: 1 HBP: 0	WP: 1 PB: 0 SB: 0 CS: 0	PA: 45			
PITCHER	IP	WLS	BF	H	R	ER	SO	BB	IBB	HBP	BLK	WP	HR	S	P	ERA	WHIP								
Joe Grahe, R ERA: 3.86 (1, 1)	0.1	L	8	6	5	5	0	1	0	0	0	0	0	19	30	135.00	21.000								
Mike Grace, R ERA: 7.69 (1, 1)	1.2		9	3	2	2	0	2	0	0	0	0	1	15	28	10.80	3.000								
Anthony Shumaker, L ERA: 6.23 (3, 1)	1.0		3	0	0	0	0	0	0	0	0	0	0	9	13	0.00	0.000								
Cliff Politte, R ERA: 8.04 (4, 1)	2.0		9	1	0	0	2	2	0	0	0	1	0	15	29	0.00	1.500								
Scott Aldred, L ERA: 4.45 (6, 1)	1.0		4	1	0	0	1	0	0	0	0	0	0	9	11	0.00	1.000								
PITCHER	IP	WLS	BF	H	R	ER	SO	BB	IBB	HBP	BLK	WP	HR	S	P	ERA	WHIP								
Steve Schrenk, R ERA: 4.47 (7, 1)	1.0		4	1	0	0	2	0	0	0	0	0	0	15	22	0.00	1.000								
Wayne Gomes, R ERA: 4.26 (8, 1)	2.0		8	1	0	0	4	1	0	0	0	0	0	21	33	0.00	1.000								

Montreal Expos @ Philadelphia Phillies
 Veterans Stadium, Philadelphia, PA
 Fri Oct 01 1999, 7:05 PM EDT
 Att. 12,652 - Unknown - 64 F

AB	39
R	7
H	13
RBI	7
BB	6
SO	9
LOB	18



WP: 1	PA: 45
PB: 0	
SB: 0	
CS: 0	

1B: 9	SF: 0
2B: 3	SAC: 0
3B: 0	DP: 1
HR: 1	HBP: 0

livebaseballscorecards.com

Batter	1	2	3	4	5	6	7	8	9	AB	R	H	RBI	BB	SO	LOB
Doug Glanville, R (1, 8) OBP: 0.378, SLG: 0.461	0-1 G6-3	0-2 2B		0-1 G4-3 2B		1-2 G4-3	1-2 FC6-4 1-2f			5	0	2	0	0	0	3
Rob Ducey, L (1, 7) OBP: 0.385, SLG: 0.465 Wendell Magee, R (8, PH) OBP: 0.400, SLG: 0.857 (9, 7)	1-3 K	4-2 FC4-6 BB		2-0 F7		1-0 1B		3-1 HR		3	0	1	0	1	1	1
Bobby Abreu, L (1, 9) OBP: 0.445, SLG: 0.552	4-2 BB 23 2B BB	2-2 FC4-6 1-2f		2-0 G4-3 2-3		1-0 1B	1-3 1B	2-2 E S HBP		3	1	1	0	1	0	3
Mike Lieberthal, R (1, 2) OBP: 0.364, SLG: 0.551	0-0 BB 23 2B 1B		0-1 L6	1-0 G6-3		2-0 G6-3		1-3 SAFE K		5	1	1	0	0	1	4
Rico Brogna, L (1, 3) OBP: 0.336, SLG: 0.455	4-0 23 2B 1-2 2-3 BB		0-0 E6 23 1B		2-3 K		0-2 G4-3	1-3 SAFE K		4	1	0	0	1	2	1
23 Kevin Jordan, R (1, 5) OBP: 0.339, SLG: 0.388	0-2 1-3 2-H 3-H 2B		0-2 1B	1-2 1B		0-2 P4	3-2 1B 2B	0-3 K		5	0	3	2	0	1	1
Marlon Anderson, L (1, 4) OBP: 0.294, SLG: 0.365	1-2 G4-3		2-1 1B	1-2 2-H 1B		0-2 E8	2-2 BB 2-3 1B		2-1 F8	5	0	2	1	0	0	2
Alex Arias, R (1, 6) OBP: 0.365, SLG: 0.396		1-1 L7	2-1 F7	2-1 F7		0-0 G6-3	2-2 F9	2-2 P8		5	0	0	0	0	0	5
Joe Girarde, R Mike Grace, R 15 David Doster, R Anthony Strickland, L Bobby Abreu, R Cliff Poole, R Scott Adreid, L Kevin Setck, R Steve Schiraldi, R Torrey Lovullo, S Wayne Gomella, R Gary Bennett, R		2-3 K	2-3 K	2-3 K		1-0 F9	4-2 FC6-4 BB	0-3 K		0	0	0	0	0	0	0

Inning Stats	R: 2	H: 2	E: 0	LOB: 2	K: 1	BB: 2	S: 18	R: 0	H: 1	E: 0	LOB: 2	K: 1	BB: 1	S: 14	P: 23	R: 1	H: 2	E: 1	LOB: 2	K: 1	BB: 0	S: 14	P: 20	R: 0	H: 1	E: 0	LOB: 1	K: 0	BB: 0	S: 5	R: 0	H: 0	E: 1	LOB: 1	K: 1	BB: 0	S: 11	P: 13	R: 0	H: 2	E: 0	LOB: 2	K: 0	BB: 0	S: 7	P: 13	R: 0	H: 2	E: 0	LOB: 3	K: 0	BB: 1	S: 21	P: 33	R: 1	H: 1	E: 0	LOB: 1	K: 3	BB: 0	S: 14	P: 21	R: 0	H: 0	E: 0	LOB: 0	K: 1	BB: 0	S: 9	P: 13	1B: 6	SF: 0	2B: 4	SAC: 0	3B: 0	DP: 0	HR: 1	HBP: 1	WP: 0	PA: 45
PITCHER	IP	WLS	BF	H	R	ER	SO	BB	IBB	HBP	BLK	WP	HR	S	P	ERA	WHIP																			IP	WLS	BF	H	R	ER	SO	BB	IBB	HBP	BLK	WP	HR	S	P	ERA	WHIP																												
Javier Vazquez, R (1, 1) ERA: 5.0	5.0	W	26	6	3	2	4	3	0	0	0	0	0	62	94	3.60	1.800																																																															
Anthony Telford, R (6, 1) ERA: 3.66	2.0		11	4	0	0	0	1	0	0	0	0	0	28	46	0.00	2.500																																																															
Steve Kline, L (8, 1) ERA: 3.75	0.0	H	2	1	1	1	0	0	0	1	0	0	1	4	9	∞	∞																																																															
Scott Strickland, R (8, 1) ERA: 4.08	1.0	H	3	0	0	0	3	0	0	0	0	0	0	10	12	0.00	0.000																																																															
Ugueth Urbina, R (9, 1) ERA: 3.72	1.0	S	3	0	0	0	1	0	0	0	0	0	0	9	13	0.00	0.000																																																															

BOTTOM

Montreal Expos @ Philadelphia Phillies

Veterans Stadium, Philadelphia, PA


Fri Oct 01 1999, 7:05 PM EDT

Att: 12,652 - Unknown - 64 F

livebaseballscorecards.com

AB	40
R	4
H	11
RBI	4
BB	4
SO	8
LOB	22

WP: 0 PA: 45
PB: 0 SB: 1 CS: 0



Batter	1	2	3	4	5	6	7	8	9	AB R H RBI BB SO LOB	TOP											
Rondell White, R (1, 8) OBP: 0.358, SLG: 0.505 Manny Martinez, R (6, 8) OBP: 0.279, SLG: 0.341	4-2 FC4-6 BB	4-0 SH HR BB	0-1 G6-3			0-3 K	2-2 P4		0-1 P4	2 1 0 0 2 1 0 2 0 0 0 0 0 2	Montreal Expos @ Philadelphia Phillies Veterans Stadium, Philadelphia, PA Sat Oct 02 1999, 7:05 PM EDT Att. 12,871 - Unknown - 68 F livebaseballscorecards.com											
Peter Bergeron, L (1, 7) OBP: 0.370, SLG: 0.289	0-1 FC4-6 1B 1-2f HR	0-0 SH HR	2-0 G4-3			1-0 1B HR 1B	3-3 K		4-2 BB	4 3 1 0 1 1 3												
Michael Barrett, R (1, 2) OBP: 0.348, SLG: 0.441 Robert Machado, R (9, PH) OBP: 0.250, SLG: 0.227	1-2 HR 1B	4-0 HR BB				2-0 HR 1B		3-2 FC4-6 1B	1-3 K	4 3 3 0 1 0 0 1 0 0 0 0 1 1												
Vladimir Guerrero, R (1, 9) OBP: 0.375, SLG: 0.594 Ryan McGuire, L (6, 9) OBP: 0.349, SLG: 0.345	0-0 HR	0-1 F9				0-0 HR		1-3 K		4 2 2 6 0 0 3 1 0 0 0 0 1 1												
Fernando Seguinol, S (1, 3) OBP: 0.330, SLG: 0.485	1-0 HR	2-3 K				2-1 G3-1		1-2 FC4-6 1B		5 2 2 1 0 1 4												
Wilton Guerrero, S (1, 4) OBP: 0.325, SLG: 0.404	3-2 G4-3	0-1 HR				0-1 L1		4-0 1B BB		4 1 1 4 1 0 1												
Trace Coquillette, R (1, 5) OBP: 0.340, SLG: 0.333	0-1 1B	1-1 2B				2-2 G4-3		1-0 1B		5 0 3 1 0 0 0												
Geoff Blum, S (1, 6) OBP: 0.327, SLG: 0.504	2-3 K	1-3 K				0-0 P6		3-2 2B		5 0 1 0 0 3 4												
Jeremy Powell, R (1, 1) OBP: 0.212, SLG: 0.167 James Mouton, R (7, PH) OBP: 0.360, SLG: 0.370 Miguel Batista, R (7, 1) OBP: 0.243, SLG: 0.314		0-1 SH 2B	1-1 G5-3			2-1 F9		4-1 BB	0-3 K	3 1 1 0 0 0 0 0 0 0 0 1 0 0 1 0 0 0 0 1 0												
Inning Stats	R: 4 E: 0 K: 1 S: 19	H: 4 LOB: 1 BB: 1 P: 30	R: 5 E: 1 K: 2 S: 15	H: 3 LOB: 1 BB: 2 P: 27	R: 0 E: 0 K: 0 S: 5	H: 0 LOB: 0 BB: 0 P: 8	R: 0 E: 0 K: 0 S: 12	H: 1 LOB: 1 BB: 0 P: 17	R: 0 E: 0 K: 0 S: 6	H: 0 LOB: 0 BB: 0 P: 10	R: 3 E: 0 K: 1 S: 9	H: 3 LOB: 0 BB: 0 P: 15	R: 0 E: 0 K: 1 S: 16	H: 1 LOB: 2 BB: 1 P: 28	R: 1 E: 0 K: 2 S: 14	H: 2 LOB: 2 BB: 1 P: 27	R: 0 E: 0 K: 2 S: 11	H: 0 LOB: 1 BB: 1 P: 16	1B: 7 2B: 3 3B: 0 HR: 4	SF: 0 SAC: 1 DP: 0 HBP: 0	WP: 1 PB: 0 SB: 0 CS: 0	PA: 48
PITCHER	IP WLS BF H R ER SO BB IBB HBP BLK WP HR S P ERA WHIP																					
Paul Byrd, R (1, 1) ERA: 4.6	1.2 L 15 6 9 4 2 3 0 0 0 1 3 29 50 21.60 5.400																					
Chad Ogea, R (2, 1) ERA: 5.63	2.1 9 2 0 0 1 0 0 0 0 0 0 22 32 0.00 0.857																					
Amaury Telemaco, R (5, 1) ERA: 5.77	2.0 9 3 3 3 1 0 0 0 0 0 1 15 25 13.50 1.500																					
Billy Brewer, L (7, 1) ERA: 7.01	2.0 11 3 1 1 3 2 0 0 0 0 0 30 55 4.50 2.500																					
Anthony Shumaker, L (9, 1) ERA: 5.96	1.0 4 0 0 0 2 1 0 0 0 0 0 0 11 16 0.00 1.000																					

Montreal Expos @ Philadelphia Phillies
 Veterans Stadium, Philadelphia, PA

AB	41
R	13
H	14
RBI	12
BB	6
SO	9
LOB	19



Batter	1	2	3	4	5	6	7	8	9	AB R H RBI BB SO LOB
Doug Glanville, R (1, 8) OBP: 0.376, SLG: 0.459	0-1 F9	0-0 1B		0-0 G6-3			0-2 G6-3		1-2 F9	5 0 1 2 0 0 2
Ron Gant, R (1, 7) OBP: 0.364, SLG: 0.432	2-2 G3	2-3 1B				0-0 L9	0-0 1B		1-1 L7-4	5 0 1 0 0 1 2
Bobby Abreu, L (1, 9) OBP: 0.447, SLG: 0.552	3-2 2B			2-2 G6-3		4-2 BB	2-1 1B			3 1 2 0 1 0 0
Kevin Seifick, R (8, 9) OBP: 0.368, SLG: 0.392										0 0 0 0 0 0 0
Mike Lieberthal, R (1, 2) OBP: 0.384, SLG: 0.552	2-0 2B			1-2 F9		1-1 F7	1-0 L7			3 0 1 1 0 0 1
Bobby Estalella, R (6, 2) OBP: 0.263, SLG: 0.125										1 0 0 0 0 0 2
Torey Lovullo, S (1, 3) OBP: 0.282, SLG: 0.389	2-0 G3			1-1 1B		3-2 G4-3	1-0 G4-3			4 0 1 0 0 0 4
23 Kevin Jordan, R (1, 5) OBP: 0.335, SLG: 0.384		2-3 1B		1-0 F9		0-1 G5-3		0-1 F9		4 0 0 0 0 1 1
Marlon Anderson, L (1, 4) OBP: 0.294, SLG: 0.363		4-0 SH1-4 HBP 1B BB		2-2 G3-1		0-1 F9		2-1 F8		3 1 0 0 1 0 0
Alex Arias, R (1, 6) OBP: 0.369, SLG: 0.397		3-2 SH1-4 HBP		1-2 BLK 15 G6-3 1B		4-0 BB		0-1 G5-3		2 1 1 0 1 0 0
Anthony Shumaker, L (9, 1) OBP: 0.333, SLG: 0.200		1-2 1B								0 0 0 0 0 0 0
Paul Byrd, R (1, 1) OBP: 0.200, SLG: 0.127		1-1 SH1-4		2-2 G6-3		0-2 P2			2-2 L7-4 2B	0 0 0 0 0 0 0
Chad Ogea, R (2, 1) OBP: 0.167, SLG: 0.091										0 0 0 0 0 0 0
15 David Doster, R (4, PH) OBP: 0.282, SLG: 0.309										1 0 0 0 0 0 1
Amaury Telemaco, R (5, 1) OBP: 0.262, SLG: 0.309										0 0 0 0 0 0 0
Rob Ducey, L (6, PH) OBP: 0.360, SLG: 0.463										1 0 0 0 0 0 1
Billy Brewer, L (7, 1) OBP: 0.322, SLG: 0.327										0 0 0 0 0 0 0
Desi Relaford, S (9, 8) OBP: 0.322, SLG: 0.327										1 0 1 0 0 0 0

Inning Stats	R: 1	H: 2	E: 0	K: 0	S: 12	H: 1	LOB: 1	BB: 0	P: 21	R: 2	H: 1	E: 0	K: 2	S: 11	H: 1	LOB: 1	BB: 0	P: 23	R: 0	H: 1	E: 0	K: 0	S: 9	H: 1	LOB: 1	BB: 0	P: 14	R: 0	H: 0	E: 0	K: 0	S: 9	H: 0	LOB: 1	BB: 1	P: 17	R: 0	H: 0	E: 0	K: 0	S: 7	H: 0	LOB: 1	BB: 1	P: 11	R: 0	H: 2	E: 0	K: 0	S: 9	H: 0	LOB: 2	BB: 0	P: 13	R: 0	H: 0	E: 0	K: 0	S: 6	H: 0	LOB: 0	BB: 0	P: 8	R: 0	H: 1	E: 0	K: 0	S: 11	H: 1	LOB: 0	BB: 0	P: 15	1B: 6	SF: 0	2B: 3	SAC: 1	3B: 0	DP: 1	HR: 0	HBP: 1	WP: 0	PA: 38
--------------	------	------	------	------	-------	------	--------	-------	-------	------	------	------	------	-------	------	--------	-------	-------	------	------	------	------	------	------	--------	-------	-------	------	------	------	------	------	------	--------	-------	-------	------	------	------	------	------	------	--------	-------	-------	------	------	------	------	------	------	--------	-------	-------	------	------	------	------	------	------	--------	-------	------	------	------	------	------	-------	------	--------	-------	-------	-------	-------	-------	--------	-------	-------	-------	--------	-------	--------

PITCHER	IP	WLS	BF	H	R	ER	SO	BB	IBB	HBP	BLK	WP	HR	S	P	ERA	WHIP
Jeremy Powell, R (1, 1) ERA: 4.73	6.0	W	27	5	3	3	2	3	0	1	1	0	0	59	102	4.50	1.333
Miguel Batista, R (7, 1) ERA: 4.88	3.0	S	11	3	0	0	0	0	0	0	0	0	0	26	36	0.00	1.000

BOTTOM

Montreal Expos @ Philadelphia Phillies
Veterans Stadium, Philadelphia, PA
 Sat Oct 02 1999, 7:05 PM EDT
 Att: 12,871 - Unknown - 68 F

livebaseballscorecards.com

AB	33
R	3
H	8
RBI	3
BB	3
SO	2
LOB	14



Batter	1	2	3	4	5	6	7	8	9	AB R H RBI BB SO LOB	TOP									
Rondell White, R OBP: 0.359, SLG: 0.505 (1, 8) (7, 7)	3-2 1B 1B		1-2 G5-3	3-2 F7			2-0 1B			4 0 2 0 0 0 1										
James Mouton, R OBP: 0.364, SLG: 0.369 Manny Martinez, R OBP: 0.279, SLG: 0.341 (1, 7) (7, 8)	3-2 1B 1-3		4-1 BB 2B BB		2-3 K		2-2 P9			3 1 1 0 1 1 1 0 0 0 0 0 0 0										
Michael Barrett, R OBP: 0.345, SLG: 0.436 (1, 5)	1-2 G1-4-6-3 1-2f		2-1 F8		1-3 K		1-0 F9 1-2			4 0 0 0 0 1 3										
Vladimir Guerrero, R OBP: 0.378, SLG: 0.600 (1, 9)		2-0 HR	4-1 2B BB		2-0 HBP		3-2 G3-6-3 1B			2 2 2 1 1 0 0										
Fernando Seguin, S OBP: 0.328, SLG: 0.486 Anthony Telford, R Scott Strickland, R Ugueth Urbina, R (1, 3) (8, 1) (8, 1) (8, 1)		1-3 K	0-0 2B 1-H 2-H		1-0 G4-3 1-2		1-1 G3-6-3 1-2f			4 0 1 2 0 1 2 0										
Chris Widger, R OBP: 0.325, SLG: 0.441 (1, 2)		2-2 P4	2-2 G6-3		1-3 K		3-1 F7			4 0 0 0 0 1 1										
Trace Coquillette, R OBP: 0.333, SLG: 0.327 (1, 4)		1-0 HR 1B		1-2 G6-3		1-1 F8		1-3 K		4 1 1 0 0 1 0										
Mike Mordecai, R OBP: 0.297, SLG: 0.363 Wilton Guerrero, S OBP: 0.324, SLG: 0.403 (1, 6) (9, PH)		0-0 HR 1-H		4-2 FC5-4 BB		1-2 F9		0-3 K		2 1 1 2 1 0 0 1 0 0 0 0 1 0										
Dustin Hermanson, R OBP: 0.090, SLG: 0.047 Ryan McGuire, L OBP: 0.347, SLG: 0.343 (1, 1) (8, 3)		3-3 K		2-2 FC5-4 1-2f		3-1 P7		2-3 K		3 0 0 0 0 1 1 1 0 0 0 0 1 0										
Inning Stats	R: 0 E: 0 K: 0 S: 10	H: 2 LOB: 0 BB: 0 P: 17	R: 3 E: 0 K: 2 S: 13	H: 3 LOB: 0 BB: 0 P: 22	R: 2 E: 0 K: 0 S: 12	H: 1 LOB: 1 BB: 2 P: 25	R: 0 E: 0 K: 0 S: 12	H: 0 LOB: 1 BB: 1 P: 22	R: 0 E: 0 K: 1 S: 8	H: 0 LOB: 0 BB: 0 P: 11	R: 0 E: 0 K: 0 S: 7	H: 1 LOB: 1 BB: 0 P: 15	R: 0 E: 0 K: 0 S: 7	H: 1 LOB: 0 BB: 0 P: 14	R: 0 E: 0 K: 3 S: 9	H: 0 LOB: 0 BB: 0 P: 12	1B: 5 2B: 1 3B: 0 HR: 2	SF: 0 SAC: 0 DP: 2 HBP: 1	WP: 0 PB: 0 SB: 2 CS: 0	PA: 36
PITCHER	IP WLS BF H R ER SO BB IBB HBP BLK WP HR S P ERA WHIP																			
Randy Wolf, L ERA: 5.55 Steve Schrenk, R ERA: 4.29 Cliff Politte, R ERA: 7.13 Steve Montgomery, R ERA: 3.34	(1, 1) (5, 1) (7, 1) (9, 1)	4.0 2.0 2.0 1.0	WLS W S	19 7 7 3	H 0 2 0	R 0 0 0	ER 0 0 0	SO 3 0 0 3	BB 3 0 0 0	IBB 0 0 0 0	HBP 0 1 0 0	BLK 0 0 0 0	WP 0 0 0 0	HR 2 0 0 0	S 47 15 14 9	P 86 24 29 12	ERA 11.25 0.00 0.00 0.00	WHIP 2.250 0.000 1.000 0.000		

Montreal Expos @ Philadelphia Phillies
Veterans Stadium, Philadelphia, PA
 Sun Oct 03 1999, 1:35 PM EDT
 Att. 23,892 - Sunny - 72 F

livebaseballscorecards.com

AB	32
R	5
H	8
RBI	5
BB	3
SO	8
LOB	9



Batter	1	2	3	4	5	6	7	8	9	AB	R	H	RBI	BB	SO	LOB
Doug Glanville, R (1, 8) OBP: 0.376, SLG: 0.457	4-0 BB G6-4-3		0-0 G6-3	1-3 K			1-2 P4			3	0	0	0	1	1	4
Ron Gant, R (1, 7) OBP: 0.364, SLG: 0.430	2-1 G6-4-3 1-2f		0-2 P3		1-1 F9			2-0 BB 1B		4	1	1	0	0	0	2
Bobby Abreu, L (1, 9) OBP: 0.446, SLG: 0.549	2-3 K			0-3 K	3-2 G4-3			4-2 SH1-4 1B 1-2 WP BB		3	1	0	0	1	2	0
Mike Lieberthal, R (1, 2) OBP: 0.383, SLG: 0.551		1-0 G5-3		4-2 23 1B SF9 BB	2-3 K			0-0 WP SH1-4 E 1B 1-2 2-H		1	0	0	0	0	0	0
Bobby Estalella, R (3, 2) OBP: 0.318, SLG: 0.167										2	2	1	1	1	1	0
Rico Brogna, L (1, 3) OBP: 0.336, SLG: 0.454		0-0 G1-3		2-0 23 1B 1B		0-0 G6-3		3-1 SH1-4		3	1	1	0	0	0	0
Cliff Politte, R (7, 1)										0	0	0	0	0	0	0
Kevin Seifok, R (8, PH) OBP: 0.388, SLG: 0.392										0	0	0	0	0	0	0
15 David Doster, R (9, 4) OBP: 0.282, SLG: 0.309										0	0	0	0	0	0	0
23 Kevin Jordan, R (1, 5) OBP: 0.339, SLG: 0.386		0-1 1B		1-1 1B 1B 1-2 2-3 1B		1-2 G4-3		4-2 WP E BB		3	1	2	0	1	0	0
Marlon Anderson, L (1, 4) OBP: 0.292, SLG: 0.361																
Steve Montgomery, R (9, 1) OBP: 1.000, SLG: 1.000		2-3 K		0-0 SF9		0-1 F8		2-3 K2-3		3	0	0	1	0	2	3
Alex Arias, R (1, 6) OBP: 0.373, SLG: 0.401			0-1 SH5-3 1B	1-0 1B 1-2 2-H 1B			1-2 G5-3	3-2 E8 1B 1-2 2-H 3-H		4	0	3	3	0	0	0
Randy Wolf, L (1, 1) OBP: 0.281, SLG: 0.267																
Gary Bennett, R (4, PH) OBP: 0.298, SLG: 0.352			0-0 SH5-3	0-0 1B 1-2 2-3 1B			2-3 K	0-0 P5		0	0	0	0	0	0	0
Steve Schrenk, R (5, 1)										1	0	1	0	0	0	0
Torey Lovullo, S (7, 3) OBP: 0.268, SLG: 0.368										0	0	0	0	0	0	0
										2	0	0	0	0	1	1

Inning Stats	R: 0	H: 0	E: 0	K: 1	S: 5	R: 0	H: 1	E: 0	K: 1	S: 8	R: 0	H: 1	E: 0	K: 0	S: 8	R: 2	H: 4	E: 0	K: 2	S: 14	R: 0	H: 0	E: 0	K: 1	S: 11	R: 0	H: 0	E: 0	K: 0	S: 6	R: 0	H: 0	E: 1	K: 1	S: 13	R: 4	H: 3	E: 1	K: 1	S: 18
	LOB: 0	BB: 1	P: 13	LOB: 1	BB: 0	P: 11	LOB: 1	BB: 0	P: 8	LOB: 3	BB: 1	LOB: 0	BB: 0	P: 17	LOB: 0	BB: 0	LOB: 0	BB: 0	P: 7	LOB: 0	BB: 0	LOB: 0	BB: 0	LOB: 0	BB: 0	LOB: 0	BB: 0	LOB: 0	BB: 0	LOB: 1	BB: 2	LOB: 1	BB: 2	LOB: 1	BB: 2	LOB: 0	BB: 0	LOB: 0		

PITCHER	IP	WLS	BF	H	R	ER	SO	BB	IBB	HBP	BLK	WP	HR	S	P	ERA	WHIP
Dustin Hermanson, R (1, 1) ERA: 4.2	7.0		28	6	2	2	6	2	0	0	0	0	0	65	96	2.57	1.143
Anthony Telford, R (8, 1) ERA: 3.94	0.0		3	2	3	3	0	1	0	0	0	0	0	4	10	∞	∞
Scott Strickland, R (8, 1) ERA: 4.5	0.1	L	2	0	0	0	0	1	0	0	0	0	0	5	12	0.00	3.000
Ugueth Urbina, R (8, 1) ERA: 3.69	0.2	B	3	1	1	1	1	0	0	0	0	1	0	9	14	13.50	1.500

BOTTOM

Montreal Expos @ Philadelphia Phillies
Veterans Stadium, Philadelphia, PA
 Sun Oct 03 1999, 1:35 PM EDT
 Att. 23,892 - Sunny - 72 F

livebaseballscorecards.com

AB	29
R	6
H	9
RBI	5
BB	4
SO	7
LOB	10



1B: 9	SF: 1	WP: 1	PA: 36
2B: 0	SAC: 2	PB: 0	
3B: 0	DP: 1	SB: 0	
HR: 0	HBP: 0	CS: 0	