


# Philadelphia Phillies - 1999



Top half of the baseball scorecard showing Philadelphia Phillies vs Atlanta Braves. Batter columns include names like Doug Glanville, Marlon Anderson, and Ron Gant. Inning stats and pitcher stats for Greg Maddux and Derrin Ebert are provided. The Phillies total statistics are AB: 39, R: 3, H: 13, RBI: 3, BB: 2, SO: 6, LOB: 25.

Philadelphia Phillies @ Atlanta Braves  
Turner Field, Atlanta, GA  
Tue Apr 06 1999, 7:40 PM EDT  
Att: 29,183 - Cloudy - 68 F


livebaseballscores.com  
**AB 39**  
**R 3**  
**H 13**  
**RBI 3**  
**BB 2**  
**SO 6**  
**LOB 25**



Bottom half of the baseball scorecard. Batter columns include names like Otis Nixon, Bret Boone, and Greg Maddux. Inning stats and pitcher stats for Chad Ogea, Mike Grace, and Ken Ryan are provided. The Braves total statistics are AB: 40, R: 11, H: 17, RBI: 10, BB: 7, SO: 3, LOB: 26.

Philadelphia Phillies @ Atlanta Braves  
Turner Field, Atlanta, GA  
Tue Apr 06 1999, 7:40 PM EDT  
Att: 29,183 - Cloudy - 68 F

livebaseballscores.com  
**AB 40**  
**R 11**  
**H 17**  
**RBI 10**  
**BB 7**  
**SO 3**  
**LOB 26**



Batter	1	2	3	4	5	6	7	8	9	AB	R	H	RBI	BB	SO	LOB	TOP			
Doug Glanville, R OBP: 0.429, SLG: 0.273										4	0	1	0	0	1	1	Philadelphia Phillies @ Atlanta Braves Turner Field, Atlanta, GA Wed Apr 07 1999, 7:40 PM EDT Att: 32,164 - Cloudy - 68 F			
Marlon Anderson, L OBP: 0.333, SLG: 0.500										4	0	0	0	0	2					
Scott Rolen, R OBP: 0.357, SLG: 0.583										4	0	1	0	0	3					
Rico Brogna, L OBP: 0.214, SLG: 0.083										4	0	0	0	0	2					
Ron Gant, R OBP: 0.214, SLG: 0.154										4	0	1	0	0	2					
Bobby Abreu, L OBP: 0.273, SLG: 0.273										3	0	0	0	0	1					
Mike Lieberthal, R OBP: 0.455, SLG: 0.455										3	0	0	0	0	2					
Desi Relaford, S OBP: 0.400, SLG: 0.333										3	0	2	0	0	1					
Carlton Loewer, R Yorkis Perez, L Rob Ducey, L Ken Ryan, R										2	0	0	0	0	2					
<b>Inning Stats</b>	R: 0 H: 1 E: 0 K: 1 S: 12	H: 1 LOB: 1 BB: 0 P: 16	R: 0 H: 2 E: 0 K: 1 S: 14	H: 2 LOB: 2 BB: 0 P: 21	R: 0 H: 1 E: 0 K: 2 S: 6	H: 1 LOB: 1 BB: 0 P: 8	R: 0 H: 0 E: 0 K: 2 S: 9	H: 0 LOB: 0 BB: 0 P: 14	R: 0 H: 0 E: 0 K: 1 S: 9	H: 0 LOB: 0 BB: 0 P: 13	R: 0 H: 0 E: 0 K: 1 S: 5	H: 0 LOB: 0 BB: 0 P: 7	R: 0 H: 1 E: 0 K: 1 S: 9	H: 1 LOB: 1 BB: 0 P: 13	R: 0 H: 0 E: 0 K: 3 S: 11	H: 0 LOB: 0 BB: 0 P: 15		1B: 5 2B: 0 3B: 0 HR: 0	SF: 0 SAC: 0 DP: 0 HBP: 0	WP: 0 PB: 0 SB: 0 CS: 0
<b>PITCHER</b>	IP WLS BF H R ER SO BB IBB HBP BLK WP HR S P ERA WHIP																			
29 John Smoltz, R ERA	(1, 1)	7.0 W 25 4 0 0 8 0 0 0 0 0 0 0 63 91 0.00 0.571																		
Rudy Seanez, R ERA	(8, 1)	1.0 4 1 0 0 1 0 0 0 0 0 0 0 9 13 0.00 1.000																		
John Rocker, L ERA	(9, 1)	1.0 3 0 0 0 3 0 0 0 0 0 0 0 11 15 0.00 0.000																		

Batter	1	2	3	4	5	6	7	8	9	AB	R	H	RBI	BB	SO	LOB	BOTTOM	
Otis Nixon, S OBP: 0.154, SLG: 0.154										4	0	0	0	0	2	Philadelphia Phillies @ Atlanta Braves Turner Field, Atlanta, GA Wed Apr 07 1999, 7:40 PM EDT Att: 32,164 - Cloudy - 68 F		
Bret Boone, R OBP: 0.357, SLG: 0.182										4	1	2	0	0	1			
10 Chipper Jones, S OBP: 0.308, SLG: 0.250										4	0	0	0	0	2			
Brian Jordan, R OBP: 0.538, SLG: 1.000										4	1	0	0	0	1			
Javy Lopez, R OBP: 0.429, SLG: 0.714										3	1	2	1	0	1			
Ryan Klesko, L OBP: 0.500, SLG: 0.778 Brian Hunter, R										3	0	1	0	0	1			
Andruw Jones, R OBP: 0.167, SLG: 0.250										3	1	0	1	0	2			
Walt Weiss, S OBP: 0.400, SLG: 0.556										3	0	2	0	0	1			
29 John Smoltz, R Randall Simon, L Rudy Seanez, R John Rocker, R										1	0	0	0	0	0			
<b>Inning Stats</b>	R: 0 H: 1 E: 0 K: 1 S: 7	H: 0 LOB: 0 BB: 0 P: 12	R: 0 H: 0 E: 0 K: 1 S: 10	H: 0 LOB: 0 BB: 0 P: 12	R: 0 H: 1 E: 0 K: 0 S: 8	H: 1 LOB: 1 BB: 0 P: 11	R: 2 H: 2 E: 1 K: 1 S: 11	H: 2 LOB: 1 BB: 0 P: 19	R: 0 H: 0 E: 0 K: 1 S: 5	H: 0 LOB: 0 BB: 0 P: 7	R: 2 H: 3 E: 0 K: 0 S: 11	H: 3 LOB: 1 BB: 0 P: 15	R: 0 H: 0 E: 0 K: 1 S: 9	H: 0 LOB: 0 BB: 0 P: 12	1B: 6 2B: 1 3B: 0 HR: 0		SF: 1 SAC: 1 DP: 0 HBP: 0	WP: 0 PB: 0 SB: 1 CS: 1
<b>PITCHER</b>	IP WLS BF H R ER SO BB IBB HBP BLK WP HR S P ERA WHIP																	
Carlton Loewer, R ERA: 4.05	(1, 1)	6.2 L 27 7 4 3 5 0 0 0 0 0 0 0 1 3 4.05 1.050																
Yorkis Perez, L ERA	(7, 1)	0.1 1 0 0 0 0 0 0 0 0 0 0 0 1 3 0.00 0.000																
Ken Ryan, R ERA	(8, 1)	1.0 3 0 0 0 1 0 0 0 0 0 0 0 9 12 0.00 0.000																







Table with columns for Batter (Rob Ducey L, Marlon Anderson L, Scott Rolen R, Rico Brogna L, Ron Gant R, Jeff Brantley R, Bobby Abreu L, Alex Arias R, Gary Bennett R, Doug Glanville R, Chad Ogea R, Wayne Gomes R, Jim Poole L, Mike Lieberthal R) and rows for innings 1-9. Includes inning stats and pitcher stats.

Philadelphia Phillies @ Florida Marlins  
Pro Player Stadium, Miami, FL

Sun Apr 11 1999, 1:05 PM EDT  
Att: 14,954 - Unknown - 85 F

AB 30  
R 2  
H 6  
RBI 2  
BB 4  
SO 6  
LOB 14



Pitcher statistics table with columns for PITCHER, IP, WLS, BF, H, R, ER, SO, BB, IBB, HBP, BLK, WP, HR, S, P, ERA, WHIP.

Table with columns for Batter (Luis Castillo S, Alex Gonzalez R, Mark Kotsay L, Antonio Alfonseca R, Derrek Lee R, Todd Dunwoody L, Preston Wilson R, Kevin Orte R, Mike Redmond R, Guillermo Garcia R, Craig Counsell L, Alex Fernandez R, Brian Edmondson R, Tim Lincecum L, Jesus Sanchez L, Vic Darensbourg L, Bruce Aven R) and rows for innings 1-9. Includes inning stats and pitcher stats.

Philadelphia Phillies @ Florida Marlins  
Pro Player Stadium, Miami, FL

Sun Apr 11 1999, 1:05 PM EDT  
Att: 14,954 - Unknown - 85 F

AB 31  
R 1  
H 5  
RBI 1  
BB 4  
SO 3  
LOB 14



Pitcher statistics table with columns for PITCHER, IP, WLS, BF, H, R, ER, SO, BB, IBB, HBP, BLK, WP, HR, S, P, ERA, WHIP.

















Batter	1	2	3	4	5	6	7	8	9	AB R H RBI BB SO LOB	TOP											
<b>Doug Glanville, R</b> (1,8) OBP: 0.354, SLG: 0.379	2-2 L8		4-2 BB BB		1-1 S 2B 1B		2-3 K			3 1 1 0 1 1 0	Philadelphia Phillies @ Arizona Diamondbacks Bank One Ballpark, Phoenix, AZ Wed Apr 21 1999, 10:05 PM EDT Att: 31,421 - Unknown - 79 F											
<b>Marlon Anderson, L</b> (1,4) OBP: 0.250, SLG: 0.264	2-2 G4-3		0-0 F8		3-2 WP 1-H 2B		1-2 G3			4 0 1 1 0 0 2												
<b>Scott Rolen, R</b> (1,5) OBP: 0.358, SLG: 0.571	0-0 F9		4-1 BB		4-2 FC6 2-3 BB		2-1 E6 G4-6-3			2 0 0 0 2 0 0												
<b>Rico Brogna, L</b> (1,3) OBP: 0.303, SLG: 0.426		3-2 G1-6-3 1B	3-1 G4-3		0-0 FC6 1-2		2-2 G4-6-3			4 0 1 0 0 0 6												
<b>Ron Gant, R</b> (1,7) OBP: 0.236, SLG: 0.174	1 SAFE G1-6-3 1B	0-2 G6-3		0-0 G6-3		0-0 G6-3		0-1 HR		4 1 2 1 0 0 0												
<b>Bobby Abreu, L</b> (1,9) OBP: 0.327, SLG: 0.392	2-1 G1-6-3		1-2 CS 1B		1-0 G6-3		0-3 K			4 0 1 0 0 1 2												
<b>Mike Lieberthal, R</b> (1,2) OBP: 0.463, SLG: 0.543	0-0 F8		1-3 K		1-2 L6		1-3 K			4 0 0 0 0 2 2												
<b>Desi Relaford, S</b> (1,6) OBP: 0.359, SLG: 0.417			1-2 BB SH3 HBP		0-0 F8		2-2 G4-3		2-1 2B	3 0 1 0 0 0 0												
<b>Curt Schilling, R</b> (1,1) OBP: 0.300, SLG: 0.375			1-1 SH3		1-2 G6-3		1-3 K		1-1 G5-3	2 0 0 0 0 1 0												
<b>23 Kevin Jordan, R</b> (9,PH) OBP: 0.353, SLG: 0.267			1-2							1 0 0 0 0 0 1												
<b>Inning Stats</b>	R: 0 E: 0 K: 0 S: 7	H: 0 LOB: 0 BB: 0 P: 11	R: 0 E: 0 K: 0 S: 9	H: 2 LOB: 1 BB: 0 P: 14	R: 0 E: 0 K: 0 S: 11	H: 0 LOB: 3 BB: 2 P: 24	R: 0 E: 0 K: 1 S: 7	H: 1 LOB: 0 BB: 0 P: 9	R: 1 E: 0 K: 0 S: 13	H: 2 LOB: 2 BB: 1 P: 22	R: 0 E: 0 K: 0 S: 5	H: 0 LOB: 0 BB: 0 P: 7	R: 0 E: 0 K: 2 S: 10	H: 0 LOB: 0 BB: 0 P: 15	R: 0 E: 1 K: 0 S: 9	H: 0 LOB: 0 BB: 0 P: 14	R: 1 E: 0 K: 2 S: 12	H: 2 LOB: 1 BB: 0 P: 16	1B: 4 2B: 2 3B: 0 HR: 1	SF: 0 SAC: 1 DP: 2 HBP: 1	WP: 1 PB: 0 SB: 1 CS: 1	PA: 36
<b>PITCHER</b>	IP WLS BF H R ER SO BB IBB HBP BLK WP HR S P ERA WHIP																					
<b>Todd Stottlemyre, R</b> (1,1) ERA: 2.48	8.0 W 32 6 2 2 3 3 0 1 0 1 1 73 118 2.25 1.125																					
<b>Gregg Olson, R</b> (9,1) ERA: 6.0	1.0 S 4 1 0 0 2 0 0 0 0 0 0 0 10 14 0.00 1.000																					

AB 31  
R 2  
H 7  
RBI 2  
BB 3  
SO 5  
LOB 13



Batter	1	2	3	4	5	6	7	8	9	AB R H RBI BB SO LOB	BOTTOM								
<b>Tony Womack, L</b> (1,9) OBP: 0.333, SLG: 0.308	1-1 G6-3	2-1 F7			1-2 F9		0-3 K	2-0 F7		5 0 0 0 0 1 4	Philadelphia Phillies @ Arizona Diamondbacks Bank One Ballpark, Phoenix, AZ Wed Apr 21 1999, 10:05 PM EDT Att: 31,421 - Unknown - 79 F								
<b>Jay Bell, R</b> (1,4) OBP: 0.365, SLG: 0.612	1-1 F7		3-1 L8		2-1 FC4-6 1B		4-2 1B HR BB			3 1 1 0 1 0 0									
<b>Steve Finley, L</b> (1,8) OBP: 0.288, SLG: 0.409	4-0 BB		0-1 P6		0-2 FC4-6 1-2 2-3		0-0 HR 1B			3 1 1 0 1 0 2									
<b>Matt Williams, R</b> (1,5) OBP: 0.400, SLG: 0.671	1-2 P6		0-0 2B		0-0 L7		0-1 HR			4 1 2 3 0 0 3									
<b>Luis Gonzalez, L</b> (1,7) OBP: 0.424, SLG: 0.769		0-0 HR	0-0 F7			0-2 L5	0-1 E4			4 1 1 1 0 0 1									
<b>Travis Lee, L</b> (1,3) OBP: 0.303, SLG: 0.414		2-2 S 1B		0-0 G4-3		2-2 G4-3	2-0 P5			4 0 1 0 0 0 1									
<b>Kelly Stinnett, R</b> (1,2) OBP: 0.222, SLG: 0.313		3-3 K		0-0 F8		0-0 E5		2-3 K		4 0 0 0 0 2 1									
<b>Andy Fox, L</b> (1,6) OBP: 0.333, SLG: 0.273		0-0 F9		1-3 K		0-0 F7		2-1 SH5-4 1B		4 0 1 0 0 1 2									
<b>Todd Stottlemyre, L</b> (1,1) OBP: 0.333, SLG: 0.200		4-1 BB		2-1 FC4-6 1B		2-2 G4-3	1 SAFE 1-1 SH5-4			2 0 1 0 1 0 0									
<b>Gregg Olson, R</b> (9,1) ERA: 3.6										0 0 0 0 0 0 0									
<b>Inning Stats</b>	R: 0 E: 0 K: 0 S: 7	H: 0 LOB: 1 BB: 1 P: 14	R: 1 E: 0 K: 1 S: 11	H: 2 LOB: 2 BB: 1 P: 22	R: 0 E: 0 K: 1 S: 6	H: 1 LOB: 1 BB: 0 P: 9	R: 0 E: 0 K: 1 S: 5	H: 0 LOB: 0 BB: 0 P: 6	R: 0 E: 1 K: 0 S: 8	H: 0 LOB: 1 BB: 0 P: 10	R: 3 E: 1 K: 1 S: 15	H: 2 LOB: 1 BB: 1 P: 23	R: 0 E: 0 K: 1 S: 11	H: 1 LOB: 1 BB: 0 P: 18	1B: 5 2B: 1 3B: 0 HR: 2	SF: 0 SAC: 1 DP: 0 HBP: 0	WP: 0 PB: 0 SB: 1 CS: 0	PA: 37	
<b>PITCHER</b>	IP WLS BF H R ER SO BB IBB HBP BLK WP HR S P ERA WHIP																		
<b>Curt Schilling, R</b> (1,1) ERA: 3.6	8.0 L 37 8 4 4 4 3 0 0 0 0 0 2 74 118 4.50 1.375																		

AB 33  
R 4  
H 8  
RBI 4  
BB 3  
SO 4  
LOB 14















Top half of the baseball scorecard showing innings 1-9. Columns include Batter, Pitcher, Inning Stats, and Player Statistics. Includes logos for Cincinnati Reds and Philadelphia Phillies.

Bottom half of the baseball scorecard showing innings 1-9. Columns include Batter, Pitcher, Inning Stats, and Player Statistics. Includes logos for Cincinnati Reds and Philadelphia Phillies.

Batter	1	2	3	4	5	6	7	8	9	AB	R	H	RBI	BB	SO	LOB	TOP						
<b>Eric Young Sr. R</b> OBP: 0.425, SLG: 0.444 (1,4)										5	0	1	1	0	1	4	<b>Los Angeles Dodgers @ Philadelphia Phillies</b> Veterans Stadium, Philadelphia, PA Fri Apr 30 1999, 7:05 PM EDT Att: 20,024 - Unknown - 65 F  <b>AB 34</b> <b>R 4</b> <b>H 8</b> <b>RBI 3</b> <b>BB 4</b> <b>SO 9</b> <b>LOB 21</b>						
<b>Mark Grudzielanek R</b> OBP: 0.310, SLG: 0.399 (1,6)										5	0	1	1	0	2	5							
<b>Gary Sheffield R</b> OBP: 0.392, SLG: 0.500 <b>Jeff Shaw R</b> (9,1)										4	0	1	0	1	0	2							
<b>Eric Karros R</b> OBP: 0.354, SLG: 0.471 (1,3)										4	0	0	0	0	3	4							
<b>Raul Mondesi R</b> OBP: 0.377, SLG: 0.563 (1,9)										3	0	0	0	0	1	3							
<b>22 Devon White S</b> OBP: 0.333, SLG: 0.424 (1,8)										4	1	1	0	0	1	1							
<b>Todd Hundley S</b> OBP: 0.286, SLG: 0.298 (1,2)										3	1	1	0	1	1	0							
<b>Adrian Beltré R</b> OBP: 0.441, SLG: 0.553 (1,5)										4	1	2	1	0	0	1							
<b>Carlos Perez L</b> (1,1)																							
<b>Alan Mills R</b> (8,1)																							
<b>Dave Hansen L</b> OBP: 0.714, SLG: 1.417 (9, PH)																							
<b>Jacob Brumfield R</b> OBP: 0.214, SLG: 0.357 (9, PR)										0	1	0	0	0	0	0							
<b>Inning Stats</b>	R: 0 E: 0 K: 1 S: 9	H: 0 LOB: 0 BB: 0 P: 17	R: 0 E: 0 K: 0 S: 5	H: 0 LOB: 0 BB: 0 P: 7	R: 0 E: 0 K: 1 S: 11	H: 1 LOB: 2 BB: 1 P: 21	R: 0 E: 0 K: 1 S: 5	H: 0 LOB: 0 BB: 0 P: 6	R: 3 E: 1 K: 2 S: 21	H: 3 LOB: 3 BB: 2 P: 44	R: 0 E: 0 K: 1 S: 7	H: 0 LOB: 1 BB: 1 P: 12	R: 0 E: 0 K: 1 S: 10	H: 2 LOB: 1 BB: 0 P: 17	R: 0 E: 0 K: 1 S: 8	H: 0 LOB: 0 BB: 0 P: 13		R: 1 E: 0 K: 1 S: 11	H: 2 LOB: 2 BB: 0 P: 16	1B: 6 2B: 2 3B: 0 HR: 0	SF: 0 SAC: 0 DP: 1 HBP: 1	WP: 1 PB: 0 SB: 3 CS: 1	PA: 39
<b>PITCHER</b>	IP WLS BF H R ER SO BB IBB HBP BLK WP HR S P ERA WHIP																						
<b>Paul Byrd R</b> ERA: 4.4 (1,1)	6.0 L 27 4 3 3 6 3 1 1 0 0 0 58 107 4.50 1.167																						
<b>Ken Ryan R</b> ERA: 4.5 (7,1)	2.0 7 2 0 0 2 0 0 0 0 0 0 18 30 0.00 1.000																						
<b>Wayne Gomes R</b> ERA: 5.4 (9,1)	1.0 5 2 1 1 1 0 0 0 0 0 0 11 16 9.00 2.000																						

Batter	1	2	3	4	5	6	7	8	9	AB	R	H	RBI	BB	SO	LOB	BOTTOM					
<b>Doug Glanville R</b> OBP: 0.364, SLG: 0.391 (1,8)										5	1	1	0	0	0	4	<b>Los Angeles Dodgers @ Philadelphia Phillies</b> Veterans Stadium, Philadelphia, PA Fri Apr 30 1999, 7:05 PM EDT Att: 20,024 - Unknown - 65 F  <b>AB 37</b> <b>R 3</b> <b>H 9</b> <b>RBI 3</b> <b>BB 4</b> <b>SO 3</b> <b>LOB 19</b>					
<b>Kevin Seick R</b> OBP: 0.250, SLG: 0.263 (1,4)										4	0	1	0	0	0	0						
<b>Rob Ducey L</b> OBP: 0.111, SLG: 0.278 (9, PH)										1	0	0	0	0	0	2						
<b>Scott Rolen R</b> OBP: 0.374, SLG: 0.621 (1,5)										5	0	2	2	0	0	1						
<b>Rico Brogna L</b> OBP: 0.330, SLG: 0.505 (1,3)										4	0	1	0	1	1	2						
<b>Ron Gant R</b> OBP: 0.268, SLG: 0.235 (1,7)										4	1	1	0	1	2	3						
<b>Bobby Abreu L</b> OBP: 0.393, SLG: 0.486 (1,9)										3	0	1	0	1	0	0						
<b>Mike Lieberthal R</b> OBP: 0.390, SLG: 0.420 (1,2)										4	0	0	0	0	0	5						
<b>Alex Arias R</b> OBP: 0.364, SLG: 0.516 (1,6)										4	0	0	0	0	0	2						
<b>Paul Byrd R</b> OBP: 0.333, SLG: 0.250 (1,1)										1	0	1	1	1	0	0						
<b>15 David Doster R</b> OBP: 0.333, SLG: 0.143 (6, PH)										1	0	0	0	0	0	0						
<b>Ken Ryan R</b> (7,1)										0	0	0	0	0	0	0						
<b>Wayne Gomes R</b> (9,1)										0	0	0	0	0	0	0						
<b>23 Kevin Jordan R</b> OBP: 0.400, SLG: 0.391 (9, PH)										1	1	1	0	0	0	0						
<b>Inning Stats</b>	R: 0 E: 0 K: 0 S: 9	H: 1 LOB: 1 BB: 0 P: 11	R: 1 E: 0 K: 0 S: 10	H: 2 LOB: 2 BB: 1 P: 19	R: 0 E: 0 K: 1 S: 11	H: 1 LOB: 1 BB: 0 P: 15	R: 0 E: 1 K: 0 S: 9	H: 0 LOB: 2 BB: 1 P: 17	R: 0 E: 0 K: 0 S: 14	H: 2 LOB: 3 BB: 1 P: 25	R: 0 E: 0 K: 0 S: 8	H: 0 LOB: 0 BB: 0 P: 13	R: 0 E: 0 K: 0 S: 6	H: 0 LOB: 0 BB: 0 P: 8	R: 0 E: 0 K: 1 S: 6	H: 0 LOB: 0 BB: 0 P: 10		R: 2 E: 0 K: 1 S: 15	H: 3 LOB: 2 BB: 1 P: 27	1B: 7 2B: 2 3B: 0 HR: 0	SF: 0 SAC: 0 DP: 0 HBP: 0	WP: 0 PB: 0 SB: 2 CS: 0
<b>PITCHER</b>	IP WLS BF H R ER SO BB IBB HBP BLK WP HR S P ERA WHIP																					
<b>Carlos Perez L</b> ERA: 5.65 (1,1)	7.0 W 31 6 1 1 1 1 3 0 0 0 0 67 108 1.29 1.286																					
<b>Alan Mills R</b> ERA: 0.93 (8,1)	1.0 H 3 0 0 0 1 0 0 0 0 0 0 6 10 0.00 0.000																					
<b>Jeff Shaw R</b> ERA: 1.88 (9,1)	1.0 S 7 3 2 2 1 0 1 0 0 0 0 0 15 27 18.00 3.000																					





Batter	1	2	3	4	5	6	7	8	9	AB	R	H	RBI	BB	SO	LOB	TOP					
<b>Eric Young Sr., R</b> (1, 4) OBP: 0.435, SLG: 0.438										4	0	1	0	1	0	1	<b>Los Angeles Dodgers @ Philadelphia Phillies</b> <b>Veterans Stadium, Philadelphia, PA</b> Sun May 02 1999, 1:35 PM EDT Att: 34,608 - Cloudy - 65 F					
<b>Jose Vizcaino, S</b> (1, 6) OBP: 0.375, SLG: 0.341										5	0	1	0	0	1	2						
<b>Gary Sheffield, R</b> (1, 7) OBP: 0.387, SLG: 0.472										4	0	0	0	1	0	3						
<b>Raul Mondesi, R</b> (1, 9) OBP: 0.395, SLG: 0.587										3	1	1	0	1	1	1						
<b>Dave Hansen, L</b> (1, 3) OBP: 0.684, SLG: 1.188										3	1	2	0	1	1	1						
<b>Todd Hundley, S</b> (1, 2) OBP: 0.297, SLG: 0.361										4	1	2	3	0	1	4						
<b>Todd Hollandsworth, L</b> (1, 8) <b>Eric Karros, R</b> (8, PH) <b>Jeff Kubenka, R</b> (8, 1) <b>Jamie Arnold, R</b> (8, 1)										3	0	0	0	0	2	4						
<b>Adrián Beltré, R</b> (1, 5) OBP: 0.422, SLG: 0.524										4	0	0	0	0	2	5						
<b>Kevin Brown, R</b> (1, 1) <b>Mark Grudzielanek, R</b> (7, PH) <b>Pedro Borbon, R</b> (7, 1) <b>Jacob Brumfield, R</b> (8, 8)										2	0	0	0	0	0	0						
<b>Inning Stats</b>	R: 0 E: 1 K: 0 S: 8	H: 0 LOB: 1 BB: 0 P: 13	R: 0 E: 0 K: 2 S: 10	H: 1 LOB: 1 BB: 0 P: 12	R: 0 E: 0 K: 0 S: 7	H: 0 LOB: 1 BB: 1 P: 13	R: 2 E: 0 K: 1 S: 18	H: 2 LOB: 0 BB: 0 P: 25	R: 0 E: 0 K: 1 S: 7	H: 0 LOB: 0 BB: 0 P: 10	R: 0 E: 0 K: 2 S: 14	H: 1 LOB: 3 BB: 2 P: 31	R: 0 E: 0 K: 1 S: 8	H: 1 LOB: 1 BB: 0 P: 12	R: 1 E: 0 K: 2 S: 16	H: 1 LOB: 1 BB: 1 P: 26		R: 0 E: 0 K: 0 S: 9	H: 2 LOB: 1 BB: 0 P: 13	1B: 7 2B: 0 3B: 0 HR: 1	SF: 0 SAC: 0 DP: 1 HBP: 0	WP: 1 PB: 0 SB: 0 CS: 0
<b>PITCHER</b>	IP	WLS	BF	H	R	ER	SO	BB	IBB	HBP	BLK	WP	HR	S	P	ERA	WHIP					
<b>Curt Schilling, R</b> (1, 1) ERA: 2.91	7.1	W	33	6	3	3	8	4	0	0	0	1	1	82	134	3.68	1.364					
<b>Yorkis Perez, L</b> (8, 1) ERA: 7.27	0.2	H	2	0	0	0	1	0	0	0	0	0	0	6	8	0.00	0.000					
<b>Steve Montgomery, R</b> (8, 1) ERA:	1.0		4	2	0	0	0	0	0	0	0	0	0	9	13	0.00	2.000					

AB	35
R	3
H	8
RBI	3
BB	4
SO	9
LOB	22



Batter	1	2	3	4	5	6	7	8	9	AB	R	H	RBI	BB	SO	LOB	BOTTOM				
<b>Doug Glanville, R</b> (1, 8) OBP: 0.376, SLG: 0.432										4	2	3	1	1	1	1	<b>Los Angeles Dodgers @ Philadelphia Phillies</b> <b>Veterans Stadium, Philadelphia, PA</b> Sun May 02 1999, 1:35 PM EDT Att: 34,608 - Cloudy - 65 F				
<b>Marlon Anderson, L</b> (1, 4) OBP: 0.225, SLG: 0.253										5	2	2	1	0	0	2					
<b>Scott Rolen, R</b> (1, 5) OBP: 0.361, SLG: 0.583										5	0	1	0	0	1	3					
<b>Rico Brogna, L</b> (1, 3) OBP: 0.324, SLG: 0.485										5	0	1	1	0	0	1					
<b>Bobby Abreu, L</b> (1, 9) OBP: 0.426, SLG: 0.561										3	2	2	1	2	0	0					
<b>Mike Lieberthal, R</b> (1, 2) OBP: 0.391, SLG: 0.425										4	2	1	1	1	2	4					
<b>Rob Ducey, L</b> (1, 7) <b>Kevin Seick, R</b> (8, PH) (9, 7)										1	1	0	1	2	0	0					
<b>Desi Relaford, S</b> (1, 6) OBP: 0.418, SLG: 0.458										1	1	0	0	0	0	2					
<b>Curt Schilling, R</b> (1, 1) <b>Yorkis Perez, L</b> (8, 1) <b>Alex Arias, R</b> (8, PH) <b>Steve Montgomery, R</b> (8, 1)										3	0	0	0	0	2	5					
<b>Inning Stats</b>	R: 2 E: 0 K: 2 S: 13	H: 3 LOB: 1 BB: 0 P: 18	R: 0 E: 0 K: 2 S: 12	H: 0 LOB: 1 BB: 1 P: 20	R: 0 E: 0 K: 0 S: 8	H: 1 LOB: 0 BB: 0 P: 11	R: 1 E: 0 K: 1 S: 17	H: 2 LOB: 1 BB: 0 P: 23	R: 0 E: 0 K: 0 S: 5	H: 0 LOB: 0 BB: 0 P: 7	R: 3 E: 1 K: 1 S: 16	H: 2 LOB: 2 BB: 3 P: 34	R: 0 E: 0 K: 0 S: 6	H: 0 LOB: 0 BB: 0 P: 12	R: 6 E: 1 K: 0 S: 22	H: 5 LOB: 2 BB: 2 P: 41		R: 0 E: 0 K: 0 S: 9	H: 9 LOB: 2 3B: 1 HR: 1	SF: 0 SAC: 1 DP: 0 HBP: 0	WP: 1 PB: 0 SB: 2 CS: 0
<b>PITCHER</b>	IP	WLS	BF	H	R	ER	SO	BB	IBB	HBP	BLK	WP	HR	S	P	ERA	WHIP				
<b>Kevin Brown, R</b> (1, 1) ERA: 3.32	6.0	L	29	8	6	6	6	4	0	0	0	0	0	6	12	9.00	2.000				
<b>Pedro Borbon, L</b> (7, 1) ERA: 1.5	1.0		3	0	0	0	0	0	0	0	0	0	0	6	12	0.00	0.000				
<b>Jeff Kubenka, L</b> (8, 1) ERA: 20.25	0.1		9	5	6	4	0	2	0	0	0	0	0	18	34	108.00	21.000				
<b>Jamie Arnold, R</b> (8, 1) ERA: 3.0	0.2		2	0	0	0	0	0	0	0	0	0	0	4	7	0.00	0.000				



Batter	1	2	3	4	5	6	7	8	9	AB	R	H	RBI	BB	SO	LOB	TOP					
<b>Quilvio Veras, S</b> (1, 4) OBP: 0.293, SLG: 0.260	3-3 K	4-1 S BB		2-2 P8	1-1 F7			4-2 2B 3B BB	2-0 P3	4	1	0	0	2	1	2						
<b>Reggie Sanders, R</b> (1, 7) OBP: 0.407, SLG: 0.538	0-3 K	4-1 1-2 2-3 BB		0-0 1-2 1B		2-2 F8-4-3 1B		1-0 3B 2B	0-1 F9	5	1	3	0	1	1	0						
<b>Tony Gwynn, L</b> (1, 9) OBP: 0.464, SLG: 0.557	0-0 1B 1B	1-0 P6		0-1 F8		0-1 F7		4-0 3B IBB		4	1	1	0	1	0	6						
<b>Eric Owens, R</b> (8, PR) (8, 9) OBP: 0.279, SLG: 0.293										0	1	0	0	0	0	0						
<b>Wally Joyner, L</b> (1, 3) OBP: 0.396, SLG: 0.368	0-0 1B 1B	2-1 F7		4-1 1-2 2-3 BB		3-1 F8-4-3 1-2		1-2 2B 3B		4	1	2	3	1	0	4						
<b>Dave Magadan, L</b> (1, 5) OBP: 0.351, SLG: 0.313	2-1 1B 1B			0-1 F8				4-2 WP 2B BB		4	0	2	1	0	0	3						
<b>Phil Nevin, R</b> (8, PH) (8, 9) OBP: 0.344, SLG: 0.714										0	1	0	0	1	0	0						
<b>Jim Levritz, R</b> (1, 2) OBP: 0.348, SLG: 0.475	2-3 3-H K			1-0 F7		2-0 1B SF7 2B		3-2 L6	2-3 K	4	1	1	0	0	1	3						
<b>Donne Wall, R</b> (7, 1)										1	0	0	0	0	1	2						
<b>Carlos Reyes, S</b> (9, 1)										0	0	0	0	0	0	0						
<b>Ruben Rivera, R</b> (1, 8) OBP: 0.194, SLG: 0.364		3-2 HR		0-3 K		0-1 G4-3 S 1B		0-1 G6-3	0-1 2B	5	1	3	3	0	1	1						
<b>Damian Jackson, R</b> (1, 6) OBP: 0.293, SLG: 0.373				0-0 S SH2-4 1B		2-1 SF7				4	1	2	2	0	1	3						
<b>Sterling Hitchcock, L</b> (1, 1) OBP: 0.222, SLG: 0.125										1	0	0	0	1	0	1						
<b>Greg Myers, L</b> (7, 2) OBP: 0.469, SLG: 0.447		0-0 SH2-4		4-0 BB 1B BB		1-0 G4-3		3-3 K	1-0 F7	2	0	0	0	0	1	0						
<b>Inning Stats</b>	R: 1 E: 0 K: 3 S: 14	H: 3 LOB: 2 BB: 0 P: 21	R: 1 E: 0 K: 0 S: 14	H: 2 LOB: 3 BB: 2 P: 28	R: 0 E: 0 K: 1 S: 11	H: 1 LOB: 1 BB: 0 P: 13	R: 0 E: 0 K: 0 S: 9	H: 1 LOB: 1 BB: 2 P: 19	R: 1 E: 0 K: 0 S: 8	H: 2 LOB: 1 BB: 0 P: 14	R: 0 E: 0 K: 0 S: 7	H: 1 LOB: 0 BB: 0 P: 12	R: 0 E: 0 K: 0 S: 6	H: 0 LOB: 0 BB: 0 P: 9	R: 6 E: 0 K: 3 S: 22	H: 4 LOB: 2 BB: 3 P: 44	R: 0 E: 0 K: 0 S: 4	H: 0 LOB: 0 BB: 0 P: 7	1B: 8 2B: 4 3B: 1 HR: 2	SF: 1 SAC: 1 DP: 1 HBP: 0	WP: 1 PB: 0 CS: 3 SB: 0	PA: 47
<b>PITCHER</b>	IP	WLS	BF	H	R	ER	SO	BB	IBB	HBP	BLK	WP	HR	S	P	ERA	WHIP					
<b>Chad Ogea, R</b> (1, 1) ERA: 3.89	5.0	L	28	9	3	3	4	4	0	0	0	0	1	56	95	5.40	2.600					
<b>Yorkis Perez, L</b> (6, 1) ERA: 6.52	1.0		3	1	0	0	0	0	0	0	0	0	0	7	12	0.00	1.000					
<b>Ken Ryan, R</b> (7, 1) ERA: 6.57	1.1		8	2	4	4	1	1	1	0	0	0	1	14	29	27.00	2.250					
<b>Jim Poole, L</b> (8, 1) ERA: 5.68	0.2		5	2	2	2	2	1	0	0	0	1	0	14	24	27.00	4.500					
<b>Paul Spoljaric, L</b> (9, 1) ERA: 15.09	1.0		3	0	0	0	0	0	0	0	0	0	0	4	7	0.00	0.000					

**San Diego Padres @ Philadelphia Phillies**  
 Veterans Stadium, Philadelphia, PA  
 Mon May 03 1999, 7:05 PM EDT  
 Att: 11,032 - Cloudy - 60 F

AB	38
R	9
H	14
RBI	9
BB	7
SO	7
LOB	25



Batter	1	2	3	4	5	6	7	8	9	AB	R	H	RBI	BB	SO	LOB	BOTTOM				
<b>Doug Glanville, R</b> (1, 8) OBP: 0.368, SLG: 0.414	1-0 F7	2-2 G5-3		4-1 1-2 2-3 BB				2-3 K		4	0	0	0	1	2	6					
<b>Marlon Anderson, L</b> (1, 4) OBP: 0.227, SLG: 0.250	1-1 F9		1-2 F9	0-2 L1		0-2 P5			0-2 E 1B	5	1	1	0	0	0	6					
<b>Scott Rolen, R</b> (1, 5) OBP: 0.345, SLG: 0.554	1-3 K		1-2 F9		0-0 L7	3-3 K			3-1 P3	5	0	0	0	0	2	4					
<b>Rico Brogna, L</b> (1, 3) OBP: 0.327, SLG: 0.510		0-0 F9	1-1 HR		1-3 K			1-2 G4-3	0-2 E1 1B	5	1	2	1	0	1	0					
<b>Ron Gant, R</b> (1, 7) OBP: 0.304, SLG: 0.273		4-2 1B 1B BB	2-2 G4-3		3-2 1B			2-3 K	3-2 G1-3 1B	4	1	2	1	1	1	0					
<b>Bobby Abreu, L</b> (1, 9) OBP: 0.424, SLG: 0.552		2-2 1B 1B 1B		0-1 F7	0-0 F8			3-2 1B	2-2 G1-3	5	0	2	0	0	0	3					
<b>Mike Lieberthal, R</b> (1, 2) OBP: 0.402, SLG: 0.436		1-0 1B 1B		0-0 BB 1B 1B		3-2 1B SH 1B		1-0 P3	3-3 K	5	0	3	0	0	1	3					
<b>Desi Relaford, S</b> (1, 6) OBP: 0.414, SLG: 0.452		1-1 1B		0-2 F7		1-1 SH 1B		1-2 F7		3	0	1	1	0	0	1					
<b>Chad Ogea, R</b> (1, 1) OBP: 0.214, SLG: 0.154				0-2 F7		0-0 1B		2-2 G4-3		2	0	1	0	0	1	3					
<b>Yorkis Perez, L</b> (6, 1) OBP: 0.357, SLG: 0.345										0	0	0	0	0	0	0					
<b>Kevin Seefelt, R</b> (8, PH) OBP: 0.357, SLG: 0.345										0	1	0	0	0	0	0					
<b>Ken Ryan, R</b> (7, 1) OBP: 0.357, SLG: 0.345										0	0	0	0	0	0	0					
<b>Jim Poole, L</b> (8, 1) OBP: 0.357, SLG: 0.345										0	0	0	0	0	0	0					
<b>23 Kevin Jordan, R</b> (8, PH) OBP: 0.357, SLG: 0.345										1	0	0	0	0	0	0					
<b>Paul Spoljaric, R</b> (9, 1) ERA: 15.09										0	0	0	0	0	0	0					
<b>Inning Stats</b>	R: 0 E: 0 K: 1 S: 6	H: 0 LOB: 0 BB: 0 P: 9	R: 1 E: 0 K: 1 S: 16	H: 3 LOB: 3 BB: 1 P: 27	R: 1 E: 0 K: 0 S: 11	H: 1 LOB: 0 BB: 0 P: 16	R: 0 E: 0 K: 0 S: 13	H: 2 LOB: 3 BB: 1 P: 17	R: 0 E: 1 K: 2 S: 14	H: 2 LOB: 3 BB: 0 P: 21	R: 0 E: 0 K: 1 S: 10	H: 1 LOB: 1 BB: 0 P: 17	R: 0 E: 0 K: 1 S: 9	H: 0 LOB: 0 BB: 0 P: 14	R: 1 E: 1 K: 1 S: 18	H: 3 LOB: 2 BB: 0 P: 29	1B: 12 2B: 0 3B: 0 HR: 1	SF: 0 SAC: 1 DP: 0 HBP: 0	WP: 0 PB: 0 SB: 0 CS: 0	PA: 43	
<b>PITCHER</b>	IP	WLS	BF	H	R	ER	SO	BB	IBB	HBP	BLK	WP	HR	S	P	ERA	WHIP				
<b>Sterling Hitchcock, L</b> (1, 1) ERA: 5.18	6.2		33	10	2	2	6	2	0	0	0	0	0	22	34	5.40	1.800				
<b>Donne Wall, R</b> (7, 1) ERA: 2.89	1.2	H	8	3	1	1	1	0	0	0	0	0	0	6	11	0.00	0.000				
<b>Carlos Reyes, R</b> (9, 1) ERA: 3.56	0.2		2	0	0	0	1	0	0	0	0	0	0	6	11	0.00	0.000				

**San Diego Padres @ Philadelphia Phillies**  
 Veterans Stadium, Philadelphia, PA  
 Mon May 03 1999, 7:05 PM EDT  
 Att: 11,032 - Cloudy - 60 F

AB	40
R	3
H	13
RBI	3
BB	2
SO	8
LOB	26



Batter	1	2	3	4	5	6	7	8	9	AB	R	H	RBI	BB	SO	LOB	TOP					
Quilvio Veras, S OBP: 0.281, SLG: 0.247										4	0	0	0	0	3	1	<b>San Diego Padres @ Philadelphia Phillies</b> Veterans Stadium, Philadelphia, PA Tue May 04 1999, 7:05 PM EDT Att: 15,183 - Cloudy - 60 F					
Reggie Sanders, R OBP: 0.388, SLG: 0.597										4	0	0	0	0	0	1						
Tony Gwynn, L OBP: 0.474, SLG: 0.570										3	0	2	0	1	0	1						
Wally Joyner, L OBP: 0.390, SLG: 0.354										3	0	0	0	1	0	2						
Dave Magadan, L OBP: 0.333, SLG: 0.296										4	0	0	0	0	0	3						
Greg Myers, L OBP: 0.417, SLG: 0.452											4	0	2	0	0	0						
Ruben Rivera, R OBP: 0.197, SLG: 0.348											3	0	0	0	1	0		2				
Damian Jackson, R OBP: 0.279, SLG: 0.352										3	0	0	0	0	2	1						
Woody Williams, R OBP: 0.231, SLG: 0.167										3	0	1	0	0	1	1						
Dan Miceli, R (8, 1)										0	0	0	0	0	0	0						
<b>Inning Stats</b>	R: 0 E: 0 K: 1 S: 10	H: 0 LOB: 2 BB: 2 P: 19	R: 0 E: 0 K: 0 S: 4	H: 1 LOB: 1 BB: 0 P: 6	R: 0 E: 0 K: 0 S: 9	H: 1 LOB: 1 BB: 0 P: 11	R: 0 E: 0 K: 0 S: 7	H: 0 LOB: 0 BB: 1 P: 15	R: 0 E: 0 K: 3 S: 15	H: 0 LOB: 0 BB: 0 P: 19	R: 0 E: 0 K: 0 S: 6	H: 1 LOB: 1 BB: 0 P: 12	R: 0 E: 0 K: 1 S: 10	H: 0 LOB: 0 BB: 0 P: 14	R: 0 E: 0 K: 1 S: 8	H: 1 LOB: 1 BB: 0 P: 9	R: 0 E: 0 K: 0 S: 12	H: 1 LOB: 1 BB: 0 P: 21	1B: 4 2B: 1 3B: 0 HR: 0	SF: 0 SAC: 0 DP: 0 HBP: 0	WP: 0 PB: 0 SB: 0 CS: 1	PA: 35
<b>PITCHER</b> Carlton Loewer, R ERA: 4.1	IP: 9.0 WLS: W BF: 34 H: 5 R: 0 ER: 0 SO: 6 BB: 3 IBB: 0 HBP: 0 BLK: 0 WP: 0 HR: 0 S: 81 P: 126 ERA: 0.00 WHIP: 0.889															<b>PITCHER</b>						

Batter	1	2	3	4	5	6	7	8	9	AB	R	H	RBI	BB	SO	LOB	BOTTOM			
Doug Glanville, R OBP: 0.364, SLG: 0.408										4	1	1	1	0	1	1	<b>San Diego Padres @ Philadelphia Phillies</b> Veterans Stadium, Philadelphia, PA Tue May 04 1999, 7:05 PM EDT Att: 15,183 - Cloudy - 60 F			
Marlon Anderson, L OBP: 0.235, SLG: 0.261										4	0	2	2	0	0	0				
15 David Doster, R OBP: 0.300, SLG: 0.125										0	0	0	0	0	0	0				
Scott Rolen, R OBP: 0.333, SLG: 0.533										4	0	0	0	0	3	2				
Rico Brogna, L OBP: 0.319, SLG: 0.495										3	0	0	0	0	0	0				
Ron Gant, R OBP: 0.295, SLG: 0.263										3	0	0	0	0	0	0				
Bobby Abreu, L OBP: 0.422, SLG: 0.539										2	0	0	0	1	1	0				
Mike Lieberthal, R OBP: 0.400, SLG: 0.432										3	1	1	0	0	0	1				
Desi Relaford, S OBP: 0.397, SLG: 0.431										3	1	0	0	0	1	1				
Carlton Loewer, R OBP: 0.385, SLG: 0.385										2	0	0	0	0	1	1				
<b>Inning Stats</b>	R: 0 E: 0 K: 2 S: 8	H: 0 LOB: 0 BB: 0 P: 13	R: 0 E: 0 K: 0 S: 7	H: 0 LOB: 0 BB: 0 P: 10	R: 0 E: 0 K: 1 S: 13	H: 0 LOB: 0 BB: 0 P: 18	R: 0 E: 0 K: 0 S: 4	H: 0 LOB: 0 BB: 0 P: 6	R: 0 E: 0 K: 0 S: 8	H: 0 LOB: 1 BB: 1 P: 12	R: 1 E: 2 K: 1 S: 10	H: 1 LOB: 1 BB: 0 P: 14	R: 0 E: 0 K: 1 S: 10	H: 0 LOB: 0 BB: 0 P: 15	R: 2 E: 0 K: 2 S: 20	H: 3 LOB: 1 BB: 0 P: 28	1B: 4 2B: 0 3B: 0 HR: 0	SF: 0 SAC: 1 DP: 0 HBP: 0	WP: 0 PB: 0 SB: 1 CS: 0	PA: 30
<b>PITCHER</b> Woody Williams, R ERA: 3.26	IP: 7.2 WLS: L BF: 29 H: 4 R: 3 ER: 2 SO: 6 BB: 1 IBB: 0 HBP: 0 BLK: 0 WP: 0 HR: 0 S: 76 P: 109 ERA: 2.35 WHIP: 0.652															<b>PITCHER</b>				
Dan Miceli, R ERA: 5.56	IP: 0.1 WLS: L BF: 1 H: 0 R: 0 ER: 0 SO: 1 BB: 0 IBB: 0 HBP: 0 BLK: 0 WP: 0 HR: 0 S: 4 P: 7 ERA: 0.00 WHIP: 0.000															<b>PITCHER</b>				



Batter	1	2	3	4	5	6	7	8	9	AB	R	H	RBI	BB	SO	LOB	TOP										
<b>Reggie Sanders, R</b> (1, 7) OBP: 0.393, SLG: 0.548										4	1	2	1	0	1	0	<b>San Diego Padres @ Philadelphia Phillies</b> Veterans Stadium, Philadelphia, PA Wed May 05 1999, 1:05 PM EDT Att: 18,229 - Sunny - 72 F										
<b>Damian Jackson, R</b> (1, 4) OBP: 0.282, SLG: 0.328										4	0	0	0	0	1	2											
<b>Wally Joyner, L</b> (1, 3) OBP: 0.385, SLG: 0.349										4	0	1	0	0	2	2											
<b>John Vander Wal, L</b> (1, 9) OBP: 0.351, SLG: 0.412										4	0	0	0	0	0	1											
<b>Jim Leyritz, R</b> (1, 2) OBP: 0.333, SLG: 0.452										3	0	0	0	0	2	0											
<b>Phil Nevin, R</b> (1, 5) OBP: 0.314, SLG: 0.645										3	0	0	0	0	0	0											
<b>Ruben Rivera, R</b> (1, 8) OBP: 0.189, SLG: 0.333										3	0	0	0	0	0	0											
<b>Chris Gomez, R</b> (1, 6) OBP: 0.293, SLG: 0.235										3	0	0	0	0	1	0											
<b>58 Stan Spencer, R</b> (1, 1) <b>Carlos Reyes, S</b> (1, 1) <b>Greg Myers, L</b> (6, PH) <b>Roberto Rivera, L</b> (6, PH) <b>Ed Vosberg, L</b> (7, 1) <b>Eric Owens, R</b> (8, PH) <b>Trevor Hoffman, R</b> (8, 1)										1	0	0	0	0	0	0											
<b>Inning Stats</b>	R: 0 E: 0 K: 2 S: 10	H: 0 LOB: 0 BB: 0 P: 17	R: 0 E: 0 K: 1 S: 7	H: 0 LOB: 0 BB: 0 P: 10	R: 0 E: 0 K: 1 S: 8	H: 0 LOB: 0 BB: 0 P: 9	R: 1 E: 0 K: 1 S: 8	H: 1 LOB: 0 BB: 0 P: 14	R: 0 E: 0 K: 0 S: 6	H: 0 LOB: 0 BB: 0 P: 7	R: 0 E: 0 K: 1 S: 10	H: 1 LOB: 2 BB: 1 P: 19	R: 0 E: 0 K: 1 S: 9	H: 0 LOB: 0 BB: 0 P: 15	R: 0 E: 0 K: 0 S: 5	H: 0 LOB: 0 BB: 0 P: 8	R: 0 E: 0 K: 0 S: 7	H: 1 LOB: 1 BB: 0 P: 11	1B: 2 2B: 0 3B: 0 HR: 1	SF: 0 SAC: 0 DP: 0 HBP: 0	WP: 0 PB: 0 SB: 0 CS: 0	PA: 31					
<b>PITCHER</b>	IP	WLS	BF	H	R	ER	SO	BB	IBB	HBP	BLK	WP	HR	S	P	ERA	WHIP										
<b>Paul Byrd, R</b> (1, 1) ERA: 3.72	8.0	W	27	2	1	1	7	1	0	0	0	0	1	63	99	1.12	0.375										
<b>Wayne Gomes, R</b> (9, 1) ERA: 5.93	1.0		4	1	0	0	0	0	0	0	0	0	0	7	11	0.00	1.000										

AB	30
R	1
H	3
RBI	1
BB	1
SO	7
LOB	5




Batter	1	2	3	4	5	6	7	8	9	AB	R	H	RBI	BB	SO	LOB	BOTTOM										
<b>Kevin Seifick, R</b> (1, 8) OBP: 0.397, SLG: 0.538										4	2	2	2	1	0	0	<b>San Diego Padres @ Philadelphia Phillies</b> Veterans Stadium, Philadelphia, PA Wed May 05 1999, 1:05 PM EDT Att: 18,229 - Sunny - 72 F										
<b>Marlon Anderson, L</b> (1, 4) OBP: 0.240, SLG: 0.293										4	1	1	2	0	0	1											
<b>15 David Doster, R</b> (8, PH) OBP: 0.273, SLG: 0.111										1	0	0	0	0	0	0											
<b>Scott Rolen, R</b> (1, 5) OBP: 0.331, SLG: 0.532										4	1	1	0	0	1	1											
<b>23 Kevin Jordan, R</b> (6, PH) OBP: 0.345, SLG: 0.333										1	0	0	0	0	1	0											
<b>Rico Brogna, L</b> (1, 3) OBP: 0.325, SLG: 0.495										4	1	2	1	0	0	1											
<b>Mike Lieberthal, R</b> (1, 2) OBP: 0.424, SLG: 0.494										4	3	4	1	0	0	0											
<b>Bobby Abreu, L</b> (1, 9) OBP: 0.434, SLG: 0.576										3	2	2	3	1	1	2											
<b>Rob Ducey, L</b> (1, 7) OBP: 0.154, SLG: 0.208										4	0	0	0	0	1	4											
<b>Desi Relaford, S</b> (1, 6) OBP: 0.403, SLG: 0.435										4	1	2	2	0	0	0											
<b>Paul Byrd, R</b> (1, 1) OBP: 0.250, SLG: 0.182										3	0	0	0	0	0	2											
<b>Wayne Gomes, R</b> (9, 1) ERA: 5.93										0	0	0	0	0	0	0											
<b>Inning Stats</b>	R: 0 E: 0 K: 0 S: 11	H: 0 LOB: 1 BB: 1 P: 19	R: 5 E: 0 K: 1 S: 19	H: 4 LOB: 0 BB: 1 P: 26	R: 2 E: 0 K: 0 S: 10	H: 3 LOB: 0 BB: 0 P: 18	R: 0 E: 0 K: 0 S: 9	H: 0 LOB: 0 BB: 0 P: 11	R: 1 E: 0 K: 0 S: 14	H: 2 LOB: 1 BB: 0 P: 24	R: 1 E: 0 K: 0 S: 11	H: 1 LOB: 0 BB: 0 P: 17	R: 2 E: 0 K: 2 S: 20	H: 4 LOB: 2 BB: 0 P: 31	R: 0 E: 0 K: 1 S: 9	H: 0 LOB: 0 BB: 0 P: 12	1B: 8 2B: 2 3B: 0 HR: 4	SF: 0 SAC: 1 DP: 0 HBP: 0	WP: 0 PB: 1 SB: 2 CS: 0	PA: 39							
<b>PITCHER</b>	IP	WLS	BF	H	R	ER	SO	BB	IBB	HBP	BLK	WP	HR	S	P	ERA	WHIP										
<b>58 Stan Spencer, R</b> (1, 1) ERA: 8.42	2.1	L	15	7	7	7	1	2	0	0	0	0	0	27	42	3.38	0.750										
<b>Carlos Reyes, R</b> (3, 1) ERA: 3.52	2.2		10	2	1	1	0	0	0	0	0	0	0	11	17	9.00	1.000										
<b>Roberto Rivera, L</b> (6, 1) ERA: 3.86	1.0		4	1	1	1	0	0	0	0	0	0	0	20	31	18.00	4.000										
<b>Ed Vosberg, L</b> (7, 1) ERA: 4.91	1.0		7	4	2	2	2	0	0	0	0	0	0	9	12	0.00	0.000										
<b>Trevor Hoffman, R</b> (8, 1) ERA: 2.7	1.0		3	0	0	0	1	0	0	0	0	0	0	9	12	0.00	0.000										



Batter	1	2	3	4	5	6	7	8	9	AB	R	H	RBI	BB	SO	LOB	TOP									
Doug Glanville, R OBP: 0.374, SLG: 0.415	2-2 FC6-4 1B		4-1 S BB		1-2 G4-3 1B		1-1 G6-3	0-0 SF9		3	1	2	2	1	0	0										
Marlon Anderson, L OBP: 0.246, SLG: 0.320 15 David Doster, R OBP: 0.273, SLG: 0.111	0-0 FC6-4 1B		0-0 L7		2-2 G4-3		1-3 K	1-0 3B		5	0	2	2	0	1	2										
Scott Rolen, R OBP: 0.333, SLG: 0.522	3-1 FC6-4 FC5-4		3-2 G5-3		0-0 1B		1-2 P9	4-1 BB		4	0	1	1	1	0	3										
Rico Brogna, L OBP: 0.320, SLG: 0.483	2-2 K			2-2 L4		0-1 FC6-4 1B		G4-3 G3		5	0	1	0	0	1	4										
Ron Gant, R OBP: 0.310, SLG: 0.294	0-0 FC5-4			3-2 2B		2-1 FC6-4		2-2 1B 1B	0-0 1B	5	1	3	0	0	0	4										
Rob Ducey, L OBP: 0.226, SLG: 0.357		0-0 P5		4-2 G4-6-3 BB		1-0 HR		2-1 E 1B	1-0 F8	4	2	2	1	1	0	1										
Mike Lieberthal, R OBP: 0.433, SLG: 0.494	1-0 L9			1-0 G4-6-3		4-2 G4-6-3 BB		0-2 E7 1B SF9 1B	1-0 G6-4-3 1B	4	1	2	0	1	0	2										
Desi Relaford, S OBP: 0.402, SLG: 0.417	0-2 G6-3				4-0 SH3 1B BB		0-0 G4-6-3	4-0 SF9 1B IBB	3-1 G6-4-3	3	2	0	0	2	0	3										
Curt Schilling, R OBP: 0.263, SLG: 0.353			3-3 K		0-0 SH3		2-3 K	0-0 3B 1B		3	1	1	1	0	2	0										
<b>Inning Stats</b>	R: 0 E: 0 K: 1 S: 10	H: 2 LOB: 2 BB: 0 P: 17	R: 0 E: 0 K: 0 S: 5	H: 0 LOB: 0 BB: 0 P: 6	R: 0 E: 0 K: 1 S: 11	H: 0 LOB: 1 BB: 1 P: 21	R: 0 E: 0 K: 0 S: 11	H: 1 LOB: 1 BB: 1 P: 21	R: 2 E: 0 K: 0 S: 15	H: 3 LOB: 2 BB: 1 P: 24	R: 1 E: 0 K: 1 S: 10	H: 1 LOB: 0 BB: 1 P: 17	R: 0 E: 0 K: 1 S: 9	H: 0 LOB: 0 BB: 0 P: 12	R: 5 E: 1 K: 0 S: 14	H: 5 LOB: 2 BB: 2 P: 28	R: 0 E: 0 K: 0 S: 5	H: 2 LOB: 1 BB: 0 P: 10	1B: 11 2B: 1 3B: 1 HR: 1	SF: 1 SAC: 1 DP: 3 HBP: 0	WP: 0 PB: 0 SB: 2 CS: 0	PA: 44				
<b>PITCHER</b>	IP	WLS	BF	H	R	ER	SO	BB	IBB	HBP	BLK	WP	HR	S	P	ERA	WHIP									
John Thomson, R ERA: 10.47	(1, 1)	5.0	L	25	7	3	3	2	4	0	0	0	0	1	56	98	5.40	2.200								
Curt Leskanic, R ERA: 6.75	(6, 1)	2.1		11	4	5	5	2	0	1	0	0	0	0	25	39	19.29	1.714								
Mike DeJean, R ERA: 10.95	(8, 1)	0.2		4	1	0	0	0	1	0	0	0	0	4	9	0.00	3.000									
David Wainhouse, R ERA:	(9, 1)	1.0		4	2	0	0	0	0	0	0	0	0	5	10	0.00	2.000									

Philadelphia Phillies @ Colorado Rockies  
Coors Field, Denver, CO  
Fri May 07 1999, 7:05 PM MDT  
Att: 41,465 - Unknown - 62 F


AB 36  
R 8  
H 14  
RBI 7  
BB 6  
SO 4  
LOB 19



Batter	1	2	3	4	5	6	7	8	9	AB	R	H	RBI	BB	SO	LOB	BOTTOM									
Darryl Hamilton, L OBP: 0.400, SLG: 0.459	1-3 K		3-1 G4-3 G1-3 1B		1-0 F8			0-0 G3-6-3		4	0	1	0	0	1	1										
3 Mike Lansing, R OBP: 0.333, SLG: 0.408	2-1 F9		2-2 G1-3		1-0 G5-3			1-3 K		4	0	0	0	0	1	1										
Larry Walker, L OBP: 0.413, SLG: 0.757	0-0 HR		2-1 G4-3		1-0 G4-3			1-1 E6 G6-4-3		4	1	1	1	0	0	1										
Dante Bichette, R OBP: 0.342, SLG: 0.420	1-0 P4		0-2 L8		1-0 G5-3			0-0 G6-4-3		4	0	0	0	0	0	2										
Vinny Castilla, R OBP: 0.367, SLG: 0.515		3-2 L9		2-0 G6-3			0-1 F7	1-0 17 BB 1B		4	0	1	0	0	0	0										
17 Todd Helton, L OBP: 0.340, SLG: 0.443		1-0 G4-3		0-1 1B			3-2 G4-3	4-1 BB		3	0	1	0	1	0	0										
Neifi Perez, S OBP: 0.309, SLG: 0.381		1-0 BB 1B		1-0 F9			0-2 G4-6-3 1B	0-1 F7		4	0	2	0	0	0	3										
Jeff Reed, L OBP: 0.449, SLG: 0.378		4-2 BB		3-3 K			0-0 G4-6-3			2	0	0	0	1	1	2										
John Thomson, R OBP: 0.400, SLG: 0.500 Curt Leskanic, R Mike DeJean, R Lenny Harris, L David Wainhouse, L	(1, 1) (6, 1) (8, 1) (8, PH) (9, 1)	R: 1 E: 0 K: 1 S: 7	H: 1 LOB: 2 BB: 1 P: 11	R: 0 E: 0 K: 1 S: 10	H: 1 LOB: 1 BB: 0 P: 19	R: 0 E: 0 K: 1 S: 10	H: 1 LOB: 1 BB: 0 P: 17	R: 0 E: 0 K: 1 S: 8	H: 1 LOB: 1 BB: 0 P: 14	R: 0 E: 0 K: 0 S: 3	H: 0 LOB: 0 BB: 0 P: 5	R: 0 E: 0 K: 0 S: 4	H: 0 LOB: 0 BB: 0 P: 6	R: 0 E: 0 K: 0 S: 7	H: 1 LOB: 0 BB: 0 P: 10	R: 0 E: 0 K: 1 S: 7	H: 1 LOB: 2 BB: 1 P: 13	R: 0 E: 1 K: 0 S: 7	H: 1 LOB: 2 BB: 1 P: 13	1B: 6 2B: 0 3B: 0 HR: 1	SF: 0 SAC: 0 DP: 3 HBP: 0	WP: 0 PB: 0 SB: 0 CS: 0	PA: 34			
<b>PITCHER</b>	IP	WLS	BF	H	R	ER	SO	BB	IBB	HBP	BLK	WP	HR	S	P	ERA	WHIP									
Curt Schilling, R ERA: 2.6	(1, 1)	9.0	W	34	7	1	1	4	2	0	0	0	0	1	63	105	1.00	1.000								

Philadelphia Phillies @ Colorado Rockies  
Coors Field, Denver, CO  
Fri May 07 1999, 7:05 PM MDT  
Att: 41,465 - Unknown - 62 F

AB 32  
R 1  
H 7  
RBI 1  
BB 2  
SO 4  
LOB 12



Batter	1	2	3	4	5	6	7	8	9	AB	R	H	RBI	BB	SO	LOB	TOP			
Doug Glanville, R OBP: 0.391, SLG: 0.422	G6-3		1B BB			1B 1B		BB		3	1	2	0	2	0	0				
Kevin Sefcik, R OBP: 0.354, SLG: 0.516	L4		1B		G1-6-3 1B	G4-3		K		5	0	2	0	0	1	3				
Scott Rolen, R OBP: 0.344, SLG: 0.547	BB		1B		G1-6-3 1B				K	4	1	2	3	1	1	2				
Rico Brogna, L OBP: 0.315, SLG: 0.496	F7		G3-1		G1-6-3 1B		F8		HR	5	1	1	1	0	0	5				
Ron Gant, R OBP: 0.314, SLG: 0.326		FC6-4 BB		K	G5-3		G6-3		HR	4	1	1	1	1	1	1				
Mike Lieberthal, R OBP: 0.444, SLG: 0.559		FC6-4 23 FC5-4		G5-3 BB		HR	HR		G5-3	4	2	2	2	1	0	1				
23 Kevin Jordan, R OBP: 0.353, SLG: 0.375 15 David Doster, R OBP: 0.273, SLG: 0.111	FC5-4		G5-3			SH5-3 FC4-2 2B	K		HBP 1B	5	0	2	0	0	1	2	AB 37			
Desi Relaford, S OBP: 0.395, SLG: 0.400	F9		P5			SH5-3		F9	HBP	0	0	0	0	0	0	0	H 12			
Joel Bennett, R Alex Arias, R Yorkis Perez, L Ken Ryan, R Jim Poole, L Wayne Gomes, R	G5-3		G5-3		1B BB	FC4-2 1B S		K	FC6-4	1	1	0	0	1	0	0	RBI 7			
										3	0	0	0	0	0	2	BB 6			
Inning Stats	R: 0 H: 0 E: 0 K: 0 S: 9	H: 0 LOB: 1 BB: 1 P: 18	R: 0 H: 0 E: 0 K: 0 S: 9	H: 0 LOB: 1 BB: 1 P: 19	R: 0 H: 1 E: 0 K: 0 S: 10	H: 1 LOB: 2 BB: 1 P: 19	R: 0 H: 0 E: 0 K: 1 S: 7	H: 0 LOB: 1 BB: 1 P: 13	R: 2 H: 3 E: 0 K: 0 S: 11	H: 3 LOB: 2 BB: 0 P: 21	R: 2 H: 2 E: 0 K: 1 S: 10	H: 2 LOB: 0 BB: 0 P: 18	R: 0 H: 0 E: 0 K: 2 S: 14	H: 0 LOB: 1 BB: 1 P: 25	R: 2 H: 3 E: 0 K: 1 S: 14	H: 3 LOB: 2 BB: 0 P: 24	1B: 6 2B: 1 3B: 0 HR: 5	SF: 0 SAC: 1 DP: 1 HBP: 1	WP: 0 PA: 45 PB: 0 CS: 1 SB: 0	
PITCHER	IP WLS BF H R ER SO	IP WLS BF H R ER SO	IP WLS BF H R ER SO	IP WLS BF H R ER SO	IP WLS BF H R ER SO	IP WLS BF H R ER SO	IP WLS BF H R ER SO	IP WLS BF H R ER SO	IP WLS BF H R ER SO	IP WLS BF H R ER SO	IP WLS BF H R ER SO	IP WLS BF H R ER SO	IP WLS BF H R ER SO	IP WLS BF H R ER SO	IP WLS BF H R ER SO	IP WLS BF H R ER SO	ERA WHIP	ERA WHIP		
Brian Bohanon, L ERA: 3.83	(1, 1) 7.0	(1, 1) 7.0	(1, 1) 7.0	(1, 1) 7.0	(1, 1) 7.0	(1, 1) 7.0	(1, 1) 7.0	(1, 1) 7.0	(1, 1) 7.0	(1, 1) 7.0	(1, 1) 7.0	(1, 1) 7.0	(1, 1) 7.0	(1, 1) 7.0	(1, 1) 7.0	(1, 1) 7.0	6.43	2.000		
Jerry Dipoto, R ERA: 4.4	(8, 1) 2.0	(8, 1) 2.0	(8, 1) 2.0	(8, 1) 2.0	(8, 1) 2.0	(8, 1) 2.0	(8, 1) 2.0	(8, 1) 2.0	(8, 1) 2.0	(8, 1) 2.0	(8, 1) 2.0	(8, 1) 2.0	(8, 1) 2.0	(8, 1) 2.0	(8, 1) 2.0	(8, 1) 2.0	9.00	2.000		

Philadelphia Phillies @ Colorado Rockies  
Coors Field, Denver, CO  
Sat May 08 1999, 1:05 PM MDT  
Att: 43,340 - Cloudy - 76 F

AB	37
R	7
H	12
RBI	7
BB	6
SO	5
LOB	19



Batter	1	2	3	4	5	6	7	8	9	AB	R	H	RBI	BB	SO	LOB	BOTTOM			
Darryl Hamilton, L OBP: 0.395, SLG: 0.451 Chris Sexton, R OBP: 0.429, SLG: 0.833	3 CS 1B		G3		F7		G4-3		K	4	0	1	0	0	0	0				
3 Mike Lansing, R OBP: 0.330, SLG: 0.402	1B		K		K		F8			4	0	1	0	0	2	0				
Larry Walker, L OBP: 0.417, SLG: 0.744	1B		F8		BB		G4-3			4	0	2	0	0	0	0				
Dante Bichette, R OBP: 0.348, SLG: 0.447	P8			HR	BB		G5-3			3	1	1	1	1	0	2				
Vinny Castilla, R OBP: 0.363, SLG: 0.505	G5-3		P3		K		1B			4	0	1	0	0	1	4				
17 Todd Helton, L OBP: 0.346, SLG: 0.478		1B		HR		F7		L3		4	1	2	1	0	0	1				
Neifi Perez, S OBP: 0.298, SLG: 0.367	P8		G4-3		P3		G6-3			4	0	0	0	0	0	1	AB 35			
Henry Blanco, R OBP: 0.200, SLG: 0.214	P5		P5		2B		L8			4	0	1	0	0	1	1	H 9			
Brian Bohanon, L OBP: 0.235, SLG: 0.188 7 Kurt Abbott, R OBP: 0.256, SLG: 0.250 Jerry Dipoto, R Angel Echevarria, R OBP: 0.364, SLG: 0.737	G6-3		K		K			BB		2	0	0	0	0	1	2	RBI 2			
										1	0	0	0	0	1	0	BB 2			
										0	0	0	0	0	0	0	SO 7			
										0	0	0	1	0	0	0	LOB 12			
Inning Stats	R: 0 H: 3 E: 0 K: 0 S: 15	H: 1 LOB: 1 BB: 0 P: 16	R: 0 H: 0 E: 0 K: 1 S: 8	H: 0 LOB: 0 BB: 0 P: 11	R: 2 H: 3 E: 0 K: 1 S: 19	H: 3 LOB: 1 BB: 0 P: 28	R: 0 H: 1 E: 0 K: 2 S: 9	H: 1 LOB: 2 BB: 1 P: 15	R: 0 H: 0 E: 0 K: 1 S: 6	H: 0 LOB: 0 BB: 0 P: 8	R: 0 H: 0 E: 0 K: 1 S: 9	H: 0 LOB: 0 BB: 0 P: 15	R: 0 H: 1 E: 0 K: 0 S: 8	H: 1 LOB: 1 BB: 0 P: 11	R: 0 H: 0 E: 0 K: 1 S: 8	H: 0 LOB: 1 BB: 1 P: 14	1B: 6 2B: 1 3B: 0 HR: 2	SF: 0 SAC: 0 DP: 0 HBP: 0	WP: 0 PA: 37 PB: 0 CS: 1 SB: 0	
PITCHER	IP WLS BF H R ER SO	IP WLS BF H R ER SO	IP WLS BF H R ER SO	IP WLS BF H R ER SO	IP WLS BF H R ER SO	IP WLS BF H R ER SO	IP WLS BF H R ER SO	IP WLS BF H R ER SO	IP WLS BF H R ER SO	IP WLS BF H R ER SO	IP WLS BF H R ER SO	IP WLS BF H R ER SO	IP WLS BF H R ER SO	IP WLS BF H R ER SO	IP WLS BF H R ER SO	IP WLS BF H R ER SO	ERA WHIP	ERA WHIP		
Joel Bennett, R ERA: 3.6	(1, 1) 5.0	(1, 1) 5.0	(1, 1) 5.0	(1, 1) 5.0	(1, 1) 5.0	(1, 1) 5.0	(1, 1) 5.0	(1, 1) 5.0	(1, 1) 5.0	(1, 1) 5.0	(1, 1) 5.0	(1, 1) 5.0	(1, 1) 5.0	(1, 1) 5.0	(1, 1) 5.0	(1, 1) 5.0	3.60	1.800		
Yorkis Perez, L ERA: 5.25	(6, 1) 2.1	(6, 1) 2.1	(6, 1) 2.1	(6, 1) 2.1	(6, 1) 2.1	(6, 1) 2.1	(6, 1) 2.1	(6, 1) 2.1	(6, 1) 2.1	(6, 1) 2.1	(6, 1) 2.1	(6, 1) 2.1	(6, 1) 2.1	(6, 1) 2.1	(6, 1) 2.1	(6, 1) 2.1	0.00	0.000		
Ken Ryan, R ERA: 6.39	(8, 1) 0.1	(8, 1) 0.1	(8, 1) 0.1	(8, 1) 0.1	(8, 1) 0.1	(8, 1) 0.1	(8, 1) 0.1	(8, 1) 0.1	(8, 1) 0.1	(8, 1) 0.1	(8, 1) 0.1	(8, 1) 0.1	(8, 1) 0.1	(8, 1) 0.1	(8, 1) 0.1	(8, 1) 0.1	0.00	3.000		
Jim Poole, L ERA: 4.91	(8, 1) 1.0	(8, 1) 1.0	(8, 1) 1.0	(8, 1) 1.0	(8, 1) 1.0	(8, 1) 1.0	(8, 1) 1.0	(8, 1) 1.0	(8, 1) 1.0	(8, 1) 1.0	(8, 1) 1.0	(8, 1) 1.0	(8, 1) 1.0	(8, 1) 1.0	(8, 1) 1.0	(8, 1) 1.0	0.00	1.000		
Wayne Gomes, R ERA: 5.79	(9, 1) 0.1	(9, 1) 0.1	(9, 1) 0.1	(9, 1) 0.1	(9, 1) 0.1	(9, 1) 0.1	(9, 1) 0.1	(9, 1) 0.1	(9, 1) 0.1	(9, 1) 0.1	(9, 1) 0.1	(9, 1) 0.1	(9, 1) 0.1	(9, 1) 0.1	(9, 1) 0.1	(9, 1) 0.1	0.00	0.000		

Philadelphia Phillies @ Colorado Rockies  
Coors Field, Denver, CO  
Sat May 08 1999, 1:05 PM MDT  
Att: 43,340 - Cloudy - 76 F

AB	35
R	2
H	9
RBI	2
BB	2
SO	7
LOB	12



Batter	1	2	3	4	5	6	7	8	9	AB	R	H	RBI	BB	SO	LOB	TOP																
Doug Glanville, R (1, 8) OBP: 0.391, SLG: 0.442	F9		G5-3			P4				4	1	1	1	1	0	3	<b>Philadelphia Phillies @ Colorado Rockies</b> Coors Field, Denver, CO Sun May 09 1999, 1:05 PM MDT Att: 40,251 - Sunny - 80 F																
Marlon Anderson, L (1, 4) Rouffignac, R (7, 5) Jim Poole, L (8, 19) Alex Arias, R (8, 19) Ken Ryan, R (8, 19) 15 David Doster, R (8, 4) OBP: 0.273, SLG: 0.111	K		P7			G4-3				4	0	1	1	0	1	0																	
Scott Rolen, R (1, 5) OBP: 0.331, SLG: 0.525	G5-3		L4			G5-3				5	0	0	0	0	0	5																	
Rico Brogna, L (1, 3) OBP: 0.311, SLG: 0.480										4	0	0	0	1	2	0																	
Ron Gant, R (1, 7) OBP: 0.327, SLG: 0.383										5	2	3	1	0	0	1																	
Mike Lieberthal, R (1, 2) OBP: 0.447, SLG: 0.602										5	3	3	2	0	0	1																	
Rob Ducey, L (1, 9) OBP: 0.306, SLG: 0.515										5	3	4	2	0	0	1																	
Desi Relaford, S (1, 6) OBP: 0.407, SLG: 0.463										5	1	3	2	0	0	2																	
Chad Ogea, R (1, 1) OBP: 0.188, SLG: 0.133										2	0	0	0	0	1	2																	
23 Kevin Jordan, R (6, PH) OBP: 0.351, SLG: 0.371										3	0	1	0	0	0	0																	
Wayne Gomes, R (9, 1)										0	0	0	0	0	0	0																	
<b>Inning Stats</b>	R: 0 E: 0 K: 1 S: 8	H: 0 LOB: 0 BB: 0 P: 13	R: 2 E: 1 K: 0 S: 14	H: 3 LOB: 1 BB: 1 P: 25	R: 0 E: 0 K: 0 S: 5	H: 0 LOB: 0 BB: 0 P: 8	R: 2 E: 0 K: 2 S: 14	H: 3 LOB: 1 BB: 0 P: 20	R: 1 E: 0 K: 0 S: 7	H: 1 LOB: 0 BB: 0 P: 11	R: 2 E: 0 K: 0 S: 21	H: 5 LOB: 3 BB: 0 P: 30	R: 0 E: 0 K: 1 S: 13	H: 1 LOB: 1 BB: 0 P: 19	R: 0 E: 0 K: 0 S: 7	H: 1 LOB: 2 BB: 1 P: 12	R: 3 E: 0 K: 0 S: 13	H: 3 LOB: 0 BB: 0 P: 21	1B: 9 2B: 3 3B: 0 HR: 5	SF: 0 SAC: 0 DP: 0 HBP: 0	WP: 1 PB: 0 SB: 0 CS: 1	PA: 45											
<b>PITCHER</b>	IP WLS BF H R ER SO BB IBB HBP BLK WP HR S P ERA WHIP																																
Darryl Kile, R (1, 1) ERA: 4.93	6.0	30	12	7	6	3	1	0	0	0	0	1	2	69	107	9.00	2.167																
Roberto Ramirez, L (7, 1) ERA: 7.04	0.1	1	0	0	0	1	0	0	0	0	0	0	0	4	6	0.00	0.000																
David Wainhouse, R (7, 1) ERA:	1.2	8	2	0	0	0	1	0	0	0	0	0	0	16	25	0.00	1.800																
Dave Veres, R (9, 1) ERA: 5.54	1.0	L 6	3	3	3	0	0	0	0	0	0	3	13	21	27.00	3.000																	

Batter	1	2	3	4	5	6	7	8	9	AB	R	H	RBI	BB	SO	LOB	BOTTOM															
Neftali Feliz, S (1, 6) OBP: 0.303, SLG: 0.368	K	K								5	1	2	1	0	2	1	<b>Philadelphia Phillies @ Colorado Rockies</b> Coors Field, Denver, CO Sun May 09 1999, 1:05 PM MDT Att: 40,251 - Sunny - 80 F															
3 Mike Lansing, R (1, 4) OBP: 0.333, SLG: 0.441										4	2	2	2	0	0	1																
Larry Walker, L (1, 9) OBP: 0.438, SLG: 0.790										3	2	2	3	1	1	0																
Dante Bichette, R (1, 7) OBP: 0.358, SLG: 0.443										3	0	1	1	2	0	0																
Dave Veres, R (9, 1)										0	0	0	0	0	0	0																
Vinny Castilla, R (1, 5) OBP: 0.356, SLG: 0.491										5	0	1	1	0	2	4																
17 Todd Helton, L (1, 3) OBP: 0.358, SLG: 0.479										4	0	2	0	1	0	0																
Jeff Reed, L (1, 2) OBP: 0.407, SLG: 0.333										5	0	0	0	0	2	7																
Chris Sexton, R (1, 8) OBP: 0.364, SLG: 0.556										3	1	0	0	1	1	3																
Darryl Hamilton, L (9, PH) OBP: 0.391, SLG: 0.447										1	0	0	0	0	0	0																
Darryl Kile, R (1, 1) Lenny Harris, L (6, PH) Roberto Ramirez, L (7, 1) David Wainhouse, L (7, 1) Angel Echevarria, R (8, PH) OBP: 0.391, SLG: 0.790										2	0	0	0	0	1	0																
<b>Inning Stats</b>	R: 2 E: 0 K: 3 S: 17	H: 4 LOB: 3 BB: 1 P: 28	R: 1 E: 0 K: 2 S: 9	H: 1 LOB: 0 BB: 0 P: 15	R: 0 E: 0 K: 1 S: 9	H: 1 LOB: 1 BB: 0 P: 11	R: 0 E: 0 K: 1 S: 9	H: 1 LOB: 0 BB: 0 P: 15	R: 0 E: 0 K: 0 S: 9	H: 0 LOB: 3 BB: 2 P: 23	R: 4 E: 0 K: 1 S: 16	H: 3 LOB: 0 BB: 1 P: 25	R: 0 E: 0 K: 0 S: 11	H: 0 LOB: 0 BB: 0 P: 13	R: 1 E: 0 K: 1 S: 13	H: 2 LOB: 2 BB: 1 P: 21	R: 0 E: 0 K: 1 S: 7	H: 0 LOB: 0 BB: 0 P: 11	1B: 8 2B: 2 3B: 0 HR: 2	SF: 1 SAC: 0 DP: 0 HBP: 1	WP: 1 PB: 0 SB: 0 CS: 1	PA: 45										
<b>PITCHER</b>	IP WLS BF H R ER SO BB IBB HBP BLK WP HR S P ERA WHIP																															
Chad Ogea, R (1, 1) ERA: 4.08	5.0	25	7	3	3	6	3	0	0	0	0	1	16	25	36.00	4.000																
Robert Person, R (6, 1) ERA: 12.0	1.0	7	3	4	4	1	1	0	0	0	0	0	11	13	0.00	0.000																
Jim Poole, L (7, 1) ERA: 4.32	1.0	3	0	0	0	0	0	0	0	0	0	0	13	21	9.00	2.000																
Ken Ryan, R (8, 1) ERA: 6.59	1.0	W 6	2	1	1	1	0	1	0	0	1	0	13	21	9.00	2.000																
Wayne Gomes, R (9, 1) ERA: 5.4	1.0	S 3	0	0	0	1	0	0	0	0	0	0	7	11	0.00	0.000																

Batter	1	2	3	4	5	6	7	8	9	AB	R	H	RBI	BB	SO	LOB	TOP			
<b>Doug Glanville, R</b> OBP: 0.391, SLG: 0.441 (1, 8)	G6-3		FC1-6 2B				G5-3		WP BB 1B	5	1	2	0	0	0	1	Philadelphia Phillies @ St. Louis Cardinals Busch Stadium, St. Louis, MO Mon May 10 1999, 7:10 PM CDT Att: 34,789 - Unknown - 83 F			
<b>Marlon Anderson, L</b> OBP: 0.255, SLG: 0.324 (1, 4)	L4		2B			P3	F8		WP BB 1-2	4	0	1	1	1	0	1				
<b>Scott Rolen, R</b> OBP: 0.355, SLG: 0.532 (1, 5)	1B		BB			BB 1-2	1B		G4-6-3 BB 1-2 2-3	2	0	2	0	3	0	0				
<b>Rico Brogna, L</b> OBP: 0.299, SLG: 0.462 (1, 3)	F7		G4-3			K	G4-3		G4-6-3 1-2	5	0	0	0	0	1	9				
<b>Ron Gant, R</b> OBP: 0.325, SLG: 0.371 (1, 7)	G6-3					L8			G1-3	3	0	0	0	1	0	0				
<b>Mike Lieberthal, R</b> OBP: 0.441, SLG: 0.588 (1, 2)	K					2B 1B	P5		F9	4	1	1	0	0	1	3				
<b>Rob Ducey, L</b> OBP: 0.300, SLG: 0.472 (1, 9)	G4-3					F7			BB	3	0	0	0	1	0	1				
<b>Desi Relaford, S</b> OBP: 0.400, SLG: 0.464 (1, 6)			L7			1-H 2B	K		F9	4	0	1	1	0	1	1				
<b>Carlton Loewer, R</b> OBP: 0.375, SLG: 0.333 (1, 1)							K		G5-3	2	0	0	0	1	2	1				
<b>Jim Poole, L</b> (8, 1)										0	0	0	0	0	0	0				
<b>Ken Ryan, R</b> (8, 1)			FC1-6 BB							0	0	0	0	0	0	0				
<b>Kevin Sefcik, R</b> OBP: 0.353, SLG: 0.500 (8, FH)										1	0	0	0	0	0	0				
<b>Inning Stats</b>	R: 0 E: 0 K: 0 S: 7	H: 1 LOB: 1 BB: 0 P: 12	R: 0 E: 0 K: 1 S: 6	H: 0 LOB: 0 BB: 0 P: 10	R: 1 E: 0 K: 0 S: 9	H: 1 LOB: 2 BB: 2 P: 21	R: 1 E: 0 K: 1 S: 10	H: 2 LOB: 1 BB: 0 P: 14	R: 0 E: 0 K: 1 S: 16	H: 0 LOB: 3 BB: 2 P: 30	R: 0 E: 0 K: 0 S: 9	H: 1 LOB: 1 BB: 0 P: 11	R: 0 E: 0 K: 0 S: 6	H: 0 LOB: 2 BB: 1 P: 14	R: 0 E: 0 K: 0 S: 8	H: 1 LOB: 2 BB: 2 P: 20	1B: 5 2B: 2 3B: 0 HR: 0	SF: 0 SAC: 0 DP: 1 HBP: 0	WP: 1 PB: 0 SB: 1 CS: 0	PA: 40
<b>PITCHER</b>	IP WLS BF H R ER SO	IP WLS BF H R ER SO	IP WLS BF H R ER SO	IP WLS BF H R ER SO	IP WLS BF H R ER SO	IP WLS BF H R ER SO	IP WLS BF H R ER SO	IP WLS BF H R ER SO	IP WLS BF H R ER SO	IP WLS BF H R ER SO	IP WLS BF H R ER SO	IP WLS BF H R ER SO	IP WLS BF H R ER SO	IP WLS BF H R ER SO	IP WLS BF H R ER SO	IP WLS BF H R ER SO	ERA WHIP	ERA WHIP	ERA WHIP	
<b>Kent Bottenfield, R</b> ERA: 2.99 (1, 1)	8.0	W 35	6	2	2	5	5	0	0	0	0	0	0	0	0	0	2.25	1.375		
<b>Ricky Bottalico, R</b> ERA: 1.15 (9, 1)	0.1	H 4	1	0	0	0	2	0	0	0	1	0	6	17	0.00	9.000				
<b>Scott Radinsky, L</b> ERA: 6.0 (9, 1)	0.2	S 1	0	0	0	0	0	0	0	0	0	0	2	3	0.00	0.000				
<b>Batter</b>	<b>1</b>	<b>2</b>	<b>3</b>	<b>4</b>	<b>5</b>	<b>6</b>	<b>7</b>	<b>8</b>	<b>9</b>	<b>AB</b>	<b>R</b>	<b>H</b>	<b>RBI</b>	<b>BB</b>	<b>SO</b>	<b>LOB</b>	<b>BOTTOM</b>			
<b>Shawon Dunston, R</b> OBP: 0.397, SLG: 0.600 (1, 8)	G6-3		G4-6-3 1-2							4	2	2	0	0	0	2	Philadelphia Phillies @ St. Louis Cardinals Busch Stadium, St. Louis, MO Mon May 10 1999, 7:10 PM CDT Att: 34,789 - Unknown - 83 F			
<b>Ricky Bottalico, L</b> (9, 1)										0	0	0	0	0	0	0				
<b>Scott Radinsky, L</b> (9, 1)										0	0	0	0	0	0	0				
<b>Edgar Renteria, R</b> OBP: 0.327, SLG: 0.337 (1, 6)	L8					G6-4-3 BB	K		HBP BB E 1B	3	1	1	0	1	1	1				
<b>Mark McGwire, R</b> OBP: 0.397, SLG: 0.505 (1, 3)	K					G6-4-3 1-2	HR		HBP E BB	3	2	1	2	1	1	1				
<b>Ray Lankford, L</b> OBP: 0.421, SLG: 0.676 (1, 7)			F7			G3			E FC6-2 HBP	3	0	1	1	0	0	0				
<b>Fernando Tatis, R</b> OBP: 0.411, SLG: 0.642 (1, 5)							G5-3		E8 FC6-2 1B	4	0	1	2	0	1	1				
<b>Eric Davis, R</b> OBP: 0.359, SLG: 0.429 (1, 9)							1B BB		P6	3	0	0	0	1	1	3				
<b>Eli Marrero, R</b> OBP: 0.271, SLG: 0.352 (1, 2)							1B 1B		FC6-2 S	4	0	2	0	0	0	2				
<b>Joe McEwing, R</b> OBP: 0.407, SLG: 0.447 (1, 4)							K		G3-1	4	0	1	0	0	1	4				
<b>Kent Bottenfield, R</b> OBP: 0.176, SLG: 0.176 (1, 1)							K			3	0	0	0	0	3	4				
<b>Darren Bragg, L</b> OBP: 0.341, SLG: 0.311 (9, 8)							K			0	0	0	0	0	0	0				
<b>Inning Stats</b>	R: 0 E: 0 K: 1 S: 10	H: 0 LOB: 0 BB: 0 P: 17	R: 0 E: 0 K: 1 S: 7	H: 0 LOB: 0 BB: 0 P: 11	R: 0 E: 0 K: 1 S: 9	H: 2 LOB: 1 BB: 0 P: 13	R: 0 E: 0 K: 0 S: 5	H: 0 LOB: 0 BB: 1 P: 11	R: 0 E: 0 K: 2 S: 13	H: 1 LOB: 2 BB: 1 P: 21	R: 2 E: 0 K: 2 S: 14	H: 3 LOB: 1 BB: 0 P: 18	R: 0 E: 0 K: 1 S: 7	H: 0 LOB: 0 BB: 0 P: 9	R: 3 E: 1 K: 0 S: 18	H: 3 LOB: 2 BB: 1 P: 35	1B: 8 2B: 0 3B: 0 HR: 1	SF: 0 SAC: 0 DP: 2 HBP: 1	WP: 0 PB: 0 SB: 1 CS: 0	PA: 35
<b>PITCHER</b>	IP WLS BF H R ER SO	IP WLS BF H R ER SO	IP WLS BF H R ER SO	IP WLS BF H R ER SO	IP WLS BF H R ER SO	IP WLS BF H R ER SO	IP WLS BF H R ER SO	IP WLS BF H R ER SO	IP WLS BF H R ER SO	IP WLS BF H R ER SO	IP WLS BF H R ER SO	IP WLS BF H R ER SO	IP WLS BF H R ER SO	IP WLS BF H R ER SO	IP WLS BF H R ER SO	IP WLS BF H R ER SO	ERA WHIP	ERA WHIP	ERA WHIP	
<b>Carlton Loewer, R</b> ERA: 4.44 (1, 1)	7.0	L 30	8	5	5	8	8	5	0	0	0	0	0	0	0	0	6.43	1.571		
<b>Jim Poole, L</b> ERA: 4.32 (8, 1)	0.0	1	0	0	0	0	0	0	1	0	2	5								
<b>Ken Ryan, R</b> ERA: 6.14 (8, 1)	1.0	4	1	0	0	0	0	0	0	0	11	18	0.00	1.000						



Batter	1	2	3	4	5	6	7	8	9	AB	R	H	RBI	BB	SO	LOB	TOP									
Doug Glanville, R OBP: 0.399, SLG: 0.438	4-0 2B BB	1-2 BB 1B		1-2 CS	0-0 L7	4-1 1B BB		1-1 P6		3	1	1	0	2	0	0										
Kevin Sefcik, R OBP: 0.385, SLG: 0.528	0-1 2B 2B	4-1 BB SAFE			3-1 G4-3	2-1 1B		1-0 E5 WP		4	1	2	0	1	0	0										
Scott Rolen, R OBP: 0.356, SLG: 0.558	2-1 G6-3 2B	0-0 P6			0-0 HR	2-0 G5-3		2-3 K		5	2	2	3	0	1	5										
Rico Brogna, L OBP: 0.303, SLG: 0.467	0-1 G6-3		2-1 F7		1-1 23 2B		1-2 23 BB 1B	2-1 P6		5	2	2	0	0	0	2										
Ron Gant, R OBP: 0.345, SLG: 0.380	0-1 FC6-4 1B		2-2 23 G3-6-3 1B		4-0 23 2B BB		4-2 23 BB 1B	2-3 K		3	2	2	1	2	1	0										
Rob Ducey, L OBP: 0.300, SLG: 0.472	2-1 3-H 1B		0-1 G3-6-3 1B		0-0 1B BB		4-1 E 1B BB	3-2 1B WP E 1B		4	1	2	2	1	0	2										
23 Kevin Jordan, R OBP: 0.381, SLG: 0.410	2-1 F7		2-1 G3-6-3 1B		0-0 1B 2B		1-2 2-3 E BB	3-2 1B WP E 1B		4	1	2	2	1	0	2										
15 David Doster, R OBP: 0.273, SLG: 0.111	1-1 FC6-4 1B		0-2 G5-3		0-1 G4-3		0-0 E7 1B	3-2 E 1B		5	0	2	2	0	0	2										
Gary Bennett, R OBP: 0.214, SLG: 0.214	1-1 FC6-4 1B		1-0 G3-1 CS HBP		1-0 G3-1		1-3 K	1-1 E6 G4-6-3		4	0	0	0	0	1	3										
Desi Relaford, S OBP: 0.390, SLG: 0.443	2-3 K		0-1 F9		0-1 P4		0-1 G4-3	0-0 G6-3		5	0	0	0	0	1	5										
Paul Byrd, R OBP: 0.176, SLG: 0.125								1-2 G4-6-3																		
<b>Inning Stats</b>	R: 3 E: 0 K: 0 S: 12	H: 3 LOB: 1 BB: 1 P: 21	R: 0 E: 0 K: 1 S: 11	H: 1 LOB: 2 BB: 1 P: 18	R: 0 E: 0 K: 0 S: 7	H: 1 LOB: 0 BB: 0 P: 11	R: 0 E: 0 K: 0 S: 7	H: 0 LOB: 0 BB: 0 P: 9	R: 3 E: 0 K: 0 S: 9	H: 3 LOB: 1 BB: 1 P: 17	R: 0 E: 0 K: 0 S: 7	H: 1 LOB: 2 BB: 1 P: 16	R: 2 E: 1 K: 1 S: 13	H: 2 LOB: 1 BB: 2 P: 23	R: 0 E: 1 K: 1 S: 8	H: 0 LOB: 1 BB: 0 P: 14	R: 1 E: 1 K: 1 S: 15	H: 2 LOB: 1 BB: 0 P: 26	1B: 8 2B: 4 3B: 0 HR: 1	SF: 0 SAC: 0 DP: 3 HBP: 1	WP: 2 PB: 0 SB: 0 CS: 1	PA: 46				
<b>PITCHER</b>	IP WLS BF H R ER SO BB IBB HBP BLK WP HR S P ERA WHIP	IP WLS BF H R ER SO BB IBB HBP BLK WP HR S P ERA WHIP	IP WLS BF H R ER SO BB IBB HBP BLK WP HR S P ERA WHIP	IP WLS BF H R ER SO BB IBB HBP BLK WP HR S P ERA WHIP	IP WLS BF H R ER SO BB IBB HBP BLK WP HR S P ERA WHIP	IP WLS BF H R ER SO BB IBB HBP BLK WP HR S P ERA WHIP	IP WLS BF H R ER SO BB IBB HBP BLK WP HR S P ERA WHIP	IP WLS BF H R ER SO BB IBB HBP BLK WP HR S P ERA WHIP	IP WLS BF H R ER SO BB IBB HBP BLK WP HR S P ERA WHIP	IP WLS BF H R ER SO BB IBB HBP BLK WP HR S P ERA WHIP	IP WLS BF H R ER SO BB IBB HBP BLK WP HR S P ERA WHIP	IP WLS BF H R ER SO BB IBB HBP BLK WP HR S P ERA WHIP	IP WLS BF H R ER SO BB IBB HBP BLK WP HR S P ERA WHIP	IP WLS BF H R ER SO BB IBB HBP BLK WP HR S P ERA WHIP	IP WLS BF H R ER SO BB IBB HBP BLK WP HR S P ERA WHIP	IP WLS BF H R ER SO BB IBB HBP BLK WP HR S P ERA WHIP	IP WLS BF H R ER SO BB IBB HBP BLK WP HR S P ERA WHIP	IP WLS BF H R ER SO BB IBB HBP BLK WP HR S P ERA WHIP	IP WLS BF H R ER SO BB IBB HBP BLK WP HR S P ERA WHIP	IP WLS BF H R ER SO BB IBB HBP BLK WP HR S P ERA WHIP	IP WLS BF H R ER SO BB IBB HBP BLK WP HR S P ERA WHIP	IP WLS BF H R ER SO BB IBB HBP BLK WP HR S P ERA WHIP	IP WLS BF H R ER SO BB IBB HBP BLK WP HR S P ERA WHIP	IP WLS BF H R ER SO BB IBB HBP BLK WP HR S P ERA WHIP	IP WLS BF H R ER SO BB IBB HBP BLK WP HR S P ERA WHIP	IP WLS BF H R ER SO BB IBB HBP BLK WP HR S P ERA WHIP

Philadelphia Phillies @ St. Louis Cardinals  
 Busch Stadium, St. Louis, MO  
 Tue May 11, 1999, 7:10 PM CDT  
 Att: 32,307 - Unknown - 81 F

AB 38  
 R 9  
 H 13  
 RBI 8  
 BB 6  
 SO 4  
 LOB 19



Batter	1	2	3	4	5	6	7	8	9	AB	R	H	RBI	BB	SO	LOB	BOTTOM									
Shawon Dunston, R OBP: 0.389, SLG: 0.580	0-1 F7		2-1 SAFE E 1B		1-3 K			0-0 F7		4	1	1	1	0	1	0										
Edgar Renteria, R OBP: 0.316, SLG: 0.324	0-2 G6-3		1-2 E4 PB		3-2 G6-3			2-2 G6-3		4	0	0	0	0	0	1										
Mark McGwire, R OBP: 0.392, SLG: 0.490	0-3 K		2-1 F9		4-2 FC6-4 BB			1-3 K		3	0	0	0	1	2	1										
Ray Lankford, L OBP: 0.405, SLG: 0.658		2-2 F8		0-0 G4-3				1-1 F8		4	0	1	0	0	0	1										
Manny Aybar, R OBP: 0.143, SLG: 0.143								2B		0	0	0	0	0	0	0										
Fernando Tatis, R OBP: 0.406, SLG: 0.624		3-1 P3		2-3 K				4-0 FC6-4 BB		3	0	0	0	1	1	1										
Eric Davis, R OBP: 0.355, SLG: 0.453		1-1 L8		3-2 HR				1-0 L4-3 BB		4	1	1	1	0	0	3										
Eli Marrero, R OBP: 0.290, SLG: 0.490			0-0 1B 1B		0-0 HR			1-1 G1-3		4	2	3	1	0	0	1										
Joe McEwing, R OBP: 0.409, SLG: 0.448			1-2 SAFE 1B 1B		2-1 P6			0-1 G3-6-3 1B		2	0	1	0	0	0	0										
Clint Sodowsky, L										0	0	0	0	0	0	0										
J.D. Drew, L OBP: 0.338, SLG: 0.464			1-2 E4 1B		1-2 1B			1-2 G3-6-3		1	0	0	0	0	0	1										
Rick Croushore, R										0	0	0	0	0	0	0										
Mike Mohler, R										0	0	0	0	0	0	0										
Kent Mercker, L OBP: 0.250, SLG: 0.143			2-3 K		0-1 G1-3			1-0 F9		1	0	0	0	0	1	2										
Placido Polanco, R OBP: 0.338, SLG: 0.338										2	0	0	0	0	0	0										
<b>Inning Stats</b>	R: 0 E: 0 K: 1 S: 9	H: 0 LOB: 0 BB: 0 P: 9	R: 0 E: 0 K: 0 S: 7	H: 0 LOB: 0 BB: 0 P: 13	R: 2 E: 2 K: 1 S: 13	H: 3 LOB: 1 BB: 0 P: 22	R: 2 E: 0 K: 1 S: 11	H: 2 LOB: 0 BB: 0 P: 18	R: 0 E: 0 K: 0 S: 10	H: 0 LOB: 0 BB: 0 P: 14	R: 0 E: 0 K: 0 S: 11	H: 0 LOB: 1 BB: 1 P: 19	R: 0 E: 0 K: 0 S: 6	H: 1 LOB: 0 BB: 0 P: 8	R: 0 E: 0 K: 1 S: 7	H: 0 LOB: 0 BB: 0 P: 10	R: 0 E: 0 K: 0 S: 5	H: 1 LOB: 1 BB: 1 P: 12	1B: 4 2B: 2 3B: 0 HR: 2	SF: 0 SAC: 0 DP: 2 HBP: 0	WP: 0 PB: 1 SB: 0 CS: 0	PA: 34				
<b>PITCHER</b>	IP WLS BF H R ER SO BB IBB HBP BLK WP HR S P ERA WHIP	IP WLS BF H R ER SO BB IBB HBP BLK WP HR S P ERA WHIP	IP WLS BF H R ER SO BB IBB HBP BLK WP HR S P ERA WHIP	IP WLS BF H R ER SO BB IBB HBP BLK WP HR S P ERA WHIP	IP WLS BF H R ER SO BB IBB HBP BLK WP HR S P ERA WHIP	IP WLS BF H R ER SO BB IBB HBP BLK WP HR S P ERA WHIP	IP WLS BF H R ER SO BB IBB HBP BLK WP HR S P ERA WHIP	IP WLS BF H R ER SO BB IBB HBP BLK WP HR S P ERA WHIP	IP WLS BF H R ER SO BB IBB HBP BLK WP HR S P ERA WHIP	IP WLS BF H R ER SO BB IBB HBP BLK WP HR S P ERA WHIP	IP WLS BF H R ER SO BB IBB HBP BLK WP HR S P ERA WHIP	IP WLS BF H R ER SO BB IBB HBP BLK WP HR S P ERA WHIP	IP WLS BF H R ER SO BB IBB HBP BLK WP HR S P ERA WHIP	IP WLS BF H R ER SO BB IBB HBP BLK WP HR S P ERA WHIP	IP WLS BF H R ER SO BB IBB HBP BLK WP HR S P ERA WHIP	IP WLS BF H R ER SO BB IBB HBP BLK WP HR S P ERA WHIP	IP WLS BF H R ER SO BB IBB HBP BLK WP HR S P ERA WHIP	IP WLS BF H R ER SO BB IBB HBP BLK WP HR S P ERA WHIP	IP WLS BF H R ER SO BB IBB HBP BLK WP HR S P ERA WHIP	IP WLS BF H R ER SO BB IBB HBP BLK WP HR S P ERA WHIP	IP WLS BF H R ER SO BB IBB HBP BLK WP HR S P ERA WHIP	IP WLS BF H R ER SO BB IBB HBP BLK WP HR S P ERA WHIP	IP WLS BF H R ER SO BB IBB HBP BLK WP HR S P ERA WHIP	IP WLS BF H R ER SO BB IBB HBP BLK WP HR S P ERA WHIP	IP WLS BF H R ER SO BB IBB HBP BLK WP HR S P ERA WHIP	IP WLS BF H R ER SO BB IBB HBP BLK WP HR S P ERA WHIP

Philadelphia Phillies @ St. Louis Cardinals  
 Busch Stadium, St. Louis, MO  
 Tue May 11, 1999, 7:10 PM CDT  
 Att: 32,307 - Unknown - 81 F

AB 32  
 R 4  
 H 7  
 RBI 3  
 BB 2  
 SO 5  
 LOB 11





Batter	1	2	3	4	5	6	7	8	9	AB	R	H	RBI	BB	SO	LOB	TOP								
Roger Cedeno, S OBP: 0.432, SLG: 0.415	2-1 E3 S G6-4-3 HR	1-0 G3			1-0 F8 SF8 1B		2-0 G6-3		1-1 S 1B	5	3	2	0	0	0	0									
Edgardo Alfonso, R OBP: 0.406, SLG: 0.529	0-0 G6-4-3		3-1 HR		3-2 F8		2-2 F7		2-0 FC4-6 1B	5	1	2	2	0	0	2									
John Olerud, L OBP: 0.487, SLG: 0.619	1-1 HR		4-0 G4-6-3 BB		1-1 SF8		1-1		3-1 FC4-6 1B	2	1	1	3	1	0	1									
31 Mike Piazza, R OBP: 0.352, SLG: 0.469	4-1 HR BB		2-2 F9		4-1 WP BB		3-3 K			2	1	0	0	2	1	2									
Robin Ventura, L OBP: 0.338, SLG: 0.480	1-2 HR		3-1 G4-6-3		3-3 K			2-3 K		4	1	1	2	0	2	2									
Brian McRae, S OBP: 0.344, SLG: 0.305	2-3 K			3-1 G4-3		2-2 K2 1B		0-0 E1 G6-4-3		4	0	1	0	0	1	0									
Benny Agbavani, R OBP: 0.308, SLG: 0.692	0-3 K			2-0 L7		3-3 K2 1-2f		1-1 G6-4-3 1-2f		4	0	0	0	0	2	2									
Rey Ordenez, R OBP: 0.318, SLG: 0.356		1-0 G5-3		0-1 2B		1-2 3B		1-3 K		4	0	2	0	0	1	0									
Masato Yoshii, R OBP: 0.154, SLG: 0.154		0-3 K		0-0 F9		2-3 K		3-0 G4-3		3	0	0	0	0	2	2									
Turk Wendell, L										0	0	0	0	0	0	0									
Armando Benitez, R										0	0	0	0	0	0	0									
Matt Franco, L (9, PH)										1	0	0	0	0	0	0									
John Franco, L										0	0	0	0	0	0	0									
<b>Inning Stats</b>	R: 4 E: 1 K: 2 S: 18	H: 2 LOB: 0 BB: 1 P: 28	R: 0 E: 0 K: 1 S: 5	H: 0 LOB: 0 BB: 0 P: 7	R: 1 E: 0 K: 0 S: 7	H: 1 LOB: 0 BB: 1 P: 19	R: 0 E: 0 K: 0 S: 6	H: 1 LOB: 1 BB: 0 P: 11	R: 1 E: 0 K: 1 S: 10	H: 1 LOB: 1 BB: 1 P: 22	R: 0 E: 0 K: 2 S: 16	H: 2 LOB: 1 BB: 0 P: 24	R: 0 E: 0 K: 1 S: 11	H: 0 LOB: 0 BB: 0 P: 19	R: 0 E: 1 K: 1 S: 8	H: 0 LOB: 1 BB: 0 P: 11	R: 1 E: 0 K: 1 S: 9	H: 2 LOB: 1 BB: 0 P: 19	1B: 4 2B: 2 3B: 1 HR: 3	SF: 1 SAC: 0 DP: 3 HBP: 1	WP: 1 PB: 0 SB: 4 CS: 0	PA: 39			
<b>PITCHER</b>	IP	WLS	BF	H	R	ER	SO	BB	IBB	HBP	BLK	WP	HR	S	P	ERA	WHIP								
Chad Ogea, R	4.1	L	20	5	6	5	3	2	0	0	0	0	3	40	73	10.38	1.615								
Yorkis Perez, L	0.2		3	0	0	0	1	1	0	0	0	1	0	6	14	0.00	1.500								
Mike Grace, R	2.0		8	2	0	0	3	0	0	1	0	0	0	27	43	0.00	1.000								
Robert Person, R	1.0		3	0	0	0	1	0	0	0	0	0	0	8	11	0.00	0.000								
Wayne Gomes, R	1.0		5	2	1	1	1	0	0	0	0	0	0	9	19	9.00	2.000								

New York Mets @ Philadelphia Phillies  
Veterans Stadium, Philadelphia, PA

AB 34  
R 7  
H 9  
RBI 7  
BB 3  
SO 9  
LOB 11



Fri May 14 1999, 7:05 PM EDT  
Att: 21,074 - Cloudy - 62 F

Batter	1	2	3	4	5	6	7	8	9	AB	R	H	RBI	BB	SO	LOB	BOTTOM								
Doug Glanville, R OBP: 0.395, SLG: 0.450	1-2 G6-3		1-2 K		1-1 F7		1-2 G5-3			4	0	0	0	0	1	0									
Marlon Anderson, L OBP: 0.254, SLG: 0.330	3-2 G6-3		1-1 2B		0-0 B4-3			1-1 L7		4	0	1	0	0	0	0									
Scott Rolen, R OBP: 0.374, SLG: 0.575	4-2 BB		4-2 BB		2-2 HR			4-1 BB		1	1	1	1	3	0	0									
Rico Brogna, L OBP: 0.298, SLG: 0.458	1-3 K		0-0 P5		2-2 G5-3			1-1 F9		4	0	0	0	0	1	4									
Ron Gant, R OBP: 0.320, SLG: 0.349		2-2 P3		0-0 G5-3		1-3 K		2-3 K		4	0	0	0	0	2	1									
Bobby Abreu, L OBP: 0.427, SLG: 0.594		0-2 IHR		2-1 F7		2-2 G5-3			2-3 K	4	1	1	1	0	1	0									
Mike Lieberthal, R OBP: 0.429, SLG: 0.591		3-2 G1-3		2-0 1B		2-1 P3			1-3 K	4	0	1	0	0	1	0									
Desi Relaford, S OBP: 0.375, SLG: 0.424		3-3 K		1-0 P5			1-3 K		1-1 F8	4	0	0	0	0	2	1									
Chad Ogea, R			2-1 G4-3		2-1 HR		3-2 F9			1	0	0	0	0	0	0									
Yorkis Perez, L										0	0	0	0	0	0	0									
15 David Doster, R										1	1	1	1	0	0	0									
Mike Grace, R										0	0	0	0	0	0	0									
Kevin Sevak, R										1	0	0	0	0	0	0									
Robert Person, R										0	0	0	0	0	0	0									
Wayne Gomes, R										0	0	0	0	0	0	0									
<b>Inning Stats</b>	R: 0 E: 0 K: 1 S: 13	H: 0 LOB: 1 BB: 1 P: 22	R: 1 E: 0 K: 1 S: 16	H: 1 LOB: 0 BB: 0 P: 24	R: 0 E: 0 K: 1 S: 10	H: 1 LOB: 2 BB: 1 P: 18	R: 0 E: 0 K: 0 S: 5	H: 1 LOB: 1 BB: 0 P: 10	R: 2 E: 0 K: 0 S: 12	H: 2 LOB: 0 BB: 0 P: 19	R: 0 E: 0 K: 1 S: 9	H: 0 LOB: 0 BB: 0 P: 14	R: 0 E: 0 K: 1 S: 10	H: 0 LOB: 0 BB: 0 P: 15	R: 0 E: 0 K: 1 S: 8	H: 0 LOB: 1 BB: 1 P: 16	R: 0 E: 0 K: 2 S: 8	H: 0 LOB: 0 BB: 0 P: 12	1B: 1 2B: 1 3B: 0 HR: 3	SF: 0 SAC: 0 DP: 0 HBP: 0	WP: 0 PB: 0 SB: 0 CS: 0	PA: 35			
<b>PITCHER</b>	IP	WLS	BF	H	R	ER	SO	BB	IBB	HBP	BLK	WP	HR	S	P	ERA	WHIP								
Masato Yoshii, R	6.0	W	25	5	3	3	4	2	0	0	0	0	2	65	107	4.50	1.167								
Turk Wendell, R	1.0	H	3	0	0	0	1	0	0	0	0	0	0	10	15	0.00	0.000								
Armando Benitez, R	1.0	H	4	0	0	0	1	1	0	0	0	0	0	8	16	0.00	1.000								
John Franco, L	1.0		3	0	0	0	2	0	0	0	0	0	0	8	12	0.00	0.000								

New York Mets @ Philadelphia Phillies  
Veterans Stadium, Philadelphia, PA

AB 32  
R 3  
H 5  
RBI 3  
BB 3  
SO 8  
LOB 6



Fri May 14 1999, 7:05 PM EDT  
Att: 21,074 - Cloudy - 62 F

Batter	1	2	3	4	5	6	7	8	9	AB	R	H	RBI	BB	SO	LOB	TOP							
Roger Cedeno, S OBP: 0.436, SLG: 0.407	G6-3		F7	1B		1B		K	WP BB	4	2	1	1	2	1	0	<b>New York Mets @ Philadelphia Phillies</b> Veterans Stadium, Philadelphia, PA Sat May 15 1999, 7:05 PM EDT Att: 27,039 - Unknown - 67 F							
Eduardo Alfonso, R OBP: 0.416, SLG: 0.528	P4			1B		1B		BB	G5-3	4	0	2	3	2	0	2								
John Olerud, L OBP: 0.497, SLG: 0.621	3B BB									3	0	2	1	2	1	1								
31 Mike Piazza, R Armando Benitez, R John Franco, L	FC6-4 BB									3	1	0	0	2	1	6								
Robin Ventura, L OBP: 0.340, SLG: 0.508	FC6-4									0	0	0	0	0	0	0								
Brian McRae, S OBP: 0.354, SLG: 0.333										0	0	0	0	0	0	0								
Benny Agbayani, R Dennis Cook, L Todd Pratt, R	CS BB									5	1	2	1	0	2	3								
Rey Ordenez, R OBP: 0.313, SLG: 0.352	P3									3	2	1	1	2	1	1								
Al Leiter, L Matt Franco, L Pat Mahomes, R Turk Wendell, L Jermaine Allensworth, R	1-2									4	1	1	0	0	1	2								
Inning Stats	R: 0 E: 0 K: 0 S: 9	H: 1 LOB: 2 BB: 1 P: 20	R: 0 E: 0 K: 0 S: 7	H: 0 LOB: 0 BB: 1 P: 13	R: 0 E: 0 K: 2 S: 10	H: 0 LOB: 1 BB: 1 P: 19	R: 5 E: 0 K: 2 S: 25	H: 5 LOB: 2 BB: 2 P: 44	R: 1 E: 1 K: 1 S: 12	H: 2 LOB: 2 BB: 0 P: 17	R: 0 E: 0 K: 2 S: 10	H: 1 LOB: 1 BB: 2 P: 15	R: 0 E: 0 K: 1 S: 13	H: 0 LOB: 2 BB: 2 P: 24	R: 2 E: 0 K: 0 S: 19	H: 2 LOB: 2 BB: 2 P: 35		1B: 8 2B: 2 3B: 1 HR: 2	SF: 1 SAC: 1 DP: 0 HBP: 0	WP: 2 PB: 0 SB: 1 CS: 1	PA: 47			
PITCHER	IP	WLS	BF	H	R	ER	SO	BB	IBB	HBP	BLK	WP	HR	S	P	ERA		WHIP						
Carlton Loewer, R ERA: 5.03	(1, 1)	5.0	L	27	8	6	6	5	5	0	0	0	0	1	63	113		10.80	2.600					
Ken Ryan, R ERA: 6.32	(6, 1)	1.0	L	4	1	1	1	0	2	0	0	0	0	0	6	19		9.00	3.000					
Yorkis Perez, L ERA: 4.4	(7, 1)	1.2	H	1	0	0	3	2	0	0	0	1	0	21	36	0.00		1.800						
Robert Person, R ERA: 11.57	(8, 1)	1.0	H	2	2	2	0	1	0	0	0	0	1	17	27	18.00		3.000						
Jim Poole, L ERA: 4.15	(9, 1)	0.1	H	0	0	0	0	1	0	0	0	1	0	4	11	0.00	3.000							
Doug Glanville, R OBP: 0.401, SLG: 0.463	2B		23 1B														5	2	3	0	0	1	0	<b>New York Mets @ Philadelphia Phillies</b> Veterans Stadium, Philadelphia, PA Sat May 15 1999, 7:05 PM EDT Att: 27,039 - Unknown - 67 F
23 Kevin Jordan, R OBP: 0.426, SLG: 0.512	HR																4	1	3	0	1	0	2	
Scott Rolen, R OBP: 0.375, SLG: 0.577	HR																3	1	1	2	1	1	2	
Rico Brogna, L OBP: 0.288, SLG: 0.443	K		G4-3														5	0	0	0	0	3	7	
Ron Gant, R OBP: 0.331, SLG: 0.386	HR																5	2	3	3	0	1	0	
Mike Lieberthal, R OBP: 0.420, SLG: 0.570	G6-3																4	1	0	0	1	2	2	
Bobby Abreu, L OBP: 0.426, SLG: 0.584																	5	0	2	0	0	2	2	
Alex Arias, R Robert Person, R Jim Poole, L	K																4	0	0	0	0	2	2	
Kevin Sefcik, R OBP: 0.391, SLG: 0.500																	0	0	0	0	0	0	0	
Carlton Loewer, R Ken Ryan, R																	2	0	0	0	0	0	1	
Marlon Anderson, L Yorkis Perez, L Desi Relaford, S																	0	0	0	0	1	0	0	
Inning Stats	R: 4 E: 0 K: 2 S: 21	H: 4 LOB: 1 BB: 1 P: 38	R: 1 E: 0 K: 0 S: 12	H: 2 LOB: 0 BB: 0 P: 20	R: 1 E: 1 K: 1 S: 11	H: 1 LOB: 0 BB: 0 P: 15	R: 0 E: 0 K: 0 S: 10	H: 1 LOB: 1 BB: 0 P: 19	R: 0 E: 0 K: 1 S: 11	H: 1 LOB: 3 BB: 2 P: 24	R: 0 E: 0 K: 2 S: 13	H: 1 LOB: 1 BB: 0 P: 21	R: 0 E: 0 K: 3 S: 12	H: 1 LOB: 1 BB: 0 P: 18	R: 1 E: 0 K: 2 S: 18	H: 2 LOB: 2 BB: 1 P: 30	1B: 8 2B: 3 3B: 1 HR: 1	SF: 1 SAC: 0 DP: 0 HBP: 0	WP: 0 PB: 0 SB: 1 CS: 0	PA: 45				
PITCHER	IP	WLS	BF	H	R	ER	SO	BB	IBB	HBP	BLK	WP	HR	S	P	ERA	WHIP							
Al Leiter, L ERA: 6.12	(1, 1)	3.0	W	18	7	6	5	3	1	0	0	0	0	27	48	0.00	1.286							
Pat Mahomes, R ERA: 1.57	(4, 1)	2.1	W	10	2	0	0	2	1	0	0	0	0	11	21	0.00	2.000							
Turk Wendell, R ERA: 1.8	(6, 1)	1.0	H	5	1	0	0	1	1	0	0	0	0	8	12	0.00	0.000							
Dennis Cook, L Armando Benitez, R	(7, 1)	0.2	H	2	0	0	0	2	0	0	0	0	0	12	18	0.00	1.000							
John Franco, L ERA: 2.45	(9, 1)	1.0	S	6	2	1	2	1	0	0	0	0	1	1	2	9.00	3.000							
Inning Stats	R: 0 E: 0 K: 1 S: 11	H: 1 LOB: 1 BB: 2 P: 24	R: 0 E: 0 K: 2 S: 13	H: 1 LOB: 1 BB: 0 P: 21	R: 0 E: 0 K: 3 S: 12	H: 1 LOB: 1 BB: 0 P: 18	R: 1 E: 0 K: 2 S: 18	H: 2 LOB: 2 BB: 1 P: 30	1B: 8 2B: 3 3B: 1 HR: 1	SF: 1 SAC: 0 DP: 0 HBP: 0	WP: 0 PB: 0 SB: 1 CS: 0	PA: 45												

Batter	1	2	3	4	5	6	7	8	9	AB	R	H	RBI	BB	SO	LOB	TOP					
Roger Cedeno, S (1, 9) OBP: 0.443, SLG: 0.411	F8		CS 1B		G3		1B		BB	4	0	2	1	1	0	0	<b>New York Mets @ Philadelphia Phillies</b> Veterans Stadium, Philadelphia, PA Sun May 16 1999, 1:35 PM EDT Att: 28,422 - Sunny - 68 F					
Edgardo Alfonso, R (1, 4) OBP: 0.409, SLG: 0.517	2B 1B		L8			P5	K		P4	5	1	1	0	0	1	6						
John Olerud, L (1, 3) OBP: 0.491, SLG: 0.617	1-H 2B		F7			F7	G3-1			4	0	1	1	0	0	3						
31 Mike Piazza, R (1, 2) OBP: 0.350, SLG: 0.443	K				F8	1B			G6-3	4	0	1	0	0	1	1						
Robin Ventura, L (1, 5) OBP: 0.338, SLG: 0.496	BB				K	G1-3			K2-3	3	0	0	0	1	2	1						
Brian McRae, S (1, 8) OBP: 0.358, SLG: 0.357	K								G4-3	4	1	2	0	0	1	2						
Matt Franco, L (1, 7) OBP: 0.263, SLG: 0.314			L8		G4-3		F7		L5	4	0	0	0	0	0	2						
Luis Lopez, S (1, 6) OBP: 0.439, SLG: 0.471			CS 1B			F8	1B BB		DI BB	2	0	1	0	2	0	0						
Orel Hershiser, R (1, 1) Benny Agbavani, R (7, PH) Turk Wendell, L (7, 1) Allen Watson, L (7, 1) Todd Pratt, R (9, PH)	K		K		B5-3		1B BB		K	2	0	0	0	0	1	1						
<b>Inning Stats</b>	R: 1 E: 0 K: 2 S: 14	H: 2 LOB: 2 BB: 1 P: 25	R: 0 E: 0 K: 1 S: 8	H: 1 LOB: 0 BB: 0 P: 9	R: 0 E: 0 K: 0 S: 10	H: 1 LOB: 0 BB: 0 P: 14	R: 0 E: 0 K: 1 S: 7	H: 1 LOB: 1 BB: 0 P: 13	R: 0 E: 0 K: 0 S: 9	H: 0 LOB: 0 BB: 0 P: 13	R: 0 E: 0 K: 0 S: 8	H: 1 LOB: 1 BB: 0 P: 13	R: 1 E: 0 K: 1 S: 15	H: 2 LOB: 2 BB: 2 P: 28	R: 0 E: 0 K: 1 S: 8	H: 0 LOB: 0 BB: 0 P: 15		R: 0 E: 0 K: 1 S: 13	H: 0 LOB: 2 BB: 2 P: 25	1B: 5 2B: 3 3B: 0 HR: 0	SF: 0 SAC: 0 DP: 0 HBP: 0	WP: 0 PB: 0 SB: 0 CS: 2
<b>PITCHER</b>	IP WLS BF H R ER SO BB IBB HBP BLK WP HR S P ERA WHIP	IP WLS BF H R ER SO BB IBB HBP BLK WP HR S P ERA WHIP															IP WLS BF H R ER SO BB IBB HBP BLK WP HR S P ERA WHIP					
Paul Byrd, R ERA: 3.5	6.1 W 28	8 2 2 4	3 0 0 0	0 0 0 0	0 0 0 0	0 0 0 0	0 0 0 0	0 0 0 0	0 0 0 0	0 0 0 0	0 0 0 0	0 0 0 0	0 0 0 0	0 0 0 0	0 0 0 0	0 0 0 0	2.84 1.737					
Wayne Gomes, R ERA: 5.09	1.2 H 5	0 0 0 2	0 0 0 0	0 0 0 0	0 0 0 0	0 0 0 0	0 0 0 0	0 0 0 0	0 0 0 0	0 0 0 0	0 0 0 0	0 0 0 0	0 0 0 0	0 0 0 0	0 0 0 0	0 0 0 0	0.00 0.000					
Jeff Brantley, R ERA: 2.45	1.0 S 5	0 0 0 1	2 0 0 0	0 0 0 0	0 0 0 0	0 0 0 0	0 0 0 0	0 0 0 0	0 0 0 0	0 0 0 0	0 0 0 0	0 0 0 0	0 0 0 0	0 0 0 0	0 0 0 0	0 0 0 0	0.00 2.000					

Batter	1	2	3	4	5	6	7	8	9	AB	R	H	RBI	BB	SO	LOB	BOTTOM			
Doug Glanville, R (1, 8) OBP: 0.407, SLG: 0.460	FC4-6 1B		G6-3		P5		1B BB		BB	3	1	1	0	2	0	1	<b>New York Mets @ Philadelphia Phillies</b> Veterans Stadium, Philadelphia, PA Sun May 16 1999, 1:35 PM EDT Att: 28,422 - Sunny - 68 F			
Marlon Anderson, L (1, 4) OBP: 0.285, SLG: 0.336 15 David Doster, R (8, 4) OBP: 0.412, SLG: 0.714	FC4-6 FC1-5 1-2f		G6-3			BB 1B	1B 1B		K	4	1	2	0	0	0	1				
Scott Rolen, R (1, 5) OBP: 0.378, SLG: 0.574	K					1B	F7		BB 1B	4	0	2	1	0	1	2				
Bobby Abreu, L (1, 9) OBP: 0.437, SLG: 0.578	BB					K	1B 3B		BB BB	1	1	0	0	3	1	1				
Mike Lieberthal, R (1, 2) OBP: 0.415, SLG: 0.559	FC1-5					L8	1B 3B		K	4	1	1	1	0	1	6				
Rob Ducey, L (1, 7) OBP: 0.326, SLG: 0.538 Kevin Seick, R (7, PH) (8, 7) OBP: 0.383, SLG: 0.488			23 G6-4-3 1B		F9		23 G4-3 3B		G4-3	3	1	2	2	0	0	1				
23 Kevin Jordan, R (1, 3) OBP: 0.412, SLG: 0.489 Jeff Brantley, R (9, 1)			G6-4-3		F7		G4-3		BB 1B	4	0	1	1	0	0	1				
Desi Relaford, S (1, 6) OBP: 0.358, SLG: 0.402 Wayne Gomes, R (7, 1)					G3		F9		K	3	0	0	0	0	1	0				
Rico Brogna, L (8, PH) (9, 3) OBP: 0.287, SLG: 0.440	K								K	1	0	0	0	0	1	1				
Paul Byrd, R (1, 1) OBP: 0.211, SLG: 0.167 Alex Arias, R (7, 6) OBP: 0.404, SLG: 0.545			K						P4 WP BB	2	0	1	0	0	1	0				
<b>Inning Stats</b>	R: 0 E: 0 K: 1 S: 15	H: 1 LOB: 2 BB: 1 P: 22	R: 0 E: 0 K: 1 S: 7	H: 1 LOB: 0 BB: 0 P: 14	R: 0 E: 0 K: 1 S: 8	H: 0 LOB: 0 BB: 0 P: 8	R: 0 E: 0 K: 1 S: 7	H: 1 LOB: 1 BB: 0 P: 10	R: 0 E: 0 K: 0 S: 10	H: 1 LOB: 1 BB: 0 P: 14	R: 4 E: 0 K: 0 S: 11	H: 3 LOB: 0 BB: 1 P: 23	R: 1 E: 0 K: 1 S: 19	H: 2 LOB: 3 BB: 2 P: 37	R: 0 E: 0 K: 2 S: 11	H: 1 LOB: 2 BB: 2 P: 21	1B: 9 2B: 0 3B: 1 HR: 0	SF: 0 SAC: 0 DP: 1 HBP: 0	WP: 1 PB: 0 SB: 1 CS: 0	PA: 38
<b>PITCHER</b>	IP WLS BF H R ER SO BB IBB HBP BLK WP HR S P ERA WHIP	IP WLS BF H R ER SO BB IBB HBP BLK WP HR S P ERA WHIP															IP WLS BF H R ER SO BB IBB HBP BLK WP HR S P ERA WHIP			
Orel Hershiser, R ERA: 6.62	6.0 L	7 4 4 4	2 0 0 0	0 0 0 0	0 0 0 0	0 0 0 0	0 0 0 0	0 0 0 0	0 0 0 0	0 0 0 0	0 0 0 0	0 0 0 0	0 0 0 0	0 0 0 0	0 0 0 0	0 0 0 0	6.00 1.500			
Turk Wendell, R ERA: 1.93	0.1 4	2 1 1 0	1 0 0 0	0 0 0 0	0 0 0 0	0 0 0 0	0 0 0 0	0 0 0 0	0 0 0 0	0 0 0 0	0 0 0 0	0 0 0 0	0 0 0 0	0 0 0 0	0 0 0 0	0 0 0 0	27.00 9.000			
Allen Watson, L ERA: 3.68	1.2 8	1 0 0 3	3 0 0 0	0 0 0 0	1 0 0 0	0 0 0 0	1 0 0 0	0 0 0 0	0 0 0 0	0 0 0 0	0 0 0 0	0 0 0 0	0 0 0 0	0 0 0 0	0 0 0 0	0 0 0 0	0.00 2.400			

Batter	1	2	3	4	5	6	7	8	9	AB	R	H	RBI	BB	SO	LOB	TOP							
Doug Glanville, R OBP: 0.401, SLG: 0.451	1-1 G6-3		1-1 1B		0-2 F8		3-3 K		3-3 K2-3	5	0	1	0	0	2	1	<b>Philadelphia Phillies @ Montreal Expos</b> Olympic Stadium, Montreal, QB Mon May 17 1999, 7:05 PM EDT Att. 5,104 - Dome - 72 F							
Marlon Anderson, L OBP: 0.280, SLG: 0.325 15 David Doster, R OBP: 0.444, SLG: 0.714	2-1 G1-3		2-1 F8		0-1 G3		2-2 F7		4-2 BB	4	0	0	0	0	0	1								
Scott Rolen, R OBP: 0.373, SLG: 0.559	2-0 P2		1-1 F9		4-1 BB			2-0 G6-3	2-3 K	4	0	0	0	1	1	3								
Rico Brogna, L OBP: 0.286, SLG: 0.435		3-2 HR		0-0 F8	2-3 K			0-3 K		4	1	1	0	0	2	1								
Ron Gant, R OBP: 0.343, SLG: 0.414		1-2 HR		4-0 HR		3-2 G5-3		4-2 1B		2	2	1	2	2	0	0								
Bobby Abreu, L OBP: 0.439, SLG: 0.604		2-2 G6-3		3-1 HR		2-1 F7		1-1 1B		4	1	2	2	0	0	0								
Mike Lieberthal, R OBP: 0.410, SLG: 0.549		0-3 K		1-0 P4		1-2 1B		3-3 K		4	0	1	0	0	2	2								
Desi Relaford, S OBP: 0.363, SLG: 0.416		0-1 G6-3		2-1 2B		3-1 L9			2-1 SH1-4	4	0	2	0	0	0	1								
Curt Schilling, R OBP: 0.200, SLG: 0.261			3-2 G4-3	0-2 G4-3		1-1 G5-3		1-2 SH1-4		3	0	0	0	0	0	1								
<b>Inning Stats</b>	R: 0 E: 0 K: 0 S: 5	H: 0 LOB: 0 BB: 0 P: 10	R: 2 E: 0 K: 1 S: 15	H: 2 LOB: 0 BB: 0 P: 21	R: 0 E: 0 K: 0 S: 12	H: 1 LOB: 1 BB: 0 P: 19	R: 2 E: 0 K: 0 S: 9	H: 2 LOB: 1 BB: 1 P: 19	R: 0 E: 0 K: 0 S: 10	H: 1 LOB: 1 BB: 0 P: 19	R: 0 E: 0 K: 1 S: 11	H: 0 LOB: 0 BB: 0 P: 17	R: 0 E: 0 K: 2 S: 12	H: 1 LOB: 2 BB: 1 P: 22	R: 0 E: 0 K: 2 S: 13	H: 1 LOB: 2 BB: 1 P: 24	1B: 5 2B: 1 HR: 2	SF: 0 SAC: 1 DP: 0 HBP: 0	WP: 0 PB: 0 SB: 3 CS: 0	PA: 39				
<b>PITCHER</b>	IP WLS BF H R ER SO BB IBB HBP BLK WP HR S P ERA WHIP	IP WLS BF H R ER SO BB IBB HBP BLK WP HR S P ERA WHIP	IP WLS BF H R ER SO BB IBB HBP BLK WP HR S P ERA WHIP	IP WLS BF H R ER SO BB IBB HBP BLK WP HR S P ERA WHIP	IP WLS BF H R ER SO BB IBB HBP BLK WP HR S P ERA WHIP	IP WLS BF H R ER SO BB IBB HBP BLK WP HR S P ERA WHIP	IP WLS BF H R ER SO BB IBB HBP BLK WP HR S P ERA WHIP	IP WLS BF H R ER SO BB IBB HBP BLK WP HR S P ERA WHIP	IP WLS BF H R ER SO BB IBB HBP BLK WP HR S P ERA WHIP	IP WLS BF H R ER SO BB IBB HBP BLK WP HR S P ERA WHIP	IP WLS BF H R ER SO BB IBB HBP BLK WP HR S P ERA WHIP	IP WLS BF H R ER SO BB IBB HBP BLK WP HR S P ERA WHIP	IP WLS BF H R ER SO BB IBB HBP BLK WP HR S P ERA WHIP	IP WLS BF H R ER SO BB IBB HBP BLK WP HR S P ERA WHIP	IP WLS BF H R ER SO BB IBB HBP BLK WP HR S P ERA WHIP	IP WLS BF H R ER SO BB IBB HBP BLK WP HR S P ERA WHIP	IP WLS BF H R ER SO BB IBB HBP BLK WP HR S P ERA WHIP							
Mike Thurman, R ERA: 7.88	(1, 1)	5.0	L	22	5	4	4	2	2	0	0	0	0	0	0	0	0	0	0	2	51	85	7.20	1.400
J.D. Smart, R ERA: 3.29	(6, 1)	2.0	7	1	0	0	1	0	0	0	0	0	0	0	0	0	0	0	0	21	36	0.00	0.500	
Steve Kline, L ERA: 3.86	(8, 1)	0.2	4	1	0	0	1	1	0	0	0	0	0	0	0	0	0	0	9	16	0.00	3.000		
Bobby Ayala, R ERA: 2.25	(8, 1)	1.1	6	1	0	0	3	1	0	0	0	0	0	0	0	0	0	0	16	30	0.00	1.500		

AB	34
R	4
H	8
RBI	4
BB	4
SO	7
LOB	10



Batter	1	2	3	4	5	6	7	8	9	AB	R	H	RBI	BB	SO	LOB	BOTTOM						
Orlando Cabrera, R OBP: 0.303, SLG: 0.414	1-0 F8			0-3 K	0-0 P4		0-1 G6-3		0-3 K	5	0	0	1	0	2	4	<b>Philadelphia Phillies @ Montreal Expos</b> Olympic Stadium, Montreal, QB Mon May 17 1999, 7:05 PM EDT Att. 5,104 - Dome - 72 F						
Ryan McGuire, L	4-2 CS			0-0 L8		1-3 K	0-1 G6-3		0-0 F7	4	0	0	1	1	1	1							
Rondell White, R OBP: 0.363, SLG: 0.504	3-3 K			0-0 2B		2-3 K	0-1 G5-3			4	0	1	0	0	2	1							
Vladimir Guerrero, R OBP: 0.392, SLG: 0.551	0-0 CS	1-0 P6		4-2 BB		0-1 1B		0-0 2B		3	0	2	0	1	0	0							
Jose Vidro, S OBP: 0.330, SLG: 0.557		3-2 G3		0-0 F7		3-2 1B		0-0 L8		4	0	1	0	0	0	3							
Michael Barrett, R OBP: 0.333, SLG: 0.450		2-2 F7			0-1 G6-3	0-0 F9		0-0 L8		4	0	1	0	0	0	3							
Manny Martinez, R OBP: 0.257, SLG: 0.330			0-1 G3		0-3 K		0-0 E6	0-0 G5-3		4	1	0	0	0	1	2							
Mike Mordecai, R OBP: 0.333, SLG: 0.292			1-0 CS		0-0 G6-3		2-1 2B		0-0 G6-3	4	1	3	0	0	0	0							
Mike Thurman, R ERA: 7.88	(1, 1)	9.0	W	38	9	3	1	7	3	0	0	0	0	0	0	0	0	0	0	78	111	1.00	1.333
J.D. Smart, R ERA: 3.29	(6, 1)	2.0	7	1	0	0	1	0	0	0	0	0	0	0	0	0	0	0	21	36	0.00	0.500	
Steve Kline, L ERA: 3.86	(8, 1)	0.2	4	1	0	0	1	1	0	0	0	0	0	0	0	0	0	0	9	16	0.00	3.000	
Bobby Ayala, R ERA: 2.25	(8, 1)	1.1	6	1	0	0	3	1	0	0	0	0	0	0	0	0	0	0	16	30	0.00	1.500	

AB	35
R	3
H	9
RBI	3
BB	3
SO	7
LOB	17




Batter	1	2	3	4	5	6	7	8	9	AB	R	H	RBI	BB	SO	LOB	TOP			
Doug Glanville, R OBP: 0.395, SLG: 0.442										5	1	1	0	0	1	1	Philadelphia Phillies @ Montreal Expos Olympic Stadium, Montreal, QB Tue May 18 1999, 7:05 PM EDT Att. 4,660 - Dome - 72 F			
Marlon Anderson, L OBP: 0.266, SLG: 0.328										5	1	2	0	0	0	1				
Scott Rolen, R OBP: 0.368, SLG: 0.544										4	0	0	0	1	2	3				
Rico Brogna, L OBP: 0.289, SLG: 0.434										5	1	2	2	0	0	2				
Ron Gant, R OBP: 0.345, SLG: 0.403										3	0	0	0	2	1	1				
Bobby Abreu, L OBP: 0.445, SLG: 0.600										4	1	2	0	1	0	1				
Mike Lieberthal, R OBP: 0.406, SLG: 0.540										2	0	0	1	0	1	3				
Desi Relaford, S OBP: 0.368, SLG: 0.419										4	0	2	0	0	0	4				
Joel Bennett, R Mike Grace, R Kevin Seifak, R Robert Person, R Rob Ducey, L Yorkis Perez, L										2	0	0	0	0	0	3				
<b>Inning Stats</b>	R: 0 E: 0 K: 2 S: 9	H: 1 LOB: 1 BB: 0 P: 15	R: 0 E: 0 K: 1 S: 11	H: 1 LOB: 2 BB: 0 P: 18	R: 0 E: 0 K: 0 S: 10	H: 0 LOB: 1 BB: 1 P: 16	R: 1 E: 1 K: 0 S: 18	H: 1 LOB: 1 BB: 0 P: 27	R: 3 E: 0 K: 0 S: 14	H: 4 LOB: 2 BB: 1 P: 23	R: 0 E: 0 K: 1 S: 12	H: 1 LOB: 2 BB: 1 P: 23	R: 0 E: 0 K: 1 S: 14	H: 1 LOB: 1 BB: 0 P: 17	R: 0 E: 0 K: 1 S: 10	H: 0 LOB: 1 BB: 1 P: 18	1B: 9 2B: 0 3B: 0 HR: 0	SF: 1 SAC: 0 DP: 0 HBP: 1	WP: 1 PB: 3 SB: 1 CS: 0	PA: 42
<b>PITCHER</b>	IP WLS BF H R ER SO BB IBB HBP BLK WP HR S P ERA WHIP																			
Miguel Batista, R ERA: 3.96	6.2 W 32 8 4 3 3 2 0 1 0 1 0 76 120 4.05 1.500																			
Steve Kline, L ERA: 3.95	0.0 1 0 0 0 0 1 0 0 0 0 0 0 1 5 ∞ ∞																			
Bobby Ayala, R ERA: 2.13	1.1 H 5 1 0 0 2 0 0 0 0 0 0 0 17 22 0.00 0.750																			
Ugueth Urbina, R ERA: 4.74	1.0 S 4 0 0 0 1 1 0 0 0 0 0 0 10 18 0.00 1.000																			

Batter	1	2	3	4	5	6	7	8	9	AB	R	H	RBI	BB	SO	LOB	BOTTOM			
James Mouton, R OBP: 0.548, SLG: 0.633										4	1	1	2	1	1	1	Philadelphia Phillies @ Montreal Expos Olympic Stadium, Montreal, QB Tue May 18 1999, 7:05 PM EDT Att. 4,660 - Dome - 72 F			
Ryan McGuire, L										3	1	0	0	2	1	1				
Rondell White, R OBP: 0.380, SLG: 0.558										3	2	3	3	1	0	0				
Vladimir Guerrero, R OBP: 0.389, SLG: 0.539										3	0	0	0	1	0	3				
Jose Vidro, S OBP: 0.327, SLG: 0.540										3	0	0	0	1	1	0				
Michael Barrett, R OBP: 0.338, SLG: 0.455										3	1	1	0	1	0	3				
Chris Widger, R OBP: 0.317, SLG: 0.495										0	0	0	0	0	0	0				
Mike Mordecai, R OBP: 0.355, SLG: 0.429										4	1	2	1	0	2	1				
Orlando Cabrera, R OBP: 0.309, SLG: 0.424										4	1	2	1	0	1	1				
Miguel Batista, R OBP: 0.278, SLG: 0.188										2	0	0	0	0	2	0				
Steve Kline, S										0	0	0	0	0	0	0				
Bobby Ayala, R										0	0	0	0	0	0	0				
Manny Martinez, R OBP: 0.255, SLG: 0.327										1	0	0	0	0	0	1				
<b>Inning Stats</b>	R: 0 E: 0 K: 0 S: 7	H: 1 LOB: 3 BB: 2 P: 19	R: 0 E: 0 K: 2 S: 8	H: 0 LOB: 0 BB: 0 P: 9	R: 2 E: 0 K: 1 S: 12	H: 1 LOB: 0 BB: 1 P: 24	R: 5 E: 0 K: 1 S: 12	H: 5 LOB: 0 BB: 0 P: 23	R: 0 E: 0 K: 1 S: 7	H: 1 LOB: 1 BB: 0 P: 11	R: 0 E: 0 K: 1 S: 13	H: 0 LOB: 2 BB: 3 P: 26	R: 0 E: 0 K: 1 S: 8	H: 0 LOB: 1 BB: 1 P: 17	R: 0 E: 0 K: 1 S: 11	H: 1 LOB: 1 BB: 0 P: 18	1B: 2 2B: 4 3B: 1 HR: 3	SF: 0 SAC: 1 DP: 2 HBP: 0	WP: 0 PB: 0 SB: 1 CS: 0	PA: 38
<b>PITCHER</b>	IP WLS BF H R ER SO BB IBB HBP BLK WP HR S P ERA WHIP																			
Joel Bennett, R ERA: 9.35	3.2 L 21 7 7 0 1 0 0 0 0 0 0 0 9 15 0.00 0.750																			
Mike Grace, R ERA: 2.7	1.1 5 1 0 0 1 0 0 0 0 0 0 0 9 15 0.00 0.750																			
Robert Person, R ERA: 10.13	2.0 8 0 0 0 2 4 0 0 0 0 0 0 21 43 0.00 2.000																			
Yorkis Perez, L ERA: 4.11	1.0 4 1 0 0 1 0 0 0 0 0 0 0 11 18 0.00 1.000																			

Batter	1	2	3	4	5	6	7	8	9	AB	R	H	RBI	BB	SO	LOB	TOP								
<b>Kevin Sevcik, R</b> OBP: 0.358, SLG: 0.490 (1, 8) (7, 7)	1-2 G4-3 3B	0-1 FC5-4		1-1 F8		1-2 G6-3		1-1 F7		5	1	1	0	0	0	3									
<b>Marlon Anderson, L</b> OBP: 0.295, SLG: 0.317 <b>15 David Doster, R</b> OBP: 0.474, SLG: 0.733 (1, 4) (8, 4)	2-0 G4-3		0-1 F7	0-0 F7		1-3 K			0-2 G5-4-3 1B	4	0	0	1	0	1	0									
<b>Scott Rolen, R</b> OBP: 0.369, SLG: 0.533 (1, 5)	0-1 G5-3		4-1 1B 2B BB		4-0 2B HR BB	1-1 G6-3			2-1 G5-4-3 1-2	3	2	0	0	2	0	1									
<b>Rico Brogna, L</b> OBP: 0.292, SLG: 0.429 (1, 3)	1-3 K		1-1 2B 1B		1-1 F8			4-0 FC5-4 BB	2-3 K	4	1	1	0	1	2	1									
<b>Ron Gant, R</b> OBP: 0.349, SLG: 0.423 <b>Wayne Gomes, R</b> (7, 1) <b>Jeff Brantley, R</b> (9, 1)		3-0 P6	0-1 HR 2B		0-0 HR 2B		2-2 FC5-4 S			4	2	2	2	0	0	1									
<b>Bobby Abreu, L</b> OBP: 0.447, SLG: 0.589 (1, 9)	4-0 1B BB	2-3 K	2-3 K		4-0 HR BB		2-3 K	1-2 K		2	1	0	0	2	2	2									
<b>Mike Lieberthal, R</b> OBP: 0.415, SLG: 0.594 (1, 2)	1-3 BB 1B	2-1 BB 1B	3-2 HR		2-2 HR		1-3 K			4	2	3	6	0	1	1									
<b>Desi Relaford, S</b> OBP: 0.364, SLG: 0.407 (1, 6)	4-2 FC5-4 BB	1-2 BB	1-0 G6-3		1-1 G4-3			1-1 G6-3		3	0	0	0	1	0	0									
<b>Chad Ogea, R</b> OBP: 0.150, SLG: 0.105 <b>Mike Grace, R</b> (6, 1) <b>Jim Poole, L</b> (7, 1) <b>Doug Glanville, R</b> OBP: 0.393, SLG: 0.439 (7, 8)	1-2 F8			1-2 G1-3		3-3 K		0-0 G6-3		3	0	0	0	0	1	3									
<b>Inning Stats</b>	R: 1 E: 0 K: 1 S: 12	H: 1 LOB: 0 BB: 0 P: 16	R: 0 E: 0 K: 0 S: 13	H: 1 LOB: 3 BB: 2 P: 27	R: 4 E: 0 K: 1 S: 17	H: 3 LOB: 0 BB: 1 P: 28	R: 0 E: 0 K: 0 S: 7	H: 0 LOB: 0 BB: 0 P: 9	R: 4 E: 0 K: 1 S: 14	H: 2 LOB: 0 BB: 2 P: 29	R: 0 E: 0 K: 1 S: 8	H: 0 LOB: 1 BB: 0 P: 11	R: 0 E: 0 K: 2 S: 10	H: 0 LOB: 1 BB: 1 P: 19	R: 0 E: 0 K: 0 S: 5	H: 0 LOB: 0 BB: 0 P: 7	R: 0 E: 0 K: 1 S: 8	H: 1 LOB: 0 BB: 0 P: 12	1B: 3 2B: 2 3B: 1 HR: 2	SF: 0 SAC: 0 DP: 1 HBP: 0	WP: 0 PB: 0 SB: 1 CS: 1	PA: 40			
<b>PITCHER</b>	IP	WLS	BF	H	R	ER	SO	BB	IBB	HBP	BLK	WP	HR	S	P	ERA	WHIP								
<b>Dustin Hermanson, R</b> ERA: 5.3 <b>Anthony Telford, R</b> ERA: 3.52 <b>Steve Kline, L</b> ERA: 3.29	(1, 1) (5, 1) (8, 1)	4.1 2.2 2.0	25 9 6	7 0 1	9 0 0	9 0 0	2 4 1	5 1 0	0 0 0	0 0 0	0 0 0	0 0 0	2 0 0	55 26 13	97 42 19	18.69 0.00 0.00	2.769 0.375 0.500								

Philadelphia Phillies @ Montreal Expos  
Olympic Stadium, Montreal, QB  
Wed May 19 1999, 7:05 PM EDT  
Att. 5,182 - Dome - 72 F


AB 34  
R 9  
H 8  
RBI 9  
BB 6  
SO 7  
LOB 12



Batter	1	2	3	4	5	6	7	8	9	AB	R	H	RBI	BB	SO	LOB	BOTTOM									
<b>James Mouton, R</b> OBP: 0.532, SLG: 0.588 (1, 7)	3-2 P3	0-1 F8			2-2 G3-6-3 1B		1-1 G6-4-3		4-1 1B SF8 BB	4	1	1	1	1	0	2										
<b>Ryan McGuire, L</b> OBP: 0.400, SLG: 0.250 (1, 3)	2-1 1B 2B	1-2 G4-3			0-0 G3-6-3		2-1 1B		0-1 1B	5	1	3	2	0	0	2										
<b>Rondell White, R</b> OBP: 0.374, SLG: 0.549 (1, 8)	2-0 1B 2B		3-1 L6		0-3 K		3-1 F8		1-0 SF8	4	1	1	1	0	1	1										
<b>Vladimir Guerrero, R</b> OBP: 0.398, SLG: 0.579 (1, 9)	2-1 1-3-5 2B		2-0 HR		0-0 2B 2B			1-0 P2		4	2	3	3	0	0	0										
<b>Jose Vidro, S</b> OBP: 0.324, SLG: 0.538 (1, 4)	1-0 L3-5		1-1 P6		2-0 F8 2B			1-0 G4-3		4	0	1	1	0	0	1										
<b>Chris Widger, R</b> OBP: 0.315, SLG: 0.485 (1, 2)		1-2 HR 1B	1-2 G4-3			2-2 F8		2-1 L5		4	1	1	0	0	0	1										
<b>Mike Mordecai, R</b> OBP: 0.343, SLG: 0.500 (1, 5)		1-0 HR		1-2 F8		1-3 K		0-1 E5 1B BB		4	2	1	2	0	1	1										
<b>Orlando Cabrera, R</b> OBP: 0.314, SLG: 0.426 (1, 6)		0-1 SH3-4 1B		1-2 F7		3-2 G5-3		2-2 BB BB 1B 1B		4	1	2	0	0	0	1										
<b>Dustin Hermanson, R</b> ERA: 5.3 <b>Anthony Telford, R</b> ERA: 3.52 <b>Manny Martinez, R</b> ERA: 3.29 <b>Steve Kline, L</b> ERA: 3.29 <b>Willton Guerrero, S</b> ERA: 3.29	(1, 1) (5, 1) (7, PH) (7, PH) (8, 1) (8, PH)	5.0 1.0 0.2 1.1 0.1	23 3 3 4 6	10 0 1 0 2	6 0 0 0 4	6 0 0 0 3	1 1 0 0 0	1 0 1 0 2	1 0 0 0 0	0 0 0 0 0	0 0 0 0 0	0 0 0 0 0	0 0 0 0 0	0 0 0 0 0	0 0 0 0 0	0 0 0 0 0										
<b>Inning Stats</b>	R: 2 E: 0 K: 0 S: 9	H: 3 LOB: 0 BB: 0 P: 19	R: 2 E: 0 K: 0 S: 13	H: 3 LOB: 1 BB: 0 P: 18	R: 1 E: 0 K: 0 S: 8	H: 1 LOB: 0 BB: 0 P: 15	R: 0 E: 0 K: 0 S: 7	H: 0 LOB: 0 BB: 0 P: 9	R: 0 E: 0 K: 1 S: 7	H: 1 LOB: 0 BB: 0 P: 9	R: 1 E: 0 K: 1 S: 11	H: 2 LOB: 1 BB: 0 P: 19	R: 0 E: 0 K: 0 S: 8	H: 1 LOB: 1 BB: 1 P: 18	R: 0 E: 0 K: 0 S: 4	H: 0 LOB: 0 BB: 0 P: 8	R: 4 E: 1 K: 0 S: 10	H: 2 LOB: 1 BB: 2 P: 21	1B: 8 2B: 4 3B: 0 HR: 2	SF: 1 SAC: 0 DP: 3 HBP: 0	WP: 0 PB: 0 SB: 0 CS: 0	PA: 39				
<b>PITCHER</b>	IP	WLS	BF	H	R	ER	SO	BB	IBB	HBP	BLK	WP	HR	S	P	ERA	WHIP									
<b>Chad Ogea, R</b> ERA: 5.33 <b>Mike Grace, R</b> ERA: 2.55 <b>Jim Poole, L</b> ERA: 3.86 <b>Wayne Gomes, R</b> ERA: 4.74 <b>Jeff Brantley, R</b> ERA: 5.97	(1, 1) (6, 1) (7, 1) (7, 1) (9, 1)	5.0 1.0 0.2 1.1 0.1	23 3 3 4 6	10 0 1 0 2	6 0 0 0 4	6 0 0 0 3	1 1 0 0 0	1 0 1 0 2	0 0 0 0 0	0 0 0 0 0	0 0 0 0 0	0 0 0 0 0	0 0 0 0 0	2 9 6 6 10	46 15 13 13 21	74 15 13 13 21	10.80 0.00 0.00 0.00 81.00	2.000 0.000 3.000 0.000 12.000								

Philadelphia Phillies @ Montreal Expos  
Olympic Stadium, Montreal, QB  
Wed May 19 1999, 7:05 PM EDT  
Att. 5,182 - Dome - 72 F

AB 34  
R 10  
H 13  
RBI 10  
BB 3  
SO 2  
LOB 9







Batter	1	2	3	4	5	6	7	8	9	AB	R	H	RBI	BB	SO	LOB	TOP				
Doug Glanville, R (1, 8) OBP: 0.408, SLG: 0.446	0-1 1B	4-2 2B BB		4-2 S BB		3-2 G6-3		2-2 15 BB 1B	0-0 G6-4-3	4	1	2	0	2	0	1					
Marlon Anderson, L (1, 4) OBP: 0.248, SLG: 0.311 15 David Doster, R (7, 4) OBP: 0.500, SLG: 0.733	2-1 P5	2-0 1-H 2-H 2B		2-2 P4		0-0 G4-3		4-2 1-2 BB		4	0	1	2	0	0	2					
Scott Rolen, R (1, 5) OBP: 0.370, SLG: 0.522	1-3 K	3-2 G4-3		3-2 G4-3		3-3 K		1-3 K		5	0	0	0	0	3	5					
Rico Brogna, L (1, 3) OBP: 0.294, SLG: 0.418	2-2 F7		0-1 G4-3		2-1 G4-3		4-2 WP BB	3-3 K		4	0	0	0	1	1	3					
Ron Gant, R (1, 7) OBP: 0.348, SLG: 0.439		0-2 G6-3	1-3 K		3-2 2B SF9 1B		1-3 K		0-0 1B HR 1B	5	2	2	0	0	2	1					
Bobby Abreu, L (1, 9) OBP: 0.454, SLG: 0.633		2-1 L7	0-2 HR		1-0 2B		0-1 L7		2-2 1-3 HR 1B	5	2	3	1	0	0	1					
Mike Lieberthal, R (1, 2) OBP: 0.417, SLG: 0.619		1-1 3B	4-2 BB		0-0 SF9		4-0 1-2 IBB		3-1 1-H 3-H HR	2	2	2	4	2	0	0					
Desi Relaford, S (1, 6) OBP: 0.362, SLG: 0.414		3-2 1B	1-0 F9		4-0 IBB		0-0 P5		0-0 G6-4-3 1B	4	1	2	1	1	0	3					
Paul Byrd, R (1, 1) OBP: 0.217, SLG: 0.182 Yorkis Perez, L (8, 1) Wayne Gomes, R (8, 1) Kevin Sefcik, R (8, PH) Jeff Brantley, R (9, 1)		1-2 2B 1B		1-3 K		2-2 G3		0-0 F8	1-3 K	4	1	1	1	0	1	2					
<b>Inning Stats</b>	R: 0 E: 0 K: 1 S: 10	H: 1 LOB: 1 BB: 0 P: 15	R: 4 E: 0 K: 0 S: 23	H: 4 LOB: 1 BB: 1 P: 39	R: 1 E: 0 K: 1 S: 12	H: 1 LOB: 1 BB: 1 P: 18	R: 0 E: 0 K: 1 S: 17	H: 0 LOB: 1 BB: 1 P: 26	R: 1 E: 0 K: 0 S: 11	H: 2 LOB: 2 BB: 1 P: 23	R: 0 E: 0 K: 1 S: 7	H: 0 LOB: 0 BB: 0 P: 13	R: 0 E: 0 K: 1 S: 10	H: 0 LOB: 2 BB: 2 P: 19	R: 0 E: 0 K: 2 S: 13	H: 1 LOB: 2 BB: 1 P: 23	R: 3 E: 0 K: 1 S: 13	H: 4 LOB: 0 BB: 0 P: 19	1B: 7 2B: 2 3B: 2 HR: 2	SF: 1 SAC: 0 DP: 1 HBP: 0	WP: 1 PA: 46 PB: 0 SB: 1 CS: 0
<b>PITCHER</b>	IP WLS BF H R ER SO BB IBB HBP BLK WP HR S P ERA WHIP																				
Bobby Jones, R (1, 1) ERA: 5.81	2.2 L 15 6 5 5 2 1 0 0 0 0 1 41 63 16.88 2.625																				
Pat Mahomes, R (3, 1) ERA: 1.17	4.1 20 2 1 1 3 3 2 0 0 1 0 49 90 2.08 1.154																				
Rigo Beltran, L (8, 1) ERA: 3.0	1.0 5 1 0 0 2 1 0 0 0 0 0 13 23 0.00 2.000																				
Dennis Cook, L (9, 1) ERA: 4.41	1.0 6 4 3 3 1 0 0 0 0 0 1 13 19 27.00 4.000																				

Philadelphia Phillies @ New York Mets  
Shea Stadium, Flushing, NY  
Sat May 22 1999, 1:40 PM EDT  
Att: 34,575 - Sunny - 76 F

AB	38
R	9
H	13
RBI	9
BB	7
SO	8
LOB	19



Batter	1	2	3	4	5	6	7	8	9	AB	R	H	RBI	BB	SO	LOB	BOTTOM				
Rickey Henderson, R (1, 7) OBP: 0.424, SLG: 0.443	4-0 F9 WP BB		3-1 F8			0-1 G1-3		1-0 G5-3	2-1 L7	4	0	0	0	1	0	0					
Roger Cedeno, S (1, 8) OBP: 0.438, SLG: 0.393	2-3 K		3-2 1B			0-1 1B		2-2 31 G1-3 S 1B		4	2	3	0	0	1	1					
John Olerud, L (1, 3) OBP: 0.508, SLG: 0.650	2-0 F9		1-0 G3			0-1 1B		4-0 1-2 31 G1-3 BB 1B		3	1	1	0	1	0	2					
31 Mike Piazza, R (1, 2) OBP: 0.385, SLG: 0.565	1-1 F9					1-0 F8		1-0 P5		4	0	0	0	0	0	5					
Robin Ventura, L (1, 5) OBP: 0.326, SLG: 0.500		0-0 S 1B		0-2 G4-3		3-1 1-3 3-H 1B		4-0 1-2 2-3 1B		3	0	2	1	1	0	0					
Edgardo Alfonzo, R (1, 4) OBP: 0.392, SLG: 0.485 Luis Lopez, S (6, 4) OBP: 0.449, SLG: 0.500		3-2 F8		1-3 K		1-2 L3		1-2 1-2 2-H 3-H 1B		2	0	0	0	0	1	1					
Benny Agbayani, R (1, 9) OBP: 0.560, SLG: 0.914 Pat Mahomes, R (3, 1) ERA: 1.17 Matt Franco, S (7, PH) Rigo Beltran, L (8, 1) Todd Pratt, R (8, PH) Brian Mitchell, S (8, PH) OBP: 0.372, SLG: 0.456 Dennis Cook, L (9, 1) OBP: 0.365, SLG: 0.359		3-2 F8				1-0 L8		1-1 P6		1	0	0	0	0	0	1					
Rey Ordóñez, R (1, 6) OBP: 0.294, SLG: 0.309		3-3 K				0-0 G6-3		1-0 G5-3		4	0	0	0	0	1	1					
Bobby Jones, R (1, 1) OBP: 0.313, SLG: 0.500 Jermaine Allensworth, R (3, 9) OBP: 0.287, SLG: 0.464			0-0 F8			2-3 K		3-3 K		0	0	0	0	0	0	0					
<b>Inning Stats</b>	R: 0 E: 0 K: 1 S: 7	H: 0 LOB: 1 BB: 1 P: 16	R: 0 E: 0 K: 1 S: 12	H: 1 LOB: 1 BB: 0 P: 21	R: 0 E: 0 K: 0 S: 7	H: 1 LOB: 1 BB: 0 P: 14	R: 0 E: 0 K: 1 S: 8	H: 0 LOB: 0 BB: 0 P: 10	R: 0 E: 0 K: 1 S: 5	H: 0 LOB: 0 BB: 0 P: 8	R: 1 E: 0 K: 0 S: 12	H: 3 LOB: 2 BB: 0 P: 17	R: 0 E: 0 K: 1 S: 6	H: 0 LOB: 0 BB: 0 P: 11	R: 2 E: 0 K: 1 S: 14	H: 2 LOB: 2 BB: 2 P: 30	R: 0 E: 0 K: 0 S: 6	H: 0 LOB: 0 BB: 0 P: 9	1B: 7 2B: 0 3B: 0 HR: 0	SF: 0 SAC: 0 DP: 0 HBP: 0	WP: 1 PA: 37 PB: 0 SB: 2 CS: 0
<b>PITCHER</b>	IP WLS BF H R ER SO BB IBB HBP BLK WP HR S P ERA WHIP																				
Paul Byrd, R (1, 1) ERA: 3.5	7.2 W 31 6 3 3 3 2 0 0 0 0 1 64 112 3.52 1.043																				
Yorkis Perez, L (8, 1) ERA: 3.69	0.0 2 1 0 0 0 1 0 0 0 0 0 4 9 ∞ ∞																				
Wayne Gomes, R (8, 1) ERA: 4.43	0.1 H 1 0 0 0 1 0 0 0 0 0 0 3 6 0.00 0.000																				
Jeff Brantley, R (9, 1) ERA: 5.19	1.0 3 0 0 0 0 0 0 0 0 0 0 6 9 0.00 0.000																				

Philadelphia Phillies @ New York Mets  
Shea Stadium, Flushing, NY  
Sat May 22 1999, 1:40 PM EDT  
Att: 34,575 - Sunny - 76 F

AB	34
R	3
H	7
RBI	3
BB	3
SO	6
LOB	15



Batter	1	2	3	4	5	6	7	8	9	AB	R	H	RBI	BB	SO	LOB	TOP			
Doug Glanville, R (1, 8) OBP: 0.410, SLG: 0.447	F9		1B		L9		1B			4	1	2	2	0	0	0	Philadelphia Phillies @ New York Mets Shea Stadium, Flushing, NY Sun May 23 1999, 1:40 PM EDT Att: 34,950 - Overcast - 52 F			
23 Kevin Jordan, R (1, 4) OBP: 0.411, SLG: 0.490 15 David Doster, R (7, 4) OBP: 0.500, SLG: 0.733	G1-3		1B		K		G4-3			3	0	0	0	1	1	1				
Scott Rolen, R (1, 5) OBP: 0.373, SLG: 0.518	K		1B		K					3	0	1	1	1	2	0				
Rico Brogna, L (1, 3) OBP: 0.293, SLG: 0.414		1B	F7							4	0	1	0	0	0	3				
Ron Gant, R (1, 7) OBP: 0.346, SLG: 0.441	L9				2B		P4			4	1	1	0	0	1	1				
Bobby Abreu, L (1, 9) OBP: 0.448, SLG: 0.621		1B			G6-3		F8			4	0	1	0	0	0	2				
Mike Lieberthal, R (1, 2) OBP: 0.419, SLG: 0.630	CS		G6-3		2B		G4-3			4	1	2	1	0	0	0				
Alex Arias, R (1, 6) OBP: 0.385, SLG: 0.510			SH1-4		F8		G4-3			4	1	1	0	0	0	2				
Curt Schilling, R (1, 1) OBP: 0.179, SLG: 0.231			SH1-4		K		G4-3			3	0	0	0	0	2	2				
<b>Inning Stats</b>	R: 0 E: 0 K: 1 S: 7	H: 0 LOB: 0 BB: 0 P: 10	R: 0 E: 0 K: 0 S: 8	H: 2 LOB: 0 BB: 0 P: 13	R: 2 E: 0 K: 0 S: 18	H: 3 LOB: 2 BB: 1 P: 29	R: 1 E: 0 K: 1 S: 11	H: 2 LOB: 1 BB: 0 P: 20	R: 0 E: 0 K: 0 S: 7	H: 0 LOB: 0 BB: 0 P: 10	R: 1 E: 0 K: 0 S: 12	H: 2 LOB: 1 BB: 0 P: 13	R: 0 E: 0 K: 1 S: 11	H: 0 LOB: 1 BB: 1 P: 18	R: 0 E: 0 K: 1 S: 9	H: 0 LOB: 0 BB: 0 P: 11	1B: 6 2B: 3 3B: 0 HR: 0	SF: 0 SAC: 1 DP: 0 HBP: 0	WP: 0 PB: 0 SB: 1 CS: 1	PA: 37
<b>PITCHER</b>	IP WLS BF H R ER SO BB IBB HBP BLK WP HR S P ERA WHIP																			
Rick Reed, R (1, 1) ERA: 5.8	7.0	29	9	4	4	4	1	0	0	0	0	0	0	0	71	108	5.14	1.429		
Rigo Beltran, L (8, 1) ERA: 2.7	2.0	7	0	0	0	2	1	0	0	0	0	0	0	20	29	0.00	0.500			

Batter	1	2	3	4	5	6	7	8	9	AB	R	H	RBI	BB	SO	LOB	BOTTOM	
Roger Cedeno, S (1, 9) OBP: 0.423, SLG: 0.376	K		K		G6-3					5	1	0	0	0	3	4	Philadelphia Phillies @ New York Mets Shea Stadium, Flushing, NY Sun May 23 1999, 1:40 PM EDT Att: 34,950 - Overcast - 52 F	
Edgardo Alfonzo, R (1, 4) OBP: 0.397, SLG: 0.483	G6-4-3				K		1B			3	0	1	0	1	1	0		
John Olerud, L (1, 3) OBP: 0.510, SLG: 0.648	G6-4-3				1B		1B			5	0	3	2	0	0	1		
31 Mike Piazza, R (1, 2) OBP: 0.381, SLG: 0.554		G5-3			F9		L8			4	1	1	0	0	0	3		
Robin Ventura, L (1, 5) OBP: 0.330, SLG: 0.519		G1-3			1B		F7			4	1	2	2	0	0	2		
Brian McRae, S (8, 8) OBP: 0.359, SLG: 0.356		PO			G4-3		K			4	0	1	0	0	1	4		
Matt Franco, L (1, 7) OBP: 0.292, SLG: 0.318	PO		SH1-4		G5-3		P5			4	1	2	0	0	0	0		
Luis Lopez, S (1, 6) OBP: 0.453, SLG: 0.489			K		SH3-4		K			3	1	1	0	0	2	1		
Rick Reed, R (1, 1) OBP: 0.333, SLG: 0.273 Todd Pratt, R (7, PH) OBP: 0.397, SLG: 0.449 Rigo Beltran, L (8, 1) OBP: 0.308, SLG: 0.414			SH1-4		SH3-4		P4			0	0	0	0	0	0	0		
<b>Inning Stats</b>	R: 0 E: 0 K: 1 S: 12	H: 0 LOB: 0 BB: 1 P: 17	R: 0 E: 0 K: 0 S: 8	H: 1 LOB: 0 BB: 0 P: 14	R: 0 E: 0 K: 2 S: 9	H: 1 LOB: 1 BB: 0 P: 15	R: 0 E: 0 K: 1 S: 11	H: 2 LOB: 2 BB: 0 P: 14	R: 0 E: 0 K: 1 S: 7	H: 0 LOB: 0 BB: 0 P: 8	R: 0 E: 0 K: 1 S: 7	H: 0 LOB: 0 BB: 0 P: 11	R: 5 E: 0 K: 0 S: 18	H: 5 LOB: 2 BB: 0 P: 28	1B: 11 2B: 0 3B: 0 HR: 1	SF: 0 SAC: 2 DP: 1 HBP: 2	WP: 0 PB: 0 SB: 0 CS: 0	PA: 40
<b>PITCHER</b>	IP WLS BF H R ER SO BB IBB HBP BLK WP HR S P ERA WHIP																	
Curt Schilling, R (1, 1) ERA: 2.85	8.2	39	12	5	5	7	1	0	0	0	0	0	0	91	136	5.19	1.500	

AB 33  
R 4  
H 9  
RBI 4  
BB 2  
SO 6  
LOB 11



AB 34  
R 5  
H 12  
RBI 5  
BB 1  
SO 7  
LOB 15





Batter	1	2	3	4	5	6	7	8	9	10	11	AB	R	H	RBI	BB	SO	LOB	TOP					
Mike Mordecai, R OBP: 0.288, SLG: 0.434	(1.5) 3-3 K	(1.5) 2-1 F8		(1.5) 4-0 BB			(1.5) 0-0 F9		(1.5) 1-2 F8		(1.5) 4-0 BB	4	0	0	0	2	1	1						
Ryan McGuire, L Ugueth Urbina, R	(1.3) 2-2 BB 1B		(1.3) 1-2 P3	(1.3) 1-0 P6			(1.3) 2-1 1B		(1.3) 0-3 K		(1.3) 0-3 K	5	0	2	0	0	1	2						
Rondell White, R OBP: 0.371, SLG: 0.577	(1.8) 1-2 BB 1B		(1.8) 1-0 G6-3		(1.8) 3-1 P4		(1.8) 1-1 F9		(1.8) 0-3 K			5	0	1	0	0	1	1						
Vladimir Guerrero, R OBP: 0.376, SLG: 0.564	(1.9) 4-2 BB		(1.9) 2-2 F8		(1.9) 0-2 F8		(1.9) 1-3 K		(1.9) 0-0 L8			4	0	0	0	1	1	1						
Jose Vidro, S OBP: 0.318, SLG: 0.541	(1.4) 0-0 L5			(1.4) 2-0 HR	(1.4) 3-1 2B			(1.4) 1-0 F8		(1.4) 0-3 K		5	1	2	1	0	1	3						
Orlando Merced, S James Mouton, R Steve Kline, S	(1.7) 2-2 L9			(1.7) 2-0 HR	(1.7) 2-2 P2			(1.7) 4-1 BB				3	1	1	1	0	0	4						
Wilton Guerrero, S Michael Barrett, R	(1.4) 0-0 L5		(1.4) 2-2 P5	(1.4) 0-0 HR	(1.4) 0-0 F8 2B		(1.4) 1-2 F9	(1.4) 0-2 F9			(1.4) 0-0 G6-3	5	0	1	0	0	0	1						
Orlando Cabrera, R	(1.6) 0-2 2B		(1.6) 0-2 F8 2B	(1.6) 0-0 F8	(1.6) 3-2 L8		(1.6) 1-3 K	(1.6) 1-3 K			(1.6) 0-0 HR 1B	5	1	2	0	0	1	2						
Dustin Hermanson, R Anthony Telford, R Manny Martinez, R	(1.1) 0-3 K		(1.1) 1-3 K	(1.1) 1-3 K	(1.1) 0-3 K		(1.1) 0-3 K		(1.1) 0-0 G6-3		(1.1) 0-0 HR	3	0	0	0	0	3	2						
<b>Inning Stats</b>	R: 0 E: 0 K: 1 S: 16	H: 2 LOB: 3 BB: 1 P: 28	R: 0 E: 0 K: 1 S: 15	H: 1 LOB: 1 BB: 0 P: 19	R: 0 E: 0 K: 1 S: 7	H: 0 LOB: 0 BB: 0 P: 11	R: 2 E: 0 K: 1 S: 8	H: 3 LOB: 2 BB: 1 P: 18	R: 0 E: 0 K: 0 S: 10	H: 1 LOB: 1 BB: 0 P: 18	R: 0 E: 0 K: 1 S: 11	H: 0 LOB: 0 BB: 0 P: 15	R: 0 E: 0 K: 1 S: 8	H: 0 LOB: 1 BB: 1 P: 15	R: 0 E: 0 K: 1 S: 10	H: 0 LOB: 0 BB: 0 P: 9	R: 0 E: 0 K: 2 S: 7	H: 0 LOB: 0 BB: 0 P: 7	R: 2 E: 0 K: 1 S: 7	H: 2 LOB: 1 BB: 1 P: 11	1B: 4 2B: 3 3B: 0 HR: 3	SF: 0 SAC: 0 DP: 0 HBP: 0	WP: 0 PB: 0 SB: 0 CS: 0	PA: 47
<b>PITCHER</b>	IP: 6.0 WLS: 1.0 BF: 27 H: 7 R: 2 ER: 2 SO: 4 BB: 2 IBB: 0 HBP: 0 BLK: 0 WP: 0 HR: 0 S: 27 ERA: 3.00 WHIP: 1.500	IP: 1.0 WLS: 0.2 BF: 3 H: 0 R: 0 ER: 0 SO: 0 BB: 0 IBB: 0 HBP: 0 BLK: 0 WP: 0 HR: 0 S: 6 ERA: 0.00 WHIP: 1.500	IP: 1.1 WLS: 0.0 BF: 4 H: 0 R: 0 ER: 0 SO: 2 BB: 0 IBB: 0 HBP: 0 BLK: 0 WP: 0 HR: 0 S: 12 ERA: 0.00 WHIP: 0.000	IP: 2.0 WLS: 0.0 BF: 9 H: 2 R: 2 ER: 2 SO: 3 BB: 1 IBB: 0 HBP: 0 BLK: 0 WP: 1 HR: 1 S: 14 ERA: 9.00 WHIP: 1.500	<b>PITCHER</b>																IP: 2.0 WLS: 0.0 BF: 7 H: 2 R: 0 ER: 0 SO: 0 BB: 0 IBB: 0 HBP: 0 BLK: 0 WP: 0 HR: 0 S: 7 ERA: 0.00 WHIP: 1.500			

Montreal Expos @ Philadelphia Phillies  
Veterans Stadium, Philadelphia, PA  
Tue May 25 1999, 7:05 PM EDT  
Att. 15,876 - Unknown - 71 F

AB 43  
R 4  
H 10  
RBI 4  
BB 4  
SO 10  
LOB 18



Batter	1	2	3	4	5	6	7	8	9	10	11	AB	R	H	RBI	BB	SO	LOB	BOTTOM			
Doug Gianville, R OBP: 0.401, SLG: 0.441	(1.8) 1-2 BB 2B		(1.8) 0-2 F7		(1.8) 0-1 P5		(1.8) 1-3 K			(1.8) 0-0 G4-3		5	1	1	0	0	1	2				
Marlon Anderson, L OBP: 0.253, SLG: 0.347	(1.4) 1-0 F9		(1.4) 1-1 HR		(1.4) 0-1 F8			(1.4) 1-2 G4-3		(1.4) 0-0 P6		5	1	1	1	0	0	1				
Scott Rolen, R OBP: 0.371, SLG: 0.506	(1.5) 1-2 G4-3 1B		(1.5) 1-3 K		(1.5) 4-2 BB		(1.5) 2-2 FC4-6 1B		(1.5) 0-0 F9			4	0	2	1	1	1	0				
Rico Brogna, L OBP: 0.290, SLG: 0.410	(1.3) 1-0 G4-3			(1.3) 2-2 2B		(1.3) 2-3 K		(1.3) 1-1 FC4-6 BB		(1.3) 0-3 K		5	0	1	0	0	2	3				
Ron Gant, R OBP: 0.345, SLG: 0.434	(1.7) 3-3 K			(1.7) 0-3 K		(1.7) 0-1 F8		(1.7) 4-1 BB		(1.7) 0-3 K		4	0	0	0	1	3	3				
Bobby Abreu, L OBP: 0.452, SLG: 0.592		(1.9) 3-2 F7		(1.9) 1-2 P5		(1.9) 2-0 2-6	(1.9) 1-2 F7	(1.9) 3-3 K		(1.9) 0-0 G3		5	0	0	0	0	1	3				
Mike Lieberthal, R OBP: 0.415, SLG: 0.617	(1.2) 1-2 G6-3			(1.2) 2-2 HBP			(1.2) 1-3 K		(1.2) 2-1 G6-3			3	0	0	0	0	1	0				
Desi Relaford, S OBP: 0.372, SLG: 0.408	(1.6) 0-3 K			(1.6) 1-2 P4			(1.6) 4-2 2B	(1.6) 4-1 G6-3		(1.6) 0-3 K		2	0	0	0	2	1	2				
Chad Ogea, R Mike Grace, R Kevin Jordan, R Yorkis Perez, L Wayne Gomes, R Alex Arias, R Steve Montgomery, R	(1.1) 7.0 (1.1) 0.2 (1.1) 0.2 (1.1) 2.2 (1.1) 0.0 (1.1) 0.0 (1.1) 0.0	IP: 7.0 WLS: 0.2 BF: 29 H: 5 R: 1 ER: 2 SO: 8 BB: 2 IBB: 0 HBP: 1 BLK: 0 WP: 0 HR: 1 S: 89 ERA: 2.57 WHIP: 1.000	IP: 0.2 WLS: 0.0 BF: 4 H: 1 R: 0 ER: 0 SO: 0 BB: 0 IBB: 0 HBP: 0 BLK: 0 WP: 0 HR: 0 S: 9 ERA: 0.00 WHIP: 3.000	IP: 0.2 WLS: 0.0 BF: 3 H: 0 R: 0 ER: 0 SO: 1 BB: 1 IBB: 0 HBP: 0 BLK: 0 WP: 0 HR: 0 S: 15 ERA: 0.00 WHIP: 1.500	IP: 2.2 WLS: 0.0 BF: 7 H: 0 R: 0 ER: 0 SO: 2 BB: 0 IBB: 0 HBP: 0 BLK: 0 WP: 0 HR: 0 S: 13 ERA: 0.00 WHIP: 0.000	<b>PITCHER</b>																IP: 0.0 WLS: 0.0 BF: 1 H: 0 R: 0 ER: 0 SO: 0 BB: 0 IBB: 0 HBP: 0 BLK: 0 WP: 0 HR: 0 S: 126 ERA: 0.00 WHIP: 1.000

Montreal Expos @ Philadelphia Phillies  
Veterans Stadium, Philadelphia, PA  
Tue May 25 1999, 7:05 PM EDT  
Att. 15,876 - Unknown - 71 F

AB 37  
R 2  
H 6  
RBI 2  
BB 4  
SO 11  
LOB 15



Batter	1	2	3	4	5	6	7	8	9	AB	R	H	RBI	BB	SO	LOB	TOP				
<b>Mike Mordecai, R</b> OBP: 0.313, SLG: 0.456 (1, 5)	G6-3		HR		G4-3			2B	1-1	4	1	2	1	1	0	0	<b>Montreal Expos @ Philadelphia Phillies</b> Veterans Stadium, Philadelphia, PA Wed May 26 1999, 7:05 PM EDT Att: 13,168 - Cloudy - 70 F				
<b>Ryan McGuire, L</b> OBP: 0.364, SLG: 0.513 (1, 3)	G3		HR		G6-3			F8	1-2	5	1	1	3	0	1	3					
<b>Rondell White, R</b> OBP: 0.363, SLG: 0.563 (1, 8) (7, 7)	G5-3		G6-3		G3			F7		4	0	0	0	0	0	1					
<b>Vladimir Guerrero, R</b> OBP: 0.368, SLG: 0.550 (1, 9)		F8	P3			G1-3		F8		4	0	0	0	0	0	1					
<b>Jose Vidro, S</b> OBP: 0.331, SLG: 0.548 (1, 4)	G2					G3-6-3			SH3-4	4	1	3	0	0	0	0					
<b>Orlando Merced, S</b> OBP: 0.313, SLG: 0.315 <b>Manny Martinez, R</b> OBP: 0.275, SLG: 0.379 (7, 8)	E6				K	G3-6-3			SH3-4	3	0	0	0	0	0	1					
<b>Michael Barrett, R</b> OBP: 0.338, SLG: 0.442 <b>Chris Widger, R</b> OBP: 0.319, SLG: 0.496 (9, 2)	FC4-6								1B	0	0	0	0	0	0	0					
<b>Orlando Cabrera, R</b> OBP: 0.326, SLG: 0.414 (1, 6)			HR		F7			P3	F7	4	1	1	0	0	0	4					
<b>Carl Pavano, R</b> OBP: 0.118, SLG: 0.118 <b>Steve Kline, S</b> (8, 1)			SH3-4		K			G5-3		2	1	0	0	0	1	1					
<b>Wilton Guerrero, S</b> OBP: 0.295, SLG: 0.355 <b>Ugueth Urbina, R</b> (9, 1)								G5-3	1-3	2	0	0	0	0	0	0					
<b>Inning Stats</b>	R: 0 E: 0 K: 0 S: 5	H: 0 LOB: 0 BB: 0 P: 7	R: 0 E: 1 K: 0 S: 7	H: 0 LOB: 1 BB: 0 P: 13	R: 3 E: 0 K: 0 S: 7	H: 2 LOB: 0 BB: 1 P: 14	R: 0 E: 0 K: 2 S: 8	H: 1 LOB: 2 BB: 1 P: 17	R: 0 E: 0 K: 0 S: 5	H: 0 LOB: 0 BB: 0 P: 9	R: 0 E: 0 K: 0 S: 7	H: 1 LOB: 0 BB: 0 P: 11	R: 0 E: 0 K: 0 S: 10	H: 0 LOB: 1 BB: 0 P: 13	R: 2 E: 0 K: 1 S: 9	H: 3 LOB: 2 BB: 0 P: 16	1B: 6 2B: 1 3B: 0 HR: 1	SF: 0 SAC: 2 DP: 1 HBP: 1	WP: 0 PB: 0 CS: 0	PA: 38	
<b>PITCHER</b>	IP	WLS	BF	H	R	ER	SO	BB	IBB	HBP	BLK	WP	HR	S	P	ERA	WHIP				
<b>Carlton Loewer, R</b> ERA: 5.46 (1, 1)	7.0	L	27	4	3	3	2	2	0	0	0	0	1	44	79	3.86	0.857				
<b>Mike Grace, R</b> ERA: 3.32 (8, 1)	1.2		10	4	2	2	0	0	0	1	0	0	0	16	23	10.80	2.400				
<b>Jim Poole, L</b> ERA: 3.6 (9, 1)	0.1		1	0	0	0	1	0	0	0	0	0	0	3	6	0.00	0.000				

AB	33
R	5
H	8
RBI	5
BB	2
SO	3
LOB	14



Batter	1	2	3	4	5	6	7	8	9	AB	R	H	RBI	BB	SO	LOB	BOTTOM				
<b>Doug Glanville, R</b> OBP: 0.398, SLG: 0.434 (1, 8)	F9				F7			G5-3		3	0	0	0	1	0	0	<b>Montreal Expos @ Philadelphia Phillies</b> Veterans Stadium, Philadelphia, PA Wed May 26 1999, 7:05 PM EDT Att: 13,168 - Cloudy - 70 F				
<b>Marlon Anderson, L</b> OBP: 0.247, SLG: 0.338 <b>Mike Grace, R</b> (8, 1)	L7		G3-1		G4-3			B1-3		4	0	0	0	0	0	2					
<b>Jim Poole, L</b> (9, 1)										0	0	0	0	0	0	0					
<b>Scott Rolen, R</b> OBP: 0.374, SLG: 0.503 (1, 5)	K				K			G4-6-3		3	0	1	0	1	2	0					
<b>Rico Brogna, L</b> OBP: 0.289, SLG: 0.406 (1, 3)		G1-3			F8			G4-6-3		4	1	1	0	0	0	2					
<b>Bobby Abreu, L</b> OBP: 0.430, SLG: 0.575 (1, 9)		G4-3			E3			F8		4	1	0	0	0	0	1					
<b>Mike Lieberthal, R</b> OBP: 0.417, SLG: 0.611 (1, 2)		G6-3			WP			F7		3	0	1	0	1	0	0					
<b>Rob Ducey, L</b> OBP: 0.320, SLG: 0.500 (1, 7)			K		WP			FC1-6		4	0	2	1	0	1	1					
<b>Desi Relaford, S</b> OBP: 0.369, SLG: 0.403 (1, 6)			SH3-4		G5-3			F7		4	0	1	0	0	0	4					
<b>Carlton Loewer, R</b> OBP: 0.300, SLG: 0.263 <b>Kevin Sevcik, R</b> OBP: 0.339, SLG: 0.462 (7, PH) (8, 4)			SH3-4		K			G4-3		1	0	0	0	0	1	2					
<b>Inning Stats</b>	R: 0 E: 0 K: 1 S: 8	H: 0 LOB: 0 BB: 0 P: 10	R: 0 E: 0 K: 0 S: 5	H: 0 LOB: 0 BB: 0 P: 7	R: 0 E: 0 K: 1 S: 11	H: 1 LOB: 1 BB: 1 P: 21	R: 2 E: 1 K: 2 S: 18	H: 3 LOB: 2 BB: 0 P: 26	R: 0 E: 0 K: 0 S: 7	H: 0 LOB: 1 BB: 1 P: 15	R: 0 E: 0 K: 0 S: 6	H: 0 LOB: 0 BB: 0 P: 10	R: 0 E: 0 K: 0 S: 6	H: 1 LOB: 1 BB: 0 P: 8	R: 0 E: 0 K: 0 S: 12	H: 1 LOB: 1 BB: 0 P: 22	1B: 6 2B: 0 3B: 0 HR: 0	SF: 0 SAC: 1 DP: 1 HBP: 0	WP: 1 PB: 0 CS: 0	PA: 36	
<b>PITCHER</b>	IP	WLS	BF	H	R	ER	SO	BB	IBB	HBP	BLK	WP	HR	S	P	ERA	WHIP				
<b>Carl Pavano, R</b> ERA: 6.19 (1, 1)	7.0	W	30	5	2	1	4	3	0	0	0	0	0	66	109	1.29	1.143				
<b>Steve Kline, L</b> ERA: 3.5 (8, 1)	1.0	H	2	0	0	0	0	0	0	0	0	0	0	3	3	0.00	0.000				
<b>Ugueth Urbina, R</b> ERA: 4.94 (9, 1)	1.0	S	4	1	0	0	0	0	0	0	0	0	0	12	22	0.00	1.000				

AB	32
R	2
H	6
RBI	1
BB	3
SO	4
LOB	13





Batter	1	2	3	4	5	6	7	8	9	AB	R	H	RBI	BB	SO	LOB	TOP		
Darryl Hamilton, L (1, 8) OBP: 0.352, SLG: 0.388	2-2 G1-3		0-0 G5-3			1-1 F8		0-1 G3		4	0	0	0	0	0	0			
Neft Perez, S (1, 6) OBP: 0.307, SLG: 0.406	1-0 F8		1-2 L4			0-1 F7		0-1 G4-3		4	0	0	0	0	0	0			
Larry Walker, L (1, 9) OBP: 0.424, SLG: 0.662	2-3 K		2-2 F9			2-2 FC6-4 1B			2-3 K	4	0	1	0	0	2	0			
Dante Bichette, R (1, 7) OBP: 0.322, SLG: 0.475		1-0 F9		0-0 P3		1-1 FC6-4 1-2			3-3 K	4	0	0	0	0	1	1			
Vinny Castilla, R (1, 5) OBP: 0.360, SLG: 0.491		3-1 17 2B		1-1 G5-3			0-0 2B		0-3 K	4	0	2	0	0	1	0			
17 Todd Helton, L (1, 3) OBP: 0.375, SLG: 0.528		1-2 2B		3-2 F7			2-3 K			3	0	1	0	0	1	1			
Jeff Reed, L (1, 2) OBP: 0.366, SLG: 0.343		1-3 K		1-2 F8			1-3 K			3	0	0	0	0	2	3			
Chris Petersen, R (1, 4) OBP: 0.375, SLG: 0.167 J.R. Phillips, L (7, PH) Chris Sexton, R (7, 4) OBP: 0.347, SLG: 0.325		4-1 BB		2-2 F7			0-0 G3-1			1	0	0	0	1	0	0			
Brian Bohanon, L (1, 1) OBP: 0.148, SLG: 0.115 Lenny Harris, L (8, PH) David Lee, R (8, 1) OBP: 0.283, SLG: 0.310		0-3 K		2-3 K			1-1 P4			2	0	0	0	0	2	3			
										1	0	0	0	0	0	0			
										0	0	0	0	0	0	0			
<b>Inning Stats</b>	R: 0 E: 0 K: 1 S: 8	H: 0 LOB: 0 BB: 0 P: 13	R: 0 E: 0 K: 2 S: 16	H: 2 LOB: 3 BB: 1 P: 26	R: 0 E: 0 K: 0 S: 8	H: 0 LOB: 0 BB: 0 P: 11	R: 0 E: 0 K: 0 S: 7	H: 0 LOB: 0 BB: 0 P: 11	R: 0 E: 0 K: 1 S: 12	H: 1 LOB: 1 BB: 0 P: 16	R: 0 E: 0 K: 2 S: 10	H: 1 LOB: 1 BB: 0 P: 13	R: 0 E: 0 K: 0 S: 6	H: 0 LOB: 0 BB: 0 P: 7	R: 0 E: 0 K: 3 S: 17	H: 0 LOB: 0 BB: 0 P: 22	1B: 2 2B: 2 3B: 0 HR: 0	SF: 0 SAC: 0 DP: 0 HBP: 0	WP: 0 PA: 32 PB: 0 SB: 0 CS: 0
<b>PITCHER</b> Curt Schilling, R (1, 1) ERA: 2.57	IP: 9.0 WLS: W BF: 32 H: 4 R: 0 ER: 0 SO: 9 BB: 1 IBB: 0 HBP: 0 BLK: 0 WP: 0 HR: 0 S: 96 P: 136 ERA: 0.00 WHIP: 0.556															<b>PITCHER</b>			

Colorado Rockies @ Philadelphia Phillies  
Veterans Stadium, Philadelphia, PA  
Sat May 29 1999, 7:05 PM EDT  
Att: 22,204 - Unknown - 85 F

AB 31  
R 0  
H 4  
RBI 0  
BB 1  
SO 9  
LOB 9



Batter	1	2	3	4	5	6	7	8	9	AB	R	H	RBI	BB	SO	LOB	BOTTOM		
Doug Glanville, R (1, 8) OBP: 0.395, SLG: 0.425	4-2 S 2B	2-1 F9			1-2 G4-3 1B			2-1 G6-3		3	1	1	0	1	0	1			
Marlon Anderson, L (1, 4) OBP: 0.258, SLG: 0.350 15 David Doster, R (9, 4) OBP: 0.500, SLG: 0.733	1-1 P5	1-2 FC4-6			0-0 G4-3			0-0 G5-3		4	0	0	0	0	0	3			
Scott Rolen, R (1, 5) OBP: 0.364, SLG: 0.484	3-3 K		2-3 K			3-1 G4-3				3	0	0	0	0	2	1			
Rico Brogna, L (1, 3) OBP: 0.288, SLG: 0.412	4-1 BB 2B		2-1 F8			2-2 G4-3				2	1	0	0	1	0	0			
Ron Gant, R (1, 7) OBP: 0.343, SLG: 0.419	4-1 2B		0-0 P5			4-1 CS BB				1	0	0	0	2	0	0			
Bobby Abreu, L (1, 9) OBP: 0.436, SLG: 0.582	2-1 2B			3-2 F7		0-1 CS	0-0 G5-4-3 1B			3	0	2	2	0	0	0			
Mike Lieberthal, R (1, 2) OBP: 0.406, SLG: 0.589	1-1 F8		2-2 F9			1-0 G5-4-3				3	0	0	0	0	0	3			
Alex Arias, R (1, 6) OBP: 0.368, SLG: 0.481		3-2 FC4-6 1B		3-2 G6-3			0-1 G6-3			3	0	1	0	0	0	0			
Curt Schilling, R (1, 1) OBP: 0.161, SLG: 0.207		0-3 K			3-3 K			3-3 K		3	0	0	0	0	3	1			
<b>Inning Stats</b>	R: 2 E: 0 K: 1 S: 15	H: 1 LOB: 2 BB: 3 P: 34	R: 0 E: 0 K: 1 S: 12	H: 1 LOB: 1 BB: 0 P: 18	R: 0 E: 0 K: 1 S: 9	H: 0 LOB: 0 BB: 0 P: 13	R: 0 E: 0 K: 0 S: 11	H: 0 LOB: 0 BB: 0 P: 19	R: 0 E: 0 K: 1 S: 7	H: 1 LOB: 0 BB: 0 P: 11	R: 0 E: 0 K: 0 S: 7	H: 0 LOB: 1 BB: 1 P: 16	R: 0 E: 0 K: 0 S: 4	H: 1 LOB: 0 BB: 0 P: 5	R: 0 E: 0 K: 1 S: 6	H: 0 LOB: 0 BB: 0 P: 11	1B: 3 2B: 1 3B: 0 HR: 0	SF: 0 SAC: 0 DP: 2 HBP: 0	WP: 0 PA: 30 PB: 0 SB: 2 CS: 1
<b>PITCHER</b> Brian Bohanon, L (1, 1) ERA: 4.31 David Lee, R (8, 1) ERA: 2.09	IP: 7.0 WLS: L BF: 26 H: 4 R: 2 ER: 2 SO: 4 BB: 4 IBB: 0 HBP: 0 BLK: 0 WP: 0 HR: 0 S: 65 P: 116 ERA: 2.57 WHIP: 1.143															<b>PITCHER</b>			

Colorado Rockies @ Philadelphia Phillies  
Veterans Stadium, Philadelphia, PA  
Sat May 29 1999, 7:05 PM EDT  
Att: 22,204 - Unknown - 85 F

AB 25  
R 2  
H 4  
RBI 2  
BB 4  
SO 5  
LOB 9





Batter	1	2	3	4	5	6	7	8	9	AB	R	H	RBI	BB	SO	LOB	TOP														
Darryl Hamilton, L (1, 8) OBP: 0.355, SLG: 0.391	P4		P5			HBP 1B		SH3-4 3B 1B		4	1	2	0	0	0	1	<b>Colorado Rockies @ Philadelphia Phillies</b> Veterans Stadium, Philadelphia, PA Sun May 30 1999, 1:35 PM EDT Att: 30,358 - Sunny - 92 F														
Neft Perez, S (1, 6) OBP: 0.313, SLG: 0.410	F8 WP 1B		G5-3			HBP 1B		SH3-4		3	0	2	0	0	0	1															
Larry Walker, L (1, 9) OBP: 0.432, SLG: 0.674	F8			G6-3 BB		HBP		2H 3B		2	0	1	1	1	0	1															
Dante Bichette, R (1, 7) OBP: 0.316, SLG: 0.465	G5-3			G6-3		P5		P6		4	0	0	0	0	0	6															
Vinny Castilla, R (1, 5) OBP: 0.358, SLG: 0.486		G4-6-3 1B		L7		F9		F8		4	0	1	0	0	0	5															
17 Todd Helton, L (1, 3) OBP: 0.367, SLG: 0.515	F7			F9		L4			F8	4	0	0	0	0	0	5															
Lenny Harris, L (1, 4) OBP: 0.286, SLG: 0.300					G5-4-3 BB		F9		G6-3	2	0	0	0	1	0	1															
Chris Petersen, R (8, 4) OBP: 0.333, SLG: 0.143	G4-6-3 1-2									1	0	0	0	0	0	0															
Henry Blanco, R (1, 2) OBP: 0.313, SLG: 0.393			P4		G5-4-3 1-2		P4			4	0	1	0	0	0	1															
Darryl Kile, R (1, 1) OBP: 0.167, SLG: 0.091										2	0	0	0	1	1	0															
Mike DeJean, R (8, 1)										0	0	0	0	0	0	0															
J.R. Phillips, L (9, PH)										1	0	0	0	0	1	1															
Dave Veres, R (9, 1)										0	0	0	0	0	0	0															
<b>Inning Stats</b>	R: 0 E: 0 K: 0 S: 10	H: 1 LOB: 1 BB: 0 P: 15	R: 0 E: 0 K: 0 S: 7	H: 1 LOB: 0 BB: 0 P: 11	R: 0 E: 0 K: 0 S: 10	H: 0 LOB: 1 BB: 1 P: 17	R: 0 E: 0 K: 1 S: 5	H: 0 LOB: 1 BB: 1 P: 11	R: 0 E: 0 K: 0 S: 14	H: 2 LOB: 3 BB: 0 P: 19	R: 0 E: 0 K: 0 S: 6	H: 0 LOB: 0 BB: 0 P: 9	R: 1 E: 0 K: 0 S: 13	H: 2 LOB: 1 BB: 0 P: 16	R: 0 E: 0 K: 1 S: 12	H: 1 LOB: 1 BB: 0 P: 18	1B: 6 2B: 0 3B: 1 HR: 0	SF: 0 SAC: 1 DP: 2 HBP: 1	WP: 1 PB: 0 SB: 0 CS: 0	PA: 36											
<b>PITCHER</b>	IP WLS BF H R ER SO BB IBB HBP BLK WP HR S P ERA WHIP																														
Chad Ogea, R (1, 1) ERA: 4.5	7.0	27	4	0	1	3	0	1	0	1	0	61	99	0.00	1.000																
Jim Poole, L (8, 1) ERA: 3.97	0.1	L 3	2	1	1	0	0	0	0	0	0	6	8	27.00	6.000																
Steve Montgomery, R (8, 1) ERA: 2.7	1.2	6	1	0	0	1	0	0	0	0	0	19	26	0.00	0.600																

AB	31
R	1
H	7
RBI	1
BB	3
SO	2
LOB	22



Batter	1	2	3	4	5	6	7	8	9	AB	R	H	RBI	BB	SO	LOB	BOTTOM												
Doug Glanville, R (1, 8) OBP: 0.395, SLG: 0.418	G4-6-3 BB		K					P4	P3	3	0	0	0	2	1	2	<b>Colorado Rockies @ Philadelphia Phillies</b> Veterans Stadium, Philadelphia, PA Sun May 30 1999, 1:35 PM EDT Att: 30,358 - Sunny - 92 F												
Marlon Anderson, L (1, 4) OBP: 0.250, SLG: 0.340	F7		F8		FC4-6 BB			K	K	5	0	0	0	0	2	5													
23 Kevin Jordan, R (1, 5) OBP: 0.403, SLG: 0.474	G4-6-3 1-2			F8	G5-4-3			BB 1B		4	0	1	0	0	0	3													
Rico Brogna, L (1, 3) OBP: 0.297, SLG: 0.416		F9		BB HBP BB				G4-6-3 1B		3	0	2	0	1	0	0													
Bobby Abreu, L (1, 9) OBP: 0.438, SLG: 0.573		BB BB		P6				G4-6-3		2	0	0	0	2	0	2													
Mike Lieberthal, R (1, 2) OBP: 0.402, SLG: 0.578		BB		F8	BB			G5-3		3	0	0	0	0	0	4													
Rob Ducey, L (1, 7) OBP: 0.333, SLG: 0.479		BB		BB	HBP BB			K		2	0	0	0	2	2	0													
Desi Relaford, S (1, 6) OBP: 0.369, SLG: 0.402		G3-1			G4-3			L5		4	0	1	0	0	0	5													
Chad Ogea, R (1, 1) OBP: 0.167, SLG: 0.091										1	0	0	0	1	1	0													
Ron Gant, R (7, PH) OBP: 0.341, SLG: 0.416										1	0	0	0	0	1	0													
Jim Poole, L (8, 1)										0	0	0	0	0	0	0													
Steve Montgomery, R (8, 1)										0	0	0	0	0	0	0													
Alex Arias, R (9, PH) OBP: 0.379, SLG: 0.491										1	0	1	0	0	0	0													
<b>Inning Stats</b>	R: 0 E: 0 K: 0 S: 8	H: 0 LOB: 0 BB: 1 P: 13	R: 0 E: 0 K: 0 S: 9	H: 0 LOB: 2 BB: 2 P: 20	R: 0 E: 0 K: 2 S: 9	H: 0 LOB: 0 BB: 0 P: 14	R: 0 E: 0 K: 0 S: 5	H: 0 LOB: 3 BB: 2 P: 17	R: 0 E: 0 K: 0 S: 3	H: 1 LOB: 0 BB: 0 P: 5	R: 0 E: 0 K: 2 S: 7	H: 0 LOB: 0 BB: 0 P: 11	R: 0 E: 0 K: 1 S: 15	H: 2 LOB: 3 BB: 1 P: 24	R: 0 E: 0 K: 2 S: 10	H: 2 LOB: 2 BB: 0 P: 13	1B: 5 2B: 0 3B: 0 HR: 0	SF: 0 SAC: 0 DP: 3 HBP: 1	WP: 0 PB: 0 SB: 1 CS: 0	PA: 38									
<b>PITCHER</b>	IP WLS BF H R ER SO BB IBB HBP BLK WP HR S P ERA WHIP																												
Darryl Kile, R (1, 1) ERA: 4.88	7.2	W 32	3	0	0	5	0	1	0	11	0.00	1.435																	
Mike DeJean, R (8, 1) ERA: 7.49	0.1	H 1	0	0	0	0	0	0	0	3	4	0.00	0.000																
Dave Veres, R (9, 1) ERA: 4.7	1.0	S 5	2	0	0	2	0	0	0	10	13	0.00	2.000																

AB	29
R	0
H	5
RBI	0
BB	8
SO	7
LOB	21



Batter	1	2	3	4	5	6	7	8	9	AB R H RBI BB SO LOB	TOP																							
Marvin Benard, L (1,8) OBP: 0.340, SLG: 0.391	0-1 1B	1-3 			1-2 		2-0 		1-2 	5 0 2 0 0 1 1	San Francisco Giants @ Philadelphia Phillies Veterans Stadium, Philadelphia, PA Mon May 31 1999, 7:05 PM EDT Att: 16,323 - Cloudy - 85 F  AB 35 R 3 H 12 RBI 3 BB 2 SO 6 LOB 15																							
Bill Mueller, S (1,5) OBP: 0.364, SLG: 0.333	2-3 		2-2 		2-2 	1-1 	1-2 		3-2 	5 0 2 1 0 1 0																								
J.T. Snow, L (1,3) OBP: 0.400, SLG: 0.446	4-1 		3-2 		2-0 		0-1 			3 0 0 0 1 0 2																								
Jeff Kent, R (1,4) OBP: 0.377, SLG: 0.481	1-0 		1-2 		3-1 			1-0 		4 0 1 0 0 0 1																								
Ellis Burks, R (1,9) OBP: 0.377, SLG: 0.422		1-1 		1-0 		1-1 		2-3 		4 1 2 0 0 1 1																								
Stan Javier, S (1,7) OBP: 0.368, SLG: 0.442		0-0 		3-2 		2-2 		0-0 		4 1 3 0 0 0 1																								
Rich Aurilia, R (1,6) OBP: 0.357, SLG: 0.506		4-1 		1-0 		1-2 		1-3 		3 0 0 0 1 1 4																								
Brent Mayne, L (1,2) OBP: 0.405, SLG: 0.414		1-1 		2-2 		3-1 		2-3 		4 1 2 2 0 1 3																								
Kirk Rueter, L (1,1) OBP: 0.100, SLG: 0.105 Alan Embree, L (7,1) John Johnstone, R (7,1) Armando Rios, L (8,PH) OBP: 0.338, SLG: 0.477	1-0 		0-3 		0-0 				0-0 	2 0 0 0 0 1 2 0 0 0 0 0 0 0 0 0 0 0 0 0 0 1 0 0 0 0 0 0																								
<b>Inning Stats</b>	R: 0 E: 0 K: 1 S: 7	H: 1 LOB: 1 BB: 1 P: 14	R: 2 E: 0 K: 1 S: 11	H: 3 LOB: 1 BB: 1 P: 19	R: 0 E: 0 K: 0 S: 15	H: 0 LOB: 0 BB: 0 P: 21	R: 0 E: 0 K: 0 S: 11	H: 1 LOB: 1 BB: 0 P: 18	R: 0 E: 0 K: 0 S: 11	H: 1 LOB: 1 BB: 0 P: 16	R: 0 E: 0 K: 0 S: 11	H: 1 LOB: 1 BB: 0 P: 18	R: 1 E: 0 K: 0 S: 8	H: 3 LOB: 1 BB: 0 P: 14	R: 0 E: 0 K: 3 S: 13	H: 2 LOB: 2 BB: 0 P: 19	R: 0 E: 0 K: 0 S: 9	H: 0 LOB: 0 BB: 0 P: 13	1B: 11 2B: 2 3B: 0 HR: 0	SF: 0 SAC: 1 DP: 1 HBP: 0	WP: 0 PB: 0 SB: 2 CS: 0	PA: 38												
<b>PITCHER</b>	IP WLS BF H R ER SO BB IBB HBP BLK WP HR S P ERA WHIP																																	
Carlton Loewer, R (1,1) ERA: 5.35	6.1		28	9	3	3	3	2	0	0	0	0	0	0	70	115	4.26	1.737																
Yorkis Perez, L (7,1) ERA: 3.32	0.2	W	2	1	0	0	0	0	0	0	0	0	0	0	4	5	0.00	1.500																
Wayne Gomes, R (8,1) ERA: 3.7	2.0	S	8	2	0	0	3	0	0	0	0	0	0	0	22	32	0.00	1.000																

Batter	1	2	3	4	5	6	7	8	9	AB R H RBI BB SO LOB	BOTTOM																							
Doug Glanville, R (1,8) OBP: 0.388, SLG: 0.410	0-1 		2-3 			2-2 		0-2 		4 0 0 0 0 1 0	San Francisco Giants @ Philadelphia Phillies Veterans Stadium, Philadelphia, PA Mon May 31 1999, 7:05 PM EDT Att: 16,323 - Cloudy - 85 F  AB 30 R 4 H 9 RBI 4 BB 2 SO 5 LOB 11																							
23 Kevin Jordan, R (1,4) OBP: 0.409, SLG: 0.467 15 David Doster, R (8,FR) OBP: 0.500, SLG: 0.733	4-1 		2-1 			1-0 		1-0 		3 0 1 0 1 0 0 0 0 0 0 0 0 0																								
Scott Rolen, R (1,5) OBP: 0.367, SLG: 0.489	2-2 		3-1 			1-0 		0-1 		4 1 2 0 0 0 1																								
Rico Brogna, L (1,3) OBP: 0.300, SLG: 0.415	1-3 		2-2 			1-0 		1-0 		3 1 1 1 1 1 2																								
Ron Gant, R (1,7) OBP: 0.339, SLG: 0.418	2-3 		1-3 			0-0 		0-0 		4 1 1 0 0 2 4																								
Bobby Abreu, L (1,9) OBP: 0.442, SLG: 0.575		1-2 			0-0 		3-2 			3 0 2 2 0 0 0																								
Mike Lieberthal, R (1,2) OBP: 0.401, SLG: 0.573		0-0 			0-0 		3-2 			3 0 1 0 0 0 2																								
Alex Arias, R (1,6) OBP: 0.377, SLG: 0.534		2-2 			2-2 		2-0 			3 1 1 1 0 0 2																								
Carlton Loewer, R (1,1) OBP: 0.273, SLG: 0.238 Yorkis Perez, L (7,1) Rob Ducey, L (7,PH) OBP: 0.327, SLG: 0.469 Wayne Gomes, R (8,1)			2-2 			2-3 		3-1 		2 0 0 0 0 1 0 0 0 0 0 0 0 0 1 0 0 0 0 0 0 0 0 0 0 0 0 0																								
<b>Inning Stats</b>	R: 0 E: 0 K: 2 S: 16	H: 1 LOB: 2 BB: 1 P: 25	R: 0 E: 0 K: 0 S: 7	H: 1 LOB: 0 BB: 0 P: 10	R: 0 E: 0 K: 1 S: 9	H: 0 LOB: 0 BB: 0 P: 15	R: 0 E: 0 K: 1 S: 8	H: 0 LOB: 0 BB: 0 P: 14	R: 0 E: 0 K: 1 S: 7	H: 1 LOB: 0 BB: 0 P: 8	R: 0 E: 0 K: 0 S: 7	H: 0 LOB: 0 BB: 0 P: 12	R: 4 E: 0 K: 0 S: 12	H: 5 LOB: 0 BB: 0 P: 25	R: 0 E: 0 K: 0 S: 9	H: 1 LOB: 2 BB: 1 P: 14	1B: 6 2B: 3 3B: 0 HR: 1	SF: 0 SAC: 0 DP: 3 HBP: 0	WP: 1 PB: 0 SB: 0 CS: 0	PA: 32														
<b>PITCHER</b>	IP WLS BF H R ER SO BB IBB HBP BLK WP HR S P ERA WHIP																																	
Kirk Rueter, L (1,1) ERA: 5.72	6.0		23	6	3	3	5	1	0	0	0	0	0	0	56	89	4.50	1.167																
Alan Embree, L (7,1) ERA: 2.5	0.0	B	1	1	0	0	0	0	0	0	0	0	0	0	3	6	∞	∞																
John Johnstone, R (7,1) ERA: 1.8	2.0	L	8	2	1	1	0	0	1	0	0	1	1	15	28	4.50	1.000																	

Batter	1	2	3	4	5	6	7	8	9	10	11	12	AB	R	H	RBI	BB	SO	LOB	TOP
Marvin Benard, L (1.8) OBP: 0.347, SLG: 0.401	F9			G4-3	BB		P3			SH3		BB	3	1	1	0	2	0	1	
Bill Mueller, S (1.5) OBP: 0.361, SLG: 0.320	F8			G5-3	G4-3		CS			F7		BB	5	0	1	1	1	0	3	
J.T. Snow, L (1.3) OBP: 0.397, SLG: 0.457 Charlie Hayes, R (10, PH) OBP: 0.264, SLG: 0.296	K			G4-3			L8			G4-3		P4	4	1	1	2	0	1	1	
Jeff Kent, R (1.4) OBP: 0.372, SLG: 0.469		K			2B VBP		HR			F9		G2-3	5	1	0	0	1	2	4	
Ellis Burks, R (1.9) OBP: 0.378, SLG: 0.447 Robb Nen, R (11.1)		K			WP VBP		HR			K			5	2	2	1	0	2	1	
Stan Javier, S (1.7) OBP: 0.363, SLG: 0.430							K					F9	4	0	0	0	1	2	0	
Rich Aurilia, R (1.6) OBP: 0.385, SLG: 0.497 John Johnstone, R (9.1)							F8			F8			3	0	0	0	1	0	1	
Armando Rios, L (11.9) OBP: 0.347, SLG: 0.485												BB SH3-4 BB	1	1	1	0	0	0	0	
Scott Servais, R (1.2) OBP: 0.344, SLG: 0.440												SH3-4	4	0	0	0	0	0	1	
Mark Gardner, R (1.1) Julian Tavarez, L (1.1) F.P. Santangelo, S (7.9) Alan Embree, L (7.1) Felix Rodriguez, R (7.1) Rich Rodriguez, L (7.1) Wilson Perdomo, S (6.8)												BB BB	2	0	0	0	0	2	0	
<b>Inning Stats</b>	R: 0 E: 0 K: 1 S: 7	H: 0 LOB: 0 BB: 0 P: 13	R: 0 E: 0 K: 2 S: 7	H: 0 LOB: 0 BB: 0 P: 12	R: 0 E: 0 K: 1 S: 7	H: 0 LOB: 0 BB: 1 P: 15	R: 0 E: 0 K: 1 S: 9	H: 2 LOB: 0 BB: 1 P: 14	R: 2 E: 0 K: 2 S: 12	H: 1 LOB: 0 BB: 0 P: 12	R: 0 E: 0 K: 1 S: 10	H: 1 LOB: 1 BB: 0 P: 4	R: 0 E: 0 K: 0 S: 3	H: 0 LOB: 0 BB: 0 P: 3	R: 1 E: 0 K: 0 S: 4	H: 1 LOB: 3 BB: 2 P: 13	1B: 4 2B: 1 3B: 1 HR: 2	SF: 0 SAC: 2 DP: 1 HBP: 1	WP: 2 PB: 0 SB: 0 CS: 1	PA: 50
<b>PITCHER</b>	IP WLS BF H R ER SO BB IBB HBP BLK WP HR S P ERA WHIP	IP WLS BF H R ER SO BB IBB HBP BLK WP HR S P ERA WHIP	IP WLS BF H R ER SO BB IBB HBP BLK WP HR S P ERA WHIP	IP WLS BF H R ER SO BB IBB HBP BLK WP HR S P ERA WHIP	IP WLS BF H R ER SO BB IBB HBP BLK WP HR S P ERA WHIP	IP WLS BF H R ER SO BB IBB HBP BLK WP HR S P ERA WHIP	IP WLS BF H R ER SO BB IBB HBP BLK WP HR S P ERA WHIP	IP WLS BF H R ER SO BB IBB HBP BLK WP HR S P ERA WHIP	IP WLS BF H R ER SO BB IBB HBP BLK WP HR S P ERA WHIP	IP WLS BF H R ER SO BB IBB HBP BLK WP HR S P ERA WHIP	IP WLS BF H R ER SO BB IBB HBP BLK WP HR S P ERA WHIP	IP WLS BF H R ER SO BB IBB HBP BLK WP HR S P ERA WHIP	IP WLS BF H R ER SO BB IBB HBP BLK WP HR S P ERA WHIP	IP WLS BF H R ER SO BB IBB HBP BLK WP HR S P ERA WHIP	IP WLS BF H R ER SO BB IBB HBP BLK WP HR S P ERA WHIP	IP WLS BF H R ER SO BB IBB HBP BLK WP HR S P ERA WHIP	IP WLS BF H R ER SO BB IBB HBP BLK WP HR S P ERA WHIP	IP WLS BF H R ER SO BB IBB HBP BLK WP HR S P ERA WHIP	IP WLS BF H R ER SO BB IBB HBP BLK WP HR S P ERA WHIP	IP WLS BF H R ER SO BB IBB HBP BLK WP HR S P ERA WHIP

San Francisco Giants @ Philadelphia Phillies  
Veterans Stadium, Philadelphia, PA

Tue Jun 01 1999, 7:35 PM EDT  
Alt: 13,050 - Cloudy - 81 F

AB 40  
R 6  
H 8  
RBI 4  
BB 6  
SO 9  
LOB 16



Batter	1	2	3	4	5	6	7	8	9	10	11	12	AB	R	H	RBI	BB	SO	LOB	BOTTOM				
Doug Glanville, R (1.8) OBP: 0.387, SLG: 0.407	G4-3			G5-3	F8		WP G5-3			B3			6	0	2	0	0	0	1					
Marion Anderson, L (1.4) 23 Kevin Jordan, R (7.9) Steve Montgomery, R (8.1) Alex Arias, R (8.1) Yanet Pineda, S (10.1) Rob Ducey, L (11.9) Wayne Gomes, R (12.1)				L7			G5-3			FC6-4		G1-6-3	2	0	0	0	1	0	0					
Scott Rolen, R (1.5) OBP: 0.366, SLG: 0.479					G5-3					P3		G1-6-3	4	1	0	0	2	0	4					
Rico Brogna, L (1.3) OBP: 0.311, SLG: 0.420										F8			5	0	3	0	1	0	2					
Ron Gant, R (1.7) OBP: 0.339, SLG: 0.421					K					F8			6	0	2	1	0	1	3					
Bobby Abreu, L (1.9) OBP: 0.444, SLG: 0.596													5	2	2	1	1	1	4					
Mike Lieberthal, R (1.2) OBP: 0.404, SLG: 0.593													5	1	2	2	1	1	5					
Desi Relaford, S (1.6) OBP: 0.357, SLG: 0.387													5	0	0	0	0	2	5					
Robert Person, R (1.1) Joel Bennett, R (8.1) Mike Grace, R (8.1) Jim Poole, L (7.1) Kevin Seefelt, R (6.4)													1	0	0	0	0	1	0					
<b>Inning Stats</b>	R: 0 E: 0 K: 0 S: 9	H: 0 LOB: 1 BB: 1 P: 18	R: 1 E: 0 K: 1 S: 15	H: 2 LOB: 1 BB: 0 P: 22	R: 0 E: 0 K: 1 S: 7	H: 0 LOB: 0 BB: 0 P: 13	R: 0 E: 0 K: 1 S: 14	H: 1 LOB: 1 BB: 0 P: 12	R: 2 E: 0 K: 1 S: 14	H: 2 LOB: 0 BB: 1 P: 24	R: 1 E: 0 K: 0 S: 15	H: 2 LOB: 2 BB: 1 P: 29	R: 0 E: 0 K: 0 S: 5	H: 1 LOB: 1 BB: 1 P: 13	R: 0 E: 0 K: 2 S: 8	H: 1 LOB: 2 BB: 1 P: 12	R: 0 E: 0 K: 0 S: 3	H: 1 LOB: 1 BB: 0 P: 7	R: 0 E: 0 K: 1 S: 6	H: 1 LOB: 1 BB: 0 P: 6	1B: 8 2B: 4 3B: 0 HR: 2	SF: 0 SAC: 0 DP: 3 HBP: 0	WP: 1 PB: 0 SB: 1 CS: 2	PA: 53
<b>PITCHER</b>	IP WLS BF H R ER SO BB IBB HBP BLK WP HR S P ERA WHIP	IP WLS BF H R ER SO BB IBB HBP BLK WP HR S P ERA WHIP	IP WLS BF H R ER SO BB IBB HBP BLK WP HR S P ERA WHIP	IP WLS BF H R ER SO BB IBB HBP BLK WP HR S P ERA WHIP	IP WLS BF H R ER SO BB IBB HBP BLK WP HR S P ERA WHIP	IP WLS BF H R ER SO BB IBB HBP BLK WP HR S P ERA WHIP	IP WLS BF H R ER SO BB IBB HBP BLK WP HR S P ERA WHIP	IP WLS BF H R ER SO BB IBB HBP BLK WP HR S P ERA WHIP	IP WLS BF H R ER SO BB IBB HBP BLK WP HR S P ERA WHIP	IP WLS BF H R ER SO BB IBB HBP BLK WP HR S P ERA WHIP	IP WLS BF H R ER SO BB IBB HBP BLK WP HR S P ERA WHIP	IP WLS BF H R ER SO BB IBB HBP BLK WP HR S P ERA WHIP	IP WLS BF H R ER SO BB IBB HBP BLK WP HR S P ERA WHIP	IP WLS BF H R ER SO BB IBB HBP BLK WP HR S P ERA WHIP	IP WLS BF H R ER SO BB IBB HBP BLK WP HR S P ERA WHIP	IP WLS BF H R ER SO BB IBB HBP BLK WP HR S P ERA WHIP	IP WLS BF H R ER SO BB IBB HBP BLK WP HR S P ERA WHIP	IP WLS BF H R ER SO BB IBB HBP BLK WP HR S P ERA WHIP	IP WLS BF H R ER SO BB IBB HBP BLK WP HR S P ERA WHIP	IP WLS BF H R ER SO BB IBB HBP BLK WP HR S P ERA WHIP				

San Francisco Giants @ Philadelphia Phillies  
Veterans Stadium, Philadelphia, PA

Tue Jun 01 1999, 7:35 PM EDT  
Alt: 13,050 - Cloudy - 81 F

AB 45  
R 5  
H 13  
RBI 5  
BB 7  
SO 7  
LOB 26



Batter	1	2	3	4	5	6	7	8	9	AB	R	H	RBI	BB	SO	LOB	TOP					
Marvin Benard, L (1, 8) OBP: 0.343, SLG: 0.392	F7		F8		E1		FC4			4	1	0	0	1	0	1	San Francisco Giants @ Philadelphia Phillies Veterans Stadium, Philadelphia, PA Wed Jun 02 1999, 7:35 PM EDT Att: 13,616 - Unknown - 84 F					
Bill Mueller, S (1, 5) OBP: 0.379, SLG: 0.364	G5-3		G4-3							5	1	3	1	0	0							
J.T. Snow, L (1, 3) OBP: 0.397, SLG: 0.453 Felix Rodriguez, R (8, 1) OBP: 0.333, SLG: 1.333				F7	F7			F9		4	0	1	2	1	0	4						
Jeff Kent, R (1, 4) OBP: 0.372, SLG: 0.472	F7					G5-3	P3			5	0	2	0	0	0	2						
Armando Rios, L (1, 9) OBP: 0.338, SLG: 0.457		G3-1		L5				L6	G4-6-3	4	0	0	0	1	0	2						
Rich Aurilia, R (1, 6) OBP: 0.346, SLG: 0.483	G6-3			P3			F7	G4-3		5	0	0	0	0	1	2						
F.P. Santangelo, S (1, 7) OBP: 0.426, SLG: 0.300					G4-3	G6-3				3	1	1	0	1	0	1						
Brent Mayne, L (1, 2) OBP: 0.308, SLG: 0.452		G3								4	2	2	2	0	0	1						
Russ Ortiz, R (1, 1) OBP: 0.106, SLG: 0.100 Rich Rodriguez, L (8, 1) OBP: 0.345, SLG: 0.428 Stan Javier, S (7, PH) Jerry Spradlin, S (7, 1) Ellis Burks, R (8, PH) Charlie Hayes, R (8, 3) OBP: 0.301, SLG: 0.458 OBP: 0.294, SLG: 0.226			L5			G6-3		E6		2	0	0	0	0	0	0						
<b>Inning Stats</b>	R: 0 E: 0 K: 0 S: 11	H: 0 LOB: 1 BB: 1 P: 21	R: 0 E: 0 K: 0 S: 9	H: 0 LOB: 1 BB: 1 P: 19	R: 0 E: 0 K: 0 S: 8	H: 0 LOB: 0 BB: 0 P: 12	R: 0 E: 0 K: 0 S: 8	H: 1 LOB: 1 BB: 0 P: 10	R: 1 E: 1 K: 0 S: 16	H: 2 LOB: 2 BB: 0 P: 23	R: 0 E: 0 K: 0 S: 10	H: 0 LOB: 1 BB: 1 P: 17	R: 2 E: 1 K: 0 S: 12	H: 2 LOB: 1 BB: 0 P: 19	R: 3 E: 0 K: 0 S: 14	H: 4 LOB: 2 BB: 1 P: 24		R: 0 E: 0 K: 1 S: 8	H: 1 LOB: 0 BB: 0 P: 12	1B: 5 2B: 4 3B: 0 HR: 1	SF: 0 SAC: 0 DP: 1 HBP: 0	WP: 0 PB: 0 SB: 0 CS: 0
<b>PITCHER</b>	IP WLS BF H R ER SO BB IBB HBP BLK WP HR S P ERA WHIP																					
Paul Byrd, R (1, 1) ERA: 3.45	7.0 W 31 5 3 1 0 3 0 0 0 0 0 1 74 121 1.29 1.143																					
Mike Grace, R (8, 1) ERA: 4.24	0.2 5 3 3 3 0 0 0 0 0 0 0 0 8 12 40.50 4.500																					
Jim Poole, L (8, 1) ERA: 3.65	0.1 H 3 1 0 0 0 1 0 0 0 0 0 0 6 12 0.00 6.000																					
Wayne Gomes, R (9, 1) ERA: 3.76	1.0 S 3 1 0 0 1 0 0 0 0 0 0 0 8 12 0.00 1.000																					

Batter	1	2	3	4	5	6	7	8	9	AB	R	H	RBI	BB	SO	LOB	BOTTOM			
Kevin Sevcik, R (1, 8) OBP: 0.375, SLG: 0.508	F9							G4-3		4	0	2	1	1	0	0	San Francisco Giants @ Philadelphia Phillies Veterans Stadium, Philadelphia, PA Wed Jun 02 1999, 7:35 PM EDT Att: 13,616 - Unknown - 84 F			
Marlon Anderson, L (1, 4) OBP: 0.251, SLG: 0.339 15 David Doster, R (7, 4) OBP: 0.476, SLG: 0.688										4	0	1	0	0	3	3				
23 Kevin Jordan, R (1, 5) OBP: 0.394, SLG: 0.462										4	1	1	0	0	1	3				
Rico Brogna, L (1, 3) OBP: 0.314, SLG: 0.415										2	1	0	0	2	1	2				
Ron Gant, R (1, 7) OBP: 0.337, SLG: 0.429										4	2	1	2	0	0	1				
Bobby Abreu, L (1, 9) OBP: 0.451, SLG: 0.617										3	1	2	2	1	1	0				
Gary Bennett, R (1, 2) OBP: 0.273, SLG: 0.286										3	0	1	1	1	1	0				
Desi Relaford, S (1, 6) OBP: 0.361, SLG: 0.390 Jim Poole, L (8, 1) Wayne Gomes, R (9, 1)										4	1	2	0	0	0	3				
Paul Byrd, R (1, 1) OBP: 0.250, SLG: 0.222 Mike Grace, R (8, 1) Alex Arias, R (8, 6) OBP: 0.365, SLG: 0.517										3	1	1	0	0	1	2				
<b>Inning Stats</b>	R: 0 E: 0 K: 0 S: 7	H: 1 LOB: 0 BB: 0 P: 13	R: 0 E: 0 K: 1 S: 5	H: 1 LOB: 0 BB: 0 P: 8	R: 1 E: 0 K: 3 S: 14	H: 2 LOB: 1 BB: 0 P: 23	R: 2 E: 0 K: 0 S: 11	H: 2 LOB: 1 BB: 1 P: 18	R: 3 E: 0 K: 1 S: 16	H: 3 LOB: 2 BB: 3 P: 37	R: 1 E: 0 K: 2 S: 11	H: 2 LOB: 1 BB: 0 P: 15	R: 0 E: 0 K: 1 S: 14	H: 0 LOB: 1 BB: 1 P: 23	R: 0 E: 0 K: 1 S: 9	H: 0 LOB: 0 BB: 0 P: 12		1B: 6 2B: 2 3B: 2 HR: 1	SF: 0 SAC: 0 DP: 0 HBP: 0	WP: 1 PB: 0 SB: 0 CS: 1
<b>PITCHER</b>	IP WLS BF H R ER SO BB IBB HBP BLK WP HR S P ERA WHIP																			
Russ Ortiz, R (1, 1) ERA: 3.24	5.0 L 28 11 7 7 5 3 1 0 0 0 0 1 56 104 12.60 2.800																			
Rich Rodriguez, L (8, 1) ERA: 4.08	1.0 3 0 0 0 2 0 0 0 0 0 0 0 8 10 0.00 0.000																			
Jerry Spradlin, R (7, 1) ERA: 6.86	1.0 4 0 0 0 1 1 0 0 0 0 0 0 14 23 0.00 1.000																			
Felix Rodriguez, R (8, 1) ERA: 4.97	1.0 3 0 0 0 1 0 0 0 0 0 0 0 9 12 0.00 0.000																			

AB	38
R	6
H	10
RBI	6
BB	4
SO	1
LOB	13



AB	33
R	7
H	11
RBI	6
BB	5
SO	9
LOB	14



Batter	1	2	3	4	5	6	7	8	9	AB	R	H	RBI	BB	SO	LOB	TOP				
Marvin Benard, L OBP: 0.340, SLG: 0.387	1-2 P4		2-2 G3-1		1-3 K		0-0 1B 1B	0-3 K		5	1	1	0	0	2	0					
Bill Mueller, S OBP: 0.394, SLG: 0.373	0-0 F8			1-1 2B 1B		4-1 G6-3 1B BB	0-1 1B 1B		1-0 F9	4	2	2	1	1	0	0					
Charlie Hayes, R OBP: 0.275, SLG: 0.258 Wilson Delgado, S OBP: 0.408, SLG: 0.389	0-1 P3			0-0 L6		0-0 G6-3 1B	4-0 1B SF8 BB		4-1 F9 S BB	3	2	1	0	2	0	1					
Jeff Kent, R OBP: 0.373, SLG: 0.475 Robb Nen, R		1-1 G5-3		0-1 1B 1-H 2B		0-3 K	0-0 1B 1B		2-2 F9	5	0	2	3	0	1	3					
Ellis Burks, R OBP: 0.371, SLG: 0.446		0-3 K		0-0 F7		2-0 G6-3	0-0 SF8		0-1 E6 WP	4	0	0	1	0	1	3					
Stan Javier, S OBP: 0.368, SLG: 0.429		0-0 2B 1B		1-2 1B		4-2 BB	3-2 F7		3-H G4-3	4	0	2	0	1	0	2					
Rich Aurilia, R OBP: 0.344, SLG: 0.483		1-1 1-H 2B		2-3 K		2-3 K		1-0 G5-3		4	0	1	0	0	2	5					
Scott Servais, R OBP: 0.340, SLG: 0.466			2-2 L3		0-0 G6-3		1-0 F9	0-2 HR		4	1	1	1	0	0	0					
Shawn Estes, R OBP: 0.330, SLG: 0.353 Jerry Spradlin, S OBP: 0.442, SLG: 0.510 F.P. Santangelo, S OBP: 0.342, SLG: 0.310 Julian Tavarez, L OBP: 0.351, SLG: 0.453 John Johnstone, R OBP: 0.307, SLG: 0.453 J.T. Snow, L OBP: 0.307, SLG: 0.453			0-3 K		0-3 K		0-0 1B 1B	2-2 K		2	0	0	0	0	2	0					
<b>Inning Stats</b>	R: 0 E: 0 K: 0 S: 7	H: 0 LOB: 0 BB: 0 P: 8	R: 0 E: 0 K: 1 S: 9	H: 2 LOB: 2 BB: 0 P: 11	R: 0 E: 0 K: 1 S: 9	H: 0 LOB: 0 BB: 0 P: 13	R: 1 E: 0 K: 1 S: 14	H: 3 LOB: 2 BB: 0 P: 18	R: 0 E: 0 K: 2 S: 12	H: 1 LOB: 3 BB: 2 P: 24	R: 4 E: 0 K: 0 S: 10	H: 4 LOB: 1 BB: 1 P: 18	R: 1 E: 0 K: 2 S: 11	H: 1 LOB: 0 BB: 0 P: 14	R: 1 E: 1 K: 0 S: 10	H: 0 LOB: 1 BB: 1 P: 18	1B: 8 2B: 2 3B: 0 HR: 1	SF: 1 SAC: 0 DP: 0 HBP: 0	WP: 1 PB: 0 SB: 1 CS: 0	PA: 42	
<b>PITCHER</b>	IP WLS BF H R ER SO BB IBB HBP BLK WP HR S P ERA WHIP	IP WLS BF H R ER SO BB IBB HBP BLK WP HR S P ERA WHIP	IP WLS BF H R ER SO BB IBB HBP BLK WP HR S P ERA WHIP	IP WLS BF H R ER SO BB IBB HBP BLK WP HR S P ERA WHIP	IP WLS BF H R ER SO BB IBB HBP BLK WP HR S P ERA WHIP	IP WLS BF H R ER SO BB IBB HBP BLK WP HR S P ERA WHIP	IP WLS BF H R ER SO BB IBB HBP BLK WP HR S P ERA WHIP	IP WLS BF H R ER SO BB IBB HBP BLK WP HR S P ERA WHIP	IP WLS BF H R ER SO BB IBB HBP BLK WP HR S P ERA WHIP	IP WLS BF H R ER SO BB IBB HBP BLK WP HR S P ERA WHIP	IP WLS BF H R ER SO BB IBB HBP BLK WP HR S P ERA WHIP	IP WLS BF H R ER SO BB IBB HBP BLK WP HR S P ERA WHIP	IP WLS BF H R ER SO BB IBB HBP BLK WP HR S P ERA WHIP	IP WLS BF H R ER SO BB IBB HBP BLK WP HR S P ERA WHIP	IP WLS BF H R ER SO BB IBB HBP BLK WP HR S P ERA WHIP	IP WLS BF H R ER SO BB IBB HBP BLK WP HR S P ERA WHIP	IP WLS BF H R ER SO BB IBB HBP BLK WP HR S P ERA WHIP	IP WLS BF H R ER SO BB IBB HBP BLK WP HR S P ERA WHIP	IP WLS BF H R ER SO BB IBB HBP BLK WP HR S P ERA WHIP	IP WLS BF H R ER SO BB IBB HBP BLK WP HR S P ERA WHIP	IP WLS BF H R ER SO BB IBB HBP BLK WP HR S P ERA WHIP

San Francisco Giants @ Philadelphia Phillies  
Veterans Stadium, Philadelphia, PA  
Thu Jun 03 1999, 1:05 PM EDT  
Att: 20,560 - Cloudy - 80 F

AB	37
R	7
H	11
RBI	6
BB	4
SO	9
LOB	14



Batter	1	2	3	4	5	6	7	8	9	AB	R	H	RBI	BB	SO	LOB	BOTTOM					
Doug Glanville, R OBP: 0.378, SLG: 0.397	0-2 G6-3		1-2 G4-3		1-2 G6-3	0-3 K			2-0 P6	5	0	0	0	0	1	5						
Kevin Seifick, R OBP: 0.377, SLG: 0.484	1-2 G4-3		3-0 F9			4-0 BB 2B BB	4-2 23 G4-3 BB		3-2 G5-4-3	3	1	0	0	2	0	2						
23 Kevin Jordan, R OBP: 0.387, SLG: 0.493	0-2 G3			3-1 HR		1-3 K	0-1 G4-3			4	1	1	1	0	1	2						
Rico Brogna, L OBP: 0.313, SLG: 0.410		0-0 G3-1		2-1 P2		4-2 BB 2B BB	2-3 K			3	1	0	0	1	1	1						
Ron Gant, R OBP: 0.340, SLG: 0.428		1-0 F9		1-1 1B		4-2 2B BB	2-3 K			3	1	1	0	1	1	1						
Mike Lieberthal, R OBP: 0.406, SLG: 0.596		2-0 FC6 1B		0-1 F9		3-1 G4-3 1-H 2-H 3-H		0-1 F9		4	0	2	3	0	0	1						
Alex Arias, R OBP: 0.343, SLG: 0.484		3-1 FC6		1-0 G6-3		0-1 G4-3		2-1 G4-3		4	0	0	0	0	0	3						
15 David Doster, R OBP: 0.480, SLG: 0.611 Steve Montgomery, R			4-2 G4-3 SH1-4 BB		3-2 F7	4-0 BB IBB		0-2 G6-3		2	0	0	0	2	0	0						
Curt Schilling, R OBP: 0.182, SLG: 0.200 Yorkis Perez, L			2-0 SH1-4		1-3 K				3-2 G5-4-3	1	0	0	0	1	1	0						
Rob Ducey, L OBP: 0.351, SLG: 0.480			1-2 1B			1-2 BB				1	0	1	0	0	0	0						
<b>Inning Stats</b>	R: 0 E: 0 K: 0 S: 10	H: 0 LOB: 0 BB: 0 P: 11	R: 0 E: 0 K: 0 S: 5	H: 1 LOB: 1 BB: 0 P: 11	R: 0 E: 0 K: 0 S: 9	H: 0 LOB: 1 BB: 1 P: 19	R: 1 E: 0 K: 0 S: 9	H: 2 LOB: 0 BB: 0 P: 16	R: 0 E: 0 K: 1 S: 11	H: 0 LOB: 0 BB: 0 P: 16	R: 3 E: 0 K: 2 S: 16	H: 1 LOB: 3 BB: 5 P: 40	R: 0 E: 0 K: 2 S: 10	H: 0 LOB: 1 BB: 1 P: 18	R: 0 E: 0 K: 0 S: 8	H: 0 LOB: 0 BB: 0 P: 10	R: 0 E: 0 K: 0 S: 8	H: 1 LOB: 0 BB: 0 P: 16	1B: 3 2B: 1 3B: 0 HR: 1	SF: 0 SAC: 1 DP: 1 HBP: 0	WP: 0 PB: 0 SB: 0 CS: 0	PA: 38
<b>PITCHER</b>	IP WLS BF H R ER SO BB IBB HBP BLK WP HR S P ERA WHIP	IP WLS BF H R ER SO BB IBB HBP BLK WP HR S P ERA WHIP	IP WLS BF H R ER SO BB IBB HBP BLK WP HR S P ERA WHIP	IP WLS BF H R ER SO BB IBB HBP BLK WP HR S P ERA WHIP	IP WLS BF H R ER SO BB IBB HBP BLK WP HR S P ERA WHIP	IP WLS BF H R ER SO BB IBB HBP BLK WP HR S P ERA WHIP	IP WLS BF H R ER SO BB IBB HBP BLK WP HR S P ERA WHIP	IP WLS BF H R ER SO BB IBB HBP BLK WP HR S P ERA WHIP	IP WLS BF H R ER SO BB IBB HBP BLK WP HR S P ERA WHIP	IP WLS BF H R ER SO BB IBB HBP BLK WP HR S P ERA WHIP	IP WLS BF H R ER SO BB IBB HBP BLK WP HR S P ERA WHIP	IP WLS BF H R ER SO BB IBB HBP BLK WP HR S P ERA WHIP	IP WLS BF H R ER SO BB IBB HBP BLK WP HR S P ERA WHIP	IP WLS BF H R ER SO BB IBB HBP BLK WP HR S P ERA WHIP	IP WLS BF H R ER SO BB IBB HBP BLK WP HR S P ERA WHIP	IP WLS BF H R ER SO BB IBB HBP BLK WP HR S P ERA WHIP	IP WLS BF H R ER SO BB IBB HBP BLK WP HR S P ERA WHIP	IP WLS BF H R ER SO BB IBB HBP BLK WP HR S P ERA WHIP	IP WLS BF H R ER SO BB IBB HBP BLK WP HR S P ERA WHIP	IP WLS BF H R ER SO BB IBB HBP BLK WP HR S P ERA WHIP	IP WLS BF H R ER SO BB IBB HBP BLK WP HR S P ERA WHIP	

San Francisco Giants @ Philadelphia Phillies  
Veterans Stadium, Philadelphia, PA  
Thu Jun 03 1999, 1:05 PM EDT  
Att: 20,560 - Cloudy - 80 F

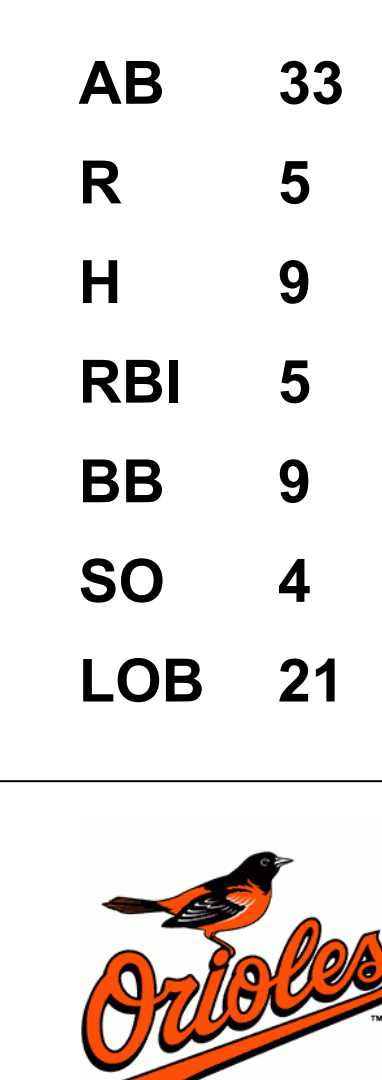
AB	30
R	4
H	5
RBI	4
BB	7
SO	5
LOB	15





Batter	1	2	3	4	5	6	7	8	9	AB	R	H	RBI	BB	SO	LOB	TOP																					
Doug Glanville, R OBP: 0.386, SLG: 0.410 (1, 8)	G4-3	G4-3				G4-3		F9		6	0	4	3	0	0	1	<b>Philadelphia Phillies @ Baltimore Orioles</b> Oriole Park at Camden Yards, Baltimore, MD Fri Jun 04 1999, 7:05 PM EDT Att: 47,542 - Unknown - 76 F <a href="http://livebaseballscorecards.com">livebaseballscorecards.com</a>																					
Marlon Anderson, L OBP: 0.250, SLG: 0.335 15 David Doster, R OBP: 0.462, SLG: 0.579 (1, 4) (8, 4)	G6-3	G4-3			G4-6-3	P5			F7	5	0	1	0	0	0	5																						
23 Kevin Jordan, R OBP: 0.388, SLG: 0.479 (1, 5)	G1-3									4	0	1	0	0	1	2																						
Rico Brogna, L OBP: 0.310, SLG: 0.409 (1, 3)		G1-3	G4-6-3			G1-3			E1	5	1	1	0	0	0	1																						
Ron Gant, R OBP: 0.352, SLG: 0.439 (1, 10)										5	3	4	1	0	0	2																						
Bobby Abreu, L OBP: 0.455, SLG: 0.614 (1, 9)										4	2	2	0	1	0	3																						
Mike Lieberthal, R OBP: 0.406, SLG: 0.591 (1, 2)										5	2	2	2	0	1	4																						
Rob Ducey, L OBP: 0.387, SLG: 0.500 (1, 7)										2	1	1	0	3	0	2																						
Desi Relaford, S OBP: 0.362, SLG: 0.390 (1, 6)										5	0	2	3	0	1	4																						
<b>Inning Stats</b>	R: 0 E: 0 K: 0 S: 9	H: 0 LOB: 0 BB: 0 P: 17	R: 4 E: 0 K: 0 S: 17	H: 5 LOB: 1 BB: 1 P: 27	R: 0 E: 0 K: 0 S: 7	H: 1 LOB: 1 BB: 0 P: 10	R: 0 E: 0 K: 2 S: 10	H: 0 LOB: 1 BB: 1 P: 19	R: 0 E: 0 K: 1 S: 9	H: 1 LOB: 0 BB: 0 P: 15	R: 3 E: 1 K: 0 S: 25	H: 4 LOB: 2 BB: 1 P: 39	R: 0 E: 0 K: 0 S: 8	H: 2 LOB: 2 BB: 0 P: 13	R: 0 E: 0 K: 0 S: 9	H: 2 LOB: 2 BB: 0 P: 13	R: 2 E: 1 K: 0 S: 19	H: 3 LOB: 3 BB: 1 P: 30	1B: 15 2B: 4 3B: 0 HR: 0	SF: 0 SAC: 0 DP: 4 HBP: 1	WP: 0 PB: 0 SB: 0 CS: 1	PA: 47																
<b>PITCHER</b>	IP	WLS	BF	H	R	ER	SO	BB	IBB	HBP	BLK	WP	HR	S	P	ERA	WHIP	<b>PITCHER</b>				IP	WLS	BF	H	R	ER	SO	BB	IBB	HBP	BLK	WP	HR	S	P	ERA	WHIP
Scott Erickson, R ERA: 7.11 (1, 1)	5.2	L	28	11	7	7	3	3	0	1	0	0	0	73	122	11.12	2.471																					
Jesse Orosco, L ERA: 7.07 (6, 1)	0.1		3	2	0	0	0	0	0	0	0	0	0	6	8	0.00	6.000																					
Ricky Bones, R ERA: 3.81 (7, 1)	2.0		8	2	0	0	0	0	0	0	0	0	0	15	23	0.00	1.000																					
Mike Fetters, R ERA: 4.91 (9, 1)	1.0		8	3	2	0	0	1	0	0	0	0	0	19	30	0.00	4.000																					

Batter	1	2	3	4	5	6	7	8	9	AB	R	H	RBI	BB	SO	LOB	BOTTOM																					
Brady Anderson, L OBP: 0.420, SLG: 0.497 (1, 8)	G4-3 HR							G4-6-3		2	1	0	0	3	0	1	<b>Philadelphia Phillies @ Baltimore Orioles</b> Oriole Park at Camden Yards, Baltimore, MD Fri Jun 04 1999, 7:05 PM EDT Att: 47,542 - Unknown - 76 F <a href="http://livebaseballscorecards.com">livebaseballscorecards.com</a>																					
Mike Bordick, R OBP: 0.326, SLG: 0.373 (1, 6)	G4-3									3	1	1	0	1	1	3																						
B.J. Surhoff, L OBP: 0.365, SLG: 0.537 (1, 7)	G4-3									5	1	2	3	0	1	3																						
Albert Belle, R OBP: 0.390, SLG: 0.432 (1, 9)										5	1	1	2	0	1	3																						
Harold Baines, L ERA: 4.43 Jeff Conine, R OBP: 0.352, SLG: 0.469 (9, PH)										3	0	2	0	1	0	0																						
Will Clark, L OBP: 0.380, SLG: 0.475 (1, 3)										4	0	1	0	1	0	3																						
Cal Ripken Jr., R OBP: 0.303, SLG: 0.476 (1, 5)										4	0	0	0	1	1	3																						
Jeff Rebutel, R OBP: 0.364, SLG: 0.230 Delino DeShields, L OBP: 0.335, SLG: 0.384 Rich Amaral, R OBP: 0.354, SLG: 0.364 (1, 4) (8, PH) (9, 4)										2	0	0	0	1	0	3																						
Charles Johnson, R OBP: 0.341, SLG: 0.500 (1, 2)										3	1	1	0	1	0	2																						
<b>Inning Stats</b>	R: 2 E: 0 K: 0 S: 11	H: 1 LOB: 1 BB: 2 P: 20	R: 0 E: 0 K: 1 S: 10	H: 1 LOB: 2 BB: 1 P: 17	R: 0 E: 0 K: 0 S: 15	H: 2 LOB: 3 BB: 2 P: 29	R: 1 E: 1 K: 0 S: 12	H: 0 LOB: 1 BB: 1 P: 20	R: 0 E: 0 K: 2 S: 14	H: 1 LOB: 2 BB: 1 P: 22	R: 0 E: 0 K: 0 S: 8	H: 1 LOB: 0 BB: 0 P: 12	R: 0 E: 0 K: 0 S: 6	H: 0 LOB: 0 BB: 1 P: 15	R: 2 E: 0 K: 1 S: 17	H: 3 LOB: 1 BB: 0 P: 23	1B: 5 2B: 2 3B: 0 HR: 2	SF: 0 SAC: 1 DP: 3 HBP: 0	WP: 0 PB: 0 SB: 0 CS: 0	PA: 43																		
<b>PITCHER</b>	IP	WLS	BF	H	R	ER	SO	BB	IBB	HBP	BLK	WP	HR	S	P	ERA	WHIP	<b>PITCHER</b>				IP	WLS	BF	H	R	ER	SO	BB	IBB	HBP	BLK	WP	HR	S	P	ERA	WHIP
Chad Ogea, R ERA: 3.0 (1, 1)	5.0	W	27	5	3	2	1	7	0	0	0	0	0	15	28	0.00	1.500																					
Yorkis Perez, L ERA: 3.0 (6, 1)	1.1		6	1	0	0	2	1	0	0	0	0	0	10	21	0.00	0.600																					
Steve Montgomery, R ERA: 1.93 (7, 1)	1.2		4	0	0	0	0	1	0	0	0	0	0	14	18	0.00	0.600																					
Jim Poole, L ERA: 4.85 Wayne Gomes, R ERA: 3.71 (9, 1)	0.2		5	3	2	2	0	0	0	0	0	0	1	14	21	27.00	4.500																					

AB 42  
R 9  
H 18  
RBI 9  
BB 4  
SO 3  
LOB 27



Batter	1	2	3	4	5	6	7	8	9	10	AB	R	H	RBI	BB	SO	LOB	TOP			
<b>Doug Gianville, R</b> OBP: 0.386, SLG: 0.414 (1, 8)											5	0	2	1	0	1	0	<b>Philadelphia Phillies @ Baltimore Orioles</b> Oriole Park at Camden Yards, Baltimore, MD Sat Jun 05 1999, 7:05 PM EDT Att. 48,531 - Cloudy - 79 F <a href="http://livebaseballscorecards.com">livebaseballscorecards.com</a> AB 34 R 6 H 7 RBI 5 BB 6 SO 10 LOB 9  WP: 0 PA: 40 PB: 0 SB: 0 CS: 1			
<b>Marlon Anderson, L</b> OBP: 0.245, SLG: 0.328 <b>15 David Doster, R</b> OBP: 0.481, SLG: 0.600 (1, 4) (9, 4)											4	0	0	0	0	1	3				
<b>Scott Rolen, R</b> OBP: 0.358, SLG: 0.467 (1, 5)											5	0	0	0	0	2	1				
<b>Rico Brogna, L</b> OBP: 0.308, SLG: 0.402 (1, 3)											4	1	0	0	1	2	1				
<b>Ron Gant, R</b> OBP: 0.355, SLG: 0.443 (1, 7)											3	1	1	0	1	2	0				
<b>Bobby Abreu, L</b> OBP: 0.455, SLG: 0.615 (1, 9)											3	1	1	0	1	1	1				
<b>Mike Lieberthal, R</b> OBP: 0.403, SLG: 0.600 (1, 2)											4	1	1	2	0	0	2				
<b>Rob Ducey, L</b> OBP: 0.409, SLG: 0.556 (1, 10)											2	2	1	2	2	0	0				
<b>Desi Relaford, S</b> OBP: 0.359, SLG: 0.383 (1, 6)											3	0	0	0	1	1	1				
<b>Inning Stats</b>	R: 0 E: 0 K: 1 S: 7	H: 1 LOB: 0 BB: 0 P: 12	R: 0 E: 0 K: 1 S: 8	H: 0 LOB: 0 BB: 0 P: 11	R: 0 E: 0 K: 0 S: 4	H: 0 LOB: 0 BB: 1 P: 9	R: 0 E: 0 K: 1 S: 9	H: 0 LOB: 0 BB: 0 P: 13	R: 3 E: 0 K: 2 S: 20	H: 3 LOB: 2 BB: 0 P: 36	R: 0 E: 0 K: 0 S: 10	H: 1 LOB: 1 BB: 0 P: 15	R: 0 E: 0 K: 0 S: 7	H: 0 LOB: 0 BB: 0 P: 13	R: 0 E: 0 K: 1 S: 9	H: 1 LOB: 0 BB: 3 P: 23	R: 0 E: 0 K: 2 S: 8		H: 1 LOB: 1 BB: 0 P: 8	1B: 2 2B: 3 3B: 0 HR: 2	SF: 0 SAC: 0 DP: 2 HBP: 0
<b>PITCHER</b>	IP WLS BF H R ER SO BB IBB HBP BLK WP HR S P ERA WHIP	IP WLS BF H R ER SO BB IBB HBP BLK WP HR S P ERA WHIP	IP WLS BF H R ER SO BB IBB HBP BLK WP HR S P ERA WHIP	IP WLS BF H R ER SO BB IBB HBP BLK WP HR S P ERA WHIP	IP WLS BF H R ER SO BB IBB HBP BLK WP HR S P ERA WHIP	IP WLS BF H R ER SO BB IBB HBP BLK WP HR S P ERA WHIP	IP WLS BF H R ER SO BB IBB HBP BLK WP HR S P ERA WHIP	IP WLS BF H R ER SO BB IBB HBP BLK WP HR S P ERA WHIP	IP WLS BF H R ER SO BB IBB HBP BLK WP HR S P ERA WHIP	IP WLS BF H R ER SO BB IBB HBP BLK WP HR S P ERA WHIP	IP WLS BF H R ER SO BB IBB HBP BLK WP HR S P ERA WHIP	IP WLS BF H R ER SO BB IBB HBP BLK WP HR S P ERA WHIP	IP WLS BF H R ER SO BB IBB HBP BLK WP HR S P ERA WHIP	IP WLS BF H R ER SO BB IBB HBP BLK WP HR S P ERA WHIP	IP WLS BF H R ER SO BB IBB HBP BLK WP HR S P ERA WHIP	IP WLS BF H R ER SO BB IBB HBP BLK WP HR S P ERA WHIP	IP WLS BF H R ER SO BB IBB HBP BLK WP HR S P ERA WHIP	IP WLS BF H R ER SO BB IBB HBP BLK WP HR S P ERA WHIP	IP WLS BF H R ER SO BB IBB HBP BLK WP HR S P ERA WHIP	IP WLS BF H R ER SO BB IBB HBP BLK WP HR S P ERA WHIP	
<b>Sidney Ponson, R</b> ERA: 4.26 (1, 1)	8.0	30	5	3	3	7	3	0	0	0	0	0	0	1	13	∞	∞				
<b>Arthur Rhodes, L</b> ERA: 5.04 (9, 1)	0.0	3	0	3	3	0	3	0	0	0	0	0	0	1	13	∞	∞				
<b>Mike Timlin, R</b> ERA: 6.33 (9, 1)	2.0	7	2	0	0	3	0	0	0	0	0	0	1	17	18	0.00	1.000				

Batter	1	2	3	4	5	6	7	8	9	10	AB	R	H	RBI	BB	SO	LOB	BOTTOM					
<b>Brady Anderson, L</b> OBP: 0.420, SLG: 0.510 (1, 8)											3	1	1	2	1	0	0	<b>Philadelphia Phillies @ Baltimore Orioles</b> Oriole Park at Camden Yards, Baltimore, MD Sat Jun 05 1999, 7:05 PM EDT Att. 48,531 - Cloudy - 79 F <a href="http://livebaseballscorecards.com">livebaseballscorecards.com</a> AB 38 R 7 H 12 RBI 7 BB 4 SO 2 LOB 11 					
<b>Delino DeShields, L</b> OBP: 0.331, SLG: 0.377 (1, 4)											5	0	1	1	0	0	1						
<b>B.J. Surhoff, L</b> OBP: 0.366, SLG: 0.534 (1, 7)											5	1	2	0	0	0	3						
<b>Albert Belle, R</b> OBP: 0.392, SLG: 0.431 <b>Rich Amaral, R</b> OBP: 0.348, SLG: 0.357 (1, 9) (9, 9)											3	2	1	0	1	1	0						
<b>Harold Baines, L</b> OBP: 0.405, SLG: 0.605 <b>Jeff Conine, R</b> OBP: 0.348, SLG: 0.462 (1, 10) (8, PH)											3	0	2	2	0	0	0						
<b>Will Clark, L</b> OBP: 0.371, SLG: 0.458 (1, 3)											3	1	0	1	1	0	1						
<b>Cal Ripken Jr., R</b> OBP: 0.310, SLG: 0.477 <b>Jeff Reboulet, R</b> OBP: 0.372, SLG: 0.242 (1, 5) (9, PR) (10, 5)											4	1	2	0	0	0	1						
<b>Mike Bordick, R</b> OBP: 0.328, SLG: 0.374 (1, 6)											5	0	2	1	0	0	1						
<b>Mike Figga, R</b> (1, 2)											3	0	0	0	1	1	2						
<b>Inning Stats</b>	R: 0 E: 0 K: 0 S: 5	H: 0 LOB: 0 BB: 0 P: 7	R: 0 E: 0 K: 1 S: 10	H: 0 LOB: 0 BB: 0 P: 14	R: 1 E: 0 K: 0 S: 10	H: 1 LOB: 1 BB: 1 P: 19	R: 2 E: 0 K: 0 S: 12	H: 3 LOB: 0 BB: 0 P: 17	R: 0 E: 0 K: 0 S: 6	H: 0 LOB: 0 BB: 0 P: 10	R: 1 E: 1 K: 0 S: 14	H: 1 LOB: 1 BB: 0 P: 23	R: 0 E: 0 K: 0 S: 6	H: 0 LOB: 0 BB: 0 P: 9	R: 1 E: 0 K: 0 S: 7	H: 2 LOB: 1 BB: 1 P: 13	R: 1 E: 0 K: 1 S: 13		H: 3 LOB: 3 BB: 1 P: 22	R: 1 E: 0 K: 0 S: 4	H: 2 LOB: 2 BB: 1 P: 8	1B: 11 2B: 0 3B: 0 HR: 1	SF: 2 SAC: 0 DP: 2 HBP: 0
<b>PITCHER</b>	IP WLS BF H R ER SO BB IBB HBP BLK WP HR S P ERA WHIP	IP WLS BF H R ER SO BB IBB HBP BLK WP HR S P ERA WHIP	IP WLS BF H R ER SO BB IBB HBP BLK WP HR S P ERA WHIP	IP WLS BF H R ER SO BB IBB HBP BLK WP HR S P ERA WHIP	IP WLS BF H R ER SO BB IBB HBP BLK WP HR S P ERA WHIP	IP WLS BF H R ER SO BB IBB HBP BLK WP HR S P ERA WHIP	IP WLS BF H R ER SO BB IBB HBP BLK WP HR S P ERA WHIP	IP WLS BF H R ER SO BB IBB HBP BLK WP HR S P ERA WHIP	IP WLS BF H R ER SO BB IBB HBP BLK WP HR S P ERA WHIP	IP WLS BF H R ER SO BB IBB HBP BLK WP HR S P ERA WHIP	IP WLS BF H R ER SO BB IBB HBP BLK WP HR S P ERA WHIP	IP WLS BF H R ER SO BB IBB HBP BLK WP HR S P ERA WHIP	IP WLS BF H R ER SO BB IBB HBP BLK WP HR S P ERA WHIP	IP WLS BF H R ER SO BB IBB HBP BLK WP HR S P ERA WHIP	IP WLS BF H R ER SO BB IBB HBP BLK WP HR S P ERA WHIP	IP WLS BF H R ER SO BB IBB HBP BLK WP HR S P ERA WHIP	IP WLS BF H R ER SO BB IBB HBP BLK WP HR S P ERA WHIP	IP WLS BF H R ER SO BB IBB HBP BLK WP HR S P ERA WHIP	IP WLS BF H R ER SO BB IBB HBP BLK WP HR S P ERA WHIP	IP WLS BF H R ER SO BB IBB HBP BLK WP HR S P ERA WHIP			
<b>Carlton Liewer, R</b> ERA: 5.31 (1, 1)	7.1	31	7	5	4	1	2	0	0	0	3	1	69	111	4.91	1.227							
<b>Jim Poole, L</b> ERA: 4.5 (8, 1)	1.0	2	0	0	0	0	0	0	0	0	0	0	2	4	0.00	0.000							
<b>Wayne Gomes, R</b> ERA: 4.0 (9, 1)	0.1	3	2	0	0	1	0	0	0	0	0	0	7	9	0.00	6.000							
<b>Yorkis Perez, L</b> ERA: 2.96 (8, 1)	0.1	3	1	1	1	0	1	0	0	0	0	0	5	10	27.00	6.000							
<b>Steve Montgomery, R</b> ERA: 2.45 (10, 1)	0.2	5	2	1	1	0	1	0	0	0	0	0	4	8	13.50	4.500							

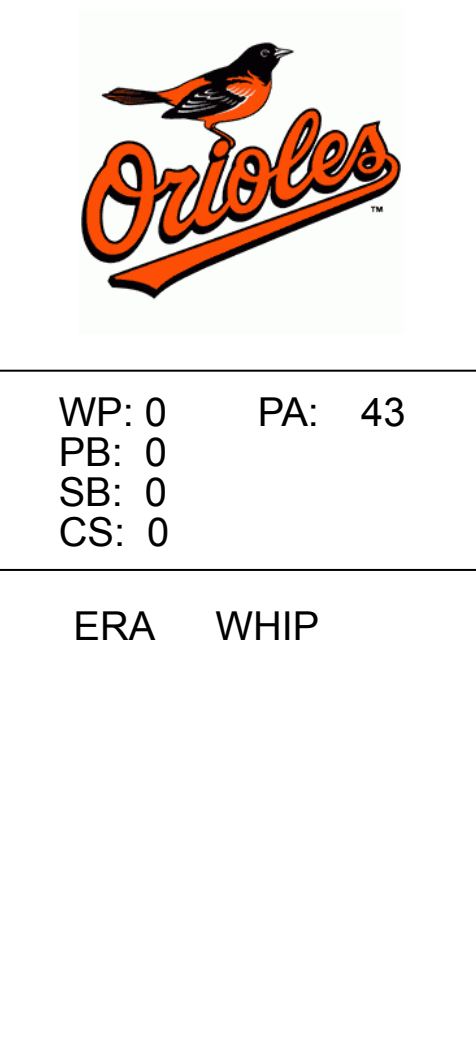
Batter	1	2	3	4	5	6	7	8	9	AB	R	H	RBI	BB	SO	LOB	TOP								
Doug Glanville, R (1, 8) OBP: 0.386, SLG: 0.419	G6-3		S 1-H 2B	P3		SH1-4		G3	2H 1B	5	0	2	1	0	0	2	<b>Philadelphia Phillies @ Baltimore Orioles</b> Oriole Park at Camden Yards, Baltimore, MD Sun Jun 06 1999, 1:35 PM EDT Att: 47,833 - Sunny - 84 F <a href="http://livebaseballscorecards.com">livebaseballscorecards.com</a>								
23 Kevin Jordan, R (1, 4) OBP: 0.400, SLG: 0.500 15 David Doster, R (8, FR) OBP: 0.481, SLG: 0.600	1B 2B		F8			G4-3 1B		1B		5	1	3	1	0	0	2									
Scott Rolen, R (1, 5) OBP: 0.359, SLG: 0.477	P6		BB 2-3 BB			G4-3 1-2		HR		4	1	1	2	1	1	3									
Rico Brogna, L (1, 3) OBP: 0.314, SLG: 0.404	2H 1B		1-2 BB			K		G4-3 FC4 1B		4	0	2	1	1	1	0									
Ron Gant, R (1, 10) OBP: 0.351, SLG: 0.433	G3		P5			1B 2B		F9	1-2 FC4	4	1	0	0	1	0	6									
Bobby Abreu, L (1, 9) OBP: 0.484, SLG: 0.620			CS 1B			2B F9-2 1B		HR	G6-3	5	2	4	0	0	0	0									
Mike Lieberthal, R (1, 2) OBP: 0.413, SLG: 0.650	F8		1-2 2B			2B 1B		HR	HR	5	3	4	4	0	0	1									
Rob Ducey, L (1, 7) OBP: 0.412, SLG: 0.554 Kevin Sefcik, R (6, PH) OBP: 0.389, SLG: 0.500	K		1-0 1B			SH1-4 23 G6-3 2B		G6-3	S 1B BB	2	0	1	0	0	1	0									
Alex Arias, R (1, 6) OBP: 0.347, SLG: 0.471			2B 1B			SH1-4 HR BB		G6-3	L4	4	1	1	0	1	0	4									
<b>Inning Stats</b>	R: 1 E: 0 K: 0 S: 9	H: 2 LOB: 1 BB: 0 P: 12	R: 0 E: 0 K: 1 S: 9	H: 1 LOB: 0 BB: 0 P: 17	R: 0 E: 0 K: 0 S: 10	H: 2 LOB: 3 BB: 2 P: 24	R: 0 E: 0 K: 0 S: 10	H: 3 LOB: 2 BB: 0 P: 16	R: 0 E: 0 K: 1 S: 7	H: 1 LOB: 0 BB: 0 P: 9	R: 6 E: 0 K: 0 S: 19	H: 4 LOB: 0 BB: 2 P: 34	R: 2 E: 0 K: 0 S: 11	H: 2 LOB: 0 BB: 0 P: 17	R: 0 E: 0 K: 1 S: 11	H: 2 LOB: 2 BB: 1 P: 17		R: 2 E: 0 K: 0 S: 13	H: 2 LOB: 1 BB: 1 P: 22	1B: 11 2B: 6 3B: 0 HR: 3	SF: 0 SAC: 1 DP: 2 HBP: 0	WP: 0 PB: 0 CS: 2 SB: 1	PA: 46		
<b>PITCHER</b>	IP	WLS	BF	H	R	ER	SO	BB	IBB	HBP	BLK	WP	HR	S	P	ERA	WHIP								
Juan Guzman, R (1, 1) ERA: 5.2	5.0		22	9	1	1	2	2	0	0	0	0	0	45	78	1.80	2.200								
Doug Johns, L (6, 1) ERA: 8.45	0.0		4	3	4	4	0	1	0	0	0	0	0	12	22	∞	∞								
Mike Fetters, R (6, 1) ERA: 5.48	1.0	B	5	1	2	2	0	1	0	0	0	0	1	7	12	18.00	2.000								
Ricky Bones, R (7, 1) ERA: 4.15	2.0	L	10	4	2	2	1	0	0	0	0	0	1	22	34	9.00	2.000								
Rocky Coppinger, R (9, 1) ERA: 11.37	1.0		5	2	2	2	0	1	0	0	0	0	1	13	22	18.00	3.000								

Batter	1	2	3	4	5	6	7	8	9	AB	R	H	RBI	BB	SO	LOB	BOTTOM									
Brady Anderson, L (1, 8) OBP: 0.419, SLG: 0.505	P6		G6-3 SH1-3 BB	K		F7		1B		4	0	1	0	1	1	1	<b>Philadelphia Phillies @ Baltimore Orioles</b> Oriole Park at Camden Yards, Baltimore, MD Sun Jun 06 1999, 1:35 PM EDT Att: 47,833 - Sunny - 84 F <a href="http://livebaseballscorecards.com">livebaseballscorecards.com</a>									
Delino DeShields, L (1, 4) OBP: 0.381, SLG: 0.383	1B		SH1-3			G4-3 1B		L4		3	1	2	0	1	0	1										
B.J. Surhoff, L (1, 7) OBP: 0.362, SLG: 0.526	1B		G6-3			G4-3		F8		5	0	1	1	0	0	4										
Albert Belle, R (1, 9) OBP: 0.384, SLG: 0.420	G6-4-3		L7			F8		G4-3		5	0	0	0	0	0	4										
Harold Baines, L (1, 10) OBP: 0.399, SLG: 0.592			G4-3			G4-3		G3-1		5	0	1	1	0	0	0										
Jeff Conine, R (1, 3) OBP: 0.355, SLG: 0.467	F8		F8			P3		1B	FC5-4 1B	5	1	3	0	0	0	1										
Cal Ripken Jr., R (1, 5) OBP: 0.322, SLG: 0.509	HR		F8			F8		HR	FC5-4 1B	5	2	3	1	0	0	2										
Jeff Reboulet, R (1, 6) OBP: 0.370, SLG: 0.246 Will Clark, L (7, PH) OBP: 0.367, SLG: 0.452 Mike Bordick, R (8, 6) OBP: 0.328, SLG: 0.374	K		K			P2		G4-3		3	1	1	0	0	1	1										
Charles Johnson, R (1, 2) OBP: 0.351, SLG: 0.531			SH1-3 BB G6-3 BB			1H 2H		HR	K	3	2	2	4	1	1	0										
<b>Inning Stats</b>	R: 0 E: 0 K: 0 S: 8	H: 2 LOB: 1 BB: 0 P: 12	R: 1 E: 0 K: 1 S: 10	H: 1 LOB: 0 BB: 0 P: 13	R: 1 E: 0 K: 0 S: 8	H: 0 LOB: 1 BB: 2 P: 17	R: 2 E: 0 K: 1 S: 16	H: 3 LOB: 1 BB: 0 P: 27	R: 1 E: 0 K: 0 S: 9	H: 1 LOB: 1 BB: 1 P: 17	R: 2 E: 0 K: 0 S: 10	H: 3 LOB: 1 BB: 0 P: 14	R: 0 E: 0 K: 0 S: 9	H: 2 LOB: 2 BB: 0 P: 13	R: 0 E: 0 K: 1 S: 8	H: 1 LOB: 1 BB: 0 P: 11		R: 0 E: 0 K: 0 S: 6	H: 1 LOB: 1 BB: 0 P: 11	1B: 11 2B: 1 3B: 0 HR: 2	SF: 0 SAC: 1 DP: 1 HBP: 0	WP: 0 PB: 0 CS: 0	PA: 43			
<b>PITCHER</b>	IP	WLS	BF	H	R	ER	SO	BB	IBB	HBP	BLK	WP	HR	S	P	ERA	WHIP									
Robert Person, R (1, 1) ERA: 9.12	5.0		24	7	5	5	2	0	0	0	0	0	0	1	16	22	10.80	3.000								
Joel Bennett, R (6, 1) ERA: 9.0	1.2	W	10	5	2	2	0	0	0	0	0	0	0	1	16	22	10.80	3.000								
Jim Poole, L (7, 1) ERA: 4.11	1.1	H	5	1	0	0	1	0	0	0	0	0	0	11	16	0.00	0.750									
Mike Grace, R (9, 1) ERA: 4.07	1.0		4	1	0	0	0	0	0	0	0	0	0	6	11	0.00	1.000									

**Philadelphia Phillies @ Baltimore Orioles**  
 Oriole Park at Camden Yards, Baltimore, MD  
 Sun Jun 06 1999, 1:35 PM EDT  
 Att: 47,833 - Sunny - 84 F

**Philadelphia Phillies @ Baltimore Orioles**  
 Oriole Park at Camden Yards, Baltimore, MD  
 Sun Jun 06 1999, 1:35 PM EDT  
 Att: 47,833 - Sunny - 84 F


AB	40
R	11
H	19
RBI	11
BB	5
SO	3
LOB	18





Batter	1	2	3	4	5	6	7	8	9	AB	R	H	RBI	BB	SO	LOB	TOP								
Chuck Knoblauch R (1,4) OBP: 0.362, SLG: 0.394	G4-3			F7		FC3-6 2B		F8 2B	4-2 1B BB	4	1	1	0	1	0	2	<b>New York Yankees @ Philadelphia Phillies</b> Veterans Stadium, Philadelphia, PA Mon Jun 07 1999, 7:35 PM EDT Att: 37,180 - Cloudy - 90 F								
2 Derek Jeter R (1,6) OBP: 0.469, SLG: 0.654	K			FC5-2-5-4 3B		1-2 2-3		F8 2B	4-2 1B BB	4	0	2	1	1	1										
Paul O'Neill, L (1,9) OBP: 0.335, SLG: 0.417	K			FC5-2-5-4 3H		G4-3		F8 2-3	2-1 1B FC4	5	0	1	1	0	1	4									
Bernie Williams, S (1,8) OBP: 0.407, SLG: 0.486		G4-3			F8			WP G5-3 1B BB	4-0 1B BB	3	1	0	0	2	0	2									
Tino Martinez, L (1,3) OBP: 0.350, SLG: 0.436		F7			F7			G5-3 1B WP	1-1 F9	4	0	1	0	0	0	2									
Tony Tarasco, L (1,7) OBP: 0.294, SLG: 0.267		P3			G4-3			L3	4-0 E 20 G3 BB	3	1	0	0	1	0	2									
Scott Brosius, R (1,5) OBP: 0.277, SLG: 0.418				G1-6-3 1B		G2-3		G5-3 BB	1-3 K	3	0	1	0	1	1	1									
Joe Girardi, R (1,2) OBP: 0.241, SLG: 0.316				G1-6-3		FC3-6 2B BB		G5-3	2-2 E5 20 G3 PB	2	1	1	0	0	0	1									
Chili Davis, S (7, PH) OBP: 0.425, SLG: 0.534				1-2		1-2 2-3 3-H		G5-3	1-3 PB	1	0	0	1	0	0	2									
Jason Grimsley, R (7, PH)								G4-3	0-1 G3	1	0	0	0	1	0	0									
Dan Naulty, R (8, 1) OBP: 0.360, SLG: 0.350				G1-3		1-2 BB		G4-3	2-3 3-H	2	0	0	1	0	0	3									
Chad Curtis, R (9, PH) OBP: 0.360, SLG: 0.350																									
Andy Pettitte, L (1,1) OBP: 0.306, SLG: 0.358																									
20 Jorge Posada, S (7, PH) OBP: 0.306, SLG: 0.358																									
<b>Inning Stats</b>	R: 0 E: 0 K: 2 S: 9	H: 0 LOB: 0 BB: 0 P: 10	R: 0 E: 0 K: 0 S: 6	H: 0 LOB: 0 BB: 0 P: 11	R: 0 E: 0 K: 0 S: 7	H: 1 LOB: 0 BB: 0 P: 9	R: 0 E: 0 K: 0 S: 4	H: 1 LOB: 0 BB: 0 P: 7	R: 0 E: 0 K: 0 S: 6	H: 0 LOB: 0 BB: 0 P: 9	R: 1 E: 0 K: 0 S: 7	H: 2 LOB: 2 BB: 1 P: 15	R: 1 E: 0 K: 0 S: 12	H: 1 LOB: 2 BB: 2 P: 25	R: 0 E: 0 K: 0 S: 10	H: 2 LOB: 2 BB: 1 P: 17	R: 3 E: 1 K: 1 S: 18	H: 1 LOB: 2 BB: 3 P: 36	1B: 4 2B: 3 3B: 1 HR: 0	SF: 0 SAC: 0 DP: 2 HBP: 0	WP: 1 PB: 1 CS: 0	PA: 40			
<b>PITCHER</b>	IP WLS BF H R ER SO BB IBB HBP BLK WP HR S P ERA WHIP	8.0 W 32 6 2 2 2 4 0 0 0 1 0 61 103 2.25 1.250	1.0 8 1 3 0 1 3 0 0 0 0 0 18 36 0.00 4.000																						

AB	33
R	5
H	7
RBI	4
BB	7
SO	3
LOB	21



Batter	1	2	3	4	5	6	7	8	9	AB	R	H	RBI	BB	SO	LOB	BOTTOM							
Doug Glanville, R (1,8) OBP: 0.390, SLG: 0.429	23 F9 HR 2B		G2-3		L8			1B 23 PB BB	1-3 2-H 3-H 2B	4	1	2	2	1	0	0	<b>New York Yankees @ Philadelphia Phillies</b> Veterans Stadium, Philadelphia, PA Mon Jun 07 1999, 7:35 PM EDT Att: 37,180 - Cloudy - 90 F							
23 Kevin Jordan, R (1,4) OBP: 0.393, SLG: 0.481	F9		G6-3		G6-3			1B BB	4-1 BB	3	0	0	0	1	0	1								
15 David Doster, R (7, PR) OBP: 0.500, SLG: 0.600	2-3		G6-3					1-2 2-3 BB	3-2 BB BB	0	0	0	0	1	0	0								
Scott Rolen, R (1,5) OBP: 0.360, SLG: 0.490	K		G6-3					HR	1-2 2-3 3-H 1B	5	1	2	2	0	1	4								
Rico Brogna, L (1,3) OBP: 0.316, SLG: 0.417				G4-3 1B		P6		K	1-2 F8	5	1	2	2	0	1	6								
Ron Gant, R (1,7) OBP: 0.358, SLG: 0.436	3-H HR			G4-3 1B		P6		K	1-2 F8	3	0	2	0	1	0	3								
Bobby Abreu, L (1,9) OBP: 0.455, SLG: 0.606	1 SAFE BB SAFE		G4-3		G4-3			FC4-6 1B	1-1 P4	4	0	0	0	0	1	4								
Mike Lieberthal, R (1,2) OBP: 0.414, SLG: 0.650			G4-3		G6-4-3 IBB			FC4	1-1 FC4	3	1	1	0	1	0	1								
Desi Relaford, S (1,6) OBP: 0.363, SLG: 0.377			K		G6-4-3			23 PB 1B SH3-4 BB	4-2 BB BB	2	2	0	0	2	1	3								
Paul Byrd, R (1,1) OBP: 0.233, SLG: 0.207			G6-3		G5-3			SH3-4 BB	4-1 BB	2	0	0	0	0	0	0								
Rob Ducey, L (8, PH) OBP: 0.420, SLG: 0.554								1-2 2-3 BB		0	0	0	0	1	0	0								
Wayne Gomes, R (9, 1) OBP: 0.341										0	0	0	0	0	0	0								
<b>Inning Stats</b>	R: 2 E: 0 K: 1 S: 11	H: 2 LOB: 1 BB: 1 P: 20	R: 0 E: 0 K: 1 S: 8	H: 0 LOB: 0 BB: 0 P: 11	R: 0 E: 0 K: 0 S: 5	H: 0 LOB: 0 BB: 0 P: 8	R: 0 E: 0 K: 0 S: 7	H: 2 LOB: 1 BB: 0 P: 16	R: 0 E: 0 K: 0 S: 7	H: 0 LOB: 0 BB: 0 P: 9	R: 1 E: 0 K: 0 S: 8	H: 2 LOB: 1 BB: 0 P: 13	R: 1 E: 0 K: 1 S: 12	H: 1 LOB: 3 BB: 3 P: 27	R: 2 E: 0 K: 1 S: 26	H: 2 LOB: 3 BB: 3 P: 45	1B: 4 2B: 3 3B: 0 HR: 2	SF: 0 SAC: 1 DP: 1 HBP: 0	WP: 0 PB: 1 CS: 0	PA: 40				
<b>PITCHER</b>	IP WLS BF H R ER SO BB IBB HBP BLK WP HR S P ERA WHIP	6.0 L 25 6 3 3 2 1 0 0 0 0 0 24 46 77 4.50 1.167	1.1 11 2 3 3 2 5 0 0 0 0 0 24 49 20.25 5.250																					

AB	31
R	6
H	9
RBI	6
BB	8
SO	4
LOB	22




Batter	1	2	3	4	5	6	7	8	9	AB	R	H	RBI	BB	SO	LOB	TOP										
Tony Tarasco, L OBP: 0.318, SLG: 0.333 (1, 7)	4-2 HR BB	0-1 2B			2-2 P6	2-1 SF8			2-3 K	3	1	1	1	1	1	1											
2 Derek Jeter, R OBP: 0.467, SLG: 0.662 (1, 6)	2-0 HR	1-2 G6-3			1-2 HR	0-2 G6-3			1-3 K	5	2	2	2	0	1	4											
Bernie Williams, S OBP: 0.403, SLG: 0.477 (1, 8)	4-2 BB	0-3 K			1-3 K			2-2 F9	1-3 K	4	0	0	0	1	3	4											
Tino Martinez, L OBP: 0.349, SLG: 0.447 (1, 3)	0-0 P6			1-2 F8	0-1 HR			0-2 G3			4	1	1	2	0	0	1										
Paul O'Neill, L OBP: 0.338, SLG: 0.423 (1, 9)	1-2 FC5-4 1B			0-0 G3-1	0-1 2B			3-3 K			4	0	2	0	0	1	0										
20 Jorge Posada, S OBP: 0.297, SLG: 0.346 (1, 2)	2-3 K			1-1 G3-1	0-3 K			1-3 K			4	0	0	0	0	3	3										
Scott Brosius, R OBP: 0.276, SLG: 0.420 (1, 5)	0-0 FC5-4 1-2			2-1 G6-3			1-0 SH3-4 SF8 2B	1-1 G5-3			4	1	1	0	0	0	2										
Chuck Knoblauch, R OBP: 0.360, SLG: 0.388 (1, 4)			1-0 G6-3	3-1 G6-3	4-2 SH3-4 BB			0-0 F8			3	0	0	0	1	0	0										
Hideki Irabu, R Ramiro Mendoza, R Jason Grimsley, R Dan Naulty, R Mike Stanton, L Chili Davis, S OBP: 0.428, SLG: 0.536 (6, PH)	4-2 2B BB	0-3 K	0-0 SH3-4 1-2 2-3					0-0 1B			1	0	0	0	1	1	0										
Inning Stats	R: 2 E: 0 K: 1 S: 19	H: 2 LOB: 2 BB: 2 P: 32	R: 0 E: 0 K: 1 S: 12	H: 1 LOB: 2 BB: 1 P: 18	R: 0 E: 0 K: 0 S: 6	H: 0 LOB: 0 BB: 0 P: 8	R: 0 E: 0 K: 1 S: 7	H: 0 LOB: 0 BB: 0 P: 12	R: 2 E: 0 K: 2 S: 16	H: 3 LOB: 1 BB: 0 P: 20	R: 1 E: 0 K: 0 S: 12	H: 1 LOB: 1 BB: 1 P: 19	R: 0 E: 0 K: 1 S: 9	H: 0 LOB: 0 BB: 0 P: 14	R: 0 E: 0 K: 1 S: 6	H: 0 LOB: 0 BB: 0 P: 8	R: 0 E: 0 K: 3 S: 12	H: 1 LOB: 1 BB: 0 P: 16	1B: 3 2B: 3 3B: 0 HR: 2	SF: 1 SAC: 1 DP: 0 HBP: 0	WP: 0 PB: 0 SB: 0 CS: 0	PA: 39					
PITCHER	IP	WLS	BF	H	R	ER	SO	BB	IBB	HBP	BLK	WP	HR	S	P	ERA	WHIP					ERA	WHIP				
Curt Schilling, R ERA: 3.12 Yorkis Perez, L ERA: 2.84 Steve Montgomery, R ERA: 2.16	(1, 1)	6.0	29	7	5	5	5	4	0	0	0	0	2	72	109	7.50	1.833										
Yorkis Perez, L ERA: 2.84 Steve Montgomery, R ERA: 2.16	(7, 1)	1.0	W	3	0	0	0	1	0	0	0	0	0	9	14	0.00	0.000										
Steve Montgomery, R ERA: 2.16	(8, 1)	2.0		7	1	0	0	4	0	0	0	0	0	18	24	0.00	0.500										

**New York Yankees @ Philadelphia Phillies**  
Veterans Stadium, Philadelphia, PA  
Tue Jun 08 1999, 7:35 PM EDT  
Att: 44,444 - Unknown - 91 F

livebaseballscorecards.com

AB	33
R	5
H	8
RBI	5
BB	4
SO	10
LOB	15




Batter	1	2	3	4	5	6	7	8	9	AB	R	H	RBI	BB	SO	LOB	BOTTOM											
Doug Glanville, R OBP: 0.391, SLG: 0.435 (1, 8)	0-2 F8			1-0 3B			0-2 G6-3			4	1	1	1	1	0	2												
Marlon Anderson, L OBP: 0.250, SLG: 0.337 15 David Doster, R OBP: 0.517, SLG: 0.619 (8, 4)	1-2 G4-3			0-1 G5-3			3-2 1B	0-1 BB	3-2 FC5-4 1B	4	2	2	3	0	0	1												
Scott Rolen, R OBP: 0.357, SLG: 0.486 (1, 5)	1-1 1B			0-3 K			1-3 K	0-0 SF8	2-3 K	4	0	1	1	0	3	2												
Rico Brogna, L OBP: 0.317, SLG: 0.416 (1, 3)	2-3 K			0-1 G3			0-0 BB	2-1 BB	2-3 K	5	1	2	2	0	2	2												
Ron Gant, R OBP: 0.355, SLG: 0.427 (1, 7)			0-0 G4-3	2-3 K	4-2 BB	1-2 BB	1-1 F8	0-1 FC5-4			4	0	0	0	1	1	2											
Bobby Abreu, L OBP: 0.451, SLG: 0.598 (1, 9)	3-2 G4-3			3-1 P6	3-1 G4-3	3-2 HBP	3-2 BB			4	1	1	0	0	0	2												
Mike Lieberthal, R OBP: 0.411, SLG: 0.640 (1, 2)	1-3 K			0-2 G4-3			0-2 G4-3	E6	BB	3	2	0	0	1	1	0												
Desi Relaford, S OBP: 0.366, SLG: 0.377 (1, 6)			1-0 F7	1-0 G3			2-2 2B			3	2	1	1	0	0	0												
Curt Schilling, R OBP: 0.176, SLG: 0.194 Kevin Seifok, R OBP: 0.297, SLG: 0.523 Yorkis Perez, L (7, 1) Rob Ducey, L OBP: 0.437, SLG: 0.596 Steve Montgomery, R (8, 1)	(1, 1)	5.1	20	4	2	2	4	0	0	0	0	0	15	29	40.50	6.000												
Kevin Seifok, R OBP: 0.297, SLG: 0.523 Yorkis Perez, L (7, 1) Rob Ducey, L OBP: 0.437, SLG: 0.596 Steve Montgomery, R (8, 1)	(6, PH)	0.2	7	2	3	3	1	2	0	0	0	0	0	6	10	0.00	6.000											
Yorkis Perez, L (7, 1) Rob Ducey, L OBP: 0.437, SLG: 0.596 Steve Montgomery, R (8, 1)	(7, 1)	0.1	L	3	1	1	0	1	0	0	0	0	0	6	10	0.00	6.000											
Rob Ducey, L OBP: 0.437, SLG: 0.596 Steve Montgomery, R (8, 1)	(7, PH)	0.2	7	3	5	5	0	1	0	1	0	0	0	16	30	67.50	6.000											
Steve Montgomery, R ERA: 2.16	(8, 1)	1.0	4	1	0	0	2	0	0	0	0	0	0	11	18	0.00	1.000											
Inning Stats	R: 0 E: 0 K: 1 S: 12	H: 1 LOB: 1 BB: 0 P: 16	R: 0 E: 0 K: 1 S: 7	H: 0 LOB: 0 BB: 0 P: 11	R: 0 E: 0 K: 0 S: 6	H: 1 LOB: 1 BB: 0 P: 8	R: 0 E: 0 K: 2 S: 10	H: 0 LOB: 0 BB: 0 P: 12	R: 0 E: 0 K: 0 S: 6	H: 0 LOB: 0 BB: 0 P: 10	R: 2 E: 0 K: 1 S: 19	H: 3 LOB: 2 BB: 1 P: 32	R: 9 E: 1 K: 0 S: 28	H: 5 LOB: 3 BB: 3 P: 52	R: 0 E: 0 K: 2 S: 11	H: 1 LOB: 1 BB: 0 P: 18	1B: 7 2B: 2 3B: 2 HR: 0	SF: 1 SAC: 0 DP: 0 HBP: 1	WP: 0 PB: 0 SB: 1 CS: 0	PA: 41								
PITCHER	IP	WLS	BF	H	R	ER	SO	BB	IBB	HBP	BLK	WP	HR	S	P	ERA	WHIP					ERA	WHIP					
Hideki Irabu, R ERA: 5.29 Ramiro Mendoza, R ERA: 4.97 Jason Grimsley, R ERA: 3.71 Dan Naulty, R ERA: 4.45 Mike Stanton, L ERA: 4.79	(1, 1)	5.1		7	2	3	3	1	2	0	0	0	0	0	15	29	40.50	6.000										
Jason Grimsley, R ERA: 3.71 Dan Naulty, R ERA: 4.45 Mike Stanton, L ERA: 4.79	(7, 1)	0.1	L	3	1	1	0	0	1	0	0	0	0	6	10	0.00	6.000											
Mike Stanton, L ERA: 4.79	(8, 1)	1.0		4	1	0	0	2	0	0	0	0	0	11	18	0.00	1.000											

**New York Yankees @ Philadelphia Phillies**  
Veterans Stadium, Philadelphia, PA  
Tue Jun 08 1999, 7:35 PM EDT  
Att: 44,444 - Unknown - 91 F

livebaseballscorecards.com

AB	35
R	11
H	11
RBI	11
BB	4
SO	7
LOB	11



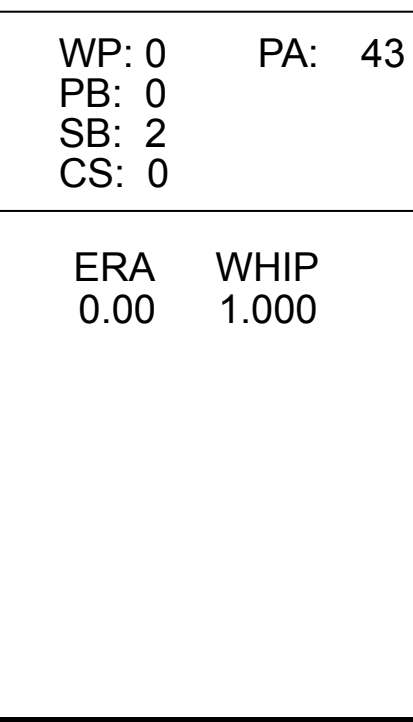
Batter	1	2	3	4	5	6	7	8	9	AB	R	H	RBI	BB	SO	LOB	TOP					
Tony Tarasco, L (1.7) OBP: 0.296, SLG: 0.304	G4-3			G3	G6-3	1B		P6		5	1	1	1	0	0	1						
2 Derek Jeter, R (1.6) OBP: 0.470, SLG: 0.659	K			HR				E5		4	2	2	0	1	1	0						
Bernie Williams, S (1.8) OBP: 0.407, SLG: 0.480	L3			HR				F7		5	2	3	2	0	0	1						
Tino Martinez, L (1.3) OBP: 0.350, SLG: 0.458		F8		HR					P3	4	2	1	4	1	0	2						
Paul O'Neill, L (1.9) OBP: 0.336, SLG: 0.429		G3-1		F8						4	1	1	2	0	0	2						
Chad Curtis, R (9. PH) OBP: 0.365, SLG: 0.356								FC6-4		1	0	1	0	0	0	0						
Scott Brosius, R (1.5) OBP: 0.280, SLG: 0.416		F7		F9				P3		4	1	1	1	1	0	1						
Chuck Knoblauch, R (1.4) OBP: 0.365, SLG: 0.390				G4-6-3				G6-4-3		4	1	2	0	1	0	2						
Joe Girardi, R (1.2) OBP: 0.229, SLG: 0.300				P3						4	0	0	0	0	1	4						
David Cone, L (1.1) OBP: 0.333, SLG: 0.667				G4-6-3						3	1	1	1	0	0	2						
Mike Stanton, L (6.1)										0	0	0	0	0	0	0						
Shane Spencer, R (8. PH) OBP: 0.288, SLG: 0.362										1	0	0	0	0	1	0						
Ramiro Mendoza, R (8.1)										0	0	0	0	0	0	0						
42 Mariano Rivera, R (9.1)										0	0	0	0	0	0	0						
<b>Inning Stats</b>	R: 0 E: 0 K: 1 S: 8	H: 0 LOB: 0 BB: 0 P: 14	R: 0 E: 0 K: 0 S: 7	H: 0 LOB: 0 BB: 0 P: 10	R: 0 E: 0 K: 0 S: 7	H: 1 LOB: 0 BB: 0 P: 9	R: 3 E: 0 K: 0 S: 13	H: 3 LOB: 0 BB: 0 P: 17	R: 0 E: 0 K: 0 S: 9	H: 0 LOB: 1 BB: 1 P: 18	R: 8 E: 0 K: 1 S: 27	H: 8 LOB: 2 BB: 2 P: 58	R: 0 E: 0 K: 0 S: 4	H: 0 LOB: 0 BB: 1 P: 10	R: 0 E: 1 K: 1 S: 9	H: 0 LOB: 1 BB: 0 P: 13	R: 0 E: 0 K: 0 S: 11	H: 1 LOB: 1 BB: 0 P: 14	1B: 10 2B: 1 3B: 1 HR: 1	SF: 0 SAC: 0 DP: 2 HBP: 0	WP: 0 PB: 0 SB: 2 CS: 0	PA: 43
<b>PITCHER</b>	IP WLS BF H R ER SO BB IBB HBP BLK WP HR S P ERA WHIP	IP WLS BF H R ER SO BB IBB HBP BLK WP HR S P ERA WHIP																	ERA WHIP			
Chad Ogea, R (1.1) ERA: 4.88	5.0 L 22 6 6 6 1 2 0 0 0 0 0 1 50 82 10.80 1.600																	0.00 1.000				
Mike Grace, R (6.1) ERA: 5.47	0.1 5 4 2 2 1 0 0 0 0 0 0 0 13 22 54.00 12.000																					
Robert Person, R (6.1) ERA: 9.47	0.0 3 2 2 2 0 1 0 0 0 0 0 0 4 14 ∞ ∞																					
Jim Poole, L (6.1) ERA: 3.94	0.2 2 0 1 1 0 0 0 0 0 0 0 0 4 8 13.50 0.000																					
Amaury Telemaco, R (7.1) ERA: 5.63	2.0 7 0 0 0 1 1 0 0 0 0 0 0 13 23 0.00 0.500																					
<b>PITCHER</b>	IP WLS BF H R ER SO BB IBB HBP BLK WP HR S P ERA WHIP	IP WLS BF H R ER SO BB IBB HBP BLK WP HR S P ERA WHIP																	ERA WHIP			
Yorkis Perez, L (9.1) ERA: 2.73	1.0 4 1 0 0 0 0 0 0 0 0 0 0 4 14 0.00 0.500																					

Batter	1	2	3	4	5	6	7	8	9	AB	R	H	RBI	BB	SO	LOB	BOTTOM					
Doug Glanville, R (1.8) OBP: 0.395, SLG: 0.447	SH5-3		F8						G1-3	5	1	3	2	0	0	0						
Marlon Anderson, L (1.4) OBP: 0.283, SLG: 0.335	SH5-3			L4						1	0	0	0	1	0	0						
23 Kevin Jordan, R (6. PH) OBP: 0.385, SLG: 0.470	2-3			BB				G5-3		2	0	0	0	0	0	2						
Scott Rolen, R (1.5) OBP: 0.355, SLG: 0.481	SF7			P3				G3-1		2	0	0	2	1	0	0						
Rico Brogna, L (1.3) OBP: 0.316, SLG: 0.418	F7			BB				K		4	0	1	0	0	1	3						
Ron Gant, R (1.7) OBP: 0.348, SLG: 0.418		G6-3		L8				P2		4	0	0	0	0	0	1						
Bobby Abreu, L (1.9) OBP: 0.452, SLG: 0.612	G3							G1		4	2	2	1	0	0	0						
Gary Bennett, R (1.2) OBP: 0.269, SLG: 0.280	L4							G5-3		4	0	1	0	0	0	1						
Desi Relaford, S (1.6) OBP: 0.358, SLG: 0.367			P3					K		4	1	0	0	0	2	2						
Chad Ogea, R (1.1) ERA: 4.88										2	0	0	0	0	0	0						
Mike Grace, R (6.1) ERA: 5.47										0	0	0	0	0	0	0						
Robert Person, R (6.1) ERA: 9.47										0	0	0	0	0	0	0						
Jim Poole, L (6.1) ERA: 3.94										0	0	0	0	0	0	0						
Amaury Telemaco, R (7.1) ERA: 5.63										0	0	0	0	0	0	0						
<b>Inning Stats</b>	R: 1 E: 0 K: 0 S: 8	H: 1 LOB: 0 BB: 0 P: 12	R: 0 E: 0 K: 0 S: 8	H: 0 LOB: 0 BB: 0 P: 13	R: 0 E: 0 K: 0 S: 8	H: 0 LOB: 0 BB: 0 P: 14	R: 0 E: 0 K: 0 S: 7	H: 1 LOB: 1 BB: 0 P: 13	R: 2 E: 0 K: 1 S: 25	H: 3 LOB: 3 BB: 2 P: 41	R: 2 E: 0 K: 0 S: 14	H: 4 LOB: 2 BB: 0 P: 25	R: 0 E: 0 K: 1 S: 11	H: 0 LOB: 0 BB: 0 P: 19	R: 0 E: 0 K: 1 S: 6	H: 0 LOB: 0 BB: 0 P: 9	R: 0 E: 0 K: 0 S: 8	H: 0 LOB: 0 BB: 0 P: 8	1B: 5 2B: 3 3B: 0 HR: 1	SF: 1 SAC: 1 DP: 0 HBP: 0	WP: 0 PB: 0 SB: 0 CS: 0	PA: 38
<b>PITCHER</b>	IP WLS BF H R ER SO BB IBB HBP BLK WP HR S P ERA WHIP	IP WLS BF H R ER SO BB IBB HBP BLK WP HR S P ERA WHIP																	ERA WHIP			
David Cone, R (1.1) ERA: 2.79	5.2 W 26 7 5 5 1 2 0 0 0 0 0 0 1 64 7.94 1.588																					
Mike Stanton, L (6.1) ERA: 4.5	1.1 6 2 0 0 1 0 0 0 0 0 0 0 17 30 0.00 1.500																					
Ramiro Mendoza, R (8.1) ERA: 4.88	1.0 3 0 0 0 1 0 0 0 0 0 0 0 6 9 0.00 0.000																					
42 Mariano Rivera, R (9.1) ERA: 1.5	1.0 3 0 0 0 0 0 0 0 0 0 0 0 8 8 0.00 0.000																					

New York Yankees @ Philadelphia Phillies  
Veterans Stadium, Philadelphia, PA

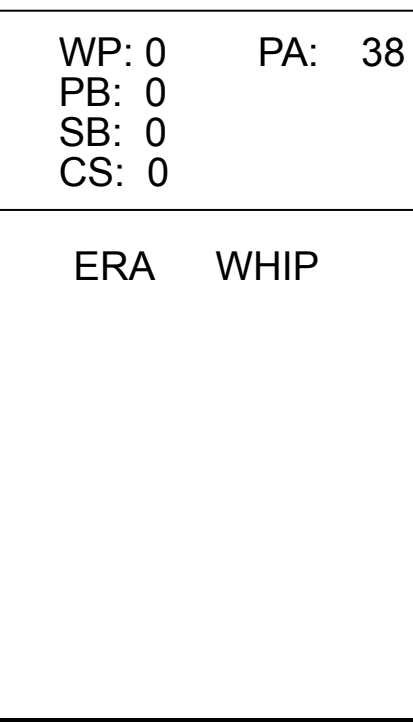
AB 39  
R 11  
H 13  
RBI 11  
BB 4  
SO 3  
LOB 15



WP: 0 PA: 43  
PB: 0  
SB: 2  
CS: 0

New York Yankees @ Philadelphia Phillies  
Veterans Stadium, Philadelphia, PA

AB 34  
R 5  
H 9  
RBI 5  
BB 2  
SO 3  
LOB 9



WP: 0 PA: 38  
PB: 0  
SB: 0  
CS: 0

TOP  
Wed Jun 09 1999, 7:35 PM EDT  
Att: 42,047 - Unknown - 85 F

BOTTOM  
Wed Jun 09 1999, 7:35 PM EDT  
Att: 42,047 - Unknown - 85 F

livebaseballscores.com

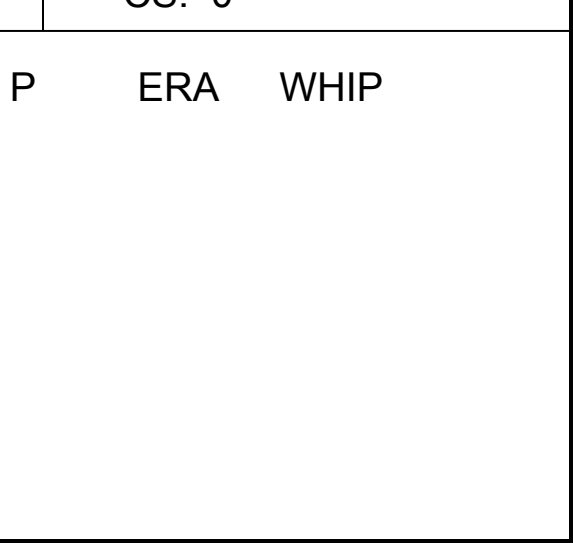
livebaseballscores.com

Batter	1	2	3	4	5	6	7	8	9	AB	R	H	RBI	BB	SO	LOB	TOP						
Shannon Stewart, R OBP: 0.373, SLG: 0.384 (1, 7) 	4-1 		4-2 		1-2 		0-1 		0-2 	3	1	2	0	2	0	0							
Homer Bush, R OBP: 0.328, SLG: 0.364 (1, 4) 	0-2 		0-2 		1-2 		2-0 		2-1 	5	0	1	1	0	0	2							
Shawn Green, L OBP: 0.397, SLG: 0.615 (1, 9) 	1-3 		3-3 		0-0 		1-0 		3-H 1-0 	5	1	1	0	0	2	3							
Carlos Delgado, L OBP: 0.373, SLG: 0.519 (1, 3) 	2-3 		3-3 		0-1 		4-1 		1-2 	4	1	1	0	1	2	1							
Tony Fernandez, S OBP: 0.473, SLG: 0.531 (1, 5) 	1-1 		2-0 		0-1 		1-1 			4	1	2	1	0	0	0							
Darin Fletcher, L OBP: 0.357, SLG: 0.569 (1, 2) 	2-0 		3-2 		1-2 		1-0 			4	0	2	2	0	0	2							
José Cruz Jr., S OBP: 0.372, SLG: 0.467 (1, 8) 	1-2 		1-1 		1-3 		3-2 			4	0	0	0	0	1	4							
Chris Woodward, R OBP: 0.235, SLG: 0.200 (1, 6) 	0-2 		0-2 		0-0 		0-0 			3	0	0	0	1	0	1							
Joey Hamilton, R Dave Hollins, S Paul Spoiljar, R 32 Roy Halladay, R Willis Otanez, R Dan Plesac, L (1, 1) (6, PH) (6, PH) (6, PH) (8, PH) (8, 1) 	2-3 		2-2 		0-0 		3-3 			2	0	0	0	0	1	0							
Inning Stats	R: 0 E: 0 K: 2 S: 10	H: 0 LOB: 1 BB: 1 P: 17	R: 0 E: 0 K: 0 S: 6	H: 0 LOB: 0 BB: 0 P: 10	R: 0 E: 0 K: 2 S: 19	H: 1 LOB: 2 BB: 1 P: 28	R: 0 E: 0 K: 1 S: 14	H: 1 LOB: 1 BB: 0 P: 23	R: 0 E: 0 K: 0 S: 11	H: 1 LOB: 1 BB: 1 P: 15	R: 0 E: 0 K: 0 S: 4	H: 0 LOB: 0 BB: 0 P: 7	R: 2 E: 0 K: 1 S: 16	H: 2 LOB: 1 BB: 1 P: 28	R: 1 E: 0 K: 0 S: 12	H: 1 LOB: 0 BB: 0 P: 16	1B: 6 2B: 2 3B: 1 HR: 0	SF: 0 SAC: 0 DP: 0 HBP: 0	WP: 1 PB: 0 SB: 0 CS: 0	PA: 40			
PITCHER	IP WLS BF H R ER SO BB IBB HBP BLK WP HR S P ERA WHIP	5.2 W 26 6 1 1 6 3 0 0 0 1 0 69 107 1.59 1.588	1.0 H 3 0 0 0 0 0 0 0 0 0 0 0 4 6 0.00 0.000	1.1 7 2 2 2 1 1 0 0 0 0 0 0 17 30 13.50 2.250	1.0 4 1 1 1 0 0 0 0 0 0 0 0 12 16 9.00 1.000																		

Batter	1	2	3	4	5	6	7	8	9	AB	R	H	RBI	BB	SO	LOB	BOTTOM						
Doug Glanville, R OBP: 0.395, SLG: 0.444 (1, 8) 	3-2 	2-1 			2-1 	4-2 		0-2 		4	2	1	0	1	0	0							
Ron Gant, R OBP: 0.351, SLG: 0.430 (1, 7) 	3-3 		0-2 		0-1 	2-1 				4	0	2	3	0	1	1							
Bobby Abreu, L OBP: 0.443, SLG: 0.599 (1, 9) 	1-3 		2-2 		1-1 	1-1 				4	0	0	0	0	1	3							
Scott Rolen, R OBP: 0.353, SLG: 0.474 (1, 5) 	4-2 		1-1 		3-1 		1-3 			3	1	0	0	1	1	1							
Rico Brogna, L OBP: 0.323, SLG: 0.418 (1, 3) 	4-0 		3-1 		4-0 	0-1 				2	2	1	0	2	0	0							
Mike Lieberthal, R OBP: 0.413, SLG: 0.642 (1, 2) 	3-2 		0-2 		3-2 	1-0 				4	0	2	3	0	0	1							
Marlon Anderson, L OBP: 0.254, SLG: 0.335 15 David Doster, R OBP: 0.533, SLG: 0.682 (1, 4) (8, 4) 	2-3 		1-2 		2-2 	0-0 				3	1	1	0	0	1	2							
Desi Relaford, S OBP: 0.352, SLG: 0.360 (1, 6) 	3-2 		1-2 		0-0 	0-1 				3	0	0	0	0	0	3							
Randy Wolf, L Steve Montgomery, R Yorkis Perez, L Alex Arias, R Wayne Gomes, R (1, 1) (6, 1) (7, 1) (8, PH) (9, 1) 	0-3 		0-1 		0-0 	2-1 				2	0	0	0	0	1	2							
Inning Stats	R: 3 E: 0 K: 3 S: 19	H: 2 LOB: 1 BB: 2 P: 39	R: 0 E: 0 K: 1 S: 8	H: 0 LOB: 0 BB: 0 P: 13	R: 0 E: 0 K: 0 S: 9	H: 2 LOB: 2 BB: 0 P: 12	R: 0 E: 0 K: 0 S: 14	H: 1 LOB: 1 BB: 0 P: 14	R: 0 E: 0 K: 0 S: 8	H: 3 LOB: 1 BB: 2 P: 33	R: 0 E: 0 K: 1 S: 6	H: 0 LOB: 0 BB: 0 P: 8	R: 1 E: 0 K: 0 S: 8	H: 1 LOB: 0 BB: 0 P: 10	1B: 6 2B: 2 3B: 1 HR: 0	SF: 1 SAC: 1 DP: 0 HBP: 0	WP: 1 PB: 0 SB: 2 CS: 0	PA: 37					
PITCHER	IP WLS BF H R ER SO BB IBB HBP BLK WP HR S P ERA WHIP	5.0 L 22 5 3 3 4 1 0 0 0 0 0 9 18 40.50 4.500	0.2 5 2 3 3 0 1 0 0 0 0 0 0 13 23 6.75 1.500	1.0 4 1 1 1 0 0 0 0 0 0 8 10 9.00 1.000																			

Toronto Blue Jays @ Philadelphia Phillies  
Veterans Stadium, Philadelphia, PA  
Fri Jun 11 1999, 7:35 PM EDT  
Att: 26,541 - Unknown - 75 F

Toronto Blue Jays @ Philadelphia Phillies  
Veterans Stadium, Philadelphia, PA  
Fri Jun 11 1999, 7:35 PM EDT  
Att: 26,541 - Unknown - 75 F



Batter	1	2	3	4	5	6	7	8	9	AB	R	H	RBI	BB	SO	LOB	TOP										
Shannon Stewart, R (1, 7) OBP: 0.370, SLG: 0.381 Jacob Brumfield, R (5, 7) OBP: 0.269, SLG: 0.326	G5-3		K			K		K		2	0	0	0	0	1	1	Toronto Blue Jays @ Philadelphia Phillies Veterans Stadium, Philadelphia, PA Sat Jun 12 1999, 7:05 PM EDT Att: 20,449 - Cloudy - 70 F										
Homer Bush, R (1, 4) OBP: 0.325, SLG: 0.355	G4-3		K			G4-3 1B HBP		K		3	0	0	0	0	2	1											
Shawn Green, L (1, 9) OBP: 0.394, SLG: 0.608	G1-3				G4-3				F8	4	0	1	0	0	0	0											
Carlos Delgado, L (1, 3) OBP: 0.375, SLG: 0.529		K			G4-3 BB					3	1	1	2	1	1	2											
Tony Fernandez, S (1, 5) OBP: 0.474, SLG: 0.531					G4-6-3					4	0	2	0	0	0	3											
José Cruz Jr., S (1, 8) OBP: 0.366, SLG: 0.458										4	0	0	0	0	1	2											
Mike Matheny, R (1, 2) OBP: 0.269, SLG: 0.318										4	0	0	0	0	1	2											
Chris Woodward, R (1, 6) OBP: 0.250, SLG: 0.222										3	0	1	0	0	0	0											
Kelvim Escobar, R (1, 1) Dave Hollins, S (6, PH) Tom Davey, R (6, PH) Willis Olanez, R (8, PH) Graeme Lloyd, L (8, 1)										1	0	0	0	0	1	1											
Inning Stats	R: 0 E: 0 K: 0 S: 8	H: 0 LOB: 0 BB: 0 P: 11	R: 0 E: 0 K: 2 S: 11	H: 1 LOB: 1 BB: 0 P: 14	R: 0 E: 0 K: 3 S: 14	H: 1 LOB: 1 BB: 0 P: 17	R: 0 E: 0 K: 0 S: 8	H: 0 LOB: 0 BB: 0 P: 14	R: 0 E: 0 K: 1 S: 11	H: 0 LOB: 0 BB: 0 P: 16	R: 1 E: 0 K: 1 S: 10	H: 2 LOB: 2 BB: 0 P: 16	R: 0 E: 0 K: 1 S: 8	H: 0 LOB: 0 BB: 0 P: 13	R: 0 E: 0 K: 2 S: 9	H: 0 LOB: 0 BB: 0 P: 14		R: 1 E: 0 K: 0 S: 9	H: 2 LOB: 1 BB: 0 P: 14	1B: 5 2B: 0 3B: 0 HR: 1	SF: 0 SAC: 0 DP: 1 HBP: 1	WP: 0 PB: 0 SB: 0 CS: 0	PA: 34				
PITCHER	IP	WLS	BF	H	R	ER	SO	BB	IBB	HBP	BLK	WP	HR	S	P	ERA	WHIP	PITCHER									
Paul Byrd, R (1, 1) ERA: 3.14	8.0	W	29	4	1	1	9	1	0	1	0	0	0	79	115	1.12	0.625										
Jim Poole, L (9, 1) ERA: 4.24	1.0		5	2	1	1	0	0	0	0	0	0	1	9	14	9.00	2.000										

Batter	1	2	3	4	5	6	7	8	9	AB	R	H	RBI	BB	SO	LOB	BOTTOM										
Doug Glanville, R (1, 8) OBP: 0.395, SLG: 0.447	K		E							5	2	2	0	0	2	2	Toronto Blue Jays @ Philadelphia Phillies Veterans Stadium, Philadelphia, PA Sat Jun 12 1999, 7:05 PM EDT Att: 20,449 - Cloudy - 70 F										
Ron Gant, R (1, 7) OBP: 0.354, SLG: 0.442 Kevin Seick, R (8, 7) OBP: 0.405, SLG: 0.530	HR		K							4	2	2	1	0	1	1											
Bobby Abreu, L (1, 9) OBP: 0.444, SLG: 0.611										3	1	1	2	1	2	1											
Scott Rolen, R (1, 5) OBP: 0.355, SLG: 0.486										3	1	1	2	0	0	1											
Rico Brogna, L (1, 3) OBP: 0.322, SLG: 0.416										4	0	1	0	0	1	2											
Mike Lieberthal, R (1, 2) OBP: 0.405, SLG: 0.629										4	0	0	0	0	1	1											
Marlon Anderson, L (1, 4) OBP: 0.255, SLG: 0.351 15 David Doster, R (8, 4) OBP: 0.516, SLG: 0.652										3	1	1	1	0	1	0											
Desi Relaford, S (1, 6) OBP: 0.355, SLG: 0.360										3	0	1	0	1	1	1											
Paul Byrd, R (1, 1) OBP: 0.219, SLG: 0.194 23 Kevin Jordan, R (8, PH) OBP: 0.380, SLG: 0.464 Jim Poole, L (9, 1)										2	0	0	0	0	0	1											
Inning Stats	R: 2 E: 0 K: 1 S: 10	H: 2 LOB: 0 BB: 0 P: 16	R: 0 E: 0 K: 1 S: 10	H: 1 LOB: 1 BB: 0 P: 15	R: 1 E: 1 K: 2 S: 16	H: 1 LOB: 1 BB: 1 P: 25	R: 1 E: 0 K: 2 S: 9	H: 1 LOB: 1 BB: 1 P: 16	R: 0 E: 0 K: 1 S: 7	H: 0 LOB: 0 BB: 0 P: 12	R: 0 E: 0 K: 1 S: 6	H: 0 LOB: 0 BB: 0 P: 11	R: 3 E: 0 K: 1 S: 17	H: 4 LOB: 1 BB: 0 P: 30	R: 0 E: 1 K: 1 S: 11	H: 0 LOB: 1 BB: 0 P: 16		1B: 3 2B: 3 3B: 0 HR: 3	SF: 0 SAC: 1 DP: 0 HBP: 1	WP: 2 PB: 0 SB: 1 CS: 0	PA: 37						
PITCHER	IP	WLS	BF	H	R	ER	SO	BB	IBB	HBP	BLK	WP	HR	S	P	ERA	WHIP	PITCHER									
Kelvim Escobar, R (1, 1) ERA: 5.59	5.0	L	23	5	4	3	7	2	0	1	0	0	2	52	84	5.40	1.400										
Tom Davey, R (6, 1) ERA: 5.59	2.0		10	4	3	3	2	0	0	0	0	2	1	23	41	13.50	2.000										
Graeme Lloyd, L (8, 1) ERA: 3.23	1.0		4	0	0	0	1	0	0	0	0	0	0	11	16	0.00	0.000										

Batter	1	2	3	4	5	6	7	8	9	AB	R	H	RBI	BB	SO	LOB	TOP					
Jacob Brumfield, R OBP: 0.263, SLG: 0.300 										4	0	0	0	1	1	1						
Homer Bush, R OBP: 0.331, SLG: 0.360 										4	2	2	0	0	0	0						
Shawn Green, L OBP: 0.396, SLG: 0.606 										4	1	2	0	0	1	1						
Carlos Delgado, L OBP: 0.377, SLG: 0.545 										4	2	2	3	0	1	1						
Tony Fernandez, S OBP: 0.478, SLG: 0.539 										4	1	3	1	0	1	0						
Darin Fletcher, L OBP: 0.362, SLG: 0.594 										4	1	2	2	0	0	1						
José Cruz Jr., S OBP: 0.364, SLG: 0.454 										4	0	1	0	0	1	2						
Chris Woodward, R OBP: 0.250, SLG: 0.273 										4	0	1	0	0	1	1						
Pat Hentgen, R OBP: 0.200, SLG: 0.200 Billy Koch, R (8, 1) 										3	0	0	0	0	2	1						
<b>Inning Stats</b>	R: 2 E: 0 K: 2 S: 22	H: 4 LOB: 2 BB: 0 P: 31	R: 0 E: 0 K: 1 S: 10	H: 1 LOB: 0 BB: 0 P: 13	R: 1 E: 0 K: 0 S: 10	H: 3 LOB: 1 BB: 0 P: 15	R: 0 E: 0 K: 1 S: 7	H: 1 LOB: 0 BB: 0 P: 10	R: 0 E: 0 K: 2 S: 10	H: 0 LOB: 0 BB: 0 P: 15	R: 0 E: 0 K: 2 S: 9	H: 0 LOB: 0 BB: 0 P: 11	R: 0 E: 0 K: 1 S: 8	H: 0 LOB: 0 BB: 0 P: 12	R: 4 E: 0 K: 0 S: 15	H: 4 LOB: 0 BB: 1 P: 27	R: 0 E: 0 K: 1 S: 7	H: 0 LOB: 0 BB: 0 P: 8	1B: 8 2B: 4 3B: 0 HR: 2	SF: 0 SAC: 0 DP: 3 HBP: 0	WP: 1 PB: 0 SB: 0 CS: 0	PA: 37
<b>PITCHER</b>	IP WLS BF H R ER SO BB IBB HBP BLK WP HR S P ERA WHIP	(1, 1) 7.2 L 32 12 6 6 8 1 0 0 0 1 1 86 126 7.04 1.696	(8, 1) 0.1 2 1 1 1 0 0 0 0 0 0 1 5 8 27.00 3.000	(9, 1) 1.0 3 0 0 0 1 0 0 0 0 0 0 7 8 0.00 0.000	<b>PITCHER</b>											IP WLS BF H R ER SO BB IBB HBP BLK WP HR S P ERA WHIP						

Toronto Blue Jays @ Philadelphia Phillies  
Veterans Stadium, Philadelphia, PA  
Sun Jun 13 1999, 1:35 PM EDT  
Att: 28,459 - Overcast - 73 F

AB	36
R	7
H	13
RBI	6
BB	1
SO	9
LOB	8



Batter	1	2	3	4	5	6	7	8	9	AB	R	H	RBI	BB	SO	LOB	BOTTOM					
Doug Glanville, R OBP: 0.389, SLG: 0.440 										4	0	0	0	0	0	2						
Ron Gant, R OBP: 0.352, SLG: 0.438 										4	0	1	0	0	0	0						
Bobby Abreu, L OBP: 0.441, SLG: 0.608 										4	1	1	0	0	1	1						
Scott Rolen, R OBP: 0.358, SLG: 0.484 										3	0	1	0	1	0	0						
Rico Brogna, L OBP: 0.321, SLG: 0.411 										3	1	0	1	1	2	1						
Mike Lieberthal, R OBP: 0.403, SLG: 0.619 										3	0	0	0	1	2	2						
Marlon Anderson, L OBP: 0.255, SLG: 0.349 										4	0	1	1	0	1	1						
Alex Arias, R OBP: 0.325, SLG: 0.444 										3	0	0	0	0	2	1						
Curt Schilling, R OBP: 0.194, SLG: 0.188 Yorkis Perez, L (8, 1) Kevin Sefcik, R OBP: 0.413, SLG: 0.530 Robert Person, R (9, 1) 										1	0	0	0	1	1	0						
<b>Inning Stats</b>	R: 0 E: 0 K: 1 S: 8	H: 0 LOB: 0 BB: 0 P: 14	R: 0 E: 0 K: 1 S: 9	H: 1 LOB: 0 BB: 0 P: 15	R: 0 E: 0 K: 1 S: 12	H: 0 LOB: 1 BB: 1 P: 18	R: 1 E: 0 K: 1 S: 10	H: 1 LOB: 1 BB: 1 P: 17	R: 0 E: 0 K: 1 S: 7	H: 0 LOB: 0 BB: 0 P: 12	R: 0 E: 0 K: 0 S: 9	H: 0 LOB: 0 BB: 0 P: 15	R: 1 E: 0 K: 2 S: 16	H: 1 LOB: 1 BB: 1 P: 28	R: 0 E: 0 K: 0 S: 7	H: 1 LOB: 1 BB: 1 P: 14	R: 0 E: 0 K: 2 S: 13	H: 0 LOB: 1 BB: 1 P: 18	1B: 3 2B: 1 3B: 0 HR: 0	SF: 0 SAC: 0 DP: 1 HBP: 0	WP: 0 PB: 0 SB: 1 CS: 0	PA: 34
<b>PITCHER</b>	IP WLS BF H R ER SO BB IBB HBP BLK WP HR S P ERA WHIP	(1, 1) 7.0 W 26 3 2 2 7 3 0 0 0 0 0 20 32 0.00 1.500	(8, 1) 2.0 8 1 0 0 2 2 0 0 0 0 0 0 20 32 0.00 1.500	<b>PITCHER</b>											IP WLS BF H R ER SO BB IBB HBP BLK WP HR S P ERA WHIP							


Toronto Blue Jays @ Philadelphia Phillies  
Veterans Stadium, Philadelphia, PA  
Sun Jun 13 1999, 1:35 PM EDT  
Att: 28,459 - Overcast - 73 F

AB	29
R	2
H	4
RBI	2
BB	5
SO	9
LOB	8




Batter	1	2	3	4	5	6	7	8	9	AB	R	H	RBI	BB	SO	LOB	TOP											
<b>Doug Glanville, R</b> (1, 8) OBP: 0.386, SLG: 0.435										5	0	1	0	0	1	2	<b>Philadelphia Phillies @ San Diego Padres</b> Qualcomm Stadium, San Diego, CA Tue Jun 15 1999, 10:05 PM EDT Att: 16,134 - Cloudy - 68 F											
<b>Ron Gant, R</b> (1, 7) OBP: 0.357, SLG: 0.439										4	0	2	0	1	0	2												
<b>Bobby Abreu, L</b> (1, 9) OBP: 0.438, SLG: 0.601										4	0	1	0	0	1	4												
<b>Scott Rolen, R</b> (1, 5) OBP: 0.356, SLG: 0.493										4	1	1	1	0	1	5												
<b>Rico Brogna, L</b> (1, 3) OBP: 0.320, SLG: 0.412										4	0	1	0	0	1	0												
<b>Mike Lieberthal, R</b> (1, 2) OBP: 0.400, SLG: 0.610										3	0	0	0	0	0	1												
<b>Marlon Anderson, L</b> (1, 4) OBP: 0.252, SLG: 0.345 <b>Amaury Telemaco, R</b> (6, 1)										2	0	0	0	0	1	2												
<b>Alex Arias, R</b> (8, PH) OBP: 0.321, SLG: 0.438 <b>Steve Montgomery, R</b> (8, 1) OBP: 1.000, SLG: 1.000										1	0	0	0	0	0	0												
<b>Desi Relaford, S</b> (1, 6) OBP: 0.353, SLG: 0.353										3	0	0	0	0	1	1												
<b>Chad Ogea, R</b> (1, 1) OBP: 0.222, SLG: 0.125 <b>Robert Person, R</b> (4, 1) <b>23 Kevin Jordan, R</b> (4, 4) OBP: 0.368, SLG: 0.448 <b>Kevin Sefcik, R</b> (6, PH) OBP: 0.421, SLG: 0.530										0	0	0	0	1	0	0												
<b>Inning Stats</b>	R: 0 E: 0 K: 0 S: 6	H: 0 LOB: 0 BB: 1 P: 14	R: 0 E: 0 K: 1 S: 7	H: 0 LOB: 1 BB: 0 P: 11	R: 0 E: 0 K: 1 S: 7	H: 0 LOB: 1 BB: 1 P: 13	R: 1 E: 0 K: 1 S: 11	H: 2 LOB: 1 BB: 0 P: 19	R: 0 E: 0 K: 1 S: 13	H: 0 LOB: 1 BB: 1 P: 14	R: 0 E: 1 K: 1 S: 13	H: 2 LOB: 2 BB: 0 P: 24	R: 0 E: 0 K: 0 S: 7	H: 0 LOB: 0 BB: 0 P: 10	R: 0 E: 0 K: 0 S: 5	H: 0 LOB: 1 BB: 0 P: 13		1B: 4 2B: 1 3B: 0 HR: 1	SF: 0 SAC: 0 DP: 1 HBP: 2	WP: 0 PB: 0 SB: 0 CS: 0	PA: 38							
<b>PITCHER</b>	IP	WLS	BF	H	R	ER	SO	BB	IBB	HBP	BLK	WP	HR	S	P	ERA		WHIP										
<b>Matt Clement, R</b> (1, 1) ERA: 4.68	6.0	W	26	4	1	1	5	3	0	1	0	0	1	51	92	1.50		1.167										
<b>Dan Miceli, R</b> (7, 1) ERA: 4.33	1.0		5	2	0	0	1	0	0	0	0	0	0	13	24	0.00	2.000											
<b>Carlos Reyes, R</b> (8, 1) ERA: 3.18	1.0		3	0	0	0	0	0	0	0	0	0	0	7	10	0.00	0.000											
<b>Carlos Almanzar, R</b> (9, 1) ERA: 4.35	1.0		4	0	0	0	0	0	0	1	0	0	0	5	13	0.00	0.000											

AB	33
R	1
H	6
RBI	1
BB	3
SO	6
LOB	18



Batter	1	2	3	4	5	6	7	8	9	AB	R	H	RBI	BB	SO	LOB	BOTTOM											
<b>QuiVio Veras, S</b> (1, 4) OBP: 0.335, SLG: 0.335										5	0	2	2	0	0	2	<b>Philadelphia Phillies @ San Diego Padres</b> Qualcomm Stadium, San Diego, CA Tue Jun 15 1999, 10:05 PM EDT Att: 16,134 - Cloudy - 68 F											
<b>Eric Owens, R</b> (1, 7) OBP: 0.325, SLG: 0.416										4	0	1	0	0	0	3												
<b>Tony Gwynn, L</b> (1, 9) OBP: 0.386, SLG: 0.456 <b>Gary Matthews, S</b> (2, PH) OBP: 0.588, SLG: 0.300										1	0	0	0	0	0	1												
<b>Greg Myers, L</b> (1, 2) OBP: 0.374, SLG: 0.429										1	0	1	1	2	0	0												
<b>Jim Leyritz, R</b> (1, 3) OBP: 0.340, SLG: 0.480										4	1	2	0	0	0	0												
<b>George Arias, R</b> (1, 5) OBP: 0.250, SLG: 0.406 <b>Carlos Reyes, S</b> (8, 1) <b>Carlos Almanzar, R</b> (9, 1)										4	1	1	1	0	2	2												
<b>Ruben Rivera, R</b> (1, 8) OBP: 0.257, SLG: 0.433										4	1	2	1	0	1	1												
<b>Damian Jackson, R</b> (1, 6) OBP: 0.326, SLG: 0.377										2	2	1	1	2	1	0												
<b>Matt Clement, R</b> (1, 1) OBP: 0.111, SLG: 0.111 <b>John Vander Wal, L</b> (6, PH) OBP: 0.390, SLG: 0.433 <b>Dan Miceli, R</b> (7, 1) <b>Ed Giovannola, L</b> (8, 5) OBP: 0.326, SLG: 0.297										1	1	1	0	0	0	0												
<b>Inning Stats</b>	R: 0 E: 0 K: 0 S: 7	H: 4 LOB: 2 BB: 2 P: 39	R: 0 E: 1 K: 0 S: 23	H: 1 LOB: 0 BB: 0 P: 7	R: 1 E: 0 K: 0 S: 10	H: 3 LOB: 2 BB: 1 P: 17	R: 0 E: 0 K: 2 S: 9	H: 0 LOB: 0 BB: 0 P: 13	R: 0 E: 0 K: 1 S: 8	H: 0 LOB: 1 BB: 1 P: 17	R: 0 E: 0 K: 1 S: 17	H: 2 LOB: 2 BB: 0 P: 27	R: 1 E: 0 K: 0 S: 10	H: 1 LOB: 1 BB: 1 P: 22	1B: 7 2B: 2 3B: 0 HR: 2	SF: 0 SAC: 1 DP: 3 HBP: 1		WP: 0 PB: 0 SB: 1 CS: 1	PA: 39									
<b>PITCHER</b>	IP	WLS	BF	H	R	ER	SO	BB	IBB	HBP	BLK	WP	HR	S	P	ERA		WHIP										
<b>Chad Ogea, R</b> (1, 1) ERA: 3.18	3.0	L	18	7	5	4	0	2	0	1	0	0	1	40	66	12.00		3.000										
<b>Robert Person, R</b> (4, 1) ERA: 8.48	2.0		7	1	0	0	2	1	0	0	0	0	0	14	24	0.00		1.000										
<b>Amaury Telemaco, R</b> (6, 1) ERA: 4.5	2.0		8	2	0	0	2	1	0	0	0	0	0	25	44	0.00	1.500											
<b>Steve Montgomery, R</b> (8, 1) ERA: 2.41	1.0		5	1	1	1	0	1	0	0	0	0	1	10	22	9.00	2.000											

AB	31
R	6
H	11
RBI	6
BB	5
SO	4
LOB	18



Batter	1	2	3	4	5	6	7	8	9	AB	R	H	RBI	BB	SO	LOB	TOP								
Doug Glanville, R (1,8) OBP: 0.386, SLG: 0.434	F7		G6-3		FC5-4		1B		G6-4-3	5	0	2	1	0	0	1	<b>Philadelphia Phillies @ San Diego Padres</b> Qualcomm Stadium, San Diego, CA Wed Jun 16 1999, 10:35 PM EDT Att: 15,136 - Unknown - 68 F								
Ron Cant, R (1,7) OBP: 0.358, SLG: 0.452	K		K			2B	1B		G6-4-3	5	1	2	1	0	2	2									
Bobby Abreu, L (1,9) OBP: 0.434, SLG: 0.599	K			K		2B	F7			4	0	1	0	0	2	0									
Scott Rolen, R (1,5)		3B				K				2	1	1	0	2	1	2									
Rico Brogna, L (1,3) OBP: 0.322, SLG: 0.419		SF8		K			F8			3	1	1	1	1	1	2									
Mike Lieberthal, R (1,2) OBP: 0.393, SLG: 0.601		SF8		K			K		G5-3	3	0	0	1	0	2	5									
Kevin Seick, R (1,4) OBP: 0.405, SLG: 0.597 15 David Doster, R (7,4) OBP: 0.500, SLG: 0.625		K			L9		FC6-4		K	3	0	0	0	0	1	3									
Desi Relaford, S (1,6) OBP: 0.349, SLG: 0.349 Alex Arias, R (6,6) OBP: 0.338, SLG: 0.446		F8			G6-3		SH2-4		1B	2	0	0	0	0	0	0									
Randy Wolf, L (1,1) OBP: 0.250, SLG: 0.250 Marlon Anderson, L (9, PH) OBP: 0.251, SLG: 0.344 Wayne Gomes, R (9, 1)				K			SH2-4		K	2	0	1	0	0	1	0									
										0	0	0	0	0	0	0									
<b>Inning Stats</b>	R: 0 E: 0 K: 2 S: 10	H: 0 LOB: 0 BB: 0 P: 16	R: 2 E: 0 K: 1 S: 13	H: 2 LOB: 0 BB: 0 P: 21	R: 0 E: 0 K: 2 S: 10	H: 0 LOB: 1 BB: 1 P: 15	R: 0 E: 0 K: 3 S: 14	H: 0 LOB: 1 BB: 1 P: 26	R: 0 E: 0 K: 0 S: 10	H: 1 LOB: 1 BB: 0 P: 18	R: 0 E: 0 K: 2 S: 11	H: 2 LOB: 3 BB: 1 P: 18	R: 2 E: 0 K: 0 S: 7	H: 3 LOB: 0 BB: 0 P: 10	R: 0 E: 0 K: 1 S: 6	H: 0 LOB: 1 BB: 1 P: 13	R: 0 E: 0 K: 1 S: 10	H: 1 LOB: 1 BB: 1 P: 18	1B: 6 2B: 1 3B: 1 HR: 1	SF: 1 SAC: 1 DP: 1 HBP: 0	WP: 0 PB: 0 SB: 2 CS: 0	PA: 38			
<b>PITCHER</b>	IP	WLS	BF	H	R	ER	SO	BB	IBB	HBP	BLK	WP	HR	S	P	ERA	WHIP								
Sterling Hitchcock, L (1, 1) ERA: 4.76	5.0	L	21	5	2	2	8	1	0	0	0	0	0	60	101	3.60	1.200								
Will Cunnane, R (6, 1) ERA: 4.76	2.0		9	3	2	2	2	0	1	0	0	0	1	15	23	9.00	1.500								
Carlos Reyes, R (8, 1) ERA: 3.99	1.0		4	0	0	0	1	1	0	0	0	0	0	6	13	0.00	1.000								
Trevor Hoffman, R (9, 1) ERA: 3.91	1.0		4	1	0	0	1	1	0	0	0	0	0	10	18	0.00	2.000								

AB 32  
R 4  
H 9  
RBI 4  
BB 4  
SO 12  
LOB 17



Batter	1	2	3	4	5	6	7	8	9	AB	R	H	RBI	BB	SO	LOB	BOTTOM								
Quilvio Veras, S (1,4) OBP: 0.338, SLG: 0.335	F9		G4-6-3		1B			G6-3		3	0	1	1	1	0	0	<b>Philadelphia Phillies @ San Diego Padres</b> Qualcomm Stadium, San Diego, CA Wed Jun 16 1999, 10:35 PM EDT Att: 15,136 - Unknown - 68 F								
Gary Matthews, S (1,9) OBP: 0.524, SLG: 0.231			G4-6-3			K		F9		3	0	0	0	1	1	2									
Eric Owens, R (1,7) OBP: 0.317, SLG: 0.405	P4			K		F8		G6-3		4	0	0	0	0	1	1									
Jim Leyritz, R (1,2) OBP: 0.331, SLG: 0.465	G6-3			K		F9		K		4	0	0	0	0	2	1									
Phil Nevin, R (1,3) OBP: 0.302, SLG: 0.505		F9				HR		1B		4	1	3	1	0	0	0									
Ruben Rivera, R (1,8) OBP: 0.253, SLG: 0.425 Tony Gwynn, L (9, PH) OBP: 0.389, SLG: 0.460 David Newhan, L (9, PR) OBP: 0.300, SLG: 0.400		F7		K		P4		1B		3	0	0	0	0	1	1									
George Arias, R (1,5) OBP: 0.252, SLG: 0.404 John Vander Wal, L (9, PH) OBP: 0.387, SLG: 0.429						G1-3		L6		3	0	1	0	0	1	0									
Damian Jackson, R (1,6) OBP: 0.326, SLG: 0.377						FC5-4		K		3	0	1	0	0	1	1									
Sterling Hitchcock, L (1, 1) ERA: 1.32 Will Cunnane, R (6, 1) Carlos Reyes, S (8, 1) Dave Magadan, L (9, PH) Trevor Hoffman, R (9, 1)						FC5-6		L7		2	1	0	0	0	1	2									
										0	0	0	0	0	0	0									
<b>Inning Stats</b>	R: 0 E: 0 K: 0 S: 11	H: 0 LOB: 1 BB: 1 P: 22	R: 0 E: 0 K: 1 S: 6	H: 0 LOB: 0 BB: 0 P: 12	R: 0 E: 0 K: 1 S: 8	H: 1 LOB: 1 BB: 1 P: 15	R: 0 E: 0 K: 3 S: 13	H: 1 LOB: 1 BB: 0 P: 20	R: 1 E: 1 K: 0 S: 7	H: 2 LOB: 1 BB: 0 P: 11	R: 0 E: 0 K: 1 S: 8	H: 0 LOB: 0 BB: 0 P: 15	R: 1 E: 0 K: 1 S: 7	H: 1 LOB: 0 BB: 0 P: 10	R: 0 E: 0 K: 0 S: 10	H: 0 LOB: 0 BB: 0 P: 14	R: 0 E: 0 K: 1 S: 11	H: 2 LOB: 2 BB: 0 P: 19	1B: 6 2B: 0 3B: 0 HR: 1	SF: 0 SAC: 0 DP: 1 HBP: 0	WP: 0 PB: 0 SB: 0 CS: 0	PA: 34			
<b>PITCHER</b>	IP	WLS	BF	H	R	ER	SO	BB	IBB	HBP	BLK	WP	HR	S	P	ERA	WHIP								
Randy Wolf, L (1, 1) ERA: 1.32	8.0	W	29	5	2	1	7	2	0	0	0	0	0	70	119	1.12	0.875								
Wayne Gomes, R (9, 1) ERA: 3.9	1.0	S	5	2	0	0	1	0	0	0	0	0	0	11	19	0.00	2.000								

AB 32  
R 2  
H 7  
RBI 2  
BB 2  
SO 8  
LOB 10





Batter	1	2	3	4	5	6	7	8	9	AB	R	H	RBI	BB	SO	LOB	TOP					
Doug Glanville, R OBP: 0.386, SLG: 0.445 (1, 8)	2-2 1B		1-2 HR	2-1 G6-3		2-2 F9		3-1 G6-3		5	1	2	2	0	0	2	<b>Philadelphia Phillies @ San Diego Padres</b> Qualcomm Stadium, San Diego, CA Thu Jun 17 1999, 5:05 PM EDT Att: 16,671 - Sunny - 73 F  <b>AB 37</b> <b>R 7</b> <b>H 12</b> <b>RBI 6</b> <b>BB 3</b> <b>SO 3</b> <b>LOB 15</b>					
Ron Gant, R OBP: 0.360, SLG: 0.451 Yorkis Perez, L (6, 1) 15 David Doster, R OBP: 0.485, SLG: 0.600 (7, 4)	0-3 K		0-1 CS 1B		0-0 F8	4-2 2B BB		1-3 K		3	1	1	0	1	1	1						
Bobby Abreu, L OBP: 0.438, SLG: 0.614 (1, 9)	0-1 F7		3-2 3B		0-0 WP 1B	1-1 2B 2B		1-2 P8		5	1	3	2	0	0	1						
Scott Rolen, R OBP: 0.363, SLG: 0.496 (1, 5)	0-2 P9		2-0 P4		0-0 WP 1B	1-0 2B 2B		0-0 G6-3		5	0	2	1	0	0	2						
Rico Brogna, L OBP: 0.317, SLG: 0.411 (1, 3)		1-2 P5	0-0 G4-3		1-0 F7	0-1 G3		2-1 F8		5	0	0	0	0	0	4						
Mike Lieberthal, R OBP: 0.399, SLG: 0.617 (1, 2)		1-1 HR		3-2 1B E 1B	4-0 FC6-4 IBB			0-1 F8		3	2	2	1	1	0	0						
Marlon Anderson, L OBP: 0.251, SLG: 0.342 Steve Montgomery, R OBP: 1.000, SLG: 1.000 Jim Poole, L (8, 1) Wayne Gomes, R (9, 1)		1-0 G4-3		1-1 FC5-4 1B	0-0 FC6-4			1-2 F9		4	0	1	0	0	0	3						
Alex Arias, R OBP: 0.333, SLG: 0.436 (1, 6)		1-3 K		0-0 FC5-4 SH3 2H 2H		1-0 BB 2B 1B		1-0 P5		4	1	1	0	0	1	1						
Paul Byrd, R OBP: 0.235, SLG: 0.188 Kevin Seifick, R OBP: 0.400, SLG: 0.500 (6, 7)			4-1 HR BB	0-0 SH3		0-0 B1		0-2 L9		1	1	0	0	1	0	1						
				1-2						1	0	0	0	0	0	0						
<b>Inning Stats</b>	R: 0 E: 0 K: 1 S: 11	H: 1 LOB: 1 BB: 0 P: 13	R: 1 E: 0 K: 1 S: 9	H: 1 LOB: 0 BB: 0 P: 13	R: 2 E: 0 K: 0 S: 11	H: 3 LOB: 1 BB: 1 P: 21	R: 1 E: 1 K: 0 S: 9	H: 2 LOB: 1 BB: 0 P: 15	R: 0 E: 0 K: 0 S: 5	H: 2 LOB: 3 BB: 1 P: 10	R: 3 E: 0 K: 0 S: 13	H: 3 LOB: 1 BB: 2 P: 22	R: 0 E: 0 K: 0 S: 6	H: 0 LOB: 0 BB: 0 P: 8	R: 0 E: 0 K: 1 S: 8	H: 0 LOB: 0 BB: 0 P: 12	R: 0 E: 0 K: 0 S: 6	H: 0 LOB: 0 BB: 0 P: 9	1B: 7 2B: 2 3B: 1 HR: 2	SF: 0 SAC: 1 DP: 0 HBP: 0	WP: 1 PB: 0 SB: 1 CS: 0	PA: 41
<b>PITCHER</b>	IP WLS BF H R ER SO BB IBB HBP BLK WP HR S P ERA WHIP	IP WLS BF H R ER SO BB IBB HBP BLK WP HR S P ERA WHIP	IP WLS BF H R ER SO BB IBB HBP BLK WP HR S P ERA WHIP	IP WLS BF H R ER SO BB IBB HBP BLK WP HR S P ERA WHIP	IP WLS BF H R ER SO BB IBB HBP BLK WP HR S P ERA WHIP	IP WLS BF H R ER SO BB IBB HBP BLK WP HR S P ERA WHIP	IP WLS BF H R ER SO BB IBB HBP BLK WP HR S P ERA WHIP	IP WLS BF H R ER SO BB IBB HBP BLK WP HR S P ERA WHIP	IP WLS BF H R ER SO BB IBB HBP BLK WP HR S P ERA WHIP	IP WLS BF H R ER SO BB IBB HBP BLK WP HR S P ERA WHIP	IP WLS BF H R ER SO BB IBB HBP BLK WP HR S P ERA WHIP	IP WLS BF H R ER SO BB IBB HBP BLK WP HR S P ERA WHIP	IP WLS BF H R ER SO BB IBB HBP BLK WP HR S P ERA WHIP	IP WLS BF H R ER SO BB IBB HBP BLK WP HR S P ERA WHIP	IP WLS BF H R ER SO BB IBB HBP BLK WP HR S P ERA WHIP	IP WLS BF H R ER SO BB IBB HBP BLK WP HR S P ERA WHIP	IP WLS BF H R ER SO BB IBB HBP BLK WP HR S P ERA WHIP					
Woody Williams, R ERA: 3.76 Carlos Almanzar, R ERA: 3.86 Dan Miceli, R ERA: 4.18 Donne Wall, R ERA: 3.21	5.2 L 30 11 7 6 2 2 1 0 0 1 2 55 90 9.53 2.294	1.1 5 1 0 0 0 0 0 0 0 0 0 0 9 12 0.00 0.750	1.0 3 0 0 0 1 0 0 0 0 0 0 0 8 12 0.00 0.000	1.0 3 0 0 0 0 0 0 0 0 0 0 0 6 9 0.00 0.000																		




Batter	1	2	3	4	5	6	7	8	9	AB	R	H	RBI	BB	SO	LOB	BOTTOM					
Quijvio Veras, S OBP: 0.340, SLG: 0.333 (1, 4)	0-1 G4-3		4-1 G1-3 1B 2B BB	1-2 F8		3-2 1B 1B		2-3 K		4	1	1	0	1	1	3	<b>Philadelphia Phillies @ San Diego Padres</b> Qualcomm Stadium, San Diego, CA Thu Jun 17 1999, 5:05 PM EDT Att: 16,671 - Sunny - 73 F  <b>AB 39</b> <b>R 5</b> <b>H 12</b> <b>RBI 5</b> <b>BB 5</b> <b>SO 6</b> <b>LOB 26</b>					
Eric Owens, R OBP: 0.320, SLG: 0.405 (1, 7)	1-1 F8		2-2 F8	0-3 K		3-2 FC4 1B		0-1 S 1B		5	0	2	2	0	1	3						
Tony Gwynn, L OBP: 0.390, SLG: 0.458 (1, 9)	0-1 BB 1B		2-2 G1-3 2B 1B		0-1 G6-3	0-1 FC4		0-0 F8		5	1	2	0	0	0	3						
John Vander Wal, L OBP: 0.383, SLG: 0.417 Gary Matthews, S OBP: 0.500, SLG: 0.214 Donne Wall, R (9, 1)	4-1 FC4-6 BB		0-0 G1-3		0-0 G4-3			2-3 K K		3	0	0	0	1	1	2						
Dave Magadan, L OBP: 0.365, SLG: 0.372 (9, 3) David Newhan, L OBP: 0.300, SLG: 0.400 (9, PR)	1-0 FC4-6		3-2 2B		2-1 2B			4-1 BB BB		3	0	2	2	2	0	2						
Greg Myers, L OBP: 0.373, SLG: 0.426 Carlos Almanzar, R (6, 1) George Arias, R OBP: 0.250, SLG: 0.400 Dan Miceli, R (7, PH) Ed Giovanola, L OBP: 0.318, SLG: 0.289 (9, 5)		2-0 FC5-4 1B	0-1 F8		2-1 G3			2-2 F7		3	0	1	0	0	0	2						
Ruben Rivera, R OBP: 0.251, SLG: 0.418 (1, 8)	1-1 FC5-4		0-0 FC3-5 1B 1B		0-0 G4-3			1-2 FC6-4		5	0	1	0	0	0	3						
Damian Jackson, R OBP: 0.328, SLG: 0.396 (1, 6)	3-2 F8		3-2 FC3-5 1B		1-2 1B			1-2 F7		5	1	2	1	0	1	2						
Woody Williams, R OBP: 0.194, SLG: 0.207 Phil Nevin, R OBP: 0.314, SLG: 0.519 (6, 2)	1-1 G5-3		1-0 FC3-5		1-0 FC3-5			2-2 HR 1B 2B		2	0	0	0	0	0	3						
				1-2 2-3F						1	2	1	0	1	0	0						
<b>Inning Stats</b>	R: 0 E: 0 K: 0 S: 8	H: 1 LOB: 2 BB: 1 P: 14	R: 0 E: 0 K: 0 S: 8	H: 1 LOB: 0 BB: 0 P: 15	R: 2 E: 0 K: 0 S: 15	H: 2 LOB: 1 BB: 1 P: 26	R: 0 E: 0 K: 1 S: 13	H: 2 LOB: 2 BB: 0 P: 18	R: 0 E: 0 K: 0 S: 7	H: 1 LOB: 1 BB: 0 P: 11	R: 1 E: 0 K: 1 S: 17	H: 2 LOB: 2 BB: 1 P: 29	R: 0 E: 0 K: 2 S: 10	H: 0 LOB: 1 BB: 1 P: 18	R: 2 E: 0 K: 2 S: 16	H: 3 LOB: 1 BB: 0 P: 25	R: 0 E: 0 K: 0 S: 9	H: 0 LOB: 1 BB: 1 P: 16	1B: 8 2B: 3 3B: 0 HR: 1	SF: 0 SAC: 0 DP: 0 HBP: 0	WP: 1 PB: 0 SB: 1 CS: 0	PA: 44
<b>PITCHER</b>	IP WLS BF H R ER SO BB IBB HBP BLK WP HR S P ERA WHIP	IP WLS BF H R ER SO BB IBB HBP BLK WP HR S P ERA WHIP	IP WLS BF H R ER SO BB IBB HBP BLK WP HR S P ERA WHIP	IP WLS BF H R ER SO BB IBB HBP BLK WP HR S P ERA WHIP	IP WLS BF H R ER SO BB IBB HBP BLK WP HR S P ERA WHIP	IP WLS BF H R ER SO BB IBB HBP BLK WP HR S P ERA WHIP	IP WLS BF H R ER SO BB IBB HBP BLK WP HR S P ERA WHIP	IP WLS BF H R ER SO BB IBB HBP BLK WP HR S P ERA WHIP	IP WLS BF H R ER SO BB IBB HBP BLK WP HR S P ERA WHIP	IP WLS BF H R ER SO BB IBB HBP BLK WP HR S P ERA WHIP	IP WLS BF H R ER SO BB IBB HBP BLK WP HR S P ERA WHIP	IP WLS BF H R ER SO BB IBB HBP BLK WP HR S P ERA WHIP	IP WLS BF H R ER SO BB IBB HBP BLK WP HR S P ERA WHIP	IP WLS BF H R ER SO BB IBB HBP BLK WP HR S P ERA WHIP	IP WLS BF H R ER SO BB IBB HBP BLK WP HR S P ERA WHIP	IP WLS BF H R ER SO BB IBB HBP BLK WP HR S P ERA WHIP						
Paul Byrd, R ERA: 3.24 Yorkis Perez, L ERA: 3.45 Steve Montgomery, R ERA: 3.2 Jim Poole, L ERA: 4.0 Wayne Gomes, R ERA: 3.82	5.2 W 29 3 3 3 2 3 0 0 0 0 0 6 12 0.00 1.500	0.2 H 3 0 0 0 1 1 0 0 0 0 0 0 6 12 0.00 3.000	1.0 6 3 2 2 2 1 0 0 0 0 0 0 18 27 18.00 3.000	1.0 H 4 0 0 0 1 1 0 0 0 0 0 0 5 6 0.00 0.000																		



Batter	1	2	3	4	5	6	7	8	9	AB	R	H	RBI	BB	SO	LOB	TOP										
Doug Glanville, R OBP: 0.384, SLG: 0.442 (1, 8)	F9		E 1B			L7		G6-3		4	0	1	0	0	0	0	Philadelphia Phillies @ Los Angeles Dodgers Dodger Stadium, Los Angeles, CA Fri Jun 18 1999, 7:10 PM PDT Att: 41,590 - Unknown - 68 F										
Ron Cant, R OBP: 0.355, SLG: 0.442 Steve Montgomery, R OBP: 1.000, SLG: 1.000 Wayne Gomes, R (8, 1)	G4-3		K			G6-3		G5-3		4	0	0	0	0	1	1											
Bobby Abreu, L OBP: 0.435, SLG: 0.607 (1, 9)	G6-3				F7				K	4	0	1	0	0	1	0											
Scott Rolen, R OBP: 0.361, SLG: 0.496 (1, 5)		P4			G1-4-3				F7	4	0	1	0	0	0	1											
Rico Brogna, L OBP: 0.316, SLG: 0.420 (1, 3)	G3				F7					4	1	1	1	0	1	1											
Mike Lieberthal, R OBP: 0.398, SLG: 0.627 (1, 2)						G5-3			F8	3	1	1	1	0	0	0											
Marlon Anderson, L OBP: 0.248, SLG: 0.337 15 David Doster, R OBP: 0.485, SLG: 0.600 (7, 4)										3	0	0	0	0	1	0											
Alex Arias, R OBP: 0.333, SLG: 0.432 (1, 6)										0	0	0	0	0	0	0											
Curt Schilling, R OBP: 0.184, SLG: 0.176 Kevin Seick, R OBP: 0.395, SLG: 0.493 (8, 7)										2	0	0	0	0	2	1											
										1	0	0	0	0	1	0											
<b>Inning Stats</b>	R: 0 H: 0 E: 0 K: 0 S: 9	H: 0 LOB: 0 BB: 0 P: 12	R: 1 H: 1 E: 0 K: 0 S: 9	H: 1 LOB: 0 BB: 0 P: 12	R: 0 H: 1 E: 1 K: 2 S: 11	H: 1 LOB: 1 BB: 0 P: 17	R: 0 H: 0 E: 0 K: 0 S: 12	H: 0 LOB: 0 BB: 0 P: 19	R: 0 H: 1 E: 0 K: 1 S: 9	H: 1 LOB: 1 BB: 0 P: 14	R: 0 H: 1 E: 0 K: 0 S: 8	H: 1 LOB: 1 BB: 0 P: 13	R: 1 H: 1 E: 0 K: 1 S: 11	H: 1 LOB: 0 BB: 0 P: 13	R: 0 H: 0 E: 0 K: 1 S: 7	H: 0 LOB: 0 BB: 0 P: 11	R: 0 H: 1 E: 0 K: 2 S: 11	H: 1 LOB: 0 BB: 0 P: 14	1B: 3 2B: 1 3B: 0 HR: 2	SF: 0 SAC: 0 DP: 0 HBP: 0	WP: 0 PB: 0 SB: 1 CS: 1	PA: 32					
<b>PITCHER</b>	IP	WLS	BF	H	R	ER	SO	BB	IBB	HBP	BLK	WP	HR	S	P	ERA	WHIP										
Ismael Valdez, R ERA: 3.6 (1, 1)	8.0	L	29	5	2	2	5	0	0	0	0	0	2	76	111	2.25	0.625										
Pedro Borbon, L ERA: 1.37 (9, 1)	1.0		3	1	0	0	2	0	0	0	0	0	0	11	14	0.00	1.000										

Batter	1	2	3	4	5	6	7	8	9	AB	R	H	RBI	BB	SO	LOB	BOTTOM										
Eric Young Sr., R OBP: 0.361, SLG: 0.353 (1, 4)	F9		L9			P3 SH1-3 1B		L6-4 SH5-4 1B		4	0	2	0	0	0	0	Philadelphia Phillies @ Los Angeles Dodgers Dodger Stadium, Los Angeles, CA Fri Jun 18 1999, 7:10 PM PDT Att: 41,590 - Unknown - 68 F										
Jose Vizcaino, S OBP: 0.305, SLG: 0.308 (1, 6)	K		G4-3			SH1-3		SH5-4		2	0	0	0	0	1	0											
Raul Mondesi, R OBP: 0.359, SLG: 0.562 (1, 9)	K					P3				3	0	0	0	1	2	1											
Eric Karros, R OBP: 0.338, SLG: 0.481 (1, 3)										3	0	0	0	1	0	4											
22 Devon White, S OBP: 0.325, SLG: 0.407 (1, 8)										4	0	0	0	0	1	1											
Adrian Beltré, R OBP: 0.376, SLG: 0.477 (1, 5)										4	1	1	1	0	0	0											
Trenidad Hubbard, R OBP: 0.359, SLG: 0.343 (1, 7)										2	0	1	0	2	1	0											
Angel Pena, R OBP: 0.222, SLG: 0.250 (1, 2)										3	0	0	0	0	0	3											
Ismael Valdez, R OBP: 0.069, SLG: 0.036 Dave Hansen, L OBP: 0.485, SLG: 0.566 Craig Counsell, L OBP: 0.227, SLG: 0.186 Pedro Borbon, R (9, 1)										2	0	0	0	0	1	1											
										0	0	0	0	1	0	0											
										0	0	0	0	0	0	0											
										0	0	0	0	0	0	0											
<b>Inning Stats</b>	R: 0 H: 0 E: 0 K: 2 S: 10	H: 0 LOB: 0 BB: 0 P: 17	R: 1 H: 1 E: 0 K: 0 S: 11	H: 1 LOB: 1 BB: 1 P: 22	R: 0 H: 0 E: 0 K: 1 S: 8	H: 0 LOB: 0 BB: 0 P: 13	R: 0 H: 0 E: 0 K: 1 S: 7	H: 0 LOB: 0 BB: 1 P: 14	R: 0 H: 1 E: 0 K: 0 S: 5	H: 1 LOB: 1 BB: 0 P: 7	R: 0 H: 1 E: 0 K: 0 S: 8	H: 1 LOB: 1 BB: 0 P: 9	R: 0 H: 0 E: 0 K: 0 S: 9	H: 0 LOB: 1 BB: 1 P: 18	R: 0 H: 1 E: 0 K: 0 S: 7	H: 1 LOB: 3 BB: 2 P: 20	R: 0 H: 0 E: 0 K: 2 S: 9	H: 0 LOB: 0 BB: 0 P: 12	1B: 3 2B: 1 3B: 0 HR: 1	SF: 0 SAC: 2 DP: 2 HBP: 0	WP: 0 PB: 0 SB: 0 CS: 0	PA: 34					
<b>PITCHER</b>	IP	WLS	BF	H	R	ER	SO	BB	IBB	HBP	BLK	WP	HR	S	P	ERA	WHIP										
Curt Schilling, R ERA: 3.26 (1, 1)	7.0	W	26	3	1	1	4	3	0	0	0	0	1	58	100	1.29	0.857										
Steve Montgomery, R ERA: 3.05 (8, 1)	1.0	H	5	1	0	0	0	1	1	0	0	0	0	7	20	0.00	2.000										
Wayne Gomes, R ERA: 3.69 (9, 1)	1.0	S	3	0	0	0	2	0	0	0	0	0	0	9	12	0.00	0.000										

**AB 32**  
**R 2**  
**H 6**  
**RBI 2**  
**BB 0**  
**SO 7**  
**LOB 4**



**AB 27**  
**R 1**  
**H 4**  
**RBI 1**  
**BB 5**  
**SO 6**  
**LOB 10**



Batter	1	2	3	4	5	6	7	8	9	AB	R	H	RBI	BB	SO	LOB	TOP								
Doug Glanville, R (1, 8) OBP: 0.383, SLG: 0.439 Jim Poole, L (7, 1)	F8			1B		K	FC6			4	0	1	0	0	1	2	Philadelphia Phillies @ Los Angeles Dodgers Dodger Stadium, Los Angeles, CA Sat Jun 19 1999, 1:10 PM PDT Att: 32,315 - Unknown - 84 F								
Ron Gant, R (1, 7) OBP: 0.357, SLG: 0.441	G5-3			K		2B	1B	G1-6-3 BB		3	1	1	0	1	1										
Bobby Abreu, L (1, 9) OBP: 0.427, SLG: 0.595	G6-3			F8		K		G1-6-3		4	0	0	0	0	1										
Scott Rolen, R (1, 5) OBP: 0.359, SLG: 0.496 15 David Doster, R (8, 4) OBP: 0.495, SLG: 0.690		F9		G3			2B	G4-3		4	0	1	1	0	0										
Rico Brogna, L (1, 3) OBP: 0.315, SLG: 0.417		K			G1-3	F7			23 G5-3 1B	4	0	1	0	0	1										
23 Kevin Jordan, R (1, 4) OBP: 0.364, SLG: 0.440		G6-3			BB 1B			G1-3	G5-3	4	0	1	0	0	0										
Alex Arias, R (1, 6) OBP: 0.352, SLG: 0.434				G6-4-3 BB	BB 1B	BB 1B		G5-3		2	0	1	0	2	0										
Gary Bennett, R (1, 2) OBP: 0.267, SLG: 0.276			G6-4-3		F9		FC6 1B	G4-3		4	0	1	0	0	0										
Robert Person, R (1, 1) Rob Ducey, L (5, PH) Mike Grace, R (5, 1) Amaury Telemaco, R (5, 1) Kevin Seifak, R (7, PH) OBP: 0.390, SLG: 0.488			G6-3		P4		K			1	0	0	0	0	0										
Inning Stats	R: 0 E: 0 K: 0 S: 5	H: 0 LOB: 0 BB: 0 P: 8	R: 0 E: 0 K: 1 S: 8	H: 0 LOB: 0 BB: 0 P: 13	R: 0 E: 0 K: 1 S: 7	H: 0 LOB: 0 BB: 0 P: 14	R: 0 E: 0 K: 1 S: 9	H: 1 LOB: 1 BB: 0 P: 12	R: 0 E: 0 K: 0 S: 12	H: 1 LOB: 2 BB: 1 P: 19	R: 1 E: 0 K: 2 S: 11	H: 2 LOB: 1 BB: 0 P: 15	R: 0 E: 0 K: 1 S: 15	H: 2 LOB: 2 BB: 0 P: 21	R: 0 E: 0 K: 0 S: 7	H: 0 LOB: 1 BB: 0 P: 14		R: 0 E: 0 K: 0 S: 11	H: 1 LOB: 1 BB: 0 P: 19	1B: 6 2B: 1 3B: 0 HR: 0	SF: 0 SAC: 0 DP: 2 HBP: 0	WP: 0 PB: 0 SB: 0 CS: 0	PA: 35		
PITCHER	IP	WLS	BF	H	R	ER	SO	BB	IBB	HBP	BLK	WP	HR	S	P	ERA	WHIP								
37 Darren Dreifort, R (1, 1) ERA: 5.96	6.2	W	27	6	1	1	5	2	0	0	0	0	0	65	98	1.35	1.200								
Alan Mills, R (7, 1) ERA: 2.48	0.1		1	0	0	0	0	0	0	0	0	0	0	2	4	0.00	0.000								
Jamie Arnold, R (8, 1) ERA: 3.19	2.0		7	1	0	0	0	1	0	0	0	0	0	18	33	0.00	1.000								

Batter	1	2	3	4	5	6	7	8	9	AB	R	H	RBI	BB	SO	LOB	BOTTOM								
Craig Counsell, L (1, 4) OBP: 0.238, SLG: 0.200	G3-1		FC6-4 2B		E 2B 1B	K		1B		5	2	2	1	0	1	Philadelphia Phillies @ Los Angeles Dodgers Dodger Stadium, Los Angeles, CA Sat Jun 19 1999, 1:10 PM PDT Att: 32,315 - Unknown - 84 F									
Trenidad Hubbard, R (1, 8) OBP: 0.360, SLG: 0.375	FC6-4 1B		K		E8 2B 1B	G1-3		1B		5	1	3	1	0	1										
Raul Mondesi, R (1, 9) OBP: 0.356, SLG: 0.559	FC6-4 CS		E3 2B		G4-3 1B 2B	K		P3		5	2	1	2	0	1										
Todd Hollandsworth, L (1, 7) OBP: 0.357, SLG: 0.490	CS	G4-3		1B 2B	G4-3		F7	K		5	0	1	2	0	1										
Adrián Beltré, R (1, 5) OBP: 0.384, SLG: 0.477		1B BB	F7		HBP 1B HBP		1B			2	1	1	0	1	0										
Dave Hansen, L (1, 3) OBP: 0.500, SLG: 0.564		G5-4-3 1B		G5-4-3 BB	1B HBP		K			2	0	1	0	1	1										
Tripp Cromer, R (1, 6) OBP: 0.273, SLG: 0.381		G5-4-3		G5-4-3	37 CS-4 1B		L4			4	0	1	2	0	0										
Angel Pena, R (1, 2) OBP: 0.241, SLG: 0.273			37 1B FC6-4 2B	P2	P2			1B 1B BB		3	1	1	0	1	0										
37 Darren Dreifort, R (1, 1) OBP: 0.346, SLG: 0.333 Alan Mills, R (7, 1) Jamie Arnold, R (8, 1) OBP: 0.400, SLG: 0.400								K		3	1	2	0	0	0										
Inning Stats	R: 0 E: 0 K: 0 S: 7	H: 1 LOB: 0 BB: 0 P: 12	R: 0 E: 0 K: 0 S: 4	H: 1 LOB: 1 BB: 1 P: 13	R: 3 E: 1 K: 1 S: 18	H: 3 LOB: 1 BB: 0 P: 26	R: 0 E: 0 K: 0 S: 9	H: 0 LOB: 0 BB: 1 P: 17	R: 5 E: 1 K: 0 S: 16	H: 5 LOB: 2 BB: 0 P: 27	R: 0 E: 0 K: 2 S: 8	H: 0 LOB: 0 BB: 0 P: 9	R: 0 E: 0 K: 1 S: 9	H: 1 LOB: 1 BB: 0 P: 9	R: 0 E: 0 K: 2 S: 12		H: 2 LOB: 3 BB: 1 P: 21	1B: 10 2B: 3 3B: 0 HR: 0	SF: 0 SAC: 0 DP: 2 HBP: 2	WP: 0 PB: 0 SB: 0 CS: 1	PA: 41				
PITCHER	IP	WLS	BF	H	R	ER	SO	BB	IBB	HBP	BLK	WP	HR	S	P	ERA	WHIP								
Robert Person, R (1, 1) ERA: 7.71	4.0	L	17	5	3	1	1	2	0	0	0	0	0	11	68	2.25	1.750								
Mike Grace, R (5, 1) ERA: 7.2	0.1		7	4	5	5	0	0	0	2	0	0	0	11	17	135.00	12.000								
Amaury Telemaco, R (5, 1) ERA: 3.86	1.2		6	1	0	0	2	0	0	0	0	0	0	13	19	0.00	0.600								
Jim Poole, L (7, 1) ERA: 3.6	2.0		10	3	0	0	3	1	0	0	0	0	0	21	30	0.00	2.000								

AB 32  
R 1  
H 7  
RBI 1  
BB 3  
SO 5  
LOB 18



AB 35  
R 8  
H 13  
RBI 8  
BB 3  
SO 6  
LOB 22



Batter	1	2	3	4	5	6	7	8	9	AB	R	H	RBI	BB	SO	LOB	TOP						
Doug Glanville, R OBP: 0.382, SLG: 0.438 (1, 8)										3	1	1	0	0	0	1							
Rob Ducey, L OBP: 0.421, SLG: 0.581 (1, 7)										4	1	1	0	0	1	0							
Bobby Abreu, L OBP: 0.424, SLG: 0.587 (1, 9)										3	0	0	1	1	0	0							
Scott Rolen, R OBP: 0.358, SLG: 0.492 (1, 5)										4	0	1	0	0	2	1							
Mike Lieberthal, R OBP: 0.392, SLG: 0.615 (1, 2)										4	0	0	0	0	1	2							
23 Kevin Jordan, R OBP: 0.363, SLG: 0.436 (1, 3)										3	0	1	0	0	1	0							
Marlon Anderson, L OBP: 0.249, SLG: 0.337 (1, 4)										3	0	1	0	0	0	0							
Alex Arias, R OBP: 0.340, SLG: 0.419 (1, 6)										3	0	0	0	0	0	0							
Chad Ogea, R OBP: 0.241, SLG: 0.120 Kevin Sefcik, R OBP: 0.358, SLG: 0.486 Steve Montgomery, R OBP: 1.000, SLG: 1.000 (8, PH) (8, 1)										1	0	0	0	1	0	0							
										0	0	0	0	1	0	0							
										0	0	0	0	0	0	0							
<b>Inning Stats</b>	R: 2 H: 5 E: 1 K: 1 S: 22	H: 5 LOB: 2 BB: 0 P: 33	R: 0 H: 0 E: 0 K: 0 S: 5	H: 0 LOB: 0 BB: 1 P: 10	R: 0 H: 0 E: 0 K: 2 S: 7	H: 0 LOB: 0 BB: 0 P: 10	R: 0 H: 0 E: 0 K: 1 S: 10	H: 0 LOB: 0 BB: 0 P: 11	R: 0 H: 0 E: 0 K: 0 S: 6	H: 0 LOB: 0 BB: 0 P: 9	R: 0 H: 0 E: 0 K: 1 S: 8	H: 0 LOB: 0 BB: 0 P: 14	R: 0 H: 0 E: 0 K: 0 S: 6	H: 0 LOB: 0 BB: 0 P: 9	R: 0 H: 0 E: 0 K: 0 S: 8	H: 0 LOB: 1 BB: 1 P: 17	R: 0 H: 0 E: 0 K: 0 S: 6	H: 0 LOB: 1 BB: 1 P: 14	1B: 4 2B: 2 3B: 0 HR: 0	SF: 0 SAC: 1 DP: 1 HBP: 0	WP: 0 PB: 0 SB: 0 CS: 0	PA: 32	
<b>PITCHER</b>	IP WLS BF H R ER SO BB IBB HBP BLK WP HR S P ERA WHIP	8.0 W 29 5 2 2 5 2 0 0 0 0 0 0 72 113 2.25 0.875	1.0 S 4 0 0 0 0 1 0 0 0 0 0 0 6 14 0.00 1.000																				

Philadelphia Phillies @ Los Angeles Dodgers  
Dodger Stadium, Los Angeles, CA  
Sun Jun 20 1999, 1:10 PM PDT  
Att: 46,347 - Unknown - 80 F

AB 28  
R 2  
H 5  
RBI 1  
BB 3  
SO 5  
LOB 4



Batter	1	2	3	4	5	6	7	8	9	AB	R	H	RBI	BB	SO	LOB	BOTTOM					
Eric Young Sr., R OBP: 0.355, SLG: 0.347 (1, 4)										4	0	0	0	0	0	1						
Adrián Beltré, R OBP: 0.382, SLG: 0.471 (1, 5)										3	0	0	0	1	0	1						
Todd Hollandsworth, L OBP: 0.350, SLG: 0.491 (1, 7)										4	0	1	0	0	1	1						
Raul Mondesi, R OBP: 0.351, SLG: 0.550 (1, 9)										4	0	0	0	0	1	2						
22 Devon White, S OBP: 0.326, SLG: 0.421 (1, 8)										3	1	1	1	0	0	0						
Eric Karros, R OBP: 0.346, SLG: 0.510 (1, 3)										2	2	2	2	1	0	0						
Jose Vizcaino, S OBP: 0.310, SLG: 0.308 (1, 6)										3	0	1	0	0	0	1						
Angel Pena, R OBP: 0.246, SLG: 0.293 (1, 2)										3	0	1	0	0	0	1						
Kevin Brown, R OBP: 0.088, SLG: 0.031 Jeff Shaw, R ERA: 2.91 (1, 1) (9, 1)										2	0	0	0	0	0	0						
										0	0	0	0	0	0	0						
<b>Inning Stats</b>	R: 0 H: 0 E: 0 K: 1 S: 10	H: 2 LOB: 0 BB: 0 P: 18	R: 1 H: 2 E: 0 K: 0 S: 12	H: 0 LOB: 0 BB: 0 P: 17	R: 0 H: 0 E: 0 K: 0 S: 6	H: 0 LOB: 0 BB: 0 P: 8	R: 1 H: 1 E: 0 K: 0 S: 8	H: 1 LOB: 1 BB: 1 P: 19	R: 0 H: 1 E: 0 K: 0 S: 12	H: 1 LOB: 1 BB: 0 P: 18	R: 0 H: 0 E: 0 K: 1 S: 8	H: 0 LOB: 0 BB: 0 P: 14	R: 1 H: 1 E: 0 K: 0 S: 9	H: 1 LOB: 1 BB: 0 P: 12	R: 0 H: 1 E: 1 K: 0 S: 5	H: 1 LOB: 1 BB: 0 P: 7	1B: 1 2B: 2 3B: 0 HR: 3	SF: 0 SAC: 1 DP: 1 HBP: 0	WP: 0 PB: 0 SB: 0 CS: 0	PA: 31		
<b>PITCHER</b>	IP WLS BF H R ER SO BB IBB HBP BLK WP HR S P ERA WHIP	7.0 L 27 5 3 3 2 2 0 0 0 0 0 0 65 106 3.86 1.000	1.0 S 4 1 0 0 0 0 0 0 0 0 0 0 5 7 0.00 1.000																			

Philadelphia Phillies @ Los Angeles Dodgers  
Dodger Stadium, Los Angeles, CA  
Sun Jun 20 1999, 1:10 PM PDT  
Att: 46,347 - Unknown - 80 F

AB 28  
R 3  
H 6  
RBI 3  
BB 2  
SO 2  
LOB 7



Batter	1	2	3	4	5	6	7	8	9	AB	R	H	RBI	BB	SO	LOB	TOP				
Abraham Nunez, S (1,4) OBP: 0.275, SLG: 0.253 Warren Morris, L (9, PH) OBP: 0.360, SLG: 0.433										4	0	1	0	0	1	0	<b>Pittsburgh Pirates @ Philadelphia Phillies</b> Veterans Stadium, Philadelphia, PA Tue Jun 22 1999, 7:35 PM EDT Att: 18,835 - Unknown - 79 F				
Ed Sprague, R (1,5) OBP: 0.402, SLG: 0.557										4	0	1	0	0	0	2					
Brian Giles, L (1,8) OBP: 0.407, SLG: 0.550										3	1	2	0	1	1	0					
Kevin Young, R (1,3) OBP: 0.422, SLG: 0.510										3	1	1	1	1	0	1					
18 Jason Kendall, R (1,2) OBP: 0.439, SLG: 0.531										3	0	0	0	1	2	2					
Jose Guillen, R (1,9) OBP: 0.321, SLG: 0.342										4	0	0	0	0	2	4					
Freddy Garcia, R (1,7) OBP: 0.242, SLG: 0.333 Al Martin, L (9, PH) OBP: 0.364, SLG: 0.534										3	0	0	1	0	1	1					
Mike Benjamin, R (1,6) OBP: 0.270, SLG: 0.306										2	0	1	0	1	0	0					
67 Francisco Cordova, R (7, PH) OBP: 0.222, SLG: 0.125 Adrian Brown, S (7, PH) OBP: 0.328, SLG: 0.396 Scott Sauerbeck, R (7, 1) OBP: 0.345, SLG: 0.432 Brad Clontz, R (7, 1) OBP: 0.345, SLG: 0.432 Jason Christiansen, R (8, 1) OBP: 0.345, SLG: 0.432 Brant Brown, L (9, PH) OBP: 0.307, SLG: 0.498										2	0	0	0	0	1	3					
<b>Inning Stats</b>	R: 0 E: 0 K: 2 S: 12	H: 0 LOB: 0 BB: 0 P: 16	R: 0 E: 0 K: 1 S: 9	H: 0 LOB: 0 BB: 0 P: 16	R: 0 E: 0 K: 0 S: 12	H: 2 LOB: 2 BB: 0 P: 17	R: 2 E: 0 K: 1 S: 13	H: 2 LOB: 2 BB: 2 P: 23	R: 0 E: 0 K: 3 S: 9	H: 0 LOB: 0 BB: 0 P: 16	R: 0 E: 0 K: 1 S: 8	H: 0 LOB: 0 BB: 0 P: 13	R: 0 E: 0 K: 1 S: 18	H: 2 LOB: 2 BB: 1 P: 26	R: 0 E: 0 K: 0 S: 7	H: 0 LOB: 1 BB: 1 P: 12		1B: 4 2B: 2 3B: 0 HR: 0	SF: 0 SAC: 1 DP: 0 HBP: 0	WP: 0 PB: 0 SB: 0 CS: 2	PA: 37
<b>PITCHER</b>	IP	WLS	BF	H	R	ER	SO	BB	IBB	HBP	BLK	WP	HR	S	P	ERA	WHIP				
Randy Wolf, L (1, 1) ERA: 1.74	7.0	W	28	4	2	2	8	3	0	0	0	0	0	69	116	2.57	1.000				
Yorkis Perez, L (8, 1) ERA: 3.45	0.0	H	2	2	0	0	0	0	0	0	0	0	0	6	7	∞	∞				
Steve Montgomery, R (8, 1) ERA: 2.78	1.0	H	3	0	0	0	1	1	0	0	0	0	0	12	19	0.00	1.000				
Wayne Gomes, R (9, 1) ERA: 3.58	1.0	S	4	0	0	0	0	1	0	0	0	0	0	7	12	0.00	1.000				

AB 31  
R 2  
H 6  
RBI 2  
BB 5  
SO 9  
LOB 15



Batter	1	2	3	4	5	6	7	8	9	AB	R	H	RBI	BB	SO	LOB	BOTTOM				
Doug Glanville, R (1,8) OBP: 0.380, SLG: 0.439										4	0	1	1	0	1	1	<b>Pittsburgh Pirates @ Philadelphia Phillies</b> Veterans Stadium, Philadelphia, PA Tue Jun 22 1999, 7:35 PM EDT Att: 18,835 - Unknown - 79 F				
Ron Gant, R (1,7) OBP: 0.359, SLG: 0.437										2	0	0	0	2	1	1					
Bobby Abreu, L (1,9) OBP: 0.418, SLG: 0.576										4	0	0	0	0	1	2					
Scott Rolen, R (1,5) OBP: 0.356, SLG: 0.488										4	0	1	0	0	0	1					
Rico Brogna, L (1,3) OBP: 0.317, SLG: 0.416										3	1	1	0	1	1	2					
Mike Lieberthal, R (1,2) OBP: 0.391, SLG: 0.611										3	1	1	0	0	0	1					
Marlon Anderson, L (1,4) OBP: 0.251, SLG: 0.343 15 David Doster, R (7, PH) OBP: 0.500, SLG: 0.615										2	0	1	2	0	0	0					
Alex Arias, R (1,6) OBP: 0.333, SLG: 0.409										2	0	0	0	0	0	1					
Randy Wolf, L (1, 1) OBP: 0.333, SLG: 0.333 23 Kevin Jordan, R (7, PH) OBP: 0.359, SLG: 0.432 Yorkis Perez, L (8, 1) OBP: 0.345, SLG: 0.432 Steve Montgomery, R (8, 1) OBP: 1.000, SLG: 1.000 Wayne Gomes, R (9, 1) OBP: 0.307, SLG: 0.498										2	1	1	0	0	0	0					
<b>Inning Stats</b>	R: 0 E: 0 K: 1 S: 11	H: 0 LOB: 0 BB: 0 P: 16	R: 0 E: 0 K: 0 S: 5	H: 1 LOB: 0 BB: 0 P: 7	R: 1 E: 0 K: 0 S: 11	H: 2 LOB: 1 BB: 0 P: 16	R: 2 E: 0 K: 1 S: 16	H: 2 LOB: 1 BB: 1 P: 26	R: 0 E: 0 K: 0 S: 6	H: 1 LOB: 0 BB: 0 P: 11	R: 0 E: 0 K: 2 S: 9	H: 1 LOB: 1 BB: 0 P: 12	R: 0 E: 0 K: 1 S: 8	H: 0 LOB: 1 BB: 1 P: 16	1B: 5 2B: 3 3B: 0 HR: 0	SF: 0 SAC: 1 DP: 2 HBP: 0		WP: 0 PB: 0 SB: 0 CS: 0	PA: 32		
<b>PITCHER</b>	IP	WLS	BF	H	R	ER	SO	BB	IBB	HBP	BLK	WP	HR	S	P	ERA	WHIP				
67 Francisco Cordova, R (1, 1) ERA: 5.4	0.1	L	24	6	3	3	2	2	0	0	0	0	0	56	89	4.50	1.333				
Scott Sauerbeck, L (7, 1) ERA: 1.47	0.1		2	1	0	0	0	0	0	0	0	0	0	3	4	0.00	3.000				
Brad Clontz, R (7, 1) ERA: 1.66	0.2		3	0	0	0	2	1	0	0	0	0	0	7	13	0.00	1.500				
Jason Christiansen, L (8, 1) ERA: 2.59	1.0		3	0	0	0	1	0	0	0	0	0	0	7	11	0.00	0.000				

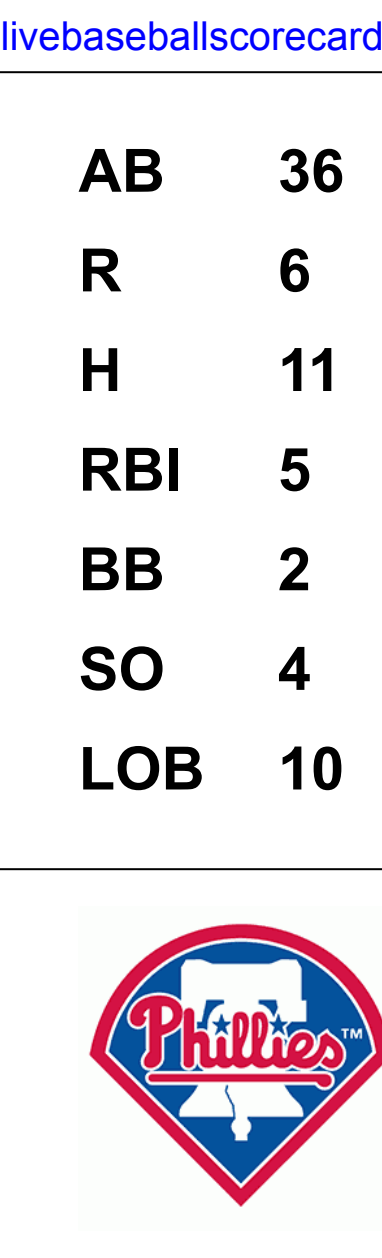
AB 28  
R 3  
H 7  
RBI 3  
BB 3  
SO 5  
LOB 10



Batter	1	2	3	4	5	6	7	8	9	AB	R	H	RBI	BB	SO	LOB	TOP					
<b>Al Martin, L</b> OBP: 0.365, SLG: 0.531 (1, 7)										5	1	2	1	0	1	1	<b>Pittsburgh Pirates @ Philadelphia Phillies</b> <b>Veterans Stadium, Philadelphia, PA</b> Wed Jun 23 1999, 7:35 PM EDT Att: 20,256 - Unknown - 80 F					
<b>Ed Sprague, R</b> OBP: 0.405, SLG: 0.564 (1, 5)										4	1	2	0	0	1	1						
<b>Brian Giles, L</b> OBP: 0.403, SLG: 0.547 (1, 8)											5	0	1	2	0	4						
<b>Kevin Young, R</b> OBP: 0.423, SLG: 0.506 <b>Adrian Brown, S</b> OBP: 0.323, SLG: 0.192 (1, 3) (7, 9)											2	1	0	0	2	0						
<b>1B Jason Kendall, R</b> OBP: 0.439, SLG: 0.527 (1, 2)											4	1	1	0	0	1						
<b>Warren Morris, L</b> OBP: 0.381, SLG: 0.446 (1, 4)											5	1	2	4	0	1						
<b>Brant Brown, L</b> OBP: 0.303, SLG: 0.483 (1, 9) (7, 3)												5	1	1	0	0						
<b>Abraham Nunez, S</b> OBP: 0.284, SLG: 0.264 (1, 6)											4	1	2	1	0	0						
<b>Kris Benson, R</b> OBP: 0.143, SLG: 0.148 <b>Jeff Wallace, L</b> (9, 1) <b>Mike Williams, R</b> (9, 1)											3	1	1	0	0	0						
<b>Inning Stats</b>	R: 5 E: 0 K: 0 S: 16	H: 5 LOB: 1 BB: 0 P: 27	R: 0 E: 0 K: 0 S: 10	H: 1 LOB: 2 BB: 1 P: 15	R: 0 E: 0 K: 0 S: 5	H: 0 LOB: 0 BB: 0 P: 8	R: 0 E: 0 K: 0 S: 7	H: 0 LOB: 0 BB: 0 P: 13	R: 0 E: 0 K: 0 S: 6	H: 1 LOB: 1 BB: 0 P: 8	R: 1 E: 0 K: 0 S: 15	H: 2 LOB: 2 BB: 0 P: 22	R: 1 E: 0 K: 1 S: 10	H: 1 LOB: 1 BB: 1 P: 21	R: 1 E: 0 K: 3 S: 12	H: 2 LOB: 1 BB: 0 P: 18	R: 0 E: 0 K: 0 S: 5	H: 0 LOB: 0 BB: 0 P: 10	1B: 7 2B: 4 3B: 0 HR: 1	SF: 0 SAC: 1 DP: 0 HBP: 2	WP: 1 PB: 0 SB: 0 CS: 0	PA: 43
<b>PITCHER</b>	IP WLS BF H R ER SO BB IBB HBP BLK WP HR S P ERA WHIP																					
<b>Paul Byrd, R</b> ERA: 3.58 <b>Yorkis Perez, L</b> ERA: 3.5 <b>Jim Poole, L</b> ERA: 3.86 <b>Amaury Telemaco, R</b> ERA: 3.55	(1, 1) (6, 1) (8, 1) (9, 1)	5.2 1.1 1.0 1.0	L 6 5 3	29 1 2 0	9 1 1 0	6 1 1 0	6 1 1 0	0 1 3 0	0 0 0 0	0 0 0 0	0 1 0 0	57 12 18 5	90 24 18 10	9.53 6.75 9.00 0.00	1.765 1.500 2.000 0.000							

Batter	1	2	3	4	5	6	7	8	9	AB	R	H	RBI	BB	SO	LOB	BOTTOM					
<b>Doug Glanville, R</b> OBP: 0.377, SLG: 0.434 <b>Kevin Seick, R</b> OBP: 0.412, SLG: 0.500 (1, 8) (7, 8)										3	0	0	0	0	1	2	<b>Pittsburgh Pirates @ Philadelphia Phillies</b> <b>Veterans Stadium, Philadelphia, PA</b> Wed Jun 23 1999, 7:35 PM EDT Att: 20,256 - Unknown - 80 F					
<b>Ron Gant, R</b> OBP: 0.354, SLG: 0.429 <b>Amaury Telemaco, R</b> (9, 1) <b>Alex Arias, R</b> OBP: 0.330, SLG: 0.404 (9, PH)										4	0	0	0	0	0	2						
<b>Bobby Abreu, L</b> OBP: 0.411, SLG: 0.566 (1, 9)										4	0	0	0	0	1	0						
<b>Scott Rolen, R</b> OBP: 0.354, SLG: 0.484 <b>23 Kevin Jordan, R</b> OBP: 0.362, SLG: 0.433 (1, 5) (7, 5)										2	0	0	0	0	1	0						
<b>Rico Brogna, L</b> OBP: 0.316, SLG: 0.414 (1, 3)										4	1	1	0	0	0	0						
<b>Mike Lieberthal, R</b> OBP: 0.388, SLG: 0.606 <b>Yorkis Perez, L</b> (6, 1) <b>Jim Poole, L</b> (8, 1) <b>Rob Ducey, L</b> OBP: 0.436, SLG: 0.587 (8, PH) (9, 7)										2	0	0	0	0	0	0						
<b>Marlon Anderson, L</b> OBP: 0.260, SLG: 0.351 (1, 4)										4	1	3	2	0	0	0						
<b>15 David Doster, R</b> OBP: 0.447, SLG: 0.533 (1, 6)										4	1	0	0	0	1	4						
<b>Paul Byrd, R</b> OBP: 0.257, SLG: 0.188 <b>Gary Bennett, R</b> OBP: 0.333, SLG: 0.375 (1, 1) (6, 2)										0	0	0	0	1	0	0						
<b>Inning Stats</b>	R: 0 E: 0 K: 1 S: 8	H: 0 LOB: 0 BB: 0 P: 12	R: 0 E: 0 K: 1 S: 7	H: 0 LOB: 0 BB: 0 P: 11	R: 0 E: 0 K: 0 S: 6	H: 1 LOB: 1 BB: 1 P: 12	R: 0 E: 0 K: 0 S: 7	H: 0 LOB: 0 BB: 0 P: 9	R: 0 E: 0 K: 0 S: 9	H: 0 LOB: 0 BB: 0 P: 14	R: 0 E: 0 K: 0 S: 7	H: 1 LOB: 0 BB: 0 P: 10	R: 0 E: 0 K: 1 S: 8	H: 0 LOB: 0 BB: 0 P: 11	R: 2 E: 0 K: 0 S: 14	H: 4 LOB: 2 BB: 0 P: 22	R: 4 E: 1 K: 1 S: 24	H: 5 LOB: 2 BB: 1 P: 39	1B: 10 2B: 2 3B: 0 HR: 0	SF: 0 SAC: 0 DP: 2 HBP: 0	WP: 0 PB: 0 SB: 2 CS: 0	PA: 38
<b>PITCHER</b>	IP WLS BF H R ER SO BB IBB HBP BLK WP HR S P ERA WHIP																					
<b>Kris Benson, R</b> ERA: 4.32 <b>Jeff Wallace, L</b> ERA: 3.6 <b>Mike Williams, R</b> ERA: 2.43	(1, 1) (9, 1) (9, 1)	8.0 0.1 0.2	W 5 S	29 3 4	6 4 2	2 4 0	2 4 0	3 0 1	0 1 0	0 0 0	0 0 0	66 13 11	101 22 17	2.25 108.00 0.00	0.875 12.000 3.000							

AB	38
R	8
H	12
RBI	8
BB	2
SO	4
LOB	15



Batter	1	2	3	4	5	6	7	8	9	AB	R	H	RBI	BB	SO	LOB	TOP						
<b>Al Martin, L</b> OBP: 0.361, SLG: 0.528 (1, 7)										5	1	1	0	0	2	1	<b>Pittsburgh Pirates @ Philadelphia Phillies</b> <b>Veterans Stadium, Philadelphia, PA</b> Thu Jun 24 1999, 1:05 PM EDT Att: 25,848 - Sunny - 84 F						
<b>Ed Sprague, R</b> OBP: 0.494, SLG: 0.576 (1, 5)										4	1	2	1	1	1	1							
<b>Brian Giles, L</b> OBP: 0.399, SLG: 0.552 (1, 8)										5	1	1	2	0	0	2							
<b>Kevin Young, R</b> OBP: 0.421, SLG: 0.506 (1, 3)										4	1	1	0	0	2	1							
<b>1B Jason Kendall, R</b> OBP: 0.443, SLG: 0.526 (1, 2)										2	0	1	0	2	0	0							
<b>Warren Morris, L</b> OBP: 0.397, SLG: 0.449 (1, 4)										3	0	2	0	1	0	1							
<b>Brant Brown, L</b> OBP: 0.302, SLG: 0.497 (1, 9)										4	1	1	1	0	1	5							
<b>Abraham Nunez, S</b> OBP: 0.276, SLG: 0.256 (8, PH)										3	0	0	0	0	2	1							
<b>Keith Osik, R</b> OBP: 0.294, SLG: 0.406 (8, PH)										1	0	0	0	0	0	2							
<b>Brad Clontz, R</b> OBP: 0.397, SLG: 0.449 (8, 1)										0	0	0	0	0	0	0							
<b>Jose Silva, R</b> OBP: 0.111, SLG: 0.111 (1, 1)										2	0	0	0	0	1	1							
<b>Greg Hansell, R</b> OBP: 0.333, SLG: 0.245 (7, PH)										0	0	0	0	0	0	0							
<b>Adrian Brown, S</b> OBP: 0.333, SLG: 0.245 (7, 1)										1	0	1	0	0	0	0							
<b>Scott Sauerbeck, R</b> OBP: 0.288, SLG: 0.305 (8, 6)										0	0	0	0	0	0	0							
<b>Mike Benjamin, R</b> OBP: 0.288, SLG: 0.305 (8, 6)										1	0	0	0	1	0	0							
<b>Inning Stats</b>	R: 1 E: 0 K: 1 S: 18	H: 4 LOB: 2 BB: 0 P: 27	R: 1 E: 0 K: 1 S: 12	H: 1 LOB: 0 BB: 0 P: 16	R: 1 E: 0 K: 1 S: 10	H: 1 LOB: 0 BB: 0 P: 16	R: 0 E: 0 K: 2 S: 9	H: 0 LOB: 1 BB: 1 P: 13	R: 0 E: 0 K: 1 S: 6	H: 0 LOB: 1 BB: 0 P: 9	R: 0 E: 0 K: 3 S: 13	H: 1 LOB: 1 BB: 0 P: 20	R: 0 E: 0 K: 3 S: 14	H: 1 LOB: 1 BB: 0 P: 21	R: 2 E: 0 K: 0 S: 9	H: 3 LOB: 1 BB: 1 P: 15	R: 0 E: 0 K: 1 S: 8	H: 0 LOB: 1 BB: 1 P: 18	1B: 4 2B: 2 3B: 1 HR: 3	SF: 0 SAC: 0 DP: 1 HBP: 0	WP: 0 PB: 0 SB: 0 CS: 0	PA: 39	
<b>PITCHER</b>	IP WLS BF H R ER SO BB IBB HBP BLK WP HR S P ERA WHIP	7.0 W 29 7 3 3 9 2 0 0 0 0 2 82 122 3.86 1.286	0.0 3 2 2 2 0 1 0 0 0 0 1 5 10 ∞ ∞	0.1 H 2 1 0 0 0 0 0 0 0 0 0 2 2 0.00 3.000	1.2 S 5 0 0 0 1 1 0 0 0 0 0 0 10 21 0.00 0.600																		

Batter	1	2	3	4	5	6	7	8	9	AB	R	H	RBI	BB	SO	LOB	BOTTOM				
<b>Doug Glanville, R</b> OBP: 0.374, SLG: 0.430 (1, 8)										5	1	1	0	0	1	3	<b>Pittsburgh Pirates @ Philadelphia Phillies</b> <b>Veterans Stadium, Philadelphia, PA</b> Thu Jun 24 1999, 1:05 PM EDT Att: 25,848 - Sunny - 84 F				
<b>Rob Ducey, L</b> OBP: 0.427, SLG: 0.561 (1, 7)										3	1	0	0	1	2	2					
<b>Steve Montgomery, R</b> OBP: 1.000, SLG: 1.000 (8, 1)										0	0	0	0	0	0	0					
<b>Jim Poole, L</b> OBP: 0.357 (8, 1)										0	0	0	0	0	0	0					
<b>Wayne Gomes, R</b> OBP: 0.409, SLG: 0.560 (8, 1)										1	0	0	0	1	1	1					
<b>Bobby Abreu, L</b> OBP: 0.409, SLG: 0.560 (1, 9)										4	1	1	0	0	2	2					
<b>Scott Rolen, R</b> OBP: 0.359, SLG: 0.500 (1, 5)										4	1	3	3	0	0	0					
<b>Rico Brogna, L</b> OBP: 0.316, SLG: 0.419 (1, 3)										4	1	1	1	0	3	3					
<b>Mike Lieberthal, R</b> OBP: 0.390, SLG: 0.602 (1, 2)										3	1	1	1	1	0	2					
<b>Marlon Anderson, L</b> OBP: 0.281, SLG: 0.350 (1, 4)										3	1	1	0	0	2	1					
<b>15 David Doster, R</b> OBP: 0.436, SLG: 0.516 (7, 4)										1	0	0	0	0	0	2					
<b>Alex Arias, R</b> OBP: 0.337, SLG: 0.419 (1, 6)										4	0	2	2	0	0	0					
<b>Curt Schilling, R</b> OBP: 0.200, SLG: 0.171 (1, 1)										1	0	0	0	1	0	0					
<b>Kevin Sefcik, R</b> OBP: 0.407, SLG: 0.493 (8, 7)										1	0	0	0	0	0	1					
<b>Inning Stats</b>	R: 2 E: 0 K: 2 S: 13	H: 2 LOB: 1 BB: 1 P: 26	R: 0 E: 0 K: 1 S: 11	H: 0 LOB: 0 BB: 0 P: 14	R: 0 E: 1 K: 2 S: 12	H: 0 LOB: 1 BB: 0 P: 17	R: 0 E: 0 K: 1 S: 10	H: 0 LOB: 1 BB: 1 P: 17	R: 5 E: 0 K: 1 S: 20	H: 6 LOB: 1 BB: 0 P: 28	R: 0 E: 0 K: 1 S: 8	H: 1 LOB: 2 BB: 1 P: 15	R: 0 E: 0 K: 1 S: 9	H: 1 LOB: 1 BB: 0 P: 11	1B: 5 2B: 4 3B: 1 HR: 0	SF: 0 SAC: 1 DP: 0 HBP: 0	WP: 0 PB: 1 SB: 0 CS: 0	PA: 38			
<b>PITCHER</b>	IP WLS BF H R ER SO BB IBB HBP BLK WP HR S P ERA WHIP	5.0 L 25 4 1 0 0 1 0 0 0 0 0 65 99 0.00 1.000	1.0 4 1 0 0 1 0 1 0 0 0 0 8 15 0.00 1.000	1.0 4 1 0 0 1 0 0 0 0 0 0 9 11 0.00 1.000																	



Batter	1	2	3	4	5	6	7	8	9	AB	R	H	RBI	BB	SO	LOB	TOP				
Doug Glanville, R OBP: 0.375, SLG: 0.435	G6-3		P6		G4-3					4	0	2	0	0	0	1	Philadelphia Phillies @ Chicago Cubs Wrigley Field, Chicago, IL Fri Jun 25 1999, 2:20 PM CDT Att: 40,563 - Sunny - 80 F				
Ron Gant, R OBP: 0.348, SLG: 0.422	F7			E6	G4-3		F8			4	1	0	0	0	0	2					
Bobby Abreu, L OBP: 0.406, SLG: 0.555	K			G6-3	G4-3			G3		4	1	1	0	0	1	1					
Scott Rolen, R OBP: 0.355, SLG: 0.492		P6		G6-3	K			F8		4	0	0	0	0	1	3					
Rico Brogna, L OBP: 0.311, SLG: 0.414	K			SF7		G3-1		G4-3		3	0	0	1	0	1	0					
Mike Lieberthal, R OBP: 0.388, SLG: 0.609	K			HR		F8			K	4	1	1	2	0	2	0					
Marlon Anderson, L OBP: 0.281, SLG: 0.349			P6		G4-3				G6-3	4	0	1	0	0	0	0					
Jim Poole, L										0	0	0	0	0	0	0					
Wayne Gomes, R										0	0	0	0	0	0	0					
Alex Arias, R OBP: 0.343, SLG: 0.417							L6		G6-3	3	0	1	0	1	0	0					
Chad Ogea, R OBP: 0.226, SLG: 0.111										2	0	0	0	0	1	2					
15 David Doster, R OBP: 0.436, SLG: 0.516										0	0	0	0	0	0	0					
<b>Inning Stats</b>	R: 0 H: 0 E: 0 K: 1 S: 12	H: 0 LOB: 0 BB: 0 P: 17	R: 0 H: 0 E: 0 K: 2 S: 7	H: 0 LOB: 0 BB: 0 P: 10	R: 0 H: 1 E: 0 K: 0 S: 9	H: 1 LOB: 1 BB: 1 P: 12	R: 3 H: 3 E: 1 K: 1 S: 15	H: 3 LOB: 2 BB: 1 P: 22	R: 0 H: 1 E: 0 K: 0 S: 8	H: 0 LOB: 1 BB: 0 P: 7	R: 0 H: 1 E: 0 K: 0 S: 8	H: 1 LOB: 1 BB: 0 P: 12	R: 0 H: 0 E: 0 K: 1 S: 9	H: 0 LOB: 0 BB: 0 P: 13	R: 0 H: 0 E: 0 K: 1 S: 10	H: 0 LOB: 0 BB: 0 P: 14	1B: 4 2B: 1 3B: 0 HR: 1	SF: 1 SAC: 1 DP: 0 HBP: 0	WP: 0 PA: 35 PB: 0 SB: 1 CS: 0		
<b>PITCHER</b>	IP WLS BF H R ER SO BB IBB HBP BLK WP HR S P ERA WHIP	7.0 L 29 6 3 0 5 0 1 0 0 0 1 63 92 0.00 0.857	2.0 6 0 0 0 1 0 0 0 0 0 0 0 19 27 0.00 0.000	<b>PITCHER</b>										IP WLS BF H R ER SO BB IBB HBP BLK WP HR S P ERA WHIP							
Jon Lieber, R ERA: 3.26											7.0 L 29 6 3 0 5 0 1 0 0 0 1 63 92 0.00 0.857										
Scott Sanders, R ERA: 4.5											2.0 6 0 0 0 1 0 0 0 0 0 0 0 19 27 0.00 0.000										

Batter	1	2	3	4	5	6	7	8	9	AB	R	H	RBI	BB	SO	LOB	BOTTOM				
Curtis Goodwin, L OBP: 0.373, SLG: 0.433	G5-3		L7		G4-6-3			P6		4	0	1	0	0	0	2	Philadelphia Phillies @ Chicago Cubs Wrigley Field, Chicago, IL Fri Jun 25 1999, 2:20 PM CDT Att: 40,563 - Sunny - 80 F				
Mickey Morandini, L OBP: 0.354, SLG: 0.343	P2		G5-3			G4-3		G4-3		4	0	0	0	0	0	1					
Sammy Sosa, R OBP: 0.357, SLG: 0.615	G5-3				G5-3		P9		K	3	0	0	0	1	1	0					
Mark Grace, L OBP: 0.396, SLG: 0.478	G5-3				L7		G3-1		E1	4	1	0	0	0	0	2					
Henry Rodriguez, L OBP: 0.437, SLG: 0.623	F8				F8			F8		4	0	0	0	0	0	3					
Tyler Houston, L OBP: 0.375, SLG: 0.557									G4-3	2	1	0	0	1	1	0					
Jeff Blauser, R OBP: 0.389, SLG: 0.456			K				B5-3		SF7	0	0	0	1	0	0	0					
José Hernández, R OBP: 0.335, SLG: 0.495									K	3	0	1	0	1	1	0					
Benito Santiago, R OBP: 0.282, SLG: 0.356										2	0	1	0	1	0	0					
Jon Lieber, L OBP: 0.241, SLG: 0.167										1	0	0	1	0	0	0					
Glenallen Hill, R OBP: 0.411, SLG: 0.680										1	0	0	0	0	0	2					
Scott Sanders, R OBP: 0.182, SLG: 0.273										0	0	0	0	0	0	0					
<b>Inning Stats</b>	R: 0 H: 1 E: 0 K: 0 S: 7	H: 0 LOB: 2 BB: 1 P: 13	R: 0 H: 0 E: 0 K: 1 S: 9	H: 0 LOB: 0 BB: 0 P: 15	R: 0 H: 0 E: 0 K: 0 S: 8	H: 0 LOB: 0 BB: 0 P: 13	R: 0 H: 0 E: 0 K: 0 S: 7	H: 0 LOB: 0 BB: 0 P: 8	R: 0 H: 1 E: 0 K: 0 S: 6	H: 1 LOB: 2 BB: 2 P: 19	R: 0 H: 0 E: 0 K: 0 S: 9	H: 0 LOB: 2 BB: 1 P: 17	R: 0 H: 0 E: 0 K: 1 S: 6	H: 0 LOB: 0 BB: 0 P: 11	R: 1 H: 0 E: 1 K: 1 S: 12	H: 0 LOB: 0 BB: 0 P: 17	1B: 2 2B: 1 3B: 0 HR: 0	SF: 2 SAC: 0 DP: 1 HBP: 0	WP: 0 PA: 34 PB: 0 SB: 0 CS: 0		
<b>PITCHER</b>	IP WLS BF H R ER SO BB IBB HBP BLK WP HR S P ERA WHIP	8.0 W 30 3 1 1 2 4 0 0 0 0 0 6 8 0.00 0.000	0.1 H 2 0 1 0 0 0 0 0 0 0 0 6 8 0.00 0.000	0.2 S 2 0 0 0 1 0 0 0 0 0 0 6 9 0.00 0.000	<b>PITCHER</b>										IP WLS BF H R ER SO BB IBB HBP BLK WP HR S P ERA WHIP						
Chad Ogea, R ERA: 4.7											8.0 W 30 3 1 1 2 4 0 0 0 0 0 6 8 0.00 0.000										
Jim Poole, L ERA: 3.74											0.1 H 2 0 1 0 0 0 0 0 0 0 0 6 8 0.00 0.000										
Wayne Gomes, R ERA: 3.34											0.2 S 2 0 0 0 1 0 0 0 0 0 0 6 9 0.00 0.000										

AB	32
R	3
H	6
RBI	3
BB	1
SO	6
LOB	9





Batter	1	2	3	4	5	6	7	8	9	AB	R	H	RBI	BB	SO	LOB	TOP					
<b>Kevin Seick, R</b> OBP: 0.407, SLG: 0.500 (1, 8)	1-2 HR 2B	1-1 CS 1B		2-2 G5-3		1-3 K			2-0 L9	5	1	2	0	0	1	3						
<b>Ron Gant, R</b> OBP: 0.347, SLG: 0.432 <b>Yorkis Perez, L</b> (7, 1)	3-3 SAFE K	3-1 SAFE CS	0-0 F8		0-0 P4		3-2 HR		1-3 K	4	1	1	1	0	1	1						
<b>Wayne Gomes, R</b> (9, 1)		1-2								1	0	0	0	0	1	0						
										0	0	0	0	0	0	0						
<b>Bobby Abreu, L</b> OBP: 0.402, SLG: 0.560 (1, 9)	0-1 2H HR			3-2 G3-1		1-0 F7		1-1 G6-3	1-0 P7	5	1	1	2	0	0	0						
<b>Scott Rolen, R</b> OBP: 0.356, SLG: 0.490 (1, 5)	1-0 HR 1B			4-2 1B WP BB		3-2 F7		0-3 K		3	2	1	0	1	1	0						
<b>Rico Brogna, L</b> OBP: 0.317, SLG: 0.430 (1, 3)	1-1 HR			2-2 WP 1B		0-0 1B FC6-2 1B		1-0 L7		4	1	3	2	0	0	0						
<b>Mike Lieberthal, R</b> OBP: 0.393, SLG: 0.610 (1, 2)	0-3 K			4-2 1-2 BB		0-2 FC6-2 1B		1-2 G4-3 1B		3	0	2	0	1	1	0						
<b>Marlon Anderson, L</b> OBP: 0.281, SLG: 0.347 <b>15 David Doster, R</b> OBP: 0.436, SLG: 0.516 (1, 4) (8, 4)	1-0 G4-3			1-2 3-H BB		0-0 FC6-2 1B		2-3 K		4	0	1	0	0	1	3						
										0	0	0	0	0	0	0						
<b>Alex Arias, R</b> OBP: 0.330, SLG: 0.400 (1, 6)		1-2 G5-3		1-3 K		1-1 FC6-2		2-2 G4-3		4	0	0	0	0	1	4						
<b>Robert Person, R</b> (1, 1)		0-0 L6		0-1 G4-3		1-1 P4		0-0 P4		3	0	0	0	0	0	3						
<b>Jim Poole, L</b> (6, 1)										0	0	0	0	0	0	0						
<b>Amaury Telemaco, R</b> (6, 1)										0	0	0	0	0	0	0						
<b>Rob Ducey, L</b> OBP: 0.422, SLG: 0.552 (7, 7)										1	0	0	0	0	0	1						
<b>Inning Stats</b>	R: 4 E: 0 K: 2 S: 16	H: 4 LOB: 0 BB: 0 P: 23	R: 0 E: 0 K: 0 S: 7	H: 1 LOB: 0 BB: 0 P: 12	R: 1 E: 0 K: 0 S: 25	H: 1 LOB: 2 BB: 2 P: 38	R: 0 E: 0 K: 1 S: 8	H: 0 LOB: 0 BB: 0 P: 11	R: 0 E: 0 K: 0 S: 10	H: 0 LOB: 0 BB: 0 P: 14	R: 0 E: 0 K: 1 S: 12	H: 3 LOB: 3 BB: 0 P: 15	R: 1 E: 0 K: 1 S: 10	H: 1 LOB: 0 BB: 0 P: 15	R: 0 E: 0 K: 1 S: 11	H: 1 LOB: 1 BB: 0 P: 16	R: 0 E: 0 K: 1 S: 5	H: 0 LOB: 0 BB: 0 P: 9	1B: 7 2B: 1 3B: 0 HR: 3	SF: 0 SAC: 0 DP: 0 HBP: 0	WP: 1 PB: 0 SB: 0 CS: 1	PA: 40
<b>PITCHER</b>	IP	WLS	BF	H	R	ER	SO	BB	IBB	HBP	BLK	WP	HR	S	P	ERA	WHIP					
<b>Steve Trachsel, R</b> ERA: 6.18 (1, 1)	5.0	L	22	6	5	5	3	2	0	0	0	1	2	66	38	9.00	1.600					
<b>Rodney Myers, R</b> ERA: 5.14 (6, 1)	2.0		10	4	1	1	2	0	0	0	0	0	1	22	30	4.50	2.000					
<b>Matt Karchner, R</b> ERA: 4.15 (8, 1)	1.0		4	1	0	0	1	0	0	0	0	0	0	11	16	0.00	1.000					
<b>Kyle Farnsworth, R</b> ERA: 6.26 (9, 1)	1.0		3	0	0	0	1	0	0	0	0	0	0	5	9	0.00	0.000					

Philadelphia Phillies @ Chicago Cubs  
Wrigley Field, Chicago, IL  
Sat Jun 26 1999, 3:05 PM CDT  
Att: 40,466 - Sunny - 85 F

AB	37
R	6
H	11
RBI	5
BB	2
SO	7
LOB	15



Batter	1	2	3	4	5	6	7	8	9	AB	R	H	RBI	BB	SO	LOB	BOTTOM					
<b>Curtis Goodwin, L</b> OBP: 0.397, SLG: 0.413 <b>Manny Alexander, R</b> OBP: 0.355, SLG: 0.391 (1, 8) (8, PH)	2-3 K		1-2 F8		1-3 K			2-2 G6-4-3 1B		3	0	0	0	0	2	0						
<b>Mickey Morandini, L</b> OBP: 0.323, SLG: 0.346 (1, 4)	2-2 F8		0-0 2B		3-2 F8		0-0 G6-4-3		1-2 G5-3	4	0	1	0	0	0	1						
<b>Sammy Sosa, R</b> OBP: 0.358, SLG: 0.624 (1, 9)	0-1 1B		1-2 G5-3		1-2 HR		1-2 G5-3			4	1	2	1	0	0	1						
<b>Mark Grace, L</b> OBP: 0.397, SLG: 0.486 (1, 3)	1-3 K		3-2 L7		0-1 2B		0-2 G3 G4-3 2B		0-1 G3	4	1	2	0	0	1	2						
<b>Henry Rodriguez, L</b> OBP: 0.429, SLG: 0.611 (1, 7)		3-2 F7		1-0 F8		1-3 K		0-1 G3		4	0	0	0	0	1	2						
<b>Tyler Houston, L</b> OBP: 0.377, SLG: 0.556 <b>Jeff Blauser, R</b> OBP: 0.382, SLG: 0.446 (1, 5) (6, PH)		0-0 1B		2-2 G4-3		2-3 K		2-2 G4-3		2	0	1	0	0	0	0						
										2	0	0	1	0	1	1						
<b>José Hernández, R</b> OBP: 0.330, SLG: 0.398 (1, 6) (9, 8)		2-1 F9		1-2 G4-3		1-1 K		0-3 K		4	0	0	0	0	2	1						
<b>Benito Santiago, R</b> OBP: 0.283, SLG: 0.356 (1, 2)		1-0 1B			1-1 L7		3-2 L8			3	0	1	0	0	0	0						
<b>Steve Trachsel, R</b> OBP: 0.143, SLG: 0.148 <b>Gary Sheffield, R</b> OBP: 0.207, SLG: 0.336 <b>Rodney Myers, R</b> OBP: 0.400, SLG: 0.600 <b>Robin Lerner, R</b> OBP: 0.300, SLG: 0.500 <b>Matt Karchner, R</b> OBP: 0.311, SLG: 0.599 (1, 1) (5, PH) (6, 1) (7, PH) (8, 1)		3-2 G6-3		2-3 K		0-3 K				1	0	0	0	0	0	2						
										1	0	0	0	0	1	0						
										0	0	0	0	0	0	0						
										0	0	0	0	0	0	0						
										0	0	0	0	0	0	0						
<b>Inning Stats</b>	R: 0 E: 0 K: 2 S: 11	H: 1 LOB: 1 BB: 0 P: 16	R: 0 E: 0 K: 0 S: 12	H: 2 LOB: 2 BB: 0 P: 21	R: 0 E: 0 K: 0 S: 10	H: 1 LOB: 1 BB: 0 P: 15	R: 0 E: 0 K: 0 S: 13	H: 0 LOB: 0 BB: 0 P: 17	R: 0 E: 0 K: 2 S: 9	H: 0 LOB: 0 BB: 0 P: 13	R: 1 E: 0 K: 2 S: 14	H: 2 LOB: 1 BB: 0 P: 21	R: 0 E: 0 K: 2 S: 11	H: 0 LOB: 0 BB: 0 P: 16	R: 0 E: 0 K: 0 S: 8	H: 1 LOB: 0 BB: 0 P: 11	R: 1 E: 0 K: 1 S: 11	H: 1 LOB: 0 BB: 0 P: 13	1B: 4 2B: 3 3B: 0 HR: 1	SF: 0 SAC: 0 DP: 1 HBP: 0	WP: 0 PB: 0 SB: 0 CS: 0	PA: 34
<b>PITCHER</b>	IP	WLS	BF	H	R	ER	SO	BB	IBB	HBP	BLK	WP	HR	S	P	ERA	WHIP					
<b>Robert Person, R</b> ERA: 6.87 (1, 1)	5.1		21	5	1	1	4	0	0	0	0	0	0	61	92	1.69	0.938					
<b>Jim Poole, L</b> ERA: 3.69 (6, 1)	0.1		2	1	0	0	1	0	0	0	0	0	0	5	6	0.00	3.000					
<b>Amaury Telemaco, R</b> ERA: 3.29 (6, 1)	1.0		3	0	0	0	2	0	0	0	0	0	0	10	17	0.00	0.000					
<b>Yorkis Perez, L</b> ERA: 3.69 (7, 1)	1.2		6	2	1	1	1	0	0	0	0	0	0	17	20	5.40	1.200					
<b>Wayne Gomes, R</b> ERA: 3.28 (9, 1)	0.2		2	0	0	0	1	0	0	0	0	0	0	6	8	0.00	0.000					

Philadelphia Phillies @ Chicago Cubs  
Wrigley Field, Chicago, IL  
Sat Jun 26 1999, 3:05 PM CDT  
Att: 40,466 - Sunny - 85 F

AB	34
R	2
H	8
RBI	2
BB	0
SO	9
LOB	10



Batter	1	2	3	4	5	6	7	8	9	AB	R	H	RBI	BB	SO	LOB	TOP					
Doug Glanville, R (1, 8) OBP: 0.376, SLG: 0.438			G6-3		G6-3		WP 1B	FC4-6		5	2	2	0	0	0	3						
Ron Gant, R (1, 7) OBP: 0.351, SLG: 0.435			L9		PB 1B		2B		F7	5	1	3	2	0	0	0						
23 Kevin Jordan, R (1, 4) OBP: 0.355, SLG: 0.431	G4-3		G6-3		PB 1B		K		K	5	1	1	0	0	2	3						
Scott Rolen, R (1, 5) OBP: 0.354, SLG: 0.485	SF8			L6	PB 1B		K		K	3	1	0	1	1	2	1						
Rico Brogna, L (1, 3) OBP: 0.316, SLG: 0.427 Steve Montgomery, R (7, 1) OBP: 1.000, SLG: 1.000	L8			L7	FC4 1B		L7			4	0	1	2	0	0	2						
Mike Lieberthal, R (1, 2) OBP: 0.395, SLG: 0.621		HR		FC4 1B	FC4			F9		4	1	2	1	0	0	1						
Kevin Seick, R (1, 9) OBP: 0.389, SLG: 0.476		L8		FC4-6 1B		G3-1		G1-3		4	0	0	0	0	0	1						
Alex Arias, R (1, 6) OBP: 0.336, SLG: 0.404		G6-3			G6-3 SH2-4 1B	P5		15 BB 1B		4	1	2	0	0	0	0						
Randy Wolf, L (1, 1) OBP: 0.286, SLG: 0.286 Mike Grace, R (4, 1)					SH2-4	F7				1	0	0	0	0	1	0						
Marlon Anderson, L (6, PH) OBP: 0.260, SLG: 0.345 Cliff Politte, R (6, 1)										0	0	0	0	0	0	0						
15 David Doster, R (7, 4) OBP: 0.450, SLG: 0.516										0	0	0	0	0	0	0						
<b>Inning Stats</b>	R: 1 E: 0 K: 0 S: 13	H: 2 LOB: 1 BB: 0 P: 22	R: 1 E: 0 K: 1 S: 8	H: 1 LOB: 0 BB: 0 P: 13	R: 0 E: 0 K: 0 S: 5	H: 0 LOB: 0 BB: 0 P: 6	R: 0 E: 0 K: 0 S: 12	H: 1 LOB: 1 BB: 0 P: 15	R: 4 E: 0 K: 0 S: 14	H: 4 LOB: 1 BB: 1 P: 29	R: 0 E: 0 K: 0 S: 8	H: 0 LOB: 0 BB: 0 P: 12	R: 1 E: 0 K: 2 S: 20	H: 2 LOB: 1 BB: 0 P: 32	R: 0 E: 0 K: 0 S: 9	H: 1 LOB: 2 BB: 1 P: 14	R: 0 E: 0 K: 2 S: 7	H: 0 LOB: 0 BB: 0 P: 12	1B: 8 2B: 2 3B: 0 HR: 1	SF: 1 SAC: 1 DP: 0 HBP: 0	WP: 1 PB: 1 SB: 0 CS: 0	PA: 40
<b>PITCHER</b>	IP WLS BF H R ER SO BB IBB HBP BLK WP HR S P ERA WHIP																					
Terry Mulholland, L (1, 1) ERA: 4.89	5.0 W 24 8 6 5 1 0 1 0 0 0 1 1 52 85 9.00 1.600																					
Scott Sanders, R (6, 1) ERA: 4.45	2.2 H 12 3 1 1 2 1 0 0 0 0 1 0 35 56 3.38 1.500																					
Matt Karchner, R (8, 1) ERA: 4.0	0.1 1 0 0 0 0 0 0 0 0 0 0 0 2 2 0.00 0.000																					
Rick Aguilera, R (9, 1) ERA: 4.25	1.0 3 0 0 0 2 0 0 0 0 0 0 0 7 12 0.00 0.000																					

Philadelphia Phillies @ Chicago Cubs  
Wrigley Field, Chicago, IL  
Sun Jun 27 1999, 1:20 PM CDT  
Att: 38,455 - Unknown - 81 F

AB 36  
R 7  
H 11  
RBI 6  
BB 2  
SO 5  
LOB 11



Batter	1	2	3	4	5	6	7	8	9	AB	R	H	RBI	BB	SO	LOB	BOTTOM			
Jeff Blauser, R (1, 4) OBP: 0.383, SLG: 0.495	L9			HR	CS 3B		FC6-2-5 2B			5	2	2	4	0	1	2				
Manny Alexander, R (1, 5) OBP: 0.358, SLG: 0.405	K			G4-3 E 1B	G6-3		3H 2B			5	1	2	2	0	2	1				
Mark Grace, L (1, 3) OBP: 0.401, SLG: 0.490	1B BB E 1B		L5	G4-3		G6-4-3 BB	2H 2B			4	1	2	1	1	0	1				
Sammy Sosa, R (1, 8) OBP: 0.362, SLG: 0.632	E BB			G2		G6-4-3	BB			3	2	1	1	2	0	2				
Glenallen Hill, R (1, 9) OBP: 0.422, SLG: 0.710 Curtis Goodwin, L (7, 8) OBP: 0.352, SLG: 0.406	E5 WP BB 1B			HR 1B	F8		HR		G4-3	4	2	3	1	0	0	1				
Henry Rodriguez, L (1, 7) OBP: 0.433, SLG: 0.623	WP BB			HR 1B		BB 3B 1B			P5	4	2	2	2	1	1	0				
José Hernández, R (1, 6) OBP: 0.338, SLG: 0.406						BB 3B 1B			K	3	1	2	0	2	1	0				
Benito Santiago, R (1, 2) OBP: 0.285, SLG: 0.354	P3			L5		3B BB			K	4	2	1	0	1	1	4				
Terry Mulholland, R (1, 1) OBP: 0.048, SLG: 0.048 Robin Jennings, L (6, PH) OBP: 0.333, SLG: 0.333 Scott Sanders, R (6, 1) OBP: 0.192, SLG: 0.273 Matt Karchner, R (8, 1) OBP: 0.338, SLG: 0.406 Rick Aguilera, R (9, 1) OBP: 0.338, SLG: 0.406		G4-3		K					SH3	2	0	0	0	0	1	1				
<b>Inning Stats</b>	R: 2 E: 1 K: 1 S: 20	H: 2 LOB: 3 BB: 3 P: 40	R: 0 E: 0 K: 2 S: 11	H: 0 LOB: 0 BB: 0 P: 16	R: 3 E: 0 K: 1 S: 17	H: 4 LOB: 1 BB: 0 P: 25	R: 1 E: 1 K: 0 S: 9	H: 2 LOB: 1 BB: 0 P: 10	R: 3 E: 0 K: 1 S: 13	H: 3 LOB: 0 BB: 1 P: 25	R: 1 E: 0 K: 1 S: 7	H: 1 LOB: 0 BB: 1 P: 13	R: 3 E: 0 K: 0 S: 15	H: 3 LOB: 2 BB: 2 P: 28	R: 0 E: 0 K: 2 S: 9	H: 0 LOB: 0 BB: 0 P: 11	1B: 7 2B: 3 3B: 1 HR: 4	SF: 0 SAC: 1 DP: 1 HBP: 0	WP: 1 PB: 0 SB: 0 CS: 1	PA: 44
<b>PITCHER</b>	IP WLS BF H R ER SO BB IBB HBP BLK WP HR S P ERA WHIP																			
Randy Wolf, L (1, 1) ERA: 3.8	3.0 19 7 6 6 4 3 0 0 0 0 0 0 50 83 18.00 3.333																			
Mike Grace, R (4, 1) ERA: 7.67	2.0 L 10 4 3 3 1 1 0 0 0 0 0 0 20 33 13.50 2.500																			
Cliff Politte, R (6, 1) ERA: 21.6	1.2 11 4 4 4 1 3 0 0 0 0 0 1 19 36 21.60 4.200																			
Steve Montgomery, R (7, 1) ERA: 3.38	1.1 4 0 0 0 2 0 0 0 0 0 0 0 12 16 0.00 0.000																			


Philadelphia Phillies @ Chicago Cubs  
Wrigley Field, Chicago, IL  
Sun Jun 27 1999, 1:20 PM CDT  
Att: 38,455 - Unknown - 81 F


AB 36  
R 13  
H 15  
RBI 11  
BB 7  
SO 8  
LOB 17



Batter	1	2	3	4	5	6	7	8	9	10	AB R H RBI BB SO LOB	TOP												
Doug Gianville, R OBP: 0.371, SLG: 0.432	E1 1B		L8			F9		SH2-3		K	4 1 0 0 0 1 0	<b>Philadelphia Phillies @ Pittsburgh Pirates</b> <b>Three Rivers Stadium, Pittsburgh, PA</b> Mon Jun 28 1999, 7:05 PM EDT Att. 14,144 - Unknown - 87 F <a href="http://livebaseballscorecards.com">livebaseballscorecards.com</a> <b>AB 35</b> <b>R 2</b> <b>H 6</b> <b>RBI 1</b> <b>BB 2</b> <b>SO 9</b> <b>LOB 10</b>												
Ron Gant, R OBP: 0.352, SLG: 0.434 Jim Poole, L	F8 1B		K			G1-3		1B		G6-3	5 1 2 1 0 1 0 0 0 0 0 0 0 0													
Bobby Abreu, L OBP: 0.400, SLG: 0.555	1B		K			F8		F8			4 0 1 0 0 1 2													
Scott Rolen, R OBP: 0.349, SLG: 0.477	F8 1B		G4-3			P2		K		K	4 0 0 0 0 1 2													
Rico Brogna, L OBP: 0.319, SLG: 0.428	G4-3-6-3		FC6-4 1B			K		K		K	4 0 2 0 0 1 1													
Alex Arias, R OBP: 0.333, SLG: 0.398	K		FC6-4 1B			K		K		K	4 0 1 0 0 2 2													
Marlon Anderson, L OBP: 0.260, SLG: 0.341 Steve Montgomery, R OBP: 1.000, SLG: 1.000 Kevin Seifak, R OBP: 0.389, SLG: 0.476	G5-3		B2			K		K		K	3 0 0 0 0 1 1 0 0 0 0 0 0 0 0 0 0 0 0 0 0													
Gary Bennett, R OBP: 0.306, SLG: 0.343 Mike Lieberthal, R OBP: 0.393, SLG: 0.618	G3-1		L4			F8		F8		K	3 0 0 0 0 0 0 1 0 0 0 0 1 2													
Paul Byrd, R OBP: 0.263, SLG: 0.176 23 Kevin Jordan, R OBP: 0.351, SLG: 0.427	G4-3		G5-3			1B SH2-3 BB				F8	2 0 0 0 1 0 0 1 0 0 0 0 0 0													
<b>Inning Stats</b>	R: 2 E: 1 K: 0 S: 10	H: 2 LOB: 0 BB: 0 P: 12	R: 0 E: 0 K: 1 S: 6	H: 0 LOB: 0 BB: 0 P: 11	R: 0 E: 0 K: 1 S: 7	H: 0 LOB: 0 BB: 0 P: 11	R: 0 E: 0 K: 1 S: 9	H: 1 LOB: 1 BB: 0 P: 18	R: 0 E: 0 K: 0 S: 6	H: 0 LOB: 0 BB: 0 P: 6	R: 0 E: 0 K: 0 S: 4		H: 0 LOB: 0 BB: 0 P: 7	R: 0 E: 0 K: 2 S: 12	H: 1 LOB: 1 BB: 0 P: 16	R: 0 E: 0 K: 0 S: 8	H: 1 LOB: 2 BB: 1 P: 15	R: 0 E: 0 K: 3 S: 14	H: 1 LOB: 2 BB: 1 P: 25	R: 0 E: 0 K: 1 S: 5	H: 0 LOB: 0 BB: 0 P: 5	1B: 6 2B: 0 3B: 0 HR: 0	SF: 0 SAC: 1 DP: 1 HBP: 0	WP: 0 PB: 0 SB: 2 CS: 0
<b>PITCHER</b>	IP WLS BF H R ER SO BB IBB HBP BLK WP HR S P ERA WHIP																							
Kris Benson, R ERA: 3.89	(1, 1) 9.0																							
Greg Hansell, R ERA: 2.0	(10, 1) 1.0																							

Batter	1	2	3	4	5	6	7	8	9	10	AB R H RBI BB SO LOB	BOTTOM										
Al Martin, L OBP: 0.353, SLG: 0.525	F8		1B	G4-3		K				FC1-6 G6-4-3	5 1 1 0 0 1 3	<b>Philadelphia Phillies @ Pittsburgh Pirates</b> <b>Three Rivers Stadium, Pittsburgh, PA</b> Mon Jun 28 1999, 7:05 PM EDT Att. 14,144 - Unknown - 87 F <a href="http://livebaseballscorecards.com">livebaseballscorecards.com</a> <b>AB 38</b> <b>R 3</b> <b>H 7</b> <b>RBI 1</b> <b>BB 3</b> <b>SO 7</b> <b>LOB 22</b>										
Ed Sprague, R OBP: 0.403, SLG: 0.573	F7		F9			F8		F8		G6-4-3	5 0 0 0 0 0 3											
Brian Giles, L OBP: 0.394, SLG: 0.539	1B		K			G3		G3		G4-3	5 0 2 0 0 1 1											
Kevin Young, R OBP: 0.428, SLG: 0.520	1B		1B			K		K		1B	3 2 1 0 1 2 1											
18 Jason Kendall, R OBP: 0.433, SLG: 0.510	P4		E5			G5-3		E9		P3	5 0 0 0 0 0 5											
Warren Morris, L OBP: 0.358, SLG: 0.433	F7		G3-1			F9		K		1B	5 0 1 0 0 1 3											
Brant Brown, L OBP: 0.304, SLG: 0.478 Adrian Brown, S OBP: 0.333, SLG: 0.241	E3 FC3-6		G6-3			G6-3		HBP		1B	3 0 0 0 0 0 0 1 0 1 1 0 0 0											
Abraham Nunez, S OBP: 0.277, SLG: 0.250 Ivan Cruz, L	FC3-6		G6-3			L5		K		1B	2 0 0 0 1 0 1 1 0 0 0 0 1 3 0 0 0 0 0 0 0											
Mike Benjamin, R OBP: 0.277, SLG: 0.315	G1-3		BB			1B				FC1-6 BB	3 0 1 0 0 1 2 0 0 0 0 1 0 0 0 0 0 0 0 0 0											
<b>Inning Stats</b>	R: 0 E: 1 K: 0 S: 12	H: 1 LOB: 2 BB: 0 P: 19	R: 0 E: 1 K: 0 S: 11	H: 0 LOB: 1 BB: 0 P: 14	R: 2 E: 1 K: 1 S: 13	H: 1 LOB: 1 BB: 1 P: 23	R: 0 E: 0 K: 1 S: 11	H: 0 LOB: 1 BB: 1 P: 19	R: 0 E: 0 K: 1 S: 7	H: 0 LOB: 0 BB: 0 P: 7	R: 0 E: 0 K: 0 S: 5		H: 0 LOB: 0 BB: 0 P: 8	R: 0 E: 1 K: 3 S: 19	H: 1 LOB: 3 BB: 0 P: 28	R: 0 E: 0 K: 0 S: 7	H: 0 LOB: 0 BB: 0 P: 11	R: 1 E: 0 K: 0 S: 5	H: 3 LOB: 2 BB: 0 P: 5	1B: 7 2B: 0 3B: 0 HR: 0	SF: 0 SAC: 0 DP: 1 HBP: 2	WP: 0 PB: 0 SB: 4 CS: 0
<b>PITCHER</b>	IP WLS BF H R ER SO BB IBB HBP BLK WP HR S P ERA WHIP																					
Paul Byrd, R ERA: 3.32	(1, 1) 8.0																					
Steve Montgomery, R ERA: 3.51	(9, 1) 1.2																					
Jim Poole, L ERA: 3.68	(10, 1) 0.0																					

Batter	1	2	3	4	5	6	7	8	9	AB	R	H	RBI	BB	SO	LOB	TOP								
Doug Glanville, R (1.8) OBP: 0.375, SLG: 0.432	G5-3		2B 1B	L9			PB HBP		1B BB SF9 1B	4	2	2	1	0	0	0	Philadelphia Phillies @ Pittsburgh Pirates Three Rivers Stadium, Pittsburgh, PA Tue Jun 29 1999, 7:05 PM EDT Att. 16,343 - Overcast - 78 F								
Ron Gant, R (1.7) OBP: 0.353, SLG: 0.435	K		1B 2B		K		L9		SF9 1B BB	4	1	1	2	1	2	1									
Bobby Abreu, L (1.9) OBP: 0.404, SLG: 0.556	G3		G5-3 1B		1B FC3-6 1B		F8		1B	5	2	3	1	0	0	1									
Scott Rolen, R (1.5) OBP: 0.347, SLG: 0.472		K	G5-3		FC3-6 1B		K		K	5	0	1	0	0	3	5									
Rico Brogna, L (1.3) OBP: 0.320, SLG: 0.427	L4		1B BB		FC3-6 FC5-4			G6-4-3 1B	SF9	3	0	1	2	1	0	1									
Mike Lieberthal, R (1.2) OBP: 0.390, SLG: 0.609	G4-3		1B		FC5-4			G6-4-3 1B	P6	5	0	1	1	0	0	4									
Marlon Anderson, L (1.4) OBP: 0.254, SLG: 0.348 15 David Doster, R (8.4) OBP: 0.450, SLG: 0.516			1B					L9		4	1	2	0	0	1	2									
Alex Arias, R (1.6) OBP: 0.331, SLG: 0.387			E6 1B 2B	K			G6-3		2B	3	1	0	0	1	1	1									
Curt Schilling, R (1.1) OBP: 0.182, SLG: 0.154 Wayne Gomes, R (9.1)			K	K			G6-3		IBB	4	0	0	0	0	2	4									
								G4-1		0	0	0	0	0	0	0									
<b>Inning Stats</b>	R: 0 E: 0 K: 1 S: 10	H: 0 LOB: 0 BB: 0 P: 12	R: 0 E: 0 K: 1 S: 8	H: 0 LOB: 0 BB: 0 P: 13	R: 5 E: 1 K: 2 S: 23	H: 5 LOB: 2 BB: 1 P: 34	R: 0 E: 0 K: 2 S: 9	H: 0 LOB: 0 BB: 0 P: 13	R: 1 E: 0 K: 1 S: 14	H: 2 LOB: 1 BB: 0 P: 18	R: 0 E: 0 K: 0 S: 4	H: 0 LOB: 0 BB: 0 P: 5	R: 0 E: 0 K: 1 S: 8	H: 0 LOB: 1 BB: 0 P: 16	R: 0 E: 0 K: 0 S: 4	H: 2 LOB: 2 BB: 1 P: 10		R: 1 E: 0 K: 1 S: 16	H: 2 LOB: 2 BB: 1 P: 24	1B: 9 2B: 2 HR: 0	SF: 1 SAC: 0 DP: 1 HBP: 1	WP: 0 PB: 1 SB: 0 CS: 0	PA: 42		
<b>PITCHER</b>	IP	WLS	BF	H	R	ER	SO	BB	IBB	HBP	BLK	WP	HR	S	P	ERA	WHIP								
Jose Silva, R (1.1) ERA: 6.79	5.0	L	24	7	6	4	7	1	0	0	0	0	0	64	90	7.20	1.600								
Pete Schourek, L (6.1) ERA: 5.14	3.0		12	2	0	0	1	0	1	1	0	0	0	16	31	0.00	0.667								
Marc Wilkins, R (9.1) ERA: 5.87	1.0		6	2	1	1	1	1	0	0	0	0	0	16	24	9.00	3.000								

Batter	1	2	3	4	5	6	7	8	9	AB	R	H	RBI	BB	SO	LOB	BOTTOM								
Al Martin, L (1.7) OBP: 0.351, SLG: 0.533	F8		K			HR		K		4	1	1	1	0	2	1	Philadelphia Phillies @ Pittsburgh Pirates Three Rivers Stadium, Pittsburgh, PA Tue Jun 29 1999, 7:05 PM EDT Att. 16,343 - Overcast - 78 F								
Ed Sprague, R (1.5) OBP: 0.401, SLG: 0.566	P2			F7		G1-6-3 HBP		G1-3		3	0	0	0	0	0	1									
Brian Giles, L (1.8) OBP: 0.395, SLG: 0.550	HR			K		F8			1B HR	4	2	2	1	0	1	1									
Kevin Young, R (1.3) OBP: 0.420, SLG: 0.512	F7		G5-3		G1-6-3			K		4	0	0	0	0	1	2									
1B Jason Kendall, R (1.2) OBP: 0.430, SLG: 0.517		G5-3			E5 1B		L9		HR	4	1	1	2	0	0	0									
Warren Morris, L (1.4) OBP: 0.361, SLG: 0.435		F9			1B		F7		BB BB 1B	4	0	2	0	0	0	0									
Brant Brown, L (1.9) OBP: 0.303, SLG: 0.469		K			K		F7		BB BB	3	0	0	0	1	2	2									
Abraham Nunez, S (1.6) OBP: 0.286, SLG: 0.253			G6-3		F8			1B	G5-4-3 BB	3	0	1	0	1	0	2									
Jose Silva, R (1.1) OBP: 0.165, SLG: 0.105 Ivan Rodriguez, L (5.9) OBP: 0.353, SLG: 0.527 Pete Schourek, L (6.1) ERA: 5.14 Adrian Brown, S (8.9) OBP: 0.335, SLG: 0.237 Marc Wilkins, R (9.1) OBP: 0.340, SLG: 0.330			K		K			K	G5-4-3	1	0	0	0	0	1	0									
<b>Inning Stats</b>	R: 1 E: 0 K: 0 S: 10	H: 1 LOB: 0 BB: 0 P: 16	R: 0 E: 0 K: 1 S: 8	H: 0 LOB: 0 BB: 0 P: 12	R: 0 E: 0 K: 2 S: 10	H: 0 LOB: 0 BB: 0 P: 15	R: 0 E: 0 K: 1 S: 7	H: 0 LOB: 0 BB: 0 P: 7	R: 0 E: 0 K: 2 S: 16	H: 1 LOB: 2 BB: 0 P: 19	R: 1 E: 0 K: 0 S: 8	H: 1 LOB: 0 BB: 0 P: 16	R: 0 E: 0 K: 0 S: 8	H: 0 LOB: 0 BB: 0 P: 14	R: 0 E: 0 K: 2 S: 16	H: 1 LOB: 1 BB: 0 P: 24		R: 2 E: 0 K: 1 S: 15	H: 3 LOB: 2 BB: 2 P: 32	1B: 4 2B: 0 HR: 3	SF: 0 SAC: 0 DP: 2 HBP: 1	WP: 0 PB: 0 SB: 0 CS: 0	PA: 36		
<b>PITCHER</b>	IP	WLS	BF	H	R	ER	SO	BB	IBB	HBP	BLK	WP	HR	S	P	ERA	WHIP								
Curt Schilling, R (1.1) ERA: 3.23	8.0	W	29	4	2	2	8	4	2	2	8	0	0	1	0	0	0.500								
Wayne Gomes, R (9.1) ERA: 3.69	1.0		7	3	2	2	1	2	0	0	0	0	1	15	32	18.00	5.000								

Batter	1	2	3	4	5	6	7	8	9	AB	R	H	RBI	BB	SO	LOB	TOP					
Doug Glanville, R (1.8) OBP: 0.375, SLG: 0.432	F7		1B		F9		1B		L9								5 0 2 0 0 0 2					
Ron Gant, R (1.7) OBP: 0.355, SLG: 0.434	1B BB		F9		BB 1B		L9										3 0 1 0 1 0 2					
Bobby Abreu, L (1.9) OBP: 0.409, SLG: 0.569	1B		G6-3		BB				HR								3 1 2 1 1 0 1					
Scott Rolen, R (1.5) OBP: 0.346, SLG: 0.469	K			G6-3	F9				G6-4-3 1B								4 0 1 0 0 1 5					
Rico Brogna, L (1.3) OBP: 0.319, SLG: 0.425	L1			1B		G4-3			K								4 0 1 0 0 1 3					
Mike Lieberthal, R (1.2) OBP: 0.384, SLG: 0.599		G5-3		K		K			G6-4-3								4 0 0 0 0 2 2					
Amaury Telemaco, R (8.1)																	0 0 0 0 0 0 0					
Marlon Anderson, L (1.4) OBP: 0.261, SLG: 0.345		F7		G6-3		F9			G5-3								2 0 0 0 0 0 1					
Mike Grace, R (4.1)																	0 0 0 0 0 0 0					
Rob Ducey, L (6, PH) OBP: 0.417, SLG: 0.544																	1 0 0 0 0 0 0					
Cliff Politte, R (6.1)																	0 0 0 0 0 0 0					
Gary Bennett, R (8.2) OBP: 0.297, SLG: 0.333																	1 0 0 0 0 0 0					
Alex Arias, R (1.6) OBP: 0.336, SLG: 0.400		K				1B 1B			G4-3								4 0 2 0 0 1 0					
Chad Ogea, R (1.1) OBP: 0.219, SLG: 0.107									G4-3								1 0 0 0 0 1 0					
Kevin Seick, R (4.4) OBP: 0.378, SLG: 0.460			K						G4-3								3 0 0 0 0 1 2					
<b>Inning Stats</b>	R: 0 E: 0 K: 1 S: 13	H: 1 LOB: 2 BB: 1 P: 22	R: 0 E: 0 K: 1 S: 7	H: 0 LOB: 0 BB: 0 P: 10	R: 0 E: 0 K: 1 S: 9	H: 1 LOB: 1 BB: 0 P: 16	R: 0 E: 0 K: 1 S: 11	H: 1 LOB: 1 BB: 1 P: 19	R: 0 E: 0 K: 1 S: 11	H: 2 LOB: 3 BB: 1 P: 18	R: 0 E: 0 K: 1 S: 8	H: 0 LOB: 0 BB: 0 P: 15	R: 0 E: 0 K: 0 S: 7	H: 1 LOB: 1 BB: 0 P: 9	R: 1 E: 0 K: 1 S: 10	H: 2 LOB: 0 BB: 0 P: 15	R: 0 E: 0 K: 0 S: 10	H: 1 LOB: 1 BB: 0 P: 17	1B: 7 2B: 1 3B: 0 HR: 1	SF: 0 SAC: 0 DP: 1 HBP: 0	WP: 0 PB: 0 CS: 0	PA: 37
<b>PITCHER</b>	IP	WLS	BF	H	R	ER	SO	BB	IBB	HBP	BLK	WP	HR	S	P	ERA	WHIP					
Jason Schmidt, R (1.1) ERA: 4.29	8.0	W	33	8	1	1	7	2	0	0	0	0	1	76	124	1.12	1.250					
Brad Clontz, R (9.1) ERA: 1.46	1.0		4	1	0	0	0	0	0	0	0	0	0	10	17	0.00	1.000					

**Philadelphia Phillies @ Pittsburgh Pirates**  
Three Rivers Stadium, Pittsburgh, PA  
Wed Jun 30 1999, 7:05 PM EDT  
Att: 14,526 - Unknown - 82 F

AB	R	H	RBI	BB	SO	LOB
35	1	9	1	2	7	18

Batter	1	2	3	4	5	6	7	8	9	AB	R	H	RBI	BB	SO	LOB	BOTTOM					
Al Martin, L (1.7) OBP: 0.348, SLG: 0.531	K		F9	HR		K		L4									5 1 1 3 0 2 1					
Adrian Brown, S (9.7) OBP: 0.329, SLG: 0.237																	0 0 0 0 0 0 0					
Ed Sprague, R (1.5) OBP: 0.401, SLG: 0.561	F7		G5-3	HR		FC5-4 1B		G4-3									4 1 1 0 1 0 1					
Brian Giles, L (1.8) OBP: 0.395, SLG: 0.558	F8					FC5-4 1B		P5									5 1 2 3 0 0 0					
Kevin Young, R (1.3) OBP: 0.421, SLG: 0.511		P5				FC5-4											3 1 1 0 1 0 2					
1B Jason Kendall, R (1.2) OBP: 0.434, SLG: 0.522								L6									3 1 2 0 1 0 0					
Warren Morris, L (1.4) OBP: 0.383, SLG: 0.436																	4 2 2 1 0 1 3					
Brant Brown, L (1.9) OBP: 0.307, SLG: 0.482		L9						G4-3 2B									4 1 2 1 0 1 1					
Mike Benjamin, R (1.6) OBP: 0.282, SLG: 0.316								G4-3									3 1 1 1 1 0 1					
Jason Schmidt, R (1.1) OBP: 0.067, SLG: 0.067																	3 0 0 0 0 1 4					
Brad Clontz, R (9.1) ERA: 3.07																	0 0 0 0 0 0 0					
<b>Inning Stats</b>	R: 0 E: 0 K: 1 S: 7	H: 0 LOB: 0 BB: 0 P: 10	R: 0 E: 0 K: 1 S: 8	H: 1 LOB: 1 BB: 0 P: 15	R: 0 E: 0 K: 0 S: 5	H: 1 LOB: 1 BB: 0 P: 6	R: 8 E: 0 K: 1 S: 22	H: 6 LOB: 2 BB: 4 P: 45	R: 0 E: 0 K: 1 S: 9	H: 0 LOB: 0 BB: 0 P: 14	R: 0 E: 0 K: 1 S: 12	H: 2 LOB: 1 BB: 0 P: 16	R: 1 E: 0 K: 0 S: 11	H: 2 LOB: 1 BB: 0 P: 15	R: 0 E: 0 K: 0 S: 4	H: 0 LOB: 0 BB: 0 P: 9	1B: 7 2B: 4 3B: 0 HR: 1	SF: 0 SAC: 1 DP: 1 HBP: 0	WP: 0 PB: 0 CS: 0	PA: 39		
<b>PITCHER</b>	IP	WLS	BF	H	R	ER	SO	BB	IBB	HBP	BLK	WP	HR	S	P	ERA	WHIP					
Chad Ogea, R (1.1) ERA: 5.28	3.2	L	21	7	8	8	3	2	1	0	0	0	0	14	24	0.00	1.500					
Mike Grace, R (4.1) ERA: 7.31	1.1		6	1	0	0	1	1	0	0	0	0	0	23	31	4.50	2.000					
Cliff Politte, R (6.1) ERA: 12.27	2.0		9	4	1	1	1	0	0	0	0	0	0	4	9	0.00	0.000					
Amaury Telemaco, R (8.1) ERA: 3.07	1.0		3	0	0	0	0	0	0	0	0	0	0	4	9	0.00	0.000					


**Philadelphia Phillies @ Pittsburgh Pirates**  
Three Rivers Stadium, Pittsburgh, PA  
Wed Jun 30 1999, 7:05 PM EDT  
Att: 14,526 - Unknown - 82 F

AB	R	H	RBI	BB	SO	LOB
34	9	12	9	4	5	13

Batter	1	2	3	4	5	6	7	8	9	AB	R	H	RBI	BB	SO	LOB	TOP			
Doug Glanville, R (1.8) OBP: 0.374, SLG: 0.433 Cliff Politte, R (7.1) Amaury Telemaco, R (8.1) 23 Kevin Jordan, R (9, PH) OBP: 0.348, SLG: 0.423	1-1 G5-3		0-0 2B		2-1 F9		1-0 F8		1-1 F9	4	0	1	1	0	0	2				
Rob Ducey, L (1.7) OBP: 0.404, SLG: 0.514	3-2 F8		4-0 BB		2-1 G4-3			3-2 K	0-3 K2-3	4	0	0	0	1	2	0				
Bobby Abreu, L (1.9) OBP: 0.412, SLG: 0.565	0-1 G4-3		0-2 F7			4-2 BB		4-2 BB	1-0 HR	2	2	0	0	2	0	2				
Scott Rolen, R (1.5) OBP: 0.353, SLG: 0.489		3-2 1B		0-0 1B		3-3 K		1-0 BB	1-0 HR	5	3	4	2	0	1	1				
Rico Brogna, L (1.3) OBP: 0.317, SLG: 0.419	0-0 P5		1-3 K		0-1 G3-6			4-2 BB	3-2 G1-3	4	1	0	0	1	1	3				
Mike Lieberthal, R (1.2) OBP: 0.380, SLG: 0.592 Kevin Sefcik, R (7.8) OBP: 0.374, SLG: 0.455	2-0 G6-3		0-0 G1-3				1-2 F7	0-0 E5		3	0	0	0	0	0	2				
Marlon Anderson, L (1.4) OBP: 0.265, SLG: 0.345			2-1 G4-3		0-2 1B		2-2 G4-3	4-2 BB		3	0	1	2	1	0	0				
Alex Arias, R (1.6) OBP: 0.341, SLG: 0.403			1-1 G5-3		3-3 K		1-1 1B	0-0 FC6		4	1	2	1	0	1	3				
Robert Person, R (1.1) 15 David Doster, R (5, PH) Yorkis Perez, L (5.1) Mike Grace, R (5.1) Gary Bennett, R (7, PH) OBP: 0.328, SLG: 0.342 (7.2)			1-2 G5-3		0-2 G6-3		0-0 1B	2-2 G6-4-3		1	0	0	0	0	0	1				
<b>Inning Stats</b>	R: 0 E: 0 K: 0 S: 8	H: 0 LOB: 0 BB: 0 P: 12	R: 0 E: 0 K: 0 S: 6	H: 1 LOB: 0 BB: 0 P: 11	R: 1 E: 0 K: 0 S: 12	H: 2 LOB: 2 BB: 1 P: 20	R: 1 E: 0 K: 2 S: 13	H: 2 LOB: 1 BB: 0 P: 17	R: 0 E: 0 K: 0 S: 7	H: 0 LOB: 0 BB: 0 P: 16	R: 0 E: 0 K: 0 S: 10	H: 2 LOB: 2 BB: 0 P: 15	R: 3 E: 2 K: 1 S: 15	H: 1 LOB: 2 BB: 3 P: 33	R: 2 E: 0 K: 1 S: 10	H: 1 LOB: 0 BB: 0 P: 16	1B: 6 2B: 2 3B: 0 HR: 1	SF: 0 SAC: 0 DP: 3 HBP: 1	WP: 0 PB: 0 SB: 0 CS: 0	PA: 41
<b>PITCHER</b>	IP	WLS	BF	H	R	ER	SO	BB	IBB	HBP	BLK	WP	HR	S	P	ERA	WHIP			
Todd Ritchie, R (1.1) ERA: 4.32	7.0	W	28	7	2	2	3	2	0	0	0	0	0	65	102	2.57	1.286			
Scott Sauerbeck, L (8.1) ERA: 1.91	0.1		6	1	3	1	1	3	0	0	0	0	0	11	27	27.00	12.000			
Greg Hansell, R (8.1) ERA: 1.86	0.2		2	0	0	0	0	0	0	0	0	0	0	4	6	0.00	0.000			
Jason Christiansen, L (9.1) ERA: 3.04	1.0		5	1	2	2	1	0	0	1	0	0	1	10	16	18.00	1.000			

Philadelphia Phillies @ Pittsburgh Pirates  
Three Rivers Stadium, Pittsburgh, PA  
Thu Jul 01 1999, 7:05 PM EDT  
Att. 11,174 - Overcast - 86 F

AB 35  
R 7  
H 9  
RBI 7  
BB 5  
SO 5  
LOB 19



Batter	1	2	3	4	5	6	7	8	9	AB	R	H	RBI	BB	SO	LOB	BOTTOM			
Al Martin, L (1.7) OBP: 0.353, SLG: 0.556	3-2 HR		1-1 G3-1		1-1 HR		0-0 1B	1-0 F8		5	3	3	3	0	0	0				
Ed Sprague, R (1.5) OBP: 0.404, SLG: 0.559	3-3 K		1-2 1B		2-1 F7		4-2 1B	2-2 WP		3	2	1	0	1	1	0				
Brian Giles, L (1.8) OBP: 0.396, SLG: 0.559	2-2 G4-3		3-0 F8		2-2 F7		1-2 1B	3-1 1B		5	0	2	1	0	0	1				
Ivan Cruz, L (1.3) OBP: 0.375, SLG: 0.375	0-0 F8		0-0 1B		2-0 1B		0-0 1B	0-0 F7		5	2	3	1	0	0	1				
18 Jason Kendall, R (1.2) OBP: 0.434, SLG: 0.522		1-1 L4	3-2 2B		1-1 2B		3-1 G5-3	1-3 K		4	1	1	2	0	1	4				
Warren Morris, L (1.4) OBP: 0.385, SLG: 0.445		1-0 HR	3-2 P6		1-2 2B		0-0 2B	1-1 F8		4	1	2	2	0	0	1				
Brant Brown, L (1.9) OBP: 0.371, SLG: 0.497 Greg Hansell, R (8.1) Jason Christiansen, R (9.1)		2-0 HR		4-0 HR		2-2 P5		1-2 G5-3		3	2	1	2	1	0	1				
Mike Benjamin, R (1.6) OBP: 0.276, SLG: 0.309		1-3 K		0-2 G1-3		3-2 P4		0-3 K		4	0	0	0	0	2	2				
Todd Ritchie, R (1.1) OBP: 0.207, SLG: 0.179 Scott Sauerbeck, R (8.1) Adrian Brown, S (8.9) OBP: 0.338, SLG: 0.300		2-2 L4		2-3 K		0-0 G6-3		1-0 HR		3	0	0	0	0	1	1				
<b>Inning Stats</b>	R: 1 E: 0 K: 1 S: 10	H: 1 LOB: 0 BB: 0 P: 18	R: 2 E: 0 K: 1 S: 12	H: 2 LOB: 0 BB: 0 P: 19	R: 2 E: 0 K: 0 S: 17	H: 3 LOB: 1 BB: 0 P: 28	R: 2 E: 0 K: 1 S: 10	H: 1 LOB: 0 BB: 1 P: 19	R: 2 E: 0 K: 0 S: 18	H: 2 LOB: 1 BB: 0 P: 28	R: 1 E: 0 K: 0 S: 10	H: 3 LOB: 2 BB: 1 P: 18	R: 0 E: 0 K: 1 S: 8	H: 0 LOB: 0 BB: 0 P: 10	R: 2 E: 0 K: 1 S: 10	H: 2 LOB: 1 BB: 0 P: 18	1B: 6 2B: 4 3B: 0 HR: 4	SF: 0 SAC: 0 DP: 1 HBP: 2	WP: 3 PB: 0 SB: 0 CS: 0	PA: 41
<b>PITCHER</b>	IP	WLS	BF	H	R	ER	SO	BB	IBB	HBP	BLK	WP	HR	S	P	ERA	WHIP			
Robert Person, R (1.1) ERA: 7.71	4.0	L	20	7	7	7	3	1	0	0	0	0	0	7	11	27.00	3.000			
Yorkis Perez, L (5.1) ERA: 3.94	0.1		2	1	1	1	0	0	0	0	0	0	0	7	11	27.00	3.000			
Mike Grace, R (5.1) ERA: 7.5	1.2		10	4	2	2	0	1	0	1	0	1	0	21	35	10.80	3.000			
Cliff Politte, R (7.1) ERA: 9.84	1.0		3	0	0	0	1	0	0	0	0	0	0	8	10	0.00	0.000			
Amaury Telemaco, R (8.1) ERA: 4.02	1.0		6	2	2	2	1	0	0	1	0	2	1	10	18	18.00	2.000			

Philadelphia Phillies @ Pittsburgh Pirates  
Three Rivers Stadium, Pittsburgh, PA  
Thu Jul 01 1999, 7:05 PM EDT  
Att. 11,174 - Overcast - 86 F

AB 37  
R 12  
H 14  
RBI 12  
BB 2  
SO 5  
LOB 11



Batter	1	2	3	4	5	6	7	8	9	AB	R	H	RBI	BB	SO	LOB	TOP		
Mickey Morandini L (1,4) OBP: 0.332, SLG: 0.375	0-3 K		3-3 K		3-1 P4			2-2 P5		4	0	0	0	0	2	1	Chicago Cubs @ Philadelphia Phillies Veterans Stadium, Philadelphia, PA Fri Jul 02 1999, 7:05 PM EDT Att: 50,498 - Cloudy - 85 F		
José Hernández R (1,6) OBP: 0.355, SLG: 0.446	2-0 2B		2-2 HR		0-1 1B			3-3 K		4	1	3	1	0	1	0			
Mark Grace L (1,3) OBP: 0.399, SLG: 0.498	2-0 F8		2-1 F8		1-0 G3-1			0-0 G4-3		4	0	0	0	0	0	3			
Sammy Sosa R (1,8) OBP: 0.367, SLG: 0.645	1-1 2B				2-3 K			3-2 G6-3		3	0	1	0	0	1	0			
Manny Alexander R (8,6)	1-3 2B				3-3 K			2-0 P3		4	0	0	0	0	1	2			
Glenallen Hill R (1,9) OBP: 0.398, SLG: 0.715	0-2 G3				0-1 FC5-4			1-3 K		4	0	1	0	0	2	0			
Henry Rodríguez L (1,7) OBP: 0.431, SLG: 0.608		0-3 K		0-1 1B				2-0 P6		2	0	0	0	0	1	1			
Benito Santiago R (1,2) OBP: 0.280, SLG: 0.343		0-3 K		1-1 FC5-4				1-3 K		1	0	0	0	0	1	0			
Sandy Martínez L (6,2) OBP: 0.130, SLG: 0.130				1-2 1B						3	0	1	0	0	0	0			
Gary Gaetti R (1,5) OBP: 0.257, SLG: 0.335		0-1 P2			1-0 SH3-4			0-0 P3		1	0	0	0	0	0	0			
Terry Mulholland R (1,1) OBP: 0.045, SLG: 0.045			0-0 P9		0-0 SH3-4			1-3 K		1	0	0	0	0	0	0			
Matt Karchner R (6,1)										0	0	0	0	0	0	0			
Curtis Goodwin L (7,PH) OBP: 0.342, SLG: 0.394										1	0	0	0	0	1	0			
Ray King L (7,1)										0	0	0	0	0	0	0			
Rodney Myers R (7,1) OBP: 0.600, SLG: 0.800										0	0	0	0	0	0	0			
<b>Inning Stats</b>	R: 0 H: 2 E: 0 K: 1 S: 10	H: 2 LOB: 2 BB: 0 P: 15	R: 0 H: 0 E: 0 K: 2 S: 8	H: 0 LOB: 0 BB: 0 P: 8	R: 1 H: 1 E: 0 K: 1 S: 12	H: 1 LOB: 1 BB: 0 P: 19	R: 0 H: 1 E: 0 K: 2 S: 11	H: 1 LOB: 1 BB: 0 P: 17	R: 0 H: 2 E: 0 K: 0 S: 7	H: 0 LOB: 2 BB: 0 P: 13	R: 0 H: 0 E: 0 K: 2 S: 7	H: 0 LOB: 0 BB: 0 P: 9	R: 0 H: 0 E: 0 K: 1 S: 10	H: 0 LOB: 0 BB: 0 P: 15	R: 0 H: 0 E: 0 K: 0 S: 5	H: 0 LOB: 0 BB: 0 P: 10	1B: 4 2B: 1 3B: 0 HR: 1	SF: 0 SAC: 1 DP: 0 HBP: 0	WP: 0 PA: 33 PB: 0 SB: 0 CS: 0
<b>PITCHER</b>	IP WLS BF H R ER SO BB IBB HBP BLK WP HR S P ERA WHIP	8.0 W 30 6 1 1 10 0 0 0 0 0 1 72 108 1.12 0.750	1.0 3 0 0 0 0 0 0 0 0 0 0 0 5 10 0.00 0.000																

AB	32
R	1
H	6
RBI	1
BB	0
SO	10
LOB	7



Batter	1	2	3	4	5	6	7	8	9	AB	R	H	RBI	BB	SO	LOB	BOTTOM				
Doug Glanville R (1,8) OBP: 0.377, SLG: 0.445	1-1 F8		0-0 F9		1-1 HR		3-0 1B	0-1 G4-3-4		5	1	3	4	0	0	0	Chicago Cubs @ Philadelphia Phillies Veterans Stadium, Philadelphia, PA Fri Jul 02 1999, 7:05 PM EDT Att: 50,498 - Cloudy - 85 F				
Ron Gant R (1,7) OBP: 0.354, SLG: 0.431	0-0 F9		1-2 FC4-6		2-1 G6-3		0-2 P3	2-1 G4-3-4		4	0	1	0	0	0	2					
Rob Ducey L (7,PH) OBP: 0.400, SLG: 0.507								1-2 1B		1	0	0	0	0	0	2					
Bobby Abreu L (1,9) OBP: 0.571, SLG: 0.571	2-2 IHR		1-0 FC4-6		0-1 1B			4-0 G3-1		4	3	3	0	1	0	1					
Gary Bennett R (9,2) OBP: 0.308, SLG: 0.342			1-2 CS		0-1 1B			2-1 HR		0	0	0	0	0	0	0					
Scott Rolen R (1,5) OBP: 0.353, SLG: 0.509	2-1 IHR		1-2 CS		0-0 F8		1-3 K	0-1 HR		5	2	2	4	0	1	2					
Rico Brogna L (1,3) OBP: 0.324, SLG: 0.433	3-1 2B				1-0 G4-3		1-0 1B	4-2 BB		4	3	3	1	1	0	0					
Mike Lieberthal R (1,2) OBP: 0.384, SLG: 0.590	2-2 G1-3				0-0 F7		2-0 SH5-4	4-0 BB		4	2	2	1	1	0	1					
Steve Montgomery R (9,1) OBP: 1.000, SLG: 1.000								0-2 FC6-4		0	0	0	0	0	0	0					
23 Kevin Jordan R (1,4) OBP: 0.415, SLG: 0.415		4-0 G6-3			2-2 F7		0-2 P4	2-2 FC6-4		2	0	0	0	1	0	1					
15 David Doster R (7,4) OBP: 0.442, SLG: 0.588								1-2 HR		2	1	1	3	0	0	1					
Alex Arias R (1,6) OBP: 0.351, SLG: 0.410	2-1 G6-3		2-1 HR		1-0 HR		4-2 1B	1-2 P4		3	1	1	0	2	0	1					
Randy Wolf L (1,1) OBP: 0.400, SLG: 0.333		0-3 K			4-1 HR		0-0 SH5-4	2-1 1B		2	1	1	0	1	1	0					
Kevin Sefcik R (8,PH) OBP: 0.370, SLG: 0.449								1-2 1B		1	0	0	0	0	0	2					
<b>Inning Stats</b>	R: 2 H: 3 E: 0 K: 0 S: 18	H: 3 LOB: 1 BB: 0 P: 28	R: 0 H: 0 E: 0 K: 1 S: 5	H: 0 LOB: 1 BB: 1 P: 11	R: 0 H: 1 E: 0 K: 0 S: 7	H: 1 LOB: 0 BB: 0 P: 10	R: 0 H: 0 E: 0 K: 0 S: 3	H: 0 LOB: 0 BB: 0 P: 4	R: 3 H: 3 E: 0 K: 1 S: 17	H: 3 LOB: 1 BB: 1 P: 28	R: 2 H: 3 E: 0 K: 0 S: 12	H: 3 LOB: 2 BB: 1 P: 22	R: 5 H: 5 E: 0 K: 0 S: 21	H: 5 LOB: 1 BB: 2 P: 38	R: 2 H: 2 E: 1 K: 0 S: 17	H: 2 LOB: 2 BB: 2 P: 32	1B: 9 2B: 3 3B: 1 HR: 4	SF: 0 SAC: 1 DP: 2 HBP: 0	WP: 0 PA: 46 PB: 0 SB: 0 CS: 1		
<b>PITCHER</b>	IP WLS BF H R ER SO BB IBB HBP BLK WP HR S P ERA WHIP	5.0 L 24 5 1 0 7 2 2 0 0 0 0 1 52 86 12.60 2.200	1.0 5 1 0 0 0 1 0 0 0 0 0 0 10 17 0.00 2.000	0.1 7 4 5 5 0 2 0 0 0 0 0 2 17 32 135.00 18.000	1.2 9 3 2 1 0 2 0 0 0 0 0 0 21 38 5.40 3.000																

AB	37
R	14
H	17
RBI	13
BB	7
SO	2
LOB	13



Batter	1	2	3	4	5	6	7	8	9	AB	R	H	RBI	BB	SO	LOB	TOP			
Mickey Morandini, L <small>OBP: 0.333, SLG: 0.373</small>	L7		1B HBP 2B		G3	FC4-6 BB		F9		4	1	1	0	1	0	0				
José Hernández, R <small>OBP: 0.356, SLG: 0.441</small>	F7		1B HBP 2B		1B HR BB	FC4-6		G6-3		3	2	0	0	1	0	1				
Mark Grace, L <small>OBP: 0.401, SLG: 0.498</small> Felix Heredia, L <small>OBP: 0.333, SLG: 0.333</small> Matt Karchner, R <small>OBP: 0.351, SLG: 0.391</small> Glenallen Hill, R <small>OBP: 0.403, SLG: 0.742</small>	G3-1		1B HBP 2B		1B HR 1B					4	2	2	0	0	1	1				
Sammy Sosa, R <small>OBP: 0.368, SLG: 0.653</small> Manny Alexander, R <small>OBP: 0.355, SLG: 0.393</small>		BB 1B			K			K		4	2	2	3	0	2	3				
Henry Rodríguez, L <small>OBP: 0.435, SLG: 0.612</small>	F8		1B HBP 2B		1B HR 1B			G4-3		5	0	3	3	0	0	1				
Tyler Houston, L <small>OBP: 0.395, SLG: 0.507</small>	1B BB		G4-3		P5			G4-3		4	0	0	0	1	0	2				
Gary Gaetti, R <small>OBP: 0.261, SLG: 0.333</small>	P5				G6-3			G5-3		4	0	1	0	1	0	2				
Curtis Goodwin, L <small>OBP: 0.351, SLG: 0.391</small>	1B 2-H		P5		G4-3					3	0	1	1	1	0	2				
Kyle Farnsworth, R <small>OBP: 0.111, SLG: 0.059</small> Dan Serafini, L <small>OBP: 0.162, SLG: 0.273</small> Scott Sanders, R <small>OBP: 0.394, SLG: 0.468</small> Sandy Martínez, L <small>OBP: 0.125, SLG: 0.125</small>	K		F8					K2-3 FC6-4		0	0	0	0	0	0	0				
<b>Inning Stats</b>	R: 0 E: 0 K: 0 S: 6	H: 0 LOB: 0 BB: 0 P: 9	R: 1 E: 0 K: 1 S: 11	H: 2 LOB: 2 BB: 1 P: 20	R: 3 E: 0 K: 1 S: 11	H: 3 LOB: 0 BB: 0 P: 20	R: 0 E: 0 K: 0 S: 6	H: 0 LOB: 1 BB: 1 P: 16	R: 3 E: 0 K: 2 S: 9	H: 4 LOB: 2 BB: 1 P: 33	R: 0 E: 0 K: 1 S: 18	H: 1 LOB: 3 BB: 2 P: 35	R: 1 E: 0 K: 1 S: 9	H: 1 LOB: 0 BB: 0 P: 10	R: 0 E: 0 K: 0 S: 4	H: 0 LOB: 0 BB: 0 P: 5	1B: 8 2B: 1 3B: 0 HR: 2	SF: 0 SAC: 0 DP: 0 HBP: 1	WP: 1 PB: 0 SB: 0 CS: 0	PA: 43
<b>PITCHER</b>	IP WLS BF H R ER SO	IP WLS BF H R ER SO	IP WLS BF H R ER SO	IP WLS BF H R ER SO	IP WLS BF H R ER SO	IP WLS BF H R ER SO	IP WLS BF H R ER SO	IP WLS BF H R ER SO	IP WLS BF H R ER SO	IP WLS BF H R ER SO	IP WLS BF H R ER SO	IP WLS BF H R ER SO	IP WLS BF H R ER SO	IP WLS BF H R ER SO	IP WLS BF H R ER SO	IP WLS BF H R ER SO	ERA WHIP	ERA WHIP		
Paul Byrd, R <small>ERA: 3.72</small>	5.0 W 26 9 7 7 2	2.0 10 1 0 0 3	1.0 4 1 1 1 1	1.0 3 0 0 0	1.0 4 1 1 1 1	1.0 3 0 0 0	1.0 4 1 1 1 1	1.0 3 0 0 0	1.0 3 0 0 0	1.0 4 1 1 1 1	1.0 3 0 0 0	1.0 4 1 1 1 1	1.0 3 0 0 0	1.0 3 0 0 0	1.0 4 1 1 1 1	1.0 3 0 0 0	12.60 2.200	0.00 2.000	9.00 1.000	0.00 0.000
Joe Grahe, R <small>ERA</small>																				
Steve Schrenk, R <small>ERA: 9.0</small>																				
Jim Poole, L <small>ERA: 3.52</small>																				

Chicago Cubs @ Philadelphia Phillies  
Veterans Stadium, Philadelphia, PA

Sat Jul 03, 1999, 7:05 PM EDT  
Att: 58,086 - Cloudy - 89 F



AB 37  
R 8  
H 11  
RBI 8  
BB 5  
SO 6  
LOB 17

Batter	1	2	3	4	5	6	7	8	9	AB	R	H	RBI	BB	SO	LOB	BOTTOM			
Doug Glanville, R <small>OBP: 0.384, SLG: 0.454</small> Jim Poole, L	P3		F7		BB HR BB	2-H 1B		23 1B		5	2	3	2	1	0	2				
Ron Gant, R <small>OBP: 0.358, SLG: 0.444</small> Joe Grahe, R	2B		P6		HR BB	G5-3		F9		4	2	2	4	1	0	1				
15 David Doster, R <small>OBP: 0.422, SLG: 0.556</small>	G4-3				HR BB			P4		0	0	0	0	0	0	0				
Bobby Abreu, L <small>OBP: 0.420, SLG: 0.570</small>	G4-3				HR BB			L9		4	2	1	2	2	0	2				
Scott Rolen, R <small>OBP: 0.357, SLG: 0.517</small> 23 Kevin Jordan, R <small>OBP: 0.353, SLG: 0.421</small>	K 2-3		F9		HR			1B		3	3	1	4	2	1	2				
Rico Brogna, L <small>OBP: 0.328, SLG: 0.447</small> Gary Bennett, R <small>OBP: 0.300, SLG: 0.333</small>	HR		P3		G4-3			K		4	2	2	2	1	0	1				
Mike Lieberthal, R <small>OBP: 0.388, SLG: 0.601</small> Steve Schrenk, R	HR		G6-3					F8		4	1	2	2	1	0	1				
Rob Ducey, L <small>OBP: 0.356, SLG: 0.500</small>	HR		FC4-6		G5-3			1B		1	0	0	0	0	0	0				
Marlon Anderson, L <small>OBP: 0.279, SLG: 0.373</small>	1B		FC4-6		1B			HR		6	4	5	2	0	0	2				
Alex Arias, R <small>OBP: 0.364, SLG: 0.417</small>	3B		1B		BB			3B		5	3	3	2	1	0	3				
Paul Byrd, R <small>OBP: 0.268, SLG: 0.189</small> Kevin Seick, R <small>OBP: 0.359, SLG: 0.435</small>	E1 3B		F9		BB			K		3	2	1	1	0	0	3				
<b>Inning Stats</b>	R: 8 E: 1 K: 1 S: 30	H: 8 LOB: 1 BB: 0 P: 46	R: 1 E: 0 K: 0 S: 10	H: 1 LOB: 2 BB: 2 P: 22	R: 0 E: 0 K: 0 S: 6	H: 0 LOB: 1 BB: 1 P: 11	R: 7 E: 0 K: 0 S: 23	H: 5 LOB: 1 BB: 3 P: 46	R: 1 E: 0 K: 0 S: 12	H: 2 LOB: 1 BB: 0 P: 16	R: 2 E: 0 K: 1 S: 11	H: 2 LOB: 2 BB: 2 P: 24	R: 0 E: 0 K: 1 S: 7	H: 1 LOB: 0 BB: 0 P: 11	R: 2 E: 0 K: 1 S: 13	H: 2 LOB: 1 BB: 1 P: 22	1B: 11 2B: 4 3B: 2 HR: 4	SF: 0 SAC: 0 DP: 0 HBP: 1	WP: 1 PB: 0 SB: 3 CS: 0	PA: 56
<b>PITCHER</b>	IP WLS BF H R ER SO	IP WLS BF H R ER SO	IP WLS BF H R ER SO	IP WLS BF H R ER SO	IP WLS BF H R ER SO	IP WLS BF H R ER SO	IP WLS BF H R ER SO	IP WLS BF H R ER SO	IP WLS BF H R ER SO	IP WLS BF H R ER SO	IP WLS BF H R ER SO	IP WLS BF H R ER SO	IP WLS BF H R ER SO	IP WLS BF H R ER SO	IP WLS BF H R ER SO	IP WLS BF H R ER SO	ERA WHIP	ERA WHIP		
Kyle Farnsworth, R <small>ERA: 7.58</small>	3.1 19 5 5 5 0																			
Dan Serafini, L <small>ERA: 7.59</small>																				
Scott Sanders, R <small>ERA: 5.4</small>																				
Ray King, L <small>ERA: 31.5</small>																				
Felix Heredia, L <small>ERA: 5.09</small>																				
Matt Karchner, R <small>ERA: 2.77</small>	1.0																			
Gary Gaetti, R <small>ERA: 19.0</small>																				

Chicago Cubs @ Philadelphia Phillies  
Veterans Stadium, Philadelphia, PA

Sat Jul 03, 1999, 7:05 PM EDT  
Att: 58,086 - Cloudy - 89 F



AB 46  
R 21  
H 21  
RBI 21  
BB 9  
SO 3  
LOB 25



Batter	1	2	3	4	5	6	7	8	9	AB	R	H	RBI	BB	SO	LOB	TOP										
Mickey Morandini, L (1,4) OBP: 0.332, SLG: 0.371	G4-3		1B			G3-1		K		4	0	1	0	0	1	1	<b>Chicago Cubs @ Philadelphia Phillies</b> Veterans Stadium, Philadelphia, PA Sun Jul 04 1999, 1:35 PM EDT Att: 20,097 - Sunny - 95 F										
José Hernández, R (1,6) OBP: 0.381, SLG: 0.434	L6		K			K		K		4	0	0	0	0	3	2											
Mark Grace, L (1,3) OBP: 0.399, SLG: 0.495	F7				L7	1B		E4		4	0	1	0	0	0	1											
Sammy Sosa, R (1,9) OBP: 0.367, SLG: 0.658		HR			K	K		G5-3		4	1	1	1	0	2	3											
Henry Rodríguez, L (1,7) OBP: 0.428, SLG: 0.602		K			K		K		F9	4	0	0	0	0	3	0											
Tyler Houston, L (1,5) OBP: 0.353, SLG: 0.500					K		1B		G4-3	4	0	1	0	0	2	0											
Sandy Martínez, L (1,2) Manny Alexander, R (8, PH) OBP: 0.362, SLG: 0.400		K				HR		F9	1B	3	1	1	1	0	1	1											
Curtis Goodwin, L (1,8) Glenallen Hill, R (9, PH) OBP: 0.400, SLG: 0.736			K		G6-3		K		F7	3	0	0	0	0	2	1											
Kevin Tapani, R (1,1) Jeff Blauser, R (8, PH) Rick Aguilera, R (8, 1)			K		G4-3			E	1B	2	0	0	0	0	1	0											
										1	0	1	0	0	0	0											
										0	0	0	0	0	0	0											
<b>Inning Stats</b>	R: 0 E: 0 K: 0 S: 7	H: 0 LOB: 0 BB: 0 P: 12	R: 1 E: 0 K: 3 S: 11	H: 1 LOB: 1 BB: 0 P: 15	R: 0 E: 0 K: 3 S: 15	H: 1 LOB: 1 BB: 0 P: 22	R: 0 E: 0 K: 2 S: 12	H: 0 LOB: 0 BB: 0 P: 16	R: 1 E: 0 K: 1 S: 10	H: 1 LOB: 0 BB: 0 P: 12	R: 0 E: 0 K: 2 S: 13	H: 1 LOB: 1 BB: 0 P: 20	R: 0 E: 1 K: 2 S: 14	H: 1 LOB: 1 BB: 0 P: 20	R: 0 E: 1 K: 2 S: 15	H: 1 LOB: 2 BB: 0 P: 23	R: 0 E: 0 K: 0 S: 7	H: 1 LOB: 1 BB: 0 P: 12	1B: 5 2B: 0 3B: 0 HR: 2	SF: 0 SAC: 0 DP: 0 HBP: 0	WP: 0 PB: 0 SB: 0 CS: 0	PA: 35					
<b>PITCHER</b>	IP	WLS	BF	H	R	ER	SO	BB	IBB	HBP	BLK	WP	HR	S	P	ERA	WHIP										
Curt Schilling, R (1, 1) ERA: 3.2	7.0	W	26	5	2	2	13	0	0	0	0	0	2	82	117	2.57	0.714										
Steve Montgomery, R (8, 1) ERA: 3.25	1.0		5	1	0	0	2	0	0	0	0	0	0	15	23	0.00	1.000										
Jim Poole, L (9, 1) ERA: 3.42	0.2		3	1	0	0	0	0	0	0	0	0	0	5	9	0.00	1.500										
Wayne Gomes, R (9, 1) ERA: 3.65	0.1		1	0	0	0	0	0	0	0	0	0	0	2	3	0.00	0.000										

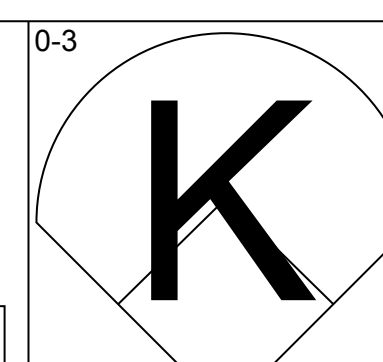
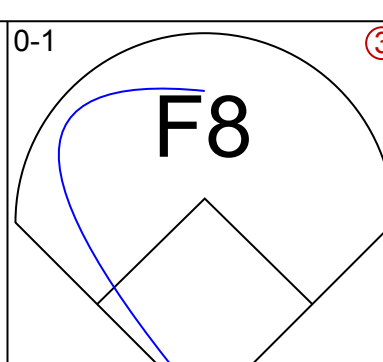
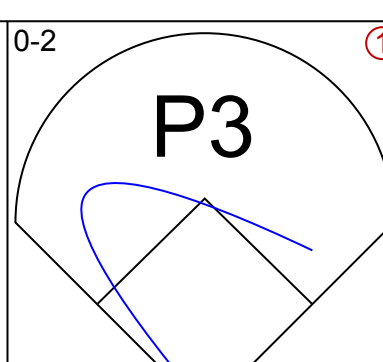
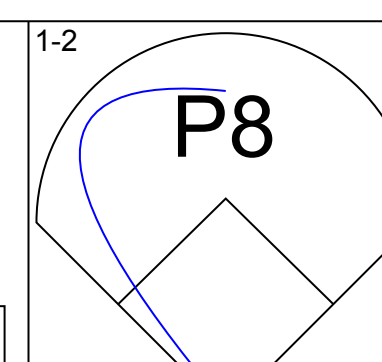
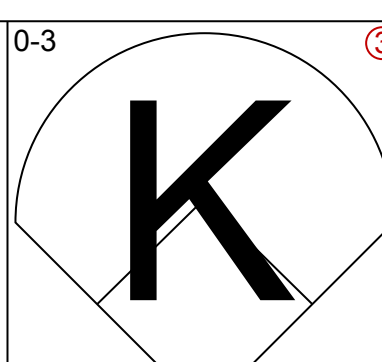
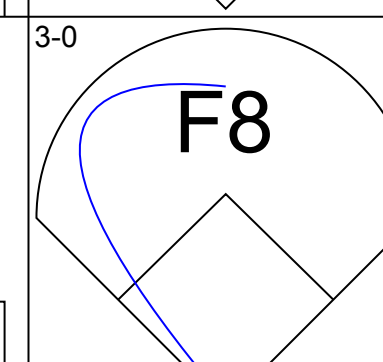
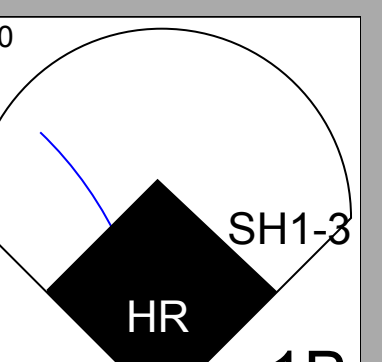
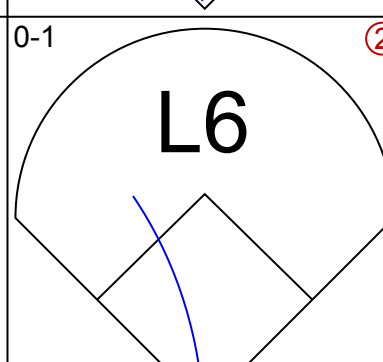
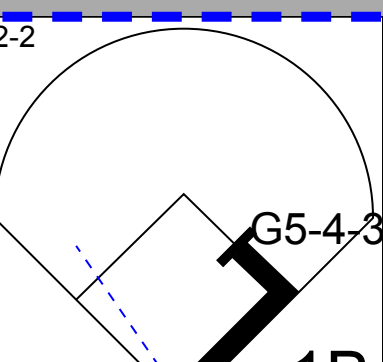
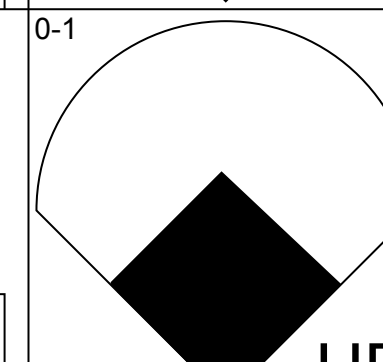
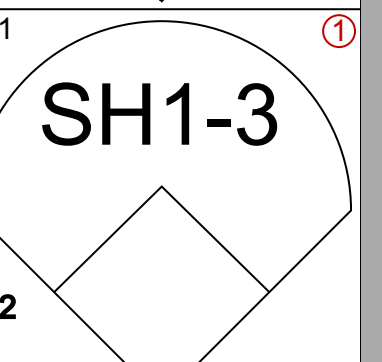
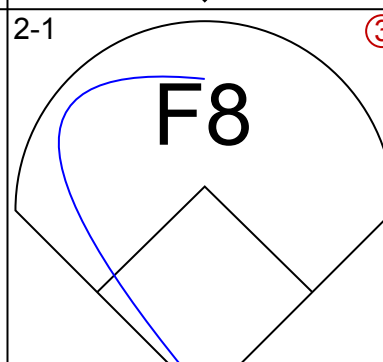
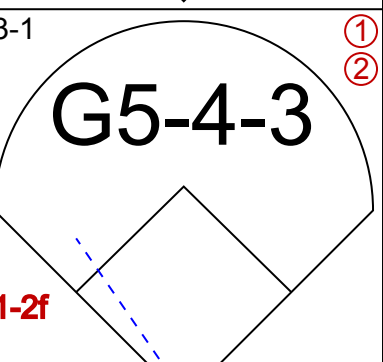
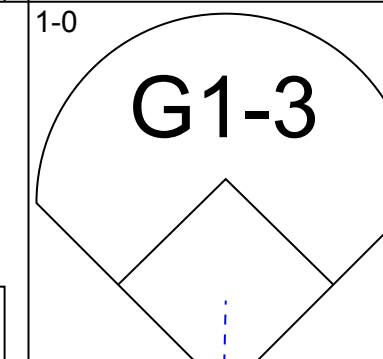
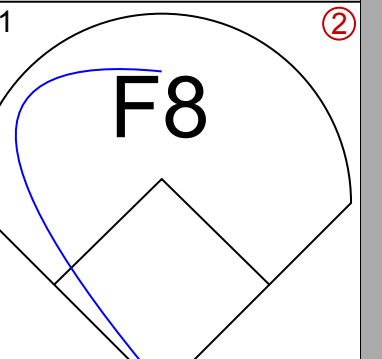
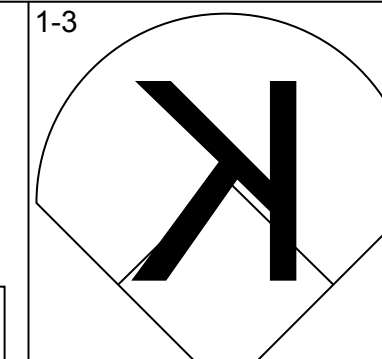
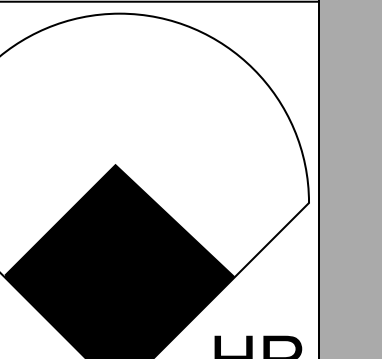
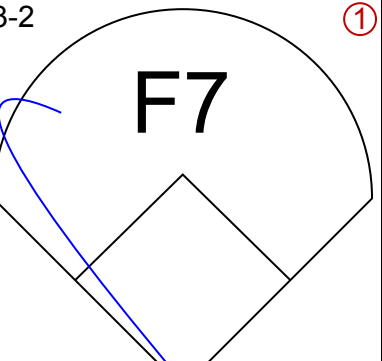
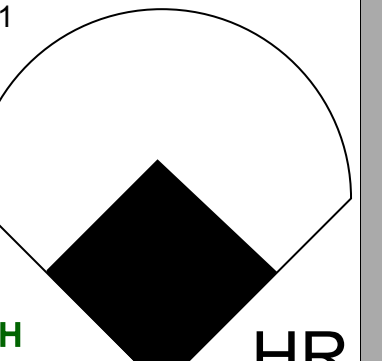
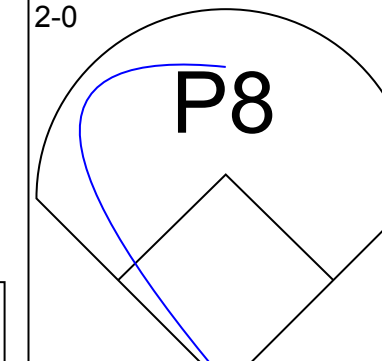
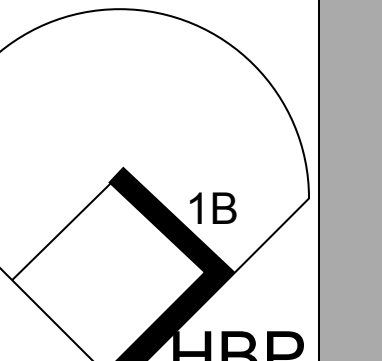
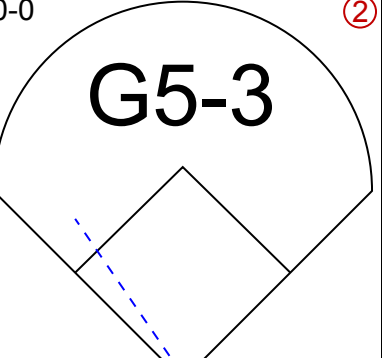
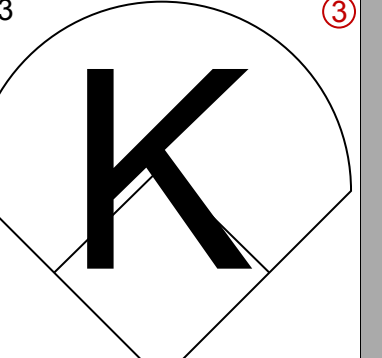
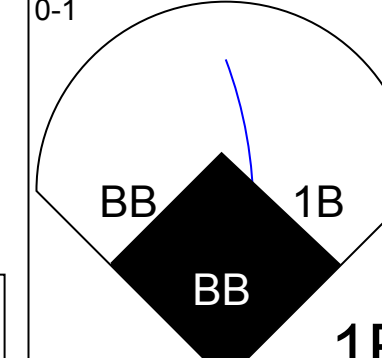
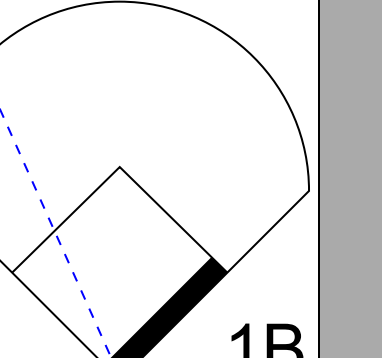
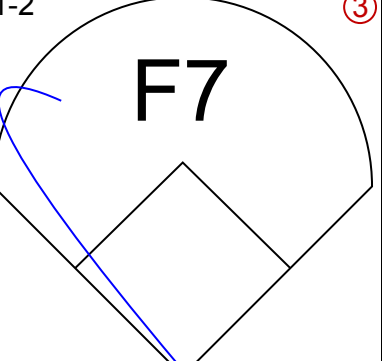
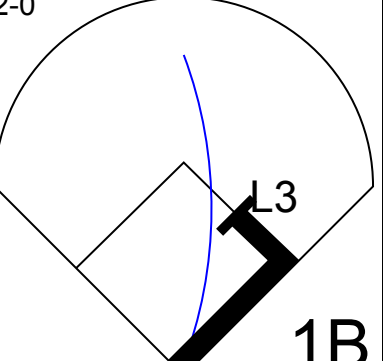
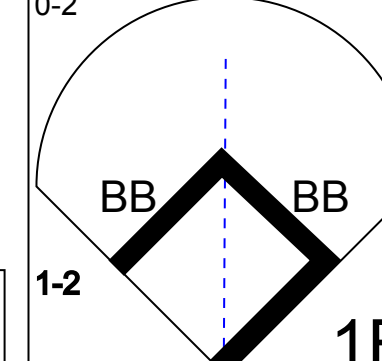
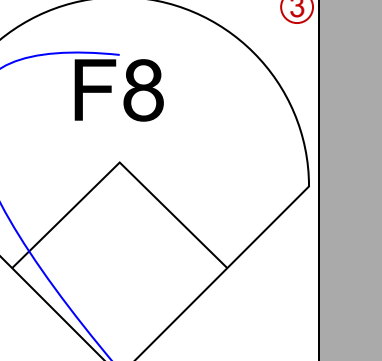
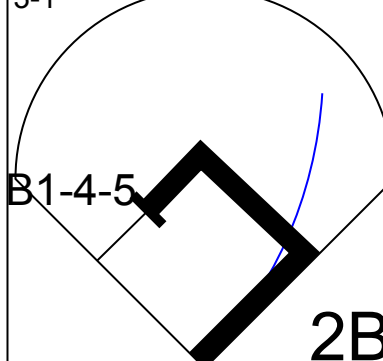
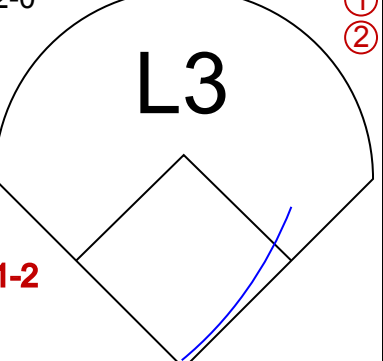
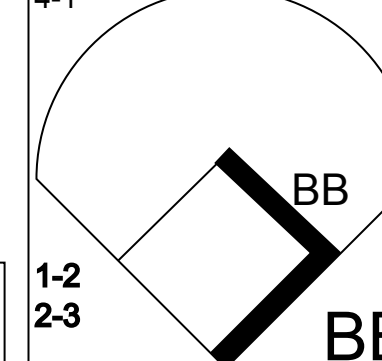
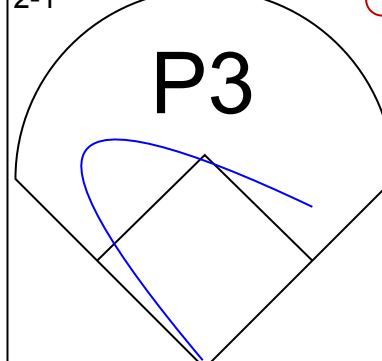
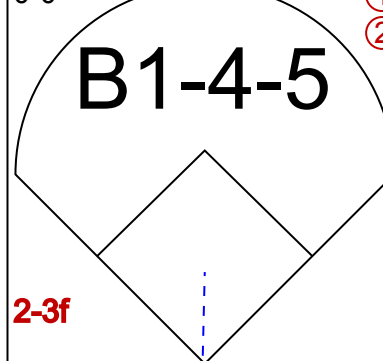
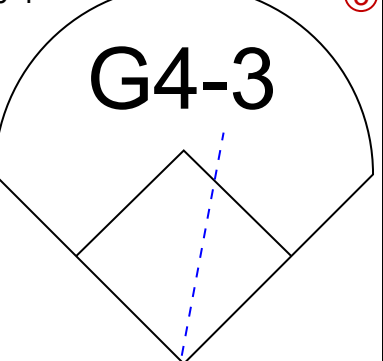
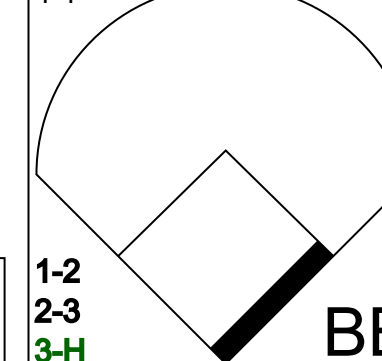
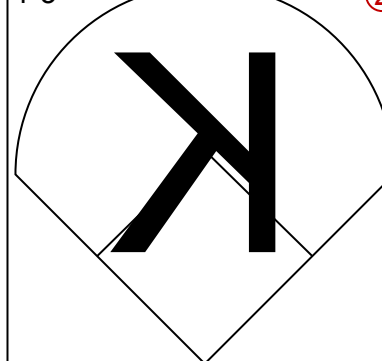
AB	35
R	2
H	7
RBI	2
BB	0
SO	15
LOB	10

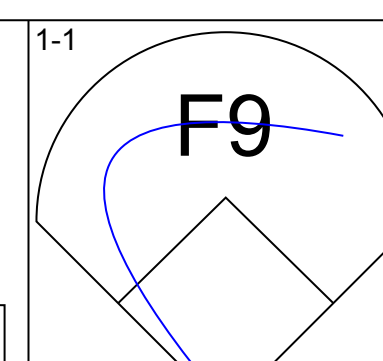
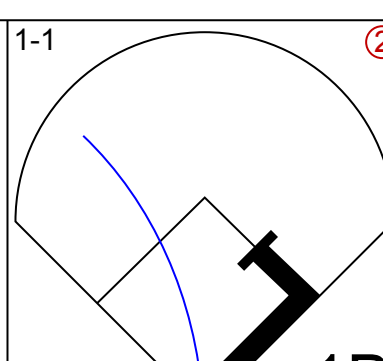
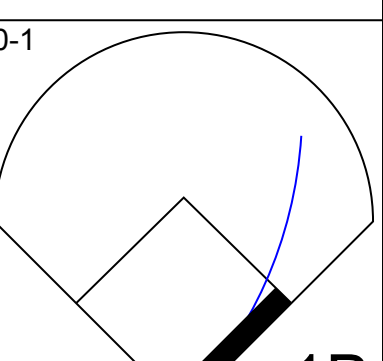
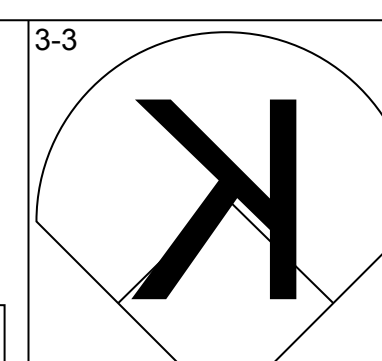
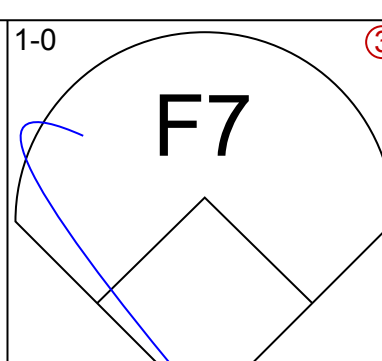
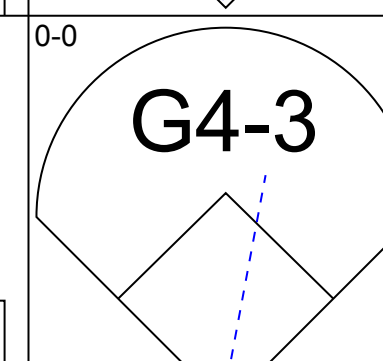
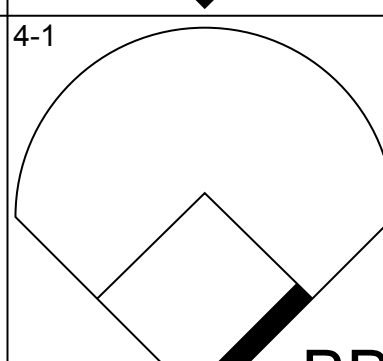
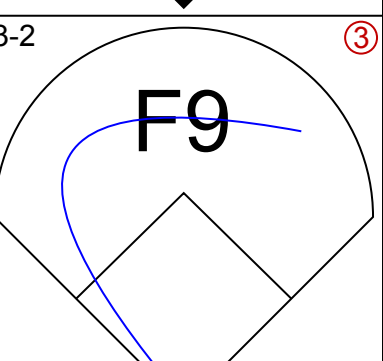
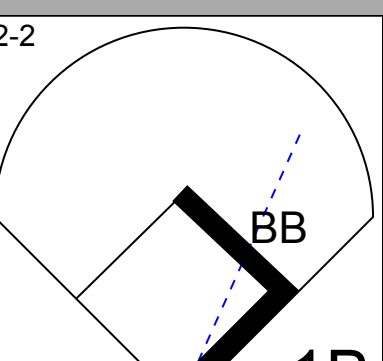
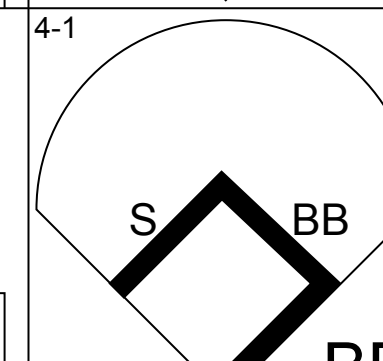
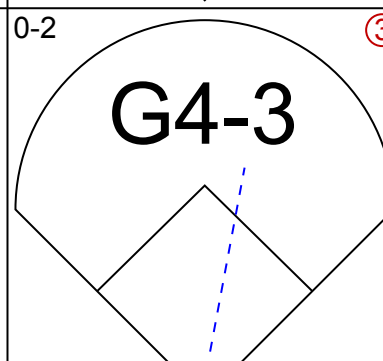
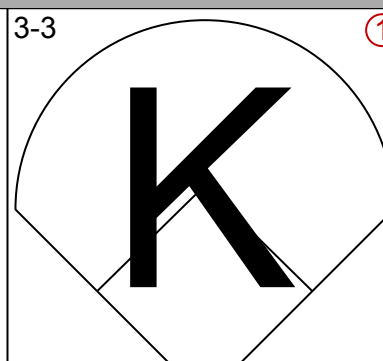
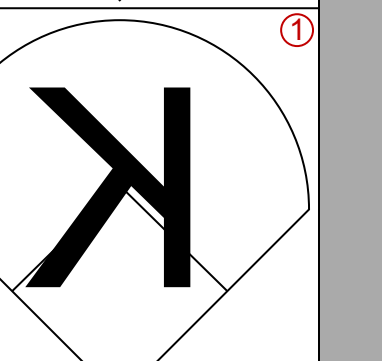
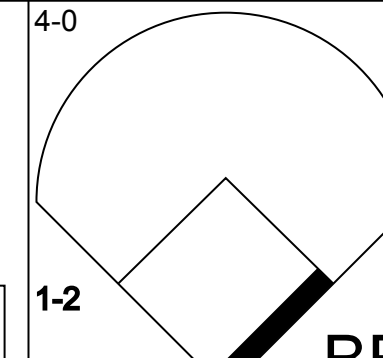
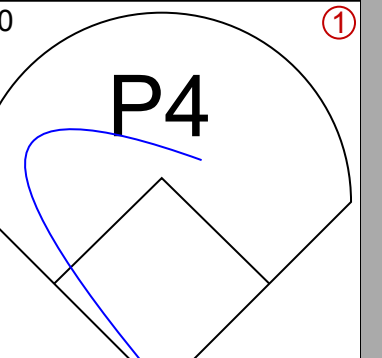
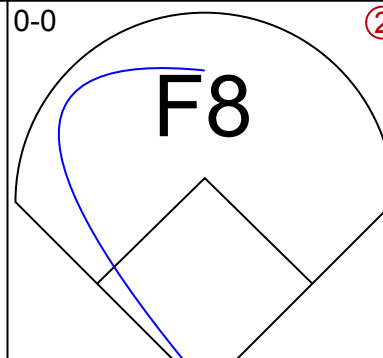
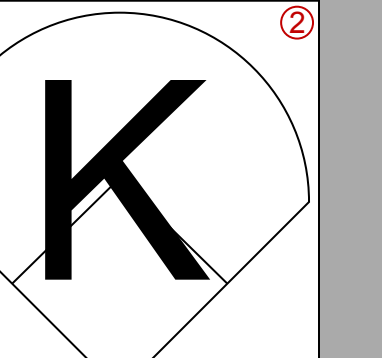
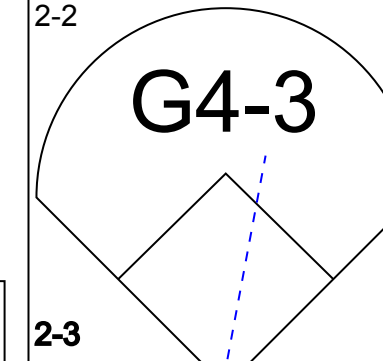
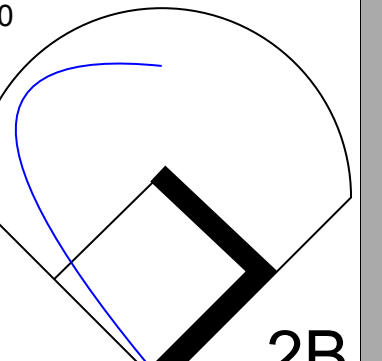
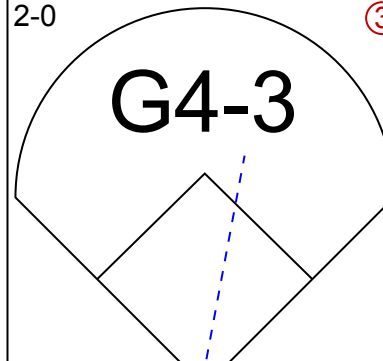
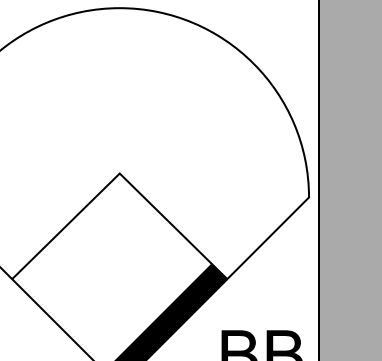
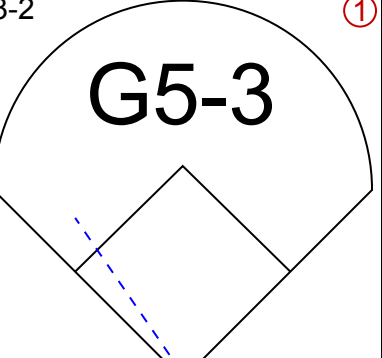
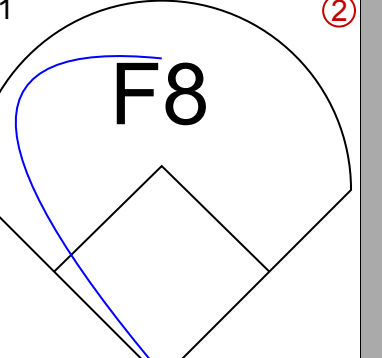
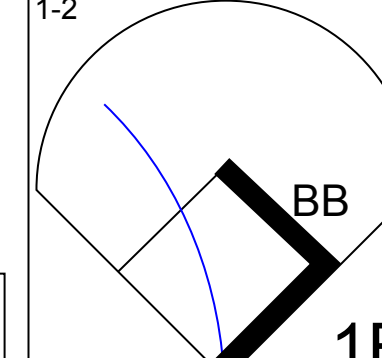
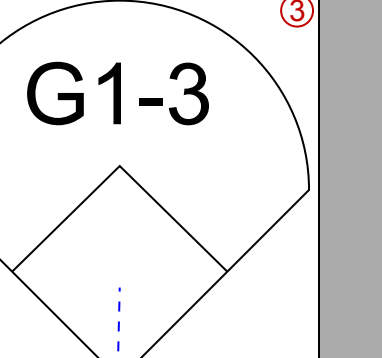
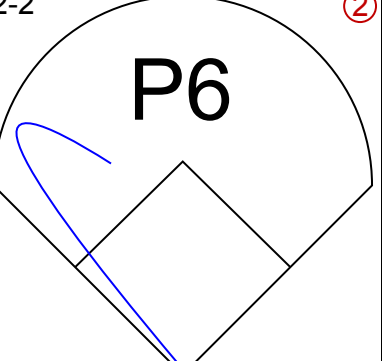
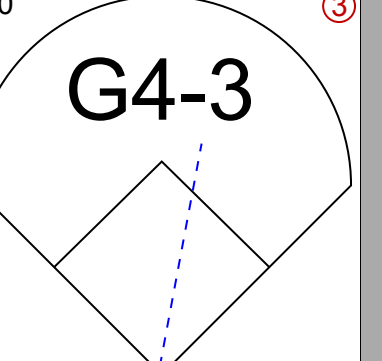
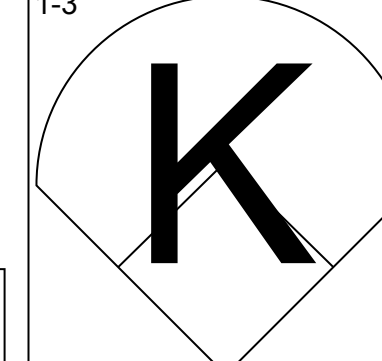
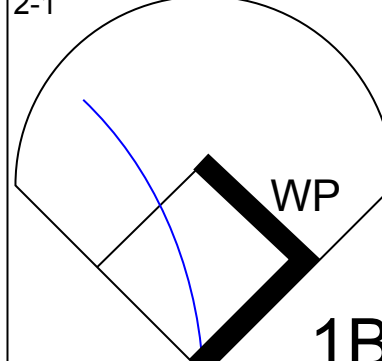
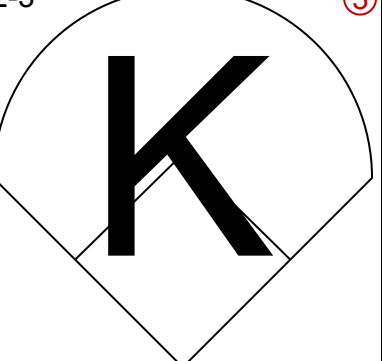
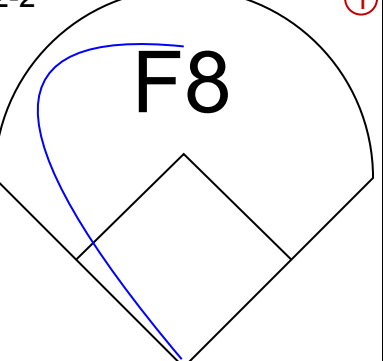
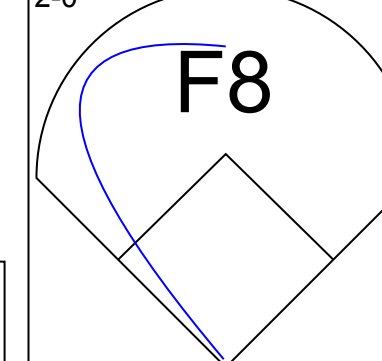
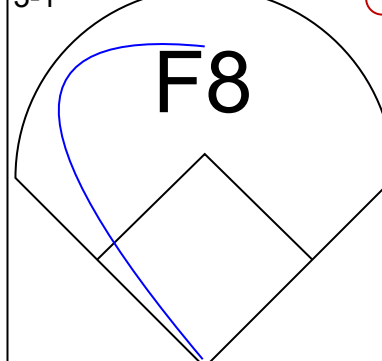


Batter	1	2	3	4	5	6	7	8	9	AB	R	H	RBI	BB	SO	LOB	BOTTOM										
Doug Glanville, R (1,8) OBP: 0.381, SLG: 0.453	G6-3 2B	E6 1B	P5		G6-3			K		5	1	1	1	0	1	4	<b>Chicago Cubs @ Philadelphia Phillies</b> Veterans Stadium, Philadelphia, PA Sun Jul 04 1999, 1:35 PM EDT Att: 20,097 - Sunny - 95 F										
Ron Gant, R (1,7) OBP: 0.353, SLG: 0.437	G6-3	L9		G6-3		L5				4	0	0	0	0	3												
Bobby Abreu, L (1,9) OBP: 0.418, SLG: 0.569	G3	F7		1B 2B		F8				4	1	1	0	0	3												
Scott Rolen, R (1,5) OBP: 0.359, SLG: 0.521	2B	1B		K		K				4	0	2	2	0	2	1											
Rico Brogna, L (1,3) OBP: 0.328, SLG: 0.444	G3	G5-3		1B		K		K		4	0	1	1	0	1	3											
Mike Lieberthal, R (1,2) OBP: 0.386, SLG: 0.594		1B 2B BB	F7	K		K		K		3	1	0	0	1	2	1											
Marlon Anderson, L (1,4) Steve Montgomery, R (8, 1) Jim Poole, L (9, 1) Wayne Gomes, R (9, 1)		2B 1B	P5		F9		1B			4	1	2	0	0	0	0											
Alex Arias, R (1,6) OBP: 0.375, SLG: 0.435		1B E 2B	1B	1B		F8				4	1	3	1	0	0	0											
Curt Schilling, R (1, 1) 15 David Doster, R (8, 4) OBP: 0.413, SLG: 0.541		1B E	1B	1B		SH5-4 1B		K		2	1	2	1	0	0	0											
		1B	1B	1B						1	0	0	0	0	1	0											
<b>Inning Stats</b>	R: 1 E: 0 K: 0 S: 11	H: 2 LOB: 1 BB: 0 P: 16	R: 4 E: 1 K: 0 S: 25	H: 4 LOB: 2 BB: 1 P: 45	R: 0 E: 0 K: 0 S: 11	H: 2 LOB: 2 BB: 0 P: 15	R: 1 E: 0 K: 2 S: 12	H: 2 LOB: 1 BB: 0 P: 19	R: 0 E: 0 K: 1 S: 6	H: 1 LOB: 1 BB: 0 P: 8	R: 0 E: 0 K: 1 S: 8	H: 0 LOB: 0 BB: 0 P: 13	R: 0 E: 0 K: 2 S: 15	H: 1 LOB: 1 BB: 0 P: 18	R: 0 E: 0 K: 2 S: 8	H: 0 LOB: 0 BB: 0 P: 9	R: 0 E: 0 K: 0 S: 7	H: 1 LOB: 0 BB: 0 P: 12	1B: 8 2B: 4 3B: 0 HR: 0	SF: 0 SAC: 1 DP: 0 HBP: 0	WP: 0 PB: 0 SB: 0 CS: 0	PA: 37					
<b>PITCHER</b>	IP	WLS	BF	H	R	ER	SO	BB	IBB	HBP	BLK	WP	HR	S	P	ERA	WHIP										
Kevin Tapani, R (1, 1) ERA: 4.03	7.0	L	34	12	6	5	5	1	0	0	0	0	0	88	134	6.43	1.857										
Rick Aguilera, R (8, 1) ERA: 4.03	1.0		3	0	0	0	2	0	0	0	0	0	0	8	9	0.00	0.000										


AB	35
R	6
H	12
RBI	6
BB	1
SO	7
LOB	15




Batter	1	2	3	4	5	6	7	8	9	AB	R	H	RBI	BB	SO	LOB	TOP				
<b>Mark Loretta, R</b> OBP: 0.371, SLG: 0.413 (1, 3)										5	0	0	0	0	2	3	<b>Milwaukee Brewers @ Philadelphia Phillies</b> Veterans Stadium, Philadelphia, PA Mon Jul 05 1999, 7:05 PM EDT Att: 13,248 - Unknown - 96 F				
<b>Ronnie Belliard, R</b> OBP: 0.438, SLG: 0.486 (1, 4)										4	1	2	0	0	0	0					
<b>Jeff Cirillo, R</b> OBP: 0.390, SLG: 0.446 (1, 5)										3	1	1	1	0	0	1					
<b>Jeremy Burnitz, L</b> OBP: 0.388, SLG: 0.597 (1, 9)										4	1	1	1	0	1	1					
<b>Dave Nilsson, L</b> OBP: 0.391, SLG: 0.629 <b>Brian Banks, S</b> OBP: 0.336, SLG: 0.383 (9, 2)										3	1	1	2	0	0	0					
<b>Marquis Grissom, R</b> OBP: 0.344, SLG: 0.430 (1, 8)										4	1	2	0	0	1	0					
<b>Geoff Jenkins, L</b> OBP: 0.383, SLG: 0.576 (1, 7)										4	0	2	0	0	0	2					
<b>Jose Valentin, S</b> OBP: 0.447, SLG: 0.686 (1, 6)										3	0	1	0	1	0	1					
<b>Jim Abbott, L</b> OBP: 0.095, SLG: 0.095 <b>Rich Becker, L</b> OBP: 0.363, SLG: 0.416 <b>52 Rafael Roque, L</b> OBP: 0.188, SLG: 0.071 (7, PH)										2	0	0	0	0	0	1					
<b>Inning Stats</b>	R: 1 E: 0 K: 1 S: 7	H: 1 LOB: 0 BB: 0 P: 11	R: 0 E: 0 K: 0 S: 8	H: 0 LOB: 0 BB: 0 P: 12	R: 0 E: 0 K: 0 S: 5	H: 1 LOB: 0 BB: 0 P: 8	R: 2 E: 0 K: 1 S: 11	H: 2 LOB: 0 BB: 0 P: 17	R: 0 E: 0 K: 0 S: 4	H: 0 LOB: 0 BB: 0 P: 8	R: 0 E: 0 K: 0 S: 7	H: 0 LOB: 0 BB: 0 P: 9	R: 1 E: 0 K: 1 S: 14	H: 2 LOB: 3 BB: 2 P: 26	R: 0 E: 0 K: 2 S: 9	H: 0 LOB: 0 BB: 0 P: 12		1B: 6 2B: 3 3B: 0 HR: 3	SF: 0 SAC: 1 DP: 3 HBP: 1	WP: 0 PB: 0 CS: 0	PA: 37
<b>PITCHER</b>	IP	WLS	BF	H	R	ER	SO	BB	IBB	HBP	BLK	WP	HR	S	P	ERA	WHIP				
<b>Chad Ogea, R</b> ERA: 5.29 <b>Joe Grahe, R</b> ERA: <b>Steve Schrenk, R</b> ERA: 9.0 <b>Amaury Telemaco, R</b> ERA: 3.78	(1, 1)	6.2	L	26	7	4	4	3	1	0	0	0	0	2	52	82	5.40	1.200			
<b>PITCHER</b>	IP	WLS	BF	H	R	ER	SO	BB	IBB	HBP	BLK	WP	HR	S	P	ERA	WHIP				
<b>Chad Ogea, R</b> OBP: 0.226, SLG: 0.100 <b>Kevin Seick, R</b> OBP: 0.365, SLG: 0.435 <b>Steve Schrenk, R</b> ERA: <b>Amaury Telemaco, R</b> ERA: 3.78 <b>Alex Arias, R</b> OBP: 0.372, SLG: 0.432 (9, PH)	(1, 1)	6.0	W	23	3	0	0	3	3	0	0	0	0	55	96	0.00	1.000				

Batter	1	2	3	4	5	6	7	8	9	AB	R	H	RBI	BB	SO	LOB	BOTTOM				
<b>Doug Glanville, R</b> OBP: 0.381, SLG: 0.452 (1, 8)										5	0	2	0	0	1	3	<b>Milwaukee Brewers @ Philadelphia Phillies</b> Veterans Stadium, Philadelphia, PA Mon Jul 05 1999, 7:05 PM EDT Att: 13,248 - Unknown - 96 F				
<b>Ron Gant, R</b> OBP: 0.355, SLG: 0.436 (1, 7)										3	0	1	0	1	0	1					
<b>Bobby Abreu, L</b> OBP: 0.416, SLG: 0.563 (1, 9)										3	0	0	0	1	2	2					
<b>Scott Rolen, R</b> OBP: 0.358, SLG: 0.515 (1, 5)										3	0	0	0	1	1	1					
<b>Rico Brogna, L</b> OBP: 0.330, SLG: 0.447 (1, 3)										3	0	1	0	1	0	2					
<b>23 Kevin Jordan, R</b> OBP: 0.350, SLG: 0.414 (1, 4)										4	0	1	0	0	0	3					
<b>Gary Bennett, R</b> OBP: 0.295, SLG: 0.326 (1, 2)										4	0	1	0	0	1	2					
<b>15 David Doster, R</b> OBP: 0.380, SLG: 0.488 (1, 6)										4	0	0	0	0	1	2					
<b>Chad Ogea, R</b> OBP: 0.226, SLG: 0.100 <b>Kevin Seick, R</b> OBP: 0.365, SLG: 0.435 <b>Steve Schrenk, R</b> ERA: <b>Amaury Telemaco, R</b> ERA: 3.78 <b>Alex Arias, R</b> OBP: 0.372, SLG: 0.432 (9, PH)	(1, 1)	6.0	W	23	3	0	0	3	3	0	0	0	0	55	96	0.00		1.000			
<b>Inning Stats</b>	R: 0 E: 0 K: 0 S: 7	H: 0 LOB: 2 BB: 2 P: 18	R: 0 E: 0 K: 1 S: 13	H: 0 LOB: 0 BB: 0 P: 20	R: 0 E: 0 K: 1 S: 9	H: 1 LOB: 1 BB: 1 P: 16	R: 0 E: 0 K: 0 S: 5	H: 1 LOB: 1 BB: 0 P: 9	R: 0 E: 0 K: 1 S: 16	H: 1 LOB: 1 BB: 0 P: 23	R: 0 E: 0 K: 2 S: 13	H: 0 LOB: 0 BB: 0 P: 10	R: 0 E: 0 K: 2 S: 13	H: 1 LOB: 2 BB: 1 P: 24	R: 0 E: 0 K: 2 S: 14	H: 1 LOB: 2 BB: 1 P: 24		R: 0 E: 0 K: 0 S: 8	1B: 5 2B: 1 3B: 0 HR: 0	SF: 0 SAC: 0 DP: 0 HBP: 0	WP: 1 PB: 0 CS: 0
<b>PITCHER</b>	IP	WLS	BF	H	R	ER	SO	BB	IBB	HBP	BLK	WP	HR	S	P	ERA	WHIP				
<b>Jim Abbott, L</b> ERA: 6.57 <b>52 Rafael Roque, L</b> ERA: 5.6	(1, 1)	3.0	S	14	3	0	0	4	2	0	0	0	1	0	35	64	0.00	1.667			



Batter	1	2	3	4	5	6	7	8	9	AB	R	H	RBI	BB	SO	LOB	TOP										
<b>Mark Loretta, R</b> OBP: 0.373, SLG: 0.414 (1, 3)	F7			G1-3 1B		P6		WP 1B		4	0	2	0	0	0	0	<b>Milwaukee Brewers @ Philadelphia Phillies</b> Veterans Stadium, Philadelphia, PA Tue Jul 06 1999, 7:35 PM EDT Att: 13,006 - Unknown - 95 F  <b>AB 29</b> <b>R 0</b> <b>H 5</b> <b>RBI 0</b> <b>BB 2</b> <b>SO 10</b> <b>LOB 11</b> 										
<b>Ronnie Belliard, R</b> OBP: 0.429, SLG: 0.475 (1, 4)	K			G1-3		G5-3		L5		4	0	0	0	0	1	3											
<b>Jeff Cirillo, R</b> OBP: 0.386, SLG: 0.441 (1, 5)	K			K		K			G5-3	4	0	0	0	0	3	1											
<b>Jeremy Burnitz, L</b> OBP: 0.387, SLG: 0.591 (1, 9)		G3-1		K			G6-4-3 HBP		G4-3	3	0	0	0	0	1	1											
<b>Dave Nilsson, L</b> OBP: 0.385, SLG: 0.618 (1, 2)		K2-3			K		G6-4-3		G6-3	4	0	0	0	0	2	1											
<b>Marquis Grissom, R</b> OBP: 0.347, SLG: 0.432 (1, 8)					BLK 1B					3	0	2	0	0	0	0											
<b>Geoff Jenkins, L</b> <b>David Weathers, R</b> OBP: 0.286, SLG: 0.167 (7, 1)				G3-6-3 1B			G3			3	0	1	0	0	1	2											
<b>Jose Valentin, S</b> OBP: 0.443, SLG: 0.667 (1, 6)				G3-6-3						2	0	0	0	1	0	1											
<b>Hideo Nomo, R</b> <b>Rich Becker, L</b> OBP: 0.389, SLG: 0.416 (7, 7)				K					WP L5 BB	2	0	0	0	0	2	2											
<b>Inning Stats</b>	R: 0 E: 0 K: 2 S: 9	H: 0 LOB: 0 BB: 0 P: 14	R: 0 E: 0 K: 1 S: 9	H: 0 LOB: 0 BB: 0 P: 13	R: 0 E: 0 K: 1 S: 5	H: 1 LOB: 0 BB: 0 P: 10	R: 0 E: 0 K: 2 S: 11	H: 1 LOB: 1 BB: 0 P: 17	R: 0 E: 0 K: 3 S: 12	H: 1 LOB: 2 BB: 1 P: 20	R: 0 E: 0 K: 1 S: 7	H: 0 LOB: 0 BB: 0 P: 11	R: 0 E: 0 K: 0 S: 8	H: 1 LOB: 1 BB: 0 P: 14	R: 0 E: 0 K: 0 S: 7	H: 1 LOB: 1 BB: 1 P: 15		R: 0 E: 0 K: 0 S: 8	H: 0 LOB: 0 BB: 0 P: 11	1B: 5 2B: 1 3B: 0 HR: 0	SF: 0 SAC: 0 DP: 3 HBP: 1	WP: 1 PA: 32					
<b>PITCHER</b>	IP	WLS	BF	H	R	ER	SO	BB	IBB	HBP	BLK	WP	HR	S	P	ERA	WHIP										
<b>Robert Person, R</b> ERA: 6.61 (1, 1)	7.0	W	25	4	0	0	10	0	1	1	1	0	0	61	99	0.00	0.571										
<b>Steve Montgomery, R</b> ERA: 3.14 (8, 1)	1.0	H	4	1	0	0	0	1	0	0	0	1	0	7	15	0.00	2.000										
<b>Wayne Gomes, R</b> ERA: 3.55 (9, 1)	1.0	S	3	0	0	0	0	0	0	0	0	0	0	8	11	0.00	0.000										

Batter	1	2	3	4	5	6	7	8	9	AB	R	H	RBI	BB	SO	LOB	BOTTOM										
<b>Kevin Sefcik, R</b> OBP: 0.361, SLG: 0.438 (1, 8)	F9		1B 2B				G4-3			4	1	1	0	0	0	0	<b>Milwaukee Brewers @ Philadelphia Phillies</b> Veterans Stadium, Philadelphia, PA Tue Jul 06 1999, 7:35 PM EDT Att: 13,006 - Unknown - 95 F  <b>AB 29</b> <b>R 1</b> <b>H 4</b> <b>RBI 1</b> <b>BB 5</b> <b>SO 10</b> <b>LOB 15</b> 										
<b>Ron Gant, R</b> OBP: 0.350, SLG: 0.430 (1, 7)	K		K		G5-3		G4-3			4	0	0	0	0	2	1											
<b>Bobby Abreu, L</b> OBP: 0.420, SLG: 0.564 (1, 9)	S 1B		S 1B		E WP BB		G6-3			3	0	2	1	1	0	0											
<b>Scott Rolen, R</b> OBP: 0.353, SLG: 0.508 (1, 5)	K		K		E6 WP			F8		4	0	0	0	0	2	3											
<b>Rico Brogna, L</b> OBP: 0.331, SLG: 0.444 (1, 3)		G4-3	K					FC6-4 BB		2	0	0	0	2	1	1											
<b>Mike Lieberthal, R</b> OBP: 0.384, SLG: 0.588 (1, 2)	FC4-6 1B			K				FC6-4		4	0	1	0	0	2	4											
<b>Marlon Anderson, L</b> <b>15 David Doster, R</b> OBP: 0.373, SLG: 0.476 (8, 4)	FC4-6 S		G3-1 S BB				K		K	2	0	0	0	1	1	1											
<b>Alex Arias, R</b> OBP: 0.372, SLG: 0.425 (1, 6)			G3-1				G3			2	0	0	0	1	0	1											
<b>Robert Person, R</b> <b>Steve Montgomery, R</b> <b>Wayne Gomes, R</b> ERA: 3.85 (9, 1)							P3			3	0	0	0	0	1	3											
<b>Inning Stats</b>	R: 0 E: 0 K: 2 S: 11	H: 1 LOB: 1 BB: 0 P: 20	R: 0 E: 0 K: 0 S: 12	H: 1 LOB: 2 BB: 1 P: 21	R: 1 E: 0 K: 3 S: 13	H: 2 LOB: 1 BB: 0 P: 23	R: 0 E: 0 K: 2 S: 15	H: 0 LOB: 1 BB: 1 P: 23	R: 0 E: 1 K: 1 S: 13	H: 0 LOB: 3 BB: 2 P: 25	R: 0 E: 0 K: 1 S: 12	H: 0 LOB: 0 BB: 0 P: 17	R: 0 E: 0 K: 0 S: 5	H: 0 LOB: 0 BB: 0 P: 8	R: 0 E: 0 K: 1 S: 10	H: 0 LOB: 1 BB: 1 P: 15		R: 0 E: 0 K: 0 S: 8	H: 0 LOB: 0 BB: 0 P: 15	1B: 3 2B: 1 3B: 0 HR: 0	SF: 0 SAC: 0 DP: 0 HBP: 0	WP: 2 PA: 34					
<b>PITCHER</b>	IP	WLS	BF	H	R	ER	SO	BB	IBB	HBP	BLK	WP	HR	S	P	ERA	WHIP										
<b>Hideo Nomo, R</b> ERA: 4.06 (1, 1)	6.0	L	27	4	1	1	9	4	0	0	0	2	0	76	129	1.50	1.333										
<b>David Weathers, R</b> ERA: 3.85 (7, 1)	2.0		7	0	0	0	1	1	0	0	0	0	0	15	23	0.00	0.500										


Batter	1	2	3	4	5	6	7	8	9	AB	R	H	RBI	BB	SO	LOB	TOP
<p>Mark Loretta, R (1, 3) OBP: 0.374, SLG: 0.419</p> <p>Geoff Jenkins, L (9, PH) OBP: 0.385, SLG: 0.575</p> <p>Bob Wickman, R (9, 1)</p>										4	1	2	1	0	0	0	<b>Milwaukee Brewers @ Philadelphia Phillies</b> Veterans Stadium, Philadelphia, PA Wed Jul 07 1999, 7:35 PM EDT Att: 16,593 - Unknown - 89 F
<p>Ronnie Belliard, R (1, 4) OBP: 0.429, SLG: 0.478</p>										5	0	2	1	0	1	1	
<p>Jeff Cirillo, R (1, 5) OBP: 0.384, SLG: 0.438</p>										4	0	1	1	0	0	1	
<p>Jeremy Burnitz, L (1, 9) OBP: 0.388, SLG: 0.587</p>										2	0	0	0	2	1	0	
<p>Marquis Grissom, R (1, 8) OBP: 0.343, SLG: 0.427</p>										4	0	0	0	0	2	3	
<p>Alex Ochoa, R (1, 7) OBP: 0.444, SLG: 0.552</p>										3	1	1	0	1	0	2	
<p>Jose Valentin, S (1, 6) OBP: 0.424, SLG: 0.632</p>										4	0	0	0	0	1	6	
<p>Brian Banks, S (1, 2) OBP: 0.336, SLG: 0.382</p> <p>Sean Berry, R (9, PH) OBP: 0.236, SLG: 0.330</p>										3	1	1	0	0	1	1	
<p>Scott Karl, L (1, 1) OBP: 0.184, SLG: 0.378</p> <p>Rich Heckler, L (7, PH) OBP: 0.387, SLG: 0.410</p> <p>David Weathers, R (7, 1) OBP: 0.288, SLG: 0.167</p> <p>Mike Myers, L (7, 1) OBP: 0.220, SLG: 0.267</p> <p>Eric Plunk, R (7, 1) OBP: 0.256, SLG: 0.458</p> <p>Dave Nilsson, L (9, 2) OBP: 0.298, SLG: 0.618</p>										1	0	0	0	0	1	0	
<p>Inning Stats</p>	<p>R: 1 H: 3 E: 0 LOB: 3 K: 1 BB: 2 S: 19 P: 39</p>	<p>R: 1 H: 2 E: 0 LOB: 1 K: 1 BB: 0 S: 12 P: 16</p>	<p>R: 0 H: 0 E: 0 LOB: 1 K: 1 BB: 1 S: 12 P: 22</p>	<p>R: 0 H: 0 E: 0 LOB: 0 K: 1 BB: 0 S: 8 P: 10</p>	<p>R: 0 H: 0 E: 0 LOB: 0 K: 0 BB: 0 S: 9 P: 13</p>	<p>R: 0 H: 0 E: 1 LOB: 1 K: 2 BB: 0 S: 12 P: 20</p>	<p>R: 0 H: 0 E: 0 LOB: 0 K: 1 BB: 0 S: 10 P: 15</p>	<p>R: 0 H: 0 E: 0 LOB: 0 K: 1 BB: 0 S: 16 P: 21</p>	<p>R: 2 H: 3 E: 0 LOB: 2 K: 1 BB: 1 S: 14 P: 22</p>	<p>1B: 6 SF: 0 2B: 2 SAC: 1 3B: 0 DP: 0 HR: 0 HBP: 0</p>	<p>WP: 1 PA: 38 PB: 0 CS: 0</p>						
<p>PITCHER</p>	<p>Randy Wolf, L (1, 1) ERA: 3.11</p> <p>Maury Telemaco, R (7, 1) ERA: 3.57</p> <p>Steve Montgomery, R (8, 1) ERA: 3.84</p> <p>Jim Poole, L (9, 1) ERA: 3.38</p> <p>Wayne Gomes, R (9, 1) ERA: 3.72</p>	<p>IP WLS BF H R ER SO BB IBB HBP BLK WP HR S P ERA WHIP</p> <p>6.0 26 5 2 2 6 3 0 0 0 1 0 72 120 3.00 1.333</p> <p>1.0 3 0 0 0 1 0 0 0 0 0 0 10 15 0.00 0.000</p> <p>1.0 H 4 1 1 1 1 0 0 0 0 0 0 18 23 9.00 1.000</p> <p>0.1 H 1 0 0 0 0 0 0 0 0 0 0 4 5 0.00 0.000</p> <p>0.2 W 4 2 1 1 1 1 0 0 0 0 0 8 15 13.50 4.500</p>	<p>PITCHER</p> <p>IP WLS BF H R ER SO BB IBB HBP BLK WP HR S P ERA WHIP</p>														

Batter	1	2	3	4	5	6	7	8	9	AB	R	H	RBI	BB	SO	LOB	BOTTOM
<p>Doug Glanville, R (1, 8) OBP: 0.381, SLG: 0.452</p>										5	1	2	0	0	1	1	<b>Milwaukee Brewers @ Philadelphia Phillies</b> Veterans Stadium, Philadelphia, PA Wed Jul 07 1999, 7:35 PM EDT Att: 16,593 - Unknown - 89 F
<p>Ron Gant, R (1, 7) OBP: 0.354, SLG: 0.431</p>										4	1	2	0	0	1	1	
<p>Bobby Abreu, L (1, 9) OBP: 0.420, SLG: 0.563</p>										4	0	1	1	1	1	3	
<p>Scott Rolen, R (1, 5) OBP: 0.351, SLG: 0.513</p>										5	1	1	1	0	2	6	
<p>Mike Lieberthal, R (1, 2) OBP: 0.382, SLG: 0.587</p>										4	0	1	1	0	1	5	
<p>23 Kevin Jordan, R (1, 3) OBP: 0.350, SLG: 0.407</p> <p>Rico Brogna, L (7, PH) OBP: 0.333, SLG: 0.444</p>										2	1	0	0	1	0	1	
<p>Kevin Sefcik, R (1, 4) OBP: 0.596, SLG: 0.450</p> <p>Steve Montgomery, R (8, 1) OBP: 1.000, SLG: 1.000</p> <p>Jim Poole, L (9, 1)</p> <p>Wayne Gomes, R (9, 1)</p>										4	1	2	0	0	2	2	
<p>Alex Arias, R (1, 6) OBP: 0.368, SLG: 0.428</p>										4	0	1	2	0	0	1	
<p>Randy Wolf, L (1, 1) OBP: 0.364, SLG: 0.300</p> <p>Marlon Anderson, L (6, PH) OBP: 0.282, SLG: 0.371</p> <p>Maury Telemaco, R (7, 1)</p> <p>15 David Doster, R (8, 4) OBP: 0.365, SLG: 0.465</p>										1	0	0	0	0	0	0	
<p>Inning Stats</p>	<p>R: 0 H: 2 E: 0 LOB: 2 K: 1 BB: 0 S: 15 P: 24</p>	<p>R: 2 H: 2 E: 0 LOB: 1 K: 0 BB: 1 S: 13 P: 22</p>	<p>R: 0 H: 1 E: 0 LOB: 0 K: 1 BB: 0 S: 9 P: 13</p>	<p>R: 0 H: 0 E: 0 LOB: 0 K: 0 BB: 0 S: 7 P: 10</p>	<p>R: 0 H: 0 E: 0 LOB: 2 K: 1 BB: 1 S: 10 P: 19</p>	<p>R: 0 H: 1 E: 0 LOB: 1 K: 0 BB: 0 S: 9 P: 14</p>	<p>R: 2 H: 3 E: 0 LOB: 2 K: 1 BB: 1 S: 19 P: 37</p>	<p>R: 0 H: 0 E: 0 LOB: 0 K: 1 BB: 0 S: 6 P: 9</p>	<p>R: 1 H: 1 E: 0 LOB: 0 K: 1 BB: 0 S: 9 P: 15</p>	<p>1B: 5 SF: 0 2B: 4 SAC: 1 3B: 0 DP: 0 HR: 1 HBP: 1</p>	<p>WP: 0 PA: 40 PB: 0 CS: 0</p>						
<p>PITCHER</p>	<p>IP WLS BF H R ER SO BB IBB HBP BLK WP HR S P ERA WHIP</p> <p>6.0 27 2 2 2 3 2 0 0 0 0 0 5 9 * * *</p> <p>0.0 2 2 2 2 0 0 0 0 0 0 0 5 9 * * *</p> <p>0.1 1 0 0 0 0 0 0 0 0 0 0 4 7 0.00 0.000</p> <p>6.12 7 1 0 0 2 0 1 0 0 0 0 16 30 0.00 0.600</p> <p>3.12 0.2 L 3 1 1 1 1 0 0 0 0 0 1 9 15 13.50 1.500</p>	<p>PITCHER</p> <p>IP WLS BF H R ER SO BB IBB HBP BLK WP HR S P ERA WHIP</p>															

Batter	1	2	3	4	5	6	7	8	9	AB	R	H	RBI	BB	SO	LOB	TOP		
Jerry Hairston, R OBP: 0.352, SLG: 0.500 (1, 4)	L9			G5-3		L4			K	5	0	1	0	0	1	2			
Mike Bordick, R OBP: 0.333, SLG: 0.391 (1, 6)	F9			2B G6-3				P6		4	1	2	0	0	0	1			
B.J. Surhoff, L OBP: 0.368, SLG: 0.568 (1, 7)	F8					P5		F7		4	0	1	0	0	0	2			
Albert Belle, R OBP: 0.394, SLG: 0.471 (1, 9)		F8				G6-3		F8		3	0	0	1	1	0	2			
Jeff Conine, R OBP: 0.333, SLG: 0.465 (1, 3)		G6-3				G4-3				4	0	0	0	0	1	3			
Cal Ripken Jr., R OBP: 0.335, SLG: 0.553 (1, 5)						G4-3				4	1	2	0	0	1	0			
Charles Johnson, R OBP: 0.350, SLG: 0.471 Will Clark, L OBP: 0.363, SLG: 0.478 (9, PH)				G5-3		P3		SH1-4		2	0	0	0	0	0	0			
Rich Amaral, R OBP: 0.362, SLG: 0.398 Harold Baines, L OBP: 0.422, SLG: 0.641 (9, PH)				G3-1				K		3	0	1	0	0	1	1			
Juan Guzman, R OBP: 0.167, SLG: 0.167 Bryce Anderson, L OBP: 0.426, SLG: 0.452 Gabe Molina, R OBP: 0.355, SLG: 0.426 Jesse Orosco, R OBP: 0.365, SLG: 0.465 Scott Kamieniecki, R OBP: 0.314, SLG: 0.223 (9, PH)				K		G6-3				2	0	0	0	0	1	1			
<b>Inning Stats</b>	R: 0 H: 0 E: 0 K: 0 S: 6	H: 0 LOB: 0 BB: 0 P: 9	R: 0 H: 0 E: 0 K: 1 S: 6	H: 0 LOB: 0 BB: 0 P: 8	R: 0 H: 0 E: 0 K: 1 S: 9	H: 0 LOB: 0 BB: 0 P: 12	R: 1 H: 2 E: 0 K: 0 S: 13	H: 2 LOB: 1 BB: 0 P: 19	R: 0 H: 1 E: 0 K: 0 S: 12	H: 1 LOB: 2 BB: 1 P: 21	R: 0 H: 1 E: 0 K: 1 S: 8	H: 1 LOB: 0 BB: 0 P: 14	R: 0 H: 1 E: 0 K: 0 S: 8	H: 1 LOB: 1 BB: 1 P: 10	R: 1 H: 2 E: 0 K: 2 S: 12	H: 2 LOB: 2 BB: 1 P: 16	1B: 5 2B: 3 3B: 0 HR: 0	SF: 0 SAC: 1 DP: 0 HBP: 0	WP: 0 PA: 37 PB: 0 SB: 0 CS: 0
<b>PITCHER</b> Curt Schilling, R ERA: 3.13 (1, 1)	IP: 9.0 WLS: W BF: 37 H: 8 R: 2 ER: 2 SO: 5 BB: 2 IBB: 0 HBP: 0 BLK: 0 WP: 0 HR: 0 S: 80 P: 118 ERA: 2.00 WHIP: 1.111																		

Baltimore Orioles @ Philadelphia Phillies  
Veterans Stadium, Philadelphia, PA  
Fri Jul 09 1999, 7:35 PM EDT  
Att: 28,182 - Cloudy - 87 F


AB	34
R	2
H	8
RBI	2
BB	2
SO	5
LOB	14



Batter	1	2	3	4	5	6	7	8	9	AB	R	H	RBI	BB	SO	LOB	BOTTOM
Doug Glanville, R OBP: 0.382, SLG: 0.451 (1, 8)	BLK 2B			K		F7		G5-3		5	1	2	0	0	1	0	
Ron Gant, R OBP: 0.355, SLG: 0.426 (1, 7)	2B BB			F7		F9		G5-3		3	2	0	0	2	0	2	
Bobby Abreu, L OBP: 0.426, SLG: 0.566 (1, 9)	F7-5 1H 2H			BB S		G6-3 WP		K		2	1	1	2	3	1	0	
Scott Rolen, R OBP: 0.353, SLG: 0.510 (1, 5)	F7-5			BB		K		1B BB		2	0	0	0	2	1	2	
Rico Brogna, L OBP: 0.332, SLG: 0.440 (1, 3)	F8			BB		G6-3		K		3	0	0	0	1	1	4	
Mike Lieberthal, R OBP: 0.380, SLG: 0.583 (1, 2)		G6-3		F8		BB		SF9		2	0	0	1	1	0	3	
Marlon Anderson, L OBP: 0.281, SLG: 0.369 15 David Doster, R OBP: 0.365, SLG: 0.465 (8, 4)		G4-3				F9		G3		4	0	1	1	0	0	2	
Alex Arias, R OBP: 0.372, SLG: 0.433 (1, 6)				K				L6		3	0	1	0	1	1	0	
Curt Schilling, R OBP: 0.220, SLG: 0.182 (1, 1)				K				G4-3		3	0	0	0	1	1	4	
<b>Inning Stats</b>	R: 2 H: 2 E: 0 K: 0 S: 10	H: 2 LOB: 1 BB: 1 P: 21	R: 0 H: 1 E: 0 K: 1 S: 14	H: 1 LOB: 0 BB: 0 P: 20	R: 0 H: 0 E: 0 K: 1 S: 14	H: 0 LOB: 3 BB: 3 P: 29	R: 0 H: 1 E: 0 K: 1 S: 12	H: 1 LOB: 2 BB: 1 P: 18	R: 0 H: 0 E: 0 K: 0 S: 8	H: 0 LOB: 0 BB: 0 P: 10	R: 2 H: 1 E: 0 K: 1 S: 13	H: 1 LOB: 3 BB: 4 P: 33	R: 0 H: 0 E: 0 K: 1 S: 9	H: 0 LOB: 0 BB: 0 P: 13	1B: 3 2B: 3 3B: 0 HR: 0	SF: 1 SAC: 0 DP: 1 HBP: 0	WP: 1 PA: 39 PB: 0 SB: 1 CS: 0
<b>PITCHER</b> Juan Guzman, R ERA: 4.31 Gabe Molina, R ERA: 6.0 Jesse Orosco, L ERA: 7.58 Scott Kamieniecki, R ERA: 8.24 (7, 1)	IP: 6.0 WLS: L BF: 28 H: 4 R: 2 ER: 2 SO: 4 BB: 3 IBB: 0 HBP: 0 BLK: 0 WP: 0 HR: 0 S: 15 P: 15 ERA: 6.00 WHIP: 1.833																

Baltimore Orioles @ Philadelphia Phillies  
Veterans Stadium, Philadelphia, PA  
Fri Jul 09 1999, 7:35 PM EDT  
Att: 28,182 - Cloudy - 87 F

AB	27
R	4
H	5
RBI	4
BB	11
SO	6
LOB	17



Batter	1	2	3	4	5	6	7	8	9	AB	R	H	RBI	BB	SO	LOB	TOP		
<b>Brady Anderson, L</b> (1, 8) OBP: 0.408, SLG: 0.454										5	0	3	0	0	0	3	<b>Baltimore Orioles @ Philadelphia Phillies</b> Veterans Stadium, Philadelphia, PA Sat Jul 10 1999, 7:05 PM EDT Att: 32,300 - Cloudy - 83 F		
<b>Mike Bordick, R</b> (1, 6) OBP: 0.329, SLG: 0.385										5	0	0	0	0	1	6			
<b>B.J. Surhoff, L</b> (1, 7) OBP: 0.363, SLG: 0.560										5	1	0	0	0	0	2			
<b>Albert Belle, R</b> (1, 9) OBP: 0.394, SLG: 0.472										4	2	1	0	1	1	2			
<b>Will Clark, L</b> (1, 3) OBP: 0.372, SLG: 0.500 <b>Jeff Conine, R</b> (9, PH) OBP: 0.336, SLG: 0.467										3	3	2	1	1	0	0			
<b>Cal Ripken Jr., R</b> (1, 5) OBP: 0.332, SLG: 0.552										4	0	1	2	0	0	1			
<b>Charles Johnson, R</b> (1, 2) OBP: 0.354, SLG: 0.472										4	1	2	0	1	0	2			
<b>Jerry Hairston, R</b> (1, 4) OBP: 0.362, SLG: 0.556										4	1	2	3	0	1	1			
<b>35 Mike Mussina, L</b> (1, 1) OBP: 0.273, SLG: 0.364 <b>Arthur Rhodes, L</b> (8, 1) <b>Mike Timlin, R</b> (9, 1)										4	0	1	1	0	0	1			
<b>Inning Stats</b>	R: 0 E: 0 K: 1 S: 12	H: 1 LOB: 1 BB: 0 P: 19	R: 1 E: 0 K: 0 S: 10	H: 2 LOB: 1 BB: 0 P: 14	R: 0 E: 0 K: 1 S: 8	H: 1 LOB: 1 BB: 0 P: 12	R: 4 E: 0 K: 0 S: 12	H: 4 LOB: 0 BB: 0 P: 16	R: 0 E: 0 K: 0 S: 8	H: 0 LOB: 0 BB: 0 P: 12	R: 0 E: 0 K: 0 S: 6	H: 0 LOB: 0 BB: 0 P: 11	R: 0 E: 0 K: 1 S: 10	H: 0 LOB: 0 BB: 0 P: 13	R: 2 E: 1 K: 0 S: 11	H: 3 LOB: 2 BB: 1 P: 21		1B: 9 2B: 2 3B: 0 HR: 2	SF: 1 SAC: 0 DP: 1 HBP: 0
<b>PITCHER</b>	IP WLS BF H R ER SO BB IBB HBP BLK WP HR S P ERA WHIP																		
<b>Paul Byrd, R</b> (1, 1) ERA: 3.94	5.0 L 27 10 6 5 2 2 0 0 0 0 0 2 59 93 9.00 2.400																		
<b>Steve Schrenk, R</b> (6, 1) ERA: 4.5	2.0 6 0 0 0 0 0 0 0 0 0 0 0 14 23 0.00 0.000																		
<b>Amaury Telemaco, R</b> (8, 1) ERA: 3.38	1.0 3 0 0 0 1 0 0 0 0 0 0 0 8 13 0.00 0.000																		
<b>Jim Poole, L</b> (9, 1) ERA: 3.28	0.2 4 1 2 0 0 0 0 1 0 0 0 0 5 12 0.00 1.500																		
<b>Joe Grahe, R</b> (9, 1) ERA:	0.1 3 2 0 0 0 0 0 0 0 0 0 0 6 9 0.00 6.000																		

Batter	1	2	3	4	5	6	7	8	9	AB	R	H	RBI	BB	SO	LOB	BOTTOM				
<b>Doug Glanville, R</b> (1, 8) OBP: 0.378, SLG: 0.445										4	0	0	0	0	1	2	<b>Baltimore Orioles @ Philadelphia Phillies</b> Veterans Stadium, Philadelphia, PA Sat Jul 10 1999, 7:05 PM EDT Att: 32,300 - Cloudy - 83 F				
<b>Rob Ducey, L</b> (1, 7) OBP: 0.400, SLG: 0.532 <b>Amaury Telemaco, R</b> (8, 1) <b>Jim Poole, L</b> (9, 1) <b>Joe Grahe, R</b> (9, 1)										3	1	1	3	1	1	0					
<b>Bobby Abreu, L</b> (1, 9) OBP: 0.421, SLG: 0.558										4	0	0	0	0	4	1					
<b>Scott Rolen, R</b> (1, 5) OBP: 0.352, SLG: 0.510										4	0	1	0	0	1	1					
<b>Rico Brogna, L</b> (1, 3) OBP: 0.329, SLG: 0.434										4	0	0	0	0	3	1					
<b>Mike Lieberthal, R</b> (1, 2) OBP: 0.379, SLG: 0.581										4	0	1	0	0	2	0					
<b>Marlon Anderson, L</b> (1, 4) OBP: 0.281, SLG: 0.367										4	1	1	0	0	1	1					
<b>Alex Arias, R</b> (1, 6) OBP: 0.375, SLG: 0.431										3	1	1	0	1	0	0					
<b>Paul Byrd, R</b> (1, 1) OBP: 0.262, SLG: 0.184 <b>Domingo Cedeno, S</b> (5, PH) OBP: 0.327, SLG: 0.419 <b>Steve Schrenk, R</b> (6, 1) <b>Kevin Seick, R</b> (7, PH) OBP: 0.363, SLG: 0.446										1	0	0	0	0	1	2					
<b>Inning Stats</b>	R: 0 E: 0 K: 1 S: 8	H: 0 LOB: 1 BB: 1 P: 16	R: 0 E: 0 K: 3 S: 13	H: 2 LOB: 2 BB: 0 P: 19	R: 0 E: 0 K: 2 S: 13	H: 0 LOB: 0 BB: 0 P: 18	R: 0 E: 0 K: 3 S: 10	H: 0 LOB: 0 BB: 0 P: 14	R: 4 E: 0 K: 1 S: 20	H: 4 LOB: 1 BB: 1 P: 30	R: 0 E: 0 K: 1 S: 13	H: 0 LOB: 0 BB: 0 P: 17	R: 0 E: 0 K: 1 S: 9	H: 0 LOB: 0 BB: 0 P: 12	R: 0 E: 0 K: 2 S: 10	H: 0 LOB: 0 BB: 0 P: 18		R: 0 E: 0 K: 0 S: 10	H: 0 LOB: 0 BB: 0 P: 15	1B: 3 2B: 2 3B: 0 HR: 1	SF: 0 SAC: 0 DP: 0 HBP: 0
<b>PITCHER</b>	IP WLS BF H R ER SO BB IBB HBP BLK WP HR S P ERA WHIP																				
<b>35 Mike Mussina, R</b> (1, 1) ERA: 3.7	7.0 W 29 6 4 4 12 2 0 0 0 0 0 0 1 86 5.14 1.143																				
<b>Arthur Rhodes, L</b> (8, 1) ERA: 6.19	1.0 H 3 0 0 0 2 0 0 0 0 0 0 0 10 18 0.00 0.000																				
<b>Mike Timlin, R</b> (9, 1) ERA: 5.2	1.0 3 0 0 0 0 0 0 0 0 0 0 0 10 15 0.00 0.000																				






Batter	1	2	3	4	5	6	7	8	9	AB	R	H	RBI	BB	SO	LOB	TOP								
Doug Glanville, R (1.8) OBP: 0.382, SLG: 0.460	1-0 HR		3-2 1B		2-1 L3		3-3 K		1-2 1B	5	1	3	1	0	1	3									
Ron Cant, R (1.7) OBP: 0.358, SLG: 0.430	2-3 K		1-3 K			4-1 HR BB		2-2 G5-3	4-1 G4-3 BB	3	1	0	0	2	2	1									
Bobby Abreu, L (1.9) OBP: 0.418, SLG: 0.567	3-2 F8			3-2 F8		3-1 HR		0-1 E	1-1 G4-3	5	2	2	2	0	0	2									
Scott Rolen, R (1.5) OBP: 0.350, SLG: 0.506	3-3 K			2-2 F8		1-1 P5		1-0 E6 FC1-2		4	0	0	1	0	1	0									
Rico Brogna, L (1.3) OBP: 0.330, SLG: 0.432		0-1 F8		2-3 K		1-1 G5-3		3-H FC1-2	1-3 FC1-2	4	0	1	0	0	1	0									
Mike Lieberthal, R (1.2) OBP: 0.372, SLG: 0.567		0-0 P7			2-2 G6-3	2-2 G4-3		2-1 FC1-2		4	0	0	0	0	0	2									
Rob Ducey, L (1.10) OBP: 0.400, SLG: 0.531		2-2 F8			3-2 1B		2-1 G4-3	4-0 1-2		3	0	1	0	1	0	0									
Alex Arias, R (1.6) OBP: 0.378, SLG: 0.432			1-2 G6-3		2-1		2-2	3-2 G6-3		4	0	2	0	0	0	3									
Marlon Anderson, L (1.4) OBP: 0.275, SLG: 0.359			3-1 L5		2-3 1B	1-2 F7		1-1 L9	1-2 G1-3	4	0	0	0	0	0	3									
<b>Inning Stats</b>	R: 1 E: 0 K: 2 S: 11	H: 1 LOB: 0 BB: 0 P: 20	R: 0 E: 0 K: 0 S: 7	H: 0 LOB: 0 BB: 9 P: 9	R: 0 E: 0 K: 1 S: 12	H: 1 LOB: 1 BB: 0 P: 20	R: 0 E: 0 K: 1 S: 12	H: 0 LOB: 0 BB: 0 P: 19	R: 0 E: 0 K: 0 S: 14	H: 2 LOB: 2 BB: 0 P: 24	R: 2 E: 0 K: 0 S: 10	H: 1 LOB: 1 BB: 0 P: 21	R: 0 E: 0 K: 1 S: 12	H: 1 LOB: 1 BB: 0 P: 20	R: 1 E: 1 K: 0 S: 15	H: 2 LOB: 3 BB: 1 P: 27	R: 0 E: 0 K: 0 S: 9	H: 1 LOB: 1 BB: 1 P: 16	1B: 4 2B: 2 3B: 1 HR: 2	SF: 0 SAC: 0 DP: 1 HBP: 0	WP: 0 PB: 0 SB: 1 CS: 0	PA: 39			
<b>PITCHER</b>	IP	WLS	BF	H	R	ER	SO	BB	IBB	HBP	BLK	WP	HR	S	P	ERA	WHIP								
Brian Rose, R (1.1) ERA: 3.9	5.0	W	21	5	3	3	4	1	0	0	0	0	2	59	102	5.40	1.200								
Derek Lowe, R (6.1) ERA: 3.07	2.1	H	10	2	1	1	1	0	0	0	0	0	0	27	42	3.86	0.857								
Rheal Cormier, L (8.1) ERA: 4.24	0.0		1	1	0	0	0	0	0	0	0	0	0	2	2	∞	∞								
49 Tim Wakefield, R (8.1) ERA: 5.03	1.2	S	7	1	0	0	0	2	0	0	0	0	0	14	30	0.00	1.800								

Philadelphia Phillies @ Boston Red Sox  
Fenway Park, Boston, MA  
Thu Jul 15 1999, 7:05 PM EDT  
Att: 32,397 - Unknown - 80 F


AB 36  
R 4  
H 9  
RBI 4  
BB 3  
SO 5  
LOB 14



Batter	1	2	3	4	5	6	7	8	9	AB	R	H	RBI	BB	SO	LOB	BOTTOM								
Jose Offerman, S (1.4) OBP: 0.351, SLG: 0.409	1-1 HR	1-0 F8		4-1 2B BB		2-0 F7		1-3 K		4	1	1	1	1	1	2									
John Valentin, R (1.5) OBP: 0.314, SLG: 0.399	2-1 E5 1B	4-1 1B BB		2-0 1-3 2-H 2B		0-0 L5		0-0 G6-3		4	1	1	1	1	0	1									
Brian Daubach, L (1.10) OBP: 0.363, SLG: 0.584	0-0 G6-4-3 1B	1-0 1-3 3-H 1B		1-2 K		1-0 HR		1-3 K		5	1	3	3	0	2	2									
Nomar Garciaparra, R (1.6) OBP: 0.414, SLG: 0.625	1-2 G6-4-3	1-1 P6		3-2 P3		1-0 P5				4	0	0	0	0	5										
Troy O'Leary, L (1.7) OBP: 0.355, SLG: 0.530	0-0 2B		3-1 G4-3		4-0 G4-6-3 BB		0-2 F9			3	0	1	0	1	0	0									
Mike Stanley, R (1.3) OBP: 0.392, SLG: 0.492	3-2 F9		1-0 L5		1-3 K		3-1 2B			4	0	1	0	0	1	2									
Jason Varitek, S (1.2) OBP: 0.311, SLG: 0.456		0-0 HR		1-0 G4-3		0-0 G4-6-3		0-1 2B		4	1	2	1	0	0	1									
Darren Lewis, R (1.8) OBP: 0.333, SLG: 0.333		2-2 L9		0-0 F7		0-1 P9				3	0	0	0	1	0	0									
Trot Nixon, L (1.9) OBP: 0.332, SLG: 0.372		1-0 WP 1B 2B		0-0 WP 2B 1B		0-1 1B		1-1 G3-1		4	2	3	0	0	0	3									
<b>Inning Stats</b>	R: 2 E: 1 K: 0 S: 16	H: 3 LOB: 1 BB: 0 P: 23	R: 2 E: 0 K: 0 S: 10	H: 3 LOB: 2 BB: 1 P: 20	R: 0 E: 0 K: 0 S: 4	H: 0 LOB: 0 BB: 0 P: 9	R: 1 E: 0 K: 1 S: 10	H: 2 LOB: 2 BB: 1 P: 20	R: 0 E: 0 K: 0 S: 6	H: 1 LOB: 1 BB: 0 P: 8	R: 1 E: 0 K: 0 S: 14	H: 3 LOB: 3 BB: 1 P: 24	R: 0 E: 0 K: 2 S: 7	H: 0 LOB: 0 BB: 0 P: 9	1B: 5 2B: 4 3B: 0 HR: 3	SF: 0 SAC: 0 DP: 2 HBP: 0	WP: 2 PB: 0 SB: 0 CS: 0	PA: 39							
<b>PITCHER</b>	IP	WLS	BF	H	R	ER	SO	BB	IBB	HBP	BLK	WP	HR	S	P	ERA	WHIP								
Paul Byrd, R (1.1) ERA: 4.08	6.2	L	33	11	6	5	2	3	0	0	0	0	3	57	101	6.75	2.100								
Joe Grahe, R (7.1) ERA:	0.1		3	1	0	0	0	1	0	0	0	0	0	7	12	0.00	6.000								
Steve Montgomery, R (8.1) ERA: 3.13	1.0		3	0	0	0	2	0	0	0	0	0	0	7	9	0.00	0.000								

Philadelphia Phillies @ Boston Red Sox  
Fenway Park, Boston, MA  
Thu Jul 15 1999, 7:05 PM EDT  
Att: 32,397 - Unknown - 80 F

AB 35  
R 6  
H 12  
RBI 6  
BB 4  
SO 4  
LOB 16






Batter	1	2	3	4	5	6	7	8	9	AB	R	H	RBI	BB	SO	LOB	TOP										
Doug Glanville, R (1, 8) OBP: 0.383, SLG: 0.460	1-2 G6-3		0-2 1B		0-0 CS		2-3 K			4	0	2	0	0	1	1											
Ron Gant, R (1, 7) OBP: 0.356, SLG: 0.438	2-3 K		1-2 HR		3-3 K		1-2 K	1-2 P6		4	1	1	2	0	2	1											
Bobby Abreu, L (1, 10) OBP: 0.416, SLG: 0.566	1-2 G3		3-H HR		2-2 G3	3-1 HR		1-3 K		4	1	1	0	0	1	0											
Scott Rolen, R (1, 5) OBP: 0.349, SLG: 0.512		1-2 L9		2-3 K		1-2 HR		1-2 G1-3		4	1	1	2	0	1	0											
Rico Brogna, L (1, 3) OBP: 0.332, SLG: 0.435		1-0 G6-3		2-2 G4-3 1B		0-0 G6-3		4-2 WP 15 FC5-2 BB		3	1	1	0	1	0	0											
Mike Lieberthal, R (1, 2) OBP: 0.374, SLG: 0.568		1-2 2B		3-0 G4-3		0-1 L6		4-0 15 FC5-2 WP BB		3	0	1	0	1	0	1											
Rob Ducey, L (1, 9) OBP: 0.394, SLG: 0.518		2-1 F9		3-2 1B		1-3 K		1-3 K		4	0	1	1	0	2	3											
Marlon Anderson, L (1, 4) OBP: 0.273, SLG: 0.356			0-2 G5-3		1-2 P2		1-2 F9		0-0 FC5-2	2	0	0	0	0	0	1											
15 David Doster, R (7, PH) OBP: 0.352, SLG: 0.444									2-3 3-H	2	0	0	0	0	0	2											
Domingo Cedenio, S (1, 6) OBP: 0.333, SLG: 0.420			2-1 1B HR		1-3 K		0-0 CS		2-0 G4-3	4	1	2	0	0	1	2											
<b>Inning Stats</b>	R: 0 E: 0 K: 1 S: 10	H: 0 LOB: 0 BB: 0 P: 14	R: 0 E: 0 K: 0 S: 10	H: 1 LOB: 1 BB: 0 P: 15	R: 2 E: 0 K: 0 S: 19	H: 3 LOB: 0 BB: 0 P: 24	R: 1 E: 0 K: 1 S: 16	H: 2 LOB: 1 BB: 0 P: 27	R: 0 E: 0 K: 2 S: 9	H: 1 LOB: 0 BB: 0 P: 13	R: 2 E: 0 K: 1 S: 15	H: 2 LOB: 0 BB: 0 P: 20	R: 0 E: 0 K: 1 S: 7	H: 1 LOB: 0 BB: 0 P: 10	R: 0 E: 0 K: 1 S: 10	H: 0 LOB: 0 BB: 0 P: 13	R: 0 E: 0 K: 1 S: 7	H: 0 LOB: 2 BB: 2 P: 18	1B: 4 2B: 5 3B: 0 HR: 2	SF: 0 SAC: 0 DP: 1 HBP: 0	WP: 1 PB: 0 CS: 0 PA: 36						
<b>PITCHER</b>	IP	WLS	BF	H	R	ER	SO	BB	IBB	HBP	BLK	WP	HR	S	P	ERA	WHIP										
Bret Saberhagen, R (1, 1) ERA: 2.81	5.0	L	22	9	5	5	4	0	0	0	0	0	2	72	105	9.00	1.800										
Rheal Cormier, L (6, 1) ERA: 4.11	1.0		3	0	0	0	1	0	0	0	0	0	0	7	8	0.00	0.000										
Rich Garces, R (7, 1) ERA:	2.0		6	1	0	0	2	0	0	0	0	0	0	17	23	0.00	0.500										
Pat Rapp, R (9, 1) ERA: 5.15	0.1		3	0	0	0	1	2	0	0	0	1	0	5	14	0.00	6.000										
John Wasdin, R (9, 1) ERA: 3.22	0.2		2	0	0	0	0	0	0	0	0	0	0	2	4	0.00	0.000										

Philadelphia Phillies @ Boston Red Sox  
Fenway Park, Boston, MA  
Fri Jul 16 1999, 7:05 PM EDT  
Att: 32,899 - Unknown - 93 F


AB 34  
R 5  
H 10  
RBI 5  
BB 2  
SO 8  
LOB 11



Batter	1	2	3	4	5	6	7	8	9	AB	R	H	RBI	BB	SO	LOB	BOTTOM										
Jose Offerman, S (1, 4) OBP: 0.352, SLG: 0.407	0-2 HR		2-1 F8		0-1 G5-3		1-2 G4-3		4-0 SH3-4 BB	4	1	1	0	1	0	3											
John Valentin, R (1, 5) OBP: 0.312, SLG: 0.394	2-2 L7		2-3 K		0-2 G4-3		2-2 G5-3		4-2 SH3-4 BB	4	0	0	0	1	1	3											
Brian Daubach, L (1, 10) OBP: 0.373, SLG: 0.610	0-0		2-1		4-1			4-1 1B G3-1 BB	0	2	1	2	2	1	0	0											
Lou Merloni, R (6, PH) OBP: 0.308, SLG: 0.311	1-H HR		2B		BB			1-2 2-3 SH3-4 BB	0	1	0	0	0	1	0	0											
Nomar Garciaparra, R (1, 6) OBP: 0.411, SLG: 0.618	3-3 K		1-0 F9		0-0 F8			2-2 G3-1 1B	2	5	0	1	0	0	1	5											
Troy O'Leary, L (1, 7) OBP: 0.353, SLG: 0.525	1-3 K			2-3 K		1-2 P6		1-1 G3-1 1B	1	5	0	1	0	0	2	2											
Mike Stanley, R (1, 3) OBP: 0.390, SLG: 0.487		1-3 K		4-2 FC4-6 BB		1-0 G6-3		3-3 K		3	0	0	0	1	2	3											
Jason Varitek, S (1, 2) OBP: 0.310, SLG: 0.464		0-0		0-3 K		0-3 K		1-2 G3-1		4	1	1	2	0	2	3											
Darren Lewis, R (1, 8) OBP: 0.333, SLG: 0.331		1-3 K		2-1 FC4-6			4-1 G4-3 1B	4-2 BB		2	0	0	0	1	1	1											
18 Reggie Jefferson, S (6, PH) ERA: 6.15										0	0	0	0	1	0	0											
Pat Rapp, R (9, 1) ERA:										0	0	0	0	0	0	0											
John Wasdin, R (9, 1) ERA:										0	0	0	0	0	0	0											
Trot Nixon, L (1, 9) OBP: 0.333, SLG: 0.374		3-1 P4			3-2 G4-3 G5-3		3-2 BB	0-3 BB		2	0	1	0	0	0	0											
Damon Buford, R (7, PH) OBP: 0.319, SLG: 0.380							1-2 K			2	0	1	0	0	1	3											
<b>Inning Stats</b>	R: 2 E: 0 K: 2 S: 16	H: 2 LOB: 0 BB: 0 P: 22	R: 1 E: 0 K: 2 S: 9	H: 1 LOB: 0 BB: 0 P: 14	R: 0 E: 0 K: 1 S: 8	H: 1 LOB: 1 BB: 0 P: 15	R: 0 E: 0 K: 2 S: 10	H: 0 LOB: 1 BB: 1 P: 18	R: 0 E: 0 K: 1 S: 7	H: 1 LOB: 2 BB: 1 P: 17	R: 0 E: 0 K: 1 S: 10	H: 0 LOB: 0 BB: 0 P: 9	R: 0 E: 0 K: 0 S: 10	H: 1 LOB: 1 BB: 1 P: 20	R: 1 E: 0 K: 2 S: 24	H: 2 LOB: 3 BB: 2 P: 39	R: 0 E: 0 K: 0 S: 8	H: 0 LOB: 2 BB: 2 P: 19	1B: 5 2B: 1 3B: 0 HR: 2	SF: 0 SAC: 1 DP: 1 HBP: 0	WP: 0 PB: 0 CS: 0 PA: 41						
<b>PITCHER</b>	IP	WLS	BF	H	R	ER	SO	BB	IBB	HBP	BLK	WP	HR	S	P	ERA	WHIP										
Robert Person, R (1, 1) ERA: 6.15	6.0	W	26	5	3	3	8	3	0	0	0	0	2	61	100	4.50	1.333										
Jim Poole, L (7, 1) ERA: 3.16	1.0	H	3	1	0	0	0	0	0	0	0	0	0	9	15	0.00	1.000										
Steve Montgomery, R (8, 1) ERA: 0.36	0.2	H	5	2	1	1	1	1	0	0	0	0	0	19	30	13.50	4.500										
Wayne Gomes, R (8, 1) ERA: 3.51	1.1	S	7	0	0	0	1	3	0	0	0	0	0	13	28	0.00	2.250										

Philadelphia Phillies @ Boston Red Sox  
Fenway Park, Boston, MA  
Fri Jul 16 1999, 7:05 PM EDT  
Att: 32,899 - Unknown - 93 F

AB 33  
R 4  
H 8  
RBI 4  
BB 7  
SO 10  
LOB 23



Batter	1	2	3	4	5	6	7	8	9	AB	R	H	RBI	BB	SO	LOB	TOP
Doug Glanville, R (1, 8) OBP: 0.387, SLG: 0.466	3-1 1B	2-1 FC5-4 1B	2-2 G5-3			0-0 1B WP	0-0 HR 1B		1-1 FC5-4	6	3	4	1	0	0	3	
Ron Gant, R (1, 7) OBP: 0.360, SLG: 0.451	1-1 1B 2H	1-2 FC5-4 1B		1-0 F9		1-0 1B FC4-6	3-2 HR 1B			5	2	3	5	0	0	1	
Bobby Abreu, L (1, 10) OBP: 0.410, SLG: 0.556	2-1 F7	1-2 L7		3-1 G3		2-1 FC4-6 1B	1-1 G5-3			5	0	0	0	0	0	4	
Scott Rolen, R (1, 5) OBP: 0.349, SLG: 0.509	1-0 1B 23 1B		1-0 G5-3	2-2 F7		4-1 1B BB G6-4-3		1-1 G4-3		4	1	1	0	1	0	0	
Rico Brogna, L (1, 3) OBP: 0.330, SLG: 0.434	2-2 P7		2-1 1B 23 G6-3		1-2 G4-3	1-1 G6-4-3		1-2 G3		5	1	1	0	0	0	4	
Mike Lieberthal, R (1, 2) OBP: 0.380, SLG: 0.575	3-2 1B 23 1B		1-2 1B 23 G6-3		0-2 1B		1-2 1B	2-3 K		5	2	4	1	0	1	0	
Gary Bennett, R (8, 2) OBP: 0.295, SLG: 0.326	1-3 1B 3H		2-3 1B		3-1 1B		2-2 1B 2B			0	0	0	0	0	0	0	
23 Kevin Jordan, R (1, 4) OBP: 0.349, SLG: 0.412	3-1 1B		1-0 G6-3		3-1 P4		2-2 1B 2B G4-3		0-0 G1-3	4	0	2	3	0	0	2	AB 44
15 David Doster, R (7, PR) OBP: 0.345, SLG: 0.435	1-2 1B 3H		1-2 1B		0-1 P4		0-2 G4-3		0-2 L8	1	1	0	0	0	0	0	R 11
Alex Arias, R (1, 6) OBP: 0.373, SLG: 0.425	1-0 P3		0-1 1B		0-1 P4		2-3 G4-3			5	0	1	1	0	0	4	H 18
Kevin Sevcik, R (1, 9) OBP: 0.370, SLG: 0.443		2-2 G6-3	1-1 1B			0-1 1B WP		3-3 K	4-0 FC5-4 BB	4	1	2	0	1	1	2	RBI 11
										1B: 13	SF: 0	2B: 4	SAC: 0	3B: 0	DP: 1	HR: 1	WP: 1
										PA: 46							PA: 46
																	CS: 0
																	ERA 16.88
																	WHIP 3.375
																	ERA 0.00
																	WHIP 0.857
																	ERA 32.40
																	WHIP 4.800
																	ERA 0.00
																	WHIP 0.429

Philadelphia Phillies @ Boston Red Sox  
Fenway Park, Boston, MA  
Sat Jul 17 1999, 4:05 PM EDT  
Att: 32,228 - Unknown - 97 F



Batter	1	2	3	4	5	6	7	8	9	AB	R	H	RBI	BB	SO	LOB	BOTTOM
Darren Lewis, R (1, 9) OBP: 0.331, SLG: 0.328	2-2 G4-3	2-2 F9		0-1 F9			0-0 1B FC6	0-0 G1-3		5	0	1	0	0	0	5	
John Valentin, R (1, 10) OBP: 0.310, SLG: 0.390	0-0 HR 1B		3-1 P9		1-0 L5		0-1 F9		2-1 F8	5	1	1	0	0	0	1	
Nomar Garciaparra, R (1, 6) OBP: 0.411, SLG: 0.624	1-2 HR		1-1 1B		0-0 P5		1-2 FC6		1-0 G5-3	5	1	2	2	0	0	1	
Mike Stanley, R (1, 3) OBP: 0.388, SLG: 0.481	4-0 BB		1-2 F9		2-2 P6		0-3 K		1-0 G3	3	0	0	0	1	1	2	
18 Reggie Jefferson, S (8, 3) OBP: 0.344, SLG: 0.448										1	0	0	0	0	0	0	
Troy O'Leary, L (1, 7) OBP: 0.355, SLG: 0.524	4-0 BB		3-3 K			3-2 1B FC6-4		0-0 F7		3	0	1	0	1	1	1	
Damon Buford, R (1, 8) OBP: 0.318, SLG: 0.374	0-3 K				0-0 G1-3		1-1 FC6-4 1B G4-3		2-2 1B BB HBP	3	1	0	0	0	1	3	
Lou Merloni, R (1, 4) OBP: 0.317, SLG: 0.312	2-2 G5-3				1-1 G4-3		0-0 G4-3 1B		4-1 1B BB	3	0	1	0	1	0	2	AB 34
Creighton Gubanich, R (1, 2) OBP: 0.333, SLG: 0.413		0-0 L7			1-1 HBP 3B BB		0-2 G4-3		0-0 1B	2	0	0	1	0	0	1	R 3
Jason Varitek, S (8, PH) OBP: 0.312, SLG: 0.466							1-2 3H		1-2 1B	1	0	1	0	0	0	0	H 7
3B Wilton Veras, R (1, 5) OBP: 0.326, SLG: 0.475		0-0 F8			4-2 BB		1-1 G5-3		0-3 K	3	0	0	0	1	1	4	RBI 3
										1B: 6	SF: 0	2B: 0	SAC: 0	3B: 0	DP: 0	HR: 1	WP: 0
										PA: 40							PA: 40
																	CS: 0
																	ERA 2.46
																	WHIP 1.364
																	ERA 0.00
																	WHIP 1.500
																	ERA 0.000

Philadelphia Phillies @ Boston Red Sox  
Fenway Park, Boston, MA  
Sat Jul 17 1999, 4:05 PM EDT  
Att: 32,228 - Unknown - 97 F



Batter	1	2	3	4	5	6	7	8	9	AB	R	H	RBI	BB	SO	LOB	TOP								
<b>Doug Glanville, R</b> OBP: 0.385, SLG: 0.468 (1, 8)	0-1 G4-3 3B		0-0 L5		2-2 G5-3		1-2 P6		1-1 G4-3	5	1	1	0	0	0	2	<b>Philadelphia Phillies @ Tampa Bay Devil Rays</b> <b>Tropicana Field, St. Petersburg, FL</b> Sun Jul 18 1999, 1:35 PM EDT Att: 17,874 - Dome - 72 F livebaseballscorecards.com								
<b>Ron Cant, R</b> OBP: 0.355, SLG: 0.443 (1, 7)	0-0 G4-3		2-1 G6-3		3-1 F8		1-3 K		3-3 K	5	0	0	1	0	2	2									
<b>Bobby Abreu, L</b> OBP: 0.411, SLG: 0.556 (1, 10)	2-3 K		3-1 1B		3-2 1B				0-1 G4-3	4	0	2	0	0	1	0									
<b>Scott Rolen, R</b> OBP: 0.351, SLG: 0.527 (1, 5)	1-2 HR		3-3 K		0-0 F9				1-0 HR	4	2	2	2	0	1	2									
<b>Rico Brogna, L</b> OBP: 0.326, SLG: 0.429 (1, 3)	3-3 K			1-2 L4		1-2 G4-3		1-0 G4-3		4	0	0	0	0	1	0									
<b>Mike Lieberthal, R</b> OBP: 0.376, SLG: 0.567 (1, 2)		2-2 G5-3		2-2 G6-3		2-3 K		1-3 K		4	0	0	0	0	2	0									
<b>Rob Ducey, L</b> OBP: 0.411, SLG: 0.523 (9, PH)		4-0 BB		0-0 1B		4-2 BB			4-1 G4-3 G5-3 BB	1	0	1	0	2	0	0									
<b>Kevin Sefcik, R</b> OBP: 0.375, SLG: 0.443 (9, 9)										0	0	0	0	1	0	0									
<b>Alex Arias, R</b> OBP: 0.370, SLG: 0.420 (1, 6)		2-3 K		2-2 1B		1-2 P6			2-2 G5-3	4	0	1	0	0	1	3									
<b>Marlon Anderson, L</b> OBP: 0.270, SLG: 0.352 (1, 4)		1-1 G5-3		0-1 G4-3					4-1 G4-3 BB	3	0	0	0	0	0	3									
<b>15 David Doster, R</b> OBP: 0.357, SLG: 0.435 (8, 4)							2-2 G1			0	0	0	0	1	0	0									
<b>Inning Stats</b>	R: 2 H: 2 E: 0 K: 2 S: 13	H: 2 LOB: 0 BB: 0 P: 19	R: 0 H: 0 E: 0 K: 1 S: 9	H: 0 LOB: 1 BB: 1 P: 18	R: 0 H: 1 E: 0 K: 1 S: 8	H: 1 LOB: 1 BB: 0 P: 16	R: 0 H: 2 E: 0 K: 0 S: 12	H: 2 LOB: 2 BB: 0 P: 17	R: 0 H: 1 E: 0 K: 0 S: 10	H: 0 LOB: 1 BB: 1 P: 18	R: 0 H: 0 E: 0 K: 1 S: 12	H: 0 LOB: 0 BB: 0 P: 14	R: 1 H: 1 E: 0 K: 1 S: 7	H: 1 LOB: 0 BB: 0 P: 10	R: 0 H: 0 E: 0 K: 1 S: 12	H: 0 LOB: 2 BB: 2 P: 26		1B: 4 2B: 0 3B: 1 HR: 2	SF: 0 SAC: 0 DP: 0 HBP: 0	WP: 0 PB: 0 SB: 0 CS: 0	PA: 38				
<b>PITCHER</b>	IP	WLS	BF	H	R	ER	SO	BB	IBB	HBP	BLK	WP	HR	S	P	ERA	WHIP								
<b>Ryan Rupe, R</b> ERA: 4.64 (1, 1)	6.0		26	6	2	2	5	2	0	0	0	0	1	64	108	3.00	1.333								
<b>Albie Lopez, R</b> ERA: 8.36 (7, 1)	2.0	L	7	1	1	1	2	0	0	0	0	0	1	17	24	4.50	0.500								
<b>Mike Duvall, L</b> ERA: 3.27 (9, 1)	0.0		1	0	0	0	0	1	0	0	0	0	0	1	5	∞	∞								
<b>Rick White, R</b> ERA: 4.08 (9, 1)	1.0		4	0	0	0	1	1	0	0	0	0	0	11	21	0.00	1.000								

Batter	1	2	3	4	5	6	7	8	9	AB	R	H	RBI	BB	SO	LOB	BOTTOM								
<b>Miguel Cairo, R</b> OBP: 0.349, SLG: 0.395 (1, 4)	3-2 G6-3		2-2 G5-4-3 1-2f			1-0 G6-3			3-1 F9	4	0	0	0	0	0	1	<b>Philadelphia Phillies @ Tampa Bay Devil Rays</b> <b>Tropicana Field, St. Petersburg, FL</b> Sun Jul 18 1999, 1:35 PM EDT Att: 17,874 - Dome - 72 F livebaseballscorecards.com								
<b>Dave Martinez, L</b> OBP: 0.371, SLG: 0.429 (1, 8)	1-1 G5-3			2-1 G6-4-3 1B		2-0 P6			0-0 L8	4	0	1	0	0	0	0									
<b>Herbert Perry, R</b> OBP: 0.359, SLG: 0.417 (1, 10)	2-1 1B			0-1 G6-4-3 1-2f		1-1 P3			1-2 1B	4	0	2	0	0	0	1									
<b>Terrell Lowery, R</b> OBP: 0.333, SLG: 0.571 (9, PR)										0	0	0	0	0	0	0									
<b>Fred McGriff, L</b> OBP: 0.408, SLG: 0.563 (1, 3)	0-2 P6			2-2 G3			1-3 K		3-2 L7	4	0	0	0	0	1	2									
<b>Wade Boggs, L</b> OBP: 0.375, SLG: 0.369 (1, 5)		2-1 F8			1-1 F7		1-0 G6-3			3	0	0	0	0	0	0									
<b>John Flaherty, R</b> OBP: 0.314, SLG: 0.405 (1, 2)		0-0 P5			0-1 P6		3-3 K			3	0	0	0	0	1	0									
<b>Paul Sorrento, L</b> OBP: 0.349, SLG: 0.432 (1, 7)		1-3 K			4-1 HR BB			2-2 L7		2	1	0	0	1	1	0									
<b>Bubba Trammell, R</b> OBP: 0.365, SLG: 0.560 (1, 9)			4-2 FC3-6 BB		1-0 HR			1-3 K		2	1	1	2	1	1	0									
<b>Kevin Stocker, S</b> OBP: 0.371, SLG: 0.375 (1, 6)			0-0 FC3-6 G5-4-3 1-2f		2-1 P5			0-3 K2-3		3	0	0	0	0	1	1									
<b>Inning Stats</b>	R: 0 H: 1 E: 0 K: 0 S: 11	H: 1 LOB: 0 BB: 0 P: 17	R: 0 H: 0 E: 0 K: 1 S: 6	H: 0 LOB: 0 BB: 1 P: 9	R: 0 H: 0 E: 0 K: 0 S: 7	H: 0 LOB: 1 BB: 1 P: 13	R: 0 H: 1 E: 0 K: 0 S: 7	H: 1 LOB: 0 BB: 0 P: 11	R: 2 H: 1 E: 0 K: 0 S: 8	H: 1 LOB: 0 BB: 1 P: 16	R: 0 H: 0 E: 0 K: 2 S: 4	H: 0 LOB: 0 BB: 0 P: 8	R: 0 H: 0 E: 0 K: 2 S: 7	H: 0 LOB: 0 BB: 0 P: 12	R: 0 H: 0 E: 0 K: 2 S: 9	H: 0 LOB: 0 BB: 0 P: 12		R: 0 H: 1 E: 0 K: 0 S: 9	H: 1 LOB: 1 BB: 0 P: 16	1B: 3 2B: 0 3B: 0 HR: 1	SF: 0 SAC: 0 DP: 2 HBP: 0	WP: 0 PB: 0 SB: 0 CS: 0	PA: 31		
<b>PITCHER</b>	IP	WLS	BF	H	R	ER	SO	BB	IBB	HBP	BLK	WP	HR	S	P	ERA		WHIP							
<b>Curt Schilling, R</b> ERA: 3.06 (1, 1)	9.0	W	31	4	2	2	5	2	0	0	0	0	1	68	114	2.00	0.667								



Batter	1	2	3	4	5	6	7	8	9	AB	R	H	RBI	BB	SO	LOB	TOP						
Doug Glanville, R OBP: 0.385, SLG: 0.467 Kevin Sefcik, R OBP: 0.380, SLG: 0.449	1-1 G6-3	1-2 1B	2-1 FC6-4	0-1 F9	-			1-0 BB 1B	2-1 G3-1 1B	-			5	1	2	0	0	2					
Ron Cant, R OBP: 0.354, SLG: 0.439	0-1 G4-3	2-0 F9	-			4-1 1B 2B BB	0-1 G6-3	1-1 1B BB	1-2 G3-1 1B	-			5	2	1	0	1	0	3				
Bobby Abreu, L OBP: 0.415, SLG: 0.558	2-2 HR	3-1 F7	-			0-1 1B 2B	2-2 1B	1-1 F7	2-1 1B G5-4-3	-			6	2	4	2	0	0	3				
Scott Rolen, R OBP: 0.332, SLG: 0.433 Domingo Cedeno, S OBP: 0.326, SLG: 0.412	0-1 HR	-			2-0 HR	2-2 1B 2B	1-1 F9	1-3 K	0-0 G5-4-3	-			5	3	3	4	0	1	3				
Rico Brogna, L OBP: 0.332, SLG: 0.433 23 Kevin Jordan, R OBP: 0.354, SLG: 0.417	1-1 BB BB 1B	-			0-0 HR	1-2 2B 1B	1-3 K	4-1 1B 2B BB	1-0 FC5 HBP 1B	-			4	3	3	2	1	1	1				
Rob Ducey, L OBP: 0.425, SLG: 0.549	4-0 BB	1-2 BB	3-2 1B FC3-2 2B	1-3 FC3-2 2B	2-1 1B SF8 2B	-			2-3 K	0-0 2B 1B	1-3 K	-			5	2	3	3	1	2	1		
Alex Arias, R OBP: 0.385, SLG: 0.435	4-2 BB	1-2 BB	3-1 FC3-2 SF9 1B	0-0 FC1-6 1B	0-0 FC1-6 1B	-			1-0 F8	1-1 1B 2B	1-1 HBP	-			4	1	3	3	1	0	0		
Marlon Anderson, L OBP: 0.268, SLG: 0.346	0-1 G1-3	-			0-0 FC3-2 FC6-4 1B	0-0 FC1-6 1B	4-2 FC5-4 BB	3-3 K	0-3 K	-			5	0	0	0	1	2	10				
Gary Bennett, R OBP: 0.280, SLG: 0.319	-		3-3 K	3-2 SF9	1-1 SF8	-			1-2 FC5-4	-		0-1 G3-1 1B 1B	0-0 FC5	-			4	1	1	2	0	1	3
<b>Inning Stats</b>	R: 2 E: 0 K: 0 S: 17	H: 3 LOB: 3 BB: 2 P: 29	R: 0 E: 0 K: 1 S: 9	H: 1 LOB: 1 BB: 0 P: 18	R: 3 E: 0 K: 0 S: 18	H: 4 LOB: 1 BB: 0 P: 34	R: 5 E: 0 K: 0 S: 17	H: 5 LOB: 1 BB: 1 P: 27	R: 0 E: 0 K: 1 S: 10	H: 0 LOB: 1 BB: 1 P: 19	R: 4 E: 0 K: 2 S: 15	H: 4 LOB: 1 BB: 1 P: 27	R: 2 E: 0 K: 0 S: 10	H: 3 LOB: 0 BB: 0 P: 15	R: 0 E: 0 K: 2 S: 9	H: 1 LOB: 2 BB: 0 P: 12	1B: 16 2B: 4 3B: 0 HR: 2	SF: 2 SAC: 0 DP: 1 HBP: 1	WP: 0 PB: 0 SB: 1 CS: 0	PA: 54			
<b>PITCHER</b>	IP WLS BF H R ER SO BB IBB HBP BLK WP HR S P ERA WHIP																						
Bryan Rekar, R ERA: 5.53	2.0	L	15	7	5	5	1	2	0	0	0	0	0	0	2	32	58	22.50	4.500				
Dave Eiland, R ERA: 8.14	4.0		23	9	7	7	2	2	0	0	0	0	0	0	53	88	15.75	2.750					
Mike Duvall, L ERA: 5.54	2.0		11	5	4	4	2	1	0	0	0	0	0	22	37	18.00	3.000						
Esteban Yan, R ERA: 5.31	1.0		5	1	0	0	2	0	0	1	0	0	0	9	12	0.00	1.000						

Philadelphia Phillies @ Tampa Bay Devil Rays  
Tropicana Field, St. Petersburg, FL  
Mon Jul 19 1999, 7:05 PM EDT  
Att: 16,060 - Dome - 72 F

AB 46  
R 16  
H 22  
RBI 16  
BB 5  
SO 7  
LOB 27



Batter	1	2	3	4	5	6	7	8	9	AB	R	H	RBI	BB	SO	LOB	BOTTOM			
Miguel Cairo, R OBP: 0.348, SLG: 0.392	3-2 G5-3	-		1-0 G6-4-3	-		0-0 1B	2-2 G6-3	-			4	0	1	0	0	0	1		
Dave Martinez, L OBP: 0.371, SLG: 0.431 Terrell Lowery, R OBP: 0.313, SLG: 0.533	0-0 F7	-			1-1 HR	-		0-0 F7	3-3 K	-			3	1	1	0	0	0	1	
Herbert Perry, R OBP: 0.356, SLG: 0.412	1-3 K	-			1-1 G1-3	-		1-2 F9	2-2 2B 1B	-			4	1	1	0	0	1	1	
Fred McGriff, L OBP: 0.410, SLG: 0.572 David Lamb, S OBP: 0.272, SLG: 0.293	-		4-2 BB	-			1-0 HR	2-0 F8	3-1 2B	-			2	1	1	2	1	0	0	
Bubba Trammell, R OBP: 0.352, SLG: 0.537	1-1 F7	-			2-2 G5-3	-		2-2 P6	0-0 G1-3	-			4	0	0	0	0	0	2	
Wade Boggs, L OBP: 0.377, SLG: 0.365	2-2 F9	-			4-0 BB	-		2-2 F7	4-1 G4-6-3 BB	-			2	0	0	0	2	0	1	
John Flaherty, R OBP: 0.313, SLG: 0.407	1-2 P7	-			1-1 G4-3	-		0-0 2B	1-2 G4-6-3	-			4	0	1	0	0	0	3	
Paul Sorrento, L OBP: 0.352, SLG: 0.430	-		0-0 G6-4-3 1B	-			1-1 G4-3	2-3 K	4-2 FC5-4 BB	-			3	0	1	0	1	1	1	
Aaron Ledesma, R OBP: 0.316, SLG: 0.330	-		1-1 F7	-			2-2 G6-3	1-0 F8	1-2 FC5-4	-			4	0	0	0	0	0	3	
<b>Inning Stats</b>	R: 0 E: 0 K: 1 S: 7	H: 0 LOB: 0 BB: 0 P: 11	R: 0 E: 0 K: 0 S: 10	H: 0 LOB: 1 BB: 1 P: 18	R: 0 E: 0 K: 0 S: 4	H: 1 LOB: 0 BB: 0 P: 6	R: 2 E: 0 K: 0 S: 10	H: 2 LOB: 1 BB: 1 P: 20	R: 0 E: 0 K: 0 S: 8	H: 0 LOB: 0 BB: 0 P: 13	R: 0 E: 0 K: 1 S: 8	H: 1 LOB: 1 BB: 0 P: 13	R: 1 E: 0 K: 1 S: 13	H: 2 LOB: 1 BB: 0 P: 23	R: 0 E: 0 K: 0 S: 10	H: 0 LOB: 1 BB: 2 P: 20	1B: 3 2B: 3 3B: 0 HR: 1	SF: 0 SAC: 0 DP: 2 HBP: 0	WP: 0 PB: 0 SB: 0 CS: 0	PA: 36
<b>PITCHER</b>	IP WLS BF H R ER SO BB IBB HBP BLK WP HR S P ERA WHIP																			
Chad Ogea, R ERA: 5.25	7.0	W	27	5	2	2	2	2	0	0	0	0	0	1	55	92	2.57	1.000		
Amaury Telemaco, R ERA: 3.54	1.0		5	2	1	1	1	0	0	0	0	0	0	13	23	9.00	2.000			
Joe Grahe, R ERA:	1.0		4	0	0	0	0	2	0	0	0	0	0	10	20	0.00	2.000			

Philadelphia Phillies @ Tampa Bay Devil Rays  
Tropicana Field, St. Petersburg, FL  
Mon Jul 19 1999, 7:05 PM EDT  
Att: 16,060 - Dome - 72 F

AB 32  
R 3  
H 7  
RBI 3  
BB 4  
SO 3  
LOB 13




Batter	1	2	3	4	5	6	7	8	9	10	11	12	13	AB	R	H	RBI	BB	SO	LOB
Doug Gianvile, R OBP: 0.387, SLG: 0.471 (1, 8)	G6-3			FC5-4 1B		G6-3 1B 2B	G6-3			2B 2B		K2-3		6	1	3	0	0	1	0
Kevin Sefcik, R OBP: 0.362, SLG: 0.425 (1, 7) (11, 9)	G3			FC5-4 K2-3 1-2r		G3			G6-3			P4		6	0	0	0	0	1	5
Bobby Abreu, L OBP: 0.411, SLG: 0.550 (1, 10)	L7			K2-3		K2-3			F7					6	1	1	1	0	3	3
Scott Rolen, R OBP: 0.356, SLG: 0.544 (1, 5)		P5							G5-3					3	1	0	0	3	0	0
Rico Brogna, L OBP: 0.330, SLG: 0.431 (1, 3)	G3													6	0	1	2	0	2	3
Mike Lieberthal, R OBP: 0.376, SLG: 0.565 (1, 2)														5	0	2	1	0	0	1
Rob Ducey, L OBP: 0.410, SLG: 0.526 (1, 9)														4	0	0	0	0	3	1
Ron Gant, R OBP: 0.356, SLG: 0.439 (11, PH) (11, 7)				K		K			G4-3					0	0	0	0	1	0	0
Domingo Cedeno, S OBP: 0.333, SLG: 0.429 (1, 6)														5	0	2	0	0	0	2
Marlon Anderson, L OBP: 0.268, SLG: 0.345 (1, 4)														3	1	1	0	0	0	1
15 David Doster, R OBP: 0.343, SLG: 0.417 (7, 4)														2	0	0	0	0	1	1

Inning Stats	R	H	E	K	S	P	WLS	BF	H	R	ER	SO	BB	IBB	HBP	BLK	WP	HR	S	P	ERA	WHIP
	0	0	0	0	9			12	7	4	0	1	0	0	0	0	0	0	19	29	6.75	1.688
<b>PITCHER</b>	<b>IP</b>	<b>WLS</b>	<b>BF</b>	<b>H</b>	<b>R</b>	<b>ER</b>	<b>SO</b>	<b>BB</b>	<b>IBB</b>	<b>HBP</b>	<b>BLK</b>	<b>WP</b>	<b>HR</b>	<b>S</b>	<b>P</b>	<b>ERA</b>	<b>WHIP</b>					
Rolando Arrio, R ERA: 6.83 (6, 1)	5.1	2.2	23	8	0	0	1	0	0	0	0	0	0	0	0	19	29	0.00	0.000			
Albie Lopez, R ERA: 7.63 (8, 1)	2.0		8	2	0	0	3	0	0	0	0	0	0	0	0	16	20	0.00	1.000			
Roberto Hernandez, R ERA: 3.49 (11, 1)	3.0	W	11	1	0	0	4	2	0	0	0	0	0	0	0	17	25	0.00	1.000			

**TOP**

Philadelphia Phillies @ Tampa Bay Devil Rays  
Tropicana Field, St. Petersburg, FL  
Tue Jul 20 1999, 12:35 PM EDT  
Att. 27,856 - Dome - 72 F

AB	46
R	4
H	10
RBI	4
BB	4
SO	11
LOB	17




Batter	1	2	3	4	5	6	7	8	9	10	11	12	13	AB	R	H	RBI	BB	SO	LOB
Miguel Cairo, R OBP: 0.347, SLG: 0.402 (1, 4)	HR													6	2	2	1	0	0	1
Dave Martinez, L OBP: 0.273, SLG: 0.434 (1, 9)	G6-3													5	1	2	0	1	0	0
Herbert Perry, R OBP: 0.359, SLG: 0.403 (1, 5)	G6-3													5	0	1	1	0	0	2
Fred McGriff, L OBP: 0.411, SLG: 0.568 (1, 3)	G6-3													4	0	1	2	1	2	1
Wade Boggs, L OBP: 0.377, SLG: 0.365 (1, 10)														3	0	1	0	0	0	3
Bubba Trammell, R OBP: 0.360, SLG: 0.531 (8, PH)														1	0	0	0	2	0	2
Aaron Ledesma, R OBP: 0.306, SLG: 0.321 (1, 6)														6	0	1	0	0	2	4
Paul Sorrento, L OBP: 0.352, SLG: 0.429 (1, 7)														5	1	1	0	1	2	3
Terrell Lowery, R OBP: 0.364, SLG: 0.571 (1, 8)														6	0	3	1	0	1	4
Mike DiFelice, R OBP: 0.278, SLG: 0.424 (1, 2)														5	0	0	0	0	0	6
Kevin Stocker, S OBP: 0.373, SLG: 0.375 (13, PH)														0	1	0	0	1	0	0

Inning Stats	R	H	E	K	S	P	WLS	BF	H	R	ER	SO	BB	IBB	HBP	BLK	WP	HR	S	P	ERA	WHIP
	1	1	0	0	11			11	4	2	0	1	0	0	0	0	0	0	19	27	3.86	2.143
<b>PITCHER</b>	<b>IP</b>	<b>WLS</b>	<b>BF</b>	<b>H</b>	<b>R</b>	<b>ER</b>	<b>SO</b>	<b>BB</b>	<b>IBB</b>	<b>HBP</b>	<b>BLK</b>	<b>WP</b>	<b>HR</b>	<b>S</b>	<b>P</b>	<b>ERA</b>	<b>WHIP</b>					
Paul Byrd, R ERA: 4.09 (7, 1)	6.2	0.1	30	8	3	3	2	0	0	2	0	0	0	0	0	3	3	0.00	0.000			
Steve Montgomery, R ERA: 3.12 (8, 1)	0.2	H	3	0	0	0	2	1	0	0	0	0	0	0	0	10	17	0.00	1.500			
Wayne Gomes, R ERA: 3.53 (8, 1)	2.1	B	11	4	1	1	1	1	0	0	0	0	0	0	0	19	27	3.86	2.143			
Annaury Telemaco, R ERA: 3.22 (11, 1)	2.0		8	0	0	0	1	2	0	0	0	0	1	0	0	8	16	0.00	1.000			

**BOTTOM**

Philadelphia Phillies @ Tampa Bay Devil Rays  
Tropicana Field, St. Petersburg, FL  
Tue Jul 20 1999, 12:35 PM EDT  
Att. 27,856 - Dome - 72 F

AB	46
R	5
H	12
RBI	5
BB	6
SO	7
LOB	26






Batter	1	2	3	4	5	6	7	8	9	AB	R	H	RBI	BB	SO	LOB	TOP			
Doug Glanville, R OBP: 0.386, SLG: 0.467 (1, 8)	G4-3		F9		K			F8		4	0	0	0	0	1	0				
Ron Gant, R OBP: 0.353, SLG: 0.436 (1, 7)	G5-3		G5-3		F9			P5		4	0	0	0	0	0	0				
Bobby Abreu, L OBP: 0.412, SLG: 0.548 (1, 9)	G6-3		BB					G4-3		3	0	1	0	1	0	0				
23 Kevin Jordan, R OBP: 0.362, SLG: 0.430 Steve Schrenk, R (6, 1)		L9	P9					G6-4-3		3	0	0	0	0	0	2				
Rob Ducey, L OBP: 0.407, SLG: 0.521 (9, PH)								L6		0	0	0	0	0	0	0				
Rico Brogna, L OBP: 0.335, SLG: 0.434 (1, 3)		BB						L7		4	0	3	0	0	0	0				
Kevin Sefcik, R OBP: 0.360, SLG: 0.417 (1, 4)		BB			K			K		3	0	0	0	1	2	1				
Bobby Estelle, R (1, 2)					F7			F8		2	0	0	0	1	0	1				
Domingo Cedenio, S OBP: 0.333, SLG: 0.424 (1, 6)					G6-3					3	0	1	0	0	1	4				
Randy Wolf, L OBP: 0.308, SLG: 0.250 15 David Doster, R OBP: 0.339, SLG: 0.404 (6, 5)					F7			K		2	0	0	0	0	1	3				
					K			K		1	0	0	0	0	1	1				
<b>Inning Stats</b>	R: 0 E: 0 K: 0 S: 5	H: 0 LOB: 0 BB: 7	R: 0 E: 0 K: 1 S: 13	H: 1 LOB: 3 BB: 25	R: 0 E: 0 K: 0 S: 8	H: 0 LOB: 1 BB: 1 P: 15	R: 0 E: 0 K: 1 S: 6	H: 1 LOB: 1 BB: 0 P: 10	R: 0 E: 0 K: 2 S: 10	H: 0 LOB: 0 BB: 0 P: 11	R: 0 E: 0 K: 0 S: 11	H: 2 LOB: 0 BB: 0 P: 15	R: 0 E: 0 K: 1 S: 9	H: 1 LOB: 1 BB: 0 P: 14	R: 0 E: 0 K: 1 S: 12	H: 0 LOB: 0 BB: 0 P: 20	1B: 5 2B: 0 3B: 0 HR: 0	SF: 0 SAC: 0 DP: 1 HBP: 0	WP: 1 PB: 0 SB: 1 CS: 1	PA: 34
<b>PITCHER</b>	IP WLS BF H R ER SO BB IBB HBP BLK WP HR S P ERA WHIP																			
Hideo Nomo, R ERA: 3.66 Rocky Coppinger, R ERA: 6.06	(1, 1) 7.0 W 27 5 0 0 5 3 0 0 0 0 1 0 0 62 97 0.00 1.143																			
(8, 1) 2.0 6 0 0 0 1 0 0 0 0 0 0 0 0 18 31 0.00 0.000																				

Philadelphia Phillies @ Milwaukee Brewers  
Milwaukee County Stadium, Milwaukee, WI  
Thu Jul 22 1999, 2:05 PM EDT  
Att: 29,777 - Sunny - 80 F


AB 30  
R 0  
H 5  
RBI 0  
BB 3  
SO 6  
LOB 12



Batter	1	2	3	4	5	6	7	8	9	AB	R	H	RBI	BB	SO	LOB	BOTTOM			
Mark Loretta, R OBP: 0.370, SLG: 0.433 (1, 6)	FC5-4	FC4-6		F8		SH1-3				2	1	0	0	1	0	1				
Ronnie Belliard, R OBP: 0.419, SLG: 0.470 (1, 4)	FC5-4	F7			G6-3	K				3	1	0	0	1	1	2				
Jeff Cirillo, R OBP: 0.396, SLG: 0.439 (1, 5)	FC5-4	F8			G4-3			G5-3		4	0	1	0	0	0	1				
Dave Nilsson, L OBP: 0.382, SLG: 0.585 (1, 2)	P5			G3				P3		3	0	0	0	1	0	3				
Alex Ochoa, R OBP: 0.446, SLG: 0.602 (1, 9)	FC5-4				G1-3			F8		4	1	1	1	0	0	3				
Marquis Grissom, R OBP: 0.348, SLG: 0.410 (1, 8)				P3				G1-3		2	1	0	0	2	0	1				
Lou Collier, R OBP: 0.353, SLG: 0.431 (1, 7)				P4				G1-3		4	1	2	3	0	0	1				
Sean Berry, R OBP: 0.297, SLG: 0.319 Brian Banks, S OBP: 0.331, SLG: 0.371 (9, 3)				F9				L6		3	0	0	0	0	0	3				
								HBP		0	0	0	0	0	0	0				
Hideo Nomo, R OBP: 0.333, SLG: 0.433 Rocky Coppinger, R OBP: 0.500, SLG: 0.500 (8, 1)					P6			SH1-3		3	0	2	1	0	0	0				
										1	0	0	0	0	1	1				
<b>Inning Stats</b>	R: 3 E: 0 K: 0 S: 14	H: 2 LOB: 2 BB: 3 P: 30	R: 0 E: 0 K: 0 S: 9	H: 1 LOB: 1 BB: 0 P: 17	R: 0 E: 0 K: 0 S: 9	H: 1 LOB: 1 BB: 0 P: 12	R: 0 E: 0 K: 0 S: 4	H: 0 LOB: 0 BB: 0 P: 7	R: 0 E: 0 K: 0 S: 11	H: 0 LOB: 1 BB: 1 P: 22	R: 2 E: 0 K: 1 S: 13	H: 2 LOB: 1 BB: 1 P: 25	R: 0 E: 0 K: 0 S: 9	H: 0 LOB: 0 BB: 0 P: 15	R: 0 E: 0 K: 1 S: 11	H: 0 LOB: 1 BB: 0 P: 16	1B: 4 2B: 2 3B: 0 HR: 0	SF: 0 SAC: 1 DP: 0 HBP: 1	WP: 0 PB: 0 SB: 0 CS: 0	PA: 36
<b>PITCHER</b>	IP WLS BF H R ER SO BB IBB HBP BLK WP HR S P ERA WHIP																			
Randy Wolf, L ERA: 3.86 Steve Schrenk, R ERA: 3.24	(1, 1) 5.1 L 27 5 0 0 2 0 0 0 1 0 0 0 0 24 36 0.00 2.062																			
(6, 1) 2.2 9 0 0 0 2 0 0 0 1 0 0 0 0 24 36 0.00 0.000																				

Philadelphia Phillies @ Milwaukee Brewers  
Milwaukee County Stadium, Milwaukee, WI  
Thu Jul 22 1999, 2:05 PM EDT  
Att: 29,777 - Sunny - 80 F

AB 29  
R 5  
H 6  
RBI 5  
BB 5  
SO 2  
LOB 16



Batter	1	2	3	4	5	6	7	8	9	AB	R	H	RBI	BB	SO	LOB	TOP										
Walt Weiss, S OBP: 0.309, SLG: 0.300	F9	K		L4-3		G3-1			K	5	0	0	0	0	2	2	<b>Atlanta Braves @ Philadelphia Phillies</b> Veterans Stadium, Philadelphia, PA Fri Jul 23 1999, 5:05 PM EDT Sunny - 92 F										
Keith Lockhart, L OBP: 0.319, SLG: 0.324	1B	F7			P4		WP	F7	4	1	1	0	1	0	1												
Andruw Jones, R OBP: 0.356, SLG: 0.493	1B			WP	BB	1B		K	5	2	3	0	0	2	1												
Brian Jordan, R OBP: 0.357, SLG: 0.501	P4			P3				K	4	0	0	0	0	2	5												
Ryan Klesko, L OBP: 0.387, SLG: 0.576				4-2					2	1	1	1	2	0	1												
Mike Remlinger, L Rudy Seanez, R Russ Springer, R	HBP			WP					0	0	0	0	0	0	0												
Javy Lopez, R OBP: 0.372, SLG: 0.527	1B			BB					0	0	0	0	0	0	0												
Randall Simon, L Otis Nixon, S Brian Hunter, R	HBP			K					3	1	1	1	0	1	2												
Ozzie Guillen, L OBP: 0.274, SLG: 0.289									3	0	1	3	1	0	4												
Kevin Millwood, R Gerald Williams, R	2B			F7					0	0	0	0	0	0	0												
Inning Stats	R: 4 E: 0 K: 0 S: 14	H: 4 LOB: 1 BB: 0 P: 18	R: 0 E: 0 K: 1 S: 12	H: 1 LOB: 1 BB: 0 P: 19	R: 0 E: 0 K: 1 S: 13	H: 1 LOB: 0 BB: 1 P: 19	R: 0 E: 0 K: 0 S: 4	H: 0 LOB: 0 BB: 0 P: 5	R: 1 E: 0 K: 1 S: 9	H: 2 LOB: 2 BB: 1 P: 16	R: 0 E: 0 K: 2 S: 7	H: 0 LOB: 0 BB: 0 P: 8	R: 0 E: 0 K: 2 S: 9	H: 0 LOB: 1 BB: 1 P: 14	R: 0 E: 0 K: 0 S: 8	H: 0 LOB: 2 BB: 1 P: 15	R: 0 E: 0 K: 2 S: 8	H: 0 LOB: 0 BB: 0 P: 11	1B: 7 2B: 3 3B: 0 HR: 0	SF: 0 SAC: 1 DP: 1 HBP: 1	WP: 2 PB: 0 SB: 0 CS: 0	PA: 39					
PITCHER	IP	WLS	BF	H	R	ER	SO	BB	IBB	HBP	BLK	WP	HR	S	P	ERA	WHIP										
Curt Schilling, R ERA: 3.24	5.0		25	9	5	5	3	2	0	1	0	1	0	52	77	9.00	2.200										
Amaury Telemaco, R ERA: 2.96	2.0	W	7	0	0	0	2	1	0	0	0	1	0	16	22	0.00	0.500										
Steve Montgomery, R ERA: 3.18	1.0	H	4	0	0	0	0	1	0	0	0	0	0	8	15	0.00	1.000										
Wayne Gomes, R ERA: 3.45	1.0	S	3	0	0	0	2	0	0	0	0	0	0	8	11	0.00	0.000										

Batter	1	2	3	4	5	6	7	8	9	AB	R	H	RBI	BB	SO	LOB	BOTTOM										
Doug Glanville, R OBP: 0.384, SLG: 0.465	L8		FC5-2				P4			4	0	1	1	0	0	4	<b>Atlanta Braves @ Philadelphia Phillies</b> Veterans Stadium, Philadelphia, PA Fri Jul 23 1999, 5:05 PM EDT Sunny - 92 F										
Rob Ducey, L OBP: 0.397, SLG: 0.505			1B						3	0	0	0	0	2	3												
Ron Gant, R OBP: 0.350, SLG: 0.436	K		G3						0	1	0	0	1	0	0												
Steve Montgomery, R OBP: 1.000, SLG: 1.000							BB		0	0	0	0	0	0	0												
15 David Doster, R OBP: 0.309, SLG: 0.404							BB		0	0	0	0	0	0	0												
Bobby Abreu, L OBP: 0.413, SLG: 0.549	G3			L8					3	2	1	1	1	0	0												
23 Kevin Jordan, R OBP: 0.366, SLG: 0.439									4	0	2	3	0	1	0												
Rico Brogna, L OBP: 0.334, SLG: 0.431		G6-3							3	0	0	0	1	2	1												
Bobby Estalella, R		G5-3							4	0	0	0	0	1	3												
Marlon Anderson, L Wayne Gomes, R									2	1	2	0	1	0	0												
Alex Arias, R OBP: 0.388, SLG: 0.431									0	0	0	0	0	0	0												
Curt Schilling, R OBP: 0.235, SLG: 0.182									4	1	0	0	0	0	4												
Domingo Cedeno, S OBP: 0.328, SLG: 0.417									0	0	0	0	1	0	0												
Amaury Telemaco, R Kevin Sefcik, R									0	0	0	0	0	0	0												
Inning Stats	R: 0 E: 0 K: 1 S: 10	H: 0 LOB: 0 BB: 0 P: 15	R: 0 E: 0 K: 1 S: 9	H: 0 LOB: 0 BB: 0 P: 15	R: 0 E: 0 K: 0 S: 13	H: 1 LOB: 2 BB: 1 P: 23	R: 0 E: 0 K: 1 S: 10	H: 1 LOB: 1 BB: 0 P: 14	R: 1 E: 0 K: 2 S: 11	H: 2 LOB: 1 BB: 0 P: 14	R: 1 E: 0 K: 2 S: 14	H: 1 LOB: 0 BB: 0 P: 23	R: 4 E: 1 K: 0 S: 18	H: 2 LOB: 2 BB: 4 P: 39	R: 0 E: 0 K: 0 S: 6	H: 0 LOB: 0 BB: 0 P: 9	R: 0 E: 0 K: 0 S: 6	H: 0 LOB: 0 BB: 0 P: 9	1B: 2 2B: 6 3B: 0 HR: 0	SF: 0 SAC: 0 DP: 1 HBP: 1	WP: 2 PB: 1 SB: 3 CS: 0	PA: 36					
PITCHER	IP	WLS	BF	H	R	ER	SO	BB	IBB	HBP	BLK	WP	HR	S	P	ERA	WHIP										
Kevin Millwood, R ERA: 3.25	6.0		24	5	2	2	7	1	0	0	0	0	0	7	14	27.00	3.000										
Mike Remlinger, L ERA: 2.49	0.2	H	4	1	2	2	0	1	0	0	0	0	0	7	14	27.00	3.000										
Rudy Seanez, R ERA: 2.47	0.1	L	5	1	2	1	0	2	1	0	0	0	0	11	25	27.00	9.000										
Russ Springer, R ERA: 5.25	1.0		3	0	0	0	0	0	0	1	0	0	0	6	9	0.00	0.000										





Batter	1	2	3	4	5	6	7	8	9	AB	R	H	RBI	BB	SO	LOB	TOP			
Walt Weiss, S OBP: 0.312, SLG: 0.300 (1, 6)										3	0	1	0	1	0	0	Atlanta Braves @ Philadelphia Phillies Veterans Stadium, Philadelphia, PA Sat Jul 24 1999, 7:05 PM EDT Att: 30,167 - Cloudy - 90 F			
Bret Boone, R OBP: 0.309, SLG: 0.394 (1, 4)										4	0	1	0	0	1	1				
10 Chipper Jones, S OBP: 0.429, SLG: 0.589 (1, 5)										3	0	0	0	1	1	0				
Brian Jordan, R OBP: 0.354, SLG: 0.496 (1, 9)										4	0	0	0	0	2	3				
Ryan Klesko, L OBP: 0.388, SLG: 0.585 Otis Nixon, S OBP: 0.295, SLG: 0.222 (8, PR) (6, PR) (8, 7)										3	1	1	1	0	0	3				
Javy Lopez, R OBP: 0.375, SLG: 0.533 Eddie Pérez, R OBP: 0.278, SLG: 0.333 (1, 2) (6, PR) (6, 2)										3	1	2	0	0	0	3				
Andruw Jones, R OBP: 0.356, SLG: 0.496 (1, 8)										3	1	1	2	1	0	1				
Randall Simon, L OBP: 0.360, SLG: 0.405 (1, 3)										4	0	0	0	0	0	1				
29 John Smoltz, R ERA: 5.22 Mike Remlinger, L ERA: 3.03 Russ Springer, R ERA: 5.18 Keith Lockhart, L ERA: 3.15 Micah Bowie, L ERA: 2.77, SLG: 0.293 (1, 1) (6, 1) (6, 1) (7, PH) (7, 1) (6, PH)										2	0	0	0	0	0	2				
<b>Inning Stats</b>	R: 0 E: 0 K: 1 S: 16	H: 2 LOB: 3 BB: 1 P: 27	R: 0 E: 0 K: 1 S: 5	H: 0 LOB: 0 BB: 0 P: 7	R: 0 E: 0 K: 1 S: 12	H: 0 LOB: 0 BB: 0 P: 16	R: 2 E: 0 K: 0 S: 10	H: 2 LOB: 0 BB: 0 P: 14	R: 0 E: 0 K: 1 S: 7	H: 0 LOB: 0 BB: 0 P: 12	R: 1 E: 0 K: 1 S: 14	H: 2 LOB: 1 BB: 1 P: 21	R: 0 E: 0 K: 1 S: 10	H: 0 LOB: 1 BB: 1 P: 20	R: 0 E: 0 K: 0 S: 7	H: 0 LOB: 2 BB: 0 P: 12		1B: 3 2B: 1 3B: 0 HR: 2	SF: 0 SAC: 0 DP: 1 HBP: 1	WP: 1 PB: 0 SB: 2 CS: 0
<b>PITCHER</b>	IP	WLS	BF	H	R	ER	SO	BB	IBB	HBP	BLK	WP	HR	S	P	ERA	WHIP			
Chad Ogea, R ERA: 5.22	(1, 1)	6.0	25	6	3	3	5	1	0	0	0	0	2	64	97	4.50	1.167			
Steve Montgomery, R ERA: 3.03	(7, 1)	1.2	W	6	0	0	1	1	0	0	0	1	0	14	27	0.00	0.600			
Jim Poole, L ERA: 3.15	(8, 1)	0.0		1	0	0	0	0	0	1	0	0	0	2	3	∞	∞			
Wayne Gomes, R ERA: 3.35	(8, 1)	1.1	S	4	0	0	0	1	0	0	0	0	0	7	14	0.00	0.750			

Batter	1	2	3	4	5	6	7	8	9	AB	R	H	RBI	BB	SO	LOB	BOTTOM			
Doug Glanville, R OBP: 0.387, SLG: 0.468 (1, 8)										4	2	2	0	0	0	0	Atlanta Braves @ Philadelphia Phillies Veterans Stadium, Philadelphia, PA Sat Jul 24 1999, 7:05 PM EDT Att: 30,167 - Cloudy - 90 F			
Ron Gant, R OBP: 0.355, SLG: 0.433 (1, 7)										4	0	2	0	0	0	0				
Bobby Abreu, L OBP: 0.415, SLG: 0.547 (1, 9)										3	1	3	2	1	0	0				
23 Kevin Jordan, R OBP: 0.360, SLG: 0.429 (1, 5)										4	1	1	0	0	0	4				
Rico Brogna, L OBP: 0.333, SLG: 0.427 (1, 3)										4	0	1	1	0	0	4				
Marlon Anderson, L OBP: 0.276, SLG: 0.359 15 David Doster, R OBP: 0.339, SLG: 0.404 (1, 4) (9, 4)										4	0	1	0	0	0	2				
Gary Bennett, R OBP: 0.254, SLG: 0.283 (1, 2)										4	0	1	1	0	0	1				
Alex Arias, R OBP: 0.389, SLG: 0.427 (1, 6)										3	0	0	0	1	0	1				
Chad Ogea, R ERA: 5.22 Kevin Sheck, R ERA: 2.64 Steve Montgomery, R ERA: 3.03 Jim Poole, L ERA: 3.15 Wayne Gomes, R ERA: 3.35 Rob Ducey, L OBP: 0.307, SLG: 0.505 (1, 1) (6, PH) (7, 1) (8, 1) (8, 1) (8, 7)										2	0	0	0	0	1	1				
<b>Inning Stats</b>	R: 0 E: 0 K: 0 S: 10	H: 1 LOB: 1 BB: 0 P: 18	R: 0 E: 0 K: 0 S: 9	H: 0 LOB: 0 BB: 0 P: 12	R: 0 E: 1 K: 0 S: 7	H: 0 LOB: 1 BB: 1 P: 11	R: 0 E: 0 K: 1 S: 10	H: 1 LOB: 1 BB: 0 P: 15	R: 3 E: 0 K: 1 S: 19	H: 6 LOB: 3 BB: 1 P: 29	R: 1 E: 0 K: 0 S: 13	H: 3 LOB: 1 BB: 0 P: 19	R: 0 E: 0 K: 0 S: 10	H: 0 LOB: 0 BB: 0 P: 13	1B: 9 2B: 2 3B: 0 HR: 0	SF: 0 SAC: 0 DP: 2 HBP: 0		WP: 0 PB: 0 SB: 0 CS: 0	PA: 35	
<b>PITCHER</b>	IP	WLS	BF	H	R	ER	SO	BB	IBB	HBP	BLK	WP	HR	S	P	ERA	WHIP			
29 John Smoltz, R ERA: 3.5	(1, 1)	5.0		5	3	3	1	1	0	0	0	0	0	11	18	0.00	6.000			
Mike Remlinger, L ERA: 2.64	(6, 1)	0.2	B	5	3	0	0	1	0	0	0	0	0	3	3	0.00	0.000			
Russ Springer, R ERA: 5.18	(6, 1)	0.1		1	0	0	0	0	0	0	0	0	0	3	3	0.00	0.000			
Micah Bowie, L ERA: 4.5	(7, 1)	2.0	L	8	3	1	1	0	0	0	0	0	0	23	32	4.50	1.500			

AB 32  
R 3  
H 6  
RBI 3  
BB 3  
SO 6  
LOB 13



AB 33  
R 4  
H 11  
RBI 4  
BB 2  
SO 2  
LOB 16



Batter	1	2	3	4	5	6	7	8	9	10	AB	R	H	RBI	BB	SO	LOB							
Ozzie Guillen, L OBP: 0.276, SLG: 0.296 (1, 6)	F7		L6		SH1-4		PB 2B		P8		4	0	1	1	0	0	1							
Bret Boone, R OBP: 0.305, SLG: 0.388 Rudy Seanez, R John Rocker, R (1, 4) (9, 1) (9, 1)	P3		G4-3		F7		G5-3		G5-3		5	0	0	0	0	0	3							
10 Chipper Jones, S OBP: 0.431, SLG: 0.596 (1, 5)	BB		F7		F7		PB IBB			HR	3	1	1	1	2	0	1							
Ryan Klesko, L OBP: 0.366, SLG: 0.591 Otis Nixon, S OBP: 0.293, SLG: 0.221 (1, 7) (7, 7)	L3			HR		G4-3	G1-3			P4	4	1	1	1	0	0	3							
Andruw Jones, R OBP: 0.361, SLG: 0.507 (1, 8)		F7		1B		HR		G3-6-3 1B		CS BB	4	1	3	1	1	0	0							
Randall Simon, L OBP: 0.363, SLG: 0.430 Brian Hunter, R OBP: 0.339, SLG: 0.438 (1, 3) (8, 3)		2B		HR		K	G3-6-3			FC5-4 BB	4	1	2	1	0	1	1							
Gerald Williams, R OBP: 0.322, SLG: 0.425 (1, 9)	F9					K	G1-3			FC5-4	5	0	1	0	0	1	2							
Eddie Pérez, R OBP: 0.283, SLG: 0.333 (1, 2)									K		3	1	1	0	0	1	1							
Tom Glavine, L OBP: 0.182, SLG: 0.186 Keith Lockhart, L OBP: 0.320, SLG: 0.318 (1, 1) (9, PH) (9, 4)	G6-3				SH1-4 1B		K			1B	3	0	1	0	0	1	3							
Inning Stats	R: 0 E: 0 K: 0 S: 8	H: 0 LOB: 1 BB: 1 P: 14	R: 0 E: 0 K: 0 S: 13	H: 1 LOB: 2 BB: 0 P: 19	R: 0 E: 0 K: 0 S: 6	H: 0 LOB: 0 BB: 0 P: 8	R: 2 E: 0 K: 0 S: 8	H: 4 LOB: 0 BB: 0 P: 11	R: 0 E: 0 K: 0 S: 9	H: 1 LOB: 1 BB: 0 P: 12	R: 1 E: 0 K: 2 S: 12	H: 1 LOB: 0 BB: 0 P: 14	R: 1 E: 0 K: 1 S: 12	H: 2 LOB: 2 BB: 1 P: 22	R: 0 E: 0 K: 0 S: 5	H: 1 LOB: 0 BB: 0 P: 9	R: 0 E: 0 K: 1 S: 10	H: 1 LOB: 1 BB: 0 P: 13	R: 1 E: 0 K: 0 S: 3	H: 1 LOB: 1 BB: 2 P: 11	1B: 6 2B: 2 3B: 0 HR: 4	SF: 0 SAC: 1 DP: 1 HBP: 1	WP: 0 PB: 1 SB: 0 CS: 2	PA: 43
PITCHER	IP 6.0	WLS 25	BF 7	H 3	R 3	ER 3	SO 2	BB 1	IBB 0	HBP 1	BLK 0	WP 0	HR 3	S 56	P 78	ERA 4.50	WHIP 1.333							
Paul Byrd, R ERA: 4.1	1.0	6	2	1	1	1	0	1	0	0	0	0	0	12	22	9.00	2.000							
Scott Aldred, L ERA: 3.33	1.0	3	1	0	0	0	0	0	0	0	0	0	0	5	9	0.00	1.000							
Amaury Telemaco, R ERA: 2.84	2.0	L	9	2	1	1	1	2	0	0	0	0	1	13	24	4.50	2.000							
Steve Montgomery, R ERA: 3.11																								

**Atlanta Braves @ Philadelphia Phillies**  
Veterans Stadium, Philadelphia, PA  
Sun Jul 25 1999, 1:35 PM EDT  
Att: 25,659 - Sunny - 92 F

AB 37  
R 5  
H 12  
RBI 5  
BB 4  
SO 4  
LOB 15

*Braves*

Batter	1	2	3	4	5	6	7	8	9	10	AB	R	H	RBI	BB	SO	LOB							
Doug Glavine, R OBP: 0.384, SLG: 0.464 (1, 8)	L9		G4-3			FC1-4 1-2r				L7	4	1	0	0	1	0	1							
Ron Gant, R OBP: 0.358, SLG: 0.433 (1, 7)	P3			G5-3		G1-3				BB	4	0	1	3	1	0	1							
Bobby Abreu, L OBP: 0.412, SLG: 0.541 (1, 9)	K			G6-3		G4-3				BB	5	0	1	0	0	2	2							
23 Kevin Jordan, R OBP: 0.364, SLG: 0.438 (1, 5)		1B G4-6-3 2B			G3-1						4	1	2	0	0	0	1							
Rico Brogna, L OBP: 0.332, SLG: 0.425 (1, 3)						G4-3				L6	4	0	1	0	0	0	1							
Mike Lieberthal, R OBP: 0.378, SLG: 0.562 (1, 2)						G4-6-3				BB	3	0	1	0	1	0	1							
Alex Arias, R OBP: 0.381, SLG: 0.417 (1, 6)						F7				BB	4	1	0	0	0	0	3							
Marlon Anderson, L OBP: 0.278, SLG: 0.358 (1, 4)						G4-3				F9	4	1	0	0	0	0	3							
Paul Byrd, R OBP: 0.206, SLG: 0.179 Kevin Seaver, R OBP: 0.301, SLG: 0.417 Scott Aldred, L ERA: 2.44 Amaury Telemaco, R Domingo Cadenas, S OBP: 0.303, SLG: 0.344 Steve Montgomery, R OBP: 0.333, SLG: 0.386 (1, 1) (8, PH) (7, 1) (8, 1) (8, PH) (9, 1) (10, PH)						G6-3				K	4	0	1	0	0	1	2							
Inning Stats	R: 0 E: 0 K: 1 S: 9	H: 0 LOB: 0 BB: 0 P: 14	R: 1 E: 0 K: 0 S: 12	H: 2 LOB: 0 BB: 0 P: 19	R: 0 E: 0 K: 1 S: 9	H: 0 LOB: 0 BB: 0 P: 14	R: 0 E: 0 K: 0 S: 4	H: 0 LOB: 0 BB: 0 P: 10	R: 0 E: 0 K: 0 S: 7	H: 0 LOB: 1 BB: 0 P: 11	R: 0 E: 0 K: 0 S: 10	H: 1 LOB: 0 BB: 0 P: 16	R: 0 E: 0 K: 0 S: 7	H: 1 LOB: 0 BB: 0 P: 8	R: 3 E: 0 K: 0 S: 16	H: 3 LOB: 1 BB: 1 P: 26	R: 0 E: 0 K: 1 S: 11	H: 1 LOB: 2 BB: 1 P: 17	R: 0 E: 0 K: 1 S: 5	H: 0 LOB: 1 BB: 1 P: 9	1B: 6 2B: 2 3B: 0 HR: 0	SF: 0 SAC: 0 DP: 2 HBP: 0	WP: 0 PB: 0 SB: 1 CS: 0	PA: 39
PITCHER	IP 8.0	WLS 4	BF 30	H 7	R 4	ER 4	SO 2	BB 1	IBB 0	HBP 0	BLK 0	WP 0	HR 0	S 74	P 118	ERA 4.50	WHIP 1.000							
Tom Glavine, L ERA: 4.13	0.2	4	1	0	0	0	1	0	0	0	0	0	0	7	12	0.00	3.000							
Rudy Seanez, R ERA: 2.49	1.1	W	5	0	0	0	2	1	0	0	0	0	0	9	14	0.00	0.750							

**Atlanta Braves @ Philadelphia Phillies**  
Veterans Stadium, Philadelphia, PA  
Sun Jul 25 1999, 1:35 PM EDT  
Att: 25,659 - Sunny - 92 F

AB 36  
R 4  
H 8  
RBI 3  
BB 3  
SO 4  
LOB 14

*Phillies*



Batter	1	2	3	4	5	6	7	8	9	AB	R	H	RBI	BB	SO	LOB	TOP								
Luis Castillo, S OBP: 0.369, SLG: 0.343 Dave Berg, R OBP: 0.364, SLG: 0.381	G4-3		FC5-4		F8			G5-3		3	0	0	1	0	0	3									
Alex Gonzalez, R OBP: 0.506, SLG: 0.433								L5		4	1	1	0	1	0	2									
Bruce Aven, R OBP: 0.382, SLG: 0.493	1B WP	1B HBP			G5-3			F8		4	1	2	0	0	0	0									
Kevin Millar, R OBP: 0.402, SLG: 0.482	1B WP	K			1B			F8		5	1	2	1	0	1	2									
Mark Kotsay, L OBP: 0.311, SLG: 0.403	1B WP	K			1B			G3		5	1	3	0	0	1	2									
Danny Bautista, R OBP: 0.283, SLG: 0.405	1B BB	1B			F8			G3		5	1	2	2	0	0	4									
Mike Lowell, R OBP: 0.340, SLG: 0.363	1B BB				F9			F9		3	1	0	0	1	1	5									
Mike Redmond, R OBP: 0.372, SLG: 0.313	G3 1B				F9			P4		3	0	0	0	1	0	1									
Alex Fernandez, R OBP: 0.250, SLG: 0.393 Tim Hyers, L OBP: 0.368, SLG: 0.400 Brian Edmondson, R OBP: 0.400, SLG: 0.600 Jesus Sanchez, L OBP: 0.187, SLG: 0.091 Antonio Alfonseca, R	1B				K			K		3	0	2	1	0	1	0									
<b>Inning Stats</b>	R: 6 E: 0 K: 0 S: 25	H: 5 LOB: 2 BB: 3 P: 44	R: 0 E: 0 K: 2 S: 14	H: 1 LOB: 2 BB: 0 P: 20	R: 0 E: 0 K: 0 S: 7	H: 2 LOB: 2 BB: 0 P: 10	R: 0 E: 0 K: 1 S: 12	H: 2 LOB: 2 BB: 0 P: 20	R: 0 E: 0 K: 0 S: 8	H: 0 LOB: 0 BB: 0 P: 14	R: 0 E: 0 K: 0 S: 4	H: 0 LOB: 0 BB: 0 P: 7	R: 0 E: 0 K: 0 S: 10	H: 1 LOB: 1 BB: 0 P: 12	R: 0 E: 0 K: 1 S: 9	H: 0 LOB: 0 BB: 0 P: 13	R: 0 E: 0 K: 0 S: 6	H: 1 LOB: 1 BB: 0 P: 11	1B: 10 2B: 2 3B: 0 HR: 0	SF: 0 SAC: 0 DP: 0 HBP: 1	WP: 1 PB: 0 SB: 1 CS: 0	PA: 42			
<b>PITCHER</b>	IP	WLS	BF	H	R	ER	SO	BB	IBB	HBP	BLK	WP	HR	S	P	ERA	WHIP								
Randy Wolf, L ERA: 4.47	5.0	L	28	10	6	6	4	3	0	1	0	1	0	66	108	10.80	2.600								
Scott Aldred, L ERA: 4.79	3.0		10	1	0	0	1	0	0	0	0	0	0	23	32	0.00	0.333								
Amaury Telemaco, R ERA: 2.73	1.0		4	1	0	0	0	0	0	0	0	0	0	6	11	0.00	1.000								

**Florida Marlins @ Philadelphia Phillies**  
Veterans Stadium, Philadelphia, PA  
Tue Jul 27 1999, 7:35 PM EDT  
Att: 18,282 - Unknown - 92 F


AB 38  
R 6  
H 12  
RBI 5  
BB 3  
SO 5  
LOB 19



Batter	1	2	3	4	5	6	7	8	9	AB	R	H	RBI	BB	SO	LOB	BOTTOM								
Doug Glanville, R OBP: 0.382, SLG: 0.459	F8		FC6-4		L7			F9		4	0	0	0	1	0	3									
Ron Gant, R OBP: 0.353, SLG: 0.429 Scott Aldred, L	F7		FC6-4		P3			K		3	0	0	0	0	0	1									
Kevin Seick, R OBP: 0.360, SLG: 0.405 Amaury Telemaco, R	F7		FC6-4		P3			K		1	0	0	0	0	1	0									
Bobby Abreu, L OBP: 0.418, SLG: 0.545	L7		F7		F7			1B		3	0	1	0	1	0	1									
Scott Rolen, R OBP: 0.356, SLG: 0.539	F7				FC4-6			F8		4	0	1	0	0	0	2									
Rico Brogna, L OBP: 0.332, SLG: 0.430	F7		FC4-6		FC4-6			G5-3		4	1	0	0	0	0	2									
Mike Lieberthal, R OBP: 0.379, SLG: 0.569	1B				FC4-6			F9		4	1	3	1	0	0	0									
Marlon Anderson, L OBP: 0.283, SLG: 0.361	1B				FC4-6			HR		2	0	1	1	2	0	1									
Alex Arias, R OBP: 0.379, SLG: 0.410	G4-3				FC4-6			G5-3		4	0	1	0	0	0	4									
Randy Wolf, L OBP: 0.286, SLG: 0.231 Rob Ducey, L OBP: 0.387, SLG: 0.490	G6-3				G4-3			F8		1	0	0	0	0	0	0									
<b>Inning Stats</b>	R: 0 E: 0 K: 0 S: 6	H: 0 LOB: 0 BB: 0 P: 9	R: 0 E: 0 K: 0 S: 9	H: 1 LOB: 2 BB: 1 P: 15	R: 0 E: 0 K: 0 S: 9	H: 0 LOB: 1 BB: 1 P: 17	R: 1 E: 0 K: 0 S: 8	H: 2 LOB: 1 BB: 0 P: 12	R: 0 E: 0 K: 0 S: 10	H: 0 LOB: 0 BB: 0 P: 12	R: 0 E: 0 K: 0 S: 7	H: 0 LOB: 0 BB: 1 P: 14	R: 1 E: 0 K: 0 S: 9	H: 1 LOB: 1 BB: 1 P: 17	R: 0 E: 0 K: 1 S: 6	H: 1 LOB: 1 BB: 0 P: 9	R: 0 E: 0 K: 1 S: 11	H: 2 LOB: 2 BB: 0 P: 15	1B: 6 2B: 0 3B: 0 HR: 1	SF: 0 SAC: 0 DP: 1 HBP: 0	WP: 0 PB: 0 SB: 0 CS: 0	PA: 37			
<b>PITCHER</b>	IP	WLS	BF	H	R	ER	SO	BB	IBB	HBP	BLK	WP	HR	S	P	ERA	WHIP								
Alex Fernandez, R ERA: 2.98	7.0	W	28	4	2	2	0	4	0	0	0	0	0	58	96	2.57	1.143								
Brian Edmondson, R ERA: 5.35	1.1		7	3	0	0	1	0	0	0	0	0	0	13	17	0.00	2.250								
Jesus Sanchez, L ERA: 5.93	0.1	H	1	0	0	0	1	0	0	0	0	0	0	3	5	0.00	0.000								
Antonio Alfonseca, R ERA: 3.4	0.1	S	1	0	0	0	0	0	0	0	0	0	0	1	2	0.00	0.000								

**Florida Marlins @ Philadelphia Phillies**  
Veterans Stadium, Philadelphia, PA  
Tue Jul 27 1999, 7:35 PM EDT  
Att: 18,282 - Unknown - 92 F

AB 33  
R 2  
H 7  
RBI 2  
BB 4  
SO 2  
LOB 17



Batter	1	2	3	4	5	6	7	8	9	AB	R	H	RBI	BB	SO	LOB	TOP										
<b>Dave Berg, R</b> OBP: 0.367, SLG: 0.392 (1, 4)	G1-3		G5-3			G1-6-3 1B		1B 1-H		4	1	2	1	0	0	0	<b>Florida Marlins @ Philadelphia Phillies</b> Veterans Stadium, Philadelphia, PA Wed Jul 28 1999, 7:35 PM EDT Att: 17,497 - Cloudy - 90 F										
<b>Alex Gonzalez, R</b> OBP: 0.305, SLG: 0.431 (1, 6)	L1		K			K		1B 2-3		4	1	1	0	0	2	1											
<b>Bruce Aven, R</b> OBP: 0.379, SLG: 0.489 (1, 7)	1B WP		F7			G1-6-3 1-2		F7 1-2		4	0	1	0	0	0	3											
<b>Kevin Millar, R</b> OBP: 0.408, SLG: 0.503 (1, 3)	1-2 1B				G5-3			HR 2-H 3-H		4	1	3	3	0	0	0											
<b>Mark Kotsay, L</b> OBP: 0.307, SLG: 0.398 <b>Archie Corbin, R</b> (8, 1)	L6				G4-3		L9	L7		4	0	0	0	0	0	3											
<b>Danny Bautista, R</b> OBP: 0.274, SLG: 0.392 (1, 8)		G4-3			P6		L4		F8	4	0	0	0	0	0	0											
<b>Mike Lowell, R</b> OBP: 0.333, SLG: 0.355 <b>Braden Looper, R</b> (7, 1)		G4-3			G5-3		P3		G4-3	3	0	0	0	0	0	0											
<b>Hector Almonte, R</b> (7, 1)										0	0	0	0	0	0	0											
<b>Tim Hyers, L</b> OBP: 0.344, SLG: 0.395 (8, 9)										1	0	0	0	0	0	0											
<b>Jorge Fabregas, L</b> OBP: 0.288, SLG: 0.326 (1, 2)		1-1 1B			F7			G4-3	G3	4	0	1	0	0	0	0											
<b>Ryan Dempster, R</b> OBP: 0.125, SLG: 0.130 <b>Chris Clapinski, S</b> OBP: 0.500, SLG: 0.333 (7, 5)		L9			F8			2B BB		2	0	0	0	0	0	1											
<b>Inning Stats</b>	R: 0 E: 0 K: 0 S: 16	H: 2 LOB: 2 BB: 0 P: 25	R: 0 E: 0 K: 0 S: 7	H: 1 LOB: 1 BB: 0 P: 8	R: 0 E: 0 K: 1 S: 6	H: 0 LOB: 0 BB: 0 P: 8	R: 0 E: 0 K: 0 S: 6	H: 0 LOB: 0 BB: 0 P: 6	R: 0 E: 0 K: 1 S: 6	H: 1 LOB: 0 BB: 0 P: 8	R: 1 E: 0 K: 0 S: 7	H: 1 LOB: 0 BB: 0 P: 10	R: 3 E: 0 K: 0 S: 14	H: 3 LOB: 1 BB: 1 P: 20	R: 0 E: 0 K: 0 S: 6	H: 0 LOB: 0 BB: 0 P: 10	1B: 6 2B: 1 3B: 0 HR: 1	SF: 0 SAC: 0 DP: 1 HBP: 0	WP: 1 PB: 0 SB: 0 CS: 0	PA: 35							
<b>PITCHER</b>	IP	WLS	BF	H	R	ER	SO	BB	IBB	HBP	BLK	WP	HR	S	P	ERA	WHIP										
<b>Steve Schrenk, R</b> ERA: 1.76 (1, 1)	6.0	W	21	4	0	0	2	0	0	0	0	1	0	47	63	0.00	0.667										
<b>Amaury Telemaco, R</b> ERA: 2.96 (7, 1)	1.0	H	4	1	1	1	0	0	0	0	0	0	1	7	10	9.00	1.000										
<b>Jim Poole, L</b> ERA: 3.99 (8, 1)	1.0		7	3	3	3	0	1	0	0	0	0	0	14	20	27.00	4.000										
<b>Wayne Gomes, R</b> ERA: 3.28 (9, 1)	1.0		3	0	0	0	0	0	0	0	0	0	0	6	10	0.00	0.000										

Batter	1	2	3	4	5	6	7	8	9	AB	R	H	RBI	BB	SO	LOB	BOTTOM										
<b>Doug Glanville, R</b> OBP: 0.383, SLG: 0.462 (1, 8)	K				1-1 1-H	F9		L9		4	0	1	1	1	1	2	<b>Florida Marlins @ Philadelphia Phillies</b> Veterans Stadium, Philadelphia, PA Wed Jul 28 1999, 7:35 PM EDT Att: 17,497 - Cloudy - 90 F										
<b>Ron Gant, R</b> OBP: 0.351, SLG: 0.424 (1, 7)	BB 23 1B	L7			K		K		F7	4	1	0	0	1	2	4											
<b>Bobby Abreu, L</b> OBP: 0.418, SLG: 0.541 <b>Wayne Gomes, R</b> (9, 1)	BB 23 1B					G4-3		BB 23 1B	F8	4	1	1	0	1	1	0											
<b>23 Kevin Jordan, R</b> OBP: 0.372, SLG: 0.461 (1, 5)	1-2 2-H	1B			G6-3		G4-3		F8	5	1	2	1	0	0	0											
<b>Rico Brogna, L</b> OBP: 0.333, SLG: 0.429 (1, 3)	K				F7		BB		F9	4	1	1	1	1	1	2											
<b>Mike Lieberthal, R</b> OBP: 0.381, SLG: 0.577 (1, 2)	K					HR			F9	4	2	2	2	0	1	3											
<b>Marlon Anderson, L</b> OBP: 0.286, SLG: 0.363 <b>Jim Poole, L</b> (8, 1)					F7				K	4	1	2	1	0	1	0											
<b>Kevin Seick, R</b> OBP: 0.360, SLG: 0.405 (9, 9)		E 1B							15 WP 15 1B	0	0	0	0	0	0	0											
<b>Alex Arias, R</b> OBP: 0.381, SLG: 0.412 (1, 6)	G5-3				3B 1B				15 WP 15 1B	4	2	2	1	0	1	1											
<b>Steve Schrenk, R</b> (1, 1)									15 WP 15 1B	2	0	0	0	0	2	2											
<b>Rob Ducey, L</b> OBP: 0.392, SLG: 0.495 <b>Amaury Telemaco, R</b> (7, 1)					K				1-H 2-H	1	0	1	0	0	0	0											
<b>15 David Doster, R</b> OBP: 0.338, SLG: 0.400 (8, 4)					K				1-H 2-H	1	0	1	2	0	0	0											
<b>Inning Stats</b>	R: 1 E: 0 K: 3 S: 12	H: 1 LOB: 2 BB: 2 P: 25	R: 0 E: 1 K: 1 S: 8	H: 1 LOB: 2 BB: 1 P: 13	R: 0 E: 0 K: 1 S: 9	H: 0 LOB: 0 BB: 0 P: 15	R: 2 E: 0 K: 2 S: 13	H: 3 LOB: 1 BB: 0 P: 19	R: 0 E: 0 K: 0 S: 12	H: 0 LOB: 1 BB: 1 P: 19	R: 0 E: 0 K: 2 S: 11	H: 1 LOB: 1 BB: 0 P: 15	R: 6 E: 0 K: 1 S: 27	H: 7 LOB: 1 BB: 0 P: 39	R: 0 E: 0 K: 0 S: 6	H: 0 LOB: 0 BB: 0 P: 8	1B: 11 2B: 0 3B: 1 HR: 1	SF: 0 SAC: 0 DP: 0 HBP: 0	WP: 1 PB: 0 SB: 0 CS: 0	PA: 41							
<b>PITCHER</b>	IP	WLS	BF	H	R	ER	SO	BB	IBB	HBP	BLK	WP	HR	S	P	ERA	WHIP										
<b>Ryan Dempster, R</b> ERA: 5.91 (1, 1)	6.1	L	31	8	5	5	10	4	0	0	0	0	0	11	17	∞	∞										
<b>Braden Looper, R</b> ERA: 4.17 (7, 1)	0.0		4	4	2	2	0	0	0	0	0	0	0	9	14	27.00	1.500										
<b>Hector Almonte, R</b> ERA: 5.4 (7, 1)	0.2		3	1	2	2	0	0	0	0	0	0	0	6	8	0.00	0.000										
<b>Archie Corbin, R</b> ERA: 7.58 (8, 1)	1.0		3	0	0	0	0	0	0	0	0	0	0	6	8	0.00	0.000										



Batter	1	2	3	4	5	6	7	8	9	AB	R	H	RBI	BB	SO	LOB	TOP					
Luis Castillo, S OBP: 0.370, SLG: 0.346		G4-3					G4-3			3	1	1	0	1	0	3	<b>Florida Marlins @ Philadelphia Phillies</b> Veterans Stadium, Philadelphia, PA Thu Jul 29 1999, 1:05 PM EDT Att: 26,834 - Cloudy - 88 F					
Dave Berg, R OBP: 0.358, SLG: 0.381	K		F7		FC6-4	FC6-4	F8			4	0	0	0	0	1	4						
Bruce Aven, R OBP: 0.377, SLG: 0.483	K		K		G3-1			G4-6-3		3	0	0	0	1	2	3						
Kevin Millar, R OBP: 0.410, SLG: 0.507			G1-3					K		4	0	2	1	0	1	1						
Danny Bautista, R OBP: 0.266, SLG: 0.379	K			P3		K		G4-6-3		4	0	0	0	0	2	3						
Tim Hyers, L OBP: 0.330, SLG: 0.375		P3		P6		L9			F7	4	0	0	0	0	0	1						
Chris Clapinski, S OBP: 0.417, SLG: 0.222		SH3-4		K		F7			E8	3	0	0	0	1	1	1						
Mike Redmond, R OBP: 0.381, SLG: 0.338		SH3-4			FC6-4		G4-3		F7	4	0	3	0	0	0	1						
Brian Meadows, R OBP: 0.206, SLG: 0.212										0	0	0	0	0	0	0						
Armando Almanza, L OBP: 0.331, SLG: 0.353		SH3-4							P5	0	0	0	0	0	0	0						
Mike Lowell, R OBP: 0.331, SLG: 0.353										1	0	0	0	0	0	1						
Archie Corbin, R OBP: 0.331, SLG: 0.353										0	0	0	0	0	0	0						
Mark Kotsay, L OBP: 0.307, SLG: 0.307										1	0	0	0	0	0	1						
Braden Looper, R OBP: 0.307, SLG: 0.307										0	0	0	0	0	0	0						
Jorge Fabreaga, L OBP: 0.307, SLG: 0.307										1	0	0	0	0	0	1						
<b>Inning Stats</b>	R: 1 E: 0 K: 3 S: 17	H: 2 LOB: 1 BB: 0 P: 24	R: 0 E: 0 K: 0 S: 11	H: 1 LOB: 2 BB: 1 P: 18	R: 0 E: 0 K: 1 S: 7	H: 0 LOB: 0 BB: 0 P: 8	R: 0 E: 0 K: 1 S: 10	H: 0 LOB: 0 BB: 0 P: 13	R: 0 E: 0 K: 1 S: 13	H: 1 LOB: 2 BB: 1 P: 18	R: 0 E: 0 K: 1 S: 11	H: 1 LOB: 1 BB: 0 P: 17	R: 0 E: 0 K: 0 S: 11	H: 0 LOB: 0 BB: 1 P: 16	R: 0 E: 0 K: 1 S: 11	H: 0 LOB: 0 BB: 1 P: 17	R: 0 E: 1 K: 0 S: 6	H: 0 LOB: 1 BB: 0 P: 10	1B: 2 2B: 4 3B: 0 HR: 0	SF: 0 SAC: 1 DP: 1 HBP: 0	WP: 0 PB: 0 SB: 0 CS: 0	PA: 36
<b>PITCHER</b>	IP WLS BF H R ER SO BB IBB HBP BLK WP HR S P ERA WHIP																					
Chad Ogea, R ERA: 4.99	(1, 1) 7.0 W 29 6 1 1 7 2 0 0 0 0 0 0 80 114 1.29 1.143																					
Amnury Telemaco, R ERA: 2.86	(8, 1) 1.0 3 0 0 0 1 1 0 0 0 0 0 0 11 17 0.00 1.000																					
Steve Montgomery, R ERA: 3.03	(9, 1) 1.0 4 0 0 0 0 0 0 0 0 0 0 0 6 10 0.00 0.000																					

Batter	1	2	3	4	5	6	7	8	9	AB	R	H	RBI	BB	SO	LOB	BOTTOM			
Doug Glanville, R OBP: 0.385, SLG: 0.471			G6-3							5	2	3	4	0	1	1	<b>Florida Marlins @ Philadelphia Phillies</b> Veterans Stadium, Philadelphia, PA Thu Jul 29 1999, 1:05 PM EDT Att: 26,834 - Cloudy - 88 F			
Anaury Telemaco, R OBP: 0.310, SLG: 0.391		2H								0	0	0	0	0	0	0				
Domingo Caden, S OBP: 0.310, SLG: 0.391		1B								0	0	0	0	0	0	0				
Rob Ducey, L OBP: 0.377, SLG: 0.472	K	F7		P6					L4	5	0	0	0	0	2	2				
Bobby Abreu, L OBP: 0.425, SLG: 0.561										4	4	4	2	1	0	0				
23 Kevin Jordan, R OBP: 0.379, SLG: 0.468										4	1	2	1	1	0	1				
Rico Brogna, L OBP: 0.331, SLG: 0.426										5	1	1	1	0	2	4				
Steve Montgomery, R OBP: 1.000, SLG: 1.000										0	0	0	0	0	0	0				
Alex Arias, R OBP: 0.381, SLG: 0.424										4	1	1	3	0	0	1				
Marlon Anderson, L OBP: 0.289, SLG: 0.364										2	2	1	1	1	0	0				
Gary Bennett, R OBP: 0.254, SLG: 0.281										4	1	1	0	0	1	4				
Chad Ogea, R OBP: 0.189, SLG: 0.091										0	0	0	0	0	0	0				
Kevin Sefcik, R OBP: 0.358, SLG: 0.402										1	0	0	0	0	0	0				
<b>Inning Stats</b>	R: 1 E: 0 K: 1 S: 14	H: 2 LOB: 1 BB: 0 P: 19	R: 2 E: 0 K: 0 S: 12	H: 2 LOB: 1 BB: 1 P: 21	R: 4 E: 0 K: 0 S: 15	H: 5 LOB: 1 BB: 0 P: 26	R: 1 E: 0 K: 1 S: 11	H: 1 LOB: 1 BB: 1 P: 22	R: 2 E: 1 K: 2 S: 9	H: 1 LOB: 0 BB: 0 P: 10	R: 1 E: 0 K: 0 S: 13	H: 1 LOB: 2 BB: 1 P: 28	R: 0 E: 0 K: 1 S: 7	H: 0 LOB: 0 BB: 0 P: 13	R: 1 E: 0 K: 0 S: 9	H: 1 LOB: 0 BB: 0 P: 14	1B: 7 2B: 3 3B: 0 HR: 3	SF: 1 SAC: 3 DP: 0 HBP: 1	WP: 0 PB: 0 SB: 0 CS: 0	PA: 42
<b>PITCHER</b>	IP WLS BF H R ER SO BB IBB HBP BLK WP HR S P ERA WHIP																			
Brian Meadows, R ERA: 5.87	(1, 1) 2.2 L 18 7 1 1 1 1 1 0 0 0 0 0 14 27 6.75 1.500																			
Armando Almanza, L ERA: 6.75	(3, 1) 1.1 6 1 1 1 1 1 0 0 0 0 0 1 22 38 4.50 1.500																			
Archie Corbin, R ERA: 7.29	(5, 1) 2.0 11 2 3 1 3 1 0 1 0 0 1 22 38 4.50 1.500																			
Braden Looper, R ERA: 4.18	(7, 1) 2.0 7 1 1 1 1 0 0 0 0 0 0 1 16 27 4.50 0.500																			

AB 32  
R 1  
H 6  
RBI 1  
BB 3  
SO 8  
LOB 20



AB 34  
R 12  
H 13  
RBI 12  
BB 3  
SO 6  
LOB 13



Batter	1	2	3	4	5	6	7	8	9	AB	R	H	RBI	BB	SO	LOB	TOP					
Doug Glanville, R (1, 8) OBP: 0.381, SLG: 0.465	0-1 G5-3	1-1 F9			2-2 G5-3		0-3 K		3-2 F8	5	0	0	0	0	1	0	Philadelphia Phillies @ Atlanta Braves Turner Field, Atlanta, GA Fri Jul 30 1999, 7:40 PM EDT Att: 48,605 - Unknown - 92 F					
Ron Gant, R (1, 7) OBP: 0.349, SLG: 0.421	1-1 G5-3		1-2 P5		2-3 K		2-2 1B		3-2 F7	5	0	1	0	0	1	0						
Bobby Abreu, L (1, 9) OBP: 0.430, SLG: 0.572	1-0 2B		1-2 SF8		2-2 1B		0-3 K		4-2 HR BB	4	2	3	0	1	1	1						
Scott Rolen, R (1, 5) OBP: 0.350, SLG: 0.546	0-2 P5		3-2 SF8		2-3 K				2-1 HR	3	2	1	2	1	1	2						
Steve Montgomery, R (9, 1) OBP: 1.000, SLG: 1.000					1-2 K				1-2 HR BB	0	0	0	0	0	0	0						
Rico Brogna, L (1, 3) OBP: 0.334, SLG: 0.435		2-2 2B 1B	0-0 G1-3			1-0 FC4-6 1B			1-2 G3-1	5	2	3	3	0	0	0						
Mike Lieberthal, R (1, 2) OBP: 0.384, SLG: 0.589	0-0 HR 2B			2-3 K		0-3 K			0-0 HR	4	2	2	2	1	2	1						
Marlon Anderson, L (1, 4) 15 David Doster, R (8, 4) OBP: 0.348, SLG: 0.411	2-1 HR			3-2 G1-3		1-3 K			3-2 G5-3	4	1	1	2	0	1	1						
Alex Arias, R (1, 6) OBP: 0.382, SLG: 0.418	0-1 F8			1-0 HBP		2-2 FC4-6			4-2 BB	3	0	0	0	1	0	3						
Paul Byrd, R (1, 1) OBP: 0.239, SLG: 0.167	0-1 G6-3			2-2 F7					2-2 F9	3	0	0	0	0	0	1						
Rob Ducey, L (8, PH) Scott Aldred, L (8, 1) 23 Kevin Jordan, R (9, 5) OBP: 0.379, SLG: 0.468									1-1 F9	1	0	0	0	0	0	1						
Inning Stats	R: 0 E: 0 K: 0 S: 8	H: 1 LOB: 1 BB: 0 P: 10	R: 3 E: 0 K: 0 S: 13	H: 3 LOB: 0 BB: 0 P: 18	R: 1 E: 0 K: 0 S: 11	H: 1 LOB: 0 BB: 0 P: 16	R: 0 E: 0 K: 1 S: 12	H: 0 LOB: 1 BB: 0 P: 20	R: 0 E: 0 K: 2 S: 18	H: 1 LOB: 1 BB: 0 P: 26	R: 0 E: 0 K: 2 S: 11	H: 1 LOB: 1 BB: 0 P: 14	R: 2 E: 0 K: 0 S: 15	H: 2 LOB: 1 BB: 1 P: 27	R: 3 E: 0 K: 0 S: 17	H: 2 LOB: 2 BB: 3 P: 35	1B: 5 2B: 2 3B: 1 HR: 4	SF: 1 SAC: 0 DP: 0 HBP: 1	WP: 0 PB: 0 SB: 1 CS: 0	PA: 44		
PITCHER	IP	WLS	BF	H	R	ER	SO	BB	IBB	HBP	BLK	WP	HR	S	P	ERA	WHIP					
29 John Smoltz, R (1, 1) ERA: 3.72	3.2	L	17	5	4	4	1	0	0	1	0	0	1	39	57	9.82	1.364					
Russ Springer, R (4, 1) ERA: 4.51	1.1		5	1	0	0	2	0	0	0	0	0	0	23	33	0.00	0.750					
Mike Remlinger, L (6, 1) ERA: 2.81	2.2		13	4	2	2	4	1	0	0	0	0	2	35	52	6.75	1.875					
30 Kevin McGlinchy, R (8, 1) ERA: 3.12	0.1		1	0	0	0	0	0	0	0	0	0	0	3	5	0.00	0.000					
Micah Bowie, L (9, 1) ERA: 13.5	1.0		8	2	3	3	0	3	0	0	0	0	1	17	35	27.00	5.000					
Batter	1	2	3	4	5	6	7	8	9	AB	R	H	RBI	BB	SO	LOB	BOTTOM					
Walt Weiss, S (1, 6) OBP: 0.316, SLG: 0.307	4-2 CS BB		1-1 G4-3			1-1 G4-3		1-0 F8		3	0	0	0	1	0	1	Philadelphia Phillies @ Atlanta Braves Turner Field, Atlanta, GA Fri Jul 30 1999, 7:40 PM EDT Att: 48,605 - Unknown - 92 F					
Bret Boone, R (1, 4) OBP: 0.307, SLG: 0.401	2-3 K			2-2 G5-3		4-1 10 G4-3 BB			3-2 HR	3	1	1	1	1	1	1						
10 Chipper Jones, S (1, 5) OBP: 0.434, SLG: 0.602	4-1 BB			1-0 G5-3		2-1 G4-3			1-0 G5-3	3	0	0	0	1	0	1						
Brian Jordan, R (1, 9) OBP: 0.353, SLG: 0.496	1-1 F7			0-0 1B 2B		0-2 G1-3			3-1 F9	4	1	1	0	0	0	1						
Ryan Klesko, L (1, 7) OBP: 0.379, SLG: 0.572		0-0 G3-1		2-0 1B		1-1 P2			2-3 K	4	0	1	1	0	1	0						
Andruw Jones, R (1, 8) OBP: 0.358, SLG: 0.504	0-2 F7			2-2 F8		0-2 G6-3				3	0	0	0	0	0	1						
Randall Simon, L (1, 3) Brian Hunter, R (8, PH) OBP: 0.336, SLG: 0.442	1-2 G3				0-1 FC6-4 1B				1-3 K	2	0	1	0	0	0	0						
Eddie Pérez, R (1, 2) OBP: 0.285, SLG: 0.326			1-0 HBP		0-1 FC6-4 L3				2-0 P5	0	0	0	0	0	0	0						
Greg Myers, L (4, 2) OBP: 0.361, SLG: 0.398				29 G6-4-3 HBP		1-2 L3			1-1 1B	2	0	0	0	0	0	1						
29 John Smoltz, R (1, 1) Russ Springer, R (4, 1) Ozzie Guillen, L (5, PH) Mike Remlinger, L (6, 1) 30 Kevin McGlinchy, R (8, 1) Gerald Williams, R (8, PH) Micah Bowie, L (9, 1) OBP: 0.328, SLG: 0.440			0-2 G6-4-3		0-1 L3				1-1 1B	1	0	0	0	0	0	1						
Inning Stats	R: 0 E: 0 K: 1 S: 10	H: 0 LOB: 1 BB: 2 P: 21	R: 0 E: 0 K: 0 S: 9	H: 0 LOB: 0 BB: 0 P: 10	R: 0 E: 0 K: 0 S: 5	H: 0 LOB: 0 BB: 0 P: 7	R: 1 E: 0 K: 0 S: 10	H: 2 LOB: 1 BB: 0 P: 17	R: 0 E: 0 K: 0 S: 6	H: 1 LOB: 0 BB: 0 P: 6	R: 0 E: 0 K: 0 S: 5	H: 0 LOB: 0 BB: 1 P: 12	R: 0 E: 0 K: 0 S: 8	H: 0 LOB: 0 BB: 0 P: 9	R: 0 E: 0 K: 1 S: 7	H: 1 LOB: 1 BB: 0 P: 12	R: 1 E: 0 K: 1 S: 9	H: 1 LOB: 0 BB: 0 P: 18	1B: 3 2B: 4 3B: 0 HR: 1	SF: 0 SAC: 0 DP: 4 HBP: 1	WP: 0 PB: 0 SB: 0 CS: 1	PA: 32
PITCHER	IP	WLS	BF	H	R	ER	SO	BB	IBB	HBP	BLK	WP	HR	S	P	ERA	WHIP					
Paul Byrd, R (1, 1) ERA: 3.97	7.0	W	24	3	1	1	1	3	0	1	0	0	0	53	82	1.29	0.857					
Scott Aldred, L (8, 1) ERA: 4.6	1.0		4	1	0	0	1	0	0	0	0	0	0	7	12	0.00	1.000					
Steve Montgomery, R (9, 1) ERA: 3.16	1.0		4	1	1	1	1	0	0	0	0	0	1	9	18	9.00	1.000					
AB	R	H	RBI	BB	SO	LOB																
28	2	5	2	3	3	8																
Phillies																						



Batter	1	2	3	4	5	6	7	8	9	AB	R	H	RBI	BB	SO	LOB	TOP			
Doug Glanville, R OBP: 0.379, SLG: 0.461	0-1 G4-3	0-0 F9			0-1 G4-3	2-2 G1-3		4-2 BB 1B BB		4	1	0	0	1	0	4				
Ron Gant, R OBP: 0.353, SLG: 0.422	0-3 K		1-2 F8		3-2 1B		4-1 BB 2B BB	1-2 BB BB		4	1	2	0	1	1	0				
Bobby Abreu, L OBP: 0.427, SLG: 0.566	2-2 G1-3		0-2 G1-3		1-3 K		0-1 G6-3	4-2 BB		4	0	0	1	1	1	2				
Scott Rolen, R OBP: 0.362, SLG: 0.546		1-1 P5	4-2 1B		3-2 1B		4-2 BB 2B	1-2 BB BB		2	1	1	1	3	0	0				
Rico Brogna, L OBP: 0.335, SLG: 0.437	1-2 G4-3	2-0 SAFE	2-0 1B		3-2 G4-3		1-1 2B	0-0 L5-3		5	0	2	2	0	0	5				
Mike Lieberthal, R OBP: 0.384, SLG: 0.589	2-1 BB 3B	1-2 F9			2-0 1B		2-3 K		2-1 G6-3	5	1	2	0	0	1	3				
Marlon Anderson, L OBP: 0.288, SLG: 0.377	2-1 BB 1B			1-0 G4-3		1-3 K	2-2 G1-3		2-3 K	4	1	1	1	0	1	2				
Alex Arias, R OBP: 0.387, SLG: 0.416	4-2 BB 1B			0-1 G6-3		3-2 1B		0-3 K	4-1 BB	3	0	1	0	2	1	0				
Robert Person, R Scott Adreid, L Kevin Seafick, R Jim Poole, L Steve Schrenk, R 23 Kevin Jordan, R Domingo Cedeño, S	0-0 1B			0-0 G1-3		2-2 F9		0-1 BB BB	0-3 K	2	0	1	1	0	0	0				
Inning Stats	R: 0 E: 0 K: 1 S: 8	H: 0 LOB: 0 BB: 0 P: 10	R: 2 E: 0 K: 0 S: 13	H: 3 LOB: 2 BB: 1 P: 23	R: 0 E: 0 K: 0 S: 12	H: 1 LOB: 2 BB: 1 P: 20	R: 0 E: 0 K: 0 S: 4	H: 0 LOB: 0 BB: 0 P: 5	R: 0 E: 0 K: 1 S: 15	H: 2 LOB: 2 BB: 0 P: 25	R: 2 E: 0 K: 1 S: 15	H: 1 LOB: 1 BB: 2 P: 28	R: 2 E: 0 K: 1 S: 20	H: 2 LOB: 2 BB: 3 P: 33	R: 0 E: 0 K: 2 S: 9	H: 0 LOB: 1 BB: 1 P: 17	1B: 8 2B: 3 3B: 1 HR: 0	SF: 0 SAC: 0 DP: 1 HBP: 0	WP: 0 PB: 0 SB: 0 CS: 0	PA: 45
PITCHER	IP WLS BF H R ER SO BB IBB HBP BLK WP HR S P ERA WHIP															IP WLS BF H R ER SO BB IBB HBP BLK WP HR S P ERA WHIP				
Tom Glavine, L ERA: 4.19	6.1 W 32 9 4 4 3 4 0 0 0 0 0 79 129 5.68 2.053																			
Rudy Seanez, R ERA: 2.72	1.0 H 6 2 2 2 2 1 0 0 0 0 0 20 29 18.00 3.000																			
John Rocker, L ERA: 2.4	1.2 S 7 0 0 0 2 3 0 0 0 0 0 0 16 32 0.00 1.800																			

Philadelphia Phillies @ Atlanta Braves  
Turner Field, Atlanta, GA  
Sat Jul 31 1999, 7:10 PM EDT  
Att: 50,203 - Cloudy - 94 F

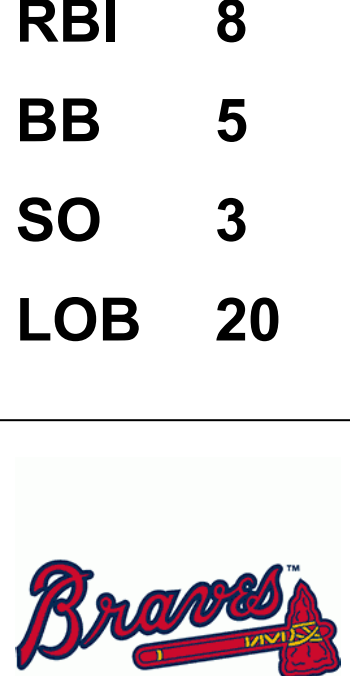
AB 37  
R 6  
H 11  
RBI 6  
BB 8  
SO 7  
LOB 19



Batter	1	2	3	4	5	6	7	8	9	AB	R	H	RBI	BB	SO	LOB	BOTTOM			
Ozzie Guillen, L OBP: 0.274, SLG: 0.297	1-0 F7	0-2 P4		0-0 SF 10 G3 2B		3-2 G6-3	2-1 FC3-6			5	1	1	0	0	0	4				
Keith Lockhart, L Rudy Seanez, R	3-2 G3	1-1 F9		0-2 SF 10 G3 1B		0-0 G1-3		3-2 2B		3	1	0	1	0	0	1				
Walt Weiss, S				2-3 3H BB						1	0	1	0	0	0	0				
10 Chipper Jones, S OBP: 0.435, SLG: 0.602	3-2 BB 2B		4-0 BB 3B	0-1 G3		4-2 BB HR	2-3 K			3	3	1	1	2	1	2				
Brian Jordan, R	1-2 2H 1B		2-0 P3	0-0 1B		0-0 BB HR	0-0 P5			5	1	3	4	0	0	2				
Ryan Klesko, L Gerald Williams, R	4-2 BB		2-0 P4	0-2 K		1-0 G4-3 1B	2-0 F8			4	0	1	0	1	1	3				
Andruw Jones, R	0-2 L7		1-0 BB 3B		0-1 G3-1		1-0 G4-3 1B			4	0	2	1	0	0	2				
Greg Myers, L		3-2 HR	1-3 K		2-2 P6		1-2 G4-3			4	1	1	1	0	1	3				
Randall Simon, L		2-2 SH1-4 1B		0-0 1B		4-0 FC3-6 IBB				1	1	0	0	1	0	0				
Tom Glavine, L Bret Boone, R	0-0 SH1-4		4-2 BB SF		0-0 G3		0-0 P2			1	0	0	0	1	0	0				
Inning Stats	R: 1 E: 0 K: 0 S: 20	H: 2 LOB: 2 BB: 1 P: 32	R: 1 E: 0 K: 0 S: 14	H: 2 LOB: 1 BB: 0 P: 20	R: 1 E: 0 K: 1 S: 6	H: 1 LOB: 1 BB: 1 P: 16	R: 3 E: 1 K: 1 S: 13	H: 3 LOB: 1 BB: 1 P: 19	R: 0 E: 0 K: 0 S: 6	H: 0 LOB: 0 BB: 0 P: 8	R: 0 E: 0 K: 0 S: 6	H: 0 LOB: 0 BB: 2 P: 9	R: 2 E: 0 K: 0 S: 11	H: 3 LOB: 3 BB: 2 P: 24	R: 0 E: 0 K: 1 S: 9	H: 1 LOB: 1 BB: 0 P: 16	1B: 6 2B: 3 3B: 1 HR: 2	SF: 1 SAC: 1 DP: 0 HBP: 0	WP: 0 PB: 0 SB: 0 CS: 0	PA: 41
PITCHER	IP WLS BF H R ER SO BB IBB HBP BLK WP HR S P ERA WHIP															IP WLS BF H R ER SO BB IBB HBP BLK WP HR S P ERA WHIP				
Robert Person, R ERA: 5.19	3.2 L 22 8 6 0 0 0 0 0 0 0 0 9 82 9.82 3.000																			
Scott Adreid, L ERA: 4.4	1.1 4 0 0 0 1 0 0 0 0 0 0 9 13 0.00 0.000																			
Jim Poole, L ERA: 4.45	1.0 6 2 2 2 0 1 0 0 0 0 0 1 10 18 18.00 3.000																			
Steve Schrenk, R ERA: 1.56	2.0 9 2 0 0 1 0 1 0 0 0 0 0 16 31 0.00 1.000																			

Philadelphia Phillies @ Atlanta Braves  
Turner Field, Atlanta, GA  
Sat Jul 31 1999, 7:10 PM EDT  
Att: 50,203 - Cloudy - 94 F

AB 34  
R 8  
H 12  
RBI 8  
BB 5  
SO 3  
LOB 20



Batter	1	2	3	4	5	6	7	8	9	AB	R	H	RBI	BB	SO	LOB	BOTTOM
Robert Person, R ERA: 5.19	3.2 L 22 8 6 0 0 0 0 0 0 0 0 9 82 9.82 3.000																
Scott Adreid, L ERA: 4.4	1.1 4 0 0 0 1 0 0 0 0 0 0 9 13 0.00 0.000																
Jim Poole, L ERA: 4.45	1.0 6 2 2 2 0 1 0 0 0 0 0 1 10 18 18.00 3.000																
Steve Schrenk, R ERA: 1.56	2.0 9 2 0 0 1 0 1 0 0 0 0 0 16 31 0.00 1.000																

Batter	1	2	3	4	5	6	7	8	9	AB	R	H	RBI	BB	SO	LOB	TOP										
Doug Glanville, R OBP: 0.378, SLG: 0.459	0-1 1B	0-3 K			1-0 G6-3			2-3 K		4	1	1	0	0	2	0	<b>Philadelphia Phillies @ Atlanta Braves</b> Turner Field, Atlanta, GA Sun Aug 01 1999, 1:10 PM EDT Att: 37,521 - Cloudy - 96 F										
Ron Cant, R OBP: 0.352, SLG: 0.418	4-2 1B	2-3 K			0-0 G5-3			1-0 F8		3	1	0	0	1	1	0											
Bobby Abreu, L OBP: 0.428, SLG: 0.571	0-2 2B		1-3 K		2-3 K			3-1 3B		4	1	2	1	0	2	0											
Scott Rolen, R OBP: 0.364, SLG: 0.550	1-0 1B		0-1 K		0-0 F8			3-1 L8		3	1	2	1	0	0	0											
Amaury Telemaco, R OBP: 0.371, SLG: 0.464	4-3 2B		1-3 K		1-1 F8					0	0	0	0	0	0	0											
Rob Ducey, L OBP: 0.371, SLG: 0.464	1-3 2B		1-1 K		1-1 G1-3					1	0	0	0	0	0	1											
Wayne Gomes, R OBP: 0.332, SLG: 0.433	1-1 G4-3		0-3 K		1-1 G1-3					4	0	0	1	0	1	2											
Mike Lieberthal, R OBP: 0.380, SLG: 0.582	3-2 P2		2-0 F8		1-1 G5-3					4	0	0	0	0	0	2											
23 Kevin Jordan, R OBP: 0.389, SLG: 0.476	1-1 1B		1-0 K		0-1 F7					4	0	3	1	0	0	0											
Alex Arias, R OBP: 0.380, SLG: 0.408	1-0 G1-3		1-0 G5-4-3		1-2 L7					4	0	0	0	0	0	3											
Randy Wolf, L OBP: 0.250, SLG: 0.200		1-2 G3-1		1-2 L6		0-0 L1				2	0	0	0	0	0	0											
Steve Schrenk, R OBP: 0.353, SLG: 0.396										0	0	0	0	0	0	0											
Inning Stats	R: 4 H: 4 E: 0 K: 0 S: 16	H: 4 LOB: 1 BB: 1 P: 27	R: 0 H: 0 E: 0 K: 2 S: 10	H: 0 LOB: 0 BB: 0 P: 13	R: 0 H: 1 E: 0 K: 2 S: 9	H: 1 LOB: 1 BB: 0 P: 12	R: 0 H: 1 E: 0 K: 0 S: 5	H: 0 LOB: 0 BB: 0 P: 8	R: 0 H: 0 E: 0 K: 1 S: 6	H: 0 LOB: 0 BB: 0 P: 9	R: 0 H: 0 E: 0 K: 0 S: 9	H: 0 LOB: 0 BB: 0 P: 10	R: 0 H: 1 E: 0 K: 1 S: 8	H: 1 LOB: 1 BB: 0 P: 17	R: 0 H: 1 E: 0 K: 0 S: 8	H: 1 LOB: 1 BB: 0 P: 11	1B: 6 2B: 1 3B: 1 HR: 0	SF: 0 SAC: 0 DP: 1 HBP: 0	WP: 0 PB: 0 SB: 2 CS: 0	PA: 35							
PITCHER	IP	WLS	BF	H	R	ER	SO	BB	IBB	HBP	BLK	WP	HR	S	P	ERA	WHIP										
Greg Maddux, R ERA: 3.5	7.0	W	27	6	4	4	5	1	0	0	0	0	0	60	86	5.14	1.000										
30 Kevin McGlinchy, R ERA: 3.06	1.0		4	1	0	0	1	0	0	0	0	0	0	8	17	0.00	1.000										
Russ Springer, R ERA: 4.45	1.0		4	1	0	0	0	0	0	0	0	0	0	8	11	0.00	1.000										

AB	34
R	4
H	8
RBI	4
BB	1
SO	6
LOB	8



Batter	1	2	3	4	5	6	7	8	9	AB	R	H	RBI	BB	SO	LOB	BOTTOM										
Gerald Williams, R OBP: 0.330, SLG: 0.456	3-0 F8		1-2 2B	0-0 1B	1-1 HR	2-2 G6-3		4-1 BB		4	2	2	4	1	0	0	<b>Philadelphia Phillies @ Atlanta Braves</b> Turner Field, Atlanta, GA Sun Aug 01 1999, 1:10 PM EDT Att: 37,521 - Cloudy - 96 F										
Bret Boone, R OBP: 0.310, SLG: 0.405	2-1 10 HR		0-0 G2-3	3-2 G6-3	3-2 SF7	3-3 K		4-0 BB		4	2	2	1	1	1	0											
10 Chipper Jones, S OBP: 0.435, SLG: 0.615	1-0 2B		0-0 G2-3	2-0 HR	2-0 HR		1-2 G6-3	0-0 G4-3		5	2	2	3	0	0	3											
Brian Jordan, R OBP: 0.355, SLG: 0.503	4-1 HR		1-0 SF7	2-2 P2		1-2 G3-1				2	0	0	1	1	0	0											
Andrew Jones, R OBP: 0.358, SLG: 0.514	3-2 F7		0-1 G6-3		0-0 HR		0-2 P2			4	1	1	1	0	0	1											
Brian Hunter, R OBP: 0.341, SLG: 0.439	2-0 G1-3			0-2 SH	0-3 K			4-2 G3		3	2	1	0	1	1	1											
Eddie Pérez, R OBP: 0.289, SLG: 0.330		0-3 K		1-1 SH	0-1 L5			0-0 G3		4	2	2	0	0	1	0											
Walt Weiss, S OBP: 0.313, SLG: 0.309		3-3 K		2-0 F7	1-1 G4-3			1-2 G3		4	0	0	0	0	1	4											
Greg Maddux, R OBP: 0.250, SLG: 0.429		2-2 G5-3		1-1 SH		0-0 F8		1-0 G3		2	1	0	0	0	0	0											
30 Kevin McGlinchy, R OBP: 0.305, SLG: 0.304				1-2 HR				2-3 3H		0	0	0	0	0	0	0											
Inning Stats	R: 2 H: 2 E: 0 K: 0 S: 9	H: 2 LOB: 1 BB: 1 P: 24	R: 0 H: 0 E: 0 K: 2 S: 11	H: 0 LOB: 0 BB: 0 P: 16	R: 2 H: 2 E: 0 K: 0 S: 8	H: 2 LOB: 0 BB: 0 P: 10	R: 5 H: 4 E: 1 K: 0 S: 17	H: 4 LOB: 0 BB: 0 P: 28	R: 1 H: 1 E: 0 K: 1 S: 8	H: 1 LOB: 0 BB: 0 P: 9	R: 0 H: 0 E: 0 K: 1 S: 8	H: 0 LOB: 0 BB: 0 P: 13	R: 0 H: 0 E: 0 K: 0 S: 10	H: 0 LOB: 0 BB: 0 P: 12	R: 2 H: 1 E: 0 K: 0 S: 7	H: 1 LOB: 2 BB: 3 P: 20	1B: 4 2B: 2 3B: 0 HR: 4	SF: 1 SAC: 1 DP: 0 HBP: 0	WP: 1 PB: 0 SB: 0 CS: 0	PA: 39							
PITCHER	IP	WLS	BF	H	R	ER	SO	BB	IBB	HBP	BLK	WP	HR	S	P	ERA	WHIP										
Randy Wolf, L ERA: 5.28	3.1	L	19	7	8	7	2	1	0	0	0	0	2	37	63	18.90	2.400										
Steve Schrenk, R ERA: 2.37	1.2		7	2	2	2	1	0	0	0	0	0	2	16	24	10.80	1.200										
Amaury Telemaco, R ERA: 2.67	2.0		6	0	0	0	1	0	0	0	0	0	0	18	25	0.00	0.000										
Wayne Gomes, R ERA: 3.59	1.0		7	1	2	2	0	3	0	0	0	1	0	7	20	18.00	4.000										

AB	33
R	12
H	10
RBI	11
BB	4
SO	4
LOB	10



Batter	1	2	3	4	5	6	7	8	9	AB	R	H	RBI	BB	SO	LOB	TOP																		
Doug Glanville, R (1, 8) OBP: 0.378, SLG: 0.458	1-1 BB 1B		0-1 G6-3 2			2-3 K 1 X	0-0 F9 1		0-0 2B SF7 1B	5	1	2	0	0	1	2	Philadelphia Phillies @ Florida Marlins Pro Player Stadium, Miami, FL Tue Aug 03 1999, 7:05 PM EDT Att: 10,223 - Overcast - 81 F																		
Ron Cant, R (1, 7) OBP: 0.355, SLG: 0.421	4-2 BB 1-2 BB		3-2 P6 3			4-2 1B WP SF8 BB	3-2 SF9 2		1-1 SF7 1B 1-3 2B	2	2	1	1	2	0	0																			
Bobby Abreu, L (1, 9) OBP: 0.430, SLG: 0.570	2-3 K 1			0-0 G1-6-3 1B		4-2 BB 1B BB	4-0 BB BB		3-2 SF7 1	2	0	1	1	2	1	2																			
Scott Rolen, R (1, 5) OBP: 0.365, SLG: 0.546	3-3 K 2			1-3 K 1		3-2 BB 1B	4-2 BB BB		2-3 P4 1-0	4	0	1	0	1	2	4																			
Rico Brogna, L (1, 3) OBP: 0.333, SLG: 0.441	3-3 K 3			0-0 G1-6-3 1-2		0-0 SF8 2		0-2 HR HR	3-2 BB 1B 3-H	4	1	2	3	0	1	3																			
Mike Lieberthal, R (1, 2) OBP: 0.383, SLG: 0.589		2-1 L6-3 HBP			0-0 G5-3 1	3-H 4-2 BB 1-2 2-3		1-1 HR HR	0-0 F9 3	3	1	1	1	1	0	1																			
Marlon Anderson, L (1, 4) 15 David Doster, R (8, 6) OBP: 0.348, SLG: 0.411		2-1 F8 1			1-1 L7 2	1-2 F9 3		3-3 K 1		4	0	0	0	0	1	4																			
Alex Arias, R (1, 6) Steve Montgomery, R (8, 1) Scott Aldred, L (8, 1) Wayne Gomes, R (9, 1)		1-1 L6-3 1-2			1-1 K X		1-2 F9 SF9 1B	1-0 23 CS CS 1B		4	1	3	0	0	0	1																			
Chad Ogea, R (1, 1) Rob Ducey, L (7, PH) Amaury Telemaco, R (7, 1) 23 Kevin Jordan, R (8, PH)			0-3 K 1		0-3 K 3		2-2 BB 1B	3-2 G4-3 2		2	0	0	0	0	2	1																			
<b>Inning Stats</b>	R: 0 E: 0 K: 3 S: 14	H: 1 LOB: 2 BB: 1 P: 27	R: 0 E: 0 K: 0 S: 5	H: 0 LOB: 0 BB: 0 P: 10	R: 0 E: 0 K: 1 S: 8	H: 0 LOB: 0 BB: 0 P: 11	R: 0 E: 0 K: 1 S: 5	H: 1 LOB: 1 BB: 0 P: 6	R: 0 E: 0 K: 1 S: 8	H: 1 LOB: 1 BB: 0 P: 10	R: 1 E: 0 K: 1 S: 23	H: 1 LOB: 3 BB: 2 P: 41	R: 1 E: 0 K: 0 S: 18	H: 2 LOB: 2 BB: 3 P: 32	R: 2 E: 0 K: 1 S: 12	H: 3 LOB: 0 BB: 0 P: 20		R: 2 E: 0 K: 0 S: 14	H: 3 LOB: 1 BB: 0 P: 22	1B: 9 2B: 2 3B: 0 HR: 2	SF: 3 SAC: 0 DP: 2 HBP: 1	WP: 1 PB: 0 SB: 0 CS: 1	PA: 42												
<b>PITCHER</b>	IP WLS BF H R ER SO BB IBB HBP BLK WP HR S P ERA WHIP																																		
Ryan Dempster, R (1, 1) ERA: 5.88	6.0	25	4	1	1	7	4	0	1	0	1	0	63	105	1.50	1.333																			
Braden Looper, R (7, 1) ERA: 4.24	0.2	4	2	1	1	0	0	0	0	0	0	0	1	16	22	13.50	3.000																		
Jesus Sanchez, L (7, 1) ERA: 6.0	0.1	3	1	1	1	0	2	0	0	0	0	1	5	13	27.00	9.000																			
Brian Edmondson, R (8, 1) ERA: 5.7	1.0	4	2	1	1	1	0	0	0	0	0	1	9	17	9.00	2.000																			
Hector Almonte, R (9, 1) ERA: 8.1	1.0	6	3	2	2	0	0	0	0	0	0	0	14	22	18.00	3.000																			

Batter	1	2	3	4	5	6	7	8	9	AB	R	H	RBI	BB	SO	LOB	BOTTOM																
Luis Castillo, S (1, 4) OBP: 0.361, SLG: 0.340	2-2 G5-3 1			0-0 F7 1		1-0 1B WP 2B	2-3 K 3		3-2 L8 2	5	1	1	0	0	1	2	Philadelphia Phillies @ Florida Marlins Pro Player Stadium, Miami, FL Tue Aug 03 1999, 7:05 PM EDT Att: 10,223 - Overcast - 81 F																
Alex Gonzalez, R (1, 6) Dave Berg, R (8, 6) OBP: 0.351, SLG: 0.373	0-1 G3 2			1-3 K 2		0-0 FC WP SF7 1B		2-1 F8 1	1-2 BB 1B	3	1	1	1	0	1	0																	
Bruce Aven, R (1, 7) OBP: 0.382, SLG: 0.482	0-1 P6 3			3-1 P6 3		2-3 3-H 4-0 FC BB		3-1 G6-3 1B	0-3 K 3	4	0	1	0	1	1	1																	
Kevin Millar, R (1, 3) Tim Hyers, L (8, PR) OBP: 0.330, SLG: 0.375		1-0 P3 1			2-2 F7 1	3-2 FC BB		0-2 G6-3 1B		4	0	1	0	0	0	2																	
Mark Kotsay, L (1, 9) OBP: 0.301, SLG: 0.397		2-2 P6 2			2-2 F8 2	1-0 SF7 2		2-2 G6-3 2		3	0	0	1	0	0	2																	
Preston Wilson, R (1, 8) Braden Looper, R (7, 1) Jesus Sanchez, L (7, 1) Brian Edmondson, R (8, 1) Chris Cisneros, S (8, PH) Hector Almonte, R (9, 1)		1-0 P3 3			3-1 E5 BB	1-0 F8 3		2-2 G6-3 3		3	0	0	0	0	0	2																	
Mike Lowell, R (1, 5) OBP: 0.331, SLG: 0.371			0-0 P3 1		0-1 F8 3		3-3 K 1		0-0 HR HR	4	1	1	1	0	1	1																	
Jorge Fabregas, L (1, 2) OBP: 0.287, SLG: 0.323			1-2 F9 2			0-2 FC3-6 1B		1-2 BB 1B		4	0	2	0	0	0	0																	
Ryan Dempster, R (1, 1) Danny Bautista, R (7, 8) OBP: 0.275, SLG: 0.384			0-0 P4 3			1-0 FC3-6 2B 1B		0-1 F7 2		2	1	0	0	0	0	1																	
<b>Inning Stats</b>	R: 0 E: 0 K: 0 S: 7	H: 0 LOB: 0 BB: 0 P: 9	R: 0 E: 0 K: 0 S: 6	H: 0 LOB: 0 BB: 0 P: 10	R: 0 E: 0 K: 1 S: 6	H: 0 LOB: 0 BB: 0 P: 10	R: 0 E: 0 K: 1 S: 6	H: 0 LOB: 1 BB: 0 P: 17	R: 3 E: 0 K: 0 S: 11	H: 3 LOB: 1 BB: 1 P: 22	R: 0 E: 0 K: 2 S: 11	H: 1 LOB: 1 BB: 0 P: 17	R: 0 E: 0 K: 0 S: 13	H: 2 LOB: 2 BB: 0 P: 22	R: 2 E: 0 K: 1 S: 14	H: 3 LOB: 1 BB: 0 P: 20		1B: 6 2B: 2 3B: 0 HR: 1	SF: 1 SAC: 0 DP: 0 HBP: 0	WP: 1 PB: 1 SB: 0 CS: 0	PA: 39												
<b>PITCHER</b>	IP WLS BF H R ER SO BB IBB HBP BLK WP HR S P ERA WHIP																																
Chad Ogea, R (1, 1) ERA: 4.97	6.0	24	3	3	3	1	1	0	0	0	0	45	74	4.50	0.667																		
Amaury Telemaco, R (7, 1) ERA: 2.59	1.0	4	1	0	0	2	0	0	0	0	0	11	17	0.00	1.000																		
Steve Montgomery, R (8, 1) ERA: 3.15	0.1	3	2	0	0	0	0	0	0	0	0	7	12	0.00	6.000																		
Scott Aldred, L (8, 1) ERA: 4.31	0.2	2	0	0	0	0	0	0	0	0	0	6	10	0.00	0.000																		
Wayne Gomes, R (9, 1) ERA: 3.88	1.0	6	3	2	2	1	0	0	0	0	1	14	20	18.00	3.000																		

Batter	1	2	3	4	5	6	7	8	9	AB	R	H	RBI	BB	SO	LOB	TOP																			
Doug Glanville, R (1, 8) OBP: 0.381, SLG: 0.463	1-2 G1-6-3 1B		0-1 G4-3		1-1 2H 2B		1-2 1B			4	0	3	1	0	0	0	Philadelphia Phillies @ Florida Marlins Pro Player Stadium, Miami, FL Wed Aug 04 1999, 7:05 PM EDT Att: 10,445 - Unknown - 86 F																			
Ron Cant, R (1, 7) OBP: 0.351, SLG: 0.416	1-3 SAFE		0-1 G4-3		0-0 L7		0-0 SAFE F8			4	0	0	0	0	1	3																				
Bobby Abreu, L (1, 9) OBP: 0.428, SLG: 0.567	2-2 G1-6-3 1-2			2-0 F7		2-1 1B 1B		0-2 G4-3		4	0	1	0	0	0	1																				
Scott Rolen, R (1, 5) OBP: 0.363, SLG: 0.542		4-1 HR BB		2-1 F7		0-1 F9		2-3 K		3	1	0	0	1	1	1																				
Rico Brogna, L (1, 3) OBP: 0.334, SLG: 0.449		0-1 1-H HR		2-1 L7		0-0 1B		2-0 G4-3		4	1	2	2	0	0	0																				
Mike Lieberthal, R (1, 2) OBP: 0.387, SLG: 0.593		0-0 15 G5-4-3 1B		0-1 23 1B 15 SF8 2B		2-0 P3		4-2 BB		3	1	2	0	1	0	2																				
23 Kevin Jordan, R (1, 4) OBP: 0.393, SLG: 0.467		0-1 P6		0-0 SH3-4 2B		0-3 K		1-2 P4		4	1	1	0	0	1	4																				
15 David Doster, R (1, 6) OBP: 0.329, SLG: 0.390		1-0 G5-4-3 1-2		2-2 SF8		0-1 P2		3-2 F8		3	0	0	1	0	0	2																				
Paul Byrd, R (1, 1) Amaru Telemaco, R (8, 1) Rob Ducey, L (9, PH) Kevin Schick, R (9, PH) Wayne Gomes, R (9, 1) Steve Schrenk, R (9, 1)		0-2 G3-1		0-0 SH3-4		0-2 F9		0-3 K		2	0	0	0	0	0	0																				
<b>Inning Stats</b>	R: 0 E: 0 K: 1 S: 9	H: 1 LOB: 0 BB: 0 P: 13	R: 2 E: 0 K: 0 S: 7	H: 2 LOB: 0 BB: 1 P: 12	R: 0 E: 0 K: 0 S: 7	H: 0 LOB: 0 BB: 0 P: 7	R: 0 E: 0 K: 0 S: 5	H: 0 LOB: 0 BB: 0 P: 11	R: 2 E: 0 K: 0 S: 10	H: 3 LOB: 1 BB: 0 P: 13	R: 0 E: 0 K: 1 S: 9	H: 2 LOB: 2 BB: 0 P: 13	R: 0 E: 0 K: 0 S: 9	H: 1 LOB: 1 BB: 0 P: 10	R: 0 E: 0 K: 1 S: 7	H: 0 LOB: 0 BB: 0 P: 11	R: 0 E: 0 K: 1 S: 11	H: 0 LOB: 1 BB: 1 P: 19	1B: 6 2B: 2 3B: 0 HR: 1	SF: 1 SAC: 1 DP: 2 HBP: 0	WP: 0 PB: 0 SB: 0 CS: 0	PA: 36														
<b>PITCHER</b>	IP	WLS	BF	H	R	ER	SO	BB	IBB	HBP	BLK	WP	HR	S	P	ERA	WHIP	<b>PITCHER</b>		IP	WLS	BF	H	R	ER	SO	BB	IBB	HBP	BLK	WP	HR	S	P	ERA	WHIP
Dennis Springer, R (1, 1) ERA: 4.21	7.0	L	29	9	4	4	2	1	0	0	0	0	1	56	79	5.14	1.429	Dennis Springer, R (1, 1) ERA: 4.21		7.0	L	29	9	4	4	2	1	0	0	0	0	1	56	79	5.14	1.429
Rafael Medina, R (8, 1) ERA: 6.52	1.2		6	0	0	0	1	1	0	0	0	0	0	15	27	0.00	0.600	Rafael Medina, R (8, 1) ERA: 6.52		1.2		6	0	0	0	1	1	0	0	0	0	15	27	0.00	0.600	
Armando Almanza, L (9, 1) ERA: 3.38	0.1		1	0	0	0	1	0	0	0	0	0	0	3	3	0.00	0.000	Armando Almanza, L (9, 1) ERA: 3.38		0.1		1	0	0	0	1	0	0	0	0	3	3	0.00	0.000		

Batter	1	2	3	4	5	6	7	8	9	AB	R	H	RBI	BB	SO	LOB	BOTTOM																			
Luis Castillo, S (1, 4) OBP: 0.364, SLG: 0.340	1-2 G3-1		2-1 SH1-3 BLK SF9 1B		2-3 K		4-2 G4-6-3 BB		4-0 G6-4-3 BB	3	1	1	0	2	1	1	Philadelphia Phillies @ Florida Marlins Pro Player Stadium, Miami, FL Wed Aug 04 1999, 7:05 PM EDT Att: 10,445 - Unknown - 86 F																			
Dave Berg, R (1, 6) OBP: 0.355, SLG: 0.376	1-2 1B		0-0 SH1-3 1-3		0-1 FC5-4 1B		3-1 G4-6-3 1-2		1-0 G6-4-3 1-2	4	0	2	0	0	0	5																				
Bruce Aven, R (1, 7) OBP: 0.376, SLG: 0.476	0-1 F7		2-2 SF9		2-1 FC5-4 1-2 2-3		1-1 L6			3	0	0	1	0	0	3																				
Kevin Millar, R (1, 3) OBP: 0.407, SLG: 0.491	0-1 1-2 1B		0-0 G5-3		0-3 K		0-0 F7			4	0	1	0	0	1	2																				
Mark Kotsay, L (1, 9) OBP: 0.305, SLG: 0.401	1-1 G4-3			0-0 G5-4-3 1B		3-2 G6-4-3 1B		1-0 1B		4	0	3	0	0	0	2																				
Preston Wilson, R (1, 8) OBP: 0.345, SLG: 0.536		3-1 P9		1-1 G5-4-3 1-2		2-1 G6-4-3 1-2		1-0 F8		4	0	0	0	0	0	3																				
Mike Lowell, R (1, 5) OBP: 0.335, SLG: 0.370		0-1 P3		2-0 1B		1-1 F7		4-0 BB BB BB		3	0	1	0	1	0	0																				
Mike Redmond, R (1, 2) OBP: 0.367, SLG: 0.325 Chris Ciapinski, S (9, PH) OBP: 0.421, SLG: 0.467		2-0 FC5-4 1B		0-0 G4-3			2-3 K		4-1 BB BB	3	0	1	0	0	1	1																				
Dennis Springer, R (1, 1) OBP: 0.152, SLG: 0.188 Tim Hyers, L (7, PH) OBP: 0.337, SLG: 0.375 Rafael Medina, R (8, 1) Armando Almanza, L (9, 1) Danny Bautista, R (9, PH) OBP: 0.273, SLG: 0.381		1-2 FC5-4 1B			0-2 FC5-4 1B		4-2 BB BB		3-1 F7	2	0	1	0	0	0	1																				
<b>Inning Stats</b>	R: 0 E: 0 K: 0 S: 13	H: 2 LOB: 2 BB: 0 P: 16	R: 0 E: 0 K: 0 S: 8	H: 1 LOB: 1 BB: 0 P: 14	R: 1 E: 0 K: 0 S: 8	H: 1 LOB: 0 BB: 0 P: 12	R: 0 E: 0 K: 2 S: 14	H: 2 LOB: 1 BB: 0 P: 8	R: 0 E: 0 K: 0 S: 7	H: 1 LOB: 0 BB: 0 P: 13	R: 0 E: 0 K: 1 S: 11	H: 0 LOB: 2 BB: 2 P: 24	R: 0 E: 0 K: 0 S: 5	H: 1 LOB: 1 BB: 0 P: 8	R: 0 E: 0 K: 0 S: 4	H: 0 LOB: 2 BB: 3 P: 20	1B: 10 2B: 0 3B: 0 HR: 0	SF: 1 SAC: 1 DP: 4 HBP: 0	WP: 0 PB: 0 SB: 0 CS: 0	PA: 38																
<b>PITCHER</b>	IP	WLS	BF	H	R	ER	SO	BB	IBB	HBP	BLK	WP	HR	S	P	ERA	WHIP	<b>PITCHER</b>		IP	WLS	BF	H	R	ER	SO	BB	IBB	HBP	BLK	WP	HR	S	P	ERA	WHIP
Paul Byrd, R (1, 1) ERA: 3.83	7.2	W	32	10	1	1	3	2	0	0	1	0	0	70	111	1.17	1.565	Paul Byrd, R (1, 1) ERA: 3.83		7.2	W	32	10	1	1	3	2	0	0	1	0	70	111	1.17	1.565	
Amaru Telemaco, R (8, 1) ERA: 2.56	0.1	H	1	0	0	0	0	0	0	0	0	0	0	1	2	0.00	0.000	Amaru Telemaco, R (8, 1) ERA: 2.56		0.1	H	1	0	0	0	0	0	0	0	1	2	0.00	0.000			
Wayne Gomes, R (9, 1) ERA: 3.86	0.1	H	4	0	0	0	0	3	0	0	0	0	0	3	18	0.00	9.000	Wayne Gomes, R (9, 1) ERA: 3.86		0.1	H	4	0	0	0	0	3	0	0	3	18	0.00	9.000			
Steve Schrenk, R (9, 1) ERA: 2.29	0.2	S	1	0	0	0	0	0	0	0	0	0	0	1	2	0.00	0.000	Steve Schrenk, R (9, 1) ERA: 2.29		0.2	S	1	0	0	0	0	0	0	1	2	0.00	0.000				

Batter	1	2	3	4	5	6	7	8	9	AB R H RBI BB SO LOB	TOP																
Doug Glanville, R OBP: 0.383, SLG: 0.463 Kevin Sefcik, R OBP: 0.348, SLG: 0.390	1-2 1B HBP		1-3 K		0-1 SF8 BB E	0-3 K		0-0 FC5-4 1B	0-2 F8	4 1 2 0 0 2 1 1 0 0 0 0 0 2																	
Ron Gant, R OBP: 0.349, SLG: 0.412 Jim Poole, L	1-1 F8		2-3 K		4-1 WP S BB		1-2 G6-3	1-2 FC5-4 1B E		4 1 0 0 1 1 2 0 0 0 0 0 0 0																	
Bobby Abreu, L OBP: 0.430, SLG: 0.567	2-0 G5-4-3 1B			2-2 K	3-1 SF8		4-2 1B BB	2-1 E9 1B		3 0 2 1 1 1 0																	
Scott Rolen, R OBP: 0.364, SLG: 0.539	1-1 G5-4-3			3-2 E5 1B HR	4-2 BB		2-1 1B BB	0-0 G4-3		4 2 1 0 1 0 3																	
Rico Brogna, L OBP: 0.337, SLG: 0.453		1-2 G1-3		0-0 HR 1B	1-2 K		2-2 15 BB E 1B	2-0 15 F8 1B 2B		5 3 3 1 0 1 2																	
Marlon Anderson, L OBP: 0.285, SLG: 0.370 15 David Doster, R OBP: 0.333, SLG: 0.383		4-2 S BB		0-2 P5	0-0 G4-3		4-2 E BB	1-1 F8		2 0 0 0 1 0 4 1 0 0 0 1 0 1																	
Gary Bennett, R OBP: 0.292, SLG: 0.353		4-2 G4-6-3 BB		0-0 HR		1-2 BLK 1B	3-2 E4 1B	0-2 BB 1B		4 1 3 4 1 0 1																	
Domingo Cedeno, S OBP: 0.289, SLG: 0.362 Steve Schrenk, R				1-0 P6		2-0 F9	0-0 L5	4-0 BB		4 0 0 0 0 0 5 0 0 0 0 0 0 0 0 0 0 0 1 0 0																	
Rob Ducey, L OBP: 0.381, SLG: 0.468		1-2 G4-6-3						1-2 BB																			
Robert Person, R OBP: 0.150, SLG: 0.150 23 Kevin Jordan, R OBP: 0.379, SLG: 0.462			1-2 P3		1-2 BB 1B SF8 1B	1-2 K		0-1 G6-3	0-3 K	3 1 1 0 0 1 1 2 0 0 0 0 1 2																	
<b>Inning Stats</b>	R: 0 E: 0 K: 0 S: 7	H: 1 LOB: 1 BB: 0 P: 12	R: 0 E: 0 K: 0 S: 9	H: 0 LOB: 1 BB: 2 P: 18	R: 0 E: 0 K: 2 S: 9	H: 0 LOB: 0 BB: 0 P: 13	R: 3 E: 1 K: 1 S: 14	H: 2 LOB: 0 BB: 0 P: 20	R: 2 E: 0 K: 1 S: 15	H: 2 LOB: 2 BB: 2 P: 29	R: 0 E: 0 K: 2 S: 11	H: 1 LOB: 1 BB: 0 P: 15	R: 2 E: 1 K: 0 S: 17	H: 2 LOB: 2 BB: 2 P: 33	R: 1 E: 1 K: 0 S: 9	H: 2 LOB: 1 BB: 0 P: 12	R: 1 E: 0 K: 1 S: 13	H: 2 LOB: 2 BB: 1 P: 20	1B: 10 2B: 1 3B: 0 HR: 1	SF: 1 SAC: 0 DP: 2 HBP: 1	WP: 1 PB: 0 SB: 3 CS: 0	PA: 46					
<b>PITCHER</b>	IP WLS BF H R ER SO BB IBB HBP BLK WP HR S P ERA WHIP	IP WLS BF H R ER SO BB IBB HBP BLK WP HR S P ERA WHIP	IP WLS BF H R ER SO BB IBB HBP BLK WP HR S P ERA WHIP	IP WLS BF H R ER SO BB IBB HBP BLK WP HR S P ERA WHIP	IP WLS BF H R ER SO BB IBB HBP BLK WP HR S P ERA WHIP	IP WLS BF H R ER SO BB IBB HBP BLK WP HR S P ERA WHIP	IP WLS BF H R ER SO BB IBB HBP BLK WP HR S P ERA WHIP	IP WLS BF H R ER SO BB IBB HBP BLK WP HR S P ERA WHIP	IP WLS BF H R ER SO BB IBB HBP BLK WP HR S P ERA WHIP	IP WLS BF H R ER SO BB IBB HBP BLK WP HR S P ERA WHIP	IP WLS BF H R ER SO BB IBB HBP BLK WP HR S P ERA WHIP	IP WLS BF H R ER SO BB IBB HBP BLK WP HR S P ERA WHIP	IP WLS BF H R ER SO BB IBB HBP BLK WP HR S P ERA WHIP	IP WLS BF H R ER SO BB IBB HBP BLK WP HR S P ERA WHIP	IP WLS BF H R ER SO BB IBB HBP BLK WP HR S P ERA WHIP	IP WLS BF H R ER SO BB IBB HBP BLK WP HR S P ERA WHIP	IP WLS BF H R ER SO BB IBB HBP BLK WP HR S P ERA WHIP	IP WLS BF H R ER SO BB IBB HBP BLK WP HR S P ERA WHIP	IP WLS BF H R ER SO BB IBB HBP BLK WP HR S P ERA WHIP	IP WLS BF H R ER SO BB IBB HBP BLK WP HR S P ERA WHIP	IP WLS BF H R ER SO BB IBB HBP BLK WP HR S P ERA WHIP	IP WLS BF H R ER SO BB IBB HBP BLK WP HR S P ERA WHIP	IP WLS BF H R ER SO BB IBB HBP BLK WP HR S P ERA WHIP	IP WLS BF H R ER SO BB IBB HBP BLK WP HR S P ERA WHIP	IP WLS BF H R ER SO BB IBB HBP BLK WP HR S P ERA WHIP	IP WLS BF H R ER SO BB IBB HBP BLK WP HR S P ERA WHIP	IP WLS BF H R ER SO BB IBB HBP BLK WP HR S P ERA WHIP

Philadelphia Phillies @ Florida Marlins  
Pro Player Stadium, Miami, FL  
Thu Aug 05 1999, 7:05 PM EDT  
Att: 9,610 - Cloudy - 81 F

AB 37  
R 9  
H 12  
RBI 6  
BB 7  
SO 7  
LOB 24



Batter	1	2	3	4	5	6	7	8	9	AB R H RBI BB SO LOB	BOTTOM															
Luis Castillo, S OBP: 0.367, SLG: 0.343	1-2 G5-3 S 1B		0-1 P5		0-0 1B		1-3 K		0-0 FC5-4 1B	5 0 3 0 0 1 0																
Chris Clapinski, S OBP: 0.500, SLG: 0.526	1-1 SAFE F8		4-0 BB		0-0 G1-3 1B		0-0 1B	1-2 2-3 3-H 0-0 FC5-4 1B		4 0 3 1 1 0 1																
Bruce Aven, R OBP: 0.370, SLG: 0.466	1-0 G5-3		2-2 P5		3-3 K		1-0 G3		0-0 FC5-4	5 0 0 1 0 1 7																
Kevin Millar, R OBP: 0.399, SLG: 0.480	2-0 F8		1-1 F9		1-0 G1-3		1-2 G1-3		3-1 G5-3	5 0 0 0 0 1 6																
Mark Kotsay, L OBP: 0.305, SLG: 0.405		2-1 G6-3		3-2 SF9 3B	0-2 G6-3		3-2 G6-3		3-2 G6-3	4 1 1 0 0 0 2																
Preston Wilson, R OBP: 0.344, SLG: 0.534 Antonio Alfonseca, R		2-2 S 1B		0-2 SF9		1-3 K		1-3 K		3 0 1 1 0 2 0 0 0 0 0 0 0 0																
Mike Lowell, R OBP: 0.333, SLG: 0.367		1-0 P9		3-H F8		2-0 F8		2-1 G1-3 BB 1B		4 1 1 0 0 0 1																
Jorge Fabregas, L OBP: 0.295, SLG: 0.325		4-2 BB		3-2 1B		0-0 P6		4-1 1B FC5-4 BB		2 1 1 0 2 0 0																
Vladimir Nunez, R OBP: 0.125, SLG: 0.125 Brian Edmondson, R OBP: 0.346, SLG: 0.545 Tim Hyers, L OBP: 0.332, SLG: 0.399 Braden Looper, R OBP: 0.271, SLG: 0.379		1-2 P3		0-3 K		0-0 G4-3		1-1 G1-3		2 0 0 0 0 1 3 0 0 0 0 0 0 0 0 0 0 0 0 0 0 1 0 0 0 0 0 0 0 0 0 0 0 0 0 1 0 0 0 0 0 2																
<b>Inning Stats</b>	R: 0 E: 0 K: 0 S: 7	H: 1 LOB: 1 BB: 0 P: 14	R: 0 E: 0 K: 0 S: 12	H: 1 LOB: 2 BB: 1 P: 22	R: 0 E: 0 K: 0 S: 8	H: 0 LOB: 1 BB: 1 P: 15	R: 1 E: 0 K: 1 S: 22	H: 2 LOB: 1 BB: 0 P: 29	R: 0 E: 0 K: 1 S: 11	H: 2 LOB: 2 BB: 0 P: 15	R: 0 E: 0 K: 1 S: 5	H: 0 LOB: 0 BB: 0 P: 8	R: 0 E: 0 K: 1 S: 6	H: 1 LOB: 1 BB: 0 P: 8	R: 0 E: 0 K: 1 S: 11	H: 0 LOB: 0 BB: 0 P: 18	R: 2 E: 0 K: 1 S: 13	H: 3 LOB: 2 BB: 1 P: 22	1B: 9 2B: 0 3B: 1 HR: 0	SF: 1 SAC: 0 DP: 0 HBP: 0	WP: 0 PB: 0 SB: 2 CS: 0	PA: 40				
<b>PITCHER</b>	IP WLS BF H R ER SO BB IBB HBP BLK WP HR S P ERA WHIP	IP WLS BF H R ER SO BB IBB HBP BLK WP HR S P ERA WHIP	IP WLS BF H R ER SO BB IBB HBP BLK WP HR S P ERA WHIP	IP WLS BF H R ER SO BB IBB HBP BLK WP HR S P ERA WHIP	IP WLS BF H R ER SO BB IBB HBP BLK WP HR S P ERA WHIP	IP WLS BF H R ER SO BB IBB HBP BLK WP HR S P ERA WHIP	IP WLS BF H R ER SO BB IBB HBP BLK WP HR S P ERA WHIP	IP WLS BF H R ER SO BB IBB HBP BLK WP HR S P ERA WHIP	IP WLS BF H R ER SO BB IBB HBP BLK WP HR S P ERA WHIP	IP WLS BF H R ER SO BB IBB HBP BLK WP HR S P ERA WHIP	IP WLS BF H R ER SO BB IBB HBP BLK WP HR S P ERA WHIP	IP WLS BF H R ER SO BB IBB HBP BLK WP HR S P ERA WHIP	IP WLS BF H R ER SO BB IBB HBP BLK WP HR S P ERA WHIP	IP WLS BF H R ER SO BB IBB HBP BLK WP HR S P ERA WHIP	IP WLS BF H R ER SO BB IBB HBP BLK WP HR S P ERA WHIP	IP WLS BF H R ER SO BB IBB HBP BLK WP HR S P ERA WHIP	IP WLS BF H R ER SO BB IBB HBP BLK WP HR S P ERA WHIP	IP WLS BF H R ER SO BB IBB HBP BLK WP HR S P ERA WHIP	IP WLS BF H R ER SO BB IBB HBP BLK WP HR S P ERA WHIP	IP WLS BF H R ER SO BB IBB HBP BLK WP HR S P ERA WHIP	IP WLS BF H R ER SO BB IBB HBP BLK WP HR S P ERA WHIP	IP WLS BF H R ER SO BB IBB HBP BLK WP HR S P ERA WHIP	IP WLS BF H R ER SO BB IBB HBP BLK WP HR S P ERA WHIP	IP WLS BF H R ER SO BB IBB HBP BLK WP HR S P ERA WHIP	IP WLS BF H R ER SO BB IBB HBP BLK WP HR S P ERA WHIP	IP WLS BF H R ER SO BB IBB HBP BLK WP HR S P ERA WHIP

Philadelphia Phillies @ Florida Marlins  
Pro Player Stadium, Miami, FL  
Thu Aug 05 1999, 7:05 PM EDT  
Att: 9,610 - Cloudy - 81 F

AB 36  
R 3  
H 10  
RBI 3  
BB 3  
SO 6  
LOB 22



Batter	1	2	3	4	5	6	7	8	9	10	11	AB	R	H	RBI	BB	SO	LOB	TOP								
Tony Womack, L OBP: 0.327, SLG: 0.354 (1, 6)	F8		F8		K		P6			G4-3		5	0	0	0	0	1	1									
Jay Bell, R OBP: 0.360, SLG: 0.554 (1, 4)	BB		P4		1B			FC5-4		G4-6-3		3	0	2	0	2	0	0									
Luis Gonzalez, L OBP: 0.406, SLG: 0.562 (1, 7)	BB		G3		K			FC5-4		G4-6-3		4	0	0	0	1	1	3									
Matt Williams, R OBP: 0.354, SLG: 0.542 (1, 5)	F9				HR		G5-3		BB		L8	4	1	1	0	1	0	2									
Greg Colbrunn, R OBP: 0.419, SLG: 0.534 Travis Lee, L OBP: 0.341, SLG: 0.368 (6, 3)					HR		G5-4-3		BB		1B	1	1	1	2	2	0	0									
Bernard Gilkey, R OBP: 0.404, SLG: 0.529 Andy Fox, L OBP: 0.378, SLG: 0.408 (8, 6)					F8		G5-4-3		BB		K	3	0	0	0	1	1	4									
Sieve Finley, L OBP: 0.333, SLG: 0.499 (1, 8)			K		F9		G4-3		1-2		K	5	0	1	0	0	2	0									
Damian Miller, R OBP: 0.281, SLG: 0.383 (1, 2)		G1-3			K					G3-1		5	0	1	0	0	1	2									
Randy Johnson, R OBP: 0.119, SLG: 0.149 Erubiel Durazo, L OBP: 0.409, SLG: 0.316 Greg Swindell, L OBP: 0.341, SLG: 0.368 Bobby Chouinard, R (10, 1)		G6-3			K							3	0	0	0	0	2	1									
<b>Inning Stats</b>	R: 0 E: 0 K: 1 S: 16	H: 0 LOB: 3 BB: 3 P: 30	R: 0 E: 0 K: 1 S: 9	H: 0 LOB: 0 BB: 0 P: 13	R: 0 E: 0 K: 0 S: 12	H: 0 LOB: 0 BB: 0 P: 16	R: 2 E: 0 K: 1 S: 9	H: 2 LOB: 0 BB: 0 P: 12	R: 0 E: 0 K: 3 S: 15	H: 1 LOB: 1 BB: 0 P: 22	R: 0 E: 0 K: 0 S: 5	H: 0 LOB: 0 BB: 1 P: 9	R: 0 E: 0 K: 1 S: 9	H: 1 LOB: 1 BB: 0 P: 13	R: 0 E: 0 K: 1 S: 18	H: 1 LOB: 3 BB: 2 P: 34	R: 0 E: 0 K: 2 S: 8	H: 0 LOB: 0 BB: 0 P: 9	R: 0 E: 0 K: 0 S: 2	H: 0 LOB: 0 BB: 1 P: 6	R: 0 E: 0 K: 1 S: 6	H: 1 LOB: 2 BB: 1 P: 10	1B: 4 2B: 1 3B: 0 HR: 1	SF: 0 SAC: 0 DP: 2 HBP: 0	WP: 0 PB: 0 SB: 0 CS: 0	PA: 44	
<b>PITCHER</b>	IP ERA WLS BF H R ER SO BB IBB HBP BLK WP HR S P ERA WHIP	7.1 4.97 0.2 3 0 0 0 1 1 0 0 0 0 0 0 9 16 0.00 1.504	0.2 4.22 1.0 3 0 0 0 2 0 0 0 0 0 0 0 8 9 0.00 0.000	2.0 3.71 W 8 1 0 0 1 2 0 0 0 0 0 0 8 16 0.00 1.500	<b>PITCHER</b>										IP WLS BF H R ER SO BB IBB HBP BLK WP HR S P ERA WHIP												

Arizona Diamondbacks @ Philadelphia Phillies  
Veterans Stadium, Philadelphia, PA  
Fri Aug 06 1999, 7:35 PM EDT  
Att: 27,742 - Unknown - 85 F

AB	36
R	2
H	6
RBI	2
BB	8
SO	11
LOB	16



Batter	1	2	3	4	5	6	7	8	9	10	11	AB	R	H	RBI	BB	SO	LOB	BOTTOM				
Doug Gianville, R OBP: 0.381, SLG: 0.460 (1, 8)	P6		G5-4-3			F8		HR		G6-3		5	1	1	0	0	0	1					
Ron Gant, R OBP: 0.352, SLG: 0.419 (1, 7)	K				E	F9		HR		G6-3		3	1	1	2	2	1	0					
23 Kevin Jordan, R OBP: 0.374, SLG: 0.455 (1, 3)	K				K	F9		G6-3		G6-3		5	0	1	0	0	2	2					
Scott Rolen, R OBP: 0.364, SLG: 0.536 (1, 5)		G4-3			K	K		1B		L6		4	0	1	0	0	2	3					
Mike Lieberthal, R OBP: 0.382, SLG: 0.584 (1, 2)		K			K	K		1B			P2	5	0	0	0	0	3	3					
Kevin Seifak, R OBP: 0.356, SLG: 0.400 (1, 9)		G4-3			G6-3		G5-3		SH1-4		HR	4	1	2	0	1	0	1					
Domingo Cedeno, S OBP: 0.288, SLG: 0.397 (1, 6)		K			F9		G5-3		SH1-4		HR	4	1	1	2	0	1	2					
15 David Doster, R OBP: 0.329, SLG: 0.375 (1, 4)			G6-3			K		1B		K2-3		4	0	1	0	0	2	2					
Randy Wolf, L OBP: 0.119, SLG: 0.149 Scott Aldred, L OBP: 0.341, SLG: 0.368 Amaury Telemaco, R OBP: 0.409, SLG: 0.316 Bobby Abreu, L OBP: 0.341, SLG: 0.368 Wayne Gomes, R (10, 1)					G4-3				G5-3		L6	1	0	0	0	1	0	1					
<b>Inning Stats</b>	R: 0 E: 0 K: 2 S: 10	H: 0 LOB: 0 BB: 0 P: 14	R: 0 E: 0 K: 2 S: 9	H: 0 LOB: 1 BB: 0 P: 14	R: 0 E: 0 K: 0 S: 5	H: 0 LOB: 0 BB: 1 P: 9	R: 0 E: 0 K: 3 S: 11	H: 0 LOB: 1 BB: 1 P: 17	R: 0 E: 0 K: 1 S: 8	H: 1 LOB: 1 BB: 0 P: 11	R: 2 E: 0 K: 1 S: 11	H: 3 LOB: 1 BB: 0 P: 16	R: 0 E: 0 K: 0 S: 3	H: 1 LOB: 1 BB: 1 P: 7	R: 0 E: 0 K: 0 S: 3	H: 2 LOB: 0 BB: 0 P: 3	1B: 5 2B: 1 3B: 0 HR: 2	SF: 0 SAC: 1 DP: 1 HBP: 1	WP: 0 PB: 0 SB: 2 CS: 0	PA: 43			
<b>PITCHER</b>	IP ERA WLS BF H R ER SO BB IBB HBP BLK WP HR S P ERA WHIP	8.0 2.6 1.0 4 1 0 0 10 0 0 0 0 0 0 1 6 10 13.50 2.250	<b>PITCHER</b>										IP WLS BF H R ER SO BB IBB HBP BLK WP HR S P ERA WHIP										

Arizona Diamondbacks @ Philadelphia Phillies  
Veterans Stadium, Philadelphia, PA  
Fri Aug 06 1999, 7:35 PM EDT  
Att: 27,742 - Unknown - 85 F

AB	37
R	4
H	8
RBI	4
BB	4
SO	11
LOB	16



Batter	1	2	3	4	5	6	7	8	9	AB	R	H	RBI	BB	SO	LOB						
<b>Tony Womack, L</b> OBP: 0.328, SLG: 0.355 (1, 9)										5	1	2	0	0	0	2						
<b>Jay Bell, R</b> OBP: 0.381, SLG: 0.558 (1, 4)										4	2	1	2	1	2	2						
<b>Luis Gonzalez, L</b> OBP: 0.405, SLG: 0.561 (1, 7)										4	2	1	0	1	0	1						
<b>Matt Williams, R</b> OBP: 0.352, SLG: 0.545 (1, 5)										5	1	1	3	0	1	3						
<b>Steve Finley, L</b> OBP: 0.332, SLG: 0.495 <b>LeJon Powell, R</b> OBP: 0.267, SLG: 0.308 (9, PH)										3	0	0	0	1	0	1						
<b>Erubiel Durazo, L</b> OBP: 0.482, SLG: 0.500 <b>Dan Plesac, L</b> <b>Gregg Olson, R</b> <b>Matt Mantei, R</b>										3	1	2	2	1	1	1						
<b>Andy Fox, L</b> OBP: 0.371, SLG: 0.400 (1, 6)										4	0	0	0	0	2	3						
<b>Kelly Stinnett, R</b> OBP: 0.295, SLG: 0.442 (1, 2)										4	0	0	0	0	1	1						
<b>Andy Benes, R</b> OBP: 0.214, SLG: 0.211 <b>Travis Lee, L</b> OBP: 0.343, SLG: 0.373 (7, 3)										3	1	1	0	0	0	0						
<b>Inning Stats</b>	R: 3 H: 4 E: 0 K: 0 S: 13	H: 4 LOB: 1 BB: 0 P: 22	R: 0 H: 0 E: 0 K: 0 S: 7	H: 0 LOB: 0 BB: 0 P: 9	R: 0 H: 0 E: 0 K: 0 S: 7	H: 0 LOB: 0 BB: 0 P: 12	R: 1 H: 1 E: 0 K: 1 S: 10	H: 1 LOB: 0 BB: 0 P: 16	R: 0 H: 1 E: 0 K: 3 S: 11	H: 0 LOB: 1 BB: 1 P: 20	R: 4 H: 2 E: 1 K: 0 S: 16	H: 2 LOB: 1 BB: 2 P: 26	R: 0 H: 1 E: 0 K: 1 S: 9	H: 1 LOB: 1 BB: 0 P: 13	R: 0 H: 0 E: 0 K: 0 S: 9	H: 0 LOB: 0 BB: 0 P: 17	1B: 4 2B: 2 3B: 0 HR: 3	SF: 0 SAC: 0 DP: 0 HBP: 0	WP: 0 PB: 0 SB: 1 CS: 0	PA: 41		
<b>PITCHER</b>	IP WLS BF H R ER SO BB IBB HBP BLK WP HR S P ERA WHIP	IP WLS BF H R ER SO BB IBB HBP BLK WP HR S P ERA WHIP	IP WLS BF H R ER SO BB IBB HBP BLK WP HR S P ERA WHIP	IP WLS BF H R ER SO BB IBB HBP BLK WP HR S P ERA WHIP	IP WLS BF H R ER SO BB IBB HBP BLK WP HR S P ERA WHIP	IP WLS BF H R ER SO BB IBB HBP BLK WP HR S P ERA WHIP	IP WLS BF H R ER SO BB IBB HBP BLK WP HR S P ERA WHIP	IP WLS BF H R ER SO BB IBB HBP BLK WP HR S P ERA WHIP	IP WLS BF H R ER SO BB IBB HBP BLK WP HR S P ERA WHIP	IP WLS BF H R ER SO BB IBB HBP BLK WP HR S P ERA WHIP	IP WLS BF H R ER SO BB IBB HBP BLK WP HR S P ERA WHIP	IP WLS BF H R ER SO BB IBB HBP BLK WP HR S P ERA WHIP	IP WLS BF H R ER SO BB IBB HBP BLK WP HR S P ERA WHIP	IP WLS BF H R ER SO BB IBB HBP BLK WP HR S P ERA WHIP	IP WLS BF H R ER SO BB IBB HBP BLK WP HR S P ERA WHIP	IP WLS BF H R ER SO BB IBB HBP BLK WP HR S P ERA WHIP	IP WLS BF H R ER SO BB IBB HBP BLK WP HR S P ERA WHIP	IP WLS BF H R ER SO BB IBB HBP BLK WP HR S P ERA WHIP	IP WLS BF H R ER SO BB IBB HBP BLK WP HR S P ERA WHIP	IP WLS BF H R ER SO BB IBB HBP BLK WP HR S P ERA WHIP	IP WLS BF H R ER SO BB IBB HBP BLK WP HR S P ERA WHIP	IP WLS BF H R ER SO BB IBB HBP BLK WP HR S P ERA WHIP

**TOP**

Arizona Diamondbacks @ Philadelphia Phillies  
Veterans Stadium, Philadelphia, PA

Sat Aug 07 1999, 7:05 PM EDT  
Att: 18,766 - Sunny - 83 F

AB	R	H	RBI	BB	SO	LOB
37	8	9	7	4	7	14

Batter	1	2	3	4	5	6	7	8	9	AB	R	H	RBI	BB	SO	LOB							
<b>Doug Glanville, R</b> OBP: 0.380, SLG: 0.458 (1, 8)										5	1	1	0	0	1	3							
<b>Rob Ducey, L</b> OBP: 0.391, SLG: 0.474 <b>Steve Schrenk, R</b> <b>Scott Aldred, L</b>										3	0	2	1	1	0	0							
<b>Bobby Abreu, L</b> OBP: 0.430, SLG: 0.564 (1, 9)										3	0	1	1	1	1	1							
<b>Scott Rolen, R</b> OBP: 0.361, SLG: 0.530 (1, 5)										4	0	0	0	0	1	5							
<b>Rico Brogna, L</b> OBP: 0.338, SLG: 0.452 (1, 3)										3	0	1	0	1	1	0							
<b>Mike Lieberthal, R</b> OBP: 0.378, SLG: 0.577 (1, 2)										4	0	0	0	0	1	4							
<b>Marlon Anderson, L</b> OBP: 0.284, SLG: 0.368 (1, 4)										4	1	1	0	0	2	1							
<b>Domingo Cedenos, S</b> OBP: 0.274, SLG: 0.377 (1, 6)										4	0	0	0	0	2	1							
<b>Curt Schilling, R</b> OBP: 0.226, SLG: 0.174 <b>Jim Poole, L</b> <b>Kevin Seifick, R</b> OBP: 0.364, SLG: 0.404 (7, PH)										2	0	0	0	0	1	0							
<b>Inning Stats</b>	R: 0 H: 1 E: 0 K: 1 S: 15	H: 1 LOB: 3 BB: 2 P: 28	R: 0 H: 0 E: 0 K: 3 S: 9	H: 0 LOB: 0 BB: 0 P: 14	R: 0 H: 0 E: 0 K: 1 S: 9	H: 0 LOB: 0 BB: 0 P: 15	R: 0 H: 1 E: 0 K: 2 S: 9	H: 1 LOB: 1 BB: 0 P: 13	R: 1 H: 2 E: 0 K: 1 S: 13	H: 2 LOB: 1 BB: 0 P: 20	R: 0 H: 0 E: 0 K: 1 S: 7	H: 0 LOB: 0 BB: 0 P: 13	R: 1 H: 2 E: 0 K: 1 S: 22	H: 2 LOB: 3 BB: 2 P: 38	R: 0 H: 0 E: 0 K: 0 S: 8	H: 0 LOB: 0 BB: 0 P: 14	R: 0 H: 1 E: 0 K: 0 S: 6	H: 1 LOB: 0 BB: 0 P: 11	1B: 7 2B: 7 3B: 0 HR: 0	SF: 0 SAC: 0 DP: 1 HBP: 0	WP: 1 PB: 1 SB: 0 CS: 0	PA: 37	
<b>PITCHER</b>	IP WLS BF H R ER SO BB IBB HBP BLK WP HR S P ERA WHIP	IP WLS BF H R ER SO BB IBB HBP BLK WP HR S P ERA WHIP	IP WLS BF H R ER SO BB IBB HBP BLK WP HR S P ERA WHIP	IP WLS BF H R ER SO BB IBB HBP BLK WP HR S P ERA WHIP	IP WLS BF H R ER SO BB IBB HBP BLK WP HR S P ERA WHIP	IP WLS BF H R ER SO BB IBB HBP BLK WP HR S P ERA WHIP	IP WLS BF H R ER SO BB IBB HBP BLK WP HR S P ERA WHIP	IP WLS BF H R ER SO BB IBB HBP BLK WP HR S P ERA WHIP	IP WLS BF H R ER SO BB IBB HBP BLK WP HR S P ERA WHIP	IP WLS BF H R ER SO BB IBB HBP BLK WP HR S P ERA WHIP	IP WLS BF H R ER SO BB IBB HBP BLK WP HR S P ERA WHIP	IP WLS BF H R ER SO BB IBB HBP BLK WP HR S P ERA WHIP	IP WLS BF H R ER SO BB IBB HBP BLK WP HR S P ERA WHIP	IP WLS BF H R ER SO BB IBB HBP BLK WP HR S P ERA WHIP	IP WLS BF H R ER SO BB IBB HBP BLK WP HR S P ERA WHIP	IP WLS BF H R ER SO BB IBB HBP BLK WP HR S P ERA WHIP	IP WLS BF H R ER SO BB IBB HBP BLK WP HR S P ERA WHIP	IP WLS BF H R ER SO BB IBB HBP BLK WP HR S P ERA WHIP	IP WLS BF H R ER SO BB IBB HBP BLK WP HR S P ERA WHIP	IP WLS BF H R ER SO BB IBB HBP BLK WP HR S P ERA WHIP	IP WLS BF H R ER SO BB IBB HBP BLK WP HR S P ERA WHIP	IP WLS BF H R ER SO BB IBB HBP BLK WP HR S P ERA WHIP	IP WLS BF H R ER SO BB IBB HBP BLK WP HR S P ERA WHIP

**BOTTOM**


Arizona Diamondbacks @ Philadelphia Phillies  
Veterans Stadium, Philadelphia, PA


Sat Aug 07 1999, 7:05 PM EDT  
Att: 18,766 - Sunny - 83 F

AB	R	H	RBI	BB	SO	LOB
33	2	7	2	4	10	15





Batter	1	2	3	4	5	6	7	8	9	AB	R	H	RBI	BB	SO	LOB	TOP						
<b>Joe McEwing, R</b> OBP: 0.340, SLG: 0.411 (1.4)	1-3 K	2-1 P3	3-2 F8		0-0 F8		3-2 1B		2-3 K	6	0	1	0	0	2	3	<b>St. Louis Cardinals @ Philadelphia Phillies</b> <b>Veterans Stadium, Philadelphia, PA</b> Mon Aug 09 1999, 7:35 PM EDT Att: 46,102 - Unknown - 78 F  livebaseballscorecards.com  <b>AB 42</b> <b>R 12</b> <b>H 15</b> <b>RBI 12</b> <b>BB 5</b> <b>SO 8</b> <b>LOB 20</b>						
<b>Willie McGee, S</b> OBP: 0.289, SLG: 0.276 (1.8)	1-1 FC4-6 2B		1-2 G3-1	1-1 BB	3-2 G6-3		1-3 K		0-1 G3-1	6	2	2	0	0	1	1							
<b>Mark McGwire, R</b> OBP: 0.426, SLG: 0.687 <b>Placido Polanco, R</b> OBP: 0.322, SLG: 0.335 (8.4)	4-2 FC4-6 1B		3-1 BB	4-2 BB	0-0			0-2 P5	0-0 F8	3	2	2	0	2	0	0							
<b>Ray Lankford, L</b> OBP: 0.378, SLG: 0.539 <b>El Marrero, R</b> OBP: 0.241, SLG: 0.311 (8.3)	3-2 FC4-6 2B		1-2 2B	0-1 BB	3-1 G4-3			2-2 E		5	3	3	1	0	0	3							
<b>Thomas Howard, S</b> OBP: 0.325, SLG: 0.357 (1.9)	0-0 1-H 3-H 2B		1-1 2B	4-0 HR		0-0 G6-4-3 1B		4-1 E		3	2	3	3	2	0	0							
<b>Fernando Tatis, R</b> OBP: 0.493, SLG: 0.554 <b>Heathcliff Slocumb, R</b> <b>Mike Mohler, R</b> <b>Rick Croushore, R</b> OBP: 0.667, SLG: 0.500 (9.1)	2-2 G6-3		4-0 IBB	0-0 HR		1-1 G6-4-3 1B		2-1 P3		4	2	1	4	1	0	4							
<b>Alberto Castillo, R</b> OBP: 0.335, SLG: 0.360 (1.2)		3-1 G6-3 1B	1-0 G6-3 2B	0-3 K		1-2 G3		2-2 E1		5	0	2	3	0	1	2							
<b>David Howard, S</b> OBP: 0.292, SLG: 0.262 <b>Edgar Renteria, R</b> OBP: 0.324, SLG: 0.382 (4.6)		1-3 K	3-2 HBP	1-3 K			1-0 G6-3		1-3 K	1	0	0	0	0	1	1							
<b>Kent Mercker, L</b> OBP: 0.269, SLG: 0.250 <b>Craig Paquette, R</b> OBP: 0.348, SLG: 0.652 (8.5)		0-1 G6-3	0-0 B2	1-3 K			1-0 L5		1-0 HR	4	0	0	0	0	1	3							
<b>Inning Stats</b>	R: 2 E: 0 K: 1 S: 15	H: 2 LOB: 1 BB: 1 P: 26	R: 0 E: 0 K: 1 S: 9	H: 1 LOB: 1 BB: 0 P: 15	R: 4 E: 0 K: 0 S: 17	H: 4 LOB: 2 BB: 1 P: 34	R: 5 E: 0 K: 3 S: 17	H: 3 LOB: 0 BB: 2 P: 28	R: 0 E: 0 K: 0 S: 6	H: 1 LOB: 1 BB: 0 P: 8	R: 0 E: 0 K: 1 S: 9	H: 1 LOB: 1 BB: 0 P: 15	R: 0 E: 1 K: 1 S: 17	H: 1 LOB: 3 BB: 1 P: 28	R: 1 E: 0 K: 1 S: 7	H: 1 LOB: 0 BB: 0 P: 10			1B: 9 2B: 4 3B: 0 HR: 2	SF: 0 SAC: 0 DP: 1 HBP: 1	WP: 0 PB: 0 SB: 0 CS: 0	PA: 48	
<b>PITCHER</b>	IP WLS BF H R ER SO BB IBB HBP BLK WP HR S P ERA WHIP																						
<b>Steve Schrenk, R</b> ERA: 3.96 <b>Billy Brewer, L</b> ERA: 12.27 <b>Jim Poole, L</b> ERA: 4.41 <b>Amaury Telemaco, R</b> ERA: 2.91 <b>Wayne Gomes, R</b> ERA: 3.81 (9.1)	2.1 L 17 7 6 6 2 1 1 1 0 0 0 37 68 23.14 3.429	3.1 2.2 14 4 5 5 3 2 0 0 0 0 1 28 48 16.88 2.250	6.1 2.0 7 2 0 0 1 0 0 0 0 0 15 23 0.00 1.000	8.1 1.0 6 1 0 0 1 1 0 0 0 0 17 28 0.00 2.000	9.1 1.0 4 1 1 1 1 0 0 0 0 1 7 10 9.00 1.000																		

Batter	1	2	3	4	5	6	7	8	9	AB	R	H	RBI	BB	SO	LOB	BOTTOM							
<b>Doug Glanville, R</b> OBP: 0.379, SLG: 0.457 (1.8)	1-2 HR				0-3 K			2-3 K	0-3 K	5	1	1	0	0	4	3	<b>St. Louis Cardinals @ Philadelphia Phillies</b> <b>Veterans Stadium, Philadelphia, PA</b> Mon Aug 09 1999, 7:35 PM EDT Att: 46,102 - Unknown - 78 F  livebaseballscorecards.com  <b>AB 36</b> <b>R 6</b> <b>H 11</b> <b>RBI 6</b> <b>SO 10</b> <b>LOB 19</b>							
<b>Ron Gant, R</b> OBP: 0.356, SLG: 0.439 (1.7)	3-2 2H		1-2 P6		1-2 F8		0-0 HR	1-3 K		5	2	2	3	0	1	3								
<b>Bobby Abreu, L</b> OBP: 0.435, SLG: 0.569 <b>Domigo Cedeno, S</b> OBP: 0.271, SLG: 0.372 (9.1)	3-2 G5-3		2-3 K		1-1 1B		2-2 1B	2-2 L4	0-3 K	4	0	1	0	0	1	0								
<b>Scott Rolen, R</b> OBP: 0.362, SLG: 0.530 <b>David Doster, R</b> OBP: 0.333, SLG: 0.379 (6.5)	0-0 1B		3-2 P6		2-2 F9			1-0 2B		2	0	1	0	0	0	0								
<b>Rico Brogna, L</b> OBP: 0.335, SLG: 0.449 <b>Kevin Seick, R</b> OBP: 0.366, SLG: 0.413 (9.4)	2-3 K			1-3 K		1-0 G6-3		1-0 1B	1-3 2B	3	0	0	0	0	2	2								
<b>Mike Lieberthal, R</b> OBP: 0.377, SLG: 0.576 <b>Gary Bennett, R</b> OBP: 0.311, SLG: 0.362 (7.2)	0-2 1B			3-2 2B			4-2 2B	3-1 BB	3-1 BB	2	0	2	0	0	0	0								
<b>23 Kevin Jordan, R</b> OBP: 0.367, SLG: 0.443 (9.3)	1-0 P3			1-2 L8-4			1-2 L6-3	1-2 BB	3-2 BB	4	0	1	1	0	0	4								
<b>Alex Arias, R</b> OBP: 0.376, SLG: 0.399 (1.6)		1-1 G5-3			4-2 BB		3-2 P4	1-0 BB	4-1 BB	3	0	0	0	1	0	2								
<b>Steve Schrenk, R</b> <b>Billy Brewer, L</b> <b>Marlon Anderson, L</b> <b>Jim Poole, L</b> <b>Amaury Telemaco, R</b> <b>Rob Ducey, L</b> (9.9)	7.0 W 26 6 2 2 2 5 2 0 0 0 0 0 1 77 120 2.57 1.143	8.1 1.0 4 1 1 1 2 0 0 0 0 0 1 11 16 9.00 1.000	9.1 0.0 4 4 3 2 0 0 0 0 0 0 13 21 ∞ ∞	9.1 1.0 5 0 0 0 3 1 0 0 0 0 0 11 17 0.00 1.000																				
<b>Inning Stats</b>	R: 2 E: 0 K: 1 S: 23	H: 4 LOB: 2 BB: 0 P: 33	R: 0 E: 0 K: 1 S: 9	H: 0 LOB: 0 BB: 0 P: 14	R: 0 E: 0 K: 1 S: 9	H: 0 LOB: 0 BB: 0 P: 15	R: 0 E: 0 K: 1 S: 10	H: 1 LOB: 0 BB: 0 P: 15	R: 0 E: 0 K: 0 S: 7	H: 0 LOB: 0 BB: 1 P: 11	R: 0 E: 0 K: 0 S: 9	H: 1 LOB: 1 BB: 0 P: 14	R: 0 E: 0 K: 0 S: 10	H: 0 LOB: 0 BB: 1 P: 18	R: 1 E: 0 K: 2 S: 11	H: 1 LOB: 0 BB: 0 P: 16			R: 3 E: 1 K: 3 S: 24	H: 4 LOB: 3 BB: 1 P: 38	1B: 6 2B: 5 3B: 0 HR: 2	SF: 0 SAC: 0 DP: 3 HBP: 0	WP: 0 PB: 0 SB: 0 CS: 0	PA: 39
<b>PITCHER</b>	IP WLS BF H R ER SO BB IBB HBP BLK WP HR S P ERA WHIP																							
<b>Kent Mercker, L</b> ERA: 5.0 <b>Heathcliff Slocumb, R</b> ERA: 5.0 <b>Mike Mohler, L</b> ERA: 5.4 <b>Rick Croushore, R</b> ERA: 2.59 (9.1)	7.0 W 26 6 2 2 2 5 2 0 0 0 0 0 1 77 120 2.57 1.143	8.1 1.0 4 1 1 1 2 0 0 0 0 0 1 11 16 9.00 1.000	9.1 0.0 4 4 3 2 0 0 0 0 0 0 13 21 ∞ ∞	9.1 1.0 5 0 0 0 3 1 0 0 0 0 0 11 17 0.00 1.000																				


Batter	1	2	3	4	5	6	7	8	9	AB	R	H	RBI	BB	SO	LOB	TOP				
<b>Edgar Renteria, R</b> OBP: 0.323, SLG: 0.378	L9	K		E5 1B S BB		G6-3		S 1B BB		4	1	0	0	1	1	3	<b>St. Louis Cardinals @ Philadelphia Phillies</b> <b>Veterans Stadium, Philadelphia, PA</b> Tue Aug 10 1999, 7:35 PM EDT Att. 48,514 - Overcast - 77 F				
<b>J.D. Drew, L</b> OBP: 0.346, SLG: 0.481	F7		2B 3B	BB 1B 1-2 BB		G1-3		S 1-2 2-H 1B		4	2	2	1	1	0	0					
<b>Mark McGwire, R</b> OBP: 0.428, SLG: 0.687			K		0-0					0	0	0	0	1	0	0					
<b>Craig Paquette, R</b> OBP: 0.333, SLG: 0.593										4	1	1	0	0	3	3					
<b>Ricky Bottalico, L</b> (8, 1)										0	0	0	0	0	0	0					
<b>Lance Painter, L</b> (8, 1)										0	0	0	0	0	0	0					
<b>Ray Lankford, L</b> OBP: 0.379, SLG: 0.538	FC5-4							L4	L7	4	0	1	2	1	0	3					
<b>Thomas Howard, S</b> OBP: 0.346, SLG: 0.391										3	0	3	2	1	0	0					
<b>Manny Aybar, R</b> OBP: 0.091, SLG: 0.091										0	0	0	0	0	0	0					
<b>David Howard, S</b> OBP: 0.301, SLG: 0.262										0	0	0	0	1	0	0					
<b>Fernando Tatis, R</b> OBP: 0.399, SLG: 0.547										5	0	0	0	0	2	7					
<b>Alberto Castillo, R</b> OBP: 0.289, SLG: 0.275										4	0	1	0	0	2	3					
<b>Willie McGee, S</b> (9, PH)										1	0	0	0	0	0	1					
<b>Joe McEwing, R</b> OBP: 0.343, SLG: 0.412										4	1	2	0	1	1	0					
<b>Jose Jimenez, R</b> OBP: 0.104, SLG: 0.146										3	0	0	0	0	0	3					
<b>Rick Croushore, R</b> OBP: 0.097, SLG: 0.500										0	0	0	0	0	0	0					
<b>Piacleo Polanco, R</b> OBP: 0.319, SLG: 0.331										2	0	0	0	0	0	3					
<b>Inning Stats</b>	R: 0 E: 0 K: 0 S: 13	H: 0 LOB: 1 BB: 1 P: 22	R: 0 E: 0 K: 2 S: 16	H: 2 LOB: 3 BB: 1 P: 28	R: 1 E: 0 K: 2 S: 14	H: 2 LOB: 2 BB: 1 P: 29	R: 3 E: 0 K: 0 S: 14	H: 2 LOB: 2 BB: 2 P: 28	R: 0 E: 0 K: 1 S: 9	H: 0 LOB: 0 BB: 0 P: 12	R: 0 E: 0 K: 1 S: 8	H: 1 LOB: 1 BB: 0 P: 14	R: 1 E: 0 K: 0 S: 14	H: 2 LOB: 2 BB: 1 P: 23	R: 0 E: 0 K: 0 S: 13	H: 1 LOB: 2 BB: 1 P: 19	1B: 6 2B: 3 3B: 1 HR: 0	SF: 0 SAC: 0 DP: 0 HBP: 0	WP: 0 PB: 0 SB: 3 CS: 0	PA: 45	
<b>PITCHER</b>	IP	WLS	BF	H	R	ER	SO	BB	IBB	HBP	BLK	WP	HR	S	P	ERA	WHIP				
<b>Robert Person, R</b> ERA: 4.69	6.0		30	6	4	1	7	5	0	0	0	0	0	74	131	1.50	1.833				
<b>Amaury Telemaco, R</b> ERA: 3.05	1.1		7	2	1	1	1	1	0	0	0	0	0	14	25	6.75	2.250				
<b>Jim Poole, L</b> ERA: 4.33	0.2	W	3	1	0	0	1	0	0	0	0	0	0	8	12	0.00	1.500				
<b>Wayne Gomes, R</b> ERA: 3.74	1.0	S	5	1	0	0	0	1	0	0	0	0	0	13	19	0.00	2.000				

Batter	1	2	3	4	5	6	7	8	9	AB	R	H	RBI	BB	SO	LOB	BOTTOM				
<b>Doug Glanville, R</b> OBP: 0.379, SLG: 0.455	P3			K		P6		2B BB		4	1	1	1	1	1	1	<b>St. Louis Cardinals @ Philadelphia Phillies</b> <b>Veterans Stadium, Philadelphia, PA</b> Tue Aug 10 1999, 7:35 PM EDT Att. 48,514 - Overcast - 77 F				
<b>Ron Gant, R</b> OBP: 0.363, SLG: 0.445										2	2	2	3	3	0	0					
<b>Bobby Abreu, L</b> OBP: 0.434, SLG: 0.568										4	0	1	0	1	1	5					
<b>Scott Rolen, R</b> OBP: 0.362, SLG: 0.528										3	0	1	2	1	1	2					
<b>Rico Brogna, L</b> OBP: 0.334, SLG: 0.445										4	0	0	0	1	1	6					
<b>Mike Lieberthal, R</b> OBP: 0.373, SLG: 0.569										4	0	0	0	0	1	2					
<b>Marlon Anderson, L</b> OBP: 0.286, SLG: 0.361										2	2	0	0	2	0	1					
<b>15 David Doster, R</b> OBP: 0.333, SLG: 0.379										0	0	0	0	0	0	0					
<b>Alex Arias, R</b> OBP: 0.378, SLG: 0.403										3	1	1	1	1	1	0					
<b>Robert Person, R</b> ERA: 4.69	6.0		28	3	2	2	6	7	0	0	0	0	0	62	108	3.00		1.667			
<b>Rick Croushore, R</b> ERA: 2.54	1.0	H	4	0	0	0	1	2	0	0	0	0	0	8	19	0.00	2.000				
<b>Manny Aybar, R</b> ERA: 4.19	0.1	H	3	1	2	2	0	1	0	0	0	0	0	6	13	54.00	6.000				
<b>Ricky Bottalico, R</b> ERA: 4.45	0.1	L	5	2	3	3	0	2	0	0	0	0	0	9	21	81.00	12.000				
<b>Lance Painter, L</b> ERA: 5.05	0.1		1	0	0	0	1	0	0	0	0	0	0	3	5	0.00	0.000				
<b>Inning Stats</b>	R: 0 E: 0 K: 1 S: 10	H: 0 LOB: 2 BB: 2 P: 19	R: 1 E: 0 K: 1 S: 16	H: 1 LOB: 3 BB: 3 P: 31	R: 0 E: 0 K: 1 S: 10	H: 0 LOB: 1 BB: 1 P: 17	R: 0 E: 0 K: 3 S: 9	H: 0 LOB: 0 BB: 0 P: 14	R: 1 E: 0 K: 0 S: 9	H: 2 LOB: 1 BB: 0 P: 13	R: 0 E: 0 K: 0 S: 8	H: 0 LOB: 1 BB: 1 P: 14	R: 0 E: 0 K: 1 S: 8	H: 0 LOB: 1 BB: 2 P: 19	R: 5 E: 0 K: 1 S: 18	H: 3 LOB: 1 BB: 3 P: 39	1B: 3 2B: 3 3B: 0 HR: 0	SF: 1 SAC: 0 DP: 1 HBP: 0	WP: 0 PB: 0 SB: 0 CS: 0	PA: 41	
<b>PITCHER</b>	IP	WLS	BF	H	R	ER	SO	BB	IBB	HBP	BLK	WP	HR	S	P	ERA	WHIP				
<b>Jose Jimenez, R</b> ERA: 5.58	6.0		28	3	2	2	6	7	0	0	0	0	0	62	108	3.00	1.667				
<b>Rick Croushore, R</b> ERA: 2.54	1.0	H	4	0	0	0	1	2	0	0	0	0	0	8	19	0.00	2.000				
<b>Manny Aybar, R</b> ERA: 4.19	0.1	H	3	1	2	2	0	1	0	0	0	0	0	6	13	54.00	6.000				
<b>Ricky Bottalico, R</b> ERA: 4.45	0.1	L	5	2	3	3	0	2	0	0	0	0	0	9	21	81.00	12.000				
<b>Lance Painter, L</b> ERA: 5.05	0.1		1	0	0	0	1	0	0	0	0	0	0	3	5	0.00	0.000				

Batter	1	2	3	4	5	6	7	8	9	AB	R	H	RBI	BB	SO	LOB	TOP										
Joe McEwing, R OBP: 0.343, SLG: 0.410 (1, 9)	1-3 K		4-2 BB BB	3-2 G1-3		2-1 FC3-6 1B		3-2 G6-3		4	0	1	1	1	1	2											
J.D. Drew, L OBP: 0.343, SLG: 0.488 (1, 8)	3-2 F7		1-3 K		3-2 HR	1-1 FC3-6 1-2		0-0 G3		5	1	1	1	0	1	2											
Edgar Renteria, R OBP: 0.324, SLG: 0.375 (1, 6)	1-3 K2-3		4-0 BB BB	1-2 BB	0-2 F9	1-0 L5		4-2 G6-3 S BB		3	0	0	0	2	1	1											
Fernando Tatis, R OBP: 0.397, SLG: 0.542 (1, 5)		4-2 BB 1B BB	1-3 K		2-3 K		3-3 K	1-1 G6-3		4	1	0	0	1	3	3											
Ray Lankford, L OBP: 0.382, SLG: 0.546 (1, 7)		4-0 1B 1B BB	4-1 BB		3-1 HR		1-2 G4-3	2-2 G3		3	1	1	1	2	0	1											
Craig Paquette, R OBP: 0.323, SLG: 0.548 (1, 3)		0-2 1B 1-2 2-H	3-2 P3		3-3 K		1-2 F9			4	0	1	1	0	1	3											
Placido Polanco, R OBP: 0.328, SLG: 0.337 (1, 4)		2-2 G1-2-3 1B		1-0 G3-5-4 1B		4-1 2B BB		2-2 G5-3		3	1	2	0	1	0	0											
Eli Marrero, R OBP: 0.248, SLG: 0.321 (1, 2)		0-3 K		1-2 G3-5-4 1B		2-2 SH3-4 1B 2B		1-2 SH3-4 1B		4	1	3	1	0	1	3											
Garrett Stephenson, R Heathcliff Slocumb, R (1, 1) (8, 1)	0-0 G1-2-3		0-0 G3-5-4		2-0 SH3-4		0-0 SH3-4			2	0	0	0	0	0	5											
	R: 0 K: 2 S: 9	H: 0 BB: 0 P: 14	R: 1 K: 1 S: 14	H: 2 LOB: 2 BB: 2 P: 24	R: 0 K: 2 S: 18	H: 0 LOB: 1 BB: 3 P: 35	R: 2 K: 0 S: 16	H: 2 LOB: 0 BB: 0 P: 27	R: 2 K: 0 S: 10	H: 2 LOB: 0 BB: 1 P: 22	R: 0 K: 1 S: 10	H: 0 LOB: 0 BB: 0 P: 15	R: 0 K: 0 S: 12	H: 1 LOB: 1 BB: 0 P: 18	R: 0 K: 0 S: 9	H: 0 LOB: 1 BB: 1 P: 16	1B: 6 2B: 1 3B: 0 HR: 2	SF: 0 SAC: 2 DP: 2 HBP: 0	WP: 0 PB: 0 SB: 1 CS: 0	PA: 41							
PITCHER	IP	WLS	BF	H	R	ER	SO	BB	IBB	HBP	BLK	WP	HR	S	P	ERA	WHIP										
Randy Wolf, L ERA: 5.0 (1, 1)	5.0	L	24	6	3	3	7	5	0	0	0	0	2	66	114	5.40	2.200										
Amaury Telemaco, R ERA: 3.47 (6, 1)	1.0		6	2	2	2	0	1	0	0	0	0	0	10	22	18.00	3.000										
Billy Brewer, L ERA: 7.94 (7, 1)	2.0		7	1	0	0	1	0	0	0	0	0	0	22	33	0.00	0.500										
Wayne Gomes, R ERA: 3.67 (9, 1)	1.0		4	0	0	0	0	1	0	0	0	0	0	9	16	0.00	1.000										

St. Louis Cardinals @ Philadelphia Phillies  
Veterans Stadium, Philadelphia, PA  
Wed Aug 11 1999, 7:35 PM EDT  
Att: 45,830 - Cloudy - 88 F


AB 32  
R 5  
H 9  
RBI 5  
BB 7  
SO 8  
LOB 20



Batter	1	2	3	4	5	6	7	8	9	AB	R	H	RBI	BB	SO	LOB	BOTTOM										
Doug Glanville, R OBP: 0.378, SLG: 0.453 (1, 8)	3-2 P6		0-1 G4-3		0-3 K			0-1 1B		4	0	1	0	0	1	0											
Ron Gant, R OBP: 0.364, SLG: 0.452 (1, 7)	3-2 HR		4-0 G4-3 BB		3-3 K		1-1 G1-5-3	0-3 K		3	1	1	1	1	2	2											
Bobby Abreu, L OBP: 0.433, SLG: 0.565 (1, 9)	1-2 G6-3		3-2 G4-3		1-1 G1-5-3		3-2 1B	1-2 2-3 1B		4	0	1	0	0	0	1											
Scott Rolen, R OBP: 0.359, SLG: 0.522 Wayne Gomes, R (9, 1)	1-2 F8		1-2 F8		1-3 K		3-2 F9			4	0	0	0	0	1	4											
	R: 1 K: 0 S: 12	H: 1 LOB: 0 BB: 0 P: 20	R: 0 K: 0 S: 12	H: 2 LOB: 2 BB: 0 P: 16	R: 0 K: 0 S: 9	H: 0 LOB: 0 BB: 1 P: 17	R: 0 K: 0 S: 9	H: 0 LOB: 0 BB: 0 P: 13	R: 0 K: 1 S: 11	H: 0 LOB: 0 BB: 0 P: 16	R: 0 K: 2 S: 9	H: 0 LOB: 0 BB: 0 P: 14	R: 0 K: 1 S: 11	H: 0 LOB: 0 BB: 0 P: 16	R: 0 K: 1 S: 16	H: 3 LOB: 3 BB: 0 P: 26	R: 0 K: 0 S: 8	H: 0 LOB: 0 BB: 0 P: 13	1B: 5 2B: 0 3B: 0 HR: 1	SF: 0 SAC: 0 DP: 0 HBP: 0	WP: 0 PB: 0 SB: 0 CS: 0	PA: 34					
PITCHER	IP	WLS	BF	H	R	ER	SO	BB	IBB	HBP	BLK	WP	HR	S	P	ERA	WHIP										
Garrett Stephenson, R ERA: 3.65 (1, 1)	7.1	W	28	5	1	1	4	1	0	0	0	0	1	79	122	1.23	0.818										
Heathcliff Slocumb, R ERA: 4.78 (8, 1)	1.2	S	6	1	0	0	1	0	0	0	0	0	0	18	29	0.00	0.600										

St. Louis Cardinals @ Philadelphia Phillies  
Veterans Stadium, Philadelphia, PA  
Wed Aug 11 1999, 7:35 PM EDT  
Att: 45,830 - Cloudy - 88 F

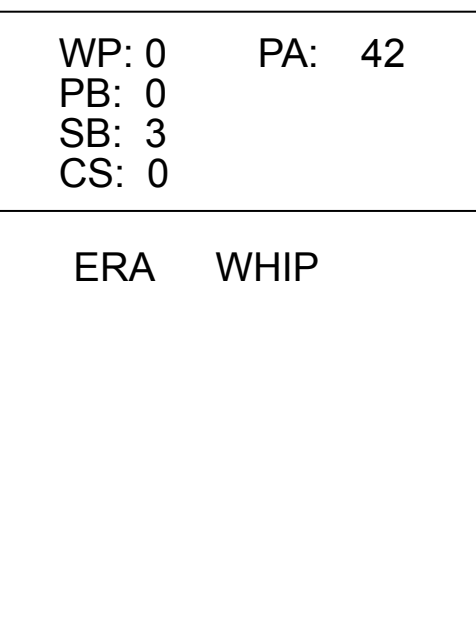
AB 33  
R 1  
H 6  
RBI 1  
BB 1  
SO 5  
LOB 10



Batter	1	2	3	4	5	6	7	8	9	AB	R	H	RBI	BB	SO	LOB	TOP						
<b>Doug Glanville, R</b> OBP: 0.378, SLG: 0.453 (1, 8)										5	0	2	0	0	1	7							
<b>Ron Cant, R</b> OBP: 0.363, SLG: 0.447 (1, 7)										4	0	0	0	1	0	2							
<b>Bobby Abreu, L</b> OBP: 0.432, SLG: 0.566 (1, 9)										5	0	2	0	0	0	1							
<b>Scott Rolen, R</b> OBP: 0.361, SLG: 0.527 (1, 5)										4	2	2	0	1	0	2							
<b>Rico Brogna, L</b> OBP: 0.393, SLG: 0.441 (1, 3)										5	1	1	1	0	1	4							
<b>Mike Lieberthal, R</b> OBP: 0.372, SLG: 0.574 (1, 2)										5	1	3	3	0	2	2							
<b>Marlon Anderson, L</b> OBP: 0.286, SLG: 0.363 (1, 4)										3	0	1	0	0	1	1	AB 36						
<b>Alex Arias, R</b> OBP: 0.387, SLG: 0.410 (1, 6)										3	0	2	0	1	0	0	R 4						
<b>Paul Byrd, R</b> OBP: 0.240, SLG: 0.156 (1, 1)										1	0	0	0	1	0	0	H 13						
<b>Scott Aldred, L</b> (7, 1)										0	0	0	0	0	0	0	RBI 4						
<b>Rob Ducey, L</b> OBP: 0.385, SLG: 0.446 (8, PH)										1	0	0	0	0	1	2	BB 4						
<b>Steve Schrenk, R</b> (8, 1)										0	0	0	0	0	0	0	SO 6						
<b>Billy Brewer, L</b> (9, 1)										0	0	0	0	0	0	0	LOB 21						
<b>Inning Stats</b>	R: 0 E: 0 K: 0 S: 8	H: 1 LOB: 0 BB: 0 P: 12	R: 1 E: 0 K: 1 S: 13	H: 2 LOB: 3 BB: 2 P: 26	R: 0 E: 0 K: 0 S: 12	H: 0 LOB: 1 BB: 1 P: 19	R: 1 E: 0 K: 0 S: 7	H: 1 LOB: 0 BB: 0 P: 12	R: 0 E: 0 K: 0 S: 7	H: 1 LOB: 0 BB: 0 P: 10	R: 2 E: 0 K: 1 S: 13	H: 4 LOB: 2 BB: 0 P: 21	R: 0 E: 0 K: 0 S: 9	H: 1 LOB: 1 BB: 0 P: 14	R: 0 E: 0 K: 2 S: 11	H: 2 LOB: 2 BB: 0 P: 18	R: 0 E: 0 K: 2 S: 9	H: 1 LOB: 2 BB: 1 P: 16	1B: 7 2B: 4 3B: 1 HR: 1	SF: 0 SAC: 2 DP: 2 HBP: 0	WP: 0 PB: 0 SB: 3 CS: 0	PA: 42	
<b>PITCHER</b>	IP WLS BF H R ER SO BB IBB HBP BLK WP HR S P ERA WHIP	IP WLS BF H R ER SO BB IBB HBP BLK WP HR S P ERA WHIP	IP WLS BF H R ER SO BB IBB HBP BLK WP HR S P ERA WHIP	IP WLS BF H R ER SO BB IBB HBP BLK WP HR S P ERA WHIP	IP WLS BF H R ER SO BB IBB HBP BLK WP HR S P ERA WHIP	IP WLS BF H R ER SO BB IBB HBP BLK WP HR S P ERA WHIP	IP WLS BF H R ER SO BB IBB HBP BLK WP HR S P ERA WHIP	IP WLS BF H R ER SO BB IBB HBP BLK WP HR S P ERA WHIP	IP WLS BF H R ER SO BB IBB HBP BLK WP HR S P ERA WHIP	IP WLS BF H R ER SO BB IBB HBP BLK WP HR S P ERA WHIP	IP WLS BF H R ER SO BB IBB HBP BLK WP HR S P ERA WHIP	IP WLS BF H R ER SO BB IBB HBP BLK WP HR S P ERA WHIP	IP WLS BF H R ER SO BB IBB HBP BLK WP HR S P ERA WHIP	IP WLS BF H R ER SO BB IBB HBP BLK WP HR S P ERA WHIP	IP WLS BF H R ER SO BB IBB HBP BLK WP HR S P ERA WHIP	IP WLS BF H R ER SO BB IBB HBP BLK WP HR S P ERA WHIP	IP WLS BF H R ER SO BB IBB HBP BLK WP HR S P ERA WHIP	IP WLS BF H R ER SO BB IBB HBP BLK WP HR S P ERA WHIP	IP WLS BF H R ER SO BB IBB HBP BLK WP HR S P ERA WHIP	IP WLS BF H R ER SO BB IBB HBP BLK WP HR S P ERA WHIP	IP WLS BF H R ER SO BB IBB HBP BLK WP HR S P ERA WHIP	IP WLS BF H R ER SO BB IBB HBP BLK WP HR S P ERA WHIP	IP WLS BF H R ER SO BB IBB HBP BLK WP HR S P ERA WHIP
<b>Brett Tomko, R</b> ERA: 4.08 (1, 1)	6.0	28	9	4	4	2	2	1	0	0	0	0	1	60	100	6.00	1.833						
<b>Stan Belinda, R</b> ERA: 4.09 (7, 1)	2.1	12	4	0	0	2	0	1	0	0	0	0	0	23	41	0.00	1.714						
<b>Dennys Reyes, L</b> ERA: 3.91 (9, 1)	0.1	1	0	0	0	1	0	0	0	0	0	0	0	3	4	0.00	0.000						
<b>Scott Williamson, R</b> ERA: 1.83 (9, 1)	0.1	W 1	0	0	0	1	0	0	0	0	0	0	0	3	3	0.00	0.000						
Batter	1	2	3	4	5	6	7	8	9	AB	R	H	RBI	BB	SO	LOB	BOTTOM						
<b>Mike Cameron, R</b> OBP: 0.353, SLG: 0.484 (1, 8)										5	1	2	0	0	1	1							
<b>Dmitri Young, S</b> OBP: 0.352, SLG: 0.505 (1, 9)										5	1	3	1	0	0	0							
<b>Sean Casey, L</b> OBP: 0.412, SLG: 0.568 (1, 3)										4	1	1	1	1	0	2							
<b>Greg Vaughn, R</b> OBP: 0.344, SLG: 0.495 (1, 7)										2	1	1	2	2	0	2							
<b>Barry Larkin, R</b> OBP: 0.388, SLG: 0.427 (1, 6)										4	0	1	0	0	1	4							
<b>Eddie Taubensee, L</b> OBP: 0.354, SLG: 0.497 (1, 2)										4	0	0	0	0	0	1							
<b>Aaron Boone, R</b> OBP: 0.350, SLG: 0.436 (1, 5)										4	0	1	0	0	1	0	AB 36						
<b>Scott Williamson, R</b> (9, 1)										0	0	0	0	0	0	0	R 5						
<b>Pokey Reese, R</b> OBP: 0.317, SLG: 0.419 (1, 4)										4	1	1	0	0	0	2	H 11						
<b>Brett Tomko, R</b> OBP: 0.256, SLG: 0.250 (1, 1)										2	0	0	0	0	1	2	RBI 5						
<b>Hal Morris, L</b> OBP: 0.350, SLG: 0.366 (6, PH)										1	0	1	1	0	0	0	BB 3						
<b>Stan Belinda, R</b> OBP: 0.333, SLG: 0.333 (7, 1)										0	0	0	0	0	0	0	SO 5						
<b>Dennys Reyes, R</b> (9, 1)										0	0	0	0	0	0	0	LOB 14						
<b>Mark Lewis, R</b> OBP: 0.280, SLG: 0.441 (9, 5)										1	0	0	0	0	0	1							
<b>Inning Stats</b>	R: 0 E: 0 K: 1 S: 12	H: 2 LOB: 0 BB: 0 P: 17	R: 0 E: 0 K: 0 S: 5	H: 0 LOB: 0 BB: 0 P: 8	R: 0 E: 0 K: 0 S: 4	H: 0 LOB: 0 BB: 0 P: 9	R: 2 E: 0 K: 1 S: 13	H: 3 LOB: 2 BB: 1 P: 25	R: 1 E: 0 K: 0 S: 9	H: 1 LOB: 1 BB: 1 P: 18	R: 1 E: 0 K: 2 S: 16	H: 2 LOB: 1 BB: 0 P: 25	R: 0 E: 0 K: 0 S: 11	H: 0 LOB: 1 BB: 1 P: 19	R: 0 E: 0 K: 0 S: 6	H: 0 LOB: 0 BB: 0 P: 9	R: 1 E: 0 K: 1 S: 11	H: 3 LOB: 2 BB: 0 P: 17	1B: 7 2B: 2 3B: 0 HR: 2	SF: 0 SAC: 0 DP: 0 HBP: 0	WP: 1 PB: 0 SB: 1 CS: 0	PA: 39	
<b>PITCHER</b>	IP WLS BF H R ER SO BB IBB HBP BLK WP HR S P ERA WHIP	IP WLS BF H R ER SO BB IBB HBP BLK WP HR S P ERA WHIP	IP WLS BF H R ER SO BB IBB HBP BLK WP HR S P ERA WHIP	IP WLS BF H R ER SO BB IBB HBP BLK WP HR S P ERA WHIP	IP WLS BF H R ER SO BB IBB HBP BLK WP HR S P ERA WHIP	IP WLS BF H R ER SO BB IBB HBP BLK WP HR S P ERA WHIP	IP WLS BF H R ER SO BB IBB HBP BLK WP HR S P ERA WHIP	IP WLS BF H R ER SO BB IBB HBP BLK WP HR S P ERA WHIP	IP WLS BF H R ER SO BB IBB HBP BLK WP HR S P ERA WHIP	IP WLS BF H R ER SO BB IBB HBP BLK WP HR S P ERA WHIP	IP WLS BF H R ER SO BB IBB HBP BLK WP HR S P ERA WHIP	IP WLS BF H R ER SO BB IBB HBP BLK WP HR S P ERA WHIP	IP WLS BF H R ER SO BB IBB HBP BLK WP HR S P ERA WHIP	IP WLS BF H R ER SO BB IBB HBP BLK WP HR S P ERA WHIP	IP WLS BF H R ER SO BB IBB HBP BLK WP HR S P ERA WHIP	IP WLS BF H R ER SO BB IBB HBP BLK WP HR S P ERA WHIP	IP WLS BF H R ER SO BB IBB HBP BLK WP HR S P ERA WHIP	IP WLS BF H R ER SO BB IBB HBP BLK WP HR S P ERA WHIP	IP WLS BF H R ER SO BB IBB HBP BLK WP HR S P ERA WHIP	IP WLS BF H R ER SO BB IBB HBP BLK WP HR S P ERA WHIP	IP WLS BF H R ER SO BB IBB HBP BLK WP HR S P ERA WHIP	IP WLS BF H R ER SO BB IBB HBP BLK WP HR S P ERA WHIP	IP WLS BF H R ER SO BB IBB HBP BLK WP HR S P ERA WHIP
<b>Paul Byrd, R</b> ERA: 3.91 (1, 1)	6.0	28	8	4	4	4	2	1	0	0	0	0	0	11	19	0.00	1.000						
<b>Scott Aldred, L</b> ERA: 3.89 (7, 1)	1.0	4	0	0	0	0	0	1	0	0	0	0	0	11	19	0.00	1.000						
<b>Steve Schrenk, R</b> ERA: 4.1 (8, 1)	1.1	L 5	1	1	1	1	1	0	0	0	0	0	0	10	15	6.75	0.750						
<b>Billy Brewer, L</b> ERA: 7.94 (9, 1)	0.0	2	2	0	0	0	0	0	0	0	0	0	0	7	11	∞	∞						

Philadelphia Phillies @ Cincinnati Reds  
Cinergy Field, Cincinnati, OH  
Fri Aug 13, 1999, 7:05 PM EDT  
Att: 26,353 - Unknown - 94 F

AB	36
R	4
H	13
RBI	4
BB	4
SO	6
LOB	21



Philadelphia Phillies @ Cincinnati Reds  
Cinergy Field, Cincinnati, OH  
Fri Aug 13, 1999, 7:05 PM EDT  
Att: 26,353 - Unknown - 94 F

AB	36
R	5
H	11
RBI	5
BB	3
SO	5
LOB	14



Batter	1	2	3	4	5	6	7	8	9	AB	R	H	RBI	BB	SO	LOB	TOP					
Doug Glanville, R OBP: 0.379, SLG: 0.453	1-1 1B G1-3		0-0 1B		2-1 F7			0-2 G6-3		4	0	2	0	0	0	0						
Rob Ducey, L OBP: 0.384, SLG: 0.439	2-0 G1-3		4-1 1B			3-2 G4-3		1-0 F8		2	0	0	0	1	0	1						
Kevin Sefcik, R OBP: 0.364, SLG: 0.410	1-2		1-2 BB					1-3 K		1	0	0	0	0	0	0						
Bobby Abreu, L OBP: 0.433, SLG: 0.564	0-0 1B		3-2 F7			4-2 23 3B BB		1-3 K		3	1	1	0	1	1	2						
23 Kevin Jordan, R OBP: 0.368, SLG: 0.450	1-1 P6		0-0 P4			1-1 1+H 3B		0-1 G4-3		4	0	1	1	0	0	4						
Rico Brogna, L OBP: 0.329, SLG: 0.438	2-3 K			0-1 P7		1-2 P2		4-2 G1-4-3 BB		3	0	0	0	1	1	3						
Mike Lieberthal, R OBP: 0.399, SLG: 0.568		0-1 P2		2-1 F8		1-0 F8		0-1 G1-4-3		4	0	0	0	0	0	2						
Marlon Anderson, L OBP: 0.283, SLG: 0.360		1-2 G4-3		2-0 F9				0-2 P6		3	0	0	0	0	0	0						
Alex Arias, R OBP: 0.383, SLG: 0.404		2-3 K		1-1 F9		3-2 F7				3	0	0	0	0	1	0						
Steve Schrenk, R										0	0	0	0	0	0	0						
Jim Poole, L										0	0	0	0	0	0	0						
Amaury Telemaco, R										0	0	0	0	0	0	0						
Billy Brewer, L										0	0	0	0	0	0	0						
Chad Ogea, R OBP: 0.186, SLG: 0.103										2	0	0	0	0	0	0						
Anthony Shumaker, L										0	0	0	0	0	0	0						
Domingo Cedeno, S OBP: 0.264, SLG: 0.363										1	0	0	0	0	1	0						
<b>Inning Stats</b>	R: 0 E: 0 K: 1 S: 11	H: 2 LOB: 2 BB: 0 P: 17	R: 0 E: 0 K: 1 S: 9	H: 0 LOB: 0 BB: 0 P: 12	R: 0 E: 0 K: 0 S: 9	H: 1 LOB: 2 BB: 1 P: 16	R: 0 E: 0 K: 0 S: 5	H: 0 LOB: 0 BB: 0 P: 9	R: 0 E: 0 K: 0 S: 6	H: 0 LOB: 0 BB: 0 P: 9	R: 1 E: 0 K: 0 S: 12	H: 1 LOB: 1 BB: 1 P: 22	R: 0 E: 0 K: 1 S: 11	H: 0 LOB: 0 BB: 0 P: 15	R: 0 E: 0 K: 1 S: 7	H: 0 LOB: 0 BB: 0 P: 9	R: 0 E: 0 K: 0 S: 8	H: 0 LOB: 0 BB: 1 P: 12	1B: 3 2B: 0 3B: 1 HR: 0	SF: 0 SAC: 0 DP: 1 HBP: 0	WP: 0 PB: 0 SB: 2 CS: 0	PA: 33
<b>PITCHER</b>	IP	WLS	BF	H	R	ER	SO	BB	IBB	HBP	BLK	WP	HR	S	P	ERA	WHIP					
Pete Harnisch, R ERA: 3.41	7.0	W	27	4	1	1	3	2	0	0	0	0	0	63	100	1.29	0.857					
Dennys Reyes, L ERA: 2.93	1.0	H	3	0	0	0	1	0	0	0	0	0	0	7	9	0.00	0.000					
Danny Graves, R ERA: 3.38	1.0	S	3	0	0	0	0	1	0	0	0	0	0	8	12	0.00	1.000					

Philadelphia Phillies @ Cincinnati Reds  
Cinergy Field, Cincinnati, OH  
Sat Aug 14 1999, 1:15 PM EDT  
Att: 25,214 - Cloudy - 68 F


AB 30  
R 1  
H 4  
RBI 1  
BB 3  
SO 4  
LOB 12



Batter	1	2	3	4	5	6	7	8	9	AB	R	H	RBI	BB	SO	LOB	BOTTOM				
Mike Cameron, R OBP: 0.358, SLG: 0.487	2-2 1B	1-1 SF9		1-0 1B		4-2 BB		4-2 PB BB		2	0	2	1	2	0	0					
Dmitri Young, S OBP: 0.350, SLG: 0.500	2-1 F7	0-1 1B		0-0 F8-6-2-4-2		0-1 P3		2-2 G4-3		4	0	1	1	0	0	5					
Michael Tucker, L OBP: 0.336, SLG: 0.423	1-1 F7	2-1 1B						1-2		1	0	0	0	0	0	1					
Sean Casey, L OBP: 0.412, SLG: 0.567	1-1 1B	3-2 1B				0-2 G4-3		3-1 F7		4	0	2	0	0	0	0					
Greg Vaughn, R OBP: 0.343, SLG: 0.495	3-3 K	2-2 F7				2-2 2B		2-3 K		4	0	1	0	0	2	3					
Barry Larkin, R OBP: 0.387, SLG: 0.425	1-0 P8		0-1 G5-3			1-0 G6-3		0-0 1B		4	0	1	0	0	0	3					
Eddie Taubensee, L OBP: 0.356, SLG: 0.497		1-2 1B 2B	0-0 P2			2-3 K		1-2 1B		4	1	2	0	0	1	1					
Aaron Boone, R OBP: 0.339, SLG: 0.434		2-1 1B 2B	1-3 K			0-1 P2		0-0 P3		4	1	1	0	0	1	2					
Pokey Reese, R OBP: 0.319, SLG: 0.422		0-2 2B SF9		0-0 F9				0-3 K		4	1	2	0	0	1	0					
Pete Harnisch, S ERA: 3.07		0-0 1B		1-2 1B		0-1 G5-3		0-1 G4-3		3	1	2	2	0	0	1					
Dennys Reyes, R										0	0	0	0	0	0	0					
Hal Morris, L OBP: 0.346, SLG: 0.362										1	0	0	0	0	0	0					
Danny Graves, R										0	0	0	0	0	0	0					
<b>Inning Stats</b>	R: 0 E: 0 K: 1 S: 14	H: 2 LOB: 2 BB: 0 P: 22	R: 4 E: 0 K: 0 S: 22	H: 6 LOB: 1 BB: 0 P: 31	R: 0 E: 0 K: 1 S: 6	H: 0 LOB: 0 BB: 0 P: 7	R: 0 E: 0 K: 0 S: 6	H: 2 LOB: 1 BB: 0 P: 8	R: 0 E: 0 K: 0 S: 11	H: 1 LOB: 1 BB: 1 P: 16	R: 0 E: 0 K: 0 S: 11	H: 1 LOB: 2 BB: 1 P: 15	R: 0 E: 0 K: 1 S: 11	H: 2 LOB: 2 BB: 0 P: 16	R: 0 E: 0 K: 1 S: 10	H: 0 LOB: 1 BB: 1 P: 16	1B: 11 2B: 4 3B: 0 HR: 0	SF: 1 SAC: 0 DP: 1 HBP: 0	WP: 0 PB: 1 SB: 0 CS: 0	PA: 38	
<b>PITCHER</b>	IP	WLS	BF	H	R	ER	SO	BB	IBB	HBP	BLK	WP	HR	S	P	ERA	WHIP				
Chad Ogea, R ERA: 3.07	0.1	L	1	0	0	0	0	0	0	0	0	0	0	2	2	0.00	0.000				
Steve Schrenk, R ERA: 4.0	0.2	3	1	0	0	1	0	0	0	0	0	0	0	6	11	0.00	1.500				
Jim Poole, L ERA: 4.33	0.0	1	1	0	0	0	0	0	0	0	0	0	0	4	4	=	=				
Amaury Telemaco, R ERA: 3.38	1.0	4	0	0	0	0	1	1	0	0	0	0	0	8	12	0.00	1.000				

Philadelphia Phillies @ Cincinnati Reds  
Cinergy Field, Cincinnati, OH  
Sat Aug 14 1999, 1:15 PM EDT  
Att: 25,214 - Cloudy - 68 F

AB 35  
R 4  
H 14  
RBI 4  
BB 2  
SO 5  
LOB 16



Batter	1	2	3	4	5	6	7	8	9	AB	R	H	RBI	BB	SO	LOB	TOP						
Doug Glanville, R (1,8) OBP: 0.378, SLG: 0.450 15 David Doster, R (6,FR) OBP: 0.329, SLG: 0.373 (6,4)	P4		G5-3		K	BB BB HBP		K		3	0	0	0	0	1	0	Philadelphia Phillies @ Cincinnati Reds Cinergy Field, Cincinnati, OH Sun Aug 15 1999, 1:15 PM EDT Att: 27,059 - Unknown - 75 F						
Ron Cant, R (1,7) OBP: 0.365, SLG: 0.458	HR		P6		G4-3	BB BB		2B		4	1	2	2	1	0	1							
Bobby Abreu, L (1,9) OBP: 0.430, SLG: 0.558	K		L5		FC3-2			K		4	0	0	1	1	2	2							
Scott Rolen, R (1,5) OBP: 0.366, SLG: 0.539	2B			4-2 BB	CS			HR		3	3	2	1	2	1	3							
Mike Lieberthal, R (1,2) OBP: 0.369, SLG: 0.568	P4			1-0 BB				G6-3		5	2	2	1	0	0	1							
23 Kevin Jordan, R (1,3) OBP: 0.364, SLG: 0.443		0-1		0-2 G1-3				G6-3		5	0	1	1	0	0	2							
Kevin Sefcik, R (1,4) OBP: 0.359, SLG: 0.403 (6,8)	P5			1-3 K				G6-3		5	1	1	1	0	1	2							
Domingo Ceden0, S (1,6) OBP: 0.275, SLG: 0.373	P5			1-1 2B				K		3	1	1	1	1	1	1							
Robert Person, R (1,1) OBP: 0.125, SLG: 0.125 Rob Ducey, L (8,PH) OBP: 0.358, SLG: 0.468 Scott Aldred, L (8,1) Wayne Gomes, R (9,1)	K			2-3 K				HR		2	0	0	0	0	2	2							
Inning Stats	R: 1 E: 0 K: 1 S: 13	H: 2 LOB: 1 BB: 0 P: 22	R: 0 E: 0 K: 1 S: 7	H: 1 LOB: 1 BB: 0 P: 11	R: 0 E: 0 K: 0 S: 7	H: 0 LOB: 0 BB: 1 P: 14	R: 2 E: 0 K: 2 S: 18	H: 2 LOB: 1 BB: 1 P: 27	R: 0 E: 0 K: 1 S: 12	H: 0 LOB: 0 BB: 0 P: 16	R: 4 E: 0 K: 1 S: 19	H: 2 LOB: 3 BB: 4 P: 45	R: 0 E: 0 K: 0 S: 4	H: 0 LOB: 0 BB: 0 P: 6	R: 1 E: 0 K: 3 S: 13	H: 2 LOB: 1 BB: 0 P: 22		R: 1 E: 0 K: 0 S: 11	H: 1 LOB: 0 BB: 0 P: 16	1B: 3 2B: 4 3B: 0 HR: 3	SF: 0 SAC: 1 DP: 0 HBP: 1	WP: 1 PB: 1 SB: 1 CS: 1	PA: 44
PITCHER	IP	WLS	BF	H	R	ER	SO	BB	IBB	HBP	BLK	WP	HR	S	P	ERA	WHIP						
Denny Neagle, L (1,1) ERA: 6.06	5.0	L	23	6	5	5	5	2	0	0	0	0	1	59	97	9.00	1.600						
Scott Sullivan, R (6,1) ERA: 2.5	0.2		6	1	1	1	0	2	0	1	0	1	0	9	25	13.50	4.500						
Gabe White, L (6,1) ERA: 3.99	1.1		5	0	1	1	1	1	0	0	0	0	0	12	19	6.75	0.750						
Stan Belinda, R (8,1) ERA: 4.5	2.0		9	3	2	2	3	0	0	0	0	0	2	24	38	9.00	1.500						

AB 36  
R 9  
H 10  
RBI 9  
BB 5  
SO 9  
LOB 14



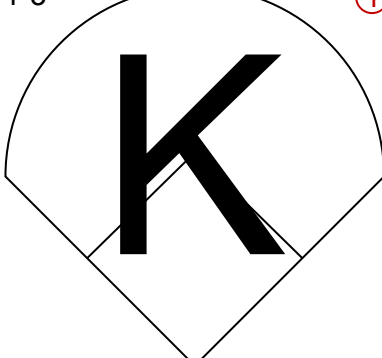
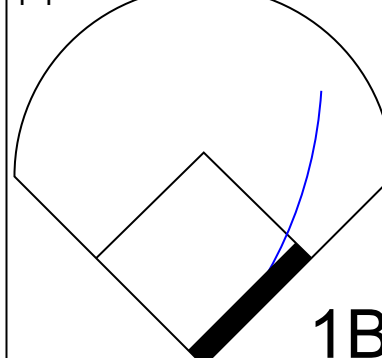
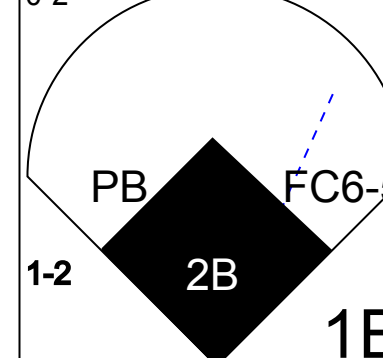
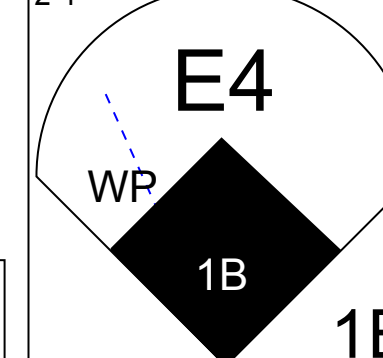
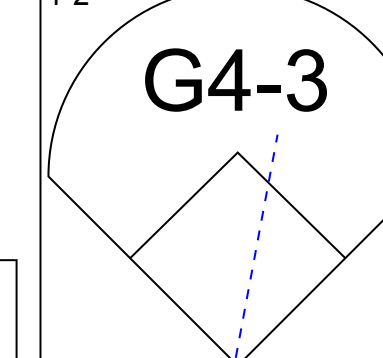
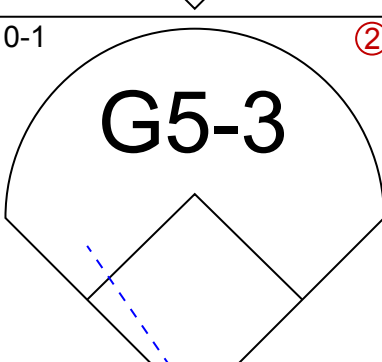
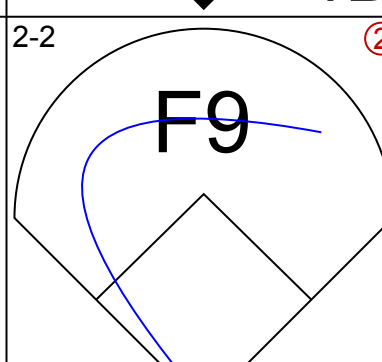
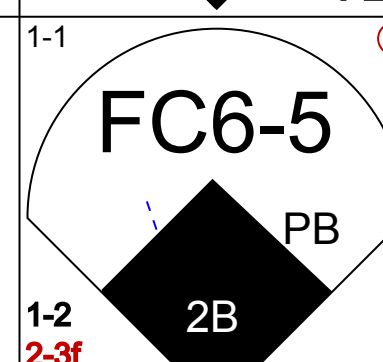
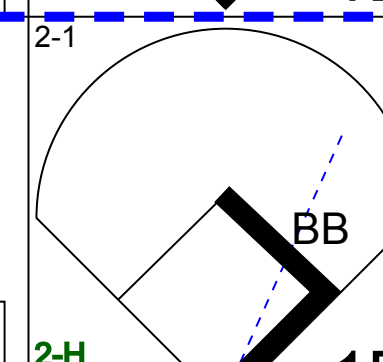
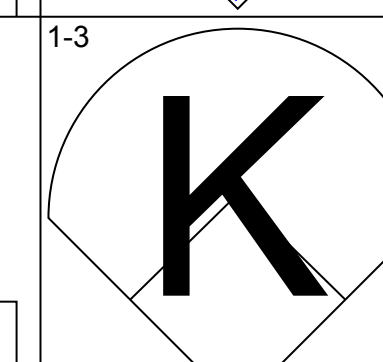
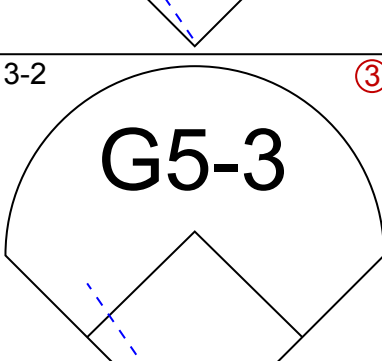
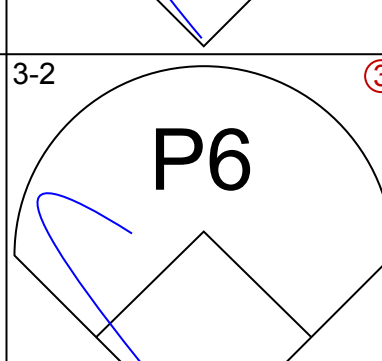
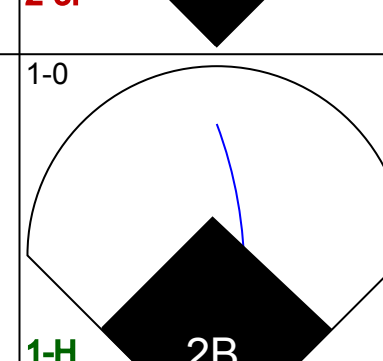
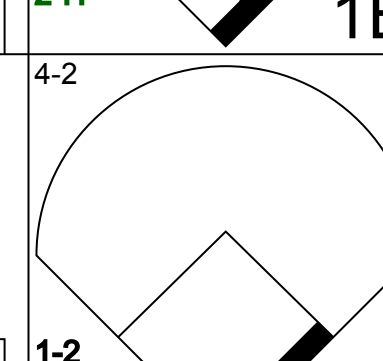
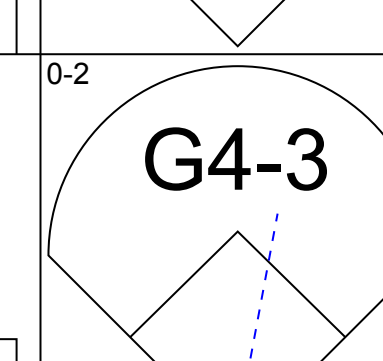
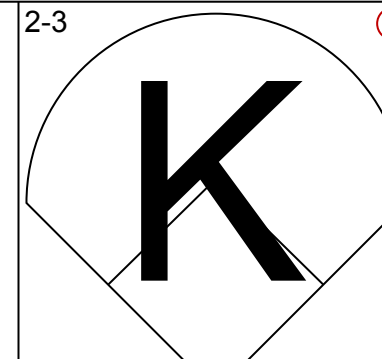
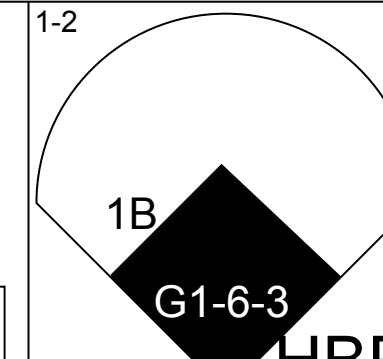


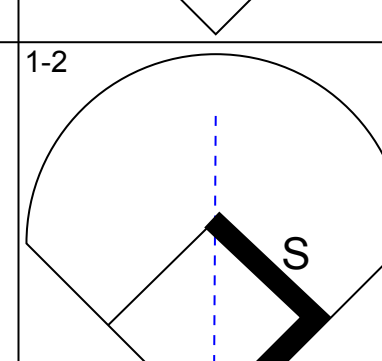
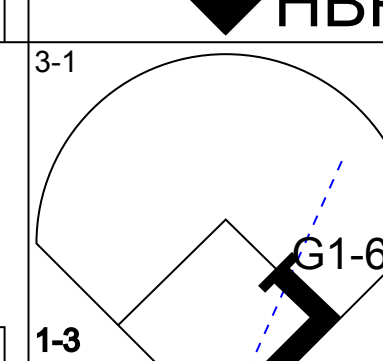


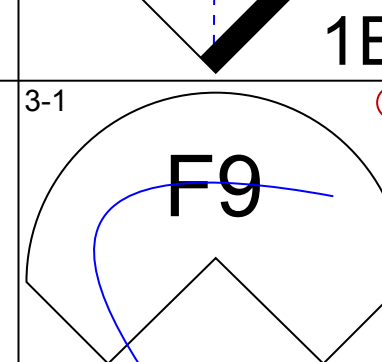
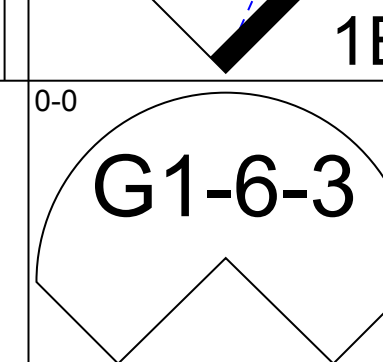
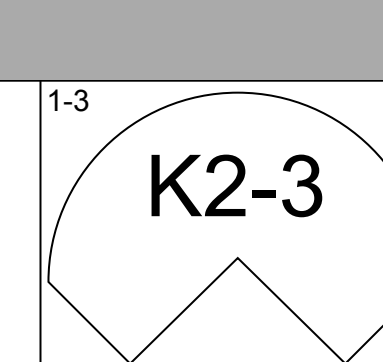
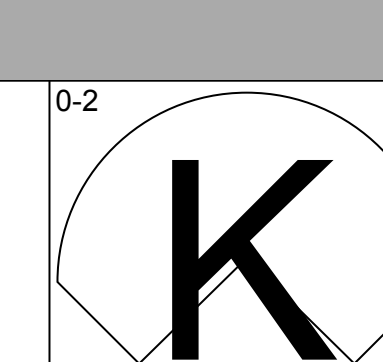
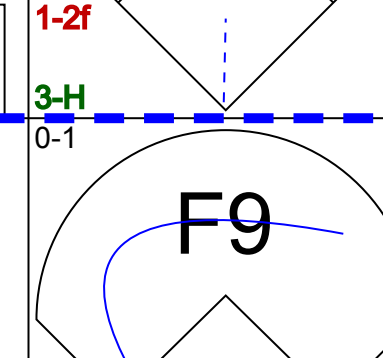
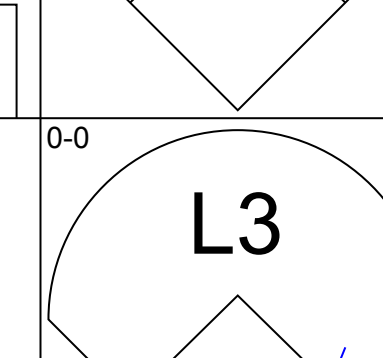
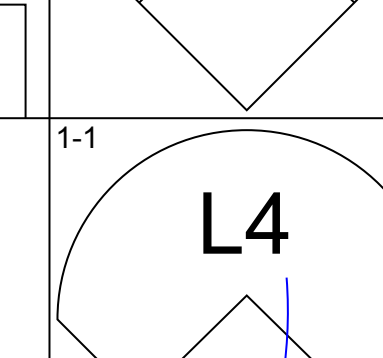
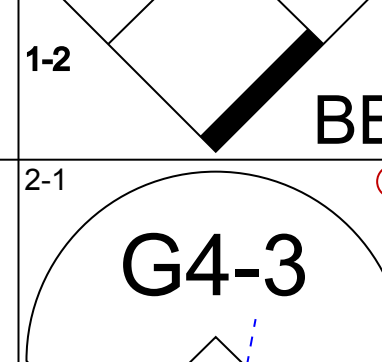
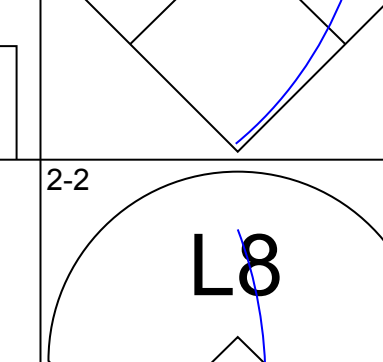
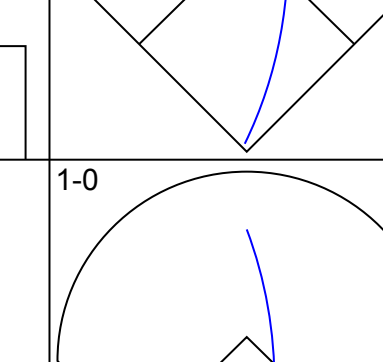

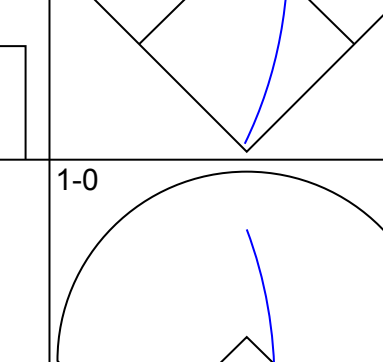
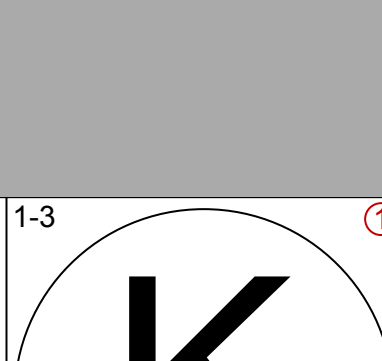
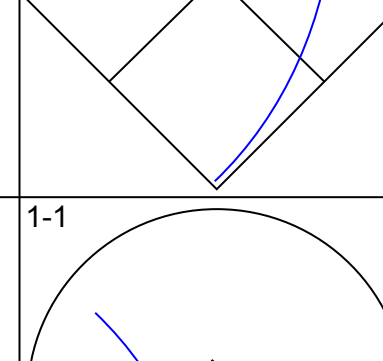
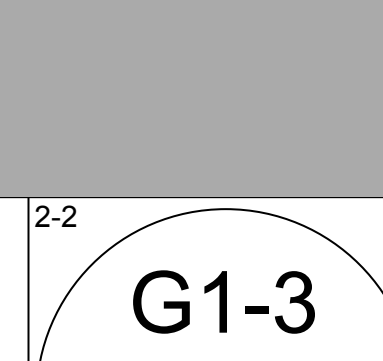

Batter	1	2	3	4	5	6	7	8	9	AB	R	H	RBI	BB	SO	LOB	BOTTOM						
Mike Cameron, R (1,8) OBP: 0.359, SLG: 0.486 Stan Belinda, R (8,1) OBP: 0.333, SLG: 0.333	L6-3 1B				F9			F8		3	0	1	0	1	0	0	Philadelphia Phillies @ Cincinnati Reds Cinergy Field, Cincinnati, OH Sun Aug 15 1999, 1:15 PM EDT Att: 27,059 - Unknown - 75 F						
Dmitri Young, S (1,9) OBP: 0.345, SLG: 0.496	L6-3 1-2				G3 1B			G4-3		4	0	1	0	0	1	2							
Sean Casey, L (1,3) OBP: 0.409, SLG: 0.562	G3				G3			K		4	0	0	0	0	2	2							
Greg Vaughn, R (1,7) OBP: 0.344, SLG: 0.503		0-0			F7			1B		4	1	2	1	0	1	1							
Barry Larkin, R (1,6) OBP: 0.386, SLG: 0.428		3-3 K			2B			G5-3		4	1	1	0	0	1	1							
Mark Lewis, R (1,5) OBP: 0.279, SLG: 0.432		0-1 G3			2B			G6-3		3	1	0	0	1	0	0							
Pokey Reese, R (1,4) OBP: 0.321, SLG: 0.428		3-2			G1-3 1H 3H			G1-3		4	0	2	2	0	0	0							
Brian Johnson, R (1,2) OBP: 0.320, SLG: 0.446		2-2 G4-3			G1-3			G5-3		4	0	0	0	0	0	2							
Denny Neagle, L (1,1) OBP: 0.133, SLG: 0.133 Scott Sullivan, R (6,1) Gabe White, L (6,1) Michael Tucker, L (7,PH) OBP: 0.335, SLG: 0.421 (8,8)					P6			K		2	0	0	0	0	0	1							
Inning Stats	R: 0 E: 0 K: 0 S: 8	H: 1 LOB: 0 BB: 0 P: 12	R: 1 E: 0 K: 1 S: 12	H: 2 LOB: 1 BB: 0 P: 20	R: 0 E: 0 K: 2 S: 7	H: 0 LOB: 1 BB: 1 P: 12	R: 2 E: 0 K: 0 S: 16	H: 2 LOB: 1 BB: 1 P: 26	R: 0 E: 0 K: 1 S: 10	H: 0 LOB: 0 BB: 0 P: 13	R: 0 E: 0 K: 1 S: 7	H: 0 LOB: 0 BB: 0 P: 11	R: 0 E: 0 K: 1 S: 10	H: 1 LOB: 1 BB: 0 P: 16	R: 0 E: 0 K: 0 S: 7	H: 0 LOB: 0 BB: 0 P: 10		1B: 3 2B: 3 3B: 1 HR: 1	SF: 0 SAC: 0 DP: 1 HBP: 0	WP: 0 PB: 0 SB: 0 CS: 0	PA: 35		
PITCHER	IP	WLS	BF	H	R	ER	SO	BB	IBB	HBP	BLK	WP	HR	S	P	ERA	WHIP						
Robert Person, R (1,1) ERA: 4.63	7.0		28	6	3	3	5	2	0	0	0	0	1	67	113	3.86	1.143						
Scott Aldred, L (8,1) ERA: 3.75	1.0		4	1	0	0	1	0	0	0	0	0	0	10	16	0.00	1.000						
Wayne Gomes, R (9,1) ERA: 3.6	1.0		3	0	0	0	0	0	0	0	0	0	0	7	10	0.00	0.000						

AB 33  
R 3  
H 7  
RBI 3  
BB 2  
SO 6  
LOB 9



Batter	1	2	3	4	5	6	7	8	9	AB	R	H	RBI	BB	SO	LOB	TOP					
<b>Kevin Seick R</b> (1,8) OBP: 0.360, SLG: 0.403										5	0	2	0	0	1	3	<b>Philadelphia Phillies @ St. Louis Cardinals</b> <b>Busch Stadium, St. Louis, MO</b> Mon Aug 16 1999, 7:10 PM CDT Att: 36,741 - Unknown - 90 F					
<b>Ron Cant R</b> (1,7) OBP: 0.366, SLG: 0.455										3	0	0	0	2	1	4						
<b>Bobby Abreu L</b> (1,9) OBP: 0.428, SLG: 0.553										4	0	0	0	1	1	5						
<b>Scott Rolen R</b> (1,5) OBP: 0.367, SLG: 0.535											3	1	0	0	2	2		5				
<b>Rico Brogna L</b> (1,3) OBP: 0.326, SLG: 0.433										5	0	0	0	0	2	6						
<b>Marlon Anderson L</b> (9, PR) OBP: 0.283, SLG: 0.360										0	0	0	0	0	0	0						
<b>Mike Lieberthal R</b> (1,2) OBP: 0.374, SLG: 0.577											3	2	2	2	1	0		1				
<b>23 Kevin Jordan R</b> (1,4) OBP: 0.374, SLG: 0.449											4	0	3	0	1	0		1				
<b>Alex Arias R</b> (1,6) OBP: 0.383, SLG: 0.404											5	0	2	1	0	0		5				
<b>Randy Wolf L</b> (1,1) OBP: 0.238, SLG: 0.158											2	0	0	0	0	1		0				
<b>Domingo Cedeno S</b> (8, PH) OBP: 0.272, SLG: 0.369										1	0	0	0	0	0	2						
<b>Amaury Telemaco R</b> (8,1)										0	0	0	0	0	0	0						
<b>Inning Stats</b>	R: 0 E: 0 K: 1 S: 8	H: 1 LOB: 1 BB: 0 P: 11	R: 0 E: 0 K: 1 S: 13	H: 1 LOB: 1 BB: 1 P: 21	R: 0 E: 0 K: 1 S: 6	H: 0 LOB: 0 BB: 0 P: 9	R: 2 E: 0 K: 0 S: 19	H: 2 LOB: 1 BB: 1 P: 33	R: 0 E: 1 K: 3 S: 15	H: 0 LOB: 3 BB: 2 P: 28	R: 0 E: 0 K: 0 S: 10	H: 2 LOB: 2 BB: 0 P: 17	R: 0 E: 0 K: 0 S: 5	H: 0 LOB: 1 BB: 1 P: 13	R: 1 E: 0 K: 2 S: 14	H: 2 LOB: 3 BB: 1 P: 25	R: 0 E: 0 K: 0 S: 9	H: 1 LOB: 2 BB: 1 P: 16	1B: 8 2B: 0 3B: 0 HR: 1	SF: 0 SAC: 1 DP: 0 HBP: 1	WP: 0 PB: 0 SB: 0 CS: 0	PA: 45
<b>PITCHER</b>	IP WLS BF H R ER SO BB IBB HBP BLK WP HR S P ERA WHIP																					
<b>Kent Mercker L</b> (1,1) ERA: 4.96	6.0 W 28 6 2 2 6 4 0 0 0 0 0 1 71 119 3.00 1.667																					
<b>Manny Aybar R</b> (7,1) ERA: 4.25	1.0 H 7 1 1 1 0 2 0 0 1 0 0 0 10 24 9.00 3.000																					
<b>Lance Painter L</b> (8,1) ERA: 4.81	1.0 H 4 1 0 0 2 0 0 0 0 0 0 0 9 14 0.00 1.000																					
<b>Ricky Bottalico R</b> (9,1) ERA: 4.22	1.0 S 5 1 0 0 0 1 0 0 0 0 0 0 9 16 0.00 2.000																					

Batter	1	2	3	4	5	6	7	8	9	AB	R	H	RBI	BB	SO	LOB	BOTTOM			
<b>Edgar Renteria R</b> (1,6) OBP: 0.324, SLG: 0.371										3	1	0	0	1	1	1	<b>Philadelphia Phillies @ St. Louis Cardinals</b> <b>Busch Stadium, St. Louis, MO</b> Mon Aug 16 1999, 7:10 PM CDT Att: 36,741 - Unknown - 90 F			
<b>J.D. Drew L</b> (1,8) OBP: 0.355, SLG: 0.504										4	1	1	1	0	0	0				
<b>Mark McGwire R</b> (1,3) OBP: 0.426, SLG: 0.699										3	1	0	0	1	1	0				
<b>Fernando Tatis R</b> (1,5) OBP: 0.401, SLG: 0.548										4	0	0	0	0	2	2				
<b>Craig Paquette R</b> (1,9) OBP: 0.326, SLG: 0.628										3	1	1	3	0	0	0				
<b>Joe Mewing R</b> (1,7) OBP: 0.342, SLG: 0.406										2	0	0	0	1	1	0				
<b>Manny Aybar R</b> (7,1) OBP: 0.091, SLG: 0.091										0	0	0	0	0	0	0				
<b>Lance Painter L</b> (8,1) ERA: 4.81										0	0	0	0	0	0	0				
<b>Ricky Bottalico L</b> (9,1) ERA: 4.22										0	0	0	0	0	0	0				
<b>Alberto Castillo R</b> (1,2) OBP: 0.338, SLG: 0.364										3	0	1	0	0	1	1				
<b>Piacion Polanco R</b> (1,4) OBP: 0.325, SLG: 0.333										3	0	1	0	0	0	1				
<b>Kent Mercker L</b> (1,1) OBP: 0.259, SLG: 0.240										1	0	0	0	0	1	0				
<b>David Howard S</b> (6, PH) OBP: 0.289, SLG: 0.250										2	0	0	0	0	1	1				
<b>Inning Stats</b>	R: 0 E: 0 K: 1 S: 11	H: 0 LOB: 0 BB: 0 P: 16	R: 0 E: 0 K: 0 S: 5	H: 0 LOB: 1 BB: 1 P: 13	R: 0 E: 0 K: 1 S: 9	H: 0 LOB: 0 BB: 0 P: 12	R: 0 E: 0 K: 0 S: 6	H: 0 LOB: 0 BB: 0 P: 8	R: 0 E: 0 K: 0 S: 8	H: 1 LOB: 1 BB: 0 P: 13	R: 4 E: 0 K: 3 S: 17	H: 2 LOB: 2 BB: 2 P: 30	R: 0 E: 0 K: 1 S: 9	H: 1 LOB: 1 BB: 0 P: 18	R: 0 E: 0 K: 2 S: 8	H: 0 LOB: 0 BB: 0 P: 12	1B: 2 2B: 0 3B: 1 HR: 1	SF: 0 SAC: 0 DP: 0 HBP: 0	WP: 0 PB: 0 SB: 0 CS: 0	PA: 31
<b>PITCHER</b>	IP WLS BF H R ER SO BB IBB HBP BLK WP HR S P ERA WHIP																			
<b>Randy Wolf L</b> (1,1) ERA: 5.01	7.0 L 28 4 4 4 6 3 0 0 0 0 0 0 1 65 110 5.14 1.000																			
<b>Amaury Telemaco R</b> (8,1) ERA: 3.29	1.0 3 0 0 0 2 0 0 0 0 0 0 0 8 12 0.00 0.000																			


Batter	1	2	3	4	5	6	7	8	9	AB	R	H	RBI	BB	SO	LOB						
Doug Glanville, R OBP: 0.380, SLG: 0.452										5	2	3	0	0	1	0						
Ron Cant, R OBP: 0.364, SLG: 0.451										5	1	1	1	0	1	3						
Bobby Abreu, L OBP: 0.428, SLG: 0.552										4	1	1	2	1	0	1						
Scott Rolen, R OBP: 0.368, SLG: 0.536										3	1	1	1	0	2	2						
Rico Brogna, L OBP: 0.327, SLG: 0.434										4	0	2	0	0	0	3						
Mike Lieberthal, R OBP: 0.371, SLG: 0.571										4	0	0	0	0	2	2						
Marlon Anderson, L OBP: 0.283, SLG: 0.356 15 David Doster, R OBP: 0.329, SLG: 0.373										3	0	0	0	1	0	0						
Alex Arias, R OBP: 0.381, SLG: 0.402										4	0	1	0	0	0	2						
Alex Arias, R OBP: 0.381, SLG: 0.402										4	0	1	0	0	0	2						
Anthony Shumaker, L OBP: 0.290, SLG: 0.333 Rob Ducey, L OBP: 0.289, SLG: 0.356 Scott Adreoni, L OBP: 0.309, SLG: 0.464 23 Kevin Jordan, R OBP: 0.342, SLG: 0.444 Amaury Telemaco, R OBP: 0.345, SLG: 0.444 Jim Poole, L OBP: 0.311, SLG: 0.411 Wayne Gomes, R OBP: 0.311, SLG: 0.411										2	0	1	0	0	1	0						
<b>Inning Stats</b>	R: 0 E: 0 K: 1 S: 10	H: 0 LOB: 0 BB: 0 P: 14	R: 0 E: 0 K: 1 S: 12	H: 1 LOB: 2 BB: 1 P: 24	R: 0 E: 0 K: 1 S: 13	H: 1 LOB: 0 BB: 0 P: 20	R: 1 E: 0 K: 0 S: 8	H: 1 LOB: 0 BB: 0 P: 12	R: 3 E: 0 K: 0 S: 16	H: 4 LOB: 1 BB: 0 P: 22	R: 0 E: 0 K: 1 S: 7	H: 0 LOB: 0 BB: 0 P: 10	R: 1 E: 1 K: 1 S: 15	H: 2 LOB: 2 BB: 1 P: 27	R: 0 E: 0 K: 2 S: 10	H: 1 LOB: 1 BB: 0 P: 12	R: 0 E: 0 K: 1 S: 9	H: 0 LOB: 0 BB: 0 P: 11	1B: 8 2B: 2 3B: 0 HR: 0	SF: 0 SAC: 0 DP: 1 HBP: 1	WP: 1 PB: 1 SB: 1 CS: 0	PA: 39
<b>PITCHER</b>	IP WLS BF H R ER SO BB IBB HBP BLK WP HR S P ERA WHIP																					
Garrett Stephenson, R ERA: 3.41	3.2 15 3 1 1 3 1 0 1 0 0 0 41 68 2.46 1.091																					
Manny Aybar, R ERA: 4.43	2.2 13 5 4 3 1 0 0 0 0 0 0 30 43 10.12 1.875																					
Rick Heiserman, R ERA: 8.31	1.2 8 2 0 0 3 1 0 0 0 0 1 0 20 30 0.00 1.800																					
Juan Acevedo, R ERA: 5.98	1.0 W 3 0 0 0 1 0 0 0 0 0 0 0 9 11 0.00 0.000																					

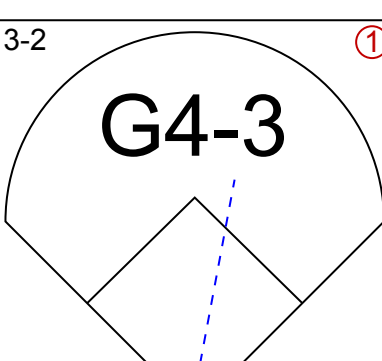
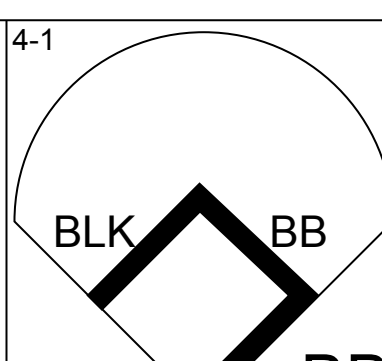
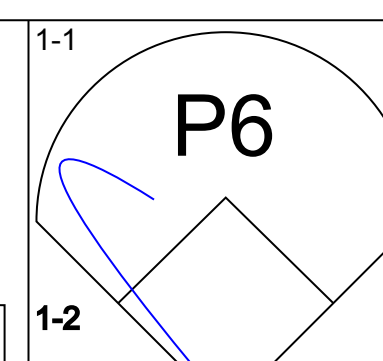

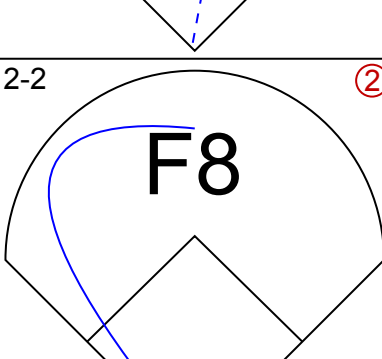
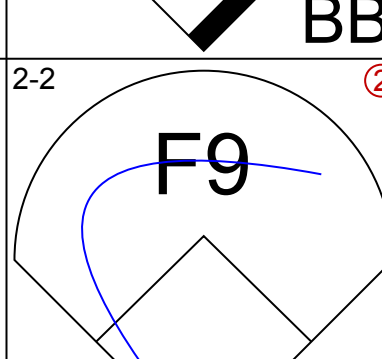
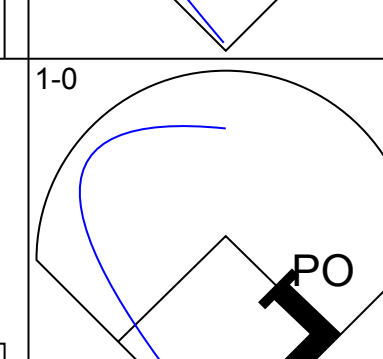

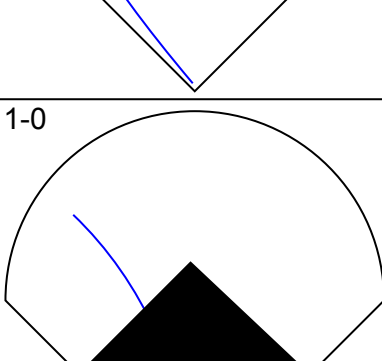
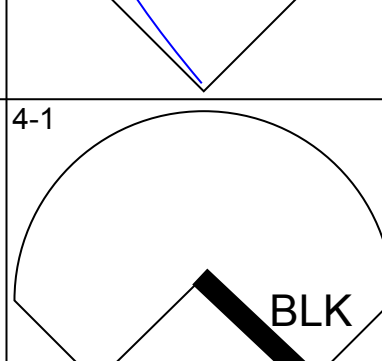

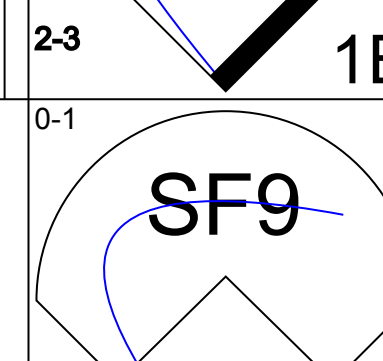
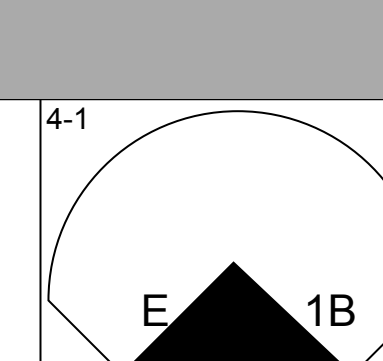
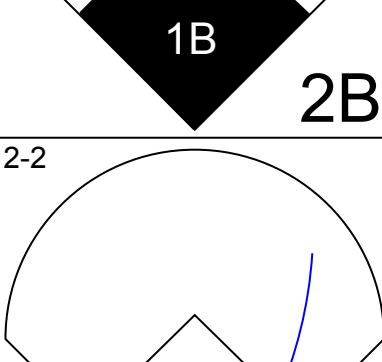
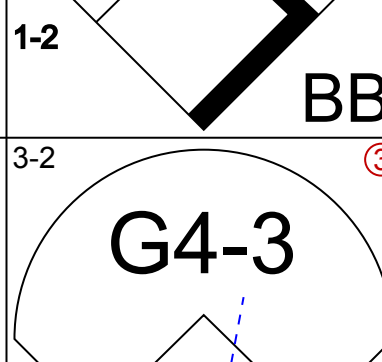

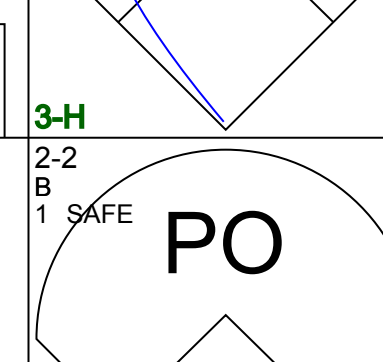
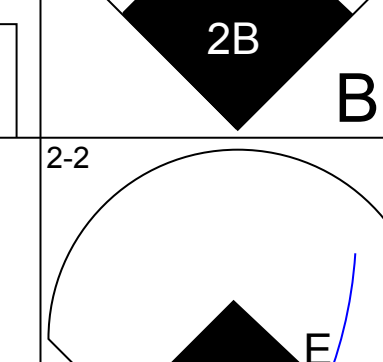
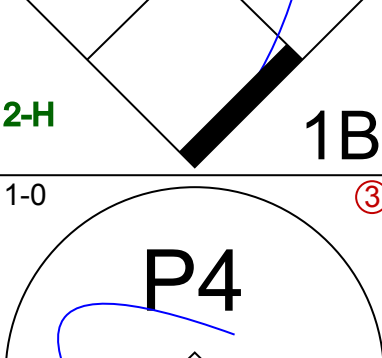
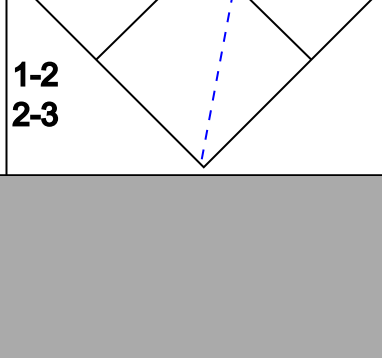
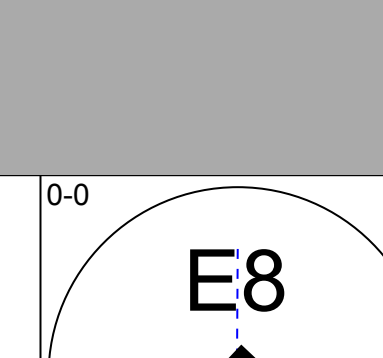
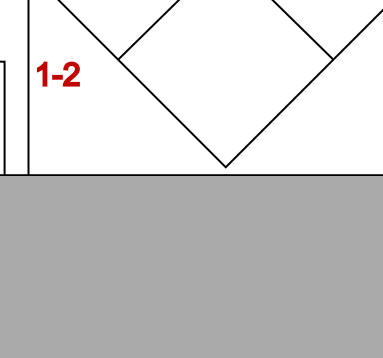
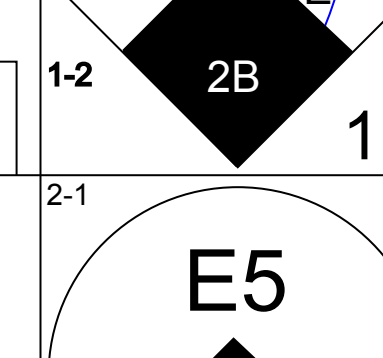
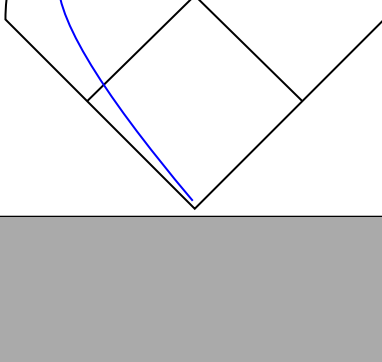
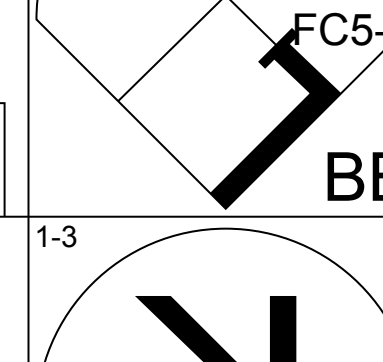
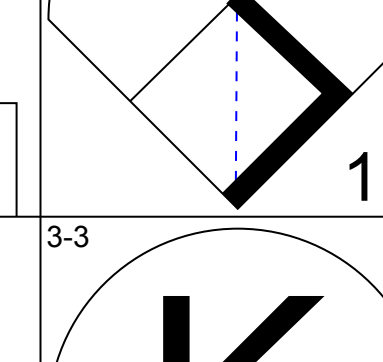
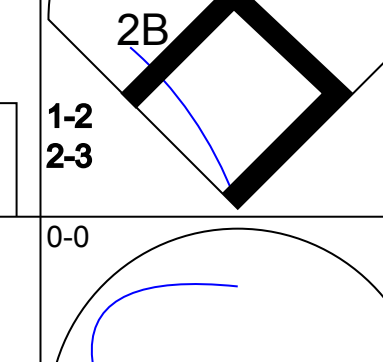
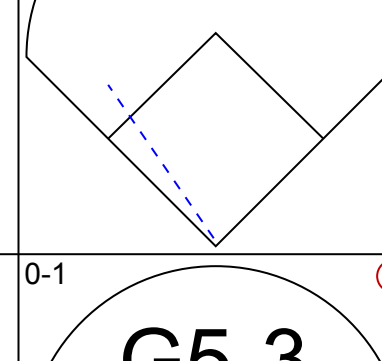
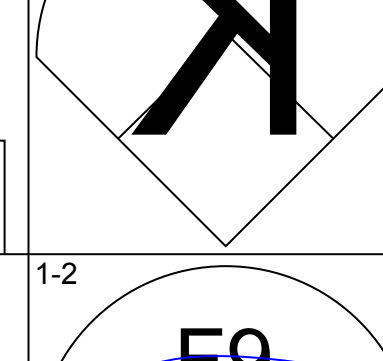
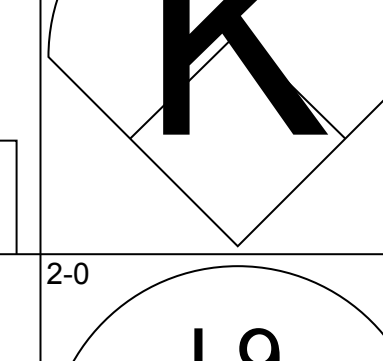
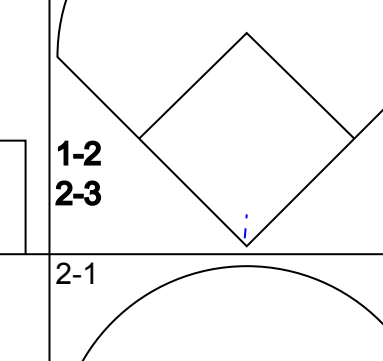
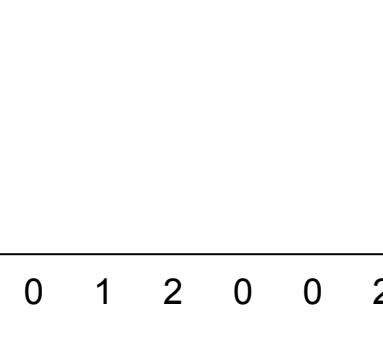
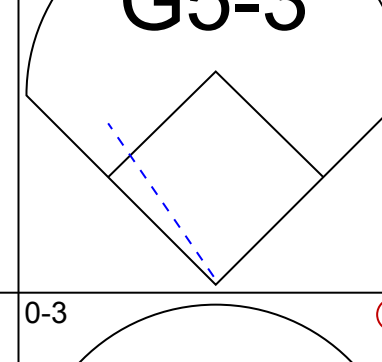
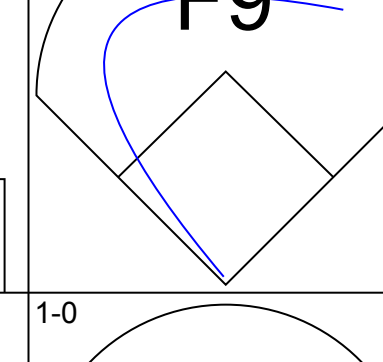
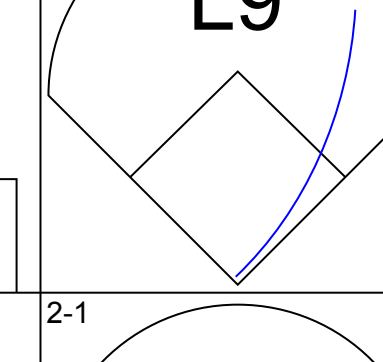
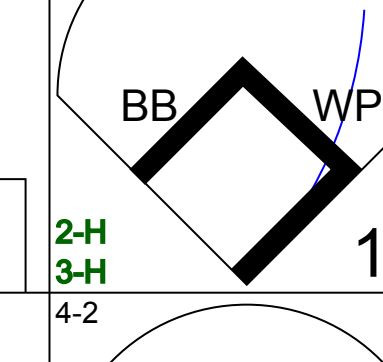
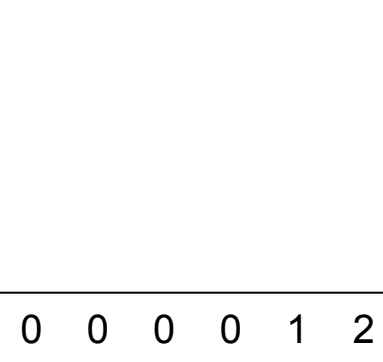

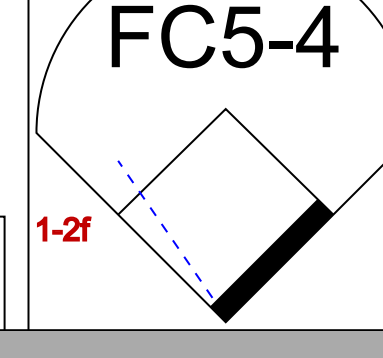
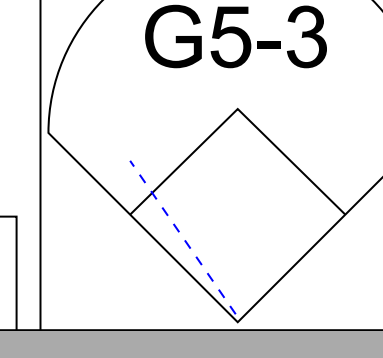
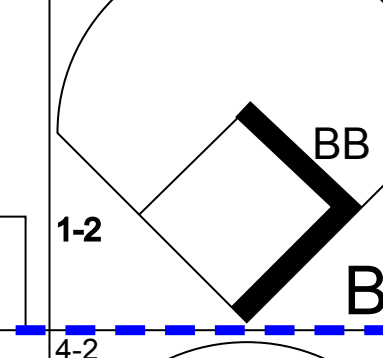

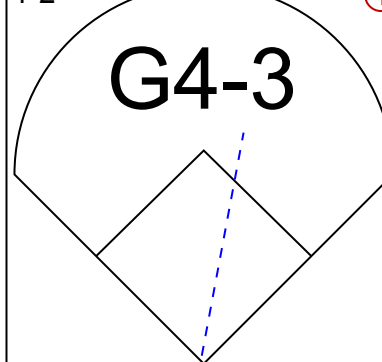

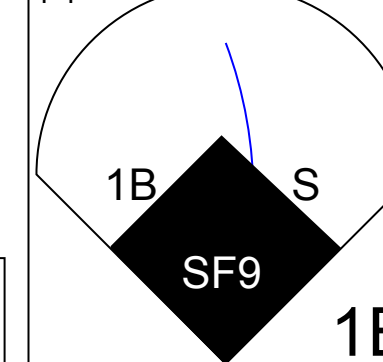

**TOP**

**Philadelphia Phillies @ St. Louis Cardinals**  
Busch Stadium, St. Louis, MO

Tue Aug 17 1999, 7:10 PM CDT  
Att: 38,557 - Unknown - 92 F

AB	36
R	5
H	10
RBI	4
BB	2
SO	8
LOB	14




Batter	1	2	3	4	5	6	7	8	9	AB	R	H	RBI	BB	SO	LOB						
Edgar Renteria, R OBP: 0.325, SLG: 0.368										3	0	0	0	2	0	4						
J.D. Drew, L OBP: 0.356, SLG: 0.500										4	0	1	0	1	0	4						
Mark McGwire, R OBP: 0.428, SLG: 0.701 Kent Mercker, L OBP: 0.259, SLG: 0.240										2	1	1	1	2	1	2						
Ray Lankford, L OBP: 0.379, SLG: 0.530										0	1	0	0	0	0	0						
Ray Lankford, L OBP: 0.379, SLG: 0.530										5	2	3	1	0	1	4						
Fernando Tatis, R OBP: 0.403, SLG: 0.547										4	1	2	0	1	0	3						
Craig Paquette, R OBP: 0.313, SLG: 0.604										5	0	1	2	0	2	4						
Alberto Castillo, R OBP: 0.337, SLG: 0.382										4	0	1	2	0	0	2						
Joe McEwing, R OBP: 0.340, SLG: 0.403 Rick Heiserman, R OBP: 0.346, SLG: 0.378 David Howard, S OBP: 0.289, SLG: 0.250 Juan Acevedo, R OBP: 0.053, SLG: 0.053										3	0	0	0	0	1	2						
Garrett Stephenson, R ERA: 3.41 Manny Aybar, R ERA: 4.43 Willie McGee, S OBP: 0.297, SLG: 0.284										1	0	0	0	0	0	0						
<b>Inning Stats</b>	R: 1 E: 0 K: 0 S: 12	H: 2 LOB: 1 BB: 0 P: 21	R: 0 E: 0 K: 1 S: 6	H: 0 LOB: 0 BB: 0 P: 7	R: 0 E: 0 K: 0 S: 11	H: 0 LOB: 2 BB: 2 P: 25	R: 0 E: 0 K: 1 S: 11	H: 0 LOB: 1 BB: 1 P: 18	R: 0 E: 0 K: 3 S: 11	H: 0 LOB: 2 BB: 2 P: 23	R: 0 E: 1 K: 1 S: 8	H: 1 LOB: 1 BB: 0 P: 15	R: 1 E: 0 K: 0 S: 11	H: 2 LOB: 0 BB: 0 P: 16	R: 2 E: 0 K: 0 S: 20	H: 3 LOB: 3 BB: 2 P: 36	R: 2 E: 1 K: 0 S: 8	H: 2 LOB: 2 BB: 1 P: 16	1B: 8 2B: 2 3B: 0 HR: 0	SF: 1 SAC: 0 DP: 0 HBP: 0	WP: 1 PB: 0 SB: 1 CS: 0	PA: 43
<b>PITCHER</b>	IP WLS BF H R ER SO BB IBB HBP BLK WP HR S P ERA WHIP																					
Anthony Shumaker, L ERA: 1.28	1.0 4 2 1 1 0 5 0 0 0 0 0 0 11 16 9.00 2.000																					
Scott Adreoni, L ERA: 3.89	1.0 4 2 1 1 0 0 0 0 0 0 0 0 11 16 9.00 2.000																					
Amaury Telemaco, R ERA: 0.72	0.1 H 4 3 2 2 0 0 0 0 0 0 0 0 13 20 54.00 9.000																					
Jim Poole, L ERA: 4.33	0.0 1 0 0 0 0 1 0 0 0 0 1 0 2 6 = =																					
Wayne Gomes, R ERA: 3.88	0.2 L 7 2 2 2 0 2 0 0 0 0 0 0 0 13 26 27.00 6.000																					

**BOTTOM**

**Philadelphia Phillies @ St. Louis Cardinals**  
Busch Stadium, St. Louis, MO

Tue Aug 17 1999, 7:10 PM CDT  
Att: 38,557 - Unknown - 92 F

AB	33
R	6
H	10
RBI	6
BB	8
SO	6
LOB	25





Batter	1	2	3	4	5	6	7	8	9	AB	R	H	RBI	BB	SO	LOB	TOP				
Doug Glanville, R OBP: 0.382, SLG: 0.454	1-1 1B 2B	3-2 F7		0-0 SF8		4-1 FC4 BB	0-0 P2		0-1 1B	4	1	2	1	1	0	3					
Ron Gant, R OBP: 0.363, SLG: 0.448 Wayne Gomes, R (9.1)	0-1 G6-3		1-0 F8	4-2 E BB		2-1 FC4 G4-6-3 1-2f		0-0 1B HR 1B	0-3 K	5	1	1	0	1	1	3					
Bobby Abreu, L OBP: 0.427, SLG: 0.550	3-2 2H 1B		1-2 1B 1B	3-1 E6 1-2 2-3		1-1 G4-6-3 1-2f		2-0 F9		5	0	2	1	0	0	4					
Scott Rolen, R OBP: 0.370, SLG: 0.537	2-2 HBP BB 1B		0-1 L8	1-3 K			1-1 1B 1B	1-2 HR 1B		5	2	3	0	0	1	4					
Rico Brogna, L OBP: 0.330, SLG: 0.434	4-1 HBP BB		1-0 1B		0-0 FC1-5 1B		1-3 K	3-3 K		4	0	2	0	1	2	3					
Mike Lieberthal, R OBP: 0.376, SLG: 0.581	3-2 1-2 2-3 HBP		0-0 F7		0-1 FC1-5 1B		3-2 1B 1B	0-0 1-1H 3-H HR		4	1	3	3	0	0	2					
Marton Anderson, L OBP: 0.335, SLG: 0.357 15 David Doster, R OBP: 0.329, SLG: 0.373	2-1 G4-3		1-2 SH2-4 1B SF8 1B	2-2 FC1-5		1-2 1-2 2-3f	1-2 1B	0-0 F7		5	1	2	1	0	0	5					
Alex Arias, R OBP: 0.381, SLG: 0.402		0-1 F8	0-1 E SH2-4 1B	0-1 L9		0-0 1-2 2-3 1B		1-3 K		5	0	2	0	0	1	2					
Chad Ogea, R OBP: 0.182, SLG: 0.100 Steve Schrenk, R OBP: 0.365, SLG: 0.460 Billy Brewer, L OBP: 0.365, SLG: 0.445 23 Kevin Jordan, R OBP: 0.376, SLG: 0.445 Scott Aldred, L OBP: 0.368, SLG: 0.400 Kevin Seifak, R OBP: 0.358, SLG: 0.400	1-3 K	1-3 K	0-1 SH2-4 1B	1-0 L4		0-0 P4		2-3 K		1	0	0	0	0	1	0					
<b>Inning Stats</b>	R: 1 E: 0 K: 0 S: 16	H: 3 LOB: 3 BB: 1 P: 31	R: 0 E: 0 K: 1 S: 9	H: 0 LOB: 0 BB: 0 P: 13	R: 0 E: 0 K: 0 S: 8	H: 2 LOB: 2 BB: 0 P: 11	R: 1 E: 1 K: 1 S: 17	H: 2 LOB: 3 BB: 1 P: 26	R: 0 E: 0 K: 0 S: 5	H: 0 LOB: 0 BB: 1 P: 12	R: 1 E: 0 K: 1 S: 14	H: 4 LOB: 3 BB: 0 P: 20	R: 3 E: 0 K: 1 S: 10	H: 3 LOB: 0 BB: 0 P: 16	R: 0 E: 0 K: 3 S: 11	H: 1 LOB: 1 BB: 0 P: 14	1B: 15 2B: 1 3B: 0 HR: 1	SF: 1 SAC: 1 DP: 1 HBP: 1	WP: 0 PB: 0 SB: 0 CS: 0	PA: 47	
<b>PITCHER</b>	IP WLS BF H R ER SO BB IBB HBP BLK WP HR S P ERA WHIP	IP WLS BF H R ER SO BB IBB HBP BLK WP HR S P ERA WHIP	IP WLS BF H R ER SO BB IBB HBP BLK WP HR S P ERA WHIP	IP WLS BF H R ER SO BB IBB HBP BLK WP HR S P ERA WHIP	IP WLS BF H R ER SO BB IBB HBP BLK WP HR S P ERA WHIP	IP WLS BF H R ER SO BB IBB HBP BLK WP HR S P ERA WHIP	IP WLS BF H R ER SO BB IBB HBP BLK WP HR S P ERA WHIP	IP WLS BF H R ER SO BB IBB HBP BLK WP HR S P ERA WHIP	IP WLS BF H R ER SO BB IBB HBP BLK WP HR S P ERA WHIP	IP WLS BF H R ER SO BB IBB HBP BLK WP HR S P ERA WHIP	IP WLS BF H R ER SO BB IBB HBP BLK WP HR S P ERA WHIP	IP WLS BF H R ER SO BB IBB HBP BLK WP HR S P ERA WHIP	IP WLS BF H R ER SO BB IBB HBP BLK WP HR S P ERA WHIP	IP WLS BF H R ER SO BB IBB HBP BLK WP HR S P ERA WHIP	IP WLS BF H R ER SO BB IBB HBP BLK WP HR S P ERA WHIP	IP WLS BF H R ER SO BB IBB HBP BLK WP HR S P ERA WHIP	IP WLS BF H R ER SO BB IBB HBP BLK WP HR S P ERA WHIP	IP WLS BF H R ER SO BB IBB HBP BLK WP HR S P ERA WHIP	IP WLS BF H R ER SO BB IBB HBP BLK WP HR S P ERA WHIP	IP WLS BF H R ER SO BB IBB HBP BLK WP HR S P ERA WHIP	IP WLS BF H R ER SO BB IBB HBP BLK WP HR S P ERA WHIP

Philadelphia Phillies @ St. Louis Cardinals  
 Busch Stadium, St. Louis, MO  
 Wed Aug 18 1999, 7:10 PM CDT  
 Att: 38,047 - Cloudy - 86 F

AB 41  
 R 6  
 H 17  
 RBI 6  
 BB 3  
 SO 7  
 LOB 31



Batter	1	2	3	4	5	6	7	8	9	AB	R	H	RBI	BB	SO	LOB	BOTTOM				
Edgar Renteria, R OBP: 0.326, SLG: 0.376	3-2 BLK E 1B	2-2 HR		0-1 F9			1-0 L8			4	2	2	1	0	0	0					
J.D. Drew, L OBP: 0.358, SLG: 0.498	1-1 E4 1-H HR 1B	4-0 BB BB			0-0 L8		0-1 G3			3	1	1	0	1	0	0					
Mark McGwire, R OBP: 0.429, SLG: 0.706	0-0 1-H HR	4-1 G4-6-3 BB			0-2 G4-3			3-3 K		3	1	1	2	1	1	0					
Ray Lankford, L OBP: 0.377, SLG: 0.536	1-2 HR	3-2 G4-6-3 1-2f			3-2 G6-3			1-3 K		4	1	1	1	0	1	2					
Thomas Howard, S OBP: 0.346, SLG: 0.385 David Howard, S OBP: 0.286, SLG: 0.246 Ricky Bottalico, L (9.1)	1-0 2B		2-2 F7		3-1 G5-3			3-2 P7		3	0	1	0	0	0	0					
Fernando Tatis, R OBP: 0.402, SLG: 0.544	3-1 G5-3		1-1 G5-3		2-2 CS 1B			3-2 F8		4	0	1	0	0	0	1					
Craig Paquette, R OBP: 0.314, SLG: 0.608 Rick Croushore, R OBP: 0.500, SLG: 0.333 Joe McEwing, R OBP: 0.341, SLG: 0.403	2-1 P3		1-2 F9		1-0 SAFE 1B		1-0 2B		4-0 BB	3	0	1	0	0	0	1					
Eli Marrero, R OBP: 0.242, SLG: 0.312	0-3 K		1-2 P4		0-0 G5-3			1-3 K		4	0	0	0	0	2	3					
Kent Bottenfield, R OBP: 0.170, SLG: 0.212 Juan Acevedo, R OBP: 0.053, SLG: 0.053 Willie McGee, S OBP: 0.295, SLG: 0.281	1-0 F7		1-3 K				1-1 G4-3		2-3 K	2	0	0	0	0	1	0					
<b>Inning Stats</b>	R: 4 E: 1 K: 1 S: 17	H: 5 LOB: 1 BB: 0 P: 28	R: 1 E: 0 K: 0 S: 11	H: 1 LOB: 1 BB: 2 P: 25	R: 0 E: 0 K: 0 S: 8	H: 0 LOB: 0 BB: 0 P: 12	R: 0 E: 0 K: 1 S: 9	H: 0 LOB: 0 BB: 0 P: 11	R: 0 E: 0 K: 0 S: 7	H: 2 LOB: 1 BB: 0 P: 13	R: 0 E: 0 K: 0 S: 5	H: 0 LOB: 0 BB: 0 P: 7	R: 0 E: 0 K: 2 S: 9	H: 0 LOB: 0 BB: 0 P: 16	R: 0 E: 0 K: 2 S: 11	H: 0 LOB: 1 BB: 1 P: 21	1B: 3 2B: 2 3B: 0 HR: 3	SF: 0 SAC: 0 DP: 1 HBP: 0	WP: 0 PB: 0 SB: 0 CS: 1	PA: 36	
<b>PITCHER</b>	IP WLS BF H R ER SO BB IBB HBP BLK WP HR S P ERA WHIP	IP WLS BF H R ER SO BB IBB HBP BLK WP HR S P ERA WHIP	IP WLS BF H R ER SO BB IBB HBP BLK WP HR S P ERA WHIP	IP WLS BF H R ER SO BB IBB HBP BLK WP HR S P ERA WHIP	IP WLS BF H R ER SO BB IBB HBP BLK WP HR S P ERA WHIP	IP WLS BF H R ER SO BB IBB HBP BLK WP HR S P ERA WHIP	IP WLS BF H R ER SO BB IBB HBP BLK WP HR S P ERA WHIP	IP WLS BF H R ER SO BB IBB HBP BLK WP HR S P ERA WHIP	IP WLS BF H R ER SO BB IBB HBP BLK WP HR S P ERA WHIP	IP WLS BF H R ER SO BB IBB HBP BLK WP HR S P ERA WHIP	IP WLS BF H R ER SO BB IBB HBP BLK WP HR S P ERA WHIP	IP WLS BF H R ER SO BB IBB HBP BLK WP HR S P ERA WHIP	IP WLS BF H R ER SO BB IBB HBP BLK WP HR S P ERA WHIP	IP WLS BF H R ER SO BB IBB HBP BLK WP HR S P ERA WHIP	IP WLS BF H R ER SO BB IBB HBP BLK WP HR S P ERA WHIP	IP WLS BF H R ER SO BB IBB HBP BLK WP HR S P ERA WHIP	IP WLS BF H R ER SO BB IBB HBP BLK WP HR S P ERA WHIP	IP WLS BF H R ER SO BB IBB HBP BLK WP HR S P ERA WHIP	IP WLS BF H R ER SO BB IBB HBP BLK WP HR S P ERA WHIP	IP WLS BF H R ER SO BB IBB HBP BLK WP HR S P ERA WHIP	IP WLS BF H R ER SO BB IBB HBP BLK WP HR S P ERA WHIP

Philadelphia Phillies @ St. Louis Cardinals  
 Busch Stadium, St. Louis, MO  
 Wed Aug 18 1999, 7:10 PM CDT  
 Att: 38,047 - Cloudy - 86 F

AB 33  
 R 5  
 H 8  
 RBI 4  
 BB 3  
 SO 6  
 LOB 8





Batter	1	2	3	4	5	6	7	8	9	10	11	AB	R	H	RBI	BB	SO	LOB	TOP				
Eric Young, Sr. R OBP: 0.339, SLG: 0.339 Pedro Borbon, R Alan Mills, R Jeff Shaw, R Todd Hundley, L Oran Masacko, R	1-3 K		4-0 BB		1-1 E1 1B		2-2 F8	0-0 G4-3		0-3 K		4	0	1	0	1	1	2					
Mark Grudzielanek, R OBP: 0.358, SLG: 0.358	3-1 2B		1 SAFE SAFE G4-6-3		2-3 K		2-2 F9	2-0 G4-3		0-0 G4-3		6	0	1	0	0	1	7					
Gary Sheffield, R OBP: 0.408, SLG: 0.488	2-1 P6				1-1 F7		2-1 G5-3	2-2 1B 1B	4-1 FC6-4 BB		0-0 P5	5	1	1	0	1	0	0					
Eric Karros, R OBP: 0.368, SLG: 0.558		3-3 K			2-2 F9		2-2 22 2B 1B	0-1 22 1B FC5-2 1B	0-1 FC6-4 BB		0-0 P4	6	0	2	0	0	1	1					
Raul Mondesi, R OBP: 0.334, SLG: 0.474		0-0 22 L9 2B			0-0 2B		2-0 P6	0-0 FC5-2 22 1B BB	1-3 SAFE K		0-0 G4-3	6	1	3	1	0	1	2					
22 Devon White, S OBP: 0.351, SLG: 0.412		2-2 L9			0-1 F9		1-0 2B	0-0 BB FC5-2 2B 1B	1-0 P6			5	1	2	0	0	0	3					
Adrian Beltré, R OBP: 0.350, SLG: 0.428 Craig Counsell, L OBP: 0.267, SLG: 0.250		4-0 BB			1-1 F7		1-3 K	0-2 FC5-2 BB 2B		4-0 BB BB		3	1	0	0	1	1	5	AB 43				
Paul Lo Duca, R OBP: 0.297, SLG: 0.226 Jose Vazquez, S OBP: 0.291, SLG: 0.279		0-2 P4			1-2 G6-3		4-1 BB	4-2 2B BB		4-0 BB BB		2	0	0	0	1	0	2	R 5				
Ismael Valdez, R OBP: 0.295, SLG: 0.061 Trenidad Hubbard, R OBP: 0.365, SLG: 0.372 Jamie Arnold, R OBP: 0.200, SLG: 0.200 Todd Hundley, S OBP: 0.305, SLG: 0.466			0-3 K		0-0 E 1B		0-1 F2	2-2 G4-3 1B 2B		0-3 K		2	0	1	0	0	1	0	H 12				
<b>Inning Stats</b>	R: 0 E: 0 K: 1 S: 7	H: 1 LOB: 0 BB: 0 P: 13	R: 0 E: 0 K: 1 S: 13	H: 1 LOB: 2 BB: 1 P: 22	R: 0 E: 0 K: 1 S: 6	H: 0 LOB: 0 BB: 1 P: 11	R: 0 E: 0 K: 1 S: 8	H: 1 LOB: 1 BB: 0 P: 11	R: 0 E: 0 K: 1 S: 10	H: 2 LOB: 2 BB: 0 P: 18	R: 0 E: 0 K: 0 S: 10	H: 0 LOB: 1 BB: 1 P: 18	R: 5 E: 0 K: 0 S: 19	H: 5 LOB: 1 BB: 1 P: 29	R: 0 E: 0 K: 1 S: 8	H: 0 LOB: 1 BB: 1 P: 14	R: 0 E: 0 K: 2 S: 3	H: 0 LOB: 2 BB: 2 P: 3	1B: 7 2B: 5 3B: 0 HR: 0	SF: 0 SAC: 0 DP: 1 HBP: 0	WP: 0 PB: 0 SB: 0 CS: 0	PA: 50	
<b>PITCHER</b>	IP 7.0	WLS 31	BF 4	H 2	R 0	ER 0	SO 5	BB 3	IBB 0	HBP 0	BLK 0	WP 0	HR 0	S 71	P 117	ERA 2.57	WHIP 1.714						
Randy Wolf, L ERA: 4.81																							
Amaury Telemaco, R ERA: 4.35	0.1	B	4	2	0	0	0	1	0	0	0	0	0	9	13	0.00	9.000						
Scott Adreid, L ERA: 3.57	0.2		3	1	3	3	0	0	0	0	0	0	0	5	9	40.50	1.500						
Steve Schrenk, R ERA: 3.52	1.0		4	0	0	0	1	1	0	0	0	0	0	8	14	0.00	1.000						
Billy Brewer, L ERA: 5.19	0.2		4	0	0	0	2	2	0	0	0	0	0	6	14	0.00	3.000						

Los Angeles Dodgers @ Philadelphia Phillies  
Veterans Stadium, Philadelphia, PA  
Sat Aug 21 1999, 7:05 PM EDT  
Att: 22,078 - Unknown - 65 F

AB 43  
R 5  
H 12  
RBI 5  
BB 7  
SO 8  
LOB 27



Batter	1	2	3	4	5	6	7	8	9	10	11	AB	R	H	RBI	BB	SO	LOB	BOTTOM			
Doug Gianville, R OBP: 0.385, SLG: 0.453	3-2 P2		0-1 FC6 1-2f		3-2 1B		4-0 G4-3 BB	4-1 BB		0-3 K		4	0	1	0	2	1	1				
Kevin Seifick, R OBP: 0.352, SLG: 0.388	2-2 G4-3			1-2 SAFE SAFE SAFE SAFE SAFE SAFE SAFE	2-1 SAFE SAFE SAFE SAFE SAFE SAFE SAFE		2-2 G4-3	0-2 G3-1			4-0 BB BB	5	1	0	0	1	0	6				
Bobby Abreu, L OBP: 0.434, SLG: 0.560	2-2 F8				2-2 1B 3B		0-1 WP SF7 2B	4-1 HR BB	2-2 G4-3		4-0 BB BB	4	3	2	0	2	0	0				
Scott Rolen, R OBP: 0.368, SLG: 0.528		0-0 G6-3			2-2 P3		4-1 G6-3 SF7 BB	2-3 K	0-1 F9		0-0 F8	5	0	0	0	1	1	4				
Rico Brogna, L OBP: 0.333, SLG: 0.442		0-3 K			2-2 1B		1-2 SAFE SAFE SAFE SAFE SAFE SAFE SAFE	1-2 1-2 3H 4-2 SF7	2-2 HR 1B		0-0 1B	5	1	4	5	0	1	0				
Mike Lieberthal, R OBP: 0.376, SLG: 0.574		3-2 G6-3			3H 4-2 1B		3H 4-2 SAFE SAFE SAFE SAFE SAFE SAFE SAFE	1-2 3H 4-2 SAFE SAFE SAFE SAFE SAFE SAFE SAFE	2-2 G4-3 1B		1-2 23 FC4 1B	4	0	1	0	1	0	1				
Marlon Anderson, L OBP: 0.280, SLG: 0.351 15 David Doster, R OBP: 0.325, SLG: 0.368 23 Kevin Jordan, R OBP: 0.369, SLG: 0.438			0-1 F7		0-0 G4-3		2-3 K	4-2 BB BB	1-0 FC4			3	0	0	0	0	1	3	AB 39			
Wayne Gomes, R OBP: 0.379, SLG: 0.397			4-0 FC6 BB		1-1 G4-3		1-1 G1-3	4-0 2B BB		0-0 F8		3	0	0	0	2	0	0	R 6			
Randy Wolf, L ERA: 3.47 Amaury Telemaco, R ERA: 4.91 Scott Adreid, L ERA: 3.09 Rob Duquey, L OBP: 0.291, SLG: 0.477 Steve Schrenk, R OBP: 0.267, SLG: 0.250 Billy Brewer, L ERA: 5.19 Domingo Casteno, S OBP: 0.295, SLG: 0.061			0-0 B2		2-3 K		1-2 2B	0-2 2B		0-3 K		3	0	1	0	0	1	1	H 10			
<b>Inning Stats</b>	R: 0 E: 0 K: 0 S: 12	H: 0 LOB: 0 BB: 0 P: 19	R: 0 E: 0 K: 1 S: 7	H: 0 LOB: 0 BB: 0 P: 10	R: 0 E: 0 K: 0 S: 5	H: 1 LOB: 1 BB: 1 P: 9	R: 1 E: 0 K: 0 S: 22	H: 2 LOB: 2 BB: 1 P: 33	R: 0 E: 0 K: 1 S: 11	H: 1 LOB: 1 BB: 1 P: 18	R: 0 E: 0 K: 0 S: 8	H: 1 LOB: 1 BB: 2 P: 16	R: 3 E: 0 K: 1 S: 23	H: 2 LOB: 3 BB: 4 P: 43	R: 0 E: 0 K: 0 S: 12	H: 2 LOB: 2 BB: 0 P: 17	R: 0 E: 0 K: 2 S: 7	H: 0 LOB: 0 BB: 2 P: 7	1B: 5 2B: 3 3B: 1 HR: 1	SF: 1 SAC: 0 DP: 1 HBP: 0	WP: 1 PB: 0 SB: 1 CS: 0	PA: 50
<b>PITCHER</b>	IP 6.0	WLS 25	BF 4	H 1	R 2	ER 2	SO 3	BB 3	IBB 0	HBP 0	BLK 0	WP 0	HR 0	S 74	P 114	ERA 3.00	WHIP 1.167					
Ismael Valdez, R ERA: 3.47																						
Jamie Arnold, R ERA: 4.91	1.0		4	1	0	0	0	1	0	0	0	0	0	8	16	0.00	2.000					
Pedro Borbon, L ERA: 3.09	0.1	H	3	1	2	2	1	1	0	0	0	0	1	9	15	54.00	6.000					
Alan Mills, R ERA: 3.72	0.1	H	2	0	0	0	0	1	0	0	0	0	0	6	12	0.00	3.000					
Jeff Shaw, R ERA: 3.42	1.1	B	9	3	1	1	0	2	0	0	0	0	0	20	33	6.75	3.750					

Los Angeles Dodgers @ Philadelphia Phillies  
Veterans Stadium, Philadelphia, PA  
Sat Aug 21 1999, 7:05 PM EDT  
Att: 22,078 - Unknown - 65 F

AB 39  
R 6  
H 10  
RBI 6  
BB 10  
SO 6  
LOB 18



Batter	1	2	3	4	5	6	7	8	9	AB	R	H	RBI	BB	SO	LOB	TOP			
<b>Eric Young Sr. R</b> OBP: 0.361, SLG: 0.349 (1, 4)										5	2	3	2	0	1	0				
<b>Mark Grudzielanek R</b> OBP: 0.362, SLG: 0.394 (1, 6)										2	2	0	0	3	0	1				
<b>Gary Sheffield R</b> OBP: 0.497, SLG: 0.497 <b>Jeff Shaw R</b> (9, 1)										5	1	2	6	0	0	2				
<b>Eric Karros R</b> OBP: 0.358, SLG: 0.556 (1, 3)										5	0	2	0	0	1	1				
<b>Raul Mondesi R</b> OBP: 0.331, SLG: 0.469 (1, 9)										5	0	0	0	0	2	3				
<b>Todd Hollandsworth L</b> OBP: 0.363, SLG: 0.534 <b>Trenidad Hubbard R</b> OBP: 0.393, SLG: 0.372 (1, 8) (9, 7)										3	1	1	0	1	1	1				
<b>Jose Vizcaino S</b> OBP: 0.298, SLG: 0.291 (1, 5)										4	1	3	1	0	0	0				
<b>Paul Lo Duca R</b> OBP: 0.294, SLG: 0.228 (1, 2)										4	1	1	0	0	2	3				
<b>Chan Ho Park R</b> OBP: 0.128, SLG: 0.136 <b>Pedro Borbon R</b> (7, 1) <b>Alan Mills R</b> (7, 1) <b>22 Devon White S</b> OBP: 0.350, SLG: 0.411 (7, 8)										3	1	0	0	0	2	3				
<b>Inning Stats</b>	R: 2 E: 0 K: 0 S: 12	H: 2 LOB: 0 BB: 1 P: 22	R: 3 E: 0 K: 1 S: 20	H: 4 LOB: 1 BB: 0 P: 28	R: 0 E: 0 K: 1 S: 11	H: 1 LOB: 2 BB: 1 P: 22	R: 0 E: 0 K: 1 S: 10	H: 0 LOB: 0 BB: 0 P: 14	R: 0 E: 0 K: 2 S: 12	H: 1 LOB: 0 BB: 0 P: 19	R: 4 E: 0 K: 1 S: 14	H: 3 LOB: 0 BB: 1 P: 27	R: 0 E: 0 K: 1 S: 9	H: 0 LOB: 0 BB: 0 P: 11	R: 0 E: 0 K: 2 S: 8	H: 1 LOB: 1 BB: 1 P: 14	1B: 7 2B: 5 3B: 0 HR: 1	SF: 0 SAC: 0 DP: 2 HBP: 0	WP: 0 PB: 0 SB: 0 CS: 0	PA: 41
<b>PITCHER</b>	IP WLS BF H R ER SO BB IBB HBP BLK WP HR S P ERA WHIP																			
<b>Anthony Shumaker L</b> ERA: 3.98 <b>Steve Schrenk R</b> ERA: 3.21 <b>Steve Montgomery R</b> ERA: 3.86 <b>Billy Brewer L</b> ERA: 4.22	(1, 1) (3, 1) (6, 1) (8, 1)	2.0 3.0 2.0 2.0	L 12 10 7	12 6 3 1	5 5 4 0	5 1 4 0	2 4 2 2	1 0 1 1	0 0 0 0	0 0 0 0	0 0 1 0	0 33 20 17	32 55 38 30	22.50 0.00 18.00 0.00	3.500 1.000 2.000 1.000					

Los Angeles Dodgers @ Philadelphia Phillies  
Veterans Stadium, Philadelphia, PA  
Sun Aug 22 1999, 1:35 PM EDT  
Att: 22,510 - Cloudy - 75 F

livebaseballscores.com

AB 37  
R 9  
H 12  
RBI 9  
BB 4  
SO 9  
LOB 14

Batter	1	2	3	4	5	6	7	8	9	AB	R	H	RBI	BB	SO	LOB	BOTTOM					
<b>Doug Glanville R</b> OBP: 0.386, SLG: 0.453 <b>Rob Ducey L</b> OBP: 0.381, SLG: 0.462 (1, 8) (3, 8)										0	0	0	0	1	0	0						
<b>Ron Gant R</b> OBP: 0.362, SLG: 0.446 (1, 7)										4	2	0	0	1	1	2						
<b>Bobby Abreu L</b> OBP: 0.438, SLG: 0.560 (1, 9)										2	2	1	0	3	0	0						
<b>23 Kevin Jordan R</b> OBP: 0.374, SLG: 0.457 (1, 5) (8, 4)										5	2	3	4	0	0	1						
<b>Rico Brogna L</b> OBP: 0.337, SLG: 0.443 (1, 3)										3	1	2	1	1	1	0						
<b>Marlon Anderson L</b> OBP: 0.289, SLG: 0.351 <b>Steve Montgomery R</b> OBP: 1.000, SLG: 1.000 <b>Scott Rolen R</b> OBP: 0.369, SLG: 0.528 (1, 4) (6, 1) (7, PH) (8, 5)										3	0	1	1	0	1	3						
<b>Gary Bennett R</b> OBP: 0.295, SLG: 0.342 (1, 2)										4	0	0	0	0	0	5						
<b>Domingo Cedenio S</b> OBP: 0.268, SLG: 0.371 (1, 6)										4	0	1	1	0	2	1						
<b>Anthony Shumaker L</b> 15 David Cozart R Steve Schrenk R Kevin Sefcik R Billy Brewer L (1, 1) (2, PH) (3, 1) (5, PH) (8, 1)	(1, 1) (2, PH) (3, 1) (5, PH) (8, 1)	6.0 0.0 2.0 1.0	W 3 H S	29 1 7 3	R 3 0 0	ER 4 0 0	SO 4 0 1	BB 1 0 0	IBB 0 0 0	HBP 0 0 0	BLK 0 0 0	WP 0 0 0	HR 1 5 16 10	S 60 13 23 12	P 109 13 23 12	ERA 6.00 0.00 0.00 0.00	WHIP 2.000 0.000 1.000 0.000					
<b>PITCHER</b>	IP WLS BF H R ER SO BB IBB HBP BLK WP HR S P ERA WHIP																					
<b>Chan Ho Park R</b> ERA: 5.78 <b>Pedro Borbon L</b> ERA: 3.71 <b>Alan Mills R</b> ERA: 3.59 <b>Jeff Shaw R</b> ERA: 3.35	(1, 1) (7, 1) (7, 1) (9, 1)	6.0 0.0 2.0 1.0	W 3 H S	29 1 7 3	R 3 0 0	ER 4 0 0	SO 4 0 1	BB 1 0 0	IBB 0 0 0	HBP 0 0 0	BLK 0 0 0	WP 0 0 0	HR 1 5 16 10	S 60 13 23 12	P 109 13 23 12	ERA 6.00 0.00 0.00 0.00	WHIP 2.000 0.000 1.000 0.000					
<b>Inning Stats</b>	R: 1 E: 0 K: 1 S: 15	H: 3 LOB: 2 BB: 1 P: 25	R: 0 E: 0 K: 2 S: 9	H: 0 LOB: 0 BB: 0 P: 11	R: 0 E: 0 K: 1 S: 7	H: 0 LOB: 1 BB: 1 P: 15	R: 0 E: 0 K: 1 S: 9	H: 0 LOB: 1 BB: 1 P: 18	R: 3 E: 0 K: 0 S: 12	H: 3 LOB: 2 BB: 2 P: 26	R: 0 E: 0 K: 0 S: 8	H: 0 LOB: 1 BB: 1 P: 14	R: 3 E: 0 K: 1 S: 13	H: 3 LOB: 1 BB: 1 P: 23	R: 0 E: 0 K: 1 S: 8	H: 0 LOB: 0 BB: 0 P: 13	R: 0 E: 0 K: 1 S: 10	H: 0 LOB: 0 BB: 0 P: 12	1B: 7 2B: 1 3B: 0 HR: 1	SF: 0 SAC: 0 DP: 1 HBP: 1	WP: 1 PB: 0 SB: 0 CS: 0	PA: 42

Los Angeles Dodgers @ Philadelphia Phillies  
Veterans Stadium, Philadelphia, PA  
Sun Aug 22 1999, 1:35 PM EDT  
Att: 22,510 - Cloudy - 75 F

livebaseballscores.com

AB 34  
R 7  
H 9  
RBI 7  
BB 7  
SO 7  
LOB 14

Batter	1	2	3	4	5	6	7	8	9	AB	R	H	RBI	BB	SO	LOB	TOP										
Quilvio Veras, S OBP: 0.371, SLG: 0.369 Ed Giovanola, L OBP: 0.303, SLG: 0.232	G4-3		G6-3	2B 1B		G1-3		FC4-6 BB	F8	4	1	2	0	0	0	0	1 0 0 0 1 0 2										
Tony Gwynn, L OBP: 0.381, SLG: 0.468 Eric Owens, R OBP: 0.329, SLG: 0.407	1B		1B	2B	1B	2B		FC4-6 2B		5	2	3	1	0	0	2	0 1 0 0 0 0 0										
Reggie Sanders, R OBP: 0.396, SLG: 0.539	P4		1B	1B		G5-3		1-H 2B		5	0	3	4	0	0	3											
Phil Nevin, R OBP: 0.360, SLG: 0.564	F8		L8	1B	BB	F9		G5-3		4	0	0	0	1	0	6											
Dave Magadan, L OBP: 0.369, SLG: 0.358 Trevor Hoffman, R OBP: 0.500, SLG: 1.000		FC5-4 1B	F8	G4-3			FC5-4 BB	F9		4	0	1	0	1	0	4	0 0 0 0 0 0 0										
Ruben Rivera, R OBP: 0.298, SLG: 0.436	FC5-4 1B			1B	2B	BB	K		WP BB	3	1	0	0	2	2	2											
Ben Davis, S OBP: 0.301, SLG: 0.372	F7		L8	G4-3		K		K		5	0	0	0	0	1	4											
Damian Jackson, R OBP: 0.325, SLG: 0.363	1B		2B	1B	HBP		BB			3	1	2	0	1	1	1											
Woody Williams, R OBP: 0.214, SLG: 0.245 John Vander Wal, L OBP: 0.370, SLG: 0.445 Will Cunnane, R Donne Wall, R Wally Joyner, L OBP: 0.356, SLG: 0.317	F9		1B	2B	2B	G4-3		F9		3	1	1	2	0	0	3											
<b>Inning Stats</b>	R: 0 E: 0 K: 0 S: 10	H: 1 LOB: 1 BB: 0 P: 15	R: 0 E: 0 K: 0 S: 11	H: 2 LOB: 2 BB: 0 P: 20	R: 1 E: 0 K: 0 S: 11	H: 2 LOB: 1 BB: 0 P: 18	R: 5 E: 0 K: 0 S: 20	H: 5 LOB: 1 BB: 2 P: 28	R: 0 E: 0 K: 1 S: 8	H: 0 LOB: 1 BB: 0 P: 10	R: 0 E: 0 K: 0 S: 10	H: 1 LOB: 2 BB: 0 P: 15	R: 0 E: 0 K: 1 S: 16	H: 0 LOB: 2 BB: 2 P: 28	R: 1 E: 0 K: 0 S: 8	H: 1 LOB: 2 BB: 1 P: 19	R: 0 E: 0 K: 2 S: 10	H: 0 LOB: 2 BB: 2 P: 20	1B: 8 2B: 4 3B: 0 HR: 0	SF: 0 SAC: 0 DP: 0 HBP: 1	WP: 1 PA: 46						
<b>PITCHER</b>	IP	WLS	BF	H	R	ER	SO	BB	IBB	HBP	BLK	WP	HR	S	P	ERA	WHIP										
Chad Ogea, R ERA: 5.57	3.2	L	22	10	6	6	0	2	0	0	0	0	0	49	78	14.73	3.273										
Joe Grahe, R ERA:	4.1		14	1	0	0	2	2	0	1	0	0	0	37	56	0.00	0.900										
Scott Aldred, L ERA: 3.7	8.1		1.0	5	1	1	0	1	0	0	0	0	0	8	19	9.00	2.000										
Amaury Telemaco, R ERA: 4.24	9.1		1.0	5	0	0	2	1	1	0	0	1	0	10	20	0.00	1.000										

San Diego Padres @ Philadelphia Phillies  
Veterans Stadium, Philadelphia, PA  
Mon Aug 23 1999, 7:35 PM EDT  
Att: 18,759 - Unknown - 81 F

livebaseballscorecards.com

AB 38  
R 7  
H 12  
RBI 7  
BB 7  
SO 4  
LOB 29



Batter	1	2	3	4	5	6	7	8	9	AB	R	H	RBI	BB	SO	LOB	BOTTOM										
Rob Ducey, L OBP: 0.382, SLG: 0.482	HR		K		G4-3		2B 1B	F9		5	1	2	1	0	1	0											
Ron Gant, R OBP: 0.360, SLG: 0.445	K		K			K	2B		K	5	0	1	1	0	4	0											
Bobby Abreu, L OBP: 0.440, SLG: 0.558	K			G4-3 1B		BB	BB		L7	3	0	1	0	2	1	0											
Scott Rolen, R OBP: 0.365, SLG: 0.522	K			K		K	K		K	5	0	0	0	0	5	5											
Rico Brogna, L OBP: 0.336, SLG: 0.444		K		G4-3		K		WP HR 2B		4	1	1	0	0	2	2											
Mike Lieberthal, R OBP: 0.382, SLG: 0.584	1B			BB		HR	HR	2B HR BB		2	2	2	1	2	0	0											
Marlon Anderson, L OBP: 0.280, SLG: 0.349	G5-4-3 1B			G3-1		L5	F7			4	0	1	0	0	4												
Alex Arias, R OBP: 0.377, SLG: 0.406	G5-4-3				F7	G1-3		1-H HR		4	1	1	3	0	0	2											
Chad Ogea, R ERA: 5.57 Joe Grahe, R ERA: 5.23 Kevin Seifick, R OBP: 0.365, SLG: 0.383 Scott Aldred, L 23 Kevin Lieberthal, R Amaury Telemaco, R			K		K		2B BB		P6	1	0	0	0	0	1	0											
<b>Inning Stats</b>	R: 1 E: 0 K: 3 S: 12	H: 1 LOB: 0 BB: 0 P: 16	R: 0 E: 0 K: 1 S: 10	H: 2 LOB: 1 BB: 0 P: 15	R: 0 E: 0 K: 3 S: 9	H: 0 LOB: 0 BB: 0 P: 14	R: 0 E: 0 K: 1 S: 13	H: 1 LOB: 2 BB: 1 P: 18	R: 0 E: 0 K: 1 S: 9	H: 0 LOB: 0 BB: 0 P: 15	R: 0 E: 0 K: 3 S: 14	H: 0 LOB: 1 BB: 1 P: 26	R: 2 E: 0 K: 1 S: 15	H: 3 LOB: 3 BB: 2 P: 26	R: 3 E: 0 K: 0 S: 11	H: 2 LOB: 0 BB: 1 P: 21	R: 0 E: 0 K: 2 S: 8	H: 0 LOB: 0 BB: 0 P: 13	1B: 4 2B: 2 3B: 0 HR: 3	SF: 0 SAC: 0 DP: 1 HBP: 0	WP: 1 PA: 40						
<b>PITCHER</b>	IP	WLS	BF	H	R	ER	SO	BB	IBB	HBP	BLK	WP	HR	S	P	ERA	WHIP										
Woody Williams, R ERA: 4.79	6.0	W	23	4	1	1	12	2	0	0	0	0	1	12	19	1.50	1.000										
Will Cunnane, R ERA: 5.23	7.1		6	3	2	2	0	1	0	0	0	0	1	8	20	27.00	6.000										
Donne Wall, R ERA: 3.36	7.1	H	6	2	3	3	1	2	0	0	0	1	1	8	20	40.50	6.000										
Trevor Hoffman, R ERA: 2.43	8.1	S	5	0	0	0	2	0	0	0	0	0	0	14	21	0.00	0.000										

San Diego Padres @ Philadelphia Phillies  
Veterans Stadium, Philadelphia, PA  
Mon Aug 23 1999, 7:35 PM EDT  
Att: 18,759 - Unknown - 81 F

livebaseballscorecards.com

AB 35  
R 6  
H 9  
RBI 6  
BB 5  
SO 15  
LOB 13



Batter	1	2	3	4	5	6	7	8	9	AB	R	H	RBI	BB	SO	LOB	TOP								
<b>Quilvio Veras, S</b> (1.4) OBP: 0.371, SLG: 0.367 <b>Damian Jackson, R</b> (7.4) OBP: 0.324, SLG: 0.362	G6-3		G4-6-3					FC6-4		2	0	0	0	1	0	1	<b>San Diego Padres @ Philadelphia Phillies</b> Veterans Stadium, Philadelphia, PA Tue Aug 24 1999, 7:35 PM EDT Att: 18,126 - Cloudy - 79 F								
<b>Tony Gwynn, L</b> (1.9) OBP: 0.377, SLG: 0.463 <b>Eric Owens, R</b> (7.9) OBP: 0.328, SLG: 0.406	F8			F8		G1-6-3		F8		3	0	0	0	0	0	1									
<b>Reggie Sanders, R</b> (1.7) OBP: 0.398, SLG: 0.548 <b>John Vander Wal, L</b> (7.7) OBP: 0.369, SLG: 0.443	G6-3			HR				K		3	2	1	0	0	0	0									
<b>Phil Nevin, R</b> (1.5) OBP: 0.360, SLG: 0.565 <b>Ed Giovannola, L</b> (7.5) OBP: 0.299, SLG: 0.228		L9		F9				P5		3	0	1	1	0	0	0									
<b>Dave Magadan, L</b> (1.3) OBP: 0.369, SLG: 0.355 <b>Dan Miceli, R</b> (7.1) OBP: 0.238, SLG: 0.300				F7				G5-3		2	0	0	0	1	1	1									
<b>Ruben Rivera, R</b> (1.8) OBP: 0.297, SLG: 0.432		P2								3	0	0	0	1	0	1									
<b>Ben Davis, S</b> (1.2) OBP: 0.295, SLG: 0.364		FC5-4						K		4	0	0	0	0	1	2									
<b>Chris Gomez, R</b> (1.6) OBP: 0.326, SLG: 0.285			G5-3							3	0	1	0	0	1	0									
<b>34 Stan Spencer, R</b> (1.1) <b>Carlos Reyes, S</b> (3.1) <b>Matt Whiteside, R</b> (6.1) <b>Wally Joyner, L</b> (6.3) OBP: 0.358, SLG: 0.320										0	0	0	0	0	0	0									
<b>Inning Stats</b>	R: 0 E: 0 K: 0 S: 5	H: 0 LOB: 0 BB: 0 P: 5	R: 0 E: 0 K: 0 S: 9	H: 0 LOB: 1 BB: 1 P: 17	R: 0 E: 0 K: 0 S: 5	H: 0 LOB: 0 BB: 0 P: 10	R: 1 E: 0 K: 0 S: 7	H: 1 LOB: 0 BB: 0 P: 12	R: 0 E: 0 K: 1 S: 14	H: 1 LOB: 1 BB: 0 P: 17	R: 1 E: 0 K: 1 S: 14	H: 2 LOB: 1 BB: 1 P: 21	R: 0 E: 0 K: 1 S: 9	H: 0 LOB: 0 BB: 0 P: 10	R: 0 E: 0 K: 1 S: 11	H: 1 LOB: 1 BB: 1 P: 16		R: 0 E: 0 K: 1 S: 10	H: 0 LOB: 1 BB: 1 P: 19	1B: 3 2B: 1 3B: 0 HR: 1	SF: 0 SAC: 0 DP: 2 HBP: 1	WP: 0 PB: 0 SB: 0 CS: 0	PA: 34		
<b>PITCHER</b>	IP	WLS	BF	H	R	ER	SO	BB	IBB	HBP	BLK	WP	HR	S	P	ERA	WHIP								
<b>Paul Byrd, R</b> (1.1) ERA: 3.86 <b>Steve Montgomery, R</b> (8.1) ERA: 3.77 <b>Wayne Gomes, R</b> (9.1) ERA: 4.25	7.0	W	26	4	2	2	3	2	0	1	0	0	1	60	92	2.57	0.857								

Batter	1	2	3	4	5	6	7	8	9	AB	R	H	RBI	BB	SO	LOB	BOTTOM								
<b>Rob Ducey, L</b> (1.8) OBP: 0.398, SLG: 0.503	1B HR							F8		6	4	5	2	0	0	0	<b>San Diego Padres @ Philadelphia Phillies</b> Veterans Stadium, Philadelphia, PA Tue Aug 24 1999, 7:35 PM EDT Att: 18,126 - Cloudy - 79 F								
<b>Ron Gant, R</b> (1.7) OBP: 0.364, SLG: 0.452			G6-3					F8		5	3	3	1	1	0	1									
<b>Bobby Abreu, L</b> (1.9) OBP: 0.441, SLG: 0.573 <b>15 David Doster, R</b> (8.5) OBP: 0.329, SLG: 0.371										5	3	3	6	0	0	1									
<b>Scott Rolen, R</b> (1.5) OBP: 0.366, SLG: 0.526 <b>23 Kevin Jordan, R</b> (7.5) OBP: 0.373, SLG: 0.455										4	2	2	3	0	2	0									
<b>Rico Brogna, L</b> (1.3) OBP: 0.341, SLG: 0.452 <b>Steve Montgomery, R</b> (8.1) ERA: 3.77 <b>Wayne Gomes, R</b> (9.1) ERA: 4.25										5	2	4	2	0	0	0									
<b>Mike Lieberthal, R</b> (1.2) OBP: 0.381, SLG: 0.581 <b>Gary Bennett, R</b> (7. PH) OBP: 0.304, SLG: 0.351										2	0	0	1	1	0	2									
<b>Marlon Anderson, L</b> (1.4) OBP: 0.276, SLG: 0.345										5	1	0	0	0	2	6									
<b>Alex Arias, R</b> (1.6) OBP: 0.377, SLG: 0.410										5	1	2	3	0	1	1									
<b>Paul Byrd, R</b> (1.1) OBP: 0.231, SLG: 0.149 <b>Kevin Sefcik, R</b> (7. PH) OBP: 0.351, SLG: 0.378										2	0	0	0	0	1	0									
<b>Inning Stats</b>	R: 3 E: 0 K: 2 S: 29	H: 3 LOB: 1 BB: 1 P: 45	R: 1 E: 0 K: 2 S: 14	H: 2 LOB: 1 BB: 0 P: 22	R: 4 E: 1 K: 0 S: 17	H: 4 LOB: 1 BB: 0 P: 27	R: 0 E: 0 K: 1 S: 9	H: 1 LOB: 1 BB: 0 P: 14	R: 0 E: 0 K: 0 S: 7	H: 0 LOB: 0 BB: 0 P: 9	R: 4 E: 0 K: 1 S: 19	H: 5 LOB: 1 BB: 0 P: 29	R: 6 E: 0 K: 0 S: 15	H: 6 LOB: 1 BB: 1 P: 29	R: 0 E: 0 K: 0 S: 13	H: 1 LOB: 1 BB: 0 P: 17		1B: 13 2B: 6 3B: 1 HR: 2	SF: 1 SAC: 1 DP: 0 HBP: 0	WP: 0 PB: 0 SB: 2 CS: 0	PA: 49				
<b>PITCHER</b>	IP	WLS	BF	H	R	ER	SO	BB	IBB	HBP	BLK	WP	HR	S	P	ERA	WHIP								
<b>34 Stan Spencer, R</b> (1.1) ERA: 9.16 <b>Carlos Reyes, R</b> (3.1) ERA: 3.23 <b>Matt Whiteside, R</b> (6.1) ERA: 48.6 <b>Dan Miceli, R</b> (7.1) ERA: 4.28	2.2	L	18	8	8	6	4	1	0	0	0	0	0	23	36	3.86	1.286								

Batter	1	2	3	4	5	6	7	8	9	AB	R	H	RBI	BB	SO	LOB	TOP										
<b>QuiVio Veras, S</b> OBP: 0.369, SLG: 0.364 (1, 4)	4-1 BB G6-3		1-1 F7		0-0 L7		1-0 F7			3	0	0	0	1	0	2											
<b>Eric Owens, R</b> OBP: 0.326, SLG: 0.404 (1, 7) (6, 8)	0-1 SAFE G6-3		2-2 1B		2-0 L9		0-0 F9			4	0	1	0	0	0	2											
<b>Reggie Sanders, R</b> OBP: 0.396, SLG: 0.545 (1, 9)	2-3 K		1-3 K		1-0 BB 1B		0-0 F7			4	0	1	0	0	2	2											
<b>Phil Nevin, R</b> OBP: 0.362, SLG: 0.574 (1, 5)		2-2 HR	1-3 K		4-2 BB 1B		2-2 P3			3	1	1	1	1	1	2											
<b>Wally Joyner, L</b> OBP: 0.353, SLG: 0.315 (1, 3)		1-1 P5		0-0 G4-3		1-2 L9			1-3 K	4	0	0	0	0	1	2											
<b>Wiki Gonzalez, R</b> OBP: 0.280, SLG: 0.333 (1, 2)		0-2 1B		3-2 F8		1-0 P3			1-0 BB 1B	4	0	2	0	0	0	2											
<b>Ruben Rivera, R</b> OBP: 0.295, SLG: 0.428 <b>Matt Whisenant, R</b> (6, 1) <b>Matt Whiteside, R</b> (7, 1) <b>Dan Miceli, R</b> (7, 1) <b>Ed Giovanola, L</b> OBP: 0.294, SLG: 0.224 <b>Damian Jackson, R</b> OBP: 0.323, SLG: 0.359 (1, 6)	1-2 F7		0-3 K		0-3 K		2-2 P3		1-3 K	3	0	0	0	0	2	3	AB 32 R 1 H 6 RBI 1 BB 4 SO 8 LOB 19										
<b>Matt Clement, R</b> OBP: 0.186, SLG: 0.103 <b>Carlos Reyes, S</b> (5, 1) <b>John Vander Wal, L</b> OBP: 0.366, SLG: 0.439 (6, 7)			0-0 1B 1B		4-2 BB		0-2 G4-3		1-1 P5	1	0	1	0	1	0	0											
<b>Inning Stats</b>	R: 0 E: 0 K: 1 S: 6	H: 0 LOB: 0 BB: 1 P: 12	R: 1 E: 0 K: 1 S: 16	H: 2 LOB: 1 BB: 0 P: 20	R: 0 E: 0 K: 2 S: 12	H: 2 LOB: 2 BB: 0 P: 17	R: 0 E: 0 K: 1 S: 10	H: 0 LOB: 0 BB: 0 P: 13	R: 0 E: 0 K: 1 S: 10	H: 1 LOB: 2 BB: 1 P: 17	R: 0 E: 0 K: 0 S: 8	H: 0 LOB: 0 BB: 0 P: 11	R: 0 E: 0 K: 0 S: 5	H: 0 LOB: 0 BB: 0 P: 7	R: 0 E: 0 K: 2 S: 9	H: 1 LOB: 2 BB: 1 P: 17	1B: 5 2B: 0 3B: 0 HR: 1	SF: 0 SAC: 0 DP: 1 HBP: 0	WP: 0 PB: 0 SB: 0 CS: 0	PA: 36							
<b>PITCHER</b>	IP	WLS	BF	H	R	ER	SO	BB	IBB	HBP	BLK	WP	HR	S	P	ERA	WHIP										
<b>Robert Person, R</b> ERA: 4.42 <b>Scott Aldred, L</b> ERA: 3.51 <b>Amaury Telemaco, R</b> ERA: 4.14 <b>Billy Brewer, L</b> ERA: 3.86	(1, 1) (7, 1) (8, 1) (9, 1)	6.0 1.0 1.0 1.0	W 3 3 5	25 0 0 1	5 0 0 0	1 0 0 0	1 0 0 2	6 0 0 2	3 0 0 1	0 0 0 0	0 0 0 0	0 0 0 0	1 0 5 9	60 8 7 9	93 11 11 17	1.50 0.00 0.00 0.00	1.333 0.000 0.000 2.000										

San Diego Padres @ Philadelphia Phillies  
Veterans Stadium, Philadelphia, PA  
Wed Aug 25 1999, 1:05 PM EDT  
Att: 25,539 - Cloudy - 86 F

AB	32
R	1
H	6
RBI	1
BB	4
SO	8
LOB	19



Batter	1	2	3	4	5	6	7	8	9	AB	R	H	RBI	BB	SO	LOB	BOTTOM										
<b>Rob Ducey, L</b> OBP: 0.407, SLG: 0.500 (1, 8)	0-3 K	0-0 E8 1B	2-3 K		4-0 BB BB		4-2 FC4 BB	4-0 BB BB		3	0	1	1	3	2	1											
<b>Ron Gant, R</b> OBP: 0.363, SLG: 0.447 <b>Gary Bennett, R</b> OBP: 0.300, SLG: 0.347 (8, 2)	3-3 K	2-2 F8		2-3 K	4-2 BB BB		1-1 FC4 WP WP	2-2 F7		4	1	0	0	1	2	2											
<b>Bobby Abreu, L</b> OBP: 0.446, SLG: 0.573 (1, 9)	1-0 BB 1B	4-2 S BB		1-0 HR 1B	0-3 K		4-2 WP BB HR BB	4-0 BB BB		3	3	2	0	3	1	3											
<b>Scott Rolen, R</b> OBP: 0.368, SLG: 0.525 <b>23 Kevin Jordan, R</b> OBP: 0.372, SLG: 0.453 (7, PR) (8, 5)	4-2 BB BB	0-3 K		1-3 K	2-0 BB 1B		4-1 WP HR BB	0-1 F8		3	1	1	1	2	2	2											
<b>Rico Brogna, L</b> OBP: 0.345, SLG: 0.471 (1, 3)	1-0 2B		1-1 HR 2B	1-0 HR	2-3 K		3-1 HR			5	3	4	7	0	1	1											
<b>Mike Lieberthal, R</b> OBP: 0.381, SLG: 0.585 <b>Amaury Telemaco, R</b> <b>Billy Brewer, L</b> (9, 1)	1-2 F9		3-1 HR	1-0 P4	4-0 BB HBP		1-1 G1-3			4	1	1	2	1	0	2											
<b>Marlon Anderson, L</b> OBP: 0.282, SLG: 0.351 <b>15 David Doster, R</b> OBP: 0.333, SLG: 0.375 (6, PR) (6, 4)		0-1 FC SH 1B	1-0 2B		1-0 BB HBP		2-2 G6-4-3			2	1	2	0	0	0	0											
<b>Alex Arias, R</b> OBP: 0.374, SLG: 0.406 (1, 6)		3-2 FC SH 1B	1-3 K		0-0 P6		0-0 BB 1B			5	2	1	0	0	1	4											
<b>Robert Person, R</b> OBP: 0.103, SLG: 0.103 <b>Scott Aldred, L</b> <b>Kevin Sefcik, R</b> OBP: 0.353, SLG: 0.386 (7, PH) (8, 7)		1-1 SH E	1-3 K		0-0 F9		0-1 FC4 BB 2B	1-0 F7		2	1	0	0	0	1	2	AB 37 R 15 H 14 RBI 12 BB 10 SO 10 LOB 22										
<b>Inning Stats</b>	R: 2 E: 0 K: 2 S: 16	H: 2 LOB: 1 BB: 1 P: 26	R: 3 E: 2 K: 1 S: 18	H: 2 LOB: 1 BB: 1 P: 28	R: 2 E: 0 K: 3 S: 16	H: 3 LOB: 0 BB: 0 P: 25	R: 2 E: 0 K: 2 S: 10	H: 2 LOB: 0 BB: 0 P: 16	R: 0 E: 0 K: 1 S: 7	H: 0 LOB: 3 BB: 2 P: 16	R: 0 E: 0 K: 1 S: 8	H: 1 LOB: 1 BB: 1 P: 18	R: 6 E: 0 K: 0 S: 18	H: 4 LOB: 1 BB: 3 P: 39	R: 0 E: 0 K: 0 S: 7	H: 0 LOB: 2 BB: 2 P: 18	1B: 7 2B: 4 3B: 0 HR: 3	SF: 0 SAC: 1 DP: 1 HBP: 1	WP: 2 PB: 0 SB: 1 CS: 0	PA: 49							
<b>PITCHER</b>	IP	WLS	BF	H	R	ER	SO	BB	IBB	HBP	BLK	WP	HR	S	P	ERA	WHIP										
<b>Matt Clement, R</b> ERA: 5.06 <b>Carlos Reyes, R</b> ERA: 3.22 <b>Matt Whisenant, L</b> ERA: 5.95 <b>Matt Whiteside, R</b> ERA: 58.5 <b>Dan Miceli, R</b> ERA: 4.58	(1, 1) (5, 1) (6, 1) (7, 1) (7, 1)	4.2 0.1 1.0 0.1 0.1	L 1 4 5 3	29 0 1 2 1	9 0 0 4 2	7 0 0 4 2	8 1 0 0 0	4 0 1 2 0	0 0 0 0 0	0 0 0 0 0	0 0 0 0 0	0 0 0 0 0	0 0 0 0 1	2 3 8 10 5	64 3 18 22 13	13.50 0.00 0.00 108.00 54.00	2.786 0.000 2.000 12.000 6.000										

San Diego Padres @ Philadelphia Phillies  
Veterans Stadium, Philadelphia, PA  
Wed Aug 25 1999, 1:05 PM EDT  
Att: 25,539 - Cloudy - 86 F

AB	37
R	15
H	14
RBI	12
BB	10
SO	10
LOB	22



Batter	1	2	3	4	5	6	7	8	9	AB	R	H	RBI	BB	SO	LOB	TOP										
Doug Glanville, R OBP: 0.385, SLG: 0.453 (1, 8)										5	1	1	0	0	1	3	<b>Philadelphia Phillies @ Colorado Rockies</b> Coors Field, Denver, CO Sat Aug 28 1999, 12:05 PM MDT Att: 42,744 - Cloudy - 76 F										
Ron Cant, R OBP: 0.363, SLG: 0.448 (1, 7)										4	1	1	0	1	0	1											
Bobby Abreu, L OBP: 0.448, SLG: 0.580 (1, 9)										2	3	1	1	2	0	1											
23 Kevin Jordan, R OBP: 0.374, SLG: 0.468 (1, 5)										4	1	2	4	0	0	0											
Rico Brogna, L OBP: 0.344, SLG: 0.470 (1, 3)										4	0	1	1	0	0	0											
Gary Bennett, R OBP: 0.289, SLG: 0.333 Mike Lieberthal, R OBP: 0.380, SLG: 0.584 (8, PH) (8, 2)										3	0	0	0	0	0	2											
Marlon Anderson, L OBP: 0.284, SLG: 0.355 (1, 4)										4	0	2	0	0	0	0											
Domingo Cedeño, S OBP: 0.287, SLG: 0.374 (1, 6)										2	0	1	0	2	1	1											
Chad Ogea, R OBP: 0.170, SLG: 0.093 Scott Aldred, L OBP: 0.404, SLG: 0.497 (9, PH) (9, 1)										2	0	0	0	0	2	3											
<b>Inning Stats</b>	R: 2 E: 0 K: 0 S: 15	H: 3 LOB: 1 BB: 1 P: 28	R: 0 E: 0 K: 0 S: 8	H: 1 LOB: 1 BB: 0 P: 13	R: 1 E: 0 K: 0 S: 9	H: 1 LOB: 0 BB: 0 P: 14	R: 0 E: 0 K: 1 S: 7	H: 0 LOB: 1 BB: 1 P: 14	R: 3 E: 0 K: 0 S: 12	H: 2 LOB: 0 BB: 1 P: 28	R: 0 E: 0 K: 1 S: 12	H: 1 LOB: 1 BB: 1 P: 20	R: 0 E: 0 K: 0 S: 8	H: 0 LOB: 0 BB: 1 P: 15	R: 0 E: 0 K: 1 S: 9	H: 1 LOB: 1 BB: 0 P: 12	R: 0 E: 0 K: 1 S: 8	H: 0 LOB: 0 BB: 0 P: 11	1B: 4 2B: 3 3B: 0 HR: 2	SF: 0 SAC: 1 DP: 3 HBP: 0	WP: 0 PB: 0 SB: 1 CS: 0	PA: 38					
<b>PITCHER</b>	IP	WLS	BF	H	R	ER	SO	BB	IBB	HBP	BLK	WP	HR	S	P	ERA	WHIP										
Jamey Wright, R ERA: 5.1 (1, 1)	6.0		28	8	6	6	2	4	0	0	0	0	2	63	117	9.00	2.000										
David Lee, R ERA: 4.25 (7, 1)	1.0	W	3	0	0	0	0	1	0	0	0	0	0	8	15	0.00	1.000										
Jerry Dipoto, R ERA: 4.74 (8, 1)	1.0	H	4	1	0	0	1	0	0	0	0	0	0	9	12	0.00	1.000										
Dave Veres, R ERA: 4.38 (9, 1)	1.0		3	0	0	0	1	0	0	0	0	0	0	8	11	0.00	0.000										

Batter	1	2	3	4	5	6	7	8	9	AB	R	H	RBI	BB	SO	LOB	BOTTOM										
Neftali Feliz, S OBP: 0.320, SLG: 0.404 (1, 6)										5	3	3	2	0	0	1	<b>Philadelphia Phillies @ Colorado Rockies</b> Coors Field, Denver, CO Sat Aug 28 1999, 12:05 PM MDT Att: 42,744 - Cloudy - 76 F										
Jeff Barry, S OBP: 0.341, SLG: 0.470 (1, 9)										4	1	2	2	1	1	0											
17 Todd Helton, L OBP: 0.377, SLG: 0.544 (1, 3)										4	2	3	2	0	0	0											
Dante Bichette, R OBP: 0.343, SLG: 0.541 Dave Veres, R (9, 1)										5	1	1	1	0	1	3											
Vinny Castilla, R OBP: 0.332, SLG: 0.479 (1, 5)										4	0	0	0	0	1	1											
Lenny Harris, L OBP: 0.358, SLG: 0.340 Jerry Dipoto, R OBP: 0.200, SLG: 0.200 Angel Echevarria, R OBP: 0.351, SLG: 0.487 (8, PH) (9, 7)										3	0	2	1	0	0	0											
Edgard Clemente, R OBP: 0.300, SLG: 0.557 (1, 8)										4	1	1	0	0	1	2											
Kirt Manwaring, R OBP: 0.376, SLG: 0.382 (1, 2)										3	0	0	1	0	0	2											
Jamey Wright, R OBP: 0.125, SLG: 0.188 David Lee, R OBP: 0.200, SLG: 0.200 Terry Shumpert, R OBP: 0.403, SLG: 0.579 (8, 4)										2	0	1	0	0	0	0											
<b>Inning Stats</b>	R: 4 E: 0 K: 0 S: 19	H: 5 LOB: 1 BB: 0 P: 28	R: 0 E: 0 K: 1 S: 6	H: 0 LOB: 0 BB: 0 P: 7	R: 1 E: 0 K: 0 S: 12	H: 1 LOB: 1 BB: 0 P: 20	R: 0 E: 0 K: 1 S: 7	H: 1 LOB: 1 BB: 0 P: 12	R: 0 E: 0 K: 1 S: 9	H: 1 LOB: 1 BB: 0 P: 12	R: 2 E: 1 K: 0 S: 7	H: 1 LOB: 0 BB: 2 P: 17	R: 4 E: 0 K: 0 S: 19	H: 6 LOB: 2 BB: 0 P: 28	R: 0 E: 0 K: 0 S: 11	H: 0 LOB: 0 BB: 0 P: 11	1B: 7 2B: 7 3B: 1 HR: 0	SF: 2 SAC: 0 DP: 0 HBP: 0	WP: 1 PB: 1 SB: 0 CS: 1	PA: 41							
<b>PITCHER</b>	IP	WLS	BF	H	R	ER	SO	BB	IBB	HBP	BLK	WP	HR	S	P	ERA	WHIP										
Chad Ogea, R ERA: 5.71 (7, 1)	6.0	L	27	7	5	4	0	1	0	0	0	1	0	25	40	18.00	4.000										
Scott Aldred, L ERA: 4.25 (7, 1)	2.0		13	7	5	4	0	1	0	0	0	1	0	25	40	18.00	4.000										



Batter	1	2	3	4	5	6	7	8	9	AB	R	H	RBI	BB	SO	LOB	TOP
Kevin Sefcik, R (1, 8) OBP: 0.391, SLG: 0.382										4	0	1	0	0	1	1	
Ron Gant, R (1, 7) OBP: 0.360, SLG: 0.444										4	0	0	0	0	2	2	
Bobby Abreu, L (1, 9) OBP: 0.449, SLG: 0.579										4	0	2	0	0	2	1	
23 Kevin Jordan, R (1, 5) OBP: 0.376, SLG: 0.466										3	0	1	0	1	0	1	
Rico Brogna, L (1, 3) OBP: 0.344, SLG: 0.467										3	0	0	0	1	2	2	
Mike Lieberthal, R (1, 2) OBP: 0.377, SLG: 0.579										3	0	0	0	0	1	2	
Alex Arias, R (1, 6) OBP: 0.374, SLG: 0.403										2	0	0	0	1	0	2	
15 David Doster, R (1, 4) OBP: 0.322, SLG: 0.360										3	0	0	0	0	1	1	
Joe Grahe, R (1, 1) Domingo Cedeno, S (8, PH) Billy Brewer, L (8, 1)										1	0	0	0	1	1	1	
										1	0	0	0	0	0	0	
										0	0	0	0	0	0	0	
<b>Inning Stats</b>	R: 0 H: 0 E: 0 K: 2 S: 9	H: 0 LOB: 0 BB: 0 P: 15	R: 0 H: 0 E: 0 K: 1 S: 14	H: 0 LOB: 1 BB: 2 P: 23	R: 0 H: 0 E: 0 K: 2 S: 9	H: 0 LOB: 0 BB: 1 P: 15	R: 0 H: 1 E: 0 K: 1 S: 9	H: 0 LOB: 0 BB: 0 P: 12	R: 0 H: 0 E: 0 K: 0 S: 6	H: 0 LOB: 0 BB: 0 P: 10	R: 0 H: 0 E: 0 K: 0 S: 7	H: 0 LOB: 0 BB: 0 P: 10	R: 0 H: 2 E: 0 K: 2 S: 15	H: 2 LOB: 2 BB: 0 P: 22	1B: 4 2B: 1 3B: 0 HR: 0	SF: 0 SAC: 0 DP: 2 HBP: 0	WP: 0 PA: 33 PB: 0 SB: 0 CS: 1
<b>PITCHER</b> Brian Bohanon, L (1, 1) ERA: 5.91	IP: 9.0 WLS: W BF: 32 H: 4 R: 0 ER: 0 SO: 10 BB: 4 IBB: 0 HBP: 0 BLK: 0 WP: 0 HR: 0 S: 85 P: 137 ERA: 0.00 WHIP: 0.889																

Philadelphia Phillies @ Colorado Rockies  
Coors Field, Denver, CO  
Sat Aug 28 1999, 6:05 PM MDT  
Att: 47,217 - Cloudy - 72 F

livebaseballscorecards.com

AB 28  
R 0  
H 4  
RBI 0  
BB 4  
SO 10  
LOB 13

Batter	1	2	3	4	5	6	7	8	9	AB	R	H	RBI	BB	SO	LOB	BOTTOM
Neftali Feliz, S (1, 6) OBP: 0.319, SLG: 0.405										4	1	1	0	0	0	0	
17 Todd Helton, L (1, 3) OBP: 0.376, SLG: 0.543										4	1	1	2	0	0	0	
Larry Walker, L (1, 9) OBP: 0.442, SLG: 0.691										4	1	4	0	0	0	0	
Dante Bichette, R (1, 7) OBP: 0.342, SLG: 0.539										4	0	1	1	0	0	3	
Vinny Castilla, R (1, 5) OBP: 0.332, SLG: 0.477										4	0	1	0	0	0	1	
Lenny Harris, L (1, 4) Terry Shumpert, R (8, PH) OBP: 0.308, SLG: 0.346 OBP: 0.401, SLG: 0.576										3	0	1	0	0	0	1	
Jeff Barry, S (1, 8) OBP: 0.341, SLG: 0.475										3	0	1	0	0	0	2	
Henry Blanco, R (1, 2) OBP: 0.324, SLG: 0.396										3	0	0	0	0	0	3	
Brian Bohanon, L (1, 1) OBP: 0.190, SLG: 0.167										3	1	1	0	0	0	1	
<b>Inning Stats</b>	R: 0 H: 1 E: 0 K: 0 S: 10	H: 1 LOB: 1 BB: 0 P: 14	R: 0 H: 1 E: 0 K: 0 S: 4	H: 1 LOB: 1 BB: 0 P: 4	R: 3 H: 4 E: 0 K: 0 S: 9	H: 4 LOB: 0 BB: 0 P: 13	R: 0 H: 1 E: 0 K: 0 S: 6	H: 1 LOB: 1 BB: 0 P: 11	R: 0 H: 1 E: 0 K: 0 S: 7	H: 1 LOB: 1 BB: 0 P: 10	R: 0 H: 0 E: 0 K: 0 S: 8	H: 0 LOB: 0 BB: 0 P: 15	R: 1 H: 2 E: 0 K: 0 S: 13	H: 2 LOB: 0 BB: 0 P: 20	1B: 5 2B: 5 3B: 1 HR: 0	SF: 0 SAC: 0 DP: 2 HBP: 0	WP: 0 PA: 33 PB: 0 SB: 0 CS: 0
<b>PITCHER</b> Joe Grahe, R (1, 1) ERA: 1.88 Billy Brewer, L (8, 1) ERA: 4.26	IP: 7.0 WLS: L BF: 29 H: 9 R: 3 ER: 3 SO: 3 BB: 0 IBB: 0 HBP: 0 BLK: 0 WP: 0 HR: 0 S: 50 P: 76 ERA: 3.86 WHIP: 1.286																

Philadelphia Phillies @ Colorado Rockies  
Coors Field, Denver, CO  
Sat Aug 28 1999, 6:05 PM MDT  
Att: 47,217 - Cloudy - 72 F

livebaseballscorecards.com

AB 33  
R 4  
H 11  
RBI 3  
BB 0  
SO 0  
LOB 11

Batter	1	2	3	4	5	6	7	8	9	AB R H RBI BB SO LOB	TOP											
<b>Doug Glanville, R</b> (1.8) OBP: 0.387, SLG: 0.456										5 2 3 2 0 0 0	<b>Philadelphia Phillies @ Colorado Rockies</b> Coors Field, Denver, CO Sun Aug 29 1999, 1:05 PM MDT Att: 43,344 - Cloudy - 80 F <a href="#">livebaseballscorecards.com</a> AB 35 R 5 H 9 RBI 5 BB 4 SO 7 LOB 16 											
<b>Rob Ducey, L</b> (1.7) OBP: 0.404, SLG: 0.487										3 0 0 0 2 2 2												
<b>Bobby Abreu, L</b> (1.9) OBP: 0.448, SLG: 0.582										5 0 2 2 0 1 3												
<b>23 Kevin Jordan, R</b> (1.5) OBP: 0.372, SLG: 0.473										5 1 1 1 0 1 3												
<b>Rico Brogna, L</b> (1.3) OBP: 0.343, SLG: 0.465										4 0 1 0 0 1 1												
<b>Mike Lieberthal, R</b> (1.2) OBP: 0.376, SLG: 0.576										4 1 1 0 0 1 1												
<b>Marlon Anderson, L</b> (1.4) OBP: 0.286, SLG: 0.355										3 1 1 0 1 0 1												
<b>Alex Arias, R</b> (1.6) OBP: 0.370, SLG: 0.398										3 0 0 0 0 0 3												
<b>Steve Schrenk, R</b> (6.1)										0 0 0 0 0 0 0												
<b>Ron Gant, R</b> (8. PH) OBP: 0.361, SLG: 0.444										0 0 0 0 1 0 0												
<b>Wayne Gomes, R</b> (8.1)										0 0 0 0 0 0 0												
<b>Paul Byrd, R</b> (1.1) OBP: 0.226, SLG: 0.146										1 0 0 0 0 0 0												
<b>Billy Brewer, L</b> (6.1)										0 0 0 0 0 0 0												
<b>Domingo Cadenas, S</b> (6.6) OBP: 0.279, SLG: 0.362										2 0 0 0 0 1 2												
<b>Inning Stats</b>	R: 1 E: 0 K: 0 S: 14	H: 2 LOB: 1 BB: 0 P: 18	R: 2 E: 1 K: 1 S: 22	H: 2 LOB: 2 BB: 2 P: 37	R: 1 E: 0 K: 1 S: 12	H: 2 LOB: 1 BB: 0 P: 17	R: 0 E: 0 K: 1 S: 8	H: 0 LOB: 0 BB: 0 P: 11	R: 0 E: 0 K: 0 S: 6	H: 0 LOB: 0 BB: 0 P: 13	R: 0 E: 0 K: 1 S: 9	H: 0 LOB: 0 BB: 0 P: 13	R: 1 E: 0 K: 1 S: 8	H: 2 LOB: 1 BB: 0 P: 12	R: 0 E: 0 K: 1 S: 11	H: 1 LOB: 2 BB: 1 P: 19	R: 0 E: 0 K: 1 S: 11	H: 0 LOB: 1 BB: 1 P: 17	1B: 6 2B: 1 3B: 1 HR: 1	SF: 0 SAC: 1 DP: 0 HBP: 0	WP: 0 PB: 0 SB: 2 CS: 0	PA: 40
<b>PITCHER</b>	IP WLS BF H R ER SO BB IBB HBP BLK WP HR S P ERA WHIP																	ERA WHIP				
<b>Darryl Kile, R</b> (1.1) ERA: 6.23	7.0 W 31 8 5 5 5 2 0 0 0 0 0 1 79 121 6.43 1.429																					
<b>Rigo Beltran, L</b> (8.1) ERA: 4.25	0.0 1 1 0 0 0 0 0 0 0 0 0 0 2 4 ∞ ∞																					
<b>Jerry Dipoto, R</b> (8.1) ERA: 4.67	1.0 H 4 0 0 0 1 1 0 0 0 0 0 0 9 15 0.00 1.000																					
<b>Dave Veres, R</b> (9.1) ERA: 4.31	1.0 S 4 0 0 0 1 1 0 0 0 0 0 0 11 17 0.00 1.000																					

Batter	1	2	3	4	5	6	7	8	9	AB R H RBI BB SO LOB	BOTTOM									
<b>Neftali Feliz, S</b> (1.6) OBP: 0.318, SLG: 0.403										5 1 1 0 0 0 2	<b>Philadelphia Phillies @ Colorado Rockies</b> Coors Field, Denver, CO Sun Aug 29 1999, 1:05 PM MDT Att: 43,344 - Cloudy - 80 F <a href="#">livebaseballscorecards.com</a> AB 38 R 6 H 14 RBI 5 BB 3 SO 3 LOB 24 									
<b>17 Todd Helton, L</b> (1.3) OBP: 0.378, SLG: 0.546										5 1 3 0 0 1 1										
<b>Larry Walker, L</b> (1.9) OBP: 0.444, SLG: 0.690										5 0 3 0 0 0 1										
<b>Dante Bichette, R</b> (1.7) OBP: 0.344, SLG: 0.538										4 2 2 1 1 0 3										
<b>Vinny Castilla, R</b> (1.5) OBP: 0.330, SLG: 0.475										2 0 0 0 0 0 2										
<b>Terry Shumpert, R</b> (4.5) OBP: 0.395, SLG: 0.566										3 1 0 0 0 0 5										
<b>Lenny Harris, L</b> (1.4) OBP: 0.319, SLG: 0.363										4 1 3 1 0 0 3										
<b>Edgard Clemente, R</b> (1.8) OBP: 0.309, SLG: 0.549										3 0 1 1 1 0 2										
<b>Henry Blanco, R</b> (1.2) OBP: 0.323, SLG: 0.391										3 0 0 0 1 1 4										
<b>Darryl Kile, R</b> (1.1) OBP: 0.157, SLG: 0.104										3 0 1 2 0 0 1										
<b>Jeff Barry, S</b> (7. PH) ERA: 4.15										1 0 0 0 0 1 0										
<b>Rigo Beltran, L</b> (8.1)										0 0 0 0 0 0 0										
<b>Jerry Dipoto, R</b> (8.1)										0 0 0 0 0 0 0										
<b>Dave Veres, R</b> (9.1)										0 0 0 0 0 0 0										
<b>Inning Stats</b>	R: 0 E: 0 K: 0 S: 7	H: 0 LOB: 0 BB: 0 P: 10	R: 2 E: 0 K: 0 S: 15	H: 3 LOB: 2 BB: 1 P: 23	R: 2 E: 0 K: 0 S: 11	H: 3 LOB: 2 BB: 1 P: 21	R: 1 E: 0 K: 1 S: 13	H: 2 LOB: 1 BB: 0 P: 22	R: 1 E: 1 K: 1 S: 10	H: 2 LOB: 1 BB: 0 P: 15	R: 0 E: 0 K: 0 S: 10	H: 2 LOB: 3 BB: 1 P: 16	R: 0 E: 0 K: 1 S: 9	H: 0 LOB: 0 BB: 0 P: 17	R: 0 E: 0 K: 0 S: 12	H: 2 LOB: 2 BB: 0 P: 14	1B: 12 2B: 2 3B: 0 HR: 0	SF: 0 SAC: 0 DP: 0 HBP: 0	WP: 2 PB: 0 SB: 0 CS: 1	PA: 41
<b>PITCHER</b>	IP WLS BF H R ER SO BB IBB HBP BLK WP HR S P ERA WHIP																	ERA WHIP		
<b>Paul Byrd, R</b> (1.1) ERA: 4.01	5.0 L 27 10 0 0 0 2 0 0 0 0 0 0 6 91 9.00 2.400																			
<b>Billy Brewer, L</b> (6.1) ERA: 4.15	0.1 3 2 0 0 0 0 0 0 0 0 0 0 6 7 0.00 6.000																			
<b>Steve Schrenk, R</b> (6.1) ERA: 3.06	1.2 6 0 0 0 1 0 1 0 0 0 1 0 13 26 0.00 0.000																			
<b>Wayne Gomes, R</b> (8.1) ERA: 4.18	1.0 5 2 0 0 0 0 0 0 0 0 0 0 12 14 0.00 2.000																			

Batter	1	2	3	4	5	6	7	8	9	10	AB	R	H	RBI	BB	SO	LOB						
<b>Doug Gianville, R</b> OBP: 0.385, SLG: 0.455	(1, 8) C 0-1 G5-3 1B		(2, 2) C 2-2 FC6-4		(1, 0) X 1-0 F9	(1, 2) C 1-2 G1-3			(1, 2) C 1-2 F7		5	1	1	0	0	0	3						
<b>Ron Gant, R</b> OBP: 0.362, SLG: 0.442	(1, 7) C 1-2 G5-3		(3, 2) C 3-2 P9		(4, 0) X 4-0 1B BB		(0, 0) X 0-0 G6-4-3 1B		(1, 3) C 1-3 K		4	0	1	0	1	1	4						
<b>Bobby Abreu, L</b> OBP: 0.448, SLG: 0.580	(1, 9) B 1-0 K		(3, 1) C 3-1 FC5-4		(0, 0) X 0-0 1B		(1, 2) C 1-2 G6-4-3		(0, 3) C 0-3 K		5	0	2	1	0	1	3						
<b>23 Kevin Jordan, R</b> OBP: 0.373, SLG: 0.469	(1, 5) B 1-3 K			(4, 1) X 4-1 1B BB	(0, 0) X 0-0 F7		(1, 1) C 1-1 G6-3		(0, 0) X 0-0 G4-6-3 1B		4	0	1	0	1	1	3						
<b>Rico Brogna, L</b> OBP: 0.340, SLG: 0.460	(1, 3) F 0-3 K		(0, 0) X 0-0 F8		(2, 0) C 2-0 F7		(2, 3) C 2-3 K		(0, 0) X 0-0 G4-6-3		5	0	0	0	0	2	2						
<b>Mike Lieberthal, R</b> OBP: 0.375, SLG: 0.573	(1, 2) B 1-1 P3		(1, 1) C 1-1 F7		(0, 2) C 0-2 SF7 1B		(0, 3) C 0-3 K				4	1	1	0	0	1	1						
<b>Marlon Anderson, L</b> OBP: 0.286, SLG: 0.354	(1, 4) B 1-0 G3		(0, 1) C 0-1 1B		(1, 1) C 1-1 E3 SF7 HR		(0, 3) C 0-3 K				4	1	1	0	0	1	1						
<b>Alex Arias, R</b> OBP: 0.372, SLG: 0.399	(1, 6) C 1-2 FC6-4 HBP		(1, 1) C 1-1 F9		(0, 1) C 0-1 SF7		(4, 1) C 4-1 SH1-4 BB				2	0	1	1	1	0	2						
<b>Robert Person, R</b> OBP: 0.129, SLG: 0.180 <b>Rob Dickel, R</b> OBP: 0.145, SLG: 0.215 <b>Steve Montgomery, R</b> OBP: 0.145, SLG: 0.180 <b>Kevin Setek, R</b> OBP: 0.145, SLG: 0.180 <b>Amoury Telemaco, R</b> OBP: 0.145, SLG: 0.180 <b>Billy Brewer, L</b> OBP: 0.145, SLG: 0.180	(1, 11) B 1-2 FC6-4 HBP		(1, 1) C 1-1 K		(1, 1) C 1-1 3-H HR		(1, 1) C 1-1 SH1-4 BB		(1, 2) C 1-2 SH1-4 BB		1	0	0	0	0	1	0						
<b>Inning Stats</b>	R: 1 E: 0 K: 1 S: 9	H: 2 LOB: 1 BB: 0 P: 13	R: 0 E: 0 K: 1 S: 6	H: 0 LOB: 0 BB: 0 P: 8	R: 0 E: 0 K: 0 S: 16	H: 1 LOB: 2 BB: 0 P: 28	R: 0 E: 0 K: 0 S: 8	H: 1 LOB: 2 BB: 1 P: 14	R: 0 E: 1 K: 0 S: 14	H: 1 LOB: 0 BB: 0 P: 19	R: 0 E: 0 K: 3 S: 12	H: 0 LOB: 0 BB: 0 P: 14	R: 0 E: 0 K: 1 S: 10	H: 0 LOB: 1 BB: 1 P: 17	R: 0 E: 0 K: 1 S: 5	H: 1 LOB: 0 BB: 0 P: 5	1B: 7 2B: 2 3B: 0 HR: 1	SF: 1 SAC: 1 DP: 3 HBP: 1	WP: 0 PA: 41 PB: 0 SB: 0 CS: 1				
<b>PITCHER</b>	IP WLS BF H R ER SO ERA WHIP	IP WLS BF H R ER SO ERA WHIP	IP WLS BF H R ER SO ERA WHIP	IP WLS BF H R ER SO ERA WHIP	IP WLS BF H R ER SO ERA WHIP	IP WLS BF H R ER SO ERA WHIP	IP WLS BF H R ER SO ERA WHIP	IP WLS BF H R ER SO ERA WHIP	IP WLS BF H R ER SO ERA WHIP	IP WLS BF H R ER SO ERA WHIP	IP WLS BF H R ER SO ERA WHIP	IP WLS BF H R ER SO ERA WHIP	IP WLS BF H R ER SO ERA WHIP	IP WLS BF H R ER SO ERA WHIP	IP WLS BF H R ER SO ERA WHIP	IP WLS BF H R ER SO ERA WHIP	IP WLS BF H R ER SO ERA WHIP	IP WLS BF H R ER SO ERA WHIP	IP WLS BF H R ER SO ERA WHIP	IP WLS BF H R ER SO ERA WHIP			
<b>Russ Ortiz, R</b> ERA: 3.89	(1, 1)	6.0	29	8	4	1	3	2	0	0	0	0	0	0	0	0	0	0	0	0	0	1.50	1.667
<b>Alan Embree, L</b> ERA: 3.04	(7, 1)	2.0	5	0	0	0	3	0	0	0	0	0	0	0	0	0	0	0	0	0	0	0.00	0.000
<b>Robb Nen, R</b> ERA: 3.84	(9, 1)	1.0	4	0	0	0	1	1	0	0	0	0	0	0	0	0	0	0	0	0	0	0.00	1.000
<b>Rich Rodriguez, L</b> ERA: 4.69	(10, 1)	1.0	W	3	1	0	0	1	0	0	0	0	0	0	0	0	0	0	0	0	0	0.00	1.000

**TOP**

Philadelphia Phillies @ San Francisco Giants  
3Com Park at Candlestick Point, San Francisco, CA

Mon Aug 30 1999, 10:05 PM EDT  
Att: 13,193 - Unknown - 64 F

AB	R	H	RBI	BB	SO	LOB
5	1	1	0	0	0	3
4	0	1	0	1	1	4
5	0	2	1	0	1	3
4	0	1	0	1	1	3
5	0	0	0	0	2	2
4	1	1	0	0	1	1
4	1	1	0	0	1	1
2	0	1	1	1	0	2
1	0	0	0	0	1	0
1	1	1	2	0	0	0
0	0	0	0	0	0	0
0	0	0	0	0	0	0
0	0	0	0	0	0	0
0	0	0	0	0	0	0

livebaseballscores.com

AB	35
R	4
H	9
RBI	4
BB	3
SO	8
LOB	19

WP: 0 PA: 41  
PB: 0  
SB: 0  
CS: 1



Batter	1	2	3	4	5	6	7	8	9	10	AB	R	H	RBI	BB	SO	LOB						
<b>Marvin Benard, L</b> OBP: 0.352, SLG: 0.463	(1, 8) C 1-1 P7	(3, 2) C 3-2 F7		(3, 1) C 3-1 FC4-6			(0, 0) X 0-0 G6-4-3 1B		(0, 0) C 0-0 F9		5	0	1	0	0	0	3						
<b>Bill Mueller, S</b> OBP: 0.409, SLG: 0.357	(1, 5) B 2-2 F7		(3, 2) C 3-2 2B		(2, 2) C 2-2 1B		(0, 2) C 0-2 G6-4-3		(4, 0) X 4-0 HR BB		4	1	2	0	1	0	1						
<b>Barry Bonds, L</b> OBP: 0.411, SLG: 0.652	(1, 7) B 3-2 HR		(1, 1) C 1-1 P6		(2, 3) C 2-3 K		(1, 0) X 1-0 F8		(0, 0) X 0-0 1H HR		5	2	2	3	0	1	2						
<b>Jeff Kent, R</b> OBP: 0.375, SLG: 0.506	(1, 4) X 0-0 HR		(2, 3) C 2-3 K		(1, 2) C 1-2 F8		(3, 3) C 3-3 K				4	1	1	1	0	2	2						
<b>J.T. Snow, L</b> OBP: 0.353, SLG: 0.452	(1, 3) B 2-1 F9		(0, 3) C 0-3 K		(2, 3) C 2-3 K		(1, 2) C 1-2 1B				4	0	1	0	0	2	2						
<b>Ellis Burks, R</b> OBP: 0.391, SLG: 0.565	(1, 9) C 1-1 P4		(0, 0) X 0-0 F7		(2, 2) C 2-2 F7		(1, 3) C 1-3 K				4	0	0	0	0	1	1						
<b>Brent Mayne, L</b> OBP: 0.395, SLG: 0.433 <b>Robb Nen, R</b> ERA: 3.52	(1, 2) B 1-0 K		(4, 2) X 4-2 FC1-5 BB		(4, 1) C 4-1 G5-4-3 BB		(1, 6) C 1-6 G4-3				1	1	1	0	2	0	0						
<b>Stan Javier, S</b> OBP: 0.335, SLG: 0.354 <b>Rich Rodriguez, L</b> OBP: 1.000, SLG: 1.000	(9, PH)		(1, 0) X 1-0 HR 2B		(3, 2) C 3-2 FC1-5 BB		(0, 2) C 0-2 G6-3				0	0	0	0	0	0	0						
<b>Rich Aurilia, R</b> OBP: 0.331, SLG: 0.429	(1, 6) B 1-0 HR		(4, 0) X 4-0 FC1-5 BB		(1, 2) C 1-2 BB		(1, 2) C 1-2 G5-4-3				3	1	1	2	1	0	1						
<b>Russ Ortiz, R</b> OBP: 0.224, SLG: 0.298 <b>Alan Embree, L</b> ERA: 4.07 <b>Doug Mirabelli, R</b> OBP: 0.322, SLG: 0.415	(1, 1) F 1-3 K		(0, 0) X 0-0 FC1-5 FC4-6		(0, 3) C 0-3 K						2	0	0	0	0	1	2						
<b>Inning Stats</b>	R: 2 E: 0 K: 0 S: 13	H: 2 LOB: 0 BB: 0 P: 21	R: 2 E: 0 K: 1 S: 10	H: 2 LOB: 0 BB: 0 P: 17	R: 0 E: 0 K: 2 S: 12	H: 1 LOB: 1 BB: 1 P: 18	R: 0 E: 0 K: 0 S: 7	H: 0 LOB: 2 BB: 2 P: 18	R: 0 E: 0 K: 2 S: 15	H: 1 LOB: 1 BB: 0 P: 21	R: 0 E: 0 K: 8 S: 8	H: 0 LOB: 0 BB: 1 P: 17	R: 0 E: 0 K: 2 S: 12	H: 1 LOB: 1 BB: 0 P: 18	R: 0 E: 0 K: 0 S: 5	H: 0 LOB: 1 BB: 1 P: 10	R: 2 E: 0 K: 0 S: 1	H: 1 LOB: 0 BB: 1 P: 5	1B: 3 2B: 2 3B: 0 HR: 4	SF: 0 SAC: 0 DP: 2 HBP: 0	WP: 0 PA: 39 PB: 0 SB: 0 CS: 0		
<b>PITCHER</b>	IP WLS BF H R ER SO ERA WHIP	IP WLS BF H R ER SO ERA WHIP	IP WLS BF H R ER SO ERA WHIP	IP WLS BF H R ER SO ERA WHIP	IP WLS BF H R ER SO ERA WHIP	IP WLS BF H R ER SO ERA WHIP	IP WLS BF H R ER SO ERA WHIP	IP WLS BF H R ER SO ERA WHIP	IP WLS BF H R ER SO ERA WHIP	IP WLS BF H R ER SO ERA WHIP	IP WLS BF H R ER SO ERA WHIP	IP WLS BF H R ER SO ERA WHIP	IP WLS BF H R ER SO ERA WHIP	IP WLS BF H R ER SO ERA WHIP	IP WLS BF H R ER SO ERA WHIP	IP WLS BF H R ER SO ERA WHIP	IP WLS BF H R ER SO ERA WHIP	IP WLS BF H R ER SO ERA WHIP	IP WLS BF H R ER SO ERA WHIP	IP WLS BF H R ER SO ERA WHIP			
<b>Robert Person, R</b> ERA: 4.54	(1, 1)	3.0	10	2	0	0	3	1	0	0	0	0	0	0	0	0	0	0	0	0	0	7.20	1.600
<b>Steve Montgomery, R</b> ERA: 3.52	(6, 1)	3.0	10	2	0	0	3	1	0	0	0	0	0	0	0	0	0	0	0	0	0	0.00	1.000
<b>Amoury Telemaco, R</b> ERA: 4.07	(9, 1)	0.2	3	0	0	0	0	1	0	0	0	0	0	0	0	0	0	0	0	0	0	0.00	1.500
<b>Billy Brewer, L</b> ERA: 5.4	(9, 1)	0.1	L	3	1	2	2	0	1	0	0	0	0	0	0	0	0	0	0	0	0	54.00	6.000

**BOTTOM**

Philadelphia Phillies @ San Francisco Giants  
3Com Park at Candlestick Point, San Francisco, CA

Mon Aug 30 1999, 10:05 PM EDT  
Att: 13,193 - Unknown - 64 F

AB	R	H	RBI	BB	SO	LOB
5	0	1	0	0	0	3
4	1	2	0	1	0	1
5	2	2	3	0	1	2
4	1	1	1	0	2	2
4	0	1	0	0	2	2
4	0	0	0	0	1	1
1	1	1	0	2	0	0
0	0	0	0	0	0	0
1	0	0	0	0	0	0
0	0	0	0	0	0	0
0	0	0	0	0	0	0
0	0	0	0	0	0	0

livebaseballscores.com

AB	34
R	6
H	9
RBI	6
BB	5
SO	8
LOB	14

WP: 0 PA: 39  
PB: 0  
SB: 0  
CS: 0



Batter	1	2	3	4	5	6	7	8	9	AB	R	H	RBI	BB	SO	LOB	TOP									
Doug Glanville, R (1.8) OBP: 0.382, SLG: 0.452	1-1 F8		2-1 FC6-4			1-2 FC6-4 BB 2B		1-0 P4		4	1	0	0	0	0	3	Philadelphia Phillies @ San Francisco Giants 3Com Park at Candlestick Point, San Francisco, CA Tue Aug 31 1999, 10:05 PM EDT Att: 13,106 - Unknown - 64 F									
Ron Gant, R (1.7) OBP: 0.363, SLG: 0.441	3-2 F8			0-0 F9		4-2 2B BB		1-2 1B		3	0	1	0	1	0	0										
Bobby Abreu, L (1.9) OBP: 0.446, SLG: 0.579	1-1 G3-1			3-1 G6-3		2-1 2B		2-3 K		4	0	1	1	0	1	2										
23 Kevin Jordan, R (1.5) OBP: 0.367, SLG: 0.461		1-2 P3		0-0 G6-3		2-1 P2		1-2 F8		4	0	0	0	0	0	4										
Rico Brogna, L (1.3) OBP: 0.339, SLG: 0.459		1-2 G3-1			1-1 G1-3		3-2 G3 1B		2-3 K	4	0	1	0	0	1	0										
Mike Lieberthal, R (1.2) OBP: 0.374, SLG: 0.570		0-0 F7			1-0 P4		3-2 L6		0-2 BB 1B	4	0	1	0	0	0	1										
Kevin Sevcik, R (1.4) OBP: 0.347, SLG: 0.378 Steve Schrenk, R (5.1)			2-2 P8		1-2 G3		1-0 G3		2-3 K	2	0	0	0	0	0	0										
Domingo Ceden0, S (7, PH) OBP: 0.274, SLG: 0.354							1-2 G3			2	0	0	0	0	1	2										
Alex Arias, R (1.6) OBP: 0.371, SLG: 0.399 Amaury Telemaco, R (7.1) Wayne Gomes, R (8.1) Rob Ducey, L (9, PH) OBP: 0.411, SLG: 0.510			3-2 G5-3			2-1 FC6-4 1B		3-2 F7		4-2 BB	3	0	1	0	0	0		1								
Randy Wolf, L (1.1) OBP: 0.280, SLG: 0.261 15 David Doster, R (5.4) OBP: 0.322, SLG: 0.359			3-2 FC6-4 1B			0-0 L5		0-1 1B		1-1 F8	1	0	1	0	0	0		0								
										3	0	1	0	0	0	3										
<b>Inning Stats</b>	R: 0 E: 0 K: 0 S: 8	H: 0 LOB: 0 BB: 0 P: 13	R: 0 E: 0 K: 0 S: 7	H: 0 LOB: 0 BB: 0 P: 9	R: 0 E: 0 K: 0 S: 14	H: 1 LOB: 1 BB: 0 P: 24	R: 0 E: 0 K: 0 S: 4	H: 0 LOB: 0 BB: 0 P: 7	R: 0 E: 0 K: 0 S: 7	H: 0 LOB: 0 BB: 0 P: 10	R: 1 E: 0 K: 0 S: 13	H: 2 LOB: 2 BB: 1 P: 24	R: 0 E: 0 K: 0 S: 10	H: 1 LOB: 1 BB: 0 P: 20	R: 0 E: 0 K: 1 S: 15	H: 2 LOB: 2 BB: 1 P: 20		R: 0 E: 0 K: 2 S: 15	H: 1 LOB: 2 BB: 1 P: 24	1B: 6 2B: 1 3B: 0 HR: 0	SF: 0 SAC: 0 DP: 0 HBP: 0	WP: 0 PB: 0 SB: 0 CS: 0	PA: 36			
<b>PITCHER</b>	IP	WLS	BF	H	R	ER	SO	BB	IBB	HBP	BLK	WP	HR	S	P	ERA		WHIP								
Kirk Rueter, L (1.1) ERA: 5.05	7.0	W	26	4	1	1	0	1	0	0	0	0	0	63	107	1.29		0.714								
Jerry Spradlin, R (8.1) ERA: 5.29	2.0		10	3	0	0	3	1	0	0	0	0	0	30	44	0.00		2.000								

Batter	1	2	3	4	5	6	7	8	9	AB	R	H	RBI	BB	SO	LOB	BOTTOM									
F.P. Santangelo, S (1.8) OBP: 0.425, SLG: 0.416	3-2 2B 1B		3-3 K			3-2 HR HBP		0-2 G4-3		4	2	2	0	0	1	0	Philadelphia Phillies @ San Francisco Giants 3Com Park at Candlestick Point, San Francisco, CA Tue Aug 31 1999, 10:05 PM EDT Att: 13,106 - Unknown - 64 F									
Bill Mueller, S (1.5) OBP: 0.415, SLG: 0.375	3-1 1B 2B		4-1 HR BB		1-0 HR	0-0 G4-3		2-2 BB 1B		4	2	3	2	1	0	1										
Barry Bonds, L (1.7) OBP: 0.412, SLG: 0.672 Calvin Murray, R (8.7)	0-3 K		3-2 1-H HR		3-3 K		2-2 HR		4-1 BB	4	2	2	3	0	2	2										
Jeff Kent, R (1.4) OBP: 0.376, SLG: 0.506 Marvin Benard, L (8.9)	0-0 1B		2-3 K		1-1 F8		1-1 HR 1B		2-3 K	4	1	2	1	0	1	0										
Ellis Burks, R (1.9) OBP: 0.392, SLG: 0.572 J.T. Snow, L (8.3) OBP: 0.363, SLG: 0.452	2-3 3-H 1B		1-3 K		4-0 BB BB		0-1 1-H HR			3	1	1	2	1	2	2										
Charlie Hayes, R (1.3) OBP: 0.295, SLG: 0.319	3-2 F9				0-0 P4		4-2 BB			3	0	0	0	1	0	2										
Rich Aurilia, R (1.6) OBP: 0.328, SLG: 0.425		2-2 F8			1-0 F9		2-1 F9		1-1 F9	4	0	0	0	0	0	2										
Scott Servais, R (1.2) OBP: 0.332, SLG: 0.389		2-0 P4			3-2 2B		2-0 G6-3		0-0 G5-3	4	0	1	0	0	0	0										
Kirk Rueter, L (1.1) OBP: 0.204, SLG: 0.217 Jerry Spradlin, S (8.1)		0-0 P5			2-3 K		0-0 F7		0-0 G1-3	3	0	0	0	0	1	1										
										1	0	0	0	0	0	0										
<b>Inning Stats</b>	R: 1 E: 0 K: 2 S: 15	H: 3 LOB: 2 BB: 0 P: 26	R: 0 E: 0 K: 0 S: 6	H: 0 LOB: 0 BB: 0 P: 10	R: 2 E: 0 K: 3 S: 15	H: 1 LOB: 0 BB: 1 P: 28	R: 0 E: 0 K: 1 S: 10	H: 1 LOB: 1 BB: 0 P: 16	R: 2 E: 0 K: 1 S: 13	H: 1 LOB: 2 BB: 2 P: 31	R: 0 E: 0 K: 0 S: 6	H: 1 LOB: 0 BB: 0 P: 11	R: 3 E: 0 K: 0 S: 14	H: 3 LOB: 0 BB: 0 P: 19	R: 0 E: 0 K: 1 S: 14	H: 1 LOB: 2 BB: 1 P: 22		1B: 4 2B: 2 3B: 1 HR: 4	SF: 0 SAC: 0 DP: 0 HBP: 1	WP: 0 PB: 0 SB: 0 CS: 0	PA: 40					
<b>PITCHER</b>	IP	WLS	BF	H	R	ER	SO	BB	IBB	HBP	BLK	WP	HR	S	P	ERA		WHIP								
Randy Wolf, L (1.1) ERA: 5.06	4.2	L	24	6	5	5	7	3	0	0	0	0	0	8	15	0.00		0.750								
Steve Schrenk, R (5.1) ERA: 2.95	1.1		5	1	0	0	0	0	0	0	0	0	0	8	15	0.00		0.750								
Amaury Telemaco, R (7.1) ERA: 4.6	1.0		6	3	3	3	0	0	0	0	0	0	2	14	19	27.00		3.000								
Wayne Gomes, R (8.1) ERA: 4.11	1.0		5	1	0	0	1	1	0	0	0	0	0	14	22	0.00	2.000									

Batter	1	2	3	4	5	6	7	8	9	10	11	AB	R	H	RBI	BB	SO	LOB	TOP									
Doug Gianville, R OBP: 0.381, SLG: 0.449	(1, 8) K			(2, 2) 1B 23 SF9	(2, 3) K			(0, 1) P4		(0, 3) K		5	1	1	0	0	3	1										
Rob Ducey, L Steve Montgomery, R Alex Arias, R	(1, 7) K (8, 1) K (10, 6) K			(3, 2) F9		(4, 1) BB 23 G4-6-3		(1, 2) FC4-6 1B		(0, 0) G1-4-3		3	0	1	0	1	1	1	0									
Bobby Abreu, L OBP: 0.446, SLG: 0.576	(1, 9) G4-3			(3, 2) 1B 2B		(4, 2) BB 23 G4-6-3		(2, 2) FC4-6 2B 1-2f		(0, 0) F7		4	1	1	0	1	0	1										
23 Kevin Jordan, R OBP: 0.360, SLG: 0.453				(3, 2) 1B		(2, 1) BB 23 G4-6-3		(2, 2) CS	(1, 0) P9		(0, 0) F9		4	0	0	1	0	0	2									
Rico Brogna, L OBP: 0.340, SLG: 0.458				(1, 2) F8		(1, 1) BB		(0, 3) K				3	1	1	0	1	1	0										
Gary Bennett, R Scott Aldred, L Ron Gant, R	(1, 2) G6-3 (6, 1) G6-3 (8, 7) G6-3			(0, 0) 1B 2B		(1, 3) IBB			(2, 2) P4			3	0	1	2	0	1	2										
Marlon Anderson, L OBP: 0.286, SLG: 0.353				(0, 1) F7	(0, 1) P5			(0, 2) F9				4	0	1	0	0	0	1										
Domingo Cedeno, S Wayne Gomes, R	(1, 6) G6-3 (10, 1) G6-3			(2, 2) K		(1, 3) K		(0, 1) B5		(0, 0) B3		4	0	0	0	1	1											
Mike Grace, R Mike Lieberthal, R	(1, 1) G1-3 (6, 2) G1-3			(3, 2) K		(1, 3) K		(2, 1) F7		(0, 0) G2-3		2	0	0	0	1	0											
<b>Inning Stats</b>	R: 0 E: 0 K: 2 S: 9	H: 0 LOB: 0 BB: 0 P: 15	R: 0 E: 0 K: 0 S: 7	H: 0 LOB: 0 BB: 0 P: 10	R: 0 E: 0 K: 0 S: 9	H: 0 LOB: 0 BB: 0 P: 14	R: 3 E: 0 K: 0 S: 22	H: 4 LOB: 1 BB: 0 P: 34	R: 0 E: 0 K: 3 S: 9	H: 0 LOB: 0 BB: 0 P: 13	R: 0 E: 0 K: 1 S: 11	H: 0 LOB: 2 BB: 3 P: 26	R: 0 E: 0 K: 0 S: 8	H: 0 LOB: 0 BB: 0 P: 10	R: 0 E: 0 K: 0 S: 10	H: 1 LOB: 0 BB: 0 P: 15	R: 0 E: 0 K: 1 S: 8	H: 0 LOB: 0 BB: 0 P: 11	R: 0 E: 0 K: 1 S: 6	H: 1 LOB: 1 BB: 0 P: 6	R: 0 E: 0 K: 0 S: 3	H: 0 LOB: 0 BB: 0 P: 3	1B: 5 2B: 1 3B: 0 HR: 0	SF: 1 SAC: 0 DP: 1 HBP: 0	WP: 0 PB: 0 SB: 0 CS: 1	PA: 41		
<b>PITCHER</b>	Livan Hernandez, R ERA: 4.76	IP: 8.0 WLS: 1.1	BF: 30 H: 5 R: 3 ER: 3 SO: 6	BB: 2 IBB: 1 HBP: 0 BLK: 0	WP: 0 HR: 0 S: 85 P: 137	ERA: 3.38 WHIP: 0.875	Alan Embree, L ERA: 2.96	IP: 9.1 WLS: 1.1	BF: 5 H: 1 R: 0 ER: 0 SO: 1	BB: 0 IBB: 0 HBP: 0 BLK: 0	WP: 0 HR: 0 S: 10 P: 13	ERA: 0.00 WHIP: 0.750	Robb Nen, R ERA: 3.8	IP: 10.1 WLS: 0.2	BF: 2 H: 0 R: 0 ER: 0 SO: 1	BB: 0 IBB: 0 HBP: 0 BLK: 0	WP: 0 HR: 0 S: 4 P: 4	ERA: 0.00 WHIP: 0.000	Rich Rodriguez, L ERA: 4.59	IP: 11.1 WLS: 1.0	BF: 3 H: 0 R: 0 ER: 0 SO: 0	BB: 0 IBB: 0 HBP: 0 BLK: 0	WP: 0 HR: 0 S: 3 P: 3	ERA: 0.00 WHIP: 0.000				

Philadelphia Phillies @ San Francisco Giants  
3Com Park at Candlestick Point, San Francisco, CA  
Wed Sep 01 1999, 4:05 PM EDT  
Att: 11,166 - Unknown - 67 F

livebaseballscorecards.com

AB 36  
R 3  
H 6  
RBI 3  
BB 3  
SO 8  
LOB 10



Batter	1	2	3	4	5	6	7	8	9	10	11	AB	R	H	RBI	BB	SO	LOB	BOTTOM							
Marvin Benard, L OBP: 0.351, SLG: 0.460	(1, 8) F8			(1, 2) F8		(0, 3) K		(1, 3) K		(0, 0) 1B		6	1	2	0	0	2	5								
Bill Mueller, S OBP: 0.411, SLG: 0.371	(1, 5) K			(2, 2) G4-3		(0, 3) K		(2, 3) K		(0, 0) BB 1B		6	0	1	1	0	4	2								
Barry Bonds, L OBP: 0.411, SLG: 0.687	(1, 7) K			(4, 1) BB		(1, 1) G3-1		(2, 1) P6		(1, 1) F8		5	1	1	0	1	1	1								
Jeff Kent, R OBP: 0.377, SLG: 0.511				(2, 3) K		(4, 0) BB		(2, 3) K		(4, 0) BB		4	1	1	2	2	3	1								
J.T. Snow, L OBP: 0.367, SLG: 0.453				(2, 2) HR		(4, 2) BB FC6-4		(3, 2) SH1-4 1B		(2, 2) F7		3	1	2	0	2	0	2								
Ellis Burks, R OBP: 0.382, SLG: 0.577				(1, 0) HR		(1, 0) FC6-4		(4, 2) SH1-4 BB		(0, 3) K		4	1	1	2	1	1	6								
Brent Mayne, L OBP: 0.396, SLG: 0.432				(4, 0) HR		(2, 1) BB 1B		(0, 1) SH1-4		(0, 3) K		3	0	1	0	1	1	0								
Wilson Delgado, S Rich Aurilia, R	(1, 6) FC4-6 (8, PH) FC4-6 (9, 6) FC4-6			(3, 1) HR		(4, 2) E2		(1, 1) L6		(4, 0) BB 1B		2	0	0	0	1	0	1								
Livan Hernandez, R Robb Nen, R Calvin Murray, R Rich Rodriguez, L	(1, 1) K (8, PH) K (9, 1) K (10, 1) K			(0, 3) K		(0, 0) G6-3		(0, 0) 1B		(1, 3) K		3	0	1	0	0	1	2								
<b>Inning Stats</b>	R: 0 E: 0 K: 2 S: 11	H: 0 LOB: 0 BB: 0 P: 16	R: 2 E: 0 K: 2 S: 13	H: 2 LOB: 1 BB: 1 P: 25	R: 1 E: 1 K: 1 S: 12	H: 1 LOB: 2 BB: 1 P: 30	R: 0 E: 0 K: 0 S: 8	H: 1 LOB: 1 BB: 1 P: 15	R: 0 E: 0 K: 1 S: 9	H: 1 LOB: 2 BB: 0 P: 12	R: 0 E: 0 K: 2 S: 8	H: 0 LOB: 0 BB: 0 P: 14	R: 0 E: 0 K: 2 S: 17	H: 1 LOB: 3 BB: 0 P: 30	R: 0 E: 0 K: 1 S: 9	H: 1 LOB: 2 BB: 0 P: 16	R: 0 E: 0 K: 3 S: 11	H: 2 LOB: 2 BB: 0 P: 11	R: 2 E: 0 K: 0 S: 2	H: 2 LOB: 0 BB: 0 P: 2	1B: 8 2B: 1 3B: 0 HR: 2	SF: 0 SAC: 1 DP: 0 HBP: 0	WP: 0 PB: 0 SB: 2 CS: 0	PA: 49		
<b>PITCHER</b>	Mike Grace, R ERA: 6.94	IP: 5.0 WLS: 2.1	BF: 24 H: 4 R: 2 ER: 2 SO: 6	BB: 6 IBB: 0 HBP: 0 BLK: 0	WP: 0 HR: 1 S: 52 P: 104	ERA: 3.60 WHIP: 2.000	Scott Aldred, L ERA: 4.05	IP: 6.1 WLS: 1.2	BF: 11 H: 2 R: 0 ER: 0 SO: 3	BB: 1 IBB: 0 HBP: 0 BLK: 0	WP: 0 HR: 0 S: 16 P: 25	ERA: 0.00 WHIP: 1.200	Wayne Gomes, R ERA: 4.33	IP: 10.1 WLS: 1.0	BF: 7 H: 4 R: 2 ER: 2 SO: 3	BB: 0 IBB: 0 HBP: 0 BLK: 0	WP: 0 HR: 1 S: 13 P: 13	ERA: 18.00 WHIP: 4.000								

Philadelphia Phillies @ San Francisco Giants  
3Com Park at Candlestick Point, San Francisco, CA  
Wed Sep 01 1999, 4:05 PM EDT  
Att: 11,166 - Unknown - 67 F

livebaseballscorecards.com

AB 39  
R 5  
H 11  
RBI 5  
BB 9  
SO 15  
LOB 24



Batter	1	2	3	4	5	6	7	8	9	AB	R	H	RBI	BB	SO	LOB	TOP			
Doug Glanville, R OBP: 0.381, SLG: 0.452	1-2 F9 2B		0-0 F9		0-0 G5-3		0-0 1B			4	0	2	0	0	0	1	Philadelphia Phillies @ San Francisco Giants 3Com Park at Candlestick Point, San Francisco, CA Thu Sep 02 1999, 3:35 PM EDT Att. 12,299 - Sunny - 70 F			
Ron Gant, R OBP: 0.361, SLG: 0.438	0-0 F9		3-1 2B BB 1B		2-3 K		1-2 G4-3			4	0	1	0	0	1	3				
Bobby Abreu, L OBP: 0.444, SLG: 0.572	2-3 K		4-0 2B BB 1-2		3-2 F7			0-3 K		3	0	0	0	1	2	1				
23 Kevin Jordan, R OBP: 0.362, SLG: 0.450	0-1 G5-3		4-1 1-2 2-3 3-H BB			4-1 G4-6-3 BB		1-1 G1-3		2	0	0	1	2	0	1				
Rico Brogna, L OBP: 0.338, SLG: 0.455		0-1 L6				1-1 F7		1-1 G4-3		4	0	0	0	0	1	4				
Mike Lieberthal, R OBP: 0.372, SLG: 0.571		2-3 K			1-0 HR				3-2 P2	4	1	1	1	0	1	1				
Kevin Seick, R OBP: 0.345, SLG: 0.375		2-1 F9			0-2 G4-3				0-0 FC6-4 1B	4	0	1	0	0	0	0				
Alex Arias, R OBP: 0.369, SLG: 0.395			3-2 G5-3		0-0 F9		1-1 1B		1-2 P9	4	0	1	0	0	0	1				
Joe Grahe, R OBP: 0.400, SLG: 0.250			1-2 1B		1-2 G4-3				0-0 FC6-4	2	1	1	0	0	0	0				
Billy Brewer, L (6, 1)										0	0	0	0	0	0	0				
Rob Ducey, L OBP: 0.411, SLG: 0.503										1	0	0	0	0	0	1				
Chad Ogea, R OBP: 0.170, SLG: 0.093										0	0	0	0	0	0	0				
Domingo Cedeno, S OBP: 0.291, SLG: 0.337										1	0	0	0	0	0	1				
<b>Inning Stats</b>	R: 0 E: 0 K: 1 S: 9	H: 1 LOB: 1 BB: 0 P: 12	R: 0 E: 0 K: 1 S: 7	H: 0 LOB: 0 BB: 0 P: 11	R: 1 E: 0 K: 1 S: 14	H: 2 LOB: 3 BB: 2 P: 29	R: 1 E: 0 K: 0 S: 9	H: 1 LOB: 0 BB: 0 P: 11	R: 0 E: 0 K: 1 S: 6	H: 0 LOB: 0 BB: 0 P: 11	R: 0 E: 0 K: 0 S: 10	H: 2 LOB: 2 BB: 0 P: 15	R: 0 E: 0 K: 1 S: 7	H: 0 LOB: 0 BB: 0 P: 9	R: 0 E: 0 K: 0 S: 9	H: 1 LOB: 1 BB: 0 P: 13	1B: 5 2B: 1 3B: 0 HR: 1	SF: 0 SAC: 0 DP: 1 HBP: 0	WP: 0 PB: 0 SB: 0 CS: 0	PA: 36
<b>PITCHER</b>	IP WLS BF H R ER SO BB IBB HBP BLK WP HR S P ERA WHIP																			
Joe Nathan, R ERA: 3.58	(1, 1) 7.0 W 29 6 2 2 4 3 0 0 0 0 0 1 62 101 2.57 1.286																			
Alan Embree, L ERA: 2.9	(8, 1) 1.0 H 3 0 0 0 1 0 0 0 0 0 0 0 7 9 0.00 0.000																			
Robb Nen, R ERA: 3.74	(9, 1) 1.0 S 4 1 0 0 0 0 0 0 0 0 0 0 0 9 13 0.00 1.000																			

AB 33  
R 2  
H 7  
RBI 2  
BB 3  
SO 5  
LOB 14



Batter	1	2	3	4	5	6	7	8	9	AB	R	H	RBI	BB	SO	LOB	BOTTOM			
Marvin Benard, L OBP: 0.354, SLG: 0.461	1-2 FC4-6 1B		3-2 1B		4-1 WP 1B SF7 BB		3-3 K			3	1	2	0	1	1	0	Philadelphia Phillies @ San Francisco Giants 3Com Park at Candlestick Point, San Francisco, CA Thu Sep 02 1999, 3:35 PM EDT Att. 12,299 - Sunny - 70 F			
Bill Mueller, S OBP: 0.409, SLG: 0.370	2-3 K		0-0 F7		2-2 WP 1B		1-0 P8			4	0	1	0	0	1	3				
Barry Bonds, L OBP: 0.406, SLG: 0.659	1-1 FC4-6 2B		2-1 G3		3-2 SF7		1-0 G3			3	1	0	1	0	0	1				
Jeff Kent, R OBP: 0.378, SLG: 0.516	0-1 1B		0-0 FC6-4 2B		1-2 2-H 3-H 1-0 G5-3		0-2 P3			4	0	2	1	0	0	1				
J.T. Snow, L OBP: 0.370, SLG: 0.453	4-0 FC4-6 BB		4-2 FC6-4 BB		1-0 1B		2-1 F8			2	0	1	0	2	0	0				
Rich Aurilia, R OBP: 0.328, SLG: 0.423	0-1 FC4-6		0-0 FC6-4		1-1 P4		0-0 F8			4	0	0	0	0	0	5				
F.P. Santangelo, S OBP: 0.422, SLG: 0.413		3-3 K		1-0 F7		1-2 1B		1-2 F8		4	0	1	0	0	1	2				
Doug Mirabeli, R OBP: 0.333, SLG: 0.411		2-1 FC3-6 1B		4-1 1B WP G2-3 BB		1-3 K		3-3 K		3	1	1	0	1	2	2				
Joe Nathan, R OBP: 0.158, SLG: 0.111		1-0 FC3-6		0-0 G2-3		0-0 F9		2-2 F8		3	0	0	0	0	0	4				
Alan Embree, L (8, 1)										0	0	0	0	0	0	0				
Brent Mayne, L OBP: 0.395, SLG: 0.431										1	0	0	0	0	0	0				
Robb Nen, R (9, 1)										0	0	0	0	0	0	0				
<b>Inning Stats</b>	R: 1 E: 0 K: 1 S: 12	H: 2 LOB: 2 BB: 1 P: 20	R: 0 E: 0 K: 1 S: 11	H: 2 LOB: 2 BB: 0 P: 20	R: 0 E: 0 K: 0 S: 7	H: 1 LOB: 1 BB: 1 P: 14	R: 2 E: 0 K: 0 S: 10	H: 1 LOB: 2 BB: 2 P: 24	R: 0 E: 0 K: 1 S: 10	H: 2 LOB: 2 BB: 0 P: 14	R: 0 E: 0 K: 1 S: 5	H: 0 LOB: 0 BB: 0 P: 10	R: 0 E: 0 K: 0 S: 6	H: 0 LOB: 0 BB: 0 P: 8	R: 0 E: 0 K: 1 S: 10	H: 0 LOB: 0 BB: 0 P: 16	1B: 6 2B: 2 3B: 0 HR: 0	SF: 1 SAC: 0 DP: 0 HBP: 0	WP: 1 PB: 0 SB: 0 CS: 0	PA: 36
<b>PITCHER</b>	IP WLS BF H R ER SO BB IBB HBP BLK WP HR S P ERA WHIP																			
Joe Grahe, R ERA: 2.79	(1, 1) 5.0 L 27 8 3 3 3 4 0 0 0 0 0 0 50 92 5.40 2.400																			
Billy Brewer, L ERA: 5.02	(6, 1) 1.0 3 0 0 0 1 0 0 0 0 0 0 0 5 10 0.00 0.000																			
Chad Ogea, R ERA: 5.63	(7, 1) 2.0 6 0 0 0 1 0 0 0 0 0 0 0 16 24 0.00 0.000																			

AB 31  
R 3  
H 8  
RBI 2  
BB 4  
SO 5  
LOB 18



Batter	1	2	3	4	5	6	7	8	9	AB	R	H	RBI	BB	SO	LOB	TOP										
<b>Pokey Reese, R</b> OBP: 0.321, SLG: 0.414 (1, 4)	G5-3		P5				F8			3	0	0	0	1	0	2	<b>Cincinnati Reds @ Philadelphia Phillies</b> Veterans Stadium, Philadelphia, PA Fri Sep 03 1999, 7:05 PM EDT Att: 14,447 - Overcast - 77 F										
<b>Barry Larkin, R</b> OBP: 0.392, SLG: 0.427 <b>Gookie Dawkins, R</b> (8, 6)	P4			2B	1B	G4-3		CS	1B	4	1	2	0	0	0	2											
<b>Sean Casey, L</b> OBP: 0.407, SLG: 0.576 (1, 3)	K			G3	2B			1B	K	4	1	2	2	0	2	1											
<b>Greg Vaughn, R</b> OBP: 0.334, SLG: 0.472 <b>Dennys Reyes, R</b> (8, 1)		F7		G3			G5-3		G1-3	4	0	0	0	0	0	1											
<b>Michael Tucker, L</b> OBP: 0.334, SLG: 0.425 (1, 9)		K		K			K		K	4	0	0	0	0	4	1											
<b>Aaron Boone, R</b> OBP: 0.341, SLG: 0.451 (1, 5)	G1-4-3			G4-3			P6		F7	4	0	0	0	0	0	1											
<b>Eddie Taubensee, L</b> OBP: 0.336, SLG: 0.467 <b>Brian Johnson, R</b> OBP: 0.298, SLG: 0.425 (7, PH) (7, 2)			F8				K		F9	2	0	0	0	0	1	0											
<b>Jeffrey Hammonds, R</b> OBP: 0.348, SLG: 0.502 (1, 8)					BB					2	0	2	0	1	0	0											
<b>Steve Parris, R</b> OBP: 0.192, SLG: 0.192 <b>Brett Tomko, R</b> OBP: 0.239, SLG: 0.233 <b>Mark Lewis, R</b> OBP: 0.288, SLG: 0.481 <b>Gabe White, L</b> (5, PH) <b>Dmitri Young, S</b> OBP: 0.308, SLG: 0.472 <b>Scott Sullivan, R</b> (7, 1) <b>Chris Stynes, R</b> OBP: 0.207, SLG: 0.270 (8, 7)			B3				F9		K	0	0	0	0	0	0	0											
<b>Inning Stats</b>	R: 0 E: 0 K: 1 S: 8	H: 0 LOB: 0 BB: 0 P: 12	R: 0 E: 0 K: 1 S: 12	H: 0 LOB: 0 BB: 0 P: 18	R: 0 E: 0 K: 0 S: 8	H: 1 LOB: 1 BB: 0 P: 14	R: 1 E: 0 K: 1 S: 9	H: 2 LOB: 1 BB: 0 P: 11	R: 0 E: 0 K: 1 S: 7	H: 0 LOB: 2 BB: 2 P: 19	R: 0 E: 0 K: 1 S: 10	H: 1 LOB: 1 BB: 0 P: 12	R: 0 E: 0 K: 1 S: 9	H: 1 LOB: 0 BB: 0 P: 14	R: 0 E: 0 K: 1 S: 6	H: 0 LOB: 0 BB: 0 P: 7		1B: 3 2B: 3 3B: 0 HR: 1	SF: 0 SAC: 0 DP: 1 HBP: 0	WP: 0 PB: 0 SB: 1 CS: 1	PA: 34						
<b>PITCHER</b>	IP	WLS	BF	H	R	ER	SO	BB	IBB	HBP	BLK	WP	HR	S	P	ERA	WHIP										
<b>Curt Schilling, R</b> ERA: 3.45 <b>Scott Aldred, L</b> ERA: 4.07 <b>Steve Montgomery, R</b> ERA: 3.33 <b>Steve Schrenk, R</b> ERA: 2.87	5.0	W	20	3	1	1	4	2	0	0	0	0	0	46	74	1.80	1.000										

Batter	1	2	3	4	5	6	7	8	9	AB	R	H	RBI	BB	SO	LOB	BOTTOM										
<b>Doug Glanville, R</b> OBP: 0.380, SLG: 0.450 (1, 8)	L8	SF8		G3				F9		4	0	1	1	0	0	1	<b>Cincinnati Reds @ Philadelphia Phillies</b> Veterans Stadium, Philadelphia, PA Fri Sep 03 1999, 7:05 PM EDT Att: 14,447 - Overcast - 77 F										
<b>Ron Gant, R</b> OBP: 0.365, SLG: 0.439 (1, 7)	G5-3	BB		G4-3			FC6	BB		2	1	1	0	3	0	0											
<b>Bobby Abreu, L</b> OBP: 0.446, SLG: 0.575 (1, 9)	23 1B			G4-3			FC6	23 1B	WP	3	2	1	1	2	0	3											
<b>23 Kevin Jordan, R</b> OBP: 0.363, SLG: 0.449 (1, 5)		F8		G1			G5-3	1B	WP	5	1	2	3	0	0	4											
<b>Rico Brogna, L</b> OBP: 0.339, SLG: 0.460 (1, 3)	G5-3			HR			L4	G4-3	BB	5	2	2	2	0	0	1											
<b>Mike Lieberthal, R</b> OBP: 0.374, SLG: 0.573 (1, 2)		1B	SF8	K			P5		WP	4	2	2	0	1	1	0											
<b>Torey Lovullo, S</b> <b>Scott Aldred, L</b> <b>Rob Ducey, L</b> <b>Kevin Saffel, R</b> <b>Steve Schrenk, R</b>		BB		P5			P4		1B	2	1	0	0	1	0	0											
<b>Alex Arias, R</b> OBP: 0.375, SLG: 0.404 (1, 6)		BB					F8		1B	4	1	3	1	1	0	0											
<b>Curt Schilling, R</b> OBP: 0.218, SLG: 0.167 <b>15 David Doster, R</b> OBP: 0.315, SLG: 0.350 (6, 4)		K		K			K		F9	2	0	0	0	0	2	4											
<b>Inning Stats</b>	R: 1 E: 0 K: 0 S: 8	H: 2 LOB: 1 BB: 0 P: 15	R: 2 E: 0 K: 1 S: 18	H: 2 LOB: 3 BB: 3 P: 41	R: 1 E: 0 K: 2 S: 13	H: 2 LOB: 1 BB: 0 P: 21	R: 0 E: 0 K: 0 S: 7	H: 0 LOB: 1 BB: 1 P: 16	R: 0 E: 0 K: 1 S: 10	H: 2 LOB: 2 BB: 0 P: 15	R: 0 E: 0 K: 0 S: 11	H: 1 LOB: 1 BB: 0 P: 16	R: 6 E: 0 K: 0 S: 22	H: 3 LOB: 2 BB: 5 P: 46	1B: 8 2B: 2 3B: 1 HR: 1	SF: 1 SAC: 1 DP: 0 HBP: 0		WP: 3 PB: 0 SB: 0 CS: 0	PA: 45								
<b>PITCHER</b>	IP	WLS	BF	H	R	ER	SO	BB	IBB	HBP	BLK	WP	HR	S	P	ERA	WHIP										
<b>Steve Parris, R</b> ERA: 3.68 <b>Brett Tomko, R</b> ERA: 5.11 <b>Gabe White, L</b> ERA: 3.95 <b>Scott Sullivan, R</b> ERA: 2.97 <b>Dennys Reyes, L</b> ERA: 3.35	1.2	L	10	2	1	1	2	1	0	0	0	0	1	23	43	3.86	1.286										

Batter	1	2	3	4	5	6	7	8	9	AB	R	H	RBI	BB	SO	LOB	TOP								
<b>Pokey Reese, R</b> (1,4) OBP: 0.326, SLG: 0.423 <b>Chris Stynes, R</b> (6,4) OBP: 0.291, SLG: 0.275	F7	FC5-4 1B		BB	FC 2B	HR		HBP 1B	F9	4	2	3	3	1	0	0	<b>Cincinnati Reds @ Philadelphia Phillies</b> Veterans Stadium, Philadelphia, PA Sat Sep 04 1999, 7:05 PM EDT Att: 16,357 - Overcast - 75 F								
<b>Barry Larkin, R</b> (1,6) OBP: 0.393, SLG: 0.426 <b>Gookie Dawkins, R</b> (5,6) OBP: 0.667, SLG: 0.500	G4-3	FC5-4		BB	FC 2B	E5		1B	K	2	1	0	0	2	0	2									
<b>Sean Casey, L</b> (1,3) OBP: 0.408, SLG: 0.574 <b>Mark Sweeney, L</b> (8,3) OBP: 0.500, SLG: 0.867	G4-3		K	FC6-4 1B	FC 2B	HR		HR		5	2	2	1	1	1	2									
<b>Dmitri Young, S</b> (1,9) OBP: 0.339, SLG: 0.490	G4-3		HR	FC6-4 1B	HR	F9		HR		6	3	3	4	0	0	4									
<b>Greg Vaughn, R</b> (1,7) OBP: 0.337, SLG: 0.478 <b>Kerry Robinson, L</b> (7,7)	1B HR		K		HR		G5-3	K		3	3	1	3	2	1	0									
<b>Eddie Taubensee, L</b> (1,2) OBP: 0.342, SLG: 0.493 <b>Stan Belinda, R</b> (7,1) OBP: 0.250, SLG: 0.250	HR	1B		HR		F9		P4		5	3	4	3	0	0	0									
<b>Aaron Boone, R</b> (1,5) OBP: 0.342, SLG: 0.457 <b>Mark Lewis, R</b> (6,5) OBP: 0.290, SLG: 0.481	HR		G5-3		F7			K		4	1	1	3	0	0	1									
<b>Jeffrey Hammonds, R</b> (1,8) OBP: 0.347, SLG: 0.509	E5 1B			HR	WP 1B	BB		G5-3	P4	5	2	1	1	1	1	0									
<b>Pete Harnisch, S</b> (1,1) OBP: 0.155, SLG: 0.263 <b>Brian Johnson, R</b> (7,2) OBP: 0.302, SLG: 0.454	K			P4	1B	BB		HR	G5-3	3	1	0	0	1	2	1									
<b>Inning Stats</b>	R: 0 E: 0 K: 1 S: 6	H: 0 LOB: 0 BB: 0 P: 10	R: 3 E: 1 K: 1 S: 23	H: 3 LOB: 2 BB: 1 P: 38	R: 1 E: 0 K: 2 S: 11	H: 2 LOB: 1 BB: 0 P: 18	R: 1 E: 0 K: 0 S: 11	H: 2 LOB: 2 BB: 2 P: 23	R: 9 E: 0 K: 0 S: 22	H: 4 LOB: 0 BB: 4 P: 49	R: 1 E: 1 K: 1 S: 15	H: 2 LOB: 2 BB: 1 P: 26	R: 1 E: 0 K: 1 S: 10	H: 1 LOB: 0 BB: 0 P: 18	R: 6 E: 0 K: 1 S: 21	H: 5 LOB: 0 BB: 0 P: 39		R: 0 E: 0 K: 1 S: 8	H: 0 LOB: 0 BB: 0 P: 11	1B: 7 2B: 3 3B: 0 HR: 9	SF: 0 SAC: 0 DP: 0 HBP: 1	WP: 1 PB: 0 SB: 0 CS: 0	PA: 56		
<b>PITCHER</b>	IP	WLS	BF	H	R	ER	SO	BB	IBB	HBP	BLK	WP	HR	S	P	ERA	WHIP								
<b>Paul Byrd, R</b> (1,1) ERA: 4.18	3.2	L	21	7	5	5	3	3	0	0	0	0	3	49	84	12.27	2.727								
<b>Billy Brewer, L</b> (4,1)	0.1		3	1	2	2	0	1	0	0	0	0	1	6	13	54.00	6.000								
<b>Cliff Politte, R</b> (5,1) ERA: 6.14	0.1		7	2	4	4	0	3	0	0	0	1	0	10	28	108.00	15.000								
<b>Chad Ogea, R</b> (5,1) ERA: 5.71	2.2		13	4	5	5	3	1	0	0	0	0	3	33	57	16.88	1.875								
<b>Amaury Telemaco, R</b> (8,1) ERA: 5.73	1.0		9	5	6	6	1	0	0	1	0	0	2	21	39	54.00	5.000								

AB	47
R	22
H	19
RBI	22
BB	8
SO	8
LOB	14



Batter	1	2	3	4	5	6	7	8	9	AB	R	H	RBI	BB	SO	LOB	BOTTOM								
<b>Doug Glanville, R</b> (1,8) OBP: 0.381, SLG: 0.451 <b>Tom Prince, R</b> (6,2)	WP E 1B		G6-3		BB	P2		G5-3		3	1	2	0	0	0	0	<b>Cincinnati Reds @ Philadelphia Phillies</b> Veterans Stadium, Philadelphia, PA Sat Sep 04 1999, 7:05 PM EDT Att: 16,357 - Overcast - 75 F								
<b>Rob Ducey, L</b> (1,7) OBP: 0.403, SLG: 0.491	K		FC4-6 1B		K		F8		L9	5	0	1	0	0	2	2									
<b>Bobby Abreu, L</b> (1,9) OBP: 0.447, SLG: 0.574	E7 1B		FC4-6 1B		BB		15 FC6-4 BB		G6-4-3 1B	3	1	1	0	2	0	1									
<b>23 Kevin Jordan, R</b> (1,5) OBP: 0.357, SLG: 0.441	F9		L9		G4-3		K		G6-4-3	4	0	0	0	0	1	5									
<b>Amaury Telemaco, R</b> (8,1)										0	0	0	0	0	0	0									
<b>Steve Schrenk, R</b> (9,1)										0	0	0	0	0	0	0									
<b>Gary Bennett, R</b> (9, PH) OBP: 0.287, SLG: 0.341	2-3									1	0	0	0	0	0	1									
<b>Rico Brogna, L</b> (1,3) OBP: 0.340, SLG: 0.467 <b>15 David Doster, R</b> (7,5) OBP: 0.312, SLG: 0.346	CS 1B				P5		FC6-4			3	1	2	2	0	0	0									
<b>Mike Lieberthal, R</b> (1,2) OBP: 0.374, SLG: 0.575 <b>Kevin Seick, R</b> (6,8) OBP: 0.355, SLG: 0.382	CS	F9		G4-3 2B		DI 1B		FC5-4 1B		2	0	1	0	0	0	0									
<b>Marlon Anderson, L</b> (1,4) OBP: 0.288, SLG: 0.357		G6-3 2B		G4-3		F8		FC5-4 1B		4	0	2	0	0	0	2									
<b>Alex Arias, R</b> (1,6) OBP: 0.373, SLG: 0.401 <b>Chad Ogea, R</b> (5,1) OBP: 0.167, SLG: 0.091 <b>Torey Lovullo, S</b> (8,3)		G6-3		K		K		K		2	0	0	0	0	1	2									
<b>Paul Byrd, R</b> (1,1) OBP: 0.222, SLG: 0.143 <b>Billy Brewer, L</b> (4,1) <b>Cliff Politte, R</b> (5,1) <b>Domingo Cedeno, S</b> (5,6) OBP: 0.263, SLG: 0.330		F9				G3		FC5-4		1	0	0	0	0	0	0									
<b>Inning Stats</b>	R: 2 E: 1 K: 1 S: 18	H: 2 LOB: 0 BB: 0 P: 23	R: 0 E: 0 K: 0 S: 5	H: 1 LOB: 1 BB: 0 P: 8	R: 0 E: 0 K: 0 S: 9	H: 1 LOB: 1 BB: 0 P: 11	R: 0 E: 0 K: 1 S: 13	H: 1 LOB: 1 BB: 0 P: 15	R: 0 E: 0 K: 1 S: 9	H: 1 LOB: 2 BB: 1 P: 16	R: 1 E: 0 K: 1 S: 12	H: 2 LOB: 2 BB: 1 P: 20	R: 0 E: 0 K: 1 S: 6	H: 0 LOB: 1 BB: 1 P: 13	R: 0 E: 0 K: 1 S: 16	H: 2 LOB: 2 BB: 0 P: 23	R: 0 E: 0 K: 0 S: 7	H: 1 LOB: 0 BB: 0 P: 12	1B: 8 2B: 2 3B: 0 HR: 1	SF: 0 SAC: 0 DP: 1 HBP: 0	WP: 1 PB: 0 SB: 0 CS: 1	PA: 41			
<b>PITCHER</b>	IP	WLS	BF	H	R	ER	SO	BB	IBB	HBP	BLK	WP	HR	S	P	ERA	WHIP								
<b>Pete Harnisch, R</b> (1,1) ERA: 3.71	6.0	W	28	8	3	1	4	2	0	0	0	0	1	66	93	1.50	1.667								
<b>Stan Belinda, R</b> (7,1) ERA: 4.72	3.0	S	12	3	0	0	2	1	0	0	0	0	0	29	48	0.00	1.333								

AB	37
R	3
H	11
RBI	2
BB	3
SO	6
LOB	24





Batter	1	2	3	4	5	6	7	8	9	AB	R	H	RBI	BB	SO	LOB	TOP					
<b>Pokey Reese, R</b> OBP: 0.326, SLG: 0.425										5	0	2	0	0	0	1	<b>Cincinnati Reds @ Philadelphia Phillies</b> Veterans Stadium, Philadelphia, PA Sun Sep.05 1999, 1:35 PM EDT Att: 18,839 - Cloudy - 78 F					
<b>Barry Larkin, R</b> OBP: 0.392, SLG: 0.424										4	1	1	0	0	2	3						
<b>Mark Sweeney, L</b> OBP: 0.474, SLG: 0.813										1	0	0	0	0	0	1						
<b>Gookie Dawkins, R</b> OBP: 0.667, SLG: 0.500										0	0	0	0	0	0	0						
<b>Sean Casey, L</b> OBP: 0.404, SLG: 0.568										5	0	0	0	0	3	5						
<b>Dmitri Young, S</b> OBP: 0.343, SLG: 0.500										4	3	2	1	1	1	2						
<b>Greg Vaughn, R</b> OBP: 0.340, SLG: 0.486										3	2	2	3	1	0	0						
<b>Michael Tucker, L</b> OBP: 0.333, SLG: 0.423										1	0	0	0	0	0	0						
<b>Eddie Taubensee, L</b> OBP: 0.343, SLG: 0.500										5	1	2	3	0	2	1						
<b>Aaron Boone, R</b> OBP: 0.338, SLG: 0.454										5	0	1	0	0	1	2						
<b>Jeffrey Hammonds, R</b> OBP: 0.350, SLG: 0.537										4	2	2	2	0	1	2						
<b>Denny Neagle, L</b> OBP: 0.200, SLG: 0.208										3	0	1	0	1	2	0						
<b>Gabe White, L</b> OBP: 0.200, SLG: 0.208										0	0	0	0	0	0	0						
<b>Scott Sullivan, R</b> OBP: 0.200, SLG: 0.208										0	0	0	0	0	0	0						
<b>Inning Stats</b>	R: 3 E: 0 K: 1 S: 11	H: 2 LOB: 0 BB: 1 P: 22	R: 1 E: 0 K: 1 S: 11	H: 1 LOB: 0 BB: 0 P: 17	R: 3 E: 0 K: 3 S: 18	H: 2 LOB: 0 BB: 1 P: 31	R: 1 E: 0 K: 3 S: 15	H: 2 LOB: 2 BB: 1 P: 23	R: 0 E: 0 K: 2 S: 11	H: 1 LOB: 1 BB: 0 P: 15	R: 0 E: 0 K: 1 S: 7	H: 1 LOB: 1 BB: 0 P: 14	R: 1 E: 0 K: 1 S: 8	H: 2 LOB: 1 BB: 0 P: 12	R: 0 E: 0 K: 0 S: 11	H: 1 LOB: 1 BB: 0 P: 15	R: 0 E: 0 K: 0 S: 6	H: 1 LOB: 1 BB: 0 P: 10	1B: 7 2B: 1 3B: 0 HR: 5	SF: 0 SAC: 0 DP: 0 HBP: 0	WP: 0 PB: 2 SB: 0 CS: 0	PA: 43
<b>PITCHER</b>	IP WLS BF H R ER SO BB IBB HBP BLK WP HR S P ERA WHIP																					
<b>Robert Person, R</b> ERA: 5.03	3.0 L 19 7 8 8 5 3 0 0 0 0 0 4 44 80 24.00 3.333																					
<b>Cliff Politte, R</b> ERA: 12.36	3.0 11 2 0 0 6 0 0 0 0 0 0 0 29 42 0.00 0.667																					
<b>Steve Schrenk, R</b> ERA: 2.88	2.0 9 3 1 1 1 0 0 0 0 0 0 1 19 27 4.50 1.500																					
<b>Wayne Gomes, R</b> ERA: 4.26	1.0 4 1 0 0 0 0 0 0 0 0 0 0 6 10 0.00 1.000																					

AB 40  
R 9  
H 13  
RBI 9  
BB 3  
SO 12  
LOB 17



Batter	1	2	3	4	5	6	7	8	9	AB	R	H	RBI	BB	SO	LOB	BOTTOM					
<b>Doug Glanville, R</b> OBP: 0.379, SLG: 0.448										4	0	0	0	0	0	0	<b>Cincinnati Reds @ Philadelphia Phillies</b> Veterans Stadium, Philadelphia, PA Sun Sep.05 1999, 1:35 PM EDT Att: 18,839 - Cloudy - 78 F					
<b>Ron Gant, R</b> OBP: 0.365, SLG: 0.437										4	1	1	0	0	2	0						
<b>Bobby Abreu, L</b> OBP: 0.447, SLG: 0.572										3	1	1	0	1	0	0						
<b>23 Kevin Jordan, R</b> OBP: 0.356, SLG: 0.438										4	1	1	1	0	1	1						
<b>Rico Brogna, L</b> OBP: 0.341, SLG: 0.473										4	2	2	2	0	0	1						
<b>Mike Lieberthal, R</b> OBP: 0.374, SLG: 0.580										3	1	1	1	0	1	0						
<b>Tom Prince, R</b> OBP: 0.374, SLG: 0.580										1	0	0	0	0	0	2						
<b>Torey Lovullo, S</b> OBP: 0.250, SLG: 0.571										4	1	1	3	0	0	0						
<b>Alex Arias, R</b> OBP: 0.368, SLG: 0.395										4	0	0	0	0	0	0						
<b>Robert Person, R</b> ERA: 5.03										1	0	0	0	0	1	0						
<b>Cliff Politte, R</b> ERA: 12.36										0	0	0	0	0	0	0						
<b>Domingo Cedeno, S</b> ERA: 12.36										1	0	0	0	0	0	0						
<b>Steve Schrenk, R</b> ERA: 2.88										0	0	0	0	0	0	0						
<b>Kevin Seifak, R</b> ERA: 3.00										1	0	0	0	0	0	0						
<b>Wayne Gomes, R</b> ERA: 4.26										0	0	0	0	0	0	0						
<b>Inning Stats</b>	R: 0 E: 0 K: 1 S: 9	H: 0 LOB: 0 BB: 0 P: 15	R: 1 E: 0 K: 2 S: 10	H: 1 LOB: 0 BB: 0 P: 14	R: 0 E: 0 K: 1 S: 16	H: 0 LOB: 0 BB: 0 P: 22	R: 0 E: 0 K: 1 S: 7	H: 0 LOB: 0 BB: 0 P: 11	R: 0 E: 0 K: 0 S: 6	H: 0 LOB: 0 BB: 0 P: 9	R: 0 E: 0 K: 0 S: 7	H: 0 LOB: 0 BB: 0 P: 11	R: 0 E: 0 K: 0 S: 11	H: 0 LOB: 1 BB: 1 P: 22	R: 1 E: 0 K: 0 S: 8	H: 1 LOB: 0 BB: 0 P: 11	R: 5 E: 0 K: 0 S: 22	H: 5 LOB: 0 BB: 0 P: 36	1B: 4 2B: 0 3B: 0 HR: 3	SF: 0 SAC: 0 DP: 0 HBP: 0	WP: 0 PB: 0 SB: 0 CS: 0	PA: 35
<b>PITCHER</b>	IP WLS BF H R ER SO BB IBB HBP BLK WP HR S P ERA WHIP																					
<b>Denny Neagle, L</b> ERA: 5.38	8.0 W 27 2 2 2 5 1 0 0 0 0 0 2 74 115 2.25 0.375																					
<b>Gabe White, L</b> ERA: 4.69	0.2 7 5 5 5 0 0 0 0 0 0 0 1 18 29 67.50 7.500																					
<b>Scott Sullivan, R</b> ERA: 2.96	0.1 S 1 0 0 0 0 0 0 0 0 0 0 0 4 7 0.00 0.000																					

AB 34  
R 7  
H 7  
RBI 7  
BB 1  
SO 5  
LOB 4



Batter	1	2	3	4	5	6	7	8	9	AB	R	H	RBI	BB	SO	LOB	TOP					
<b>Craig Biggio, R</b> (1, 4) OBP: 0.385, SLG: 0.458										5	0	0	0	0	2	1	<b>Houston Astros @ Philadelphia Phillies</b> Veterans Stadium, Philadelphia, PA Mon Sep 06 1999, 7:05 PM EDT Att: 12,223 - Cloudy - 78 F					
<b>Stan Javier, S</b> (1, 8) OBP: 0.340, SLG: 0.350										4	0	0	0	1	1							
<b>5 Jeff Bagwell, R</b> (1, 3) OBP: 0.354, SLG: 0.620										4	0	1	0	1	1	0						
<b>Ken Caminiti, S</b> (1, 5) OBP: 0.371, SLG: 0.460										2	1	1	0	1	0	2						
<b>Derek Bell, R</b> (1, 9) OBP: 0.310, SLG: 0.353										4	1	1	1	0	2	5						
<b>Matt Mieske, R</b> (1, 7) OBP: 0.342, SLG: 0.551										4	1	1	0	0	1	3						
<b>Jay Powell, R</b> (8, 1)										0	0	0	0	0	0	0						
<b>Billy Wagner, L</b> (9, 1)										0	0	0	0	0	0	0						
<b>Tony Eusebio, R</b> (1, 2) OBP: 0.354, SLG: 0.353										4	1	1	2	0	2	2						
<b>Ricky Gutierrez, R</b> (1, 6) OBP: 0.345, SLG: 0.342										2	1	0	0	2	1	0						
<b>Jose Lima, R</b> (1, 1) OBP: 0.119, SLG: 0.092										1	0	0	0	0	0	0						
<b>Russ Johnson, R</b> (6, PH) OBP: 0.354, SLG: 0.443										1	1	1	3	0	0	0						
<b>Brian Williams, R</b> (6, PH) OBP: 0.500, SLG: 0.500										0	0	0	0	0	0	0						
<b>Jose Cabrera, R</b> (7, 1)										0	0	0	0	0	0	0						
<b>Bill Spiers, L</b> (7, 7) OBP: 0.364, SLG: 0.402										1	0	0	0	0	0	0						
<b>Inning Stats</b>	R: 0 E: 0 K: 2 S: 13	H: 0 LOB: 2 BB: 2 P: 24	R: 0 E: 0 K: 0 S: 9	H: 0 LOB: 0 BB: 0 P: 12	R: 0 E: 0 K: 1 S: 6	H: 0 LOB: 0 BB: 0 P: 10	R: 0 E: 0 K: 1 S: 11	H: 1 LOB: 2 BB: 0 P: 16	R: 0 E: 0 K: 0 S: 5	H: 0 LOB: 1 BB: 1 P: 12	R: 6 E: 0 K: 0 S: 19	H: 5 LOB: 0 BB: 1 P: 36	R: 0 E: 0 K: 3 S: 9	H: 0 LOB: 1 BB: 1 P: 21	R: 0 E: 0 K: 2 S: 8	H: 0 LOB: 0 BB: 0 P: 11	R: 0 E: 0 K: 1 S: 11	H: 0 LOB: 0 BB: 0 P: 18	1B: 2 2B: 2 3B: 1 HR: 1	SF: 0 SAC: 1 DP: 0 HBP: 1	WP: 0 PB: 0 SB: 1 CS: 0	PA: 39
<b>PITCHER</b>	IP	WLS	BF	H	R	ER	SO	BB	IBB	HBP	BLK	WP	HR	S	P	ERA	WHIP					
<b>Randy Wolf, L</b> (1, 1) ERA: 5.31	6.0	L	29	6	6	6	4	4	0	1	0	0	1	63	110	9.00	1.667					
<b>Amaury Telemaco, R</b> (7, 1) ERA: 5.6	1.0		4	0	0	0	3	1	0	0	0	0	0	9	21	0.00	1.000					
<b>Steve Montgomery, R</b> (8, 1) ERA: 3.2	2.0		6	0	0	0	3	0	0	0	0	0	0	19	29	0.00	0.000					

AB	32
R	6
H	6
RBI	6
BB	5
SO	10
LOB	14



Batter	1	2	3	4	5	6	7	8	9	AB	R	H	RBI	BB	SO	LOB	BOTTOM					
<b>Doug Glanville, R</b> (1, 8) OBP: 0.377, SLG: 0.448										5	0	1	0	0	1	4	<b>Houston Astros @ Philadelphia Phillies</b> Veterans Stadium, Philadelphia, PA Mon Sep 06 1999, 7:05 PM EDT Att: 12,223 - Cloudy - 78 F					
<b>Ron Gant, R</b> (1, 7) OBP: 0.361, SLG: 0.432										5	0	0	0	0	2	4						
<b>Bobby Abreu, L</b> (1, 9) OBP: 0.447, SLG: 0.576										4	1	1	1	1	1	2						
<b>23 Kevin Jordan, R</b> (1, 5) OBP: 0.356, SLG: 0.435										4	1	1	0	0	0	0						
<b>Rico Brogna, L</b> (1, 3) OBP: 0.342, SLG: 0.474										5	1	2	0	0	1	2						
<b>Mike Lieberthal, R</b> (1, 2) OBP: 0.374, SLG: 0.579										4	0	1	1	1	1	0						
<b>Marlon Anderson, L</b> (1, 4) OBP: 0.290, SLG: 0.364										4	1	2	0	0	1	4						
<b>Alex Arias, R</b> (1, 6) OBP: 0.370, SLG: 0.397										4	1	2	2	0	0	3						
<b>Randy Wolf, L</b> (1, 1) OBP: 0.308, SLG: 0.292										1	0	1	0	0	0	0						
<b>Rob Ducey, L</b> (6, PH) OBP: 0.456, SLG: 0.500										1	0	1	0	0	0	0						
<b>Amaury Telemaco, R</b> (7, 1) ERA: 5.37										0	0	0	0	0	0	0						
<b>Torey Lovullo, S</b> (7, PH) OBP: 0.222, SLG: 0.500										1	0	0	0	0	1	2						
<b>Steve Montgomery, R</b> (8, 1) ERA: 1.002, SLG: 1.000										0	0	0	0	0	0	0						
<b>Inning Stats</b>	R: 0 E: 0 K: 1 S: 13	H: 1 LOB: 2 BB: 1 P: 20	R: 1 E: 0 K: 0 S: 15	H: 2 LOB: 1 BB: 0 P: 19	R: 1 E: 0 K: 1 S: 8	H: 1 LOB: 0 BB: 0 P: 11	R: 1 E: 1 K: 0 S: 17	H: 2 LOB: 2 BB: 0 P: 26	R: 1 E: 0 K: 0 S: 8	H: 2 LOB: 1 BB: 0 P: 12	R: 0 E: 0 K: 2 S: 16	H: 2 LOB: 2 BB: 0 P: 24	R: 1 E: 0 K: 2 S: 12	H: 1 LOB: 2 BB: 1 P: 19	R: 0 E: 0 K: 0 S: 9	H: 1 LOB: 0 BB: 0 P: 15	R: 0 E: 0 K: 2 S: 16	H: 0 LOB: 0 BB: 0 P: 23	1B: 6 2B: 4 3B: 1 HR: 1	SF: 0 SAC: 1 DP: 0 HBP: 1	WP: 0 PB: 0 SB: 0 CS: 0	PA: 42
<b>PITCHER</b>	IP	WLS	BF	H	R	ER	SO	BB	IBB	HBP	BLK	WP	HR	S	P	ERA	WHIP					
<b>Jose Lima, R</b> (1, 1) ERA: 3.4	5.0	W	25	8	4	3	2	1	0	0	0	0	0	19	34	9.00	4.000					
<b>Brian Williams, R</b> (6, 1) ERA: 4.37	1.0	H	8	3	1	1	2	1	0	1	0	0	0	9	9	0.00	0.000					
<b>Jose Cabrera, R</b> (7, 1) ERA: 2.61	1.0	H	3	0	0	0	2	0	0	0	0	0	0	9	15	0.00	1.000					
<b>Jay Powell, R</b> (8, 1) ERA: 3.92	1.0	H	3	1	0	0	0	0	0	0	0	0	0	9	15	0.00	1.000					
<b>Billy Wagner, L</b> (9, 1) ERA: 1.81	1.0	S	3	0	0	0	2	0	0	0	0	0	0	16	23	0.00	0.000					

AB	38
R	5
H	12
RBI	4
BB	2
SO	8
LOB	21



Batter	1	2	3	4	5	6	7	8	9	AB	R	H	RBI	BB	SO	LOB	TOP					
<b>Craig Biggio, R</b> OBP: 0.387, SLG: 0.457 (1, 4)	1-2 FC6-4 1B		0-2 G1-3		4-2 S E BB	4-1 5 SF9 1B 1-2 2-3 BB			0-0 FC5-4 1B E 1-2	3	2	1	0	3	0	1	Houston Astros @ Philadelphia Phillies Veterans Stadium, Philadelphia, PA Tue Sep 07 1999, 7:05 PM EDT Att. 12,934 - Overcast - 78 F					
<b>Stan Javier, S</b> OBP: 0.338, SLG: 0.347 (1, 8)	2-2 FC6-4 G4-3 5 S 1-2		0-0 F7		3-2 G3-1	1-1 BB	3-3 K		1-1 5 WP E 1B	3	0	0	0	0	0	1						
<b>Bill Spiers, L</b> OBP: 0.366, SLG: 0.404 (6, PH)										1	0	1	1	0	0	0						
<b>Matt Mieske, R</b> OBP: 0.345, SLG: 0.550 (7, PH)										2	1	1	0	0	1	3						
<b>5 Jeff Bagwell, R</b> OBP: 0.451, SLG: 0.615 (1, 3)	4-0 G4-3 1-2 BB			2-1 L7	2-3 K	1-0 SF9 1B	1-0 P4		3-3 K 1-2	4	0	0	1	1	2	5						
<b>Ken Caminiti, S</b> OBP: 0.374, SLG: 0.458 <b>Doug Henry, R</b> (9, 1)	2-2 G4-3 1-2 2-3			2-1 G3-1	3-1 BB 1B	1-1 SAFE BB		0-3 K 1-1	1-1 E2 1B 2H 3H	5	0	2	2	1	1	2						
<b>Derek Bell, R</b> OBP: 0.312, SLG: 0.356 (1, 9)	1-0 G4-3			0-1 S 1B 2B	4-2 1-2 BB	2-2 P4		2-1 FC6-4 BB 1B	1-3 K 1-3	5	1	2	0	1	1	6						
<b>Danyle Ward, L</b> OBP: 0.276, SLG: 0.430 <b>Ryan Thompson, R</b> OBP: 0.313, SLG: 0.500 (7, PH)		1-1 L3		4-0 BB 1B	0-0 F7		2-0 HR	4-2 FC6-4 BB 1-2		2	1	0	0	1	0	2						
<b>Tony Eusebio, R</b> OBP: 0.358, SLG: 0.355 (1, 2)	1-0 F9			4-0 1B BB		0-1 FC3-5 1B	0-2 SH3-4 BB 1B	1-0 FC6-4 FC5-4 1-2 2-3		4	0	2	0	1	0	2						
<b>Ricky Gutierrez, R</b> OBP: 0.351, SLG: 0.345 (1, 6)	2-2 G1-3			3-2 1-3 2H 3H 1B		2-2 BB FC3-5 1B	4-2 SH3-4 BB	1-2 FC5-4 1-2		4	1	2	2	1	0	2						
<b>Chris Holt, R</b> OBP: 0.14, SLG: 0.071 <b>Carlos Hernandez, R</b> OBP: 0.11, SLG: 0.111 <b>Trevor Miller, R</b> (6, PH)			0-3 K		0-0 G5-3		0-0 FC3-5 1B 5 SF9 1-2 2-3	1-0 SH3-4 1-2 2-3	4-0 FC5-4 BB	2	0	0	0	0	1	2						
<b>Chris Holt, R</b> OBP: 0.14, SLG: 0.071 <b>Carlos Hernandez, R</b> OBP: 0.11, SLG: 0.111 <b>Trevor Miller, R</b> (6, PH)										1	1	0	0	0	0	2						
<b>Jay Powell, R</b> OBP: 0.358, SLG: 0.442 (9, 9)										0	0	0	0	0	0	0						
<b>Russ Johnson, R</b> OBP: 0.358, SLG: 0.442 (9, 9)										0	0	0	0	0	0	0						
<b>Inning Stats</b>	R: 0 E: 0 K: 0 S: 12	H: 1 LOB: 2 BB: 1 P: 22	R: 0 E: 0 K: 0 S: 6	H: 0 LOB: 0 BB: 0 P: 10	R: 0 E: 0 K: 1 S: 7	H: 0 LOB: 0 BB: 0 P: 7	R: 2 E: 0 K: 0 S: 10	H: 2 LOB: 2 BB: 2 P: 25	R: 1 E: 0 K: 1 S: 15	H: 1 LOB: 2 BB: 2 P: 31	R: 2 E: 0 K: 0 S: 15	H: 3 LOB: 3 BB: 2 P: 29	R: 1 E: 0 K: 1 S: 12	H: 2 LOB: 3 BB: 2 P: 27	R: 0 E: 0 K: 1 S: 12	H: 1 LOB: 2 BB: 1 P: 20	R: 2 E: 1 K: 2 S: 11	H: 2 LOB: 1 BB: 1 P: 21	1B: 10 2B: 1 3B: 0 HR: 1	SF: 1 SAC: 1 DP: 0 HBP: 0	WP: 1 PB: 0 SB: 3 CS: 0	PA: 50
<b>PITCHER</b>	IP	WLS	BF	H	R	ER	SO	BB	IBB	HBP	BLK	WP	HR	S	P	ERA	WHIP					
<b>Mike Grace, R</b> ERA: 6.75 (1, 1)	5.0		24	4	3	3	2	5	0	0	0	0	0	50	95	5.40	1.800					
<b>Steve Schrenk, R</b> ERA: 3.29 (6, 1)	0.1	H	4	2	2	2	0	1	0	0	0	0	0	7	13	54.00	9.000					
<b>Scott Aldred, L</b> ERA: 4.01 (6, 1)	0.2	B	4	1	0	0	0	1	0	0	0	0	0	8	16	0.00	3.000					
<b>Amaury Telemaco, R</b> ERA: 5.76 (7, 1)	0.1		5	2	1	1	0	1	1	0	0	0	1	8	19	27.00	9.000					
<b>Billy Brewer, L</b> ERA: 5.87 (7, 1)	0.2		2	0	0	0	1	0	0	0	0	0	0	4	8	0.00	0.000					
<b>Steve Montgomery, R</b> ERA: 3.14 <b>Wayne Gomes, R</b> ERA: 4.48 (8, 1)	1.0	L	6	2	2	2	2	1	0	0	0	1	0	11	21	18.00	3.000					
<b>Batter</b>	1	2	3	4	5	6	7	8	9	AB	R	H	RBI	BB	SO	LOB	BOTTOM					
<b>Doug Glanville, R</b> OBP: 0.377, SLG: 0.447 (1, 8)	1-0 G6-3		0-0 HR 1B		1-2 G5-3				1-1 P5	5	2	2	0	0	0	0	Houston Astros @ Philadelphia Phillies Veterans Stadium, Philadelphia, PA Tue Sep 07 1999, 7:05 PM EDT Att. 12,934 - Overcast - 78 F					
<b>Rob Ducey, L</b> OBP: 0.405, SLG: 0.503 <b>Kevin Seick, R</b> OBP: 0.354, SLG: 0.381 (7, PH)	1-2 G3-1		1-3 K		1-1 2B		1-0 23 BB 1B		0-1 G6-3	3	1	1	0	0	1	2						
<b>Bobby Abreu, L</b> OBP: 0.449, SLG: 0.585 (1, 9)	2-1 G5-3		0-1 1H 2H HR		3-2 2H 2B		4-1 23 BB BB			3	1	2	4	1	0	0						
<b>23 Kevin Jordan, R</b> OBP: 0.358, SLG: 0.434 (1, 5)		1-2 G5-4-3 1B	1-2 G6-3		2-2 G5-3		4-2 BB			3	0	1	1	1	0	1						
<b>Rico Brogna, L</b> OBP: 0.340, SLG: 0.470 (1, 3)	0-0 F7			1-1 G6-3		3-1 G1-3		2-3 K		4	0	0	0	0	1	4						
<b>Mike Lieberthal, R</b> OBP: 0.371, SLG: 0.574 (1, 2)	0-0 G5-4-3 1-2			2-2 G4-3		3-2 P4		2-1 P3		4	0	0	0	0	0	1						
<b>Marlon Anderson, L</b> OBP: 0.293, SLG: 0.366 <b>Billy Brewer, L</b> (7, 1)			2-1 WP 1B		0-0 1B		2-2 G1-3		0-0 F7	3	1	2	0	0	0	0						
<b>Steve Montgomery, R</b> OBP: 1.000, SLG: 1.000 <b>Torey Lovullo, S</b> OBP: 0.200, SLG: 0.444 <b>Wayne Gomes, R</b> (9, 1)			2-0 1B HR		0-1 P4		1-1 L6		0-1 P3	4	1	1	1	0	0	1						
<b>Alex Arias, R</b> OBP: 0.369, SLG: 0.395 (1, 6)			0-3 K		2-3 K		0-1 F9		0-3 K	1	0	0	0	0	1	1						
<b>Mike Grace, R</b> OBP: 0.293, SLG: 0.366 <b>Domingo Cedeno, S</b> OBP: 0.229, SLG: 0.224 <b>Steve Schrenk, R</b> (6, PH)										1	0	0	0	0	0	1						
<b>Scott Aldred, L</b> OBP: 0.354, SLG: 0.381 <b>Amaury Telemaco, R</b> OBP: 0.351, SLG: 0.345 <b>15 David Doster, R</b> OBP: 0.358, SLG: 0.442 (9, 9)										0	0	0	0	0	0	0						
<b>Inning Stats</b>	R: 0 E: 0 K: 0 S: 8	H: 0 LOB: 0 BB: 0 P: 12	R: 0 E: 0 K: 0 S: 5	H: 1 LOB: 0 BB: 0 P: 6	R: 4 E: 0 K: 2 S: 15	H: 4 LOB: 0 BB: 0 P: 21	R: 0 E: 0 K: 0 S: 8	H: 1 LOB: 1 BB: 0 P: 11	R: 1 E: 0 K: 1 S: 16	H: 2 LOB: 1 BB: 0 P: 25	R: 0 E: 0 K: 0 S: 8	H: 0 LOB: 0 BB: 0 P: 16	R: 1 E: 0 K: 1 S: 15	H: 2 LOB: 3 BB: 2 P: 28	R: 0 E: 0 K: 0 S: 5	H: 0 LOB: 0 BB: 0 P: 7	R: 0 E: 0 K: 1 S: 8	H: 0 LOB: 0 BB: 0 P: 9	1B: 7 2B: 2 3B: 0 HR: 1	SF: 0 SAC: 0 DP: 1 HBP: 0	WP: 1 PB: 0 SB: 0 CS: 0	PA: 38
<b>PITCHER</b>	IP	WLS	BF	H	R	ER	SO	BB	IBB	HBP	BLK	WP	HR	S	P	ERA	WHIP					
<b>Chris Holt, R</b> ERA: 4.57 (1, 1)	5.0		22	8	5	5	3	1	0	0	0	0	0	16	31	5.40	1.800					
<b>Trevor Miller, L</b> ERA: 5.93 (6, 1)	1.2		8	2	1	1	0	1	0	0	0	0	0	16	31	5.40	1.800					
<b>Jay Powell, R</b> ERA: 3.84 (7, 1)	1.1	W	5	0	0	0	1	1	0	0	0	0	0	12	20	0.00	0.750					
<b>Doug Henry, R</b> ERA: 4.78 (9, 1)	1.0	S	3	0	0	0	1	0	0	0	0	0	0	8	9	0.00	0.000					

Batter	1	2	3	4	5	6	7	8	9	AB	R	H	RBI	BB	SO	LOB	TOP									
<b>Craig Biggio, R</b> OBP: 0.386, SLG: 0.462 (1, 4)	<b>P3</b> 1-2					<b>L9</b> 2-2	<b>SF8</b> 1-2	<b>FC6-4</b> 3-2		3	1	1	2	0	0	2	<b>Houston Astros @ Philadelphia Phillies</b> Veterans Stadium, Philadelphia, PA Wed Sep 08 1999, 7:05 PM EDT Att: 14,050 - Overcast - 81 F									
<b>Russ Johnson, R</b> OBP: 0.356, SLG: 0.440 (7, PH)			<b>HR</b> 0-1							1	0	0	0	0	0	1										
<b>Bill Spillers, L</b> OBP: 0.366, SLG: 0.404 (1, 8)	<b>F7</b> 1-1		<b>F9</b> 1-2				<b>P4</b> 3-H		<b>G6-3</b> 3-2	5	1	2	1	0	0	0										
<b>Wade Miller, R</b> (8, 1)									<b>1B</b> 1B	0	0	0	0	0	0	0										
<b>5 Jeff Bagwell, R</b> OBP: 0.451, SLG: 0.620 <b>Matt Mieske, R</b> OBP: 0.342, SLG: 0.546 (1, 3)	<b>G5-3</b> 0-2			<b>G6-3</b> 3-0					<b>G3</b> 1-2	3	2	1	3	0	0	0										
									<b>1B</b> 1-2	1	0	0	0	0	0	1										
<b>Ken Caminiti, S</b> OBP: 0.377, SLG: 0.454 <b>Glen Barker, S</b> OBP: 0.356, SLG: 0.359 (1, 5)		<b>F7</b> 3-2		<b>F9</b> 0-1					<b>G6-3</b> 0-1	2	1	0	0	2	0	0										
									<b>G6-3</b> 2-3	1	0	0	0	0	0	1										
<b>Daryle Ward, L</b> OBP: 0.291, SLG: 0.458 (1, 7)	<b>G3-1</b> 0-1			<b>F9</b> 0-1					<b>BB</b> 4-0	3	1	1	3	2	0	0										
									<b>BB</b> 4-0	3	1	1	3	2	0	0										
<b>17 Lance Berkman, S</b> OBP: 0.316, SLG: 0.378 (1, 9)					<b>G6-3</b> 0-1				<b>K</b> 0-3	4	1	1	0	1	1	4										
									<b>1B</b> 1-2	4	1	1	0	1	1	4										
<b>Paul Bako, L</b> OBP: 0.342, SLG: 0.374 (1, 2)	<b>G3</b> 1-2					<b>K</b> 1-3	<b>1B</b> 2-2	<b>G5-3</b> 0-0		5	1	2	0	0	1	1										
							<b>1B</b> 1-3	<b>SF8</b> 2B																		
<b>Tim Bogar, R</b> OBP: 0.324, SLG: 0.334 <b>Ricky Gutierrez, R</b> OBP: 0.349, SLG: 0.343 (1, 6)			<b>G4-3</b> 3-2						<b>G5-4-3</b> 1-1	3	1	2	0	1	0	0										
									<b>G5-4-3</b> 1-2	1	0	0	0	0	0	1										
<b>Mike Hampton, R</b> OBP: 0.338, SLG: 0.422 <b>Carlos Hernandez, R</b> OBP: 0.100, SLG: 0.100 (1, 1)			<b>G5-3</b> 1-2						<b>F9</b> 2-1	4	1	2	1	0	0	1										
									<b>F9</b> 2-1	1	0	0	0	0	0	0										
<b>Inning Stats</b>	R: 0 E: 0 K: 0 S: 8	H: 0 LOB: 0 BB: 0 P: 10	R: 0 E: 0 K: 0 S: 11	H: 1 LOB: 1 BB: 0 P: 15	R: 1 E: 0 K: 0 S: 11	H: 1 LOB: 0 BB: 0 P: 16	R: 0 E: 0 K: 0 S: 5	H: 0 LOB: 0 BB: 0 P: 8	R: 0 E: 0 K: 1 S: 20	H: 2 LOB: 2 BB: 0 P: 27	R: 9 E: 0 K: 0 S: 27	H: 5 LOB: 2 BB: 5 P: 61	R: 0 E: 0 K: 0 S: 9	H: 1 LOB: 1 BB: 0 P: 14	R: 0 E: 0 K: 1 S: 11	H: 1 LOB: 2 BB: 0 P: 19	R: 0 E: 0 K: 0 S: 6	H: 1 LOB: 0 BB: 0 P: 9	1B: 8 2B: 1 3B: 0 HR: 3	SF: 1 SAC: 0 DP: 1 HBP: 1	WP: 1 PB: 0 SB: 0 CS: 0	PA: 45				
<b>PITCHER</b>	IP	WLS	BF	H	R	ER	SO	BB	IBB	HBP	BLK	WP	HR	S	P	ERA	WHIP									
<b>Curt Schilling, R</b> ERA: 3.54	(1, 1)	5.1	L	23	5	4	4	1	1	0	1	0	1	2	64	96	6.75	1.125								
<b>Billy Brewer, L</b> ERA: 8.82	(6, 1)	0.1		6	3	3	3	0	1	1	0	0	0	0	11	24	81.00	12.000								
<b>Carlton Loewer, R</b> ERA: 5.33	(6, 1)	1.1		8	2	3	3	0	2	0	0	0	0	1	16	31	20.25	3.000								
<b>Cliff Politte, R</b> ERA: 11.0	(8, 1)	1.0		5	1	0	0	1	1	0	0	0	0	0	11	19	0.00	2.000								
<b>Chad Ogea, R</b> ERA: 5.67	(9, 1)	1.0		3	1	0	0	0	0	0	0	0	0	6	9	0.00	1.000									

Batter	1	2	3	4	5	6	7	8	9	AB	R	H	RBI	BB	SO	LOB	BOTTOM								
<b>Doug Glanville, R</b> OBP: 0.376, SLG: 0.445 (1, 8)	<b>F8</b> 0-1									3	0	0	0	1	0	1	<b>Houston Astros @ Philadelphia Phillies</b> Veterans Stadium, Philadelphia, PA Wed Sep 08 1999, 7:05 PM EDT Att: 14,050 - Overcast - 81 F								
<b>Kevin Sevcik, R</b> OBP: 0.352, SLG: 0.375 (1, 7)			<b>K</b> 1-3							3	0	0	0	1	1	2									
<b>Bobby Abreu, L</b> OBP: 0.449, SLG: 0.583 <b>Rob Ducey, L</b> OBP: 0.403, SLG: 0.500 (1, 9)	<b>K</b> 3-3									3	0	1	0	0	2	1									
										1	0	0	0	0	1	0									
<b>23 Kevin Jordan, R</b> OBP: 0.357, SLG: 0.431 (1, 5)			<b>G6-3</b> 0-1							4	0	1	0	0	0	2									
<b>Rico Brogna, L</b> OBP: 0.340, SLG: 0.470 <b>15 David Doster, R</b> OBP: 0.302, SLG: 0.333 (1, 3)	<b>FC3-6</b> 1-2									3	0	1	0	0	0	1									
										1	0	0	0	0	0	0									
<b>Mike Lieberthal, R</b> OBP: 0.369, SLG: 0.570 <b>Tom Prince, R</b> OBP: 0.250, SLG: 0.250 (1, 2)										3	0	0	0	0	1	2									
										1	1	1	0	0	0	0									
<b>Torey Lovullo, S</b> OBP: 0.357, SLG: 0.769 (1, 4)										4	1	3	2	0	0	0									
<b>Alex Arias, R</b> OBP: 0.368, SLG: 0.392 <b>Cliff Politte, R</b> (8, 1)	<b>FC6-4</b> 2-2									2	0	0	0	1	0	3									
										0	0	0	0	0	0	0									
<b>Chad Ogea, R</b> OBP: 0.167, SLG: 0.091 <b>Gary Bennett, R</b> OBP: 0.295, SLG: 0.361 (9, PH)										1	0	1	0	0	0	0									
<b>Curt Schilling, R</b> OBP: 0.211, SLG: 0.160 <b>Billy Brewer, L</b> (6, 1)										2	0	0	0	0	2	1									
										0	0	0	0	0	0	0									
<b>Carlton Loewer, R</b> OBP: 0.273, SLG: 0.238 <b>Domingo Ceden0, S</b> OBP: 0.254, SLG: 0.318 (7, PH)										0	0	0	0	0	0	0									
										2	0	0	0	0	1	1									
<b>Inning Stats</b>	R: 0 E: 0 K: 1 S: 5	H: 0 LOB: 1 BB: 1 P: 12	R: 0 E: 0 K: 0 S: 10	H: 2 LOB: 2 BB: 0 P: 17	R: 0 E: 0 K: 2 S: 12	H: 1 LOB: 2 BB: 1 P: 21	R: 0 E: 0 K: 1 S: 6	H: 0 LOB: 0 BB: 0 P: 9	R: 0 E: 0 K: 1 S: 8	H: 0 LOB: 1 BB: 1 P: 14	R: 0 E: 0 K: 1 S: 10	H: 1 LOB: 1 BB: 0 P: 16	R: 0 E: 0 K: 1 S: 6	H: 1 LOB: 0 BB: 0 P: 8	R: 0 E: 0 K: 1 S: 6	H: 0 LOB: 0 BB: 0 P: 10	R: 2 E: 0 K: 0 S: 13	H: 3 LOB: 1 BB: 0 P: 21	1B: 6 2B: 2 3B: 0 HR: 1	SF: 0 SAC: 0 DP: 2 HBP: 0	WP: 0 PB: 0 SB: 0 CS: 1	PA: 36			
<b>PITCHER</b>	IP	WLS	BF	H	R	ER	SO	BB	IBB	HBP	BLK	WP	HR	S	P	ERA	WHIP								
<b>Mike Hampton, L</b> ERA: 2.82	(1, 1)	7.0	W	27	5	0	0	7	3	0	0	0	0	57	97	0.00	1.143								
<b>Wade Miller, R</b> ERA: 16.2	(8, 1)	2.0		9	3	2	2	1	0	0	0	0	1	19	31	9.00	1.500								



Batter	1	2	3	4	5	6	7	8	9	AB R H RBI BB SO LOB	TOP															
<b>Craig Biggio, R</b> OBP: 0.391, SLG: 0.464 (1, 4)	3-0 HBP		1-2 F9 1B		4-1 S BB		1-1 1B		1-1 G5-4-3 1B	3 0 3 0 1 0 0	<b>Houston Astros @ Philadelphia Phillies</b> Veterans Stadium, Philadelphia, PA Thu Sep 09 1999, 7:05 PM EDT Att: 11,133 - Cloudy - 84 F															
<b>Bill Spillers, L</b> OBP: 0.361, SLG: 0.398 (1, 8) (6, 7)	2-2 L4		1-0 F8		0-1 F8		2-3 K		0-0 G5-4-3 1-2	5 0 0 0 0 1 5																
<b>5 Jeff Bagwell, R</b> OBP: 0.451, SLG: 0.617 (1, 3)	2-3 K		4-2 1-2 BB		1-3 K			3-2 HR 1B	1-3 K	4 1 1 0 1 3 2																
<b>Ken Caminiti, S</b> OBP: 0.374, SLG: 0.464 (1, 5)	1 SAFE G4-3		0-1 F9		1-3 K			3-2 HR 1H		4 1 1 2 0 1 3																
<b>Daryle Ward, L</b> OBP: 0.302, SLG: 0.495 <b>Glen Barker, S</b> OBP: 0.351, SLG: 0.354 (1, 7) (6, 8)		0-1 BB 1B	3-2 G4-3		0-0 HR			2-0 G4-3		3 1 2 1 0 0 2 1 0 0 0 0 0 0																
<b>Derek Bell, R</b> OBP: 0.312, SLG: 0.357 (1, 9)		2-3 K		3-2 F7		3-2 F8		1-0 2B		4 0 1 0 0 1 1																
<b>Tony Eusebio, R</b> OBP: 0.357, SLG: 0.353 (1, 2)	1 SAFE F9		1-0 G6-4-3 1B		2-2 G4-3			3-2 P3		4 0 1 0 0 0 2																
<b>Ricky Gutierrez, R</b> OBP: 0.352, SLG: 0.340 (1, 6)	4-2 1-2 BB		2-2 G6-4-3 1-2		0-1 G6-3			4-0 IBB		2 0 0 0 2 0 1																
<b>Shane Reynolds, R</b> OBP: 0.172, SLG: 0.180 <b>Billy Wagner, L</b> (8, 1)	0-3 K		1-0 G6-3		0-3 K			2-3 K		4 0 0 0 0 3 4 0 0 0 0 0 0 0																
<b>Inning Stats</b>	R: 0 E: 0 K: 1 S: 7	H: 0 LOB: 1 BB: 0 P: 17	R: 0 E: 0 K: 2 S: 11	H: 1 LOB: 2 BB: 1 P: 18	R: 0 E: 1 K: 0 S: 11	H: 1 LOB: 2 BB: 1 P: 20	R: 0 E: 0 K: 0 S: 10	H: 1 LOB: 0 BB: 0 P: 16	R: 0 E: 0 K: 1 S: 7	H: 0 LOB: 1 BB: 1 P: 13	R: 1 E: 0 K: 1 S: 11	H: 1 LOB: 0 BB: 0 P: 17	R: 0 E: 0 K: 2 S: 11	H: 1 LOB: 1 BB: 0 P: 14	R: 2 E: 0 K: 1 S: 16	H: 3 LOB: 2 BB: 0 P: 34	R: 0 E: 0 K: 1 S: 6	H: 1 LOB: 0 BB: 0 P: 8	1B: 6 2B: 1 3B: 0 HR: 2	SF: 0 SAC: 0 DP: 2 HBP: 1	WP: 0 PB: 0 SB: 1 CS: 0	PA: 39				
<b>PITCHER</b>	IP WLS BF H R ER SO BB IBB HBP BLK WP HR S P ERA WHIP											<b>PITCHER</b>	IP WLS BF H R ER SO BB IBB HBP BLK WP HR S P ERA WHIP													
<b>Paul Byrd, R</b> ERA: 4.07 <b>Steve Montgomery, R</b> ERA: 3.42 <b>Joe Grahe, R</b> ERA: 2.66	(1, 1) (8, 1) (9, 1)	7.0 L 1.0	29 7 3	5 3 1	1 2 0	1 2 0	7 1 1	3 0 0	0 1 0	0 0 0	0 0 0	0 1 0	68 16 6	115 34 8	1.29 18.00 0.00	1.143 3.000 1.000										

Batter	1	2	3	4	5	6	7	8	9	AB R H RBI BB SO LOB	BOTTOM														
<b>Rob Ducey, L</b> OBP: 0.400, SLG: 0.500 (1, 8)	0-0 G3		0-3 K2-3			1-1 1B SF9 2B		2-3 K		4 1 1 0 0 2 0	<b>Houston Astros @ Philadelphia Phillies</b> Veterans Stadium, Philadelphia, PA Thu Sep 09 1999, 7:05 PM EDT Att: 11,133 - Cloudy - 84 F														
<b>Ron Gant, R</b> OBP: 0.360, SLG: 0.430 <b>Kevin Seick, R</b> OBP: 0.358, SLG: 0.378 (1, 7) (5, 7)	2-1 F8		2-1 G6-3		0-0 2B		4-1 2B BB		0-0 2B BB	2 0 0 0 0 0 0 1 0 1 0 1 0 0															
<b>Bobby Abreu, L</b> OBP: 0.447, SLG: 0.581 (1, 9)	1-1 F8		4-2 2B G4-3 BB		0-0 SF9		2-2 F7		0-0 F7	2 0 0 1 1 0 1															
<b>23 Kevin Jordan, R</b> OBP: 0.355, SLG: 0.429 (1, 5)		0-1 L6	1-0 G4-3		0-1 L5		1-0 1B		1-2 1B	4 0 1 0 0 0 2															
<b>Rico Brogna, L</b> OBP: 0.339, SLG: 0.467 (1, 3)	2-2 G4-3		4-0 FC5-4 BB		0-2 G4-3			1-1 G4-3		3 0 0 0 1 0 3															
<b>Gary Bennett, R</b> OBP: 0.293, SLG: 0.349 (1, 2)	4-1 BB		0-1 FC5-4 1-2		0-0 G6-3			0-3 K		3 0 0 0 1 1 2															
<b>Marlon Anderson, L</b> OBP: 0.291, SLG: 0.363 <b>Doug Glanville, R</b> OBP: 0.376, SLG: 0.444 (1, 4) (9, PH)	1-1 G4-3		1-1 G1-3		1-2 F9			2-3 K		3 0 0 0 0 0 1 1 0 0 0 0 1 0															
<b>Alex Arias, R</b> OBP: 0.367, SLG: 0.390 (1, 6)		3-0 F8	0-0 F7		1-0 1B			2-2 P4		4 0 1 0 0 0 0															
<b>Paul Byrd, R</b> OBP: 0.214, SLG: 0.137 <b>Mike Lieberthal, R</b> OBP: 0.358, SLG: 0.569 <b>Steve Montgomery, R</b> OBP: 1.000, SLG: 1.000 <b>Joe Grahe, R</b> OBP: 0.400, SLG: 0.250 (1, 1) (7, PH) (8, 1) (9, 1)		1-3 K	2-2 G6-3		2-2 G5-3					2 0 0 0 0 1 0 1 0 0 0 0 0 1 0 0 0 0 0 0 0 0 0 0 0 0 0 0															
<b>Inning Stats</b>	R: 0 E: 0 K: 0 S: 5	H: 0 LOB: 0 BB: 0 P: 8	R: 0 E: 0 K: 0 S: 8	H: 0 LOB: 1 BB: 1 P: 15	R: 0 E: 0 K: 2 S: 9	H: 0 LOB: 0 BB: 0 P: 13	R: 0 E: 0 K: 0 S: 7	H: 0 LOB: 2 BB: 2 P: 18	R: 0 E: 0 K: 0 S: 7	H: 0 LOB: 0 BB: 0 P: 10	R: 1 E: 0 K: 0 S: 9	H: 2 LOB: 1 BB: 0 P: 10	R: 0 E: 0 K: 0 S: 8	H: 1 LOB: 1 BB: 0 P: 11	R: 0 E: 0 K: 1 S: 10	H: 1 LOB: 2 BB: 1 P: 20	R: 0 E: 0 K: 2 S: 12	H: 0 LOB: 0 BB: 0 P: 16	1B: 3 2B: 1 3B: 0 HR: 0	SF: 1 SAC: 0 DP: 0 HBP: 0	WP: 0 PB: 0 SB: 0 CS: 0	PA: 35			
<b>PITCHER</b>	IP WLS BF H R ER SO BB IBB HBP BLK WP HR S P ERA WHIP											<b>PITCHER</b>	IP WLS BF H R ER SO BB IBB HBP BLK WP HR S P ERA WHIP												
<b>Shane Reynolds, R</b> ERA: 3.58 <b>Billy Wagner, L</b> ERA: 1.77	(1, 1) (8, 1)	7.2 S 1.1	31 4 0	3 1 0	1 1 0	3 2 0	4 0 0	0 0 0	0 0 0	0 0 0	0 0 0	0 0 14	61 19	1.17 0.00	1.043 0.000										

AB	34
R	3
H	9
RBI	3
BB	4
SO	9
LOB	20



AB	30
R	1
H	4
RBI	1
BB	4
SO	5
LOB	10



Batter	1	2	3	4	5	6	7	8	9	AB	R	H	RBI	BB	SO	LOB	TOP					
Doug Glanville, R (1.8) OBP: 0.375, SLG: 0.441	4-0 S BB		1-3 K		0-2 G6-3			3-2 L5		3	0	0	0	1	1	1	Philadelphia Phillies @ Arizona Diamondbacks Bank One Ballpark, Phoenix, AZ Fri Sep 10 1999, 9:35 PM EDT Att: 34,700 - Dome - 72 F					
Kevin Sefcik, R (1.7) OBP: 0.356, SLG: 0.376	1-2 L4		1-2 1B		1-2 G1-3			1-1 G4-3		4	0	1	0	0	0	2						
Bobby Abreu, L (1.9) OBP: 0.449, SLG: 0.580	4-2 BB		0-0 1B		2-3 K			4-2 1B 2B BB G4-6-3		2	1	1	0	2	1	0						
23 Kevin Jordan, R (1.5) OBP: 0.354, SLG: 0.426	2-1 P4		2-2 P5		2-0 G6-3			0-2 G4-6-3 1B		4	0	1	0	0	0	4						
Mike Lieberthal, R (1.2) OBP: 0.367, SLG: 0.566	0-0 F8				1-1 G5-3			0-2 G4-6-3 1B		4	0	1	0	0	0	2						
Torey Lovullo, S (1.3) OBP: 0.333, SLG: 0.647		2-1 G1-6-3 1B		1-3 K2-3				2-1 G4-6-3		4	0	1	0	0	2	2						
Alex Arias, R (1.6) OBP: 0.363, SLG: 0.385		1-2 G1-6-3		2-0 G3				1-2 2-3 3-H G6-3		4	0	0	0	0	0	2						
15 David Doster, R (1.4) OBP: 0.303, SLG: 0.345		2-0 F8			1-0 2B			1-2 G4-3		3	0	1	0	0	0	0						
Robert Person, R (1.1) OBP: 0.118, SLG: 0.091			0-3 K		2-3 K			2-3 K		2	0	0	0	0	2	1						
Scott Aldred, L (7.1)										0	0	0	0	0	0	0						
Domingo Cedeno, S (8. PH) OBP: 0.252, SLG: 0.315										1	0	0	0	0	1	0						
Carlton Loewer, R (8.1) OBP: 0.273, SLG: 0.238										0	0	0	0	0	0	0						
<b>Inning Stats</b>	R: 0 E: 0 K: 0 S: 8	H: 0 LOB: 2 BB: 2 P: 19	R: 0 E: 0 K: 0 S: 7	H: 1 LOB: 0 BB: 12	R: 0 E: 0 K: 2 S: 17	H: 2 LOB: 2 BB: 0 P: 21	R: 0 E: 0 K: 1 S: 5	H: 0 LOB: 0 BB: 0 P: 9	R: 0 E: 0 K: 1 S: 10	H: 1 LOB: 1 BB: 0 P: 14	R: 0 E: 0 K: 1 S: 6	H: 0 LOB: 0 BB: 0 P: 11	R: 0 E: 0 K: 1 S: 13	H: 0 LOB: 0 BB: 0 P: 16	R: 0 E: 0 K: 1 S: 8	H: 0 LOB: 0 BB: 0 P: 14	R: 1 E: 0 K: 0 S: 13	H: 2 LOB: 1 BB: 1 P: 22	1B: 5 2B: 1 3B: 0 HR: 0	SF: 0 SAC: 0 DP: 2 HBP: 0	WP: 0 PB: 0 SB: 2 CS: 0	PA: 34
<b>PITCHER</b> Randy Johnson, L (1.1) ERA: 2.52	IP: 9.0 WLS: W BF: 34 H: 6 R: 1 ER: 1 SO: 7 BB: 3 IBB: 0 HBP: 0 BLK: 0 WP: 0 HR: 0 S: 87 P: 138 ERA: 1.00 WHIP: 1.000															<b>PITCHER</b>	IP: 9.0 WLS: W BF: 34 H: 6 R: 1 ER: 1 SO: 7 BB: 3 IBB: 0 HBP: 0 BLK: 0 WP: 0 HR: 0 S: 87 P: 138 ERA: 1.00 WHIP: 1.000					

AB	31
R	1
H	6
RBI	0
BB	3
SO	7
LOB	14



Batter	1	2	3	4	5	6	7	8	9	AB	R	H	RBI	BB	SO	LOB	BOTTOM			
Tony Womack, L (1.9) OBP: 0.331, SLG: 0.363	2-1 1B		1-3 K		3-1 F8		0-0 G4-3 S 1B			4	0	2	0	0	1	0	Philadelphia Phillies @ Arizona Diamondbacks Bank One Ballpark, Phoenix, AZ Fri Sep 10 1999, 9:35 PM EDT Att: 34,700 - Dome - 72 F			
Jay Bell, R (1.4) OBP: 0.359, SLG: 0.532	1-2 F7		0-3 K		3-2 F9		2-0 G4-3			4	0	0	0	0	1	2				
Luis Gonzalez, L (1.7) OBP: 0.406, SLG: 0.562	0-0 P4		2-2 G3-1		0-0 P8		1-0 G3-4			4	0	0	0	0	0	2				
Matt Williams, R (1.5) OBP: 0.343, SLG: 0.543	0-2 F8				1-0 G4-3 1B 2B		2-1 F8		0-0 P4	4	1	1	0	0	0	2				
Steve Finley, L (1.8) OBP: 0.334, SLG: 0.524			0-3 K		2-1 G4-3		4-2 1B BB		1-0 G4-3	3	1	0	0	1	1	1				
Erubiel Durazo, L (1.3) OBP: 0.380, SLG: 0.571			3-1 G3-1		0-0 1B		1-2 1B BB		2-2 F7	4	1	2	1	0	0	0				
Hanley Frias, S (1.6) OBP: 0.375, SLG: 0.295			4-1 BB BB		3-H P5		3-1 1B 1B		0-0 B1-3	3	0	1	1	1	0	1				
Kelly Stinnett, R (1.2) OBP: 0.285, SLG: 0.410			4-2 BB		1-0 F8		2-1 1B			2	0	1	1	1	0	1				
Randy Johnson, R (1.1) OBP: 0.103, SLG: 0.138			0-3 K		2-3 K		1-3 K			3	0	0	0	0	3	4				
<b>Inning Stats</b>	R: 0 E: 0 K: 0 S: 10	H: 1 LOB: 1 BB: 0 P: 13	R: 0 E: 0 K: 2 S: 11	H: 0 LOB: 2 BB: 2 P: 22	R: 0 E: 0 K: 2 S: 9	H: 0 LOB: 0 BB: 0 P: 12	R: 1 E: 0 K: 0 S: 8	H: 2 LOB: 1 BB: 0 P: 14	R: 0 E: 0 K: 1 S: 8	H: 0 LOB: 0 BB: 0 P: 16	R: 2 E: 0 K: 1 S: 16	H: 3 LOB: 2 BB: 1 P: 29	R: 0 E: 0 K: 0 S: 4	H: 1 LOB: 1 BB: 0 P: 7	R: 0 E: 0 K: 0 S: 5	H: 0 LOB: 0 BB: 0 P: 8		1B: 6 2B: 1 3B: 0 HR: 0	SF: 0 SAC: 0 DP: 0 HBP: 0	WP: 0 PB: 0 SB: 1 CS: 0
<b>PITCHER</b> Robert Person, R (1.1) ERA: 5.01	IP: 6.0 WLS: L BF: 27 H: 6 R: 3 ER: 3 SO: 6 BB: 3 IBB: 0 HBP: 0 BLK: 0 WP: 0 HR: 0 S: 62 P: 106 ERA: 4.50 WHIP: 1.500															<b>PITCHER</b>	IP: 6.0 WLS: L BF: 27 H: 6 R: 3 ER: 3 SO: 6 BB: 3 IBB: 0 HBP: 0 BLK: 0 WP: 0 HR: 0 S: 62 P: 106 ERA: 4.50 WHIP: 1.500			
Scott Aldred, L (7.1) ERA: 3.93	1.0 4 1 0 0 0																4 7 0.00 1.000			
Carlton Loewer, R (8.1) ERA: 5.27	1.0 3 0 0 0 0																5 8 0.00 0.000			

AB	31
R	3
H	7
RBI	3
BB	3
SO	6
LOB	13



Batter	1	2	3	4	5	6	7	8	9	AB	R	H	RBI	BB	SO	LOB	TOP							
Doug Glanville, R (1,8) OBP: 0.377, SLG: 0.444	1-0 G4-3 1B		0-0 1B		1-3 K2-3			1-1 F8 1B		4	0	3	0	0	1	0	Philadelphia Phillies @ Arizona Diamondbacks Bank One Ballpark, Phoenix, AZ Sat Sep 11 1999, 10:05 PM EDT Att: 42,442 - Dome - 72 F							
Rob Ducey, L (1,7) OBP: 0.392, SLG: 0.489	1-1 L6		2-2 G4-3			1-2 E4		0-0 P7		4	0	0	0	0	0	3								
Bobby Abreu, L (1,9) OBP: 0.448, SLG: 0.577	2-1 G4-3			4-2 1B BB		2-1 F7		2-2 F8		3	0	0	0	1	0	3								
Mike Lieberthal, R (1,2) OBP: 0.367, SLG: 0.563	2-3 K			0-1 1B		0-0 P3		1-0 G6-3		4	0	1	0	0	1	3								
Rico Brogna, L (1,3) OBP: 0.337, SLG: 0.464		1-3 K		0-0 F7		2-0 G3			3-1 F8	4	0	0	0	0	1	3								
23 Kevin Jordan, R (1,5) OBP: 0.353, SLG: 0.423		3-1 G5-3		0-2 F9					1-1 F7	4	0	1	0	0	0	2								
Marlon Anderson, L (1,4) OBP: 0.290, SLG: 0.362		2-2 F9		2-2 G3			2-1 FC6 1B		1-2 1B	4	0	1	0	0	0	3								
Alex Arias, R (1,6) OBP: 0.356, SLG: 0.380			2-2 F7		3-1 G5-3		3-2 G6-3		2-2 L6	4	0	0	0	0	0	2								
Randy Wolf, L (1,1) OBP: 0.286, SLG: 0.269			1-2 G4-3		2-2 G3-1		3-2 F8			2	0	0	0	0	0	0								
Torey Lovullo, S (7,PH) OBP: 0.316, SLG: 0.611										1	0	0	0	0	0	1								
Amaury Telemaco, R (7,1)										0	0	0	0	0	0	0								
Wayne Gomes, R (8,1)										0	0	0	0	0	0	0								
<b>Inning Stats</b>	R: 0 E: 0 K: 1 S: 8	H: 1 LOB: 1 BB: 0 P: 14	R: 0 E: 0 K: 1 S: 8	H: 0 LOB: 0 BB: 0 P: 14	R: 0 E: 0 K: 0 S: 11	H: 1 LOB: 1 BB: 0 P: 16	R: 0 E: 0 K: 0 S: 11	H: 1 LOB: 2 BB: 1 P: 17	R: 0 E: 0 K: 1 S: 9	H: 0 LOB: 0 BB: 0 P: 15	R: 0 E: 1 K: 0 S: 7	H: 0 LOB: 1 BB: 0 P: 12	R: 0 E: 0 K: 0 S: 10	H: 1 LOB: 1 BB: 0 P: 19	R: 0 E: 0 K: 0 S: 7	H: 1 LOB: 1 BB: 0 P: 11	R: 0 E: 0 K: 0 S: 12	H: 1 LOB: 1 BB: 0 P: 19	1B: 6 2B: 3 3B: 0 HR: 0	SF: 0 SAC: 0 DP: 0 HBP: 0	WP: 0 PB: 0 SB: 1 CS: 0	PA: 35		
<b>PITCHER</b>	IP WLS BF H R ER SO	IP WLS BF H R ER SO	IP WLS BF H R ER SO	IP WLS BF H R ER SO	IP WLS BF H R ER SO	IP WLS BF H R ER SO	IP WLS BF H R ER SO	IP WLS BF H R ER SO	IP WLS BF H R ER SO	IP WLS BF H R ER SO	IP WLS BF H R ER SO	IP WLS BF H R ER SO	IP WLS BF H R ER SO	IP WLS BF H R ER SO	IP WLS BF H R ER SO	IP WLS BF H R ER SO	IP WLS BF H R ER SO	IP WLS BF H R ER SO	IP WLS BF H R ER SO	ERA WHIP	ERA WHIP			
Andy Benes, R (1,1) ERA: 4.73	8.0	W	31	5	0	0	3	1	0	0	0	0	0	0	0	0	0	0	0	0	0.00	0.750		
Greg Swindell, L (9,1) ERA: 2.39	1.0		4	1	0	0	0	0	0	0	0	0	0	0	0	0	0	0	0	0	0.00	1.000		

AB	34
R	0
H	6
RBI	0
BB	1
SO	3
LOB	20



Batter	1	2	3	4	5	6	7	8	9	AB	R	H	RBI	BB	SO	LOB	BOTTOM							
Tony Womack, L (1,6) OBP: 0.330, SLG: 0.362	1-2 G1-4-3		1-3 K		2-2 HR 1B	0-0 P6		2-1 L7		5	1	1	0	0	1	2	Philadelphia Phillies @ Arizona Diamondbacks Bank One Ballpark, Phoenix, AZ Sat Sep 11 1999, 10:05 PM EDT Att: 42,442 - Dome - 72 F							
Jay Bell, R (1,4) OBP: 0.359, SLG: 0.536	1-3 K		1-1 G3-1 3B 1B		1-0 HR	3-1 G5-3		3-3 K		5	2	2	2	0	2	2								
Luis Gonzalez, L (1,7) OBP: 0.405, SLG: 0.561	2-1 2B		1-0 G3-1		2-3 K		3-1 F7			4	0	1	0	0	1	1								
Matt Williams, R (1,5) OBP: 0.346, SLG: 0.554	0-2 F7		2-0 3B		0-0 HR		2-1 1B			4	1	3	2	0	0	1								
Greg Colbrunn, R (1,3) OBP: 0.397, SLG: 0.472		2-2 F7	1-0 P6		1-0 P4		1-2 1B			4	0	1	0	0	0	1								
Bernard Gilkey, R (1,9) OBP: 0.371, SLG: 0.484		4-2 BB		0-1 F8		0-2 2B		2-3 K		3	0	1	0	1	1	2								
Hanley Frías, S (8,6) OBP: 0.375, SLG: 0.295										0	0	0	0	0	0	0								
Steve Finley, L (1,8) OBP: 0.332, SLG: 0.520		3-0 P3		0-0 F9		2-3 K		2-1 G3		4	0	0	0	0	1	4								
Damian Miller, R (1,2) OBP: 0.319, SLG: 0.430		4-1 BB		2-1 2B		2-1 SH3-4 1B		0-3 K		3	0	2	0	1	1	0								
Andy Benes, R (1,1) OBP: 0.208, SLG: 0.204		2-3 K		0-3 K		1-0 SH3-4 1B		0-2 S 1B		2	0	0	0	0	2	3								
Lenny Harris, L (8,PH) ERA: 5.63										1	0	1	0	0	0	0								
Greg Swindell, L (9,1) ERA: 4.41										0	0	0	0	0	0	0								
<b>Inning Stats</b>	R: 0 E: 0 K: 1 S: 12	H: 1 LOB: 1 BB: 0 P: 16	R: 0 E: 0 K: 1 S: 10	H: 0 LOB: 2 BB: 2 P: 25	R: 1 E: 0 K: 1 S: 8	H: 2 LOB: 1 BB: 0 P: 14	R: 0 E: 0 K: 1 S: 8	H: 1 LOB: 1 BB: 0 P: 10	R: 3 E: 0 K: 2 S: 18	H: 4 LOB: 1 BB: 0 P: 26	R: 0 E: 0 K: 0 S: 6	H: 1 LOB: 1 BB: 0 P: 12	R: 0 E: 0 K: 1 S: 12	H: 2 LOB: 2 BB: 0 P: 22	R: 0 E: 0 K: 2 S: 12	H: 1 LOB: 1 BB: 0 P: 17	R: 0 E: 0 K: 2 S: 12	H: 1 LOB: 1 BB: 0 P: 17	1B: 6 2B: 3 3B: 1 HR: 2	SF: 0 SAC: 1 DP: 0 HBP: 0	WP: 0 PB: 0 SB: 1 CS: 0	PA: 38		
<b>PITCHER</b>	IP WLS BF H R ER SO	IP WLS BF H R ER SO	IP WLS BF H R ER SO	IP WLS BF H R ER SO	IP WLS BF H R ER SO	IP WLS BF H R ER SO	IP WLS BF H R ER SO	IP WLS BF H R ER SO	IP WLS BF H R ER SO	IP WLS BF H R ER SO	IP WLS BF H R ER SO	IP WLS BF H R ER SO	IP WLS BF H R ER SO	IP WLS BF H R ER SO	IP WLS BF H R ER SO	IP WLS BF H R ER SO	IP WLS BF H R ER SO	IP WLS BF H R ER SO	IP WLS BF H R ER SO	ERA WHIP	ERA WHIP			
Randy Wolf, L (1,1) ERA: 5.35	6.0	L	29	9	4	4	6	2	0	0	0	0	0	0	0	0	0	0	0	0	6.00	1.833		
Amaury Telemaco, R (7,1) ERA: 5.63	1.0		5	2	0	0	1	0	0	0	0	0	0	0	0	0	0	0	0	0	0.00	2.000		
Wayne Gomes, R (8,1) ERA: 4.41	1.0		4	1	0	0	2	0	0	0	0	0	0	0	0	0	0	0	0	0	0.00	1.000		







Batter	1	2	3	4	5	6	7	8	9	AB	R	H	RBI	BB	SO	LOB	TOP					
Doug Glanville, R OBP: 0.375, SLG: 0.439	0-3 K		2-1 F7			4-1 2B G6-3 BB		1-1 G4-3		3	1	0	0	1	1	0	<b>Philadelphia Phillies @ Houston Astros</b> Astrodome, Houston, TX Mon Sep 13 1999, 8:05 PM EDT Att: 44,399 - Dome - 72 F					
Ron Cant, R OBP: 0.381, SLG: 0.435 Steve Montgomery, R OBP: 1.000, SLG: 1.000	0-2 2B 1B		1-3 K			0-1 G6-3 2B		3-3 K		4	1	2	0	0	2	0						
Bobby Abreu, L OBP: 0.445, SLG: 0.570	2-3 K			4-0 2B FC6-4 BB		1-2 G6-3		4-0 BB		2	0	0	1	2	1	2						
23 Kevin Jordan, R OBP: 0.353, SLG: 0.420	2-0 1B			0-2 FC6-4 1-2t SAFE		0-1 P3		0-1 F7		4	0	1	1	0	0	3						
Rico Brogna, L OBP: 0.336, SLG: 0.460	2-2 P8			1-1 F9		0-0 G5-3		0-1 G4-3		4	0	0	0	0	0	3						
Torey Lovullo, S OBP: 0.292, SLG: 0.522		1-3 K		0-0 F9			2-2 1B		1-3 K	4	0	1	0	0	2	1						
Alex Arias, R OBP: 0.364, SLG: 0.384		1-2 G6-4-3 1B			3-3 K		0-1 G6-4-3 1B		0-1 G5-3	4	0	2	0	0	1	0						
Tom Prince, R OBP: 0.286, SLG: 0.167		2-1 G6-4-3 1-2t			4-1 G6-4-3 BB		1-3 K			2	0	0	0	1	1	3						
Joe Grahe, R Cliff Politte, R Wendell Magee, R Chad Ogea, R Kevin Schrenk, R Steve Schrenk, R Rob Ducey, L			3-2 G4-3		2-1 G6-4-3 1-2t		2-1 G6-4-3 1-2t			1	0	0	0	0	0	0						
<b>Inning Stats</b>	R: 1 E: 0 K: 2 S: 17	H: 2 LOB: 1 BB: 0 P: 23	R: 0 E: 0 K: 1 S: 9	H: 1 LOB: 0 BB: 0 P: 13	R: 0 E: 0 K: 1 S: 8	H: 0 LOB: 0 BB: 1 P: 14	R: 0 E: 0 K: 0 S: 8	H: 0 LOB: 1 BB: 1 P: 13	R: 0 E: 0 K: 1 S: 7	H: 1 LOB: 1 BB: 1 P: 16	R: 0 E: 0 K: 0 S: 8	H: 2 LOB: 1 BB: 1 P: 13	R: 0 E: 0 K: 1 S: 10	H: 0 LOB: 0 BB: 0 P: 15	R: 0 E: 0 K: 1 S: 7	H: 0 LOB: 0 BB: 0 P: 8		1B: 4 2B: 2 3B: 0 HR: 0	SF: 0 SAC: 0 DP: 3 HBP: 0	WP: 0 PB: 0 SB: 0 CS: 0	PA: 34	
<b>PITCHER</b>	IP WLS BF H R ER SO BB IBB HBP BLK WP HR S P ERA WHIP	IP WLS BF H R ER SO BB IBB HBP BLK WP HR S P ERA WHIP	IP WLS BF H R ER SO BB IBB HBP BLK WP HR S P ERA WHIP	IP WLS BF H R ER SO BB IBB HBP BLK WP HR S P ERA WHIP	IP WLS BF H R ER SO BB IBB HBP BLK WP HR S P ERA WHIP	IP WLS BF H R ER SO BB IBB HBP BLK WP HR S P ERA WHIP	IP WLS BF H R ER SO BB IBB HBP BLK WP HR S P ERA WHIP	IP WLS BF H R ER SO BB IBB HBP BLK WP HR S P ERA WHIP	IP WLS BF H R ER SO BB IBB HBP BLK WP HR S P ERA WHIP	IP WLS BF H R ER SO BB IBB HBP BLK WP HR S P ERA WHIP	IP WLS BF H R ER SO BB IBB HBP BLK WP HR S P ERA WHIP	IP WLS BF H R ER SO BB IBB HBP BLK WP HR S P ERA WHIP	IP WLS BF H R ER SO BB IBB HBP BLK WP HR S P ERA WHIP	IP WLS BF H R ER SO BB IBB HBP BLK WP HR S P ERA WHIP	IP WLS BF H R ER SO BB IBB HBP BLK WP HR S P ERA WHIP	IP WLS BF H R ER SO BB IBB HBP BLK WP HR S P ERA WHIP	IP WLS BF H R ER SO BB IBB HBP BLK WP HR S P ERA WHIP	IP WLS BF H R ER SO BB IBB HBP BLK WP HR S P ERA WHIP	IP WLS BF H R ER SO BB IBB HBP BLK WP HR S P ERA WHIP	IP WLS BF H R ER SO BB IBB HBP BLK WP HR S P ERA WHIP	IP WLS BF H R ER SO BB IBB HBP BLK WP HR S P ERA WHIP	IP WLS BF H R ER SO BB IBB HBP BLK WP HR S P ERA WHIP

AB	30
R	2
H	6
RBI	2
BB	4
SO	8
LOB	15



Batter	1	2	3	4	5	6	7	8	9	AB	R	H	RBI	BB	SO	LOB	BOTTOM					
Craig Biggio, R OBP: 0.391, SLG: 0.467 Russ Johnson, R OBP: 0.359, SLG: 0.444	4-0 5 BB 1B			1-2 BB 2B	0-2 FC6-5		1-2 5 HBP FC3-6 BB	3-2 F8 G6-3 2B		3	2	1	1	1	1	3	<b>Philadelphia Phillies @ Houston Astros</b> Astrodome, Houston, TX Mon Sep 13 1999, 8:05 PM EDT Att: 44,399 - Dome - 72 F					
Bill Spiers, L OBP: 0.364, SLG: 0.399	4-2 5 BB 1B		2-0 5 BLK SF 2B	0-1 F9	1-0 P4	4-0 FC3-6 5 HBP BB	0-1 F8		4	2	1	0	2	0	4							
5 Jeff Bagwell, R Carlos Hernandez, R	1-2 FC6-4 1B		3-2 SF SF8 HBP 2B	4-0 BB BB		2-3 K	3-2 FC3-6 HBP	0-0 G5-3		2	1	1	1	1	0							
Carl Everett, S	0-3 K		1-1 SF SF8 HBP	4-2 BB BB		4-0 2B BB	0-2 FC3-6 BB BB	3-H G1-3		3	2	0	2	2	1	4						
Ken Caminiti, S Doug Henry, R Trever Miller, R	3-3 K		1-0 SF8	2-0 G3		3-2 G3	4-2 BB BB BB			3	1	0	1	1	1	6						
Danyle Ward, L Glen Barker, S	2-1 FC6-4 1-2t		1-3 3-H P3		1-2 F8	2-0 1B 2B	4-0 1B BB			4	0	1	1	0	0	3						
Paul Bako, L Tony Eusebio, R		2-2 E6	3-1 G5-3		0-0 1B 1B	1-2 1B	4-2 1-2 2-3 3-H BB			1	0	0	0	0	0	0						
Ricky Gutierrez, R		4-0 BB		1-3 K	3-2 FC6-5 1B	1-1 F8	1-2 1B			4	0	2	2	1	1	2						
Mike Hampton, R 17 Lance Berkman, S		1-3 K		4-1 2B BB	0-0 FC6-5 1B		4-2 G4-3			2	1	1	1	1	1	1						
<b>Inning Stats</b>	R: 1 E: 0 K: 2 S: 17	H: 1 LOB: 2 BB: 2 P: 31	R: 0 E: 1 K: 2 S: 9	H: 0 LOB: 1 BB: 1 P: 19	R: 2 E: 1 K: 0 S: 10	H: 1 LOB: 1 BB: 0 P: 21	R: 1 E: 0 K: 1 S: 13	H: 1 LOB: 3 BB: 3 P: 29	R: 1 E: 0 K: 0 S: 14	H: 3 LOB: 2 BB: 0 P: 19	R: 2 E: 0 K: 1 S: 12	H: 2 LOB: 2 BB: 1 P: 25	R: 5 E: 0 K: 1 S: 26	H: 1 LOB: 2 BB: 4 P: 49	R: 1 E: 0 K: 0 S: 9	H: 1 LOB: 0 BB: 0 P: 14		1B: 6 2B: 4 3B: 0 HR: 0	SF: 2 SAC: 0 DP: 0 HBP: 3	WP: 0 PB: 0 SB: 1 CS: 0	PA: 49	
<b>PITCHER</b>	IP WLS BF H R ER SO BB IBB HBP BLK WP HR S P ERA WHIP	IP WLS BF H R ER SO BB IBB HBP BLK WP HR S P ERA WHIP	IP WLS BF H R ER SO BB IBB HBP BLK WP HR S P ERA WHIP	IP WLS BF H R ER SO BB IBB HBP BLK WP HR S P ERA WHIP	IP WLS BF H R ER SO BB IBB HBP BLK WP HR S P ERA WHIP	IP WLS BF H R ER SO BB IBB HBP BLK WP HR S P ERA WHIP	IP WLS BF H R ER SO BB IBB HBP BLK WP HR S P ERA WHIP	IP WLS BF H R ER SO BB IBB HBP BLK WP HR S P ERA WHIP	IP WLS BF H R ER SO BB IBB HBP BLK WP HR S P ERA WHIP	IP WLS BF H R ER SO BB IBB HBP BLK WP HR S P ERA WHIP	IP WLS BF H R ER SO BB IBB HBP BLK WP HR S P ERA WHIP	IP WLS BF H R ER SO BB IBB HBP BLK WP HR S P ERA WHIP	IP WLS BF H R ER SO BB IBB HBP BLK WP HR S P ERA WHIP	IP WLS BF H R ER SO BB IBB HBP BLK WP HR S P ERA WHIP	IP WLS BF H R ER SO BB IBB HBP BLK WP HR S P ERA WHIP	IP WLS BF H R ER SO BB IBB HBP BLK WP HR S P ERA WHIP	IP WLS BF H R ER SO BB IBB HBP BLK WP HR S P ERA WHIP	IP WLS BF H R ER SO BB IBB HBP BLK WP HR S P ERA WHIP	IP WLS BF H R ER SO BB IBB HBP BLK WP HR S P ERA WHIP	IP WLS BF H R ER SO BB IBB HBP BLK WP HR S P ERA WHIP	IP WLS BF H R ER SO BB IBB HBP BLK WP HR S P ERA WHIP	IP WLS BF H R ER SO BB IBB HBP BLK WP HR S P ERA WHIP



Batter	1	2	3	4	5	6	7	8	9	AB	R	H	RBI	BB	SO	LOB	TOP			
Doug Glanville, R (1,8) Kevin Sefcik, R (8,8) OBP: 0.374, SLG: 0.441 OBP: 0.353, SLG: 0.372	F8		K			1B 3B		G6-3		4	1	1	0	0	1	0	<b>Philadelphia Phillies @ Houston Astros</b> Astrodome, Houston, TX Tue Sep 14 1999, 8:05 PM EDT Att: 25,164 - Dome - 72 F			
Ron Gant, R (1,7) Wayne Gomes, R (8,1)	G6-3 1B			F7		G6-4-3 1B		F8		4	1	2	1	0	0	0				
Bobby Abreu, L (1,9) Bobby Estealella, R (6,2)	G6-3			3B		G6-4-3 1B		G6-3		2	0	1	0	1	0	1				
Mike Lieberthal, R (1,2) Amaury Telemaco, R (6,1) Rob Ducey, L (8,7) OBP: 0.363, SLG: 0.557 OBP: 0.394, SLG: 0.486	F8			G5-3		G6-4-3		1B		3	0	0	0	0	0	4				
Rico Brogna, L (1,3) Carlton Loewer, R (4,1) Wendell Magee, R (6,PH) OBP: 0.334, SLG: 0.459 OBP: 0.273, SLG: 0.238 OBP: 0.697, SLG: 0.667	F9			G5-3		1B		G6-4-3 1B		2	0	0	0	0	0	1				
23 Kevin Jordan, R (1,5) OBP: 0.349, SLG: 0.414	G4-3					F9		F8		4	0	0	0	0	0	3				
Marlon Anderson, L (1,4) OBP: 0.287, SLG: 0.358	K					1B		G6-4-3		4	0	1	0	0	1	2				
Desi Relaford, S (1,6) OBP: 0.344, SLG: 0.343			G4-3			K		G3-1		3	0	0	0	0	1	1				
Paul Byrd, R (1,1) Billy Brewer, L (4,1) Torey Lovullo, S (4,3) OBP: 0.211, SLG: 0.135 OBP: 0.269, SLG: 0.480	G4-3		G4-3			K		F8		1	0	0	0	0	0	0				
Inning Stats	R: 0 E: 0 K: 0 S: 9	H: 1 LOB: 1 BB: 0 P: 11	R: 0 E: 0 K: 1 S: 10	H: 0 LOB: 0 BB: 0 P: 15	R: 0 E: 0 K: 1 S: 8	H: 1 LOB: 1 BB: 0 P: 12	R: 0 E: 0 K: 2 S: 11	H: 1 LOB: 1 BB: 0 P: 13	R: 0 E: 0 K: 2 S: 12	H: 1 LOB: 1 BB: 0 P: 14	R: 2 E: 0 K: 0 S: 13	H: 3 LOB: 1 BB: 1 P: 24	R: 0 E: 0 K: 0 S: 7	H: 0 LOB: 0 BB: 0 P: 9	R: 0 E: 0 K: 0 S: 6	H: 2 LOB: 1 BB: 0 P: 7		1B: 6 2B: 0 3B: 2 HR: 0	SF: 0 SAC: 0 DP: 2 HBP: 0	WP: 0 PB: 0 SB: 0 CS: 0
PITCHER	IP	WLS	BF	H	R	ER	SO	BB	IBB	HBP	BLK	WP	HR	S	P	ERA	WHIP			
Shane Reynolds, R (1,1) ERA: 3.55	7.0	W	27	6	2	2	4	1	0	0	0	0	0	70	98	2.57	1.000			
Brian Williams, R (8,1) ERA: 4.25	1.0		3	0	0	0	0	0	0	0	0	0	0	6	9	0.00	0.000			
Wade Miller, R (9,1) ERA: 13.5	1.0		4	2	0	0	0	0	0	0	0	0	0	4	7	0.00	2.000			

Batter	1	2	3	4	5	6	7	8	9	AB	R	H	RBI	BB	SO	LOB	BOTTOM			
Craig Biggio, R (1,4) Carlos Hernandez, R (5,PH) OBP: 0.391, SLG: 0.466 OBP: 0.194, SLG: 0.154	F9	F7		5 BB FC5-4 1B	G1-3		17 BB 1B			3	1	1	1	0	0	0	<b>Philadelphia Phillies @ Houston Astros</b> Astrodome, Houston, TX Tue Sep 14 1999, 8:05 PM EDT Att: 25,164 - Dome - 72 F			
Bill Spiers, L (1,9) OBP: 0.369, SLG: 0.401	HBP 5 HBP 1B	F8		FC5-4 5 BB 1B	BB		17 BB 1B			3	1	2	1	2	0	0				
5 Jeff Bagwell, R (1,3) 17 Lance Berkman, S (5,PH) OBP: 0.450, SLG: 0.693 OBP: 0.317, SLG: 0.386	HBP		2B	FC5-4 BB	F7		1-3 2-H 3-H 2B			0	1	0	0	2	0	0				
Carl Everett, S (1,8) Glen Barker, S (6,PH) OBP: 0.400, SLG: 0.592 OBP: 0.359, SLG: 0.353	G4-6-3 HBP		G1 2B	2B 1B		G1-3	K			2	1	1	2	0	0	2				
Ken Caminiti, S (1,5) Russ Johnson, R (6,PH) OBP: 0.380, SLG: 0.464 OBP: 0.355, SLG: 0.438	G4-6-3		G1	2B 1B		P3	P4			3	1	1	1	0	0	4				
Darley Ward, L (1,7) OBP: 0.311, SLG: 0.491	K		P5	1B 2B		FC4-6 1B		F7		5	0	2	2	0	1	1				
Tony Eusebio, R (1,2) Brian Williams, R (8,1) Wade Miller, R (9,1) OBP: 0.370 OBP: 0.333, SLG: 0.333	2B		F7	G5-4-3		FC4-6		G5-3		4	1	1	0	0	0	3				
Ricky Gutierrez, R (1,6) OBP: 0.376, SLG: 0.381	HR 2B			1B 1B		G1-3		FC5-4 1B		4	3	4	1	1	0	0				
Shane Reynolds, R (1,1) Randy Knorr, R (7,PH) OBP: 0.194, SLG: 0.250 OBP: 0.194, SLG: 0.200	HR		E1 1B	1B		F8		FC5-4		3	2	2	2	0	0	1				
Inning Stats	R: 0 E: 0 K: 0 S: 7	H: 1 LOB: 2 BB: 0 P: 11	R: 3 E: 0 K: 1 S: 14	H: 3 LOB: 0 BB: 0 P: 21	R: 1 E: 0 K: 0 S: 10	H: 1 LOB: 1 BB: 1 P: 15	R: 6 E: 1 K: 0 S: 23	H: 6 LOB: 0 BB: 1 P: 37	R: 0 E: 0 K: 0 S: 13	H: 0 LOB: 2 BB: 2 P: 24	R: 0 E: 0 K: 0 S: 10	H: 1 LOB: 1 BB: 0 P: 14	R: 2 E: 0 K: 2 S: 24	H: 3 LOB: 2 BB: 1 P: 36	R: 0 E: 0 K: 0 S: 12	H: 1 LOB: 1 BB: 0 P: 16		1B: 9 2B: 6 3B: 0 HR: 1	SF: 0 SAC: 0 DP: 2 HBP: 2	WP: 0 PB: 0 SB: 0 CS: 0
PITCHER	IP	WLS	BF	H	R	ER	SO	BB	IBB	HBP	BLK	WP	HR	S	P	ERA	WHIP			
Paul Byrd, R (1,1) ERA: 4.34	3.0	L	19	8	7	7	1	1	0	0	0	0	0	13	23	81.00	12.000			
Billy Brewer, L (4,1) ERA: 9.53	0.1		5	3	3	3	0	1	0	0	0	0	0	16	29	0.00	1.200			
Carlton Loewer, R (4,1) ERA: 5.2	1.2		6	0	0	0	0	2	0	0	0	0	0	34	50	9.00	2.500			
Amaury Telemaco, R (6,1) ERA: 5.77	2.0		11	4	2	2	2	1	0	0	0	0	0	12	16	0.00	1.000			
Wayne Gomes, R (8,1) ERA: 4.34	1.0		4	1	0	0	0	0	0	0	0	0	0	12	16	0.00	1.000			







Batter	1	2	3	4	5	6	7	8	9	AB	R	H	RBI	BB	SO	LOB	TOP										
Doug Glanville, R OBP: 0.380, SLG: 0.451 Rob Ducey, L OBP: 0.394, SLG: 0.486	2-2 G4-3		2-1 1B		0-0 1B			1-0 G6-3		4	0	2	0	0	0	0											
Ron Gant, R OBP: 0.360, SLG: 0.429 Kevin Sevcik, R OBP: 0.357, SLG: 0.373	2-1 G6-3		1-2 F9		4-1 1B			3-3 K		3	0	0	0	1	1	2											
Bobby Abreu, L OBP: 0.447, SLG: 0.567	1-3 K			0-0 2B 23 SF8 1B	1-2 F7			1-3 K		4	1	1	0	0	2	2											
Mike Lieberthal, R OBP: 0.366, SLG: 0.558		0-1 F8		1-1 2B				0-1 P4		4	0	1	0	0	0	0											
Rico Brogna, L OBP: 0.336, SLG: 0.455	1-2 G4-3		3-3 K		4-2 23 G5-4-3 BB			2-3 K		3	0	0	0	1	2	2											
23 Kevin Jordan, R OBP: 0.345, SLG: 0.403	0-2 G5-3		3-2 SF8		0-0 G5-4-3			0-3 K		3	0	0	1	0	1	1											
Marlon Anderson, L OBP: 0.289, SLG: 0.356		0-2 FC3-6 1B		G3				3-1 G4-3		3	0	1	0	0	0	1											
Desi Relaford, S OBP: 0.332, SLG: 0.335		1-1 FC3-6 1B		3-3 K				1-3 K		3	0	0	0	0	2	1											
Mike Grace, R Amaury Telemaco, R Scott Aldred, L Carlton Loewer, R Wendell Magee, R Chad Ogea, R	4-1 1B		4-1 1B		1-3 K			2-3 K		1	0	0	0	1	1	0											
<b>Inning Stats</b>	R: 0 E: 0 K: 1 S: 8	H: 0 LOB: 0 BB: 0 P: 13	R: 0 E: 0 K: 0 S: 9	H: 0 LOB: 0 BB: 0 P: 10	R: 0 E: 0 K: 0 S: 11	H: 2 LOB: 2 BB: 1 P: 19	R: 1 E: 0 K: 1 S: 12	H: 2 LOB: 1 BB: 1 P: 20	R: 0 E: 0 K: 2 S: 5	H: 0 LOB: 0 BB: 1 P: 9	R: 0 E: 0 K: 10 S: 10	H: 0 LOB: 0 BB: 0 P: 16	R: 0 E: 0 K: 2 S: 10	H: 0 LOB: 0 BB: 0 P: 15	R: 0 E: 0 K: 2 S: 9	H: 0 LOB: 0 BB: 0 P: 13	1B: 4 2B: 1 3B: 0 HR: 0	SF: 1 SAC: 0 DP: 1 HBP: 0	WP: 1 PB: 0 SB: 1 CS: 0	PA: 33							
<b>PITCHER</b>	IP	WLS	BF	H	R	ER	SO	BB	IBB	HBP	BLK	WP	HR	S	P	ERA	WHIP										
Masato Yoshii, R ERA: 4.6	7.0	W	27	5	1	1	6	3	0	0	0	1	0	66	107	1.29	1.143										
Jeff Tam, R ERA: 5.73	1.0		3	0	0	0	2	0	0	0	0	0	0	10	15	0.00	0.000										
John Franco, L ERA: 3.28	1.0		3	0	0	0	2	0	0	0	0	0	0	9	13	0.00	0.000										

Philadelphia Phillies @ New York Mets  
Shea Stadium, Flushing, NY  
Sat Sep 18 1999, 7:10 PM EDT  
Att: 37,655 - Unknown - 74 F

AB 29  
R 1  
H 5  
RBI 1  
BB 3  
SO 10  
LOB 9



Batter	1	2	3	4	5	6	7	8	9	AB	R	H	RBI	BB	SO	LOB	BOTTOM										
Rickey Henderson, R OBP: 0.441, SLG: 0.479 Melvin Mora, R OBP: 0.250, SLG: 0.143	0-1 F9	2-1 L3		3-2 BB HBP	3-1 SF8	3-2 G3-1				3	0	0	1	0	0	2											
Edgardo Alfonzo, R OBP: 0.386, SLG: 0.509 Shane Halter, R	4-2 G6-3 1B BB		0-0 G3 WP SF7 1B	1-0 P3	2-1 G5-3			0-0 F8		4	1	1	0	1	0	3											
John Olerud, L OBP: 0.399, SLG: 0.466 Matt Franco, L OBP: 0.355, SLG: 0.375	2-2 G6-3 1B		2-0 G3	4-0 BB		0-1 1B 2B 1B		2-2 P6		3	1	2	0	1	0	1											
Robin Ventura, L OBP: 0.383, SLG: 0.544 Bobby Bonilla, S OBP: 0.274, SLG: 0.298 Jeff Tam, R Mike Kinkade, R OBP: 0.275, SLG: 0.413	1-1 G6-3		2-0 SF7	2-2 G3		1-1 2B HR 1B		0-0 G6-3		3	1	1	1	0	0	5											
Darryl Hamilton, L OBP: 0.387, SLG: 0.435 Jay Payton, R OBP: 0.500, SLG: 0.600	1-1 P5		0-1 HR		2-0 1B 1B 1B	2-2 HR 2B		1-2 F9		4	3	3	2	0	0	2											
Todd Pratt, R OBP: 0.373, SLG: 0.391		1-1 P9	0-2 1B		2-2 1B 1B	2-3 K		0-2 F9		5	1	2	0	0	1	2											
Roger Cedeno, S OBP: 0.399, SLG: 0.410 Benny Agbayani, R OBP: 0.369, SLG: 0.550		4-1 FC3-5 1B BB	2-2 F8		2-2 F8	4-0 HR IBB		1-0 HR		2	0	0	0	1	0	3											
Rey Ordenez, R OBP: 0.310, SLG: 0.314 John Franco, L		0-2 FC3-5 1B		2-1 SH1-4 2B	1-1 1B SF8 1B	1-2 HR		1-2 P1		5	2	4	4	0	0	0											
Masato Yoshii, R OBP: 0.180, SLG: 0.180 Luis Lopez, S OBP: 0.308, SLG: 0.308		0-0 FC3-5		0-1 SH1-4 2B	2-2 SF8 1B	0-3 HR				3	0	1	2	0	1	2											
<b>Inning Stats</b>	R: 0 E: 0 K: 0 S: 13	H: 1 LOB: 2 BB: 1 P: 21	R: 0 E: 0 K: 0 S: 9	H: 1 LOB: 1 BB: 1 P: 16	R: 2 E: 0 K: 0 S: 11	H: 3 LOB: 1 BB: 0 P: 17	R: 0 E: 0 K: 0 S: 11	H: 1 LOB: 3 BB: 1 P: 23	R: 3 E: 0 K: 2 S: 19	H: 4 LOB: 1 BB: 0 P: 33	R: 5 E: 0 K: 2 S: 19	H: 4 LOB: 0 BB: 1 P: 32	R: 0 E: 0 K: 0 S: 5	H: 0 LOB: 0 BB: 0 P: 7	R: 1 E: 0 K: 0 S: 12	H: 1 LOB: 0 BB: 0 P: 15	1B: 10 2B: 2 3B: 0 HR: 3	SF: 2 SAC: 1 DP: 0 HBP: 1	WP: 1 PB: 0 SB: 0 CS: 0	PA: 44							
<b>PITCHER</b>	IP	WLS	BF	H	R	ER	SO	BB	IBB	HBP	BLK	WP	HR	S	P	ERA	WHIP										
Mike Grace, R ERA: 6.75	4.1	L	27	10	5	5	0	3	0	1	0	1	1	59	101	10.38	3.000										
Amaury Telemaco, R ERA: 5.69	0.2		2	0	0	0	0	0	0	0	0	0	0	4	9	0.00	0.000										
Scott Aldred, L ERA: 4.82	0.1		5	3	4	4	1	0	1	0	0	0	0	10	19	108.00	9.000										
Carlton Loewer, R ERA: 5.27	0.2		3	1	1	1	1	0	0	0	0	0	1	9	13	13.50	1.500										
Chad Ogea, R ERA: 5.75	2.0		7	1	1	1	0	0	0	0	0	0	1	17	22	4.50	0.500										

Philadelphia Phillies @ New York Mets  
Shea Stadium, Flushing, NY  
Sat Sep 18 1999, 7:10 PM EDT  
Att: 37,655 - Unknown - 74 F

AB 36  
R 11  
H 15  
RBI 11  
BB 4  
SO 2  
LOB 20




Batter	1	2	3	4	5	6	7	8	9	AB	R	H	RBI	BB	SO	LOB	TOP										
Doug Glanville, R OBP: 0.380, SLG: 0.450	F9			K	BB 1B HBP		23 BB 1B		F8	4	1	1	0	0	1	0	<b>Philadelphia Phillies @ New York Mets</b> Shea Stadium, Flushing, NY Sun Sep 19 1999, 1:40 PM EDT Att: 51,560 - Cloudy - 72 F										
Ron Gant, R OBP: 0.358, SLG: 0.425	F9			F8	1B 23 BLK BB		F8		K	4	1	0	1	1	1	2											
Bobby Abreu, L OBP: 0.445, SLG: 0.563	K			G3-1	23 BLK 1B		P5		K	5	0	1	2	0	2	2											
23 Kevin Jordan, R OBP: 0.347, SLG: 0.403		F8			1B					3	1	1	0	1	0	1											
Rico Brogna, L OBP: 0.335, SLG: 0.459		P6			HR		P6		G4-3	4	1	1	2	0	0	3											
Bobby Estalella, R OBP: 0.250, SLG: 0.182				K	1B				F8	4	0	2	0	0	1	0											
Alex Arias, R OBP: 0.368, SLG: 0.395				G6-3	2B BB		K		PB 2B	3	1	1	0	1	1	1											
Desi Relaford, S OBP: 0.332, SLG: 0.340				F8	BB		K		F7	3	1	1	0	0	1	1											
Billy Brewer, L OBP: 0.366, SLG: 0.557				F8	1B 2B		K			0	0	0	0	0	0	0											
Mike Lieberthal, R OBP: 0.333, SLG: 0.200				G1-3	G1-3		F8 1B		K	2	0	0	0	0	0	0											
Paul Byrd, R OBP: 0.203, SLG: 0.130										2	0	0	0	0	0	2											
Cliff Politte, R OBP: 0.286, SLG: 0.481										0	0	0	0	0	0	0											
Torey Lovullo, S OBP: 0.286, SLG: 0.481										2	0	1	0	0	1	1											
<b>Inning Stats</b>	R: 0 E: 0 K: 1 S: 9	H: 0 LOB: 0 BB: 0 P: 17	R: 0 E: 0 K: 1 S: 6	H: 0 LOB: 0 BB: 0 P: 6	R: 0 E: 0 K: 1 S: 9	H: 0 LOB: 0 BB: 0 P: 11	R: 0 E: 0 K: 1 S: 7	H: 0 LOB: 0 BB: 0 P: 8	R: 6 E: 0 K: 0 S: 21	H: 5 LOB: 1 BB: 2 P: 37	R: 0 E: 0 K: 2 S: 14	H: 1 LOB: 1 BB: 0 P: 18	R: 0 E: 0 K: 0 S: 11	H: 2 LOB: 3 BB: 1 P: 22	R: 0 E: 0 K: 1 S: 15	H: 1 LOB: 1 BB: 0 P: 20	R: 0 E: 0 K: 2 S: 7	H: 0 LOB: 0 BB: 0 P: 12	1B: 6 2B: 2 3B: 0 HR: 1	SF: 0 SAC: 0 DP: 0 HBP: 1	WP: 0 PB: 1 SB: 0 CS: 1	PA: 39					
<b>PITCHER</b>	IP	WLS	BF	H	R	ER	SO	BB	IBB	HBP	BLK	WP	HR	S	P	ERA	WHIP										
Kenny Rogers, L ERA: 4.13	4.2		21	5	6	6	3	2	0	1	0	0	1	49	76	11.57	1.500										
Octavio Dotel, R ERA: 5.27	1.1	W	5	1	0	0	2	0	0	0	1	0	0	7	21	0.00	0.750										
Turk Wendell, R ERA: 3.26	0.1	H	3	2	0	0	0	0	0	0	0	0	0	17	12	0.00	6.000										
Dennis Cook, L ERA: 3.61	1.0	H	5	1	0	0	0	1	0	0	0	0	0	11	20	0.00	2.000										
Amando Benitez, R ERA: 1.84	1.2	S	5	0	0	0	3	0	0	0	0	0	0	15	22	0.00	0.000										

Batter	1	2	3	4	5	6	7	8	9	AB	R	H	RBI	BB	SO	LOB	BOTTOM										
Roger Cedeno, S OBP: 0.403, SLG: 0.420	K		BB HR 1B		S 2B 1B		HR		CS HBP	4	3	3	1	0	1	0	<b>Philadelphia Phillies @ New York Mets</b> Shea Stadium, Flushing, NY Sun Sep 19 1999, 1:40 PM EDT Att: 51,560 - Cloudy - 72 F										
Edgardo Alfonzo, R OBP: 0.385, SLG: 0.511			HR BB		K		1B		CS	3	1	2	0	1	1	1											
John Olerud, L OBP: 0.440, SLG: 0.474			HR		1B 2B		K			3	2	2	4	1	1	1											
31 Mike Piazza, R OBP: 0.368, SLG: 0.587	F8		HR		1B BB		F8			3	2	1	1	1	0	3											
Robin Ventura, L OBP: 0.382, SLG: 0.542	L6		K		E 1B		K			4	0	1	1	0	2	2											
Darryl Hamilton, L OBP: 0.384, SLG: 0.431		P6	F8		F8		K		K	4	0	0	0	0	1	2											
Benny Agbayani, R OBP: 0.365, SLG: 0.542		F8		G6-3	E6		K			4	0	0	0	0	1	1											
Melvin Mora, R OBP: 0.250, SLG: 0.143		F8		G6-3	1-2 2H		K			0	0	0	0	0	0	0											
Rey Ordenez, R OBP: 0.308, SLG: 0.312		G5-3		F8	L6				G6-3	4	0	0	0	0	2	2											
Kenny Rogers, L ERA: 4.13			F7		G6-3				K	2	0	0	0	0	0	0											
Octavio Dotel, R ERA: 5.27										0	0	0	0	0	0	0											
Jorge Lopez, L ERA: 0.900										1	0	0	0	0	0	0											
Turk Wendell, L ERA: 3.26										0	0	0	0	0	0	0											
Dennis Cook, L ERA: 3.61										0	0	0	0	0	0	0											
Armando Benitez, R ERA: 1.84										1	0	0	0	0	1	0											
<b>Inning Stats</b>	R: 0 E: 0 K: 1 S: 10	H: 1 LOB: 2 BB: 1 P: 17	R: 0 E: 0 K: 0 S: 8	H: 0 LOB: 0 BB: 0 P: 13	R: 4 E: 0 K: 1 S: 15	H: 3 LOB: 0 BB: 1 P: 27	R: 0 E: 0 K: 0 S: 8	H: 0 LOB: 0 BB: 0 P: 10	R: 3 E: 1 K: 1 S: 22	H: 3 LOB: 2 BB: 1 P: 37	R: 1 E: 0 K: 2 S: 12	H: 2 LOB: 1 BB: 0 P: 20	R: 0 E: 0 K: 3 S: 9	H: 0 LOB: 0 BB: 0 P: 15	R: 0 E: 0 K: 1 S: 5	H: 0 LOB: 0 BB: 0 P: 8	1B: 4 2B: 2 3B: 0 HR: 3	SF: 0 SAC: 0 DP: 0 HBP: 1	WP: 0 PB: 0 SB: 1 CS: 1	PA: 38							
<b>PITCHER</b>	IP	WLS	BF	H	R	ER	SO	BB	IBB	HBP	BLK	WP	HR	S	P	ERA	WHIP										
Paul Byrd, R ERA: 4.52	4.1	L	23	7	7	6	3	3	0	0	0	0	0	55	92	12.46	2.308										
Cliff Politte, R ERA: 9.82	0.2		3	0	0	0	0	0	0	0	0	0	0	8	12	0.00	0.000										
Billy Brewer, L ERA: 8.55	2.0		8	2	1	1	5	0	0	0	0	0	1	21	35	4.50	1.000										
Joe Grahe, R ERA: 2.96	1.0		3	0	0	0	1	0	0	0	1	0	0	5	8	0.00	0.000										

Batter	1	2	3	4	5	6	7	8	9	AB	R	H	RBI	BB	SO	LOB	TOP					
Doug Glanville, R OBP: 0.380, SLG: 0.450	(1, 8) F8		0-1 1B		1-1 1B	0-1 G5-3		3-2 G5-3		5	0	2	0	0	0	1	<b>Philadelphia Phillies @ Milwaukee Brewers</b> Milwaukee County Stadium, Milwaukee, WI Mon Sep 20 1999, 8:05 PM EDT Att: 10,981 - Cloudy - 57 F					
Ron Gant, R OBP: 0.355, SLG: 0.421	(1, 7) P3		2-1 F9		2-1 P4		0-3 K	1-1 G6-3		5	0	0	0	0	1	3						
23 Kevin Jordan, R OBP: 0.347, SLG: 0.403	(1, 5) 1B		2-2 P6		1-1 P3		0-1 G3-1		1-1 G4-3 1B	5	0	2	0	0	0	2						
Mike Lieberthal, R OBP: 0.366, SLG: 0.555 Dest Relaford, S OBP: 0.332, SLG: 0.340	(1, 2) F8			1-2 G4-3	0-0 P6		1-2 PB 1B		1-0 G4-3 1B	5	0	2	0	0	0	2						
Rico Brogna, L OBP: 0.336, SLG: 0.458		1-0 G4-3		4-0 1B BB		1-1 G1-3		0-0 G4-3		4	1	1	0	1	0	2						
Kevin Seifick, R OBP: 0.382, SLG: 0.378 Bobby Abreu, L OBP: 0.447, SLG: 0.563	(1, 9) G6-3 (7, PH) (7, 9)	1-1 G6-3		3-1 1B G5-3 1B		0-1 1B HR		4-1 1B IBB		3	1	2	0	0	0	0						
Alex Arias, R OBP: 0.368, SLG: 0.395	(1, 6) 1B	2-2 G5-3		3-2 G5-3		1-2 1B HR		1-3 K		5	1	2	0	0	1	8						
Marlon Anderson, L OBP: 0.291, SLG: 0.357	(1, 4) G6-3	3-2 G6-3		0-2 1B		1-2 P6		0-0 S 1B		4	0	2	1	0	0	3						
Robert Person, R Wendell Mappone, R Carlton Loewer, R Scott Aldred, L Rob Ducey, L Steve Montgomery, R	(1, 1) (6, PH) (6, 1) (7, 1) (8, PH) (8, 1)		3-2 F9		0-0 F7		2-1 1B HR		3-3 K	2	0	0	0	0	0	2						
<b>Inning Stats</b>	R: 0 E: 0 K: 0 S: 6	H: 1 LOB: 1 BB: 0 P: 8	R: 0 E: 0 K: 0 S: 9	H: 1 LOB: 1 BB: 0 P: 16	R: 0 E: 0 K: 0 S: 14	H: 1 LOB: 1 BB: 0 P: 21	R: 1 E: 0 K: 0 S: 13	H: 2 LOB: 2 BB: 1 P: 24	R: 0 E: 0 K: 0 S: 7	H: 1 LOB: 1 BB: 0 P: 11	R: 3 E: 0 K: 0 S: 14	H: 3 LOB: 0 BB: 0 P: 19	R: 0 E: 0 K: 2 S: 17	H: 2 LOB: 1 BB: 1 P: 23	R: 0 E: 0 K: 1 S: 9	H: 1 LOB: 1 BB: 0 P: 16		R: 0 E: 0 K: 0 S: 7	H: 2 LOB: 3 BB: 1 P: 13	1B: 13 2B: 0 3B: 0 HR: 1	SF: 0 SAC: 0 DP: 1 HBP: 0	WP: 0 PB: 1 SB: 1 CS: 0
<b>PITCHER</b>	IP WLS BF H R ER SO BB IBB HBP BLK WP HR S P ERA WHIP																					
Scott Karl, L ERA: 4.82	(1, 1) 6.0 W 28 9 4 4 0 1 0 0 0 0 0 1 63 99 6.00 1.667																					
Rocky Coppinger, R ERA: 5.85	(7, 1) 2.0 W 10 3 0 0 3 0 1 0 0 0 0 0 26 39 0.00 1.500																					
Bob Wickman, R ERA: 3.53	(9, 1) 1.0 S 5 2 0 0 0 0 1 0 0 0 0 0 7 13 0.00 2.000																					

Batter	1	2	3	4	5	6	7	8	9	AB	R	H	RBI	BB	SO	LOB	BOTTOM	
Marquis Grissom, R OBP: 0.321, SLG: 0.407	(1, 8) F9		4-2 BB		4-1 FC5-4 BB		0-1 PO 1B	1-2 F8		3	0	1	0	2	0	0	<b>Philadelphia Phillies @ Milwaukee Brewers</b> Milwaukee County Stadium, Milwaukee, WI Mon Sep 20 1999, 8:05 PM EDT Att: 10,981 - Cloudy - 57 F	
Mark Loretta, R OBP: 0.352, SLG: 0.391	(1, 4) 2B HR 1B (8, 3)	0-1 L8		0-2 FC5-4		1-2 PO		0-0 G4-1 1B		4	2	2	0	0	4			
Jeff Cirillo, R OBP: 0.401, SLG: 0.450	(1, 5) 1-3 HR 2B	1-0 FC5		4-2 S BB		2-0 G4-1 1B		1-2 G4-1 1B		3	2	2	0	1	0	2		
Jeremy Burnitz, L OBP: 0.397, SLG: 0.580	(1, 9) 2H 3H HR	1-1 HR		3-3 K		3-3 K		1-1 P3		4	1	1	3	0	2	3		
Kevin Barker, L OBP: 0.330, SLG: 0.432 Ronnie Belliard, R OBP: 0.375, SLG: 0.412	(1, 3) P8 (7, PH) (8, 4)	0-2 P8		1-0 G4-3		2-1 P6		1-2 G4-1		3	0	0	0	0	1			
Alex Ochoa, R OBP: 0.405, SLG: 0.471	(1, 7) BB	4-2 BB		1-3 K		4-1 BB		1-1 BB		2	0	1	2	2	1	0		
Brian Banks, S OBP: 0.321, SLG: 0.370 Robinson Cancel, R OBP: 0.222, SLG: 0.235	(1, 2) K (8, 2)	2-3 K		2-3 K		3-2 L9		3-2 P9		4	0	0	0	0	2	4		
Jose Valentin, S OBP: 0.344, SLG: 0.398	(1, 6) F9		2-2 F9		4-2 SH1-4 BB		1-0 F9		3-2 L4	3	0	0	0	1	0	0		
Scott Karl, L OBP: 0.230, SLG: 0.333 Lou Collier, R OBP: 0.315, SLG: 0.351 Rocky Coppinger, R OBP: 0.333, SLG: 0.333 Lyle Mouton, R OBP: 0.333, SLG: 0.333 Bob Wickman, R	(1, 1) (6, PH) (7, 1) (8, PH) (9, 1)	2-0 FC5 BB 1B		2-1 SH1-4		0-2 G6-3		3-2 F8		1	0	1	0	0	0	0		
<b>Inning Stats</b>	R: 3 E: 0 K: 1 S: 15	H: 3 LOB: 1 BB: 1 P: 24	R: 0 E: 0 K: 0 S: 10	H: 1 LOB: 2 BB: 1 P: 20	R: 0 E: 0 K: 2 S: 7	H: 0 LOB: 0 BB: 0 P: 12	R: 0 E: 0 K: 1 S: 12	H: 0 LOB: 2 BB: 2 P: 24	R: 0 E: 0 K: 0 S: 9	H: 1 LOB: 0 BB: 0 P: 11	R: 2 E: 0 K: 0 S: 13	H: 3 LOB: 1 BB: 0 P: 21	R: 0 E: 0 K: 0 S: 10	H: 0 LOB: 0 BB: 0 P: 17	1B: 6 2B: 1 3B: 0 HR: 1	SF: 0 SAC: 1 DP: 0 HBP: 0		WP: 0 PB: 0 SB: 1 CS: 0
<b>PITCHER</b>	IP WLS BF H R ER SO BB IBB HBP BLK WP HR S P ERA WHIP																	
Robert Person, R ERA: 5.07	(1, 1) 5.0 L 25 4 3 3 5 6 0 0 0 0 0 0 0 11 15 18.00 3.000																	
Carlton Loewer, R ERA: 5.42	(6, 1) 1.0 L 5 3 2 2 0 0 0 0 0 0 0 0 0 11 17 0.00 1.000																	
Scott Aldred, L ERA: 4.73	(7, 1) 1.0 B 4 1 0 0 0 0 0 0 0 0 0 0 0 10 17 0.00 0.000																	
Steve Montgomery, R ERA: 3.47	(8, 1) 1.0 3 0 0 0 0 0 0 0 0 0 0 0 10 17 0.00 0.000																	

**AB 40**  
**R 4**  
**H 14**  
**RBI 4**  
**BB 3**  
**SO 3**  
**LOB 24**



**AB 30**  
**R 5**  
**H 8**  
**RBI 5**  
**BB 6**  
**SO 5**  
**LOB 16**



Batter	1	2	3	4	5	6	7	8	9	AB	R	H	RBI	BB	SO	LOB	TOP					
<b>Kevin Sefcik, R</b> OBP: 0.361, SLG: 0.373	1-1 HR	0-0 E6		1-2 G6-3		3-2 G6-3		4-0 BB SF8 BB	1-3 K	5	2	1	0	1	1	5	<b>Philadelphia Phillies @ Milwaukee Brewers</b> Milwaukee County Stadium, Milwaukee, WI Tue Sep 21 1999, 8:05 PM EDT Att: 11,371 - Unknown - 56 F <a href="http://livebaseballscorecards.com">livebaseballscorecards.com</a>					
<b>Ron Gant, R</b> OBP: 0.359, SLG: 0.430	0-1 HR	0-1 SF9			2-1 23 1B	0-0 BB		4-1 SF8 BB	2-3 K	4	2	3	4	1	1	2						
<b>Bobby Abreu, L</b> OBP: 0.448, SLG: 0.562	2-3 K	2-3 K			1-2 23 1B	4-2 BB		4-0 E BB		3	0	1	0	2	2	2						
<b>Mike Lieberthal, R</b> OBP: 0.363, SLG: 0.551	1-1 P4		0-0 G1-3		2-2 P5	2-1 FC6-4		3-2 SF8		4	0	0	1	0	0	4						
<b>Rico Brogna, L</b> OBP: 0.338, SLG: 0.457	1-1 1B		3-3 K		0-3 K		4-2 BB	4-0 IBB		3	0	1	0	2	2	2						
<b>23 Kevin Jordan, R</b> OBP: 0.345, SLG: 0.399	1-0 F7		0-2 E5		1-2 1B		0-3 K	1-0 P6		5	0	1	1	0	0	5						
<b>Torey Lovullo, S</b> OBP: 0.273, SLG: 0.419		1-0 E5		0-1 FC6-4		1-0 G1-3		4-0 FC3-6		4	0	0	0	1	1	4						
<b>Desi Relaford, S</b> OBP: 0.333, SLG: 0.339		0-1 E		1-1 G5-3		4-2 G6-3		2-2 FC3-6		4	2	1	0	1	0	2						
<b>Anthony Shumaker, L</b> OBP: 0.333, SLG: 0.200		0-0 FC5-6		0-3 K		2-2 F9		2-2 L6		2	0	0	0	0	1	2						
<b>Steve Schrenk, R</b> ERA: 3.97		1-2 SF9						1-2 1B		0	0	0	0	0	0	0						
<b>Wendell Magee, R</b> ERA: 4.47										1	0	0	0	0	0	1						
<b>Chad Ogea, R</b> ERA: 5.74										0	0	0	0	0	0	0						
<b>Rob Ducey, L</b> ERA: 5.91										0	0	0	0	0	0	0						
<b>Wayne Gomes, R</b> ERA: 4.41										1	0	1	0	0	0	0						
<b>Alex Arias, R</b> ERA: 5.25										0	0	0	0	0	0	0						
<b>Marlon Anderson, L</b> ERA: 5.25										0	0	0	0	0	0	0						
<b>Inning Stats</b>	R: 2 E: 0 K: 1 S: 12	H: 3 LOB: 1 BB: 0 P: 18	R: 1 E: 2 K: 1 S: 11	H: 1 LOB: 2 BB: 0 P: 15	R: 0 E: 1 K: 1 S: 9	H: 0 LOB: 1 BB: 0 P: 12	R: 0 E: 0 K: 1 S: 8	H: 0 LOB: 2 BB: 0 P: 10	R: 1 E: 0 K: 0 S: 16	H: 3 LOB: 1 BB: 2 P: 23	R: 1 E: 0 K: 1 S: 14	H: 1 LOB: 3 BB: 2 P: 29	R: 0 E: 0 K: 1 S: 7	H: 0 LOB: 1 BB: 1 P: 13	R: 1 E: 1 K: 0 S: 11	H: 0 LOB: 3 BB: 4 P: 33	R: 0 E: 0 K: 2 S: 12	H: 1 LOB: 2 BB: 1 P: 24	1B: 8 2B: 0 3B: 0 HR: 1	SF: 2 SAC: 0 DP: 0 HBP: 0	WP: 0 PB: 0 SB: 0 CS: 0	PA: 47
<b>PITCHER</b>	IP	WLS	BF	H	R	ER	SO	BB	IBB	HBP	BLK	WP	HR	S	P	ERA	WHIP					
<b>Bill Pulsipher, L</b> ERA: 6.05	5.0	W	26	7	5	4	5	1	0	0	0	0	1	58	84	7.20	1.600					
<b>David Weathers, R</b> ERA: 3.97	0.2	H	3	1	0	0	0	0	0	0	0	0	0	8	13	0.00	1.500					
<b>52 Rafael Roque, L</b> ERA: 5.51	0.1	H	3	0	0	0	0	2	0	0	0	0	0	6	16	0.00	6.000					
<b>Hector Ramirez, R</b> ERA: 4.5	1.1	H	6	0	1	1	1	2	0	0	0	0	0	12	24	6.75	1.500					
<b>Mike Myers, L</b> ERA: 5.45	0.0		1	0	0	0	0	1	0	0	0	0	0	0	4	∞	∞					
<b>Eric Plunk, R</b> ERA: 4.63	0.2	H	3	0	0	0	0	0	0	0	0	0	0	8	12	0.00	0.000					
<b>Bob Wickman, R</b> ERA: 3.45	1.0	S	5	1	0	0	2	1	0	0	0	0	0	12	24	0.00	2.000					

Batter	1	2	3	4	5	6	7	8	9	AB	R	H	RBI	BB	SO	LOB	BOTTOM				
<b>Mark Loretta, R</b> OBP: 0.353, SLG: 0.390	2-2 F9	2-1 1B		4-1 E	0-1 G6-3			0-1 G5-3		4	2	1	1	1	0	1	<b>Philadelphia Phillies @ Milwaukee Brewers</b> Milwaukee County Stadium, Milwaukee, WI Tue Sep 21 1999, 8:05 PM EDT Att: 11,371 - Unknown - 56 F <a href="http://livebaseballscorecards.com">livebaseballscorecards.com</a>				
<b>Lou Collier, R</b> OBP: 0.321, SLG: 0.350	4-0 HBP	1-2 HR		0-1 1B		2-2 F9		4-2 FC1-6		3	1	1	0	1	0	1					
<b>Charlie Greene, R</b> OBP: 0.220, SLG: 0.205		1-2 HR		1-3 2H				2-2 BB		0	0	0	0	1	0	0					
<b>Jeff Cirillo, R</b> OBP: 0.402, SLG: 0.456	2-1 HBP	3-1 HR		2-1 1B		1-2 F9		2-2 FC1-6		5	2	3	4	0	0	1					
<b>Jeremy Burnitz, L</b> OBP: 0.395, SLG: 0.576	0-3 K	1-3 K		2-3 3H		3-2 F8		3-0 G3		5	0	1	0	0	2	3					
<b>Alex Ochoa, R</b> OBP: 0.403, SLG: 0.465	1-1 HBP		3-3 K	1-0 FC5-4			1-1 G5-3			3	0	0	1	0	1	1					
<b>Lyle Mouton, R</b> OBP: 0.250, SLG: 0.273	2-2 F9		0-0 FC6-4	1-0 FC6-4			0-0 G4-3			4	1	2	0	0	0	4					
<b>Jose Valentin, S</b> OBP: 0.339, SLG: 0.392		1-2 P3	2-2 P3		1-2 P4		1-1 G4-3			4	0	0	0	0	0	2					
<b>Robinson Cancel, R</b> OBP: 0.275, SLG: 0.270		4-2 SH1-4	0-1 FC6-4		2-1 SH2-4		3-2 FC5-4			3	1	2	1	1	0	1					
<b>Mike Myers, L</b> ERA: 5.95										0	0	0	0	0	0	0					
<b>Eric Plunk, R</b> ERA: 4.47										0	0	0	0	0	0	0					
<b>Bob Wickman, R</b> ERA: 3.45										0	0	0	0	0	0	0					
<b>Bill Pulsipher, L</b> OBP: 0.143, SLG: 0.143		1-2 SH1-4		0-1 SH2-4			3-2 FC5-4			1	1	1	0	0	0	0					
<b>David Weathers, R</b> OBP: 0.250, SLG: 0.143										0	0	0	0	0	0	0					
<b>52 Rafael Roque, L</b> OBP: 0.158, SLG: 0.059										0	0	0	0	0	0	0					
<b>Hector Ramirez, R</b> ERA: 4.5										0	0	0	0	0	0	0					
<b>Ronnie Belliard, R</b> OBP: 0.374, SLG: 0.411										1	0	0	0	0	0	1					
<b>Inning Stats</b>	R: 0 E: 0 K: 1 S: 12	H: 1 LOB: 3 BB: 1 P: 23	R: 4 E: 0 K: 1 S: 21	H: 3 LOB: 0 BB: 1 P: 34	R: 0 E: 0 K: 1 S: 10	H: 1 LOB: 1 BB: 0 P: 15	R: 3 E: 1 K: 0 S: 11	H: 3 LOB: 1 BB: 1 P: 19	R: 0 E: 0 K: 0 S: 10	H: 1 LOB: 1 BB: 0 P: 13	R: 0 E: 0 K: 0 S: 11	H: 0 LOB: 0 BB: 0 P: 17	R: 1 E: 0 K: 0 S: 10	H: 2 LOB: 1 BB: 0 P: 16	R: 0 E: 0 K: 0 S: 9	H: 0 LOB: 1 BB: 1 P: 18	1B: 9 2B: 1 3B: 0 HR: 1	SF: 0 SAC: 2 DP: 0 HBP: 1	WP: 0 PB: 0 SB: 0 CS: 0	PA: 40	
<b>PITCHER</b>	IP	WLS	BF	H	R	ER	SO	BB	IBB	HBP	BLK	WP	HR	S	P	ERA	WHIP				
<b>Anthony Shumaker, L</b> ERA: 5.95	3.1	L	22	8	7	6	3	3	0	1	0	0	0	12	17	0.00	0.600				
<b>Steve Schrenk, R</b> ERA: 4.47	1.2		6	1	0	0	0	0	0	0	0	0	0	21	33	4.50	1.000				
<b>Chad Ogea, R</b> ERA: 5.74	2.0		8	2	1	1	0	0	0	0	0	0	0	9	18	0.00	1.000				
<b>Wayne Gomes, R</b> ERA: 4.41	1.0		4	0	0	0	0	1	0	0	0	0	0	0	0	0.00	0.000				



Batter	1	2	3	4	5	6	7	8	9	AB	R	H	RBI	BB	SO	LOB	TOP					
Doug Glanville, R (1, 8) OBP: 0.380, SLG: 0.451 Carlton Loewer, R (9, 1) OBP: 0.273, SLG: 0.238	2-2 FC4-6 1B		1-2 P4		0-0 SH5-3		0-0 G1-3	3-2 1B 2B	0-2 L8	5	1	2	0	0	0	1						
Ron Gant, R (1, 7) OBP: 0.361, SLG: 0.434	2-3 K		0-1 S 1B		1-3 K			2-3 1B 2B		5	2	3	2	0	2	2						
Bobby Abreu, L (1, 9) OBP: 0.447, SLG: 0.560	0-1 FC4-6 1-2		2-3 K		0-0 G6-3			1-1 1B HBP		5	2	2	1	0	1	3						
Mike Lieberthal, R (1, 2) OBP: 0.365, SLG: 0.552	1-1 E6			2-0 F9			0-0 G4-6-3 1B	1-4 1B HBP		4	2	2	1	0	0	1						
Rico Brogna, L (1, 3) OBP: 0.339, SLG: 0.457	1-1 G4-3			1-0 E4 23 1B			0-1 G4-6-3	1-1 1B HBP		5	2	2	3	0	0	3						
23 Kevin Jordan, R (1, 5) OBP: 0.343, SLG: 0.394		0-1 G6-3		1-2 F8			2-2 G6-3	1-1 1B HBP		4	1	0	0	0	0	2						
Marlon Anderson, L (1, 4) OBP: 0.234, SLG: 0.363 Steve Montgomery, R (8, 1) OBP: 1.000, SLG: 1.000 Wendell Magee, R (9, 8) OBP: 0.429, SLG: 0.857		0-3 K		2-1 1B			0-0 G3 2B	1-2 1B HBP		5	1	3	3	0	1	1	AB 42					
Desi Relaford, S (1, 6) OBP: 0.327, SLG: 0.332		1-0 F8		1-2 F9			0-0 G3	1-1 SH2-4	2-1 P3	4	0	0	0	0	0	2	R 12					
Randy Wolf, L (1, 1) OBP: 0.281, SLG: 0.267 Rob Ducey, L (7, PH) OBP: 0.389, SLG: 0.478 Amaury Telemaco, R (7, 1) OBP: 0.372, SLG: 0.402 15 David Doster, R (8, 4) OBP: 0.491, SLG: 0.330			1-2 G3-1		0-1 SH5-3 1B		2-3 K2-3	1-1 2B 1B 2B	1-1 G1-3	2	0	1	0	0	0	0	H 16					
<b>Inning Stats</b>	R: 0 E: 1 K: 1 S: 14	H: 1 LOB: 2 BB: 0 P: 20	R: 0 E: 0 K: 1 S: 6	H: 0 LOB: 0 BB: 0 P: 7	R: 0 E: 0 K: 1 S: 14	H: 1 LOB: 1 BB: 0 P: 18	R: 1 E: 1 K: 0 S: 11	H: 1 LOB: 1 BB: 0 P: 18	R: 0 E: 0 K: 1 S: 7	H: 1 LOB: 0 BB: 0 P: 8	R: 0 E: 0 K: 1 S: 6	H: 1 LOB: 1 BB: 0 P: 9	R: 11 E: 0 K: 0 S: 30	H: 10 LOB: 1 BB: 0 P: 47	R: 0 E: 0 K: 0 S: 7	H: 0 LOB: 0 BB: 0 P: 10	1B: 11 2B: 5 3B: 0 HR: 0	SF: 0 SAC: 2 DP: 1 HBP: 2	WP: 0 PB: 0 SB: 2 CS: 0	PA: 46		
<b>PITCHER</b>	IP WLS BF H R ER SO BB IBB HBP BLK WP HR S P ERA WHIP	7.0 L 5 2 2 2 5 0 0 0 0 0 0 0 68 93 2.57 1.143	0.1 L 5 2 5 5 0 0 0 0 0 0 0 0 8 13 ∞ ∞	1.2 L 6 1 2 2 0 0 0 0 0 0 0 0 13 16 10.80 0.600																		

Philadelphia Phillies @ Milwaukee Brewers  
Milwaukee County Stadium, Milwaukee, WI  
Wed Sep 22 1999, 8:05 PM EDT  
Att: 13,043 - Unknown - 74 F

AB 42  
R 12  
H 16  
RBI 12  
BB 0  
SO 5  
LOB 16



Batter	1	2	3	4	5	6	7	8	9	AB	R	H	RBI	BB	SO	LOB	BOTTOM					
Marquis Grissom, R (1, 8) OBP: 0.322, SLG: 0.409	1-3 K			3-2 2B		1-0 BB 1B 2B		0-2 G5-3		4	1	2	0	0	1	0						
Mark Loretta, R (1, 3) OBP: 0.353, SLG: 0.390 Kevin Barker, L (8, PH) OBP: 0.327, SLG: 0.427	2-2 F9			2-2 L7		1-2 2B		0-1 F8		3	1	1	0	0	0	1						
Jeff Cirillo, R (1, 5) OBP: 0.402, SLG: 0.455 Eddie Zosky, R (6, PH) OBP: 0.286, SLG: 0.167	3-2 G4-3			0-0 L5		4-2 2B		2-2 G4-3		2	1	0	0	1	0	1						
Jeremy Burnitz, L (1, 9) OBP: 0.394, SLG: 0.576 Lyle Mouton, R (9, 9) OBP: 0.231, SLG: 0.250		2-2 P5		0-0 G3		0-2 2B		0-2 G3		3	0	1	3	0	0	1						
Alex Ochoa, R (1, 7) OBP: 0.404, SLG: 0.462		1-3 K			4-2 BB	3-2 P8		4-1 FC5-4 BB		2	0	0	0	2	1	1						
Ronnie Belliard, R (1, 4) OBP: 0.371, SLG: 0.407		0-0 G4-3			0-2 P3	2-2 P4		2-1 L9		4	0	0	0	0	0	3						
Lou Collier, R (1, 6) OBP: 0.311, SLG: 0.339			0-1 F9		1-2 F7		0-2 P2	0-2 FC5-4		4	0	0	0	0	0	2						
Robinson Cancel, R (1, 2) OBP: 0.256, SLG: 0.250 Charlie Greene, R (9, 2) OBP: 0.220, SLG: 0.205			1-3 K		0-0 F8		3-3 K			3	0	0	0	0	2	1						
Steve Woodard, L (1, 1) OBP: 0.228, SLG: 0.157 41 Kyle Peterson, R (8, 1) OBP: 0.111, SLG: 0.111 David Weathers, R (8, 1) OBP: 0.250, SLG: 0.143 52 Rafael Roque, L (8, 1) OBP: 0.158, SLG: 0.059			1-3 K			3-2 G6-3		1-3 K		3	0	0	0	0	2	0						
<b>Inning Stats</b>	R: 0 E: 0 K: 1 S: 10	H: 0 LOB: 0 BB: 0 P: 16	R: 0 E: 0 K: 1 S: 7	H: 0 LOB: 0 BB: 0 P: 10	R: 0 E: 0 K: 2 S: 8	H: 0 LOB: 0 BB: 0 P: 10	R: 0 E: 0 K: 0 S: 15	H: 1 LOB: 1 BB: 0 P: 20	R: 0 E: 0 K: 0 S: 9	H: 0 LOB: 1 BB: 1 P: 14	R: 3 E: 0 K: 0 S: 19	H: 3 LOB: 1 BB: 1 P: 32	R: 0 E: 0 K: 2 S: 9	H: 0 LOB: 0 BB: 0 P: 13	R: 0 E: 0 K: 0 S: 9	H: 0 LOB: 0 BB: 0 P: 11	R: 0 E: 0 K: 0 S: 10	H: 0 LOB: 1 BB: 1 P: 18	1B: 2 2B: 2 3B: 0 HR: 0	SF: 0 SAC: 0 DP: 0 HBP: 0	WP: 0 PB: 0 SB: 0 CS: 0	PA: 34
<b>PITCHER</b>	IP WLS BF H R ER SO BB IBB HBP BLK WP HR S P ERA WHIP	6.0 W 3 0 0 0 0 0 0 0 0 0 0 9 13 0.00 0.000	1.0 W 3 0 0 0 0 0 0 0 0 0 0 9 11 0.00 0.000	1.0 L 4 0 0 0 0 1 0 0 0 0 0 10 18 0.00 1.000																		

Philadelphia Phillies @ Milwaukee Brewers  
Milwaukee County Stadium, Milwaukee, WI  
Wed Sep 22 1999, 8:05 PM EDT  
Att: 13,043 - Unknown - 74 F

AB 31  
R 3  
H 4  
RBI 3  
BB 3  
SO 6  
LOB 10





Batter	1	2	3	4	5	6	7	8	9	AB	R	H	RBI	BB	SO	LOB	TOP										
Rickey Henderson, R OBP: 0.441, SLG: 0.480 Armando Benitez, R (8, 1)	1-0 G6-4-3 1B		1-0 CS 1B		2-2 G4-3 1-3		2-1 G6-3			4	0	2	0	0	0	1											
Eduardo Alfonso, R OBP: 0.386, SLG: 0.504	1-1 G6-4-3 1-2		1-0 1-2 1B		3-0 F9			2-2 P4		4	0	1	0	0	0	2											
John Olerud, L OBP: 0.432, SLG: 0.463	3-2 G4-3		3-3 K 2-3		0-0 FC5-4 1-1 1-2 1B			2-0 G6-3		4	0	1	1	0	1	2											
31 Mike Piazza, R OBP: 0.364, SLG: 0.588		2-1 G5-3		1-2 K		3-H FC5-4 1-1 1-2		2-2 G1-3		4	0	0	0	0	1	1											
Robin Ventura, L OBP: 0.381, SLG: 0.539		3-1 HR		2-2 G4-3		3-1 F7		0-1 G4-3		4	1	1	1	0	0	0											
Darryl Hamilton, L OBP: 0.380, SLG: 0.426 Benny Agbayani, R (9, PH) OBP: 0.363, SLG: 0.535	2-0 1B 1B		0-0 1B 1B		2-2 G3-1			1-1 G1-3		3	0	2	0	0	0	0											
Roger Cedeno, S OBP: 0.404, SLG: 0.419 Shawon Dunston, R (9, PH) OBP: 0.333, SLG: 0.449	0-2 G1-6-3 1B		0-0 FC5-4 1-2 1B		1-0 G4-3			0-3 K		3	0	2	0	0	0	0											
Rey Ordóñez, R OBP: 0.310, SLG: 0.311	1-1 G1-6-3 1-2		1-0 FC5-4 1-2		1-0 F7			1-0 G5-3		3	0	0	0	0	0	4											
Masato Yoshii, R OBP: 0.170, SLG: 0.170 Dennis Cook, L (8, 1) Turk Wendell, L (8, 1) Melvin Mora, R OBP: 0.273, SLG: 0.143			0-1 G1-3		1-2 E5 G4-3 PB 1B					3	1	0	0	0	0	0											
<b>Inning Stats</b>	R: 0 E: 0 K: 0 S: 6	H: 1 LOB: 0 BB: 0 P: 11	R: 1 E: 0 K: 0 S: 10	H: 3 LOB: 1 BB: 0 P: 18	R: 0 E: 0 K: 1 S: 7	H: 2 LOB: 2 BB: 0 P: 12	R: 0 E: 0 K: 1 S: 10	H: 2 LOB: 2 BB: 0 P: 14	R: 1 E: 1 K: 0 S: 13	H: 1 LOB: 1 BB: 0 P: 20	R: 0 E: 0 K: 0 S: 8	H: 0 LOB: 0 BB: 0 P: 14	R: 0 E: 0 K: 0 S: 4	H: 0 LOB: 0 BB: 0 P: 7	R: 0 E: 0 K: 1 S: 9	H: 0 LOB: 0 BB: 0 P: 15	R: 0 E: 0 K: 1 S: 7	H: 0 LOB: 0 BB: 0 P: 8	1B: 8 2B: 1 3B: 0 HR: 1	SF: 0 SAC: 0 DP: 3 HBP: 0	WP: 0 PB: 1 SB: 0 CS: 1	PA: 34					
<b>PITCHER</b>	IP	WLS	BF	H	R	ER	SO	BB	IBB	HBP	BLK	WP	HR	S	P	ERA	WHIP										
Joe Grahe, R ERA: 2.51 Scott Aldred, L ERA: 4.61	8.0	W	31	9	2	1	2	0	0	0	0	0	1	67	111	1.12	1.125										

**New York Mets @ Philadelphia Phillies**  
Veterans Stadium, Philadelphia, PA  
Fri Sep 24 1999, 7:05 PM EDT  
Att: 21,649 - Unknown - 72 F

AB	34
R	2
H	9
RBI	2
BB	0
SO	3
LOB	10



Batter	1	2	3	4	5	6	7	8	9	AB	R	H	RBI	BB	SO	LOB	BOTTOM										
Doug Glanville, R OBP: 0.378, SLG: 0.454	1-0 G6-3			0-1 G6-4-3 1B		2-1 F8		1-2 L9		4	1	1	0	0	0	1											
Ron Gant, R OBP: 0.360, SLG: 0.433	2-3 K			4-0 G6-4-3 BB		3-3 K		1-3 K		3	0	0	0	1	3	1											
Bobby Abreu, L OBP: 0.446, SLG: 0.559	1-2 F7			3-2 G6-4-3 1-2 2-3		3-2 G4-3		3-2 1B 2B		4	1	1	1	0	0	2											
Mike Lieberthal, R OBP: 0.366, SLG: 0.552		0-0 L8		0-0 1B 1B		2-1 F9		0-0 1B		4	0	2	2	0	0	0											
Rico Brogna, L OBP: 0.337, SLG: 0.453		3-2 G3		1-0 1-2 1B		0-2 P5		2-3 K		4	0	1	0	0	1	1											
23 Kevin Jordan, R OBP: 0.341, SLG: 0.389		2-1 G5-3		1-0 F9		4-2 1B BB				2	0	0	0	1	0	2											
Marlon Anderson, L OBP: 0.292, SLG: 0.359 15 David Doster, R OBP: 0.291, SLG: 0.330			3-1 G4-3		0-1 F8		0-0 1-2 1B			3	0	1	0	0	0	0											
Alex Arias, R OBP: 0.373, SLG: 0.405			0-1 P4		1-2 G6-3		1-0 F7			3	0	0	0	0	0	2											
Joe Grahe, R OBP: 0.250, SLG: 0.143 Kevin Seick, R OBP: 0.364, SLG: 0.373 Scott Aldred, L (9, 1)			0-3 K		2-2 G4-3		4-2 1B BB			2	0	0	0	0	1	0											
<b>Inning Stats</b>	R: 0 E: 0 K: 1 S: 9	H: 0 LOB: 0 BB: 0 P: 13	R: 0 E: 0 K: 0 S: 8	H: 0 LOB: 0 BB: 0 P: 13	R: 0 E: 0 K: 1 S: 7	H: 0 LOB: 0 BB: 0 P: 10	R: 1 E: 0 K: 0 S: 8	H: 3 LOB: 2 BB: 1 P: 17	R: 0 E: 0 K: 0 S: 8	H: 0 LOB: 0 BB: 0 P: 11	R: 0 E: 0 K: 1 S: 13	H: 0 LOB: 0 BB: 0 P: 21	R: 0 E: 0 K: 0 S: 9	H: 1 LOB: 2 BB: 1 P: 16	R: 2 E: 0 K: 2 S: 16	H: 2 LOB: 1 BB: 1 P: 27	1B: 4 2B: 2 3B: 0 HR: 0	SF: 0 SAC: 0 DP: 1 HBP: 0	WP: 0 PB: 0 SB: 1 CS: 0	PA: 32							
<b>PITCHER</b>	IP	WLS	BF	H	R	ER	SO	BB	IBB	HBP	BLK	WP	HR	S	P	ERA	WHIP										
Masato Yoshii, R ERA: 4.46 Dennis Cook, L ERA: 3.9 Turk Wendell, R ERA: 3.14 Armando Benitez, R ERA: 1.95	7.0		26	4	1	1	3	2	0	0	0	0	0	3	7	∞	∞										

**New York Mets @ Philadelphia Phillies**  
Veterans Stadium, Philadelphia, PA  
Fri Sep 24 1999, 7:05 PM EDT  
Att: 21,649 - Unknown - 72 F

AB	29
R	3
H	6
RBI	3
BB	3
SO	5
LOB	9



Batter	1	2	3	4	5	6	7	8	9	AB	R	H	RBI	BB	SO	LOB	TOP			
Rickey Henderson, R OBP: 0.438, SLG: 0.475 John Franco, L Turk Wendell, L Todd Pratt, R OBP: 0.389, SLG: 0.386	F8		G6-3			L7	P5		K	4	0	0	0	0	0	2				
Edgardo Alfonzo, R OBP: 0.388, SLG: 0.504	G6-3			31 FC6-4 1B		31 WP 1B BB		HR BB		2	1	1	0	2	0	0				
John Olerud, L OBP: 0.434, SLG: 0.471	G6-3			1-1 31 FC6-4 1B		1-1 BB 1B		2-2 HR		4	1	3	2	0	0	0				
31 Mike Piazza, R OBP: 0.363, SLG: 0.584		1-3 K		2-2 FC6-4 G3-6-3 1-2 2-3 1B		1-3 K		4-0 FC1-5 BB		3	0	0	0	1	2	4				
Robin Ventura, L OBP: 0.381, SLG: 0.537	K			2-2 G3-6-3 1-2		4-2 BB		4-1 L4-6 FC1-5 BB		2	0	0	0	2	1	2				
Darryl Hamilton, L OBP: 0.379, SLG: 0.423	G1-3			2-2 FC5-4 BB		3-2 F8		0-0 FC1-5		3	0	0	0	1	0	5				
Roger Cedeno, S OBP: 0.402, SLG: 0.416 Benny Agbayani, R OBP: 0.362, SLG: 0.533 Melvin Mora, R OBP: 0.273, SLG: 0.143			3-3 K		3-2 F7		2-2 L9	1-2 L4-6		3	0	0	0	0	1	1	AB 28			
Rey Ordóñez, R OBP: 0.311, SLG: 0.310			1-1 P3		0-0 FC5-4 1-2		4-1 BB	4-2 G6-4-3 BB		2	0	0	0	2	0	1	R 2			
Kenny Rogers, L OBP: 0.189, SLG: 0.120 Octavio Dotel, R OBP: 0.279, SLG: 0.125 Bobby Bonilla, R OBP: 0.275, SLG: 0.358 Pat Mahomes, R OBP: 0.355, SLG: 0.389 Matt Franco, L OBP: 0.355, SLG: 0.389 Shawon Dunston, R OBP: 0.330, SLG: 0.447			4-2 BB		1-2 F7		1-1 P3	1-1 G6-4-3		0	0	0	0	0	0	0	H 4			
<b>Inning Stats</b>	R: 0 E: 0 K: 0 S: 6	H: 0 LOB: 0 BB: 0 P: 10	R: 0 E: 0 K: 2 S: 11	H: 0 LOB: 0 BB: 0 P: 14	R: 0 E: 0 K: 1 S: 11	H: 0 LOB: 1 BB: 1 P: 21	R: 0 E: 0 K: 0 S: 15	H: 2 LOB: 1 BB: 0 P: 23	R: 0 E: 0 K: 1 S: 13	H: 0 LOB: 1 BB: 1 P: 16	R: 0 E: 0 K: 0 S: 9	H: 0 LOB: 1 BB: 1 P: 16	R: 2 E: 0 K: 0 S: 13	H: 1 LOB: 1 BB: 3 P: 28	R: 0 E: 0 K: 1 S: 8	H: 0 LOB: 0 BB: 1 P: 14	1B: 3 2B: 1 3B: 0 HR: 1	SF: 0 SAC: 0 DP: 3 HBP: 0	WP: 1 PB: 0 SB: 0 CS: 0	PA: 37
<b>PITCHER</b>	IP	WLS	BF	H	R	ER	SO	BB	IBB	HBP	BLK	WP	HR	S	P	ERA	WHIP			
Robert Person, R ERA: 4.85	6.0	W	24	3	0	0	4	4	0	0	0	1	0	64	110	0.00	1.167			
Steve Montgomery, R ERA: 3.66	1.0		7	1	2	2	0	3	0	0	0	0	1	17	34	18.00	4.000			
Scott Aldred, L ERA: 4.53	1.0	H	4	0	0	0	0	2	0	0	0	0	0	8	17	0.00	2.000			
Wayne Gomes, R ERA: 4.42	1.0	S	2	0	0	0	1	0	0	0	0	0	0	5	7	0.00	0.000			

New York Mets @ Philadelphia Phillies  
Veterans Stadium, Philadelphia, PA  
Sat Sep 25 1999, 1:15 PM EDT  
Att: 23,319 - Sunny - 75 F

AB 28  
R 2  
H 4  
RBI 2  
BB 9  
SO 5  
LOB 20



Batter	1	2	3	4	5	6	7	8	9	AB	R	H	RBI	BB	SO	LOB	BOTTOM			
Doug Glanville, R OBP: 0.377, SLG: 0.452	G6-3		BB 1B BB	K		L9				3	1	0	0	1	1	1				
Ron Gant, R OBP: 0.365, SLG: 0.436	G6-4-3 1B		1 SAFE 1 SAFE 1 SAFE BB 23 BB 1B	E5 1B		BB				3	1	3	0	1	0	0				
Bobby Abreu, L OBP: 0.443, SLG: 0.555	G6-4-3		3-3 K	2-3 K		0-1 L9				4	0	0	0	0	2	6				
Mike Lieberthal, R OBP: 0.367, SLG: 0.557		3-2 HR	4-0 23 BB BB	K		G1-3				3	1	1	1	1	1	0				
Rico Brogna, L OBP: 0.340, SLG: 0.459		1-0 HR	4-2 23 BB	1-2 2-3 3H 1B		G3				3	1	2	2	1	0	0				
23 Kevin Jordan, R OBP: 0.340, SLG: 0.385		1-3 K	4-0 1-2 2-3 3H BB	G1-3		G4-3				3	0	0	1	1	1	1				
15 David Doster, R OBP: 0.290, SLG: 0.319	G6-3		1-2 2-3 3H BB	G4-3		BB				3	0	0	0	1	1	3				
Desi Relaford, S OBP: 0.321, SLG: 0.325	G4-3			G3		F7				4	0	0	0	0	0	2				
Robert Person, R OBP: 0.122, SLG: 0.077 Marlon Anderson, L OBP: 0.291, SLG: 0.358 Steve Montgomery, R OBP: 1.000, SLG: 1.000 Scott Aldred, L Wayne Gomes, R			0-3 K2-3	4-2 BB		F8				1	0	0	0	1	1	0	AB 29			
<b>Inning Stats</b>	R: 0 E: 0 K: 0 S: 6	H: 1 LOB: 0 BB: 0 P: 9	R: 2 E: 0 K: 1 S: 12	H: 2 LOB: 0 BB: 0 P: 18	R: 2 E: 0 K: 2 S: 14	H: 1 LOB: 3 BB: 4 P: 33	R: 0 E: 1 K: 2 S: 11	H: 1 LOB: 2 BB: 1 P: 18	R: 0 E: 0 K: 1 S: 11	H: 0 LOB: 1 BB: 1 P: 20	R: 0 E: 0 K: 0 S: 8	H: 0 LOB: 0 BB: 0 P: 14	R: 0 E: 0 K: 2 S: 14	H: 0 LOB: 0 BB: 0 P: 19	1B: 4 2B: 0 3B: 0 HR: 2	SF: 0 SAC: 0 DP: 1 HBP: 0	WP: 0 PB: 0 SB: 0 CS: 0	PA: 36		
<b>PITCHER</b>	IP	WLS	BF	H	R	ER	SO	BB	IBB	HBP	BLK	WP	HR	S	P	ERA	WHIP			
Kenny Rogers, L ERA: 4.26	1.1	L	15	4	4	4	3	4	0	0	0	0	0	14	21	0.00	1.500			
Octavio Dotel, R ERA: 5.4	3.1		6	1	0	0	2	1	0	0	0	0	0	14	21	0.00	1.500			
Pat Mahomes, R ERA: 3.34	2.0		9	1	0	0	1	2	0	0	0	0	0	17	30	0.00	1.500			
John Franco, L ERA: 3.05	1.0		3	0	0	0	0	0	0	0	0	0	0	8	14	0.00	0.000			
Turk Wendell, R ERA: 3.1	1.0		3	0	0	0	2	0	0	0	0	0	0	14	19	0.00	0.000			

New York Mets @ Philadelphia Phillies  
Veterans Stadium, Philadelphia, PA  
Sat Sep 25 1999, 1:15 PM EDT  
Att: 23,319 - Sunny - 75 F

AB 29  
R 4  
H 6  
RBI 4  
BB 7  
SO 8  
LOB 13



Batter	1	2	3	4	5	6	7	8	9	AB	R	H	RBI	BB	SO	LOB	TOP										
Rickey Henderson, R OBP: 0.435, SLG: 0.472 (1, 7)	P4		1-1 1B			G6-3	K		G4-6-3	5	0	1	0	0	1	5	<b>New York Mets @ Philadelphia Phillies</b> Veterans Stadium, Philadelphia, PA Sun Sep 26 1999, 1:35 PM EDT Att: 26,370 - Sunny - 73 F										
Roger Cedeno, S OBP: 0.399, SLG: 0.413 Shawon Dunston, R (8, PH) OBP: 0.331, SLG: 0.445 Turk Wendell, L (8, 1)	K		1-2 F7			L3		G5-3		3	0	0	0	0	1	2											
John Olerud, L OBP: 0.433, SLG: 0.469 (1, 3)	1B		2-2 G5-3			G1-3		G4-3		4	0	1	0	0	0	2											
31 Mike Piazza, R OBP: 0.364, SLG: 0.586 (1, 2)	K				G5-3		FC5-4 1B	2B		4	0	2	0	0	1	1											
Robin Ventura, L OBP: 0.379, SLG: 0.533 (1, 5)		P5			G4-3		FC5-4 2B	G4-3		4	1	0	0	0	0	2											
Edgardo Alfonzo, R OBP: 0.386, SLG: 0.501 (1, 4)	K		2-2 L6			F7		G4-3		4	0	0	0	0	1	1											
Darryl Hamilton, L OBP: 0.380, SLG: 0.421 (1, 8)	G6-3				F9		2B	BB		2	1	0	0	2	0	0											
Rey Ordonez, R OBP: 0.313, SLG: 0.312 (1, 6)			0-1 F8		K		WP 2B	BB		3	0	1	2	1	1	0											
Rick Reed, R Matt Franco, L Jay Payton, L John Franco, L Melvin Mora, R Bobby Bonilla, S Shane Halter, R			3-2 1B		K		2-3 BB		4-1 BB	2	0	1	0	0	1	0											
			1B				2-3 BB		1-2 BB	0	0	0	0	0	1	0											
<b>Inning Stats</b>	R: 0 E: 0 K: 2 S: 11	H: 1 LOB: 1 BB: 0 P: 21	R: 0 E: 0 K: 1 S: 8	H: 0 LOB: 0 BB: 0 P: 11	R: 0 E: 0 K: 0 S: 16	H: 2 LOB: 2 BB: 0 P: 23	R: 0 E: 0 K: 0 S: 9	H: 0 LOB: 0 BB: 0 P: 11	R: 0 E: 0 K: 2 S: 9	H: 0 LOB: 0 BB: 0 P: 13	R: 0 E: 0 K: 0 S: 7	H: 0 LOB: 0 BB: 0 P: 12	R: 2 E: 0 K: 1 S: 12	H: 2 LOB: 2 BB: 2 P: 25	R: 0 E: 0 K: 0 S: 10	H: 1 LOB: 1 BB: 0 P: 15	R: 0 E: 0 K: 0 S: 7	H: 0 LOB: 3 BB: 3 P: 22	1B: 4 2B: 2 3B: 0 HR: 0	SF: 0 SAC: 0 DP: 1 HBP: 0	WP: 1 PB: 0 SB: 0 CS: 0	PA: 37					
<b>PITCHER</b>	IP	WLS	BF	H	R	ER	SO	BB	IBB	HBP	BLK	WP	HR	S	P	ERA	WHIP										
Paul Byrd, R ERA: 4.45	7.0	W	28	5	2	2	6	2	0	0	0	1	0	72	116	2.57	1.000										
Billy Brewer, L ERA: 7.89	0.2	H	2	0	0	0	0	0	0	0	0	0	0	4	6	0.00	0.000										
Wayne Gomes, R ERA: 4.38	0.2	H	6	1	0	0	0	3	0	0	0	0	0	10	27	0.00	6.000										
Steve Montgomery, R ERA: 3.62	0.2	S	1	0	0	0	0	0	0	0	0	0	0	3	4	0.00	0.000										

AB	32
R	2
H	6
RBI	2
BB	5
SO	6
LOB	13



Batter	1	2	3	4	5	6	7	8	9	AB	R	H	RBI	BB	SO	LOB	BOTTOM										
Doug Glanville, R OBP: 0.377, SLG: 0.450 (1, 8)	G6-3		G4-3		S 2H 1B		L7			4	0	1	1	0	0	1	<b>New York Mets @ Philadelphia Phillies</b> Veterans Stadium, Philadelphia, PA Sun Sep 26 1999, 1:35 PM EDT Att: 26,370 - Sunny - 73 F										
Ron Gant, R OBP: 0.364, SLG: 0.433 (1, 7)	F8			G6-3	SAFE SAFE 1-2 BB		L8			3	0	0	0	1	0	0											
Bobby Abreu, L OBP: 0.443, SLG: 0.553 (1, 9)	S BB			E S HR BB	K		G4-3			2	1	0	0	2	1	2											
Mike Lieberthal, R OBP: 0.364, SLG: 0.552 (1, 2)	G6-3			G1-3		F9		K		4	0	0	0	0	1	2											
Rico Brogna, L OBP: 0.340, SLG: 0.463 (1, 3)		K		HR		P6				3	1	1	2	0	1	0											
23 Kevin Jordan, R OBP: 0.337, SLG: 0.382 (1, 5)	G4-3			P4		G6-3				3	0	0	0	0	0	0											
Marlon Anderson, L OBP: 0.289, SLG: 0.356 15 David Doster, R OBP: 0.290, SLG: 0.319 (8, 4)	G6-3				G3-1		G4-3			3	0	0	0	0	0	0											
Desi Relaford, S OBP: 0.322, SLG: 0.325 (1, 6)			F7		SH3 1B		K			3	1	1	0	0	1	0											
Paul Byrd, R Kevin Selick, R Billy Brewer, L Wayne Gomes, R Steve Montgomery, R			L4		SH3 1B					1	0	0	0	0	0	0											
					1-2 3B					0	0	0	0	0	0	0											
<b>Inning Stats</b>	R: 0 E: 0 K: 0 S: 9	H: 0 LOB: 1 BB: 1 P: 19	R: 0 E: 0 K: 1 S: 6	H: 0 LOB: 0 BB: 0 P: 9	R: 0 E: 0 K: 0 S: 7	H: 0 LOB: 0 BB: 0 P: 10	R: 2 E: 0 K: 0 S: 8	H: 1 LOB: 0 BB: 1 P: 15	R: 1 E: 0 K: 1 S: 9	H: 2 LOB: 2 BB: 1 P: 15	R: 0 E: 0 K: 0 S: 7	H: 0 LOB: 0 BB: 0 P: 13	R: 0 E: 0 K: 1 S: 9	H: 1 LOB: 1 BB: 0 P: 13	R: 0 E: 0 K: 1 S: 8	H: 0 LOB: 0 BB: 0 P: 14	1B: 2 2B: 0 3B: 1 HR: 1	SF: 0 SAC: 1 DP: 0 HBP: 0	WP: 0 PB: 0 SB: 3 CS: 0	PA: 31							
<b>PITCHER</b>	IP	WLS	BF	H	R	ER	SO	BB	IBB	HBP	BLK	WP	HR	S	P	ERA	WHIP										
Rick Reed, R ERA: 4.87	6.0	L	24	3	3	3	2	3	0	0	0	0	0	9	13	0.00	1.000										
John Franco, L ERA: 2.97	1.0		4	1	0	0	1	0	0	0	0	0	0	8	14	0.00	0.000										
Turk Wendell, R ERA: 3.06	1.0		3	0	0	0	1	0	0	0	0	0	0	8	14	0.00	0.000										

AB	27
R	3
H	4
RBI	3
BB	3
SO	4
LOB	5



Batter	1	2	3	4	5	6	7	8	9	AB	R	H	RBI	BB	SO	LOB	TOP					
Chad Meyers, R OBP: 0.296, SLG: 0.298 (1, 4)	0-0 1B		1-3 K	0-3 K		2-0 L4-3		2-2 G1-3		5	0	1	0	0	2	2	<b>Chicago Cubs @ Philadelphia Phillies</b> Veterans Stadium, Philadelphia, PA Tue Sep 28 1999, 7:05 PM EDT Att: 16,106 - Cloudy - 72 F					
Jose Nieves, R OBP: 0.297, SLG: 0.351 (1, 6)	2-3 K		4-0 BB 2B	1-1 HR 1B		1-0 P3			4-0 HR BB	3	3	1	0	2	1	0						
Mark Grace, L OBP: 0.393, SLG: 0.485 (1, 3)	4-2 BB		4-0 BB 2B	1-0 HR			2-1 G3-1		3-2 P5	3	2	1	2	2	0	1						
Sammy Sosa, R OBP: 0.370, SLG: 0.644 Roosevelt Brown, L OBP: 0.245, SLG: 0.380 (9, 9)	4-0 BB		4-1 BB 2B 1B	1-3 HR			2-3 K		0-0 HR	3	2	1	2	2	2	0						
Glenallen Hill, R OBP: 0.356, SLG: 0.588 Lance Johnson, L OBP: 0.327, SLG: 0.338 (1, 7)	2-3 K		2-2 P4		2-1 G1-3		4-2 BB		1-0 F8	3	0	0	0	1	1	5						
Shane Andrews, R OBP: 0.293, SLG: 0.367 (1, 5)		2-1 CS 1B	2-1 1B 2B		2-0 G6-3		2-3 K		0-0 F8	5	1	2	2	0	1	1						
Benito Santiago, R OBP: 0.312, SLG: 0.378 (1, 2)	4-1 BB		1-1 1B		0-0 1B			2-1 G4-3		3	0	2	2	1	0	0						
Bo Porter, R OBP: 0.240, SLG: 0.217 (1, 8)	1-3 K		3-3 K		2-2 P2			3-2 SH3-4 1B		4	0	1	0	0	2	3						
Steve Trachsel, R OBP: 0.127, SLG: 0.129 (1, 1)	0-3 K			0-3 K		2-2 L4-3 1B		2-1 SH3-4		3	0	1	0	0	2	1						
<b>Inning Stats</b>	R: 0 E: 0 K: 2 S: 12	H: 1 LOB: 2 BB: 2 P: 24	R: 0 E: 0 K: 2 S: 9	H: 1 LOB: 1 BB: 1 P: 16	R: 4 E: 0 K: 2 S: 16	H: 2 LOB: 1 BB: 3 P: 37	R: 2 E: 0 K: 3 S: 12	H: 2 LOB: 0 BB: 0 P: 15	R: 0 E: 0 K: 0 S: 7	H: 1 LOB: 1 BB: 0 P: 13	R: 0 E: 0 K: 2 S: 10	H: 0 LOB: 1 BB: 1 P: 20	R: 0 E: 0 K: 0 S: 10	H: 1 LOB: 1 BB: 0 P: 19	R: 2 E: 0 K: 0 S: 8	H: 1 LOB: 0 BB: 1 P: 16		1B: 7 2B: 2 3B: 0 HR: 2	SF: 0 SAC: 1 DP: 1 HBP: 0	WP: 0 PB: 0 SB: 0 CS: 1	PA: 42	
<b>PITCHER</b>	IP WLS BF H R ER SO BB IBB HBP BLK WP HR S P ERA WHIP	IP WLS BF H R ER SO BB IBB HBP BLK WP HR S P ERA WHIP	IP WLS BF H R ER SO BB IBB HBP BLK WP HR S P ERA WHIP	IP WLS BF H R ER SO BB IBB HBP BLK WP HR S P ERA WHIP	IP WLS BF H R ER SO BB IBB HBP BLK WP HR S P ERA WHIP	IP WLS BF H R ER SO BB IBB HBP BLK WP HR S P ERA WHIP	IP WLS BF H R ER SO BB IBB HBP BLK WP HR S P ERA WHIP	IP WLS BF H R ER SO BB IBB HBP BLK WP HR S P ERA WHIP	IP WLS BF H R ER SO BB IBB HBP BLK WP HR S P ERA WHIP	IP WLS BF H R ER SO BB IBB HBP BLK WP HR S P ERA WHIP	IP WLS BF H R ER SO BB IBB HBP BLK WP HR S P ERA WHIP	IP WLS BF H R ER SO BB IBB HBP BLK WP HR S P ERA WHIP	IP WLS BF H R ER SO BB IBB HBP BLK WP HR S P ERA WHIP	IP WLS BF H R ER SO BB IBB HBP BLK WP HR S P ERA WHIP	IP WLS BF H R ER SO BB IBB HBP BLK WP HR S P ERA WHIP	IP WLS BF H R ER SO BB IBB HBP BLK WP HR S P ERA WHIP	IP WLS BF H R ER SO BB IBB HBP BLK WP HR S P ERA WHIP	IP WLS BF H R ER SO BB IBB HBP BLK WP HR S P ERA WHIP	IP WLS BF H R ER SO BB IBB HBP BLK WP HR S P ERA WHIP	IP WLS BF H R ER SO BB IBB HBP BLK WP HR S P ERA WHIP	IP WLS BF H R ER SO BB IBB HBP BLK WP HR S P ERA WHIP	IP WLS BF H R ER SO BB IBB HBP BLK WP HR S P ERA WHIP

AB	33
R	8
H	10
RBI	8
BB	8
SO	11
LOB	13



Batter	1	2	3	4	5	6	7	8	9	AB	R	H	RBI	BB	SO	LOB	BOTTOM						
Doug Glanville, R OBP: 0.377, SLG: 0.454 (1, 8)	0-1 F8		0-0 SF9 3B		1-2 G6-4-3		0-1 1B			4	1	2	0	0	0	1	<b>Chicago Cubs @ Philadelphia Phillies</b> Veterans Stadium, Philadelphia, PA Tue Sep 28 1999, 7:05 PM EDT Att: 16,106 - Cloudy - 72 F						
Rob Ducey, L OBP: 0.385, SLG: 0.470 (1, 7)	0-3 K2-3		2-1 SF9		4-1 BB BB		0-2 K			2	0	0	1	1	2	1							
Bobby Abreu, L OBP: 0.444, SLG: 0.554 (1, 9)	0-2 G5-3		3-H WP 2B		4-1 BB			1-3 K		3	0	1	0	1	1	0							
Mike Lieberthal, R OBP: 0.363, SLG: 0.550 (1, 2)		3-2 3B 1B	3-2 G6-3		0-0 G5-3			0-0 F7		4	1	1	0	0	0	3							
Rico Brogna, L OBP: 0.339, SLG: 0.462 (1, 3)		2-3 K		0-1 23 G5-4-3 1B		0-1 F7		1-2 F7		4	0	1	0	0	1	1							
23 Kevin Jordan, R OBP: 0.333, SLG: 0.377 (1, 5)		1 SAFE 0-1 F9		0-1 G5-4-3		0-1 F9		0-1 G5-3		4	0	0	0	0	0	2							
Marlon Anderson, L OBP: 0.293, SLG: 0.364 (1, 4)		0-2 1-H 3B		0-0 1B		0-0 F8		1-2 G1-3 1B		4	0	3	1	0	0	0							
Desi Relaford, S OBP: 0.316, SLG: 0.319 (1, 6)		1-2 F7		1-0 G3			0-0 P6		2-2 G1-3	4	0	0	0	0	0	3							
Randy Wolf, L Worrel Miano, R Steve Schrock, R Kevin Shive, R Cliff Polette, R Tommy Lasorda, M Anthony Johnson, R Anthony Shumaker, L Benito Santiago, R Bobby Abreu, L (1, 1)		3-2 F9		2-2 G6-4-3 1B		2-1 G4-3		3-3 K		0	0	0	0	0	0	0							
<b>Inning Stats</b>	R: 0 E: 0 K: 1 S: 8	H: 0 LOB: 0 BB: 0 P: 8	R: 1 E: 0 K: 1 S: 15	H: 2 LOB: 1 BB: 0 P: 21	R: 1 E: 0 K: 0 S: 16	H: 2 LOB: 1 BB: 0 P: 25	R: 0 E: 0 K: 0 S: 6	H: 2 LOB: 1 BB: 0 P: 7	R: 0 E: 0 K: 0 S: 10	H: 1 LOB: 2 BB: 2 P: 21	R: 0 E: 0 K: 0 S: 5	H: 0 LOB: 0 BB: 0 P: 5	R: 0 E: 0 K: 1 S: 8	H: 1 LOB: 1 BB: 0 P: 10	R: 0 E: 0 K: 1 S: 7	H: 0 LOB: 0 BB: 0 P: 9		R: 0 E: 0 K: 1 S: 11	H: 1 LOB: 1 BB: 0 P: 17	1B: 6 2B: 1 3B: 2 HR: 0	SF: 1 SAC: 0 DP: 2 HBP: 0	WP: 1 PB: 0 SB: 0 CS: 0	PA: 36
<b>PITCHER</b>	IP WLS BF H R ER SO BB IBB HBP BLK WP HR S P ERA WHIP	IP WLS BF H R ER SO BB IBB HBP BLK WP HR S P ERA WHIP	IP WLS BF H R ER SO BB IBB HBP BLK WP HR S P ERA WHIP	IP WLS BF H R ER SO BB IBB HBP BLK WP HR S P ERA WHIP	IP WLS BF H R ER SO BB IBB HBP BLK WP HR S P ERA WHIP	IP WLS BF H R ER SO BB IBB HBP BLK WP HR S P ERA WHIP	IP WLS BF H R ER SO BB IBB HBP BLK WP HR S P ERA WHIP	IP WLS BF H R ER SO BB IBB HBP BLK WP HR S P ERA WHIP	IP WLS BF H R ER SO BB IBB HBP BLK WP HR S P ERA WHIP	IP WLS BF H R ER SO BB IBB HBP BLK WP HR S P ERA WHIP	IP WLS BF H R ER SO BB IBB HBP BLK WP HR S P ERA WHIP	IP WLS BF H R ER SO BB IBB HBP BLK WP HR S P ERA WHIP	IP WLS BF H R ER SO BB IBB HBP BLK WP HR S P ERA WHIP	IP WLS BF H R ER SO BB IBB HBP BLK WP HR S P ERA WHIP	IP WLS BF H R ER SO BB IBB HBP BLK WP HR S P ERA WHIP	IP WLS BF H R ER SO BB IBB HBP BLK WP HR S P ERA WHIP	IP WLS BF H R ER SO BB IBB HBP BLK WP HR S P ERA WHIP	IP WLS BF H R ER SO BB IBB HBP BLK WP HR S P ERA WHIP	IP WLS BF H R ER SO BB IBB HBP BLK WP HR S P ERA WHIP	IP WLS BF H R ER SO BB IBB HBP BLK WP HR S P ERA WHIP	IP WLS BF H R ER SO BB IBB HBP BLK WP HR S P ERA WHIP	IP WLS BF H R ER SO BB IBB HBP BLK WP HR S P ERA WHIP	IP WLS BF H R ER SO BB IBB HBP BLK WP HR S P ERA WHIP



Batter	1	2	3	4	5	6	7	8	9	AB	R	H	RBI	BB	SO	LOB	TOP					
Lance Johnson, L (1.8) OBP: 0.331, SLG: 0.341	G4-3		G4-6-3 1B			BB		1B		3	0	2	0	1	0	0	<b>Chicago Cubs @ Philadelphia Phillies</b> Veterans Stadium, Philadelphia, PA Wed Sep 29 1999, 7:05 PM EDT Att: 21,142 - Overcast - 71 F					
Roosevelt Brown, L (1.7) OBP: 0.285, SLG: 0.385			G4-6-3			K		K		2	0	1	0	0	0	1						
Bo Porter, R (6.7) OBP: 0.231, SLG: 0.208	BB					K		K		1	0	0	0	0	1	1						
Jeff Blauser, R (8.7) OBP: 0.343, SLG: 0.415	1B									1	0	0	0	0	1	1						
Rick Aguilera, R (8.1)										0	0	0	0	0	0	0						
Sammy Sosa, R (1.9) OBP: 0.369, SLG: 0.642	K					K			G6-3	4	0	1	0	0	2	2						
Mark Grace, L (1.3) OBP: 0.392, SLG: 0.483				G4-3		P3			F7	3	0	0	0	1	0	2						
Shane Andrews, R (1.5) OBP: 0.292, SLG: 0.364	K			F8					P6	3	0	0	0	1	1	3						
Jeff Reed, L (1.2) OBP: 0.365, SLG: 0.352				G4-3						3	0	0	0	0	0	2						
Jose Nieves, R (1.6) OBP: 0.293, SLG: 0.345										3	0	0	0	0	0	1						
Chad Meyers, R (1.4) OBP: 0.290, SLG: 0.291										3	0	0	0	0	1	0						
Micah Bowie, L (1.1) OBP: 0.267, SLG: 0.214				G4-3						1	0	0	0	0	0	0						
Rodney Myers, R (4.1) OBP: 0.429, SLG: 0.571										0	0	0	0	0	0	0						
Cole Litzke, R (5.1) OBP: 0.267, SLG: 0.310										0	0	0	0	0	1	0						
Felix Heredia, L (5.1) OBP: 0.267, SLG: 0.310										0	0	0	0	0	0	0						
Scott Sanders, R (6.1) OBP: 0.267, SLG: 0.310										0	0	0	0	0	0	0						
Mark Guthrie, R (7.1) OBP: 0.267, SLG: 0.310										0	0	0	0	0	0	0						
Mickey Morandini, L (8.7) OBP: 0.322, SLG: 0.334										1	0	0	0	0	0	0						
<b>Inning Stats</b>	R: 0 E: 0 K: 2 S: 11	H: 1 LOB: 2 BB: 1 P: 19	R: 0 E: 0 K: 0 S: 6	H: 0 LOB: 0 BB: 0 P: 11	R: 0 E: 0 K: 0 S: 7	H: 1 LOB: 0 BB: 0 P: 10	R: 0 E: 0 K: 0 S: 8	H: 1 LOB: 1 BB: 0 P: 13	R: 0 E: 0 K: 2 S: 10	H: 0 LOB: 0 BB: 0 P: 15	R: 0 E: 0 K: 2 S: 9	H: 0 LOB: 1 BB: 1 P: 18	R: 0 E: 0 K: 0 S: 7	H: 0 LOB: 0 BB: 1 P: 14	R: 0 E: 0 K: 1 S: 8	H: 1 LOB: 1 BB: 0 P: 12	R: 0 E: 0 K: 0 S: 4	H: 0 LOB: 0 BB: 0 P: 5	1B: 4 2B: 0 3B: 0 HR: 0	SF: 0 SAC: 0 DP: 2 HBP: 0	WP: 0 PB: 0 SB: 0 CS: 0	PA: 32
<b>PITCHER</b>	IP	WLS	BF	H	R	ER	SO	BB	IBB	HBP	BLK	WP	HR	S	P	ERA	WHIP					
Carlton Loewer, R (1.1) ERA: 5.12	4.0		15	3	0	0	2	1	0	0	0	0	0	32	53	0.00	1.000					
Billy Brewer, L (5.1) ERA: 7.23	2.0	W	7	0	0	0	4	1	0	0	0	0	0	19	33	0.00	0.500					
Chad Ogea, R (7.1) ERA: 5.7	1.0		3	0	0	0	0	1	0	0	0	0	0	7	14	0.00	1.000					
Steve Montgomery, R (8.1) ERA: 3.5	2.0		7	1	0	0	1	0	0	0	0	0	0	12	17	0.00	0.500					

AB	29
R	0
H	4
RBI	0
BB	3
SO	7
LOB	13



Batter	1	2	3	4	5	6	7	8	9	AB	R	H	RBI	BB	SO	LOB	BOTTOM				
Doug Glanville, R (1.8) OBP: 0.377, SLG: 0.459	F9		F8	HR		G6-3		1B		5	1	2	3	0	0	1	<b>Chicago Cubs @ Philadelphia Phillies</b> Veterans Stadium, Philadelphia, PA Wed Sep 29 1999, 7:05 PM EDT Att: 21,142 - Overcast - 71 F				
Ron Gant, R (1.7) OBP: 0.366, SLG: 0.434	G4-3 1B		2B 1B BB	G6-3		G6-3		1B		4	1	2	0	1	0	1					
Bobby Abreu, L (1.9) OBP: 0.445, SLG: 0.555	G4-3		1B 2B	1B		IBB		F8		4	0	2	0	1	0	3					
Mike Lieberthal, R (1.2) OBP: 0.363, SLG: 0.547	F9		1B	F9		K				4	0	1	1	0	1	4					
Rico Brogna, L (1.3) OBP: 0.339, SLG: 0.461			G3			K		F7		4	0	1	0	0	1	2					
23 Kevin Jordan, R (1.5) OBP: 0.332, SLG: 0.378										4	0	1	0	0	0	1					
Marlon Anderson, L (1.4) OBP: 0.293, SLG: 0.365										4	1	1	0	0	1	2					
Steve Montgomery, R (8.1) OBP: 1.000, SLG: 1.000										0	0	0	0	0	0	0					
Desi Relaford, S (1.6) OBP: 0.319, SLG: 0.319										3	1	1	0	1	1	1					
Carlton Loewer, R (1.1) OBP: 0.281, SLG: 0.227										1	0	0	0	0	1	0					
Wendell Kaprielian, R (4.7) OBP: 0.407, SLG: 0.687										0	1	0	0	1	0	0					
Billy Brewer, L (5.1) ERA: 4.85										0	0	0	0	0	0	0					
Kevin Sefcik, R (6.7) OBP: 0.307, SLG: 0.397										0	1	1	0	0	0	0					
Chad Ogea, R (7.1) OBP: 0.267, SLG: 0.310										1	0	0	0	0	0	0					
15 David Doster, R (8.4) OBP: 0.257, SLG: 0.316										1	0	0	0	0	0	0					
<b>Inning Stats</b>	R: 0 E: 0 K: 0 S: 7	H: 1 LOB: 1 BB: 0 P: 12	R: 0 E: 0 K: 0 S: 9	H: 2 LOB: 1 BB: 0 P: 16	R: 1 E: 0 K: 1 S: 15	H: 2 LOB: 2 BB: 1 P: 28	R: 4 E: 0 K: 0 S: 17	H: 3 LOB: 1 BB: 2 P: 32	R: 0 E: 0 K: 2 S: 9	H: 1 LOB: 1 BB: 0 P: 14	R: 0 E: 0 K: 1 S: 9	H: 1 LOB: 2 BB: 1 P: 20	R: 0 E: 0 K: 1 S: 6	H: 0 LOB: 0 BB: 0 P: 10	R: 0 E: 0 K: 0 S: 13	H: 2 LOB: 2 BB: 0 P: 19	1B: 7 2B: 4 3B: 0 HR: 1	SF: 0 SAC: 0 DP: 0 HBP: 0	WP: 1 PB: 1 SB: 2 CS: 0	PA: 40	
<b>PITCHER</b>	IP	WLS	BF	H	R	ER	SO	BB	IBB	HBP	BLK	WP	HR	S	P	ERA	WHIP				
Micah Bowie, L (1.1) ERA: 10.24	3.2	L	21	8	5	5	1	3	0	0	0	0	1	47	86	0.00	3.000				
Rodney Myers, R (4.1) ERA: 4.29	0.1		1	0	0	0	0	0	0	0	0	0	0	1	2	0.00	0.000				
Felix Heredia, L (5.1) ERA: 4.85	1.0		4	1	0	0	2	0	0	0	0	0	0	9	14	0.00	1.000				
Scott Sanders, R (6.1) ERA: 5.52	1.0		5	1	0	0	1	0	1	0	0	0	0	9	20	0.00	1.000				
Mark Guthrie, L (7.1) ERA: 5.37	1.0		3	0	0	0	1	0	0	0	0	0	0	6	10	0.00	0.000				
<b>PITCHER</b>	IP	WLS	BF	H	R	ER	SO	BB	IBB	HBP	BLK	WP	HR	S	P	ERA	WHIP				
Rick Aguilera, R (8.1) ERA: 2.97	1.0		5	2	0	0	0	0	0	0	0	0	0	13	19	0.00	2.000				

AB	35
R	5
H	12
RBI	4
BB	4
SO	5
LOB	15







Batter	1	2	3	4	5	6	7	8	9	AB	R	H	RBI	BB	SO	LOB	TOP						
<b>Rondell White, R</b> OBP: 0.357, SLG: 0.507 (1, 8)										5	1	1	0	0	1	4							
<b>Michael Barrett, R</b> OBP: 0.343, SLG: 0.438 (1, 5)										5	1	2	1	0	0	0							
<b>Brad Fuller, L</b> OBP: 0.321, SLG: 0.464 <b>Ryan McGuire, L</b> OBP: 0.352, SLG: 0.348 (1, 3)										4	2	1	0	1	1	1							
<b>Vladimir Guerrero, R</b> OBP: 0.374, SLG: 0.584 (1, 9)										5	2	3	3	0	0	1							
<b>Fernando Segundo, S</b> OBP: 0.207, SLG: 0.450 <b>Anthony Iaford, R</b> OBP: 0.224, SLG: 0.397 <b>Wilton Guerrero, S</b> OBP: 0.224, SLG: 0.397 <b>Steve Kline, S</b> OBP: 0.224, SLG: 0.397 <b>Scott Strickland, R</b> OBP: 0.224, SLG: 0.397 <b>Mike Mordecai, R</b> OBP: 0.224, SLG: 0.397 (1, 7)										4	1	2	1	0	0	1							
<b>Jose Vidro, S</b> OBP: 0.346, SLG: 0.476 (1, 4)										3	0	0	0	2	1	5							
<b>Chris Widger, R</b> OBP: 0.328, SLG: 0.446 (1, 2)										3	0	1	1	2	2	0							
<b>Geoff Blum, S</b> OBP: 0.331, SLG: 0.508 <b>Ugueth Urbina, R</b> (9, 1)										5	0	2	0	0	2	5							
<b>Javier Vazquez, R</b> OBP: 0.333, SLG: 0.333 <b>Manny Martinez, R</b> OBP: 0.281, SLG: 0.343 (1, 1)										3	0	1	1	0	1	0							
<b>Inning Stats</b>	R: 5 E: 0 K: 0 S: 23	H: 7 LOB: 2 BB: 1 P: 39	R: 2 E: 0 K: 0 S: 11	H: 2 LOB: 2 BB: 2 P: 19	R: 0 E: 0 K: 0 S: 9	H: 0 LOB: 0 BB: 0 P: 13	R: 0 E: 0 K: 1 S: 8	H: 1 LOB: 3 BB: 2 P: 18	R: 0 E: 0 K: 1 S: 7	H: 0 LOB: 0 BB: 0 P: 11	R: 0 E: 0 K: 1 S: 9	H: 1 LOB: 1 BB: 0 P: 11	R: 0 E: 0 K: 2 S: 15	H: 1 LOB: 1 BB: 0 P: 22	R: 0 E: 0 K: 1 S: 11	H: 1 LOB: 2 BB: 1 P: 17	R: 0 E: 0 K: 3 S: 10	H: 0 LOB: 0 BB: 0 P: 16	1B: 9 2B: 3 3B: 0 HR: 1	SF: 0 SAC: 0 DP: 1 HBP: 0	WP: 1 PB: 0 SB: 0 CS: 0	PA: 45	
<b>PITCHER</b>	IP WLS BF H R ER SO BB IBB HBP BLK WP HR S P ERA WHIP	IP WLS BF H R ER SO BB IBB HBP BLK WP HR S P ERA WHIP	IP WLS BF H R ER SO BB IBB HBP BLK WP HR S P ERA WHIP	IP WLS BF H R ER SO BB IBB HBP BLK WP HR S P ERA WHIP	IP WLS BF H R ER SO BB IBB HBP BLK WP HR S P ERA WHIP	IP WLS BF H R ER SO BB IBB HBP BLK WP HR S P ERA WHIP	IP WLS BF H R ER SO BB IBB HBP BLK WP HR S P ERA WHIP	IP WLS BF H R ER SO BB IBB HBP BLK WP HR S P ERA WHIP	IP WLS BF H R ER SO BB IBB HBP BLK WP HR S P ERA WHIP	IP WLS BF H R ER SO BB IBB HBP BLK WP HR S P ERA WHIP	IP WLS BF H R ER SO BB IBB HBP BLK WP HR S P ERA WHIP	IP WLS BF H R ER SO BB IBB HBP BLK WP HR S P ERA WHIP	IP WLS BF H R ER SO BB IBB HBP BLK WP HR S P ERA WHIP	IP WLS BF H R ER SO BB IBB HBP BLK WP HR S P ERA WHIP	IP WLS BF H R ER SO BB IBB HBP BLK WP HR S P ERA WHIP	IP WLS BF H R ER SO BB IBB HBP BLK WP HR S P ERA WHIP	IP WLS BF H R ER SO BB IBB HBP BLK WP HR S P ERA WHIP	IP WLS BF H R ER SO BB IBB HBP BLK WP HR S P ERA WHIP	IP WLS BF H R ER SO BB IBB HBP BLK WP HR S P ERA WHIP	IP WLS BF H R ER SO BB IBB HBP BLK WP HR S P ERA WHIP	IP WLS BF H R ER SO BB IBB HBP BLK WP HR S P ERA WHIP	IP WLS BF H R ER SO BB IBB HBP BLK WP HR S P ERA WHIP	IP WLS BF H R ER SO BB IBB HBP BLK WP HR S P ERA WHIP

Montreal Expos @ Philadelphia Phillies  
Veterans Stadium, Philadelphia, PA  
Fri Oct 01 1999, 7:05 PM EDT  
Att: 12,652 - Unknown - 64 F

AB 39  
R 7  
H 13  
RBI 7  
BB 6  
SO 9  
LOB 18



Batter	1	2	3	4	5	6	7	8	9	AB	R	H	RBI	BB	SO	LOB	BOTTOM						
<b>Doug Glanville, R</b> OBP: 0.378, SLG: 0.461 (1, 8)										5	0	2	0	0	0	3							
<b>Rob Ducey, L</b> OBP: 0.385, SLG: 0.465 <b>Wendell Magee, R</b> OBP: 0.400, SLG: 0.857 (1, 7)										3	0	1	0	1	1	1							
<b>Bobby Abreu, L</b> OBP: 0.445, SLG: 0.552 (1, 9)										3	1	1	0	1	0	3							
<b>Mike Lieberthal, R</b> OBP: 0.364, SLG: 0.551 (1, 2)										5	1	1	0	0	1	4							
<b>Rico Brogna, L</b> OBP: 0.336, SLG: 0.455 (1, 3)										4	1	0	0	1	2	1							
<b>23 Kevin Jordan, R</b> OBP: 0.339, SLG: 0.388 (1, 5)										5	0	3	2	0	1	1							
<b>Marlon Anderson, L</b> OBP: 0.294, SLG: 0.365 (1, 4)										5	0	2	1	0	0	2							
<b>Alex Arias, R</b> OBP: 0.365, SLG: 0.396 (1, 6)										5	0	0	0	0	0	5							
<b>Inning Stats</b>	R: 2 E: 0 K: 1 S: 18	H: 2 LOB: 2 BB: 1 P: 28	R: 0 E: 0 K: 1 S: 14	H: 1 LOB: 1 BB: 1 P: 23	R: 1 E: 1 K: 1 S: 14	H: 2 LOB: 2 BB: 0 P: 20	R: 0 E: 0 K: 0 S: 5	H: 1 LOB: 1 BB: 0 P: 10	R: 0 E: 0 K: 1 S: 11	H: 0 LOB: 0 BB: 0 P: 13	R: 0 E: 0 K: 0 S: 7	H: 2 LOB: 2 BB: 0 P: 13	R: 0 E: 0 K: 0 S: 21	H: 2 LOB: 3 BB: 1 P: 33	R: 1 E: 0 K: 3 S: 14	H: 1 LOB: 1 BB: 0 P: 21	R: 0 E: 0 K: 1 S: 9	H: 0 LOB: 0 BB: 0 P: 13	1B: 6 2B: 4 3B: 0 HR: 1	SF: 0 SAC: 0 DP: 0 HBP: 1	WP: 0 PB: 0 SB: 1 CS: 0	PA: 45	
<b>PITCHER</b>	IP WLS BF H R ER SO BB IBB HBP BLK WP HR S P ERA WHIP	IP WLS BF H R ER SO BB IBB HBP BLK WP HR S P ERA WHIP	IP WLS BF H R ER SO BB IBB HBP BLK WP HR S P ERA WHIP	IP WLS BF H R ER SO BB IBB HBP BLK WP HR S P ERA WHIP	IP WLS BF H R ER SO BB IBB HBP BLK WP HR S P ERA WHIP	IP WLS BF H R ER SO BB IBB HBP BLK WP HR S P ERA WHIP	IP WLS BF H R ER SO BB IBB HBP BLK WP HR S P ERA WHIP	IP WLS BF H R ER SO BB IBB HBP BLK WP HR S P ERA WHIP	IP WLS BF H R ER SO BB IBB HBP BLK WP HR S P ERA WHIP	IP WLS BF H R ER SO BB IBB HBP BLK WP HR S P ERA WHIP	IP WLS BF H R ER SO BB IBB HBP BLK WP HR S P ERA WHIP	IP WLS BF H R ER SO BB IBB HBP BLK WP HR S P ERA WHIP	IP WLS BF H R ER SO BB IBB HBP BLK WP HR S P ERA WHIP	IP WLS BF H R ER SO BB IBB HBP BLK WP HR S P ERA WHIP	IP WLS BF H R ER SO BB IBB HBP BLK WP HR S P ERA WHIP	IP WLS BF H R ER SO BB IBB HBP BLK WP HR S P ERA WHIP	IP WLS BF H R ER SO BB IBB HBP BLK WP HR S P ERA WHIP	IP WLS BF H R ER SO BB IBB HBP BLK WP HR S P ERA WHIP	IP WLS BF H R ER SO BB IBB HBP BLK WP HR S P ERA WHIP	IP WLS BF H R ER SO BB IBB HBP BLK WP HR S P ERA WHIP	IP WLS BF H R ER SO BB IBB HBP BLK WP HR S P ERA WHIP	IP WLS BF H R ER SO BB IBB HBP BLK WP HR S P ERA WHIP	IP WLS BF H R ER SO BB IBB HBP BLK WP HR S P ERA WHIP

Montreal Expos @ Philadelphia Phillies  
Veterans Stadium, Philadelphia, PA  
Fri Oct 01 1999, 7:05 PM EDT  
Att: 12,652 - Unknown - 64 F

AB 40  
R 4  
H 11  
RBI 4  
BB 4  
SO 8  
LOB 22





Batter	1	2	3	4	5	6	7	8	9	AB	R	H	RBI	BB	SO	LOB	TOP										
<b>Rondell White, R</b> OBP: 0.359, SLG: 0.505 (1, 8)										4	0	2	0	0	0	1	<b>Montreal Expos @ Philadelphia Phillies</b> Veterans Stadium, Philadelphia, PA Sun Oct 03 1999, 1:35 PM EDT Att: 23,892 - Sunny - 72 F										
<b>James Mouton, R</b> OBP: 0.394, SLG: 0.369 <b>Manny Martinez, R</b> OBP: 0.279, SLG: 0.341 (1, 7)										3	1	1	0	1	1	1											
<b>Michael Barrett, R</b> OBP: 0.345, SLG: 0.436 (1, 5)										4	0	0	0	0	1	3											
<b>Vladimir Guerrero, R</b> OBP: 0.378, SLG: 0.600 (1, 9)										2	2	2	1	1	0	0											
<b>Fernando Seguinol, S</b> OBP: 0.328, SLG: 0.486 <b>Anthony Telford, R</b> <b>Scott Strickland, R</b> <b>Ugueth Urbina, R</b> (1, 3)										4	0	1	2	0	1	2											
<b>Chris Widger, R</b> OBP: 0.325, SLG: 0.441 (1, 2)										4	0	0	0	0	1	1											
<b>Trace Coquillette, R</b> OBP: 0.333, SLG: 0.327 (1, 4)										4	1	1	0	0	1	0											
<b>Mike Mordecai, R</b> OBP: 0.297, SLG: 0.363 <b>Wilton Guerrero, S</b> OBP: 0.324, SLG: 0.403 (1, 6)										2	1	1	2	1	0	0											
<b>Dustin Hermanson, R</b> OBP: 0.090, SLG: 0.047 <b>Ryan McGuire, L</b> OBP: 0.347, SLG: 0.343 (1, 1)										3	0	0	0	0	1	1											
<b>Inning Stats</b>	R: 0 E: 0 K: 0 S: 10	H: 2 LOB: 0 BB: 0 P: 17	R: 3 E: 0 K: 2 S: 13	H: 3 LOB: 0 BB: 0 P: 22	R: 2 E: 0 K: 0 S: 12	H: 1 LOB: 1 BB: 2 P: 25	R: 0 E: 0 K: 2 S: 12	H: 0 LOB: 1 BB: 0 P: 22	R: 0 E: 0 K: 1 S: 8	H: 0 LOB: 0 BB: 0 P: 11	R: 0 E: 0 K: 0 S: 7	H: 1 LOB: 1 BB: 0 P: 15	R: 0 E: 0 K: 0 S: 7	H: 1 LOB: 0 BB: 0 P: 14	R: 0 E: 0 K: 3 S: 9	H: 0 LOB: 0 BB: 0 P: 12		1B: 5 2B: 1 3B: 0 HR: 2	SF: 0 SAC: 0 DP: 2 HBP: 1	WP: 0 PB: 0 SB: 2 CS: 0	PA: 36						
<b>PITCHER</b>	IP	WLS	BF	H	R	ER	SO	BB	IBB	HBP	BLK	WP	HR	S	P	ERA	WHIP										
<b>Randy Wolf, L</b> ERA: 3.55	4.0		19	6	5	5	2	3	0	0	0	0	2	47	86	11.25	2.250										
<b>Steve Schrenk, R</b> ERA: 4.29	2.0		7	0	0	0	3	0	0	1	0	0	0	15	24	0.00	0.000										
<b>Cliff Politte, R</b> ERA: 7.13	2.0	W	7	2	0	0	0	0	0	0	0	0	0	14	29	0.00	1.000										
<b>Steve Montgomery, R</b> ERA: 3.34	1.0	S	3	0	0	0	3	0	0	0	0	0	0	9	12	0.00	0.000										

Batter	1	2	3	4	5	6	7	8	9	AB	R	H	RBI	BB	SO	LOB	BOTTOM										
<b>Doug Glanville, R</b> OBP: 0.376, SLG: 0.457 (1, 8)										3	0	0	0	1	1	4	<b>Montreal Expos @ Philadelphia Phillies</b> Veterans Stadium, Philadelphia, PA Sun Oct 03 1999, 1:35 PM EDT Att: 23,892 - Sunny - 72 F										
<b>Ron Gant, R</b> OBP: 0.364, SLG: 0.430 (1, 7)										4	1	1	0	0	0	2											
<b>Bobby Abreu, L</b> OBP: 0.446, SLG: 0.549 (1, 9)										3	1	0	0	1	2	0											
<b>Mike Lieberthal, R</b> OBP: 0.363, SLG: 0.551 <b>Bobby Estalella, R</b> OBP: 0.318, SLG: 0.167 (1, 2)										1	0	0	0	0	0	0											
<b>Rico Brogna, L</b> OBP: 0.336, SLG: 0.454 <b>Cliff Politte, R</b> (7, 1)										3	1	1	0	0	0	0											
<b>Kevin Sefcik, R</b> OBP: 0.368, SLG: 0.392 <b>15 David Doster, R</b> OBP: 0.282, SLG: 0.309 (8, PH)										0	0	0	0	0	0	0											
<b>23 Kevin Jordan, R</b> OBP: 0.339, SLG: 0.386 (1, 5)										3	1	2	0	1	0	0											
<b>Marlon Anderson, L</b> OBP: 0.292, SLG: 0.301 <b>Steve Montgomery, R</b> OBP: 1.000, SLG: 1.000 (1, 4)										3	0	0	1	0	2	3											
<b>Alex Arias, R</b> OBP: 0.373, SLG: 0.401 (1, 6)										4	0	3	3	0	0	0											
<b>Randy Wolf, L</b> OBP: 0.281, SLG: 0.267 <b>Gary Bennett, R</b> OBP: 0.298, SLG: 0.352 <b>Steve Schrenk, R</b> <b>Torey Lovullo, S</b> OBP: 0.268, SLG: 0.368 (1, 1)										0	0	0	0	0	0	0											
<b>Inning Stats</b>	R: 0 E: 0 K: 1 S: 5	H: 0 LOB: 0 BB: 1 P: 13	R: 0 E: 0 K: 1 S: 8	H: 1 LOB: 1 BB: 0 P: 11	R: 0 E: 0 K: 0 S: 8	H: 1 LOB: 1 BB: 0 P: 8	R: 2 E: 0 K: 2 S: 14	H: 4 LOB: 3 BB: 1 P: 23	R: 0 E: 0 K: 1 S: 11	H: 0 LOB: 0 BB: 0 P: 17	R: 0 E: 0 K: 0 S: 6	H: 0 LOB: 0 BB: 0 P: 7	R: 0 E: 0 K: 1 S: 13	H: 0 LOB: 0 BB: 0 P: 17	R: 4 E: 1 K: 1 S: 18	H: 3 LOB: 1 BB: 2 P: 36	1B: 9 2B: 0 3B: 0 HR: 0	SF: 1 SAC: 2 DP: 1 HBP: 0	WP: 1 PB: 0 SB: 0 CS: 0	PA: 36							
<b>PITCHER</b>	IP	WLS	BF	H	R	ER	SO	BB	IBB	HBP	BLK	WP	HR	S	P	ERA	WHIP										
<b>Dustin Hermanson, R</b> ERA: 4.2	7.0		28	6	2	2	6	2	0	0	0	0	0	4	10	-	-										
<b>Anthony Telford, R</b> ERA: 3.94	0.0		3	2	3	3	0	1	0	0	0	0	0	5	12	0.00	3.000										
<b>Scott Strickland, R</b> ERA: 4.5	0.1	L	2	0	0	0	0	1	0	0	0	0	0	9	14	13.50	1.500										
<b>Ugueth Urbina, R</b> ERA: 3.69	0.2	B	3	1	1	1	1	0	0	0	0	1	0	9	14	13.50	1.500										

AB	32
R	5
H	8
RBI	5
BB	3
SO	8
LOB	9



AB	29
R	6
H	9
RBI	5
BB	4
SO	7
LOB	10

