

# Philadelphia Phillies - 2001





Batter	1	2	3	4	5	6	7	8	9	AB	R	H	RBI	BB	SO	LOB	TOP						
Doug Glanville, R OBP: 0.333, SLG: 0.727	L3		K		G4-3 1B 2B		SF8		F9	4	1	1	1	0	1	1	<b>Philadelphia Phillies @ Florida Marlins</b> Pro Player Stadium, Miami, FL Tue Apr 03 2001, 7:05 PM EDT Att: 10,257 - Sunny - 77 F						
11 Jimmy Rollins, S Ricky Bottalico, L Jose Mesa, R			G3		G4-3		F5			3	0	0	0	1	0	1							
Bobby Abreu, L OBP: 0.400, SLG: 0.600										0	0	0	0	0	0	0							
Scott Rolen, R OBP: 0.444, SLG: 1.000										4	1	3	1	0	0	0							
Pat Burrell, R										4	0	1	1	0	0	3							
Travis Lee, L OBP: 0.500, SLG: 0.375										4	0	0	0	0	3	3							
Mike Lieberthal, R OBP: 0.111, SLG: 0.111										3	0	1	0	1	1	0							
Marlon Anderson, L OBP: 0.111, SLG: 0.111										3	1	1	1	1	0	1							
Robert Person, R Chris Brock, R Brian Hunter, R Eddie Oropesa, L Tomas Perez, S										4	0	0	0	0	0	3							
										2	0	0	0	0	2	1							
<b>Inning Stats</b>	R: 0 E: 0 S: 11	H: 1 LOB: 2 BB: 1 P: 20	R: 1 E: 0 S: 11	H: 1 LOB: 0 BB: 0 P: 17	R: 1 E: 0 S: 15	H: 2 LOB: 1 BB: 2 P: 21	R: 0 E: 0 S: 11	H: 0 LOB: 1 BB: 2 P: 20	R: 1 E: 0 S: 12	H: 2 LOB: 0 BB: 0 P: 19	R: 0 E: 0 S: 7	H: 1 LOB: 1 BB: 0 P: 12	R: 1 E: 0 S: 16	H: 1 LOB: 0 BB: 0 P: 25	R: 0 E: 0 S: 10	H: 0 LOB: 0 BB: 0 P: 12	R: 0 E: 0 S: 10	H: 1 LOB: 1 BB: 0 P: 13	1B: 6 2B: 2 3B: 0 HR: 1	SF: 1 SAC: 0 DP: 1 HBP: 0	WP: 0 PB: 0 SB: 2 CS: 1	PA: 38	
<b>PITCHER</b>	IP WLS BF H R ER SO BB IBB HBP BLK WP HR S P ERA WHIP	IP WLS BF H R ER SO BB IBB HBP BLK WP HR S P ERA WHIP	IP WLS BF H R ER SO BB IBB HBP BLK WP HR S P ERA WHIP	IP WLS BF H R ER SO BB IBB HBP BLK WP HR S P ERA WHIP	IP WLS BF H R ER SO BB IBB HBP BLK WP HR S P ERA WHIP	IP WLS BF H R ER SO BB IBB HBP BLK WP HR S P ERA WHIP	IP WLS BF H R ER SO BB IBB HBP BLK WP HR S P ERA WHIP	IP WLS BF H R ER SO BB IBB HBP BLK WP HR S P ERA WHIP	IP WLS BF H R ER SO BB IBB HBP BLK WP HR S P ERA WHIP	IP WLS BF H R ER SO BB IBB HBP BLK WP HR S P ERA WHIP	IP WLS BF H R ER SO BB IBB HBP BLK WP HR S P ERA WHIP	IP WLS BF H R ER SO BB IBB HBP BLK WP HR S P ERA WHIP	IP WLS BF H R ER SO BB IBB HBP BLK WP HR S P ERA WHIP	IP WLS BF H R ER SO BB IBB HBP BLK WP HR S P ERA WHIP	IP WLS BF H R ER SO BB IBB HBP BLK WP HR S P ERA WHIP	IP WLS BF H R ER SO BB IBB HBP BLK WP HR S P ERA WHIP	IP WLS BF H R ER SO BB IBB HBP BLK WP HR S P ERA WHIP	IP WLS BF H R ER SO BB IBB HBP BLK WP HR S P ERA WHIP	IP WLS BF H R ER SO BB IBB HBP BLK WP HR S P ERA WHIP	IP WLS BF H R ER SO BB IBB HBP BLK WP HR S P ERA WHIP	IP WLS BF H R ER SO BB IBB HBP BLK WP HR S P ERA WHIP	IP WLS BF H R ER SO BB IBB HBP BLK WP HR S P ERA WHIP	IP WLS BF H R ER SO BB IBB HBP BLK WP HR S P ERA WHIP

Philadelphia Phillies @ Florida Marlins  
 Pro Player Stadium, Miami, FL  
 Tue Apr 03 2001, 7:05 PM EDT  
 Att: 10,257 - Sunny - 77 F


AB 33  
 R 4  
 H 9  
 RBI 4  
 BB 3  
 SO 7  
 LOB 13



Batter	1	2	3	4	5	6	7	8	9	AB	R	H	RBI	BB	SO	LOB	BOTTOM						
Luis Castillo, S OBP: 0.333, SLG: 0.500	F9 HR	F7			F7		G6-3			5	1	2	0	0	0	1	<b>Philadelphia Phillies @ Florida Marlins</b> Pro Player Stadium, Miami, FL Tue Apr 03 2001, 7:05 PM EDT Att: 10,257 - Sunny - 77 F						
Eric Owens, R OBP: 0.273, SLG: 0.800	F9		F8							4	1	1	1	1	1	2							
Cliff Floyd, L OBP: 0.500, SLG: 1.143										3	1	1	2	1	2	1							
Preston Wilson, R OBP: 0.500, SLG: 0.500										3	0	1	0	1	2	1							
Mike Lowell, R OBP: 0.300, SLG: 0.250										4	0	0	0	0	3	3							
Charles Johnson, R OBP: 0.100, SLG: 0.200										4	0	1	0	0	2	1							
Derrek Lee, R										3	0	0	0	1	0	1							
Alex Gonzalez, R OBP: 0.400, SLG: 0.143										3	0	0	0	1	0	2							
Matt Clement, R Lyle Moulton, R Ricky Bones, R Kevin Millar, R Braden Looper, R Vic Darenburg, L Andy Fox, L										0	0	0	0	0	0	0							
										1	0	0	0	0	0	1							
<b>Inning Stats</b>	R: 2 E: 0 S: 17	H: 3 LOB: 1 BB: 0 P: 27	R: 0 E: 0 S: 4	H: 0 LOB: 1 BB: 1 P: 11	R: 0 E: 0 S: 8	H: 0 LOB: 0 BB: 0 P: 12	R: 0 E: 0 S: 9	H: 0 LOB: 1 BB: 1 P: 16	R: 1 E: 0 S: 13	H: 1 LOB: 2 BB: 2 P: 26	R: 0 E: 0 S: 9	H: 1 LOB: 1 BB: 0 P: 11	R: 0 E: 0 S: 12	H: 0 LOB: 1 BB: 1 P: 20	R: 0 E: 0 S: 10	H: 0 LOB: 0 BB: 0 P: 16	R: 0 E: 0 S: 11	H: 1 LOB: 1 BB: 0 P: 19	1B: 2 2B: 2 3B: 0 HR: 2	SF: 0 SAC: 1 DP: 0 HBP: 0	WP: 0 PB: 0 SB: 0 CS: 0	PA: 38	
<b>PITCHER</b>	IP WLS BF H R ER SO BB IBB HBP BLK WP HR S P ERA WHIP	IP WLS BF H R ER SO BB IBB HBP BLK WP HR S P ERA WHIP	IP WLS BF H R ER SO BB IBB HBP BLK WP HR S P ERA WHIP	IP WLS BF H R ER SO BB IBB HBP BLK WP HR S P ERA WHIP	IP WLS BF H R ER SO BB IBB HBP BLK WP HR S P ERA WHIP	IP WLS BF H R ER SO BB IBB HBP BLK WP HR S P ERA WHIP	IP WLS BF H R ER SO BB IBB HBP BLK WP HR S P ERA WHIP	IP WLS BF H R ER SO BB IBB HBP BLK WP HR S P ERA WHIP	IP WLS BF H R ER SO BB IBB HBP BLK WP HR S P ERA WHIP	IP WLS BF H R ER SO BB IBB HBP BLK WP HR S P ERA WHIP	IP WLS BF H R ER SO BB IBB HBP BLK WP HR S P ERA WHIP	IP WLS BF H R ER SO BB IBB HBP BLK WP HR S P ERA WHIP	IP WLS BF H R ER SO BB IBB HBP BLK WP HR S P ERA WHIP	IP WLS BF H R ER SO BB IBB HBP BLK WP HR S P ERA WHIP	IP WLS BF H R ER SO BB IBB HBP BLK WP HR S P ERA WHIP	IP WLS BF H R ER SO BB IBB HBP BLK WP HR S P ERA WHIP	IP WLS BF H R ER SO BB IBB HBP BLK WP HR S P ERA WHIP	IP WLS BF H R ER SO BB IBB HBP BLK WP HR S P ERA WHIP	IP WLS BF H R ER SO BB IBB HBP BLK WP HR S P ERA WHIP	IP WLS BF H R ER SO BB IBB HBP BLK WP HR S P ERA WHIP	IP WLS BF H R ER SO BB IBB HBP BLK WP HR S P ERA WHIP	IP WLS BF H R ER SO BB IBB HBP BLK WP HR S P ERA WHIP	IP WLS BF H R ER SO BB IBB HBP BLK WP HR S P ERA WHIP

Philadelphia Phillies @ Florida Marlins  
 Pro Player Stadium, Miami, FL  
 Tue Apr 03 2001, 7:05 PM EDT  
 Att: 10,257 - Sunny - 77 F

AB 32  
 R 3  
 H 6  
 RBI 3  
 BB 5  
 SO 12  
 LOB 13





Batter	1	2	3	4	5	6	7	8	9	AB	R	H	RBI	BB	SO	LOB	TOP										
Doug Glanville, R OBP: 0.353, SLG: 0.625	F9				G1-3			E7		5	0	2	0	0	0	0	Philadelphia Phillies @ Florida Marlins Pro Player Stadium, Miami, FL Wed Apr 04 2001, 7:05 PM EDT Att: 8,493 - Cloudy - 76 F										
11 Jimmy Rollins, S OBP: 0.287, SLG: 0.154	1B		F8		F8			K		5	0	2	1	0	1	2											
Bobby Abreu, L OBP: 0.400, SLG: 0.733	F8			L5				K		5	1	2	1	0	1	3											
Scott Rolen, R OBP: 0.467, SLG: 0.818	K			2B				K	HR	4	2	1	0	1	1	2											
Pat Burrell, R OBP: 0.333, SLG: 0.250		K		2B				K		4	1	2	1	1	1	2											
Travis Lee, L OBP: 0.286, SLG: 0.231	K			F8				K		5	0	0	0	0	2	4											
Mike Lieberthal, R OBP: 0.467, SLG: 0.500	L4			IBB				K		3	1	0	0	2	2	1											
Marlon Anderson, L OBP: 0.154, SLG: 0.083			F8	G4-3				K		3	1	0	0	1	0	2											
Bruce Chen, L Vicente Padilla, R 23 Kevin Jordan, R Rheal Cormier, L David Newhan, L Ricky Bottalico, L Jose Mesa, R			F6		G4-3			SF9		2	0	0	0	0	0	0											
<b>Inning Stats</b>	R: 0 E: 0 K: 1 S: 10	H: 1 LOB: 1 BB: 0 P: 14	R: 0 E: 0 K: 2 S: 12	H: 0 LOB: 0 BB: 0 P: 17	R: 0 E: 0 K: 0 S: 8	H: 1 LOB: 1 BB: 0 P: 11	R: 1 E: 0 K: 0 S: 11	H: 2 LOB: 2 BB: 1 P: 23	R: 0 E: 0 K: 0 S: 7	H: 0 LOB: 0 BB: 0 P: 10	R: 0 E: 0 K: 1 S: 9	H: 1 LOB: 1 BB: 0 P: 11	R: 1 E: 0 K: 2 S: 18	H: 3 LOB: 2 BB: 0 P: 25	R: 4 E: 1 K: 2 S: 17	H: 1 LOB: 1 BB: 3 P: 38	R: 1 E: 0 K: 1 S: 16	H: 1 LOB: 1 BB: 1 P: 25	1B: 7 2B: 2 3B: 0 HR: 1	SF: 1 SAC: 0 DP: 0 HBP: 0	WP: 2 PB: 0 SB: 2 CS: 0	PA: 43					
<b>PITCHER</b>	IP	WLS	BF	H	R	ER	SO	BB	IBB	HBP	BLK	WP	HR	S	P	ERA	WHIP										
Brad Penny, R ERA: 2.7	(1, 1)	6.2	29	8	2	2	5	0	1	0	0	0	0	72	106	2.70	1.200										
Armando Almanza, L ERA:	(7, 1)	0.1	1	0	0	0	1	0	0	0	0	0	0	3	5	0.00	0.000										
Dan Miceli, R ERA: 9.0	(8, 1)	1.0	L	8	1	4	2	2	3	0	0	2	0	17	38	18.00	4.000										
Vladimir Nunez, R ERA: 6.0	(9, 1)	1.0		5	1	1	1	1	0	0	0	0	1	16	25	9.00	2.000										
<b>Batter</b>	<b>1</b>	<b>2</b>	<b>3</b>	<b>4</b>	<b>5</b>	<b>6</b>	<b>7</b>	<b>8</b>	<b>9</b>	<b>AB</b>	<b>R</b>	<b>H</b>	<b>RBI</b>	<b>BB</b>	<b>SO</b>	<b>LOB</b>	<b>BOTTOM</b>										
Luis Castillo, S OBP: 0.353, SLG: 0.471	G4-3		G6-3		P6					5	0	2	0	0	0	0	Philadelphia Phillies @ Florida Marlins Pro Player Stadium, Miami, FL Wed Apr 04 2001, 7:05 PM EDT Att: 8,493 - Cloudy - 76 F										
Eric Owens, R OBP: 0.375, SLG: 0.733	G1-3		G6-4-3 1B		F9					5	0	3	0	0	0	0											
Cliff Floyd, L OBP: 0.400, SLG: 0.750	1B		G6-4-3 1-2		G4-3					5	0	1	1	0	0	5											
Preston Wilson, R OBP: 0.500, SLG: 0.750	1B			K						4	1	2	1	0	1	2											
Mike Lowell, R OBP: 0.357, SLG: 0.417	K			E5 1B						4	0	2	0	0	1	2											
Charles Johnson, R OBP: 0.143, SLG: 0.214		F8								4	0	1	0	0	1	2											
Derrek Lee, R OBP: 0.357, SLG: 0.400		HR								4	1	1	1	0	1	4											
Alex Gonzalez, R OBP: 0.357, SLG: 0.182	F9				F9					4	0	1	0	0	0	2											
Brad Penny, R Armando Almanza, L Dave Berg, R Dan Miceli, R Vladimir Nunez, R Kevin Millar, R										2	0	0	0	0	2	0											
<b>Inning Stats</b>	R: 0 E: 0 K: 1 S: 16	H: 2 LOB: 2 BB: 0 P: 21	R: 1 E: 0 K: 1 S: 12	H: 1 LOB: 0 BB: 0 P: 18	R: 0 E: 0 K: 0 S: 4	H: 1 LOB: 0 BB: 0 P: 9	R: 0 E: 0 K: 2 S: 12	H: 1 LOB: 2 BB: 0 P: 19	R: 0 E: 0 K: 1 S: 9	H: 0 LOB: 0 BB: 0 P: 12	R: 1 E: 0 K: 0 S: 9	H: 2 LOB: 1 BB: 0 P: 14	R: 1 E: 0 K: 0 S: 8	H: 3 LOB: 2 BB: 0 P: 14	R: 0 E: 0 K: 1 S: 7	H: 1 LOB: 2 BB: 0 P: 9	R: 0 E: 0 K: 0 S: 11	H: 2 LOB: 2 BB: 0 P: 18	1B: 10 2B: 1 3B: 0 HR: 2	SF: 0 SAC: 0 DP: 2 HBP: 0	WP: 0 PB: 0 SB: 0 CS: 0	PA: 39					
<b>PITCHER</b>	IP	WLS	BF	H	R	ER	SO	BB	IBB	HBP	BLK	WP	HR	S	P	ERA	WHIP										
Bruce Chen, L ERA: 3.38	(1, 1)	5.1	23	7	2	2	5	0	0	0	0	0	0	4	4	0.00	0.000										
Vicente Padilla, R ERA:	(6, 1)	0.2	2	0	0	0	0	0	0	0	0	0	0	4	4	0.00	0.000										
Rheal Cormier, L ERA: 9.0	(7, 1)	1.0	W	6	3	1	1	0	0	0	0	0	0	8	14	9.00	3.000										
Ricky Bottalico, R ERA:	(8, 1)	1.0	H	3	1	0	0	1	0	0	0	0	0	7	9	0.00	1.000										
Jose Mesa, R ERA: 3.0	(9, 1)	1.0		5	2	0	0	0	0	0	0	0	0	11	18	0.00	2.000										



Batter	1	2	3	4	5	6	7	8	9	AB	R	H	RBI	BB	SO	LOB	TOP					
<b>Eric Young Sr. R</b> (1,4) OBP: 0.283, SLG: 0.176										4	1	1	1	1	0	1	<b>Chicago Cubs @ Philadelphia Phillies</b> Veterans Stadium, Philadelphia, PA Fri Apr 06 2001, 1:05 PM EDT Att: 36,380 - Cloudy - 50 F					
<b>Bill Mueller S</b> (1,5) OBP: 0.176, SLG: 0.188										4	0	0	0	0	2	3						
<b>Sammy Sosa R</b> (1,9) OBP: 0.500, SLG: 0.417										3	0	0	0	1	2	2						
<b>Rondell White, R</b> (1,7) OBP: 0.444, SLG: 0.357										4	0	0	0	0	3	2						
<b>Gary Matthews, S</b> (8,7) OBP: 0.296, SLG: 0.167										0	0	0	0	0	0	0						
<b>Ricky Gutierrez, R</b> (1,6) OBP: 0.500, SLG: 0.667										4	0	2	1	0	0	0						
<b>15 Julio Zuleta, R</b> (1,3) OBP: 0.200, SLG: 0.800										4	1	1	1	0	1	3						
<b>Damon Buford, R</b> (1,8) OBP: 0.222, SLG: 0.250										3	1	1	0	1	1	1						
<b>Joe Girardi, R</b> (1,2) OBP: 0.375, SLG: 0.375										4	0	2	0	0	2	1						
<b>Julian Tavarez, L</b> (1,1) <b>Felix Heredia, L</b> (6,1) <b>Courtney Duncan, L</b> (8,1) <b>Todd Van Poppel, R</b> (7,1) <b>Roosevelt Brown, L</b> (9,PH) <b>Jeff Fassero, L</b> (9,1)										2	0	0	0	0	0	2						
<b>Inning Stats</b>	R: 1 E: 0 K: 1 S: 15	H: 1 LOB: 2 BB: 2 P: 30	R: 1 E: 0 K: 2 S: 15	H: 2 LOB: 2 BB: 1 P: 24	R: 0 E: 0 K: 0 S: 7	H: 0 LOB: 0 BB: 0 P: 11	R: 0 E: 0 K: 0 S: 6	H: 1 LOB: 1 BB: 0 P: 10	R: 0 E: 0 K: 2 S: 7	H: 0 LOB: 0 BB: 0 P: 9	R: 1 E: 0 K: 1 S: 9	H: 2 LOB: 1 BB: 0 P: 13	R: 0 E: 0 K: 1 S: 11	H: 0 LOB: 0 BB: 0 P: 15	R: 0 E: 0 K: 3 S: 12	H: 1 LOB: 1 BB: 0 P: 16	R: 0 E: 0 K: 1 S: 8	H: 0 LOB: 0 BB: 0 P: 8	1B: 4 2B: 2 3B: 0 HR: 1	SF: 0 SAC: 1 DP: 0 HBP: 0	WP: 0 PB: 0 SB: 1 CS: 0	PA: 37
<b>PITCHER</b>	IP WLS BF H R ER SO BB IBB HBP BLK WP HR S P ERA WHIP																					
<b>Randy Wolf, L</b> (1,1) ERA: 4.5	4.0 L 19 4 2 2 3 3 0 0 0 0 0 0 43 75 4.50 1.750																					
<b>Amaury Telemaco, R</b> (5,1) ERA: 1.5	2.0 8 2 1 1 3 0 0 0 0 0 0 1 16 22 4.50 1.000																					
<b>Wayne Gomes, R</b> (7,1) ERA:	2.0 7 1 0 0 4 0 0 0 0 0 0 0 23 31 0.00 0.500																					
<b>Vicente Padilla, R</b> (9,1) ERA:	1.0 3 0 0 0 1 0 0 0 0 0 0 0 8 8 0.00 0.000																					

AB	33
R	3
H	7
RBI	3
BB	3
SO	11
LOB	15



Batter	1	2	3	4	5	6	7	8	9	AB	R	H	RBI	BB	SO	LOB	BOTTOM					
<b>Doug Glanville, R</b> (1,8) OBP: 0.318, SLG: 0.571										5	1	1	0	0	1	1	<b>Chicago Cubs @ Philadelphia Phillies</b> Veterans Stadium, Philadelphia, PA Fri Apr 06 2001, 1:05 PM EDT Att: 36,380 - Cloudy - 50 F					
<b>11 Jimmy Rollins, S</b> (1,6) OBP: 0.300, SLG: 0.222										5	0	2	1	0	0	1						
<b>Bobby Abreu, L</b> (1,9) OBP: 0.350, SLG: 0.579										4	0	0	0	1	1	2						
<b>Scott Rolen, R</b> (1,5) OBP: 0.421, SLG: 0.643										3	0	0	0	1	1	3						
<b>Pat Burrell, R</b> (1,7) OBP: 0.316, SLG: 0.250										4	0	1	0	0	2	3						
<b>Travis Lee, L</b> (1,3) OBP: 0.333, SLG: 0.200										2	1	0	0	2	1	1						
<b>Mike Lieberthal, R</b> (1,2) OBP: 0.421, SLG: 0.500										4	0	1	1	0	1	3						
<b>Marlon Anderson, L</b> (1,4) OBP: 0.188, SLG: 0.133										3	0	1	0	0	1	3						
<b>Wayne Gomes, R</b> (7,1) ERA:										0	0	0	0	0	0	0						
<b>Jason Michaels, R</b> (8,PH) <b>Vicente Padilla, R</b> (9,1)										1	0	0	0	0	1	0						
<b>Randy Wolf, L</b> (1,1) <b>David Newhan, L</b> (4,PH) <b>Amaury Telemaco, R</b> (5,1) <b>Tomas Perez, S</b> (7,4) <b>23 Kevin Jordan, R</b> (9,PH) <b>Jeff Fassero, L</b> (9,1)										1	0	0	0	0	0	3						
<b>Inning Stats</b>	R: 0 E: 0 K: 1 S: 10	H: 0 LOB: 0 BB: 0 P: 15	R: 0 E: 1 K: 0 S: 8	H: 2 LOB: 3 BB: 0 P: 12	R: 0 E: 0 K: 0 S: 8	H: 1 LOB: 1 BB: 0 P: 14	R: 1 E: 0 K: 1 S: 12	H: 1 LOB: 1 BB: 1 P: 24	R: 0 E: 0 K: 0 S: 9	H: 0 LOB: 0 BB: 0 P: 13	R: 0 E: 0 K: 1 S: 19	H: 0 LOB: 2 BB: 2 P: 32	R: 1 E: 0 K: 2 S: 17	H: 2 LOB: 1 BB: 1 P: 27	R: 0 E: 0 K: 3 S: 9	H: 0 LOB: 0 BB: 0 P: 14	R: 0 E: 0 K: 1 S: 10	H: 1 LOB: 1 BB: 0 P: 16	1B: 5 2B: 2 3B: 0 HR: 0	SF: 0 SAC: 0 DP: 0 HBP: 0	WP: 0 PB: 0 SB: 0 CS: 0	PA: 39
<b>PITCHER</b>	IP WLS BF H R ER SO BB IBB HBP BLK WP HR S P ERA WHIP																					
<b>Julian Tavarez, R</b> (1,1) ERA: 1.69	5.1 W 23 4 1 0 0 2 1 0 0 0 0 0 0 1 5 * *																					
<b>Felix Heredia, L</b> (6,1) ERA:	0.0 1 0 0 0 0 0 0 0 0 0 0 0 1 5 * *																					
<b>Courtney Duncan, R</b> (6,1) ERA: 4.5	1.0 H 6 2 1 1 1 1 1 0 0 0 0 0 0 18 26 9.00 3.000																					
<b>Todd Van Poppel, R</b> (7,1) ERA:	1.2 H 5 0 0 0 5 0 0 0 0 0 0 0 15 24 0.00 0.000																					
<b>Jeff Fassero, L</b> (9,1) ERA: 2.7	1.0 S 4 1 0 0 1 0 0 0 0 0 0 0 10 16 0.00 1.000																					

AB	35
R	2
H	7
RBI	2
BB	4
SO	9
LOB	21





Batter	1	2	3	4	5	6	7	8	9	AB	R	H	RBI	BB	SO	LOB	TOP										
<b>Eric Young Sr. R</b> OBP: 0.333, SLG: 0.318 (1, 4)	F9		G4-6-3 1B			HR 1B	SH1-3 15 1B 2B	L3		5	2	3	0	0	0	0											
<b>Bill Mueller S</b> OBP: 0.238, SLG: 0.400 (1, 5)	F8		G4-6-3			HR 1B	SH1-3		1B BB FC4-2 1B	4	1	2	2	0	0	2											
<b>Sammy Sosa R</b> OBP: 0.565, SLG: 0.643 (1, 9)							G4-3		FC4-2 15 1B BB 1B	2	3	1	1	3	0	0											
<b>Rondell White, R</b> OBP: 0.435, SLG: 0.368 (1, 7)	L9					HR			FC4-2 15 SF9 BB	5	1	2	0	0	1	3											
<b>Ricky Gutierrez, R</b> OBP: 0.476, SLG: 0.556 (1, 6)									FC4-2 15 SF9 1B	3	1	0	0	2	0	3											
<b>15 Julio Zuleta, R</b> OBP: 0.300, SLG: 0.778 (1, 3)	F8								FC4-2 15 SF9 1B	4	0	2	5	0	1	0											
<b>Damon Buford, R</b> OBP: 0.250, SLG: 0.182 Courtney Duncan, L Felix Heredia, L Todd Van Poppel, R Manny Aybar, R Matt Stairs, L Kyle Farnsworth, R (1, 8)	F8								FC4-2 15 SF9 BB	3	0	0	0	0	0	1											
<b>Joe Girardi, R</b> OBP: 0.308, SLG: 0.250 (1, 2)									FC4-2 15 SF9 1B	4	0	0	0	1	0	3											
<b>Jason Bere, R</b> OBP: 0.500, SLG: 0.500 Gary Matthews, S (6, PH) (6, 8)									FC4-2 15 SF9 1B	2	0	1	0	0	0	0											
<b>Inning Stats</b>	R: 0 E: 0 K: 0 S: 9	H: 0 LOB: 1 BB: 1 P: 14	R: 0 E: 0 K: 0 S: 8	H: 0 LOB: 0 BB: 0 P: 10	R: 0 E: 0 K: 0 S: 10	H: 2 LOB: 1 BB: 0 P: 14	R: 1 E: 0 K: 2 S: 9	H: 1 LOB: 0 BB: 0 P: 13	R: 0 E: 0 K: 0 S: 6	H: 0 LOB: 0 BB: 0 P: 10	R: 4 E: 0 K: 0 S: 18	H: 4 LOB: 2 BB: 2 P: 34	R: 2 E: 0 K: 1 S: 11	H: 2 LOB: 2 BB: 2 P: 23	R: 0 E: 0 K: 0 S: 7	H: 0 LOB: 0 BB: 0 P: 13	R: 1 E: 0 K: 0 S: 10	H: 2 LOB: 3 BB: 2 P: 24	1B: 7 2B: 2 3B: 0 HR: 2	SF: 1 SAC: 1 DP: 1 HBP: 0	WP: 1 PB: 0 SB: 0 CS: 0	PA: 44					
<b>PITCHER</b>	IP	WLS	BF	H	R	ER	SO	BB	IBB	HBP	BLK	WP	HR	S	P	ERA	WHIP										
<b>Omar Daal, L</b> ERA: 6.1 (1, 1)	5.0		20	5	3	3	2	1	0	0	0	0	2	46	67	5.40	1.200										
<b>Vicente Padilla, R</b> ERA: 6.75 (6, 1)	0.2	L	6	2	2	2	0	2	0	0	0	1	0	13	26	27.00	6.000										
<b>Wayne Gomes, R</b> ERA: (6, 1)	0.1		1	0	0	0	0	0	0	0	0	0	0	1	2	0.00	0.000										
<b>Eddie Oropesa, L</b> ERA: 9.0 (7, 1)	1.0		7	2	2	2	1	1	1	0	0	0	0	11	23	18.00	3.000										
<b>Chris Brock, R</b> ERA: 2.7 (8, 1)	2.0		10	2	1	1	0	2	0	0	0	0	0	17	37	4.50	2.000										

Chicago Cubs @ Philadelphia Phillies  
Veterans Stadium, Philadelphia, PA  
Sat Apr 07 2001, 1:05 PM EDT  
Att: 16,847 - Cloudy - 48 F

AB	35
R	8
H	11
RBI	8
BB	7
SO	3
LOB	16



Batter	1	2	3	4	5	6	7	8	9	AB	R	H	RBI	BB	SO	LOB	BOTTOM										
<b>Doug Glanville, R</b> OBP: 0.296, SLG: 0.500 (1, 8)	G5-3	G5-3		G4-3		L6			BB BB 1B	5	0	1	0	0	0	5											
<b>11 Jimmy Rollins, S</b> OBP: 0.320, SLG: 0.190 (1, 6)									F9	3	1	0	0	2	0	1											
<b>Bobby Abreu, L</b> OBP: 0.400, SLG: 0.739 (1, 9)										4	1	2	2	1	0	1											
<b>Scott Rolen, R</b> OBP: 0.375, SLG: 0.500 (1, 5)	F9									4	0	0	0	1	1	2											
<b>Pat Burrell, R</b> OBP: 0.261, SLG: 0.200 Chris Brock, R Gary Bennett, R (1, 7) (8, 1) (9, PH)										4	0	0	0	0	3	2											
<b>Travis Lee, L</b> OBP: 0.391, SLG: 0.278 (1, 3)										0	0	0	0	0	0	0											
<b>Mike Lieberthal, R</b> OBP: 0.435, SLG: 0.556 (1, 2)										1	0	0	0	2	0	1											
<b>Marlon Anderson, L</b> OBP: 0.263, SLG: 0.125 (1, 4)										1	0	0	0	2	0	1											
<b>Omar Daal, L</b> OBP: 0.333, SLG: 0.333 Vicente Padilla, R Wayne Gomes, R David Newhan, L 23 Kevin Jordan, R Eddie Oropesa, L Jason Michaels, R (1, 1) (6, 1) (6, 1) (6, PH) (7, 1) (7, 1) (8, 7)										2	0	1	1	0	0	1											
<b>Inning Stats</b>	R: 1 E: 0 K: 1 S: 12	H: 1 LOB: 1 BB: 1 P: 22	R: 1 E: 0 K: 0 S: 10	H: 1 LOB: 1 BB: 1 P: 17	R: 0 E: 0 K: 1 S: 7	H: 0 LOB: 0 BB: 0 P: 9	R: 1 E: 0 K: 0 S: 15	H: 2 LOB: 2 BB: 1 P: 26	R: 1 E: 0 K: 1 S: 9	H: 1 LOB: 0 BB: 0 P: 15	R: 0 E: 0 K: 0 S: 14	H: 1 LOB: 2 BB: 1 P: 24	R: 0 E: 0 K: 1 S: 10	H: 0 LOB: 1 BB: 1 P: 18	R: 0 E: 0 K: 0 S: 12	H: 0 LOB: 1 BB: 1 P: 20	R: 0 E: 0 K: 2 S: 22	H: 1 LOB: 3 BB: 2 P: 36	1B: 3 2B: 3 3B: 0 HR: 1	SF: 0 SAC: 1 DP: 0 HBP: 0	WP: 0 PB: 0 SB: 1 CS: 0	PA: 42					
<b>PITCHER</b>	IP	WLS	BF	H	R	ER	SO	BB	IBB	HBP	BLK	WP	HR	S	P	ERA	WHIP										
<b>Jason Bere, R</b> ERA: 7.2 (1, 1)	5.0	W	23	5	4	4	3	3	0	0	0	0	0	4	8	0.00	6.000										
<b>Courtney Duncan, R</b> ERA: 3.86 (6, 1)	0.1	H	3	1	0	0	0	1	0	0	0	0	0	13	24	0.00	1.000										
<b>Felix Heredia, L</b> ERA: (7, 1)	1.0	H	4	0	0	0	0	1	0	0	0	0	0	7	10	0.00	0.000										
<b>Todd Van Poppel, R</b> ERA: (8, 1)	0.2	H	2	0	0	0	1	0	0	0	0	0	0	7	10	0.00	0.000										
<b>Manny Aybar, R</b> ERA: (8, 1)	1.0	H	4	0	0	0	0	1	0	0	0	0	0	12	20	0.00	1.000										

Chicago Cubs @ Philadelphia Phillies  
Veterans Stadium, Philadelphia, PA  
Sat Apr 07 2001, 1:05 PM EDT  
Att: 16,847 - Cloudy - 48 F

AB	33
R	4
H	7
RBI	4
BB	8
SO	6
LOB	23













Batter	1	2	3	4	5	6	7	8	9	AB	R	H	RBI	BB	SO	LOB	TOP										
Luis Castillo, S OBP: 0.325, SLG: 0.429	G6-3	G4-3		2-2 2H 3B			4-2 2B BB		G3	4	1	1	1	1	0	1											
Eric Owens, R OBP: 0.351, SLG: 0.455	1B HR		F8	F9			F9		B1	5	1	1	0	0	0	2											
Cliff Floyd, L OBP: 0.528, SLG: 0.821	1-2 HR		G4-3		1-1 F7		3-2 L9		4-2 BB	4	1	1	0	1	0	1											
Preston Wilson, R OBP: 0.389, SLG: 0.576	F8		FC5-4 2B		1-1 G4-3		0-1 1H 2B		1-3 K	5	0	2	1	0	1	3											
Charles Johnson, R OBP: 0.300, SLG: 0.500	1H 2H HR		FC5-4 BB		2-3 K		4-0 2B			2	1	1	3	2	1	0											
Derrek Lee, R OBP: 0.294, SLG: 0.379	K		FC5-4 1-2 2-3		0-0 HR		3-1 F8			4	1	1	1	0	1	4											
Andy Fox, L																											
Dave Berg, R OBP: 0.100, SLG: 0.400		L7			2-2 G3		4-1 L5 BB		2-1 G5-3	2	0	0	0	1	0	0											
Alex Gonzalez, R OBP: 0.433, SLG: 0.480					0-0 SH5-4 3B		1 SAFE 3-1 L5 1-2		0-0 G6-3	4	1	2	0	0	0	1											
Vladimir Nunez, R John Mabry, L Vic Darensbourg, L Braden Looper, R Kevin Millar, R Antonio Alfonseca, R		F3			0-1 SH5-4 1-2		1-3 K		1-2 F3	1	0	0	0	0	0	1											
<b>Inning Stats</b>	R: 3 E: 0 K: 1 S: 12	H: 3 LOB: 0 BB: 0 P: 19	R: 0 E: 0 K: 0 S: 12	H: 1 LOB: 1 BB: 0 P: 21	R: 0 E: 0 K: 0 S: 14	H: 1 LOB: 2 BB: 1 P: 22	R: 1 E: 0 K: 0 S: 16	H: 2 LOB: 1 BB: 0 P: 22	R: 0 E: 0 K: 1 S: 9	H: 0 LOB: 0 BB: 0 P: 13	R: 1 E: 0 K: 1 S: 7	H: 1 LOB: 0 BB: 1 P: 15	R: 1 E: 0 K: 0 S: 12	H: 1 LOB: 2 BB: 2 P: 28	R: 0 E: 0 K: 0 S: 6	H: 0 LOB: 0 BB: 0 P: 9	R: 0 E: 0 K: 1 S: 10	H: 0 LOB: 1 BB: 1 P: 16	1B: 3 2B: 3 3B: 1 HR: 2	SF: 0 SAC: 1 DP: 0 HBP: 0	WP: 0 PB: 0 SB: 0 CS: 0	PA: 40					
<b>PITCHER</b>	IP	WLS	BF	H	R	ER	SO	BB	IBB	HBP	BLK	WP	HR	S	P	ERA	WHIP										
Amaury Telemaco, R ERA: 4.5	4.0		20	7	4	4	1	1	0	0	0	0	1	54	84	9.00	2.000										
Chris Brock, R ERA: 3.35	2.0	H	7	1	1	1	2	1	0	0	0	0	1	16	28	4.50	1.000										
Rheal Cormier, L ERA: 10.8	0.2	H	3	0	1	1	0	1	0	0	0	0	0	8	17	13.50	1.500										
Wayne Gomes, R ERA: 1.8	1.1	W	6	1	0	0	0	0	1	0	0	0	0	10	20	0.00	0.750										
Jose Mesa, R ERA: 1.8	1.0	S	4	0	0	0	1	1	0	0	0	0	0	10	16	0.00	1.000										

Florida Marlins @ Philadelphia Phillies  
Veterans Stadium, Philadelphia, PA  
Tue Apr 10 2001, 7:05 PM EDT  
Att: 11,376 - Overcast - 57 F

AB 34  
R 6  
H 9  
RBI 6  
BB 5  
SO 4  
LOB 13



Batter	1	2	3	4	5	6	7	8	9	AB	R	H	RBI	BB	SO	LOB	BOTTOM										
Doug Glanville, R OBP: 0.308, SLG: 0.553	F5		1-2 BB 1B			2-1 HR		0-0 SH1-4		4	2	3	3	0	0	0											
11 Jimmy Rollins, S OBP: 0.283, SLG: 0.182	F7		F9		G4-3	2-1 K		0-2 SF9		4	0	0	1	0	1	3											
Bobby Abreu, L OBP: 0.421, SLG: 0.688	F2		4-0 1-2 2-3 BB		2-3 K	4-1 2B BB		3H 4-1 BB BB		2	1	0	0	3	1	0											
Scott Rolen, R OBP: 0.324, SLG: 0.500		L9	G4-3		3-2 HR	0-1 2B BB		4-2 1-2 BB		4	1	2	3	1	0	3											
Mike Lieberthal, R OBP: 0.400, SLG: 0.429		F8			L9	G4-3		G2-3		5	0	1	0	0	0	3											
Travis Lee, L OBP: 0.471, SLG: 0.407					1-0 FC6-4 1B	1-0 F8		3-1 CS 1B		3	0	2	0	1	0	1											
Pat Burrell, R OBP: 0.294, SLG: 0.258			K		1-1 E6 FC6-4		1-0 23 G5-3 1B 1B		3-3 1-2 K	4	1	1	0	0	2	3											
Marlon Anderson, L OBP: 0.259, SLG: 0.174			B2-3		0-0 F7		0-1 23 G5-3 1B 1B		1-0 G3-1	4	1	1	0	0	0	2											
Amaury Telemaco, R Jason Michaels, R Chris Brock, R 23 Kevin Jordan, R Rheal Cormier, L Wayne Gomes, R David Newhan, L Jose Mesa, R			BB 1B		2-1 FC6-4		0-1 G5-3		1-1 SH1-4 11 SF9 2B	1	0	1	0	0	0	0											
<b>Inning Stats</b>	R: 0 E: 0 K: 0 S: 7	H: 0 LOB: 0 BB: 0 P: 14	R: 0 E: 0 K: 1 S: 9	H: 0 LOB: 1 BB: 1 P: 17	R: 0 E: 1 K: 0 S: 8	H: 1 LOB: 2 BB: 0 P: 11	R: 2 E: 0 K: 1 S: 13	H: 3 LOB: 1 BB: 0 P: 24	R: 4 E: 0 K: 1 S: 16	H: 4 LOB: 1 BB: 1 P: 23	R: 0 E: 0 K: 1 S: 9	H: 1 LOB: 0 BB: 0 P: 16	R: 1 E: 0 K: 0 S: 12	H: 1 LOB: 2 BB: 2 P: 21	1B: 8 2B: 3 3B: 0 HR: 2	SF: 1 SAC: 1 DP: 1 HBP: 0	WP: 0 PB: 0 SB: 0 CS: 1	PA: 41									
<b>PITCHER</b>	IP	WLS	BF	H	R	ER	SO	BB	IBB	HBP	BLK	WP	HR	S	P	ERA	WHIP										
Vladimir Nunez, R ERA: 4.0	5.0		24	6	2	2	2	2	0	0	0	0	2	46	83	3.60	1.600										
Vic Darensbourg, L ERA: 9.64	0.2	H	6	3	4	4	1	1	0	0	0	0	0	13	19	54.00	6.000										
Braden Looper, R ERA: 7.11	1.1	B	5	2	0	0	1	0	0	0	0	0	0	12	20	0.00	1.500										
Antonio Alfonseca, R ERA: 3.0	1.0	L	6	1	1	1	0	2	0	0	0	0	0	12	21	9.00	3.000										

Florida Marlins @ Philadelphia Phillies  
Veterans Stadium, Philadelphia, PA  
Tue Apr 10 2001, 7:05 PM EDT  
Att: 11,376 - Overcast - 57 F

AB 34  
R 7  
H 12  
RBI 7  
BB 5  
SO 4  
LOB 19



Batter	1	2	3	4	5	6	7	8	9	AB R H RBI BB SO LOB	TOP																									
												Florida Marlins @ Philadelphia Phillies Veterans Stadium, Philadelphia, PA Wed Apr 11 2001, 7:05 PM EDT <a href="http://livebaseballscorecards.com">livebaseballscorecards.com</a>																								
Inning Stats											AB 0 R 0 H 0 RBI 0 BB 0 SO 0 LOB 0																									
PITCHER	IP	WLS	BF	H	R	ER	SO	BB	IBB	HBP	BLK	WP	HR	S	P	ERA	WHIP	PITCHER	IP	WLS	BF	H	R	ER	SO	BB	IBB	HBP	BLK	WP	HR	S	P	ERA	WHIP	1B: 0 SF: 0 2B: 0 SAC: 0 3B: 0 DP: 0 HR: 0 HBP: 0 WP: 0 PA: 0 FB: 0 SB: 0 CS: 0

Batter	1	2	3	4	5	6	7	8	9	AB R H RBI BB SO LOB	BOTTOM																									
												Florida Marlins @ Philadelphia Phillies Veterans Stadium, Philadelphia, PA Wed Apr 11 2001, 7:05 PM EDT <a href="http://livebaseballscorecards.com">livebaseballscorecards.com</a>																								
Inning Stats											AB 0 R 0 H 0 RBI 0 BB 0 SO 0 LOB 0																									
PITCHER	IP	WLS	BF	H	R	ER	SO	BB	IBB	HBP	BLK	WP	HR	S	P	ERA	WHIP	PITCHER	IP	WLS	BF	H	R	ER	SO	BB	IBB	HBP	BLK	WP	HR	S	P	ERA	WHIP	1B: 0 SF: 0 2B: 0 SAC: 0 3B: 0 DP: 0 HR: 0 HBP: 0 WP: 0 PA: 0 FB: 0 SB: 0 CS: 0



Batter	1	2	3	4	5	6	7	8	9	AB	R	H	RBI	BB	SO	LOB	TOP			
Doug Glanville, R OBP: 0.302, SLG: 0.512 (1, 8)	F7		K			P4				3	0	0	0	1	1	3				
11 Jimmy Rollins, S OBP: 0.286, SLG: 0.194 (1, 6)	G6-4-3 BB			FC6-4 1B		F8		F3		3	0	1	0	1	0	2				
Bobby Abreu, L OBP: 0.381, SLG: 0.611 (1, 9)	G6-4-3 1-2			FC6-4 CS 1-2		G4-3		K		4	0	0	0	0	1	4				
Scott Rolen, R OBP: 0.293, SLG: 0.441 (1, 5)		K		L8			F9	L8		4	0	0	0	0	1	1				
Mike Lieberthal, R OBP: 0.410, SLG: 0.438 (1, 2)		K			G4-6-3 1B		1B 1B		L7	4	1	2	0	0	1	0				
Travis Lee, L OBP: 0.421, SLG: 0.355 (1, 3)	F7			G4-6-3 1-2		G4-6-3	K	F7		4	0	0	0	0	1	2				
Pat Burrell, R OBP: 0.316, SLG: 0.265 (1, 7)				G4-6-3 BB		K	1B 1-3 1B	G4-3		3	1	1	0	1	1	0				
Marlon Anderson, L OBP: 0.267, SLG: 0.192 (1, 4)			G4-6-3 1-2		G4-3		1B 1-3 1B			3	0	1	1	0	0	1				
Randy Wolf, L (1, 1)										0	0	0	0	1	0	0				
23 Kevin Jordan, R (6, PH)										0	0	0	0	1	0	0				
Eddie Oropesa, L (6, 1)										0	0	0	0	0	0	0				
Jason Michaels, R (7, PH)										1	0	1	1	0	0	0				
Wayne Gomes, R (7, 1)										0	0	0	0	0	0	0				
Rheal Cormier, L (8, 1)										0	0	0	0	0	0	0				
<b>Inning Stats</b>	R: 0 E: 0 K: 0 S: 6	H: 0 LOB: 0 BB: 1 P: 14	R: 0 E: 0 K: 2 S: 9	H: 0 LOB: 0 BB: 0 P: 13	R: 0 E: 0 K: 1 S: 12	H: 1 LOB: 1 BB: 2 P: 22	R: 0 E: 0 K: 0 S: 6	H: 1 LOB: 0 BB: 0 P: 12	R: 0 E: 0 K: 1 S: 7	H: 1 LOB: 0 BB: 0 P: 13	R: 2 E: 0 K: 1 S: 14	H: 4 LOB: 2 BB: 0 P: 21	R: 0 E: 0 K: 1 S: 7	H: 0 LOB: 0 BB: 0 P: 13	R: 0 E: 0 K: 0 S: 6	H: 0 LOB: 0 BB: 0 P: 10	1B: 6 2B: 0 3B: 0 HR: 0	SF: 0 SAC: 0 DP: 3 HBP: 0	WP: 0 PB: 0 SB: 0 CS: 1	PA: 34
<b>PITCHER</b>	IP WLS BF H R ER SO BB IBB HBP BLK WP HR S P ERA WHIP	IP WLS BF H R ER SO BB IBB HBP BLK WP HR S P ERA WHIP	IP WLS BF H R ER SO BB IBB HBP BLK WP HR S P ERA WHIP	IP WLS BF H R ER SO BB IBB HBP BLK WP HR S P ERA WHIP	IP WLS BF H R ER SO BB IBB HBP BLK WP HR S P ERA WHIP	IP WLS BF H R ER SO BB IBB HBP BLK WP HR S P ERA WHIP	IP WLS BF H R ER SO BB IBB HBP BLK WP HR S P ERA WHIP	IP WLS BF H R ER SO BB IBB HBP BLK WP HR S P ERA WHIP	IP WLS BF H R ER SO BB IBB HBP BLK WP HR S P ERA WHIP	IP WLS BF H R ER SO BB IBB HBP BLK WP HR S P ERA WHIP	IP WLS BF H R ER SO BB IBB HBP BLK WP HR S P ERA WHIP	IP WLS BF H R ER SO BB IBB HBP BLK WP HR S P ERA WHIP	IP WLS BF H R ER SO BB IBB HBP BLK WP HR S P ERA WHIP	IP WLS BF H R ER SO BB IBB HBP BLK WP HR S P ERA WHIP	IP WLS BF H R ER SO BB IBB HBP BLK WP HR S P ERA WHIP	IP WLS BF H R ER SO BB IBB HBP BLK WP HR S P ERA WHIP	IP WLS BF H R ER SO BB IBB HBP BLK WP HR S P ERA WHIP	IP WLS BF H R ER SO BB IBB HBP BLK WP HR S P ERA WHIP		
Tom Glavine, L ERA: 4.74 (1, 1)	6.2 W 26 5 2 2 5 5 0 0 0 0 0 0 63 119 2.70 1.500	1.1 H 5 1 0 0 1 0 0 0 0 0 0 0 10 17 0.00 0.750	1.0 S 3 0 0 0 0 0 0 0 0 0 0 0 6 10 0.00 0.000																	
Mike Remlinger, L ERA: 1.09 (7, 1)																				
John Rocker, L ERA: 3.18 (9, 1)																				

Philadelphia Phillies @ Atlanta Braves  
Turner Field, Atlanta, GA  
Fri Apr 13 2001, 7:35 PM EDT  
Att: 31,017 - Cloudy - 73 F

AB 29  
R 2  
H 6  
RBI 2  
BB 5  
SO 6  
LOB 13



Batter	1	2	3	4	5	6	7	8	9	AB	R	H	RBI	BB	SO	LOB	BOTTOM			
Rafael Furcal, S OBP: 0.280, SLG: 0.400 (1, 6)	10 BB E BB 1B	SF9		E4 1B		CS 1B		L8		4	1	3	1	0	0	1				
QuiVio Veras, S OBP: 0.190, SLG: 0.154 (1, 4)	F7	3-H FC5-4 1B		F8		K				5	0	2	0	0	1	3				
Andruw Jones, R OBP: 0.271, SLG: 0.311 (1, 8)	E4 BB 10 BB 1-2	FC5-4 1-2						G5-3		3	0	0	0	1	0	2				
10 Chipper Jones, S OBP: 0.370, SLG: 0.389 (1, 5)	BB 1-2 2-3 BB			FC6-4 1B		F8		1B BB		2	0	1	0	2	0	2				
Brian Jordan, R OBP: 0.225, SLG: 0.270 (1, 9)	L3			FC6-4 G5-4-3 1-2		FC6-4 1B		F8		4	0	1	0	0	0	5				
Javy Lopez, R OBP: 0.368, SLG: 0.529 (1, 2)				G5-4-3 1-2 2-3 3-H BB		K				3	0	1	1	1	1	2				
B.J. Surhoff, L OBP: 0.171, SLG: 0.294 (1, 7)	K					FC6-4 1-2		G3		4	1	1	0	0	1	6				
Wes Helms, R OBP: 0.214, SLG: 0.500 (1, 3)										3	2	2	2	0	0	1				
Rico Brogna, L OBP: 0.452, SLG: 0.571 (8, 3)		SH5-4 SF9 2B				F9		F8		1	0	0	0	0	0	0				
Tom Glavine, L (1, 1)										2	0	0	0	0	1	0				
Mike Remlinger, L (7, 1)		SH5-4						E6		0	0	0	0	0	0	0				
11 Kurt Abbott, R OBP: 0.222, SLG: 0.222 (6, PH)										1	0	0	0	0	0	0				
John Rocker, R (9, 1)										0	0	0	0	0	0	0				
<b>Inning Stats</b>	R: 1 E: 1 K: 1 S: 11	H: 1 LOB: 3 BB: 2 P: 26	R: 1 E: 0 K: 0 S: 14	H: 2 LOB: 1 BB: 0 P: 20	R: 0 E: 0 K: 0 S: 6	H: 1 LOB: 0 BB: 0 P: 10	R: 2 E: 1 K: 1 S: 16	H: 3 LOB: 2 BB: 1 P: 28	R: 0 E: 0 K: 1 S: 8	H: 1 LOB: 1 BB: 0 P: 12	R: 0 E: 0 K: 1 S: 8	H: 1 LOB: 1 BB: 0 P: 13	R: 0 E: 0 K: 0 S: 10	H: 1 LOB: 2 BB: 1 P: 17	R: 0 E: 1 K: 0 S: 4	H: 1 LOB: 2 BB: 0 P: 9	1B: 9 2B: 2 3B: 0 HR: 1	SF: 1 SAC: 1 DP: 2 HBP: 0	WP: 0 PB: 0 SB: 1 CS: 1	PA: 38
<b>PITCHER</b>	IP WLS BF H R ER SO BB IBB HBP BLK WP HR S P ERA WHIP	IP WLS BF H R ER SO BB IBB HBP BLK WP HR S P ERA WHIP	IP WLS BF H R ER SO BB IBB HBP BLK WP HR S P ERA WHIP	IP WLS BF H R ER SO BB IBB HBP BLK WP HR S P ERA WHIP	IP WLS BF H R ER SO BB IBB HBP BLK WP HR S P ERA WHIP	IP WLS BF H R ER SO BB IBB HBP BLK WP HR S P ERA WHIP	IP WLS BF H R ER SO BB IBB HBP BLK WP HR S P ERA WHIP	IP WLS BF H R ER SO BB IBB HBP BLK WP HR S P ERA WHIP	IP WLS BF H R ER SO BB IBB HBP BLK WP HR S P ERA WHIP	IP WLS BF H R ER SO BB IBB HBP BLK WP HR S P ERA WHIP	IP WLS BF H R ER SO BB IBB HBP BLK WP HR S P ERA WHIP	IP WLS BF H R ER SO BB IBB HBP BLK WP HR S P ERA WHIP	IP WLS BF H R ER SO BB IBB HBP BLK WP HR S P ERA WHIP	IP WLS BF H R ER SO BB IBB HBP BLK WP HR S P ERA WHIP	IP WLS BF H R ER SO BB IBB HBP BLK WP HR S P ERA WHIP	IP WLS BF H R ER SO BB IBB HBP BLK WP HR S P ERA WHIP	IP WLS BF H R ER SO BB IBB HBP BLK WP HR S P ERA WHIP			
Randy Wolf, L ERA: 5.0 (6, 1)	5.0 L 3 1 0 0 1 0 0 0 0 0 0 0 8 13 0.00 1.000	1.0 3 1 0 0 0 1 0 0 0 0 0 0 0 10 17 0.00 2.000	1.0 5 1 0 0 0 0 1 0 0 0 0 0 0 4 9 0.00 1.000	1.0 4 1 0 0 0 0 0 0 0 0 0 0 0 4 9 0.00 1.000																
Eddie Oropesa, L ERA: 6.0 (7, 1)																				
Wayne Gomes, R ERA: (8, 1)																				
Rheal Cormier, L ERA: 6.75 (8, 1)																				

Philadelphia Phillies @ Atlanta Braves  
Turner Field, Atlanta, GA  
Fri Apr 13 2001, 7:35 PM EDT  
Att: 31,017 - Cloudy - 73 F

AB 32  
R 4  
H 11  
RBI 4  
BB 4  
SO 4  
LOB 22





Batter	1	2	3	4	5	6	7	8	9	AB	R	H	RBI	BB	SO	LOB	TOP				
Doug Glanville, R (1, 8) OBP: 0.298, SLG: 0.489	0-1 G4-3	1-2 F7			2-2 F8		0-1 1B			4	0	1	0	0	0	1					
11 Jimmy Rollins, S (1, 6) OBP: 0.283, SLG: 0.200	0-0 1B	0-1 F7			1-1 G1-3		1-0 F8			4	1	1	0	0	0	2					
Bobby Abreu, L (1, 9) OBP: 0.391, SLG: 0.590	4-1 1B		3-3 K		2-2 1B		3-3 K			3	0	1	0	1	2	1					
Scott Rolen, R (1, 5) OBP: 0.289, SLG: 0.421	0-0 1B		3-1 G6-3		1-1 G6-3			2-2 F7		4	0	1	1	0	0	1					
Mike Lieberthal, R (1, 2) OBP: 0.395, SLG: 0.400	1-1 P4		2-2 F9			1-0 G5-3		4-2 G4-6-3 BB		3	0	0	0	1	0	2					
Travis Lee, L (1, 3) OBP: 0.429, SLG: 0.333	4-2 BB			4-2 FC4-6 BB		2-2 L3		1-1 G4-6-3		2	0	0	0	2	0	1					
Pat Burrell, R (1, 7) OBP: 0.310, SLG: 0.342	1-3 K			1-3 K		1-0 HR			1-1 F7	4	1	1	1	0	2	4					
Marlon Anderson, L (1, 4) OBP: 0.265, SLG: 0.200		0-0 SH3-4 1B		0-0 FC4-6		1-3 K			0-0 G1-3	4	0	1	0	0	1	1					
Omar Daal, L (1, 1) OBP: 0.250, SLG: 0.250		0-1 SH3-4		0-0 F9			2-1 F8		3-1 G6-3	1	0	0	0	0	0	1					
David Newhan, L (7, PH) OBP: 0.375, SLG: 0.500										1	0	0	0	0	0	0					
Wayne Gomes, R (7, 1)										0	0	0	0	0	0	0					
23 Kevin Jordan, R (9, PH) OBP: 0.500, SLG: 0.400										1	0	0	0	0	0	0					
Jose Mesa, R (9, 1)										0	0	0	0	0	0	0					
<b>Inning Stats</b>	R: 1 E: 0 K: 1 S: 15	H: 2 LOB: 3 BB: 2 P: 25	R: 0 E: 0 K: 0 S: 8	H: 1 LOB: 1 BB: 0 P: 9	R: 0 E: 0 K: 1 S: 9	H: 0 LOB: 0 BB: 0 P: 17	R: 0 E: 0 K: 1 S: 8	H: 0 LOB: 1 BB: 1 P: 13	R: 0 E: 0 K: 0 S: 10	H: 1 LOB: 0 BB: 0 P: 16	R: 0 E: 0 K: 1 S: 9	H: 1 LOB: 0 BB: 0 P: 14	R: 0 E: 0 K: 0 S: 9	H: 0 LOB: 0 BB: 1 P: 16	R: 0 E: 0 K: 0 S: 5	H: 0 LOB: 0 BB: 0 P: 9	1B: 5 2B: 0 3B: 0 HR: 1	SF: 0 SAC: 1 DP: 1 HBP: 0	WP: 0 PB: 0 SB: 1 CS: 0	PA: 36	
<b>PITCHER</b>	IP WLS BF H R ER SO BB IBB HBP BLK WP HR S P ERA WHIP	IP WLS BF H R ER SO BB IBB HBP BLK WP HR S P ERA WHIP	IP WLS BF H R ER SO BB IBB HBP BLK WP HR S P ERA WHIP	IP WLS BF H R ER SO BB IBB HBP BLK WP HR S P ERA WHIP	IP WLS BF H R ER SO BB IBB HBP BLK WP HR S P ERA WHIP	IP WLS BF H R ER SO BB IBB HBP BLK WP HR S P ERA WHIP	IP WLS BF H R ER SO BB IBB HBP BLK WP HR S P ERA WHIP	IP WLS BF H R ER SO BB IBB HBP BLK WP HR S P ERA WHIP	IP WLS BF H R ER SO BB IBB HBP BLK WP HR S P ERA WHIP	IP WLS BF H R ER SO BB IBB HBP BLK WP HR S P ERA WHIP	IP WLS BF H R ER SO BB IBB HBP BLK WP HR S P ERA WHIP	IP WLS BF H R ER SO BB IBB HBP BLK WP HR S P ERA WHIP	IP WLS BF H R ER SO BB IBB HBP BLK WP HR S P ERA WHIP	IP WLS BF H R ER SO BB IBB HBP BLK WP HR S P ERA WHIP	IP WLS BF H R ER SO BB IBB HBP BLK WP HR S P ERA WHIP	IP WLS BF H R ER SO BB IBB HBP BLK WP HR S P ERA WHIP	IP WLS BF H R ER SO BB IBB HBP BLK WP HR S P ERA WHIP	IP WLS BF H R ER SO BB IBB HBP BLK WP HR S P ERA WHIP	IP WLS BF H R ER SO BB IBB HBP BLK WP HR S P ERA WHIP	IP WLS BF H R ER SO BB IBB HBP BLK WP HR S P ERA WHIP	IP WLS BF H R ER SO BB IBB HBP BLK WP HR S P ERA WHIP

Philadelphia Phillies @ Atlanta Braves  
Turner Field, Atlanta, GA  
Sat Apr 14 2001, 7:05 PM EDT  
Att: 35,979 - Overcast - 70 F

AB 31  
R 2  
H 6  
RBI 2  
BB 4  
SO 5  
LOB 14



Batter	1	2	3	4	5	6	7	8	9	AB	R	H	RBI	BB	SO	LOB	BOTTOM					
Rafael Furcal, S (1, 6) OBP: 0.273, SLG: 0.380	0-0 F9		2-1 1B	1-0 G3			2-2 F7		2-2 G6-3	5	0	1	0	0	0	3						
Wes Helms, R (1, 3) OBP: 0.222, SLG: 0.556	1-0 3B		0-0 F8		0-1 F7		2-2 G6-3			4	0	1	0	0	0	1						
Andruw Jones, R (1, 8) OBP: 0.269, SLG: 0.306	0-1 L5		1-2 L4		2-1 E 10 BB 1B		0-0 G6-3			4	0	1	0	0	0	2						
10 Chipper Jones, S (1, 5) OBP: 0.380, SLG: 0.368	4-0 BB		3-3 K		4-0 E BB		1-0 F7			2	0	0	0	2	1	1						
Brian Jordan, R (1, 9) OBP: 0.227, SLG: 0.268	2-0 F8			2-1 2B 1B	3-1 E5		2-2 F9			4	1	1	0	0	0	4						
Javy Lopez, R (1, 2) OBP: 0.357, SLG: 0.500		1-0 E5 FC1-4		1-3 K	0-0 G4-6-3		3-0 1B			4	0	1	0	0	1	4						
B.J. Surhoff, L (1, 7) OBP: 0.205, SLG: 0.342		2-2 P4		2-1 1B 1-H 2B		1-1 F8			0-0 SH1-4 1B	4	0	2	1	0	0	1						
Keith Lockhart, L (1, 4) OBP: 0.538, SLG: 0.545		1-2 FC1-4		0-1 1B		2-2 F7			2-0 SH1-4	3	0	1	0	0	0	1						
Kevin Millwood, R (1, 1) ERA: 4.41		0-3 K		0-3 K		0-2 G1-3			2-3 K	3	0	0	0	0	2	3						
Jason Marquis, L (8, 1) ERA: 3.6										0	0	0	0	0	0	0						
Rico Brogna, L (9, PH) OBP: 0.438, SLG: 0.552										1	0	0	0	0	1	1						
<b>Inning Stats</b>	R: 0 E: 0 K: 0 S: 5	H: 1 LOB: 2 BB: 1 P: 12	R: 0 E: 1 K: 1 S: 10	H: 0 LOB: 0 BB: 0 P: 14	R: 0 E: 0 K: 1 S: 11	H: 1 LOB: 1 BB: 0 P: 17	R: 1 E: 0 K: 2 S: 13	H: 3 LOB: 2 BB: 0 P: 19	R: 0 E: 0 K: 0 S: 7	H: 0 LOB: 0 BB: 0 P: 16	R: 0 E: 0 K: 0 S: 8	H: 0 LOB: 0 BB: 0 P: 11	R: 0 E: 0 K: 0 S: 8	H: 0 LOB: 0 BB: 0 P: 12	R: 0 E: 0 K: 0 S: 5	H: 1 LOB: 1 BB: 0 P: 11	R: 0 E: 0 K: 1 S: 10	H: 1 LOB: 1 BB: 0 P: 16	1B: 6 2B: 1 3B: 1 HR: 0	SF: 0 SAC: 1 DP: 1 HBP: 0	WP: 0 PB: 0 SB: 0 CS: 0	PA: 37
<b>PITCHER</b>	IP WLS BF H R ER SO BB IBB HBP BLK WP HR S P ERA WHIP	IP WLS BF H R ER SO BB IBB HBP BLK WP HR S P ERA WHIP	IP WLS BF H R ER SO BB IBB HBP BLK WP HR S P ERA WHIP	IP WLS BF H R ER SO BB IBB HBP BLK WP HR S P ERA WHIP	IP WLS BF H R ER SO BB IBB HBP BLK WP HR S P ERA WHIP	IP WLS BF H R ER SO BB IBB HBP BLK WP HR S P ERA WHIP	IP WLS BF H R ER SO BB IBB HBP BLK WP HR S P ERA WHIP	IP WLS BF H R ER SO BB IBB HBP BLK WP HR S P ERA WHIP	IP WLS BF H R ER SO BB IBB HBP BLK WP HR S P ERA WHIP	IP WLS BF H R ER SO BB IBB HBP BLK WP HR S P ERA WHIP	IP WLS BF H R ER SO BB IBB HBP BLK WP HR S P ERA WHIP	IP WLS BF H R ER SO BB IBB HBP BLK WP HR S P ERA WHIP	IP WLS BF H R ER SO BB IBB HBP BLK WP HR S P ERA WHIP	IP WLS BF H R ER SO BB IBB HBP BLK WP HR S P ERA WHIP	IP WLS BF H R ER SO BB IBB HBP BLK WP HR S P ERA WHIP	IP WLS BF H R ER SO BB IBB HBP BLK WP HR S P ERA WHIP	IP WLS BF H R ER SO BB IBB HBP BLK WP HR S P ERA WHIP	IP WLS BF H R ER SO BB IBB HBP BLK WP HR S P ERA WHIP	IP WLS BF H R ER SO BB IBB HBP BLK WP HR S P ERA WHIP	IP WLS BF H R ER SO BB IBB HBP BLK WP HR S P ERA WHIP	IP WLS BF H R ER SO BB IBB HBP BLK WP HR S P ERA WHIP	

Philadelphia Phillies @ Atlanta Braves  
Turner Field, Atlanta, GA  
Sat Apr 14 2001, 7:05 PM EDT  
Att: 35,979 - Overcast - 70 F

AB 34  
R 1  
H 8  
RBI 1  
BB 2  
SO 5  
LOB 21





Batter	1	2	3	4	5	6	7	8	9	AB	R	H	RBI	BB	SO	LOB	TOP										
Doug Glanville, R (1, 8) OBP: 0.275, SLG: 0.449	F8		F9		K			F3		4	0	0	0	0	1	1	Philadelphia Phillies @ Atlanta Braves Turner Field, Atlanta, GA Sun Apr 15 2001, 1:05 PM EDT Att: 24,472 - Overcast - 62 F										
23 Kevin Jordan, R (1, 4) OBP: 0.400, SLG: 0.333	BB 1B		G3			G3-1		F9		4	0	1	0	0	0	0											
Bobby Abreu, L (1, 9) OBP: 0.400, SLG: 0.571	G4-6-3 BB			G6-3		G3			1B	3	0	1	0	1	0	0											
Scott Rolen, R (1, 5) OBP: 0.286, SLG: 0.405	G4-6-3			K			1B	K		4	0	1	0	0	2	3											
Mike Lieberthal, R (1, 2) OBP: 0.383, SLG: 0.368		G6-3				K			G6-3	3	0	0	0	1	1	1											
Pat Burrell, R (1, 7) OBP: 0.283, SLG: 0.310		F9							G3-1	4	0	0	0	0	0	1											
Travis Lee, L (1, 3) OBP: 0.435, SLG: 0.351					L4		G3			4	0	2	0	0	0	0											
Tomas Perez, S (1, 6) OBP: 0.333, SLG: 0.333		G4-3			G6-3				K	4	0	1	0	0	1	2											
Robert Person, R (1, 1) OBP: 0.286, SLG: 0.333										2	0	0	0	1	1	1											
Ricky Bottalico, L (8, 1) OBP: 0.286, SLG: 0.333				K				F8		0	0	0	0	0	0	0											
<b>Inning Stats</b>	R: 0 H: 1 E: 0 K: 0 S: 9	H: 1 LOB: 1 BB: 1 P: 16	R: 0 H: 1 E: 0 K: 0 S: 8	H: 1 LOB: 1 BB: 0 P: 12	R: 0 H: 0 E: 0 K: 1 S: 6	H: 0 LOB: 0 BB: 0 P: 6	R: 0 H: 0 E: 0 K: 1 S: 9	H: 0 LOB: 1 BB: 1 P: 21	R: 0 H: 0 E: 0 K: 1 S: 8	H: 0 LOB: 1 BB: 1 P: 14	R: 0 H: 1 E: 0 K: 0 S: 10	H: 1 LOB: 1 BB: 0 P: 16	R: 0 H: 1 E: 0 K: 0 S: 8	H: 1 LOB: 1 BB: 0 P: 13	R: 0 H: 1 E: 0 K: 1 S: 19	H: 1 LOB: 1 BB: 0 P: 26	R: 0 H: 1 E: 0 K: 1 S: 14	H: 1 LOB: 1 BB: 0 P: 19	1B: 6 2B: 0 3B: 0 HR: 0	SF: 0 SAC: 0 DP: 1 HBP: 0	WP: 0 PB: 0 SB: 0 CS: 0	PA: 35					
<b>PITCHER</b>	IP	WLS	BF	H	R	ER	SO	BB	IBB	HBP	BLK	WP	HR	S	P	ERA	WHIP										
Odalis Perez, L (1, 1) ERA: 2.25	7.0	W	27	4	0	0	4	3	0	0	0	0	0	58	98	0.00	1.000										
Mike Remlinger, L (8, 1) ERA: 0.99	1.0	H	4	1	0	0	1	0	0	0	0	0	0	19	26	0.00	1.000										
John Rocker, L (9, 1) ERA: 2.7	1.0	S	4	1	0	0	1	0	0	0	0	0	0	14	19	0.00	1.000										

Batter	1	2	3	4	5	6	7	8	9	AB	R	H	RBI	BB	SO	LOB	BOTTOM										
Rafael Furcal, S (1, 6) OBP: 0.271, SLG: 0.389	F7		K			K				4	0	1	1	0	2	0	Philadelphia Phillies @ Atlanta Braves Turner Field, Atlanta, GA Sun Apr 15 2001, 1:05 PM EDT Att: 24,472 - Overcast - 62 F										
Rico Brogna, L (1, 3) OBP: 0.389, SLG: 0.485	G3				K	K		F9		4	0	0	0	0	2	1											
B.J. Surhoff, L (1, 7) OBP: 0.190, SLG: 0.317	F8				F5					3	0	0	0	0	1	0											
10 Chipper Jones, S (1, 5) OBP: 0.377, SLG: 0.366		F8			F7					3	0	1	0	0	0	0											
Brian Jordan, R (1, 9) OBP: 0.234, SLG: 0.341		HR				K				3	1	1	1	0	2	1											
Andruw Jones, R (1, 8) OBP: 0.291, SLG: 0.385		G5-3								3	1	2	1	0	0	0											
Javy Lopez, R (1, 2) OBP: 0.333, SLG: 0.463		G1-3				P5		G6-3		3	0	0	0	0	0	1											
Keith Lockhart, L (1, 4) OBP: 0.438, SLG: 0.429			F2			F9		F3		3	0	0	0	0	0	1											
Odalis Perez, L (1, 1) ERA: 3.26										2	0	0	0	0	0	0											
Mike Remlinger, L (8, 1) ERA: 0.99										0	0	0	0	0	0	0											
Dave Martinez, L (8, PH) OBP: 0.353, SLG: 0.333										0	1	0	0	1	0	0											
John Rocker, R (9, 1) ERA: 2.7										0	0	0	0	0	0	0											
<b>Inning Stats</b>	R: 0 H: 0 E: 0 K: 0 S: 10	H: 0 LOB: 0 BB: 0 P: 15	R: 1 H: 1 E: 0 K: 0 S: 7	H: 1 LOB: 0 BB: 0 P: 14	R: 0 H: 0 E: 0 K: 1 S: 8	H: 0 LOB: 0 BB: 0 P: 11	R: 0 H: 0 E: 0 K: 1 S: 5	H: 0 LOB: 0 BB: 0 P: 8	R: 0 H: 1 E: 0 K: 2 S: 14	H: 1 LOB: 1 BB: 0 P: 19	R: 0 H: 1 E: 0 K: 2 S: 8	H: 1 LOB: 1 BB: 0 P: 14	R: 2 H: 2 E: 0 K: 0 S: 20	H: 2 LOB: 1 BB: 1 P: 32	R: 0 H: 0 E: 0 K: 0 S: 19	H: 0 LOB: 0 BB: 0 P: 14	R: 0 H: 0 E: 0 K: 0 S: 14	H: 0 LOB: 0 BB: 0 P: 19	1B: 2 2B: 2 3B: 0 HR: 2	SF: 0 SAC: 0 DP: 1 HBP: 0	WP: 0 PB: 0 SB: 0 CS: 1	PA: 29					
<b>PITCHER</b>	IP	WLS	BF	H	R	ER	SO	BB	IBB	HBP	BLK	WP	HR	S	P	ERA	WHIP										
Robert Person, R (1, 1) ERA: 3.26	7.2	L	27	4	3	3	7	1	0	0	0	0	0	74	119	3.52	0.652										
Ricky Bottalico, R (8, 1) ERA: 2.7	0.1		2	1	0	0	0	0	0	0	0	0	0	5	8	0.00	3.000										


AB 32  
R 0  
H 6  
RBI 0  
BB 3  
SO 6  
LOB 9




AB 28  
R 3  
H 5  
RBI 3  
BB 1  
SO 7  
LOB 4





Batter	1	2	3	4	5	6	7	8	9	AB R H RBI BB SO LOB	TOP																								
											Philadelphia Phillies @ Chicago Cubs Wrigley Field, Chicago, IL Mon Apr 16 2001, 7:05 PM CDT  <a href="http://livebaseballscorecards.com">livebaseballscorecards.com</a>																								
										AB		0																							
										R		0																							
										H		0																							
										RBI		0																							
										BB		0																							
										SO		0																							
										LOB		0																							
																																			
Inning Stats										1B: 0		SF: 0	WP: 0	PA: 0																					
	2B: 0	SAC: 0	FB: 0																																
	3B: 0	DP: 0	SB: 0																																
	HR: 0	HBP: 0	CS: 0																																
PITCHER	IP	WLS	BF	H	R	ER	SO	BB	IBB	HBP	BLK	WP	HR	S	P	ERA	WHIP	PITCHER	IP	WLS	BF	H	R	ER	SO	BB	IBB	HBP	BLK	WP	HR	S	P	ERA	WHIP

Batter	1	2	3	4	5	6	7	8	9	AB R H RBI BB SO LOB	BOTTOM																								
											Philadelphia Phillies @ Chicago Cubs Wrigley Field, Chicago, IL Mon Apr 16 2001, 7:05 PM CDT  <a href="http://livebaseballscorecards.com">livebaseballscorecards.com</a>																								
										AB		0																							
										R		0																							
										H		0																							
										RBI		0																							
										BB		0																							
										SO		0																							
										LOB		0																							
																																			
Inning Stats										1B: 0		SF: 0	WP: 0	PA: 0																					
	2B: 0	SAC: 0	FB: 0																																
	3B: 0	DP: 0	SB: 0																																
	HR: 0	HBP: 0	CS: 0																																
PITCHER	IP	WLS	BF	H	R	ER	SO	BB	IBB	HBP	BLK	WP	HR	S	P	ERA	WHIP	PITCHER	IP	WLS	BF	H	R	ER	SO	BB	IBB	HBP	BLK	WP	HR	S	P	ERA	WHIP



Batter	1	2	3	4	5	6	7	8	9	AB	R	H	RBI	BB	SO	LOB	TOP					
Doug Glanville, R OBP: 0.283, SLG: 0.418			G1-3		G6-3		K	G1-3	G4-3	6	1	1	0	0	1	5	<b>Philadelphia Phillies @ Chicago Cubs</b> Wrigley Field, Chicago, IL Tue Apr 17 2001, 1:20 PM CDT Att: 18,189 - Sunny - 43 F					
Travis Lee, L OBP: 0.451, SLG: 0.333			1B		K		BB		BB	2	1	0	0	3	2	1						
Scott Rolen, R OBP: 0.315, SLG: 0.400			BB		F9		BB		BB	3	1	1	0	2	1	1						
Bobby Abreu, L OBP: 0.400, SLG: 0.565			P4		11 1B		K		L8	4	1	1	1	1	1	7						
Mike Lieberthal, R OBP: 0.365, SLG: 0.333	G1		G5-3		K		F8		BB	4	1	0	0	1	1	7						
Pat Burrell, R OBP: 0.333, SLG: 0.356			FC5-4		11 1B				BB	3	1	2	2	2	1	1						
Marlon Anderson, L OBP: 0.282, SLG: 0.206			FC5-4		K		11 1B		F8	4	0	1	1	1	1	3						
11 Jimmy Rollins, S OBP: 0.314, SLG: 0.244			FC1-6		G1-6-3		1B		L9	5	0	3	2	0	0	2						
Amaury Telemaco, R Chris Brock, R Rob Dugan, L Wayne Gomes, R Rheal Cormier, L Ricky Bottalico, L 23 Kevin Jordan, R Vicente Padilla, R Jose Mesa, R			K2-3		G1-6-3		E		K	3	0	0	0	0	0	0						
<b>Inning Stats</b>	R: 1 E: 0 K: 2 S: 15	H: 2 LOB: 1 BB: 0 P: 25	R: 0 E: 0 K: 1 S: 8	H: 0 LOB: 1 BB: 1 P: 17	R: 0 E: 0 K: 1 S: 11	H: 1 LOB: 2 BB: 1 P: 18	R: 0 E: 0 K: 1 S: 9	H: 2 LOB: 1 BB: 0 P: 10	R: 0 E: 0 K: 1 S: 5	H: 0 LOB: 0 BB: 0 P: 8	R: 1 E: 0 K: 2 S: 13	H: 1 LOB: 2 BB: 2 P: 26	R: 0 E: 1 K: 2 S: 10	H: 1 LOB: 2 BB: 2 P: 21	R: 0 E: 0 K: 0 S: 8	H: 0 LOB: 2 BB: 2 P: 18		R: 4 E: 0 K: 1 S: 29	H: 3 LOB: 3 BB: 3 P: 52	1B: 7 2B: 3 3B: 0 HR: 0	SF: 0 SAC: 0 DP: 1 HBP: 0	WP: 0 PB: 0 SB: 4 CS: 0
<b>PITCHER</b>	IP WLS BF H R ER SO	BB IBB HBP BLK	WP HR S P	ERA WHIP	<b>PITCHER</b>	IP WLS BF H R ER SO	BB IBB HBP BLK	WP HR S P	ERA WHIP													
Julian Tavarez, R ERA: 1.47	(1, 1) 6.0 26 6 2 2 7	4 0 0 0	0 0 61 104	3.00 1.667	Jeff Fassero, L ERA: 8.22	(9, 1) 0.1 L 6 2 4 4 0	3 0 0 0	0 0 15 32	108.00 15.000													
Todd Van Poppel, R ERA: 2.09	(7, 1) 0.1 2 1 0 0 1	0 0 0 0	0 0 5 7	0.00 3.000	Manny Aybar, R ERA: 4.5	(9, 1) 0.2 3 1 0 0 1	0 0 0 0	0 0 14 20	0.00 1.500													
Felix Heredia, L ERA: 2.7	(7, 1) 0.1 3 0 0 0 1	2 0 0 0	0 0 4 13	0.00 6.000																		
Kyle Farnsworth, R ERA: 1.93	(8, 1) 1.0 H 5 0 0 0 0	2 0 0 0	0 0 8 18	0.00 2.000																		

AB	35
R	6
H	10
RBI	6
BB	11
SO	10
LOB	32



Batter	1	2	3	4	5	6	7	8	9	AB	R	H	RBI	BB	SO	LOB	BOTTOM					
Eric Young Sr., R OBP: 0.323, SLG: 0.364	G6-3		L4-6		K		K		1B	3	0	0	0	2	2	2	<b>Philadelphia Phillies @ Chicago Cubs</b> Wrigley Field, Chicago, IL Tue Apr 17 2001, 1:20 PM CDT Att: 18,189 - Sunny - 43 F					
Bill Mueller, S OBP: 0.373, SLG: 0.473	2B		1B		F7		F9		F7	5	1	3	0	0	0	1						
Rondell White, R Mike Fyhrle, R Jeff Fassero, L	G6-4-3		L4-6		1B		1B		1B	3	0	2	0	1	0	2						
Roosevelt Brown, L OBP: 0.364, SLG: 0.125	1B		2-3		BB		1B		1B	0	0	0	0	0	0	0						
Sammy Sosa, R OBP: 0.448, SLG: 0.727	G6-4-3		G4-3		P6		F9		1B	5	1	2	0	0	0	5						
Todd Hundley, S OBP: 0.270, SLG: 0.161	P3		G4-3		K		1B		K	5	0	1	1	0	2	5						
Ricky Gutierrez, R OBP: 0.367, SLG: 0.535	CS		SF9		K		K		K	3	0	0	1	1	3	5						
Matt Stairs, L OBP: 0.244, SLG: 0.259	1-0		CS		3H		1B		1B	1	1	1	0	1	0	0						
Todd Van Poppel, R ERA: 2.35	CS		2B		G4-3		G4-3		G3-1	0	0	0	0	0	0	0						
Felix Heredia, L Kyle Farnsworth, R Damon Buford, R OBP: 0.107	HBP		1B		BB		2B		G4-3	0	0	0	0	0	0	0						
Gary Matthews, S OBP: 0.269, SLG: 0.261	G3		G3		1B		G4-3		G4-3	4	0	1	0	0	0	3						
Manny Aybar, R	1-2		1B		2B		2B		G4-3	0	0	0	0	0	0	0						
Julian Tavarez, L OBP: 0.200, SLG: 0.200			K		2-3		K		K	2	0	1	1	0	1	0						
15 Julio Zuleta, R OBP: 0.333, SLG: 0.696			K		3H		K		K	2	0	0	0	0	2	1						
<b>Inning Stats</b>	R: 0 E: 0 K: 0 S: 14	H: 2 LOB: 1 BB: 0 P: 19	R: 0 E: 0 K: 0 S: 6	H: 0 LOB: 1 BB: 1 P: 17	R: 0 E: 0 K: 1 S: 6	H: 1 LOB: 1 BB: 1 P: 12	R: 2 E: 0 K: 1 S: 17	H: 3 LOB: 2 BB: 1 P: 28	R: 0 E: 0 K: 1 S: 8	H: 0 LOB: 1 BB: 1 P: 12	R: 0 E: 0 K: 2 S: 15	H: 1 LOB: 1 BB: 0 P: 19	R: 1 E: 0 K: 2 S: 19	H: 3 LOB: 2 BB: 0 P: 25	R: 0 E: 0 K: 1 S: 9	H: 0 LOB: 0 BB: 0 P: 14	R: 0 E: 0 K: 2 S: 17	H: 2 LOB: 3 BB: 1 P: 28	1B: 8 2B: 5 3B: 0 HR: 0	SF: 1 SAC: 0 DP: 2 HBP: 1	WP: 0 PB: 0 SB: 0 CS: 2	PA: 42
<b>PITCHER</b>	IP WLS BF H R ER SO	BB IBB HBP BLK	WP HR S P	ERA WHIP	<b>PITCHER</b>	IP WLS BF H R ER SO	BB IBB HBP BLK	WP HR S P	ERA WHIP													
Amaury Telemaco, R ERA: 4.61	(1, 1) 3.2 17 5 2 2 1	3 0 1 0	0 0 36 69	4.91 2.182	Vicente Padilla, R ERA: 4.91	(8, 1) 1.0 W 3 0 0 0 0	0 0 0 0	0 0 9 14	0.00 0.000													
Chris Brock, R	(4, 1) 2.1 10 2 0 0 4	1 0 0 0	0 0 30 38	0.00 1.286	Jose Mesa, R ERA: 1.29	(9, 1) 1.0 S 6 2 0 0 2	1 0 0 0	0 0 17 28	0.00 3.000													
Wayne Gomes, R ERA: 1.0	(7, 1) 0.2 4 2 1 1 1	0 0 0 0	0 0 11 14	13.50 3.000																		
Rheal Cormier, L ERA: 6.75	(7, 1) 0.0 1 1 0 0 0	0 0 0 0	0 0 5 8	∞ ∞																		
Ricky Bottalico, R ERA: 2.35	(7, 1) 0.1 1 0 0 0 1	0 0 0 0	0 0 3 3	0.00 0.000																		

AB	35
R	3
H	12
RBI	3
BB	5
SO	10
LOB	24





Batter	1	2	3	4	5	6	7	8	9	AB	R	H	RBI	BB	SO	LOB	TOP		
Doug Glanville, R (1, 8) OBP: 0.290, SLG: 0.433	1-2 1B		0-0 G3			1-1 1B	2-2 SF9	1-1 FC2-5		5	1	3	0	0	0	2	<b>Philadelphia Phillies @ Chicago Cubs</b> Wrigley Field, Chicago, IL Wed Apr 18 2001, 12:05 PM CDT Sunny - 54 F		
Travis Lee, L (1, 3) OBP: 0.411, SLG: 0.295	0-0 F7		2-2 L4			0-0 FC3-6	2-3 K	2-3 K		5	0	0	0	0	2	5			
Scott Rolen, R (1, 5) OBP: 0.322, SLG: 0.388	2-3 K		0-0 1B			2-2 L3	4-2 2B	1-3 K		4	1	1	0	1	2	4			
Bobby Abreu, L (1, 9) OBP: 0.367, SLG: 0.520	0-0 F7		3-2 G4-3				2-2 SF9		1-3 K	4	0	0	1	0	2	2			
Mike Lieberthal, R (1, 2) OBP: 0.368, SLG: 0.326		0-0 G6-3				0-0 F9	4-1 2B		1-0 F9	4	0	1	0	1	0	0			
Pat Burrell, R (1, 7) OBP: 0.357, SLG: 0.460		2-2 HR			0-1 F8	2-1 1B	0-0 2B		1-2 F7	5	1	3	2	0	0	1			
Marlon Anderson, L (1, 4) OBP: 0.302, SLG: 0.237		2-1 1B			2-3 K	0-0 1B	0-0 F7			4	0	2	0	0	1	3			
11 Jimmy Rollins, S (1, 6) OBP: 0.327, SLG: 0.265		1-3 K			1-2 G3	1-1 1B		2-1 FC2-5		4	0	2	0	0	1	2			
Bruce Chen, L (1, 1) Rob Ducey, L (6, PH) Vicente Padilla, R (6, PH) 23 Kevin Jordan, R (8, PH) Ricky Bottalico, L (8, PH)		0-3 K			1-3 K	0-2 F8		0-2 FC2-5		2	0	0	0	0	2	1			
<b>Inning Stats</b>	R: 0 E: 0 K: 1 S: 8	H: 1 LOB: 1 BB: 0 P: 11	R: 1 E: 0 K: 2 S: 12	H: 2 LOB: 1 BB: 0 P: 17	R: 0 E: 0 K: 0 S: 16	H: 1 LOB: 1 BB: 0 P: 21	R: 0 E: 0 K: 1 S: 13	H: 1 LOB: 1 BB: 0 P: 19	R: 0 E: 0 K: 1 S: 12	H: 3 LOB: 3 BB: 0 P: 18	R: 2 E: 0 K: 1 S: 15	H: 2 LOB: 2 BB: 2 P: 29	R: 0 E: 0 K: 2 S: 13	H: 2 LOB: 2 BB: 0 P: 19	R: 0 E: 0 K: 1 S: 7	H: 0 LOB: 0 BB: 0 P: 10		1B: 11 2B: 1 3B: 0 HR: 1	SF: 1 SAC: 0 DP: 0 HBP: 0
<b>PITCHER</b>	IP WLS BF H R ER SO BB IBB HBP BLK WP HR S P ERA WHIP																		
Kevin Tapani, R (1, 1) ERA: 0.96	5.2 W 26 9 1 1 6 0 0 0 0 0 0 1 67 96 1.59 1.588																		
Courtney Duncan, R (6, 1) ERA: 6.23	0.2 H 4 1 2 2 1 1 0 0 0 0 0 0 12 20 27.00 3.000																		
Felix Heredia, L (7, 1) ERA:	0.1 H 1 0 0 0 0 0 0 0 0 0 0 0 0 5 0.00 0.000																		
Kyle Farnsworth, R (7, 1) ERA: 2.25	1.1 H 8 3 0 0 2 1 0 0 0 0 0 0 16 26 0.00 3.000																		
Jeff Fassero, L (9, 1) ERA: 7.27	1.0 S 3 0 0 0 1 0 0 0 0 0 0 0 7 10 0.00 0.000																		

Batter	1	2	3	4	5	6	7	8	9	AB	R	H	RBI	BB	SO	LOB	BOTTOM		
Eric Young Sr., R (1, 4) OBP: 0.318, SLG: 0.390	3-2 SF8		3-1 G1-3		0-0 F9		0-0 F8			4	1	1	0	0	0	2	<b>Philadelphia Phillies @ Chicago Cubs</b> Wrigley Field, Chicago, IL Wed Apr 18 2001, 12:05 PM CDT Sunny - 54 F		
Bill Mueller, S (1, 5) OBP: 0.365, SLG: 0.466	3-2 SF8		1-2 1B		0-1 F9		0-0 L8			3	1	1	1	0	0	0			
Rondell White, R (1, 7) OBP: 0.431, SLG: 0.578	1-0 G6-3		1-0 1B		0-0 F9		3-2 P6			4	2	2	0	0	0	0			
Sammy Sosa, R (1, 9) OBP: 0.419, SLG: 0.667	1-2 G6-3		0-3 K		1-3 K		2-3 K			4	0	0	1	0	3	2			
15 Julio Zuleta, R (1, 3) OBP: 0.296, SLG: 0.615	0-3 K		1-1 FC6		0-3 K		0-3 K			3	0	0	1	0	2	1			
Ricky Gutierrez, R (1, 6) OBP: 0.346, SLG: 0.500		0-1 G5-3		2-1 G6-3		1-0 G4-3				3	0	0	1	0	0	1			
Gary Matthews, S (1, 8) OBP: 0.241, SLG: 0.231 Kyle Farnsworth, R (7, 1) Jeff Fassero, L (9, 1)		3-1 F7		3-H F7		0-1 P6				3	0	0	0	0	0	1			
Joe Girardi, R (1, 2) OBP: 0.381, SLG: 0.333		4-1 1B		3-3 K		2-3 K				2	0	0	0	1	2	0			
Kevin Tapani, R (1, 1) OBP: 0.250, SLG: 0.250 Courtney Duncan, L (6, 1) Felix Heredia, L (7, 1) Damon Buford, R (7, 8) OBP: 0.129, SLG: 0.103		1-1 BB		1-1 G5-3		1-2 F7				2	0	1	0	0	0	0			
<b>Inning Stats</b>	R: 2 E: 0 K: 1 S: 14	H: 2 LOB: 0 BB: 0 P: 22	R: 0 E: 0 K: 0 S: 9	H: 1 LOB: 2 BB: 1 P: 20	R: 2 E: 1 K: 1 S: 14	H: 2 LOB: 1 BB: 0 P: 20	R: 0 E: 0 K: 1 S: 6	H: 0 LOB: 0 BB: 0 P: 10	R: 0 E: 0 K: 1 S: 6	H: 0 LOB: 0 BB: 0 P: 7	R: 0 E: 0 K: 1 S: 8	H: 0 LOB: 0 BB: 0 P: 11	R: 0 E: 0 K: 1 S: 8	H: 0 LOB: 0 BB: 0 P: 13	R: 0 E: 0 K: 1 S: 8	H: 0 LOB: 0 BB: 0 P: 10		1B: 3 2B: 0 3B: 2 HR: 0	SF: 1 SAC: 0 DP: 0 HBP: 0
<b>PITCHER</b>	IP WLS BF H R ER SO BB IBB HBP BLK WP HR S P ERA WHIP																		
Bruce Chen, L (1, 1) ERA: 2.65	5.0 L 22 5 4 3 4 1 0 0 0 0 0 0 49 79 5.40 1.200																		
Vicente Padilla, R (6, 1) ERA: 3.18	2.0 6 0 0 0 2 0 0 0 0 0 0 0 14 18 0.00 0.000																		
Ricky Bottalico, R (8, 1) ERA:	1.0 3 0 0 0 1 0 0 0 0 0 0 0 8 13 0.00 0.000																		







Batter	1	2	3	4	5	6	7	8	9	AB	R	H	RBI	BB	SO	LOB	TOP										
Rafael Furcal, S OBP: 0.237, SLG: 0.304 (1, 6)	F9		K				F8		G4-3								5 0 0 0 0 1 1										
Andruw Jones, R OBP: 0.338, SLG: 0.500 (1, 8)	HR		1B				F9										3 2 2 1 1 0 1										
10 Chipper Jones, S OBP: 0.391, SLG: 0.446 (1, 5)	L7		1B				1B		1B								4 1 3 1 0 0 0										
Brian Jordan, R OBP: 0.254, SLG: 0.339 (1, 9)	F8		FC6-4				L8		1B								4 0 1 0 0 0 3										
Javy Lopez, R OBP: 0.316, SLG: 0.392 (1, 2)									F5								3 0 1 0 1 1 2										
Wes Helms, R OBP: 0.174, SLG: 0.455 (1, 3)	P4						1B		SF8								3 0 0 1 0 1 3										
B.J. Surhoff, L OBP: 0.218, SLG: 0.260 (1, 7)	L9								F7								4 0 0 0 0 1 4										
Quilvio Veras, S OBP: 0.174, SLG: 0.140 (1, 4)	F8																4 0 0 0 0 0 1										
Kevin Millwood, R Dave Martinez, L Odalis Perez, L Marc Valdes, R Jose Cabrera, R Keith Lockhart, L OBP: 0.444, SLG: 0.364 (1, 1)			G4-3				K		G4-3								2 0 0 0 0 1 0 1 0 1 0 1 0 0 0 0 0 0										
<b>Inning Stats</b>	R: 1 E: 0 K: 0 S: 9	H: 1 LOB: 0 BB: 0 P: 13	R: 0 E: 0 K: 0 S: 8	H: 0 LOB: 1 BB: 1 P: 17	R: 0 E: 0 K: 1 S: 8	H: 2 LOB: 2 BB: 0 P: 12	R: 0 E: 0 K: 1 S: 6	H: 0 LOB: 0 BB: 0 P: 11	R: 0 E: 0 K: 1 S: 10	H: 0 LOB: 0 BB: 0 P: 17	R: 1 E: 0 K: 2 S: 13	H: 2 LOB: 2 BB: 1 P: 24	R: 0 E: 0 K: 0 S: 10	H: 1 LOB: 1 BB: 0 P: 17	R: 1 E: 0 K: 0 S: 12	H: 2 LOB: 1 BB: 0 P: 20	R: 0 E: 0 K: 0 S: 10	H: 0 LOB: 0 BB: 0 P: 14	1B: 5 2B: 2 3B: 0 HR: 1	SF: 1 SAC: 0 DP: 0 HBP: 0	WP: 0 PA: 37 PB: 0 SB: 0 CS: 0						
<b>PITCHER</b>	IP	WLS	BF	H	R	ER	SO	BB	IBB	HBP	BLK	WP	HR	S	P	ERA	WHIP										
Omar Daal, L ERA: 4.03 (1, 1)	6.0		25	5	2	2	5	2	0	0	0	0	1	54	94	3.00	1.167										
Wayne Gomes, R ERA: 0.92 (7, 1)	1.0	W	4	1	0	0	0	0	0	0	0	0	0	10	17	0.00	1.000										
Ricky Bottalico, R ERA: 0.93 (8, 1)	2.0		8	2	1	1	0	0	0	0	0	0	0	22	34	4.50	1.000										

Atlanta Braves @ Philadelphia Phillies  
Veterans Stadium, Philadelphia, PA  
Fri Apr 20 2001, 7:05 PM EDT  
Att: 16,245 - Cloudy - 65 F

AB 34  
R 3  
H 8  
RBI 3  
BB 2  
SO 5  
LOB 15



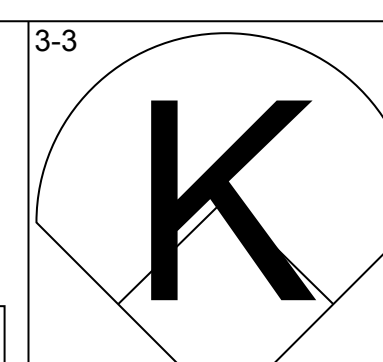
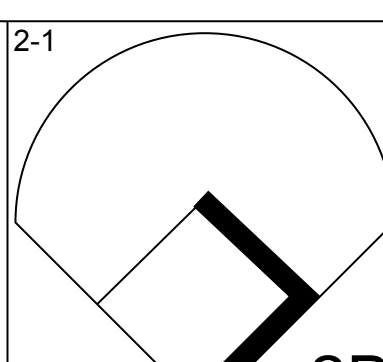
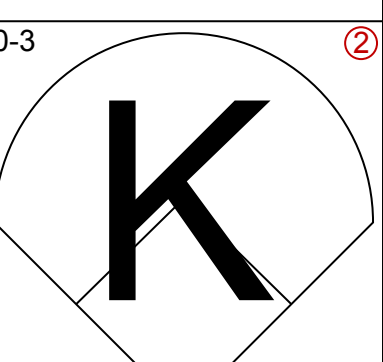
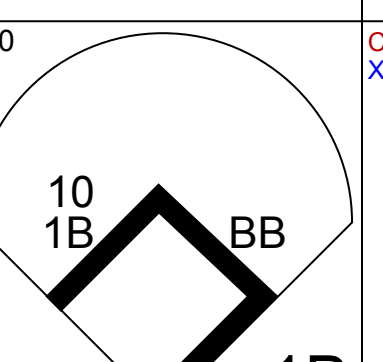
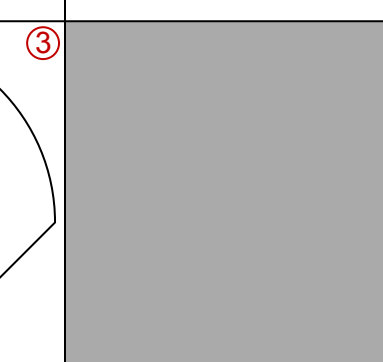
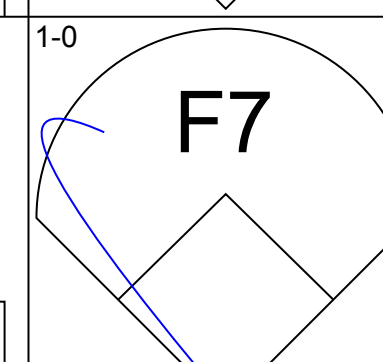
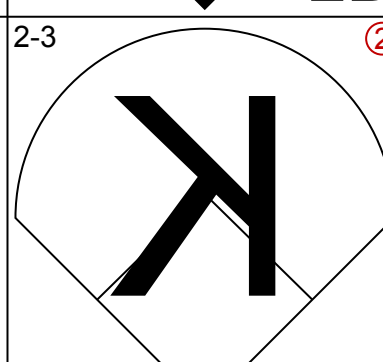
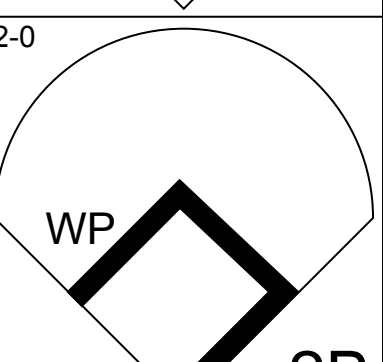
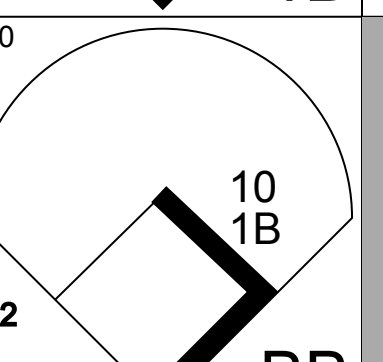
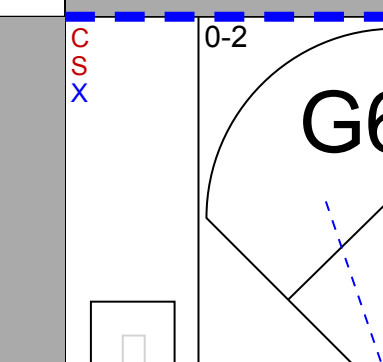
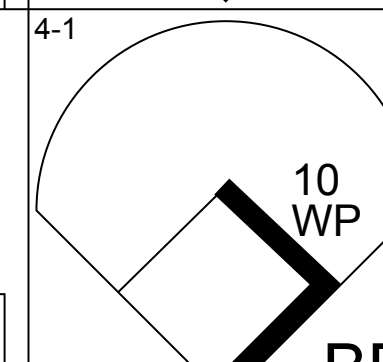
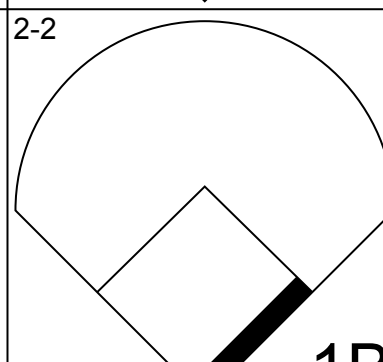
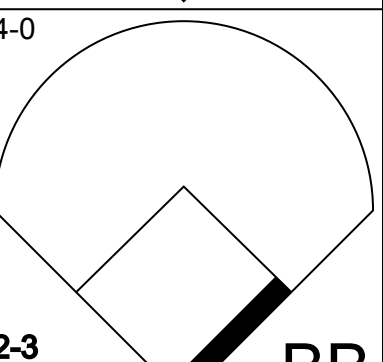
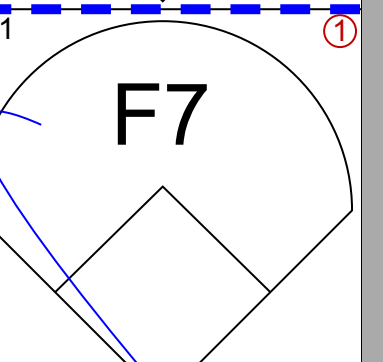
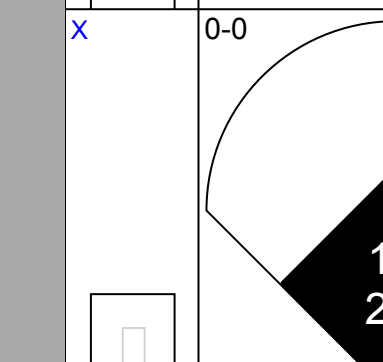
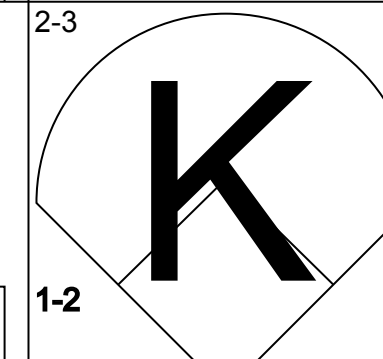
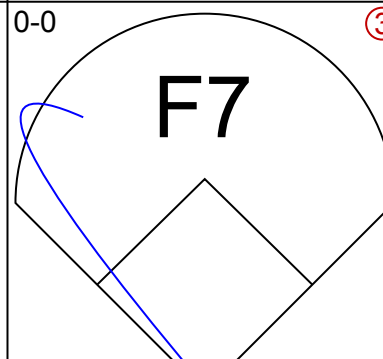
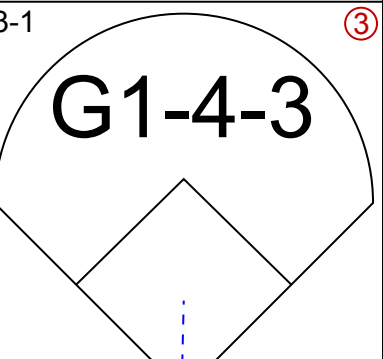
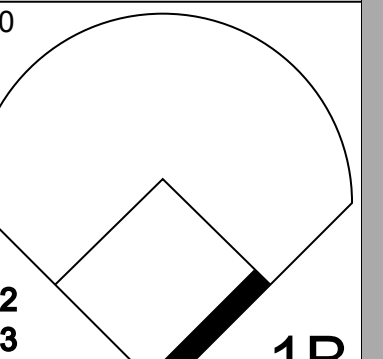
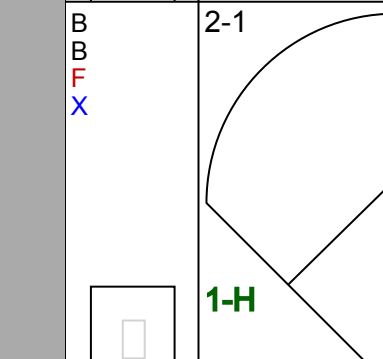
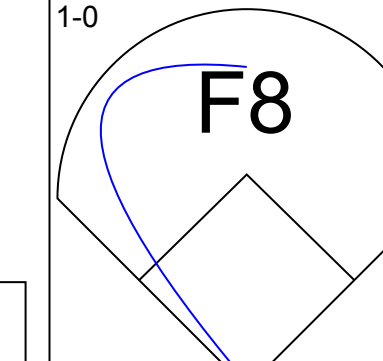
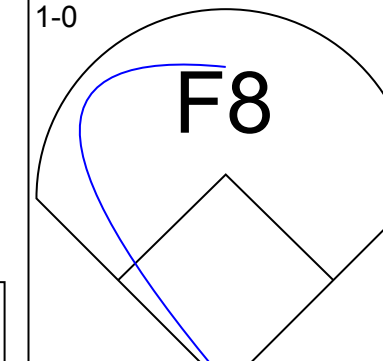
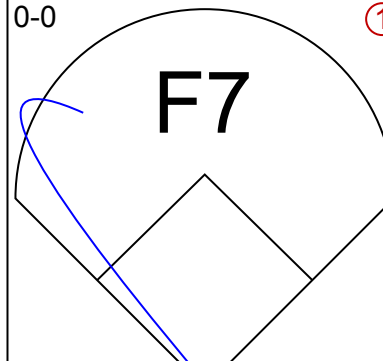


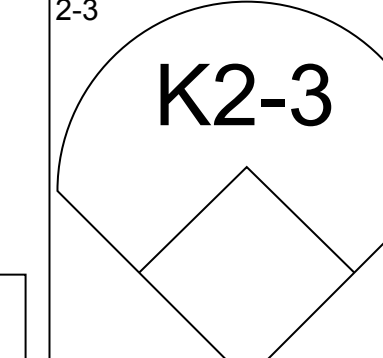
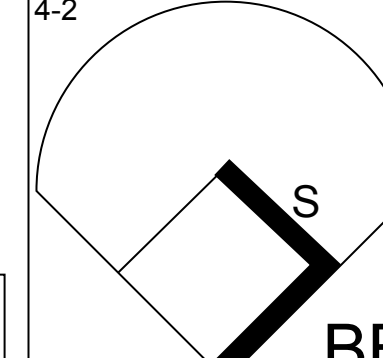
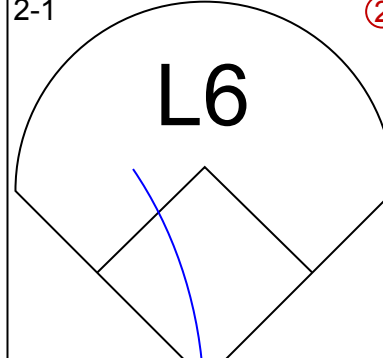


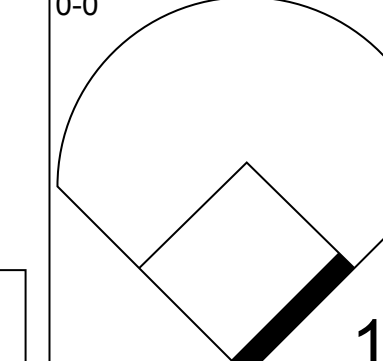
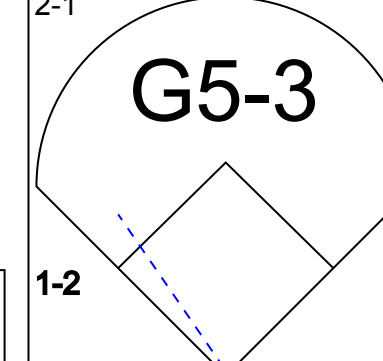
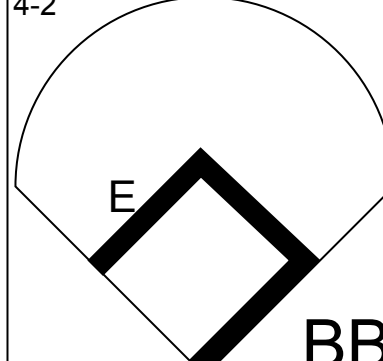
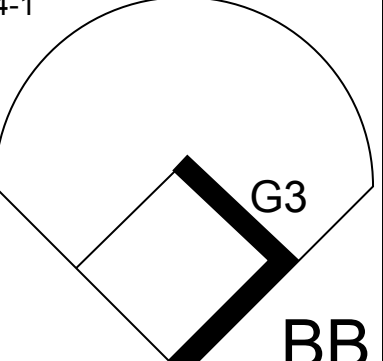
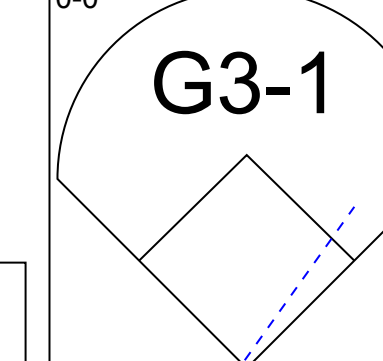
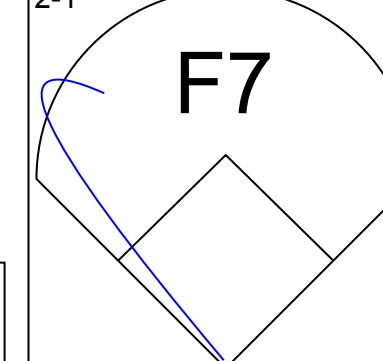
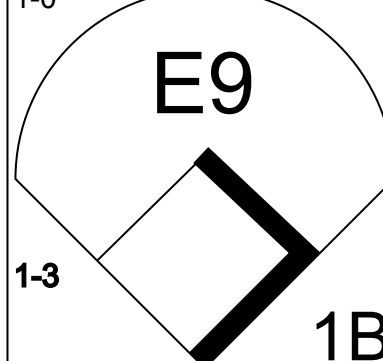
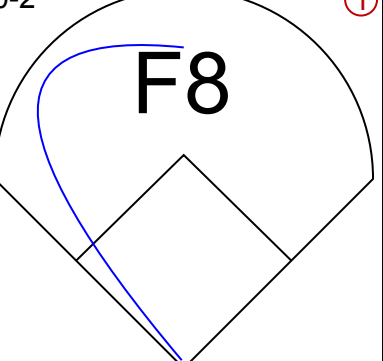

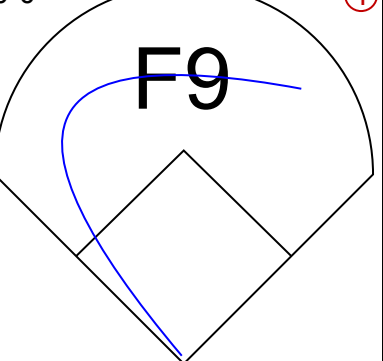

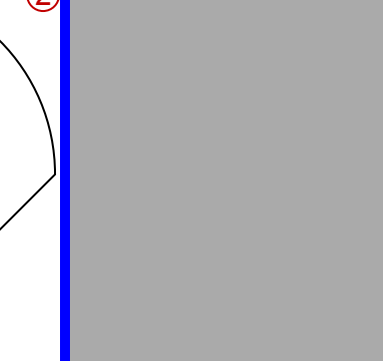
Batter	1	2	3	4	5	6	7	8	9	AB	R	H	RBI	BB	SO	LOB	BOTTOM										
Doug Glanville, R OBP: 0.284, SLG: 0.406 (1, 8)	G5-3		1B				F8		L6								4 0 0 0 1 0 2										
11 Jimmy Rollins, S OBP: 0.354, SLG: 0.310 (1, 6)	G4-3		1B						F8								5 1 3 0 0 0 0										
Scott Rolen, R OBP: 0.353, SLG: 0.382 (1, 5)	BB		1B				2B										3 0 2 0 2 0 1										
Bobby Abreu, L OBP: 0.348, SLG: 0.483 (1, 9)	G4-3		1B				G6-3		1B								5 2 1 0 0 1 7										
Mike Lieberthal, R OBP: 0.365, SLG: 0.346 (1, 2)	P4		FC5-4				F8		K								5 1 1 1 0 1 5										
Travis Lee, L OBP: 0.391, SLG: 0.275 (1, 3)	G4-3						F8		1B								3 2 1 0 1 0 0										
Pat Burrell, R OBP: 0.344, SLG: 0.431 (1, 7)	1B						K		G4-3								4 0 2 2 0 1 2										
Marlon Anderson, L OBP: 0.292, SLG: 0.214 (1, 4)	F7						F9										3 1 0 0 1 0 3										
Omar Daal, L OBP: 0.167, SLG: 0.167 (1, 1)							F7										2 0 0 0 0 0 0										
Rob Ducey, L OBP: 0.429, SLG: 0.571 (6, PH)									G4-3								1 0 1 1 0 0 0										
Wayne Gomes, R ERA: 5.79 (7, 1)																	0 0 0 0 0 0 0										
23 Kevin Jordan, R OBP: 0.471, SLG: 0.600 (7, PH)																	1 1 1 4 0 0 0										
Ricky Bottalico, L ERA: (8, 1)																	0 0 0 0 0 0 0										
<b>Inning Stats</b>	R: 0 E: 0 K: 0 S: 9	H: 0 LOB: 1 BB: 1 P: 17	R: 0 E: 0 K: 0 S: 12	H: 1 LOB: 0 BB: 0 P: 17	R: 0 E: 0 K: 1 S: 14	H: 2 LOB: 3 BB: 1 P: 24	R: 0 E: 0 K: 1 S: 6	H: 0 LOB: 0 BB: 0 P: 9	R: 0 E: 0 K: 0 S: 8	H: 1 LOB: 1 BB: 0 P: 12	R: 2 E: 0 K: 0 S: 10	H: 4 LOB: 2 BB: 0 P: 16	R: 6 E: 0 K: 0 S: 19	H: 3 LOB: 0 BB: 3 P: 41	R: 0 E: 0 K: 1 S: 8	H: 1 LOB: 1 BB: 0 P: 14	1B: 9 2B: 2 3B: 0 HR: 1	SF: 0 SAC: 0 DP: 0 HBP: 0	WP: 0 PA: 41 PB: 0 SB: 0 CS: 0								
<b>PITCHER</b>	IP	WLS	BF	H	R	ER	SO	BB	IBB	HBP	BLK	WP	HR	S	P	ERA	WHIP										
Kevin Millwood, R ERA: 4.13 (1, 1)	6.0		28	8	2	2	2	2	0	0	0	0	0	13	26	108.00	12.000										
Odalis Perez, L ERA: 5.11 (7, 1)	0.1	L	5	2	4	4	0	2	0	0	0	0	0	6	15	27.00	1.500										
Marc Valdes, R ERA: 5.79 (7, 1)	0.2		4	1	2	2	0	0	1	0	0	0	1	6	15	27.00	1.500										
Jose Cabrera, R ERA: (8, 1)	1.0		4	1	0	0	1	0	0	0	0	0	0	8	14	0.00	1.000										

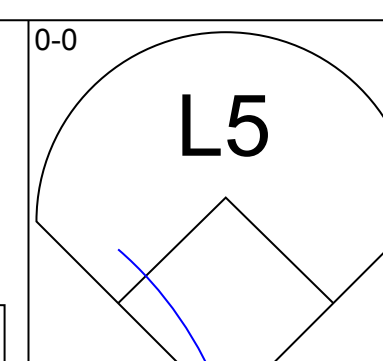
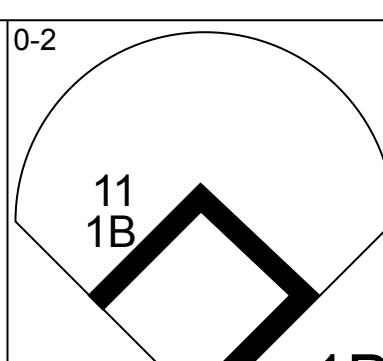
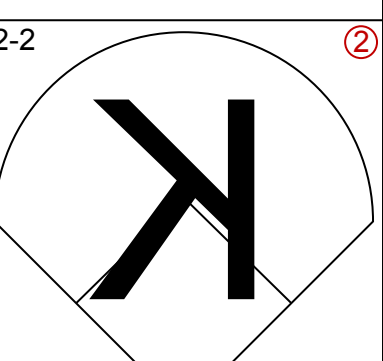
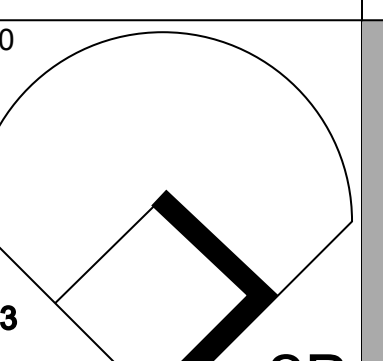
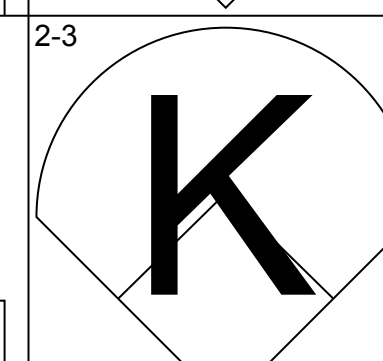
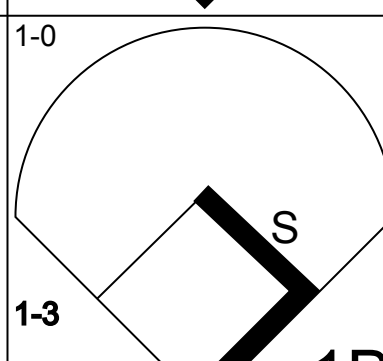
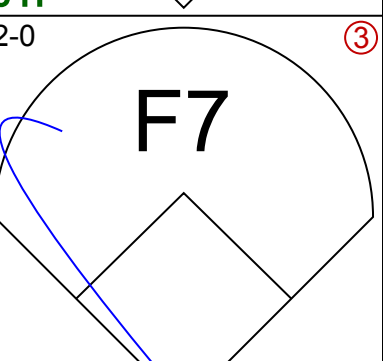
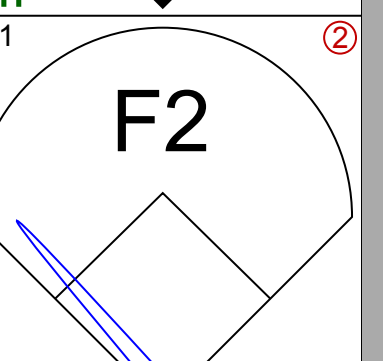
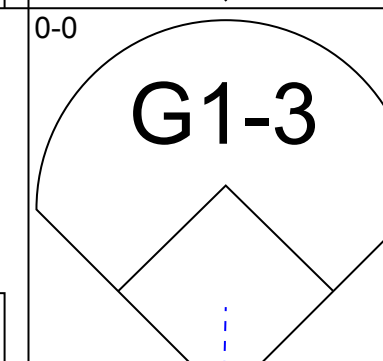
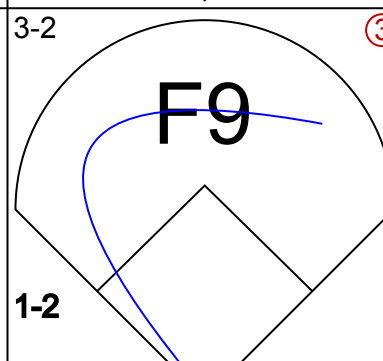
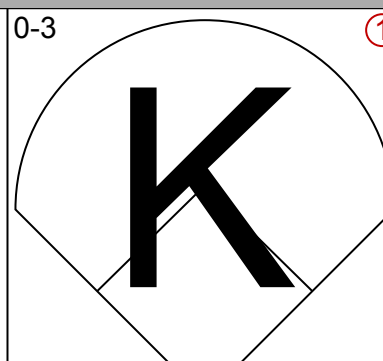

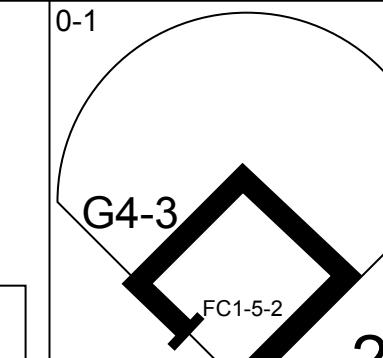
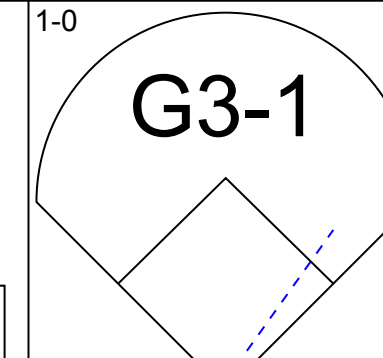
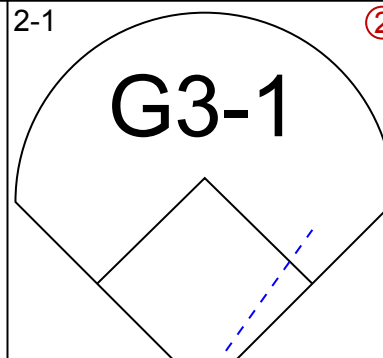
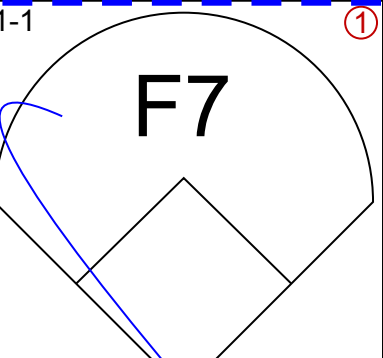
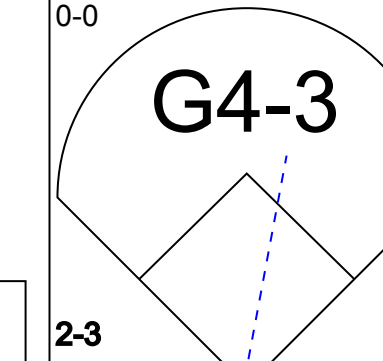
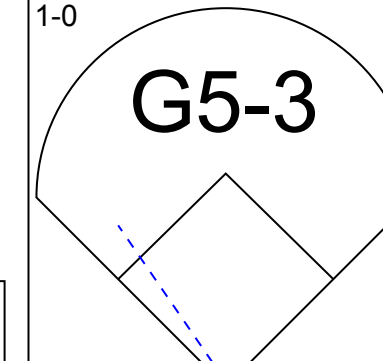
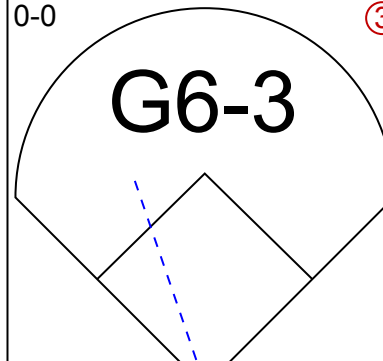
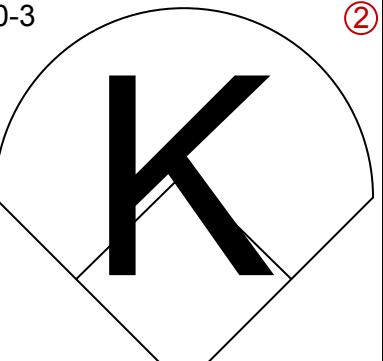
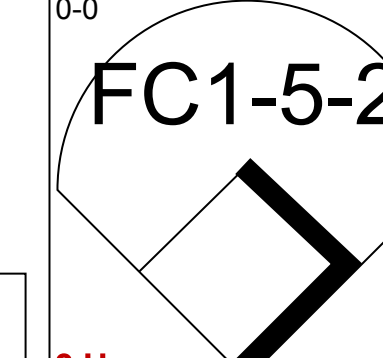
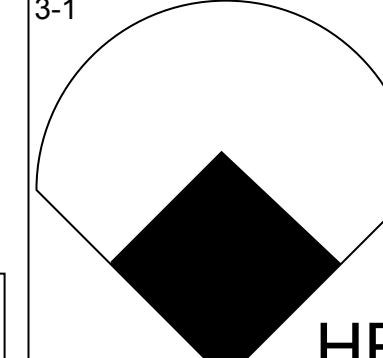

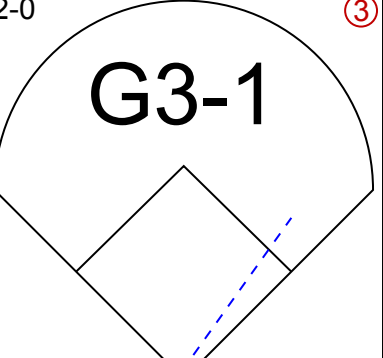
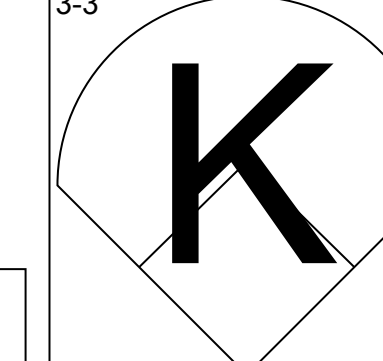
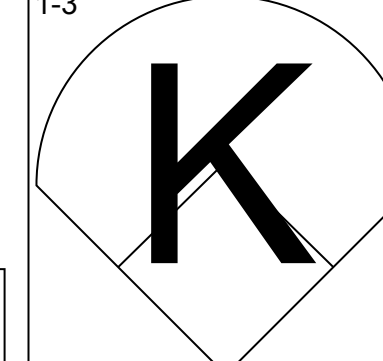


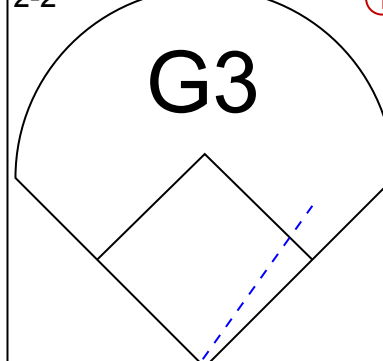
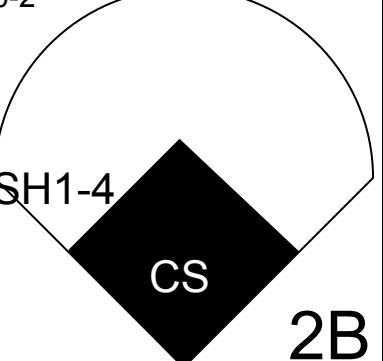
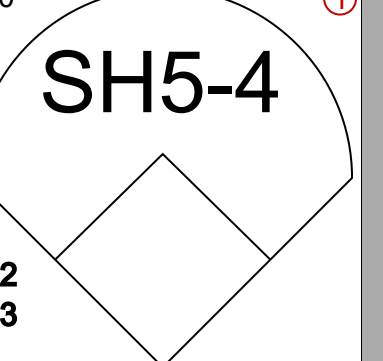
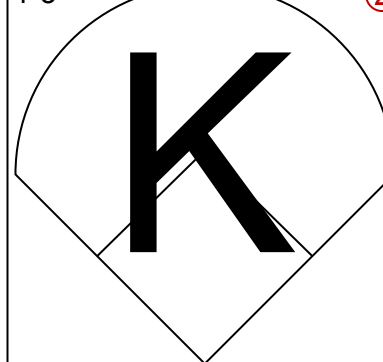
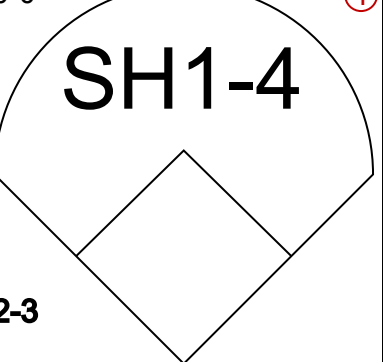
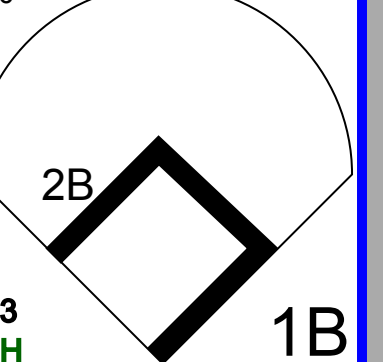
Atlanta Braves @ Philadelphia Phillies  
Veterans Stadium, Philadelphia, PA  
Fri Apr 20 2001, 7:05 PM EDT  
Att: 16,245 - Cloudy - 65 F

AB 36  
R 8  
H 12  
RBI 8  
BB 5  
SO 3  
LOB 20





Batter	1	2	3	4	5	6	7	8	9	AB	R	H	RBI	BB	SO	LOB	TOP				
Rafael Furcal, S OBP: 0.247, SLG: 0.324 (1, 6)										5	0	2	0	0	2	1	<b>Atlanta Braves @ Philadelphia Phillies</b> Veterans Stadium, Philadelphia, PA Sat Apr 21 2001, 7:05 PM EDT Att: 17,123 - Overcast - 65 F				
Quilvio Veras, S OBP: 0.196, SLG: 0.170 (1, 4)										4	0	1	0	1	1						
Andruw Jones, R OBP: 0.368, SLG: 0.507 (1, 8)										3	1	2	0	2	0						
10 Chipper Jones, S OBP: 0.392, SLG: 0.459 (1, 5)										5	0	2	1	0	1	5					
Brian Jordan, R OBP: 0.235, SLG: 0.313 (1, 9)										5	0	0	0	0	2	4					
Rico Brogna, L OBP: 0.423, SLG: 0.478 Wes Helms, R OBP: 0.160, SLG: 0.417 (7, PH) (7, 3)										2	0	0	0	1	1	0					
B.J. Surhof, L OBP: 0.254, SLG: 0.269 (1, 7)										2	0	1	0	2	0	1					
Paul Bako, L Javy Lopez, R OBP: 0.322, SLG: 0.396 (6, PH) (6, 2)										2	0	0	0	0	0	2					
Greg Maddux, R OBP: 0.143, SLG: 0.143 Dave Martinez, L OBP: 0.360, SLG: 0.409 Jason Marquis, L (8, PH) (8, 1)										3	0	0	0	0	2	2					
<b>Inning Stats</b>	R: 0 E: 0 K: 2 S: 8	H: 0 LOB: 1 BB: 1 P: 18	R: 0 E: 0 K: 1 S: 10	H: 1 LOB: 1 BB: 0 P: 13	R: 0 E: 0 K: 2 S: 14	H: 2 LOB: 2 BB: 0 P: 20	R: 0 E: 0 K: 0 S: 7	H: 0 LOB: 1 BB: 1 P: 16	R: 0 E: 1 K: 1 S: 11	H: 1 LOB: 2 BB: 1 P: 18	R: 0 E: 0 K: 2 S: 11	H: 2 LOB: 3 BB: 1 P: 23	R: 0 E: 0 K: 0 S: 9	H: 0 LOB: 1 BB: 1 P: 15	R: 1 E: 0 K: 2 S: 13	H: 2 LOB: 1 BB: 0 P: 18		1B: 6 2B: 3 3B: 0 HR: 0	SF: 0 SAC: 0 DP: 0 HBP: 0	WP: 2 PB: 2 SB: 1 CS: 0	PA: 42
<b>PITCHER</b>	IP	WLS	BF	H	R	ER	SO	BB	IBB	HBP	BLK	WP	HR	S	P	ERA		WHIP			
Robert Person, R ERA: 2.49 Wayne Gomes, R ERA: 0.77 Rheal Cormier, L ERA: 4.5 Ricky Bottalico, R ERA: 0.84 Jose Mesa, R ERA: 2.55	6.0	W	29	6	0	0	7	5	0	0	0	2	0	58	107	0.00		1.833			
	0.2	H	3	1	0	0	1	0	0	0	0	0	0	7	13	0.00		1.500			
	0.1	H	1	0	0	0	1	0	0	0	0	0	0	3	4	0.00	0.000				
	1.0		4	0	0	0	0	1	0	0	0	0	0	9	15	0.00	1.000				
	1.0		5	2	1	1	2	0	0	0	0	0	0	13	18	9.00	2.000				

Batter	1	2	3	4	5	6	7	8	9	AB	R	H	RBI	BB	SO	LOB	BOTTOM				
Doug Glanville, R OBP: 0.296, SLG: 0.426 (1, 8)										4	0	2	1	0	1	0	<b>Atlanta Braves @ Philadelphia Phillies</b> Veterans Stadium, Philadelphia, PA Sat Apr 21 2001, 7:05 PM EDT Att: 17,123 - Overcast - 65 F				
11 Jimmy Rollins, S OBP: 0.348, SLG: 0.306 (1, 6)										4	0	1	0	0	1	2					
Scott Rolen, R OBP: 0.333, SLG: 0.356 (1, 5)										4	0	0	0	0	1	4					
Bobby Abreu, L OBP: 0.342, SLG: 0.484 (1, 9)										4	0	1	0	0	0	0					
Mike Lieberthal, R OBP: 0.343, SLG: 0.321 (1, 2)										4	0	0	0	0	1	1					
Travis Lee, L OBP: 0.382, SLG: 0.327 (1, 3)										4	2	1	1	0	0	1					
Pat Burrell, R OBP: 0.343, SLG: 0.417 (1, 7)										2	1	0	0	0	2	1					
Marlon Anderson, L OBP: 0.300, SLG: 0.250 (1, 4)										2	1	1	0	0	0	0					
Robert Person, R Wayne Gomes, R Rheal Cormier, L Rob Ducey, L Ricky Bottalico, L Jose Mesa, R (1, 1) (7, 1) (7, 1) (7, PH) (8, 1) (8, 1)										1	0	0	0	0	1	0					
<b>Inning Stats</b>	R: 0 E: 0 K: 1 S: 5	H: 0 LOB: 0 BB: 0 P: 7	R: 0 E: 0 K: 1 S: 7	H: 1 LOB: 0 BB: 0 P: 10	R: 0 E: 0 K: 1 S: 13	H: 2 LOB: 0 BB: 0 P: 20	R: 1 E: 0 K: 1 S: 7	H: 1 LOB: 0 BB: 0 P: 13	R: 1 E: 0 K: 1 S: 8	H: 1 LOB: 0 BB: 0 P: 11	R: 0 E: 0 K: 1 S: 8	H: 0 LOB: 0 BB: 0 P: 10	R: 2 E: 1 K: 0 S: 9	H: 2 LOB: 2 BB: 0 P: 16	R: 0 E: 0 K: 1 S: 10	H: 0 LOB: 0 BB: 0 P: 13		1B: 3 2B: 3 3B: 0 HR: 1	SF: 0 SAC: 2 DP: 0 HBP: 1	WP: 0 PB: 0 SB: 1 CS: 1	PA: 33
<b>PITCHER</b>	IP	WLS	BF	H	R	ER	SO	BB	IBB	HBP	BLK	WP	HR	S	P	ERA		WHIP			
Greg Maddux, R ERA: 0.67 Jason Marquis, R ERA: 2.57	7.0	L	30	7	4	2	6	7	0	1	0	0	0	57	87	0.00		1.000			
	1.0		3	0	0	0	1	0	0	0	0	0	0	10	13	0.00		0.000			





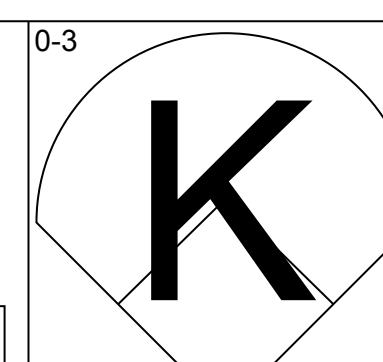
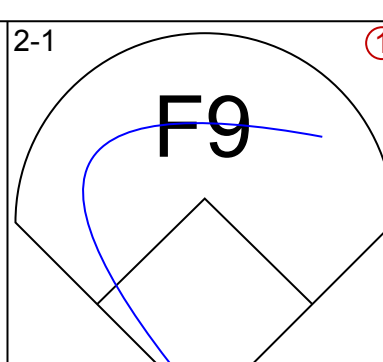
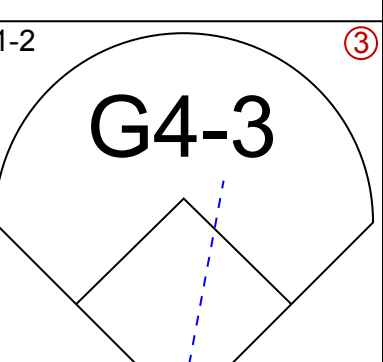
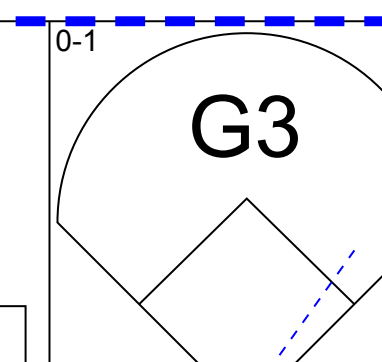
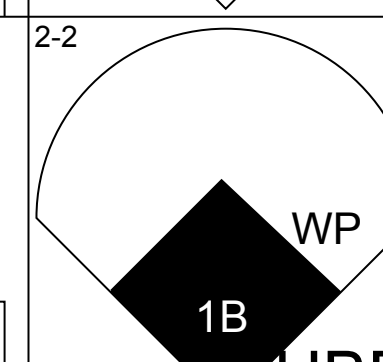
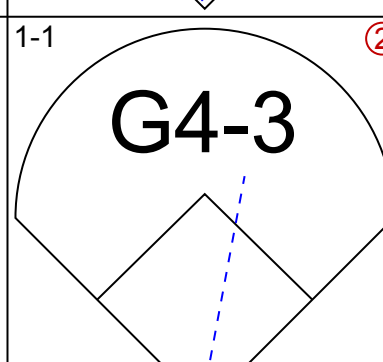
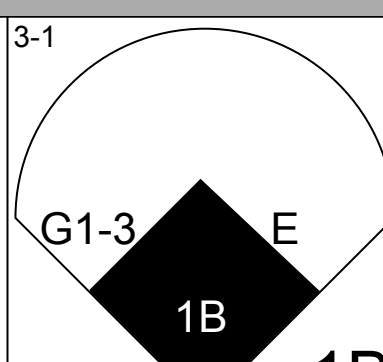
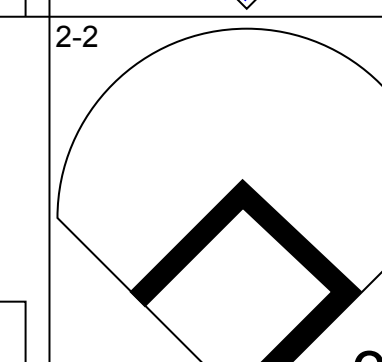
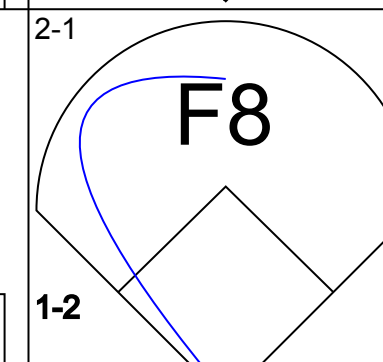
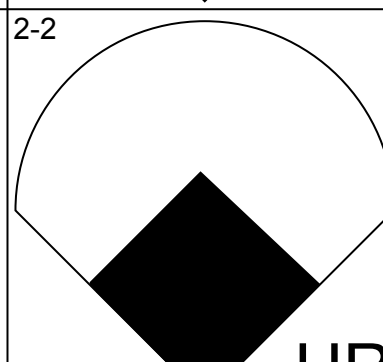
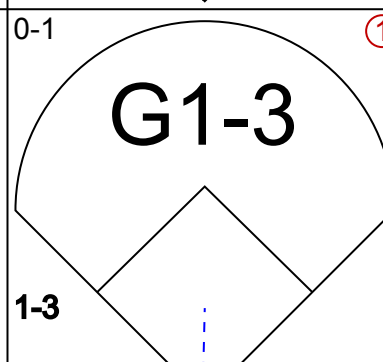
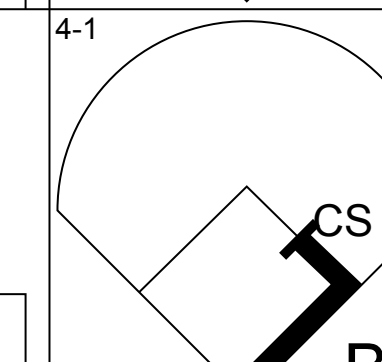
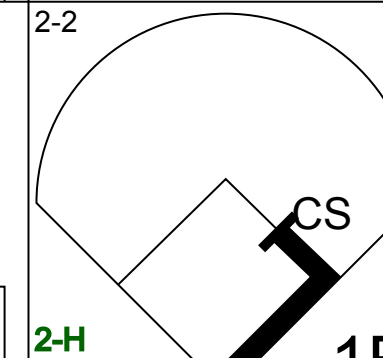
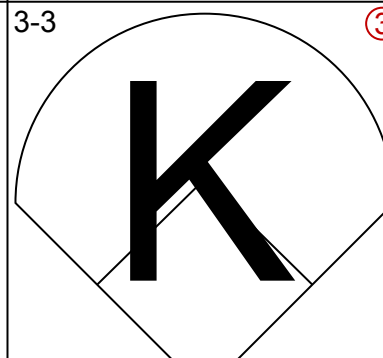
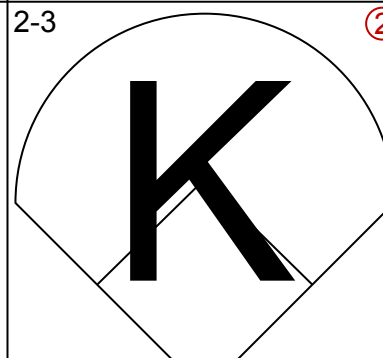
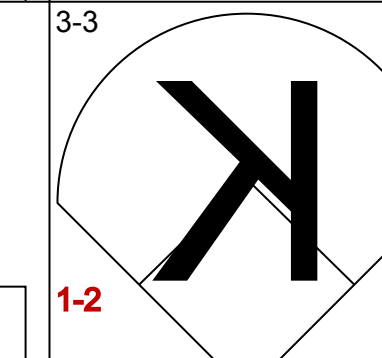
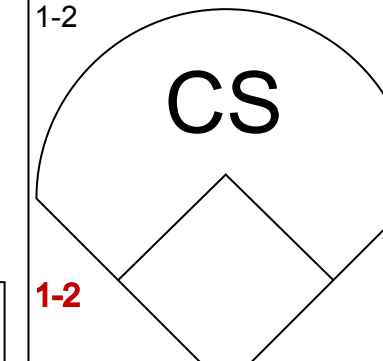
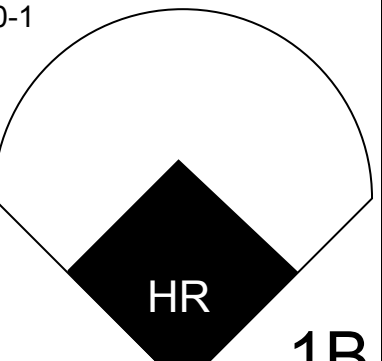
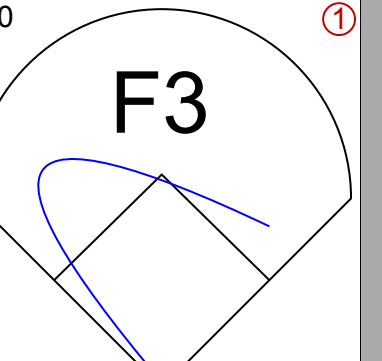
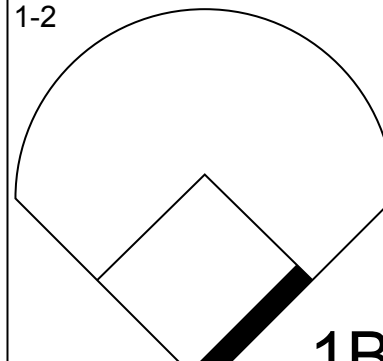

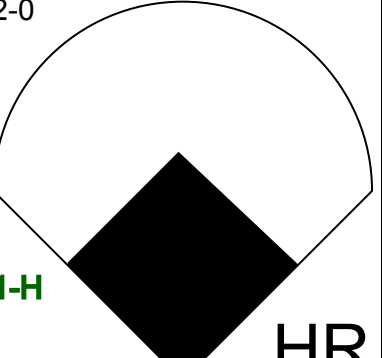
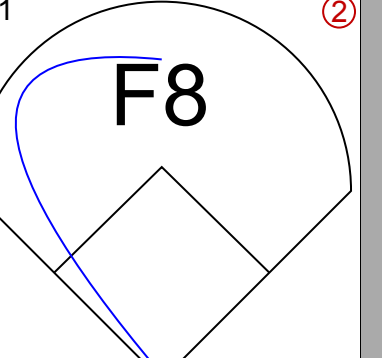
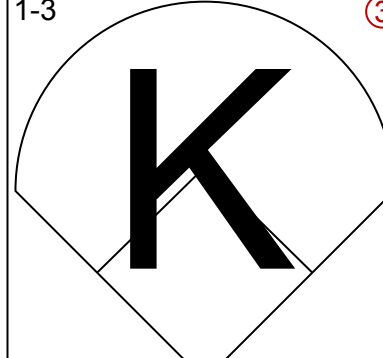

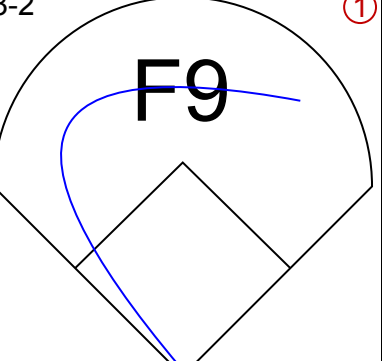
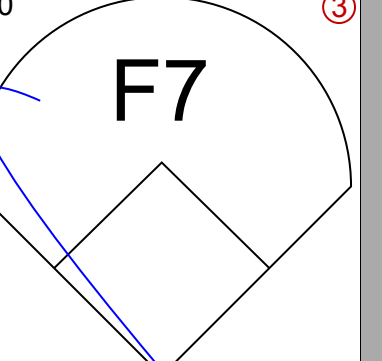
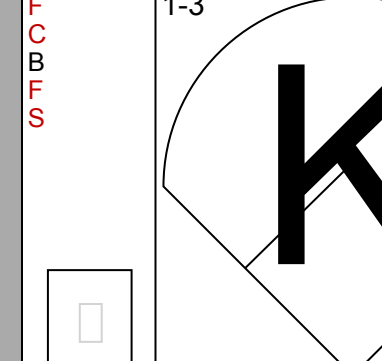
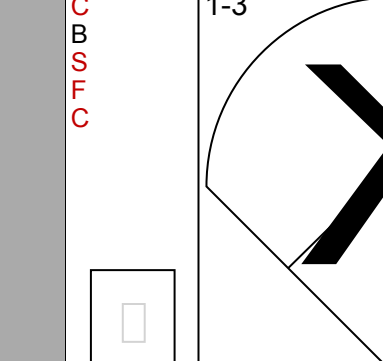
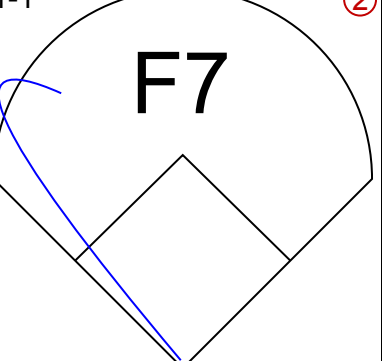
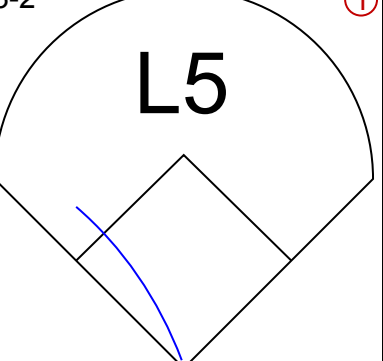
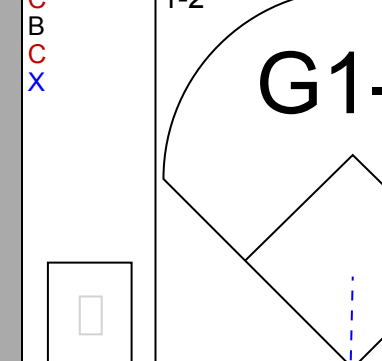
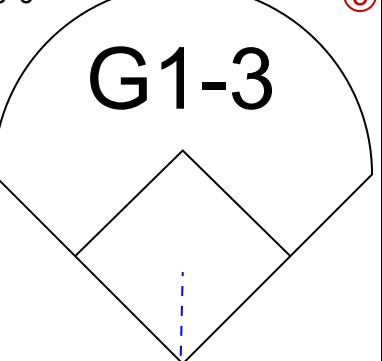
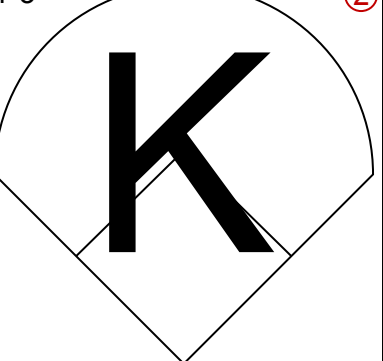
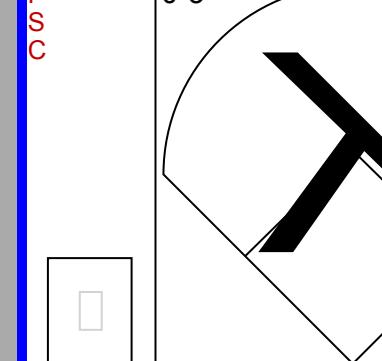
Batter	1	2	3	4	5	6	7	8	9	AB	R	H	RBI	BB	SO	LOB	TOP								
Rafael Furcal, S OBP: 0.247, SLG: 0.333 (1, 6)	G6-3		2-1 1B 2B			2-2 G4-3		3-3 K		4	0	1	0	0	1	1	<b>Atlanta Braves @ Philadelphia Phillies</b> Veterans Stadium, Philadelphia, PA Sun Apr 22 2001, 1:35 PM EDT Att: 26,756 - Sunny - 85 F								
B.J. Surhoff, L OBP: 0.270, SLG: 0.286 (1, 7)	F9		1-0 2H 1B			3-3 K			1-1 10 FC3-6 BB WP 1B	4	1	2	0	0	1	0									
Andruw Jones, R OBP: 0.363, SLG: 0.486 (1, 8)	F9			3-2 G5-3		1-2 G5-3			4-0 10 FC3-6 BB 1-2 BB	3	0	0	0	1	0	0									
10 Chipper Jones, S OBP: 0.410, SLG: 0.469 Marcus Giles, R (9, PR)		0-0 1B		4-0 G3 BB			0-0 G4-6-3 1B		0-0 FC3-6 BB 1-2 BB 1B	3	0	2	0	1	0	2									
Rico Brogna, L OBP: 0.411, SLG: 0.449 (1, 3)	F7			2-1 G3		0-1 G4-6-3 1-2			4-2 1B 1-2 BB	3	0	0	0	1	0	3									
Javy Lopez, R OBP: 0.302, SLG: 0.368 (1, 2)	F9			0-2 G1-3		2-0 L7			2-1 F8	4	0	0	0	0	0	4									
Dave Martinez, L OBP: 0.345, SLG: 0.385 (1, 9)	F8				0-0 L6			2-0 G3-1	1-1 1-2 BB 3H 1B	4	0	1	1	0	0	1									
Quilvio Veras, S OBP: 0.200, SLG: 0.160 (1, 4)			0-3 K		1-1 G4-3			4-1 BB	1-3 K	3	0	0	0	1	2	2									
John Burkett, R OBP: 0.333, SLG: 0.250 Keith Lockhart, L OBP: 0.429, SLG: 0.348 Kerry Ligtenberg, R (8, 1)			0-1 G5-3		2-3 K			0-1 F7		2	0	0	0	0	1	0									
										1	0	0	0	0	0	1									
										0	0	0	0	0	0	0									
<b>Inning Stats</b>	R: 0 E: 0 K: 0 S: 10	H: 0 LOB: 0 BB: 0 P: 16	R: 0 E: 0 K: 0 S: 5	H: 1 LOB: 1 BB: 0 P: 6	R: 0 E: 0 K: 1 S: 8	H: 2 LOB: 2 BB: 0 P: 11	R: 0 E: 0 K: 0 S: 9	H: 0 LOB: 1 BB: 1 P: 18	R: 0 E: 0 K: 1 S: 7	H: 0 LOB: 0 BB: 0 P: 10	R: 0 E: 0 K: 0 S: 11	H: 0 LOB: 0 BB: 0 P: 17	R: 0 E: 0 K: 0 S: 4	H: 1 LOB: 0 BB: 0 P: 6	R: 0 E: 0 K: 1 S: 9	H: 0 LOB: 1 BB: 1 P: 18	R: 2 E: 0 K: 1 S: 15	H: 2 LOB: 2 BB: 2 P: 28	1B: 5 2B: 1 3B: 0 HR: 0	SF: 0 SAC: 0 DP: 1 HBP: 0	WP: 1 PB: 0 SB: 0 CS: 0	PA: 35			
<b>PITCHER</b>	IP	WLS	BF	H	R	ER	SO	BB	IBB	HBP	BLK	WP	HR	S	P	ERA	WHIP								
Amaury Telemaco, R ERA: 2.91 (1, 1)	8.0	W	28	4	0	0	4	2	0	0	0	0	0	63	102	0.00	0.750								
Jose Mesa, R ERA: 4.32 (9, 1)	0.1	H	4	1	2	2	0	2	0	0	0	0	0	8	17	54.00	9.000								
Wayne Gomes, R ERA: 0.73 (9, 1)	0.2	S	3	1	0	0	1	0	0	0	0	1	0	7	11	0.00	1.500								



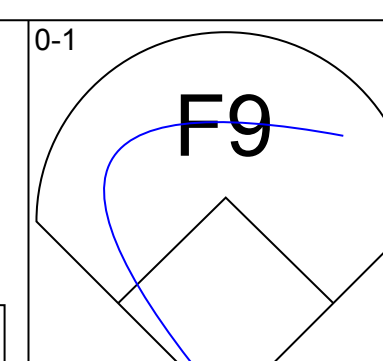
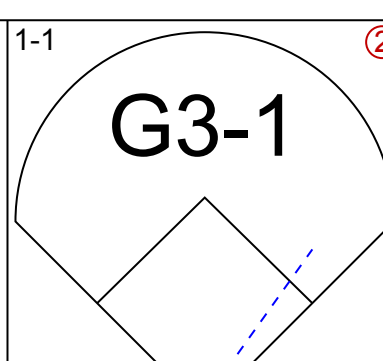
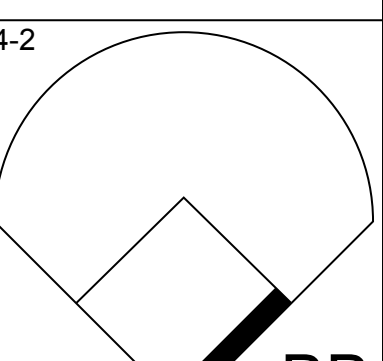
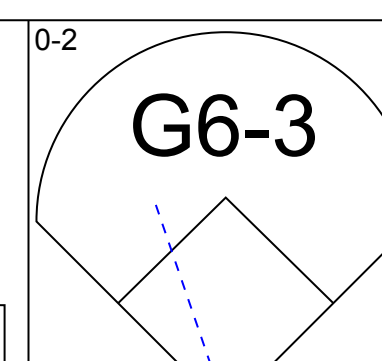
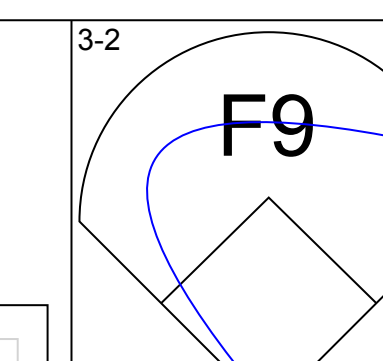
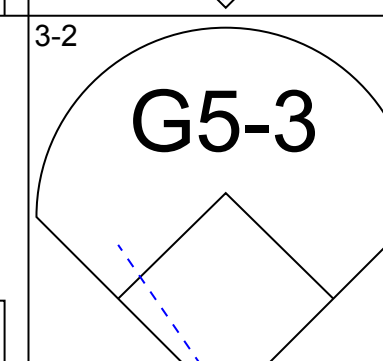
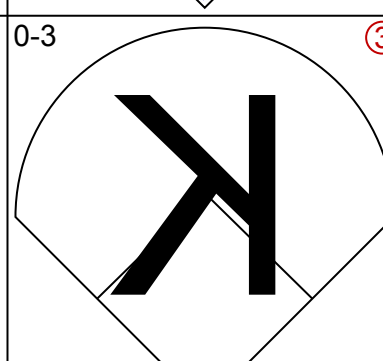
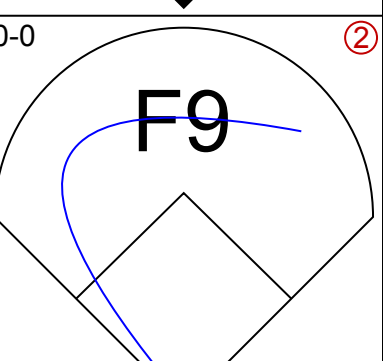
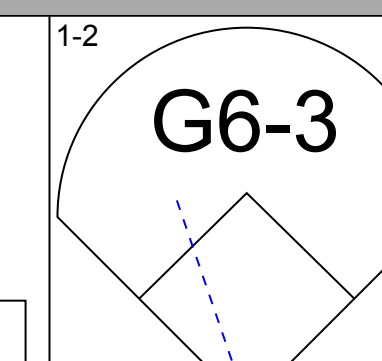
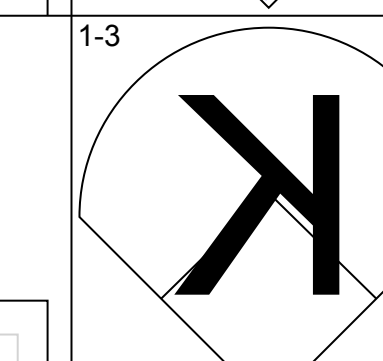
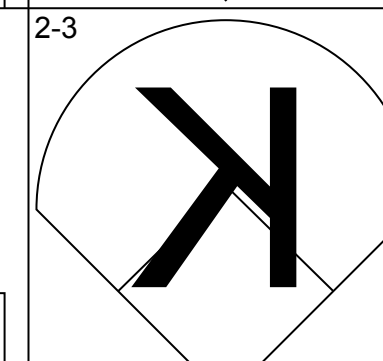
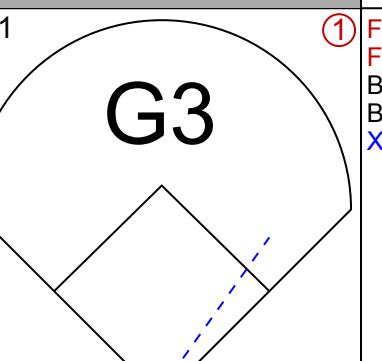
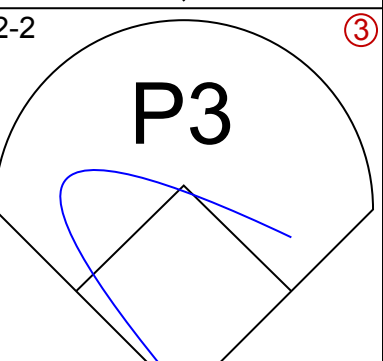
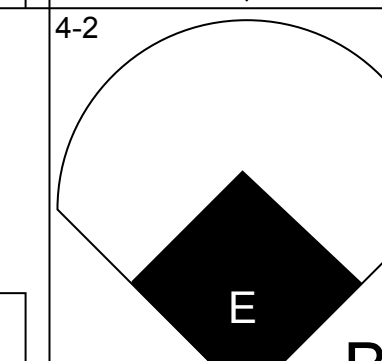
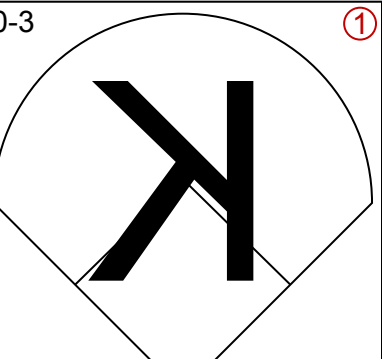
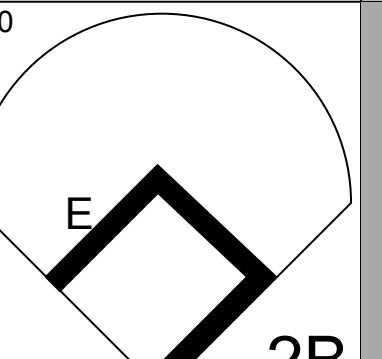
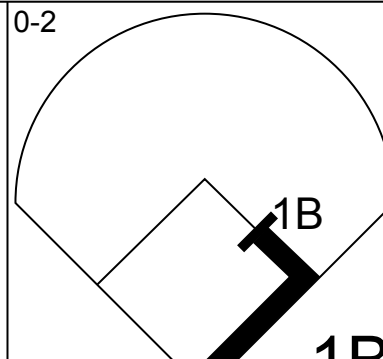
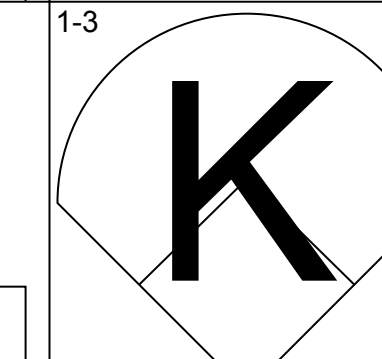
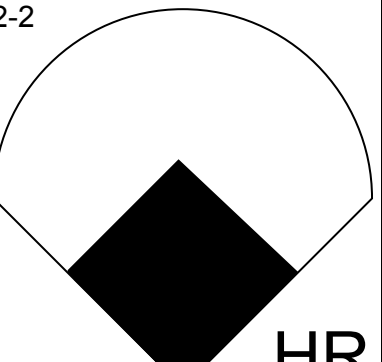
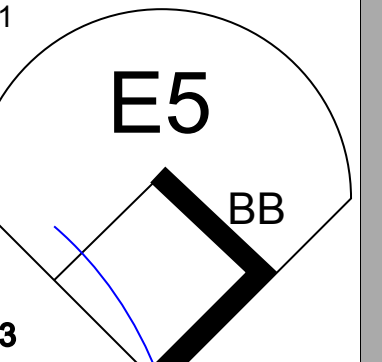
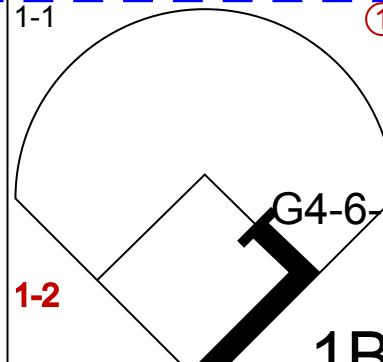
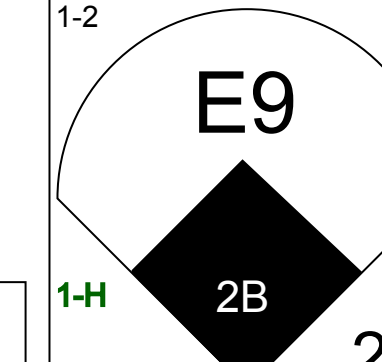

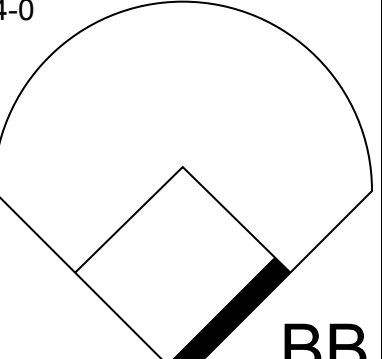
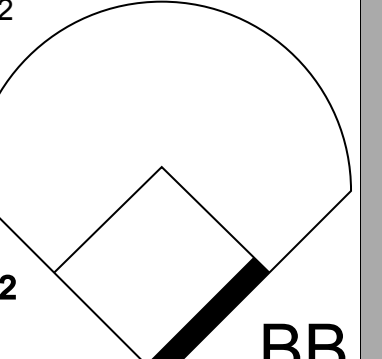
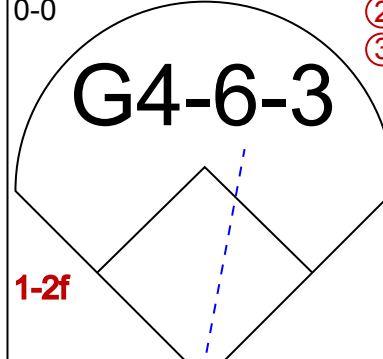
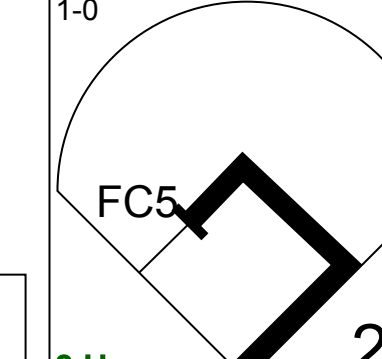

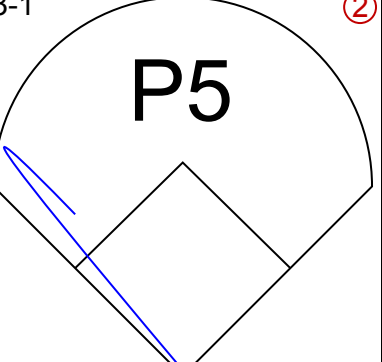
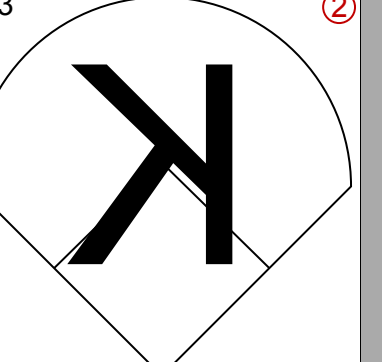
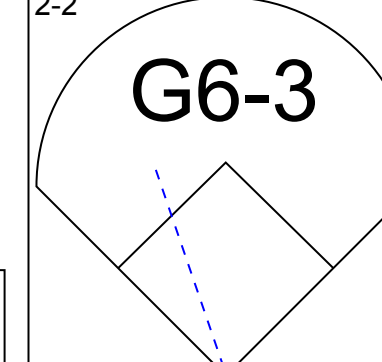
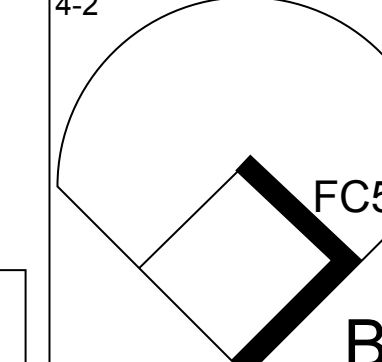
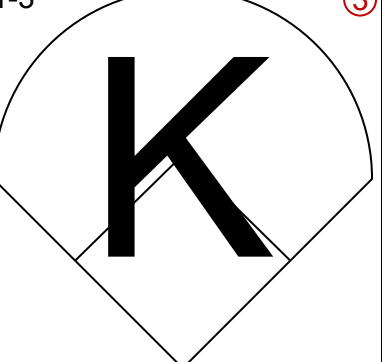

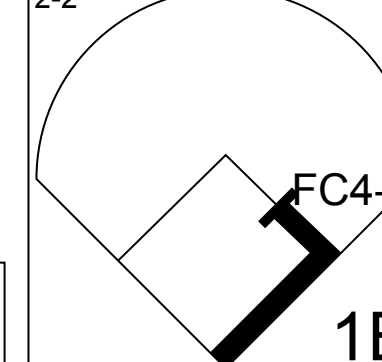
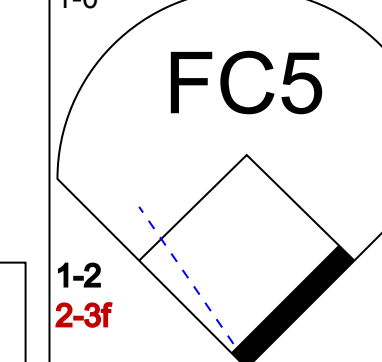

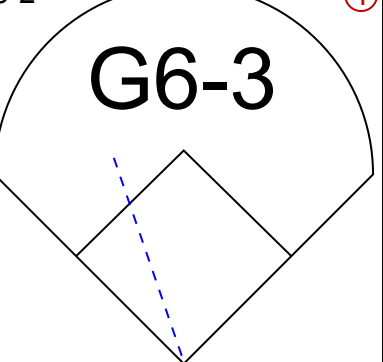
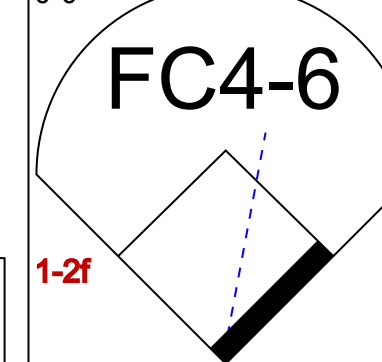
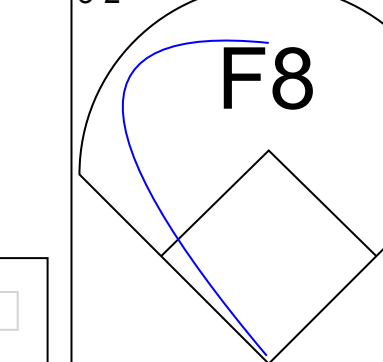
Batter	1	2	3	4	5	6	7	8	9	AB	R	H	RBI	BB	SO	LOB	BOTTOM								
Doug Glanville, R OBP: 0.293, SLG: 0.458 (1, 8)	G1-3		0-0 E6 11 CS		0-2 HR			1-3 K		4	1	1	2	0	1	0	<b>Atlanta Braves @ Philadelphia Phillies</b> Veterans Stadium, Philadelphia, PA Sun Apr 22 2001, 1:35 PM EDT Att: 26,756 - Sunny - 85 F								
11 Jimmy Rollins, S OBP: 0.342, SLG: 0.303 (1, 6)	2B 1B		0-3 K		1-3 K			2-1 P5		4	1	1	0	0	2	1									
Scott Rolen, R OBP: 0.320, SLG: 0.339 (1, 5)	F9			2-0 L5		2-1 L7				3	0	0	0	0	0	1									
Bobby Abreu, L OBP: 0.355, SLG: 0.500 (1, 9)	1H 2B			4-1 BB		0-1 G4-3				2	0	1	1	1	0	0									
Mike Lieberthal, R OBP: 0.329, SLG: 0.305 (1, 2)	F3			1-3 K		0-3 K				3	0	0	0	0	2	2									
Travis Lee, L OBP: 0.380, SLG: 0.316 (1, 3)	F9			2-1 G4-3			4-1 G1-6-3 BB			2	0	0	0	1	0	1									
Pat Burrell, R OBP: 0.329, SLG: 0.397 (1, 7)	G5-3				1-3 K		2-2 G1-6-3 1-2			3	0	0	0	0	1	1									
Marlon Anderson, L OBP: 0.302, SLG: 0.255 (1, 4)	G3				1-1 FC1-6 1B		1-0 G6-3			3	0	1	0	0	0	0									
Amaury Telemaco, R OBP: 0.333, SLG: 0.200 Rob Ducey, L OBP: 0.444, SLG: 0.556 Jose Mesa, R Wayne Gomes, R (8, 1)			2-3 K		0-0 FC1-6 HR			3-2 G4-3		2	1	0	0	0	1	1									
										1	0	0	0	0	0	0									
										0	0	0	0	0	0	0									
<b>Inning Stats</b>	R: 1 E: 0 K: 0 S: 11	H: 2 LOB: 1 BB: 0 P: 16	R: 0 E: 0 K: 0 S: 3	H: 0 LOB: 0 BB: 0 P: 5	R: 0 E: 1 K: 2 S: 7	H: 0 LOB: 1 BB: 0 P: 9	R: 0 E: 0 K: 1 S: 9	H: 0 LOB: 1 BB: 1 P: 16	R: 2 E: 0 K: 2 S: 14	H: 2 LOB: 0 BB: 0 P: 17	R: 0 E: 0 K: 1 S: 7	H: 0 LOB: 0 BB: 0 P: 9	R: 0 E: 0 K: 0 S: 5	H: 0 LOB: 0 BB: 1 P: 12	R: 0 E: 0 K: 1 S: 8	H: 0 LOB: 0 BB: 0 P: 14	1B: 2 2B: 2 3B: 0 HR: 1	SF: 0 SAC: 0 DP: 2 HBP: 0	WP: 0 PB: 0 SB: 0 CS: 1	PA: 29					
<b>PITCHER</b>	IP	WLS	BF	H	R	ER	SO	BB	IBB	HBP	BLK	WP	HR	S	P	ERA	WHIP								
John Burkett, R ERA: 4.11 (1, 1)	7.0	L	26	4	3	3	6	2	0	0	0	0	0	84	144	3.86	0.857								
Kerry Ligtenberg, R ERA: 11.57 (8, 1)	1.0		3	0	0	0	1	0	0	0	0	0	0	8	14	0.00	0.000								





Batter	1	2	3	4	5	6	7	8	9	AB	R	H	RBI	BB	SO	LOB	TOP			
Doug Glanville, R OBP: 0.278, SLG: 0.434										4	0	0	0	0	1	0	<b>Philadelphia Phillies @ San Diego Padres</b> Qualcomm Stadium, San Diego, CA Mon Apr 23 2001, 10:05 PM EDT Att: 42,932 - Sunny - 71 F			
11 Jimmy Rollins, S OBP: 0.384, SLG: 0.348										3	2	2	0	0	0	0				
Scott Rolen, R OBP: 0.329, SLG: 0.385										3	1	1	1	1	0	2				
Bobby Abreu, L OBP: 0.350, SLG: 0.485										4	0	1	1	0	3	3				
Mike Lieberthal, R OBP: 0.338, SLG: 0.317										4	1	2	1	0	0	0				
Travis Lee, L OBP: 0.373, SLG: 0.361										4	1	1	2	0	1	1				
Pat Burrell, R OBP: 0.311, SLG: 0.373										4	0	0	0	0	2	0				
Marlon Anderson, L OBP: 0.286, SLG: 0.240										3	0	0	0	0	0	0				
Bruce Chen, L Vicente Padilla, R Rheal Cormier, L Ricky Bottalico, L										2	0	0	0	0	1	0				
										1	0	0	0	0	1	0				
										0	0	0	0	0	0	0				
										0	0	0	0	0	0	0				
<b>Inning Stats</b>	R: 1 E: 0 K: 1 S: 13	H: 1 LOB: 0 BB: 0 P: 20	R: 2 E: 0 K: 0 S: 11	H: 2 LOB: 0 BB: 0 P: 17	R: 1 E: 0 K: 1 S: 12	H: 1 LOB: 0 BB: 0 P: 20	R: 0 E: 0 K: 0 S: 4	H: 0 LOB: 0 BB: 0 P: 6	R: 0 E: 0 K: 1 S: 9	H: 2 LOB: 1 BB: 0 P: 22	R: 0 E: 0 K: 2 S: 10	H: 0 LOB: 0 BB: 0 P: 12	R: 0 E: 0 K: 1 S: 9	H: 1 LOB: 2 BB: 1 P: 18	R: 0 E: 0 K: 1 S: 10	H: 0 LOB: 0 BB: 0 P: 17	1B: 4 2B: 1 3B: 1 HR: 2	SF: 0 SAC: 0 DP: 1 HBP: 1	WP: 1 PB: 0 SB: 0 CS: 2	PA: 35
<b>PITCHER</b>	IP WLS BF H R ER SO BB IBB HBP BLK WP HR S P ERA WHIP																			
Adam Eaton, R ERA: 7.23	(1, 1)	7.0 L 27 6 5 5 7 0 0 1 0 1 2 74 111 6.43 0.857																		
Brian Lawrence, R ERA: 6.75	(8, 1)	2.0 7 1 0 0 2 1 0 0 0 0 0 19 35 0.00 1.000																		



Batter	1	2	3	4	5	6	7	8	9	AB	R	H	RBI	BB	SO	LOB	BOTTOM					
Rickey Henderson, R OBP: 0.200, SLG: 0.111										4	0	0	0	1	0	1	<b>Philadelphia Phillies @ San Diego Padres</b> Qualcomm Stadium, San Diego, CA Mon Apr 23 2001, 10:05 PM EDT Att: 42,932 - Sunny - 71 F					
Damian Jackson, R OBP: 0.385, SLG: 0.427										5	0	0	0	0	2	1						
Ryan Klesko, L OBP: 0.333, SLG: 0.369										3	1	0	0	1	1	1						
Phil Nevin, R OBP: 0.368, SLG: 0.537										4	0	2	0	0	2	1						
Bubba Trammell, R OBP: 0.367, SLG: 0.510										4	2	3	2	0	0	1						
Mike Dam, L OBP: 0.425, SLG: 0.391										2	0	1	1	2	0	1						
Ben Davis, S OBP: 0.383, SLG: 0.421										3	0	0	0	1	1	4						
Donaldo Mendez, R OBP: 0.313, SLG: 0.345										3	0	1	0	0	2	4						
Wiki Gonzalez, R OBP: 0.278, SLG: 0.417										1	0	0	0	0	0	2						
Chris Gomez, R OBP: 0.211, SLG: 0.152										0	0	0	0	0	0	0						
Adam Eaton, R OBP: 0.250, SLG: 0.143	(1, 1)									2	0	0	0	0	1	0						
Dave Magadan, L OBP: 0.278, SLG: 0.235	(7, PH)									1	0	0	0	0	0	1						
Brian Lawrence, R Alex Arias, R	(8, 1) (8, PH)									0	0	0	0	0	0	0						
										1	0	0	0	0	0	0						
<b>Inning Stats</b>	R: 0 E: 0 K: 1 S: 12	H: 0 LOB: 0 BB: 0 P: 17	R: 1 E: 0 K: 2 S: 12	H: 1 LOB: 1 BB: 1 P: 22	R: 0 E: 0 K: 2 S: 10	H: 0 LOB: 0 BB: 0 P: 13	R: 0 E: 1 K: 2 S: 15	H: 1 LOB: 3 BB: 1 P: 25	R: 0 E: 0 K: 0 S: 10	H: 0 LOB: 1 BB: 1 P: 19	R: 0 E: 0 K: 0 S: 9	H: 2 LOB: 0 BB: 0 P: 10	R: 0 E: 0 K: 0 S: 13	H: 1 LOB: 1 BB: 0 P: 17	R: 2 E: 1 K: 1 S: 16	H: 2 LOB: 2 BB: 2 P: 29	R: 0 E: 0 K: 1 S: 11	H: 0 LOB: 0 BB: 0 P: 18	1B: 3 2B: 3 3B: 0 HR: 1	SF: 0 SAC: 0 DP: 1 HBP: 0	WP: 0 PB: 0 SB: 0 CS: 0	PA: 38
<b>PITCHER</b>	IP WLS BF H R ER SO BB IBB HBP BLK WP HR S P ERA WHIP																					
Bruce Chen, L ERA: 2.45	(1, 1)	5.0 W 22 3 1 1 7 3 0 0 0 0 0 1 65 102 1.80 1.200																				
Vicente Padilla, R ERA: 4.32	(6, 1)	2.2 10 3 2 2 1 1 0 0 0 0 0 0 27 39 6.75 1.500																				
Rheal Cormier, L ERA: 4.5	(8, 1)	0.0 1 1 0 0 0 0 0 0 0 0 0 0 1 2 ∞ ∞																				
Ricky Bottalico, R ERA: 0.75	(8, 1)	1.1 S 5 0 0 0 1 1 0 0 0 0 0 0 15 27 0.00 0.750																				









Batter	1	2	3	4	5	6	7	8	9	AB	R	H	RBI	BB	SO	LOB	TOP										
Doug Glanville, R OBP: 0.278, SLG: 0.407	F9		F9		F8		P4		FC1-2 11 S	5	0	0	0	0	0	3	<b>Philadelphia Phillies @ San Diego Padres</b> Qualcomm Stadium, San Diego, CA Wed Apr 25 2001, 10:05 PM EDT Att: 12,573 - Sunny - 66 F										
11 Jimmy Rollins, S OBP: 0.341, SLG: 0.316	G3		B1-3		P3		G4-3		K2-3	5	0	0	0	0	1	3											
Scott Rolen, R OBP: 0.318, SLG: 0.384	L4		G6-3		P4				L7	4	0	0	0	0	0	0											
Bobby Abreu, L OBP: 0.371, SLG: 0.553			F8		FC5-4 1B		F7		K	4	0	1	0	0	1	0											
Mike Lieberthal, R OBP: 0.337, SLG: 0.324			WP HR 1B		FC5-4 1B BB 1B		G6-3		K	4	2	1	0	0	1	1											
Travis Lee, L OBP: 0.429, SLG: 0.439			1-H HR		1B 1B BB				2B FC1-2 BB	1	2	1	2	3	0	0											
Pat Burrell, R OBP: 0.337, SLG: 0.400			G5-3		1B 1B		G1-3		FC1-2 2B	4	1	2	0	0	0	1											
Marlon Anderson, L OBP: 0.323, SLG: 0.345					G6-4-3 1B		E7 SH5-4		FC1-2 IBB	3	0	2	2	1	0	0											
Omar Daal, L OBP: 0.125, SLG: 0.125			K		G6-4-3 1B		SH5-4		K	2	0	0	0	0	1	3											
Ricky Bottalico, L Eddie Oropesa, L Rob Ducey, L Jose Mesa, R										0	0	0	0	0	0	0											
<b>Inning Stats</b>	R: 0 E: 0 K: 0 S: 6	H: 0 LOB: 0 BB: 0 P: 8	R: 2 E: 0 K: 1 S: 16	H: 3 LOB: 1 BB: 0 P: 25	R: 0 E: 0 K: 0 S: 4	H: 0 LOB: 0 BB: 0 P: 5	R: 2 E: 0 K: 0 S: 13	H: 3 LOB: 1 BB: 1 P: 21	R: 0 E: 0 K: 0 S: 3	H: 0 LOB: 1 BB: 1 P: 7	R: 0 E: 0 K: 0 S: 10	H: 0 LOB: 1 BB: 1 P: 15	R: 0 E: 1 K: 0 S: 9	H: 0 LOB: 0 BB: 0 P: 12	R: 0 E: 0 K: 2 S: 8	H: 0 LOB: 0 BB: 0 P: 11	R: 1 E: 1 K: 2 S: 15	H: 1 LOB: 2 BB: 2 P: 30	1B: 4 2B: 2 3B: 0 HR: 1	SF: 0 SAC: 1 DP: 1 HBP: 0	WP: 1 PB: 0 SB: 1 CS: 0	PA: 38					
<b>PITCHER</b>	IP	WLS	BF	H	R	ER	SO	BB	IBB	HBP	BLK	WP	HR	S	P	ERA	WHIP										
Brian Tolberg, R ERA: 3.81	7.0	L	29	6	4	4	1	2	0	0	0	1	1	61	93	5.14	1.143										
Jay Witasick, R ERA: 0.51	1.0		3	0	0	0	2	0	0	0	0	0	0	8	11	0.00	0.000										
Tom Davey, R ERA: 3.52	1.0		6	1	1	0	2	1	1	0	0	0	0	15	30	0.00	2.000										

Batter	1	2	3	4	5	6	7	8	9	AB	R	H	RBI	BB	SO	LOB	BOTTOM										
Rickey Henderson, R OBP: 0.289, SLG: 0.136	F8		G1-6-3 1B		G6-3		G1-3		CS BB	4	0	1	0	1	0	1	<b>Philadelphia Phillies @ San Diego Padres</b> Qualcomm Stadium, San Diego, CA Wed Apr 25 2001, 10:05 PM EDT Att: 12,573 - Sunny - 66 F										
Mike Colangelo, R OBP: 0.400, SLG: 0.800			G1-6-3		G4-3				K	5	1	2	0	0	1	3											
Alex Arias, R OBP: 0.290, SLG: 0.280	F3		G1-3		G6-3		G1-3		G4-3	5	0	0	0	0	0	2											
Phil Nevin, R OBP: 0.388, SLG: 0.605					G4-3				G6-3	4	1	2	1	0	0	0											
Bubba Trammell, R OBP: 0.377, SLG: 0.542			G1-3							4	1	3	1	0	0	1											
Ben Davis, S OBP: 0.412, SLG: 0.425										2	0	1	0	2	0	1											
Adam Eaton, R OBP: 0.250, SLG: 0.143					F8				2B	0	0	0	0	0	0	0											
Tom Davey, R ERA: 3.52			FC5-4 BB		FC6-4 1B				BB	0	0	0	0	0	0	0											
Damian Jackson, R OBP: 0.362, SLG: 0.407			FC5-4 FC1-6		L8		SF7		K	3	0	0	1	0	1	3											
Donaldo Mendez, R OBP: 0.316, SLG: 0.324			FC1-6							3	0	1	0	0	0	3											
Dave Magadan, L OBP: 0.300, SLG: 0.316					SH2-4 1B		FC6-4			1	0	1	0	0	0	0											
Brian Tolberg, R Santiago Perez, S Jay Witasick, R Mike Darr, L Wiki Gonzalez, R Jose Mesa, R										1	0	0	0	0	1	1											
<b>Inning Stats</b>	R: 1 E: 0 K: 0 S: 13	H: 2 LOB: 1 BB: 0 P: 17	R: 0 E: 0 K: 1 S: 11	H: 0 LOB: 1 BB: 1 P: 17	R: 0 E: 0 K: 0 S: 7	H: 1 LOB: 0 BB: 0 P: 9	R: 0 E: 0 K: 0 S: 10	H: 1 LOB: 1 BB: 0 P: 12	R: 0 E: 0 K: 0 S: 8	H: 1 LOB: 1 BB: 0 P: 12	R: 1 E: 0 K: 0 S: 10	H: 3 LOB: 2 BB: 0 P: 20	R: 0 E: 0 K: 0 S: 10	H: 1 LOB: 1 BB: 0 P: 14	R: 1 E: 0 K: 1 S: 11	H: 2 LOB: 3 BB: 1 P: 20	R: 0 E: 0 K: 1 S: 11	H: 0 LOB: 0 BB: 1 P: 20	1B: 7 2B: 3 3B: 1 HR: 1	SF: 1 SAC: 1 DP: 2 HBP: 0	WP: 0 PB: 0 SB: 0 CS: 1	PA: 39					
<b>PITCHER</b>	IP	WLS	BF	H	R	ER	SO	BB	IBB	HBP	BLK	WP	HR	S	P	ERA	WHIP										
Omar Daal, L ERA: 3.88	7.0	H	5	2	1	1	1	1	0	0	0	0	1	10	18	13.50	4.500										
Ricky Bottalico, R ERA: 1.42	0.2																										
Eddie Oropesa, L ERA: 8.1	0.1	H	1	0	0	0	0	0	0	0	0	0	0	1	2	0.00	0.000										
Jose Mesa, R ERA: 3.86	1.0	S	3	0	0	0	1	1	0	0	0	0	0	11	20	0.00	1.000										



Batter	1	2	3	4	5	6	7	8	9	AB	R	H	RBI	BB	SO	LOB	TOP					
Brian Hunter, R OBP: 0.400, SLG: 0.400 (1, 8)	G1-3			1B		K		G4-6-3		4	0	1	0	0	1	1	<b>Philadelphia Phillies @ San Diego Padres</b> Qualcomm Stadium, San Diego, CA Thu Apr 26 2001, 5:05 PM EDT Att: 12,785 - Sunny - 70 F <a href="http://livebaseballscorecards.com">livebaseballscorecards.com</a>					
Marlon Anderson, L OBP: 0.304, SLG: 0.323 (1, 4)	G3-1			G3		F8			P4	4	0	0	0	0	0	1						
Scott Rolen, R OBP: 0.319, SLG: 0.382 23 Kevin Jordan, R OBP: 0.500, SLG: 0.688 (6, 5)	K			1B		F8			2B	3	0	1	0	0	1	0						
Bobby Abreu, L OBP: 0.359, SLG: 0.532 Eddie Oropesa, L (7, 1)		K		G3-1					P5	3	0	0	0	0	2	1						
Vicente Padilla, R (8, 1)										0	0	0	0	0	0	0						
Doug Glanville, R OBP: 0.275, SLG: 0.402 (9, PH)										1	0	0	0	0	0	1						
Mike Lieberthal, R OBP: 0.329, SLG: 0.315 Gary Bennett, R OBP: 0.429, SLG: 0.500 (6, 2)					K				P4	2	0	0	0	0	2	0						
Travis Lee, L OBP: 0.425, SLG: 0.435 (1, 3)						G4-3				2	0	0	0	0	0	1						
Pat Burrell, R OBP: 0.337, SLG: 0.397 (1, 7)						1B				3	0	1	0	0	1	1						
Tomas Perez, S OBP: 0.308, SLG: 0.308 (1, 6)						1B				3	0	1	0	0	1	0						
Robert Person, R OBP: 0.200, SLG: 0.222 Chris Brock, R (5, 1)										2	0	0	0	0	1	2						
Rob Ducey, L OBP: 0.455, SLG: 0.545 (7, 9)						K				0	0	0	0	0	0	0						
Inning Stats	R: 0 E: 0 K: 1 S: 7	H: 0 LOB: 0 BB: 0 P: 11	R: 0 E: 0 K: 3 S: 12	H: 0 LOB: 0 BB: 0 P: 14	R: 0 E: 0 K: 2 S: 9	H: 0 LOB: 0 BB: 0 P: 13	R: 0 E: 0 K: 0 S: 10	H: 2 LOB: 1 BB: 0 P: 16	R: 0 E: 0 K: 2 S: 13	H: 2 LOB: 0 BB: 0 P: 19	R: 0 E: 0 K: 1 S: 7	H: 0 LOB: 0 BB: 0 P: 9	R: 0 E: 0 K: 1 S: 8	H: 1 LOB: 1 BB: 0 P: 12	R: 0 E: 0 K: 0 S: 7	H: 1 LOB: 0 BB: 0 P: 10	R: 0 E: 0 K: 0 S: 11	H: 1 LOB: 1 BB: 0 P: 14	1B: 6 2B: 1 3B: 0 HR: 0	SF: 0 SAC: 0 DP: 1 HBP: 0	WP: 0 PB: 0 SB: 0 CS: 1	PA: 32
PITCHER Kevin Jarvis, R ERA: 5.65 (1, 1)	IP: 9.0 WLS: W BF: 32 H: 7 R: 0 ER: 0 SO: 10 BB: 0 IBB: 0 HBP: 0 BLK: 0 WP: 0 HR: 0 S: 84 P: 118 ERA: 0.00 WHIP: 0.778															PITCHER	IP: 9.0 WLS: W BF: 32 H: 7 R: 0 ER: 0 SO: 10 BB: 0 IBB: 0 HBP: 0 BLK: 0 WP: 0 HR: 0 S: 84 P: 118 ERA: 0.00 WHIP: 0.778					

Batter	1	2	3	4	5	6	7	8	9	AB	R	H	RBI	BB	SO	LOB	BOTTOM			
Rickey Henderson, R OBP: 0.258, SLG: 0.259 Mike Colangelo, R OBP: 0.400, SLG: 0.800 (7, 7)	F7	F8		F9	HR	K				5	1	1	3	0	1	4	<b>Philadelphia Phillies @ San Diego Padres</b> Qualcomm Stadium, San Diego, CA Thu Apr 26 2001, 5:05 PM EDT Att: 12,785 - Sunny - 70 F <a href="http://livebaseballscorecards.com">livebaseballscorecards.com</a>			
Damian Jackson, R OBP: 0.394, SLG: 0.400 (1, 4)	BB		HR	G4-3	P4			F9		4	2	1	0	1	0	0				
Ryan Klesko, L OBP: 0.341, SLG: 0.405 Dave Magadan, L OBP: 0.300, SLG: 0.316 (6, 3)	G3		HR		S	1B		P6		4	3	3	2	1	0	0				
Phil Nevin, R OBP: 0.393, SLG: 0.600 Alex Arias, R OBP: 0.291, SLG: 0.269 (7, 5)	G3		G5-3		BB	S		F8	G6-3	4	1	2	1	0	0	1				
Mike Darr, L OBP: 0.413, SLG: 0.394 Santiago Perez, S OBP: 0.459, SLG: 0.296 (6, 8)	G3		F5		K					3	0	0	0	0	1	4				
Bubba Trammell, R OBP: 0.378, SLG: 0.524 (1, 9)	F3		BB		SF8	1B		E3	G6-3	2	1	2	0	0	0	0				
Ben Davis, S OBP: 0.464, SLG: 0.452 (1, 2)		F8	BB		HR	BB				2	1	2	2	3	0	0				
Chris Gomez, R OBP: 0.209, SLG: 0.139 (1, 6)		F8	P3		SF8					3	0	0	1	1	1	4				
Kevin Jarvis, L OBP: 0.300, SLG: 0.400 (1, 1)		K			F7	HR				4	1	1	1	0	2	4				
Inning Stats	R: 1 E: 0 K: 0 S: 9	H: 1 LOB: 2 BB: 2 P: 21	R: 0 E: 0 K: 1 S: 6	H: 0 LOB: 1 BB: 1 P: 14	R: 2 E: 0 K: 0 S: 12	H: 2 LOB: 2 BB: 2 P: 25	R: 0 E: 0 K: 0 S: 7	H: 0 LOB: 0 BB: 0 P: 7	R: 6 E: 0 K: 1 S: 18	H: 5 LOB: 0 BB: 1 P: 31	R: 2 E: 1 K: 2 S: 20	H: 3 LOB: 3 BB: 1 P: 29	R: 0 E: 0 K: 0 S: 7	H: 0 LOB: 0 BB: 0 P: 11	R: 0 E: 0 K: 1 S: 10	H: 2 LOB: 1 BB: 0 P: 14		1B: 11 2B: 0 3B: 0 HR: 2	SF: 1 SAC: 0 DP: 1 HBP: 0	WP: 0 PB: 0 SB: 3 CS: 0
PITCHER Robert Person, R ERA: 4.8 Chris Brock, R ERA: 2.64 Eddie Oropesa, L ERA: 6.23 Vicente Padilla, R ERA: 3.86 (8, 1)	IP: 4.2 WLS: L BF: 28 H: 8 R: 9 ER: 9 SO: 2 BB: 6 IBB: 0 HBP: 0 BLK: 0 WP: 0 HR: 2 S: 47 P: 92 ERA: 17.36 WHIP: 3.000															PITCHER	IP: 4.2 WLS: L BF: 28 H: 8 R: 9 ER: 9 SO: 2 BB: 6 IBB: 0 HBP: 0 BLK: 0 WP: 0 HR: 2 S: 47 P: 92 ERA: 17.36 WHIP: 3.000			



Batter	1	2	3	4	5	6	7	8	9	AB	R	H	RBI	BB	SO	LOB	TOP										
Doug Glanville, R (1,8) OBP: 0.274, SLG: 0.396	G6-3		E 1B		F6		F8			4	0	1	0	0	0	0	Philadelphia Phillies @ Los Angeles Dodgers Dodger Stadium, Los Angeles, CA Fri Apr 27 2001, 7:10 PM PDT Att: 40,643 - Sunny - 59 F										
11 Jimmy Rollins, S (1,6) OBP: 0.326, SLG: 0.301	F7		P6		L9			K		4	0	0	0	0	1	1											
Scott Rolen, R (1,5) OBP: 0.305, SLG: 0.363	P4		FC5		G5-3			K		4	0	0	0	0	1	1											
Bobby Abreu, L (1,9) OBP: 0.344, SLG: 0.506		F7	K		G3			K		4	0	0	0	0	2	2											
Mike Lieberthal, R (1,2) OBP: 0.315, SLG: 0.299		K	K		P6			F9		4	0	0	0	0	2	2											
Travis Lee, L (1,3) OBP: 0.429, SLG: 0.431		1B 1B			F9			G5-4-3 BB		3	1	1	0	1	1	0											
Pat Burrell, R (1,7) OBP: 0.344, SLG: 0.439		1B 1-2 1B			HR		L7	G5-4-3 1-2		4	1	2	1	0	0	1											
Marlon Anderson, L (1,4) OBP: 0.319, SLG: 0.385		1-3 2-H 1B			F9		HR			3	1	2	2	0	0	0											
Amaury Telemaco, R (1,1) OBP: 0.250, SLG: 0.143	G5-3				G5-3		K			2	0	0	0	0	0	2											
Brian Hunter, R (7, PH) OBP: 0.333, SLG: 0.333										1	0	0	0	0	1	0											
Rheal Cormier, L (7, 1) Wayne Gomes, R (8, 1) OBP: 1.000, SLG: 1.000										0	0	0	0	0	0	0											
<b>Inning Stats</b>	R: 0 E: 0 K: 0 S: 5	H: 0 LOB: 0 BB: 0 P: 8	R: 1 E: 0 K: 1 S: 15	H: 3 LOB: 2 BB: 0 P: 23	R: 0 E: 1 K: 2 S: 14	H: 1 LOB: 2 BB: 0 P: 20	R: 1 E: 0 K: 0 S: 8	H: 1 LOB: 0 BB: 0 P: 11	R: 0 E: 0 K: 1 S: 7	H: 0 LOB: 0 BB: 0 P: 10	R: 0 E: 0 K: 1 S: 12	H: 0 LOB: 0 BB: 0 P: 18	R: 1 E: 0 K: 1 S: 11	H: 1 LOB: 0 BB: 0 P: 16	R: 0 E: 0 K: 3 S: 9	H: 0 LOB: 0 BB: 0 P: 14	R: 0 E: 0 K: 0 S: 5	H: 0 LOB: 0 BB: 1 P: 9	1B: 4 2B: 0 3B: 0 HR: 2	SF: 0 SAC: 0 DP: 1 HBP: 0	WP: 0 PB: 0 SB: 0 CS: 0	PA: 34					
<b>PITCHER</b>	IP	WLS	BF	H	R	ER	SO	BB	IBB	HBP	BLK	WP	HR	S	P	ERA	WHIP										
Luke Prokopec, R (1, 1) ERA: 2.61	7.0		28	6	3	3	5	0	0	0	0	0	2	72	106	3.86	0.857										
Terry Adams, R (8, 1) ERA: 1.13	2.0	W	6	0	0	0	3	1	0	0	0	0	0	14	23	0.00	0.500										

Batter	1	2	3	4	5	6	7	8	9	AB	R	H	RBI	BB	SO	LOB	BOTTOM										
Tom Goodwin, L (1,8) OBP: 0.235, SLG: 0.302	K		G3		G4-3 1B			G4-3		4	0	1	1	0	1	1	Philadelphia Phillies @ Los Angeles Dodgers Dodger Stadium, Los Angeles, CA Fri Apr 27 2001, 7:10 PM PDT Att: 40,643 - Sunny - 59 F										
Jeff Reboulet, R (1,4) OBP: 0.546, SLG: 0.619	1B 2B		1B BB		K			2B BB		2	1	1	0	2	1	0											
Shawn Green, L (1,9) OBP: 0.375, SLG: 0.576	G5-4-3 2-H 1B		1-3 2-H 1B				F8	F8		4	0	2	2	0	0	1											
Eric Karros, R (1,3) OBP: 0.276, SLG: 0.415	G5-4-3 1-2		K				K			4	0	1	0	0	2	3											
Marquis Grissom, R (1,7) OBP: 0.231, SLG: 0.404		G6-3			P4		G5-3	K		4	0	0	0	0	1	2											
Dave Hansen, L (1,5) OBP: 0.250, SLG: 0.500		F7			F8		G1-4-3	SH1-4 SF7 2B		4	1	1	0	0	0	0											
Angel Pena, R (1,2) OBP: 0.176, SLG: 0.176		F3			K			SH1-4		3	0	1	0	0	1	0											
Alex Cora, L (1,6) OBP: 0.246, SLG: 0.367			G3 1B 1B		SH1-4 1B 2B		FC3-6 1B	FC3-6 SF7		3	2	2	1	0	0	1											
Luke Prokopec, L (1, 1) ERA: 3.25					SH1-4		F9			1	0	0	0	0	1	1											
Paul Lo Duca, R (7, PH) OBP: 0.400, SLG: 0.632										1	0	0	0	0	0	1											
Terry Adams, R (8, 1) ERA: 1.13										0	0	0	0	0	0	0											
<b>Inning Stats</b>	R: 1 E: 0 K: 1 S: 11	H: 2 LOB: 0 BB: 0 P: 19	R: 0 E: 0 K: 0 S: 9	H: 0 LOB: 0 BB: 0 P: 16	R: 1 E: 0 K: 2 S: 16	H: 2 LOB: 2 BB: 1 P: 25	R: 0 E: 0 K: 1 S: 10	H: 0 LOB: 0 BB: 0 P: 13	R: 1 E: 0 K: 1 S: 8	H: 2 LOB: 0 BB: 0 P: 12	R: 0 E: 0 K: 1 S: 6	H: 0 LOB: 0 BB: 0 P: 7	R: 0 E: 0 K: 0 S: 7	H: 1 LOB: 1 BB: 0 P: 9	R: 0 E: 0 K: 1 S: 12	H: 1 LOB: 2 BB: 1 P: 21	R: 1 E: 0 K: 0 S: 5	H: 1 LOB: 0 BB: 0 P: 8	1B: 5 2B: 4 3B: 0 HR: 0	SF: 1 SAC: 2 DP: 1 HBP: 0	WP: 0 PB: 0 SB: 0 CS: 0	PA: 35					
<b>PITCHER</b>	IP	WLS	BF	H	R	ER	SO	BB	IBB	HBP	BLK	WP	HR	S	P	ERA	WHIP										
Amaury Telemaco, R (1, 1) ERA: 3.25	6.0		23	6	3	3	6	1	0	0	0	0	0	60	92	4.50	1.167										
Rheal Cormier, L (7, 1) ERA: 3.6	1.0		4	1	0	0	0	0	0	0	0	0	0	7	9	0.00	1.000										
Wayne Gomes, R (8, 1) ERA: 1.13	1.2	L	8	2	1	1	1	1	0	0	0	0	0	17	29	5.40	1.800										





Batter	1	2	3	4	5	6	7	8	9	AB	R	H	RBI	BB	SO	LOB	TOP								
Doug Glanville, R OBP: 0.280, SLG: 0.400 (1, 8)	4-2 1B 1B BB	0-1 G6-3		1-1 2B		0-3 K			1-3 K	4	1	1	0	1	2	3									
11 Jimmy Rollins, S OBP: 0.320, SLG: 0.295 (1, 6)	0-0 1B SF7 1B		1-1 F9	2-2 G3-1			1-2 G3		0-0 F9	5	1	1	0	0	0	1									
Scott Rolen, R OBP: 0.300, SLG: 0.353 (1, 5)	2-1 1B		0-3 K2-3		1-0 F8		0-1 G6-3		0-3 K	5	0	1	1	1	0	2	0								
Bobby Abreu, L OBP: 0.340, SLG: 0.494 (1, 9)	1-1 SF7		4-2 1B 2B BB		1-3 K					2	1	0	1	1	2	0									
Mike Lieberthal, R OBP: 0.323, SLG: 0.309 (1, 2)	2-1 F8		1-0 2B 1B		0-0 P4			2-1 HR 1B		4	2	2	0	0	0	1									
Travis Lee, L OBP: 0.421, SLG: 0.434 (1, 3)	2-3 K		1-2 2B		0-1 F7			1-1 F8		4	0	1	2	0	1	2									
Pat Burrell, R OBP: 0.351, SLG: 0.435 (1, 7)		4-2 WP BB	0-0 P4		1-1 SH2-4 1B			1-3 K		3	0	1	0	1	1	2									
Marlon Anderson, L OBP: 0.316, SLG: 0.420 (1, 4)		1-3 K		0-3 K		0-2 E1 SH2-4		1-0 HR		4	1	1	2	0	2	2									
Bruce Chen, L (1, 1)		0-3 K		3-2 G6-3		1-0 SH2-4		2-1 G6-3		2	0	0	0	0	1	1									
Vicente Padilla, R (6, 1)										0	0	0	0	0	0	0									
Eddie Oropesa, L (7, 1)										0	0	0	0	0	0	0									
Brian Hunter, R OBP: 0.286, SLG: 0.286 (8, PH)										1	0	0	0	0	0	0									
Ricky Bottalico, L (8, 1)										0	0	0	0	0	0	0									
<b>Inning Stats</b>	R: 2 E: 0 K: 1 S: 14	H: 2 LOB: 1 BB: 1 P: 25	R: 0 E: 0 K: 2 S: 11	H: 0 LOB: 1 BB: 1 P: 16	R: 2 E: 0 K: 1 S: 13	H: 2 LOB: 1 BB: 1 P: 20	R: 0 E: 0 K: 1 S: 12	H: 1 LOB: 1 BB: 0 P: 18	R: 0 E: 0 K: 1 S: 5	H: 0 LOB: 0 BB: 0 P: 7	R: 0 E: 1 K: 1 S: 11	H: 1 LOB: 2 BB: 0 P: 13	R: 0 E: 0 K: 1 S: 9	H: 0 LOB: 0 BB: 0 P: 10	R: 2 E: 0 K: 1 S: 10	H: 2 LOB: 0 BB: 0 P: 17	R: 0 E: 0 K: 2 S: 7	H: 0 LOB: 0 BB: 0 P: 8	1B: 5 2B: 2 3B: 0 HR: 1	SF: 1 SAC: 1 DP: 0 HBP: 0	WP: 1 PB: 0 SB: 1 CS: 0	PA: 39			
<b>PITCHER</b>	IP	WLS	BF	H	R	ER	SO	BB	IBB	HBP	BLK	WP	HR	S	P	ERA	WHIP								
37 Darren Dreifort, R ERA: 5.1 (1, 1)	6.0		28	6	4	4	7	3	0	0	0	1	0	66	99	6.00	1.500								
Matt Herges, R ERA: 2.16 (7, 1)	2.0	W	8	2	2	2	2	0	0	0	0	0	1	19	27	9.00	1.000								
Jeff Shaw, R ERA: 4.5 (9, 1)	1.0	S	3	0	0	0	2	0	0	0	0	0	0	7	8	0.00	0.000								

Philadelphia Phillies @ Los Angeles Dodgers  
 Dodger Stadium, Los Angeles, CA  
 Sat Apr 28 2001, 7:10 PM PDT  
 Att: 37,322 - Sunny - 59 F

AB	34
R	6
H	8
RBI	6
BB	3
SO	11
LOB	12



Batter	1	2	3	4	5	6	7	8	9	AB	R	H	RBI	BB	SO	LOB	BOTTOM								
Tom Goodwin, L OBP: 0.250, SLG: 0.343 (1, 8)	0-3 K		2-2 1B 3B		1-2 G3	1-0 2H 1B				4	1	2	1	0	1	0									
Jeff Reboulet, R OBP: 0.571, SLG: 0.760 (1, 4)	2-1 HR		3-1 1B		1-2 1B	2-3 K				4	1	3	2	0	1	1									
Marquis Grissom, R OBP: 0.232, SLG: 0.393 (1, 7)	0-1 G1-3		3-3 K		0-0 F7		1-2 G6-4-3 1B			4	0	1	0	0	1	2									
Eric Karros, R OBP: 0.275, SLG: 0.407 (1, 3)	0-1 1B		1-3 K		2-2 F7		1-0 G6-4-3			4	0	1	0	0	1	3									
Shawn Green, L OBP: 0.380, SLG: 0.573 (1, 9)	3-2 G3			1-2 1B		2-2 S 2B 1B		1-3 K		4	1	2	0	0	1	1									
Hiram Bocachica, R OBP: 0.343, SLG: 0.500 Jeff Shaw, R (9, 1)		2-2 F9		1-1 F8		3-2 F3		1-0 SH1-4 1B 2B		4	1	1	0	0	0	2									
Angel Pena, R OBP: 0.150, SLG: 0.150 (1, 2)		1-3 K		0-0 F8		0-3 K		1-0 SH1-4		3	0	0	0	0	2	2									
Alex Cora, L OBP: 0.261, SLG: 0.365 (1, 6)		3-3 K		0-2 F7		4-2 2B BB		2-2 1B		3	1	1	1	1	1	1									
37 Darren Dreifort, R Paul Lo Duca, R Chris Ligonis, L Matt Herges, L Dave Hansen, L (1, 1) (5, PH) (5, PH) (7, 1) (8, PH) (9, 5)			3-2 P4		0-1 HR	0-0 1B 2B		3-3 K		2	1	1	1	0	0	0									
<b>Inning Stats</b>	R: 1 E: 0 K: 1 S: 12	H: 2 LOB: 0 BB: 0 P: 17	R: 0 E: 0 K: 2 S: 10	H: 0 LOB: 0 BB: 0 P: 16	R: 1 E: 0 K: 2 S: 15	H: 2 LOB: 1 BB: 0 P: 26	R: 0 E: 0 K: 0 S: 9	H: 1 LOB: 1 BB: 0 P: 11	R: 1 E: 0 K: 0 S: 13	H: 2 LOB: 1 BB: 0 P: 17	R: 3 E: 0 K: 2 S: 22	H: 3 LOB: 1 BB: 1 P: 34	R: 0 E: 0 K: 1 S: 7	H: 1 LOB: 0 BB: 0 P: 10	R: 1 E: 0 K: 1 S: 9	H: 2 LOB: 0 BB: 0 P: 14	R: 1 E: 0 K: 1 S: 9	H: 2 LOB: 0 BB: 0 P: 14	1B: 8 2B: 2 3B: 1 HR: 2	SF: 0 SAC: 1 DP: 1 HBP: 0	WP: 0 PB: 0 SB: 1 CS: 0	PA: 36			
<b>PITCHER</b>	IP	WLS	BF	H	R	ER	SO	BB	IBB	HBP	BLK	WP	HR	S	P	ERA	WHIP								
Bruce Chen, L ERA: 3.58 (1, 1)	5.2		26	8	5	5	6	1	0	0	0	0	0	74	111	7.94	1.588								
Vicente Padilla, R ERA: 4.35 (6, 1)	1.0	B	5	3	1	1	1	0	0	0	0	0	0	11	16	9.00	3.000								
Eddie Oropesa, L ERA: 5.79 (7, 1)	0.1		1	0	0	0	1	0	0	0	0	0	0	3	4	0.00	0.000								
Ricky Bottalico, R ERA: 1.98 (8, 1)	1.0	L	4	2	1	1	1	0	0	0	0	0	0	9	14	9.00	2.000								

Philadelphia Phillies @ Los Angeles Dodgers  
 Dodger Stadium, Los Angeles, CA  
 Sat Apr 28 2001, 7:10 PM PDT  
 Att: 37,322 - Sunny - 59 F

AB	34
R	7
H	13
RBI	7
BB	1
SO	9
LOB	12





Batter	1	2	3	4	5	6	7	8	9	AB	R	H	RBI	BB	SO	LOB	TOP								
Doug Glanville, R OBP: 0.289, SLG: 0.384 (1, 8)	3-3 K		2-3 K			1-3 K		2-1 F8		4	0	0	0	0	3	1	Philadelphia Phillies @ Los Angeles Dodgers Dodger Stadium, Los Angeles, CA Sun Apr 29 2001, 1:10 PM PDT Att: 43,589 - Sunny - 66 F								
11 Jimmy Rollins, S OBP: 0.307, SLG: 0.283 (1, 6)	2-2 G4-3			3-2 F7		2-0 F8		2-3 K		4	0	0	0	0	1	1									
Scott Rolen, R OBP: 0.308, SLG: 0.352 (1, 5)	4-1 BB			2-3 K			3-2 G5-3		1-2 FC1-6 1B	3	0	1	0	1	1	0									
Bobby Abreu, L OBP: 0.337, SLG: 0.517 (1, 9)	3-1 F8			3-2 F7			3-1 HR		2-3 K	4	1	1	1	0	1	2									
Travis Lee, L OBP: 0.404, SLG: 0.413 (1, 3)		3-3 K			1-3 K		2-2 G4-3		0-0 FC1-6 1-2	4	0	0	0	0	2	1									
Pat Burrell, R OBP: 0.347, SLG: 0.427 (1, 7)		2-3 K			1-3 K		0-1 1B		3-3 K	4	0	1	0	0	3	1									
Gary Bennett, R OBP: 0.300, SLG: 0.333 (1, 2)		2-3 K			3-2 E5		2-3 K			3	0	0	0	0	2	1									
Marlon Anderson, L OBP: 0.316, SLG: 0.408 (1, 4)			2-0 G3		0-2 G4-3			4-1 11 WP BB		2	0	0	0	1	0	1									
Randy Wolf, L (1, 1)			1-1 G6-3			0-0 G3		2-3 K		2	0	0	0	0	0	0									
Chris Brock, R (6, 1)										0	0	0	0	0	0	0									
Rheal Cormier, L (7, 1)										0	0	0	0	0	0	0									
Rob Ducey, L OBP: 0.417, SLG: 0.500 (8, PH)										1	0	0	0	0	1	1									
Jose Mesa, R (8, 1)										0	0	0	0	0	0	0									
<b>Inning Stats</b>	R: 0 E: 0 K: 1 S: 9	H: 0 LOB: 1 BB: 1 P: 21	R: 0 E: 0 K: 3 S: 11	H: 0 LOB: 0 BB: 0 P: 18	R: 0 E: 0 K: 1 S: 6	H: 2 LOB: 0 BB: 0 P: 11	R: 0 E: 0 K: 1 S: 11	H: 0 LOB: 0 BB: 0 P: 19	R: 0 E: 0 K: 2 S: 13	H: 1 LOB: 1 BB: 0 P: 18	R: 0 E: 0 K: 1 S: 5	H: 0 LOB: 0 BB: 0 P: 8	R: 1 E: 0 K: 1 S: 14	H: 2 LOB: 1 BB: 0 P: 24	R: 0 E: 0 K: 2 S: 10	H: 0 LOB: 1 BB: 1 P: 20	R: 0 E: 0 K: 2 S: 12	H: 1 LOB: 1 BB: 0 P: 18	1B: 2 2B: 0 3B: 0 HR: 1	SF: 0 SAC: 0 DP: 0 HBP: 0	WP: 1 PB: 0 SB: 0 CS: 0	PA: 33			
<b>PITCHER</b>	IP	WLS	BF	H	R	ER	SO	BB	IBB	HBP	BLK	WP	HR	S	P	ERA	WHIP								
Chan Ho Park, R ERA: 3.63 (1, 1)	7.0	W	25	2	1	1	10	1	0	0	0	0	1	69	119	1.29	0.429								
Mike Fetters, R ERA: 1.29 (8, 1)	1.0	H	4	0	0	0	2	1	0	0	0	1	0	10	20	0.00	1.000								
Jeff Shaw, R ERA: 4.15 (9, 1)	1.0	S	4	1	0	0	2	0	0	0	0	0	0	12	18	0.00	1.000								

AB	31
R	1
H	3
RBI	1
BB	2
SO	14
LOB	9



Batter	1	2	3	4	5	6	7	8	9	AB	R	H	RBI	BB	SO	LOB	BOTTOM								
Tom Goodwin, L OBP: 0.237, SLG: 0.324 (1, 8)	0-0 F8		1-0 F8		0-2 G1-3	0-3 K				4	0	0	0	0	1	5	Philadelphia Phillies @ Los Angeles Dodgers Dodger Stadium, Los Angeles, CA Sun Apr 29 2001, 1:10 PM PDT Att: 43,589 - Sunny - 66 F								
Jeff Reboulet, R OBP: 0.513, SLG: 0.655 (1, 4)	2-2 P6			1-3 K	2-1 F8		0-0 P4			4	0	0	0	0	1	1									
Marquis Grissom, R OBP: 0.250, SLG: 0.450 (1, 7)	1-2 F3			2-2 HR		0-0 BB 1B	2-0 G2-3			4	2	2	1	0	0	0									
Eric Karros, R OBP: 0.295, SLG: 0.409 (1, 3)		1-3 K		1-1 FC1-6 1B		4-2 E SH BB	4-1 CS BB			2	1	1	0	2	1	0									
Shawn Green, L OBP: 0.365, SLG: 0.548 (1, 9)		0-1 G4-3		0-1 FC1-6 1-2		0-3 K	0-0 CS 1-2	2-2 F8		4	0	0	0	0	1	3									
Hiram Bocachica, R OBP: 0.342, SLG: 0.486 Dave Hansen, L OBP: 0.333, SLG: 0.400 (1, 5) (7, 5)		2-2 G1-3		2-0 F8		1-1 E7 SH 1B		4-1 BB		3	0	1	1	0	0	1									
Chad Kreuter, S OBP: 0.341, SLG: 0.306 (1, 2)			0-0 1B 1B		0-1 L8	4-0 SH IBB		1-3 K		3	0	1	0	1	1	1									
Alex Cora, L OBP: 0.278, SLG: 0.379 (1, 6)			0-0 1B		3-2 E7 2B 1B	1-0 SH 1B		1-3 K		3	1	2	1	0	1	1									
Chan Ho Park, R OBP: 0.214, SLG: 0.286 Mike Fetters, R OBP: 0.333, SLG: 0.400 (1, 1) (8, 1) (9, 1)			3-3 K		1-1 2B 1B	1-1 K				3	0	1	1	0	2	4									
<b>Inning Stats</b>	R: 0 E: 0 K: 0 S: 8	H: 0 LOB: 0 BB: 0 P: 11	R: 0 E: 0 K: 1 S: 9	H: 0 LOB: 0 BB: 0 P: 12	R: 0 E: 0 K: 1 S: 6	H: 2 LOB: 1 BB: 0 P: 10	R: 1 E: 0 K: 1 S: 12	H: 2 LOB: 1 BB: 0 P: 18	R: 1 E: 1 K: 0 S: 12	H: 2 LOB: 1 BB: 0 P: 18	R: 2 E: 1 K: 3 S: 17	H: 2 LOB: 3 BB: 2 P: 28	R: 0 E: 0 K: 0 S: 3	H: 0 LOB: 0 BB: 1 P: 9	R: 0 E: 0 K: 2 S: 11	H: 0 LOB: 1 BB: 1 P: 19		R: 0 E: 0 K: 2 S: 11	H: 0 LOB: 1 BB: 1 P: 19	1B: 6 2B: 1 3B: 0 HR: 1	SF: 0 SAC: 1 DP: 0 HBP: 0	WP: 0 PB: 0 SB: 0 CS: 1	PA: 36		
<b>PITCHER</b>	IP	WLS	BF	H	R	ER	SO	BB	IBB	HBP	BLK	WP	HR	S	P	ERA	WHIP								
Randy Wolf, L ERA: 6.46 (1, 1)	5.1	L	26	8	4	3	4	1	0	0	0	0	0	10	17	0.00	0.750								
Chris Brock, R ERA: 2.57 (6, 1)	1.1		5	0	0	0	2	1	0	0	0	0	0	0	0	0.00	0.000								
Rheal Cormier, L ERA: 3.38 (7, 1)	0.1		0	0	0	0	0	0	0	0	0	0	0	0	0	0.00	0.000								
Jose Mesa, R ERA: 3.48 (8, 1)	1.0		4	0	0	0	2	1	0	0	0	0	0	11	19	0.00	1.000								

AB	30
R	4
H	8
RBI	4
BB	4
SO	8
LOB	16





Batter	1	2	3	4	5	6	7	8	9	AB	R	H	RBI	BB	SO	LOB	TOP										
Terry Shumpert, R (1,4) OBP: 0.306, SLG: 0.200	P5			G5-3		G6-3		F2		4	0	0	0	0	0	1											
Neftali Feliz, S (1,6) OBP: 0.463, SLG: 0.647	K			F8			G4-3 17 1B 2B	G5-3		4	1	1	0	0	1	1											
Larry Walker, L (1,9) OBP: 0.438, SLG: 0.824	G6-3						G4-3		G3-1	3	0	0	0	1	0	1											
Ron Gant, R (1,7) OBP: 0.340, SLG: 0.522		F9					K		F3	4	0	0	0	0	1	2											
17 Todd Helton, L (1,3) OBP: 0.404, SLG: 0.591		K					K		K	4	0	1	1	0	3	0											
Greg Norton, S (1,5) OBP: 0.306, SLG: 0.485		G5-3					K			3	0	1	0	0	1	0											
Mark Little, R (1,8) OBP: 0.238, SLG: 0.238				F9			K			3	0	0	0	0	1	2											
Ben Petrick, R (1,2) OBP: 0.234, SLG: 0.341		G6-3					L4		G3 2B	3	0	1	0	0	0	0											
Denny Neagle, L (1,1) OBP: 0.231, SLG: 0.250				G6-3			G1-3		G3	2	0	0	0	0	0	0											
Bobby Chouinard, R (7,1)										0	0	0	0	0	0	0											
Juan Pierre, L (8, PH) OBP: 0.403, SLG: 0.400										1	0	0	0	0	0	1											
Ron Villone, L (8,1)										0	0	0	0	0	0	0											
<b>Inning Stats</b>	R: 0 H: 0 E: 0 K: 1 S: 6	H: 0 LOB: 0 BB: 0 P: 7	R: 0 H: 0 E: 0 K: 1 S: 6	H: 0 LOB: 0 BB: 0 P: 7	R: 0 H: 0 E: 0 K: 0 S: 4	H: 0 LOB: 0 BB: 0 P: 4	R: 0 H: 0 E: 0 K: 0 S: 8	H: 0 LOB: 1 BB: 1 P: 13	R: 0 H: 0 E: 0 K: 2 S: 10	H: 0 LOB: 0 BB: 0 P: 15	R: 1 H: 3 E: 0 K: 2 S: 17	H: 3 LOB: 2 BB: 0 P: 27	R: 0 H: 1 E: 0 K: 1 S: 10	H: 1 LOB: 1 BB: 0 P: 16	R: 0 H: 0 E: 0 K: 1 S: 10	H: 0 LOB: 0 BB: 0 P: 14	1B: 2 2B: 2 3B: 0 HR: 0	SF: 0 SAC: 0 DP: 0 HBP: 0	WP: 0 PA: 32 PB: 0 SB: 0 CS: 0								
<b>PITCHER</b>	IP	WLS	BF	H	R	ER	SO	BB	IBB	HBP	BLK	WP	HR	S	P	ERA	WHIP										
Omar Daal, L (1,1) ERA: 3.13	8.0	W	29	4	1	1	6	1	0	0	0	0	0	69	104	1.12	0.625										
Rheal Cormier, L (9,1) ERA: 2.94	1.0		3	0	0	0	1	0	0	0	0	0	0	10	14	0.00	0.000										

Colorado Rockies @ Philadelphia Phillies  
Veterans Stadium, Philadelphia, PA  
Tue May 01 2001, 7:05 PM EDT  
Att. 14,138 - Sunny - 82 F


AB 31  
R 1  
H 4  
RBI 1  
BB 1  
SO 7  
LOB 8



Batter	1	2	3	4	5	6	7	8	9	AB	R	H	RBI	BB	SO	LOB	BOTTOM										
Brian Hunter, R (1,8) OBP: 0.364, SLG: 0.300	K		L5			FC5-4 S BB	11 1B 2B			3	1	1	0	1	1	0											
11 Jimmy Rollins, S (1,6) OBP: 0.305, SLG: 0.281	P3		P6			K	2B 1B			4	1	1	1	0	1	1											
Scott Rolen, R (1,5) OBP: 0.315, SLG: 0.363	P3			K		FC5-4 BB	1H 2H 2B			3	1	1	2	1	1	0											
Bobby Abreu, L (1,9) OBP: 0.343, SLG: 0.527		S 2B 1B		G6-3		F8	2B			4	1	2	1	0	0	2											
Mike Lieberthal, R (1,2) OBP: 0.320, SLG: 0.318		G4-3 SF9 2B		P6		FC5-4	F7			4	1	1	1	0	0	3											
Travis Lee, L (1,3) OBP: 0.398, SLG: 0.417		G4-3				L9	1B 2B			4	1	1	0	0	1	1											
Pat Burrell, R (1,7) OBP: 0.343, SLG: 0.418		SF9					K	G6-3		2	0	0	1	1	1	1											
Marlon Anderson, L (1,4) OBP: 0.301, SLG: 0.387		G4-3					F7			4	0	0	0	0	2	2											
Omar Daal, L (1,1) OBP: 0.182, SLG: 0.182				F8						3	1	1	1	0	0	1											
Rheal Cormier, L (9,1)										0	0	0	0	0	0	0											
<b>Inning Stats</b>	R: 0 H: 0 E: 0 K: 1 S: 13	H: 2 LOB: 0 BB: 0 P: 17	R: 2 H: 2 E: 0 K: 0 S: 14	H: 2 LOB: 0 BB: 0 P: 23	R: 0 H: 0 E: 0 K: 0 S: 5	H: 0 LOB: 0 BB: 0 P: 6	R: 0 H: 0 E: 0 K: 1 S: 8	H: 0 LOB: 0 BB: 0 P: 11	R: 0 H: 0 E: 0 K: 1 S: 8	H: 0 LOB: 2 BB: 1 P: 17	R: 5 H: 6 E: 0 K: 1 S: 19	H: 6 LOB: 1 BB: 0 P: 32	R: 0 H: 0 E: 0 K: 2 S: 9	H: 0 LOB: 0 BB: 0 P: 14	1B: 4 2B: 4 3B: 0 HR: 0	SF: 1 SAC: 0 DP: 0 HBP: 0	WP: 0 PA: 35 PB: 0 SB: 2 CS: 0										
<b>PITCHER</b>	IP	WLS	BF	H	R	ER	SO	BB	IBB	HBP	BLK	WP	HR	S	P	ERA	WHIP										
Denny Neagle, L (1,1) ERA: 4.15	6.2	L	29	6	6	6	5	3	0	0	0	0	0	73	119	8.10	1.350										
Bobby Chouinard, R (7,1) ERA: 27.0	0.1		3	2	1	1	0	0	0	0	0	0	0	4	9	27.00	6.000										
Ron Villone, L (8,1) ERA: 9.33	1.0		3	0	0	0	2	0	0	0	0	0	0	9	14	0.00	0.000										

Colorado Rockies @ Philadelphia Phillies  
Veterans Stadium, Philadelphia, PA  
Tue May 01 2001, 7:05 PM EDT  
Att. 14,138 - Sunny - 82 F

AB 31  
R 7  
H 8  
RBI 7  
BB 3  
SO 7  
LOB 11









Batter	1	2	3	4	5	6	7	8	9	AB	R	H	RBI	BB	SO	LOB	TOP										
Juan Pierre, L OBP: 0.390, SLG: 0.387	G1-4-3	K		G3		F8			DI HR 1B	5	1	1	0	0	1	3											
Todd Walker, L OBP: 0.349, SLG: 0.544	G3		F7	K			G5-3		F5	5	0	0	0	0	1	2											
Larry Walker, L OBP: 0.461, SLG: 0.802	17 1B BB		17 1B 2B BB		F8				HR BB	1	2	0	0	4	0	0											
17 Todd Helton, L OBP: 0.420, SLG: 0.583			2B 1B						K	4	0	2	0	1	2	3											
Greg Norton, S OBP: 0.304, SLG: 0.535	K				F7		K		K	5	1	2	4	0	2	4											
Todd Hollandsworth, L OBP: 0.439, SLG: 0.742		2B	K		F2			E4 G4-3 1B	F9	5	1	2	0	0	1	3											
Neifi Perez, S OBP: 0.452, SLG: 0.614		G3 2H 2B	G4-3			G3		F7		4	0	1	1	0	0	3											
Brent Mayne, L OBP: 0.406, SLG: 0.435	G3					F8		G4-3		3	0	1	0	0	0	1											
Ron Gant, R OBP: 0.333, SLG: 0.511										1	0	0	0	0	0	1											
Ben Petrick, R OBP: 0.234, SLG: 0.341										0	0	0	0	0	0	0											
Pedro Astacio, R OBP: 0.067, SLG: 0.067	G6-3							F8		2	0	0	0	0	0	2											
Ron Villone, L OBP: 0.275, SLG: 0.318										0	0	0	0	0	0	0											
Mark Little, R OBP: 0.275, SLG: 0.318										1	0	1	0	0	0	0											
John Wasdin, R OBP: 0.275, SLG: 0.318										0	0	0	0	0	0	0											
Brooks Kieschnick, L OBP: 0.159, SLG: 0.193										1	0	0	0	0	0	1											
Gabe White, L OBP: 0.159, SLG: 0.193										0	0	0	0	0	0	0											
<b>Inning Stats</b>	R: 0 E: 0 K: 1 S: 16	H: 1 LOB: 2 BB: 1 P: 30	R: 1 E: 0 K: 1 S: 13	H: 2 LOB: 1 BB: 0 P: 16	R: 1 E: 0 K: 1 S: 15	H: 2 LOB: 2 BB: 1 P: 28	R: 0 E: 0 K: 1 S: 10	H: 1 LOB: 1 BB: 0 P: 15	R: 0 E: 0 K: 0 S: 7	H: 0 LOB: 1 BB: 0 P: 13	R: 0 E: 0 K: 0 S: 9	H: 1 LOB: 1 BB: 0 P: 15	R: 0 E: 0 K: 2 S: 13	H: 0 LOB: 1 BB: 1 P: 21	R: 0 E: 0 K: 0 S: 7	H: 1 LOB: 1 BB: 0 P: 12	R: 3 E: 0 K: 1 S: 21	H: 2 LOB: 0 BB: 1 P: 36	1B: 4 2B: 5 3B: 0 HR: 1	SF: 0 SAC: 0 DP: 0 HBP: 0	WP: 0 PB: 0 CS: 0 SB: 0	PA: 42					
<b>PITCHER</b>	IP	WLS	BF	H	R	ER	SO	BB	IBB	HBP	BLK	WP	HR	S	P	ERA	WHIP										
Amaury Telemaco, R ERA: 3.31	5.0	W	24	6	2	2	4	3	0	0	0	0	0	61	102	3.60	1.800										
Chris Brock, R ERA: 2.25	1.0	H	4	1	0	0	0	0	0	0	0	0	0	9	15	0.00	1.000										
Rheal Cormier, L ERA: 2.35	1.1	H	6	1	0	0	2	1	0	0	0	0	0	16	25	0.00	1.500										
Ricky Bottalico, R ERA: 1.88	0.2	H	2	0	0	0	0	0	0	0	0	0	0	4	8	0.00	0.000										
Jose Mesa, R ERA: 5.69	1.0		6	2	3	3	1	1	0	0	0	0	1	21	36	27.00	3.000										

Colorado Rockies @ Philadelphia Phillies  
Veterans Stadium, Philadelphia, PA  
Thu May 03 2001, 3:05 PM EDT  
Att. 17,383 - Sunny - 84 F

AB	37
R	5
H	10
RBI	5
BB	5
SO	7
LOB	23



Batter	1	2	3	4	5	6	7	8	9	AB	R	H	RBI	BB	SO	LOB	BOTTOM										
11 Jimmy Rollins, S OBP: 0.310, SLG: 0.311	F8			K	FC3-6 BB S	P4		1B		4	0	0	0	0	1	4											
Rheal Cormier, L OBP: 0.462, SLG: 0.364					1-2 2-3			1B		0	0	0	0	0	0	0											
Ricky Bottalico, L OBP: 0.462, SLG: 0.364										1	0	1	0	0	0	0											
Brian Hunter, R OBP: 0.462, SLG: 0.364										0	0	0	0	0	0	0											
Jose Mesa, R ERA: 5.69										0	0	0	0	0	0	0											
Rob Ducey, L OBP: 0.438, SLG: 0.429	K			K	BB		G3			2	0	0	0	1	2	0											
Chris Brock, R OBP: 0.333, SLG: 0.511					1-2 BB			1B		0	0	0	0	0	0	0											
Tomas Perez, S OBP: 0.294, SLG: 0.294								1B		2	0	1	1	0	0	0											
Bobby Abreu, L OBP: 0.333, SLG: 0.490	F7			FC6-4 BB	1-2 2-3 3H	BB		F7		3	0	0	1	2	0	2											
Scott Rolen, R OBP: 0.302, SLG: 0.343		F5		FC6-4	K		F2			4	0	0	0	0	1	4											
Mike Lieberthal, R OBP: 0.333, SLG: 0.366		F3				1B 2B	G4-3 SF9 2B			4	3	3	0	0	0	0											
Travis Lee, L OBP: 0.405, SLG: 0.467								HR 1B		4	2	2	2	0	0	1											
Doug Glanville, R OBP: 0.257, SLG: 0.364										3	0	1	2	0	0	0											
Marlon Anderson, L OBP: 0.315, SLG: 0.400				G3-1						4	1	2	0	0	1	0											
Amaury Telemaco, R OBP: 0.222, SLG: 0.125										1	0	0	0	0	1	0											
23 Kevin Jordan, R OBP: 0.526, SLG: 0.706										1	0	1	1	0	0	0											
Pat Burrell, R OBP: 0.352, SLG: 0.421								1B BB		0	1	0	0	2	0	0											
<b>Inning Stats</b>	R: 0 E: 0 K: 1 S: 6	H: 0 LOB: 0 BB: 0 P: 8	R: 0 E: 0 K: 0 S: 7	H: 0 LOB: 0 BB: 0 P: 10	R: 0 E: 0 K: 1 S: 7	H: 0 LOB: 0 BB: 0 P: 12	R: 0 E: 0 K: 2 S: 10	H: 0 LOB: 1 BB: 1 P: 15	R: 3 E: 0 K: 1 S: 12	H: 5 LOB: 3 BB: 2 P: 27	R: 1 E: 0 K: 0 S: 14	H: 2 LOB: 2 BB: 1 P: 25	R: 0 E: 0 K: 0 S: 5	H: 0 LOB: 0 BB: 0 P: 9	R: 3 E: 0 K: 1 S: 18	H: 4 LOB: 2 BB: 1 P: 28	R: 3 E: 0 K: 1 S: 21	H: 2 LOB: 0 BB: 1 P: 36	1B: 7 2B: 3 3B: 0 HR: 1	SF: 1 SAC: 0 DP: 0 HBP: 0	WP: 0 PB: 0 CS: 0 SB: 1	PA: 39					
<b>PITCHER</b>	IP	WLS	BF	H	R	ER	SO	BB	IBB	HBP	BLK	WP	HR	S	P	ERA	WHIP										
Pedro Astacio, R ERA: 3.4	4.2	L	21	5	3	3	4	3	0	0	0	0	0	4	5	0.00	0.000										
Ron Villone, L ERA: 9.16	0.1		1	0	0	0	1	0	0	0	0	0	0	4	5	0.00	0.000										
John Wasdin, R ERA: 6.75	2.0		9	2	1	1	0	1	0	0	0	0	0	19	34	4.50	1.500										
Gabe White, L ERA: 8.03	1.0		8	4	3	3	1	1	0	0	0	0	1	18	28	27.00	5.000										

Colorado Rockies @ Philadelphia Phillies  
Veterans Stadium, Philadelphia, PA  
Thu May 03 2001, 3:05 PM EDT  
Att. 17,383 - Sunny - 84 F

AB	33
R	7
H	11
RBI	7
BB	5
SO	6
LOB	11





Batter	1	2	3	4	5	6	7	8	9	AB	R	H	RBI	BB	SO	LOB	TOP					
Shawn Dunston, R OBP: 0.378, SLG: 0.611 (1, 8)	1-2 G5-3		3-2 F8			1-0 HR	1-0 2B			4	1	2	1	0	0	0	<b>San Francisco Giants @ Philadelphia Phillies</b> <b>Veterans Stadium, Philadelphia, PA</b> Fri May 04 2001, 7:05 PM EDT Att: 20,713 - Cloudy - 88 F					
Rich Aurilia, R OBP: 0.402, SLG: 0.540 (1, 6)	1-3 K		2-2 G6-3			1-0 F7	2-3 K			4	0	0	0	0	2	2						
Barry Bonds, L OBP: 0.418, SLG: 0.814 (1, 7)	4-2 BB HBP BB		2-3 K			1-1 HR		4-2 S BB		2	1	1	2	2	1	0						
Jeff Kent, R OBP: 0.313, SLG: 0.519 (1, 4)	1-2 BB HBP			2-2 F9		0-0 SF8 3B		0-1 P4		3	1	1	0	0	0	1						
Eric Davis, R OBP: 0.286, SLG: 0.367 Armando Rios, L OBP: 0.319, SLG: 0.439 (8, PH) (8, 9)	4-0 BB			1-1 P3		0-2 SF8		0-0 F9		1	0	0	1	1	0	0						
Russ Davis, R OBP: 0.291, SLG: 0.479 (1, 5)	1-2 2-3 BB			1-1 L4		3-H F7		2-3 K		4	0	0	0	0	1	4						
J.T. Snow, L OBP: 0.382, SLG: 0.330 (1, 3)		2-3 K			2-0 F8		3-0 F2		2-0 G4-3	4	0	0	0	0	1	0						
Bobby Estelle, R OBP: 0.315, SLG: 0.449 (1, 2)		0-2 F7			0-1 F8		2-0 2B 1B		1-3 K	4	1	1	0	0	1	0						
Livan Hernandez, R OBP: 0.200, SLG: 0.200 Edwards Guzman, L Robb Nen, R (8, PH) (9, 1)		1-2 G4-3			0-1 F7		0-0 P4		0-0 L6	3	0	0	0	0	0	1						
<b>Inning Stats</b>	R: 0 H: 0 E: 0 K: 1 S: 15	H: 0 R: 0 ER: 0 LOB: 3 BB: 2 P: 26	R: 0 H: 0 E: 0 K: 1 S: 9	H: 0 R: 0 ER: 0 LOB: 0 BB: 0 P: 12	R: 0 H: 0 E: 0 K: 1 S: 14	H: 0 R: 0 ER: 0 LOB: 0 BB: 0 P: 21	R: 0 H: 0 E: 0 K: 0 S: 8	H: 0 R: 0 ER: 0 LOB: 0 BB: 0 P: 12	R: 0 H: 0 E: 0 K: 0 S: 5	H: 0 R: 0 ER: 0 LOB: 0 BB: 0 P: 7	R: 3 H: 3 E: 0 K: 0 S: 9	H: 3 R: 0 ER: 0 LOB: 1 BB: 0 P: 13	R: 1 H: 2 E: 0 K: 1 S: 9	H: 2 R: 0 ER: 0 LOB: 1 BB: 0 P: 17	R: 0 H: 0 E: 0 K: 1 S: 10	H: 0 R: 0 ER: 0 LOB: 1 BB: 1 P: 16		R: 0 H: 0 E: 0 K: 1 S: 5	H: 0 R: 0 ER: 0 LOB: 0 BB: 0 P: 8	1B: 2 2B: 1 3B: 1 HR: 1	SF: 1 SAC: 0 DP: 0 HBP: 1	WP: 0 PA: 36 PB: 0 SB: 1 CS: 0
<b>PITCHER</b>	IP WLS BF H R ER SO BB IBB HBP BLK WP HR S P ERA WHIP	IP WLS BF H R ER SO BB IBB HBP BLK WP HR S P ERA WHIP	IP WLS BF H R ER SO BB IBB HBP BLK WP HR S P ERA WHIP	IP WLS BF H R ER SO BB IBB HBP BLK WP HR S P ERA WHIP	IP WLS BF H R ER SO BB IBB HBP BLK WP HR S P ERA WHIP	IP WLS BF H R ER SO BB IBB HBP BLK WP HR S P ERA WHIP	IP WLS BF H R ER SO BB IBB HBP BLK WP HR S P ERA WHIP	IP WLS BF H R ER SO BB IBB HBP BLK WP HR S P ERA WHIP	IP WLS BF H R ER SO BB IBB HBP BLK WP HR S P ERA WHIP	IP WLS BF H R ER SO BB IBB HBP BLK WP HR S P ERA WHIP	IP WLS BF H R ER SO BB IBB HBP BLK WP HR S P ERA WHIP	IP WLS BF H R ER SO BB IBB HBP BLK WP HR S P ERA WHIP	IP WLS BF H R ER SO BB IBB HBP BLK WP HR S P ERA WHIP	IP WLS BF H R ER SO BB IBB HBP BLK WP HR S P ERA WHIP	IP WLS BF H R ER SO BB IBB HBP BLK WP HR S P ERA WHIP	IP WLS BF H R ER SO BB IBB HBP BLK WP HR S P ERA WHIP	IP WLS BF H R ER SO BB IBB HBP BLK WP HR S P ERA WHIP	IP WLS BF H R ER SO BB IBB HBP BLK WP HR S P ERA WHIP	IP WLS BF H R ER SO BB IBB HBP BLK WP HR S P ERA WHIP	IP WLS BF H R ER SO BB IBB HBP BLK WP HR S P ERA WHIP	IP WLS BF H R ER SO BB IBB HBP BLK WP HR S P ERA WHIP	IP WLS BF H R ER SO BB IBB HBP BLK WP HR S P ERA WHIP

livebaseballscorecards.com

AB	31
R	4
H	5
RBI	4
BB	3
SO	6
LOB	9



Batter	1	2	3	4	5	6	7	8	9	AB	R	H	RBI	BB	SO	LOB	BOTTOM					
11 Jimmy Rollins, S OBP: 0.308, SLG: 0.336 (1, 6)	2-2 HR		0-3 K		0-1 F7		0-0 G4-3			4	1	1	1	0	1	1	<b>San Francisco Giants @ Philadelphia Phillies</b> <b>Veterans Stadium, Philadelphia, PA</b> Fri May 04 2001, 7:05 PM EDT Att: 20,713 - Cloudy - 88 F					
Doug Glanville, R OBP: 0.256, SLG: 0.360 (1, 8)	2-0 G1-3		2-2 G4-6-3 1B		1-2 F9			3-3 K		4	0	1	0	0	1	0						
Bobby Abreu, L OBP: 0.322, SLG: 0.471 (1, 9)	1-1 F8		1-1 G4-6-3 1-2		3-2 G4-3			2-2 F7		4	0	0	0	0	0	1						
Scott Rolen, R OBP: 0.308, SLG: 0.350 (1, 5)	1-3 K			3-2 1B SF8 1B		1-1 1B		2-3 K		4	1	2	0	0	2	0						
Mike Lieberthal, R OBP: 0.330, SLG: 0.354 (1, 2)		4-1 FC6 BB BB		1-0 F9		0-0 L5		2-3 K		3	0	0	0	1	1	2						
Travis Lee, L OBP: 0.417, SLG: 0.474 (1, 3)		4-0 FC6 BB		3-2 1B		0-0 G4-3		1-2 E 1B		3	0	2	0	1	0	1						
Pat Burrell, R OBP: 0.348, SLG: 0.418 Brian Hunter, R OBP: 0.482, SLG: 0.364 (8, PH) (9, PH)		3-3 K		1-2 SF8		3-2 P6		2-1 E9 1B		3	0	1	1	0	1	2						
Marlon Anderson, L OBP: 0.312, SLG: 0.393 (1, 4)		1-0 F5		3-H 2-2 G6-3		2-1 FC3-6 1B		0-3 K		4	0	1	0	0	1	5						
Bruce Chen, L Chris Brock, R Rob Ducey, L Wayne Gomes, R 23 Kevin Jordan, R OBP: 0.500, SLG: 0.667 (7, PH) (8, 1) (8, PH)		1-0 FC6			3-2 G6-3		0-0 FC3-6 1-2		0-1 F7	2	0	0	0	0	0	2						
<b>Inning Stats</b>	R: 1 H: 1 E: 0 K: 1 S: 10	H: 1 R: 0 ER: 0 LOB: 2 BB: 2 P: 19	R: 0 H: 1 E: 0 K: 1 S: 8	H: 1 R: 0 ER: 0 LOB: 0 BB: 0 P: 11	R: 1 H: 2 E: 0 K: 0 S: 15	H: 2 R: 0 ER: 0 LOB: 1 BB: 0 P: 25	R: 0 H: 0 E: 0 K: 0 S: 11	H: 0 R: 0 ER: 0 LOB: 0 BB: 0 P: 15	R: 0 H: 1 E: 0 K: 0 S: 8	H: 1 R: 0 ER: 0 LOB: 1 BB: 0 P: 12	R: 0 H: 1 E: 0 K: 2 S: 10	H: 1 R: 0 ER: 0 LOB: 0 BB: 0 P: 17	R: 0 H: 0 E: 0 K: 2 S: 10	H: 0 R: 0 ER: 0 LOB: 0 BB: 0 P: 17	R: 0 H: 2 E: 1 K: 2 S: 13	H: 2 R: 0 ER: 0 LOB: 2 BB: 0 P: 18		1B: 7 2B: 0 3B: 0 HR: 1	SF: 1 SAC: 0 DP: 1 HBP: 0	WP: 0 PA: 36 PB: 0 SB: 0 CS: 0		
<b>PITCHER</b>	IP WLS BF H R ER SO BB IBB HBP BLK WP HR S P ERA WHIP	IP WLS BF H R ER SO BB IBB HBP BLK WP HR S P ERA WHIP	IP WLS BF H R ER SO BB IBB HBP BLK WP HR S P ERA WHIP	IP WLS BF H R ER SO BB IBB HBP BLK WP HR S P ERA WHIP	IP WLS BF H R ER SO BB IBB HBP BLK WP HR S P ERA WHIP	IP WLS BF H R ER SO BB IBB HBP BLK WP HR S P ERA WHIP	IP WLS BF H R ER SO BB IBB HBP BLK WP HR S P ERA WHIP	IP WLS BF H R ER SO BB IBB HBP BLK WP HR S P ERA WHIP	IP WLS BF H R ER SO BB IBB HBP BLK WP HR S P ERA WHIP	IP WLS BF H R ER SO BB IBB HBP BLK WP HR S P ERA WHIP	IP WLS BF H R ER SO BB IBB HBP BLK WP HR S P ERA WHIP	IP WLS BF H R ER SO BB IBB HBP BLK WP HR S P ERA WHIP	IP WLS BF H R ER SO BB IBB HBP BLK WP HR S P ERA WHIP	IP WLS BF H R ER SO BB IBB HBP BLK WP HR S P ERA WHIP	IP WLS BF H R ER SO BB IBB HBP BLK WP HR S P ERA WHIP	IP WLS BF H R ER SO BB IBB HBP BLK WP HR S P ERA WHIP	IP WLS BF H R ER SO BB IBB HBP BLK WP HR S P ERA WHIP	IP WLS BF H R ER SO BB IBB HBP BLK WP HR S P ERA WHIP	IP WLS BF H R ER SO BB IBB HBP BLK WP HR S P ERA WHIP	IP WLS BF H R ER SO BB IBB HBP BLK WP HR S P ERA WHIP	IP WLS BF H R ER SO BB IBB HBP BLK WP HR S P ERA WHIP	IP WLS BF H R ER SO BB IBB HBP BLK WP HR S P ERA WHIP

livebaseballscorecards.com





Batter	1	2	3	4	5	6	7	8	9	AB	R	H	RBI	BB	SO	LOB	TOP						
Marvin Benard, L (1, 8) OBP: 0.200, SLG: 0.204	G3	K				K		G4-3		5	0	1	0	0	2	2	San Francisco Giants @ Philadelphia Phillies Veterans Stadium, Philadelphia, PA Sat May 05 2001, 7:05 PM EDT Att: 17,887 - Sunny - 72 F						
Rich Aurilia, R (1, 6) OBP: 0.411, SLG: 0.567	FC5-4 BB		HR		F2				F7	4	1	2	1	1	0	2							
Barry Bonds, L (1, 7) OBP: 0.417, SLG: 0.787	K								G1-3	3	1	0	0	1	2	2							
Jeff Kent, R (1, 4) OBP: 0.325, SLG: 0.537	FC5-4 BB									4	0	2	0	1	2	2							
Eric Davis, R (1, 9) Armando Rios, L (9, PH) OBP: 0.315, SLG: 0.434	FC5-4									3	0	0	0	1	1	4							
Russ Davis, R (1, 5) Tim Worrell, R (7, 1) 41 Chad Zerbe, L (8, 1) Edwards Guzman, L (8, 5)										3	0	1	0	1	0	2							
J.T. Snow, L (1, 3) OBP: 0.377, SLG: 0.319										3	0	0	0	1	3	4							
Benito Santiago, R (1, 2) OBP: 0.361, SLG: 0.464										4	0	2	1	0	1	1							
Mark Gardner, R (1, 1) Aaron Fultz, L (7, 1) Pedro Feliz, R (7, 5) Felix Rodriguez, R (8, 1)										2	0	0	0	0	0	5							
Inning Stats	R: 0 E: 0 K: 1 S: 11	H: 0 LOB: 2 BB: 2 P: 26	R: 0 E: 0 K: 2 S: 12	H: 2 LOB: 2 BB: 0 P: 17	R: 1 E: 0 K: 1 S: 12	H: 1 LOB: 1 BB: 1 P: 23	R: 0 E: 0 K: 0 S: 9	H: 1 LOB: 2 BB: 1 P: 16	R: 1 E: 0 K: 2 S: 18	H: 2 LOB: 3 BB: 2 P: 31	R: 0 E: 0 K: 3 S: 10	H: 1 LOB: 1 BB: 0 P: 14	R: 0 E: 0 K: 1 S: 7	H: 0 LOB: 0 BB: 0 P: 11	R: 0 E: 0 K: 2 S: 7	H: 0 LOB: 0 BB: 0 P: 9		R: 0 E: 0 K: 0 S: 12	H: 1 LOB: 1 BB: 0 P: 19	1B: 5 2B: 2 3B: 0 HR: 1	SF: 0 SAC: 1 DP: 1 HBP: 1	WP: 0 PB: 0 SB: 0 CS: 0	PA: 41
PITCHER	IP	WLS	BF	H	R	ER	SO	BB	IBB	HBP	BLK	WP	HR	S	P	ERA		WHIP					
Randy Wolf, L (1, 1) ERA: 5.58	7.0	W	34	7	2	2	10	5	1	1	0	0	1	79	138	2.57		1.714					
Ricky Bottalico, R (8, 1) ERA: 1.79	1.0	H	3	0	0	0	2	0	0	0	0	0	0	7	9	0.00	0.000						
Jose Mesa, R (9, 1) ERA: 5.11	1.0	S	4	1	0	0	0	0	0	0	0	0	0	12	19	0.00	1.000						

Batter	1	2	3	4	5	6	7	8	9	AB	R	H	RBI	BB	SO	LOB	BOTTOM					
11 Jimmy Rollins, S (1, 6) OBP: 0.298, SLG: 0.324	L8									4	0	0	0	0	2	1	San Francisco Giants @ Philadelphia Phillies Veterans Stadium, Philadelphia, PA Sat May 05 2001, 7:05 PM EDT Att: 17,887 - Sunny - 72 F					
Doug Glanville, R (1, 8) OBP: 0.282, SLG: 0.362	F8									5	1	2	1	0	0	1						
Bobby Abreu, L (1, 9) OBP: 0.320, SLG: 0.462	G1									2	0	0	1	1	0	1						
Scott Rolen, R (1, 5) OBP: 0.315, SLG: 0.364										4	1	2	1	0	0	2						
Mike Lieberthal, R (1, 2) OBP: 0.327, SLG: 0.350										4	0	1	1	0	0	1						
Travis Lee, L (1, 3) OBP: 0.429, SLG: 0.469										1	0	0	0	3	0	0						
Pat Burrell, R (1, 7) Ricky Bottalico, L (8, 1) Jose Mesa, R (9, 1)										3	0	0	0	1	1	4						
Marlon Anderson, L (1, 4) OBP: 0.330, SLG: 0.414										3	1	2	0	1	0	2						
Randy Wolf, L (1, 1) Brian Hunter, R (7, PH) (8, 7)										2	0	0	0	0	1	5						
Inning Stats	R: 0 E: 0 K: 0 S: 5	H: 0 LOB: 0 BB: 0 P: 9	R: 0 E: 0 K: 2 S: 15	H: 1 LOB: 3 BB: 2 P: 24	R: 0 E: 0 K: 0 S: 8	H: 1 LOB: 1 BB: 0 P: 10	R: 0 E: 0 K: 0 S: 10	H: 0 LOB: 2 BB: 2 P: 22	R: 0 E: 0 K: 1 S: 7	H: 0 LOB: 1 BB: 1 P: 11	R: 0 E: 0 K: 0 S: 6	H: 0 LOB: 0 BB: 0 P: 9	R: 4 E: 0 K: 0 S: 14	H: 4 LOB: 2 BB: 2 P: 24	R: 0 E: 0 K: 2 S: 9	H: 1 LOB: 1 BB: 0 P: 15		1B: 5 2B: 2 3B: 0 HR: 0	SF: 1 SAC: 1 DP: 0 HBP: 0	WP: 0 PB: 0 SB: 2 CS: 0	PA: 38	
PITCHER	IP	WLS	BF	H	R	ER	SO	BB	IBB	HBP	BLK	WP	HR	S	P	ERA		WHIP				
Mark Gardner, R (1, 1) ERA: 7.46	6.0	L	25	2	3	3	0	1	0	0	0	0	0	7	12	40.50		4.500				
Aaron Fultz, L (7, 1) ERA: 7.98	0.2		5	2	3	3	0	1	0	0	0	0	0	7	12	27.00	9.000					
Tim Worrell, R (7, 1) ERA: 2.21	0.1		4	2	1	1	0	1	0	0	0	0	0	7	12	27.00	9.000					
41 Chad Zerbe, L (8, 1) ERA: 2.16	0.1		2	1	0	0	1	0	0	0	0	0	0	4	7	0.00	3.000					
Felix Rodriguez, R (8, 1) ERA: 2.57	0.2		2	0	0	0	1	0	0	0	0	0	0	5	8	0.00	0.000					



Batter	1	2	3	4	5	6	7	8	9	AB	R	H	RBI	BB	SO	LOB	TOP										
Shawon Dunston, R OBP: 0.405, SLG: 0.600	G5-3		1B		2B	1B	K	HBP		4	1	2	0	0	1	2	<b>San Francisco Giants @ Philadelphia Phillies</b> <b>Veterans Stadium, Philadelphia, PA</b> Sun May 06 2001, 1:35 PM EDT Att: 25,206 - Sunny - 63 F										
Ramon Martinez, R OBP: 0.388, SLG: 0.375 J.T. Snow, L OBP: 0.379, SLG: 0.315	K		P4		1B	2B	BB	F7		3	1	1	2	0	1	1											
Eric Davis, R OBP: 0.299, SLG: 0.297 Barry Bonds, L OBP: 0.414, SLG: 0.778 Robb Nen, R (8, 1)	G6-3		G4-3		G4-3	K		K		4	0	0	0	0	1	5											
Jeff Kent, R OBP: 0.320, SLG: 0.522		F8		F7	1B		G5-3	K		5	0	1	1	0	1	1											
Benito Santiago, R OBP: 0.394, SLG: 0.483		3B	1B		1B	K	1B	1B	FC4-6	4	2	3	0	1	1	1											
Rich Aurilia, R OBP: 0.418, SLG: 0.615		SF8	3B		P6	HR	1B	FC4-6	1B	5	3	3	2	0	0	2											
Armando Rios, L OBP: 0.320, SLG: 0.437		SF8			F8	1B	BLK	1B	FC4-6	4	0	2	2	0	0	2											
Pedro Feliz, R OBP: 0.268, SLG: 0.263		G6-3			1B	41 SH1-4	2B	1B	FC4-6	5	1	1	1	0	2	3											
Kirk Rueter, L OBP: 0.279, SLG: 0.200 41 Chad Zerbe, L OBP: 0.143, SLG: 0.143 Edwards Guzman, L OBP: 0.296, SLG: 0.468 Felix Rodriguez, R OBP: 0.294, SLG: 0.294 Marvin Benard, L OBP: 0.208, SLG: 0.204			G6-3		SH1-4	1B		BB	K	0	0	0	0	0	0	0											
<b>Inning Stats</b>	R: 0 E: 0 K: 1 S: 7	H: 0 LOB: 0 BB: 0 P: 8	R: 2 E: 0 K: 0 S: 13	H: 2 LOB: 0 BB: 0 P: 15	R: 0 E: 0 K: 0 S: 11	H: 1 LOB: 1 BB: 0 P: 16	R: 0 E: 0 K: 0 S: 11	H: 1 LOB: 1 BB: 0 P: 14	R: 3 E: 0 K: 1 S: 12	H: 4 LOB: 3 BB: 1 P: 31	R: 1 E: 0 K: 3 S: 18	H: 3 LOB: 3 BB: 1 P: 31	R: 2 E: 0 K: 1 S: 12	H: 3 LOB: 1 BB: 0 P: 20	R: 0 E: 0 K: 2 S: 7	H: 0 LOB: 1 BB: 0 P: 15		R: 0 E: 0 K: 1 S: 12	H: 0 LOB: 1 BB: 1 P: 20	1B: 11 2B: 1 3B: 1 HR: 1	SF: 1 SAC: 1 DP: 0 HBP: 1	WP: 0 PB: 0 SB: 0 CS: 0	PA: 44				
<b>PITCHER</b>	IP	WLS	BF	H	R	ER	SO	BB	IBB	HBP	BLK	WP	HR	S	P	ERA	WHIP										
Omar Daal, L ERA: 4.04	5.0	W	25	10	6	6	2	0	0	0	0	0	1	59	80	10.80	2.000										
Wayne Gomes, R ERA: 1.83	1.1		8	3	2	2	3	1	0	0	1	0	0	18	31	13.50	3.000										
Eddie Oropesa, L ERA: 9.0	0.1	H	2	1	0	0	0	0	0	0	0	0	0	3	7	0.00	3.000										
Ricky Bottalico, R ERA: 1.62	1.1	H	5	0	0	0	3	0	0	1	0	0	0	11	20	0.00	0.000										
Jose Mesa, R ERA: 4.73	1.0	S	4	0	0	0	1	1	0	0	0	0	0	12	20	0.00	1.000										

Batter	1	2	3	4	5	6	7	8	9	AB	R	H	RBI	BB	SO	LOB	BOTTOM										
11 Jimmy Rollins, S OBP: 0.310, SLG: 0.348	F8			G5-3			BB	BB		4	1	2	2	1	0	0	<b>San Francisco Giants @ Philadelphia Phillies</b> <b>Veterans Stadium, Philadelphia, PA</b> Sun May 06 2001, 1:35 PM EDT Att: 25,206 - Sunny - 63 F										
Doug Glanville, R OBP: 0.276, SLG: 0.392	HR					G4-6-3	1B	F3		4	2	2	1	1	0	2											
Bobby Abreu, L OBP: 0.331, SLG: 0.473	E6		G1-3			G4-6-3	1B	BB		4	1	2	3	1	0	0											
Scott Rolen, R OBP: 0.318, SLG: 0.355	BB	E4	23 FC6-4	1B	BB	K		F9		3	1	0	0	2	1	4											
Mike Lieberthal, R OBP: 0.331, SLG: 0.346	BB	23 WP	F8		G4-6-3			P5		4	1	1	0	1	0	3											
Pat Burrell, R OBP: 0.347, SLG: 0.400	BB	G3	23 FC6-4	1B		K		K		4	0	1	0	1	2	2											
23 Kevin Jordan, R OBP: 0.440, SLG: 0.609	L8		FC6-4			L9		K		5	1	1	2	0	1	5											
Jose Mesa, R		1B	2B					K		0	0	0	0	0	0	0											
Marlon Anderson, L OBP: 0.327, SLG: 0.418 Ricky Bottalico, L				F7		F8				4	1	1	0	0	1	1											
Tomas Perez, S OBP: 0.294, SLG: 0.294										0	0	0	0	0	0	0											
Omar Daal, L OBP: 0.286, SLG: 0.286 Wayne Gomes, R OBP: 1.000, SLG: 1.000 Eddie Oropesa, L OBP: 0.294, SLG: 0.294 Travis Lee, L OBP: 0.425, SLG: 0.464				F8				K		3	2	2	1	0	0	0											
<b>Inning Stats</b>	R: 1 E: 1 K: 0 S: 14	H: 1 LOB: 3 BB: 3 P: 31	R: 9 E: 1 K: 1 S: 28	H: 8 LOB: 1 BB: 1 P: 44	R: 0 E: 0 K: 0 S: 12	H: 1 LOB: 2 BB: 1 P: 16	R: 0 E: 0 K: 0 S: 5	H: 0 LOB: 0 BB: 0 P: 5	R: 0 E: 0 K: 1 S: 9	H: 2 LOB: 1 BB: 0 P: 12	R: 0 E: 0 K: 1 S: 11	H: 0 LOB: 2 BB: 0 P: 16	R: 0 E: 0 K: 1 S: 12	H: 0 LOB: 2 BB: 2 P: 26	R: 0 E: 0 K: 2 S: 8	H: 0 LOB: 0 BB: 0 P: 14	1B: 7 2B: 3 3B: 1 HR: 1	SF: 0 SAC: 0 DP: 1 HBP: 0	WP: 1 PB: 0 SB: 0 CS: 0	PA: 43							
<b>PITCHER</b>	IP	WLS	BF	H	R	ER	SO	BB	IBB	HBP	BLK	WP	HR	S	P	ERA	WHIP										
Kirk Rueter, L ERA: 8.55	1.0	L	14	6	8	8	0	4	0	0	0	1	0	41	56	2.25	1.750										
41 Chad Zerbe, L ERA: 2.92	4.0		18	6	2	1	2	1	0	0	0	0	0	11	16	0.00	0.000										
Tim Worrell, R ERA: 2.11	1.0		3	0	0	0	1	0	0	0	0	0	0	12	26	0.00	2.000										
Felix Rodriguez, R ERA: 2.4	1.0		5	0	0	0	1	2	0	0	0	0	0	8	14	0.00	0.000										
Robb Nen, R ERA: 1.29	1.0		3	0	0	0	2	0	0	0	0	0	0	8	14	0.00	0.000										









Batter	1	2	3	4	5	6	7	8	9	AB	R	H	RBI	BB	SO	LOB	TOP										
Doug Glanville, R (1, 8) OBP: 0.274, SLG: 0.398	0-1 1B 1B		0-1 G6-3		1-2 G1-6-3			0-0 SH1-3		3	1	1	0	0	0	1	Philadelphia Phillies @ Houston Astros Enron Field, Houston, TX Tue May 08 2001, 8:05 PM EDT Att: 31,278 - Sunny - 82 F										
11 Jimmy Rollins, S (1, 6) OBP: 0.304, SLG: 0.341	3-2 F7		2-2 G4-3			2-2 1B		1-0 1B		4	0	2	1	0	0	1											
Bobby Abreu, L (1, 9) OBP: 0.333, SLG: 0.466	3-2 G5-3 2-H 1B			1-3 K		3-3 K		0-0 G4-3		4	0	1	1	0	2	2											
Scott Rolen, R (1, 5) OBP: 0.321, SLG: 0.371	4-2 G5-3 1-2 BB			2-3 K		0-0 F8		0-0 G5-3		3	0	0	0	1	1	0											
Mike Lieberthal, R (1, 2) OBP: 0.317, SLG: 0.357	1-2 G5-3			0-0 G5-3			3-3 K		1-1 G6-3	4	0	0	0	0	1	2											
Pat Burrell, R (1, 7) OBP: 0.333, SLG: 0.389		1-3 K			0-3 K		2-2 F9		0-1 G5-3	4	0	0	0	0	2	0											
Marlon Anderson, L (1, 4) OBP: 0.333, SLG: 0.449		0-1 F3			0-1 23 1B 3B		2-2 F7			3	1	1	0	0	0	0											
23 Kevin Jordan, R (1, 3) OBP: 0.429, SLG: 0.577		1-3 K			0-0 SH3-4 1B			0-2 G6-3		3	0	1	1	0	1	0											
Amaury Telemaco, R (1, 1) OBP: 0.200, SLG: 0.111			2-3 K					4-0 SH1-3 1B BB		1	0	0	0	0	1	0											
Rob Ducey, L (8, PH) OBP: 0.444, SLG: 0.400										0	1	0	0	1	0	0											
Ricky Bottalico, L (8, 1)										0	0	0	0	0	0	0											
Jose Mesa, R (9, 1)										0	0	0	0	0	0	0											
<b>Inning Stats</b>	R: 1 E: 0 K: 0 S: 18	H: 2 LOB: 1 BB: 1 P: 29	R: 0 E: 0 K: 2 S: 8	H: 0 LOB: 0 BB: 0 P: 10	R: 0 E: 0 K: 1 S: 8	H: 0 LOB: 0 BB: 0 P: 12	R: 0 E: 0 K: 2 S: 8	H: 0 LOB: 0 BB: 0 P: 11	R: 1 E: 0 K: 1 S: 10	H: 2 LOB: 1 BB: 0 P: 11	R: 0 E: 0 K: 1 S: 10	H: 1 LOB: 0 BB: 0 P: 15	R: 0 E: 0 K: 1 S: 9	H: 0 LOB: 0 BB: 0 P: 16	R: 1 E: 0 K: 0 S: 6	H: 1 LOB: 1 BB: 1 P: 11	R: 0 E: 0 K: 0 S: 5	H: 0 LOB: 0 BB: 0 P: 6	1B: 5 2B: 1 3B: 1 HR: 0	SF: 0 SAC: 2 DP: 2 HBP: 0	WP: 0 PB: 0 SB: 1 CS: 1	PA: 33					
<b>PITCHER</b>	IP	WLS	BF	H	R	ER	SO	BB	IBB	HBP	BLK	WP	HR	S	P	ERA	WHIP										
Jose Lima, R (1, 1) ERA: 7.04	7.0		25	5	2	2	8	1	0	0	0	0	0	71	104	2.57	0.857										
Michael Jackson, R (8, 1) ERA: 4.2	1.0	L	5	1	1	1	0	1	0	0	0	0	0	6	11	9.00	2.000										
Billy Wagner, L (9, 1) ERA: 3.6	1.0		3	0	0	0	0	0	0	0	0	0	0	5	6	0.00	0.000										

AB	29
R	3
H	6
RBI	3
BB	2
SO	8
LOB	6



Batter	1	2	3	4	5	6	7	8	9	AB	R	H	RBI	BB	SO	LOB	BOTTOM										
Jose Vizcaino, S (1, 6) OBP: 0.298, SLG: 0.302	3-1 L9		2-2 G4-3			0-1 G4-3		0-1 G6-4-3 1B		4	0	1	0	0	0	0	Philadelphia Phillies @ Houston Astros Enron Field, Houston, TX Tue May 08 2001, 8:05 PM EDT Att: 31,278 - Sunny - 82 F										
Craig Biggio, R (1, 4) OBP: 0.399, SLG: 0.417	3-1 G5-3		0-0 F9			1-3 K		3-2 G6-4-3		4	0	0	0	0	1	1											
5 Jeff Bagwell, R (1, 3) OBP: 0.440, SLG: 0.598	4-0 BB		0-2 G4-3			0-0 G6-3			4-2 BB	2	0	0	0	2	0	0											
17 Lance Berkman, S (1, 8) OBP: 0.446, SLG: 0.602	1-0 G6-3			2-3 K			0-0 G4-3		0-3 K	4	0	0	0	0	2	2											
Moises Alou, R (1, 9) OBP: 0.434, SLG: 0.696		0-3 K		1-1 P6		0-1 HR 1B		1-3 K		4	1	1	0	0	2	1											
Richard Hidalgo, R (1, 7) OBP: 0.386, SLG: 0.650		1-2 F8 BB 1B		0-1 G6-3		0-0 G6-3		1-H HR		4	1	2	2	0	0	1											
Charlie Hayes, R (1, 5) OBP: 0.286, SLG: 0.091		4-0 BB			0-0 F7		0-1 F7			2	0	0	0	1	0	0											
Brad Ausmus, R (1, 2) OBP: 0.243, SLG: 0.271		1-1 F8			2-3 K		3-2 F3			3	0	0	0	0	1	2											
Jose Lima, R (1, 1)		1-0 L6			1-1 F8			1-0 F5		2	0	0	0	0	0	2											
Michael Jackson, R (8, 1)										0	0	0	0	0	0	0											
Orlando Merced, S (8, PH) OBP: 0.296, SLG: 0.458										1	0	0	0	0	0	0											
Billy Wagner, L (9, 1)										0	0	0	0	0	0	0											
<b>Inning Stats</b>	R: 0 E: 0 K: 0 S: 5	H: 0 LOB: 1 BB: 1 P: 16	R: 0 E: 0 K: 1 S: 10	H: 1 LOB: 2 BB: 1 P: 17	R: 0 E: 0 K: 0 S: 7	H: 0 LOB: 0 BB: 0 P: 9	R: 0 E: 0 K: 1 S: 9	H: 0 LOB: 0 BB: 0 P: 12	R: 0 E: 0 K: 1 S: 6	H: 0 LOB: 0 BB: 0 P: 9	R: 0 E: 0 K: 1 S: 6	H: 0 LOB: 0 BB: 0 P: 7	R: 2 E: 0 K: 0 S: 9	H: 2 LOB: 0 BB: 0 P: 12	R: 0 E: 0 K: 0 S: 6	H: 1 LOB: 0 BB: 0 P: 10	R: 0 E: 0 K: 2 S: 10	H: 0 LOB: 1 BB: 1 P: 16	1B: 3 2B: 0 3B: 0 HR: 1	SF: 0 SAC: 0 DP: 1 HBP: 0	WP: 0 PB: 0 SB: 0 CS: 0	PA: 33					
<b>PITCHER</b>	IP	WLS	BF	H	R	ER	SO	BB	IBB	HBP	BLK	WP	HR	S	P	ERA	WHIP										
Amaury Telemaco, R (1, 1) ERA: 3.18	7.0		26	3	2	2	4	2	0	0	0	0	0	52	82	2.57	0.714										
Ricky Bottalico, R (8, 1) ERA: 1.53	1.0	H	3	1	0	0	0	0	0	0	0	0	0	6	10	0.00	1.000										
Jose Mesa, R (9, 1) ERA: 4.4	1.0	S	4	0	0	0	2	1	0	0	0	0	0	10	16	0.00	1.000										

AB	30
R	2
H	4
RBI	2
BB	3
SO	6
LOB	9





Batter	1	2	3	4	5	6	7	8	9	AB	R	H	RBI	BB	SO	LOB	TOP										
Doug Glanville, R OBP: 0.279, SLG: 0.402	4-1 SH1-3 11 S BB		2-1 E 1B 2B	0-0 G6-3		0-2 B1-3		0-3 K		4	1	1	0	1	1	1	Philadelphia Phillies @ Houston Astros Enron Field, Houston, TX Wed May 09 2001, 8:05 PM EDT Att: 31,769 - Cloudy - 77 F										
11 Jimmy Rollins, S OBP: 0.302, SLG: 0.339	2-1 SH1-3		0-0 E4 1B 2-3		0-1 P6	1-1 G5-3 S 1B		2-3 K		4	1	1	0	0	1												
Bobby Abreu, L OBP: 0.343, SLG: 0.488	1-3 K		4-2 1B 1-2 BB		1-1 HR	2-2 G5-3		4-2 G6-4-3 BB		3	1	1	1	2	1												
Scott Rolen, R OBP: 0.324, SLG: 0.380	2-3 K		3-1 1B 1-2 2H 3H		0-1 1B SF7 2B	2-0 G6-3		2-1 G6-4-3 1-2 BB		5	1	2	2	0	1	3											
Mike Lieberthal, R OBP: 0.321, SLG: 0.353		1-2 G6-3	0-0 G3-1		2-1 SF7 2-3 1B		1-2 F8	4-1 2B BB		4	1	1	0	1	0	2											
Pat Burrell, R OBP: 0.351, SLG: 0.419		0-0 G3-6-1 1B		2-2 WP 1B 2B	1-2 E HBP		2-1 F9	1-1 1H 2B		4	1	3	1	0	0	0											
Marlon Anderson, L OBP: 0.336, SLG: 0.451		0-0 G3-6-1 1-2		3-2 23 G4-3 1B	0-0 SF7		0-0 1B	1-3 K		4	0	2	2	0	1	2											
23 Kevin Jordan, R OBP: 0.406, SLG: 0.517			3-1 G3	1-1 G4-3	4-0 IBB		2-2 G1-3			3	0	0	0	1	0	2											
Bruce Chen, L Wayne Gomes, R Rob Ducey, L Ricky Bottalico, L	(1, 1) (6, 1) (8, PH) (8, 1)		0-0 G1-3	1-3 K	0-3 K		2-3 K			3	0	0	0	0	2	4											
Inning Stats	R: 0 E: 0 K: 2 S: 9	H: 0 LOB: 1 BB: 1 P: 18	R: 0 E: 0 K: 0 S: 5	H: 1 LOB: 0 BB: 0 P: 6	R: 2 E: 1 K: 0 S: 11	H: 2 LOB: 2 BB: 1 P: 23	R: 1 E: 0 K: 1 S: 13	H: 2 LOB: 1 BB: 0 P: 20	R: 2 E: 1 K: 1 S: 14	H: 3 LOB: 3 BB: 1 P: 22	R: 0 E: 0 K: 0 S: 10	H: 1 LOB: 1 BB: 0 P: 15	R: 0 E: 0 K: 3 S: 9	H: 1 LOB: 0 BB: 0 P: 14	R: 0 E: 0 K: 3 S: 9	H: 0 LOB: 0 BB: 0 P: 13		R: 1 E: 0 K: 1 S: 10	H: 1 LOB: 1 BB: 2 P: 22	1B: 6 2B: 4 3B: 0 HR: 1	SF: 1 SAC: 1 DP: 2 HBP: 1	WP: 1 PB: 0 SB: 3 CS: 0	PA: 43				
PITCHER	IP	WLS	BF	H	R	ER	SO	BB	IBB	HBP	BLK	WP	HR	S	P	ERA	WHIP										
Wade Miller, R ERA: 2.61	(1, 1)	6.0	31	9	5	3	4	2	1	1	0	1	1	62	104	4.50	1.833										
Octavio Dotel, R ERA: 4.5	(7, 1)	2.0	7	1	0	0	3	0	0	0	0	0	0	18	27	0.00	0.500										
Billy Wagner, L ERA: 3.94	(9, 1)	1.0	W	5	1	1	1	2	0	0	0	0	0	10	22	9.00	3.000										

Batter	1	2	3	4	5	6	7	8	9	AB	R	H	RBI	BB	SO	LOB	BOTTOM										
Julio Lugo, R OBP: 0.364, SLG: 0.514	0-0 F9 5 BB 1B		2-2 S 5 HR 1B	1-2 G5-3		4-2 G5-4-3 BB		0-3 K		4	1	2	0	1	1	1	Philadelphia Phillies @ Houston Astros Enron Field, Houston, TX Wed May 09 2001, 8:05 PM EDT Att: 31,769 - Cloudy - 77 F										
Craig Biggio, R OBP: 0.399, SLG: 0.412	1-3 K		4-2 5 HR BB		0-1 F8	0-0 G5-4-3		0-0 5 BB 1B		4	1	1	0	1	1	4											
5 Jeff Bagwell, R OBP: 0.445, SLG: 0.617	4-0 1-2 BB		1-1 1H 2H HR		1-2 F9		2-3 K	4-1 1-2 BB		3	1	1	3	2	1	0											
Richard Hidalgo, R OBP: 0.378, SLG: 0.629	2-1 F9		2-2 F7		2-1 F8		1-1 17 BB SF9 1B	0-0 F7		5	1	1	0	0	0	4											
Moises Alou, R OBP: 0.457, SLG: 0.722 Glen Barker, S OBP: 0.250, SLG: 0.154	(1, 7) (9, PR)	1-0 F9	2-1 1B		0-0 17 HR 3B	4-2 17 BB BB		4-2 17 BB E BB		3	1	2	0	2	0	2											
17 Lance Berkman, S OBP: 0.451, SLG: 0.621		2-2 G5-3	0-1 F9		2-0 HR	4-0 BB		4-0 E BB		3	1	1	2	2	0	1											
Charlie Hayes, R OBP: 0.276, SLG: 0.143 Chris Truby, R OBP: 0.276, SLG: 0.436	(1, 5) (8, 5)	0-2 F3		0-1 F3		0-0 FC5-4 1B	3-2 SF9	2-1 E1		3	0	1	1	0	0	0											
Brad Ausmus, R OBP: 0.243, SLG: 0.280		0-1 P4		1-1 2B		2-0 FC5-4 WP 1B	1-2 F7			4	0	1	0	0	0	3											
Wade Miller, R OBP: 0.111, SLG: 0.118 Jose Vizcaino, S OBP: 0.313, SLG: 0.318 Octavio Dotel, R OBP: 0.143, SLG: 0.143 Daryle Ward, L OBP: 0.391, SLG: 0.544 Billy Wagner, L ERA: 1.45	(1, 1) (6, PH) (7, 1) (8, PH) (9, 1)		0-1 F9	1-3 K		1-0 WP 1B	1-1 G5-3			2	0	0	0	0	1	1											
Inning Stats	R: 0 E: 0 K: 1 S: 7	H: 1 LOB: 2 BB: 1 P: 15	R: 0 E: 0 K: 0 S: 11	H: 0 LOB: 0 BB: 0 P: 13	R: 3 E: 0 K: 0 S: 18	H: 3 LOB: 1 BB: 1 P: 29	R: 0 E: 0 K: 1 S: 10	H: 1 LOB: 1 BB: 0 P: 13	R: 0 E: 0 K: 0 S: 7	H: 0 LOB: 0 BB: 0 P: 10	R: 2 E: 0 K: 0 S: 11	H: 4 LOB: 2 BB: 1 P: 19	R: 1 E: 0 K: 1 S: 16	H: 1 LOB: 2 BB: 2 P: 31	R: 0 E: 0 K: 1 S: 8	H: 1 LOB: 2 BB: 1 P: 13		R: 1 E: 1 K: 0 S: 4	H: 0 LOB: 2 BB: 2 P: 14	1B: 7 2B: 1 3B: 1 HR: 2	SF: 1 SAC: 0 DP: 1 HBP: 0	WP: 1 PB: 0 SB: 1 CS: 0	PA: 43				
PITCHER	IP	WLS	BF	H	R	ER	SO	BB	IBB	HBP	BLK	WP	HR	S	P	ERA	WHIP										
Bruce Chen, L ERA: 4.58	(1, 1)	5.0	24	7	5	5	2	2	0	0	0	1	0	25	46	4.50	3.000										
Wayne Gomes, R ERA: 2.09	(6, 1)	2.0	11	3	1	1	1	3	0	0	0	0	0	25	46	4.50	3.000										
Ricky Bottalico, R ERA: 1.45	(8, 1)	1.0	L	8	1	1	0	3	0	0	0	0	0	12	27	0.00	4.000										

AB	35
R	6
H	11
RBI	6
BB	5
SO	8
LOB	17






















Batter	1	2	3	4	5	6	7	8	9	AB	R	H	RBI	BB	SO	LOB	TOP					
<b>Ronnie Belliard, R</b> OBP: 0.341, SLG: 0.407 (1, 4)	F8	BB 2B BB		F8 WP 1B		HR		F7		4	2	2	1	1	0	2						
<b>Tony Fernandez, S</b> OBP: 0.352, SLG: 0.328 (1, 5)	HR	2B 1-2 2-3 BB		F3		F2			2B FC5-4 1B	4	2	2	1	1	0	1						
<b>Devon White, S</b> OBP: 0.381, SLG: 0.547 (1, 7)	K	1-3 2-H 3-H 2B		F8				F7	FC5-4 1-3 2B	5	0	2	2	0	1	1						
<b>Jeremy Burnitz, L</b> OBP: 0.410, SLG: 0.640 (1, 9)	2B 3B	K		P3				K	FC5-4 IBB	4	1	1	0	1	2	3						
<b>Richie Sexson, R</b> OBP: 0.325, SLG: 0.482 (1, 3)	2B BB	IBB		G4-3				P6	K	3	0	0	0	2	1	3						
<b>Jeffrey Hammonds, R</b> OBP: 0.391, SLG: 0.382 (1, 8)	1-3 2B	F3		P3				G6-3	FC5-4	5	0	1	2	0	0	5						
<b>José Hernández, R</b> OBP: 0.340, SLG: 0.538 (1, 6)	G5-3			K				SH2-4 2B	K	5	0	1	0	0	3	4						
<b>Henry Blanco, R</b> OBP: 0.273, SLG: 0.287 (1, 2)		K		P4				SH2-4 BB		3	0	0	0	1	1	0						
<b>Jimmy Haynes, R</b> OBP: 0.211, SLG: 0.263 <b>Brandon Kolb, R</b> (9, 1) <b>David Weathers, R</b> (9, 1)		BB 2B 2B		K				G4-3	SH2-4	3	1	1	0	0	1	0						
<b>Inning Stats</b>	R: 2 E: 0 K: 1 S: 16	H: 3 LOB: 2 BB: 1 P: 26	R: 2 E: 0 K: 2 S: 15	H: 2 LOB: 3 BB: 3 P: 36	R: 0 E: 0 K: 2 S: 8	H: 0 LOB: 0 BB: 0 P: 11	R: 0 E: 0 K: 0 S: 12	H: 1 LOB: 1 BB: 0 P: 17	R: 0 E: 0 K: 1 S: 6	H: 0 LOB: 0 BB: 0 P: 7	R: 1 E: 0 K: 0 S: 15	H: 1 LOB: 0 BB: 0 P: 20	R: 0 E: 0 K: 1 S: 11	H: 0 LOB: 0 BB: 0 P: 12	R: 0 E: 0 K: 0 S: 10	H: 1 LOB: 2 BB: 1 P: 16	R: 1 E: 0 K: 2 S: 13	H: 2 LOB: 2 BB: 1 P: 26	1B: 2 2B: 5 3B: 1 HR: 2	SF: 0 SAC: 1 DP: 0 HBP: 0	WP: 1 PB: 0 CS: 0	PA: 43
<b>PITCHER</b>	IP	WLS	BF	H	R	ER	SO	BB	IBB	HBP	BLK	WP	HR	S	P	ERA	WHIP					
<b>Bruce Chen, L</b> ERA: 4.86 <b>Chris Brock, R</b> ERA: 3.15	(1, 1) (8, 1)	7.0 2.0	32 11	7 3	5 1	5 1	7 2	3 1	1 1	0 0	0 0	1 0	2 23	42	129	6.43	1.429					

Milwaukee Brewers @ Philadelphia Phillies  
Veterans Stadium, Philadelphia, PA  
Wed May 16 2001, 7:05 PM EDT  
Att: 12,105 - Cloudy - 66 F


AB 36  
R 6  
H 10  
RBI 6  
BB 6  
SO 9  
LOB 19



Batter	1	2	3	4	5	6	7	8	9	AB	R	H	RBI	BB	SO	LOB	BOTTOM					
<b>Doug Glanville, R</b> OBP: 0.302, SLG: 0.448 (1, 8)	1B	K			P4			G4-6-3 1B		4	0	2	0	0	1	2						
<b>11 Jimmy Rollins, S</b> OBP: 0.302, SLG: 0.324 (1, 6)	F8			F7				K		4	0	0	0	0	1	2						
<b>Bobby Abreu, L</b> OBP: 0.333, SLG: 0.475 (1, 9)	F7			K				G4-6-3		4	0	1	0	0	1	2						
<b>Scott Rolen, R</b> OBP: 0.348, SLG: 0.403 (1, 5)	1B			P6				SH2-4 BB		4	1	3	0	0	0	0						
<b>Travis Lee, L</b> OBP: 0.423, SLG: 0.513 (1, 3)	K			F8				G6-4-3		4	0	0	0	0	2	5						
<b>Pat Burrell, R</b> OBP: 0.353, SLG: 0.393 (1, 7)		K		P4				K		3	0	0	0	1	2	1						
<b>Johnny Estrada, S</b> OBP: 0.333, SLG: 0.375 (1, 2)		G3						SH2-4 BB		3	0	1	1	0	1	0						
<b>Marlon Anderson, L</b> OBP: 0.328, SLG: 0.443 (1, 4)	1B	1B		K				F8		3	0	1	0	1	1	1						
<b>Bruce Chen, L</b> OBP: 0.059, SLG: 0.059 <b>Brian Hunter, R</b> OBP: 0.476, SLG: 0.529 <b>Chris Brock, R</b> <b>Rob Ducey, L</b> OBP: 0.381, SLG: 0.333 (7, PH) (8, 1) (9, PH)		1B						P3		2	0	1	0	0	1	0						
<b>Inning Stats</b>	R: 0 E: 0 K: 1 S: 13	H: 2 LOB: 0 BB: 0 P: 23	R: 0 E: 0 K: 2 S: 15	H: 2 LOB: 2 BB: 0 P: 21	R: 0 E: 0 K: 1 S: 8	H: 0 LOB: 0 BB: 0 P: 12	R: 0 E: 0 K: 1 S: 9	H: 1 LOB: 1 BB: 0 P: 15	R: 0 E: 0 K: 1 S: 9	H: 0 LOB: 0 BB: 0 P: 12	R: 0 E: 0 K: 1 S: 11	H: 2 LOB: 1 BB: 0 P: 17	R: 0 E: 0 K: 1 S: 7	H: 0 LOB: 0 BB: 0 P: 10	R: 0 E: 0 K: 1 S: 8	H: 1 LOB: 0 BB: 0 P: 13	R: 1 E: 0 K: 1 S: 11	H: 1 LOB: 2 BB: 2 P: 26	1B: 8 2B: 1 3B: 0 HR: 0	SF: 1 SAC: 0 DP: 2 HBP: 0	WP: 0 PB: 1 CS: 0	PA: 36
<b>PITCHER</b>	IP	WLS	BF	H	R	ER	SO	BB	IBB	HBP	BLK	WP	HR	S	P	ERA	WHIP					
<b>Jimmy Haynes, R</b> ERA: 4.77 <b>Brandon Kolb, R</b> ERA: <b>David Weathers, R</b> ERA: 1.64	(1, 1) (9, 1) (9, 1)	8.0 0.2 0.1	30 5 1	30 1 0	0 1 0	0 0 0	0 1 0	0 2 0	0 0 0	0 0 0	0 0 0	0 0 0	9 9 2	22	4	0.00	4.500					

Milwaukee Brewers @ Philadelphia Phillies  
Veterans Stadium, Philadelphia, PA  
Wed May 16 2001, 7:05 PM EDT  
Att: 12,105 - Cloudy - 66 F

AB 33  
R 1  
H 9  
RBI 1  
BB 2  
SO 10  
LOB 15









Batter	1	2	3	4	5	6	7	8	9	AB	R	H	RBI	BB	SO	LOB	TOP		
Fernando Vina, L (1,4) OBP: 0.371, SLG: 0.399	G1-3			FC3-6 1B		G4-3			15 1B 2B 1B	4	1	2	0	0	0	1	St. Louis Cardinals @ Philadelphia Phillies Veterans Stadium, Philadelphia, PA Fri May 18 2001, 7:05 PM EDT Att: 17,085 - Overcast - 62 F		
Placido Polanco, R (1,5) OBP: 0.391, SLG: 0.405	G4-3			FC3-6 15 G4-6-3		G4-3			15 1B 2B 1B	4	1	1	0	0	0	1			
15 Jim Edmonds, L (1,8) OBP: 0.439, SLG: 0.645	K			G4-6-3		K			2B 1B 1B 1B	4	1	1	0	0	2	1			
5 Albert Pujols, R (1,7) OBP: 0.437, SLG: 0.713		F7			G6-3		F8		K	4	0	0	0	0	1	3			
Bobby Bonilla, S (1,3) OBP: 0.385, SLG: 0.470	P5				G4-3			F9	1B 2B	4	1	1	2	0	0	0			
Edgar Renteria, R (1,6) OBP: 0.293, SLG: 0.374	F9				F8			G4-3 2B	BB 1B	4	0	2	2	0	0	0			
J.D. Drew, L (1,9) OBP: 0.416, SLG: 0.704			K			G4-3		G4-3	BB 1B	3	0	0	0	1	1	1			
Mike Matheny, R (1,2) OBP: 0.297, SLG: 0.289			F7					K	G4-3	2	0	0	0	1	1	1			
Ray Lankford, L (9,PH) OBP: 0.391, SLG: 0.632			F7					K	G4-3	1	0	0	0	0	0	2			
Mike Matthews, L (1,1) Larry Sutton, L (6,PH) Jason Christiansen, R (6,1) Mike Timlin, R (7,1) Steve Kline, S (8,1) Mike James, R (8,1) Craig Paquette, R (9,PH)			K			K			G5-3	1	0	0	0	0	1	0			
<b>Inning Stats</b>	R: 0 E: 0 K: 1 S: 8	H: 0 LOB: 0 BB: 0 P: 11	R: 0 E: 0 K: 0 S: 4	H: 0 LOB: 0 BB: 0 P: 5	R: 0 E: 0 K: 2 S: 7	H: 0 LOB: 0 BB: 0 P: 10	R: 0 E: 0 K: 0 S: 6	H: 1 LOB: 0 BB: 0 P: 6	R: 0 E: 0 K: 1 S: 9	H: 0 LOB: 1 BB: 1 P: 13	R: 0 E: 0 K: 1 S: 12	H: 0 LOB: 0 BB: 0 P: 14	R: 0 E: 0 K: 1 S: 10	H: 1 LOB: 1 BB: 0 P: 12	R: 4 E: 0 K: 1 S: 20	H: 5 LOB: 2 BB: 1 P: 27	1B: 5 2B: 2 3B: 0 HR: 0	SF: 0 SAC: 0 DP: 1 HBP: 0	WP: 0 PA: 35 PB: 0 SB: 0 CS: 0
<b>PITCHER</b>	IP WLS BF H R ER SO BB IBB HBP BLK WP HR S P ERA WHIP																		
Omar Daal, L (1,1) ERA: 3.7	8.0 W 26 2 0 0 6 1 0 0 0 0 0 62 83 0.00 0.375																		
Rheal Cormier, L (9,1) ERA: 4.15	0.1 4 3 3 3 0 0 0 0 0 0 0 9 11 81.00 9.000																		
Jose Mesa, R (9,1) ERA: 4.0	0.2 S 5 2 1 1 1 1 0 0 0 0 0 0 11 16 13.50 4.500																		

Batter	1	2	3	4	5	6	7	8	9	AB	R	H	RBI	BB	SO	LOB	BOTTOM		
Doug Glanville, R (1,8) OBP: 0.297, SLG: 0.433	L8		F7			F3		11 HR 1B		4	1	1	0	0	0	0	St. Louis Cardinals @ Philadelphia Phillies Veterans Stadium, Philadelphia, PA Fri May 18 2001, 7:05 PM EDT Att: 17,085 - Overcast - 62 F		
11 Jimmy Rollins, S (1,6) OBP: 0.302, SLG: 0.344	S BB		F9			G6-3		1-H HR		3	1	1	2	1	0	0			
Bobby Abreu, L (1,9) OBP: 0.337, SLG: 0.459	K			L5			WP BB	K		3	0	0	0	1	2	1			
Scott Rolen, R (1,5) OBP: 0.339, SLG: 0.403	K			F3			K	1B		4	1	1	0	0	2	2			
Travis Lee, L (1,3) OBP: 0.417, SLG: 0.492		G3-1		G4-3			FC4-2-5 1B	1B	BB	3	0	0	0	1	0	1			
Brian Hunter, R (1,7) OBP: 0.483, SLG: 0.500		F3			F9		3-H 1B	1B	G6-4-3 1B	3	0	1	1	1	0	0			
Johnny Estrada, S (1,2) OBP: 0.385, SLG: 0.417					G4-3			BB	G6-4-3	4	0	2	0	0	0	2			
23 Kevin Jordan, R (1,4) OBP: 0.350, SLG: 0.417					F9			1B	HR BB	2	1	0	0	1	0	1			
Omar Daal, L (1,1) ERA: 3.68, SLG: 0.368									10	2	0	0	0	0	1	0			
Marlon Anderson, L (8,PH) OBP: 0.343, SLG: 0.479				K						1	1	1	2	0	0	0			
Rheal Cormier, L (9,1) Jose Mesa, R (9,1)								1-H HR		0	0	0	0	0	0	0			
<b>Inning Stats</b>	R: 0 E: 0 K: 2 S: 10	H: 0 LOB: 1 BB: 1 P: 21	R: 0 E: 0 K: 0 S: 10	H: 1 LOB: 1 BB: 0 P: 15	R: 0 E: 0 K: 1 S: 10	H: 0 LOB: 0 BB: 0 P: 13	R: 0 E: 0 K: 0 S: 7	H: 0 LOB: 0 BB: 0 P: 11	R: 0 E: 0 K: 0 S: 7	H: 0 LOB: 0 BB: 0 P: 9	R: 0 E: 0 K: 1 S: 11	H: 0 LOB: 0 BB: 0 P: 18	R: 0 E: 0 K: 1 S: 13	H: 1 LOB: 2 BB: 2 P: 23	R: 5 E: 0 K: 1 S: 22	H: 5 LOB: 1 BB: 2 P: 38	1B: 4 2B: 1 3B: 0 HR: 2	SF: 0 SAC: 0 DP: 1 HBP: 0	WP: 2 PA: 34 PB: 0 SB: 1 CS: 0
<b>PITCHER</b>	IP WLS BF H R ER SO BB IBB HBP BLK WP HR S P ERA WHIP																		
Mike Matthews, L (1,1) ERA: 0.84	5.0 17 4 0 0 0 3 1 0 0 0 0 44 69 0.00 0.400																		
Jason Christiansen, L (6,1) ERA: 0.84	1.0 4 0 0 0 0 0 1 0 0 0 0 13 24 0.00 1.000																		
Mike Timlin, R (7,1) ERA: 3.97	1.0 L 7 3 3 3 1 2 0 0 0 1 1 17 28 27.00 5.000																		
Steve Kline, L (8,1) ERA: 2.45	0.1 4 2 1 1 1 1 0 0 0 0 1 11 21 27.00 9.000																		
Mike James, R (8,1) ERA: 4.86	0.2 2 1 1 1 0 0 0 0 0 0 0 5 6 13.50 1.500																		

AB 33  
R 4  
H 7  
RBI 4  
BB 2  
SO 7  
LOB 11



AB 29  
R 5  
H 7  
RBI 5  
BB 5  
SO 5  
LOB 7





Batter	1	2	3	4	5	6	7	8	9	AB	R	H	RBI	BB	SO	LOB	TOP					
Fernando Vina, L OBP: 0.363, SLG: 0.389 (1, 4)	F7		F9			FC3-6		F7		4	0	0	0	0	0	2	St. Louis Cardinals @ Philadelphia Phillies Veterans Stadium, Philadelphia, PA Sat May 19 2001, 7:05 PM EDT Att: 24,499 - Cloudy - 77 F					
Craig Paquette, R OBP: 0.282, SLG: 0.432 (1, 3)	G6-3			L8		L4		F9		4	0	0	0	0	2							
15 Jim Edmonds, L OBP: 0.434, SLG: 0.630 (1, 8)	G6-3			G3			HR		K	3	1	0	0	1	1	0						
5 Albert Pujols, R OBP: 0.427, SLG: 0.695 (1, 5)		F2		K			L8		P3	4	0	0	0	0	1	1						
J.D. Drew, L OBP: 0.411, SLG: 0.713 (1, 9)		P6			P6			HR	K	4	1	1	2	0	1	0						
Edgar Renteria, R OBP: 0.294, SLG: 0.373 (1, 6)		BLK 1B			L8		F9			3	0	1	0	0	0	0						
Ray Lankford, L OBP: 0.383, SLG: 0.617 Gene Stechschulte, R OBP: 1.000, SLG: 2.500 (7, 1)				K		G4-3		G4-3		3	0	0	0	0	1	1						
Mike Matheny, R OBP: 0.289, SLG: 0.280 (1, 2)			F8			F9		P8		3	0	0	0	0	0	0						
Andy Benes, R OBP: 0.214, SLG: 0.357 Mike James, R (7, 1) Kerry Robinson, L OBP: 0.556, SLG: 0.500 (7, 7)			K			FC3-6 1B			1B	2	0	1	0	0	1	0						
<b>Inning Stats</b>	R: 0 E: 0 K: 0 S: 6	H: 0 LOB: 0 BB: 0 P: 10	R: 0 E: 0 K: 1 S: 11	H: 1 LOB: 1 BB: 0 P: 15	R: 0 E: 0 K: 1 S: 8	H: 0 LOB: 0 BB: 0 P: 12	R: 0 E: 0 K: 1 S: 7	H: 0 LOB: 0 BB: 0 P: 8	R: 0 E: 0 K: 0 S: 6	H: 0 LOB: 0 BB: 0 P: 10	R: 0 E: 0 K: 0 S: 6	H: 1 LOB: 1 BB: 0 P: 7	R: 2 E: 0 K: 0 S: 10	H: 1 LOB: 0 BB: 1 P: 18	R: 0 E: 0 K: 0 S: 12	H: 1 LOB: 1 BB: 0 P: 18	R: 0 E: 0 K: 2 S: 10	H: 0 LOB: 0 BB: 0 P: 17	1B: 3 2B: 0 3B: 0 HR: 1	SF: 0 SAC: 0 DP: 0 HBP: 0	WP: 0 PB: 0 SB: 0 CS: 0	PA: 32
<b>PITCHER</b> Robert Person, R ERA: 3.43 (1, 1)	IP: 9.0 WLS: W BF: 32 H: 4 R: 2 ER: 2 SO: 5 BB: 1 IBB: 0 HBP: 0 BLK: 1 WP: 0 HR: 1 S: 76 P: 115 ERA: 2.00 WHIP: 0.556															<b>PITCHER</b>						

Batter	1	2	3	4	5	6	7	8	9	AB	R	H	RBI	BB	SO	LOB	BOTTOM			
Doug Glanville, R OBP: 0.301, SLG: 0.452 (1, 8)	HR		F9		F7					4	1	2	1	0	0	0	St. Louis Cardinals @ Philadelphia Phillies Veterans Stadium, Philadelphia, PA Sat May 19 2001, 7:05 PM EDT Att: 24,499 - Cloudy - 77 F			
11 Jimmy Rollins, S OBP: 0.307, SLG: 0.354 (1, 6)			G3-1 S 1B			F7	G4-3			4	0	2	0	0	0	1				
Bobby Abreu, L OBP: 0.335, SLG: 0.450 (1, 9)		K	G3-1			L7				3	0	0	0	1	1	2				
Scott Rolen, R OBP: 0.337, SLG: 0.405 (1, 5)		F8					2B	2B		4	1	1	0	0	2	3				
Travis Lee, L OBP: 0.413, SLG: 0.492 (1, 3)		G3		K			2B	2B		4	1	1	1	0	1	1				
Pat Burrell, R OBP: 0.356, SLG: 0.410 (1, 7)			F9 2B		G5-3					3	0	2	1	0	0	0				
Marlon Anderson, L OBP: 0.336, SLG: 0.467 (1, 4)			P5		G4-3		L4			3	0	0	0	0	2	2				
Johnny Estrada, S OBP: 0.313, SLG: 0.333 (1, 2)			F9			F7		G4-3		3	0	0	0	0	0	1				
Robert Person, R OBP: 0.095, SLG: 0.100 (1, 1)			K			P3		K		3	0	0	0	0	2	1				
<b>Inning Stats</b>	R: 1 E: 0 K: 1 S: 11	H: 2 LOB: 1 BB: 0 P: 15	R: 0 E: 0 K: 1 S: 13	H: 1 LOB: 0 BB: 0 P: 16	R: 0 E: 0 K: 1 S: 9	H: 1 LOB: 1 BB: 0 P: 18	R: 0 E: 0 K: 1 S: 9	H: 0 LOB: 0 BB: 0 P: 16	R: 0 E: 0 K: 0 S: 8	H: 0 LOB: 0 BB: 0 P: 11	R: 2 E: 0 K: 0 S: 13	H: 3 LOB: 1 BB: 0 P: 19	R: 0 E: 0 K: 1 S: 10	H: 1 LOB: 1 BB: 0 P: 15	R: 0 E: 0 K: 1 S: 6	H: 0 LOB: 0 BB: 1 P: 13	1B: 2 2B: 5 3B: 0 HR: 1	SF: 0 SAC: 0 DP: 0 HBP: 0	WP: 0 PB: 0 SB: 1 CS: 1	PA: 32
<b>PITCHER</b> Andy Benes, R ERA: 6.6 Mike James, R ERA: 4.67 Gene Stechschulte, R ERA: 2.08 (7, 1)	IP: 6.0 WLS: L BF: 25 H: 7 R: 3 ER: 3 SO: 4 BB: 0 IBB: 0 HBP: 0 BLK: 0 WP: 0 HR: 1 S: 63 P: 95 ERA: 4.50 WHIP: 1.167															<b>PITCHER</b>				

AB	31
R	2
H	4
RBI	2
BB	1
SO	5
LOB	6



AB	31
R	3
H	8
RBI	3
BB	1
SO	6
LOB	11





Batter	1	2	3	4	5	6	7	8	9	AB	R	H	RBI	BB	SO	LOB	TOP			
Fernando Vina, L OBP: 0.370, SLG: 0.413										5	1	3	2	0	0	1	<b>St. Louis Cardinals @ Philadelphia Phillies</b> <b>Veterans Stadium, Philadelphia, PA</b> Sun May 20 2001, 1:35 PM EDT Att: 31,391 - Cloudy - 65 F			
Placido Polanco, R OBP: 0.392, SLG: 0.405										5	0	2	0	0	1	2				
15 Jim Edmonds, L OBP: 0.429, SLG: 0.620 Bobby Bonilla, S OBP: 0.370, SLG: 0.449										2	0	0	0	0	2	0				
Kerry Robinson, L OBP: 0.596, SLG: 0.500										3	0	0	0	0	0	0				
5 Albert Pujols, R OBP: 0.434, SLG: 0.701										3	0	2	0	1	0	0				
J.D. Drew, L OBP: 0.407, SLG: 0.707										4	0	1	0	0	0	3				
Ray Lankford, L OBP: 0.393, SLG: 0.650										3	1	2	1	1	1	1				
Edgar Renteria, R OBP: 0.287, SLG: 0.364										3	0	0	0	0	0	4				
Eli Marrero, R OBP: 0.318, SLG: 0.443										4	1	2	0	0	1	1				
Dustin Hermanson, R OBP: 0.200, SLG: 0.211 Larry Sutton, L OBP: 0.143, SLG: 0.257 Steve Kline, S OBP: 0.143, SLG: 0.257 Dave Veres, R OBP: 0.143, SLG: 0.257										2	0	0	0	0	0	1				
<b>Inning Stats</b>	R: 0 E: 0 K: 1 S: 8	H: 1 LOB: 0 BB: 0 P: 12	R: 1 E: 0 K: 0 S: 9	H: 1 LOB: 0 BB: 0 P: 12	R: 0 E: 0 K: 0 S: 7	H: 0 LOB: 0 BB: 0 P: 11	R: 0 E: 0 K: 1 S: 14	H: 2 LOB: 3 BB: 1 P: 20	R: 0 E: 0 K: 1 S: 8	H: 1 LOB: 1 BB: 0 P: 19	R: 2 E: 0 K: 1 S: 13	H: 3 LOB: 2 BB: 1 P: 21	R: 0 E: 0 K: 1 S: 8	H: 1 LOB: 1 BB: 0 P: 11	R: 0 E: 0 K: 1 S: 9	H: 1 LOB: 0 BB: 0 P: 16	1B: 7 2B: 3 3B: 0 HR: 2	SF: 0 SAC: 2 DP: 1 HBP: 0	WP: 0 PB: 0 CS: 1	PA: 40
<b>PITCHER</b>	IP WLS BF H R ER SO BB IBB HBP BLK WP HR S P ERA WHIP																			
Amaury Telemaco, R ERA: 4.75	(1, 1) 6.1 L 29 10 3 3 4 0 1 0 0 0 2 62 95 4.26 1.579																			
Wayne Gomes, L ERA: 2.63	(7, 1) 0.1 2 0 0 0 1 1 0 0 0 0 0 5 11 0.00 3.000																			
Eddie Oropesa, L ERA: 6.48	(7, 1) 0.1 1 0 0 0 0 0 0 0 0 0 0 2 2 0.00 0.000																			
Ricky Bottalico, R ERA: 2.81	(8, 1) 2.0 7 2 0 0 2 0 0 0 0 0 0 0 17 27 0.00 1.000																			

AB	35
R	3
H	12
RBI	3
BB	2
SO	7
LOB	18



Batter	1	2	3	4	5	6	7	8	9	AB	R	H	RBI	BB	SO	LOB	BOTTOM			
Doug Glanville, R OBP: 0.294, SLG: 0.442										4	0	0	0	0	0	4	<b>St. Louis Cardinals @ Philadelphia Phillies</b> <b>Veterans Stadium, Philadelphia, PA</b> Sun May 20 2001, 1:35 PM EDT Att: 31,391 - Cloudy - 65 F			
11 Jimmy Rollins, S OBP: 0.306, SLG: 0.352										4	0	1	0	0	0	0				
Bobby Abreu, L OBP: 0.328, SLG: 0.438										4	0	0	0	0	1	1				
Scott Rolen, R OBP: 0.335, SLG: 0.397										3	0	0	0	1	0	0				
Travis Lee, L OBP: 0.409, SLG: 0.508										4	1	1	1	0	0	1				
Pat Burrell, R OBP: 0.360, SLG: 0.420										4	0	2	0	0	1	1				
Marlon Anderson, L OBP: 0.326, SLG: 0.452										4	0	0	0	0	1	3				
Gary Bennett, R OBP: 0.280, SLG: 0.333 Johnny Estrada, S OBP: 0.353, SLG: 0.375										2	0	0	0	0	0	1				
Amaury Telemaco, R OBP: 0.250, SLG: 0.100 Wayne Gomes, R OBP: 1.000, SLG: 1.000 Eddie Oropesa, L OBP: 1.000, SLG: 1.000 Rob Ducey, L OBP: 0.391, SLG: 0.316 Ricky Bottalico, L OBP: 0.391, SLG: 0.316										1	0	0	0	1	0	0				
<b>Inning Stats</b>	R: 0 E: 0 K: 0 S: 7	H: 0 LOB: 0 BB: 0 P: 10	R: 1 E: 0 K: 0 S: 7	H: 2 LOB: 1 BB: 0 P: 11	R: 0 E: 1 K: 0 S: 8	H: 1 LOB: 1 BB: 1 P: 16	R: 0 E: 0 K: 0 S: 12	H: 0 LOB: 1 BB: 1 P: 18	R: 0 E: 0 K: 0 S: 9	H: 0 LOB: 0 BB: 0 P: 11	R: 0 E: 0 K: 0 S: 13	H: 2 LOB: 3 BB: 1 P: 20	R: 0 E: 0 K: 1 S: 6	H: 0 LOB: 0 BB: 0 P: 8	R: 0 E: 0 K: 2 S: 10	H: 0 LOB: 0 BB: 0 P: 14	1B: 3 2B: 1 3B: 0 HR: 1	SF: 0 SAC: 0 DP: 1 HBP: 0	WP: 0 PB: 0 CS: 0	PA: 34
<b>PITCHER</b>	IP WLS BF H R ER SO BB IBB HBP BLK WP HR S P ERA WHIP																			
Dustin Hermanson, R ERA: 4.14	(1, 1) 7.0 W 28 5 1 1 0 3 0 0 0 0 0 1 65 99 1.29 1.143																			
Steve Kline, L ERA: 2.37	(8, 1) 0.2 H 2 0 0 0 1 0 0 0 0 0 0 0 5 7 0.00 0.000																			
Dave Veres, R ERA: 1.69	(8, 1) 1.1 S 4 0 0 0 2 0 0 0 0 0 0 0 0 11 15 0.00 0.000																			

AB	31
R	1
H	5
RBI	1
BB	3
SO	3
LOB	11





Batter	1	2	3	4	5	6	7	8	9	AB R H RBI BB SO LOB	TOP																									
												Pittsburgh Pirates @ Philadelphia Phillies Veterans Stadium, Philadelphia, PA Tue May 22 2001, 7:05 PM EDT <a href="http://livebaseballscorecards.com">livebaseballscorecards.com</a>																								
Inning Stats											AB 0 R 0 H 0 RBI 0 BB 0 SO 0 LOB 0																									
PITCHER	IP	WLS	BF	H	R	ER	SO	BB	IBB	HBP	BLK	WP	HR	S	P	ERA	WHIP	PITCHER	IP	WLS	BF	H	R	ER	SO	BB	IBB	HBP	BLK	WP	HR	S	P	ERA	WHIP	WP: 0 PA: 0 1B: 0 SF: 0 2B: 0 SAC: 0 3B: 0 DP: 0 HR: 0 HBP: 0 SB: 0 CS: 0

Batter	1	2	3	4	5	6	7	8	9	AB R H RBI BB SO LOB	BOTTOM																									
												Pittsburgh Pirates @ Philadelphia Phillies Veterans Stadium, Philadelphia, PA Tue May 22 2001, 7:05 PM EDT <a href="http://livebaseballscorecards.com">livebaseballscorecards.com</a>																								
Inning Stats											AB 0 R 0 H 0 RBI 0 BB 0 SO 0 LOB 0																									
PITCHER	IP	WLS	BF	H	R	ER	SO	BB	IBB	HBP	BLK	WP	HR	S	P	ERA	WHIP	PITCHER	IP	WLS	BF	H	R	ER	SO	BB	IBB	HBP	BLK	WP	HR	S	P	ERA	WHIP	WP: 0 PA: 0 1B: 0 SF: 0 2B: 0 SAC: 0 3B: 0 DP: 0 HR: 0 HBP: 0 SB: 0 CS: 0



Batter	1	2	3	4	5	6	7	8	9	AB	R	H	RBI	BB	SO	LOB	TOP	
<b>Emil Brown, R</b> OBP: 0.300, SLG: 0.364 (1, 8)	F8		BB			K		F9		3	0	0	0	1	1	2	<b>Pittsburgh Pirates @ Philadelphia Phillies</b> <b>Veterans Stadium, Philadelphia, PA</b> Wed May 23 2001, 5:05 PM EDT Cloudy - 64 F	
<b>18 Jason Kendall, R</b> OBP: 0.333, SLG: 0.381 (1, 2)	K		F9			F8		FC6-4		4	0	0	0	0	1	3		
<b>Brian Giles, L</b> OBP: 0.365, SLG: 0.525 (1, 7)	G5-3					F8				4	0	1	0	0	0	0		
<b>Aramis Ramirez, R</b> OBP: 0.345, SLG: 0.529 (1, 5)		1B				G5-3				4	0	1	0	0	1	1		
<b>John Vander Wal, L</b> OBP: 0.419, SLG: 0.580 (1, 9)		K								3	0	0	0	1	3	2		
<b>Kevin Young, R</b> OBP: 0.285, SLG: 0.389 (1, 3)		K								4	0	0	0	0	2	3		
<b>Enrique Wilson, S</b> OBP: 0.235, SLG: 0.266 (1, 6)		K								3	0	1	0	0	1	1		
<b>Pat Meares, R</b> OBP: 0.282, SLG: 0.347 (1, 4)										3	0	0	0	0	1	1		
<b>Jason Schmidt, R</b> (1, 1)										2	0	0	0	0	1	0		
<b>Bronson Arroyo, R</b> (6, 1)										0	0	0	0	0	0	0		
<b>Craig Wilson, R</b> OBP: 0.375, SLG: 0.684 (8, PH)										0	0	0	0	1	0	0		
<b>Scott Sauerbeck, R</b> (8, 1)										0	0	0	0	0	0	0		
<b>Inning Stats</b>	R: 0 H: 0 E: 0 K: 1 S: 7	H: 0 LOB: 0 BB: 0 P: 8	R: 0 H: 1 E: 0 K: 3 S: 14	H: 1 LOB: 1 BB: 0 P: 19	R: 0 H: 0 E: 0 K: 0 S: 8	H: 0 LOB: 1 BB: 1 P: 14	R: 0 H: 0 E: 0 K: 1 S: 11	H: 0 LOB: 0 BB: 0 P: 22	R: 0 H: 0 E: 0 K: 1 S: 10	H: 0 LOB: 0 BB: 0 P: 19	R: 0 H: 1 E: 0 K: 1 S: 12	H: 1 LOB: 2 BB: 1 P: 22	R: 0 H: 1 E: 0 K: 1 S: 10	H: 1 LOB: 1 BB: 0 P: 16	1B: 2 2B: 1 3B: 0 HR: 0	SF: 0 SAC: 0 DP: 0 HBP: 0	WP: 0 PA: 33 PB: 0 SB: 0 CS: 0	
<b>PITCHER</b>	IP	WLS	BF	H	R	ER	SO	BB	IBB	HBP	BLK	WP	HR	S	P	ERA	WHIP	
<b>Randy Wolf, L</b> ERA: 3.57 (1, 1)	7.1	W	27	2	0	0	10	3	0	0	0	0	0	75	124	0.00	0.682	
<b>Ricky Bottalico, R</b> ERA: 2.63 (8, 1)	1.2	S	6	1	0	0	1	0	0	0	0	0	0	15	23	0.00	0.600	

AB 30  
R 0  
H 3  
RBI 0  
BB 3  
SO 11  
LOB 13



Batter	1	2	3	4	5	6	7	8	9	AB	R	H	RBI	BB	SO	LOB	BOTTOM		
<b>Doug Glanville, R</b> OBP: 0.297, SLG: 0.434 (1, 8)	11 HR	F7								3	1	0	0	2	1	1	<b>Pittsburgh Pirates @ Philadelphia Phillies</b> <b>Veterans Stadium, Philadelphia, PA</b> Wed May 23 2001, 5:05 PM EDT Cloudy - 64 F		
<b>11 Jimmy Rollins, S</b> OBP: 0.314, SLG: 0.376 (1, 6)	HR	F2								5	1	3	2	0	1	1			
<b>Bobby Abreu, L</b> OBP: 0.326, SLG: 0.433 (1, 9)	1B									4	1	1	0	0	2	2			
<b>Scott Rolen, R</b> OBP: 0.339, SLG: 0.396 (1, 5)	F9									3	0	1	0	1	0	1			
<b>Travis Lee, L</b> OBP: 0.399, SLG: 0.493 (1, 3)	K									4	0	0	0	0	2	4			
<b>Pat Burrell, R</b> OBP: 0.366, SLG: 0.425 (1, 7)	1B									3	1	2	1	1	1	0			
<b>Marlon Anderson, L</b> OBP: 0.331, SLG: 0.454 (1, 4)	1B									4	0	2	0	0	2	2			
<b>Gary Bennett, R</b> OBP: 0.310, SLG: 0.308 (1, 2)	1B									2	0	0	0	2	0	2			
<b>Randy Wolf, L</b> OBP: 0.111, SLG: 0.059 (1, 1)	F7									3	0	1	1	0	1	6			
<b>Ricky Bottalico, L</b> (8, 1)										1	0	0	0	0	0	0			
<b>Inning Stats</b>	R: 3 H: 4 E: 0 K: 1 S: 18	H: 4 LOB: 3 BB: 2 P: 34	R: 0 H: 0 E: 0 K: 1 S: 10	H: 0 LOB: 0 BB: 0 P: 17	R: 0 H: 1 E: 0 K: 2 S: 10	H: 1 LOB: 3 BB: 2 P: 21	R: 0 H: 2 E: 0 K: 3 S: 16	H: 2 LOB: 2 BB: 0 P: 22	R: 1 H: 2 E: 0 K: 0 S: 9	H: 2 LOB: 1 BB: 1 P: 16	R: 0 H: 1 E: 0 K: 0 S: 5	H: 1 LOB: 0 BB: 0 P: 8	R: 0 H: 0 E: 0 K: 2 S: 9	H: 0 LOB: 0 BB: 0 P: 14	R: 0 H: 0 E: 0 K: 1 S: 12	H: 0 LOB: 1 BB: 1 P: 18	1B: 9 2B: 0 3B: 0 HR: 1	SF: 0 SAC: 0 DP: 1 HBP: 0	WP: 0 PA: 38 PB: 0 SB: 3 CS: 0
<b>PITCHER</b>	IP	WLS	BF	H	R	ER	SO	BB	IBB	HBP	BLK	WP	HR	S	P	ERA	WHIP		
<b>Jason Schmidt, R</b> ERA: 4.02 (1, 1)	5.0	L	28	9	4	4	7	5	0	0	0	0	0	63	110	7.20	2.800		
<b>Bronson Arroyo, R</b> ERA: 5.69 (6, 1)	2.0		6	1	0	0	2	0	0	0	0	0	0	14	22	0.00	0.500		
<b>Scott Sauerbeck, L</b> ERA: 7.5 (8, 1)	1.0		4	0	0	0	1	1	0	0	0	0	0	12	18	0.00	1.000		

AB 32  
R 4  
H 10  
RBI 4  
BB 6  
SO 10  
LOB 19





Batter	1	2	3	4	5	6	7	8	9	AB	R	H	RBI	BB	SO	LOB	TOP
18 Jason Kendall, R OBP: 0.335, SLG: 0.382	2-2 FC5-4 1B		1-1 1B		0-1 FC5-4 BLK		0-1 F9		0-1 P4	5	0	2	0	0	0	1	
John Wehner, R OBP: 0.395, SLG: 0.281	0-1 F3		0-0 F8		0-0 G5-3			0-1 1B 2B		4	1	1	0	0	0	3	
Brian Giles, L OBP: 0.363, SLG: 0.519	0-1 F7		3-2 G4-3		1-2 G3-1			0-1 1B		4	0	1	0	0	0	3	
Aramis Ramirez, R OBP: 0.343, SLG: 0.522	0-0 FC5-4			1-3 K		1-1 P3		1-1 1B		4	0	1	1	0	1	1	
Craig Wilson, R OBP: 0.407, SLG: 0.682 John Vander Wal, L OBP: 0.417, SLG: 0.576		3-2 G6-4-3 1B		0-0 G6-3 1B		0-3 K		2-0 L8		3	0	2	0	0	1	0	
Enrique Wilson, S OBP: 0.235, SLG: 0.265		0-0 G6-4-3		1-2 G6-3 1B		0-1 L5		3-1 F5		4	0	1	0	0	0	3	
Keith Osik, R OBP: 0.333, SLG: 0.333 Rob Mackowiak, L OBP: 0.333, SLG: 0.333		2-0 E6		1-0 G6-3		0-0 HR		0-1 F8		3	1	1	1	0	0	2	AB 37
Abraham Nunez, S OBP: 0.263, SLG: 0.333		1-0 G1-3		0-3 K		0-0 B2-3		3-2 F2		4	0	0	0	0	1	3	R 2
Omar Olivares, R OBP: 0.222, SLG: 0.333 Pat Meares, R OBP: 0.280, SLG: 0.345			0-0 F9		1-0 FC5-4 1B		1-3 K		1-3 K	3	0	1	0	0	1	0	H 10
<b>Inning Stats</b>	R: 0 E: 0 K: 0 S: 8	H: 1 LOB: 1 BB: 0 P: 10	R: 0 E: 1 K: 0 S: 7	H: 1 LOB: 1 BB: 0 P: 13	R: 0 E: 0 K: 2 S: 11	H: 2 LOB: 2 BB: 0 P: 14	R: 0 E: 0 K: 0 S: 7	H: 0 LOB: 0 BB: 0 P: 8	R: 1 E: 0 K: 1 S: 7	H: 1 LOB: 0 BB: 0 P: 8	R: 1 E: 0 K: 0 S: 11	H: 3 LOB: 2 BB: 0 P: 17	R: 0 E: 0 K: 1 S: 12	H: 0 LOB: 0 BB: 0 P: 16	1B: 8 2B: 1 3B: 0 HR: 1	SF: 0 SAC: 0 DP: 1 HBP: 0	WP: 0 PA: 37
<b>PITCHER</b>	IP WLS BF H R ER SO BB IBB HBP BLK WP HR S P ERA WHIP																
Omar Daal, L ERA: 3.57	(1, 1) 7.0 W 30 9 2 2 4 0 0 0 0 1 0 1 58 77 2.57 1.286																
Wayne Gomes, R ERA: 2.52	(8, 1) 1.0 4 1 0 0 0 0 0 0 0 0 0 0 7 13 0.00 1.000																
Jose Mesa, R ERA: 3.79	(9, 1) 1.0 S 3 0 0 0 1 0 0 0 0 0 0 0 0 12 16 0.00 0.000																

Pittsburgh Pirates @ Philadelphia Phillies  
Veterans Stadium, Philadelphia, PA  
Wed May 23 2001, 5:05 PM EDT  
Att: 13,337 - Cloudy - 64 F

AB 37  
R 2  
H 10  
RBI 2  
BB 0  
SO 5  
LOB 20



Batter	1	2	3	4	5	6	7	8	9	AB	R	H	RBI	BB	SO	LOB	BOTTOM		
Doug Glanville, R OBP: 0.296, SLG: 0.430	1-0 P6			3-2 11 1B	1-1 F7		1-2 G1-3			4	1	1	0	0	0	0			
11 Jimmy Rollins, S OBP: 0.317, SLG: 0.379	1-1 L8			0-2 1B	0-0 L4		1-1 FC5-4 1B			4	1	2	0	0	0	0			
Bobby Abreu, L OBP: 0.324, SLG: 0.435	2-3 K			2-3 K	0-0 1B 2B		0-0 F8			4	1	1	0	0	2	3			
Scott Rolen, R OBP: 0.342, SLG: 0.399		1-3 K		1-2 2B	0-0 1B		0-0 FC5-4			4	1	2	2	0	1	1			
Travis Lee, L OBP: 0.395, SLG: 0.493		0-2 G3		1-3 2B	1-0 G6-3		1-2 G3			4	1	1	2	0	0	1			
Pat Burrell, R OBP: 0.372, SLG: 0.430		1-1 G6-3		3-2 2B		4-2 1B BB		1-1 G5-3		3	0	1	1	1	0	0			
Johnny Estrada, S OBP: 0.333, SLG: 0.316			4-2 BB	0-3 K	0-1 F8		2-2 F7			3	0	0	0	1	1	2	AB 31		
Marlon Anderson, L OBP: 0.338, SLG: 0.455			2-0 G4-6-3	4-0 IBB	0-1 G4-6-3		1-3 1B			2	0	1	0	1	0	1	R 5		
Omar Daal, L OBP: 0.318, SLG: 0.318 Wayne Gomes, R OBP: 1.000, SLG: 1.000 Jose Mesa, R			0-3 K	1-2 G1-3	1-1 G4-6-3		1-1 G4-6-3			3	0	0	0	0	1	4	H 9		
<b>Inning Stats</b>	R: 0 E: 0 K: 1 S: 7	H: 0 LOB: 0 BB: 0 P: 11	R: 0 E: 0 K: 1 S: 8	H: 0 LOB: 0 BB: 0 P: 10	R: 0 E: 0 K: 1 S: 6	H: 0 LOB: 1 BB: 1 P: 12	R: 4 E: 0 K: 2 S: 23	H: 5 LOB: 2 BB: 1 P: 38	R: 1 E: 0 K: 0 S: 6	H: 2 LOB: 1 BB: 0 P: 8	R: 0 E: 0 K: 0 S: 9	H: 1 LOB: 1 BB: 1 P: 14	R: 0 E: 0 K: 0 S: 7	H: 1 LOB: 0 BB: 0 P: 9	R: 0 E: 0 K: 0 S: 8	H: 0 LOB: 0 BB: 0 P: 14	1B: 6 2B: 3 3B: 0 HR: 0	SF: 0 SAC: 0 DP: 2 HBP: 0	WP: 0 PA: 34
<b>PITCHER</b>	IP WLS BF H R ER SO BB IBB HBP BLK WP HR S P ERA WHIP																		
Omar Olivares, R ERA: 5.65	(1, 1) 8.0 L 34 9 5 5 5 2 1 0 0 0 0 0 74 116 5.62 1.375																		

Pittsburgh Pirates @ Philadelphia Phillies  
Veterans Stadium, Philadelphia, PA  
Wed May 23 2001, 5:05 PM EDT  
Att: 13,337 - Cloudy - 64 F

AB 31  
R 5  
H 9  
RBI 5  
BB 3  
SO 5  
LOB 12



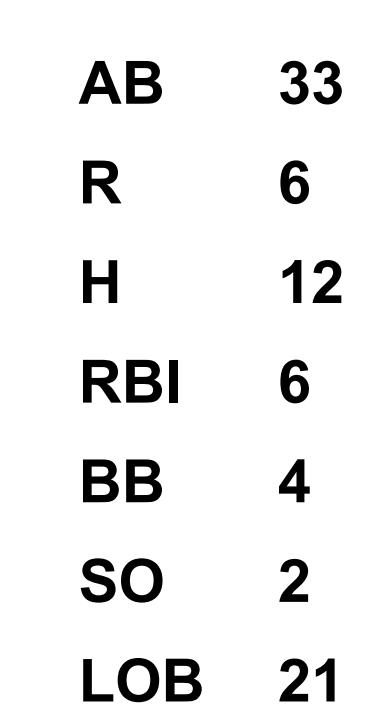


Batter	1	2	3	4	5	6	7	8	9	AB	R	H	RBI	BB	SO	LOB	TOP										
18 Jason Kendall, R OBP: 0.332, SLG: 0.376	0-3 K		1-2 2B SF7 1B		0-1 F8		1-1 G6-3		0-1 F8	5	1	1	0	0	1	2	<b>Pittsburgh Pirates @ Philadelphia Phillies</b> <b>Veterans Stadium, Philadelphia, PA</b> Thu May 24 2001, 7:05 PM EDT Att: 12,287 - Cloudy - 75 F										
John Vander Wal, L OBP: 0.413, SLG: 0.574	2-1 P6		3-2 2B		0-3 K		1-3 K			4	0	1	1	0	2	0											
Aramis Ramirez, R OBP: 0.335, SLG: 0.513	0-3 K		0-1 SF7			2-3 K		3-3 K		3	0	0	1	0	3	0											
Brian Giles, L OBP: 0.371, SLG: 0.552		2-0 HR	3-H 2-2 F8			3-1 FC4 3B		2-2 FC6-4 HBP		3	2	2	1	0	0	1											
Rob Mackowiak, L OBP: 0.222, SLG: 0.125 Emil Brown, R OBP: 0.297, SLG: 0.360	0-0 FC9-6 G5-3 1B		0-2 F9		0-0 FC4 1B		0-0 FC6-4 CS		0-0 FC6-4 HBP	3	0	1	1	0	0	0											
Kevin Young, R OBP: 0.276, SLG: 0.376	3-2 G5-3		2-3 K		1-3 K		2-1 CS		1-2 G4-3	4	0	0	0	0	2	2											
Pat Meares, R OBP: 0.289, SLG: 0.347 Enrique Wilson, S OBP: 0.233, SLG: 0.263	0-1 FC9-6		3-2 HBP		2-0 1B		2-1 F8		2-1 F8	2	0	1	1	0	0	1											
Abraham Nunez, S OBP: 0.279, SLG: 0.362			0-0 18 2B 1B		2-3 K		0-3 K		0-1 2B	4	1	2	0	0	2	2											
Jimmy Anderson, L OBP: 0.182, SLG: 0.192 Josias Manzanillo, R OBP: 0.226, SLG: 0.428 Scott Sauerbeck, R OBP: 0.226, SLG: 0.428 Jose Silva, R OBP: 0.226, SLG: 0.428 Craig Wilson, R OBP: 0.226, SLG: 0.428 John Wehner, R OBP: 0.226, SLG: 0.428			0-0 F9		2-3 K		2-3 K		4-1 BB	2	0	0	0	0	1	1											
<b>Inning Stats</b>	R: 0 E: 0 K: 2 S: 9	H: 0 LOB: 0 BB: 0 P: 11	R: 1 E: 0 K: 0 S: 9	H: 2 LOB: 0 BB: 0 P: 14	R: 2 E: 0 K: 0 S: 16	H: 3 LOB: 1 BB: 0 P: 22	R: 0 E: 0 K: 2 S: 12	H: 0 LOB: 1 BB: 0 P: 19	R: 0 E: 0 K: 2 S: 8	H: 0 LOB: 0 BB: 0 P: 10	R: 2 E: 0 K: 3 S: 14	H: 2 LOB: 1 BB: 0 P: 22	R: 0 E: 0 K: 1 S: 9	H: 0 LOB: 0 BB: 0 P: 13	R: 0 E: 0 K: 1 S: 8	H: 1 LOB: 2 BB: 1 P: 17		1B: 4 2B: 3 3B: 1 HR: 1	SF: 1 SAC: 0 DP: 1 HBP: 2	WP: 0 PB: 0 SB: 2 CS: 1	PA: 38						
<b>PITCHER</b>	IP	WLS	BF	H	R	ER	SO	BB	IBB	HBP	BLK	WP	HR	S	P	ERA	WHIP	<b>PITCHER</b>									
Robert Person, R ERA: 3.8	(1, 1)	6.0	26	7	5	5	9	0	0	1	0	0	1	68	98	7.50	1.167										
Chris Brock, R ERA: 3.05	(7, 1)	0.2	2	0	0	0	1	0	0	0	0	0	0	6	9	0.00	0.000										
Rheal Cormier, L ERA: 3.95	(7, 1)	0.2	W	3	0	0	2	0	0	1	0	0	0	9	15	0.00	0.000										
Ricky Bottalico, R ERA: 2.57	(8, 1)	0.2	H	1	0	0	0	0	0	0	0	0	0	2	4	0.00	0.000										
Jose Mesa, R ERA: 3.6	(9, 1)	1.0	S	5	1	0	0	1	0	0	0	0	0	10	17	0.00	2.000										

Batter	1	2	3	4	5	6	7	8	9	AB	R	H	RBI	BB	SO	LOB	BOTTOM										
Brian Hunter, R OBP: 0.441, SLG: 0.429	0-1 L4		3-2 G6-3		0-1 G4-6-3		4-0 11 1B BB		2-2 P4	4	1	0	0	1	0	2	<b>Pittsburgh Pirates @ Philadelphia Phillies</b> <b>Veterans Stadium, Philadelphia, PA</b> Thu May 24 2001, 7:05 PM EDT Att: 12,287 - Cloudy - 75 F										
11 Jimmy Rollins, S OBP: 0.332, SLG: 0.421	2-0 G4-6-3 1B		1-1 FC1-2 3B		2-1 HR		2-2 1B		1-3 1B	4	1	4	1	0	0	0											
Bobby Abreu, L OBP: 0.328, SLG: 0.442	2-0 G4-6-3		3-2 FC1-2 FC6-4		2-1 1B 1B		1-0 1B		1-2 1B	4	1	2	1	0	0	2											
Scott Rolen, R OBP: 0.345, SLG: 0.398		4-1 2B G4-3 BB	0-2 FC6-4		1-1 1B 1B		0-3 K		0-3 K	3	2	1	0	1	1	3											
Pat Burrell, R OBP: 0.375, SLG: 0.438		0-0 G4-3		3-2 G4-3		0-0 1B 23 1B 1B		0-0 F7		4	1	2	1	0	0	2											
Travis Lee, L OBP: 0.386, SLG: 0.479		1-1 G4-3		0-0 G6-3		0-0 F8		0-0 F9		4	0	0	1	0	0	5											
Johnny Estrada, S OBP: 0.320, SLG: 0.304		0-1 G3		0-1 G4-3		1-1 L6-4 23 1B 1B		0-2 F7		4	0	1	1	0	0	1											
23 Kevin Jordan, R OBP: 0.409, SLG: 0.447		4-0 IBB			1-1 G4-6-3 1B		0-0 1B		4-0 BB	2	0	2	1	2	0	0											
Robert Person, R ERA: 3.8 Rob Duicky, L ERA: 3.82 Doug Chirivello, R ERA: 4.13 Chris Brock, R ERA: 3.05 Rheal Cormier, L ERA: 3.95 Ricky Bottalico, L ERA: 2.57 Marlon Anderson, L ERA: 7.71 Jose Mesa, R ERA: 3.6		0-0 G6-3		0-3 K		0-3 L6-4		0-0 F8		2	0	0	0	0	1	3											
<b>Inning Stats</b>	R: 0 E: 0 K: 0 S: 4	H: 1 LOB: 0 BB: 0 P: 8	R: 1 E: 0 K: 0 S: 7	H: 1 LOB: 2 BB: 2 P: 16	R: 0 E: 0 K: 0 S: 13	H: 1 LOB: 1 BB: 0 P: 20	R: 0 E: 0 K: 0 S: 7	H: 0 LOB: 0 BB: 0 P: 10	R: 0 E: 0 K: 1 S: 7	H: 1 LOB: 0 BB: 0 P: 8	R: 4 E: 0 K: 0 S: 13	H: 6 LOB: 1 BB: 0 P: 19	R: 1 E: 0 K: 1 S: 9	H: 2 LOB: 2 BB: 1 P: 16	R: 0 E: 0 K: 0 S: 8	H: 0 LOB: 1 BB: 1 P: 14		1B: 8 2B: 3 3B: 1 HR: 1	SF: 0 SAC: 0 DP: 3 HBP: 0	WP: 0 PB: 0 SB: 0 CS: 0	PA: 37						
<b>PITCHER</b>	IP	WLS	BF	H	R	ER	SO	BB	IBB	HBP	BLK	WP	HR	S	P	ERA	WHIP	<b>PITCHER</b>									
Jimmy Anderson, L ERA: 3.82	(1, 1)	5.0	22	7	4	4	1	1	0	0	0	0	0	5	6	27.00	9.000										
Josias Manzanillo, R ERA: 4.13	(6, 1)	0.1	B	4	3	1	1	0	0	0	0	0	0	6	13	13.50	4.500										
Scott Sauerbeck, L ERA: 7.71	(6, 1)	0.2	L	4	2	1	1	0	1	0	0	0	0	6	13	13.50	4.500										
Jose Silva, R ERA: 7.24	(7, 1)	2.0	7	0	0	0	1	1	0	0	0	0	0	13	19	0.00	0.500										

AB 33  
R 5  
H 8  
RBI 5  
BB 1  
SO 12  
LOB 10





Batter	1	2	3	4	5	6	7	8	9	AB	R	H	RBI	BB	SO	LOB	TOP					
<b>Orlando Cabrera, R</b> OBP: 0.333, SLG: 0.449	4-0 BB		0-2 G6-3	0-0 P6		1-1 L4-6		4-2 3B BB	4-0 IBB	3	1	0	0	3	0	2						
<b>Curtis Pride, L</b> OBP: 0.333, SLG: 0.342	1-3 K		0-0 G3	2-1 G4-3				0-0 1B 3B	1-2 F9	6	1	1	1	0	2	4						
<b>Milton Bradley, S</b> OBP: 0.317, SLG: 0.342	1-3 K		4-2 BB 1B 2B BB		0-1 G4-3 WP 2B		4-0 2B BB	0-1 1B 3B 1B		3	3	2	1	2	1	1						
<b>Vladimir Guerrero, R</b> OBP: 0.373, SLG: 0.552	1-1 F2		0-1 BB 2B 1B		4-2 WP G4-3 BB 2B		1-1 2B BB	0-0 1B 1B		4	2	3	0	1	0	1						
<b>Lee Stevens, L</b> OBP: 0.285, SLG: 0.446		2-3 K	4-2 BB 2B BB		0-0 G4-3		1-0 1B 2B	1-3 K		4	1	1	1	1	2	4						
<b>Andy Tracy, L</b> OBP: 0.237, SLG: 0.364	1-2 G6-3		0-1 BB 2B		3-3 K		3-2 1B	0-1 F9		3	0	1	3	0	1	1						
<b>Mike Mordecai, R</b> OBP: 0.268, SLG: 0.385			1-2 2B		2-3 K		2-3 1B			2	0	1	1	0	0	2						
<b>Geoff Blum, S</b> OBP: 0.320, SLG: 0.362	2-1 1B HBP		0-1 P4		2-3 K		2-0 P3		1-2 G5-3 G2-3 1B	4	0	1	0	0	1	4						
<b>Michael Barrett, R</b> OBP: 0.297, SLG: 0.323	3-2 1B		1-2 SH5-4 1B		1-2 L4-6 SH2-4 1B		3-2 F3		1-2 G2-3	5	0	3	0	0	0	3						
<b>Javier Vazquez, R</b> OBP: 0.235, SLG: 0.500	0-1 F8		0-1 SH5-4		0-1 SH2-4				2-1 G5-3	1	0	0	0	0	0	2						
<b>Ryan Minor, R</b> OBP: 0.265, SLG: 0.400										0	0	0	0	0	0	0						
<b>Guillermo Mota, R</b> OBP: 0.230, SLG: 0.300										0	0	0	0	0	0	0						
<b>Mark Smith, R</b> OBP: 0.230, SLG: 0.200										0	0	0	0	0	0	1						
<b>Ugueth Urbina, R</b> OBP: 0.230, SLG: 0.200										0	0	0	0	0	0	0						
<b>Inning Stats</b>	R: 0 E: 0 K: 2 S: 8	H: 0 LOB: 1 BB: 1 P: 15	R: 0 E: 0 K: 1 S: 13	H: 1 LOB: 2 BB: 0 P: 21	R: 3 E: 0 K: 0 S: 16	H: 2 LOB: 1 BB: 2 P: 24	R: 0 E: 0 K: 0 S: 8	H: 1 LOB: 1 BB: 0 P: 11	R: 1 E: 0 K: 2 S: 14	H: 1 LOB: 1 BB: 1 P: 23	R: 0 E: 0 K: 0 S: 6	H: 1 LOB: 0 BB: 0 P: 9	R: 2 E: 0 K: 1 S: 14	H: 3 LOB: 2 BB: 1 P: 29	R: 2 E: 0 K: 2 S: 14	H: 3 LOB: 2 BB: 1 P: 19	R: 0 E: 0 K: 0 S: 12	H: 1 LOB: 2 BB: 1 P: 21	1B: 8 2B: 5 3B: 1 HR: 0	SF: 0 SAC: 2 DP: 1 HBP: 1	WP: 1 PB: 0 SB: 1 CS: 0	PA: 47
<b>PITCHER</b>	IP	WLS	BF	H	R	ER	SO	BB	IBB	HBP	BLK	WP	HR	S	P	ERA	WHIP					
<b>Amaury Telemaco, R</b> ERA: 4.99	5.0		25	5	4	4	5	4	0	1	0	1	0	59	94	7.20	1.800					
<b>Chris Brock, R</b> ERA: 3.69	1.1	H	6	2	2	2	1	1	0	0	0	0	0	11	21	13.50	2.250					
<b>Rheal Cormier, L</b> ERA: 3.86	0.1	B	3	2	0	0	0	0	0	0	0	0	0	6	11	0.00	6.000					
<b>Wayne Gomes, R</b> ERA: 3.16	0.2		6	3	2	2	1	1	0	0	0	0	0	12	19	27.00	6.000					
<b>Eddie Oropesa, L</b> ERA: 5.4	1.2	W	7	1	0	0	1	0	1	0	0	0	0	17	27	0.00	0.600					

Montreal Expos @ Philadelphia Phillies  
Veterans Stadium, Philadelphia, PA  
Fri May 25 2001, 7:05 PM EDT  
Att: 12,538 - Cloudy - 61 F

AB 37  
R 8  
H 13  
RBI 7  
BB 7  
SO 8  
LOB 25




Batter	1	2	3	4	5	6	7	8	9	AB	R	H	RBI	BB	SO	LOB	BOTTOM					
<b>Doug Glanville, R</b> OBP: 0.287, SLG: 0.416	0-2 F9		1-3 K	0-0 F8		2-1 F9			3-3 K	5	0	0	0	0	2	3						
<b>11 Jimmy Rollins, S</b> OBP: 0.323, SLG: 0.410	0-1 F5		1-3 K		2-3 K	0-0 P6			0-3 K	5	0	0	0	0	3	2						
<b>Bobby Abreu, L</b> OBP: 0.335, SLG: 0.456	1-0 2B		1-2 G4-3		0-2 1B 2B		3-2 G6-3		4-2 1B HR BB	4	3	2	0	1	0	0						
<b>Scott Rolen, R</b> OBP: 0.352, SLG: 0.409	2-0 2B			1-2 G6-3	1-2 1B		2-0 P4		1-2 HR 1B	5	1	3	3	0	0	0						
<b>Travis Lee, L</b> OBP: 0.386, SLG: 0.493	0-2 P5			4-2 2B HR BB	0-1 F8		1-2 F8		0-2 HR	4	2	1	3	1	0	2						
<b>Pat Burrell, R</b> OBP: 0.376, SLG: 0.442		4-2 BB		0-1 HR 2B	0-3 K			1-1 G1-4-3		3	1	1	0	1	1	1						
<b>Johnny Estrada, S</b> OBP: 0.345, SLG: 0.481		0-0 F7		1-1 HR		1-0 E 2B		2-2 F7		4	2	2	3	0	0	1						
<b>Marlon Anderson, L</b> OBP: 0.333, SLG: 0.441		1-3 K		4-2 SH1-4 BB		1-1 F9		0-0 F7		3	0	0	0	1	1	2						
<b>Amaury Telemaco, R</b> OBP: 0.231, SLG: 0.597		3-2 G6-3		1-2 SH1-4		3-1 E6			4-0 BB 1B BB	1	0	0	0	0	0	1						
<b>Chris Brock, R</b> ERA: 3.69										0	0	0	0	0	0	0						
<b>Rheal Cormier, L</b> ERA: 3.86										0	0	0	0	0	0	0						
<b>Wayne Gomes, R</b> ERA: 3.16										0	0	0	0	0	0	0						
<b>Eddie Oropesa, L</b> ERA: 5.4										0	0	0	0	0	0	0						
<b>Rob Ducey, L</b> OBP: 0.217, SLG: 0.316										0	1	0	0	1	0	0						
<b>Inning Stats</b>	R: 1 E: 0 K: 0 S: 11	H: 2 LOB: 1 BB: 0 P: 14	R: 0 E: 0 K: 1 S: 9	H: 0 LOB: 1 BB: 1 P: 17	R: 0 E: 0 K: 2 S: 10	H: 0 LOB: 0 BB: 0 P: 13	R: 3 E: 0 K: 0 S: 16	H: 2 LOB: 1 BB: 2 P: 27	R: 1 E: 1 K: 0 S: 8	H: 1 LOB: 1 BB: 0 P: 15	R: 0 E: 0 K: 0 S: 7	H: 0 LOB: 0 BB: 0 P: 13	R: 0 E: 0 K: 0 S: 10	H: 0 LOB: 0 BB: 0 P: 13	R: 4 E: 0 K: 2 S: 15	H: 2 LOB: 0 BB: 2 P: 27	1B: 2 2B: 5 3B: 0 HR: 2	SF: 0 SAC: 1 DP: 0 HBP: 0	WP: 0 PB: 0 SB: 0 CS: 0	PA: 41		
<b>PITCHER</b>	IP	WLS	BF	H	R	ER	SO	BB	IBB	HBP	BLK	WP	HR	S	P	ERA	WHIP					
<b>Javier Vazquez, R</b> ERA: 4.93	6.0		29	7	6	5	5	3	0	0	0	0	1	70	105	7.50	1.667					
<b>Graeme Lloyd, L</b> ERA: 3.86	1.0		3	0	0	0	0	0	0	0	0	0	0	7	13	0.00	0.000					
<b>Guillermo Mota, R</b> ERA: 3.08	1.0	H	3	0	0	0	0	0	0	0	0	0	0	10	13	0.00	0.000					
<b>Ugueth Urbina, R</b> ERA: 5.73	0.2	L	6	2	4	4	2	2	0	0	0	0	1	15	27	54.00	6.000					


Montreal Expos @ Philadelphia Phillies  
Veterans Stadium, Philadelphia, PA  
Fri May 25 2001, 7:05 PM EDT  
Att: 12,538 - Cloudy - 61 F

AB 35  
R 10  
H 9  
RBI 9  
BB 5  
SO 7  
LOB 12







Batter	1	2	3	4	5	6	7	8	9	AB R H RBI BB SO LOB	TOP																																		
											<b>Montreal Expos @ Philadelphia Phillies</b> Veterans Stadium, Philadelphia, PA Sat May 26 2001, 7:05 PM EDT <a href="http://livebaseballscorecards.com">livebaseballscorecards.com</a>																																		
																				<b>AB 0</b> <b>R 0</b> <b>H 0</b> <b>RBI 0</b> <b>BB 0</b> <b>SO 0</b> <b>LOB 0</b>																									
																																													
Inning Stats																				1B: 0 SF: 0 WP: 0 PA: 0 2B: 0 SAC: 0 FB: 0 3B: 0 DP: 0 SB: 0 HR: 0 HBP: 0 CS: 0																									
PITCHER										IP		WLS	BF	H	R	ER	SO	BB	IBB	HBP	BLK	WP	HR	S	P	ERA	WHIP	PITCHER	IP	WLS	BF	H	R	ER	SO	BB	IBB	HBP	BLK	WP	HR	S	P	ERA	WHIP

Batter	1	2	3	4	5	6	7	8	9	AB R H RBI BB SO LOB	BOTTOM																																		
											<b>Montreal Expos @ Philadelphia Phillies</b> Veterans Stadium, Philadelphia, PA Sat May 26 2001, 7:05 PM EDT <a href="http://livebaseballscorecards.com">livebaseballscorecards.com</a>																																		
																				<b>AB 0</b> <b>R 0</b> <b>H 0</b> <b>RBI 0</b> <b>BB 0</b> <b>SO 0</b> <b>LOB 0</b>																									
																																													
Inning Stats																				1B: 0 SF: 0 WP: 0 PA: 0 2B: 0 SAC: 0 FB: 0 3B: 0 DP: 0 SB: 0 HR: 0 HBP: 0 CS: 0																									
PITCHER										IP		WLS	BF	H	R	ER	SO	BB	IBB	HBP	BLK	WP	HR	S	P	ERA	WHIP	PITCHER	IP	WLS	BF	H	R	ER	SO	BB	IBB	HBP	BLK	WP	HR	S	P	ERA	WHIP



Batter	1	2	3	4	5	6	7	8	9	AB R H RBI BB SO LOB	TOP																	
<b>Orlando Cabrera, R</b> OBP: 0.330, SLG: 0.443 (1, 6)	2-2 CS 1B		1-3 K		2-2 G4-3		2-2 F3		1-2 FC4-6	5 0 1 0 0 1 1	<b>Montreal Expos @ Philadelphia Phillies</b> Veterans Stadium, Philadelphia, PA Sun May 27 2001, 1:06 PM EDT Cloudy - 72 F  livebaseballscores.com  AB 34 R 5 H 9 RBI 5 BB 4 SO 10 LOB 17  																	
<b>Mike Mondoca, R</b> OBP: 0.289, SLG: 0.452 <b>Andy Tracy, L</b> OBP: 0.231, SLG: 0.353 (9, PH)	4-2 FC6-4 1B 1-2 BB		0-3 K		0-1 HR		2-3 K		1-0 P6	3 1 1 1 1 2 0 1 0 0 0 0 0 1																		
<b>Lee Stevens, L</b> OBP: 0.283, SLG: 0.439 (1, 3)	3-2 FC6-4 1-2 1B		2-0 F8		2-2 F8		0-0 L3		2-3 K	5 0 1 0 0 1 1																		
<b>Vladimir Guerrero, R</b> OBP: 0.371, SLG: 0.545 (1, 9)	1-1 FC6-4 1-2 2-3		0-1 E S 2B 1B		2-1 F7		1-1 G6-3			4 1 1 0 0 0 2																		
<b>Fernando Tatis, R</b> OBP: 0.357, SLG: 0.393 (1, 5)	3-3 K		4-2 2B SF9 BB		0-1 G3 1B		0-0 G3 HR 2B			3 2 2 0 1 1 2																		
<b>Milton Bradley, S</b> OBP: 0.322, SLG: 0.359 (1, 8)		0-2 2B	2-1 S 2B		3-2 G3 1-2		1-0 G3			4 0 2 1 0 0 2																		
<b>Mark Smith, R</b> OBP: 0.167 <b>Curtis Pride, L</b> OBP: 0.341, SLG: 0.425 (6, PH)	2-3 K		1-3 3-H SF9		1-3 K		2-2 HR			1 0 0 1 0 1 1 2 1 1 2 0 1 1																		
<b>Michael Barrett, R</b> OBP: 0.296, SLG: 0.316 (1, 2)	2-3 K		3-H 1-2 F7		4-0 IBB		0-2 F7			3 0 0 0 1 1 2																		
<b>Britt Reames, R</b> OBP: 0.333, SLG: 0.357 <b>Guillermo Mota, R</b> OBP: 0.200, SLG: 0.500 <b>Bob Scanlan, R</b> OBP: 0.285, SLG: 0.414 <b>Scott Strickland, R</b> OBP: 0.285, SLG: 0.414 <b>Graeme Lloyd, L</b> OBP: 0.285, SLG: 0.414 <b>Jose Mesa, R</b> OBP: 0.285, SLG: 0.414 (1, 1)	2-3 K		3-3 K		0-1 G6-3			4-2 FC4-6 BB	3 0 0 0 0 0 2 4 0 1 0 0																			
<b>Inning Stats</b>	R: 0 E: 0 K: 1 S: 22	H: 2 LOB: 2 BB: 1 P: 35	R: 0 E: 0 K: 3 S: 15	H: 1 LOB: 1 BB: 0 P: 21	R: 0 E: 0 K: 2 S: 7	H: 0 LOB: 0 BB: 0 P: 10	R: 2 E: 0 K: 1 S: 20	H: 2 LOB: 1 BB: 1 P: 31	R: 1 E: 0 K: 0 S: 13	H: 1 LOB: 0 BB: 0 P: 19		R: 0 E: 0 K: 1 S: 16	H: 1 LOB: 2 BB: 0 P: 24	R: 0 E: 0 K: 1 S: 10	H: 0 LOB: 0 BB: 0 P: 14	R: 2 E: 0 K: 0 S: 12	H: 2 LOB: 0 BB: 0 P: 16	R: 0 E: 0 K: 1 S: 13	H: 0 LOB: 1 BB: 1 P: 21	1B: 4 2B: 3 3B: 0 HR: 2	SF: 1 SAC: 0 DP: 0 HBP: 0	WP: 0 PB: 0 SB: 2 CS: 1	PA: 39					
<b>PITCHER</b>	IP WLS BF H R ER SO BB IBB HBP BLK WP HR S P ERA WHIP											<b>PITCHER</b>	IP WLS BF H R ER SO BB IBB HBP BLK WP HR S P ERA WHIP															
<b>Bruce Chen, L</b> ERA: 4.91 <b>Chris Brock, R</b> ERA: 3.52 <b>Wayne Gomes, R</b> ERA: 3.58 <b>Jose Mesa, R</b> ERA: 3.43	(1, 1) (6, 1) (7, 1) (9, 1)	5.0 1.0 2.0 1.0	WLS W H S	BF 5 8 4	H 6 1 0	R 3 2 0	ER 3 0 2 0	SO 7 1 2 0	BB 2 0 1 0	IBB 0 1 0 0	HBP 0 0 0 0	BLK 0 0 0 0	WP 0 0 0 0	HR 1 16 22 13	S 77 24 30 13	P 116 24 30 21	ERA 5.40 0.00 9.00 0.00	WHIP 1.600 1.000 1.000 1.000										

Batter	1	2	3	4	5	6	7	8	9	AB R H RBI BB SO LOB	BOTTOM																		
<b>Doug Glanville, R</b> OBP: 0.290, SLG: 0.413 (1, 8)	1-1 G4-3		4-0 11 G1-3 BB		0-1 1B		0-1 G5-3		2-3 K	4 0 1 0 1 1 1	<b>Montreal Expos @ Philadelphia Phillies</b> Veterans Stadium, Philadelphia, PA Sun May 27 2001, 1:06 PM EDT Cloudy - 72 F  livebaseballscores.com  AB 36 R 7 H 12 RBI 7 BB 5 SO 5 LOB 15  																		
<b>11 Jimmy Rollins, S</b> OBP: 0.325, SLG: 0.415 (1, 6)	1-0 G4-3		2-1 G1-3 1-2		1-1 F5		2-1 S 2B		2-1 BB BB 1B	5 1 2 1 0 0 2																			
<b>Bobby Abreu, L</b> OBP: 0.337, SLG: 0.448 (1, 9)	1-1 G5-3		3-3 K		2-0 G4-3		4-0 S 2B		4-2 BB BB	3 1 0 0 2 1 1																			
<b>Scott Rolen, R</b> OBP: 0.358, SLG: 0.423 (1, 5)		2-2 L8		0-1 G6-3		0-1 2B 2B		2-2 S BB 2B		4 1 2 2 1 0 0																			
<b>Travis Lee, L</b> OBP: 0.392, SLG: 0.500 (1, 3)		3-1 1B 1B		3-2 L7		1-1 HR 2B		4-0 SAFE E BB		4 1 2 1 1 0 3																			
<b>Pat Burrell, R</b> OBP: 0.375, SLG: 0.456 (1, 7)		1-3 K		0-3 K		1-2 HR		0-0 E6		4 1 1 2 0 2 2																			
<b>Marlon Anderson, L</b> OBP: 0.331, SLG: 0.436 (1, 4)		2-0 FC6-4 1-3 1B			1-2 G4-3		0-1 G6-3		0-2 G6-3	4 0 1 0 0 0 2																			
<b>Gary Bennett, R</b> OBP: 0.333, SLG: 0.333 (1, 2)		1-1 FC6-4 1-2			0-2 G1-6-3		2-1 1B		1-0 23 G3 1B	4 1 2 0 0 0 2																			
<b>Bruce Chen, L</b> ERA: 5.27 <b>Rob Ducey, R</b> OBP: 0.240, SLG: 0.500 <b>Chris Brock, R</b> ERA: 3.71 <b>Brian Hunter, R</b> ERA: 3.88 <b>Wayne Gomes, R</b> ERA: 4.26 <b>23 Kevin Jordan, R</b> OBP: 0.285, SLG: 0.414 <b>Jose Mesa, R</b> ERA: 3.43 (1, 1)			2-2 G4-3		0-0 HR		0-3 K		1-0 G3	1 0 0 0 0 0 0 1 1 1 1 0 0 0 0 0 0 0 0 0 0 1 0 0 0 0 1 1 0 0 0 0 0 0 0 1 0 0 0 0 0 1 0 0 0 0 0 0 0																			
<b>Inning Stats</b>	R: 0 E: 0 K: 0 S: 5	H: 0 LOB: 0 BB: 0 P: 8	R: 0 E: 0 K: 1 S: 11	H: 2 LOB: 2 BB: 0 P: 20	R: 0 E: 0 K: 1 S: 10	H: 0 LOB: 0 BB: 1 P: 21	R: 0 E: 0 K: 1 S: 8	H: 0 LOB: 0 BB: 0 P: 11	R: 1 E: 0 K: 0 S: 11	H: 2 LOB: 1 BB: 0 P: 13		R: 3 E: 0 K: 1 S: 15	H: 4 LOB: 1 BB: 0 P: 21	R: 2 E: 1 K: 0 S: 11	H: 2 LOB: 2 BB: 2 P: 23	R: 1 E: 0 K: 1 S: 13	H: 2 LOB: 3 BB: 2 P: 28	1B: 6 2B: 4 3B: 0 HR: 2	SF: 0 SAC: 0 DP: 0 HBP: 0	WP: 0 PB: 0 SB: 3 CS: 0	PA: 41								
<b>PITCHER</b>	IP WLS BF H R ER SO BB IBB HBP BLK WP HR S P ERA WHIP											<b>PITCHER</b>	IP WLS BF H R ER SO BB IBB HBP BLK WP HR S P ERA WHIP																
<b>Britt Reames, R</b> ERA: 5.27 <b>Guillermo Mota, R</b> ERA: 3.71 <b>Bob Scanlan, R</b> ERA: 3.88 <b>Scott Strickland, R</b> ERA: 4.26 <b>Graeme Lloyd, L</b> ERA: 3.8	(1, 1) (7, 1) (7, 1) (8, 1) (8, 1)	6.0 0.1 0.2 0.2 0.1	L L	WLS 4 4 3 3	BF 27 4 1 1	H 4 2 1 0	R 4 2 1 0	ER 4 2 1 0	SO 4 2 1 0	BB 1 0 0 0	IBB 0 0 0 0	HBP 0 0 0 0	BLK 0 0 0 0	WP 0 0 0 0	HR 2 6 5 6	S 27 7 10 11	P 94 15 10 11 15	ERA 6.00 54.00 13.50 0.00 0.00	WHIP 1.500 9.000 3.000 1.500 6.000										



Batter	1	2	3	4	5	6	7	8	9	AB	R	H	RBI	BB	SO	LOB	TOP					
<b>Orlando Cabrera, R</b> OBP: 0.332, SLG: 0.439	F9		G6-3	G6-3			G5-4-3 BB		2-2 1B	4	1	1	0	1	0	1	<b>Montreal Expos @ Philadelphia Phillies</b> Veterans Stadium, Philadelphia, PA Sun May 27 2001, 4:05 PM EDT Att: 22,451 - Cloudy - 68 F					
<b>Curtis Pride, L</b> OBP: 0.367, SLG: 0.432	FC6 HBP		F7				G5-4-3 1B		1-0 G6-3	4	1	2	0	0	0	1						
<b>Fernando Tatis, R</b> OBP: 0.347, SLG: 0.381	L9		K				G5-4-3			4	0	0	0	0	1	3						
<b>Vladimir Guerrero, R</b> OBP: 0.368, SLG: 0.556	FC6						F9			4	1	1	2	0	0	1						
<b>Lee Stevens, L</b> OBP: 0.287, SLG: 0.446										4	2	2	0	0	2	0						
<b>Milton Bradley, S</b> OBP: 0.322, SLG: 0.359										3	1	1	0	0	1	0						
<b>Geoff Blum, S</b> OBP: 0.333, SLG: 0.364										2	1	1	1	1	0	0						
<b>Mike Mordecai, R</b> OBP: 0.283, SLG: 0.442										1	0	0	0	0	0	0						
<b>Randy Knorr, R</b> OBP: 0.389, SLG: 0.633										2	0	0	1	1	0	0						
<b>Tony Armas, R</b> OBP: 0.222, SLG: 0.278										2	0	0	0	0	1	1						
<b>Scott Strickland, R</b> ERA: 3.85										0	0	0	0	0	0	0						
<b>Graeme Lloyd, L</b> ERA: 3.68										0	0	0	0	0	0	0						
<b>Ryan Minor, R</b> OBP: 0.259, SLG: 0.385										1	0	0	0	0	0	0						
<b>Ugueth Urbina, R</b> ERA: 4.5										0	0	0	0	0	0	0						
<b>Inning Stats</b>	R: 0 E: 0 K: 0 S: 6	H: 0 LOB: 1 BB: 0 P: 8	R: 1 E: 0 K: 0 S: 10	H: 1 LOB: 1 BB: 1 P: 15	R: 0 E: 0 K: 1 S: 7	H: 0 LOB: 0 BB: 0 P: 9	R: 3 E: 0 K: 0 S: 15	H: 3 LOB: 1 BB: 1 P: 27	R: 2 E: 0 K: 1 S: 16	H: 2 LOB: 0 BB: 0 P: 19	R: 0 E: 0 K: 1 S: 5	H: 0 LOB: 0 BB: 0 P: 6	R: 1 E: 0 K: 0 S: 10	H: 1 LOB: 0 BB: 1 P: 19	R: 0 E: 0 K: 2 S: 7	H: 0 LOB: 0 BB: 0 P: 13	R: 0 E: 0 K: 0 S: 7	H: 1 LOB: 1 BB: 0 P: 11	1B: 6 2B: 1 3B: 0 HR: 1	SF: 1 SAC: 2 DP: 1 HBP: 1	WP: 1 PB: 0 SB: 3 CS: 0	PA: 38
<b>PITCHER</b>	IP WLS BF H R ER SO BB IBB HBP BLK WP HR S P ERA WHIP																					
<b>Paul Byrd, R</b> ERA: 9.0	7.0 L 31 7 7 7 3 3 0 1 0 1 1 69 103 9.00 1.429																					
<b>Eddie Oropesa, L</b> ERA: 4.5	2.0 7 1 0 0 2 0 0 0 0 0 0 14 24 0.00 0.500																					

AB	31
R	7
H	8
RBI	4
BB	3
SO	5
LOB	7



Batter	1	2	3	4	5	6	7	8	9	AB	R	H	RBI	BB	SO	LOB	BOTTOM					
<b>Brian Hunter, R</b> OBP: 0.385, SLG: 0.364	G4-3		G6-3							4	0	0	0	0	1	1	<b>Montreal Expos @ Philadelphia Phillies</b> Veterans Stadium, Philadelphia, PA Sun May 27 2001, 4:05 PM EDT Att: 22,451 - Cloudy - 68 F					
<b>Marlon Anderson, L</b> OBP: 0.325, SLG: 0.427	P6									3	0	0	0	1	0	1						
<b>Bobby Abreu, L</b> OBP: 0.335, SLG: 0.449	G4-3		F7							4	0	1	0	0	0	1						
<b>Scott Rolen, R</b> OBP: 0.351, SLG: 0.413			F9							4	1	0	0	0	2	2						
<b>Travis Lee, L</b> OBP: 0.395, SLG: 0.497										3	1	1	0	1	0	1						
<b>Pat Burrell, R</b> OBP: 0.372, SLG: 0.451										4	0	1	0	0	2	4						
<b>Johnny Estrada, S</b> OBP: 0.364, SLG: 0.548										4	1	2	1	0	0	1						
<b>Tomas Perez, S</b> OBP: 0.321, SLG: 0.333										3	0	1	2	1	0	2						
<b>Paul Byrd, R</b> ERA: 3.85										1	0	0	0	0	0	1						
<b>Rob Ducey, L</b> OBP: 0.423, SLG: 0.476										1	0	0	0	0	0	0						
<b>Eddie Oropesa, L</b> ERA: 4.15										0	0	0	0	0	0	0						
<b>11 Jimmy Rollins, S</b> OBP: 0.324, SLG: 0.413										1	0	0	0	0	0	2						
<b>Inning Stats</b>	R: 0 E: 0 K: 0 S: 5	H: 0 LOB: 0 BB: 0 P: 9	R: 2 E: 0 K: 0 S: 17	H: 2 LOB: 1 BB: 1 P: 28	R: 0 E: 0 K: 1 S: 10	H: 0 LOB: 0 BB: 1 P: 18	R: 0 E: 0 K: 0 S: 7	H: 1 LOB: 0 BB: 0 P: 10	R: 0 E: 0 K: 1 S: 9	H: 0 LOB: 1 BB: 1 P: 15	R: 0 E: 0 K: 2 S: 17	H: 1 LOB: 1 BB: 0 P: 20	R: 0 E: 0 K: 0 S: 8	H: 0 LOB: 0 BB: 0 P: 14	R: 0 E: 0 K: 0 S: 5	H: 0 LOB: 0 BB: 0 P: 7	R: 1 E: 1 K: 1 S: 14	H: 2 LOB: 2 BB: 0 P: 21	1B: 3 2B: 3 3B: 0 HR: 0	SF: 0 SAC: 1 DP: 1 HBP: 0	WP: 0 PB: 0 SB: 0 CS: 0	PA: 36
<b>PITCHER</b>	IP WLS BF H R ER SO BB IBB HBP BLK WP HR S P ERA WHIP																					
<b>Tony Armas, R</b> ERA: 3.85	6.2 W 26 4 2 2 4 4 0 0 0 0 0 0 72 112 2.70 1.050																					
<b>Scott Strickland, R</b> ERA: 4.15	0.2 2 0 0 0 0 0 0 0 0 0 0 3 5 0.00 0.000																					
<b>Graeme Lloyd, L</b> ERA: 3.68	0.2 2 0 0 0 0 0 0 0 0 0 0 3 4 0.00 0.000																					
<b>Ugueth Urbina, R</b> ERA: 5.48	1.0 6 2 1 0 1 0 0 0 0 0 0 14 21 0.00 2.000																					

AB	32
R	3
H	6
RBI	3
BB	3
SO	5
LOB	16





Batter	1	2	3	4	5	6	7	8	9	10	AB	R	H	RBI	BB	SO	LOB	TOP
Doug Gianville, R OBP: 0.293, SLG: 0.428 (1, 8)	G5-3		K		HR		11 BLK 1B		G6-3		5	1	2	1	0	1	0	<b>Philadelphia Phillies @ New York Mets</b> Shea Stadium, Flushing, NY Mon May 28 2001, 1:10 PM EDT Att: 33,791 - Cloudy - 67 F
11 Jimmy Rollins, S OBP: 0.325, SLG: 0.418 (1, 6)	1B 2B		1B		K		K		L8		5	1	2	0	0	2	1	
Bobby Abreu, L OBP: 0.341, SLG: 0.447 (1, 9)	G5-3 2H 1B		BB		F7		G4-3			HR BB	3	1	1	1	2	0	1	
Scott Rolen, R OBP: 0.347, SLG: 0.408 (1, 5)	G5-3		K		F6		1B 1B		K		5	0	1	0	0	2	4	
Pat Burrell, R OBP: 0.378, SLG: 0.485 (1, 7)	G5-3		F9			SF8 3B	1B 1B		HR		5	2	3	2	0	0	3	
23 Kevin Jordan, R OBP: 0.375, SLG: 0.405 Travis Lee, L OBP: 0.396, SLG: 0.497 (1, 3) (7, 3)		G6-3		G6-3		G1-3	P4		1B		3	0	0	0	0	0	1	
Gary Bennett, R OBP: 0.316, SLG: 0.324 (1, 2)	F9		FC4 1B		SF8		K		F8		2	0	1	0	0	2		
Tomas Perez, S OBP: 0.303, SLG: 0.313 (1, 4)	1B		FC4 1B		P6		K		L8		5	0	1	0	0	1	4	
Randy Wolf, L OBP: 0.108, SLG: 0.063 Brian Hunter, C OBP: 0.108, SLG: 0.063 Ricky Bottalico, L OBP: 0.108, SLG: 0.063 Rob Ducey, L OBP: 0.108, SLG: 0.063 Jose Mesa, R OBP: 0.108, SLG: 0.063 Rheal Cormier, L OBP: 0.108, SLG: 0.063 (1, 1) (7, PH) (7, 1) (8, PH) (9, 1) (10, 1)	G1-3		G1-3		K		K				2	0	0	0	0	0	2	
<b>Inning Stats</b>	R: 1 E: 0 K: 0 S: 12	H: 2 LOB: 1 BB: 0 P: 19	R: 0 E: 0 K: 0 S: 7	H: 1 LOB: 1 BB: 0 P: 10	R: 0 E: 0 K: 2 S: 9	H: 1 LOB: 2 BB: 1 P: 18	R: 0 E: 0 K: 1 S: 8	H: 1 LOB: 0 BB: 0 P: 17	R: 0 E: 0 K: 2 S: 10	H: 1 LOB: 1 BB: 0 P: 16	R: 0 E: 0 K: 1 S: 13	H: 0 LOB: 0 BB: 0 P: 11	R: 2 E: 0 K: 1 S: 13	H: 2 LOB: 1 BB: 1 P: 20	1B: 8 2B: 1 3B: 1 HR: 2	SF: 1 SAC: 0 DP: 0 HBP: 0	WP: 0 PB: 0 SB: 2 CS: 0	
<b>PITCHER</b>	IP WLS BF H R ER SO BB IBB HBP BLK WP HR S P ERA WHIP	IP WLS BF H R ER SO BB IBB HBP BLK WP HR S P ERA WHIP	IP WLS BF H R ER SO BB IBB HBP BLK WP HR S P ERA WHIP	IP WLS BF H R ER SO BB IBB HBP BLK WP HR S P ERA WHIP	IP WLS BF H R ER SO BB IBB HBP BLK WP HR S P ERA WHIP	IP WLS BF H R ER SO BB IBB HBP BLK WP HR S P ERA WHIP	IP WLS BF H R ER SO BB IBB HBP BLK WP HR S P ERA WHIP	IP WLS BF H R ER SO BB IBB HBP BLK WP HR S P ERA WHIP	IP WLS BF H R ER SO BB IBB HBP BLK WP HR S P ERA WHIP	IP WLS BF H R ER SO BB IBB HBP BLK WP HR S P ERA WHIP	IP WLS BF H R ER SO BB IBB HBP BLK WP HR S P ERA WHIP	IP WLS BF H R ER SO BB IBB HBP BLK WP HR S P ERA WHIP	IP WLS BF H R ER SO BB IBB HBP BLK WP HR S P ERA WHIP	IP WLS BF H R ER SO BB IBB HBP BLK WP HR S P ERA WHIP	IP WLS BF H R ER SO BB IBB HBP BLK WP HR S P ERA WHIP	IP WLS BF H R ER SO BB IBB HBP BLK WP HR S P ERA WHIP	IP WLS BF H R ER SO BB IBB HBP BLK WP HR S P ERA WHIP	IP WLS BF H R ER SO BB IBB HBP BLK WP HR S P ERA WHIP

AB	41
R	5
H	12
RBI	5
BB	2
SO	9
LOB	21



Batter	1	2	3	4	5	6	7	8	9	10	AB	R	H	RBI	BB	SO	LOB	BOTTOM						
Benny Agbayani, R OBP: 0.377, SLG: 0.394 (1, 7)	F9		E S 1B	1-2 2-3 3-H BB		K		G5-3 2-3f			4	0	1	1	1	1	2	<b>Philadelphia Phillies @ New York Mets</b> Shea Stadium, Flushing, NY Mon May 28 2001, 1:10 PM EDT Att: 33,791 - Cloudy - 67 F						
Edgardo Alfonzo, R OBP: 0.335, SLG: 0.471 (1, 4)	P4		K	L8		F7		K			5	0	0	0	0	2	4							
31 Mike Piazza, R OBP: 0.330, SLG: 0.500 (1, 2)	G5-3		F9		2B 1B		1B		HR		5	1	3	1	0	0	1							
Todd Zeile, R OBP: 0.348, SLG: 0.362 (1, 3)	G5-3		1B BB	1-3 2B		F8		L8			4	1	1	0	1	0	1							
Robin Ventura, L OBP: 0.404, SLG: 0.503 (1, 5)	2B		E8 1B CS 1B	1-1 1H CS 1B	F9		F9		G3-1		5	0	2	0	0	0	3							
Tsuyoshi Shinjo, R OBP: 0.350, SLG: 0.485 Timo Perez, L OBP: 0.280, SLG: 0.302 (1, 8) (9, 9)	K		BB CS 1B	2-3 BB 1B		K			L8		3	1	1	0	1	2	2							
Joe McEwing, R OBP: 0.339, SLG: 0.420 Desi Relaford, S OBP: 0.385, SLG: 0.507 (8, PH) (9, 6)	BB		K	K		F8		F8			2	0	0	0	1	2	5							
Rey Ordóñez, R OBP: 0.253, SLG: 0.291 Lenny Harris, L OBP: 0.263, SLG: 0.283 Jerrold Riggan, R OBP: 0.280, SLG: 0.302 (1, 6) (8, PH) (9, 1) (10, 1)	F9		BB BB 1B	4-2 2-3 BB 1B		F8		G5-3 BB			2	0	0	0	1	0	5							
Todd Pratt, R OBP: 0.347, SLG: 0.342 (10, PH)			1B IBB	1-2 3-H IBB		G4-3		BB			0	0	0	0	1	0	0							
Al Leiter, L Darryl Hamilton, L Dennis Cook, L Rick White, R John Franco, L Darren Dreifort, L OBP: 0.203, SLG: 0.422 (1, 1) (8, PH) (7, 1) (8, 1) (8, 1) (8, 8)	K		K	1-2 2-3 BB				BB			1	0	0	0	1	1	0							
<b>Inning Stats</b>	R: 0 E: 0 K: 0 S: 5	H: 0 LOB: 0 BB: 0 P: 9	R: 0 E: 0 K: 1 S: 12	H: 1 LOB: 2 BB: 1 P: 24	R: 0 E: 1 K: 2 S: 11	H: 1 LOB: 1 BB: 1 P: 16	R: 2 E: 1 K: 1 S: 25	H: 2 LOB: 3 BB: 4 P: 46	R: 0 E: 0 K: 1 S: 13	H: 2 LOB: 3 BB: 1 P: 21	R: 0 E: 0 K: 1 S: 9	H: 0 LOB: 0 BB: 0 P: 12	R: 0 E: 0 K: 2 S: 12	H: 1 LOB: 1 BB: 0 P: 20	R: 0 E: 0 K: 0 S: 9	H: 0 LOB: 1 BB: 2 P: 20	R: 1 E: 0 K: 1 S: 9	H: 1 LOB: 0 BB: 0 P: 13	R: 0 E: 0 K: 2 S: 12	H: 0 LOB: 1 BB: 1 P: 21	1B: 5 2B: 2 3B: 0 HR: 1	SF: 0 SAC: 0 DP: 1 HBP: 0	WP: 0 PB: 0 SB: 1 CS: 2	PA: 45
<b>PITCHER</b>	IP WLS BF H R ER SO BB IBB HBP BLK WP HR S P ERA WHIP	IP WLS BF H R ER SO BB IBB HBP BLK WP HR S P ERA WHIP	IP WLS BF H R ER SO BB IBB HBP BLK WP HR S P ERA WHIP	IP WLS BF H R ER SO BB IBB HBP BLK WP HR S P ERA WHIP	IP WLS BF H R ER SO BB IBB HBP BLK WP HR S P ERA WHIP	IP WLS BF H R ER SO BB IBB HBP BLK WP HR S P ERA WHIP	IP WLS BF H R ER SO BB IBB HBP BLK WP HR S P ERA WHIP	IP WLS BF H R ER SO BB IBB HBP BLK WP HR S P ERA WHIP	IP WLS BF H R ER SO BB IBB HBP BLK WP HR S P ERA WHIP	IP WLS BF H R ER SO BB IBB HBP BLK WP HR S P ERA WHIP	IP WLS BF H R ER SO BB IBB HBP BLK WP HR S P ERA WHIP	IP WLS BF H R ER SO BB IBB HBP BLK WP HR S P ERA WHIP	IP WLS BF H R ER SO BB IBB HBP BLK WP HR S P ERA WHIP	IP WLS BF H R ER SO BB IBB HBP BLK WP HR S P ERA WHIP	IP WLS BF H R ER SO BB IBB HBP BLK WP HR S P ERA WHIP	IP WLS BF H R ER SO BB IBB HBP BLK WP HR S P ERA WHIP	IP WLS BF H R ER SO BB IBB HBP BLK WP HR S P ERA WHIP	IP WLS BF H R ER SO BB IBB HBP BLK WP HR S P ERA WHIP						

AB	36
R	3
H	8
RBI	2
BB	9
SO	10
LOB	24





Batter	1	2	3	4	5	6	7	8	9	AB	R	H	RBI	BB	SO	LOB	TOP		
Doug Glanville, R OBP: 0.290, SLG: 0.422	F8		G6-3		K		K	1B		5	0	1	0	0	2	1	Philadelphia Phillies @ New York Mets Shea Stadium, Flushing, NY Tue May 29 2001, 7:10 PM EDT Att: 26,579 - Cloudy - 65 F		
11 Jimmy Rollins, S OBP: 0.318, SLG: 0.407	F7		F8		K2-3		F5	G3		5	0	0	0	0	1	3			
Bobby Abreu, L OBP: 0.347, SLG: 0.454	F7			F9 2B		1B SF7 BB		2B E 1B	G6-3	4	3	2	0	1	0	0			
Scott Rolen, R OBP: 0.353, SLG: 0.415		HBP HBP		F9		S 1B		E7 HR 2B	F9	4	1	2	0	0	0	1			
Travis Lee, L OBP: 0.391, SLG: 0.487		K		K2-3		SF7		HR BB	F7	3	1	0	1	1	2	2			
Pat Burrell, R OBP: 0.381, SLG: 0.509		K		1B 2B		F7		HR		4	2	2	4	0	1	2			
Johanny Estrada, S OBP: 0.378, SLG: 0.529		HBP		2B 1B		F9		G3-1		3	0	1	1	0	0	1			
Marlon Anderson, L OBP: 0.321, SLG: 0.415		K		G3-1			G4-3	F7		4	0	0	0	0	1	3			
Omar Daal, L Rob Ducey, L Wayne Gomes, R Paul Byrd, R Ricky Bottalico, L Chris Brock, R			F8		B1-3		BB	1B BB		2	0	0	0	0	0	0		livebaseballscores.com WP: 0 PA: 41 PB: 0 SB: 0 CS: 1	
										0	0	0	0	0	0	0			
<b>Inning Stats</b>	R: 0 E: 0 K: 0 S: 8	H: 0 LOB: 0 BB: 0 P: 12	R: 0 E: 0 K: 3 S: 15	H: 0 LOB: 2 BB: 0 P: 22	R: 0 E: 0 K: 0 S: 7	H: 3 LOB: 1 BB: 0 P: 13	R: 2 E: 0 K: 1 S: 9	H: 3 LOB: 1 BB: 0 P: 15	R: 0 E: 0 K: 2 S: 11	H: 1 LOB: 0 BB: 1 P: 19	R: 0 E: 0 K: 1 S: 8	H: 0 LOB: 1 BB: 1 P: 14	R: 4 E: 1 K: 0 S: 18	H: 4 LOB: 2 BB: 2 P: 38	R: 0 E: 0 K: 0 S: 8	H: 0 LOB: 0 BB: 0 P: 11	1B: 4 2B: 3 3B: 0 HR: 1	SF: 1 SAC: 0 DP: 0 HBP: 2	
<b>PITCHER</b>	IP WLS BF H R ER SO BB IBB HBP BLK WP HR S P ERA WHIP	IP WLS BF H R ER SO BB IBB HBP BLK WP HR S P ERA WHIP																	
Kevin Appier, R ERA: 5.09	(1, 1) 7.0 0 29 4 3 3 7 2 0 2 0 0 0 0 69 110 3.86 0.857																		
Dennis Cook, L ERA: 4.5	(8, 1) 0.0 L 3 2 3 3 0 1 0 0 0 0 0 0 5 11 ∞ ∞																		
Turk Wendell, R ERA: 1.88	(8, 1) 1.0 0 6 2 1 1 0 1 0 0 0 0 0 1 13 27 9.00 3.000																		
Rick White, R ERA: 3.86	(9, 1) 1.0 0 3 0 0 0 0 0 0 0 0 0 0 0 8 11 0.00 0.000																		

Batter	1	2	3	4	5	6	7	8	9	AB	R	H	RBI	BB	SO	LOB	BOTTOM		
Benny Agbayani, R OBP: 0.373, SLG: 0.407	31 G6-3 3B		F8			G6-3		K		4	1	1	0	0	1	0	Philadelphia Phillies @ New York Mets Shea Stadium, Flushing, NY Tue May 29 2001, 7:10 PM EDT Att: 26,579 - Cloudy - 65 F		
Eduardo Alfonzo, R OBP: 0.332, SLG: 0.465	G3		F9			31 HR 1B		K		2	0	0	0	0	1				
Desi Relaford, S OBP: 0.388, SLG: 0.507										2	1	1	0	0	1	0			
31 Mike Piazza, R OBP: 0.333, SLG: 0.518	G6-3			G1-6-3 1B		1H HR		G5-3		4	1	2	3	0	0	0			
Todd Zeile, R OBP: 0.351, SLG: 0.361	PO BB			G1-6-3 1B		BB 1B			G6-3	3	0	1	0	1	0	1			
Robin Ventura, L OBP: 0.406, SLG: 0.497	PO	P5		F7		BB 1B			G6-4-3 BB	2	0	0	0	2	0	0			
Tsuyoshi Shinjo, R OBP: 0.340, SLG: 0.451		F3			G5-3	G4-3			G6-4-3	4	0	0	0	0	3				
Joe McEwing, R OBP: 0.328, SLG: 0.404		E5			G3		F7			2	0	0	0	0	0	0		livebaseballscores.com	
Darren Bragg, L OBP: 0.327, SLG: 0.413										1	0	0	0	0	0	0			
Rey Ordonez, R OBP: 0.248, SLG: 0.286		L7			G4-3		K			3	0	0	0	0	1	1			
Kevin Appier, R ERA: 3.65	(1, 1) 6.0 0 24 5 3 3 1 2 0 0 0 0 0 0 58 95 4.50 1.167																		
Darryl Hamilton, L ERA: 3.45	(7, PH) 1.0 W 3 0 0 0 1 0 0 0 0 0 0 5 9 0.00 0.000																		
Dennis Cook, L ERA: 2.32	(8, 1) 1.0 0 3 0 0 0 2 0 0 0 0 0 0 8 13 0.00 0.000																		
Turk Wendell, L ERA: 3.38	(8, 1) 1.0 0 3 0 0 0 0 1 0 0 0 0 0 9 15 0.00 1.000																		
<b>Inning Stats</b>	R: 1 E: 0 K: 0 S: 7	H: 1 LOB: 1 BB: 1 P: 16	R: 0 E: 1 K: 0 S: 8	H: 0 LOB: 0 BB: 0 P: 11	R: 0 E: 0 K: 0 S: 5	H: 0 LOB: 0 BB: 0 P: 6	R: 0 E: 0 K: 0 S: 10	H: 1 LOB: 0 BB: 0 P: 14	R: 0 E: 0 K: 1 S: 20	H: 3 LOB: 2 BB: 1 P: 36	R: 0 E: 0 K: 1 S: 5	H: 0 LOB: 0 BB: 0 P: 9	R: 0 E: 0 K: 2 S: 8	H: 0 LOB: 0 BB: 0 P: 13	R: 0 E: 0 K: 0 S: 9	H: 0 LOB: 0 BB: 1 P: 15	1B: 3 2B: 0 3B: 1 HR: 1	SF: 0 SAC: 0 DP: 2 HBP: 0	
<b>PITCHER</b>	IP WLS BF H R ER SO BB IBB HBP BLK WP HR S P ERA WHIP	IP WLS BF H R ER SO BB IBB HBP BLK WP HR S P ERA WHIP																	
Omar Daal, L ERA: 3.65	(1, 1) 6.0 0 24 5 3 3 1 2 0 0 0 0 0 0 58 95 4.50 1.167																		
Wayne Gomes, R ERA: 3.45	(7, 1) 1.0 W 3 0 0 0 1 0 0 0 0 0 0 5 9 0.00 0.000																		
Ricky Bottalico, R ERA: 2.32	(8, 1) 1.0 0 3 0 0 0 2 0 0 0 0 0 0 8 13 0.00 0.000																		
Chris Brock, R ERA: 3.38	(9, 1) 1.0 0 3 0 0 0 0 1 0 0 0 0 0 9 15 0.00 1.000																		



Batter	1	2	3	4	5	6	7	8	9	AB	R	H	RBI	BB	SO	LOB	TOP																					
Doug Glanville, R OBP: 0.293, SLG: 0.436	F9		F7					F9		5	1	2	2	0	0	2	Philadelphia Phillies @ New York Mets Shea Stadium, Flushing, NY Wed May 30 2001, 1:10 PM EDT Att: 24,077 - Cloudy - 61 F																					
11 Jimmy Rollins, S OBP: 0.320, SLG: 0.407	G3			K					1B S	5	0	2	0	0	2	2																						
Bobby Abreu, L OBP: 0.348, SLG: 0.465	G3			P4					FC4-2	4	2	1	1	1	0	1																						
Scott Rolen, R OBP: 0.363, SLG: 0.424	K								FC4-2	3	0	2	0	2	1	1																						
Travis Lee, L OBP: 0.391, SLG: 0.485									FC4-2	5	1	2	0	0	0	5																						
Pat Burrell, R OBP: 0.386, SLG: 0.506	K								FC4-2	3	1	1	1	2	1	1																						
Johnny Estrada, S OBP: 0.357, SLG: 0.487	G5-4-3								FC4-2	5	1	1	0	0	0	9																						
Marlon Anderson, L OBP: 0.320, SLG: 0.411									FC4-2	4	0	1	2	0	1	3																						
Robert Person, R Bryan Hunter, R Vicente Padilla, R 23 Kevin Jordan, R Rheal Cormier, L Jose Mesa, R									FC4-2	2	0	1	0	0	1	0																						
Inning Stats	R: 0 E: 0 K: 1 S: 14	H: 1 LOB: 1 BB: 0 P: 22	R: 0 E: 0 K: 1 S: 9	H: 1 LOB: 0 BB: 0 P: 11	R: 0 E: 0 K: 1 S: 5	H: 0 LOB: 0 BB: 0 P: 8	R: 0 E: 0 K: 1 S: 17	H: 0 LOB: 1 BB: 1 P: 28	R: 1 E: 0 K: 0 S: 10	H: 3 LOB: 2 BB: 0 P: 22	R: 1 E: 0 K: 2 S: 10	H: 2 LOB: 2 BB: 1 P: 20	R: 1 E: 0 K: 2 S: 11	H: 1 LOB: 0 BB: 0 P: 13	R: 2 E: 0 K: 0 S: 9	H: 3 LOB: 2 BB: 2 P: 20		R: 1 E: 0 K: 0 S: 14	H: 2 LOB: 2 BB: 2 P: 26	1B: 10 2B: 1 3B: 0 HR: 2	SF: 0 SAC: 0 DP: 3 HBP: 0	WP: 0 PB: 0 SB: 1 CS: 0	PA: 43															
PITCHER	IP	WLS	BF	H	R	ER	SO	BB	IBB	HBP	BLK	WP	HR	S	P	ERA	WHIP	PITCHER				IP	WLS	BF	H	R	ER	SO	BB	IBB	HBP	BLK	WP	HR	S	P	ERA	WHIP
Rick Reed, R ERA: 2.77	7.0		30	8	3	3	7	1	1	0	0	0	2	83	124	3.86	1.286																					
John Franco, L ERA: 5.14	1.0	L	7	3	2	2	0	2	0	0	0	0	0	9	20	18.00	5.000																					
Jerrod Riggan, R ERA: 4.91	1.0		6	2	1	1	0	2	0	0	0	0	0	14	26	9.00	4.000																					

AB 37  
R 6  
H 13  
RBI 6  
BB 6  
SO 7  
LOB 24



Batter	1	2	3	4	5	6	7	8	9	AB	R	H	RBI	BB	SO	LOB	BOTTOM																					
Darren Bragg, L OBP: 0.340, SLG: 0.408			K							3	0	1	0	1	2	0	Philadelphia Phillies @ New York Mets Shea Stadium, Flushing, NY Wed May 30 2001, 1:10 PM EDT Att: 24,077 - Cloudy - 61 F																					
Desi Relaford, S OBP: 0.381, SLG: 0.486			F8							3	0	0	0	1	0	2																						
31 Mike Piazza, R OBP: 0.332, SLG: 0.518			G6-3							4	1	1	0	0	1	2																						
Robin Ventura, L OBP: 0.403, SLG: 0.491										4	0	1	0	0	0	3																						
Todd Zeile, R OBP: 0.349, SLG: 0.359										4	1	1	1	0	1	4																						
Tsuyoshi Shinjo, R OBP: 0.331, SLG: 0.438										4	0	0	0	0	1	1																						
Timo Perez, L OBP: 0.288, SLG: 0.303										3	1	1	1	1	0	0																						
Rey Ordonez, R OBP: 0.254, SLG: 0.297										4	0	2	0	0	0	0																						
Rick Reed, R Darryl Hamilton, L John Franco, L Jerrod Riggan, R										1	0	0	1	0	0	1																						
Inning Stats	R: 0 E: 0 K: 2 S: 17	H: 1 LOB: 2 BB: 1 P: 28	R: 0 E: 0 K: 0 S: 10	H: 1 LOB: 1 BB: 0 P: 16	R: 0 E: 0 K: 1 S: 8	H: 0 LOB: 0 BB: 0 P: 12	R: 0 E: 0 K: 1 S: 10	H: 1 LOB: 0 BB: 0 P: 13	R: 1 E: 0 K: 0 S: 8	H: 1 LOB: 1 BB: 2 P: 19	R: 2 E: 1 K: 0 S: 6	H: 3 LOB: 0 BB: 0 P: 10	R: 0 E: 0 K: 1 S: 8	H: 0 LOB: 0 BB: 0 P: 13	R: 0 E: 1 K: 0 S: 12	H: 0 LOB: 1 BB: 0 P: 16		R: 0 E: 0 K: 0 S: 4	H: 0 LOB: 0 BB: 0 P: 6	1B: 5 2B: 3 3B: 0 HR: 0	SF: 1 SAC: 0 DP: 2 HBP: 0	WP: 0 PB: 0 SB: 0 CS: 1	PA: 36															
PITCHER	IP	WLS	BF	H	R	ER	SO	BB	IBB	HBP	BLK	WP	HR	S	P	ERA	WHIP	PITCHER				IP	WLS	BF	H	R	ER	SO	BB	IBB	HBP	BLK	WP	HR	S	P	ERA	WHIP
Robert Person, R ERA: 3.73	6.0		25	7	3	2	4	3	0	0	0	0	0	8	13	0.00	0.000																					
Vicente Padilla, R ERA: 3.97	1.0	W	3	0	0	0	1	0	0	0	0	0	0	8	13	0.00	0.000																					
Rheal Cormier, L ERA: 3.38	1.0	H	4	0	0	0	0	0	0	0	0	0	0	12	16	0.00	0.000																					
Jose Mesa, R ERA: 3.52	1.0	S	3	0	0	0	0	0	0	0	0	0	0	4	6	0.00	0.000																					

AB 31  
R 3  
H 7  
RBI 3  
BB 3  
SO 5  
LOB 13





Batter	1	2	3	4	5	6	7	8	9	AB	R	H	RBI	BB	SO	LOB	TOP					
Doug Glanville, R OBP: 0.295, SLG: 0.450			K2-3							5	2	2	1	0	3	3	<b>Philadelphia Phillies @ Montreal Expos</b> Olympic Stadium, Montreal, QB Thu May 31 2001, 7:05 PM EDT Att. 5,042 - Dome - 72 F					
11 Jimmy Rollins, S OBP: 0.317, SLG: 0.402										5	0	1	0	0	0	3						
Bobby Abreu, L OBP: 0.358, SLG: 0.479										3	1	3	1	1	0	0						
Scott Rolen, R OBP: 0.364, SLG: 0.423										5	1	2	0	0	1	3						
Travis Lee, L OBP: 0.396, SLG: 0.488										3	1	1	0	2	0	3						
Pat Burrell, R OBP: 0.391, SLG: 0.506										4	0	2	0	1	2	5						
Johnny Estrada, S OBP: 0.333, SLG: 0.452										3	0	0	0	0	0	5						
Brian Hunter, R OBP: 0.366, SLG: 0.343										0	0	0	0	0	0	0						
Gary Bennett, R OBP: 0.308, SLG: 0.314										1	0	0	0	0	1	3						
Marlon Anderson, L OBP: 0.310, SLG: 0.397										5	0	0	0	0	0	4						
Amaury Telemaco, R OBP: 0.188, SLG: 0.071										3	0	0	0	0	2	2						
23 Kevin Jordan, R OBP: 0.400, SLG: 0.419										1	0	1	0	0	0	0						
Rheal Cormier, L										0	0	0	0	0	0	0						
Rob Ducey, L OBP: 0.414, SLG: 0.435										1	0	0	0	0	0	1						
Jose Mesa, R										0	0	0	0	0	0	0						
<b>Inning Stats</b>	R: 1 E: 0 K: 2 S: 15	H: 2 LOB: 2 BB: 1 P: 26	R: 0 E: 0 K: 1 S: 10	H: 0 LOB: 0 BB: 0 P: 14	R: 0 E: 0 K: 1 S: 10	H: 1 LOB: 1 BB: 0 P: 13	R: 0 E: 0 K: 0 S: 10	H: 2 LOB: 2 BB: 0 P: 15	R: 1 E: 0 K: 0 S: 14	H: 3 LOB: 3 BB: 1 P: 24	R: 0 E: 0 K: 2 S: 7	H: 0 LOB: 0 BB: 0 P: 10	R: 0 E: 0 K: 0 S: 12	H: 1 LOB: 1 BB: 0 P: 19	R: 0 E: 1 K: 1 S: 9	H: 2 LOB: 2 BB: 0 P: 15	R: 3 E: 1 K: 2 S: 20	H: 1 LOB: 1 BB: 2 P: 34	1B: 9 2B: 2 3B: 0 HR: 1	SF: 1 SAC: 1 DP: 0 HBP: 0	WP: 0 PB: 0 SB: 2 CS: 0	PA: 45
<b>PITCHER</b>	IP WLS BF H R ER SO BB IBB HBP BLK WP HR S P ERA WHIP																					
Hideki Irabu, R ERA: 3.6	(1, 1) 5.0 25 8 2 2 4 2 2 0 0 0 0 0 1 59 92 3.60 2.000																					
Darwin Cubillan, R ERA:	(6, 1) 1.2 6 1 0 0 2 0 0 0 0 0 0 0 0 15 22 0.00 0.600																					
Graeme Lloyd, L ERA: 3.57	(7, 1) 0.2 5 2 0 0 0 0 0 0 0 0 0 0 0 9 15 0.00 3.000																					
Scott Strickland, R ERA: 4.08	(8, 1) 1.2 L 9 1 3 0 3 2 0 0 0 0 0 0 0 24 41 0.00 1.800																					

Batter	1	2	3	4	5	6	7	8	9	AB	R	H	RBI	BB	SO	LOB	BOTTOM			
Orlando Cabrera, R OBP: 0.324, SLG: 0.422										4	0	0	0	0	0	0	<b>Philadelphia Phillies @ Montreal Expos</b> Olympic Stadium, Montreal, QB Thu May 31 2001, 7:05 PM EDT Att. 5,042 - Dome - 72 F			
Curtis Pride, L OBP: 0.400, SLG: 0.481										2	1	1	0	1	0	0				
Terry Jones, S										1	0	0	0	0	0	0				
Milton Bradley, S OBP: 0.305, SLG: 0.339										4	0	0	0	0	1	2				
Vladimir Guerrero, R OBP: 0.359, SLG: 0.528										3	0	1	1	0	1	1				
Lee Stevens, L OBP: 0.298, SLG: 0.475										4	0	2	0	0	1	2				
Fernando Tatis, R OBP: 0.333, SLG: 0.357										2	0	0	0	0	1	0				
Graeme Lloyd, L										0	0	0	0	0	0	0				
Scott Strickland, R										0	0	0	0	0	0	0				
Andy Tracy, L OBP: 0.220, SLG: 0.333										1	0	0	0	0	0	1				
Michael Barrett, R OBP: 0.299, SLG: 0.344										4	1	1	1	0	0	3				
Geoff Blum, S OBP: 0.346, SLG: 0.371										3	0	0	0	0	2	2				
Hideki Irabu, R										2	0	0	0	0	0	2				
Darwin Cubillan, R										0	0	0	0	0	0	0				
Mike Mordecai, R OBP: 0.288, SLG: 0.429										1	0	0	0	0	0	0				
<b>Inning Stats</b>	R: 0 E: 0 K: 1 S: 13	H: 0 LOB: 1 BB: 1 P: 20	R: 0 E: 0 K: 1 S: 17	H: 1 LOB: 2 BB: 0 P: 25	R: 1 E: 1 K: 2 S: 12	H: 2 LOB: 1 BB: 0 P: 23	R: 1 E: 0 K: 0 S: 8	H: 1 LOB: 0 BB: 0 P: 11	R: 0 E: 0 K: 1 S: 4	H: 0 LOB: 0 BB: 0 P: 6	R: 0 E: 0 K: 1 S: 9	H: 0 LOB: 0 BB: 0 P: 12	R: 0 E: 0 K: 0 S: 7	H: 0 LOB: 0 BB: 0 P: 8	R: 0 E: 0 K: 0 S: 8	H: 1 LOB: 1 BB: 0 P: 8	1B: 2 2B: 2 3B: 0 HR: 1	SF: 0 SAC: 0 DP: 1 HBP: 2	WP: 0 PB: 0 SB: 0 CS: 0	PA: 34
<b>PITCHER</b>	IP WLS BF H R ER SO BB IBB HBP BLK WP HR S P ERA WHIP																			
Amaury Telemaco, R ERA: 4.7	(1, 1) 7.0 27 4 2 2 6 1 0 0 0 0 0 0 0 7 68 103 2.57 0.714																			
Rheal Cormier, L ERA: 3.19	(8, 1) 1.0 W 3 0 0 0 0 0 0 0 0 0 0 0 0 7 8 0.00 0.000																			
Jose Mesa, R ERA: 3.38	(9, 1) 1.0 S 4 1 0 0 0 0 0 0 0 0 0 0 0 8 8 0.00 1.000																			

AB	39
R	5
H	12
RBI	2
BB	4
SO	9
LOB	32









Batter	1	2	3	4	5	6	7	8	9	AB	R	H	RBI	BB	SO	LOB	TOP								
Doug Glanville, R (1, 8) OBP: 0.291, SLG: 0.438	1-2 F8	0-0 G1-3				0-0 HR BB 1B	1-3 K		2-2 P4	5	1	1	0	0	1	3									
11 Jimmy Rollins, S (1, 6) OBP: 0.316, SLG: 0.392	3-2 HR 1B		1-2 G6-3			2-1 F8	1-3 K		2-1 G4-3	5	1	1	0	0	1	1									
Bobby Abreu, L (1, 9) OBP: 0.372, SLG: 0.505	2-2 HR 1H		2-1 F9		4-2 HR BB		4-2 S BB			2	2	1	2	2	0	0									
Scott Rolen, R (1, 5) OBP: 0.369, SLG: 0.456	3-2 F2		1-3 K		1-0 HR 1H 2H		1-3 K			4	1	1	3	0	2	1									
Travis Lee, L (1, 3) OBP: 0.384, SLG: 0.466	2-3 K			1-3 K	1-2 G1-3		0-1 P6			4	0	0	0	0	2	1									
Pat Burrell, R (1, 7) OBP: 0.394, SLG: 0.503		4-2 SH5-3 BB		1-1 G3	3-2 G5-3			3-2 G6-4-3 1B		3	0	1	0	1	0	0									
Tomas Perez, S (1, 4) OBP: 0.297, SLG: 0.333	0-1 P4			0-0 FC6-4 2B		3-2 F9		2-1 F7		4	0	1	0	0	0	2									
Gary Bennett, R (1, 2) OBP: 0.333, SLG: 0.306	4-1 SH5-3			4-0 FC6-4		0-0 P4		0-0 G6-4-3		1	0	0	0	2	0	0									
Johnny Estrada, S (8, PH) OBP: 0.314, SLG: 0.438	1-2 BB			1-2 IBB		1-2 P4		1-2 G6-4-3		1	0	0	0	0	0	1									
Randy Wolf, L (1, 1) OBP: 0.095, SLG: 0.050	0-0 SH5-3			0-0 FC6-4		0-1				1	0	0	0	0	0	2									
Chris Brock, R (5, 1) OBP: 0.333, SLG: 0.333	1-2 SH5-3			1-2 FC6-4						1	0	1	0	0	0	0									
Eddie Oropesa, L (7, 1) OBP: 0.333, SLG: 0.333	1-2 SH5-3			1-2 FC6-4						0	0	0	0	0	0	0									
Vicente Padilla, R (8, 1) OBP: 0.387, SLG: 0.400	1-2 2-3			1-2 2-3						1	0	0	0	0	0	0									
Rob Ducey, L (9, PH) OBP: 0.387, SLG: 0.400	1-2 2-3			1-2 2-3						1	0	0	0	0	1	0									
<b>Inning Stats</b>	R: 2 E: 0 K: 1 S: 18	H: 2 LOB: 0 BB: 0 P: 29	R: 0 E: 0 K: 0 S: 7	H: 0 LOB: 2 BB: 2 P: 15	R: 0 E: 0 K: 1 S: 8	H: 0 LOB: 0 BB: 0 P: 12	R: 0 E: 0 K: 1 S: 7	H: 1 LOB: 2 BB: 1 P: 13	R: 3 E: 0 K: 0 S: 12	H: 2 LOB: 0 BB: 1 P: 23	R: 0 E: 0 K: 1 S: 14	H: 1 LOB: 1 BB: 0 P: 18	R: 0 E: 0 K: 2 S: 12	H: 0 LOB: 1 BB: 1 P: 18	R: 0 E: 0 K: 0 S: 7	H: 1 LOB: 0 BB: 0 P: 12	R: 0 E: 0 K: 1 S: 8	H: 0 LOB: 0 BB: 0 P: 13	1B: 4 2B: 1 3B: 0 HR: 2	SF: 0 SAC: 1 DP: 1 HBP: 0	WP: 0 PB: 0 SB: 1 CS: 0	PA: 38			
<b>PITCHER</b>	IP WLS BF H R ER SO BB IBB HBP BLK WP HR S P ERA WHIP	IP WLS BF H R ER SO BB IBB HBP BLK WP HR S P ERA WHIP	IP WLS BF H R ER SO BB IBB HBP BLK WP HR S P ERA WHIP	IP WLS BF H R ER SO BB IBB HBP BLK WP HR S P ERA WHIP	IP WLS BF H R ER SO BB IBB HBP BLK WP HR S P ERA WHIP	IP WLS BF H R ER SO BB IBB HBP BLK WP HR S P ERA WHIP	IP WLS BF H R ER SO BB IBB HBP BLK WP HR S P ERA WHIP	IP WLS BF H R ER SO BB IBB HBP BLK WP HR S P ERA WHIP	IP WLS BF H R ER SO BB IBB HBP BLK WP HR S P ERA WHIP	IP WLS BF H R ER SO BB IBB HBP BLK WP HR S P ERA WHIP	IP WLS BF H R ER SO BB IBB HBP BLK WP HR S P ERA WHIP	IP WLS BF H R ER SO BB IBB HBP BLK WP HR S P ERA WHIP	IP WLS BF H R ER SO BB IBB HBP BLK WP HR S P ERA WHIP	IP WLS BF H R ER SO BB IBB HBP BLK WP HR S P ERA WHIP	IP WLS BF H R ER SO BB IBB HBP BLK WP HR S P ERA WHIP	IP WLS BF H R ER SO BB IBB HBP BLK WP HR S P ERA WHIP	IP WLS BF H R ER SO BB IBB HBP BLK WP HR S P ERA WHIP	IP WLS BF H R ER SO BB IBB HBP BLK WP HR S P ERA WHIP	IP WLS BF H R ER SO BB IBB HBP BLK WP HR S P ERA WHIP	IP WLS BF H R ER SO BB IBB HBP BLK WP HR S P ERA WHIP	IP WLS BF H R ER SO BB IBB HBP BLK WP HR S P ERA WHIP	IP WLS BF H R ER SO BB IBB HBP BLK WP HR S P ERA WHIP	IP WLS BF H R ER SO BB IBB HBP BLK WP HR S P ERA WHIP	IP WLS BF H R ER SO BB IBB HBP BLK WP HR S P ERA WHIP	
Tony Armas, R (1, 1) ERA: 3.42	6.0 W 28 6 5 5 4 3 1 0 0 0 2 66 110 7.50 1.500	1.0 H 4 0 0 0 2 1 0 0 0 0 0 12 18 0.00 1.000	1.0 H 3 1 0 0 0 0 0 0 0 0 0 8 13 0.00 1.000	1.0 3 0 0 0 1 0 0 0 0 0 0 8 13 0.00 0.000																					
Graeme Lloyd, L (7, 1) ERA: 3.42																									
Scott Strickland, R (8, 1) ERA: 3.98																									
Ugueth Urbina, R (9, 1) ERA: 5.4																									

Philadelphia Phillies @ Montreal Expos  
Olympic Stadium, Montreal, QB  
Sat Jun 02 2001, 7:05 PM EDT  
Att: 7,810 - Dome - 72 F

AB 32  
R 5  
H 7  
RBI 5  
BB 5  
SO 7  
LOB 11



Batter	1	2	3	4	5	6	7	8	9	AB	R	H	RBI	BB	SO	LOB	BOTTOM							
Mike Mordecai, R (1, 4) OBP: 0.289, SLG: 0.429	2-1 2B			1-1 SH 2B		2-2 G5-3		0-2 2B 1B		3	1	1	1	0	1	2								
Graeme Lloyd, L (7, 1) ERA: 3.42				1-2 3H						0	0	0	0	0	0	0								
Scott Strickland, R (8, 1) OBP: 0.297, SLG: 0.340	4-0 2B			1-2 L6						0	0	0	0	0	0	0								
Michael Barrett, R (8, PH) OBP: 0.297, SLG: 0.340				1-2 3H						1	1	1	0	0	0	0								
Ugueth Urbina, R (9, 1) ERA: 5.4				1-2 3H						0	0	0	0	0	0	0								
Geoff Blum, S (1, 5) OBP: 0.348, SLG: 0.375	4-0 2B			1-2 L6						4	2	1	2	1	0	4								
Vladimir Guerrero, R (1, 9) OBP: 0.379, SLG: 0.592	0-1 WP SF9 1H 2H		0-2 G6-3	3-1 1H 2H				0-2 G5-3 1B 2B		5	3	4	6	0	0	0								
Lee Stevens, L (1, 3) OBP: 0.296, SLG: 0.464	3-3 K		2-3 K					0-2 G5-3		4	0	1	0	1	2	2								
Orlando Cabrera, R (1, 6) OBP: 0.316, SLG: 0.410	0-0 SF9		1-1 F9		2-2 F8		1-2 FC4-6	2-1 1B		4	0	1	2	0	0	2								
Randy Knorr, R (1, 2) OBP: 0.381, SLG: 0.571	0-3 K			4-2 2B 1B		1-3 K		0-0 G4-3		4	1	0	0	1	3	3								
Mark Smith, R (1, 7) OBP: 0.263, SLG: 0.167		1-2 1B		0-3 K		0-3 K		4-2 1B 1B		2	0	1	0	0	1	1								
Curtis Pride, L (6, PH) OBP: 0.397, SLG: 0.464				1-1 K				1B 2B		1	1	0	0	1	1	1								
Terry Jones, S (1, 8) OBP: 0.250, SLG: 0.375	1-1 SH1-4			0-0 1B		3-2 F8		1-3 K		4	1	2	0	0	1	1								
Tony Armas, R (1, 1) OBP: 0.263, SLG: 0.316		0-1 SH1-4		3-1 1B		3-2 P4		1-0 1B		1	1	1	1	0	0	0								
Fernando Tatis, R (6, PH) OBP: 0.339, SLG: 0.359				2-3 3H				1-2 2B 1B		2	1	1	0	0	0	0								
<b>Inning Stats</b>	R: 3 E: 0 K: 2 S: 14	H: 2 LOB: 1 BB: 1 P: 23	R: 0 E: 0 K: 1 S: 13	H: 2 LOB: 0 BB: 0 P: 18	R: 0 E: 0 K: 1 S: 8	H: 0 LOB: 0 BB: 0 P: 11	R: 3 E: 1 K: 1 S: 18	H: 3 LOB: 2 BB: 1 P: 30	R: 0 E: 0 K: 2 S: 11	H: 1 LOB: 1 BB: 0 P: 14	R: 0 E: 0 K: 0 S: 11	H: 0 LOB: 0 BB: 0 P: 19	R: 1 E: 0 K: 1 S: 11	H: 1 LOB: 1 BB: 1 P: 19	R: 5 E: 0 K: 1 S: 24	H: 5 LOB: 1 BB: 1 P: 34	1B: 7 2B: 6 3B: 0 HR: 1	SF: 1 SAC: 2 DP: 0 HBP: 0	WP: 1 PB: 0 SB: 0 CS: 0	PA: 42				
<b>PITCHER</b>	IP WLS BF H R ER SO BB IBB HBP BLK WP HR S P ERA WHIP	IP WLS BF H R ER SO BB IBB HBP BLK WP HR S P ERA WHIP	IP WLS BF H R ER SO BB IBB HBP BLK WP HR S P ERA WHIP	IP WLS BF H R ER SO BB IBB HBP BLK WP HR S P ERA WHIP	IP WLS BF H R ER SO BB IBB HBP BLK WP HR S P ERA WHIP	IP WLS BF H R ER SO BB IBB HBP BLK WP HR S P ERA WHIP	IP WLS BF H R ER SO BB IBB HBP BLK WP HR S P ERA WHIP	IP WLS BF H R ER SO BB IBB HBP BLK WP HR S P ERA WHIP	IP WLS BF H R ER SO BB IBB HBP BLK WP HR S P ERA WHIP	IP WLS BF H R ER SO BB IBB HBP BLK WP HR S P ERA WHIP	IP WLS BF H R ER SO BB IBB HBP BLK WP HR S P ERA WHIP	IP WLS BF H R ER SO BB IBB HBP BLK WP HR S P ERA WHIP	IP WLS BF H R ER SO BB IBB HBP BLK WP HR S P ERA WHIP	IP WLS BF H R ER SO BB IBB HBP BLK WP HR S P ERA WHIP	IP WLS BF H R ER SO BB IBB HBP BLK WP HR S P ERA WHIP	IP WLS BF H R ER SO BB IBB HBP BLK WP HR S P ERA WHIP	IP WLS BF H R ER SO BB IBB HBP BLK WP HR S P ERA WHIP	IP WLS BF H R ER SO BB IBB HBP BLK WP HR S P ERA WHIP	IP WLS BF H R ER SO BB IBB HBP BLK WP HR S P ERA WHIP	IP WLS BF H R ER SO BB IBB HBP BLK WP HR S P ERA WHIP	IP WLS BF H R ER SO BB IBB HBP BLK WP HR S P ERA WHIP	IP WLS BF H R ER SO BB IBB HBP BLK WP HR S P ERA WHIP	IP WLS BF H R ER SO BB IBB HBP BLK WP HR S P ERA WHIP	IP WLS BF H R ER SO BB IBB HBP BLK WP HR S P ERA WHIP
Randy Wolf, L (1, 1) ERA: 4.0	4.0 L 21 7 6 5 5 2 0 0 0 0 0 1 26 38 3.86 0.857	2.1 9 2 1 1 2 0 0 0 0 0 0 14 27 18.00 3.000	1.0 6 1 2 2 2 2 0 0 0 0 0 0 17 21 40.50 6.000																					
Chris Brock, R (5, 1) ERA: 3.42																								
Eddie Oropesa, L (7, 1) ERA: 5.54																								
Vicente Padilla, R (8, 1) ERA: 5.54																								

Philadelphia Phillies @ Montreal Expos  
Olympic Stadium, Montreal, QB  
Sat Jun 02 2001, 7:05 PM EDT  
Att: 7,810 - Dome - 72 F

AB 35  
R 12  
H 14  
RBI 12  
BB 4  
SO 9  
LOB 16









Batter	1	2	3	4	5	6	7	8	9	AB	R	H	RBI	BB	SO	LOB	TOP								
<b>Timo Perez, L</b> OBP: 0.288, SLG: 0.288 (1, 9)										4	0	0	0	1	1	1	<b>New York Mets @ Philadelphia Phillies</b> Veterans Stadium, Philadelphia, PA Tue Jun 05 2001, 7:05 PM EDT Att: 22,060 - Cloudy - 79 F								
<b>Darryl Hamilton, L</b> OBP: 0.282, SLG: 0.247 (1, 7)										5	1	1	0	0	1	4									
<b>31 Mike Piazza, R</b> OBP: 0.338, SLG: 0.540 (1, 2)										5	2	2	1	0	1	0									
<b>Robin Ventura, L</b> OBP: 0.425, SLG: 0.517 (1, 5)										5	3	3	1	0	0	0									
<b>Todd Zeile, R</b> OBP: 0.349, SLG: 0.353 (1, 3)										4	1	2	2	1	0	0									
<b>Tsuyoshi Shinjo, R</b> OBP: 0.329, SLG: 0.451 (1, 8)										5	2	2	2	0	0	2									
<b>Desi Relaford, S</b> OBP: 0.383, SLG: 0.479 (1, 4)										4	0	3	3	0	0	0									
<b>Joe McEwing, R</b> OBP: 0.328, SLG: 0.393 (1, 6)										5	0	2	0	0	1	3									
<b>Rick Reed, R</b> OBP: 0.161, SLG: 0.172 (1, 1)										3	0	0	0	0	1	4									
<b>Inning Stats</b>	R: 0 E: 0 K: 1 S: 6	H: 0 LOB: 0 BB: 0 P: 10	R: 0 E: 0 K: 0 S: 5	H: 0 LOB: 0 BB: 0 P: 10	R: 0 E: 0 K: 0 S: 14	H: 1 LOB: 2 BB: 1 P: 26	R: 2 E: 0 K: 0 S: 18	H: 4 LOB: 2 BB: 0 P: 26	R: 5 E: 0 K: 2 S: 30	H: 6 LOB: 1 BB: 0 P: 43	R: 0 E: 0 K: 0 S: 10	H: 0 LOB: 0 BB: 0 P: 14	R: 0 E: 0 K: 0 S: 6	H: 0 LOB: 0 BB: 0 P: 8	R: 0 E: 1 K: 0 S: 16	H: 1 LOB: 2 BB: 0 P: 25	R: 2 E: 0 K: 0 S: 9	H: 3 LOB: 1 BB: 1 P: 17	1B: 8 2B: 6 3B: 0 HR: 1	SF: 1 SAC: 1 DP: 0 HBP: 0	WP: 2 PB: 0 SB: 0 CS: 0	PA: 44			
<b>PITCHER</b>	IP	WLS	BF	H	R	ER	SO	BB	IBB	HBP	BLK	WP	HR	S	P	ERA	WHIP								
<b>Robert Person, R</b> ERA: 4.34 (1, 1)	4.1	L	24	10	7	7	1	1	0	0	0	2	0	59	96	14.54	2.538								
<b>Vicente Padilla, R</b> ERA: 4.91 (5, 1)	1.2		6	1	0	0	4	0	0	0	0	0	0	24	33	0.00	0.600								
<b>Jose Santiago, R</b> ERA: 6.32 (7, 1)	2.0		8	1	0	0	0	0	0	0	0	0	0	22	33	0.00	0.500								
<b>Chris Brock, R</b> ERA: 4.13 (9, 1)	1.0		6	3	2	2	0	1	0	0	0	0	1	9	17	18.00	4.000								

AB	40
R	9
H	15
RBI	9
BB	2
SO	5
LOB	14



Batter	1	2	3	4	5	6	7	8	9	AB	R	H	RBI	BB	SO	LOB	BOTTOM								
<b>Doug Glanville, R</b> OBP: 0.294, SLG: 0.436 (1, 8)										4	0	2	0	0	1	1	<b>New York Mets @ Philadelphia Phillies</b> Veterans Stadium, Philadelphia, PA Tue Jun 05 2001, 7:05 PM EDT Att: 22,060 - Cloudy - 79 F								
<b>11 Jimmy Rollins, S</b> OBP: 0.310, SLG: 0.382 (1, 6)										4	0	0	0	0	0	3									
<b>Bobby Abreu, L</b> OBP: 0.376, SLG: 0.512 (1, 9)										2	0	0	0	2	1	0									
<b>Scott Rolen, R</b> OBP: 0.363, SLG: 0.447 (1, 5)										4	0	0	0	0	0	3									
<b>Travis Lee, L</b> OBP: 0.379, SLG: 0.453 (1, 3)										3	0	1	0	1	0	0									
<b>Pat Burrell, R</b> OBP: 0.379, SLG: 0.482 (1, 7)										4	0	0	0	0	0	2									
<b>Marlon Anderson, L</b> OBP: 0.308, SLG: 0.386 (1, 4)										3	0	0	0	0	1	0									
<b>Johnny Estrada, S</b> OBP: 0.293, SLG: 0.400 (1, 2)										3	0	0	0	0	0	0									
<b>Robert Person, R</b> ERA: 4.15, SLG: 0.190 (5, 1)										1	0	0	0	0	0	0									
<b>Brian Hunter, R</b> OBP: 0.296, SLG: 0.361 (5, 1)										0	0	0	0	0	0	0									
<b>Jose Santiago, R</b> OBP: 0.340, SLG: 0.361 (7, 1)										0	0	0	0	0	0	0									
<b>Rob Ducey, L</b> OBP: 0.340, SLG: 0.370 (8, 1)										0	0	0	0	0	0	0									
<b>Chris Brock, R</b> OBP: 0.333, SLG: 0.333 (9, 1)										0	0	0	0	0	0	0									
<b>Inning Stats</b>	R: 0 E: 0 K: 0 S: 8	H: 0 LOB: 1 BB: 1 P: 12	R: 0 E: 0 K: 1 S: 6	H: 0 LOB: 0 BB: 0 P: 7	R: 0 E: 0 K: 0 S: 10	H: 1 LOB: 1 BB: 0 P: 14	R: 0 E: 0 K: 1 S: 10	H: 0 LOB: 0 BB: 0 P: 17	R: 0 E: 0 K: 0 S: 7	H: 0 LOB: 0 BB: 0 P: 11	R: 0 E: 0 K: 1 S: 11	H: 1 LOB: 2 BB: 1 P: 19	R: 0 E: 0 K: 0 S: 4	H: 0 LOB: 0 BB: 1 P: 8	R: 0 E: 0 K: 1 S: 10	H: 1 LOB: 1 BB: 0 P: 15	R: 0 E: 0 K: 0 S: 7	H: 1 LOB: 1 BB: 0 P: 8	1B: 4 2B: 0 3B: 0 HR: 0	SF: 0 SAC: 0 DP: 1 HBP: 0	WP: 0 PB: 0 SB: 1 CS: 0	PA: 33			
<b>PITCHER</b>	IP	WLS	BF	H	R	ER	SO	BB	IBB	HBP	BLK	WP	HR	S	P	ERA	WHIP								
<b>Rick Reed, R</b> ERA: 2.49 (1, 1)	9.0	W	33	4	0	0	4	3	0	0	0	0	0	73	111	0.00	0.778								

AB	30
R	0
H	4
RBI	0
BB	3
SO	4
LOB	9





Batter	1	2	3	4	5	6	7	8	9	AB	R	H	RBI	BB	SO	LOB	TOP			
Timo Perez, L (1,9) OBP: 0.279, SLG: 0.279 Armando Benitez, R (8,1)	G1-3		B5-3		F7			G6-4-3		4	0	0	0	0	0	1				
Darryl Hamilton, L (1,7) OBP: 0.279, SLG: 0.260	1B		1B		L4				31 1B E	3	1	2	0	1	0	0				
31 Mike Piazza, R (1,2) OBP: 0.336, SLG: 0.534	F3		G5-4-3		F8			FC6-4 1B		4	0	1	0	0	0	2				
Robin Ventura, L (1,5) OBP: 0.417, SLG: 0.506	F7				K			FC6-4 F8 2H		4	0	0	0	0	2	2				
Todd Zeile, R (1,3) OBP: 0.352, SLG: 0.353		1B 1B BB						F8		3	0	1	0	1	0	1				
Tsuyoshi Shinjo, R (1,8) OBP: 0.327, SLG: 0.446		1B			F8			G3		4	0	1	0	0	1	2				
Desi Relaford, S (1,4) OBP: 0.373, SLG: 0.464		1B			G3-1					3	0	0	0	0	0	3				
Rey Ordenez, R (1,6) OBP: 0.266, SLG: 0.298 Lenny Harris, L (8,PH) OBP: 0.291, SLG: 0.288								G4-3		2	0	1	0	0	1	0				
Glendon Rusch, L (1,1) Jerrold Riggan, R (5,1) Rick White, R (7,1) Mark Johnson, L (8,PH) Joe McEwing, R (8,6)		G4-6-3			L7			G6-4-3 BB		2	0	0	0	0	0	3				
<b>Inning Stats</b>	R: 0 E: 0 K: 0 S: 9	H: 1 LOB: 1 BB: 0 P: 13	R: 0 E: 0 K: 0 S: 8	H: 2 LOB: 2 BB: 1 P: 13	R: 0 E: 0 K: 0 S: 4	H: 1 LOB: 0 BB: 0 P: 5	R: 0 E: 0 K: 1 S: 12	H: 1 LOB: 1 BB: 0 P: 18	R: 0 E: 0 K: 1 S: 6	H: 0 LOB: 0 BB: 0 P: 9	R: 0 E: 0 K: 1 S: 8	H: 0 LOB: 0 BB: 0 P: 13	R: 0 E: 0 K: 0 S: 6	H: 0 LOB: 0 BB: 1 P: 10	R: 1 E: 1 K: 0 S: 8	H: 1 LOB: 1 BB: 1 P: 17	1B: 6 2B: 0 3B: 0 HR: 0	SF: 0 SAC: 0 DP: 3 HBP: 0	WP: 0 PB: 0 SB: 0 CS: 0	PA: 33
<b>PITCHER</b> Amaury Telemaco, R (1,1) ERA: 4.21	IP: 9.0 WLS: W BF: 33 H: 6 R: 1 ER: 1 SO: 4 BB: 3 IBB: 0 HBP: 0 BLK: 0 WP: 0 HR: 0 S: 67 P: 108 ERA: 1.00 WHIP: 1.000											<b>PITCHER</b>	IP: 9.0 WLS: W BF: 33 H: 6 R: 1 ER: 1 SO: 4 BB: 3 IBB: 0 HBP: 0 BLK: 0 WP: 0 HR: 0 S: 67 P: 108 ERA: 1.00 WHIP: 1.000							

New York Mets @ Philadelphia Phillies  
Veterans Stadium, Philadelphia, PA  
Wed Jun 06 2001, 7:05 PM EDT  
Att: 32,703 - Cloudy - 75 F


AB 30  
R 1  
H 6  
RBI 0  
BB 3  
SO 4  
LOB 14



Batter	1	2	3	4	5	6	7	8	9	AB	R	H	RBI	BB	SO	LOB	BOTTOM			
Doug Glanville, R (1,8) OBP: 0.296, SLG: 0.435	G6-3		G5-3		G4-6-3 11 1B 2B			K		5	2	2	0	0	1	1				
11 Jimmy Rollins, S (1,6) OBP: 0.313, SLG: 0.389	F9				1B		G4-3			4	1	2	0	0	0	1				
Bobby Abreu, L (1,9) OBP: 0.382, SLG: 0.520	2B				G4-6-3 F9 E 2H		G4-6-3 1B			3	1	2	1	1	0	2				
Scott Rolen, R (1,5) OBP: 0.365, SLG: 0.445	K				F9		2B			3	1	1	1	1	1	2				
Pat Burrell, R (1,7) OBP: 0.382, SLG: 0.485		F9			E 23 1B IBB		2B			3	1	1	2	1	0	2				
Travis Lee, L (1,3) OBP: 0.372, SLG: 0.443		K			E4 23 1B		P6			4	0	0	1	0	2	4				
23 Kevin Jordan, R (1,4) OBP: 0.407, SLG: 0.431	P6				1B					4	0	1	1	0	2	0				
Gary Bennett, R (1,2) OBP: 0.304, SLG: 0.275					K		K			4	0	0	0	0	2	2				
Amaury Telemaco, R (1,1) OBP: 0.200, SLG: 0.111					K		F7			4	0	1	0	0	1	2				
<b>Inning Stats</b>	R: 0 E: 0 K: 1 S: 13	H: 1 LOB: 0 BB: 0 P: 21	R: 0 E: 0 K: 1 S: 9	H: 0 LOB: 0 BB: 0 P: 13	R: 0 E: 0 K: 2 S: 11	H: 0 LOB: 0 BB: 0 P: 17	R: 3 E: 1 K: 1 S: 18	H: 3 LOB: 2 BB: 1 P: 29	R: 2 E: 0 K: 0 S: 14	H: 3 LOB: 1 BB: 1 P: 28	R: 0 E: 0 K: 1 S: 9	H: 0 LOB: 0 BB: 0 P: 12	R: 1 E: 0 K: 1 S: 16	H: 2 LOB: 2 BB: 1 P: 25	R: 0 E: 0 K: 2 S: 9	H: 1 LOB: 1 BB: 0 P: 10	1B: 7 2B: 3 3B: 0 HR: 0	SF: 0 SAC: 0 DP: 1 HBP: 0	WP: 1 PB: 0 SB: 0 CS: 0	PA: 37
<b>PITCHER</b> Glendon Rusch, L (1,1) ERA: 5.88 Jerrold Riggan, R (5,1) ERA: 4.42 Rick White, R (7,1) ERA: 3.31 Armando Benitez, R (8,1) ERA: 3.6	IP: 4.2 WLS: L BF: 22 H: 6 R: 5 ER: 4 SO: 5 BB: 1 IBB: 0 HBP: 0 BLK: 0 WP: 0 HR: 0 S: 60 P: 101 ERA: 7.71 WHIP: 1.500											<b>PITCHER</b>	IP: 4.2 WLS: L BF: 22 H: 6 R: 5 ER: 4 SO: 5 BB: 1 IBB: 0 HBP: 0 BLK: 0 WP: 0 HR: 0 S: 60 P: 101 ERA: 7.71 WHIP: 1.500							

New York Mets @ Philadelphia Phillies  
Veterans Stadium, Philadelphia, PA  
Wed Jun 06 2001, 7:05 PM EDT  
Att: 32,703 - Cloudy - 75 F

AB 34  
R 6  
H 10  
RBI 6  
BB 3  
SO 9  
LOB 16









Batter	1	2	3	4	5	6	7	8	9	AB	R	H	RBI	BB	SO	LOB	TOP		
Doug Glanville, R OBP: 0.294, SLG: 0.427 (1, 8)	E5 11 2B		S 1B		F8		P6		G6-3	5	0	1	0	0	0	2			
11 Jimmy Rollins, S OBP: 0.315, SLG: 0.401 (1, 6)			F8		P6		G4-3			4	0	1	0	0	0	2			
Bobby Abreu, L OBP: 0.370, SLG: 0.500 (1, 9)			K		G4-3				K	4	0	0	0	0	3	4			
Scott Rolen, R OBP: 0.365, SLG: 0.445 (1, 5)			G6-3						S 1B	4	0	2	0	0	1	3			
Travis Lee, L OBP: 0.368, SLG: 0.432 (1, 3)	G4-3				G4-3		F8		K	4	0	0	0	0	1	4			
Pat Burrell, R OBP: 0.386, SLG: 0.500 (1, 7)					G4-3 WP 1B		F7		SH1-3 1B SF7 1B	4	2	3	1	0	0	1			
Eric Valent, L OBP: 0.250, SLG: 0.250 (1, 10)			K		G4-3		K		SH1-3 1B	4	0	1	0	0	2	2			
Gary Bennett, R OBP: 0.292, SLG: 0.262 (1, 2)									SH1-3	2	0	0	0	0	2	1			
Brian Hunter, R OBP: 0.422, SLG: 0.361 (7, PH)										0	0	0	0	1	0	0			
Johnny Estrada, S OBP: 0.290, SLG: 0.379 (7, 2)										0	0	0	0	0	0	0			
Marion Anderson, L OBP: 0.302, SLG: 0.378 (1, 4)									SF7	3	0	1	1	0	0	1			
<b>Inning Stats</b>	R: 0 E: 1 K: 2 S: 14	H: 1 LOB: 2 BB: 0 P: 20	R: 1 E: 0 K: 2 S: 8	H: 1 LOB: 0 BB: 0 P: 11	R: 0 E: 0 K: 1 S: 12	H: 1 LOB: 1 BB: 0 P: 19	R: 0 E: 0 K: 1 S: 12	H: 1 LOB: 1 BB: 0 P: 19	R: 0 E: 0 K: 1 S: 9	H: 1 LOB: 1 BB: 0 P: 13	R: 0 E: 0 K: 0 S: 7	H: 0 LOB: 0 BB: 1 P: 11	R: 0 E: 0 K: 2 S: 13	H: 1 LOB: 1 BB: 0 P: 23	R: 1 E: 0 K: 0 S: 7	H: 2 LOB: 1 BB: 0 P: 11	1B: 7 2B: 1 3B: 0 HR: 1	SF: 1 SAC: 1 DP: 1 HBP: 0	WP: 1 PA: 37 PB: 0 SB: 2 CS: 0
<b>PITCHER</b>	IP WLS BF H R ER SO BB IBB HBP BLK WP HR S P ERA WHIP	IP WLS BF H R ER SO BB IBB HBP BLK WP HR S P ERA WHIP	IP WLS BF H R ER SO BB IBB HBP BLK WP HR S P ERA WHIP	IP WLS BF H R ER SO BB IBB HBP BLK WP HR S P ERA WHIP	IP WLS BF H R ER SO BB IBB HBP BLK WP HR S P ERA WHIP	IP WLS BF H R ER SO BB IBB HBP BLK WP HR S P ERA WHIP	IP WLS BF H R ER SO BB IBB HBP BLK WP HR S P ERA WHIP	IP WLS BF H R ER SO BB IBB HBP BLK WP HR S P ERA WHIP	IP WLS BF H R ER SO BB IBB HBP BLK WP HR S P ERA WHIP	IP WLS BF H R ER SO BB IBB HBP BLK WP HR S P ERA WHIP	IP WLS BF H R ER SO BB IBB HBP BLK WP HR S P ERA WHIP	IP WLS BF H R ER SO BB IBB HBP BLK WP HR S P ERA WHIP	IP WLS BF H R ER SO BB IBB HBP BLK WP HR S P ERA WHIP	IP WLS BF H R ER SO BB IBB HBP BLK WP HR S P ERA WHIP	IP WLS BF H R ER SO BB IBB HBP BLK WP HR S P ERA WHIP	IP WLS BF H R ER SO BB IBB HBP BLK WP HR S P ERA WHIP	IP WLS BF H R ER SO BB IBB HBP BLK WP HR S P ERA WHIP	IP WLS BF H R ER SO BB IBB HBP BLK WP HR S P ERA WHIP	IP WLS BF H R ER SO BB IBB HBP BLK WP HR S P ERA WHIP
David Cone, R ERA: 4.98 (1, 1)	6.0 W 25	6 1 1 7	0 0 0 0	1 0 0 0	0 0 0 0	0 0 0 0	0 0 0 0	0 0 0 0	0 0 0 0	1 1 63 95	1.50 1.000								
Rich Garces, R ERA: 3.0 (7, 1)	1.2 H 5	0 0 0 1	1 0 0 0	0 0 0 0	0 0 0 0	0 0 0 0	0 0 0 0	0 0 0 0	0 0 0 0	0 0 13 22	0.00 0.600								
Rod Beck, R ERA: 2.51 (8, 1)	0.1 H 2	1 0 0 1	0 0 0 0	0 0 0 0	0 0 0 0	0 0 0 0	0 0 0 0	0 0 0 0	0 0 0 0	0 0 7 12	0.00 3.000								
Derek Lowe, R ERA: 4.0 (9, 1)	1.0 S 5	2 1 1 0	0 0 0 0	0 0 0 0	0 0 0 0	0 0 0 0	0 0 0 0	0 0 0 0	0 0 0 0	0 0 7 11	9.00 2.000								

Philadelphia Phillies @ Boston Red Sox  
Fenway Park, Boston, MA  
Fri Jun 08 2001, 7:05 PM EDT  
Att: 33,435 - Sunny - 77 F

AB	34
R	2
H	9
RBI	2
BB	1
SO	9
LOB	20



Batter	1	2	3	4	5	6	7	8	9	AB	R	H	RBI	BB	SO	LOB	BOTTOM		
Jose Offerman, S OBP: 0.358, SLG: 0.415 (1, 3)	G6-4-3 1B		K			G3-1				4	0	2	0	0	1	1			
Chris Stynes, R OBP: 0.343, SLG: 0.531 (1, 4)	G6-4-3 1-2f					HR		F8		4	1	2	1	0	0	2			
Carl Everett, S OBP: 0.351, SLG: 0.481 (1, 8)	G3-1					K		G1-3		4	0	0	0	0	2	1			
Manny Ramirez, R OBP: 0.464, SLG: 0.721 (1, 10)						HR		K		3	1	1	1	0	1	0			
Dante Bichette, R OBP: 0.349, SLG: 0.465 (1, 7)						HR				3	1	2	1	0	1	0			
Trot Nixon, L OBP: 0.354, SLG: 0.435 (8, 9)						G6-4-3 1B				0	0	0	0	0	0	0			
Shes Hillenbrand, R OBP: 0.286, SLG: 0.413 (1, 5)						G6-4-3 1-2f		P5		3	0	0	0	0	0	1			
Mike Lansing, R OBP: 0.265, SLG: 0.339 (1, 6)										2	0	0	0	0	0	0			
Scott Hatteberg, L OBP: 0.203, SLG: 0.262 (1, 2)										3	0	0	0	0	2	1			
Darren Lewis, R OBP: 0.240, SLG: 0.365 (8, 7)										3	0	1	0	0	0	0			
<b>Inning Stats</b>	R: 0 E: 0 K: 0 S: 7	H: 1 LOB: 0 BB: 0 P: 12	R: 1 E: 0 K: 0 S: 10	H: 1 LOB: 0 BB: 0 P: 14	R: 0 E: 0 K: 2 S: 11	H: 2 LOB: 2 BB: 0 P: 17	R: 1 E: 0 K: 1 S: 9	H: 2 LOB: 0 BB: 0 P: 13	R: 0 E: 0 K: 1 S: 6	H: 0 LOB: 0 BB: 0 P: 11	R: 1 E: 0 K: 2 S: 14	H: 1 LOB: 0 BB: 0 P: 21	R: 0 E: 0 K: 1 S: 8	H: 0 LOB: 1 BB: 0 P: 13	R: 0 E: 0 K: 0 S: 6	H: 1 LOB: 1 BB: 0 P: 8	1B: 4 2B: 1 3B: 0 HR: 3	SF: 0 SAC: 0 DP: 2 HBP: 1	WP: 0 PA: 30 PB: 0 SB: 0 CS: 0
<b>PITCHER</b>	IP WLS BF H R ER SO BB IBB HBP BLK WP HR S P ERA WHIP	IP WLS BF H R ER SO BB IBB HBP BLK WP HR S P ERA WHIP	IP WLS BF H R ER SO BB IBB HBP BLK WP HR S P ERA WHIP	IP WLS BF H R ER SO BB IBB HBP BLK WP HR S P ERA WHIP	IP WLS BF H R ER SO BB IBB HBP BLK WP HR S P ERA WHIP	IP WLS BF H R ER SO BB IBB HBP BLK WP HR S P ERA WHIP	IP WLS BF H R ER SO BB IBB HBP BLK WP HR S P ERA WHIP	IP WLS BF H R ER SO BB IBB HBP BLK WP HR S P ERA WHIP	IP WLS BF H R ER SO BB IBB HBP BLK WP HR S P ERA WHIP	IP WLS BF H R ER SO BB IBB HBP BLK WP HR S P ERA WHIP	IP WLS BF H R ER SO BB IBB HBP BLK WP HR S P ERA WHIP	IP WLS BF H R ER SO BB IBB HBP BLK WP HR S P ERA WHIP	IP WLS BF H R ER SO BB IBB HBP BLK WP HR S P ERA WHIP	IP WLS BF H R ER SO BB IBB HBP BLK WP HR S P ERA WHIP	IP WLS BF H R ER SO BB IBB HBP BLK WP HR S P ERA WHIP	IP WLS BF H R ER SO BB IBB HBP BLK WP HR S P ERA WHIP	IP WLS BF H R ER SO BB IBB HBP BLK WP HR S P ERA WHIP	IP WLS BF H R ER SO BB IBB HBP BLK WP HR S P ERA WHIP	IP WLS BF H R ER SO BB IBB HBP BLK WP HR S P ERA WHIP
Randy Wolf, L ERA: 3.93 (1, 1)	8.0 L 30	8 3 3 7	0 0 1 0	0 0 0 0	0 0 0 0	0 0 3 71	109 3.38 1.000												

Philadelphia Phillies @ Boston Red Sox  
Fenway Park, Boston, MA  
Fri Jun 08 2001, 7:05 PM EDT  
Att: 33,435 - Sunny - 77 F

AB	29
R	3
H	8
RBI	3
BB	0
SO	7
LOB	6





Batter	1	2	3	4	5	6	7	8	9	AB	R	H	RBI	BB	SO	LOB	TOP								
Doug Glanville, R OBP: 0.293, SLG: 0.424 (1, 8)	G6-3		P3					FC6-2 1B		4	0	1	1	0	0	1									
11 Jimmy Rollins, S OBP: 0.314, SLG: 0.402 (1, 6)	K			K		F9		FC6-2 2B		4	1	1	2	0	2	0									
Bobby Abreu, L OBP: 0.368, SLG: 0.493 (1, 9)	G3			K		F7		FC6-2 IBB		3	0	0	0	1	1	0									
Scott Rolen, R OBP: 0.359, SLG: 0.437 (1, 5)		F8		K			L5	FC6-2		4	0	0	0	0	1	3									
Travis Lee, L OBP: 0.362, SLG: 0.426 (1, 3)		F7			K		G4-3	SF8-1-6		3	0	0	1	0	1	0									
Pat Burrell, R OBP: 0.379, SLG: 0.490 (1, 7)		K			K				F8	4	0	0	0	0	3	0									
Eric Valent, L OBP: 0.429, SLG: 0.333 Brian Hunter, R OBP: 0.413, SLG: 0.351 (8, PR)			K					1B HBP 1B	G5-3	2	0	1	0	1	1	0									
Johnny Estrada, S OBP: 0.303, SLG: 0.377 (1, 2)					G4-3			1B 1B HBP	G6-3	3	1	1	0	0	0	1									
Marlon Anderson, L OBP: 0.308, SLG: 0.400 (1, 4)								1B 1B		3	2	2	1	0	0	1									
<b>Inning Stats</b>	R: 0 E: 0 K: 1 S: 8	H: 0 LOB: 0 BB: 0 P: 13	R: 0 E: 0 K: 1 S: 9	H: 0 LOB: 0 BB: 0 P: 13	R: 0 E: 0 K: 1 S: 10	H: 1 LOB: 1 BB: 0 P: 13	R: 0 E: 0 K: 3 S: 9	H: 0 LOB: 0 BB: 0 P: 11	R: 0 E: 0 K: 2 S: 8	H: 0 LOB: 1 BB: 1 P: 17	R: 1 E: 0 K: 0 S: 9	H: 1 LOB: 0 BB: 0 P: 15	R: 0 E: 0 K: 1 S: 8	H: 0 LOB: 0 BB: 0 P: 12	R: 4 E: 0 K: 0 S: 16	H: 4 LOB: 2 BB: 1 P: 24	R: 0 E: 0 K: 0 S: 10	H: 0 LOB: 0 BB: 0 P: 12	1B: 4 2B: 2 HR: 1	SF: 1 SAC: 0 HBP: 1	WP: 0 PB: 0 SB: 0 CS: 0	PA: 35			
<b>PITCHER</b>	IP	WLS	BF	H	R	ER	SO	BB	IBB	HBP	BLK	WP	HR	S	P	ERA	WHIP								
Pedro Martinez, R ERA: 2.01 Rolando Arroyo, R ERA: 3.32 Hipolito Pichardo, R ERA: 3.86	7.0	L	28	5	5	5	9	1	0	1	0	0	1	72	108	6.43	0.857								

Philadelphia Phillies @ Boston Red Sox  
Fenway Park, Boston, MA  
Sat Jun 09 2001, 1:15 PM EDT  
Att: 32,944 - Sunny - 80 F

AB	31
R	5
H	6
RBI	5
BB	2
SO	9
LOB	6



Batter	1	2	3	4	5	6	7	8	9	AB	R	H	RBI	BB	SO	LOB	BOTTOM								
Jose Offerman, S OBP: 0.356, SLG: 0.416 (1, 3)	G5-3						CS	F9		4	0	1	0	0	1	2									
Chris Stynes, R OBP: 0.338, SLG: 0.507 (1, 4)	F7				G4-3			E6 BB 3B		3	1	0	0	1	0	2									
Carl Everett, S OBP: 0.346, SLG: 0.473 (1, 8)	G1-3				G6-4-3		P4	P5		4	0	0	0	0	0	4									
Manny Ramirez, R OBP: 0.461, SLG: 0.711 (1, 7)		G4-3			G6-3		F9	3B BB		3	1	0	0	1	0	0									
Dante Bichette, R OBP: 0.354, SLG: 0.495 (1, 10)		FC6-5 2B			P5		E5	3B		4	0	2	2	0	0	0									
Shea Hillenbrand, R OBP: 0.282, SLG: 0.406 (1, 5)		FC6-5-4 FC6-4			G5-3		F7	F3		4	0	0	0	0	0	3									
Mike Lansing, R OBP: 0.257, SLG: 0.328 (1, 6)		FC6-4					L6		G4-3	4	0	0	0	0	1	1									
Scott Hatteberg, L OBP: 0.206, SLG: 0.277 (1, 2)					G4-3				K	4	0	1	0	0	1	0									
Darren Lewis, R OBP: 0.269, SLG: 0.382 Troy O'Leary, L OBP: 0.287, SLG: 0.429 (8, PH)									F8	2	0	2	0	1	0	0									
<b>Inning Stats</b>	R: 0 E: 0 K: 0 S: 8	H: 0 LOB: 0 BB: 0 P: 9	R: 0 E: 0 K: 0 S: 10	H: 1 LOB: 1 BB: 0 P: 15	R: 0 E: 0 K: 0 S: 12	H: 2 LOB: 2 BB: 1 P: 22	R: 0 E: 0 K: 0 S: 4	H: 0 LOB: 0 BB: 0 P: 7	R: 0 E: 0 K: 1 S: 11	H: 1 LOB: 2 BB: 1 P: 18	R: 0 E: 1 K: 0 S: 4	H: 0 LOB: 1 BB: 0 P: 5	R: 0 E: 0 K: 1 S: 9	H: 1 LOB: 0 BB: 0 P: 11	R: 2 E: 1 K: 0 S: 9	H: 1 LOB: 1 BB: 1 P: 17	R: 0 E: 0 K: 1 S: 5	H: 0 LOB: 0 BB: 0 P: 6	1B: 2 2B: 3 HR: 0	SF: 0 SAC: 0 HBP: 0	WP: 0 PB: 0 SB: 0 CS: 1	PA: 37			
<b>PITCHER</b>	IP	WLS	BF	H	R	ER	SO	BB	IBB	HBP	BLK	WP	HR	S	P	ERA	WHIP								
Omar Daal, L ERA: 3.85 Rheal Cormier, L ERA: 2.94 Ricky Bottalico, R ERA: 3.24 Jose Mesa, R ERA: 3.46	7.0	W	27	5	0	0	2	1	0	0	0	0	0	5	12	0.00	1.500								

Philadelphia Phillies @ Boston Red Sox  
Fenway Park, Boston, MA  
Sat Jun 09 2001, 1:15 PM EDT  
Att: 32,944 - Sunny - 80 F

AB	33
R	2
H	6
RBI	2
BB	3
SO	3
LOB	12





Batter	1	2	3	4	5	6	7	8	9	AB	R	H	RBI	BB	SO	LOB	TOP										
Doug Glanville, R OBP: 0.291, SLG: 0.420	F9		K				F7		E1	5	0	1	1	0	1	2											
11 Jimmy Rollins, S OBP: 0.316, SLG: 0.415	HR		K				F3		FC4-6	5	1	2	1	0	1	3											
Bobby Abreu, L OBP: 0.365, SLG: 0.491	K			G4-3	G4-3			2B FC4-6	G6-3	5	1	1	0	0	1	3											
Scott Rolen, R OBP: 0.354, SLG: 0.429	K			K			L5		K	4	0	0	0	0	3	1											
Travis Lee, L OBP: 0.360, SLG: 0.427		F5		F8			K		FC4-6	4	0	1	0	0	1	0											
Pat Burrell, R OBP: 0.385, SLG: 0.491		F7			2B G3				FC4-6	2	1	1	0	2	0	0											
Eric Valent, L OBP: 0.364, SLG: 0.400		G3-1			G3		K		FC4-6	4	1	1	1	0	1	3											
Johnny Estrada, S OBP: 0.286, SLG: 0.354			G4-3		G3		G3		K	4	0	0	1	0	1	3											
Marlon Anderson, L OBP: 0.312, SLG: 0.399				S 1B	G6-3		S 11		G4-3	3	0	1	0	1	0	1											
<b>Inning Stats</b>	R: 1 E: 0 K: 2 S: 11	H: 1 LOB: 0 BB: 0 P: 14	R: 0 E: 0 K: 0 S: 6	H: 0 LOB: 0 BB: 0 P: 8	R: 0 E: 0 K: 2 S: 10	H: 1 LOB: 1 BB: 0 P: 14	R: 0 E: 0 K: 1 S: 7	H: 0 LOB: 0 BB: 0 P: 10	R: 2 E: 0 K: 0 S: 18	H: 4 LOB: 2 BB: 0 P: 27	R: 0 E: 0 K: 2 S: 11	H: 0 LOB: 1 BB: 1 P: 17	R: 0 E: 0 K: 0 S: 6	H: 0 LOB: 1 BB: 1 P: 14	R: 1 E: 0 K: 2 S: 16	H: 2 LOB: 2 BB: 1 P: 23	R: 0 E: 1 K: 0 S: 9	H: 0 LOB: 1 BB: 0 P: 13	1B: 4 2B: 3 3B: 0 HR: 1	SF: 0 SAC: 0 DP: 0 HBP: 0	WP: 0 PA: 39 PB: 0 SB: 5 CS: 0						
<b>PITCHER</b>	IP	WLS	BF	H	R	ER	SO	BB	IBB	HBP	BLK	WP	HR	S	P	ERA	WHIP										
Hideo Nomo, R ERA: 3.69	6.0	W	25	6	3	3	7	1	0	0	0	0	1	63	90	4.50	1.167										
Rich Garces, R ERA: 2.9	1.0	H	4	0	0	0	0	1	0	0	0	0	0	6	14	0.00	1.000										
Pete Schourek, L ERA: 4.09	0.0		1	1	1	0	0	0	0	0	0	0	0	3	3	∞	∞										
Rod Beck, R ERA: 2.43	1.0	H	5	1	0	0	2	1	0	0	0	0	0	13	20	0.00	2.000										
Derek Lowe, R ERA: 3.89	1.0	S	4	0	0	0	0	0	0	0	0	0	0	9	13	0.00	0.000										

Philadelphia Phillies @ Boston Red Sox  
Fenway Park, Boston, MA  
Sun Jun 10 2001, 1:05 PM EDT  
Att: 32,767 - Sunny - 84 F

AB	36
R	4
H	8
RBI	4
BB	3
SO	9
LOB	16



Batter	1	2	3	4	5	6	7	8	9	AB	R	H	RBI	BB	SO	LOB	BOTTOM										
Jose Offerman, S OBP: 0.350, SLG: 0.408	P5		K			F9	G6-3			4	0	0	0	0	1	1											
Trot Nixon, L OBP: 0.351, SLG: 0.430	F8		F7			F7	1B			4	0	1	1	0	0	0											
Carl Everett, S OBP: 0.352, SLG: 0.488	1B BB			K		HR	1B			3	1	2	1	1	1	0											
Dante Bichette, R OBP: 0.368, SLG: 0.532	1B			HR		2B 1B	G1-4-3			4	2	3	1	0	0	2											
Troy O'Leary, L OBP: 0.286, SLG: 0.430		G3-1		K		2B 2B		F8		4	1	1	1	0	1	0											
Brian Daubach, L OBP: 0.338, SLG: 0.545		BB		K		2B		G3 BB		2	0	1	1	2	1	0											
Shea Hillenbrand, R OBP: 0.289, SLG: 0.404		K			L4-6 BB	FC6-4 IBB		G3 BB		1	0	0	0	3	1	1											
Scott Hatteberg, L OBP: 0.194, SLG: 0.261		G3			F7	FC6-4		G3		4	0	0	0	0	0	6											
Mike Lansing, R OBP: 0.257, SLG: 0.333			F8		L4-6		G6-3 1B 2B	K		4	1	1	0	0	1	3											
<b>Inning Stats</b>	R: 0 E: 0 K: 0 S: 14	H: 1 LOB: 2 BB: 1 P: 24	R: 0 E: 0 K: 1 S: 14	H: 0 LOB: 1 BB: 1 P: 24	R: 0 E: 0 K: 1 S: 9	H: 0 LOB: 0 BB: 0 P: 11	R: 1 E: 0 K: 3 S: 12	H: 1 LOB: 0 BB: 0 P: 14	R: 0 E: 0 K: 0 S: 12	H: 0 LOB: 0 BB: 1 P: 19	R: 3 E: 0 K: 0 S: 16	H: 4 LOB: 2 BB: 1 P: 27	R: 1 E: 0 K: 0 S: 10	H: 3 LOB: 1 BB: 0 P: 12	R: 0 E: 0 K: 1 S: 16	H: 0 LOB: 2 BB: 2 P: 29	1B: 4 2B: 4 3B: 0 HR: 2	SF: 0 SAC: 0 DP: 2 HBP: 0	WP: 0 PA: 36 PB: 0 SB: 0 CS: 0								
<b>PITCHER</b>	IP	WLS	BF	H	R	ER	SO	BB	IBB	HBP	BLK	WP	HR	S	P	ERA	WHIP										
Robert Person, R ERA: 4.37	5.2		22	4	3	3	5	3	0	0	0	0	2	72	109	4.76	1.235										
Rheal Cormier, L ERA: 3.66	0.2	L	8	5	2	2	0	0	1	0	0	0	0	13	20	27.00	7.500										
Jose Santiago, R ERA: 6.12	1.0		2	0	0	0	0	0	0	0	0	0	0	7	9	0.00	0.000										
Eddie Oropesa, L ERA: 5.14	0.1		3	0	0	0	0	2	0	0	0	0	0	7	16	0.00	6.000										
Vicente Padilla, R ERA: 4.5	0.1		1	0	0	0	1	0	0	0	0	0	0	4	6	0.00	0.000										

Philadelphia Phillies @ Boston Red Sox  
Fenway Park, Boston, MA  
Sun Jun 10 2001, 1:05 PM EDT  
Att: 32,767 - Sunny - 84 F

AB	30
R	5
H	9
RBI	5
BB	6
SO	6
LOB	13





Batter	1	2	3	4	5	6	7	8	9	AB	R	H	RBI	BB	SO	LOB	TOP				
Doug Glanville, R (1, 8) OBP: 0.297, SLG: 0.421	2-2 G4-6-3 1B			4-1 2B BB		1-2 F3		1-1 11 1B HR	0-1 P4	4	1	2	0	1	0	0	Philadelphia Phillies @ Tampa Bay Devil Rays Tropicana Field, St. Petersburg, FL Tue Jun 12 2001, 7:15 PM EDT Att: 12,602 - Dome - 72 F				
11 Jimmy Rollins, S (1, 6) OBP: 0.318, SLG: 0.414	1-2 G4-6-3 1-2f		0-0 F7			4-2 BB		3-2 HR 1B		3	1	1	0	1	0	2					
Bobby Abreu, L (1, 9) OBP: 0.367, SLG: 0.509	1-3 K		1-1 2B			1-0 G1-3		1-1 HR		4	1	2	3	0	1	1					
Scott Rolen, R (1, 5) OBP: 0.352, SLG: 0.426		0-1 F9		2-3 K			0-0 HR 1B	1-3 K		4	1	1	0	0	2	2					
Pat Burrell, R (1, 10) OBP: 0.379, SLG: 0.481		0-2 F8		0-1 F7			0-3 K	1-1 E7		4	0	0	0	0	1	3					
Travis Lee, L (1, 3) OBP: 0.386, SLG: 0.438		1-2 G4-3			2-3 K		0-0 HR	1-2 E4		4	1	1	2	0	1	1					
Brian Hunter, R (1, 7) Eric Valent, L (7, PH) OBP: 0.396, SLG: 0.333 OBP: 0.308, SLG: 0.333			1-1 P4		2-3 K2-3		0-0 F9	3-1 G5-3		2	0	0	0	0	1	0					
23 Kevin Jordan, R (1, 4) OBP: 0.375, SLG: 0.393			1-0 G6-3		1-1 L1		0-1 P4		2-3 K	4	0	0	0	0	1	0					
Johnny Estrada, S (1, 2) OBP: 0.270, SLG: 0.333			2-2 F9			0-0 F9		0-1 F7	0-3 K2-3	4	0	0	0	0	1	0					
<b>Inning Stats</b>	R: 0 E: 0 K: 1 S: 11	H: 1 LOB: 0 BB: 0 P: 15	R: 0 E: 0 K: 0 S: 8	H: 0 LOB: 0 BB: 0 P: 9	R: 0 E: 0 K: 0 S: 8	H: 0 LOB: 0 BB: 0 P: 12	R: 0 E: 0 K: 1 S: 10	H: 1 LOB: 2 BB: 1 P: 17	R: 0 E: 0 K: 2 S: 10	H: 0 LOB: 0 BB: 0 P: 15	R: 2 E: 0 K: 1 S: 8	H: 2 LOB: 0 BB: 0 P: 8	R: 3 E: 2 K: 1 S: 20	H: 3 LOB: 2 BB: 0 P: 31	R: 0 E: 0 K: 2 S: 9	H: 0 LOB: 0 BB: 0 P: 11		1B: 4 2B: 1 3B: 0 HR: 2	SF: 0 SAC: 0 DP: 1 HBP: 0	WP: 0 PB: 0 SB: 0 CS: 0	PA: 37
<b>PITCHER</b>	IP	WLS	BF	H	R	ER	SO	BB	IBB	HBP	BLK	WP	HR	S	P	ERA	WHIP				
Joe Kennedy, L (1, 1) ERA: 3.18	6.1	W	24	4	2	2	5	2	0	0	0	0	1	68	95	2.84	0.947				
Travis Phelps, R (7, 1) ERA: 2.7	0.2	H	2	0	0	0	0	0	0	0	0	0	0	3	3	0.00	0.000				
Dan Wheeler, R (8, 1) ERA: 8.66	0.2		6	3	3	3	1	0	0	0	0	0	1	15	22	40.50	4.500				
Doug Creek, L (8, 1) ERA: 3.45	1.1		5	0	0	0	2	0	0	0	0	0	0	14	20	0.00	0.000				

AB	35
R	5
H	7
RBI	5
BB	2
SO	8
LOB	11



Batter	1	2	3	4	5	6	7	8	9	AB	R	H	RBI	BB	SO	LOB	BOTTOM				
Jason Tyner, L (1, 8) OBP: 0.382, SLG: 0.375	1-0 G4-3		1-0 S 1B		1-0 F7		1-2 E4 1B	1-1 G4-3		5	2	1	1	0	0	0	Philadelphia Phillies @ Tampa Bay Devil Rays Tropicana Field, St. Petersburg, FL Tue Jun 12 2001, 7:15 PM EDT Att: 12,602 - Dome - 72 F				
Randy Winn, S (1, 9) OBP: 0.414, SLG: 0.443	3-3 K		0-2 F2		2-3 K		0-0 BB 1B HR			4	1	1	0	0	2	1					
Greg Vaughn, R (1, 7) OBP: 0.347, SLG: 0.529	3-2 P6		1-2 G6-3		2-1 HR		2-1 BB 1B HR			4	2	2	2	0	0	1					
Fred McGriff, L (1, 3) OBP: 0.385, SLG: 0.537		3-2 2B G6-3 1B	4-1 1B IBB		0-0 S 1B		0-0 S 1B HR			2	2	2	0	2	0	0					
Ben Grieve, L (1, 10) OBP: 0.361, SLG: 0.360		1-3 K	1-1 1B		2-1 G3		2-0 HR			4	1	2	5	0	1	2					
Aubrey Huff, L (1, 5) OBP: 0.282, SLG: 0.366		3-2 2B	1-2 G4-3		1-2 G3		1-1 HR			4	0	1	0	0	0	2					
Mike DiFelice, R (1, 2) OBP: 0.286, SLG: 0.299		0-0 G6-3		1-3 K		1-1 CS 1B		0-0 G5-3		4	0	1	1	0	1	1					
Andy Sheets, R (1, 6) OBP: 0.304, SLG: 0.310		3-3 F8		0-1 G3		3-2 P3		1-3 K		4	0	0	0	0	1	2					
Damian Rolls, R (1, 4) OBP: 0.344, SLG: 0.417			1-0 1B 3B		2-2 G5-3		1-2 F9	0-1 G6-3		4	1	1	0	0	0	0					
<b>Inning Stats</b>	R: 0 E: 0 K: 1 S: 8	H: 0 LOB: 0 BB: 0 P: 15	R: 1 E: 0 K: 1 S: 15	H: 2 LOB: 1 BB: 0 P: 22	R: 2 E: 0 K: 0 S: 14	H: 3 LOB: 2 BB: 1 P: 23	R: 0 E: 0 K: 1 S: 8	H: 0 LOB: 0 BB: 0 P: 11	R: 1 E: 0 K: 1 S: 10	H: 2 LOB: 1 BB: 0 P: 17	R: 0 E: 0 K: 0 S: 8	H: 1 LOB: 0 BB: 0 P: 14	R: 5 E: 1 K: 0 S: 19	H: 3 LOB: 0 BB: 1 P: 32	R: 0 E: 0 K: 1 S: 7	H: 0 LOB: 0 BB: 0 P: 9		1B: 7 2B: 1 3B: 1 HR: 2	SF: 0 SAC: 0 DP: 0 HBP: 0	WP: 0 PB: 0 SB: 2 CS: 1	PA: 37
<b>PITCHER</b>	IP	WLS	BF	H	R	ER	SO	BB	IBB	HBP	BLK	WP	HR	S	P	ERA	WHIP				
Amaury Telemaco, R (1, 1) ERA: 4.46	6.1	L	29	9	6	6	4	0	0	0	0	0	0	2	4	8.53	1.421				
Vicente Padilla, R (7, 1) ERA: 5.09	0.0		1	1	0	0	0	0	0	0	0	0	0	2	4	∞	∞				
Eddie Oropesa, L (7, 1) ERA: 6.14	0.2		4	1	3	2	0	1	0	0	0	0	1	7	16	27.00	3.000				
Chris Brock, R (8, 1) ERA: 3.99	1.0		3	0	0	0	1	0	0	0	0	0	0	7	9	0.00	0.000				

AB	35
R	9
H	11
RBI	9
BB	2
SO	5
LOB	9





Batter	1	2	3	4	5	6	7	8	9	AB	R	H	RBI	BB	SO	LOB	TOP								
Doug Glanville, R OBP: 0.293, SLG: 0.415	1-1 F8		0-3 K		3-3 K		2-1 F7			4	0	0	0	0	2	3	Philadelphia Phillies @ Tampa Bay Devil Rays Tropicana Field, St. Petersburg, FL Wed Jun 13 2001, 7:15 PM EDT Att: 10,539 - Dome - 72 F								
11 Jimmy Rollins, S OBP: 0.317, SLG: 0.419	1-0 G4-3		2-2 F8		3-3 K			3-2 SF7 3B		4	1	1	0	0	1	2									
Bobby Abreu, L OBP: 0.365, SLG: 0.507	0-1 G4-3		0-1 1B			2-2 F7		0-0 SF7		3	0	1	2	0	0	0									
Scott Rolen, R OBP: 0.347, SLG: 0.419		1-3 K		2-2 F8		0-1 L9		3-H 1-0 G5-3		4	0	0	0	0	1	2									
Travis Lee, L OBP: 0.364, SLG: 0.449		3-1 1B		0-0 G4-3 2B		2-1 1B		0-0 G6-3		4	0	3	0	0	0	0									
Pat Burrell, R OBP: 0.373, SLG: 0.473	3-2 F8		2-3 K		3-3 K				0-1 G5-3	4	0	0	0	0	2	3									
Eric Valent, L OBP: 0.294, SLG: 0.375	1-1 G4-3		1-2 G4-3			0-0 G6-3 1B 2B		2-2 G3-1		4	1	1	0	0	0	2									
Johnny Estrada, S OBP: 0.269, SLG: 0.329			2-2 1B 1B		0-1 F5		0-1 G6-3		1-0 F7	4	1	1	0	0	0	2									
Marlon Anderson, L OBP: 0.317, SLG: 0.403			1-1 1B 1B		1-3 K		0-0 CS 1B			3	0	2	1	0	1	0									
<b>Inning Stats</b>	R: 0 E: 0 K: 0 S: 5	H: 0 LOB: 0 BB: 0 P: 7	R: 0 E: 0 K: 1 S: 10	H: 1 LOB: 1 BB: 0 P: 18	R: 1 E: 0 K: 1 S: 17	H: 3 LOB: 2 BB: 0 P: 24	R: 0 E: 0 K: 1 S: 10	H: 1 LOB: 1 BB: 0 P: 13	R: 0 E: 0 K: 3 S: 9	H: 0 LOB: 0 BB: 0 P: 16	R: 0 E: 0 K: 1 S: 10	H: 1 LOB: 1 BB: 0 P: 17	R: 1 E: 0 K: 0 S: 6	H: 2 LOB: 0 BB: 0 P: 8	R: 1 E: 0 K: 0 S: 8	H: 1 LOB: 0 BB: 0 P: 12	R: 0 E: 0 K: 0 S: 6	H: 0 LOB: 0 BB: 0 P: 9	1B: 6 2B: 2 3B: 1 HR: 0	SF: 1 SAC: 0 DP: 0 HBP: 0	WP: 0 PB: 0 SB: 1 CS: 1	PA: 35			
<b>PITCHER</b>	IP	WLS	BF	H	R	ER	SO	BB	IBB	HBP	BLK	WP	HR	S	P	ERA	WHIP								
Bryan Rekar, R ERA: 5.15	(1, 1)	8.0	W	32	9	3	3	7	0	0	0	0	0	75	115	3.38	1.125								
Esteban Yan, R ERA: 4.15	(9, 1)	1.0	S	3	0	0	0	0	0	0	0	0	0	6	9	0.00	0.000								

Batter	1	2	3	4	5	6	7	8	9	AB	R	H	RBI	BB	SO	LOB	BOTTOM									
Jason Tyner, L OBP: 0.351, SLG: 0.343	0-3 K2-3		1-2 G6-3		1-2 G6-3			1-2 SH2-3		3	0	0	0	0	1	1	Philadelphia Phillies @ Tampa Bay Devil Rays Tropicana Field, St. Petersburg, FL Wed Jun 13 2001, 7:15 PM EDT Att: 10,539 - Dome - 72 F									
Randy Winn, S OBP: 0.417, SLG: 0.455	1-2 F8		2-2 1B		0-3 K			0-0 HR 2B		4	1	2	1	0	1	1										
Greg Vaughn, R OBP: 0.346, SLG: 0.537	1-3 K		0-1 G5-3			1-3 K		3-1 HR		4	1	1	2	0	2	1										
Fred McGriff, L OBP: 0.391, SLG: 0.553		4-0 2B SF7 BB		2-0 HR		2-3 K		3-1 G3-1 FC2-1 1B		3	2	2	1	1	1	0										
Russ Johnson, R OBP: 0.355, SLG: 0.383		2-3 K		2-2 F9		3-2 P3		4-2 FC2-1 G3-1 BB		3	0	0	0	1	1	1										
Ben Grievie, L OBP: 0.359, SLG: 0.363		2-0 2B		2-3 K			0-3 K	2-1 G3-1		4	0	1	0	0	2	2										
Mike DiFelice, R OBP: 0.273, SLG: 0.288		0-1 SF7		0-2 F8			2-2 L4	1-3 FC2-1		3	0	0	1	0	0	2										
Andy Sheets, R OBP: 0.305, SLG: 0.324		3-H 1-2 F8			1-2 SH3 2B		0-3 K			3	0	1	0	0	1	1										
Damian Rolls, R OBP: 0.347, SLG: 0.419			0-0 F8		0-0 SH3			1-1 SH2-3 2B 1B		2	1	1	0	0	0	0										
<b>Inning Stats</b>	R: 0 E: 0 K: 2 S: 11	H: 0 LOB: 0 BB: 0 P: 13	R: 1 E: 0 K: 1 S: 11	H: 1 LOB: 1 BB: 1 P: 20	R: 0 E: 0 K: 0 S: 9	H: 1 LOB: 0 BB: 0 P: 12	R: 1 E: 0 K: 1 S: 14	H: 1 LOB: 0 BB: 0 P: 20	R: 0 E: 0 K: 2 S: 10	H: 0 LOB: 0 BB: 0 P: 16	R: 0 E: 0 K: 2 S: 9	H: 0 LOB: 0 BB: 0 P: 11	R: 3 E: 0 K: 0 S: 18	H: 4 LOB: 2 BB: 1 P: 33	1B: 3 2B: 3 3B: 0 HR: 2	SF: 1 SAC: 2 DP: 0 HBP: 0	WP: 0 PB: 0 SB: 0 CS: 0	PA: 34								
<b>PITCHER</b>	IP	WLS	BF	H	R	ER	SO	BB	IBB	HBP	BLK	WP	HR	S	P	ERA	WHIP									
Bruce Chen, L ERA: 4.35	(1, 1)	7.0	L	26	4	2	2	9	1	0	0	0	0	75	105	2.57	0.714									
Ricky Bottalico, R ERA: 4.01	(8, 1)	0.1	L	6	4	3	3	0	1	0	0	0	0	1	12	24	81.00	15.000								
Rheal Cormier, L ERA: 3.54	(8, 1)	0.2		2	0	0	0	1	0	0	0	0	0	6	9	0.00	0.000									



Batter	1	2	3	4	5	6	7	8	9	AB	R	H	RBI	BB	SO	LOB	TOP				
Doug Glanville, R (1, 8) OBP: 0.288, SLG: 0.408	G5-3			F7		K		F7		4	0	0	0	0	1	1	Philadelphia Phillies @ Tampa Bay Devil Rays Tropicana Field, St. Petersburg, FL Thu Jun 14 2001, 12:15 PM EDT Att: 11,606 - Dome - 72 F				
11 Jimmy Rollins, S (1, 6) OBP: 0.320, SLG: 0.420	G5-3			F8		K		K		4	1	2	0	0	1	0					
Bobby Abreu, L (1, 9) OBP: 0.360, SLG: 0.500	K			SF8				K		3	0	0	1	0	2	2					
Scott Rolen, R (1, 5) OBP: 0.342, SLG: 0.412		F9		P6				F8		4	0	0	0	0	0	0					
Travis Lee, L (1, 3) OBP: 0.371, SLG: 0.455		K				G3		HR		2	1	1	0	2	1	0					
Pat Burrell, R (1, 7) OBP: 0.371, SLG: 0.482		K				G1-5-3		HR		4	1	1	2	0	1	2					
Eric Valent, L (1, 10) OBP: 0.250, SLG: 0.316				K		G3				3	0	0	0	0	2	1					
Gary Bennett, R (1, 2) OBP: 0.275, SLG: 0.244				K		F7				3	0	0	0	0	2	1					
Marlon Anderson, L (1, 4) OBP: 0.317, SLG: 0.402				G3-1				F8		3	0	1	0	0	0	0					
<b>Inning Stats</b>	R: 0 E: 0 K: 1 S: 10	H: 0 LOB: 0 BB: 0 P: 11	R: 0 E: 0 K: 2 S: 11	H: 0 LOB: 0 BB: 0 P: 18	R: 0 E: 0 K: 2 S: 9	H: 0 LOB: 0 BB: 0 P: 14	R: 1 E: 0 K: 0 S: 10	H: 1 LOB: 0 BB: 0 P: 16	R: 0 E: 0 K: 2 S: 7	H: 0 LOB: 1 BB: 0 P: 12	R: 2 E: 0 K: 1 S: 11	H: 1 LOB: 0 BB: 1 P: 20	R: 0 E: 0 K: 2 S: 19	H: 2 LOB: 2 BB: 0 P: 28	R: 0 E: 0 K: 0 S: 5	H: 0 LOB: 0 BB: 1 P: 9	1B: 3 2B: 1 3B: 0 HR: 1	SF: 1 SAC: 0 DP: 1 HBP: 0	WP: 0 PB: 0 SB: 2 CS: 0	PA: 33	
<b>PITCHER</b>	IP	WLS	BF	H	R	ER	SO	BB	IBB	HBP	BLK	WP	HR	S	P	ERA	WHIP				
Ryan Rupe, R (1, 1) ERA: 6.71	7.0	W	25	3	3	2	8	1	0	0	0	0	1	68	105	2.57	0.571				
Travis Phelps, R (8, 1) ERA: 2.51	0.2	H	4	2	0	0	1	0	0	0	0	0	0	16	23	0.00	3.000				
Esteban Yan, R (8, 1) ERA: 3.95	1.1	S	4	0	0	0	1	1	0	0	0	0	0	8	14	0.00	0.750				


AB	30
R	3
H	5
RBI	3
BB	2
SO	10
LOB	7



Batter	1	2	3	4	5	6	7	8	9	AB	R	H	RBI	BB	SO	LOB	BOTTOM				
Jason Tyner, L (1, 8) OBP: 0.366, SLG: 0.359	K2-3	G6-3		K2-3			G5-4-3			4	1	2	0	0	1	1	Philadelphia Phillies @ Tampa Bay Devil Rays Tropicana Field, St. Petersburg, FL Thu Jun 14 2001, 12:15 PM EDT Att: 11,606 - Dome - 72 F				
Damian Rolis, R (1, 4) OBP: 0.344, SLG: 0.413	K2-3		P4	F8		F2			4	1	1	0	0	0	1						
Greg Vaughn, R (1, 10) OBP: 0.345, SLG: 0.536	K2-3		P4		F8	G5-4-3			4	1	1	1	0	0	1						
Fred McGriff, L (1, 3) OBP: 0.401, SLG: 0.575	SH5-3			3B				HR	2	2	2	3	2	0	0						
Steve Cox, L (9, 3) OBP: 0.255, SLG: 0.347	SH5-3			BB		BB			0	0	0	0	0	0	0						
Randy Winn, S (1, 9) OBP: 0.415, SLG: 0.469	SH5-3			1B		P6		G4-3	3	1	1	1	0	0	1						
Ben Grievie, L (1, 7) OBP: 0.382, SLG: 0.362	K			1B		G3			3	0	1	0	1	1	2						
Gerald Williams, R (8, FR) OBP: 0.263, SLG: 0.335	K			BB				1B	0	0	0	0	0	0	0						
Mike DiFelice, R (1, 2) OBP: 0.283, SLG: 0.298	K					F9		1B	4	0	2	1	0	1	1						
Aubrey Huff, L (1, 5) OBP: 0.281, SLG: 0.363		FC4-6		K		G3		G4-6-3	4	0	1	0	0	1	4						
Andy Sheets, R (1, 6) OBP: 0.294, SLG: 0.312		FC4-6				F8			3	0	0	0	0	0	1						
<b>Inning Stats</b>	R: 3 E: 0 K: 2 S: 19	H: 4 LOB: 1 BB: 0 P: 29	R: 0 E: 0 K: 0 S: 9	H: 1 LOB: 0 BB: 0 P: 13	R: 2 E: 0 K: 1 S: 12	H: 2 LOB: 2 BB: 2 P: 23	R: 0 E: 0 K: 1 S: 6	H: 0 LOB: 0 BB: 0 P: 8	R: 0 E: 0 K: 0 S: 11	H: 0 LOB: 1 BB: 1 P: 16	R: 0 E: 0 K: 0 S: 5	H: 0 LOB: 0 BB: 0 P: 7	R: 0 E: 0 K: 0 S: 4	H: 1 LOB: 0 BB: 0 P: 5	R: 1 E: 0 K: 0 S: 13	H: 3 LOB: 2 BB: 0 P: 21	1B: 7 2B: 2 3B: 1 HR: 1	SF: 0 SAC: 1 DP: 3 HBP: 0	WP: 0 PB: 0 SB: 0 CS: 0	PA: 35	
<b>PITCHER</b>	IP	WLS	BF	H	R	ER	SO	BB	IBB	HBP	BLK	WP	HR	S	P	ERA	WHIP				
Randy Wolf, L (1, 1) ERA: 4.27	7.0	L	31	9	6	6	4	3	0	0	0	0	1	70	108	7.71	1.714				
Jose Santiago, R (8, 1) ERA: 5.94	1.0		4	2	0	0	0	0	0	0	0	0	0	9	14	0.00	2.000				





Batter	1	2	3	4	5	6	7	8	9	AB	R	H	RBI	BB	SO	LOB	TOP			
Jerry Hairston, R OBP: 0.320, SLG: 0.394	F8	F8		F8	K			K		5	0	0	0	0	2	3	<b>Baltimore Orioles @ Philadelphia Phillies</b> Veterans Stadium, Philadelphia, PA Fri Jun 15 2001, 7:05 PM EDT Att: 18,710 - Cloudy - 81°F			
1 Brian Roberts, S OBP: 0.333, SLG: 0.333	1B	K		G6-3				P4		5	1	2	0	0	1	0				
David Segui, S OBP: 0.305, SLG: 0.417	1B			HR	G6-3	G3-6				5	2	3	0	0	0	1				
Jeff Conine, R OBP: 0.383, SLG: 0.479	1B			F9				G3-1		5	2	2	1	0	1	2				
Mike Kinkade, R OBP: 0.343, SLG: 0.407	E			HR						4	2	2	4	1	0	0				
6 Melvin Mora, R OBP: 0.358, SLG: 0.389	K			G6-3				F3		5	0	2	1	0	1	2				
Cal Ripken Jr., R OBP: 0.243, SLG: 0.302	E4				G3			P4		3	0	1	0	2	0	1				
Brook Fordyce, R OBP: 0.257, SLG: 0.289	G5-3			G1-3						3	0	0	0	1	1	5				
Willis Roberts, R 45 Lesli Brea, R 31 Jay Gibbons, L John Parrish, L Chuck McLeroy, L Delino DeShields, L Ryan Kohlmeier, R Buddy Groom, L				K	K			K		2	0	0	0	0	0	0				
										0	0	0	0	0	0	0				
<b>Inning Stats</b>	R: 3 E: 1 K: 1 S: 17	H: 5 LOB: 2 BB: 0 P: 25	R: 0 E: 0 K: 2 S: 11	H: 0 LOB: 0 BB: 0 P: 13	R: 2 E: 0 K: 0 S: 10	H: 2 LOB: 1 BB: 1 P: 18	R: 0 E: 0 K: 1 S: 8	H: 1 LOB: 0 BB: 0 P: 12	R: 0 E: 0 K: 2 S: 14	H: 1 LOB: 2 BB: 1 P: 25	R: 0 E: 0 K: 1 S: 11	H: 0 LOB: 0 BB: 0 P: 9	1B: 8 2B: 2 3B: 0 HR: 2	SF: 0 SAC: 0 DP: 1 HBP: 0	WP: 0 PB: 0 SB: 0 CS: 0	PA: 43				
<b>PITCHER</b>	IP WLS BF H R ER SO BB IBB HBP BLK WP HR S P ERA WHIP																			
Omar Daal, L ERA: 4.09	4.2	2.0	W	8	2	0	0	3	1	0	0	0	0	0	0	23	35	0.00	1.500	
Vicente Padilla, R ERA: 4.5	0.1	0.1		1	0	0	0	1	0	0	0	0	0	0	0	3	6	0.00	0.000	
Rheal Cormier, L ERA: 3.48	1.0	4	1	0	0	1	0	0	0	0	0	0	0	0	11	18	0.00	1.000		
Jose Santiago, R ERA: 5.77	1.0	3	0	0	0	0	0	0	0	0	0	0	0	0	6	9	0.00	0.000		
Jose Mesa, R ERA: 3.33																				
<b>Batter</b>	<b>1</b>	<b>2</b>	<b>3</b>	<b>4</b>	<b>5</b>	<b>6</b>	<b>7</b>	<b>8</b>	<b>9</b>	<b>AB</b>	<b>R</b>	<b>H</b>	<b>RBI</b>	<b>BB</b>	<b>SO</b>	<b>LOB</b>	<b>BOTTOM</b>			
Doug Glanville, R OBP: 0.289, SLG: 0.404	F9	P4		11 2B	F7	F7				5	1	1	1	0	0	3	<b>Baltimore Orioles @ Philadelphia Phillies</b> Veterans Stadium, Philadelphia, PA Fri Jun 15 2001, 7:05 PM EDT Att: 18,710 - Cloudy - 81°F			
11 Jimmy Rollins, S OBP: 0.324, SLG: 0.424	1B	F8		HR	BB	L5		L3		5	3	2	1	1	0	3				
Bobby Abreu, L OBP: 0.367, SLG: 0.515	BB			G1-3	HR			L9		5	3	3	3	1	0	1				
Scott Rolen, R OBP: 0.350, SLG: 0.432	SF7			HR	BB			L9		3	2	2	3	2	0	0				
23 Kevin Jordan, R OBP: 0.369, SLG: 0.396	BB			L6-4	F7			G3		1	0	0	0	0	0	1				
Pat Burrell, R OBP: 0.375, SLG: 0.480	1B			L6-4	F7					3	0	1	2	2	0	1				
Travis Lee, L OBP: 0.367, SLG: 0.465	SF7				HR			F5		4	1	1	2	0	0	4				
Johnny Estrada, S OBP: 0.289, SLG: 0.397										5	2	3	2	0	0	1				
Marlon Anderson, L OBP: 0.324, SLG: 0.418	F7							HR		5	1	3	1	0	0	2				
Jose Santiago, R Jose Mesa, R				1B	F7					0	0	0	0	0	0	0				
Omar Daal, L Vicente Padilla, R Rheal Cormier, L Tomas Perez, S				11 2B	BB					1	0	0	0	0	0	1				
<b>Inning Stats</b>	R: 3 E: 0 K: 0 S: 14	H: 3 LOB: 2 BB: 2 P: 31	R: 0 E: 0 K: 0 S: 7	H: 0 LOB: 0 BB: 0 P: 7	R: 0 E: 0 K: 0 S: 5	H: 1 LOB: 1 BB: 0 P: 5	R: 7 E: 0 K: 0 S: 27	H: 8 LOB: 1 BB: 0 P: 38	R: 2 E: 0 K: 0 S: 13	H: 1 LOB: 3 BB: 4 P: 32	R: 0 E: 0 K: 0 S: 14	H: 1 LOB: 1 BB: 1 P: 22	R: 3 E: 0 K: 0 S: 14	H: 4 LOB: 1 BB: 0 P: 20	R: 0 E: 0 K: 0 S: 7	H: 0 LOB: 1 BB: 0 P: 12	1B: 8 2B: 7 3B: 0 HR: 4	SF: 1 SAC: 0 DP: 1 HBP: 1	WP: 0 PB: 0 SB: 1 CS: 0	PA: 49
<b>PITCHER</b>	IP WLS BF H R ER SO BB IBB HBP BLK WP HR S P ERA WHIP																			
Willis Roberts, R ERA: 5.66	3.0	L	5	2	1	1	0	0	0	0	0	0	0	0	0	0	0	27.00	4.000	
45 Lesli Brea, R ERA: 9.0	1.0		2	1	1	0	0	0	0	0	1	14	22	9.00	2.000					
John Parrish, L ERA: 11.57	0.2		7	1	2	2	0	4	0	0	0	10	27	27.00	7.500					
Chuck McLeroy, L ERA: 4.46	1.1		6	1	0	0	0	1	0	0	0	17	27	0.00	1.500					
Ryan Kohlmeier, R ERA: 7.66	1.0		7	4	3	3	0	0	0	0	0	2	14	20	27.00	4.000				
<b>Buddy Groom, L</b> ERA: 4.64	8.1	1.0	4	0	0	0	0	0	0	0	0	7	12	0.00	0.000					







Batter	1	2	3	4	5	6	7	8	9	AB	R	H	RBI	BB	SO	LOB	TOP					
Brady Anderson, L (1,9) OBP: 0.312, SLG: 0.305	1-3 K	2-2 HR		0-3 K		2-3 K			4-1 FC4-6 BB	4	1	1	3	1	3	0	<b>Baltimore Orioles @ Philadelphia Phillies</b> Veterans Stadium, Philadelphia, PA Sun Jun 17 2001, 1:35 PM EDT Att: 36,911 - Cloudy - 79 F					
1 Brian Roberts, S (1,6) OBP: 0.316, SLG: 0.368	1-2 G4-3 PB HR	0-0 P4			3-1 G4-3		0-0 G1-3		0-1 FC4-6 BB	5	2	1	0	0	0	1						
David Segui, S (1,3) OBP: 0.404, SLG: 0.455	2-1 G4-3			0-0 HR	2-1 1B		3-2 G4-3		3-2 1B	5	2	3	1	0	0	1						
Jeff Conine, R (1,5) OBP: 0.389, SLG: 0.494	1-1 HR			0-1 P3	0-0 2B		0-0 F9		2-2 1B	5	2	3	2	0	0	0						
Chris Richard, L (1,8) OBP: 0.348, SLG: 0.472	1-3 K			1-2 G4-3	2-1 31 G1-3 1H 2H 2B			1-2 G3	1-1 SF7	4	0	1	3	0	1	0						
31 Jay Gibbons, L (1,7) OBP: 0.307, SLG: 0.356		2-0 G4-3		2-2 1B	0-0 G1-3			0-0 HR	0-0 G4-3	4	1	2	1	0	0	1						
6 Melvin Mora, R (8,8) OBP: 0.359, SLG: 0.389					2-3					1	0	0	0	0	0	2						
Jerry Hairston, R (1,4) OBP: 0.320, SLG: 0.397		4-2 F9 HR BB		0-0 F8	1-1 F8					3	1	1	0	1	0	2						
Brook Fordyce, R (1,2) OBP: 0.251, SLG: 0.282		0-0 E1 HR		0-0 P6			1-0 G6-3		0-3 K	4	1	0	0	0	1	2						
Jose Mercedes, R (1,1)		1-1 F9		1-3 K			1-3 K		0-1 F9	3	0	0	0	0	2	2						
Mike Kinkade, R (8,PH)										1	0	0	0	0	0	1						
Mike Trombley, R (8,1)										0	0	0	0	0	0	0						
Buddy Groom, L (8,1)										0	0	0	0	0	0	0						
<b>Inning Stats</b>	R: 2 E: 0 K: 2 S: 13	H: 2 LOB: 0 BB: 0 P: 19	R: 3 E: 1 K: 0 S: 11	H: 1 LOB: 0 BB: 1 P: 20	R: 1 E: 0 K: 0 S: 10	H: 2 LOB: 1 BB: 0 P: 13	R: 0 E: 0 K: 2 S: 7	H: 0 LOB: 0 BB: 0 P: 8	R: 2 E: 0 K: 0 S: 10	H: 3 LOB: 1 BB: 0 P: 18	R: 0 E: 0 K: 0 S: 7	H: 0 LOB: 0 BB: 0 P: 11	R: 0 E: 0 K: 0 S: 5	H: 0 LOB: 0 BB: 0 P: 8	R: 1 E: 0 K: 1 S: 10	H: 2 LOB: 1 BB: 0 P: 11	R: 1 E: 0 K: 0 S: 12	H: 2 LOB: 2 BB: 1 P: 22	1B: 6 2B: 1 3B: 1 HR: 4	SF: 1 SAC: 0 DP: 0 HBP: 0	WP: 0 PB: 1 SB: 0 CS: 0	PA: 42
<b>PITCHER</b>	IP WLS BF H R ER SO BB IBB HBP BLK WP HR S P ERA WHIP																					
Amaury Telemaco, R (1,1) ERA: 4.64	3.0 L 16 5 6 3 2 1 0 0 0 0 0 3 34 52 9.00 2.000																					
Chris Brock, R (4,1) ERA: 4.13	2.0 9 3 2 2 2 0 0 0 0 0 0 0 17 26 9.00 1.500																					
Ed Vosberg, L (6,1) ERA: 4.13	1.0 3 0 0 0 2 0 0 0 0 0 0 0 7 11 0.00 0.000																					
Rheal Cormier, L (7,1) ERA: 3.57	2.0 8 2 1 1 1 0 0 0 0 0 0 1 15 19 4.50 1.000																					
Jose Mesa, R (9,1) ERA: 3.54	1.0 6 2 1 1 0 1 0 0 0 0 0 0 12 22 9.00 3.000																					

Batter	1	2	3	4	5	6	7	8	9	AB	R	H	RBI	BB	SO	LOB	BOTTOM					
Doug Glanville, R (1,8) OBP: 0.296, SLG: 0.414	1-2 G6-3	2-3 K			1-1 BB		1-2 F8	0-1 FC1-6		5	0	1	0	0	1	1	<b>Baltimore Orioles @ Philadelphia Phillies</b> Veterans Stadium, Philadelphia, PA Sun Jun 17 2001, 1:35 PM EDT Att: 36,911 - Cloudy - 79 F					
11 Jimmy Rollins, S (1,6) OBP: 0.316, SLG: 0.423	2-1 G3-1		2-2 F7		3-3 K		3-1 F8	2-2 F9		5	0	0	0	0	1	3						
Bobby Abreu, L (1,9) OBP: 0.377, SLG: 0.512	2-1 BB		1-2 F7		4-1 1B		2-0 1B	0-1 G3		4	0	2	0	1	0	1						
Scott Rolen, R (1,5) OBP: 0.348, SLG: 0.421	4-2 BB		1-2 F9		0-3 K		1-2 G4-3		2-2 G6-3	4	0	0	0	1	1	4						
Pat Burrell, R (1,7) OBP: 0.376, SLG: 0.479	0-3 K			3-3 K		4-2 G4-6-3 1B BB		3-1 1B	2-3 K	4	2	1	0	1	3	2						
Travis Lee, L (1,3) OBP: 0.368, SLG: 0.462		2-1 HR		1-1 G4-3		0-0 1B	1-2 G4-6-3 1B	2-2 1B	2-3 K	5	2	3	0	0	1	0						
Johnny Estrada, S (1,2) OBP: 0.304, SLG: 0.442		1-1 F9		0-2 G1-3		0-0 G4-6-3	1-2 1B	3-2 1B		4	1	1	1	0	0	3						
Marlon Anderson, L (1,4) OBP: 0.333, SLG: 0.446		0-1 HR			0-0 BB	1-2 1B		1-1 E3		4	2	3	3	0	0	1						
Amaury Telemaco, R (1,1) ERA: 4.64										1	0	0	0	0	1	0						
Chris Brock, R (4,1) ERA: 4.13										0	0	0	0	0	0	0						
Brian Hunter, R (5,PH) ERA: 4.13										1	0	0	0	0	1	1						
Ed Vosberg, L (6,1) ERA: 4.13										0	0	0	0	0	0	0						
23 Kevin Jordan, R (6,PH) ERA: 3.57										1	0	0	0	0	0	1						
Rheal Cormier, L (7,1) ERA: 3.57										0	0	0	0	0	0	0						
Turner Ward, S (8,PH) ERA: 1.000										1	0	1	2	0	0	0						
Jose Mesa, R (9,1) ERA: 3.54										0	0	0	0	0	0	0						
<b>Inning Stats</b>	R: 0 E: 0 K: 1 S: 15	H: 1 LOB: 2 BB: 1 P: 24	R: 2 E: 0 K: 2 S: 12	H: 2 LOB: 0 BB: 0 P: 17	R: 0 E: 0 K: 0 S: 11	H: 0 LOB: 0 BB: 0 P: 15	R: 0 E: 0 K: 1 S: 8	H: 0 LOB: 0 BB: 0 P: 12	R: 0 E: 0 K: 3 S: 16	H: 2 LOB: 3 BB: 1 P: 25	R: 1 E: 0 K: 0 S: 12	H: 2 LOB: 1 BB: 1 P: 20	R: 0 E: 0 K: 0 S: 9	H: 1 LOB: 1 BB: 0 P: 16	R: 4 E: 1 K: 0 S: 24	H: 4 LOB: 1 BB: 0 P: 37	R: 0 E: 0 K: 2 S: 13	H: 0 LOB: 0 BB: 0 P: 19	1B: 11 2B: 0 3B: 0 HR: 1	SF: 0 SAC: 0 DP: 1 HBP: 0	WP: 0 PB: 0 SB: 0 CS: 0	PA: 42
<b>PITCHER</b>	IP WLS BF H R ER SO BB IBB HBP BLK WP HR S P ERA WHIP																					
Jose Mercedes, R (1,1) ERA: 5.97	7.0 W 31 8 3 3 3 0 0 0 0 0 0 0 12 20 3.86 1.571																					
Mike Trombley, R (8,1) ERA: 3.55	0.0 3 3 3 3 0 0 0 0 0 0 0 0 12 20 0.00 0.500																					
Buddy Groom, L (8,1) ERA: 4.24	2.0 8 1 1 0 2 0 0 0 0 0 0 0 25 36 0.00 0.500																					















Batter	1	2	3	4	5	6	7	8	9	AB	R	H	RBI	BB	SO	LOB	TOP											
11 Jimmy Rollins, S OBP: 0.320, SLG: 0.436	0-1 S 1B		1-1 G5-3		1-0 G6-3		1-3 K		0-0 FC6-2 3B	5	0	2	1	0	1	0	Philadelphia Phillies @ Pittsburgh Pirates PNC Park, Pittsburgh, PA Thu Jun 21 2001, 7:05 PM EDT Att: 29,560 - Sunny - 85 F											
Brian Hunter, R OBP: 0.378, SLG: 0.375	1-1 F8		2-2 G4-3		0-1 F7		0-3 K		1-2 FC6-2	5	0	0	0	0	1	2												
Bobby Abreu, L OBP: 0.381, SLG: 0.514	3-1 F8			3-2 G6-3 SF7 2B		4-0 S BB E BB		3-2 F8		4	2	1	0	1	1	2												
Scott Rolen, R OBP: 0.355, SLG: 0.428	4-2 BB			0-0 G6-3 1B 1B		4-0 S FC3 BB		1-0 G6-3		2	2	1	0	2	0	0												
Pat Burrell, R OBP: 0.364, SLG: 0.457	2-0 G4-3			1-1 G6-3		1-3 K		1-3 K		4	0	0	0	0	2	5												
Travis Lee, L OBP: 0.369, SLG: 0.481		0-2 G4-1		0-0 SF7		0-0 FC3 CS		1-0 P6		3	0	0	2	0	0	0												
Johnny Estrada, S OBP: 0.307, SLG: 0.432		0-0 G3-1		0-1 1B		1-2 1B		0-0 G4-3		4	0	2	1	0	0	0												
Tomas Perez, S OBP: 0.340, SLG: 0.370		0-1 G4-3		0-0 F9		0-1 1B		2-1 E 3B		4	1	2	0	0	0	1												
Robert Person, R Tyrone Ward, S Wayne Gomes, R Rheal Cormier, L Ricky Bottalico, L Marlon Anderson, L Jose Mesa, R		0-2 G1-3		2-3 K		1-2 G6-3		0-1 E3 11 3B		2	0	0	0	0	0	1												
Inning Stats	R: 0 E: 0 K: 0 S: 9	H: 1 LOB: 2 BB: 1 P: 19	R: 0 E: 0 K: 0 S: 6	H: 0 LOB: 0 BB: 0 P: 6	R: 0 E: 0 K: 0 S: 8	H: 0 LOB: 0 BB: 0 P: 11	R: 2 E: 0 K: 0 S: 10	H: 3 LOB: 1 BB: 0 P: 14	R: 0 E: 0 K: 1 S: 6	H: 0 LOB: 0 BB: 0 P: 9	R: 2 E: 0 K: 1 S: 14	H: 2 LOB: 2 BB: 2 P: 27	R: 0 E: 0 K: 1 S: 5	H: 0 LOB: 0 BB: 0 P: 13	R: 0 E: 0 K: 1 S: 5	H: 0 LOB: 0 BB: 0 P: 8			R: 2 E: 1 K: 1 S: 14	H: 2 LOB: 1 BB: 0 P: 19	1B: 5 2B: 1 3B: 2 HR: 0	SF: 1 SAC: 0 DP: 0 HBP: 0	WP: 0 PB: 0 SB: 5 CS: 1	PA: 39				
PITCHER	IP	WLS	BF	H	R	ER	SO	BB	IBB	HBP	BLK	WP	HR	S	P	ERA	WHIP											
Jimmy Anderson, L ERA: 4.37	(1, 1)	5.2	L	26	6	4	4	2	3	0	0	0	0	0	49	81	6.35	1.588										
Josias Manzanillo, R ERA: 4.42	(6, 1)	2.1		7	0	0	0	3	0	0	0	0	0	18	26	0.00	0.000											
Omar Olivares, R ERA: 6.82	(9, 1)	1.0		6	2	2	1	1	0	0	0	0	0	14	19	9.00	2.000											

Batter	1	2	3	4	5	6	7	8	9	AB	R	H	RBI	BB	SO	LOB	BOTTOM											
Abraham Nunez, S OBP: 0.341, SLG: 0.363	2-1 G3		4-2 2 2B BB		4-1 BB			1-0 E1 G4-3 1B		2	0	1	0	2	0	0	Philadelphia Phillies @ Pittsburgh Pirates PNC Park, Pittsburgh, PA Thu Jun 21 2001, 7:05 PM EDT Att: 29,560 - Sunny - 85 F											
2 Jack Wilson, R OBP: 0.281, SLG: 0.333	0-0 G5-3		1-1 1-1 2-3 2B		1-2 F8			1-1 G4-3		4	0	1	2	0	0	2												
18 Jason Kendall, R OBP: 0.331, SLG: 0.357	2-1 G4-3		0-0 F2		2-3 K			2-2 F8		4	0	0	0	0	1	2												
Brian Giles, L OBP: 0.394, SLG: 0.614		3-2 F7		2-1 F9 SF5 2B		1-1 F7		0-1 L6		4	1	1	0	0	0	0												
Aramis Ramirez, R OBP: 0.336, SLG: 0.478		0-2 F7		0-0 F9		0-0 F9		0-2 2B		4	0	1	0	0	0	1												
John Vander Wal, L OBP: 0.378, SLG: 0.514		1-2 F9		3-2 SF5		1-1 F8		1-1 G1-3		3	0	0	1	0	0	1												
Craig Wilson, R OBP: 0.391, SLG: 0.625			1-1 BB E 2 2B 1B		0-3 K		0-3 K		2-3 K	4	1	1	0	0	3	1												
Rob Mackowiak, L OBP: 0.373, SLG: 0.491			1-3 K		0-3 K		0-0 F9			3	0	0	0	0	2	1												
Jimmy Anderson, L ERA: 4.71	(1, 1)	5.0	W	20	3	3	2	4	2	0	0	0	0	0	0	0												
Wayne Gomes, R ERA: 3.13	(6, 1)	2.0	H	6	0	0	0	2	0	0	0	0	0	12	16	0.00			0.000									
Rheal Cormier, L ERA: 3.47	(8, 1)	0.2	H	3	1	0	0	0	0	0	0	0	0	5	9	0.00	1.500											
Ricky Bottalico, R ERA: 3.72	(8, 1)	0.1	H	1	0	0	0	0	0	0	0	0	0	3	5	0.00	0.000											
Jose Mesa, R ERA: 3.3	(9, 1)	1.0	S	4	1	0	0	1	0	0	0	0	0	10	13	0.00	1.000											
Inning Stats	R: 0 E: 0 K: 0 S: 5	H: 0 LOB: 0 BB: 0 P: 9	R: 0 E: 0 K: 0 S: 10	H: 0 LOB: 0 BB: 0 P: 14	R: 2 E: 1 K: 1 S: 13	H: 2 LOB: 1 BB: 1 P: 22	R: 1 E: 0 K: 1 S: 10	H: 1 LOB: 0 BB: 0 P: 15	R: 0 E: 0 K: 2 S: 11	H: 0 LOB: 1 BB: 1 P: 17	R: 0 E: 0 K: 1 S: 6	H: 0 LOB: 0 BB: 0 P: 9	R: 0 E: 0 K: 1 S: 6	H: 0 LOB: 0 BB: 0 P: 7	R: 0 E: 1 K: 0 S: 8	H: 1 LOB: 1 BB: 0 P: 14	R: 0 E: 0 K: 1 S: 10	H: 1 LOB: 1 BB: 0 P: 13	1B: 2 2B: 3 3B: 0 HR: 0	SF: 1 SAC: 0 DP: 0 HBP: 0	WP: 0 PB: 0 SB: 0 CS: 0	PA: 34						
PITCHER	IP	WLS	BF	H	R	ER	SO	BB	IBB	HBP	BLK	WP	HR	S	P	ERA	WHIP											
Robert Person, R ERA: 4.71	(1, 1)	5.0	W	20	3	3	2	4	2	0	0	0	0	0	49	77	3.60	1.000										



Batter	1	2	3	4	5	6	7	8	9	AB	R	H	RBI	BB	SO	LOB	TOP										
Doug Glanville, R OBP: 0.292, SLG: 0.409	0-1 1B 2B	FC5-4			2-3 K		2-1 F8			4	0	1	0	0	1	3											
11 Jimmy Rollins, S OBP: 0.319, SLG: 0.433	0-0 S 1B		2-3 K		1-3 K		0-0 F8			4	0	1	0	0	2	1											
Bobby Abreu, L OBP: 0.379, SLG: 0.508	4-0 G4-6-3 1-2 BB		3-2 F7		2-3 K			0-2 P4		3	0	0	0	1	1	0											
Scott Rolen, R OBP: 0.353, SLG: 0.425 23 Kevin Jordan, R OBP: 0.362, SLG: 0.387	0-3 K		1-0 G6-3		1-2 G6-3		0-0 G5-3			2	0	0	0	0	1	3											
Travis Lee, L OBP: 0.364, SLG: 0.473	3-2 G4-6-3 1-2			3-2 F9		1-0 L4		2-3 K		4	0	0	0	0	1	3											
Pat Burrell, R OBP: 0.366, SLG: 0.460		1-3 K		2-2 G3 1B 2B		1-0 HBP		1-3 K		3	1	1	0	0	2	0											
Marlon Anderson, L OBP: 0.326, SLG: 0.433		0-0 F8		2-0 G3		2-3 K		1-0 F7		4	0	0	0	0	1	2											
Johnny Estrada, S OBP: 0.314, SLG: 0.434		2-1 1B 1B		0-1 1B		1-1 G4-3		0-0 F7		4	0	2	1	0	0	0											
Randy Wolf, L OBP: 0.130, SLG: 0.091 Vicente Padilla, R OBP: 0.697, SLG: 1.000 Turner Ward, S OBP: 0.400, SLG: 0.600 Ed Vosberg, L OBP: 0.500, SLG: 1.000	0-0 1B		0-3 K		1-0 2B					2	0	1	0	0	1	1											
Ricky Bottalico, L OBP: 0.500, SLG: 1.000	1-2 1B									0	0	0	0	0	0	0											
<b>Inning Stats</b>	R: 0 E: 0 K: 1 S: 10	H: 2 LOB: 2 BB: 1 P: 17	R: 0 E: 0 K: 1 S: 8	H: 2 LOB: 2 BB: 0 P: 11	R: 0 E: 0 K: 1 S: 11	H: 0 LOB: 0 BB: 0 P: 17	R: 1 E: 0 K: 1 S: 15	H: 2 LOB: 1 BB: 0 P: 22	R: 0 E: 0 K: 3 S: 10	H: 0 LOB: 0 BB: 0 P: 15	R: 0 E: 0 K: 0 S: 6	H: 1 LOB: 1 BB: 0 P: 10	R: 0 E: 0 K: 1 S: 7	H: 0 LOB: 0 BB: 0 P: 9	R: 0 E: 0 K: 1 S: 5	H: 0 LOB: 0 BB: 0 P: 7	1B: 4 2B: 3 3B: 0 HR: 0	SF: 0 SAC: 0 DP: 1 HBP: 1	WP: 0 PB: 0 SB: 1 CS: 0	PA: 35							
<b>PITCHER</b>	IP	WLS	BF	H	R	ER	SO	BB	IBB	HBP	BLK	WP	HR	S	P	ERA	WHIP										
Ryan Dempster, R ERA: 4.75	8.0	W	32	7	1	1	9	1	0	1	0	0	0	74	113	1.12	1.000										
Ricky Bones, R ERA: 4.13	1.0		3	0	0	0	1	0	0	0	0	0	0	5	7	0.00	0.000										

Philadelphia Phillies @ Florida Marlins  
Pro Player Stadium, Miami, FL

AB 33  
R 1  
H 7  
RBI 1  
BB 1  
SO 10  
LOB 13




WP: 0 PA: 35  
PB: 0  
SB: 1  
CS: 0

Batter	1	2	3	4	5	6	7	8	9	AB	R	H	RBI	BB	SO	LOB	BOTTOM										
Luis Castillo, S OBP: 0.356, SLG: 0.337	1-0 G4-3		0-0 1B 1B	2-0 2B		1-1 L5				4	0	2	2	0	0	0											
Alex Gonzalez, R OBP: 0.326, SLG: 0.387	2-2 P4		0-0 1B	0-0 FC7-2		0-0 G4-3				4	0	1	1	0	0	2											
Cliff Floyd, L OBP: 0.417, SLG: 0.634	0-1 F7		1-2 F7	3-H	0-1 HR	2-1 G4-3				4	1	1	1	0	0	3											
Preston Wilson, R OBP: 0.339, SLG: 0.473		3-3 K	1-0 L8		0-0 2B 2B		2-3 K			4	1	1	0	0	2	3											
Mike Lowell, R OBP: 0.353, SLG: 0.531		1-2 F7	0-0 1B	1-2 2H 3-H	1-0 F2		2-3 K			4	0	1	1	0	1	1											
Kevin Millar, R OBP: 0.351, SLG: 0.552		0-0 F9		1-2 1B	1-0 F9	1-2 1B G5-3 2B		1-3 K		4	1	1	1	0	1	0											
Derrek Lee, R OBP: 0.301, SLG: 0.399			4-2 1B BB	1-2 2B 1B	2-0 G5-3		0-0 F9			3	2	2	0	1	0	0											
Mike Redmond, R OBP: 0.418, SLG: 0.549			3-2 1B SH 1B	3-1 1B 2B	1-0 G5-3		1-0 L4-3 1B			4	2	3	2	0	0	1											
Ryan Dempster, R OBP: 0.133, SLG: 0.138 Ryan McGuire, L OBP: 0.250, SLG: 0.313 Ricky Bones, R OBP: 0.333, SLG: 0.500	0-0 SH 1B		0-0 SH 1B	0-0 2B FC7-2 1B	1-2 K		3-2 L4-3			2	1	1	0	0	1	1											
<b>Inning Stats</b>	R: 0 E: 0 K: 0 S: 6	H: 0 LOB: 0 BB: 0 P: 9	R: 0 E: 0 K: 1 S: 8	H: 0 LOB: 0 BB: 0 P: 12	R: 3 E: 1 K: 0 S: 13	H: 4 LOB: 2 BB: 1 P: 22	R: 2 E: 0 K: 0 S: 10	H: 4 LOB: 1 BB: 0 P: 17	R: 3 E: 0 K: 1 S: 13	H: 4 LOB: 1 BB: 0 P: 18	R: 0 E: 0 K: 0 S: 5	H: 0 LOB: 0 BB: 0 P: 8	R: 0 E: 0 K: 3 S: 9	H: 0 LOB: 0 BB: 0 P: 14	R: 0 E: 0 K: 0 S: 6	H: 1 LOB: 0 BB: 0 P: 10	1B: 8 2B: 6 3B: 0 HR: 1	SF: 0 SAC: 1 DP: 2 HBP: 0	WP: 0 PB: 0 SB: 0 CS: 0	PA: 36							
<b>PITCHER</b>	IP	WLS	BF	H	R	ER	SO	BB	IBB	HBP	BLK	WP	HR	S	P	ERA	WHIP										
Randy Wolf, L ERA: 4.72	4.0	L	22	10	7	6	1	0	0	0	0	0	0	15	23	4.50	1.000										
Vicente Padilla, R ERA: 4.91	2.0		8	2	1	1	1	0	0	0	0	0	0	9	14	0.00	0.000										
Ed Vosberg, L ERA:	1.0		3	0	0	0	3	0	0	0	0	0	0	6	10	0.00	1.000										
Ricky Bottalico, R ERA: 3.62	1.0		3	1	0	0	0	0	0	0	0	0	0	6	10	0.00	1.000										

Philadelphia Phillies @ Florida Marlins  
Pro Player Stadium, Miami, FL

AB 34  
R 8  
H 13  
RBI 8  
BB 1  
SO 5  
LOB 12



WP: 0 PA: 36  
PB: 0  
SB: 0  
CS: 0



Batter	1	2	3	4	5	6	7	8	9	AB	R	H	RBI	BB	SO	LOB	TOP			
Doug Glanville, R OBP: 0.290, SLG: 0.405	F8		G5-3						G4-3	5	0	1	0	0	1	2				
11 Jimmy Rollins, S OBP: 0.315, SLG: 0.427	P5			G1-3	F9		K		G4-3	4	0	0	0	0	1	2				
Wayne Gomes, R OBP: 1.000, SLG: 1.000										0	0	0	0	0	0	0				
Rheal Cormier, L										0	0	0	0	0	0	0				
Gary Bennett, R OBP: 0.268, SLG: 0.224										1	0	0	0	0	0	0				
Bobby Abreu, L OBP: 0.392, SLG: 0.508				BB 1B	F8				G1-3	2	1	1	0	1	0	2				
Brian Hunter, R OBP: 0.373, SLG: 0.367										1	0	0	0	0	0	0				
Pat Burrell, R OBP: 0.368, SLG: 0.456	L4			1B 1B					F9	2	0	0	0	2	0	1				
Travis Lee, L OBP: 0.362, SLG: 0.469										4	0	1	1	0	0	3				
Johnny Estrada, S OBP: 0.321, SLG: 0.447										4	0	2	0	0	0	0				
Marlon Anderson, L OBP: 0.321, SLG: 0.425										4	0	0	0	0	0	4				
23 Kevin Jordan, R OBP: 0.356, SLG: 0.349				G1-3	G3-1					3	0	0	0	1	1	4				
Amaury Telemaco, R OBP: 0.182, SLG: 0.100										1	0	0	0	0	0	0				
Jose Santiago, R										0	0	0	0	1	0	0				
Turner Ward, S OBP: 0.500, SLG: 0.667										0	0	0	0	0	0	0				
Ed Vosberg, L										0	0	0	0	0	0	0				
Tomas Perez, S OBP: 0.333, SLG: 0.362										1	0	0	0	0	0	0				
<b>Inning Stats</b>	R: 0 E: 0 K: 0 S: 7	H: 1 LOB: 1 BB: 0 P: 11	R: 0 E: 0 K: 0 S: 4	H: 0 LOB: 0 BB: 0 P: 6	R: 0 E: 0 K: 0 S: 6	H: 0 LOB: 0 BB: 0 P: 7	R: 1 E: 0 K: 0 S: 12	H: 2 LOB: 3 BB: 2 P: 24	R: 0 E: 0 K: 1 S: 11	H: 1 LOB: 3 BB: 1 P: 18	R: 0 E: 0 K: 1 S: 8	H: 0 LOB: 0 BB: 0 P: 13	R: 0 E: 0 K: 1 S: 9	H: 1 LOB: 1 BB: 0 P: 9	R: 0 E: 0 K: 0 S: 7	H: 0 LOB: 0 BB: 0 P: 9	1B: 5 2B: 1 3B: 0 HR: 0	SF: 0 SAC: 0 DP: 0 HBP: 0	WP: 0 PB: 0 SB: 0 CS: 0	PA: 38
<b>PITCHER</b>	IP WLS BF H R ER SO BB IBB HBP BLK WP HR S P ERA WHIP																			
Matt Clement, R ERA: 5.12	6.0 W 28 5 1 1 1 5 0 0 0 0 0 0 0 47 86 1.50 1.667																			
Vic Darenbourg, L ERA: 4.43	1.0 3 0 0 0 1 0 0 0 0 0 0 0 8 13 0.00 0.000																			
Vladimir Nunez, R ERA: 2.86	1.0 4 1 0 0 1 0 0 0 0 0 0 0 9 9 0.00 1.000																			
Dan Miceli, R ERA: 6.85	1.0 3 0 0 0 0 0 0 0 0 0 0 0 7 9 0.00 0.000																			

Philadelphia Phillies @ Florida Marlins  
Pro Player Stadium, Miami, FL  
Sat Jun 23 2001, 7:05 PM EDT  
Att: 23,638 - Cloudy - 74 F

AB 33  
R 1  
H 6  
RBI 1  
BB 5  
SO 3  
LOB 18



Batter	1	2	3	4	5	6	7	8	9	AB	R	H	RBI	BB	SO	LOB	BOTTOM			
Luis Castillo, S OBP: 0.357, SLG: 0.338	WP HBP G6-3 1B			G6-3						5	2	2	0	0	0	1				
Alex Gonzalez, R OBP: 0.331, SLG: 0.388	WP HR HBP									4	3	2	0	0	1	1				
Cliff Floyd, L OBP: 0.421, SLG: 0.644										4	2	3	3	0	0	2				
Vic Darenbourg, L										0	0	0	0	0	0	0				
Ryan McGuire, L OBP: 0.264, SLG: 0.313										0	0	0	0	1	0	0				
Preston Wilson, R OBP: 0.340, SLG: 0.469										4	1	1	2	1	1	3				
Dave Berg, R OBP: 0.214, SLG: 0.299										0	0	0	0	0	0	0				
Mike Lowell, R OBP: 0.354, SLG: 0.539										4	2	1	2	1	0	4				
Vladimir Nunez, R										0	0	0	0	0	0	0				
Dan Miceli, R										0	0	0	0	0	0	0				
Kevin Millar, R OBP: 0.355, SLG: 0.568										3	1	1	4	1	1	0				
Derrek Lee, R OBP: 0.307, SLG: 0.401										4	0	2	1	1	1	1				
Mike Redmond, R OBP: 0.400, SLG: 0.518										5	0	1	0	0	0	4				
Matt Clement, R OBP: 0.040, SLG: 0.040										2	0	0	0	0	1	1				
Eric Owens, R OBP: 0.305, SLG: 0.335										3	1	1	0	0	0	2				
<b>Inning Stats</b>	R: 3 E: 0 K: 1 S: 14	H: 2 LOB: 0 BB: 0 P: 24	R: 0 E: 0 K: 1 S: 8	H: 0 LOB: 1 BB: 1 P: 15	R: 5 E: 0 K: 0 S: 10	H: 4 LOB: 0 BB: 1 P: 17	R: 0 E: 0 K: 1 S: 6	H: 1 LOB: 1 BB: 0 P: 8	R: 0 E: 0 K: 1 S: 11	H: 1 LOB: 1 BB: 0 P: 18	R: 4 E: 1 K: 1 S: 19	H: 5 LOB: 2 BB: 1 P: 27	R: 0 E: 1 K: 0 S: 9	H: 0 LOB: 3 BB: 2 P: 18	R: 0 E: 0 K: 1 S: 10	H: 1 LOB: 1 BB: 0 P: 14	1B: 10 2B: 2 3B: 0 HR: 2	SF: 0 SAC: 0 DP: 1 HBP: 2	WP: 2 PB: 0 SB: 0 CS: 0	PA: 45
<b>PITCHER</b>	IP WLS BF H R ER SO BB IBB HBP BLK WP HR S P ERA WHIP																			
Amaury Telemaco, R ERA: 5.36	3.0 L 18 8 2 0 0 1 2 0 0 0 0 0 0 17 26 0.00 1.000																			
Jose Santiago, R ERA: 5.18	2.0 8 2 0 0 1 0 0 0 0 0 0 0 17 26 0.00 1.000																			
Ed Vosberg, L ERA: 8.31	1.0 9 5 4 4 1 1 0 0 0 0 0 0 19 27 36.00 6.000																			
Wayne Gomes, R ERA: 3.03	1.0 6 0 0 0 0 2 0 0 0 0 0 0 9 18 0.00 2.000																			
Rheal Cormier, L ERA: 3.33	1.0 4 1 0 0 1 0 0 0 1 0 0 0 10 14 0.00 1.000																			

Philadelphia Phillies @ Florida Marlins  
Pro Player Stadium, Miami, FL  
Sat Jun 23 2001, 7:05 PM EDT  
Att: 23,638 - Cloudy - 74 F

AB 38  
R 12  
H 14  
RBI 12  
BB 5  
SO 5  
LOB 19









Batter	1	2	3	4	5	6	7	8	9	AB	R	H	RBI	BB	SO	LOB	TOP				
Quilvio Veras, S OBP: 0.330, SLG: 0.365										5	1	2	2	0	1	0					
Rafael Furcal, S OBP: 0.322, SLG: 0.388										5	1	1	0	0	1	2					
Andruw Jones, R OBP: 0.335, SLG: 0.512										5	2	2	2	0	1	1					
10 Chipper Jones, S OBP: 0.408, SLG: 0.602										4	2	2	1	1	0	0					
Brian Jordan, R OBP: 0.319, SLG: 0.443										5	1	2	3	0	2	3					
Bernard Gilkey, R OBP: 0.375, SLG: 0.509										3	1	2	1	1	1	1					
Wes Helms, R OBP: 0.287, SLG: 0.444										4	1	1	0	1	0	4					
Paul Bako, L OBP: 0.254, SLG: 0.358										4	0	0	0	0	2	4					
Greg Maddux, R OBP: 0.194, SLG: 0.167										3	0	0	0	0	1	2					
Kerry Ligtenberg, R OBP: 0.375, SLG: 0.509										0	0	0	0	0	0	0					
Matt Whiteside, R OBP: 0.375, SLG: 0.509										0	0	0	0	0	0	0					
<b>Inning Stats</b>	R: 1 E: 1 K: 1 S: 17	H: 2 LOB: 3 BB: 1 P: 30	R: 0 E: 0 K: 0 S: 6	H: 0 LOB: 0 BB: 0 P: 9	R: 6 E: 0 K: 1 S: 23	H: 6 LOB: 1 BB: 1 P: 35	R: 1 E: 0 K: 1 S: 9	H: 2 LOB: 1 BB: 0 P: 15	R: 0 E: 0 K: 0 S: 12	H: 0 LOB: 0 BB: 0 P: 18	R: 0 E: 0 K: 1 S: 8	H: 1 LOB: 2 BB: 1 P: 16	R: 0 E: 0 K: 2 S: 9	H: 0 LOB: 0 BB: 0 P: 14	R: 1 E: 0 K: 1 S: 12	H: 1 LOB: 0 BB: 0 P: 17	1B: 7 2B: 2 3B: 2 HR: 1	SF: 1 SAC: 1 DP: 0 HBP: 0	WP: 0 PB: 0 SB: 1 CS: 0	PA: 43	
<b>PITCHER</b>	IP WLS BF H R ER SO BB IBB HBP BLK WP HR S P ERA WHIP	IP WLS BF H R ER SO BB IBB HBP BLK WP HR S P ERA WHIP	IP WLS BF H R ER SO BB IBB HBP BLK WP HR S P ERA WHIP	IP WLS BF H R ER SO BB IBB HBP BLK WP HR S P ERA WHIP	IP WLS BF H R ER SO BB IBB HBP BLK WP HR S P ERA WHIP	IP WLS BF H R ER SO BB IBB HBP BLK WP HR S P ERA WHIP	IP WLS BF H R ER SO BB IBB HBP BLK WP HR S P ERA WHIP	IP WLS BF H R ER SO BB IBB HBP BLK WP HR S P ERA WHIP	IP WLS BF H R ER SO BB IBB HBP BLK WP HR S P ERA WHIP	IP WLS BF H R ER SO BB IBB HBP BLK WP HR S P ERA WHIP	IP WLS BF H R ER SO BB IBB HBP BLK WP HR S P ERA WHIP	IP WLS BF H R ER SO BB IBB HBP BLK WP HR S P ERA WHIP	IP WLS BF H R ER SO BB IBB HBP BLK WP HR S P ERA WHIP	IP WLS BF H R ER SO BB IBB HBP BLK WP HR S P ERA WHIP	IP WLS BF H R ER SO BB IBB HBP BLK WP HR S P ERA WHIP	IP WLS BF H R ER SO BB IBB HBP BLK WP HR S P ERA WHIP	IP WLS BF H R ER SO BB IBB HBP BLK WP HR S P ERA WHIP	IP WLS BF H R ER SO BB IBB HBP BLK WP HR S P ERA WHIP	IP WLS BF H R ER SO BB IBB HBP BLK WP HR S P ERA WHIP	IP WLS BF H R ER SO BB IBB HBP BLK WP HR S P ERA WHIP	IP WLS BF H R ER SO BB IBB HBP BLK WP HR S P ERA WHIP
Omar Daal, L ERA: 4.66	3.0 L 20 8 7 7 2 2 0 0 0 0 0 1 46 74 21.00 3.333	4.0 16 3 1 1 4 1 0 0 0 0 0 0 35 57 2.25 1.000	1.0 3 0 0 0 2 0 0 0 0 0 0 0 9 14 0.00 0.000	1.0 4 1 1 1 1 0 0 0 0 0 0 0 12 17 9.00 1.000																	
Vicente Padilla, R ERA: 4.5																					
Ed Vosberg, L ERA: 6.75																					
Jose Mesa, R ERA: 3.48																					

Atlanta Braves @ Philadelphia Phillies  
Veterans Stadium, Philadelphia, PA  
Mon Jun 25 2001, 7:05 PM EDT  
Att: 22,439 - Sunny - 84 F

AB	38
R	9
H	12
RBI	9
BB	3
SO	9
LOB	17



Batter	1	2	3	4	5	6	7	8	9	AB	R	H	RBI	BB	SO	LOB	BOTTOM					
Doug Glanville, R OBP: 0.285, SLG: 0.397										4	0	1	0	0	0	0						
11 Jimmy Rollins, S OBP: 0.319, SLG: 0.444										4	0	1	0	0	1	1						
Bobby Abreu, L OBP: 0.384, SLG: 0.520										4	1	1	0	0	0	1						
Scott Rolen, R OBP: 0.352, SLG: 0.422										4	0	1	0	0	2	0						
Travis Lee, L OBP: 0.369, SLG: 0.490										4	2	3	0	0	0	1						
Pat Burrell, R OBP: 0.373, SLG: 0.463										4	1	3	0	0	1	1						
Marlon Anderson, L OBP: 0.322, SLG: 0.429										3	0	1	2	0	1	1						
Johnny Estrada, S OBP: 0.308, SLG: 0.431										3	0	0	1	0	1	1						
Omar Daal, L ERA: 4.66																						
Brian Hunter, R ERA: 2.47																						
Vicente Padilla, R ERA: 4.5																						
23 Kevin Jordan, R OBP: 0.291, SLG: 0.344																						
Ed Vosberg, L ERA: 6.75																						
Jose Mesa, R ERA: 3.48																						
Turner Ward, S OBP: 0.325, SLG: 0.500																						
<b>Inning Stats</b>	R: 0 E: 0 K: 1 S: 8	H: 0 LOB: 0 BB: 0 P: 11	R: 1 E: 0 K: 1 S: 10	H: 2 LOB: 1 BB: 0 P: 13	R: 0 E: 0 K: 1 S: 5	H: 0 LOB: 0 BB: 0 P: 8	R: 1 E: 0 K: 0 S: 6	H: 3 LOB: 1 BB: 0 P: 9	R: 0 E: 0 K: 2 S: 8	H: 1 LOB: 1 BB: 0 P: 10	R: 0 E: 0 K: 1 S: 11	H: 1 LOB: 1 BB: 0 P: 17	R: 0 E: 0 K: 1 S: 5	H: 0 LOB: 0 BB: 0 P: 10	R: 0 E: 0 K: 0 S: 9	H: 1 LOB: 1 BB: 0 P: 15	R: 2 E: 0 K: 2 S: 15	H: 3 LOB: 1 BB: 0 P: 21	1B: 6 2B: 5 3B: 0 HR: 0	SF: 2 SAC: 0 DP: 1 HBP: 0	WP: 0 PB: 0 SB: 1 CS: 0	PA: 36
<b>PITCHER</b>	IP WLS BF H R ER SO BB IBB HBP BLK WP HR S P ERA WHIP	IP WLS BF H R ER SO BB IBB HBP BLK WP HR S P ERA WHIP	IP WLS BF H R ER SO BB IBB HBP BLK WP HR S P ERA WHIP	IP WLS BF H R ER SO BB IBB HBP BLK WP HR S P ERA WHIP	IP WLS BF H R ER SO BB IBB HBP BLK WP HR S P ERA WHIP	IP WLS BF H R ER SO BB IBB HBP BLK WP HR S P ERA WHIP	IP WLS BF H R ER SO BB IBB HBP BLK WP HR S P ERA WHIP	IP WLS BF H R ER SO BB IBB HBP BLK WP HR S P ERA WHIP	IP WLS BF H R ER SO BB IBB HBP BLK WP HR S P ERA WHIP	IP WLS BF H R ER SO BB IBB HBP BLK WP HR S P ERA WHIP	IP WLS BF H R ER SO BB IBB HBP BLK WP HR S P ERA WHIP	IP WLS BF H R ER SO BB IBB HBP BLK WP HR S P ERA WHIP	IP WLS BF H R ER SO BB IBB HBP BLK WP HR S P ERA WHIP	IP WLS BF H R ER SO BB IBB HBP BLK WP HR S P ERA WHIP	IP WLS BF H R ER SO BB IBB HBP BLK WP HR S P ERA WHIP	IP WLS BF H R ER SO BB IBB HBP BLK WP HR S P ERA WHIP	IP WLS BF H R ER SO BB IBB HBP BLK WP HR S P ERA WHIP	IP WLS BF H R ER SO BB IBB HBP BLK WP HR S P ERA WHIP	IP WLS BF H R ER SO BB IBB HBP BLK WP HR S P ERA WHIP	IP WLS BF H R ER SO BB IBB HBP BLK WP HR S P ERA WHIP	IP WLS BF H R ER SO BB IBB HBP BLK WP HR S P ERA WHIP	
Greg Maddux, R ERA: 2.47	7.0 W 27 7 2 2 7 0 0 0 0 0 0 0 53 78 2.57 1.000	1.0 3 1 0 0 0 0 0 0 0 0 0 0 9 15 0.00 1.000	1.0 6 3 2 2 2 0 0 0 0 0 0 0 15 21 18.00 3.000																			
Kerry Ligtenberg, R ERA: 5.32																						
Matt Whiteside, R ERA: 6.46																						

Atlanta Braves @ Philadelphia Phillies  
Veterans Stadium, Philadelphia, PA  
Mon Jun 25 2001, 7:05 PM EDT  
Att: 22,439 - Sunny - 84 F

AB	34
R	4
H	11
RBI	3
BB	0
SO	9
LOB	7





Batter	1	2	3	4	5	6	7	8	9	10	11	AB	R	H	RBI	BB	SO	LOB	TOP					
Quilvio Veras, S OBP: 0.326, SLG: 0.360	G4-3		F5		F8		K			G3	1B	6	0	1	1	0	1	0						
Rafael Furcal, S OBP: 0.319, SLG: 0.383	G6-3		K			10 G6-3 BB		G6-3		G4-3	K	6	0	1	0	0	2	2						
Andrew Jones, R OBP: 0.339, SLG: 0.521	HR		K			10 G6-3 BB		K	10 BB	G4-3		4	1	2	1	1	1	0						
10 Chipper Jones, S OBP: 0.408, SLG: 0.596	1B				F8	G6-3					G4-3	3	0	0	0	2	0	2						
Brian Jordan, R OBP: 0.324, SLG: 0.450	BB				1-0	G3-1		F9			1B	5	1	3	0	0	1	4						
B.J. Surhoff, L OBP: 0.311, SLG: 0.396	1B				G3-1						1B	4	1	1	0	1	1	3						
Javy Lopez, R OBP: 0.305, SLG: 0.383		G5-3			G4-3		P3			G4-3		4	1	0	0	1	0	4						
Rico Brogna, L OBP: 0.313, SLG: 0.360			K		G4-3		P5				SF7	4	0	1	1	0	1	0						
John Burkett, S OBP: 0.300, SLG: 0.143					G5-3		G4-3				1B	3	0	0	0	0	0	1	0					
Dave Martinez, S OBP: 0.300, SLG: 0.446											1B	1	0	0	0	0	0	1	1					
Mike Remlinger, L OBP: 0.300, SLG: 0.444											1B	1	0	0	0	0	0	0	0					
Keith Lockhart, L OBP: 0.300, SLG: 0.288											1B	1	0	0	0	0	0	0	0					
Jose Cabrera, R OBP: 0.300, SLG: 0.288											1B	0	0	0	0	0	0	0	0					
<b>Inning Stats</b>	R: 1 E: 0 K: 1 S: 11	H: 2 LOB: 2 BB: 1 P: 18	R: 0 E: 0 K: 2 S: 10	H: 0 LOB: 0 BB: 0 P: 15	R: 0 E: 0 K: 2 S: 10	H: 0 LOB: 0 BB: 0 P: 17	R: 0 E: 0 K: 0 S: 5	H: 1 LOB: 1 BB: 0 P: 8	R: 0 E: 0 K: 0 S: 4	H: 0 LOB: 0 BB: 0 P: 6	R: 0 E: 0 K: 1 S: 6	H: 1 LOB: 3 BB: 2 P: 21	R: 0 E: 0 K: 1 S: 11	H: 1 LOB: 2 BB: 1 P: 17	R: 0 E: 0 K: 1 S: 7	H: 1 LOB: 1 BB: 0 P: 10	R: 0 E: 0 K: 0 S: 5	H: 0 LOB: 0 BB: 0 P: 7	R: 3 E: 0 K: 1 S: 14	H: 4 LOB: 2 BB: 2 P: 26	1B: 8 2B: 1 3B: 0 HR: 1	SF: 1 SAC: 0 DP: 0 HBP: 0	WP: 1 PB: 0 SB: 0 CS: 0	PA: 47
<b>PITCHER</b>	IP ERA WLS BF H R ER SO BB IBB HBP BLK WP HR S P ERA WHIP	7.1 1.8 0.2 1 0 0 0 1 0 0 0 0 0 0 3 4 0.00 1.091	8.1 4.85 1.0 4 1 0 0 1 0 0 0 0 0 0 7 10 0.00 1.000	9.1 3.35 2.0 L 11 4 3 3 1 1 0 0 0 1 0 19 33 13.50 2.500	<b>PITCHER</b>																			

Atlanta Braves @ Philadelphia Phillies  
Veterans Stadium, Philadelphia, PA  
Tue Jun 26 2001, 7:05 PM EDT  
Att: 23,747 - Sunny - 87 F

AB 41  
R 4  
H 10  
RBI 4  
BB 5  
SO 9  
LOB 16



Batter	1	2	3	4	5	6	7	8	9	10	11	AB	R	H	RBI	BB	SO	LOB	BOTTOM					
Doug Gianville, R OBP: 0.284, SLG: 0.394	FC6-4		G1-3			G6-3				G4-3		5	0	1	0	0	1	1						
11 Jimmy Rollins, S OBP: 0.314, SLG: 0.437	P6				K		P6			G4-3		5	0	0	0	0	1	2						
Bobby Abreu, L OBP: 0.385, SLG: 0.517	FC6-4				K			1B	G4-3	BB		2	1	0	0	2	1	1						
Scott Rolen, R OBP: 0.350, SLG: 0.419	K				F9			G4-3	1B	G6-3		4	0	1	0	0	1	2						
Travis Lee, L OBP: 0.365, SLG: 0.482		F7			G3-1		G4-3				K	4	0	0	0	0	1	1						
Pat Burrell, R OBP: 0.388, SLG: 0.456		P4			L7		G6-3				F7	4	0	0	0	0	0	0						
Marlon Anderson, L OBP: 0.321, SLG: 0.426					G4-3						1B	4	0	1	0	0	2	0						
Johnny Estrada, S OBP: 0.306, SLG: 0.425					F8		SH3-4			P4		4	0	1	0	0	0	1						
Nelson Figueroa, R ERA: 2.35					K		SH3-4			K		1	0	0	0	0	0	0	0					
Steve Karsay, R ERA: 1.17												1	0	0	0	0	0	0	0					
Mike Remlinger, L ERA: 3.32												1	0	0	0	0	0	0	0					
Jose Cabrera, R ERA: 1.32												1	0	0	0	0	0	0	0					
<b>Inning Stats</b>	R: 0 E: 0 K: 1 S: 10	H: 1 LOB: 1 BB: 0 P: 14	R: 0 E: 0 K: 1 S: 8	H: 0 LOB: 0 BB: 0 P: 12	R: 0 E: 0 K: 1 S: 10	H: 0 LOB: 0 BB: 0 P: 15	R: 0 E: 0 K: 2 S: 8	H: 0 LOB: 0 BB: 0 P: 13	R: 0 E: 0 K: 0 S: 4	H: 1 LOB: 1 BB: 0 P: 5	R: 1 E: 0 K: 0 S: 11	H: 1 LOB: 0 BB: 1 P: 19	R: 0 E: 0 K: 2 S: 11	H: 0 LOB: 0 BB: 0 P: 14	R: 0 E: 0 K: 0 S: 14	H: 0 LOB: 1 BB: 1 P: 23	R: 0 E: 0 K: 1 S: 10	H: 1 LOB: 1 BB: 0 P: 13	R: 0 E: 0 K: 2 S: 9	H: 0 LOB: 0 BB: 0 P: 12	1B: 4 2B: 0 3B: 0 HR: 0	SF: 0 SAC: 1 DP: 1 HBP: 0	WP: 0 PB: 0 SB: 1 CS: 0	PA: 38
<b>PITCHER</b>	IP ERA WLS BF H R ER SO BB IBB HBP BLK WP HR S P ERA WHIP	8.0 2.35 1.0 4 3 0 0 0 1 0 0 0 0 0 0 14 23 0.00 1.000	9.1 1.17 1.0 W 4 1 0 0 1 0 0 0 0 0 0 10 13 0.00 1.000	10.1 3.32 1.0 S 3 0 0 0 2 0 0 0 0 0 0 9 12 0.00 0.000	<b>PITCHER</b>																			

Atlanta Braves @ Philadelphia Phillies  
Veterans Stadium, Philadelphia, PA  
Tue Jun 26 2001, 7:05 PM EDT  
Att: 23,747 - Sunny - 87 F

AB 35  
R 1  
H 4  
RBI 0  
BB 2  
SO 10  
LOB 8













Batter	1	2	3	4	5	6	7	8	9	AB	R	H	RBI	BB	SO	LOB	TOP																					
<b>Dave Berg, R</b> OBP: 0.215, SLG: 0.333 (1, 4)	F7			L4	SF8		F8		HR	4	1	2	0	0	0		<b>Florida Marlins @ Philadelphia Phillies</b> Veterans Stadium, Philadelphia, PA Thu Jun 28 2001, 8:05 PM EDT Att: 18,094 - Sunny - 85 F																					
<b>Eric Owens, R</b> OBP: 0.309, SLG: 0.345 (1, 8)	G5-3			FC6-4 1B	1B		2B		K2-3	5	1	3	1	0	1	0																						
<b>John Mabry, L</b> OBP: 0.315, SLG: 0.397 (1, 9)	K			F7			K		FC6-4 1B	5	0	2	2	0	2	2																						
<b>Mike Lowell, R</b> OBP: 0.343, SLG: 0.506 (1, 5)		K		FC6-4	K				L9	5	0	0	0	0	3	3																						
<b>Kevin Millar, R</b> OBP: 0.348, SLG: 0.541 (1, 7)		K			K		G6-3		FC6-4	5	0	0	0	0	3	1																						
<b>Derrek Lee, R</b> OBP: 0.315, SLG: 0.420 (1, 3)	G6-3				1B		HR			4	2	3	1	0	0	0																						
<b>Mike Redmond, R</b> OBP: 0.406, SLG: 0.508 (1, 2)			G5-3		2B		L6		BB	3	1	1	0	1	0	0																						
<b>Alex Gonzalez, R</b> OBP: 0.324, SLG: 0.376 <b>Vladimir Nunez, R</b> (6, 1)			K		SF8		F9			3	1	1	1	0	1	0																						
<b>Preston Wilson, R</b> OBP: 0.331, SLG: 0.448 <b>Braden Looper, R</b> (8, PH)					2B				BB	0	0	0	0	0	0	0																						
<b>Matt Clement, R</b> OBP: 0.038, SLG: 0.038 <b>Ricky Bones, R</b> OBP: 0.333, SLG: 0.500 <b>Ryan McGuire, L</b> OBP: 0.267, SLG: 0.288 <b>Vic Darenburg, L</b> (5, PH)			K		2B					0	0	0	0	0	0	0																						
<b>Luis Castillo, S</b> OBP: 0.362, SLG: 0.341 (6, 4)					1B		L7		G6-3	2	0	0	0	0	0	3																						
<b>Inning Stats</b>	R: 0 E: 0 K: 1 S: 10	H: 0 LOB: 0 BB: 0 P: 15	R: 0 E: 0 K: 2 S: 7	H: 0 LOB: 0 BB: 0 P: 11	R: 0 E: 0 K: 2 S: 9	H: 0 LOB: 0 BB: 0 P: 9	R: 0 E: 0 K: 0 S: 12	H: 1 LOB: 1 BB: 0 P: 20	R: 5 E: 0 K: 2 S: 19	H: 5 LOB: 1 BB: 1 P: 29	R: 1 E: 0 K: 0 S: 8	H: 1 LOB: 1 BB: 0 P: 11	R: 0 E: 0 K: 1 S: 8	H: 1 LOB: 1 BB: 0 P: 15	R: 0 E: 0 K: 2 S: 15	H: 1 LOB: 3 BB: 2 P: 29	R: 1 E: 0 K: 1 S: 17	H: 2 LOB: 1 BB: 0 P: 26	1B: 5 2B: 4 3B: 0 HR: 2	SF: 1 SAC: 0 DP: 0 HBP: 0	WP: 0 PA: 41 PB: 0 SB: 0 CS: 0																	
<b>PITCHER</b>	IP	WLS	BF	H	R	ER	SO	BB	IBB	HBP	BLK	WP	HR	S	P	ERA	WHIP	<b>PITCHER</b>				IP	WLS	BF	H	R	ER	SO	BB	IBB	HBP	BLK	WP	HR	S	P	ERA	WHIP
<b>48 David Coggin, R</b> ERA: 9.64	4.2		21	6	5	5	6	1	0	0	0	0	0	54	80	9.64	1.500																					
<b>Amayn Telemaco, R</b> ERA: 5.96	0.1		1	0	0	0	1	0	0	0	0	0	0	3	4	0.00	0.000																					
<b>Ricky Bottalico, R</b> ERA: 3.98	1.2	B	7	2	1	1	0	0	0	0	0	0	0	1	13	2.20	5.40																					
<b>Rheal Cormier, L</b> ERA: 3.04	1.1	W	7	1	0	0	3	1	1	0	0	0	0	18	33	0.00	1.500																					
<b>Jose Mesa, R</b> ERA: 3.44	1.0	S	5	2	1	1	1	0	0	0	0	0	0	1	17	9.00	2.000																					

AB	37
R	7
H	11
RBI	7
BB	3
SO	11
LOB	9



Batter	1	2	3	4	5	6	7	8	9	AB	R	H	RBI	BB	SO	LOB	BOTTOM																					
<b>Brian Hunter, R</b> OBP: 0.362, SLG: 0.362 (1, 8)	F8	F7		F8				G4-3		5	0	1	0	0	0	1	<b>Florida Marlins @ Philadelphia Phillies</b> Veterans Stadium, Philadelphia, PA Thu Jun 28 2001, 8:05 PM EDT Att: 18,094 - Sunny - 85 F																					
<b>11 Jimmy Rollins, S</b> OBP: 0.318, SLG: 0.432 (1, 6)	BB		B2-3			G5-3		HR		4	2	2	0	1	0	1																						
<b>Bobby Abreu, L</b> OBP: 0.384, SLG: 0.525 (1, 9)	2B		G3		G6-3	FC1		HR		4	2	1	2	1	0	3																						
<b>Scott Rolen, R</b> OBP: 0.357, SLG: 0.424 (1, 5)	1B		E5					P3		4	3	2	1	1	0	0																						
<b>Travis Lee, L</b> OBP: 0.360, SLG: 0.470 (1, 3)	G1-3					K		G4-3		5	0	1	1	0	1	6																						
<b>Pat Burrell, R</b> OBP: 0.370, SLG: 0.456 (1, 7)	FC6					PB		P3		3	1	2	2	1	0	3																						
<b>Marlon Anderson, L</b> OBP: 0.319, SLG: 0.429 (1, 4)	FC6		G3					G4-3		4	0	1	2	0	0	3																						
<b>Johnny Estrada, S</b> OBP: 0.299, SLG: 0.420 (1, 2)		G4-3		F7		G5-3		F8		4	0	0	0	0	0	1																						
<b>48 David Coggin, R</b> ERA: 9.64 <b>Amayn Telemaco, R</b> ERA: 5.96 <b>Turner Ward, R</b> ERA: 4.11 <b>Ricky Bottalico, R</b> ERA: 3.98 <b>Rheal Cormier, L</b> ERA: 3.04 <b>Jose Mesa, R</b> ERA: 3.44		G6-3				G6-3		F9		1	0	0	0	0	0	0																						
<b>Inning Stats</b>	R: 3 E: 0 K: 0 S: 17	H: 2 LOB: 1 BB: 2 P: 34	R: 0 E: 0 K: 0 S: 9	H: 0 LOB: 0 BB: 0 P: 14	R: 1 E: 1 K: 0 S: 10	H: 1 LOB: 2 BB: 1 P: 21	R: 0 E: 0 K: 0 S: 8	H: 1 LOB: 2 BB: 1 P: 14	R: 2 E: 0 K: 1 S: 14	H: 3 LOB: 3 BB: 0 P: 20	R: 0 E: 1 K: 0 S: 10	H: 1 LOB: 3 BB: 1 P: 21	R: 0 E: 0 K: 0 S: 4	H: 0 LOB: 0 BB: 0 P: 6	R: 2 E: 0 K: 0 S: 14	H: 2 LOB: 0 BB: 0 P: 21		1B: 6 2B: 3 3B: 0 HR: 1	SF: 0 SAC: 0 DP: 0 HBP: 0	WP: 0 PA: 41 PB: 1 SB: 1 CS: 0																		
<b>PITCHER</b>	IP	WLS	BF	H	R	ER	SO	BB	IBB	HBP	BLK	WP	HR	S	P	ERA	WHIP	<b>PITCHER</b>				IP	WLS	BF	H	R	ER	SO	BB	IBB	HBP	BLK	WP	HR	S	P	ERA	WHIP
<b>Matt Clement, R</b> ERA: 5.23	3.1		18	3	4	3	0	4	0	0	0	0	0	39	77	8.10	2.100																					
<b>Ricky Bones, R</b> ERA: 4.11	0.2		3	1	0	0	0	0	0	0	0	0	0	5	6	0.00	1.500																					
<b>Vic Darenburg, L</b> ERA: 4.68	1.2		11	4	2	2	1	0	1	0	0	0	0	23	39	10.80	2.400																					
<b>Vladimir Nunez, R</b> ERA: 2.96	1.1		4	0	0	0	0	0	0	0	0	0	0	5	8	0.00	0.000																					
<b>Braden Looper, R</b> ERA: 4.68	1.0	L	5	2	2	2	0	0	0	0	0	0	1	14	21	18.00	2.000																					









Batter	1	2	3	4	5	6	7	8	9	AB	R	H	RBI	BB	SO	LOB	TOP					
<b>Dave Berg, R</b> OBP: 0.229, SLG: 0.354	0-1 2B	1-2 F8			0-1 F8 2B		0-1 G5-3			4	2	2	0	0	0	0						
<b>Eric Owens, R</b> OBP: 0.311, SLG: 0.355	3-2 2B		2-1 G3-1 2B		0-0 F8		1-1 G4-3			4	1	2	1	0	0	1						
<b>Cliff Floyd, L</b> OBP: 0.415, SLG: 0.636	1-0 2B		2-0 G3-1		1-2 2B			2-0 G1-3		4	0	2	2	0	0	1						
<b>Mike Lowell, R</b> OBP: 0.344, SLG: 0.500	2-2 G5-3		4-2 BB BB		0-0 F9			2-0 F8		3	0	0	0	1	0	2						
<b>Derrek Lee, R</b> OBP: 0.320, SLG: 0.418	0-0 F8		4-1 G4-6-3 BB		3-2 F9			2-1 G5-3		3	0	0	0	1	0	2						
<b>Preston Wilson, R</b> OBP: 0.323, SLG: 0.435	0-1 G4-3		0-0 G4-6-3			1-1 G6-3			3-3 K	4	0	0	0	0	1	4						
<b>Mike Redmond, R</b> OBP: 0.403, SLG: 0.548		0-0 HR		1-1 G3		0-1 G5-3			1-3 K	3	1	1	1	0	0	0						
<b>Charles Johnson, R</b> OBP: 0.360, SLG: 0.538										1	0	0	0	0	1	0						
<b>Alex Gonzalez, R</b> OBP: 0.319, SLG: 0.368	1-2 F7		2-3 K		0-0 G1-3			0-0 F8		4	0	0	0	0	1	0						
<b>A.J. Burnett, R</b> OBP: 0.120, SLG: 0.125		1-3 K		0-3 K			3-3 K			2	0	0	0	0	2	0						
<b>Jesus Sanchez, L</b> OBP: 0.500, SLG: 0.500										0	0	0	0	0	0	0						
<b>Ryan McGuire, L</b> OBP: 0.258, SLG: 0.278										1	0	0	0	0	1	0						
<b>Braden Looper, R</b> OBP: 0.258, SLG: 0.278										0	0	0	0	0	0	0						
<b>Vic Darenbourg, L</b> OBP: 0.258, SLG: 0.278										0	0	0	0	0	0	0						
<b>Inning Stats</b>	R: 2 E: 0 K: 0 S: 12	H: 3 LOB: 1 BB: 0 P: 18	R: 1 E: 0 K: 0 S: 11	H: 1 LOB: 0 BB: 0 P: 14	R: 0 E: 0 K: 0 S: 8	H: 1 LOB: 2 BB: 2 P: 20	R: 0 E: 0 K: 2 S: 8	H: 0 LOB: 0 BB: 0 P: 11	R: 1 E: 0 K: 0 S: 13	H: 2 LOB: 1 BB: 0 P: 17	R: 0 E: 0 K: 0 S: 5	H: 0 LOB: 0 BB: 0 P: 6	R: 0 E: 0 K: 1 S: 10	H: 0 LOB: 0 BB: 0 P: 14	R: 0 E: 0 K: 0 S: 4	H: 0 LOB: 0 BB: 0 P: 10	R: 0 E: 0 K: 2 S: 10	H: 0 LOB: 0 BB: 0 P: 14	1B: 1 2B: 5 3B: 0 HR: 1	SF: 0 SAC: 0 DP: 1 HBP: 0	WP: 0 PB: 0 SB: 0 CS: 0	PA: 35
<b>PITCHER</b>	IP WLS BF H R ER SO BB IBB HBP BLK WP HR S P ERA WHIP																					
<b>Omar Daal, L</b> ERA: 4.79	5.0 W 23 7 4 4 3 2 0 0 0 0 0 1 52 80 7.20 1.800																					
<b>Amaury Telemaco, R</b> ERA: 5.42	2.0 H 6 0 0 0 1 0 0 0 0 0 0 0 15 20 0.00 0.000																					
<b>Rheal Cormier, L</b> ERA: 2.93	1.0 H 3 0 0 0 0 0 0 0 0 0 0 0 4 10 0.00 0.000																					
<b>Jose Mesa, R</b> ERA: 3.34	1.0 S 3 0 0 0 2 0 0 0 0 0 0 0 10 14 0.00 0.000																					

Florida Marlins @ Philadelphia Phillies  
Veterans Stadium, Philadelphia, PA  
Sat Jun 30 2001, 7:05 PM EDT  
Att: 45,207 - Overcast - 88 F

AB 33  
R 4  
H 7  
RBI 4  
BB 2  
SO 6  
LOB 10



Batter	1	2	3	4	5	6	7	8	9	AB	R	H	RBI	BB	SO	LOB	BOTTOM			
<b>Doug Glanville, R</b> OBP: 0.295, SLG: 0.421	1-0 F9	0-1 G5-2-3		1-1 11 SF9 HR 2B		0-1 BB 1B 1B		0-2 P4		5	1	2	0	0	0	4				
<b>11 Jimmy Rollins, S</b> OBP: 0.315, SLG: 0.429	3-1 F7		0-0 2B	1-1 SF9		1-2 F9		1-0 1B		4	1	2	1	0	0	1				
<b>Bobby Abreu, L</b> OBP: 0.393, SLG: 0.540	3-2 S 1B		2-1 G4-3 1H 2B	1-1 3H HR		4-2 1B BB		1-2 1B		3	1	3	3	1	0	0				
<b>Scott Rolen, R</b> OBP: 0.363, SLG: 0.437	4-2 BB		2-1 G6-3	2-2 F8		0-0 1B		0-0 1B		3	0	1	0	1	0	1				
<b>Travis Lee, L</b> OBP: 0.357, SLG: 0.465	1-0 G4-3		3-2 G4-3	2-1 P4		1-2 2H 1B		0-1 G4-3		4	0	0	0	0	0	3				
<b>Johnny Estrada, S</b> OBP: 0.304, SLG: 0.408		4-1 1B BB G5-2-3 BB	0-0 G1-3		0-0 P6		0-1 F9			3	0	0	0	1	0	1				
<b>Pat Burrell, R</b> OBP: 0.367, SLG: 0.446		2-1 F3		4-0 HR BB		2-0 F7		3-2 G5-3		3	1	0	0	1	0	1				
<b>Marlon Anderson, L</b> OBP: 0.321, SLG: 0.437		4-0 G5-2-3 1B BB		1-1 1H HR		0-3 K		0-0 B1-3		3	1	1	2	1	1	0				
<b>Omar Daal, L</b> OBP: 0.375, SLG: 0.387		2-2 G5-2-3 1B		4-1 2B 11 SF9 BB		1-1 G4-3		1-0 11 1B S 1B		1	1	1	0	1	0	0				
<b>Amaury Telemaco, R</b> OBP: 0.174, SLG: 0.095										1	0	0	0	0	0	0				
<b>Rheal Cormier, L</b> ERA: 4.54										0	0	0	0	0	0	0				
<b>Brian Hunter, R</b> OBP: 0.371, SLG: 0.373										1	0	1	0	0	0	0				
<b>Jose Mesa, R</b> ERA: 4.5										0	0	0	0	0	0	0				
<b>Inning Stats</b>	R: 0 E: 0 K: 0 S: 10	H: 1 LOB: 2 BB: 1 P: 22	R: 0 E: 0 K: 0 S: 8	H: 1 LOB: 2 BB: 2 P: 20	R: 1 E: 0 K: 0 S: 10	H: 2 LOB: 1 BB: 0 P: 17	R: 5 E: 0 K: 0 S: 15	H: 3 LOB: 0 BB: 2 P: 31	R: 0 E: 0 K: 1 S: 5	H: 0 LOB: 0 BB: 0 P: 7	R: 0 E: 0 K: 0 S: 11	H: 2 LOB: 2 BB: 1 P: 17	R: 0 E: 0 K: 0 S: 8	H: 0 LOB: 0 BB: 0 P: 11	R: 0 E: 0 K: 0 S: 6	H: 2 LOB: 2 BB: 0 P: 8	1B: 7 2B: 2 3B: 0 HR: 2	SF: 1 SAC: 0 DP: 1 HBP: 0	WP: 0 PB: 0 SB: 0 CS: 0	PA: 38
<b>PITCHER</b>	IP WLS BF H R ER SO BB IBB HBP BLK WP HR S P ERA WHIP																			
<b>A.J. Burnett, R</b> ERA: 2.89	3.1 L 21 7 6 6 0 1 1 0 0 0 0 0 22 37 80 16.20 3.600																			
<b>Jesus Sanchez, L</b> ERA: 4.54	2.2 10 2 0 0 1 1 0 0 0 0 0 0 22 34 0.00 1.125																			
<b>Braden Looper, R</b> ERA: 4.54	1.0 3 0 0 0 0 0 0 0 0 0 0 0 8 11 0.00 0.000																			
<b>Vic Darenbourg, L</b> ERA: 4.5	1.0 4 2 0 0 0 0 0 0 0 0 0 0 6 8 0.00 2.000																			

Florida Marlins @ Philadelphia Phillies  
Veterans Stadium, Philadelphia, PA  
Sat Jun 30 2001, 7:05 PM EDT  
Att: 45,207 - Overcast - 88 F

AB 31  
R 6  
H 11  
RBI 6  
BB 6  
SO 1  
LOB 11





Batter	1	2	3	4	5	6	7	8	9	AB	R	H	RBI	BB	SO	LOB	TOP		
Dave Berg, R OBP: 0.230, SLG: 0.349 (1, 4)			F7			F7		G4-6-3 1B		4	0	1	0	0	1	1	<b>Florida Marlins @ Philadelphia Phillies</b> Veterans Stadium, Philadelphia, PA Sun Jul 01 2001, 1:35 PM EDT Att: 20,078 - Overcast - 88 F		
Eric Owens, R OBP: 0.307, SLG: 0.349 (1, 9) (5, 8)	F8		G4-3			G5-3		F3		4	0	0	0	0	0	1			
Cliff Floyd, L OBP: 0.413, SLG: 0.634 (1, 7)			G3			F2		G4-6-3 1-2		4	0	1	0	0	0	1			
Mike Lowell, R OBP: 0.346, SLG: 0.498 (1, 5)					P3				K	3	0	1	0	1	1	0			
Derrek Lee, R OBP: 0.315, SLG: 0.412 (1, 3)					F9				P4	4	0	0	0	0	2	2			
Preston Wilson, R OBP: 0.321, SLG: 0.432 John Mabry, L OBP: 0.316, SLG: 0.409 (1, 8) (5, 9)			F9		K				P5	2	0	0	0	0	1	0			
Charles Johnson, R OBP: 0.363, SLG: 0.552 (1, 2)						F9				3	1	2	1	0	0	0			
Alex Gonzalez, R OBP: 0.319, SLG: 0.368 (1, 6)			G5-3			SH3 1B				3	0	1	0	0	1	2			
Brad Penny, R OBP: 0.139, SLG: 0.167 Kevin Millar, R OBP: 0.344, SLG: 0.537 Armando Almanza, L Braden Looper, R Antonio Alfonseca, R (1, 1) (7, PH) (7, 1) (7, 1) (8, 1)			F9			SH3		G5-3		1	0	0	0	0	0	0			
<b>Inning Stats</b>	R: 0 E: 0 K: 2 S: 11	H: 1 LOB: 2 BB: 1 P: 19	R: 1 E: 0 K: 0 S: 5	H: 1 LOB: 0 BB: 0 P: 8	R: 0 E: 0 K: 0 S: 7	H: 0 LOB: 0 BB: 0 P: 10	R: 0 E: 0 K: 1 S: 7	H: 0 LOB: 1 BB: 0 P: 10	R: 0 E: 0 K: 0 S: 5	H: 1 LOB: 1 BB: 0 P: 9	R: 0 E: 0 K: 2 S: 13	H: 2 LOB: 2 BB: 0 P: 15	R: 0 E: 0 K: 0 S: 5	H: 1 LOB: 0 BB: 0 P: 9	R: 0 E: 0 K: 1 S: 7	H: 0 LOB: 0 BB: 0 P: 13		1B: 4 2B: 2 3B: 0 HR: 1	SF: 0 SAC: 1 DP: 1 HBP: 0
<b>PITCHER</b>	IP	WLS	BF	H	R	ER	SO	BB	IBB	HBP	BLK	WP	HR	S	P	ERA	WHIP		
Nelson Figueroa, R ERA: 1.59 Jose Santiago, R ERA: 4.51 Wayne Gomes, R ERA: 3.26 (1, 1) (8, 1) (9, 1)	7.0	W	27	6	1	1	5	1	0	0	0	0	1	55	83	1.29	1.000		

Batter	1	2	3	4	5	6	7	8	9	AB	R	H	RBI	BB	SO	LOB	BOTTOM		
Doug Glanville, R OBP: 0.299, SLG: 0.424 (1, 8)	F9		K			E S 1B	BB 11 1B	11 1B		5	2	3	0	0	1	0	<b>Florida Marlins @ Philadelphia Phillies</b> Veterans Stadium, Philadelphia, PA Sun Jul 01 2001, 1:35 PM EDT Att: 20,078 - Overcast - 88 F		
11 Jimmy Rollins, S OBP: 0.317, SLG: 0.428 (1, 6)	F8				G4-3	K	BB 1B	1B		5	0	2	3	0	1	1			
Bobby Abreu, L OBP: 0.393, SLG: 0.536 (1, 9)	K				K	1B BB	K	1B		4	1	1	2	1	3	2			
Scott Rolen, R OBP: 0.364, SLG: 0.439 (1, 5)					F8	1B 2B	K	K		5	1	2	1	0	2	4			
Travis Lee, L OBP: 0.361, SLG: 0.469 (1, 3)						F8	FC6-4 1B	G1-3		4	0	2	1	1	0	4			
Pat Burrell, R OBP: 0.366, SLG: 0.444 (1, 7)					L8	FC6-4 1B	FC6-4 BB			4	0	1	1	0	0	5			
Marlon Anderson, L OBP: 0.316, SLG: 0.430 (1, 4)					P4		G4-3	G4-3		4	0	0	0	0	0	3			
Johnny Estrada, S OBP: 0.309, SLG: 0.411 (1, 2)					F7		G1			4	2	2	0	0	0	0			
Nelson Figueroa, R Jose Santiago, R Turner Ward, S Wayne Gomes, R (1, 1) (8, 1) (6, PH) (9, 1)					G5-3		K			2	1	0	0	1	1	0			
<b>Inning Stats</b>	R: 0 E: 0 K: 1 S: 7	H: 0 LOB: 0 BB: 0 P: 11	R: 0 E: 0 K: 0 S: 5	H: 1 LOB: 1 BB: 0 P: 7	R: 0 E: 0 K: 1 S: 9	H: 0 LOB: 0 BB: 0 P: 13	R: 1 E: 0 K: 1 S: 13	H: 2 LOB: 1 BB: 0 P: 21	R: 0 E: 0 K: 1 S: 10	H: 0 LOB: 0 BB: 0 P: 12	R: 2 E: 0 K: 2 S: 14	H: 3 LOB: 2 BB: 1 P: 21	R: 2 E: 0 K: 2 S: 15	H: 3 LOB: 3 BB: 2 P: 29	R: 3 E: 0 K: 1 S: 23	H: 5 LOB: 2 BB: 0 P: 28		1B: 12 2B: 2 3B: 0 HR: 0	SF: 0 SAC: 0 DP: 0 HBP: 0
<b>PITCHER</b>	IP	WLS	BF	H	R	ER	SO	BB	IBB	HBP	BLK	WP	HR	S	P	ERA	WHIP		
Brad Penny, R ERA: 3.47 Armando Almanza, L ERA: 3.09 Braden Looper, R ERA: 4.46 Antonio Alfonseca, R ERA: 2.6 (1, 1) (7, 1) (7, 1) (8, 1)	6.0	L	25	6	3	3	5	1	0	0	0	0	0	9	15	54.00	12.000		



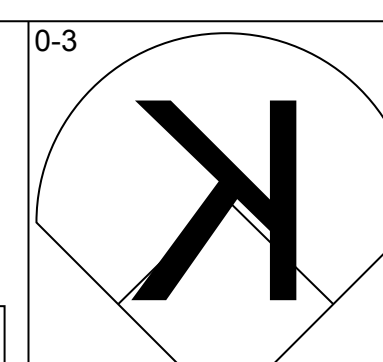
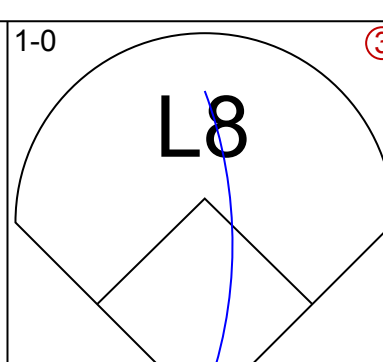
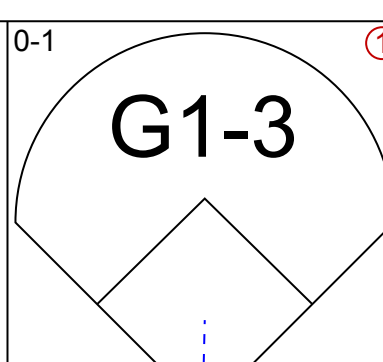
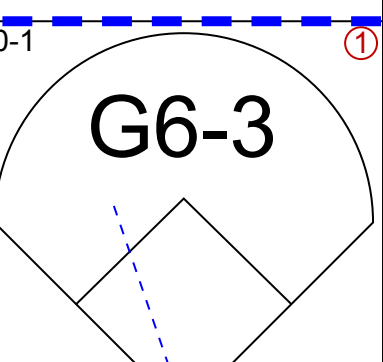
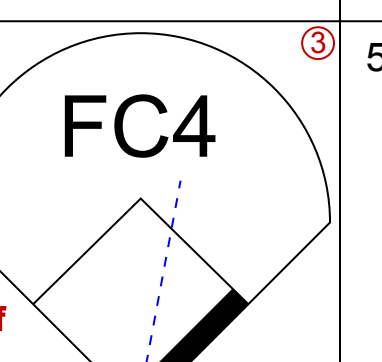
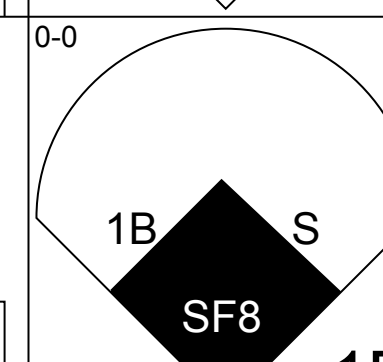
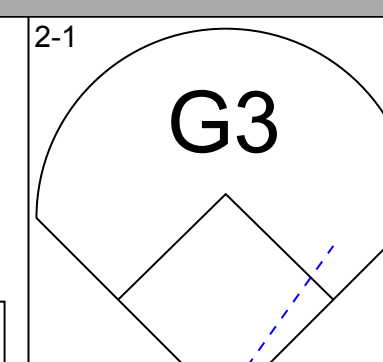
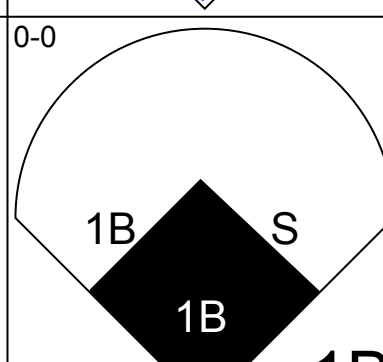
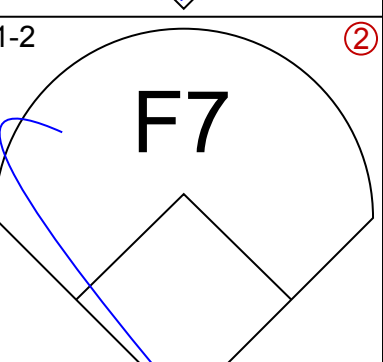
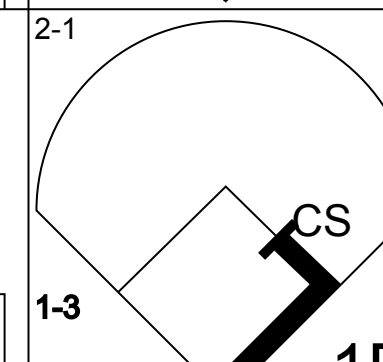
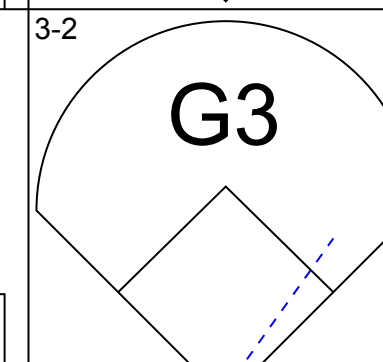
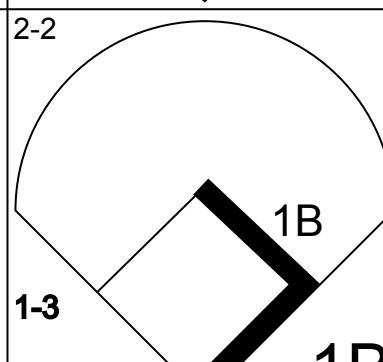
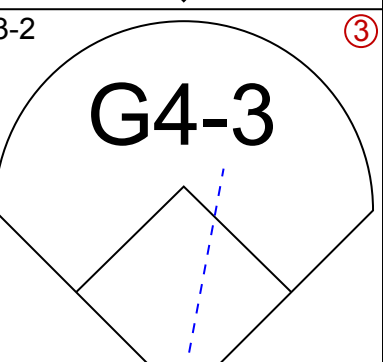
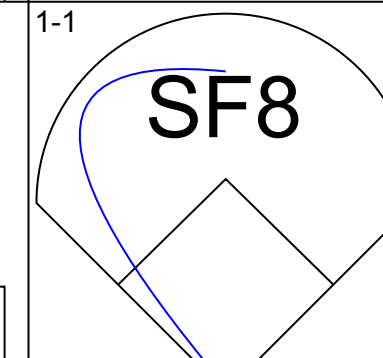
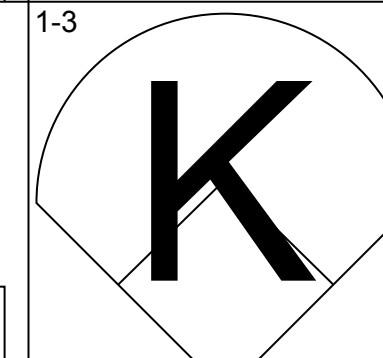
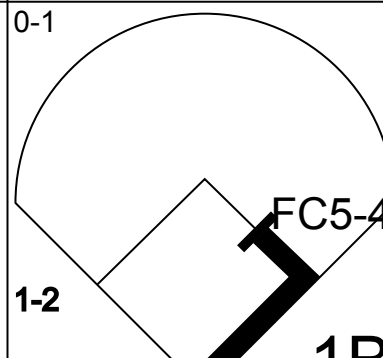
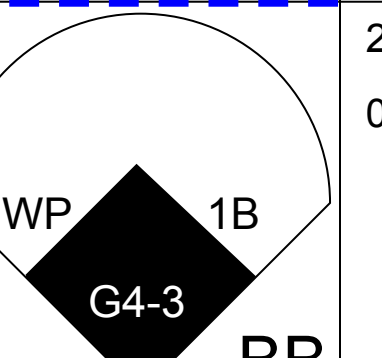
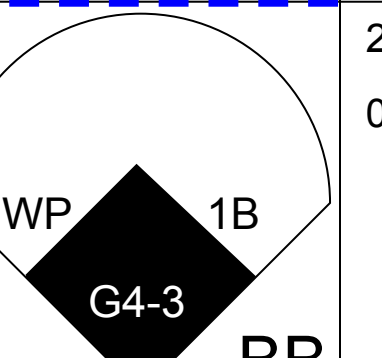
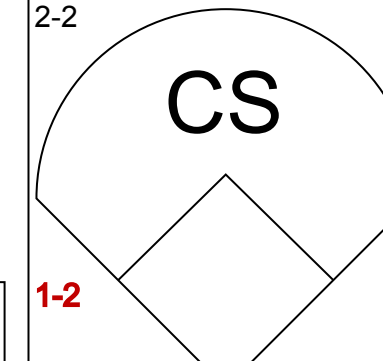
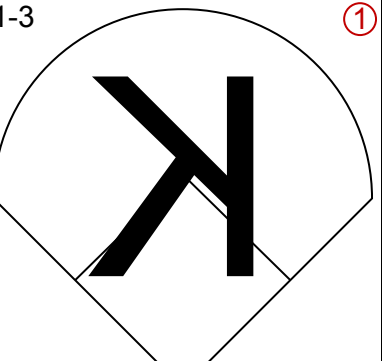
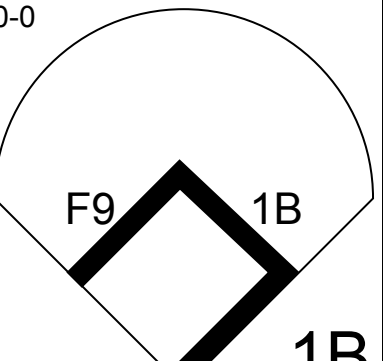
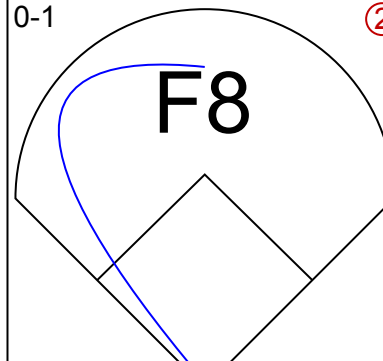
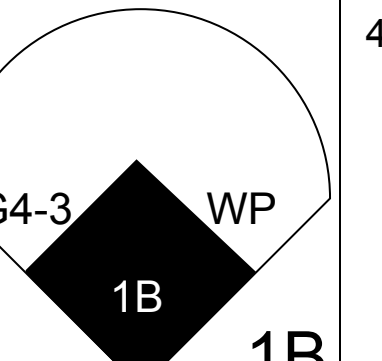
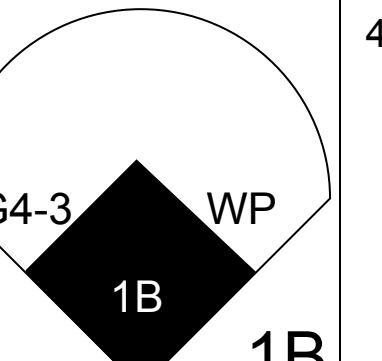
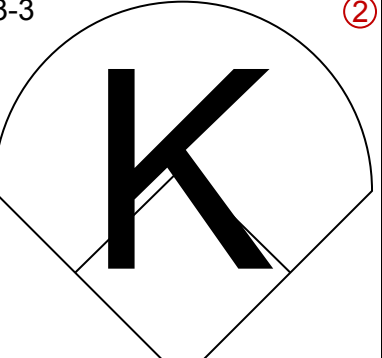
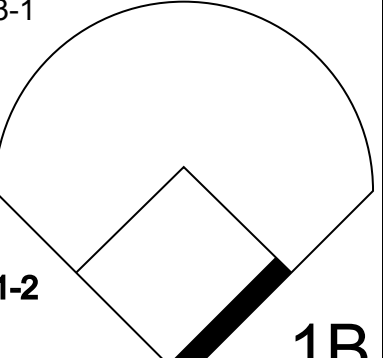
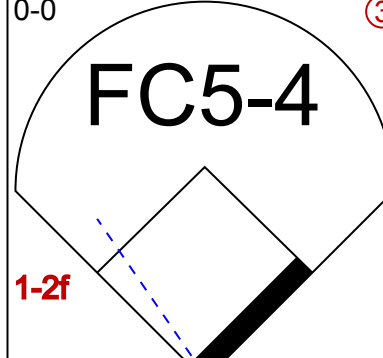
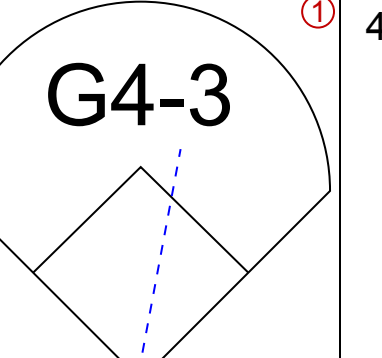
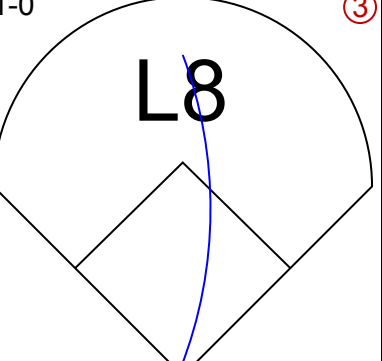
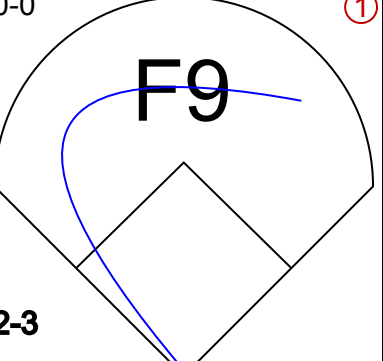
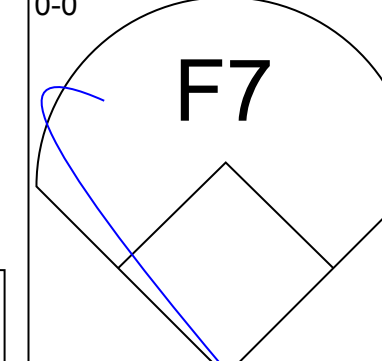
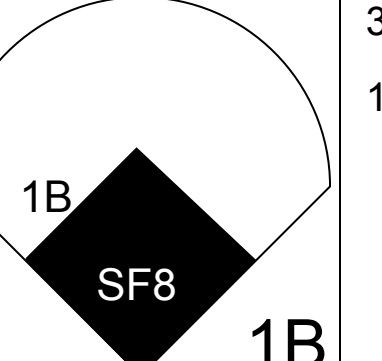
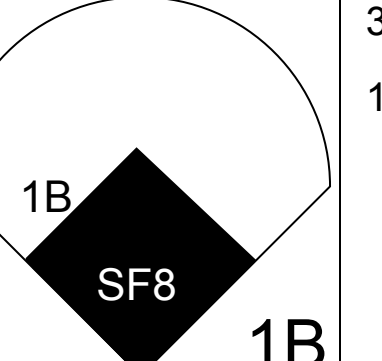
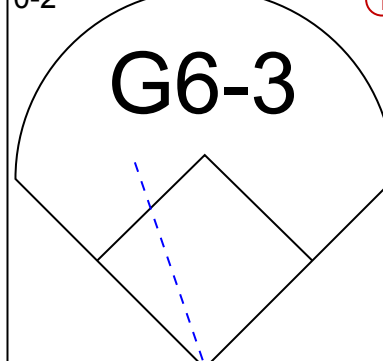
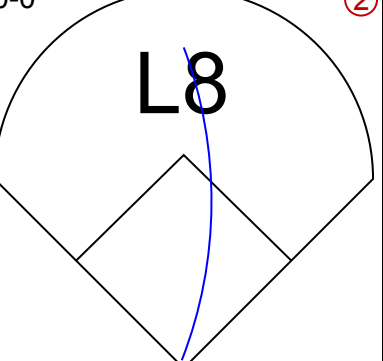
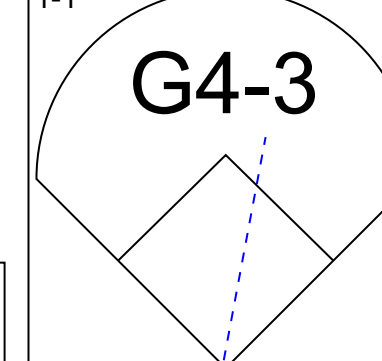
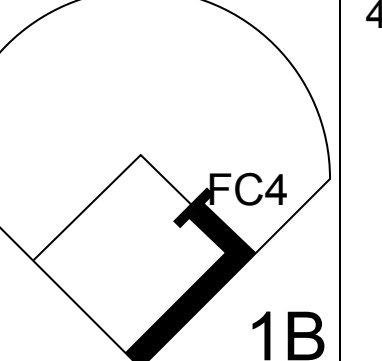
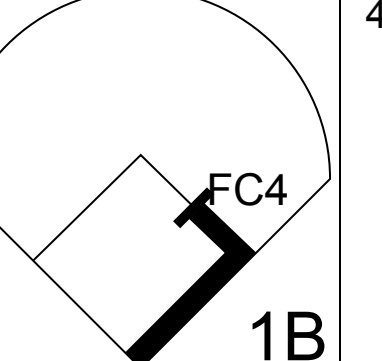
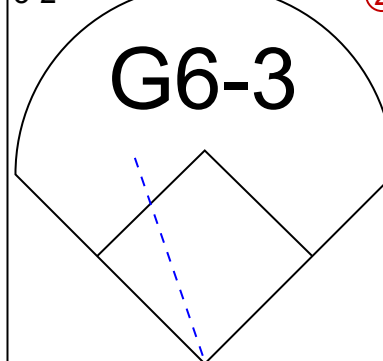
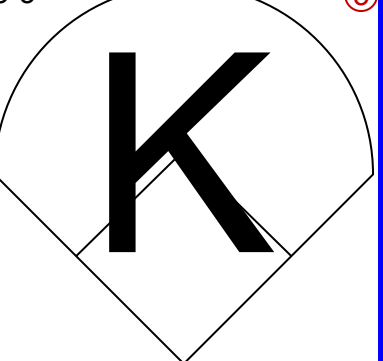
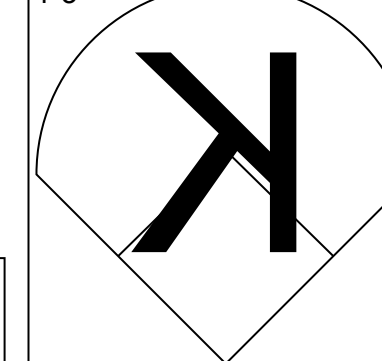
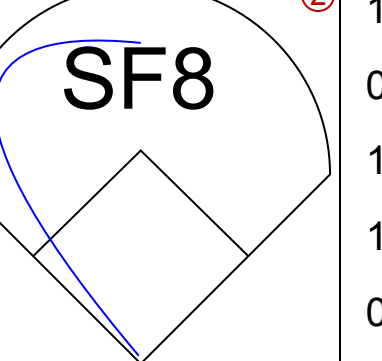


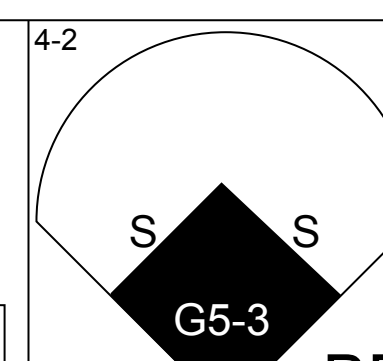
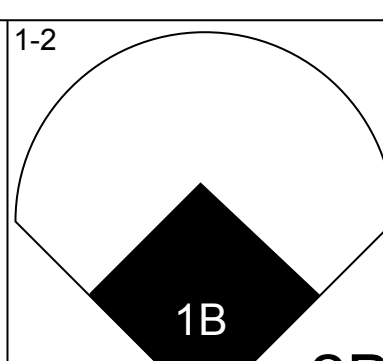
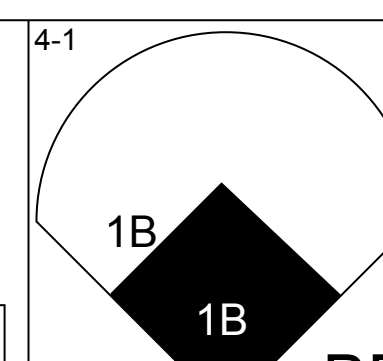
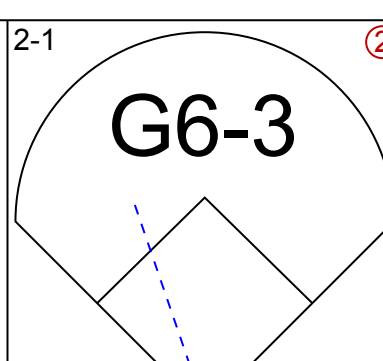
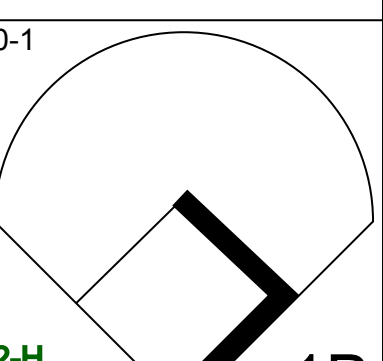
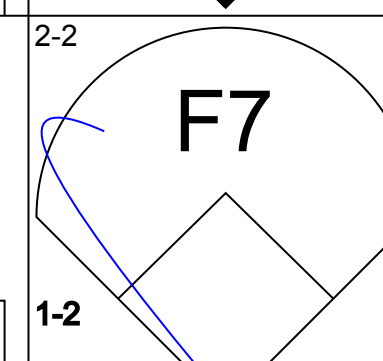
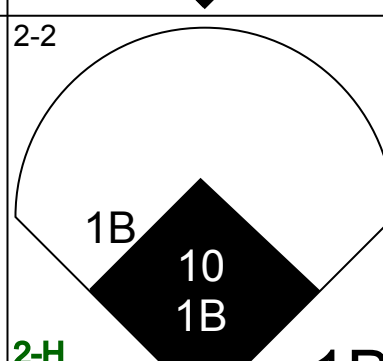
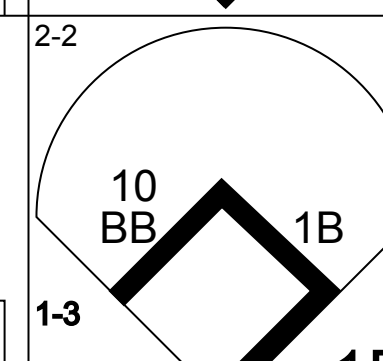
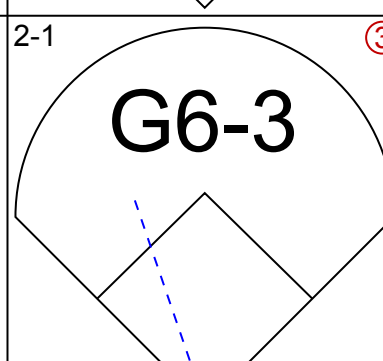
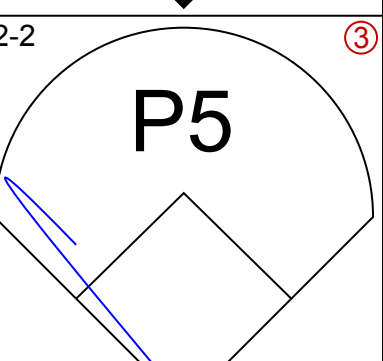
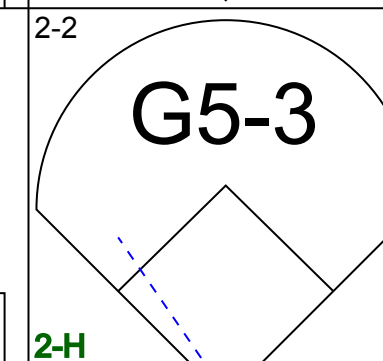
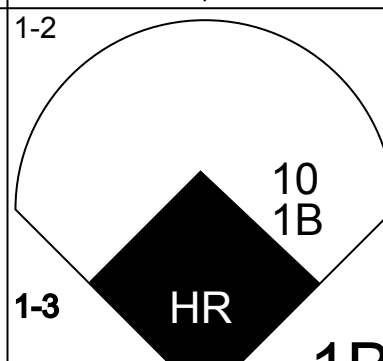
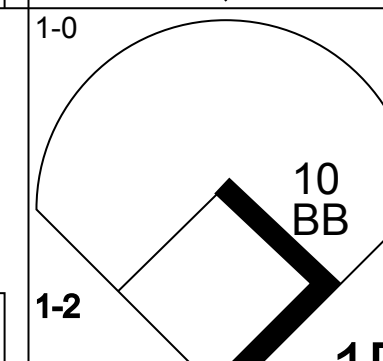
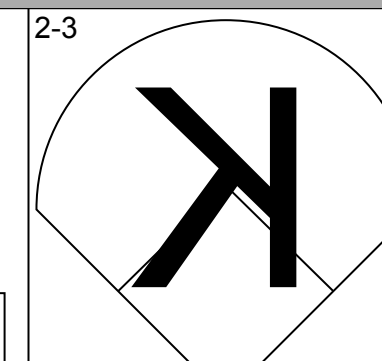
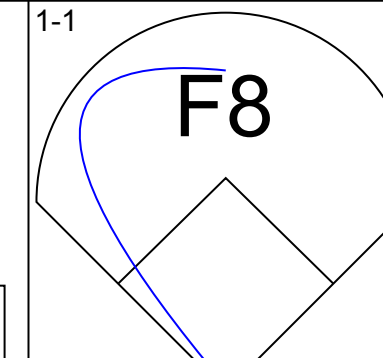
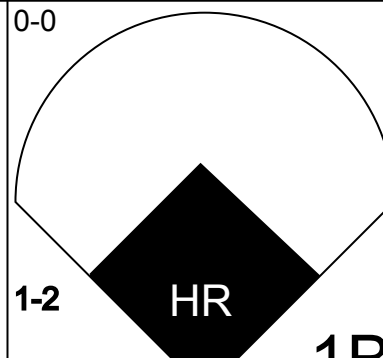
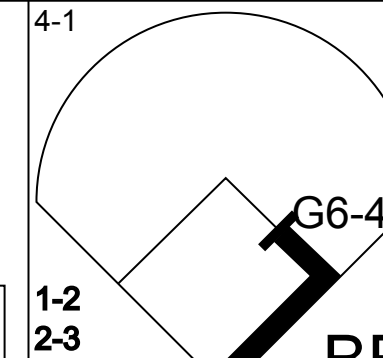
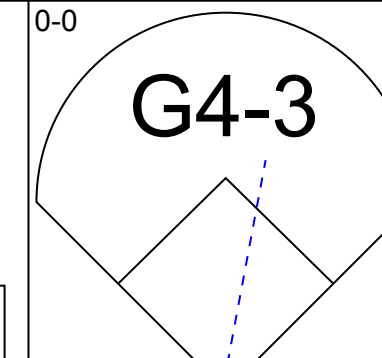
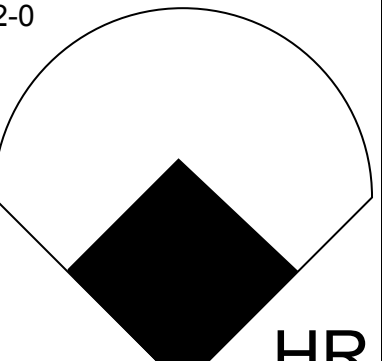
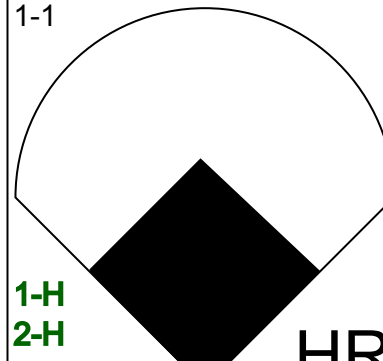
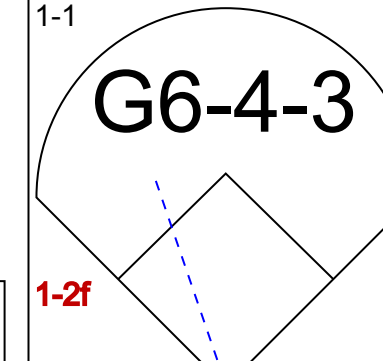
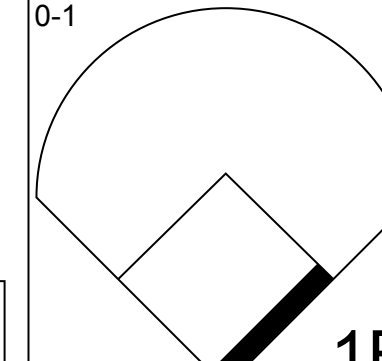

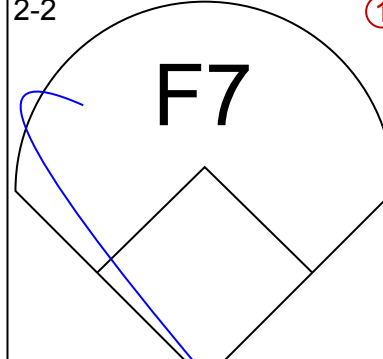
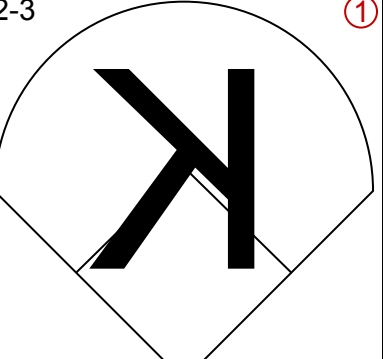
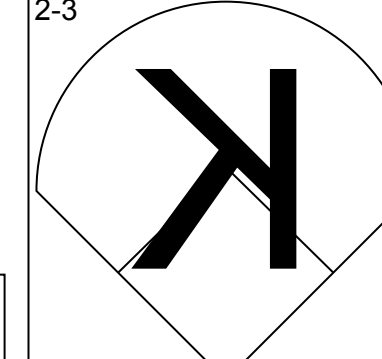

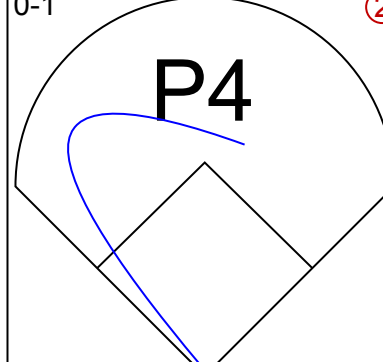
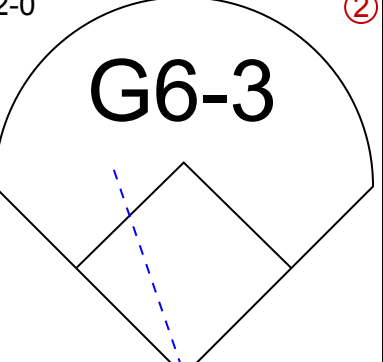
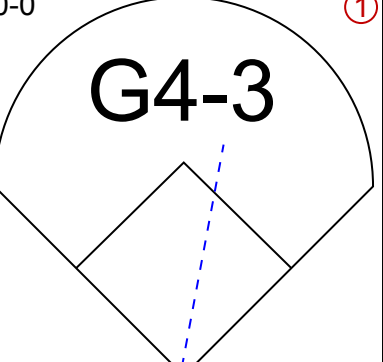

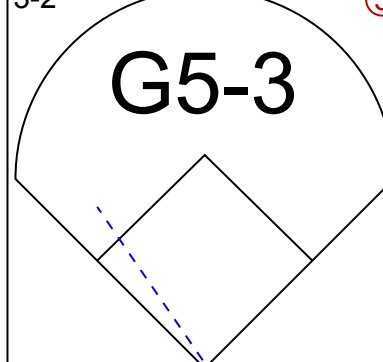
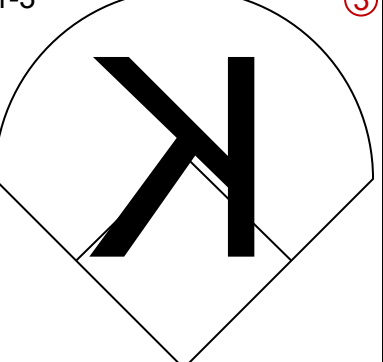
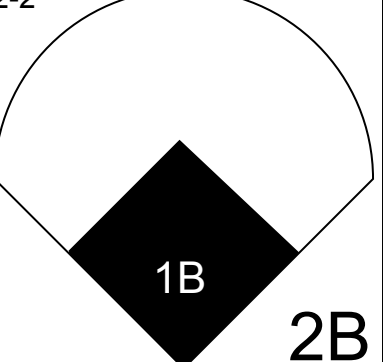


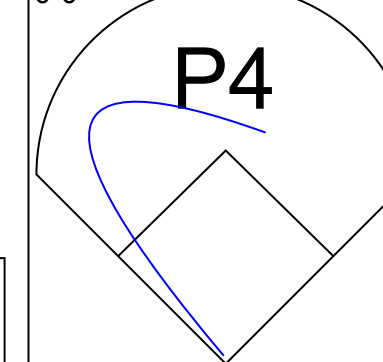
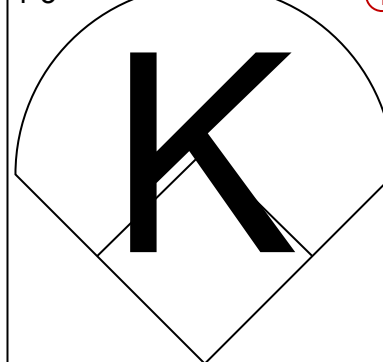
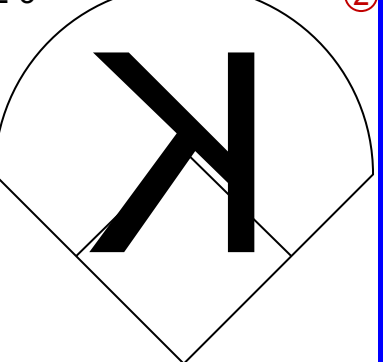


Batter	1	2	3	4	5	6	7	8	9	AB R H RBI BB SO LOB	TOP											
Doug Glanville, R (1, 8) OBP: 0.302, SLG: 0.426	1-2 BB S 1B	1-3 K2-3				1-0 G4-3			1-2 SH1-4 2-1 2B	5 0 3 0 0 1 2	<b>Philadelphia Phillies @ Atlanta Braves</b> Turner Field, Atlanta, GA Wed Jul 04 2001, 7:05 PM EDT Att: 46,579 - Cloudy - 79 F											
11 Jimmy Rollins, S (1, 6) OBP: 0.399, SLG: 0.417	3-2 F9		0-0 B1-3		0-0 G6-4-3		0-0 B1-3	1-1 SH1-4	4 0 0 0 0 0 3													
Bobby Abreu, L (1, 9) OBP: 0.390, SLG: 0.537	1-1 F7		0-3 K			3-2 1B HR 1B	4-2 S BB	0-3 K	4 1 1 0 1 2 2													
Scott Rolen, R (1, 5) OBP: 0.367, SLG: 0.437	4-2 BB BB		0-1 F8			0-2 1B HR 1B	4-2 BB	2-1 2-1	2 1 1 0 2 0 0													
Pat Burrell, R (1, 7) OBP: 0.369, SLG: 0.452	4-2 1-2 2-3 BB			3-2 G4-3		2-2 1B HR	2-2 F2		3 1 1 3 1 0 2													
Travis Lee, L (1, 3) OBP: 0.384, SLG: 0.474	2-3 K			0-0 G4-3		1-1 1B G6-3 1B	3-3 K		4 1 1 0 0 2 5													
Johnny Estrada, S (1, 2) OBP: 0.306, SLG: 0.401		1-2 G4-3		0-3 K		0-0 G6-3		1-0 G6-3 1B	4 0 1 0 0 1 1													
Marlon Anderson, L (1, 4) OBP: 0.321, SLG: 0.432		1-2 1B			1-2 G4-3	2-2 48 FC5-6 1B	2-1 G6-3	2-1 G6-3 1-2	4 0 2 1 0 0 1													
48 David Coggin, R (1, 1) Turner Ward, S (8, PH) Rheal Cormier, L (8, 1) Jose Mesa, R (9, 1)		1-3 K			2-1 E3 1B	1-1 FC5-6 1-2		2-3 K	3 0 0 0 0 1 2 1 0 0 0 0 1 0 0 0 0 0 0 0 0 0 0 0 0 0 0 0													
<b>Inning Stats</b>	R: 0 E: 0 K: 1 S: 17	H: 1 LOB: 3 BB: 2 P: 32	R: 0 E: 0 K: 2 S: 15	H: 1 LOB: 1 BB: 0 P: 19	R: 0 E: 0 K: 1 S: 6	H: 0 LOB: 0 BB: 0 P: 6	R: 0 E: 0 K: 1 S: 7	H: 0 LOB: 0 BB: 0 P: 10	R: 0 E: 1 K: 0 S: 10	H: 1 LOB: 1 BB: 0 P: 15		R: 4 E: 0 K: 0 S: 21	H: 5 LOB: 1 BB: 0 P: 30	R: 0 E: 0 K: 1 S: 14	H: 0 LOB: 2 BB: 2 P: 25	R: 0 E: 0 K: 1 S: 6	H: 1 LOB: 0 BB: 0 P: 11	R: 0 E: 0 K: 1 S: 13	H: 1 LOB: 1 BB: 0 P: 17	1B: 8 2B: 1 3B: 0 HR: 1	SF: 0 SAC: 1 DP: 2 HBP: 0	WP: 0 PB: 0 SB: 2 CS: 0
<b>PITCHER</b>	IP WLS BF H R ER SO BB IBB HBP BLK WP HR S P ERA WHIP																					
Odalis Perez, L (1, 1) ERA: 4.48	5.1 L 26 8 4 4 5 2 0 0 0 0 0 1 72 107 6.75 1.875																					
Steve Reed, R (8, 1) ERA: 2.97	1.2 7 0 0 0 1 2 0 0 0 0 0 0 18 30 0.00 1.200																					
Kerry Ligtenberg, R (8, 1) ERA: 4.4	1.0 4 2 0 0 1 0 0 0 0 0 0 0 11 17 0.00 2.000																					
Steve Karsay, R (9, 1) ERA: 1.08	1.0 3 0 0 0 1 0 0 0 0 0 0 0 8 11 0.00 0.000																					

Batter	1	2	3	4	5	6	7	8	9	AB R H RBI BB SO LOB	BOTTOM											
Rafael Furcal, S (1, 6) OBP: 0.316, SLG: 0.369	1-1 B1-3		1-0 G3			2-2 G4-3			3-3 K	4 0 0 0 0 1 2	<b>Philadelphia Phillies @ Atlanta Braves</b> Turner Field, Atlanta, GA Wed Jul 04 2001, 7:05 PM EDT Att: 46,579 - Cloudy - 79 F											
B.J. Surhoff, L (1, 7) OBP: 0.315, SLG: 0.398	1-2 F8		1-2 G3			0-0 G4-3		0-1 1B	4 0 1 1 0 0 1													
Andruw Jones, R (1, 8) OBP: 0.332, SLG: 0.497	2-3 K		2-3 3-H 3-3 K			2-3 K		3-3 K	4 0 0 0 0 4 2													
10 Chipper Jones, S (1, 5) OBP: 0.418, SLG: 0.622		1-0 F7		0-1 F7		0-2 F8		0-1 P4	4 0 0 0 0 0 1													
Brian Jordan, R (1, 9) OBP: 0.319, SLG: 0.434 Kerry Ligtenberg, R (8, 1) Steve Karsay, R (9, 1)		1-3 K		1-3 K		3-2 F8			3 0 0 0 0 2 0 0 0 0 0 0 0 0 0 0 0 0 0 0 0													
Javy Lopez, R (1, 2) OBP: 0.303, SLG: 0.394	3-2 1B		1-3 K			2-2 G1-3			3 0 1 0 0 1 0													
Rico Brogna, L (1, 3) OBP: 0.298, SLG: 0.342 Wes Helms, R (8, PH) (9, 3)		0-1 G4-3			0-1 G3-1			0-0 G4-3	2 0 0 0 0 0 1 1 0 0 0 0 0 0													
Mark DeRosa, R (1, 4) OBP: 0.489, SLG: 0.475			2-1 1B G3 1B		2-0 G5-3		2-2 G4-3		3 1 1 0 0 0 0													
Odalis Perez, L (1, 1) OBP: 0.192, SLG: 0.200 Steve Reed, R (6, 1) Dave Martinez, L (8, 9) OBP: 0.393, SLG: 0.438			0-0 G3 G3 1B		0-1 G4-3		2-1 L7		2 0 1 0 0 0 0 0 0 0 0 0 0 0 1 0 0 0 0 0 0													
<b>Inning Stats</b>	R: 0 E: 0 K: 1 S: 8	H: 0 LOB: 0 BB: 0 P: 12	R: 0 E: 0 K: 1 S: 10	H: 1 LOB: 1 BB: 0 P: 15	R: 1 E: 0 K: 1 S: 10	H: 2 LOB: 1 BB: 0 P: 17	R: 0 E: 0 K: 2 S: 8	H: 0 LOB: 0 BB: 0 P: 10	R: 0 E: 0 K: 1 S: 5	H: 0 LOB: 0 BB: 0 P: 7		R: 0 E: 0 K: 1 S: 8	H: 0 LOB: 0 BB: 0 P: 12	R: 0 E: 0 K: 0 S: 10	H: 0 LOB: 0 BB: 0 P: 15	R: 0 E: 0 K: 0 S: 6	H: 0 LOB: 0 BB: 0 P: 10	R: 0 E: 0 K: 2 S: 10	H: 1 LOB: 1 BB: 0 P: 16	1B: 4 2B: 0 3B: 0 HR: 0	SF: 0 SAC: 0 DP: 0 HBP: 0	WP: 0 PB: 0 SB: 0 CS: 0
<b>PITCHER</b>	IP WLS BF H R ER SO BB IBB HBP BLK WP HR S P ERA WHIP																					
48 David Coggin, R (1, 1) ERA: 4.63	7.0 W 24 3 1 1 6 0 0 0 0 0 0 0 59 88 1.29 0.429																					
Rheal Cormier, L (8, 1) ERA: 2.93	1.0 H 3 0 0 0 0 0 0 0 0 0 0 0 6 10 0.00 0.000																					
Jose Mesa, R (9, 1) ERA: 3.25	1.0 S 4 1 0 0 2 0 0 0 0 0 0 0 10 16 0.00 1.000																					



Batter	1	2	3	4	5	6	7	8	9	AB	R	H	RBI	BB	SO	LOB	TOP										
Doug Glanville, R (1,8) OBP: 0.298, SLG: 0.420										5	0	0	0	0	1	1	Philadelphia Phillies @ Atlanta Braves Turner Field, Atlanta, GA Thu Jul 05 2001, 7:35 PM EDT Att: 32,031 - Overcast - 72 F										
11 Jimmy Rollins, S (1,6) OBP: 0.311, SLG: 0.418										4	2	2	0	0	0	0											
Bobby Abreu, L (1,9) OBP: 0.391, SLG: 0.536										4	0	2	0	0	0	0											
Scott Rolen, R (1,5) OBP: 0.367, SLG: 0.438 23 Kevin Jordan, R (6,5) OBP: 0.354, SLG: 0.353										2	0	1	2	0	1	0											
Travis Lee, L (1,3) OBP: 0.366, SLG: 0.474										4	1	2	0	0	1	2											
Pat Burrell, R (1,7) OBP: 0.366, SLG: 0.449										4	0	1	1	0	1	3											
Marlon Anderson, L (1,4) OBP: 0.174, SLG: 0.427 Tomas Perez, S (9, PH) OBP: 0.306, SLG: 0.345										3	0	0	0	0	0	2											
Johnny Estrada, S (1,2) OBP: 0.305, SLG: 0.397										4	0	1	0	0	0	2											
Bruce Chen, L (1,1) OBP: 0.107, SLG: 0.107 Amaury Telemaco, R (3,1) OBP: 0.174, SLG: 0.095 Turner Ward, S (5, PH) OBP: 0.333, SLG: 0.357 Randy Wolf, L (5,1) OBP: 0.120, SLG: 0.083 Brian Hunter, R (9, PH) OBP: 0.356, SLG: 0.373										1	0	0	0	0	0	0											
<b>Inning Stats</b>	R: 1 E: 0 K: 1 S: 13	H: 2 LOB: 0 BB: 0 P: 16	R: 0 E: 0 K: 2 S: 9	H: 0 LOB: 0 BB: 0 P: 14	R: 0 E: 0 K: 0 S: 7	H: 0 LOB: 0 BB: 0 P: 11	R: 0 E: 0 K: 1 S: 8	H: 0 LOB: 0 BB: 0 P: 14	R: 0 E: 0 K: 1 S: 10	H: 2 LOB: 2 BB: 0 P: 16	R: 1 E: 0 K: 0 S: 13	H: 3 LOB: 2 BB: 0 P: 15	R: 0 E: 0 K: 1 S: 6	H: 0 LOB: 0 BB: 0 P: 8	R: 0 E: 0 K: 0 S: 10	H: 0 LOB: 0 BB: 0 P: 14		R: 3 E: 0 K: 0 S: 17	H: 3 LOB: 1 BB: 1 P: 29	1B: 10 2B: 0 3B: 0 HR: 0	SF: 2 SAC: 0 DP: 0 HBP: 0	WP: 1 PB: 0 SB: 2 CS: 1	PA: 38				
<b>PITCHER</b>	IP	WLS	BF	H	R	ER	SO	BB	IBB	HBP	BLK	WP	HR	S	P	ERA	WHIP										
Greg Maddux, R (1,1) ERA: 2.41	6.0	W	24	7	2	2	5	0	0	0	0	0	0	60	86	3.00	1.167										
Mike Remlinger, L (7,1) ERA: 3.0	1.0		3	0	0	0	1	0	0	0	0	0	0	6	8	0.00	0.000										
Jose Cabrera, R (8,1) ERA: 1.14	1.0		3	0	0	0	0	0	0	0	0	0	0	10	14	0.00	0.000										
Trey Moore, L (9,1) ERA: 81.0	0.1		4	2	3	3	0	1	0	0	0	1	0	9	16	81.00	9.000										
Steve Karsay, R (9,1) ERA: 1.07	0.2		3	1	0	0	0	0	0	0	0	0	0	8	13	0.00	1.500										

Batter	1	2	3	4	5	6	7	8	9	AB	R	H	RBI	BB	SO	LOB	BOTTOM										
Rafael Furcal, S (1,6) OBP: 0.323, SLG: 0.375										3	3	2	1	2	0	0	Philadelphia Phillies @ Atlanta Braves Turner Field, Atlanta, GA Thu Jul 05 2001, 7:35 PM EDT Att: 32,031 - Overcast - 72 F										
B.J. Surhoff, L (1,7) OBP: 0.317, SLG: 0.398										5	1	2	1	0	0	2											
Andruw Jones, R (1,8) OBP: 0.334, SLG: 0.497										4	1	2	2	0	1	0											
10 Chipper Jones, S (1,5) OBP: 0.419, SLG: 0.619 Rico Brogna, L (9,3) OBP: 0.296, SLG: 0.342										3	1	1	1	1	0	0											
Brian Jordan, R (1,9) OBP: 0.325, SLG: 0.460										4	2	3	4	0	0	3											
Wes Helms, R (1,3) OBP: 0.277, SLG: 0.408 (9,5)										4	0	0	0	0	3	1											
Mark DeRosa, R (1,4) OBP: 0.471, SLG: 0.455										4	0	1	0	0	0	0											
Paul Bako, L (1,2) OBP: 0.264, SLG: 0.377										4	1	1	0	0	1	1											
Greg Maddux, R (1,1) BP: 0.162, SLG: 0.139 Mike Remlinger, L (7,1) ERA: 5.0 Jose Cabrera, R (8,1) ERA: 5.4 Dave Martinez, L (8, PH) OBP: 0.306, SLG: 0.434 Trey Moore, L (9,1) ERA: 81.0 Steve Karsay, R (9,1) ERA: 1.07										3	0	0	0	0	2	1											
<b>Inning Stats</b>	R: 1 E: 0 K: 0 S: 12	H: 0 LOB: 1 BB: 1 P: 21	R: 1 E: 0 K: 2 S: 11	H: 2 LOB: 0 BB: 0 P: 18	R: 5 E: 0 K: 0 S: 21	H: 5 LOB: 0 BB: 0 P: 31	R: 1 E: 0 K: 0 S: 11	H: 2 LOB: 2 BB: 2 P: 23	R: 0 E: 0 K: 1 S: 7	H: 0 LOB: 0 BB: 0 P: 12	R: 0 E: 0 K: 1 S: 9	H: 1 LOB: 1 BB: 0 P: 13	R: 1 E: 0 K: 1 S: 12	H: 2 LOB: 1 BB: 0 P: 18	1B: 8 2B: 2 3B: 0 HR: 2	SF: 0 SAC: 0 DP: 1 HBP: 0		WP: 1 PB: 0 SB: 2 CS: 0	PA: 38								
<b>PITCHER</b>	IP	WLS	BF	H	R	ER	SO	BB	IBB	HBP	BLK	WP	HR	S	P	ERA	WHIP										
Bruce Chen, L (1,1) ERA: 5.0	2.0	L	14	7	7	7	2	1	0	0	0	0	0	19	36	4.50	2.000										
Amaury Telemaco, R (3,1) ERA: 5.4	2.0		9	2	1	1	0	2	0	0	0	0	0	19	36	4.50	2.000										
Randy Wolf, L (5,1) ERA: 4.95	4.0		15	3	1	1	6	0	0	0	0	0	0	35	55	2.25	0.750										





Batter	1	2	3	4	5	6	7	8	9	10	AB	R	H	RBI	BB	SO	LOB	TOP	
Doug Gianville, R OBP: 0.298, SLG: 0.418	0-2 FC4-6 1B		2-1 F9	2-3 K			1-0 SH1-3		0-1 F8		4	0	1	0	0	1	2		
11 Jimmy Rollins, S OBP: 0.312, SLG: 0.429	0-0 FC4-6 FC6-4 1-2f BB		0-1 E		2-3 K		2-0 HR		0-0 G4-3		5	1	2	2	0	1	1		
Bobby Abreu, L OBP: 0.391, SLG: 0.532	4-2 FC6-4 1-2 BB		1-1 E8		3-2 HBP		3-0 L7		3-3 K		4	0	1	0	1	1	1		
Scott Rolen, R OBP: 0.354, SLG: 0.432	1-0 FC6-4 1-2f 2-3		0-0 L1		2-1 HBP		1-2 G4-3		3-0 F9		4	0	0	0	0	0	4		
Travis Lee, L OBP: 0.354, SLG: 0.480	3-1 G4-3		1-3 K		1-0 G6-4-3 HBP		1-0 F5		2-1 HR		5	1	1	1	0	1	6		
Pat Burrell, R OBP: 0.368, SLG: 0.450		1-2 F9		4-2 BB		0-0 P4		0-1 2B		1-1 F8		4	0	1	0	1	0		
Eric Valent, L OBP: 0.200, SLG: 0.250		1-1 G3		0-0 F7		1-1 F5		1-1 F8		0-2 F7		5	0	0	0	0	2		
Gary Bennett, R OBP: 0.313, SLG: 0.281		2-1 1B		4-0 1-2 BB		3-2 L5		4-0 BB				2	0	1	0	2	0		
Marlon Anderson, L OBP: 0.317, SLG: 0.428		0-0 G3-1		1-0 P4		3-2 SH1-3 11 HR		1-2 G1-3				4	1	1	0	0	5		
<b>Inning Stats</b>	R: 0 E: 0 K: 0 S: 9	H: 1 LOB: 2 BB: 1 P: 17	R: 0 E: 0 K: 0 S: 9	H: 1 LOB: 1 BB: 0 P: 13	R: 0 E: 1 K: 1 S: 10	H: 0 LOB: 2 BB: 2 P: 18	R: 0 E: 0 K: 1 S: 8	H: 1 LOB: 1 BB: 0 P: 16	R: 0 E: 0 K: 0 S: 6	H: 0 LOB: 0 BB: 0 P: 10	R: 2 E: 0 K: 0 S: 10	H: 2 LOB: 0 BB: 0 P: 17	R: 0 E: 0 K: 1 S: 6	H: 0 LOB: 0 BB: 0 P: 9	R: 1 E: 0 K: 0 S: 8	H: 1 LOB: 0 BB: 0 P: 14	1B: 3 2B: 3 3B: 0 HR: 2	SF: 0 SAC: 1 DP: 1 HBP: 1	WP: 0 PA: 43
<b>PITCHER</b>	IP WLS BF H R ER SO BB IBB HBP BLK WP HR S P ERA WHIP	IP WLS BF H R ER SO BB IBB HBP BLK WP HR S P ERA WHIP	IP WLS BF H R ER SO BB IBB HBP BLK WP HR S P ERA WHIP	IP WLS BF H R ER SO BB IBB HBP BLK WP HR S P ERA WHIP	IP WLS BF H R ER SO BB IBB HBP BLK WP HR S P ERA WHIP	IP WLS BF H R ER SO BB IBB HBP BLK WP HR S P ERA WHIP	IP WLS BF H R ER SO BB IBB HBP BLK WP HR S P ERA WHIP	IP WLS BF H R ER SO BB IBB HBP BLK WP HR S P ERA WHIP	IP WLS BF H R ER SO BB IBB HBP BLK WP HR S P ERA WHIP	IP WLS BF H R ER SO BB IBB HBP BLK WP HR S P ERA WHIP	IP WLS BF H R ER SO BB IBB HBP BLK WP HR S P ERA WHIP	IP WLS BF H R ER SO BB IBB HBP BLK WP HR S P ERA WHIP	IP WLS BF H R ER SO BB IBB HBP BLK WP HR S P ERA WHIP	IP WLS BF H R ER SO BB IBB HBP BLK WP HR S P ERA WHIP	IP WLS BF H R ER SO BB IBB HBP BLK WP HR S P ERA WHIP	IP WLS BF H R ER SO BB IBB HBP BLK WP HR S P ERA WHIP	IP WLS BF H R ER SO BB IBB HBP BLK WP HR S P ERA WHIP	IP WLS BF H R ER SO BB IBB HBP BLK WP HR S P ERA WHIP	IP WLS BF H R ER SO BB IBB HBP BLK WP HR S P ERA WHIP
Willis Roberts, R ERA: 5.24	6.1	29	6	2	2	3	3	0	0	0	0	0	0	0	0	0	0	2.84	1.421
Buddy Groom, L ERA: 3.16	7.1	7	1	0	0	0	1	0	0	0	0	0	0	0	0	0	0	0.00	1.200
Mike Trombley, R ERA: 3.23	9.1	7	1	1	1	1	0	0	0	0	0	0	0	0	0	0	0	4.50	0.500

Philadelphia Phillies @ Baltimore Orioles  
Oriole Park at Camden Yards, Baltimore, MD

AB 37  
R 3  
H 8  
RBI 3  
BB 4  
SO 4  
LOB 21



WP: 0 PA: 43  
PB: 0  
SB: 0  
CS: 0

Fri Jul 06 2001, 7:05 PM EDT  
Att. 40,086 - Sunny - 83 F

Batter	1	2	3	4	5	6	7	8	9	10	AB	R	H	RBI	BB	SO	LOB	BOTTOM					
Jerry Hairston, R OBP: 0.318, SLG: 0.375	2-3 K		1-1 L5		4-2 BB		3-2 G6-3		3-1 L7		4	0	0	0	1	2							
1 Brian Roberts, S OBP: 0.303, SLG: 0.376	0-0 1B		0-1 G1-3		3-2 P4		2-2 G6-3		0-0 G5-3		5	0	1	0	0	0	3						
David Segui, S OBP: 0.415, SLG: 0.464	1-2 L9		0-3 K		0-0 1B		4-2 BB		0-0 F7		4	0	1	0	1	1							
Tony Batista, R OBP: 0.256, SLG: 0.391	1-0 F7			2-0 FC3-6 1B		4-2 1-2 2-3 BB		3-2 G5-3		3-2 G5-3		4	0	1	0	2							
6 Melvin Mora, R OBP: 0.326, SLG: 0.425		0-2 HR		1-1 F7		3-3 K		1-1 G6-3		2-1 F9		5	1	1	1	0	4						
Cal Ripken Jr., R OBP: 0.289, SLG: 0.324		1-2 G6-3		1-2 FC3-6 1B		1-2 F8		1-0 G5-3				4	0	1	0	0	0						
Chris Richard, L OBP: 0.339, SLG: 0.452		0-1 G4-3		0-0 FC3-6 1-2f 2-3		1-1 F8		2-0 F7				4	0	0	0	0	2						
Mike Kinkade, R OBP: 0.336, SLG: 0.404		1-0 HR		1-3 K		4-1 FC5-4 BB		0-1 SH1-3 1B				2	1	1	1	1	2						
31 Jay Gibbons, L OBP: 0.313, SLG: 0.465											1	0	1	0	0	0	0						
Brady Anderson, L OBP: 0.306, SLG: 0.306											0	0	0	0	0	0	0						
Fernando Lumar, R OBP: 0.329, SLG: 0.351		1-3 K			3-2 G3		1-2 FC5-4		0-0 SH1-3		3	0	0	0	0	1	1						
<b>Inning Stats</b>	R: 0 E: 0 K: 1 S: 8	H: 1 LOB: 1 BB: 0 P: 12	R: 2 E: 0 K: 1 S: 12	H: 2 LOB: 0 BB: 0 P: 15	R: 0 E: 0 K: 1 S: 7	H: 0 LOB: 0 BB: 0 P: 8	R: 0 E: 0 K: 1 S: 10	H: 2 LOB: 2 BB: 0 P: 15	R: 0 E: 0 K: 1 S: 16	H: 1 LOB: 3 BB: 2 P: 32	R: 0 E: 0 K: 0 S: 11	H: 0 LOB: 1 BB: 0 P: 18	R: 0 E: 0 K: 0 S: 13	H: 0 LOB: 1 BB: 0 P: 25	R: 0 E: 0 K: 0 S: 4	H: 0 LOB: 0 BB: 0 P: 8	R: 0 E: 0 K: 0 S: 6	H: 1 LOB: 2 BB: 0 P: 9	R: 0 E: 0 K: 0 S: 6	H: 0 LOB: 0 BB: 0 P: 11	1B: 5 2B: 0 3B: 0 HR: 2	SF: 0 SAC: 1 DP: 0 HBP: 0	WP: 0 PA: 41
<b>PITCHER</b>	IP WLS BF H R ER SO BB IBB HBP BLK WP HR S P ERA WHIP	IP WLS BF H R ER SO BB IBB HBP BLK WP HR S P ERA WHIP	IP WLS BF H R ER SO BB IBB HBP BLK WP HR S P ERA WHIP	IP WLS BF H R ER SO BB IBB HBP BLK WP HR S P ERA WHIP	IP WLS BF H R ER SO BB IBB HBP BLK WP HR S P ERA WHIP	IP WLS BF H R ER SO BB IBB HBP BLK WP HR S P ERA WHIP	IP WLS BF H R ER SO BB IBB HBP BLK WP HR S P ERA WHIP	IP WLS BF H R ER SO BB IBB HBP BLK WP HR S P ERA WHIP	IP WLS BF H R ER SO BB IBB HBP BLK WP HR S P ERA WHIP	IP WLS BF H R ER SO BB IBB HBP BLK WP HR S P ERA WHIP	IP WLS BF H R ER SO BB IBB HBP BLK WP HR S P ERA WHIP	IP WLS BF H R ER SO BB IBB HBP BLK WP HR S P ERA WHIP	IP WLS BF H R ER SO BB IBB HBP BLK WP HR S P ERA WHIP	IP WLS BF H R ER SO BB IBB HBP BLK WP HR S P ERA WHIP	IP WLS BF H R ER SO BB IBB HBP BLK WP HR S P ERA WHIP	IP WLS BF H R ER SO BB IBB HBP BLK WP HR S P ERA WHIP	IP WLS BF H R ER SO BB IBB HBP BLK WP HR S P ERA WHIP	IP WLS BF H R ER SO BB IBB HBP BLK WP HR S P ERA WHIP	IP WLS BF H R ER SO BB IBB HBP BLK WP HR S P ERA WHIP				
Omar Daal, L ERA: 4.69	6.0	27	6	2	2	5	3	0	0	0	0	0	0	0	0	0	0	3.00	1.500				
Jose Santiago, R ERA: 5.65	7.1	7	0	0	0	0	1	0	0	0	0	0	0	0	0	0	0	0.00	0.500				
Rheal Cormier, L ERA: 2.73	9.1	4	1	0	0	0	0	0	0	0	0	0	0	0	0	0	0	0.00	1.000				
Jose Mesa, R ERA: 3.16	10.1	3	0	0	0	0	0	0	0	0	0	0	0	0	0	0	0	0.00	0.000				

Philadelphia Phillies @ Baltimore Orioles  
Oriole Park at Camden Yards, Baltimore, MD

AB 36  
R 2  
H 7  
RBI 2  
BB 4  
SO 5  
LOB 17



WP: 0 PA: 41  
PB: 0  
SB: 0  
CS: 0

Fri Jul 06 2001, 7:05 PM EDT  
Att. 40,086 - Sunny - 83 F



















Batter	1	2	3	4	5	6	7	8	9	AB	R	H	RBI	BB	SO	LOB	TOP										
Shannon Stewart, R OBP: 0.377, SLG: 0.472 Billy Koch, R (9.1)	G4-3	L4				G6-3			F9	5	0	1	0	0	0	2											
José Cruz Jr., S OBP: 0.352, SLG: 0.497	K		F8	G4-3			K		L3	5	0	0	0	0	2	1											
Raul Mondesi, R OBP: 0.369, SLG: 0.494	F8		F8				K		F7	5	0	1	0	0	1	0											
Carlos Delgado, L OBP: 0.408, SLG: 0.521		G5-4-3 1B BB	F8				K			3	2	1	0	1	2	1											
Luis Lopez, R OBP: 0.397, SLG: 0.491		G5-4-3 1B	F8				F8			3	1	2	0	1	0	1											
Alex Gonzalez, R OBP: 0.293, SLG: 0.374	G5-4-3								G6-3	4	0	2	2	0	0	2											
Darrin Fletcher, L OBP: 0.251, SLG: 0.310									F7	3	1	0	0	0	0	3											
Cesar Izturis, S OBP: 0.317, SLG: 0.475										4	0	2	1	0	1	0											
Joey Hamilton, R Pedro Borbon, R Kelvin Escobar, R Tony Fernandez, S Paul Quantrill, L Dan Plesac, L Chris Latham, S										3	0	1	1	0	1	0											
<b>Inning Stats</b>	R: 0 E: 0 K: 1 S: 9	H: 0 LOB: 0 BB: 0 P: 15	R: 2 E: 0 K: 0 S: 18	H: 3 LOB: 2 BB: 1 P: 31	R: 2 E: 0 K: 0 S: 11	H: 2 LOB: 1 BB: 1 P: 20	R: 0 E: 0 K: 2 S: 11	H: 1 LOB: 1 BB: 0 P: 16	R: 0 E: 0 K: 2 S: 13	H: 2 LOB: 2 BB: 0 P: 20	R: 0 E: 0 K: 0 S: 7	H: 0 LOB: 0 BB: 0 P: 12	R: 0 E: 0 K: 2 S: 16	H: 1 LOB: 1 BB: 0 P: 20	R: 0 E: 0 K: 0 S: 10	H: 1 LOB: 1 BB: 0 P: 12	R: 0 E: 0 K: 0 S: 9	H: 0 LOB: 0 BB: 0 P: 15	1B: 5 2B: 3 3B: 2 HR: 0	SF: 0 SAC: 0 DP: 1 HBP: 1	WP: 0 PB: 0 SB: 1 CS: 1	PA: 39					
<b>PITCHER</b>	IP	WLS	BF	H	R	ER	SO	BB	IBB	HBP	BLK	WP	HR	S	P	ERA	WHIP										
Nelson Figueroa, R ERA: 3.04	4.2	L	24	8	4	4	5	2	0	1	0	0	0	60	99	7.71	2.143										
Ed Vosberg, L ERA: 4.15	1.1		4	0	0	0	0	0	0	0	0	0	0	9	15	0.00	0.000										
Amaury Telemaco, R ERA: 5.32	1.0		4	1	0	0	2	0	0	0	0	0	0	16	20	0.00	1.000										
Jose Santiago, R ERA: 5.77	2.0		7	1	0	0	0	0	0	0	0	0	0	19	27	0.00	0.500										

Toronto Blue Jays @ Philadelphia Phillies  
Veterans Stadium, Philadelphia, PA

AB 36  
R 4  
H 10  
RBI 4  
BB 2  
SO 7  
LOB 11



WP: 0 PA: 39  
PB: 0  
SB: 1  
CS: 1

Batter	1	2	3	4	5	6	7	8	9	AB	R	H	RBI	BB	SO	LOB	BOTTOM										
Doug Glanville, R OBP: 0.301, SLG: 0.417	11 1B SF9		G4-3			11 WP 2B			F9	4	1	2	0	0	0	0											
11 Jimmy Rollins, S OBP: 0.309, SLG: 0.418			P3			S BB			G6-3	3	0	1	0	1	0	0											
Bobby Abreu, L OBP: 0.394, SLG: 0.528	L5									4	1	1	1	0	1	4											
Scott Rolen, R OBP: 0.365, SLG: 0.436	SF9									2	0	1	1	1	1	0											
Travis Lee, L OBP: 0.359, SLG: 0.476	G4-3									4	0	0	0	0	0	5											
Pat Burrell, R OBP: 0.360, SLG: 0.434	F8								G6-3	4	0	0	0	0	0	0											
Marlon Anderson, L OBP: 0.309, SLG: 0.409	F5								F7	3	0	1	0	1	0	0											
Johnny Estrada, S OBP: 0.293, SLG: 0.374	L1								P5	4	0	0	0	0	0	2											
Nelson Figueroa, R Ed Vosberg, L Brian Hunter, R Amaury Telemaco, R Eric Valente, L Jose Santiago, R										1	0	0	0	0	0	0											
<b>Inning Stats</b>	R: 1 E: 0 K: 0 S: 11	H: 2 LOB: 1 BB: 0 P: 16	R: 0 E: 0 K: 0 S: 9	H: 0 LOB: 0 BB: 0 P: 14	R: 0 E: 0 K: 0 S: 9	H: 0 LOB: 0 BB: 0 P: 12	R: 0 E: 0 K: 1 S: 12	H: 0 LOB: 0 BB: 0 P: 18	R: 0 E: 0 K: 0 S: 7	H: 1 LOB: 3 BB: 0 P: 10	R: 0 E: 0 K: 1 S: 11	H: 1 LOB: 2 BB: 2 P: 24	R: 0 E: 0 K: 1 S: 10	H: 0 LOB: 1 BB: 1 P: 17	R: 1 E: 0 K: 0 S: 14	H: 2 LOB: 1 BB: 0 P: 22	R: 0 E: 0 K: 0 S: 12	H: 0 LOB: 0 BB: 0 P: 16	1B: 4 2B: 1 3B: 0 HR: 1	SF: 1 SAC: 0 DP: 1 HBP: 0	WP: 1 PB: 1 SB: 1 CS: 0	PA: 35					
<b>PITCHER</b>	IP	WLS	BF	H	R	ER	SO	BB	IBB	HBP	BLK	WP	HR	S	P	ERA	WHIP										
Joey Hamilton, R ERA: 5.32	5.1		20	4	1	1	1	1	0	0	0	0	0	51	80	1.69	0.938										
Pedro Borbon, L ERA: 3.39	0.1	H	1	0	0	0	1	0	0	0	0	0	0	3	4	0.00	0.000										
Kelvin Escobar, R ERA: 4.59	1.1	H	6	0	0	0	1	2	0	0	0	0	0	15	27	0.00	1.500										
Paul Quantrill, R ERA: 2.24	0.2		4	2	1	1	0	0	0	0	0	0	1	11	17	13.50	3.000										
Dan Plesac, L ERA: 4.21	0.1	H	1	0	0	0	0	0	0	0	0	0	0	3	5	0.00	0.000										

Toronto Blue Jays @ Philadelphia Phillies  
Veterans Stadium, Philadelphia, PA

AB 31  
R 2  
H 6  
RBI 2  
BB 3  
SO 3  
LOB 12



WP: 1 PA: 35  
PB: 1  
SB: 1  
CS: 0



Batter	1	2	3	4	5	6	7	8	9	AB	R	H	RBI	BB	SO	LOB	TOP										
<b>Chuck Knoblauch, R</b> OBP: 0.341, SLG: 0.347	4-2 2 HR BB	2-3 K		4-2 2B BB		0-1 2S 2PB 1B			1-1 F9	3	1	1	0	2	1	2											
<b>2 Derek Jeter, R</b> OBP: 0.372, SLG: 0.437	3-1 1-H HR	3-0 FC6-4		2-0 1-3 2B		3-3 K			0-2 F8	5	1	2	3	0	1	3											
<b>Bernie Williams, S</b> OBP: 0.407, SLG: 0.528	1-3 K		1-3 K		3-2 G6-3			0-1 20 FC6-4 1B	1-0 1B	5	0	2	0	0	2	2											
<b>Tino Martinez, L</b> OBP: 0.304, SLG: 0.447	3-2 P6		1-0 G4-3		0-1 F3			1-1 L4	0-1 G4-3	5	0	0	0	0	2												
<b>20 Jorge Posada, S</b> OBP: 0.402, SLG: 0.509	4-2 BB		4-2 BB		2-3 K			0-2 FC6-4	1-2 1B	2	0	0	0	2	1	1											
<b>Paul O'Neill, L</b> OBP: 0.326, SLG: 0.439	1-1 G4-3		0-0 F9		1-1 1B			0-0 F8		4	0	1	0	0	0	3											
<b>Scott Brosius, R</b> OBP: 0.362, SLG: 0.471		4-2 FC1-5 BB		0-0 P3		1-0 L5		3-2 G6-3		3	0	0	0	1	0	1											
<b>Alfonso Soriano, R</b> OBP: 0.297, SLG: 0.398		4-1 S2 FC1-5 BB		0-2 S 2B SH1-4 1B		0-1 F8		0-1 F9		3	1	1	0	1	0	0											
<b>Andy Pettitte, L</b> (8, PH)		0-0 FC1-5 FC6-4		0-0 SH1-4		0-2 F7		1-1 G4-3		2	0	0	0	0	0	2											
<b>Gerald Williams, R</b> OBP: 0.261, SLG: 0.326										1	0	0	0	0	0	0											
<b>Mark Wohlers, R</b> (8, 1)										0	0	0	0	0	0	0											
<b>Randy Choate, L</b> (8, 1)										0	0	0	0	0	0	0											
<b>Inning Stats</b>	R: 2 E: 0 K: 1 S: 20	H: 1 LOB: 1 BB: 2 P: 36	R: 0 E: 0 K: 1 S: 10	H: 0 LOB: 2 BB: 2 P: 23	R: 0 E: 0 K: 1 S: 8	H: 0 LOB: 1 BB: 1 P: 14	R: 1 E: 0 K: 0 S: 12	H: 2 LOB: 2 BB: 1 P: 21	R: 0 E: 0 K: 1 S: 10	H: 1 LOB: 1 BB: 0 P: 12	R: 0 E: 0 K: 0 S: 8	H: 1 LOB: 1 BB: 0 P: 9	R: 0 E: 0 K: 0 S: 8	H: 0 LOB: 0 BB: 0 P: 12	R: 0 E: 0 K: 0 S: 9	H: 1 LOB: 1 BB: 0 P: 11	1B: 5 2B: 1 3B: 0 HR: 1	SF: 0 SAC: 1 DP: 0 HBP: 0	WP: 0 PB: 1 SB: 3 CS: 0	PA: 40							
<b>PITCHER</b>	IP	WLS	BF	H	R	ER	SO	BB	IBB	HBP	BLK	WP	HR	S	P	ERA	WHIP										
<b>Robert Person, R</b> ERA: 4.94	5.0	W	25	4	3	3	4	6	0	0	0	0	1	58	106	5.40	2.000										
<b>Wayne Gomes, R</b> ERA: 3.59	1.0	H	5	2	0	0	1	0	0	0	0	0	0	12	15	0.00	2.000										
<b>Rheal Cormier, L</b> ERA: 2.41	2.0	H	6	0	0	0	0	0	0	0	0	0	0	14	19	0.00	0.000										
<b>Jose Mesa, R</b> ERA: 2.85	1.0		4	1	0	0	0	0	0	0	0	0	0	9	11	0.00	1.000										

**New York Yankees @ Philadelphia Phillies**  
Veterans Stadium, Philadelphia, PA  
Sun Jul 15 2001, 1:35 PM EDT  
Att: 59,470 - Sunny - 80 F

AB	33
R	3
H	7
RBI	3
BB	6
SO	5
LOB	16



Batter	1	2	3	4	5	6	7	8	9	AB	R	H	RBI	BB	SO	LOB	BOTTOM											
<b>Doug Glanville, R</b> OBP: 0.303, SLG: 0.422	0-1 G4-3		2-1 2H 2B		0-1 E6 11 FC5-4		1-1 F9	2-2 2B		5	0	2	2	0	0	0												
<b>11 Jimmy Rollins, S</b> OBP: 0.310, SLG: 0.416	1-3 K		2-2 L5		0-0 FC5-4 1B		1-2 PB 1B	4-1 FC6-4 BB		4	2	1	0	1	1	2												
<b>Bobby Abreu, L</b> OBP: 0.394, SLG: 0.524	1-0 G4-3			2-3 K	4-2 1B BB		3-2 1B	1-3 K		4	0	1	1	1	2	2												
<b>Scott Rolen, R</b> OBP: 0.366, SLG: 0.435		2-2 G5-3		1-0 3B 1B	0-1 FC5-4 1B		0-0 P4	0-0 FC6-4		5	1	2	1	0	0	3												
<b>Pat Burrell, R</b> OBP: 0.361, SLG: 0.441		2-3 K		3-1 1-H SF9 3B	0-0 FC5-4			0-1 2B 1B		4	2	2	1	0	1	2												
<b>Travis Lee, L</b> OBP: 0.356, SLG: 0.478	1-1 G4-3			0-2 SF9		2-1 F7		1-0 WP 1B 2B		3	1	1	2	0	0	0												
<b>Tomas Perez, S</b> OBP: 0.318, SLG: 0.371			0-1 P4		0-1 G4-3			4-1 SH5-4 PB BB		3	0	1	0	0	0	0												
<b>Jose Mesa, R</b> (9, 1)				2-0 P8		0-0 F9		0-1 PB SH5-4 2B 1B		4	2	2	1	0	0	1												
<b>Gary Bennett, R</b> OBP: 0.315, SLG: 0.286			1-2 SH5-4 2B 1B		1-2 G6-3		1-0 F8	3-3 SH5-4 1B		0	0	0	0	0	0	0												
<b>Robert Person, R</b> ERA: 4.94	7.0	L	31	8	5	3	3	1	0	0	0	0	0	0	0	0												
<b>Wayne Gomes, R</b> ERA: 3.59	0.0		4	3	4	4	0	1	0	0	0	0	1	0	6	11	∞											
<b>Randy Choate, L</b> ERA: 2.83	1.0		5	1	0	0	1	1	0	0	0	0	0	0	10	17	0.00	2.000										
<b>Inning Stats</b>	R: 0 E: 0 K: 1 S: 6	H: 0 LOB: 0 BB: 0 P: 8	R: 0 E: 0 K: 1 S: 9	H: 0 LOB: 0 BB: 0 P: 14	R: 1 E: 0 K: 0 S: 14	H: 2 LOB: 1 BB: 0 P: 21	R: 2 E: 0 K: 1 S: 15	H: 3 LOB: 1 BB: 0 P: 26	R: 1 E: 0 K: 0 S: 11	H: 1 LOB: 2 BB: 1 P: 16	R: 0 E: 0 K: 0 S: 5	H: 0 LOB: 0 BB: 0 P: 7	R: 1 E: 0 K: 0 S: 11	H: 2 LOB: 1 BB: 0 P: 17	R: 4 E: 0 K: 1 S: 16	H: 4 LOB: 2 BB: 2 P: 28	1B: 8 2B: 3 3B: 1 HR: 0	SF: 1 SAC: 2 DP: 0 HBP: 0	WP: 1 PB: 3 SB: 1 CS: 0	PA: 40								
<b>PITCHER</b>	IP	WLS	BF	H	R	ER	SO	BB	IBB	HBP	BLK	WP	HR	S	P	ERA	WHIP											
<b>Andy Pettitte, L</b> ERA: 3.08	7.0	L	31	8	5	3	3	1	0	0	0	0	0	0	10	17	3.86	1.286										
<b>Mark Wohlers, R</b> ERA: 4.95	0.0		4	3	4	4	0	1	0	0	0	0	0	6	11	∞	∞											
<b>Randy Choate, L</b> ERA: 2.83	1.0		5	1	0	0	1	1	0	0	0	0	0	10	17	0.00	2.000											

**New York Yankees @ Philadelphia Phillies**  
Veterans Stadium, Philadelphia, PA  
Sun Jul 15 2001, 1:35 PM EDT  
Att: 59,470 - Sunny - 80 F

AB	34
R	9
H	12
RBI	8
BB	3
SO	4
LOB	10










Batter	1	2	3	4	5	6	7	8	9	10	11	12	AB	R	H	RBI	BB	SO	LOB	
Chuck Knoblauch, R (1.7) Randy Choate, L (11.1) 42 Mariano Rivera, R (12.1)	P6		G5-3		WF 2 2 S 1B		F8		BB		G6-3		5	0	1	0	1	0	0	
2 Derek Jeter, R (1.6) OBP: 0.373, SLG: 0.431	F9		G6-3 BB		BB		F9		G3 BB			F8 1B	3	1	1	0	3	0	0	
Bernie Williams, S (1.8) OBP: 0.401, SLG: 0.512	BB		G6-3		P6		BB		G3			F8 1B	4	1	0	0	2	0	5	
Tino Martinez, L (1.3) OBP: 0.305, SLG: 0.443	BB		G5-3				F9		G4-3			F8 1B	6	1	3	1	0	0	1	
20 Jorge Posada, S (1.2) OBP: 0.407, SLG: 0.535	G4-3		BB		BB		F9		BB			20 HR 1B	6	1	4	3	0	1	2	
Paul O'Neill, L (1.9) OBP: 0.352, SLG: 0.437			G3		BB		G4-3					F8	5	0	1	0	1	0	2	
Scott Brosius, R (1.5) OBP: 0.357, SLG: 0.484			P6		G6-4-3 1B		F9					F8	5	0	0	0	0	1	4	
Alfonso Soriano, R (1.4) OBP: 0.295, SLG: 0.393			BB		G6-4-3 1B		BB		G4-3			F8	5	0	1	0	1	0	2	
35 Mike Mussina, L (1.1) Ed Vosberg, L (7.1) Jose Mesa, R (9.1) Jose Santiago, R (10.1) Wayne Gomes, R (11.1)	FC4		BB		K		G1-3		F8			G5-3	3	0	0	0	0	0	4	
Inning Stats	R: 0 E: 0 K: 0 S: 6	H: 1 LOB: 2 BB: 1 P: 12	R: 0 E: 0 K: 0 S: 8	H: 1 LOB: 1 BB: 0 P: 11	R: 0 E: 0 K: 0 S: 4	H: 0 LOB: 0 BB: 1 P: 9	R: 0 E: 0 K: 0 S: 9	H: 2 LOB: 1 BB: 1 P: 14	R: 0 E: 0 K: 0 S: 8	H: 1 LOB: 3 BB: 2 P: 20	R: 0 E: 0 K: 0 S: 13	H: 0 LOB: 0 BB: 0 P: 12	R: 0 E: 0 K: 0 S: 7	H: 0 LOB: 1 BB: 2 P: 16	R: 0 E: 0 K: 0 S: 8	H: 0 LOB: 0 BB: 0 P: 13	R: 3 E: 0 K: 0 S: 14	H: 3 LOB: 1 BB: 0 P: 23	1B: 9 2B: 1 3B: 0 HR: 1	SF: 0 SAC: 0 DP: 2 HBP: 1
PITCHER	IP	WLS	BF	H	R	ER	SO	BB	IBB	HBP	BLK	WP	HR	S	P	ERA	WHIP			
48 David Coggin, R (1.1) Ed Vosberg, L (7.1) Jose Mesa, R (9.1) Jose Santiago, R (10.1) Wayne Gomes, R (11.1)	1.1	6.2	32	8	1	1	3	0	0	0	0	0	0	10	17	0.00	1.950			
48 David Coggin, R (1.1) Ed Vosberg, L (7.1) Jose Mesa, R (9.1) Jose Santiago, R (10.1) Wayne Gomes, R (11.1)	2.0	L	10	3	3	3	0	0	0	1	0	0	1	22	36	13.50	1.500			

**TOP**

**New York Yankees @ Philadelphia Phillies**  
Veterans Stadium, Philadelphia, PA

Tue Jul 17 2001, 7:05 PM EDT  
Alt. 47.529 - Cloudy - 87 F

AB 44  
R 4  
H 11  
RBI 4  
BB 8  
SO 3  
LOB 19




Batter	1	2	3	4	5	6	7	8	9	10	11	12	AB	R	H	RBI	BB	SO	LOB	
Doug Glanville, R (1.8) OBP: 0.306, SLG: 0.423	F3		F7		BB		G3-1		BB		G3		6	0	2	0	0	0	0	
11 Jimmy Rollins, S (1.6) OBP: 0.307, SLG: 0.408	G1-3		G4-3		K		BB		K		G5-3		6	0	1	0	0	2	2	
Bobby Abreu, L (1.9) OBP: 0.388, SLG: 0.528	BB		S BB		L8		BB		F7		HBP 1B		5	0	3	0	1	0	2	
Scott Rolen, R (1.5) OBP: 0.365, SLG: 0.428	BB		P4		BB		F9		F8		HBP		4	0	1	0	1	0	3	
Travis Lee, L (1.3) OBP: 0.357, SLG: 0.471	G4-3		E5		F9		F7		SH3-4		G4-1		5	0	2	0	0	0	6	
Marlon Anderson, L (1.4) OBP: 0.317, SLG: 0.432			SH5-3		SH5-3		F8		SH3-4		BB		4	1	3	0	0	1	0	
Pat Burrell, R (1.7) OBP: 0.358, SLG: 0.430			FC5-4		K		L9		F7		F5		5	0	0	0	1	1	5	
Johnny Estrada, S (1.2) OBP: 0.295, SLG: 0.369	F5		F5		BB		F8		F7		L8		5	0	1	0	1	0	6	
48 David Coggin, R (1.1) Ed Vosberg, L (7.1) Brian Hunter, R (8.1) Jose Mesa, R (9.1) Jose Santiago, R (10.1) Eric Valent, L (10.1) Wayne Gomes, R (11.1) 23 Kevin Zamboni, R (12.1)	G4-3		G4-3		K		G6-3		G5-3		K		3	0	0	0	0	1	3	
Inning Stats	R: 0 E: 0 K: 0 S: 13	H: 1 LOB: 2 BB: 1 P: 23	R: 0 E: 0 K: 0 S: 11	H: 1 LOB: 1 BB: 0 P: 17	R: 0 E: 0 K: 0 S: 12	H: 0 LOB: 1 BB: 1 P: 22	R: 0 E: 1 K: 2 S: 10	H: 1 LOB: 2 BB: 1 P: 15	R: 0 E: 0 K: 0 S: 12	H: 2 LOB: 2 BB: 0 P: 14	R: 1 E: 0 K: 0 S: 7	H: 0 LOB: 2 BB: 1 P: 12	R: 0 E: 0 K: 0 S: 14	H: 1 LOB: 2 BB: 0 P: 20	R: 0 E: 0 K: 0 S: 14	H: 1 LOB: 2 BB: 0 P: 20	R: 0 E: 0 K: 2 S: 12	H: 1 LOB: 1 BB: 0 P: 14	1B: 10 2B: 3 3B: 0 HR: 0	SF: 0 SAC: 2 DP: 0 HBP: 2
PITCHER	IP	WLS	BF	H	R	ER	SO	BB	IBB	HBP	BLK	WP	HR	S	P	ERA	WHIP			
35 Mike Mussina, R (1.1) Mike Stanton, L (8.1) Jay Witasick, R (9.1) Randy Choate, L (11.1) 42 Mariano Rivera, R (12.1)	7.0	1.0	31	8	1	1	3	2	1	0	0	1	0	74	113	1.29	1.429			
35 Mike Mussina, R (1.1) Mike Stanton, L (8.1) Jay Witasick, R (9.1) Randy Choate, L (11.1) 42 Mariano Rivera, R (12.1)	1.0	5	0	0	0	0	0	0	0	0	0	0	0	5	12	0.00	0.000			
35 Mike Mussina, R (1.1) Mike Stanton, L (8.1) Jay Witasick, R (9.1) Randy Choate, L (11.1) 42 Mariano Rivera, R (12.1)	2.0	9	3	0	0	0	2	0	0	0	0	0	0	22	32	0.00	1.500			
35 Mike Mussina, R (1.1) Mike Stanton, L (8.1) Jay Witasick, R (9.1) Randy Choate, L (11.1) 42 Mariano Rivera, R (12.1)	1.0	W	5	1	0	0	0	0	0	0	0	0	0	14	20	0.00	1.000			
35 Mike Mussina, R (1.1) Mike Stanton, L (8.1) Jay Witasick, R (9.1) Randy Choate, L (11.1) 42 Mariano Rivera, R (12.1)	1.0	S	4	1	0	0	2	0	0	0	0	0	0	12	14	0.00	1.000			

**BOTTOM**

**New York Yankees @ Philadelphia Phillies**  
Veterans Stadium, Philadelphia, PA

Tue Jul 17 2001, 7:05 PM EDT  
Alt. 47.529 - Cloudy - 87 F

AB 46  
R 1  
H 13  
RBI 0  
BB 4  
SO 7  
LOB 32





Batter	1	2	3	4	5	6	7	8	9	AB	R	H	RBI	BB	SO	LOB	TOP				
Doug Glanville, R OBP: 0.314, SLG: 0.418 Rheal Cormier, L (9, 1)	2-1 F9		3-2 G6-3		0-0 G6-3			0-2 F9	1-1 P4	5	0	0	0	0	0	0					
Brian Hunter, R OBP: 0.396, SLG: 0.377 (1, 7)	1-1 2B		0-2 G6-3			2-2 1B		4-2 1B BB		3	1	2	0	1	0	0					
Bobby Abreu, L OBP: 0.401, SLG: 0.543 (1, 9)	0-0 1H		3-1 HR			1-3 K		0-0 1B		4	1	3	2	0	1	1					
Scott Rolen, R OBP: 0.361, SLG: 0.423 (1, 5)	1-2 F3		2-2 G6-3		0-0 F8			0-3 K		4	0	0	0	0	1	4					
Travis Lee, L OBP: 0.356, SLG: 0.467 (1, 3)	3-3 K			3-3 K		0-1 G4-3			4-2 1B HR	3	1	0	0	1	2	2					
Marlon Anderson, L OBP: 0.316, SLG: 0.430 (1, 4)		2-2 E3 1B		3-3 K			1-2 P6		0-2 1B HR	4	2	1	0	0	1	0					
Tomas Perez, S OBP: 0.314, SLG: 0.364 Jose Santiago, R (7, 1)		0-1 G1-6-3		1-3 K			0-1 F5		3-2 P3	3	0	1	1	0	1	0	AB 35				
Ed Vosberg, L (8, 1)										0	0	0	0	0	0	0	R 6				
Pat Burrell, R OBP: 0.357, SLG: 0.429 (9, PH)		3H 1B								1	0	0	0	0	0	2	H 8				
Gary Bennett, R OBP: 0.293, SLG: 0.306 Johnny Estrada, S OBP: 0.299, SLG: 0.391 (9, PH)		0-2 G1-6-3			2-3 K		2-3 K		1-1 HR	3	0	0	0	0	2	1	RBI 6				
11 Jimmy Rollins, S OBP: 0.305, SLG: 0.406 (7, 6)		1-2 F8			1-3 K				1-1 HR	1	1	1	3	0	0	0	BB 2				
Omar Daal, L OBP: 0.333, SLG: 0.343 11 Jimmy Rollins, S OBP: 0.305, SLG: 0.406 (1, 1)		0-2 F8			1-3 K				0-2 G4-3	2	0	0	0	0	1	0	SO 10				
										2	0	0	0	0	1	0	LOB 10				
<b>Inning Stats</b>	R: 1 E: 0 K: 1 S: 12	H: 2 LOB: 1 BB: 0 P: 19	R: 1 E: 1 K: 0 S: 11	H: 1 LOB: 0 BB: 0 P: 13	R: 1 E: 0 K: 0 S: 13	H: 1 LOB: 0 BB: 0 P: 21	R: 0 E: 0 K: 3 S: 14	H: 0 LOB: 0 BB: 0 P: 21	R: 0 E: 0 K: 2 S: 8	H: 1 LOB: 1 BB: 0 P: 12	R: 0 E: 0 K: 1 S: 8	H: 0 LOB: 0 BB: 0 P: 11	R: 0 E: 0 K: 2 S: 12	H: 1 LOB: 2 BB: 1 P: 16	R: 3 E: 0 K: 0 S: 16	H: 2 LOB: 0 BB: 1 P: 25	1B: 5 2B: 1 3B: 0 HR: 2	SF: 0 SAC: 0 DP: 1 HBP: 0	WP: 0 PB: 0 SB: 0 CS: 0	PA: 37	
<b>PITCHER</b>	IP WLS BF H R ER SO BB IBB HBP BLK WP HR S P ERA WHIP	IP WLS BF H R ER SO BB IBB HBP BLK WP HR S P ERA WHIP	IP WLS BF H R ER SO BB IBB HBP BLK WP HR S P ERA WHIP	IP WLS BF H R ER SO BB IBB HBP BLK WP HR S P ERA WHIP	IP WLS BF H R ER SO BB IBB HBP BLK WP HR S P ERA WHIP	IP WLS BF H R ER SO BB IBB HBP BLK WP HR S P ERA WHIP	IP WLS BF H R ER SO BB IBB HBP BLK WP HR S P ERA WHIP	IP WLS BF H R ER SO BB IBB HBP BLK WP HR S P ERA WHIP	IP WLS BF H R ER SO BB IBB HBP BLK WP HR S P ERA WHIP	IP WLS BF H R ER SO BB IBB HBP BLK WP HR S P ERA WHIP	IP WLS BF H R ER SO BB IBB HBP BLK WP HR S P ERA WHIP	IP WLS BF H R ER SO BB IBB HBP BLK WP HR S P ERA WHIP	IP WLS BF H R ER SO BB IBB HBP BLK WP HR S P ERA WHIP	IP WLS BF H R ER SO BB IBB HBP BLK WP HR S P ERA WHIP	IP WLS BF H R ER SO BB IBB HBP BLK WP HR S P ERA WHIP	IP WLS BF H R ER SO BB IBB HBP BLK WP HR S P ERA WHIP	IP WLS BF H R ER SO BB IBB HBP BLK WP HR S P ERA WHIP	IP WLS BF H R ER SO BB IBB HBP BLK WP HR S P ERA WHIP	IP WLS BF H R ER SO BB IBB HBP BLK WP HR S P ERA WHIP	IP WLS BF H R ER SO BB IBB HBP BLK WP HR S P ERA WHIP	IP WLS BF H R ER SO BB IBB HBP BLK WP HR S P ERA WHIP
Javier Vazquez, R ERA: 4.63	7.2	29	5	3	2	9	1	0	0	0	0	0	0	1	83	120	2.35	0.783			
Graeme Lloyd, L ERA: 3.0	0.0	1	1	0	0	0	0	0	0	0	0	0	0	0	1	1	∞	∞			
Scott Strickland, R ERA: 3.95	0.1	H	1	0	0	1	0	0	0	0	0	0	0	3	3	0.00	0.000				
Ugueth Urbina, R ERA: 4.64	1.0	W	6	2	3	3	1	0	0	0	0	0	1	16	25	27.00	3.000				

Philadelphia Phillies @ Montreal Expos  
Olympic Stadium, Montreal, QB  
Wed Jul 18 2001, 7:05 PM EDT  
Att. 5,157 - Dome - 72 F

AB 35  
R 6  
H 8  
RBI 6  
BB 2  
SO 10  
LOB 10



Batter	1	2	3	4	5	6	7	8	9	AB	R	H	RBI	BB	SO	LOB	BOTTOM					
Peter Bergeron, L OBP: 0.333, SLG: 0.307 (1, 8)	2-1 G4-3		0-1 G4-3		2-1 2B 1B		2-2 G4-3	0-0 G6-4-3		5	1	1	0	0	0	2						
Jose Vidro, S OBP: 0.398, SLG: 0.557 (1, 4)	0-2 F8		0-1 G6-3		2-2 BB 2B		1-0 G6-3		3-2 P3	5	1	1	2	0	0	0						
Vladimir Guerrero, R OBP: 0.494, SLG: 0.656 (1, 9)	0-0 1B			1-2 HR	4-0 BB IBB		1-2 2B		2-0 HR	4	2	4	2	1	0	0						
Mark Smith, R OBP: 0.368, SLG: 0.489 (1, 7)	0-0 F8			2-2 G6-3	4-2 BB		0-3 K			3	0	0	0	1	1	2						
Lee Stevens, L OBP: 0.327, SLG: 0.449 (1, 3)			1-3 K		4-1 BB		3-1 HR			3	1	1	2	1	2	0						
Orlando Cabrera, R OBP: 0.301, SLG: 0.372 (1, 6)		1-1 PB 1B		2-2 G6-3	2-1 F8		0-1 G5-3 1B			4	1	2	0	0	0	3						
Michael Barrett, R OBP: 0.277, SLG: 0.344 (1, 2)		3-2 G5-3			2-2 G6-3		0-0 F9		1-0 G5-3	4	0	0	0	0	0	2	AB 34					
Mike Mordecai, R OBP: 0.319, SLG: 0.386 (1, 5)		1-3 K			2-2 1B SH1-3 2B 1B		4-0 G4-6-3 BB		0-1 1B	3	1	2	1	1	1	1	R 7					
Javier Vazquez, R OBP: 0.297, SLG: 0.306 Graeme Lloyd, L (8, 1)			1-2 F8		0-1 SH1-3		1-0 G4-6-3		0-0 G6-4-3 1B	2	0	0	0	0	0	1	H 12					
Scott Strickland, R (8, 1)										0	0	0	0	0	0	0	RBI 7					
Geoff Blum, S OBP: 0.341, SLG: 0.369 Ugueth Urbina, R ERA: 2.52 (9, 1)					1-2 F8		1-2 G4-6-3		1-2 1B	1	0	1	0	0	0	0	BB 4					
										0	0	0	0	0	0	0	SO 4					
										0	0	0	0	0	0	0	LOB 11					
<b>Inning Stats</b>	R: 0 E: 0 K: 0 S: 7	H: 1 LOB: 1 BB: 0 P: 9	R: 0 E: 0 K: 2 S: 11	H: 1 LOB: 0 BB: 0 P: 17	R: 0 E: 0 K: 0 S: 7	H: 0 LOB: 0 BB: 0 P: 8	R: 1 E: 0 K: 1 S: 12	H: 1 LOB: 0 BB: 0 P: 19	R: 3 E: 0 K: 0 S: 19	H: 3 LOB: 3 BB: 3 P: 41	R: 0 E: 0 K: 0 S: 2	H: 0 LOB: 0 BB: 1 P: 7	R: 0 E: 0 K: 1 S: 11	H: 1 LOB: 1 BB: 0 P: 15	R: 2 E: 0 K: 0 S: 10	H: 4 LOB: 1 BB: 0 P: 13	R: 1 E: 0 K: 0 S: 7	H: 1 LOB: 0 BB: 0 P: 12	1B: 7 2B: 2 3B: 0 HR: 3	SF: 0 SAC: 1 DP: 2 HBP: 0	WP: 0 PB: 1 SB: 0 CS: 0	PA: 39
<b>PITCHER</b>	IP WLS BF H R ER SO BB IBB HBP BLK WP HR S P ERA WHIP	IP WLS BF H R ER SO BB IBB HBP BLK WP HR S P ERA WHIP	IP WLS BF H R ER SO BB IBB HBP BLK WP HR S P ERA WHIP	IP WLS BF H R ER SO BB IBB HBP BLK WP HR S P ERA WHIP	IP WLS BF H R ER SO BB IBB HBP BLK WP HR S P ERA WHIP	IP WLS BF H R ER SO BB IBB HBP BLK WP HR S P ERA WHIP	IP WLS BF H R ER SO BB IBB HBP BLK WP HR S P ERA WHIP	IP WLS BF H R ER SO BB IBB HBP BLK WP HR S P ERA WHIP	IP WLS BF H R ER SO BB IBB HBP BLK WP HR S P ERA WHIP	IP WLS BF H R ER SO BB IBB HBP BLK WP HR S P ERA WHIP	IP WLS BF H R ER SO BB IBB HBP BLK WP HR S P ERA WHIP	IP WLS BF H R ER SO BB IBB HBP BLK WP HR S P ERA WHIP	IP WLS BF H R ER SO BB IBB HBP BLK WP HR S P ERA WHIP	IP WLS BF H R ER SO BB IBB HBP BLK WP HR S P ERA WHIP	IP WLS BF H R ER SO BB IBB HBP BLK WP HR S P ERA WHIP	IP WLS BF H R ER SO BB IBB HBP BLK WP HR S P ERA WHIP	IP WLS BF H R ER SO BB IBB HBP BLK WP HR S P ERA WHIP	IP WLS BF H R ER SO BB IBB HBP BLK WP HR S P ERA WHIP	IP WLS BF H R ER SO BB IBB HBP BLK WP HR S P ERA WHIP	IP WLS BF H R ER SO BB IBB HBP BLK WP HR S P ERA WHIP	IP WLS BF H R ER SO BB IBB HBP BLK WP HR S P ERA WHIP	
Omar Daal, L ERA: 4.53	6.2	30	7	4	4	3	3	1	0	0	0	0	0	1	65	112	5.40	1.500				
Jose Santiago, R ERA: 5.72	0.2	5	3	2	2	1	0	0	0	0	0	0	0	1	12	15	27.00	4.500				
Ed Vosberg, L ERA: 3.18	0.2	2	1	0	0	0	0	0	0	0	0	0	0	2	2	0.00	1.500					
Rheal Cormier, L ERA: 2.52	0.1	L	2	1	1	1	0	0	0	0	1	7	12	27.00	3.000							

Philadelphia Phillies @ Montreal Expos  
Olympic Stadium, Montreal, QB  
Wed Jul 18 2001, 7:05 PM EDT  
Att. 5,157 - Dome - 72 F

AB 34  
R 7  
H 12  
RBI 7  
BB 4  
SO 4  
LOB 11









Batter	1	2	3	4	5	6	7	8	9	AB	R	H	RBI	BB	SO	LOB	TOP					
Joe McEwing, R OBP: 0.380, SLG: 0.481 Donne Wall, R (3, 1)	K		F8			G1-3		G3		2	0	0	0	0	0	1	<b>New York Mets @ Philadelphia Phillies</b> Veterans Stadium, Philadelphia, PA Fri Jul 20 2001, 7:05 PM EDT Att: 22,886 - Sunny - 81 F					
Edgardo Alfonzo, R OBP: 0.373, SLG: 0.407 Dennis Cook, L (6, PH)	P6			G5-3		G6-3			F7	3	0	0	0	0	0	0						
Robin Ventura, L OBP: 0.375, SLG: 0.438 Vance Wilson, R (9, PH)	F8			K			G5-3 2B		K	3	0	1	0	0	1	0						
31 Mike Piazza, R OBP: 0.362, SLG: 0.557 Todd Pratt, R (2, 2)		G6-3			G5-3			F8		1	0	0	0	0	0	0						
Todd Zeile, R OBP: 0.362, SLG: 0.383		F7				G4-6-3 1B BB		G5-3		3	0	0	0	1	1	1						
Benny Agbayani, R OBP: 0.348, SLG: 0.382 Turk Wendell, L (7, 1)						1-1 G4-6-3 1B			F7	3	0	1	0	0	1	1						
Tsuyoshi Shinjo, R OBP: 0.314, SLG: 0.418 (3, 9)			F9			0-1 G4-6-3			G4-3	3	0	0	0	0	0	2						
Rey Ordonez, R OBP: 0.276, SLG: 0.295						1-2 2-3 F8			F8	3	0	1	0	0	0	1						
Rick Reed, R OBP: 0.146, SLG: 0.154 Rick White, R (2, 1)						0-1 F8				0	0	0	0	0	0	0						
Jay Payton, R OBP: 0.288, SLG: 0.346 (3, 8)				K						3	0	1	0	0	1	1						
<b>Inning Stats</b>	R: 0 E: 0 K: 1 S: 12	H: 0 LOB: 0 BB: 0 P: 15	R: 0 E: 0 K: 1 S: 9	H: 0 LOB: 0 BB: 0 P: 16	R: 0 E: 0 K: 1 S: 8	H: 1 LOB: 1 BB: 0 P: 12	R: 0 E: 0 K: 1 S: 6	H: 0 LOB: 0 BB: 0 P: 10	R: 0 E: 0 K: 0 S: 12	H: 1 LOB: 1 BB: 0 P: 20	R: 0 E: 0 K: 0 S: 5	H: 0 LOB: 0 BB: 0 P: 6	R: 0 E: 0 K: 0 S: 7	H: 1 LOB: 1 BB: 0 P: 11	R: 0 E: 0 K: 0 S: 9	H: 1 LOB: 0 BB: 0 P: 13	R: 1 E: 0 K: 2 S: 10	H: 1 LOB: 0 BB: 0 P: 18	1B: 1 2B: 3 3B: 0 HR: 1	SF: 0 SAC: 0 DP: 1 HBP: 0	WP: 0 PB: 0 SB: 0 CS: 0	PA: 32
<b>PITCHER</b> Robert Person, R ERA: 4.65	IP: 9.0 WLS: W BF: 32 H: 5 R: 1 ER: 1 SO: 6 BB: 1 IBB: 0 HBP: 0 BLK: 0 WP: 0 HR: 1 S: 78 P: 121 ERA: 1.00 WHIP: 0.667																					

AB	31
R	1
H	5
RBI	1
BB	1
SO	6
LOB	9



Batter	1	2	3	4	5	6	7	8	9	AB	R	H	RBI	BB	SO	LOB	BOTTOM			
Doug Glanville, R OBP: 0.301, SLG: 0.415	S 1B	G4-3	K		P3			G6-3		5	1	1	0	0	1	1	<b>New York Mets @ Philadelphia Phillies</b> Veterans Stadium, Philadelphia, PA Fri Jul 20 2001, 7:05 PM EDT Att: 22,886 - Sunny - 81 F			
11 Jimmy Rollins, S OBP: 0.306, SLG: 0.407	F7					L4		L9		5	2	2	0	0	0	1				
Bobby Abreu, L OBP: 0.398, SLG: 0.547 Eric Valent, L OBP: 0.225, SLG: 0.171	K					F2				4	2	2	3	0	1	1				
Scott Rolen, R OBP: 0.362, SLG: 0.421 23 Kevin Jordan, R OBP: 0.333, SLG: 0.329						K				2	2	1	0	1	1	0				
Travis Lee, L OBP: 0.359, SLG: 0.469										3	1	1	1	1	0	0				
Pat Burrell, R OBP: 0.355, SLG: 0.434										4	1	2	5	0	2	0				
Marlon Anderson, L OBP: 0.321, SLG: 0.438	G3-1	G5-3								4	0	2	0	0	0	2				
Johnny Estrada, S OBP: 0.302, SLG: 0.383		G3-1	P3		P6			F7		4	0	0	0	0	0	2				
Robert Person, R OBP: 0.184, SLG: 0.250			P3		K			F8		4	1	1	1	0	1	1				
<b>Inning Stats</b>	R: 4 E: 0 K: 1 S: 16	H: 3 LOB: 0 BB: 1 P: 24	R: 4 E: 0 K: 0 S: 28	H: 5 LOB: 2 BB: 1 P: 45	R: 0 E: 0 K: 1 S: 7	H: 0 LOB: 0 BB: 0 P: 9	R: 2 E: 0 K: 2 S: 13	H: 2 LOB: 0 BB: 0 P: 15	R: 0 E: 0 K: 1 S: 11	H: 1 LOB: 1 BB: 0 P: 13	R: 0 E: 0 K: 1 S: 9	H: 0 LOB: 0 BB: 0 P: 10	R: 0 E: 0 K: 1 S: 9	H: 1 LOB: 1 BB: 0 P: 9	R: 0 E: 0 K: 0 S: 9	H: 0 LOB: 0 BB: 0 P: 10		1B: 7 2B: 2 3B: 0 HR: 3	SF: 0 SAC: 0 DP: 0 HBP: 0	WP: 0 PB: 0 SB: 1 CS: 0
<b>PITCHER</b> Rick Reed, R ERA: 3.45 Rick White, R ERA: 4.23 Donne Wall, R ERA: 5.65 Dennis Cook, L ERA: 4.5 Turk Wendell, R ERA: 3.67	IP: 1.2 WLS: L BF: 11 H: 5 R: 6 ER: 6 SO: 1 BB: 0 IBB: 0 HBP: 0 BLK: 0 WP: 0 HR: 2 S: 29 P: 41 ERA: 32.40 WHIP: 3.600																			

AB	36
R	10
H	12
RBI	10
BB	2
SO	7
LOB	8





Batter	1	2	3	4	5	6	7	8	9	AB	R	H	RBI	BB	SO	LOB	TOP										
Joe McEwing, R OBP: 0.386, SLG: 0.494 (1, 5)	G5-3		31 2B 1B		1B 3B		K		BB HBP	4	2	2	0	0	1	0	<b>New York Mets @ Philadelphia Phillies</b> Veterans Stadium, Philadelphia, PA Sat Jul 21 2001, 7:05 PM EDT Att: 33,181 - Cloudy - 84 F										
Edgardo Alfonzo, R OBP: 0.310, SLG: 0.402 (1, 4)	F7		31 2B 1B		L5		F8		K	5	1	1	0	0	1	4											
Benny Agbayani, R OBP: 0.350, SLG: 0.384 Robin Ventura, L OBP: 0.375, SLG: 0.459 (1, 7)	G6-3		K		31 1B				31 FC5-4 1B	4	0	2	1	0	1	2											
31 Mike Piazza, R OBP: 0.360, SLG: 0.554 (1, 2)		1-3 K	0-0 2B		E4				FC5-4 G6-4-3 1B	5	0	1	2	0	1	5											
Todd Zeile, R OBP: 0.358, SLG: 0.379 (1, 3)		1-3 K	0-1 F3		G6-4-3				G6-4-3	4	0	0	0	0	1	4											
Tsuyoshi Shinjo, R OBP: 0.326, SLG: 0.434 (1, 9)		1-2 1B			F9				G4-3 1B	4	1	4	0	0	0	0											
Jay Payton, R OBP: 0.268, SLG: 0.344 (1, 8)		2-3 K			F9				F3	4	1	1	1	0	1	3											
Rey Ordóñez, R OBP: 0.277, SLG: 0.306 (1, 6)			2-2 HR		G5-3				G4-3	3	1	1	1	0	0	2											
Steve Trachsel, R OBP: 0.083, SLG: 0.125 John Franco, L (8, 1)			0-1 F8		1-3 K				G1-3	3	0	0	0	0	1	1											
Desi Relaford, S OBP: 0.362, SLG: 0.436 Armando Benitez, R (9, 1)									BB HBP BB	0	0	0	0	0	0	0											
<b>Inning Stats</b>	R: 0 E: 0 K: 0 S: 7	H: 0 LOB: 0 BB: 0 P: 12	R: 0 E: 0 K: 3 S: 13	H: 1 LOB: 1 BB: 0 P: 18	R: 3 E: 0 K: 1 S: 19	H: 4 LOB: 1 BB: 0 P: 24	R: 0 E: 0 K: 1 S: 6	H: 1 LOB: 1 BB: 0 P: 9	R: 1 E: 1 K: 0 S: 12	H: 2 LOB: 1 BB: 0 P: 17	R: 0 E: 0 K: 0 S: 7	H: 1 LOB: 0 BB: 0 P: 11	R: 0 E: 0 K: 1 S: 11	H: 0 LOB: 0 BB: 0 P: 16	R: 0 E: 0 K: 0 S: 7	H: 1 LOB: 0 BB: 0 P: 12	R: 2 E: 0 K: 1 S: 15	H: 2 LOB: 3 BB: 2 P: 27	1B: 8 2B: 2 3B: 1 HR: 1	SF: 0 SAC: 1 DP: 3 HBP: 1	WP: 0 PB: 0 SB: 0 CS: 0	PA: 40					
<b>PITCHER</b>	IP	WLS	BF	H	R	ER	SO	BB	IBB	HBP	BLK	WP	HR	S	P	ERA	WHIP										
Randy Wolf, L ERA: 4.84 (1, 1)	7.0	L	29	9	4	4	6	0	0	0	0	0	1	75	107	5.14	1.286										
Jose Santiago, R ERA: 5.62 (8, 1)	1.0		3	1	0	0	0	0	0	0	0	0	0	7	12	0.00	1.000										
Wayne Gomes, R ERA: 4.3 (9, 1)	0.1		4	2	2	2	0	1	0	0	0	0	0	10	16	54.00	9.000										
Ricky Bottalico, R ERA: 3.95 (9, 1)	0.1		2	0	0	0	1	0	0	1	0	0	0	3	4	0.00	0.000										
Ed Vosberg, L ERA: 3.09 (9, 1)	0.1		2	0	0	0	0	1	0	0	0	0	0	2	7	0.00	3.000										

AB 36  
R 6  
H 12  
RBI 6  
BB 2  
SO 7  
LOB 21



Batter	1	2	3	4	5	6	7	8	9	AB	R	H	RBI	BB	SO	LOB	BOTTOM										
Doug Glanville, R OBP: 0.298, SLG: 0.412 (1, 8)	G6-3		SF9		FC5-4				K2-3	3	0	0	1	0	1	1	<b>New York Mets @ Philadelphia Phillies</b> Veterans Stadium, Philadelphia, PA Sat Jul 21 2001, 7:05 PM EDT Att: 33,181 - Cloudy - 84 F										
11 Jimmy Rollins, S OBP: 0.305, SLG: 0.410 (1, 6)	L8		G4-3				F9		3B	4	0	1	0	0	0	0											
Bobby Abreu, L OBP: 0.394, SLG: 0.541 (1, 9)	F9				G6-3		G4-3		G5-3	4	0	0	0	0	0	1											
Scott Rolen, R OBP: 0.359, SLG: 0.416 (1, 5)		3-3 K			1-3 K				K	4	0	0	0	0	4	0											
Travis Lee, L OBP: 0.358, SLG: 0.469 (1, 3)		2-0 G4-3			2-1 2B		F8		K	4	0	1	0	0	1	0											
Pat Burrell, R OBP: 0.354, SLG: 0.440 (1, 7)		1-0 HR			1-3 K		G5-3		K	4	1	1	1	0	2	1											
Marlon Anderson, L OBP: 0.321, SLG: 0.447 (1, 4)		2-1 P5			1-3 K2-3				HR	3	1	1	1	0	1	0											
Gary Bennett, R OBP: 0.294, SLG: 0.320 (1, 2)			2-2 SH5-4 SF9 2B		K		G5-3		G5-3	3	1	1	0	0	1	0											
Randy Wolf, L OBP: 0.179, SLG: 0.115 Jose Santiago, R OBP: 0.366, SLG: 0.396 Wayne Gomes, R OBP: 0.362, SLG: 0.436 Ricky Bottalico, L OBP: 0.362, SLG: 0.436 Ed Vosberg, L OBP: 0.362, SLG: 0.436 (1, 1)			0-0 SH5-4		1-1 FC5-4 1B				G5-3	1	0	1	0	0	0	0											
<b>Inning Stats</b>	R: 0 E: 0 K: 0 S: 6	H: 0 LOB: 0 BB: 0 P: 8	R: 1 E: 0 K: 1 S: 9	H: 1 LOB: 0 BB: 0 P: 17	R: 1 E: 0 K: 0 S: 7	H: 1 LOB: 0 BB: 0 P: 11	R: 0 E: 0 K: 2 S: 11	H: 1 LOB: 1 BB: 0 P: 16	R: 0 E: 0 K: 2 S: 12	H: 1 LOB: 1 BB: 0 P: 17	R: 0 E: 0 K: 1 S: 7	H: 0 LOB: 0 BB: 0 P: 10	R: 1 E: 0 K: 0 S: 11	H: 1 LOB: 0 BB: 0 P: 21	R: 0 E: 0 K: 1 S: 10	H: 1 LOB: 1 BB: 0 P: 15		R: 0 E: 0 K: 3 S: 10	H: 0 LOB: 0 BB: 0 P: 11	1B: 1 2B: 2 3B: 1 HR: 2	SF: 1 SAC: 1 DP: 0 HBP: 0	WP: 0 PB: 0 SB: 0 CS: 0	PA: 33				
<b>PITCHER</b>	IP	WLS	BF	H	R	ER	SO	BB	IBB	HBP	BLK	WP	HR	S	P	ERA	WHIP										
Steve Trachsel, R ERA: 5.9 (1, 1)	7.0	W	26	5	3	3	6	0	0	0	0	0	2	63	100	3.86	0.714										
John Franco, L ERA: 3.38 (8, 1)	1.0	H	4	1	0	0	1	0	0	0	0	0	0	10	15	0.00	1.000										
Armando Benitez, R ERA: 3.02 (9, 1)	1.0	S	3	0	0	0	3	0	0	0	0	0	0	10	11	0.00	0.000										

AB 31  
R 3  
H 6  
RBI 3  
BB 0  
SO 10  
LOB 3





Batter	1	2	3	4	5	6	7	8	9	AB	R	H	RBI	BB	SO	LOB	TOP					
Joe McEwing, R OBP: 0.376, SLG: 0.479 (1, 9)										5	0	0	0	0	1	3						
Dest Relaford, S OBP: 0.368, SLG: 0.445 (1, 4)										5	1	3	0	0	0	0						
Robin Ventura, L OBP: 0.375, SLG: 0.458 (1, 5)										5	0	2	0	0	1	3						
31 Mike Piazza, R OBP: 0.349, SLG: 0.555 Edgardo Alfonzo, R OBP: 0.310, SLG: 0.402 (9, PR)										3	1	2	0	2	0	2						
Mark Johnson, L OBP: 0.342, SLG: 0.397 (1, 3)										5	0	1	1	0	1	7						
Tsuyoshi Shinjo, R OBP: 0.332, SLG: 0.438 (7, 9)										5	0	3	0	0	0	4						
Benny Agbayani, R OBP: 0.288, SLG: 0.344 Jay Payton, R OBP: 0.288, SLG: 0.344 (7, 8)										3	0	0	0	1	0	4						
Rey Ordenez, R OBP: 0.273, SLG: 0.301 (1, 6)										4	0	0	0	0	0	4						
Al Leiter, L OBP: 0.088, SLG: 0.031 Lenny Harris, L OBP: 0.257, SLG: 0.245 John Franco, L (8, PH)										2	0	0	0	1	0	2						
										1	0	0	0	0	0	0						
										0	0	0	0	0	0	0						
<b>Inning Stats</b>	R: 0 E: 0 K: 1 S: 11	H: 1 LOB: 2 BB: 1 P: 23	R: 0 E: 0 K: 0 S: 10	H: 1 LOB: 2 BB: 1 P: 19	R: 0 E: 1 K: 1 S: 9	H: 1 LOB: 2 BB: 0 P: 13	R: 0 E: 0 K: 0 S: 9	H: 0 LOB: 1 BB: 1 P: 20	R: 2 E: 0 K: 0 S: 14	H: 3 LOB: 2 BB: 1 P: 28	R: 0 E: 0 K: 0 S: 9	H: 1 LOB: 1 BB: 0 P: 11	R: 0 E: 0 K: 0 S: 8	H: 2 LOB: 1 BB: 0 P: 14	R: 0 E: 0 K: 0 S: 7	H: 0 LOB: 0 BB: 0 P: 8	R: 0 E: 0 K: 1 S: 13	H: 2 LOB: 2 BB: 0 P: 17	1B: 10 2B: 1 3B: 0 HR: 0	SF: 0 SAC: 0 DP: 1 HBP: 0	WP: 0 PB: 0 SB: 1 CS: 0	PA: 42
<b>PITCHER</b>	IP	WLS	BF	H	R	ER	SO	BB	IBB	HBP	BLK	WP	HR	S	P	ERA	WHIP					
48 David Coggin, R ERA: 2.59	(1, 1)	5.0	26	6	2	2	2	3	1	0	0	0	0	53	103	3.60	1.800					
Cliff Politte, R ERA	(6, 1)	1.1	7	3	0	0	0	0	0	0	0	0	0	15	20	0.00	2.250					
Jose Santiago, R ERA: 5.46	(7, 1)	1.2	W	4	0	0	0	0	0	0	0	0	0	9	13	0.00	0.000					
Jose Mesa, R ERA: 2.66	(9, 1)	1.0	S	5	2	0	1	0	0	0	0	0	0	13	17	0.00	2.000					

**New York Mets @ Philadelphia Phillies**  
Veterans Stadium, Philadelphia, PA  
Sun Jul 22 2001, 1:35 PM EDT  
Att: 30,812 - Sunny - 86 F

AB 38  
R 2  
H 11  
RBI 1  
BB 4  
SO 3  
LOB 29

Batter	1	2	3	4	5	6	7	8	9	AB	R	H	RBI	BB	SO	LOB	BOTTOM				
Doug Glanville, R OBP: 0.300, SLG: 0.411 (1, 8)										3	0	1	0	1	0	0					
11 Jimmy Rollins, S OBP: 0.305, SLG: 0.408 (1, 6)										4	0	1	0	0	0	1					
Bobby Abreu, L OBP: 0.395, SLG: 0.549 (1, 9)										4	1	2	1	0	0	3					
Scott Rolen, R OBP: 0.360, SLG: 0.415 (1, 5)										3	0	1	0	1	0	0					
Pat Burrell, R OBP: 0.353, SLG: 0.436 Jose Mesa, R (9, 1)										3	1	0	0	0	2	3					
Travis Lee, L OBP: 0.397, SLG: 0.470 (1, 3)										4	0	1	0	0	1	2					
Johnny Estrada, S OBP: 0.303, SLG: 0.400 (1, 2)										3	1	1	2	0	0	1					
Marlon Anderson, L OBP: 0.318, SLG: 0.443 Jose Santiago, R (7, 1)										3	0	0	0	0	1	0					
Brian Hunter, R OBP: 0.364, SLG: 0.356 (9, 7)										0	0	0	0	0	0	0					
48 David Coggin, R 23 Kevin Jordan, R Cliff Politte, R Tomas Perez, S OBP: 0.310, SLG: 0.358 (5, PH)										1	0	0	0	0	1	0					
										1	0	0	0	0	1	0					
										0	0	0	0	0	0	0					
										1	0	0	0	0	0	0					
<b>Inning Stats</b>	R: 0 E: 0 K: 0 S: 8	H: 2 LOB: 0 BB: 0 P: 14	R: 0 E: 0 K: 0 S: 6	H: 0 LOB: 0 BB: 0 P: 8	R: 0 E: 1 K: 1 S: 9	H: 1 LOB: 1 BB: 0 P: 15	R: 0 E: 1 K: 1 S: 12	H: 1 LOB: 0 BB: 0 P: 16	R: 0 E: 0 K: 2 S: 17	H: 2 LOB: 2 BB: 0 P: 25	R: 2 E: 0 K: 0 S: 13	H: 1 LOB: 0 BB: 0 P: 21	R: 0 E: 0 K: 0 S: 8	H: 0 LOB: 0 BB: 0 P: 11	R: 1 E: 0 K: 2 S: 9	H: 1 LOB: 0 BB: 1 P: 14	1B: 4 2B: 1 3B: 0 HR: 2	SF: 0 SAC: 0 DP: 0 HBP: 1	WP: 0 PB: 0 SB: 1 CS: 1	PA: 33	
<b>PITCHER</b>	IP	WLS	BF	H	R	ER	SO	BB	IBB	HBP	BLK	WP	HR	S	P	ERA	WHIP				
Al Leiter, L ERA: 3.21	(1, 1)	7.0	29	6	2	2	4	1	0	1	1	0	1	73	110	2.57	1.000				
John Franco, L ERA: 3.52	(8, 1)	1.0	L	4	1	1	2	1	0	0	0	0	1	9	14	9.00	2.000				

**New York Mets @ Philadelphia Phillies**  
Veterans Stadium, Philadelphia, PA  
Sun Jul 22 2001, 1:35 PM EDT  
Att: 30,812 - Sunny - 86 F

AB 30  
R 3  
H 7  
RBI 3  
BB 2  
SO 6  
LOB 10



Batter	1	2	3	4	5	6	7	8	9	AB R H RBI BB SO LOB	TOP											
Peter Bergeron, L (1, 8) OBP: 0.337, SLG: 0.333	G6-3		K		G5-3		SF9 3B		G6-3	5 1 1 0 0 1 2	<b>Montreal Expos @ Philadelphia Phillies</b> Veterans Stadium, Philadelphia, PA Mon Jul 23 2001, 7:05 PM EDT Att: 16,921 - Cloudy - 87 F											
Jose Vidro, S (1, 4) OBP: 0.395, SLG: 0.548	1B			F9		1B 2B	SF9			3 1 2 1 0 0 0												
Vladimir Guerrero, R (1, 9) OBP: 0.499, SLG: 0.656	F9			S BB		1B 1B	3H 2-2			3 1 2 0 1 0 1												
Mark Smith, R (1, 7) OBP: 0.342, SLG: 0.450	F7			F8		F5	F9			4 0 0 0 0 0 5												
Orlando Cabrera, R (1, 6) OBP: 0.302, SLG: 0.375		F8		F7		1B 1B		G5-3		4 0 1 1 0 0 1												
Geoff Blum, S (1, 3) OBP: 0.338, SLG: 0.363		F9			L8	L8		G3-1		4 0 0 0 0 0 2												
Michael Barrett, R (1, 2) OBP: 0.275, SLG: 0.341		F9			G5-3		1-2 2H	G4-3		4 0 1 1 0 0 0												
Ryan Minor, R (1, 5) OBP: 0.300, SLG: 0.295			F8		1B 1B	F8		G6-3		4 0 1 0 0 0 2												
Javier Vazquez, R (1, 1) OBP: 0.293, SLG: 0.300			G5-3				L6	K		4 0 1 0 0 1 0												
<b>Inning Stats</b>	R: 0 H: 1 E: 0 K: 0 S: 11	H: 1 LOB: 0 BB: 0 P: 16	R: 0 H: 0 E: 0 K: 0 S: 7	H: 0 LOB: 0 BB: 0 P: 8	R: 0 H: 0 E: 0 K: 1 S: 7	H: 0 LOB: 1 BB: 1 P: 9	R: 0 H: 0 E: 0 K: 0 S: 7	H: 0 LOB: 1 BB: 1 P: 13	R: 0 H: 2 E: 0 K: 0 S: 9	H: 2 LOB: 2 BB: 0 P: 15	R: 2 H: 4 E: 0 K: 0 S: 16	H: 4 LOB: 1 BB: 0 P: 27	R: 1 H: 2 E: 0 K: 0 S: 12	H: 2 LOB: 1 BB: 0 P: 19	R: 0 H: 0 E: 0 K: 0 S: 8	H: 0 LOB: 0 BB: 0 P: 14	R: 0 H: 0 E: 0 K: 1 S: 7	H: 0 LOB: 0 BB: 0 P: 9	1B: 7 2B: 1 3B: 1 HR: 0	SF: 1 SAC: 0 DP: 0 HBP: 0	WP: 0 PB: 0 SB: 1 CS: 0	PA: 37
<b>PITCHER</b>	IP WLS BF H R ER SO BB IBB HBP BLK WP HR S P ERA WHIP											<b>PITCHER</b>	IP WLS BF H R ER SO BB IBB HBP BLK WP HR S P ERA WHIP									
Omar Daal, L (1, 1) ERA: 4.49	7.0 L 31 9 3 3 1 1 0 0 0 0 0 0 69 107 3.86 1.429																					
Ricky Bottalico, R (8, 1) ERA: 3.89	1.0 3 0 0 0 0 0 0 0 0 0 0 0 8 14 0.00 0.000																					
Ed Vosberg, L (9, 1) ERA: 2.84	1.0 3 0 0 0 0 1 0 0 0 0 0 0 7 9 0.00 0.000																					

AB	35
R	3
H	9
RBI	3
BB	1
SO	2
LOB	13



Batter	1	2	3	4	5	6	7	8	9	AB R H RBI BB SO LOB	BOTTOM											
Doug Glanville, R (1, 8) OBP: 0.297, SLG: 0.407	G1-3		L1			G4-3		G6-3		4 0 0 0 0 0 1	<b>Montreal Expos @ Philadelphia Phillies</b> Veterans Stadium, Philadelphia, PA Mon Jul 23 2001, 7:05 PM EDT Att: 16,921 - Cloudy - 87 F											
11 Jimmy Rollins, S (1, 6) OBP: 0.304, SLG: 0.407	K			K				K		4 0 1 0 0 3 0												
Bobby Abreu, L (1, 9) OBP: 0.392, SLG: 0.543	K			L7		G4-3-6-1		F7		4 0 0 0 0 1 1												
Scott Rolen, R (1, 5) OBP: 0.364, SLG: 0.419		G3-6-1 1B		1B		G3 1B		G4-3		4 0 3 0 0 0 0												
Travis Lee, L (1, 3) OBP: 0.356, SLG: 0.467		G3-6-1		G4-3		G3 1B		L8		4 0 1 0 0 0 2												
Marlon Anderson, L (1, 4) OBP: 0.318, SLG: 0.442		K			1B	G3				3 0 1 0 0 1 2												
Pat Burrell, R (1, 7) OBP: 0.353, SLG: 0.436			G4-3 1B		K	K		K		3 0 1 0 0 2 3												
Johnny Estrada, S (1, 2) OBP: 0.298, SLG: 0.393			G4-3		K		F7			3 0 0 0 0 1 4												
Omar Daal, L (1, 1) OBP: 0.316, SLG: 0.324								F7		2 0 0 0 0 2 2												
Ricky Bottalico, L (8, 1) OBP: 0.300, SLG: 1.000										0 0 0 0 0 0 0												
Brian Hunter, R (6, PH) OBP: 0.360, SLG: 0.351										1 0 0 0 0 0 0												
Ed Vosberg, L (9, 1) ERA: 2.84										0 0 0 0 0 0 0												
<b>Inning Stats</b>	R: 0 H: 0 E: 0 K: 2 S: 7	H: 1 LOB: 0 BB: 0 P: 11	R: 0 H: 1 E: 0 K: 1 S: 7	H: 1 LOB: 0 BB: 0 P: 9	R: 0 H: 1 E: 0 K: 1 S: 10	H: 1 LOB: 1 BB: 0 P: 14	R: 0 H: 1 E: 0 K: 1 S: 15	H: 1 LOB: 1 BB: 0 P: 22	R: 0 H: 1 E: 0 K: 3 S: 14	H: 1 LOB: 1 BB: 0 P: 18	R: 0 H: 1 E: 0 K: 0 S: 7	H: 1 LOB: 0 BB: 0 P: 9	R: 0 H: 2 E: 0 K: 1 S: 12	H: 2 LOB: 2 BB: 0 P: 13	R: 0 H: 0 E: 0 K: 1 S: 10	H: 0 LOB: 0 BB: 0 P: 12	R: 0 H: 0 E: 0 K: 0 S: 10	H: 0 LOB: 0 BB: 0 P: 15	1B: 7 2B: 0 3B: 0 HR: 0	SF: 0 SAC: 0 DP: 2 HBP: 0	WP: 0 PB: 0 SB: 0 CS: 0	PA: 32
<b>PITCHER</b>	IP WLS BF H R ER SO BB IBB HBP BLK WP HR S P ERA WHIP											<b>PITCHER</b>	IP WLS BF H R ER SO BB IBB HBP BLK WP HR S P ERA WHIP									
Javier Vazquez, R (1, 1) ERA: 4.35	9.0 W 32 7 0 0 10 0 0 0 0 0 0 0 92 123 0.00 0.778																					

AB	32
R	0
H	7
RBI	0
BB	0
SO	10
LOB	15






Batter	1	2	3	4	5	6	7	8	9	AB	R	H	RBI	BB	SO	LOB	TOP				
<b>Peter Bergeron, L</b> OBP: 0.332, SLG: 0.328 (1, 8)	F5		SH1-3		G4-3			F8		3	0	0	0	0	0	1	<b>Montreal Expos @ Philadelphia Phillies</b> Veterans Stadium, Philadelphia, PA Tue Jul 24 2001, 7:05 PM EDT Att: 16,699 - Sunny - 87 F				
<b>Jose Vidro, S</b> OBP: 0.397, SLG: 0.549 <b>Ryan Minor, R</b> OBP: 0.301, SLG: 0.344 (1, 4) (2, 5)	1B		G5-3		G6-3			HR		1	0	1	0	0	0	0					
<b>Vladimir Guerrero, R</b> OBP: 0.409, SLG: 0.662 (1, 9)	1B		G5-3		G4-3			HR		4	1	2	1	0	0	1					
<b>Lee Stevens, L</b> OBP: 0.335, SLG: 0.444 (1, 3)	K				P4			FC4-6 BB		3	0	1	0	1	1	2					
<b>Orlando Cabrera, R</b> OBP: 0.300, SLG: 0.372 (1, 6)	F9				G6-3			FC4-6 BB		4	0	0	0	0	0	4					
<b>Geoff Blum, S</b> OBP: 0.333, SLG: 0.357 (1, 5) (2, 4)		L3			G4-3			K		4	0	0	0	0	1	0					
<b>Randy Knorr, R</b> OBP: 0.312, SLG: 0.397 (1, 2)		G5-3			G5-3			K		4	0	0	0	0	1	0					
<b>Brad Wilkerson, L</b> OBP: 0.324, SLG: 0.296 <b>Joey Eischen, L</b> (7, 1) <b>Mark Smith, R</b> OBP: 0.339, SLG: 0.446 (9, PH)		G3						G5-3		3	0	1	0	0	0	0					
<b>Tony Armas, R</b> OBP: 0.176, SLG: 0.206 <b>Masato Yoshi, R</b> OBP: 0.197, SLG: 0.091 <b>Fernando Segunol, S</b> OBP: 0.200, SLG: 0.161 (1, 1) (4, 1) (7, 7)			E4 SH1-3 1B		SH1-4 1B			P6		1	0	1	0	0	0	0					
<b>Inning Stats</b>	R: 0 E: 0 K: 1 S: 11	H: 2 LOB: 2 BB: 0 P: 15	R: 0 E: 0 K: 0 S: 5	H: 0 LOB: 0 BB: 0 P: 10	R: 0 E: 1 K: 0 S: 7	H: 1 LOB: 1 BB: 0 P: 10	R: 0 E: 0 K: 0 S: 7	H: 0 LOB: 0 BB: 0 P: 10	R: 0 E: 0 K: 0 S: 8	H: 1 LOB: 1 BB: 0 P: 11	R: 0 E: 0 K: 1 S: 7	H: 0 LOB: 0 BB: 0 P: 12	R: 2 E: 0 K: 0 S: 17	H: 2 LOB: 1 BB: 1 P: 28	R: 0 E: 0 K: 1 S: 7	H: 0 LOB: 0 BB: 0 P: 12		1B: 4 2B: 1 3B: 0 HR: 2	SF: 0 SAC: 2 DP: 0 HBP: 0	WP: 0 PB: 0 SB: 0 CS: 0	PA: 35
<b>PITCHER</b>	IP	WLS	BF	H	R	ER	SO	BB	IBB	HBP	BLK	WP	HR	S	P	ERA	WHIP				
<b>Nelson Figueroa, R</b> ERA: 2.68 <b>Cliff Politte, R</b> ERA:	(1, 1) (8, 1)	7.2 1.1	W 4	31 0	7 0	2 0	2 1	2 0	0 0	0 0	0 0	0 0	2 0	67 9	102 15	2.35 0.00	1.043 0.000				

Batter	1	2	3	4	5	6	7	8	9	AB	R	H	RBI	BB	SO	LOB	BOTTOM				
<b>Doug Glanville, R</b> OBP: 0.298, SLG: 0.406 (1, 8)	F7		K	K			G3 1B	1B BB		4	1	1	1	1	2	2	<b>Montreal Expos @ Philadelphia Phillies</b> Veterans Stadium, Philadelphia, PA Tue Jul 24 2001, 7:05 PM EDT Att: 16,699 - Sunny - 87 F				
<b>Marlon Anderson, L</b> OBP: 0.322, SLG: 0.442 (1, 4)	1B		2B 1B BB	G4-6-3 1-2			G3	1B 1B		4	1	2	0	1	0	2					
<b>Scott Rolen, R</b> OBP: 0.364, SLG: 0.422 (1, 5)	K		1B HR 2B				P3	1B 1B		5	1	2	3	0	2	2					
<b>Bobby Abreu, L</b> OBP: 0.394, SLG: 0.542 (1, 9)	1B		HR 1B	G3-1			BB	K		4	1	2	1	1	1	2					
<b>Travis Lee, L</b> OBP: 0.356, SLG: 0.474 <b>23 Kevin Jordan, R</b> OBP: 0.326, SLG: 0.320 (7, PH) (8, 3)	F8		HR	G4-3			F8			3	1	1	3	0	0	2					
<b>Brian Hunter, R</b> OBP: 0.355, SLG: 0.346 (1, 7)		FC4-6 1B	K				K	G5-3		4	0	1	0	0	2	0					
<b>Tomas Perez, S</b> OBP: 0.320, SLG: 0.451 (1, 6)		FC4-6 G3-6-3 1-2	HR				F9	HR		4	2	2	2	0	0	1					
<b>Johnny Estrada, S</b> OBP: 0.292, SLG: 0.384 (1, 2)		G3-6-3 1-2	L3				K	G6-3		4	0	0	0	0	1	1					
<b>Nelson Figueroa, R</b> OBP: 0.364, SLG: 0.300 <b>Cliff Politte, R</b> (8, 1)			BB 2B 1B	G4-6-3 1B			WP 1B 1B	1B BB BB		3	2	3	0	0	0	0					
<b>Inning Stats</b>	R: 0 E: 0 K: 1 S: 9	H: 2 LOB: 2 BB: 0 P: 11	R: 0 E: 0 K: 0 S: 7	H: 1 LOB: 0 BB: 0 P: 11	R: 6 E: 0 K: 2 S: 20	H: 5 LOB: 0 BB: 1 P: 35	R: 0 E: 0 K: 1 S: 7	H: 1 LOB: 0 BB: 0 P: 8	R: 0 E: 0 K: 2 S: 5	H: 0 LOB: 0 BB: 0 P: 6	R: 1 E: 0 K: 0 S: 12	H: 2 LOB: 2 BB: 1 P: 18	R: 3 E: 0 K: 1 S: 16	H: 3 LOB: 2 BB: 2 P: 32	1B: 10 2B: 1 3B: 0 HR: 3	SF: 0 SAC: 0 DP: 2 HBP: 0		WP: 1 PB: 0 SB: 0 CS: 0	PA: 40		
<b>PITCHER</b>	IP	WLS	BF	H	R	ER	SO	BB	IBB	HBP	BLK	WP	HR	S	P	ERA	WHIP				
<b>Tony Armas, R</b> ERA: 3.99 <b>Masato Yoshii, R</b> ERA: 4.4 <b>Joey Eischen, L</b> ERA: 12.46	(1, 1) (4, 1) (7, 1)	3.0 3.2 1.1	L 13 10	17 3 3	6 1 3	6 1 3	3 4 1	0 0 3	0 0 0	0 0 0	0 0 0	0 1 0	0 28 20	36 36 40	18.00 2.46 20.25	3.000 0.818 4.500					


livebaseballscores.com

AB 32  
R 2  
H 7  
RBI 2  
BB 1  
SO 3  
LOB 9

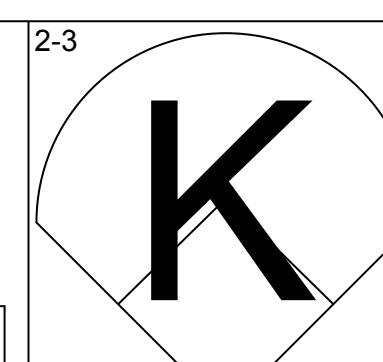
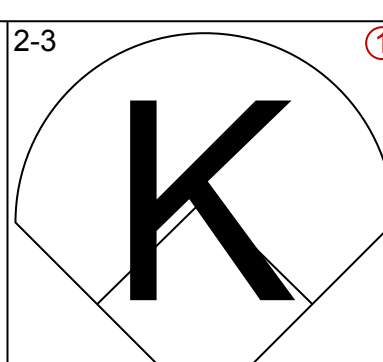
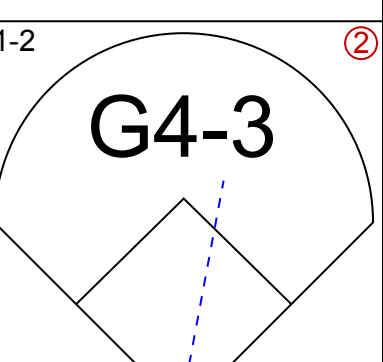
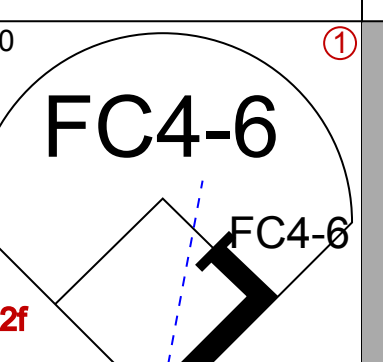
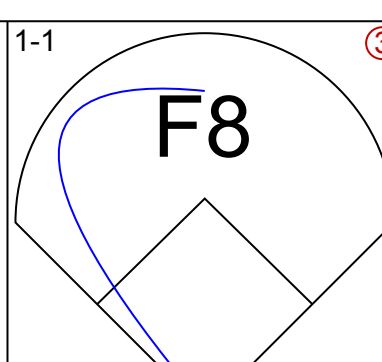
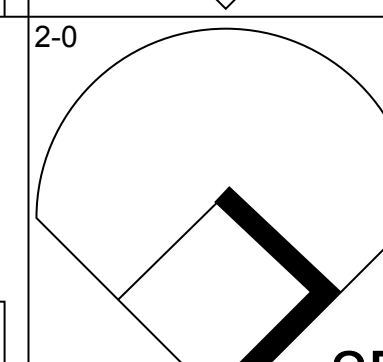
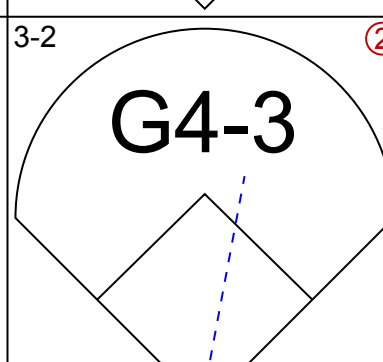
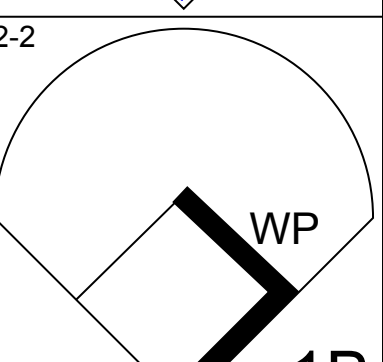
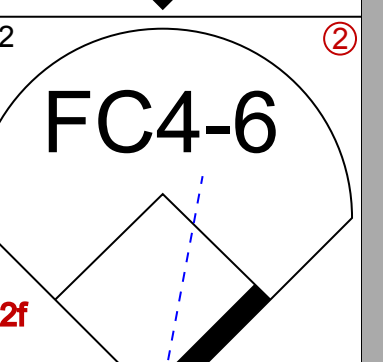
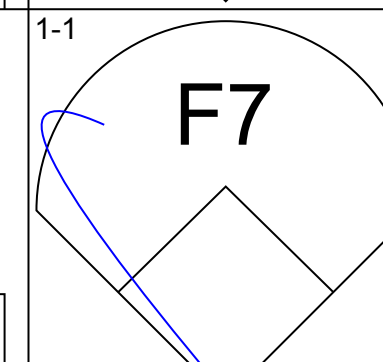
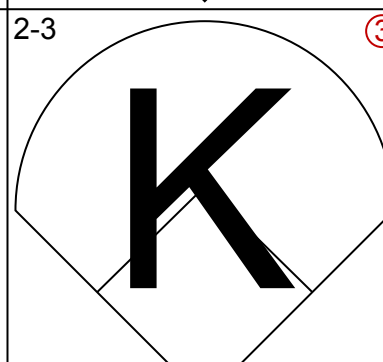
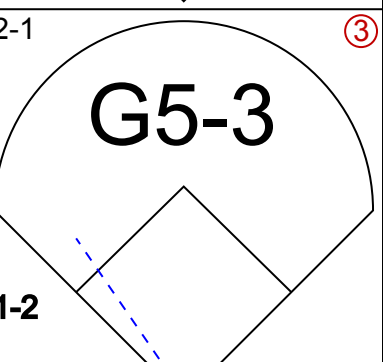
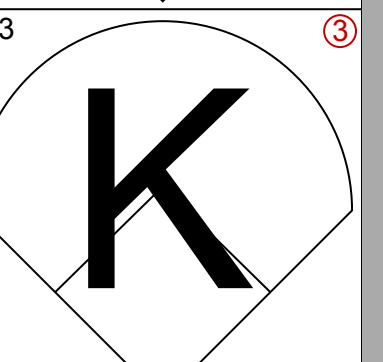
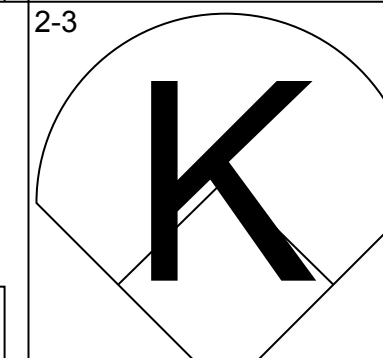
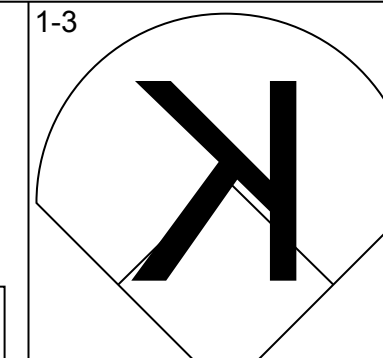
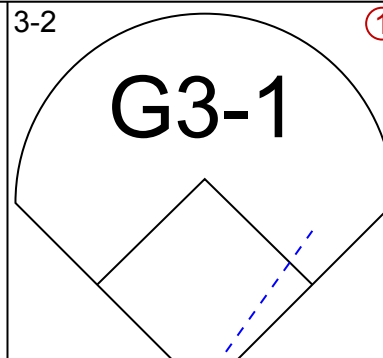
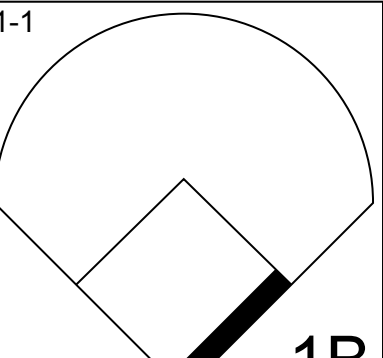
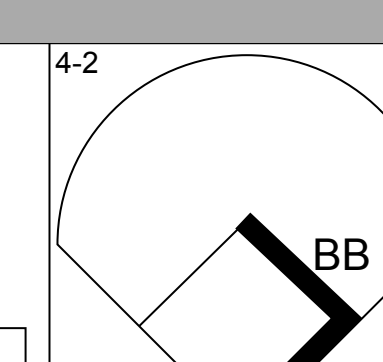
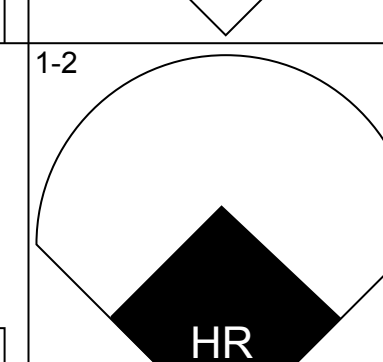
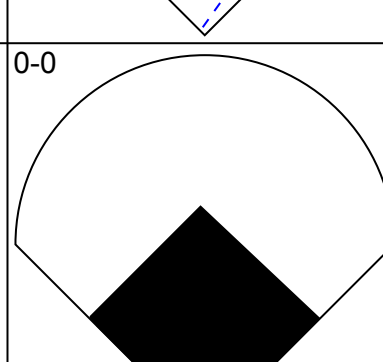
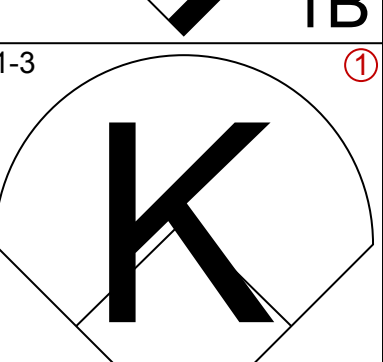
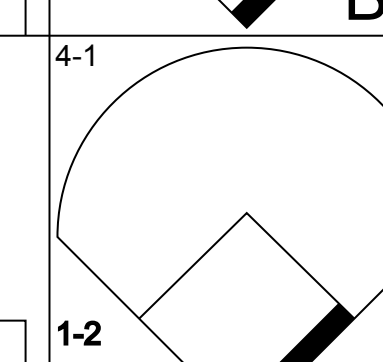
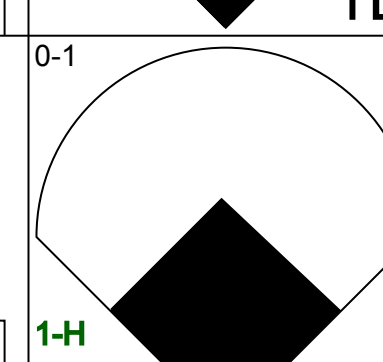
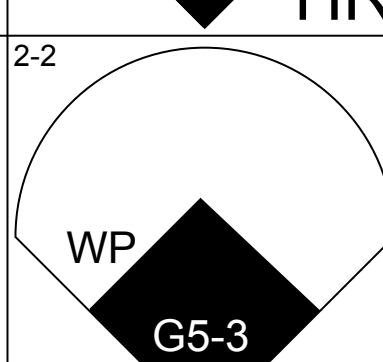
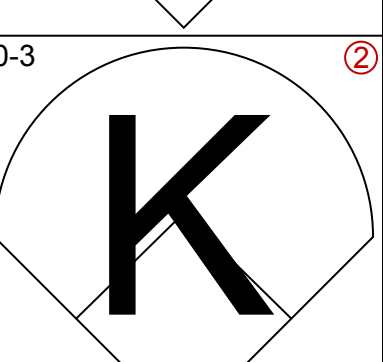
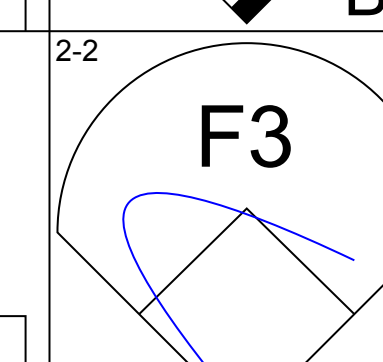
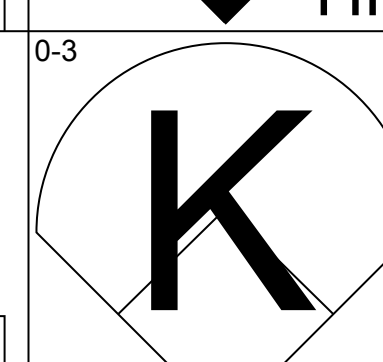
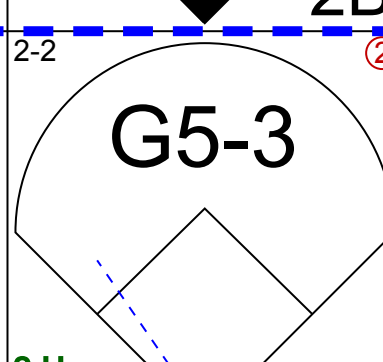
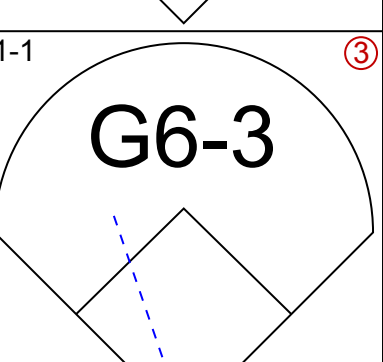
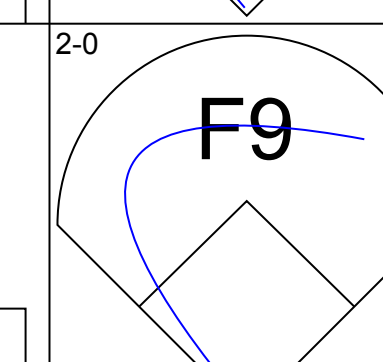
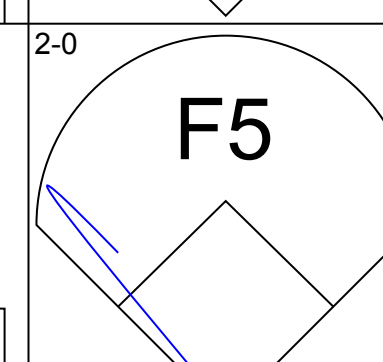
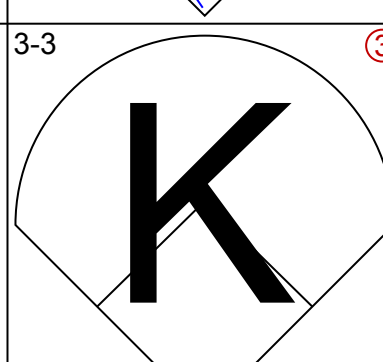

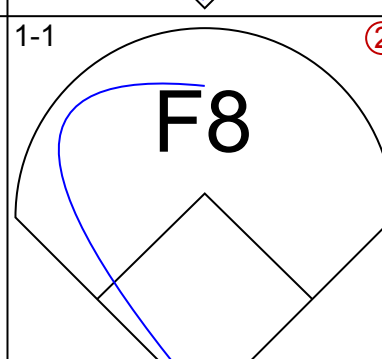


livebaseballscores.com

AB 36  
R 10  
H 14  
RBI 10  
BB 4  
SO 8  
LOB 14

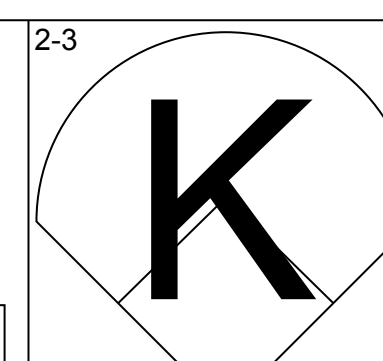
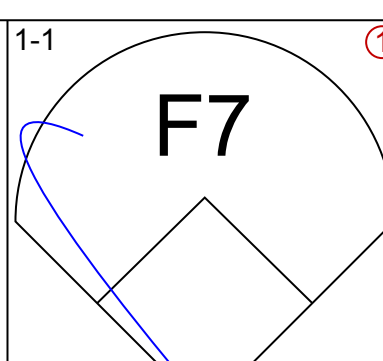
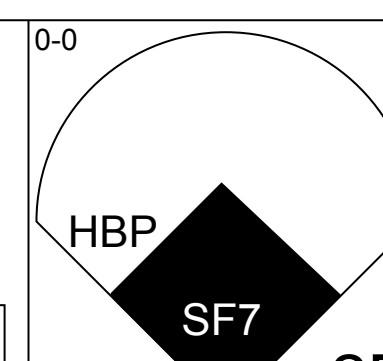
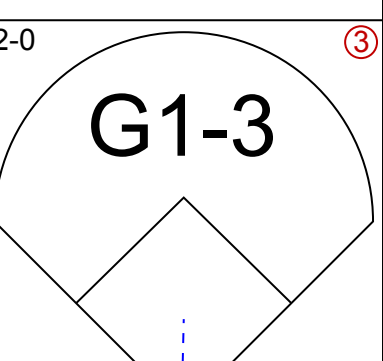
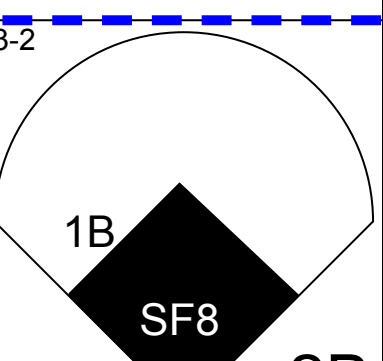
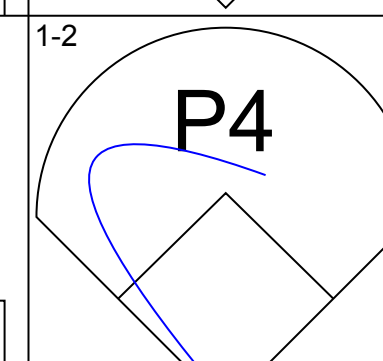
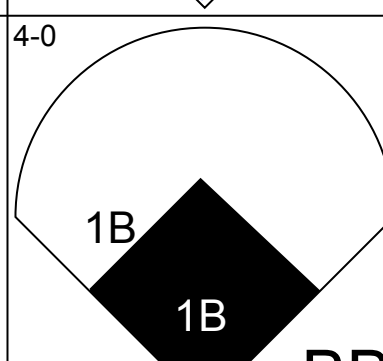
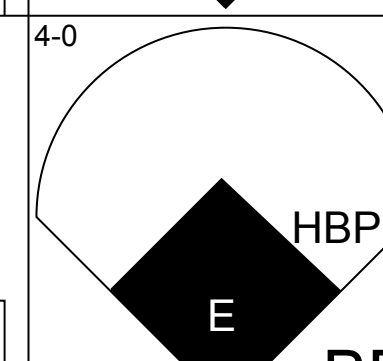
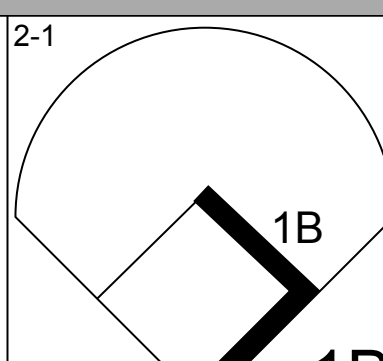

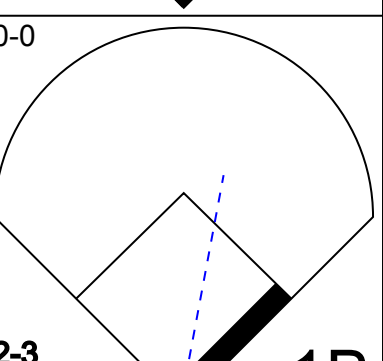
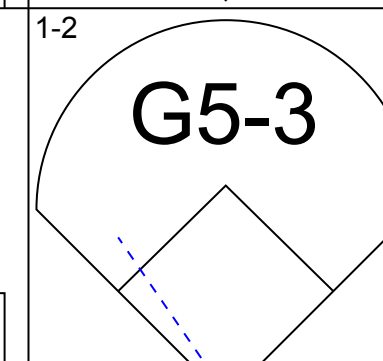
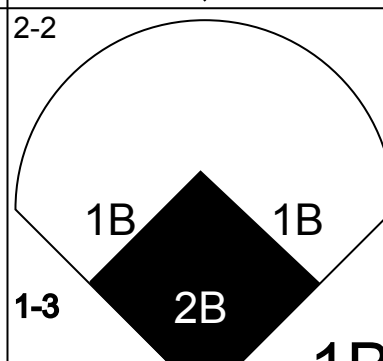
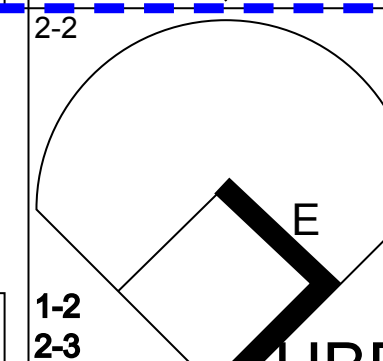
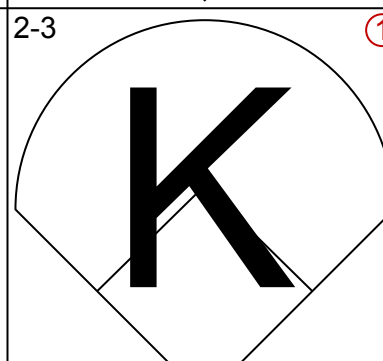
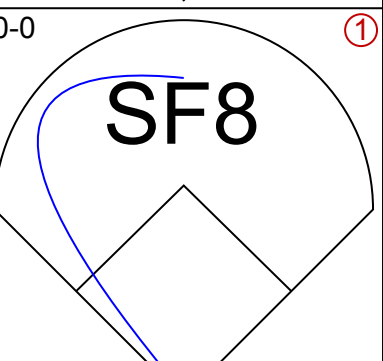
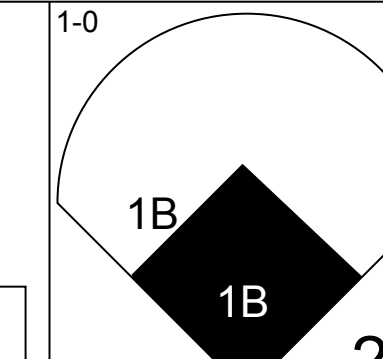
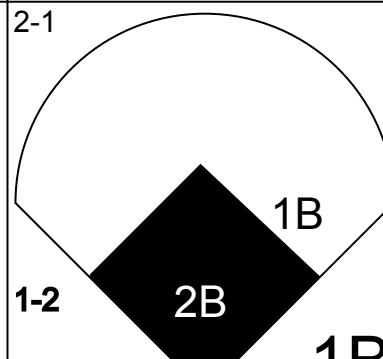
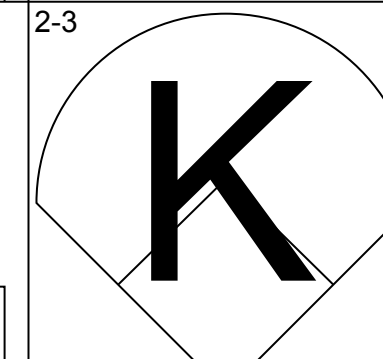
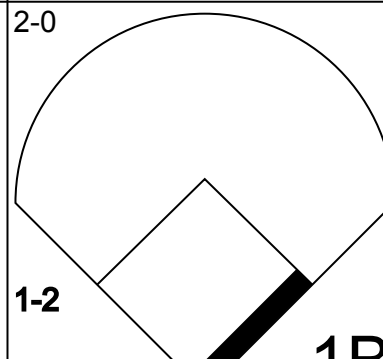
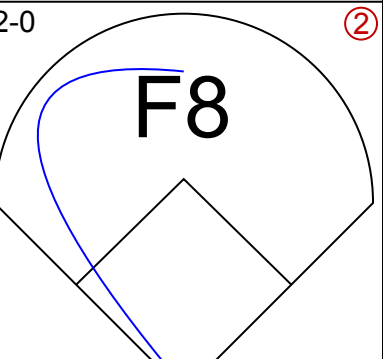
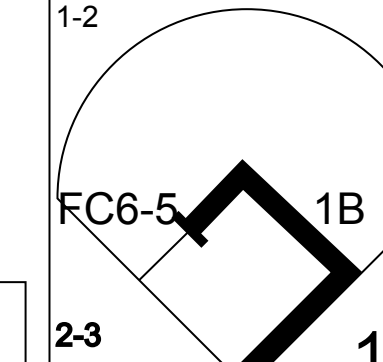
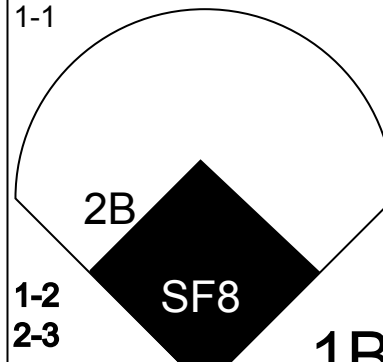
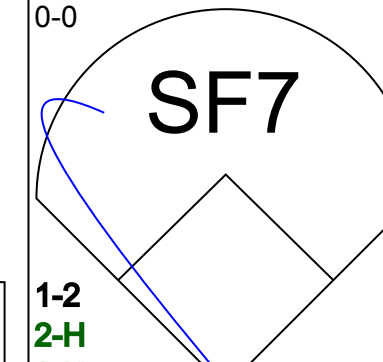
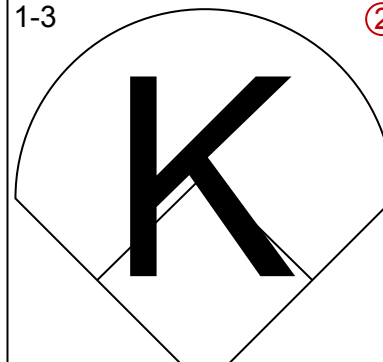
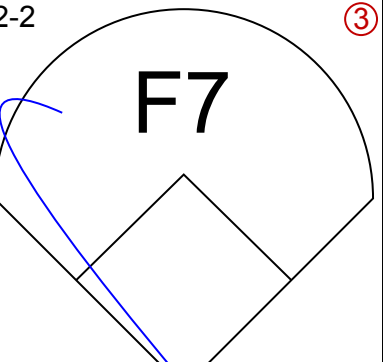
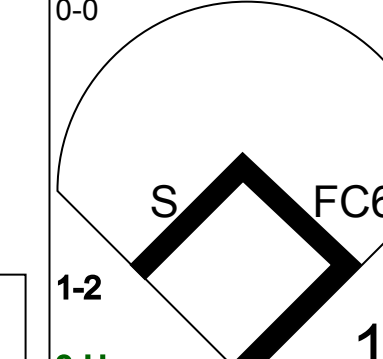
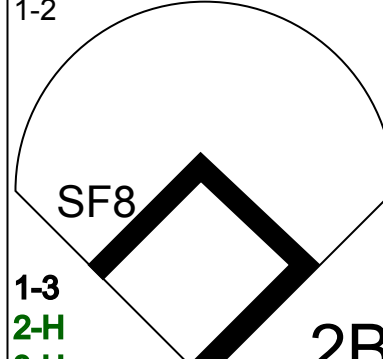
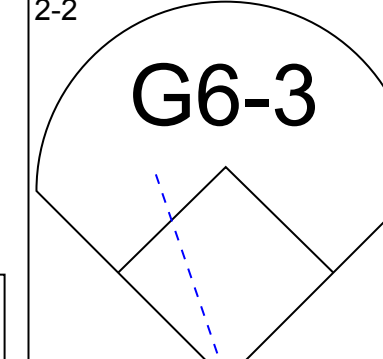
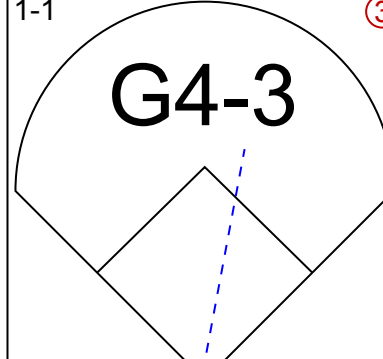
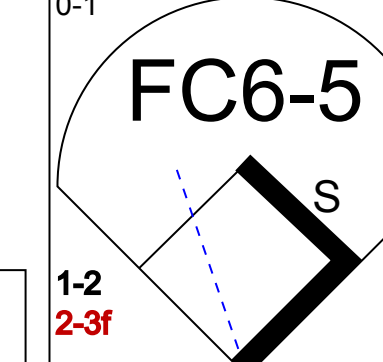
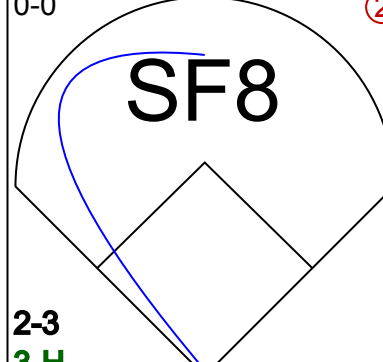
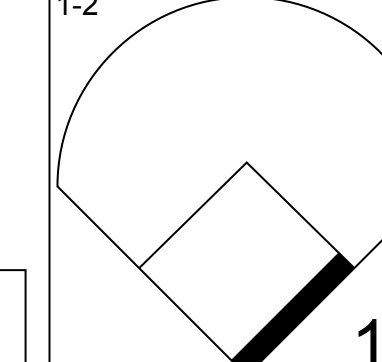
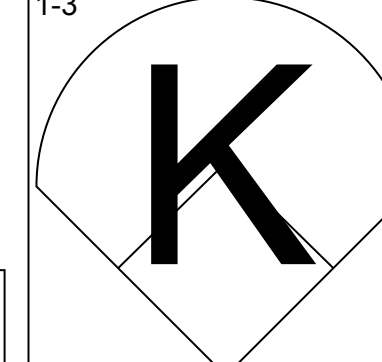
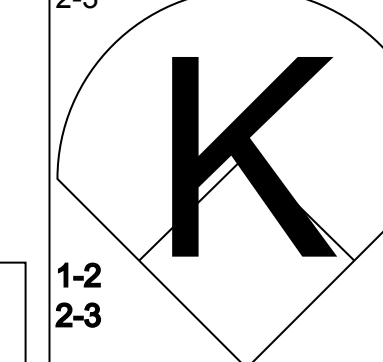
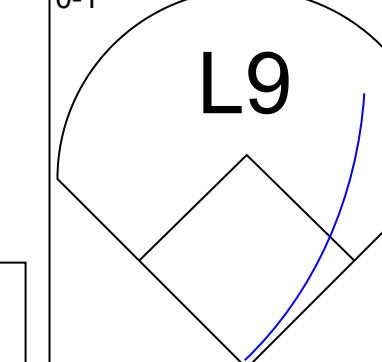
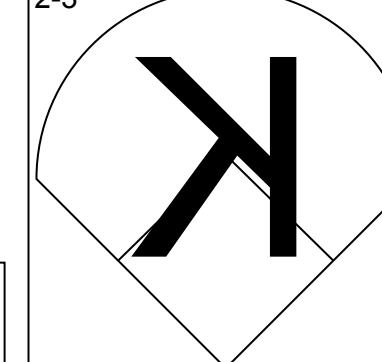
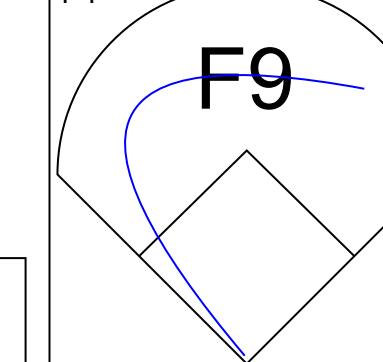

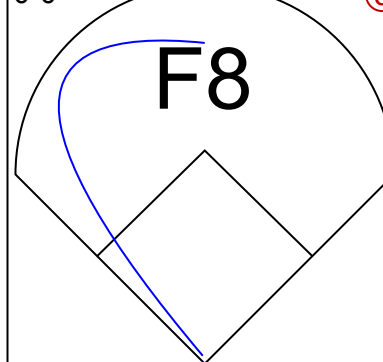




Batter	1	2	3	4	5	6	7	8	9	AB	R	H	RBI	BB	SO	LOB	TOP																					
<b>Peter Bergeron, L</b> (1.8) OBP: 0.323, SLG: 0.318										5	0	0	0	0	2	1	<b>Montreal Expos @ Philadelphia Phillies</b> Veterans Stadium, Philadelphia, PA Wed Jul 25 2001, 1:05 PM EDT Att: 27,555 - Sunny - 92 F																					
<b>Geoff Blum, S</b> (1.4) OBP: 0.336, SLG: 0.363										4	0	2	0	0	0	1																						
<b>Vladimir Guerrero, R</b> (1.9) OBP: 0.495, SLG: 0.655										4	0	0	0	0	2	3																						
<b>Lee Stevens, L</b> (1.3) OBP: 0.334, SLG: 0.442										4	0	1	0	0	2	1																						
<b>Orlando Cabrera, R</b> (1.6) OBP: 0.304, SLG: 0.381										3	2	2	1	1	1	1																						
<b>Michael Barrett, R</b> (1.2) OBP: 0.281, SLG: 0.357										3	2	2	2	1	1	1																						
<b>Ryan Minor, R</b> (1.5) OBP: 0.286, SLG: 0.324										4	0	0	1	0	1	3																						
<b>Brad Wilkerson, L</b> (1.7) OBP: 0.289, SLG: 0.258										4	0	0	0	0	1	2																						
<b>Mike Thurman, R</b> (1.1) OBP: 0.285, SLG: 0.542										1	0	0	0	0	1	2																						
<b>Scott Stewart, R</b> (4.1) OBP: 0.194, SLG: 0.156										0	0	0	0	0	0	0																						
<b>Fernando Seguinol, S</b> (5. Ph) OBP: 0.194, SLG: 0.156										0	0	0	0	0	0	0																						
<b>Britt Reames, R</b> (5.1) OBP: 0.194, SLG: 0.156										0	0	0	0	0	0	0																						
<b>Mike Montecal, R</b> (7. Ph) OBP: 0.194, SLG: 0.156										0	0	0	0	0	0	0																						
<b>Scott Strickland, R</b> (7.1) OBP: 0.194, SLG: 0.156										0	0	0	0	0	0	0																						
<b>Graeme Lloyd, L</b> (8.1) OBP: 0.194, SLG: 0.156										0	0	0	0	0	0	0																						
<b>Mark Smith, R</b> (9. Ph) OBP: 0.194, SLG: 0.156										0	0	0	0	0	0	0																						
<b>Inning Stats</b>	R: 0 E: 0 K: 2 S: 9	H: 1 LOB: 1 BB: 0 P: 16	R: 0 E: 0 K: 1 S: 11	H: 0 LOB: 2 BB: 2 P: 26	R: 0 E: 0 K: 2 S: 12	H: 0 LOB: 0 BB: 0 P: 19	R: 2 E: 0 K: 2 S: 12	H: 2 LOB: 1 BB: 0 P: 16	R: 0 E: 0 K: 1 S: 11	H: 1 LOB: 1 BB: 0 P: 17	R: 2 E: 0 K: 1 S: 19	H: 2 LOB: 1 BB: 0 P: 29	R: 0 E: 0 K: 1 S: 8	H: 1 LOB: 1 BB: 0 P: 11	R: 0 E: 0 K: 2 S: 10	H: 1 LOB: 1 BB: 0 P: 13	R: 0 E: 0 K: 0 S: 6	H: 0 LOB: 0 BB: 0 P: 9	1B: 4 2B: 2 3B: 0 HR: 2	SF: 0 SAC: 0 DP: 0 HBP: 0	WP: 2 PA: 37 PB: 0 CS: 0																	
<b>PITCHER</b>	IP	WLS	BF	H	R	ER	SO	BB	IBB	HBP	BLK	WP	HR	S	P	ERA	WHIP	<b>PITCHER</b>				IP	WLS	BF	H	R	ER	SO	BB	IBB	HBP	BLK	WP	HR	S	P	ERA	WHIP
<b>Robert Person, R</b> (1.1) ERA: 4.74	5.1	W	24	6	4	4	7	2	0	0	0	1	2	64	108	6.75	1.500																					
<b>Ricky Bottalico, R</b> (6.1) ERA: 3.8	0.2		2	0	0	0	1	0	0	0	0	0	0	10	15	0.00	0.000																					
<b>Jose Santiago, R</b> (7.1) ERA: 5.28	2.0	H	8	2	0	0	3	0	0	0	0	0	0	18	24	0.00	1.000																					
<b>Jose Mesa, R</b> (9.1) ERA: 2.6	1.0		3	0	0	0	0	0	0	0	0	0	0	6	9	0.00	0.000																					

AB	35
R	4
H	8
RBI	4
BB	2
SO	11
LOB	15



Batter	1	2	3	4	5	6	7	8	9	AB	R	H	RBI	BB	SO	LOB	BOTTOM																					
<b>11 Jimmy Rollins, S</b> (1.6) OBP: 0.305, SLG: 0.412										5	2	2	0	0	1	1	<b>Montreal Expos @ Philadelphia Phillies</b> Veterans Stadium, Philadelphia, PA Wed Jul 25 2001, 1:05 PM EDT Att: 27,555 - Sunny - 92 F																					
<b>Marlon Anderson, L</b> (1.4) OBP: 0.325, SLG: 0.444										3	2	2	0	2	0	0																						
<b>Scott Rolen, R</b> (1.5) OBP: 0.365, SLG: 0.421										3	1	1	1	0	1	1																						
<b>Bobby Abreu, L</b> (1.9) OBP: 0.396, SLG: 0.546										5	2	3	1	0	1	4																						
<b>Travis Lee, L</b> (1.3) OBP: 0.356, SLG: 0.475										4	1	2	1	0	1	3																						
<b>Brian Hunter, R</b> (1.8) OBP: 0.381, SLG: 0.366										4	0	2	3	0	0	3																						
<b>Jose Santiago, R</b> (7.1) OBP: 0.300, SLG: 1.000										0	0	0	0	0	0	0																						
<b>Jose Mesa, R</b> (9.1) OBP: 0.298, SLG: 0.405										0	0	0	0	0	0	0																						
<b>Pat Burrell, R</b> (1.7) OBP: 0.351, SLG: 0.435										3	0	1	1	0	1	2																						
<b>Todd Pratt, R</b> (1.2) OBP: 0.304, SLG: 0.289										3	0	0	0	1	2	3																						
<b>Robert Person, R</b> (1.1) OBP: 0.171, SLG: 0.231										3	0	0	0	0	1	5																						
<b>Ricky Bottalico, L</b> (6.1) OBP: 0.300, SLG: 1.000										0	0	0	0	0	0	0																						
<b>Doug Glanville, R</b> (7.8) OBP: 0.298, SLG: 0.405										1	0	0	0	0	1	0																						
<b>Inning Stats</b>	R: 0 E: 0 K: 1 S: 12	H: 0 LOB: 0 BB: 0 P: 16	R: 1 E: 0 K: 1 S: 12	H: 3 LOB: 2 BB: 0 P: 17	R: 4 E: 0 K: 0 S: 18	H: 4 LOB: 2 BB: 2 P: 33	R: 2 E: 1 K: 1 S: 12	H: 1 LOB: 1 BB: 1 P: 22	R: 0 E: 0 K: 2 S: 10	H: 1 LOB: 1 BB: 0 P: 15	R: 0 E: 0 K: 2 S: 11	H: 2 LOB: 2 BB: 0 P: 19	R: 0 E: 0 K: 3 S: 9	H: 0 LOB: 0 BB: 0 P: 13	R: 1 E: 0 K: 0 S: 11	H: 2 LOB: 1 BB: 0 P: 18	1B: 9 2B: 4 3B: 0 HR: 0	SF: 3 SAC: 0 DP: 0 HBP: 1	WP: 0 PA: 41 PB: 0 CS: 0																			
<b>PITCHER</b>	IP	WLS	BF	H	R	ER	SO	BB	IBB	HBP	BLK	WP	HR	S	P	ERA	WHIP	<b>PITCHER</b>				IP	WLS	BF	H	R	ER	SO	BB	IBB	HBP	BLK	WP	HR	S	P	ERA	WHIP
<b>Mike Thurman, R</b> (1.1) ERA: 6.25	3.0	L	20	8	7	6	2	3	0	0	0	0	0	43	71	18.00	3.667																					
<b>Scott Stewart, L</b> (4.1) ERA: 4.6	1.0		4	0	0	0	1	0	0	0	0	0	0	11	17	0.00	0.000																					
<b>Britt Reames, R</b> (5.1) ERA: 5.92	2.0		9	3	0	0	3	0	0	0	0	0	0	21	34	0.00	1.500																					
<b>Scott Strickland, R</b> (7.1) ERA: 3.22	1.0		3	0	0	0	3	0	0	0	0	0	0	9	13	0.00	0.000																					
<b>Graeme Lloyd, L</b> (8.1) ERA: 3.28	1.0		5	2	1	1	0	0	0	0	0	0	0	11	18	9.00	2.000																					

AB	34
R	8
H	13
RBI	7
BB	3
SO	9
LOB	22









Batter	1	2	3	4	5	6	7	8	9	AB	R	H	RBI	BB	SO	LOB	TOP			
Doug Glanville, R (1, 8) OBP: 0.292, SLG: 0.396	E4 11 G3-1 1B		G6-3		G4-3		G4-3			4	1	0	0	0	0	2	<b>Philadelphia Phillies @ New York Mets</b> Shea Stadium, Flushing, NY Fri Jul 27 2001, 7:10 PM EDT Att: 31,263 - Sunny - 75 F			
11 Jimmy Rollins, S (1, 6) OBP: 0.307, SLG: 0.411	G3-1					G4-3		G4-3	4	0	1	0	0	0	1					
Scott Rolen, R (1, 5) OBP: 0.365, SLG: 0.423	K		K			G4-3 1B		F9	4	0	1	0	0	2	2					
Bobby Abreu, L (1, 9) OBP: 0.392, SLG: 0.538	F S 2H 1B				F9	G4-3		K	4	0	1	1	0	1	1					
Travis Lee, L (1, 3) OBP: 0.356, SLG: 0.478	K				G3-1			E4 23 G3 1B	4	0	1	0	0	1	2					
Pat Burrell, R (1, 7) OBP: 0.352, SLG: 0.433		K			G6-4-3 23 1B		G5-3		G3 23 1B	4	0	2	0	0	1	0				
23 Kevin Jordan, R (1, 4) OBP: 0.322, SLG: 0.316		F8			G6-4-3 1-2		FC6-4 1B		G3	4	0	1	0	0	0	4				
Johnny Estrada, S (1, 2) OBP: 0.290, SLG: 0.375		G5-3			G4-3		FC6-4 HBP		K	4	0	0	0	0	1	3				
48 David Coggin, R (1, 1) Cliff Politte, R (6, 1) Turner Ward, S (7, PH) Wayne Gomes, R (7, 1) Brian Hunter, R (9, PH)			K		G6-3		G6-3		F9	2	0	0	0	0	1	0				
<b>Inning Stats</b>	R: 1 E: 1 K: 2 S: 12	H: 1 LOB: 1 BB: 0 P: 17	R: 0 E: 0 K: 1 S: 7	H: 0 LOB: 0 BB: 0 P: 11	R: 0 E: 0 K: 2 S: 13	H: 1 LOB: 1 BB: 0 P: 19	R: 0 E: 0 K: 0 S: 7	H: 2 LOB: 1 BB: 0 P: 10	R: 0 E: 0 K: 0 S: 9	H: 1 LOB: 2 BB: 0 P: 14	R: 0 E: 0 K: 0 S: 12	H: 1 LOB: 2 BB: 0 P: 22	R: 0 E: 0 K: 1 S: 11	H: 0 LOB: 0 BB: 0 P: 17	R: 0 E: 1 K: 1 S: 17	H: 1 LOB: 2 BB: 0 P: 24		1B: 7 2B: 2 3B: 0 HR: 0	SF: 0 SAC: 0 DP: 1 HBP: 1	WP: 0 PB: 0 SB: 2 CS: 0
<b>PITCHER</b>	IP WLS BF H R ER SO BB IBB HBP BLK WP HR S P ERA WHIP																			
Steve Trachsel, R (1, 1) ERA: 5.42	8.0 W 31 6 1 0 6 0 0 0 0 0 0 78 122 0.00 0.750																			
Rick White, R (9, 1) ERA: 3.83	1.0 5 1 0 0 1 0 0 0 0 0 0 17 24 0.00 1.000																			

Batter	1	2	3	4	5	6	7	8	9	AB	R	H	RBI	BB	SO	LOB	BOTTOM			
Joe McEwing, R (1, 9) OBP: 0.379, SLG: 0.481	G6-3				F8					4	0	2	1	0	0	1	<b>Philadelphia Phillies @ New York Mets</b> Shea Stadium, Flushing, NY Fri Jul 27 2001, 7:10 PM EDT Att: 31,263 - Sunny - 75 F			
Todd Zeile, R (1, 3) OBP: 0.354, SLG: 0.374	F9		F9			G5-3		FC6-4 1B	4	0	0	0	0	0	2					
Robin Ventura, L (1, 5) OBP: 0.376, SLG: 0.448	F8					FC4-6 31 1B		K	3	1	1	0	1	1	0					
31 Mike Piazza, R (1, 2) OBP: 0.368, SLG: 0.567		K				E6 FC4-6 1B		HR	4	2	2	3	0	1	1					
Mark Johnson, L (1, 7) OBP: 0.316, SLG: 0.362		F8				FC4-6 WP		G4-3	4	0	0	0	0	0	2					
Tsuyoshi Shinjo, R (8, 9) OBP: 0.325, SLG: 0.426			F9						0	0	0	0	0	0	0					
Jay Payton, R (1, 8) OBP: 0.278, SLG: 0.356		BB 1B				K		F7	4	2	2	0	0	1	2					
Edgardo Alfonzo, R (1, 4) OBP: 0.311, SLG: 0.392		1B BB				F8		G6-3	3	1	1	0	1	0	1					
Rey Ordenez, R (1, 6) OBP: 0.287, SLG: 0.314						F7		P4	4	0	2	2	0	0	1					
Steve Trachsel, R (1, 1) ERA: 3.22						G3-1		G4-3	3	0	0	0	0	1	4					
Lenny Harris, L (8, PH) OBP: 0.257, SLG: 0.255		G6-3							1	0	0	0	0	0	0					
Rick White, R (9, 1) ERA: 4.31						K			0	0	0	0	0	0	0					
<b>Inning Stats</b>	R: 0 E: 0 K: 0 S: 11	H: 0 LOB: 0 BB: 0 P: 16	R: 1 E: 0 K: 1 S: 11	H: 2 LOB: 1 BB: 1 P: 23	R: 2 E: 0 K: 0 S: 10	H: 2 LOB: 0 BB: 1 P: 17	R: 1 E: 0 K: 1 S: 12	H: 2 LOB: 1 BB: 0 P: 16	R: 0 E: 1 K: 1 S: 12	H: 1 LOB: 2 BB: 0 P: 19	R: 1 E: 0 K: 0 S: 17	H: 2 LOB: 1 BB: 0 P: 25	R: 1 E: 0 K: 1 S: 7	H: 1 LOB: 0 BB: 0 P: 12	R: 0 E: 0 K: 0 S: 8	H: 0 LOB: 0 BB: 0 P: 14	1B: 6 2B: 2 3B: 0 HR: 2	SF: 0 SAC: 0 DP: 0 HBP: 0	WP: 1 PB: 0 SB: 0 CS: 1	PA: 36
<b>PITCHER</b>	IP WLS BF H R ER SO BB IBB HBP BLK WP HR S P ERA WHIP																			
48 David Coggin, R (1, 1) ERA: 3.22	5.0 L 24 7 4 4 3 2 0 0 0 0 0 56 91 7.20 1.800																			
Cliff Politte, R (6, 1) ERA: 1.69	1.0 5 2 1 1 0 0 0 0 0 0 0 17 25 9.00 2.000																			
Wayne Gomes, R (7, 1) ERA: 4.31	2.0 7 1 1 1 1 0 0 0 0 0 0 15 26 4.50 0.500																			



Batter	1	2	3	4	5	6	7	8	9	AB	R	H	RBI	BB	SO	LOB	TOP																	
Doug Glanville, R (1, 8) OBP: 0.293, SLG: 0.399	1-2 G1-3		2-3 K		0-1 1B	0-1 2B			0-0 G5-3	5	0	2	1	0	1	0	Philadelphia Phillies @ New York Mets Shea Stadium, Flushing, NY Sat Jul 28 2001, 1:15 PM EDT Att: 38,972 - Cloudy - 77 F																	
11 Jimmy Rollins, S (1, 6) OBP: 0.305, SLG: 0.408	2-1 1B		1-0 F3		1-2 FC6-4	1-3 K			2-2 G3-1	5	0	1	0	0	1	4																		
Scott Rolen, R (1, 5) OBP: 0.368, SLG: 0.424	0-0 F7		3-2 1B		4-1 1B				2-2 K	4	0	2	0	1	1	1																		
Bobby Abreu, L (1, 9) OBP: 0.390, SLG: 0.538	2-3 K		0-0 G3		1-3 K				2-0 CS	4	1	1	0	0	2	5																		
Pat Burrell, R (1, 7) OBP: 0.349, SLG: 0.429		3-1 G5-3		3-1 F9		2-0 F2			3-2 E9	4	0	0	0	0	0	0																		
Travis Lee, L (1, 3) OBP: 0.353, SLG: 0.473		3-3 K		1-2 G4-3		2-1 G4-3			0-2 G6-4-3	4	0	0	0	0	1	1																		
Tomas Perez, S (1, 4) OBP: 0.329, SLG: 0.493		0-2 1B		2-2 P3		0-1 HR			0-3 K	4	1	2	1	0	1	0																		
Todd Pratt, R (1, 2) OBP: 0.321, SLG: 0.310		3-2 1B			0-1 1B	3-2 1B			3-2 G6-3	4	1	3	0	0	0	0																		
Omar Daal, L (1, 1) OBP: 0.308, SLG: 0.316		1-0 FC6-4			0-0 SH1-4	1-2 1B			1-1 F7	1	0	0	0	0	0	2																		
Brian Hunter, R (6, PH) OBP: 0.370, SLG: 0.388										1	0	1	0	0	0	0																		
23 Kevin Jordan, R (8, PH) OBP: 0.319, SLG: 0.313										0	0	0	0	0	0	0																		
Turk Wendell, L (8, 1)										0	0	0	0	0	0	0																		
<b>Inning Stats</b>	R: 0 E: 0 K: 1 S: 9	H: 1 LOB: 1 BB: 0 P: 14	R: 0 E: 0 K: 1 S: 14	H: 2 LOB: 2 BB: 0 P: 24	R: 0 E: 0 K: 1 S: 11	H: 1 LOB: 1 BB: 0 P: 17	R: 0 E: 0 K: 0 S: 8	H: 0 LOB: 0 BB: 0 P: 14	R: 0 E: 0 K: 1 S: 13	H: 2 LOB: 3 BB: 1 P: 19	R: 2 E: 0 K: 1 S: 17	H: 4 LOB: 2 BB: 0 P: 26	R: 1 E: 1 K: 1 S: 15	H: 1 LOB: 0 BB: 0 P: 20	R: 0 E: 0 K: 1 S: 8	H: 0 LOB: 0 BB: 0 P: 12	R: 0 E: 0 K: 0 S: 7	H: 1 LOB: 0 BB: 0 P: 13	1B: 9 2B: 2 3B: 0 HR: 1	SF: 0 SAC: 1 DP: 1 HBP: 0	WP: 0 PB: 0 SB: 2 CS: 1	PA: 40												
<b>PITCHER</b>	IP WLS BF H R ER SO BB IBB HBP BLK WP HR S P ERA WHIP																																	
Al Leiter, L (1, 1) ERA: 3.2	6.0	29	10	2	2	5	1	0	0	0	0	0	0	1	72	114	3.00	1.833																
Jerrold Riggan, R (7, 1) ERA: 4.13	1.0	B	4	1	1	0	1	0	0	0	0	0	0	0	15	20	0.00	1.000																
John Franco, L (8, 1) ERA: 3.57	1.0	3	0	0	0	1	0	0	0	0	0	0	0	8	12	0.00	0.000																	
Armando Benitez, R (9, 1) ERA: 2.89	1.0	W	3	1	0	0	0	0	0	0	0	0	0	7	13	0.00	1.000																	

AB	37
R	3
H	12
RBI	2
BB	1
SO	7
LOB	13

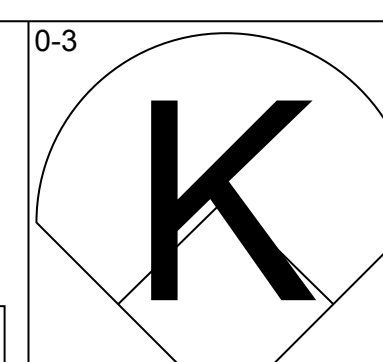
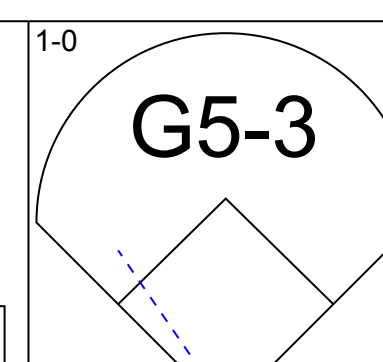
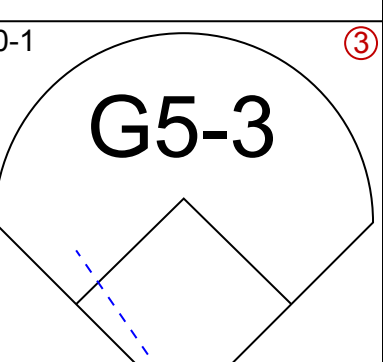
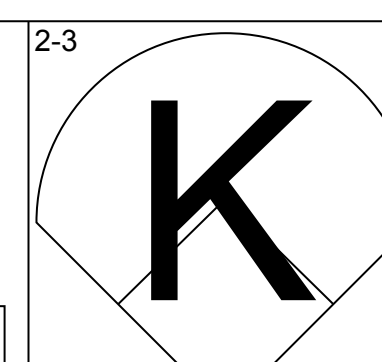
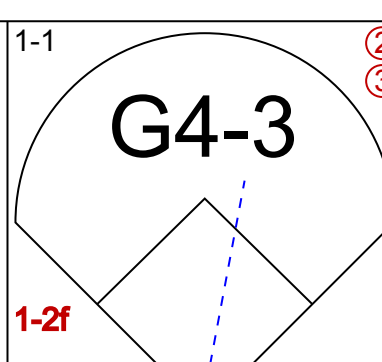
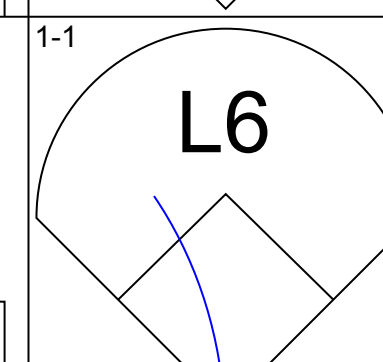
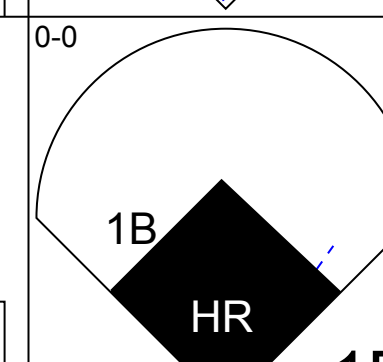
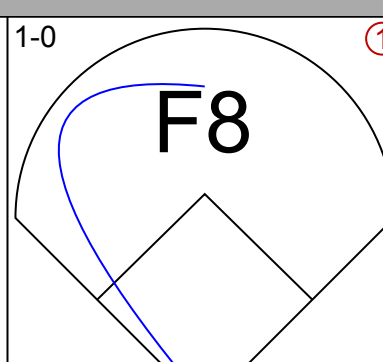
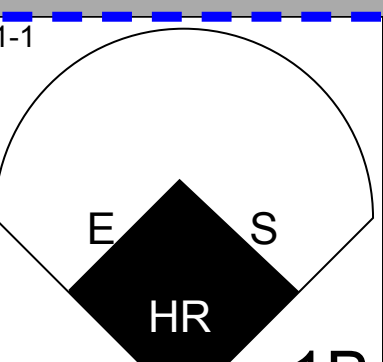
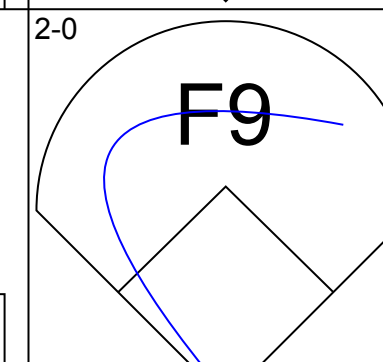
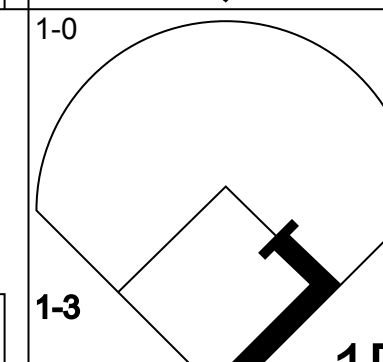
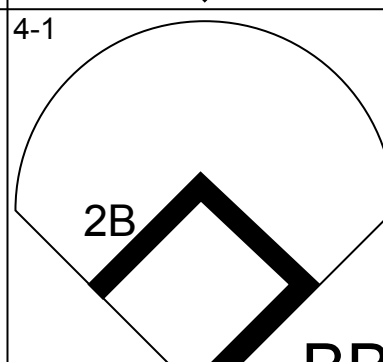
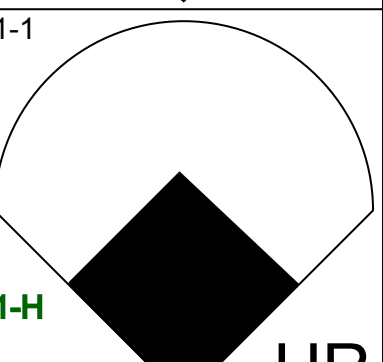
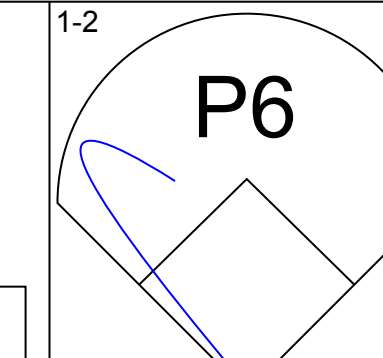
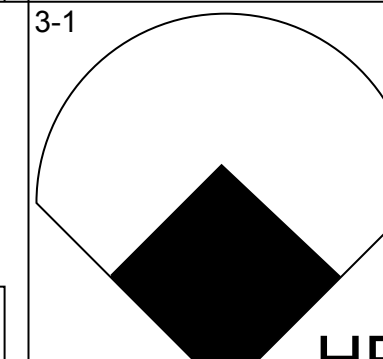
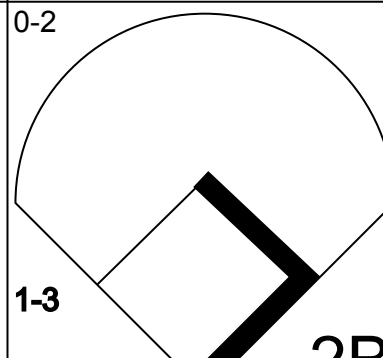
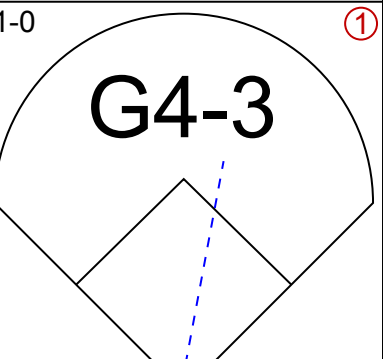
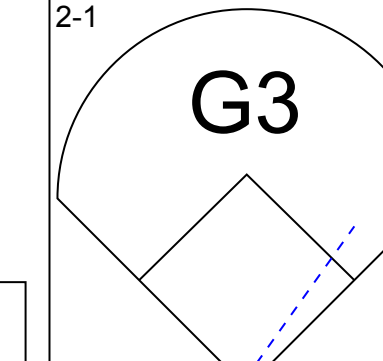
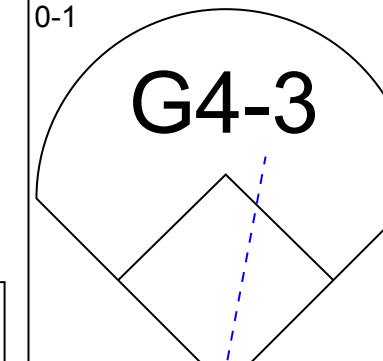
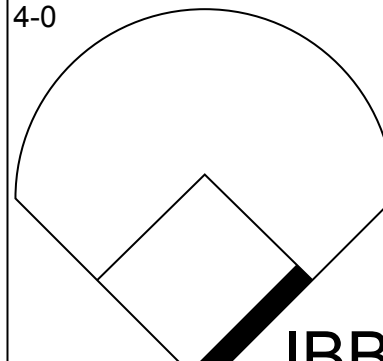
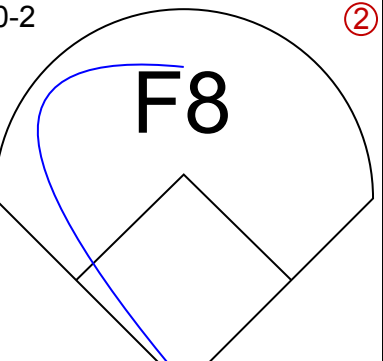
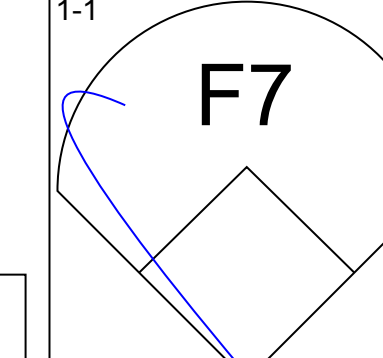
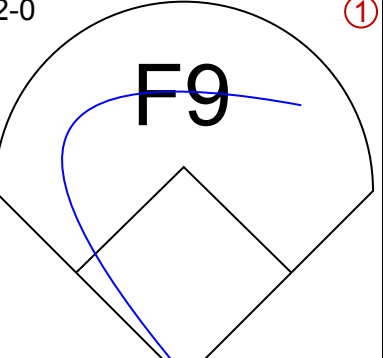
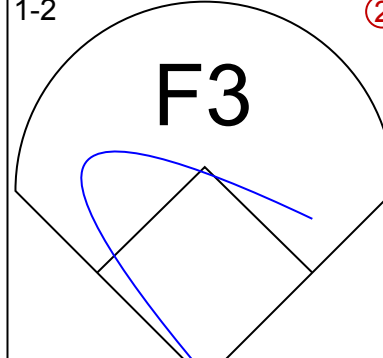
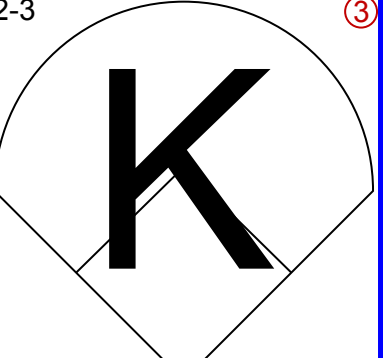
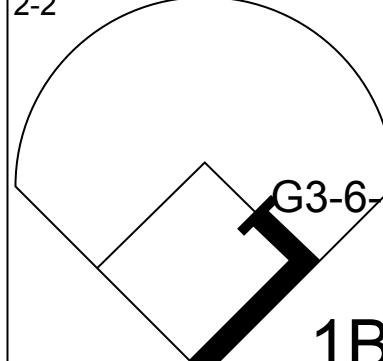
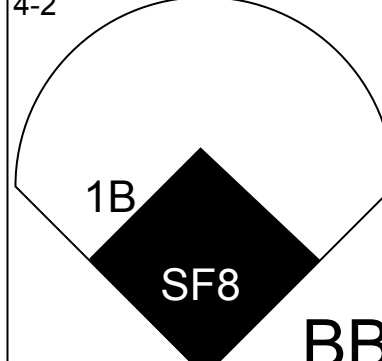
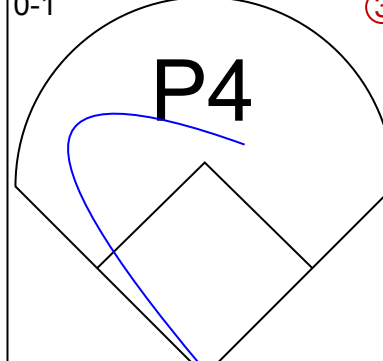
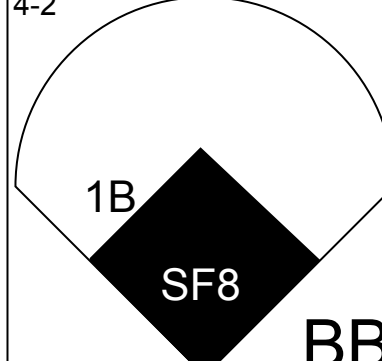
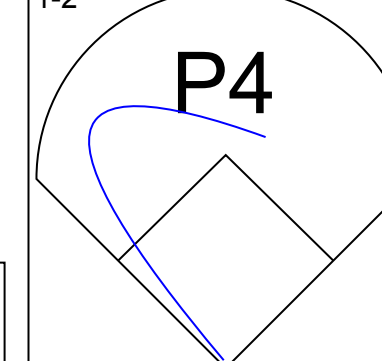


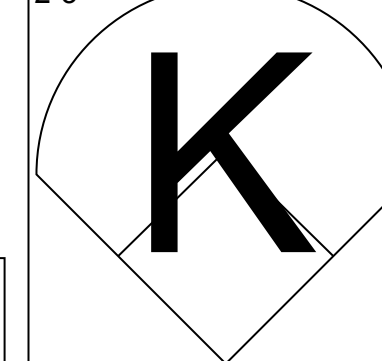
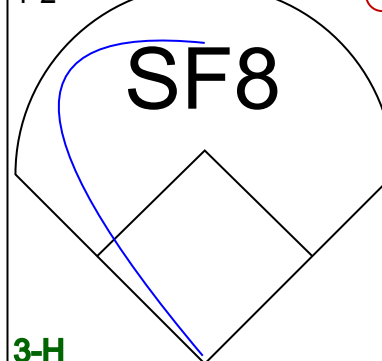
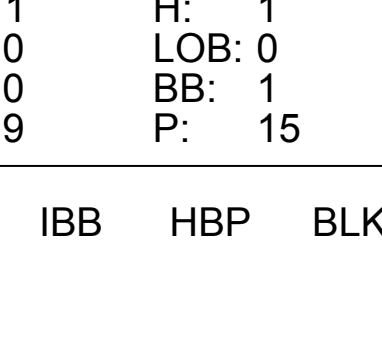


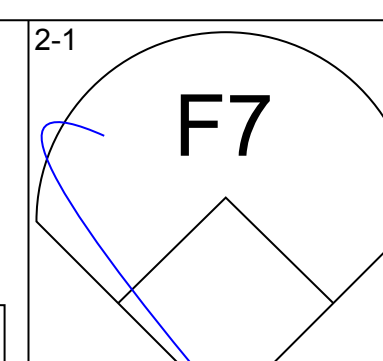
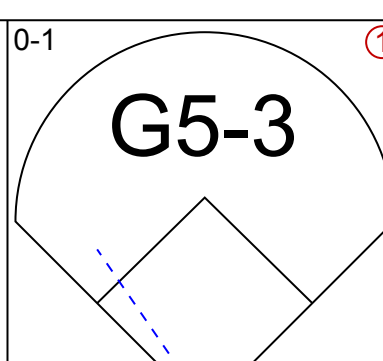
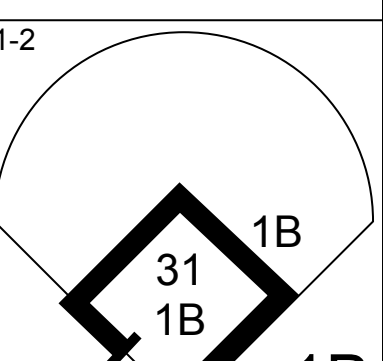
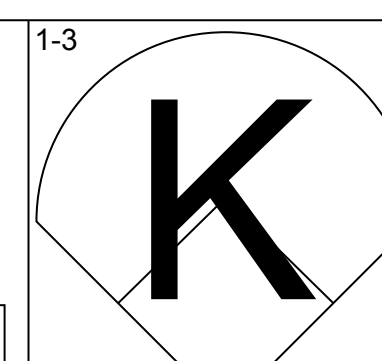
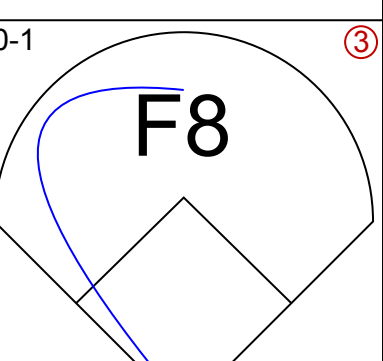
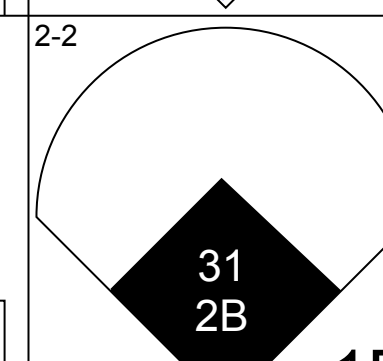
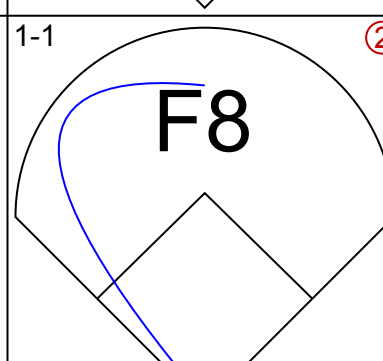
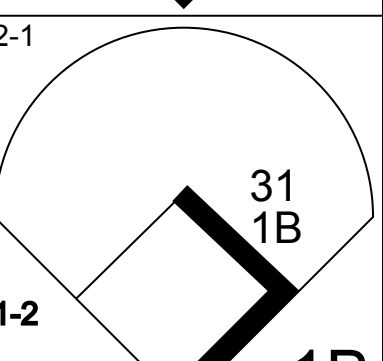
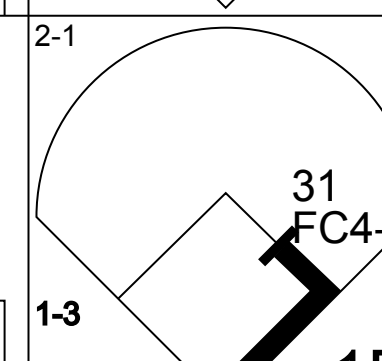
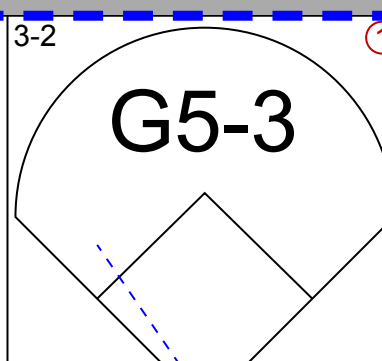
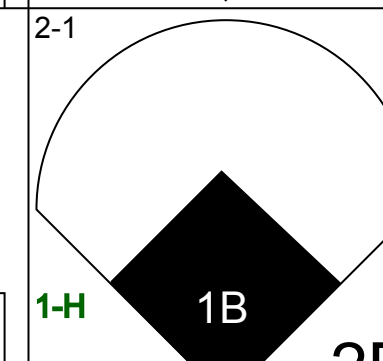
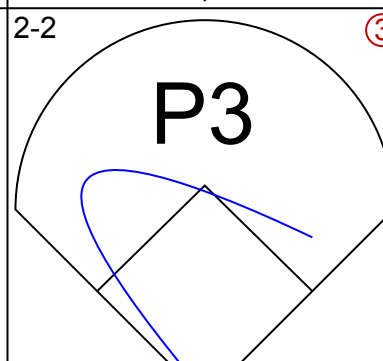
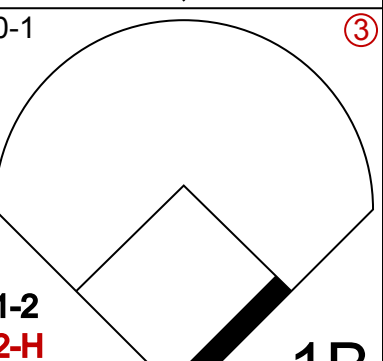
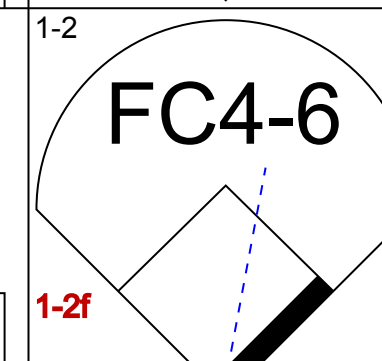
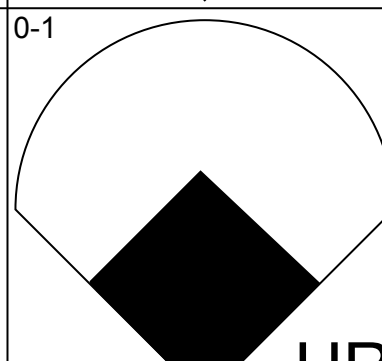
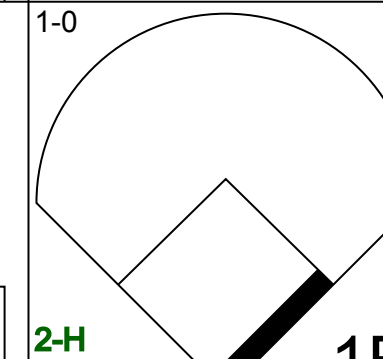

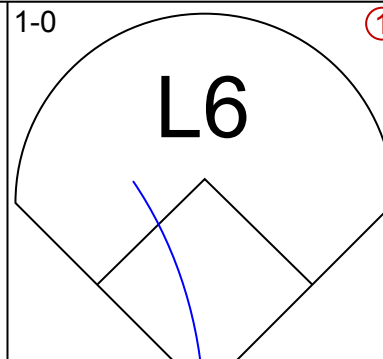
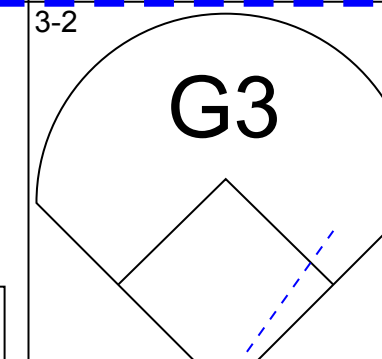
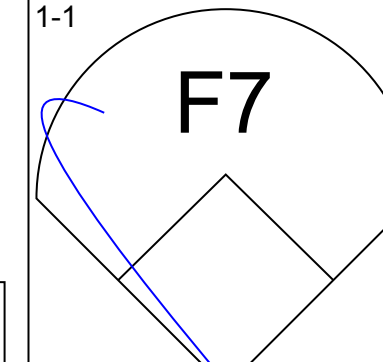
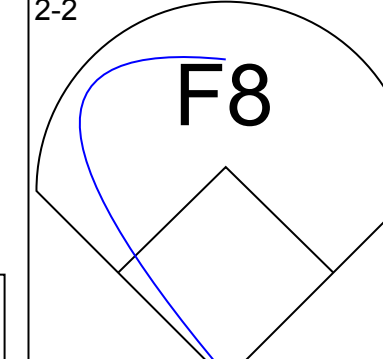
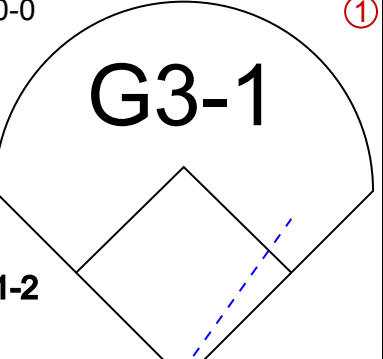

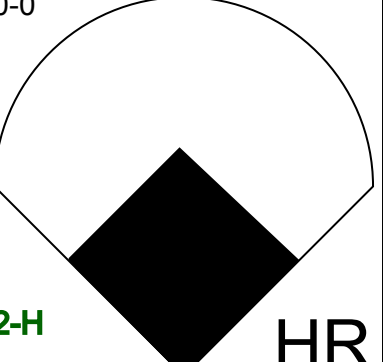
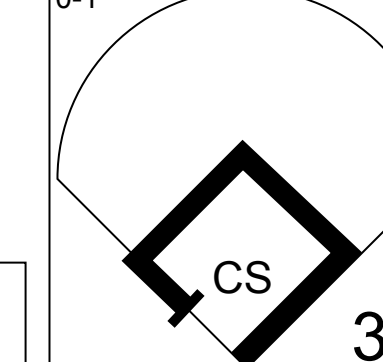

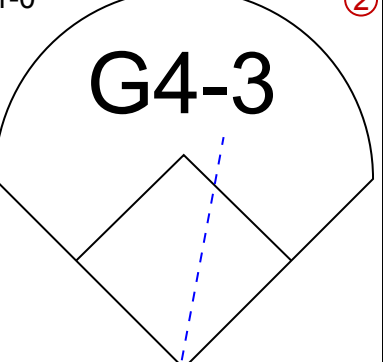
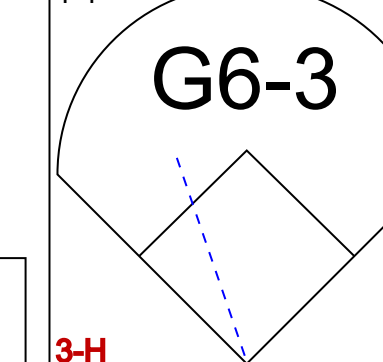


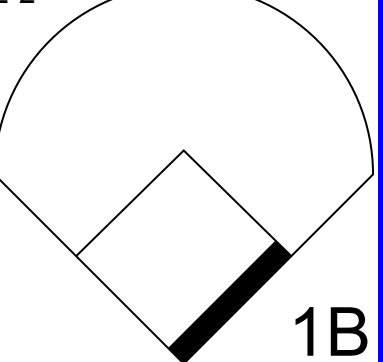
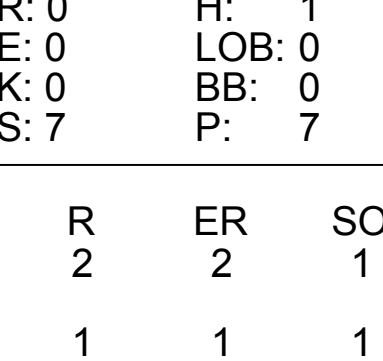
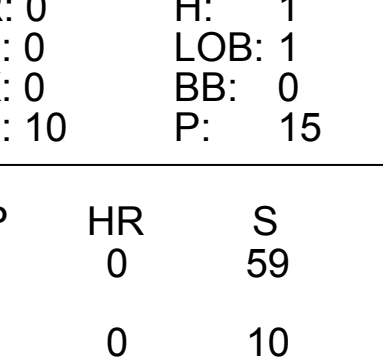
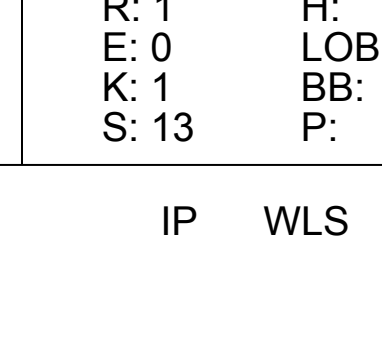
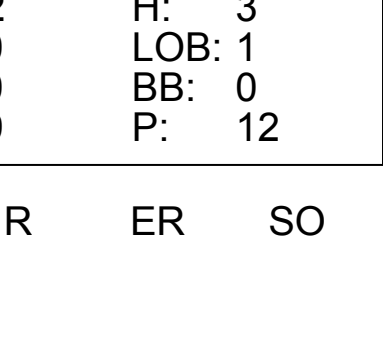
Batter	1	2	3	4	5	6	7	8	9	AB	R	H	RBI	BB	SO	LOB	BOTTOM																	
Joe McEwing, R (1, 9) OBP: 0.377, SLG: 0.476	1-3 K		0-1 G1-3		0-2 1B				2-0 G6-3	4	0	1	0	0	1	0	Philadelphia Phillies @ New York Mets Shea Stadium, Flushing, NY Sat Jul 28 2001, 1:15 PM EDT Att: 38,972 - Cloudy - 77 F																	
Todd Zeile, R (1, 3) OBP: 0.355, SLG: 0.378	0-0 1B		3-2 F8		2-1 F9				2-2 1B	4	1	2	0	0	1	1																		
31 Mike Piazza, R (1, 2) OBP: 0.373, SLG: 0.567	4-1 1B		0-0 FC3-6		4-0 FC5				3-3 K	2	1	1	0	2	1	1																		
Edgardo Alfonzo, R (1, 4) OBP: 0.310, SLG: 0.390	1-1 P3		2-2 FC3-6		2-1 FC5				2-2 P4	4	0	1	0	0	0	3																		
Jay Payton, R (1, 8) OBP: 0.279, SLG: 0.354	2-2 1B		0-2 G3		3-2 FC5				0-0 P3	4	0	1	1	0	0	3																		
Benny Agbayani, R (1, 7) OBP: 0.346, SLG: 0.387	1-1 1B			2-2 HR					0-1 F8	3	1	2	2	0	0	0																		
Tsuyoshi Shinjo, R (7, 9) OBP: 0.324, SLG: 0.424										1	0	0	0	0	0	0																		
Armando Benitez, R (9, 1)										0	0	0	0	0	0	0																		
Robin Ventura, L (1, 5) OBP: 0.374, SLG: 0.455	1-3 K		3-3 K		3-3 K				1-0 HR	4	1	1	1	0	2	2																		
Rey Ordonez, R (1, 6) OBP: 0.284, SLG: 0.311		0-1 G4-3		2-2 F5		2-0 L6				3	0	0	0	0	0	0																		
Al Leiter, L (1, 1) OBP: 0.083, SLG: 0.029		0-3 K		1-0 G4-3						2	0	0	0	0	1	0																		
Jerrold Riggan, R (7, 1)										0	0	0	0	0	0	0																		
Desi Relaford, S (7, PH) OBP: 0.364, SLG: 0.444										1	0	0	0	0	1	0																		
John Franco, L (8, 1)										0	0	0	0	0	0	0																		
Mark Johnson, L (9, 7) OBP: 0.316, SLG: 0.362										0	0	0	0	0	0	0																		
<b>Inning Stats</b>	R: 2 E: 0 K: 2 S: 16	H: 3 LOB: 2 BB: 1 P: 26	R: 0 E: 0 K: 1 S: 7	H: 0 LOB: 0 BB: 0 P: 7	R: 0 E: 0 K: 0 S: 16	H: 1 LOB: 1 BB: 0 P: 21	R: 1 E: 0 K: 1 S: 10	H: 1 LOB: 0 BB: 0 P: 18	R: 0 E: 0 K: 0 S: 12	H: 2 LOB: 2 BB: 1 P: 23	R: 0 E: 0 K: 0 S: 6	H: 0 LOB: 0 BB: 0 P: 11	R: 0 E: 0 K: 2 S: 10	H: 1 LOB: 1 BB: 0 P: 18	R: 0 E: 0 K: 0 S: 6	H: 0 LOB: 0 BB: 0 P: 8	R: 0 E: 0 K: 0 S: 1	H: 1 LOB: 0 BB: 0 P: 2	1B: 6 2B: 1 3B: 0 HR: 2	SF: 0 SAC: 0 DP: 0 HBP: 0	WP: 0 PB: 0 SB: 0 CS: 0	PA: 34												
<b>PITCHER</b>	IP WLS BF H R ER SO BB IBB HBP BLK WP HR S P ERA WHIP																																	
Omar Daal, L (1, 1) ERA: 4.52	5.0	23	7	3	3	4	2	0	0	0	0	0	0	0	16	29	0.00	0.500																
Jose Santiago, R (6, 1) ERA: 5.19	2.0	7	1	0	0	2	0	0	0	0	0	0	0	0	16	29	0.00	0.500																
Turk Wendell, R (8, 1) ERA: 3.61	1.0	L	4	1	1	1	0	0	0	0	0	1	7	10	9.00	1.000																		

AB	32
R	4
H	9
RBI	4
BB	2
SO	6
LOB	10





Batter	1	2	3	4	5	6	7	8	9	AB	R	H	RBI	BB	SO	LOB	TOP					
Doug Glanville, R OBP: 0.290, SLG: 0.394										5	0	0	0	0	2	3	Philadelphia Phillies @ New York Mets Shea Stadium, Flushing, NY Sun Jul 29 2001, 1:10 PM EDT Att: 38,536 - Cloudy - 73 F					
11 Jimmy Rollins, S OBP: 0.307, SLG: 0.409										4	2	2	0	0	0	0						
Scott Rolen, R OBP: 0.371, SLG: 0.434										3	1	2	2	1	0	0						
Bobby Abreu, L OBP: 0.391, SLG: 0.548										4	1	2	2	0	0	0						
Travis Lee, L OBP: 0.352, SLG: 0.469										3	0	0	0	1	0	0						
Felipe Crespo, S OBP: 0.272, SLG: 0.371										4	0	0	0	0	1	3						
Jose Santiago, R OBP: 0.294, SLG: 0.378										0	0	0	0	0	0	0						
Rheal Cormier, L OBP: 0.294, SLG: 0.378										0	0	0	0	0	0	0						
23 Kevin Jordan, R OBP: 0.337, SLG: 0.317										2	1	1	0	2	0	3						
Johnny Estrada, S OBP: 0.294, SLG: 0.378										4	0	2	0	0	0	1						
Nelson Figueroa, R OBP: 0.308, SLG: 0.250										2	0	0	0	0	1	2						
Pat Burrell, R OBP: 0.348, SLG: 0.427										1	0	0	0	0	1	0						
Ricky Bottalico, L OBP: 0.500, SLG: 1.000										0	0	0	0	0	0	0						
Dennis Cook, L OBP: 0.396, SLG: 0.388										0	0	0	1	0	0	0						
Brian Hunter, R OBP: 0.396, SLG: 0.388										0	0	0	1	0	0	0						
<b>Inning Stats</b>	R: 0 E: 0 K: 1 S: 6	H: 0 LOB: 0 BB: 0 P: 9	R: 0 E: 0 K: 0 S: 7	H: 0 LOB: 0 BB: 0 P: 11	R: 0 E: 0 K: 1 S: 8	H: 1 LOB: 0 BB: 0 P: 12	R: 2 E: 0 K: 0 S: 8	H: 3 LOB: 0 BB: 0 P: 12	R: 0 E: 0 K: 0 S: 5	H: 1 LOB: 3 BB: 2 P: 11	R: 0 E: 0 K: 0 S: 10	H: 1 LOB: 3 BB: 2 P: 20	R: 0 E: 0 K: 2 S: 9	H: 0 LOB: 0 BB: 0 P: 14	R: 2 E: 0 K: 1 S: 11	H: 2 LOB: 0 BB: 0 P: 16	R: 1 E: 0 K: 0 S: 9	H: 1 LOB: 0 BB: 1 P: 15	1B: 6 2B: 1 3B: 0 HR: 2	SF: 1 SAC: 0 DP: 2 HBP: 0	WP: 0 PB: 0 SB: 1 CS: 0	PA: 37
<b>PITCHER</b>	IP WLS BF H R ER SO BB IBB HBP BLK WP HR S P ERA WHIP																					
Kevin Appier, R ERA: 3.92	(1, 1) 7.0 28 6 2 2 4 2 1 0 0 0 1 53 89 2.57 1.143																					
John Franco, L ERA: 3.92	(8, 1) 1.0 B 5 2 2 2 1 0 0 0 0 0 1 11 16 18.00 2.000																					
Armando Benitez, R ERA: 3.02	(9, 1) 1.0 W 4 1 1 1 0 1 0 0 0 0 0 9 15 9.00 2.000																					


Batter	1	2	3	4	5	6	7	8	9	AB	R	H	RBI	BB	SO	LOB	BOTTOM					
Joe McEwing, R OBP: 0.373, SLG: 0.469										5	0	1	0	0	1	2	Philadelphia Phillies @ New York Mets Shea Stadium, Flushing, NY Sun Jul 29 2001, 1:10 PM EDT Att: 38,536 - Cloudy - 73 F					
Desi Relaford, S OBP: 0.369, SLG: 0.448										5	1	3	0	0	0	0						
31 Mike Piazza, R OBP: 0.376, SLG: 0.579										5	2	3	3	0	0	1						
Robin Ventura, L OBP: 0.373, SLG: 0.453										4	0	1	1	0	0	1						
Benny Agbayani, R OBP: 0.349, SLG: 0.388										2	0	1	0	0	0	1						
Jay Payton, R OBP: 0.282, SLG: 0.357										1	1	1	0	0	0	0						
Todd Zeile, R OBP: 0.352, SLG: 0.374										4	0	0	0	0	1	4						
Tsuyoshi Shinjo, R OBP: 0.327, SLG: 0.436										3	1	1	2	1	0	1						
Rey Ordenez, R OBP: 0.284, SLG: 0.317										4	0	1	0	0	0	2						
Kevin Appier, R OBP: 0.077, SLG: 0.053										2	0	0	0	0	0	1						
Lenny Harris, L OBP: 0.283, SLG: 0.255										0	1	0	0	1	0	0						
John Franco, L ERA: 4.21										0	0	0	0	0	0	0						
Mark Johnson, L OBP: 0.325, SLG: 0.371										1	0	1	0	0	0	0						
Armando Benitez, R ERA: 3.72										0	0	0	0	0	0	0						
<b>Inning Stats</b>	R: 2 E: 0 K: 0 S: 14	H: 3 LOB: 1 BB: 0 P: 24	R: 0 E: 0 K: 0 S: 7	H: 1 LOB: 0 BB: 0 P: 7	R: 0 E: 0 K: 0 S: 7	H: 0 LOB: 0 BB: 0 P: 10	R: 0 E: 0 K: 0 S: 10	H: 1 LOB: 1 BB: 0 P: 15	R: 0 E: 0 K: 1 S: 9	H: 0 LOB: 2 BB: 1 P: 12	R: 0 E: 0 K: 1 S: 12	H: 0 LOB: 2 BB: 1 P: 23	R: 1 E: 0 K: 1 S: 13	H: 1 LOB: 1 BB: 1 P: 23	R: 2 E: 0 K: 0 S: 9	H: 3 LOB: 1 BB: 0 P: 12	R: 1 E: 0 K: 0 S: 5	H: 1 LOB: 0 BB: 0 P: 8	1B: 9 2B: 1 3B: 1 HR: 2	SF: 0 SAC: 0 DP: 0 HBP: 1	WP: 0 PB: 0 SB: 1 CS: 1	PA: 39
<b>PITCHER</b>	IP WLS BF H R ER SO BB IBB HBP BLK WP HR S P ERA WHIP																					
Nelson Figueroa, R ERA: 2.72	(1, 1) 6.0 26 8 2 2 1 1 0 0 0 0 0 59 91 3.00 1.500																					
Ricky Bottalico, R ERA: 3.98	(7, 1) 0.2 4 1 1 1 1 1 0 0 0 0 0 10 17 13.50 3.000																					
Dennis Cook, L ERA: 4.21	(7, 1) 0.1 1 0 0 0 0 0 0 0 0 0 0 3 6 0.00 0.000																					
Jose Santiago, R ERA: 5.37	(8, 1) 1.0 B 6 3 2 2 0 0 0 0 0 0 0 1 9 12 18.00 3.000																					
Rheal Cormier, L ERA: 3.72	(9, 1) 0.1 L 2 1 1 1 0 0 0 0 0 0 0 1 5 8 27.00 3.000																					



Batter	1	2	3	4	5	6	7	8	9	AB	R	H	RBI	BB	SO	LOB	TOP					
11 Jimmy Rollins, S OBP: 0.310, SLG: 0.412	L5		1-3 2B		2-0 SH5-3 1B	4-0		L8		4	0	2	0	1	0	0						
Brian Hunter, R OBP: 0.382, SLG: 0.382	F8		G5-3		2-1 SH5-3	0-1 F7		2-2		4	1	1	0	0	0	5						
Turk Wendell, L										0	0	0	0	0	0	0						
Ricky Bottalico, L OBP: 0.500, SLG: 1.000								2B		0	0	0	0	0	0	0						
Rheal Cormier, L										0	0	0	0	0	0	0						
Scott Rolen, R OBP: 0.371, SLG: 0.434	K			1-0 G5-3	2-2 F8		4-0 G6-4-3 2B	0-0		4	1	1	1	1	1	1						
Bobby Abreu, L OBP: 0.394, SLG: 0.549		0-0 F7 1B		3-2	1-0 F8		0-0 G6-4-3 1B	1-0		5	1	3	0	0	0	2						
Pat Burrell, R OBP: 0.348, SLG: 0.435	P4			3-1	0-0 HR		2-0 G6-4-3	2-2		5	2	2	2	0	0	3						
Travis Lee, L OBP: 0.355, SLG: 0.468	F7			0-0	0-0 1B		4-0 G6-4-3 1B	0-0		3	1	1	0	2	0	1						
Tomas Perez, S OBP: 0.345, SLG: 0.506			1-1 G6-3	0-0	F8		1-1 G6-4-3 1B	4-2		4	0	2	3	1	0	1						
Johnny Estrada, S OBP: 0.297, SLG: 0.378			0-1 G5-3	0-0			1-0 G6-4-3	2-1		5	0	2	0	0	0	3						
Robert Person, R OBP: 0.182, SLG: 0.238			2-1	2-1	F7		2-3			3	0	1	0	0	1	4						
Doug Glanville, R OBP: 0.288, SLG: 0.392			11 2B							2	0	0	0	0	1	2						
<b>Inning Stats</b>	R: 0 E: 0 K: 1 S: 10	H: 0 LOB: 0 BB: 0 P: 12	R: 0 E: 0 K: 0 S: 6	H: 1 LOB: 1 BB: 0 P: 8	R: 0 E: 0 K: 0 S: 10	H: 2 LOB: 2 BB: 0 P: 15	R: 2 E: 0 K: 0 S: 11	H: 4 LOB: 2 BB: 0 P: 20	R: 0 E: 0 K: 0 S: 7	H: 1 LOB: 1 BB: 0 P: 14	R: 1 E: 1 K: 1 S: 10	H: 2 LOB: 3 BB: 2 P: 22	R: 2 E: 0 K: 0 S: 4	H: 2 LOB: 1 BB: 2 P: 16	R: 1 E: 0 K: 0 S: 12	H: 2 LOB: 1 BB: 1 P: 15	R: 0 E: 0 K: 0 S: 11	H: 1 LOB: 2 BB: 1 P: 19	1B: 11 2B: 3 3B: 0 HR: 1	SF: 0 SAC: 1 DP: 1 HBP: 0	WP: 0 PB: 0 SB: 0 CS: 0	PA: 45
<b>PITCHER</b>	IP WLS BF H R ER SO BB IBB HBP BLK WP HR S P ERA WHIP																					
Brian Bohanon, L ERA: 6.57	(1, 1) 6.0 29 10 3 3 2 1 1 0 0 0 1 54 91 4.50 1.833																					
Juan Acevedo, R ERA: 5.81	(7, 1) 1.0 6 2 2 2 0 1 1 0 0 0 0 4 16 18.00 3.000																					
Dan Miceli, R ERA: 6.42	(8, 1) 1.0 5 2 1 1 1 0 0 0 0 0 0 12 15 9.00 2.000																					
Jose Jimenez, R ERA: 3.98	(9, 1) 1.0 W 5 1 0 0 0 1 0 0 0 0 0 11 19 0.00 2.000																					

Philadelphia Phillies @ Colorado Rockies  
Coors Field, Denver, CO  
Tue Jul 31 2001, 7:05 PM MDT  
Att: 36,005 - Cloudy - 70 F


AB 39  
R 6  
H 15  
RBI 6  
BB 5  
SO 3  
LOB 22



Batter	1	2	3	4	5	6	7	8	9	AB	R	H	RBI	BB	SO	LOB	BOTTOM					
Juan Pierre, L OBP: 0.391, SLG: 0.411	1B		1-3 2B		1-2 L3		2-1 F8	4-0 G6-4-3 BB		4	0	2	0	1	0	0						
Jose Ortiz, R OBP: 0.226, SLG: 0.228	P4		G5-3		1-0		3-2 F9	1-0 G6-4-3		5	1	1	1	0	0	6						
Jeff Cirillo, R OBP: 0.354, SLG: 0.476	K		2-1 F9		1-1 G6-3			0-1		5	1	1	0	0	1	3						
17 Todd Helton, L OBP: 0.436, SLG: 0.685	F8			0-0 F8		1-0		1-2		5	3	3	2	0	0	1						
Alex Ochoa, R OBP: 0.340, SLG: 0.432		0-1 F5		4-1 WP 1B		1-3		4-1		2	1	0	0	2	1	0						
Terry Shumpert, R OBP: 0.314, SLG: 0.396	G6-3			3-1	1-2 WP 1B		4-1	0-0		3	1	2	3	1	0	0						
Ben Petrick, R OBP: 0.298, SLG: 0.452	K		1-3	2-1	P3		1-0 F5	4-2		3	0	0	0	1	1	3						
Juan Uribe, R OBP: 0.262, SLG: 0.293			1-0 F8	1-0	F8		1-0 F8	0-0		3	0	0	0	0	0	3						
Larry Walker, L OBP: 0.451, SLG: 0.662										1	0	1	1	0	0	0						
Mike Hampton, R OBP: 0.316, SLG: 0.643										0	0	0	0	0	0	0						
Jose Jimenez, R										0	0	0	0	0	0	0						
Brian Bohanon, L OBP: 0.345, SLG: 0.429			4-0		1-2		0-0			1	0	0	0	1	0	0						
Juan Acevedo, R										0	0	0	0	0	0	0						
Greg Norton, S OBP: 0.345, SLG: 0.429										1	0	0	0	0	0	0						
Dan Miceli, R										0	0	0	0	0	0	0						
Brent Butler, R OBP: 0.355, SLG: 0.526			2B							1	0	0	0	0	0	2						
<b>Inning Stats</b>	R: 0 E: 0 K: 1 S: 13	H: 1 LOB: 1 BB: 0 P: 18	R: 0 E: 0 K: 1 S: 9	H: 0 LOB: 0 BB: 0 P: 13	R: 0 E: 0 K: 0 S: 6	H: 1 LOB: 2 BB: 1 P: 13	R: 0 E: 0 K: 0 S: 7	H: 1 LOB: 2 BB: 1 P: 17	R: 1 E: 0 K: 0 S: 9	H: 1 LOB: 0 BB: 0 P: 13	R: 1 E: 0 K: 1 S: 7	H: 1 LOB: 1 BB: 1 P: 15	R: 0 E: 0 K: 0 S: 6	H: 0 LOB: 0 BB: 0 P: 11	R: 4 E: 0 K: 0 S: 13	H: 4 LOB: 2 BB: 3 P: 27	R: 1 E: 0 K: 0 S: 4	H: 1 LOB: 0 BB: 0 P: 7	1B: 4 2B: 2 3B: 1 HR: 3	SF: 0 SAC: 0 DP: 1 HBP: 0	WP: 1 PB: 0 SB: 0 CS: 0	PA: 40
<b>PITCHER</b>	IP WLS BF H R ER SO BB IBB HBP BLK WP HR S P ERA WHIP																					
Robert Person, R ERA: 4.62	(1, 1) 7.0 29 10 3 3 2 3 0 1 0 0 0 0 0 6 11 2.57 1.143																					
Turk Wendell, R ERA: 4.13	(8, 1) 0.0 3 2 3 3 0 1 0 0 0 0 0 0 6 11 2.57 1.143																					
Ricky Bottalico, R ERA: 4.06	(8, 1) 0.0 2 1 0 0 0 0 1 0 0 0 0 0 4 8 2.57 1.143																					
Rheal Cormier, L ERA: 3.82	(8, 1) 1.1 L 6 2 2 2 0 1 0 0 0 0 0 1 7 15 13.50 2.250																					

Philadelphia Phillies @ Colorado Rockies  
Coors Field, Denver, CO  
Tue Jul 31 2001, 7:05 PM MDT  
Att: 36,005 - Cloudy - 70 F

AB 34  
R 7  
H 10  
RBI 7  
BB 6  
SO 3  
LOB 18





Batter	1	2	3	4	5	6	7	8	9	AB	R	H	RBI	BB	SO	LOB	TOP			
11 Jimmy Rollins, S OBP: 0.312, SLG: 0.414	1-3 K	3-2 HR 2B		0-0 F7	4-1 BB					3	1	1	0	1	1	0	Philadelphia Phillies @ Colorado Rockies Coors Field, Denver, CO Wed Aug 01 2001, 7:05 PM MDT Att: 34,024 - Cloudy - 66 F			
Doug Glanville, R OBP: 0.292, SLG: 0.405	0-0 BB 1B	1-0 HR		0-0 S E 2B	0-0 P4					4	3	3	2	0	0	1				
Scott Rolen, R OBP: 0.368, SLG: 0.430	1-1 P4	0-0 F7		3-3 K	1-0 F9					4	0	0	0	0	1	3				
Bobby Abreu, L OBP: 0.397, SLG: 0.548	4-1 BB 1B		3-3 K	4-2 CS BB		2-2 G1-4-3 1B				2	0	1	0	2	1	0				
Pat Burrell, R OBP: 0.352, SLG: 0.445	3-0 BB 1B		4-1 1B BB	1-1 CS	1-2 HR	0-1 G1-4-3				3	1	2	2	1	0	1				
Travis Lee, L OBP: 0.356, SLG: 0.467	4-1 FC5-4 BB		2-3 K		2-2 1B HR	1-3 K				3	1	1	0	1	2	1				
Tomas Perez, S OBP: 0.356, SLG: 0.512	0-2 FC5-4		0-2 1B		0-0 1B HR		1-1 K			4	1	2	0	0	0	3				
Todd Pratt, R OBP: 0.330, SLG: 0.348		1-1 G1-3	4-0 IBB		1-0 1B HR					2	1	1	3	1	0	0				
Randy Wolf, L OBP: 0.188, SLG: 0.133		2-3 K	0-0 F7		1-1 F7					3	0	0	0	0	1	3				
<b>Inning Stats</b>	R: 1 E: 0 K: 1 S: 13	H: 2 LOB: 3 BB: 2 P: 26	R: 2 E: 0 K: 1 S: 11	H: 2 LOB: 0 BB: 0 P: 18	R: 0 E: 0 K: 2 S: 11	H: 1 LOB: 3 BB: 2 P: 24	R: 1 E: 0 K: 1 S: 8	H: 1 LOB: 0 BB: 1 P: 16	R: 4 E: 0 K: 0 S: 13	H: 4 LOB: 1 BB: 1 P: 23	R: 0 E: 0 K: 0 S: 9	H: 0 LOB: 0 BB: 0 P: 2	R: 0 E: 0 K: 0 S: 1	H: 0 LOB: 0 BB: 0 P: 2			1B: 6 2B: 2 3B: 0 HR: 3	SF: 0 SAC: 0 DP: 1 HBP: 0	WP: 0 PB: 0 SB: 1 CS: 1	PA: 35
<b>PITCHER</b>	IP WLS BF H R ER SO BB IBB HBP BLK WP HR S P ERA WHIP															IP WLS BF H R ER SO BB IBB HBP BLK WP HR S P ERA WHIP				
Denny Neagle, L ERA: 5.34	(1, 1) 4.1 L 28 10 8 7 5 5 1 0 0 0 3 54 104 14.54 3.462																			
Justin Speier, R ERA: 6.53	(5, 1) 0.2 2 0 0 0 0 0 0 0 0 0 0 2 3 0.00 0.000																			
Gabe White, L ERA: 6.75	(6, 1) 1.0 3 1 0 0 1 0 0 0 0 0 0 9 12 0.00 1.000																			
Juan Acevedo, R ERA: 5.81	(7, 1) 0.0 1 0 0 0 0 0 0 0 0 0 0 1 2 ∞ ∞																			

AB	28
R	8
H	11
RBI	7
BB	6
SO	6
LOB	12



Batter	1	2	3	4	5	6	7	8	9	AB	R	H	RBI	BB	SO	LOB	BOTTOM			
Juan Pierre, L OBP: 0.388, SLG: 0.408	1-3 K		2-2 G4-3			2-2 G4-3				3	0	0	0	0	1	0	Philadelphia Phillies @ Colorado Rockies Coors Field, Denver, CO Wed Aug 01 2001, 7:05 PM MDT Att: 34,024 - Cloudy - 66 F			
Jose Ortiz, R OBP: 0.231, SLG: 0.233	0-1 G6-3		0-1 1B			2-1 F9				3	0	1	0	0	0	0				
Jeff Cirillo, R OBP: 0.351, SLG: 0.472	0-0 G6-3		2-2 F9			0-0 F7				3	0	0	0	0	0	1				
17 Todd Helton, L OBP: 0.434, SLG: 0.682		1-2 F7		2-3 K						2	0	0	0	0	1	0				
Alex Ochoa, R OBP: 0.344, SLG: 0.434		0-0 2B G6-3 1B		4-0 G6-4-3 BB						1	1	1	0	1	0	0				
Terry Shumpert, R OBP: 0.316, SLG: 0.404		2-1 1B 2B		3-2 G6-4-3						2	0	1	0	0	0	1				
Brent Butler, R OBP: 0.311, SLG: 0.304		0-1 G6-3			0-0 G6-4-3 1B					2	0	1	1	0	0	1				
Ben Petrick, R OBP: 0.295, SLG: 0.447		3-H 2-3 K			2-3 K					2	0	0	0	0	2	2				
Denny Neagle, L OBP: 0.189, SLG: 0.206	(1, 1) 6.0 W 21 4 1 1 4 1 0 0 0 0 0 48 74 1.50 0.833																			
Justin Speier, R ERA: 6.53	(5, 1) 0.0 0 0 0 0 0 0 0 0 0 0 0 0 0 0.00 0.000																			
Adam Melhuse, S OBP: 0.190, SLG: 0.231	(5, PH) 0.0 0 0 0 0 0 0 0 0 0 0 0 0 0 0.00 0.000																			
Gabe White, L ERA: 6.75	(6, 1) 0.0 0 0 0 0 0 0 0 0 0 0 0 0 0 0.00 0.000																			
Juan Acevedo, R ERA: 5.81	(7, 1) 0.0 0 0 0 0 0 0 0 0 0 0 0 0 0 0.00 0.000																			
<b>Inning Stats</b>	R: 0 E: 0 K: 1 S: 6	H: 0 LOB: 0 BB: 0 P: 7	R: 1 E: 0 K: 1 S: 11	H: 2 LOB: 1 BB: 0 P: 16	R: 0 E: 0 K: 0 S: 11	H: 1 LOB: 1 BB: 0 P: 15	R: 0 E: 0 K: 1 S: 7	H: 0 LOB: 1 BB: 1 P: 16	R: 0 E: 0 K: 1 S: 7	H: 1 LOB: 0 BB: 0 P: 10	R: 0 E: 0 K: 0 S: 6	H: 0 LOB: 0 BB: 0 P: 10	R: 0 E: 0 K: 0 S: 1	H: 0 LOB: 0 BB: 0 P: 2			1B: 3 2B: 1 3B: 0 HR: 0	SF: 0 SAC: 0 DP: 2 HBP: 0	WP: 0 PB: 0 SB: 0 CS: 0	PA: 21
<b>PITCHER</b>	IP WLS BF H R ER SO BB IBB HBP BLK WP HR S P ERA WHIP															IP WLS BF H R ER SO BB IBB HBP BLK WP HR S P ERA WHIP				
Randy Wolf, L ERA: 4.5	(1, 1) 6.0 W 21 4 1 1 4 1 0 0 0 0 0 48 74 1.50 0.833																			

AB	20
R	1
H	4
RBI	1
BB	1
SO	4
LOB	6





Batter	1	2	3	4	5	6	7	8	9	AB	R	H	RBI	BB	SO	LOB	TOP									
11 Jimmy Rollins, S OBP: 0.309, SLG: 0.410	F8		K		K		G4-3		F8	5	0	0	0	0	2	2										
Doug Glanville, R OBP: 0.290, SLG: 0.401	G4-3		G6-3			G5-3	F9		CS	4	0	0	0	0	0	1										
Scott Rolen, R OBP: 0.371, SLG: 0.433	K			G6-3 2B		2B G4-3 HBP			HBP	2	2	1	0	0	1	0										
Bobby Abreu, L OBP: 0.395, SLG: 0.548		F7		K		G4-3 1B 2B			K	4	1	1	0	0	2	2										
Travis Lee, L OBP: 0.353, SLG: 0.462	K			G6-3		G4-3			K	4	0	0	1	0	2	3										
Pat Burrell, R OBP: 0.356, SLG: 0.459		HR			2B	1B IBB			IBB	2	1	2	2	2	0	0										
Tomas Perez, S OBP: 0.352, SLG: 0.500	G6-3			G3					K	4	0	1	1	0	1	3										
Johnny Estrada, S OBP: 0.296, SLG: 0.376			48 SH1-4 1B			P6 K			F7	4	0	1	0	0	1	2										
48 David Coggin, R Rheal Cormier, L Turk Wendell, L Marlon Anderson, L Brian Hunter, R Jose Mesa, R			SH1-4			K			CS 1B	2	0	0	0	0	2	0										
<b>Inning Stats</b>	R: 0 E: 0 K: 1 S: 6	H: 0 LOB: 0 BB: 0 P: 9	R: 1 E: 0 K: 1 S: 11	H: 1 LOB: 0 BB: 0 P: 15	R: 0 E: 0 K: 1 S: 10	H: 1 LOB: 1 BB: 0 P: 12	R: 1 E: 0 K: 1 S: 14	H: 2 LOB: 1 BB: 0 P: 16	R: 0 E: 0 K: 2 S: 8	H: 0 LOB: 0 BB: 0 P: 10	R: 2 E: 0 K: 1 S: 15	H: 2 LOB: 2 BB: 1 P: 29	R: 0 E: 0 K: 3 S: 17	H: 0 LOB: 0 BB: 0 P: 8	R: 0 E: 0 K: 3 S: 17	H: 0 LOB: 2 BB: 1 P: 26	R: 0 E: 0 K: 0 S: 5	H: 1 LOB: 1 BB: 0 P: 8	1B: 3 2B: 3 3B: 0 HR: 1	SF: 0 SAC: 1 DP: 0 HBP: 2	WP: 0 PB: 0 SB: 1 CS: 1	PA: 38				
<b>PITCHER</b>	IP	WLS	BF	H	R	ER	SO	BB	IBB	HBP	BLK	WP	HR	S	P	ERA	WHIP									
John Thomson, R ERA: 5.54	(1, 1)	7.0	L	29	6	4	4	8	0	1	1	0	0	1	71	99	5.14	0.857								
Mike Myers, L ERA: 2.9	(8, 1)	0.2		3	0	0	0	2	0	0	1	0	0	0	10	15	0.00	0.000								
Jay Powell, R ERA: 3.06	(8, 1)	1.1		5	1	0	0	1	0	1	0	0	0	0	12	19	0.00	0.750								

Philadelphia Phillies @ Colorado Rockies  
Coors Field, Denver, CO  
Thu Aug 02 2001, 1:05 PM MDT  
Att: 37,075 - Cloudy - 82 F

AB 32  
R 4  
H 7  
RBI 4  
BB 2  
SO 11  
LOB 13



Batter	1	2	3	4	5	6	7	8	9	AB	R	H	RBI	BB	SO	LOB	BOTTOM									
Juan Pierre, L OBP: 0.386, SLG: 0.405	G3-1		CS 1B			F8	G5-3		K	5	0	1	0	0	1	3										
Jose Ortiz, R OBP: 0.217, SLG: 0.219	F9		CS	G5-3		G5-3			K	4	0	0	0	0	1	0										
Larry Walker, L OBP: 0.432, SLG: 0.663				G4-3					G4-3	4	0	2	0	0	0	0										
17 Todd Helton, L OBP: 0.434, SLG: 0.679	K				2B 1B	F7			BB	3	0	1	0	1	1	2										
Jeff Cirillo, R OBP: 0.353, SLG: 0.476			G4-3 1B			G6-3	L3			4	0	2	0	0	0	1										
Alex Ochoa, R OBP: 0.343, SLG: 0.432	G4-3			K		G3			1B 1B	4	0	1	0	0	1	3										
Juan Uribe, R OBP: 0.277, SLG: 0.355	G6-3				G1-3		HR		1B 1B	4	1	2	1	0	0	0										
Sal Fasano, R OBP: 0.148, SLG: 0.120			G6-3						K	3	1	1	0	0	1	0										
Terry Shumpert, R OBP: 0.314, SLG: 0.401					K		1B 2B		K	1	0	0	0	0	1	2										
John Thomson, R ERA: 3.12	(1, 1)								K	2	0	0	0	0	2	0										
Greg Norton, S OBP: 0.309, SLG: 0.512	(7, PH)								K	1	0	1	1	0	0	0										
Mike Myers, L ERA: 2.9	(8, 1)								K	0	0	0	0	0	0	0										
Jay Powell, R ERA: 3.06	(8, 1)								K	0	0	0	0	0	0	0										
Adam Melhuse, S OBP: 0.386, SLG: 0.225	(9, PH)								K	1	0	0	0	0	1	2										
<b>Inning Stats</b>	R: 0 E: 0 K: 1 S: 12	H: 1 LOB: 1 BB: 0 P: 16	R: 0 E: 0 K: 0 S: 8	H: 1 LOB: 0 BB: 0 P: 10	R: 0 E: 0 K: 1 S: 9	H: 1 LOB: 0 BB: 0 P: 10	R: 0 E: 0 K: 1 S: 12	H: 2 LOB: 2 BB: 0 P: 19	R: 0 E: 0 K: 2 S: 9	H: 0 LOB: 0 BB: 0 P: 14	R: 0 E: 0 K: 0 S: 8	H: 1 LOB: 1 BB: 0 P: 13	R: 2 E: 0 K: 0 S: 13	H: 3 LOB: 1 BB: 0 P: 20	R: 0 E: 0 K: 1 S: 6	H: 0 LOB: 1 BB: 1 P: 13	R: 0 E: 0 K: 3 S: 16	H: 2 LOB: 2 BB: 0 P: 20	1B: 7 2B: 3 3B: 0 HR: 1	SF: 0 SAC: 0 DP: 1 HBP: 0	WP: 0 PB: 0 SB: 0 CS: 1	PA: 38				
<b>PITCHER</b>	IP	WLS	BF	H	R	ER	SO	BB	IBB	HBP	BLK	WP	HR	S	P	ERA	WHIP									
48 David Coggin, R ERA: 3.12	(1, 1)	7.0	W	28	9	2	2	5	1	0	0	0	0	5	11	0.00	1.500									
Rheal Cormier, L ERA: 3.79	(8, 1)	0.2	H	3	0	0	0	1	1	0	0	0	0	0	5	11	0.00	1.500								
Turk Wendell, R ERA: 4.1	(8, 1)	0.1	H	1	0	0	0	0	0	0	0	0	0	0	1	2	0.00	0.000								
Jose Mesa, R ERA: 2.49	(9, 1)	1.0	S	5	2	0	0	3	0	0	0	0	0	0	16	20	0.00	2.000								

Philadelphia Phillies @ Colorado Rockies  
Coors Field, Denver, CO  
Thu Aug 02 2001, 1:05 PM MDT  
Att: 37,075 - Cloudy - 82 F

AB 36  
R 2  
H 11  
RBI 2  
BB 1  
SO 9  
LOB 13





Batter	1	2	3	4	5	6	7	8	9	AB	R	H	RBI	BB	SO	LOB	TOP										
11 Jimmy Rollins, S OBP: 0.308, SLG: 0.408 (1, 6)	P6		F9			G3		1B		4	1	1	0	0	0	1	Philadelphia Phillies @ San Francisco Giants PacBell Park, San Francisco, CA Fri Aug 03, 2001, 10:35 PM EDT Att: 41,679 - Cloudy - 63 F										
Marlon Anderson, L OBP: 0.331, SLG: 0.441 Tomas Perez, S OBP: 0.352, SLG: 0.500 (8, FR)	BB		F9			G4-3		1B		3	0	1	1	1	0	1											
Scott Rolen, R OBP: 0.368, SLG: 0.428 (1, 5)	BB				F8			K		4	0	0	0	0	2	2											
Bobby Abreu, L OBP: 0.398, SLG: 0.556 (1, 9)	K				G3			HR		3	1	2	1	1	1	1											
Travis Lee, L OBP: 0.350, SLG: 0.457 (1, 3)		F7			G3			G4-3		4	0	0	0	0	1	2											
Pat Burrell, R OBP: 0.357, SLG: 0.455 Turk Wendell, L (9, 1)	K				G4-3			F8		3	0	0	0	1	1	1											
Doug Glanville, R OBP: 0.289, SLG: 0.400 (1, 8)		F8				G4-3		G4-3		4	0	1	0	0	0	1											
Johnny Estrada, S OBP: 0.296, SLG: 0.375 (1, 2)					G4-6-3			G3		3	0	1	0	0	0	1											
Omar Daal, L OBP: 0.293, SLG: 0.300 Felipe Crespo, S OBP: 0.268, SLG: 0.366 Jose Santiago, R Rheal Cormier, L Brian Hunter, R OBP: 0.382, SLG: 0.382 (8, PH)	FC1-6				G6-3			K		2	0	0	0	0	0	1											
<b>Inning Stats</b>	R: 0 E: 0 K: 2 S: 7	H: 0 LOB: 1 BB: 1 P: 12	R: 0 E: 0 K: 1 S: 6	H: 0 LOB: 0 BB: 0 P: 8	R: 0 E: 0 K: 0 S: 7	H: 1 LOB: 1 BB: 0 P: 9	R: 0 E: 0 K: 0 S: 8	H: 1 LOB: 1 BB: 0 P: 11	R: 0 E: 0 K: 0 S: 5	H: 1 LOB: 0 BB: 0 P: 6	R: 0 E: 0 K: 0 S: 6	H: 0 LOB: 0 BB: 0 P: 9	R: 1 E: 0 K: 0 S: 9	H: 1 LOB: 0 BB: 0 P: 14	R: 1 E: 0 K: 2 S: 17	H: 2 LOB: 1 BB: 0 P: 25		R: 0 E: 0 K: 1 S: 9	H: 0 LOB: 1 BB: 2 P: 19	1B: 5 2B: 0 3B: 0 HR: 1	SF: 0 SAC: 0 DP: 1 HBP: 0	WP: 0 PB: 0 SB: 0 CS: 1	PA: 34				
<b>PITCHER</b>	IP	WLS	BF	H	R	ER	SO	BB	IBB	HBP	BLK	WP	HR	S	P	ERA	WHIP										
Russ Ortiz, R ERA: 3.36 Jason Christiansen, L ERA: 4.58 Felix Rodriguez, R ERA: 1.72	(1, 1)	8.0	30	6	2	2	5	1	0	0	0	0	1	65	94	2.25	0.875										
	(9, 1)	0.1	2	0	0	0	1	1	0	0	0	0	0	4	9	0.00	3.000										
	(9, 1)	0.2	W	2	0	0	0	1	0	0	0	0	0	5	10	0.00	1.500										

Batter	1	2	3	4	5	6	7	8	9	AB	R	H	RBI	BB	SO	LOB	BOTTOM										
Shawn Dunston, R OBP: 0.299, SLG: 0.500 Calvin Murray, R OBP: 0.338, SLG: 0.413 (1, 8)	K		K			HR		G5-3		3	1	1	0	0	2	1	Philadelphia Phillies @ San Francisco Giants PacBell Park, San Francisco, CA Fri Aug 03, 2001, 10:35 PM EDT Att: 41,679 - Cloudy - 63 F										
Rich Aurilia, R OBP: 0.374, SLG: 0.566 (1, 6)	F5				G6-3			K		4	1	1	2	0	1	0											
Barry Bonds, L OBP: 0.485, SLG: 0.809 (1, 7)	P3				G3			HR		2	1	0	0	1	0	0											
Jeff Kent, R OBP: 0.361, SLG: 0.496 (1, 4)	F9				G6-3			F8		4	0	0	0	0	1	2											
Andres Galarraga, R OBP: 0.317, SLG: 0.452 (1, 3)	G6-3				G1-6-3			F9		4	1	2	2	0	0	0											
Eric Davis, R OBP: 0.284, SLG: 0.354 (1, 9)	K				G1-6-3			F8		3	0	0	0	0	1	1											
Benito Santiago, R OBP: 0.307, SLG: 0.372 (1, 2)					G4-3			F8		3	0	1	0	0	0	0											
Ramon Martinez, R OBP: 0.338, SLG: 0.365 (1, 5)					L8			G4-3		3	0	0	0	0	0	1											
Russ Ortiz, R OBP: 0.277, SLG: 0.302 John Vander Wal, L OBP: 0.354, SLG: 0.463 Jason Christiansen, R Felix Rodriguez, R (8, PH)	F8				F8			K		2	0	0	0	0	0	1											
<b>Inning Stats</b>	R: 0 E: 0 K: 1 S: 8	H: 0 LOB: 0 BB: 0 P: 13	R: 0 E: 0 K: 1 S: 7	H: 0 LOB: 0 BB: 0 P: 13	R: 0 E: 0 K: 1 S: 11	H: 1 LOB: 1 BB: 0 P: 12	R: 0 E: 0 K: 0 S: 6	H: 0 LOB: 0 BB: 0 P: 8	R: 0 E: 0 K: 0 S: 7	H: 1 LOB: 0 BB: 0 P: 10	R: 2 E: 0 K: 0 S: 11	H: 2 LOB: 1 BB: 1 P: 21	R: 0 E: 0 K: 0 S: 5	H: 0 LOB: 0 BB: 0 P: 10	R: 0 E: 0 K: 1 S: 7	H: 0 LOB: 0 BB: 0 P: 15		R: 2 E: 0 K: 2 S: 10	H: 1 LOB: 0 BB: 0 P: 19	1B: 2 2B: 1 3B: 0 HR: 2	SF: 0 SAC: 0 DP: 1 HBP: 1	WP: 0 PB: 0 SB: 0 CS: 0	PA: 32				
<b>PITCHER</b>	IP	WLS	BF	H	R	ER	SO	BB	IBB	HBP	BLK	WP	HR	S	P	ERA	WHIP										
Omar Daal, L ERA: 4.42 Jose Santiago, R ERA: 5.35 Rheal Cormier, L ERA: 3.89 Turk Wendell, R ERA: 4.25	(1, 1)	7.0	25	4	2	2	3	1	0	0	0	0	0	2	5	0.00	0.000										
	(8, 1)	0.1	1	0	0	0	0	0	0	0	0	0	0	2	5	0.00	0.000										
	(8, 1)	1.0	L	4	0	1	1	2	0	0	1	0	0	10	20	9.00	0.000										
	(9, 1)	0.1	2	1	1	1	1	0	0	0	0	0	1	5	9	27.00	3.000										





Batter	1	2	3	4	5	6	7	8	9	AB	R	H	RBI	BB	SO	LOB	TOP						
11 Jimmy Rollins, S OBP: 0.315, SLG: 0.413										4	2	3	0	2	0	0							
Doug Glanville, R OBP: 0.290, SLG: 0.399										6	1	2	2	0	0	4							
Scott Rolen, R OBP: 0.371, SLG: 0.429										4	1	2	2	1	2	3							
Felipe Crespo, S OBP: 0.265, SLG: 0.361										1	0	0	0	0	0	0							
Bobby Abreu, L OBP: 0.400, SLG: 0.553										4	0	1	0	2	2	5							
Pat Burrell, R OBP: 0.355, SLG: 0.460										5	2	1	2	0	2	8							
Jose Santiago, R OBP: 0.355, SLG: 0.460										1	0	0	0	0	1	1							
Cliff Politte, R OBP: 0.355, SLG: 0.460										0	0	0	0	0	0	0							
23 Kevin Jordan, R OBP: 0.343, SLG: 0.326										4	1	2	0	0	1	2							
Brian Hunter, R OBP: 0.368, SLG: 0.389										1	1	1	0	0	0	0							
Todd Pratt, R OBP: 0.342, SLG: 0.394										5	2	3	1	0	0	0							
Tomas Perez, S OBP: 0.354, SLG: 0.489										4	1	1	2	1	1	1							
Nelson Figueroa, R OBP: 0.313, SLG: 0.267										3	0	1	0	0	1	3							
Travis Lee, L OBP: 0.348, SLG: 0.456										1	1	0	2	0	0	1							
<b>Inning Stats</b>	R: 1 E: 0 K: 2 S: 13	H: 3 LOB: 2 BB: 0 P: 21	R: 0 E: 0 K: 0 S: 5	H: 0 LOB: 0 BB: 0 P: 10	R: 0 E: 0 K: 0 S: 8	H: 0 LOB: 0 BB: 3 P: 24	R: 0 E: 0 K: 1 S: 7	H: 0 LOB: 0 BB: 0 P: 9	R: 4 E: 0 K: 2 S: 20	H: 5 LOB: 3 BB: 2 P: 36	R: 0 E: 0 K: 2 S: 14	H: 1 LOB: 1 BB: 0 P: 22	R: 5 E: 1 K: 3 S: 33	H: 5 LOB: 2 BB: 1 P: 55	R: 2 E: 0 K: 0 S: 8	H: 2 LOB: 0 BB: 0 P: 11	R: 0 E: 0 K: 1 S: 9	H: 1 LOB: 1 BB: 0 P: 14	1B: 12 2B: 4 3B: 0 HR: 1	SF: 1 SAC: 0 DP: 1 HBP: 0	WP: 1 PB: 0 SB: 5 CS: 0	PA: 50	
<b>PITCHER</b>	IP WLS BF H R ER SO BB IBB HBP BLK WP HR S P ERA WHIP	4.1 1.1 8 6 3 5 5 3 4 0 0 0 0 1 0 44 83 10.38 2.308	5.1 1.1 8 3 0 0 2 0 1 0 0 0 0 0 1 20 35 0.00 2.250	6.1 0.1 4 3 3 3 1 0 0 0 0 0 1 13 20 81.00 9.000	7.1 1.0 7 2 2 1 3 1 0 0 0 0 0 23 39 9.00 3.000	8.1 1.0 5 2 2 2 0 0 0 0 0 0 0 8 11 18.00 2.000	9.1 1.0 4 1 0 0 1 0 0 0 0 0 0 9 14 0.00 1.000																

Philadelphia Phillies @ San Francisco Giants  
PacBell Park, San Francisco, CA  
Sat Aug 04 2001, 4:05 PM EDT  
Att: 41,720 - Sunny - 70 F

AB	43
R	12
H	17
RBI	11
BB	6
SO	10
LOB	28



Batter	1	2	3	4	5	6	7	8	9	AB	R	H	RBI	BB	SO	LOB	BOTTOM						
Calvin Murray, R OBP: 0.343, SLG: 0.415										4	0	2	0	1	0	0							
Ramon Martinez, R OBP: 0.336, SLG: 0.362										5	1	1	0	0	2	4							
Barry Bonds, L OBP: 0.487, SLG: 0.817										2	1	1	2	1	1	0							
Marvin Benard, L OBP: 0.309, SLG: 0.404										1	0	1	0	0	0	0							
Jeff Kent, R OBP: 0.358, SLG: 0.491										4	0	0	0	0	0	3							
Andres Galarraga, R OBP: 0.314, SLG: 0.447										3	0	0	0	0	1	0							
Eric Davis, R OBP: 0.270, SLG: 0.354										0	0	0	0	1	0	0							
John Vander Wal, L OBP: 0.353, SLG: 0.458										3	0	0	0	1	1	3							
Benito Santiago, R OBP: 0.359, SLG: 0.388										3	0	0	0	0	1	1							
Wayne Gomes, R OBP: 1.000, SLG: 1.000										0	0	0	0	0	0	0							
Jason Christiansen, R OBP: 0.375, SLG: 0.567										1	0	1	0	0	0	0							
Pedro Feliz, R OBP: 0.275, SLG: 0.407										4	0	1	0	0	0	2							
Shawn Estes, R OBP: 0.105, SLG: 0.057										1	0	0	0	0	0	0							
Brian Boehringer, S OBP: 0.256, SLG: 0.290										1	0	0	0	0	1	1							
Aaron Fultz, L OBP: 0.256, SLG: 0.290										0	0	0	0	0	0	0							
Tim Worrell, R OBP: 0.279, SLG: 0.347										2	0	0	0	0	0	2							
<b>Inning Stats</b>	R: 0 E: 0 K: 1 S: 13	H: 0 LOB: 1 BB: 1 P: 20	R: 0 E: 0 K: 2 S: 10	H: 0 LOB: 0 BB: 0 P: 13	R: 0 E: 0 K: 0 S: 12	H: 1 LOB: 1 BB: 0 P: 17	R: 0 E: 0 K: 1 S: 6	H: 0 LOB: 0 BB: 0 P: 13	R: 0 E: 0 K: 2 S: 12	H: 1 LOB: 1 BB: 0 P: 16	R: 2 E: 0 K: 0 S: 11	H: 2 LOB: 0 BB: 0 P: 17	R: 0 E: 0 K: 0 S: 7	H: 0 LOB: 1 BB: 1 P: 13	R: 0 E: 0 K: 0 S: 8	H: 1 LOB: 3 BB: 2 P: 17	R: 0 E: 0 K: 1 S: 13	H: 2 LOB: 2 BB: 0 P: 20	1B: 6 2B: 0 3B: 0 HR: 1	SF: 0 SAC: 0 DP: 0 HBP: 0	WP: 0 PB: 0 SB: 1 CS: 0	PA: 38	
<b>PITCHER</b>	IP WLS BF H R ER SO BB IBB HBP BLK WP HR S P ERA WHIP	6.0 2.75 23 4 2 2 6 3 0 0 0 0 0 15 64 3.00 0.833	2.0 5.19 10 1 0 0 0 3 0 0 0 0 0 0 15 30 0.00 2.000	1.0 1.42 5 2 0 0 1 0 0 0 0 0 0 13 20 0.00 2.000																			

Philadelphia Phillies @ San Francisco Giants  
PacBell Park, San Francisco, CA  
Sat Aug 04 2001, 4:05 PM EDT  
Att: 41,720 - Sunny - 70 F

AB	34
R	2
H	7
RBI	2
BB	4
SO	7
LOB	16





Batter	1	2	3	4	5	6	7	8	9	AB R H RBI BB SO LOB	TOP									
11 Jimmy Rollins, S OBP: 0.316, SLG: 0.412	0-1 G4-3	4-2 BB		3-1 F8			0-0 G4-3		3-2 1B	4 0 1 0 1 0 1	Philadelphia Phillies @ San Francisco Giants PacBell Park, San Francisco, CA Sun Aug 05 2001, 4:05 PM EDT Att: 41,650 - Sunny - 70 F									
Marlon Anderson, L OBP: 0.335, SLG: 0.450	1-1 BB 2B	1-0 F7			0-1 G1		1-2 SF9 3B		0-3 K	5 2 3 1 0 1 3										
Scott Rolen, R OBP: 0.368, SLG: 0.426	1-3 K			0-0 G5-3		0-3 K	3-H SF9			3 0 0 1 0 2 2										
Bobby Abreu, L OBP: 0.400, SLG: 0.552	4-2 BB 2B		1-0 BB		1-1 G1		3-H K			3 1 1 0 1 1 1										
Travis Lee, L OBP: 0.347, SLG: 0.456	2-1 1-H 2-H 2B		0-1 F5		2-2 F7		1-2 G4-3			4 0 1 2 0 0 2										
Pat Burrell, R OBP: 0.356, SLG: 0.461	3-2 G5-3		4-2 BB		0-0 G4-6-3 1B		2-2 G4-3-6 1B			3 0 2 0 1 0 1										
Doug Glanville, R OBP: 0.288, SLG: 0.395		1-2 P3		0-0 G5-3		1-1 G4-6-3 1-2	1-1 G4-3-6 1-2			4 0 0 0 0 0 4										
Johnny Estrada, S OBP: 0.291, SLG: 0.368		1-2 L7		1-2 F9		0-1 G6-3		0-1 G5-3		4 0 0 0 0 0 0										
Robert Person, R Ricky Bottalico, L Brian Hunter, L Rheal Cormier, L Turk Wendell, L Felipe Crespo, S	1-1 11 BB 1B		1-1 K		1-3 K		1-1 11 G4-3 3B 2B		1-1 G4-3	2 0 1 0 0 1 0 0 0 0 0 0 0 0 1 1 1 0 0 0 0 0 0 0 0 0 0 0 0 0 0 0 0 0 0 1 0 0 0 0 0 0										
<b>Inning Stats</b>	R: 2 E: 0 K: 1 S: 16	H: 2 LOB: 1 BB: 1 P: 27	R: 0 E: 0 K: 0 S: 15	H: 1 LOB: 2 BB: 1 P: 23	R: 0 E: 0 K: 0 S: 8	H: 0 LOB: 0 BB: 0 P: 15	R: 0 E: 0 K: 1 S: 10	H: 1 LOB: 1 BB: 0 P: 13	R: 0 E: 0 K: 0 S: 5	H: 1 LOB: 0 BB: 0 P: 6	R: 2 E: 0 K: 1 S: 10	H: 2 LOB: 0 BB: 0 P: 13	R: 0 E: 0 K: 0 S: 8	H: 1 LOB: 0 BB: 0 P: 12	R: 0 E: 0 K: 1 S: 10	H: 1 LOB: 1 BB: 0 P: 14	1B: 7 2B: 2 3B: 1 HR: 0	SF: 1 SAC: 0 DP: 2 HBP: 0	WP: 0 PB: 0 SB: 0 CS: 0	PA: 38
<b>PITCHER</b>	IP WLS BF H R ER SO BB IBB HBP BLK WP HR S P ERA WHIP											<b>PITCHER</b>	IP WLS BF H R ER SO BB IBB HBP BLK WP HR S P ERA WHIP							
Livan Hernandez, R ERA: 5.84	(1, 1) 6.2 W 30 8 4 4 3 3 0 0 0 0 0 0 71 106 5.40 1.650																			
Jason Christiansen, L ERA: 4.22	(7, 1) 0.2 H 2 0 0 0 1 0 0 0 0 0 0 0 6 8 0.00 0.000																			
Felix Rodriguez, R ERA: 1.17	(8, 1) 0.2 H 2 1 0 0 0 0 0 0 0 0 0 0 5 8 0.00 1.500																			
Robb Nen, R ERA: 3.07	(9, 1) 1.0 4 1 0 0 1 0 0 0 0 0 0 0 10 14 0.00 1.000																			

AB	34
R	4
H	10
RBI	4
BB	3
SO	5
LOB	14



Batter	1	2	3	4	5	6	7	8	9	AB R H RBI BB SO LOB	BOTTOM									
Marvin Benard, L OBP: 0.314, SLG: 0.409	1-0 F7		1-1 HR HBP	1-2 2B 1B		1-1 G3-1		0-0 2B		4 3 2 1 0 0 1	Philadelphia Phillies @ San Francisco Giants PacBell Park, San Francisco, CA Sun Aug 05 2001, 4:05 PM EDT Att: 41,650 - Sunny - 70 F									
Rich Aurilia, R OBP: 0.380, SLG: 0.579	2-1 1B		1-0 1-H 2-H HR	1-2 2B 1B		1-3 K		0-0 2B		5 1 4 5 0 1 1										
Barry Bonds, L OBP: 0.488, SLG: 0.816	2-3 K		1-3 K	0-0 1-3 2-H 3-H 2B		0-0 G4-3 1B		1-1 IBB		4 0 2 2 1 2 0										
Jeff Kent, R OBP: 0.358, SLG: 0.488		4-1 1B BB	2-2 F9	2-0 F9		4-2 G4-3 BB		1-3 K		3 0 0 0 2 1 4										
Andres Galarraga, R OBP: 0.310, SLG: 0.441		1-2 F9	0-0 F8		1-0 F8		3-2 G4-3 1-2 2-3			4 0 0 0 0 0 3										
John Vander Wal, L OBP: 0.352, SLG: 0.456		0-1 FC6-4 1B		1-3 K		1-3 K		0-1 G4-3		4 0 1 0 0 2 1										
Felix Rodriguez, R Robb Nen, R		1-2 FC6-4 1B		1-3 K		1-3 K		0-1 G4-3		0 0 0 0 0 0 0 0 0 0 0 0 0 0										
Benito Santiago, R OBP: 0.304, SLG: 0.387		0-1 F8		2-3 K		0-0 G5-3		2-0 G6-3		1 0 0 0 0 0 2 3 0 0 0 0 1 0										
Edwards Guzman, L OBP: 0.211, SLG: 0.333		0-1 F8		2-3 K		0-0 G5-3		2-0 G6-3		1 0 0 0 0 0 2 3 0 0 0 0 1 0										
Pedro Feliz, R OBP: 0.274, SLG: 0.403		1-1 FC6-4 1-2		1-1 1B 1B		0-1 G6-3		0-1 G5-3		4 1 1 0 0 0 2										
Livan Hernandez, R OBP: 0.286, SLG: 0.339			2-2 HR	1-0 1B 1B		1-1 G3-1 1B		1-2 2B 2B 1B		3 2 3 0 0 0 0 0 0 0 0 0 0 0 1 1 1 0 0 0 0										
Jason Christiansen, R Calvin Murray, R OBP: 0.346, SLG: 0.418				1-3 2B 1B		1-1 G3-1 1B		1-2 2B 2B 1B		3 2 3 0 0 0 0 0 0 0 0 0 0 0 1 1 1 0 0 0 0										
<b>Inning Stats</b>	R: 0 E: 0 K: 1 S: 6	H: 1 LOB: 0 BB: 0 P: 11	R: 0 E: 0 K: 0 S: 11	H: 1 LOB: 2 BB: 1 P: 17	R: 3 E: 0 K: 1 S: 13	H: 2 LOB: 0 BB: 0 P: 20	R: 3 E: 0 K: 2 S: 16	H: 5 LOB: 2 BB: 0 P: 24	R: 0 E: 0 K: 1 S: 5	H: 0 LOB: 0 BB: 0 P: 7	R: 0 E: 0 K: 1 S: 11	H: 1 LOB: 1 BB: 1 P: 14	R: 0 E: 0 K: 0 S: 8	H: 1 LOB: 1 BB: 1 P: 15	R: 2 E: 0 K: 1 S: 11	H: 3 LOB: 2 BB: 1 P: 19	1B: 9 2B: 4 3B: 0 HR: 1	SF: 0 SAC: 0 DP: 1 HBP: 1	WP: 0 PB: 0 SB: 0 CS: 0	PA: 40
<b>PITCHER</b>	IP WLS BF H R ER SO BB IBB HBP BLK WP HR S P ERA WHIP											<b>PITCHER</b>	IP WLS BF H R ER SO BB IBB HBP BLK WP HR S P ERA WHIP							
Robert Person, R ERA: 4.89	(1, 1) 3.2 L 21 9 6 6 4 1 0 0 0 0 0 0 1 45 69 14.73 2.727																			
Ricky Bottalico, R ERA: 3.66	(4, 1) 2.1 8 1 0 0 2 0 0 0 0 0 0 0 17 24 0.00 0.429																			
Rheal Cormier, L ERA: 4.17	(7, 1) 1.2 8 3 2 2 0 1 0 0 0 0 0 0 15 25 10.80 2.400																			
Turk Wendell, R ERA: 4.22	(8, 1) 0.1 3 1 0 0 1 0 0 0 0 0 0 0 4 9 0.00 3.000																			

AB	36
R	8
H	14
RBI	8
BB	3
SO	7
LOB	14









Batter	1	2	3	4	5	6	7	8	9	AB	R	H	RBI	BB	SO	LOB	TOP										
<b>Damian Jackson, R</b> (1, 4) OBP: 0.330, SLG: 0.363	1-2 HR	1-1 P3			3-2 G3-1		2-2 L1-6			4	1	1	1	0	0	4											
<b>Mark Kotsay, L</b> (1, 8) OBP: 0.372, SLG: 0.445	2-2 G6-3		2-2 G4-3			1-0 L8		2-0 F7		4	0	0	0	0	0	0											
<b>Ryan Klesko, L</b> (1, 3) OBP: 0.397, SLG: 0.534	1-0 G3-1		0-0 G6-3			3-2 F7		0-0 G3		4	0	0	0	0	0	0											
<b>Phil Nevin, R</b> (1, 5) OBP: 0.403, SLG: 0.621	0-1 2B		3-2 F8			2-2 G5-3		1-3 K		4	0	1	0	0	1	0											
<b>Ray Lankford, L</b> (1, 7) OBP: 0.340, SLG: 0.488	2-3 K			2-2 G3			3-3 K		1-0 1B	4	0	1	0	0	2	1											
<b>Bubba Trammell, R</b> (1, 9) OBP: 0.343, SLG: 0.476		1-2 FC4-6 1B		2-1 G6-3			4-2 1B BB		0-3 K	3	1	1	0	1	1	1											
<b>Ben Davis, S</b> (1, 2) OBP: 0.370, SLG: 0.375		0-1 FC4-6 1B		3-2 G3			0-1 1B E		0-1 F7	4	1	1	0	0	0	2											
<b>D'Angelo Jimenez, S</b> (1, 6) OBP: 0.324, SLG: 0.333		1-1 1B			0-1 G1-3		2-2 E9 L1-6 1-2 2H 1B		1-2 F7	4	0	2	1	0	0	1											
<b>Junior Herndon, R</b> (1, 1) Tony Gwynn, L (7, PH) Jose Nunez, L (7, 1) David Lundquist, R (8, 1)		1-3 K			0-3 K		4-1 BB			2	0	0	0	0	2	2											
<b>Inning Stats</b>	R: 1 E: 0 K: 1 S: 12	H: 2 LOB: 1 BB: 0 P: 18	R: 0 E: 0 K: 1 S: 12	H: 2 LOB: 2 BB: 0 P: 16	R: 0 E: 0 K: 0 S: 8	H: 0 LOB: 0 BB: 0 P: 13	R: 0 E: 0 K: 0 S: 8	H: 0 LOB: 0 BB: 0 P: 15	R: 0 E: 0 K: 0 S: 10	H: 0 LOB: 0 BB: 0 P: 13	R: 0 E: 0 K: 0 S: 8	H: 0 LOB: 0 BB: 0 P: 14	R: 2 E: 1 K: 1 S: 18	H: 2 LOB: 1 BB: 2 P: 33	R: 0 E: 0 K: 1 S: 7	H: 0 LOB: 0 BB: 0 P: 10	R: 0 E: 0 K: 1 S: 9	H: 1 LOB: 1 BB: 0 P: 11	1B: 5 2B: 2 3B: 0 HR: 1	SF: 0 SAC: 0 DP: 1 HBP: 0	WP: 0 PA: 35 PB: 0 CS: 0						
<b>PITCHER</b>	IP	WLS	BF	H	R	ER	SO	BB	IBB	HBP	BLK	WP	HR	S	P	ERA	WHIP										
<b>48 David Coggin, R</b> (1, 1) ERA: 3.08	6.1	W	26	6	3	2	4	1	0	0	0	0	1	71	111	2.84	1.105										
<b>Rheal Cormier, L</b> (7, 1) ERA: 4.04	1.1	H	4	0	0	0	0	1	0	0	0	0	0	7	15	0.00	0.750										
<b>Ricky Bottalico, R</b> (8, 1) ERA: 3.83	0.1	H	1	0	0	0	1	0	0	0	0	0	0	5	6	0.00	0.000										
<b>Jose Mesa, R</b> (9, 1) ERA: 2.39	1.0	S	4	1	0	0	1	0	0	0	0	0	0	9	11	0.00	1.000										

San Diego Padres @ Philadelphia Phillies  
Veterans Stadium, Philadelphia, PA  
Wed Aug 08 2001, 7:05 PM EDT  
Att: 24,202 - Sunny - 99 F

livebaseballscores.com

AB 33  
R 3  
H 7  
RBI 2  
BB 2  
SO 6  
LOB 11



Batter	1	2	3	4	5	6	7	8	9	AB	R	H	RBI	BB	SO	LOB	BOTTOM										
<b>11 Jimmy Rollins, S</b> (1, 6) OBP: 0.318, SLG: 0.418	3-2 F8		2-1 1B 2B	0-0 1B 2H			1-2 S 1B HBP			3	1	2	1	0	0	0											
<b>Marlon Anderson, L</b> (1, 4) OBP: 0.335, SLG: 0.450	1-2 F5		1-0 FC6-4 2H 1B	2-2 FC5-4 1-2 1B			0-1 BB 1B			4	0	3	1	0	0	0											
<b>Scott Rolen, R</b> (1, 5) OBP: 0.368, SLG: 0.431	0-2 1B		2-1 FC6-4 1-2 2B	0-1 FC5-4 1-2 1B			4-1 G6-4-3 1-2 2-3 BB			3	1	1	0	1	0	3											
<b>Bobby Abreu, L</b> (1, 9) OBP: 0.404, SLG: 0.564	2-2 F7		1-2 S 1-2 2B		2-3 K		3-3 K			4	0	1	1	0	2	4											
<b>Travis Lee, L</b> (1, 3) OBP: 0.346, SLG: 0.451		4-0 G6-4-3 BB	1-1 G3-1		0-3 K		2-0 G6-4-3 1-2			3	0	0	0	1	1	4											
<b>Pat Burrell, R</b> (1, 7) OBP: 0.355, SLG: 0.462		1-2 G6-4-3 1-2		0-1 F8	1-0 F9		3-3 K			4	0	0	0	0	1	1											
<b>Doug Glanville, R</b> (1, 8) OBP: 0.291, SLG: 0.396		0-2 1B		1-0 G4-3		2-0 G4-3 1B		1-0 HBP		3	0	2	0	0	0	0											
<b>Johnny Estrada, S</b> (1, 2) OBP: 0.290, SLG: 0.370		3-3 K		0-0 4B 2B		1-0 G4-3 1-2		1-1 L8		4	1	1	0	0	1	3											
<b>48 David Coggin, R</b> (1, 1) OBP: 0.111, SLG: 0.118 Rheal Cormier, L (7, 1) Ricky Bottalico, L (8, 1) Felipe Crespo, S (8, PH) Jose Mesa, R (9, 1)			2-3 K	3-2 4B 2B		0-0 G1-3 1-2		0-1 F9		3	1	1	1	0	1	0											
<b>Inning Stats</b>	R: 0 E: 0 K: 0 S: 14	H: 1 LOB: 1 BB: 0 P: 20	R: 0 E: 0 K: 1 S: 12	H: 1 LOB: 1 BB: 1 P: 20	R: 2 E: 0 K: 1 S: 13	H: 3 LOB: 1 BB: 0 P: 22	R: 2 E: 0 K: 0 S: 13	H: 4 LOB: 2 BB: 0 P: 19	R: 0 E: 0 K: 2 S: 7	H: 0 LOB: 0 BB: 0 P: 10	R: 0 E: 0 K: 0 S: 3	H: 1 LOB: 0 BB: 0 P: 6	R: 0 E: 0 K: 1 S: 9	H: 1 LOB: 2 BB: 1 P: 19	R: 0 E: 0 K: 1 S: 8	H: 0 LOB: 1 BB: 0 P: 13	1B: 7 2B: 4 3B: 0 HR: 0	SF: 0 SAC: 0 DP: 3 HBP: 2	WP: 0 PA: 36 PB: 0 CS: 0								
<b>PITCHER</b>	IP	WLS	BF	H	R	ER	SO	BB	IBB	HBP	BLK	WP	HR	S	P	ERA	WHIP										
<b>Junior Herndon, R</b> (1, 1) ERA: 3.95	6.0	L	27	10	4	4	4	1	0	0	0	0	0	62	97	6.00	1.833										
<b>Jose Nunez, L</b> (7, 1) ERA: 6.1	1.0		5	1	0	0	1	1	0	1	0	0	0	9	19	0.00	2.000										
<b>David Lundquist, R</b> (8, 1) ERA:	1.0		4	0	0	0	1	0	0	1	0	0	0	8	13	0.00	0.000										

San Diego Padres @ Philadelphia Phillies  
Veterans Stadium, Philadelphia, PA  
Wed Aug 08 2001, 7:05 PM EDT  
Att: 24,202 - Sunny - 99 F

livebaseballscores.com

AB 32  
R 4  
H 11  
RBI 4  
BB 2  
SO 6  
LOB 16









Batter	1	2	3	4	5	6	7	8	9	AB	R	H	RBI	BB	SO	LOB	TOP										
Paul Lo Duca, R OBP: 0.377, SLG: 0.575	G6-3	F3		BB		L9		FC6-4 2H 1B		4	0	1	1	1	0	3	<b>Los Angeles Dodgers @ Philadelphia Phillies</b> <b>Veterans Stadium, Philadelphia, PA</b> Fri Aug 10 2001, 7:05 PM EDT Att: 16,298 - Cloudy - 76 F										
Mark Grudzielanek, R OBP: 0.324, SLG: 0.401	G5-3		K	F7		FC5-4 1-2		FC6-4 1-2		5	0	0	0	0	1	4											
Gary Sheffield, R OBP: 0.419, SLG: 0.569	L6		F3		G6-3		WP G3 2B		K	5	1	1	0	0	1	0											
Shawn Green, L OBP: 0.361, SLG: 0.570		HR		BB		G3 2H		G3-1		4	1	2	2	1	0	0											
Eric Karros, R OBP: 0.312, SLG: 0.406		BB 1B	P6			G6-3 1-2				4	1	2	0	1	0	1											
Adrián Beltré, R OBP: 0.306, SLG: 0.434										2	1	1	0	2	1	0											
Matt Herges, L OBP: 0.400, SLG: 0.400										0	0	0	0	0	0	0											
Al Reyes, R OBP: 0.281, SLG: 0.378										0	0	0	0	0	0	0											
Hiram Bocachica, R OBP: 0.281, SLG: 0.378										1	0	0	0	0	0	1											
Marquis Grissom, R OBP: 0.252, SLG: 0.466										4	0	0	0	0	3	5											
Alex Cora, L OBP: 0.294, SLG: 0.347										3	1	3	2	1	0	0											
James Baldwin, R OBP: 0.100, SLG: 0.100										3	0	0	0	0	2	4											
Terry Mulholland, R OBP: 0.382, SLG: 0.362										0	0	0	0	0	0	0											
Dave Hansen, L OBP: 0.382, SLG: 0.362										1	0	0	0	0	0	1											
<b>Inning Stats</b>	R: 0 E: 0 K: 0 S: 6	H: 0 LOB: 0 BB: 0 P: 9	R: 2 E: 0 K: 2 S: 16	H: 3 LOB: 2 BB: 1 P: 28	R: 0 E: 0 K: 1 S: 7	H: 0 LOB: 1 BB: 1 P: 13	R: 1 E: 0 K: 2 S: 16	H: 2 LOB: 2 BB: 1 P: 24	R: 0 E: 0 K: 0 S: 8	H: 0 LOB: 1 BB: 1 P: 15	R: 1 E: 0 K: 1 S: 13	H: 1 LOB: 0 BB: 0 P: 19	R: 1 E: 0 K: 1 S: 9	H: 2 LOB: 1 BB: 0 P: 13	R: 0 E: 0 K: 1 S: 8	H: 0 LOB: 1 BB: 1 P: 14	1B: 5 2B: 4 3B: 0 HR: 1	SF: 0 SAC: 0 DP: 0 HBP: 0	WP: 1 PB: 0 SB: 0 CS: 1	PA: 42							
<b>PITCHER</b>	IP	WLS	BF	H	R	ER	SO	BB	IBB	HBP	BLK	WP	HR	S	P	ERA	WHIP										
Nelson Figueroa, R ERA: 2.98	5.0	W	26	7	3	3	5	5	0	0	0	0	0	11	17	5.40	2.400										
Jose Santiago, R ERA: 5.09	1.0	H	4	1	1	1	0	0	0	0	0	0	0	3	5	9.00	1.000										
Eddie Oropesa, L ERA: 5.87	0.1	H	1	0	0	0	0	0	0	0	0	1	0	1	7	0.00	0.000										
Ricky Bottalico, R ERA: 3.81	1.2	H	7	2	1	1	2	0	0	0	0	0	0	16	21	5.40	1.200										
Turk Wendell, R ERA: 4.07	1.0		4	0	0	0	1	1	0	0	0	0	0	8	14	0.00	1.000										

Batter	1	2	3	4	5	6	7	8	9	AB	R	H	RBI	BB	SO	LOB	BOTTOM												
11 Jimmy Rollins, S OBP: 0.318, SLG: 0.428	G4-3		K		HR		1B 2B BB	F2		4	2	1	1	1	1	1	<b>Los Angeles Dodgers @ Philadelphia Phillies</b> <b>Veterans Stadium, Philadelphia, PA</b> Fri Aug 10 2001, 7:05 PM EDT Att: 16,298 - Cloudy - 76 F												
Marlon Anderson, L OBP: 0.336, SLG: 0.443	P5		3B BB		G4-3		2B HR 1B			3	2	1	0	1	0	0													
Scott Rolen, R OBP: 0.372, SLG: 0.454	K		SF7 3B		1B 2B		HR 2B			4	3	3	3	0	1	0													
Bobby Abreu, L OBP: 0.402, SLG: 0.558		G6-3	SF7		CS 1B		HR IBB			2	1	1	2	1	0	0													
Pat Burrell, R OBP: 0.353, SLG: 0.464		1B BB	K		CS		HR			3	1	1	4	1	2	0													
Travis Lee, L OBP: 0.344, SLG: 0.449		K			F7		WP 2B			4	0	1	0	0	1	1													
Brian Hunter, R ERA: 4.36										3	0	1	0	0	1	0													
Ricky Bottalico, L OBP: 0.333, SLG: 0.667										1	0	0	0	0	0	1													
Turk Wendell, L										0	0	0	0	0	0	0													
Johnny Estrada, S OBP: 0.285, SLG: 0.363										4	0	0	0	0	1	2													
Nelson Figueroa, R OBP: 0.333, SLG: 0.353										2	1	1	0	0	0	0													
Jose Santiago, R ERA: 4.61										0	0	0	0	0	0	0													
Eddie Oropesa, L ERA: 5.86										0	0	0	0	0	0	0													
Doug Glanville, R OBP: 0.290, SLG: 0.394										2	0	0	0	0	0	0													
<b>Inning Stats</b>	R: 0 E: 0 K: 1 S: 8	H: 0 LOB: 0 BB: 0 P: 11	R: 0 E: 0 K: 1 S: 12	H: 1 LOB: 2 BB: 1 P: 20	R: 3 E: 0 K: 2 S: 17	H: 2 LOB: 0 BB: 1 P: 31	R: 0 E: 0 K: 0 S: 5	H: 0 LOB: 0 BB: 0 P: 5	R: 2 E: 0 K: 0 S: 16	H: 3 LOB: 0 BB: 0 P: 21	R: 0 E: 0 K: 2 S: 12	H: 0 LOB: 0 BB: 0 P: 15	R: 5 E: 0 K: 0 S: 20	H: 4 LOB: 2 BB: 2 P: 35	R: 0 E: 0 K: 1 S: 10	H: 0 LOB: 0 BB: 0 P: 10	1B: 3 2B: 4 3B: 1 HR: 2	SF: 1 SAC: 0 DP: 0 HBP: 0	WP: 1 PB: 0 SB: 0 CS: 1	PA: 38									
<b>PITCHER</b>	IP	WLS	BF	H	R	ER	SO	BB	IBB	HBP	BLK	WP	HR	S	P	ERA	WHIP												
James Baldwin, R ERA: 4.36	6.0	L	25	6	5	5	6	2	0	0	0	0	0	10	16	27.00	3.000												
Terry Mulholland, L ERA: 4.61	0.2		4	1	2	2	0	1	0	0	0	0	0	1	1	10	19	81.00	9.000										
Matt Herges, R ERA: 5.86	0.1		5	3	3	3	0	0	1	0	0	1	1	10	19	0.00	0.000												
Al Reyes, R ERA: 3.26	1.0		3	0	0	0	1	0	0	0	0	0	0	10	10	0.00	0.000												


AB	36
R	5
H	10
RBI	5
BB	6
SO	8
LOB	19





Batter	1	2	3	4	5	6	7	8	9	AB	R	H	RBI	BB	SO	LOB	TOP			
<b>Paul Lo Duca, R</b> OBP: 0.376, SLG: 0.571 (1, 2)										4	0	1	2	0	1	3	<b>Los Angeles Dodgers @ Philadelphia Phillies</b> <b>Veterans Stadium, Philadelphia, PA</b> Sat Aug 11 2001, 4:05 PM EDT Att: 25,344 - Cloudy - 73 F			
<b>Mark Grudzielanek, R</b> OBP: 0.321, SLG: 0.396 (1, 4)										4	0	0	0	0	3	2				
<b>Gary Sheffield, R</b> OBP: 0.415, SLG: 0.563 (1, 7)										4	0	0	0	0	1	0				
<b>Shawn Green, L</b> OBP: 0.358, SLG: 0.565 (1, 9)										4	0	0	0	0	1	0				
<b>Eric Karros, R</b> OBP: 0.308, SLG: 0.401 (1, 3)											4	0	0	0	2	0				
<b>Adrián Beltré, R</b> OBP: 0.305, SLG: 0.432 (1, 5)											4	1	1	0	0	1		0		
<b>Marquis Grissom, R</b> OBP: 0.255, SLG: 0.466 (1, 8)											4	1	2	0	0	1		1		
<b>Alex Cora, L</b> OBP: 0.297, SLG: 0.351 (1, 6)											2	1	1	0	0	0		1		
<b>Eric Gagne, R</b> OBP: 0.143, SLG: 0.235 (1, 1)											0	0	0	0	0	0		0		
<b>Dave Hansen, L</b> OBP: 0.379, SLG: 0.358 (5, PH)											1	0	0	0	0	0		1		
<b>Giovanni Carrara, R</b> OBP: 0.250, SLG: 0.250 (5, 1)											0	0	0	0	0	0	0			
<b>McKay Christensen, L</b> OBP: 0.426, SLG: 0.447 (7, PH)											0	0	0	0	0	0	0			
<b>Mike Trombley, R</b> OBP: 0.297, SLG: 0.351 (7, 1)											0	0	0	0	0	0	0			
<b>Inning Stats</b>	R: 0 E: 0 K: 1 S: 8	H: 0 LOB: 0 BB: 0 P: 13	R: 0 E: 0 K: 3 S: 9	H: 0 LOB: 0 BB: 0 P: 12	R: 1 E: 0 K: 1 S: 16	H: 1 LOB: 1 BB: 0 P: 22	R: 0 E: 0 K: 0 S: 6	H: 0 LOB: 0 BB: 0 P: 8	R: 2 E: 0 K: 2 S: 19	H: 3 LOB: 1 BB: 0 P: 28	R: 0 E: 0 K: 0 S: 4	H: 0 LOB: 0 BB: 0 P: 6	R: 0 E: 0 K: 1 S: 12	H: 1 LOB: 2 BB: 0 P: 21	R: 0 E: 0 K: 1 S: 9	H: 0 LOB: 0 BB: 0 P: 15	1B: 4 2B: 1 3B: 0 HR: 0	SF: 0 SAC: 1 DP: 0 HBP: 2	WP: 1 PB: 0 SB: 1 CS: 0	PA: 34
<b>PITCHER</b>	IP	WLS	BF	H	R	ER	SO	BB	IBB	HBP	BLK	WP	HR	S	P	ERA	WHIP			
<b>Robert Person, R</b> ERA: 4.84 (1, 1)	7.0	W	28	5	3	3	8	0	0	2	0	1	0	74	110	3.86	0.714			
<b>Turk Wendell, R</b> ERA: 3.99 (8, 1)	1.0		3	0	0	0	1	0	0	0	0	0	0	9	13	0.00	0.000			
<b>Jose Mesa, R</b> ERA: 2.34 (9, 1)	1.0		3	0	0	0	1	0	0	0	0	0	0	8	15	0.00	0.000			

AB	31
R	3
H	5
RBI	2
BB	0
SO	10
LOB	8



Batter	1	2	3	4	5	6	7	8	9	AB	R	H	RBI	BB	SO	LOB	BOTTOM			
<b>11 Jimmy Rollins, S</b> OBP: 0.318, SLG: 0.426 (1, 6)										4	1	1	0	0	2	1	<b>Los Angeles Dodgers @ Philadelphia Phillies</b> <b>Veterans Stadium, Philadelphia, PA</b> Sat Aug 11 2001, 4:05 PM EDT Att: 25,344 - Cloudy - 73 F			
<b>Marlon Anderson, L</b> OBP: 0.335, SLG: 0.441 (1, 4)										4	1	1	0	0	2	2				
<b>Scott Rolen, R</b> OBP: 0.375, SLG: 0.464 (1, 5)										4	1	3	1	0	1	2				
<b>Bobby Abreu, L</b> OBP: 0.400, SLG: 0.555 (1, 9)										3	1	0	0	1	1	2				
<b>Pat Burrell, R</b> OBP: 0.350, SLG: 0.459 (1, 7)										4	0	0	0	0	1	5				
<b>Travis Lee, L</b> OBP: 0.348, SLG: 0.457 (1, 3)										2	2	1	4	1	0	0				
<b>Doug Glanville, R</b> OBP: 0.290, SLG: 0.392 (1, 8)											4	0	1	0	0	1		2		
<b>Johnny Estrada, S</b> OBP: 0.289, SLG: 0.377 (1, 2)											3	1	1	1	0	0		0		
<b>Robert Person, R</b> OBP: 0.184, SLG: 0.234 (1, 1)											3	0	0	0	0	1		3		
<b>23 Kevin Jordan, R</b> OBP: 0.347, SLG: 0.330 (6, PH)											0	0	0	0	0	0		0		
<b>Jose Mesa, R</b> OBP: 0.347, SLG: 0.330 (9, 1)											0	0	0	0	0	0	0			
<b>Inning Stats</b>	R: 4 E: 0 K: 1 S: 19	H: 3 LOB: 0 BB: 1 P: 32	R: 0 E: 0 K: 1 S: 9	H: 0 LOB: 0 BB: 0 P: 12	R: 0 E: 0 K: 2 S: 8	H: 1 LOB: 1 BB: 0 P: 12	R: 1 E: 2 K: 1 S: 10	H: 1 LOB: 2 BB: 0 P: 15	R: 0 E: 0 K: 1 S: 12	H: 1 LOB: 2 BB: 1 P: 23	R: 1 E: 0 K: 2 S: 9	H: 1 LOB: 0 BB: 0 P: 13	R: 1 E: 0 K: 1 S: 8	H: 1 LOB: 0 BB: 0 P: 8	R: 0 E: 0 K: 1 S: 7	H: 0 LOB: 0 BB: 0 P: 10	1B: 5 2B: 1 3B: 0 HR: 3	SF: 0 SAC: 0 DP: 1 HBP: 2	WP: 0 PB: 0 SB: 0 CS: 0	PA: 36
<b>PITCHER</b>	IP	WLS	BF	H	R	ER	SO	BB	IBB	HBP	BLK	WP	HR	S	P	ERA	WHIP			
<b>Eric Gagne, R</b> ERA: 4.92 (1, 1)	4.0	L	20	5	4	5	1	0	0	0	0	0	1	46	71	9.00	1.500			
<b>Giovanni Carrara, R</b> ERA: 2.88 (5, 1)	2.0		9	2	1	1	3	1	0	0	0	0	1	21	36	4.50	1.500			
<b>Mike Trombley, R</b> ERA: 3.43 (7, 1)	2.0		7	1	1	1	2	0	0	0	0	0	1	15	18	4.50	0.500			

AB	32
R	7
H	8
RBI	6
BB	2
SO	10
LOB	17





Batter	1	2	3	4	5	6	7	8	9	AB	R	H	RBI	BB	SO	LOB	TOP			
Tom Goodwin, L (1.8) OBP: 0.285, SLG: 0.341 Chad Kreuter, S (9, FH) OBP: 0.374, SLG: 0.340										3	1	0	0	1	1	0				
Mark Grudzielanek, R (1.4) OBP: 0.325, SLG: 0.405										4	1	3	0	0	1	0				
Gary Sheffield, R (1.7) OBP: 0.416, SLG: 0.561										3	0	1	1	1	1	2				
Shawn Green, L (1.9) OBP: 0.360, SLG: 0.562										2	0	0	0	2	0	1				
Paul Lo Duca, R (1.2) OBP: 0.371, SLG: 0.565										3	0	0	1	0	0	2				
Eric Karros, R (1.3) OBP: 0.305, SLG: 0.396										4	0	0	0	0	1	2				
Adrian Beltré, R (1.5) OBP: 0.305, SLG: 0.430										4	0	1	0	0	1	0				
Alex Cora, L (1.6) OBP: 0.294, SLG: 0.347										4	0	0	0	0	1	1				
Terry Adams, R (1.1) Mickey Christensen, L (7, PH) Matt Herges, (7, 1) Jesse Orosco, L (7, 1) Mike Trombley, R (8, 1) Dave Hansen, L (9, PH) Hiram Bocachica, R (9, PH)										2	0	0	0	0	2	0				
<b>Inning Stats</b>	R: 0 E: 0 K: 2 S: 10	H: 0 LOB: 1 BB: 1 P: 19	R: 0 E: 0 K: 1 S: 17	H: 1 LOB: 1 BB: 0 P: 26	R: 1 E: 0 K: 1 S: 13	H: 1 LOB: 2 BB: 2 P: 26	R: 0 E: 0 K: 1 S: 7	H: 0 LOB: 0 BB: 0 P: 9	R: 0 E: 0 K: 0 S: 8	H: 0 LOB: 0 BB: 0 P: 9	R: 0 E: 0 K: 0 S: 6	H: 0 LOB: 0 BB: 0 P: 10	R: 1 E: 0 K: 1 S: 15	H: 2 LOB: 2 BB: 1 P: 27	R: 0 E: 0 K: 0 S: 7	H: 0 LOB: 1 BB: 1 P: 14	1B: 3 2B: 2 3B: 0 HR: 0	SF: 1 SAC: 0 DP: 0 HBP: 0	WP: 0 PB: 0 SB: 1 CS: 0	PA: 37
<b>PITCHER</b>	IP WLS BF H R ER SO BB IBB HBP BLK WP HR S P ERA WHIP																			
Brandon Duckworth, R (1.1) ERA: 2.77	7.0 W 27 3 1 1 7 3 0 0 0 0 0 0 70 116 1.29 0.857																			
Turk Wendell, R (8, 1) ERA: 4.13	0.1 H 3 2 1 1 0 0 0 0 0 0 0 0 8 13 27.00 6.000																			
Eddie Oropesa, L (8, 1) ERA: 5.87	0.0 1 0 0 0 0 1 0 0 0 0 0 0 2 6 ∞ ∞																			
Ricky Bottalico, R (8, 1) ERA: 3.75	0.2 H 2 0 0 0 1 0 0 0 0 0 0 0 5 8 0.00 0.000																			
Jose Mesa, R (9, 1) ERA: 2.25	1.0 S 4 0 0 0 0 1 0 0 0 0 0 0 7 14 0.00 1.000																			

Los Angeles Dodgers @ Philadelphia Phillies  
Veterans Stadium, Philadelphia, PA  
Sun Aug 12 2001, 1:35 PM EDT  
Att: 21,477 - Cloudy - 77 F

AB 31  
R 2  
H 5  
RBI 2  
BB 5  
SO 8  
LOB 9



Batter	1	2	3	4	5	6	7	8	9	AB	R	H	RBI	BB	SO	LOB	BOTTOM			
11 Jimmy Rollins, S (1.6) OBP: 0.315, SLG: 0.423										4	0	0	0	0	1	2				
Marlon Anderson, L (1.4) OBP: 0.334, SLG: 0.439										4	1	1	0	0	1	2				
Scott Rolen, R (1.5) OBP: 0.378, SLG: 0.473										3	1	2	1	1	1	0				
Bobby Abreu, L (1.9) OBP: 0.401, SLG: 0.554										4	1	2	1	0	1	1				
Pat Burrell, R (1.7) OBP: 0.347, SLG: 0.455										4	0	0	0	0	2	4				
Travis Lee, L (1.3) OBP: 0.345, SLG: 0.453										4	0	0	0	0	1	4				
Doug Glanville, R (1.8) OBP: 0.290, SLG: 0.394										3	0	1	1	0	1	0				
Todd Pratt, R (1.2) OBP: 0.350, SLG: 0.392										3	0	1	0	0	1	1				
Brandon Duckworth, R (1.1) Felipe Crespo, S (7, PH) Turk Wendell, L (8, 1) Eddie Oropesa, L (8, 1) Ricky Bottalico, L (8, 1) Jose Mesa, R (9, 1)										2	0	0	0	0	0	0				
<b>Inning Stats</b>	R: 0 E: 0 K: 1 S: 7	H: 0 LOB: 0 BB: 0 P: 8	R: 1 E: 0 K: 0 S: 17	H: 2 LOB: 1 BB: 0 P: 24	R: 0 E: 0 K: 0 S: 6	H: 0 LOB: 0 BB: 0 P: 10	R: 1 E: 0 K: 2 S: 12	H: 1 LOB: 0 BB: 0 P: 20	R: 0 E: 0 K: 1 S: 7	H: 0 LOB: 0 BB: 0 P: 11	R: 1 E: 0 K: 2 S: 13	H: 2 LOB: 2 BB: 1 P: 27	R: 0 E: 0 K: 2 S: 9	H: 2 LOB: 2 BB: 0 P: 14	R: 0 E: 1 K: 1 S: 8	H: 1 LOB: 1 BB: 0 P: 11	1B: 5 2B: 2 3B: 0 HR: 1	SF: 0 SAC: 0 DP: 0 HBP: 0	WP: 0 PB: 0 SB: 1 CS: 0	PA: 33
<b>PITCHER</b>	IP WLS BF H R ER SO BB IBB HBP BLK WP HR S P ERA WHIP																			
Terry Adams, R (1.1) ERA: 4.72	6.0 L 24 5 3 3 6 1 0 0 0 0 0 0 62 100 4.50 1.000																			
Matt Herges, R (7, 1) ERA: 3.92	0.2 4 2 0 0 1 0 0 0 0 0 0 0 6 10 0.00 3.000																			
Jesse Orosco, L (7, 1) ERA: 3.75	0.1 1 0 0 0 1 0 0 0 0 0 0 0 3 4 0.00 0.000																			
Mike Trombley, R (8, 1) ERA: 3.38	1.0 4 1 0 0 1 0 0 0 0 0 0 0 8 11 0.00 1.000																			

Los Angeles Dodgers @ Philadelphia Phillies  
Veterans Stadium, Philadelphia, PA  
Sun Aug 12 2001, 1:35 PM EDT  
Att: 21,477 - Cloudy - 77 F

AB 32  
R 3  
H 8  
RBI 3  
BB 1  
SO 9  
LOB 14









Batter	1	2	3	4	5	6	7	8	9	AB	R	H	RBI	BB	SO	LOB	TOP										
11 Jimmy Rollins, S OBP: 0.320, SLG: 0.422	P6	G3		S 1B		G5-3 1B	G4-3		IBB	5	1	2	0	1	0	3											
Marlon Anderson, L OBP: 0.335, SLG: 0.437	CS 1B		FC1-6 2B 1B	F8		G5-3 1B		K	G3	6	2	3	0	0	1	3											
Scott Rolen, R OBP: 0.382, SLG: 0.485	1-2 HR		FC1-6 1B	G5-3		G5-3 1B IBB		G5-3		4	1	2	1	1	0	1											
Bobby Abreu, L OBP: 0.401, SLG: 0.556	K		FC1-6 2B SF8		G3-1	G5-3		S BB		4	1	0	1	1	1	4											
Pat Burrell, R OBP: 0.354, SLG: 0.462		G5-3	SF8 1-3 2B		WP 1B HBP	1B IBB		K		3	1	1	1	1	1	1											
Travis Lee, L OBP: 0.346, SLG: 0.453		BB G5-3 1B		F5		1-2 2B IBB			K	4	1	2	1	1	1	1											
Doug Glanville, R OBP: 0.288, SLG: 0.391	G5-3 BB 1B		SF8		1-0 1B			F3	F7	4	0	2	2	0	0	0											
Todd Pratt, R OBP: 0.352, SLG: 0.381		G5-3 BB	G4-3		F9			G4-3		3	1	0	0	2	0	3											
Omar Daal, L OBP: 0.281, SLG: 0.287	G5-3									3	0	0	1	0	1	2											
Jose Santiago, R Eddie Oropesa, L 23 Kevin Jordan, R Ricky Bottalico, R Felipe Crespo, S Jose Mesa, R	1-2 2-3 3-H			K		G5-3			1-H 2B	0	0	0	0	0	0	0											
<b>Inning Stats</b>	R: 1 E: 0 K: 1 S: 11	H: 2 LOB: 0 BB: 0 P: 16	R: 1 E: 0 K: 0 S: 14	H: 2 LOB: 2 BB: 1 P: 22	R: 2 E: 0 K: 0 S: 13	H: 3 LOB: 2 BB: 1 P: 22	R: 0 E: 0 K: 1 S: 11	H: 1 LOB: 1 BB: 0 P: 14	R: 1 E: 0 K: 0 S: 13	H: 1 LOB: 1 BB: 0 P: 19	R: 2 E: 0 K: 0 S: 11	H: 3 LOB: 2 BB: 2 P: 29	R: 0 E: 0 K: 0 S: 9	H: 0 LOB: 1 BB: 1 P: 15	R: 0 E: 0 K: 1 S: 11	H: 0 LOB: 1 BB: 2 P: 18	R: 1 E: 0 K: 1 S: 13	H: 1 LOB: 2 BB: 2 P: 25	1B: 10 2B: 2 3B: 0 HR: 1	SF: 1 SAC: 0 DP: 0 HBP: 1	WP: 1 PB: 0 CS: 2	PA: 47					
<b>PITCHER</b>	IP	WLS	BF	H	R	ER	SO	BB	IBB	HBP	BLK	WP	HR	S	P	ERA	WHIP										
Jamey Wright, R ERA: 4.31	5.1	L	30	11	7	7	2	1	2	1	0	1	1	67	106	11.81	2.250										
Lance Painter, L ERA: 6.41	0.2		3	1	0	0	0	0	1	0	0	0	0	6	16	0.00	1.500										
Chad Fox, R ERA: 1.98	2.0		8	0	0	0	2	2	0	0	0	0	0	20	33	0.00	1.000										
Mike DeJean, R ERA: 2.34	0.2		5	1	1	1	1	1	1	0	0	0	0	8	20	13.50	3.000										
Ray King, L ERA: 3.49	0.1		1	0	0	0	0	0	0	0	0	0	0	5	5	0.00	0.000										

Philadelphia Phillies @ Milwaukee Brewers  
Miller Park, Milwaukee, WI  
Wed Aug 15 2001, 7:05 PM CDT  
Att: 31,030 - Dome - 72 F

AB	37
R	8
H	13
RBI	8
BB	8
SO	5
LOB	18



Batter	1	2	3	4	5	6	7	8	9	AB	R	H	RBI	BB	SO	LOB	BOTTOM										
Devon White, S OBP: 0.344, SLG: 0.462	FC1-5 2B		FC5-4 1B	F8		BB 1B		K		5	0	3	1	0	1	3											
Mark Loretta, R OBP: 0.340, SLG: 0.341	FC1-5-6 HR		F9		E G5-4-3 2B	BB		F1		4	2	1	0	1	0	3											
Jeromy Burnitz, L OBP: 0.346, SLG: 0.506	1-H HR		K		E9 G5-4-3	G3		F8		5	1	1	2	0	1	5											
Richie Sexson, R OBP: 0.323, SLG: 0.503	E6 1B		FC5-4		G5-4-3			P6		5	0	0	0	0	1	2											
Angel Echevarria, R OBP: 0.298, SLG: 0.373	G6-4-3 1B			G4-3		P3		K		4	0	1	0	0	1	0											
Mark Sweeney, L OBP: 0.293, SLG: 0.487								G5-3		1	0	0	0	0	0	0											
José Hernández, R OBP: 0.289, SLG: 0.437	G6-4-3			G5-3		BB 1B		HR		4	2	2	1	0	0	2											
Mike Coolbaugh, R OBP: 0.211, SLG: 0.389				F9		1B 2B		F2		4	1	1	0	0	0	1											
Henry Blanco, R OBP: 0.282, SLG: 0.321		F8				BB 1B BB		SH3 2B		2	0	1	0	2	0	0											
Jamey Wright, R Lance Painter, L Lou Collier, R Chad Fox, R James Mouton, R Mike DeJean, R Ray King, L								SH3		2	0	1	1	0	1	0											
<b>Inning Stats</b>	R: 2 E: 1 K: 0 S: 12	H: 3 LOB: 1 BB: 0 P: 18	R: 0 E: 0 K: 1 S: 7	H: 0 LOB: 0 BB: 0 P: 8	R: 0 E: 0 K: 1 S: 11	H: 1 LOB: 1 BB: 0 P: 14	R: 1 E: 0 K: 0 S: 10	H: 2 LOB: 0 BB: 1 P: 21	R: 1 E: 1 K: 0 S: 7	H: 1 LOB: 0 BB: 0 P: 12	R: 1 E: 0 K: 1 S: 10	H: 2 LOB: 3 BB: 2 P: 24	R: 1 E: 0 K: 1 S: 7	H: 1 LOB: 0 BB: 0 P: 11	R: 0 E: 0 K: 1 S: 11	H: 1 LOB: 1 BB: 0 P: 21	R: 0 E: 0 K: 1 S: 7	H: 0 LOB: 0 BB: 0 P: 10	1B: 5 2B: 4 3B: 0 HR: 2	SF: 0 SAC: 1 DP: 2 HBP: 0	WP: 0 PB: 0 CS: 0	PA: 41					
<b>PITCHER</b>	IP	WLS	BF	H	R	ER	SO	BB	IBB	HBP	BLK	WP	HR	S	P	ERA	WHIP										
Omar Daal, L ERA: 4.59	5.1	W	26	8	5	4	2	2	0	0	0	0	0	4	10	0.00	6.000										
Jose Santiago, R ERA: 4.95	0.1	H	3	1	0	0	1	1	0	0	0	0	0	3	5	0.00	0.000										
Eddie Oropesa, L ERA: 5.74	0.1	H	1	0	0	0	0	0	0	0	0	0	0	3	5	0.00	0.000										
Ricky Bottalico, R ERA: 3.78	2.0	H	8	2	1	1	2	0	0	0	0	0	1	18	32	4.50	1.000										
Jose Mesa, R ERA: 2.25	1.0	S	3	0	0	0	1	0	0	0	0	0	0	7	10	0.00	0.000										

Philadelphia Phillies @ Milwaukee Brewers  
Miller Park, Milwaukee, WI  
Wed Aug 15 2001, 7:05 PM CDT  
Att: 31,030 - Dome - 72 F

AB	37
R	6
H	11
RBI	5
BB	3
SO	6
LOB	18





Batter	1	2	3	4	5	6	7	8	9	AB	R	H	RBI	BB	SO	LOB	TOP					
11 Jimmy Rollins, S OBP: 0.319, SLG: 0.422	0-2 SH4-3 G6-3 2B	2-1 F8			1-3 K			3-3 K		4	1	1	0	0	2	2						
Marlon Anderson, L OBP: 0.335, SLG: 0.436	0-0 SH4-3 2-3		0-2 P5			1-2 L1		3-2 HR 1B		3	1	1	0	0	0	0						
Scott Rolen, R OBP: 0.381, SLG: 0.490	0-0 G6-3		1-3 K			3-2 G5-3		3-2 HR		4	1	1	3	0	1	0						
Bobby Abreu, L OBP: 0.398, SLG: 0.550	3-3 K		1-1 L9			0-2 P6		2-3 K		4	0	0	0	0	2	0						
Pat Burrell, R OBP: 0.353, SLG: 0.460		2-3 K		3-2 F9			2-3 K		0-1 1B 1B	4	0	1	0	0	2	0						
Travis Lee, L OBP: 0.345, SLG: 0.454	0-0 1B 2B		3-2 F3			0-0 F3		1-1 F9		4	1	1	0	0	0	1						
Doug Glanville, R OBP: 0.290, SLG: 0.392	1-1 G5-3		2-1 F8			2-2 1B		0-1 1B		4	0	2	0	0	0	1						
Johnny Estrada, S OBP: 0.289, SLG: 0.376	4-0 1B IBB		2-2 F7			2-3 K2-3		1-2 F9		2	0	0	0	1	1							
Felipe Crespo, S OBP: 0.297, SLG: 0.380	1-1 1B IBB		0-3 K					3-1 G4-3		1	0	0	0	0	0	0						
Nelson Figueroa, R OBP: 0.367, SLG: 0.368	1-1 1-2 2-H 1B							3-2 G4-3		2	0	1	1	0	1	0						
Cliff Politte, R OBP: 0.256, SLG: 0.369										0	0	0	0	0	0	0						
Dennis Cook, L OBP: 0.256, SLG: 0.369										0	0	0	0	0	0	0						
Brian Hunter, R OBP: 0.256, SLG: 0.369										0	0	0	0	0	0	0						
Turk Wendell, L OBP: 0.256, SLG: 0.369										0	0	0	0	0	0	0						
23 Kevin Jordan, R OBP: 0.256, SLG: 0.369										0	0	0	0	0	0	0						
<b>Inning Stats</b>	R: 1 E: 0 K: 1 S: 9	H: 1 LOB: 0 BB: 0 P: 12	R: 1 E: 0 K: 1 S: 10	H: 2 LOB: 2 BB: 1 P: 20	R: 0 E: 0 K: 1 S: 8	H: 0 LOB: 0 BB: 0 P: 10	R: 0 E: 0 K: 0 S: 10	H: 0 LOB: 0 BB: 0 P: 18	R: 0 E: 0 K: 2 S: 13	H: 0 LOB: 0 BB: 0 P: 16	R: 0 E: 0 K: 0 S: 10	H: 0 LOB: 0 BB: 0 P: 14	R: 0 E: 0 K: 1 S: 15	H: 1 LOB: 1 BB: 0 P: 21	R: 2 E: 0 K: 2 S: 15	H: 2 LOB: 0 BB: 0 P: 29	R: 0 E: 0 K: 0 S: 13	H: 2 LOB: 2 BB: 0 P: 18	1B: 5 2B: 2 3B: 0 HR: 1	SF: 0 SAC: 1 DP: 0 HBP: 0	WP: 0 PB: 0 SB: 0 CS: 0	PA: 36
<b>PITCHER</b>	IP	WLS	BF	H	R	ER	SO	BB	IBB	HBP	BLK	WP	HR	S	P	ERA	WHIP					
Ruben Quevedo, R ERA: 5.4	(1, 1)	7.0	W	26	4	2	2	7	0	1	0	0	0	75	111	2.57	0.571					
Ray King, L ERA: 3.96	(8, 1)	1.0	H	5	2	2	2	2	0	0	0	0	1	15	29	18.00	2.000					
Curt Leskanic, R ERA: 3.95	(9, 1)	1.0	S	5	2	0	0	0	0	0	0	0	0	13	18	0.00	2.000					

Philadelphia Phillies @ Milwaukee Brewers  
Miller Park, Milwaukee, WI  
Thu Aug 16 2001, 1:05 PM CDT  
Att: 34,110 - Cloudy - 64 F

AB 34  
R 4  
H 8  
RBI 4  
BB 1  
SO 9  
LOB 9



Batter	1	2	3	4	5	6	7	8	9	AB	R	H	RBI	BB	SO	LOB	BOTTOM				
Lou Collier, R OBP: 0.222, SLG: 0.250	0-1 G4-3	2-0 1-H 3B			1-1 F7		4-2 BB			3	0	1	2	1	0	0					
Mark Loretta, R OBP: 0.336, SLG: 0.336	2-2 G6-3	0-1 F7			2-2 F3		2-2 L9			4	0	0	0	0	0	2					
Jeromy Burnitz, L OBP: 0.347, SLG: 0.512	1-1 G3		0-0 HR		4-2 BB		1-3 K			3	1	1	1	1	1	1					
Richie Sexson, R OBP: 0.322, SLG: 0.501	0-0 F8	2-3 K			1-1 F8			0-1 1B BB 1B		4	0	1	0	0	1	1					
Mark Sweeney, L OBP: 0.311, SLG: 0.463	4-1 2B BB	3-3 K			0-0 F7			4-2 1B BB 1B		2	1	0	0	2	1	0					
José Hernández, R OBP: 0.291, SLG: 0.440	2-2 1B 2B	1-2 F8			0-1 1B			3-1 B2		4	1	2	1	0	0	2					
Luis Lopez, S OBP: 0.307, SLG: 0.315	1-3 K		2-2 F7			1-1 F8		0-2 1B 2-3 1B		4	0	1	0	0	1	2					
Henry Blanco, R OBP: 0.282, SLG: 0.316	4-0 1B 3B IBB	2-0 P4			1-2 F7			2-2 F9		3	1	0	0	1	0	4					
Ruben Quevedo, R OBP: 0.250, SLG: 0.250	3-2 K		0-3 K			1-0 F9		0-3 K		2	1	1	1	0	1	0					
Angel Echevarria, R OBP: 0.256, SLG: 0.369										1	0	0	0	0	0	0					
Ray King, L OBP: 0.256, SLG: 0.369										0	0	0	0	0	0	0					
Devon White, S OBP: 0.343, SLG: 0.460										1	0	0	0	0	1	3					
Curt Leskanic, R ERA: 4.3										0	0	0	0	0	0	0					
<b>Inning Stats</b>	R: 0 E: 0 K: 0 S: 7	H: 0 LOB: 0 BB: 0 P: 10	R: 4 E: 0 K: 1 S: 16	H: 3 LOB: 1 BB: 2 P: 32	R: 1 E: 0 K: 2 S: 10	H: 1 LOB: 0 BB: 0 P: 16	R: 0 E: 0 K: 1 S: 7	H: 0 LOB: 0 BB: 0 P: 11	R: 0 E: 0 K: 0 S: 9	H: 0 LOB: 1 BB: 1 P: 17	R: 0 E: 0 K: 0 S: 8	H: 1 LOB: 1 BB: 0 P: 10	R: 0 E: 0 K: 1 S: 10	H: 0 LOB: 0 BB: 1 P: 17	R: 0 E: 0 K: 1 S: 21	H: 2 LOB: 3 BB: 1 P: 30	1B: 4 2B: 1 3B: 1 HR: 1	SF: 0 SAC: 0 DP: 0 HBP: 0	WP: 0 PB: 0 SB: 0 CS: 0	PA: 36	
<b>PITCHER</b>	IP	WLS	BF	H	R	ER	SO	BB	IBB	HBP	BLK	WP	HR	S	P	ERA	WHIP				
Nelson Figueroa, R ERA: 3.41	(1, 1)	6.0	L	26	5	5	4	0	1	0	0	0	0	7	13	0.00	1.500				
Cliff Politte, R ERA: 1.23	(7, 1)	0.2		3	0	0	0	0	0	0	0	0	0	3	4	0.00	0.000				
Dennis Cook, L ERA: 4.17	(7, 1)	0.1		1	0	0	0	1	0	0	0	0	0	3	4	0.00	0.000				
Turk Wendell, R ERA: 4.3	(8, 1)	1.0		6	2	0	0	1	1	0	0	0	0	21	30	0.00	3.000				

Philadelphia Phillies @ Milwaukee Brewers  
Miller Park, Milwaukee, WI  
Thu Aug 16 2001, 1:05 PM CDT  
Att: 34,110 - Cloudy - 64 F

AB 31  
R 5  
H 7  
RBI 5  
BB 5  
SO 6  
LOB 15









Batter	1	2	3	4	5	6	7	8	9	AB	R	H	RBI	BB	SO	LOB	TOP																
11 Jimmy Rollins, S OBP: 0.323, SLG: 0.425	G5-3	K		K				G5-3		4	0	0	0	1	2	3	Philadelphia Phillies @ St. Louis Cardinals Busch Stadium, St. Louis, MO Sat Aug 18 2001, 7:10 PM CDT Att: 45,437 - Cloudy - 88 F																
Doug Glanville, R OBP: 0.289, SLG: 0.389	F S 1B		F8	K			1B BB	L8		5	1	2	0	0	1	1																	
Scott Rolen, R OBP: 0.376, SLG: 0.488	K		L6					K		5	1	1	1	0	2	4																	
Bobby Abreu, L OBP: 0.399, SLG: 0.547	1B		1B	BB 1B				1B BB		4	1	2	1	1	1	0																	
Pat Burrell, R OBP: 0.355, SLG: 0.465	G1-3		1B BB					1B		4	0	1	0	1	0	1																	
Felipe Crespo, S OBP: 0.295, SLG: 0.373		K								3	0	1	1	0	1	0																	
Travis Lee, L OBP: 0.343, SLG: 0.449			1B					K		1	0	0	0	1	1	1																	
Todd Pratt, R OBP: 0.365, SLG: 0.378		SH1-4 1B		F7				F3		3	0	1	0	2	0	3																	
Tomas Perez, S OBP: 0.360, SLG: 0.484		SH1-4 1B		L3						3	0	1	0	1	0	1																	
Brandon Duckworth, R OBP: 0.500, SLG: 0.667		SH1-4								2	0	2	0	0	0	0																	
Marlon Anderson, L OBP: 0.337, SLG: 0.435										1	0	0	0	0	1	3																	
Cliff Politte, R OBP: 0.343, SLG: 0.449										0	0	0	0	0	0	0																	
Dennis Cook, L OBP: 0.343, SLG: 0.449										0	0	0	0	0	0	0																	
Jose Santiago, R OBP: 0.343, SLG: 0.449										0	0	0	0	0	0	0																	
<b>Inning Stats</b>	R: 1 E: 1 K: 13	H: 2 LOB: 1 BB: 0 P: 20	R: 0 E: 0 K: 2 S: 15	H: 2 LOB: 2 BB: 0 P: 22	R: 1 E: 0 K: 0 S: 10	H: 2 LOB: 2 BB: 1 P: 21	R: 0 E: 0 K: 2 S: 10	H: 1 LOB: 1 BB: 0 P: 13	R: 1 E: 0 K: 0 S: 10	H: 1 LOB: 0 BB: 0 P: 16	R: 0 E: 0 K: 0 S: 18	H: 2 LOB: 3 BB: 2 P: 33	R: 0 E: 0 K: 2 S: 11	H: 0 LOB: 3 BB: 3 P: 27	R: 0 E: 0 K: 1 S: 8	H: 1 LOB: 1 BB: 1 P: 20	1B: 9 2B: 1 3B: 0 HR: 1	SF: 0 SAC: 1 DP: 1 HBP: 0	WP: 0 PB: 0 SB: 1 CS: 0	PA: 43													
<b>PITCHER</b>	IP WLS BF H R ER SO BB IBB HBP BLK WP HR S P ERA WHIP	IP WLS BF H R ER SO BB IBB HBP BLK WP HR S P ERA WHIP																															
Bud Smith, L ERA: 3.14	5.0	24	8	3	3	5	1	0	0	0	0	0	1	58	92	5.40	1.800																
Gene Stechschulte, R ERA: 3.97	1.0	6	2	0	0	0	2	0	0	0	0	0	0	18	33	0.00	4.000																
Mike Matthews, L ERA: 3.68	0.1	1	0	0	0	1	0	0	0	0	0	0	0	3	5	0.00	0.000																
Andy Benes, R ERA: 6.9	0.1	4	0	0	0	0	3	0	0	0	0	0	0	5	18	0.00	9.000																
Steve Kline, L ERA: 1.67	1.1	W 5	0	0	0	2	1	0	0	0	0	0	0	14	22	0.00	0.750																
<b>PITCHER</b>	IP WLS BF H R ER SO BB IBB HBP BLK WP HR S P ERA WHIP	IP WLS BF H R ER SO BB IBB HBP BLK WP HR S P ERA WHIP																															
Dave Veres, R ERA: 3.07	1.0	S 3	1	0	0	1	0	0	0	0	0	0	0	9	13	0.00	1.000																

AB	35
R	3
H	11
RBI	3
BB	7
SO	9
LOB	17



Batter	1	2	3	4	5	6	7	8	9	AB	R	H	RBI	BB	SO	LOB	BOTTOM																
Fernando Vina, L OBP: 0.357, SLG: 0.412	G1-3		5 2B		SH5-4 5 FC5-2		2B HR	G4-3		4	2	2	1	0	0	0	Philadelphia Phillies @ St. Louis Cardinals Busch Stadium, St. Louis, MO Sat Aug 18 2001, 7:10 PM CDT Att: 45,437 - Cloudy - 88 F																
Placido Polanco, R OBP: 0.360, SLG: 0.405	FC1-6 1B		F9		5 FC5-2		HR	L8		5	1	3	0	0	0	1																	
Kerry Robinson, L OBP: 0.353, SLG: 0.377	FC1-6		5 2B		SH5-4		HR			2	1	1	0	0	0	1																	
Miguel Cairo, R OBP: 0.370, SLG: 0.406	1-2		1B		1-2 2-3		HR			1	1	1	3	0	0	0																	
5 Albert Pujols, R OBP: 0.403, SLG: 0.614	G5-3		FC5 2B		FC5-2		E 1B			4	0	2	2	0	0	3																	
15 Jim Edmonds, L OBP: 0.381, SLG: 0.501			K		K		F8			3	0	0	0	1	2	3																	
Craig Paquette, R OBP: 0.302, SLG: 0.455			K		K					3	0	0	0	0	2	2																	
Mike Matthews, L OBP: 0.067, SLG: 0.067			K		FC5					0	0	0	0	0	0	0																	
Andy Benes, R OBP: 0.192, SLG: 0.250			K		1-2 2-3		E 1B			0	0	0	0	0	0	0																	
Steve Kline, S OBP: 1.000, SLG: 1.000			1-2 2-3				1B			1	0	1	0	0	0	0																	
Dave Veres, R OBP: 1.000, SLG: 1.000										0	0	0	0	0	0	0																	
Edgar Renteria, R OBP: 0.314, SLG: 0.365	G5-3		G6-4-3 BB		G6-4-3		E6			2	0	0	0	2	0	2																	
Eli Marrero, R OBP: 0.306, SLG: 0.443			SH5-4 1B		G6-4-3		K			4	1	1	0	0	1	5																	
Bud Smith, L OBP: 0.231, SLG: 0.231			SH5-4		2-1		K			1	0	0	0	0	0	0																	
Gene Stechschulte, R OBP: 0.750, SLG: 1.667			SH5-4		G5-3					0	0	0	0	0	0	0																	
Mark McGwire, R OBP: 0.305, SLG: 0.491			2-3				K			2	0	0	0	0	1	0																	
<b>Inning Stats</b>	R: 0 E: 0 K: 0 S: 12	H: 1 LOB: 1 BB: 0 P: 17	R: 0 E: 0 K: 2 S: 7	H: 0 LOB: 0 BB: 0 P: 12	R: 3 E: 0 K: 0 S: 16	H: 4 LOB: 2 BB: 1 P: 27	R: 0 E: 0 K: 0 S: 6	H: 0 LOB: 0 BB: 1 P: 12	R: 0 E: 0 K: 1 S: 8	H: 2 LOB: 2 BB: 0 P: 13	R: 0 E: 0 K: 1 S: 5	H: 0 LOB: 0 BB: 1 P: 12	R: 3 E: 1 K: 2 S: 28	H: 4 LOB: 3 BB: 0 P: 38	R: 0 E: 0 K: 0 S: 9	H: 0 LOB: 0 BB: 0 P: 15	1B: 7 2B: 3 3B: 0 HR: 1	SF: 0 SAC: 2 DP: 2 HBP: 1	WP: 0 PB: 0 SB: 0 CS: 0	PA: 38													
<b>PITCHER</b>	IP WLS BF H R ER SO BB IBB HBP BLK WP HR S P ERA WHIP	IP WLS BF H R ER SO BB IBB HBP BLK WP HR S P ERA WHIP																															
Brandon Duckworth, R ERA: 3.32	6.0	26	7	3	3	4	2	1	0	0	0	0	0	7	10	54.00	3.000																
Cliff Politte, R ERA: 3.52	0.1	L 3	1	2	2	1	0	0	1	0	0	0	0	7	10	54.00	3.000																
Dennis Cook, L ERA: 4.19	0.1	4	3	1	1	0	0	0	0	0	0	1	13	16	27.00	9.000																	
Jose Santiago, R ERA: 4.84	1.1	5	0	0	0	1	0	0	0	0	0	0	17	27	0.00	0.000																	
<b>PITCHER</b>	IP WLS BF H R ER SO BB IBB HBP BLK WP HR S P ERA WHIP	IP WLS BF H R ER SO BB IBB HBP BLK WP HR S P ERA WHIP																															

AB	32
R	6
H	11
RBI	6
BB	3
SO	6
LOB	17





Batter	1	2	3	4	5	6	7	8	9	AB	R	H	RBI	BB	SO	LOB	TOP		
11 Jimmy Rollins, S OBP: 0.320, SLG: 0.421	F8		G6-4-3		P4		K			4	0	0	0	0	1	2			
Marlon Anderson, L OBP: 0.342, SLG: 0.441	F8							G4-6-3		4	0	3	0	0	0	0			
Scott Rolen, R OBP: 0.375, SLG: 0.484	G5-3							G4-6-3		3	0	0	0	1	0	2			
Bobby Abreu, L OBP: 0.396, SLG: 0.542								L1-3		4	0	0	0	0	1	2			
Pat Burrell, R OBP: 0.352, SLG: 0.461										4	0	0	0	0	2	0			
Travis Lee, L OBP: 0.344, SLG: 0.449										4	0	2	0	0	0	0			
Brian Hunter, R OBP: 0.365, SLG: 0.394										4	0	1	0	0	0	2			
Johnny Estrada, S OBP: 0.288, SLG: 0.373										4	0	1	0	0	0	4			
4B David Coggin, R OBP: 0.130, SLG: 0.095										1	0	0	0	1	0	0			
Felipe Crespo, S OBP: 0.263, SLG: 0.369										1	0	0	0	0	0	1			
Ricky Bottalico, L OBP: 0.333, SLG: 0.667										0	0	0	0	0	0	0			
Jose Mesa, R OBP: 0.333, SLG: 0.667										0	0	0	0	0	0	0			
Cliff Politte, R OBP: 0.333, SLG: 0.667										0	0	0	0	0	0	0			
<b>Inning Stats</b>	R: 0 E: 0 K: 0 S: 8	H: 0 LOB: 0 BB: 0 P: 12	R: 0 E: 0 K: 1 S: 13	H: 2 LOB: 2 BB: 0 P: 16	R: 0 E: 0 K: 0 S: 8	H: 1 LOB: 2 BB: 2 P: 19	R: 0 E: 0 K: 1 S: 11	H: 1 LOB: 1 BB: 0 P: 16	R: 0 E: 0 K: 0 S: 7	H: 0 LOB: 0 BB: 0 P: 9	R: 0 E: 0 K: 1 S: 10	H: 1 LOB: 1 BB: 0 P: 17	R: 0 E: 0 K: 0 S: 6	H: 1 LOB: 0 BB: 0 P: 9	R: 0 E: 1 K: 0 S: 10	H: 0 LOB: 1 BB: 0 P: 13	1B: 6 2B: 1 3B: 0 HR: 0	SF: 0 SAC: 0 DP: 2 HBP: 0	WP: 0 PA: 35 PB: 0 SB: 0 CS: 0
<b>PITCHER</b>	IP WLS BF H R ER SO BB IBB HBP BLK WP HR S P ERA WHIP																		
Matt Morris, R ERA: 3.2	7.0 W 28 6 0 0 4 2 0 0 0 0 0 0 64 101 0.00 1.143																		
Steve Kline, L ERA: 1.54	1.0 3 1 0 0 0 0 0 0 0 0 0 0 6 9 0.00 1.000																		
Mike Timlin, R ERA: 3.3	1.0 4 0 0 0 0 0 0 0 0 0 0 0 10 13 0.00 0.000																		

Philadelphia Phillies @ St. Louis Cardinals  
 Busch Stadium, St. Louis, MO  
 Sun Aug 19 2001, 1:10 PM CDT  
 Att: 38,265 - Sunny - 78 F

AB 33  
 R 0  
 H 7  
 RBI 0  
 BB 2  
 SO 4  
 LOB 13



Batter	1	2	3	4	5	6	7	8	9	AB	R	H	RBI	BB	SO	LOB	BOTTOM		
Fernando Vina, L OBP: 0.360, SLG: 0.412	G4-3	L7								3	1	1	0	1	0	2			
Placido Polanco, R OBP: 0.358, SLG: 0.405	G4-3									5	0	1	0	0	1	8			
Kerry Robinson, L OBP: 0.348, SLG: 0.366	G4-3									4	2	0	1	1	0	3			
5 Albert Pujols, R OBP: 0.403, SLG: 0.613	G6-3									5	2	2	2	0	1	1			
15 Jim Edmonds, L OBP: 0.384, SLG: 0.504										4	2	2	0	0	1	1			
Mark McSwire, R OBP: 0.314, SLG: 0.502										3	1	3	4	1	0	0			
Edgar Renteria, R OBP: 0.318, SLG: 0.373										5	0	3	1	0	0	3			
Mike Matheny, R OBP: 0.294, SLG: 0.305										4	0	1	1	0	1	4			
Matt Morris, R OBP: 0.143, SLG: 0.145										2	0	0	0	0	1	4			
Steve Kline, S OBP: 1.000, SLG: 1.000										0	0	0	0	0	0	0			
Bobby Bonilla, S OBP: 0.323, SLG: 0.381										1	0	1	0	0	0	0			
Miguel Cairo, R OBP: 0.370, SLG: 0.406										0	1	0	0	0	0	0			
Mike Timlin, R ERA: 3.38										0	0	0	0	0	0	0			
<b>Inning Stats</b>	R: 0 E: 0 K: 0 S: 12	H: 1 LOB: 1 BB: 0 P: 17	R: 1 E: 0 K: 0 S: 9	H: 3 LOB: 2 BB: 0 P: 15	R: 0 E: 0 K: 1 S: 6	H: 0 LOB: 0 BB: 0 P: 12	R: 1 E: 0 K: 2 S: 15	H: 2 LOB: 3 BB: 1 P: 28	R: 0 E: 0 K: 0 S: 11	H: 0 LOB: 0 BB: 0 P: 15	R: 1 E: 0 K: 0 S: 12	H: 3 LOB: 2 BB: 1 P: 18	R: 2 E: 0 K: 0 S: 12	H: 1 LOB: 0 BB: 1 P: 20	R: 4 E: 1 K: 0 S: 21	H: 4 LOB: 3 BB: 0 P: 31	1B: 8 2B: 7 3B: 0 HR: 0	SF: 1 SAC: 1 DP: 1 HBP: 2	WP: 1 PA: 43 PB: 0 SB: 0 CS: 0
<b>PITCHER</b>	IP WLS BF H R ER SO BB IBB HBP BLK WP HR S P ERA WHIP																		
4B David Coggin, R ERA: 3.19	6.0 L 29 9 3 3 5 1 1 0 0 0 0 0 12 20 18.00 2.000																		
Ricky Bottalico, R ERA: 4.05	1.0 5 1 2 2 0 1 0 0 0 0 0 0 16 22 0.00 4.500																		
Jose Mesa, R ERA: 2.22	0.2 7 3 4 0 0 0 0 0 1 0 1 0 5 9 0.00 3.000																		
Cliff Politte, R ERA: 3.38	0.1 2 1 0 0 0 0 0 0 0 0 0 0 5 9 0.00 3.000																		

Philadelphia Phillies @ St. Louis Cardinals  
 Busch Stadium, St. Louis, MO  
 Sun Aug 19 2001, 1:10 PM CDT  
 Att: 38,265 - Sunny - 78 F

AB 36  
 R 9  
 H 14  
 RBI 9  
 BB 3  
 SO 5  
 LOB 26





Batter	1	2	3	4	5	6	7	8	9	AB	R	H	RBI	BB	SO	LOB	TOP					
<b>Craig Biggio, R</b> (1,4) OBP: 0.392, SLG: 0.494	G4-3		BB		1B		5 1B	K		4	2	2	0	1	1	0	<b>Houston Astros @ Philadelphia Phillies</b> Veterans Stadium, Philadelphia, PA Tue Aug 21 2001, 7:05 PM EDT Att: 20,647 - Cloudy - 81 F					
<b>Jose Vizcaino, S</b> (1,6) OBP: 0.323, SLG: 0.330	G4-3		G4-3		5 G4-3 2-H		5 1B	G3-1		5	1	2	1	0	0	1						
<b>5 Jeff Bagwell, R</b> (1,3) OBP: 0.397, SLG: 0.572	G5-3			G6-3	G4-3		17 2B	F3		5	1	1	1	0	0	1						
<b>17 Lance Berkman, S</b> (1,7) OBP: 0.436, SLG: 0.661		G3		FC5-4 BB	K		1B 1B 2B	G5-3		4	1	1	2	1	1	1						
<b>Moises Alou, R</b> (1,9) OBP: 0.410, SLG: 0.597 <b>Glen Barker, S</b> (9,8) OBP: 0.259, SLG: 0.095	G5-3			FC5-4 2B	L7		G6-3	G5-3		5	1	0	0	0	0	3						
<b>Richard Hidalgo, R</b> (1,8) OBP: 0.358, SLG: 0.466		FC6-4 HBP		2B			F8	1B 3B		3	1	1	0	1	0	0						
<b>Vinny Castilla, R</b> (1,5) OBP: 0.302, SLG: 0.474	FC6-4						G6-3	3B		4	1	2	2	0	0	1						
<b>Brad Ausmus, R</b> (1,2) OBP: 0.271, SLG: 0.340			G6-3				G5-3	3B		3	0	1	2	1	0	0						
<b>Pedro Astacio, R</b> (1,1) OBP: 0.094, SLG: 0.094 <b>Nelson Cruz, R</b> (8,1) OBP: 0.250, SLG: 0.250 <b>Billy Wagner, L</b> (9,1)			K	G4-3			G5-3	G4-3		4	0	0	0	0	1	4						
<b>Inning Stats</b>	R: 0 E: 0 K: 0 S: 4	H: 0 LOB: 0 BB: 0 P: 6	R: 0 E: 0 K: 0 S: 9	H: 0 LOB: 1 BB: 0 P: 14	R: 0 E: 0 K: 1 S: 10	H: 0 LOB: 1 BB: 1 P: 19	R: 1 E: 0 K: 0 S: 13	H: 1 LOB: 3 BB: 3 P: 28	R: 1 E: 0 K: 1 S: 12	H: 2 LOB: 1 BB: 0 P: 15	R: 0 E: 0 K: 0 S: 5	H: 0 LOB: 0 BB: 0 P: 5	R: 6 E: 0 K: 0 S: 15	H: 7 LOB: 1 BB: 0 P: 24	R: 0 E: 0 K: 1 S: 11	H: 0 LOB: 0 BB: 0 P: 15		R: 0 E: 0 K: 0 S: 6	H: 0 LOB: 0 BB: 0 P: 8	1B: 6 2B: 3 3B: 1 HR: 0	SF: 0 SAC: 0 DP: 0 HBP: 1	WP: 0 PB: 0 SB: 1 CS: 0
<b>PITCHER</b>	IP	WLS	BF	H	R	ER	SO	BB	IBB	HBP	BLK	WP	HR	S	P	ERA	WHIP					
<b>Nelson Figueroa, R</b> (1,1) ERA: 3.88	6.1	L	31	7	6	6	2	3	1	1	0	0	0	60	97	8.53	1.579					
<b>Jose Santiago, R</b> (7,1) ERA: 5.04	0.2	5	3	2	2	0	0	0	0	0	0	0	0	8	14	27.00	4.500					
<b>Cliff Politte, R</b> (8,1) ERA: 3.0	1.0	3	0	0	0	1	0	0	0	0	0	0	0	11	15	0.00	0.000					
<b>Eddie Oropesa, L</b> (9,1) ERA: 5.4	1.0	3	0	0	0	0	0	0	0	0	0	0	0	6	8	0.00	0.000					

Batter	1	2	3	4	5	6	7	8	9	AB	R	H	RBI	BB	SO	LOB	BOTTOM					
<b>11 Jimmy Rollins, S</b> (1,6) OBP: 0.322, SLG: 0.422	P4		F7			FC1-6 1B				4	0	2	0	0	0	0	<b>Houston Astros @ Philadelphia Phillies</b> Veterans Stadium, Philadelphia, PA Tue Aug 21 2001, 7:05 PM EDT Att: 20,647 - Cloudy - 81 F					
<b>Marlon Anderson, L</b> (1,4) OBP: 0.341, SLG: 0.439	K		CS 1B			FC1-6 1B FC6-4		K		4	1	1	0	0	2	2						
<b>Scott Rolen, R</b> (1,5) OBP: 0.376, SLG: 0.483			K			FC6-4 1B		F7		3	0	1	0	1	1	2						
<b>Bobby Abreu, L</b> (1,9) OBP: 0.397, SLG: 0.544	G4-3			L7-4 S 1B		FC6-4 CS				4	0	2	1	0	0	2						
<b>Travis Lee, L</b> (1,3) OBP: 0.345, SLG: 0.448		G6-3 2B BB		G1-3		CS				3	1	1	0	1	1	2						
<b>Pat Burrell, R</b> (1,7) OBP: 0.346, SLG: 0.456		K		L7-4		P3				4	0	0	0	0	2	4						
<b>Doug Glanville, R</b> (1,8) OBP: 0.287, SLG: 0.386	G6-3				K		L7			4	0	0	0	0	2	3						
<b>Johnny Estrada, S</b> (1,2) OBP: 0.289, SLG: 0.377					G6-3		G4-3			3	0	1	1	0	0	1						
<b>Nelson Figueroa, R</b> (1,1) OBP: 0.318, SLG: 0.333 <b>Jose Santiago, R</b> (7,1) ERA: 4.01 <b>Cliff Politte, R</b> (8,1) ERA: 3.0 <b>Brian Hunter, R</b> (8,PH) OBP: 0.362, SLG: 0.390 <b>Eddie Oropesa, L</b> (9,1)								F7		2	0	0	0	0	2	1						
<b>Inning Stats</b>	R: 0 E: 0 K: 1 S: 8	H: 0 LOB: 1 BB: 1 P: 14	R: 1 E: 0 K: 2 S: 13	H: 1 LOB: 1 BB: 1 P: 22	R: 0 E: 0 K: 1 S: 8	H: 1 LOB: 0 BB: 0 P: 12	R: 0 E: 0 K: 0 S: 7	H: 1 LOB: 0 BB: 0 P: 12	R: 0 E: 0 K: 2 S: 10	H: 0 LOB: 0 BB: 0 P: 13	R: 1 E: 0 K: 0 S: 10	H: 2 LOB: 0 BB: 0 P: 17	R: 0 E: 0 K: 0 S: 8	H: 1 LOB: 1 BB: 0 P: 12	R: 0 E: 0 K: 1 S: 15	H: 1 LOB: 1 BB: 0 P: 21		R: 0 E: 0 K: 3 S: 12	H: 1 LOB: 1 BB: 0 P: 20	1B: 6 2B: 4 3B: 0 HR: 0	SF: 0 SAC: 0 DP: 2 HBP: 0	WP: 0 PB: 0 SB: 1 CS: 2
<b>PITCHER</b>	IP	WLS	BF	H	R	ER	SO	BB	IBB	HBP	BLK	WP	HR	S	P	ERA	WHIP					
<b>Pedro Astacio, R</b> (1,1) ERA: 5.09	7.0	W	26	6	2	2	6	2	0	0	0	0	0	64	102	2.57	1.143					
<b>Nelson Cruz, R</b> (8,1) ERA: 4.01	1.0	4	1	0	0	1	0	0	0	0	0	0	0	15	21	0.00	1.000					
<b>Billy Wagner, L</b> (9,1) ERA: 3.19	1.0	4	1	0	0	3	0	0	0	0	0	0	0	12	20	0.00	1.000					

AB	37
R	8
H	10
RBI	8
BB	4
SO	3
LOB	11





Batter	1	2	3	4	5	6	7	8	9	AB	R	H	RBI	BB	SO	LOB	TOP				
<b>Craig Biggio, R</b> OBP: 0.391, SLG: 0.491 (1, 4)	F9		F9		G5-3			BB		3	0	0	0	1	0	1	<b>Houston Astros @ Philadelphia Phillies</b> Veterans Stadium, Philadelphia, PA Wed Aug 22 2001, 7:05 PM EDT Att: 21,288 - Cloudy - 86 F				
<b>Jose Vizcaino, S</b> OBP: 0.322, SLG: 0.325 (1, 6)	G3			BB		K		G4-3		3	1	0	0	1	1						
<b>5 Jeff Bagwell, R</b> OBP: 0.394, SLG: 0.567 (1, 3)	K			BB		K			G4-3	4	0	0	0	0	3	1					
<b>17 Lance Berkman, S</b> OBP: 0.436, SLG: 0.661 (1, 7)		BB			BB				F7	3	0	1	1	1	0	0					
<b>Moises Alou, R</b> OBP: 0.408, SLG: 0.593 <b>Glen Barker, S</b> OBP: 0.259, SLG: 0.095 (9, PR)	G5-4-3			BB		K			G4-3	4	0	1	0	0	1	2					
<b>Richard Hidalgo, R</b> OBP: 0.357, SLG: 0.463 (1, 8)									F7	0	0	0	0	0	0	0					
<b>Vinny Castilla, R</b> OBP: 0.300, SLG: 0.471 (1, 5)			F9		G5-3				F9	3	0	0	0	0	2						
<b>Brad Ausmus, R</b> OBP: 0.272, SLG: 0.339 (1, 2)				SH1-4		F9			K2-3	3	0	1	0	0	1	0					
<b>Wade Miller, R</b> OBP: 0.208, SLG: 0.217 <b>Michael Jackson, R</b> OBP: 0.358, SLG: 0.485 <b>Orlando Merced, S</b> OBP: 0.358, SLG: 0.485 <b>Mike Williams, R</b> OBP: 0.358, SLG: 0.485 (8, 1)			SH1-4			G6-3			F9	1	0	0	0	0	0	0					
<b>Inning Stats</b>	R: 0 E: 0 K: 1 S: 7	H: 0 LOB: 0 BB: 0 P: 7	R: 0 E: 0 K: 1 S: 7	H: 0 LOB: 0 BB: 1 P: 12	R: 0 E: 0 K: 0 S: 6	H: 1 LOB: 1 BB: 0 P: 7	R: 1 E: 0 K: 2 S: 16	H: 1 LOB: 2 BB: 2 P: 32	R: 0 E: 0 K: 0 S: 8	H: 0 LOB: 0 BB: 0 P: 11	R: 0 E: 0 K: 0 S: 5	H: 0 LOB: 0 BB: 0 P: 8	R: 0 E: 0 K: 1 S: 7	H: 0 LOB: 1 BB: 1 P: 12	R: 0 E: 0 K: 0 S: 8	H: 1 LOB: 1 BB: 0 P: 12		1B: 2 2B: 1 3B: 0 HR: 0	SF: 0 SAC: 1 DP: 1 HBP: 0	WP: 0 PB: 0 SB: 0 CS: 0	PA: 33
<b>PITCHER</b>	IP	WLS	BF	H	R	ER	SO	BB	IBB	HBP	BLK	WP	HR	S	P	ERA	WHIP				
<b>Robert Person, R</b> ERA: 4.58 <b>Jose Mesa, R</b> ERA: 2.18	(1, 1)	8.0	W	29	2	1	7	4	0	0	0	0	0	67	108	1.12	0.750				
<b>PITCHER</b>	IP	WLS	BF	H	R	ER	SO	BB	IBB	HBP	BLK	WP	HR	S	P	ERA	WHIP				

AB	28
R	1
H	3
RBI	1
BB	4
SO	7
LOB	8



Batter	1	2	3	4	5	6	7	8	9	AB	R	H	RBI	BB	SO	LOB	BOTTOM				
<b>11 Jimmy Rollins, S</b> OBP: 0.321, SLG: 0.421 (1, 6)	L3		L6		F9			SH5-4		4	0	1	0	0	0	3	<b>Houston Astros @ Philadelphia Phillies</b> Veterans Stadium, Philadelphia, PA Wed Aug 22 2001, 7:05 PM EDT Att: 21,288 - Cloudy - 86 F				
<b>Marlon Anderson, L</b> OBP: 0.341, SLG: 0.439 (1, 4)	K		K		BB		SH5-4			3	0	1	0	0	2	3					
<b>Scott Rolen, R</b> OBP: 0.375, SLG: 0.481 (1, 5)	F8				F8			F9		4	0	1	2	0	0	2					
<b>Bobby Abreu, L</b> OBP: 0.397, SLG: 0.542 (1, 9)		F7	G3-1							2	0	0	0	2	0	2					
<b>Travis Lee, L</b> OBP: 0.343, SLG: 0.444 (1, 3)		G4-3			K			F8		4	0	0	0	0	2	4					
<b>Doug Glanville, R</b> OBP: 0.285, SLG: 0.384 <b>Felipe Crespo, S</b> OBP: 0.268, SLG: 0.395 (5, 7)		K			F7			F7		2	0	0	0	0	1	0					
<b>Brian Hunter, R</b> OBP: 0.375, SLG: 0.408 (5, 8)			SH	BB	S			G6-3		3	1	2	0	1	0	1					
<b>Todd Pratt, R</b> OBP: 0.369, SLG: 0.377 (1, 2)			SH	BB	SH	BB		FC5-4		3	1	1	0	1	0	2					
<b>Robert Person, R</b> OBP: 0.173, SLG: 0.220 <b>23 Kevin Jordan, R</b> OBP: 0.343, SLG: 0.319 <b>Jose Mesa, R</b> ERA: 2.18 (9, 1)			SH	BB	SH	BB		G5-3		2	0	0	0	0	1	3					
<b>Inning Stats</b>	R: 0 E: 0 K: 1 S: 6	H: 0 LOB: 0 BB: 0 P: 10	R: 0 E: 0 K: 1 S: 7	H: 0 LOB: 0 BB: 0 P: 11	R: 2 E: 1 K: 1 S: 17	H: 2 LOB: 2 BB: 1 P: 27	R: 0 E: 0 K: 2 S: 17	H: 1 LOB: 2 BB: 1 P: 28	R: 0 E: 0 K: 1 S: 11	H: 1 LOB: 2 BB: 1 P: 20	R: 0 E: 0 K: 0 S: 12	H: 1 LOB: 1 BB: 0 P: 15	R: 0 E: 0 K: 0 S: 8	H: 1 LOB: 2 BB: 1 P: 14	R: 0 E: 0 K: 0 S: 5	H: 1 LOB: 1 BB: 0 P: 9		1B: 5 2B: 1 3B: 1 HR: 0	SF: 0 SAC: 2 DP: 0 HBP: 0	WP: 0 PB: 0 SB: 1 CS: 0	PA: 36
<b>PITCHER</b>	IP	WLS	BF	H	R	ER	SO	BB	IBB	HBP	BLK	WP	HR	S	P	ERA	WHIP				
<b>Wade Miller, R</b> ERA: 3.77 <b>Michael Jackson, R</b> ERA: 4.53 <b>Mike Williams, R</b> ERA: 3.42	(1, 1)	6.0	L	27	5	2	0	0	0	0	0	0	0	8	14	0.00	1.000				
<b>PITCHER</b>	IP	WLS	BF	H	R	ER	SO	BB	IBB	HBP	BLK	WP	HR	S	P	ERA	WHIP				

AB	30
R	2
H	7
RBI	2
BB	4
SO	6
LOB	21









Batter	1	2	3	4	5	6	7	8	9	AB	R	H	RBI	BB	SO	LOB	TOP					
<b>Craig Counsell, L</b> OBP: 0.350, SLG: 0.355 (1, 6)	G4-3		F8				K		K	4	0	0	0	1	2	0	<b>Arizona Diamondbacks @ Philadelphia Phillies</b> <b>Veterans Stadium, Philadelphia, PA</b> Fri Aug 24 2001, 7:05 PM EDT Att: 35,173 - Sunny - 85 F					
<b>Junior Solvey, R</b> OBP: 0.373, SLG: 0.438 (1, 4)	G4-3		G5-3			FC7-2	L7			4	0	0	0	0	0	2						
<b>Luis Gonzalez, L</b> OBP: 0.438, SLG: 0.719 (1, 7)	F8			L5				1B FC5-4 2B		4	2	2	1	0	0	0						
<b>Matt Williams, R</b> OBP: 0.321, SLG: 0.486 (1, 5)		P6		F3		F7		FC5-4 1B		4	0	1	0	0	0	0						
<b>Mark Grace, L</b> OBP: 0.402, SLG: 0.497 (1, 3)		G3		1B 1B		HR BB		FC5-4 1-2 3-H 2-3		3	1	1	1	1	0	1						
<b>Reggie Sanders, R</b> OBP: 0.318, SLG: 0.536 (1, 9)			HR		1B 1B	HR		K		4	2	3	3	0	1	1						
<b>Danny Bautista, R</b> OBP: 0.343, SLG: 0.448 <b>Byung-Hyun Kim, R</b> OBP: 0.250, SLG: 0.250 (8, 1)			BB		K	F3		F8		3	0	0	0	1	1	3						
<b>Damian Miller, R</b> OBP: 0.318, SLG: 0.309 <b>Tony Womack, L</b> OBP: 0.279, SLG: 0.309 (9, PH)		K			G1-4-3 FC7-2 2B	F7		G4-3		1	0	0	0	0	0	0						
<b>Brian Anderson, R</b> OBP: 0.162, SLG: 0.242 <b>Jay Bell, R</b> OBP: 0.249, SLG: 0.403 <b>Bobby Witt, R</b> OBP: 0.250, SLG: 0.441 <b>Greg Colbrunn, R</b> OBP: 0.297, SLG: 0.441 <b>Greg Swindell, L</b> OBP: 0.225, SLG: 0.390 (11, 1)						G1-4-3		F9		1	0	1	0	0	0	0						
<b>Inning Stats</b>	R: 0 E: 0 K: 0 S: 6	H: 0 LOB: 0 BB: 0 P: 9	R: 1 E: 0 K: 1 S: 12	H: 1 LOB: 1 BB: 1 P: 25	R: 0 E: 0 K: 0 S: 9	H: 1 LOB: 0 BB: 0 P: 15	R: 0 E: 0 K: 1 S: 12	H: 2 LOB: 2 BB: 0 P: 17	R: 0 E: 0 K: 0 S: 11	H: 1 LOB: 1 BB: 1 P: 19	R: 3 E: 0 K: 1 S: 15	H: 2 LOB: 0 BB: 0 P: 25	R: 0 E: 0 K: 1 S: 8	H: 0 LOB: 0 BB: 0 P: 11	R: 1 E: 0 K: 1 S: 8	H: 2 LOB: 1 BB: 0 P: 13		R: 0 E: 0 K: 1 S: 6	H: 0 LOB: 0 BB: 0 P: 9	1B: 3 2B: 4 3B: 0 HR: 3	SF: 0 SAC: 0 DP: 1 HBP: 0	WP: 0 PB: 0 CS: 0
<b>PITCHER</b>	IP	WLS	BF	H	R	ER	SO	BB	IBB	HBP	BLK	WP	HR	S	P	ERA	WHIP					
<b>Omar Daal, L</b> ERA: 4.5 (1, 1)	5.0	W	20	5	1	1	2	2	0	0	0	0	1	50	85	1.80	1.400					
<b>Turk Wendell, R</b> ERA: 4.77 (6, 1)	1.0		6	2	3	3	0	1	0	0	0	0	2	15	25	27.00	3.000					
<b>Dennis Cook, L</b> ERA: 4.28 (7, 1)	1.1	H	6	2	1	1	1	0	0	0	0	0	0	12	16	6.75	1.500					
<b>Ricky Bottalico, R</b> ERA: 3.93 (8, 1)	0.2	H	2	0	0	0	1	0	0	0	0	0	0	4	8	0.00	0.000					
<b>Jose Mesa, R</b> ERA: 2.1 (9, 1)	1.0	S	3	0	0	0	1	0	0	0	0	0	0	6	9	0.00	0.000					

Batter	1	2	3	4	5	6	7	8	9	AB	R	H	RBI	BB	SO	LOB	BOTTOM				
<b>11 Jimmy Rollins, S</b> OBP: 0.320, SLG: 0.417 (1, 6)	1B 2B	2B G4-3 1B		G4-3			K			4	2	2	0	0	1	1	<b>Arizona Diamondbacks @ Philadelphia Phillies</b> <b>Veterans Stadium, Philadelphia, PA</b> Fri Aug 24 2001, 7:05 PM EDT Att: 35,173 - Sunny - 85 F				
<b>Marlon Anderson, L</b> OBP: 0.344, SLG: 0.445 (1, 4)	2B G4-3 1B	G4-3 1B		G1-3				1B		4	1	3	0	0	0	1					
<b>Pat Burrell, R</b> OBP: 0.354, SLG: 0.467 (1, 7)	G4-3 1B	G4-3 BB		HR			K			3	2	2	3	1	1	1					
<b>Bobby Abreu, L</b> OBP: 0.394, SLG: 0.538 (1, 9)	G4-3	G4-3		G1-3			P4			4	0	0	2	0	0	4					
<b>Doug Glanville, R</b> OBP: 0.288, SLG: 0.384 (1, 8)	1B BB	F9			G5-3		P3			3	0	0	0	1	0	3					
<b>Travis Lee, L</b> OBP: 0.341, SLG: 0.440 (1, 3)	L6		G4-3		G4-3			P6		4	0	0	0	0	0	2					
<b>Tomas Perez, S</b> OBP: 0.352, SLG: 0.469 (1, 5)			F9		K			K		4	0	1	1	0	2	0					
<b>Johnny Estrada, S</b> OBP: 0.284, SLG: 0.371 (1, 2)	K		G1-3			K		F5		4	0	0	0	0	2	2					
<b>Omar Daal, L</b> OBP: 0.271, SLG: 0.277 <b>Turk Wendell, L</b> OBP: 0.249, SLG: 0.403 <b>23 Kevin Jordan, R</b> OBP: 0.250, SLG: 0.315 <b>Dennis Cook, L</b> OBP: 0.330, SLG: 0.687 <b>Ricky Bottalico, R</b> OBP: 0.297, SLG: 0.441 <b>Jose Mesa, R</b> OBP: 0.279, SLG: 0.309 (9, 1)				G1-3 11 G4-3 HR 1B		F2				2	1	1	0	0	1	0					
<b>Inning Stats</b>	R: 3 E: 0 K: 1 S: 22	H: 4 LOB: 2 BB: 1 P: 34	R: 1 E: 0 K: 1 S: 11	H: 2 LOB: 2 BB: 1 P: 19	R: 0 E: 0 K: 0 S: 4	H: 0 LOB: 0 BB: 0 P: 5	R: 2 E: 0 K: 0 S: 10	H: 2 LOB: 0 BB: 0 P: 15	R: 0 E: 0 K: 2 S: 8	H: 0 LOB: 0 BB: 0 P: 9	R: 0 E: 0 K: 1 S: 7	H: 1 LOB: 1 BB: 0 P: 11	R: 0 E: 0 K: 1 S: 9	H: 0 LOB: 0 BB: 0 P: 16	R: 0 E: 0 K: 1 S: 9	H: 0 LOB: 0 BB: 0 P: 16		1B: 6 2B: 2 3B: 0 HR: 1	SF: 0 SAC: 0 DP: 0 HBP: 0	WP: 0 PB: 0 CS: 0	PA: 35
<b>PITCHER</b>	IP	WLS	BF	H	R	ER	SO	BB	IBB	HBP	BLK	WP	HR	S	P	ERA	WHIP				
<b>Brian Anderson, L</b> ERA: 5.32 (5, 1)	4.0	L	22	8	6	6	2	2	0	0	0	0	0	18	23	0.00	0.000				
<b>Bobby Witt, R</b> ERA: 4.5 (6, 1)	2.0		6	0	0	0	3	0	0	0	0	0	0	7	11	0.00	1.000				
<b>Greg Swindell, L</b> ERA: 4.57 (7, 1)	1.0		4	1	0	0	1	0	0	0	0	0	0	9	16	0.00	0.000				
<b>Byung-Hyun Kim, R</b> ERA: 2.81 (8, 1)	1.0		3	0	0	0	1	0	0	0	0	0	0	9	16	0.00	0.000				



Batter	1	2	3	4	5	6	7	8	9	AB	R	H	RBI	BB	SO	LOB	TOP																			
Craig Counsell, L Greg Coltrane, R Bobby Witt, R Troy Brohawn, L Bret Prinz, R Byung-Hyun Kim, R	4-1 CS BB		4-1 1B PB G6-4-3 BB		2-3 K		0-0 FC4 1B		1-3 K	1	1	0	0	2	1	0	Arizona Diamondbacks @ Philadelphia Phillies																			
Junior Salvey, R	0-2 F9		1-1 G6-4-3 1B		1-1 G6-3		0-2 FC4			4	0	1	1	0	0	3	Veterans Stadium, Philadelphia, PA																			
Luis Gonzalez, L	1-3 K		1-2 G6-4-3		4-0 BB		1-2 P4			3	0	0	0	1	1	3																				
Mark Grace, L		1-1 F7		3-2 G3		0-1 F8		0-0 F8		4	0	0	0	0	0	1																				
Matt Williams, R		0-0 1B		3-2 G5-3		2-3 K		2-0 HR		4	1	2	1	0	1	1																				
Steve Finley, L		2-2 BB		3-2 P6		2-1 SH1-4 1B		1-3 K		4	1	2	0	0	1	0																				
Reggie Sanders, R		2-3 1B		1-0 P4		0-0 1B SH1-4		3-3 K		3	1	1	0	1	1	0																				
Rod Barajas, R		1-2 F8		1-2 G6-3		2-1 SH1-4		0-1 G3		2	0	0	0	0	0	3																				
Tony Womack, L						1-2 K		1-3 K		1	0	0	0	0	0	0																				
Miguel Batista, R		0-0 L4				1-3 K		1-3 K		2	0	0	0	0	1	3																				
David Dellucci, L								4-0 FC4 1B IBB		0	0	0	0	0	0	0																				
Damian Miller, R										1	0	0	0	1	1	0																				
<b>Inning Stats</b>	R: 0 E: 0 K: 1 S: 7	H: 0 LOB: 0 BB: 1 P: 12	R: 0 E: 0 K: 0 S: 12	H: 2 LOB: 3 BB: 1 P: 20	R: 1 E: 0 K: 0 S: 10	H: 1 LOB: 0 BB: 1 P: 19	R: 0 E: 0 K: 0 S: 7	H: 0 LOB: 0 BB: 0 P: 14	R: 0 E: 0 K: 2 S: 9	H: 0 LOB: 1 BB: 1 P: 14	R: 0 E: 0 K: 1 S: 7	H: 0 LOB: 1 BB: 1 P: 14	R: 2 E: 0 K: 0 S: 12	H: 3 LOB: 2 BB: 1 P: 21	R: 1 E: 0 K: 2 S: 9	H: 1 LOB: 0 BB: 0 P: 15	R: 0 E: 0 K: 2 S: 8	H: 0 LOB: 0 BB: 0 P: 10	1B: 5 2B: 1 3B: 0 HR: 1	SF: 0 SAC: 1 DP: 1 HBP: 0	WP: 0 PB: 1 CS: 0	PA: 37														
<b>PITCHER</b>	IP	WLS	BF	H	R	ER	SO	BB	IBB	HBP	BLK	WP	HR	S	P	ERA	WHIP	<b>PITCHER</b>	IP	WLS	BF	H	R	ER	SO	BB	IBB	HBP	BLK	WP	HR	S	P	ERA	WHIP	
48 David Coggin, R	6.1	L	26	5	3	2	4	4	0	0	0	0	0	57	101	2.84	1.421																			
Eddie Oropesa, L	0.0		1	0	0	0	0	0	1	0	0	0	0	0	4	∞	∞																			
Jose Santiago, R	0.2		3	1	0	0	0	0	0	0	0	0	0	7	8	0.00	1.500																			
Dennis Cook, L	0.2		3	1	1	1	1	0	0	0	0	0	1	5	8	13.50	1.500																			
Cliff Politte, R	1.1		4	0	0	0	3	0	0	0	0	0	0	12	17	0.00	0.000																			

Arizona Diamondbacks @ Philadelphia Phillies  
Veterans Stadium, Philadelphia, PA  
Sat Aug 25 2001, 1:15 PM EDT  
Att: 23,953 - Sunny - 80 F

AB 31  
R 4  
H 7  
RBI 3  
BB 5  
SO 8  
LOB 14



Batter	1	2	3	4	5	6	7	8	9	AB	R	H	RBI	BB	SO	LOB	BOTTOM																				
11 Jimmy Rollins, S	1-2 G6-3 WP 1B		3-2 1B		0-1 G4-3			0-1 L3	1-2 P5	5	1	2	0	0	0	2	Arizona Diamondbacks @ Philadelphia Phillies																				
Marlon Anderson, L	0-2 G6-3		2-3 K		3-1 F9			0-1 PB 2B 1B	1-0 F8	5	1	1	0	0	1	5	Veterans Stadium, Philadelphia, PA																				
Pat Burrell, R	4-1 FC6-4 WP BB		2-3 K		1-3 K			4-1 2B BB		2	1	0	0	2	2	0																					
Bobby Abreu, L	4-2 FC6-4 BB		1-1 G3		1-1 F9			2-2 FC6 2B		3	0	1	2	1	0	0																					
Travis Lee, L	0-0 F8		1-1 G4-3		1-1 2B 1B			4-2 FC6 BB		3	0	1	0	1	0	2																					
Doug Glanville, R	3-1 FC6-4				0-2 G6-3			0-0 P4		4	0	1	0	0	0	4																					
Tomas Perez, S			0-1 G4-3		0-1 G4-3			0-3 K FC6	1-1 FC6	4	0	0	0	0	1	2																					
Todd Pratt, R			4-2 11 1B BB		1-0 F7			0-1 P4		3	0	1	0	1	0	0																					
Brian Hunter, R								0-1 G1-3 S 1B		0	0	0	0	0	0	0																					
48 David Coggin, R			0-3 K		1-3 K			1-2 G1-3		2	0	0	0	0	2	1																					
Eddie Oropesa, L								1-3 G1-3		0	0	0	0	0	0	0																					
Jose Santiago, R										0	0	0	0	0	0	0																					
23 Kevin Jordan, R										1	0	0	0	0	0	0																					
Dennis Cook, L										0	0	0	0	0	0	0																					
Cliff Politte, R										1	0	0	0	0	0	0																					
Felipe Crespo, S										1	0	0	0	0	0	1																					
<b>Inning Stats</b>	R: 1 E: 0 K: 0 S: 18	H: 1 LOB: 2 BB: 2 P: 30	R: 0 E: 0 K: 2 S: 15	H: 1 LOB: 1 BB: 1 P: 23	R: 0 E: 0 K: 1 S: 9	H: 0 LOB: 0 BB: 0 P: 13	R: 0 E: 0 K: 0 S: 6	H: 0 LOB: 0 BB: 0 P: 7	R: 0 E: 0 K: 1 S: 7	H: 0 LOB: 0 BB: 0 P: 11	R: 0 E: 0 K: 1 S: 8	H: 2 LOB: 2 BB: 0 P: 12	R: 0 E: 0 K: 1 S: 6	H: 0 LOB: 0 BB: 0 P: 7	R: 2 E: 0 K: 0 S: 15	H: 2 LOB: 2 BB: 2 P: 26	R: 0 E: 0 K: 0 S: 10	H: 1 LOB: 2 BB: 0 P: 13	1B: 5 2B: 2 3B: 0 HR: 0	SF: 0 SAC: 0 DP: 0 HBP: 0	WP: 1 PB: 1 CS: 0	PA: 38															
<b>PITCHER</b>	IP	WLS	BF	H	R	ER	SO	BB	IBB	HBP	BLK	WP	HR	S	P	ERA	WHIP	<b>PITCHER</b>	IP	WLS	BF	H	R	ER	SO	BB	IBB	HBP	BLK	WP	HR	S	P	ERA	WHIP		
Miguel Batista, R	6.0	W	24	4	1	1	5	3	0	0	0	1	0	11	16	13.50	1.500																				
Bobby Witt, R	1.1	H	6	1	2	2	1	1	0	0	0	0	0	7	13	∞	∞																				
Troy Brohawn, L	0.0		2	1	0	0	0	1	0	0	0	0	0	7	13	∞	∞																				
Bret Prinz, R	0.1	H	1	0	0	0	0	0	0	0	0	0	0	1	1	0.00	0.000																				
Byung-Hyun Kim, R	1.1	S	5	1	0	0	0	0	0	0	0	0	0	12	16	0.00	0.750																				

Arizona Diamondbacks @ Philadelphia Phillies  
Veterans Stadium, Philadelphia, PA  
Sat Aug 25 2001, 1:15 PM EDT  
Att: 23,953 - Sunny - 80 F

AB 33  
R 3  
H 7  
RBI 2  
BB 5  
SO 6  
LOB 17













Batter	1	2	3	4	5	6	7	8	9	10	11	AB	R	H	RBI	BB	SO	LOB	TOP								
11 Jimmy Rollins, S OBP: 0.326, SLG: 0.426	G4-3 1B	G6-3		2B		K		1B			HR	6	1	4	2	0	1	2									
Marlon Anderson, L OBP: 0.347, SLG: 0.445	G4-3	2B		FC6-4 BB			G6-3	1B			HR	4	1	2	3	2	0	1									
Scott Rolen, R OBP: 0.372, SLG: 0.483	K	P4		F3			F8 BLK	2B			HR	6	2	2	2	0	1	7									
Bobby Abreu, L OBP: 0.394, SLG: 0.529	G6-3		FC3-6 BB	FC6-4			BLK IBB		F8		HR	4	0	0	0	2	0	4									
Pat Burrell, R Cliff Polite, R		F7		K		K	F8		F8		G5-3	4	0	0	0	0	2	3									
Felipe Crespo, S Ricky Bottalico, L						K						1	0	0	0	0	0	0									
Travis Lee, L OBP: 0.342, SLG: 0.439		BB 2B	FC3-6 FC3-6			K	G4-3		G6-3		2B 1B	6	1	2	0	0	1	2									
Doug Glanville, R OBP: 0.288, SLG: 0.386		BB 2B	FC3-6			F9		FC1-6 1B		F2	1B 2B	6	1	3	0	0	0	1									
Todd Pratt, R OBP: 0.350, SLG: 0.343		11 G6-3 2B BB		11 2B 1B		K	FC1-6 1B		G6-3		K	5	2	1	0	1	2	3									
Brandon Duckworth, R Dennis Cook, L Turk Wendell, L Eddie Oropesa, L Jose Santiago, R Brian Hunter, R Tommy Phelan, S		11 G6-3 2B BB		K		G5-3		K		F8		2	1	0	1	1	1	1									
<b>Inning Stats</b>	R: 0 E: 0 K: 1 S: 9	H: 1 LOB: 1 BB: 0 P: 15	R: 4 E: 0 K: 0 S: 21	H: 3 LOB: 2 BB: 2 P: 41	R: 0 E: 0 K: 1 S: 8	H: 0 LOB: 1 BB: 1 P: 16	R: 0 E: 0 K: 1 S: 14	H: 2 LOB: 3 BB: 1 P: 27	R: 0 E: 0 K: 2 S: 8	H: 0 LOB: 0 BB: 0 P: 11	R: 1 E: 0 K: 0 S: 6	H: 1 LOB: 1 BB: 1 P: 11	R: 1 E: 0 K: 1 S: 12	H: 3 LOB: 2 BB: 0 P: 16	R: 0 E: 0 K: 0 S: 5	H: 0 LOB: 0 BB: 0 P: 8	R: 0 E: 0 K: 0 S: 5	H: 0 LOB: 0 BB: 0 P: 8	R: 3 E: 0 K: 1 S: 20	H: 4 LOB: 2 BB: 1 P: 33	1B: 7 2B: 5 3B: 0 HR: 2	SF: 0 SAC: 0 DP: 0 HBP: 0	WP: 0 PB: 0 SB: 1 CS: 0	PA: 53			
<b>PITCHER</b>	IP ERA WLS BF H R ER SO BB IBB HBP BLK WP HR S P ERA WHIP	Glendon Rusch, L ERA: 4.89	Grant Roberts, R ERA: 3.0	John Franco, L ERA: 3.81	Armando Benitez, R ERA: 3.48	Donne Wall, R ERA: 5.22	<b>PITCHER</b>	IP ERA WLS BF H R ER SO BB IBB HBP BLK WP HR S P ERA WHIP	Cliff Polite, R ERA: 2.35	Ricky Bottalico, R ERA: 3.83																	

Philadelphia Phillies @ New York Mets  
Shea Stadium, Flushing, NY  
Tue Aug 28 2001, 7:10 PM EDT  
Alt. 21,745 - Overcast - 84 F

AB 47  
R 9  
H 14  
RBI 8  
BB 6  
SO 9  
LOB 25



Batter	1	2	3	4	5	6	7	8	9	10	11	AB	R	H	RBI	BB	SO	LOB	BOTTOM								
Matt Lawton, L OBP: 0.389, SLG: 0.426	K		P6		G6-3 2B		1B 1B 2B	G6-3		F9		6	1	2	0	0	1	2									
Edgardo Alfonzo, R OBP: 0.317, SLG: 0.417	F9		31 G5-4-3 1B		G6-3		1B BB	1B	F8 WP BB	K		5	1	2	1	1	1	3									
31 Mike Piazza, R OBP: 0.380, SLG: 0.559	G6-3		G5-4-3		G6-3		1B FC5-2 BB		F8		F8	5	0	0	0	1	0	3									
Robin Ventura, L Donne Wall, R Lenny Harris, L		G4-3		L7		F9	FC5-2 BB 1B				K	4	0	1	2	1	0	0									
Todd Zeile, R OBP: 0.354, SLG: 0.361		FC6-4 HBP 2B BB		1B 1B 1B		F9	FC5-2 BB		F8		FC6-4 BB	3	1	1	0	3	0	2									
Tsuyoshi Shinjo, R OBP: 0.319, SLG: 0.414		FC6-4 HBP		1B 1B		1B 2B	FC5-2 FC6-4		K		FC6-4	5	1	2	0	0	1	6									
Jay Payton, R Armando Benitez, R		FC6-4		1B 1B		2B	FC6-4			G6-3		4	1	2	1	0	0	5									
Desi Relaford, S OBP: 0.369, SLG: 0.450		2B		1B		1B	CS 1B					0	0	0	0	0	0	0									
Rey Ordóñez, R OBP: 0.288, SLG: 0.319		2B		G6-3		CS	F8	F8		E6 F9 BB		5	0	1	2	0	0	3									
Glendon Rusch, L Grant Roberts, R		G4-3				K		G4-3				1	0	0	0	0	0	1									
Mark Johnson, L John Franco, L Joe McEwing, R						K	2B 1B				DI BB	1	1	1	0	0	0	0									
<b>Inning Stats</b>	R: 0 E: 0 K: 1 S: 8	H: 0 LOB: 0 BB: 0 P: 10	R: 2 E: 0 K: 0 S: 15	H: 1 LOB: 1 BB: 1 P: 25	R: 0 E: 0 K: 0 S: 4	H: 1 LOB: 0 BB: 0 P: 7	R: 0 E: 0 K: 0 S: 14	H: 3 LOB: 2 BB: 0 P: 19	R: 0 E: 0 K: 1 S: 7	H: 1 LOB: 1 BB: 0 P: 11	R: 1 E: 0 K: 0 S: 9	H: 2 LOB: 0 BB: 0 P: 12	R: 3 E: 0 K: 0 S: 23	H: 4 LOB: 3 BB: 2 P: 43	R: 0 E: 0 K: 0 S: 7	H: 0 LOB: 0 BB: 0 P: 7	R: 0 E: 0 K: 1 S: 14	H: 0 LOB: 2 BB: 0 P: 25	R: 0 E: 1 K: 1 S: 15	H: 0 LOB: 2 BB: 1 P: 25	R: 0 E: 0 K: 1 S: 10	H: 0 LOB: 1 BB: 1 P: 18	1B: 8 2B: 4 3B: 0 HR: 0	SF: 0 SAC: 0 DP: 2 HBP: 1	WP: 1 PB: 0 SB: 0 CS: 1	PA: 52	
<b>PITCHER</b>	IP ERA WLS BF H R ER SO BB IBB HBP BLK WP HR S P ERA WHIP	Brandon Duckworth, R ERA: 3.34	Dennis Cook, L ERA: 4.01	Turk Wendell, R ERA: 4.92	Eddie Oropesa, L ERA: 5.29	Jose Santiago, R ERA: 4.97	<b>PITCHER</b>	IP ERA WLS BF H R ER SO BB IBB HBP BLK WP HR S P ERA WHIP	Cliff Polite, R ERA: 2.35	Ricky Bottalico, R ERA: 3.83																	

Philadelphia Phillies @ New York Mets  
Shea Stadium, Flushing, NY  
Tue Aug 28 2001, 7:10 PM EDT  
Alt. 21,745 - Overcast - 84 F

AB 43  
R 6  
H 12  
RBI 6  
BB 7  
SO 5  
LOB 25





Batter	1	2	3	4	5	6	7	8	9	AB	R	H	RBI	BB	SO	LOB	TOP					
11 Jimmy Rollins, S OBP: 0.325, SLG: 0.423										4	0	0	0	1	2	1	Philadelphia Phillies @ New York Mets Shea Stadium, Flushing, NY Wed Aug 29 2001, 7:10 PM EDT Att: 24,144 - Sunny - 80 F					
Marlon Anderson, L OBP: 0.346, SLG: 0.442										3	1	0	0	1	0	1						
Scott Rolen, R OBP: 0.373, SLG: 0.491										4	1	2	2	0	1	0						
Bobby Abreu, L OBP: 0.394, SLG: 0.530										3	0	1	0	1	2	0						
Pat Burrell, R OBP: 0.351, SLG: 0.462 Turk Wendell, L OBP: 0.284, SLG: 0.383 Felipe Crespo, S OBP: 0.284, SLG: 0.383 Rheal Cormier, L OBP: 0.372, SLG: 0.396										3	0	0	0	0	2	2						
Travis Lee, L OBP: 0.343, SLG: 0.439										4	1	2	0	0	1	1						
Doug Glanville, R OBP: 0.288, SLG: 0.385										4	1	1	0	0	1	1						
Todd Pratt, R OBP: 0.353, SLG: 0.365										3	1	1	3	1	0	1						
Omar Daal, L OBP: 0.260, SLG: 0.265 Brian Hunter, R OBP: 0.372, SLG: 0.396										2	0	0	0	0	0	2						
<b>Inning Stats</b>	R: 0 E: 0 K: 2 S: 14	H: 1 LOB: 2 BB: 1 P: 22	R: 0 E: 0 K: 0 S: 7	H: 0 LOB: 0 BB: 0 P: 11	R: 0 E: 0 K: 0 S: 8	H: 0 LOB: 0 BB: 1 P: 14	R: 0 E: 0 K: 2 S: 9	H: 0 LOB: 1 BB: 0 P: 13	R: 0 E: 1 K: 0 S: 9	H: 1 LOB: 1 BB: 0 P: 14	R: 2 E: 0 K: 1 S: 13	H: 1 LOB: 0 BB: 1 P: 20	R: 3 E: 0 K: 0 S: 16	H: 3 LOB: 0 BB: 0 P: 24	R: 0 E: 0 K: 2 S: 12	H: 1 LOB: 1 BB: 1 P: 21		R: 0 E: 0 K: 13 S: 13	H: 0 LOB: 1 BB: 1 P: 20	1B: 3 2B: 2 3B: 0 HR: 2	SF: 0 SAC: 0 DP: 1 HBP: 0	WP: 0 PB: 0 SB: 0 CS: 1
<b>PITCHER</b>	IP WLS BF H R ER SO BB IBB HBP BLK WP HR S P ERA WHIP	IP WLS BF H R ER SO BB IBB HBP BLK WP HR S P ERA WHIP																				
Bruce Chen, L ERA: 4.54	6.0 W 26 6 5 5 5 3 0 0 0 0 2 69 109 7.50 1.500																					
Jerrod Riggan, R ERA: 3.72	2.0 H 7 1 0 0 2 0 0 0 0 0 0 19 30 0.00 0.500																					
Armando Benitez, R ERA: 3.43	1.0 S 4 0 0 0 2 1 0 0 0 0 0 0 13 20 0.00 1.000																					

Batter	1	2	3	4	5	6	7	8	9	AB	R	H	RBI	BB	SO	LOB	BOTTOM			
Benny Agbayani, R OBP: 0.363, SLG: 0.397 Armando Benitez, R OBP: 0.372, SLG: 0.396										3	2	2	1	2	0	0	Philadelphia Phillies @ New York Mets Shea Stadium, Flushing, NY Wed Aug 29 2001, 7:10 PM EDT Att: 24,144 - Sunny - 80 F			
Edgardo Alfonzo, R OBP: 0.319, SLG: 0.419										3	2	1	0	1	2					
31 Mike Piazza, R OBP: 0.381, SLG: 0.556										2	0	0	0	2	1	3				
Todd Zeile, R OBP: 0.356, SLG: 0.362										4	0	2	2	0	0	1				
Tsuyoshi Shinjo, R OBP: 0.318, SLG: 0.412										4	0	1	1	0	0	1				
Robin Ventura, L OBP: 0.355, SLG: 0.406										4	0	1	0	0	2	2				
Jay Payton, R OBP: 0.292, SLG: 0.358										4	2	2	1	0	1	2				
Rey Ordenez, R OBP: 0.290, SLG: 0.321										4	1	2	0	0	0	0				
Bruce Chen, L OBP: 0.125, SLG: 0.125 Jerrod Riggan, R OBP: 0.347, SLG: 0.444 Matt Lawton, L OBP: 0.389, SLG: 0.426										2	0	0	0	0	0	1				
<b>Inning Stats</b>	R: 0 E: 0 K: 1 S: 12	H: 0 LOB: 0 BB: 1 P: 20	R: 0 E: 0 K: 1 S: 13	H: 0 LOB: 0 BB: 0 P: 17	R: 4 E: 1 K: 1 S: 23	H: 5 LOB: 2 BB: 1 P: 33	R: 1 E: 0 K: 0 S: 11	H: 2 LOB: 1 BB: 0 P: 17	R: 0 E: 0 K: 1 S: 12	H: 1 LOB: 2 BB: 1 P: 18	R: 2 E: 0 K: 0 S: 10	H: 3 LOB: 2 BB: 2 P: 24	R: 0 E: 0 K: 1 S: 9	H: 0 LOB: 0 BB: 0 P: 12	R: 0 E: 0 K: 0 S: 6	H: 0 LOB: 0 BB: 0 P: 8		1B: 8 2B: 2 3B: 0 HR: 1	SF: 0 SAC: 1 DP: 2 HBP: 0	WP: 1 PB: 0 SB: 0 CS: 0
<b>PITCHER</b>	IP WLS BF H R ER SO BB IBB HBP BLK WP HR S P ERA WHIP	IP WLS BF H R ER SO BB IBB HBP BLK WP HR S P ERA WHIP																		
Omar Daal, L ERA: 4.74	5.2 L 30 10 7 7 4 4 0 0 0 0 1 0 11 17 0.00 0.750																			
Turk Wendell, R ERA: 4.82	1.1 4 1 0 0 1 0 0 0 0 0 0 0 6 8 0.00 0.000																			
Rheal Cormier, L ERA: 4.06	1.0 3 0 0 0 0 0 0 0 0 0 0 0 6 8 0.00 0.000																			



Batter	1	2	3	4	5	6	7	8	9	AB	R	H	RBI	BB	SO	LOB	TOP										
11 Jimmy Rollins, S OBP: 0.323, SLG: 0.420	L8		F7			K		G3-1		4	0	0	0	0	1	0											
Marlon Anderson, L OBP: 0.345, SLG: 0.440	F8			G5-3					G5-3	4	0	1	0	0	0	0											
Scott Rolen, R OBP: 0.370, SLG: 0.487	F9			L3		K			K	4	0	0	0	0	2	1											
Bobby Abreu, L OBP: 0.393, SLG: 0.530		K		F8		F7				4	0	1	0	0	1	1											
Pat Burrell, R OBP: 0.350, SLG: 0.466		G4-3				HR		K		4	1	1	1	0	2	1											
Travis Lee, L OBP: 0.343, SLG: 0.441						K		P6		3	0	1	0	0	1	0											
Doug Glanville, R OBP: 0.288, SLG: 0.390						HR		K2-3		3	1	1	1	0	1	1											
Johnny Estrada, S OBP: 0.281, SLG: 0.366						K			F7	3	0	0	0	0	2	0											
4B David Coggin, R OBP: 0.115, SLG: 0.083										1	0	0	0	0	0	0											
Cliff Politte, R										1	0	0	0	0	1	0											
Jose Santiago, R										0	0	0	0	0	0	0											
Felipe Crespo, S (8, FH)										1	0	0	0	0	0	0											
Turk Wendell, L										0	0	0	0	0	0	0											
<b>Inning Stats</b>	R: 0 E: 0 K: 0 S: 11	H: 0 LOB: 0 BB: 0 P: 14	R: 0 E: 0 K: 1 S: 9	H: 1 LOB: 1 BB: 0 P: 14	R: 0 E: 0 K: 1 S: 12	H: 0 LOB: 0 BB: 0 P: 17	R: 0 E: 0 K: 0 S: 9	H: 0 LOB: 0 BB: 0 P: 12	R: 2 E: 0 K: 3 S: 17	H: 2 LOB: 0 BB: 0 P: 28	R: 0 E: 0 K: 2 S: 8	H: 0 LOB: 0 BB: 0 P: 9	R: 0 E: 0 K: 0 S: 7	H: 0 LOB: 0 BB: 0 P: 11	R: 0 E: 0 K: 2 S: 14	H: 1 LOB: 1 BB: 0 P: 21	1B: 1 2B: 2 3B: 0 HR: 2	SF: 0 SAC: 0 DP: 0 HBP: 0	WP: 0 PB: 0 SB: 0 CS: 0	PA: 32							
<b>PITCHER</b>	IP	WLS	BF	H	R	ER	SO	BB	IBB	HBP	BLK	WP	HR	S	P	ERA	WHIP										
Steve Trachsel, R ERA: 4.93	7.0	W	25	4	2	2	9	0	0	0	0	0	2	75	109	2.57	0.571										
Rick White, R ERA: 3.82	2.0		7	1	0	0	2	0	0	0	0	0	0	21	32	0.00	0.500										

Philadelphia Phillies @ New York Mets  
Shea Stadium, Flushing, NY  
Thu Aug 30 2001, 7:10 PM EDT  
Att: 33,734 - Overcast - 77 F

AB	32
R	2
H	5
RBI	2
BB	0
SO	11
LOB	4



Batter	1	2	3	4	5	6	7	8	9	AB	R	H	RBI	BB	SO	LOB	BOTTOM										
Matt Lawton, L OBP: 0.390, SLG: 0.426	G4-3					G6-3				4	0	2	0	0	0	0											
Lenny Harris, L OBP: 0.248, SLG: 0.248		WP								1	0	0	0	0	0	0											
Joe Mewing, R OBP: 0.347, SLG: 0.444		1B								0	0	0	0	0	0	0											
Edgardo Alfonzo, R OBP: 0.321, SLG: 0.420										4	0	2	0	0	0	3											
Robin Ventura, L OBP: 0.354, SLG: 0.404										4	1	1	0	0	1	4											
Todd Zeile, R OBP: 0.357, SLG: 0.362										3	2	1	0	0	0	2											
Tsuyoshi Shinjo, R OBP: 0.323, SLG: 0.433										4	2	3	3	0	0	0											
Jay Payton, R OBP: 0.291, SLG: 0.354										3	0	0	0	1	0	2											
Vance Wilson, R OBP: 0.395, SLG: 0.421										3	0	0	2	0	0	1											
Rey Ordenez, R OBP: 0.292, SLG: 0.326										3	1	1	0	1	1	1											
Steve Trachsel, R OBP: 0.167, SLG: 0.190										3	0	1	1	0	1	2											
Rick White, R										1	0	0	0	0	1	0											
<b>Inning Stats</b>	R: 3 E: 0 K: 0 S: 15	H: 2 LOB: 0 BB: 0 P: 27	R: 1 E: 0 K: 0 S: 17	H: 3 LOB: 2 BB: 0 P: 27	R: 1 E: 0 K: 0 S: 12	H: 2 LOB: 1 BB: 1 P: 22	R: 0 E: 0 K: 1 S: 8	H: 1 LOB: 0 BB: 0 P: 13	R: 1 E: 0 K: 0 S: 8	H: 1 LOB: 1 BB: 1 P: 18	R: 0 E: 0 K: 1 S: 10	H: 2 LOB: 2 BB: 0 P: 15	R: 0 E: 0 K: 0 S: 5	H: 0 LOB: 0 BB: 0 P: 10	R: 0 E: 0 K: 2 S: 7	H: 0 LOB: 0 BB: 0 P: 8	1B: 8 2B: 0 3B: 2 HR: 1	SF: 1 SAC: 0 DP: 0 HBP: 1	WP: 1 PB: 0 SB: 1 CS: 0	PA: 37							
<b>PITCHER</b>	IP	WLS	BF	H	R	ER	SO	BB	IBB	HBP	BLK	WP	HR	S	P	ERA	WHIP										
4B David Coggin, R ERA: 3.66	3.0	L	18	7	5	5	0	0	0	0	0	0	1	44	76	15.00	2.333										
Cliff Politte, R ERA: 2.6	2.0		8	2	1	1	1	1	0	0	0	0	0	16	31	4.50	1.500										
Jose Santiago, R ERA: 4.85	2.0		8	2	0	0	1	0	0	0	0	0	0	15	25	0.00	1.000										
Turk Wendell, R ERA: 4.74	1.0		3	0	0	0	2	0	0	0	0	0	0	7	8	0.00	0.000										

Philadelphia Phillies @ New York Mets  
Shea Stadium, Flushing, NY  
Thu Aug 30 2001, 7:10 PM EDT  
Att: 33,734 - Overcast - 77 F

AB	33
R	6
H	11
RBI	6
BB	2
SO	4
LOB	15





Batter	1	2	3	4	5	6	7	8	9	AB	R	H	RBI	BB	SO	LOB	TOP			
Tim Raines, S OBP: 0.415, SLG: 0.358 (1, 7)	G4-3		G4-6-3 BB	G3			K		2B	4	1	1	0	1	1	1	<b>Montreal Expos @ Philadelphia Phillies</b> Veterans Stadium, Philadelphia, PA Fri Aug 31 2001, 7:05 PM EDT Att: 14,272 - Overcast - 84 F			
Jose Vidro, S OBP: 0.381, SLG: 0.518 (1, 4)	HBP 1B		G4-6-3 1-2		P6		G6-3		2B	4	1	1	0	1	0	1				
Vladimir Guerrero, R OBP: 0.384, SLG: 0.599 (1, 9)	1B HBP		4-2 E S 1B BB		G1-3		P5		2B	3	1	1	2	1	0	0				
Orlando Cabrera, R OBP: 0.311, SLG: 0.396 (1, 6)	K		3-2 1-H 1B					L4	S 1B	5	0	3	1	0	1	2				
Geoff Blum, S OBP: 0.324, SLG: 0.370 (1, 5)	1-2 2-H 1B		0-3 K		G3-1			G4-3	G6-3	5	0	1	0	0	1	3				
Lee Stevens, L OBP: 0.327, SLG: 0.437 (1, 3)		1-2 G1-6-3 1B			0-2 2B 1B		G4-3		HR	4	2	3	1	0	0	0				
Michael Barrett, R OBP: 0.293, SLG: 0.358 (1, 2)		0-0 G1-6-3 1-2		1-0 SH3-4 1-H 2B			G6-3			4	0	2	1	0	0	1				
Peter Bergeron, L OBP: 0.284, SLG: 0.311 (1, 8)		2-1 1B		0-0 P4			0-0 1B		P5	4	0	2	0	0	0	2				
Mike Thurman, R OBP: 0.088, SLG: 0.031 Britt Reames, R OBP: 0.316, SLG: 0.333 Scott Strickland, R (8, 1)	F9		0-1 SH3-4 2-3		0-1 SH3-4		G3		K	2	0	0	0	0	0	2				
<b>Inning Stats</b>	R: 0 E: 0 K: 1 S: 10	H: 2 LOB: 2 BB: 0 P: 17	R: 0 E: 0 K: 0 S: 10	H: 2 LOB: 1 BB: 0 P: 13	R: 1 E: 0 K: 1 S: 14	H: 1 LOB: 1 BB: 2 P: 26	R: 1 E: 0 K: 0 S: 9	H: 2 LOB: 1 BB: 0 P: 12	R: 0 E: 0 K: 0 S: 8	H: 1 LOB: 1 BB: 0 P: 12	R: 0 E: 0 K: 1 S: 8	H: 0 LOB: 0 BB: 0 P: 11	R: 1 E: 0 K: 0 S: 13	H: 2 LOB: 1 BB: 0 P: 20	R: 2 E: 0 K: 1 S: 13	H: 3 LOB: 1 BB: 1 P: 20	1B: 9 2B: 4 3B: 0 HR: 1	SF: 0 SAC: 1 DP: 2 HBP: 1	WP: 0 PB: 0 SB: 2 CS: 0	PA: 41
<b>PITCHER</b>	IP WLS BF H R ER SO BB IBB HBP BLK WP HR S P ERA WHIP	IP WLS BF H R ER SO BB IBB HBP BLK WP HR S P ERA WHIP	IP WLS BF H R ER SO BB IBB HBP BLK WP HR S P ERA WHIP	IP WLS BF H R ER SO BB IBB HBP BLK WP HR S P ERA WHIP	IP WLS BF H R ER SO BB IBB HBP BLK WP HR S P ERA WHIP	IP WLS BF H R ER SO BB IBB HBP BLK WP HR S P ERA WHIP	IP WLS BF H R ER SO BB IBB HBP BLK WP HR S P ERA WHIP	IP WLS BF H R ER SO BB IBB HBP BLK WP HR S P ERA WHIP	IP WLS BF H R ER SO BB IBB HBP BLK WP HR S P ERA WHIP	IP WLS BF H R ER SO BB IBB HBP BLK WP HR S P ERA WHIP	IP WLS BF H R ER SO BB IBB HBP BLK WP HR S P ERA WHIP	IP WLS BF H R ER SO BB IBB HBP BLK WP HR S P ERA WHIP	IP WLS BF H R ER SO BB IBB HBP BLK WP HR S P ERA WHIP	IP WLS BF H R ER SO BB IBB HBP BLK WP HR S P ERA WHIP	IP WLS BF H R ER SO BB IBB HBP BLK WP HR S P ERA WHIP	IP WLS BF H R ER SO BB IBB HBP BLK WP HR S P ERA WHIP	IP WLS BF H R ER SO BB IBB HBP BLK WP HR S P ERA WHIP			

AB	36
R	5
H	14
RBI	5
BB	3
SO	4
LOB	12



Batter	1	2	3	4	5	6	7	8	9	AB	R	H	RBI	BB	SO	LOB	BOTTOM			
11 Jimmy Rollins, S OBP: 0.320, SLG: 0.417 (1, 6)	F5		G1-3			G4-3		G6-3		4	0	0	0	0	0	0	<b>Montreal Expos @ Philadelphia Phillies</b> Veterans Stadium, Philadelphia, PA Fri Aug 31 2001, 7:05 PM EDT Att: 14,272 - Overcast - 84 F			
Marlon Anderson, L OBP: 0.342, SLG: 0.436 (1, 4)	G6-3			0-0 G5-3		G4-3			G4-3	4	0	0	0	0	0	0				
Scott Rolen, R OBP: 0.368, SLG: 0.483 (1, 5)	K			2-3 K		F9			F9	4	0	0	0	0	2	0				
Bobby Abreu, L OBP: 0.394, SLG: 0.531 (1, 9)		4-0 G4-3 S BB		3-3 K			2-2 G5-3 1B 2B		L6	3	1	1	0	1	1	0				
Pat Burrell, R OBP: 0.350, SLG: 0.464 (1, 7)		3-2 G4-3 1-3			4-2 SH2-3 1B BB		1-2 G5-3			2	0	0	0	1	0	2				
Travis Lee, L OBP: 0.345, SLG: 0.442 (1, 3)		2-3 K			2-2 SH2-3 1B		3-1 L5-3 1B			3	0	2	1	0	1	1				
Doug Glanville, R OBP: 0.280, SLG: 0.389 Ricky Bottalico, L OBP: 0.333, SLG: 0.667 Dennis Cook, L (9, 1)		2-3 K			0-0 SH2-3		0-0 L5-3			2	0	0	0	0	1	2				
Todd Pratt, R OBP: 0.347, SLG: 0.357 (1, 2)			2-3 K		0-1 F3			2-3 K		3	0	0	0	0	2	2				
Nelson Figueroa, R OBP: 0.280, SLG: 0.292 Felipe Crespo, S OBP: 0.259, SLG: 0.375 Rheal Cormier, L (6, 1) Brian Hunter, R OBP: 0.369, SLG: 0.393 (8, 8)			0-3 K		1-3 K			0-3 K		1	0	0	0	0	1	0				
<b>Inning Stats</b>	R: 0 E: 0 K: 1 S: 8	H: 0 LOB: 0 BB: 0 P: 12	R: 0 E: 0 K: 2 S: 9	H: 0 LOB: 1 BB: 1 P: 20	R: 0 E: 0 K: 2 S: 9	H: 0 LOB: 0 BB: 0 P: 13	R: 0 E: 0 K: 1 S: 12	H: 1 LOB: 2 BB: 1 P: 19	R: 0 E: 0 K: 0 S: 5	H: 0 LOB: 0 BB: 0 P: 7	R: 1 E: 0 K: 0 S: 13	H: 2 LOB: 0 BB: 0 P: 22	R: 0 E: 0 K: 2 S: 8	H: 0 LOB: 0 BB: 0 P: 12	R: 0 E: 0 K: 0 S: 8	H: 0 LOB: 0 BB: 0 P: 11	1B: 2 2B: 2 3B: 0 HR: 0	SF: 0 SAC: 1 DP: 1 HBP: 0	WP: 0 PB: 0 SB: 1 CS: 0	PA: 31
<b>PITCHER</b>	IP WLS BF H R ER SO BB IBB HBP BLK WP HR S P ERA WHIP	IP WLS BF H R ER SO BB IBB HBP BLK WP HR S P ERA WHIP	IP WLS BF H R ER SO BB IBB HBP BLK WP HR S P ERA WHIP	IP WLS BF H R ER SO BB IBB HBP BLK WP HR S P ERA WHIP	IP WLS BF H R ER SO BB IBB HBP BLK WP HR S P ERA WHIP	IP WLS BF H R ER SO BB IBB HBP BLK WP HR S P ERA WHIP	IP WLS BF H R ER SO BB IBB HBP BLK WP HR S P ERA WHIP	IP WLS BF H R ER SO BB IBB HBP BLK WP HR S P ERA WHIP	IP WLS BF H R ER SO BB IBB HBP BLK WP HR S P ERA WHIP	IP WLS BF H R ER SO BB IBB HBP BLK WP HR S P ERA WHIP	IP WLS BF H R ER SO BB IBB HBP BLK WP HR S P ERA WHIP	IP WLS BF H R ER SO BB IBB HBP BLK WP HR S P ERA WHIP	IP WLS BF H R ER SO BB IBB HBP BLK WP HR S P ERA WHIP	IP WLS BF H R ER SO BB IBB HBP BLK WP HR S P ERA WHIP	IP WLS BF H R ER SO BB IBB HBP BLK WP HR S P ERA WHIP	IP WLS BF H R ER SO BB IBB HBP BLK WP HR S P ERA WHIP	IP WLS BF H R ER SO BB IBB HBP BLK WP HR S P ERA WHIP			

AB	28
R	1
H	3
RBI	1
BB	2
SO	10
LOB	9





Batter	1	2	3	4	5	6	7	8	9	AB	R	H	RBI	BB	SO	LOB	TOP										
<b>Peter Bergeron, L</b> (1, 8) OBP: 0.294, SLG: 0.308	1-2 G3		4-2 FC7-4 BB		1-2 G4-6-3			0-3 K		3	0	0	0	1	1	1	<b>Montreal Expos @ Philadelphia Phillies</b> Veterans Stadium, Philadelphia, PA Sat Sep 01 2001, 7:05 PM EDT Att: 16,770 - Cloudy - 79 F										
<b>Jose Vidro, S</b> (1, 4) OBP: 0.376, SLG: 0.513	3-2 F8		0-1 FC7-4			2-1 G1-3		2-3 K		4	0	0	0	0	1	1											
<b>Vladimir Guerrero, R</b> (1, 9) OBP: 0.383, SLG: 0.595	0-0 G4-3		1-3 K2-3			4-2 BB		1-3 K		3	0	0	0	1	2	1											
<b>Orlando Cabrera, R</b> (1, 6) OBP: 0.310, SLG: 0.397		0-2 F9		1-2 F8		0-0 F8			0-1 G3 2B	4	0	1	0	0	0	1											
<b>Geoff Blum, S</b> (1, 5) OBP: 0.321, SLG: 0.366		1-3 K		1-3 K		2-1 F8			2-3 K	4	0	0	0	0	3	2											
<b>Lee Stevens, L</b> (1, 3) OBP: 0.326, SLG: 0.443		2-0 HR		4-0 BB			0-2 F7		1-0 G3	3	1	1	1	1	0	1											
<b>Michael Barrett, R</b> (1, 2) OBP: 0.295, SLG: 0.358		4-1 BB		2-3 K			2-2 1B		2-3 G4-3	3	0	1	0	1	1	2											
<b>Mark Smith, R</b> (1, 7) OBP: 0.315, SLG: 0.380		2-3 K			3-3 K					3	0	0	0	0	3	2											
<b>Carl Pavano, R</b> (1, 1) Terry Jones, S (5, PH) Joey Eischen, L (5, 1) Masato Yoshii, R (6, 1) Curtis Priddy, L (7, PH) Graeme Lloyd, L (7, 1) Guillermo Mota, R (8, 1)			0-2 F3		1-2 G4-6-3 1B			1-3 K		1	0	0	0	0	0	0											
<b>Inning Stats</b>	R: 0 E: 0 K: 0 S: 10	H: 0 LOB: 0 BB: 0 P: 14	R: 1 E: 0 K: 2 S: 11	H: 1 LOB: 1 BB: 1 P: 20	R: 0 E: 0 K: 1 S: 10	H: 0 LOB: 1 BB: 1 P: 15	R: 0 E: 0 K: 2 S: 10	H: 0 LOB: 1 BB: 0 P: 18	R: 0 E: 0 K: 1 S: 9	H: 0 LOB: 0 BB: 0 P: 14	R: 0 E: 0 K: 0 S: 7	H: 0 LOB: 1 BB: 1 P: 15	R: 0 E: 0 K: 2 S: 14	H: 1 LOB: 1 BB: 0 P: 18	R: 0 E: 0 K: 3 S: 9	H: 0 LOB: 0 BB: 0 P: 12		R: 0 E: 0 K: 1 S: 8	H: 1 LOB: 1 BB: 0 P: 12	1B: 2 2B: 1 3B: 0 HR: 1	SF: 0 SAC: 0 DP: 1 HBP: 0	WP: 0 PB: 0 SB: 1 CS: 0	PA: 34				
<b>PITCHER</b>	IP	WLS	BF	H	R	ER	SO	BB	IBB	HBP	BLK	WP	HR	S	P	ERA	WHIP										
<b>Robert Person, R</b> (1, 1) ERA: 4.27	8.0	W	30	3	1	1	11	4	0	0	0	0	1	80	126	1.12	0.875										
<b>Jose Mesa, R</b> (9, 1) ERA: 2.03	1.0	S	4	1	0	0	1	0	0	0	0	0	0	8	12	0.00	1.000										

AB	30
R	1
H	4
RBI	1
BB	4
SO	12
LOB	12



Batter	1	2	3	4	5	6	7	8	9	AB	R	H	RBI	BB	SO	LOB	BOTTOM										
<b>11 Jimmy Rollins, S</b> (1, 6) OBP: 0.321, SLG: 0.416	0-0 1B 2B	4-0 1B BB		1-1 L8		1-3 K		2-0 F7		4	1	1	0	1	1	2	<b>Montreal Expos @ Philadelphia Phillies</b> Veterans Stadium, Philadelphia, PA Sat Sep 01 2001, 7:05 PM EDT Att: 16,770 - Cloudy - 79 F										
<b>Doug Glavine, R</b> (1, 8) OBP: 0.290, SLG: 0.394	0-1 2B 1B	2-1 1B		1-1 G6-3		2-1 3B		1-3 K		5	1	3	0	0	1	2											
<b>Bobby Abreu, L</b> (1, 9) OBP: 0.393, SLG: 0.528	2-0 F7		2-3 K		4-2 F8 BB	3-3 K				3	0	0	0	1	2	3											
<b>Scott Rolen, R</b> (1, 5) OBP: 0.371, SLG: 0.493	0-0 G4-3 2H 3H		0-0 HR		2-1 HBP		1-3 K			3	1	2	3	0	1	0											
<b>Marlon Anderson, L</b> (1, 4) OBP: 0.341, SLG: 0.434	1-2 G4-3		2-1 S 1B		2-2 F8		1-1 L6			4	0	1	0	0	0	3											
<b>Pat Burrell, R</b> (1, 7) OBP: 0.346, SLG: 0.461	2-3 G5-3		3-3 K		4-1 BB		2-2 G1-3			3	0	0	0	1	1	2											
<b>Travis Lee, L</b> (1, 3) OBP: 0.344, SLG: 0.443		1-0 1B 2B	1-1 G4-3		3-3 K			1-3 K		4	0	1	0	0	2	4											
<b>Johnny Estrada, S</b> (1, 2) OBP: 0.280, SLG: 0.364		1-2 F9		2-2 G4-3	2-1 F8			2-2 S 1B		4	0	1	0	0	0	4											
<b>Brian Hunter, R</b> (8, PH) Todd Pratt, R (9, 2) OBP: 0.369, SLG: 0.393 OBP: 0.347, SLG: 0.357										0	0	0	0	0	0	0											
<b>Robert Person, R</b> (1, 1) Tomas Perez, S (8, PH) Jose Mesa, R (9, 1) ERA: 20.52 ERA: 3.79 ERA: 4.61 ERA: 4.03 ERA: 4.19		3-3 K		1-0 HR		3-1 G5-3		4-2 BB		3	1	1	1	0	1	1											
<b>Inning Stats</b>	R: 2 E: 0 K: 0 S: 9	H: 3 LOB: 1 BB: 0 P: 14	R: 0 E: 1 K: 1 S: 12	H: 2 LOB: 2 BB: 1 P: 23	R: 1 E: 0 K: 2 S: 12	H: 2 LOB: 1 BB: 0 P: 20	R: 1 E: 0 K: 0 S: 8	H: 1 LOB: 0 BB: 0 P: 13	R: 0 E: 0 K: 1 S: 15	H: 0 LOB: 2 BB: 2 P: 32	R: 0 E: 0 K: 2 S: 10	H: 1 LOB: 1 BB: 0 P: 19	R: 0 E: 0 K: 1 S: 8	H: 0 LOB: 0 BB: 0 P: 12	R: 0 E: 0 K: 2 S: 15	H: 1 LOB: 2 BB: 1 P: 24	1B: 5 2B: 2 3B: 1 HR: 2	SF: 0 SAC: 0 DP: 0 HBP: 1	WP: 0 PB: 0 SB: 5 CS: 0	PA: 38							
<b>PITCHER</b>	IP	WLS	BF	H	R	ER	SO	BB	IBB	HBP	BLK	WP	HR	S	P	ERA	WHIP										
<b>Carl Pavano, R</b> (1, 1) ERA: 20.52	4.0	L	20	8	4	4	3	1	0	0	0	0	2	41	70	9.00	2.250										
<b>Joey Eischen, L</b> (5, 1) ERA: 3.79	1.0		6	0	0	0	1	2	0	1	0	0	0	15	32	0.00	2.000										
<b>Masato Yoshii, R</b> (6, 1) ERA: 4.61	1.0		4	1	0	0	2	0	0	0	0	0	0	10	19	0.00	1.000										
<b>Graeme Lloyd, L</b> (7, 1) ERA: 4.03	1.0		3	0	0	0	1	0	0	0	0	0	0	8	12	0.00	0.000										
<b>Guillermo Mota, R</b> (8, 1) ERA: 4.19	1.0		5	1	0	0	2	1	0	0	0	0	0	15	24	0.00	2.000										

AB	33
R	4
H	10
RBI	4
BB	4
SO	9
LOB	21



















Batter	1	2	3	4	5	6	7	8	9	AB	R	H	RBI	BB	SO	LOB	TOP									
<b>Matt Lawton, L</b> OBP: 0.386, SLG: 0.415	4-1 31 BB 1B BB	0-1 P5		3-2 G6-3		2-2 1B			1-2 G5-3	4	1	1	0	1	0	0	<b>New York Mets @ Philadelphia Phillies</b> Veterans Stadium, Philadelphia, PA Wed Sep 05 2001, 7:05 PM EDT Att: 16,089 - Sunny - 77 F									
<b>Eduardo Alfonzo, R</b> OBP: 0.325, SLG: 0.415	4-1 31 BB 1B BB	0-0 P4		1-2 F7		2-3 K			2-2 1B	4	1	1	0	1	1	1										
<b>31 Mike Piazza, R</b> OBP: 0.381, SLG: 0.552	4-1 1B 1B 2-3 BB	3-3 K			3-1 PB HR 2B			4-0 FC4-6 BB	1-1 L5	3	2	1	0	2	1	1										
<b>Tsuyoshi Shinjo, R</b> OBP: 0.326, SLG: 0.423	1-2 1B 1-2 2-3 3-H 1B		0-1 G6-3		2-1 G6-3			1-2 L8	1-0 F3	5	1	1	1	0	0	3										
<b>Robin Ventura, L</b> OBP: 0.355, SLG: 0.414	1-2 1B 1-2 2-3 3-H 1B		2-0 G3-1 3B 2B		2-2 HR			1-1 F7		4	2	3	3	0	0	1										
<b>Jay Payton, R</b> OBP: 0.292, SLG: 0.364	1-0 1-2 2-H 3-H 1B		0-0 G3-1		0-0 P4			2-0 FC4-6		4	0	1	2	0	0	2										
<b>Mark Johnson, L</b> OBP: 0.322, SLG: 0.429	1-3 K		1-2 3-H 3B		2-3 K			2-2 F5		4	0	1	1	0	2	2										
<b>Rey Ordenez, R</b> OBP: 0.291, SLG: 0.329	2-3 K		1-0 G5-3		2-1 F8			2-0 G6-3		4	0	0	0	0	1	3										
<b>Al Leiter, L</b> OBP: 0.093, SLG: 0.096	1-2 G6-3		2-3 K		3-1 G4-3			0-1 F8		3	0	0	0	0	1	2										
<b>Jerrold Riggan, R</b> ERA: 4.16										0	0	0	0	0	0	0	<b>AB 36</b> <b>R 7</b> <b>H 9</b> <b>RBI 7</b> <b>BB 4</b> <b>SO 6</b> <b>LOB 15</b> 									
<b>Jorge Toca, R</b> OBP: 0.125, SLG: 0.125										0	0	0	0	0	0	0										
<b>Rick White, R</b> ERA: 3.76										0	0	0	0	0	0	0										
<b>Inning Stats</b>	R: 4 E: 0 K: 2 S: 21	H: 3 LOB: 2 BB: 3 P: 40	R: 0 E: 0 K: 1 S: 7	H: 0 LOB: 0 BB: 0 P: 10	R: 1 E: 0 K: 0 S: 9	H: 2 LOB: 1 BB: 0 P: 13	R: 0 E: 0 K: 1 S: 9	H: 0 LOB: 0 BB: 0 P: 15	R: 2 E: 0 K: 1 S: 12	H: 2 LOB: 0 BB: 0 P: 21	R: 0 E: 0 K: 1 S: 11	H: 1 LOB: 1 BB: 0 P: 20	R: 0 E: 0 K: 0 S: 6	H: 0 LOB: 1 BB: 1 P: 14	R: 0 E: 0 K: 0 S: 6	H: 0 LOB: 0 BB: 0 P: 10		R: 0 E: 0 K: 0 S: 11	H: 1 LOB: 1 BB: 0 P: 16	1B: 5 2B: 2 3B: 1 HR: 1	SF: 0 SAC: 0 DP: 0 HBP: 0	WP: 0 PB: 1 SB: 0 CS: 0	PA: 40			
<b>PITCHER</b>	IP	WLS	BF	H	R	ER	SO	BB	IBB	HBP	BLK	WP	HR	S	P	ERA		WHIP								
<b>48 David Coggin, R</b> ERA: 4.16	0.0	L	6	3	4	4	0	3	0	0	0	0	0	10	25	∞		∞								
<b>Vicente Padilla, R</b> ERA: 4.5	5.0		19	4	3	3	5	0	0	0	0	0	1	48	74	5.40		0.800								
<b>Dennis Cook, L</b> ERA: 4.43	0.2		3	1	0	0	0	0	0	0	0	0	0	7	14	0.00		1.500								
<b>Jose Santiago, R</b> ERA: 4.84	1.1		5	0	0	0	1	1	0	0	0	0	0	10	20	0.00	0.750									
<b>Rheal Cormier, L</b> ERA: 3.7	1.0		3	0	0	0	0	0	0	0	0	0	0	6	10	0.00	0.000									

Batter	1	2	3	4	5	6	7	8	9	AB	R	H	RBI	BB	SO	LOB	BOTTOM								
<b>11 Jimmy Rollins, S</b> OBP: 0.319, SLG: 0.413	1-1 G5-3		0-2 G6-3		2-1 G6-4-3 1B			2-2 G6-3		4	0	1	0	0	0	1	<b>New York Mets @ Philadelphia Phillies</b> Veterans Stadium, Philadelphia, PA Wed Sep 05 2001, 7:05 PM EDT Att: 16,089 - Sunny - 77 F								
<b>Doug Glanville, R</b> OBP: 0.292, SLG: 0.400	2-2 G5-4-3 1B			3-2 HR	2-2 G6-4-3			1-3 K		4	1	2	1	0	1	2									
<b>Bobby Abreu, L</b> OBP: 0.389, SLG: 0.524	3-2 G5-4-3 1-2			3-2 F8			1-1 G4-3		2-2 HR	4	1	1	1	0	0	1									
<b>Scott Rolen, R</b> OBP: 0.370, SLG: 0.491		3-3 K		4-2 HR BB			2-1 F7		1-3 K	3	1	0	0	1	2	0									
<b>Marlon Anderson, L</b> OBP: 0.334, SLG: 0.430		1-0 G1-3		0-3 K			1-3 K		0-3 K	4	0	0	0	0	3	1									
<b>Pat Burrell, R</b> OBP: 0.346, SLG: 0.458		0-0 G6-3		3-2 1-H HR			2-3 K		3-3 K	4	1	1	2	0	2	0									
<b>Travis Lee, L</b> OBP: 0.342, SLG: 0.439			2-3 K		0-0 F8			3-3 K		3	0	0	0	0	2	0									
<b>Todd Pratt, R</b> OBP: 0.350, SLG: 0.352			4-2 SH1-4 BB		4-2 G6-4-3 11 1B BB			3-3 K		1	0	0	0	2	1	0									
<b>48 David Coggin, R</b> OBP: 0.115, SLG: 0.083			0-2 SH1-4		0-3 K			2-3 K		0	0	0	0	0	0	0	<b>AB 29</b> <b>R 4</b> <b>H 5</b> <b>RBI 4</b> <b>BB 3</b> <b>SO 13</b> <b>LOB 6</b> 								
<b>Vicente Padilla, R</b> OBP: 0.200, SLG: 0.087										0	0	0	0	0	0	0									
<b>Brian Hunter, R</b> OBP: 0.200, SLG: 0.087										0	0	0	0	0	0	0									
<b>Dennis Cook, L</b> ERA: 4.43										0	0	0	0	0	0	0									
<b>Jose Santiago, R</b> ERA: 4.84										0	0	0	0	0	0	0									
<b>Rheal Cormier, L</b> ERA: 3.7										0	0	0	0	0	0	0									
<b>Eric Valente, L</b> OBP: 0.200, SLG: 0.158										0	0	0	0	0	0	0									
<b>Doug Nickle, R</b> ERA: 3.76										0	0	0	0	0	0	0									
<b>Inning Stats</b>	R: 0 E: 0 K: 0 S: 8	H: 1 LOB: 0 BB: 0 P: 14	R: 0 E: 0 K: 1 S: 8	H: 0 LOB: 0 BB: 0 P: 12	R: 0 E: 0 K: 1 S: 11	H: 0 LOB: 1 BB: 1 P: 17	R: 3 E: 0 K: 1 S: 17	H: 2 LOB: 0 BB: 1 P: 30	R: 0 E: 0 K: 1 S: 13	H: 1 LOB: 1 BB: 1 P: 21	R: 0 E: 0 K: 1 S: 9	H: 0 LOB: 0 BB: 0 P: 13	R: 0 E: 0 K: 3 S: 10	H: 0 LOB: 0 BB: 0 P: 18	R: 0 E: 0 K: 2 S: 11	H: 0 LOB: 0 BB: 0 P: 16	R: 1 E: 0 K: 3 S: 13	H: 1 LOB: 0 BB: 0 P: 19	1B: 2 2B: 0 3B: 0 HR: 3	SF: 0 SAC: 1 DP: 2 HBP: 0	WP: 0 PB: 0 SB: 0 CS: 0	PA: 33			
<b>PITCHER</b>	IP	WLS	BF	H	R	ER	SO	BB	IBB	HBP	BLK	WP	HR	S	P	ERA	WHIP								
<b>Al Leiter, L</b> ERA: 3.26	6.0	W	23	4	3	3	5	3	0	0	0	0	0	10	17	4.50	1.167								
<b>Jerrold Riggan, R</b> ERA: 3.69	1.0		3	0	0	0	3	0	0	0	0	0	0	10	18	0.00	0.000								
<b>Rick White, R</b> ERA: 3.76	2.0		7	1	1	1	5	0	0	0	0	0	1	24	35	4.50	0.500								



Batter	1	2	3	4	5	6	7	8	9	AB	R	H	RBI	BB	SO	LOB	TOP			
11 Jimmy Rollins, S OBP: 0.320, SLG: 0.415	E3 SH1-3 HR 1B		G3-1			E9 FC8-2 2B		G3		4	1	2	0	0	0	0	Philadelphia Phillies @ Montreal Expos Olympic Stadium, Montreal, QB Thu Sep.06.2001, 7:05 PM EDT Att. 3,406 - Dome - 72 F			
Doug Glanville, R OBP: 0.291, SLG: 0.398	SH1-3 2-3		F9			FC8-2 3-H		F7		3	0	0	0	0	0	1				
Bobby Abreu, L OBP: 0.390, SLG: 0.529	HR			G4-3			1B BB BB	G6-3		3	2	1	2	1	0	0				
Scott Rolen, R OBP: 0.367, SLG: 0.487	K			G1-3			K			4	0	0	0	0	3	1				
Marlon Anderson, L OBP: 0.333, SLG: 0.428	G6-3			G5-3			BB BB 1B	G4-3		4	0	1	0	0	0	0				
Pat Burrell, R OBP: 0.345, SLG: 0.455		G5-3			G6-3		BB BB	G6-3		3	0	0	0	1	0	0				
Travis Lee, L OBP: 0.340, SLG: 0.436		G4-3			G6-3		F9			3	0	0	0	0	0	3				
Johnny Estrada, S OBP: 0.280, SLG: 0.373		P3			G3		BB			2	0	0	1	1	0	0				
Robert Person, R OBP: 0.164, SLG: 0.254			K			G6-3		K		3	0	0	0	0	2	3				
Ricky Bottalico, L OBP: 0.333, SLG: 0.667										0	0	0	0	0	0	0				
Jose Mesa, R OBP: 0.333, SLG: 0.667										0	0	0	0	0	0	0				
<b>Inning Stats</b>	R: 2 E: 1 K: 1 S: 8	H: 2 LOB: 0 BB: 0 P: 12	R: 0 E: 0 K: 0 S: 9	H: 0 LOB: 0 BB: 0 P: 13	R: 0 E: 0 K: 1 S: 7	H: 0 LOB: 0 BB: 0 P: 12	R: 0 E: 0 K: 0 S: 5	H: 0 LOB: 0 BB: 0 P: 6	R: 0 E: 1 K: 0 S: 9	H: 1 LOB: 0 BB: 0 P: 14	R: 1 E: 0 K: 2 S: 14	H: 1 LOB: 3 BB: 3 P: 30	R: 0 E: 0 K: 0 S: 11	H: 0 LOB: 0 BB: 0 P: 19	R: 0 E: 0 K: 1 S: 9	H: 0 LOB: 0 BB: 0 P: 13	1B: 2 2B: 2 3B: 0 HR: 1	SF: 0 SAC: 1 DP: 1 HBP: 0	WP: 0 PB: 0 SB: 0 CS: 0	PA: 33
<b>PITCHER</b>	IP WLS BF H R ER SO BB IBB HBP BLK WP HR S P ERA WHIP	IP WLS BF H R ER SO BB IBB HBP BLK WP HR S P ERA WHIP	IP WLS BF H R ER SO BB IBB HBP BLK WP HR S P ERA WHIP	IP WLS BF H R ER SO BB IBB HBP BLK WP HR S P ERA WHIP	IP WLS BF H R ER SO BB IBB HBP BLK WP HR S P ERA WHIP	IP WLS BF H R ER SO BB IBB HBP BLK WP HR S P ERA WHIP	IP WLS BF H R ER SO BB IBB HBP BLK WP HR S P ERA WHIP	IP WLS BF H R ER SO BB IBB HBP BLK WP HR S P ERA WHIP	IP WLS BF H R ER SO BB IBB HBP BLK WP HR S P ERA WHIP	IP WLS BF H R ER SO BB IBB HBP BLK WP HR S P ERA WHIP	IP WLS BF H R ER SO BB IBB HBP BLK WP HR S P ERA WHIP	IP WLS BF H R ER SO BB IBB HBP BLK WP HR S P ERA WHIP	IP WLS BF H R ER SO BB IBB HBP BLK WP HR S P ERA WHIP	IP WLS BF H R ER SO BB IBB HBP BLK WP HR S P ERA WHIP	IP WLS BF H R ER SO BB IBB HBP BLK WP HR S P ERA WHIP	IP WLS BF H R ER SO BB IBB HBP BLK WP HR S P ERA WHIP	IP WLS BF H R ER SO BB IBB HBP BLK WP HR S P ERA WHIP			
Carl Pavano, R ERA: 13.5	6.1 L 24 4 3 3 3 2 0 0 0 0 1 55 87 4.26 0.947																			
Joey Eischen, L ERA: 3.48	1.2 6 0 0 0 1 1 0 0 0 0 0 0 17 31 0.00 0.600																			
Darwin Cubillan, R ERA: 4.66	1.0 3 0 0 0 1 0 0 0 0 0 0 0 9 13 0.00 0.000																			

AB	29
R	3
H	4
RBI	3
BB	3
SO	5
LOB	8



Batter	1	2	3	4	5	6	7	8	9	AB	R	H	RBI	BB	SO	LOB	BOTTOM					
Terry Jones, S OBP: 0.318, SLG: 0.341	G4-6-3 1B		G6-3			G1-3		L5		4	0	1	0	0	0	1	Philadelphia Phillies @ Montreal Expos Olympic Stadium, Montreal, QB Thu Sep.06.2001, 7:05 PM EDT Att. 3,406 - Dome - 72 F					
Jose Vidro, S OBP: 0.376, SLG: 0.505	L6		F7			K		G4-3		4	0	0	0	0	1	1						
Vladimir Guerrero, R OBP: 0.383, SLG: 0.599	G4-6-3 1-2			CS 1B BB		G6-3			G6-3 1B	3	0	1	0	1	0	1						
Orlando Cabrera, R OBP: 0.317, SLG: 0.404		HBP 1B		CS 1B		G4-6-3 BB		G6-3 1-2		3	0	2	0	1	0	1						
Geoff Blum, S OBP: 0.322, SLG: 0.364		HBP		F5		G4-6-3 1-2				2	0	0	0	0	0	3						
Lee Stevens, L OBP: 0.336, SLG: 0.451	K			P5		F8				3	0	0	0	0	1	4						
Michael Barrett, R OBP: 0.288, SLG: 0.351	F7				F9			K		3	0	0	0	0	1	2						
Brad Wilkerson, L OBP: 0.278, SLG: 0.301	K									2	0	0	0	1	2	2						
Carl Pavano, R ERA: 4.1										2	0	0	0	0	0	0						
Joey Eischen, L ERA: 4.07										0	0	0	0	0	0	0						
Tim Raines, S OBP: 0.428, SLG: 0.453										1	0	0	0	0	0	1						
Darwin Cubillan, R ERA: 2.7										0	0	0	0	0	0	0						
<b>Inning Stats</b>	R: 0 E: 0 K: 0 S: 7	H: 1 LOB: 0 BB: 0 P: 10	R: 0 E: 0 K: 2 S: 11	H: 1 LOB: 2 BB: 0 P: 15	R: 0 E: 0 K: 0 S: 6	H: 0 LOB: 0 BB: 0 P: 9	R: 0 E: 0 K: 0 S: 8	H: 1 LOB: 1 BB: 1 P: 18	R: 0 E: 0 K: 1 S: 10	H: 0 LOB: 0 BB: 0 P: 12	R: 0 E: 0 K: 1 S: 9	H: 0 LOB: 0 BB: 0 P: 10	R: 0 E: 0 K: 0 S: 7	H: 0 LOB: 0 BB: 1 P: 14	R: 0 E: 0 K: 1 S: 11	H: 0 LOB: 1 BB: 1 P: 23	R: 0 E: 0 K: 0 S: 6	H: 1 LOB: 0 BB: 0 P: 9	1B: 4 2B: 0 3B: 0 HR: 0	SF: 0 SAC: 0 DP: 3 HBP: 1	WP: 0 PB: 0 SB: 0 CS: 2	PA: 31
<b>PITCHER</b>	IP WLS BF H R ER SO BB IBB HBP BLK WP HR S P ERA WHIP	IP WLS BF H R ER SO BB IBB HBP BLK WP HR S P ERA WHIP	IP WLS BF H R ER SO BB IBB HBP BLK WP HR S P ERA WHIP	IP WLS BF H R ER SO BB IBB HBP BLK WP HR S P ERA WHIP	IP WLS BF H R ER SO BB IBB HBP BLK WP HR S P ERA WHIP	IP WLS BF H R ER SO BB IBB HBP BLK WP HR S P ERA WHIP	IP WLS BF H R ER SO BB IBB HBP BLK WP HR S P ERA WHIP	IP WLS BF H R ER SO BB IBB HBP BLK WP HR S P ERA WHIP	IP WLS BF H R ER SO BB IBB HBP BLK WP HR S P ERA WHIP	IP WLS BF H R ER SO BB IBB HBP BLK WP HR S P ERA WHIP	IP WLS BF H R ER SO BB IBB HBP BLK WP HR S P ERA WHIP	IP WLS BF H R ER SO BB IBB HBP BLK WP HR S P ERA WHIP	IP WLS BF H R ER SO BB IBB HBP BLK WP HR S P ERA WHIP	IP WLS BF H R ER SO BB IBB HBP BLK WP HR S P ERA WHIP	IP WLS BF H R ER SO BB IBB HBP BLK WP HR S P ERA WHIP	IP WLS BF H R ER SO BB IBB HBP BLK WP HR S P ERA WHIP	IP WLS BF H R ER SO BB IBB HBP BLK WP HR S P ERA WHIP					
Robert Person, R ERA: 4.1	7.1 W 26 3 0 0 0 3 0 0 0 0 0 64 101 0.00 0.818																					
Ricky Bottalico, R ERA: 4.07	0.2 H 2 0 0 0 0 0 0 0 0 0 0 5 10 0.00 0.000																					
Jose Mesa, R ERA: 2.7	1.0 S 3 1 0 0 0 0 0 0 0 0 0 6 9 0.00 1.000																					

AB	27
R	0
H	4
RBI	0
BB	3
SO	5
LOB	16





















Batter	1	2	3	4	5	6	7	8	9	AB R H RBI BB SO LOB	TOP																								
											Philadelphia Phillies @ Atlanta Braves Turner Field, Atlanta, GA Tue Sep 11 2001, 7:35 PM EDT <a href="http://livebaseballscorecards.com">livebaseballscorecards.com</a>																								
										AB		0																							
										R		0																							
										H		0																							
										RBI		0																							
										BB		0																							
										SO		0																							
										LOB		0																							
																																			
Inning Stats	1B: 0	SF: 0	WP: 0	PA: 0																															
	2B: 0	SAC: 0	FB: 0																																
	3B: 0	DP: 0	SB: 0																																
	HR: 0	HBP: 0	CS: 0																																
PITCHER	IP	WLS	BF	H	R	ER	SO	BB	IBB	HBP	BLK	WP	HR	S	P	ERA	WHIP	PITCHER	IP	WLS	BF	H	R	ER	SO	BB	IBB	HBP	BLK	WP	HR	S	P	ERA	WHIP

Batter	1	2	3	4	5	6	7	8	9	AB R H RBI BB SO LOB	BOTTOM																								
											Philadelphia Phillies @ Atlanta Braves Turner Field, Atlanta, GA Tue Sep 11 2001, 7:35 PM EDT <a href="http://livebaseballscorecards.com">livebaseballscorecards.com</a>																								
										AB		0																							
										R		0																							
										H		0																							
										RBI		0																							
										BB		0																							
										SO		0																							
										LOB		0																							
																																			
Inning Stats	1B: 0	SF: 0	WP: 0	PA: 0																															
	2B: 0	SAC: 0	FB: 0																																
	3B: 0	DP: 0	SB: 0																																
	HR: 0	HBP: 0	CS: 0																																
PITCHER	IP	WLS	BF	H	R	ER	SO	BB	IBB	HBP	BLK	WP	HR	S	P	ERA	WHIP	PITCHER	IP	WLS	BF	H	R	ER	SO	BB	IBB	HBP	BLK	WP	HR	S	P	ERA	WHIP



Batter	1	2	3	4	5	6	7	8	9	AB R H RBI BB SO LOB	TOP																								
											Philadelphia Phillies @ Atlanta Braves Turner Field, Atlanta, GA Wed Sep 12 2001, 1:05 PM EDT <a href="http://livebaseballscorecards.com">livebaseballscorecards.com</a>																								
		AB 0 R 0 H 0 RBI 0 BB 0 SO 0 LOB 0																																	
																																			
Inning Stats										1B: 0 SF: 0 WP: 0 PA: 0 2B: 0 SAC: 0 FB: 0 3B: 0 DP: 0 SB: 0 HR: 0 HBP: 0 CS: 0																									
PITCHER	IP	WLS	BF	H	R	ER	SO	BB	IBB	HBP	BLK	WP	HR	S	P	ERA	WHIP	PITCHER	IP	WLS	BF	H	R	ER	SO	BB	IBB	HBP	BLK	WP	HR	S	P	ERA	WHIP


Batter	1	2	3	4	5	6	7	8	9	AB R H RBI BB SO LOB	BOTTOM																								
											Philadelphia Phillies @ Atlanta Braves Turner Field, Atlanta, GA Wed Sep 12 2001, 1:05 PM EDT <a href="http://livebaseballscorecards.com">livebaseballscorecards.com</a>																								
		AB 0 R 0 H 0 RBI 0 BB 0 SO 0 LOB 0																																	
																																			
Inning Stats										1B: 0 SF: 0 WP: 0 PA: 0 2B: 0 SAC: 0 FB: 0 3B: 0 DP: 0 SB: 0 HR: 0 HBP: 0 CS: 0																									
PITCHER	IP	WLS	BF	H	R	ER	SO	BB	IBB	HBP	BLK	WP	HR	S	P	ERA	WHIP	PITCHER	IP	WLS	BF	H	R	ER	SO	BB	IBB	HBP	BLK	WP	HR	S	P	ERA	WHIP




Batter	1	2	3	4	5	6	7	8	9	AB	R	H	RBI	BB	SO	LOB	TOP																			
																														<b>Philadelphia Phillies @ Atlanta Braves</b> Turner Field, Atlanta, GA Thu Sep 13 2001, 7:35 PM EDT  <a href="http://livebaseballscorecards.com">livebaseballscorecards.com</a>						
Inning Stats																		AB 0 R 0 H 0 RBI 0 BB 0 SO 0 LOB 0																		
PITCHER	IP	WLS	BF	H	R	ER	SO	BB	IBB	HBP	BLK	WP	HR	S	P	ERA	WHIP	PITCHER	IP	WLS	BF	H	R	ER	SO	BB	IBB	HBP	BLK	WP	HR	S	P	ERA	WHIP	WP: 0 PA: 0 FB: 0 SB: 0 CS: 0


Batter	1	2	3	4	5	6	7	8	9	AB	R	H	RBI	BB	SO	LOB	BOTTOM																			
																														<b>Philadelphia Phillies @ Atlanta Braves</b> Turner Field, Atlanta, GA Thu Sep 13 2001, 7:35 PM EDT  <a href="http://livebaseballscorecards.com">livebaseballscorecards.com</a>						
Inning Stats																		AB 0 R 0 H 0 RBI 0 BB 0 SO 0 LOB 0																		
PITCHER	IP	WLS	BF	H	R	ER	SO	BB	IBB	HBP	BLK	WP	HR	S	P	ERA	WHIP	PITCHER	IP	WLS	BF	H	R	ER	SO	BB	IBB	HBP	BLK	WP	HR	S	P	ERA	WHIP	WP: 0 PA: 0 FB: 0 SB: 0 CS: 0




Batter	1	2	3	4	5	6	7	8	9	AB R H RBI BB SO LOB	TOP																																		
											<b>Philadelphia Phillies @ Cincinnati Reds</b> Cinergy Field, Cincinnati, OH Fri Sep 14 2001, 7:05 PM EDT  <a href="http://livebaseballscorecards.com">livebaseballscorecards.com</a>																																		
																				<b>AB 0</b> <b>R 0</b> <b>H 0</b> <b>RBI 0</b> <b>BB 0</b> <b>SO 0</b> <b>LOB 0</b>																									
																																													
Inning Stats																				1B: 0 SF: 0 WP: 0 PA: 0 2B: 0 SAC: 0 PB: 0 3B: 0 DP: 0 SB: 0 HR: 0 HBP: 0 CS: 0																									
PITCHER										IP		WLS	BF	H	R	ER	SO	BB	IBB	HBP	BLK	WP	HR	S	P	ERA	WHIP	PITCHER	IP	WLS	BF	H	R	ER	SO	BB	IBB	HBP	BLK	WP	HR	S	P	ERA	WHIP


Batter	1	2	3	4	5	6	7	8	9	AB R H RBI BB SO LOB	BOTTOM																																		
											<b>Philadelphia Phillies @ Cincinnati Reds</b> Cinergy Field, Cincinnati, OH Fri Sep 14 2001, 7:05 PM EDT  <a href="http://livebaseballscorecards.com">livebaseballscorecards.com</a>																																		
																				<b>AB 0</b> <b>R 0</b> <b>H 0</b> <b>RBI 0</b> <b>BB 0</b> <b>SO 0</b> <b>LOB 0</b>																									
																																													
Inning Stats																				1B: 0 SF: 0 WP: 0 PA: 0 2B: 0 SAC: 0 PB: 0 3B: 0 DP: 0 SB: 0 HR: 0 HBP: 0 CS: 0																									
PITCHER										IP		WLS	BF	H	R	ER	SO	BB	IBB	HBP	BLK	WP	HR	S	P	ERA	WHIP	PITCHER	IP	WLS	BF	H	R	ER	SO	BB	IBB	HBP	BLK	WP	HR	S	P	ERA	WHIP




Batter	1	2	3	4	5	6	7	8	9	AB R H RBI BB SO LOB	TOP																																		
											<b>Philadelphia Phillies @ Cincinnati Reds</b> Cinergy Field, Cincinnati, OH Sat Sep 15 2001, 1:15 PM EDT <a href="http://livebaseballscorecards.com">livebaseballscorecards.com</a>																																		
																				<b>AB 0</b> <b>R 0</b> <b>H 0</b> <b>RBI 0</b> <b>BB 0</b> <b>SO 0</b> <b>LOB 0</b>																									
																																													
Inning Stats																				1B: 0 SF: 0 WP: 0 PA: 0 2B: 0 SAC: 0 FB: 0 3B: 0 DP: 0 SB: 0 HR: 0 HBP: 0 CS: 0																									
PITCHER										IP		WLS	BF	H	R	ER	SO	BB	IBB	HBP	BLK	WP	HR	S	P	ERA	WHIP	PITCHER	IP	WLS	BF	H	R	ER	SO	BB	IBB	HBP	BLK	WP	HR	S	P	ERA	WHIP

Batter	1	2	3	4	5	6	7	8	9	AB R H RBI BB SO LOB	BOTTOM																																		
											<b>Philadelphia Phillies @ Cincinnati Reds</b> Cinergy Field, Cincinnati, OH Sat Sep 15 2001, 1:15 PM EDT <a href="http://livebaseballscorecards.com">livebaseballscorecards.com</a>																																		
																				<b>AB 0</b> <b>R 0</b> <b>H 0</b> <b>RBI 0</b> <b>BB 0</b> <b>SO 0</b> <b>LOB 0</b>																									
																																													
Inning Stats																				1B: 0 SF: 0 WP: 0 PA: 0 2B: 0 SAC: 0 FB: 0 3B: 0 DP: 0 SB: 0 HR: 0 HBP: 0 CS: 0																									
PITCHER										IP		WLS	BF	H	R	ER	SO	BB	IBB	HBP	BLK	WP	HR	S	P	ERA	WHIP	PITCHER	IP	WLS	BF	H	R	ER	SO	BB	IBB	HBP	BLK	WP	HR	S	P	ERA	WHIP



Batter	1	2	3	4	5	6	7	8	9	AB R H RBI BB SO LOB	TOP																								
											<b>Philadelphia Phillies @ Cincinnati Reds</b> Cinergy Field, Cincinnati, OH Sun Sep 16 2001, 1:15 PM EDT <a href="http://livebaseballscorecards.com">livebaseballscorecards.com</a>																								
		<b>AB 0</b> <b>R 0</b> <b>H 0</b> <b>RBI 0</b> <b>BB 0</b> <b>SO 0</b> <b>LOB 0</b>																																	
																																			
Inning Stats		1B: 0 SF: 0 2B: 0 SAC: 0 3B: 0 DP: 0 HR: 0 HBP: 0	WP: 0 PA: 0 FB: 0 SB: 0 CS: 0																																
PITCHER	IP	WLS	BF	H	R	ER	SO	BB	IBB	HBP	BLK	WP	HR	S	P	ERA	WHIP	PITCHER	IP	WLS	BF	H	R	ER	SO	BB	IBB	HBP	BLK	WP	HR	S	P	ERA	WHIP

Batter	1	2	3	4	5	6	7	8	9	AB R H RBI BB SO LOB	BOTTOM																								
											<b>Philadelphia Phillies @ Cincinnati Reds</b> Cinergy Field, Cincinnati, OH Sun Sep 16 2001, 1:15 PM EDT <a href="http://livebaseballscorecards.com">livebaseballscorecards.com</a>																								
		<b>AB 0</b> <b>R 0</b> <b>H 0</b> <b>RBI 0</b> <b>BB 0</b> <b>SO 0</b> <b>LOB 0</b>																																	
																																			
Inning Stats		1B: 0 SF: 0 2B: 0 SAC: 0 3B: 0 DP: 0 HR: 0 HBP: 0	WP: 0 PA: 0 FB: 0 SB: 0 CS: 0																																
PITCHER	IP	WLS	BF	H	R	ER	SO	BB	IBB	HBP	BLK	WP	HR	S	P	ERA	WHIP	PITCHER	IP	WLS	BF	H	R	ER	SO	BB	IBB	HBP	BLK	WP	HR	S	P	ERA	WHIP



Batter	1	2	3	4	5	6	7	8	9	AB	R	H	RBI	BB	SO	LOB	TOP			
Marcus Giles, R OBP: 0.357, SLG: 0.460 Jesse Garcia, R OBP: 0.200, SLG: 0.200	(1,4) F8		(2,2) G5-3			(0,1) G3		(1,0) 1B		4	0	1	0	0	0	1	Atlanta Braves @ Philadelphia Phillies Veterans Stadium, Philadelphia, PA Mon Sep 17 2001, 7:05 PM EDT Att: 27,910 - Cloudy - 76 F			
Julio Franco, R OBP: 0.325, SLG: 0.389	(1,3) P3		(3,1) F3			(1,0) 2B		(0,1) F9		4	0	1	0	0	0	2				
10 Chipper Jones, S OBP: 0.413, SLG: 0.600	(1,5) HR			(3,2) G4-3		(4,0) 1B-3 IBB		(2,0) G6-3		3	1	1	1	1	0	1				
Brian Jordan, R OBP: 0.334, SLG: 0.486	(1,9) F3			(1,3) K		(3,2) L8-3			(0,1) G3 2B	4	0	1	0	0	1	2				
B.J. Surhoff, L OBP: 0.318, SLG: 0.415		(1,2) F8		(1,1) CS 1B			(0,1) S 1B		(1,1) G3	4	0	2	0	0	0	1				
Andruw Jones, R OBP: 0.318, SLG: 0.468		(3,3) K		(2,2) CS	(1,3) K2-3		(1,3) K		(1,3) K	4	0	0	0	0	4	2				
Rey Sanchez, R OBP: 0.355 Keith Lockhart, L OBP: 0.298, SLG: 0.322	(1,6) F8				(0,0) G6-3 3B		(2,3) K		(0,3) K	3	1	1	0	0	1	1				
Paul Bako, L OBP: 0.274, SLG: 0.311 Ken Caminiti, S OBP: 0.320, SLG: 0.427 Javy Lopez, R OBP: 0.307, SLG: 0.410			(4,2) SH3-4 BB		(1,2) G6-3		(2,0) G4-3			1	0	0	1	1	0	0				
Greg Maddux, R OBP: 0.234, SLG: 0.197 Dave Martinez, L OBP: 0.351, SLG: 0.400 Steve Karsay, R OBP: 0.351, SLG: 0.400	(1,1) SH3-4		(0,0) SH3-4		(0,2) F9			(2,3) K		1	0	0	0	0	0	0				
<b>Inning Stats</b>	R: 1 E: 0 K: 0 S: 6	H: 1 LOB: 0 BB: 0 P: 10	R: 0 E: 0 K: 1 S: 7	H: 0 LOB: 0 BB: 0 P: 12	R: 0 E: 0 K: 1 S: 12	H: 0 LOB: 1 BB: 1 P: 21	R: 0 E: 0 K: 1 S: 10	H: 1 LOB: 0 BB: 0 P: 17	R: 1 E: 0 K: 1 S: 12	H: 1 LOB: 0 BB: 0 P: 14	R: 0 E: 0 K: 2 S: 6	H: 1 LOB: 1 BB: 0 P: 16	R: 0 E: 0 K: 1 S: 11	H: 1 LOB: 1 BB: 0 P: 6	R: 0 E: 0 K: 2 S: 12	H: 1 LOB: 1 BB: 0 P: 14		1B: 3 2B: 3 3B: 1 HR: 1	SF: 0 SAC: 1 DP: 1 HBP: 0	WP: 0 PB: 0 SB: 1 CS: 1
<b>PITCHER</b>	IP WLS BF H R ER SO BB IBB HBP BLK WP HR S P ERA WHIP																			
Robert Person, R ERA: 4.02 Jose Mesa, R ERA: 2.66	(1,1) 8.0 W 30 6 2 2 6 1 1 0 0 0 1 75 120 2.25 0.875																			
(9,1) 1.0 S 4 1 0 0 2 0 0 0 0 0 0 0 12 14 0.00 1.000																				

Batter	1	2	3	4	5	6	7	8	9	AB	R	H	RBI	BB	SO	LOB	BOTTOM			
11 Jimmy Rollins, S OBP: 0.328, SLG: 0.430	(1,6) G3		(3,3) K					(0,0) SH E		3	1	0	0	0	1	0	Atlanta Braves @ Philadelphia Phillies Veterans Stadium, Philadelphia, PA Mon Sep 17 2001, 7:05 PM EDT Att: 27,910 - Cloudy - 76 F			
Doug Glanville, R OBP: 0.292, SLG: 0.396	(1,8) G6-3 1B		(0,1) F8			(0,0) F7		(0,0) SF7		3	0	1	1	0	0	0				
Bobby Abreu, L OBP: 0.389, SLG: 0.527	(1,9) G6-3			(0,0) G6-3 3B		(2,1) G3		(3,4) FC3-6 IBB		3	1	1	0	1	0	1				
Scott Rolen, R OBP: 0.373, SLG: 0.501		(0,1) HR		(0,0) G6-3		(3,2) HR		(1,2) FC3-6		4	2	2	3	0	0	1				
Marlon Anderson, L OBP: 0.328, SLG: 0.417		(0,1) G4-3		(0,2) G1		(1,1) L6		(0,0) G4-3		4	0	0	0	0	0	2				
Pat Burrell, R OBP: 0.348, SLG: 0.456		(0,0) 1B		(1,0) 1B						3	0	2	0	0	0	0				
Travis Lee, L OBP: 0.341, SLG: 0.432		(0,0) F8		(0,0) F5						3	0	0	0	0	0	2				
Johnny Estrada, S OBP: 0.282, SLG: 0.371		(0,0) G1-3			(0,0) G6-3					3	0	0	0	0	0	1				
Robert Person, R OBP: 0.159, SLG: 0.246 Felipe Crespo, S OBP: 0.263, SLG: 0.356 Brian Hunter, R OBP: 0.364, SLG: 0.385 Jose Mesa, R OBP: 0.351, SLG: 0.400	(1,1) F3		(1,1) F3		(2,3) K			(4,2) 11 SH SF7 BB		2	0	0	0	0	1	0				
<b>Inning Stats</b>	R: 0 E: 0 K: 0 S: 5	H: 1 LOB: 0 BB: 0 P: 6	R: 1 E: 0 K: 0 S: 7	H: 2 LOB: 1 BB: 0 P: 7	R: 0 E: 0 K: 1 S: 8	H: 0 LOB: 0 BB: 0 P: 12	R: 1 E: 0 K: 0 S: 8	H: 2 LOB: 1 BB: 0 P: 9	R: 0 E: 0 K: 1 S: 6	H: 0 LOB: 0 BB: 0 P: 9	R: 1 E: 0 K: 0 S: 8	H: 1 LOB: 0 BB: 0 P: 14	R: 0 E: 0 K: 0 S: 7	H: 0 LOB: 0 BB: 0 P: 12	R: 2 E: 2 K: 0 S: 8	H: 0 LOB: 2 BB: 2 P: 17		1B: 3 2B: 0 3B: 1 HR: 2	SF: 1 SAC: 1 DP: 1 HBP: 0	WP: 0 PB: 0 SB: 0 CS: 0
<b>PITCHER</b>	IP WLS BF H R ER SO BB IBB HBP BLK WP HR S P ERA WHIP																			
Greg Maddux, R ERA: 2.96 Steve Karsay, R ERA: 1.66	(1,1) 7.0 L 26 6 3 3 2 0 0 0 0 0 0 2 49 69 3.86 0.857																			
(8,1) 1.0 6 0 2 0 0 1 1 0 0 0 0 0 8 17 0.00 1.000																				



Batter	1	2	3	4	5	6	7	8	9	AB	R	H	RBI	BB	SO	LOB	TOP		
Marcus Giles, R OBP: 0.354, SLG: 0.454 (1, 4)	G5-3		G6-3		G5-3		1B		F8	5	0	1	1	0	0	0	<b>Atlanta Braves @ Philadelphia Phillies</b> Veterans Stadium, Philadelphia, PA Tue Sep 18 2001, 7:05 PM EDT Att: 23,653 - Cloudy - 76 F		
Julio Franco, R OBP: 0.333, SLG: 0.359 Wilson Betemit, S (9, FR) 29 John Smoltz, R (9, 1)	BB 1B HBP		G1-3		G5-3		P3		BB 10 BB	3	0	0	0	1	0	1			
10 Chipper Jones, S OBP: 0.417, SLG: 0.603 (1, 5)	F9		FC4-6 BB		FC6-4 1B			1B 2B	BB	3	1	2	0	2	0	1			
Brian Jordan, R OBP: 0.335, SLG: 0.485 (1, 9)	BB 1B		FC4-6 1-2		FC6-4 1B 1-2			F7 FC3 1B 2H	K	5	0	2	1	0	1	4			
B.J. Surhoff, L OBP: 0.319, SLG: 0.414 (1, 7)	1-2 2-3 BB		F7		F7			FC3 2B	G3	4	1	1	0	1	0	3			
Andruw Jones, R OBP: 0.316, SLG: 0.464 (1, 8)	G6-3		K		K			F7 2-3		4	0	0	0	0	2	7			
Javy Lopez, R OBP: 0.308, SLG: 0.412 Jesse Garcia, R OBP: 0.200, SLG: 0.200 Paul Bako, L OBP: 0.274, SLG: 0.311 (8, 2)		K		G5-3			G6-4-3 HBP	1H 2B		3	0	1	1	0	1	0			
Rey Sanchez, R OBP: 0.315, SLG: 0.353 Ken Caminiti, S OBP: 0.322, SLG: 0.427 Mark DeRosa, R OBP: 0.363, SLG: 0.414 (8, 6)		F8		G5-3			G6-4-3 1-2	FC6-4 BB		3	0	0	0	0	0	1			
Tom Glavine, L OBP: 0.182, SLG: 0.173 Dave Martinez, L OBP: 0.354, SLG: 0.403 Rudy Seanez, R (7, 1) Keith Lockhart, L (8, PH) Bernard Gilkey, R OBP: 0.309, SLG: 0.396 Mike Remlinger, L (8, 1) Wes Helms, R OBP: 0.284, SLG: 0.405 (9, 3)		K		G6-3			WP 1B 1B	FC6-4 1-2		2	0	0	0	0	1	0			
<b>Inning Stats</b>	R: 0 E: 0 K: 0 S: 10	H: 1 LOB: 3 BB: 1 P: 18	R: 0 E: 0 K: 2 S: 11	H: 0 LOB: 0 BB: 0 P: 18	R: 0 E: 0 K: 0 S: 7	H: 0 LOB: 1 BB: 1 P: 13	R: 0 E: 0 K: 1 S: 9	H: 0 LOB: 0 BB: 0 P: 15	R: 0 E: 0 K: 0 S: 8	H: 2 LOB: 2 BB: 0 P: 17	R: 1 E: 0 K: 0 S: 8	H: 2 LOB: 1 BB: 0 P: 14	R: 2 E: 0 K: 0 S: 15	H: 3 LOB: 2 BB: 1 P: 26	R: 0 E: 0 K: 1 S: 12	H: 0 LOB: 2 BB: 2 P: 23		1B: 6 2B: 2 3B: 0 HR: 0	SF: 0 SAC: 0 DP: 1 HBP: 2
<b>PITCHER</b>	IP WLS BF H R ER SO BB IBB HBP BLK WP HR S P ERA WHIP	IP WLS BF H R ER SO BB IBB HBP BLK WP HR S P ERA WHIP	IP WLS BF H R ER SO BB IBB HBP BLK WP HR S P ERA WHIP	IP WLS BF H R ER SO BB IBB HBP BLK WP HR S P ERA WHIP	IP WLS BF H R ER SO BB IBB HBP BLK WP HR S P ERA WHIP	IP WLS BF H R ER SO BB IBB HBP BLK WP HR S P ERA WHIP	IP WLS BF H R ER SO BB IBB HBP BLK WP HR S P ERA WHIP	IP WLS BF H R ER SO BB IBB HBP BLK WP HR S P ERA WHIP	IP WLS BF H R ER SO BB IBB HBP BLK WP HR S P ERA WHIP	IP WLS BF H R ER SO BB IBB HBP BLK WP HR S P ERA WHIP	IP WLS BF H R ER SO BB IBB HBP BLK WP HR S P ERA WHIP	IP WLS BF H R ER SO BB IBB HBP BLK WP HR S P ERA WHIP	IP WLS BF H R ER SO BB IBB HBP BLK WP HR S P ERA WHIP	IP WLS BF H R ER SO BB IBB HBP BLK WP HR S P ERA WHIP	IP WLS BF H R ER SO BB IBB HBP BLK WP HR S P ERA WHIP	IP WLS BF H R ER SO BB IBB HBP BLK WP HR S P ERA WHIP	IP WLS BF H R ER SO BB IBB HBP BLK WP HR S P ERA WHIP		

AB 34  
R 3  
H 8  
RBI 3  
BB 5  
SO 5  
LOB 19



Batter	1	2	3	4	5	6	7	8	9	AB	R	H	RBI	BB	SO	LOB	BOTTOM		
11 Jimmy Rollins, S OBP: 0.330, SLG: 0.430 (1, 6)	F7 S G4-3 BB		2B SF8 1B		G1-3		F7		1B 1B BB	3	3	1	0	2	0	0	<b>Atlanta Braves @ Philadelphia Phillies</b> Veterans Stadium, Philadelphia, PA Tue Sep 18 2001, 7:05 PM EDT Att: 23,653 - Cloudy - 76 F		
Doug Glanville, R OBP: 0.290, SLG: 0.393 (1, 8)	F7 1-3		P4		F9		F9		SF8	4	0	0	1	0	0	2			
Bobby Abreu, L OBP: 0.391, SLG: 0.529 (1, 9)	G4-3 3H		2B		G3-1		S BB		1B 1B	4	0	2	1	1	0	0			
Scott Rolen, R OBP: 0.377, SLG: 0.501 (1, 5)	BB		IBB		G4-3 G4-1 BB		K		1B	2	0	1	1	3	1	1			
Marlon Anderson, L OBP: 0.327, SLG: 0.416 (1, 4)	F7		SF8		G4-1				1B	3	0	1	1	0	0	2			
Pat Burrell, R OBP: 0.348, SLG: 0.453 (1, 7)	G4-3		G6-3		G4-3 IBB				K	3	0	0	0	1	1	3			
Travis Lee, L OBP: 0.341, SLG: 0.431 (1, 3)	K				G6-4-3 1B		G4-3		F7	4	0	1	0	0	1	3			
Todd Pratt, R OBP: 0.348, SLG: 0.340 (1, 2)			BB		G6-4-3 1-2		IBB		F9	2	0	0	0	2	0	2			
Brandon Duckworth, R OBP: 0.303, SLG: 0.375 Rheal Cormier, L (8, 1) Turk Wendell, L (8, 1) Dennis Cook, L (8, 1) Ricky Bottalico, L OBP: 0.309, SLG: 0.397 Felipe Crespo, S OBP: 0.298, SLG: 0.303 Brian Hunter, R OBP: 0.284, SLG: 0.385 (9, PH)		K			K		F9		11 E SF8 1B	3	0	0	0	0	2	4			
<b>Inning Stats</b>	R: 1 E: 0 K: 0 S: 9	H: 0 LOB: 1 BB: 2 P: 22	R: 0 E: 0 K: 2 S: 8	H: 0 LOB: 1 BB: 1 P: 16	R: 1 E: 0 K: 0 S: 11	H: 2 LOB: 2 BB: 1 P: 23	R: 0 E: 0 K: 1 S: 6	H: 1 LOB: 0 BB: 0 P: 11	R: 0 E: 0 K: 0 S: 9	H: 0 LOB: 3 BB: 3 P: 19	R: 0 E: 0 K: 1 S: 9	H: 0 LOB: 1 BB: 1 P: 18	R: 0 E: 0 K: 1 S: 8	H: 1 LOB: 1 BB: 0 P: 9	R: 2 E: 1 K: 0 S: 12	H: 3 LOB: 2 BB: 1 P: 20		1B: 6 2B: 1 3B: 0 HR: 0	SF: 2 SAC: 0 DP: 1 HBP: 0
<b>PITCHER</b>	IP WLS BF H R ER SO BB IBB HBP BLK WP HR S P ERA WHIP	IP WLS BF H R ER SO BB IBB HBP BLK WP HR S P ERA WHIP	IP WLS BF H R ER SO BB IBB HBP BLK WP HR S P ERA WHIP	IP WLS BF H R ER SO BB IBB HBP BLK WP HR S P ERA WHIP	IP WLS BF H R ER SO BB IBB HBP BLK WP HR S P ERA WHIP	IP WLS BF H R ER SO BB IBB HBP BLK WP HR S P ERA WHIP	IP WLS BF H R ER SO BB IBB HBP BLK WP HR S P ERA WHIP	IP WLS BF H R ER SO BB IBB HBP BLK WP HR S P ERA WHIP	IP WLS BF H R ER SO BB IBB HBP BLK WP HR S P ERA WHIP	IP WLS BF H R ER SO BB IBB HBP BLK WP HR S P ERA WHIP	IP WLS BF H R ER SO BB IBB HBP BLK WP HR S P ERA WHIP	IP WLS BF H R ER SO BB IBB HBP BLK WP HR S P ERA WHIP	IP WLS BF H R ER SO BB IBB HBP BLK WP HR S P ERA WHIP	IP WLS BF H R ER SO BB IBB HBP BLK WP HR S P ERA WHIP	IP WLS BF H R ER SO BB IBB HBP BLK WP HR S P ERA WHIP	IP WLS BF H R ER SO BB IBB HBP BLK WP HR S P ERA WHIP	IP WLS BF H R ER SO BB IBB HBP BLK WP HR S P ERA WHIP		

AB 29  
R 4  
H 7  
RBI 4  
BB 9  
SO 5  
LOB 17





Batter	1	2	3	4	5	6	7	8	9	AB	R	H	RBI	BB	SO	LOB	TOP										
Marcus Giles, R OBP: 0.352, SLG: 0.465 Kerry Ligtenberg, R (8, 1)	1-1 G4-3		0-0 HR			0-0 G5-3		0-1 G5-3		4	1	1	2	0	0	0											
Dave Martinez, L OBP: 0.356, SLG: 0.405	2-1 G4-3		1-1 G3			1-2 FC5 10 G4-3 1B			0-1 1B	4	0	2	0	0	0	0											
10 Chipper Jones, S OBP: 0.415, SLG: 0.600	2-0 G6-3			2-1 FC5-4 1B		3-2 G4-3			1-1 FC4-6 FC6-4	4	0	1	0	0	0	2											
Brian Jordan, R OBP: 0.332, SLG: 0.481		1-2 G5-3		1-1 FC5-4 G4-6-3 1-2		0-0 FC5			3-2 FC6-4 1-2	4	0	0	0	0	0	3											
Ken Caminiti, S OBP: 0.321, SLG: 0.423		0-1 G3-1		1-0 G4-6-3 1-2			4-2 BB		1-3 K	3	0	0	0	1	1	2											
Andruw Jones, R OBP: 0.314, SLG: 0.462		3-3 K			2-3 K		0-0 G6-3 1-2			3	0	0	0	0	2	1											
Javy Lopez, R OBP: 0.311, SLG: 0.413			2-2 FC4-6 HBP		1-1 1B			1-3 K		2	0	1	0	0	1	0											
Rey Sanchez, R OBP: 0.315, SLG: 0.354 Wilson Betemit, S (8, PH)			0-1 FC4-6 SH5-4 HR		1-0 1B			3-3 K		2	1	1	0	0	0	1											
John Burkett, R OBP: 0.143, SLG: 0.100 Odalis Perez, L OBP: 0.222, SLG: 0.231 Steve Reed, R OBP: 0.296, SLG: 0.320 (8, PH)			0-1 SH5-4		0-0 G6-4-3 1-2			1-2 F7		1	0	0	0	0	0	2											
<b>Inning Stats</b>	R: 0 E: 0 K: 0 S: 5	H: 0 LOB: 0 BB: 0 P: 10	R: 0 E: 0 K: 1 S: 8	H: 0 LOB: 0 BB: 0 P: 12	R: 2 E: 0 K: 0 S: 9	H: 1 LOB: 0 BB: 0 P: 12	R: 0 E: 0 K: 0 S: 5	H: 1 LOB: 0 BB: 0 P: 9	R: 0 E: 0 K: 1 S: 7	H: 2 LOB: 1 BB: 0 P: 11	R: 0 E: 0 K: 1 S: 8	H: 0 LOB: 0 BB: 1 P: 14	R: 0 E: 0 K: 1 S: 9	H: 0 LOB: 0 BB: 0 P: 13	R: 0 E: 0 K: 1 S: 10	H: 1 LOB: 1 BB: 0 P: 15	1B: 5 2B: 0 3B: 0 HR: 1	SF: 0 SAC: 1 DP: 3 HBP: 1	WP: 0 PB: 0 SB: 0 CS: 0	PA: 32							
<b>PITCHER</b>	IP	WLS	BF	H	R	ER	SO	BB	IBB	HBP	BLK	WP	HR	S	P	ERA	WHIP										
48 David Coggin, R ERA: 4.02	7.0	W	25	5	2	2	3	1	0	1	0	0	1	51	80	2.57	0.857										
Ricky Bottalico, R ERA: 3.94	1.0	H	3	0	0	0	1	0	0	0	0	0	0	9	13	0.00	0.000										
Jose Mesa, R ERA: 2.61	1.0	S	4	1	0	0	1	0	0	0	0	0	0	10	15	0.00	1.000										

Atlanta Braves @ Philadelphia Phillies  
Veterans Stadium, Philadelphia, PA  
Wed Sep 19 2001, 7:05 PM EDT  
Att: 24,036 - Overcast - 74 F

AB 29  
R 2  
H 6  
RBI 2  
BB 1  
SO 5  
LOB 11



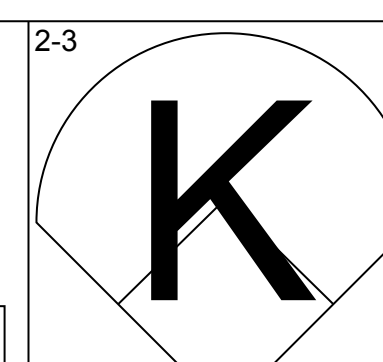
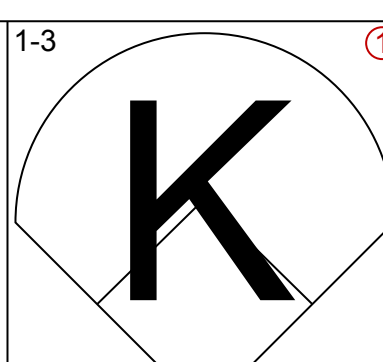
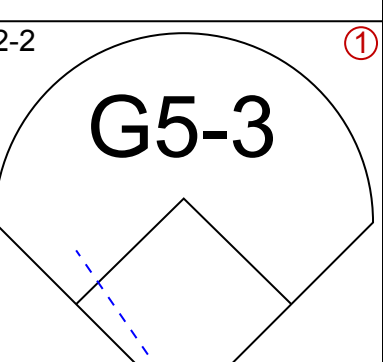
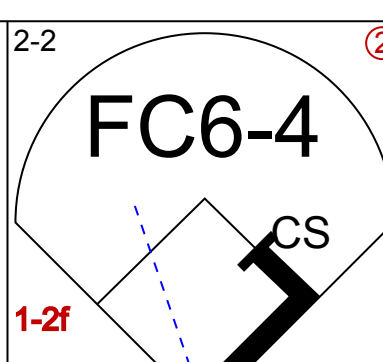
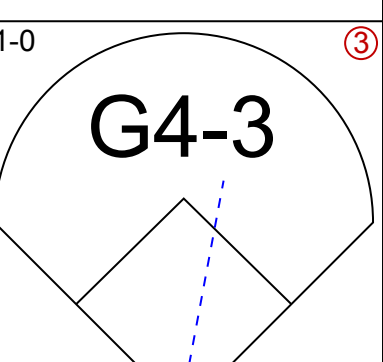
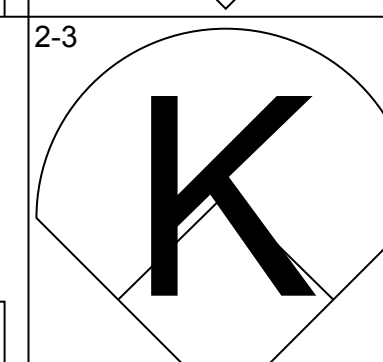
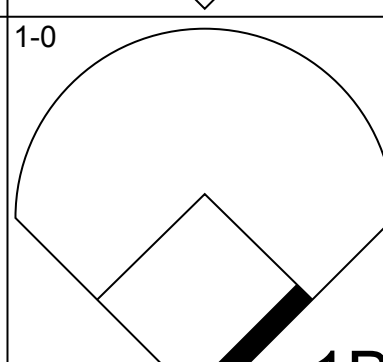
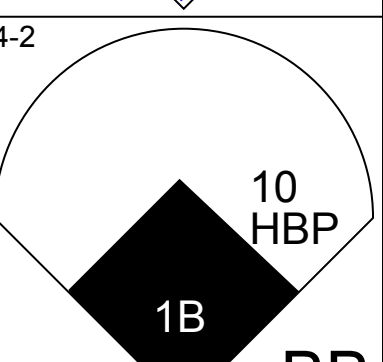
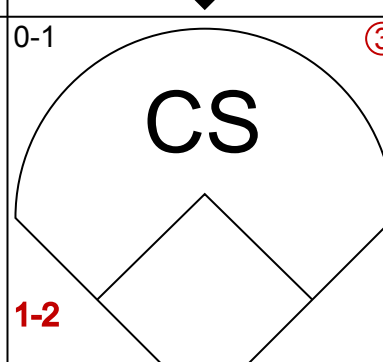
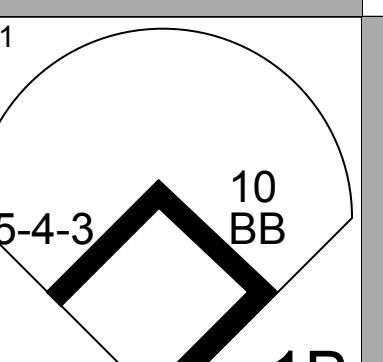
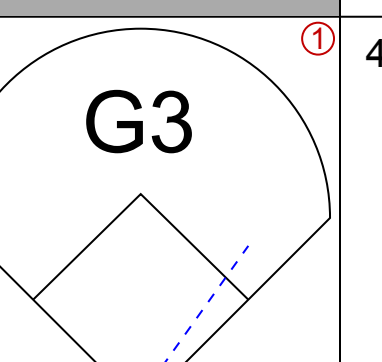
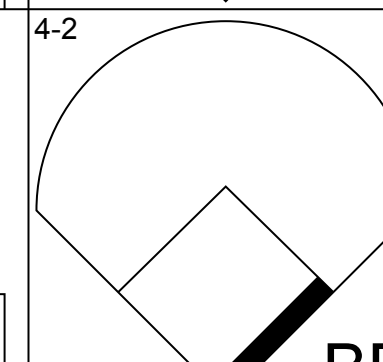
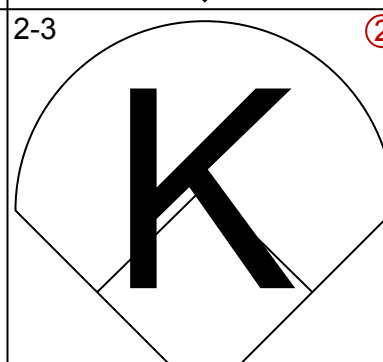
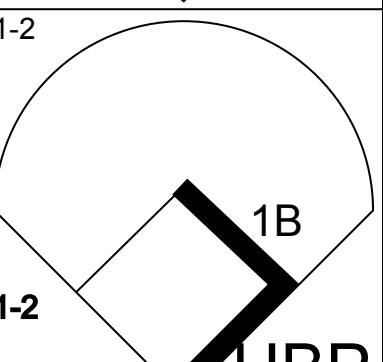
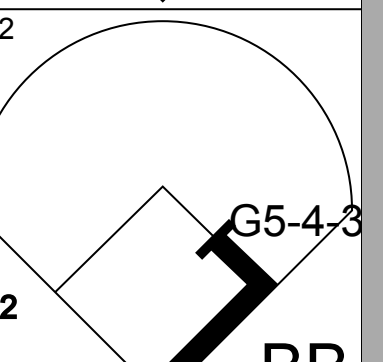
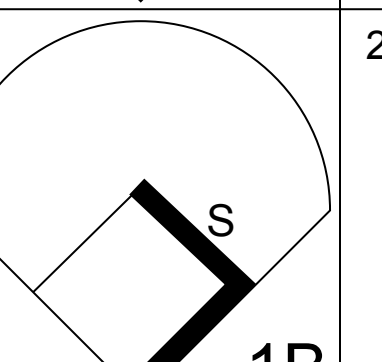
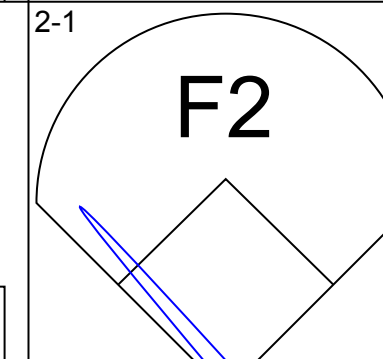
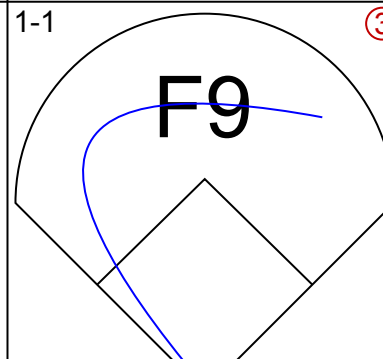
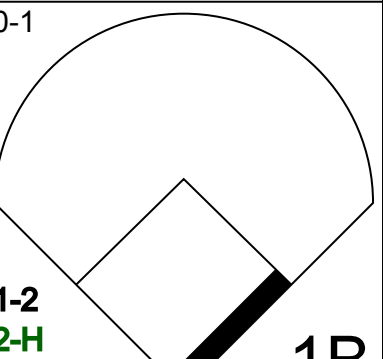
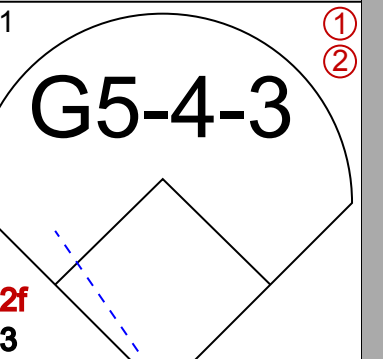
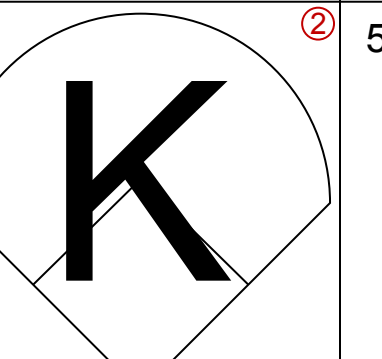
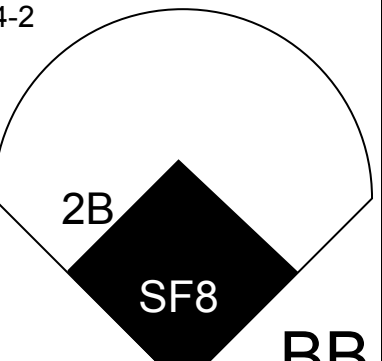
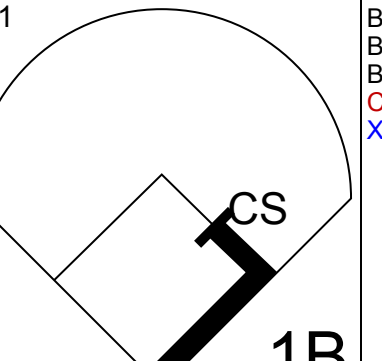
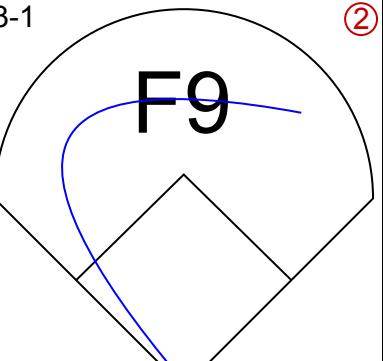
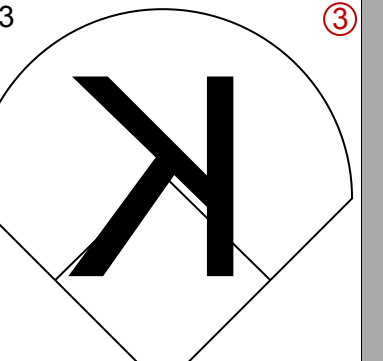
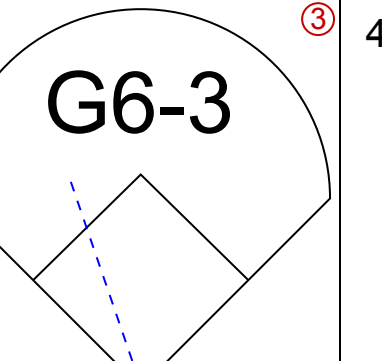
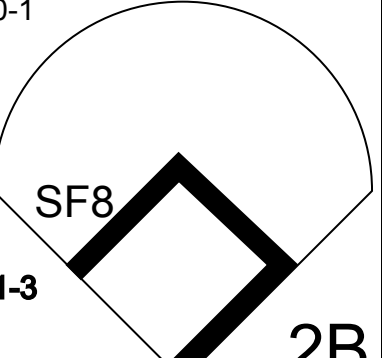
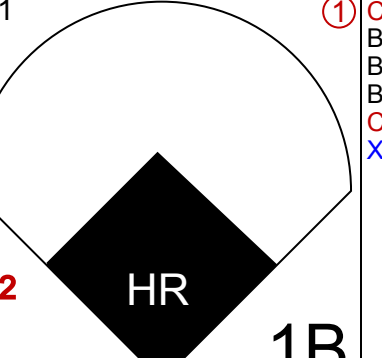
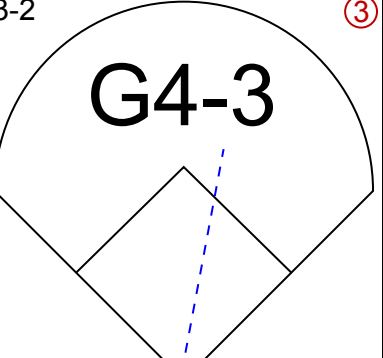
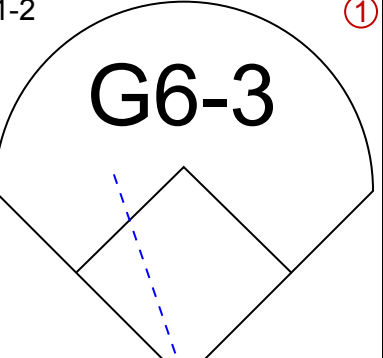
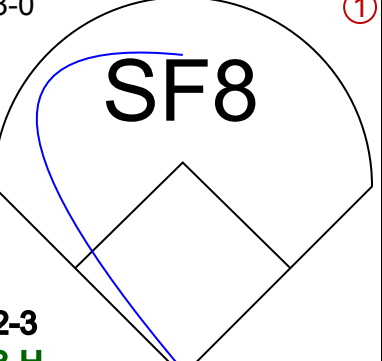
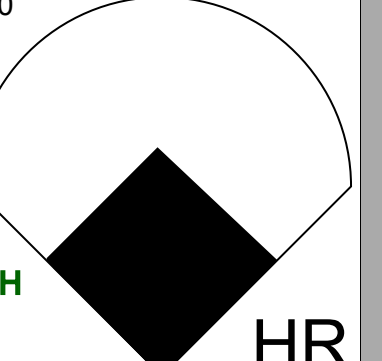
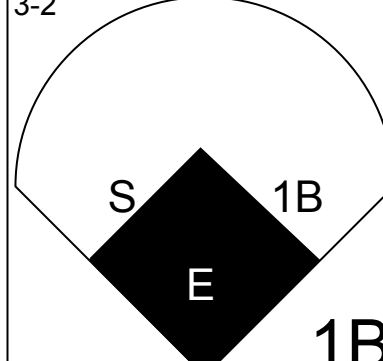

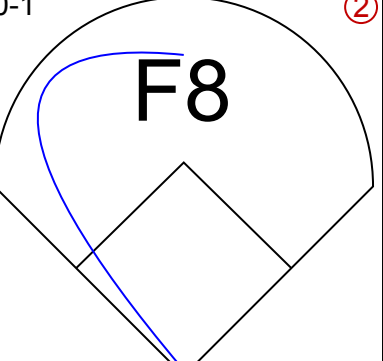
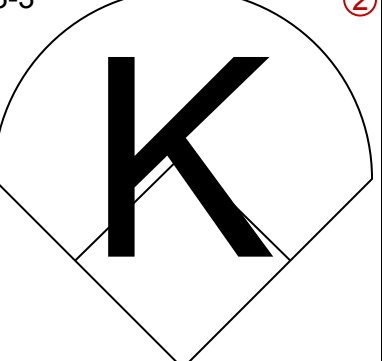
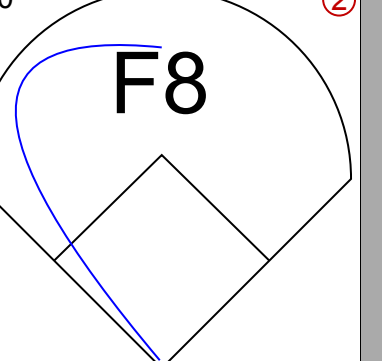
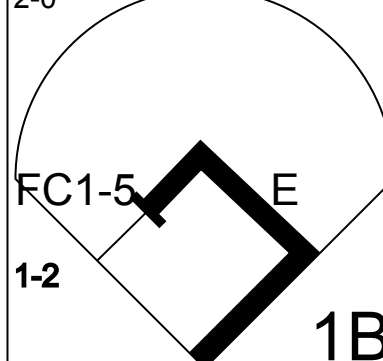

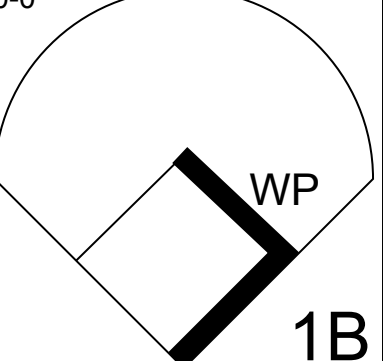

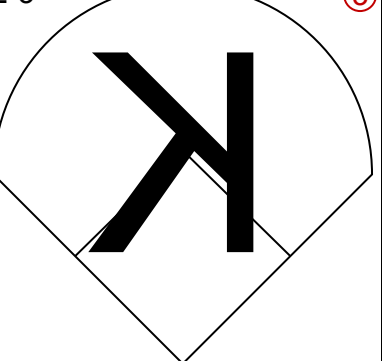
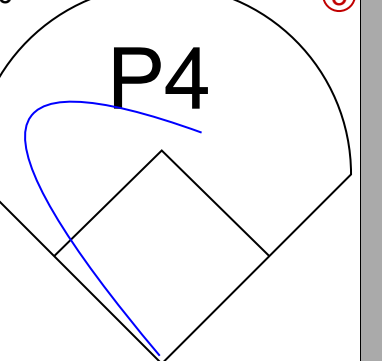
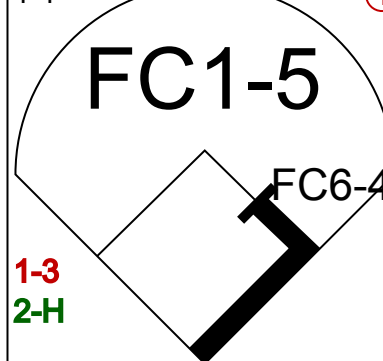

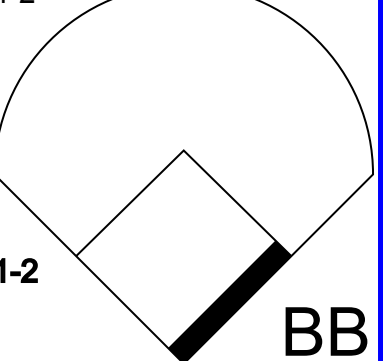
Batter	1	2	3	4	5	6	7	8	9	AB	R	H	RBI	BB	SO	LOB	BOTTOM										
11 Jimmy Rollins, S OBP: 0.331, SLG: 0.432	3-2 CS 1B		3-2 G3			0-0 SH1-4 1B	0-2 FC1-6 BB			4	1	2	0	0	0	2											
Doug Glanville, R OBP: 0.288, SLG: 0.391	0-1 F7			0-0 F2		0-0 SH1-4	1-3 K			3	0	0	0	0	1	4											
Bobby Abreu, L OBP: 0.393, SLG: 0.528	4-2 BB			3-3 K		4-0 1B BB	4-0 BB			1	1	0	0	3	1	0											
Scott Rolen, R OBP: 0.376, SLG: 0.499	1-1 G4-3			0-2 F9		2-1 1B	1-2 P6			4	0	1	1	0	0	4											
Marlon Anderson, L OBP: 0.329, SLG: 0.416		0-0 G4-3			4-0 HR BB	1-1 G5-4-3 1B		0-1 F8		3	1	1	1	1	0	0											
Pat Burrell, R OBP: 0.347, SLG: 0.457		3-3 K		1-1 HR		1-0 G5-4-3		1-3 K		4	1	1	2	0	2	2											
Travis Lee, L OBP: 0.342, SLG: 0.429		1-0 G6-3			1-1 G3		4-1 1B BB	4-0 BB		2	1	0	0	2	0	0											
Johnny Estrada, S OBP: 0.283, SLG: 0.370 Nick Punto, S OBP: 1.000, SLG: 1.000 Todd Pratt, R OBP: 0.346, SLG: 0.338			3-1 F7		2-0 F7		1-1 FC1-6 1B	0-3 K		3	0	1	0	0	0	0											
48 David Coggin, R OBP: 0.107, SLG: 0.077 Felipe Crespo, S OBP: 0.275, SLG: 0.369 Ricky Bottalico, L OBP: 0.333, SLG: 0.667 Jose Mesa, R			0-1 G6-3		0-2 G3-1		1-2 FC1-6 1B	1-3 K		2	0	0	0	0	0	0											
<b>Inning Stats</b>	R: 0 E: 0 K: 0 S: 11	H: 1 LOB: 1 BB: 1 P: 18	R: 0 E: 0 K: 1 S: 5	H: 0 LOB: 0 BB: 0 P: 9	R: 0 E: 0 K: 1 S: 7	H: 0 LOB: 0 BB: 0 P: 13	R: 2 E: 0 K: 0 S: 8	H: 3 LOB: 1 BB: 1 P: 15	R: 1 E: 0 K: 2 S: 10	H: 2 LOB: 2 BB: 2 P: 27	R: 0 E: 0 K: 2 S: 10	H: 0 LOB: 1 BB: 1 P: 15	1B: 5 2B: 1 3B: 0 HR: 1	SF: 0 SAC: 1 DP: 1 HBP: 0	WP: 0 PB: 0 SB: 1 CS: 1	PA: 35											
<b>PITCHER</b>	IP	WLS	BF	H	R	ER	SO	BB	IBB	HBP	BLK	WP	HR	S	P	ERA	WHIP										
John Burkett, R ERA: 3.0	6.0	L	27	7	5	5	2	4	0	0	0	0	0	6	11	0.00	1.500										
Odalis Perez, L ERA: 5.12	0.2		3	0	0	0	1	1	0	0	0	0	0	3	4	0.00	0.000										
Steve Reed, R ERA: 3.76	0.1		1	0	0	0	0	0	0	0	0	0	0	3	4	0.00	0.000										
Kerry Ligtenberg, R ERA: 3.51	1.0		4	0	0	0	2	1	0	0	0	0	0	10	15	0.00	1.000										

Atlanta Braves @ Philadelphia Phillies  
Veterans Stadium, Philadelphia, PA  
Wed Sep 19 2001, 7:05 PM EDT  
Att: 24,036 - Overcast - 74 F

AB 28  
R 5  
H 7  
RBI 5  
BB 6  
SO 5  
LOB 13



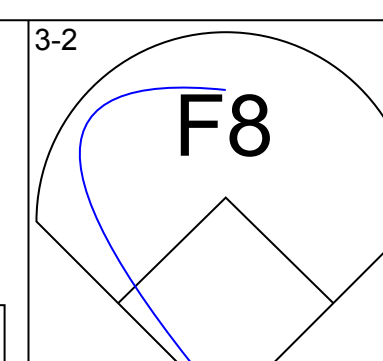
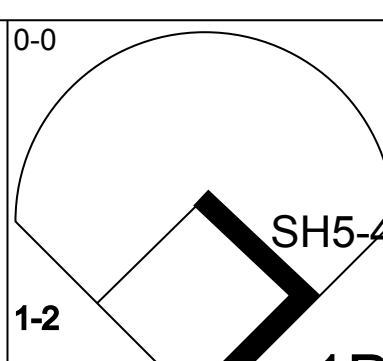
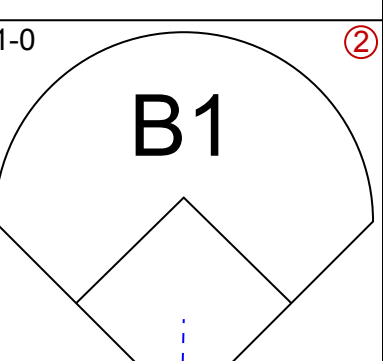
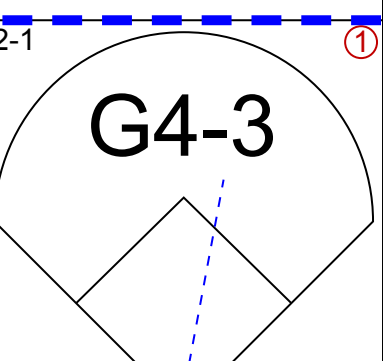
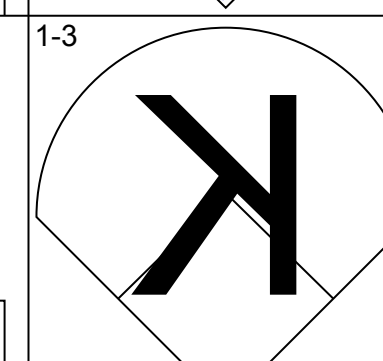
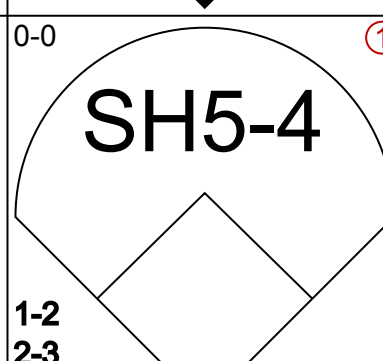
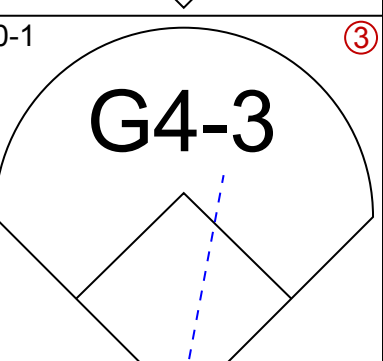
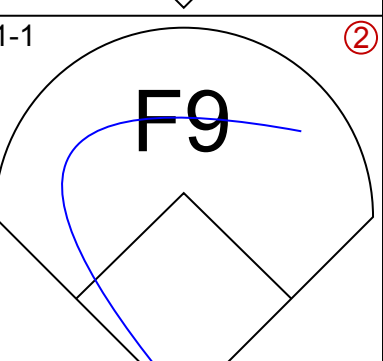
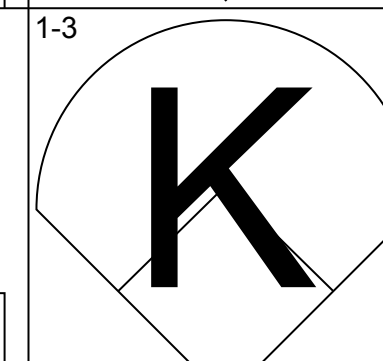
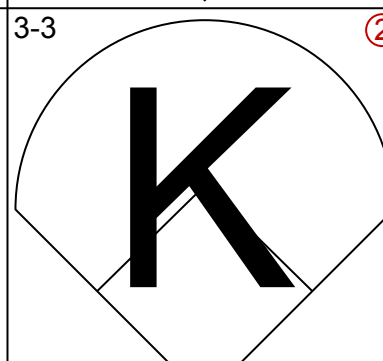
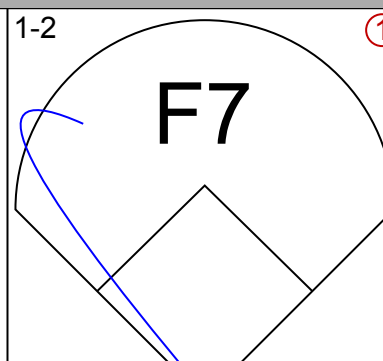
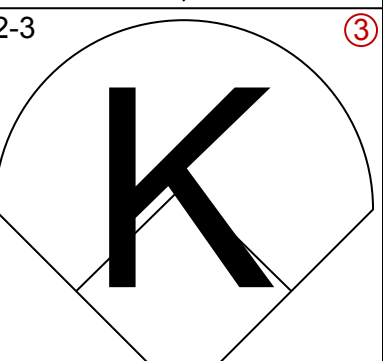
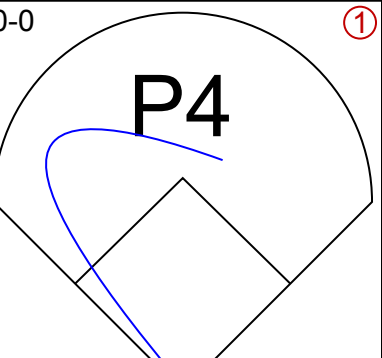
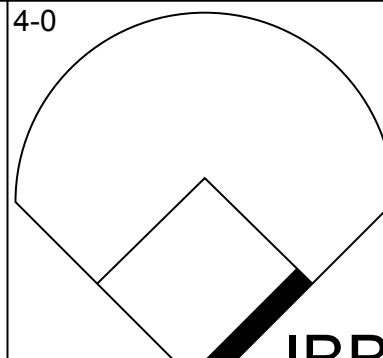
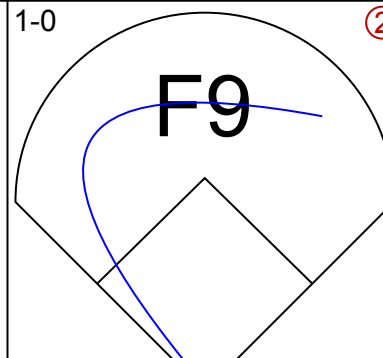
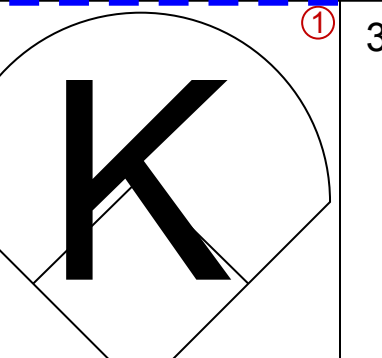
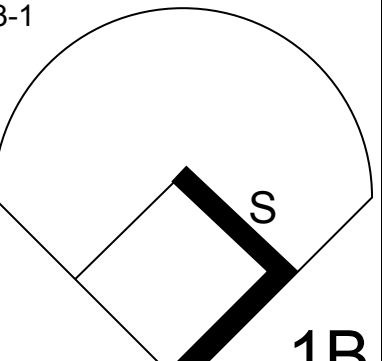
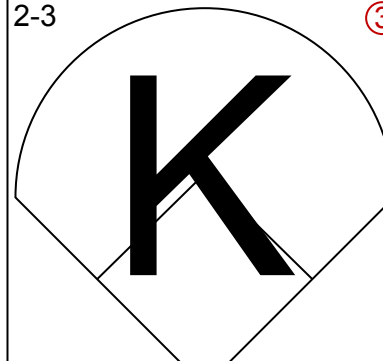
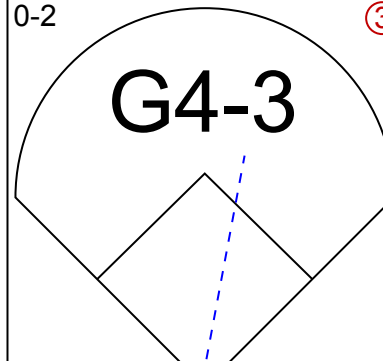
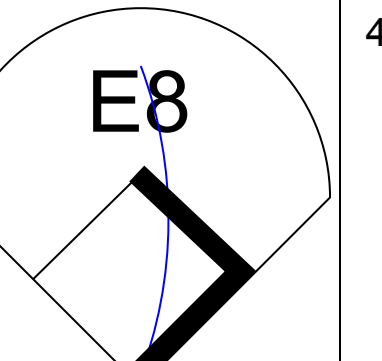
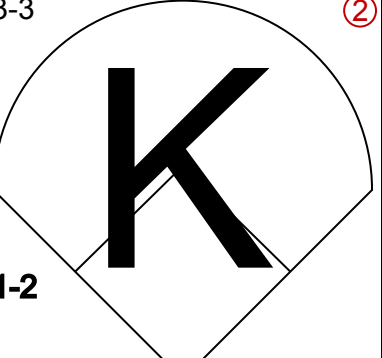


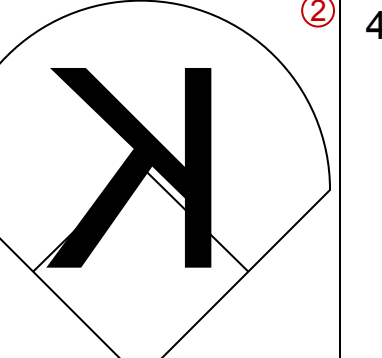
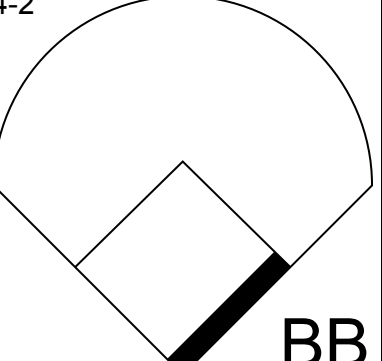
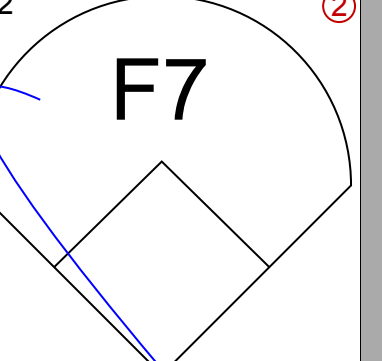
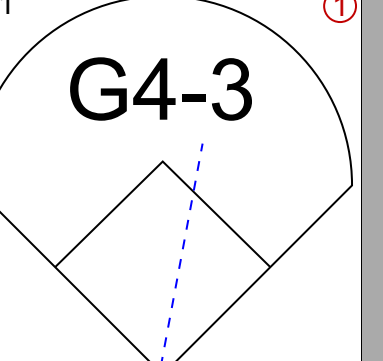
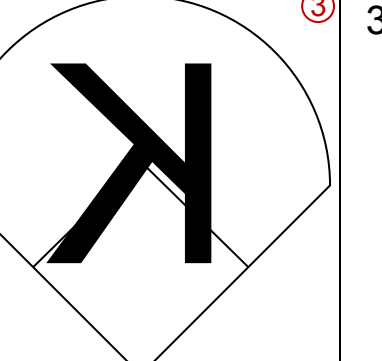
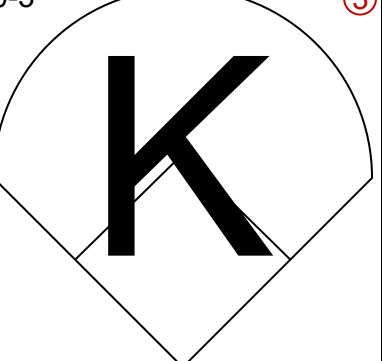
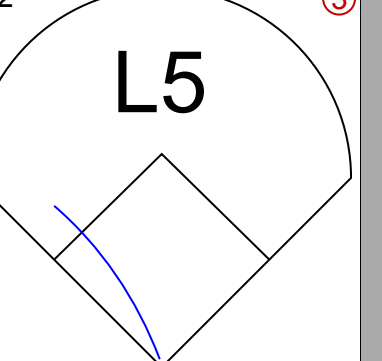
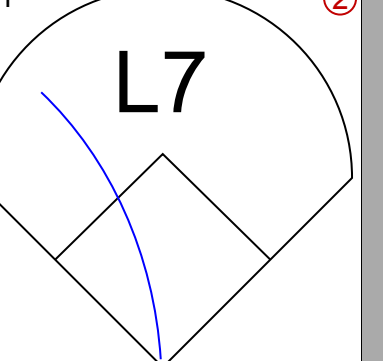

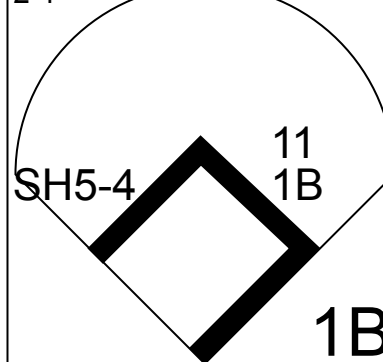
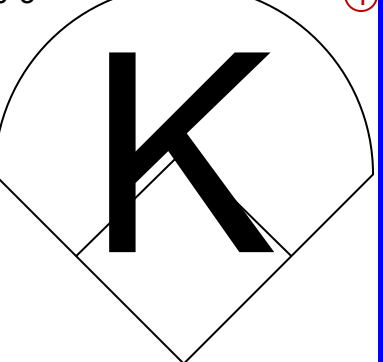
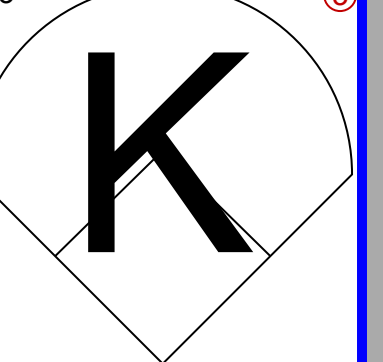


Batter	1	2	3	4	5	6	7	8	9	AB	R	H	RBI	BB	SO	LOB	TOP							
Marcus Giles, R OBP: 0.344, SLG: 0.453 (1, 4)										5	0	0	0	0	0	2	3							
Julio Franco, R OBP: 0.360, SLG: 0.372 (1, 3)										4	1	2	0	1	1	1	0							
10 Chipper Jones, S OBP: 0.419, SLG: 0.600 (1, 7)										2	0	1	0	2	1	1								
Brian Jordan, R OBP: 0.331, SLG: 0.478 (1, 9)										5	0	1	1	0	1	5								
Ken Caminiti, S OBP: 0.322, SLG: 0.421 (1, 5)										4	1	1	0	1	1	4								
Andruw Jones, R OBP: 0.315, SLG: 0.464 (1, 8)										4	1	2	0	0	0	2								
Javy Lopez, R OBP: 0.313, SLG: 0.422 (1, 2)										3	2	2	3	0	0	0								
Mark DeRosa, R OBP: 0.363, SLG: 0.413 Rey Sanchez, R OBP: 0.317, SLG: 0.355 (1, 6) (6, 6)										3	0	1	0	0	1	1								
Kevin Millwood, R OBP: 0.079, SLG: 0.079 Mike Remlinger, L (7, 1) B.J. Surhoff, L OBP: 0.320, SLG: 0.414 Steve Karsay, R (8, 1) 29 John Smoltz, R (9, 1)										3	0	0	0	0	1	2								
<b>Inning Stats</b>	R: 0 E: 0 K: 2 S: 10	H: 0 LOB: 1 BB: 1 P: 20	R: 1 E: 0 K: 2 S: 15	H: 1 LOB: 1 BB: 1 P: 27	R: 0 E: 0 K: 2 S: 10	H: 1 LOB: 0 BB: 0 P: 15	R: 2 E: 0 K: 0 S: 7	H: 3 LOB: 0 BB: 0 P: 9	R: 1 E: 0 K: 0 S: 16	H: 1 LOB: 2 BB: 1 P: 29	R: 1 E: 1 K: 0 S: 12	H: 2 LOB: 0 BB: 0 P: 20	R: 0 E: 0 K: 1 S: 14	H: 1 LOB: 1 BB: 1 P: 21	R: 0 E: 0 K: 0 S: 12	H: 1 LOB: 1 BB: 0 P: 18	R: 0 E: 0 K: 1 S: 9	H: 1 LOB: 1 BB: 0 P: 13	1B: 9 2B: 1 3B: 0 HR: 1	SF: 1 SAC: 0 DP: 1 HBP: 1	WP: 1 PB: 0 SB: 2 CS: 2	PA: 42		
<b>PITCHER</b>	IP WLS BF H R ER SO BB IBB HBP BLK WP HR S P ERA WHIP	IP WLS BF H R ER SO BB IBB HBP BLK WP HR S P ERA WHIP	IP WLS BF H R ER SO BB IBB HBP BLK WP HR S P ERA WHIP	IP WLS BF H R ER SO BB IBB HBP BLK WP HR S P ERA WHIP	IP WLS BF H R ER SO BB IBB HBP BLK WP HR S P ERA WHIP	IP WLS BF H R ER SO BB IBB HBP BLK WP HR S P ERA WHIP	IP WLS BF H R ER SO BB IBB HBP BLK WP HR S P ERA WHIP	IP WLS BF H R ER SO BB IBB HBP BLK WP HR S P ERA WHIP	IP WLS BF H R ER SO BB IBB HBP BLK WP HR S P ERA WHIP	IP WLS BF H R ER SO BB IBB HBP BLK WP HR S P ERA WHIP	IP WLS BF H R ER SO BB IBB HBP BLK WP HR S P ERA WHIP	IP WLS BF H R ER SO BB IBB HBP BLK WP HR S P ERA WHIP	IP WLS BF H R ER SO BB IBB HBP BLK WP HR S P ERA WHIP	IP WLS BF H R ER SO BB IBB HBP BLK WP HR S P ERA WHIP	IP WLS BF H R ER SO BB IBB HBP BLK WP HR S P ERA WHIP	IP WLS BF H R ER SO BB IBB HBP BLK WP HR S P ERA WHIP	IP WLS BF H R ER SO BB IBB HBP BLK WP HR S P ERA WHIP	IP WLS BF H R ER SO BB IBB HBP BLK WP HR S P ERA WHIP	IP WLS BF H R ER SO BB IBB HBP BLK WP HR S P ERA WHIP	IP WLS BF H R ER SO BB IBB HBP BLK WP HR S P ERA WHIP	IP WLS BF H R ER SO BB IBB HBP BLK WP HR S P ERA WHIP	IP WLS BF H R ER SO BB IBB HBP BLK WP HR S P ERA WHIP	IP WLS BF H R ER SO BB IBB HBP BLK WP HR S P ERA WHIP	IP WLS BF H R ER SO BB IBB HBP BLK WP HR S P ERA WHIP

Atlanta Braves @ Philadelphia Phillies  
Veterans Stadium, Philadelphia, PA  
Thu Sep 20 2001, 7:05 PM EDT  
Att: 26,863 - Cloudy - 69 F

AB	34
R	5
H	11
RBI	4
BB	5
SO	8
LOB	18



Batter	1	2	3	4	5	6	7	8	9	AB	R	H	RBI	BB	SO	LOB	BOTTOM						
11 Jimmy Rollins, S OBP: 0.331, SLG: 0.431 (1, 6)										4	0	1	0	0	0	0							
Doug Glanville, R OBP: 0.287, SLG: 0.389 (1, 8)										3	0	0	0	0	1	0							
Bobby Abreu, L OBP: 0.391, SLG: 0.524 (1, 9)										4	0	0	0	0	3	2							
Scott Rolen, R OBP: 0.375, SLG: 0.496 (1, 5)										3	0	0	0	1	1	0							
Marlon Anderson, L OBP: 0.328, SLG: 0.415 (1, 4)										4	0	1	0	0	1	3							
Pat Burrell, R OBP: 0.346, SLG: 0.462 (1, 7)										4	1	1	1	0	3	2							
Travis Lee, L OBP: 0.341, SLG: 0.426 (1, 3)										3	0	0	0	1	1	1							
Johnny Estrada, S OBP: 0.280, SLG: 0.366 (1, 2)										3	0	0	0	0	1	2							
Randy Wolf, L OBP: 0.237, SLG: 0.194 Jose Santiago, R (5, 1) Reggie Taylor, L (5, PH) Cliff Politte, R (8, 1) 23 Kevin Jordan, R OBP: 0.322, SLG: 0.396 Nelson Figueroa, R OBP: 0.326, SLG: 0.326 (8, 1)										1	0	1	0	0	0	0							
<b>Inning Stats</b>	R: 0 E: 0 K: 2 S: 14	H: 0 LOB: 0 BB: 0 P: 19	R: 0 E: 0 K: 2 S: 15	H: 1 LOB: 2 BB: 1 P: 25	R: 0 E: 0 K: 2 S: 10	H: 2 LOB: 3 BB: 1 P: 21	R: 0 E: 0 K: 1 S: 9	H: 0 LOB: 0 BB: 0 P: 12	R: 0 E: 0 K: 0 S: 6	H: 0 LOB: 0 BB: 0 P: 7	R: 0 E: 0 K: 0 S: 7	H: 0 LOB: 0 BB: 0 P: 9	R: 1 E: 0 K: 1 S: 8	H: 1 LOB: 0 BB: 0 P: 11	R: 0 E: 0 K: 1 S: 7	H: 0 LOB: 0 BB: 0 P: 12	R: 0 E: 1 K: 3 S: 12	H: 0 LOB: 1 BB: 0 P: 18	1B: 3 2B: 0 3B: 0 HR: 1	SF: 0 SAC: 1 DP: 0 HBP: 0	WP: 0 PB: 0 SB: 1 CS: 0	PA: 34	
<b>PITCHER</b>	IP WLS BF H R ER SO BB IBB HBP BLK WP HR S P ERA WHIP	IP WLS BF H R ER SO BB IBB HBP BLK WP HR S P ERA WHIP	IP WLS BF H R ER SO BB IBB HBP BLK WP HR S P ERA WHIP	IP WLS BF H R ER SO BB IBB HBP BLK WP HR S P ERA WHIP	IP WLS BF H R ER SO BB IBB HBP BLK WP HR S P ERA WHIP	IP WLS BF H R ER SO BB IBB HBP BLK WP HR S P ERA WHIP	IP WLS BF H R ER SO BB IBB HBP BLK WP HR S P ERA WHIP	IP WLS BF H R ER SO BB IBB HBP BLK WP HR S P ERA WHIP	IP WLS BF H R ER SO BB IBB HBP BLK WP HR S P ERA WHIP	IP WLS BF H R ER SO BB IBB HBP BLK WP HR S P ERA WHIP	IP WLS BF H R ER SO BB IBB HBP BLK WP HR S P ERA WHIP	IP WLS BF H R ER SO BB IBB HBP BLK WP HR S P ERA WHIP	IP WLS BF H R ER SO BB IBB HBP BLK WP HR S P ERA WHIP	IP WLS BF H R ER SO BB IBB HBP BLK WP HR S P ERA WHIP	IP WLS BF H R ER SO BB IBB HBP BLK WP HR S P ERA WHIP	IP WLS BF H R ER SO BB IBB HBP BLK WP HR S P ERA WHIP	IP WLS BF H R ER SO BB IBB HBP BLK WP HR S P ERA WHIP	IP WLS BF H R ER SO BB IBB HBP BLK WP HR S P ERA WHIP	IP WLS BF H R ER SO BB IBB HBP BLK WP HR S P ERA WHIP	IP WLS BF H R ER SO BB IBB HBP BLK WP HR S P ERA WHIP	IP WLS BF H R ER SO BB IBB HBP BLK WP HR S P ERA WHIP	IP WLS BF H R ER SO BB IBB HBP BLK WP HR S P ERA WHIP	IP WLS BF H R ER SO BB IBB HBP BLK WP HR S P ERA WHIP

Atlanta Braves @ Philadelphia Phillies  
Veterans Stadium, Philadelphia, PA  
Thu Sep 20 2001, 7:05 PM EDT  
Att: 26,863 - Cloudy - 69 F

AB	31
R	1
H	4
RBI	1
BB	2
SO	13
LOB	10





Batter	1	2	3	4	5	6	7	8	9	AB	R	H	RBI	BB	SO	LOB	TOP								
Luis Castillo, S (1, 4) OBP: 0.341, SLG: 0.339	1-1 L4		2-0 G6-3			1-1 L7		3-3 K		4	0	0	0	0	1	0	Florida Marlins @ Philadelphia Phillies Veterans Stadium, Philadelphia, PA Fri Sep 21 2001, 7:05 PM EDT Att: 15,129 - Cloudy - 78 F								
Derrek Lee, R (1, 3) OBP: 0.337, SLG: 0.474	3-3 K		3-3 K			3-2 2B		2-3 K		4	0	1	0	0	3	0									
Cliff Floyd, L (1, 7) OBP: 0.386, SLG: 0.585	4-2 1B BB		2-1 L3			0-1 F7			0-0 F9 1B 1B	3	0	1	0	1	0	1									
Preston Wilson, R (1, 8) OBP: 0.336, SLG: 0.506	2-1 1B			1-1 G4-6-3 1B					2-3 K	4	0	2	0	0	2	2									
Mike Lowell, R (1, 5) OBP: 0.345, SLG: 0.450	2-3 K			1-1 G4-6-3 1-2			2-1 P6		0-0 BB 1-2 1B	4	0	1	0	0	1	3									
Kevin Millar, R (1, 9) OBP: 0.368, SLG: 0.560		1-3 K		0-0 P4			3-2 G6-3		0-1 F9	4	0	0	0	0	1	2									
Charles Johnson, R (1, 2) OBP: 0.334, SLG: 0.476		2-3 K			3-3 K			4-0 BB	4-2 BB	2	0	0	0	2	2	0									
Alex Gonzalez, R (1, 6) OBP: 0.310, SLG: 0.389		0-1 BB			1-2 F5			1-3 K	0-1 P4	4	0	1	0	0	1	4									
A.J. Burnett, R (1, 1) OBP: 0.130, SLG: 0.114		2-3 K			1-3 K			3-1 P6		2	0	0	0	0	2	1									
Andy Fox, L (8, PH) OBP: 0.278, SLG: 0.163										1	0	0	0	0	0	0									
Vladimir Nunez, R (8, 1)										0	0	0	0	0	0	0									
<b>Inning Stats</b>	R: 0 E: 0 K: 2 S: 12	H: 1 LOB: 2 BB: 1 P: 24	R: 0 E: 0 K: 3 S: 12	H: 1 LOB: 1 BB: 0 P: 17	R: 0 E: 0 K: 1 S: 6	H: 0 LOB: 0 BB: 0 P: 13	R: 0 E: 0 K: 0 S: 5	H: 1 LOB: 0 BB: 0 P: 7	R: 0 E: 0 K: 2 S: 11	H: 0 LOB: 0 BB: 0 P: 16	R: 0 E: 0 K: 1 S: 11	H: 1 LOB: 1 BB: 0 P: 18	R: 0 E: 0 K: 1 S: 8	H: 0 LOB: 1 BB: 1 P: 18	R: 0 E: 0 K: 2 S: 8	H: 0 LOB: 0 BB: 0 P: 16	R: 0 E: 0 K: 1 S: 14	H: 2 LOB: 3 BB: 1 P: 20	1B: 5 2B: 1 3B: 0 HR: 0	SF: 0 SAC: 0 DP: 1 HBP: 0	WP: 0 PB: 0 SB: 0 CS: 0	PA: 35			
<b>PITCHER</b>	IP	WLS	BF	H	R	ER	SO	BB	IBB	HBP	BLK	WP	HR	S	P	ERA	WHIP								
Omar Daal, L (1, 1) ERA: 4.69	7.0		26	4	0	0	10	2	0	0	0	0	0	65	113	0.00	0.857								
Ricky Bottalico, R (8, 1) ERA: 3.89	1.0		3	0	0	0	2	0	0	0	0	0	0	8	16	0.00	0.000								
Jose Mesa, R (9, 1) ERA: 2.57	1.0	W	6	2	0	0	1	1	0	0	0	0	0	14	20	0.00	3.000								

AB 32  
R 0  
H 6  
RBI 0  
BB 3  
SO 13  
LOB 13



Batter	1	2	3	4	5	6	7	8	9	AB	R	H	RBI	BB	SO	LOB	BOTTOM								
11 Jimmy Rollins, S (1, 6) OBP: 0.329, SLG: 0.428	3-3 K		2-3 K			0-1 G6-3		1-0 F8		4	0	0	0	0	2	0	Florida Marlins @ Philadelphia Phillies Veterans Stadium, Philadelphia, PA Fri Sep 21 2001, 7:05 PM EDT Att: 15,129 - Cloudy - 78 F								
Doug Glanville, R (1, 8) OBP: 0.288, SLG: 0.389	0-1 BB		4-0 BB			3-2 G4-3		2-1 G6-3		3	0	1	0	1	0	0									
Bobby Abreu, L (1, 9) OBP: 0.390, SLG: 0.521	0-0 F7		1-2 F7			1-1 G3		4-2 BB		3	0	0	0	1	0	2									
Scott Rolen, R (1, 5) OBP: 0.373, SLG: 0.492	2-1 F9		0-0 F7			1-0 G5-3		1-3 K		4	0	0	0	0	1	3									
Marlon Anderson, L (1, 4) OBP: 0.327, SLG: 0.413		1-1 G6-3		3-1 G4-3		0-3 K			0-0 1B 1B	4	1	1	0	0	1	0									
Pat Burrell, R (1, 7) OBP: 0.345, SLG: 0.460		0-1 E6 1B		1-0 G4-3			2-1 G5-3		0-0 1B 1B 1B	4	0	1	0	0	0	0									
Travis Lee, L (1, 3) OBP: 0.346, SLG: 0.429		3-2 BB		2-0 BB			4-1 WP BB		4-0 1B 1B	2	0	2	0	2	0	0									
Johnny Estrada, S (1, 2) OBP: 0.277, SLG: 0.362		1-0 F5		0-1 G3			2-3 K		1-1 F9	3	0	0	0	0	1	4									
Felipe Crespo, S (9, PH) OBP: 0.275, SLG: 0.365									2-3 1B	1	0	0	0	0	0	3									
Omar Daal, L (1, 1) OBP: 0.250, SLG: 0.255		0-0 G3			1-3 K		3-2 G3		2-1 1B	2	0	0	0	0	1	2									
Tomas Perez, S (7, PH) OBP: 0.328, SLG: 0.439										1	0	0	0	0	0	1									
Ricky Bottalico, L (8, 1) OBP: 0.333, SLG: 0.667										0	0	0	0	0	0	0									
Jose Mesa, R (9, 1)										0	0	0	0	0	0	0									
Brian Hunter, R (9, PH) OBP: 0.389, SLG: 0.390									1-2 1B	1	0	1	1	0	0	0									
<b>Inning Stats</b>	R: 0 E: 1 K: 1 S: 9	H: 1 LOB: 1 BB: 0 P: 14	R: 0 E: 0 K: 0 S: 9	H: 1 LOB: 2 BB: 0 P: 14	R: 0 E: 0 K: 1 S: 7	H: 0 LOB: 1 BB: 1 P: 14	R: 0 E: 0 K: 0 S: 6	H: 1 LOB: 0 BB: 0 P: 12	R: 0 E: 0 K: 1 S: 9	H: 0 LOB: 0 BB: 0 P: 13	R: 0 E: 0 K: 1 S: 6	H: 0 LOB: 0 BB: 0 P: 8	R: 0 E: 0 K: 1 S: 9	H: 0 LOB: 1 BB: 1 P: 20	R: 0 E: 0 K: 1 S: 9	H: 0 LOB: 1 BB: 1 P: 17	R: 1 E: 0 K: 0 S: 6	H: 3 LOB: 3 BB: 1 P: 13	1B: 6 2B: 0 3B: 0 HR: 0	SF: 0 SAC: 0 DP: 0 HBP: 0	WP: 1 PB: 0 SB: 0 CS: 0	PA: 36			
<b>PITCHER</b>	IP	WLS	BF	H	R	ER	SO	BB	IBB	HBP	BLK	WP	HR	S	P	ERA	WHIP								
A.J. Burnett, R (1, 1) ERA: 4.19	7.0		27	3	0	0	5	2	0	0	0	0	0	55	95	0.00	0.714								
Vladimir Nunez, R (8, 1) ERA: 3.07	1.1	L	9	3	1	1	1	1	1	0	0	0	0	15	30	6.75	3.000								

AB 32  
R 1  
H 6  
RBI 1  
BB 4  
SO 6  
LOB 15





Batter	1	2	3	4	5	6	7	8	9	AB	R	H	RBI	BB	SO	LOB	TOP								
Luis Castillo, S OBP: 0.344, SLG: 0.341 Dave Berg, R OBP: 0.277, SLG: 0.364	3-2 1B		4-2 CS BB			1-1 F9		2-2 2B 1B		3	0	2	0	1	0	0									
Derrek Lee, R OBP: 0.338, SLG: 0.478	1-3 K		3-3 K 1-2			1-2 HR 2B		1-2 1-H 2B		4	1	2	1	0	2	2									
Cliff Floyd, L OBP: 0.387, SLG: 0.590	1-0 P3			0-0 P5		2-1 HR 2B		4-0 IBB		3	1	1	2	1	0	1									
Preston Wilson, R OBP: 0.333, SLG: 0.501	1-1 F8			0-0 F8		1-0 G1		2-0 G1-3		4	0	0	0	0	0	3									
Mike Lowell, R OBP: 0.343, SLG: 0.447		0-0 F8		2-1 G6-3			1-3 K		0-0 F9	4	0	0	0	0	1	0									
Kevin Millar, R OBP: 0.370, SLG: 0.559 18 Jeff Abbott, R OBP: 0.357, SLG: 0.368		3-2 1B			2-3 K		1-1 P4		1-2 FC5-4 1B	4	0	2	0	0	1	0									
Charles Johnson, R OBP: 0.331, SLG: 0.471		0-2 L8		0-3 K			0-0 F9		1-1 FC5-4 1B	4	0	0	0	0	1	2									
Alex Gonzalez, R OBP: 0.310, SLG: 0.388		1-3 K		2-2 G6-3				2-0 G6-3	2-1 1B	4	0	1	0	0	1	1									
Matt Clement, R OBP: 0.132, SLG: 0.080 Andy Fox, L OBP: 0.270, SLG: 0.199 Vic Darenbourg, L OBP: 0.343, SLG: 0.587 Juan Acevedo, R OBP: 0.325, SLG: 0.413 John Mabry, R OBP: 0.292, SLG: 0.332 Eric Owens, R OBP: 0.292, SLG: 0.332 Antonio Alfonseca, R OBP: 0.292, SLG: 0.332			1-1 L8		2-3 K			0-1 G3	0-0 G1-3	2	0	0	0	0	1	0									
<b>Inning Stats</b>	R: 0 E: 0 K: 1 S: 11	H: 1 LOB: 1 BB: 0 P: 17	R: 0 E: 0 K: 1 S: 10	H: 1 LOB: 1 BB: 0 P: 14	R: 0 E: 0 K: 1 S: 10	H: 0 LOB: 0 BB: 1 P: 18	R: 0 E: 0 K: 0 S: 4	H: 0 LOB: 0 BB: 0 P: 6	R: 0 E: 0 K: 2 S: 11	H: 0 LOB: 0 BB: 0 P: 15	R: 2 E: 0 K: 1 S: 11	H: 2 LOB: 0 BB: 0 P: 18	R: 0 E: 0 K: 1 S: 6	H: 0 LOB: 0 BB: 0 P: 8	R: 1 E: 0 K: 0 S: 11	H: 2 LOB: 2 BB: 1 P: 22	R: 0 E: 0 K: 0 S: 9	H: 2 LOB: 2 BB: 0 P: 13	1B: 5 2B: 3 3B: 0 HR: 1	SF: 0 SAC: 0 DP: 1 HBP: 0	WP: 0 PB: 0 SB: 0 CS: 1	PA: 36			
<b>PITCHER</b>	IP	WLS	BF	H	R	ER	SO	BB	IBB	HBP	BLK	WP	HR	S	P	ERA	WHIP								
Robert Person, R ERA: 3.97	(1, 1)	7.0	25	4	2	2	7	1	0	0	0	0	1	63	96	2.57	0.714								
Jose Santiago, R ERA: 4.53	(8, 1)	1.2	L	10	4	1	1	0	0	1	0	0	0	19	34	5.40	2.400								
Rheal Cormier, L ERA: 3.96	(9, 1)	0.1		1	0	0	0	0	0	0	0	0	0	1	1	0.00	0.000								

Florida Marlins @ Philadelphia Phillies  
Veterans Stadium, Philadelphia, PA  
Sat Sep 22 2001, 7:05 PM EDT  
Att: 23,017 - Cloudy - 81 F

AB 34  
R 3  
H 8  
RBI 3  
BB 2  
SO 7  
LOB 11



Batter	1	2	3	4	5	6	7	8	9	AB	R	H	RBI	BB	SO	LOB	BOTTOM								
11 Jimmy Rollins, S OBP: 0.327, SLG: 0.425	0-1 G4-3		2-0 G4-6-3 1-2		2-0 G4-3			0-0 G6-3		4	0	0	0	0	0	2									
Doug Glanville, R OBP: 0.291, SLG: 0.392	2-1 G6-3		0-1 1B			0-2 S 1B		0-1 2B 1B		4	0	3	0	0	0	0									
Bobby Abreu, L OBP: 0.390, SLG: 0.526	1-0 WP 3B		3-3 K			0-0 F8		1-0 2B		4	1	2	0	0	1	2									
Scott Rolen, R OBP: 0.372, SLG: 0.490	1-3 K 3-H			1-0 L4		3-2 P5		4-0 IBB		3	0	0	0	1	1	1									
Marlon Anderson, L OBP: 0.329, SLG: 0.413		3-2 1B SF8 1B		0-0 G4-3		4-0 IBB		2-3 K		3	1	1	0	1	1	3									
Pat Burrell, R OBP: 0.345, SLG: 0.458		1-1 L3 1B		1-3 K		1-3 K		2-2 F8		4	0	1	0	0	2	5									
Travis Lee, L OBP: 0.343, SLG: 0.426		1-0 SF8			1-1 G3		2-3 K		3-2 G3-1	3	0	0	1	0	1	0									
Johnny Estrada, S OBP: 0.281, SLG: 0.363 Nick Punto, S OBP: 1.000, SLG: 1.000 Todd Pratt, R OBP: 0.346, SLG: 0.338 Brian Hunter, R OBP: 0.366, SLG: 0.387		3-H L3		1-0 HBP		2-3 K		0-1 L6-3 1B		2	0	1	0	0	0	1									
Robert Person, R OBP: 0.169, SLG: 0.242 Tomas Perez, S OBP: 0.325, SLG: 0.435 Jose Santiago, R OBP: 0.325, SLG: 0.435 Rheal Cormier, L OBP: 0.292, SLG: 0.332 Felipe Crespo, S OBP: 0.270, SLG: 0.362			4-2 11 G4-6-3 BB		2-3 K		0-1 L6-3		1-0 P6	1	0	0	0	1	1	1									
<b>Inning Stats</b>	R: 1 E: 0 K: 1 S: 8	H: 1 LOB: 0 BB: 0 P: 12	R: 1 E: 0 K: 0 S: 9	H: 2 LOB: 0 BB: 0 P: 15	R: 0 E: 0 K: 1 S: 9	H: 1 LOB: 1 BB: 1 P: 18	R: 0 E: 0 K: 1 S: 5	H: 0 LOB: 0 BB: 0 P: 7	R: 0 E: 0 K: 1 S: 8	H: 0 LOB: 1 BB: 0 P: 14	R: 0 E: 0 K: 1 S: 10	H: 1 LOB: 2 BB: 1 P: 18	R: 0 E: 0 K: 1 S: 7	H: 1 LOB: 1 BB: 0 P: 9	R: 0 E: 0 K: 1 S: 13	H: 2 LOB: 3 BB: 1 P: 22	R: 0 E: 0 K: 0 S: 6	H: 0 LOB: 0 BB: 0 P: 10	1B: 6 2B: 3 3B: 1 HR: 0	SF: 1 SAC: 0 DP: 3 HBP: 1	WP: 1 PB: 0 SB: 1 CS: 0	PA: 36			
<b>PITCHER</b>	IP	WLS	BF	H	R	ER	SO	BB	IBB	HBP	BLK	WP	HR	S	P	ERA	WHIP								
Matt Clement, R ERA: 5.03	(1, 1)	7.0	W	27	6	2	6	1	1	1	0	0	0	56	93	2.57	1.000								
Vic Darenbourg, L ERA: 4.5	(8, 1)	0.2	H	5	2	0	0	1	0	1	0	0	0	7	14	0.00	3.000								
Juan Acevedo, R ERA: 4.19	(8, 1)	0.1	H	1	0	0	0	0	0	0	0	0	0	6	8	0.00	0.000								
Antonio Alfonseca, R ERA: 3.12	(9, 1)	1.0	S	3	0	0	0	0	0	0	0	0	0	6	10	0.00	0.000								

Florida Marlins @ Philadelphia Phillies  
Veterans Stadium, Philadelphia, PA  
Sat Sep 22 2001, 7:05 PM EDT  
Att: 23,017 - Cloudy - 81 F

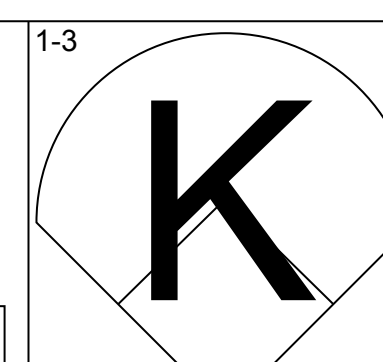
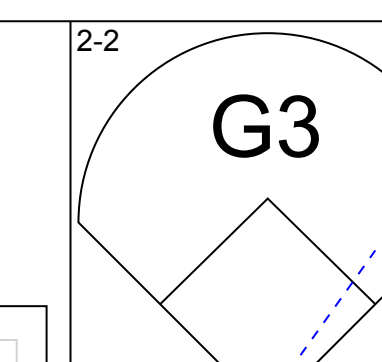
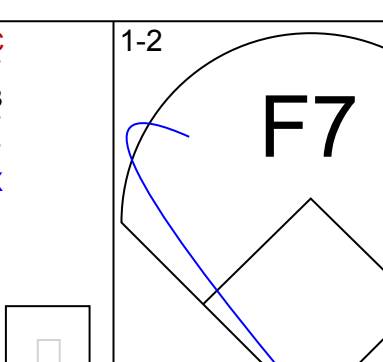
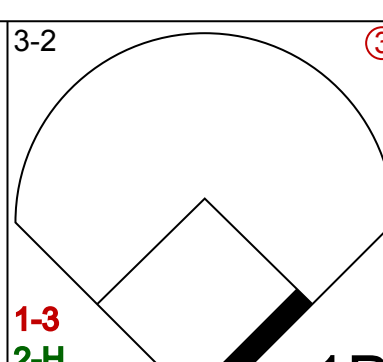
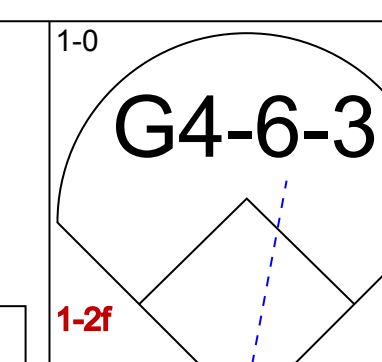
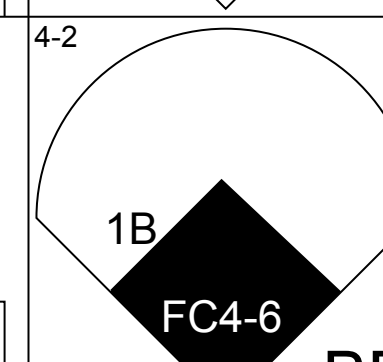
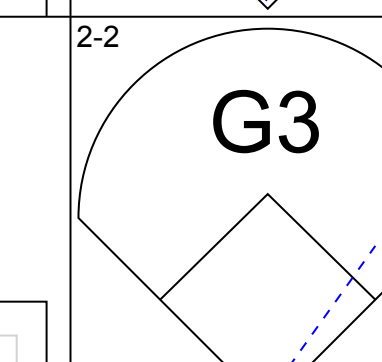
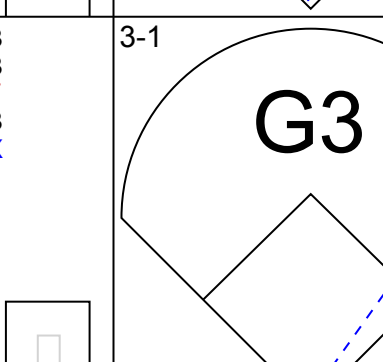
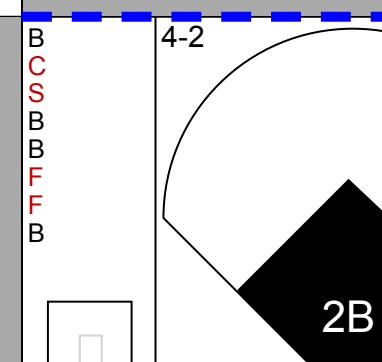
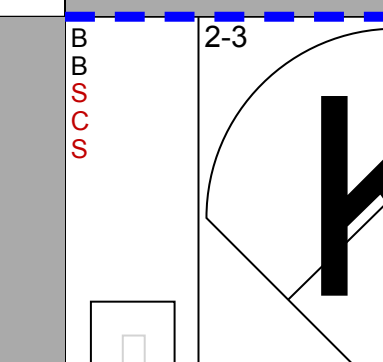
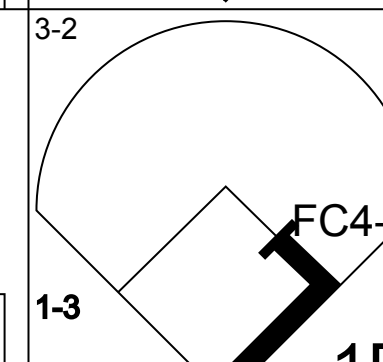
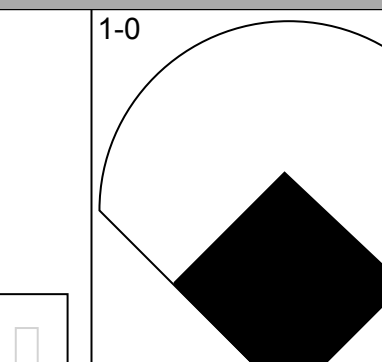
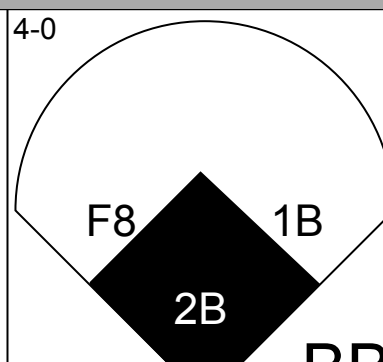
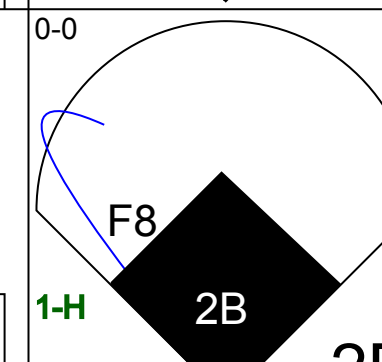
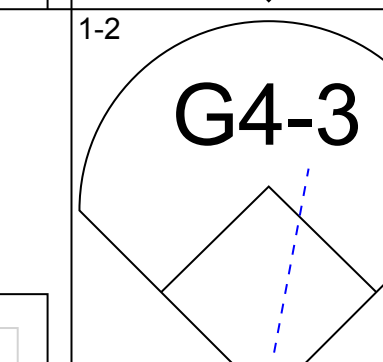
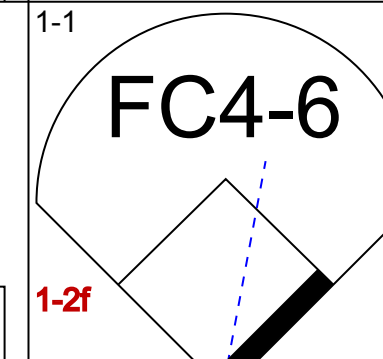
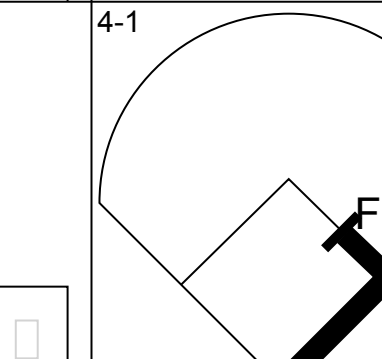
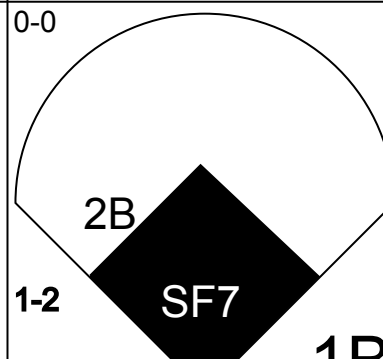
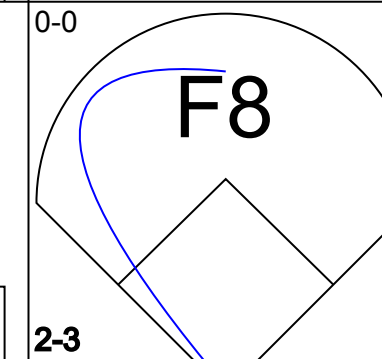
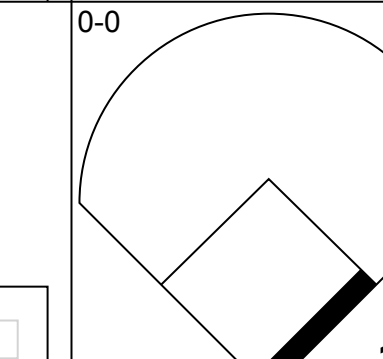
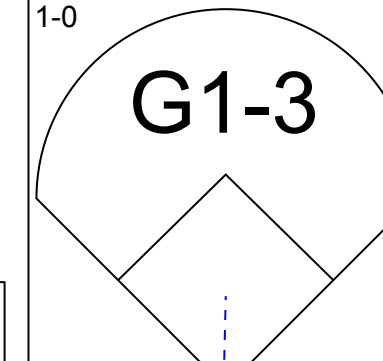
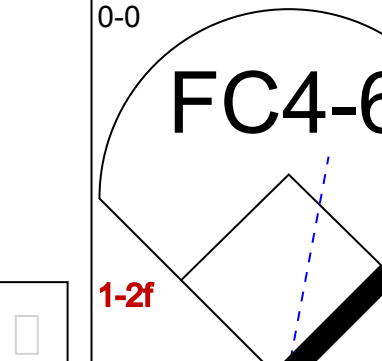
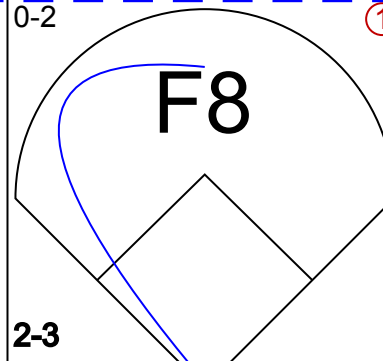
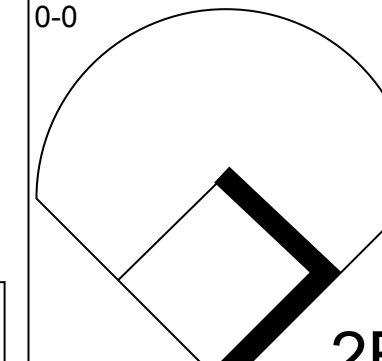
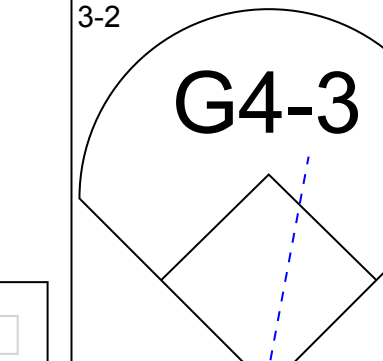
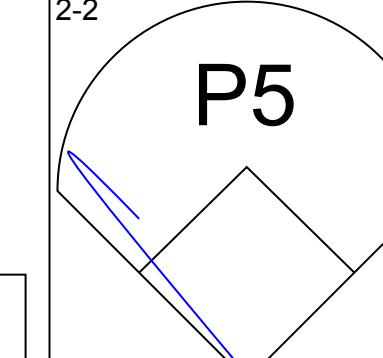
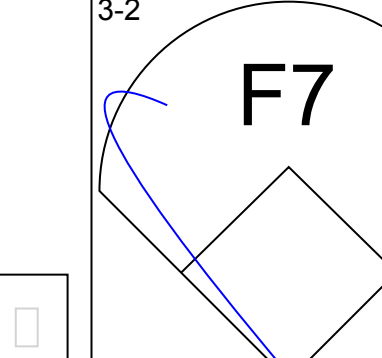
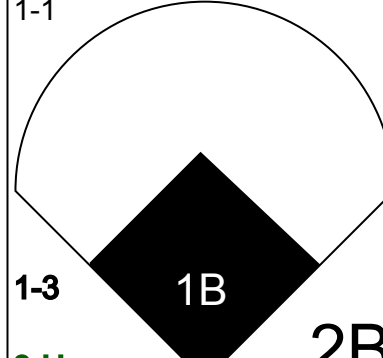
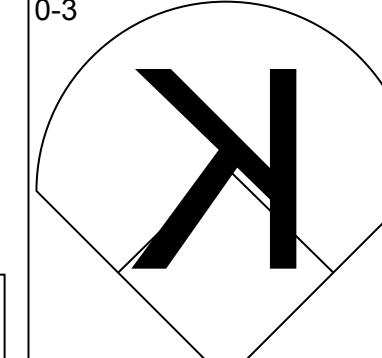
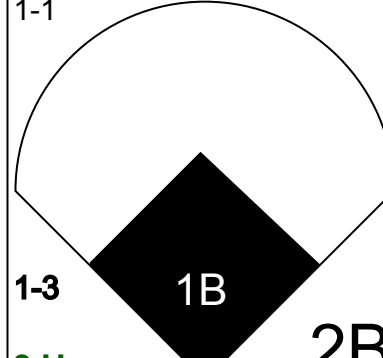
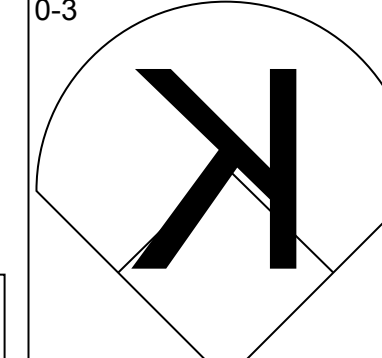

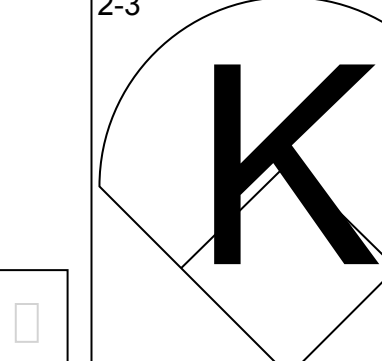
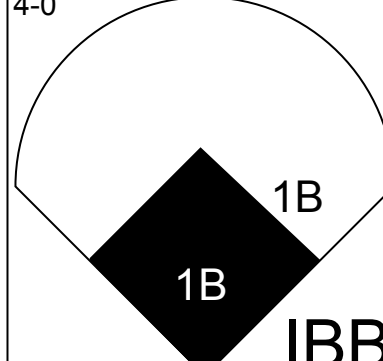
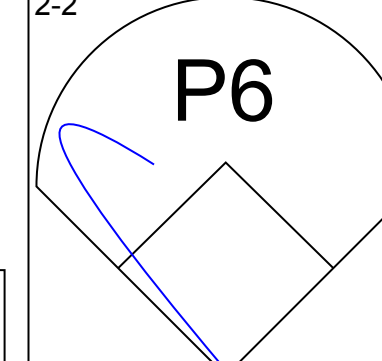

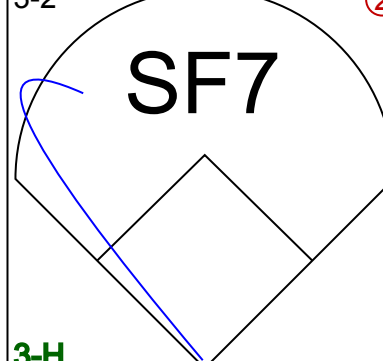
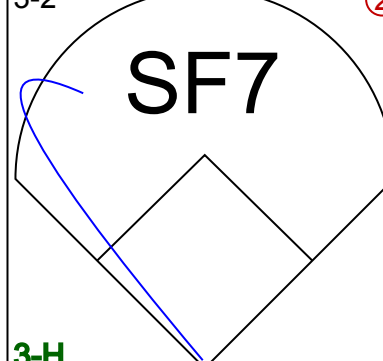
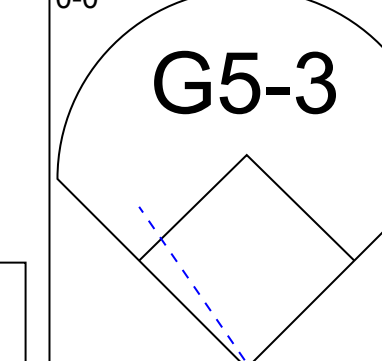
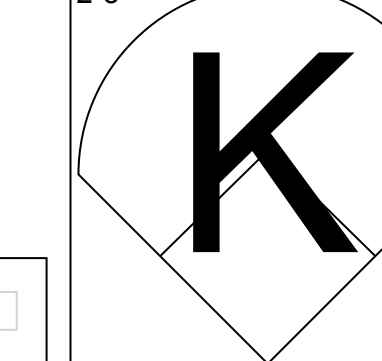
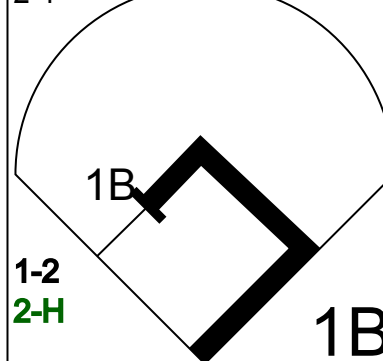
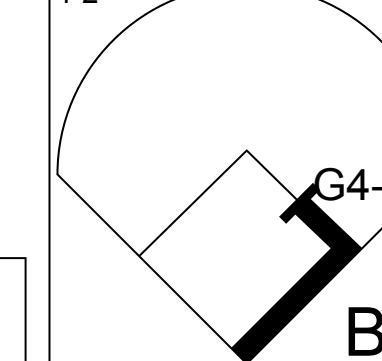
AB 31  
R 2  
H 8  
RBI 1  
BB 3  
SO 7  
LOB 16





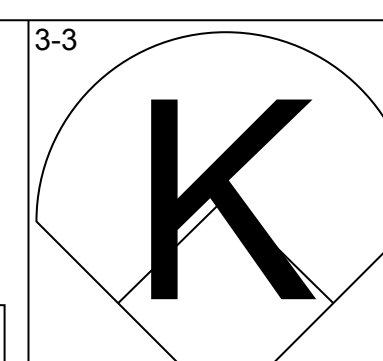
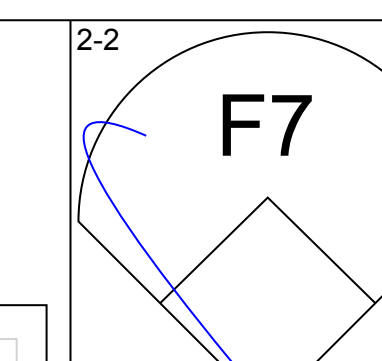
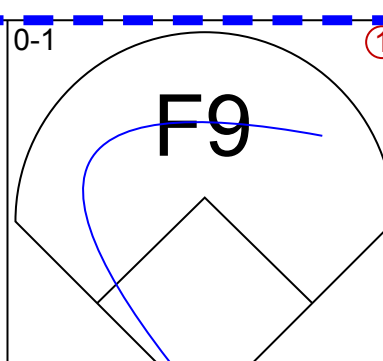
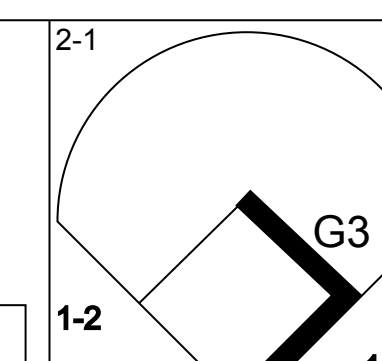
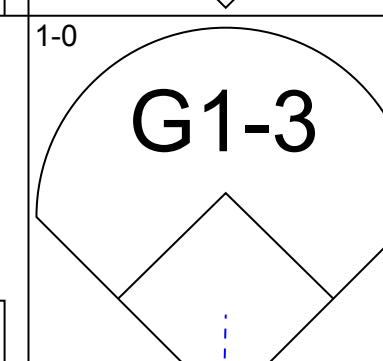
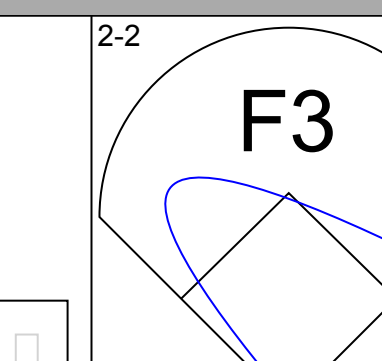
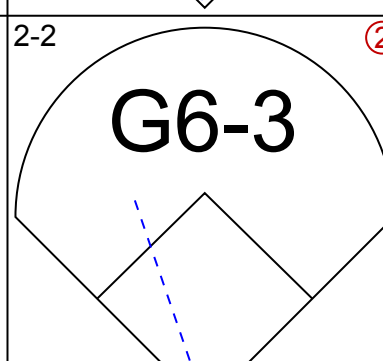
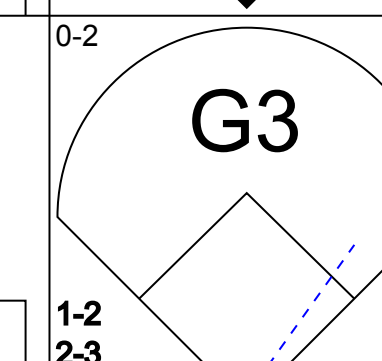
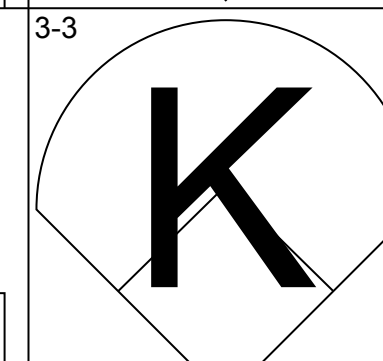
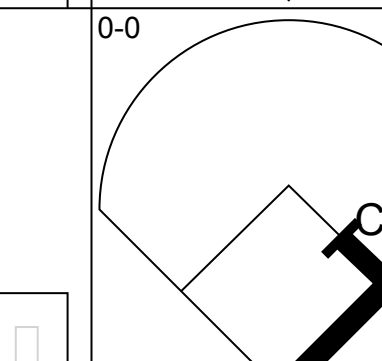
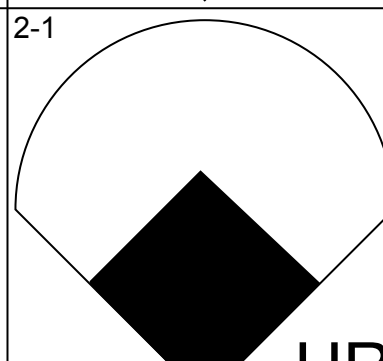
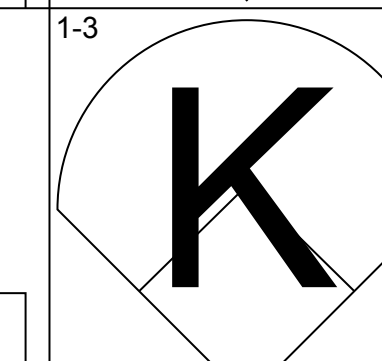
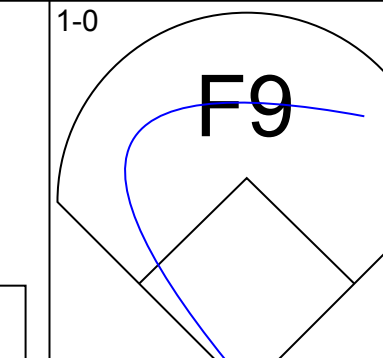
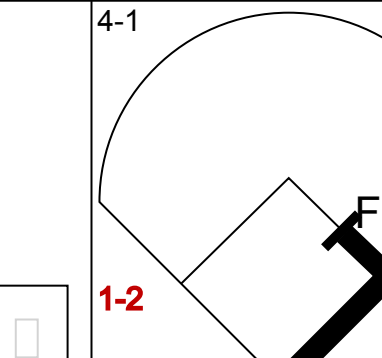
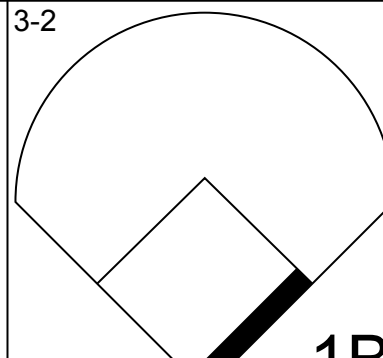
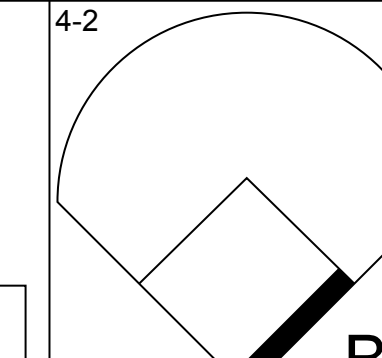
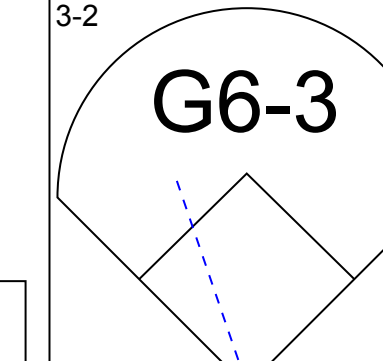
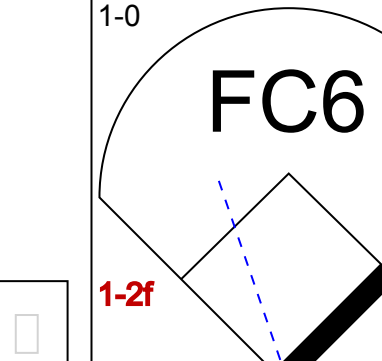
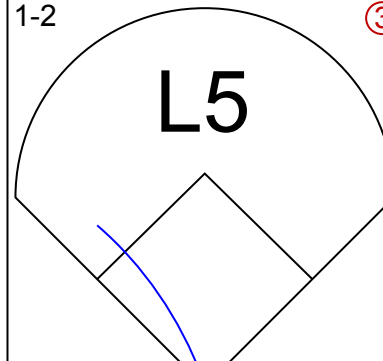
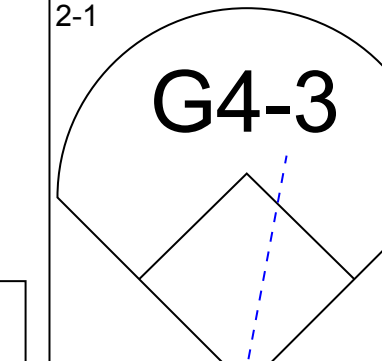
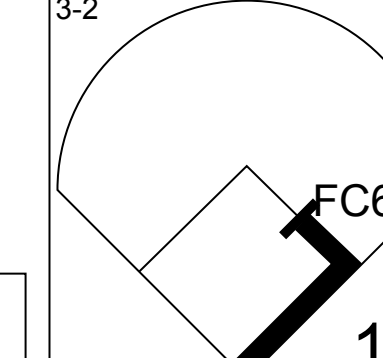



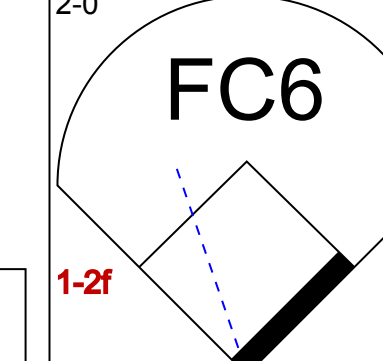
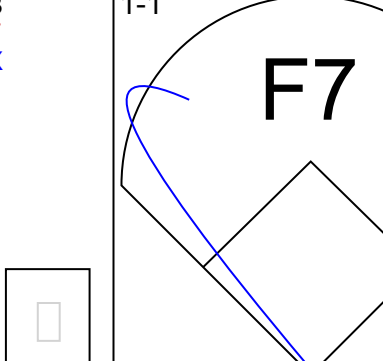
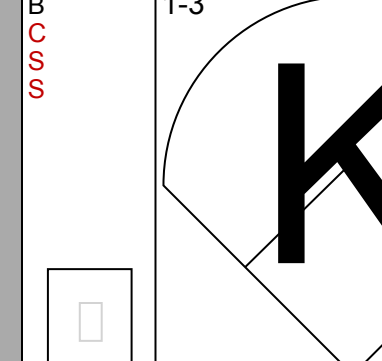
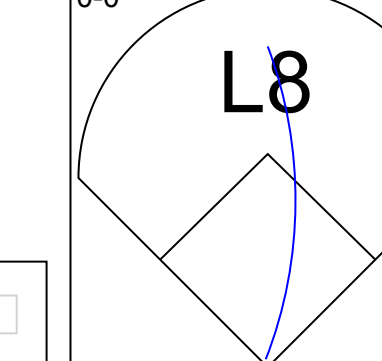
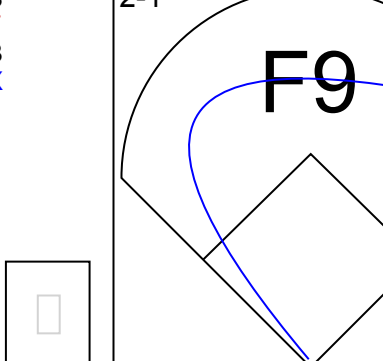
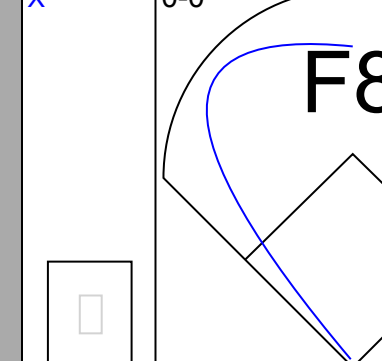
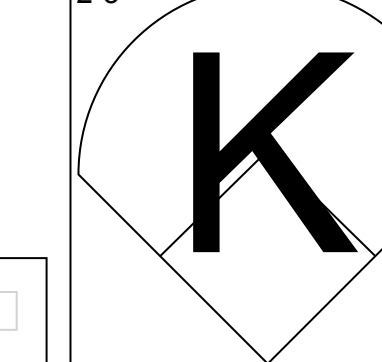
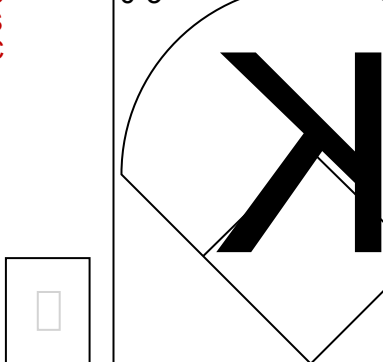
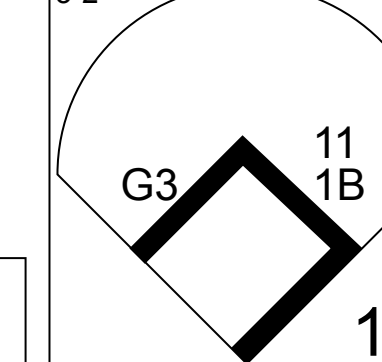
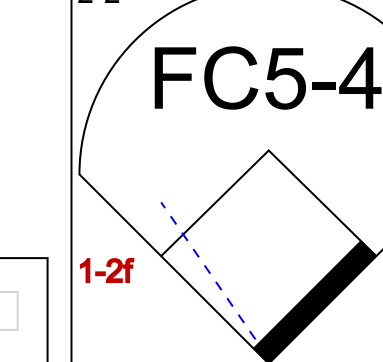




Batter	1	2	3	4	5	6	7	8	9	AB	R	H	RBI	BB	SO	LOB	TOP					
<b>Todd Walker, L</b> OBP: 0.356, SLG: 0.472 (1, 4)										5	0	1	1	0	1	2	<b>Cincinnati Reds @ Philadelphia Phillies</b> Veterans Stadium, Philadelphia, PA Tue Sep 25 2001, 7:05 PM EDT Att: 14,863 - Overcast - 64 F					
<b>Adam Dunn, L</b> OBP: 0.371, SLG: 0.571 (1, 7)										3	2	0	0	2	1	1						
<b>Ken Griffey Jr., L</b> OBP: 0.378, SLG: 0.557 (1, 8)										4	3	3	2	1	0	0						
<b>Dmitri Young, S</b> OBP: 0.353, SLG: 0.471 (1, 5)										4	1	2	1	1	0	2						
<b>Sean Casey, L</b> OBP: 0.371, SLG: 0.462 (1, 3)										5	0	1	1	0	0	5						
<b>Robin Jennings, L</b> OBP: 0.276, SLG: 0.436 (6, PH)										2	0	0	0	0	0	1						
<b>Brady Clark, R</b> OBP: 0.386, SLG: 0.464 (6, 9)										2	1	1	1	0	1	1						
<b>Juan Castro, R</b> OBP: 0.285, SLG: 0.302 (6, 4)										2	1	0	0	1	2	1						
<b>Corky Miller, R</b> OBP: 0.192, SLG: 0.217 (1, 2)										3	0	1	1	0	1	0						
<b>Jose Hamilton, R</b> OBP: 0.200, SLG: 0.400 (5, PH)										2	0	0	0	0	2	1						
<b>Inning Stats</b>	R: 1 E: 0 K: 1 S: 14	H: 1 LOB: 1 BB: 1 P: 24	R: 0 E: 0 K: 2 S: 9	H: 0 LOB: 0 BB: 0 P: 14	R: 0 E: 0 K: 1 S: 9	H: 0 LOB: 0 BB: 0 P: 15	R: 1 E: 0 K: 1 S: 9	H: 1 LOB: 1 BB: 1 P: 19	R: 0 E: 0 K: 1 S: 13	H: 1 LOB: 1 BB: 0 P: 21	R: 4 E: 0 K: 0 S: 16	H: 4 LOB: 2 BB: 2 P: 33	R: 2 E: 0 K: 1 S: 17	H: 2 LOB: 1 BB: 1 P: 23	R: 0 E: 0 K: 0 S: 4	H: 0 LOB: 0 BB: 1 P: 9	R: 0 E: 0 K: 1 S: 11	H: 1 LOB: 1 BB: 0 P: 17	1B: 5 2B: 4 3B: 0 HR: 1	SF: 1 SAC: 0 DP: 1 HBP: 0	WP: 0 PB: 0 SB: 0 CS: 0	PA: 41
<b>PITCHER</b>	IP	WLS	BF	H	R	ER	SO	BB	IBB	HBP	BLK	WP	HR	S	P	ERA	WHIP					
<b>48 David Cogglin, R</b> ERA: 4.21	5.0	L	22	4	4	4	6	3	0	0	0	0	1	55	98	7.20	1.400					
<b>Dennis Cook, L</b> ERA: 4.7	0.1		3	1	0	0	0	0	1	0	0	0	0	5	10	0.00	3.000					
<b>Cliff Politte, R</b> ERA: 2.25	0.2		3	2	2	2	0	0	0	0	0	0	0	10	18	27.00	3.000					
<b>Nelson Figueroa, R</b> ERA: 3.86	2.0		9	2	2	2	1	2	0	0	0	0	0	21	32	9.00	2.000					
<b>Eddie Oropesa, L</b> ERA: 5.0	1.0		4	1	0	0	1	0	0	0	0	0	0	11	17	0.00	1.000					

AB	34
R	8
H	10
RBI	8
BB	6
SO	8
LOB	15



Batter	1	2	3	4	5	6	7	8	9	AB	R	H	RBI	BB	SO	LOB	BOTTOM					
<b>11 Jimmy Rollins, S</b> OBP: 0.327, SLG: 0.424 (1, 6)										4	0	1	0	0	1	0	<b>Cincinnati Reds @ Philadelphia Phillies</b> Veterans Stadium, Philadelphia, PA Tue Sep 25 2001, 7:05 PM EDT Att: 14,863 - Overcast - 64 F					
<b>Doug Glanville, R</b> OBP: 0.291, SLG: 0.389 (1, 8)										4	0	0	0	0	0	2						
<b>Bobby Abreu, L</b> OBP: 0.392, SLG: 0.529 (1, 9)										4	1	2	1	0	2	2						
<b>Scott Rolen, R</b> OBP: 0.372, SLG: 0.486 (1, 5)										2	0	1	0	2	0	0						
<b>Marlon Anderson, L</b> OBP: 0.328, SLG: 0.410 (1, 4)										3	0	0	0	0	0	2						
<b>Nelson Figueroa, R</b> OBP: 0.280, SLG: 0.292 (7, 1)										0	0	0	0	0	0	0						
<b>Felipe Crespo, S</b> OBP: 0.268, SLG: 0.358 (6, PH)										1	0	0	0	0	0	3						
<b>Eddie Oropesa, L</b> ERA: 5.0 (9, 1)										0	0	0	0	0	0	0						
<b>Pat Burrell, R</b> OBP: 0.345, SLG: 0.456 (1, 7)										3	0	1	0	1	1	0						
<b>Travis Lee, L</b> OBP: 0.347, SLG: 0.441 (1, 3)										4	0	1	0	0	1	2						
<b>Johnny Estrada, S</b> OBP: 0.279, SLG: 0.371 (1, 2)										4	0	0	0	0	0	2						
<b>48 David Cogglin, R</b> OBP: 0.100, SLG: 0.071 (1, 1)										2	0	0	0	0	2	1						
<b>Dennis Cook, L</b> (6, 1)										0	0	0	0	0	0	0						
<b>Cliff Politte, R</b> (6, 1)										0	0	0	0	0	0	0						
<b>Tomas Perez, S</b> OBP: 0.325, SLG: 0.432 (7, 4)										2	0	1	0	0	0	1						
<b>Inning Stats</b>	R: 0 E: 0 K: 2 S: 7	H: 0 LOB: 0 BB: 0 P: 14	R: 0 E: 0 K: 0 S: 10	H: 1 LOB: 1 BB: 0 P: 19	R: 0 E: 0 K: 1 S: 7	H: 0 LOB: 0 BB: 0 P: 11	R: 0 E: 0 K: 0 S: 6	H: 1 LOB: 1 BB: 1 P: 13	R: 0 E: 0 K: 1 S: 7	H: 0 LOB: 1 BB: 1 P: 14	R: 1 E: 0 K: 0 S: 13	H: 2 LOB: 0 BB: 0 P: 21	R: 0 E: 0 K: 1 S: 6	H: 0 LOB: 0 BB: 0 P: 7	R: 0 E: 0 K: 1 S: 15	H: 2 LOB: 3 BB: 1 P: 27	R: 0 E: 0 K: 1 S: 11	H: 1 LOB: 1 BB: 0 P: 22	1B: 6 2B: 0 3B: 0 HR: 1	SF: 0 SAC: 0 DP: 0 HBP: 0	WP: 0 PB: 0 SB: 0 CS: 1	PA: 36
<b>PITCHER</b>	IP	WLS	BF	H	R	ER	SO	BB	IBB	HBP	BLK	WP	HR	S	P	ERA	WHIP					
<b>Joey Hamilton, R</b> ERA: 5.87	1.1	6	2	1	1	0	0	0	0	0	0	0	1	15	23	6.75	1.500					
<b>Jose Rijo, R</b> ERA: 2.45	0.2		2	0	0	0	1	0	0	0	0	0	0	4	5	0.00	0.000					
<b>Dennys Reyes, L</b> ERA: 4.68	1.1	7	2	0	0	2	1	0	0	0	0	0	0	18	33	0.00	2.250					
<b>51 Scott MacRae, R</b> ERA: 3.18	0.2	3	1	0	0	0	0	0	0	0	0	0	0	8	16	0.00	1.500					

AB	33
R	1
H	7
RBI	1
BB	3
SO	7
LOB	15









Batter	1	2	3	4	5	6	7	8	9	AB	R	H	RBI	BB	SO	LOB	TOP				
Wilton Guerrero, S OBP: 0.340, SLG: 0.408	(1, 6) F8		(2, 2) L4				(2, 2) G4-3		(2, 3) K	5	0	1	1	0	1	2	<b>Cincinnati Reds @ Philadelphia Phillies</b> Veterans Stadium, Philadelphia, PA Thu Sep 27 2001, 7:05 PM EDT Att: 38,602 - Cloudy - 65 F				
Brady Clark, R OBP: 0.377, SLG: 0.448	(1, 9) P5		(3, 2) F8			(2, 3) 1B	(3, 2) K		(2, 2) G4-3	5	0	1	0	0	1	2					
Ken Griffey Jr., L OBP: 0.375, SLG: 0.548	(1, 8) E			(2, 2) P4	(3, 2) G4-3			(0, 1) BB	(3, 2) G3	4	0	1	0	1	0	3					
Dmitri Young, S OBP: 0.349, SLG: 0.465	(1, 5) E5			(2, 3) K		(1, 1) F8		(2, 2) F8		4	0	0	0	0	1	2					
Sean Casey, L OBP: 0.370, SLG: 0.460	(1, 3) G4-3			(1, 0) 1B		(3, 1) 1B		(1, 1) F9		4	0	2	0	0	0	3					
Adam Dunn, L OBP: 0.365, SLG: 0.563		(1, 2) L9		(3, 3) K		(1, 3) K		(4, 2) 1B	(1, 2) BB	3	0	0	0	1	2	2					
Todd Walker, L OBP: 0.353, SLG: 0.468	(1, 4) G3-1				(0, 2) 59 SH2-4		(0, 0) F8		(1, 1) G4-3	4	1	1	0	0	0	3					
Corky Miller, R OBP: 0.242, SLG: 0.214	(1, 2) G1				(0, 1) 1B		(4, 2) G4-3		(2, 3) K	3	1	1	0	1	1	0					
59 Lance Davis, R OBP: 0.129, SLG: 0.161			(1, 0) F7		(0, 1) SH2-4			(0, 0) 1B		1	0	0	0	0	0	0					
Scott Sullivan, R ERA: 4.72					(1, 2) SH2-4		(1, 2) SH5-4		(1, 0) 1B	0	0	0	0	0	0	0					
Robin Jennings, L OBP: 0.283, SLG: 0.441										1	0	1	0	0	0	0					
Danny Graves, R OBP: 0.250, SLG: 1.000										0	0	0	0	0	0	0					
<b>Inning Stats</b>	R: 0 E: 1 K: 0 S: 13	H: 0 LOB: 2 BB: 1 P: 23	R: 0 E: 0 K: 0 S: 6	H: 0 LOB: 0 BB: 0 P: 10	R: 0 E: 0 K: 0 S: 7	H: 0 LOB: 0 BB: 0 P: 13	R: 0 E: 0 K: 2 S: 12	H: 1 LOB: 1 BB: 0 P: 20	R: 2 E: 0 K: 1 S: 16	H: 3 LOB: 1 BB: 0 P: 20	R: 0 E: 0 K: 1 S: 8	H: 1 LOB: 1 BB: 0 P: 13	R: 0 E: 0 K: 0 S: 10	H: 0 LOB: 1 BB: 1 P: 17	R: 0 E: 0 K: 0 S: 12	H: 1 LOB: 2 BB: 0 P: 20	R: 0 E: 0 K: 2 S: 13	H: 2 LOB: 2 BB: 0 P: 19	1B: 8 2B: 0 3B: 0 HR: 0	SF: 0 SAC: 2 DP: 0 HBP: 0	WP: 0 PA: 39 PB: 0 SB: 1 CS: 0
<b>PITCHER</b>	IP WLS BF H R ER SO BB IBB HBP BLK WP HR S P ERA WHIP																				
Omar Daal, L ERA: 4.63	(1, 1) 6.0 L 25 5 2 2 4 1 0 0 0 0 0 0 62 99 3.00 1.000																				
Jose Santiago, R ERA: 4.72	(7, 1) 1.0 4 0 0 0 0 1 0 0 0 0 0 0 10 17 0.00 1.000																				
Eddie Oropesa, L ERA: 4.74	(8, 1) 1.0 5 1 0 0 0 1 0 0 0 0 0 0 12 20 0.00 2.000																				
Ricky Bottalico, R ERA: 4.08	(9, 1) 0.2 4 2 0 0 2 0 0 0 0 0 0 0 12 18 0.00 3.000																				
Dennis Cook, L ERA: 4.67	(9, 1) 0.1 1 0 0 0 0 0 0 0 0 0 0 0 1 1 0.00 0.000																				

AB	34
R	2
H	8
RBI	1
BB	3
SO	6
LOB	17



Batter	1	2	3	4	5	6	7	8	9	AB	R	H	RBI	BB	SO	LOB	BOTTOM				
11 Jimmy Rollins, S OBP: 0.327, SLG: 0.425	(1, 6) G6-3			(4, 2) CS				(1, 2) F9		3	0	1	0	1	0	0	<b>Cincinnati Reds @ Philadelphia Phillies</b> Veterans Stadium, Philadelphia, PA Thu Sep 27 2001, 7:05 PM EDT Att: 38,602 - Cloudy - 65 F				
Doug Glanville, R OBP: 0.287, SLG: 0.383	(1, 8) F8			(2, 1) G4-3			(1, 2) F8	(0, 2) P3		4	0	0	0	0	2						
Bobby Abreu, L OBP: 0.390, SLG: 0.524	(1, 9) G1-3			(4, 1) BB			(1, 2) L7	(1, 1) G4-3		3	0	0	0	1	0	1					
Scott Rolen, R OBP: 0.375, SLG: 0.490		(3, 1) F9		(4, 1) BB			(4, 2) G5-3	(0, 1) G3		2	1	0	0	2	0	0					
Travis Lee, L OBP: 0.344, SLG: 0.442		(0, 0) F7		(3, 2) G3			(0, 0) E4	(1, 2) G3		4	0	0	0	0	0	3					
Pat Burrell, R OBP: 0.343, SLG: 0.453	(1, 7) G6-3				(1, 3) K		(1, 0) P4	(1, 3) K		4	0	0	0	0	2	2					
Marlon Anderson, L OBP: 0.330, SLG: 0.411			(2, 2) G6-3		(2, 3) K		(1, 0) G5-3			3	0	0	0	0	1	2					
Johnny Estrada, S OBP: 0.280, SLG: 0.371			(1, 1) G6-3		(1, 3) K2-3		(1, 1) E6			3	0	1	0	0	1	1					
Reggie Taylor, L OBP: 0.337, SLG: 0.323							(2, 3) FC6-4			0	0	0	0	0	0	0					
Omar Daal, L ERA: 4.56			(0, 2) G6-3				(3, 2) G4-3	(1, 2) FC6-4		1	0	0	0	0	0	1					
Brian Hunter, R ERA: 3.34										1	0	0	0	0	0	0					
Jose Santiago, R ERA: 4.72										0	0	0	0	0	0	0					
Tommy Perez, S OBP: 0.322, SLG: 0.429										1	0	0	0	0	0	2					
Eddie Oropesa, L OBP: 0.283, SLG: 0.441										0	0	0	0	0	0	0					
Ricky Bottalico, L OBP: 0.250, SLG: 1.000										0	0	0	0	0	0	0					
Dennis Cook, L ERA: 4.67										0	0	0	0	0	0	0					
<b>Inning Stats</b>	R: 0 E: 0 K: 0 S: 8	H: 0 LOB: 0 BB: 0 P: 11	R: 0 E: 0 K: 0 S: 6	H: 0 LOB: 0 BB: 0 P: 10	R: 0 E: 0 K: 0 S: 8	H: 1 LOB: 0 BB: 0 P: 11	R: 0 E: 0 K: 0 S: 13	H: 0 LOB: 2 BB: 3 P: 30	R: 0 E: 0 K: 3 S: 11	H: 0 LOB: 0 BB: 0 P: 15	R: 0 E: 0 K: 0 S: 11	H: 1 LOB: 1 BB: 0 P: 17	R: 1 E: 2 K: 0 S: 12	H: 0 LOB: 2 BB: 1 P: 20	R: 0 E: 0 K: 0 S: 8	H: 0 LOB: 0 BB: 0 P: 10	R: 0 E: 0 K: 1 S: 12	H: 0 LOB: 0 BB: 0 P: 14	1B: 2 2B: 0 3B: 0 HR: 0	SF: 0 SAC: 0 DP: 1 HBP: 0	WP: 0 PA: 33 PB: 0 SB: 0 CS: 1
<b>PITCHER</b>	IP WLS BF H R ER SO BB IBB HBP BLK WP HR S P ERA WHIP																				
59 Lance Davis, L ERA: 4.56	(1, 1) 6.0 W 23 2 1 0 3 4 0 0 0 0 0 0 15 21 0.00 1.000																				
Scott Sullivan, R ERA: 3.34	(7, 1) 2.0 H 7 0 0 0 0 0 0 0 0 0 0 0 15 21 0.00 0.000																				
Danny Graves, R ERA: 3.89	(9, 1) 1.0 S 3 0 0 0 1 0 0 0 0 0 0 0 12 14 0.00 0.000																				

AB	29
R	1
H	2
RBI	0
BB	4
SO	4
LOB	14









Batter	1	2	3	4	5	6	7	8	9	AB	R	H	RBI	BB	SO	LOB	TOP								
11 Jimmy Rollins, S OBP: 0.326, SLG: 0.420	G1-3		G3-1			F9		E6	K	5	0	0	0	0	1	3	Philadelphia Phillies @ Florida Marlins Pro Player Stadium, Miami, FL Sat Sep 29 2001, 7:05 PM EDT Att: 19,732 - Cloudy - 78 F								
Marlon Anderson, L OBP: 0.333, SLG: 0.415	1B			2B	2B	G3-6-3			K	4	1	2	0	1	1	3									
Bobby Abreu, L OBP: 0.389, SLG: 0.526	F7			G4-3	1B	2B		F7	G3-1	4	1	1	1	0	0	3									
Scott Rolen, R OBP: 0.376, SLG: 0.494	F7			F8				F8	F8	4	1	1	0	0	0	2									
Travis Lee, L OBP: 0.342, SLG: 0.443		F8		G4-3				F8	F7	4	0	0	0	0	0	2									
Doug Glanville, R OBP: 0.289, SLG: 0.383	G6-3				HR				P3	4	1	2	2	0	0	0									
Pat Burrell, R OBP: 0.345, SLG: 0.461	K				HR				1B	3	1	1	2	1	1	1									
Todd Pratt, R OBP: 0.330, SLG: 0.315			K		F8				K	4	0	0	0	0	2	1									
Brandon Duckworth, R OBP: 0.318, SLG: 0.300			G3							2	0	0	0	1	0	0									
Rheal Cormier, L OBP: 0.328, SLG: 0.433						G3-6-3			1B	0	0	0	0	0	0	0									
Jose Mesa, R OBP: 0.328, SLG: 0.433										1	0	1	0	0	0	0									
Jose Mesa, R OBP: 0.328, SLG: 0.433										0	0	0	0	0	0	0									
Inning Stats	R: 0 E: 0 K: 0 S: 6	H: 1 LOB: 1 BB: 0 P: 8	R: 0 E: 0 K: 1 S: 6	H: 0 LOB: 0 BB: 0 P: 9	R: 0 E: 0 K: 1 S: 9	H: 0 LOB: 0 BB: 0 P: 14	R: 4 E: 0 K: 0 S: 12	H: 4 LOB: 0 BB: 0 P: 21	R: 0 E: 0 K: 0 S: 7	H: 0 LOB: 0 BB: 1 P: 13	R: 1 E: 0 K: 0 S: 12	H: 2 LOB: 1 BB: 0 P: 17	R: 0 E: 0 K: 0 S: 8	H: 0 LOB: 2 BB: 1 P: 14	R: 0 E: 0 K: 0 S: 7	H: 0 LOB: 0 BB: 0 P: 11	R: 0 E: 0 K: 3 S: 11	H: 1 LOB: 2 BB: 1 P: 18	1B: 4 2B: 3 3B: 0 HR: 1	SF: 0 SAC: 0 DP: 1 HBP: 0	WP: 0 PB: 0 SB: 1 CS: 0	PA: 38			
PITCHER	IP	WLS	BF	H	R	ER	SO	BB	IBB	HBP	BLK	WP	HR	S	P	ERA	WHIP								
Brad Penny, R ERA: 3.75	7.0	L	30	7	5	5	2	2	0	0	0	0	1	60	96	6.43	1.286								
Ricky Bones, R ERA: 5.16	1.1		6	1	0	0	1	1	0	0	0	0	0	12	22	0.00	1.500								
Vic Darenburg, L ERA: 4.44	0.2		2	0	0	0	2	0	0	0	0	0	0	6	7	0.00	0.000								

Batter	1	2	3	4	5	6	7	8	9	AB	R	H	RBI	BB	SO	LOB	BOTTOM								
Dave Berg, R OBP: 0.277, SLG: 0.361	L6		K			F9	SF9		G3	4	0	0	1	0	1	3	Philadelphia Phillies @ Florida Marlins Pro Player Stadium, Miami, FL Sat Sep 29 2001, 7:05 PM EDT Att: 19,732 - Cloudy - 78 F								
Eric Owens, R OBP: 0.297, SLG: 0.334	G6-3		2B			G6-3	FC5-4			2	0	0	0	2	0	0									
Preston Wilson, R OBP: 0.329, SLG: 0.496	E1					G5-3	FC5-4			4	0	1	1	0	0	3									
Mike Lowell, R OBP: 0.339, SLG: 0.452	G5-3				G5-3		1B	2B	G5-3	4	1	1	0	0	0	1									
Kevin Millar, R OBP: 0.375, SLG: 0.566		K			F8		1B	1B	F8	4	1	1	0	0	1	0									
Derek Lee, R OBP: 0.341, SLG: 0.470	F9				F8		1B	1B	G6-3	4	1	1	1	0	0	0									
Charles Johnson, R OBP: 0.326, SLG: 0.459						G3-1				4	0	1	0	0	0	2									
Cliff Floyd, L OBP: 0.386, SLG: 0.579							P4		18 G4-3	0	0	0	0	0	0	0									
Andy Fox, L OBP: 0.313, SLG: 0.313			SH1-4			K			F2	3	1	1	0	1	1	1									
Brad Penny, R ERA: 3.2	6.1	W	26	5	4	4	3	2	0	0	0	0	0	59	101	5.68		1.105							
Rheal Cormier, L ERA: 3.93	0.0		1	1	0	0	0	0	0	0	0	0	0	1	2	-	-								
Jose Santiago, R ERA: 4.62	1.2	H	6	0	0	0	0	1	0	0	0	0	0	13	23	0.00	0.600								
Jose Mesa, R ERA: 2.45	1.0	S	4	1	0	0	0	0	0	0	0	0	0	5	7	0.00	1.000								
Inning Stats	R: 0 E: 1 K: 0 S: 9	H: 0 LOB: 1 BB: 0 P: 15	R: 0 E: 0 K: 1 S: 7	H: 0 LOB: 0 BB: 0 P: 11	R: 1 E: 0 K: 1 S: 7	H: 1 LOB: 2 BB: 2 P: 18	R: 0 E: 0 K: 0 S: 6	H: 0 LOB: 0 BB: 0 P: 11	R: 0 E: 0 K: 0 S: 5	H: 0 LOB: 0 BB: 0 P: 7	R: 3 E: 0 K: 0 S: 21	H: 5 LOB: 3 BB: 1 P: 37	R: 0 E: 0 K: 0 S: 7	H: 0 LOB: 0 BB: 0 P: 11	R: 0 E: 0 K: 0 S: 5	H: 1 LOB: 2 BB: 0 P: 7	1B: 5 2B: 2 3B: 0 HR: 0	SF: 1 SAC: 1 DP: 0 HBP: 0	WP: 0 PB: 0 SB: 0 CS: 0	PA: 37					
PITCHER	IP	WLS	BF	H	R	ER	SO	BB	IBB	HBP	BLK	WP	HR	S	P	ERA	WHIP								







Batter	1	2	3	4	5	6	7	8	9	AB	R	H	RBI	BB	SO	LOB	TOP											
11 Jimmy Rollins, S OBP: 0.323, SLG: 0.416	G4-3			1-1 CS 1B		P6		P3		4	0	1	0	0	0	0	Philadelphia Phillies @ Atlanta Braves Turner Field, Atlanta, GA Tue Oct 02 2001, 7:35 PM EDT Att: 30,739 - Sunny - 76 F											
Marlon Anderson, L OBP: 0.335, SLG: 0.417	L9			2-2 HR 1B		1B		G6-3		4	1	2	0	0	0	0												
Bobby Abreu, L OBP: 0.390, SLG: 0.540	F7			0-1 HR		1B		F9		4	1	2	2	0	0	0												
Scott Rolen, R OBP: 0.377, SLG: 0.499	G4-3			1-0 F3		1B		HR		3	1	1	1	0	0	0												
Travis Lee, L OBP: 0.341, SLG: 0.439	F7			1-0 F5		G3-1		K		4	0	0	0	0	1	3												
Doug Glanville, R OBP: 0.287, SLG: 0.379	P4					G6-3		G6-3		4	0	1	0	0	0	0												
Pat Burrell, R OBP: 0.344, SLG: 0.456				1-1 F9		K		G6-4-3		3	0	0	0	0	1	1												
Johnny Estrada, S OBP: 0.277, SLG: 0.362				1-0 F8		K		G4-3		3	0	0	0	0	1	0												
Randy Wolf, L OBP: 0.244, SLG: 0.190				1-3 K						3	0	0	0	0	3	0												
Jose Mesa, R (9, 1)								K		0	0	0	0	0	0	0												
<b>Inning Stats</b>	R: 0 H: 0 E: 0 K: 0 S: 9	H: 0 LOB: 0 BB: 0 P: 14	R: 0 H: 0 E: 0 K: 0 S: 7	H: 0 LOB: 0 BB: 0 P: 7	R: 0 H: 0 E: 0 K: 1 S: 7	H: 0 LOB: 0 BB: 0 P: 10	R: 2 H: 3 E: 0 K: 0 S: 10	H: 3 LOB: 0 BB: 0 P: 14	R: 0 H: 0 E: 0 K: 2 S: 7	H: 0 LOB: 0 BB: 0 P: 9	R: 0 H: 2 E: 0 K: 1 S: 11	H: 2 LOB: 3 BB: 0 P: 15	R: 0 H: 1 E: 0 K: 0 S: 6	H: 1 LOB: 0 BB: 0 P: 7	R: 0 H: 0 E: 0 K: 1 S: 6	H: 0 LOB: 0 BB: 0 P: 6	R: 1 H: 1 E: 0 K: 1 S: 15	H: 1 LOB: 0 BB: 0 P: 21	1B: 5 2B: 0 3B: 0 HR: 2	SF: 0 SAC: 0 DP: 1 HBP: 1	WP: 0 PB: 0 SB: 0 CS: 1	PA: 33						
<b>PITCHER</b>	IP	WLS	BF	H	R	ER	SO	BB	IBB	HBP	BLK	WP	HR	S	P	ERA	WHIP											
Greg Maddux, R ERA: 3.05	(1, 1)	8.0	L	29	6	2	2	5	0	0	1	0	0	1	63	82	2.25	0.750										
29 John Smoltz, R ERA: 3.47	(9, 1)	1.0	S	4	1	1	1	1	0	0	0	0	0	1	15	21	9.00	1.000										

Batter	1	2	3	4	5	6	7	8	9	AB	R	H	RBI	BB	SO	LOB	BOTTOM											
Marcus Giles, R OBP: 0.331, SLG: 0.416	10 1B BB							G5-3		3	0	1	1	1	0	0	Philadelphia Phillies @ Atlanta Braves Turner Field, Atlanta, GA Tue Oct 02 2001, 7:35 PM EDT Att: 30,739 - Sunny - 76 F											
Julio Franco, R OBP: 0.357, SLG: 0.432	F9							F9		4	0	0	0	0	0	4												
10 Chipper Jones, S OBP: 0.424, SLG: 0.597	2-2 1B							F7		4	0	1	0	0	0	0												
Brian Jordan, R OBP: 0.332, SLG: 0.490	F3							P4		4	0	0	0	0	1	2												
Andrew Jones, R OBP: 0.309, SLG: 0.462	K							G1-3		4	0	0	0	0	1	2												
Ken Caminiti, S OBP: 0.315, SLG: 0.413	F8									3	0	0	0	0	0	0												
Rey Sanchez, R OBP: 0.303, SLG: 0.338	F9							G6-3		3	1	0	0	0	0	0												
Paul Bako, L OBP: 0.285, SLG: 0.315	K							K		3	0	1	0	0	2	0												
Greg Maddux, R OBP: 0.235, SLG: 0.188										1	0	0	0	0	0	0												
Bernard Gilkey, R OBP: 0.330, SLG: 0.386										1	0	0	0	0	1	0												
29 John Smoltz, R ERA: 2.42										0	0	0	0	0	0	0												
<b>Inning Stats</b>	R: 0 H: 1 E: 0 K: 1 S: 15	H: 0 LOB: 2 BB: 1 P: 24	R: 0 H: 0 E: 0 K: 1 S: 7	H: 0 LOB: 0 BB: 0 P: 12	R: 0 H: 0 E: 0 K: 0 S: 7	H: 0 LOB: 0 BB: 0 P: 9	R: 0 H: 0 E: 0 K: 0 S: 7	H: 0 LOB: 0 BB: 0 P: 11	R: 1 H: 2 E: 1 K: 0 S: 16	H: 2 LOB: 2 BB: 0 P: 26	R: 0 H: 0 E: 0 K: 1 S: 6	H: 0 LOB: 0 BB: 0 P: 6	R: 0 H: 0 E: 0 K: 1 S: 9	H: 0 LOB: 0 BB: 0 P: 12	R: 0 H: 0 E: 0 K: 1 S: 7	H: 0 LOB: 0 BB: 0 P: 11	R: 0 H: 0 E: 0 K: 0 S: 6	H: 0 LOB: 0 BB: 0 P: 9	1B: 3 2B: 0 3B: 0 HR: 0	SF: 0 SAC: 0 DP: 1 HBP: 1	WP: 0 PB: 0 SB: 0 CS: 0	PA: 32						
<b>PITCHER</b>	IP	WLS	BF	H	R	ER	SO	BB	IBB	HBP	BLK	WP	HR	S	P	ERA	WHIP											
Randy Wolf, L ERA: 3.85	(1, 1)	8.0	W	29	3	1	0	5	1	0	1	0	0	0	74	111	0.00	0.500										
Jose Mesa, R ERA: 2.42	(9, 1)	1.0	S	3	0	0	0	0	0	0	0	0	0	6	9	0.00	0.000											







Batter	1	2	3	4	5	6	7	8	9	AB	R	H	RBI	BB	SO	LOB	TOP										
11 Jimmy Rollins, S OBP: 0.322, SLG: 0.415	0-1 P6		1-1 F9			0-0 G4-3	3-2 F9			4	0	0	0	0	0	2	Philadelphia Phillies @ Atlanta Braves Turner Field, Atlanta, GA Thu Oct 04 2001, 7:35 PM EDT Att: 32,283 - Overcast - 74 F										
Marlon Anderson, L OBP: 0.335, SLG: 0.413	0-3 K		2-0 F8			0-0 2B		0-1 1B		4	1	2	0	0	1	0											
Bobby Abreu, L OBP: 0.391, SLG: 0.542	2-1 1B		1-2 G1-3			0-1 1B		1-3 K		4	1	2	1	0	1	1											
Scott Rolen, R OBP: 0.378, SLG: 0.498	0-1 2B			2-0 G6-4-3		0-0 L7		2-1 F8		3	0	1	1	0	0	2											
Travis Lee, L OBP: 0.340, SLG: 0.436	1-3 K			1-0 G6-4-3		0-0 L6		2-1 G4-3		4	0	0	0	0	1	4											
Doug Glavine, R OBP: 0.285, SLG: 0.376		1-1 F7							1-2 G1-3		4	0	0	0	1	0											
Pat Burrell, R OBP: 0.346, SLG: 0.463		0-0 1B			1-0 F8				1-3 K		4	0	1	0	0	1		0									
Todd Pratt, R OBP: 0.330, SLG: 0.311		1-2 2B			1-3 K				0-2 G3-1		2	0	1	0	1	1		0									
Reggie Taylor, L OBP: 0.274, SLG: 0.357		2-3 1B			2-2 G3						0	0	0	0	0	0		0									
Brandon Duckworth, R OBP: 0.295, SLG: 0.373		0-1 G4-6-3			2-2 G3						2	0	0	0	0	0		2									
Dennis Cook, L OBP: 0.288, SLG: 0.367		1-2 1B									0	0	0	0	0	0	0										
Ricky Bottalico, L OBP: 0.288, SLG: 0.367		1-2 1B									1	0	1	0	0	0	0										
Tommy Phelan, L OBP: 0.288, SLG: 0.367		1-2 1B									0	0	0	0	0	0	0										
Rheal Cormier, L OBP: 0.288, SLG: 0.367		1-2 1B									0	0	0	0	0	0	0										
Jose Santiago, R OBP: 0.288, SLG: 0.367		1-2 1B									0	0	0	0	0	0	0										
<b>Inning Stats</b>	R: 1 E: 0 K: 2 S: 12	H: 2 LOB: 1 BB: 0 P: 15	R: 0 E: 0 K: 0 S: 9	H: 2 LOB: 1 BB: 0 P: 11	R: 0 E: 0 K: 0 S: 6	H: 0 LOB: 0 BB: 0 P: 10	R: 0 E: 0 K: 1 S: 5	H: 0 LOB: 0 BB: 0 P: 10	R: 0 E: 0 K: 1 S: 9	H: 0 LOB: 0 BB: 0 P: 13	R: 1 E: 0 K: 0 S: 6	H: 2 LOB: 1 BB: 0 P: 6	R: 0 E: 0 K: 1 S: 10	H: 1 LOB: 2 BB: 1 P: 21	R: 0 E: 0 K: 1 S: 10	H: 1 LOB: 1 BB: 0 P: 15	R: 0 E: 0 K: 1 S: 12	H: 0 LOB: 0 BB: 0 P: 14	1B: 5 2B: 3 3B: 0 HR: 0	SF: 0 SAC: 0 DP: 2 HBP: 1	WP: 0 PB: 0 SB: 0 CS: 0	PA: 35					
<b>PITCHER</b>	IP	WLS	BF	H	R	ER	SO	BB	IBB	HBP	BLK	WP	HR	S	P	ERA	WHIP										
John Burkett, R ERA: 3.04	5.2	W	22	6	2	2	4	0	0	1	0	0	0	46	64	3.18	1.059										
Mike Remlinger, L ERA: 2.75	0.1	H	1	0	0	0	0	0	0	0	0	0	0	1	1	0.00	0.000										
Rudy Seanez, R ERA: 2.75	1.0	H	5	1	0	0	0	1	0	0	0	0	0	10	21	0.00	2.000										
Steve Karsay, R ERA: 2.35	1.0		4	1	0	0	1	0	0	0	0	0	0	10	15	0.00	1.000										
29 John Smoltz, R ERA: 3.36	1.0		3	0	0	0	1	0	0	0	0	0	0	12	14	0.00	0.000										

Batter	1	2	3	4	5	6	7	8	9	AB	R	H	RBI	BB	SO	LOB	BOTTOM										
Marcus Giles, R OBP: 0.335, SLG: 0.424	4-0 10 2B	1-0 G5-3		1-2 G4-3			1-2 G5-3			3	1	1	1	1	0	0	Philadelphia Phillies @ Atlanta Braves Turner Field, Atlanta, GA Thu Oct 04 2001, 7:35 PM EDT Att: 32,283 - Overcast - 74 F										
Julio Franco, R OBP: 0.355, SLG: 0.434	0-1 10 2B	0-1 G5-3			0-1 F9		1-3 K			4	1	1	0	0	1	1											
10 Chipper Jones, S OBP: 0.426, SLG: 0.598	1-2 1B	4-0 1B			4-1 1B		3-2 HR			2	2	2	2	2	0	0											
Brian Jordan, R OBP: 0.334, SLG: 0.497	3-2 G6-3	2-3 K			0-0 1B		0-0 HR			4	1	2	2	0	1	3											
B.J. Surhoff, L OBP: 0.320, SLG: 0.408	3-2 2H 1B		1-2 L9		1-2 G4-6-3		1-2 G4-3			4	0	1	1	0	0	2											
Andruw Jones, R OBP: 0.311, SLG: 0.463	0-0 F9		1-0 G1-3			3-2 P3		1-2 G4-6-3		4	0	1	0	0	0	1											
Rey Sanchez, R OBP: 0.301, SLG: 0.337	2-0 L9		0-0 G4-3			0-2 F8		2-2 G4-6-3		4	0	0	0	0	0	2											
Paul Bako, L OBP: 0.296, SLG: 0.328		2-2 SH5-4		2-2 G6-3				2-3 K		3	1	1	0	1	1	0											
John Burkett, R ERA: 3.52		0-1 SH5-4		0-3 K						1	0	0	0	0	1	0											
Keith Lockhart, L ERA: 4.6										0	0	0	0	0	0	0											
Rudy Seanez, R ERA: 3.95										0	0	0	0	0	0	0											
Steve Karsay, R ERA: 4.21										0	0	0	0	0	0	0											
29 John Smoltz, R ERA: 4.63										0	0	0	0	0	0	0											
<b>Inning Stats</b>	R: 3 E: 0 K: 0 S: 15	H: 3 LOB: 1 BB: 1 P: 28	R: 1 E: 0 K: 1 S: 11	H: 2 LOB: 2 BB: 1 P: 20	R: 0 E: 0 K: 1 S: 11	H: 0 LOB: 0 BB: 0 P: 14	R: 0 E: 0 K: 1 S: 7	H: 1 LOB: 1 BB: 1 P: 12	R: 0 E: 0 K: 1 S: 9	H: 0 LOB: 1 BB: 1 P: 16	R: 2 E: 0 K: 1 S: 14	H: 2 LOB: 0 BB: 0 P: 20	R: 0 E: 0 K: 1 S: 11	H: 1 LOB: 0 BB: 0 P: 16	1B: 6 2B: 2 3B: 0 HR: 1	SF: 0 SAC: 1 DP: 2 HBP: 0	WP: 0 PB: 0 SB: 0 CS: 0	PA: 35									
<b>PITCHER</b>	IP	WLS	BF	H	R	ER	SO	BB	IBB	HBP	BLK	WP	HR	S	P	ERA	WHIP										
Brandon Duckworth, R ERA: 3.52	4.1	L	22	6	4	4	2	2	1	0	0	0	0	46	77	8.31	1.846										
Dennis Cook, L ERA: 4.6	0.2		1	0	0	0	0	0	0	0	0	0	0	3	4	0.00	0.000										
Ricky Bottalico, R ERA: 3.95	1.0		4	0	0	0	1	1	0	0	0	0	0	9	16	0.00	1.000										
Rheal Cormier, L ERA: 4.21	1.0		5	2	2	2	1	0	0	0	0	0	1	14	20	18.00	2.000										
Jose Santiago, R ERA: 4.63	1.0		3	1	0	0	1	0	0	0	0	0	0	11	16	0.00	1.000										





Batter	1	2	3	4	5	6	7	8	9	AB	R	H	RBI	BB	SO	LOB	TOP					
11 Jimmy Rollins, S OBP: 0.324, SLG: 0.416										3	1	2	0	1	0	0	Philadelphia Phillies @ Cincinnati Reds Cinergy Field, Cincinnati, OH Sat Oct 06 2001, 1:15 PM EDT Sunny - 48 F					
Marlon Anderson, L OBP: 0.331, SLG: 0.410										4	0	0	0	0	1	4						
Bobby Abreu, L OBP: 0.391, SLG: 0.543										4	0	2	0	0	0	1						
Pat Burrell, R OBP: 0.346, SLG: 0.463										1	0	0	0	0	0	0						
Brian Hunter, R OBP: 0.353, SLG: 0.370										3	0	1	1	0	1	1						
Travis Lee, L OBP: 0.341, SLG: 0.434										2	1	0	0	2	0	3						
Doug Glanville, R OBP: 0.285, SLG: 0.375										4	0	1	0	0	0	4						
Tomas Perez, S OBP: 0.345, SLG: 0.438										4	0	3	0	0	0	0						
Johnny Estrada, S OBP: 0.270, SLG: 0.354										3	0	0	1	0	0	2						
Omar Daal, L OBP: 0.250, SLG: 0.255										3	0	1	0	0	0	2						
Ricky Bottalico, L OBP: 0.333, SLG: 0.667										0	0	0	0	0	0	0						
23 Kevin Jordan, R OBP: 0.319, SLG: 0.305										1	0	0	0	0	1	0						
Jose Mesa, R										0	0	0	0	0	0	0						
<b>Inning Stats</b>	R: 0 E: 0 K: 1 S: 10	H: 1 LOB: 0 BB: 0 P: 17	R: 1 E: 0 K: 0 S: 12	H: 2 LOB: 2 BB: 1 P: 20	R: 1 E: 0 K: 0 S: 13	H: 2 LOB: 2 BB: 1 P: 22	R: 0 E: 0 K: 0 S: 5	H: 1 LOB: 0 BB: 0 P: 7	R: 0 E: 0 K: 0 S: 5	H: 0 LOB: 0 BB: 0 P: 9	R: 0 E: 0 K: 1 S: 10	H: 0 LOB: 0 BB: 1 P: 15	R: 0 E: 1 K: 0 S: 16	H: 3 LOB: 2 BB: 0 P: 26	R: 0 E: 0 K: 0 S: 11	H: 1 LOB: 1 BB: 0 P: 17	R: 0 E: 0 K: 1 S: 7	H: 0 LOB: 0 BB: 0 P: 12	1B: 9 2B: 2 3B: 0 HR: 0	SF: 1 SAC: 0 DP: 2 HBP: 0	WP: 0 PB: 0 SB: 0 CS: 2	PA: 36
<b>PITCHER</b>	IP WLS BF H R ER SO BB IBB HBP BLK WP HR S P ERA WHIP																					
Elmer Dessens, R ERA: 4.48	(1, 1) 7.0 L 29 9 2 2 2 3 0 0 0 0 0 0 71 116 2.57 1.714																					
Hector Mercado, L ERA: 4.09	(8, 1) 1.0 4 1 0 0 0 0 0 0 0 0 0 0 11 17 0.00 1.000																					
51 Scott MacRae, R ERA: 4.02	(9, 1) 1.0 3 0 0 0 1 0 0 0 0 0 0 0 7 12 0.00 0.000																					

Batter	1	2	3	4	5	6	7	8	9	AB	R	H	RBI	BB	SO	LOB	BOTTOM					
Todd Walker, L OBP: 0.353, SLG: 0.459										4	0	0	1	0	0	1	Philadelphia Phillies @ Cincinnati Reds Cinergy Field, Cincinnati, OH Sat Oct 06 2001, 1:15 PM EDT Sunny - 48 F					
Wilton Guerrero, S OBP: 0.353, SLG: 0.414										4	0	1	0	0	0	0						
Ken Griffey Jr., L OBP: 0.367, SLG: 0.539										4	0	0	0	0	0	1						
Ruben Rivera, R OBP: 0.322, SLG: 0.425										4	0	0	0	0	1	1						
Raul Gonzalez, R OBP: 0.286, SLG: 0.231										4	0	1	0	0	1	1						
Pokey Reese, R OBP: 0.285, SLG: 0.345										0	0	0	0	0	0	0						
Jason LaRue, R OBP: 0.299, SLG: 0.398										4	0	1	0	0	2	3						
Robin Jennings, L OBP: 0.288, SLG: 0.424										3	0	0	0	0	1	1						
Corky Miller, R OBP: 0.280, SLG: 0.442										2	0	0	0	0	0	0						
Dmitri Young, S OBP: 0.350, SLG: 0.481										1	1	0	0	0	1	0						
Elmer Dessens, R OBP: 0.233, SLG: 0.211										2	0	1	0	0	0	0						
Hector Mercado, L ERA: 4.46										0	0	0	0	0	0	0						
Adam Dunn, L OBP: 0.378, SLG: 0.595										1	0	0	0	0	0	1						
51 Scott MacRae, R ERA: 2.38										0	0	0	0	0	0	0						
<b>Inning Stats</b>	R: 0 E: 0 K: 0 S: 8	H: 0 LOB: 0 BB: 0 P: 11	R: 0 E: 0 K: 1 S: 7	H: 0 LOB: 0 BB: 0 P: 11	R: 0 E: 0 K: 0 S: 9	H: 1 LOB: 1 BB: 0 P: 13	R: 0 E: 1 K: 0 S: 12	H: 1 LOB: 2 BB: 0 P: 21	R: 0 E: 0 K: 1 S: 10	H: 0 LOB: 0 BB: 0 P: 15	R: 0 E: 0 K: 0 S: 8	H: 0 LOB: 0 BB: 0 P: 13	R: 0 E: 0 K: 1 S: 11	H: 1 LOB: 1 BB: 0 P: 12	R: 1 E: 0 K: 1 S: 7	H: 0 LOB: 0 BB: 0 P: 15	R: 0 E: 0 K: 2 S: 10	H: 1 LOB: 1 BB: 0 P: 15	1B: 2 2B: 1 3B: 1 HR: 0	SF: 0 SAC: 0 DP: 0 HBP: 0	WP: 1 PB: 1 SB: 0 CS: 0	PA: 33
<b>PITCHER</b>	IP WLS BF H R ER SO BB IBB HBP BLK WP HR S P ERA WHIP																					
Omar Daal, L ERA: 4.46	(1, 1) 7.0 W 25 3 0 0 3 0 0 0 0 0 0 1 0 65 0.00 0.429																					
Ricky Bottalico, R ERA: 3.9	(8, 1) 1.0 H 4 0 1 0 1 0 0 0 0 0 1 0 7 15 0.00 0.000																					
Jose Mesa, R ERA: 2.38	(9, 1) 1.0 S 4 1 0 0 2 0 0 0 0 0 0 0 10 15 0.00 1.000																					



Batter	1	2	3	4	5	6	7	8	9	AB	R	H	RBI	BB	SO	LOB	TOP										
11 Jimmy Rollins, S OBP: 0.323, SLG: 0.419	G6-3		HR			F7			F8	5	1	1	1	0	0	3	Philadelphia Phillies @ Cincinnati Reds Cinergy Field, Cincinnati, OH Sat Oct 06 2001, 4:15 PM EDT Att: 22,886 - Sunny - 55 F										
Reggie Taylor, L	G3		F7			P6			F8	4	1	0	0	1	0	0											
Bobby Abreu, L OBP: 0.393, SLG: 0.544	1B		K			CS			P5	5	1	3	0	0	1	0											
Marlon Anderson, L OBP: 0.337, SLG: 0.421	1B					CS			CS	5	1	5	2	0	0	0											
Brian Hunter, R OBP: 0.344, SLG: 0.359	FC6-4					SH			P4	4	1	0	0	0	0	5											
Tomas Perez, S OBP: 0.350, SLG: 0.440		L9				SH			F8	4	0	2	1	0	1	0											
23 Kevin Jordan, R OBP: 0.317, SLG: 0.303		P6				G1-3			K	4	0	1	1	0	1	2											
Todd Pratt, R OBP: 0.329, SLG: 0.306		K				F9			G5-3	3	0	0	0	0	1	2											
4B David Coggin, R OBP: 0.114, SLG: 0.091						F9			K	3	0	0	0	0	1	5											
Dennis Cook, L						G5-3			K	0	0	0	0	0	0	0											
Jose Santiago, R										0	0	0	0	0	0	0											
P.J. Forbes, R										1	0	0	0	0	1	0											
Jose Mesa, R										0	0	0	0	0	0	0											
<b>Inning Stats</b>	R: 0 E: 0 K: 0 S: 11	H: 2 LOB: 2 BB: 0 P: 19	R: 0 E: 0 K: 1 S: 8	H: 0 LOB: 0 BB: 0 P: 10	R: 1 E: 0 K: 1 S: 14	H: 1 LOB: 0 BB: 0 P: 24	R: 1 E: 0 K: 0 S: 13	H: 3 LOB: 2 BB: 0 P: 21	R: 0 E: 0 K: 0 S: 8	H: 1 LOB: 0 BB: 0 P: 15	R: 1 E: 1 K: 1 S: 16	H: 2 LOB: 3 BB: 0 P: 27	R: 0 E: 0 K: 0 S: 11	H: 1 LOB: 1 BB: 0 P: 16	R: 0 E: 0 K: 2 S: 9	H: 0 LOB: 0 BB: 0 P: 11	R: 2 E: 0 K: 1 S: 16	H: 2 LOB: 1 BB: 1 P: 24	1B: 8 2B: 3 3B: 0 HR: 1	SF: 0 SAC: 1 DP: 0 HBP: 1	WP: 0 PB: 0 CS: 1 SB: 0	PA: 42					
<b>PITCHER</b>	IP	WLS	BF	H	R	ER	SO	BB	IBB	HBP	BLK	WP	HR	S	P	ERA	WHIP										
Joey Hamilton, R ERA: 5.93	5.1	L	26	9	3	3	2	0	0	1	0	0	1	66	109	5.06	1.688										
Chris Piersoll, R ERA: 2.45	0.2		2	0	0	0	1	0	0	0	0	0	0	4	7	0.00	0.000										
Dennys Reyes, L ERA: 4.92	0.2		3	1	0	0	0	0	0	0	0	0	0	9	12	0.00	1.500										
Chris Reitsma, R ERA: 5.29	0.1		1	0	0	0	0	0	0	0	0	0	0	2	4	0.00	0.000										
Scott Sullivan, R ERA: 3.34	2.0		9	2	2	2	3	1	0	0	0	0	0	25	35	9.00	1.500										
<b>Batter</b>	<b>1</b>	<b>2</b>	<b>3</b>	<b>4</b>	<b>5</b>	<b>6</b>	<b>7</b>	<b>8</b>	<b>9</b>	<b>AB</b>	<b>R</b>	<b>H</b>	<b>RBI</b>	<b>BB</b>	<b>SO</b>	<b>LOB</b>	<b>BOTTOM</b>										
Todd Walker, L OBP: 0.355, SLG: 0.459	G4-3	1B				FC4-6			G1-3	4	0	2	0	1	0	1	Philadelphia Phillies @ Cincinnati Reds Cinergy Field, Cincinnati, OH Sat Oct 06 2001, 4:15 PM EDT Att: 22,886 - Sunny - 55 F										
Wilton Guerrero, S OBP: 0.355, SLG: 0.413	G4-3	1B				FC4-6			G3-1	5	0	2	0	0	0	2											
Ken Griffey Jr., L OBP: 0.364, SLG: 0.533	G4-3					F8			G3	4	0	0	0	0	0	6											
Adam Dunn, L OBP: 0.376, SLG: 0.588	K					F7			L3	3	0	0	0	1	1	2											
Brady Clark, R OBP: 0.369, SLG: 0.424	P4					G6-3			1B	3	0	1	0	1	0	2											
Robin Jennings, L OBP: 0.301, SLG: 0.434						G3			G3	4	1	3	0	0	0	0											
Jason LaRue, R OBP: 0.302, SLG: 0.400						G5-4-3			G5-4-3	3	0	1	0	1	1	3											
Corky Miller, R OBP: 0.278, SLG: 0.435						G5-4-3			F5	3	0	1	1	0	0	1											
Joey Hamilton, R OBP: 0.125, SLG: 0.250									F9	2	0	0	0	0	1	1											
Chris Piersoll, R OBP: 0.105, SLG: 0.105										0	0	0	0	0	0	0											
Dennys Reyes, R OBP: 0.182, SLG: 0.182										0	0	0	0	0	0	0											
Chris Reitsma, R OBP: 0.157, SLG: 0.125										0	0	0	0	0	0	0											
Pokey Reese, R OBP: 0.344, SLG: 0.344										1	0	0	0	0	0	0											
Scott Sullivan, R OBP: 0.366, SLG: 0.607										0	0	0	0	0	0	1											
<b>Inning Stats</b>	R: 0 E: 0 K: 1 S: 8	H: 2 LOB: 2 BB: 0 P: 14	R: 1 E: 0 K: 0 S: 12	H: 3 LOB: 3 BB: 1 P: 20	R: 0 E: 0 K: 0 S: 4	H: 0 LOB: 0 BB: 0 P: 7	R: 0 E: 0 K: 1 S: 9	H: 0 LOB: 1 BB: 1 P: 15	R: 0 E: 0 K: 0 S: 8	H: 1 LOB: 0 BB: 0 P: 12	R: 0 E: 0 K: 0 S: 9	H: 0 LOB: 0 BB: 0 P: 12	R: 0 E: 0 K: 1 S: 11	H: 1 LOB: 2 BB: 1 P: 17	R: 0 E: 0 K: 0 S: 9	H: 1 LOB: 1 BB: 0 P: 12	1B: 9 2B: 1 3B: 0 HR: 0	SF: 1 SAC: 0 DP: 2 HBP: 0	WP: 0 PB: 0 CS: 0	PA: 38							
<b>PITCHER</b>	IP	WLS	BF	H	R	ER	SO	BB	IBB	HBP	BLK	WP	HR	S	P	ERA	WHIP										
4B David Coggin, R ERA: 4.17	7.0		29	8	1	1	2	3	0	0	0	0	0	8	14	0.00	3.000										
Dennis Cook, L ERA: 4.53	0.2	H	4	1	0	0	0	1	0	0	0	0	0	8	14	0.00	3.000										
Jose Santiago, R ERA: 4.61	0.1	H	1	0	0	0	1	0	0	0	0	0	0	3	3	0.00	0.000										
Jose Mesa, R ERA: 2.35	1.0		4	1	0	0	0	0	0	0	0	0	0	9	12	0.00	1.000										



