

Philadelphia Phillies - 2004

Batter	1	2	3	4	5	6	7	8	9	AB R H RBI BB SO LOB	TOP		
Marlon Byrd, R (1, 8) BB BB FF FF BB BB C	3-3 K		0-0 G6-3		4-0 G4-3 BB		1-1 G6-3		3-2 L7	4 0 0 0 1 1 0	Philadelphia Phillies @ Pittsburgh Pirates PNC Park, Pittsburgh, PA Mon Apr 05 2004, 4:05 PM EDT Att. 35,702 - Sunny - 46 F		
Placido Polanco, R (1, 4) OBP: 0.600, SLG: 0.500 C B F F B B X	2-2 G4-3 1B		1-0 FC1-6 1B		1-2 G4-3 1-2		1-2 HBP		3-2 P6	4 0 2 0 0 0 1			
Jim Thome, L (1, 3) F B B B B X	3-2 G4-3 1-2		0-1 FC1-6 1B 1-2f		2-2 P4		1-3 K			4 0 0 0 0 1 4			
Pat Burrell, R (1, 7) OBP: 0.750, SLG: 0.750 C B D C C X	3-2 G5-3		0-0 1-2 1B		0-0 1B 1B		0-0 SH1-4 11 SF8 1B			4 1 3 0 0 0 1			
Bobby Abreu, L (1, 9) OBP: 0.500, SLG: 0.333 B B X		2-1 G6-3	0-2 F7		1-1 1-2 1B		4-2 SH1-4 BB			3 0 1 0 1 0 2			
Mike Lieberthal, R (1, 2) F B B X		1-2 P3		0-1 G5-3		2-3 K		0-0 SH1-4 BB		3 0 0 0 0 1 2			
11 Jimmy Rollins, S (1, 6) F B B B B X		4-2 BB BB		2-3 K		0-3 K		1-0 SF8		2 0 0 1 1 2 2			
David Bell, R (1, 5) B B B B B X		4-0 1-2 BB		0-1 G3		3-3 K		3-H 0-1 G6-3		3 0 0 0 1 1 3			
Kevin Millwood, R (1, 1) Ricky Ledee, L (7, PH) Roberto Hernandez, R (7, 1) Jason Michaels, R (9, PH) C B C C C X		2-3 K		1-3 K		3-2 P3		3-2 F8		2 0 0 0 0 2 2 1 0 0 0 0 0 0 0 0 0 0 0 0 0 1 0 0 0 0 0 0			
Inning Stats	R: 0 H: 1 E: 0 LOB: 1 K: 1 BB: 0 S: 16 P: 27	R: 0 H: 0 E: 0 LOB: 2 K: 1 BB: 2 S: 10 P: 23	R: 0 H: 2 E: 0 LOB: 2 K: 0 BB: 0 S: 8 P: 9	R: 0 H: 0 E: 0 LOB: 0 K: 1 BB: 0 S: 7 P: 9	R: 0 H: 0 E: 0 LOB: 1 K: 1 BB: 1 S: 10 P: 17	R: 0 H: 2 E: 0 LOB: 2 K: 3 BB: 0 S: 14 P: 20	R: 0 H: 0 E: 0 LOB: 1 K: 1 BB: 0 S: 10 P: 16	R: 1 H: 1 E: 0 LOB: 1 K: 0 BB: 1 S: 8 P: 13	R: 0 H: 0 E: 0 LOB: 0 K: 0 BB: 0 S: 9 P: 18	1B: 6 SF: 1 2B: 0 SAC: 1 3B: 0 DP: 0 HR: 0 HBP: 1		WP: 0 PA: 38 PB: 0 SB: 0 CS: 0	
PITCHER	IP WLS BF H R ER SO BB IBB HBP BLK WP HR S P ERA WHIP											PITCHER	IP WLS BF H R ER SO BB IBB HBP BLK WP HR S P ERA WHIP
Kip Wells, R (1, 1) ERA:	6.0 W 26 5 0 0 7 3 0 0 0 0 0 0 65 105 0.00 1.333												
16 Salomon Torres, R (7, 1) ERA: 4.5	2.0 H 9 1 1 1 1 1 0 1 0 0 0 0 18 29 4.50 1.000												
Jose Mesa, R (9, 1) ERA:	1.0 S 3 0 0 0 0 0 0 0 0 0 0 0 9 18 0.00 0.000												

livebaseballscorecards.com

AB	31
R	1
H	6
RBI	1
BB	4
SO	8
LOB	17



BOTTOM

Philadelphia Phillies @ Pittsburgh Pirates
 PNC Park, Pittsburgh, PA
 Wed Apr 07 2004, 7:05 PM EDT
 Att. 15,126 - Sunny - 55 F

livebaseballscorecards.com

AB	33
R	4
H	11
RBI	3
BB	1
SO	7
LOB	14



WP: 0	PA: 36
PB: 1	
SB: 0	
CS: 1	

AB R H RBI BB SO LOB

4	1	1	0	0	0	2
3	1	2	0	0	0	0
4	0	2	1	0	1	3
4	1	2	1	0	1	2
4	0	0	0	0	0	1
3	1	0	0	1	1	1
4	0	2	1	0	1	1
4	0	1	0	0	2	3
0	0	0	0	0	0	0
1	0	0	0	0	0	0
0	0	0	0	0	0	0
0	0	0	0	0	0	0
1	0	1	0	0	0	0
0	0	0	0	0	0	0
0	0	0	0	0	0	0
1	0	0	0	0	1	1

Batter	1	2	3	4	5	6	7	8	9
Tike Redman, L OBP: 0.375, SLG: 0.500 (1, 8)	F7		FC6-4 18 2B				L7		
18 Jason Kendall, R OBP: 0.500, SLG: 0.714 (1, 2)	2B		1B 2B				G6-3		
Raul Mondesi, R OBP: 0.250, SLG: 0.375 (1, 7)	K		1B				2B		
Craig Wilson, R OBP: 0.500, SLG: 1.375 (1, 3)	L5		K				1B		
Chris Stynes, R (1, 5)		F9					G5-3		
J.J. Davis, R (1, 9)		G4-3					2B 2B BB		K
2 Jack Wilson, R OBP: 0.429, SLG: 0.571 (1, 6)		K					L6-4 2B		1B
Jose Castillo, R OBP: 0.250, SLG: 0.250 (1, 4)			FC6-4 SH1-4 1B				L6-4		K
Kris Benson, R (1, 1)			SH1-4						K
11 Humberto Cota, R (5, PH)									
Jason Boyd, R (6, 1)									
37 Mike Johnston, L (7, 1)									
Bobby Hill, S OBP: 0.250, SLG: 0.250 (7, PH)									
Brian Boehringer, S (8, 1)									
Brian Meadows, R (8, 1)									
Abraham Nunez, S (9, PH)									

Inning Stats	R: 0 E: 0 K: 1 S: 10	H: 1 LOB: 1 BB: 0 P: 16	R: 0 E: 0 K: 1 S: 8	H: 0 LOB: 0 BB: 0 P: 11	R: 2 E: 0 K: 1 S: 13	H: 3 LOB: 1 BB: 0 P: 17	R: 0 E: 1 K: 1 S: 8	H: 0 LOB: 1 BB: 0 P: 11	R: 0 E: 0 K: 0 S: 12	H: 1 LOB: 1 BB: 0 P: 21	R: 2 E: 0 K: 0 S: 15	H: 2 LOB: 0 BB: 1 P: 20	R: 0 E: 0 K: 0 S: 7	H: 1 LOB: 0 BB: 0 P: 9	R: 0 E: 0 K: 0 S: 11	H: 2 LOB: 0 BB: 0 P: 17	R: 0 E: 0 K: 3 S: 14	H: 1 LOB: 1 BB: 0 P: 20	1B: 6 2B: 5 3B: 0 HR: 1	SF: 0 SAC: 1 DP: 3 HBP: 1
---------------------	-------------------------------	----------------------------------	------------------------------	----------------------------------	-------------------------------	----------------------------------	------------------------------	----------------------------------	-------------------------------	----------------------------------	-------------------------------	----------------------------------	------------------------------	---------------------------------	-------------------------------	----------------------------------	-------------------------------	----------------------------------	----------------------------------	------------------------------------

PITCHER	IP	WLS	BF	H	R	ER	SO	BB	IBB	HBP	BLK	WP	HR	S	P	ERA	WHIP
Randy Wolf, L ERA: 5.06 (1, 1)	5.1		24	6	4	3	4	1	0	1	0	0	1	59	88	5.06	1.312
Rheal Cormier, L ERA: (6, 1)	1.2	W	5	2	0	0	0	0	0	0	0	0	0	14	17	0.00	1.200
Tim Worrell, R ERA: (8, 1)	1.0	H	3	2	0	0	0	0	0	0	0	0	0	11	17	0.00	2.000
Billy Wagner, L ERA: (9, 1)	1.0	S	4	1	0	0	3	0	0	0	0	0	0	14	20	0.00	1.000

Batter	1	2	3	4	5	6	7	8	9	AB R H RBI BB SO LOB	TOP											
Marlon Byrd, R (1, 8) OBP: 0.267, SLG: 0.286	1-3 K		0-1 L9		0-0 L9		1-0 G5-3		0-2 2B	5 0 2 1 0 1 2												
Placido Polanco, R (1, 4) OBP: 0.467, SLG: 0.538	1-2 G3		0-1 L3			1-0 G6-3		2-2 G6-3	2-1 G6-3	5 0 0 0 0 0 4												
Jim Thome, L (1, 3) OBP: 0.308, SLG: 0.333	1-3 K			2-1 G4-3		0-0 BB 1B		1-2 FC6-4 1B		4 0 2 0 0 1 0												
Pat Burrell, R (1, 7)		1-3 K		2-1 P2		1-1 P4		0-2 FC6-4		4 0 0 0 0 1 2												
Bobby Abreu, L (1, 9) OBP: 0.231, SLG: 0.091		2-2 G4-3		2-3 K		4-2 BB		2-1 F8		3 0 0 0 1 1 1												
Mike Lieberthal, R (1, 2) OBP: 0.182, SLG: 0.455		0-1 F8			0-0 HR		0-1 F8		2-2 G5-3	4 1 1 1 0 0 2												
11 Jimmy Rollins, S (1, 6) OBP: 0.417, SLG: 0.556			0-0 P4		2-2 K		1-2 G6-3 2B		0-2 HBP 2B 1B	4 1 2 0 0 1 0												
Shawn Wooten, R (1, 5) OBP: 0.750, SLG: 1.000			1-1 1B 2B		2-2 SH1-4 1B		1-2 G6-3		1-2 2B HBP	3 0 2 0 0 0 1												
Vicente Padilla, R (1, 1) Ricky Ledee, L (7, PH) Roberto Hernandez, R (7, 1) Amaury Telemaco, R (8, 1) Jason Michaels, R (9, PH)			0-3 K		0-0 SH1-4		1-2 K		3-2 F4	1 0 0 0 0 1 1 1 0 0 0 0 1 1 0 0 0 0 0 0 0 0 0 0 0 0 0 0 1 0 0 0 0 0 2												
Inning Stats	R: 0 E: 0 K: 2 S: 12	H: 0 LOB: 0 BB: 0 P: 15	R: 0 E: 0 K: 1 S: 10	H: 0 LOB: 0 BB: 0 P: 13	R: 0 E: 0 K: 1 S: 10	H: 2 LOB: 2 BB: 0 P: 11	R: 0 E: 0 K: 1 S: 9	H: 0 LOB: 0 BB: 0 P: 15	R: 1 E: 0 K: 1 S: 9	H: 2 LOB: 1 BB: 0 P: 13	R: 0 E: 0 K: 0 S: 11	H: 1 LOB: 2 BB: 1 P: 17	R: 0 E: 0 K: 1 S: 10	H: 1 LOB: 1 BB: 0 P: 14	R: 0 E: 0 K: 0 S: 14	H: 1 LOB: 1 BB: 0 P: 19	R: 1 E: 0 K: 0 S: 18	H: 2 LOB: 2 BB: 0 P: 26	1B: 5 2B: 3 3B: 0 HR: 1	SF: 0 SAC: 1 DP: 0 HBP: 1	WP: 0 PB: 0 SB: 0 CS: 0	PA: 38
PITCHER	IP WLS BF H R ER SO BB IBB HBP BLK WP HR S P ERA WHIP																					
Ryan Vogelsong, R (1, 1) ERA: 1.29	7.0 W 28 6 1 1 7 1 0 0 0 0 0 1 71 98 1.29 1.000																					
16 Salomon Torres, R (8, 1) ERA: 4.91	1.2 9 3 1 1 0 0 0 0 1 0 0 0 30 41 5.40 1.800																					
Jose Mesa, R (9, 1) ERA:	0.1 S 1 0 0 0 0 0 0 0 0 0 0 0 2 4 0.00 0.000																					

Philadelphia Phillies @ Pittsburgh Pirates
PNC Park, Pittsburgh, PA
Thu Apr 08 2004, 7:05 PM EDT
Att. 9,689 - Overcast - 46 F

livebaseballscorecards.com

AB	35
R	2
H	9
RBI	2
BB	1
SO	7
LOB	16



Batter	1	2	3	4	5	6	7	8	9	AB	R	H	RBI	BB	SO	LOB
Tike Redman, L OBP: 0.364, SLG: 0.636 (1, 8)	1-1 G6-3		1-0 18 1B		1-2 G5-3		2-0 SH1-4			3	1	1	0	0	0	2
18 Jason Kendall, R OBP: 0.583, SLG: 0.700 (1, 2)	2-1 F9		0-1 CS 1B		4-1 BB		0-2 HR 1B			3	1	2	2	1	0	0
Raul Mondesi, R OBP: 0.250, SLG: 0.583 (1, 7)	1-2 L6		3-3 K		1-3 K		1-1 HR			4	1	1	2	0	2	4
Randall Simon, L OBP: 0.250, SLG: 0.143 (1, 3)		0-2 F8		0-0 F9		0-0 G6-3	2-2 G6-3			4	0	0	0	0	0	0
16 Salomon Torres, R (8, 1)										0	0	0	0	0	0	0
Jose Mesa, R (9, 1)										0	0	0	0	0	0	0
Craig Wilson, R OBP: 0.417, SLG: 1.000 (1, 9)		0-0 1B		1-0 G4-3		0-0 F9	1-0 G6-3			4	0	1	0	0	0	0
(8, 3)																
Rob Mackowiak, L (1, 5)		0-0 P5		1-1 G4-3		4-0 S 2B		0-0 P4		3	1	0	0	1	0	1
(8, 9)																
Bobby Hill, S OBP: 0.375, SLG: 0.500 (1, 4)		3-2 1B		1-3 K		2-1 SAFE 2B		2-2 G4-3		4	0	2	1	0	1	0
Jose Castillo, R OBP: 0.250, SLG: 0.250 (9, 4)										0	0	0	0	0	0	0
2 Jack Wilson, R OBP: 0.455, SLG: 0.909 (1, 6)		0-2 P4		2-1 G5-3		0-0 G6-3		2-0 HR		4	1	2	1	0	0	3
(8, 5)																
Ryan Vogelsong, R (1, 1)			0-0 G4-3		4-2 G5-3		0-1 SH1-4		0-1 G5-3	1	0	0	0	1	0	0
Abraham Nunez, S OBP: 0.333, SLG: 0.333 (7, PH)										1	1	1	0	0	0	0
Chris Stynes, R (8, 5)										1	0	0	0	0	0	0


Inning Stats	R: 0	H: 0	E: 0	K: 0	S: 7	R: 0	H: 2	E: 0	K: 0	S: 11	R: 1	H: 2	E: 0	K: 1	S: 7	R: 0	H: 0	E: 0	K: 0	S: 4	R: 0	H: 1	E: 0	K: 2	S: 16	R: 1	H: 1	E: 0	K: 0	S: 5	R: 3	H: 3	E: 0	K: 0	S: 13	R: 1	H: 1	E: 0	K: 0	S: 8	1B: 5	2B: 3	3B: 1	HR: 2	SF: 0	SAC: 1	DP: 1	HBP: 0	WP: 0	PA: 36
--------------	------	------	------	------	------	------	------	------	------	-------	------	------	------	------	------	------	------	------	------	------	------	------	------	------	-------	------	------	------	------	------	------	------	------	------	-------	------	------	------	------	------	-------	-------	-------	-------	-------	--------	-------	--------	-------	--------

PITCHER	IP	WLS	BF	H	R	ER	SO	BB	IBB	HBP	BLK	WP	HR	S	P	ERA	WHIP
Vicente Padilla, R ERA: 3.0 (1, 1)	6.0	L	26	6	2	2	3	3	0	0	0	0	0	50	82	3.00	1.500
Roberto Hernandez, R ERA: 9.0 (7, 1)	1.0		6	3	3	3	0	0	0	0	0	0	1	13	19	27.00	3.000
Amaury Telemaco, R ERA: 9.0 (8, 1)	1.0		4	1	1	1	0	0	0	0	0	0	1	8	12	9.00	1.000

BOTTOM

Philadelphia Phillies @ Pittsburgh Pirates
PNC Park, Pittsburgh, PA
Thu Apr 08 2004, 7:05 PM EDT
Att. 9,689 - Overcast - 46 F

AB	32
R	6
H	10
RBI	6
BB	3
SO	3
LOB	10



PITCHER	IP	WLS	BF	H	R	ER	SO	BB	IBB	HBP	BLK	WP	HR	S	P	ERA	WHIP
---------	----	-----	----	---	---	----	----	----	-----	-----	-----	----	----	---	---	-----	------

Batter	1	2	3	4	5	6	7	8	9	AB R H RBI BB SO LOB	TOP																
Marlon Byrd, R OBP: 0.250, SLG: 0.263 (1, 8)	1-1 G5-3	2-3 K			0-0 G5-3 1B		2-1 F8		0-3 K	5 1 1 0 0 2 1																	
Placido Polanco, R OBP: 0.400, SLG: 0.412 (1, 4)	1-1 2B HBP		1-0 G6-3		1-0 G5-3		3-3 K		1-2 G6-3	4 1 0 0 0 1 2																	
Jim Thome, L OBP: 0.412, SLG: 0.467 (1, 3)	0-0 2B FC5-2 1B		1-3 K		4-0 1B IBB		3-2 2B			3 0 2 0 1 1 0																	
Pat Burrell, R OBP: 0.529, SLG: 0.533 (1, 7)	3-2 FC5-2 2B		1-1 P5		3-2 1B		4-2 BB			3 0 2 3 1 0 0																	
Bobby Abreu, L OBP: 0.176, SLG: 0.067 (1, 9)	0-0 FC5-2			2-3 K	0-0 F7		1-1 G4-3			4 0 0 0 0 1 6																	
Mike Lieberthal, R OBP: 0.133, SLG: 0.333 (1, 2)	1-0 F8			0-0 G6-3		0-0 F7		3-2 K		4 0 0 0 0 1 2																	
11 Jimmy Rollins, S OBP: 0.313, SLG: 0.385 (1, 6)		1-2 P5		2-3 K		2-1 G1-3		1-1 P6		4 0 0 0 0 1 0																	
David Bell, R OBP: 0.417, SLG: 0.400 (1, 5)		1-2 G3-1 2B			1-1 1B SH2-3 1B		1-1 1B		0-3 K	4 1 3 0 0 1 0																	
Eric Milton, L (1, 1)		0-0 G3-1			1-2 SH2-3		0-0 G1-3			2 0 0 0 0 0 2																	
Rheal Cormier, L (6, 1)										0 0 0 0 0 0 0																	
Tim Worrell, R (7, 1)										0 0 0 0 0 0 0																	
Jason Michaels, R (7, 9)		2-3			1-2				2-3 K	1 0 0 0 0 1 0																	
Inning Stats	R: 1 E: 0 K: 0 S: 9	H: 2 LOB: 2 BB: 0 P: 15	R: 0 E: 0 K: 1 S: 11	H: 1 LOB: 1 BB: 0 P: 15	R: 0 E: 0 K: 1 S: 6	H: 0 LOB: 0 BB: 0 P: 9	R: 0 E: 0 K: 2 S: 7	H: 0 LOB: 0 BB: 0 P: 11	R: 2 E: 0 K: 0 S: 11	H: 3 LOB: 2 BB: 1 P: 21	R: 0 E: 0 K: 0 S: 6	H: 1 LOB: 1 BB: 0 P: 9	R: 0 E: 0 K: 1 S: 13	H: 1 LOB: 2 BB: 1 P: 26	R: 0 E: 0 K: 2 S: 8	H: 0 LOB: 0 BB: 0 P: 12	R: 0 E: 0 K: 2 S: 10	H: 0 LOB: 0 BB: 0 P: 13	1B: 5 2B: 3 3B: 0 HR: 0	SF: 0 SAC: 1 DP: 0 HBP: 1	WP: 0 PB: 0 SB: 0 CS: 0	PA: 38					
PITCHER	IP WLS BF H R ER SO BB IBB HBP BLK WP HR S P ERA WHIP																										
Carl Pavano, R (1, 1) ERA: 4.05	6.2		31	8	3	3	5	1	1	1	0	0	0	61	103	4.05	1.350										
Matt Perisho, L (7, 1) ERA:	0.1	W	1	0	0	0	0	0	0	0	0	0	0	2	3	0.00	0.000										
Chad Fox, R (8, 1) ERA: 4.5	1.0	H	3	0	0	0	2	0	0	0	0	0	0	8	12	0.00	0.000										
Armando Benitez, R (9, 1) ERA: 3.0	1.0	S	3	0	0	0	2	0	0	0	0	0	0	10	13	0.00	0.000										

Philadelphia Phillies @ Florida Marlins
Pro Player Stadium, Miami, FL
Fri Apr 09 2004, 7:35 PM EDT
Att. 22,923 - Cloudy - 80 F

livebaseballscorecards.com

AB	34
R	3
H	8
RBI	3
BB	2
SO	9
LOB	13



Batter	1	2	3	4	5	6	7	8	9
Juan Pierre, L OBP: 0.375, SLG: 0.333 (1, 8)	0-2 G6-3		1-1 1B		2-1 F7		1-1 G3-1		
Luis Castillo, S OBP: 0.250, SLG: 0.250 (1, 4)	1-2 G1-3		1-1 F9			3-2 2B 1B	0-0 1B		
Miguel Cabrera, R OBP: 0.313, SLG: 0.563 (1, 9)	3-3 K			1-2 F9		1-2 1B 2B	1-3 K		
Mike Lowell, R OBP: 0.563, SLG: 0.929 (1, 5)		2-0 F9 1B 1B		1-2 1B		1-2 G1-4-3 1B 1B		0-0 F8	
Jeff Conine, R OBP: 0.313, SLG: 0.333 (1, 7)		2-2 SAFE G6-3 1B		1-2 P4		1-2 G1-4-3 1B		2-0 F9	
Wil Cordero, R (1, 3) Armando Benitez, R (9, 1)		0-0 F9		1-2 P6		0-1 G1-4-3		0-2 G5-3	
Ramon Castro, R OBP: 0.300, SLG: 0.222 (1, 2) Matt Perisho, L (7, 1) Chad Fox, R (8, 1) Hee-Seop Choi, L OBP: 0.250, SLG: 0.455 (9, 3)		1-2 G6-3			0-1 P6	0-0 1B			
Alex Gonzalez, R OBP: 0.200, SLG: 0.143 (1, 6)			0-3 K		4-1 SH1-4 BB		3-2 G3-1 SH1-4 1B		
Carl Pavano, R (1, 1) Mike Redmond, R (7, 2)			1-3 K		0-0 SH1-4		0-0 SAFE SH1-4		

AB	R	H	RBI	BB	SO	LOB
4	0	1	0	0	0	2
4	1	2	1	0	0	1
4	1	1	0	0	2	1
4	1	3	2	0	0	0
4	0	2	0	0	0	1
4	0	0	0	0	0	5
0	0	0	0	0	0	0
3	0	1	1	0	0	2
0	0	0	0	0	0	0
0	0	0	0	0	0	0
2	1	1	0	1	1	0
1	0	0	0	0	1	0
0	0	0	0	0	0	0

WP	HR	S	P	ERA	WHIP
0	0	59	85	3.60	1.400
0	0	14	19	18.00	4.000
0	0	12	16	0.00	0.500

1B	2B	3B	HR	SF	SAC	DP	HBP
10	1	0	0	0	2	2	0
0	0	0	0	0	0	0	0
0	0	0	0	0	0	0	0

WP	PA
0	33

Philadelphia Phillies @ Florida Marlins
Pro Player Stadium, Miami, FL
 Fri Apr 09 2004, 7:35 PM EDT
 Att. 22,923 - Cloudy - 80 F

livebaseballscores.com

AB	30
R	4
H	11
RBI	4
BB	1
SO	4
LOB	12



INNING STATS														
R	H	E	K	S	P	IP	WLS	BF	H	R	ER	SO	BB	LOB
0	0	0	1	10	6	5.0		21	6	2	2	3	1	0
0	2	0	0	12	2				2	0	0		0	1
0	1	0	2	10	2				1	0	0		0	13
0	0	0	0	13	0				0	0	0		0	0
0	1	0	0	17	1				0	0	0		0	0
3	5	0	0	17	0				0	0	0		0	12
1	2	0	1	12	0				0	0	0		0	0
0	0	0	0	7	0				0	0	0		0	0

PITCHER														
IP	WLS	BF	H	R	ER	SO	BB	LOB	WP	HR	S	P	ERA	WHIP
5.0		21	6	2	2	3	1	0	0	0	59	85	3.60	1.400
1.0	L	5	4	2	2	0	0	0	0	0	14	19	18.00	4.000
2.0		7	1	0	0	1	0	0	0	0	12	16	0.00	0.500

Batter	1	2	3	4	5	6	7	8	9	AB R H RBI BB SO LOB	TOP									
11 Jimmy Rollins, S OBP: 0.333, SLG: 0.353 (1, 6) X	0-0 B5-3		4-0 FC6-4 BB		1-0 P3		0-0 B1-3		2-2 1B	4 0 1 0 1 0 0										
Placido Polanco, R OBP: 0.400, SLG: 0.409 (1, 4) C X	1-1 G1-3		0-1 FC6-4 1-2f 2-H		3-1 2B 1B		1-0 1B		1-2 P4	5 0 2 0 0 0 2										
Jim Thome, L OBP: 0.381, SLG: 0.474 (1, 3) X	0-0 F7		0-3 K		0-0 2B		0-1 F7			4 0 1 0 0 1 2										
Pat Burrell, R OBP: 0.524, SLG: 0.500 (1, 7)		4-0 G4-6-3 1B BB		2-2 2B 1B	0-1 P6			0-3 K		3 1 1 0 1 1 2										
Bobby Abreu, L OBP: 0.190, SLG: 0.105 (1, 9)		2-2 1 SAFE 1 SAFE 1-2 G4-6-3 1B		2-2 P6	0-0 G1-3			1-3 K		4 0 1 0 0 1 3										
Mike Lieberthal, R OBP: 0.158, SLG: 0.278 (1, 2)		0-1 G4-6-3 1-2f 2-3		2-3 K		1-1 F7		4-0 FC5-4 BB		3 0 0 0 1 1 3										
David Bell, R OBP: 0.375, SLG: 0.429 (1, 5)		1-0 F7		2-2 1-H 1B 2B		2-1 P3		2-1 FC5-4 1-2f		4 1 1 1 0 0 2										
63 Ryan Madson, L (8, 1)										0 0 0 0 0 0 0										
Doug Glanville, R OBP: 0.333, SLG: 0.333 (1, 8)			1-1 F8		1-2 2-H 1B		1-2 G5-3		2-1 F7	3 0 1 1 0 0 0										
Ricky Ledee, L (9, PH)										1 0 0 0 0 0 0										
39 Brett Myers, R OBP: 0.550, SLG: 0.500 (1, 1)			2-2 11 BB E 1B		0-0 F8		0-1 G6-3		2-3 K	2 1 1 0 0 0 1										
Amaury Telemaco, R (5, 1)										0 0 0 0 0 0 0										
Marlon Byrd, R (7, PH)										1 0 0 0 0 0 0										
Rheal Cormier, L (7, 1)										0 0 0 0 0 0 0										
Roberto Hernandez, R (7, 1)										0 0 0 0 0 0 0										
Tomas Perez, S (8, 5)										1 0 0 0 0 1 0										
Inning Stats	R: 0 E: 0 K: 0 S: 4	H: 0 LOB: 0 BB: 0 P: 5	R: 0 E: 0 K: 0 S: 12	H: 1 LOB: 1 BB: 1 P: 19	R: 1 E: 1 K: 1 S: 10	H: 1 LOB: 1 BB: 1 P: 17	R: 2 E: 0 K: 1 S: 18	H: 3 LOB: 1 BB: 0 P: 27	R: 0 E: 0 K: 0 S: 7	H: 0 LOB: 0 BB: 0 P: 11	R: 0 E: 0 K: 0 S: 6	H: 1 LOB: 1 BB: 0 P: 7	R: 0 E: 0 K: 2 S: 9	H: 0 LOB: 1 BB: 1 P: 16	R: 0 E: 0 K: 1 S: 13	H: 1 LOB: 1 BB: 0 P: 20	1B: 7 2B: 2 3B: 0 HR: 0	SF: 0 SAC: 0 DP: 1 HBP: 0	WP: 0 PB: 0 SB: 0 CS: 0	PA: 38
PITCHER	IP WLS BF H R ER SO BB IBB HBP BLK WP HR S P ERA WHIP																			
Darren Oliver, L (1, 1) ERA: 2.57	7.0 W 30 8 3 2 2 2 2 0 0 0 0 0 0 64 97 2.57 1.429																			
Chad Fox, R (8, 1) ERA: 3.0	1.0 H 4 0 0 0 2 1 0 0 0 0 0 0 9 16 0.00 1.000																			
Armando Benitez, R (9, 1) ERA: 2.25	1.0 S 4 1 0 0 1 0 0 0 0 0 0 0 13 20 0.00 1.000																			

Philadelphia Phillies @ Florida Marlins
 Pro Player Stadium, Miami, FL
 Sat Apr 10 2004, 6:05 PM EDT
 Att. 45,725 - Cloudy - 81 F

livebaseballscorecards.com

AB	35
R	3
H	9
RBI	2
BB	3
SO	5
LOB	15



Batter	1	2	3	4	5	6	7	8	9	AB R H RBI BB SO LOB	TOP											
Marlon Byrd, R (1, 8) OBP: 0.320, SLG: 0.273	1-3 K			2-2 G4-6-3 HBP		0-0 2-H 1B		4-2 BB BB		2 0 1 1 1 1 0	Philadelphia Phillies @ Florida Marlins Pro Player Stadium, Miami, FL Sun Apr 11 2004, 3:05 PM EDT Att. 21,317 - Cloudy - 84 F											
Placido Polanco, R (1, 4) OBP: 0.414, SLG: 0.375	1-1 G4-3			2-1 L8		2-0 HBP		4-2 1-2 BB	2 0 0 0 1 0 1													
Jim Thome, L (1, 3) OBP: 0.320, SLG: 0.391	1-3 K			2-1 G4-6-3 1-2f		0-3 K		2-3 K	4 0 0 0 0 3 5													
Pat Burrell, R (1, 7) OBP: 0.440, SLG: 0.409 Billy Wagner, L (8, 1)		0-1 F8			1-3 K		0-0 L3	0-1 F8	4 0 0 0 0 1 2 0 0 0 0 0 0 0													
Bobby Abreu, L (1, 9) OBP: 0.200, SLG: 0.091		3-3 K			1-3 K		4-2 1B BB	3-2 F8	3 0 0 0 1 2 0													
11 Jimmy Rollins, S (1, 6) OBP: 0.280, SLG: 0.286		1-2 G4-3			1-3 K		2-0 P6	2-1 F9	4 0 0 0 0 1 1													
David Bell, R (1, 5) OBP: 0.400, SLG: 0.444			1-3 K			0-1 E9 G5-3 1B	1-1 1-2 1B	1-2 1B	4 1 2 0 0 1 0													
Todd Pratt, R (1, 2) Mike Lieberthal, R (7, PH) OBP: 0.143, SLG: 0.250			3-1 G5-3			1-0 G5-3 1-2	2-3 K	3-2 P5	2 0 0 0 0 0 1 2 0 0 0 0 1 3													
Kevin Millwood, R (1, 1) Tim Worrell, R (7, 1) Ricky Ledee, L (8, PH) Jason Michaels, R (8, 7)			1-3 K			0-3 K		1-0 G4-3	2 0 0 0 0 2 1 0 0 0 0 0 0 0 1 0 0 0 0 0 0 0 0 0 0 0 0 0													
Inning Stats	R: 0 E: 0 K: 2 S: 10	H: 0 LOB: 0 BB: 0 P: 13	R: 0 E: 0 K: 1 S: 8	H: 0 LOB: 0 BB: 0 P: 12	R: 0 E: 0 K: 2 S: 10	H: 0 LOB: 0 BB: 0 P: 15	R: 0 E: 0 K: 0 S: 6	H: 0 LOB: 0 BB: 0 P: 12	R: 0 E: 0 K: 3 S: 12	H: 0 LOB: 0 BB: 0 P: 15	R: 1 E: 1 K: 2 S: 10	H: 1 LOB: 2 BB: 0 P: 13	R: 0 E: 0 K: 1 S: 11	H: 1 LOB: 2 BB: 1 P: 20	R: 0 E: 0 K: 1 S: 10	H: 0 LOB: 2 BB: 2 P: 21	R: 0 E: 0 K: 0 S: 16	H: 1 LOB: 1 BB: 0 P: 25	1B: 3 2B: 0 3B: 0 HR: 0	SF: 0 SAC: 0 DP: 1 HBP: 2	WP: 0 PB: 0 SB: 0 CS: 0	PA: 35
PITCHER	IP WLS BF H R ER SO BB IBB HBP BLK WP HR S P ERA WHIP																					
Josh Beckett, R (1, 1) ERA: 0.64	7.0 W 26 2 1 0 11 1 0 2 0 0 0 67 100 0.00 0.429																					
40 Nate Bump, R (8, 1) ERA:	0.1 H 3 0 0 0 0 2 0 0 0 0 0 5 14 0.00 6.000																					
Tommy Phelps, L (8, 1) ERA:	0.2 H 2 0 0 0 1 0 0 0 0 0 0 5 7 0.00 0.000																					
Armando Benitez, R (9, 1) ERA: 1.8	1.0 S 4 1 0 0 0 0 0 0 0 0 0 0 16 25 0.00 1.000																					

AB	30
R	1
H	3
RBI	1
BB	3
SO	12
LOB	14



Batter	1	2	3	4	5	6	7	8	9
Juan Pierre, L (1, 8) OBP: 0.304, SLG: 0.273	0-2 G4-3		1-1 G3		1-1 FC6		2-1 G3		
Abraham Nunez, S (1, 7) OBP: 0.333, SLG: 0.739	3-3 K		2-2 G4-3			0-0 B1-3		1-1 P4	
Miguel Cabrera, R (1, 9) OBP: 0.333, SLG: 0.739	3-2 HR			3-1 F9		1-1 P3		2-3 K	
Mike Lowell, R (1, 5) OBP: 0.500, SLG: 0.700	1-3 K			4-0 G4-6-3 BB		0-2 G1		0-0 F9	
Hee-Seop Choi, L (1, 3) OBP: 0.316, SLG: 0.765		2-0 F8		2-2 G4-6-3			4-2 2B SF8 BB		
Damion Easley, R (1, 4) OBP: 0.667, SLG: 2.000		1-3 K			1-0 HR		2-2 1-3 2B		
Ramon Castro, R (1, 2) OBP: 0.231, SLG: 0.167		0-0 P6			1-3 K		0-1 G6-3		
Alex Gonzalez, R (1, 6) OBP: 0.273, SLG: 0.250			1-0 G3 SH1-4 1B		2-0 F8		4-0 IBB		
Josh Beckett, R (1, 1) OBP: 0.667, SLG: 0.667			0-1 SH1-4		1-0 FC6 1B		1-0 SF8		
Luis Castillo, S (7, PH) OBP: 0.333, SLG: 0.350									
40 Nate Bump, L (8, 1)									
Tommy Phelps, L (8, 1)									
Armando Benitez, R (9, 1)									

Inning Stats	R: 1	H: 1	E: 0	K: 2	S: 15	R: 0	H: 0	E: 0	K: 1	S: 5	R: 0	H: 1	E: 0	K: 0	S: 8	R: 0	H: 0	E: 0	K: 0	S: 5	R: 1	H: 2	E: 0	K: 1	S: 9	R: 0	H: 0	E: 0	K: 0	S: 7	R: 1	H: 1	E: 0	K: 0	S: 14	R: 0	H: 0	E: 0	K: 1	S: 7
	LOB: 0	BB: 0	LOB: 0	BB: 0		LOB: 0	BB: 0	LOB: 0	BB: 1		LOB: 1	BB: 0	LOB: 1	BB: 0		LOB: 0	BB: 0	LOB: 0	BB: 0		LOB: 2	BB: 1	LOB: 2	BB: 2		LOB: 0	BB: 0	LOB: 0	BB: 0		LOB: 0	BB: 0	LOB: 0	BB: 0		LOB: 0	BB: 0	LOB: 0	BB: 0	

PITCHER	IP	WLS	BF	H	R	ER	SO	BB	IBB	HBP	BLK	WP	HR	S	P	ERA	WHIP
Kevin Millwood, R (1, 1) ERA: 3.75	6.0	L	24	5	3	3	4	2	0	0	0	0	2	56	92	4.50	1.167
Tim Worrell, R (7, 1) ERA:	1.0		4	0	0	0	0	0	1	0	0	0	0	7	12	0.00	0.000
Billy Wagner, L (8, 1) ERA:	1.0		3	0	0	0	1	0	0	0	0	0	0	7	10	0.00	0.000

AB	R	H	RBI	BB	SO	LOB
4	0	0	0	0	0	4
4	0	0	0	0	1	1
4	1	1	1	0	1	0
3	0	0	0	1	1	0
2	1	0	0	1	0	1
3	1	2	1	0	1	0
3	0	0	0	0	1	2
2	0	1	0	1	0	0
1	0	1	0	0	0	0
0	0	0	1	0	0	0
0	0	0	0	0	0	0
0	0	0	0	0	0	0
0	0	0	0	0	0	0

WP	PA	3B	HR	DP	HBP
0	31	0	2	1	0
0		0	1	0	0
0		0	0	0	0
0		0	0	0	0
0		0	0	0	0
0		0	0	0	0

Philadelphia Phillies @ Florida Marlins
Pro Player Stadium, Miami, FL
 Sun Apr 11 2004, 3:05 PM EDT
 Att: 21,317 - Cloudy - 84 F

AB	26
R	3
H	5
RBI	3
BB	3
SO	5
LOB	8



Batter	1	2	3	4	5	6	7	8	9	AB R H RBI BB SO LOB	TOP
D'Angelo Jimenez, S OBP: 0.455, SLG: 0.400 (1, 4)	1-2 G4-3 WP 2B	1-0 F9			0-1 2B 1B	2-1 G6-4-3 1-2f		2-1 G5-3		5 2 2 0 0 0 5	
Barry Larkin, R OBP: 0.227, SLG: 0.150 Juan Castro, R OBP: 0.188, SLG: 0.133 (1, 6) (5, 6) (8, 5)	0-0 G4-3 2-3		2-0 F8		0-1 SAFE 2B SF7 1B		0-2 G5-3		1-3 K	3 1 1 0 0 0 1 2 0 0 0 0 1 0	
Ken Griffey Jr., L OBP: 0.423, SLG: 0.682 (1, 8)	3-3 K 3-H		0-0 F9		2-0 1-3 2-H 2B		4-1 BB		3-2 G3-1	4 0 1 1 1 1 0	
Austin Kearns, R OBP: 0.233, SLG: 0.393 (1, 9)	0-3 K		3-3 K		0-0 G5-3		0-3 K		3-2 3B	5 0 1 0 0 3 3	
Sean Casey, L OBP: 0.414, SLG: 0.577 (1, 3)		1-1 L6		1-2 G4-3	0-0 SF7		1-1 F8		1-2 G4-3	4 0 0 1 0 0 2	
Adam Dunn, L OBP: 0.519, SLG: 1.000 (1, 7)		2-2 6 1B 2B		0-1 F7	4-1 BB			1-1 6 1B 1B		3 1 2 0 1 0 0	
Jason LaRue, R OBP: 0.158, SLG: 0.059 (1, 2)		4-1 SH2-4 6 1B BB		0-0 6 BB 1B	3-1 F9			3-3 SAFE K		3 0 1 0 1 1 3	
6 Ryan Freel, R OBP: 0.346, SLG: 0.440 Ray Olmedo, S (1, 5) (8, 6)		2-1 SH2-4 1B 1-2 2-H		4-2 1-2 BB		2-3 K		0-0 1-2 1B		3 0 2 1 1 1 0 0 0 0 0 0 0 0	
Paul Wilson, R OBP: 0.250, SLG: 0.250 Phil Norton, R Danny Graves, R (1, 1) (8, 1) (9, 1)		1-1 SH2-4 1-2 2-3		0-3 K		3-2 G6-4-3 1B		1-3 K		3 0 1 0 0 2 4 0 0 0 0 0 0 0 0 0 0 0 0 0 0	
Inning Stats	R: 1 E: 0 K: 2 S: 10 H: 1 LOB: 0 BB: 0 P: 14	R: 1 E: 0 K: 0 S: 12 H: 2 LOB: 2 BB: 1 P: 23	R: 0 E: 0 K: 1 S: 8 H: 0 LOB: 0 BB: 0 P: 13	R: 0 E: 0 K: 1 S: 12 H: 1 LOB: 2 BB: 1 P: 17	R: 2 E: 0 K: 0 S: 10 H: 3 LOB: 2 BB: 1 P: 19	R: 0 E: 0 K: 1 S: 9 H: 1 LOB: 0 BB: 0 P: 16	R: 0 E: 0 K: 1 S: 9 H: 0 LOB: 1 BB: 1 P: 14	R: 0 E: 0 K: 2 S: 11 H: 2 LOB: 2 BB: 0 P: 18	R: 0 E: 0 K: 1 S: 14 H: 1 LOB: 1 BB: 0 P: 22	1B: 7 2B: 3 3B: 1 HR: 0 SF: 1 SAC: 1 DP: 1 HBP: 0	WP: 1 PB: 0 SB: 0 CS: 0 PA: 41
PITCHER Randy Wolf, L ERA: 6.1 63 Ryan Madson, R ERA: Rheal Cormier, L ERA: 6.75 (1, 1) (6, 1) (9, 1)	IP WLS BF H R ER SO BB IBB HBP BLK WP HR S P ERA WHIP	5.0 L 25 7 4 4 4 3 0 0 0 1 0 52 86 7.20 2.000	3.0 12 3 0 0 4 1 0 0 0 0 0 0 29 48 0.00 1.333	1.0 4 1 0 0 1 0 0 0 0 0 0 0 14 22 0.00 1.000	PITCHER IP WLS BF H R ER SO BB IBB HBP BLK WP HR S P ERA WHIP						

Cincinnati Reds @ Philadelphia Phillies
Citizens Bank Park, Philadelphia, PA
Mon Apr 12 2004, 1:05 PM EDT
Att. 41,626 - Unknown - 48 F

AB	35
R	4
H	11
RBI	3
BB	4
SO	9
LOB	18



Batter	1	2	3	4	5	6	7	8	9	AB	R	H	RBI	BB	SO	LOB
Marlon Byrd, R OBP: 0.310, SLG: 0.240 (1, 8)	1-0 G4-3		4-1 WP S BB		1-3 K			1-1 L8		3	0	0	0	1	1	1
Placido Polanco, R OBP: 0.394, SLG: 0.357 (1, 4)	0-2 F7		1-2 G6-3			0-2 P3		1-0 1B		4	0	1	0	0	0	1
Bobby Abreu, L OBP: 0.241, SLG: 0.240 (1, 9)	1-0 HR		4-2 BB			0-1 F8		1-0 F7		3	1	1	1	1	0	2
Jim Thome, L OBP: 0.345, SLG: 0.444 (1, 3)	2-2 2B		3-2 G6-3			1-0 FC5-4 1B		2-3 K		4	0	2	0	0	1	4
Pat Burrell, R OBP: 0.379, SLG: 0.346 (1, 7)	0-0 L8			1-0 F7		1-1 FC5-4 1B		1-1 P6		4	0	0	0	0	0	2
Mike Lieberthal, R OBP: 0.120, SLG: 0.208 (1, 2)		1-1 L7		3-2 G5-3			1-2 L7		1-1 G5-3		4	0	0	0	0	0
11 Jimmy Rollins, S OBP: 0.241, SLG: 0.240 (1, 6)		2-2 G3		0-2 G4-3			0-1 G4-3		2-1 G4-3		4	0	0	0	0	0
David Bell, R OBP: 0.348, SLG: 0.381 (1, 5)		1-0 G4-3			0-0 P4		1-3 K			3	0	0	0	0	1	0
Randy Wolf, L OBP: 0.750, SLG: 1.000 Doug Glanville, R OBP: 0.250, SLG: 0.250 63 Ryan Madson, L (6, 1) Ricky Ledee, L OBP: 0.333, SLG: 0.200 Rheal Cormier, L (9, 1)			1-1 1B		2-1 G4-3			1-1 1B		1	0	1	0	0	0	0
										1	0	0	0	0	0	0
										0	0	0	0	0	0	0
										0	0	0	0	0	0	0
										1	0	1	0	0	0	0
										0	0	0	0	0	0	0

Inning Stats	R: 1	H: 2	E: 0	K: 0	S: 9	H: 0	LOB: 1	BB: 0	P: 13	R: 0	H: 0	E: 0	K: 0	S: 6	R: 0	H: 1	E: 0	K: 0	S: 11	R: 0	H: 0	E: 0	K: 0	S: 8	R: 0	H: 0	E: 0	K: 1	S: 6	R: 0	H: 1	E: 0	K: 0	S: 8	R: 0	H: 0	E: 0	K: 1	S: 8	R: 0	H: 2	E: 0	K: 1	S: 9	R: 0	H: 0	E: 0	K: 0	S: 6	R: 0	H: 0	E: 0	K: 0	S: 10	R: 0	H: 2	E: 0	K: 1	S: 15	R: 0	H: 0	E: 0	K: 0	S: 10	1B: 4	SF: 0	2B: 1	SAC: 0	3B: 0	DP: 0	HR: 1	HBP: 0	WP: 1	PA: 34
--------------	------	------	------	------	------	------	--------	-------	-------	------	------	------	------	------	------	------	------	------	-------	------	------	------	------	------	------	------	------	------	------	------	------	------	------	------	------	------	------	------	------	------	------	------	------	------	------	------	------	------	------	------	------	------	------	-------	------	------	------	------	-------	------	------	------	------	-------	-------	-------	-------	--------	-------	-------	-------	--------	-------	--------

PITCHER	IP	WLS	BF	H	R	ER	SO	BB	IBB	HBP	BLK	WP	HR	S	P	ERA	WHIP
Paul Wilson, R ERA: 0.63 (1, 1)	7.1	W	29	6	1	1	2	2	0	0	0	1	1	61	96	1.23	1.091
Phil Norton, L ERA: (8, 1)	0.2	H	2	0	0	0	1	0	0	0	0	0	0	4	7	0.00	0.000
Danny Graves, R ERA: 2.25 (9, 1)	1.0	S	3	0	0	0	0	0	0	0	0	0	0	6	10	0.00	0.000

BOTTOM

Cincinnati Reds @ Philadelphia Phillies
 Citizens Bank Park, Philadelphia, PA
 Mon Apr 12 2004, 1:05 PM EDT
 Att: 41,626 - Unknown - 48 F

livebaseballscorecards.com

AB	32
R	1
H	6
RBI	1
BB	2
SO	3
LOB	10



Batter	1	2	3	4	5	6	7	8	9	AB R H RBI BB SO LOB	TOP											
D'Angelo Jimenez, S OBP: 0.432, SLG: 0.379 (1, 4)	1-1 F7		3-1 G6-4-3 1B	1-3			0-0 G6-4-3 1-2f			4 0 1 0 0 1 2												
6 Ryan Freel, R OBP: 0.300, SLG: 0.379 Ray Olmedo, S (8, 6)	2-3		0-0 G6-4-3 1-2f		1-2 G6-3			0-0 G6-3		4 0 0 0 0 1 1 0 0 0 0 0 0 0												
Ken Griffey Jr., L OBP: 0.367, SLG: 0.577 (1, 8)	2-3		2-1 P6		1-2 L4			1-1 G4-3		4 0 0 0 0 1 0												
Austin Kearns, R OBP: 0.265, SLG: 0.367 (1, 9)				4-2 G4-3 1B 2B BB	2-2 G5-3			4-2 BB		2 1 0 0 2 1 0												
Sean Casey, L OBP: 0.424, SLG: 0.567 (1, 3)			0-1 BB 2B 1B	0-2 G4-3 2B 1B		0-2 G3		3-2 G6-3		4 2 2 0 0 0 1												
Adam Dunn, L OBP: 0.484, SLG: 0.875 (1, 7)			4-2 2B 1-2 BB	0-0 G4-3 1-2 2-3		2-3				3 0 0 0 1 2 2												
Jason LaRue, R OBP: 0.261, SLG: 0.200 (1, 2)			1-2 1-3 2-H 2B	4-0 2B IBB		0-3				3 0 2 1 1 1 0												
Juan Castro, R OBP: 0.211, SLG: 0.222 (8, 5)			1-3 K	0-1 WP 2B		3-3 K				3 1 1 2 0 2 2												
Barry Larkin, R OBP: 0.217, SLG: 0.143 (9, PH)			1-3 K	1-H 2-H 3-H 2B						1 0 0 0 0 0 1												
Jose Acevedo, R OBP: 0.333, SLG: 0.200 Phil Norton, R Ryan Wagner, R John Riedling, R			1-3 K	4-1 BB		2-2 G6-4-3 1B				2 0 1 0 1 1 2 0												
Inning Stats	R: 0 E: 0 K: 2 S: 8	H: 0 LOB: 0 BB: 0 P: 13	R: 1 E: 0 K: 3 S: 22	H: 2 LOB: 2 BB: 1 P: 32	R: 0 E: 0 K: 0 S: 5	H: 1 LOB: 0 BB: 0 P: 10	R: 3 E: 0 K: 1 S: 13	H: 2 LOB: 1 BB: 3 P: 26	R: 0 E: 0 K: 0 S: 9	H: 0 LOB: 0 BB: 0 P: 13	R: 0 E: 0 K: 2 S: 9	H: 0 LOB: 0 BB: 0 P: 11	R: 0 E: 0 K: 1 S: 7	H: 1 LOB: 0 BB: 0 P: 12	R: 0 E: 0 K: 0 S: 9	H: 0 LOB: 1 BB: 1 P: 17	R: 0 E: 0 K: 1 S: 8	H: 1 LOB: 0 BB: 0 P: 12	1B: 5 2B: 2 3B: 0 HR: 0	SF: 0 SAC: 0 DP: 3 HBP: 0	WP: 1 PB: 0 SB: 0 CS: 0	PA: 35
PITCHER	IP WLS BF H R ER SO BB IBB HBP BLK WP HR S P ERA WHIP																				IP WLS BF H R ER SO BB IBB HBP BLK WP HR S P ERA WHIP	
Vicente Padilla, R ERA: 4.91 Roberto Hernandez, R ERA: 6.35 Rheal Cormier, L ERA: 5.4 Billy Wagner, L ERA:	(1, 1) 5.0 22 5 4 4 6 3 1 0 0 1 0 57 94 7.20 1.600																				(6, 1) 2.0 6 1 0 0 3 0 0 0 0 0 0 16 23 0.00 0.500	
	(8, 1) 1.0 W 4 0 0 0 0 1 0 0 0 0 0 9 17 0.00 1.000																				(9, 1) 1.0 S 3 1 0 0 1 0 0 0 0 0 0 8 12 0.00 1.000	

Cincinnati Reds @ Philadelphia Phillies
Citizens Bank Park, Philadelphia, PA
Thu Apr 15 2004, 1:05 PM EDT
Att. 37,512 - Sunny - 55 F

livebaseballscorecards.com

AB	30
R	4
H	7
RBI	3
BB	5
SO	10
LOB	11



Batter	1	2	3	4	5	6	7	8	9	AB R H RBI BB SO LOB	TOP	
Peter Bergeron, L (1, 8) OBP: 0.250, SLG: 0.229	1-3 K		2-2 F8			0-0 B2		1-0 G4-3		4 0 0 0 0 1 0	Montreal Expos @ Philadelphia Phillies Citizens Bank Park, Philadelphia, PA Fri Apr 16 2004, 7:05 PM EDT Att. 39,613 - Sunny - 63 F	
Jose Vidro, S (1, 4) OBP: 0.415, SLG: 0.438	0-1 F8		3-3 K			0-3 K		0-0 F8		4 0 0 0 0 2 0		
Orlando Cabrera, R (1, 6) OBP: 0.268, SLG: 0.350	2-1 F9		2-2 G6-3			1-1 2B 1B		1-1 G6-3		4 1 1 0 0 0 0		
Tony Batista, R (1, 5) OBP: 0.138, SLG: 0.276		3-1 HR		1-2 P6		3-1 SAFE 1-H 2B		1-3 K		4 1 2 2 0 1 0		
Brad Wilkerson, L (1, 7) OBP: 0.286, SLG: 0.143 (7, 3)		1-3 K		2-3 K		0-2 F9		0-3 K		4 0 0 0 0 3 1		
Juan Rivera, R (1, 9) OBP: 0.250, SLG: 0.313 Ronald Colloway, L (7, PH) OBP: 0.154, SLG: 0.083 (7, 9)		1-2 1B 1B		0-0 G3			1-1 G6-3		0-1 G4-3	2 0 1 0 0 0 0 2 0 0 0 0 0 0		
Luis Lopez, R (1, 3) OBP: 0.286, SLG: 0.231 Termel Sledge, L (7, PH) (7, 7)		2-1 1-2 1B		1-0 P4			0-2 G3			2 0 1 0 0 0 0 1 0 0 0 0 0 0		
Einar Diaz, R (1, 2) OBP: 0.333, SLG: 0.143		0-1 F3		1-3 K			4-2 BB			2 0 0 0 1 1 2		
Livan Hernandez, R (1, 1) Matt Cepicky, L (7, PH) 32 Chad Cordero, R (7, 1)		2-2 G5-3		2-2 G4-3			2-3 K			2 0 0 0 0 0 2 1 0 0 0 0 1 1 0 0 0 0 0 0 0		
Inning Stats	R: 0 E: 0 K: 1 S: 7 H: 0 LOB: 0 BB: 0 P: 10	R: 1 E: 0 K: 1 S: 17 H: 3 LOB: 2 BB: 0 P: 26	R: 0 E: 0 K: 1 S: 12 H: 0 LOB: 0 BB: 0 P: 19	R: 0 E: 0 K: 1 S: 8 H: 0 LOB: 0 BB: 0 P: 11	R: 0 E: 0 K: 1 S: 9 H: 0 LOB: 0 BB: 0 P: 13	R: 1 E: 0 K: 1 S: 11 H: 2 LOB: 1 BB: 0 P: 15	R: 0 E: 0 K: 1 S: 11 H: 0 LOB: 1 BB: 1 P: 18	R: 0 E: 0 K: 0 S: 4 H: 0 LOB: 0 BB: 0 P: 6	R: 0 E: 0 K: 2 S: 8 H: 0 LOB: 0 BB: 0 P: 9	1B: 3 2B: 1 3B: 0 HR: 1 SF: 0 SAC: 0 DP: 0 HBP: 0	WP: 0 PB: 0 SB: 0 CS: 0 PA: 33	
PITCHER	IP WLS BF H R ER SO BB IBB HBP BLK WP HR S P ERA WHIP											
Eric Milton, L (1, 1) ERA: 3.27	6.0 W 23 5 2 2 6 0 0 0 0 0 0 1 64 94 3.00 0.833											
Tim Worrell, R (7, 1) ERA:	2.0 H 7 0 0 0 1 1 0 0 0 0 0 0 15 24 0.00 0.500											
Billy Wagner, L (9, 1) ERA:	1.0 S 3 0 0 0 2 0 0 0 0 0 0 0 8 9 0.00 0.000											

livebaseballscorecards.com

AB	32
R	2
H	5
RBI	2
BB	1
SO	9
LOB	6



Batter	1	2	3	4	5	6	7	8	9
11 Jimmy Rollins, S OBP: 0.211, SLG: 0.182	1-1 F7	1-1 F7		0-3 K			1-3 K		
Placido Polanco, R OBP: 0.381, SLG: 0.351	0-0 G4-6-3 1B	2-1 G5-3			1-2 F9		1-0 L7		
Bobby Abreu, L OBP: 0.270, SLG: 0.200	1-2 G4-6-3 1-2f		4-1 1B BB		1-2 F9		3-1 L7		
Jim Thome, L OBP: 0.405, SLG: 0.571		1-2 HR 1B	3-2 1B		1-2 1B		3-2 HR		
Pat Burrell, R OBP: 0.378, SLG: 0.441		2-2 HR 1B	0-0 G6-4-3 1B		0-0 L7		0-0 F8		
Mike Lieberthal, R OBP: 0.152, SLG: 0.313		0-0 BB 1B	2-1 F7		0-1 G5-3		1-2 P3		
Marlon Byrd, R OBP: 0.361, SLG: 0.290		3-1 BB 1B	0-1 G6-4-3		1-1 G5-3				
Tim Worrell, L Billy Wagner, L		1-2 BB 1B	1-2f						
David Bell, R OBP: 0.367, SLG: 0.462		4-2 1-2 2-3 BB		0-0 G6-3		1-1 F7			
Eric Milton, L Doug Glanville, R		2-3 K		1-3 K			2-1 F9		

AB	R	H	RBI	BB	SO	LOB
4	0	0	0	0	2	3
4	0	1	0	0	0	3
3	1	0	0	1	0	1
4	2	4	1	0	0	0
4	1	2	3	0	0	1
4	0	1	0	0	0	2
3	0	1	0	0	0	2
0	0	0	0	0	0	0
0	0	0	0	0	0	0
2	0	0	0	1	0	0
2	0	0	0	0	2	3
1	0	0	0	0	0	0

Montreal Expos @ Philadelphia Phillies
Citizens Bank Park, Philadelphia, PA
Fri Apr 16 2004, 7:05 PM EDT
Att: 39,613 - Sunny - 63 F

AB	31
R	4
H	9
RBI	4
BB	2
SO	4
LOB	15

WP: 0 PA: 33
PB: 0
SB: 0
CS: 0



Inning	R	H	E	K	S	IP	WLS	BF	H	R	ER	SO	BB	IBB	HBP	BLK	WP	HR	S	P	ERA	WHIP
1	0	1	0	0	8	6.0		26	8	3	3	3	2	0	0	0	0	1	58	90	4.50	1.667
2	2	4	0	1	20	2.0		7	1	1	1	1	0	0	0	0	0	1	19	30	4.50	0.500

PITCHER	IP	WLS	BF	H	R	ER	SO	BB	IBB	HBP	BLK	WP	HR	S	P	ERA	WHIP
Livan Hernandez, R ERA: 3.79	6.0		26	8	3	3	3	2	0	0	0	0	1	58	90	4.50	1.667
32 Chad Cordero, R ERA: 3.0	2.0		7	1	1	1	1	0	0	0	0	0	1	19	30	4.50	0.500

Batter	1	2	3	4	5	6	7	8	9	AB	R	H	RBI	BB	SO	LOB	TOP										
Peter Bergeron, L (1, 8) OBP: 0.225, SLG: 0.205	1-1 G3	0-3 K			3-3 K		0-1 L7			4	0	0	0	0	2	2											
Termel Sledge, L (1, 7)	0-3 K		2-1 L7		2-1 L9		2-1 F7			4	0	0	0	0	1	0											
Orlando Cabrera, R (1, 6) OBP: 0.267, SLG: 0.341	2-2 1B		1-0 G6-3		2-1 G5-3			0-1 G5-3		4	0	1	0	0	0	0											
Jose Vidro, S (1, 4) OBP: 0.378, SLG: 0.389	2-2 G3		0-0 G4-3			1-2 F8		1-1 G1-3		4	0	0	0	0	0	1											
Tony Batista, R (1, 5) OBP: 0.152, SLG: 0.273		2-3 K			1-1 G6-3		2-0 1B	0-1 P3		4	0	1	0	0	1	0											
Matt Cepicky, L (1, 9) OBP: 0.250, SLG: 0.500		0-0 1B			1-0 P5		1-3 K		0-0 F9	3	1	1	0	0	1	1											
Jamey Carroll, R (9, PH) OBP: 0.250, SLG: 0.333										1	0	0	0	0	0	0											
Brad Wilkerson, L (1, 3) OBP: 0.342, SLG: 0.258		0-0 2B			1-1 P5		2-2 K		1-3 K2-3	3	1	3	1	0	0	0											
Juan Rivera, R (9, PH) OBP: 0.235, SLG: 0.294		22 FC1-5 2-H 1B			1-1 HR		1-3 1B			1	0	0	0	0	1	0											
Brian Schneider, L (1, 2) OBP: 0.179, SLG: 0.259		2-1 22 FC1-5 1B			1-1 HR		0-0 G5-3		0-3 K	2	1	1	2	0	0	2											
Luis Lopez, R (9, PH) OBP: 0.267, SLG: 0.214		1-2 HBP			2-H HR					1	0	0	0	0	1	0											
22 John Patterson, R (1, 1) Sun-Woo Kim, R (5, 1) Andy Fox, L (7, PH) Jeremy Fikac, R (7, 1) Chad Bentz, R (8, 1) Luis Ayala, R (8, 1) OBP: 1.000, SLG: 1.000		0-0 FC1-5			2-3 K				2-3 K	2	0	0	0	0	1	2											
		1-2 2-3f								0	0	0	0	0	0	0											
										0	0	0	0	0	0	0											
										0	0	0	0	0	0	0											
										0	0	0	0	0	0	0											
										0	0	0	0	0	0	0											
										0	0	0	0	0	0	0											
Inning Stats	R: 0 E: 0 K: 1 S: 12	H: 1 LOB: 1 BB: 0 P: 17	R: 1 E: 0 K: 2 S: 10	H: 2 LOB: 2 BB: 0 P: 14	R: 0 E: 0 K: 0 S: 4	H: 0 LOB: 0 BB: 0 P: 7	R: 2 E: 0 K: 1 S: 11	H: 2 LOB: 0 BB: 0 P: 17	R: 0 E: 0 K: 1 S: 7	H: 0 LOB: 0 BB: 0 P: 14	R: 0 E: 0 K: 1 S: 11	H: 2 LOB: 2 BB: 0 P: 17	R: 0 E: 0 K: 1 S: 7	H: 0 LOB: 0 BB: 0 P: 11	R: 0 E: 0 K: 0 S: 6	H: 0 LOB: 0 BB: 0 P: 7	R: 0 E: 0 K: 2 S: 8	H: 0 LOB: 0 BB: 0 P: 9	1B: 4 2B: 2 3B: 0 HR: 1	SF: 0 SAC: 0 DP: 0 HBP: 1	WP: 0 PB: 0 SB: 0 CS: 0	PA: 35					
PITCHER	IP	WLS	BF	H	R	ER	SO	BB	IBB	HBP	BLK	WP	HR	S	P	ERA	WHIP										
Kevin Millwood, R (1, 1) ERA: 3.79	7.0	W	29	7	3	3	7	0	0	1	0	0	1	62	97	3.86	1.000										
Roberto Hernandez, R (8, 1) ERA: 5.4	1.0	H	3	0	0	0	0	0	0	0	0	0	0	6	7	0.00	0.000										
Billy Wagner, L (9, 1) ERA:	1.0	S	3	0	0	0	2	0	0	0	0	0	0	8	9	0.00	0.000										


Montreal Expos @ Philadelphia Phillies
Citizens Bank Park, Philadelphia, PA
Sat Apr 17 2004, 1:05 PM EDT
Att. 42,931 - Sunny - 63 F

AB	34
R	3
H	7
RBI	3
BB	0
SO	9
LOB	8



Batter	1	2	3	4	5	6	7	8	9
Marlon Byrd, R OBP: 0.325, SLG: 0.257 (1, 8)	0-1 F9		2-2 G5-3		0-1 G5-3		1-3 K		
Placido Polanco, R OBP: 0.370, SLG: 0.415 (1, 4)	3-1 HR		0-0 F8		1-1 G6-3		1-0 F9		
Bobby Abreu, L OBP: 0.293, SLG: 0.303 (1, 9)	0-2 L9		4-2 BB		2-0 F8		2-1 HR		
Jim Thome, L OBP: 0.390, SLG: 0.564 (1, 3)	2-2 HR 2B		1-2 P3		0-3 K		0-1 G4-3		
Pat Burrell, R OBP: 0.415, SLG: 0.541 (1, 7)	2-2 HR		3-2 HR 1B		4-1 BB G6-4-3		0-0 L4		
David Bell, R OBP: 0.364, SLG: 0.552 (1, 5)	3-1 P3		2-2 HR 1-H		2-0 G6-4-3 1-2f				
Tomas Perez, S (1, 6)		1-0 P5		0-0 F9		1-2 L8			
Todd Pratt, R OBP: 0.167, SLG: 0.167 (1, 2)		3-3 K		2-2 L6		2-2 FC1-6 1B			
Kevin Millwood, R (1, 1) Ricky Ledesma, L (7, PH) Roberto Hernandez, R (8, 1) Billy Wagner, L (9, 1)		1-3 K		2-2 G4-3		0-0 FC1-6 1-2f			

AB	R	H	RBI	BB	SO	LOB
4	0	0	0	0	1	1
4	1	1	1	0	0	0
3	1	1	1	1	0	0
4	1	1	0	0	1	1
3	2	2	2	1	0	0
3	1	1	2	0	0	1
3	0	0	0	0	0	0
3	0	1	0	0	1	0
2	0	0	0	0	1	0
1	0	0	0	0	0	1
0	0	0	0	0	0	0
0	0	0	0	0	0	0

BOTTOM	
Montreal Expos @ Philadelphia Phillies Citizens Bank Park, Philadelphia, PA Sat Apr 17 2004, 1:05 PM EDT Att. 42,931 - Sunny - 63 F	
AB 30 R 6 H 7 RBI 6 BB 2 SO 4 LOB 4	
Inning Stats R: 3 H: 3 E: 0 LOB: 0 K: 0 BB: 0 S: 15 P: 25	R: 0 H: 0 E: 0 LOB: 0 K: 2 BB: 0 S: 9 P: 14
PITCHER 22 John Patterson, R (1, 1) Sun-Woo Kim, R (5, 1) Jeremy Fikac, R (7, 1) Chad Bentz, L (8, 1) Luis Ayala, R (8, 1)	PITCHER IP WLS BF H R ER SO BB IBB HBP BLK WP HR S P ERA WHIP 4.0 L 18 5 5 5 2 1 0 0 0 0 3 52 83 11.25 1.500 2.0 6 0 0 0 1 1 0 0 0 0 10 19 0.00 0.500 1.0 4 1 0 0 1 0 0 0 0 0 12 16 0.00 1.000 0.2 3 1 1 1 0 0 0 0 0 0 1 5 8 13.50 1.500 0.1 1 0 0 0 0 0 0 0 0 0 0 1 1 0.00 0.000

WP	HR	S	P	ERA	WHIP
0	0	0	32		
0	0	0	0		
0	0	0	0		
0	0	0	0		
0	0	0	0		

Batter	1	2	3	4	5	6	7	8	9	AB R H RBI BB SO LOB	TOP																									
Peter Bergeron, L (1, 8) OBP: 0.250, SLG: 0.214 Termel Sledge, L (9, 7)	2-3 K		2-1 F8		4-1 G5-4-3 BB		1-1 G1-6-3 1B			3 0 1 0 1 1 0 0 0 0 0 0 0 0																										
Jose Vidro, S (1, 4) OBP: 0.367, SLG: 0.375	2-2 HR 1B		0-0 G5-3		1-0 G5-4-3 1-2f		0-2 G1-6-3 1-2f			4 1 1 0 0 0 2																										
Orlando Cabrera, R (1, 6) OBP: 0.265, SLG: 0.396	1-2 HR		1-1 F9		0-2 F9			1-1 G5-3		4 1 1 2 0 0 0																										
Tony Batista, R (1, 5) OBP: 0.162, SLG: 0.270	3-2 G6-3			0-0 L9 1B 1B		1-1 L7		3-1 P5		4 0 1 0 0 0 0																										
Brad Wilkerson, L (1, 7) OBP: 0.357, SLG: 0.371 (9, 8)	0-0 HR			0-0 S 1-2 1B		2-1 F7		3-3 K		4 1 2 1 0 1 0																										
Juan Rivera, R (1, 9) OBP: 0.238, SLG: 0.333	0-2 G6-3			0-2 L9 2-3		0-0 K2-3 2B			0-0 P4	4 0 1 0 0 0 2																										
Luis Lopez, R (1, 3) OBP: 0.263, SLG: 0.222		2-3 K		2-3 SAFE SAFE K 1-2		1-3 K2-3			1-2 FC6 1B	4 0 1 0 0 3 3																										
Brian Schneider, L (1, 2) OBP: 0.219, SLG: 0.333		0-0 G6-3		4-0 IBB			2-1 G4-3 3B		1-0 P6	3 1 1 0 1 0 1																										
Claudio Vargas, R (1, 1) Jeremy Fikac, R (5, 1) Ronald Colloway L (7, PH) Luis Ayala, R (7, 1) Matt Cepicky, L (9, PH) Rocky Elledge, R (9, 1)		0-3 K		0-1 F9			1-0 G4-3 3-H		0-1 FC6 1-2f	2 0 0 0 0 0 1 3 0 0 0 0 0 0 0 0 1 0 0 0 1 0 0 0 0 0 0 0 0 0 0 0 1 0 0 0 0 0 0 1 0 0 0 0 0 0 0 0																										
Inning Stats	R: 3 E: 0 K: 1 S: 19	H: 3 LOB: 0 BB: 0 P: 27	R: 0 E: 0 K: 2 S: 9	H: 0 LOB: 0 BB: 0 P: 11	R: 0 E: 0 K: 0 S: 5	H: 0 LOB: 0 BB: 0 P: 8	R: 0 E: 0 K: 1 S: 11	H: 2 LOB: 3 BB: 1 P: 17	R: 0 E: 0 K: 0 S: 5	H: 0 LOB: 0 BB: 1 P: 10	R: 0 E: 0 K: 1 S: 9	H: 1 LOB: 1 BB: 0 P: 13	R: 1 E: 0 K: 0 S: 9	H: 2 LOB: 0 BB: 0 P: 13	R: 0 E: 0 K: 1 S: 8	H: 0 LOB: 0 BB: 0 P: 15	R: 0 E: 0 K: 0 S: 7	H: 1 LOB: 1 BB: 0 P: 9	1B: 5 2B: 1 3B: 1 HR: 2	SF: 0 SAC: 0 DP: 2 HBP: 0	WP: 0 PB: 0 SB: 1 CS: 0	PA: 36														
PITCHER	IP WLS BF H R ER SO BB IBB HBP BLK WP HR S P ERA WHIP																																			
Randy Wolf, L (1, 1) ERA: 5.51	6.0		25	6	3	3	5	1	1	0	0	0	2	58	86	4.50	1.167																			
Rheal Cormier, L (7, 1) ERA: 6.0	1.0	B	4	2	1	1	0	0	0	0	0	0	0	9	13	9.00	2.000																			
Tim Worrell, R (8, 1) ERA:	1.0		3	0	0	0	1	0	0	0	0	0	0	8	15	0.00	0.000																			
Billy Wagner, L (9, 1) ERA:	1.0	W	4	1	0	0	0	0	0	0	0	0	0	7	9	0.00	1.000																			

Montreal Expos @ Philadelphia Phillies
Citizens Bank Park, Philadelphia, PA
Sun Apr 18 2004, 1:35 PM EDT
Att. 43,791 - Sunny - 78 F

AB	34
R	4
H	9
RBI	4
BB	2
SO	6
LOB	12



Batter	1	2	3	4	5	6	7	8	9	AB	R	H	RBI	BB	SO	LOB	BOTTOM
11 Jimmy Rollins, S OBP: 0.238, SLG: 0.250 (1, 6)	2-1 P5		0-0 3B		4-1 G3 WP HR BB		0-0 G3			3	1	1	0	1	0	0	Montreal Expos @ Philadelphia Phillies Citizens Bank Park, Philadelphia, PA Sun Apr 18 2004, 1:35 PM EDT Att. 43,791 - Sunny - 78 F
Placido Polanco, R OBP: 0.360, SLG: 0.400 (1, 4)	1-2 G6-3		2-2 F7		3-3 K		0-2 1B			4	0	1	0	0	1	2	
Bobby Abreu, L OBP: 0.289, SLG: 0.278 (1, 9)	0-1 F7			1-2 L7	1-2 G3		4-2 BB			3	0	0	0	1	0	1	
Jim Thome, L OBP: 0.400, SLG: 0.651 (1, 3)		0-0 WP G6-4-3 2B		2-3 K	1-2 HR		0-1 L3			4	2	2	2	0	1	2	
Pat Burrell, R OBP: 0.422, SLG: 0.525 (1, 7)		4-1 G6-4-3 BB		3-2 2B BB 1B	3-H K		2-3 K			3	1	1	0	1	2	0	
Mike Lieberthal, R OBP: 0.162, SLG: 0.333 (1, 2)		1-2 G6-4-3		2-2 BB 2B		2-3 K		0-2 G4-3		4	0	1	0	0	1	1	
Marlon Byrd, R OBP: 0.326, SLG: 0.243 Rheal Cormier, L (7, 1) Tim Worrell, R (8, 1) Ricky Ledee, L OBP: 0.375, SLG: 0.286 Billy Wagner, L (9, 1)		0-2 P5		4-2 BB BB		3-2 L6		1-0 1B		2	0	0	0	1	0	0	
David Bell, R OBP: 0.351, SLG: 0.500 (1, 5)			3-1 G5-3		4-2 BB		0-3 K		1-1 G5-3	3	0	0	1	1	1	1	
Randy Wolf, L OBP: 0.500, SLG: 0.600 Doug Glanville, R OBP: 0.250, SLG: 0.625 (1, 1) (7, 8)			1-3 K		1-3 K		1-1 F8		3-1 HR	2	0	0	0	0	2	3	
										2	1	1	1	0	0	0	

Inning Stats		R: 0	H: 0	E: 0	K: 0	S: 7	R: 1	H: 1	E: 0	K: 0	S: 8	R: 0	H: 1	E: 0	K: 1	S: 10	R: 1	H: 2	E: 0	K: 2	S: 23	R: 2	H: 1	E: 0	K: 2	S: 13	R: 0	H: 0	E: 0	K: 2	S: 9	R: 0	H: 1	E: 0	K: 0	S: 11	R: 0	H: 1	E: 0	K: 1	S: 10	R: 1	H: 1	E: 0	K: 0	S: 2	1B: 3	SF: 0	2B: 2	SAC: 0	3B: 1	DP: 1	HR: 2	HBP: 0	WP: 2	PA: 36
PITCHER	IP	WLS	BF	H	R	ER	SO	BB	IBB	HBP	BLK	WP	HR	S	P	ERA	WHIP																																							
Claudio Vargas, R ERA: 3.38 (1, 1)	4.0		19	4	3	3	3	4	0	0	0	1	0	49	84	6.75	2.000																																							
Jeremy Fikac, R ERA: 4.5 (5, 1)	2.0		7	1	1	1	4	0	0	0	0	1	1	21	33	4.50	0.500																																							
Luis Ayala, R ERA: 5.4 (7, 1)	2.0		9	2	0	0	1	1	0	0	0	0	0	21	30	0.00	1.500																																							
Rocky Biddle, R ERA: 2.25 (9, 1)	0.0	L	1	1	1	1	0	0	0	0	0	0	1	2	5	∞	∞																																							

AB	31
R	5
H	8
RBI	4
BB	5
SO	8
LOB	10



Batter	1	2	3	4	5	6	7	8	9	AB R H RBI BB SO LOB	TOP		
Juan Pierre, L (1, 8) OBP: 0.291, SLG: 0.269	3-2 SH WP 1B	0-1 BB 1B		0-0 B5-3			4-1 1B BB	0-2 F7-2		4 2 2 1 1 0 3			
Luis Castillo, S (1, 4) OBP: 0.321, SLG: 0.327	2-1 SH 1B	0-1 BB 1B			0-1 F7		1-2 S 1B 1B		1-1 G4-3	4 0 2 0 0 0 0			
Miguel Cabrera, R (1, 9) OBP: 0.389, SLG: 0.714	2-3 K	4-2 BB			0-0 F8		1-1 S 1B		1-3 K	4 0 1 1 1 2 2			
Mike Lowell, R (1, 5) OBP: 0.377, SLG: 0.468	2-2 1B	0-0 F7			0-0 E5		3-3 K		1-3 K	5 0 1 1 0 2 5			
Jeff Conine, R (1, 7) OBP: 0.200, SLG: 0.184	1-3 K		2-2 G1-3		0-1 L9		2-2 F7			4 0 0 0 0 1 5			
Chad Fox, R (7, 1)										0 0 0 0 0 0 0			
Armando Benitez, R (9, 1)										0 0 0 0 0 0 0			
Hee-Seop Choi, L (1, 3) OBP: 0.419, SLG: 0.706	0-0 P6		0-0 G4-3		0-3 K			4-2 FC1-6 BB		3 0 0 0 1 1 2			
Mike Redmond, R (1, 2) OBP: 0.385, SLG: 0.375		1-2 E5 G5-3 1B	2-1 L6		1-0 F9			0-0 FC1-6 BB 1B F7-2		4 1 0 0 0 0 1			
Alex Gonzalez, R (1, 6) OBP: 0.205, SLG: 0.214		1-2 G5-3		3-3 K		1-3 K		1-2 BB 1B		4 0 1 0 0 2 1			
Dontrelle Willis, L (1, 1) OBP: 0.667, SLG: 1.111		1-3 K		0-1 G6-3			0-0 F7	4-1 BB 1B		3 0 0 0 0 1 1			
Abraham Nunez, S (7, 7) OBP: 0.364, SLG: 0.300								1-2 BB		0 0 0 0 1 0 0			
Inning Stats	R: 1 H: 2 E: 1 LOB: 2 K: 2 BB: 0 S: 17 P: 27	R: 1 H: 2 E: 1 LOB: 3 K: 1 BB: 1 S: 19 P: 26	R: 0 H: 0 E: 0 LOB: 0 K: 0 BB: 0 S: 6 P: 10	R: 0 H: 0 E: 0 LOB: 0 K: 1 BB: 0 S: 8 P: 11	R: 0 H: 0 E: 1 LOB: 1 K: 0 BB: 0 S: 6 P: 6	R: 0 H: 0 E: 0 LOB: 0 K: 2 BB: 0 S: 7 P: 9	R: 1 H: 2 E: 0 LOB: 2 K: 1 BB: 1 S: 13 P: 24	R: 0 H: 1 E: 0 LOB: 2 K: 0 BB: 2 S: 10 P: 19	R: 0 H: 0 E: 0 LOB: 0 K: 2 BB: 0 S: 9 P: 12	1B: 7 SF: 0 2B: 1 SAC: 1 3B: 0 DP: 1 HR: 0 HBP: 0	WP: 1 PA: 40 PB: 0 SB: 2 CS: 0		
PITCHER	IP WLS BF H R ER SO BB IBB HBP BLK WP HR S P ERA WHIP											PITCHER	IP WLS BF H R ER SO BB IBB HBP BLK WP HR S P ERA WHIP
Vicente Padilla, R (1, 1) ERA: 4.15	6.1 L 29 5 3 2 6 2 0 0 0 1 0 68 99 2.84 1.105												
Roberto Hernandez, R (7, 1) ERA: 4.91	0.2 3 1 0 0 1 0 0 0 0 0 0 8 14 0.00 1.500												
Amaury Telemaco, R (8, 1) ERA: 6.75	0.1 4 1 0 0 0 2 0 0 0 0 0 7 16 0.00 9.000												
63 Ryan Madson, R (8, 1) ERA:	1.2 4 0 0 0 2 0 0 0 0 0 0 12 15 0.00 0.000												

Florida Marlins @ Philadelphia Phillies
Citizens Bank Park, Philadelphia, PA
Tue Apr 20 2004, 7:05 PM EDT
Att. 36,479 - Sunny - 71 F

livebaseballscorecards.com

AB 35
R 3
H 7
RBI 3
BB 4
SO 9
LOB 20



Batter	1	2	3	4	5	6	7	8	9	AB	R	H	RBI	BB	SO	LOB
11 Jimmy Rollins, S OBP: 0.217, SLG: 0.225 (1, 6) C X	0-1 G4-3 ①		3-2 G6-3 ②		0-1 E3 FC6		1-3 K ②			4	0	0	0	0	1	2
Placido Polanco, R OBP: 0.352, SLG: 0.375 (1, 4) B X	1-0 E6		1-0 G3-1 ③		2-2 FC6		4-1 BB ③			3	0	0	0	1	0	2
Mike Lieberthal, R OBP: 0.146, SLG: 0.300 (1, 2) B F B X	2-1 L8 ②			1-0 P6 ①	0-1 P4 ②		0-1 P4 ③			4	0	0	0	0	0	5
Jim Thome, L OBP: 0.388, SLG: 0.617 (1, 3) X	0-0 F7 ③			1-0 E 1B 1B	2-1 F9 ③			2-3 K ①		4	1	1	0	0	1	3
Pat Burrell, R OBP: 0.408, SLG: 0.500 (1, 7)		2-1 F8 ①		3-2 E 1B		3-2 P6 ①		3-3 K2-3 ②		4	0	1	0	0	1	0
Jason Michaels, R OBP: 0.250, SLG: 0.143 (1, 9)		2-0 G5-4-3 1B		3-1 F7 ②		1-0 F8 ②		1-2 F9 ③		4	0	1	0	0	0	2
David Bell, R OBP: 0.317, SLG: 0.444 (1, 5) X		0-0 G5-4-3 ② ③ 1-2f		3-2 E9 FC6		3-2 L6 ③		0-1 P4 ①		4	0	0	0	0	0	2
Doug Glanville, R OBP: 0.273, SLG: 0.545 Bobby Abreu, L OBP: 0.283, SLG: 0.270 (1, 8) (9, PH) C S X			0-2 G6-3 1B	0-1 FC6 ③ 1-2f			0-2 L7 ①		2-1 L7 ②	3	0	1	0	0	0	2
Vicente Padilla, R Roberto Hernandez, R Shawn Wooten, R Amaury Telemaco, R 63 Ryan Madson, L Ricky Ledee, L (1, 1) (7, 1) (7, PH) (8, 1) (8, 1) (9, PH) L B M			1-3 K ①		0-3 K ①		2-2 BB HBP		0-1 F8 ③	2	0	0	0	0	2	1

Inning Stats	R: 0	H: 0	R: 0	H: 1	R: 0	H: 1	R: 1	H: 2	R: 0	H: 0	R: 0	H: 0	R: 0	H: 0	R: 0	H: 0	R: 0	H: 0	R: 0	H: 0	1B: 4	SF: 0	WP: 0	PA: 36
	E: 1	LOB: 1	E: 0	LOB: 0	E: 0	LOB: 0	E: 1	LOB: 2	E: 0	LOB: 2	E: 0	LOB: 0	E: 0	LOB: 2	E: 0	LOB: 0	E: 0	LOB: 0	E: 0	LOB: 0	2B: 0	SAC: 0	PB: 0	
	K: 0	BB: 0	K: 0	BB: 0	K: 0	BB: 0	K: 0	BB: 0	K: 1	BB: 0	K: 1	BB: 0	K: 1	BB: 1	K: 2	BB: 0	K: 0	BB: 0	K: 0	BB: 0	3B: 0	DP: 1	SB: 0	
	S: 6	P: 9	S: 4	P: 8	S: 10	P: 15	S: 15	P: 26	S: 12	P: 16	S: 10	P: 17	S: 11	P: 18	S: 9	P: 15	S: 6	P: 8	S: 6	P: 8	HR: 0	HBP: 1	CS: 0	

PITCHER	IP	WLS	BF	H	R	ER	SO	BB	IBB	HBP	BLK	WP	HR	S	P	ERA	WHIP
Dontrelle Willis, L ERA: 1.17	(1, 1)	6.2	W	28	4	1	0	3	0	0	0	0	0	65	102	0.00	0.600
Chad Fox, R ERA: 1.17	(7, 1)	1.1	H	5	0	0	2	1	0	0	0	0	0	12	22	0.00	0.750
Armando Benitez, R ERA: 1.0	(9, 1)	1.0	S	3	0	0	0	0	0	0	0	0	0	6	8	0.00	0.000

Florida Marlins @ Philadelphia Phillies
Citizens Bank Park, Philadelphia, PA
Tue Apr 20 2004, 7:05 PM EDT
Att: 36,479 - Sunny - 71 F

AB	34
R	1
H	4
RBI	0
BB	1
SO	5
LOB	19



Batter	1	2	3	4	5	6	7	8	9	10	11	12	AB	R	H	RBI	BB	SO	LOB	TOP								
Juan Pierre, L OBP: 0.306, SLG: 0.263	1-1 L8		2-2 P5		1-2 G3-1		2-1 G6-3	0-1 G3 1B		2-2 G5-3 HBP		4-2 E S SF7 BB	5	1	1	0	1	0	3									
Luis Castillo, S OBP: 0.283, SLG: 0.291	1-3 K		0-1 P3			1-0 L6	0-0 E5 1B	2-0 G3		1-0 G5-3		1-1 SF7	6	1	0	1	0	1	3									
Miguel Cabrera, R OBP: 0.377, SLG: 0.655	1-3 K			3-2 G5-3		4-2 BB 1B	3-2 HR 1B	1-2 G4-3		0-0 F9		3-3 K	6	1	1	1	1	2	3									
Mike Lowell, R OBP: 0.407, SLG: 0.660		1-1 HR		2-2 G6-3		1-0 BB 1B	2-1 HR		3-2 HR		0-1 P5		6	3	4	4	0	0	0									
Wil Cordero, R OBP: 0.150, SLG: 0.263		2-0 G5-3		2-2 P3		2-2 F4	1-0 HR		0-3 K		0-0 1B 1B		4	1	1	1	0	0	2									
Tommy Phelps, L (7, 1)													0	0	0	0	0	0	0									
Chad Fox, R (7, 1)													0	0	0	0	0	0	0									
Mike Mordecai, R (9, PH)													1	0	0	0	0	1	0									
Mike Redmond, R OBP: 0.407, SLG: 0.400													1	0	1	0	0	0	0									
Jeff Conine, R OBP: 0.261, SLG: 0.233		3-2 1B			1-1 SH3-4 WP 1B	4-2 BB	1-0 1B		1-2 G6-3		3-2 F8		5	0	3	0	1	0	1									
Ramon Castro, R OBP: 0.267, SLG: 0.321		0-3 K			1-1 L3	3-3 K	1-2 G5-3		2-2 1B		3-2 FC6-4 1B		5	0	1	0	0	2	6									
Armando Benitez, R (9, 1)													0	0	0	0	0	0	0									
Abraham Nunez, S OBP: 0.417, SLG: 0.364													1	0	1	0	0	0	0									
Justin Wayne, R (11, 1)													0	0	0	0	0	0	0									
Alex Gonzalez, R OBP: 0.220, SLG: 0.234		1-2 SAFE P4			4-1 SH3-4 BB		0-1 E 2B	1-2 G5-3	0-3 K		2-1 FC6-4		5	1	1	0	1	1	4									
Carl Pavano, R OBP: 0.250, SLG: 0.250			1-3 K		0-0 SH3-4		0-1 G6-3	2-1 G3 1B		0-0 B2			1	0	0	0	0	1	0									
Matt Perisho, L (6, 1)													0	0	0	0	0	0	0									
40 Nate Bump, L (6, 1)													0	0	0	0	0	0	0									
Lenny Harris, L (7, PH)													1	0	0	0	0	0	1									
Hee-Seop Choi, L OBP: 0.413, SLG: 0.676					1-2 2-3			1B					3	0	1	0	0	1	0									
Inning Stats	R: 0 E: 0 K: 2 S: 10	H: 0 LOB: 0 BB: 0 P: 13	R: 1 E: 0 K: 1 S: 22	H: 2 LOB: 1 BB: 0 P: 29	R: 0 E: 0 K: 1 S: 8	H: 0 LOB: 0 BB: 0 P: 11	R: 0 E: 0 K: 0 S: 10	H: 0 LOB: 0 BB: 0 P: 17	R: 0 E: 0 K: 1 S: 14	H: 1 LOB: 2 BB: 1 P: 17	R: 0 E: 0 K: 1 S: 14	H: 1 LOB: 3 BB: 2 P: 29	R: 5 E: 1 K: 0 S: 22	H: 5 LOB: 1 BB: 0 P: 32	R: 0 E: 0 K: 0 S: 11	H: 2 LOB: 2 BB: 0 P: 17	R: 1 E: 0 K: 2 S: 15	H: 2 LOB: 1 BB: 0 P: 21	R: 0 E: 0 K: 0 S: 7	H: 0 LOB: 1 BB: 0 P: 10	R: 0 E: 0 K: 0 S: 12	H: 2 LOB: 2 BB: 0 P: 20	R: 1 E: 0 K: 2 S: 14	H: 0 LOB: 0 BB: 1 P: 22	1B: 10 2B: 1 3B: 0 HR: 4	SF: 1 SAC: 1 DP: 0 HBP: 1	WP: 1 PB: 0 SB: 1 CS: 0	PA: 57
PITCHER	IP WLS BF H R ER SO BB IBB HBP BLK WP HR S P ERA WHIP																											
Eric Milton, L ERA: 2.65	(1, 1)	6.0		25	4	1	1	5	3	0	0	0	0	0	0	0	0	0	0	0	1	1	74	116	1.50	1.167		
Roberto Hernandez, R ERA: 4.5	(7, 1)	0.2		5	2	3	1	0	0	0	0	0	0	0	0	0	0	0	0	0	0	0	15	20	13.50	3.000		
Tim Worrell, R ERA: 2.16	(7, 1)	1.1	B	9	5	2	1	0	0	0	0	0	0	0	2	18	29	6.75	3.750									
Billy Wagner, L ERA: 1.13	(9, 1)	2.0	B	9	2	1	1	2	0	0	1	0	0	0	1	22	31	4.50	1.000									
63 Ryan Madson, R ERA:	(11, 1)	2.0	L	9	2	1	0	2	1	0	0	0	0	0	0	26	42	0.00	1.500									

Florida Marlins @ Philadelphia Phillies
Citizens Bank Park, Philadelphia, PA
Wed Apr 21 2004, 7:05 PM EDT
Att. 34,060 - Overcast - 61 F

AB	50
R	8
H	15
RBI	7
BB	4
SO	9
LOB	23



Batter	1	2	3	4	5	6	7	8	9	10	11	12	AB	R	H	RBI	BB	SO	LOB	BOTTOM	
Marlon Byrd, R <small>(1, 8) C</small> <small>OBP: 0.306, SLG: 0.233</small>														6	0	1	0	0	1	3	Florida Marlins @ Philadelphia Phillies Citizens Bank Park, Philadelphia, PA Wed Apr 21 2004, 7:05 PM EDT Att: 34,060 - Overcast - 61 F livebaseballscorecards.com
Placido Polanco, R <small>(1, 4) 1 SAFE</small> <small>OBP: 0.367, SLG: 0.396</small>														5	1	2	0	1	0	1	
Bobby Abreu, L <small>(1, 9) B</small> <small>OBP: 0.327, SLG: 0.357</small>														5	1	3	0	1	0	2	
Jim Thome, L <small>(1, 3) X</small> <small>OBP: 0.382, SLG: 0.635</small>														5	1	1	2	1	2	3	
Pat Burrell, R <small>(1, 7) 1 SAFE</small> <small>OBP: 0.326, SLG: 0.449</small>														5	1	0	0	1	2	4	
Mike Lieberthal, R <small>(1, 2) 1 SAFE</small> <small>OBP: 0.170, SLG: 0.311</small>														5	2	1	1	1	1	3	
David Bell, R <small>(1, 5) B</small> <small>OBP: 0.326, SLG: 0.439</small>														5	0	2	1	0	0	1	
11 Jimmy Rollins, S <small>(1, 6) X</small> <small>OBP: 0.216, SLG: 0.244</small>														5	0	1	0	0	1	2	
Eric Milton, L <small>(1, 1) C</small> <small>OBP: 0.167, SLG: 0.167</small> Jason Michaels, R <small>(6, PH) C</small> <small>OBP: 0.222, SLG: 0.125</small> Roberto Hernandez, R <small>(7, 1) C</small> <small>OBP: 0.222, SLG: 0.125</small> Tim Worrell, R <small>(7, 1) C</small> <small>OBP: 0.222, SLG: 0.125</small> Ricky Ledee, L <small>(8, PH) C</small> <small>OBP: 0.400, SLG: 0.667</small> Billy Wagner, L <small>(9, 1) C</small> <small>OBP: 0.400, SLG: 0.667</small> Tomas Perez, S <small>(10, PH) C</small> <small>OBP: 0.400, SLG: 0.667</small> 63 Ryan Madson, L <small>(11, 1) C</small> <small>OBP: 0.400, SLG: 0.667</small>													2	0	1	0	0	0	0		
Inning Stats	R: 0 H: 1 E: 0 LOB: 1 K: 0 BB: 1 S: 6 P: 12	R: 0 H: 1 E: 0 LOB: 1 K: 2 BB: 0 S: 9 P: 15	R: 0 H: 1 E: 0 LOB: 0 K: 0 BB: 0 S: 7 P: 10	R: 0 H: 1 E: 0 LOB: 1 K: 0 BB: 0 S: 5 P: 7	R: 0 H: 0 E: 0 LOB: 0 K: 0 BB: 0 S: 5 P: 5	R: 5 H: 6 E: 2 LOB: 2 K: 1 BB: 1 S: 24 P: 38	R: 0 H: 1 E: 0 LOB: 1 K: 2 BB: 0 S: 12 P: 20	R: 2 H: 1 E: 0 LOB: 0 K: 2 BB: 1 S: 19 P: 30	R: 0 H: 1 E: 0 LOB: 2 K: 0 BB: 1 S: 8 P: 14	R: 0 H: 0 E: 0 LOB: 0 K: 0 BB: 0 S: 8 P: 10	R: 0 H: 0 E: 0 LOB: 0 K: 1 BB: 1 S: 10 P: 16	R: 0 H: 0 E: 0 LOB: 0 K: 1 BB: 0 S: 9 P: 13	1B: 6 SF: 0 2B: 5 SAC: 0 3B: 0 DP: 3 HR: 2 HBP: 0	WP: 0 PA: 51 PB: 0 SB: 0 CS: 0							
PITCHER Carl Pavano, R <small>(1, 1) ERA: 3.79</small> Matt Perisho, L <small>(6, 1) ERA: 3.0</small> 40 Nate Bump, R <small>(6, 1) ERA:</small> Tommy Phelps, L <small>(7, 1) ERA:</small> Chad Fox, R <small>(7, 1) ERA: 3.0</small>	IP: 5.1 WLS: 0 BF: 25 H: 9 R: 5 ER: 5 SO: 2 BB: 2 IBB: 0 HBP: 0 BLK: 1 WP: 0 HR: 1 S: 46 P: 73 ERA: 8.44 WHIP: 2.062	PITCHER Armando Benitez, R <small>(9, 1) ERA: 0.82</small> Justin Wayne, R <small>(11, 1) ERA:</small>	IP: 2.0 WLS: 0 BF: 8 H: 1 R: 0 ER: 0 SO: 0 BB: 0 IBB: 1 HBP: 0 BLK: 0 WP: 0 HR: 0 S: 16 P: 24 ERA: 0.00 WHIP: 0.500 IP: 2.0 WLS: 1 BF: 6 H: 0 R: 0 ER: 0 SO: 1 BB: 1 IBB: 0 HBP: 0 BLK: 0 WP: 0 HR: 19 S: 29 P: 29 ERA: 0.00 WHIP: 0.500																		

Batter	1	2	3	4	5	6	7	8	9	AB R H RBI BB SO LOB	TOP											
Juan Pierre, L (1, 8) OBP: 0.313, SLG: 0.274	0-0 G5-3 1B	0-1 FC4-6		1-2 FC4-6 1B		0-0 G3 1B		1-0 G4-3		5 2 2 0 0 0 2												
Luis Castillo, S (1, 4) OBP: 0.277, SLG: 0.283	1-2 G5-3		0-2 G3-1	1-2 1B		1-1 G3		0-0 G5-3		5 0 1 2 0 0 2												
Miguel Cabrera, R (1, 9) OBP: 0.409, SLG: 0.655	3-2 HBP		0-1 G6-3	0-0 1B		3-2 1B			4-1 HR BB	3 1 2 1 1 0 0												
Mike Lowell, R (1, 5) OBP: 0.391, SLG: 0.672	0-3 K		1-3 K	3-3 K		0-1 L4			2-0 HR	5 1 1 2 0 3 5												
Hee-Seop Choi, L (1, 3) OBP: 0.412, SLG: 0.643	0-0 F7			1-0 1B 2B	2-3 K		1-1 1B		2-3 K	5 1 2 0 0 2 2												
Jeff Conine, R (1, 7) OBP: 0.275, SLG: 0.234		1-1 G3		0-0 2B	0-1 G5-3		1 SAFE 2-0 P4		4-1 BB	4 1 1 0 1 0 1												
Mike Redmond, R (1, 2) OBP: 0.406, SLG: 0.533		1-1 HR		2-0 1B 2B	3-3 K		B SAFE 2-2 F8		1-0 F8	5 2 2 3 0 1 2												
Alex Gonzalez, R (1, 6) OBP: 0.220, SLG: 0.234 Mike Mordecai, R (2, PH) OBP: 0.143, SLG: 0.143		1-3 K		0-1 G1-3		0-2 1B G3 SH1-4 1B		0-0 G4-3		0 0 0 0 0 0 0 5 1 1 0 0 1 3												
Darren Oliver, R (1, 1) OBP: 0.250, SLG: 0.250 40 Nate Bump, L (6, 1) Armando Benitez, R (9, 1)		1-2 E6 FC4-6 1B		0-0 FC4-6 1B		0-0 SH1-4		0-1 L9		2 0 1 1 0 0 0 1 0 0 0 0 0 0 0 0 0 0 0 0 0												
Inning Stats	R: 0 E: 0 K: 1 S: 11	H: 1 LOB: 2 BB: 0 P: 15	R: 1 E: 1 K: 1 S: 12	H: 1 LOB: 1 BB: 0 P: 16	R: 0 E: 0 K: 1 S: 8	H: 0 LOB: 0 BB: 0 P: 9	R: 4 E: 0 K: 1 S: 16	H: 6 LOB: 2 BB: 0 P: 24	R: 0 E: 0 K: 2 S: 9	H: 0 LOB: 0 BB: 0 P: 14	R: 2 E: 0 K: 0 S: 12	H: 3 LOB: 1 BB: 0 P: 16	R: 0 E: 0 K: 0 S: 7	H: 1 LOB: 1 BB: 0 P: 12	R: 0 E: 0 K: 0 S: 4	H: 0 LOB: 0 BB: 0 P: 5	R: 2 E: 0 K: 1 S: 8	H: 1 LOB: 1 BB: 2 P: 21	1B: 10 2B: 1 3B: 0 HR: 2	SF: 0 SAC: 1 DP: 0 HBP: 1	WP: 0 PB: 0 SB: 2 CS: 0	PA: 44
PITCHER	IP WLS BF H R ER SO BB IBB HBP BLK WP HR S P ERA WHIP																					
39 Brett Myers, R (1, 1) ERA: 7.59	6.0 L 31 11 7 7 6 0 0 1 0 0 0 1 68 94 10.50 1.833																					
Amaury Telemaco, R (7, 1) ERA: 4.5	1.1 5 1 0 0 0 0 0 0 0 0 0 0 9 14 0.00 0.750																					
Rheal Cormier, L (8, 1) ERA: 7.04	1.2 8 1 2 2 1 2 0 0 0 0 0 1 10 24 10.80 1.800																					

Florida Marlins @ Philadelphia Phillies
Citizens Bank Park, Philadelphia, PA
Thu Apr 22 2004, 1:05 PM EDT
Att. 35,880 - Sunny - 72 F

AB	40
R	9
H	13
RBI	9
BB	2
SO	7
LOB	17



Batter	1	2	3	4	5	6	7	8	9	AB R H RBI BB SO LOB
Marlon Byrd, R (1, 8) OBP: 0.278, SLG: 0.208	0-3 		1-0 		0-1 		2-1 		3-3 	5 0 0 0 0 2 2
Placido Polanco, R (1, 4) OBP: 0.354, SLG: 0.379	2-3 		1-0 		0-1 		0-2 		0-2 	5 0 1 0 0 1 1
Bobby Abreu, L (1, 9) OBP: 0.316, SLG: 0.340	2-3 		1-0 		2-0 		2-1 		0-0 	5 0 1 1 0 1 1
Jim Thome, L (1, 3) OBP: 0.400, SLG: 0.679		0-0 		4-1 		2-1 		0-1 	2-3 	4 3 2 1 1 1 2
Pat Burrell, R (1, 7) OBP: 0.390, SLG: 0.442		0-0 		4-1 		3-2 		1-1 		3 2 1 0 1 0 0
David Bell, R (1, 5) OBP: 0.360, SLG: 0.442		1-2 		1-2 		4-2 		2-3 		2 0 1 1 1 1 0
Todd Pratt, R (1, 2) OBP: 0.167, SLG: 0.167		0-1 		0-2 		2-1 		2-2 		0 0 0 0 0 0 0
Mike Lieberthal, R (2, 2) OBP: 0.176, SLG: 0.327		0-1 		0-2 		1-1 		2-2 		4 0 1 2 0 0 2
11 Jimmy Rollins, S (1, 6) OBP: 0.236, SLG: 0.286		0-0 		1-0 		1-2 		0-1 		4 1 2 0 0 0 1
39 Brett Myers, R (1, 1) OBP: 0.500, SLG: 0.500			1-1 		0-3 		2-2 		0-2 	2 0 1 0 0 1 1
Ricky Ledee, L (6, PH) OBP: 0.364, SLG: 0.600										1 0 0 0 0 0 2
Amaury Telemaco, R (7, 1)										0 0 0 0 0 0 0
Rheal Cormier, L (8, 1)										0 0 0 0 0 0 0
Tomas Perez, S (9, PH) OBP: 0.167, SLG: 0.167										1 1 1 1 0 0 0

Inning Stats	R: 0	H: 0	E: 0	K: 3	S: 10	R: 2	H: 3	E: 0	K: 0	S: 6	R: 0	H: 1	E: 0	K: 0	S: 5	R: 2	H: 1	E: 0	K: 1	S: 10	R: 0	H: 0	E: 0	K: 0	S: 5	R: 1	H: 2	E: 0	K: 0	S: 15	R: 0	H: 0	E: 0	K: 0	S: 7	R: 0	H: 0	E: 0	K: 1	S: 7	R: 2	H: 4	E: 0	K: 2	S: 19	1B: 8	SF: 0	3B: 0	HR: 1
--------------	------	------	------	------	-------	------	------	------	------	------	------	------	------	------	------	------	------	------	------	-------	------	------	------	------	------	------	------	------	------	-------	------	------	------	------	------	------	------	------	------	------	------	------	------	------	-------	-------	-------	-------	-------

PITCHER	IP	WLS	BF	H	R	ER	SO	BB	IBB	HBP	BLK	WP	HR	S	P	ERA	WHIP
Darren Oliver, L (1, 1) ERA: 5.89	5.1	W	24	6	5	5	4	3	0	1	0	0	1	43	72	8.44	1.688
40 Nate Bump, R (6, 1) ERA: 2.25	3.1	H	13	3	2	2	2	0	0	0	0	0	0	33	50	5.40	0.900
Armando Benitez, R (9, 1) ERA: 0.79	0.1	S	3	2	0	0	1	0	0	0	0	0	0	8	10	0.00	6.000

BOTTOM

Florida Marlins @ Philadelphia Phillies
Citizens Bank Park, Philadelphia, PA

Thu Apr 22 2004, 1:05 PM EDT
Att. 35,880 - Sunny - 72 F

livebaseballscorecards.com

AB	36
R	7
H	11
RBI	6
BB	3
SO	7
LOB	12



WP	PA	ERA	WHIP
0	40		

Batter	1	2	3	4	5	6	7	8	9	AB R H RBI BB SO LOB	TOP																								
Marlon Byrd, R OBP: 0.283, SLG: 0.222 (1, 8) X	0-0 HR 1B	1-3 K		0-2 G1-3		2-0 S 1B		1-2 G6-3	0-1 F8	6 1 2 0 0 1 1																									
Placido Polanco, R OBP: 0.371, SLG: 0.403 (1, 4) B B B	4-0 HR BB	2-1 2B		0-1 L4		1-1 G3-1		1-1 2B 1B		4 3 2 0 1 0 1																									
Bobby Abreu, L OBP: 0.355, SLG: 0.500 (1, 9) C X	0-1 HR 1-H 2-H	0-1 2B		1-2 G3-1			3-1 WP FC6-4 2B	1-1 2B		5 2 4 5 0 0 0																									
Jim Thome, L OBP: 0.431, SLG: 0.724 (1, 3) B B C C X	2-2 HR	4-0 IBB			1-2 HBP		3-3 K	4-0 IBB		2 1 1 1 2 1 1																									
Pat Burrell, R OBP: 0.381, SLG: 0.418 (1, 7) B C C C C Doug Glanville, R OBP: 0.250, SLG: 0.500 (7, PR) B B B C (7, 7) C	3-3 K	1-3 K			2-2 F7		4-1 FC6-4 IBB	0-2 F9		3 0 0 0 1 2 3 1 0 0 0 0 0 2																									
Mike Lieberthal, R OBP: 0.214, SLG: 0.327 (1, 2) B B B X	2-1 1B		4-0 11 G4-6-3 E BB		3-3 K		4-2 FC6-4 BB	2-1 F8		3 0 1 0 2 1 1																									
David Bell, R OBP: 0.345, SLG: 0.417 (1, 5) B C C B X	2-2 F9		2-1 E6 11 G4-6-3		2-3 K		0-1 FC6-4	0-2 11 F8 2B 1B		5 1 1 1 0 1 5																									
11 Jimmy Rollins, S OBP: 0.217, SLG: 0.259 (1, 6) B X	1-0 G3		2-2 G4-6-3 1-2f 2-3			0-0 F8	1-2 L6	2-2 F8		5 0 0 0 0 0 6																									
Kevin Millwood, R Roberto Hernandez, R Jason Michaels, R Tim Worrell, R Ricky Ledee, L Billy Wagner, L		1-2 G5-3	0-1 F9			2-2 G4-3		2-3 K	0-1 2B	3 0 0 0 0 0 1 0 0 0 0 0 0 0 1 0 0 0 0 1 0 0 0 0 0 0 0 0 1 0 1 1 0 0 0 0 0 0 0 0 0 0																									
Inning Stats	R: 4 E: 0 K: 1 S: 17	H: 4 LOB: 1 BB: 1 P: 31	R: 1 E: 0 K: 2 S: 17	H: 2 LOB: 2 BB: 1 P: 26	R: 0 E: 1 K: 0 S: 9	H: 0 LOB: 1 BB: 1 P: 17	R: 0 E: 0 K: 0 S: 8	H: 0 LOB: 0 BB: 0 P: 9	R: 0 E: 0 K: 2 S: 11	H: 0 LOB: 1 BB: 0 P: 19	R: 0 E: 0 K: 0 S: 7	H: 1 LOB: 1 BB: 0 P: 12	R: 1 E: 0 K: 1 S: 14	H: 1 LOB: 2 BB: 2 P: 29	R: 1 E: 0 K: 1 S: 13	H: 2 LOB: 2 BB: 1 P: 22	R: 1 E: 0 K: 0 S: 13	H: 2 LOB: 1 BB: 0 P: 17	1B: 5 2B: 5 3B: 0 HR: 2	SF: 0 SAC: 0 DP: 1 HBP: 1	WP: 1 PB: 0 SB: 1 CS: 0	PA: 46													
PITCHER	IP WLS BF H R ER SO BB IBB HBP BLK WP HR S P ERA WHIP																																		
Claudio Vargas, R ERA: 5.6 (1, 1)	1.2	13	6	5	5	2	1	1	0	0	0	2	31	53	27.00	4.200																			
Sun-Woo Kim, R ERA: 0.61 (2, 1)	4.1	16	1	0	0	3	1	0	1	0	0	0	38	61	0.00	0.462																			
Chad Bentz, L ERA: 7.71 (7, 1)	0.1	L	2	1	1	1	0	0	0	0	0	0	5	11	27.00	3.000																			
Jeremy Fikac, R ERA: 4.66 (7, 1)	1.1	9	2	1	1	1	1	2	0	0	1	0	19	37	6.75	2.250																			
32 Chad Cordero, R ERA: 2.16 (8, 1)	0.1	1	0	0	0	0	0	0	0	0	0	0	3	3	0.00	0.000																			
PITCHER	IP WLS BF H R ER SO BB IBB HBP BLK WP HR S P ERA WHIP																																		
Rocky Biddle, R ERA: 2.25 (9, 1)	1.0	5	2	1	1	0	0	0	0	0	0	0	5	17	9.00	2.000																			

Philadelphia Phillies @ Montreal Expos
Olympic Stadium, Montreal, QB
Fri Apr 23 2004, 7:05 PM EDT
Att. 30,112 - Unknown - 70 F

livebaseballscorecards.com

AB	39
R	8
H	12
RBI	8
BB	6
SO	7
LOB	21



BOTTOM

Philadelphia Phillies @ Montreal Expos
 Olympic Stadium, Montreal, QB

livebaseballscorecards.com

AB	39
R	6
H	12
RBI	5
BB	2
SO	5
LOB	15



WP: 0	PA: 41
PB: 0	
SB: 2	
CS: 0	

Fri Apr 23 2004, 7:05 PM EDT
 Att: 30,112 - Unknown - 70 F

AB R H RBI BB SO LOB

5	0	1	1	0	1	2
5	2	2	0	0	0	1
5	0	1	0	0	2	2
5	1	2	2	0	0	1
5	1	1	1	0	0	1
4	0	1	0	0	1	1
4	1	2	1	0	0	1
3	1	2	0	1	0	1
0	0	0	0	0	0	0
2	0	0	0	0	1	3
1	0	0	0	0	0	2
0	0	0	0	0	0	0
0	0	0	0	0	0	0
0	0	0	0	0	0	0
0	0	0	0	1	0	0
0	0	0	0	0	0	0

1B: 7	SF: 0
2B: 4	SAC: 0
3B: 1	DP: 0
HR: 0	HBP: 0

Batter	1	2	3	4	5	6	7	8	9
Andy Chavez, L OBP: 0.200, SLG: 0.200 (1, 8)	1-2 G4-3		2-1 G5-3		1-3 K	1-2 E4 1B		3-2 G1-3	
Orlando Cabrera, R OBP: 0.296, SLG: 0.406 (1, 6)	1-0 E 1B		3-2 P6		0-0 G6-3	2-1 F9 1B		1-1 G3 3B	
Jose Vidro, S OBP: 0.352, SLG: 0.407 (1, 4)	1-3 K		2-1 K 2B		3-2 L8		1-0 L8	3-3 K	
Tony Batista, R OBP: 0.237, SLG: 0.293 (1, 5)	3-2 1B		0-2 F7			1-0 2B 1B	2-0 P5	1-2 G3	
Brad Wilkerson, L OBP: 0.359, SLG: 0.358 (1, 3)	1-2 G4-3			2-0 G4-3		2-2 G4-3 1B 2B	0-1 G1-3	3-1 L5	
Ronald Calloway, L OBP: 0.111, SLG: 0.077 (1, 9)		1-0 G1		0-3 K		1-1 G4-3		3-2 G1-3 1B	
Termel Sledge, L OBP: 0.125, SLG: 0.105 (1, 7)		1-2 F7		0-2 2B		0-2 G3 1B 1B		1-1 F8	
Brian Schneider, L OBP: 0.250, SLG: 0.400 (1, 2)		1-0 2B		4-0 IBB		0-0 G3 1B		0-0 G1-3	
Claudio Vargas, R Sun-Woo Kim, R Matt Cepicky, L Chad Bentz, R Jeremy Fikac, R 32 Chad Cordero, R Juan Rivera, R Rocky Biddle, R		0-0 G5-3		1-3 K		0-1 G3		4-2 BB	

Inning Stats	R: 1 H: 2 E: 0 K: 1 S: 16	H: 2 LOB: 1 BB: 0 P: 23	R: 0 H: 1 E: 0 K: 0 S: 6	LOB: 1 BB: 0 P: 9	R: 0 H: 1 E: 0 K: 0 S: 12	LOB: 1 BB: 0 P: 19	R: 0 H: 1 E: 0 K: 2 S: 11	LOB: 2 BB: 1 P: 18	R: 0 H: 0 E: 0 K: 1 S: 7	LOB: 0 BB: 0 P: 11	R: 4 H: 5 E: 1 K: 0 S: 19	LOB: 1 BB: 0 P: 25	R: 0 H: 0 E: 0 K: 0 S: 4	LOB: 0 BB: 0 P: 7	R: 0 H: 1 E: 0 K: 0 S: 14	LOB: 2 BB: 1 P: 25	R: 1 H: 1 E: 0 K: 1 S: 12	LOB: 0 BB: 0 P: 18	1B: 7 2B: 4 3B: 1 HR: 0	SF: 0 SAC: 0 DP: 0 HBP: 0	WP: 0 PA: 41	PB: 0 SB: 2 CS: 0
---------------------	---------------------------	-------------------------	--------------------------	-------------------	---------------------------	--------------------	---------------------------	--------------------	--------------------------	--------------------	---------------------------	--------------------	--------------------------	-------------------	---------------------------	--------------------	---------------------------	--------------------	-------------------------	---------------------------	--------------	-------------------

PITCHER	IP	WLS	BF	H	R	ER	SO	BB	IBB	HBP	BLK	WP	HR	S	P	ERA	WHIP
Kevin Millwood, R ERA: 3.96 (1, 1)	6.0	W	29	10	5	3	4	0	0	0	0	0	0	71	105	4.50	1.667
Roberto Hernandez, R ERA: 4.0 (7, 1)	1.0	H	3	0	0	0	0	0	0	0	0	0	0	4	7	0.00	0.000
Tim Worrell, R ERA: 1.93 (8, 1)	1.0	H	5	1	0	0	0	1	0	0	0	0	0	14	25	0.00	2.000
Billy Wagner, L ERA: 2.0 (9, 1)	1.0	S	4	1	1	1	1	0	0	0	0	0	0	12	18	9.00	1.000

Batter	1	2	3	4	5	6	7	8	9	AB R H RBI BB SO LOB	TOP										
Marlon Byrd, R (1, 8) OBP: 0.318, SLG: 0.271	1-2 SH5-3 2B	1-1 PB 1B		0-1 G6-3		1-2 1B 2B 1B	2-1 F9		4-2 BB	5 1 3 1 1 0 0											
Placido Polanco, R (1, 4) OBP: 0.360, SLG: 0.379	0-0 SH5-3 2-3	2-1 F9 3-H		0-1 L8		0-0 F9		4-1 1B BB	0-2 L4	4 0 0 0 1 0 4											
Bobby Abreu, L (1, 9) OBP: 0.353, SLG: 0.483	2-1 G3	1-0 G3		1-2 1B		0-1 2B 1B		3-3 K	0-2 G1-3	6 0 2 0 0 1 5											
Jim Thome, L (1, 3) OBP: 0.429, SLG: 0.689 Tomas Perez, S (9, 3) OBP: 0.167, SLG: 0.167	4-1 IBB			0-1 F7		0-2 K		1-3 K		3 1 0 0 2 2 4 0 0 0 0 0 0 0											
Ricky Ledee, L (1, 7) OBP: 0.471, SLG: 0.750	2-0 F8			0-0 1B 1B 1B		0-0 G1-5-3		1-2 1B		5 0 3 1 0 0 2											
David Bell, R (1, 5) OBP: 0.350, SLG: 0.434				0-1 1B 1B		1-0 L9		1-0 L9		5 1 2 0 0 0 4											
Todd Pratt, R (1, 2) OBP: 0.455, SLG: 0.500				1-2 2-3 1B		1-1 1B		0-2 G5-3		4 2 3 1 1 0 0											
11 Jimmy Rollins, S (1, 6) OBP: 0.231, SLG: 0.271				1-2 2-3 1B		0-0 1B		2-2 P4		5 1 2 1 0 1 4											
Randy Wolf, L (1, 1) OBP: 0.500, SLG: 1.000				0-0 SH1-4 1B		0-3 K		1-0 HR		4 1 2 2 0 1 5											
Inning Stats	R: 0 E: 0 K: 0 S: 9	H: 1 LOB: 2 BB: 1 P: 18	R: 3 E: 0 K: 0 S: 12	H: 3 LOB: 1 BB: 1 P: 20	R: 1 E: 0 K: 1 S: 10	H: 3 LOB: 2 BB: 1 P: 19	R: 0 E: 0 K: 0 S: 9	H: 1 LOB: 1 BB: 0 P: 10	R: 0 E: 0 K: 1 S: 8	H: 2 LOB: 2 BB: 0 P: 10	R: 1 E: 0 K: 1 S: 11	H: 3 LOB: 2 BB: 0 P: 14	R: 1 E: 0 K: 0 S: 9	H: 1 LOB: 0 BB: 0 P: 14	R: 0 E: 0 K: 2 S: 12	H: 1 LOB: 2 BB: 1 P: 21	R: 1 E: 0 K: 0 S: 17	H: 2 LOB: 2 BB: 1 P: 27	1B: 11 2B: 5 3B: 0 HR: 1	SF: 0 SAC: 2 DP: 1 HBP: 0	WP: 0 PA: 48 PB: 1 SB: 0 CS: 0
PITCHER	IP WLS BF H R ER SO BB IBB HBP BLK WP HR S P ERA WHIP																				
Tomo Ohka, R (1, 1) ERA: 5.95	6.0 L 33 13 5 4 3 2 1 0 0 0 0 0 59 91 6.00 2.500																				
Chad Bentz, L (7, 1) ERA: 6.75	2.0 9 2 1 1 2 1 0 0 0 0 1 21 35 4.50 1.500																				
Luis Ayala, R (9, 1) ERA: 4.66	1.0 6 2 1 1 0 1 0 0 0 0 0 0 17 27 9.00 3.000																				

Philadelphia Phillies @ Montreal Expos
Olympic Stadium, Montreal, QB
Sat Apr 24 2004, 1:05 PM EDT
Att: 6,899 - Unknown - 70 F

AB	41
R	7
H	17
RBI	6
BB	5
SO	5
LOB	28



Batter	1	2	3	4	5	6	7	8	9	AB	R	H	RBI	BB	SO	LOB
Endy Chavez, L OBP: 0.222, SLG: 0.125 (1, 8) X	0-0 B1-3		3-2 G5-3			0-0 F9			4-2 BB	3	0	0	0	1	0	1
Orlando Cabrera, R OBP: 0.293, SLG: 0.397 (1, 6) B F B B X	3-1 1B			0-0 G6-3		0-2 F8			0-1 F9	4	0	1	0	0	0	2
Jose Vidro, S OBP: 0.360, SLG: 0.413 (1, 4) B B C F SAFE X	2-2 1B			3-3 K			2-2 1B		1-3 K	4	0	2	0	0	2	1
Tony Batista, R OBP: 0.226, SLG: 0.279 (1, 5) C X	0-1 G5-4-3			2-2 P6			0-2 G6-4-3			3	0	0	0	0	0	3
Brad Wilkerson, L OBP: 0.343, SLG: 0.339 (1, 7) C X		0-1 G5-3			3-3 K		1-0 P4			3	0	0	0	0	1	0
Juan Rivera, R OBP: 0.289, SLG: 0.286 (1, 9) C X		0-1 G1-3			1-2 HBP			0-0 F9		2	0	0	0	0	0	0
Luis Lopez, R OBP: 0.185, SLG: 0.154 (1, 3) B X		1-0 G1-3			1-0 G5-4-3			1-1 G6-3		3	0	0	0	0	0	1
Einar Diaz, R OBP: 0.294, SLG: 0.143 (1, 2) C B B X			2-1 G1-3			0-0 F8		2-2 F8		3	0	0	0	0	0	0
Tomo Ohka, S OBP: 0.400, SLG: 0.400 (1, 1) S B B X			1-2 F8			1-2 1B			3-2 F9	1	0	0	0	0	0	0
Andy Fox, L OBP: 0.200, SLG: 0.200 (6, PH)										1	0	1	0	0	0	0
Chad Bentz, R (7, 1)										0	0	0	0	0	0	0
Luis Ayala, R OBP: 1.000, SLG: 1.000 (9, 1)										0	0	0	0	0	0	0
Jamey Carroll, R OBP: 0.200, SLG: 0.263 (9, PH)										1	0	0	0	0	0	0

Inning Stats	R: 0	H: 2	E: 0	LOB: 1	K: 0	BB: 0	S: 8	R: 0	H: 0	E: 0	LOB: 0	K: 0	BB: 0	S: 5	R: 0	H: 0	E: 0	LOB: 0	K: 1	BB: 0	S: 9	R: 0	H: 0	E: 0	LOB: 0	K: 1	BB: 0	S: 6	R: 0	H: 1	E: 0	LOB: 1	K: 0	BB: 0	S: 8	R: 0	H: 1	E: 0	LOB: 0	K: 0	BB: 0	S: 9	R: 0	H: 0	E: 0	LOB: 0	K: 0	BB: 0	S: 7	R: 0	H: 0	E: 0	LOB: 0	K: 1	BB: 1	S: 12	R: 0	H: 0	E: 0	LOB: 1	K: 1	BB: 1	S: 12
	0	2	0	1	0	0	8	0	0	0	0	0	0	5	0	0	0	0	1	0	0	9	0	0	0	0	6	0	0	0	1	0	1	0	0	0	0	8	0	1	0	0	0	0	9	0	0	0	0	0	7	0	0	0	0	1	1	12	0	0	0	1	12

PITCHER	IP	WLS	BF	H	R	ER	SO	BB	IBB	HBP	BLK	WP	HR	S	P	ERA	WHIP
Randy Wolf, L ERA: 3.55 (1, 1)	9.0	W	30	4	0	0	3	1	0	1	0	0	0	72	109	0.00	0.556

BOTTOM

Philadelphia Phillies @ Montreal Expos
Olympic Stadium, Montreal, QB

AB	28
R	0
H	4
RBI	0
BB	1
SO	3
LOB	8



WP	PA	ERA	WHIP
0	30		

Sat Apr 24 2004, 1:05 PM EDT
Att. 6,899 - Unknown - 70 F

livebaseballscorecards.com

Batter	1	2	3	4	5	6	7	8	9	AB R H RBI BB SO LOB	TOP		
Marlon Byrd, R OBP: 0.300, SLG: 0.254 (1, 8) C X	0-1 F7		0-2 G5-3		1-1 FC1-6 1-2f		1-2 FC6-4 1-2f			4 0 0 0 0 0 4			
Placido Polanco, R OBP: 0.354, SLG: 0.371 (1, 4) B X	2-0 G6-3		1-2 F9		3-1 F8			3-2 BB 1B		4 0 1 0 0 0 2			
Bobby Abreu, L OBP: 0.361, SLG: 0.484 (1, 9) C B B X	2-1 1B 1B			2-1 2B 1B		3-2 L8		2-0 F8		4 0 2 0 0 0 1			
Pat Burrell, R OBP: 0.388, SLG: 0.414 (1, 7) Doug Glanville, R OBP: 0.250, SLG: 0.500 (8, PR) (8, 7) C B X	1-1 1B 1-H		2-3 K		0-0 F9		1 SAFE 4-2 BB BB	1-2 G6-4-3 BB		3 0 1 0 1 1 1 0 0 0 0 0 0 0			
Mike Lieberthal, R OBP: 0.217, SLG: 0.321 (1, 2) B C X		1-1 G6-4-3 1B		0-0 L5		1-2 G6-3		2-1 G6-4-3 1-2f		4 0 1 0 0 0 3			
David Bell, R OBP: 0.344, SLG: 0.439 (1, 5) B B B B X		3-1 F7		0-1 2B			0-0 F7		3-2 G6-3	4 0 1 0 0 0 1			
Shawn Wooten, R OBP: 0.400, SLG: 0.375 (1, 3) X		0-0 G6-4-3 1-2f		0-1 G4-3			1-0 G6-3		1-2 G5-3	4 0 0 0 0 0 3			
Tomas Perez, S OBP: 0.300, SLG: 0.500 (1, 6) B X			1-0 SH1-4 2B		3-1 G3-1		2-2 2B		1-3 K	4 0 2 0 0 1 0			
Vicente Padilla, R OBP: 0.200, SLG: 0.200 (1, 1) Ricky Ledee, L OBP: 0.500, SLG: 0.750 (7, PH) Rheal Cormier, L (7, 1) Roberto Hernandez, R (8, 1) X			0-0 SH1-4		0-1 FC1-6 1B		4-1 FC6-4 BB			1 0 1 0 0 0 0 0 0 0 0 1 0 0 0 0 0 0 0 0 0 0 0 0 0 0 0 0			
Inning Stats	R: 0 H: 2 E: 0 LOB: 2 K: 0 BB: 0 S: 7 P: 12	R: 0 H: 1 E: 0 LOB: 0 K: 0 BB: 0 S: 5 P: 9	R: 0 H: 1 E: 0 LOB: 1 K: 0 BB: 0 S: 8 P: 10	R: 0 H: 2 E: 0 LOB: 2 K: 1 BB: 0 S: 10 P: 14	R: 0 H: 1 E: 0 LOB: 1 K: 0 BB: 0 S: 8 P: 15	R: 0 H: 0 E: 0 LOB: 0 K: 0 BB: 0 S: 7 P: 11	R: 0 H: 1 E: 0 LOB: 2 K: 0 BB: 1 S: 12 P: 20	R: 0 H: 1 E: 0 LOB: 2 K: 0 BB: 1 S: 8 P: 19	R: 0 H: 0 E: 0 LOB: 0 K: 1 BB: 0 S: 14 P: 19	1B: 6 SF: 0 2B: 3 SAC: 1 3B: 0 DP: 2 HR: 0 HBP: 0	WP: 0 PA: 35 PB: 0 SB: 0 CS: 0		
PITCHER	IP WLS BF H R ER SO BB IBB HBP BLK WP HR S P ERA WHIP											PITCHER	IP WLS BF H R ER SO BB IBB HBP BLK WP HR S P ERA WHIP
Zach Day, R ERA: 2.0 (1, 1)	8.0 W 32 9 0 0 1 2 0 0 0 0 0 0 65 110 0.00 1.375												
Rocky Biddle, R ERA: 2.0 (9, 1)	1.0 S 3 0 0 0 1 0 0 0 0 0 0 0 14 19 0.00 0.000												

Philadelphia Phillies @ Montreal Expos
Olympic Stadium, Montreal, QB
Sun Apr 25 2004, 1:05 PM EDT
Att: 8,267 - Unknown - 70 F

livebaseballscorecards.com

AB	32
R	0
H	9
RBI	0
BB	2
SO	2
LOB	15



Batter	1	2	3	4	5	6	7	8	9
Endy Chavez, L (1, 8) <small>OBP: 0.154, SLG: 0.083</small>	2-1 G4-3		1-2 G1-3		2-3 K			0-0 B1-3	
Jamey Carroll, R (1, 4) <small>OBP: 0.208, SLG: 0.227</small>	4-1 BB			0-2 G6-3		1-2 G6-3		3-2 P2	
Orlando Cabrera, R (1, 6) <small>OBP: 0.304, SLG: 0.403</small>	0-2 F9			1-2 P5		1-0 G3 2B 1B		0-2 CS 1B	
Brad Wilkerson, L (1, 3) <small>OBP: 0.343, SLG: 0.328</small>	0-1 G6-3			4-1 BB		1-1 G3		2-2 CS	
Tony Batista, R (1, 5) <small>OBP: 0.231, SLG: 0.270</small>		0-0 F8		0-2 F8		4-0 2B BB			
Matt Cepicky, L (1, 7) Juan Rivera, R (8, 9) <small>OBP: 0.353, SLG: 0.438</small> <small>OBP: 0.289, SLG: 0.286</small>		2-3 K			0-0 SH1-4 S 1B	3-1 2B			
Ronald Calloway, L (1, 9) <small>OBP: 0.100, SLG: 0.069</small>		1-3 K			0-0 P5		3-3 K		
Brian Schneider, L (1, 2) <small>OBP: 0.275, SLG: 0.447</small>			2-0 G4-3		4-0 SH1-4 BB		1-2 CS 3B		
Zach Day, R (1, 1) Rocky Biddle, R (9, 1)			0-0 P6		0-0 SH1-4		3-2 G5-3		

AB	R	H	RBI	BB	SO	LOB
4	0	0	0	0	1	2
3	0	0	0	1	0	0
4	1	2	0	0	0	1
2	0	0	0	1	0	2
2	1	0	0	1	0	1
3	0	2	2	0	1	0
0	0	0	0	0	0	0
3	0	0	0	0	2	1
2	0	1	0	1	0	0
2	0	0	0	0	0	1
0	0	0	0	0	0	0

AB	25
R	2
H	5
RBI	2
BB	4
SO	4
LOB	8

Inning Stats		R	H	E	K	S	IP	WLS	BF	H	R	ER	SO	BB	IBB	HBP	BLK	WP	HR	S	P	ERA	WHIP
Vicente Padilla, R (1, 1)		0	0	0	0	0	6.0	L	24	3	2	2	3	4	0	0	0	0	0	54	87	3.00	1.167
Rheal Cormier, L (7, 1)		0	1	0	0	0	1.1		4	1	0	0	1	0	0	0	0	0	0	12	18	0.00	0.750
Roberto Hernandez, R (8, 1)		0	0	0	0	0	0.2		2	1	0	0	0	0	0	0	0	0	0	10	15	0.00	1.500

WP	PA	ERA	WHIP
0	31		

Philadelphia Phillies @ Montreal Expos
 Olympic Stadium, Montreal, QB
 Sun Apr 25 2004, 1:05 PM EDT
 Att. 8,267 - Unknown - 70 F



livebaseballscores.com

Batter	1	2	3	4	5	6	7	8	9	AB R H RBI BB SO LOB	TOP		
Marlon Byrd, R OBP: 0.307, SLG: 0.254 (1, 8) X	0-0 G6-4-3 1B		1-0 G4-6-3 HBP		0-1 G5-3	1-3 K		1-3 K		4 0 1 0 0 2 1	Philadelphia Phillies @ St. Louis Cardinals Busch Stadium, St. Louis, MO Tue Apr 27 2004, 7:10 PM CDT Att. 25,185 - Sunny - 64 F		
Placido Polanco, R OBP: 0.333, SLG: 0.347 (1, 4) C B B 1 X SAFE	2-1 G6-4-3 1-2f		0-0 G4-6-3 1-2f		2-0 G5-3		2-3 K	2-1 F8		5 0 0 0 0 1 2			
Bobby Abreu, L OBP: 0.390, SLG: 0.538 (1, 9) C F C X	0-2 HR		1-2 BB 2B 1B		4-1 BB		4-2 1B 1B BB	2-2 G4-3		3 3 2 1 2 0 0			
Jim Thome, L OBP: 0.453, SLG: 0.688 (1, 3) B B B	4-0 2B BB		4-0 2B 1-2 BB		3-3 K		2-1 1B 1-2 11 BB 1B	0-1 1B		3 2 2 0 2 1 1			
Pat Burrell, R OBP: 0.431, SLG: 0.484 (1, 7) X	0-0 1-H 2B		1-2 1-3 2-H 2B		4-1 HR BB		0-2 11 BB BB 1B	2-2 G4-6-3 1B		4 1 4 3 1 0 0			
Mike Lieberthal, R OBP: 0.231, SLG: 0.367 (1, 2) B F C F B B X	3-2 G1		2-2 P4		0-0 1-H HR		4-1 1-2 11 BB BB	2-3 K		4 1 1 2 1 1 5			
David Bell, R OBP: 0.319, SLG: 0.403 (1, 5) F X		0-1 G3		0-1 G5-3		0-2 F7		1-0 G4-6-3 1-2f		5 0 0 0 0 1 5			
11 Jimmy Rollins, S OBP: 0.246, SLG: 0.274 (1, 6) X B B T B B		2-1 F8		3-1 L8		0-0 G3 1B		4-2 FC6-4 BB		3 0 1 1 1 0 0			
Eric Milton, L OBP: 0.125, SLG: 0.125 (8, PH) Ricky Ledee, L OBP: 0.474, SLG: 0.706 (6, 1) Roberto Hernandez, R (6, 1) Jason Michaels, R OBP: 0.192, SLG: 0.100 (7, 1) Tim Worrell, R (7, 1) Billy Wagner, L (8, 1)		0-3 K		0-3 K		1-1 SAFE SAFE G3		0-1 FC6-4		2 0 0 0 0 2 0 1 0 0 0 0 0 1 0 0 0 0 0 0 0 1 0 0 0 0 0 3 0 0 0 0 0 0 0 0 0 0 0 0 0 0			
Inning Stats	R: 2 H: 3 E: 0 LOB: 1 K: 0 BB: 1 S: 12 P: 21	R: 0 H: 0 E: 0 LOB: 0 K: 1 BB: 0 S: 7 P: 9	R: 1 H: 2 E: 0 LOB: 2 K: 0 BB: 1 S: 11 P: 20	R: 0 H: 0 E: 0 LOB: 0 K: 1 BB: 0 S: 7 P: 10	R: 0 H: 0 E: 0 LOB: 1 K: 1 BB: 1 S: 7 P: 16	R: 2 H: 2 E: 0 LOB: 1 K: 1 BB: 1 S: 11 P: 17	R: 2 H: 2 E: 0 LOB: 3 K: 2 BB: 3 S: 22 P: 40	R: 0 H: 0 E: 0 LOB: 0 K: 1 BB: 0 S: 8 P: 13	R: 0 H: 2 E: 0 LOB: 1 K: 1 BB: 0 S: 9 P: 14	1B: 7 SF: 0 2B: 2 SAC: 0 3B: 0 DP: 3 HR: 2 HBP: 1	WP: 0 PA: 43 PB: 0 SB: 0 CS: 0		
PITCHER	IP WLS BF H R ER SO BB IBB HBP BLK WP HR S P ERA WHIP											PITCHER	IP WLS BF H R ER SO BB IBB HBP BLK WP HR S P ERA WHIP
Matt Morris, R ERA: 4.5 (1, 1)	6.0 L 28 7 5 5 4 4 0 1 0 0 0 2 55 93 7.50 1.833												
Cal Eldred, R ERA: 10.8 (7, 1)	1.2 10 2 2 2 3 3 0 0 0 0 0 0 27 48 10.80 3.000												
Ray King, L ERA: 3.52 (8, 1)	0.1 2 1 0 0 0 0 0 0 0 0 0 0 5 7 0.00 3.000												
Julian Tavarez, R ERA: 6.75 (9, 1)	1.0 3 1 0 0 1 0 0 0 0 0 0 0 7 12 0.00 1.000												

livebaseballscorecards.com

AB 35
R 7
H 11
RBI 7
BB 7
SO 8
LOB 18



Batter	1	2	3	4	5	6	7	8	9	AB	R	H	RBI	BB	SO	LOB
So Taguchi, R (1, 7) OBP: 0.250, SLG: 0.296	1-3 K ①		1-2 F8 ①	1-1 P5 ③		1 SAFE 1-2 L3 ③			0-1 G3 ①	4	0	0	0	0	1	3
Cal Eldred, R (7, 1)										0	0	0	0	0	0	0
Ray King, L (8, 1)										0	0	0	0	0	0	0
Julian Tavarez, L (9, 1)										0	0	0	0	0	0	0
7 Hector Luna, R (9, PH) OBP: 0.333, SLG: 0.500										1	0	0	0	0	0	0
Reggie Sanders, R (1, 9) OBP: 0.359, SLG: 0.689	1-2 P4 ②		1-2 P3 ②		3-2 27 S 27 SF7 2B		3-1 27 G5-3 5 G1 1B		1-3 K ②	5	1	2	0	0	1	0
5 Albert Pujols, R (1, 3) OBP: 0.419, SLG: 0.649	1-1 P6 ③		4-1 27 1B BB		0-0 1B 1B		3-1 G1 ①		3-2 L7 ③	4	0	1	0	1	0	1
27 Scott Rolen, R (1, 5) OBP: 0.391, SLG: 0.722		4-0 HR BB	0-0 1B		3-2 SF7 ①		1-1 G5-3 ②			2	1	1	1	1	0	1
Edgar Renteria, R (1, 6) OBP: 0.373, SLG: 0.449		2-2 1-H HR	1-1 G1-3 ③		0-1 1B ②		1-3 K ③			4	1	2	2	0	1	3
15 Jim Edmonds, L (1, 8) OBP: 0.369, SLG: 0.577		0-0 FC6-4 1B		3-2 FC6-4 2B		2-2 F8 ③		1-2 G4-3 ①		4	0	2	0	0	0	1
Colin Porter, L (9, 8) OBP: 0.333, SLG: 0.333										0	0	0	0	0	0	0
Mike Matheny, R (1, 2) OBP: 0.324, SLG: 0.484		1 SAFE 3-2 FC6-4 ①		4-2 FC6-4 BB		1-3 K ①		2-0 2B		3	0	1	0	1	1	1
Bo Hart, R (1, 4) OBP: 0.231, SLG: 0.167		0-0 F7 ②		1-2 FC6-4 SH1-4 ①		1-2 1B		2-2 G6-3 ②		2	0	0	0	0	0	3
Marlon Anderson, L (6, PH) OBP: 0.340, SLG: 0.617				1-2 FC6-4 SH1-4 ①		2-3 1B				2	0	1	0	0	0	1
Matt Morris, R (1, 1) OBP: 0.385, SLG: 0.462		1-3 K ③		0-1 SH1-4 ②		2-3 K ②		2-3 K ③		1	0	0	0	0	1	1
Ray Lankford, L (6, PH) OBP: 0.408, SLG: 0.667				1-2 K ①						2	0	0	0	0	2	2


Inning Stats	R: 0	H: 0	E: 0	K: 1	S: 10	R: 2	H: 2	E: 0	K: 1	S: 16	R: 0	H: 1	E: 0	K: 0	S: 11	R: 1	H: 3	E: 0	K: 0	S: 14	R: 0	H: 1	E: 0	K: 2	S: 16	R: 0	H: 1	E: 0	K: 1	S: 9	R: 0	H: 1	E: 0	K: 1	S: 10	R: 0	H: 0	E: 0	K: 1	S: 8	1B: 6	SF: 1	2B: 3	SAC: 1	3B: 0	DP: 0	HR: 1	HBP: 0	WP: 0	PA: 39
--------------	------	------	------	------	-------	------	------	------	------	-------	------	------	------	------	-------	------	------	------	------	-------	------	------	------	------	-------	------	------	------	------	------	------	------	------	------	-------	------	------	------	------	------	-------	-------	-------	--------	-------	-------	-------	--------	-------	--------

PITCHER	IP	WLS	BF	H	R	ER	SO	BB	IBB	HBP	BLK	WP	HR	S	P	ERA	WHIP
Eric Milton, L (1, 1) ERA: 3.27	5.0	W	24	7	3	3	2	3	0	0	0	0	1	67	104	5.40	2.000
Roberto Hernandez, R (6, 1) ERA: 3.38	1.0	H	4	1	0	0	2	0	0	0	0	0	0	16	21	0.00	1.000
Tim Worrell, R (7, 1) ERA: 1.59	2.0		8	2	0	0	2	0	0	0	0	0	0	19	34	0.00	1.000
Billy Wagner, L (9, 1) ERA: 1.8	1.0		3	0	0	0	1	0	0	0	0	0	0	8	12	0.00	0.000


BOTTOM

Philadelphia Phillies @ St. Louis Cardinals
 Busch Stadium, St. Louis, MO
 Tue Apr 27 2004, 7:10 PM CDT
 Att. 25,185 - Sunny - 64 F

AB	34
R	3
H	10
RBI	3
BB	3
SO	7
LOB	17



PITCHER	IP	WLS	BF	H	R	ER	SO	BB	IBB	HBP	BLK	WP	HR	S	P	ERA	WHIP
Eric Milton, L (1, 1) ERA: 3.27	5.0	W	24	7	3	3	2	3	0	0	0	0	1	67	104	5.40	2.000
Roberto Hernandez, R (6, 1) ERA: 3.38	1.0	H	4	1	0	0	2	0	0	0	0	0	0	16	21	0.00	1.000
Tim Worrell, R (7, 1) ERA: 1.59	2.0		8	2	0	0	2	0	0	0	0	0	0	19	34	0.00	1.000
Billy Wagner, L (9, 1) ERA: 1.8	1.0		3	0	0	0	1	0	0	0	0	0	0	8	12	0.00	0.000

Batter	1	2	3	4	5	6	7	8	9	AB R H RBI BB SO LOB	TOP			
Doug Glanville, R OBP: 0.353, SLG: 0.467 (1, 8)	4-0 FC3-6 1B S BB	2-1 L6			0-2 FC4-6 1B	1-1 CS	1-3 K		4-2 1B BB	3 2 1 0 2 1 1				
Placido Polanco, R OBP: 0.348, SLG: 0.338 (1, 4)	4-2 FC3-6 1-2 BB		3-2 FC5 1B HBP		0-0 FC4-6 E BB 1-2f		1-1 G4-3		4-1 1B BB 1-2 2-3	2 1 0 0 2 0 1				
Bobby Abreu, L OBP: 0.378, SLG: 0.507 (1, 9)	3-1 FC3-6 1B FC3-2 1-2f 2-3		0-3 K		4-0 E BB 1-2		0-0 G6-3		1-3 K 2	4 1 0 0 1 2 6				
Jim Thome, L OBP: 0.463, SLG: 0.681 (1, 3)	0-2 FC3-2 1B 1-3 3-H		1-0 FC5 1B		1-1 F7			0-0 G6-3	0-0 1B 1-3 2-H 3-H	5 0 3 3 0 0 2				
Pat Burrell, R OBP: 0.416, SLG: 0.478 (1, 7)	2-2 FC3-2 1-2 3-H		2-0 FC5 1B 1-2 2-3f		3-2 1-1 H 2-H 2B			0-1 F8	3-3 K 3	5 0 1 2 0 1 6				
Mike Lieberthal, R OBP: 0.232, SLG: 0.359 (1, 2)	1-1 F8		2-1 1B 1-2 2-H		1-1 F8			0-1 G4-3		4 0 1 0 0 0 3				
David Bell, R OBP: 0.315, SLG: 0.409 Marlon Byrd, R OBP: 0.307, SLG: 0.254 Tomas Perez, S OBP: 0.300, SLG: 0.500 (1, 5) (9, PR) (9, 5)			1-1 G6-3		3-2 G4-3		3-2 G6-3		0-0 SH1-3 FC4 2B	4 0 1 0 0 0 0 0 1 0 0 0 0 0 0 0 0 0 0 0 0	AB 32 R 6 H 7 RBI 6 BB 7 SO 5 LOB 20			
11 Jimmy Rollins, S OBP: 0.250, SLG: 0.266 (1, 6)			1-0 F7		2-2 F7		4-0 CS BB		0-0 SH1-3 2-3	2 0 0 0 1 0 0				
39 Brett Myers, R OBP: 0.500, SLG: 0.400 63 Ryan Madson, L Ricky Ledee, L OBP: 0.450, SLG: 0.667 Billy Wagner, L (1, 1) (5, 1) (9, PH) (9, 1)			4-2 BB		2-2 G5-3		1-3 K		1-0 FC4 BB BB 1B 3-H	1 0 0 0 1 0 0 1 0 0 0 0 1 1 1 1 0 1 0 0 0 0 0 0 0 0 0 0				
Inning Stats	R: 1 H: 1 E: 0 LOB: 2 K: 0 BB: 2 S: 13 P: 26	R: 0 H: 0 E: 0 LOB: 1 K: 0 BB: 1 S: 8 P: 16	R: 0 H: 2 E: 0 LOB: 2 K: 1 BB: 0 S: 9 P: 17	R: 0 H: 0 E: 0 LOB: 0 K: 0 BB: 0 S: 10 P: 17	R: 2 H: 2 E: 1 LOB: 1 K: 0 BB: 1 S: 12 P: 21	R: 0 H: 0 E: 0 LOB: 0 K: 1 BB: 1 S: 7 P: 16	R: 0 H: 0 E: 0 LOB: 0 K: 1 BB: 0 S: 6 P: 8	R: 0 H: 0 E: 0 LOB: 0 K: 0 BB: 0 S: 5 P: 5	R: 3 H: 2 E: 0 LOB: 2 K: 2 BB: 2 S: 13 P: 26	1B: 5 SF: 0 2B: 2 SAC: 1 3B: 0 DP: 0 HR: 0 HBP: 1	WP: 0 PA: 42 PB: 0 SB: 1 CS: 1			
PITCHER	IP WLS BF H R ER SO BB IBB HBP BLK WP HR S P ERA WHIP													
Jason Marquis, R ERA: 3.73 (1, 1)	6.0		5 3 2 2 5 0 1 0 0 0 0 0 59 113 3.00 1.667											
Mike Lincoln, R ERA: 4.8 (7, 1)	2.1	L	11 1 3 3 1 2 0 0 0 0 0 0 17 28 11.57 1.286											
Steve Kline, L ERA: 2.45 (9, 1)	0.1		2 1 0 0 1 0 0 0 0 0 0 0 4 5 0.00 3.000											
Julian Tavarez, R ERA: 6.48 (9, 1)	0.1		1 0 0 0 1 0 0 0 0 0 0 0 3 6 0.00 0.000											

Philadelphia Phillies @ St. Louis Cardinals
 Busch Stadium, St. Louis, MO
 Wed Apr 28 2004, 7:10 PM CDT
 Att. 26,348 - Sunny - 76 F

livebaseballscorecards.com

Batter	1	2	3	4	5	6	7	8	9	AB	R	H	RBI	BB	SO	LOB
Marlon Anderson, L (1, 4) OBP: 0.352, SLG: 0.627 BFBX	2-1 F8 	0-0 2B 			0-1 1B 		0-1 F8 			4	1	2	0	0	0	0
Ray Lankford, L (1, 7) OBP: 0.415, SLG: 0.644 So Taguchi, R (8, 7) OBP: 0.250, SLG: 0.296 CCBFB	4-2 1B 	0-0 G4-3 			0-2 1B 		0-3 K 			3	1	1	0	1	1	1
5 Albert Pujols, R (1, 3) OBP: 0.423, SLG: 0.641 X	0-0 1B 		2-1 G5-3 		1-0 1B 		3-2 G5-3 			4	1	2	1	0	0	0
15 Jim Edmonds, L (1, 8) OBP: 0.364, SLG: 0.573 FFBFB	3-2 P6 		2-2 2B 		3-H 1B 		3-2 L6 			4	0	1	0	0	1	4
27 Scott Rolen, R (1, 5) OBP: 0.396, SLG: 0.707 FFBH	2-2 1B 		0-0 G1-6-3 		1-2 P5 		0-0 G5-3 			3	0	1	0	0	0	2
Edgar Renteria, R (1, 6) OBP: 0.368, SLG: 0.438 CCBX	1-2 1B 		0-0 G1-6-3 		0-1 F9 		1-0 G6-3 			4	0	1	2	0	0	4
Reggie Sanders, R (1, 9) OBP: 0.354, SLG: 0.667 CBBFB	2-2 G5-3 				0-2 F8 		1-0 CS 1B 		1-0 F9 	4	0	1	0	0	0	2
Mike Matheny, R (1, 2) OBP: 0.306, SLG: 0.456 FFBFB		1-2 L4 			2-2 F8 		2-0 G4-3 		0-3 K 	4	0	0	0	0	1	1
Jason Marquis, L (1, 1) Colin Porter, L (6, PH) Mike Lincoln, R (7, 1) Steve Kline, S (9, 1) Julian Tavarez, L (9, 1) 7 Hector Luna, R (9, PH) OBP: 0.313, SLG: 0.462 BBFBX		2-0 F7 			0-3 K2-3 		2-2 G1-3 		1-3 K 	2	0	0	0	0	1	0

BOTTOM

Philadelphia Phillies @ St. Louis Cardinals
 Busch Stadium, St. Louis, MO
 Wed Apr 28 2004, 7:10 PM CDT
 Att. 26,348 - Sunny - 76 F

livebaseballscorecards.com

AB	34
R	3
H	9
RBI	3
BB	1
SO	5
LOB	14



Inning Stats	R: 2	H: 2	E: 0	K: 0	S: 20	LOB: 2	BB: 1	P: 34	R: 0	H: 1	E: 0	K: 0	S: 7	LOB: 1	BB: 0	P: 10	R: 0	H: 2	E: 0	K: 0	S: 7	LOB: 1	BB: 0	P: 11	R: 0	H: 0	E: 0	K: 1	S: 9	LOB: 0	BB: 0	P: 11	R: 1	H: 3	E: 0	K: 1	S: 15	LOB: 2	BB: 0	P: 20	R: 0	H: 1	E: 0	K: 0	S: 5	LOB: 0	BB: 0	P: 10	R: 0	H: 0	E: 0	K: 1	S: 8	LOB: 0	BB: 0	P: 11	R: 0	H: 0	E: 0	K: 0	S: 6	LOB: 0	BB: 0	P: 10	R: 0	H: 0	E: 0	K: 2	S: 7	LOB: 0	BB: 0	P: 9	1B: 7	SF: 0	2B: 2	SAC: 0	3B: 0	DP: 1	HR: 0	HBP: 1	WP: 0	PA: 36
PITCHER 39 Brett Myers, R (1, 1) ERA: 7.36 63 Ryan Madson, R (5, 1) ERA: Billy Wagner, L (9, 1) ERA: 1.64	IP	WLS	BF	H	R	ER	SO	BB	IBB	HBP	BLK	WP	HR	S	P	ERA	WHIP																																																																	
	4.0		21	8	3	3	1	1	0	1	0	0	0	49	73	6.75	2.250																																																																	
	4.0	W	12	1	0	0	2	0	0	0	0	0	0	28	44	0.00	0.250																																																																	
	1.0	S	3	0	0	0	2	0	0	0	0	0	0	7	9	0.00	0.000																																																																	

Batter	1	2	3	4	5	6	7	8	9	10	11	12	13	AB R H RBI BB SO LOB	TOP												
Marlon Byrd, R <small>(1, 8) OBP: 0.296, SLG: 0.260</small>	0-1 		0-0 			2-1 		1-1 		2-3 		1-2 		6 0 1 0 0 1 1													
11 Jimmy Rollins, S <small>(1, 6) OBP: 0.260, SLG: 0.265</small>	2-0 		2-3 			1-1 		0-1 		4-1 		0-0 		4 0 1 0 1 1 1													
Bobby Abreu, L <small>(1, 9) OBP: 0.364, SLG: 0.480</small>	3-2 			2-3 		2-2 		1-2 		1-3 		3-2 		6 1 1 0 0 3 3													
Jim Thome, L <small>(1, 3) OBP: 0.465, SLG: 0.699</small>		0-0 		4-2 		0-0 		1-2 		4-0 		1-0 		4 1 1 2 2 0 2													
Pat Burrell, R <small>(1, 7) OBP: 0.398, SLG: 0.444</small>		3-1 		0-3 		0-0 			1-3 	3-2 			1-1 	5 0 0 0 0 2 3													
David Bell, R <small>(1, 5) OBP: 0.304, SLG: 0.389</small>		0-2 		1-1 			0-0 		3-2 		0-1 		2-2 	6 1 1 0 0 1 2													
Tomas Perez, S <small>(1, 4) OBP: 0.308, SLG: 0.462</small> Ricky Ledee, L <small>(9, PH) OBP: 0.476, SLG: 0.842</small> Amaury Telemaco, R <small>(9, 1)</small>		2-0 			1-0 		2-3 		1-1 		1-2 		0-0 	3 0 1 0 0 1 1 1 1 1 2 0 0 0 2 0 0 0 0 0 0	AB 44 R 4 H 8 RBI 4 BB 5 SO 10 LOB 16												
Todd Pratt, R <small>(1, 2) OBP: 0.500, SLG: 0.455</small> Mike Lieberthal, R <small>(9, PH) OBP: 0.239, SLG: 0.364</small> <small>(9, 2)</small>			4-1 		1-1 		4-2 		2-2 		0-1 			1 0 0 0 2 0 1 2 0 1 0 0 0 0													
Kevin Millwood, R <small>(1, 1)</small> Tim Worrell, R <small>(8, 1)</small> Rheal Cormier, L <small>(8, 1)</small> Roberto Hernandez, R <small>(8, 1)</small> Placido Polanco, R <small>(8, PH) OBP: 0.341, SLG: 0.329</small> <small>(9, 4)</small>			0-1 		1-3 		0-0 		3-2 		3-2 			2 0 0 0 0 1 1 0 2 0 0 0 0 0 1													
Inning Stats	R: 0 E: 0 K: 1 S: 6	H: 0 LOB: 0 BB: 0 P: 11	R: 0 E: 0 K: 1 S: 6	H: 0 LOB: 1 BB: 0 P: 11	R: 0 E: 0 K: 1 S: 7	H: 0 LOB: 1 BB: 1 P: 13	R: 0 E: 0 K: 2 S: 10	H: 1 LOB: 0 BB: 0 P: 9	R: 2 E: 0 K: 0 S: 9	H: 2 LOB: 0 BB: 0 P: 14	R: 0 E: 0 K: 1 S: 8	H: 0 LOB: 1 BB: 1 P: 14	R: 0 E: 0 K: 0 S: 10	H: 1 LOB: 1 BB: 0 P: 13	R: 2 E: 0 K: 1 S: 18	H: 2 LOB: 0 BB: 0 P: 28	R: 0 E: 0 K: 2 S: 11	H: 0 LOB: 2 BB: 2 P: 25	R: 0 E: 0 K: 0 S: 11	H: 1 LOB: 1 BB: 0 P: 15	R: 0 E: 0 K: 0 S: 8	H: 1 LOB: 1 BB: 0 P: 13	R: 0 E: 0 K: 0 S: 8	H: 0 LOB: 0 BB: 0 P: 11	1B: 5 2B: 1 3B: 0 HR: 2	SF: 0 SAC: 2 DP: 1 HBP: 1	WP: 0 PA: 52 PB: 0 SB: 1 CS: 0
PITCHER 29 Chris Carpenter, R <small>(1, 1) ERA: 4.5</small> Ray King, L <small>(8, 1) ERA: 3.12</small> 44 Jason Isringhausen, R <small>(9, 1) ERA: 5.4</small> Steve Kline, L <small>(10, 1) ERA: 2.29</small> Julian Tavarez, R <small>(10, 1) ERA: 5.06</small>	IP	WLS	BF	H	R	ER	SO	BB	IBB	HBP	BLK	WP	HR	S	P	ERA	WHIP										
PITCHER Mike Lincoln, R <small>(13, 1) ERA: 4.5</small>	IP	WLS	BF	H	R	ER	SO	BB	IBB	HBP	BLK	WP	HR	S	P	ERA	WHIP										

Philadelphia Phillies @ St. Louis Cardinals
 Busch Stadium, St. Louis, MO
 Thu Apr 29 2004, 12:10 PM CDT
 Att: 29,768 - Unknown - 67 F

livebaseballscorecards.com




Batter	1	2	3	4	5	6	7	8	9	10	11	12	13	AB R H RBI BB SO LOB
Marlon Anderson, L (1, 4) OBP: 0.367, SLG: 0.649	0-0 2B		0-0 1B			1-2 F7		0-1 G3	2-3 K			2-2 G4-3 2B		6 0 3 0 0 1 0
Edgar Renteria, R (1, 6) OBP: 0.366, SLG: 0.430	2-3 K		1-2 F9-3 1-1			0-0 L9		0-1 5 2B 3B 1B		0-1 5 G5-4-3 1B		1-0 G4-3 2-3		6 1 2 0 0 1 3
5 Albert Pujols, R (1, 3) OBP: 0.408, SLG: 0.619	2-2 F7			1-2 G6-3		1-0 P6		1-1 3B 2B		0-2 SAFE G5-4-3 1-2f		1-1 P4		6 1 1 0 0 0 3
15 Jim Edmonds, L (1, 8) OBP: 0.362, SLG: 0.593	3-3 K			1-0 27 G4-6-3 1B			1-2 F7	1-3 K		1-3 K			0-2 HR	6 1 2 1 0 3 3
27 Scott Rolen, R (1, 5) OBP: 0.396, SLG: 0.686		2-1 G5-3 1B		2-2 G4-6-3 1-2f			3-2 P4	4-0 3B IBB				0-3 K		4 1 1 0 1 1 1
Colin Porter, L (1, 9) Reggie Sanders, R (8, PH) OBP: 0.357, SLG: 0.688 (9, 9)		2-3 K			1-1 SH1-4 SH1 2B		1-1 BB 1B	0-0 1H 2H 3H 3B				1-1 G5-3		3 1 2 0 0 1 1 2 0 1 3 0 0 0
Mike Matheny, R (1, 2) OBP: 0.316, SLG: 0.458		0-0 G5-3			0-1 SH1-4		0-2 BB 1B	2-3 K				1-1 1B		4 0 2 0 0 1 2
So Taguchi, R (1, 7) Ray Lankford, L (7, PH) OBP: 0.411, SLG: 0.617 (8, 7)		3-2 F9			2-1 SH1		4-2 BB		2-3 K			3-3 K		1 0 0 1 0 0 1 2 0 0 0 1 2 1
30 Chris Carpenter, R 80 Matt, L Ray King, L 44 Jason Beringhausen, R Tony Monaghan, D Steve Kline, S Julian Tavarez, L 7 Hector Luna, R Mike Lincoln, R			0-0 G3		2-3 K		0-0 P3		2-0 P3			2-1 P4		2 0 0 0 0 0 1 0 1 0 0 0 0 0 0 0 1 0 1 0 0 0 0 0 0 0 0 0 0 0 0 0 0 0

Inning Stats	R: 0	H: 1	E: 0	LOB: 1	K: 2	BB: 0	S: 10	P: 17	R: 0	H: 1	E: 0	LOB: 1	K: 1	BB: 0	S: 11	P: 18	R: 0	H: 1	E: 0	LOB: 0	K: 0	BB: 0	S: 5	P: 6	R: 0	H: 1	E: 0	LOB: 0	K: 0	BB: 0	S: 8	P: 12	R: 1	H: 1	E: 0	LOB: 0	K: 1	BB: 0	S: 10	P: 14	R: 0	H: 0	E: 0	LOB: 0	K: 0	BB: 0	S: 5	P: 7	R: 3	H: 3	E: 0	LOB: 1	K: 2	BB: 1	S: 14	P: 22	R: 0	H: 0	E: 0	LOB: 0	K: 2	BB: 0	S: 7	P: 13	R: 0	H: 1	E: 0	LOB: 0	K: 1	BB: 0	S: 9	P: 10	R: 0	H: 1	E: 0	LOB: 1	K: 2	BB: 0	S: 11	P: 16	R: 0	H: 1	E: 0	LOB: 1	K: 0	BB: 0	S: 8	P: 14	R: 1	H: 1	E: 0	LOB: 0	K: 0	BB: 0	S: 3	P: 3	1B: 8	SF: 0	2B: 5	SAC: 2	3B: 1	DP: 3	HR: 1	HBP: 0	WP: 0	PA: 49
PITCHER	IP	WLS	BF	H	R	ER	SO	BB	IBB	HBP	BLK	WP	HR	S	P	ERA	WHIP																																																																																									
Kevin Millwood, R (1, 1) ERA: 3.38	7.0		27	7	1	1	4	1	0	0	0	0	0	65	99	1.29	1.143																																																																																									
Tim Worrell, R (8, 1) ERA: 3.09	0.1	H	3	2	2	2	0	0	0	0	0	0	0	6	7	54.00	6.000																																																																																									
Rheal Cormier, L (8, 1) ERA: 6.75	0.1	H	2	0	0	0	1	0	1	0	0	0	0	3	8	0.00	0.000																																																																																									
Roberto Hernandez, R (8, 1) ERA: 3.27	0.1	B	2	1	1	1	1	0	0	0	0	0	0	5	7	27.00	3.000																																																																																									
Amaury Telemaco, R (9, 1) ERA: 3.38	4.0	L	15	4	1	1	5	0	0	0	0	0	0	38	56	2.25	1.000																																																																																									

Philadelphia Phillies @ St. Louis Cardinals
Busch Stadium, St. Louis, MO
 Thu Apr 29 2004, 12:10 PM CDT
 Att: 29,768 - Unknown - 67 F

AB	45
R	5
H	14
RBI	5
BB	2
SO	11
LOB	18



PITCHER	IP	WLS	BF	H	R	ER	SO	BB	IBB	HBP	BLK	WP	HR	S	P	ERA	WHIP
Kevin Millwood, R (1, 1) ERA: 3.38	7.0		27	7	1	1	4	1	0	0	0	0	0	65	99	1.29	1.143
Tim Worrell, R (8, 1) ERA: 3.09	0.1	H	3	2	2	2	0	0	0	0	0	0	0	6	7	54.00	6.000
Rheal Cormier, L (8, 1) ERA: 6.75	0.1	H	2	0	0	0	1	0	1	0	0	0	0	3	8	0.00	0.000
Roberto Hernandez, R (8, 1) ERA: 3.27	0.1	B	2	1	1	1	1	0	0	0	0	0	0	5	7	27.00	3.000
Amaury Telemaco, R (9, 1) ERA: 3.38	4.0	L	15	4	1	1	5	0	0	0	0	0	0	38	56	2.25	1.000

Batter	1	2	3	4	5	6	7	8	9	AB R H RBI BB SO LOB	TOP											
Matt Kata, S (1, 4) OBP: 0.362, SLG: 0.391	2-3 K		2-1 F8			1-0 F7		1-3 K		4 0 0 0 0 2 1												
Alex Cintron, S (1, 6) OBP: 0.341, SLG: 0.395	1-3 K			1-2 F8		1-1 F9		2-1 F8		4 0 0 0 0 1 0												
Luis Gonzalez, L (1, 7) OBP: 0.390, SLG: 0.612	3-3 K			3-2 2B		3-2 G3-1		3-3 K		4 0 1 0 0 2 0												
Greg Colbrunn, R (1, 3) OBP: 0.182, SLG: 0.100		2-2 G5-3		3-0 P6		0-0 G4-3		1-1 G4-3		4 0 0 0 0 0 1												
Steve Finley, L (1, 8) OBP: 0.297, SLG: 0.416		1-1 F8		1-2 F7		2-2 G3		0-1 G3-1		4 0 0 0 0 0 1												
Danny Bautista, R (1, 9) OBP: 0.418, SLG: 0.624		1-1 G6-3			1-0 G5-3		2-2 1B 1B 1B	2-1 G4-3		4 0 1 0 0 0 0												
Chad Tracy, L (1, 5) OBP: 0.455, SLG: 0.581			0-1 F8		2-0 F9		2-0 1B 1B			3 0 1 0 0 0 0												
Robby Hammock, R (1, 2) OBP: 0.333, SLG: 0.429			0-0 F9		0-1 1B		1-1 1B 1B			3 0 2 0 0 0 0												
Elmer Dessens, R (1, 1) OBP: 0.222, SLG: 0.250			4-1 BB		1-3 K		1-3 K			0 0 0 0 1 0 0												
Shea Hillenbrand, R (5, PH) OBP: 0.281, SLG: 0.367										1 0 0 0 0 1 1												
Randy Choate, L (5, 1)										0 0 0 0 0 0 0												
Oscar Villarreal, L (6, 1)										0 0 0 0 0 0 0												
Bobby Estalella, R (7, PH) OBP: 0.154, SLG: 0.615										1 0 0 0 0 1 3												
Stephen Randolph, L (7, 1)										0 0 0 0 0 0 0												
Inning Stats	R: 0 E: 0 K: 3 S: 14	H: 0 LOB: 0 BB: 0 P: 20	R: 0 E: 0 K: 0 S: 7	H: 0 LOB: 0 BB: 0 P: 11	R: 0 E: 0 K: 0 S: 6	H: 0 LOB: 1 BB: 1 P: 12	R: 0 E: 0 K: 0 S: 10	H: 1 LOB: 1 BB: 0 P: 18	R: 0 E: 0 K: 1 S: 7	H: 1 LOB: 1 BB: 0 P: 11	R: 0 E: 0 K: 0 S: 6	H: 0 LOB: 0 BB: 0 P: 11	R: 0 E: 0 K: 1 S: 15	H: 3 LOB: 3 BB: 0 P: 23	R: 0 E: 0 K: 2 S: 10	H: 0 LOB: 0 BB: 0 P: 16	R: 0 E: 0 K: 0 S: 6	H: 0 LOB: 0 BB: 0 P: 9	1B: 4 2B: 1 3B: 0 HR: 0	SF: 0 SAC: 0 DP: 0 HBP: 0	WP: 0 PB: 0 SB: 0 CS: 0	PA: 33
PITCHER	IP WLS BF H R ER SO BB IBB HBP BLK WP HR S P ERA WHIP												IP WLS BF H R ER SO BB IBB HBP BLK WP HR S P ERA WHIP									
Randy Wolf, L (1, 1) ERA: 2.78	7.0 W 27 5 0 0 5 1 0 0 0 0 0 0 65 106 0.00 0.857																					
Rheal Cormier, L (8, 1) ERA: 5.56	2.0 6 0 0 0 2 0 0 0 0 0 0 0 16 25 0.00 0.000																					

Arizona Diamondbacks @ Philadelphia Phillies
Citizens Bank Park, Philadelphia, PA
Fri Apr 30 2004, 7:05 PM EDT
Att. 43,721 - Sunny - 76 F

livebaseballscorecards.com

AB 32
R 0
H 5
RBI 0
BB 1
SO 7
LOB 7



Batter	1	2	3	4	5	6	7	8	9	AB	R	H	RBI	BB	SO	LOB
Marlon Byrd, R OBP: 0.294, SLG: 0.260 (1, 8)	1-1 G4-3		2-1 FC6-4 1B	3-3 K			2-0 F9			4	0	1	0	0	1	1
Placido Polanco, R OBP: 0.337, SLG: 0.337 (1, 4)	3-2 G4-3 2B		2-1 FC6-4 HR		1-3 K			2-1 F7		4	1	1	0	0	1	2
Bobby Abreu, L OBP: 0.370, SLG: 0.513 (1, 9)	1-1 G4-3		2-2 HR		1-3 K			4-0 BB		3	1	1	3	1	1	1
Jim Thome, L OBP: 0.456, SLG: 0.714 (1, 3)	1-3 K		1-1 HR		2-3 K			0-3 K		4	1	1	1	0	3	2
Pat Burrell, R OBP: 0.379, SLG: 0.421 (1, 7)		0-0 G1-3	1-2 E5		1-3 K			2-3 K		4	0	0	0	0	2	1
Mike Lieberthal, R OBP: 0.230, SLG: 0.348 (1, 2)		3-2 P3	2-1 F9		0-0 P6					3	0	0	0	0	0	1
David Bell, R OBP: 0.293, SLG: 0.373 (1, 5)		1-3 K		1-2 F7		2-2 F7				3	0	0	0	0	1	0
11 Jimmy Rollins, S OBP: 0.263, SLG: 0.268 (1, 6)			3-1 G4-3	0-0 WP G5-3 1B			0-0 F8			3	0	1	0	0	0	0
Randy Wolf, L OBP: 0.500, SLG: 0.909 (1, 1)			2-1 FC6-4 1B HR	0-0 G5-3			2-1 G6-3			2	1	1	0	0	0	1
Shawn Wooten, R OBP: 0.364, SLG: 0.333 (7, PH)										1	0	0	0	0	0	0
Rheal Cormier, L (8, 1)										0	0	0	0	0	0	0

Inning Stats	R: 0	H: 1	E: 0	K: 1	S: 11	R: 0	H: 0	E: 0	K: 1	S: 8	R: 4	H: 4	E: 1	K: 0	S: 19	R: 0	H: 1	E: 0	K: 1	S: 9	R: 0	H: 0	E: 0	K: 3	S: 9	R: 0	H: 0	E: 0	K: 0	S: 4	R: 0	H: 0	E: 0	K: 2	S: 8
	LOB: 1	BB: 0	P: 17			LOB: 0	BB: 0	P: 12			LOB: 1	BB: 0	P: 34			LOB: 0	BB: 0	P: 13			LOB: 0	BB: 0	P: 10			LOB: 0	BB: 0	P: 8			LOB: 1	BB: 1	P: 16		

PITCHER	IP	WLS	BF	H	R	ER	SO	BB	IBB	HBP	BLK	WP	HR	S	P	ERA	WHIP
Elmer Dessens, R ERA: 7.66 (1, 1)	4.0	L	19	6	4	4	3	0	0	0	0	1	2	47	76	9.00	1.500
Randy Choate, L ERA: 8.31 (5, 1)	1.0		3	0	0	0	3	0	0	0	0	0	0	9	13	0.00	0.000
Oscar Villarreal, R ERA: 6.57 (6, 1)	1.0		3	0	0	0	1	0	0	0	0	0	0	7	10	0.00	0.000
Stephen Randolph, L ERA: 1.93 (7, 1)	2.0		7	0	0	0	2	1	0	0	0	0	0	12	24	0.00	0.500

BOTTOM

Arizona Diamondbacks @ Philadelphia Phillies
Citizens Bank Park, Philadelphia, PA

livebaseballscorecards.com

AB	31
R	4
H	6
RBI	4
BB	1
SO	9
LOB	9



WP	1	PA	32
PB	0		
SB	0		
CS	0		

Fri Apr 30 2004, 7:05 PM EDT
Att: 43,721 - Sunny - 76 F

Batter	1	2	3	4	5	6	7	8	9	AB	R	H	RBI	BB	SO	LOB	TOP										
Matt Kata, S OBP: 0.378, SLG: 0.420 (1, 4)	2-2 G4-3	0-2 1B			0-2 G5-3	3-2 1B		3-1 G3 2B		5	0	3	0	0	0	0											
Alex Cintron, S OBP: 0.333, SLG: 0.384 (1, 6)	1-1 1B	2-2 F8			1-1 G3	0-0 F7		0-2 G3		5	0	1	0	0	0	4											
Luis Gonzalez, L OBP: 0.400, SLG: 0.602 (1, 7)	3-2 HBP 1B				2-1 F7			4-0 G1-3 IBB		3	1	1	0	2	0	0											
Shea Hillenbrand, R OBP: 0.290, SLG: 0.358 (1, 3)	1-0 HBP				1-1 G6-3			3-2 G1-3		4	1	1	0	0	0	2											
Steve Finley, L OBP: 0.302, SLG: 0.436 (1, 8)	2-2 F5				0-0 P5			1-1 G3-1		5	1	2	1	0	0	5											
Danny Bautista, R OBP: 0.396, SLG: 0.602 (1, 9)	0-2 G3				1-1 G6-3			1-1 F8		3	0	0	2	0	0	3											
Chad Tracy, L OBP: 0.447, SLG: 0.529 (1, 5)					0-1 F8			3-1 F7		3	1	0	0	2	1	1											
Robby Hammock, R OBP: 0.371, SLG: 0.500 (1, 2)					2-1 2B			0-0 G6-3		4	1	2	0	1	0	1											
Randy Johnson, R OBP: 0.308, SLG: 0.333 Carlos Baerga, S OBP: 0.313, SLG: 0.385 Mike Koplove, R (6, PH) Brent Mayne, L OBP: 0.326, SLG: 0.389 Jose Valverde, R (7, 1) Matt Mantei, R (8, 1)					1-3 K			3-2 G4-3		2	0	1	0	0	1	1											
Inning Stats	R: 0 E: 0 K: 0 S: 16	H: 2 LOB: 3 BB: 0 P: 25	R: 0 E: 0 K: 0 S: 17	H: 2 LOB: 2 BB: 1 P: 25	R: 0 E: 0 K: 0 S: 6	H: 0 LOB: 0 BB: 0 P: 8	R: 0 E: 0 K: 1 S: 9	H: 1 LOB: 1 BB: 0 P: 13	R: 0 E: 0 K: 0 S: 7	H: 0 LOB: 0 BB: 0 P: 10	R: 4 E: 0 K: 0 S: 17	H: 4 LOB: 1 BB: 1 P: 30	R: 2 E: 0 K: 1 S: 17	H: 2 LOB: 2 BB: 2 P: 33	R: 0 E: 0 K: 0 S: 14	H: 1 LOB: 2 BB: 1 P: 25	R: 0 E: 0 K: 0 S: 4	H: 0 LOB: 0 BB: 0 P: 8	1B: 7 2B: 3 3B: 1 HR: 1	SF: 2 SAC: 0 DP: 1 HBP: 1	WP: 1 PB: 0 SB: 0 CS: 0	PA: 44					
PITCHER	IP	WLS	BF	H	R	ER	SO	BB	IBB	HBP	BLK	WP	HR	S	P	ERA	WHIP										
Vicente Padilla, R ERA: 4.34 (1, 1)	5.2	L	28	9	4	4	1	2	0	1	0	0	1	71	110	6.35	1.941										
Roberto Hernandez, R ERA: 4.38 (6, 1)	1.1		8	2	2	2	1	1	1	0	0	1	0	18	34	13.50	2.250										
63 Ryan Madson, R ERA: (8, 1)	1.0		5	1	0	0	0	0	1	0	0	0	0	14	25	0.00	1.000										
Tim Worrell, R ERA: 2.84 (9, 1)	1.0		3	0	0	0	0	0	0	0	0	0	0	4	8	0.00	0.000										

Arizona Diamondbacks @ Philadelphia Phillies
Citizens Bank Park, Philadelphia, PA
Sat May 01 2004, 7:05 PM EDT
Att. 44,048 - Unknown - 79 F

livebaseballscorecards.com

AB	36
R	6
H	12
RBI	6
BB	5
SO	2
LOB	19



Batter	1	2	3	4	5	6	7	8	9	AB	R	H	RBI	BB	SO	LOB
Doug Glanville, R (1, 8) OBP: 0.333, SLG: 0.421 Ricky Ledee, L (9, PH) OBP: 0.500, SLG: 0.850	1-3 K		0-1 E6 2B G4-3 1B		2-3 K2-3		2-1 F9		3-0 1-3 1B	4	1	1	0	0	2	0
Placido Polanco, R (1, 4) OBP: 0.350, SLG: 0.375	2-2 2B		0-0 G4-3 1-3 2B		2-3 K			0-2 2B SF8 1B	3-2 F9 1B	5	1	3	0	0	1	2
Bobby Abreu, L (1, 9) OBP: 0.365, SLG: 0.512	0-1 P5		1-2 G4-3		0-2 G6-3			2-2 SF8 1-3 2B		4	0	1	1	0	0	2
Pat Burrell, R (1, 7) OBP: 0.363, SLG: 0.405	2-3 K		0-3 K		1-1 G4-3			1-2 SF8		3	0	0	1	0	2	2
Mike Lieberthal, R (1, 2) OBP: 0.244, SLG: 0.347		0-0 G6-3		4-2 11 2B BB		1-1 FC5-4 1B		0-3 K		3	1	1	0	1	1	1
David Bell, R (1, 5) OBP: 0.279, SLG: 0.354 Tim Worrell, R (9, 1)		1-2 K		3-1 F7		0-1 F8		2-3 K		4	0	0	0	0	2	3
Shawn Wooten, R (1, 3) OBP: 0.286, SLG: 0.250 Jason Michaels, R (9, PH) OBP: 0.250, SLG: 0.182		1-3 K		0-3 K		2-0 FC5-4 1-2f			3-2 1B 1B	3	0	0	0	0	2	2
11 Jimmy Rollins, S (1, 6) OBP: 0.262, SLG: 0.280			1-2 E6 SH2-4 E		0-1 PB 1-H 2B		3-2 F8		0-1 F7	4	1	1	1	0	0	1
Vicente Padilla, R (1, 1) OBP: 0.167, SLG: 0.167 Roberto Hernandez, R (6, 1) Marlon Byrd, R (7, PH) OBP: 0.291, SLG: 0.256 63 Ryan Madson, L (8, 1) Tomas Perez, S (9, 5) OBP: 0.286, SLG: 0.429			0-1 SH2-4		0-3 K		2-3 K		0-0 P6	1	0	0	0	0	1	1

Inning Stats	R: 0	H: 1	E: 0	K: 2	S: 12	LOB: 1	BB: 0	P: 17	R: 0	H: 0	E: 0	K: 2	S: 7	LOB: 0	BB: 0	P: 9	R: 2	H: 2	E: 2	K: 1	S: 14	LOB: 1	BB: 0	P: 16	R: 1	H: 1	E: 0	K: 2	S: 15	LOB: 1	BB: 1	P: 22	R: 0	H: 0	E: 0	K: 2	S: 10	LOB: 0	BB: 0	P: 14	R: 0	H: 1	E: 0	K: 0	S: 7	LOB: 1	BB: 0	P: 11	R: 0	H: 0	E: 0	K: 1	S: 10	LOB: 0	BB: 0	P: 17	R: 1	H: 2	E: 0	K: 2	S: 18	LOB: 1	BB: 0	P: 23	R: 0	H: 2	E: 0	K: 0	S: 10	LOB: 2	BB: 0	P: 19	1B: 5	2B: 4	3B: 0	HR: 0	SF: 1	SAC: 1	DP: 0	HBP: 0	WP: 0	PB: 1	SB: 0	CS: 0	PA: 38
--------------	------	------	------	------	-------	--------	-------	-------	------	------	------	------	------	--------	-------	------	------	------	------	------	-------	--------	-------	-------	------	------	------	------	-------	--------	-------	-------	------	------	------	------	-------	--------	-------	-------	------	------	------	------	------	--------	-------	-------	------	------	------	------	-------	--------	-------	-------	------	------	------	------	-------	--------	-------	-------	------	------	------	------	-------	--------	-------	-------	-------	-------	-------	-------	-------	--------	-------	--------	-------	-------	-------	-------	--------

PITCHER	IP	WLS	BF	H	R	ER	SO	BB	IBB	HBP	BLK	WP	HR	S	P	ERA	WHIP
Randy Johnson, L (1, 1) ERA: 3.1	5.0	W	21	4	3	1	9	1	0	0	0	0	0	58	78	1.80	1.000
Mike Koplove, R (6, 1) ERA: 5.11	1.0	H	4	1	0	0	0	0	0	0	0	0	0	7	11	0.00	1.000
Jose Valverde, R (7, 1) ERA: 4.15	2.0	H	8	2	1	1	3	0	0	0	0	0	0	28	40	4.50	1.000
Matt Mantei, R (9, 1) ERA: 11.05	1.0	S	5	2	0	0	0	0	0	0	0	0	0	10	19	0.00	2.000

BOTTOM

Arizona Diamondbacks @ Philadelphia Phillies
Citizens Bank Park, Philadelphia, PA

Sat May 01 2004, 7:05 PM EDT
Att: 44,048 - Unknown - 79 F

livebaseballscorecards.com

AB	35
R	4
H	9
RBI	3
BB	1
SO	12
LOB	15



Batter	1	2	3	4	5	6	7	8	9	10	11	12	13	14	AB R H RBI BB SO LOB	TOP																									
Matt Kata, S OBP: 0.358, SLG: 0.395 (1, 4)	F7		L5			K	G6-3			G5-3		F7		F7	7 0 1 1 0 1 0	Arizona Diamondbacks @ Philadelphia Phillies Citizens Bank Park, Philadelphia, PA Sun May 02 2004, 1:35 PM EDT Att: 43,025 - Overcast - 73 F																									
Alex Cintron, S OBP: 0.320, SLG: 0.376 (1, 6)	G5-3		K			2B	G5-3			F9		G4-3		P5	7 1 1 0 0 1 2																										
Luis Gonzalez, L OBP: 0.396, SLG: 0.581 (1, 7)	K		F8			2B	1B			K				K	5 1 1 0 1 3 0																										
Shea Hillenbrand, R OBP: 0.313, SLG: 0.414 Donnie Sadler, R OBP: 0.250, SLG: 0.333 (11, PR) Oscar Villarreal, L (13, 1)	F8					1B	2B			F9		SH3		G2-3	5 1 3 1 0 0 0																										
Steve Finley, L OBP: 0.306, SLG: 0.459 (1, 8)	HR		G4-6-3			1B	BB			P5		SH3		G6-3	1 0 0 0 0 0 0																										
Danny Bautista, R OBP: 0.402, SLG: 0.596 (1, 9)	E8		G1-3			1B	BB			G3-1		FC5-2		SH3-4	0 0 0 0 0 0 0																										
Chad Tracy, L OBP: 0.419, SLG: 0.487 (11, 3) (13, 5)	F9					1B	BB			G3-1		FC5-2		SH3-4	4 1 1 1 1 0 1																										
Robby Hammock, R OBP: 0.375, SLG: 0.457 Jose Valverde, R (11, 1) Bobby Estalella, R OBP: 0.143, SLG: 0.571 (13, 2)	IBB					1B	BB			G3-1		FC5-2		SH3-4	6 1 3 2 0 0 2																										
17 Brandon Webb, R OBP: 0.186, SLG: 0.188 Mike Koplove, R (7, 1) Randy Choate, L (8, 1) Greg Colbrunn, R OBP: 0.167, SLG: 0.091 (9, PH) Matt Hantel, R (10, 1) Stephen Randolph, L (11, 2) Brent Mayne, L OBP: 0.311, SLG: 0.368 (13, 3)	K					1B	BB			G3-1		FC5-2		SH3-4	5 0 1 0 0 1 3																										
Eric Milton, L ERA: 3.86 (1, 1)										F7		SH3-4		SH3-4	3 0 0 0 2 2 3		AB 50																								
Rheal Cormier, L ERA: 5.11 (7, 1)										K		1B		G5-3	0 0 0 0 0 0 0		R 5																								
Tim Worrell, R ERA: 2.63 (8, 1)										K		P4		G5-3	1 0 0 0 0 0 1		H 11																								
Billy Wagner, L ERA: 1.38 (9, 1)										K		K		E6	0 0 0 0 0 0 0		RBI 5																								
Amaury Telemaco, R ERA: 3.0 (11, 1)										K		K		E6	0 0 0 0 0 0 0		BB 4																								
Inning Stats	R: 0 E: 0 S: 9	H: 0 LOB: 0 BB: 10	R: 1 E: 1 K: 1 S: 16	H: 2 LOB: 2 BB: 1 P: 31	R: 0 E: 0 K: 1 S: 6	H: 1 LOB: 0 BB: 0 P: 10	R: 0 E: 0 K: 0 S: 6	H: 0 LOB: 0 BB: 0 P: 13	R: 0 E: 0 K: 1 S: 5	H: 1 LOB: 1 BB: 0 P: 7	R: 0 E: 0 K: 0 S: 8	H: 0 LOB: 0 BB: 0 P: 13	R: 0 E: 0 K: 1 S: 10	H: 2 LOB: 3 BB: 0 P: 14	R: 0 E: 0 K: 1 S: 10	H: 0 LOB: 0 BB: 0 P: 15	R: 0 E: 0 K: 1 S: 8	H: 0 LOB: 0 BB: 0 P: 11	R: 0 E: 0 K: 1 S: 8	H: 0 LOB: 0 BB: 0 P: 14	R: 0 E: 0 K: 1 S: 10	H: 0 LOB: 0 BB: 0 P: 11	R: 1 E: 1 K: 0 S: 10	H: 2 LOB: 2 BB: 0 P: 15	1B: 7 2B: 3 3B: 0 HR: 1	SF: 0 SAC: 2 DP: 1 HBP: 0	WP: 0 PB: 0 CS: 0	PA: 56													
Eric Milton, L ERA: 3.86 (1, 1)	IP: 6.0	WLS: 27	BF: 6	H: 4	R: 4	ER: 4	SO: 6	BB: 2	IBB: 2	HBP: 0	BLK: 0	WP: 0	HR: 1	S: 64	P: 109	ERA: 6.00	WHIP: 1.333																								
Rheal Cormier, L ERA: 5.11 (7, 1)	IP: 1.0	WLS: 3	BF: 1	H: 0	R: 0	ER: 0	SO: 0	BB: 0	IBB: 0	HBP: 0	BLK: 0	WP: 0	HR: 0	S: 5	P: 7	ERA: 0.00	WHIP: 1.000																								
Tim Worrell, R ERA: 2.63 (8, 1)	IP: 1.0	WLS: 3	BF: 0	H: 0	R: 0	ER: 0	SO: 0	BB: 0	IBB: 0	HBP: 0	BLK: 0	WP: 0	HR: 0	S: 8	P: 13	ERA: 0.00	WHIP: 0.000																								
Billy Wagner, L ERA: 1.38 (9, 1)	IP: 2.0	WLS: 6	BF: 0	H: 0	R: 0	ER: 0	SO: 3	BB: 0	IBB: 0	HBP: 0	BLK: 0	WP: 0	HR: 0	S: 18	P: 23	ERA: 0.00	WHIP: 0.000																								
Amaury Telemaco, R ERA: 3.0 (11, 1)	IP: 1.0	WLS: 5	BF: 2	H: 0	R: 0	ER: 0	SO: 0	BB: 0	IBB: 0	HBP: 0	BLK: 0	WP: 0	HR: 0	S: 8	P: 14	ERA: 0.00	WHIP: 2.000																								
																63 Ryan Madson, R ERA: (12, 1)	IP: 3.0	WLS: 12	BF: 2	H: 1	R: 1	ER: 0	SO: 2	BB: 0	IBB: 0	HBP: 0	BLK: 0	WP: 0	HR: 0	S: 28	P: 41	ERA: 0.00	WHIP: 0.667								

livebaseballscores.com



Batter	1	2	3	4	5	6	7	8	9	10	11	12	13	14	AB	R	H	RBI	BB	SO	LOB	BOTTOM									
Marlon Byrd, R (1, 4) <small>OBP: 0.291, SLG: 0.247</small> Jason Michaels, R (8, PH) <small>OBP: 0.336, SLG: 0.280</small> Billy Wagner, L (9, 1) <small>OBP: 0.113</small> Amaru Telemaco, R (11, PH) <small>OBP: 0.207, SLG: 0.231</small> 63 Ryan Maddison, L (12, 1) <small>OBP: 0.217, SLG: 0.375</small> David Bell, R (14, PH) <small>OBP: 0.500, SLG: 0.009</small> Randy Wolf, L (14, PH)															3	0	0	0	0	1	1										
Placido Polanco, R (1, 4) <small>OBP: 0.336, SLG: 0.351</small>															6	0	0	0	1	0	3										
Bobby Abreu, L (1, 9) <small>OBP: 0.359, SLG: 0.483</small>															5	0	0	0	2	2	1										
Jim Thome, L (1, 3) <small>OBP: 0.443, SLG: 0.687</small>															6	0	1	0	1	2	3										
Ricky Ledee, L (1, 7) <small>OBP: 0.448, SLG: 0.680</small>															5	0	0	1	2	1	1										
11 Jimmy Rollins, S (1, 6) <small>OBP: 0.267, SLG: 0.284</small>															6	1	2	0	0	1	2										
Tomas Perez, S (1, 5) <small>OBP: 0.350, SLG: 0.556</small>															4	2	1	2	2	1	1										
Todd Pratt, R (1, 2) <small>OBP: 0.412, SLG: 0.357</small> Pat Burrell, R (9, PH) <small>OBP: 0.370, SLG: 0.450</small> Mike Lieberthal, R (10, 2) <small>OBP: 0.263, SLG: 0.347</small>															3	0	0	0	0	2	0										
Eric Milton, L (1, 1) <small>OBP: 0.200, SLG: 0.111</small> Rheal Cormier, L (7, 1) <small>OBP: 0.111</small> Tim Worrell, R (8, 1) <small>OBP: 0.111</small> Doug Gianville, R (8, PH) <small>OBP: 0.333, SLG: 0.409</small>															1	0	0	0	1	0	0										
															0	0	0	0	0	0	0										
Inning Stats	R: 0 E: 0 K: 1 S: 9	H: 0 LOB: 0 BB: 0 P: 14	R: 0 E: 0 K: 1 S: 9	H: 1 LOB: 1 BB: 0 P: 13	R: 0 E: 0 K: 1 S: 8	H: 0 LOB: 1 BB: 1 P: 16	R: 0 E: 0 K: 1 S: 4	H: 1 LOB: 1 BB: 0 P: 8	R: 0 E: 0 K: 0 S: 4	H: 0 LOB: 0 BB: 0 P: 12	R: 2 E: 0 K: 1 S: 12	H: 2 LOB: 0 BB: 0 P: 15	R: 0 E: 0 K: 1 S: 8	H: 1 LOB: 2 BB: 1 P: 19	R: 2 E: 0 K: 2 S: 13	H: 2 LOB: 1 BB: 1 P: 20	R: 0 E: 0 K: 1 S: 10	H: 0 LOB: 1 BB: 1 P: 19	R: 0 E: 0 K: 1 S: 9	H: 0 LOB: 3 BB: 3 P: 22	R: 0 E: 0 K: 1 S: 7	H: 0 LOB: 0 BB: 0 P: 9	R: 0 E: 0 K: 1 S: 7	H: 0 LOB: 0 BB: 0 P: 9	R: 2 E: 0 K: 0 S: 9	H: 1 LOB: 3 BB: 3 P: 26	1B: 4 2B: 3 3B: 0 HR: 2	SF: 0 SAC: 1 DP: 1 HBP: 1	WP: 0 PA: 59		
PITCHER	IP WLS BF H R ER SO BB IBB HBP BLK WP HR S P ERA WHIP	IP WLS BF H R ER SO BB IBB HBP BLK WP HR S P ERA WHIP	IP WLS BF H R ER SO BB IBB HBP BLK WP HR S P ERA WHIP	IP WLS BF H R ER SO BB IBB HBP BLK WP HR S P ERA WHIP	IP WLS BF H R ER SO BB IBB HBP BLK WP HR S P ERA WHIP	IP WLS BF H R ER SO BB IBB HBP BLK WP HR S P ERA WHIP	IP WLS BF H R ER SO BB IBB HBP BLK WP HR S P ERA WHIP	IP WLS BF H R ER SO BB IBB HBP BLK WP HR S P ERA WHIP	IP WLS BF H R ER SO BB IBB HBP BLK WP HR S P ERA WHIP	IP WLS BF H R ER SO BB IBB HBP BLK WP HR S P ERA WHIP	IP WLS BF H R ER SO BB IBB HBP BLK WP HR S P ERA WHIP	IP WLS BF H R ER SO BB IBB HBP BLK WP HR S P ERA WHIP	IP WLS BF H R ER SO BB IBB HBP BLK WP HR S P ERA WHIP	IP WLS BF H R ER SO BB IBB HBP BLK WP HR S P ERA WHIP	IP WLS BF H R ER SO BB IBB HBP BLK WP HR S P ERA WHIP	IP WLS BF H R ER SO BB IBB HBP BLK WP HR S P ERA WHIP	IP WLS BF H R ER SO BB IBB HBP BLK WP HR S P ERA WHIP	IP WLS BF H R ER SO BB IBB HBP BLK WP HR S P ERA WHIP	IP WLS BF H R ER SO BB IBB HBP BLK WP HR S P ERA WHIP	IP WLS BF H R ER SO BB IBB HBP BLK WP HR S P ERA WHIP	IP WLS BF H R ER SO BB IBB HBP BLK WP HR S P ERA WHIP	IP WLS BF H R ER SO BB IBB HBP BLK WP HR S P ERA WHIP	IP WLS BF H R ER SO BB IBB HBP BLK WP HR S P ERA WHIP	IP WLS BF H R ER SO BB IBB HBP BLK WP HR S P ERA WHIP	IP WLS BF H R ER SO BB IBB HBP BLK WP HR S P ERA WHIP	IP WLS BF H R ER SO BB IBB HBP BLK WP HR S P ERA WHIP	IP WLS BF H R ER SO BB IBB HBP BLK WP HR S P ERA WHIP	IP WLS BF H R ER SO BB IBB HBP BLK WP HR S P ERA WHIP	IP WLS BF H R ER SO BB IBB HBP BLK WP HR S P ERA WHIP	IP WLS BF H R ER SO BB IBB HBP BLK WP HR S P ERA WHIP	IP WLS BF H R ER SO BB IBB HBP BLK WP HR S P ERA WHIP

Arizona Diamondbacks @ Philadelphia Phillies
Citizens Bank Park, Philadelphia, PA
 Sun May 02 2004, 1:35 PM EDT
 Att. 43,025 - Overcast - 73 F

livebaseballscorecards.com

AB	47
R	6
H	8
RBI	6
BB	10
SO	13
LOB	19



Batter	1	2	3	4	5	6	7	8	9	AB R H RBI BB SO LOB	TOP											
Tony Womack, L (1, 4) OBP: 0.381, SLG: 0.452	0-1 P6		1-1 E6 15 1B		1-0 WP E 1B	0-2 FC6-4		1-2 G6-3		5 2 1 1 0 0 2												
Ray Lankford, L (1, 7) OBP: 0.403, SLG: 0.540	1-0 2B 27 1B		1-3 K		1-0 E3 5 G4-3 15 1B	4-2 FC6-4		0-0 F8		4 2 1 0 1 1 1												
5 Albert Pujols, R (1, 3) OBP: 0.392, SLG: 0.583	0-0 2B 27 1B		1-0 G5-3		2-0 G4-3	1-2 FC6-4		0-1 G5-3		5 1 1 0 0 0 4												
15 Jim Edmonds, L (1, 8) OBP: 0.379, SLG: 0.596	2-1 L3		0-0 27 FC6-4 1B		0-0 27 1B		0-2 G1-3		3-2 G1-3	5 0 2 2 0 0 2												
27 Scott Rolen, R (1, 5) OBP: 0.388, SLG: 0.625	1-2 2B 27 1B		2-2 FC6-4		1-2 1B		3-1 G5-3			4 0 2 2 0 0 1												
Edgar Renteria, R (1, 6) OBP: 0.345, SLG: 0.388		2-1 G6-3		0-3 K	0-0 G4-3		1-2 F8			4 0 0 0 0 1 2												
Marlon Anderson, L (1, 9) OBP: 0.348, SLG: 0.603		0-3 K		0-0 G1-3		1-2 F8 1B FC6-4 1B		0-0 L7		3 1 1 0 0 1 0												
So Taguchi, R (8, PH) OBP: 0.226, SLG: 0.267										1 0 0 0 0 0 0												
Mike Matheny, R (1, 2) OBP: 0.337, SLG: 0.447		0-0 1B		1-1 P4		1-2 FC6-4 1B		2-2 HBP		3 0 2 0 0 0 0												
29 Chris Carpenter, R (1, 1) OBP: 0.100, SLG: 0.100		0-3 K			2-2 G4-3	0-1 F8		2-3 K		2 0 0 0 0 1 1												
Colin Porter, L (8, PH) OBP: 0.353, SLG: 0.412										1 0 0 0 0 0 2												
Cal Eldred, R (6, 1)										0 0 0 0 0 0 0												
Steve Kline, S (7, 1)										0 0 0 0 0 0 0												
Reggie Sanders, R (8, PH) OBP: 0.310, SLG: 0.615										1 0 0 0 0 1 1												
Julian Javier, L (8, 1)										0 0 0 0 0 0 0												
Ray King, L (8, 1)										0 0 0 0 0 0 0												
44 Jason Isringhausen, R (9, 1)										0 0 0 0 0 0 0												
Inning Stats	R: 2 E: 0 K: 0 S: 9	H: 3 LOB: 1 BB: 0 P: 13	R: 0 E: 0 K: 2 S: 12	H: 1 LOB: 1 BB: 0 P: 14	R: 1 E: 1 K: 1 S: 10	H: 1 LOB: 1 BB: 0 P: 15	R: 0 E: 0 K: 1 S: 6	H: 0 LOB: 0 BB: 0 P: 7	R: 2 E: 1 K: 0 S: 12	H: 3 LOB: 2 BB: 0 P: 19	R: 1 E: 0 K: 0 S: 20	H: 2 LOB: 2 BB: 1 P: 25	R: 0 E: 0 K: 0 S: 8	H: 0 LOB: 0 BB: 0 P: 12	R: 0 E: 0 K: 1 S: 9	H: 0 LOB: 1 BB: 0 P: 14	R: 0 E: 0 K: 0 S: 6	H: 0 LOB: 0 BB: 0 P: 9	1B: 9 2B: 1 3B: 0 HR: 0	SF: 0 SAC: 0 DP: 0 HBP: 1	WP: 1 PB: 0 SB: 1 CS: 0	PA: 40
PITCHER	IP WLS BF H R ER SO BB IBB HBP BLK WP HR S P ERA WHIP																					
39 Brett Myers, R (1, 1) ERA: 6.64	5.2 L 29 10 6 3 4 1 0 0 0 1 0 66 89 4.76 1.941																					
Roberto Hernandez, R (6, 1) ERA: 4.15	0.2 2 0 0 0 0 0 0 0 0 0 0 6 7 0.00 0.000																					
Rheal Cormier, L (7, 1) ERA: 4.5	1.2 6 0 0 0 1 0 0 0 1 0 0 0 14 23 0.00 0.000																					
Amatory Telemaco, R (9, 1) ERA: 2.7	1.0 3 0 0 0 0 0 0 0 0 0 0 6 9 0.00 0.000																					

St. Louis Cardinals @ Philadelphia Phillies
Citizens Bank Park, Philadelphia, PA
Tue May 04 2004, 7:05 PM EDT
Att. 33,294 - Sunny - 60 F

livebaseballscorecards.com

AB	38
R	6
H	10
RBI	5
BB	1
SO	5
LOB	16



Batter	1	2	3	4	5	6	7	8	9	AB R H RBI BB SO LOB
Marlon Byrd, R OBP: 0.287, SLG: 0.238 (1, 8)	0-2 G6-3 ①		2-2 G3 HR HBP		1-3 K	1-3 K			4-0 IBB 1B BB	3 1 0 0 1 2 0
Placido Polanco, R OBP: 0.339, SLG: 0.354 (1, 4)	0-0 G3-4-3 1B		1-0 G3 ②		0-0 G6-3 ②		3-2 F9 ①		0-0 IBB 1B	5 0 2 0 0 0 1
Bobby Abreu, L OBP: 0.370, SLG: 0.549 (1, 9)	2-2 G3-4-3 ②		1-2 HR 2-H		2-2 HR		4-2 G4-6-3 BB		3-3 K ②	4 2 2 3 1 1 3
Jim Thome, L OBP: 0.441, SLG: 0.701 (1, 3)	2-3 K ③		1-1 F8 ③		0-0 HR		2-2 G4-6-3 ② ③ 1-2f		4-0 IBB 1-2 2-3	4 1 1 1 1 1 2
Pat Burrell, R OBP: 0.371, SLG: 0.476 (1, 7)		1-1 P5 ①		1-3 K ①	3-2 HR			4-1 G5-3 G4-3 BB	2-3 K2-3 ③	4 1 1 1 1 2 3
Mike Lieberthal, R OBP: 0.274, SLG: 0.355 (1, 2)		2-2 E3		0-0 BB 1B	2-1 1B			0-2 G4-3 ① 1-2		4 0 2 0 0 0 1
David Bell, R OBP: 0.289, SLG: 0.366 Roberto Hernandez, R Rheal Comier, L Ricky Ledee, L OBP: 0.448, SLG: 0.680 Jason Michaels, R OBP: 0.286, SLG: 0.231 Amaury Telemaco, R (6, 1) (7, 1) (8, PH) (8, PH) (8, 1)		3-2 F8 ②		4-0 BB 1-2	1-1 G5-3 ③			1-2 G5-3 ② 2-3		2 0 0 0 0 1 0 2 0 1 0 0 0 0 0 0 1 0 0 0 0 0 0 0 0
11 Jimmy Rollins, S OBP: 0.255, SLG: 0.271 (1, 6)		0-2 F8 ③		0-0 F8 ②		3-2 P5 ①		0-0 F8 ③		4 0 0 0 0 0 4
39 Brett Myers, R OBP: 0.375, SLG: 0.286 Tomas Perez, S OBP: 0.318, SLG: 0.500 (1, 1) (6, 5)			0-3 K ①	2-2 G6-3 ③		1-3 K ②			1-3 K ①	2 0 0 0 0 1 2 2 0 0 0 0 2 0

Inning Stats	R: 0 E: 0 K: 12 S: 12	H: 1 LOB: 1 BB: 0 P: 16	R: 0 E: 1 K: 0 S: 13	H: 0 LOB: 1 BB: 0 P: 19	R: 2 E: 0 K: 1 S: 12	H: 1 LOB: 0 BB: 0 P: 17	R: 0 E: 0 K: 1 S: 9	H: 1 LOB: 2 BB: 1 P: 16	R: 3 E: 0 K: 1 S: 19	H: 4 LOB: 1 BB: 0 P: 28	R: 0 E: 0 K: 10 S: 10	H: 0 LOB: 0 BB: 1 P: 15	R: 0 E: 0 K: 0 S: 9	H: 0 LOB: 0 BB: 1 P: 18	R: 0 E: 0 K: 0 S: 9	H: 0 LOB: 1 BB: 1 P: 14	R: 0 E: 0 K: 3 S: 13	H: 1 LOB: 3 BB: 2 P: 27	1B: 4 2B: 0 3B: 0 HR: 4	SF: 0 SAC: 0 DP: 1 HBP: 1
--------------	--------------------------------	----------------------------------	-------------------------------	----------------------------------	-------------------------------	----------------------------------	------------------------------	----------------------------------	-------------------------------	----------------------------------	--------------------------------	----------------------------------	------------------------------	----------------------------------	------------------------------	----------------------------------	-------------------------------	----------------------------------	----------------------------------	------------------------------------


PITCHER	IP	WLS	BF	H	R	ER	SO	BB	IBB	HBP	BLK	WP	HR	S	P	ERA	WHIP
29 Chris Carpenter, R ERA: 5.28 (1, 1)	5.0	W	25	7	5	5	4	1	0	1	0	0	4	65	96	9.00	1.600
Cal Eldred, R ERA: 8.68 (6, 1)	1.1	H	4	0	0	0	2	0	0	0	0	0	0	14	22	0.00	0.000
Steve Kline, L ERA: 1.93 (7, 1)	0.2	H	2	0	0	0	0	1	0	0	0	0	0	5	11	0.00	1.500
Julian Tavarez, R ERA: 4.5 (8, 1)	0.1	H	2	0	0	0	0	1	0	0	0	0	0	4	8	0.00	3.000
Ray King, L ERA: 3.27 (8, 1)	0.2	H	2	0	0	0	0	0	0	0	0	0	0	5	6	0.00	0.000

BOTTOM

St. Louis Cardinals @ Philadelphia Phillies
Citizens Bank Park, Philadelphia, PA

Tue May 04 2004, 7:05 PM EDT
Att. 33,294 - Sunny - 60 F

AB	35
R	5
H	8
RBI	5
BB	5
SO	9
LOB	19



PITCHER	IP	WLS	BF	H	R	ER	SO	BB	IBB	HBP	BLK	WP	HR	S	P	ERA	WHIP
44 Jason Isringhausen, R ERA: 4.61 (9, 1)	1.0	S	6	1	0	0	3	1	1	0	0	0	0	13	27	0.00	2.000

Batter	1	2	3	4	5	6	7	8	9	AB R H RBI BB SO LOB	TOP
Marlon Anderson, L (1, 4) <small>OBP: 0.343, SLG: 0.582</small> 7 Hector Luna, R (9, PH) <small>OBP: 0.278, SLG: 0.400</small>	1-0 G4-3	1-2 1B			0-0 P1		0-1 G5-3		1-3 K	4 0 1 0 0 0 0 1 0 0 0 0 1 1	
Edgar Renteria, R (1, 6) <small>OBP: 0.333, SLG: 0.373</small>	1-1 G6-3	2-1 F9			0-0 L9		0-0 F8			4 0 0 0 0 0 2	
5 Albert Pujols, R (1, 3) <small>OBP: 0.388, SLG: 0.579</small>	2-0 E5 27 1B			0-0 G6-3		0-1 G6-3		1-1 G4-3 15 G4-3 27 G5-3 2B		4 2 1 0 0 0 0	
15 Jim Edmonds, L (1, 8) <small>OBP: 0.383, SLG: 0.588</small>	4-2 BB 27 1B			2-3 K		0-1 1B 27 2B		2-2 G4-3 2-3		3 1 1 0 1 1 1	
27 Scott Rolen, R (1, 5) <small>OBP: 0.392, SLG: 0.630</small>	1-2 1B 1-3 2-H			0-1 G6-3		1-0 1B 1-H		1-0 G5-3 3-H		4 1 2 3 0 0 0	
Colin Porter, L (1, 7) <small>OBP: 0.381, SLG: 0.429</small> Julian Tavarez, L (8, 1)	 K			0-0 1B G6-4-3		0-1 1B E 2-H		2-1 G3-1		4 0 2 1 0 1 2 0 0 0 0 0 0 0	
Reggie Sanders, R (1, 9) <small>OBP: 0.298, SLG: 0.590</small>		2-3 K		1-3 K		3-0 E5 G6-4-3 1-2		0-3 K		4 0 0 0 0 3 2	
Mike Matheny, R (1, 2) <small>OBP: 0.333, SLG: 0.438</small> Ray Lankford, L (9, PR) <small>OBP: 0.403, SLG: 0.540</small>		0-2 G3-1		1-2 G6-4-3 1-2f		0-1 G6-4-3 1-2f		3-2 1B		4 0 1 0 0 0 3 0 0 0 0 0 0 0	
Woody Williams, R (1, 1) Tony Womack, L (7, PH) <small>OBP: 0.376, SLG: 0.446</small> 54 Josh Pearce, R (7, 1) Ray King, L (8, 1) So Taguchi, R (8, 7) <small>OBP: 0.219, SLG: 0.258</small>		4-2 BB 1B		0-2 F8		3-3 K		0-1 F7		1 0 0 0 1 0 0 1 0 0 0 0 1 0 0 0 0 0 0 0 0 0 0 0 0 0 0 0 1 0 0 0 0 0 1	
Inning Stats	R: 1 H: 1 E: 1 LOB: 2 K: 1 BB: 1 S: 13 P: 23	R: 0 H: 1 E: 0 LOB: 2 K: 1 BB: 1 S: 13 P: 22	R: 0 H: 0 E: 0 LOB: 0 K: 1 BB: 0 S: 6 P: 8	R: 0 H: 1 E: 0 LOB: 0 K: 1 BB: 0 S: 9 P: 10	R: 0 H: 0 E: 0 LOB: 0 K: 0 BB: 0 S: 5 P: 5	R: 2 H: 3 E: 1 LOB: 1 K: 0 BB: 0 S: 10 P: 14	R: 0 H: 0 E: 0 LOB: 0 K: 1 BB: 0 S: 7 P: 10	R: 1 H: 1 E: 0 LOB: 0 K: 0 BB: 0 S: 8 P: 14	R: 0 H: 1 E: 0 LOB: 1 K: 2 BB: 0 S: 14 P: 18	1B: 6 SF: 0 2B: 2 SAC: 0 3B: 0 DP: 2 HR: 0 HBP: 0	WP: 0 PA: 37 PB: 0 SB: 0 CS: 0
PITCHER Kevin Millwood, R (1, 1) <small>ERA: 3.46</small> Rheal Cormier, L (8, 1) <small>ERA: 4.4</small> Tim Worrell, R (8, 1) <small>ERA: 2.51</small> Billy Wagner, L (9, 1) <small>ERA: 1.29</small>	IP WLS BF H R ER SO BB IBB HBP BLK WP HR S P ERA WHIP 7.0 W 30 7 4 3 5 2 0 0 0 0 0 0 65 95 3.86 1.286 0.1 H 1 0 0 0 0 0 0 0 0 0 0 0 3 5 0.00 0.000 0.2 H 2 0 0 0 0 0 0 0 0 0 0 0 3 6 0.00 0.000 1.0 S 4 1 0 0 2 0 0 0 0 0 0 0 14 18 0.00 1.000	PITCHER IP WLS BF H R ER SO BB IBB HBP BLK WP HR S P ERA WHIP									

St. Louis Cardinals @ Philadelphia Phillies
 Citizens Bank Park, Philadelphia, PA

Wed May 05 2004, 7:05 PM EDT
 Att. 35,944 - Unknown - 69 F

livebaseballscorecards.com

AB	35
R	4
H	8
RBI	4
BB	2
SO	7
LOB	12



Batter	1	2	3	4	5	6	7	8	9	AB	R	H	RBI	BB	SO	LOB
Marlon Byrd, R OBP: 0.296, SLG: 0.284 (1, 8)	0-0 HR		2-2 F7		1-2 WP 1B		1-0 G5-3			4	1	2	1	0	0	0
Placido Polanco, R OBP: 0.328, SLG: 0.340 (1, 4)	0-0 F8		3-2 G5-3		2-1 G5-3		0-1 G5-3			4	0	0	0	0	0	1
Bobby Abreu, L OBP: 0.357, SLG: 0.526 (1, 9)	2-2 G6-3		1-2 L7			0-1 F7		3-3 K		4	0	0	0	0	1	0
Jim Thome, L OBP: 0.443, SLG: 0.685 (1, 3)	1-3 K			4-0 G6-4-3 BB		2-3 K		4-2 CS BB		2	0	0	0	2	2	0
Pat Burrell, R OBP: 0.376, SLG: 0.483 (1, 7)		0-0 F9 1B 2B		2-1 G6-4-3		4-1 1B HR BB		3-3 K		3	2	1	0	1	1	2
Mike Lieberthal, R OBP: 0.287, SLG: 0.380 (1, 2)		2-1 F9		0-0 2B		0-2 HR 1B		1-2 HR 1B		3	1	2	0	0	0	1
David Bell, R OBP: 0.301, SLG: 0.412 (1, 5)		1-1 3-H 1B		1-0 P3		2-1 HR		2-1 HR		3	1	2	4	0	0	1
11 Jimmy Rollins, S OBP: 0.247, SLG: 0.261 (1, 6)		1-0 P5			2-2 G3-1		2-0 F8			3	0	0	0	0	0	1
Kevin Millwood, R (1, 1)		1-3 K			0-1 F8			1-2 G4-3		3	0	0	0	0	1	1
Rheal Cormier, L (8, 1)										0	0	0	0	0	0	0
Tim Worrell, R (8, 1)										0	0	0	0	0	0	0
Billy Wagner, L (9, 1)										0	0	0	0	0	0	0

Inning Stats	R: 1	H: 1	E: 0	K: 1	S: 10	H: 1	LOB: 0	BB: 0	P: 13	R: 1	H: 2	E: 0	K: 1	S: 9	H: 0	LOB: 1	BB: 0	P: 14	R: 0	H: 0	E: 0	K: 0	S: 10	H: 1	LOB: 1	BB: 0	P: 16	R: 0	H: 1	E: 0	K: 0	S: 4	H: 1	LOB: 1	BB: 0	P: 15	R: 3	H: 2	E: 0	K: 1	S: 12	H: 2	LOB: 0	BB: 1	P: 22	R: 0	H: 0	E: 0	K: 0	S: 6	H: 0	LOB: 0	BB: 0	P: 8	R: 0	H: 0	E: 0	K: 2	S: 8	H: 0	LOB: 0	BB: 1	P: 18
--------------	------	------	------	------	-------	------	--------	-------	-------	------	------	------	------	------	------	--------	-------	-------	------	------	------	------	-------	------	--------	-------	-------	------	------	------	------	------	------	--------	-------	-------	------	------	------	------	-------	------	--------	-------	-------	------	------	------	------	------	------	--------	-------	------	------	------	------	------	------	------	--------	-------	-------

AB	R	H	RBI	BB	SO	LOB
4	1	2	1	0	0	0
4	0	0	0	0	0	1
4	0	0	0	0	1	0
2	0	0	0	2	2	0
3	2	1	0	1	1	2
3	1	2	0	0	0	1
3	1	2	4	0	0	1
3	0	0	0	0	0	1
3	0	0	0	0	1	1
0	0	0	0	0	0	0
0	0	0	0	0	0	0
0	0	0	0	0	0	0

BOTTOM

St. Louis Cardinals @ Philadelphia Phillies
Citizens Bank Park, Philadelphia, PA

Wed May 05 2004, 7:05 PM EDT
Att: 35,944 - Unknown - 69 F

livebaseballscorecards.com

AB	29
R	5
H	7
RBI	5
BB	3
SO	5
LOB	7



PITCHER	IP	WLS	BF	H	R	ER	SO	BB	IBB	HBP	BLK	WP	HR	S	P	ERA	WHIP
Woody Williams, R (1, 1) ERA: 6.27	6.0	L	26	7	5	5	3	2	0	0	0	1	2	55	91	7.50	1.500
54 Josh Pearce, R (7, 1) ERA: 6.75	1.0		3	0	0	0	0	0	0	0	0	0	0	6	8	0.00	0.000
Ray King, L (8, 1) ERA: 3.18	0.1		2	0	0	0	1	1	0	0	0	0	0	5	12	0.00	3.000
Julian Tavarez, R (8, 1) ERA: 4.26	0.2		1	0	0	0	1	0	0	0	0	0	0	3	6	0.00	0.000

Batter	1	2	3	4	5	6	7	8	9	AB R H RBI BB SO LOB	TOP		
Tony Womack, L (1, 4) OBP: 0.367, SLG: 0.443	1-1 F7	1-2 F7			1-1 SH1-3 5 SF9 2B		2-2 FC1-5-6 5 WP 1B		0-1 FC6 15 FC3	5 1 1 0 0 0 3	St. Louis Cardinals @ Philadelphia Phillies Citizens Bank Park, Philadelphia, PA Thu May 06 2004, 1:05 PM EDT Att. 44,376 - Sunny - 60 F		
So Taguchi, R (1, 8) Cal Eldred, R (7, 1) Steve Kline, S (7, 1) Julian Tavarez, L (8, 1) Ray King, L (8, 1) 15 Jim Edmonds, L (8, 8) OBP: 0.229, SLG: 0.265	2-1 E4 5 1B 27 1B	2-1 G3			0-1 SH1-3		0-0 5 WP 1B	2-2 FC3	3 1 1 0 1 0 0 1 0 0 2				
5 Albert Pujols, R (1, 3) OBP: 0.381, SLG: 0.568	2-0 27 1B 1B		1-1 G5-3		0-0 SF9		3-2 G6-3	0-0 G3-2-3	4 1 1 1 0 0 5				
27 Scott Rolen, R (1, 5) OBP: 0.395, SLG: 0.622	0-2 7 1B 1B		4-2 BB		2-1 P2			2-3 K	3 1 1 1 1 1 0				
Edgar Renteria, R (1, 6) OBP: 0.339, SLG: 0.377	2-2 7 1B 1B		1-3 K			0-0 G6-4-3 1B		2-2 G4-3	4 1 2 1 0 1 1				
Reggie Sanders, R (1, 9) 44 Jason Istringhausen, R (8, 1) OBP: 0.287, SLG: 0.567	0-1 P4		0-1 G5-3			2-0 G6-4-3 1B		1-1 G6-3	4 0 0 0 0 0 4 0 0 0 0 0 0 0				
7 Hector Luna, R (1, 7) Colin Porter, L (6, 7) OBP: 0.286, SLG: 0.556 OBP: 0.409, SLG: 0.455	0-1 1B HR			0-0 B1-3		2-2 G4-3		3-1 1B 15 FC3 1B	3 1 1 3 0 0 0 1 1 1 0 0 0 0				
Cody McKay, L (1, 2) Mike Matheny, R (9, PH) OBP: 0.167, SLG: 0.136 OBP: 0.330, SLG: 0.433	0-2 F7			1-1 F8			1-0 F7	2-0 F9	3 0 0 0 0 0 0 1 0 0 0 0 0 1				
Jeff Suppan, R (1, 1) Ray Lankford, L (7, PH) OBP: 0.418, SLG: 0.554		0-1 G6-3		1-3 K			1-0 FC1-5-6 1B	1-2 15 FC3 5 G3-2-3 1B	2 0 0 0 0 1 0 2 0 2 0 0 0 0				
Inning Stats	R: 5 H: 4 E: 1 LOB: 0 K: 0 BB: 0 S: 24 P: 31	R: 0 H: 0 E: 0 LOB: 0 K: 0 BB: 0 S: 7 P: 10	R: 0 H: 0 E: 0 LOB: 1 K: 1 BB: 1 S: 10 P: 16	R: 0 H: 0 E: 0 LOB: 0 K: 1 BB: 0 S: 6 P: 8	R: 1 H: 1 E: 0 LOB: 0 K: 0 BB: 0 S: 7 P: 10	R: 0 H: 1 E: 0 LOB: 0 K: 0 BB: 0 S: 6 P: 10	R: 0 H: 2 E: 0 LOB: 2 K: 0 BB: 0 S: 14 P: 21	R: 0 H: 0 E: 0 LOB: 0 K: 1 BB: 0 S: 8 P: 13	R: 1 H: 2 E: 0 LOB: 2 K: 0 BB: 0 S: 12 P: 20	1B: 8 SF: 1 2B: 1 SAC: 1 3B: 0 DP: 2 HR: 1 HBP: 0		WP: 1 PA: 39 PB: 0 SB: 1 CS: 0	
PITCHER	IP WLS BF H R ER SO BB IBB HBP BLK WP HR S P ERA WHIP											PITCHER	IP WLS BF H R ER SO BB IBB HBP BLK WP HR S P ERA WHIP
Randy Wolf, L (1, 1) ERA: 2.77	6.2 L 29 8 6 2 2 1 0 0 0 0 0 1 68 97 2.70 1.350												
63 Ryan Madson, R (7, 1) ERA:	1.1 4 0 0 0 1 0 0 0 0 0 1 0 14 22 0.00 0.000												
Jim Crowell, L (9, 1) ERA: 27.0	0.1 5 2 1 1 0 0 0 0 0 0 0 0 11 19 27.00 6.000												
Amaury Telemaco, R (9, 1) ERA: 2.53	0.2 1 0 0 0 0 0 0 0 0 0 0 0 1 1 0.00 0.000												

livebaseballscorecards.com



Batter	1	2	3	4	5	6	7	8	9	AB	R	H	RBI	BB	SO	LOB
Marlon Byrd, R OBP: 0.301, SLG: 0.301 (1, 8)	2-2 G4-3 G6-3 2B	0-2 L7		1-2 G4-3 1B			2-2 F9		2-3 K	5	1	2	0	0	1	1
Placido Polanco, R OBP: 0.314, SLG: 0.324 (1, 4)	0-1 G4-3 2-3	1-1 G5-3		1-1 G4-3 1-2			0-2 G5-3		2-1 G6-3	5	0	0	0	0	0	3
Bobby Abreu, L OBP: 0.353, SLG: 0.510 (1, 9)	2-0 G6-3 3-H		1-1 BB FC5-4 HBP	2-1 G4-3			0-1 G3			3	1	0	1	0	0	1
Jim Thome, L OBP: 0.436, SLG: 0.699 (1, 3)	1-0 HR		0-0 F7		2-2 G3-1			0-1 G4-3		4	1	1	1	0	0	1
Pat Burrell, R OBP: 0.390, SLG: 0.522 (1, 7)	0-0 HR		4-1 FC5-4 BB 1-2		3-3 K			3-2 1B 1B		3	1	2	1	1	1	0
David Bell, R OBP: 0.320, SLG: 0.420 (1, 5)	3-1 1B		4-1 FC5-4 BB 1-2 2-3		3-3 K			1-1 1B 1-2 1B		3	0	2	0	1	1	0
Tomas Perez, S OBP: 0.280, SLG: 0.435 (1, 6)	3-1 F8		0-1 FC5-4 PB 1-2f 2-3 3-H		0-1 E6 G5-4-3			0-1 F7		3	0	0	1	0	0	3
Ricky Ledee, L OBP: 0.448, SLG: 0.680 (8, PH)										0	0	0	0	0	0	0
Mike Lieberthal, R OBP: 0.284, SLG: 0.375 (8, PH)										1	0	0	0	0	0	2
Todd Pratt, R OBP: 0.400, SLG: 0.353 (1, 2)		2-1 SH2-3 1B		3-3 K			0-1 G5-4-3 1-2f		0-3 K	3	0	1	0	0	1	3
Jason Michaels, R OBP: 0.267, SLG: 0.214 (8, PH)										1	0	0	0	0	1	2
Jim Crowell, L (9, 1)										0	0	0	0	0	0	0
Amaury Telemaco, R (9, 1)										0	0	0	0	0	0	0
Randy Wolf, L OBP: 0.429, SLG: 0.769 (1, 1)		0-1 SH2-3		1-3 K			0-2 F8		2-2 L4	2	0	0	0	0	1	0
63 Ryan Madson, L (7, 1)										0	0	0	0	0	0	0
11 Jimmy Rollins, S OBP: 0.245, SLG: 0.258 (9, 6)										1	0	0	0	0	0	0

Inning Stats	R: 3	H: 4	E: 0	LOB: 1	K: 0	BB: 0	S: 13	R: 0	H: 1	E: 0	LOB: 1	K: 0	BB: 0	S: 9	R: 1	H: 0	E: 0	LOB: 2	K: 1	BB: 2	S: 9	R: 0	H: 1	E: 0	LOB: 1	K: 1	BB: 0	S: 11	R: 0	H: 0	E: 0	LOB: 0	K: 2	BB: 0	S: 13	R: 0	H: 0	E: 1	LOB: 0	K: 0	BB: 0	S: 7	R: 0	H: 0	E: 0	LOB: 0	K: 0	BB: 0	S: 9	R: 0	H: 2	E: 0	LOB: 2	K: 1	BB: 0	S: 12	R: 0	H: 0	E: 0	LOB: 0	K: 1	BB: 0	S: 9	R: 0	H: 0	E: 0	LOB: 0	K: 1	BB: 0	S: 9	1B: 5	SF: 0	2B: 1	SAC: 1	3B: 0	DP: 1	HR: 2	HBP: 1	WP: 0	PA: 38
--------------	------	------	------	--------	------	-------	-------	------	------	------	--------	------	-------	------	------	------	------	--------	------	-------	------	------	------	------	--------	------	-------	-------	------	------	------	--------	------	-------	-------	------	------	------	--------	------	-------	------	------	------	------	--------	------	-------	------	------	------	------	--------	------	-------	-------	------	------	------	--------	------	-------	------	------	------	------	--------	------	-------	------	-------	-------	-------	--------	-------	-------	-------	--------	-------	--------

PITCHER	IP	WLS	BF	H	R	ER	SO	BB	IBB	HBP	BLK	WP	HR	S	P	ERA	WHIP
Jeff Suppan, R ERA: 3.96 (1, 1)	6.0	W	27	6	4	4	4	2	0	1	0	0	2	62	101	6.00	1.333
Cal Eldred, R ERA: 8.1 (7, 1)	0.2	H	2	0	0	0	0	0	0	0	0	0	0	7	9	0.00	0.000
Steve Kline, L ERA: 1.8 (7, 1)	0.2	H	2	0	0	0	0	0	0	0	0	0	0	4	4	0.00	0.000
Julian Tavarez, R ERA: 4.26 (8, 1)	0.0		2	2	0	0	0	0	0	0	0	0	0	5	9	∞	∞
Ray King, L ERA: 3.09 (8, 1)	0.1	H	1	0	0	0	0	0	0	0	0	0	0	2	2	0.00	0.000


BOTTOM

St. Louis Cardinals @ Philadelphia Phillies
Citizens Bank Park, Philadelphia, PA

Thu May 06 2004, 1:05 PM EDT
Att. 44,376 - Sunny - 60 F

livebaseballscorecards.com

AB	34
R	4
H	8
RBI	4
BB	2
SO	6
LOB	16



Batter	1	2	3	4	5	6	7	8	9	AB R H RBI BB SO LOB	TOP												
Marlon Byrd, R OBP: 0.296, SLG: 0.289 (1, 8)	3-2 P3		0-3 K			0-2 G4-3	0-1 G4-3		4-2 BB	4 0 0 0 1 1 1													
Placido Polanco, R OBP: 0.304, SLG: 0.313 Tomas Perez, S OBP: 0.269, SLG: 0.417 (1, 4) (8, 4)	3-1 G6-3			1-1 F8		1-3 K		2-2 G5-3	0-0 P4	4 0 0 0 0 1 0 1 0 0 0 0 0 2													
Bobby Abreu, L OBP: 0.350, SLG: 0.510 (1, 9)	1-3 K			1-3 K		0-3 K		2-2 FC3-6 WP 2B		4 1 1 0 0 3 0													
Pat Burrell, R OBP: 0.394, SLG: 0.511 (1, 7)		1-3 K		4-2 BB			3-3 K	4-0 FC3-6 IBB		2 0 0 0 2 2 0													
Jim Thome, L OBP: 0.430, SLG: 0.711 (1, 3)		0-2 G6-3		3-3 K			1-0 HR	2-1 FC3-6 WP 1-2f 2-3		4 1 1 1 0 1 3													
Mike Lieberthal, R OBP: 0.304, SLG: 0.398 (1, 2)		0-1 2B			1-2 11 G6-4-3 1B		4-2 2B 11 1B BB	2-2 G6-3 1-2 3-H		3 1 2 0 1 0 1													
David Bell, R OBP: 0.337, SLG: 0.446 (1, 5)		2-1 G6-3			0-0 11 G6-4-3 1B		0-0 11 1B FC4-6 2B		3-2 11 SH1-3 1B	4 1 3 0 0 0 1													
11 Jimmy Rollins, S OBP: 0.248, SLG: 0.261 (1, 6)			1-3 K		0-0 G6-4-3		2-2 FC4-6 1B		0-0 SH1-3	3 0 1 1 0 1 2													
Vicente Padilla, R OBP: 0.125, SLG: 0.125 Ricky Ledee, L OBP: 0.433, SLG: 0.654 Rheal Cormier, L OBP: 0.250, SLG: 0.214 Tim Worrell, R OBP: 0.250, SLG: 0.214 Shawn Wooten, R OBP: 0.250, SLG: 0.214 Billy Wagner, L OBP: 0.250, SLG: 0.214 (1, 1) (7, PH) (7, 1) (8, 1) (9, PH) (9, 1)			1-1 G4-3		0-3 K		1-0 FC4-6		2-1 P3	2 0 0 0 0 1 1 1 0 0 0 1 0 0 1 0 0 0 0 0 0 0 0 0 0 0 0 0 0 0 0 1 0 0 0 0 0 0 1 0 0 0 0 0 0 0 0													
Inning Stats	R: 0 E: 0 K: 1 S: 10	H: 0 LOB: 0 BB: 0 P: 17	R: 0 E: 0 K: 1 S: 11	H: 1 LOB: 1 BB: 0 P: 14	R: 0 E: 0 K: 2 S: 8	H: 0 LOB: 0 BB: 0 P: 10	R: 0 E: 0 K: 2 S: 12	H: 0 LOB: 1 BB: 1 P: 21	R: 0 E: 0 K: 1 S: 9	H: 2 LOB: 1 BB: 0 P: 10	R: 0 E: 0 K: 2 S: 10	H: 0 LOB: 0 BB: 0 P: 11	R: 3 E: 0 K: 1 S: 15	H: 3 LOB: 1 BB: 1 P: 26	R: 1 E: 0 K: 0 S: 11	H: 1 LOB: 1 BB: 1 P: 23	R: 0 E: 0 K: 0 S: 11	H: 1 LOB: 2 BB: 1 P: 20	1B: 4 2B: 3 3B: 0 HR: 1	SF: 0 SAC: 1 DP: 1 HBP: 0	WP: 1 PA: 38		
PITCHER	IP WLS BF H R ER SO BB IBB HBP BLK WP HR S P ERA WHIP	IP WLS BF H R ER SO BB IBB HBP BLK WP HR S P ERA WHIP	IP WLS BF H R ER SO BB IBB HBP BLK WP HR S P ERA WHIP	IP WLS BF H R ER SO BB IBB HBP BLK WP HR S P ERA WHIP	IP WLS BF H R ER SO BB IBB HBP BLK WP HR S P ERA WHIP	IP WLS BF H R ER SO BB IBB HBP BLK WP HR S P ERA WHIP	IP WLS BF H R ER SO BB IBB HBP BLK WP HR S P ERA WHIP	IP WLS BF H R ER SO BB IBB HBP BLK WP HR S P ERA WHIP	IP WLS BF H R ER SO BB IBB HBP BLK WP HR S P ERA WHIP	IP WLS BF H R ER SO BB IBB HBP BLK WP HR S P ERA WHIP	IP WLS BF H R ER SO BB IBB HBP BLK WP HR S P ERA WHIP	IP WLS BF H R ER SO BB IBB HBP BLK WP HR S P ERA WHIP	IP WLS BF H R ER SO BB IBB HBP BLK WP HR S P ERA WHIP	IP WLS BF H R ER SO BB IBB HBP BLK WP HR S P ERA WHIP	IP WLS BF H R ER SO BB IBB HBP BLK WP HR S P ERA WHIP	IP WLS BF H R ER SO BB IBB HBP BLK WP HR S P ERA WHIP	IP WLS BF H R ER SO BB IBB HBP BLK WP HR S P ERA WHIP	IP WLS BF H R ER SO BB IBB HBP BLK WP HR S P ERA WHIP	IP WLS BF H R ER SO BB IBB HBP BLK WP HR S P ERA WHIP	IP WLS BF H R ER SO BB IBB HBP BLK WP HR S P ERA WHIP	IP WLS BF H R ER SO BB IBB HBP BLK WP HR S P ERA WHIP		
Randy Johnson, L ERA: 3.06 (1, 1)	6.1 L 24 4 2 2 10 2 0 0 0 0 1 68 99 2.84 0.947	1.0 5 2 1 1 0 0 0 0 0 0 0 0 10 15 9.00 2.000	0.1 3 1 0 0 0 0 0 1 0 0 0 0 5 13 0.00 3.000	1.0 5 1 1 1 0 1 0 0 0 0 1 0 13 24 9.00 2.000	0.1 1 0 0 0 0 0 0 0 0 0 0 0 1 1 0.00 0.000																		
Mike Koplove, R ERA: 4.32 (7, 1)																							
Randy Choate, L ERA: 8.1 (8, 1)																							
Oscar Villarreal, R ERA: 7.31 (8, 1)																							
Matt Mantei, R ERA: 12.1 (9, 1)																							

Philadelphia Phillies @ Arizona Diamondbacks
Bank One Ballpark, Phoenix, AZ
Fri May 07 2004, 10:05 PM EDT
Att: 30,738 - Dome - 81 F

AB	33
R	4
H	8
RBI	3
BB	4
SO	10
LOB	13



Batter	1	2	3	4	5	6	7	8	9	AB R H RBI BB SO LOB
Matt Kata, S (1, 4) OBP: 0.343, SLG: 0.409	2-2 G4-3		2-0 G6-3 2B		2-3 K			0-1 G1-3		4 0 1 0 0 1 0
Alex Cintron, S (1, 6) OBP: 0.317, SLG: 0.358	2-0 F7		1-0 G6-3 2-3		0-1 G6-3			1-1 FC6-4 1B		4 0 1 0 0 0 1
Luis Gonzalez, L (1, 7) OBP: 0.395, SLG: 0.561	2-1 3B		4-0 IBB			1-3 K		1-3 K		3 0 1 0 1 2 1
Shea Hillenbrand, R (1, 3) OBP: 0.308, SLG: 0.365	3-1 L9		1-2 G1-3			2-0 G5-3		2-0 FC6-4 1-2f		4 0 0 0 0 0 4
Steve Finley, L (1, 8) OBP: 0.320, SLG: 0.540		0-2 F7		1-2 HR		1-1 2B		2-2 F7		4 1 2 1 0 0 0
Danny Bautista, R (1, 9) OBP: 0.362, SLG: 0.537		2-0 G4-3		1-1 F8		2-3 K		2-3 K		3 0 0 0 0 0 1 1
Mike Koplove, R (7, 1)										0 0 0 0 0 0 0 0
Randy Choate, L (8, 1)										0 0 0 0 0 0 0 0
Oscar Villarreal, L (8, 1)										0 0 0 0 0 0 0 0
Matt Mantei, R (9, 1)										0 0 0 0 0 0 0 0
Scott Hairston, R (9, PH)										1 0 0 0 0 0 1 0
Chad Tracy, L (1, 5) OBP: 0.431, SLG: 0.500		1-0 1B		0-2 F8			0-2 G4-3		3-2 G4-3	4 0 1 0 0 0 0
Robby Hammock, R (1, 2) OBP: 0.340, SLG: 0.386		2-0 G4-3		0-1 G6-3			0-0 G5-3			3 0 0 0 0 0 1
Randy Johnson, R (1, 1) OBP: 0.267, SLG: 0.286			0-3 K			2-3 K		2-2 G3-1		2 0 0 0 0 2 0
Doug DeVore, L (7, 9)										1 0 0 0 0 0 0

Inning Stats	R: 0	H: 1	E: 0	K: 0	S: 8	LOB: 1	BB: 0	P: 17	R: 0	H: 1	E: 0	K: 0	S: 6	LOB: 1	BB: 0	P: 11	R: 0	H: 1	E: 0	K: 1	S: 8	LOB: 2	BB: 1	P: 16	R: 1	H: 1	E: 0	K: 0	S: 14	LOB: 0	BB: 0	P: 16	R: 0	H: 0	E: 0	K: 2	S: 8	LOB: 0	BB: 0	P: 12	R: 0	H: 1	E: 0	K: 2	S: 9	LOB: 1	BB: 0	P: 15	R: 0	H: 0	E: 0	K: 0	S: 7	LOB: 0	BB: 0	P: 9	R: 0	H: 1	E: 0	K: 1	S: 8	LOB: 1	BB: 0	P: 12	R: 0	H: 0	E: 0	K: 1	S: 9	LOB: 0	BB: 0	P: 16	1B: 2	SF: 0	2B: 2	SAC: 0	3B: 1	DP: 0	HR: 1	HBP: 0
--------------	------	------	------	------	------	--------	-------	-------	------	------	------	------	------	--------	-------	-------	------	------	------	------	------	--------	-------	-------	------	------	------	------	-------	--------	-------	-------	------	------	------	------	------	--------	-------	-------	------	------	------	------	------	--------	-------	-------	------	------	------	------	------	--------	-------	------	------	------	------	------	------	--------	-------	-------	------	------	------	------	------	--------	-------	-------	-------	-------	-------	--------	-------	-------	-------	--------

PITCHER	IP	WLS	BF	H	R	ER	SO	BB	IBB	HBP	BLK	WP	HR	S	P	ERA	WHIP
Vicente Padilla, R (1, 1) ERA: 3.86	6.0	W	24	5	1	1	5	0	0	0	0	0	0	53	87	1.50	0.833
Rheal Cormier, L (7, 1) ERA: 3.94	1.2	H	6	1	0	0	1	0	0	0	0	0	0	14	18	0.00	0.600
Tim Worrell, R (8, 1) ERA: 2.45	0.1	H	1	0	0	0	0	0	0	0	0	0	0	1	3	0.00	0.000
Billy Wagner, L (9, 1) ERA: 1.2	1.0	S	3	0	0	0	1	0	0	0	0	0	0	9	16	0.00	0.000


BOTTOM

Philadelphia Phillies @ Arizona Diamondbacks
Bank One Ballpark, Phoenix, AZ

Fri May 07 2004, 10:05 PM EDT
Att: 30,738 - Dome - 81 F

livebaseballscorecards.com

AB	33
R	1
H	6
RBI	1
BB	1
SO	7
LOB	8



WP	HR	S	P	ERA	WHIP
0	0	0	0	0	0

Batter	1	2	3	4	5	6	7	8	9	AB R H RBI BB SO LOB	TOP		
Doug Glanville, R (1, 8) OBP: 0.310, SLG: 0.370	1-1 E5 11 E 11 S 1B		1-2 P5		0-3 K		2-3 K		0-1 11 S 1B	5 1 1 0 0 2 0			
11 Jimmy Rollins, S (1, 6) OBP: 0.255, SLG: 0.281	4-2 1B S 1-3 G4-6-3 BB		3-2 G3		1-0 SF7 3B		1-0 F9		1-2 G6-3	4 2 1 0 1 0 1			
Bobby Abreu, L (1, 9) OBP: 0.363, SLG: 0.519	2-2 G4-6-3 1-3 1B			4-2 G4-3 S 1B BB		1-1 SF7		3-1 1B		2 1 2 2 1 0 0			
Jim Thome, L (1, 3) OBP: 0.424, SLG: 0.703	2-0 G4-6-3 1-2f 3-H			1-1 G4-3		0-0 2B		1-3 K		4 0 1 0 0 1 3			
Pat Burrell, R (1, 7) OBP: 0.398, SLG: 0.505 Tim Worrell, R (8, 1)	3-3 K			4-0 1B HR BB		3-2 G4-3		2-1 FC5-4 1B		3 1 1 0 1 1 1 0 0 0 0 0 0 0			
Mike Lieberthal, R (1, 2) OBP: 0.313, SLG: 0.414		1-0 CS 1B		3-3 K		0-0 G4-3 SF9 2B		1-0 FC5-4 G4-3 1-2f		4 1 2 0 0 1 3			
David Bell, R (1, 5) OBP: 0.333, SLG: 0.438		3-3 K 1-2		1-1 G4-3 1-2 HR 1B		1-0 G4-3		1-1 G4-3 1-2f		4 1 1 1 0 1 3			
Tomas Perez, S (1, 4) OBP: 0.267, SLG: 0.519		2-1 G6-3		1-0 G4-3 1-H 2-H HR		0-0 SF9		1-1 L4		3 1 1 4 0 0 0			
Eric Milton, L (1, 1) OBP: 0.167, SLG: 0.091 26 Chase Utley, L (6, PH) 63 Ryan Madson, L (6, 1) Jason Michaels, R (8, 7) OBP: 0.250, SLG: 0.200			0-1 G6-3	1-0 G4-3		2-2 F7		2-2 F9		2 0 0 0 0 0 0 1 0 0 0 0 0 0 0 0 0 0 0 0 0 1 0 0 0 0 0 0			
Inning Stats	R: 2 H: 1 E: 1 LOB: 0 K: 1 BB: 1 S: 12 P: 24	R: 0 H: 1 E: 0 LOB: 0 K: 1 BB: 0 S: 7 P: 13	R: 0 H: 0 E: 0 LOB: 0 K: 0 BB: 0 S: 8 P: 12	R: 4 H: 2 E: 0 LOB: 0 K: 1 BB: 2 S: 15 P: 30	R: 1 H: 2 E: 0 LOB: 1 K: 1 BB: 0 S: 11 P: 16	R: 1 H: 1 E: 0 LOB: 0 K: 0 BB: 0 S: 6 P: 9	R: 0 H: 1 E: 0 LOB: 1 K: 2 BB: 0 S: 9 P: 16	R: 0 H: 1 E: 0 LOB: 0 K: 0 BB: 0 S: 5 P: 9	R: 0 H: 1 E: 0 LOB: 1 K: 0 BB: 0 S: 11 P: 15	1B: 6 SF: 2 2B: 3 SAC: 0 3B: 1 DP: 3 HR: 1 HBP: 0	WP: 0 PA: 38 PB: 0 SB: 4 CS: 1		
PITCHER	IP WLS BF H R ER SO BB IBB HBP BLK WP HR S P ERA WHIP											PITCHER	IP WLS BF H R ER SO BB IBB HBP BLK WP HR S P ERA WHIP
17 Brandon Webb, R (1, 1) ERA: 3.02	5.0 L 23 6 7 5 4 3 0 0 0 0 0 1 53 95 9.00 1.800												
Matt Mantei, R (6, 1) ERA: 11.81	1.0 4 1 1 1 0 0 0 0 0 0 0 0 6 9 9.00 1.000												
Stephen Randolph, L (7, 1) ERA: 1.23	2.0 7 2 0 0 2 0 0 0 0 0 0 0 14 25 0.00 1.000												
36 Brian Bruney, R (9, 1) ERA:	1.0 4 1 0 0 0 0 0 0 0 0 0 0 11 15 0.00 1.000												

Philadelphia Phillies @ Arizona Diamondbacks
Bank One Ballpark, Phoenix, AZ
Sat May 08 2004, 10:05 PM EDT
Att. 38,907 - Sunny - 79 F

livebaseballscorecards.com

AB	33
R	8
H	10
RBI	7
BB	3
SO	6
LOB	11



Batter	1	2	3	4	5	6	7	8	9	AB	R	H	RBI	BB	SO	LOB
Matt Kata, S OBP: 0.330, SLG: 0.396 (1, 4)	2-1 P6		3-2 CI HR	0-0 F8		1-1 G4-3		0-1 SF8		3	1	0	1	0	0	0
Alex Cintron, S OBP: 0.312, SLG: 0.360 (1, 6)	0-1 G6-3		1 SAFE 1-1 F9		2-2 F9 2B		2-2 F8	1-1 G3		5	1	1	0	0	0	3
Luis Gonzalez, L OBP: 0.396, SLG: 0.589 (1, 7)	2-2 F9		0-1 1-H HR		2-0 F9		1-1 G3		3-2 1B FC4-6 2B	5	2	2	2	0	0	1
Shea Hillenbrand, R OBP: 0.322, SLG: 0.392 (1, 3)		1-0 G1-3	1-3 K		1-1 G4-3 1B 2B		2-2 1B		0-1 FC4-6 1B	5	1	3	1	0	1	0
Steve Finley, L OBP: 0.316, SLG: 0.534 (1, 8)		1-3 K	3-2 2B		0-1 G4-3		2-1 L9		0-0 FC4-6 G4-3	5	0	1	1	0	1	3
Danny Bautista, R OBP: 0.380, SLG: 0.545 (1, 9)		2-2 2B 1B	4-0 IBB		2-2 1B			3-2 1B SF8 1B	2-1 G4-3	4	2	3	1	1	0	1
Chad Tracy, L OBP: 0.413, SLG: 0.491 (1, 5)		0-2 1-H 2B	1-2 P6		2-2 G6-3			2-1 F7	1-1 G4-3	5	0	1	1	0	0	5
Robby Hammock, R OBP: 0.352, SLG: 0.383 (1, 2)		4-0 IBB		0-1 F9		1-2 G3		2-1 SF8 1B		3	0	1	0	1	0	0
17 Brandon Webb, R OBP: 0.187, SLG: 0.167 (6, 1) 63 Matt Matney, R (6, PH) Doug DeVore, L (7, 1) Stephen Randolph, L (8, PH) Carlos Baerga, S OBP: 0.257, SLG: 0.400 (8, PR) Donnie Sadler, R OBP: 0.250, SLG: 0.333 36 Brian Bruney, R (9, 1)		0-3 K		1-1 L8		2-2 G6-3		2-0 1B		2	0	0	0	0	1	2

Inning Stats	R: 0	H: 0	E: 0	K: 0	S: 7	LOB: 0	BB: 0	P: 11	R: 1	H: 2	E: 0	K: 2	S: 16	LOB: 2	BB: 1	P: 24	R: 2	H: 2	E: 1	K: 1	S: 19	LOB: 2	BB: 1	P: 32	R: 0	H: 0	E: 0	K: 0	S: 5	LOB: 0	BB: 0	P: 6	R: 2	H: 3	E: 0	K: 0	S: 15	LOB: 1	BB: 0	P: 24	R: 0	H: 0	E: 0	K: 0	S: 8	LOB: 0	BB: 0	P: 12	R: 0	H: 1	E: 0	K: 0	S: 10	LOB: 1	BB: 0	P: 17	R: 1	H: 3	E: 0	K: 0	S: 12	LOB: 2	BB: 0	P: 22	R: 1	H: 2	E: 0	K: 0	S: 11	LOB: 1	BB: 0	P: 17	1B: 7	SF: 1	2B: 5	SAC: 0	3B: 0	DP: 0	HR: 1	HBP: 0	WP: 0	PA: 43
--------------	------	------	------	------	------	--------	-------	-------	------	------	------	------	-------	--------	-------	-------	------	------	------	------	-------	--------	-------	-------	------	------	------	------	------	--------	-------	------	------	------	------	------	-------	--------	-------	-------	------	------	------	------	------	--------	-------	-------	------	------	------	------	-------	--------	-------	-------	------	------	------	------	-------	--------	-------	-------	------	------	------	------	-------	--------	-------	-------	-------	-------	-------	--------	-------	-------	-------	--------	-------	--------

PITCHER	IP	WLS	BF	H	R	ER	SO	BB	IBB	HBP	BLK	WP	HR	S	P	ERA	WHIP
Eric Milton, L ERA: 4.36 (1, 1)	5.0	W	25	7	5	4	3	0	0	0	0	0	1	62	97	7.20	1.400
63 Ryan Madson, R ERA: 0.47 (6, 1)	2.1	H	10	3	1	1	0	0	0	0	0	0	0	25	43	3.86	1.286
Tim Worrell, R ERA: 2.76 (8, 1)	1.2	S	8	3	1	1	0	0	0	0	0	0	0	16	25	5.40	1.800

BOTTOM

Philadelphia Phillies @ Arizona Diamondbacks
Bank One Ballpark, Phoenix, AZ
 Sat May 08 2004, 10:05 PM EDT
 Att: 38,907 - Sunny - 79 F

livebaseballscorecards.com

AB	39
R	7
H	13
RBI	7
BB	2
SO	3
LOB	15



Batter	1	2	3	4	5	6	7	8	9	AB R H RBI BB SO LOB
Marlon Byrd, R OBP: 0.327, SLG: 0.333 (1, 8)	1-0 HR		4-1 BB		1-1 SF7 HBP		4-0 BB BB	1-1 1B		2 3 2 1 2 0 0
11 Jimmy Rollins, S OBP: 0.279, SLG: 0.307 (1, 6)	1-1 G4-3 1B		2-2 P6		2-1 SF7 1B		2-0 E5 BB 1B	1-0 1B		5 1 4 1 0 0 1
Bobby Abreu, L OBP: 0.357, SLG: 0.505 (1, 9)	1-1 G4-3		2-3 K		0-0 SF7		4-0 BB IBB	2-0 F9		3 0 0 1 1 1 3
Jim Thome, L OBP: 0.415, SLG: 0.676 (1, 3)	2-3 K			0-1 G3-1		2-0 L6	4-2 BB BB	2-2 F8		4 0 0 1 1 1 4
Pat Burrell, R OBP: 0.407, SLG: 0.495 (1, 7)	4-2 BB			1-0 G5-3		3-3 K	4-2 FC6-4 BB	4-2 G5-4-3 BB		2 0 0 1 3 1 0
Mike Lieberthal, R OBP: 0.307, SLG: 0.402 (1, 2)	1-2 F7			1-2 1B		3-1 P5	0-2 P2	0-0 G5-4-3		5 0 1 0 0 0 6
David Bell, R OBP: 0.318, SLG: 0.416 (1, 5)				0-2 F9		0-0 G1-3	1-1 FC6-4	2-1 G1-3		5 0 0 0 0 0 4
Tomas Perez, S OBP: 0.294, SLG: 0.581 (1, 4)				0-2 F9		2-1 G6-3	0-2 11 1B E 2B	2-0 39 SH3-4 WP 2B		4 2 2 0 0 0 0
39 Brett Myers, R OBP: 0.364, SLG: 0.400 Amaury Telemaco, R (8, 1)				2-1 G4-3		0-2 11 1B 2B	0-1 B3	2-1 SH3-4		3 1 1 0 0 0 1 0 0 0 0 0 0 0

Inning Stats	R: 1 E: 0 K: 1 S: 15	H: 2 LOB: 2 BB: 1 P: 25	R: 0 E: 0 K: 0 S: 6	H: 0 LOB: 0 BB: 0 P: 9	R: 0 E: 0 K: 1 S: 8	H: 0 LOB: 0 BB: 1 P: 15	R: 0 E: 0 K: 0 S: 9	H: 1 LOB: 1 BB: 0 P: 11	R: 2 E: 0 K: 0 S: 10	H: 2 LOB: 1 BB: 0 P: 17	R: 0 E: 0 K: 1 S: 6	H: 0 LOB: 0 BB: 0 P: 12	R: 3 E: 1 K: 0 S: 16	H: 2 LOB: 3 BB: 4 P: 35	R: 1 E: 0 K: 0 S: 11	H: 3 LOB: 2 BB: 0 P: 21	R: 0 E: 0 K: 0 S: 7	H: 0 LOB: 0 BB: 1 P: 13	1B: 6 2B: 3 3B: 0 HR: 1	SF: 1 SAC: 1 DP: 1 HBP: 1
--------------	-------------------------------	----------------------------------	------------------------------	---------------------------------	------------------------------	----------------------------------	------------------------------	----------------------------------	-------------------------------	----------------------------------	------------------------------	----------------------------------	-------------------------------	----------------------------------	-------------------------------	----------------------------------	------------------------------	----------------------------------	----------------------------------	------------------------------------

PITCHER	IP	WLS	BF	H	R	ER	SO	BB	IBB	HBP	BLK	WP	HR	S	P	ERA	WHIP
Steve Sparks, R ERA: 4.82 (1, 1)	6.1	L	28	6	5	5	3	3	0	1	0	0	1	59	98	7.11	1.421
Randy Choate, L ERA: 9.0 (7, 1)	0.0		3	1	0	0	0	1	1	0	0	0	0	3	13	∞	∞
36 Brian Bruney, R ERA: (7, 1)	0.2		3	0	1	1	0	1	0	0	0	0	0	8	13	13.50	1.500
Oscar Villarreal, R ERA: 7.0 (8, 1)	2.0		9	3	1	1	0	1	0	0	0	1	0	18	34	4.50	2.000

TOP


Philadelphia Phillies @ Arizona Diamondbacks
Bank One Ballpark, Phoenix, AZ

Sun May 09 2004, 8:05 PM EDT
Att. 29,637 - Dome - 81 F

AB	33
R	7
H	10
RBI	5
BB	7
SO	3
LOB	19

livebaseballscorecards.com

WP: 1 PA: 43
PB: 0
SB: 1
CS: 1



Batter	1	2	3	4	5	6	7	8	9	AB	R	H	RBI	BB	SO	LOB
Matt Kata, S OBP: 0.318, SLG: 0.380 (1, 4)	1-2 G1-3		2-1 F8		3-2 G1-3		1-1 G3-1			4	0	0	0	0	0	3
Alex Cintron, S OBP: 0.302, SLG: 0.347 (1, 6)	3-3 K			2-2 G1-3		0-1 G4-3		3-2 F8		4	0	0	0	0	1	0
Luis Gonzalez, L OBP: 0.384, SLG: 0.569 (1, 7)	3-1 F9			1-1 P5		0-3 K		2-1 G4-3		4	0	0	0	0	1	0
Shea Hillenbrand, R OBP: 0.330, SLG: 0.410 (1, 3)		1-0 WP G6-3 2B		1-2 1B 1B		0-1 E5 WP		1-1 G5-3		4	1	2	0	0	0	0
Steve Finley, L OBP: 0.314, SLG: 0.525 (1, 8)		0-3 K		0-2 SAFE 1B		1-0 G1-3			2-2 G3-1	4	0	1	0	0	1	2
Danny Bautista, R OBP: 0.368, SLG: 0.526 (1, 9)		2-1 G6-3		0-1 G5-3			2-3 K		1-3 K	4	0	0	1	0	2	2
Chad Tracy, L OBP: 0.418, SLG: 0.492 (1, 5)		0-1 G3		1-2 G6-3 1B		1-0 L8		3-1 1B 1B	4	0	2	0	0	0	0	
Brent Mayne, L OBP: 0.321, SLG: 0.370 (1, 2)			0-1 G3		0-0 G6-3		0-1 1B 1B		1-2 1B 1B	4	0	2	0	0	0	1
Steve Sparks, R OBP: 0.082, SLG: 0.083 (1, 1)			2-3 K		0-1 1B		0-0 1B		0-1 G4-3	2	0	1	0	0	1	0
Randy Choate, L (7, 1)										0	0	0	0	0	0	0
36 Brian Bruney, R (7, 1)										0	0	0	0	0	0	0
Doug DeVore, L OBP: 0.250, SLG: 0.250 (7, PH)										1	0	1	0	0	0	0
Oscar Villarreal, L (8, 1)										0	0	0	0	0	0	0
Carlos Baerga, S OBP: 0.316, SLG: 0.375 (9, PH)										1	0	0	0	0	0	2

Inning Stats	R: 0	H: 0	E: 0	K: 1	S: 10	LOB: 0	BB: 0	P: 17
Inning Stats	R: 0	H: 0	E: 0	K: 1	S: 10	LOB: 0	BB: 0	P: 17
	R: 1	H: 1	E: 0	K: 1	S: 10	LOB: 0	BB: 0	P: 13
	R: 0	H: 0	E: 0	K: 1	S: 8	LOB: 0	BB: 0	P: 12
	R: 0	H: 2	E: 0	K: 0	S: 13	LOB: 2	BB: 0	P: 17
	R: 0	H: 2	E: 0	K: 0	S: 9	LOB: 1	BB: 0	P: 13
	R: 0	H: 0	E: 1	K: 1	S: 8	LOB: 1	BB: 0	P: 9
	R: 0	H: 2	E: 0	K: 1	S: 9	LOB: 2	BB: 0	P: 13
	R: 0	H: 0	E: 0	K: 0	S: 7	LOB: 0	BB: 0	P: 13
	R: 0	H: 2	E: 0	K: 1	S: 14	LOB: 2	BB: 0	P: 21
	1B: 8	2B: 1	3B: 0	HR: 0	SF: 0	SAC: 0	DP: 1	HBP: 0


BOTTOM

Philadelphia Phillies @ Arizona Diamondbacks
Bank One Ballpark, Phoenix, AZ

Sun May 09 2004, 8:05 PM EDT
Att. 29,637 - Dome - 81 F

livebaseballscorecards.com

AB	36
R	1
H	9
RBI	1
BB	0
SO	6
LOB	10



WP: 2	PA: 36
PB: 0	
SB: 0	
CS: 0	

Batter	1	2	3	4	5	6	7	8	9	AB R H RBI BB SO LOB	TOP											
Marlon Byrd, R OBP: 0.331, SLG: 0.350 (1, 8)	0-3 K	0-3 K		1-2 3B	4-2 BB			0-1 P4		4 0 1 3 1 2 1												
11 Jimmy Rollins, S OBP: 0.284, SLG: 0.311 (1, 6)	1-0 2B 1B		3-1 G4-3	3-3 K	2-2 F8			1-0 1B 1B		5 2 2 0 0 1 4												
Bobby Abreu, L OBP: 0.358, SLG: 0.505 (1, 9)	0-1 3B 2B		1-3 K		1-2 G6-3	1-2 G3-1		4-1 1B 1B BB		4 2 1 1 1 1 0												
Jim Thome, L OBP: 0.421, SLG: 0.694 (1, 3) Shawn Wooten, R OBP: 0.278, SLG: 0.250 (6, PH) (6, 3)	1-1 3B		1-1 L7		1-1 1B 1B	0-1 F8		3-1 1B 1B WP 1B		3 1 2 1 0 0 0 2 0 1 1 0 0 0												
Pat Burrell, R OBP: 0.415, SLG: 0.500 (1, 7)	1-1 F8			0-0 26 1B 3B 1B	3-1 1B 26 FC4-6 1B	3-1 F8		2-1 1B WP 1B		5 2 3 1 0 0 1												
Mike Lieberthal, R OBP: 0.302, SLG: 0.392 (1, 2)	3-2 F8			1-0 P4	0-1 26 FC4-6 1B		2-2 G4-3	1-3 K		5 1 1 1 0 1 4												
David Bell, R OBP: 0.322, SLG: 0.410 (1, 5)			2-2 F9	3-1 26 1B 3B 1B	4-0 26 FC4-6 IBB		1-2 G5-3	1-3 K		4 1 1 0 0 1 1 0												
26 Chase Utley, L OBP: 0.400, SLG: 0.600 (1, 4) Rheal Cormier, L (7, 1)		0-1		1-2 3B 1B	0-0 FC4-6		1-1 G4-3		3-1 G1-3	4 1 2 1 0 0 2 0 0 0 0 0 0 0 1 0												
Ricky Ledee, L OBP: 0.419, SLG: 0.630 (9, PH) Jim Crowell, L (9, 1) Tim Worrell, R (9, 1)				1-2 3B 1B	1-2 2-3 3-H																	
Kevin Millwood, R OBP: 0.059, SLG: 0.059 (1, 1) Tomas Perez, S OBP: 0.278, SLG: 0.545 (7, 4)		0-3 K		2-3 K	0-1 BB 1B			2-2 P6	1-0 P4	3 0 1 1 0 2 4 2 0 0 0 0 0 0												
Inning Stats	R: 2 E: 0 K: 1 S: 13	H: 3 LOB: 1 BB: 0 P: 19	R: 0 E: 0 K: 2 S: 12	H: 1 LOB: 1 BB: 0 P: 14	R: 0 E: 0 K: 1 S: 7	H: 0 LOB: 0 BB: 0 P: 12	R: 3 E: 0 K: 2 S: 19	H: 4 LOB: 1 BB: 0 P: 30	R: 3 E: 0 K: 0 S: 18	H: 4 LOB: 3 BB: 2 P: 33	R: 0 E: 0 K: 0 S: 7	H: 0 LOB: 0 BB: 0 P: 11	R: 0 E: 0 K: 0 S: 8	H: 0 LOB: 0 BB: 0 P: 12	R: 2 E: 0 K: 1 S: 15	H: 3 LOB: 2 BB: 1 P: 28	R: 0 E: 0 K: 1 S: 6	H: 0 LOB: 0 BB: 0 P: 11	1B: 11 2B: 2 3B: 2 HR: 0	SF: 0 SAC: 0 DP: 0 HBP: 0	WP: 2 PB: 0 SB: 1 CS: 0	PA: 45
PITCHER	IP WLS BF H R ER SO BB IBB HBP BLK WP HR S P ERA WHIP																					
Jerome Williams, R ERA: 4.01 (1, 1)	3.1 L 15 5 3 3 4 0 0 0 0 0 0 34 48 8.10 1.500																					
Wayne Franklin, L ERA: 6.23 (4, 1)	1.1 11 6 5 5 2 0 1 0 0 0 0 27 46 33.75 4.500																					
Tyler Walker, R ERA: 0.96 (5, 1)	2.1 9 1 0 0 0 1 0 0 0 0 0 23 37 0.00 0.857																					
Jason Christiansen, L ERA: 4.0 (8, 1)	0.2 6 3 2 2 0 1 0 0 0 0 1 0 12 24 27.00 6.000																					
Jim Brower, R ERA: 3.04 (8, 1)	1.1 4 0 0 0 2 0 0 0 0 0 1 0 9 15 0.00 0.000																					

Philadelphia Phillies @ San Francisco Giants
SBC Park, San Francisco, CA
Tue May 11 2004, 10:15 PM EDT
Att. 35,759 - Sunny - 57 F

livebaseballscorecards.com

AB	42
R	10
H	15
RBI	10
BB	3
SO	8
LOB	16



Batter	1	2	3	4	5	6	7	8	9	AB	R	H	RBI	BB	SO	LOB
Michael Tucker, L (1, 9) OBP: 0.327, SLG: 0.368 Jeffrey Hammonds, R (7, PH) OBP: 0.306, SLG: 0.339 Jason Christiansen, R (8, 1) Jim Brower, R (8, 1) OBP: 0.500, SLG: 0.500 Edgardo Alfonzo, R (9, PH) OBP: 0.333, SLG: 0.320	0-3 K		2-1 L9			0-3 K	1-3 K		2-0 1B	3	0	0	0	0	2	0
J.T. Snow, L (1, 3) OBP: 0.319, SLG: 0.333 Brian Dallimore, R (6, 5) OBP: 0.308, SLG: 0.324	1-3 K			1-1 2B G4-3 1B		4-2 BB		1-2 F7	0-0 P4	2	1	1	0	0	1	0
Marquis Grissom, R (1, 8) OBP: 0.379, SLG: 0.559	1-0 F9			3-2 G4-3 1-3 2B		3-2 P3		0-0 1B		4	0	2	0	0	0	1
Barry Bonds, L (1, 7) OBP: 0.642, SLG: 0.899		0-0 1B G3-6-3 2B		4-0 G4-3 IBB		0-0 L6		3-2 F7		3	1	1	0	1	0	2
Pedro Feliz, R (1, 5) OBP: 0.309, SLG: 0.495		1-1 G3-6-3 1B		1-0 G4-3		0-0 HR		1-0 G5-3		4	1	2	1	0	0	3
A.J. Pierzynski, L (1, 2) OBP: 0.275, SLG: 0.295		2-2 G3-6-3		0-2 F8		0-1 2B			0-1 E6 2B 1B	4	1	1	0	0	0	2
Deivi Cruz, R (1, 6) OBP: 0.280, SLG: 0.364		2-2 P3		0-2 G6-3		1-2 P4			2-1 F8	4	0	0	0	0	0	2
Neifi Perez, S (1, 4) OBP: 0.262, SLG: 0.291			0-0 B4-3		3-2 F9		1-3 K		1-2 1B 2B	4	0	1	0	0	1	1
Jerome Williams, R (1, 1) OBP: 0.154, SLG: 0.154 Wayne Franklin, L (4, 1) Tyler Walker, R (5, 1) Dustan Mohr, R (7, PH) OBP: 0.282, SLG: 0.281		0-0 G3-1		3-2 G3-1		4-1 BB			1-2 P4	1	0	0	0	0	0	0

Inning Stats	R: 0	H: 0	R: 1	H: 2	R: 0	H: 0	R: 1	H: 2	R: 0	H: 0	R: 1	H: 2	R: 0	H: 1	R: 1	H: 2	R: 0	H: 1	R: 1	H: 2	1B: 4	SF: 0	WP: 0	PA: 38
	E: 0	LOB: 0	E: 0	LOB: 0	E: 0	LOB: 0	E: 0	LOB: 1	E: 0	LOB: 0	E: 0	LOB: 2	E: 0	LOB: 1	E: 1	LOB: 2	E: 0	LOB: 1	E: 1	LOB: 2	2B: 4 <td>SAC: 0 <td>PB: 0 <td></td> </td></td>	SAC: 0 <td>PB: 0 <td></td> </td>	PB: 0 <td></td>	
	K: 2	BB: 0	K: 0	BB: 0	K: 0	BB: 0	K: 0	BB: 1	K: 1	BB: 1	K: 2	BB: 1	K: 0	BB: 0	K: 0	BB: 0	K: 0	BB: 0	K: 0	BB: 0	3B: 0	DP: 2 <td>SB: 0</td> <td></td>	SB: 0	
	S: 7	P: 9	S: 9	P: 14	S: 4	P: 6	S: 9	P: 18	S: 9	P: 15	S: 11	P: 18	S: 14	P: 21	S: 14	P: 20	S: 8	P: 13	S: 14	P: 20	HR: 1	HBP: 0	CS: 0	

PITCHER	IP	WLS	BF	H	R	ER	SO	BB	IBB	HBP	BLK	WP	HR	S	P	ERA	WHIP
Kevin Millwood, R (1, 1) ERA: 3.55	6.2	W	27	6	3	3	4	2	1	0	0	0	1	60	97	4.05	1.200
Rheal Cormier, L (7, 1) ERA: 3.63	1.1		5	1	0	0	1	0	0	0	0	0	0	11	17	0.00	0.750
Jim Crowell, L (9, 1) ERA: 9.0	0.2		5	2	1	0	0	0	0	0	0	0	0	13	19	0.00	3.000
Tim Worrell, R (9, 1) ERA: 2.7	0.1		1	0	0	0	0	0	0	0	0	0	0	1	1	0.00	0.000

BOTTOM

Philadelphia Phillies @ San Francisco Giants
SBC Park, San Francisco, CA
Tue May 11 2004, 10:15 PM EDT
Att: 35,759 - Sunny - 57 F

livebaseballscorecards.com

AB	35
R	4
H	9
RBI	2
BB	3
SO	5
LOB	17



Batter	1	2	3	4	5	6	7	8	9	AB R H RBI BB SO LOB	TOP											
Marlon Byrd, R (1, 8) OBP: 0.325, SLG: 0.343	0-0 FC6-4 1B		1-2 F8		0-3 K		0-0 FC5-4		1-1 F8	5 0 1 0 0 1 3	Philadelphia Phillies @ San Francisco Giants SBC Park, San Francisco, CA Wed May 12 2004, 10:15 PM EDT Att. 35,849 - Sunny - 58 F											
11 Jimmy Rollins, S (1, 6) OBP: 0.275, SLG: 0.300	0-0 P5		1-0 P6		3-2 G4-3		1-1 F9			4 0 0 0 0 0 3												
Bobby Abreu, L (1, 9) OBP: 0.355, SLG: 0.522	2-2 FC6-4 S 1-2f		3-2 G4-3		3-2 G4-3		1-2 HR			4 1 1 1 0 0 1												
Pat Burrell, R (1, 7) OBP: 0.402, SLG: 0.481	2-3 K 1-2			0-3 K		3-2 G1-3		1-0 G5-3		4 0 0 0 0 2 1												
David Bell, R (1, 5) OBP: 0.336, SLG: 0.439		0-0 HR		4-2 2B 26 G6-3 BB		4-1 FC5-4 BB		0-3 K		2 2 1 1 2 1 0												
Mike Lieberthal, R (1, 2) OBP: 0.300, SLG: 0.396		0-0 F9		2-2 1-3 2B		0-0 FC5-4 1-2f		1-2 G3		4 0 1 0 0 0 1												
26 Chase Utley, L (1, 4) OBP: 0.333, SLG: 0.444		3-3 K		2-1 G6-3 3-H		0-1 G6-3		0-1 1B		4 0 1 1 0 1 1												
Shawn Wooten, R (1, 3) OBP: 0.318, SLG: 0.316		1-1 2B		0-0 F9		4-1 FC5-4 1B BB		1-2 F8		3 0 1 0 1 0 2												
Randy Wolf, L (1, 1) OBP: 0.375, SLG: 0.667		0-0 P5			1-1 F7		3-1 FC5-4 1B		1-3 K	2 0 0 0 0 0 1												
Ricky Ledee, L (7, PH) OBP: 0.438, SLG: 0.643										1 0 1 0 0 0 0												
63 Ryan Madson, L (7, 1)										0 0 0 0 0 0 0												
Jim Thome, L (9, PH) OBP: 0.421, SLG: 0.694										0 0 0 0 0 0 0												
Jason Michaels, R (9, PH) OBP: 0.235, SLG: 0.188										1 0 0 0 0 1 1												
Inning Stats	R: 0 E: 0 K: 1 S: 9	H: 1 LOB: 1 BB: 0 P: 13	R: 1 E: 0 K: 1 S: 8	H: 2 LOB: 1 BB: 0 P: 12	R: 0 E: 0 K: 0 S: 8	H: 0 LOB: 0 BB: 0 P: 13	R: 1 E: 0 K: 1 S: 14	H: 1 LOB: 1 BB: 1 P: 22	R: 0 E: 0 K: 1 S: 8	H: 0 LOB: 0 BB: 0 P: 12	R: 0 E: 0 K: 0 S: 11	H: 0 LOB: 1 BB: 1 P: 21	R: 0 E: 0 K: 0 S: 8	H: 1 LOB: 2 BB: 1 P: 16	R: 1 E: 0 K: 1 S: 10	H: 1 LOB: 0 BB: 0 P: 13	R: 0 E: 0 K: 1 S: 10	H: 1 LOB: 1 BB: 0 P: 13	1B: 3 2B: 2 3B: 0 HR: 2	SF: 0 SAC: 0 DP: 0 HBP: 0	WP: 0 PB: 0 SB: 1 CS: 0	PA: 37
PITCHER	IP WLS BF H R ER SO BB IBB HBP BLK WP HR S P ERA WHIP																					
Jason Schmidt, R (1, 1) ERA: 3.79	8.0 W 33 6 3 3 5 3 0 0 0 0 2 76 122 3.38 1.125																					
Matt Herges, R (9, 1) ERA: 5.89	1.0 S 4 1 0 0 1 0 0 0 0 0 0 10 13 0.00 1.000																					

livebaseballscorecards.com

AB	34
R	3
H	7
RBI	3
BB	3
SO	6
LOB	14



Batter	1	2	3	4	5	6	7	8	9	AB	R	H	RBI	BB	SO	LOB	BOTTOM			
Jeffrey Hammonds, R OBP: 0.316, SLG: 0.409 (1, 9) C T X	0-2 HR		0-2 L9 		2-3 K 		1-2 2B			4	1	2	1	0	1	0	<p>Philadelphia Phillies @ San Francisco Giants</p> <p>SBC Park, San Francisco, CA</p> <p>Wed May 12 2004, 10:15 PM EDT</p> <p>Att. 35,849 - Sunny - 58 F</p> <p>livebaseballscorecards.com</p>			
Edgardo Alfonzo, R OBP: 0.330, SLG: 0.327 (1, 5) C X	0-1 G4-6-3 2B		2-0 G1-3 		0-1 F9 		0-0 G6-3 			4	0	1	0	0	0	1				
Marquis Grissom, R OBP: 0.383, SLG: 0.554 (1, 8) B C F B D X	4-2 G4-6-3 BB		0-0 G5-3 		3-2 1B		0-1 F9 			3	0	1	0	1	0	1				
Barry Bonds, L OBP: 0.621, SLG: 0.849 (1, 7) F B X	1-1 G4-6-3 1-2 2-3			0-1 F7 	1-1 L7 			1-0 G3 		4	0	0	0	0	0	3				
Pedro Feliz, R OBP: 0.317, SLG: 0.556 Matt Herges, L (9, 1) C F S	0-3 K 			0-0 HR		1-2 HR		1-3 K 		4	2	2	2	0	2	1				
Deivi Cruz, R OBP: 0.276, SLG: 0.385 (1, 6) B X		1-0 F9 		2-0 2B		0-2 G6-3 		1-2 G3 		4	0	1	0	0	0	0				
A.J. Pierzynski, L OBP: 0.266, SLG: 0.286 (1, 2) F B X		1-2 G1 		1-0 L4 		1-2 G3 				3	0	0	0	0	0	1				
Neifi Perez, S OBP: 0.264, SLG: 0.286 (1, 4) C B X		1-1 G5-3 		4-0 IBB		0-0 G6-3 				2	0	0	0	1	0	0				
Jason Schmidt, R OBP: 0.083, SLG: 0.333 J.T. Snow, L OBP: 0.319, SLG: 0.333 (9, 3) X			0-0 HR		2-3 K 		2-1 G6-3 			3	1	1	1	0	1	2				
										0	0	0	0	0	0	0				
Inning Stats	R: 1 E: 0 K: 1 S: 13	H: 2 LOB: 1 BB: 1 P: 18	R: 0 E: 0 K: 0 S: 6	H: 0 LOB: 0 BB: 0 P: 9	R: 1 E: 0 K: 0 S: 6	H: 1 LOB: 0 BB: 0 P: 8	R: 1 E: 0 K: 1 S: 8	H: 2 LOB: 2 BB: 1 P: 17	R: 0 E: 0 K: 1 S: 10	H: 1 LOB: 1 BB: 0 P: 16	R: 1 E: 0 K: 0 S: 10	H: 1 LOB: 0 BB: 0 P: 12	R: 0 E: 0 K: 0 S: 8	H: 0 LOB: 1 BB: 0 P: 11	R: 0 E: 0 K: 1 S: 8	H: 0 LOB: 0 BB: 0 P: 11	1B: 1 2B: 3 3B: 0 HR: 4	SF: 0 SAC: 0 DP: 1 HBP: 0	WP: 0 PB: 0 SB: 0 CS: 0	PA: 33
PITCHER	IP WLS L	WLS L	IP WLS L	IP WLS L	IP WLS L	IP WLS L	IP WLS L	IP WLS L	IP WLS L	IP WLS L	IP WLS L	IP WLS L	IP WLS L	IP WLS L	IP WLS L	IP WLS L	ERA WHIP	ERA WHIP		
Randy Wolf, L ERA: 3.2 63 Ryan Madson, R ERA: 0.42	(1, 1) 6.0 L	(7, 1) 2.0 7	(1, 1) 6.0 L	(1, 1) 6.0 L	(1, 1) 6.0 L	(1, 1) 6.0 L	(1, 1) 6.0 L	(1, 1) 6.0 L	(1, 1) 6.0 L	(1, 1) 6.0 L	(1, 1) 6.0 L	(1, 1) 6.0 L	(1, 1) 6.0 L	(1, 1) 6.0 L	(1, 1) 6.0 L	(1, 1) 6.0 L	0.00 0.500			



Batter	1	2	3	4	5	6	7	8	9	AB R H RBI BB SO LOB	TOP			
Marlon Byrd, R OBP: 0.320, SLG: 0.330 (1, 8) 	1-0 	0-1 			0-0 		4-1 		1-2 	4 0 0 0 1 0 1				
11 Jimmy Rollins, S OBP: 0.264, SLG: 0.287 (1, 6) 	0-0 		1-2 		0-1 		2-1 		2-1 	5 0 0 0 0 0 1				
David Bell, R OBP: 0.341, SLG: 0.436 (1, 5) 	2-1 		1-1 		4-2 		2-1 			3 0 1 0 1 0 0				
Jim Thome, L OBP: 0.415, SLG: 0.679 (1, 3) 		0-1 	3-3 		2-2 		0-0 			4 1 1 0 0 1 3				
Pat Burrell, R OBP: 0.405, SLG: 0.491 (1, 7) 		2-0 		2-1 		2-1 		1-2 		4 1 2 1 0 0 0				
Jason Michaels, R OBP: 0.333, SLG: 0.389 (1, 9) 		4-2 		1-1 		4-2 		0-1 		2 2 1 1 2 0 1				
26 Chase Utley, L OBP: 0.231, SLG: 0.308 (1, 4) 		0-1 		2-2 		2-2 		1-3 		4 0 0 0 0 1 4				
Todd Pratt, R OBP: 0.375, SLG: 0.400 (1, 2) 		1-1 		0-1 		2-1 		1-0 		3 0 1 1 0 0 2				
Vicente Padilla, R OBP: 0.182, SLG: 0.182 (7, 1) Rheal Cormier, L (7, 1) Tim Worrell, R (7, 1) Ricky Ledee, L (9, PH) Amaury Telemaco, R (9, 1) 63 Ryan Madson, L (9, 1) 		3-2 		0-3 		0-2 		1-3 		3 0 1 1 0 1 1 0 0 0 0 0 0 0 0 0 0 0 0 0 0 1 0 0 0 0 0 1 0 0 0 0 0 0 0 0 0 0 0 0 0 0				
Inning Stats	R: 0 H: 0 E: 0 LOB: 0 K: 0 BB: 0 S: 4 P: 7	R: 3 H: 3 E: 0 LOB: 1 K: 0 BB: 1 S: 14 P: 24	R: 0 H: 0 E: 0 LOB: 0 K: 1 BB: 0 S: 8 P: 13	R: 1 H: 2 E: 0 LOB: 1 K: 1 BB: 0 S: 13 P: 18	R: 0 H: 0 E: 0 LOB: 1 K: 0 BB: 1 S: 8 P: 14	R: 0 H: 0 E: 0 LOB: 1 K: 0 BB: 1 S: 10 P: 20	R: 0 H: 1 E: 0 LOB: 2 K: 0 BB: 1 S: 10 P: 18	R: 0 H: 1 E: 0 LOB: 1 K: 1 BB: 0 S: 11 P: 14	R: 0 H: 0 E: 0 LOB: 0 K: 1 BB: 0 S: 8 P: 12	1B: 4 SF: 1 2B: 2 SAC: 0 3B: 0 DP: 0 HR: 1 HBP: 0	WP: 0 PA: 38 PB: 0 SB: 0 CS: 0			
PITCHER	IP WLS BF H R ER SO BB IBB HBP BLK WP HR S P ERA WHIP												PITCHER	IP WLS BF H R ER SO BB IBB HBP BLK WP HR S P ERA WHIP
Kirk Rueter, L (1, 1) ERA: 5.52	6.2 L 30 6 4 4 2 4 0 0 0 0 0 1 66 113 5.40 1.500													
Scott Eyre, L (7, 1) ERA: 3.86	0.1 1 0 0 0 0 0 0 0 0 0 0 0 1 1 0.00 0.000													
Jim Brower, R (8, 1) ERA: 2.92	1.0 4 1 0 0 1 0 0 0 0 0 0 0 11 14 0.00 1.000													
Felix Rodriguez, R (9, 1) ERA: 2.45	1.0 3 0 0 0 1 0 0 0 0 0 0 0 8 12 0.00 0.000													

Philadelphia Phillies @ San Francisco Giants
SBC Park, San Francisco, CA
Thu May 13 2004, 3:35 PM EDT
Att. 39,651 - Cloudy - 60 F

livebaseballscorecards.com

AB	33
R	4
H	7
RBI	4
BB	4
SO	4
LOB	13



Batter	1	2	3	4	5	6	7	8	9	AB R H RBI BB SO LOB	TOP											
Doug Glanville, R (1, 8) OBP: 0.265, SLG: 0.313	0-3 K		3-1 G1-3		1-0 F8		2-1 G6-3		0-2 P4	5 0 0 0 0 1 1												
11 Jimmy Rollins, S (1, 6) OBP: 0.277, SLG: 0.300	0-0 1B 1B		0-1 FC6-5-4 S BB		0-0 HR 1B		0-1 2B 1B		0-0 G4-3	5 3 3 0 0 0 1												
Bobby Abreu, L (1, 9) OBP: 0.371, SLG: 0.551	2-1 F7		4-2 S BB		2-1 HR		2-2 2B 1B		4-1 BB	3 2 2 2 2 0 1												
Pat Burrell, R (1, 7) OBP: 0.419, SLG: 0.535	2-0 2-H 1B		4-1 1-2 2-3 IBB		1-1 HR		2-1 1-H 2-H 2B		0-1 G4-3	4 1 3 4 1 0 1												
Jim Thome, L (1, 3) OBP: 0.410, SLG: 0.664	1-3 K		0-1 F7		0-0 1B		1-1 F8			4 0 1 0 0 1 4												
Mike Lieberthal, R (1, 2) OBP: 0.298, SLG: 0.385		1-0 G5-3		2-0 G1-3		3-2 F8		1-1 HBP		3 0 0 0 0 0 1												
David Bell, R (1, 5) OBP: 0.331, SLG: 0.421		0-1 P3		1-0 G1-3		0-0 P2		2-2 L5		4 0 0 0 0 0 1												
Tomas Perez, S (1, 4) OBP: 0.250, SLG: 0.486		0-1 G5-3		1-1 G3-1		1-3 K2-3		0-3 K		4 0 0 0 0 2 1												
Eric Milton, L (1, 1) OBP: 0.200, SLG: 0.143			0-1 11 FC6-5-4 G1-3 1B		1-3 K		0-3 K		2-3 K	3 0 1 0 0 2 0												
Rheal Cormier, L (7, 1)										1 0 0 0 0 1 1												
Tim Worrell, R (9, 1)										0 0 0 0 0 0 0												
Inning Stats	R: 1 E: 0 K: 2 S: 10	H: 2 LOB: 1 BB: 0 P: 15	R: 0 E: 0 K: 0 S: 5	H: 0 LOB: 0 BB: 0 P: 6	R: 0 E: 0 K: 0 S: 12	H: 1 LOB: 3 BB: 2 P: 23	R: 0 E: 0 K: 0 S: 4	H: 0 LOB: 0 BB: 0 P: 8	R: 3 E: 0 K: 1 S: 17	H: 4 LOB: 1 BB: 0 P: 25	R: 0 E: 0 K: 2 S: 7	H: 0 LOB: 0 BB: 0 P: 8	R: 2 E: 0 K: 0 S: 12	H: 3 LOB: 0 BB: 0 P: 18	R: 0 E: 0 K: 2 S: 12	H: 0 LOB: 1 BB: 0 P: 17	R: 0 E: 0 K: 0 S: 7	H: 0 LOB: 1 BB: 1 P: 11	1B: 7 2B: 1 3B: 0 HR: 2	SF: 0 SAC: 0 DP: 0 HBP: 1	WP: 0 PB: 0 SB: 3 CS: 0	PA: 40
PITCHER	IP WLS BF H R ER SO BB IBB HBP BLK WP HR S P ERA WHIP												PITCHER	IP WLS BF H R ER SO BB IBB HBP BLK WP HR S P ERA WHIP								
Joe Kennedy, L (1, 1) ERA: 2.85	6.0 L 27 7 4 4 5 1 1 0 0 0 2 55 85 6.00 1.333																					
Tim Harikkala, R (7, 1) ERA: 3.0	0.2 4 3 2 2 0 0 0 0 0 0 0 0 10 15 27.00 4.500																					
Javier López, L (7, 1) ERA: 10.8	0.1 1 0 0 0 0 0 0 0 0 0 0 0 2 3 0.00 0.000																					
Vladimir Nunez, R (8, 1) ERA: 4.86	1.0 4 0 0 0 2 0 0 0 1 0 0 0 12 17 0.00 0.000																					
Steve Reed, R (9, 1) ERA: 1.76	1.0 4 0 0 0 0 0 1 0 0 0 0 0 7 11 0.00 1.000																					

Philadelphia Phillies @ Colorado Rockies
Coors Field, Denver, CO
Fri May 14 2004, 7:05 PM MDT
Att. 32,171 - Cloudy - 57 F

AB	36
R	6
H	10
RBI	6
BB	3
SO	7
LOB	12



WP	0	PA	40
PB	0		
SB	3		
CS	0		

livebaseballscorecards.com

Batter	1	2	3	4	5	6	7	8	9	AB	R	H	RBI	BB	SO	LOB
Aaron Miles, S OBP: 0.277, SLG: 0.361 (1, 4)	1-2 G6-3		0-2 F9		4-0 SH5-3 BB		1-1 G1-3		1-1 G6-3	4	0	0	0	1	0	0
Royce Clayton, R OBP: 0.357, SLG: 0.453 (1, 6)	2-3 K		0-1 17 PB 2B		0-1 SH5-3		1-1 G1-3		0-2 17 F7 2B	4	0	2	0	0	1	0
17 Todd Helton, L OBP: 0.449, SLG: 0.548 (1, 3)	0-0 F7		4-1 G5-4-3 BB		1-1 F7		2-1 BB 1B HBP		0-0 F7	3	1	0	0	1	0	2
Vinny Castilla, R OBP: 0.399, SLG: 0.648 (1, 5) Denny Hocking, S OBP: 0.264, SLG: 0.224 (9, PR)		2-0 HR	1-0 G5-4-3		2-1 5 F8 1B		4-1 1B BB		4-1 BB BB	3	1	2	1	2	0	2
Jeremy Burnitz, L OBP: 0.383, SLG: 0.640 (1, 8)		0-0 1B G4-6-3 2B		1-1 HR		1-1 P3		1-2 FC6-4 1B	0-0 G3	5	2	3	2	0	0	3
Charles Johnson, R OBP: 0.404, SLG: 0.566 (1, 2)		0-0 G4-6-3 5 BB 1B		4-2 5 G4-3 BB		1-1 BB 1B		0-0 FC6-4		3	0	2	0	1	0	2
5 Matt Holliday, R OBP: 0.368, SLG: 0.517 (1, 7)		4-2 G4-6-3 BB		1-2 G4-3		0-0 F8		1-1 G6-3		3	0	0	0	1	0	3
Kit Pellow, R OBP: 0.301, SLG: 0.333 (1, 9)		1-1 G4-6-3		0-0 P6		4-0 BB		1-2 G5-3		3	0	0	0	1	0	2
Joe Kennedy, R OBP: 0.250, SLG: 0.200 (1, 1) Todd Greene, R OBP: 0.311, SLG: 0.452 (6, PH) Tim Hankalia, R (7, 1) Javier López, L (7, 1) Vladimir Nunez, R (8, 1) Luis Gonzalez, R OBP: 0.336, SLG: 0.469 (8, PH) Steve Reed, R (9, 1)		2-1 G6-3		1-2 F9		2-2 F8		1-1 G4-3		2	0	0	0	0	0	1

BOTTOM

Philadelphia Phillies @ Colorado Rockies
Coors Field, Denver, CO

Fri May 14 2004, 7:05 PM MDT
Att: 32,171 - Cloudy - 57 F

livebaseballscores.com

AB	32
R	4
H	9
RBI	3
BB	7
SO	1
LOB	18



Inning Stats		R: 0	H: 0	E: 0	K: 1	S: 9	R: 2	H: 3	E: 0	K: 0	S: 12	R: 0	H: 1	E: 0	K: 0	S: 7	R: 1	H: 1	E: 0	K: 0	S: 11	R: 0	H: 0	E: 0	K: 0	S: 7	R: 0	H: 2	E: 0	K: 0	S: 10	R: 1	H: 1	E: 0	K: 0	S: 11	R: 0	H: 0	E: 0	K: 0	S: 8	R: 0	H: 1	E: 0	K: 0	S: 8	1B: 4	SF: 0	2B: 3	SAC: 1	3B: 0	DP: 3	HR: 2	HBP: 1	WP: 0	PA: 41
--------------	--	------	------	------	------	------	------	------	------	------	-------	------	------	------	------	------	------	------	------	------	-------	------	------	------	------	------	------	------	------	------	-------	------	------	------	------	-------	------	------	------	------	------	------	------	------	------	------	-------	-------	-------	--------	-------	-------	-------	--------	-------	--------

PITCHER															IP	WLS	BF	H	R	ER	SO	BB	IBB	HBP	BLK	WP	HR	S	P	ERA	WHIP
Eric Milton, L (1, 1)	6.0	W	27	7	3	3	1	5	0	0	0	0	2	56	95	4.50	2.000														
Rheal Cormier, L (7, 1)	2.0	H	9	1	1	0	1	0	1	0	0	0	0	19	31	4.50	1.000														
Tim Worrell, R (9, 1)	1.0	S	5	1	0	0	0	1	0	0	0	0	0	8	13	0.00	2.000														

Batter	1	2	3	4	5	6	7	8	9	AB	R	H	RBI	BB	SO	LOB	TOP								
Marlon Byrd, R OBP: 0.328, SLG: 0.347 (1, 8)	0-3 K	1-0 F8		0-2 1B 1B	2-2 F9		1-1 WP SF7 11 G1-3 1B	0-0 HR 2B		6	3	3	2	0	1	1									
11 Jimmy Rollins, S OBP: 0.294, SLG: 0.325 (1, 6)	1-0 2B 1B		1-0 BB SF9 1B	1-0 1B FC4-6 1B		0-0 F8 1B 2B	0-1 SAFE G1-3 1-2	0-1 L1		6	4	4	1	0	0	3									
Bobby Abreu, L OBP: 0.389, SLG: 0.595 (1, 9)	1-2 1B 2B		4-2 SAFE SF9 BB 1-2 WP BB	1-1 FC4-6 1B		4-0 S E 1B BB	1-0 SAFE SF7 2-H	2-2 HR		3	4	3	5	2	0	0									
Jim Thome, L OBP: 0.414, SLG: 0.650 Shawn Wooten, R OBP: 0.318, SLG: 0.316 (1, 3) (8, PR) (8, 3)	2-2 1B 1B		4-2 SAFE WP BB 1-2 2-3	2-1 FC4-6 WP 1-2f 3-H		0-0 F8 2-3	1-1 SAFE E1 2-H 3-H	4-1 BB		4	0	1	3	2	0	3									
Pat Burrell, R OBP: 0.408, SLG: 0.521 Jim Crowell, L Brian Powell, R (1, 7) (8, 1) (9, 1)	3-3 K		2-2 SAFE SF9 2-3 3-H	0-3 K		1-2 E 1B	3-3 SAFE K	1-2 K		5	1	1	2	0	4	4									
Mike Lieberthal, R OBP: 0.300, SLG: 0.382 (1, 2)	2-2 1B		1-1 G6-3	1-3 K		3-2 E5 26 FC6 1B		0-2 26 FC3-6 1B 2B	1-2 G5-3	6	1	2	1	0	1	3									
David Bell, R OBP: 0.353, SLG: 0.432 (1, 5)	3-2 F9		4-2 BB		4-2 39 SH3 BB	0-1 26 FC6 1B		1-2 26 FC3-6 1B		4	0	3	1	2	0	2									
26 Chase Utley, L OBP: 0.158, SLG: 0.211 (1, 4)		2-2 G4-3	0-0 F7		2-0 F7	0-2 FC6		1-2 FC3-6 BB 2B	1-2 G3	6	1	0	0	0	0	8									
39 Brett Myers, R OBP: 0.357, SLG: 0.462 Amaury Telemaco, R Ricky Ledee, L OBP: 0.429, SLG: 0.600 (1, 1) (7, 1) (8, PH) (8, 7)		0-3 K		2-2 1B 1B 2B	0-0 SH3	0-3 K		4-2 2B HR BB	1-0 P4	3	1	1	0	0	2	2									
Inning Stats	R: 2 E: 0 K: 2 S: 26	H: 4 LOB: 2 BB: 0 P: 38	R: 0 E: 0 K: 1 S: 8	H: 0 LOB: 0 BB: 0 P: 11	R: 2 E: 0 K: 0 S: 14	H: 1 LOB: 2 BB: 3 P: 30	R: 3 E: 0 K: 2 S: 20	H: 4 LOB: 1 BB: 0 P: 27	R: 0 E: 0 K: 0 S: 10	H: 0 LOB: 1 BB: 1 P: 18	R: 3 E: 1 K: 1 S: 18	H: 3 LOB: 2 BB: 1 P: 26	R: 1 E: 1 K: 1 S: 11	H: 1 LOB: 1 BB: 0 P: 17	R: 5 E: 0 K: 1 S: 23	H: 4 LOB: 1 BB: 2 P: 36	R: 0 E: 0 K: 0 S: 9	H: 1 LOB: 1 BB: 0 P: 12	1B: 13 2B: 4 3B: 0 HR: 1	SF: 2 SAC: 1 DP: 0 HBP: 0	WP: 3 PB: 0 SB: 1 CS: 0	PA: 54			
PITCHER	IP	WLS	BF	H	R	ER	SO	BB	IBB	HBP	BLK	WP	HR	S	P	ERA	WHIP								
Scott Elarton, R ERA: 9.8 (1, 1)	4.0	L	24	9	7	7	5	3	0	0	0	2	0	68	106	15.75	3.000								
Scott Dohmann, R ERA: 9.0 (5, 1)	2.0		12	3	3	2	1	2	0	0	0	0	0	28	44	9.00	2.500								
Vladimir Nunez, R ERA: 7.36 (7, 1)	1.2		13	5	6	6	1	2	0	0	0	1	1	31	49	32.40	4.200								
Jeff Fassero, L ERA: 6.1 (8, 1)	1.1		5	1	0	0	1	0	0	0	0	0	0	12	16	0.00	0.750								

Philadelphia Phillies @ Colorado Rockies
Coors Field, Denver, CO
Sat May 15 2004, 1:05 PM MDT
Att. 33,629 - Cloudy - 63 F

AB 44
R 16
H 18
RBI 15
BB 7
SO 8
LOB 27



livebaseballscores.com

Batter	1	2	3	4	5	6	7	8	9	AB R H RBI BB SO LOB	TOP																									
Marlon Byrd, R OBP: 0.317, SLG: 0.333 (1, 8)	1-0 G6-3	2-3 K			1-2 G4-3	0-1 G1-3		0-2 F9		5 0 0 0 0 1 3																										
11 Jimmy Rollins, S OBP: 0.291, SLG: 0.315 (1, 6)	0-0 F8	1-2 G3			1-1 G1-3		4-1 1B BB		3-2 G4-3	4 0 0 0 1 0 1																										
Bobby Abreu, L OBP: 0.390, SLG: 0.587 (1, 9)	3-2 HR 1B			3-3 K	2-0 G4-3		0-1 SAFE 1-2 FC5-4 1B		2-3 K	5 1 2 0 0 2 0																										
Jim Thome, L OBP: 0.421, SLG: 0.645 Doug Glanville, R OBP: 0.265, SLG: 0.313 (1, 3) (9, PR)	4-2 HR BB			0-3 K		0-0 26 HR 1B	1-3 K		1-0 S 1B	4 2 2 0 1 2 2 0 0 0 0 0 0 0																										
Ricky Ledee, L OBP: 0.425, SLG: 0.657 (1, 7)	3-2 HR 1-H 2-H			1-0 G5-3		0-0 26 HR 1B	1-2 F4		2-3 K	5 2 2 3 0 1 3																										
David Bell, R OBP: 0.350, SLG: 0.434 (1, 5)	2-2 2B			1-0 G6-3		2-2 F7	1-2 FC5-4			4 0 1 0 0 0 4																										
26 Chase Utley, L OBP: 0.174, SLG: 0.348 (1, 4)	2-1 G3-1			0-2 G6-3		0-0 1-H 2-H HR		1-2 G6-3		4 1 1 3 0 0 1																										
Todd Pratt, R OBP: 0.393, SLG: 0.391 (1, 2)				4-1 BB		1-2 1B		1-3 K		3 0 1 0 1 2 0																										
Kevin Millwood, R OBP: 0.105, SLG: 0.158 Shawn Wooten, R OBP: 0.304, SLG: 0.300 63 Ryan Madson, L (6, 1) Jason Michaels, R OBP: 0.364, SLG: 0.421 Rheal Cormier, L (8, 1)		0-3 E7 2B		3-3 K		3-2 F9		2-2 1B		2 0 1 0 0 1 1 1 0 0 0 0 0 1 0 0 0 0 0 0 0 1 0 1 0 0 0 0 0 0 0 0 0 0 0																										
Inning Stats	R: 3 E: 0 K: 0 S: 17	H: 3 LOB: 1 BB: 1 P: 32	R: 0 E: 1 K: 2 S: 12	H: 1 LOB: 1 BB: 0 P: 17	R: 0 E: 0 K: 2 S: 9	H: 0 LOB: 0 BB: 0 P: 13	R: 0 E: 0 K: 1 S: 8	H: 0 LOB: 1 BB: 1 P: 16	R: 0 E: 0 K: 0 S: 6	H: 0 LOB: 0 BB: 0 P: 10	R: 3 E: 0 K: 0 S: 19	H: 4 LOB: 1 BB: 0 P: 25	R: 0 E: 0 K: 1 S: 16	H: 1 LOB: 2 BB: 1 P: 23	R: 0 E: 0 K: 1 S: 13	H: 1 LOB: 1 BB: 0 P: 17	R: 0 E: 0 K: 2 S: 11	H: 1 LOB: 2 BB: 0 P: 19	1B: 7 2B: 2 3B: 0 HR: 2	SF: 0 SAC: 0 DP: 0 HBP: 0	WP: 0 PA: 41 PB: 0 SB: 2 CS: 0															
PITCHER	IP WLS BF H R ER SO BB IBB HBP BLK WP HR S P ERA WHIP																																			
Jason Young, R ERA: 10.13 (1, 1)	5.1		25	7	6	6	5	2	0	0	0	0	2	60	98	10.12	1.688																			
Steve Reed, R ERA: 1.69 (6, 1)	0.2		4	1	0	0	0	1	0	0	0	0	0	12	20	0.00	3.000																			
Jeff Fassero, L ERA: 5.73 (7, 1)	1.1		5	1	0	0	1	0	0	0	0	0	0	18	22	0.00	0.750																			
Tim Harikkala, R ERA: 2.84 (8, 1)	0.2	W	3	1	0	0	1	0	0	0	0	0	0	10	13	0.00	1.500																			
Shawn Chacon, R ERA: 3.45 (9, 1)	1.0	S	4	1	0	0	2	0	0	0	0	0	0	11	19	0.00	1.000																			

Philadelphia Phillies @ Colorado Rockies
Coors Field, Denver, CO
Sun May 16 2004, 1:05 PM MDT
Att. 33,623 - Cloudy - 72 F

AB	38
R	6
H	11
RBI	6
BB	3
SO	9
LOB	16



WP: 0	PA: 41
PB: 0	
SB: 2	
CS: 0	

ERA	WHIP

Batter	1	2	3	4	5	6	7	8	9
Luis Gonzalez, R OBP: 0.298, SLG: 0.438 (1, 4)	2-3 K	3-2 L8		0-0 G1-3 1B	0-0 P4			1-0 SH1-4	
Royce Clayton, R OBP: 0.367, SLG: 0.493 (1, 6)	0-0 B1-3		2-2 FC5-4 2B	1-0 G1-3		4-2 G6-4-3 1B BB		3-1 G5-3	
17 Todd Helton, L OBP: 0.467, SLG: 0.574 (1, 3)	4-1 1B BB		4-1 FC5-4 BB	4-0 1B E IBB		1-2 G6-4-3 1B		4-1 1B BB IBB	
Vinny Castilla, R OBP: 0.395, SLG: 0.647 (1, 5)	1-2 1B 1B		1-0 FC5-4 2B 5 2B	1-1 F9		1-1 G6-4-3		4-0 1B BB	
Jeremy Burnitz, L OBP: 0.397, SLG: 0.648 (1, 8)	3-2 1B 1-3 2-H		1-2 5 2B	3-2 E5 1B 1-H 2-H		2-3 K		1-2 1B 1-2 2-3 3-H	
Charles Johnson, R OBP: 0.385, SLG: 0.554 (1, 2)	2-3 SAFE K		2-3 K	2-3 K			2-2 F9	1-3 K	
5 Matt Holliday, R OBP: 0.360, SLG: 0.511 Denny Hocking, S OBP: 0.255, SLG: 0.216 (1, 7) (9, 7)		2-2 G5-3	0-2 2B		0-1 G3-1		2-2 G3-1		
11 Brad Hawpe, L OBP: 0.368, SLG: 0.528 Tim Harikkala, R Shawn Chacon, R (8, 1) (9, 1)		3-2 SH3-4 1B	4-0 IBB		0-0 SH1-4 1B		2-3 K		
Jason Young, R Steve Reed, R Jeff Fassero, L Kit Pellow, R (7, 1) (8, 9)		0-1 SH3-4	1-1 L6		1-0 SH1-4			0-1 SH1-4 1B WP 1B	


AB	R	H	RBI	BB	SO	LOB
4	1	1	0	0	1	2
4	1	1	0	1	0	2
1	2	1	0	4	0	0
4	1	1	0	1	0	6
5	1	4	4	0	1	1
5	0	0	0	0	4	8
4	0	1	2	0	0	0
0	0	0	0	0	0	0
3	0	2	0	1	1	0
0	0	0	0	0	0	0
0	0	0	0	0	0	0
1	0	0	0	0	0	2
0	0	0	0	0	0	0
0	0	0	0	0	0	0
1	1	1	0	0	0	0

WP	PA
1	42
0	0
0	0
0	0

Inning Stats	R	H	E	K	S	R	H	E	K	S	R	H	E	K	S	R	H	E	K	S	R	H	E	K	S															
R: 1 E: 0 K: 2 S: 15	2	2	0	15	28	R: 0 E: 0 K: 0 S: 12	1	1	0	20	R: 3 E: 0 K: 1 S: 21	3	3	1	36	R: 2 E: 1 K: 1 S: 10	2	2	1	21	R: 0 E: 0 K: 0 S: 5	1	1	0	6	R: 0 E: 0 K: 1 S: 10	1	1	0	18	R: 0 E: 0 K: 1 S: 11	0	0	0	17	R: 1 E: 0 K: 1 S: 13	2	3	2	27

WP	HR	S	P	ERA	WHIP
1	0	13	27	9.00	3.000

Philadelphia Phillies @ Colorado Rockies
Coors Field, Denver, CO
 Sun May 16 2004, 1:05 PM MDT
 Att: 33,623 - Cloudy - 72 F



livebaseballscores.com

Batter	1	2	3	4	5	6	7	8	9	AB R H RBI BB SO LOB	TOP																	
Marlon Byrd, R (1, 8) OBP: 0.306, SLG: 0.320	1-1 G6-3	1-1 G4-3		0-2 G1-3		0-2 K		3-2 G1-3		5 0 0 0 0 1 2																		
11 Jimmy Rollins, S (1, 6) OBP: 0.288, SLG: 0.306	0-3 K		1-0 G3	3-1 G3		0-0 G3		4-2 CS BB		4 0 0 0 1 1 0																		
Bobby Abreu, L (1, 9) OBP: 0.396, SLG: 0.592	2-1 G4-3		4-2 1B BB	0-0 2B		1-2 WP 1B		0-1 CS 1-2	1-3 K	4 1 2 0 1 1 0																		
Jim Thome, L (1, 3) OBP: 0.420, SLG: 0.633		0-1 G3	2-2 K	4-2 BB		2-1 L3		1-2 1B	1-2 1B	4 0 1 0 1 1 2																		
Pat Burrell, R (1, 7) OBP: 0.408, SLG: 0.516		3-1 HR 1B	0-0 BB 26 3B 1B	3-0 F7			3-2 F9	1-3 K	1-3 K	5 2 2 0 0 1 3																		
Mike Lieberthal, R (1, 2) OBP: 0.312, SLG: 0.426		1-2 HR	0-2 BB 26 3B 1B		1-1 G6-3 2B		1-0 L7	1-3 K		5 2 3 3 0 1 1																		
David Bell, R (1, 5) OBP: 0.362, SLG: 0.448		0-0 SH5-4 26 1B 1B	4-1 BB 26 3B BB		2-2 G6-3		3-2 2B			3 1 2 0 1 0 1																		
26 Chase Utley, L (1, 4) OBP: 0.222, SLG: 0.444		0-1 SH5-4 1B	0-0 1B		0-0 G4-3		1-1 L3			4 0 2 3 0 0 2																		
Rheal Cormier, L (7, 1)										0 0 0 0 0 0 0																		
63 Ryan Madson, L (7, 1)										0 0 0 0 0 0 0																		
Tim Worrell, R (8, 1)										0 0 0 0 0 0 0																		
Randy Wolf, L (1, 1) OBP: 0.333, SLG: 0.588		0-0 SH5-4	0-3 K		0-1 G4-3			0-0 P2		2 0 0 0 0 1 2																		
Tomas Perez, S (7, 4) OBP: 0.244, SLG: 0.474										1 0 0 0 0 0 0																		
Inning Stats	R: 0 E: 0 K: 1 S: 7	H: 0 LOB: 0 BB: 0 P: 10	R: 2 E: 0 K: 0 S: 13	H: 4 LOB: 2 BB: 0 P: 18	R: 4 E: 0 K: 2 S: 16	H: 3 LOB: 1 BB: 2 P: 27	R: 0 E: 0 K: 0 S: 11	H: 1 LOB: 2 BB: 1 P: 21	R: 0 E: 0 K: 1 S: 9	H: 1 LOB: 1 BB: 0 P: 12	R: 0 E: 0 K: 0 S: 9	H: 1 LOB: 1 BB: 0 P: 17	R: 0 E: 0 K: 0 S: 10	H: 0 LOB: 0 BB: 1 P: 17	R: 0 E: 0 K: 3 S: 13	H: 1 LOB: 1 BB: 0 P: 17	1B: 7 2B: 3 3B: 1 HR: 1	SF: 0 SAC: 1 DP: 0 HBP: 0	WP: 1 PB: 0 SB: 0 CS: 1	PA: 43								
PITCHER	IP WLS BF H R ER SO BB IBB HBP BLK WP HR S P ERA WHIP																											
28 Aaron Cook, R (1, 1) ERA: 9.0	6.0		31	10	6	6	4	3	0	0	0	1	1	64	99	9.00	2.167											
Allan Simpson, R (7, 1) ERA:	1.0		4	1	0	0	0	0	0	0	0	0	0	9	17	0.00	1.000											
Javier López, L (8, 1) ERA: 10.05	1.0		3	0	0	0	0	1	0	0	0	0	0	10	17	0.00	1.000											
40 Brian Fuentes, L (9, 1) ERA: 2.12	1.0	W	4	1	0	0	3	0	0	0	0	0	0	13	17	0.00	1.000											

Philadelphia Phillies @ Colorado Rockies
 Coors Field, Denver, CO
 Mon May 17 2004, 2:05 PM MDT
 Att. 22,111 - Cloudy - 63 F

AB	37
R	6
H	12
RBI	6
BB	4
SO	7
LOB	13



Batter	1	2	3	4	5	6	7	8	9	AB	R	H	RBI	BB	SO	LOB
Denny Hocking, S (1, 4) OBP: 0.267, SLG: 0.232	F9		K			1B	2B 17 1B	FC6-4		5	1	2	0	0	1	3
Royce Clayton, R (1, 6) OBP: 0.368, SLG: 0.496	F8		K			1B	17 1B 2B	K		5	1	2	0	0	2	3
17 Todd Helton, L (1, 3) OBP: 0.465, SLG: 0.564	F7		K			K	FC5-4 1B		HR	4	1	1	1	1	2	3
Vinny Castilla, R (1, 5) OBP: 0.401, SLG: 0.667		5 FC6-4 1B		P4		F9	FC5-4 1B		HR	5	1	3	3	0	0	2
Jeremy Burnitz, L (1, 8) OBP: 0.386, SLG: 0.627		K		G4-3		K	FC5-4 5 FC6-4			4	0	0	0	0	2	5
5 Matt Holliday, R (1, 7) OBP: 0.356, SLG: 0.531		FC6-4 1B		P4			HR	FC6-4		4	1	1	1	0	0	3
Todd Greene, R (1, 2) OBP: 0.302, SLG: 0.420		1B				P2		F8		4	0	1	0	0	1	0
Kit Pellow, R (1, 9) OBP: 0.316, SLG: 0.347		K		G5-3		G5-3	HR 1B	FC6-4 BB 1B		4	1	2	0	0	1	2
28 Aaron Cook, R (1, 1) OBP: 0.000, SLG: 0.500 Allan Simpson, R (7, 1) Charles Johnson, R (7, PH) Javier López, L (8, 1) Mark Sweeney, L (8, PH) 40 Brian Fuentes, L (9, 1)			1B	G4-3		G4-3	HR	FC6-4 BB		2	0	1	0	0	0	0

Inning Stats	R: 0	H: 0	E: 0	K: 6	S: 6	H: 0	LOB: 0	BB: 0	P: 11	R: 0	H: 2	E: 0	K: 2	S: 13	H: 2	LOB: 2	BB: 0	P: 18	R: 0	H: 1	E: 0	K: 3	S: 10	H: 0	LOB: 0	BB: 0	P: 18	R: 0	H: 0	E: 0	K: 0	S: 9	R: 0	H: 2	E: 0	K: 2	S: 13	R: 5	H: 7	E: 0	K: 1	S: 21	R: 0	H: 1	E: 0	K: 1	S: 14	R: 2	H: 1	E: 0	K: 0	S: 2	1B: 10	SF: 0	2B: 1	SAC: 0	3B: 0	DP: 0	HR: 3	HBP: 0	WP: 0	PA: 40
--------------	------	------	------	------	------	------	--------	-------	-------	------	------	------	------	-------	------	--------	-------	-------	------	------	------	------	-------	------	--------	-------	-------	------	------	------	------	------	------	------	------	------	-------	------	------	------	------	-------	------	------	------	------	-------	------	------	------	------	------	--------	-------	-------	--------	-------	-------	-------	--------	-------	--------

PITCHER	IP	WLS	BF	H	R	ER	SO	BB	IBB	HBP	BLK	WP	HR	S	P	ERA	WHIP
Randy Wolf, L (1, 1) ERA: 3.16	6.1		26	7	2	2	8	0	0	0	0	0	1	66	100	2.84	1.105
Rheal Cormier, L (7, 1) ERA: 5.31	0.0		4	4	2	2	0	0	0	0	0	0	1	9	13	∞	∞
63 Ryan Madson, R (7, 1) ERA: 0.36	1.0	H	6	2	1	1	0	1	0	0	0	0	0	11	18	9.00	3.000
Tim Worrell, R (8, 1) ERA: 3.2	0.2	L	4	1	2	2	1	1	0	0	0	0	1	9	15	27.00	3.000

BOTTOM

Philadelphia Phillies @ Colorado Rockies
Coors Field, Denver, CO
Mon May 17 2004, 2:05 PM MDT
Att: 22,111 - Cloudy - 63 F

livebaseballscores.com

AB	38
R	7
H	14
RBI	7
BB	2
SO	9
LOB	21



Batter	1	2	3	4	5	6	7	8	9	AB R H RBI BB SO LOB	TOP												
Jason Grabowski, L (1, 7) OBP: 0.322, SLG: 0.472	0-3 	1-0 		2-1 			0-1 		4-2 	4 2 2 3 1 1 0	Los Angeles Dodgers @ Philadelphia Phillies Citizens Bank Park, Philadelphia, PA Tue May 18 2004, 7:05 PM EDT Att. 36,073 - Unknown - 82 F												
Cesar Izturis, S (1, 6) Juan Encarnacion, R (9, PH) OBP: 0.316, SLG: 0.357 OBP: 0.263, SLG: 0.405	1-0 	1-3 		0-2 			1-1 		0-0 	4 0 1 0 0 1 0 1 0 0 0 0 0 1													
Milton Bradley, S (1, 8) OBP: 0.324, SLG: 0.444	1-2 	1-2 			1-0 		0-0 		1-2 	5 1 2 0 0 0 2													
Shawn Green, L (1, 9) OBP: 0.340, SLG: 0.444	4-0 	3-1 			0-2 		0-0 			3 1 0 0 1 1 2													
Adrian Beltré, R (1, 5) OBP: 0.359, SLG: 0.628	1-0 		1-1 		2-1 			2-3 		4 1 1 3 0 1 0													
Paul Lo Duca, R (1, 2) OBP: 0.401, SLG: 0.450	3-2 		1-2 			1-2 		1-2 		3 0 1 0 0 0 0													
Robin Ventura, L (1, 3) Duaner Sanchez, R (8, 1) OBP: 0.318, SLG: 0.256 OBP: 0.500, SLG: 1.000	0-3 		3-3 			2-2 		2-3 		4 0 0 0 0 3 2 0 0 0 0 0 0 0													
Alex Cora, L (1, 4) OBP: 0.371, SLG: 0.427		1-3 		1-2 		0-1 			2-2 	4 0 1 0 0 1 0													
Wilson Alvarez, L (1, 1) Joe Thurston, L (8, PH) Guillermo Mota, R (6, 1) Tom Martin, L (7, 1) 37 Darren Dreifort, R (8, 1) Olmedo Saenz, R (8, 3) OBP: 0.200, SLG: 0.200 OBP: 0.143, SLG: 0.500		3-2 		1-3 		1-0 			2-2 	2 1 1 0 0 1 0 1 0 0 0 0 0 1 0 1 1 1 1 0 0 0													
Inning Stats	R: 3 E: 0 K: 2 S: 13	H: 2 LOB: 1 BB: 1 P: 23	R: 2 E: 0 K: 2 S: 15	H: 3 LOB: 1 BB: 0 P: 25	R: 0 E: 0 K: 1 S: 8	H: 1 LOB: 1 BB: 0 P: 13	R: 1 E: 0 K: 1 S: 11	H: 1 LOB: 0 BB: 0 P: 15	R: 0 E: 0 K: 1 S: 6	H: 0 LOB: 0 BB: 0 P: 9		R: 0 E: 0 K: 0 S: 12	H: 1 LOB: 1 BB: 0 P: 16	R: 0 E: 0 K: 0 S: 6	H: 1 LOB: 1 BB: 0 P: 7	R: 0 E: 0 K: 2 S: 11	H: 0 LOB: 0 BB: 0 P: 16	R: 1 E: 0 K: 0 S: 17	H: 1 LOB: 1 BB: 1 P: 26	1B: 6 2B: 1 3B: 0 HR: 4	SF: 0 SAC: 0 DP: 1 HBP: 1	WP: 0 PB: 0 SB: 0 CS: 1	PA: 39
PITCHER Vicente Padilla, R (1, 1) ERA: 4.07 Amaury Telemaco, R (8, 1) ERA: 2.4 Tim Worrell, R (9, 1) ERA: 3.48	IP 7.0	WLS W	BF 31	H 9	R 6	ER 6	SO 7	BB 1	IBB 0	HBP 1	BLK 0	WP 0	HR 3	S 71	P 108	ERA 7.71	WHIP 1.429						PITCHER IP WLS BF H R ER SO BB IBB HBP BLK WP HR S P ERA WHIP

livebaseballscorecards.com

AB	36
R	7
H	10
RBI	7
BB	2
SO	9
LOB	8



Batter	1	2	3	4	5	6	7	8	9
Marlon Byrd, R OBP: 0.315, SLG: 0.331 (1, 8) B X	1-0 FC6-4 1B		1-2 F9		2-1 1B SF8 1B	0-3 K		1-2 1-3 2-H 1B	
11 Jimmy Rollins, S OBP: 0.285, SLG: 0.302 (1, 6) X	0-0 F9		2-3 K		0-1 1B SF8 1B		2-1 F8	1-1 F8	
Bobby Abreu, L OBP: 0.405, SLG: 0.617 (1, 9) B X	1-0 FC6-4 1-2f HR			1-2 HR	3-1 1B		4-1 BB		
Pat Burrell, R OBP: 0.411, SLG: 0.567 (1, 7) F X	0-1 1-H HR			0-0 HR	0-2 SF8		2-2 F8		
Jim Thome, L OBP: 0.416, SLG: 0.644 (1, 3) C X	0-2 P5			3-1 HR	1-3 K		1-2 G4-3		
Mike Lieberthal, R OBP: 0.318, SLG: 0.449 (1, 2) B X		2-2 P6		0-1 G5-3		0-0 HR		4-0 WP 1B BB	
Shawn Wooten, R OBP: 0.259, SLG: 0.250 (1, 5) B X		1-1 F8		1-2 F8		1-1 P4		2-3 K	
Tomas Perez, S OBP: 0.244, SLG: 0.452 (1, 4) B X		1-1 P3		3-3 K		0-1 FC5-6 1B		2-3 K	
Vicente Padilla, R OBP: 0.143, SLG: 0.143 (1, 1) Amaury Telemaco, R (8, 1) Ricky Ledee, L OBP: 0.439, SLG: 0.657 (8, PH) Tim Worrell, R (9, 1)			1-2 G5-3		0-2 G1-3	0-1 FC5-6 1-2f		4-0 1B WP IBB	

Inning Stats	R: 2 E: 0 K: 0 S: 8	H: 2 LOB: 0 BB: 0 P: 10	R: 0 E: 0 K: 0 S: 9	H: 0 LOB: 0 BB: 0 P: 13	R: 0 E: 0 K: 1 S: 12	H: 0 LOB: 0 BB: 0 P: 16	R: 3 E: 0 K: 1 S: 20	H: 3 LOB: 0 BB: 0 P: 28	R: 1 E: 0 K: 1 S: 16	H: 3 LOB: 2 BB: 0 P: 22	R: 1 E: 0 K: 1 S: 10	H: 2 LOB: 1 BB: 0 P: 11	R: 0 E: 0 K: 0 S: 9	H: 0 LOB: 1 BB: 1 P: 18	R: 1 E: 0 K: 2 S: 13	H: 1 LOB: 2 BB: 2 P: 27
1B: 6 2B: 0 3B: 0 HR: 5	SF: 1 SAC: 0 DP: 0 HBP: 0	WP: 2 PA: 38														

PITCHER	IP	WLS	BF	H	R	ER	SO	BB	IBB	HBP	BLK	WP	HR	S	P	ERA	WHIP
Wilson Alvarez, L ERA: 2.48 (1, 1)	5.0		23	8	6	6	3	0	0	0	0	0	4	65	89	10.80	1.600
Guillermo Mota, R ERA: 2.45 (6, 1)	1.1	L	6	2	1	1	1	0	0	0	0	0	1	12	15	6.75	1.500
Tom Martin, L ERA: 3.6 (7, 1)	0.2		3	0	0	0	0	1	0	0	0	0	0	7	14	0.00	1.500
37 Darren Dreifort, R ERA: 4.0 (8, 1)	0.2		5	1	1	1	2	1	1	0	0	2	0	11	24	13.50	3.000
Duaner Sanchez, R ERA: 2.65 (8, 1)	0.1		1	0	0	0	0	0	0	0	0	0	0	2	3	0.00	0.000

BOTTOM

Los Angeles Dodgers @ Philadelphia Phillies
Citizens Bank Park, Philadelphia, PA
Tue May 18 2004, 7:05 PM EDT
Att: 36,073 - Unknown - 82 F

livebaseballscorecards.com

AB	34
R	8
H	11
RBI	8
BB	3
SO	6
LOB	12



Batter	1	2	3	4	5	6	7	8	9	AB R H RBI BB SO LOB	TOP											
Cesar Izturis, S (1, 6) OBP: 0.325, SLG: 0.385	0-1 F7		1-2 2B 1B	0-2 1-H 2-H HR		2-0 1-2 2-3 G6-3 1B		1-0 F9		5 1 3 3 0 0 1												
Paul Lo Duca, R (1, 7) OBP: 0.395, SLG: 0.440	2-3 K		0-1 F9	1-2 G6-3		1-2 G6-3		0-0 1-3 1B		5 0 1 0 0 1 4												
Milton Bradley, S (1, 8) OBP: 0.320, SLG: 0.432	4-1 BB		2-2 P4		0-0 F8		2-2 G3	0-0 L7		4 0 0 0 1 0 3												
Shawn Green, L (1, 3) OBP: 0.342, SLG: 0.457	0-0 F9		1-1 2B		2-2 L7		0-1 G6-3 2B		1-0 P4	5 1 2 0 0 0 1												
Adrian Beltré, R (1, 5) OBP: 0.361, SLG: 0.616		4-0 1B BB	1-1 G5-3		4-2 BB		0-0 G6-3	2-3 K	2-3 K	3 0 0 0 2 1 3												
Juan Encarnacion, R (1, 9) OBP: 0.261, SLG: 0.404		1-2 K		1-2 G5-3		1-2 P4	0-0 2B	1-2 F9		5 0 1 1 0 1 2												
José Hernández, R (1, 4) OBP: 0.426, SLG: 0.653		0-2 F9		0-1 BB HR 1B		3-1 1B 1B 1B	1-3 K			4 1 2 0 0 1 2												
David Ross, R (1, 2) OBP: 0.175, SLG: 0.342		1 SAFE 2-0 1B		0-3 K		1-3 K		0-0 G5-3		4 0 1 0 0 2 2												
Hideo Nomo, R (1, 1) OBP: 0.133, SLG: 0.133 Brian Falkenberg, R (2, 1) Joe Thurston, L (6, PH) Duaner Sanchez, R (6, 1) Olmedo Saenz, R (8, PH) 37 Darren Dreifort, R (8, 1)		1-3 K		4-2 HR BB		1-1 1B 1-2 1B		3-2 1B 1B		1 0 0 0 0 1 2 0 1 0 0 1 0 0 1 0 1 0 0 0 0 0 0 0 0 0 0 0 1 0 1 0 0 0 0 0 0 0 0 0 0 0												
Inning Stats	R: 0 E: 0 K: 1 S: 8	H: 0 LOB: 1 BB: 1 P: 14	R: 0 E: 0 K: 2 S: 11	H: 1 LOB: 2 BB: 1 P: 19	R: 0 E: 0 K: 0 S: 12	H: 2 LOB: 2 BB: 0 P: 17	R: 3 E: 0 K: 1 S: 18	H: 2 LOB: 0 BB: 1 P: 24	R: 0 E: 0 K: 0 S: 13	H: 0 LOB: 1 BB: 1 P: 20	R: 0 E: 0 K: 1 S: 11	H: 3 LOB: 2 BB: 0 P: 19	R: 1 E: 0 K: 1 S: 10	H: 2 LOB: 1 BB: 0 P: 13	R: 0 E: 0 K: 0 S: 7	H: 2 LOB: 2 BB: 0 P: 11	R: 0 E: 0 K: 1 S: 7	H: 0 LOB: 0 BB: 0 P: 11	1B: 8 2B: 3 3B: 0 HR: 1	SF: 0 SAC: 0 DP: 1 HBP: 0	WP: 0 PB: 0 SB: 0 CS: 0	PA: 42
PITCHER	IP WLS BF H R ER SO BB IBB HBP BLK WP HR S P ERA WHIP																					
Eric Milton, L (1, 1) ERA: 4.47	5.1 W 28 8 3 3 5 4 0 0 0 0 0 1 70 109 5.06 2.250																					
Amaury Telemaco, R (6, 1) ERA: 2.7	1.2 6 2 1 1 1 0 0 0 0 0 0 0 13 17 5.40 1.200																					
Jim Crowell, L (8, 1) ERA: 3.0	1.0 5 2 0 0 0 0 0 0 0 0 0 0 7 11 0.00 2.000																					
Geoff Geary, R (9, 1) ERA:	1.0 3 0 0 0 1 0 0 0 0 0 0 0 7 11 0.00 0.000																					

Los Angeles Dodgers @ Philadelphia Phillies
Citizens Bank Park, Philadelphia, PA

Wed May 19 2004, 7:05 PM EDT
Att. 33,916 - Unknown - 66 F

livebaseballscorecards.com

AB 38
R 4
H 12
RBI 4
BB 4
SO 7
LOB 20



Batter	1	2	3	4	5	6	7	8	9	AB R H RBI BB SO LOB	TOP
Jason Grabowski, L (1, 7) OBP: 0.317, SLG: 0.456	1-3 ①			2-1 G3-1 ①		0-1 1B G4-3 ①		F 1 SAFE X 0-1 F9 ②		4 0 1 0 0 1 1	Los Angeles Dodgers @ Philadelphia Phillies Citizens Bank Park, Philadelphia, PA Thu May 20 2004, 7:05 PM EDT Att. 37,793 - Unknown - 74 F
Paul Lo Duca, R (1, 2) OBP: 0.397, SLG: 0.442	0-0 G4-3 1B ①			0-1 F8 BB 1B ①		1-2 G4-3 1-2 ②		X 0-0 F8 ③		4 0 2 0 0 0 2	
Milton Bradley, S (1, 8) OBP: 0.325, SLG: 0.430	2-1 G4-3 1-2f ②			4-0 1-2 BB ②		1-1 2-3 1B ③		B X 1-0 G4-3 ①		3 0 1 0 1 0 1	
Shawn Green, L (1, 3) OBP: 0.333, SLG: 0.444		X 0-0 G6-3 ①		0-1 F8 2-3 ②		B C B S D X 3-2 G3 ③		B X 1-0 G4-3 ②		4 0 0 0 0 0 4	
Adrian Beltré, R (1, 5) OBP: 0.358, SLG: 0.604		B B X 2-1 G6-3 ②		3-2 G4-3 ③		C S B S X 1-2 G5-3 ①		S B B B B 4-1 BB ③		3 0 0 0 1 0 2	
Juan Encarnacion, R (1, 9) OBP: 0.253, SLG: 0.393		B C X 1-1 G5-3 ③		C B X 1-1 F9 ①		X 0-0 F8 ②		X 0-0 F8 ③		4 0 0 0 0 0 1	
José Hernández, R (1, 6) OBP: 0.404, SLG: 0.615		B B F D X 3-2 F8 ①		X 0-0 G5-3 ②		C B X 1-1 G5-3 ③				3 0 0 0 0 0 0	
Jose Lima, R (7, 1) OBP: 0.500, SLG: 0.400										0 0 0 0 0 0 0	
Alex Cora, L (1, 4) OBP: 0.361, SLG: 0.415		S F B C 1-3 K ②		S C C 0-3 K ③		F B X 1-1 G6-3 ①				3 0 0 0 0 2 0	
Kaz Ishii, L (1, 1) OBP: 0.118, SLG: 0.118		S F C 0-3 K ③		B C M F 1-3 K ①		X 0-0 1B ①				2 0 0 0 0 2 0	
Cesar Izturis, S (7, 6) OBP: 0.329, SLG: 0.389										1 0 1 0 0 0 0	
Inning Stats	R: 0 E: 0 K: 1 S: 6 H: 1 LOB: 0 BB: 0 P: 9	R: 0 E: 0 K: 0 S: 5 H: 0 LOB: 0 BB: 0 P: 8	R: 0 E: 0 K: 2 S: 10 H: 0 LOB: 0 BB: 0 P: 14	R: 0 E: 0 K: 0 S: 11 H: 1 LOB: 2 BB: 1 P: 20	R: 0 E: 0 K: 1 S: 6 H: 0 LOB: 0 BB: 0 P: 7	R: 0 E: 0 K: 1 S: 15 H: 2 LOB: 2 BB: 0 P: 21	R: 0 E: 0 K: 0 S: 7 H: 0 LOB: 0 BB: 0 P: 9	R: 0 E: 0 K: 0 S: 6 H: 1 LOB: 1 BB: 0 P: 7	R: 0 E: 0 K: 0 S: 4 H: 0 LOB: 1 BB: 1 P: 10	1B: 5 2B: 0 3B: 0 HR: 0 SF: 0 SAC: 0 DP: 1 HBP: 0	WP: 0 PB: 0 SB: 0 CS: 0 PA: 33
PITCHER 39 Brett Myers, R (1, 1) ERA: 4.25	IP WLS BF H R ER SO BB IBB HBP BLK WP HR S P ERA WHIP	9.0 W 33 5 0 0 5 2 0 0 0 0 0 0 70 105 0.00 0.778					PITCHER IP WLS BF H R ER SO BB IBB HBP BLK WP HR S P ERA WHIP				

AB	31
R	0
H	5
RBI	0
BB	2
SO	5
LOB	11



livebaseballscores.com

Batter	1	2	3	4	5	6	7	8	9	AB R H RBI BB SO LOB	TOP																
Kerry Robinson, L (1, 8) OBP: 0.326, SLG: 0.310	0-1 F7		2-2 P6		2-2 1B 24 G4-3 1B		1-0 G3		3-2 G3	5 1 1 0 0 0 1																	
Mark Loretta, R (1, 4) OBP: 0.358, SLG: 0.459	0-0 G5-3		0-2 24 HR 1B		3-1 1-3 2B 1B		3-2 F8		1-2 G1-3	5 2 2 0 0 0 1																	
24 Brian Giles, L (1, 9) OBP: 0.386, SLG: 0.494	4-2 BB		0-0 1-H HR		1-0 G4-3		0-2 P5			3 1 1 3 1 0 1																	
Phil Nevin, R (1, 3) OBP: 0.335, SLG: 0.385	3-2 G5-3		4-1 BB		1-1 2-H 2B		0-3 K			3 0 1 1 1 1 1																	
Ryan Klesko, L (1, 7) OBP: 0.330, SLG: 0.366		4-1 BB	1-3 K		3-1 G4-3		4-1 FC3-6 BB			2 0 0 0 2 1 2																	
Akinori Otsuka, R (8, 1)										0 0 0 0 0 0 0																	
Jay Witasick, R (8, 1)										0 0 0 0 0 0 0																	
Sean Burroughs, L (1, 5) OBP: 0.357, SLG: 0.379		2-3 K		1-0 CS 1B		0-1 G4-3		0-1 FC3-6 1-2f		4 0 1 0 0 1 2																	
Ramon Hernandez, R (1, 2) OBP: 0.320, SLG: 0.383		2-3 K		3-2 G4-3 1-2		1-1 1B		2-1 G5-3 1-2		4 0 1 0 0 1 3																	
3 Khalil Greene, R (1, 6) OBP: 0.344, SLG: 0.394	1 SAFE 3-3 K		1-1 G5-3		2-3 K		2-3 K		2-3 K	4 0 0 0 0 3 2																	
Adam Eaton, R (1, 1) OBP: 0.182, SLG: 0.200			0-3 K		0-0 G1-3		0-3 K		1-0 G3 2B	3 0 0 0 0 2 1																	
Scott Linebrink, R (7, 1)										0 0 0 0 0 0 0																	
Terrence Long, L (8, 7) OBP: 0.384, SLG: 0.439										1 0 1 0 0 0 0																	
Inning Stats	R: 0 E: 0 K: 0 S: 9	H: 0 LOB: 1 BB: 1 P: 16	R: 0 E: 0 K: 3 S: 12	H: 0 LOB: 1 BB: 1 P: 23	R: 2 E: 0 K: 2 S: 14	H: 2 LOB: 1 BB: 1 P: 21	R: 0 E: 0 K: 0 S: 6	H: 1 LOB: 0 BB: 0 P: 11	R: 2 E: 0 K: 0 S: 11	H: 3 LOB: 1 BB: 0 P: 21	R: 0 E: 0 K: 2 S: 10	H: 1 LOB: 1 BB: 0 P: 13	R: 0 E: 0 K: 0 S: 7	H: 0 LOB: 0 BB: 0 P: 11	R: 0 E: 0 K: 1 S: 8	H: 0 LOB: 1 BB: 1 P: 14	R: 0 E: 0 K: 1 S: 13	H: 1 LOB: 1 BB: 0 P: 20	1B: 5 2B: 2 3B: 0 HR: 1	SF: 0 SAC: 0 DP: 0 HBP: 0	WP: 0 PB: 0 SB: 1 CS: 1	PA: 38					
PITCHER	IP	WLS	BF	H	R	ER	SO	BB	IBB	HBP	BLK	WP	HR	S	P	ERA	WHIP										
Kevin Millwood, R (1, 1) ERA: 4.29	6.0		27	7	4	4	7	3	0	0	0	0	1	62	105	6.00	1.667										
Amaury Telemaco, R (7, 1) ERA: 2.55	1.0		3	0	0	0	0	0	0	0	0	0	0	7	11	0.00	0.000										
63 Ryan Madson, R (8, 1) ERA: 0.35	1.0	W	4	0	0	0	1	1	0	0	0	0	0	8	14	0.00	1.000										
Tim Worrell, R (9, 1) ERA: 3.32	1.0	S	4	1	0	0	1	0	0	0	0	0	0	13	20	0.00	1.000										

San Diego Padres @ Philadelphia Phillies
 Citizens Bank Park, Philadelphia, PA
 Fri May 21 2004, 7:05 PM EDT
 Att. 40,555 - Unknown - 75 F

AB	34
R	4
H	8
RBI	4
BB	4
SO	9
LOB	14



Batter	1	2	3	4	5	6	7	8	9	AB	R	H	RBI	BB	SO	LOB
Marlon Byrd, R OBP: 0.321, SLG: 0.349 (1, 8)	F7		B1-3			K		F8		4	0	0	0	0	1	1
11 Jimmy Rollins, S OBP: 0.288, SLG: 0.295 (1, 6)	G4-3		F7			G4-3		3B		3	1	0	0	1	0	1
Bobby Abreu, L OBP: 0.409, SLG: 0.611 (1, 9)	K					G3		26 1B		4	1	1	1	0	1	0
Pat Burrell, R OBP: 0.421, SLG: 0.574 (1, 7)		F9				K		26 1B		2	1	0	0	2	1	0
26 Chase Utley, L OBP: 0.316, SLG: 0.649 (1, 4)		HR				F7		26 2B		4	1	3	3	0	0	0
Mike Lieberthal, R OBP: 0.310, SLG: 0.419 (1, 2)						F7		2B		4	0	0	0	0	1	3
David Bell, R OBP: 0.366, SLG: 0.478 (1, 5)						G4-3		K		3	1	2	1	0	0	0
Shawn Wooten, R OBP: 0.211, SLG: 0.229 (1, 3)						1B		HR		3	0	0	0	0	1	1
63 Ryan Madson, L Tim Worrell, R						P4		L8		0	0	0	0	0	0	0
Kevin Millwood, R Amaury Telemaco, R Tomas Perez, S						K		B2		2	0	1	0	0	1	1
						K				0	0	0	0	0	0	0
										1	0	0	0	0	0	0

Inning Stats	R: 0	H: 0	E: 0	K: 1	S: 7	R: 1	H: 1	E: 0	K: 0	S: 9	R: 0	H: 1	E: 0	K: 0	S: 9	R: 0	H: 0	E: 0	K: 1	S: 9	R: 0	H: 1	E: 0	K: 2	S: 11	R: 0	H: 0	E: 0	K: 1	S: 12	R: 2	H: 2	E: 0	K: 1	S: 15	R: 2	H: 2	E: 0	K: 0	S: 16
	LOB: 0	BB: 0	P: 12	LOB: 0	BB: 13	LOB: 0	BB: 0	LOB: 0	BB: 0	P: 13	LOB: 0	BB: 0	LOB: 0	BB: 0	P: 16	LOB: 0	BB: 0	LOB: 0	BB: 0	P: 12	LOB: 0	BB: 1	LOB: 2	BB: 2	P: 29	LOB: 2	BB: 2	P: 30	LOB: 0	SF: 0	SAC: 0	DP: 0	HBP: 0	1B: 3	2B: 1	3B: 1	HR: 2			

PITCHER	IP	WLS	BF	H	R	ER	SO	BB	IBB	HBP	BLK	WP	HR	S	P	ERA	WHIP
Adam Eaton, R ERA: 5.23 (1, 1)	6.0		23	4	3	3	5	1	0	0	0	0	1	63	92	4.50	0.833
Scott Linebrink, R ERA: 1.75 (7, 1)	1.0	H	3	1	0	0	1	0	0	0	0	0	1	9	18	0.00	1.000
Akinori Otsuka, R ERA: 1.69 (8, 1)	0.2	L	6	2	2	2	0	2	0	0	0	0	0	15	28	27.00	6.000
Jay Witasick, R ERA: 2.57 (8, 1)	0.1		1	0	0	0	0	0	0	0	0	0	0	1	2	0.00	0.000


BOTTOM

San Diego Padres @ Philadelphia Phillies
Citizens Bank Park, Philadelphia, PA

Fri May 21 2004, 7:05 PM EDT
Att: 40,555 - Unknown - 75 F

livebaseballscores.com

AB	30
R	5
H	7
RBI	5
BB	3
SO	6
LOB	7



WP: 0	PA: 33
PB: 0	
SB: 1	
CS: 0	

Batter	1	2	3	4	5	6	7	8	9	AB R H RBI BB SO LOB	TOP																
Sean Burroughs, L (1, 5) OBP: 0.358, SLG: 0.380	1-2 G1-3		0-1 G6-3			1-1 1B		0-1 G3	1-1 1B 24 FC3-2	5 0 2 0 0 0 0																	
Mark Loretta, R (1, 4) OBP: 0.359, SLG: 0.463	2-0 F8			0-1 F9	1-1 F8		3-2 1B 2B		1-0 1B 13 24 FC3-2	5 2 2 0 0 0 2																	
24 Brian Giles, L (1, 9) OBP: 0.397, SLG: 0.513	4-1 CS BB			1-0 HR		4-0 BB FC1-2 BB	4-0 BB 1B IBB		1-2 FC3-2 1B	2 3 1 1 3 0 2																	
Phil Nevin, R (1, 3) OBP: 0.342, SLG: 0.406	2-2 CS 1-2	2-0 HR		3-2 F8		1-0 F8	4-2 1B BB		1-1 1B 1-2 2-H	4 1 2 2 1 0 1																	
Ryan Klesko, L (1, 7) Rod Beck, R (7, 1) Scott Linebrink, R (8, 1) Jay Witasick, R (8, 1) Terrence Long, L (9, PH) Trevor Hoffman, R (9, 1)			0-0 G1-3		1-2 F8	4-1 BB E BB	2-2 1B		0-0 G6-4-3 1B 1-2 2-H	3 1 1 2 1 0 1 0 0 1 1 0 0 0 0 0 0 0 0 0 0 0																	
Jay Payton, R (1, 8) OBP: 0.364, SLG: 0.398		0-2 G5-3				0-0 1B 2B	4-1 E BB		1-2 G6-4-3 1-2	4 2 1 0 1 0 4																	
Ramon Hernandez, R (1, 2) OBP: 0.317, SLG: 0.378		0-2 G4-3				1-0 1B 2-H	0-0 FC1-2 1-H 2-H 3-H		2-3 K	4 0 1 1 0 1 1																	
3 Khalil Greene, R (1, 6) OBP: 0.335, SLG: 0.383			0-0 G5-3			2-0 P6	0-3 K		0-0 F7	4 0 0 0 0 1 2																	
Justin Germano, R (1, 1) Dennis Tankersley, R (6, 1) Kerry Robinson, L (7, PH) OBP: 0.313, SLG: 0.295			0-0 F9			1-2 P3			1-3 K 1-0 G3-1	2 0 0 0 0 0 1 0 0 0 0 0 0 0 2 0 0 0 0 1 0																	
Inning Stats	R: 0 E: 0 K: 0 S: 7	H: 0 LOB: 0 BB: 1 P: 16	R: 1 E: 0 K: 0 S: 8	H: 1 LOB: 0 BB: 0 P: 10	R: 0 E: 0 K: 0 S: 4	H: 0 LOB: 0 BB: 0 P: 4	R: 1 E: 0 K: 0 S: 10	H: 1 LOB: 0 BB: 0 P: 15	R: 1 E: 0 K: 1 S: 7	H: 3 LOB: 2 BB: 0 P: 16	R: 2 E: 0 K: 1 S: 7	H: 0 LOB: 1 BB: 3 P: 20	R: 2 E: 0 K: 1 S: 20	H: 2 LOB: 2 BB: 2 P: 34	R: 0 E: 0 K: 1 S: 7	H: 0 LOB: 0 BB: 0 P: 10	R: 2 E: 0 K: 0 S: 13	H: 4 LOB: 1 BB: 0 P: 18	1B: 7 2B: 2 3B: 0 HR: 2	SF: 0 SAC: 0 DP: 1 HBP: 0	WP: 0 PB: 0 SB: 0 CS: 1	PA: 43					
PITCHER	IP WLS BF H R ER SO BB IBB HBP BLK WP HR S P ERA WHIP																										
Josh Hancock, R (1, 1) ERA: 5.4	5.0		20	5	3	3	0	1	0	0	0	0	2	39	61	5.40	1.200										
Roberto Hernandez, R (6, 1) ERA: 3.86	1.0	L	6	0	2	0	1	3	0	0	0	0	0	7	20	0.00	3.000										
Amaury Telemaco, R (7, 1) ERA: 3.38	1.0		7	2	2	2	1	1	1	0	0	0	0	20	34	18.00	3.000										
Rheal Cormier, L (8, 1) ERA: 5.06	1.0		3	0	0	0	1	0	0	0	0	0	0	7	10	0.00	0.000										
63 Ryan Madson, R (9, 1) ERA: 1.0	1.0		6	4	2	2	0	0	0	0	0	0	0	13	18	18.00	4.000										

San Diego Padres @ Philadelphia Phillies
Citizens Bank Park, Philadelphia, PA

Sat May 22 2004, 7:05 PM EDT
Att. 43,634 - Sunny - 86 F

AB	36
R	9
H	11
RBI	7
BB	6
SO	3
LOB	13



WP: 0	PA: 43
PB: 0	
SB: 0	
CS: 1	

PITCHER	IP	WLS	BF	H	R	ER	SO	BB	IBB	HBP	BLK	WP	HR	S	P	ERA	WHIP
Josh Hancock, R	5.0		20	5	3	3	0	1	0	0	0	0	2	39	61	5.40	1.200
Roberto Hernandez, R	1.0	L	6	0	2	0	1	3	0	0	0	0	0	7	20	0.00	3.000
Amaury Telemaco, R	1.0		7	2	2	2	1	1	1	0	0	0	0	20	34	18.00	3.000
Rheal Cormier, L	1.0		3	0	0	0	1	0	0	0	0	0	0	7	10	0.00	0.000
63 Ryan Madson, R	1.0		6	4	2	2	0	0	0	0	0	0	0	13	18	18.00	4.000

Batter	1	2	3	4	5	6	7	8	9	AB	R	H	RBI	BB	SO	LOB
Marlon Byrd, R (1, 8) OBP: 0.329, SLG: 0.349 63 Ryan Madson, L (9, 1)	0-0 BB 1B		4-1 1B 1B BB	4-2 BB			2-2 G6-3	1-3 SAFE K		3	1	1	0	2	1	2
11 Jimmy Rollins, S (1, 6) OBP: 0.298, SLG: 0.312	0-0 F8		2-2 1B 26 HR 1B	0-0 G3			1-1 1B 1B		1-2 G4-3 G4-3 2B	5	3	3	0	0	0	2
Bobby Abreu, L (1, 9) OBP: 0.414, SLG: 0.605	4-1 SAFE 1-2 BB		0-2 26 HR 1B		4-2 26 G6-4-3 BB		2-1 F7		1-1 G4-3	3	1	1	1	2	0	2
Pat Burrell, R (1, 7) OBP: 0.414, SLG: 0.560	1-2 K		1-3 K		3-2 F7		1-1 1B		1-2 G4-3	5	0	1	2	0	2	5
26 Chase Utley, L (1, 4) OBP: 0.326, SLG: 0.714	2-1 G4-3		1-0 1-H 3-H HR		1-2 G6-4-3		1-0 P5		3-2 2B	5	1	2	3	0	0	4
Mike Lieberthal, R (1, 2) OBP: 0.306, SLG: 0.418		3-1 F9	2-2 2B			1-3 K		0-1 F9	0-2 F8	5	0	1	0	0	1	1
David Bell, R (1, 5) OBP: 0.363, SLG: 0.471		3-3 K	0-3 K			0-1 F9		2-1 F8 1B 1B		4	0	1	0	0	2	1
Tomas Perez, S (1, 3) OBP: 0.260, SLG: 0.447 Doug Glanville, R (8, PR) OBP: 0.265, SLG: 0.313 (9, 8)		2-2 L3		2-2 F8		1-1 1B		2-2 1B 1B		4	0	2	0	0	0	0
Josh Hancock, R (1, 1) Roberto Hernandez, R (6, 1) Jason Michaels, R (6, PH) Amaury Telemaco, R (7, 1) Rheal Cormier, L (8, 1) Ricky Ledee, L (8, PH) Shawn Wooten, R (9, 3)			1-3 K	1-1 G2-3		2-3 K		0-0 F8		2	0	0	0	0	1	0

Inning Stats	R: 0	H: 1	E: 0	LOB: 2	K: 1	P: 16	R: 0	H: 0	E: 0	LOB: 0	K: 1	P: 16	R: 4	H: 4	E: 0	LOB: 1	K: 3	P: 32	R: 0	H: 0	E: 0	LOB: 1	K: 0	P: 16	R: 0	H: 0	E: 0	LOB: 0	K: 0	P: 16	R: 0	H: 1	E: 0	LOB: 1	K: 2	P: 16	R: 1	H: 2	E: 0	LOB: 1	K: 0	P: 18	R: 0	H: 2	E: 0	LOB: 2	K: 1	P: 18	R: 1	H: 2	E: 0	LOB: 1	K: 0	P: 22
	S: 9	BB: 1	S: 8	BB: 0	S: 8	BB: 16	S: 21	BB: 1	S: 9	BB: 1	S: 9	BB: 16	S: 8	BB: 1	S: 8	BB: 16	S: 12	BB: 0	S: 12	BB: 1	S: 11	BB: 0	S: 11	BB: 18	S: 13	BB: 0	S: 13	BB: 18	S: 16	BB: 0	S: 16	BB: 2	S: 16	BB: 0	S: 16	BB: 18	S: 13	BB: 18	S: 16	BB: 22	S: 16	BB: 0	S: 16	BB: 22	S: 16	BB: 0	S: 16	BB: 22						
	1B: 8	2B: 3	3B: 0	HR: 1	SF: 0	SAC: 0	DP: 1	HBP: 0	WP: 0	HR: 0	S: 16	P: 22	ERA: 9.00	WHIP: 2.000	WP: 0	HR: 0	S: 16	P: 22	ERA: 9.00	WHIP: 2.000	WP: 0	HR: 0	S: 16	P: 22	ERA: 9.00	WHIP: 2.000	WP: 0	HR: 0	S: 16	P: 22	ERA: 9.00	WHIP: 2.000	WP: 0	HR: 0	S: 16	P: 22	ERA: 9.00	WHIP: 2.000	WP: 0	HR: 0	S: 16	P: 22	ERA: 9.00	WHIP: 2.000										

BOTTOM

San Diego Padres @ Philadelphia Phillies
Citizens Bank Park, Philadelphia, PA

Sat May 22 2004, 7:05 PM EDT
Att. 43,634 - Sunny - 86 F

AB	38
R	6
H	12
RBI	6
BB	4
SO	8
LOB	20

livebaseballscorecards.com

Batter	1	2	3	4	5	6	7	8	9	AB R H RBI BB SO LOB	TOP		
Sean Burroughs, L (1, 5) <small>OBP: 0.365, SLG: 0.382</small>	2-1 	2-2 		0-0 			1-1 		4-2 	4 1 2 1 1 0 0	San Diego Padres @ Philadelphia Phillies Citizens Bank Park, Philadelphia, PA Sun May 23 2004, 1:35 PM EDT Att. 44,216 - Sunny - 90 F		
Mark Loretta, R (1, 4) <small>OBP: 0.360, SLG: 0.462</small>	1-2 		0-1 	0-0 		2-2 	2-2 	2-2 	5 0 2 0 0 0 3				
24 Brian Giles, L (1, 9) <small>OBP: 0.397, SLG: 0.509</small>	0-1 		0-3 		2-0 	0-1 	0-1 	2-2 	5 0 2 0 0 1 2				
Ryan Klesko, L (1, 3) <small>OBP: 0.347, SLG: 0.364</small>	1-2 		0-1 		1-0 	4-1 	4-1 	4-0 	3 0 1 0 2 0 3				
Terrence Long, L (1, 7) <small>OBP: 0.390, SLG: 0.435</small> Brian Buchanan, R (7, PH) <small>OBP: 0.286, SLG: 0.355</small> Dennis Tankersley, R (8, 1) Jay Witasick, R (8, 1) Adam Eaton, R (9, PH) <small>OBP: 0.217, SLG: 0.200</small>	1-0 		2-3 		1-0 	3-3 	3-3 	4-2 	2 0 0 0 0 1 2 1 0 0 0 0 1 2 0 0 0 0 0 0 0 0 0 0 0 0 0 0 0 0 0 1 1 0 0				
Jay Payton, R (1, 8) <small>OBP: 0.367, SLG: 0.405</small> Miguel Ojeda, R (8, 2) <small>OBP: 0.308, SLG: 0.261</small>	2-2 			0-0 		3-0 		2-2 	3 1 1 0 0 0 3 1 0 0 0 0 0 3				
Ramon Hernandez, R (1, 2) <small>OBP: 0.323, SLG: 0.409</small> Kerry Robinson, L (8, PR) <small>OBP: 0.313, SLG: 0.295</small>		1-2 		1-0 		0-1 		1-0 	4 2 2 1 0 0 2 0 0 0 0 0 0 0				
3 Khalil Greene, R (1, 6) <small>OBP: 0.333, SLG: 0.379</small>		2-2 		0-3 		0-0 		0-0 	4 0 1 0 0 1 3				
Brian Lawrence, R (1, 1) <small>OBP: 0.211, SLG: 0.263</small> Jeff Cirillo, R (6, PH) <small>OBP: 0.400, SLG: 0.250</small> Brandon Puffer, R (6, 1) Phil Nevin, R (8, PH) <small>OBP: 0.340, SLG: 0.404</small>		2-3 		0-0 		0-3 		1-0 	2 0 0 1 0 1 1 1 0 0 0 0 1 1 0 0 0 0 0 0 0 1 0 0 0 0 1 0				
Inning Stats	R: 0 H: 2 E: 0 LOB: 3 K: 0 BB: 0 S: 15 P: 22	R: 1 H: 1 E: 0 LOB: 0 K: 1 BB: 0 S: 12 P: 19	R: 0 H: 1 E: 0 LOB: 1 K: 2 BB: 0 S: 11 P: 13	R: 2 H: 2 E: 1 LOB: 1 K: 1 BB: 0 S: 8 P: 9	R: 0 H: 1 E: 0 LOB: 0 K: 0 BB: 0 S: 3 P: 7	R: 0 H: 1 E: 0 LOB: 1 K: 1 BB: 0 S: 6 P: 9	R: 0 H: 1 E: 0 LOB: 2 K: 1 BB: 1 S: 12 P: 22	R: 0 H: 1 E: 0 LOB: 1 K: 0 BB: 0 S: 7 P: 11	R: 1 H: 1 E: 0 LOB: 3 K: 1 BB: 3 S: 16 P: 33	1B: 9 SF: 0 2B: 2 SAC: 0 3B: 0 DP: 2 HR: 1 HBP: 2		WP: 0 PA: 43 PB: 0 SB: 0 CS: 1	
PITCHER	IP WLS BF H R ER SO BB IBB HBP BLK WP HR S P ERA WHIP											PITCHER	IP WLS BF H R ER SO BB IBB HBP BLK WP HR S P ERA WHIP
Vicente Padilla, R (1, 1) <small>ERA: 3.79</small>	6.0 W 27 8 3 1 5 0 0 2 0 0 0 1 55 79 1.50 1.333												
Rheal Cormier, L (7, 1) <small>ERA: 4.84</small>	1.0 H 5 1 0 0 1 1 0 0 0 0 0 0 12 22 0.00 2.000												
Roberto Hernandez, R (8, 1) <small>ERA: 3.6</small>	1.0 H 3 1 0 0 0 0 0 0 0 0 0 0 7 11 0.00 1.000												
Tim Worrell, R (9, 1) <small>ERA: 3.57</small>	1.0 S 7 1 1 1 1 2 1 0 0 0 0 0 16 33 9.00 3.000												

livebaseballscorecards.com

AB	36
R	4
H	11
RBI	4
BB	4
SO	7
LOB	25



Batter	1	2	3	4	5	6	7	8	9
Marlon Byrd, R OBP: 0.326, SLG: 0.340 (1, 8)	0-1 G4-3		1-1 G6-3		4-2 FC4-6 BB		0-2 G6-4-3 1-2f	3-3 K	
11 Jimmy Rollins, S OBP: 0.302, SLG: 0.331 (1, 6)	0-0 G6-3		0-1 HR		2-0 FC4-6 1B 1-2f		4-1 BB BB		
Bobby Abreu, L OBP: 0.422, SLG: 0.604 (1, 9)	1-1 1B		1-2 G3-1		4-1 1B 1-2 BB		4-2 1-2 BB		
Pat Burrell, R OBP: 0.416, SLG: 0.559 Roberto Hernandez, R Tim Worrell, R (1, 7) (8, 1) (9, 1)	0-0 F9			2-1 HR 1B	0-1 1B 1-3 2-H		0-0 G6-3		
26 Chase Utley, L OBP: 0.319, SLG: 0.696 (1, 4)		0-2 G6-3		0-1 F8	0-0 G4-3		3-1 WP 1B 2B		
David Bell, R OBP: 0.360, SLG: 0.462 (1, 5)		3-2 G1-3		3-3 K		2-2 F8	4-2 WP 1B BB		
Tomas Perez, S OBP: 0.283, SLG: 0.510 Rheal Cormier, L Jason Michaels, R OBP: 0.375, SLG: 0.400 (1, 3) (7, 1) (8, 7)		4-2 BB		1-2 1-H HR		0-3 K	4-2 G6-3 1B 1-2 2-3 BB		
Todd Pratt, R OBP: 0.406, SLG: 0.385 (1, 2)		2-3 K		4-2 BB		0-2 G5-3	0-1 G6-3 1B 1-2 2-H 3-H		
Vicente Padilla, R OBP: 0.125, SLG: 0.125 Shawn Wooten, R OBP: 0.225, SLG: 0.243 (1, 1) (7, 3)			0-1 G4-3	0-0 G5-3			3-2 G6-4-3 1B 1-2f 2-3	0-2 G6-3	

AB	R	H	RBI	BB	SO	LOB
4	0	0	0	1	1	2
3	2	1	1	1	0	1
2	0	1	0	2	0	0
4	1	2	1	0	0	3
0	0	0	0	0	0	0
0	0	0	0	0	0	0
4	1	1	0	0	0	2
3	1	0	0	1	1	1
2	1	1	2	1	1	0
0	0	0	0	0	0	0
0	0	0	0	1	0	0
3	0	1	2	1	1	1
2	0	0	0	0	0	1
2	0	1	0	0	0	2

AB	R	H	RBI	BB	SO	LOB
29	6	8	6	8	4	13

Inning Stats		R: 0	H: 1	E: 0	K: 0	S: 6	R: 0	H: 0	E: 0	K: 1	S: 14	R: 1	H: 1	E: 0	K: 0	S: 9	R: 2	H: 2	E: 0	K: 1	S: 17	R: 1	H: 1	E: 0	K: 0	S: 8	R: 0	H: 0	E: 0	K: 1	S: 9	R: 0	H: 1	E: 0	K: 0	S: 12	R: 2	H: 2	E: 0	K: 1	S: 20
IP		5.0	2.0	0.0	1.0	5.0	LOB		1	0	1	LOB		0	0	1	LOB		1	0	1	LOB		0	0	1	LOB		0	0	1	LOB		2	2	0	LOB		1	2	
WLS		L					BF		23	8	4	BF		23	8	4	BF		23	8	4	BF		23	8	4	BF		23	8	4	BF		23	8	4	BF		23	8	4
H		5	1	2	0	5	H		0	2	2	H		1	2	2	H		2	2	2	H		1	2	H		2	2	2	H		2	2	H		2	2	H		2
R		4	0	2	0	4	R		0	0	0	R		0	0	0	R		0	0	0	R		0	0	R		0	0	0	R		0	0	R		0	0	R		0
ER		4	0	2	0	4	ER		0	0	0	ER		0	0	0	ER		0	0	0	ER		0	0	ER		0	0	0	ER		0	0	ER		0	0	ER		0
SO		2	1	0	0	2	SO		1	0	0	SO		1	0	0	SO		1	0	0	SO		1	0	SO		1	0	0	SO		1	0	SO		1	0	SO		1
BB		0	0	1	0	0	BB		0	0	1	BB		0	0	1	BB		0	0	1	BB		0	0	BB		0	0	1	BB		0	0	BB		0	0	BB		0
P		7	7	7	7	7	P		7	7	7	P		7	7	7	P		7	7	7	P		7	7	P		7	7	7	P		7	7	P		7	7	P		7

WP	HR	S	P	ERA	WHIP
1	0	37			

San Diego Padres @ Philadelphia Phillies
 Citizens Bank Park, Philadelphia, PA
 Sun May 23 2004, 1:35 PM EDT
 Att. 44,216 - Sunny - 90 F

livebaseballscorecards.com

AB	29
R	6
H	8
RBI	6
BB	8
SO	4
LOB	13



Batter	1	2	3	4	5	6	7	8	9	AB R H RBI BB SO LOB	TOP											
Marlon Byrd, R (1, 8) OBP: 0.322, SLG: 0.335	3-2 G6-3		1-2 G6-3 1B		0-0 F6		3-2 E5		2-0 F9	5 0 1 0 0 0 5												
11 Jimmy Rollins, S (1, 6) OBP: 0.295, SLG: 0.323	1-1 F8		0-0 G6-3		2-2 G1-3		3-3 K			4 0 0 0 0 1 6												
Bobby Abreu, L (1, 9) OBP: 0.413, SLG: 0.588	1-1 G6-3			2-3 K		3-2 F8		2-2 G3		4 0 0 0 0 1 0												
Jim Thome, L (1, 3) OBP: 0.418, SLG: 0.644		3-0 2B		4-2 BB		2-3 K		2-3 K		3 0 1 0 1 2 0												
Pat Burrell, R (1, 7) OBP: 0.412, SLG: 0.547		3-3 K		2-3 K		3-3 K		4-1 BB		3 0 0 0 1 3 2												
Mike Lieberthal, R (1, 2) OBP: 0.298, SLG: 0.406		0-0 P4		1-0 P4		2-1 F9		0-0 P3		4 0 0 0 0 0 3												
David Bell, R (1, 5) OBP: 0.370, SLG: 0.462		4-2 BB		4-2 FC2-5 26 1B BB		1-1 E 26 BB 1B		2-3 K		2 0 1 0 2 1 0												
26 Chase Utley, L (1, 4) OBP: 0.333, SLG: 0.673		3-1 F7		1-1 FC2-5 1B		4-2 E BB		2-2 L7		3 0 1 0 1 0 2												
Eric Milton, L (1, 1) OBP: 0.211, SLG: 0.118 Jason Michaels, R (7, PH) OBP: 0.360, SLG: 0.381 Amaury Telemaco, R (7, 1) Rheal Comier, L (7, 1) Elizardo Ramirez, S (8, 1) Todd Pratt, R (9, PH) OBP: 0.424, SLG: 0.385			1-3 K		1-1 FC2-5		0-1 P4		4-2 BB	2 0 0 0 0 1 2 1 0 0 0 0 0 0 2 0 1 0 0 0												
Inning Stats	R: 0 E: 0 K: 0 S: 7	H: 0 LOB: 0 BB: 0 P: 12	R: 0 E: 0 K: 1 S: 9	H: 1 LOB: 2 BB: 1 P: 22	R: 0 E: 0 K: 1 S: 7	H: 1 LOB: 0 BB: 0 P: 9	R: 0 E: 0 K: 2 S: 12	H: 0 LOB: 1 BB: 1 P: 21	R: 0 E: 0 K: 0 S: 11	H: 1 LOB: 2 BB: 1 P: 19	R: 0 E: 0 K: 2 S: 10	H: 0 LOB: 0 BB: 0 P: 18	R: 0 E: 1 K: 1 S: 17	H: 1 LOB: 3 BB: 1 P: 30	R: 0 E: 0 K: 1 S: 8	H: 0 LOB: 1 BB: 1 P: 16	R: 0 E: 0 K: 1 S: 10	H: 0 LOB: 1 BB: 1 P: 20	1B: 3 2B: 1 3B: 0 HR: 0	SF: 0 SAC: 0 DP: 1 HBP: 0	WP: 0 PB: 0 SB: 0 CS: 0	PA: 37
PITCHER	IP WLS BF H R ER SO BB IBB HBP BLK WP HR S P ERA WHIP																					
Steve Trachsel, R (1, 1) ERA: 2.83	6.2 W 28 4 0 0 6 4 0 0 0 0 0 0 68 123 0.00 1.200																					
Mike Stanton, L (7, 1) ERA: 4.21	1.1 H 5 0 0 0 2 1 0 0 0 0 0 0 13 24 0.00 0.750																					
John Franco, L (9, 1) ERA: 4.82	1.0 4 0 0 0 1 1 0 0 0 0 0 0 10 20 0.00 1.000																					

Philadelphia Phillies @ New York Mets
 Shea Stadium, Flushing, NY
 Tue May 25 2004, 7:10 PM EDT
 Att. 29,385 - Sunny - 62 F

livebaseballscorecards.com

AB	31
R	0
H	4
RBI	0
BB	6
SO	9
LOB	22



BOTTOM

Philadelphia Phillies @ New York Mets
Shea Stadium, Flushing, NY
Tue May 25 2004, 7:10 PM EDT
Att. 29,385 - Sunny - 62 F

livebaseballscorecards.com

AB	30
R	5
H	7
RBI	5
BB	6
SO	8
LOB	14



WP:	0	PA:	36
PB:	0		
SB:	1		
CS:	0		

AB	R	H	RBI	BB	SO	LOB
2	1	0	0	2	1	0
2	2	0	0	2	1	1
4	1	2	2	0	2	0
3	1	2	2	1	0	0
0	0	0	0	0	0	0
3	0	2	1	1	0	2
4	0	1	0	0	0	5
4	0	0	0	0	1	3
3	0	0	0	0	1	3
0	0	0	0	0	0	0
1	0	0	0	0	1	0
0	0	0	0	0	0	0
2	0	0	0	0	1	0
2	0	0	0	0	0	0
1B:	4	SF:	0			
2B:	2	SAC:	0			
3B:	0	DP:	1			
HR:	1	HBP:	0			

Batter	1	2	3	4	5	6	7	8	9
Kazuo Matsui, S (1, 6) OBP: 0.340, SLG: 0.430	4-2 BB G6-4-3		1-3 K		2-2 G4-3		4-0 S 2B BB		
Danny Garcia, R (1, 4) OBP: 0.382, SLG: 0.362	2-2 SAFE G6-4-3 1-2f		4-0 1B 31 1B BB		1-3 K		4-2 SAFE SAFE 1-2 2B BB		
Cliff Floyd, L (1, 7) OBP: 0.378, SLG: 0.576	2-3 K		1-2 31 1B 1B		3-3 K		0-1 FC6-4 1-H 2-H 2B		
31 Mike Piazza, R (1, 3) OBP: 0.408, SLG: 0.561		1-1 P4	1-0 1B 1-2 2-H 1B		0-1 HR		4-0 FC6-4 IBB		
Joe McEwing, R (7, PR) OBP: 0.265, SLG: 0.286									
Shane Spencer, R (1, 9) OBP: 0.366, SLG: 0.437		4-2 2B BB	0-0 FC5-4 1-2 2-H 1B		1-2 1B		1-0 FC6-4 1-2f 2-3		
Jason Phillips, R (1, 2) OBP: 0.303, SLG: 0.339			3-2 FC5-4 1-3 2B		0-2 F8		0-2 G5-3		
Mike Cameron, R (1, 8) OBP: 0.310, SLG: 0.395		2-3 K		0-1 G3		1-1 F8		2-2 G5-3	
Ty Wigginton, R (1, 5) OBP: 0.273, SLG: 0.396			1-3 K		2-0 P3			1-3 K	
Mike Stanton, L (7, 1) OBP: 1.000, SLG: 1.000									
Eric Valent, L (8, PH) OBP: 0.385, SLG: 0.468									
John Franco, L (9, 1)									
Steve Trachsel, R (1, 1) OBP: 0.250, SLG: 0.292			1-3 K		1-0 F7		0-1 G6-3		0-2 G3-1
Todd Zeile, R (7, 5) OBP: 0.339, SLG: 0.385									

Inning	R	H	E	K	S	H	LOB	BB	P
1	0	0	0	1	21	1	0	1	29
2	0	0	0	2	18	2	2	1	23
3	2	3	0	2	15	3	1	1	23
4	0	0	0	2	4	0	0	0	7
5	0	0	0	2	9	0	0	0	15
6	1	2	0	0	10	1	0	0	12
7	2	1	0	0	10	2	3	23	13
8	0	0	0	1	10	0	0	0	13
9	0	0	0	0	0	0	0	0	0

PITCHER	IP	WLS	BF	H	R	ER	SO	BB	IBB	HBP	BLK	WP	HR	S	P	ERA	WHIP
Eric Milton, L (1, 1) ERA: 4.47	6.0	L	26	6	3	3	7	3	0	0	0	0	1	69	107	4.50	1.500
Amaury Telemaco, R (7, 1) ERA: 4.26	0.1		3	0	2	2	0	2	0	0	0	0	0	4	12	54.00	6.000
Rheal Cormier, L (7, 1) ERA: 4.7	0.2		4	1	0	0	0	0	1	0	0	0	0	6	11	0.00	1.500
Elizardo Ramirez, R (8, 1) ERA:	1.0		3	0	0	0	1	0	0	0	0	0	0	10	13	0.00	0.000

Batter	1	2	3	4	5	6	7	8	9	AB R H RBI BB SO LOB	TOP										
Rafael Furcal, S OBP: 0.356, SLG: 0.400 (1, 6)	1-0 SH5-3 1B	2-2 G4-3		0-0 G5-3 FC6-2 1B	2-1 F7			0-3 K		5 1 2 0 0 1 0											
Adam LaRoche, L OBP: 0.273, SLG: 0.386 (1, 3)	0-0 SH5-3	4-0 10 HBP BB		1-0 G5-3		1-0 G3		0-1 G3-1		3 0 0 0 1 0 1											
J.D. Drew, L OBP: 0.417, SLG: 0.561 (1, 9)	1-1 10 BB 1B 2-H	4-1 10 HBP BB		3-2 FC6-2 10 BB HR		0-0 E 10 1B		1-2 G1-3		4 2 2 1 1 0 1											
10 Chipper Jones, S OBP: 0.389, SLG: 0.467 (1, 7)	4-2 BB 1B 1-2	1-0 HBP		4-2 BB HR BB		0-0 1-2 1B		1-2 2B		2 1 2 0 2 0 0											
Johnny Estrada, S OBP: 0.383, SLG: 0.504 (1, 2)	0-1 BB 1-2 2-H	1-3 K		4-1 HR BB		0-0 F8 2-3		0-0 P6		4 1 1 1 1 1 6											
Andruw Jones, R OBP: 0.348, SLG: 0.535 (1, 8)	4-2 FC6-4 1-2 2-3 BB		1-1 G5-3	0-1 HR		0-2 G5-3		1-1 F8		4 1 1 4 1 0 3											
Mark DeRosa, R OBP: 0.261, SLG: 0.307 (1, 5)	2-3 K		2-1 FC6-4 1B	2-1 G6-3		1-2 E5		1-3 K		5 0 1 0 0 2 4											
Nick Green, R OBP: 0.362, SLG: 0.390 (1, 4)	1-1 FC6-4 1-2f		1 SAFE 0-2 FC6-4		1-1 F9		0-1 G6-3			4 0 0 0 0 0 4											
Jaret Wright, R OBP: 0.071, SLG: 0.143 Chris Reitsma, R 29 John Smoltz, R		1-3 K	3-3 K		0-0 G5-3		0-3 K			4 0 0 0 0 3 1 0 0 0 0 0 0 0 0 0 0 0 0 0 0											
Inning Stats	R: 2 E: 0 K: 1 S: 17	H: 3 LOB: 3 BB: 2 P: 30	R: 0 E: 0 K: 2 S: 11	H: 0 LOB: 3 BB: 2 P: 24	R: 0 E: 0 K: 1 S: 11	H: 1 LOB: 1 BB: 0 P: 17	R: 4 E: 0 K: 0 S: 12	H: 2 LOB: 0 BB: 2 P: 26	R: 0 E: 0 K: 0 S: 5	H: 0 LOB: 0 BB: 0 P: 8	R: 0 E: 1 K: 0 S: 7	H: 2 LOB: 2 BB: 0 P: 8	R: 0 E: 1 K: 1 S: 8	H: 0 LOB: 0 BB: 0 P: 9	R: 0 E: 0 K: 1 S: 8	H: 0 LOB: 0 BB: 0 P: 9	R: 0 E: 0 K: 1 S: 9	H: 1 LOB: 1 BB: 0 P: 12	1B: 7 2B: 1 3B: 0 HR: 1	SF: 0 SAC: 1 DP: 0 HBP: 1	WP: 0 PA: 43 PB: 0 SB: 0 CS: 0
PITCHER	IP WLS BF H R ER SO BB IBB HBP BLK WP HR S P ERA WHIP																				
Kevin Millwood, R ERA: 4.9	(1, 1)	4.0 L 25 6 6 6 4 6 0 1 0 0 1 51 97 13.50 3.000																			
Amaury Telemaco, R ERA: 3.68	(5, 1)	3.0 11 2 0 0 1 0 0 0 0 0 0 20 25 0.00 0.667																			
Elizardo Ramirez, R ERA:	(8, 1)	2.0 7 1 0 0 2 0 0 0 0 0 0 17 21 0.00 0.500																			

Atlanta Braves @ Philadelphia Phillies
Citizens Bank Park, Philadelphia, PA
Thu May 27 2004, 7:05 PM EDT
Att. 38,802 - Sunny - 77 F

livebaseballscorecards.com

AB 35
R 6
H 9
RBI 6
BB 6
SO 7
LOB 20



Batter	1	2	3	4	5	6	7	8	9	AB	R	H	RBI	BB	SO	LOB
Marlon Byrd, R OBP: 0.315, SLG: 0.327 (1, 8)	F8		G6-3			K		K		4	0	0	0	0	2	3
26 Chase Utley, L OBP: 0.333, SLG: 0.621 (1, 4)	F8			G6-3		BB 1B		1-2 1B		4	0	2	1	0	0	0
Bobby Abreu, L OBP: 0.419, SLG: 0.579 (1, 9)	FC6 BB			G4-3		1-2 BB		1-3 K		2	0	0	0	2	1	2
Jim Thome, L OBP: 0.425, SLG: 0.645 (1, 3)	FC6			BB		F8		G4-3		3	0	0	0	1	0	5
Ricky Ledee, L OBP: 0.426, SLG: 0.600 (1, 7)		G4-3		G3			G6-4-3 1B		G4-3	4	0	1	0	0	0	1
David Bell, R OBP: 0.353, SLG: 0.441 (1, 5)			F8			K			F8	3	0	0	0	0	1	1
Elizardo Ramirez, S OBP: 0.370, SLG: 0.364 (8, 1)										0	0	0	0	0	0	0
Jason Michaels, R OBP: 0.370, SLG: 0.364 (9, PH)										1	0	0	0	0	0	0
Mike Lieberthal, R OBP: 0.294, SLG: 0.400 (1, 2)		G3-1				K		K		4	0	0	0	0	3	0
11 Jimmy Rollins, S OBP: 0.293, SLG: 0.315 (1, 6)			K			G1-3				3	1	1	0	0	1	0
Kevin Millwood, R OBP: 0.182, SLG: 0.227 (1, 1)								1B 26 1B 1B		1	0	1	0	0	0	0
Amaury Telemaco, R OBP: 0.296, SLG: 0.520 (5, 1)										1	0	0	0	0	0	0
Tomas Perez, S OBP: 0.296, SLG: 0.520 (8, 5)			G6-3 1B			P6				1	0	1	0	0	0	0

Inning Stats	R: 0	H: 0	E: 0	K: 0	S: 6	H: 0	LOB: 1	BB: 1	P: 11	R: 0	H: 0	E: 0	K: 0	S: 4	H: 0	LOB: 0	BB: 0	P: 8	R: 0	H: 1	E: 0	K: 1	S: 8	H: 0	LOB: 0	BB: 0	P: 12	R: 0	H: 0	E: 0	K: 0	S: 9	H: 0	LOB: 1	BB: 1	P: 18	R: 0	H: 0	E: 0	K: 2	S: 11	H: 0	LOB: 0	BB: 0	P: 14	R: 0	H: 1	E: 0	K: 1	S: 9	H: 1	LOB: 2	BB: 1	P: 17	R: 0	H: 1	E: 0	K: 1	S: 8	H: 1	LOB: 0	BB: 0	P: 10	R: 1	H: 3	E: 0	K: 2	S: 13	H: 0	LOB: 2	BB: 0	P: 19	R: 0	H: 0	E: 0	K: 1	S: 8	H: 0	LOB: 0	BB: 0	P: 11	1B: 6	2B: 0	3B: 0	HR: 0	SF: 0	SAC: 0	DP: 2	HBP: 0	WP: 0	PB: 0	SB: 0	CS: 0	PA: 34
--------------	------	------	------	------	------	------	--------	-------	-------	------	------	------	------	------	------	--------	-------	------	------	------	------	------	------	------	--------	-------	-------	------	------	------	------	------	------	--------	-------	-------	------	------	------	------	-------	------	--------	-------	-------	------	------	------	------	------	------	--------	-------	-------	------	------	------	------	------	------	--------	-------	-------	------	------	------	------	-------	------	--------	-------	-------	------	------	------	------	------	------	--------	-------	-------	-------	-------	-------	-------	-------	--------	-------	--------	-------	-------	-------	-------	--------

PITCHER	IP	WLS	BF	H	R	ER	SO	BB	IBB	HBP	BLK	WP	HR	S	P	ERA	WHIP
Jaret Wright, R ERA: 3.81 (1, 1)	7.1	W	29	6	1	1	6	3	0	0	0	0	0	64	103	1.23	1.227
Chris Reitsma, R ERA: 2.42 (8, 1)	0.2		2	0	0	0	1	0	0	0	0	0	0	4	6	0.00	0.000
29 John Smoltz, R ERA: 2.66 (9, 1)	1.0		3	0	0	0	1	0	0	0	0	0	0	8	11	0.00	0.000

BOTTOM

Atlanta Braves @ Philadelphia Phillies
Citizens Bank Park, Philadelphia, PA

Thu May 27 2004, 7:05 PM EDT
Att. 38,802 - Sunny - 77 F

AB	31
R	1
H	6
RBI	1
BB	3
SO	8
LOB	12



WP	HR	S	P	ERA	WHIP
0	0	0	0	0.00	0.000

Batter	1	2	3	4	5	6	7	8	9	10	AB R H RBI BB SO LOB	TOP												
Rafael Furcal, S OBP: 0.340, SLG: 0.379	2-2 G4-3	0-1 FC1-2			2-0 G6-3	1-0 F9			0-1 G4-3		5 0 0 0 0 0 4	Atlanta Braves @ Philadelphia Phillies Citizens Bank Park, Philadelphia, PA Fri May 28 2004, 7:05 PM EDT Att. 40,187 - Sunny - 80 F												
Nick Green, R OBP: 0.385, SLG: 0.400	4-2 10 HBP BB	0-3 3-H			0-0 BB 1B		1-1 G4-3 G3-6-3 1B		0-1 G1-3		4 0 2 0 1 1 2													
J.D. Drew, L OBP: 0.410, SLG: 0.545	3-3 K			1-1 G4-3	4-2 1-2 BB		3-2 G3-6-3		3-3 K		4 0 0 0 1 2 2													
10 Chipper Jones, S OBP: 0.395, SLG: 0.467	1-0 HBP			1-0 HR	1-0 F7		0-2 G4-3		2-0 G4-3		0 0 0 0 0 0 0													
Dewayne Wise, L OBP: 0.239, SLG: 0.442	1-2 HBP						2-3 G4-3		4 1 1 1 0 0 3		4 1 1 1 0 0 3													
Andruw Jones, R OBP: 0.345, SLG: 0.525	1-0 L7			1-0 F8	0-0 P3		1-3 K		1-0 1B 1B		5 0 1 0 0 1 5													
Johnny Estrada, S OBP: 0.390, SLG: 0.507		2-2 1B E 1B		0-0 L9		1-1 FC5-4 1B 1B		1-0 F8		0-0 1B 1-3 1B	5 1 3 0 0 0 0													
Mark DeRosa, R OBP: 0.265, SLG: 0.310		1-1 E FC5-2 1B		0-0 F8		1-1 FC5-4 1B		0-0 G5-3		1-3 K	5 0 2 0 0 1 2													
Adam LaRoche, L OBP: 0.271, SLG: 0.383		3-2 FC5-2 FC1-2		1-1 G6-3		1-0 FC5-4		0-3 K			1 0 0 0 0 0 1													
Eddie Pérez, R OBP: 0.234, SLG: 0.244		1-3 2-H FC1-2			1-2f 2-3						3 0 0 0 0 1 2													
Mike Hampton, R OBP: 0.273, SLG: 0.450		1-0 FC5-2		1-3 K		0-3 K			3-1 P6		3 0 0 0 0 2 4													
Kevin Gryboski, R											0 0 0 0 0 0 0													
Chris Reitsma, R											0 0 0 0 0 0 0													
Wilson Betemit, S OBP: 0.226, SLG: 0.172											1 0 0 0 0 0 0													
Antonio Alfonseca, R		2-3 3-H									0 0 0 0 0 0 0													
Inning Stats	R: 0 E: 0 K: 1 S: 11	H: 0 LOB: 2 BB: 1 P: 22	R: 1 E: 1 K: 1 S: 18	H: 2 LOB: 2 BB: 0 P: 25	R: 1 E: 0 K: 0 S: 5	H: 1 LOB: 0 BB: 0 P: 8	R: 0 E: 0 K: 1 S: 6	H: 1 LOB: 2 BB: 0 P: 13	R: 0 E: 0 K: 1 S: 9	H: 2 LOB: 2 BB: 0 P: 13	R: 0 E: 0 K: 1 S: 12	H: 1 LOB: 1 BB: 0 P: 17	R: 0 E: 0 K: 1 S: 5	H: 0 LOB: 0 BB: 0 P: 6	R: 0 E: 0 K: 0 S: 6	H: 0 LOB: 0 BB: 0 P: 9	R: 0 E: 0 K: 2 S: 10	H: 2 LOB: 2 BB: 0 P: 17	1B: 8 2B: 0 3B: 0 HR: 1	SF: 0 SAC: 0 DP: 0 HBP: 1	WP: 0 PB: 0 SB: 0 CS: 0	PA: 43		
PITCHER	IP WLS BF H R ER SO BB IBB HBP BLK WP HR S P ERA WHIP																							
Randy Wolf, L ERA: 2.98	(1, 1) 6.0																							
63 Ryan Madson, R ERA: 0.91	(7, 1) 1.0	4	1	0	0	1	0	0	0	0	0	0	0	12	17	0.00	1.000							
Rheal Cormier, L ERA: 4.44	(8, 1) 1.0	3	0	0	0	1	0	0	0	0	0	0	0	5	6	0.00	0.000							
Tim Worrell, R ERA: 3.16	(9, 1) 2.0	W 8	2	0	0	2	0	0	0	0	0	0	0	16	26	0.00	1.000							

AB	40
R	2
H	9
RBI	1
BB	2
SO	8
LOB	25



Batter	1	2	3	4	5	6	7	8	9	10	AB	R	H	RBI	BB	SO	LOB
Marlon Byrd, R (1, 8) OBP: 0.314, SLG: 0.321 Jason Michaels, R (8, PH) OBP: 0.357, SLG: 0.348 Tim Worrell, R (9, 1)	E6 11 1B		G1-3		F9		1B BB	K			3	1	0	0	1	0	1
11 Jimmy Rollins, S (1, 6) OBP: 0.296, SLG: 0.318	G6-4-3 1-2 1B		G5-3		G1-3		BB 1B	F9			5	0	2	0	0	0	3
Bobby Abreu, L (1, 9) OBP: 0.414, SLG: 0.567	F8			G6-3		G3	1-2 2-3 BB 1B	G5-3			5	0	1	0	0	0	2
Pat Burrell, R (1, 7) OBP: 0.417, SLG: 0.539	G6-4-3 1-2f			K		2B BB	1-2 2-3 BB	2B			3	0	1	1	2	1	2
David Bell, R (1, 5) OBP: 0.260, SLG: 0.449		P3		2B BB		1-2 1-3 2B	F7	G5-4-3 1B			4	0	2	0	1	0	3
Mike Lieberthal, R (1, 2) OBP: 0.297, SLG: 0.407		1-1 1B		1-3 2B		2-3 K		G5-3 1-2f		G5-4-3	5	0	2	0	0	1	4
26 Chase Utley, L (1, 4) OBP: 0.323, SLG: 0.587		2-3 K		0-1 F8		0-2 G1-3		2B 1B		L4	5	1	1	0	0	1	5
Tomas Perez, S (1, 3) OBP: 0.305, SLG: 0.582		0-0 L5				3-3 K		1-H 2B		HR	5	1	2	2	0	2	1
Randy Wolf, L (1, 1) OBP: 0.350, SLG: 0.570 63 Ryan Madson, L (7, 1) OBP: 0.220, SLG: 0.237 Shawn Wooten, R (8, 1) OBP: 0.438, SLG: 0.600 Rhéal Cormier, L (9, 6) OBP: 0.262, SLG: 0.324			P2		1-2 1B		F9	IBB			2	0	1	0	0	0	0

Inning Stats	R: 0	H: 1	R: 0	H: 1	R: 0	H: 0	R: 0	H: 1	R: 0	H: 1	R: 1	H: 2	R: 1	H: 2	R: 0	H: 2	R: 1	H: 1	1B: 7	SF: 0	WP: 0	PA: 44
	E: 1	LOB: 1	E: 0	LOB: 1	E: 0	LOB: 0	E: 0	LOB: 2	E: 0	LOB: 1	E: 0	LOB: 3	E: 0	LOB: 2	E: 0	LOB: 1	E: 0	LOB: 0	2B: 4	SAC: 0	PB: 0	
	K: 0	BB: 0	K: 1	BB: 0	K: 0	BB: 0	K: 1	BB: 1	K: 1	BB: 0	K: 1	BB: 2	K: 1	BB: 1	K: 0	BB: 0	K: 0	BB: 0	3B: 0	DP: 2	SB: 0	
	S: 6	P: 7	S: 7	P: 12	S: 13	P: 17	S: 10	P: 17	S: 11	P: 16	S: 9	P: 23	S: 13	P: 20	S: 8	P: 10	S: 3	P: 7	HR: 1	HBP: 0	CS: 0	

PITCHER	IP	WLS	BF	H	R	ER	SO	BB	IBB	HBP	BLK	WP	HR	S	P	ERA	WHIP
Mike Hampton, L (1, 1) ERA: 5.16	6.2		30	7	1	1	5	3	0	0	0	0	0	69	110	1.35	1.500
Kevin Gryboski, R (7, 1) ERA: 1.04	0.1	H	2	0	0	0	0	1	0	0	0	0	0	2	6	0.00	3.000
Chris Reitsma, R (8, 1) ERA: 2.67	1.0	B	6	2	1	1	1	0	1	0	0	0	0	13	20	9.00	2.000
Antonio Alfonseca, R (9, 1) ERA: 3.13	1.1	L	6	3	1	1	0	0	0	0	0	0	1	11	17	6.75	2.250

PITCHER	IP	WLS	BF	H	R	ER	SO	BB	IBB	HBP	BLK	WP	HR	S	P	ERA	WHIP

BOTTOM

Atlanta Braves @ Philadelphia Phillies
 Citizens Bank Park, Philadelphia, PA
 Fri May 28 2004, 7:05 PM EDT
 Att: 40,187 - Sunny - 80 F

livebaseballscorecards.com

AB	39
R	3
H	12
RBI	3
BB	5
SO	6
LOB	23



Batter	1	2	3	4	5	6	7	8	9	AB R H RBI BB SO LOB	TOP											
Rafael Furcal, S OBP: 0.330, SLG: 0.386 (1, 6)	3-3 K		3-3 K		1-2 F8	2-1 FC6-4		2-2 2B 3B	3-1 G3-1	6 1 1 2 0 2 3												
Dewayne Wise, L OBP: 0.258, SLG: 0.473 (1, 7)	0-1 E4		1-1 HR 1B		0-3 K		0-0 G4-3 2B	3-2 2B 2B		5 2 3 2 0 1 0												
J.D. Drew, L OBP: 0.416, SLG: 0.571 (1, 9)	0-0 L8		0-0 HR		4-0 HBP 2B BB		1-0 G4-3 2B	0-0 2B		4 2 2 3 1 0 2												
Johnny Estrada, S OBP: 0.390, SLG: 0.497 (1, 2)	0-2 P5		4-2 BB		3-2 2B HBP		1-3 K	0-0 G5-3		3 0 0 0 1 1 3												
Andruw Jones, R OBP: 0.346, SLG: 0.525 (1, 8)		0-0 G6-3	0-3 K		1-2 2B		4-0 IBB	2-0 F7		4 0 1 1 1 1 2												
Mike Hessman, R OBP: 0.184, SLG: 0.222 (1, 3)		0-1 F9		0-1 F7	0-1 L4		1-3 K	2-1 2B SF8 1B		5 1 1 0 0 1 4												
Mark DeRosa, R OBP: 0.268, SLG: 0.318 (1, 5)		1-2 G4-3		1-0 F8		0-0 F8		1-2 BB 3B 1B	2-0 2B	5 1 2 0 0 0 0												
Nick Green, R OBP: 0.404, SLG: 0.408 (1, 4)			1-2 SH1-4 1B	0-0 FC6-4 1B		3-2 G5-3		4-1 3B BB	1-3 K	4 2 2 0 1 1 2												
John Thomson, R OBP: 0.158, SLG: 0.211 (1, 1)			0-0 SH1-4	0-1 FC6-4		0-0 FC6-4 1B		0-0 B3	1-1 SF8	2 0 1 0 0 0 1												
Jesse Garcia, R OBP: 0.265, SLG: 0.330 (8, PH)										1 0 0 0 0 0 2												
Chris Reitsma, R (8, 1)										0 0 0 0 0 0 0												
Eli Marrero, R OBP: 0.120, SLG: 0.227 (9, PH)										0 0 0 1 0 0 0												
29 John Smoltz, R (9, 1)										0 0 0 0 0 0 0												
Inning Stats	R: 0 E: 1 K: 1 S: 9	H: 0 LOB: 1 BB: 0 P: 12	R: 0 E: 0 K: 0 S: 7	H: 0 LOB: 0 BB: 0 P: 8	R: 3 E: 0 K: 2 S: 16	H: 3 LOB: 1 BB: 1 P: 25	R: 0 E: 0 K: 0 S: 6	H: 1 LOB: 1 BB: 0 P: 7	R: 1 E: 0 K: 1 S: 14	H: 1 LOB: 2 BB: 1 P: 23	R: 0 E: 0 K: 0 S: 9	H: 1 LOB: 1 BB: 0 P: 14	R: 0 E: 0 K: 2 S: 8	H: 1 LOB: 2 BB: 1 P: 15	R: 4 E: 0 K: 0 S: 18	H: 4 LOB: 1 BB: 1 P: 30	R: 1 E: 0 K: 1 S: 10	H: 2 LOB: 1 BB: 0 P: 19	1B: 6 2B: 5 3B: 1 HR: 1	SF: 1 SAC: 1 DP: 0 HBP: 1	WP: 0 PB: 0 SB: 0 CS: 0	PA: 46
PITCHER	IP WLS BF H R ER SO BB IBB HBP BLK WP HR S P ERA WHIP																					
Vicente Padilla, R ERA: 4.07 (1, 1)	5.0 L 24 5 4 4 4 2 0 1 0 0 1 52 75 7.20 1.400																					
63 Ryan Madson, R ERA: 0.88 (6, 1)	1.0 4 1 0 0 0 0 0 0 0 0 0 9 14 0.00 1.000																					
Roberto Hernandez, R ERA: 5.4 (7, 1)	1.1 10 4 4 4 2 1 1 0 0 0 0 23 40 27.00 3.750																					
Rheal Cormier, L ERA: 4.32 (8, 1)	0.2 3 1 0 0 0 0 0 0 0 0 0 3 5 0.00 1.500																					
Elizardo Ramirez, R ERA: 2.25 (9, 1)	1.0 5 2 1 1 1 0 0 0 0 0 0 10 19 9.00 2.000																					

Atlanta Braves @ Philadelphia Phillies
Citizens Bank Park, Philadelphia, PA
Sat May 29 2004, 1:20 PM EDT
Att. 44,057 - Sunny - 64 F

livebaseballscorecards.com

AB	39
R	9
H	13
RBI	9
BB	4
SO	7
LOB	19



Batter	1	2	3	4	5	6	7	8	9	AB R H RBI BB SO LOB
Doug Glanville, R OBP: 0.250, SLG: 0.286 (1, 8)	2-2 F7	0-1 G1		2-0 E6 11 2B		2-2 G4-3			2-2 P6	5 1 0 0 0 0 2
11 Jimmy Rollins, S OBP: 0.299, SLG: 0.326 (1, 6)	0-0 1B		1-0 L7	0-0 2B			0-3 K		0-3 K	5 0 2 1 0 2 0
Bobby Abreu, L OBP: 0.411, SLG: 0.560 (1, 9)	1-2 1B		1-2 G4-3	0-2 F8			2-3 K			4 0 1 0 0 1 1
Jim Thome, L OBP: 0.421, SLG: 0.641 (1, 3)	1-3 K		2-2 1B		1-2 G6-3		2-0 P6			4 1 1 0 0 1 2
Pat Burrell, R OBP: 0.424, SLG: 0.548 (1, 7)	4-2 BB		1-1 1B		0-3 K		2-2 26 G3			3 0 2 1 1 1 0
26 Chase Utley, L OBP: 0.304, SLG: 0.552 (1, 4)	0-1 G3		3-1 F7		2-3 K		0-0 G3			4 0 0 0 0 1 5
David Bell, R OBP: 0.363, SLG: 0.453 (1, 5)			0-3 K		0-1 G4-3 E		0-2 F8		4-2 G6-4-3 BB	3 1 1 0 1 1 0
Todd Pratt, R OBP: 0.405, SLG: 0.367 (1, 2)			2-2 G4-3 1B		3-1 F7		0-0 G6-3		0-0 G6-4-3	4 0 1 0 0 0 3
Vicente Padilla, R OBP: 0.111, SLG: 0.111 (6, 1) 63 Ryan Madson, L OBP: 0.238, SLG: 0.256 (6, PH) Shawn Wooten, R OBP: 0.238, SLG: 0.256 (7, 1) Roberto Hernandez, R (7, 1) Rheal Cormier, L (8, 1) Elizardo Ramirez, S (9, 1) Ricky Ledee, L OBP: 0.429, SLG: 0.585 (9, PH)		2-2 G4-3		0-0 G4-3		2-2 1B			2-1 F9	2 0 0 0 0 0 2 0 0 0 0 0 0 0 1 0 1 0 1 0 0 0 0 0 0

Inning Stats	R: 0 E: 0 K: 1 S: 17	H: 2 LOB: 3 BB: 1 P: 25	R: 0 E: 0 K: 1 S: 11	H: 1 LOB: 1 BB: 0 P: 15	R: 1 E: 0 K: 0 S: 11	H: 2 LOB: 1 BB: 0 P: 19	R: 2 E: 1 K: 0 S: 10	H: 2 LOB: 1 BB: 0 P: 15	R: 0 E: 0 K: 2 S: 11	H: 0 LOB: 0 BB: 0 P: 14	R: 0 E: 0 K: 0 S: 11	H: 1 LOB: 1 BB: 0 P: 15	R: 0 E: 0 K: 2 S: 9	H: 0 LOB: 0 BB: 0 P: 13	R: 0 E: 0 K: 0 S: 9	H: 1 LOB: 1 BB: 1 P: 15	R: 0 E: 0 K: 1 S: 9	H: 0 LOB: 0 BB: 0 P: 13	1B: 5 2B: 4 3B: 0 HR: 0	SF: 0 SAC: 0 DP: 1 HBP: 0
--------------	-------------------------------	----------------------------------	-------------------------------	----------------------------------	-------------------------------	----------------------------------	-------------------------------	----------------------------------	-------------------------------	----------------------------------	-------------------------------	----------------------------------	------------------------------	----------------------------------	------------------------------	----------------------------------	------------------------------	----------------------------------	----------------------------------	------------------------------------

PITCHER	IP	WLS	BF	H	R	ER	SO	BB	IBB	HBP	BLK	WP	HR	S	P	ERA	WHIP
John Thomson, R ERA: 4.06 (1, 1)	7.0		31	8	3	1	6	1	0	0	0	0	0	80	116	1.29	1.286
Chris Reitsma, R ERA: 2.57 (8, 1)	1.0		4	1	0	0	0	1	0	0	0	0	0	9	15	0.00	2.000
29 John Smoltz, R ERA: 2.53 (9, 1)	1.0		3	0	0	0	1	0	0	0	0	0	0	9	13	0.00	0.000

BOTTOM

Atlanta Braves @ Philadelphia Phillies
Citizens Bank Park, Philadelphia, PA

Sat May 29 2004, 1:20 PM EDT
Att. 44,057 - Sunny - 64 F

AB	36
R	3
H	9
RBI	2
BB	2
SO	7
LOB	15

livebaseballscores.com



WP	PA	ERA	WHIP
0	38		
0			
1			
0			
0			
0			
0			
0			
1			

Batter	1	2	3	4	5	6	7	8	9	AB R H RBI BB SO LOB	TOP											
Rafael Furcal, S OBP: 0.328, SLG: 0.381 (1, 6)	2-3 K			3-3 K		2-3 K		3-2 1B		4 0 1 0 0 3 0	<p>Atlanta Braves @ Philadelphia Phillies</p> <p>Citizens Bank Park, Philadelphia, PA</p> <p>Sun May 30 2004, 1:35 PM EDT</p> <p>Att. 44,304 - Sunny - 68 F</p>											
Nick Green, R OBP: 0.393, SLG: 0.396 (1, 4)	3-3 K			1-2 FC3-6 1B		2-3 K		1-1 F8		4 0 1 0 0 2 1												
J.D. Drew, L OBP: 0.412, SLG: 0.560 (1, 9)	0-0 F8			0-0 FC3-6 3B		4-0 WP BB		3-1 L5		3 1 0 0 1 0 2												
Andruw Jones, R OBP: 0.344, SLG: 0.530 (1, 8)		1-0 L7		2-1 1-H 3B		1-0 F8		0-3 K		4 0 1 1 0 1 2												
Mike Hessman, R OBP: 0.167, SLG: 0.200 (1, 3)		2-2 L9		1-1 P5		0-0 F8		1-1 F8		4 0 0 0 0 0 1												
Mark DeRosa, R OBP: 0.268, SLG: 0.313 (1, 5)		3-3 K		2-1 P4		4-2 BB BB		0-2 L7		3 0 0 0 1 1 0												
Eli Marrero, R OBP: 0.138, SLG: 0.269 (1, 7)		1-2 G5-3		1-2 2B		1 SAFE 2-3 K		1-2 F8		4 0 1 0 0 1 1												
Eddie Pérez, R OBP: 0.240, SLG: 0.234 (1, 2)		1-1 F7		0-0 L7		1 SAFE 4-2 BB BB		1-2 BB		2 0 0 0 1 0 1												
Travis Smith, R (1, 1)		1-0 P3		0-0 L8		0-3 K				2 0 0 0 0 0 1												
10 Chipper Jones, S OBP: 0.391, SLG: 0.462 (7, PH)										1 0 0 0 0 1 2												
Antonio Alfonseca, R (7, 1)										0 0 0 0 0 0 0												
Armando Almanza, L (8, 1)										0 0 0 0 0 0 0												
Inning Stats	R: 0 E: 0 K: 2 S: 9	H: 0 LOB: 0 BB: 0 P: 14	R: 0 E: 0 K: 1 S: 9	H: 0 LOB: 0 BB: 0 P: 15	R: 0 E: 0 K: 0 S: 6	H: 0 LOB: 0 BB: 0 P: 9	R: 1 E: 0 K: 1 S: 17	H: 2 LOB: 1 BB: 0 P: 24	R: 0 E: 0 K: 0 S: 7	H: 1 LOB: 1 BB: 0 P: 10	R: 0 E: 0 K: 2 S: 8	H: 0 LOB: 1 BB: 1 P: 17	R: 0 E: 0 K: 2 S: 16	H: 0 LOB: 2 BB: 2 P: 26	R: 0 E: 0 K: 1 S: 11	H: 1 LOB: 1 BB: 0 P: 18	R: 0 E: 0 K: 0 S: 9	H: 0 LOB: 0 BB: 0 P: 11	1B: 2 2B: 1 3B: 1 HR: 0	SF: 0 SAC: 0 DP: 0 HBP: 0	WP: 1 PB: 0 SB: 0 CS: 0	PA: 34
PITCHER	IP WLS BF H R ER SO BB IBB HBP BLK WP HR S P ERA WHIP																					
Eric Milton, L ERA: 4.08 (1, 1)	7.0 W 27 3 1 1 8 3 0 0 0 1 0 72 115 1.29 0.857																					
Rheal Cormier, L ERA: 4.21 (8, 1)	0.2 H 3 1 0 0 0 0 0 0 0 0 0 8 15 0.00 1.500																					
Tim Worrell, R ERA: 3.0 (8, 1)	1.1 S 4 0 0 0 1 0 0 0 0 0 0 0 12 14 0.00 0.000																					

livebaseballscorecards.com

AB	31
R	1
H	4
RBI	1
BB	3
SO	9
LOB	11



Batter	1	2	3	4	5	6	7	8	9
Marlon Byrd, R OBP: 0.307, SLG: 0.314 (1, 8)	0-0 L9		1-1 G6-3			1-1 F9	0-0 E3		
David Bell, R OBP: 0.371, SLG: 0.475 (1, 5)	2-2 HR		2-2 P4			3-2 FC4-6 1B	1-0 CS	1-2 HR HBP	
Bobby Abreu, L OBP: 0.403, SLG: 0.547 (1, 9)	1-1 G1-3		2-2 G4-3			0-2 FC4-6 BB 26 S HBP		2-3 K	
Jim Thome, L OBP: 0.423, SLG: 0.655 (1, 3)	1-2 G4-3			2-2 G3		4-0 26 HBP BB IBB		1-1 HR	
Pat Burrell, R OBP: 0.421, SLG: 0.538 (1, 7)		0-0 E3 26 1B		3-2 G6-3		4-2 26 HBP BB		2-0 F8	
26 Chase Utley, L OBP: 0.315, SLG: 0.543 (1, 4)		1-0		2-3 K		2-2 FC6-4 HBP		0-2 F8	
Mike Lieberthal, R OBP: 0.292, SLG: 0.399 (1, 2)		0-3 K			2-3 K	1-1 FC6-4			
Tomas Perez, S OBP: 0.290, SLG: 0.552 (1, 6)		1-3 K			2-0 F8		3-2 G1-3		
Eric Milton, L OBP: 0.190, SLG: 0.105 (1, 1)		0-0 G6-3			0-3 K		0-2 F8		
Jason Michaels, R OBP: 0.345, SLG: 0.333 (7, PH)									
Rheal Cormier, L (8, 1)									
Tim Worrell, R (8, 1)									

Inning Stats	R: 1	H: 1	E: 0	LOB: 0	K: 0	S: 9	P: 13	R: 0	H: 1	E: 1	LOB: 2	K: 2	S: 9	R: 0	H: 0	E: 0	LOB: 0	K: 0	S: 8	R: 0	H: 0	E: 0	LOB: 0	K: 1	S: 12	R: 0	H: 0	E: 0	LOB: 0	K: 2	S: 7	R: 1	H: 1	E: 0	LOB: 3	K: 0	S: 16	R: 0	H: 0	E: 1	LOB: 0	K: 0	S: 9	R: 2	H: 1	E: 0	LOB: 0	K: 1	S: 11		

PITCHER	IP	WLS	BF	H	R	ER	SO	BB	IBB	HBP	BLK	WP	HR	S	P	ERA	WHIP
Travis Smith, R ERA: 3.0 (1, 1)	6.0	L	25	3	2	2	5	1	1	1	0	0	1	61	98	3.00	0.667
Antonio Alfonseca, R ERA: 3.0 (7, 1)	1.0		3	0	0	0	0	0	0	0	0	0	0	9	13	0.00	0.000
Armando Almanza, L ERA: 6.75 (8, 1)	1.0		5	1	2	2	1	0	0	1	0	0	1	11	17	18.00	1.000

AB R H RBI BB SO LOB

4	0	0	0	0	0	0
3	2	2	1	0	0	0
4	1	0	0	0	1	2
3	1	1	2	1	0	0
3	0	0	0	1	0	0
3	0	1	1	0	1	0
3	0	0	0	0	2	5
3	0	0	0	0	1	2
2	0	0	0	0	1	2
1	0	0	0	0	0	0
0	0	0	0	0	0	0
0	0	0	0	0	0	0

1B: 2	SF: 0	WP: 0	PA: 34
2B: 0	SAC: 0	PB: 0	
3B: 0	DP: 0	SB: 1	
HR: 2	HBP: 2	CS: 1	

PITCHER	IP	WLS	BF	H	R	ER	SO	BB	IBB	HBP	BLK	WP	HR	S	P	ERA	WHIP
Travis Smith, R ERA: 3.0 (1, 1)	6.0	L	25	3	2	2	5	1	1	1	0	0	1	61	98	3.00	0.667
Antonio Alfonseca, R ERA: 3.0 (7, 1)	1.0		3	0	0	0	0	0	0	0	0	0	0	9	13	0.00	0.000
Armando Almanza, L ERA: 6.75 (8, 1)	1.0		5	1	2	2	1	0	0	1	0	0	1	11	17	18.00	1.000

Atlanta Braves @ Philadelphia Phillies
Citizens Bank Park, Philadelphia, PA
Sun May 30 2004, 1:35 PM EDT
Att. 44,304 - Sunny - 68 F

livebaseballscorecards.com

AB	29
R	4
H	4
RBI	4
BB	2
SO	6
LOB	11



Batter	1	2	3	4	5	6	7	8	9	AB R H RBI BB SO LOB	TOP														
Kazuo Matsui, S OBP: 0.348, SLG: 0.435 (1, 6)	1-0 G4-3 2B		2-2 G4-3		1-0 2B 1B		0-3 K		0-3 K	5 2 2 0 0 2 0															
Todd Zeile, R OBP: 0.338, SLG: 0.402 (1, 5) (8, 3)	3-2 G4-3 2-3		2-1 F8		2-1 2B 1-H		1-1		0-3 K	5 0 2 1 0 1 1															
Cliff Floyd, L OBP: 0.348, SLG: 0.506 Mike Stanton, L OBP: 1.000, SLG: 1.000 Dan Wheeler, R OBP: 0.333, SLG: 0.333 Danny Garcia, R OBP: 0.380, SLG: 0.346 Braden Looper, R (9, 1)	1-1 2B		0-0 F7		0-3 K		3-2 P2		1-1 G6-3	4 0 1 1 0 1 2 0 0 0 0 0 0 0 0 0 0 0 0 0 0 1 0 0 0 0 0 0 0 0 0 0 0 0 0															
31 Mike Piazza, R OBP: 0.408, SLG: 0.545 Joe McEwing, R OBP: 0.257, SLG: 0.277 (1, 3) (8, 4)	0-1 L7			1-0 P6		4-0 IBB		0-0 SH3 1B		3 0 1 0 1 0 1 0 0 0 0 0 0 0															
Jason Phillips, R OBP: 0.313, SLG: 0.400 (1, 2)	0-1 G6-3			1-1 HR		3-1 G4-3		0-0 SH3 1-2		3 1 1 1 0 0 3															
Karim Garcia, L OBP: 0.265, SLG: 0.403 Ricky Bottalico, L (6, 1) Shane Spencer, R OBP: 0.357, SLG: 0.427 (7, 7)		1-3 K		3-1 F9		2-0 F8		1-1 E6 2B		3 0 0 0 0 1 0 0 0 0 0 0 0 0 1 1 0 0 0 0 2															
Ty Wigginton, R OBP: 0.300, SLG: 0.475 (1, 4) (8, 5)		2-1 2B		0-0 1B		3-1 F9		3-2 FC1-2-5-1 2B		4 1 2 0 0 0 2															
Mike Cameron, R OBP: 0.305, SLG: 0.379 (1, 8)		0-0 F9		1-2 P2 1-2		0-3 K		0-1 2B		4 0 1 2 0 1 2															
Matt Ginter, R OBP: 0.500, SLG: 0.400 Orber Moreno, R (4, 1) Eric Valent, L OBP: 0.360, SLG: 0.432 (6, 9)		2-3 K			0-0 F9		1-2 G5-3		0-0 F7	1 0 0 0 0 1 1 1 0 0 0 0 0 0 2 0 0 0 0 0 2															
Inning Stats	R: 1 E: 0 K: 0 S: 11	H: 2 LOB: 1 BB: 0 P: 16	R: 0 E: 0 K: 2 S: 10	H: 1 LOB: 1 BB: 0 P: 15	R: 0 E: 0 K: 0 S: 7	H: 0 LOB: 0 BB: 0 P: 11	R: 1 E: 0 K: 0 S: 9	H: 2 LOB: 1 BB: 0 P: 15	R: 1 E: 0 K: 1 S: 9	H: 2 LOB: 2 BB: 1 P: 19	R: 0 E: 0 K: 1 S: 6	H: 0 LOB: 0 BB: 0 P: 11	R: 0 E: 0 K: 1 S: 15	H: 1 LOB: 1 BB: 0 P: 20	R: 2 E: 1 K: 0 S: 10	H: 2 LOB: 2 BB: 0 P: 14	R: 0 E: 0 K: 2 S: 8	H: 0 LOB: 0 BB: 0 P: 9	1B: 4 2B: 5 3B: 0 HR: 1	SF: 0 SAC: 1 DP: 0 HBP: 0	WP: 0 PB: 0 SB: 2 CS: 0	PA: 39			
PITCHER	IP WLS BF H R ER SO BB IBB HBP BLK WP HR S P ERA WHIP																								
39 Brett Myers, R ERA: 4.24 Amaury Telemaco, R ERA: 4.13 Geoff Geary, R ERA: Roberto Hernandez, R ERA: 5.09 63 Ryan Madson, R ERA: 0.85	(1, 1) 3.0 L 12 3 1 1 2 0 0 0 0 0 0 28 42 3.00 1.000	(4, 1) 2.0 11 4 2 2 1 0 1 0 0 0 1 18 34 9.00 2.000	(6, 1) 2.0 7 1 0 0 2 0 0 0 0 0 0 21 31 0.00 0.500	(8, 1) 1.0 6 2 2 0 0 0 0 0 0 0 10 14 0.00 2.000	(9, 1) 1.0 3 0 0 0 2 0 0 0 0 0 0 8 9 0.00 0.000																				

New York Mets @ Philadelphia Phillies
 Citizens Bank Park, Philadelphia, PA
 Mon May 31 2004, 1:05 PM EDT
 Att. 43,620 - Unknown - 67 F

AB	37
R	5
H	10
RBI	5
BB	1
SO	7
LOB	16



Batter	1	2	3	4	5	6	7	8	9	AB	R	H	RBI	BB	SO	LOB
Marlon Byrd, R (1, 8) Roberto Hernandez, R (8, 1) Todd Pratt, R (9, 2) OBP: 0.301, SLG: 0.306	F9		P3		K		K		K	4	0	0	0	0	2	4
David Bell, R (1, 5) OBP: 0.372, SLG: 0.473	F8			G6-3	E9		BB		G3-1	5	0	2	2	0	0	0
Bobby Abreu, L (1, 9) OBP: 0.409, SLG: 0.546	K			1B	BB		BB			2	0	1	0	2	1	0
Jim Thome, L (1, 3) OBP: 0.413, SLG: 0.638		G4-3		F8	F7		G6-3			4	0	0	0	0	0	6
Pat Burrell, R (1, 7) OBP: 0.422, SLG: 0.552		F8		K		G6-3		HR		3	1	1	1	1	1	1
26 Chase Utley, L (1, 4) OBP: 0.299, SLG: 0.514		G6-3			E3	G4-3		F7		4	1	0	0	0	0	1
Mike Lieberthal, R (1, 2) 63 Ryan Madson, L (9, 1) OBP: 0.291, SLG: 0.391			SH3-4	P6	G6-3		K			3	0	0	0	1	1	2
Tomas Perez, S (1, 6) OBP: 0.288, SLG: 0.532		F9		BB	G1-3		P5			0	0	0	0	0	0	0
39 Brett Myers, R (1, 1) Amaury Telemaco, R (4, 1) Jason Michaels, R (5, PH) Geoff Geary, R (6, 1) Doug Glanville, R (7, PH) Ricky Ledee, L (8, 8) OBP: 0.244, SLG: 0.279			SH3-4	E			G4-3		G1-3	0	0	0	0	0	0	0
				BB						1	0	0	0	0	0	0

Inning Stats	R: 0	H: 0	R: 0	H: 0	R: 0	H: 1	R: 2	H: 2	R: 0	H: 0	R: 1	H: 1	R: 0	H: 0	1B: 4	SF: 0
	E: 0	LOB: 0	E: 0	LOB: 0	E: 0	LOB: 1	E: 2	LOB: 3	E: 0	LOB: 1	E: 0	LOB: 0	E: 0	LOB: 0	2B: 0	SAC: 1
	K: 1	BB: 0	K: 0	BB: 0	K: 1	BB: 0	K: 1	BB: 2	K: 0	BB: 1	K: 1	BB: 0	K: 1	BB: 0	3B: 0	DP: 0
	S: 8	P: 12	S: 7	P: 9	S: 7	P: 13	S: 12	P: 14	S: 6	P: 13	S: 11	P: 18	S: 13	P: 16	HR: 1	HBP: 0

PITCHER	IP	WLS	BF	H	R	ER	SO	BB	IBB	HBP	BLK	WP	HR	S	P	ERA	WHIP
Matt Ginter, R (1, 1) ERA: 2.75	3.0		10	0	0	0	1	1	0	0	0	0	0	22	34	0.00	0.333
Orber Moreno, R (4, 1) ERA: 3.42	2.0	W	12	3	2	0	2	2	0	0	0	0	0	37	51	0.00	2.500
Ricky Bottalico, R (6, 1) ERA: 1.35	1.2	H	7	1	0	0	1	1	0	0	0	0	0	14	23	0.00	1.200
Mike Stanton, L (7, 1) ERA: 4.23	0.1	H	2	0	0	0	0	1	0	0	0	0	0	3	8	0.00	3.000
Dan Wheeler, R (8, 1) ERA: 4.67	1.0	H	4	1	1	1	1	0	0	0	0	0	1	13	16	9.00	1.000

BOTTOM

New York Mets @ Philadelphia Phillies
Citizens Bank Park, Philadelphia, PA

Mon May 31 2004, 1:05 PM EDT
Att: 43,620 - Unknown - 67 F

AB	32
R	3
H	5
RBI	3
BB	5
SO	6
LOB	16

livebaseballscorecards.com



WP: 0	PA: 38
PB: 0	
SB: 0	
CS: 0	

Batter	1	2	3	4	5	6	7	8	9	10	AB R H RBI BB SO LOB	TOP	
Kazuo Matsui, S OBP: 0.345, SLG: 0.429	0-0 P6		1-3 K		0-3 K		3-2 L8 SAFE 1-2			0-1 S 1B	5 1 1 0 0 2 3		
Todd Zeile, R OBP: 0.348, SLG: 0.434	0-3 K		0-1 1B		2-3 K			3-1 HR		0-2 1-H HR 1B	5 2 3 2 0 2 2		
Cliff Floyd, L OBP: 0.340, SLG: 0.482	4-2 BB		0-0 P4			2-2 G4-3		1-1 G3-1		0-3 K	4 0 0 0 1 1 2		
31 Mike Piazza, R OBP: 0.400, SLG: 0.533 Mike Stanton, L OBP: 1.000, SLG: 1.000 Ricky Bottalico, L Vance Wilson, R OBP: 0.327, SLG: 0.432	1-0 F8		0-1 F9		1-1 L8		0-2 G4-3		0-2 G4-3	1-1 1-H HR	4 0 0 0 0 0 1 0 0 0 0 0 0 0 0 0 0 0 0 0 0 1 1 1 2 0 0 0		
Jason Phillips, R OBP: 0.309, SLG: 0.389		0-2 G1-3		1-3 K		1-1 HBP		2-1 G6-3		1-2 K	4 0 0 0 0 2 0		
Karim Garcia, L OBP: 0.261, SLG: 0.395 David Weathers, R Eric Valent, L OBP: 0.363, SLG: 0.433 Braden Looper, R		1-0 F7		3-1 F8		3-2 L7			1-2 SH1-4 1B	0-0 G4-3	3 0 0 0 0 0 1 0 0 0 0 0 0 0 2 0 1 0 0 0 0 0 0 0 0 0 0 0		
Ty Wigginton, R OBP: 0.301, SLG: 0.480		0-0 2B			1-1 G6-3		0-0 F8		0-0 SH1-4 1-2		3 0 1 0 0 0 0		
Mike Cameron, R OBP: 0.304, SLG: 0.382		1-0 F8			3-2 1B 2B		0-0 B3		0-0 F7		4 0 1 0 0 0 2		
Al Leiter, L OBP: 0.214, SLG: 0.231 Shane Spencer, R OBP: 0.359, SLG: 0.424			1-3 K		2-1 2B		4-2 BB		0-1 G4-3		2 0 1 0 0 1 0 1 0 0 0 1 0 1		
Inning Stats	R: 0 H: 0 E: 0 LOB: 1 K: 1 BB: 1 S: 9 P: 14	R: 0 H: 1 E: 0 LOB: 1 K: 0 BB: 0 S: 6 P: 8	R: 0 H: 1 E: 0 LOB: 1 K: 2 BB: 0 S: 9 P: 11	R: 0 H: 0 E: 0 LOB: 0 K: 1 BB: 0 S: 7 P: 11	R: 0 H: 2 E: 0 LOB: 2 K: 2 BB: 0 S: 15 P: 23	R: 0 H: 0 E: 0 LOB: 1 K: 0 BB: 0 S: 11 P: 18	R: 0 H: 0 E: 0 LOB: 1 K: 0 BB: 1 S: 7 P: 14	R: 1 H: 1 E: 0 LOB: 0 K: 0 BB: 0 S: 9 P: 15	R: 0 H: 1 E: 0 LOB: 1 K: 0 BB: 0 S: 7 P: 8	R: 3 H: 3 E: 0 LOB: 0 K: 2 BB: 0 S: 15 P: 17	1B: 5 SF: 0 2B: 2 SAC: 1 3B: 0 DP: 0 HR: 2 HBP: 1	WP: 0 PA: 42 PB: 0 SB: 2 CS: 0	
PITCHER Kevin Millwood, R ERA: 4.39 Rheal Cormier, L ERA: 4.5 63 Ryan Madson, R ERA: 0.84 Tim Worrell, R ERA: 3.72	IP 7.0 WLS B BF 28 H 4 R 0 ER 0 SO 6 BB 2 IBB 0 HBP 1 BLK 0 WP 0 HR 0 S 64 P 99 ERA 0.00 WHIP 0.857												
PITCHER IP 0.1 WLS BF 2 H 1 R 1 ER 1 SO 0 BB 0 IBB 0 HBP 0 BLK 0 WP 0 HR 1 S 4 P 8 ERA 27.00 WHIP 3.000													
PITCHER IP 0.2 WLS BF 2 H 0 R 0 ER 0 SO 0 BB 0 IBB 0 HBP 0 BLK 0 WP 0 HR 0 S 5 P 7 ERA 0.00 WHIP 0.000													
PITCHER IP 2.0 WLS L BF 10 H 4 R 3 ER 3 SO 2 BB 0 IBB 0 HBP 0 BLK 0 WP 0 HR 1 S 22 P 25 ERA 13.50 WHIP 2.000													

New York Mets @ Philadelphia Phillies
 Citizens Bank Park, Philadelphia, PA
 Tue Jun 01 2004, 7:05 PM EDT
 Att. 34,436 - Sunny - 68 F

AB	38
R	4
H	9
RBI	4
BB	2
SO	8
LOB	12



livebaseballscorecards.com

New York Mets @ Philadelphia Phillies
 Citizens Bank Park, Philadelphia, PA

Tue Jun 01 2004, 7:05 PM EDT
 Att. 34,436 - Sunny - 68 F




Batter	1	2	3	4	5	6	7	8	9	10	AB	R	H	RBI	BB	SO	LOB
11 Jimmy Rollins, S OBP: 0.303, SLG: 0.335 (1, 6)	1-1 G5-3		1-2 2B		2-0 SH3		1-1 G3-1		0-0 1B		4	0	2	0	0	0	1
Doug Glanville, R OBP: 0.286, SLG: 0.304 (1, 8)	3-2 1B		4-1 G5-4-3 BB		0-1 G4-3		0-1 1B		2-1 F8		3	0	2	1	1	0	1
Bobby Abreu, L OBP: 0.407, SLG: 0.543 (9, PH)	BB		BB		G5-4-3		3-H 1B		BB		1	0	0	0	0	0	2
Jason Michaels, R OBP: 0.343, SLG: 0.286 (1, 9)	SAFE 1-2 BB		0-1 G5-4-3		1-0 F8		SAFE SAFE G3		0-3 K		4	0	0	0	1	1	6
Jim Thome, L OBP: 0.413, SLG: 0.631 (1, 3)	2-2 F8				2-2 F8		3-2 1B		0-3 K		5	0	2	0	0	1	2
Pat Burrell, R OBP: 0.417, SLG: 0.539 (1, 7)	1-1 F7				4-2 BB BB		1-2 L8		2-3 K		4	0	0	0	1	1	4
David Bell, R OBP: 0.374, SLG: 0.471 (1, 5)		0-0 F7			4-2 SAFE 1-2 BB		1-3 K		1-1 1B		3	0	1	0	1	1	1
Tim Worrell, R (9, 1)					SAFE						0	0	0	0	0	0	0
Mike Lieberthal, R OBP: 0.289, SLG: 0.389 (10, PH)					1-2 BB						1	0	0	0	0	0	1
Todd Pratt, R OBP: 0.349, SLG: 0.306 (1, 2)		3-2 F8			1-0 F7		1-1 F8		1-3 SAFE K		5	0	0	0	0	2	5
26 Chase Utley, L OBP: 0.284, SLG: 0.487 (1, 4)		2-2 F9			1-1 F8						4	0	0	0	0	0	2
Kevin Millwood, R OBP: 0.208, SLG: 0.292 (1, 1)			0-2 G4-3				0-1 SH3		0-0 G3-1 11 BLK 1B		2	0	1	0	0	0	0
Ricky Ledee, L OBP: 0.431, SLG: 0.581 (7, PH)											1	1	1	0	0	0	0
Rheal Cormier, L (8, 1)											0	0	0	0	0	0	0
63 Ryan Madson, L (8, 1)											0	0	0	0	0	0	0
Tomas Perez, S OBP: 0.299, SLG: 0.532 (9, 5)											0	0	0	0	1	0	0

AB	37
R	1
H	9
RBI	1
BB	5
SO	6
LOB	25

WP: 1	PA: 43
PB: 0	
SB: 0	
CS: 0	

Inning Stats	R: 0	H: 1	E: 0	LOB: 2	K: 0	S: 12	P: 23	R: 0	H: 0	E: 0	LOB: 0	K: 0	S: 7	P: 12	R: 0	H: 1	E: 0	LOB: 1	K: 0	S: 9	P: 14	R: 0	H: 0	E: 0	LOB: 2	K: 0	S: 14	P: 26	R: 0	H: 1	E: 0	LOB: 1	K: 0	S: 6	P: 9	R: 0	H: 1	E: 0	LOB: 1	K: 1	S: 13	P: 19	R: 1	H: 2	E: 0	LOB: 1	K: 0	S: 10	P: 13	R: 0	H: 1	E: 0	LOB: 1	K: 3	S: 11	P: 15	R: 0	H: 1	E: 0	LOB: 2	K: 1	S: 12	P: 21	R: 0	H: 1	E: 0	LOB: 1	K: 1	S: 13	P: 19	1B: 7	SF: 0	2B: 2	SAC: 1	3B: 0	DP: 1	HR: 0	HBP: 0	WP: 1	PA: 43
PITCHER	IP	WLS	BF	H	R	ER	SO	BB	IBB	HBP	BLK	WP	HR	S	P	ERA	WHIP																																																															
Al Leiter, L (1, 1)	5.0		21	3	0	0	0	4	0	0	0	0	0	48	84	0.00	1.400																																																															
David Weathers, R (6, 1)	2.0		9	3	1	1	1	0	0	0	1	0	0	23	32	4.50	1.500																																																															
Mike Stanton, L (8, 1)	0.1		1	0	0	0	1	0	0	0	0	0	0	3	3	0.00	0.000																																																															
Ricky Bottalico, R (8, 1)	1.2	W	8	2	0	0	3	1	0	0	0	0	0	20	33	0.00	1.800																																																															
Braden Looper, R (10, 1)	1.0	S	4	1	0	0	1	0	0	0	0	1	0	13	19	0.00	1.000																																																															

Batter	1	2	3	4	5	6	7	8	9	10	AB R H RBI BB SO LOB	TOP											
Kazuo Matsui, S OBP: 0.342, SLG: 0.429 (1, 6)	2-1 G4-3		0-1 L6			1-1 P4		1-0 HR 2B		1-1 G5-3	5 1 1 0 0 0 2	New York Mets @ Philadelphia Phillies Citizens Bank Park, Philadelphia, PA Wed Jun 02 2004, 7:05 PM EDT Att: 37,625 - Sunny - 67 F AB 37 R 5 H 8 RBI 5 BB 1 SO 3 LOB 10 											
Todd Zeile, R OBP: 0.350, SLG: 0.480 (1, 5) (9, 3)	1-3 K			1-1 G5-3			0-2 G6-3	3-2 HR		2-1 HR	5 2 2 5 0 1 0												
Cliff Floyd, L OBP: 0.323, SLG: 0.455 Braden Loper, R (10, 1)	2-2 G4-3			0-2 F8			0-1 G6-3	0-2 F8		0-1 G4-3	5 0 0 0 0 0 0 0 0 0 0 0 0 0												
31 Mike Piazza, R OBP: 0.402, SLG: 0.533 Joe McEwing, R OBP: 0.257, SLG: 0.277 (1, 3) (9, PR) (9, 4)		0-1 L5		0-0 G5-3			0-1 BB 1B		0-0 G6-3 SH3 1B		4 0 2 0 0 0 0 0 0 0 0 0 0 0												
Shane Spencer, R OBP: 0.359, SLG: 0.417 (1, 9) (10, 7)		3-2 F8			3-3 K		4-2 BB 1-2 BB		0-0 SH3		2 0 0 0 1 1 0												
Jason Phillips, R OBP: 0.302, SLG: 0.378 (1, 2)		0-2 G5-6-3			3-2 L8		0-1 F9		3-2 G6-3		4 0 0 0 0 0 4												
Ty Wigginton, R OBP: 0.299, SLG: 0.480 (1, 4) (9, 5)			0-1 2B F9		1-0 F9			1-1 P6	0-0 F9		4 0 1 0 0 0 2												
Mike Cameron, R OBP: 0.297, SLG: 0.373 (1, 8)			2-2 G5-3			3-3 K		2-2 P1		2-2 G6-3	4 0 0 0 0 1 1												
Tom Glavine, L OBP: 0.280, SLG: 0.217 Vance Wilson, R OBP: 0.340, SLG: 0.444 John Franco, L (8, 1) David Weathers, R (9, 1) Karim Garcia, L OBP: 0.265, SLG: 0.405 (10, 9)			1-1 F7			3-2 G6-3		1-2 2B HR 1B		2-2 HR 2B	2 0 0 0 0 0 1 1 1 1 0 0 0 0 0 0 0 0 0 0 0 0 0 0 0 0 0 0 1 1 1 0 0 0 0												
Inning Stats	R: 0 E: 0 K: 1 S: 8	H: 0 LOB: 0 BB: 0 P: 13	R: 0 E: 0 K: 0 S: 8	H: 0 LOB: 0 BB: 0 P: 11	R: 0 E: 0 K: 0 S: 9	H: 1 LOB: 1 BB: 0 P: 12	R: 0 E: 0 K: 0 S: 6	H: 0 LOB: 0 BB: 0 P: 7	R: 0 E: 0 K: 1 S: 9	H: 0 LOB: 0 BB: 0 P: 16	R: 0 E: 0 K: 0 S: 12		H: 1 LOB: 2 BB: 1 P: 16	R: 3 E: 0 K: 0 S: 16	H: 3 LOB: 0 BB: 0 P: 24	R: 0 E: 0 K: 0 S: 6	H: 1 LOB: 2 BB: 0 P: 9	R: 2 E: 0 K: 0 S: 15	H: 2 LOB: 0 BB: 0 P: 22	1B: 3 2B: 3 3B: 0 HR: 2	SF: 0 SAC: 1 DP: 0 HBP: 0	WP: 0 PB: 0 SB: 0 CS: 0	PA: 39
PITCHER	IP WLS BF H R ER SO BB IBB HBP BLK WP HR S P ERA WHIP																						
Randy Wolf, L ERA: 2.91 (1, 1)	7.2	28	4	2	2	3	1	0	0	0	0	0	0	69	104	2.35	0.652						
63 Ryan Madson, R ERA: 1.1 (8, 1)	0.1	2	1	1	1	0	0	0	0	0	0	0	1	7	10	27.00	3.000						
Roberto Hernandez, R ERA: 5.49 (9, 1)	2.0	9	3	2	2	0	0	0	0	0	0	0	1	21	31	9.00	1.500						

livebaseballscorecards.com

Batter	1	2	3	4	5	6	7	8	9	AB R H RBI BB SO LOB	TOP		
11 Jimmy Rollins, S (1, 6) X OBP: 0.313, SLG: 0.358	0-0 L8		1-2 E6		1-3 K		0-1 F9		0-1 G3-1	5 0 0 0 0 1 2			
David Bell, R (1, 5) B X Tomas Perez, S (8, PR) (8, 5) OBP: 0.369, SLG: 0.461 OBP: 0.304, SLG: 0.531	1-0 G4-3		1-3 K			0-1 G6-3 1B		0-1 G4-6-3 1B	0-2 F7	4 0 2 0 0 1 1 1 1 0 0 0 0 0			
Bobby Abreu, L (1, 9) B C B X OBP: 0.404, SLG: 0.536	2-1 G3-1			2-2 L8		0-0 G6-3 1-2f		2-0 G4-6-3 1B		4 0 1 0 0 0 1			
Jim Thome, L (1, 3) F B X OBP: 0.409, SLG: 0.630		1-1 F8		2-2 HR		0-0 BB 1B		0-0 G4-6-3 1-2f 2-3		4 1 2 1 0 0 2			
Pat Burrell, R (1, 7) F B C B B X OBP: 0.420, SLG: 0.532		4-2 26 FC1-6 BB		1-2 26 G4-6-3 1B		4-0 BB 1-2 BB		1-2 26 HR 1B		2 1 2 1 2 0 0			
26 Chase Utley, L (1, 4) B C X OBP: 0.270, SLG: 0.488		1-2 FC1-6 FC5-4 1-2f		0-0 G4-6-3 1-2f		2-3 K		2-1 HR 1-H		4 1 1 2 0 1 4			
Mike Lieberthal, R (1, 2) C X OBP: 0.287, SLG: 0.382		0-1 FC5-4 1-2f			0-0 F8		3-2 G4-6-3 1B			4 0 2 0 0 0 1			
Marlon Byrd, R (1, 8) B C B B X OBP: 0.299, SLG: 0.305			3-2 G4-3		2-2 G4-3		1-1 G4-6-3 1B		2-3 K	4 0 1 0 0 1 1			
Josh Hancock, R (1, 1) Doug Glanville, R (3, PH) Elizardo Ramirez, S (3, 1) Ricky Ledee, L (7, PH) Geoff Geary, R (7, 1) Jason Michaels, R (8, PH) OBP: 0.278, SLG: 0.280 OBP: 0.415, SLG: 0.556 OBP: 0.333, SLG: 0.276			0-0 G3		4-0 BB		0-0 G4-6-3 1-2f 2-3		0-3 K	0 0 0 0 0 0 0 1 0 0 0 0 0 0 0 0 0 0 0 1 0 1 0 0 0 0 0 2 0 0 0 0 0 0 0 1 0 0 0 0 1 0			
Inning Stats	R: 0 H: 0 E: 0 LOB: 0 K: 0 BB: 0 S: 4 P: 7	R: 0 H: 0 E: 0 LOB: 1 K: 0 BB: 1 S: 9 P: 15	R: 0 H: 0 E: 1 LOB: 1 K: 1 BB: 0 S: 10 P: 15	R: 1 H: 2 E: 0 LOB: 0 K: 0 BB: 0 S: 10 P: 15	R: 0 H: 0 E: 0 LOB: 1 K: 1 BB: 1 S: 7 P: 14	R: 0 H: 2 E: 0 LOB: 2 K: 1 BB: 1 S: 8 P: 14	R: 0 H: 2 E: 0 LOB: 1 K: 0 BB: 0 S: 9 P: 13	R: 3 H: 5 E: 0 LOB: 1 K: 1 BB: 0 S: 16 P: 26	R: 0 H: 0 E: 0 LOB: 0 K: 1 BB: 0 S: 9 P: 9	1B: 9 SF: 0 2B: 0 SAC: 0 3B: 0 DP: 4 HR: 2 HBP: 0	WP: 0 PA: 38 PB: 0 SB: 0 CS: 0		
PITCHER	IP WLS BF H R ER SO BB IBB HBP BLK WP HR S P ERA WHIP											PITCHER	IP WLS BF H R ER SO BB IBB HBP BLK WP HR S P ERA WHIP
John Thomson, R (1, 1) ERA: 3.79	7.0 W 28 6 1 1 3 3 0 0 0 0 0 1 57 93 1.29 1.286												
Chris Reitsma, R (8, 1) ERA: 3.41	1.0 7 5 3 3 1 0 0 0 0 0 0 1 16 26 27.00 5.000												
29 John Smoltz, R (9, 1) ERA: 2.42	1.0 3 0 0 0 0 1 0 0 0 0 0 0 9 9 0.00 0.000												

Philadelphia Phillies @ Atlanta Braves
 Turner Field, Atlanta, GA
 Thu Jun 03 2004, 7:35 PM EDT
 Att. 23,405 - Unknown - 75 F

livebaseballscorecards.com

AB 35
 R 4
 H 11
 RBI 4
 BB 3
 SO 5
 LOB 14



Batter	1	2	3	4	5	6	7	8	9
Rafael Furcal, S OBP: 0.324, SLG: 0.371 (1, 6)	2-2 1B 2B 1B	0-1 G3 1B		1-3 K	0-0 G1-3			0-1 BLK 2B	
Dewayne Wise, L OBP: 0.264, SLG: 0.476 (1, 7)	0-0 2B 1B HR	0-1 G3 1B		2-3 K			0-1 G3	2-1 P5 2B	
J.D. Drew, L OBP: 0.423, SLG: 0.582 (1, 9)	1-2 F7 1B	1-2 1B 2-H 1B		1-0 HR 1B			2-1 P6	1-0 F9	
Johnny Estrada, S OBP: 0.420, SLG: 0.547 (1, 2)	0-0 HR 2B	1-2 1B		2-0 HR 1B			1-0 G4-3		
Andrew Jones, R OBP: 0.346, SLG: 0.528 Chris Reitsma, R OBP: 0.167, SLG: 0.250 (8, 1) (9, 3)	4-2 HR BB	3-3 K		0-1 F8			2-3 K		
Julio Franco, R OBP: 0.383, SLG: 0.514 29 John Smoltz, R (9, 1)	0-0 HR	2-3 K			1-2 FC6-4 1B 1B		2-3 K		
Nick Green, R OBP: 0.359, SLG: 0.426 (1, 4)	1-3 K		1-0 L8		0-0 P4		4-2 BB		
Mark DeRosa, R OBP: 0.271, SLG: 0.323 (1, 5)	0-1 2B		1-2 G6-3		1-2 FC6-4 1B		3-2 L3		
John Thomson, R OBP: 0.136, SLG: 0.182 Eli Marrero, R OBP: 0.156, SLG: 0.276 (8, 8)	1-0 F9		2-2 G5-3		1-1 FC6-4		0-3 K		

Inning Stats	R: 5	H: 5	E: 0	LOB: 1	K: 1	S: 18	R: 1	H: 3	E: 0	LOB: 2	K: 2	S: 21	R: 0	H: 0	E: 0	LOB: 0	K: 0	S: 7	R: 2	H: 2	E: 0	LOB: 0	K: 2	S: 10	R: 0	H: 2	E: 0	LOB: 2	K: 0	S: 12	R: 0	H: 0	E: 0	LOB: 0	K: 0	S: 5	R: 0	H: 0	E: 0	LOB: 1	K: 2	S: 13	R: 0	H: 1	E: 0	LOB: 1	K: 1	S: 8

PITCHER	IP	WLS	BF	H	R	ER	SO	BB	IBB	HBP	BLK	WP	HR	S	P	ERA	WHIP
Josh Hancock, R ERA: 11.57 (1, 1)	2.0	L	15	8	6	6	3	1	0	0	0	0	1	39	55	27.00	4.500
Elizardo Ramirez, R ERA: 3.38 (3, 1)	4.0		16	4	2	2	2	0	0	0	0	0	1	34	50	4.50	1.000
Geoff Geary, R ERA: (7, 1)	2.0		8	1	0	0	3	1	0	0	1	0	0	21	35	0.00	1.000

Philadelphia Phillies @ Atlanta Braves
 Turner Field, Atlanta, GA
 Thu Jun 03 2004, 7:35 PM EDT
 Att: 23,405 - Unknown - 75 F

AB	R	H	RBI	BB	SO	LOB
5	2	3	0	0	1	2
5	1	1	0	0	1	2
5	1	2	1	0	0	3
4	2	3	3	0	0	0
3	1	0	0	1	2	2
0	0	0	0	0	0	0
0	0	0	0	0	0	0
4	1	2	4	0	2	2
0	0	0	0	0	0	0
3	0	0	0	1	1	1
4	0	2	0	0	0	1
3	0	0	0	0	0	3
1	0	0	0	0	1	0

AB	R	H	RBI	BB	SO	LOB
37	8	13	8	2	8	16

WP	PA
0	39

Braves

Batter	1	2	3	4	5	6	7	8	9	AB R H RBI BB SO LOB	TOP	
11 Jimmy Rollins, S (1, 6) OBP: 0.315, SLG: 0.364	0-1 SH2-3 HR 1B	1-1 G3			2-2 F8		2-0 G1-3	0-0 2B		5 1 2 3 0 0 2		
Tomas Perez, S (1, 5) OBP: 0.315, SLG: 0.544	0-0 SH2-3 1-2		1-2 P6		1-1 2B			1B F9		4 1 2 0 0 0 1		
Bobby Abreu, L (1, 9) OBP: 0.404, SLG: 0.545	2-2 HR 2-H		3-1 L3		2-2 F9			4-2 BB E BB	1-1 L7	4 2 1 2 1 0 2		
Jim Thome, L (1, 3) OBP: 0.414, SLG: 0.625	3-3 K		1-2 K			4-2 BB G6-4-3		4-0 E FC3-6 2B BB	2-1 HBP 26 1B	3 1 1 0 2 2 0		
Pat Burrell, R (1, 7) OBP: 0.415, SLG: 0.522	2-2 1B			0-0 F9		0-2 G6-4-3 1-2f		1-0 E5 26 FC3-6	1-3 K	5 0 1 0 0 1 3		
26 Chase Utley, L (1, 4) OBP: 0.266, SLG: 0.473	2-3 K		1-1 G4-3		1-3 K			0-1 FC3-6 2B 11 2B 1-2f 2-3	2-2 HBP 1B	5 1 1 0 0 2 3		
Mike Lieberthal, R (1, 2) OBP: 0.296, SLG: 0.408				0-0 F9			1-0 HR	3-1 11 2B 2B	1-1 HBP	4 2 2 2 0 0 0		
Marlon Byrd, R (1, 8) OBP: 0.302, SLG: 0.304			3-1 1B		1-2 G6-3		2-2 G6-3	4-2 11 2B BB	0-3 K	4 1 1 0 1 1 3		
Eric Milton, L (1, 1) OBP: 0.167, SLG: 0.091			2-3 K		1-2 E6 2B		0-3 K	1-3 K		3 0 0 0 0 2 1		
Ricky Ledee, L (8, PH) OBP: 0.407, SLG: 0.543										1 0 0 0 0 1 3		
63 Ryan Madson, L (8, 1)										0 0 0 0 0 0 0		
Roberto Hernandez, R (9, 1)										0 0 0 0 0 0 0		
Inning Stats	R: 2 H: 3 E: 0 LOB: 1 K: 2 BB: 0 S: 17 P: 26	R: 0 H: 1 E: 0 LOB: 1 K: 1 BB: 0 S: 10 P: 17	R: 0 H: 0 E: 0 LOB: 0 K: 1 BB: 0 S: 8 P: 13	R: 0 H: 0 E: 0 LOB: 0 K: 0 BB: 0 S: 4 P: 5	R: 0 H: 1 E: 1 LOB: 2 K: 0 BB: 0 S: 14 P: 21	R: 0 H: 0 E: 0 LOB: 0 K: 1 BB: 1 S: 9 P: 14	R: 1 H: 1 E: 0 LOB: 0 K: 1 BB: 0 S: 8 P: 13	R: 6 H: 3 E: 1 LOB: 1 K: 1 BB: 3 S: 18 P: 37	R: 0 H: 2 E: 0 LOB: 3 K: 2 BB: 0 S: 15 P: 22	1B: 6 SF: 0 2B: 3 SAC: 1 3B: 0 DP: 1 HR: 2 HBP: 1	WP: 0 PA: 44 PB: 0 SB: 0 CS: 0	
PITCHER	IP WLS BF H R ER SO BB IBB HBP BLK WP HR S P ERA WHIP											
Travis Smith, R (1, 1) ERA: 3.46	7.0 L 28 6 3 3 6 1 0 0 0 0 0 2 70 109 3.86 1.000											
Kevin Gryboski, R (8, 1) ERA: 2.45	0.1 6 2 5 3 0 2 0 0 0 0 0 0 10 23 81.00 12.000											
Juan Cruz, R (8, 1) ERA: 3.42	0.2 4 1 1 0 1 1 0 0 0 0 0 0 8 14 0.00 3.000											
C.J. Nitkowski, L (9, 1) ERA: 4.5	1.0 6 2 0 0 2 0 0 1 0 0 0 0 15 22 0.00 2.000											

Philadelphia Phillies @ Atlanta Braves
Turner Field, Atlanta, GA
Fri Jun 04 2004, 7:35 PM EDT
Att. 27,699 - Cloudy - 80 F

livebaseballscorecards.com

AB	38
R	9
H	11
RBI	7
BB	4
SO	9
LOB	18



Batter	1	2	3	4	5	6	7	8	9	AB	R	H	RBI	BB	SO	LOB						
Rafael Furcal, S OBP: 0.321, SLG: 0.362 (1, 6)	0-1 G6-3	2-3 K			1 SAFE 1 B 1 B 1 B 1 B 1 B 1 B 1 B	4-2 BB	1-2 G4-3			3	0	0	0	1	1	0						
Nick Green, R OBP: 0.366, SLG: 0.431 (1, 4)	1-2 1B		1-1 F8		0-2 F3			3-2 G6-4-3 1B		4	1	2	0	0	0	2						
Julio Franco, R OBP: 0.376, SLG: 0.500 (1, 3) C.J. Nitkowski, L (9, 1)	0-2 1B		3-2 L8		0-1 G6-3			2-2 P5		4	0	1	0	0	0	3						
Andruw Jones, R OBP: 0.341, SLG: 0.517 (1, 8)	1-2 K		2-2 G5-3		2-3 K			2-1 G6-4-3 1-2f		4	0	0	0	0	2	3						
Eddie Pérez, R OBP: 0.278, SLG: 0.280 (1, 2)	0-1 1B			0-0 F9		1-2 2B		4-0 FC5-4 BB		3	0	2	1	1	0	0						
Eli Marrero, R OBP: 0.167, SLG: 0.250 (1, 9)	4-0 BB		0-1 G3-1		0-0 G5-3			1-2 FC5-4 1-2f		3	0	0	0	1	0	2						
Mike Hessman, R OBP: 0.155, SLG: 0.232 (1, 7) (9, 3)	1-3 K		2-2 P4		3-2 P2			2-2 F9		4	0	0	0	0	1	5						
Jesse Garcia, R OBP: 0.262, SLG: 0.324 (1, 5)		3-2 F8			1-2 BB 1B		0-1 F8		1-0 P4	4	0	1	0	0	0	1						
Travis Smith, R (1, 1) Mark DeRosa, R (7, PH) Kevin Gryboski, R (8, 1) Juan Cruz, R (8, 1) Dewayne Wise, L (9, 7)		1-1 F8			0-3 K		3-1 F9			2	0	0	0	0	1	1						
										1	0	0	0	0	0	0						
										0	0	0	0	0	0	0						
										0	0	0	0	0	0	0						
										0	0	0	0	0	0	0						
Inning Stats	R: 1 E: 0 K: 2 S: 16	H: 3 LOB: 3 BB: 1 P: 23	R: 0 E: 0 K: 1 S: 8	H: 0 LOB: 0 BB: 0 P: 14	R: 0 E: 0 K: 0 S: 8	H: 0 LOB: 0 BB: 0 P: 14	R: 0 E: 0 K: 0 S: 7	H: 0 LOB: 0 BB: 0 P: 9	R: 0 E: 0 K: 1 S: 13	H: 1 LOB: 2 BB: 1 P: 18	R: 0 E: 0 K: 1 S: 11	H: 1 LOB: 1 BB: 0 P: 17	R: 0 E: 0 K: 0 S: 8	H: 0 LOB: 0 BB: 0 P: 12	R: 0 E: 0 K: 0 S: 11	H: 1 LOB: 0 BB: 0 P: 18	R: 0 E: 0 K: 0 S: 7	H: 0 LOB: 1 BB: 1 P: 15	1B: 5 2B: 1 3B: 0 HR: 0	SF: 0 SAC: 0 DP: 1 HBP: 0	WP: 0 PB: 0 SB: 0 CS: 0	PA: 35
PITCHER	IP WLS BF H R ER SO	W W	H R ER SO	R R ER SO	BB IBB HBP BLK	WP HR S P	ERA WHIP	PITCHER	IP WLS BF H R ER SO	BB IBB HBP BLK	WP HR S P	ERA WHIP										
Eric Milton, L (1, 1) ERA: 3.78	7.0		5	1	1	5	2	2	0	0	0	0	0	0	11	18	0.00	1.000				
63 Ryan Madson, R (8, 1) ERA: 1.07	1.0		3	1	0	0	0	0	0	0	0	0	0	0	7	15	0.00	1.000				
Roberto Hernandez, R (9, 1) ERA: 5.23	1.0		4	0	0	0	1	0	0	0	0	0	0	0	0	0	0.00	1.000				

BOTTOM

Philadelphia Phillies @ Atlanta Braves
 Turner Field, Atlanta, GA
 Fri Jun 04 2004, 7:35 PM EDT
 Att: 27,699 - Cloudy - 80 F

AB	32
R	1
H	6
RBI	1
BB	3
SO	5
LOB	17



Batter	1	2	3	4	5	6	7	8	9	AB R H RBI BB SO LOB	TOP										
11 Jimmy Rollins, S OBP: 0.312, SLG: 0.360 (1, 6) X	0-0 G4-3	3-2 1B 1B		3-3 K		0-0 FC4-6 1-2f		2-1 G5-3		5 1 1 0 0 1 2											
Tomas Perez, S OBP: 0.308, SLG: 0.521 (1, 5) C B B X	2-2 BB 1B	3-2 SAFE SAFE P5		3-2 F7		2-1 SAFE SAFE F8		1-3 K		5 1 1 0 0 1 2											
Bobby Abreu, L OBP: 0.413, SLG: 0.547 (1, 9) B 1 B C F D B	4-2 SAFE SAFE 1-2 1B BB	0-0 1B 1B		0-1 S 1B		4-1 G4-3 S BB		3-2 F7		3 1 2 0 2 0 0											
Jim Thome, L OBP: 0.409, SLG: 0.610 (1, 3) F B B B	4-1 1B 26 1B BB	1-3 K		3-3 K 1-2		2-3 SAFE SAFE K		2-3 K		4 1 0 0 1 4 4											
Ricky Ledee, L OBP: 0.414, SLG: 0.540 (1, 7) X	0-0 26 1B 1B	0-2 26 S 1B		1-0 F7		2-2 G4-3		1-3 G4-3		4 1 2 3 0 0 1											
26 Chase Utley, L OBP: 0.276, SLG: 0.468 (1, 4) D X	1-0 1B 1-3 3-H 1B	3-3 SAFE SAFE K		4-0 CS BB		3-2 G4-3				3 0 1 1 1 1 3											
Todd Pratt, R OBP: 0.362, SLG: 0.325 (1, 2) C 1 F X	0-2 1-3 3-H 1B		0-3 K		2-2 P4 1-2		1-0 G6-3 SH3-4 1B			4 0 2 1 0 1 1											
Marlon Byrd, R OBP: 0.298, SLG: 0.299 (1, 8) F B C	1-3 K		0-1 G5-3		3-1 F8		0-1 SH3-4			3 0 0 0 0 1 2											
39 Brett Myers, R OBP: 0.273, SLG: 0.333 (1, 1) B F S	1-3 K		3-2 K		0-1 FC4-6 1B		2-1 G6-3			3 0 1 0 0 2 2											
Pat Burrell, R OBP: 0.413, SLG: 0.520 (8, PH) F S										1 0 0 0 0 0 1											
Rheal Cormier, L (8, 1) F S										0 0 0 0 0 0 0											
Tim Worrell, R (9, 1) F S										0 0 0 0 0 0 0											
Inning Stats	R: 4 E: 0 K: 2 S: 19	H: 4 LOB: 2 BB: 2 P: 32	R: 1 E: 0 K: 2 S: 18	H: 3 LOB: 2 BB: 0 P: 28	R: 0 E: 0 K: 2 S: 8	H: 0 LOB: 0 BB: 0 P: 11	R: 0 E: 0 K: 2 S: 13	H: 1 LOB: 1 BB: 0 P: 22	R: 0 E: 0 K: 0 S: 4	H: 0 LOB: 0 BB: 1 P: 11	R: 0 E: 0 K: 0 S: 8	H: 1 LOB: 1 BB: 0 P: 12	R: 0 E: 0 K: 1 S: 11	H: 0 LOB: 1 BB: 1 P: 22	R: 0 E: 0 K: 0 S: 7	H: 1 LOB: 1 BB: 0 P: 12	R: 0 E: 0 K: 2 S: 9	H: 0 LOB: 0 BB: 0 P: 15	1B: 10 2B: 0 3B: 0 HR: 0	SF: 0 SAC: 1 DP: 0 HBP: 0	WP: 0 PA: 40
PITCHER	IP WLS BF H R ER SO BB IBB HBP BLK WP HR S P ERA WHIP																				
Russ Ortiz, R ERA: 4.04 (1, 1)	6.0 L 29 9 5 5 8 3 0 0 0 0 0 0 70 116 7.50 2.000																				
Armando Almanza, L ERA: 4.15 (7, 1)	1.0 4 0 0 0 1 1 0 0 0 0 0 0 11 22 0.00 1.000																				
Antonio Alfonseca, R ERA: 2.77 (8, 1)	1.0 4 1 0 0 0 0 0 0 0 0 0 0 7 12 0.00 1.000																				
C.J. Nitkowski, L ERA: 4.24 (9, 1)	1.0 3 0 0 0 2 0 0 0 0 0 0 0 9 15 0.00 0.000																				

Philadelphia Phillies @ Atlanta Braves

Turner Field, Atlanta, GA

Sat Jun 05 2004, 1:20 PM EDT

Att. 29,252 - Cloudy - 79 F

livebaseballscorecards.com

AB	35
R	5
H	10
RBI	5
BB	4
SO	11
LOB	18



Batter	1	2	3	4	5	6	7	8	9	AB R H RBI BB SO LOB
Rafael Furcal, S OBP: 0.317, SLG: 0.356 (1, 6)	0-2 G3 1B	1-1 F8			1-2 G4-3		2-2 G6-4-3 1-2f 2-3		1-3 K	5 1 1 0 0 1 3
Dewayne Wise, L OBP: 0.252, SLG: 0.454 (1, 7)	0-1 G3 1-3		2-0 G4-3		2-2 G4-3		3-1 F9		2-3 K	5 0 0 0 0 1 2
J.D. Drew, L OBP: 0.429, SLG: 0.581 (1, 9)	4-2 1B 2B BB		3-2 G4-3 1B		4-1 S BB			2-3 K		2 1 1 0 2 1 0
Johnny Estrada, S OBP: 0.422, SLG: 0.552 (1, 2)	2-0 2B 1B		2-2 G4-3 1-2		0-2 G4-3 1-2			0-0 2B		4 1 2 1 0 0 2
Julio Franco, R OBP: 0.371, SLG: 0.500 (1, 3)	0-0 2B		0-2 G3-1			0-2 G4-3		1-0 G6-3		4 0 1 1 0 0 2
Andrew Jones, R OBP: 0.343, SLG: 0.520 (1, 8)	2-1 G6-3			4-1 FC5-4 BB		3-3 K		3-2 FC5 2B		3 0 1 1 1 1 1
Nick Green, R OBP: 0.353, SLG: 0.413 (1, 4)		0-3 K		1-1 FC5-4 1-2f		0-3 K		2-0 E5		3 0 0 0 0 2 1 1 0 0 0 0 0 1 0 0 0 0 0 0 0
10 Chipper Jones, S OBP: 0.385, SLG: 0.439 (8, PH)				1-2 K				1-1 FC5		4 0 1 0 0 1 3
Jesse Garcia, R OBP: 0.262, SLG: 0.324 (9, 4)										
Mark DeRosa, R OBP: 0.269, SLG: 0.320 (1, 5)		1-0 L3					0-0 G6-4-3 1B		1-1 FC5	
Russ Ortiz, R OBP: 0.174, SLG: 0.138 (1, 1)		0-1 1B							2-3 K	2 0 1 0 0 1 1 0 0 0 0 0 0 0 0 0 0 0 1 0 0 0 0 0 0 0 0 0 0 0 0 0 0 0 0 1 0 0 0 0 1 0
Armando Almanza, L (7, 1)										
Eli Marrero, R OBP: 0.159, SLG: 0.250 (7, PH)										
Antonio Alfonseca, R (8, 1)										
C.J. Nitkowski, L (9, 1)										
Eddie Pérez, R OBP: 0.273, SLG: 0.275 (9, PH)										

BOTTOM

Philadelphia Phillies @ Atlanta Braves
Turner Field, Atlanta, GA
Sat Jun 05 2004, 1:20 PM EDT
Att. 29,252 - Cloudy - 79 F

livebaseballscorecards.com


AB	34
R	3
H	8
RBI	3
BB	4
SO	9
LOB	16



Inning Stats	R: 2	H: 3	E: 0	K: 0	S: 12	H: 3	LOB: 1	BB: 1	P: 20	R: 0	H: 1	E: 0	K: 1	S: 10	H: 1	LOB: 1	BB: 0	P: 12	R: 0	H: 1	E: 0	K: 0	S: 11	H: 0	LOB: 1	BB: 0	P: 18	R: 0	H: 0	E: 0	K: 2	S: 9	H: 0	LOB: 1	BB: 1	P: 15	R: 0	H: 0	E: 0	K: 0	S: 13	H: 0	LOB: 1	BB: 1	P: 20	R: 0	H: 0	E: 0	K: 0	S: 9	H: 1	LOB: 1	BB: 1	P: 18	R: 1	H: 2	E: 1	K: 1	S: 11	H: 2	LOB: 2	BB: 0	P: 20	R: 0	H: 0	E: 0	K: 3	S: 10	H: 0	LOB: 0	BB: 0	P: 15	1B: 5	2B: 3	3B: 0	HR: 0	SF: 0	SAC: 0	DP: 1	HBP: 0	WP: 0	PB: 0	SB: 2	CS: 0	PA: 38
--------------	------	------	------	------	-------	------	--------	-------	-------	------	------	------	------	-------	------	--------	-------	-------	------	------	------	------	-------	------	--------	-------	-------	------	------	------	------	------	------	--------	-------	-------	------	------	------	------	-------	------	--------	-------	-------	------	------	------	------	------	------	--------	-------	-------	------	------	------	------	-------	------	--------	-------	-------	------	------	------	------	-------	------	--------	-------	-------	-------	-------	-------	-------	-------	--------	-------	--------	-------	-------	-------	-------	--------

PITCHER	IP	WLS	BF	H	R	ER	SO	BB	IBB	HBP	BLK	WP	HR	S	P	ERA	WHIP
39 Brett Myers, R ERA: 4.03 (1, 1)	7.0	W	29	6	2	2	5	4	0	0	0	0	0	73	115	2.57	1.429
Rheal Cormier, L ERA: 4.67 (8, 1)	1.0	H	6	2	1	1	1	0	0	0	0	0	0	11	20	9.00	2.000
Tim Worrell, R ERA: 3.6 (9, 1)	1.0	S	3	0	0	0	3	0	0	0	0	0	0	10	15	0.00	0.000

PITCHER	IP	WLS	BF	H	R	ER	SO	BB	IBB	HBP	BLK	WP	HR	S	P	ERA	WHIP
---------	----	-----	----	---	---	----	----	----	-----	-----	-----	----	----	---	---	-----	------

Batter	1	2	3	4	5	6	7	8	9	AB R H RBI BB SO LOB	TOP											
11 Jimmy Rollins, S OBP: 0.320, SLG: 0.373 (1, 6)	2-1 SH1-3 2B	1-2 F8			3-1 1B		1-0 SAFE SAFE 1B			4 1 3 0 0 0 0												
Tomas Perez, S OBP: 0.296, SLG: 0.500 (1, 5)	0-0 SH1-3		2-1 P6		1-2 P5		1-2 SAFE G6-3			3 0 0 0 0 0 3												
Bobby Abreu, L OBP: 0.410, SLG: 0.546 (1, 9)	1-0 HR 2B		1-3 K		1-0 G6-3			1-3 K		4 1 1 1 0 2 1												
Jim Thome, L OBP: 0.415, SLG: 0.629 (1, 3)	1-1 HR		4-2 BB			2-3 K		2-1 26 FC6 1B		3 1 2 2 1 1 0												
Pat Burrell, R OBP: 0.405, SLG: 0.508 (1, 7)	0-3 K		2-3 K			3-2 G4-3		3-1 P4		4 0 0 0 0 2 2												
26 Chase Utley, L OBP: 0.265, SLG: 0.449 (1, 4)	3-3 K			1-1 P4		1-2 G6-3		1-2 FC6		4 0 0 0 0 1 1												
Mike Lieberthal, R OBP: 0.300, SLG: 0.428 (1, 2)		0-0 HR		0-1 G6-4-3 1B			0-0 G5-3		2-3 K	4 1 2 1 0 1 0	AB 34 R 4 H 9 RBI 4 BB 1 SO 10 LOB 9											
Doug Glanville, R OBP: 0.276, SLG: 0.278 (1, 8)		0-1 P6		1-1 SAFE G6-4-3			1-2 11 1B		1-2 G3	4 0 1 0 0 0 1												
Kevin Millwood, R OBP: 0.192, SLG: 0.269 (1, 1)			1-3 K				1-1 SAFE F8		0-3 K	2 0 0 0 0 2 0												
Amaury Telemaco, R (5, 1)									0 0 0 0 0 0 0													
Ricky Ledee, L (7, PH)									1 0 0 0 0 0 1													
Geoff Geary, R (7, 1)									0 0 0 0 0 0 0													
Jason Michaels, R (9, PH)									1 0 0 0 0 1 0													
Inning Stats	R: 3 E: 0 K: 2 S: 15	H: 3 LOB: 0 BB: 0 P: 22	R: 1 E: 0 K: 1 S: 9	H: 1 LOB: 0 BB: 0 P: 11	R: 0 E: 0 K: 2 S: 10	H: 0 LOB: 1 BB: 1 P: 19	R: 0 E: 0 K: 0 S: 6	H: 1 LOB: 0 BB: 0 P: 8	R: 0 E: 0 K: 1 S: 9	H: 1 LOB: 1 BB: 0 P: 16	R: 0 E: 0 K: 0 S: 10	H: 0 LOB: 0 BB: 0 P: 16	R: 0 E: 0 K: 0 S: 12	H: 2 LOB: 2 BB: 0 P: 16	R: 0 E: 0 K: 1 S: 11	H: 1 LOB: 1 BB: 0 P: 18	R: 0 E: 0 K: 2 S: 12	H: 0 LOB: 0 BB: 0 P: 15	1B: 5 2B: 2 3B: 0 HR: 2	SF: 0 SAC: 1 DP: 1 HBP: 0	WP: 0 PB: 0 SB: 1 CS: 0	PA: 36
PITCHER	IP WLS BF H R ER SO BB IBB HBP BLK WP HR S P ERA WHIP																					
Jaret Wright, R (1, 1) ERA: 3.94	5.0 W 21 6 4 4 6 1 0 0 0 0 2 49 76 7.20 1.400																					
Antonio Alfonseca, R (6, 1) ERA: 2.67	1.0 H 3 0 0 0 1 0 0 0 0 0 0 0 10 16 0.00 0.000																					
Kevin Gryboski, R (7, 1) ERA: 2.37	0.2 H 4 2 0 0 0 0 0 0 0 0 0 0 8 11 0.00 3.000																					
Chris Reitsma, R (7, 1) ERA: 3.3	1.0 H 4 1 0 0 1 0 0 0 0 0 0 0 12 19 0.00 1.000																					
29 John Smoltz, R (8, 1) ERA: 2.28	1.1 S 4 0 0 0 2 0 0 0 0 0 0 0 15 19 0.00 0.000																					

Philadelphia Phillies @ Atlanta Braves
Turner Field, Atlanta, GA
Sun Jun 06 2004, 1:05 PM EDT
Att. 27,775 - Cloudy - 81 F

livebaseballscorecards.com

Batter	1	2	3	4	5	6	7	8	9	AB	R	H	RBI	BB	SO	LOB
Rafael Furcal, S OBP: 0.315, SLG: 0.353 (1, 6)	0-0 SH1-4 1B		2-0 G1-3		3-2 F7	2-3 K				4	0	1	0	0	1	2
Nick Green, R OBP: 0.364, SLG: 0.416 (1, 4)	1-1 SH1-4 1-2		0-1 F9		0-1 HR 1B			1-2 CS HBP		2	1	1	1	0	0	0
J.D. Drew, L OBP: 0.431, SLG: 0.594 (1, 9)	4-1 G4-6-3 BB			0-1 F9	1-1 HR			1-1 P4		3	1	1	3	1	0	1
Johnny Estrada, S OBP: 0.418, SLG: 0.542 (1, 2)	0-2 G4-6-3 1-2f			2-3 K	4-2 1B BB			2-0 G3-1		3	1	0	0	1	1	3
Julio Franco, R OBP: 0.376, SLG: 0.500 (1, 3)		2-3 K		3-2 G5-3	0-2 1B 1B			3-2 BB 1B		4	0	2	0	0	1	0
Andrew Jones, R OBP: 0.346, SLG: 0.519 (1, 8)		2-1 F9			3-2 E 1B			1-3 K		4	1	2	1	0	1	1
Dewayne Wise, L OBP: 0.261, SLG: 0.455 (1, 7)		0-1 S 1B			0-1 E5 1B			0-2 P6		4	1	2	0	0	0	3
Mark DeRosa, R OBP: 0.274, SLG: 0.317 (1, 5)		1-2 F9			4-0 1B HR BB		0-0 G6-3	4-0 BB		2	1	0	0	2	0	1
Jaret Wright, R OBP: 0.088, SLG: 0.118 (1, 1)			1-3 K		1-1 P5		1-2 F9	0-3 K		1	0	0	0	0	1	0
10 Chipper Jones, S OBP: 0.362, SLG: 0.434 (5, PH)										1	0	0	0	0	0	2
Antonio Alfonseca, R OBP: 0.259, SLG: 0.321 (6, PH)										0	0	0	0	0	0	0
Jesse Garcia, R OBP: 0.259, SLG: 0.321 (6, PH)										1	0	0	0	0	0	0
Kevin Gryboski, R (7, 1)										0	0	0	0	0	0	0
Chris Reitsma, R (7, 1)										0	0	0	0	0	0	0
29 John Smoltz, R (8, 1)										1	0	0	0	0	1	2

Inning Stats	R: 0	H: 1	E: 0	LOB: 1	K: 0	BB: 1	S: 7	R: 0	H: 1	E: 0	LOB: 1	K: 1	BB: 0	S: 10	R: 0	H: 0	E: 0	LOB: 0	K: 1	BB: 0	S: 6	R: 0	H: 0	E: 0	LOB: 0	K: 1	BB: 0	S: 11	R: 6	H: 6	E: 1	LOB: 2	K: 0	BB: 2	S: 28	R: 0	H: 0	E: 0	LOB: 0	K: 1	BB: 0	S: 7	R: 0	H: 0	E: 0	LOB: 0	K: 0	BB: 0	S: 6	R: 0	H: 1	E: 0	LOB: 2	K: 2	BB: 1	S: 13	P: 21
PITCHER	IP	WLS	BF	H	R	ER	SO	BB	IBB	HBP	BLK	WP	HR	S	P	ERA	WHIP																																								
Kevin Millwood, R (1, 1)	4.2	L	24	8	6	6	3	3	0	0	0	0	0	60	97	11.57	2.357																																								
Amaury Telemaco, R (5, 1)	1.1		4	0	0	0	1	0	0	0	0	0	0	9	13	0.00	0.000																																								
Geoff Geary, R (7, 1)	2.0		8	1	0	0	2	1	0	1	0	0	0	19	30	0.00	1.000																																								

BOTTOM

Philadelphia Phillies @ Atlanta Braves
 Turner Field, Atlanta, GA

Sun Jun 06 2004, 1:05 PM EDT
 Att: 27,775 - Cloudy - 81 F

livebaseballscorecards.com

AB	30
R	6
H	9
RBI	5
BB	4
SO	6
LOB	15

Braves

1B: 8	SF: 0	WP: 0	PA: 36
2B: 0	SAC: 1	PB: 0	
3B: 0	DP: 1	SB: 1	
HR: 1	HBP: 1	CS: 1	

Batter	1	2	3	4	5	6	7	8	9	AB R H RBI BB SO LOB	TOP	
11 Jimmy Rollins, S OBP: 0.326, SLG: 0.378 (1, 6) X	0-0 F8 HR 1B	2-2 1B 1B		2-1 G6-3		2-2 FC6-4 1-2f		1-1 FC4-6 2-H 1B		5 2 3 1 0 0 1		
Placido Polanco, R OBP: 0.300, SLG: 0.308 (1, 4) X	0-0 F8 1-2	1-0 1B SF9 1B		1-3 K			2-2 G4-3	0-0 FC4-6 1-2f		5 1 1 0 0 1 2		
Bobby Abreu, L OBP: 0.418, SLG: 0.553 (1, 9) B B B	4-0 HR BB	0-1 1B 1-3 1B		2-0 G4-3			4-2 BB		0-1 1B HR 2B	3 2 2 1 2 0 0		
Pat Burrell, R OBP: 0.401, SLG: 0.503 (1, 7) C B B	2-3 K	0-0 SF9			1-3 K		2-2 P4		1-1 HR 1B	4 1 1 1 0 2 3		
Jim Thome, L OBP: 0.420, SLG: 0.661 (1, 3) D X	1-0 HR 1-H 2-H	2-2 1B		3-3 K			0-1 P6		3-2 HR 1-H 3-H	5 2 3 6 0 1 1		
David Bell, R OBP: 0.370, SLG: 0.470 (1, 5) F B X	1-1 2B	0-3 K		0-0 P3				2-1 F9 2B	3-2 G5-3	5 1 2 0 0 1 2		
Mike Lieberthal, R OBP: 0.297, SLG: 0.421 (1, 2) X	0-0 G5-3		0-0 G6-3			1-2 FC1-6 1B		0-1 F8	2-3 K	5 0 1 0 0 1 2		
Jason Michaels, R OBP: 0.310, SLG: 0.343 (1, 10) C B B		2-1 HR	1-3 K			3-1 FC1-6 FC6-4 1-2f		2-2 F9	1-1 G3	5 1 1 1 0 1 2		
Marlon Byrd, R OBP: 0.297, SLG: 0.303 (1, 8) X		0-1 F9	0-1 G6-3			0-1 FC6-4 FC6-4 1-2f		1-1 11 1B 2B		4 1 1 1 0 0 1		
Inning Stats	R: 3 E: 0 K: 1 S: 9 H: 3 LOB: 1 BB: 1 P: 17	R: 3 E: 0 K: 1 S: 17 H: 5 LOB: 2 BB: 0 P: 24	R: 0 E: 0 K: 1 S: 6 H: 0 LOB: 0 BB: 0 P: 7	R: 0 E: 0 K: 1 S: 8 H: 0 LOB: 0 BB: 0 P: 13	R: 0 E: 0 K: 2 S: 7 H: 0 LOB: 0 BB: 0 P: 11	R: 0 E: 0 K: 0 S: 12 H: 1 LOB: 1 BB: 0 P: 18	R: 0 E: 0 K: 0 S: 10 H: 0 LOB: 1 BB: 1 P: 18	R: 2 E: 0 K: 0 S: 12 H: 3 LOB: 1 BB: 0 P: 18	R: 3 E: 0 K: 1 S: 20 H: 3 LOB: 0 BB: 0 P: 30	1B: 8 2B: 4 3B: 0 HR: 3 SF: 1 SAC: 0 DP: 0 HBP: 0	WP: 0 PA: 44 PB: 0 SB: 0 CS: 0	
PITCHER	IP WLS BF H R ER SO BB IBB HBP BLK WP HR S P ERA WHIP											
56 Mark Buehrle, L ERA: 3.67 (1, 1)	7.0 W 32 9 6 6 6 2 0 0 0 0 0 2 69 108 7.71 1.571											
Michael Jackson, R ERA: 5.24 (8, 1)	1.0 9 6 5 5 0 0 0 0 0 0 0 1 19 29 45.00 6.000											
Cliff Politte, R ERA: 4.82 (9, 1)	1.0 S 3 0 0 0 1 0 0 0 0 0 0 0 13 19 0.00 0.000											

Philadelphia Phillies @ Chicago White Sox
 U.S. Cellular Field, Chicago, IL
 Tue Jun 08 2004, 8:05 PM EDT
 Att. 33,114 - Sunny - 91 F

AB	41
R	11
H	15
RBI	11
BB	2
SO	7
LOB	14



Batter	1	2	3	4	5	6	7	8	9	AB	R	H	RBI	BB	SO	LOB
Willie Harris, L OBP: 0.380, SLG: 0.377 (1, 8)										4	2	1	0	1	2	2
5 Juan Uribe, R OBP: 0.379, SLG: 0.549 (1, 4)										4	4	3	3	1	1	0
Frank Thomas, R OBP: 0.471, SLG: 0.614 (1, 10)										5	2	3	4	0	0	0
Carlos Lee, R OBP: 0.366, SLG: 0.433 (1, 7)										4	1	2	2	1	1	1
Jose Valentin, S OBP: 0.329, SLG: 0.533 (1, 6)										5	1	1	0	0	0	3
14 Paul Konerko, R OBP: 0.374, SLG: 0.529 (1, 3)										5	2	2	2	0	0	3
Ross Gload, L OBP: 0.380, SLG: 0.443 (1, 9)										4	1	2	1	1	0	0
24 Joe Crede, R OBP: 0.246, SLG: 0.378 (1, 5)										4	1	0	0	1	1	3
Sandy Alomar Jr., R OBP: 0.310, SLG: 0.363 (1, 2)										3	0	1	2	1	0	0
Jamie Burke, R (8, 2)										0	0	0	0	0	0	0

Inning Stats	R: 6	H: 6	E: 0	LOB: 1	K: 1	S: 26	P: 42	R: 2	H: 2	E: 0	LOB: 2	K: 0	S: 13	P: 26	R: 2	H: 1	E: 0	LOB: 1	K: 0	S: 10	P: 21	R: 1	H: 1	E: 0	LOB: 0	K: 0	S: 8	P: 12	R: 2	H: 3	E: 0	LOB: 1	K: 0	S: 17	P: 29	R: 0	H: 1	E: 0	LOB: 1	K: 1	S: 7	P: 14	R: 0	H: 0	E: 0	LOB: 0	K: 2	S: 10	P: 15	R: 1	H: 1	E: 0	LOB: 0	K: 1	S: 10	P: 15
--------------	------	------	------	--------	------	-------	-------	------	------	------	--------	------	-------	-------	------	------	------	--------	------	-------	-------	------	------	------	--------	------	------	-------	------	------	------	--------	------	-------	-------	------	------	------	--------	------	------	-------	------	------	------	--------	------	-------	-------	------	------	------	--------	------	-------	-------

PITCHER	IP	WLS	BF	H	R	ER	SO	BB	IBB	HBP	BLK	WP	HR	S	P	ERA	WHIP
63 Ryan Madson, R ERA: 2.62 (1, 1)	0.2		9	6	6	6	0	1	0	0	0	0	3	23	37	81.00	10.500
Amaury Telemaco, R ERA: 4.88 (1, 1)	2.1	L	14	3	4	4	1	4	0	0	1	0	2	26	52	15.43	3.000
Elizardo Ramirez, R ERA: 4.91 (4, 1)	3.0		14	5	3	3	1	1	0	0	0	0	1	32	55	9.00	2.000
Roberto Hernandez, R ERA: 4.98 (7, 1)	1.0		3	0	0	0	2	0	0	0	0	0	0	10	15	0.00	0.000
Geoff Geary, R ERA: 1.13 (8, 1)	1.0		4	1	1	1	1	0	0	0	0	0	0	10	15	9.00	1.000

BOTTOM

Philadelphia Phillies @ Chicago White Sox
U.S. Cellular Field, Chicago, IL

Tue Jun 08 2004, 8:05 PM EDT
Att: 33,114 - Sunny - 91 F

livebaseballscorecards.com

AB	38
R	14
H	15
RBI	14
BB	6
SO	5
LOB	12

WP	HR	S	P	ERA	WHIP
0	0	0	0	0	0

Batter	1	2	3	4	5	6	7	8	9	AB R H RBI BB SO LOB	TOP		
11 Jimmy Rollins, S OBP: 0.330, SLG: 0.376 (1, 6) X	0-0 F9		0-2 L3	4-1 1B 1B BB		2-0 2B 1B	4-0 IBB		3-2 F8	4 1 1 1 2 0 1			
Placido Polanco, R OBP: 0.309, SLG: 0.328 (1, 4) B X	1-0 G5-3			1-2 2-3 3-H 1B		2-1 1-3 2B	1-0 SF7		3-2 P5	5 1 3 3 0 0 0			
Bobby Abreu, L OBP: 0.422, SLG: 0.582 (1, 9) C B C X	1-2 HR			2-2 1-H HR	4-2 HR BB	2-0 F7	1-3 K			4 3 2 3 1 1 4			
Jim Thome, L OBP: 0.415, SLG: 0.665 (1, 3) B C F F B B X	3-2 G4-3			1-0 G4-3	0-1 HR	1-2 F7		3-2 G6-3		5 1 1 2 0 0 2			
Pat Burrell, R OBP: 0.401, SLG: 0.497 (1, 7) C B B F T X		2-3 K		0-0 BB 1B 1B	2-2 L8		3-3 K	4-0 BB BB		4 1 1 0 1 2 0			
Ricky Ledee, L OBP: 0.422, SLG: 0.545 (1, 10) B X	1-0 G3-1			4-1 1B 1B BB	0-0 FC5-4 1B	1-0 1B 2B	1-3 K			4 2 2 0 1 1 1			
David Bell, R OBP: 0.371, SLG: 0.462 (1, 5) X		0-0 G6-3		2-2 F7	1-2 FC5-4 FC5	4-2 1B 2B BB	4-2 BB			3 1 0 0 2 0 3			
Mike Lieberthal, R OBP: 0.300, SLG: 0.418 (1, 2) C X			0-1 F9	4-1 1B 1B BB	0-0 FC5	1-1 26 2B 1B	1-1 F7			4 2 1 1 1 0 3			
Marlon Byrd, R OBP: 0.302, SLG: 0.309 (1, 8) F B X			1-1 1B	2-2 1B 1B		1-0 G5-3	0-1 2B		2-0 G6-3	3 1 2 1 0 0 0			
26 Chase Utley, L OBP: 0.272, SLG: 0.465 (7, PH) F B X				1-2 2-3 3-H 1B						1 0 1 1 0 0 0			
Doug Glanville, R OBP: 0.271, SLG: 0.273 (7, 8) F B X										1 0 0 0 0 0 0			
Inning Stats	R: 1 E: 0 K: 0 S: 9 H: 1 LOB: 0 BB: 0 P: 14	R: 0 E: 0 K: 1 S: 5 H: 0 LOB: 0 BB: 0 P: 8	R: 0 E: 0 K: 0 S: 7 H: 1 LOB: 0 BB: 0 P: 8	R: 7 E: 0 K: 0 S: 18 H: 5 LOB: 1 BB: 3 P: 38	R: 2 E: 1 K: 0 S: 14 H: 2 LOB: 1 BB: 1 P: 21	R: 0 E: 0 K: 0 S: 8 H: 2 LOB: 2 BB: 0 P: 16	R: 3 E: 0 K: 2 S: 17 H: 3 LOB: 2 BB: 2 P: 32	R: 0 E: 0 K: 1 S: 14 H: 0 LOB: 2 BB: 2 P: 27	R: 0 E: 0 K: 0 S: 9 H: 0 LOB: 0 BB: 0 P: 17	1B: 8 2B: 4 3B: 0 HR: 3 SF: 1 SAC: 0 DP: 1 HBP: 0	WP: 1 PB: 0 SB: 0 CS: 0 PA: 47		
PITCHER	IP WLS BF H R ER SO BB IBB HBP BLK WP HR S P ERA WHIP											PITCHER	IP WLS BF H R ER SO BB IBB HBP BLK WP HR S P ERA WHIP
Jon Garland, R ERA: 4.73 (1, 1)	4.0 L 22 8 10 10 1 4 0 0 0 0 1 3 43 76 22.50 3.000												
Jon Adkins, R ERA: 3.1 (5, 1)	1.1 7 3 0 0 0 0 0 0 0 0 0 0 14 22 0.00 2.250												
Neal Cotts, L ERA: 5.31 (6, 1)	1.0 5 1 2 2 1 1 0 0 0 0 0 0 13 24 18.00 2.000												
Billy Koch, R ERA: 5.4 (7, 1)	1.2 10 2 1 1 2 2 1 0 0 0 0 0 22 42 5.40 2.400												
Shingo Takatsu, R ERA: 1.21 (9, 1)	1.0 3 0 0 0 0 0 0 0 0 0 0 0 9 17 0.00 0.000												

Philadelphia Phillies @ Chicago White Sox
U.S. Cellular Field, Chicago, IL

Wed Jun 09 2004, 8:05 PM EDT
Att. 17,570 - Overcast - 75 F

AB	38
R	13
H	14
RBI	12
BB	8
SO	4
LOB	14



Batter	1	2	3	4	5	6	7	8	9	AB	R	H	RBI	BB	SO	LOB
Willie Harris, L OBP: 0.380, SLG: 0.374 (1, 8)	G6-3		1B			BB				4	0	1	0	1	2	0
5 Juan Uribe, R OBP: 0.374, SLG: 0.540 (1, 4)	K		P3		F9	BB		F9		5	0	1	0	0	1	2
Frank Thomas, R OBP: 0.465, SLG: 0.600 (1, 10)	F8		P6		P4	BB			F8	4	0	0	0	1	0	2
Carlos Lee, R OBP: 0.367, SLG: 0.432 (1, 7)		P2	G4-3		1B	P3			F8	5	2	2	0	0	0	5
14 Paul Konerko, R OBP: 0.379, SLG: 0.544 (1, 3)		HR			F8	1B			K	4	1	2	1	0	1	1
Aaron Rowand, R OBP: 0.321, SLG: 0.488 (1, 9)		P3			HR	1B			K	5	2	3	3	0	1	1
Jose Valentin, S OBP: 0.327, SLG: 0.545 (1, 6)		HR			K				P5	4	1	1	1	0	1	3
32 Kelly Dransfeldt, R OBP: 0.320, SLG: 0.320 (9, PH)		HR			F9					1	1	1	1	0	0	0
24 Joe Crede, R OBP: 0.250, SLG: 0.392 (1, 5)		K			HR	BB			FC6-4	4	2	1	2	1	1	1
Miguel Olivo, R OBP: 0.333, SLG: 0.545 (1, 2)			1B		HR				F9	5	1	2	2	0	0	0

Inning Stats	R: 0	H: 0	E: 0	K: 1	S: 7	H: 0	LOB: 0	BB: 0	P: 9	R: 2	H: 2	E: 0	K: 1	S: 14	H: 2	LOB: 0	BB: 0	P: 20	R: 0	H: 2	E: 0	K: 0	S: 16	H: 2	LOB: 0	BB: 0	P: 26	R: 3	H: 2	E: 0	K: 2	S: 21	H: 3	LOB: 2	BB: 0	P: 18	R: 1	H: 1	E: 0	K: 0	S: 12	H: 1	LOB: 3	BB: 2	P: 23	R: 0	H: 0	E: 0	K: 1	S: 7	H: 0	LOB: 1	BB: 0	P: 12	R: 0	H: 0	E: 0	K: 1	S: 7	H: 0	LOB: 0	BB: 0	P: 10	R: 4	H: 4	E: 0	K: 1	S: 14	H: 4	LOB: 0	BB: 0	P: 22	1B: 7	SF: 0	2B: 2	SAC: 0	3B: 0	DP: 0	HR: 5	HBP: 1	WP: 0	PA: 45
--------------	------	------	------	------	------	------	--------	-------	------	------	------	------	------	-------	------	--------	-------	-------	------	------	------	------	-------	------	--------	-------	-------	------	------	------	------	-------	------	--------	-------	-------	------	------	------	------	-------	------	--------	-------	-------	------	------	------	------	------	------	--------	-------	-------	------	------	------	------	------	------	--------	-------	-------	------	------	------	------	-------	------	--------	-------	-------	-------	-------	-------	--------	-------	-------	-------	--------	-------	--------

PITCHER	IP	WLS	BF	H	R	ER	SO	BB	IBB	HBP	BLK	WP	HR	S	P	ERA	WHIP
Eric Milton, L ERA: 4.28 (1, 1)	5.0	W	25	9	6	6	4	1	0	0	0	0	4	70	105	10.80	2.000
Rheal Cormier, L ERA: 4.55 (6, 1)	0.2		5	1	0	0	0	2	0	0	0	0	0	8	18	0.00	4.500
Roberto Hernandez, R ERA: 4.7 (6, 1)	1.1	H	5	0	0	0	1	0	0	1	0	0	0	11	17	0.00	0.000
Tim Worrell, R ERA: 3.48 (8, 1)	1.0		3	0	0	0	1	0	0	0	0	0	0	7	10	0.00	0.000
Billy Wagner, L ERA: 3.38 (9, 1)	1.0		7	4	4	4	1	0	0	0	0	0	1	14	22	36.00	4.000

BOTTOM

Philadelphia Phillies @ Chicago White Sox

U.S. Cellular Field, Chicago, IL

Wed Jun 09 2004, 8:05 PM EDT

Att: 17,570 - Overcast - 75 F

livebaseballscorecards.com

AB	41
R	10
H	14
RBI	10
BB	3
SO	7
LOB	15



Batter	1	2	3	4	5	6	7	8	9	AB R H RBI BB SO LOB	TOP																
11 Jimmy Rollins, S OBP: 0.332, SLG: 0.376 (1, 6) B X	1-0 G3 ①		0-0 G3-1 ②		0-1 HR 1B	0-0 G5-3 ③			1-2 1B 2B 1B	5 2 2 0 0 0 3																	
Placido Polanco, R OBP: 0.319, SLG: 0.362 (1, 4) C X	0-1 1B		0-1 F9 ③		0-1 HR 1-H 2-H		0-1 G5-3 ①	SAFE X	0-1 BB 2B 1B 1-3	5 2 3 3 0 0 1																	
Bobby Abreu, L OBP: 0.417, SLG: 0.571 (1, 9) C B SAFE F S	1-3 K ②			3-2 F8 ① F X	0-1 G4-3 ②		2-3 K ②	B B B B D D	4-1 2B HR BB 1-2	4 1 0 0 1 2 1																	
Jim Thome, L OBP: 0.414, SLG: 0.661 (1, 3) C D S S	1-3 K ③			4-1 HR BB	0-0 F7 ③		2-1 G5-3 ③	X	0-0 HR BB 1-3 2-H 3-H	4 2 1 2 1 1 1																	
Pat Burrell, R OBP: 0.392, SLG: 0.485 (1, 7) X		0-0 P3 ①		2-2 P3 ②		0-0 G6-3 ①		C C B S	1-3 K ① C B B C	5 0 0 0 0 2 3																	
Ricky Ledee, L OBP: 0.435, SLG: 0.650 (1, 10) C T B C		1-3 K ②		3-1 HR 1-H		2-2 1B 2B 1B		B B X	2-0 P3 ② F F B X	5 3 3 5 0 1 0																	
David Bell, R OBP: 0.367, SLG: 0.455 (1, 5) B X		1-0 G5-3 ③		0-0 P3 ③		1-1 L5 ② F B SAFE SAFE X		B B F F X	2-2 FC6-4 1B ③ B B X	5 0 1 0 0 0 1																	
Mike Lieberthal, R OBP: 0.309, SLG: 0.425 (1, 2) B C X			1-1 G3-1 SH2-3 1B		0-1 FC6-4 1B	1-0 2B 1B 1-3		B X	1-0 FC6-4 ③ 1-2f	4 0 3 0 0 0 1																	
Marlon Byrd, R OBP: 0.302, SLG: 0.314 (1, 8) SAFE X			0-0 SH2-3 ①		2-1 FC6-4 1B 1-2f	2-0 2B 1-3 3-H		X	0-0 G6-3 ①	3 1 1 1 0 0 1																	
Inning Stats	R: 0 E: 0 K: 2 S: 10	H: 1 LOB: 1 BB: 0 P: 13	R: 0 E: 0 K: 1 S: 5	H: 0 LOB: 0 BB: 0 P: 7	R: 0 E: 0 K: 0 S: 6	H: 1 LOB: 1 BB: 0 P: 7	R: 2 E: 0 K: 0 S: 13	H: 1 LOB: 0 BB: 1 P: 25	R: 3 E: 0 K: 0 S: 12	H: 3 LOB: 0 BB: 0 P: 13	R: 1 E: 0 K: 0 S: 9	H: 3 LOB: 2 BB: 0 P: 15	R: 0 E: 0 K: 1 S: 7	H: 0 LOB: 0 BB: 0 P: 11	R: 0 E: 0 K: 1 S: 9	H: 1 LOB: 1 BB: 0 P: 15	R: 5 E: 0 K: 1 S: 15	H: 4 LOB: 0 BB: 1 P: 25	1B: 9 2B: 2 3B: 0 HR: 3	SF: 0 SAC: 1 DP: 0 HBP: 0	WP: 0 PB: 0 SB: 0 CS: 0	PA: 43					
PITCHER	IP WLS BF H R ER SO BB IBB HBP BLK WP HR S P ERA WHIP																										
Seth Greisinger, R ERA: 6.18 (1, 1)	5.2		27	9	6	6	3	1	0	0	0	0	2	54	79	9.53	1.765										
Terry Mulholland, L ERA: 5.33 (6, 1)	2.2	L	11	3	2	2	2	0	0	0	0	0	0	23	34	6.75	1.125										
J.C. Romero, L ERA: 5.7 (9, 1)	0.2		5	2	3	3	1	1	0	0	0	0	1	9	18	40.50	4.500										

Philadelphia Phillies @ Minnesota Twins
 Hubert H. Humphrey Metrodome, Minneapolis, MN
 Fri Jun 11 2004, 8:10 PM EDT
 Att. 22,272 - Unknown - 70 F

AB	40
R	11
H	14
RBI	11
BB	2
SO	6
LOB	12



Batter	1	2	3	4	5	6	7	8	9	AB R H RBI BB SO LOB
Cristian Guzman, S OBP: 0.315, SLG: 0.348 (1, 6)	3-2 F7		1-2 F8		1-3 K		1-1 G4-3		1-3 K	5 0 0 1 0 2 0
Doug Mientkewicz, L OBP: 0.324, SLG: 0.355 (1, 3)	0-1 F9		2-3 K		2-3 K		2-0 20 HR 2B		0-3 K	5 1 1 0 0 3 0
20 Lew Ford, R OBP: 0.399, SLG: 0.517 (1, 7)	2-3 K		0-1 F7			1-0 G4-3 G5-3 2B	2-2 HR		2-2 P4	5 2 2 2 0 1 0
Corey Koskie, L OBP: 0.326, SLG: 0.494 (1, 5)		1-1 G1-3		0-0 P6		2-1 G4-3	2-2 1B			4 0 1 0 0 0 1
Torii Hunter, R OBP: 0.326, SLG: 0.482 (1, 8)		2-2 2B 7 SF7 1B		0-3 K		0-1 G5-3	1-0 1B			4 1 2 1 0 1 0
Jacque Jones, L OBP: 0.317, SLG: 0.464 (1, 9)		1-0 SAFE 1-3 2B		2-0 FC6-4 1B		1-2 2B		0-1 F7		4 0 3 0 0 0 0
Matthew LeCroy, R OBP: 0.350, SLG: 0.489 (1, 10)		4-2 BB		1-0 FC6-4 1-2f		3-3 K		1-3 K		3 0 0 0 1 2 2
7 Joe Mauer, L OBP: 0.438, SLG: 0.692 (1, 2)		3-2 SF7		2-1 HR		0-1 WP G4-3 2B		0-0 1B		3 2 3 2 0 0 0
5 Michael Cuddyer, R OBP: 0.310, SLG: 0.425 Luis Rivas, R OBP: 0.266, SLG: 0.358 (1, 4) (9, 4)		3-1 F7		1-1 G6-3		1-3 K		3-2 F9		4 0 0 0 0 1 4 0 0 0 0 0 0 0

BOTTOM

Philadelphia Phillies @ Minnesota Twins
Hubert H. Humphrey Metrodome, Minneapolis, MN

Fri Jun 11 2004, 8:10 PM EDT
Att: 22,272 - Unknown - 70 F

livebaseballscorecards.com

AB	37
R	6
H	12
RBI	6
BB	1
SO	10
LOB	7



Inning Stats	R: 0	H: 0	E: 0	K: 1	S: 10	H: 0	LOB: 0	BB: 0	P: 15	R: 1	H: 2	E: 0	K: 0	S: 14	H: 0	LOB: 0	BB: 0	P: 11	R: 0	H: 1	E: 0	K: 1	S: 6	H: 1	LOB: 1	BB: 0	P: 9	R: 1	H: 1	E: 0	K: 2	S: 11	H: 2	LOB: 1	BB: 0	P: 20	R: 3	H: 5	E: 0	K: 1	S: 16	H: 1	LOB: 1	BB: 0	P: 14	R: 0	H: 0	E: 0	K: 2	S: 11	1B: 5	SF: 1	2B: 5	SAC: 0	3B: 0	DP: 0	HR: 2	HBP: 0	WP: 1	PB: 0	SB: 1	CS: 0	PA: 39
--------------	------	------	------	------	-------	------	--------	-------	-------	------	------	------	------	-------	------	--------	-------	-------	------	------	------	------	------	------	--------	-------	------	------	------	------	------	-------	------	--------	-------	-------	------	------	------	------	-------	------	--------	-------	-------	------	------	------	------	-------	-------	-------	-------	--------	-------	-------	-------	--------	-------	-------	-------	-------	--------

PITCHER	IP	WLS	BF	H	R	ER	SO	BB	IBB	HBP	BLK	WP	HR	S	P	ERA	WHIP
39 Brett Myers, R ERA: 4.45 (1, 1)	6.2		30	9	6	6	7	1	0	0	0	1	2	73	117	8.10	1.500
Rheal Cormier, L ERA: 4.5 (7, 1)	0.1		2	2	0	0	0	0	0	0	0	0	0	5	8	0.00	6.000
Tim Worrell, R ERA: 3.38 (8, 1)	1.0	W	4	1	0	0	1	0	0	0	0	0	0	10	14	0.00	1.000
Billy Wagner, L ERA: 3.18 (9, 1)	1.0		3	0	0	0	2	0	0	0	0	0	0	11	14	0.00	0.000

Batter	1	2	3	4	5	6	7	8	9	AB R H RBI BB SO LOB	TOP											
11 Jimmy Rollins, S (1, 6) OBP: 0.326, SLG: 0.369	1-3 		1-3 			1-2 		2-3 		4 0 0 0 0 3 1												
Tomas Perez, S (1, 4) OBP: 0.294, SLG: 0.500	0-0 		0-2 			1-3 		2-2 		4 0 1 0 0 2 1												
Bobby Abreu, L (1, 9) OBP: 0.419, SLG: 0.569	3-3 			2-1 		2-1 			3-3 	4 0 2 0 0 2 1												
Jim Thome, L (1, 10) OBP: 0.420, SLG: 0.679	2-3 			2-2 		2-1 	1-0 		3-2 	4 1 3 1 0 1 1												
Ricky Ledee, L (1, 7) OBP: 0.431, SLG: 0.635		1-0 		2-3 		0-0 		4-1 		3 0 1 0 0 1 2												
Jason Michaels, R (9, PH) OBP: 0.326, SLG: 0.343								1-2 		0 0 0 0 1 0 0												
David Bell, R (1, 5) OBP: 0.365, SLG: 0.451		1-3 		1-0 		1-2 		0-0 		4 0 1 0 0 1 4												
26 Chase Utley, L (1, 3) OBP: 0.264, SLG: 0.451			0-0 			1-1 		0-0 		3 0 0 0 0 0 2												
Mike Lieberthal, R (1, 2) OBP: 0.304, SLG: 0.418			0-3 			0-0 		1-1 		3 0 0 0 0 1 2												
Marlon Byrd, R (1, 8) OBP: 0.303, SLG: 0.315			0-0 			2-2 		1-3 		3 0 1 0 0 1 0												
Inning Stats	R: 0 E: 0 K: 3 S: 12	H: 1 LOB: 1 BB: 0 P: 18	R: 0 E: 0 K: 1 S: 5	H: 0 LOB: 0 BB: 0 P: 7	R: 0 E: 0 K: 2 S: 10	H: 1 LOB: 1 BB: 0 P: 11	R: 0 E: 0 K: 1 S: 10	H: 2 LOB: 1 BB: 0 P: 17	R: 0 E: 0 K: 1 S: 7	H: 0 LOB: 0 BB: 0 P: 10	R: 0 E: 0 K: 1 S: 9	H: 1 LOB: 0 BB: 0 P: 15	R: 1 E: 0 K: 0 S: 7	H: 3 LOB: 1 BB: 0 P: 11	R: 0 E: 0 K: 3 S: 11	H: 0 LOB: 0 BB: 0 P: 16	R: 0 E: 0 K: 1 S: 8	H: 1 LOB: 1 BB: 1 P: 18	1B: 7 2B: 1 3B: 0 HR: 1	SF: 0 SAC: 0 DP: 3 HBP: 0	WP: 0 PB: 0 SB: 0 CS: 1	PA: 34
PITCHER	IP WLS BF H R ER SO BB IBB HBP BLK WP HR S P ERA WHIP																					
Carlos Silva, R (1, 1) ERA: 4.0	7.0 W 26 8 1 1 8 0 0 0 0 0 1 60 89 1.29 1.143																					
Juan Rincon, R (8, 1) ERA: 2.23	1.0 H 3 0 0 0 3 0 0 0 0 0 0 0 11 16 0.00 0.000																					
Aaron Fultz, L (9, 1) ERA: 3.49	1.0 4 1 0 0 1 1 0 0 0 0 0 0 8 18 0.00 2.000																					

Philadelphia Phillies @ Minnesota Twins
 Hubert H. Humphrey Metrodome, Minneapolis, MN

Sat Jun 12 2004, 7:10 PM EDT
 Att. 22,219 - Unknown - 70 F

AB	32
R	1
H	9
RBI	1
BB	1
SO	12
LOB	14



Batter	1	2	3	4	5	6	7	8	9
Cristian Guzman, S (1, 6) OBP: 0.321, SLG: 0.353	1-1 G6-3	3-1 HBP 1B		1-2 SAFE P4			1-0 S S 1B	1-2 1B 20 2B 1B	
Doug Mientkiewicz, L (1, 3) OBP: 0.326, SLG: 0.353	2-2 L3	3-2 3-H 1B HBP		1-3 K			3-3 SAFE K	0-0 20 2B 1B	
20 Lew Ford, R (1, 7) OBP: 0.399, SLG: 0.517	3-2 L6	0-3 K			2-0 P3		2-1 S HBP	0-1 3-H 2B	
Corey Koskie, L (1, 5) OBP: 0.317, SLG: 0.478		0-2 G3	2-3 K		1-2 G3		0-3 K	3-2 G4-3	
Torii Hunter, R (1, 8) OBP: 0.330, SLG: 0.479		2-2 F8	2-2 G4-3 1B		0-2 G6-3		4-1 1-2 2-3 BB		
Jacque Jones, L (1, 9) OBP: 0.316, SLG: 0.460		2-0 BB 7 1B 1B	0-2 G4-3			1-1 G4-3	0-1 G3		
Jose Offerman, S (1, 10) OBP: 0.358, SLG: 0.394		4-0 7 1B 3B BB	2-2 F8			4-1 BB		0-2 G5-3	
7 Joe Mauer, L (1, 2) OBP: 0.417, SLG: 0.633		0-2 3B 1B		0-2 F9		0-2 F7		0-2 F8	
Luis Rivas, R (1, 4) OBP: 0.280, SLG: 0.386		2-2 1B 3B		2-2 S 1B		0-0 F9		1-0 1B 1B	

Inning Stats	R: 0	H: 0	E: 0	K: 8	S: 8	LOB: 0	BB: 0	P: 14	R: 4	H: 4	E: 0	K: 1	S: 24	LOB: 2	BB: 1	P: 40	R: 0	H: 1	E: 0	K: 1	S: 14	LOB: 1	BB: 0	P: 20	R: 0	H: 1	E: 0	K: 1	S: 14	LOB: 0	BB: 0	P: 12	R: 0	H: 1	E: 0	K: 2	S: 11	LOB: 3	BB: 1	P: 21	R: 2	H: 4	E: 0	K: 0	S: 21	LOB: 2	BB: 0	P: 26
--------------	------	------	------	------	------	--------	-------	-------	------	------	------	------	-------	--------	-------	-------	------	------	------	------	-------	--------	-------	-------	------	------	------	------	-------	--------	-------	-------	------	------	------	------	-------	--------	-------	-------	------	------	------	------	-------	--------	-------	-------

AB	R	H	RBI	BB	SO	LOB
5	1	3	1	0	0	1
4	0	1	1	0	2	2
4	0	1	1	0	1	2
5	0	0	0	0	2	4
3	0	1	0	1	0	0
4	1	1	0	0	0	4
2	1	0	0	2	0	1
4	1	1	1	0	0	1
4	2	3	2	0	0	1

BOTTOM

Philadelphia Phillies @ Minnesota Twins
Hubert H. Humphrey Metrodome, Minneapolis, MN
 Sat Jun 12 2004, 7:10 PM EDT
 Att: 22,219 - Unknown - 70 F

livebaseballscorecards.com

AB	35
R	6
H	11
RBI	6
BB	3
SO	5
LOB	16



PITCHER	IP	WLS	BF	H	R	ER	SO	BB	IBB	HBP	BLK	WP	HR	S	P	ERA	WHIP
Kevin Millwood, R (1, 1) ERA: 4.94	6.0	L	27	6	4	4	3	2	0	1	0	0	0	76	116	6.00	1.333
63 Ryan Madson, R (7, 1) ERA: 2.6	0.1		3	1	0	0	1	0	0	1	0	0	0	5	11	0.00	3.000
Roberto Hernandez, R (7, 1) ERA: 4.56	0.2		3	0	0	0	1	1	0	0	0	0	0	6	10	0.00	1.500
Geoff Geary, R (8, 1) ERA: 3.0	1.0		7	4	2	2	0	0	0	0	0	0	0	21	26	18.00	4.000

WP	HR	S	P	ERA	WHIP
0	0	0	0	0.00	3.000
0	0	0	0	0.00	1.500
0	0	0	0	18.00	4.000

Batter	1	2	3	4	5	6	7	8	9	AB R H RBI BB SO LOB	TOP																									
11 Jimmy Rollins, S (1, 6) OBP: 0.324, SLG: 0.366	0-0 P6		3-2 L7			0-0 1B	2-2 P4		1-0 G3	5 0 1 0 0 0 2																										
Placido Polanco, R (1, 4) OBP: 0.324, SLG: 0.374	1-2 BB 1B		2-3 K			0-1 F8		2-1 F8 26 FC4-6 2B		4 1 2 0 0 1 1																										
Bobby Abreu, L (1, 9) OBP: 0.424, SLG: 0.569	4-2 BB 1-2 BB			1-2 F7		1 SAFE 0-0 1-2 1B		4-2 26 FC4-6 BB BB		2 0 1 0 2 0 0																										
Jim Thome, L (1, 10) OBP: 0.413, SLG: 0.665	1-3 K			3-2 P6		3-1 F8		0-1 F8		4 0 0 0 0 1 6																										
Pat Burrell, R (1, 7) OBP: 0.394, SLG: 0.487	2-3 K			3-3 K			1-1 1B FC5-2 2B	4-2 1-2 26 FC4-6 BB		3 0 1 0 1 2 2																										
26 Chase Utley, L (1, 3) OBP: 0.255, SLG: 0.434		0-1 P4			2-2 L6		0-0 P6	2-1 FC4-6		4 0 0 1 0 0 3																										
Tomas Perez, S (1, 5) OBP: 0.292, SLG: 0.488		2-1 G4-3			1-1 F9		2-2 FC5-2 1B 1B	1-2 2-3 3-H K		4 1 1 0 0 1 2																										
Todd Pratt, R (1, 2) OBP: 0.333, SLG: 0.295		0-2 G4-3			1-3 K		1-1 FC5-2 1B		0-0 G6-3	4 0 0 0 0 1 2																										
Doug Glanville, R (1, 8) OBP: 0.262, SLG: 0.263			2-3 K			2-3 K	1-0 1-2 2-H 1B		1-0 F9	2 0 0 0 0 2 0																										
Ricky Ledee, L (7, PH) OBP: 0.438, SLG: 0.641										1 0 1 1 0 0 0																										
Marlon Byrd, R (7, 8) OBP: 0.301, SLG: 0.313										1 0 0 0 0 0 0																										
Inning Stats	R: 0 E: 0 K: 2 S: 12	H: 1 LOB: 2 BB: 1 P: 20	R: 0 E: 0 K: 0 S: 7	H: 0 LOB: 0 BB: 0 P: 9	R: 0 E: 0 K: 2 S: 12	H: 0 LOB: 0 BB: 0 P: 19	R: 0 E: 0 K: 1 S: 13	H: 0 LOB: 0 BB: 0 P: 20	R: 0 E: 0 K: 1 S: 9	H: 2 LOB: 2 BB: 0 P: 14	R: 1 E: 0 K: 0 S: 13	H: 3 LOB: 2 BB: 0 P: 20	R: 1 E: 0 K: 1 S: 14	H: 1 LOB: 2 BB: 2 P: 26	R: 0 E: 0 K: 0 S: 3	H: 0 LOB: 0 BB: 0 P: 5	1B: 5 2B: 2 3B: 0 HR: 0	SF: 0 SAC: 0 DP: 0 HBP: 0	WP: 0 PB: 0 SB: 0 CS: 0	PA: 37																
PITCHER	IP WLS BF H R ER SO BB IBB HBP BLK WP HR S P ERA WHIP																																			
Brad Radke, R (1, 1) ERA: 3.2	7.0		28	6	1	1	7	1	0	0	0	0	0	75	115	1.29	1.000																			
Aaron Fultz, L (8, 1) ERA: 3.77	0.1	L	3	1	1	1	0	1	0	0	0	0	0	7	13	27.00	6.000																			
Juan Rincon, R (8, 1) ERA: 2.18	0.2		3	0	0	0	1	1	0	0	0	0	0	7	13	0.00	1.500																			
36 Joe Nathan, R (9, 1) ERA: 1.55	1.0		3	0	0	0	0	0	0	0	0	0	0	3	5	0.00	0.000																			

Philadelphia Phillies @ Minnesota Twins
 Hubert H. Humphrey Metrodome, Minneapolis, MN

Sun Jun 13 2004, 2:10 PM EDT
 Att. 23,479 - Unknown - 70 F

livebaseballscorecards.com

AB	34
R	2
H	7
RBI	2
BB	3
SO	8
LOB	18



Batter	1	2	3	4	5	6	7	8	9	AB	R	H	RBI	BB	SO	LOB
Cristian Guzman, S (1, 6) OBP: 0.317, SLG: 0.349	1-1 G3		0-1 SH3-4		0-1 G4-3		0-0 F9		0-0 SH1-4	3	0	0	0	0	0	2
Doug Mientkewicz, L (1, 3) OBP: 0.332, SLG: 0.352	1-1 G6-3 1B		1-1 G6-3		4-0 BB		1-1 HBP		2-3 K	3	0	1	0	1	1	2
Matthew LeCroy, R (1, 10) OBP: 0.333, SLG: 0.464	0-1 G6-3		1-3 K		1-2 G6-3		3-1 G6-3		3-3 K	5	0	0	0	0	2	7
Corey Koskie, L (1, 5) OBP: 0.326, SLG: 0.497	3-3 K			4-2 BB		3-2 HR		4-2 FC4-6 BB		2	1	1	1	2	1	1
Torii Hunter, R (1, 8) OBP: 0.328, SLG: 0.471		4-1 G6-3 G5-3 BB		0-0 P3		1-2 G5-3		1-1 FC4-6 G4-1 1B		3	0	0	0	1	0	2
Jacque Jones, L (1, 9) OBP: 0.315, SLG: 0.457		2-2 G5-3		1-2 F7		0-1 G4-3		1-1 G4-1 1B		4	0	1	0	0	0	2
Michael Ryan, L (1, 7) OBP: 0.280, SLG: 0.296		2-1 G6-3		2-2 L3		2-2 G4-3		1-0 G4-1		4	0	0	0	0	0	4
20 Lew Ford, R (9, 7) OBP: 0.399, SLG: 0.517		2-3 G6-3						1-2 2-3 G4-1		0	0	0	0	0	0	0
Henry Blanco, R (1, 2) OBP: 0.270, SLG: 0.353		0-0 F9				2-3 K		1-1 L7		3	0	0	0	0	1	1
7 Joe Mauer, L (8, PH) OBP: 0.405, SLG: 0.613								0-1 G4-3		1	0	0	0	0	0	2
Luis Rivas, R (1, 4) OBP: 0.301, SLG: 0.412			1-1 SH3-4 1B		1-2 G4-3 1B		1-1 2B		1-2 SH1-4 1B	4	0	4	0	0	0	0

BOTTOM

Philadelphia Phillies @ Minnesota Twins
Hubert H. Humphrey Metrodome, Minneapolis, MN

Sun Jun 13 2004, 2:10 PM EDT
 Att: 23,479 - Unknown - 70 F

livebaseballscorecards.com

AB	32
R	1
H	7
RBI	1
BB	4
SO	5
LOB	23



Inning Stats	R: 0	H: 1	E: 0	K: 1	S: 9	H: 0	LOB: 1	BB: 0	P: 14	R: 0	H: 0	E: 0	K: 0	S: 8	R: 0	H: 1	E: 0	K: 1	S: 10	R: 0	H: 0	E: 0	K: 0	S: 12	R: 0	H: 1	E: 0	K: 1	S: 11	R: 1	H: 1	E: 0	K: 0	S: 12	R: 0	H: 1	E: 0	K: 0	S: 8	R: 0	H: 1	E: 0	K: 0	S: 9	R: 0	H: 1	E: 0	K: 2	S: 21	1B: 5	2B: 1	3B: 0	HR: 1	SF: 0	SAC: 2	DP: 0	HBP: 1	WP: 0	PB: 0	SB: 1	CS: 0	PA: 39
--------------	------	------	------	------	------	------	--------	-------	-------	------	------	------	------	------	------	------	------	------	-------	------	------	------	------	-------	------	------	------	------	-------	------	------	------	------	-------	------	------	------	------	------	------	------	------	------	------	------	------	------	------	-------	-------	-------	-------	-------	-------	--------	-------	--------	-------	-------	-------	-------	--------

PITCHER	IP	WLS	BF	H	R	ER	SO	BB	IBB	HBP	BLK	WP	HR	S	P	ERA	WHIP
Paul Abbott, R (1, 1) ERA: 6.06	5.0		21	3	0	0	3	3	0	0	0	0	0	50	81	0.00	1.200
Roberto Hernandez, R (6, 1) ERA: 4.74	1.0		4	1	1	1	0	0	0	0	0	0	1	12	18	9.00	1.000
Rheal Cormier, L (7, 1) ERA: 4.34	1.0	W	5	1	0	0	0	0	0	1	0	0	0	8	14	0.00	1.000
Tim Worrell, R (8, 1) ERA: 3.27	1.0	H	5	1	0	0	0	1	0	0	0	0	0	9	16	0.00	2.000
Billy Wagner, L (9, 1) ERA: 3.0	1.0	S	4	1	0	0	2	0	0	0	0	0	0	21	27	0.00	1.000

Batter	1	2	3	4	5	6	7	8	9	AB	R	H	RBI	BB	SO	LOB	TOP								
6 Ryan Freel, R OBP: 0.361, SLG: 0.344 (1, 8)	1-2 SH1-4 HR 2B	4-0 BB		2-2 F8	1-3 K		4-2 BB			3	1	1	0	2	1	3									
Jermaine Clark, L (1, 4) Danny Graves, R (6, 9) (8, 1)	2-1 SH1-4	0-0 F9 BB		2-0 G3		1-3 K	2-2 G1-3			4	0	0	0	0	1	4									
Sean Casey, L OBP: 0.419, SLG: 0.634 (1, 3)	1-1 HR		0-0 F8	1-0 G1		4-2 FC6-4 BB		2-1 HR		4	2	2	3	1	0	0									
Adam Dunn, L OBP: 0.422, SLG: 0.571 (1, 7)	2-1 1B		2-3 K		2-1 HBP 1B	2-3 K		2-2 F8		5	1	2	0	0	2	1									
Wily Mo Peña, R OBP: 0.316, SLG: 0.494 Brian Reith, R (6, 1) Todd Jones, L (7, 1) Javier Valentin, S OBP: 0.191, SLG: 0.287 (7, 2)	2-3 K		0-0 HR 2B		0-2 1B HBP 1B	0-0 FC6-4		0-1 G4-3		4	1	2	0	0	1	2									
Jason LaRue, R OBP: 0.333, SLG: 0.393 (1, 2) (7, 9)	0-0 P4		2-1 HR		2-1 1B HBP		1-2 HR	1-2 G5-3		4	2	2	3	0	0	1									
Tim Hummel, R OBP: 0.244, SLG: 0.262 (1, 5) (6, 4)		3-1 FC5-4 1B	2-2 1B S 1B		3-3 K		0-2 G6-3		0-0	5	0	2	0	0	1	3	AB 36								
Felipe Lopez, S OBP: 0.195, SLG: 0.225 (1, 6)		0-1 FC5-4 SH1-4 1-2f	3-2 1B		0-1 1B		0-0 B3			4	0	2	1	0	0	1	R 7								
Jose Acevedo, R OBP: 0.130, SLG: 0.091 Phil Norton, R (3, 1) Jacob Cruz, L OBP: 0.348, SLG: 0.414 (5, PH) John Riedling, R (5, 1) Brandon Larson, R OBP: 0.316, SLG: 0.348 (6, 5)		3-2 SH1-4	1-3 K		1-3 K		4-2 6 BB BB			1	0	0	0	0	1	2	H 13								
										0	0	0	0	0	0	0	RBI 7								
										1	0	0	0	0	1	2	BB 4								
										0	0	0	0	0	0	0	SO 8								
										0	0	0	0	1	0	0	LOB 20								
Inning Stats	R: 2 E: 0 K: 1 S: 16	H: 3 LOB: 1 BB: 0 P: 24	R: 0 E: 0 K: 0 S: 8	H: 1 LOB: 2 BB: 1 P: 18	R: 2 E: 0 K: 2 S: 17	H: 4 LOB: 2 BB: 0 P: 27	R: 0 E: 0 K: 0 S: 5	H: 0 LOB: 0 BB: 0 P: 10	R: 1 E: 0 K: 3 S: 21	H: 3 LOB: 3 BB: 0 P: 30	R: 0 E: 0 K: 2 S: 10	H: 0 LOB: 1 BB: 1 P: 17	R: 1 E: 0 K: 0 S: 16	H: 1 LOB: 2 BB: 2 P: 27	R: 1 E: 0 K: 0 S: 10	H: 1 LOB: 0 BB: 0 P: 15	R: 0 E: 0 K: 0 S: 0	H: 0 LOB: 0 BB: 0 P: 0	1B: 7 2B: 2 3B: 0 HR: 4	SF: 0 SAC: 2 DP: 0 HBP: 1	WP: 0 PB: 0 SB: 1 CS: 0	PA: 43			
PITCHER	IP	WLS	BF	H	R	ER	SO	BB	IBB	HBP	BLK	WP	HR	S	P	ERA	WHIP								
Eric Milton, L ERA: 4.6 (1, 1)	3.0		18	8	4	4	3	1	0	0	0	0	2	41	69	12.00	3.000								
63 Ryan Madson, R ERA: 2.7 (4, 1)	2.0	W	10	3	1	1	3	0	0	1	0	0	0	26	40	4.50	1.500								
Rheal Cormier, L ERA: 4.2 (6, 1)	1.0	H	4	0	0	0	2	1	0	0	0	0	0	10	17	0.00	1.000								
Roberto Hernandez, R ERA: 4.97 (7, 1)	0.2	H	5	1	1	1	0	2	0	0	0	0	1	12	21	13.50	4.500								
Tim Worrell, R ERA: 3.24 (7, 1)	0.1	H	1	0	0	0	0	0	0	0	0	0	0	4	6	0.00	0.000								
PITCHER	IP	WLS	BF	H	R	ER	SO	BB	IBB	HBP	BLK	WP	HR	S	P	ERA	WHIP								
Geoff Geary, R ERA: 3.6 (8, 1)	1.0		4	1	1	1	0	0	0	0	0	0	0	1	15	9.00	1.000								
Billy Wagner, L ERA: 3.0 (9, 1)	0.0		1	0	0	0	0	0	0	0	0	0	0	0	0	∞	∞								

Cincinnati Reds @ Philadelphia Phillies
Citizens Bank Park, Philadelphia, PA
Mon Jun 14 2004, 7:05 PM EDT
Att. 44,710 - Overcast - 81 F

livebaseballscorecards.com



Batter	1	2	3	4	5	6	7	8	9	AB	R	H	RBI	BB	SO	LOB	BOTTOM
11 Jimmy Rollins, S OBP: 0.329, SLG: 0.379 (1, 6)	2-2 HR 1B		1-1 F9		2-0 1B 3B	0-2 F8		1-2 FC6-4 1B		5	2	3	1	0	0	0	Cincinnati Reds @ Philadelphia Phillies Citizens Bank Park, Philadelphia, PA Mon Jun 14 2004, 7:05 PM EDT Att. 44,710 - Overcast - 81 F
Placido Polanco, R OBP: 0.327, SLG: 0.370 (1, 4)	3-1 F8		1-2 G6-3		2-1 WP BB 1B		4-0 1B 2B HBP	1-0 FC6-4 1-2f		4	2	1	1	0	0	2	
Bobby Abreu, L OBP: 0.427, SLG: 0.572 (1, 9)	2-2 SAFE P5		1-2 2B		4-0 1B BB		3-2 2B SF9 1B	3-1 L7		4	2	2	0	1	0	2	
Jim Thome, L OBP: 0.415, SLG: 0.682 (1, 3)	3-2 1-H HR		1-1 F7		0-0 F7		1-1 SF9 SF8 2B			4	2	2	3	0	0	3	
Pat Burrell, R OBP: 0.400, SLG: 0.507 (1, 7)	0-1 HR			0-0 1B 1B	4-2 1B BB		0-1 SF9			2	1	2	2	1	0	0	
David Bell, R OBP: 0.367, SLG: 0.449 (1, 5)	1-2 G6-3			0-0 F9	1-0 1B		2-3 3-H BB			3	0	1	2	1	0	1	
Mike Lieberthal, R OBP: 0.303, SLG: 0.417 (1, 2)		0-0 F9		3-2 G6-4-3 1B	2-2 G6-3		0-1 SF8			3	0	1	1	0	0	1	
Marlon Byrd, R Roberto Hernandez, R Tim Worrell, R Ricky Ledee, L Geoff Geary, R Billy Wagner, L (1, 8) (7, 1) (7, 1) (7, PH) (8, 1) (9, 1)		0-3 K		0-1 G6-4-3 1-2f		1-3 K	2-2 F7			3	0	0	0	0	2	2	
Eric Milton, L 63 Ryan Madson, L 26 Chase Utley, L Rheal Cormier, L Doug Glanville, R (1, 1) (4, 1) (5, PH) (6, 1) (6, PH) (7, 8)		0-3 K			1-0 1B 3B 2B	0-2 L9		0-2 G6-3		1	0	0	0	0	1	0	

Inning Stats	R: 3	H: 3	E: 0	K: 0	S: 18	LOB: 0	BB: 0	P: 29	R: 0	H: 0	E: 0	K: 2	S: 8	LOB: 0	BB: 0	P: 8	R: 0	H: 1	E: 0	K: 0	S: 10	LOB: 1	BB: 0	P: 14	R: 0	H: 2	E: 0	K: 0	S: 7	LOB: 1	BB: 0	P: 10	R: 4	H: 4	E: 0	K: 0	S: 15	LOB: 1	BB: 2	P: 31	R: 0	H: 0	E: 0	K: 1	S: 10	LOB: 0	BB: 0	P: 11	R: 3	H: 2	E: 0	K: 0	S: 13	LOB: 1	BB: 1	P: 27	R: 0	H: 1	E: 0	K: 0	S: 10	LOB: 1	BB: 0	P: 15	1B: 7	SF: 2	2B: 3	SAC: 0	3B: 1	DP: 1	HR: 2	HBP: 1	WP: 1	PA: 39
--------------	------	------	------	------	-------	--------	-------	-------	------	------	------	------	------	--------	-------	------	------	------	------	------	-------	--------	-------	-------	------	------	------	------	------	--------	-------	-------	------	------	------	------	-------	--------	-------	-------	------	------	------	------	-------	--------	-------	-------	------	------	------	------	-------	--------	-------	-------	------	------	------	------	-------	--------	-------	-------	-------	-------	-------	--------	-------	-------	-------	--------	-------	--------

PITCHER	IP	WLS	BF	H	R	ER	SO	BB	IBB	HBP	BLK	WP	HR	S	P	ERA	WHIP
Jose Acevedo, R ERA: 5.33 (1, 1)	2.0		9	3	3	3	2	0	0	0	0	0	0	26	37	13.50	1.500
Phil Norton, L ERA: 4.32 (3, 1)	2.0		8	3	0	0	0	0	0	0	0	0	0	17	24	0.00	1.500
John Riedling, R ERA: 3.89 (5, 1)	1.0	L	8	4	4	4	0	2	0	0	0	1	0	15	31	36.00	6.000
Brian Reith, R ERA: 7.27 (6, 1)	1.0		6	2	3	3	1	0	0	1	0	0	0	15	24	27.00	2.000
Todd Jones, R ERA: 3.79 (7, 1)	1.0		4	0	0	0	0	1	0	0	0	0	0	8	14	0.00	1.000

livebaseballscorecards.com

AB	33
R	10
H	13
RBI	10
BB	3
SO	3
LOB	12



Batter	1	2	3	4	5	6	7	8	9	AB R H RBI BB SO LOB	TOP											
Alex Sanchez, L (1, 8) OBP: 0.354, SLG: 0.406	0-1 SF9 1B	1-1 S 1B			0-0 B4-3		1-0 G3	0-2 FC1-6 1-2f		5 1 2 0 0 0 1												
Bobby Higginson, L (1, 9) OBP: 0.388, SLG: 0.385	1-0 P6	3-3 K 1-3			3-3 K		4-1 BB 9 3B 1B BB	2-2 F8		4 1 0 0 1 2 3 0 0 0 0 0 0 0 0 0 0 0 0 0 0												
Jamie Walker, L (8, 1)																						
15 Brandon Inge, R (9, 5) OBP: 0.346, SLG: 0.475																						
Ivan Rodriguez, R (1, 2) OBP: 0.396, SLG: 0.532	1-1 SF9 1-H	0-1 G5-3			1-1 P5		0-0 BB 9 3B 1B		0-2 HR	4 2 2 2 0 0 1												
Dmitri Young, S (1, 3) OBP: 0.396, SLG: 0.386	1-0 1B				1-3 K		2-3 K	4-2 BB 9 3B BB	4-2 9 G1-3 BB	3 1 1 0 2 2 0												
Rondell White, R (1, 7) OBP: 0.369, SLG: 0.487	1-2 F8				1-0 P3		0-0 HR	1-2 F9	1-3 K	5 1 1 1 0 1 5												
9 Carlos Guillen, S (1, 6) OBP: 0.396, SLG: 0.573					0-2 G4-3		0-1 G1-3	2-2 1-H 2-H 3-H 3B	0-2 G1-3	5 2 2 3 0 0 1												
Eric Munson, L (1, 5) OBP: 0.319, SLG: 0.447					0-0 G4-3		1-0 3B	2-2 F7	0-1 G6-3	4 1 1 0 0 0 1 0 0 0 0 0 0 0												
Ugueth Urbina, R (9, 1)																						
20 Omar Infante, R (1, 4) OBP: 0.345, SLG: 0.483					1-3 K		4-0 IBB		1-3 K	3 1 1 3 1 2 0												
38 Jeremy Bonderman, R (1, 1)					1-3 K		3-3 K		1-2 FC1-6 1B	3 0 0 0 0 3 2 1 0 1 0 0 0 0 0 0 0 0 0 0 0 0 0 0 0 0 0 0												
Greg Norton, S (8, PH) OBP: 0.271, SLG: 0.250																						
Danny Patterson, R (8, 1)																						
Craig Monroe, R (8, 9) OBP: 0.310, SLG: 0.373																						
Inning Stats	R: 1 E: 1 K: 0 S: 9	H: 2 LOB: 1 BB: 0 P: 13	R: 3 E: 0 K: 2 S: 22	H: 3 LOB: 1 BB: 0 P: 33	R: 0 E: 0 K: 1 S: 7	H: 0 LOB: 0 BB: 0 P: 9	R: 0 E: 0 K: 2 S: 7	H: 0 LOB: 0 BB: 0 P: 10	R: 0 E: 0 K: 1 S: 6	H: 0 LOB: 0 BB: 0 P: 10	R: 1 E: 0 K: 2 S: 13	H: 2 LOB: 2 BB: 1 P: 23	R: 4 E: 0 K: 0 S: 17	H: 2 LOB: 0 BB: 2 P: 31	R: 0 E: 0 K: 1 S: 13	H: 1 LOB: 1 BB: 0 P: 17	R: 1 E: 0 K: 1 S: 15	H: 1 LOB: 1 BB: 1 P: 20	1B: 5 2B: 0 3B: 3 HR: 3	SF: 1 SAC: 0 DP: 0 HBP: 1	WP: 0 PB: 0 SB: 2 CS: 0	PA: 43
PITCHER	IP WLS BF H R ER SO BB IBB HBP BLK WP HR S P ERA WHIP																					
Brian Powell, R (1, 1) ERA: 5.14	6.0 L 27 7 5 4 8 0 1 1 0 0 2 64 98 6.00 1.167																					
Rheal Cormier, L (7, 1) ERA: 5.04	0.1 4 1 3 3 0 2 0 0 0 0 0 6 15 81.00 9.000																					
Geoff Geary, R (7, 1) ERA: 4.22	0.2 3 1 1 1 0 0 0 0 0 0 0 11 16 13.50 1.500																					
Elizardo Ramirez, R (8, 1) ERA: 4.85	2.0 9 2 1 1 2 1 0 0 0 0 1 28 37 4.50 1.500																					

Detroit Tigers @ Philadelphia Phillies
Citizens Bank Park, Philadelphia, PA

Tue Jun 15 2004, 7:05 PM EDT
Att. 39,555 - Overcast - 86 F

livebaseballscorecards.com

AB	37
R	10
H	11
RBI	9
BB	4
SO	10
LOB	14



Batter	1	2	3	4	5	6	7	8	9	AB	R	H	RBI	BB	SO	LOB
11 Jimmy Rollins, S OBP: 0.324, SLG: 0.373 (1, 6)	0-1 G2-3		0-1 G3			1-1 G6-3		1-1 G3		4	0	0	0	0	0	2
Placido Polanco, R OBP: 0.325, SLG: 0.362 (1, 4)	1-3 K			0-1 G1-3		2-2 F9		4-1 BB		3	0	0	0	1	1	0
Bobby Abreu, L OBP: 0.428, SLG: 0.583 (1, 9)	4-2 BB			0-0 HR		1-3 K		1-1 P6		3	1	1	1	1	1	2
Jim Thome, L OBP: 0.412, SLG: 0.688 (1, 3)	3-0 P6			1-3 K			2-0 G4-3		0-0 HR	4	1	1	1	0	1	1
Pat Burrell, R OBP: 0.398, SLG: 0.500 (1, 7)		1-3 K		4-1 BB			0-0 F8		2-3 K	3	0	0	0	1	2	0
David Bell, R OBP: 0.362, SLG: 0.443 Elizardo Ramirez, S OBP: 0.427, SLG: 0.621 (1, 5) (8, 1) (9, PH)	0-1 G5-3		0-1 L9			2-3 K		1-2 G5-3		3	0	0	0	0	1	1
Todd Pratt, R OBP: 0.327, SLG: 0.277 (1, 2)	1-3 K			0-1 F7				4-2 FC5-4 HBP		3	0	0	0	0	2	0
Marlon Byrd, R OBP: 0.293, SLG: 0.304 (1, 8)			0-1 G5-3		1-1 G5-3			3-1 FC5-4 G3 HBP WP		3	1	0	0	0	0	1
Brian Powell, R Rheal Cormier, L Geoff Geary, R Tomas Perez, S OBP: 0.300, SLG: 0.488 (1, 1) (7, 1) (7, 1) (8, 5)			2-2 K		3-3 K			2-0 WP G3 HBP		2	0	0	0	0	2	0
								1-2 HBP		0	0	0	0	0	0	0
										0	0	0	0	0	0	0
										0	0	0	0	0	0	0

Inning Stats																	1B	2B	3B	HR	SF	SAC	DP	HBP	WP	HR	S	P	ERA	WHIP																								
R: 0	H: 0	E: 0	K: 1	S: 9	R: 0	H: 0	E: 0	K: 2	S: 8	R: 0	H: 0	E: 0	K: 1	S: 9	R: 1	H: 1	E: 0	K: 1	S: 9	R: 0	H: 0	E: 0	K: 1	S: 7	R: 0	H: 0	E: 0	K: 1	S: 9	R: 0	H: 0	E: 0	K: 1	S: 5	R: 1	H: 0	E: 0	K: 0	S: 9	R: 1	H: 1	E: 0	K: 2	S: 10	1B: 0	SF: 0	2B: 0	SAC: 0	3B: 0	DP: 0	HR: 2	HBP: 2	WP: 1	PA: 34
PITCHER	IP	WLS	BF	H	R	ER	SO	BB	IBB	HBP	BLK	WP	HR	S	P	ERA	WHIP																																					
38 Jeremy Bonderman, R ERA: 5.63 (1, 1)	7.0	W	24	1	1	1	8	2	0	0	0	0	1	56	86	1.29	0.429																																					
Danny Patterson, R ERA: 4.44 (8, 1)	0.2		5	0	1	1	0	1	0	2	0	1	0	7	21	13.50	1.500																																					
Jamie Walker, L ERA: 2.39 (8, 1)	0.1		1	0	0	0	0	0	0	0	0	0	0	2	3	0.00	0.000																																					
Ugueth Urbina, R ERA: 4.3 (9, 1)	1.0		4	1	1	1	2	0	0	0	0	0	1	10	16	9.00	1.000																																					

BOTTOM

Detroit Tigers @ Philadelphia Phillies
Citizens Bank Park, Philadelphia, PA
Tue Jun 15 2004, 7:05 PM EDT
Att. 39,555 - Overcast - 86 F

livebaseballscores.com

AB	29
R	3
H	2
RBI	2
BB	3
SO	10
LOB	7



Batter	1	2	3	4	5	6	7	8	9	AB R H RBI BB SO LOB	TOP		
Alex Sanchez, L (1, 8) OBP: 0.352, SLG: 0.408	0-1 G4-3		0-2 G4-3			0-1 1B 2B		1-1 B4-3		4 0 1 0 0 0 0	Detroit Tigers @ Philadelphia Phillies Citizens Bank Park, Philadelphia, PA Thu Jun 17 2004, 1:05 PM EDT Att. 44,551 - Cloudy - 82 F		
Bobby Higginson, L (1, 9) OBP: 0.394, SLG: 0.390	1-3 K			4-2 E 9 SF7 BB		0-0 G5-3 1B		1-0 2B 1B		3 1 2 0 1 1 0			
Ivan Rodriguez, R (1, 2) OBP: 0.394, SLG: 0.532	0-0 F8			1-2 P4		1-0 G5-3		1-0 1B		4 0 1 0 0 0 2			
Rondell White, R (1, 7) OBP: 0.367, SLG: 0.487		0-1 L9 2B		1-1 E5		0-2 G1-3		0-0 F9		4 0 1 0 0 0 4			
9 Carlos Guillen, S (1, 6) OBP: 0.391, SLG: 0.566		0-0 L9		0-0 SF7			1-1 F8		1-2 L9	3 0 0 1 0 0 1			
Carlos Pena, L (1, 3) OBP: 0.301, SLG: 0.447		2-3 K		3-2 G4-3			2-1 F7		3-2 G6-3 2B	3 0 0 0 0 1 2 1 0 1 0 0 0 0			
15 Brandon Inge, R (9, PH) OBP: 0.350, SLG: 0.486				2-1 G4-3									
Eric Munson, L (1, 5) OBP: 0.319, SLG: 0.465		2-0 F7			1-2 F7		1-2 HR		2-2 G6-3	3 1 1 1 0 0 1			
20 Omar Infante, R (1, 4) OBP: 0.336, SLG: 0.467			1-2 F9		3-3 K		2-2 P3		2-3 K	4 0 0 0 0 2 1			
Mike Maroth, L (7, 1) Craig Dingman, R (7, 1) Steve Colyer, L (7, 1) Al Levine, L (7, 1) Greg Norton, S (7, 9) Craig Monroe, R (9, PH) OBP: 0.288, SLG: 0.247 OBP: 0.308, SLG: 0.371			1-3 K		2-3 K				0-2 G4-3	2 0 0 0 0 0 2 0 1 0 0 0 0 0 0 0 1 0 0 0 0 0 0 1			
Inning Stats	R: 0 H: 0 E: 0 LOB: 0 K: 1 BB: 0 S: 6 P: 7	R: 0 H: 1 E: 0 LOB: 1 K: 1 BB: 0 S: 7 P: 11	R: 0 H: 0 E: 0 LOB: 0 K: 1 BB: 0 S: 10 P: 12	R: 1 H: 0 E: 1 LOB: 1 K: 0 BB: 1 S: 15 P: 23	R: 0 H: 0 E: 0 LOB: 0 K: 2 BB: 0 S: 11 P: 17	R: 0 H: 2 E: 0 LOB: 1 K: 0 BB: 0 S: 7 P: 8	R: 1 H: 1 E: 0 LOB: 0 K: 0 BB: 0 S: 11 P: 17	R: 0 H: 2 E: 0 LOB: 2 K: 0 BB: 0 S: 8 P: 11	R: 0 H: 1 E: 0 LOB: 1 K: 1 BB: 0 S: 16 P: 24	1B: 2 SF: 1 2B: 4 SAC: 0 3B: 0 DP: 0 HR: 1 HBP: 0	WP: 0 PA: 35 PB: 0 SB: 0 CS: 0		
PITCHER	IP WLS BF H R ER SO BB IBB HBP BLK WP HR S P ERA WHIP											PITCHER	IP WLS BF H R ER SO BB IBB HBP BLK WP HR S P ERA WHIP
39 Brett Myers, R (1, 1) ERA: 4.14	7.0 W 26 4 2 1 5 1 0 0 0 0 0 1 67 95 1.29 0.714												
Tim Worrell, R (8, 1) ERA: 3.15	1.0 5 2 0 0 0 0 0 0 0 0 0 0 8 11 0.00 2.000												
Billy Wagner, L (9, 1) ERA: 2.84	1.0 4 1 0 0 0 1 0 0 0 0 0 0 0 16 24 0.00 1.000												

livebaseballscorecards.com



Batter	1	2	3	4	5	6	7	8	9
11 Jimmy Rollins, S OBP: 0.322, SLG: 0.367	1-0 G5-3		2-0 G6-3		1 SAFE 0-0 F8		4-0 BB BB BB	1-1 F9	
Placido Polanco, R OBP: 0.323, SLG: 0.355	0-2 G1-3		0-3 K		2-2 G6-3		4-1 BB BB BB SF9		
Jim Thome, L OBP: 0.421, SLG: 0.694	0-0 2B			4-1 G5-4-3 1B BB		4-2 G6-4-3 BB	4-2 2B BB		
Pat Burrell, R OBP: 0.399, SLG: 0.498	1-1 G1-3			2-1 G5-4-3 1B		0-0 G6-4-3	4-2 2B BB		
David Bell, R OBP: 0.361, SLG: 0.438		0-0 F7		2-2 G5-4-3 1-2f 2-3		4-2 HR BB	0-0 SF9		
Jason Michaels, R OBP: 0.383, SLG: 0.500		4-2 FC6-4 BB		1-1 3-H 1B		3-2 1-H HR	0-1 1-3 2-H 2B		
Mike Lieberthal, R OBP: 0.302, SLG: 0.418		0-0 L7		1 SAFE 1-0 F9		0-1 1B 2B	0-1 F9		
Doug Glanville, R OBP: 0.254, SLG: 0.254		1 SAFE 0-1 FC6-4 1-2f			0-1 E9	0-0 2-H 1B		0-0 P5	
39 Brett Myers, R OBP: 0.250, SLG: 0.304			1-3 K		0-3 K		2-0 F8	2-2 F8	
Ricky Ledee, L OBP: 0.421, SLG: 0.612									
Tim Worrell, R									
Marlon Byrd, R OBP: 0.292, SLG: 0.302									
Billy Wagner, L									

Inning Stats	R: 0 E: 0 K: 0 S: 7	H: 1 LOB: 1 BB: 0 P: 9	R: 0 E: 0 K: 0 S: 6	H: 0 LOB: 1 BB: 1 P: 10	R: 0 E: 0 K: 2 S: 8	H: 0 LOB: 0 BB: 0 P: 11	R: 1 E: 0 K: 0 S: 9	H: 2 LOB: 1 BB: 1 P: 19	R: 0 E: 1 K: 1 S: 10	H: 0 LOB: 1 BB: 0 P: 12	R: 2 E: 0 K: 0 S: 12	H: 3 LOB: 2 BB: 2 P: 23	R: 3 E: 0 K: 0 S: 11	H: 1 LOB: 2 BB: 4 P: 29	R: 0 E: 0 K: 0 S: 6	H: 0 LOB: 0 BB: 0 P: 9
--------------	------------------------------	---------------------------------	------------------------------	----------------------------------	------------------------------	----------------------------------	------------------------------	----------------------------------	-------------------------------	----------------------------------	-------------------------------	----------------------------------	-------------------------------	----------------------------------	------------------------------	---------------------------------

PITCHER	IP	WLS	BF	H	R	ER	SO	BB	IBB	HBP	BLK	WP	HR	S	P	ERA	WHIP
Mike Maroth, L ERA: 4.23	(1, 1)	6.0	L 26	6	3	3	3	4	0	0	0	0	1	52	84	4.50	1.667
Craig Dingman, R ERA: 2.93	(7, 1)	0.1	3	0	2	2	0	2	0	0	0	0	0	2	12	54.00	6.000
Steve Colyer, L ERA: 7.17	(7, 1)	0.0	1	0	0	0	0	1	0	0	0	0	0	2	6	∞	∞
Al Levine, R ERA: 6.19	(7, 1)	1.2	7	1	1	1	0	1	0	0	0	0	0	13	20	5.40	1.200

AB R H RBI BB SO LOB

4	1	0	0	1	0	1
3	1	0	0	1	1	1
1	2	1	0	3	0	0
3	0	1	1	1	0	2
2	1	0	1	1	0	2
3	1	3	4	1	0	0
4	0	1	0	0	0	4
4	0	1	0	0	0	1
2	0	0	0	0	2	1
1	0	0	0	0	0	0
0	0	0	0	0	0	0
1	0	0	0	0	0	0
0	0	0	0	0	0	0

1B: 3	SF: 1	WP: 0	PA: 37
2B: 3	SAC: 0	PB: 0	
3B: 0	DP: 2	SB: 0	
HR: 1	HBP: 0	CS: 0	

Detroit Tigers @ Philadelphia Phillies
 Citizens Bank Park, Philadelphia, PA
 Thu Jun 17 2004, 1:05 PM EDT
 Att: 44,551 - Cloudy - 82 F

livebaseballscores.com

AB	28
R	6
H	7
RBI	6
BB	8
SO	3
LOB	12



Batter	1	2	3	4	5	6	7	8	9	10	11	AB R H RBI BB SO LOB	TOP				
Jason Smith, L (1, 4) OBP: 0.480, SLG: 0.783 Ugueth Urbina, R (9, 1) Greg Norton, S (11, PH) OBP: 0.276, SLG: 0.256 Danny Patterson, R (11, 1)	4-0 BB		2-2 2B 2B		0-0 2B		1-0 F9		2-1 F7		2-1 1B 1B	4 1 2 1 1 0 0 0 0 0 0 0 0 0 1 1 1 0 0 0 0 0 0 0 0 0 0 0					
Bobby Higginson, L (1, 9) OBP: 0.397, SLG: 0.399	1-1 F8		0-2 1B 2B		2-1 F7		0-0 B1-3			2-1 SH1-4 1B	2-2 1B	6 1 3 1 0 0 2					
9 Carlos Guillen, S (1, 6) OBP: 0.389, SLG: 0.560	1-1 F9		1-0 G3		2-3 K			0-0 F9		0-1 SH1-4 1B	2-2 1B	6 0 2 1 0 1 3					
Dmitri Young, S (1, 7) OBP: 0.386, SLG: 0.375 Alex Sanchez, L (8, PR) OBP: 0.351, SLG: 0.406	0-3 K		3-3 K		0-0 G4-3			0-1 1B		1-2 SH1-4 1B	0-3 K	4 0 1 0 0 2 3 1 0 0 0 0 1 2					
Carlos Pena, L (1, 3) OBP: 0.303, SLG: 0.443		2-3 K	1-0 1B		1-0 F8			0-3 K		4-0 IBB		4 0 1 1 1 2 1					
Craig Monroe, R (1, 8) OBP: 0.310, SLG: 0.372		0-2 1B	0-0 F8		1-1 1B			2-3 K		2-3 K		5 0 2 0 0 2 5					
Eric Munson, L (1, 5) OBP: 0.313, SLG: 0.456 20 Omar Infante, R (9, PH) OBP: 0.331, SLG: 0.460		3-2 F9		2-3 K		2-2 F7			3-3 K	1-0 L6		3 0 0 0 0 1 2 2 0 0 0 0 1 3					
15 Brandon Inge, R (1, 2) OBP: 0.346, SLG: 0.497		3-3 K		3-2 G4-3		3-2 G6-3			1-1 HR		2-3 K	5 1 1 1 0 2 2					
Gary Knotts, R (1, 1) OBP: 0.500, SLG: 0.500 Jamie Walker, L (6, 1) Rondell White, R (7, PH) OBP: 0.365, SLG: 0.485 Esteban Yan, R (7, 1) Steve Colyer, L (8, 1) Craig Dingman, R (8, 1) Ivan Rodriguez, R (8, PH) OBP: 0.391, SLG: 0.527			2-2 E5 2B 1B		0-3 K		1-3 K		2-3 K		0-1 F8	2 1 1 0 0 1 0 0 0 0 0 0 0 0 1 0 0 0 0 1 0 2 0 0 0 0 1 0					
Inning Stats	R: 0 H: 0 E: 0 LOB: 1 K: 1 BB: 1 S: 7 P: 13	R: 0 H: 1 E: 0 LOB: 1 K: 2 BB: 0 S: 12 P: 20	R: 3 H: 4 E: 1 LOB: 1 K: 1 BB: 0 S: 15 P: 24	R: 0 H: 0 E: 0 LOB: 0 K: 2 BB: 0 S: 12 P: 17	R: 0 H: 1 E: 0 LOB: 1 K: 1 BB: 0 S: 8 P: 12	R: 0 H: 1 E: 0 LOB: 1 K: 0 BB: 0 S: 10 P: 16	R: 0 H: 0 E: 0 LOB: 0 K: 1 BB: 0 S: 5 P: 7	R: 0 H: 1 E: 0 LOB: 2 K: 2 BB: 0 S: 11 P: 13	R: 1 H: 1 E: 0 LOB: 0 K: 2 BB: 0 S: 12 P: 20	R: 0 H: 2 E: 0 LOB: 3 K: 1 BB: 1 S: 11 P: 21	R: 1 H: 3 E: 0 LOB: 2 K: 2 BB: 0 S: 17 P: 25	1B: 10 SF: 0 2B: 3 SAC: 1 3B: 0 DP: 0 HR: 1 HBP: 0	WP: 0 PA: 49 PB: 0 SB: 1 CS: 0				
PITCHER	IP WLS BF H R ER SO BB IBB HBP BLK WP HR S P ERA WHIP																
Kevin Millwood, R (1, 1) ERA: 4.91	6.0	26	7	3	3	7	1	0	0	0	0	0	0	64	102	4.50	1.333
Rheal Cormier, L (7, 1) ERA: 4.88	1.0	3	0	0	0	1	0	0	0	0	0	0	0	5	7	0.00	0.000
Tim Worrell, R (8, 1) ERA: 3.06	1.0	H	4	1	0	2	0	0	0	0	0	0	0	11	13	0.00	1.000
Billy Wagner, L (9, 1) ERA: 3.15	1.0	B	4	1	1	2	0	0	0	0	0	0	1	12	20	9.00	1.000
Roberto Hernandez, R (10, 1) ERA: 4.78	1.0		6	2	0	1	0	1	0	0	0	0	0	11	21	0.00	2.000
PITCHER	IP WLS BF H R ER SO BB IBB HBP BLK WP HR S P ERA WHIP																
63 Ryan Madson, R (11, 1) ERA: 2.87	1.0	L	6	3	1	2	0	0	0	0	0	0	0	1	2	0	0

Detroit Tigers @ Philadelphia Phillies
 Citizens Bank Park, Philadelphia, PA
 Thu Jun 17 2004, 7:35 PM EDT
 Att: 39,674 - Unknown - 77 F

AB	46
R	5
H	14
RBI	5
BB	2
SO	15
LOB	23



WP: 0	PA: 49
PB: 0	
SB: 1	
CS: 0	

1B: 10	SF: 0
2B: 3	SAC: 1
3B: 0	DP: 0
HR: 1	HBP: 0

Batter	1	2	3	4	5	6	7	8	9	10	11	AB R H RBI BB SO LOB	BOTTOM
11 Jimmy Rollins, S OBP: 0.326, SLG: 0.374	0-2 L3		3-2 G5-4-3 2-H 1B		0-0 P6		1-0 2B		0-0 1B		1-1 G4-3	6 0 3 2 0 0 1	AB 43 R 4 H 11 RBI 4 BB 5 SO 14 LOB 25
Tomas Perez, S OBP: 0.292, SLG: 0.467	0-1 B1		0-1 G5-4-3 1-2f		0-2 1B		2-1 P6		3-2 F7 1-2		0-1 G3-4-1	6 0 1 0 0 0 3	
Bobby Abreu, L OBP: 0.422, SLG: 0.570	0-1 L4			1-3 K		1-3 K		4-2 1B S BB		0-0 P5	2-1 G4-3	5 0 0 0 1 2 2	
Jim Thome, L OBP: 0.417, SLG: 0.681		2-3 K		0-0 F8		3-3 K SAFE		1-3 K SAFE		4-2 BB 1B BB		4 0 0 0 1 3 2	
Ricky Ledee, L OBP: 0.418, SLG: 0.643		2-2 G4-3		2-2 HR		2-3 K2-3		2-1 BB 1B		0-3 K		3 1 1 1 0 1 1	
Jason Michaels, R OBP: 0.388, SLG: 0.500												2 0 1 0 0 1 1	
David Bell, R OBP: 0.361, SLG: 0.432		4-1 BB		1-1 G3-1			0-3 K	4-1 BB		2-3 K		3 0 0 0 2 2 1	
Marlon Byrd, R OBP: 0.299, SLG: 0.310		0-1 F7			0-0 FC6-4 1B		0-0 E6 1B	0-3 K		2-2 BB 1B		5 1 3 0 0 1 4	
Todd Pratt, R OBP: 0.350, SLG: 0.294			1-0 WP 1B		2-2 FC6-4 1-2f		3-2 G1-3 2B	1-0 F7		4-2 BB		4 2 2 1 1 0 4	
Kevin Millwood, R			2-3 K		0-3 K		0-0 G1-3		1-3 K	0-3 K		2 0 0 0 0 0 2 2	
Rheal Cormier, L												0 0 0 0 0 0 0 1	
Pat Burrell, R												0 0 0 0 0 0 0 0	
Tim Lincecum, R												0 0 0 0 0 0 0 0	
Billy Wagner, L												0 0 0 0 0 0 0 0	
Doug Glavine, R												1 0 0 0 0 0 1 0	
Roberto Hernandez, R												0 0 0 0 0 0 0 0	
Francisco Lirio, R												0 0 0 0 0 0 0 0	
63 Ryan Madison, L												0 0 0 0 0 0 0 0	
Inning Stats	R: 0 H: 0 E: 0 LOB: 0 K: 0 BB: 0 S: 7 P: 7	R: 0 H: 0 E: 0 LOB: 1 K: 1 BB: 1 S: 9 P: 17	R: 1 H: 2 E: 0 LOB: 0 K: 1 BB: 0 S: 9 P: 15	R: 1 H: 1 E: 0 LOB: 0 K: 1 BB: 0 S: 10 P: 14	R: 0 H: 1 E: 0 LOB: 1 K: 1 BB: 0 S: 8 P: 10	R: 0 H: 1 E: 0 LOB: 1 K: 3 BB: 0 S: 13 P: 19	R: 2 H: 3 E: 1 LOB: 1 K: 1 BB: 0 S: 11 P: 17	R: 0 H: 1 E: 0 LOB: 3 K: 2 BB: 2 S: 13 P: 25	R: 0 H: 1 E: 0 LOB: 1 K: 1 BB: 0 S: 10 P: 14	R: 0 H: 1 E: 0 LOB: 3 K: 3 BB: 2 S: 20 P: 32	R: 0 H: 0 E: 0 LOB: 0 K: 0 BB: 0 S: 6 P: 9	1B: 9 SF: 0 2B: 1 SAC: 0 3B: 0 DP: 1 HR: 1 HBP: 0	WP: 1 PA: 48 PB: 0 SB: 2 CS: 0
PITCHER	IP WLS BF H R ER SO BB IBB HBP BLK WP HR S P ERA WHIP												
Gary Knotts, R ERA: 4.25	(1, 1) 5.0 0 19 4 2 2 4 1 0 0 0 1 1 43 63 3.60 1.000												
Jamie Walker, L ERA: 2.3	(6, 1) 1.0 H 4 1 0 0 3 0 0 0 0 0 0 0 13 19 0.00 1.000												
Esteban Yan, R ERA: 5.03	(7, 1) 1.0 B 6 3 2 2 1 0 0 0 0 0 0 0 11 17 18.00 3.000												
Steve Colyer, L ERA: 7.06	(8, 1) 0.1 2 0 0 0 1 1 0 0 0 0 0 0 6 11 0.00 3.000												
Craig Dingman, R ERA: 2.81	(8, 1) 0.2 4 1 0 0 1 1 0 0 0 0 0 0 7 14 0.00 3.000												
PITCHER	IP WLS BF H R ER SO BB IBB HBP BLK WP HR S P ERA WHIP												
Ugueth Urbina, R ERA: 3.96	(9, 1) 2.0 W 10 2 0 0 4 2 0 0 0 0 0 0 30 46 0.00 2.000												
Danny Patterson, R ERA: 4.28	(11, 1) 1.0 S 3 0 0 0 0 0 0 0 0 0 0 0 6 9 0.00 0.000												

Detroit Tigers @ Philadelphia Phillies
Citizens Bank Park, Philadelphia, PA

Thu Jun 17 2004, 7:35 PM EDT
Att: 39,674 - Unknown - 77 F

livebaseballscores.com



Batter	1	2	3	4	5	6	7	8	9	AB R H RBI BB SO LOB	TOP	
Tony Graffano, R (1, 4) OBP: 0.363, SLG: 0.372	3-2 P2	4-1 BB			4-1 BB	1-2 BB		2-2 G5-3	4-1 BB	3 0 1 1 3 0 1		
Carlos Beltrán, S (1, 8) OBP: 0.372, SLG: 0.525	4-2 1B BB	1-2 P3			0-0 G4-6-3 1B	0-0 F8		4-0 BB IBB	0-0 G4-3	4 1 1 0 2 0 5		
Joe Randa, R (1, 5) OBP: 0.346, SLG: 0.387	1-2 1B HR 1B				0-1 G4-6-3 1B			3-1 P4	4-1 BB	4 1 2 0 1 0 3		
Ken Harvey, R (1, 3) OBP: 0.391, SLG: 0.516	2-1 1B HR				1-1 F8			0-2 HR 1B	2-1 F9	5 2 2 1 0 0 7		
Matt Stairs, L (1, 9) Byron Gettis, R (9, 9) OBP: 0.333, SLG: 0.476 OBP: 0.289, SLG: 0.226	0-2 L6				0-0 G4-6-3			0-0 HR	0-1 FC6-2	5 2 3 3 0 0 3 0 0 0 0 0 0 0		
Benito Santiago, R (1, 2) Kelly Stinnett, R (6, PR) OBP: 0.312, SLG: 0.434 OBP: 0.403, SLG: 0.491	3-2 HR				0-0 P6			1-1 HR	2-2 FC6-2 1B	2 1 1 3 0 0 0 1 2 0 0 0 0 0		
Desi Relaford, S (1, 7) OBP: 0.268, SLG: 0.264	0-0 G4-3				3-1 L4			1-0 G4-3	2-0 F7	5 0 1 0 0 0 1		
4 Angel Berroa, R (1, 6) OBP: 0.270, SLG: 0.393					1-2 G5-3			0-0 1B 3B	0-1 FC4-5 2B	5 1 3 1 0 0 3		
Chris George, L (1, 1) Jaime Cerda, L (7, 1) Dee Brown, L (8, PH) Rudy Seanez, R (8, 1) 29 Mike Sweeney, R (9, PH) Nate Field, R (9, 1)					2-1 G4-3			4-2 1B BB	0-0 FC4-5 BB G5-3	2 0 0 0 0 1 0 3 0 0 0 0 0 0 0 0 1 0 0 0 0 0 0 1 0 0 0 0 0 0 0 0 1 0 0 0 0 0 0 2 0 0 0 0 0 0 0 0		
Inning Stats	R: 4 H: 3 E: 0 LOB: 0 K: 0 BB: 1 S: 19 P: 32	R: 0 H: 1 E: 0 LOB: 1 K: 0 BB: 1 S: 9 P: 16	R: 0 H: 1 E: 0 LOB: 0 K: 0 BB: 0 S: 5 P: 6	R: 0 H: 0 E: 0 LOB: 0 K: 0 BB: 0 S: 7 P: 11	R: 0 H: 1 E: 0 LOB: 2 K: 0 BB: 2 S: 10 P: 19	R: 3 H: 3 E: 0 LOB: 1 K: 0 BB: 0 S: 12 P: 16	R: 2 H: 2 E: 0 LOB: 0 K: 0 BB: 0 S: 8 P: 14	R: 0 H: 1 E: 0 LOB: 3 K: 0 BB: 2 S: 9 P: 21	R: 1 H: 2 E: 0 LOB: 3 K: 0 BB: 1 S: 14 P: 24	1B: 7 SF: 0 2B: 3 SAC: 0 3B: 1 DP: 2 HR: 3 HBP: 2	WP: 1 PA: 47 PB: 0 SB: 1 CS: 1	
PITCHER	IP WLS BF H R ER SO BB IBB HBP BLK WP HR S P ERA WHIP											
Paul Abbott, R (1, 1) ERA: 6.27	4.0 L 19 5 4 4 0 4 0 0 0 0 1 44 77 9.00 2.250											
Geoff Geary, R (5, 1) ERA: 6.59	3.0 15 6 5 5 0 0 0 1 0 0 2 26 37 15.00 2.000											
Elizardo Ramirez, R (8, 1) ERA: 4.8	2.0 13 3 1 1 0 2 1 1 0 1 0 23 45 4.50 2.500											

Kansas City Royals @ Philadelphia Phillies
Citizens Bank Park, Philadelphia, PA

Fri Jun 18 2004, 7:05 PM EDT
Att. 43,571 - Sunny - 88 F

livebaseballscorecards.com

AB 38
R 10
H 14
RBI 9
BB 7
SO 0
LOB 29



Batter	1	2	3	4	5	6	7	8	9	AB	R	H	RBI	BB	SO	LOB
11 Jimmy Rollins, S OBP: 0.331, SLG: 0.378	0-1 G5-4-3 1B	1-2 E8 1B			1-2 F8		2-1 BB 1B		1-1 F7	5	0	3	2	0	0	0
Placido Polanco, R OBP: 0.319, SLG: 0.349 Elizardo Ramirez, S	1-2 G5-4-3	1-0 L8			3-2 P6		0-0 BB 1B		2-2 F7	4	0	1	1	0	0	3
Ricky Ledee, L OBP: 0.413, SLG: 0.634	1-2 G5-4-3						1-2 BB 1B			0	0	0	0	0	0	0
Bobby Abreu, L OBP: 0.423, SLG: 0.564	4-0 BB				0-0 P6		1-3 K		4-2 BB	2	0	0	0	2	1	0
Jim Thome, L OBP: 0.410, SLG: 0.668	2-1 G4-3				2-2 G4-3		0-2 G4-3		2-0 G3	4	0	0	0	0	0	4
Pat Burrell, R OBP: 0.395, SLG: 0.491		0-0 F8 PB 1B			1-0 L5		1-0 F8		2-1 L7	4	1	1	0	0	0	0
David Bell, R OBP: 0.355, SLG: 0.424		1-2 F8			2-0 F7		2-0 P4		0-0 G3-1	4	0	0	0	0	0	1
Mike Lieberthal, R OBP: 0.306, SLG: 0.425		3-2 11 1B 1B			1-2 L5		1-1 L7		0-1 2B	4	1	2	1	0	0	0
Marlon Byrd, R OBP: 0.296, SLG: 0.307		1-1 F7			0-0 F8		0-1 11 1B 1B		2-3 K	2	0	0	0	0	0	1
Paul Abbott, R OBP: 1.000, SLG: 1.000 Geoff Geary, R		1-2 11 E 11 1B			2-2 P4		1-1 11 1B 1B		0-0 P6	1	0	1	0	0	0	0
Doug Glanville, R OBP: 0.257, SLG: 0.258 Jason Michaels, R OBP: 0.392, SLG: 0.500										0	0	0	0	0	0	0
Tomas Perez, S OBP: 0.289, SLG: 0.462										2	1	1	0	0	0	0
										2	1	1	0	0	1	1
										1	0	0	0	0	0	0

Inning Stats	R: 0	H: 1	E: 0	K: 0	S: 9	H: 1	LOB: 1	BB: 1	P: 16	R: 2	H: 4	E: 1	K: 0	S: 20	H: 0	LOB: 0	BB: 0	P: 28	R: 0	H: 0	E: 0	K: 0	S: 6	H: 0	LOB: 0	BB: 0	P: 9	R: 0	H: 0	E: 0	K: 0	S: 6	R: 0	H: 0	E: 0	K: 1	S: 11	R: 0	H: 0	E: 0	K: 0	S: 8	R: 0	H: 0	E: 0	K: 1	S: 8	R: 2	H: 4	E: 0	K: 0	S: 13	R: 0	H: 1	E: 0	K: 1	S: 8	R: 0	H: 0	E: 0	K: 0	S: 8	H: 0	LOB: 0	BB: 0	P: 12	1B: 9	2B: 1	3B: 0	HR: 0	SF: 0	SAC: 0	DP: 1	HBP: 0	WP: 0	PA: 38
--------------	------	------	------	------	------	------	--------	-------	-------	------	------	------	------	-------	------	--------	-------	-------	------	------	------	------	------	------	--------	-------	------	------	------	------	------	------	------	------	------	------	-------	------	------	------	------	------	------	------	------	------	------	------	------	------	------	-------	------	------	------	------	------	------	------	------	------	------	------	--------	-------	-------	-------	-------	-------	-------	-------	--------	-------	--------	-------	--------

PITCHER	IP	WLS	BF	H	R	ER	SO	BB	IBB	HBP	BLK	WP	HR	S	P	ERA	WHIP
Chris George, L ERA: 4.01	(1, 1)	6.2	29	9	4	4	1	1	0	0	0	0	0	70	105	5.40	1.500
Jaime Cerda, L ERA: 2.66	(7, 1)	0.1	2	0	0	0	0	1	0	0	0	0	0	3	9	0.00	3.000
Rudy Seanez, R ERA:	(8, 1)	1.0	4	1	0	0	1	0	0	0	0	0	0	8	12	0.00	1.000
Nate Field, R ERA: 3.51	(9, 1)	1.0	3	0	0	0	0	0	0	0	0	0	0	8	11	0.00	0.000

BOTTOM

Kansas City Royals @ Philadelphia Phillies
Citizens Bank Park, Philadelphia, PA

Fri Jun 18 2004, 7:05 PM EDT
Att: 43,571 - Sunny - 88 F

livebaseballscores.com

AB	36
R	4
H	10
RBI	4
BB	2
SO	2
LOB	10



Batter	1	2	3	4	5	6	7	8	9	AB R H RBI BB SO LOB	TOP											
Tony Graffanino, R (1, 4) OBP: 0.364, SLG: 0.365	4-2 BB		1-1 G1-3		0-1 P1		0-1 F8		4-0 1B	3 1 0 0 2 0 0												
Carlos Beltrán, S (1, 8) OBP: 0.372, SLG: 0.522	0-0 F7		0-2 P6		3-2 FC5-4 1B		2-3 K		2-0 1B	5 0 2 1 0 1 1												
29 Mike Sweeney, R (1, 3) OBP: 0.318, SLG: 0.432	0-0 P3		2-3 K		2-2 P3			0-0 1B	1-3 K	5 1 1 0 0 2 3												
Ken Harvey, R (1, 7) OBP: 0.393, SLG: 0.516	2-1 G4-3			2-1 FC5-4 1B	0-0 FC5-4			3-2 1B		4 0 2 0 0 0 2												
Joe Randa, R (1, 5) OBP: 0.349, SLG: 0.387		1-3 K		3-2 FC5-4 1B		2-2 G5-3		4-2 1B		3 0 1 0 1 1 0												
4 Angel Berroa, R (1, 6) OBP: 0.269, SLG: 0.390		3-2 1B		0-1 FC5-4		2-2 E3		2-1 G6-4-3		4 0 1 0 0 0 4												
Kelly Stinnett, R (1, 2) OBP: 0.379, SLG: 0.458		0-2 K		3-3 K		1-3 K		1-1 G4-3		4 0 0 0 0 3 5												
Byron Gettis, R (1, 9) OBP: 0.310, SLG: 0.212		4-1 BB		4-0 IBB		3-3 K			2-3 K	2 0 0 0 2 2 1												
23 Zack Greinke, R (1, 1) Damian Jackson, R (7, PH) Scott Sullivan, R (7, 1) Jason Grimsley, R (8, 1) Desi Relaford, S (9, PH) OBP: 0.266, SLG: 0.262		0-3 K		0-2 G6-3			0-1 L5		1-1 P4	2 0 0 0 0 1 5												
Inning Stats	R: 0 E: 0 K: 0 S: 6	H: 0 LOB: 1 BB: 1 P: 12	R: 0 E: 0 K: 3 S: 15	H: 1 LOB: 2 BB: 1 P: 23	R: 0 E: 0 K: 1 S: 10	H: 0 LOB: 0 BB: 0 P: 13	R: 0 E: 0 K: 1 S: 13	H: 2 LOB: 3 BB: 1 P: 25	R: 0 E: 0 K: 0 S: 15	H: 1 LOB: 1 BB: 0 P: 20	R: 0 E: 1 K: 2 S: 14	H: 0 LOB: 1 BB: 0 P: 22	R: 0 E: 0 K: 1 S: 8	H: 0 LOB: 0 BB: 0 P: 10	R: 1 E: 0 K: 0 S: 12	H: 2 LOB: 1 BB: 1 P: 22	R: 1 E: 0 K: 2 S: 9	H: 1 LOB: 1 BB: 1 P: 19	1B: 7 2B: 0 3B: 0 HR: 0	SF: 0 SAC: 0 DP: 1 HBP: 0	WP: 0 PB: 0 SB: 5 CS: 0	PA: 39
PITCHER	IP WLS BF H R ER SO BB IBB HBP BLK WP HR S P ERA WHIP																					
Eric Milton, L (1, 1) ERA: 4.31	7.0 W 31 6 1 1 8 2 1 0 0 0 0 87 134 1.29 1.143																					
Tim Worrell, R (8, 1) ERA: 2.97	1.0 H 3 0 0 0 0 1 0 0 0 0 0 6 13 0.00 1.000																					
Billy Wagner, L (9, 1) ERA: 3.43	1.0 S 5 1 1 1 2 1 0 0 0 0 0 9 19 9.00 2.000																					

Kansas City Royals @ Philadelphia Phillies
Citizens Bank Park, Philadelphia, PA

Sat Jun 19 2004, 7:05 PM EDT
Att. 44,234 - Sunny - 79 F

livebaseballscorecards.com

AB	34
R	2
H	7
RBI	1
BB	5
SO	10
LOB	21



Batter	1	2	3	4	5	6	7	8	9
11 Jimmy Rollins, S OBP: 0.330, SLG: 0.374 (1, 6)	0-0 G3		1-2 G3-1		3-2 F9		4-0 G6-4-3 BB		
Placido Polanco, R OBP: 0.317, SLG: 0.367 (1, 4)	3-1 HR		3-2 P4		0-0 F8		1-2 G6-4-3 1-2f		
Bobby Abreu, L OBP: 0.428, SLG: 0.570 (1, 9)	2-1 1B		1-1 HBP		1-1 L9		1-2 BB 2B		
Jim Thome, L OBP: 0.416, SLG: 0.682 (1, 3)	0-0 1B		1-3 K		2-2 HR		4-0 BB IBB		
Pat Burrell, R OBP: 0.393, SLG: 0.484 (1, 7)	3-2 G6-4-3			0-3 K	1-3 K		4-2 BB BB		
David Bell, R OBP: 0.354, SLG: 0.421 (1, 5)	SAFE G6-4-3			1-1 1B	0-0 F7		0-0 P2		
Mike Lieberthal, R OBP: 0.309, SLG: 0.421 (1, 2)		1-2 P3		0-0 F8	1-1 HBP		4-1 BB		
Marlon Byrd, R OBP: 0.297, SLG: 0.304 Ricky Ledee, L OBP: 0.407, SLG: 0.625 Doug Glanville, R OBP: 0.257, SLG: 0.258 (1, 8) (8, PH) (9, 8)		1-3 K		4-1 IBB	3-3 K		2-3 K		
Eric Milton, L OBP: 0.143, SLG: 0.077 Tim Worrell, R OBP: 0.385, SLG: 0.488 Billy Wagner, L (1, 1) (8, 1) (9, 1)		2-3 K		0-1 G1-3		0-3 K	2-2 L4		

Inning Stats	R: 2	H: 3	E: 2	K: 0	S: 12	H: 3	LOB: 1	BB: 0	P: 22	R: 0	H: 0	E: 0	K: 2	S: 11	H: 0	LOB: 0	BB: 0	P: 15	R: 0	H: 0	E: 0	K: 1	S: 13	H: 1	LOB: 2	BB: 1	P: 14	R: 0	H: 0	E: 0	K: 0	S: 6	H: 1	LOB: 1	BB: 0	P: 19	R: 0	H: 0	E: 0	K: 1	S: 6	H: 0	LOB: 0	BB: 1	P: 11	R: 1	H: 1	E: 0	K: 2	S: 12	H: 1	LOB: 3	BB: 3	P: 31
--------------	------	------	------	------	-------	------	--------	-------	-------	------	------	------	------	-------	------	--------	-------	-------	------	------	------	------	-------	------	--------	-------	-------	------	------	------	------	------	------	--------	-------	-------	------	------	------	------	------	------	--------	-------	-------	------	------	------	------	-------	------	--------	-------	-------

Batter	AB	R	H	RBI	BB	SO	LOB
11 Jimmy Rollins, S	3	0	0	0	1	0	0
Placido Polanco, R	4	1	1	1	0	0	1
Bobby Abreu, L	3	2	2	0	0	0	0
Jim Thome, L	3	1	2	1	1	1	1
Pat Burrell, R	3	0	0	1	1	2	1
David Bell, R	4	0	1	0	0	0	5
Mike Lieberthal, R	2	0	0	1	1	0	1
Marlon Byrd, R	2	0	0	0	1	2	1
Ricky Ledee, L	1	0	0	0	0	1	3
Doug Glanville, R	0	0	0	0	0	0	0
Eric Milton, L	3	0	0	0	0	2	2
Tim Worrell, R	0	0	0	0	0	0	0
Jason Michaels, R	1	0	0	0	0	0	3
Billy Wagner, L	0	0	0	0	0	0	0

BOTTOM

Kansas City Royals @ Philadelphia Phillies
Citizens Bank Park, Philadelphia, PA

Sat Jun 19 2004, 7:05 PM EDT
Att. 44,234 - Sunny - 79 F

AB	29
R	4
H	6
RBI	4
BB	5
SO	8
LOB	18

WP: 0 PA: 36
PB: 0
SB: 1
CS: 0



PITCHER	IP	WLS	BF	H	R	ER	SO	BB	IBB	HBP	BLK	WP	HR	S	P	ERA	WHIP
23 Zack Greinke, R ERA: 3.0	6.0	L	26	5	3	3	6	0	0	0	0	0	2	63	99	4.50	0.833
Scott Sullivan, R ERA: 3.73	1.1		8	1	1	1	1	3	1	0	0	0	0	14	32	6.75	3.000
Jason Grimsley, R ERA: 3.38	0.2		2	0	0	0	1	0	0	0	0	0	0	6	10	0.00	0.000

Batter	1	2	3	4	5	6	7	8	9	AB R H RBI BB SO LOB	TOP	
Tony Graffanino, R (1, 4) OBP: 0.361, SLG: 0.358	1-3 		1-3 		4-1 			1-0 		3 0 0 0 1 2 0		
Carlos Beltrán, S (1, 8) OBP: 0.371, SLG: 0.522	0-0 		2-1 		0-2 			0-0 		4 0 1 0 0 0 2		
29 Mike Sweeney, R (1, 3) OBP: 0.317, SLG: 0.429	3-2 			0-1 		1-3 		0-2 		4 0 1 0 0 1 1		
Ken Harvey, R (1, 7) OBP: 0.390, SLG: 0.511	0-1 			2-2 		1-2 		1-1 		4 0 1 0 0 0 2		
Matt Stairs, L (1, 9) OBP: 0.332, SLG: 0.488		1-0 		0-0 		2-2 		1-0 		4 1 1 1 0 0 1		
4 Angel Berroa, R (1, 6) OBP: 0.274, SLG: 0.402		0-0 		2-0 		0-1 		1-1 		4 1 2 0 0 0 1		
Desi Relaford, S (1, 5) OBP: 0.266, SLG: 0.271		2-2 			0-1 		1-1 		2-2 	3 0 1 1 0 0 1	AB 32 R 2 H 7 RBI 2 BB 1 SO 3 LOB 11	
3 Mike Tonis, R (1, 2)		2-1 			1-1 		3-2 			3 0 0 0 0 0 2		
Dennys Reyes, R (1, 1)			1-2 		2-2 		0-1 			1 0 0 0 0 0 0		
Brian Anderson, R (3, 1)										1 0 0 0 0 0 1		
Nate Field, R (6, 1)										0 0 0 0 0 0 0		
Dee Brown, L (7, PH) OBP: 0.250, SLG: 0.250										1 0 0 0 0 0 0		
Rudy Seanez, R (7, 1)										0 0 0 0 0 0 0		
Inning Stats	R: 0 H: 1 E: 0 LOB: 1 K: 1 BB: 0 S: 12 P: 16	R: 1 H: 2 E: 0 LOB: 0 K: 0 BB: 0 S: 8 P: 12	R: 0 H: 0 E: 0 LOB: 0 K: 1 BB: 0 S: 11 P: 15	R: 0 H: 1 E: 0 LOB: 1 K: 0 BB: 0 S: 7 P: 11	R: 0 H: 1 E: 0 LOB: 2 K: 0 BB: 1 S: 11 P: 18	R: 0 H: 0 E: 0 LOB: 0 K: 1 BB: 0 S: 11 P: 15	R: 1 H: 1 E: 0 LOB: 0 K: 0 BB: 0 S: 9 P: 13	R: 0 H: 1 E: 0 LOB: 1 K: 0 BB: 0 S: 8 P: 10	R: 0 H: 0 E: 0 LOB: 0 K: 0 BB: 0 S: 6 P: 10	1B: 3 SF: 1 2B: 2 SAC: 0 3B: 1 DP: 1 HR: 1 HBP: 0	WP: 0 PA: 34 PB: 0 SB: 0 CS: 0	
PITCHER	IP WLS BF H R ER SO BB IBB HBP BLK WP HR S P ERA WHIP											
Brian Powell, R (1, 1) ERA: 3.86	7.0 W 27 6 2 2 3 1 0 0 0 0 1 69 100 2.57 1.000											
Rheal Cormier, L (8, 1) ERA: 4.59	2.0 7 1 0 0 0 0 0 0 0 0 0 14 20 0.00 0.500											

Kansas City Royals @ Philadelphia Phillies
Citizens Bank Park, Philadelphia, PA

Sun Jun 20 2004, 1:35 PM EDT
Att. 44,411 - Sunny - 67 F

livebaseballscorecards.com



Batter	1	2	3	4	5	6	7	8	9	AB	R	H	RBI	BB	SO	LOB
11 Jimmy Rollins, S OBP: 0.327, SLG: 0.382	3-2 F7	2-1 IHR		2-2 G1-3	0-0 P6		3-3 K2-3			5	1	1	3	0	1	1
Placido Polanco, R OBP: 0.320, SLG: 0.368	2-2 HR	0-1 G5-3		0-0 G5-3		2-2 1B SF7		1-2 P4		5	2	2	0	0	0	0
Bobby Abreu, L OBP: 0.434, SLG: 0.571	2-2 F8			4-2 2B		2-1 BB		4-2 BB		3	1	2	0	2	0	1
Jim Thome, L OBP: 0.423, SLG: 0.718	2-0 HR			0-1 HR		0-1 SF7		4-2 BB		3	2	3	5	1	0	0
Pat Burrell, R OBP: 0.393, SLG: 0.477	1-0 G5-3			4-0 IBB		4-0 BB		1-3 K		3	0	0	0	2	2	2
David Bell, R OBP: 0.351, SLG: 0.420				1-2 L9		1-0 F6		0-0 F8		5	0	1	0	0	0	7
Jason Michaels, R OBP: 0.393, SLG: 0.467				4-1 BB		0-1 G6-3		1-3 K		2	1	0	0	2	1	2
Todd Pratt, R OBP: 0.359, SLG: 0.315				2-2 F9		1-1 2B		1-1 P2		3	1	1	0	1	0	2
Brian Powell, R Ricky Ledee, L Rheal Cormier, L				2-3 K		1-3 K		3-3 K		2	0	0	0	0	2	3

Inning Stats	R: 2	H: 2	E: 0	K: 0	S: 12	L: 0	BB: 0	P: 22	R: 3	H: 1	E: 0	K: 0	S: 12	L: 0	BB: 0	P: 25	R: 2	H: 3	E: 0	K: 2	S: 16	R: 0	H: 1	E: 0	K: 1	S: 8	R: 1	H: 2	E: 0	K: 1	S: 11	R: 0	H: 0	E: 0	K: 2	S: 8	R: 0	H: 0	E: 0	K: 1	S: 11	L: 0	BB: 0	P: 15	R: 0	H: 0	E: 0	K: 1	S: 11	L: 0	BB: 2	P: 21
--------------	------	------	------	------	-------	------	-------	-------	------	------	------	------	-------	------	-------	-------	------	------	------	------	-------	------	------	------	------	------	------	------	------	------	-------	------	------	------	------	------	------	------	------	------	-------	------	-------	-------	------	------	------	------	-------	------	-------	-------

PITCHER	IP	WLS	BF	H	R	ER	SO	BB	IBB	HBP	BLK	WP	HR	S	P	ERA	WHIP
Dennys Reyes, L	2.1	L	15	6	7	7	1	2	0	0	0	0	2	32	59	27.00	3.429
Brian Anderson, L	3.0		17	4	1	1	2	3	1	0	0	0	0	37	66	3.00	2.333
Nate Field, R	0.2		2	0	0	0	1	0	0	0	0	0	0	4	6	0.00	0.000
Rudy Seanez, R	2.0		8	0	0	0	3	2	0	0	0	0	0	19	36	0.00	1.000

BOTTOM

Kansas City Royals @ Philadelphia Phillies
Citizens Bank Park, Philadelphia, PA


Sun Jun 20 2004, 1:35 PM EDT
Att. 44,411 - Sunny - 67 F

livebaseballscorecards.com

AB	32
R	8
H	10
RBI	8
BB	8
SO	7
LOB	18



WP: 0	PA: 42
PB: 1	
SB: 1	
CS: 0	

Batter	1	2	3	4	5	6	7	8	9	AB R H RBI BB SO LOB	TOP											
11 Jimmy Rollins, S OBP: 0.326, SLG: 0.378 (1, 6)	3-3 K		2-1 G4-3			4-1 FC3-6 G3-1 1B BB	0-0 F6			3 1 0 0 1 1 2												
Placido Polanco, R OBP: 0.318, SLG: 0.365 (1, 4)	2-1 G4-3			1-2 P4		0-1 FC3-6 1-2 1B	1-0 G4-3			4 0 1 0 0 0 2												
Bobby Abreu, L OBP: 0.432, SLG: 0.564 Doug Glanville, R OBP: 0.257, SLG: 0.258 (1, 9) (8, 8)	0-3 K			4-0 S BB		1-1 FC3-6 G3-1 BB 1-2f 2-3		2-3 K		3 0 0 0 1 2 2 0 0 0 0 0 0 0												
Jim Thome, L OBP: 0.424, SLG: 0.712 (1, 3)		2-2 G3-1		3-3 K		4-1 G3-1 1-2 BB		1-0 FC6-4 HBP		2 0 0 0 1 1 1												
Ricky Ledee, L OBP: 0.384, SLG: 0.584 (1, 8) (8, 9)		1-2 F8		2-1 G4-3		0-0 G3-1		3-3 K		4 0 0 1 0 1 4												
Pat Burrell, R OBP: 0.395, SLG: 0.489 (1, 7)		1-1 HR			4-2 F8-5-4 BB BB	0-3 K		2-1 FC6-4		3 1 1 1 1 1 3												
Mike Lieberthal, R OBP: 0.313, SLG: 0.420 (1, 2)		2-0 L5			4-2 BB		1-2 1B 1B		3-2 F8	3 0 1 0 1 0 0	AB 30 R 2 H 4 RBI 2 BB 5 SO 7 LOB 18											
Shawn Wooten, R OBP: 0.217, SLG: 0.233 (1, 5)			0-2 L7		2-1 F8-5-4		0-2 L9		1-2 G5-3	4 0 0 0 0 0 3												
39 Brett Myers, R OBP: 0.231, SLG: 0.280 Roberto Hernandez, R (6, 1) Jason Michaels, R OBP: 0.404, SLG: 0.478 63 Ryan Madson, L (7, 1) Tomas Perez, S OBP: 0.286, SLG: 0.457 (9, PH)			1-2 G4-3		2-0 L8		3-1 1B		2-3 K	2 0 0 0 0 0 1 0 0 0 0 0 0 0 1 0 1 0 0 0 0 0 0 0 0 0 0 0 1 0 0 0 0 1 0												
Inning Stats	R: 0 E: 0 K: 2 S: 8	H: 0 LOB: 0 BB: 0 P: 13	R: 1 E: 0 K: 0 S: 9	H: 1 LOB: 0 BB: 0 P: 15	R: 0 E: 0 K: 0 S: 9	H: 0 LOB: 0 BB: 0 P: 12	R: 0 E: 0 K: 1 S: 8	H: 0 LOB: 1 BB: 1 P: 18	R: 0 E: 0 K: 0 S: 9	H: 0 LOB: 1 BB: 2 P: 21	R: 1 E: 0 K: 1 S: 10	H: 1 LOB: 2 BB: 2 P: 19	R: 0 E: 0 K: 0 S: 11	H: 2 LOB: 2 BB: 0 P: 16	R: 0 E: 0 K: 2 S: 12	H: 0 LOB: 1 BB: 0 P: 20	R: 0 E: 0 K: 1 S: 9	H: 0 LOB: 0 BB: 0 P: 15	1B: 3 2B: 1 3B: 0 HR: 1	SF: 0 SAC: 0 DP: 1 HBP: 1	WP: 0 PB: 0 SB: 1 CS: 0	PA: 36
PITCHER	IP WLS BF H R ER SO BB IBB HBP BLK WP HR S P ERA WHIP																					
Livan Hernandez, R ERA: 3.37 (1, 1)	7.0 W 29 4 2 2 4 5 0 0 0 0 0 1 64 114 2.57 1.286																					
Joe Horgan, L ERA: 3.6 (8, 1)	0.2 H 3 0 0 0 2 0 0 1 0 0 0 0 10 16 0.00 0.000																					
Luis Ayala, R ERA: 3.97 (8, 1)	0.1 H 1 0 0 0 0 0 0 0 0 0 0 0 2 4 0.00 0.000																					
32 Chad Cordero, R ERA: 2.68 (9, 1)	1.0 S 3 0 0 0 1 0 0 0 0 0 0 0 9 15 0.00 0.000																					

Philadelphia Phillies @ Montreal Expos
Olympic Stadium, Montreal, QB
Tue Jun 22 2004, 7:05 PM EDT
Att: 4,564 - Unknown - 70 F

livebaseballscorecards.com

Batter	1	2	3	4	5	6	7	8	9
Brad Wilkerson, L (1, 7) OBP: 0.370, SLG: 0.482	2-1 HR		0-2 G6-3 1B		2-2 SH5-4 1B 2B	4-2 1B BB		1-1 L9	
Endy Chavez, L (1, 8) OBP: 0.289, SLG: 0.364	3-2 G6-3		1-1 G6-3 1-2f 3-H		0-0 SH5-4 2-3	2-1 1B		1-2 F7 2-3	
Jose Vidro, S (1, 4) OBP: 0.332, SLG: 0.396	2-1 F7		1-2 P4		2-2 FC4-6 1B 3-H	1-0 F9			
24 Nick Johnson, L (1, 3) OBP: 0.385, SLG: 0.506	1-3 K			4-2 BB G5-3 BB	1-2 FC4-6 S		1-1 G4-3		
Orlando Cabrera, R (1, 6) OBP: 0.290, SLG: 0.327		2-2 G3		2-2 G5-3 1-2	2-2 F9 1-2		4-2 BB		
Termel Sledge, L (1, 9) OBP: 0.325, SLG: 0.434		1-2 G3-1		4-0 BB BB		2-3 K	0-1 F8		
Tony Batista, R (1, 5) OBP: 0.247, SLG: 0.330		1-0 P5		1-1 F7		0-0 G6-3	1-0 F8		
Brian Schneider, L (1, 2) OBP: 0.310, SLG: 0.460			1-0 HR	4-0 1-2 2-3 BB		0-0 2B 2B	2-0 WP 2B		
Livan Hernandez, R (1, 1) OBP: 0.189, SLG: 0.270			0-0 1B G6-3 2B		1-1 G4-3	1-0 1B 2B 2-H	0-3 K		
Joe Horgan, L (8, 1)									
Luis Ayala, R (8, 1) OBP: 0.500, SLG: 0.750									
32 Chad Cordero, R (9, 1) ERA: 2.72									

AB	R	H	RBI	BB	SO	LOB
4	2	3	1	1	0	1
4	0	1	0	0	0	2
4	0	1	1	0	0	3
3	0	0	0	1	1	1
3	0	0	0	1	0	2
3	0	0	0	1	1	1
4	0	0	0	0	0	3
3	2	3	1	1	0	0
3	1	2	1	0	0	3
0	0	0	0	0	0	0
1	0	0	0	0	1	1
0	0	0	0	0	0	0

BOTTOM															
Philadelphia Phillies @ Montreal Expos Olympic Stadium, Montreal, QB Tue Jun 22 2004, 7:05 PM EDT Att. 4,564 - Unknown - 70 F															
<table border="0"> <tr><td>AB</td><td>32</td></tr> <tr><td>R</td><td>5</td></tr> <tr><td>H</td><td>10</td></tr> <tr><td>RBI</td><td>4</td></tr> <tr><td>BB</td><td>5</td></tr> <tr><td>SO</td><td>3</td></tr> <tr><td>LOB</td><td>17</td></tr> </table>	AB	32	R	5	H	10	RBI	4	BB	5	SO	3	LOB	17	
AB	32														
R	5														
H	10														
RBI	4														
BB	5														
SO	3														
LOB	17														
<table border="0"> <tr><td>WP: 1</td><td>PA: 38</td></tr> <tr><td>PB: 0</td><td></td></tr> <tr><td>SB: 1</td><td></td></tr> <tr><td>CS: 0</td><td></td></tr> </table>	WP: 1	PA: 38	PB: 0		SB: 1		CS: 0								
WP: 1	PA: 38														
PB: 0															
SB: 1															
CS: 0															

Inning Stats	R: 1	H: 1	E: 0	K: 1	S: 10	LOB: 0	BB: 0	P: 18
	R: 0	H: 0	E: 0	K: 0	S: 8	LOB: 0	BB: 0	P: 12
	R: 2	H: 3	E: 0	K: 0	S: 12	LOB: 0	BB: 0	P: 15
	R: 0	H: 0	E: 0	K: 0	S: 11	LOB: 3	BB: 3	P: 27
	R: 1	H: 2	E: 0	K: 0	S: 14	LOB: 1	BB: 0	P: 21
	R: 1	H: 3	E: 0	K: 1	S: 12	LOB: 3	BB: 1	P: 22
	R: 0	H: 0	E: 0	K: 0	S: 8	LOB: 1	BB: 1	P: 13
	R: 0	H: 1	E: 0	K: 1	S: 9	LOB: 1	BB: 0	P: 13

PITCHER	IP	WLS	BF	H	R	ER	SO	BB	IBB	HBP	BLK	WP	HR	S	P	ERA	WHIP
39 Brett Myers, R (1, 1) ERA: 4.42	5.2	L	27	8	5	5	2	3	0	0	0	0	2	62	103	7.94	1.941
Roberto Hernandez, R (6, 1) ERA: 4.73	0.1		3	1	0	0	0	1	0	0	0	0	5	12	0.00	6.000	
63 Ryan Madson, R (7, 1) ERA: 2.72	2.0		8	1	0	0	1	1	0	0	0	1	0	17	26	0.00	1.000

PITCHER	IP	WLS	BF	H	R	ER	SO	BB	IBB	HBP	BLK	WP	HR	S	P	ERA	WHIP



Batter	1	2	3	4	5	6	7	8	9	AB	R	H	RBI	BB	SO	LOB	TOP										
11 Jimmy Rollins, S OBP: 0.331, SLG: 0.387 (1, 6)	0-2 G4-3		2-1 2B 3B	4-2 BB		1-2 2-H 1B			2-1 F7	4	1	2	1	1	0	0											
Placido Polanco, R OBP: 0.309, SLG: 0.354 (1, 4)	1-1 G5-3		0-0 G5-3	1-0 G4-3		2-1 G5-3			1-1 G6-3	5	0	0	0	0	0	4											
Bobby Abreu, L OBP: 0.430, SLG: 0.563 (1, 9)	3-2 G3-1		2-1 3-H 2B		1-3 K				0-0 G3-1	4	0	1	1	0	1	0											
Jim Thome, L OBP: 0.425, SLG: 0.720 (1, 3)		0-2 HR	4-0 IBB		1-0 F7				1-0 G4-3	3	1	1	1	1	0	0											
Pat Burrell, R OBP: 0.389, SLG: 0.480 (1, 7)		1-0 G6-3	3-2 P6		1-0 F8				0-0 F7	4	0	0	0	0	0	2											
David Bell, R OBP: 0.353, SLG: 0.435 (1, 5)		0-0 P3		2-2 F7		2-1 HR			1-1 FC5-4 1B	4	1	2	1	0	0	0											
Mike Lieberthal, R OBP: 0.312, SLG: 0.431 (1, 2)		0-1 E5		0-1 HR		0-2 G6-3			1-1 FC5-4 G4-6-3	4	1	1	1	0	0	1											
Jason Michaels, R OBP: 0.410, SLG: 0.469 (1, 8)		0-0 G4-3		0-0 SH2-4 1B		4-2 SH3 11 1B BB			2-2 G4-6-3	3	1	1	0	1	0	2											
Tim Worrell, R (8, 1)										0	0	0	0	0	0	0											
Billy Wagner, L (9, 1)										0	0	0	0	0	0	0											
Kevin Millwood, R OBP: 0.172, SLG: 0.241 (1, 1)			1-1 F9		0-0 SH2-4				1-1 L8	1	0	0	0	0	0	0											
Rheal Cormier, L (7, 1)										0	0	0	0	0	0	0											
Doug Glanville, R OBP: 0.254, SLG: 0.254 (8, 8)										1	0	0	0	0	0	0											
Inning Stats	R: 0 E: 0 K: 0 S: 8	H: 0 LOB: 0 BB: 0 P: 12	R: 1 E: 1 K: 0 S: 8	H: 1 LOB: 1 BB: 0 P: 9	R: 1 E: 0 K: 0 S: 10	H: 2 LOB: 2 BB: 1 P: 22	R: 1 E: 0 K: 0 S: 13	H: 2 LOB: 2 BB: 1 P: 20	R: 0 E: 0 K: 1 S: 5	H: 0 LOB: 0 BB: 0 P: 8	R: 2 E: 0 K: 0 S: 17	H: 2 LOB: 1 BB: 1 P: 26	R: 0 E: 0 K: 0 S: 3	H: 0 LOB: 0 BB: 0 P: 4	R: 0 E: 0 K: 0 S: 7	H: 1 LOB: 0 BB: 0 P: 11	R: 0 E: 0 K: 0 S: 6	H: 0 LOB: 0 BB: 0 P: 10	1B: 3 2B: 1 3B: 1 HR: 3	SF: 0 SAC: 2 DP: 1 HBP: 0	WP: 0 PB: 0 SB: 0 CS: 0	PA: 38					
PITCHER	IP	WLS	BF	H	R	ER	SO	BB	IBB	HBP	BLK	WP	HR	S	P	ERA	WHIP										
Sun-Woo Kim, R ERA: 4.31 (1, 1)	5.2	L	28	7	5	5	1	2	1	0	0	0	3	59	93	7.94	1.588										
52 T.J. Tucker, R ERA: 4.15 (6, 1)	0.1		1	0	0	0	0	0	0	0	0	0	0	2	4	0.00	0.000										
Chad Bentz, L ERA: 5.03 (7, 1)	0.2		2	0	0	0	0	0	0	0	0	0	0	2	3	0.00	0.000										
Rocky Biddle, R ERA: 7.71 (7, 1)	0.1		1	0	0	0	0	0	0	0	0	0	0	1	1	0.00	0.000										
Luis Ayala, R ERA: 3.75 (8, 1)	2.0		6	1	0	0	0	0	0	0	0	0	0	13	21	0.00	0.500										

Philadelphia Phillies @ Montreal Expos
Olympic Stadium, Montreal, QB
Wed Jun 23 2004, 7:05 PM EDT
Att: 4,209 - Unknown - 70 F

AB	33
R	5
H	8
RBI	5
BB	3
SO	1
LOB	9



Batter	1	2	3	4	5	6	7	8	9	AB R H RBI BB SO LOB
Brad Wilkerson, L (1, 7) OBP: 0.365, SLG: 0.474	1-2 G1-3		2-2 F7		2-3 K		1-0 G3-1			4 0 0 0 0 1 2
Endy Chavez, L (1, 8) OBP: 0.293, SLG: 0.366	1-1 1B		2-1 F8 S 1B		0-3 K		3-1 G5-3			4 1 2 0 0 1 2
Jose Vidro, S (1, 4) OBP: 0.338, SLG: 0.415	4-0 1B		3-2 F8 1-3		1-1 HR		1-1 24 F9 2B			3 1 2 1 1 0 1
24 Nick Johnson, L (1, 3) OBP: 0.368, SLG: 0.482	2-3 K		2-3 K		2-3 K		2-2 F9			4 0 0 0 0 3 4
Orlando Cabrera, R (1, 6) OBP: 0.289, SLG: 0.326	3-2 1B		3-1 F8		0-0 F8		0-0 L9			4 0 1 1 0 0 1
Termel Sledge, L (1, 9) OBP: 0.317, SLG: 0.423	1-0 F7		2-1 G6-3		3-1 G4-3		1-1 P6			4 0 0 0 0 0 3
Tony Batista, R (1, 5) OBP: 0.247, SLG: 0.326			1-0 F8		4-0 BB		1-0 G5-3			3 0 0 0 1 1 0
Brian Schneider, L (1, 2) Einar Diaz, R (9, PH) OBP: 0.311, SLG: 0.458 OBP: 0.260, SLG: 0.250			1-3 K		1-0 G4-3		1-0 G3-1 BB 1B			3 0 1 0 0 1 1 1 0 0 0 0 0 0
Sun-Woo Kim, R (1, 1) 52 T.J. Tucker, R (6, 1) Chad Bentz, R (7, 1) Rocky Biddle, R (7, 1) Jamey Carroll, R (7, PH) Luis Ayala, R (8, 1) Carl Everett, S (9, PH) OBP: 0.250, SLG: 0.333 OBP: 0.333, SLG: 0.333 OBP: 0.369, SLG: 0.384 OBP: 0.500, SLG: 0.750 OBP: 0.354, SLG: 0.443			1-3 K		1-2 G6-3		4-2 G3-1 BB			2 0 0 0 0 1 0 1 0 0 0 0 0 0 0 0 0 1 0 0 0 0 1 0

Inning Stats	R: 1	H: 2	E: 0	K: 1	S: 14	H: 2	LOB: 2	BB: 1	P: 26	R: 0	H: 0	E: 0	K: 2	S: 9	H: 0	LOB: 0	BB: 0	P: 12	R: 0	H: 1	E: 0	K: 1	S: 11	H: 0	LOB: 1	BB: 0	P: 20	R: 0	H: 0	E: 0	K: 0	S: 5	H: 0	LOB: 1	BB: 1	P: 15	R: 0	H: 0	E: 0	K: 2	S: 10	H: 1	LOB: 0	BB: 0	P: 13	R: 1	H: 1	E: 0	K: 1	S: 9	H: 1	LOB: 0	BB: 0	P: 15	R: 0	H: 1	E: 0	K: 0	S: 8	H: 1	LOB: 2	BB: 1	P: 18	R: 0	H: 1	E: 0	K: 0	S: 10	H: 1	LOB: 1	BB: 0	P: 14	R: 0	H: 0	E: 0	K: 2	S: 13	H: 0	LOB: 0	BB: 0	P: 15	1B: 4	SF: 0	2B: 1	SAC: 0	3B: 0	DP: 0	HR: 1	HBP: 0	WP: 0	PA: 36
--------------	------	------	------	------	-------	------	--------	-------	-------	------	------	------	------	------	------	--------	-------	-------	------	------	------	------	-------	------	--------	-------	-------	------	------	------	------	------	------	--------	-------	-------	------	------	------	------	-------	------	--------	-------	-------	------	------	------	------	------	------	--------	-------	-------	------	------	------	------	------	------	--------	-------	-------	------	------	------	------	-------	------	--------	-------	-------	------	------	------	------	-------	------	--------	-------	-------	-------	-------	-------	--------	-------	-------	-------	--------	-------	--------

PITCHER	IP	WLS	BF	H	R	ER	SO	BB	IBB	HBP	BLK	WP	HR	S	P	ERA	WHIP
Kevin Millwood, R (1, 1) ERA: 4.76	6.1	W	27	5	2	2	7	3	0	0	0	0	1	63	112	2.84	1.263
Rheal Cormier, L (7, 1) ERA: 4.5	0.2	H	2	0	0	0	0	0	0	0	0	0	0	3	7	0.00	0.000
Tim Worrell, R (8, 1) ERA: 2.89	1.0	H	4	1	0	0	0	0	0	0	0	0	0	10	14	0.00	1.000
Billy Wagner, L (9, 1) ERA: 3.27	1.0	S	3	0	0	0	2	0	0	0	0	0	0	13	15	0.00	0.000

BOTTOM

Philadelphia Phillies @ Montreal Expos
Olympic Stadium, Montreal, QB
 Wed Jun 23 2004, 7:05 PM EDT
 Att. 4,209 - Unknown - 70 F

livebaseballscorecards.com

AB	33
R	2
H	6
RBI	2
BB	3
SO	9
LOB	14



Batter	1	2	3	4	5	6	7	8	9	AB R H RBI BB SO LOB	TOP									
11 Jimmy Rollins, S (1, 6) OBP: 0.332, SLG: 0.395	0-2 2B		3-2 2B		3-3 K			1-2 G3	2-2 L3	5 0 2 0 0 1 1										
David Bell, R (1, 5) OBP: 0.351, SLG: 0.429	1-2 F8		2-2 G5-3		2-3 K			4-1 BB 2B		3 1 0 0 1 1 2										
Bobby Abreu, L (1, 9) OBP: 0.427, SLG: 0.556	3-2 F7		3-2 F9				1-2 L9	4-2 2B 1B		3 1 0 0 1 0 2										
Jim Thome, L (1, 3) OBP: 0.426, SLG: 0.719	4-0 IBB				3-2 G3		1-3 K	1-0 1B F7-2 2B		3 0 1 1 1 1 0										
Jason Michaels, R (1, 7) OBP: 0.415, SLG: 0.462	1-3 K				1-3 K		4-2 BB	0-1 1B		3 0 1 1 1 2 2										
Mike Lieberthal, R (1, 2) OBP: 0.311, SLG: 0.427		3-1 P3			2-2 BB 1B		2-1 L5	0-1 F7-2		4 0 1 0 0 0 3										
Tomas Perez, S (1, 4) OBP: 0.284, SLG: 0.442		1-0 P6			4-0 BB		0-3 K2-3	1-1 B1-3		3 0 0 0 1 1 0										
Doug Glanville, R (1, 8) OBP: 0.240, SLG: 0.239		1-1 G5-3			2-2 L9		0-1 G5-3	1-1 G5-3		4 0 0 0 0 0 2										
Eric Milton, L (1, 1) OBP: 0.133, SLG: 0.071			0-3 K				2-3 K	4-0 BB		2 0 0 0 0 2 0										
Shawn Wooten, R (7, PH) OBP: 0.213, SLG: 0.227										1 0 0 0 0 0 0										
Roberto Hernandez, R (7, 1)										0 0 0 0 0 0 0										
63 Ryan Madson, L (8, 1)										0 0 0 0 0 0 0										
Pat Burrell, R (9, PH) OBP: 0.391, SLG: 0.480										0 0 0 0 1 0 0										
Inning Stats	R: 0 E: 0 K: 1 S: 12	H: 1 LOB: 2 BB: 1 P: 21	R: 0 E: 0 K: 0 S: 5	H: 0 LOB: 0 BB: 0 P: 10	R: 0 E: 0 K: 1 S: 13	H: 1 LOB: 1 BB: 1 P: 21	R: 0 E: 0 K: 1 S: 13	H: 1 LOB: 2 BB: 1 P: 25	R: 0 E: 0 K: 3 S: 10	H: 0 LOB: 0 BB: 0 P: 17	R: 0 E: 0 K: 1 S: 7	H: 0 LOB: 0 BB: 0 P: 7	R: 2 E: 0 K: 0 S: 13	H: 2 LOB: 1 BB: 2 P: 23	R: 0 E: 0 K: 0 S: 7	H: 0 LOB: 1 BB: 1 P: 15	1B: 2 2B: 4 3B: 0 HR: 0	SF: 0 SAC: 0 DP: 1 HBP: 0	WP: 0 PB: 0 SB: 0 CS: 0	PA: 37
PITCHER	IP WLS BF H R ER SO BB IBB HBP BLK WP HR S P ERA WHIP																			
Tony Armas, R (1, 1) ERA: 6.17	6.0 W 24 3 0 0 7 2 1 0 0 0 0 0 66 115 0.00 0.833																			
Rocky Biddle, R (7, 1) ERA: 7.43	1.0 H 3 0 0 0 1 0 0 0 0 0 0 0 7 7 0.00 0.000																			
Joe Horgan, L (8, 1) ERA: 6.75	0.1 H 4 1 2 2 0 2 0 0 0 0 0 0 9 19 54.00 9.000																			
Luis Ayala, R (8, 1) ERA: 3.68	0.2 H 2 1 0 0 0 0 0 0 0 0 0 0 4 4 0.00 1.500																			
32 Chad Cordero, R (9, 1) ERA: 2.61	1.0 S 4 0 0 0 0 1 0 0 0 0 0 0 7 15 0.00 1.000																			

Philadelphia Phillies @ Montreal Expos
Olympic Stadium, Montreal, QB
Thu Jun 24 2004, 1:05 PM EDT
Att. 11,655 - Unknown - 72 F

AB	31
R	2
H	5
RBI	2
BB	6
SO	8
LOB	12



Batter	1	2	3	4	5	6	7	8	9	AB	R	H	RBI	BB	SO	LOB
Brad Wilkerson, L (1, 7) OBP: 0.363, SLG: 0.468	2-3 K		1-3 K		0-1 F9		4-0 BB			3	0	0	0	1	2	1
Einar Diaz, R (1, 2) OBP: 0.264, SLG: 0.277	1-0 2B			3-2 P2	0-1 F8		3-2 F7			3	0	1	0	0	0	1
Brian Schneider, L (7, PH) OBP: 0.309, SLG: 0.455										1	0	0	0	0	0	2
Jose Vidro, S (1, 4) OBP: 0.337, SLG: 0.416	1-1 L7			1-1 HR		2-1 P4		0-1 G4-3		4	1	1	0	0	0	1
Tony Batista, R (1, 5) OBP: 0.247, SLG: 0.338	1-0 F7			1-2 HR		1-1 G5-3		2-2 G5-3		4	1	1	2	0	0	1
Orlando Cabrera, R (1, 6) OBP: 0.289, SLG: 0.328		1-1 P2		3-2 F8		0-0 L8		1-0 2B		4	0	1	0	0	0	0
24 Nick Johnson, L (1, 3) OBP: 0.394, SLG: 0.488		4-1 CS		4-2 BB		1-1 1B		4-0 IBB		1	1	1	0	3	0	0
Juan Rivera, R (1, 9) OBP: 0.318, SLG: 0.399		3-3 SAFE		0-2 F9		3-3 SAFE		3-2 F7		4	0	0	0	0	2	5
Endy Chavez, L (1, 8) OBP: 0.298, SLG: 0.370			1-2 G1-3		0-1 F9		0-0 1B			3	0	2	1	0	0	0
Tony Armas, R (1, 1)			2-2 F9		1-1 SH1-4		3-2 SAFE			1	0	0	0	0	0	0
Rocky Biddle, R (7, 1)							SAFE			0	0	0	0	0	0	0
Terrel Sledge, L (7, PH) OBP: 0.315, SLG: 0.420							SAFE			0	0	0	0	0	0	1
Joe Horgan, L (8, 1)							SAFE			0	0	0	0	0	0	0
Luis Ayala, R (8, 1) OBP: 0.500, SLG: 0.750							SAFE			0	0	0	0	0	0	0
32 Chad Cordero, R (9, 1)							SAFE			0	0	0	0	0	0	0


Inning Stats	R: 0	H: 1	E: 0	K: 1	S: 7	R: 0	H: 0	E: 0	K: 1	S: 9	R: 0	H: 0	E: 0	K: 1	S: 15	R: 2	H: 2	E: 0	K: 0	S: 17	R: 0	H: 1	E: 0	K: 0	S: 9	R: 0	H: 0	E: 0	K: 1	S: 5	R: 1	H: 2	E: 1	K: 1	S: 15	R: 0	H: 1	E: 0	K: 0	S: 9									
PITCHER	IP	WLS	BF	H	R	ER	SO	BB	IBB	HBP	BLK	WP	HR	S	P	ERA	WHIP													PITCHER	IP	WLS	BF	H	R	ER	SO	BB	IBB	HBP	BLK	WP	HR	S	P	ERA	WHIP		
Eric Milton, L (1, 1) ERA: 4.22	6.0	L	23	4	2	2	3	2	0	0	0	0	1	62	94	3.00	1.000																																
Roberto Hernandez, R (7, 1) ERA: 4.55	1.0		6	2	1	0	1	1	0	0	0	0	0	15	29	0.00	3.000																																
63 Ryan Madson, R (8, 1) ERA: 2.86	1.0		5	1	0	0	0	0	1	0	0	0	0	9	19	0.00	1.000																																

BOTTOM

Philadelphia Phillies @ Montreal Expos
Olympic Stadium, Montreal, QB

Thu Jun 24 2004, 1:05 PM EDT
Att: 11,655 - Unknown - 72 F

AB 29
R 3
H 7
RBI 3
BB 4
SO 4
LOB 12



WP: 0	PA: 34
1B: 3	SF: 0
2B: 4	SAC: 1
3B: 0	DP: 1
HR: 1	HBP: 0
WP: 0	PA: 34
PB: 0	SB: 3
CS: 1	

Batter	1	2	3	4	5	6	7	8	9	AB R H RBI BB SO LOB	TOP							
11 Jimmy Rollins, S (1, 6) OBP: 0.328, SLG: 0.389	2-1 G4-3		1-2 F7			2-2 G4-3		1-0 F9		4 0 0 0 0 0 1	Philadelphia Phillies @ Boston Red Sox Fenway Park, Boston, MA Fri Jun 25 2004, 7:05 PM EDT Att. 35,059 - Sunny - 76 F							
Placido Polanco, R (1, 4) OBP: 0.308, SLG: 0.351	0-0 G5-3			0-1 1B		1-1 L3		0-1 P4		4 0 1 0 0 0 0								
Bobby Abreu, L (1, 9) OBP: 0.423, SLG: 0.549	3-1 F7			2-3 K		1-1 F7				3 0 0 0 0 1 1								
Jim Thome, L (1, 10) OBP: 0.425, SLG: 0.727		3-2 F7		1-1 F8		0-1 HR				3 1 1 1 0 0 1								
Pat Burrell, R (1, 7) OBP: 0.391, SLG: 0.476		2-1 F7		1-0 F8		4-2 26 G5-3 BB				2 0 0 0 1 0 1								
26 Chase Utley, L (1, 3) OBP: 0.254, SLG: 0.436		0-2 K			0-2 F7		0-2 G5-3			3 0 0 0 0 1 1								
David Bell, R (1, 5) OBP: 0.351, SLG: 0.425			0-1 F7		4-2 BB		2-2 P4			2 0 0 0 1 0 1								
Shawn Wooten, R (7, 5) OBP: 0.213, SLG: 0.227										0 0 0 0 0 0 0								
Mike Lieberthal, R (1, 2) OBP: 0.311, SLG: 0.423			1-2 HBP		0-0 P2		2-2 F7			2 0 0 0 0 0 2								
Doug Glanville, R (1, 8) OBP: 0.231, SLG: 0.230			1-0 F9		0-2 F9		0-3 K2-3			3 0 0 0 0 1 2								
Inning Stats	R: 0 E: 0 K: 0 S: 5	H: 0 LOB: 0 BB: 0 P: 10	R: 0 E: 0 K: 1 S: 10	H: 0 LOB: 1 BB: 0 P: 15	R: 0 E: 0 K: 0 S: 8	H: 1 LOB: 1 BB: 0 P: 12	R: 0 E: 0 K: 0 S: 14	H: 0 LOB: 1 BB: 1 P: 18	R: 0 E: 0 K: 0 S: 7	H: 0 LOB: 0 BB: 0 P: 11	R: 1 E: 0 K: 0 S: 14	H: 1 LOB: 1 BB: 1 P: 22	R: 0 E: 0 K: 1 S: 6	H: 0 LOB: 0 BB: 0 P: 7	1B: 1 2B: 0 3B: 0 HR: 1	SF: 0 SAC: 0 DP: 0 HBP: 1	WP: 0 PB: 0 SB: 0 CS: 0	PA: 29
PITCHER	IP WLS BF H R ER SO BB IBB HBP BLK WP HR S P ERA WHIP																	
Pedro Martinez, R (1, 1) ERA: 3.73	7.0 W 26 2 1 1 2 2 0 1 0 0 1 66 99 1.29 0.571																	
Curt Leskanic, R (8, 1) ERA: 7.56	1.0 3 0 0 0 1 0 0 0 0 0 0 6 7 0.00 0.000																	

livebaseballscorecards.com

AB	26
R	1
H	2
RBI	1
BB	2
SO	3
LOB	10



Batter	1	2	3	4	5	6	7	8	9
18 Johnny Damon, L OBP: 0.380, SLG: 0.424	1-2 G4-3		0-0 G4-6-3 1B		1-1 B5	4-2 34 WP 1B 2B BB	0-0 P2		
Mark Bellhorn, S OBP: 0.389, SLG: 0.427	3-3 K		2-1 G4-6-3 1-2f		1-3 K	2-0 34 WP 1-2 2B 1B 3-H	4-2 BB		
34 David Ortiz, L OBP: 0.356, SLG: 0.584	1-2 G6-3		0-0 2B			1-2 HR 2B BB	1-2 P6		
Manny Ramirez, R OBP: 0.438, SLG: 0.651 Gabe Kapler, R OBP: 0.304, SLG: 0.352		2-2 HR	0-1 2B			0-1 F9 2B	0-1 G6-3		
Nomar Garciaparra, R OBP: 0.298, SLG: 0.423 Cesar Crespo, S OBP: 0.167, SLG: 0.218		0-1 F7	0-0 F8			0-1 F8 G3-1	2-0		
Trot Nixon, L OBP: 0.412, SLG: 0.704		3-1 G3		1-1 F9		4-2 1B 1B BB	4-1 1B 20 2B BB		
Kevin Millar, R OBP: 0.349, SLG: 0.394		4-2 1B BB		1-1 F8		0-1 1B 20 2B 1B	1-3 K		
Jason Varitek, S OBP: 0.398, SLG: 0.459		3-1 1-2 1B		0-0 F8		1-2 20 2B 1B 1-3 2-H	0-0 20 2B 1B 1-2 20 2B 1B		
20 Kevin Youkilis, R OBP: 0.376, SLG: 0.449		2-2 L5			0-3 K	0-1 1B 2B 1-H 3-H	3-1 1-H 2-H 2B		

Inning Stats	R: 0 E: 0 K: 1 S: 11	H: 0 LOB: 0 BB: 0 P: 16	R: 1 E: 0 K: 0 S: 16	H: 2 LOB: 2 BB: 1 P: 30	R: 1 E: 0 K: 0 S: 7	H: 3 LOB: 1 BB: 0 P: 9	R: 0 E: 0 K: 0 S: 5	H: 0 LOB: 0 BB: 0 P: 7	R: 0 E: 0 K: 2 S: 8	H: 0 LOB: 0 BB: 0 P: 10	R: 8 E: 0 K: 0 S: 30	H: 6 LOB: 1 BB: 3 P: 54	R: 2 E: 0 K: 1 S: 13	H: 2 LOB: 2 BB: 2 P: 26	R: 0 E: 0 K: 0 S: 2	H: 0 LOB: 0 BB: 0 P: 4
--------------	-------------------------------	----------------------------------	-------------------------------	----------------------------------	------------------------------	---------------------------------	------------------------------	---------------------------------	------------------------------	----------------------------------	-------------------------------	----------------------------------	-------------------------------	----------------------------------	------------------------------	---------------------------------

PITCHER	IP	WLS	BF	H	R	ER	SO	BB	IBB	HBP	BLK	WP	HR	S	P	ERA	WHIP
Paul Abbott, R ERA: 6.42	(1, 1)	5.2	L	25	7	5	3	2	0	0	0	0	2	60	93	7.94	1.588
Roberto Hernandez, R ERA: 5.53	(6, 1)	0.0		3	2	1	0	1	0	0	0	0	0	10	15	∞	∞
Brian Powell, R ERA: 5.87	(6, 1)	1.1		11	4	6	1	3	0	0	0	1	0	20	44	40.50	5.250
Geoff Geary, R ERA: 6.43	(8, 1)	0.1		2	0	0	0	0	0	0	0	0	0	2	4	0.00	0.000

BOTTOM

Philadelphia Phillies @ Boston Red Sox
Fenway Park, Boston, MA
 Fri Jun 25 2004, 7:05 PM EDT
 Att: 35,059 - Sunny - 76 F

AB	R	H	RBI	BB	SO	LOB
4	1	1	0	1	0	1
4	1	1	1	1	2	1
4	3	2	1	1	0	2
4	1	3	5	0	0	0
1	0	0	0	0	0	0
4	0	0	0	0	0	2
1	0	0	0	0	0	0
2	2	0	0	2	0	0
3	1	1	0	1	1	1
4	2	3	1	0	0	0
4	1	2	4	0	1	2

AB	35
R	12
H	13
RBI	12
BB	6
SO	4
LOB	9



1B	6	SF	0	WP	1	PA	41
2B	5	SAC	0	PB	0		
3B	0	DP	1	SB	0		
HR	2	HBP	0	CS	0		

livebaseballscorecards.com

Batter	1	2	3	4	5	6	7	8	9	AB R H RBI BB SO LOB	TOP														
11 Jimmy Rollins, S (1, 6) OBP: 0.328, SLG: 0.386	1-0 F9	4-2 BB		2-2 E1 SH1-4 E		0-1 G4-3	3-1 E8 1B		1-3 K	5 1 1 2 1 1 1															
Placido Polanco, R (1, 4) OBP: 0.307, SLG: 0.349	1-1 G6-3	0-2 F8		0-0 SH1-4		2-1 HBP 1B	2-3 K			4 0 1 0 0 1 3															
Bobby Abreu, L (1, 9) OBP: 0.426, SLG: 0.547	4-2 BB		1-0 FC6-4 BB 1B	1-1 E3 HR		1-2 HBP		1-2 G5-3		3 1 1 1 1 0 0															
Jim Thome, L (1, 10) OBP: 0.425, SLG: 0.732	2-2 P4		4-2 FC6-4 BB	1-0 HR		2-3 K	0-1 F8			4 1 1 2 1 1 3															
Pat Burrell, R (1, 7) OBP: 0.387, SLG: 0.470		0-0 P6	3-3 K	1-3 K		1-2 G5-3		2-2 26 1B		5 0 1 0 0 2 4															
26 Chase Utley, L (1, 3) OBP: 0.269, SLG: 0.439		0-0 1B 1B	0-2 FC6-4	0-1 G3			4-1 2B 1B BB	0-0 1B		4 2 2 0 1 0 2															
David Bell, R (1, 5) OBP: 0.348, SLG: 0.425		2-3 K	0-2 P6		1-3 K		3-1 WP 11 E 2B	0-1 G4-3		5 1 1 0 0 2 5															
Jason Michaels, R (1, 8) OBP: 0.429, SLG: 0.474		2-2 1B E 1B		0-0 1B 11 E 1B	3-2 F8		0-1 WP 11 1B 1B		2-2 F9	5 2 3 1 0 0 0															
Todd Pratt, R (1, 2) OBP: 0.362, SLG: 0.322		0-1 E8 1B		0-0 SH1-4 11 E 1B	2-3 K		1-3 K		2-3 K	5 1 2 1 0 3 2															
Inning Stats	R: 0 E: 0 K: 0 S: 10	H: 0 LOB: 1 BB: 1 P: 18	R: 2 E: 1 K: 1 S: 16	H: 3 LOB: 2 BB: 1 P: 24	R: 0 E: 0 K: 1 S: 13	H: 1 LOB: 2 BB: 1 P: 21	R: 5 E: 2 K: 1 S: 15	H: 3 LOB: 0 BB: 0 P: 20	R: 0 E: 0 K: 2 S: 9	H: 0 LOB: 0 BB: 0 P: 15	R: 0 E: 0 K: 1 S: 12	H: 1 LOB: 2 BB: 0 P: 18	R: 2 E: 1 K: 2 S: 14	H: 3 LOB: 1 BB: 1 P: 27	R: 0 E: 0 K: 0 S: 13	H: 2 LOB: 2 BB: 0 P: 16	R: 0 E: 0 K: 2 S: 10	H: 0 LOB: 0 BB: 0 P: 15	1B: 11 2B: 1 3B: 0 HR: 1	SF: 0 SAC: 1 DP: 0 HBP: 1	WP: 1 PB: 0 SB: 0 CS: 0	PA: 46			
PITCHER	IP	WLS	BF	H	R	ER	SO	BB	IBB	HBP	BLK	WP	HR	S	P	ERA	WHIP								
Bronson Arroyo, R (1, 1) ERA: 4.68	5.0	L	27	7	7	2	5	3	0	0	0	0	1	63	98	3.60	2.000								
Lenny DiNardo, L (6, 1) ERA: 4.07	1.2		10	4	2	2	2	1	0	1	0	1	0	23	40	10.80	3.000								
Curt Leskanic, R (7, 1) ERA: 7.0	1.1		6	2	0	0	1	0	0	0	0	0	0	16	21	0.00	1.500								
50 Mike Timlin, R (9, 1) ERA: 2.97	1.0		3	0	0	0	2	0	0	0	0	0	0	10	15	0.00	0.000								

Philadelphia Phillies @ Boston Red Sox
Fenway Park, Boston, MA
Sat Jun 26 2004, 1:20 PM EDT
Att. 34,712 - Unknown - 68 F

AB	40
R	9
H	13
RBI	7
BB	4
SO	10
LOB	20



Batter	1	2	3	4	5	6	7	8	9	AB	R	H	RBI	BB	SO	LOB
18 Johnny Damon, L OBP: 0.380, SLG: 0.424	2-3 K		3-2 34 BB 2B	1-0 G3			1-2 1B	2-1 G3		5	1	2	0	0	1	3
Mark Bellhorn, S OBP: 0.386, SLG: 0.423	2-1 G5-3		2-2 F8		2-0 G6-4-3 1B		2-3 K		2-3 K	5	0	1	0	0	2	3
34 David Ortiz, L OBP: 0.357, SLG: 0.580	2-1 1B		4-1 2B	1-2 BB		1-3 K	0-0 F8		1-1 G3	4	0	1	0	1	1	3
Manny Ramirez, R OBP: 0.438, SLG: 0.653 Dave McCarty, R OBP: 0.323, SLG: 0.398	0-2 1B		0-0 2B	1-3 2-H	0-2 G6-4-3		0-3 K		1-2 P4	4	0	2	1	0	1	3
Nomar Garciaparra, R OBP: 0.279, SLG: 0.393 Cesar Crespo, S OBP: 0.167, SLG: 0.218		2-2 F9	0-1 L5			1-3 K		0-0 P4		4	0	0	0	0	1	2
Kevin Millar, R OBP: 0.352, SLG: 0.396		0-2 F9	0-1 P6			0-0 1B		1-1 FC3-6 1B		4	0	2	0	0	0	2
Jason Varitek, S OBP: 0.402, SLG: 0.466 Doug Mirabelli, R OBP: 0.349, SLG: 0.632		3-2 20 1B		3-2 2B		1-3 K		1-2 FC3-6 20 1B 2B		3	0	2	0	0	1	1
20 Kevin Youkilis, R OBP: 0.380, SLG: 0.450		3-1 1B		0-2 K		3-2 P3		2-2 2B 1B		4	0	2	0	0	1	2
Gabe Kapler, R OBP: 0.310, SLG: 0.364		2-2 F8		0-3 K			1-2 34 F8 18 1B	0-1 2B		4	0	2	1	0	1	3

Inning Stats	R: 0	H: 2	E: 0	LOB: 2	K: 1	BB: 0	S: 10	P: 16	R: 0	H: 2	E: 0	LOB: 2	K: 0	BB: 0	S: 14	P: 24	R: 1	H: 2	E: 0	LOB: 2	K: 0	BB: 1	S: 12	P: 21	R: 0	H: 1	E: 0	LOB: 1	K: 2	BB: 0	S: 12	P: 16	R: 0	H: 1	E: 0	LOB: 0	K: 1	BB: 0	S: 8	P: 11	R: 0	H: 1	E: 0	LOB: 1	K: 2	BB: 0	S: 11	P: 16	R: 0	H: 2	E: 0	LOB: 2	K: 2	BB: 0	S: 15	P: 19	R: 1	H: 3	E: 0	LOB: 2	K: 0	BB: 0	S: 18	P: 24	R: 0	H: 0	E: 0	LOB: 0	K: 1	BB: 0	S: 8	P: 12	1B: 11	SF: 0	2B: 3	SAC: 0	3B: 0	DP: 1	HR: 0	HBP: 0	WP: 0	PA: 40
--------------	------	------	------	--------	------	-------	-------	-------	------	------	------	--------	------	-------	-------	-------	------	------	------	--------	------	-------	-------	-------	------	------	------	--------	------	-------	-------	-------	------	------	------	--------	------	-------	------	-------	------	------	------	--------	------	-------	-------	-------	------	------	------	--------	------	-------	-------	-------	------	------	------	--------	------	-------	-------	-------	------	------	------	--------	------	-------	------	-------	--------	-------	-------	--------	-------	-------	-------	--------	-------	--------

PITCHER	IP	WLS	BF	H	R	ER	SO	BB	IBB	HBP	BLK	WP	HR	S	P	ERA	WHIP
Randy Wolf, L ERA: 2.87	(1, 1)	4.0		7	1	1	3	1	0	0	0	0	0	48	77	2.25	2.000
63 Ryan Madson, R ERA: 2.51	(5, 1)	2.1	W	10	4	0	4	0	0	0	0	0	0	30	42	0.00	1.714
Rheal Cormier, L ERA: 4.54	(7, 1)	1.2		8	3	1	1	0	0	0	0	0	0	22	28	5.40	1.800
Tim Worrell, R ERA: 2.82	(9, 1)	1.0		3	0	0	1	0	0	0	0	0	0	8	12	0.00	0.000

BOTTOM

Philadelphia Phillies @ Boston Red Sox
Fenway Park, Boston, MA
Sat Jun 26 2004, 1:20 PM EDT
Att: 34,712 - Unknown - 68 F

livebaseballscorecards.com

AB	39
R	2
H	14
RBI	2
BB	1
SO	9
LOB	23



Batter	1	2	3	4	5	6	7	8	9	AB R H RBI BB SO LOB	TOP		
11 Jimmy Rollins, S (1, 6) OBP: 0.326, SLG: 0.386	0-1 F8		0-1 1B 2B		1-2 F9		0-2 G1-3	1-0 F8		5 1 1 0 0 0 2			
Placido Polanco, R (1, 4) OBP: 0.320, SLG: 0.358	1-1 P4		1-1 FC4-6 WP 2-H 1B		1-2 CS 1B		4-2 FC4-6 E BB		2-2 1B 1B	4 0 3 1 1 0 0			
Bobby Abreu, L (1, 9) OBP: 0.425, SLG: 0.548	0-1 G6-3		3-3 K 1-2		2-2 K 1-2 2B		1-2 E5 FC4-6		2-1 WP 1B 1-3	5 0 2 0 0 1 2			
Jim Thome, L (1, 10) OBP: 0.421, SLG: 0.720		0-0 F8	4-2 FC4-6 BB		2-3 K		0-0 FC4-6 1-2f 2-3		0-0 P2	4 0 0 0 1 1 5			
Pat Burrell, R (1, 7) OBP: 0.384, SLG: 0.477		0-0 HR	3-2 FC4-6 1-2f 2-3			2-3 K	0-3 K		3-3 K 1-2	5 1 1 1 0 3 6			
26 Chase Utley, L (1, 3) OBP: 0.274, SLG: 0.437		2-2 G4-3	2-2 F8			2-2 1B 1B		0-0 FC5-4 1B	1-3 K	5 0 2 0 0 1 4			
David Bell, R (1, 5) OBP: 0.351, SLG: 0.439		0-0 HR		0-0 F7		1 SAFE 2-2 SAFE 1-3 1B		1-2 FC5-4 1B 1-2f		4 1 2 1 0 0 1			
Jason Michaels, R (1, 8) OBP: 0.432, SLG: 0.467		4-2 BB		1-3 K		3-3 K		1-2 1B		3 0 1 0 1 2 2			
Todd Pratt, R (1, 2) OBP: 0.342, SLG: 0.302		1-2 K		0-1 F8		1-3 K		0-3 K		4 0 0 0 0 3 5			
Inning Stats	R: 0 H: 0 E: 0 LOB: 0 K: 0 BB: 0 S: 6 P: 7	R: 2 H: 2 E: 0 LOB: 1 K: 1 BB: 1 S: 11 P: 18	R: 1 H: 2 E: 0 LOB: 2 K: 1 BB: 1 S: 15 P: 28	R: 0 H: 0 E: 0 LOB: 0 K: 1 BB: 0 S: 7 P: 8	R: 0 H: 2 E: 0 LOB: 1 K: 1 BB: 0 S: 13 P: 19	R: 0 H: 2 E: 0 LOB: 2 K: 3 BB: 0 S: 20 P: 30	R: 0 H: 0 E: 1 LOB: 2 K: 1 BB: 1 S: 16 P: 21	R: 0 H: 2 E: 0 LOB: 2 K: 1 BB: 0 S: 13 P: 16	R: 0 H: 2 E: 0 LOB: 2 K: 2 BB: 0 S: 14 P: 22	1B: 8 SF: 0 2B: 2 SAC: 0 3B: 0 DP: 0 HR: 2 HBP: 0	WP: 2 PA: 42 PB: 0 SB: 0 CS: 1		
PITCHER	IP WLS BF H R ER SO BB IBB HBP BLK WP HR S P ERA WHIP											PITCHER	IP WLS BF H R ER SO BB IBB HBP BLK WP HR S P ERA WHIP
38 Curt Schilling, R (1, 1) ERA: 3.24	6.0 W 27 8 3 3 7 2 0 0 0 1 2 72 110 4.50 1.667												
Alan Embree, L (7, 1) ERA: 5.02	0.2 H 4 0 0 0 0 1 0 0 0 0 0 12 17 0.00 1.500												
50 Mike Timlin, R (7, 1) ERA: 2.88	1.1 H 6 2 0 0 2 0 0 0 0 0 0 17 20 0.00 1.500												
Keith Foulke, R (9, 1) ERA: 1.14	1.0 5 2 0 0 2 0 0 0 0 1 0 14 22 0.00 2.000												

Philadelphia Phillies @ Boston Red Sox
Fenway Park, Boston, MA
Sun Jun 27 2004, 2:05 PM EDT
Att. 34,739 - Cloudy - 73 F

AB	39
R	3
H	12
RBI	3
BB	3
SO	11
LOB	27



Batter	1	2	3	4	5	6	7	8	9
18 Johnny Damon, L (1, 8) OBP: 0.383, SLG: 0.425	4-2 G4-6-3 BB		2-2 1B 2B 1B		0-1 G4-3		0-1 FC3-6 34 2B	2-1 HR 1B	
Mark Bellhorn, S (1, 4) OBP: 0.389, SLG: 0.435	0-0 G4-6-3 1-2f		0-0 2B 2B 1B		4-2 34 HR BB		1-0 F7	0-0 HR 1B	
34 David Ortiz, L (1, 3) OBP: 0.359, SLG: 0.592 Dave McCarty, R (8, 3) OBP: 0.320, SLG: 0.393	0-0 F8		2-3 K		0-0 1-H HR		0-2 1-H 2B	1-0 F9	
Manny Ramirez, R (1, 10) OBP: 0.442, SLG: 0.660		4-2 G3 BB	1-2 2B 2B		2-3 K		0-0 2-H 2B		
Nomar Garciaparra, R (1, 6) OBP: 0.277, SLG: 0.400		2-2 F8	0-0 2B		0-0 G6-3		1-1 F9		
Trot Nixon, L (1, 9) OBP: 0.368, SLG: 0.613		3-2 G3	0-1 P5			1-0 F9		2-2 G5-3	
Jason Varitek, S (1, 2) OBP: 0.396, SLG: 0.458		0-0 G4-3		0-0 G3-1		0-1 F7		1-3 K	
Kevin Millar, R (1, 7) OBP: 0.350, SLG: 0.398 Gabe Kapler, R (8, PR) OBP: 0.310, SLG: 0.364 (9, 7)			2-1 P5	1-3 K		2-0 F9		0-0 20 PB 1B 2B	
20 Kevin Youkilis, R (1, 5) OBP: 0.391, SLG: 0.456			4-2 1B 18 1B 2B BB	2-3 K			1-0 18 FC3-6 1B	1-1 HR 1B	

Inning Stats	R: 0	H: 0	E: 0	K: 5	S: 5	L: 0	LOB: 0	BB: 1	P: 9	R: 0	H: 0	E: 0	K: 13	S: 13	R: 4	H: 4	E: 0	K: 1	S: 19	R: 0	H: 0	E: 0	K: 2	S: 7	R: 2	H: 1	E: 0	K: 1	S: 10	R: 0	H: 0	E: 0	K: 4	S: 4	R: 2	H: 3	E: 0	K: 0	S: 10	R: 4	H: 4	E: 0	K: 1	S: 13	1B: 5	2B: 5	3B: 0	HR: 2	SF: 0	SAC: 0	DP: 1	HBP: 0	WP: 0	PA: 39
--------------	------	------	------	------	------	------	--------	-------	------	------	------	------	-------	-------	------	------	------	------	-------	------	------	------	------	------	------	------	------	------	-------	------	------	------	------	------	------	------	------	------	-------	------	------	------	------	-------	-------	-------	-------	-------	-------	--------	-------	--------	-------	--------

PITCHER	IP	WLS	BF	H	R	ER	SO	BB	IBB	HBP	BLK	WP	HR	S	P	ERA	WHIP
39 Brett Myers, R (1, 1) ERA: 4.93	6.2	L	31	8	8	8	4	4	0	0	0	0	1	66	104	10.80	1.800
Geoff Geary, R (7, 1) ERA: 6.28	0.1		1	0	0	0	0	0	0	0	0	0	2	3		0.00	0.000
Billy Wagner, L (8, 1) ERA: 4.7	1.0		7	4	4	4	1	0	0	0	0	0	1	13	20	36.00	4.000

AB R H RBI BB SO LOB

4	3	2	0	1	0	1
4	3	2	3	1	0	2
4	2	2	3	0	1	3
1	0	0	0	0	0	1
3	1	2	3	1	1	0
4	0	1	2	0	0	2
4	0	0	0	0	0	2
4	0	0	0	0	1	1
4	0	1	0	0	1	0
0	1	0	0	0	0	0
3	2	2	1	1	1	0

AB	35
R	12
H	12
RBI	12
BB	4
SO	5
LOB	12



WP	HR	S	P	ERA	WHIP
0	1	13	20	36.00	4.000

Philadelphia Phillies @ Boston Red Sox
Fenway Park, Boston, MA
 Sun Jun 27 2004, 2:05 PM EDT
 Att: 34,739 - Cloudy - 73 F

livebaseballscorecards.com

Batter	1	2	3	4	5	6	7	8	9	AB R H RBI BB SO LOB	TOP											
Brad Wilkerson, L (1, 8) OBP: 0.357, SLG: 0.472	2-2 HR		1-3 K		1-2 G3		1-0 L9		3-3 K	5 1 1 1 0 2 2												
Orlando Cabrera, R (1, 6) OBP: 0.296, SLG: 0.325	0-2 L4		4-2 1B BB		0-0 F8		3-1 F9			3 0 0 0 1 0 1												
Jose Vidro, S (1, 4) OBP: 0.346, SLG: 0.439	1-1 G5-3		0-0 FC4 1B			4-0 HR BB		2-1 HR		3 2 2 1 1 0 0												
24 Nick Johnson, L (1, 3) OBP: 0.388, SLG: 0.464	2-3 K		3-1 F6			1-1 P5		0-0 G4-3		4 0 0 0 0 1 3												
Tony Batista, R (1, 5) OBP: 0.254, SLG: 0.360		0-1 WP S HR 1B	1-0 FC4			2-2 HR		2-2 P4		4 2 2 2 0 0 2												
Juan Rivera, R (1, 9) OBP: 0.294, SLG: 0.367		3-3 K		0-3 K		1-2 G6-3		2-2 F9		4 0 0 0 0 2 1												
Termel Sledge, L (1, 7) OBP: 0.320, SLG: 0.433		3-2 HR		2-3 K		1-3 K			4-0 BB	3 1 1 2 1 2 0												
Brian Schneider, L (1, 2) OBP: 0.296, SLG: 0.440		2-3 K		0-0 G4-3			1-0 F7		2-2 F8	4 0 0 0 0 1 1												
Sun-Woo Kim, R (1, 1) OBP: 0.231, SLG: 0.308			0-3 K			3-3 K			3-2 P4	1 0 0 0 0 0 1 0												
52 T.J. Tucker, R (4, 1) OBP: 0.333, SLG: 0.333										0 0 0 0 0 0 0 0												
Andy Fox, L (5, PH) OBP: 0.114, SLG: 0.200										1 0 0 0 0 0 1 0												
Claudio Vargas, R (5, 1) OBP: 0.090, SLG: 0.050										0 0 0 0 0 0 0 0												
Jamey Carroll, R (7, PH) OBP: 0.381, SLG: 0.405										0 0 0 0 0 1 0 0												
Rocky Biddle, R (7, 1)										0 0 0 0 0 0 0 0												
32 Chad Cordero, R (8, 1)										0 0 0 0 0 0 0 0												
Einar Diaz, R (9, PH) OBP: 0.250, SLG: 0.285										1 0 0 0 0 0 0 1												
Inning Stats	R: 1 E: 0 K: 1 S: 11	H: 1 LOB: 0 BB: 0 P: 16	R: 2 E: 0 K: 3 S: 15	H: 2 LOB: 0 BB: 0 P: 23	R: 0 E: 0 K: 1 S: 9	H: 0 LOB: 2 BB: 1 P: 18	R: 0 E: 0 K: 2 S: 7	H: 0 LOB: 0 BB: 0 P: 9	R: 0 E: 0 K: 1 S: 8	H: 0 LOB: 0 BB: 0 P: 12	R: 2 E: 0 K: 1 S: 13	H: 1 LOB: 0 BB: 1 P: 22	R: 0 E: 0 K: 0 S: 6	H: 0 LOB: 1 BB: 1 P: 15	R: 1 E: 0 K: 0 S: 11	H: 1 LOB: 0 BB: 0 P: 17	R: 0 E: 0 K: 1 S: 9	H: 0 LOB: 1 BB: 1 P: 21	1B: 2 2B: 0 3B: 0 HR: 4	SF: 0 SAC: 0 DP: 0 HBP: 0	WP: 1 PB: 0 SB: 1 CS: 0	PA: 37
PITCHER	IP WLS BF H R ER SO BB IBB HBP BLK WP HR S P ERA WHIP																					
Kevin Millwood, R (1, 1) ERA: 4.93	6.0 W 25 5 5 5 9 2 0 0 0 1 3 63 100 7.50 1.167																					
Geoff Geary, R (7, 1) ERA: 6.06	2.0 8 1 1 1 0 1 0 0 0 0 1 17 32 4.50 1.000																					
Brian Powell, R (9, 1) ERA: 5.51	1.0 4 0 0 0 0 1 1 0 0 0 0 9 21 0.00 1.000																					

Montreal Expos @ Philadelphia Phillies
 Citizens Bank Park, Philadelphia, PA
 Mon Jun 28 2004, 7:05 PM EDT
 Att. 39,444 - Overcast - 82 F

livebaseballscorecards.com

AB	33
R	6
H	6
RBI	6
BB	4
SO	10
LOB	11



Batter	1	2	3	4	5	6	7	8	9	AB	R	H	RBI	BB	SO	LOB
11 Jimmy Rollins, S OBP: 0.326, SLG: 0.383 (1, 6)	2-2 P6	1-1 HBP		2-2 FC4-6 1B 1-2f	2-3 K	2-3 K		0-0 G1-6-3 1B		5	1	1	0	0	2	2
Placido Polanco, R OBP: 0.315, SLG: 0.352 (1, 4)	0-1 G5-3	1-0 P3		2-2 2B 1-3 1B	0-1 G5-3		2-2 G4-3	1-1 G1-6-3 1-2f		6	1	1	0	0	0	6
Bobby Abreu, L OBP: 0.434, SLG: 0.561 (1, 9)	2-1 1B		4-2 BB BB	2-2 1B 1-3 2B 3-H		1-1 1B 1B 2B	4-1 3B BB			3	3	3	1	2	0	0
Jim Thome, L OBP: 0.424, SLG: 0.715 (1, 3)	3-2 P2		2-3 K	4-1 E 1B HR IBB		4-0 1B 1B SF8 IBB	1-1 3B 1B			3	3	1	0	2	1	2
Pat Burrell, R OBP: 0.388, SLG: 0.492 (1, 7)		2-2 HR	2-1 L8	0-2 E8 HR 1B 1-3 2-H 2-3 3-H		0-0 26 HR 1B 1B	0-0 F7			5	3	3	3	0	0	3
David Bell, R OBP: 0.362, SLG: 0.473 (1, 5)		2-0 F8 2B	4-2 BB	2-2 HR		1-2 26 HR 1B	2-2 3B			4	2	4	6	1	0	0
Mike Lieberthal, R OBP: 0.305, SLG: 0.416 (1, 2)		1-3 K	0-0 L9	0-0 G5-3		0-1 SF8	3-2 G1-3			4	0	0	1	0	1	4
Jason Michaels, R OBP: 0.418, SLG: 0.446 (1, 8)		1-1 F8		2-2 F8	2-1 SH3-4 1B	3-3 K		2-2 G4-3		5	0	1	0	0	1	3
Kevin Millwood, R OBP: 0.226, SLG: 0.241 (1, 1)		4-1 11 HBP		4-1 11 FC4-6 BB		1-1 SH3-4		4-1 11 1B		0	0	0	0	2	0	0
26 Chase Utley, L OBP: 0.280, SLG: 0.467 (6, PH)										1	1	1	3	0	0	0
Geoff Geary, R (7, 1)										0	0	0	0	0	0	0
Shawn Wooten, R OBP: 0.229, SLG: 0.227 (8, PH)										0	0	0	0	1	0	0
Brian Powell, R (9, 1)										0	0	0	0	0	0	0

Inning Stats	R: 0	H: 1	E: 0	LOB: 1	K: 0	BB: 0	S: 13	R: 1	H: 2	E: 0	LOB: 3	K: 1	BB: 1	S: 14	R: 0	H: 0	E: 0	LOB: 2	K: 1	BB: 2	S: 10	R: 6	H: 4	E: 1	LOB: 0	K: 0	BB: 2	S: 21	R: 0	H: 1	E: 0	LOB: 1	K: 1	BB: 0	S: 9	R: 5	H: 4	E: 0	LOB: 0	K: 2	BB: 1	S: 16	R: 2	H: 2	E: 0	LOB: 1	K: 0	BB: 1	S: 14	R: 0	H: 1	E: 0	LOB: 1	K: 0	BB: 1	S: 7
	0	1	0	1	0	0	13	1	2	0	3	1	1	14	0	0	0	2	1	2	10	6	4	1	0	0	2	0	9	1	1	0	1	5	4	0	0	2	1	16	2	2	0	1	14	0	2	0	7	0	1	7				

PITCHER	IP	WLS	BF	H	R	ER	SO	BB	IBB	HBP	BLK	WP	HR	S	P	ERA	WHIP
Sun-Woo Kim, R ERA: 4.95 (1, 1)	3.2	L	23	6	6	6	2	4	1	1	0	0	1	54	101	14.73	2.727
52 T.J. Tucker, R ERA: 4.35 (4, 1)	0.1		2	1	1	1	0	0	0	0	0	0	1	4	6	27.00	3.000
Claudio Vargas, R ERA: 5.82 (5, 1)	2.0		12	5	5	5	3	0	1	0	0	0	1	25	41	22.50	2.500
Rocky Biddle, R ERA: 7.71 (7, 1)	1.0		6	2	2	2	0	1	0	0	0	0	0	14	26	18.00	3.000
32 Chad Cordero, R ERA: 2.55 (8, 1)	1.0		4	1	0	0	0	1	0	0	0	0	0	7	14	0.00	2.000

BOTTOM

Montreal Expos @ Philadelphia Phillies
Citizens Bank Park, Philadelphia, PA

Mon Jun 28 2004, 7:05 PM EDT
Att: 39,444 - Overcast - 82 F

AB	36
R	14
H	15
RBI	14
BB	8
SO	5
LOB	20



WP	PA	47
1B: 8	SF: 1	WP: 0
2B: 3	SAC: 1	PA: 47
3B: 1	DP: 1	PB: 0
HR: 3	HBP: 1	SB: 0
		CS: 0

Batter	1	2	3	4	5	6	7	8	9	AB R H RBI BB SO LOB	TOP											
Brad Wilkerson, L OBP: 0.354, SLG: 0.465 (1, 8) C X	0-1 B4	4-1 BB			2-2 F8	3-2 G3-1			2-3 K	4 0 0 0 1 1 1												
Orlando Cabrera, R OBP: 0.298, SLG: 0.330 (1, 6) C B B F C X	2-2 G4-3 S	1-2 G6-3			0-0 1B 24 HR S			0-1 F8	1-0 G4-3	5 2 2 0 0 0 3												
Jose Vidro, S OBP: 0.349, SLG: 0.440 (1, 4) Andy Fox, L OBP: 0.111, SLG: 0.194 (6, 4) C B B F C X	3-2 G4-3 2-H			4-2 24 BB BB	2-2 24 WP 24 HR 1-3 1B			0-0 G6-3		2 1 1 1 1 0 0 1 0 0 0 0 0 0												
Tony Batista, R OBP: 0.250, SLG: 0.354 (1, 5) C B X	1-1 L8			1-1 F7	0-0 P3			0-1 F8		4 0 0 0 0 0 3												
24 Nick Johnson, L OBP: 0.400, SLG: 0.495 (1, 3)		4-2 2B 1B BB		4-1 G5-4-3 BB	2-2 1-H 3-H HR			3-2 G4-3		2 2 1 3 2 0 0												
Juan Rivera, R OBP: 0.299, SLG: 0.396 (1, 9) X		0-0 E 2B		2-2 G5-4-3 1-2f	1-0 HR			1-0 G6-3		4 2 2 1 0 0 2												
Einar Diaz, R OBP: 0.254, SLG: 0.264 (1, 2) B X		1-0 E8 SH1-4 1B 2-H 3-H		0-1 F7	3-2 P5			2-3 K		4 0 1 1 0 1 0												
Jamey Carroll, R OBP: 0.368, SLG: 0.390 (1, 7) Luis Ayala, R OBP: 0.500, SLG: 0.750 (6, 1) Joe Horgan, L (8, 1) Carl Everett, S OBP: 0.344, SLG: 0.407 (9, PH) D B C 1 C 1 X SAFE SAFE	2-2 F7			1-2 F7		0-2 G5-3		1-1 L7		3 0 0 0 0 0 1 0 0 0 0 0 0 0 0 0 0 0 0 0 0 1 0 0 0 0 0 0												
Shawn Hill, R (1, 1) 52 T.J. Tucker, R OBP: 0.250, SLG: 0.250 (3, 1) Rocky Biddle, R (5, 1) Termel Sledge, L OBP: 0.322, SLG: 0.434 (6, PH) (6, 7) X	0-0 SH1-4			2-3 K		3-2 G6-3		3-2 1B		0 0 0 0 0 0 0 1 0 0 0 0 1 0 0 0 0 0 0 0 0 2 0 1 0 0 0 0												
Inning Stats	R: 1 E: 0 K: 0 S: 11	H: 1 LOB: 0 BB: 0 P: 17	R: 2 E: 1 K: 0 S: 14	H: 2 LOB: 2 BB: 2 P: 26	R: 0 E: 0 K: 0 S: 12	H: 0 LOB: 1 BB: 2 P: 23	R: 0 E: 0 K: 1 S: 9	H: 0 LOB: 0 BB: 0 P: 12	R: 4 E: 0 K: 0 S: 17	H: 4 LOB: 0 BB: 0 P: 27	R: 0 E: 0 K: 0 S: 10	H: 0 LOB: 0 BB: 0 P: 16	R: 0 E: 0 K: 0 S: 5	H: 0 LOB: 0 BB: 0 P: 5	R: 0 E: 0 K: 1 S: 11	H: 0 LOB: 0 BB: 0 P: 17	R: 0 E: 0 K: 1 S: 11	H: 1 LOB: 1 BB: 0 P: 18	1B: 4 2B: 2 3B: 0 HR: 2	SF: 0 SAC: 1 DP: 1 HBP: 0	WP: 1 PB: 0 SB: 2 CS: 0	PA: 38
PITCHER	IP WLS BF H R ER SO BB IBB HBP BLK WP HR S P ERA WHIP																					
Eric Milton, L ERA: 4.68 (1, 1)	5.0 W 25 7 7 7 1 4 0 0 0 1 2 63 105 12.60 2.200																					
63 Ryan Madson, R ERA: 2.35 (6, 1)	3.0 9 0 0 0 1 0 0 0 0 0 0 26 38 0.00 0.000																					
Roberto Hernandez, R ERA: 5.34 (9, 1)	1.0 4 1 0 0 1 0 0 0 0 0 0 11 18 0.00 1.000																					

Montreal Expos @ Philadelphia Phillies
Citizens Bank Park, Philadelphia, PA

Tue Jun 29 2004, 7:05 PM EDT
Att. 35,390 - Sunny - 78 F

livebaseballscorecards.com

AB 33
R 7
H 8
RBI 6
BB 4
SO 3
LOB 10



Batter	1	2	3	4	5	6	7	8	9
11 Jimmy Rollins, S OBP: 0.329, SLG: 0.392 (1, 6)	1-1 G6-3	1-1 G3	1-2 2B		3-1 1B HR 1B		0-3 K	0-0 2B	
Placido Polanco, R OBP: 0.316, SLG: 0.367 (1, 4)	0-3 K		HR		2-2 1B HR 1B		0-3 K	2-1 G5-3	
Bobby Abreu, L OBP: 0.437, SLG: 0.570 (1, 9)	3-3 K		4-2 1B BB	4-2 BB	3-2 1B HR		0-3 K		
Jim Thome, L OBP: 0.420, SLG: 0.703 (1, 3)		2-3 K2-3	1-3 K	0-0 L3	4-1 1B BB			2-1 L3	
Pat Burrell, R OBP: 0.391, SLG: 0.498 (1, 7)		3-1 BB	2-2 1B	3-2 L5	3-2 1B			1-2 HR	
Doug Glanville, R OBP: 0.250, SLG: 0.263 (5, 8)			1-2 1B		1-2 1B				
David Bell, R OBP: 0.367, SLG: 0.486 (1, 5)		4-1 BB	0-0 1B		0-0 K			1-0 HR	
Mike Lieberthal, R OBP: 0.306, SLG: 0.413 (1, 2)		4-2 SF7	1-1 L7		0-0 1B	2-0 G6-3		1-0 F7	
Jason Michaels, R OBP: 0.440, SLG: 0.456 (1, 8)		4-0 BB	3-2 1B		4-1 1B	1-3 K		2-2 HR	
Eric Milton, L OBP: 0.156, SLG: 0.103 (1, 1)		0-1 SF7	0-0 1B		3-1 F9	1-3 K		0-1 HR	
Shawn Wooten, R OBP: 0.224, SLG: 0.222 (5, PH)									
63 Ryan Madson, L ERA: 8.26 (6, 1)									
Tomas Perez, S OBP: 0.291, SLG: 0.479 (8, PH)									
Roberto Hernandez, R ERA: 9.39 (9, 1)									

Inning Stats	R: 0	H: 0	E: 0	K: 2	S: 8	L: 0	LOB: 0	BB: 0	P: 12	R: 2	H: 1	E: 0	K: 1	S: 12	L: 0	LOB: 2	BB: 3	P: 30	R: 6	H: 6	E: 0	K: 1	S: 22	L: 0	LOB: 1	BB: 1	P: 36	R: 0	H: 0	E: 0	K: 0	S: 7	R: 5	H: 5	E: 0	K: 1	S: 24	L: 0	LOB: 2	BB: 2	P: 50	R: 0	H: 0	E: 0	K: 2	S: 8	R: 0	H: 0	E: 0	K: 3	S: 10	R: 4	H: 5	E: 0	K: 0	S: 15	L: 0	LOB: 1	BB: 0	P: 24
1B: 9	SF: 1	2B: 5	SAC: 0	3B: 0	DP: 1	HR: 4	HBP: 0	WP: 0	PA: 47																																																			

PITCHER	IP	WLS	BF	H	R	ER	SO	BB	IBB	HBP	BLK	WP	HR	S	P	ERA	WHIP
Shawn Hill, R ERA: 27.0 (1, 1)	2.2	L	19	7	8	8	4	4	0	0	0	0	1	40	75	27.00	4.125
52 T.J. Tucker, R ERA: 5.16 (3, 1)	2.0		9	2	3	3	0	2	0	0	0	0	0	18	39	13.50	2.000
Rocky Biddle, R ERA: 8.26 (5, 1)	0.1		5	3	2	2	1	1	0	0	0	0	1	15	28	54.00	12.000
Luis Ayala, R ERA: 3.43 (6, 1)	2.0		6	0	0	0	5	0	0	0	0	0	0	18	22	0.00	0.000
Joe Horgan, L ERA: 9.39 (8, 1)	1.0		8	5	4	4	0	0	0	0	0	0	2	15	24	36.00	5.000

BOTTOM

Montreal Expos @ Philadelphia Phillies
Citizens Bank Park, Philadelphia, PA

Tue Jun 29 2004, 7:05 PM EDT
Att. 35,390 - Sunny - 78 F

AB	39
R	17
H	17
RBI	17
BB	7
SO	10
LOB	12



Batter	1	2	3	4	5	6	7	8	9	AB R H RBI BB SO LOB	TOP																	
Brad Wilkerson, L (1, 8) OBP: 0.352, SLG: 0.471	1-1 P6	3-3 K			1-2 HR		2-0 G4-3	0-1 F9		5 1 1 1 0 1 5																		
Orlando Cabrera, R (1, 6) OBP: 0.293, SLG: 0.324	0-0 P6	0-2 L9			0-0 F8			3-2 P3	1-0 P2	5 0 0 0 0 0 3																		
Jose Vidro, S (1, 4) OBP: 0.353, SLG: 0.442	2-0 1B				0-0 1B			1-1 SF8 1B	2-2 G6-3	5 1 3 0 0 1 0																		
24 Nick Johnson, L (1, 3) OBP: 0.392, SLG: 0.481	0-1 G4-3				2-1 F8			1-1 SF8 1B	0-1 G6-3	5 1 1 0 0 0 2																		
Tony Batista, R (1, 5) OBP: 0.250, SLG: 0.365		2-1 HR			2-2 G5-3			0-1 SF8		3 1 1 2 0 0 0																		
Termel Sledge, L (1, 7) OBP: 0.326, SLG: 0.429		4-1 BB 1B BB			1-2 G3			1-2 3-H 4-0 1B 1B IBB		2 1 0 0 2 1 0																		
Juan Rivera, R (1, 9) OBP: 0.304, SLG: 0.399		1-0 BB 1B			0-0 G5-3			1-2 1B BB 1B		4 1 2 1 0 0 0																		
Brian Schneider, L (1, 2) OBP: 0.300, SLG: 0.435		4-0 BB			3-3 K			3-2 F7 1B BB		2 0 0 0 2 1 0																		
Zach Day, R (1, 1) Joe Horgan, L (7, 1) Carl Everett, S (8, PH) Andy Fox, L (8, PR) Luis Ayala, R (8, 1) 32 Chad Cordero, R (8, 1)		3-3 K			0-2 G6-3			0-0 1B		3 0 0 0 0 0 2 3 0 0 0 0 0 0 0 0 1 0 1 2 0																		
Inning Stats	R: 0 E: 0 K: 0 S: 6	H: 1 LOB: 1 BB: 0 P: 9	R: 1 E: 0 K: 2 S: 13	H: 2 LOB: 3 BB: 2 P: 30	R: 0 E: 0 K: 1 S: 9	H: 0 LOB: 0 BB: 0 P: 12	R: 0 E: 0 K: 1 S: 7	H: 0 LOB: 0 BB: 0 P: 11	R: 1 E: 0 K: 0 S: 11	H: 2 LOB: 1 BB: 0 P: 14	R: 0 E: 0 K: 1 S: 10	H: 0 LOB: 0 BB: 0 P: 16	R: 0 E: 0 K: 1 S: 8	H: 0 LOB: 0 BB: 0 P: 13	R: 4 E: 0 K: 0 S: 17	H: 4 LOB: 2 BB: 2 P: 31	R: 0 E: 0 K: 0 S: 7	H: 0 LOB: 0 BB: 0 P: 10	1B: 7 2B: 0 3B: 0 HR: 2	SF: 1 SAC: 0 DP: 0 HBP: 0	WP: 0 PB: 0 SB: 0 CS: 0	PA: 40						
PITCHER	IP WLS BF H R ER SO BB IBB HBP BLK WP HR S P ERA WHIP																											
Paul Abbott, R (1, 1) ERA: 6.21	5.0		22	5	2	2	4	2	0	0	0	0	0	2	46	76	3.60	1.400										
Rheal Cormier, L (6, 1) ERA: 4.3	2.0	H	6	0	0	0	2	0	0	0	0	0	0	18	29	0.00	0.000											
Tim Worrell, R (8, 1) ERA: 3.69	0.2	L	8	4	4	4	0	1	1	0	0	0	0	15	29	54.00	7.500											
Geoff Geary, R (8, 1) ERA: 5.6	1.1		4	0	0	0	0	0	0	0	0	0	0	9	12	0.00	0.000											

Montreal Expos @ Philadelphia Phillies
Citizens Bank Park, Philadelphia, PA

AB	35
R	6
H	9
RBI	6
BB	4
SO	6
LOB	13



Wed Jun 30 2004, 7:05 PM EDT
Att. 40,407 - Cloudy - 83 F

livebaseballscorecards.com

Batter	1	2	3	4	5	6	7	8	9	AB	R	H	RBI	BB	SO	LOB
11 Jimmy Rollins, S OBP: 0.330, SLG: 0.393 (1, 6)	2-1 SH5-3 WP 2B	0-0 F8		4-2 BB	3-2 G3-1		0-0 G5-3			4	1	1	0	1	0	5
Placido Polanco, R OBP: 0.314, SLG: 0.365 (1, 4)	0-0 SH5-3		2-2 FC4-6 1B	0-1 G4-3		2-2 G6-3		1-2 G6-3		4	0	1	0	0	0	3
Bobby Abreu, L OBP: 0.439, SLG: 0.571 (1, 9)	4-1 WP BB		0-0 F7		4-0 HR BB	2-2 2B		3-1 F8		3	1	1	0	2	0	1
Jim Thome, L OBP: 0.420, SLG: 0.708 (1, 3)	0-0 P6		0-0 FC4-6	1-2 HR	4-0 IBB		2-3 K			4	1	1	2	1	1	3
David Bell, R OBP: 0.364, SLG: 0.478 (1, 5)	4-1 1-2 BB		2-3 K		0-1 F8	0-0 P3				4	0	0	0	1	2	3
Mike Lieberthal, R OBP: 0.308, SLG: 0.412 (1, 2)	0-1 F8			2-1 11 BB 1B	2-1 E 26 FC1-2 1B	3-2 P2				5	0	2	0	0	1	4
Jason Michaels, R OBP: 0.438, SLG: 0.444 (1, 7)		4-0 SH3-4 BB		1-1 F8	1-2 26 FC1-2 E 1B		1-1 G1-3		1-1 F8	4	0	1	0	1	0	1
Doug Glanville, R OBP: 0.250, SLG: 0.253 (1, 8)		2-1 P3		4-1 11 BB BB	1-0 E4 26 FC1-2		1-0 F9			3	0	0	0	1	0	3
Paul Abbott, R OBP: 0.500, SLG: 0.500 26 Chase Utley, L OBP: 0.278, SLG: 0.463 Rheal Cormier, L Shawn Wooten, R OBP: 0.240, SLG: 0.239 Tim Worrell, R Geoff Geary, R (1, 1) (5, PH) (6, 1) (7, PH) (8, 1) (8, 1)		2-0 SH3-4		0-3 K	0-1 FC1-2		0-2 1B			1	0	0	0	0	1	2

Inning Stats	R: 1	H: 1	E: 0	K: 0	S: 8	H: 1	LOB: 2	BB: 2	P: 18	R: 0	H: 0	E: 0	K: 0	S: 4	R: 0	H: 1	E: 0	K: 1	S: 8	R: 0	H: 1	E: 0	K: 1	S: 12	R: 2	H: 3	E: 1	K: 0	S: 16	R: 0	H: 1	E: 0	K: 0	S: 12	R: 0	H: 0	E: 0	K: 1	S: 9	R: 0	H: 0	E: 0	K: 1	S: 11	R: 0	H: 0	E: 0	K: 2	S: 9	1B: 5	SF: 0	2B: 2	SAC: 2	3B: 0	DP: 0	HR: 1	HBP: 0
--------------	------	------	------	------	------	------	--------	-------	-------	------	------	------	------	------	------	------	------	------	------	------	------	------	------	-------	------	------	------	------	-------	------	------	------	------	-------	------	------	------	------	------	------	------	------	------	-------	------	------	------	------	------	-------	-------	-------	--------	-------	-------	-------	--------

PITCHER	IP	WLS	BF	H	R	ER	SO	BB	IBB	HBP	BLK	WP	HR	S	P	ERA	WHIP
Zach Day, R ERA: 3.4 (1, 1)	6.2		36	8	3	3	2	6	1	0	0	1	1	66	124	4.05	2.100
Joe Horgan, L ERA: 9.0 (7, 1)	0.1	W	1	0	0	0	0	0	0	0	0	0	0	1	1	0.00	0.000
Luis Ayala, R ERA: 3.35 (8, 1)	1.0	H	3	0	0	0	1	0	0	0	0	0	0	11	17	0.00	0.000
32 Chad Cordero, R ERA: 2.49 (9, 1)	1.0	S	3	0	0	0	2	0	0	0	0	0	0	9	15	0.00	0.000

BOTTOM

Montreal Expos @ Philadelphia Phillies
Citizens Bank Park, Philadelphia, PA

Wed Jun 30 2004, 7:05 PM EDT
Att: 40,407 - Cloudy - 83 F

AB	34
R	3
H	8
RBI	2
BB	7
SO	5
LOB	28

WP: 1 PA: 43
PB: 0
SB: 0
CS: 0



PITCHER	IP	WLS	BF	H	R	ER	SO	BB	IBB	HBP	BLK	WP	HR	S	P	ERA	WHIP
Zach Day, R ERA: 3.4 (1, 1)	6.2		36	8	3	3	2	6	1	0	0	1	1	66	124	4.05	2.100
Joe Horgan, L ERA: 9.0 (7, 1)	0.1	W	1	0	0	0	0	0	0	0	0	0	0	1	1	0.00	0.000
Luis Ayala, R ERA: 3.35 (8, 1)	1.0	H	3	0	0	0	1	0	0	0	0	0	0	11	17	0.00	0.000
32 Chad Cordero, R ERA: 2.49 (9, 1)	1.0	S	3	0	0	0	2	0	0	0	0	0	0	9	15	0.00	0.000

Batter	1	2	3	4	5	6	7	8	9	AB R H RBI BB SO LOB	TOP											
Brad Wilkerson, L (1, 8) OBP: 0.354, SLG: 0.481	2-2 HR		4-0 2B 1B BB		2-3 K		0-1 G3-1			3 2 1 1 1 1 1												
Orlando Cabrera, R (1, 6) OBP: 0.302, SLG: 0.332	1-1 F9-4-3 HBP		1-1 1B SF7 2B		4-0 BB			2-2 CS 1B		2 1 2 1 1 0 0												
Jose Vidro, S (1, 4) OBP: 0.355, SLG: 0.454	2-1 F7		0-1 1B		1-0 F9			3-1 1-2 HR		4 1 2 2 0 0 2												
Tony Batista, R (1, 5) OBP: 0.246, SLG: 0.361	0-2 F9-4-3 1-1		1-0 SF7			1-0 F7		1-0 F8		3 0 0 1 0 0 1												
Carl Everett, S (1, 7) OBP: 0.337, SLG: 0.395			0-0 F7			0-0 F7		1-1 G4-3		4 0 0 0 0 0 1												
Juan Rivera, R (1, 9) OBP: 0.297, SLG: 0.389					2-2 G6-3		1-3 K		2-1 G5-3	4 0 0 0 0 1 0												
24 Nick Johnson, L (1, 3) OBP: 0.380, SLG: 0.463					0-3 K				1-1 G3-1	4 0 0 0 0 2 0												
Einar Diaz, R (1, 2) OBP: 0.270, SLG: 0.281			0-1 SH5-4 2B 1B		3-1 F9		1-0 P4		2-2 1B	4 1 2 0 0 0 0												
Scott Downs, L (1, 1) Sun-Woo Kim, R (3, 1) Andy Fox, L (5, PH) Rocky Biddle, R (5, 1) Endy Chavez, L (7, PH) Claudio Vargas, R (7, 1) Jamey Carroll, R (9, PH) OBP: 0.231, SLG: 0.308 OBP: 0.198, SLG: 0.189 OBP: 0.306, SLG: 0.378 OBP: 0.050, SLG: 0.050 OBP: 0.364, SLG: 0.385			2-1 SH5-4		1-3 K		2-1 2B		1-2 F9	0 0 0 0 0 0 0 0 0 0 0 0 0 0 1 0 0 0 0 1 0 0 0 0 0 0 0 0 1 0 1 0 0 0 0 0 0 0 0 0 0 0 1 0 0 0 0 0 1												
Inning Stats	R: 1 E: 0 K: 0 S: 12	H: 1 LOB: 0 BB: 0 P: 17	R: 0 E: 0 K: 0 S: 8	H: 0 LOB: 0 BB: 0 P: 11	R: 3 E: 0 K: 0 S: 10	H: 3 LOB: 1 BB: 1 P: 18	R: 0 E: 0 K: 1 S: 8	H: 0 LOB: 0 BB: 0 P: 13	R: 0 E: 0 K: 2 S: 9	H: 0 LOB: 1 BB: 1 P: 17	R: 0 E: 0 K: 1 S: 6	H: 0 LOB: 0 BB: 0 P: 8	R: 0 E: 0 K: 1 S: 10	H: 1 LOB: 1 BB: 0 P: 16	R: 1 E: 0 K: 0 S: 8	H: 2 LOB: 0 BB: 0 P: 15	R: 0 E: 0 K: 0 S: 10	H: 1 LOB: 1 BB: 0 P: 16	1B: 4 2B: 3 3B: 0 HR: 2	SF: 1 SAC: 1 DP: 1 HBP: 1	WP: 0 PB: 0 SB: 0 CS: 1	PA: 36
PITCHER	IP WLS BF H R ER SO BB IBB HBP BLK WP HR S P ERA WHIP																					
Randy Wolf, L (1, 1) ERA: 3.08	7.0 W 28 5 4 4 5 2 0 1 0 0 1 63 100 5.14 1.000																					
Roberto Hernandez, R (8, 1) ERA: 5.46	1.0 4 2 1 1 0 0 0 0 0 0 0 1 8 15 9.00 2.000																					
Billy Wagner, L (9, 1) ERA: 4.5	1.0 4 1 0 0 0 0 0 0 0 0 0 0 10 16 0.00 1.000																					

Montreal Expos @ Philadelphia Phillies
Citizens Bank Park, Philadelphia, PA

Thu Jul 01 2004, 6:05 PM EDT
Att. 43,246 - Overcast - 82 F

livebaseballscorecards.com

AB	31
R	5
H	8
RBI	5
BB	2
SO	5
LOB	6



Batter	1	2	3	4	5	6	7	8	9	AB	R	H	RBI	BB	SO	LOB
11 Jimmy Rollins, S OBP: 0.334, SLG: 0.395 (1, 6)	1-2 BB FC4-6 1B		1-0 E2 1B	0-2 K	4-1 BB 1-2		0-0 G3			4	2	2	0	1	1	0
Placido Polanco, R OBP: 0.316, SLG: 0.365 (1, 4)	0-2 FC4-6 BB 1-2 1B		2-1 G1-3	1-1 WP 1B	1 SAFE 0-0 F9		2-0 L1			5	1	2	0	0	0	2
Bobby Abreu, L OBP: 0.439, SLG: 0.566 (1, 9)	4-0 FC4-6 1-2 2-3 BB		3-1 2B 1B 2-H	1-0 F8 1-2		1-3 K	3-1 F8			4	1	1	1	1	1	1
Jim Thome, L OBP: 0.423, SLG: 0.708 (1, 3)	0-0 FC4-6 G6-4-3 1-2f 2-3 3-H		1-2 1B 2B	4-0 1B 1B IBB		0-1 F7		4-1 1B BB		3	1	1	1	2	0	2
Pat Burrell, R OBP: 0.394, SLG: 0.504 (1, 7)	3-2 G6-4-3 1-2f		2-0 1B HR 2-H 3-H	2-2 1B 1-2 2-H		1-2 2B 2B	1-2 F7			5	2	3	3	0	0	3
David Bell, R OBP: 0.368, SLG: 0.478 (1, 5)		1-0 G1-3	1-0 HR 1B	1-2 1B 2-3		4-0 2B 1B BB	3-2 F8			4	2	2	0	1	0	1
Mike Lieberthal, R OBP: 0.314, SLG: 0.433 (1, 2)		3-2 G6-3	0-0 HR 1-H 2-H	3-3 K		0-1 1B 2B 1-3 2-H	1-1 1B	1-2 1B		5	1	3	4	0	1	3
Jason Michaels, R OBP: 0.447, SLG: 0.440 (1, 8)		3-1 1B	1-3 K			4-0 CS BB	4-0 1B IBB	2-1 F8		3	0	1	0	2	1	2
Randy Wolf, L OBP: 0.308, SLG: 0.480 Roberto Hernandez, R Billy Wagner, L		3-2 G6-3	2-1 G4-3			0-0 F8	1-2 1B 1-2 2-H 3-H			4	0	1	1	0	0	2

Inning Stats	R: 1	H: 2	E: 0	K: 0	S: 11	H: 2	LOB: 1	BB: 1	P: 19	R: 0	H: 1	E: 0	K: 0	S: 9	H: 1	LOB: 1	BB: 0	P: 19	R: 6	H: 6	E: 1	K: 1	S: 17	H: 3	LOB: 3	BB: 1	P: 27	R: 0	H: 0	E: 0	K: 0	S: 3	R: 2	H: 3	E: 0	K: 1	S: 16	H: 3	LOB: 2	BB: 2	P: 27	R: 0	H: 0	E: 0	K: 0	S: 4	R: 0	H: 1	E: 0	K: 0	S: 12	H: 1	LOB: 2	BB: 1	P: 23
1B: 12	SF: 0	2B: 3	SAC: 0	3B: 0	DP: 1	HR: 1	HBP: 0	WP: 1	PA: 44																																														

PITCHER	IP	WLS	BF	H	R	ER	SO	BB	IBB	HBP	BLK	WP	HR	S	P	ERA	WHIP
Scott Downs, L ERA: 18.0	(1, 1)	2.1	L	16	9	7	7	0	1	0	0	0	1	32	60	27.00	4.286
Sun-Woo Kim, R ERA: 4.96	(3, 1)	1.2		9	3	1	3	0	1	0	0	1	0	20	35	5.40	1.800
Rocky Biddle, R ERA: 8.31	(5, 1)	2.0		11	3	2	1	3	1	0	0	0	0	19	38	9.00	3.000
Claudio Vargas, R ERA: 5.67	(7, 1)	2.0		8	1	0	0	1	0	0	0	0	0	16	32	0.00	1.000

BOTTOM

Montreal Expos @ Philadelphia Phillies
Citizens Bank Park, Philadelphia, PA

Thu Jul 01 2004, 6:05 PM EDT
Att. 43,246 - Overcast - 82 F

AB	37
R	10
H	16
RBI	10
BB	7
SO	4
LOB	16



Batter	1	2	3	4	5	6	7	8	9	10	11	12	13	14	15	16	AB	R	H	RBI	BB	SO	LOB	TOP								
1 Brian Roberts, S <small>(1, 4)</small> <small>OBP: 0.331, SLG: 0.344</small> Jorge Julio, R <small>(11, 1)</small> Robert Machado, R <small>(13, PH)</small> <small>OBP: 0.214, SLG: 0.222</small> Eddy Rodriguez, R <small>(13, 1)</small> 40 Daniel Cabrera, R <small>(16, 1)</small>	G5-3 <small>3-2</small> <small>1B</small>	F8 <small>2-0</small> <small>1B</small>		L7 <small>3-2</small> <small>1B</small>		<small>SAFE</small> 1B <small>2-0</small> <small>1B</small>		G3 <small>0-1</small>			K <small>2-3</small>		K <small>1-3</small>		K <small>1-3</small>		6 0 1 0 0 1 0 0 0 0 0 0 0 0 1 0 0 0 0 1 0 1 0 0 0 0 1 1 0 0 0 0 0 0 0															
David Newhan, L <small>(1, 9)</small> <small>OBP: 0.484, SLG: 0.714</small> <small>(11, 5)</small>	1B <small>10 HBP</small> <small>6 1B</small>	G6-3 <small>2-2</small>		P5 <small>2-1</small>		1B <small>1-0</small> <small>6 G6-4-3</small>			B1-3 <small>0-0</small>		1B <small>3-2</small> <small>HBP</small> <small>16 PB</small>		F8 <small>0-0</small>			1B <small>3-2</small> <small>16 SH1-4</small>	8 2 4 0 0 0 0															
6 Melvin Mora, R <small>(1, 5)</small> <small>OBP: 0.433, SLG: 0.556</small> B.J. Ryan, L <small>(9, 1)</small> 16 Tim Raines, S <small>(11, 9)</small> <small>OBP: 0.250, SLG: 0.222</small>	1B <small>0-0</small> <small>10 HBP</small>	K <small>2-3</small>		G3 <small>0-1</small>		G6-4-3 <small>0-0</small> <small>1-2</small>			G5-3 <small>2-2</small>		K <small>3-3</small>		F9 <small>1-1</small>			SH1-4 <small>0-0</small> <small>1-2</small>	5 1 1 0 0 1 3 0 0 0 0 0 0 0 2 0 0 0 0 1 1															
10 Miquel Tejada, R <small>(1, 6)</small> <small>OBP: 0.364, SLG: 0.508</small>	1B <small>1-1</small> <small>BB</small> <small>1-2</small> <small>2-3</small> <small>HBP</small>		G5-3 <small>0-0</small>		G6-3 <small>0-1</small>		HR <small>1-1</small>		K <small>1-3</small>		L8 <small>0-1</small>		1B <small>0-0</small>		2B <small>0-0</small>	E8 <small>0-0</small> <small>2-H</small> <small>1B</small>	7 2 3 2 0 1 1															
Rafael Palmeiro, L <small>(1, 3)</small> <small>OBP: 0.364, SLG: 0.408</small>	1B <small>1-1</small> <small>BB</small> <small>1-2</small> <small>2-H</small> <small>3-H</small>	1B <small>3-2</small>	F8 <small>3-2</small>		BB <small>4-1</small> <small>FC5-4</small>		G3-1 <small>2-2</small>		G4-3 <small>0-1</small>		HBP <small>4-0</small> <small>IBB</small>		1B <small>4-0</small>		IBB <small>4-0</small>	G5-4-3 <small>4-0</small> <small>IBB</small>	4 1 1 2 4 0 0															
Javy Lopez, R <small>(1, 2)</small> <small>OBP: 0.370, SLG: 0.473</small>	1B <small>4-2</small> <small>1B</small> <small>1-2</small> <small>2-3</small> <small>BB</small>	1B <small>3-2</small> <small>1B</small> <small>1B</small> <small>HBP</small>		P2 <small>2-1</small>		K <small>2-3</small>		K <small>1-3</small>		K <small>2-0</small>		HBP <small>1-2</small> <small>2-3</small>		1B <small>1-0</small> <small>1-2</small> <small>2-H</small>		G5-4-3 <small>1-1</small> <small>1-2</small>	5 1 1 0 1 2 3															
Larry Brobie, L <small>(1, 7)</small> <small>OBP: 0.332, SLG: 0.403</small> Jerry Hairston, R <small>(3, PH)</small> <small>OBP: 0.391, SLG: 0.407</small> Jason Grimsley, R <small>(7, 1)</small> Luis Lopez, S <small>(9, 9)</small> <small>OBP: 0.229, SLG: 0.161</small> <small>(11, 4)</small>	1B <small>2-1</small> <small>1-3</small> <small>2-H</small> <small>3-H</small>	1B <small>0-2</small>	1B <small>1-2</small>	1B <small>1-2</small> <small>FC5-4</small>		G5-3 <small>1-2</small>		G5-3 <small>1-2</small>		F8 <small>3-2</small>		F9 <small>1-0</small>		G4-3 <small>1-1</small>			G4-3 <small>2-0</small> <small>2 0 2 2 0 0 0</small> <small>2 0 0 0 0 0 1</small> <small>0 0 0 0 0 0 0</small> <small>3 0 0 0 0 0 3</small>															
Luis Matos, R <small>(1, 8)</small> <small>OBP: 0.300, SLG: 0.376</small>	G5-3 <small>3-2</small> <small>1-2</small> <small>3-H</small>	G5-3 <small>0-1</small>	1B <small>1-2</small> <small>2-3</small>	1B <small>1-2</small> <small>2-3</small>		1B <small>1-2</small> <small>1B</small>		G6-3 <small>2-2</small>		G6-3 <small>2-2</small>		F9 <small>2-2</small>		P4 <small>1-1</small>		G4-3 <small>1-0</small>	7 0 2 1 0 0 1															
Matt Riley, L <small>(1, 1)</small> John Parrish, L <small>(2, 1)</small> Mike DeJean, R <small>(5, 1)</small> Buddy Groom, L <small>(7, 1)</small> Chad Mottola, R <small>(7, 7)</small> <small>OBP: 0.222, SLG: 0.500</small>	K <small>1-3</small>	K <small>2-2</small>		G6-3 <small>0-3</small>		K <small>0-3</small>		K <small>3-3</small>		K <small>1-3</small>		K <small>2-3</small>		BB <small>4-0</small>			1 0 0 0 0 1 1 1 0 0 0 0 0 3 1 0 0 0 0 1 1 0 0 0 0 0 0 0 3 0 0 0 1 3 0															
Inning Stats	R: 5 E: 0 K: 1 S: 23	H: 4 LOB: 1 BB: 1 P: 38	R: 0 E: 0 K: 1 S: 9	H: 0 LOB: 0 BB: 0 P: 15	R: 0 E: 0 K: 0 S: 18	H: 2 LOB: 3 BB: 0 P: 26	R: 0 E: 0 K: 0 S: 7	H: 0 LOB: 1 BB: 1 P: 12	R: 0 E: 0 K: 0 S: 9	H: 0 LOB: 1 BB: 1 P: 16	R: 0 E: 0 K: 1 S: 10	H: 3 LOB: 2 BB: 0 P: 13	R: 1 E: 0 K: 1 S: 12	H: 1 LOB: 0 BB: 0 P: 18	R: 0 E: 0 K: 1 S: 10	H: 0 LOB: 0 BB: 0 P: 15	R: 0 E: 0 K: 2 S: 11	H: 0 LOB: 0 BB: 0 P: 16	R: 0 E: 0 K: 1 S: 11	H: 1 LOB: 3 BB: 1 P: 24	R: 0 E: 0 K: 2 S: 13	H: 0 LOB: 0 BB: 0 P: 17	R: 0 E: 0 K: 0 S: 5	H: 2 LOB: 2 BB: 1 P: 11	R: 0 E: 0 K: 1 S: 6	H: 0 LOB: 1 BB: 1 P: 13	R: 1 E: 1 K: 0 S: 8	H: 2 LOB: 1 BB: 1 P: 16	1B: 13 2B: 1 3B: 0 HR: 1	SF: 0 SAC: 1 DP: 2 HBP: 3	WP: 0 PB: 1 SB: 0 CS: 0	PA: 69
PITCHER 39 Brett Myers, R <small>(1, 1)</small> <small>ERA: 5.28</small> 63 Ryan Madson, R <small>(4, 1)</small> <small>ERA: 2.23</small> Rheal Cormier, L <small>(6, 1)</small> <small>ERA: 4.23</small> Tim Worrell, R <small>(7, 1)</small> <small>ERA: 3.73</small> Billy Wagner, L <small>(9, 1)</small> <small>ERA: 4.15</small>	IP: 3.0 WLS: 3 BF: 18 H: 6 R: 5 ER: 5 SO: 2 BB: 1 IBB: 0 HBP: 2 BLK: 0 WP: 0 HR: 0 S: 50 P: 7 ERA: 15.00 WHIP: 2.333	PITCHER Roberto Hernandez, R <small>(11, 1)</small> <small>ERA: 5.28</small> Geoff Geary, R <small>(12, 1)</small> <small>ERA: 5.3</small> Brian Powell, R <small>(13, 1)</small> <small>ERA: 4.87</small>	IP: 1.0 WLS: 1 BF: 6 H: 1 R: 0 ER: 0 SO: 1 BB: 0 IBB: 1 HBP: 1 BLK: 0 WP: 0 HR: 0 S: 11 P: 16 ERA: 0.00 WHIP: 1.000	IP: 4.0 WLS: L BF: 17 H: 4 R: 1 ER: 1 SO: 3 BB: 1 IBB: 2 HBP: 0 BLK: 0 WP: 0 HR: 0 S: 32 P: 57 ERA: 2.25 WHIP: 1.250																												

Baltimore Orioles @ Philadelphia Phillies
 Citizens Bank Park, Philadelphia, PA
 Fri Jul 02 2004, 7:05 PM EDT
 Att. 44,390 - Sunny - 89 F

livebaseballscorecards.com

AB 59
R 7
H 15
RBI 7
BB 6
SO 13
LOB 19



Batter	1	2	3	4	5	6	7	8	9	10	11	12	13	14	15	16	AB	R	H	RBI	BB	SO	LOB
11 Jimmy Rollins, S OBP: 0.346, SLG: 0.398																	5	2	3	1	4	0	1
Placido Polanco, R OBP: 0.318, SLG: 0.363																	7	2	2	0	1	0	8
Bobby Abreu, L OBP: 0.443, SLG: 0.565																							
Jim Thome, L OBP: 0.412, SLG: 0.686																	8	0	0	0	0	5	9
Pat Burrell, R OBP: 0.384, SLG: 0.500																	6	0	1	2	2	4	5
David Bell, R OBP: 0.365, SLG: 0.467																	6	0	0	1	2	0	4
Mike Lieberthal, R OBP: 0.316, SLG: 0.427																	6	1	1	0	2	2	3
Jason Michaels, R OBP: 0.441, SLG: 0.413																	5	0	0	0	3	3	3
39 Brett Myers, R Shawn Wooten, R 63 Ryan Madson, L Ezequiel Gomez, L Doug Gamble, R Tom Hoenes, S 28 Chase Utley, L Billy Wagner, L Tommy Phelan, S Roberto Hernandez, R Geoff Greary, R Total Phillies, R																	1	0	0	0	0	0	3

Inning Stats	R:	H:	E:	K:	S:	WLS	BF	H	R	ER	SO	BB	IBB	HBP	BLK	WP	HR	S	P	ERA	WHIP	
	R: 3	H: 4	E: 0	K: 1	S: 20																	
R: 2	H: 2	E: 0	K: 1	S: 15																		
R: 1	H: 1	E: 1	K: 0	S: 16																		
R: 0	H: 0	E: 0	K: 1	S: 4																		
R: 0	H: 0	E: 0	K: 1	S: 6																		
R: 0	H: 1	E: 0	K: 1	S: 10																		
R: 0	H: 0	E: 0	K: 0	S: 8																		
R: 0	H: 0	E: 0	K: 0	S: 12																		
R: 0	H: 0	E: 0	K: 3	S: 10																		
R: 0	H: 0	E: 0	K: 2	S: 7																		
R: 0	H: 0	E: 0	K: 3	S: 11																		
R: 0	H: 0	E: 0	K: 1	S: 13																		
R: 0	H: 0	E: 0	K: 2	S: 12																		
R: 0	H: 0	E: 0	K: 1	S: 7																		
R: 0	H: 1	E: 0	K: 1	S: 15																		
R: 0	H: 0	E: 0	K: 1	S: 12																		
R: 0	H: 0	E: 0	K: 1	S: 18																		
R: 0	H: 1	E: 0	K: 2	S: 12																		
R: 0	H: 0	E: 0	K: 1	S: 7																		
R: 0	H: 1	E: 0	K: 1	S: 15																		
R: 0	H: 1	E: 0	K: 1	S: 12																		
1B: 8	2B: 2	3B: 0	HR: 0	SF: 0	SAC: 1	DP: 2	HBP: 0	WP: 1	PA: 75													

Baltimore Orioles @ Philadelphia Phillies
Citizens Bank Park, Philadelphia, PA
Fri Jul 02 2004, 7:05 PM EDT
Att: 44,390 - Sunny - 89 F

AB	55
R	6
H	10
RBI	6
BB	18
SO	19
LOB	44



Batter	1	2	3	4	5	6	7	8	9	AB R H RBI BB SO LOB	TOP																									
1 Brian Roberts, S (1, 4) OBP: 0.335, SLG: 0.350	1-1 G6-3	1-1 P6		0-1 1B			0-0 G6-3 2B		4-2 CS BB	4 0 2 0 1 0 2																										
Luis Matos, R (1, 8) OBP: 0.298, SLG: 0.373	3-2 F9		3-1 3B 1B	0-2 G5-3			0-1 G6-3		0-2 G6-3 1-2	5 1 1 0 0 0 3																										
David Newhan, L (1, 9) OBP: 0.485, SLG: 0.729 Javy Lopez, R (9, PH) OBP: 0.369, SLG: 0.472	1-3 K		1-2 10 SF9 3B		2-3 K		4-2 10 G5-3 BB		3-2 P3	3 1 1 1 1 2 0 1 0 0 0 0 0 0																										
10 Miguel Tejada, R (1, 6) OBP: 0.365, SLG: 0.518		1-1 1B WP HBP	1-1 SF9		0-2 HR		1-1 G5-3			2 2 1 2 0 0 2																										
Rafael Palmeiro, L (1, 3) OBP: 0.366, SLG: 0.409		0-0 1B WP SF9 1B	3-2 FC6-4 1B		0-3 K		0-0 G4-3			4 1 2 0 0 1 2																										
Jerry Hairston, R (1, 7) OBP: 0.388, SLG: 0.403		1-1 45 BB 1B	1-1 FC6-4		0-1 P2			1-3 K		4 0 1 0 0 1 1																										
Luis Lopez, S (1, 5) OBP: 0.231, SLG: 0.265		2-1 SF9	0-0 G3		1-0 F8			2-2 HR		3 1 1 2 0 0 1																										
Robert Machado, R (1, 2) OBP: 0.188, SLG: 0.194		2-2 F9		3-2 P4		2-3 K		0-0 F8		4 0 0 0 0 1 1																										
45 Erik Bedard, L (1, 1) Chad Mottola, R (8, PH) OBP: 0.200, SLG: 0.444 Jason Grimsley, R (8, 1) B.J. Ryan, L (8, 1)		4-0 BB	1-3 K		1-3 K		1-3 K	2-2 G6-3		2 0 0 0 1 2 0 1 0																										
Inning Stats	R: 0 E: 0 K: 1 S: 9	H: 0 LOB: 0 BB: 0 P: 14	R: 2 E: 0 K: 0 S: 11	H: 2 LOB: 2 BB: 1 P: 22	R: 2 E: 0 K: 0 S: 14	H: 3 LOB: 1 BB: 0 P: 23	R: 0 E: 0 K: 1 S: 11	H: 1 LOB: 1 BB: 0 P: 15	R: 1 E: 0 K: 2 S: 7	H: 0 LOB: 0 BB: 0 P: 11	R: 0 E: 0 K: 0 S: 9	H: 1 LOB: 2 BB: 1 P: 14	R: 1 E: 0 K: 1 S: 10	H: 1 LOB: 0 BB: 0 P: 15	R: 0 E: 0 K: 0 S: 13	H: 0 LOB: 0 BB: 1 P: 20	1B: 5 2B: 1 3B: 1 HR: 2	SF: 2 SAC: 0 DP: 0 HBP: 1	WP: 1 PB: 0 SB: 0 CS: 1	PA: 39																
PITCHER	IP WLS BF H R ER SO BB IBB HBP BLK WP HR S P ERA WHIP																																			
Kevin Millwood, R (1, 1) ERA: 5.07	6.1		29	8	5	5	6	1	0	1	0	1	1	66	101	7.11	1.421																			
Rheal Cormier, L (7, 1) ERA: 4.28	1.2	W	7	1	1	1	1	1	0	0	0	0	1	16	26	5.40	1.200																			
Billy Wagner, L (9, 1) ERA: 4.0	1.0	S	3	0	0	0	0	1	0	0	0	0	0	13	20	0.00	1.000																			

Baltimore Orioles @ Philadelphia Phillies
Citizens Bank Park, Philadelphia, PA

AB	33
R	6
H	9
RBI	5
BB	3
SO	7
LOB	12



Sat Jul 03 2004, 7:05 PM EDT
Att. 44,163 - Cloudy - 85 F

livebaseballscorecards.com

Batter	1	2	3	4	5	6	7	8	9
11 Jimmy Rollins, S OBP: 0.344, SLG: 0.395 (1, 6)	1-0 HR 1B	0-1 F9			0-3 K		2-2 L9	0-1 G3	
Placido Polanco, R OBP: 0.322, SLG: 0.380 (1, 4)	2-1 HR		1-1 G4-3		0-2 1B		2-2 G5-3		
Bobby Abreu, L OBP: 0.444, SLG: 0.563 (1, 9)	4-2 2B BB		2-3 K		1-0 1B		3-1 F8		
Pat Burrell, R OBP: 0.392, SLG: 0.494 Doug Glanville, R OBP: 0.259, SLG: 0.263 (1, 7) (9, 8)	1-2 L9		1-0 HBP		3-3 K		2-2 G5-3		
Jim Thome, L OBP: 0.410, SLG: 0.679 (1, 3)	2-3 K		3-3 K		0-2 F8		0-2 HR 1B		
David Bell, R OBP: 0.366, SLG: 0.483 (1, 5)	2-2 2B			2-2 P3		2-0 G6-3	1-0 HR		
Mike Lieberthal, R OBP: 0.322, SLG: 0.442 (1, 2)	0-0 F9			4-2 BB		0-1 HR	1-0 BB 1B		
Jason Michaels, R OBP: 0.434, SLG: 0.398 (1, 8) (9, 7)			2-3 K		1-0 F9		4-2 BB		
Kevin Millwood, R OBP: 0.206, SLG: 0.219 Rheal Cormier, L (7, 1) Tomas Perez, S OBP: 0.295, SLG: 0.480 Billy Wagner, L (8, PH) (9, 1)			1-3 K		0-3 K		2-2 1B		

Inning Stats	R: 3	H: 3	E: 0	K: 1	S: 15	LOB: 1	BB: 1	P: 27
	R: 0	H: 0	E: 0	K: 2	S: 8	LOB: 0	BB: 0	P: 11
	R: 0	H: 0	E: 0	K: 2	S: 8	LOB: 1	BB: 0	P: 15
	R: 0	H: 0	E: 0	K: 1	S: 9	LOB: 1	BB: 1	P: 16
	R: 0	H: 2	E: 0	K: 2	S: 14	LOB: 2	BB: 0	P: 18
	R: 1	H: 1	E: 0	K: 2	S: 9	LOB: 0	BB: 0	P: 14
	R: 0	H: 0	E: 0	K: 0	S: 8	LOB: 0	BB: 0	P: 15
	R: 3	H: 4	E: 0	K: 0	S: 17	LOB: 1	BB: 1	P: 27

PITCHER	IP	WLS	BF	H	R	ER	SO	BB	IBB	HBP	BLK	WP	HR	S	P	ERA	WHIP
45 Erik Bedard, L ERA: 3.84 (1, 1)	7.0		30	6	4	4	10	2	0	1	0	0	2	71	116	5.14	1.143
Jason Grimsley, R ERA: 4.26 (8, 1)	0.1	L	5	3	3	3	0	1	0	0	0	0	1	10	18	81.00	12.000
B.J. Ryan, L ERA: 1.84 (8, 1)	0.2		2	1	0	0	0	0	0	0	0	0	0	7	9	0.00	1.500

BOTTOM


Baltimore Orioles @ Philadelphia Phillies
Citizens Bank Park, Philadelphia, PA

Sat Jul 03 2004, 7:05 PM EDT
Att. 44,163 - Cloudy - 85 F

AB	R	H	RBI	BB	SO	LOB
5	1	1	0	0	1	1
4	1	2	2	0	0	0
3	1	1	0	1	1	0
3	0	0	0	0	1	3
0	0	0	0	0	0	0
4	1	1	0	0	2	4
4	1	2	3	0	0	0
3	2	2	1	1	0	1
3	0	0	0	1	2	1
3	0	0	0	0	3	1
0	0	0	0	0	0	0
1	0	1	1	0	0	0
0	0	0	0	0	0	0

AB	33
R	7
H	10
RBI	7
BB	3
SO	10
LOB	11

WP: 0 PA: 37
PB: 0 SB: 1 CS: 0
SF: 0 SAC: 0 DP: 0 HBP: 1



PITCHER	IP	WLS	BF	H	R	ER	SO	BB	IBB	HBP	BLK	WP	HR	S	P	ERA	WHIP
45 Erik Bedard, L ERA: 3.84 (1, 1)	7.0		30	6	4	4	10	2	0	1	0	0	2	71	116	5.14	1.143
Jason Grimsley, R ERA: 4.26 (8, 1)	0.1	L	5	3	3	3	0	1	0	0	0	0	1	10	18	81.00	12.000
B.J. Ryan, L ERA: 1.84 (8, 1)	0.2		2	1	0	0	0	0	0	0	0	0	0	7	9	0.00	1.500

Batter	1	2	3	4	5	6	7	8	9	AB R H RBI BB SO LOB	TOP									
1 Brian Roberts, S OBP: 0.331, SLG: 0.345 (1, 4)	1-2 F8		0-1 B5-3		2-2 E5		1-2 G1-6-3			4 0 0 0 0 0 3										
Jerry Hairston, R OBP: 0.385, SLG: 0.399 (1, 7)	1-2 F8			1-1 F9		3-2	0-1 F7			4 0 1 0 0 0 1										
10 Miguel Tejada, R OBP: 0.364, SLG: 0.517 (1, 6)	3-1 G1-3			1-1	1-0 G5-3			0-1 E6		4 0 1 0 0 0 3										
Javy Lopez, R OBP: 0.370, SLG: 0.482 (1, 2)		1-1 HR		2-3 K		0-1 F8		1-2		4 1 2 1 0 1 1										
Rafael Palmeiro, L OBP: 0.361, SLG: 0.403 (1, 3)	1-2 L6			2-2 F9		0-1 F7		1-1 G4-6-3		4 0 0 0 0 0 3										
Luis Matos, R OBP: 0.298, SLG: 0.369 (1, 8)		2-3 K			1-2 P4		4-1	0-1 F8		3 0 0 0 1 1 1										
Chad Mottola, R OBP: 0.231, SLG: 0.500 (1, 9)		3-2 F8			2-2	2-1 P3				3 1 1 0 0 0 1										
David Newhan, L OBP: 0.478, SLG: 0.717 (9, PH)					1B 1 E 2B					1 0 0 0 0 0 0	AB 35									
Luis Lopez, S OBP: 0.256, SLG: 0.289 (1, 5)			0-1 G3		2-0		0-2			4 0 2 0 0 1 0	R 2									
Sidney Ponson, R (1, 1)			1-3 K		2-3						H 8									
16 Tim Raines, S OBP: 0.286, SLG: 0.263 (7, PH)					0-3 K						RBI 1									
Buddy Groom, L (7, 1)											BB 1									
Rick Bauer, R (8, 1)											SO 6									
Larry Bigbie, L OBP: 0.331, SLG: 0.402 (9, PH)											LOB 15									
Inning Stats	R: 0 H: 0 E: 0 K: 0 S: 10	H: 0 LOB: 0 BB: 0 P: 15	R: 1 H: 1 E: 0 K: 1 S: 13	H: 1 LOB: 0 BB: 0 P: 20	R: 0 H: 0 E: 0 K: 1 S: 7	H: 0 LOB: 0 BB: 0 P: 8	R: 0 H: 1 E: 0 K: 1 S: 11	H: 1 LOB: 1 BB: 0 P: 17	R: 1 H: 3 E: 1 K: 1 S: 18	H: 3 LOB: 3 BB: 0 P: 29	R: 0 H: 0 E: 0 K: 0 S: 7	H: 0 LOB: 1 BB: 1 P: 13	R: 0 H: 2 E: 0 K: 0 S: 13	H: 2 LOB: 1 BB: 0 P: 16	R: 0 H: 1 E: 1 K: 0 S: 11	H: 1 LOB: 1 BB: 0 P: 13	R: 0 H: 0 E: 0 K: 2 S: 9	H: 0 LOB: 0 BB: 0 P: 12	1B: 5 SF: 0 2B: 2 SAC: 0 3B: 0 DP: 2 HR: 1 HBP: 0	WP: 0 PA: 36 PB: 0 SB: 0 CS: 0
PITCHER	IP WLS BF H R ER SO BB IBB HBP BLK WP HR S P ERA WHIP																			
Eric Milton, L (1, 1) ERA: 4.48	6.0 W 27 7 2 1 4 1 0 0 0 0 1 73 111 1.50 1.333																			
Rheal Cormier, L (7, 1) ERA: 4.17	1.0 H 2 0 0 0 0 0 0 0 0 0 0 6 7 0.00 0.000																			
Roberto Hernandez, R (8, 1) ERA: 5.12	1.0 H 4 1 0 0 0 0 0 0 0 0 0 11 13 0.00 1.000																			
Tim Worrell, R (9, 1) ERA: 3.64	1.0 S 3 0 0 0 2 0 0 0 0 0 0 9 12 0.00 0.000																			

Baltimore Orioles @ Philadelphia Phillies
Citizens Bank Park, Philadelphia, PA
Sun Jul 04 2004, 1:35 PM EDT
Att. 43,396 - Sunny - 84 F

AB	35
R	2
H	8
RBI	1
BB	1
SO	6
LOB	15



Batter	1	2	3	4	5	6	7	8	9	AB	R	H	RBI	BB	SO	LOB
11 Jimmy Rollins, S OBP: 0.343, SLG: 0.393 (1, 6)	0-0 G5-4-3 1B		1-1 F8		1-3 K	2-1 F7				4	0	1	0	0	1	2
Doug Glanville, R OBP: 0.258, SLG: 0.262 (1, 8)	1-2 G5-4-3 1-2f		1-2 P6		0-2 2B 1B		2-2 F9			4	1	1	0	0	0	1
Bobby Abreu, L OBP: 0.444, SLG: 0.576 (1, 9)	3-3 K		0-2 HR		1-1 WP 1-H 2-H 2B		1-1 G3-1			4	1	2	3	0	1	0
Jim Thome, L OBP: 0.411, SLG: 0.679 (1, 3)		1-0 1B 26 2B 2B	0-0 G6-3		4-0 WP IBB		1-2 G4-3			3	1	1	0	1	0	0
Pat Burrell, R OBP: 0.390, SLG: 0.489 (1, 7)		0-3 K		1-1 G1-3	2-3 K		4-2 G6-4-3 BB			3	0	0	0	1	2	3
Tim Worrell, R (9, 1)										0	0	0	0	0	0	0
David Bell, R OBP: 0.365, SLG: 0.479 (1, 5)		1-2 26 2B 1B	1-2 P6	0-2 P6	2-3 K	1-2 2-3 K	2-2 G6-4-3 1-2f			4	1	1	0	0	1	3
26 Chase Utley, L OBP: 0.290, SLG: 0.472 (1, 4)		2-0 1-H 3-H 2B	2-0 S BB	4-2 S BB		0-0 G3	2-2 1B			3	0	2	2	1	0	0
Todd Pratt, R OBP: 0.321, SLG: 0.279 (1, 2)		0-0 F9	0-0 F9	2-0 F9		0-3 K	1-3 K			4	0	0	0	0	2	3
Eric Milton, L OBP: 0.200, SLG: 0.156 (1, 1)		0-1 G1-3			1-1 1B 2B 1B	3-1 1B				3	1	2	0	0	0	1
Rheal Cormier, L (7, 1)										0	0	0	0	0	0	0
Roberto Hernandez, R (8, 1)										0	0	0	0	0	0	0
Jason Michaels, R OBP: 0.434, SLG: 0.398 (9, 7)										0	0	0	0	0	0	0

Inning Stats	R: 0	H: 1	E: 0	LOB: 0	K: 1	S: 9	P: 13	R: 2	H: 3	E: 0	LOB: 1	K: 1	S: 11	R: 1	H: 1	E: 0	LOB: 0	K: 0	S: 9	R: 0	H: 0	E: 0	LOB: 1	K: 0	S: 8	R: 2	H: 3	E: 0	LOB: 2	K: 3	S: 17	R: 0	H: 1	E: 0	LOB: 1	K: 1	S: 8	R: 0	H: 0	E: 0	LOB: 0	K: 0	S: 8	R: 0	H: 1	E: 0	LOB: 1	K: 1	S: 11	R: 0	H: 1	E: 0	LOB: 1	K: 1	S: 20
--------------	------	------	------	--------	------	------	-------	------	------	------	--------	------	-------	------	------	------	--------	------	------	------	------	------	--------	------	------	------	------	------	--------	------	-------	------	------	------	--------	------	------	------	------	------	--------	------	------	------	------	------	--------	------	-------	------	------	------	--------	------	-------

PITCHER	IP	WLS	BF	H	R	ER	SO	BB	IBB	HBP	BLK	WP	HR	S	P	ERA	WHIP
Sidney Ponson, R ERA: 6.29 (1, 1)	6.0	L	28	9	5	5	6	1	1	0	0	1	1	62	95	7.50	1.667
Buddy Groom, L ERA: 4.18 (7, 1)	1.0		3	0	0	0	0	0	0	0	0	0	0	8	12	0.00	0.000
Rick Bauer, R ERA: 6.42 (8, 1)	1.0		4	1	0	0	1	1	0	0	0	0	0	11	20	0.00	2.000

BOTTOM

Baltimore Orioles @ Philadelphia Phillies
Citizens Bank Park, Philadelphia, PA

Sun Jul 04 2004, 1:35 PM EDT
Att. 43,396 - Sunny - 84 F

AB	32
R	5
H	10
RBI	5
BB	3
SO	7
LOB	13

WP: 1 PA: 35
PB: 0
SB: 1
CS: 0



PITCHER	IP	WLS	BF	H	R	ER	SO	BB	IBB	HBP	BLK	WP	HR	S	P	ERA	WHIP
---------	----	-----	----	---	---	----	----	----	-----	-----	-----	----	----	---	---	-----	------

Batter	1	2	3	4	5	6	7	8	9	AB R H RBI BB SO LOB	TOP																	
7 José Reyes, S (1, 4) OBP: 0.200, SLG: 0.306	0-2 P6	0-0 G3-4-3			0-3 K		0-0 L4-6 WP 1B		1-0 F9	5 0 1 0 0 1 2																		
Kazuo Matsui, S (1, 6) OBP: 0.331, SLG: 0.398	2-1 E6 HR		0-1 F8		1-2 31 BB 1B		1-2 L4-6			4 2 1 0 0 0 1																		
31 Mike Piazza, R (1, 3) OBP: 0.396, SLG: 0.533	1 SAFE F8	0-1 F8	1-1 F9		4-1 1B 1-2 2-3 BB		0-1 1B			3 0 1 0 1 0 1																		
Cliff Floyd, L (1, 7) OBP: 0.349, SLG: 0.526	0-0 1-H HR		0-0 G3		2-1 1-2 2-H 3-H 1B		2-3 K			4 1 2 4 0 1 1																		
Richard Hidalgo, R (1, 9) OBP: 0.331, SLG: 0.500	2-2 HR			0-1 L7	0-1 L4			3-1 G6-3		4 1 1 1 0 0 2																		
Shane Spencer, R (1, 8) OBP: 0.343, SLG: 0.404	1-2 F8			2-2 F9		0-0 B2-3		2-3 K		4 0 0 0 0 1 0																		
Ty Wigginton, R (1, 5) OBP: 0.314, SLG: 0.473				2-0 P5		2-1 E5		2-3 K		4 0 0 0 0 2 0																		
Jason Phillips, R (1, 2) OBP: 0.286, SLG: 0.338 Mike Cameron, R (9, PH) OBP: 0.311, SLG: 0.395				2-3 K		2-2 F8			1-3 K	3 0 0 0 0 2 1 1 0 0 0 0 1 0																		
Tom Glavine, L (1, 1) OBP: 0.333, SLG: 0.241 John Franco, L (7, 1) Jose Parra, R (7, 1) Todd Zeile, R (9, PH) OBP: 0.327, SLG: 0.382				4-2 BB		4-2 31 BB 1B BB			1-3 K	1 1 0 0 2 1 1 0 0 0 0 0 0 0 0 0 0 0 0 0 0 1 0 0 0 0 1 0																		
Inning Stats	R: 3 E: 1 K: 0 S: 16	H: 2 LOB: 0 BB: 0 P: 21	R: 0 E: 0 K: 2 S: 10	H: 0 LOB: 1 BB: 1 P: 16	R: 0 E: 0 K: 0 S: 5	H: 0 LOB: 0 BB: 0 P: 6	R: 0 E: 0 K: 0 S: 6	H: 0 LOB: 0 BB: 0 P: 10	R: 2 E: 0 K: 1 S: 18	H: 2 LOB: 2 BB: 2 P: 33	R: 0 E: 1 K: 2 S: 10	H: 0 LOB: 1 BB: 0 P: 16	R: 0 E: 0 K: 1 S: 10	H: 2 LOB: 1 BB: 0 P: 13	R: 0 E: 0 K: 2 S: 9	H: 0 LOB: 0 BB: 0 P: 16	R: 0 E: 0 K: 2 S: 8	H: 0 LOB: 0 BB: 0 P: 11	1B: 4 2B: 1 3B: 0 HR: 2	SF: 0 SAC: 0 DP: 1 HBP: 0	WP: 1 PB: 0 SB: 0 CS: 0	PA: 37						
PITCHER	IP WLS BF H R ER SO BB IBB HBP BLK WP HR S P ERA WHIP																											
Paul Abbott, R (1, 1) ERA: 6.06	4.2		22	4	5	2	3	3	0	0	0	0	0	2	52	81	3.86	1.500										
63 Ryan Madson, R (5, 1) ERA: 2.15	2.0	W	8	2	0	0	2	0	0	0	0	1	0	19	28	0.00	1.000											
Rheal Cormier, L (7, 1) ERA: 4.14	0.1	H	1	0	0	0	1	0	0	0	0	0	0	4	6	0.00	0.000											
Tim Worrell, R (8, 1) ERA: 3.56	1.0	H	3	0	0	0	2	0	0	0	0	0	0	9	16	0.00	0.000											
Billy Wagner, L (9, 1) ERA: 3.86	1.0	S	3	0	0	0	2	0	0	0	0	0	0	8	11	0.00	0.000											

New York Mets @ Philadelphia Phillies
Citizens Bank Park, Philadelphia, PA

livebaseballscorecards.com

AB	34
R	5
H	6
RBI	5
BB	3
SO	10
LOB	9



Mon Jul 05 2004, 7:05 PM EDT
Att. 41,571 - Cloudy - 91 F

Batter	1	2	3	4	5	6	7	8	9	AB	R	H	RBI	BB	SO	LOB
11 Jimmy Rollins, S OBP: 0.345, SLG: 0.398 (1, 6)	0-0 B1-3	3-2 SF9 1B 2B		2-1 G4-6-3 1B		1-1 G5-3				4	1	2	0	0	0	0
Placido Polanco, R OBP: 0.325, SLG: 0.384 (1, 4)	2-1 FC3-6 1B	0-0 SF9		0-2 G4-6-3 1-2f			3-2 1B			3	0	2	1	0	0	1
Bobby Abreu, L OBP: 0.445, SLG: 0.573 (1, 9)	0-1 FC3-6 1B	0-2 2B 1B		4-1 BB			1-3 K			3	2	1	1	1	1	2
Jim Thome, L OBP: 0.412, SLG: 0.679 (1, 3)	4-1 1B 2B BB	1-0 1B 2B		1-0 F8			3-2 F8			3	2	1	1	1	0	2
Pat Burrell, R OBP: 0.391, SLG: 0.492 (1, 7)	3-2 2B 1B	2-0 2B			2-3 K		1-2 F8			4	0	2	2	0	1	1
David Bell, R OBP: 0.367, SLG: 0.483 (1, 5)	3-1 1B 2B	1-0 L7			0-1 P5			0-1 G6-3 1B		4	0	2	1	0	0	1
Mike Lieberthal, R OBP: 0.318, SLG: 0.435 (1, 2)	1-1 L7		0-1 F8		0-0 G4-3			0-0 G6-3		4	0	0	0	0	0	3
Jason Michaels, R OBP: 0.427, SLG: 0.391 (1, 8)		2-1 FC2-6 1B	3-3 K			2-0 G6-3		0-3 K		4	0	1	0	0	2	0
Billy Wagner, L (9, 1)										0	0	0	0	0	0	0
Paul Abbott, R OBP: 0.250, SLG: 0.250 (1, 1)		1-2 FC2-6	2-3 K			1-2 F8				2	1	0	0	0	1	1
63 Ryan Madson, L (5, 1)										1	0	0	0	0	0	0
Rheal Cormier, L (7, 1)										0	0	0	0	0	0	0
Tim Worrell, R (8, 1)										0	0	0	0	0	0	0
Doug Glanville, R OBP: 0.258, SLG: 0.262 (9, 8)		1-2f SF9								0	0	0	0	0	0	0

Inning Stats	R: 2	H: 3	E: 0	LOB: 2	K: 0	BB: 1	S: 13	R: 4	H: 5	E: 0	LOB: 1	K: 0	BB: 0	S: 16	R: 0	H: 0	E: 0	LOB: 0	K: 2	BB: 0	S: 8	R: 0	H: 1	E: 0	LOB: 1	K: 0	BB: 1	S: 9	R: 0	H: 0	E: 0	LOB: 0	K: 1	BB: 0	S: 6	R: 0	H: 0	E: 0	LOB: 0	K: 0	BB: 0	S: 7	R: 0	H: 0	E: 0	LOB: 0	K: 1	BB: 0	S: 17	R: 0	H: 1	E: 0	LOB: 1	K: 1	BB: 0	S: 6	R: 0	H: 1	E: 0	LOB: 0	K: 1	BB: 0	S: 6
1B: 7	SF: 1	2B: 4	SAC: 0	3B: 0	DP: 2	HR: 0	HBP: 0	WP: 0	PA: 35																																																						

BOTTOM

New York Mets @ Philadelphia Phillies
 Citizens Bank Park, Philadelphia, PA
 Mon Jul 05 2004, 7:05 PM EDT
 Att: 41,571 - Cloudy - 91 F

AB	32
R	6
H	11
RBI	6
BB	2
SO	5
LOB	11



PITCHER	IP	WLS	BF	H	R	ER	SO	BB	IBB	HBP	BLK	WP	HR	S	P	ERA	WHIP
Tom Glavine, L ERA: 2.49 (1, 1)	6.0	L	29	10	6	6	3	2	0	0	0	0	0	62	106	9.00	2.000
John Franco, L ERA: 4.36 (7, 1)	0.2		2	0	0	0	1	0	0	0	0	0	0	9	13	0.00	0.000
Jose Parra, R ERA: 1.0 (7, 1)	1.1		4	1	0	0	1	0	0	0	0	0	0	11	12	0.00	0.750

Batter	1	2	3	4	5	6	7	8	9	AB R H RBI BB SO LOB	TOP																
7 José Reyes, S OBP: 0.200, SLG: 0.299 (1, 4)	1-0 G5-3		1-3 K	1-2 F8		0-0 31 BB G6-3 1B		0-1 G6-3		5 1 1 0 0 1 2																	
Kazuo Matsui, S OBP: 0.334, SLG: 0.404 (1, 6)	1-2 G6-3		1-2 31 G6-3 3B 2B		3-2 31 1B 1B	2-2 G6-3 31 BB 1B		1-2 L7		5 2 3 0 0 0 0																	
31 Mike Piazza, R OBP: 0.399, SLG: 0.531 Ricky Bottalico, L (8, 1) Mike Stanton, L OBP: 1.000, SLG: 1.000 Braden Looper, R (8, 1)	4-2 BB		0-0 G6-3		1-2 1B 1B	4-1 G6-3 BB		2-2 G5-3		3 0 1 0 2 0 1 0																	
Richard Hidalgo, R OBP: 0.332, SLG: 0.506 (1, 9)	3-3 K		2-1 K 3B		1-2 E 1B	0-0 G6-3		0-2 F8		5 1 2 2 0 1 3																	
Cliff Floyd, L OBP: 0.345, SLG: 0.518 Shane Spencer, R OBP: 0.343, SLG: 0.404 (1, 7) (9, 7)		2-2 G5-3	1-3 K		0-0 E9 BB S 1B	1-1 F8		0-0 G6-3		5 0 1 0 0 1 2 0 0 0 0 0 0 0																	
Ty Wigginton, R OBP: 0.315, SLG: 0.473 (1, 5)		3-2 2B		3-1 F9	0-0 F8		4-2 BB		0-0 G4-3	4 0 1 0 1 0 1																	
Todd Zeile, R OBP: 0.330, SLG: 0.381 (1, 3)		1-1 F8		1-1 FC1-5 1B 1B	4-2 BB BB		1-3 K			3 0 1 0 1 1 2																	
Mike Cameron, R OBP: 0.316, SLG: 0.395 (1, 8)		4-0 IBB		3-2 FC1-5 1B 1B	4-2 BB BB		2-3 K			2 0 1 0 2 1 1																	
Al Leiter, L OBP: 0.200, SLG: 0.208 Jason Phillips, R OBP: 0.286, SLG: 0.338 (1, 1) (8, 2)		2-3 K		0-0 FC1-5 1B 1-2 2-3f	0-3 K		2-3 K			4 0 0 0 0 3 8 0 0 0 0 0 0 0																	
Inning Stats	R: 0 E: 0 K: 1 S: 9	H: 0 LOB: 1 BB: 1 P: 18	R: 0 E: 0 K: 1 S: 13	H: 1 LOB: 2 BB: 1 P: 25	R: 1 E: 0 K: 2 S: 16	H: 2 LOB: 1 BB: 0 P: 21	R: 0 E: 0 K: 0 S: 14	H: 2 LOB: 2 BB: 0 P: 22	R: 2 E: 1 K: 1 S: 21	H: 4 LOB: 3 BB: 2 P: 34	R: 1 E: 0 K: 0 S: 8	H: 2 LOB: 1 BB: 1 P: 15	R: 0 E: 0 K: 3 S: 16	H: 0 LOB: 1 BB: 1 P: 25	R: 0 E: 0 K: 0 S: 9	H: 0 LOB: 0 BB: 0 P: 12	R: 0 E: 0 K: 0 S: 5	H: 0 LOB: 0 BB: 0 P: 5	1B: 8 2B: 2 3B: 1 HR: 0	SF: 0 SAC: 0 DP: 1 HBP: 0	WP: 0 PB: 0 SB: 1 CS: 0	PA: 42					
PITCHER	IP WLS BF H R ER SO BB IBB HBP BLK WP HR S P ERA WHIP	IP WLS BF H R ER SO BB IBB HBP BLK WP HR S P ERA WHIP	IP WLS BF H R ER SO BB IBB HBP BLK WP HR S P ERA WHIP	IP WLS BF H R ER SO BB IBB HBP BLK WP HR S P ERA WHIP	IP WLS BF H R ER SO BB IBB HBP BLK WP HR S P ERA WHIP	IP WLS BF H R ER SO BB IBB HBP BLK WP HR S P ERA WHIP	IP WLS BF H R ER SO BB IBB HBP BLK WP HR S P ERA WHIP	IP WLS BF H R ER SO BB IBB HBP BLK WP HR S P ERA WHIP	IP WLS BF H R ER SO BB IBB HBP BLK WP HR S P ERA WHIP	IP WLS BF H R ER SO BB IBB HBP BLK WP HR S P ERA WHIP	IP WLS BF H R ER SO BB IBB HBP BLK WP HR S P ERA WHIP	IP WLS BF H R ER SO BB IBB HBP BLK WP HR S P ERA WHIP	IP WLS BF H R ER SO BB IBB HBP BLK WP HR S P ERA WHIP	IP WLS BF H R ER SO BB IBB HBP BLK WP HR S P ERA WHIP	IP WLS BF H R ER SO BB IBB HBP BLK WP HR S P ERA WHIP	IP WLS BF H R ER SO BB IBB HBP BLK WP HR S P ERA WHIP	IP WLS BF H R ER SO BB IBB HBP BLK WP HR S P ERA WHIP	IP WLS BF H R ER SO BB IBB HBP BLK WP HR S P ERA WHIP	IP WLS BF H R ER SO BB IBB HBP BLK WP HR S P ERA WHIP	IP WLS BF H R ER SO BB IBB HBP BLK WP HR S P ERA WHIP	IP WLS BF H R ER SO BB IBB HBP BLK WP HR S P ERA WHIP	IP WLS BF H R ER SO BB IBB HBP BLK WP HR S P ERA WHIP	IP WLS BF H R ER SO BB IBB HBP BLK WP HR S P ERA WHIP	IP WLS BF H R ER SO BB IBB HBP BLK WP HR S P ERA WHIP			
Randy Wolf, L ERA: 3.24 (1, 1)	4.2 L 25 9 3 3 4 2 1 0 0 0 0 68 111 5.79 2.357																										
Roberto Hernandez, R ERA: 5.06 (5, 1)	0.1 2 0 0 0 1 1 0 0 0 0 0 5 9 0.00 3.000																										
Geoff Geary, R ERA: 5.23 (6, 1)	2.0 9 2 1 1 3 2 0 0 0 0 0 24 40 4.50 2.000																										
Brian Powell, R ERA: 4.43 (8, 1)	2.0 6 0 0 0 0 0 0 0 0 0 0 14 17 0.00 0.000																										

New York Mets @ Philadelphia Phillies
Citizens Bank Park, Philadelphia, PA
Tue Jul 06 2004, 7:05 PM EDT
Att. 36,230 - Cloudy - 82 F

livebaseballscorecards.com

AB	36
R	4
H	11
RBI	2
BB	6
SO	8
LOB	20



Batter	1	2	3	4	5	6	7	8	9	AB R H RBI BB SO LOB
Placido Polanco, R (1, 4) OBP: 0.326, SLG: 0.379	1-2 G5-3		0-0 P6		4-1 BB			4-2 BB	1-3 K	3 0 0 0 2 1 3
Jason Michaels, R (1, 8) OBP: 0.412, SLG: 0.374	1-1 F7		0-1 F7		0-0 F7			1-3 K		4 0 0 0 0 1 3
Bobby Abreu, L (1, 9) OBP: 0.443, SLG: 0.567	2-2 G1-3			1-1 G1-3	1-0 G4-3			4-2 BB		3 0 0 0 1 0 1
Jim Thome, L (1, 3) OBP: 0.410, SLG: 0.673		3-3 K		2-1 HBP BB 1B		2-0 L3		0-0 F7		4 0 1 0 0 1 2
Pat Burrell, R (1, 7) OBP: 0.390, SLG: 0.487		3-2 P3		4-0 HBP BB		1-1 F8		3-1 F8		3 0 0 0 1 0 2
David Bell, R (1, 5) OBP: 0.365, SLG: 0.478		1-1 P5		4-2 HBP		2-3 K			2-2 F8	3 0 0 0 0 1 0
Mike Lieberthal, R (1, 2) OBP: 0.320, SLG: 0.436			1-0 2B G4-3 1B	1-1 F8		2-0 P6		1-2 26 1B		4 1 2 0 0 0 3
Tomas Perez, S (1, 6) OBP: 0.303, SLG: 0.485			1-0 G4-3 2B	1-1 P6		4-2 G3-6 BB		2-3 K		3 0 1 0 1 1 4
Randy Wolf, L (1, 1) OBP: 0.296, SLG: 0.402			0-1 G4-3		1-3 K		2-2 G3-6		0-2 1B	1 0 0 0 1 0 0 1
Roberto Hernandez, R (5, 1)										0 0 0 0 0 0 0 0
Shawn Wooten, R (5, PH)										1 0 0 0 0 0 1 0
Geoff Geary, R (6, 1)										0 0 0 0 0 0 0 0
Doug Glanville, R (7, PH)										1 0 0 0 0 0 0 1
Brian Powell, R (8, 1)										0 0 0 0 0 0 0 0
26 Chase Utley, L (9, PH)										1 0 1 0 0 0 0 0

Inning Stats	R: 0 E: 0 K: 9	H: 0 LOB: 0 BB: 0 P: 13	R: 0 E: 0 K: 8	H: 0 LOB: 0 BB: 0 P: 15	R: 1 E: 0 K: 7	H: 2 LOB: 1 BB: 0 P: 9	R: 0 E: 0 K: 11	H: 1 LOB: 3 BB: 1 P: 24	R: 0 E: 0 K: 7	H: 0 LOB: 1 BB: 1 P: 13	R: 0 E: 0 K: 8	H: 0 LOB: 0 BB: 0 P: 13	R: 0 E: 0 K: 10	H: 0 LOB: 2 BB: 2 P: 22	R: 0 E: 0 K: 19	H: 2 LOB: 2 BB: 0 P: 25	1B: 4 2B: 1 3B: 0 HR: 0	SF: 0 SAC: 0 DP: 1 HBP: 1
--------------	----------------------	----------------------------------	----------------------	----------------------------------	----------------------	---------------------------------	-----------------------	----------------------------------	----------------------	----------------------------------	----------------------	----------------------------------	-----------------------	----------------------------------	-----------------------	----------------------------------	----------------------------------	------------------------------------

PITCHER	IP	WLS	BF	H	R	ER	SO	BB	IBB	HBP	BLK	WP	HR	S	P	ERA	WHIP
Al Leiter, L (1, 1) ERA: 2.05	7.0	W	27	3	1	1	3	3	0	1	0	0	0	57	102	1.29	0.857
Ricky Bottalico, R (8, 1) ERA: 3.1	0.1	H	2	0	0	0	1	1	0	0	0	0	0	5	10	0.00	3.000
Mike Stanton, L (8, 1) ERA: 3.71	0.1	H	2	0	0	0	0	1	0	0	0	0	0	3	7	0.00	3.000
Braden Looper, R (8, 1) ERA: 1.91	1.1	S	6	2	0	0	2	0	0	0	0	0	0	21	30	0.00	1.500

BOTTOM

New York Mets @ Philadelphia Phillies
Citizens Bank Park, Philadelphia, PA

Tue Jul 06 2004, 7:05 PM EDT
Att: 36,230 - Cloudy - 82 F

AB	31
R	1
H	5
RBI	1
BB	5
SO	6
LOB	20

livebaseballscores.com



WP	PA	ERA	WHIP
0	37		

Batter	1	2	3	4	5	6	7	8	9	AB	R	H	RBI	BB	SO	LOB	TOP										
7 José Reyes, S OBP: 0.213, SLG: 0.319 (1, 4)	2-2 F8		1-0 FC4-6 1B 2B	1-1 FC5-2 1B	0-0 L7		2-3 K			5	1	2	0	0	1	0											
Kazuo Matsui, S OBP: 0.339, SLG: 0.411 Eric Valent, L OBP: 0.347, SLG: 0.466 (1, 6) (8, PH) (8, 3) (9, 9)	0-1 G5-3		2-0 FC4-6 1B	0-1 FC5-2 1B	0-2 31 WP 2B			0-1 G5-3 1B		4	0	3	1	0	0	0											
31 Mike Piazza, R OBP: 0.395, SLG: 0.523 Joe McEwing, R OBP: 0.264, SLG: 0.280 (1, 3) (5, 3) (8, 6)	2-0 F8		1-3 K	0-1 FC5-2 1B	3-3 K			1-0 1B		4	0	0	0	0	2	6											
Cliff Floyd, L OBP: 0.348, SLG: 0.532 Shane Spencer, R OBP: 0.341, SLG: 0.401 (1, 7) (8, PH) (8, 7)		2-2 HR	0-0 FC4-6 S	1-1 G4-3		2-2 FC4 1B		3-3 K		4	1	2	2	0	0	4											
Richard Hidalgo, R OBP: 0.330, SLG: 0.500 Jose Parra, R (1, 9) (9, 1)		1-2 L8	3-2 P4		1-2 3B 1B		1-3 K	0-1 G5-3		5	1	1	0	0	1	4											
Ty Wigginton, R OBP: 0.317, SLG: 0.492 (1, 5)		0-1 HR		3-1 G6-3	1-0 2B 3B		0-0 L4		0-0 G6-3	5	2	2	2	0	0	1											
Jason Phillips, R OBP: 0.292, SLG: 0.348 (1, 2) (9, 3)		2-0 G4-3		3-2 HBP 1B 1B	2-0 HR 2B		1-0 FC4		2-2 FC6-4 1B	5	2	3	1	0	0	1											
Mike Cameron, R OBP: 0.321, SLG: 0.420 (1, 8)		0-0 HR		4-1 7 1B 1B 1B HBP	0-0 2B HR		0-1 G4-3		0-2 FC6-4 FC5-4	4	3	2	3	0	0	1											
Steve Trachsel, R OBP: 0.243, SLG: 0.250 Orber Moreno, R OBP: 0.308, SLG: 0.412 (1, 1) (8, 1) (9, PH) (9, 2)		1-2 P4		0-0 1B 31 FC5-2 1B	1-2 G4-3		1-2 G4-3		1-0 FC5-4	4	0	1	1	0	0	0											
Inning Stats	R: 0 E: 0 K: 0 S: 6	H: 0 LOB: 0 BB: 0 P: 10	R: 3 E: 0 K: 0 S: 16	H: 3 LOB: 0 BB: 0 P: 22	R: 1 E: 0 K: 1 S: 9	H: 2 LOB: 1 BB: 0 P: 16	R: 2 E: 0 K: 0 S: 15	H: 4 LOB: 3 BB: 0 P: 27	R: 4 E: 0 K: 1 S: 17	H: 5 LOB: 1 BB: 0 P: 25	R: 0 E: 0 K: 1 S: 10	H: 1 LOB: 1 BB: 0 P: 14	R: 0 E: 0 K: 1 S: 8	H: 0 LOB: 0 BB: 0 P: 11	R: 0 E: 0 K: 1 S: 8	H: 2 LOB: 1 BB: 0 P: 12	R: 0 E: 0 K: 0 S: 8	H: 1 LOB: 1 BB: 0 P: 11	1B: 10 2B: 3 3B: 1 HR: 4	SF: 0 SAC: 0 DP: 1 HBP: 1	WP: 1 PB: 0 SB: 1 CS: 0	PA: 45					
PITCHER	IP	WLS	BF	H	R	ER	SO	BB	IBB	HBP	BLK	WP	HR	S	P	ERA	WHIP										
39 Brett Myers, R ERA: 5.68 (1, 1)	3.1	L	20	9	6	6	1	0	0	1	0	0	3	42	70	16.20	2.700										
Geoff Geary, R ERA: 6.55 (4, 1)	1.1		9	5	4	4	0	0	0	0	0	0	1	18	24	27.00	3.750										
Brian Powell, R ERA: 3.71 (5, 1)	4.1		16	4	0	0	4	0	0	0	0	1	0	37	54	0.00	0.923										

New York Mets @ Philadelphia Phillies
 Citizens Bank Park, Philadelphia, PA
 Wed Jul 07 2004, 7:05 PM EDT
 Att: 37,687 - Overcast - 82 F

livebaseballscorecards.com

AB	44
R	10
H	18
RBI	10
BB	0
SO	5
LOB	20



Batter	1	2	3	4	5	6	7	8	9	AB	R	H	RBI	BB	SO	LOB	BOTTOM					
11 Jimmy Rollins, S OBP: 0.341, SLG: 0.393 (1, 6)	1-1 F7		1-1 L4		0-0 F8			2-3 K		4	0	0	0	0	1	1						
Placido Polanco, R OBP: 0.325, SLG: 0.376 (1, 4)	1-2 E4		2-2 1B			1-0 G6-3		0-1 G1-3		4	0	1	0	0	0	0						
Bobby Abreu, L OBP: 0.438, SLG: 0.559 (1, 9)	1-2 G6-3			1-1 F8		2-1 F9			1-2 G4-3	4	0	0	0	0	0	0						
Jim Thome, L OBP: 0.410, SLG: 0.668 (1, 3)		1-3 K		4-1 2B BB		1-1 P5			1-1 1B	2	0	0	0	1	1	0						
Shawn Wooten, R OBP: 0.245, SLG: 0.245 (8, 3)										1	0	1	0	0	0	0						
Pat Burrell, R OBP: 0.391, SLG: 0.496 (1, 7)		4-2 BB		3-3 K			3-2 HR		1-2 F8	3	1	1	1	1	1	2						
David Bell, R OBP: 0.365, SLG: 0.480 (1, 5)		0-3 K		1-0 2B		2-2 G5-3			1-1 P4	3	0	1	0	0	1	1						
Tomas Perez, S OBP: 0.300, SLG: 0.480 (9, 5)		1-2 K		1-3 2B						1	0	0	0	0	0	1						
Mike Lieberthal, R OBP: 0.318, SLG: 0.433 (1, 2)		0-0 G1-3		2-2 L6			2-2 P4			2	0	0	0	0	0	3						
Brian Powell, R OBP: 0.143, SLG: 0.143 (5, 1)								2-0 F7		1	0	0	0	0	0	0						
Jason Michaels, R OBP: 0.419, SLG: 0.383 (1, 8)			0-0 39 SH3 1B		0-0 G6-4-3 1B					3	0	2	0	0	0	0						
39 Brett Myers, R OBP: 0.222, SLG: 0.269 (1, 1)			1-1 SH3		1-2 G6-4-3			1-3 K		0	0	0	0	0	0	0						
Geoff Geary, R OBP: 0.143, SLG: 0.143 (4, 1)										0	0	0	0	0	0	0						
Todd Pratt, R OBP: 0.313, SLG: 0.271 (5, 2)			1-2 1B		1-2 1B					2	0	0	0	0	1	1						
Inning Stats	R: 0 E: 1 K: 0 S: 12	H: 0 LOB: 0 BB: 0 P: 15	R: 0 E: 0 K: 2 S: 12	H: 0 LOB: 1 BB: 1 P: 17	R: 0 E: 0 K: 0 S: 8	H: 2 LOB: 2 BB: 0 P: 12	R: 0 E: 0 K: 1 S: 14	H: 1 LOB: 2 BB: 1 P: 25	R: 0 E: 0 K: 0 S: 5	H: 1 LOB: 0 BB: 0 P: 6	R: 0 E: 0 K: 0 S: 5	H: 0 LOB: 0 BB: 0 P: 9	R: 1 E: 0 K: 0 S: 12	H: 1 LOB: 0 BB: 0 P: 21	R: 0 E: 0 K: 2 S: 8	H: 0 LOB: 0 BB: 0 P: 11	R: 0 E: 0 K: 0 S: 11	H: 1 LOB: 1 BB: 0 P: 15	1B: 4 2B: 1 3B: 0 HR: 1	SF: 0 SAC: 1 DP: 1 HBP: 0	WP: 0 PB: 0 SB: 1 CS: 0	PA: 33
PITCHER	IP	WLS	BF	H	R	ER	SO	BB	IBB	HBP	BLK	WP	HR	S	P	ERA	WHIP					
Steve Trachsel, R ERA: 3.36 (1, 1)	7.0	W	26	5	1	1	3	2	0	0	0	0	1	68	105	1.29	1.000					
Orber Moreno, R ERA: 3.49 (8, 1)	1.0		3	0	0	0	2	0	0	0	0	0	0	8	11	0.00	0.000					
Jose Parra, R ERA: 0.9 (9, 1)	1.0		4	1	0	0	0	0	0	0	0	0	0	11	15	0.00	1.000					

New York Mets @ Philadelphia Phillies
Citizens Bank Park, Philadelphia, PA

Wed Jul 07 2004, 7:05 PM EDT
Att. 37,687 - Overcast - 82 F

livebaseballscorecards.com

AB	30
R	1
H	6
RBI	1
BB	2
SO	5
LOB	9



Batter	1	2	3	4	5	6	7	8	9	AB R H RBI BB SO LOB	TOP																	
7 José Reyes, S OBP: 0.225, SLG: 0.325 (1, 4)	2-1 2B 1B		2-2 BB 1B		3-3 K	1-3 K			1-1 G6-3	5 1 2 0 0 2 2																		
Kazuo Matsui, S OBP: 0.342, SLG: 0.415 (1, 6)	0-0 31 F9 1-H 2B		4-1 BB		2-1 1B 1-2 1B	2-1 G5-3			1-0 G1-3	4 0 2 1 1 0 1																		
31 Mike Piazza, R OBP: 0.389, SLG: 0.515 (1, 3)	3-2 F9 2-3		0-1 P4		1-1 F9			0-0 F9	0-2 G5-3	5 0 0 0 0 0 5																		
Cliff Floyd, L OBP: 0.351, SLG: 0.537 (1, 7)	2-2 P6		1-3 K		0-0			3-2 1B 2B		4 0 2 1 0 1 3																		
Richard Hidalgo, R OBP: 0.332, SLG: 0.498 (1, 9)	2-0 HBP		3-2 G4-3		3-2 G6-3			0-1 G6-4-3 1B		3 0 1 0 0 0 4																		
Ty Wigginton, R OBP: 0.316, SLG: 0.488 (1, 5)	0-1 P4				1-0 G6-3			0-1 G6-4-3 1B		4 1 1 0 0 0 4																		
John Franco, L (9, 1)						HR 1B				0 0 0 0 0 0 0																		
Mike Cameron, R OBP: 0.324, SLG: 0.436 (1, 8)		0-0 B1-3			2-2 L6-4 2B			0-1 SAFE 1-H HR	3-1 P4	4 1 2 2 0 0 0																		
Jason Phillips, R OBP: 0.288, SLG: 0.342 (1, 2)		0-1 F9			1-2 L6-4			2-3 K	0-0 F9	4 0 0 0 0 1 1																		
Matt Ginter, R OBP: 0.385, SLG: 0.364 (1, 1)		2-1 L9						1-1 1B BB	2-3 K	1 1 0 0 1 0 0																		
Eric Valent, L (6, PH) OBP: 0.351, SLG: 0.477										1 0 1 0 0 0 0																		
Ricky Bottalico, L (6, 1)										0 0 0 0 0 0 0																		
Mike Stanton, L (7, 1) OBP: 1.000, SLG: 1.000										0 0 0 0 0 0 0																		
Todd Zeile, R (7, 5) OBP: 0.329, SLG: 0.379										1 0 0 0 0 1 0																		
Inning Stats	R: 1 E: 0 K: 0 S: 11	H: 2 LOB: 2 BB: 0 P: 20	R: 0 E: 0 K: 0 S: 5	H: 0 LOB: 0 BB: 0 P: 7	R: 0 E: 0 K: 1 S: 13	H: 1 LOB: 2 BB: 1 P: 23	R: 0 E: 0 K: 0 S: 9	H: 1 LOB: 0 BB: 0 P: 13	R: 1 E: 0 K: 1 S: 12	H: 2 LOB: 2 BB: 1 P: 25	R: 2 E: 0 K: 2 S: 14	H: 3 LOB: 1 BB: 0 P: 21	R: 0 E: 0 K: 0 S: 9	H: 2 LOB: 1 BB: 0 P: 12	R: 0 E: 0 K: 1 S: 7	H: 0 LOB: 0 BB: 0 P: 12	R: 0 E: 0 K: 0 S: 6	H: 0 LOB: 0 BB: 0 P: 8	1B: 6 2B: 5 3B: 0 HR: 1	SF: 0 SAC: 0 DP: 2 HBP: 1	WP: 0 PB: 0 SB: 0 CS: 0	PA: 39						
PITCHER	IP WLS BF H R ER SO BB IBB HBP BLK WP HR S P ERA WHIP																											
Kevin Millwood, R (1, 1) ERA: 5.15	5.1		27	9	4	4	3	2	0	1	0	0	1	59	101	6.75	2.062											
Rheal Cormier, L (6, 1) ERA: 4.07	0.2		2	0	0	0	1	0	0	0	0	0	0	5	8	0.00	0.000											
63 Ryan Madson, R (7, 1) ERA: 2.06	2.0		7	2	0	0	1	0	0	0	0	0	0	16	24	0.00	1.000											
Billy Wagner, L (9, 1) ERA: 3.72	1.0	W	3	0	0	0	0	0	0	0	0	0	0	6	8	0.00	0.000											

New York Mets @ Philadelphia Phillies
Citizens Bank Park, Philadelphia, PA

Thu Jul 08 2004, 7:05 PM EDT
Att. 42,601 - Cloudy - 88 F

AB	36
R	4
H	11
RBI	4
BB	2
SO	5
LOB	20



Batter	1	2	3	4	5	6	7	8	9	AB	R	H	RBI	BB	SO	LOB
11 Jimmy Rollins, S OBP: 0.339, SLG: 0.388	1-1 G3		2-2 G4-3		1-1 L8		4-2 1B BB	0-1 F8		4	1	0	0	1	0	2
Placido Polanco, R OBP: 0.331, SLG: 0.376	1-1 G1-3			3-2 2B HBP	4-1 2B BB		1-0 1B 1B	1-1 L4		3	1	1	0	1	0	1
Bobby Abreu, L OBP: 0.443, SLG: 0.581	1-1 L9			0-0 1-H HR 2B	1-1 1-H 2B		1-1 1-3 2-H 1B	0-1 HR		5	2	4	3	0	0	0
Jim Thome, L OBP: 0.411, SLG: 0.675		1-3 K		1-1 2-H HR	4-0 IBB		2-3 K			3	1	1	2	1	2	2
Pat Burrell, R OBP: 0.392, SLG: 0.493		2-0 G6-3		4-2 E BB	0-2 F8		4-1 1-2 IBB			2	0	0	0	2	0	2
David Bell, R OBP: 0.363, SLG: 0.477		0-0 G6-3		1-2 1-3 E4		3-2 1B	0-1 F8			4	0	1	0	0	0	4
Mike Lieberthal, R OBP: 0.313, SLG: 0.426			2-3 K	1-1 P5		2-3 K	0-0 F8			4	0	0	0	0	2	6
Jason Michaels, R OBP: 0.419, SLG: 0.383			1-2 F8	1-1 P6		0-1 F9		3-3 K		0	0	0	0	0	0	0
Doug Glanville, R OBP: 0.245, SLG: 0.247										4	0	0	0	0	1	3
Kevin Millwood, R OBP: 0.222, SLG: 0.235			0-1 1B		3-3 K	3-3 K		4-2 BB		2	0	1	0	0	1	0
Rheal Cormier, L										0	0	0	0	0	0	0
Tomas Perez, S										1	0	0	0	0	1	1
63 Ryan Madson, L										0	0	0	0	0	0	0
Ricky Ledee, L										0	0	0	0	1	0	0
Billy Wagner, L										0	0	0	0	0	0	0

Inning Stats	R: 0	H: 0	E: 0	LOB: 0	K: 0	BB: 0	S: 6	P: 9	R: 0	H: 0	E: 0	LOB: 0	K: 1	BB: 0	S: 5	P: 8	R: 0	H: 1	E: 0	LOB: 1	K: 1	BB: 0	S: 13	P: 18	R: 2	H: 2	E: 1	LOB: 2	K: 0	BB: 1	S: 18	P: 29	R: 1	H: 1	E: 0	LOB: 2	K: 1	BB: 2	S: 11	P: 24	R: 0	H: 1	E: 0	LOB: 1	K: 2	BB: 0	S: 14	P: 22	R: 1	H: 2	E: 0	LOB: 3	K: 1	BB: 2	S: 13	P: 25	R: 0	H: 0	E: 0	LOB: 1	K: 1	BB: 1	S: 9	P: 17	R: 1	H: 1	E: 0	LOB: 0	K: 0	BB: 0	S: 2	P: 2	1B: 4	SF: 0	2B: 2	SAC: 0	3B: 0	DP: 0	HR: 2	HBP: 1	WP: 0	PA: 39
--------------	------	------	------	--------	------	-------	------	------	------	------	------	--------	------	-------	------	------	------	------	------	--------	------	-------	-------	-------	------	------	------	--------	------	-------	-------	-------	------	------	------	--------	------	-------	-------	-------	------	------	------	--------	------	-------	-------	-------	------	------	------	--------	------	-------	-------	-------	------	------	------	--------	------	-------	------	-------	------	------	------	--------	------	-------	------	------	-------	-------	-------	--------	-------	-------	-------	--------	-------	--------

PITCHER	IP	WLS	BF	H	R	ER	SO	BB	IBB	HBP	BLK	WP	HR	S	P	ERA	WHIP
Matt Ginter, R ERA: 4.8	(1, 1)	5.0	23	4	3	3	3	2	1	1	0	0	0	53	88	5.40	1.200
Ricky Bottalico, R ERA: 3.3	(6, 1)	1.0	6	2	1	1	2	1	0	0	0	0	0	18	31	9.00	3.000
Mike Stanton, L ERA: 3.55	(7, 1)	2.0	9	1	0	0	2	1	1	0	0	0	0	18	33	0.00	1.000
John Franco, L ERA: 4.64	(9, 1)	0.0	1	1	1	1	0	0	0	0	0	0	1	2	2	∞	∞

BOTTOM

New York Mets @ Philadelphia Phillies
Citizens Bank Park, Philadelphia, PA

Thu Jul 08 2004, 7:05 PM EDT
Att: 42,601 - Cloudy - 88 F

livebaseballscorecards.com

AB	32
R	5
H	8
RBI	5
BB	6
SO	7
LOB	21



Batter	1	2	3	4	5	6	7	8	9	10	AB R H RBI BB SO LOB	TOP										
Rafael Furcal, S OBP: 0.352, SLG: 0.441 (1, 6)	1-2 P4		2-0 HR		3-2 HR		1-2 BB 1B		1-1 G4-3		5 2 3 6 0 0 0											
Nick Green, R OBP: 0.332, SLG: 0.402 (1, 4)	2-1 G5-3		2-2 L5		0-3 K		0-3 K			0-2 F9	5 0 0 0 0 2 1											
J.D. Drew, L OBP: 0.428, SLG: 0.613 (1, 9)	2-0 F8		0-1 F9		0-1 G3		4-0 BB			0-1 BB 1B	4 0 1 0 1 0 0											
10 Chipper Jones, S OBP: 0.323, SLG: 0.418 (1, 5)		1-1 G6-4-3 1B		2-2 G5-3		1-0 F9	1-0 G1-3			2-3 K	5 0 1 0 0 1 3											
Julio Franco, R OBP: 0.347, SLG: 0.412 29 John Smoltz, R Mark DeRosa, R OBP: 0.289, SLG: 0.323 Antonio Alfonseca, R (1, 3) (8, 1) (10, PH) (10, 1)		2-3 K		1-2 F8		0-1 P3		0-2 G6-3		2-0 1-2 1B	4 0 0 0 0 1 1 0 0 0 0 0 0 0 1 0 1 0 0 0 0 0 0 0 0 0 0 0											
Andruw Jones, R OBP: 0.350, SLG: 0.503 (1, 8)		1-0 G6-4-3		3-3 K		4-2 BB 1B		0-0 F8		2-3 K	4 0 0 0 1 2 3											
Johnny Estrada, S OBP: 0.391, SLG: 0.490 (1, 2)			1-1 2B HR 1B		2-2 HR 1B	2-2 1-2 1B		1-2 G6-3			4 2 3 0 0 0 0											
Eli Marrero, R OBP: 0.377, SLG: 0.564 (1, 7)			1-1 HR 2B		1-1 HR 1B	0-2 L8		2-0 L5			4 2 2 0 0 0 2											
John Thomson, R OBP: 0.182, SLG: 0.212 Chris Reitsma, R Adam LaRoche, L OBP: 0.287, SLG: 0.389 (1, 1) (7, 1) (8, 3)			1-3 K		0-0 F8		0-3 K		0-1 G1-3		3 0 0 0 0 2 4 0 0 0 0 0 0 0 1 0 0 0 0 0 0											
Inning Stats	R: 0 E: 0 K: 0 S: 6	H: 0 LOB: 0 BB: 0 P: 11	R: 0 E: 0 K: 1 S: 6	H: 1 LOB: 0 BB: 0 P: 10	R: 3 E: 0 K: 1 S: 13	H: 3 LOB: 0 BB: 0 P: 20	R: 0 E: 0 K: 1 S: 10	H: 0 LOB: 0 BB: 0 P: 16	R: 3 E: 0 K: 1 S: 15	H: 3 LOB: 0 BB: 0 P: 21	R: 0 E: 0 K: 2 S: 10	H: 1 LOB: 2 BB: 1 P: 16	R: 0 E: 0 K: 2 S: 10	H: 0 LOB: 0 BB: 0 P: 11	R: 0 E: 0 K: 5 S: 12	H: 2 LOB: 2 BB: 0 P: 18	1B: 8 2B: 1 3B: 0 HR: 2	SF: 0 SAC: 0 DP: 1 HBP: 0	WP: 0 PB: 0 SB: 0 CS: 0	PA: 42		
PITCHER	IP WLS BF H R ER SO BB IBB HBP BLK WP HR S P ERA WHIP	IP WLS BF H R ER SO BB IBB HBP BLK WP HR S P ERA WHIP	IP WLS BF H R ER SO BB IBB HBP BLK WP HR S P ERA WHIP	IP WLS BF H R ER SO BB IBB HBP BLK WP HR S P ERA WHIP	IP WLS BF H R ER SO BB IBB HBP BLK WP HR S P ERA WHIP	IP WLS BF H R ER SO BB IBB HBP BLK WP HR S P ERA WHIP	IP WLS BF H R ER SO BB IBB HBP BLK WP HR S P ERA WHIP	IP WLS BF H R ER SO BB IBB HBP BLK WP HR S P ERA WHIP	IP WLS BF H R ER SO BB IBB HBP BLK WP HR S P ERA WHIP	IP WLS BF H R ER SO BB IBB HBP BLK WP HR S P ERA WHIP	IP WLS BF H R ER SO BB IBB HBP BLK WP HR S P ERA WHIP	IP WLS BF H R ER SO BB IBB HBP BLK WP HR S P ERA WHIP	IP WLS BF H R ER SO BB IBB HBP BLK WP HR S P ERA WHIP	IP WLS BF H R ER SO BB IBB HBP BLK WP HR S P ERA WHIP	IP WLS BF H R ER SO BB IBB HBP BLK WP HR S P ERA WHIP	IP WLS BF H R ER SO BB IBB HBP BLK WP HR S P ERA WHIP	IP WLS BF H R ER SO BB IBB HBP BLK WP HR S P ERA WHIP	IP WLS BF H R ER SO BB IBB HBP BLK WP HR S P ERA WHIP	IP WLS BF H R ER SO BB IBB HBP BLK WP HR S P ERA WHIP	IP WLS BF H R ER SO BB IBB HBP BLK WP HR S P ERA WHIP	IP WLS BF H R ER SO BB IBB HBP BLK WP HR S P ERA WHIP	IP WLS BF H R ER SO BB IBB HBP BLK WP HR S P ERA WHIP
Eric Milton, L ERA: 4.72 (1, 1)	6.2																					
Rheal Cormier, L ERA: 4.04 (7, 1)	0.1																					
Roberto Hernandez, R ERA: 4.91 (8, 1)	1.0																					
Tim Worrell, R ERA: 3.45 (9, 1)	1.1																					
Billy Wagner, L ERA: 3.64 (10, 1)	0.2	W																				

Atlanta Braves @ Philadelphia Phillies
Citizens Bank Park, Philadelphia, PA
Fri Jul 09 2004, 7:05 PM EDT
Att. 44,180 - Sunny - 81 F

AB	40
R	6
H	11
RBI	6
BB	2
SO	8
LOB	14



BOTTOM

Atlanta Braves @ Philadelphia Phillies
Citizens Bank Park, Philadelphia, PA

Fri Jul 09 2004, 7:05 PM EDT
Att. 44,180 - Sunny - 81 F

livebaseballscorecards.com

AB	37
R	7
H	12
RBI	7
BB	5
SO	4
LOB	15



WP	0	PA	45
PB	0		
SB	0		
CS	0		

AB R H RBI BB SO LOB

5	0	1	0	0	1	1
5	1	2	2	0	0	1
5	0	1	0	0	2	2
3	0	0	0	2	1	2
5	0	2	0	0	0	1
4	2	2	0	1	0	3
4	2	1	0	0	0	2
2	2	2	4	2	0	0
1	0	0	0	0	0	2
0	0	0	0	0	0	0
1	0	0	0	0	0	1
0	0	0	0	0	0	0
1	0	0	0	0	0	0
0	0	0	0	0	0	0
0	0	0	0	0	0	0
1	0	1	1	0	0	0

1B:	9	SF:	0
2B:	1	SAC:	1
3B:	0	DP:	2
HR:	2	HBP:	2

Batter	1	2	3	4	5	6	7	8	9	10								
11 Jimmy Rollins, S OBP: 0.337, SLG: 0.385 (1, 6)	P6		L9		FC4-6 1B		P3		K									
26 Chase Utley, L OBP: 0.299, SLG: 0.496 (1, 4)	F8		P6		FC4-6 1B		1-3 1B		HR									
Bobby Abreu, L OBP: 0.440, SLG: 0.574 (1, 9)	F7		K		1-2 1B		F7		K									
Jim Thome, L OBP: 0.411, SLG: 0.668 (1, 3)		F8		G6-3 1B BB				G4-3		BB								
Pat Burrell, R OBP: 0.392, SLG: 0.491 (1, 7)		G5-3				G4-6-3 1B		F8		F8								
Ricky Ledee, L OBP: 0.402, SLG: 0.593 (1, 8)		1B 2B		G6-3		G4-6-3		1B HR BB		FC6-4 1B								
David Bell, R OBP: 0.364, SLG: 0.474 (1, 5)		1B HBP		L9		F8		1-2 HR 1B		FC6-4 BB 1B								
Mike Lieberthal, R OBP: 0.325, SLG: 0.442 (1, 2)		1-2 2-H 1B			11 1B 26 FC4-6 SH5-4 BB		26 1B HBP		1-H 2-H HR		1-2 BB							
Eric Milton, L OBP: 0.184, SLG: 0.152 (1, 1)																		
Rheal Cormier, L OBP: 0.329, SLG: 0.374 (7, PH)																		
Placido Polanco, R OBP: 0.329, SLG: 0.374 (8, 1)																		
Roberto Hernandez, R OBP: 0.415, SLG: 0.379 (8, PH)																		
Jason Michaels, R OBP: 0.415, SLG: 0.379 (9, 1)																		
Tim Worrell, R OBP: 0.304, SLG: 0.481 (10, 1)																		
Tomas Perez, S OBP: 0.304, SLG: 0.481 (10, PH)																		
Inning Stats	R: 0 E: 0 K: 0 S: 4	H: 0 LOB: 0 BB: 0 P: 6	R: 1 E: 0 K: 0 S: 13	H: 2 LOB: 0 BB: 0 P: 25	R: 0 E: 0 K: 1 S: 7	H: 1 LOB: 1 BB: 1 P: 12	R: 0 E: 0 K: 0 S: 7	H: 1 LOB: 0 BB: 0 P: 10	R: 0 E: 0 K: 0 S: 8	H: 1 LOB: 2 BB: 0 P: 15	R: 3 E: 0 K: 0 S: 15	H: 2 LOB: 0 BB: 1 P: 23	R: 1 E: 0 K: 2 S: 14	H: 1 LOB: 1 BB: 1 P: 23	R: 1 E: 0 K: 0 S: 12	H: 2 LOB: 2 BB: 1 P: 18	1B: 9 2B: 1 3B: 0 HR: 2	SF: 0 SAC: 1 DP: 2 HBP: 2
PITCHER	IP WLS BF H R ER SO BB IBB HBP BLK WP HR S P ERA WHIP	IP WLS BF H R ER SO BB IBB HBP BLK WP HR S P ERA WHIP	IP WLS BF H R ER SO BB IBB HBP BLK WP HR S P ERA WHIP	IP WLS BF H R ER SO BB IBB HBP BLK WP HR S P ERA WHIP	IP WLS BF H R ER SO BB IBB HBP BLK WP HR S P ERA WHIP	IP WLS BF H R ER SO BB IBB HBP BLK WP HR S P ERA WHIP	IP WLS BF H R ER SO BB IBB HBP BLK WP HR S P ERA WHIP	IP WLS BF H R ER SO BB IBB HBP BLK WP HR S P ERA WHIP	IP WLS BF H R ER SO BB IBB HBP BLK WP HR S P ERA WHIP	IP WLS BF H R ER SO BB IBB HBP BLK WP HR S P ERA WHIP	IP WLS BF H R ER SO BB IBB HBP BLK WP HR S P ERA WHIP	IP WLS BF H R ER SO BB IBB HBP BLK WP HR S P ERA WHIP	IP WLS BF H R ER SO BB IBB HBP BLK WP HR S P ERA WHIP	IP WLS BF H R ER SO BB IBB HBP BLK WP HR S P ERA WHIP	IP WLS BF H R ER SO BB IBB HBP BLK WP HR S P ERA WHIP	IP WLS BF H R ER SO BB IBB HBP BLK WP HR S P ERA WHIP	IP WLS BF H R ER SO BB IBB HBP BLK WP HR S P ERA WHIP	
John Thomson, R ERA: 4.82 (1, 1)	6.2		2	2	2													
Chris Reitsma, R ERA: 3.83 (7, 1)	1.0	H	6	2	3	3	0	1	0	0								
29 John Smoltz, R ERA: 2.61 (8, 1)	1.1	B	6	1	1	1	2	1	0	0								
Antonio Alfonseca, R ERA: 3.38 (10, 1)	0.1	L	4	2	1	1	0	1	0	0								

Batter	1	2	3	4	5	6	7	8	9	AB R H RBI BB SO LOB	TOP	
Rafael Furcal, S OBP: 0.351, SLG: 0.450 (1, 6)	2-2 G4-3		3-2 G6-3		1-2 HR		2-1 G4-3			4 1 1 1 0 0 0		
Nick Green, R OBP: 0.330, SLG: 0.399 (1, 4)	1-2 P4		0-0 F9		0-0 G5-3			0-0 10 BB 1B		4 0 1 0 0 0 0		
J.D. Drew, L OBP: 0.429, SLG: 0.610 (1, 9)	1-1 1B		2-1 F9		4-0 L4-3 BB		3-3 K			3 0 1 0 1 1 1		
10 Chipper Jones, S OBP: 0.322, SLG: 0.412 (1, 5)	0-0 F8			1-0 F8		3-2 F8		4-1 1 SAFE 1-2 BB		3 0 0 0 1 0 2		
Johnny Estrada, S OBP: 0.386, SLG: 0.482 (1, 2)		2-2 P6		1-1 F7		1-1 L4-3		1-2 F7		4 0 0 0 0 0 3		
Adam LaRoche, L OBP: 0.292, SLG: 0.388 (1, 3)		0-0 1B 1B		3-2 G3		4-2 HR BB		2-3 K		3 1 1 0 1 1 2		
Andruw Jones, R OBP: 0.346, SLG: 0.497 (1, 8)		1-3 K		2-3 K				1-3 K		4 0 0 0 0 4 2	AB 33 R 4 H 7 RBI 4 BB 3 SO 6 LOB 12	
Charles Thomas, L OBP: 0.383, SLG: 0.733 (1, 7)		0-0 1-3 1B		0-0 HR		1-0 HR		1-1 G6-3		4 2 3 3 0 0 0		
Mike Hampton, R OBP: 0.216, SLG: 0.294 (1, 1)		1-2 G5-3		0-0 F9		0-0 F8		1-1 F8		3 0 0 0 0 0 2		
Mark DeRosa, R OBP: 0.288, SLG: 0.321 (9, PH)										1 0 0 0 0 0 0		
29 John Smoltz, R ERA: 6.26 (9, 1)										0 0 0 0 0 0 0		
Inning Stats	R: 0 H: 1 E: 0 LOB: 1 K: 0 BB: 0 S: 9 P: 13	R: 0 H: 2 E: 0 LOB: 2 K: 1 BB: 0 S: 14 P: 18	R: 0 H: 0 E: 0 LOB: 0 K: 0 BB: 0 S: 6 P: 11	R: 0 H: 0 E: 0 LOB: 0 K: 0 BB: 0 S: 6 P: 11	R: 2 H: 2 E: 0 LOB: 0 K: 1 BB: 0 S: 9 P: 12	R: 0 H: 0 E: 0 LOB: 0 K: 0 BB: 1 S: 7 P: 14	R: 2 H: 1 E: 0 LOB: 0 K: 1 BB: 1 S: 12 P: 21	R: 0 H: 1 E: 0 LOB: 2 K: 2 BB: 1 S: 13 P: 23	R: 0 H: 0 E: 0 LOB: 0 K: 1 BB: 0 S: 7 P: 10	1B: 4 SF: 0 2B: 1 SAC: 0 3B: 0 DP: 1 HR: 3 HBP: 0	WP: 0 PA: 36 PB: 0 SB: 0 CS: 0	
PITCHER	IP WLS BF H R ER SO BB IBB HBP BLK WP HR S P ERA WHIP											
Paul Abbott, R ERA: 5.82 (1, 1)	6.0 L 23 5 2 2 2 1 0 0 0 0 0 2 51 79 3.00 1.000											
Rheal Cormier, L ERA: 4.36 (7, 1)	1.0 5 1 2 2 1 1 0 0 0 0 0 1 12 21 18.00 2.000											
Geoff Geary, R ERA: 6.26 (8, 1)	1.0 5 1 0 0 2 1 0 0 0 0 0 0 13 23 0.00 2.000											
Brian Powell, R ERA: 3.58 (9, 1)	1.0 3 0 0 0 0 1 0 0 0 0 0 0 7 10 0.00 0.000											

Atlanta Braves @ Philadelphia Phillies
Citizens Bank Park, Philadelphia, PA

Sat Jul 10 2004, 1:20 PM EDT
Att. 44,307 - Cloudy - 77 F

livebaseballscorecards.com



Batter	1	2	3	4	5	6	7	8	9	AB	R	H	RBI	BB	SO	LOB
11 Jimmy Rollins, S OBP: 0.333, SLG: 0.381 (1, 6)	F7		G5-3		G5-3		F9			4	0	0	0	0	0	2
Placido Polanco, R OBP: 0.332, SLG: 0.373 (1, 4)	BB			L5		FC4-6 1B		L8		3	0	1	0	1	0	0
Bobby Abreu, L OBP: 0.438, SLG: 0.570 (1, 9)	F7			S 1B		FC4-6 1B		G6-3		4	0	1	0	0	0	2
Jim Thome, L OBP: 0.409, SLG: 0.662 (1, 3)	P5			K		1-2 1B		P4		4	0	1	0	0	1	2
Pat Burrell, R OBP: 0.391, SLG: 0.486 (1, 7)		F8		BB		F8		G5-3		3	0	0	0	1	0	2
David Bell, R OBP: 0.360, SLG: 0.467 (1, 5)	F7			G1		P4		F8		4	0	0	0	0	0	4
Todd Pratt, R OBP: 0.313, SLG: 0.274 (1, 2)																
Ricky Ledee, L (9, PH) OBP: 0.398, SLG: 0.585																
Doug Glanville, R OBP: 0.247, SLG: 0.250 (1, 8)																
Paul Abbott, R OBP: 0.167, SLG: 0.167 (1, 1)																
Rheal Cormier, L (7, 1)																
Tomas Perez, S (7, PH) OBP: 0.301, SLG: 0.476																
Geoff Geary, R (8, 1)																
Brian Powell, R OBP: 0.143, SLG: 0.143 (9, 1)																

Inning Stats	R: 0	H: 0	E: 0	K: 0	S: 9	R: 0	H: 0	E: 0	K: 1	S: 7	R: 0	H: 1	E: 0	K: 1	S: 13	R: 0	H: 1	E: 1	K: 1	S: 8	R: 0	H: 2	E: 0	K: 0	S: 8	R: 0	H: 1	E: 0	K: 1	S: 9	R: 0	H: 0	E: 0	K: 0	S: 6	R: 0	H: 0	E: 0	K: 1	S: 10	R: 0	H: 0	E: 0	K: 1	S: 11	1B: 5	SF: 0	2B: 0	SAC: 0	3B: 0	DP: 0	HR: 0	HBP: 0	WP: 0	PA: 34			
	0	0	0	0	9	0	0	0	1	7	0	1	0	1	13	0	2	1	0	8	0	2	0	0	8	0	0	0	1	0	9	0	0	0	6	0	0	0	10	0	0	0	11	0	0	0	0	11	5	0	0	0	0	0	0	0	0	34

PITCHER	IP	WLS	BF	H	R	ER	SO	BB	IBB	HBP	BLK	WP	HR	S	P	ERA	WHIP
Mike Hampton, L (1, 1) ERA: 5.11	8.0	W	31	5	0	0	5	2	0	0	0	0	0	69	112	0.00	0.875
29 John Smoltz, R (9, 1) ERA: 2.54	1.0		3	0	0	0	1	0	0	0	0	0	0	10	11	0.00	0.000

BOTTOM

Atlanta Braves @ Philadelphia Phillies
Citizens Bank Park, Philadelphia, PA
Sat Jul 10 2004, 1:20 PM EDT
Att. 44,307 - Cloudy - 77 F

livebaseballscorecards.com

AB	32
R	0
H	5
RBI	0
BB	2
SO	6
LOB	15



Batter	1	2	3	4	5	6	7	8	9	AB R H RBI BB SO LOB											
Rafael Furcal, S (1, 6) OBP: 0.351, SLG: 0.449	2-3 K		0-1 P3		3-2 1B	2-2 G1-3		0-1 1B 1B		5 1 2 0 0 1 2											
Nick Green, R (1, 4) OBP: 0.332, SLG: 0.399	0-1 1B		0-1 F9		2-2 G5-3		0-0 G6-3	1-2 1B 1B		5 0 2 0 0 0 2											
J.D. Drew, L (1, 9) OBP: 0.434, SLG: 0.628	1-3 K			1-1 10 1B G6-4-3 2B		0-0 HR	0-0 BB 10 1B 1B	0-1 1B		5 2 4 2 0 1 1											
10 Chipper Jones, S (1, 5) OBP: 0.327, SLG: 0.414	1-3 K			1-1 G6-4-3 2B 2-3 1B		4-1 2B HR BB	0-0 BB 1-2 1B	0-2 G1-3		4 1 2 0 1 1 3											
Johnny Estrada, S (1, 2) OBP: 0.382, SLG: 0.481		1-2 F7		0-0 G6-4-3 1-2f		1-2 HR 2B		0-1 G5-3		5 1 1 0 0 0 3											
Julio Franco, R (1, 3) OBP: 0.354, SLG: 0.431		1-2 F9		3-1 FC6-4 1B		0-1 HR 2H 3-H	4-2 BB 1-2 2-3	3-3 K		4 1 2 3 1 1 0											
Andruw Jones, R (1, 8) OBP: 0.344, SLG: 0.491		0-3 K		1-1 FC6-4 1-2f		0-1 F8	1-1 G3-1	4-1 1B BB		4 0 0 0 1 1 4											
Eli Marrero, R (1, 7) OBP: 0.386, SLG: 0.565			2-2 SH1-4 1B		2-2 G5-3	0-0 SH1-4 1B		2-1 F7	0-0 1-2 1B	5 0 3 0 0 0 0											
Russ Ortiz, R (1, 1) OBP: 0.156, SLG: 0.129			2-1 SH1-4		0-3 K	0-0 SH1-4		2-2 P2	2-3 K	1 0 0 0 0 1 0											
Antonio Alfonseca, R (6, 1)										0 0 0 0 0 0 0											
Chris Reitsma, R (7, 1)										0 0 0 0 0 0 0											
Charles Thomas, L (8, PH) OBP: 0.375, SLG: 0.717										1 0 0 0 0 0 0											
29 John Smoltz, R (8, 1)										1 0 0 0 0 1 2											
Inning Stats	R: 0 E: 0 K: 3 S: 13	H: 1 LOB: 1 BB: 0 P: 17	R: 0 E: 0 K: 1 S: 9	H: 0 LOB: 0 BB: 0 P: 11	R: 0 E: 0 K: 0 S: 9	H: 1 LOB: 1 BB: 0 P: 13	R: 1 E: 0 K: 0 S: 9	H: 3 LOB: 1 BB: 0 P: 15	R: 0 E: 0 K: 1 S: 16	H: 1 LOB: 1 BB: 0 P: 23	R: 4 E: 0 K: 0 S: 22	H: 4 LOB: 1 BB: 1 P: 29	R: 0 E: 0 K: 0 S: 9	H: 2 LOB: 3 BB: 1 P: 14	R: 1 E: 0 K: 0 S: 19	H: 3 LOB: 2 BB: 0 P: 24	R: 0 E: 0 K: 2 S: 11	H: 1 LOB: 2 BB: 1 P: 20	1B: 12 2B: 2 3B: 0 HR: 2	SF: 0 SAC: 2 DP: 1 HBP: 0	WP: 0 PA: 45
PITCHER	IP WLS BF H R ER SO BB IBB HBP BLK WP HR S P ERA WHIP																				IP WLS BF H R ER SO BB IBB HBP BLK WP HR S P ERA WHIP
Randy Wolf, L (1, 1) ERA: 3.56	5.1 L 26 10 5 5 5 1 0 0 0 0 2 73 101 8.44 2.062																				
Roberto Hernandez, R (6, 1) ERA: 4.81	0.2 2 0 0 0 0 0 0 0 0 0 0 0 5 7 0.00 0.000																				
63 Ryan Madson, R (7, 1) ERA: 2.03	1.0 6 2 0 0 0 0 1 0 0 0 0 0 9 14 0.00 3.000																				
Tim Worrell, R (8, 1) ERA: 3.57	1.0 6 3 1 1 0 0 0 0 0 0 0 0 19 24 9.00 3.000																				
Billy Wagner, L (9, 1) ERA: 3.52	1.0 5 1 0 0 0 2 1 0 0 0 0 0 11 20 0.00 2.000																				

Atlanta Braves @ Philadelphia Phillies
Citizens Bank Park, Philadelphia, PA

Sun Jul 11 2004, 1:35 PM EDT
Att. 44,519 - Cloudy - 83 F

AB	40
R	6
H	16
RBI	5
BB	3
SO	7
LOB	17



Batter	1	2	3	4	5	6	7	8	9	AB	R	H	RBI	BB	SO	LOB
11 Jimmy Rollins, S OBP: 0.332, SLG: 0.378 (1, 6)	1-3 K	1-0 G4-3		2-2 G4-3		1-1 SAFE 1-2 1B		0-1 L8		5	0	1	0	0	1	3
Placido Polanco, R OBP: 0.329, SLG: 0.370 (1, 4)	0-1 F7		0-0 F7		2-1 G4-3	2-3 K			1-0 1B 1B	5	0	1	0	0	1	2
Bobby Abreu, L OBP: 0.440, SLG: 0.569 (1, 9)	3-2 BB 1B		2-1 G4-3		1-2 F9		4-1 G1-3 BB		2-2 1-2 1B	4	1	2	0	1	0	0
Jim Thome, L OBP: 0.406, SLG: 0.653 (1, 3)	4-2 SAFE 1B 1-2 BB		1-1 F7		1-1 F8		2-1 SAFE L3		0-0 P5	4	0	0	0	1	0	3
Pat Burrell, R OBP: 0.391, SLG: 0.483 (1, 7)	0-2 1-3 2-H 1B			4-0 1B SF7 BB		3-1 F9	0-0 G1-3		0-2 F9	4	1	1	1	1	0	3
Ricky Ledee, L OBP: 0.408, SLG: 0.576 (1, 8)	1-1 P4			0-0 BB 1-3 1B		4-2 BB HR BB	4-0 BB BB		1-3 K	3	1	1	0	2	1	4
David Bell, R OBP: 0.361, SLG: 0.476 (1, 5)			2-3 K		4-2 BB 1-2 BB		0-0 1-H HR	3-3 K		3	1	1	2	1	2	2
Mike Lieberthal, R OBP: 0.324, SLG: 0.439 (1, 2)			1-2 SH3-4 1B		0-0 P3		1-2 F9	2-3 K		4	0	1	0	0	1	3
Randy Wolf, L OBP: 0.286, SLG: 0.402 Roberto Hernandez, R OBP: 0.420, SLG: 0.379 Jason Michaels, R OBP: 0.420, SLG: 0.379 63 Ryan Madson, L Tim Worrell, R 26 Chase Utley, L OBP: 0.297, SLG: 0.492 Billy Wagner, L (1, 1) (6, 1) (6, PH) (7, 1) (8, 1) (8, PH) (9, 1)		1 SAFE 0-0 SH3-4 1-2		0-0 SF7		4-2 BB 11 1B BB		1-3 K		0	0	0	1	0	0	0

Inning Stats	R: 1	H: 2	E: 0	K: 1	S: 21	H: 2	LOB: 2	BB: 1	P: 29	R: 0	H: 1	E: 0	K: 1	S: 9	R: 0	H: 0	E: 0	K: 0	S: 5	R: 1	H: 1	E: 0	K: 0	S: 8	R: 0	H: 0	E: 0	K: 0	S: 7	R: 2	H: 2	E: 0	K: 1	S: 15	R: 0	H: 0	E: 0	K: 1	S: 9	R: 0	H: 0	E: 0	K: 2	S: 13	R: 0	H: 2	E: 0	K: 1	S: 12	R: 0	H: 2	E: 0	K: 1	S: 16	1B: 7	SF: 1	2B: 0	SAC: 1	3B: 0	DP: 0	HR: 1	HBP: 0	WP: 0	PA: 42
--------------	------	------	------	------	-------	------	--------	-------	-------	------	------	------	------	------	------	------	------	------	------	------	------	------	------	------	------	------	------	------	------	------	------	------	------	-------	------	------	------	------	------	------	------	------	------	-------	------	------	------	------	-------	------	------	------	------	-------	-------	-------	-------	--------	-------	-------	-------	--------	-------	--------

PITCHER	IP	WLS	BF	H	R	ER	SO	BB	IBB	HBP	BLK	WP	HR	S	P	ERA	WHIP
Russ Ortiz, R ERA: 3.58 (1, 1)	5.2	W	28	6	4	4	2	5	0	0	0	0	1	62	104	6.35	1.941
Antonio Alfonseca, R ERA: 3.32 (6, 1)	0.2	H	3	0	0	0	1	1	0	0	0	0	0	6	14	0.00	1.500
Chris Reitsma, R ERA: 3.78 (7, 1)	0.2	H	3	0	0	0	1	1	0	0	0	0	0	6	13	0.00	1.500
29 John Smoltz, R ERA: 2.41 (8, 1)	2.0	S	8	2	0	0	3	0	0	0	0	0	0	25	32	0.00	1.000

BOTTOM

Atlanta Braves @ Philadelphia Phillies
Citizens Bank Park, Philadelphia, PA
Sun Jul 11 2004, 1:35 PM EDT
Att: 44,519 - Cloudy - 83 F

livebaseballscores.com

AB	33
R	4
H	8
RBI	4
BB	7
SO	7
LOB	20



Batter	1	2	3	4	5	6	7	8	9	10	11	AB R H RBI BB SO LOB	TOP
11 Jimmy Rollins, S OBP: 0.327, SLG: 0.372	G6-3		L8			F8	G3		G1-3			5 0 0 0 0 0 2	
Placido Polanco, R OBP: 0.327, SLG: 0.366	F8			G4-3		HR	L4			K		5 1 1 0 0 0 1 0	
Bobby Abreu, L OBP: 0.439, SLG: 0.575	S BB			K		HR				G5-3		4 1 1 2 1 2 0	
Jim Thome, L OBP: 0.403, SLG: 0.645	K			G4-3		BB BB 1B			F7	G1-3		5 0 1 0 0 0 1 1	
Pat Burrell, R OBP: 0.388, SLG: 0.476						F7	P5		K			4 0 0 0 1 2 1	
Ricky Ledee, L OBP: 0.398, SLG: 0.551						G1-3	BB BB		L5			4 0 0 0 1 2 1	
David Bell, R OBP: 0.362, SLG: 0.473 Roberto Hernandez, R						2B 1B	BB BB		G6-3			4 0 1 0 1 1 1 1 0 0 0 0 0 0 0 0	
Mike Lieberthal, R OBP: 0.326, SLG: 0.446						G6-3	G1-3		26 1B 2B			5 0 2 0 0 1 4	
Eric Milton, L OBP: 0.184, SLG: 0.143 Jason Michaels, R OBP: 0.417, SLG: 0.375 Rheal Cormier, L OBP: 0.302, SLG: 0.496 63 Ryan Madson, L OBP: 0.301, SLG: 0.476						G4-3			G4-3			2 0 0 0 0 0 1 2 1 0 1 0 1 0	
Inning Stats	R: 0 H: 0 E: 0 LOB: 1 K: 1 BB: 1 S: 13 P: 20	R: 0 H: 0 E: 0 LOB: 0 K: 3 BB: 0 S: 15 P: 19	R: 0 H: 0 E: 0 LOB: 0 K: 0 BB: 0 S: 8 P: 10	R: 0 H: 0 E: 0 LOB: 0 K: 1 BB: 0 S: 8 P: 13	R: 0 H: 2 E: 0 LOB: 2 K: 1 BB: 0 S: 12 P: 17	R: 2 H: 3 E: 0 LOB: 3 K: 0 BB: 2 S: 18 P: 35	R: 0 H: 0 E: 0 LOB: 0 K: 0 BB: 0 S: 6 P: 7	R: 0 H: 0 E: 0 LOB: 0 K: 2 BB: 0 S: 10 P: 13	R: 0 H: 2 E: 0 LOB: 2 K: 0 BB: 0 S: 9 P: 16	R: 0 H: 0 E: 0 LOB: 0 K: 1 BB: 0 S: 7 P: 9	R: 0 H: 0 E: 0 LOB: 1 K: 2 BB: 1 S: 9 P: 17	1B: 4 SF: 0 2B: 2 SAC: 0 3B: 0 DP: 0 HR: 1 HBP: 0	WP: 0 PA: 44 PB: 0 SB: 1 CS: 0
PITCHER	IP WLS BF H R ER SO BB IBB HBP BLK WP HR S P ERA WHIP												
Steve Trachsel, R ERA: 3.35	(1, 1) 5.2 25 5 2 2 6 3 0 0 0 0 0 1 71 110 3.18 1.412												
Orber Moreno, R ERA: 3.23	(6, 1) 1.1 4 0 0 0 0 0 0 0 0 0 0 0 9 11 0.00 0.000												
Mike Stanton, L ERA: 3.51	(8, 1) 1.0 3 0 0 0 2 0 0 0 0 0 0 0 10 13 0.00 0.000												
Braden Looper, R ERA: 1.8	(9, 1) 2.0 8 2 0 0 1 0 0 0 0 0 0 0 16 25 0.00 1.000												
Jose Parra, R ERA: 1.38	(11, 1) 1.0 W 4 0 0 0 2 1 0 0 0 0 0 0 9 17 0.00 1.000												

Philadelphia Phillies @ New York Mets
Shea Stadium, Flushing, NY
Thu Jul 15 2004, 7:10 PM EDT
Att: 36,803 - Cloudy - 79 F

AB	40
R	2
H	7
RBI	2
BB	4
SO	11
LOB	12



BOTTOM

Philadelphia Phillies @ New York Mets
Shea Stadium, Flushing, NY
Thu Jul 15 2004, 7:10 PM EDT
Att: 36,803 - Cloudy - 79 F

livebaseballscores.com

AB 39
R 3
H 8
RBI 3
BB 4
SO 5
LOB 15



WP: 1 PA: 43
PB: 0
SB: 0
CS: 0

AB R H RBI BB SO LOB

5	1	1	0	0	0	2
5	0	2	1	0	0	0
4	0	0	0	1	1	3
0	1	0	0	0	0	0
4	0	0	0	1	0	2
4	0	1	0	1	1	1
4	0	0	0	1	1	2
5	1	2	1	0	0	2
4	0	0	0	0	1	3
2	0	1	1	0	1	0
0	0	0	0	0	0	0
0	0	0	0	0	0	0
1	0	1	0	0	0	0
0	0	0	0	0	0	0
0	0	0	0	0	0	0
1	0	0	0	0	0	0
0	0	0	0	0	0	0

Batter

7 José Reyes, S OBP: 0.240, SLG: 0.333	(1, 4)	B C X	3-2	P2	1
Kazuo Matsui, S OBP: 0.337, SLG: 0.414	(1, 6)	B C X	3-1	F9	2
31 Mike Piazza, R OBP: 0.385, SLG: 0.500 Vance Wilson, R (11, PR) OBP: 0.302, SLG: 0.395	(1, 2)	B C X	1-1	P4	3
Richard Hidalgo, R OBP: 0.326, SLG: 0.478	(1, 9)	B C X	3-2	F8	1
Cliff Floyd, L OBP: 0.347, SLG: 0.516	(1, 7)	B C X	3-2	K	2
Shane Spencer, R OBP: 0.342, SLG: 0.407	(1, 3)	B C X	1-1	P6	3
Ty Wigginton, R OBP: 0.318, SLG: 0.498	(1, 5)	X	0-0	P4	1
Mike Cameron, R OBP: 0.326, SLG: 0.441	(1, 8)	B C X	1-3	K	2
Steve Trachsel, R OBP: 0.296, SLG: 0.263 Orber Moreno, R OBP: 1.000, SLG: 1.000 Todd Zile, R OBP: 0.329, SLG: 0.375 Joe McEwing, R OBP: 0.273, SLG: 0.289 Braden Looper, R OBP: 0.340, SLG: 0.487 Eric Valent, L OBP: 0.340, SLG: 0.487 Jose Parra, R	(1, 1)	B C X	1-2	K	3

1

3-2	P2	1
3-1	F9	2
1-1	P4	3
3-2	F8	1
3-2	K	2
1-1	P6	3
0-0	P4	1
1-3	K	2
1-2	K	3

2

2-1	FC1-4 1B	2
0-1	G3-1	2
2-2	G4-3	3
0-1	G1-3	1
0-2	F9	2
2-1	P5	3
1-1	G5-3	1
2-2	G3	2
1-1	G3	3
0-0	F9	1
0-0	FC6-4 1B	3
2-2	FC1-4 1B	1
2-2	G6-3	1

3

1-0	F8	3
1-1	G4-3	1
1-3	K	2
1-2	F8	3
0-1	F8	1
0-0	G5-3	2
0-0	F9	3
0-0	F9	1
0-0	FC6-4 1B	3

4

3-2	2B	2
0-1	2B	2
0-1	G1-3	1
0-2	F9	2
2-1	P5	3
1-1	G5-3	1
2-2	G3 1B	2
3-2	G3	2
1-1	G3 1B	3

5

1-0	F8	3
1-1	G4-3	1
1-3	K	2
1-2	F8	3
0-1	F8	1
0-0	G5-3	2
0-0	F9	3
0-0	F9	1
0-0	FC6-4 1B	3

6

3-2	2B	2
0-1	2B	2
0-1	G1-3	1
0-2	F9	2
2-1	P5	3
1-1	G5-3	1
2-2	G3 1B	2
3-2	G3	2
1-1	G3 1B	3

7

3-2	2B	2
0-1	2B	2
0-1	G1-3	1
0-2	F9	2
2-1	P5	3
1-1	G5-3	1
2-2	G3 1B	2
3-2	G3	2
1-1	G3 1B	3

8

3-2	2B	2
0-1	2B	2
0-1	G1-3	1
0-2	F9	2
2-1	P5	3
1-1	G5-3	1
2-2	G3 1B	2
3-2	G3	2
1-1	G3 1B	3

9

3-2	2B	2
0-1	2B	2
0-1	G1-3	1
0-2	F9	2
2-1	P5	3
1-1	G5-3	1
2-2	G3 1B	2
3-2	G3	2
1-1	G3 1B	3

10

3-2	2B	2
0-1	2B	2
0-1	G1-3	1
0-2	F9	2
2-1	P5	3
1-1	G5-3	1
2-2	G3 1B	2
3-2	G3	2
1-1	G3 1B	3

11

3-2	2B	2
0-1	2B	2
0-1	G1-3	1
0-2	F9	2
2-1	P5	3
1-1	G5-3	1
2-2	G3 1B	2
3-2	G3	2
1-1	G3 1B	3

R: 0	H: 0	R: 0	H: 0	R: 0	H: 0	R: 1	H: 2	R: 1	H: 2	R: 0	H: 0	R: 0	H: 0	R: 0	H: 2	R: 0	H: 0	R: 0	H: 0	R: 1	H: 2	1B: 6	SF: 0	WP: 1	PA: 43
E: 0	LOB: 0	E: 0	LOB: 0	E: 0	LOB: 0	E: 0	LOB: 1	E: 0	LOB: 1	E: 0	LOB: 0	E: 0	LOB: 0	E: 0	LOB: 2	E: 0	LOB: 0	E: 0	LOB: 0	E: 0	LOB: 3	2B: 2	SAC: 0	PB: 0	
K: 0	BB: 0	K: 1	BB: 0	K: 2	BB: 0	K: 0	BB: 0	K: 0	BB: 0	K: 0	BB: 0	K: 0	BB: 0	K: 1	BB: 2	K: 0	BB: 2	K: 0	BB: 0	K: 0	BB: 2	3B: 0	DP: 0	SB: 0	
S: 7	P: 14	S: 11	P: 18	S: 7	P: 9	S: 19	P: 24	S: 14	P: 22	S: 8	P: 11	S: 4	P: 4	S: 11	P: 17	S: 10	P: 22	S: 9	P: 13	S: 10	P: 18	HR: 0	HBP: 0	CS: 0	

PITCHER	IP	WLS	BF	H	R	ER	SO	BB	IBB	HBP	BLK	WP	HR	S	P	ERA	WHIP										
Eric Milton, L (1, 1)	6.0		22	4	2	2	4	0	0	0	0	0	0	66	98	3.00	0.667										
Rheal Cormier, L (7, 1)	1.2		7	2	0	0	0	0	0	0	0	0	0	12	16	0.00	1.200										
Tim Worrell, R (8, 1)	0.1		1	0	0	0	0	0	0	0	0	0	0	3	5	0.00	0.000										
63 Ryan Madson, R (9, 1)	2.0		8	0	0	0	1	1	1	0	0	1	0	19	35	0.00	0.500										
Roberto Hernandez, R (11, 1)	0.1	L	5	2	1	1	0	2	0	0	0	0	0	10	18	27.00	12.000										

Batter	1	2	3	4	5	6	7	8	9	AB R H RBI BB SO LOB	TOP											
11 Jimmy Rollins, S OBP: 0.328, SLG: 0.373 (1, 6)	1-1 F7 S 1B		0-0 HR S 1B	0-1 F9			0-2 F8		1-0 P3	5 1 2 0 0 0 2												
Placido Polanco, R OBP: 0.325, SLG: 0.363 (1, 4)	0-3 K		2-0 P6		1-1 G4-3		0-2 G4-3		2-0 1B 1B	5 1 1 0 0 1 2												
Bobby Abreu, L OBP: 0.439, SLG: 0.581 (1, 9)	2-2 F7		1-2 P6		2-2 F7			1-2 HR	2-1 1B FC1-2 1B	5 1 2 2 0 0 2												
Jim Thome, L OBP: 0.408, SLG: 0.656 (1, 3)	4-2 BB BB		0-0 HR		1-2 G3-1			4-1 1B BB	1-0 FC1-2 1B	3 1 2 3 2 0 0												
Pat Burrell, R OBP: 0.388, SLG: 0.473 (1, 7)	4-2 BB		2-2 1B			0-3 K		3-2 F9	0-1 FC1-2	4 0 1 0 1 1 3												
Ricky Ledee, L OBP: 0.396, SLG: 0.543 (1, 8)	3-2 F7		1-3 K			1-1 1B		0-3 K	1-3 K	3 0 1 0 0 1 4												
Jason Michaels, R OBP: 0.413, SLG: 0.371 (8, PH)										1 0 0 0 0 1 1												
Tim Worrell, R (8, 1)										0 0 0 0 0 0 0												
Billy Wagner, L (8, 1)										1 0 0 0 0 1 2												
David Bell, R OBP: 0.360, SLG: 0.470 (1, 5)		2-2 G4-3		0-0 F9		1-3 K		1-1 1B		4 0 1 0 0 1 1												
Mike Lieberthal, R OBP: 0.325, SLG: 0.443 (1, 2)		2-1 G4-1		1-2 SH1 1B		2-1 F8		1-1 F7		4 0 1 0 0 0 3												
Kevin Millwood, R OBP: 0.211, SLG: 0.222 (1, 1)		0-1 F9		1-1 SH1			1-3 K		0-1 1B 1B	2 0 0 0 0 1 0												
Doug Glanville, R OBP: 0.255, SLG: 0.258 (8, 8)										1 1 1 0 0 0 0												
Inning Stats	R: 0 E: 0 K: 1 S: 16	H: 1 LOB: 3 BB: 2 P: 30	R: 0 E: 0 K: 0 S: 8	H: 0 LOB: 0 BB: 0 P: 12	R: 2 E: 0 K: 1 S: 13	H: 3 LOB: 1 BB: 0 P: 19	R: 0 E: 0 K: 0 S: 8	H: 1 LOB: 1 BB: 0 P: 10	R: 0 E: 0 K: 2 S: 11	H: 0 LOB: 0 BB: 0 P: 15	R: 0 E: 0 K: 1 S: 10	H: 1 LOB: 1 BB: 0 P: 14	R: 0 E: 0 K: 1 S: 9	H: 0 LOB: 0 BB: 0 P: 10	R: 1 E: 0 K: 1 S: 16	H: 2 LOB: 2 BB: 1 P: 26	R: 2 E: 0 K: 1 S: 12	H: 4 LOB: 2 BB: 0 P: 19	1B: 10 2B: 0 3B: 0 HR: 2	SF: 0 SAC: 1 DP: 0 HBP: 0	WP: 0 PB: 0 SB: 2 CS: 0	PA: 42
PITCHER	IP WLS BF H R ER SO BB IBB HBP BLK WP HR S P ERA WHIP																					
Jae Weong Seo, R ERA: 4.59 (1, 1)	7.0 L 29 6 2 2 5 2 0 0 0 0 0 1 75 110 2.57 1.143																					
Mike Stanton, L ERA: 3.62 (8, 1)	1.0 6 2 1 1 1 1 0 0 0 0 0 1 16 26 9.00 3.000																					
John Franco, L ERA: 5.08 (9, 1)	0.1 5 4 2 2 0 0 0 0 0 0 0 0 7 13 54.00 12.000																					
Ricky Bottalico, R ERA: 3.03 (9, 1)	0.2 2 0 0 0 0 1 0 0 0 0 0 0 5 6 0.00 0.000																					

Philadelphia Phillies @ New York Mets
Shea Stadium, Flushing, NY
Fri Jul 16 2004, 7:10 PM EDT
Att. 42,584 - Unknown - 79 F

AB	38
R	5
H	12
RBI	5
BB	3
SO	7
LOB	20



BOTTOM

Philadelphia Phillies @ New York Mets
 Shea Stadium, Flushing, NY

Fri Jul 16 2004, 7:10 PM EDT
 Att: 42,584 - Unknown - 79 F

livebaseballscorecards.com

AB	31
R	1
H	4
RBI	1
BB	4
SO	8
LOB	13



WP:	1	PA:	35
PB:	0		
SB:	2		
CS:	0		

AB	R	H	RBI	BB	SO	LOB
4	1	1	0	0	0	2
4	0	2	1	0	2	2
4	0	0	0	0	1	2
4	0	1	0	0	0	1
3	0	0	0	1	2	2
3	0	0	0	1	0	1
4	0	0	0	0	2	3
1	0	0	0	1	0	0
1	0	0	0	0	0	0
0	0	0	0	0	0	0
0	0	0	0	0	0	0
0	0	0	0	0	0	0
1	0	0	0	0	0	0
1	0	0	0	0	1	0
0	0	0	0	0	0	0

Batter	1	2	3	4	5	6	7	8	9
7 José Reyes, S OBP: 0.240, SLG: 0.340 (1, 4)	2-1 F7		1-1 F7		0-0 2B		0-2 G6-3		
Kazuo Matsui, S OBP: 0.338, SLG: 0.418 (1, 6)	1-3 K2-3		2-3 K		0-1 2B			1-1 FC4-6 1B	
31 Mike Piazza, R OBP: 0.381, SLG: 0.494 (1, 3)	2-2 G5-3			1-1 F9	3-3 K			0-1 P5	
Cliff Floyd, L OBP: 0.346, SLG: 0.511 (1, 7)		1-0 P4		1-2 G3		0-0 FC5-4 1B		2-2 FC4-6	
Richard Hidalgo, R OBP: 0.325, SLG: 0.473 (1, 9)		0-3 K		4-1 BB BB		1-0 FC5-4		0-3 K	
Ty Wigginton, R OBP: 0.317, SLG: 0.493 (1, 5)		2-1 F8		4-2 BB		2-1 F9			1-1 G5-3
Mike Cameron, R OBP: 0.322, SLG: 0.435 (1, 8)			0-0 P3	2-2 G5-3		3-3 K			2-3 K
Jason Phillips, R OBP: 0.291, SLG: 0.339 (1, 2)			4-2 WP BB		1-0 P6		2-1 F7		1-2 G1-3
Eric Valente, L OBP: 0.344, SLG: 0.464 (7, PH)									
Mike Stanton, L OBP: 1.000, SLG: 1.000 (8, 1)									
John Franco, L OBP: 1.000, SLG: 1.000 (9, 1)									
Ricky Bottalico, L OBP: 0.340, SLG: 0.404 (9, PH)									
Shane Spencer, R OBP: 0.340, SLG: 0.404 (9, PH)									
Jae Weong Seo, R OBP: 0.231, SLG: 0.130 (1, 1)			4-0 WP		1-2 G1-3		1-3 K		
Karim Garcia, L OBP: 0.272, SLG: 0.401 (7, PH)									
Vance Wilson, R OBP: 0.302, SLG: 0.395 (8, 2)			1-2 WP						

Inning Stats	R: 0	H: 0	E: 0	LOB: 0	K: 1	BB: 0	S: 8	P: 13
	R: 0	H: 0	E: 0	LOB: 0	K: 1	BB: 0	S: 6	P: 9
	R: 0	H: 0	E: 0	LOB: 2	K: 1	BB: 2	S: 8	P: 19
	R: 0	H: 0	E: 0	LOB: 2	K: 0	BB: 2	S: 11	P: 23
	R: 1	H: 2	E: 0	LOB: 1	K: 1	BB: 0	S: 11	P: 16
	R: 0	H: 1	E: 0	LOB: 1	K: 1	BB: 0	S: 7	P: 13
	R: 0	H: 0	E: 0	LOB: 0	K: 1	BB: 0	S: 9	P: 12
	R: 0	H: 1	E: 0	LOB: 1	K: 1	BB: 0	S: 12	P: 15
	R: 0	H: 0	E: 0	LOB: 0	K: 1	BB: 0	S: 9	P: 13

PITCHER	IP	WLS	BF	H	R	ER	SO	BB	IBB	HBP	BLK	WP	HR	S	P	ERA	WHIP
Kevin Millwood, R ERA: 4.92 (1, 1)	7.0	W	28	3	1	1	6	4	0	0	0	1	0	60	105	1.29	1.000
Tim Worrell, R ERA: 3.52 (8, 1)	0.1	H	2	1	0	0	0	0	0	0	0	0	0	4	5	0.00	3.000
Billy Wagner, L ERA: 3.34 (8, 1)	1.2	S	5	0	0	0	2	0	0	0	0	0	0	17	23	0.00	0.000

1B:	2	SF:	0
2B:	2	SAC:	0
3B:	0	DP:	0
HR:	0	HBP:	0

WP	HR	S	P	ERA	WHIP
1B:	2	SF:	0		
2B:	2	SAC:	0		
3B:	0	DP:	0		
HR:	0	HBP:	0		

Batter	1	2	3	4	5	6	7	8	9	AB R H RBI BB SO LOB	TOP											
11 Jimmy Rollins, S (1, 6) OBP: 0.327, SLG: 0.373	3-1 L7	3-2 2B		2-1 G5-3		1-2 E6			0-1 G3	5 0 1 2 0 0 2												
Placido Polanco, R (1, 4) OBP: 0.322, SLG: 0.357	2-1 F7	0-0 P2		2-3 K		0-1 FC6-4			4-1 HR	4 1 0 0 1 1 5												
Bobby Abreu, L (1, 9) OBP: 0.438, SLG: 0.579	2-2 G4-3			3-1 G3-1					3-1 HR	5 1 2 0 0 1 0												
Jim Thome, L (1, 3)		0-0 1B		1-0 2B		2-2 G6-3			1-2 HR	5 3 3 3 0 1 1												
Pat Burrell, R (1, 7) OBP: 0.386, SLG: 0.468		1-2 F8		1-2 F9		3-2 FC5-4			3-2 G6-3	5 0 1 0 0 0 3												
Mike Lieberthal, R (1, 2) OBP: 0.326, SLG: 0.444		1-0 G6-3		0-1 2B		1 SAFE FC5-4			4-0 2B	4 1 1 1 1 1 3												
Tomas Perez, S (1, 5) OBP: 0.305, SLG: 0.482		1-0 E		2-2 G4-3					0-1 B3-1	5 1 2 1 0 0 1												
Doug Glanville, R (1, 8) OBP: 0.262, SLG: 0.258		4-0 E				2-2 SH5-4			2-1 F7	4 1 1 0 1 0 1												
Randy Wolf, L (1, 1) OBP: 0.300, SLG: 0.464		0-2 E				0-0 SH5-4			1-3 K	2 0 1 0 0 0 2												
Rheal Cormier, L (6, 1)		11 2B				1 SAFE			2-1 K	0 0 0 0 0 0 0												
Ricky Ledee, L (8, PH) OBP: 0.890, SLG: 0.538		11 2B				1-2			1-3 K	1 0 0 0 0 1 0												
Tim Worrell, R (8, 1)		11 2B				1-2				0 0 0 0 0 0 0												
26 Chase Utley, L (9, PH) OBP: 0.390, SLG: 0.493		11 2B				1-2				1 0 0 0 0 1 2												
63 Ryan Madson, L (9, 1)		11 2B				1-2				0 0 0 0 0 0 0												
Inning Stats	R: 0 E: 0 K: 0 S: 7	H: 0 LOB: 0 BB: 0 P: 14	R: 3 E: 1 K: 0 S: 13	H: 3 LOB: 2 BB: 1 P: 23	R: 1 E: 0 K: 0 S: 11	H: 2 LOB: 1 BB: 0 P: 18	R: 0 E: 0 K: 1 S: 10	H: 1 LOB: 1 BB: 0 P: 16	R: 0 E: 0 K: 1 S: 13	H: 1 LOB: 1 BB: 0 P: 21	R: 0 E: 1 K: 0 S: 11	H: 1 LOB: 2 BB: 0 P: 15	R: 0 E: 0 K: 2 S: 10	H: 1 LOB: 1 BB: 0 P: 17	R: 0 E: 0 K: 1 S: 6	H: 0 LOB: 0 BB: 0 P: 9	R: 4 E: 1 K: 1 S: 19	H: 3 LOB: 2 BB: 2 P: 37	1B: 7 2B: 4 3B: 0 HR: 1	SF: 0 SAC: 1 DP: 0 HBP: 0	WP: 0 PB: 0 SB: 1 CS: 0	PA: 45
PITCHER	IP WLS BF H R ER SO BB IBB HBP BLK WP HR S P ERA WHIP																					
Tom Glavine, L (1, 1) ERA: 2.67	6.1 L 31 9 4 2 3 0 1 0 0 0 0 0 71 118 2.84 1.421																					
Orber Moreno, R (7, 1) ERA: 3.06	1.2 5 0 0 0 2 0 0 0 0 0 0 0 10 15 0.00 0.000																					
Jose Parra, R (9, 1) ERA: 3.21	1.0 9 3 4 3 1 2 0 0 0 0 0 1 19 37 27.00 5.000																					

Philadelphia Phillies @ New York Mets
Shea Stadium, Flushing, NY
Sat Jul 17 2004, 1:20 PM EDT
Att. 35,425 - Cloudy - 83 F

livebaseballscorecards.com

AB	41
R	8
H	12
RBI	7
BB	3
SO	6
LOB	20



Batter	1	2	3	4	5	6	7	8	9	AB R H RBI BB SO LOB
7 José Reyes, S OBP: 0.238, SLG: 0.333 (1, 4)	0-1 G5-3		1-1 F8		2-2 P3		2-1 F8		0-1 1B	5 0 1 0 0 0 0
Kazuo Matsui, S OBP: 0.339, SLG: 0.418 (1, 6)	2-2 F7		0-3 K		0-1 1B		1-2 L6		2-2 1B	5 0 2 0 0 1 0
31 Mike Piazza, R OBP: 0.379, SLG: 0.498 (1, 3)	0-3 K			0-0 G6-3	1-3 K			2-1 HR	2-0 L6	5 1 1 1 0 2 3
Richard Hidalgo, R OBP: 0.327, SLG: 0.471 (1, 9)		0-1 1B		4-2 1B		3-3 K		1-0 F9		3 1 1 0 1 1 0
Cliff Floyd, L OBP: 0.348, SLG: 0.516 (1, 7)		1-2 P6		2-2 P4		1-1 1B		2-2 FC5-4		4 0 2 0 0 0 2
Joe McEwing, R OBP: 0.273, SLG: 0.289 (8, PR) (9, 7)										0 0 0 0 0 0 0
Ty Wigginton, R OBP: 0.320, SLG: 0.493 (1, 5)		0-0 F7		0-0 1B	1-2 1B	2-1 G5-3		0-2 FC5-4		4 0 2 0 0 0 2
Mike Cameron, R OBP: 0.327, SLG: 0.435 (1, 8)		4-2 SAFE		1-1 1B	1-3 2-H	4-2 1B		3-3 K		2 0 1 1 2 1 1
Jason Phillips, R OBP: 0.288, SLG: 0.335 (1, 2)		0-3 K		0-1 F8		3-1 G5-3			0-0 F7	3 0 0 0 0 1 7
Orber Moreno, R (7, 1)										0 0 0 0 0 0 0
Jose Parra, R (9, 1)										0 0 0 0 0 0 0
Eric Valent, L (9, PH) (9, PH)										1 0 0 0 0 0 0
Tom Glavine, L (1, 1)			1-1 L7		1-1 P6		0-0 L9		1-0 F9	2 0 0 0 0 0 0
Vance Wilson, R (7, 2)										2 0 0 0 0 0 0

BOTTOM

Philadelphia Phillies @ New York Mets
Shea Stadium, Flushing, NY
 Sat Jul 17 2004, 1:20 PM EDT
 Att: 35,425 - Cloudy - 83 F

livebaseballscorecards.com

AB	36
R	2
H	10
RBI	2
BB	3
SO	6
LOB	15



Inning Stats	R: 0	H: 0	E: 0	K: 1	S: 8	H: 0	LOB: 0	BB: 0	P: 10	R: 0	H: 1	E: 0	K: 1	S: 11	H: 0	LOB: 2	BB: 1	P: 16	R: 0	H: 0	E: 0	K: 1	S: 7	R: 1	H: 2	E: 0	K: 0	S: 15	H: 2	LOB: 2	BB: 1	P: 22	R: 0	H: 1	E: 0	K: 1	S: 10	H: 2	LOB: 2	BB: 1	P: 24	R: 0	H: 0	E: 0	K: 0	S: 6	H: 2	LOB: 1	BB: 0	P: 21	R: 1	H: 2	E: 0	K: 1	S: 13	H: 2	LOB: 2	BB: 0	P: 13	1B: 8	SF: 0	2B: 1	SAC: 0	3B: 0	DP: 1	HR: 1	HBP: 0	WP: 0	PA: 39
--------------	------	------	------	------	------	------	--------	-------	-------	------	------	------	------	-------	------	--------	-------	-------	------	------	------	------	------	------	------	------	------	-------	------	--------	-------	-------	------	------	------	------	-------	------	--------	-------	-------	------	------	------	------	------	------	--------	-------	-------	------	------	------	------	-------	------	--------	-------	-------	-------	-------	-------	--------	-------	-------	-------	--------	-------	--------

PITCHER	IP	WLS	BF	H	R	ER	SO	BB	IBB	HBP	BLK	WP	HR	S	P	ERA	WHIP
Randy Wolf, L ERA: 3.45 (1, 1)	5.1	W	25	6	1	1	5	3	0	0	0	0	0	60	90	1.69	1.688
Rheal Cormier, L ERA: 4.05 (6, 1)	1.2	H	4	0	0	0	0	0	0	0	0	0	0	8	14	0.00	0.000
Tim Worrell, R ERA: 3.64 (8, 1)	1.0	H	5	2	1	1	1	0	0	0	0	0	1	13	21	9.00	2.000
63 Ryan Madson, R ERA: 1.92 (9, 1)	1.0		5	2	0	0	0	0	0	0	0	0	0	8	13	0.00	2.000

Philadelphia Phillies @ New York Mets
 Shea Stadium, Flushing, NY
 Sun Jul 18 2004, 1:10 PM EDT
 Att. 30,443 - Unknown - 74 F

AB	30
R	1
H	6
RBI	1
BB	5
SO	9
LOB	16



WP:	0	PA:	35
PB:	0		
SB:	0		
CS:	0		

Batter	1	2	3	4	5	6	7	8	9	AB	R	H	RBI	BB	SO	LOB
11 Jimmy Rollins, S OBP: 0.326, SLG: 0.370	F8		K		FC5-4					3	0	0	1	1	1	1
Placido Polanco, R OBP: 0.325, SLG: 0.359	BB 1B		1B			K				4	0	2	0	0	1	3
Bobby Abreu, L OBP: 0.436, SLG: 0.573	BB		F7			K				3	0	0	0	1	1	1
Jim Thome, L OBP: 0.407, SLG: 0.659	K			G5-3		G6-3				4	0	0	0	0	2	2
Pat Burrell, R OBP: 0.384, SLG: 0.465	K			G3-6-1 1B			K			4	0	1	0	0	2	2
David Bell, R OBP: 0.382, SLG: 0.470		G4-3		G3-6-1 1B			BB 11 BB 1B			4	1	2	0	0	0	1
Todd Pratt, R OBP: 0.322, SLG: 0.276			K				BB 11 BB BB			3	0	1	0	1	1	1
Doug Glanville, R OBP: 0.257, SLG: 0.253							BB 11 BB BB			2	0	0	0	0	1	1
Ricky Ledee, L OBP: 0.394, SLG: 0.532							BB 11 BB BB			1	0	0	0	1	0	1
39 Brett Myers, R OBP: 0.241, SLG: 0.259										1	0	0	0	0	1	0
Roberto Hernandez, R										0	0	0	0	0	0	0
Tomas Perez, S OBP: 0.303, SLG: 0.477										1	0	0	0	0	0	3
Geoff Geary, R										0	0	0	0	0	0	0

Inning Stats	R: 0	H: 1	E: 0	K: 2	S: 13	P: 26	R: 0	H: 0	E: 0	K: 2	S: 10	P: 19	R: 0	H: 1	E: 0	K: 1	S: 12	P: 21	R: 0	H: 1	E: 0	K: 0	S: 4	P: 8	R: 0	H: 1	E: 0	K: 0	S: 7	P: 15	R: 0	H: 0	E: 0	K: 2	S: 9	P: 16	R: 1	H: 1	E: 0	K: 1	S: 19	P: 35	R: 0	H: 0	E: 0	K: 1	S: 8	P: 11	R: 0	H: 1	E: 0	K: 0	S: 6	P: 9	1B: 6	SF: 0	2B: 1	SAC: 0	3B: 0	DP: 3	HR: 0	HBP: 0	WP: 0	PA: 35
--------------	------	------	------	------	-------	-------	------	------	------	------	-------	-------	------	------	------	------	-------	-------	------	------	------	------	------	------	------	------	------	------	------	-------	------	------	------	------	------	-------	------	------	------	------	-------	-------	------	------	------	------	------	-------	------	------	------	------	------	------	-------	-------	-------	--------	-------	-------	-------	--------	-------	--------

PITCHER	IP	WLS	BF	H	R	ER	SO	BB	IBB	HBP	BLK	WP	HR	S	P	ERA	WHIP
Al Leiter, L ERA: 2.24	6.0	W	22	4	0	0	7	2	0	0	0	0	0	55	105	0.00	1.000
Ricky Bottalico, R ERA: 3.27	0.1		4	1	1	1	1	2	0	0	0	0	0	14	26	27.00	9.000
John Franco, L ERA: 5.03	0.1	H	2	0	0	0	0	1	0	0	0	0	0	4	8	0.00	3.000
Dan Wheeler, R ERA: 4.38	0.1	H	1	0	0	0	0	0	0	0	0	0	0	1	1	0.00	0.000
Mike Stanton, L ERA: 3.58	0.2	H	2	0	0	0	1	0	0	0	0	0	0	7	10	0.00	0.000

PITCHER	IP	WLS	BF	H	R	ER	SO	BB	IBB	HBP	BLK	WP	HR	S	P	ERA	WHIP
Braden Loper, R ERA: 1.75	1.1	S	4	1	0	0	0	0	0	0	0	0	0	7	10	0.00	0.750

BOTTOM

Philadelphia Phillies @ New York Mets
Shea Stadium, Flushing, NY
Sun Jul 18 2004, 1:10 PM EDT
Att: 30,443 - Unknown - 74 F

livebaseballscorecards.com

AB 34
R 6
H 12
RBI 6
BB 3
SO 6
LOB 17



WP: 0 PA: 39
PB: 0
SB: 0
CS: 0

AB R H RBI BB SO LOB

5	0	1	0	0	0	3
5	0	2	1	0	1	0
3	1	1	0	1	0	1
0	0	0	0	0	0	0
1	0	0	0	0	0	2
4	1	1	0	0	1	2
4	0	1	0	0	1	3
3	0	2	0	1	1	1
2	2	1	2	1	1	1
4	2	3	2	0	0	1
2	0	0	0	0	0	0
1	0	0	0	0	1	3
0	0	0	0	0	0	0
0	0	0	0	0	0	0
0	0	0	0	0	0	0
0	0	0	1	0	0	0

1B: 8 SF: 1
2B: 2 SAC: 1
3B: 0 DP: 0
HR: 2 HBP: 0

Batter	1	2	3	4	5	6	7	8	9		
7 José Reyes, S OBP: 0.236, SLG: 0.327 (1, 4)	1-2 G3		0-2 F7		0-1 G3	1-0 FC6-4		0-0 1B			
Kazuo Matsui, S OBP: 0.340, SLG: 0.417 (1, 6)	1-0 L8		3-3 K		1-1 F9		0-2 1B	0-1 1B			
Cliff Floyd, L OBP: 0.350, SLG: 0.513 (1, 7)	4-2 FC5-4			1-1 G3-1		0-1 2B	1-2 F8	2-2 G4-3			
Mike Stanton, L OBP: 1.000, SLG: 1.000 (8, 1)						BB					
Braden Loper, R (8, 1)						1B					
Richard Hidalgo, R OBP: 0.326, SLG: 0.472 (1, 9)	1-1 FC5-4			1-2 G4-3		0-0 BB	2-3 K				
Ty Wigginton, R OBP: 0.319, SLG: 0.493 (1, 5)		0-1 G5-3		1-0 2B		0-1 G5-3	0-3 K				
Todd Zeile, R OBP: 0.336, SLG: 0.379 (1, 3)		1-0 1B		2-3 K		4-0 1B		1-2 SH			
Mike Cameron, R OBP: 0.330, SLG: 0.446 (1, 8)		2-3 K			3-2 HR	4-1 1B		1-1 SH			
Vance Wilson, R OBP: 0.315, SLG: 0.439 (1, 2)		2-2 F8			0-2 HR	0-0 FC6-4		2-2 7 1B			
Al Leiter, L OBP: 0.179, SLG: 0.185 (1, 1)			1-1 P6		1-2 G4-3	0-3 K		2-1 SF8			
Eric Valenti, L OBP: 0.340, SLG: 0.457 (6, PH)											
Ricky Bottalico, L (7, 1)											
John Franco, L (7, 1)											
Dan Wheeler, R OBP: 0.250, SLG: 0.250 (7, 1)											
Shane Spencer, R OBP: 0.338, SLG: 0.404 (8, 7)											
Inning Stats	R: 0 H: 0 E: 0 LOB: 1 K: 0 BB: 1 S: 11 P: 18	R: 0 H: 1 E: 0 LOB: 1 K: 1 BB: 0 S: 13 P: 18	R: 0 H: 0 E: 0 LOB: 0 K: 1 BB: 0 S: 8 P: 12	R: 0 H: 1 E: 0 LOB: 1 K: 1 BB: 0 S: 10 P: 15	R: 2 H: 2 E: 0 LOB: 0 K: 0 BB: 0 S: 16 P: 21	R: 2 H: 3 E: 0 LOB: 3 K: 1 BB: 2 S: 12 P: 21	R: 0 H: 1 E: 0 LOB: 1 K: 2 BB: 0 S: 14 P: 16	R: 2 H: 4 E: 1 LOB: 2 K: 0 BB: 0 S: 17 P: 25			
PITCHER	IP WLS BF H R ER SO BB IBB HBP BLK WP HR S P ERA WHIP										
39 Brett Myers, R ERA: 5.74 (1, 1)	5.1 L 25 6 4 4 3 2 1 0 0 0 2 64 98 6.75 1.500										
Roberto Hernandez, R ERA: 4.93 (6, 1)	0.2 3 1 0 0 1 0 0 0 0 0 0 6 7 0.00 1.500										
Geoff Geary, R ERA: 5.76 (7, 1)	2.0 11 5 2 0 2 0 0 0 0 0 0 31 41 0.00 2.500										

Batter	1	2	3	4	5	6	7	8	9	AB R H RBI BB SO LOB	TOP		
11 Jimmy Rollins, S (1, 6) OBP: 0.325, SLG: 0.372	1-2 G6-3 G4-3 2B		X 0-0 L5			X 0-2 F7		X 1-3 K		4 1 1 0 0 1 0	Philadelphia Phillies @ Atlanta Braves Turner Field, Atlanta, GA Mon Jul 19 2004, 7:35 PM EDT Att. 25,790 - Sunny - 82 F		
Placido Polanco, R (1, 4) OBP: 0.320, SLG: 0.353	1-0 G6-3 2-3		X 1-0 F9			X 0-1 G6-3		X 0-2 F8		4 0 0 0 0 0 1			
Bobby Abreu, L (1, 9) OBP: 0.435, SLG: 0.569	2-1 G4-3 3-H				X 1-2 G3	X 0-2 G1-3		X 1-2 FC6-4 1B		4 0 1 1 0 0 0			
Jim Thome, L (1, 3) OBP: 0.408, SLG: 0.667	3-2 1B				X 1-3 K		X 3-1 HR	X 1-3 SAFE K		4 1 2 1 0 2 1			
Pat Burrell, R (1, 7) OBP: 0.380, SLG: 0.459	1-1 F9				X 1-3 K		X 0-3 K	X 1-1 FC6-4 PB 1-2f		4 0 0 0 0 2 2			
Jason Michaels, R (1, 8) OBP: 0.411, SLG: 0.364		X 2-3 K			X 3-1 G6-3		X 4-2 1B BB	X 1-3 K		2 0 0 0 1 1 0			
Ricky Ledee, L (9, PH) OBP: 0.391, SLG: 0.526										1 0 0 0 0 1 1			
Doug Glanville, R (9, PR) OBP: 0.257, SLG: 0.253										0 0 0 0 0 0 0			
David Bell, R (1, 5) OBP: 0.364, SLG: 0.471		X 0-0 G4-3 1B			X 1-0 F7		X 1-0 G5-4-3 1B	X 2-2 SAFE L6		4 0 2 0 0 0 2			
Mike Lieberthal, R (1, 2) OBP: 0.326, SLG: 0.440		X 3-2 G4-3 1-2f			X 1-0 HBP		X 3-2 G5-4-3 1-2f			2 0 0 0 0 0 3			
Paul Abbott, R (1, 1) OBP: 0.125, SLG: 0.125			X 2-2 G4-3			X 2-1 G3-1		X 1-3 K		2 0 0 0 0 0 1			
63 Ryan Madson, L (5, 1)										0 0 0 0 0 0 0			
26 Chase Utley, L (8, PH) OBP: 0.298, SLG: 0.489										1 0 0 0 0 1 0			
Roberto Hernandez, R (8, 1)										0 0 0 0 0 0 0			
Inning Stats	R: 1 H: 2 E: 0 LOB: 1 K: 0 BB: 0 S: 11 P: 19	R: 0 H: 1 E: 0 LOB: 0 K: 1 BB: 0 S: 8 P: 13	R: 0 H: 0 E: 0 LOB: 0 K: 0 BB: 0 S: 7 P: 10	R: 0 H: 0 E: 0 LOB: 0 K: 2 BB: 0 S: 12 P: 15	R: 0 H: 0 E: 0 LOB: 1 K: 0 BB: 0 S: 5 P: 12	R: 0 H: 0 E: 0 LOB: 0 K: 0 BB: 0 S: 9 P: 9	R: 1 H: 2 E: 0 LOB: 1 K: 1 BB: 1 S: 12 P: 23	R: 0 H: 0 E: 0 LOB: 0 K: 2 BB: 0 S: 9 P: 11	R: 0 H: 1 E: 1 LOB: 2 K: 2 BB: 0 S: 14 P: 20	1B: 4 SF: 0 2B: 1 SAC: 0 3B: 0 DP: 2 HR: 1 HBP: 1	WP: 0 PA: 34 PB: 1 SB: 0 CS: 0		
PITCHER	IP WLS BF H R ER SO BB IBB HBP BLK WP HR S P ERA WHIP											PITCHER	IP WLS BF H R ER SO BB IBB HBP BLK WP HR S P ERA WHIP
Mike Hampton, L (1, 1) ERA: 4.95	7.0 W 26 5 2 2 4 1 0 1 0 0 0 1 64 101 2.57 0.857												
29 John Smoltz, R (8, 1) ERA: 2.23	2.0 S 8 1 0 0 4 0 0 0 0 0 0 0 23 31 0.00 0.500												

livebaseballscorecards.com



Batter	1	2	3	4	5	6	7	8	9	AB	R	H	RBI	BB	SO	LOB
Rafael Furcal, S OBP: 0.348, SLG: 0.431 (1, 6)	0-2 1B 1B	4-1 BB		1-1 G4-3		0-1 B1-3				3	0	1	0	1	0	1
Marcus Giles, R OBP: 0.380, SLG: 0.482 (1, 4)	1-2 10 G3-6-3 1B	2-1 G1-3			1-1 F8		4-2 FC4-6 HBP			3	0	1	0	0	0	2
J.D. Drew, L OBP: 0.434, SLG: 0.621 (1, 9)	1-3 K		1-3 K		0-0 10 2B 1B		0-0 FC4-6 1-2f			4	1	1	0	0	2	3
10 Chipper Jones, S OBP: 0.340, SLG: 0.445 (1, 5)	0-0 G3-6-3 1-2f		2-1 G3-1		1 SAFE 0-1 WP 1-H 2B		1-3 K			4	0	1	1	0	1	3
Johnny Estrada, S OBP: 0.379, SLG: 0.473 (1, 2)		4-0 WP 2B BB		1-2 G4-3		1-2 G5-3		1-3 K		3	1	0	0	1	1	2
29 John Smoltz, R (8, 1)										0	0	0	0	0	0	0
Adam LaRoche, L OBP: 0.315, SLG: 0.409 (1, 3)		2-2 1-H 1B 2B		1-2 F7		4-0 FC6-4 BB		1-1 FC5-4 1B		3	1	2	1	1	0	0
Andruw Jones, R OBP: 0.349, SLG: 0.486 (1, 8)		2-1 G3 2-H 1B		1-0 1B 2B		0-1 FC6-4 1-2f		0-0 FC5-4 S 1-2f		4	1	2	1	0	0	3
Charles Thomas, L OBP: 0.424, SLG: 0.672 (1, 7)		0-0 G3 1-2		1-0 S 2-H 1B		1-0 G3		1-0 F8		4	0	1	1	0	0	2
Mike Hampton, R OBP: 0.200, SLG: 0.270 (1, 1)		0-0 F8		2-2 F9		0-0 G4-3		0-1 G5-3		3	0	0	0	0	0	2
Eddie Pérez, R OBP: 0.247, SLG: 0.235 (8, 2)										1	0	0	0	0	0	1

Inning Stats		R: 0	H: 2	R: 2	H: 2	R: 0	H: 0	R: 1	H: 2	R: 1	H: 2	R: 0	H: 0	R: 0	H: 0	R: 0	H: 1	
		E: 0	LOB: 1	E: 0	LOB: 2	E: 0	LOB: 0	E: 0	LOB: 1	E: 0	LOB: 2	E: 0	LOB: 0	E: 0	LOB: 1	E: 0	LOB: 1	
		K: 1	BB: 0	K: 0	BB: 2	K: 1	BB: 0	K: 0	BB: 0	K: 0	BB: 1	K: 2	BB: 0	K: 0	BB: 0	K: 0	BB: 0	
		S: 10	P: 12	S: 11	P: 25	S: 9	P: 13	S: 12	P: 18	S: 10	P: 16	S: 11	P: 16	S: 6	P: 8	S: 6	P: 8	
1B: 6	SF: 0	2B: 4	SAC: 0	3B: 0	DP: 1	HR: 0	HBP: 1											
PITCHER		IP	WLS	BF	H	R	ER	SO	BB	IBB	HBP	BLK	WP	HR	S	P	ERA	WHIP
Paul Abbott, R (1, 1)	4.2	L	24	8	4	4	2	2	3	0	0	0	2	0	50	82	7.71	2.357
63 Ryan Madson, R (5, 1)	2.1		8	0	0	0	2	0	0	0	1	0	0	0	17	23	0.00	0.000
Roberto Hernandez, R (8, 1)	1.0		4	1	0	0	0	0	0	0	0	0	0	6	8	0.00	1.000	

BOTTOM

Philadelphia Phillies @ Atlanta Braves
Turner Field, Atlanta, GA

Mon Jul 19 2004, 7:35 PM EDT
Att. 25,790 - Sunny - 82 F

livebaseballscorecards.com

AB	32
R	4
H	9
RBI	4
BB	3
SO	4
LOB	19

Braves

WP: 2	PA: 36
PB: 0	
SB: 2	
CS: 0	

Philadelphia Phillies @ Atlanta Braves

Turner Field, Atlanta, GA

Tue Jul 20 2004, 7:35 PM EDT
Att: 36,006 - Cloudy - 83 F

AB	36
R	4
H	8
RBI	4
BB	5
SO	9
LOB	20



WP:	0	PA:	43
PB:	0		
SB:	2		
CS:	0		

Batter	1	2	3	4	5	6	7	8	9	10	AB	R	H	RBI	BB	SO	LOB							
11 Jimmy Rollins, S OBP: 0.328, SLG: 0.375	1-1 F8	0-1 1B			0-0 B1-3			1-2 SF9 1B		3-1 26 SH 1B 26 S 1B	5	2	3	1	0	0	0							
26 Chase Utley, L OBP: 0.290, SLG: 0.475	0-3 K	0-0 3-H 1B			2-0 F7			0-0 E6 FC3-6		3-1 SH 1B	4	0	0	0	0	0	1							
Doug Glanville, R OBP: 0.257, SLG: 0.253								1-2 FC3-6		1-3 1B	0	0	0	0	0	0	0							
Bobby Abreu, L OBP: 0.437, SLG: 0.571	4-1 BB BB				0-1 G1-3			2-2 FC3-6 1B		1-1 S 1B	4	1	2	1	1	0	2							
Jim Thome, L OBP: 0.407, SLG: 0.662	4-2 FC6-4 BB				1-3 K			1-1 SF9		1-3 K	2	0	0	1	2	2	3							
Pat Burrell, R OBP: 0.378, SLG: 0.453	1-0 FC6-4				2-0 F7			4-1 G6-4-3 BB		0-3 K	4	0	0	0	1	1	6							
David Bell, R OBP: 0.367, SLG: 0.471					1-3 K			1-1 G4-3		4-0 IBB	4	1	2	1	1	1	1							
Jason Michaels, R OBP: 0.395, SLG: 0.346					1-2 G4-3			1-0 F9		2-1 F9	5	0	0	0	0	2	4							
Billy Wagner, L OBP: 0.395, SLG: 0.346											0	0	0	0	0	0	0							
Mike Lieberthal, R OBP: 0.322, SLG: 0.434					0-1 G3-1			3-2 F7			4	0	0	0	0	1	1							
Eric Milton, L OBP: 0.195, SLG: 0.158								2-2 G3-1			3	0	1	0	0	1	0							
Rheal Cormier, L OBP: 0.387, SLG: 0.521					2-3 K						0	0	0	0	0	0	0							
Ricky Ledee, L OBP: 0.387, SLG: 0.521											1	0	0	0	0	0	0							
Tim Worrell, R OBP: 0.320, SLG: 0.353											0	0	0	0	0	0	0							
Placido Polanco, R OBP: 0.320, SLG: 0.353											0	0	0	0	0	0	0							
Inning Stats	R: 0 E: 0 K: 1 S: 9	H: 0 LOB: 2 BB: 2 P: 19	R: 1 E: 0 K: 1 S: 12	H: 3 LOB: 2 BB: 0 P: 14	R: 0 E: 0 K: 2 S: 12	H: 1 LOB: 1 BB: 0 P: 19	R: 0 E: 0 K: 1 S: 9	H: 0 LOB: 0 BB: 0 P: 12	R: 0 E: 0 K: 0 S: 4	H: 0 LOB: 0 BB: 1 P: 12	R: 0 E: 0 K: 0 S: 7	H: 0 LOB: 0 BB: 0 P: 13	R: 0 E: 0 K: 2 S: 9	H: 0 LOB: 0 BB: 0 P: 12	R: 2 E: 1 K: 0 S: 11	H: 2 LOB: 1 BB: 1 P: 20	R: 0 E: 0 K: 2 S: 9	H: 0 LOB: 0 BB: 0 P: 12	R: 1 E: 1 K: 2 S: 14	H: 2 LOB: 3 BB: 1 P: 28	1B: 7 2B: 1 3B: 0 HR: 0	SF: 1 SAC: 1 DP: 1 HBP: 0	WP: 0 PB: 0 SB: 2 CS: 0	PA: 43
PITCHER	IP	WLS	BF	H	R	ER	SO	BB	IBB	HBP	BLK	WP	HR	S	P	ERA	WHIP							
Jaret Wright, R ERA: 3.21	7.0		27	4	1	1	5	3	0	0	0	0	0	59	95	1.29	1.000							
Chris Reitsma, R ERA: 3.99	1.0	B	6	2	2	0	0	1	0	0	0	0	0	11	20	0.00	3.000							
29 John Smoltz, R ERA: 2.18	1.0		3	0	0	0	2	0	0	0	0	0	0	9	12	0.00	0.000							
Antonio Alfonseca, R ERA: 3.46	0.0	L	2	1	1	1	0	0	0	0	0	0	0	4	10	∞	∞							
28 Sam McConnell, L ERA: 3.0	0.1		2	1	0	0	1	0	0	0	0	0	0	5	7	0.00	3.000							
PITCHER	IP	WLS	BF	H	R	ER	SO	BB	IBB	HBP	BLK	WP	HR	S	P	ERA	WHIP							
Kevin Gryboski, R ERA: 3.07	0.2		3	0	0	0	1	0	1	0	0	0	0	5	11	0.00	0.000							

Batter	1	2	3	4	5	6	7	8	9	10	AB	R	H	RBI	BB	SO	LOB
Rafael Furcal, S OBP: 0.352, SLG: 0.443 (1, 6)	2-2 HR 3B		0-0 B1-3			2-2 G4-3 2B		0-1 G6-3		4-0 FC5-2 IBB	4	1	2	0	1	0	0
Marcus Giles, R OBP: 0.380, SLG: 0.496 (1, 4)	1-1 HR		4-2 G3-6-3 BB			0-2 G6-3		0-1 F8		3-1 FC5-2	4	1	1	2	1	0	4
J.D. Drew, L OBP: 0.430, SLG: 0.618 (1, 9)	0-0 2B		1-0 G3-6-3			0-0 G4-3			0-1 F7	1-1 L3	5	0	1	0	0	0	5
10 Chipper Jones, S OBP: 0.336, SLG: 0.438 (1, 5)	0-0 F7			2-2 G5-3		3-0 F9			0-0 G4-3		4	0	0	0	0	0	2
Johnny Estrada, S OBP: 0.377, SLG: 0.470 (1, 2)	0-1 G5-3			1-1 P4			0-0 G5-3		1-0		4	0	1	0	0	0	1
Charles Thomas, L OBP: 0.424, SLG: 0.672 (9, PR)											0	0	0	0	0	0	0
Eddie Pérez, R OBP: 0.247, SLG: 0.235 (10, 2)											0	0	0	0	0	0	0
Julio Franco, R OBP: 0.351, SLG: 0.421 (1, 3)	2-1 G6-3			1-2 G6-3			1-2 G6-3		3-3 K		4	0	0	0	0	1	2
Andruw Jones, R OBP: 0.351, SLG: 0.496 (1, 8)		0-0 P4			1-0 F8		1-0 HR			2-2 SH1-4 FC5-2 1B	4	1	2	1	0	0	0
Eli Marrero, R OBP: 0.394, SLG: 0.581 (1, 7)		1-1 P4			0-0 G4-3		2-1 L8			1-2 FC5-2 SH1-4 1B	4	0	1	0	0	0	0
Jaret Wright, R OBP: 0.089, SLG: 0.089 (8, 1)			3-3 K		0-3 K			1-2 L8		0-0 SH1-4	2	0	0	0	0	0	2
Chris Reitsma, R OBP: 0.330, SLG: 0.400 (8, PH)										1-2 2-3	0	0	0	0	0	0	0
29 John Smoltz, R OBP: 0.330, SLG: 0.400 (8, 1)											0	0	0	0	0	0	0
Antonio Alfonseca, R OBP: 0.330, SLG: 0.400 (8, 1)											0	0	0	0	0	0	0
28 Sam McConnell, L OBP: 0.330, SLG: 0.400 (8, 1)											0	0	0	0	0	0	0
Kevin Gryboski, R OBP: 0.292, SLG: 0.323 (10, PH)											0	0	0	0	0	0	0

Inning Stats	R: 2	H: 3	E: 0	LOB: 1	K: 0	S: 12	P: 17	R: 0	H: 0	E: 0	LOB: 0	K: 1	S: 6	P: 10	R: 0	H: 0	E: 0	LOB: 0	K: 0	S: 4	P: 9	R: 0	H: 0	E: 0	LOB: 0	K: 1	S: 5	P: 6	R: 0	H: 1	E: 0	LOB: 1	K: 0	S: 10	P: 15	R: 1	H: 1	E: 0	LOB: 0	K: 0	S: 7	P: 11	R: 0	H: 0	E: 0	LOB: 0	K: 0	S: 7	P: 8	R: 0	H: 1	E: 0	LOB: 1	K: 1	S: 7	P: 11	R: 0	H: 2	E: 0	LOB: 3	K: 0	S: 12	P: 23	1B: 3	SF: 0	2B: 2	SAC: 1	3B: 1	DP: 1	HR: 2	HBP: 0	WP: 0	PA: 39
--------------	------	------	------	--------	------	-------	-------	------	------	------	--------	------	------	-------	------	------	------	--------	------	------	------	------	------	------	--------	------	------	------	------	------	------	--------	------	-------	-------	------	------	------	--------	------	------	-------	------	------	------	--------	------	------	------	------	------	------	--------	------	------	-------	------	------	------	--------	------	-------	-------	-------	-------	-------	--------	-------	-------	-------	--------	-------	--------


PITCHER	IP	WLS	BF	H	R	ER	SO	BB	IBB	HBP	BLK	WP	HR	S	P	ERA	WHIP
Eric Milton, L ERA: 4.58 (1, 1)	7.0		26	5	3	3	2	1	0	0	0	0	2	54	82	3.86	0.857
Rheal Cormier, L ERA: 3.97 (8, 1)	1.0		3	0	0	0	0	0	0	0	0	0	0	7	8	0.00	0.000
Tim Worrell, R ERA: 3.56 (9, 1)	1.0	W	4	1	0	0	1	0	0	0	0	0	0	7	11	0.00	1.000
Billy Wagner, L ERA: 3.24 (10, 1)	1.0	S	6	2	0	0	0	0	1	0	0	0	0	12	23	0.00	2.000

BOTTOM

Philadelphia Phillies @ Atlanta Braves
Turner Field, Atlanta, GA

Tue Jul 20 2004, 7:35 PM EDT
Att. 36,006 - Cloudy - 83 F

AB	36
R	3
H	8
RBI	3
BB	2
SO	3
LOB	14



Batter	1	2	3	4	5	6	7	8	9	AB R H RBI BB SO LOB	TOP											
Juan Pierre, L (1, 8) OBP: 0.358, SLG: 0.385	0-1 B4-3		0-0 B4-3		0-1 G4-3		2-3 K		0-0 G4-3	5 0 0 0 0 1 2												
Damion Easley, R (1, 4) OBP: 0.356, SLG: 0.500	2-2 S 1B		1-1 1B 1B		0-1 F7		0-1 2-H 1B			4 0 3 1 0 0 0												
Mike Lowell, R (1, 5) OBP: 0.378, SLG: 0.555	3-3 K 1-2		2-3 SAFE K		2-2 G5-3		0-1 G5-3			4 0 0 0 0 2 3												
Miguel Cabrera, R (1, 9) OBP: 0.373, SLG: 0.540	1-1 L4		SAFE 1-1 FC6-4 1B		2-0 P4		1-2 L9			4 0 1 0 0 0 1												
Jeff Conine, R (1, 7) OBP: 0.322, SLG: 0.386			0-3 K FC6-4 1-2f		2-2 1B		0-3 K			4 0 1 0 0 2 2												
Hee-Seop Choi, L (1, 3) OBP: 0.390, SLG: 0.494			4-2 BB G2-3		3-1 G6-3		2-1 F8		0-3 K	3 0 0 0 1 1 1												
Alex Gonzalez, R (1, 6) OBP: 0.271, SLG: 0.444			0-1 G2-3 1-2		0-1 2B		SAFE 1-3 K		4-1 BB	3 0 1 0 1 1 2												
20 Matt Treanor, R (1, 2) OBP: 0.333, SLG: 0.304 14 Josh Willingham, R (9, PH) OBP: 0.286, SLG: 0.368			1-1 HBP		0-2 G5-3		0-0 SH1-4 1B		SAFE SAFE 2-3 K	2 1 1 0 0 0 1 1 0 0 0 0 1 1												
A.J. Burnett, R (1, 1) OBP: 0.083, SLG: 0.083 Matt Perisho, L (8, 1) Mike Mordecai, R (9, PH) OBP: 0.246, SLG: 0.241			0-3 K		2-1 P4		1-1 SH1-4		SAFE 2-0 F9	2 0 0 0 0 1 3 0 0 0 0 0 0 0 1 0 0 0 0 0 1												
Inning Stats	R: 0 E: 0 K: 1 S: 11	H: 1 LOB: 1 BB: 0 P: 17	R: 0 E: 0 K: 2 S: 11	H: 0 LOB: 2 BB: 1 P: 16	R: 0 E: 0 K: 1 S: 9	H: 2 LOB: 2 BB: 0 P: 13	R: 0 E: 0 K: 0 S: 10	H: 1 LOB: 1 BB: 0 P: 15	R: 0 E: 0 K: 0 S: 7	H: 0 LOB: 0 BB: 0 P: 9	R: 0 E: 0 K: 1 S: 9	H: 1 LOB: 1 BB: 0 P: 16	R: 1 E: 0 K: 1 S: 10	H: 2 LOB: 1 BB: 0 P: 13	R: 0 E: 0 K: 2 S: 9	H: 0 LOB: 0 BB: 0 P: 10	R: 0 E: 0 K: 1 S: 6	H: 0 LOB: 1 BB: 1 P: 14	1B: 6 2B: 1 3B: 0 HR: 0	SF: 0 SAC: 1 DP: 0 HBP: 1	WP: 0 PB: 0 SB: 1 CS: 0	PA: 37
PITCHER	IP WLS BF H R ER SO BB IBB HBP BLK WP HR S P ERA WHIP																					
Kevin Millwood, R (1, 1) ERA: 4.71	7.0 W 30 7 1 1 6 1 0 1 0 0 0 0 67 99 1.29 1.143																					
Tim Worrell, R (8, 1) ERA: 3.51	0.2 H 2 0 0 0 1 0 0 0 0 0 0 0 6 7 0.00 0.000																					
Billy Wagner, L (8, 1) ERA: 3.12	1.1 S 5 0 0 0 2 1 0 0 0 0 0 0 9 17 0.00 0.750																					

Florida Marlins @ Philadelphia Phillies
Citizens Bank Park, Philadelphia, PA
Wed Jul 21 2004, 7:05 PM EDT
Att. 44,077 - Cloudy - 87 F

livebaseballscorecards.com

AB	33
R	1
H	7
RBI	1
BB	2
SO	9
LOB	17



Batter	1	2	3	4	5	6	7	8	9
11 Jimmy Rollins, S OBP: 0.330, SLG: 0.376 (1, 6)	1-0 F7		1-1 1B		0-3 K			0-0 1B	
Placido Polanco, R OBP: 0.323, SLG: 0.355 (1, 4)	2-2 G6-3		1-0 1B			0-0 1B		1-2 G5-4-3	
Bobby Abreu, L OBP: 0.432, SLG: 0.565 (1, 9)	0-2 F7		1-1 G3			0-0 G3-6-3		2-3 K	
Jim Thome, L OBP: 0.407, SLG: 0.662 (1, 3)		2-1 2B			2-3 K		1-3 K		
David Bell, R OBP: 0.364, SLG: 0.467 (1, 5)		0-0 G1-3			2-2 F9		3-1 F9		
Ricky Ledee, L OBP: 0.386, SLG: 0.545 (1, 7)		0-1 G1-3			0-0 G1-3		2-0 HR		
Tim Worrell, R (8, 1)		2-3							
Billy Wagner, L (8, 1)									
Jason Michaels, R OBP: 0.394, SLG: 0.340 (1, 8)		2-1 G1-3			0-1 F8		4-2 CS		
Mike Lieberthal, R OBP: 0.319, SLG: 0.430 (1, 2)			3-2 G6-3		0-3 K		3-1 G5-3		
Kevin Millwood, R OBP: 0.225, SLG: 0.237 (1, 1)					2-1 K			0-1 1B	
Doug Glanville, R OBP: 0.264, SLG: 0.260 (8, 8)									

Inning Stats	R: 0	H: 0	E: 0	K: 0	S: 7	R: 0	H: 1	E: 0	K: 0	S: 7	R: 1	H: 2	E: 0	K: 1	S: 11	R: 0	H: 0	E: 0	K: 1	S: 8	R: 0	H: 1	E: 0	K: 2	S: 11	R: 0	H: 1	E: 0	K: 1	S: 6	R: 1	H: 1	E: 0	K: 0	S: 10	R: 0	H: 2	E: 0	K: 1	S: 10
	0	0	0	0	10	0	1	0	0	10	1	2	0	1	17	0	0	0	1	12	0	1	0	1	13	0	1	0	0	7	1	1	0	0	21	0	2	0	1	13

PITCHER	IP	WLS	BF	H	R	ER	SO	BB	IBB	HBP	BLK	WP	HR	S	P	ERA	WHIP
A.J. Burnett, R ERA: 4.53 (1, 1)	7.2	L	29	8	2	2	5	1	0	0	0	1	1	67	99	2.35	1.174
Matt Perisho, L ERA: 3.9 (8, 1)	0.1		1	0	0	0	1	0	0	0	0	0	0	3	5	0.00	0.000

AB	R	H	RBI	BB	SO	LOB
4	1	2	0	0	1	1
4	0	2	1	0	0	2
4	0	0	0	0	1	3
3	0	1	0	0	2	0
3	0	0	0	0	0	1
3	1	1	1	0	0	1
0	0	0	0	0	0	0
0	0	0	0	0	0	0
2	0	0	0	1	0	1
3	0	0	0	0	1	1
2	0	1	0	0	1	0
1	0	1	0	0	0	0

AB	29
R	2
H	8
RBI	2
BB	1
SO	6
LOB	10



WP	PA
1	30

Florida Marlins @ Philadelphia Phillies
Citizens Bank Park, Philadelphia, PA
Wed Jul 21 2004, 7:05 PM EDT
Att: 44,077 - Cloudy - 87 F

livebaseballscorecards.com

Batter	1	2	3	4	5	6	7	8	9	AB R H RBI BB SO LOB
11 Jimmy Rollins, S OBP: 0.337, SLG: 0.384	0-0 F8 BLK 1B		2-1 1B 2B		1-0 F8 1B SF8 1B	2-2 BB 1B	2-2 HBP		0-3 K	5 2 4 0 0 1 1
Placido Polanco, R OBP: 0.325, SLG: 0.355 Roberto Hernandez, R	0-3 K		1-1 1B BB HBP		0-0 1B	0-2 P3	1-2 F7		0-1 F9	3 1 1 0 0 1 2 0 0 0 0 0 0 0 1 0 0 0 0 0 0 0 0 0 0 0 0 0 1 0 0 0 0 0 1
Ricky Ledee, L OBP: 0.383, SLG: 0.540 Rheal Cormier, L					1-2 1B					
Tomas Perez, S OBP: 0.300, SLG: 0.473										
Bobby Abreu, L OBP: 0.433, SLG: 0.561	1-1 F8		1-2 BB IBB 1B		1-1 F8	4-2 BB		4-0 SH3 1B BB	2-2 L8	4 0 1 1 2 0 4
Jim Thome, L OBP: 0.407, SLG: 0.659	1-3 K				0-0 SF8	2-2 F7		1-1 SH3 1B		3 0 1 1 1 1 3
David Bell, R OBP: 0.365, SLG: 0.464		1-1 G5-3	4-1 BB		1-2 F7		4-0 26 BB 2B BB	2-0 SH3		2 1 0 1 2 0 1
Pat Burrell, R OBP: 0.378, SLG: 0.460		0-0 L9	0-1 F7			2-0 HR	1-3 K	4-1 BB		4 1 1 1 1 1 4
Jason Michaels, R OBP: 0.394, SLG: 0.336		0-1 F8		3-2 G2-3		0-0 26 HR 1B	4-2 26 BB 2B BB	3-3 K		4 2 1 0 1 1 3
Mike Lieberthal, R OBP: 0.317, SLG: 0.426			1-2 B2-4 1B		0-1 L4	1-2 F9	0-2 F8	0-0 F9		5 0 1 0 0 0 6
Randy Wolf, L OBP: 0.281, SLG: 0.433 Geoff Geary, R			0-0 B2-4		0-0 F7	1-1 HR	1-1 2B		0-1 1B	2 0 0 0 0 0 1 0 0 0 0 0 0 0 3 1 3 4 0 0 0
26 Chase Utley, L OBP: 0.304, SLG: 0.514			1-1f			1-H HR	1-H 2-H			


BOTTOM

Florida Marlins @ Philadelphia Phillies
 Citizens Bank Park, Philadelphia, PA
 Thu Jul 22 2004, 1:05 PM EDT
 Att. 44,316 - Sunny - 85 F

AB	37
R	8
H	13
RBI	8
BB	7
SO	5
LOB	28



Inning Stats	R: 0	H: 1	E: 0	K: 2	S: 9	H: 0	LOB: 1	BB: 0	P: 11	R: 0	H: 0	E: 0	K: 0	S: 5	R: 2	H: 3	E: 0	K: 0	S: 15	R: 0	H: 0	E: 0	K: 0	S: 6	R: 1	H: 2	E: 0	K: 0	S: 9	R: 3	H: 4	E: 0	K: 1	S: 20	R: 2	H: 1	E: 0	K: 1	S: 15	R: 0	H: 1	E: 0	K: 1	S: 9	R: 0	H: 1	E: 0	K: 1	S: 14	1B: 9	2B: 3	3B: 0	HR: 2	SF: 1	SAC: 1	DP: 1	HBP: 2	WP: 0	PB: 0	SB: 0	CS: 0	PA: 48
PITCHER	IP	WLS	BF	H	R	ER	SO	BB	IBB	HBP	BLK	WP	HR	S	P	ERA	WHIP																																													
Carl Pavano, R ERA: 3.11	(1, 1)	5.2		29	10	6	2	1	1	1	1	0	0	59	87	9.53	1.941																																													
Matt Perisho, L ERA: 3.86	(6, 1)	0.1		2	0	0	0	1	0	0	0	0	0	5	11	0.00	3.000																																													
Ben Howard, R ERA: 5.84	(7, 1)	0.2		5	1	2	1	2	0	0	0	0	0	10	20	27.00	4.500																																													
40 Nate Bump, R ERA: 5.31	(7, 1)	0.1	H	2	0	0	0	0	0	1	0	0	0	5	8	0.00	0.000																																													
Billy Koch, R ERA: 5.03	(8, 1)	0.1	H	4	1	0	0	2	0	0	0	0	0	4	15	0.00	9.000																																													
PITCHER	IP	WLS	BF	H	R	ER	SO	BB	IBB	HBP	BLK	WP	HR	S	P	ERA	WHIP																																													
Armando Benitez, R ERA: 1.25	(8, 1)	1.2		6	1	0	2	0	0	0	0	0	0	19	24	0.00	0.600																																													

Batter	1	2	3	4	5	6	7	8	9	AB R H RBI BB SO LOB	TOP	
Todd Walker, L (1, 4) OBP: 0.361, SLG: 0.482	4-0 FC3-6 BB		0-1 F8		0-0 G4-3		1-1 G3			3 0 0 0 1 0 2		
Corey Patterson, L (1, 8) OBP: 0.332, SLG: 0.449	1-2 FC3-6 1-2f		2-0 P5		0-1 G2			1-2 HR 2B		4 1 1 0 0 0 2		
Sammy Sosa, R (1, 9) OBP: 0.357, SLG: 0.557	1-2 L5			1-1 HR 1B		3-0 P2		1-1 HR		4 2 2 2 0 0 1		
Moises Alou, R (1, 7) OBP: 0.347, SLG: 0.557	2-2 G1-3			2-0 HR 1B		3-2 G6-3		2-2 16 G4-6-3 1B		4 1 2 2 0 0 1		
25 Derrek Lee, R (1, 3) OBP: 0.377, SLG: 0.544			3-1 HR		2-1 G5-3		4-0 16 FC5-4 BB	0-2 F8		3 1 1 1 1 0 1		
16 Aramis Ramirez, R (1, 5) OBP: 0.367, SLG: 0.552			2-3 K		0-3 K		0-0 FC5-4 1-2f	0-0 G4-6-3 1-2f		4 0 0 0 0 2 2		
Michael Barrett, R (1, 2) OBP: 0.340, SLG: 0.488			3-2 F8		3-1 G6-3		0-2 G3-1		1-1 F9	4 0 0 0 0 0 0	AB 34 R 5 H 8 RBI 5 BB 2 SO 4 LOB 10	
Alex Gonzalez, R (1, 6) OBP: 0.259, SLG: 0.404			0-0 P4			0-1 G4-3 2B	0-2 P6		1-1 G4-3	4 0 1 0 0 0 0		
34 Kerry Wood, R (1, 1) OBP: 0.136, SLG: 0.136 Tom Goodwin, L (7, PH) OBP: 0.224, SLG: 0.281 Jon Leicester, R (7, 1) Mike Remlinger, L (8, 1) Jose Macias, S (9, PH) OBP: 0.303, SLG: 0.422 Kyle Farnsworth, R (9, 1)			1-3 K			0-1 B1	3-2 2B		0-3 K	2 0 0 0 0 1 1 1 0 1 0 0 0 0 0 0 0 0 0 0 0 0 0 0 0 0 0 0 1 0 0 0 0 1 0 0 0 0 0 0 0 0		
Inning Stats	R: 0 H: 0 E: 0 LOB: 1 K: 0 BB: 1 S: 11 P: 19	R: 1 H: 1 E: 0 LOB: 0 K: 1 BB: 0 S: 11 P: 19	R: 0 H: 0 E: 0 LOB: 0 K: 1 BB: 0 S: 6 P: 9	R: 2 H: 2 E: 0 LOB: 0 K: 1 BB: 0 S: 10 P: 18	R: 0 H: 1 E: 0 LOB: 1 K: 0 BB: 0 S: 7 P: 7	R: 0 H: 0 E: 0 LOB: 1 K: 0 BB: 1 S: 5 P: 15	R: 0 H: 1 E: 0 LOB: 1 K: 0 BB: 0 S: 12 P: 16	R: 2 H: 3 E: 0 LOB: 0 K: 0 BB: 0 S: 12 P: 16	R: 0 H: 0 E: 0 LOB: 0 K: 1 BB: 0 S: 8 P: 10	1B: 2 SF: 0 2B: 3 SAC: 0 3B: 0 DP: 1 HR: 3 HBP: 0	WP: 0 PA: 36 PB: 0 SB: 1 CS: 0	
PITCHER	IP WLS BF H R ER SO BB IBB HBP BLK WP HR S P ERA WHIP											
39 Brett Myers, R (1, 1) ERA: 5.61	7.0 L 28 5 3 3 3 2 0 0 0 0 0 2 62 103 3.86 1.000											
63 Ryan Madson, R (8, 1) ERA: 2.08	2.0 8 3 2 2 1 0 0 0 0 0 0 1 20 26 9.00 1.500											

Chicago Cubs @ Philadelphia Phillies
Citizens Bank Park, Philadelphia, PA
Fri Jul 23 2004, 7:05 PM EDT
Att. 44,060 - Unknown - 76 F

livebaseballscorecards.com

Batter	1	2	3	4	5	6	7	8	9	AB	R	H	RBI	BB	SO	LOB
11 Jimmy Rollins, S OBP: 0.338, SLG: 0.388 (1, 6)	0-2 1B 3B		2-1 G4-3		4-2 1B BB		0-0 FC3-6 1-2f		2-1 FC3-6 1-2f	4	1	1	0	1	0	2
Placido Polanco, R OBP: 0.328, SLG: 0.357 (1, 4)	1-0 F9 BB 1B		0-0 G6-3		2-2 1 SAFE F1 SAFE 1-3 1B		2-1 P6			4	0	2	1	0	0	1
Bobby Abreu, L OBP: 0.434, SLG: 0.558 (1, 9)	4-2 26 G5-4-3 1-2 BB		4-1 1B S BB		0-3 K 1-2		0-1 F8			2	0	0	0	2	1	2
Pat Burrell, R OBP: 0.379, SLG: 0.459 (1, 7)	3-1 F9 2-3		0-1 1-3 1B		1-1 F9		4-2 BB			3	0	1	0	1	0	4
26 Chase Utley, L OBP: 0.296, SLG: 0.500 (1, 3)	1-0 SAFE G5-4-3 1-2f		0-2 G6-3		2-3 K		1-2 F7			4	0	0	0	0	1	5
David Bell, R OBP: 0.361, SLG: 0.458 (1, 5)		1-0 G6-3		0-1 L8		2-3 K		3-3 K		4	0	0	0	0	2	1
Ricky Ledee, L OBP: 0.378, SLG: 0.524 (1, 8)		2-3 K		4-1 G4-6-3 BB		3-3 K		1-3 K		3	0	0	0	1	3	0
Mike Lieberthal, R OBP: 0.319, SLG: 0.430 (1, 2)		1-0 2B		1-2 SAFE G4-6-3 1-2f		1-3 K		1-1 11 FC3-6 1B		4	0	2	0	0	1	1
39 Brett Myers, R OBP: 0.226, SLG: 0.241 (1, 1)		1-3 K		1-1 F9		0-2 11 FC3-6 1B		1-3 K		2	0	0	0	0	1	1
Jason Michaels, R OBP: 0.399, SLG: 0.342 (7, PH)										1	0	1	0	0	0	0
63 Ryan Madson, L (8, 1)										0	0	0	0	0	0	0
Tomas Perez, S OBP: 0.298, SLG: 0.469 (9, PH)										1	0	0	0	0	1	1

Inning Stats	R: 1	H: 2	E: 0	K: 0	S: 9	H: 1	LOB: 1	BB: 1	P: 18	R: 0	H: 1	E: 0	K: 2	S: 8	H: 1	LOB: 1	BB: 0	P: 13	R: 0	H: 1	E: 0	K: 0	S: 10	R: 0	H: 0	E: 0	K: 0	S: 6	R: 0	H: 1	E: 0	K: 1	S: 16	R: 0	H: 0	E: 0	K: 3	S: 13	R: 0	H: 1	E: 0	K: 1	S: 9	R: 0	H: 0	E: 0	K: 1	S: 13	R: 0	H: 1	E: 0	K: 2	S: 10	1B: 5	2B: 1	3B: 1	HR: 0	SF: 0	SAC: 0	DP: 2	HBP: 0	WP: 0	PB: 0	SB: 2	CS: 0	PA: 37
--------------	------	------	------	------	------	------	--------	-------	-------	------	------	------	------	------	------	--------	-------	-------	------	------	------	------	-------	------	------	------	------	------	------	------	------	------	-------	------	------	------	------	-------	------	------	------	------	------	------	------	------	------	-------	------	------	------	------	-------	-------	-------	-------	-------	-------	--------	-------	--------	-------	-------	-------	-------	--------

PITCHER	IP	WLS	BF	H	R	ER	SO	BB	IBB	HBP	BLK	WP	HR	S	P	ERA	WHIP
34 Kerry Wood, R ERA: 2.48 (1, 1)	6.0	W	25	5	1	1	6	4	0	0	0	0	0	62	101	1.50	1.500
Jon Leicester, R ERA: 2.45 (7, 1)	1.0	H	4	1	0	0	1	0	0	0	0	0	0	9	12	0.00	1.000
Mike Remlinger, L ERA: 4.5 (8, 1)	1.0		4	0	0	0	1	1	0	0	0	0	0	13	21	0.00	1.000
Kyle Farnsworth, R ERA: 3.26 (9, 1)	1.0		4	1	0	0	2	0	0	0	0	0	0	10	15	0.00	1.000

BOTTOM

Chicago Cubs @ Philadelphia Phillies
Citizens Bank Park, Philadelphia, PA
Fri Jul 23 2004, 7:05 PM EDT
Att: 44,060 - Unknown - 76 F

livebaseballscorecards.com

AB	32
R	1
H	7
RBI	1
BB	5
SO	10
LOB	18



Batter	1	2	3	4	5	6	7	8	9	AB R H RBI BB SO LOB	TOP										
Mark Grudzianek, R (1, 4) OBP: 0.305, SLG: 0.351	0-2 P3		0-2 F9		1-1 FC6-4 1B		2-1 F7		1-2 F9	5 0 1 0 0 0 2											
Corey Patterson, L (1, 8) OBP: 0.330, SLG: 0.446	1-2 G4-3		1-1 FC4-6 WP S 1-2f		1-1 FC6-4 1B		1-2 F8		2-3 K	5 0 1 0 0 1 2											
Sammy Sosa, R (1, 9) OBP: 0.361, SLG: 0.567	1-2 HR		4-2 FC5-4 1-3 BB		0-2 FC6-4 1-2f 2-3		4-1 BB		3-3 K	3 1 1 1 2 1 3											
Moises Alou, R (1, 7) OBP: 0.343, SLG: 0.551	1-1 F7		1 SAFE 2-2 FC5-4 1-2f		1-0 P6		1-0 F7			4 0 0 0 0 0 5											
25 Derrek Lee, R (1, 3) OBP: 0.376, SLG: 0.550		0-1 F7		2-1 HR		1-0 F8		0-3 K		4 1 1 1 0 1 0											
16 Aramis Ramirez, R (1, 5) OBP: 0.369, SLG: 0.560		0-1 G6-3		1-0 F8		2-2 HR		0-2 1B 1B		4 1 2 1 0 0 0											
Ramon Martinez, R (8, PR) OBP: 0.318, SLG: 0.341 (8, 5)										0 0 0 0 0 0 0											
Michael Barrett, R (1, 2) OBP: 0.348, SLG: 0.491		4-2 BB		0-1 CS 1B		4-0 BB		3-2 G4-6-3 1B		2 0 2 0 2 0 0											
Alex Gonzalez, R (1, 6) OBP: 0.250, SLG: 0.389		1-3 K		1 SAFE 1 SAFE G5-3 1-2		1 SAFE 2-1 P4		3-2 G4-6-3 1-2f		4 0 0 0 0 1 5											
38 Carlos Zambrano, S (1, 1) OBP: 0.196, SLG: 0.222			1-0 FC4-6 1B		0-2 L7		1-3 K		3-2	3 0 1 0 0 1 1											
Mike Reminger, L (7, 1)										0 0 0 0 0 0 0											
Kyle Farnsworth, R (8, 1)										0 0 0 0 0 0 0											
Tom Goodwin, L (9, PH) OBP: 0.235, SLG: 0.308										1 0 1 0 0 0 0											
Inning Stats	R: 1 E: 0 K: 0 S: 11	H: 1 LOB: 0 BB: 0 P: 14	R: 0 E: 0 K: 1 S: 9	H: 0 LOB: 1 BB: 1 P: 14	R: 0 E: 0 K: 0 S: 11	H: 1 LOB: 2 BB: 1 P: 19	R: 1 E: 0 K: 0 S: 8	H: 2 LOB: 0 BB: 0 P: 12	R: 0 E: 0 K: 0 S: 11	H: 2 LOB: 2 BB: 0 P: 14	R: 1 E: 0 K: 1 S: 10	H: 1 LOB: 1 BB: 1 P: 20	R: 0 E: 0 K: 0 S: 7	H: 0 LOB: 1 BB: 1 P: 15	R: 0 E: 0 K: 1 S: 13	H: 2 LOB: 2 BB: 0 P: 19	R: 0 E: 0 K: 2 S: 14	H: 1 LOB: 1 BB: 0 P: 23	1B: 6 2B: 1 3B: 0 HR: 3	SF: 0 SAC: 0 DP: 1 HBP: 0	WP: 1 PA: 39 PB: 0 SB: 1 CS: 1
PITCHER	IP WLS BF H R ER SO BB IBB HBP BLK WP HR S P ERA WHIP																				
Paul Abbott, R (1, 1) ERA: 5.87	5.1 W 24 7 3 3 1 2 0 0 0 1 3 54 80 5.06 1.688																				
Roberto Hernandez, R (6, 1) ERA: 4.58	0.2 H 3 0 0 0 1 1 0 0 0 0 0 6 13 0.00 1.500																				
Rheal Cormier, L (7, 1) ERA: 3.73	1.0 H 4 0 0 0 0 1 0 0 0 0 0 7 15 0.00 1.000																				
Tim Worrell, R (8, 1) ERA: 3.38	2.0 S 8 3 0 0 3 0 0 0 0 0 0 0 27 42 0.00 1.500																				

Chicago Cubs @ Philadelphia Phillies
Citizens Bank Park, Philadelphia, PA

Sat Jul 24 2004, 3:15 PM EDT
Att. 44,493 - Unknown - 75 F

livebaseballscorecards.com

AB	35
R	3
H	10
RBI	3
BB	4
SO	5
LOB	18



Batter	1	2	3	4	5	6	7	8	9	AB R H RBI BB SO LOB	TOP	
Mark Grudzielanek, R OBP: 0.312, SLG: 0.350 (1, 4)	4-1 F9-3 BB			1-0 F8			0-2 G4-3		0-0 2B 1B	3 1 1 0 1 0 0		
Corey Patterson, L OBP: 0.329, SLG: 0.447 (1, 8)	0-2 F9-3 1-1			1-0 P4			2-2 K		0-0 1-H 2B 3-H 1-0	4 0 1 2 0 1 1		
Sammy Sosa, R OBP: 0.356, SLG: 0.558 (1, 9)	1-3 K			1-2 G5-3			2-3 K		1-0 G6-3	4 0 0 0 0 2 1		
Moises Alou, R OBP: 0.341, SLG: 0.546 (1, 7)			0-0 P2				1-2 F8		3-2 P3	3 0 0 0 0 0 0		
25 Derrek Lee, R OBP: 0.373, SLG: 0.545 (1, 3)			3-3 K				1-2 P3		0-3 K	3 0 0 0 0 2 0		
16 Aramis Ramirez, R OBP: 0.366, SLG: 0.555 (1, 5)			2-3 K				2-0 P3		2-1 P4	3 0 0 0 0 1 0		
Michael Barrett, R OBP: 0.348, SLG: 0.493 (1, 2)				1-2 F7			1-0 P3		0-1 1B 2B 2B	3 1 1 0 0 0 0		
Ramon Martinez, R OBP: 0.315, SLG: 0.338 (1, 6)				3-2 K			1-3 K		1-2 K	2 0 0 0 0 2 0		
Jose Macias, S OBP: 0.301, SLG: 0.419 (9, PH)										1 0 0 0 0 1 1		
LaTroy Hawkins, R (9, 1)										0 0 0 0 0 0 0		
22 Mark Prior, R OBP: 0.182, SLG: 0.100 (1, 1)				0-3 K			1-3 K		1-3 K	2 0 0 0 0 2 0		
Jon Leicester, R (7, 1)										0 0 0 0 0 0 0		
Kent Mercker, L (8, 1)										0 0 0 0 0 0 0		
Alex Gonzalez, R OBP: 0.248, SLG: 0.386 (9, PH)										1 0 0 0 0 1 1		
Inning Stats	R: 0 H: 0 E: 0 LOB: 0 K: 1 BB: 1 S: 7 P: 12	R: 0 H: 0 E: 0 LOB: 0 K: 2 BB: 0 S: 8 P: 13	R: 0 H: 0 E: 0 LOB: 0 K: 2 BB: 0 S: 10 P: 14	R: 0 H: 0 E: 0 LOB: 0 K: 0 BB: 0 S: 6 P: 9	R: 0 H: 0 E: 0 LOB: 0 K: 0 BB: 0 S: 8 P: 12	R: 0 H: 0 E: 0 LOB: 0 K: 2 BB: 0 S: 7 P: 10	R: 0 H: 0 E: 0 LOB: 0 K: 2 BB: 0 S: 9 P: 13	R: 0 H: 0 E: 0 LOB: 0 K: 1 BB: 0 S: 8 P: 13	R: 2 H: 3 E: 0 LOB: 1 K: 2 BB: 0 S: 11 P: 14	1B: 1 SF: 0 2B: 3 SAC: 0 3B: 0 DP: 1 HR: 0 HBP: 0	WP: 0 PA: 30 PB: 0 SB: 0 CS: 0	
PITCHER	IP WLS BF H R ER SO BB IBB HBP BLK WP HR S P ERA WHIP											
Eric Milton, L (1, 1) ERA: 4.4	8.2 29 3 2 2 12 1 0 0 0 0 0 0 73 108 2.08 0.462											
63 Ryan Madson, R (9, 1) ERA: 2.07	0.1 W 1 0 0 0 0 0 0 0 0 0 0 0 1 2 0.00 0.000											

Chicago Cubs @ Philadelphia Phillies
Citizens Bank Park, Philadelphia, PA
Sun Jul 25 2004, 1:35 PM EDT
Att. 44,539 - Overcast - 70 F

livebaseballscorecards.com

AB	29
R	2
H	3
RBI	2
BB	1
SO	12
LOB	4



Batter	1	2	3	4	5	6	7	8	9	AB	R	H	RBI	BB	SO	LOB
11 Jimmy Rollins, S OBP: 0.336, SLG: 0.384 (1, 6)	0-0 F8		1-1 S 1B		2-3 K			2-1 G4-3		4	0	1	0	0	1	0
26 Chase Utley, L OBP: 0.299, SLG: 0.527 (1, 4)	2-2 G4-3		2-0 SF7			1-1 HR		2-1 2B		3	1	2	2	0	0	0
Bobby Abreu, L OBP: 0.431, SLG: 0.548 (1, 9)	1-1 G6-3		1 SAFE 3-3 K			1-3 K		2-1 F7		4	0	0	0	0	2	2
Jim Thome, L OBP: 0.406, SLG: 0.654 (1, 3)		1-1 PB 2B		1-3 K		2-3 K		4-2 SH3-4 1B BB		3	1	1	0	1	2	0
Ricky Ledee, L OBP: 0.373, SLG: 0.518 (1, 8)		2-1 F7		3-2 F7		3-2 G3		1-1 SH3-4		3	0	0	0	0	0	1
Doug Glanville, R OBP: 0.271, SLG: 0.267 (8, 8)								1-2 0 0 0 0 0 0 0		0	0	0	0	0	0	0
Pat Burrell, R OBP: 0.382, SLG: 0.458 (1, 7)		2-3 K		1-2 1B				0-0 1B		4	0	2	1	0	1	1
David Bell, R OBP: 0.363, SLG: 0.456 (1, 5)		0-2 G1-3		2-2 F9						3	0	0	0	0	0	2
Mike Lieberthal, R OBP: 0.319, SLG: 0.429 (1, 2)			0-0 11 1B 26 SF7 SH5-4 1B		2-3 K			3-1 F7		3	1	1	0	0	1	0
Eric Milton, L OBP: 0.186, SLG: 0.150 (1, 1)			0-1 SH5-4		0-3 K			1-2 K		2	0	0	0	0	2	0
63 Ryan Madson, L (9, 1)										0	0	0	0	0	0	0

Inning Stats	R: 0	H: 0	E: 0	K: 0	S: 7	R: 0	H: 1	E: 0	K: 1	S: 12	R: 0	H: 1	E: 0	K: 1	S: 12	R: 0	H: 0	E: 0	K: 3	S: 11	R: 1	H: 1	E: 0	K: 2	S: 12	R: 0	H: 0	E: 0	K: 0	S: 5	R: 0	H: 1	E: 0	K: 1	S: 9	R: 1	H: 1	E: 0	K: 0	S: 5	1B: 4	SF: 1	2B: 2	SAC: 2	3B: 0	DP: 0	HR: 1	HBP: 0	WP: 0	PA: 33
--------------	------	------	------	------	------	------	------	------	------	-------	------	------	------	------	-------	------	------	------	------	-------	------	------	------	------	-------	------	------	------	------	------	------	------	------	------	------	------	------	------	------	------	-------	-------	-------	--------	-------	-------	-------	--------	-------	--------

PITCHER	IP	WLS	BF	H	R	ER	SO	BB	IBB	HBP	BLK	WP	HR	S	P	ERA	WHIP
22 Mark Prior, R ERA: 3.92 (1, 1)	6.0		23	5	2	2	8	0	0	0	0	0	1	64	96	3.00	0.833
Jon Leicester, R ERA: 2.3 (7, 1)	1.0		3	0	0	0	0	0	0	0	0	0	0	5	10	0.00	0.000
Kent Mercker, L ERA: 2.2 (8, 1)	1.0		4	1	0	0	1	0	0	0	0	0	0	9	16	0.00	1.000
LaTroy Hawkins, R ERA: 2.96 (9, 1)	0.1	L	3	1	1	1	0	1	0	0	0	0	0	5	10	27.00	6.000

BOTTOM

Chicago Cubs @ Philadelphia Phillies
Citizens Bank Park, Philadelphia, PA
Sun Jul 25 2004, 1:35 PM EDT
Att. 44,539 - Overcast - 70 F

livebaseballscorecards.com

AB	29
R	3
H	7
RBI	3
BB	1
SO	9
LOB	6



Batter	1	2	3	4	5	6	7	8	9	AB R H RBI BB SO LOB	TOP											
11 Jimmy Rollins, S OBP: 0.336, SLG: 0.394 (1, 6)	1-0 F7	1-0 F7		0-3 K		3-2 HR		3-2 G4-3 26 G4-3 2B		5 1 2 1 0 1 1												
26 Chase Utley, L OBP: 0.309, SLG: 0.529 (1, 4)	1-3 K	0-2 WP 1B		0-1 1B		1-0 BB 1B		0-1 G4-3		5 0 3 0 0 1 1												
Bobby Abreu, L OBP: 0.430, SLG: 0.546 (1, 9)	2-2 S 1B	0-1 S 1B		2-0 P5		2-2 L8		2-1 L9		5 1 2 1 0 0 3												
Jim Thome, L OBP: 0.406, SLG: 0.650 (1, 3)	0-2 BB 1B	2-3 K		1-1 F8		4-0 BB		3-3 K		4 0 1 1 1 2 4												
Ricky Ledee, L OBP: 0.389, SLG: 0.518 (1, 8)	4-1 BB 1-2 BB			4-2 1B BB		2-2 FC5-4 1B		1-2 K		2 0 1 0 3 1 2												
Pat Burrell, R OBP: 0.379, SLG: 0.453 (1, 7)	4-2 BB			2-2 K		1-0 FC5-4 1-2f		3-2 G6-3		4 0 0 0 1 2 3												
David Bell, R OBP: 0.358, SLG: 0.449 (1, 5)	0-0 P6			3-2 F7		1-0 F7		2-2 K		5 0 0 0 0 1 6												
Mike Lieberthal, R OBP: 0.323, SLG: 0.435 (1, 2)		2-2 26 1B WP 1B		0-1 1B		2-2 F7		1-1 2B		5 1 3 0 0 0 2												
Kevin Millwood, R OBP: 0.209, SLG: 0.220 (1, 1)				1-3 K		1-3 K				3 0 0 0 0 3 3												
Placido Polanco, R OBP: 0.323, SLG: 0.352 (7, PH)										1 0 0 0 0 0 1												
Roberto Hernandez, R OBP: 0.143, SLG: 0.143 (7, 1)										0 0 0 0 0 0 0												
Brian Powell, R OBP: 0.143, SLG: 0.143 (8, 1)										0 0 0 0 0 0 0												
Inning Stats	R: 1 E: 0 K: 1 S: 19	H: 2 LOB: 3 BB: 2 P: 31	R: 1 E: 0 K: 2 S: 15	H: 3 LOB: 2 BB: 0 P: 21	R: 0 E: 0 K: 2 S: 16	H: 1 LOB: 2 BB: 1 P: 27	R: 0 E: 0 K: 1 S: 8	H: 1 LOB: 1 BB: 0 P: 11	R: 0 E: 0 K: 2 S: 9	H: 1 LOB: 1 BB: 0 P: 15	R: 1 E: 0 K: 2 S: 15	H: 2 LOB: 2 BB: 1 P: 27	R: 0 E: 0 K: 1 S: 11	H: 1 LOB: 1 BB: 0 P: 18	R: 0 E: 0 K: 1 S: 12	H: 1 LOB: 1 BB: 0 P: 20	R: 0 E: 0 K: 1 S: 15	H: 0 LOB: 1 BB: 1 P: 28	1B: 9 2B: 2 3B: 0 HR: 1	SF: 0 SAC: 0 DP: 0 HBP: 0	WP: 2 PB: 0 SB: 2 CS: 0	PA: 44
PITCHER	IP WLS BF H R ER SO BB IBB HBP BLK WP HR S P ERA WHIP																					
A.J. Burnett, R ERA: 4.45 (1, 1)	5.0 W 26 8 2 2 6 3 0 0 0 2 0 67 105 3.60 2.200																					
Ben Howard, R ERA: 5.88 (6, 1)	0.1 3 2 1 1 1 0 0 0 0 0 1 8 13 27.00 6.000																					
Matt Perisho, L ERA: 3.52 (6, 1)	0.2 H 3 0 0 0 1 1 0 0 0 0 0 7 14 0.00 1.500																					
40 Nate Bump, R ERA: 4.69 (7, 1)	3.0 S 12 2 0 0 3 1 0 0 0 0 0 38 66 0.00 1.000																					

Philadelphia Phillies @ Florida Marlins
 Pro Player Stadium, Miami, FL
 Mon Jul 26 2004, 7:05 PM EDT
 Att. 13,507 - Cloudy - 85 F

livebaseballscorecards.com

AB	39
R	3
H	12
RBI	3
BB	5
SO	11
LOB	26



BOTTOM

Philadelphia Phillies @ Florida Marlins
Pro Player Stadium, Miami, FL
Mon Jul 26 2004, 7:05 PM EDT
Att. 13,507 - Cloudy - 85 F

livebaseballscorecards.com

AB 35
R 11
H 12
RBI 11
BB 3
SO 6
LOB 13



WP: 1 PA: 39
PB: 0
SB: 0
CS: 0

AB	R	H	RBI	BB	SO	LOB
4	3	2	1	1	0	0
4	3	3	3	1	0	0
5	1	2	1	0	1	2
3	1	1	2	1	1	4
4	0	1	3	0	1	2
4	1	1	0	0	1	2
4	0	0	0	0	1	2
4	2	2	1	0	1	0
1	0	0	0	0	0	0
0	0	0	0	0	0	0
0	0	0	0	0	0	0
1	0	0	0	0	0	0
1	0	0	0	0	0	1

1B: 6	SF: 0
2B: 5	SAC: 1
3B: 0	DP: 0
HR: 1	HBP: 0

WP	HR	S	P	ERA	WHIP
1	0	15	26	27.00	4.000

Batter	1	2	3	4	5	6	7	8	9
Juan Pierre, L OBP: 0.368, SLG: 0.392 (1, 8)	1-1 1B 1B 2B 1B	2-0 2B 1B 2-H		2-1 F7			1-2 G3-1	4-0 2B BB	
Luis Castillo, S OBP: 0.363, SLG: 0.369 (1, 4)	0-1 1B 1B 2B 1-2	1-1 2B 2B 1-H		0-0 L8			4-2 HR BB	0-1 2B 1-H 2-H	
Mike Lowell, R OBP: 0.381, SLG: 0.556 (1, 5)	1-1 2B 1B 2-3 1-2	0-0 2B 2-H			0-0 F8		1-3 K	2-1 F7	
Miguel Cabrera, R OBP: 0.377, SLG: 0.539 (1, 9)	1-3 K	0-0 G6-3			4-1 WP BB		0-0 HR		
Jeff Conine, R OBP: 0.322, SLG: 0.399 (1, 7)	0-1 2B 1-H 2-H 3-H	2-0 F8			2-3 K		0-2 G5-3		
Hee-Seop Choi, L OBP: 0.388, SLG: 0.485 (1, 3)	0-1 G6-3		1-3 K		2-2 G5-3			0-1 2B 1B	
Alex Gonzalez, R OBP: 0.258, SLG: 0.429 (1, 6)	1-3 K		1-2 L7		2-2 F9			3-2 F8	
Mike Redmond, R OBP: 0.317, SLG: 0.345 (1, 2)		1-1 SH3-4 1B 1B	1-1 G3-1		1-3 K			2-2 2B 2B 1-H	
A.J. Burnett, R OBP: 0.077, SLG: 0.077 (1, 1)		1-0 SH3-4		0-1 G1-3		2-0 P6		0-1 L6	
Ben Howard, R (6, 1)									
Matt Perisho, L (6, 1)									
14 Josh Willingham, R (6, PH) OBP: 0.310, SLG: 0.320									
40 Nate Bump, L (7, 1)									

Inning Stats	R: 3	H: 4	E: 0	LOB: 1	K: 2	BB: 0	S: 17	R: 3	H: 4	E: 0	LOB: 1	K: 0	BB: 0	S: 9	R: 0	H: 0	E: 0	LOB: 0	K: 1	BB: 0	S: 9	R: 0	H: 0	E: 0	LOB: 0	K: 0	BB: 0	S: 5	R: 0	H: 0	E: 0	LOB: 1	K: 1	BB: 1	S: 8	R: 0	H: 0	E: 0	LOB: 0	K: 1	BB: 0	S: 8	R: 2	H: 1	E: 0	LOB: 0	K: 1	BB: 1	S: 15	R: 3	H: 3	E: 0	LOB: 1	K: 0	BB: 1	S: 15						
	3	4	0	1	2	0	17	3	4	0	1	0	0	9	0	0	0	0	1	0	0	9	0	0	0	1	0	0	0	5	0	0	0	1	0	0	0	8	0	0	0	1	0	0	0	8	2	1	0	0	1	1	0	15	3	3	0	1	1	1	0	15

PITCHER	IP	WLS	BF	H	R	ER	SO	BB	IBB	HBP	BLK	WP	HR	S	P	ERA	WHIP
Kevin Millwood, R ERA: 4.91	6.0	L	27	8	6	6	5	1	0	0	0	1	0	56	87	9.00	1.500
Roberto Hernandez, R ERA: 4.93	1.0		5	1	2	2	1	1	0	0	0	0	1	15	21	18.00	2.000
Brian Powell, R ERA: 4.4	1.0		7	3	3	3	0	1	0	0	0	0	0	15	26	27.00	4.000

Batter	1	2	3	4	5	6	7	8	9	AB R H RBI BB SO LOB	TOP		
11 Jimmy Rollins, S (1, 6) OBP: 0.338, SLG: 0.398	0-0 B1-3		0-2 SAFE HBP 1B			0-1 F8	0-1 2B			4 0 2 1 0 0 0			
Placido Polanco, R (1, 4) OBP: 0.326, SLG: 0.352	0-1 G3		2-2 HBP 1B			0-0 G3 S 1B	0-1 G1-3			3 0 1 0 0 0 3			
Bobby Abreu, L (1, 9) OBP: 0.429, SLG: 0.545	3-2 2B		0-0 G1-2-3			3-2 SAFE G3 1-3		0-1 F8		4 0 1 0 0 0 4			
Pat Burrell, R (1, 7) OBP: 0.378, SLG: 0.450	1-1 F8			0-3 K		2-2 F8		1-2 1B		4 0 1 0 0 1 2			
26 Chase Utley, L (1, 3) OBP: 0.307, SLG: 0.522		0-0 F7		2-3 K			3-1 1B 1B	1-0 L8		4 1 1 0 0 1 1			
David Bell, R (1, 5) OBP: 0.337, SLG: 0.445		4-1 BB G6-4-3		0-3 K			1-1 SAFE P5	1-1 SAFE G6-3		3 0 0 0 1 1 2			
Ricky Ledee, L (1, 8) OBP: 0.378, SLG: 0.500		2-1 SAFE SAFE G6-4-3 1-2f			3-1 G6-3		0-0 F7		3-3 K	4 0 0 0 0 1 2			
Mike Lieberthal, R (1, 2) OBP: 0.325, SLG: 0.434			4-1 HBP G1-2-3 BB		0-1 F7		1-2 SAFE SAFE 11 2B BB 1B		1-3 K	3 1 1 1 1 1 0			
Randy Wolf, L (1, 1) OBP: 0.285, SLG: 0.406 Jim Thome, L (7, PH) OBP: 0.408, SLG: 0.650 Doug Glanville, R (7, PR) OBP: 0.271, SLG: 0.267 Rheal Cormier, L (7, 1) Roberto Hernandez, R (8, 1) Tomas Perez, S (9, PH) OBP: 0.295, SLG: 0.465			0-3 K		2-1 P6		4-2 11 2B BB		1-2 F8	2 0 0 0 0 1 1 0 0 0 0 0 1 0 0 0 0 0 0 0 0 0 0 0 0 0 0 0 0 0 0 1 0 0 0 0 0 0 0			
Inning Stats	R: 0 H: 1 E: 0 LOB: 1 K: 0 BB: 0 S: 9 P: 13	R: 0 H: 0 E: 0 LOB: 0 K: 0 BB: 1 S: 4 P: 10	R: 0 H: 1 E: 0 LOB: 2 K: 1 BB: 1 S: 12 P: 18	R: 0 H: 0 E: 0 LOB: 0 K: 3 BB: 0 S: 10 P: 12	R: 0 H: 0 E: 0 LOB: 0 K: 0 BB: 0 S: 6 P: 11	R: 0 H: 1 E: 0 LOB: 1 K: 0 BB: 0 S: 10 P: 15	R: 2 H: 3 E: 0 LOB: 3 K: 0 BB: 1 S: 15 P: 24	R: 0 H: 1 E: 0 LOB: 1 K: 0 BB: 0 S: 9 P: 12	R: 0 H: 0 E: 0 LOB: 0 K: 2 BB: 0 S: 10 P: 15	1B: 5 SF: 0 2B: 2 SAC: 0 3B: 0 DP: 2 HR: 0 HBP: 1	WP: 0 PA: 36 PB: 0 SB: 1 CS: 0		
PITCHER	IP WLS BF H R ER SO BB IBB HBP BLK WP HR S P ERA WHIP											PITCHER	IP WLS BF H R ER SO BB IBB HBP BLK WP HR S P ERA WHIP
Carl Pavano, R (1, 1) ERA: 3.06	8.0 W 33 7 2 2 4 3 0 1 0 0 0 75 115 2.25 1.250												
Josias Manzanillo, R (9, 1) ERA: 3.98	1.0 S 3 0 0 0 2 0 0 0 0 0 0 0 10 15 0.00 0.000												

Philadelphia Phillies @ Florida Marlins
 Pro Player Stadium, Miami, FL
 Tue Jul 27 2004, 7:05 PM EDT
 Att. 15,523 - Cloudy - 84 F

livebaseballscorecards.com

AB 32
 R 2
 H 7
 RBI 2
 BB 3
 SO 6
 LOB 15



Batter	1	2	3	4	5	6	7	8	9	AB	R	H	RBI	BB	SO	LOB
Juan Pierre, L OBP: 0.367, SLG: 0.393 (1, 8)	0-3 K		1-0 E 2B		2-2 G1-3		2-1 G4-3			4	1	1	0	0	1	0
Luis Castillo, S OBP: 0.365, SLG: 0.368 (1, 4)	1-0 FC5-4 1B		4-0 E BB		1-1 G5-3			1-2 F8		3	1	1	0	1	0	0
Mike Lowell, R OBP: 0.382, SLG: 0.562 (1, 5)	0-1 FC5-4 1B 1-2f		0-1 P3		4-2 BB			3-2 HR		3	1	1	1	1	0	3
Miguel Cabrera, R OBP: 0.381, SLG: 0.547 (1, 9)	1-0 1B		0-0 E9 2B 1-H 2-H		0-0 F9			1-1 2B 2B		4	1	3	2	0	0	1
Jeff Conine, R OBP: 0.322, SLG: 0.400 (1, 7)	2-2 F7		0-1 F9		2-2 F8			2-1 G4-3 2B 2B 2-H		4	1	1	1	0	0	3
Damion Easley, R OBP: 0.331, SLG: 0.453 (1, 3)		0-2 G4-3		2-1 P5		1-1 F9		1-0 G4-3		4	0	0	0	0	0	1
Josias Manzanillo, R (9, 1)								2-3		0	0	0	0	0	0	0
Alex Gonzalez, R OBP: 0.260, SLG: 0.428 (1, 6)		1-3 K		4-1 FC6-4 BB		2-2 G6-3		1-2 1B		3	0	1	1	1	1	0
Mike Redmond, R OBP: 0.311, SLG: 0.338 (1, 2)		2-2 P2		2-2 FC6-4 1-2f			1-0 G1-3	1-1 F8		4	0	0	0	0	0	2
Carl Pavano, R OBP: 0.146, SLG: 0.225 (1, 1)			0-3 K		2-3 K											
Hee-Seop Choi, L OBP: 0.388, SLG: 0.485 (9, 3)							1-2 F9			3	0	0	0	0	2	1
										0	0	0	0	0	0	0

Inning Stats	R: 0	H: 2	E: 0	K: 1	S: 11	H: 2	LOB: 2	BB: 0	P: 15	R: 0	H: 0	E: 0	K: 1	S: 10	R: 2	H: 2	E: 1	K: 1	S: 9	R: 0	H: 0	E: 0	K: 1	S: 10	R: 0	H: 0	E: 0	K: 0	S: 10	R: 0	H: 0	E: 0	K: 0	S: 11	R: 0	H: 0	E: 0	K: 0	S: 6	R: 3	H: 4	E: 0	K: 0	S: 17
--------------	------	------	------	------	-------	------	--------	-------	-------	------	------	------	------	-------	------	------	------	------	------	------	------	------	------	-------	------	------	------	------	-------	------	------	------	------	-------	------	------	------	------	------	------	------	------	------	-------


PITCHER	IP	WLS	BF	H	R	ER	SO	BB	IBB	HBP	BLK	WP	HR	S	P	ERA	WHIP
Randy Wolf, L ERA: 3.82 (1, 1)	6.0		25	4	2	2	4	3	0	0	0	0	0	61	95	3.00	1.167
Rheal Cormier, L ERA: 3.98 (7, 1)	1.1	L	6	2	2	2	0	0	0	0	0	0	1	15	24	13.50	1.500
Roberto Hernandez, R ERA: 5.08 (8, 1)	0.2		4	2	1	1	0	0	0	0	0	0	0	8	13	13.50	3.000

BOTTOM

Philadelphia Phillies @ Florida Marlins
Pro Player Stadium, Miami, FL
 Tue Jul 27 2004, 7:05 PM EDT
 Att: 15,523 - Cloudy - 84 F

AB	32
R	5
H	8
RBI	5
BB	3
SO	4
LOB	11

livebaseballscorecards.com



PITCHER	IP	WLS	BF	H	R	ER	SO	BB	IBB	HBP	BLK	WP	HR	S	P	ERA	WHIP
Randy Wolf, L ERA: 3.82 (1, 1)	6.0		25	4	2	2	4	3	0	0	0	0	0	61	95	3.00	1.167
Rheal Cormier, L ERA: 3.98 (7, 1)	1.1	L	6	2	2	2	0	0	0	0	0	0	1	15	24	13.50	1.500
Roberto Hernandez, R ERA: 5.08 (8, 1)	0.2		4	2	1	1	0	0	0	0	0	0	0	8	13	13.50	3.000

Batter	1	2	3	4	5	6	7	8	9	AB R H RBI BB SO LOB	TOP																			
11 Jimmy Rollins, S (1, 6) OBP: 0.336, SLG: 0.396	0-3 K		3-3 K		3-2 P3		2-0 F8		1-2 1B	5 0 1 0 0 2 1																				
Placido Polanco, R (1, 4) OBP: 0.327, SLG: 0.353	0-0 P3		1-0 F9			3-1 1B 1B		0-1 2B 1B	2-3 K	5 2 2 0 0 1 1																				
Bobby Abreu, L (1, 9) OBP: 0.429, SLG: 0.547	1-1 G1-3			2-2 G4-3 G6-3 2B		1-2 FC5 1B 1-3 1B		1-3 K		4 1 2 0 0 1 1																				
Jim Thome, L (1, 3)		2-2 F8 BB 1B		2-2 G4-3 2-3		3-2 3-H 1B		2-3 K		4 0 2 1 0 1 2																				
Pat Burrell, R (1, 7) OBP: 0.377, SLG: 0.451		2-3 K		1-2 G6-3 3-H		2-0 F7		1-2 1-H 2B		4 0 1 2 0 1 3																				
Ricky Ledee, L (1, 8) OBP: 0.381, SLG: 0.492		4-1 1-2 BB		1-2 G6-3		3-0 L7		4-0 BB		2 0 0 0 2 0 2																				
David Bell, R (1, 5) OBP: 0.354, SLG: 0.441		3-2 F8			0-2 G6-3		2-1 FC5		0-0 F7	3 0 0 0 0 0 4																				
Josh Hancock, R (7, 1)										0 0 0 0 0 0 0																				
Jason Michaels, R (8, PH) OBP: 0.396, SLG: 0.339										1 0 0 0 0 0 2																				
Tim Worrell, R (8, 1)										0 0 0 0 0 0 0																				
Mike Lieberthal, R (1, 2) OBP: 0.325, SLG: 0.432		1-2 G2-3			2-2 1B		0-1 F7		3-2 P6	4 0 1 0 0 0 2																				
39 Brett Myers, R (1, 1) OBP: 0.212, SLG: 0.226			1-3 K		1-2 B3		1-0 P6		2-3 K	2 0 0 0 0 1 1																				
Brian Powell, R (6, 1) OBP: 0.143, SLG: 0.143										0 0 0 0 0 0 0																				
Tomas Perez, S (6, 5) OBP: 0.290, SLG: 0.457										2 0 0 0 0 1 0																				
Inning Stats	R: 0 E: 0 K: 1 S: 6	H: 0 LOB: 0 BB: 0 P: 7	R: 0 E: 0 K: 1 S: 15	H: 1 LOB: 2 BB: 1 P: 27	R: 0 E: 0 K: 2 S: 8	H: 0 LOB: 0 BB: 0 P: 13	R: 1 E: 0 K: 0 S: 13	H: 1 LOB: 0 BB: 0 P: 19	R: 0 E: 0 K: 0 S: 14	H: 1 LOB: 1 BB: 0 P: 20	R: 1 E: 0 K: 0 S: 12	H: 3 LOB: 2 BB: 0 P: 26	R: 0 E: 0 K: 0 S: 4	H: 0 LOB: 0 BB: 0 P: 7	R: 1 E: 0 K: 2 S: 14	H: 2 LOB: 2 BB: 1 P: 22	R: 0 E: 0 K: 2 S: 12	H: 1 LOB: 1 BB: 0 P: 20	1B: 7 2B: 2 3B: 0 HR: 0	SF: 0 SAC: 0 DP: 0 HBP: 0	WP: 0 PB: 0 SB: 0 CS: 0	PA: 38								
PITCHER	IP WLS BF H R ER SO BB IBB HBP BLK WP HR S P ERA WHIP																													
Brad Penny, R (1, 1) ERA: 3.15	5.0		21	5	2	2	4	1	0	0	0	0	0	61	95	3.60	1.200													
Aaron Small, R (6, 1) ERA: 3.68	2.0	H	7	1	0	0	0	0	0	0	0	0	0	11	24	0.00	0.500													
Matt Perisho, L (8, 1) ERA: 3.73	0.2	B	5	2	1	1	2	1	0	0	0	0	0	13	21	13.50	4.500													
Josias Manzanillo, R (8, 1) ERA: 3.74	1.1	W	5	1	0	0	2	0	0	0	0	0	0	13	21	0.00	0.750													

Philadelphia Phillies @ Florida Marlins
 Pro Player Stadium, Miami, FL
 Wed Jul 28 2004, 7:05 PM EDT
 Att. 17,404 - Unknown - 80 F

livebaseballscorecards.com

AB 36
 R 3
 H 9
 RBI 3
 BB 2
 SO 8
 LOB 19



Batter	1	2	3	4	5	6	7	8	9
Juan Pierre, L OBP: 0.368, SLG: 0.394 (1, 8)	2-2 1B G5-4-3 1B		0-0 2B 1B		1-2 G6-3		1-0 FC6-4		
Luis Castillo, S OBP: 0.366, SLG: 0.368 (1, 4)	1-1 1B G5-4-3 1B		4-1 2B BB		2-3 K			3-3 K	
Mike Lowell, R OBP: 0.385, SLG: 0.564 (1, 5)	1-2 G5-4-3 1-2f		0-2 2B		4-2 FC5-4 F8-2 BB			1-0 S HR	
Miguel Cabrera, R OBP: 0.379, SLG: 0.543 (1, 9)	2-3 K		0-3 K		4-2 1-2 FC5-4 BB			2-3 K	
Jeff Conine, R OBP: 0.324, SLG: 0.399 (1, 7)		0-0 F8		0-0 BB 1B		1-2 FC5-4		4-2 HR BB	
Hee-Seop Choi, L OBP: 0.386, SLG: 0.493 (1, 3)		2-3 K		2-3 K		3-0 F8-2		2-2 HR	
Alex Gonzalez, R OBP: 0.263, SLG: 0.427 (1, 6)		2-2 CS 1B		4-1 CS BB			1-1 F7	1-3 K	
20 Matt Treanor, R OBP: 0.327, SLG: 0.300 (1, 2)		2-2 CS	1-1 G6-3	1-2 G5-4-3			3-2 L4		
Brad Penny, R OBP: 0.064, SLG: 0.064 (1, 1)			1-1 G4-3		0-0 P5		4-2 FC6-4 BB		
Aaron Small, R ERA: 5.6 (6, 1)									
Mike Mordecai, R OBP: 0.267, SLG: 0.236 (7, PH)									
Matt Perisho, L ERA: 10.13 (8, 1)									
Josias Manzanillo, R ERA: 3.83 (8, 1)									

AB R H RBI BB SO LOB

4	2	2	0	0	0	1
3	1	1	0	1	2	0
2	1	1	2	1	0	1
3	0	0	0	1	3	2
3	1	1	0	1	0	2
4	1	1	3	0	2	3
3	0	1	0	1	1	0
3	0	0	0	0	0	2
2	0	0	0	0	0	0
0	0	0	0	0	0	0
0	0	0	0	1	0	0
0	0	0	0	0	0	0
0	0	0	0	0	0	0

AB	27
R	6
H	7
RBI	5
BB	6
SO	8
LOB	11



WP: 0 PA: 35
PB: 0
SB: 2
CS: 1

PITCHER	IP	WLS	BF	H	R	ER	SO	BB	IBB	HBP	BLK	WP	HR	S	P	ERA	WHIP
39 Brett Myers, R ERA: 5.6 (1, 1)	5.0		22	6	3	3	5	4	0	0	0	0	0	59	94	5.40	2.000
Brian Powell, R ERA: 4.25 (6, 1)	1.0		2	0	0	0	0	0	0	0	0	0	4	8	0.00	0.000	
Josh Hancock, R ERA: 10.13 (7, 1)	1.0		4	0	0	0	0	1	0	0	0	0	10	19	0.00	1.000	
Tim Worrell, R ERA: 3.83 (8, 1)	1.0	L	6	1	3	3	3	1	0	1	0	0	1	17	30	27.00	2.000

Philadelphia Phillies @ Florida Marlins
Pro Player Stadium, Miami, FL
Wed Jul 28 2004, 7:05 PM EDT
Att: 17,404 - Unknown - 80 F

livebaseballscorecards.com

Batter	1	2	3	4	5	6	7	8	9	AB R H RBI BB SO LOB	TOP											
11 Jimmy Rollins, S OBP: 0.333, SLG: 0.392 (1, 6)	1-0 F9		0-1 F9		0-0 FC6-4			2-1 FC3-6		4 0 0 0 0 0 3												
Placido Polanco, R OBP: 0.322, SLG: 0.348 (1, 4)	2-2 F7			1-0 P3	1-1 FC4-6			1-1 G4-6-3		4 0 0 0 0 0 2												
Bobby Abreu, L OBP: 0.429, SLG: 0.546 26 Chase Utley, L OBP: 0.305, SLG: 0.519 (1, 9) (6, 3)	0-1 G4-3			2-1 2B 1B		1-3 K			0-1 G4-3	3 0 1 0 0 1 0 1 0 0 0 0 0 0												
Jim Thome, L OBP: 0.405, SLG: 0.642 Doug Glanville, R OBP: 0.269, SLG: 0.265 (1, 3) (6, 8)		1-3 K		1-3 K		1-2 G3			2-2 G3	3 0 0 0 0 2 1 1 0 0 0 0 0 0												
Pat Burrell, R OBP: 0.376, SLG: 0.452 (1, 7)		2-3 K		1-2 2B		0-1 P3			2-2 P4	4 0 1 0 0 1 0												
Jason Michaels, R OBP: 0.387, SLG: 0.330 (1, 8) (6, 9)		0-0 G1-3		2-2 G5-3			1-2 G4-3			3 0 0 0 0 0 2												
Tomas Perez, S OBP: 0.291, SLG: 0.462 (1, 5)			2-0 F7		2-2 1B 2B		1-2 K			3 1 1 0 0 1 0												
Todd Pratt, R OBP: 0.330, SLG: 0.280 (1, 2)			2-0 SH3-4 1B		2-2 11 FC6-4 1B		0-2 G6-3			3 0 2 1 0 0 0												
Paul Abbott, R OBP: 0.200, SLG: 0.200 Geoff Geary, R Josh Hancock, R Ricky Ledee, L OBP: 0.386, SLG: 0.492 Brian Powell, R OBP: 0.143, SLG: 0.143 (1, 1) (4, 1) (7, 1) (8, PH) (8, 1)			3-2 SH3-4		0-0 B3			4-0 11 FC3-6 BB		0 0 0 0 0 0 0 1 0 0 0 0 0 1 0 0 0 0 0 0 0 0 0 0 0 1 0 0 0 0 0 0 0 0 0												
Inning Stats	R: 0 E: 0 K: 0 S: 6	H: 0 LOB: 0 BB: 0 P: 9	R: 0 E: 0 K: 2 S: 10	H: 0 LOB: 0 BB: 0 P: 13	R: 0 E: 0 K: 0 S: 7	H: 1 LOB: 1 BB: 0 P: 14	R: 0 E: 0 K: 1 S: 16	H: 2 LOB: 2 BB: 0 P: 23	R: 1 E: 0 K: 0 S: 11	H: 2 LOB: 1 BB: 0 P: 16	R: 0 E: 0 K: 1 S: 9	H: 0 LOB: 0 BB: 0 P: 11	R: 0 E: 0 K: 1 S: 10	H: 0 LOB: 0 BB: 0 P: 12	R: 0 E: 0 K: 0 S: 4	H: 0 LOB: 0 BB: 1 P: 11	R: 0 E: 0 K: 0 S: 11	H: 0 LOB: 0 BB: 0 P: 15	1B: 3 2B: 2 3B: 0 HR: 0	SF: 0 SAC: 1 DP: 1 HBP: 0	WP: 0 PB: 0 SB: 0 CS: 0	PA: 32
PITCHER	IP WLS BF H R ER SO BB IBB HBP BLK WP HR S P ERA WHIP																					
Dontrelle Willis, L ERA: 3.86 Billy Koch, R ERA: 4.68 (1, 1) (8, 1)	7.0 W 26 5 1 1 5 0 0 0 0 0 0 0 69 98 1.29 0.714																					

Philadelphia Phillies @ Florida Marlins
Pro Player Stadium, Miami, FL
Thu Jul 29 2004, 1:05 PM EDT
Att. 20,391 - Cloudy - 87 F

livebaseballscorecards.com

AB 30
R 1
H 5
RBI 1
BB 1
SO 5
LOB 9



Batter	1	2	3	4	5	6	7	8	9
Juan Pierre, L OBP: 0.367, SLG: 0.392 (1, 8)	B5-3 1-0		G3 1-1		L9 3-1			F7 2-1	
Luis Castillo, S OBP: 0.368, SLG: 0.371 Damion Easley, R OBP: 0.333, SLG: 0.462 (6, PH) (7, 4)	G3-1 2-2		BB 2B 1B 1-3	G4-6-3 1B		G6-3 0-1		2B 1-2	
Mike Lowell, R OBP: 0.369, SLG: 0.565 Mike Mordecai, R OBP: 0.262, SLG: 0.232 (6, PR) (7, 5)	FC6-4 1B 1-2		2B 1B BB 1-2	G4-6-3 1-2f		1B 1B 3-2		F9 3-1	
Miguel Cabrera, R OBP: 0.378, SLG: 0.542 Abraham Nunez, S OBP: 0.274, SLG: 0.266 (8, PH) (9, 9)	FC6-4 1-2f		1B HR 2B 1-3 2-H 3-H	G6-3 0-1		F8 1-0		K 1-3	
Jeff Conine, R OBP: 0.327, SLG: 0.411 Lenny Harris, L OBP: 0.262, SLG: 0.286 (6, PH) (7, 7)		HR 1-1	HR BB 1B 2-3 3-H		G4-3 0-2		1B 1-2		
Hee-Seop Choi, L OBP: 0.388, SLG: 0.495 (1, 3)	G3-1 0-1		HR BB 1-2		2B 2B 3-2		G6-3 0-0		
Alex Gonzalez, R OBP: 0.266, SLG: 0.439 (1, 6)	K 0-2		HR 1-1 2-H 3-H		1B 2B WP 2-H		F9 0-2		
Mike Redmond, R OBP: 0.310, SLG: 0.337 (1, 2)	P4 1-0		F8 2-2		1B 2-H		K 2-3		
Dontrelle Willis, L OBP: 0.327, SLG: 0.422 Billy Koch, R (8, 1)			G4-3 1B		F7 2-1		K 2-3		

Inning Stats	R: 0 E: 0 K: 0 S: 8	H: 1 LOB: 1 BB: 0 P: 13	R: 1 E: 0 K: 1 S: 8	H: 1 LOB: 0 BB: 0 P: 10	R: 7 E: 0 K: 0 S: 21	H: 6 LOB: 1 BB: 2 P: 37	R: 0 E: 0 K: 0 S: 6	H: 1 LOB: 0 BB: 0 P: 7	R: 2 E: 0 K: 0 S: 16	H: 3 LOB: 1 BB: 0 P: 27	R: 0 E: 0 K: 0 S: 9	H: 2 LOB: 2 BB: 0 P: 15	R: 0 E: 0 K: 2 S: 9	H: 0 LOB: 0 BB: 0 P: 13	R: 0 E: 0 K: 1 S: 10	H: 1 LOB: 1 BB: 0 P: 17
--------------	------------------------------	----------------------------------	------------------------------	----------------------------------	-------------------------------	----------------------------------	------------------------------	---------------------------------	-------------------------------	----------------------------------	------------------------------	----------------------------------	------------------------------	----------------------------------	-------------------------------	----------------------------------

PITCHER	IP	WLS	BF	H	R	ER	SO	BB	IBB	HBP	BLK	WP	HR	S	P	ERA	WHIP
Paul Abbott, R ERA: 6.48 (1, 1)	3.0	L	19	8	8	8	1	2	0	0	0	0	2	37	60	24.00	3.333
Geoff Geary, R ERA: 6.6 (4, 1)	3.0		14	6	2	2	0	0	0	0	0	1	0	31	49	6.00	2.000
Josh Hancock, R ERA: 9.0 (7, 1)	1.0		3	0	0	0	2	0	0	0	0	0	0	9	13	0.00	0.000
Brian Powell, R ERA: 4.11 (8, 1)	1.0		4	1	0	0	1	0	0	0	0	0	0	10	17	0.00	1.000

BOTTOM

Philadelphia Phillies @ Florida Marlins
 Pro Player Stadium, Miami, FL
 Thu Jul 29 2004, 1:05 PM EDT
 Att. 20,391 - Cloudy - 87 F

livebaseballscorecards.com

AB	38
R	10
H	15
RBI	10
BB	2
SO	4
LOB	10



1B: 9	SF: 0	WP: 1	PA: 40
2B: 4	SAC: 0	PB: 0	
3B: 0	DP: 1	SB: 0	
HR: 2	HBP: 0	CS: 0	

PITCHER	IP	WLS	BF	H	R	ER	SO	BB	IBB	HBP	BLK	WP	HR	S	P	ERA	WHIP
---------	----	-----	----	---	---	----	----	----	-----	-----	-----	----	----	---	---	-----	------

Batter	1	2	3	4	5	6	7	8	9	AB	R	H	RBI	BB	SO	LOB	TOP								
11 Jimmy Rollins, S OBP: 0.332, SLG: 0.392 (1, 6)	2-1 P4		2-2 F7		3-2 HR 2B	2-3 K		0-0 FC8-6 BB 1B		5	2	1	0	0	1	1									
Placido Polanco, R OBP: 0.327, SLG: 0.348 (1, 4)	2-3 K		0-0 1B		4-2 HR BB	1-2 L5		4-1 1B BB		3	1	1	0	2	1	0									
Bobby Abreu, L OBP: 0.430, SLG: 0.563 (1, 9)	2-2 HR		0-1 F7		2-0 HR 1-H 2-H		1-2 F7	0-1 1B		5	2	3	5	0	0	1									
Jim Thome, L OBP: 0.400, SLG: 0.633 (1, 3)	1-1 P2		1-1 F7		0-3 K		1-3 K	0-0 F8		5	0	0	0	0	2	3									
Ricky Ledee, L OBP: 0.393, SLG: 0.512 (1, 8)					1-2 F7					5	0	3	0	0	1	0									
Pat Burrell, R OBP: 0.378, SLG: 0.470 (1, 7)					0-0 HR					4	2	2	2	1	2	2									
David Bell, R OBP: 0.357, SLG: 0.440 (1, 5)					2-1 1B					3	0	1	0	2	1	3									
Mike Lieberthal, R OBP: 0.323, SLG: 0.426 (1, 2)					0-1 F7					4	0	0	0	1	1	5									
Eric Milton, L OBP: 0.174, SLG: 0.140 Rheal Cormier, L (6, 1) Roberto Hernandez, R (6, 1) 26 Chase Utley, L OBP: 0.304, SLG: 0.516 Amaury Telemaco, R (8, 1)					0-2 L5					3	0	0	0	0	1	2									
										0	0	0	0	0	0	0									
										0	0	0	0	0	0	0									
										1	0	0	0	0	1	1									
										0	0	0	0	0	0	0									
Inning Stats	R: 1 E: 0 K: 1 S: 12	H: 1 LOB: 0 BB: 0 P: 19	R: 1 E: 0 K: 3 S: 17	H: 1 LOB: 1 BB: 1 P: 29	R: 0 E: 0 K: 0 S: 8	H: 1 LOB: 1 BB: 0 P: 11	R: 1 E: 0 K: 0 S: 11	H: 2 LOB: 1 BB: 0 P: 14	R: 3 E: 0 K: 2 S: 16	H: 3 LOB: 2 BB: 2 P: 31	R: 0 E: 0 K: 1 S: 9	H: 0 LOB: 0 BB: 0 P: 14	R: 0 E: 0 K: 1 S: 19	H: 1 LOB: 2 BB: 1 P: 30	R: 1 E: 0 K: 1 S: 12	H: 1 LOB: 2 BB: 2 P: 23	R: 0 E: 0 K: 2 S: 10	H: 1 LOB: 1 BB: 0 P: 15	1B: 4 2B: 3 3B: 0 HR: 4	SF: 0 SAC: 0 DP: 0 HBP: 0	WP: 0 PB: 0 SB: 0 CS: 0	PA: 44			
PITCHER	IP	WLS	BF	H	R	ER	SO	BB	IBB	HBP	BLK	WP	HR	S	P	ERA	WHIP								
22 Mark Prior, R ERA: 4.69 (1, 1)	4.1		23	8	6	6	5	2	0	0	0	0	4	58	92	12.46	2.308								
Jon Leichter, R ERA: 1.89 (5, 1)	1.2	W	6	0	0	0	2	1	0	0	0	0	0	15	26	0.00	0.600								
Mike Remlinger, L ERA: 4.05 (7, 1)	0.2	H	3	1	0	0	1	0	0	0	0	0	0	10	15	0.00	1.500								
Kyle Farnsworth, R ERA: 3.18 (7, 1)	1.0	H	6	0	1	1	1	3	0	0	0	0	0	18	35	9.00	3.000								
Glendon Rusch, L ERA: 3.98 (8, 1)	0.1	H	2	1	0	0	0	0	0	0	0	0	0	3	3	0.00	3.000								
PITCHER	IP	WLS	BF	H	R	ER	SO	BB	IBB	HBP	BLK	WP	HR	S	P	ERA	WHIP								
LaTroy Hawkins, R ERA: 2.85 (9, 1)	1.0	S	4	1	0	0	2	0	0	0	0	0	0	10	15	0.00	1.000								

Philadelphia Phillies @ Chicago Cubs
Wrigley Field, Chicago, IL
Fri Jul 30 2004, 2:20 PM CDT
Att. 39,117 - Unknown - 70 F

livebaseballscorecards.com

AB	38
R	7
H	11
RBI	7
BB	6
SO	11
LOB	18



Batter	1	2	3	4	5	6	7	8	9	AB	R	H	RBI	BB	SO	LOB
Mark Grudzielanek, R OBP: 0.309, SLG: 0.342 (1, 4)	L8		F7		G5-3	E9 1B	K			5	0	1	1	0	1	1
Corey Patterson, L OBP: 0.324, SLG: 0.435 (1, 8)	K		K		1B	1B		P5		5	1	2	1	0	2	1
Sammy Sosa, R OBP: 0.361, SLG: 0.572 (1, 9)	K		K		P4	1B		1B		5	0	2	1	0	2	2
Moises Alou, R OBP: 0.339, SLG: 0.535 (1, 7)			K		25 HR 2B	P4		P4		5	1	2	0	0	1	2
25 Derrek Lee, R OBP: 0.371, SLG: 0.551 (1, 3)		L9			HR	F9		G6-3		5	1	1	2	0	0	3
16 Aramis Ramirez, R OBP: 0.370, SLG: 0.582 (1, 5)					K	G4-3				4	3	3	3	0	1	0
Michael Barrett, R OBP: 0.349, SLG: 0.495 (1, 2)					K					2	2	1	0	2	1	0
Alex Gonzalez, R OBP: 0.246, SLG: 0.373 (1, 6)					22 FC5-4 BB					2	1	1	0	1	0	1
22 Mark Prior, R OBP: 0.231, SLG: 0.167 Jon Leichter, R OBP: 0.290, SLG: 0.403 Jose Macias, S OBP: 0.290, SLG: 0.403 Mike Remlinger, L Kyle Farnsworth, R Glendon Rusch, L OBP: 0.111, SLG: 0.222 LaTroy Hawkins, R					FC5-4					2	0	1	0	0	0	1

Inning Stats	R: 0	H: 0	E: 0	K: 2	S: 8	H: 0	LOB: 0	BB: 0	P: 14	R: 1	H: 1	E: 0	K: 1	S: 11	R: 0	H: 1	E: 0	K: 2	S: 10	R: 2	H: 2	E: 0	K: 2	S: 16	R: 0	H: 1	E: 0	K: 0	S: 8	R: 5	H: 7	E: 1	K: 0	S: 22	R: 2	H: 1	E: 1	K: 1	S: 12	R: 0	H: 1	E: 0	K: 0	S: 8			


BOTTOM

Philadelphia Phillies @ Chicago Cubs
Wrigley Field, Chicago, IL

Fri Jul 30 2004, 2:20 PM CDT
Att: 39,117 - Unknown - 70 F

livebaseballscorecards.com

AB	37
R	10
H	14
RBI	9
BB	3
SO	8
LOB	13



WP: 1	PA: 41
PB: 0	
SB: 0	
CS: 0	

Batter	1	2	3	4	5	6	7	8	9	AB R H RBI BB SO LOB	TOP	
11 Jimmy Rollins, S OBP: 0.331, SLG: 0.393 (1, 6) X	0-0 2B	0-1 G4-3			0-0 L8			0-1 G6-3		4 0 1 0 0 0 0		
26 Chase Utley, L OBP: 0.297, SLG: 0.503 (1, 4) C Todd Jones, L (8, 1) X Tomas Perez, S OBP: 0.291, SLG: 0.462 (9, 4)	1-1 L3		2-2 E3 HR		2-3 K			2-3 K		4 1 0 0 0 2 1 0 0 0 0 0 0 0 0 0 0 0 0 0 0		
Bobby Abreu, L OBP: 0.431, SLG: 0.569 (1, 9) B C F S B B	3-3 K		0-1 HR		2-3 K			4-2 BLK BB		3 1 1 2 1 2 1		
Jim Thome, L OBP: 0.399, SLG: 0.627 (1, 3) B B B I	4-0 IBB		3-0 P6		1-1 P3			2-3 K		3 0 0 0 1 1 1		
Pat Burrell, R OBP: 0.375, SLG: 0.464 (1, 7) C B F S B B	2-3 K		3-3 K		2-3 K			3-3 K		4 0 0 0 0 4 2		
David Bell, R OBP: 0.356, SLG: 0.438 (1, 5) C B F S B B		1-3 K	0-0 L8		2-3 K			0-0 BB 1B		4 0 1 0 0 2 0		
Jason Michaels, R OBP: 0.379, SLG: 0.322 (1, 8) X Doug Glanville, R OBP: 0.275, SLG: 0.265 (7, 8)		0-0 E4 HR		1-3 K			1-1 F8		4-1 BB 1-2 BB	3 1 0 0 0 1 0 0 0 0 0 1 0 0		
Mike Lieberthal, R OBP: 0.325, SLG: 0.437 (1, 2) B B X		1-1 HR		1-2 G6-3			2-0 B3-6-4 1B		3-1 F7	4 1 2 2 0 0 2		
Kevin Millwood, R OBP: 0.196, SLG: 0.205 (1, 1) C Rheal Cormier, L (7, 1) S Placido Polanco, R OBP: 0.326, SLG: 0.346 (8, 4) X Tim Worrell, R (9, 1)		1-3 K		1-2 G5-3			0-0 B3-6-4 1-2f		1-2 F9	3 0 0 0 0 1 1 0 0 0 0 0 0 0 1 0 0 0 0 0 2 0 0 0 0 0 0 0		
Inning Stats	R: 0 E: 0 K: 2 S: 9 H: 1 LOB: 2 BB: 1 P: 19	R: 2 E: 1 K: 2 S: 11 H: 1 LOB: 0 BB: 0 P: 14	R: 2 E: 1 K: 1 S: 10 H: 1 LOB: 0 BB: 0 P: 18	R: 0 E: 0 K: 1 S: 12 H: 0 LOB: 0 BB: 0 P: 15	R: 0 E: 0 K: 2 S: 7 H: 0 LOB: 0 BB: 0 P: 11	R: 0 E: 0 K: 2 S: 8 H: 0 LOB: 0 BB: 0 P: 13	R: 0 E: 0 K: 0 S: 4 H: 1 LOB: 0 BB: 0 P: 7	R: 0 E: 0 K: 2 S: 10 H: 0 LOB: 1 BB: 1 P: 18	R: 0 E: 0 K: 1 S: 15 H: 1 LOB: 2 BB: 1 P: 26	1B: 2 SF: 0 2B: 1 SAC: 0 3B: 0 DP: 1 HR: 2 HBP: 0	WP: 0 PA: 36 PB: 0 SB: 0 CS: 0	
PITCHER Matt Clement, R ERA: 3.03 (1, 1) Kent Mercker, L ERA: 2.01 (8, 1) Todd Wellemeyer, R ERA: 2.25 (9, 1)	IP WLS BF H R ER SO BB IBB HBP BLK WP HR S P ERA WHIP											
	7.0 L 27 4 4 2 10 0 1 0 0 0 2 61 97 2.57 0.571											
	1.0 4 0 0 0 2 1 0 0 1 0 0 10 18 0.00 1.000											
	1.0 5 1 0 0 1 1 0 0 0 0 0 15 26 0.00 2.000											

Philadelphia Phillies @ Chicago Cubs
Wrigley Field, Chicago, IL
Sat Jul 31 2004, 12:20 PM CDT
Att. 39,086 - Sunny - 75 F

livebaseballscorecards.com
AB 33
R 4
H 5
RBI 4
BB 3
SO 13
LOB 10



Batter	1	2	3	4	5	6	7	8	9	AB	R	H	RBI	BB	SO	LOB
Todd Walker, L (1, 4) OBP: 0.357, SLG: 0.491	1-1 L7		2-3 K		0-2 G4-3			1-2 G4-3		4	0	0	0	0	1	0
Corey Patterson, L (1, 8) OBP: 0.321, SLG: 0.430	1-1 G6-3		0-3 K		1-3 K			1-1 F7		4	0	0	0	0	2	0
Sammy Sosa, R (1, 9) OBP: 0.357, SLG: 0.564	3-3 K		1-1 E8 2B				0-1 G5-3	2-2 P6		4	1	0	0	0	1	0
Moises Alou, R (1, 7) OBP: 0.340, SLG: 0.536		4-1 BB 25 BB 16 1B	1-2 2B			2-0 G5-3		2-2 P3		3	1	1	1	1	0	0
25 Derrek Lee, R (1, 3) OBP: 0.370, SLG: 0.546		4-1 BB 16 1B FC6-4	0-1 G5-3			1-2 G5-3		0-1 G1-3		3	1	0	0	1	0	1
16 Aramis Ramirez, R (1, 5) OBP: 0.373, SLG: 0.583		2-0 FC6-4 1B		1-1 G4-6-3 1B			4-0 G5-3 BB	1-2 P3		3	0	2	1	1	0	0
Michael Barrett, R (1, 2) OBP: 0.346, SLG: 0.490		0-2 FC6-4		2-2 G4-6-3 1-2f			1-2 G5-3			3	0	0	1	0	0	3
Alex Gonzalez, R (1, 6) OBP: 0.241, SLG: 0.364		0-3 K		1-2 G1			1-3 K			3	0	0	0	0	2	2
Matt Clement, R (1, 1) OBP: 0.116, SLG: 0.119		0-3 K			3-3 K		0-1 L8			2	0	0	0	0	2	1
Tom Goodwin, L (7, PH) OBP: 0.250, SLG: 0.310										1	0	0	0	0	0	1
Kent Mercker, L (8, 1)										0	0	0	0	0	0	0
Todd Wellemeyer, R (9, 1)										0	0	0	0	0	0	0


Inning Stats	R: 0	H: 0	E: 0	K: 1	S: 8	R: 2	H: 1	E: 0	K: 2	S: 12	R: 1	H: 1	E: 1	K: 2	S: 13	R: 0	H: 1	E: 0	K: 0	S: 9	R: 0	H: 0	E: 0	K: 2	S: 9	R: 0	H: 0	E: 0	K: 1	S: 8	R: 0	H: 0	E: 0	K: 0	S: 8	R: 0	H: 0	E: 0	K: 0	S: 9	R: 0	H: 0	E: 0	K: 0	S: 12	R: 0	H: 0	E: 0	K: 0	S: 9	R: 0	H: 0	E: 0	K: 0	S: 12
	0	0	0	1	13	2	1	0	2	12	1	1	1	2	13	0	1	0	0	9	0	0	0	0	0	9	0	0	0	0	8	0	0	0	0	12	0	0	0	0	9	0	0	0	0	12	0	0	0	0	12				

PITCHER	IP	WLS	BF	H	R	ER	SO	BB	IBB	HBP	BLK	WP	HR	S	P	ERA	WHIP
Kevin Millwood, R (1, 1) ERA: 4.8	6.2	W	26	3	3	2	8	3	0	0	0	0	0	63	99	2.70	0.900
Rheal Cormier, L (7, 1) ERA: 4.22	1.0	H	3	0	0	0	0	0	0	0	0	0	0	7	9	0.00	0.000
Todd Jones, R (8, 1) ERA: 3.77	0.1	H	1	0	0	0	0	0	0	0	0	0	0	3	5	0.00	0.000
Tim Worrell, R (9, 1) ERA: 3.76	1.0	S	3	0	0	0	0	0	0	0	0	0	0	9	12	0.00	0.000

BOTTOM

Philadelphia Phillies @ Chicago Cubs
Wrigley Field, Chicago, IL
 Sat Jul 31 2004, 12:20 PM CDT
 Att: 39,086 - Sunny - 75 F

AB	30
R	3
H	3
RBI	3
BB	3
SO	8
LOB	8



WP	PA	3B	SF	SAC	DP	HBP	CS
0	33	0	0	0	1	0	0

Batter	1	2	3	4	5	6	7	8	9	AB R H RBI BB SO LOB	TOP										
11 Jimmy Rollins, S (1, 6) OBP: 0.332, SLG: 0.400	0-1 HR	1-0 G4-6-3			0-2 E9 2-H 1B		0-0 F7		0-2 P6	5 1 2 1 0 0 2											
Placido Polanco, R (1, 4) OBP: 0.327, SLG: 0.345	2-1 G6-3		1-2 L9		1-2 P6		4-2 1-2 BB		0-2 2B 1B	4 0 1 0 1 0 1											
Bobby Abreu, L (1, 9) OBP: 0.431, SLG: 0.574	1-1 HR		0-3 K		4-1 BB		1-1 G4-3		1-1 P6	4 1 1 1 1 1 3											
Jim Thome, L (1, 3) OBP: 0.401, SLG: 0.631	4-2 1B BB		0-0 F7		1-1 P6			2-0 1B 2B	2-1 1-3 2B	4 0 2 0 1 0 2											
Pat Burrell, R (1, 7) OBP: 0.375, SLG: 0.462	1-3 K			0-1 G4-3		3-2 G5-4-3 1B		4-2 1B BB	1-3 K	4 0 1 0 1 2 3											
David Bell, R (1, 5) OBP: 0.358, SLG: 0.438	1-2 1-3 1B		2-2 G6-3		1-1 F9			3-2 1-2 2-3 1B		4 0 2 0 0 0 1											
Mike Lieberthal, R (1, 2) OBP: 0.321, SLG: 0.431	0-0 F9		3-2 F9		0-0 G5-4-3			3-3 K		4 0 0 0 0 1 6											
Marlon Byrd, R (1, 8) OBP: 0.301, SLG: 0.306		0-1 FC2-6 1B			1-1 SH2-4 11 E HBP		0-2 F9		0-3 K	2 1 1 0 0 0 0 1 0 0 0 0 1 3 0 0 0 0 0 0 0											
26 Chase Utley, L (8, PH) OBP: 0.295, SLG: 0.500																					
Amaury Telemaco, R (8, 1)																					
Randy Wolf, L (1, 1) OBP: 0.278, SLG: 0.412		1-1 FC2-6 11 G4-6-3			0-0 SH2-4		3-2 BB 1B		2-0 P4	2 0 1 0 0 0 1 0 0 0 0 0 0 0 0 0 0 0 0 0 0 1 0 0 0 0 0 3											
Rheal Cormier, L (7, 1)																					
Todd Jones, L (7, 1)																					
Jason Michaels, R (8, PH) OBP: 0.377, SLG: 0.319																					
Inning Stats	R: 2 E: 0 K: 1 S: 16	H: 3 LOB: 2 BB: 1 P: 25	R: 0 E: 0 K: 0 S: 6	H: 1 LOB: 0 BB: 0 P: 7	R: 0 E: 0 K: 1 S: 8	H: 0 LOB: 0 BB: 0 P: 9	R: 0 E: 0 K: 0 S: 11	H: 0 LOB: 0 BB: 0 P: 16	R: 1 E: 1 K: 0 S: 13	H: 1 LOB: 2 BB: 1 P: 20	R: 0 E: 0 K: 0 S: 6	H: 1 LOB: 0 BB: 0 P: 10	R: 0 E: 0 K: 0 S: 11	H: 1 LOB: 2 BB: 1 P: 19	R: 0 E: 0 K: 2 S: 17	H: 2 LOB: 3 BB: 1 P: 31	R: 0 E: 0 K: 1 S: 14	H: 2 LOB: 2 BB: 0 P: 18	1B: 7 2B: 2 3B: 0 HR: 2	SF: 0 SAC: 1 DP: 2 HBP: 1	WP: 0 PA: 41
PITCHER	IP	WLS	BF	H	R	ER	SO	BB	IBB	HBP	BLK	WP	HR	S	P	ERA	WHIP				
Greg Maddux, R (1, 1) ERA: 3.88	6.0		25	6	3	2	2	2	0	1	0	0	2	60	87	3.00	1.333				
46 Ryan Dempster, R (7, 1) ERA:	0.2		4	1	0	0	0	1	0	0	0	0	0	9	16	0.00	3.000				
Kent Mercker, L (7, 1) ERA: 1.99	0.1	W	1	0	0	0	0	0	0	0	0	0	0	2	3	0.00	0.000				
Kyle Farnsworth, R (8, 1) ERA: 3.16	0.1	H	4	2	0	0	1	1	0	0	0	0	0	13	25	0.00	9.000				
Mike Remlinger, L (8, 1) ERA: 3.86	0.2	H	2	0	0	0	1	0	0	0	0	0	0	4	6	0.00	0.000				
PITCHER	IP	WLS	BF	H	R	ER	SO	BB	IBB	HBP	BLK	WP	HR	S	P	ERA	WHIP				
LaTroy Hawkins, R (9, 1) ERA: 2.8	1.0	S	5	2	0	0	1	0	0	0	0	0	0	14	18	0.00	2.000				

Philadelphia Phillies @ Chicago Cubs
Wrigley Field, Chicago, IL
Sun Aug 01 2004, 1:20 PM CDT
Att. 39,032 - Sunny - 83 F

livebaseballscorecards.com

AB	35
R	3
H	11
RBI	2
BB	4
SO	5
LOB	25



Batter	1	2	3	4	5	6	7	8	9
Corey Patterson, L (1, 8) OBP: 0.325, SLG: 0.432	0-0 G5-4-3 1B		1-1 S 1B			3-2 L9	3-0 1B HBP		
Nomar Garciaparra, R (1, 6) OBP: 0.364, SLG: 0.494	0-0 G5-4-3 1-2f		1-0 F7			1-2 G5-3	2-0 1-2 2-H 1B		
Moises Alou, R (1, 7) OBP: 0.337, SLG: 0.531	0-0 G5-3		1 SAFE 3-1 F7			0-0 L5	0-0 F7		
Sammy Sosa, R (1, 9) OBP: 0.360, SLG: 0.579		2-2 HR		1-0 G4-3			2-2 2B	3-3 K	
Kyle Farnsworth, R (8, 1)									
Mike Remlinger, L (8, 1)									
Tom Goodwin, L (8, PH) OBP: 0.247, SLG: 0.306									
LaTroy Hawkins, R (9, 1)									
16 Aramis Ramirez, R (1, 5) OBP: 0.375, SLG: 0.589		2-0 HR		0-2 G6-3			4-1 2B 1B BB	2-1 P2	
25 Derrek Lee, R (1, 3) OBP: 0.367, SLG: 0.540				0-0 G6-3			3-3 K	3-0 F7	
Mark Grudzielanek, R (1, 4) OBP: 0.310, SLG: 0.350		0-0 G5-3		0-2 F7			0-0 1B SF8 2B		
Paul Bako, L (1, 2) OBP: 0.264, SLG: 0.232									
Jose Macias, S (7, PH) OBP: 0.295, SLG: 0.407		1-0 F9		1-0 F9			0-0 S 1B		
Greg Maddux, R (1, 1) OBP: 0.159, SLG: 0.140									
46 Ryan Dempster, R (7, 1)									
Kent Mercker, L (7, 1)									
Michael Barrett, R (7, PH) OBP: 0.345, SLG: 0.490									
			1-2 G6-3		1-0 P6		1-0 SF8		

Inning Stats	R: 0	H: 1	E: 0	K: 0	S: 3	LOB: 0	BB: 0	P: 3	R: 2	H: 2	E: 0	K: 0	S: 8	LOB: 0	BB: 0	P: 15	R: 0	H: 1	E: 0	K: 0	S: 9	LOB: 1	BB: 0	P: 15	R: 0	H: 0	E: 0	K: 0	S: 5	LOB: 0	BB: 0	P: 6	R: 0	H: 0	E: 0	K: 0	S: 5	LOB: 0	BB: 0	P: 7	R: 0	H: 0	E: 0	K: 0	S: 8	LOB: 0	BB: 0	P: 12	R: 4	H: 4	E: 0	K: 1	S: 13	LOB: 2	BB: 1	P: 28	R: 0	H: 0	E: 0	K: 1	S: 8	LOB: 0	BB: 0	P: 16
--------------	------	------	------	------	------	--------	-------	------	------	------	------	------	------	--------	-------	-------	------	------	------	------	------	--------	-------	-------	------	------	------	------	------	--------	-------	------	------	------	------	------	------	--------	-------	------	------	------	------	------	------	--------	-------	-------	------	------	------	------	-------	--------	-------	-------	------	------	------	------	------	--------	-------	-------

PITCHER	IP	WLS	BF	H	R	ER	SO	BB	IBB	HBP	BLK	WP	HR	S	P	ERA	WHIP
Randy Wolf, L (1, 1) ERA: 4.01	6.1	L	25	6	5	5	1	1	0	0	0	0	2	47	76	7.11	1.105
Rheal Cormier, L (7, 1) ERA: 4.39	0.0		1	1	0	0	0	0	0	0	0	0	0	1	1	∞	∞
Todd Jones, R (7, 1) ERA: 3.72	0.2		4	1	1	1	0	0	0	1	0	0	0	3	9	13.50	1.500
Amaury Telemaco, R (8, 1) ERA: 4.55	1.0		3	0	0	0	1	0	0	0	0	0	0	8	16	0.00	0.000


BOTTOM

Philadelphia Phillies @ Chicago Cubs
Wrigley Field, Chicago, IL
Sun Aug 01 2004, 1:20 PM CDT
Att: 39,032 - Sunny - 83 F

AB	R	H	RBI	BB	SO	LOB
3	0	2	0	0	0	0
4	0	1	1	0	0	2
4	0	0	0	0	0	3
3	2	2	1	0	0	0
0	0	0	0	0	0	0
0	0	0	0	0	0	0
1	0	0	0	0	1	0
0	0	0	0	0	0	0
3	2	1	1	1	0	0
4	0	0	0	0	1	2
3	1	1	1	0	0	0
2	0	0	0	0	0	0
1	1	1	1	0	0	0
2	0	0	0	0	0	0
0	0	0	0	0	0	0
0	0	0	0	0	0	0
0	0	0	1	0	0	0

AB	30
R	6
H	8
RBI	6
BB	1
SO	2
LOB	7

WP: 0 PA: 33
PB: 0
SB: 2
CS: 0



PITCHER	IP	WLS	BF	H	R	ER	SO	BB	IBB	HBP	BLK	WP	HR	S	P	ERA	WHIP
---------	----	-----	----	---	---	----	----	----	-----	-----	-----	----	----	---	---	-----	------

Batter	1	2	3	4	5	6	7	8	9	AB R H RBI BB SO LOB	TOP											
11 Jimmy Rollins, S OBP: 0.328, SLG: 0.395 (1, 6)	1-1 F8		0-0 F9			1-2 F8	1-3 K		2-2 F9	5 0 0 0 0 1 4												
Placido Polanco, R OBP: 0.333, SLG: 0.349 (1, 4)	3-2 1B			1-1 G6-5-3 1B		2-2 HBP		0-2 G6-3	2-3 K2-3	2 0 2 0 0 0 0 2 0 0 0 0 1 2												
Bobby Abreu, L OBP: 0.427, SLG: 0.568 (1, 9)	2-3 K			2-2 F7		1-3 K		1-3 K		4 0 0 0 0 3 4												
Jim Thome, L OBP: 0.400, SLG: 0.636 (1, 3)	3-3 K			2-1 G6-5-3 1-2f			3-2 G3-1	3-2 HR		4 1 1 1 0 1 2												
Pat Burrell, R OBP: 0.374, SLG: 0.459 (1, 7)		0-0 F8			3-2 F7		0-1 BB 1B 1B	0-0 P4		4 1 1 0 0 0 0												
David Bell, R OBP: 0.354, SLG: 0.433 (1, 5)		1-1 G6-3			1-2 G6-3		2-0 F9	0-0 G1-3		4 0 0 0 0 0 1												
Mike Lieberthal, R OBP: 0.323, SLG: 0.429 (1, 2)		0-1 F8			0-0 G5-3		4-2 BB 26 1B 1B	4-0 E 1B BB		2 2 0 0 2 0 0												
Marlon Byrd, R OBP: 0.300, SLG: 0.305 (1, 8)			2-2 G4-3			0-0 G1-3	0-1 BB 26 E 1B	0-1 E6 1B		4 1 1 1 0 0 1												
39 Brett Myers, R OBP: 0.229, SLG: 0.273 (1, 1)			1-1 G6-3			1-1 F8 2B	2-2 E9 1B	2-2 SAFE SAFE 1B		2 0 1 0 0 0 0 1 0 1 1 0 1 0 1 1 0 0 0 0 0 0 0 0 0 0												
26 Chase Utley, L OBP: 0.299, SLG: 0.503 (7, PH)																						
Rheal Comier, L (7, 1)																						
Todd Jones, L (7, 1)																						
Felix Rodriguez, R (8, 1)																						
Jason Michaels, R (8, PH)																						
Tim Worrell, R (9, 1)																						
Inning Stats	R: 0 E: 0 K: 2 S: 15	H: 1 LOB: 1 BB: 0 P: 24	R: 0 E: 0 K: 0 S: 5	H: 0 LOB: 0 BB: 0 P: 6	R: 0 E: 0 K: 0 S: 6	H: 0 LOB: 0 BB: 0 P: 9	R: 0 E: 0 K: 0 S: 9	H: 1 LOB: 0 BB: 0 P: 14	R: 0 E: 0 K: 1 S: 7	H: 0 LOB: 0 BB: 0 P: 11	R: 0 E: 0 K: 1 S: 12	H: 1 LOB: 2 BB: 0 P: 17	R: 3 E: 1 K: 1 S: 22	H: 3 LOB: 1 BB: 1 P: 34	R: 1 E: 0 K: 1 S: 10	H: 1 LOB: 0 BB: 0 P: 14	R: 1 E: 1 K: 1 S: 13	H: 1 LOB: 2 BB: 1 P: 23	1B: 6 2B: 1 3B: 0 HR: 1	SF: 0 SAC: 0 DP: 1 HBP: 1	WP: 0 PB: 0 SB: 0 CS: 0	PA: 38
PITCHER	IP WLS BF H R ER SO BB IBB HBP BLK WP HR S P ERA WHIP																					
Brian Lawrence, R (1, 1)	6.2 L 25 4 2 2 3 1 0 1 0 0 0 0 64 100 2.70 0.750																					
Scott Linebrink, R (7, 1)	0.1 B 3 2 1 0 1 0 0 0 0 0 0 0 12 15 0.00 6.000																					
Rod Beck, R (8, 1)	1.0 4 1 1 1 1 0 0 0 0 0 0 1 10 14 9.00 1.000																					
Jay Witasick, R (9, 1)	1.0 6 1 1 0 1 1 0 0 0 0 0 0 13 23 0.00 2.000																					

Philadelphia Phillies @ San Diego Padres

PETCO Park, San Diego, CA

Tue Aug 03 2004, 10:05 PM EDT

Att. 37,134 - Sunny - 68 F

livebaseballscorecards.com

AB	35
R	5
H	8
RBI	4
BB	2
SO	6
LOB	14



Batter	1	2	3	4	5	6	7	8	9	AB	R	H	RBI	BB	SO	LOB
Sean Burroughs, L OBP: 0.345, SLG: 0.361 (1, 5)	2-3 K		2-1 F7			1-2 G4-3		1-3 K		4	0	0	0	0	2	0
Mark Loretta, R OBP: 0.383, SLG: 0.479 (1, 4)	0-0 E5			2-2 E 1B 1B 1B		0-2 S 1B		0-0 F8		4	1	2	0	0	0	0
Ryan Klesko, L OBP: 0.359, SLG: 0.402 Jay Payton, R OBP: 0.309, SLG: 0.333 (1, 7) (7, 8)	1-2 P2			0-1 E4 24 G3-6-3 1B 1B		3-3 K			0-2 E6 24 1B 1B	3	0	1	0	0	1	2
Phil Nevin, R OBP: 0.393, SLG: 0.509 (1, 3)	0-3 K			0-0 24 G3-6-3 1B		0-2 F9			1-1 P4	4	0	1	1	0	1	3
24 Brian Giles, L OBP: 0.373, SLG: 0.453 (1, 9)		2-2 G6-3		1-2 G3-6-3 1-2f 2-3		1-1 G6-3			2-2 3 1B 2-H 1B	4	0	1	1	0	0	2
Terrence Long, L OBP: 0.319, SLG: 0.407 (1, 8) (7, 7)		1-1 1B		0-2 G6-3		2-3 K			2-3 K	4	0	1	0	0	2	2
3 Khalil Greene, R OBP: 0.344, SLG: 0.392 (1, 6)		0-2 F9			1-0 P2		2-1 1B		1-2 1B	4	0	2	0	0	0	0
Ramon Hernandez, R OBP: 0.338, SLG: 0.420 (1, 2)			3-2 G6-3		3-2 P5		2-2 L8		3-1 P5	4	0	0	0	0	0	3
Brian Lawrence, R OBP: 0.125, SLG: 0.150 Scott Linebrink, R Rod Beck, R Dave Hansen, L OBP: 0.404, SLG: 0.413 Jay Witasick, R (1, 1) (7, 1) (8, 1) (8, PH) (9, 1)			2-3 K		1-2 G2-3			2-3 K		2	0	0	0	0	1	0


Inning Stats	R: 0	H: 0	E: 1	K: 2	S: 12	H: 0	LOB: 1	BB: 0	P: 15	R: 0	H: 1	E: 0	K: 0	S: 9	H: 0	LOB: 0	BB: 0	P: 12	R: 0	H: 0	E: 0	K: 1	S: 9	R: 1	H: 3	E: 1	K: 0	S: 14	R: 0	H: 0	E: 0	K: 0	S: 9	R: 0	H: 1	E: 0	K: 1	S: 14	R: 0	H: 1	E: 0	K: 1	S: 11	R: 0	H: 0	E: 0	K: 2	S: 7	R: 1	H: 3	E: 1	K: 1	S: 17	1B: 9	2B: 0	3B: 0	HR: 0	SF: 0	SAC: 0	DP: 1	HBP: 0
--------------	------	------	------	------	-------	------	--------	-------	-------	------	------	------	------	------	------	--------	-------	-------	------	------	------	------	------	------	------	------	------	-------	------	------	------	------	------	------	------	------	------	-------	------	------	------	------	-------	------	------	------	------	------	------	------	------	------	-------	-------	-------	-------	-------	-------	--------	-------	--------

PITCHER	IP	WLS	BF	H	R	ER	SO	BB	IBB	HBP	BLK	WP	HR	S	P	ERA	WHIP
39 Brett Myers, R ERA: 5.38 (1, 1)	6.0	W	22	5	1	1	4	0	0	0	0	0	0	67	92	1.50	0.833
Rheal Cormier, L ERA: 4.33 (7, 1)	0.2	H	2	0	0	0	1	0	0	0	0	0	0	5	8	0.00	0.000
Todd Jones, R ERA: 3.7 (7, 1)	0.1	H	2	1	0	0	0	0	0	0	0	0	0	6	10	0.00	3.000
Felix Rodriguez, R ERA: 3.35 (8, 1)	1.0	H	3	0	0	0	2	0	0	0	0	0	0	7	10	0.00	0.000
Tim Worrell, R ERA: 3.86 (9, 1)	1.0		6	3	1	1	1	0	0	0	0	0	0	17	26	9.00	3.000

BOTTOM

Philadelphia Phillies @ San Diego Padres
PETCO Park, San Diego, CA
 Tue Aug 03 2004, 10:05 PM EDT
 Att: 37,134 - Sunny - 68 F

AB	35
R	2
H	9
RBI	2
BB	0
SO	8
LOB	12



PITCHER	IP	WLS	BF	H	R	ER	SO	BB	IBB	HBP	BLK	WP	HR	S	P	ERA	WHIP
39 Brett Myers, R ERA: 5.38 (1, 1)	6.0	W	22	5	1	1	4	0	0	0	0	0	0	67	92	1.50	0.833
Rheal Cormier, L ERA: 4.33 (7, 1)	0.2	H	2	0	0	0	1	0	0	0	0	0	0	5	8	0.00	0.000
Todd Jones, R ERA: 3.7 (7, 1)	0.1	H	2	1	0	0	0	0	0	0	0	0	0	6	10	0.00	3.000
Felix Rodriguez, R ERA: 3.35 (8, 1)	1.0	H	3	0	0	0	2	0	0	0	0	0	0	7	10	0.00	0.000
Tim Worrell, R ERA: 3.86 (9, 1)	1.0		6	3	1	1	1	0	0	0	0	0	0	17	26	9.00	3.000

Batter	1	2	3	4	5	6	7	8	9	AB R H RBI BB SO LOB	TOP	
11 Jimmy Rollins, S OBP: 0.329, SLG: 0.405 (1, 6)	0-1 F8		3-1 3B 2B	0-1 IHR		0-3 K			0-1 G3-1	5 2 2 1 0 1 1		
Doug Glanville, R OBP: 0.281, SLG: 0.290 (1, 7)	2-3 K		3-2 2B 3B	0-2 G6-3		1-1 F7			1-2 S 1B	5 1 2 2 0 1 1		
Bobby Abreu, L OBP: 0.425, SLG: 0.565 (1, 9)	1-1 G3		1-0 G4-3 26 1B 2B		0-2 G6-3			2-1 F9	2-1 F9	5 1 1 1 0 0 1		
Jim Thome, L OBP: 0.399, SLG: 0.631 (1, 3)		1-0 26 1B 1B	3-1 G4-3		3-3 K			3-2 G4-3		4 0 1 0 0 1 1		
26 Chase Utley, L OBP: 0.303, SLG: 0.503 (1, 4)		3-2 1B	1-1 S 1B		0-2 E3 WP HR			2-3 K		4 1 2 1 0 1 0		
David Bell, R OBP: 0.355, SLG: 0.443 (1, 5)		0-1 F8	3-3 K		3-2 HR			0-1 CS 1B		4 1 2 2 0 1 3		
Mike Lieberthal, R OBP: 0.320, SLG: 0.423 (1, 2)		2-3 K	0-1 P1		0-0 L3			3-3 K		4 0 0 0 0 2 4		
Marlon Byrd, R OBP: 0.300, SLG: 0.304 (1, 8)		1-3 K		0-0 F9		0-0 1B		1-1 G5-3		4 0 1 0 0 1 2		
Eric Milton, L OBP: 0.184, SLG: 0.133 (1, 1)			4-2 11 2B 3B BB		0-3 K				0-1 L4	2 1 0 0 0 1 2 1		
Roberto Hernandez, R Amaury Telemaco, R Todd Jones, L Felix Rodriguez, R Placido Polanco, R Tim Worrell, R										0 0 0 0 0 0 0 0		
Inning Stats	R: 0 E: 0 K: 1 S: 7 H: 0 LOB: 0 BB: 0 P: 10	R: 0 E: 0 K: 2 S: 12 H: 2 LOB: 2 BB: 0 P: 19	R: 4 E: 0 K: 1 S: 18 H: 4 LOB: 1 BB: 1 P: 36	R: 1 E: 0 K: 1 S: 10 H: 1 LOB: 0 BB: 0 P: 10	R: 2 E: 1 K: 1 S: 15 H: 1 LOB: 0 BB: 0 P: 21	R: 0 E: 0 K: 2 S: 10 H: 1 LOB: 1 BB: 0 P: 11	R: 0 E: 0 K: 1 S: 8 H: 0 LOB: 0 BB: 0 P: 15	R: 0 E: 0 K: 1 S: 8 H: 1 LOB: 0 BB: 0 P: 12	R: 0 E: 0 K: 0 S: 11 H: 1 LOB: 1 BB: 0 P: 14	1B: 6 2B: 3 3B: 1 HR: 2 SF: 0 SAC: 0 DP: 1 HBP: 0	WP: 1 PB: 0 SB: 3 CS: 1 PA: 39	
PITCHER	IP WLS BF H R ER SO BB IBB HBP BLK WP HR S P ERA WHIP											
Adam Eaton, R ERA: 4.9 (1, 1)	5.0 L 25 8 7 5 6 1 0 0 0 1 1 62 96 9.00 1.800											
Ricky Stone, R ERA: 4.82 (6, 1)	2.0 7 1 0 0 3 0 0 0 0 0 0 18 26 0.00 0.500											
Blaine Neal, R ERA: 1.57 (8, 1)	2.0 7 2 0 0 1 0 0 0 0 0 0 19 26 0.00 1.000											

Philadelphia Phillies @ San Diego Padres
 PETCO Park, San Diego, CA
 Wed Aug 04 2004, 10:05 PM EDT
 Att. 30,085 - Unknown - 69 F

AB	38
R	7
H	11
RBI	7
BB	1
SO	10
LOB	14



Batter	1	2	3	4	5	6	7	8	9	AB	R	H	RBI	BB	SO	LOB
3 Khalil Greene, R OBP: 0.344, SLG: 0.401 (1, 6)	2-3 K		1-1 HR		2-2 F9	2-1 1B		2-3 K		5	1	2	1	0	2	3
Rich Aurilia, R OBP: 0.309, SLG: 0.347 (1, 5)	0-1 F9		4-1 1B BB		1-0 2B	0-1 G1-3			3-1 F7	4	1	1	0	1	0	2
Mark Loretta, R OBP: 0.385, SLG: 0.481 (1, 4)	4-1 BB		2-3 K		0-0 2B		2-2 F9		0-0 1B	4	0	2	2	1	1	1
Phil Nevin, R OBP: 0.390, SLG: 0.504 (1, 3)	0-0 L5		0-1 1B		1-0 G5-3		1-2 G4-3		1-0 P6	5	0	1	0	0	0	3
24 Brian Giles, L OBP: 0.370, SLG: 0.450 Ricky Stone, R (6, 1) Dave Hansen, L OBP: 0.400, SLG: 0.407 (7, PH) Blaine Neal, L (8, 1) Ryan Klesko, L OBP: 0.361, SLG: 0.402 (9, PH)		2-2 G4-3	1-1 G3		1-0 P6		3-2 F7		4-0 BB	3	0	0	0	0	0	3
Brian Buchanan, R OBP: 0.288, SLG: 0.365 (1, 7)		3-3 K		1-0 P4		3-2 G6-3 1B 2B		0-0 G1-6-3 1B	1-3 K	5	1	2	0	0	2	2
Jay Payton, R OBP: 0.305, SLG: 0.329 (1, 8)		2-2 G4-3		0-0 F7		2-0 G6-3		1-0 G1-6-3		4	0	0	0	0	0	2
Ramon Hernandez, R OBP: 0.340, SLG: 0.435 (1, 2)			1-0 HR		2-2 F7		1-2 P4		3-2 1B 1B	4	1	2	1	0	0	1
Adam Eaton, R OBP: 0.217, SLG: 0.233 Terrence Long, L OBP: 0.328, SLG: 0.415 (5, PH) (6, 9)			1-3 K			1-2 2B 1B		3-2 1B		1	0	0	0	0	1	0
										3	1	3	1	0	0	0


Inning Stats	R: 0	H: 0	E: 0	K: 1	S: 7	H: 0	LOB: 1	BB: 1	P: 13	R: 0	H: 0	E: 0	K: 1	S: 10	H: 0	LOB: 0	BB: 0	P: 17	R: 2	H: 3	E: 0	K: 2	S: 14	H: 3	LOB: 2	BB: 1	P: 24	R: 0	H: 0	E: 0	K: 0	S: 6	R: 2	H: 3	E: 0	K: 0	S: 12	R: 1	H: 3	E: 0	K: 0	S: 19	R: 0	H: 0	E: 0	K: 0	S: 11	R: 0	H: 3	E: 0	K: 1	S: 12	H: 1	LOB: 2	BB: 1	P: 18	R: 0	H: 1	E: 0	K: 1	S: 9	H: 1	LOB: 2	BB: 1	P: 18	1B: 8	2B: 3	3B: 0	HR: 2	SF: 0	SAC: 0	DP: 1	HBP: 0	WP: 0	PA: 42
--------------	------	------	------	------	------	------	--------	-------	-------	------	------	------	------	-------	------	--------	-------	-------	------	------	------	------	-------	------	--------	-------	-------	------	------	------	------	------	------	------	------	------	-------	------	------	------	------	-------	------	------	------	------	-------	------	------	------	------	-------	------	--------	-------	-------	------	------	------	------	------	------	--------	-------	-------	-------	-------	-------	-------	-------	--------	-------	--------	-------	--------

PITCHER	IP	WLS	BF	H	R	ER	SO	BB	IBB	HBP	BLK	WP	HR	S	P	ERA	WHIP
Eric Milton, L ERA: 4.8 (1, 1)	5.0	W	24	7	5	5	4	2	0	0	0	0	2	56	91	9.00	1.800
Roberto Hernandez, R ERA: 5.05 (6, 1)	0.2	H	4	2	0	0	0	0	0	0	0	0	0	10	18	0.00	3.000
Amaury Telemaco, R ERA: 4.5 (6, 1)	0.1	H	1	0	0	0	0	0	0	0	0	0	0	2	2	0.00	0.000
Todd Jones, R ERA: 3.84 (7, 1)	1.0	H	3	0	0	0	0	0	0	0	0	0	0	11	17	0.00	0.000
Felix Rodriguez, R ERA: 3.28 (8, 1)	1.0	H	5	3	0	0	1	0	0	0	0	0	0	12	18	0.00	3.000

BOTTOM

Philadelphia Phillies @ San Diego Padres
PETCO Park, San Diego, CA
 Wed Aug 04 2004, 10:05 PM EDT
 Att: 30,085 - Unknown - 69 F

AB	39
R	5
H	13
RBI	5
BB	3
SO	6
LOB	17



Batter	1	2	3	4	5	6	7	8	9	10	AB R H RBI BB SO LOB	TOP					
11 Jimmy Rollins, S (1, 6) X OBP: 0.330, SLG: 0.405	0-0 P3		2-1 G4-3		0-1 G5-3			0-0 SH1-4 PB 1B		1-2 2B 1B	5 1 2 0 0 0 0	Philadelphia Phillies @ San Diego Padres PETCO Park, San Diego, CA Thu Aug 05 2004, 10:05 PM EDT Att. 36,127 - Sunny - 69 F					
Placido Polanco, R (1, 4) C OBP: 0.334, SLG: 0.364	1-2 G5-3		1-0 F9			1-0 HR		1-0 SH1-4		2-1 1B 2B	4 2 2 1 0 0 0						
Bobby Abreu, L (1, 9) L OBP: 0.426, SLG: 0.563	0-1 F7		4-2 BB			2-3 K		4-0 S IBB		4-0 1B IBB	2 0 0 0 3 1 0						
Jim Thome, L (1, 3) OBP: 0.396, SLG: 0.624		4-2 1B BB	0-2 F9			1-0 G4-3		2-3 K		2-3 K	4 1 0 0 1 2 6						
David Bell, R (1, 5) OBP: 0.356, SLG: 0.442		3-2 P4		3-2 G5-4-3 1B		1-2 G1-3		2-3 K		2-0 1B	5 0 2 2 0 1 3						
Mike Lieberthal, R (1, 2) OBP: 0.318, SLG: 0.420		0-0 1B FC5-4 1B		2-1 G5-4-3 1-2f			0-1 G6-3		2-2 P2	0-2 P4	5 1 1 0 0 0 3						
Doug Glanville, R (1, 7) OBP: 0.288, SLG: 0.297		1-2 FC5-4 1B		1-1 F9			3-2 FC6-4 1B		3-1 G6-3		4 0 2 1 0 0 0						
Marlon Byrd, R (1, 8) OBP: 0.295, SLG: 0.298		0-1 FC5-4 1-2f 3-H			1-2 G6-3		1-1 FC6-4 1-2f		0-0 F9		4 0 0 1 0 0 2						
Kevin Millwood, R (1, 1) Brian Powell, S (1, 1) Amarury Telemaco, R (1, 1) Tomas Perez, S (1, 1) Roberto Hernandez, R (1, 1) Todd Jones, L (1, 1) Felix Rodriguez, R (1, 1) 26 Chase Utley, L (1, 1) Tim Worrell, R (1, 1)		0-3 K			2-1 G6-3		3-3 K			1-3 K	1 0 0 0 0 0 1 1 1 0 0 0 0 0 0 0 0 0 0 0 0 0 0 0 1 0 0 0 0 0 0 1 1 0 0 0 0 0 0 0 0 0 0 0 0 0 0 0 0 1 0 0 0 0 0 0 1 0 0 0 0 0 0 0 0 0						
Inning Stats	R: 0 H: 0 E: 0 K: 0 S: 9 LOB: 0 BB: 0 P: 10	R: 2 H: 2 E: 0 K: 1 S: 14 LOB: 1 BB: 1 P: 22	R: 0 H: 0 E: 0 K: 0 S: 8 LOB: 1 BB: 1 P: 15	R: 0 H: 1 E: 0 K: 0 S: 7 LOB: 0 BB: 0 P: 13	R: 0 H: 0 E: 0 K: 0 S: 7 LOB: 0 BB: 0 P: 10	R: 1 H: 1 E: 0 K: 1 S: 8 LOB: 0 BB: 0 P: 13	R: 0 H: 1 E: 0 K: 1 S: 13 LOB: 1 BB: 0 P: 19	R: 0 H: 1 E: 0 K: 2 S: 9 LOB: 2 BB: 1 P: 18	R: 0 H: 0 E: 0 K: 0 S: 6 LOB: 0 BB: 0 P: 11	R: 2 H: 3 E: 0 K: 2 S: 17 LOB: 2 BB: 1 P: 29	1B: 7 SF: 0 2B: 1 2B: 1 SAC: 1 3B: 0 DP: 1 HR: 1 HBP: 0		WP: 0 PA: 42 PB: 1 SB: 1 CS: 0				
PITCHER	IP WLS BF H R ER SO BB IBB HBP BLK WP HR S P ERA WHIP																
Sterling Hitchcock, L (1, 1) ERA: 4.5	6.0	23	4	3	3	2	2	0	0	0	0	0	0	53	83	4.50	1.000
Scott Linebrink, R (7, 1) ERA: 1.85	1.0	4	1	0	0	1	0	0	0	0	0	0	0	13	19	0.00	1.000
Akinori Otsuka, R (8, 1) ERA: 2.05	2.0	8	1	0	0	2	0	1	0	0	0	0	0	15	29	0.00	0.500
Trevor Hoffman, R (10, 1) ERA: 2.43	1.0	L 7	3	2	2	2	0	1	0	0	0	0	0	17	29	18.00	3.000

livebaseballscorecards.com

AB	37
R	5
H	9
RBI	5
BB	4
SO	7
LOB	16



Batter	1	2	3	4	5	6	7	8	9	10	AB	R	H	RBI	BB	SO	LOB
Sean Burroughs, L OBP: 0.346, SLG: 0.367 (1, 5)	1-3 K	2-1 2B			0-1 G5-3 24 SF7 2B		3-1 G3-1		2-1 F7		5	1	2	0	0	1	1
Mark Loretta, R OBP: 0.383, SLG: 0.480 (1, 4)	0-2 24 2B	0-0 F8			1-0 G5-3			0-3 K	2-1 F7		5	1	1	0	0	1	3
24 Brian Giles, L OBP: 0.375, SLG: 0.457 (1, 9)	1-1 1B		0-0 G6-4-3 1B		2-1 SF7			4-0 2B		1-2 G4-3 1B	3	1	3	2	1	0	0
Phil Nevin, R OBP: 0.388, SLG: 0.499 (1, 3)	4-0 1B		0-1 G6-4-3		1-2 P3			1-1 F7		0-1 G4-3	4	0	0	0	1	0	3
Ryan Klesko, L OBP: 0.359, SLG: 0.402 (1, 7)	2-3 K		1-0 G4-3			0-0 G3-1		2-2 2B		0-1 F7	5	0	1	0	0	1	3
Terrence Long, L OBP: 0.333, SLG: 0.416 (1, 8)	2-2 1B		1-0 FC6-4 1B		1-1 G4-3			4-1 IBB		0-1 L8	4	0	2	1	1	0	1
Ramon Hernandez, R OBP: 0.339, SLG: 0.429 (1, 2)	2-1 L8		4-0 FC6-4 BB		1-1 G5-3			0-3 K			3	0	0	0	1	1	5
3 Khalil Greene, R OBP: 0.341, SLG: 0.397 (1, 6)		1-2 F8	0-2 FC6-4 G6-3		0-2 FC6-4 G6-3		1-0 F8		3-3 K		4	0	0	0	0	1	2
Sterling Hitchcock, L Scott Linebrink, R Dave Hansen, L Akinori Otsuka, R Brian Buchanan, R Trevor Hoffman, R		2-3 K	3-1 G6-3		3-1 G6-3		1-3 K		4-1 BB		2	0	0	0	0	1	2

BOTTOM	
Philadelphia Phillies @ San Diego Padres	PETCO Park, San Diego, CA
Thu Aug 05 2004, 10:05 PM EDT	Att: 36,127 - Sunny - 69 F
AB	36
R	3
H	9
RBI	3
BB	5
SO	7
LOB	20
WP: 0	PA: 42
FB: 0	
SB: 0	
CS: 0	

Inning Stats	
R: 2	H: 3
E: 0	LOB: 2
K: 2	BB: 1
S: 16	P: 28
R: 0	H: 1
E: 0	LOB: 1
K: 1	BB: 0
S: 9	P: 14
R: 0	H: 1
E: 0	LOB: 0
K: 0	BB: 0
S: 4	P: 5
R: 0	H: 1
E: 0	LOB: 1
K: 0	BB: 1
S: 6	P: 14
R: 1	H: 1
E: 0	LOB: 0
K: 0	BB: 0
S: 8	P: 12
R: 0	H: 0
E: 0	LOB: 0
K: 1	BB: 0
S: 6	P: 11
R: 0	H: 1
E: 0	LOB: 3
K: 2	BB: 2
S: 14	P: 25
R: 0	H: 0
E: 0	LOB: 1
K: 1	BB: 1
S: 8	P: 19
R: 0	H: 1
E: 0	LOB: 1
K: 0	BB: 0
S: 9	P: 10
1B: 4	SF: 1
2B: 5	SAC: 0
3B: 0	DP: 2
HR: 0	HBP: 0

PITCHER	IP	WLS	BF	H	R	ER	SO	BB	IBB	HBP	BLK	WP	HR	S	P	ERA	WHIP
Kevin Millwood, R ERA: 4.86	2.0		11	4	2	2	3	1	0	0	0	0	0	25	42	9.00	2.500
Brian Powell, R ERA: 4.01	3.0		11	3	1	1	0	1	0	0	0	0	0	18	31	3.00	1.333
Amaury Telemaco, R ERA: 4.35	1.0		3	0	0	0	0	0	0	0	0	0	0	5	7	0.00	0.000
Roberto Hernandez, R ERA: 4.93	1.0		3	0	0	0	1	0	0	0	0	0	0	6	11	0.00	0.000
Todd Jones, R ERA: 3.58	1.0		6	1	0	0	2	1	1	0	0	0	0	14	25	0.00	2.000

PITCHER	IP	WLS	BF	H	R	ER	SO	BB	IBB	HBP	BLK	WP	HR	S	P	ERA	WHIP
Felix Rodriguez, R ERA: 3.21	9.1		40	0	0	0	1	1	0	0	0	0	0	8	19	0.00	1.000
Tim Worrell, R ERA: 3.72	10.1		41	1	0	0	0	0	0	0	0	0	0	9	10	0.00	1.000



Batter	1	2	3	4	5	6	7	8	9	10	11	AB R H RBI BB SO LOB	TOP													
11 Jimmy Rollins, S OBP: 0.330, SLG: 0.409	2-2 HR	0-3 K		2-3 K		2-1 P4			1-1 G3		4-2 1B BB	5 2 1 1 1 2 1														
Placido Polanco, R OBP: 0.334, SLG: 0.373	2-1 P4	1-0 HR		2-3 K			1-0 F8		2-2 G5-3		0-1 1B 1B	6 2 2 1 0 1 1														
Bobby Abreu, L OBP: 0.423, SLG: 0.564	1-0 HR	3-3 K			2-3 K		3-2 G4-3		0-0 G6-3		0-0 L3	6 1 1 1 0 2 3														
Jim Thome, L OBP: 0.395, SLG: 0.619	2-2 F8		0-0 F9		1-3 K		4-2 1B BB		1-3 K		0-0 1B 1B	5 1 1 2 1 2 0														
David Bell, R OBP: 0.363, SLG: 0.447	4-1 BB		0-2 1B		2-1 1B 1B		3-2 1B 1B		1-3 K		1-0 1B 1B	5 0 4 1 1 1 0														
Mike Lieberthal, R OBP: 0.322, SLG: 0.423	0-1 L6		2-3 K		1-1 1B		1-2 1B		1-1 1B		2-1 1B	5 0 3 0 0 1 2														
Lou Collier, R (10, PR)												0 0 0 0 0 0 0														
Todd Pratt, R OBP: 0.337, SLG: 0.289												1 0 1 1 0 0 0														
Doug Glanville, R OBP: 0.282, SLG: 0.284		4-2 HR BB		2-1 F8		1-3 K		2-0 F9		0-0 B2-3		0-3 K	5 1 0 0 1 2 7													
Marlon Byrd, R OBP: 0.297, SLG: 0.313		0-0 HR		2-2 SH1-4 1B		1-2 G5-3		2-3 K			0-1 E6 FC2-6	5 1 2 2 0 1 1														
Randy Wolf, L OBP: 0.263, SLG: 0.389		0-0 HR		0-0 SH1-4 1B		0-3 K		1-3 K			0-1 FC2-6 1B	2 0 0 0 0 1 0														
Amaru Telemaco, R OBP: 0.378, SLG: 0.322												0 0 0 0 0 0 0														
Rheal Cormier, L (8, PH)												1 0 0 0 0 0 1														
Tim Worrell, R (9, 1)												0 0 0 0 0 0 0														
Roberto Hernandez, R (10, 1)												0 0 0 0 0 0 0														
Tomas Perez, S OBP: 0.282, SLG: 0.447												1 1 0 0 0 0 1														
Felix Rodriguez, R (11, 1)												0 0 0 0 0 0 0														
Inning Stats	R: 2 E: 0 K: 0 S: 13	H: 2 LOB: 1 BB: 1 P: 24	R: 3 E: 0 K: 2 S: 17	H: 2 LOB: 0 BB: 1 P: 25	R: 0 E: 0 K: 1 S: 11	H: 1 LOB: 1 BB: 0 P: 15	R: 0 E: 0 K: 2 S: 11	H: 1 LOB: 1 BB: 0 P: 17	R: 0 E: 0 K: 3 S: 13	H: 2 LOB: 2 BB: 0 P: 20	R: 0 E: 0 K: 1 S: 9	H: 0 LOB: 0 BB: 0 P: 12	R: 0 E: 0 K: 0 S: 10	H: 1 LOB: 2 BB: 1 P: 21	R: 0 E: 0 K: 2 S: 14	H: 1 LOB: 1 BB: 0 P: 20	R: 0 E: 0 K: 0 S: 6	H: 0 LOB: 0 BB: 0 P: 9	R: 0 E: 0 K: 2 S: 9	H: 1 LOB: 1 BB: 0 P: 12	R: 4 E: 1 K: 1 S: 17	H: 4 LOB: 2 BB: 1 P: 24	1B: 11 2B: 0 3B: 0 HR: 4	SF: 0 SAC: 1 DP: 0 HBP: 0	WP: 0 PB: 0 SB: 0 CS: 0	PA: 52
PITCHER	IP WLS BF H R ER SO BB IBB HBP BLK WP HR S P ERA WHIP												IP WLS BF H R ER SO BB IBB HBP BLK WP HR S P ERA WHIP													
Kaz Ishii, L ERA: 4.76	(1, 1) 2.0 12 4 5 5 2 2 0 0 0 0 4 30 49 22.50 3.000												Eric Gagne, R ERA: 1.65	(10, 1) 1.2 L 11 4 4 0 2 1 0 0 0 0 4 29 0.00 3.000												
Giovanni Carrara, R ERA: 1.4	(3, 1) 3.0 13 4 0 0 6 0 0 0 0 0 0 35 52 0.00 1.333												Duaner Sanchez, R ERA: 3.51	(11, 1) 0.1 2 1 0 0 1 0 0 0 0 0 0 5 7 0.00 3.000												
43 Yhency Brazoban, R ERA: 3.3	(6, 1) 1.0 3 0 0 0 1 0 0 0 0 0 0 9 12 0.00 0.000																									
Wilson Alvarez, L ERA: 3.3	(7, 1) 2.0 8 2 0 0 2 1 0 0 0 0 0 24 41 0.00 1.500																									
37 Darren Dreifort, R ERA: 3.38	(9, 1) 1.0 3 0 0 0 0 0 0 0 0 0 0 6 9 0.00 0.000																									

Philadelphia Phillies @ Los Angeles Dodgers
 Dodger Stadium, Los Angeles, CA
 Fri Aug 06 2004, 7:10 PM PDT
 Att: 53,977 - Sunny - 74 F

AB	47
R	9
H	15
RBI	9
BB	4
SO	14
LOB	17



BOTTOM

Philadelphia Phillies @ Los Angeles Dodgers
Dodger Stadium, Los Angeles, CA

Fri Aug 06 2004, 7:10 PM PDT
Att: 53,977 - Sunny - 74 F

livebaseballscorecards.com

AB 46
R 5
H 12
RBI 5
BB 3
SO 12
LOB 26



WP: 2 PA: 49
PB: 0
SB: 0
CS: 0

AB R H RBI BB SO LOB

6	1	1	0	0	0	5
5	2	2	4	1	1	2
5	0	1	0	1	1	2
6	0	1	0	0	1	4
5	1	2	0	0	0	2
4	0	0	0	0	3	3
1	0	0	0	0	1	1
0	0	0	0	0	0	0
0	0	0	0	0	0	0
0	0	0	0	0	0	0
0	0	0	0	0	0	0
1	0	0	0	0	1	0
5	1	1	0	0	4	4
0	0	0	0	0	0	0
0	0	0	0	0	0	0
1	0	0	0	0	0	0
1	0	0	0	0	0	1
0	0	0	0	0	0	0
0	0	0	0	0	0	0
2	0	2	1	1	0	0

R: 0	H: 0	R: 0	H: 1	R: 0	H: 0	R: 0	H: 1	R: 3	H: 3	R: 0	H: 1	R: 0	H: 1	R: 1	H: 3	R: 1	H: 2	R: 0	H: 0	R: 0	H: 0
E: 0	LOB: 1	E: 0	LOB: 1	E: 1	LOB: 1	E: 0	LOB: 1	E: 0	LOB: 0	E: 0	LOB: 1	E: 0	LOB: 2	E: 0	LOB: 2	E: 0	LOB: 1	E: 0	LOB: 1	E: 0	LOB: 0
K: 0	BB: 1	K: 1	BB: 0	K: 1	BB: 0	K: 1	BB: 0	K: 1	BB: 0	K: 2	BB: 0	K: 0	BB: 1	K: 2	BB: 0	K: 1	BB: 0	K: 2	BB: 1	K: 1	BB: 0
S: 13	P: 22	S: 8	P: 11	S: 10	P: 17	S: 14	P: 21	S: 10	P: 14	S: 12	P: 19	S: 14	P: 23	S: 14	P: 19	S: 10	P: 14	S: 14	P: 23	S: 8	P: 14

1B: 9	SF: 0	WP: 2	PA: 49
2B: 1	SAC: 0	PB: 0	
3B: 0	DP: 0	SB: 0	
HR: 2	HBP: 0	CS: 0	

IP	WLS	BF	H	R	ER	SO	BB	IBB	HBP	BLK	WP	HR	S	P	ERA	WHIP
6.0		26	6	3	3	6	1	0	0	0	1	1	67	104	4.50	1.167
1.0	H	5	1	0	0	0	1	0	0	0	1	0	14	23	0.00	2.000
1.0	H	6	3	1	1	2	0	0	0	0	0	0	14	19	9.00	3.000
1.0	B	5	2	1	1	1	0	0	0	0	0	1	10	14	9.00	2.000
1.0	W	4	0	0	0	2	1	0	0	0	0	0	14	23	0.00	1.000

IP	WLS	BF	H	R	ER	SO	BB	IBB	HBP	BLK	WP	HR	S	P	ERA	WHIP
1.0		3	0	0	0	1	0	0	0	0	0	0	8	14	0.00	0.000

IP	WLS	BF	H	R	ER	SO	BB	IBB	HBP	BLK	WP	HR	S	P	ERA	WHIP
1.0		3	0	0	0	1	0	0	0	0	0	0	8	14	0.00	0.000

IP	WLS	BF	H	R	ER	SO	BB	IBB	HBP	BLK	WP	HR	S	P	ERA	WHIP
1.0		3	0	0	0	1	0	0	0	0	0	0	8	14	0.00	0.000

IP	WLS	BF	H	R	ER	SO	BB	IBB	HBP	BLK	WP	HR	S	P	ERA	WHIP
1.0		3	0	0	0	1	0	0	0	0	0	0	8	14	0.00	0.000

IP	WLS	BF	H	R	ER	SO	BB	IBB	HBP	BLK	WP	HR	S	P	ERA	WHIP
1.0		3	0	0	0	1	0	0	0	0	0	0	8	14	0.00	0.000

IP	WLS	BF	H	R	ER	SO	BB	IBB	HBP	BLK	WP	HR	S	P	ERA	WHIP
1.0		3	0	0	0	1	0	0	0	0	0	0	8	14	0.00	0.000

IP	WLS	BF	H	R	ER	SO	BB	IBB	HBP	BLK	WP	HR	S	P	ERA	WHIP
1.0		3	0	0	0	1	0	0	0	0	0	0	8	14	0.00	0.000

IP	WLS	BF	H	R	ER	SO	BB	IBB	HBP	BLK	WP	HR	S	P	ERA	WHIP
1.0		3	0	0	0	1	0	0	0	0	0	0	8	14	0.00	0.000

IP	WLS	BF	H	R	ER	SO	BB	IBB	HBP	BLK	WP	HR	S	P	ERA	WHIP
1.0		3	0	0	0	1	0	0	0	0	0	0	8	14	0.00	0.000

PITCHER																										
Randy Wolf, L	(1, 1)	6.0		26	6	3	3	6	1	0	0	0	1	1	67	104	4.50	1.167	Felix Rodriguez, R (11, 1)							
Amaury Telemaco, R	(7, 1)	1.0	H	5	1	0	0	0	1	0	0	0	1	0	14	23	0.00	2.000	ERA: 3.14							
Rheal Comier, L	(8, 1)	1.0	H	6	3	1	1	2	0	0	0	0	0	0	14	19	9.00	3.000								
Tim Worrell, R	(9, 1)	1.0	B	5	2	1	1	1	0	0	0	0	0	1	10	14	9.00	2.000								
Roberto Hernandez, R	(10, 1)	1.0	W	4	0	0	0	2	1	0	0	0	0	0	14	23	0.00	1.000								

Batter	1	2	3	4	5	6	7	8	9	AB R H RBI BB SO LOB	TOP											
11 Jimmy Rollins, S (1, 6) OBP: 0.329, SLG: 0.408	0-1 G6-3			2-1 G6-4-3 1B		2-1 G6-3		2-2 F8		4 0 1 0 0 0 2	Philadelphia Phillies @ Los Angeles Dodgers Dodger Stadium, Los Angeles, CA Sat Aug 07 2004, 7:10 PM PDT Att. 54,404 - Sunny - 75 F											
Placido Polanco, R (1, 4) OBP: 0.330, SLG: 0.368	2-1 G6-3		0-0 G6-4-3	1-2f		1-3 K		2-2 L8		4 0 0 0 0 1 3												
Bobby Abreu, L (1, 9) OBP: 0.420, SLG: 0.558	2-2 G3		0-1 G3				1-3 K	2-0 P5		4 0 0 0 0 1 1												
Jim Thome, L (1, 3) OBP: 0.399, SLG: 0.627		2-3 K			2-2 BB 1B		4-2 1B BB		1-0 HR	3 1 2 1 1 1 0												
David Bell, R (1, 5) OBP: 0.362, SLG: 0.443		1-0 G1-3		1-2 BB	4-1 BB G4-6-3		0-3 K		3-2 G6-3	3 0 0 0 1 1 1												
Mike Lieberthal, R (1, 2) OBP: 0.321, SLG: 0.421		1-3 K		1-0 F3	1-0 BB		1-0 1B		1-0 G6-3	4 0 1 0 0 1 2												
Doug Glanville, R (1, 7) OBP: 0.276, SLG: 0.277			2-1 G5-3	1-2f	2-2 BB G4-6-3		2-1 F9		3-2 HR	3 0 0 0 0 0 4												
Marlon Byrd, R (1, 8) OBP: 0.304, SLG: 0.321		2-2 G6-3				1-0 11 G6-3 SH1-4 1B		3-2 E4 1B	2-2 DI 1B	4 1 3 0 0 0 0												
Paul Abbott, R (1, 1) OBP: 0.182, SLG: 0.182			1-3 K			0-0 SH1-4		0-0 1B	1-1 P3	1 0 0 0 0 1 0												
Geoff Geary, R (6, 1)										0 0 0 0 0 0 0												
Brian Powell, R (7, 1) OBP: 0.125, SLG: 0.125										0 0 0 0 0 0 0												
Lou Collier, R (7, 7) OBP: 0.500, SLG: 0.500										2 0 1 1 0 0 1												
26 Chase Utley, L (9, PH) OBP: 0.306, SLG: 0.520								2-H 1B		1 1 1 1 0 0 0												
Inning Stats	R: 0 E: 0 K: 0 S: 9	H: 0 LOB: 0 BB: 0 P: 13	R: 0 E: 0 K: 2 S: 7	H: 0 LOB: 0 BB: 0 P: 11	R: 0 E: 0 K: 1 S: 9	H: 0 LOB: 0 BB: 0 P: 14	R: 0 E: 0 K: 0 S: 5	H: 1 LOB: 0 BB: 0 P: 7	R: 0 E: 0 K: 0 S: 9	H: 1 LOB: 1 BB: 1 P: 18	R: 0 E: 0 K: 1 S: 7	H: 1 LOB: 1 BB: 0 P: 11	R: 0 E: 0 K: 2 S: 14	H: 1 LOB: 2 BB: 1 P: 22	R: 1 E: 1 K: 0 S: 13	H: 2 LOB: 1 BB: 0 P: 22	R: 2 E: 0 K: 0 S: 15	H: 3 LOB: 1 BB: 0 P: 26	1B: 7 2B: 0 3B: 0 HR: 2	SF: 0 SAC: 1 DP: 2 HBP: 0	WP: 0 PB: 0 SB: 0 CS: 0	PA: 36
PITCHER	IP WLS BF H R ER SO BB IBB HBP BLK WP HR S P ERA WHIP																					
Odalis Perez, L (1, 1) ERA: 2.92	7.0 W 25 4 0 0 6 2 0 0 0 0 0 0 60 96 0.00 0.857																					
43 Yhency Brazoban, R (8, 1) ERA: 3.0	1.0 5 2 1 1 0 0 0 0 0 0 0 0 13 22 9.00 2.000																					
37 Darren Dreifort, R (9, 1) ERA: 3.7	0.2 5 3 2 2 0 0 0 0 0 0 0 0 2 13 23 27.00 4.500																					
Eric Gagne, R (9, 1) ERA: 1.64	0.1 S 1 0 0 0 0 0 0 0 0 0 0 0 2 3 0.00 0.000																					

livebaseballscorecards.com

AB	33
R	3
H	9
RBI	3
BB	2
SO	6
LOB	14



Batter	1	2	3	4	5	6	7	8	9	AB R H RBI BB SO LOB	TOP											
11 Jimmy Rollins, S OBP: 0.330, SLG: 0.412 (1, 6)	2-2 F7		2-3 K			1-0 SF7 2B		2-1 26 F8 2B	0-1 G3	5 1 2 0 0 1 2												
26 Chase Utley, L OBP: 0.304, SLG: 0.531 (1, 4)	2-2 HR			1-1 P4		1-1 P6		2-0 F8		4 1 1 1 0 0 2												
Bobby Abreu, L OBP: 0.416, SLG: 0.554 (1, 9)	1-0 F9			1-3 K		1-2 SF7 2-H		1-1 G4-3		3 0 0 1 0 1 1												
Jim Thome, L OBP: 0.400, SLG: 0.624 (1, 3)	3-0 G3			4-1 BB		4-1 BB			2-3 K	2 0 0 0 2 1 0												
David Bell, R OBP: 0.361, SLG: 0.442 (1, 5)			1-1 G6-3		0-2 F8	1-0 F7			0-0 F9 1B 2B	1 0 0 0 0 0 0 3 1 1 0 0 0 2												
Tomas Perez, S OBP: 0.284, SLG: 0.452 (2, 5)																						
Lou Collier, R OBP: 0.333, SLG: 0.333 (1, 7)			1-2 F8		1-2 G5-3 1B				2-1 F9	4 0 1 0 0 1 1												
Marlon Byrd, R OBP: 0.303, SLG: 0.320 (1, 8)			3-2 P4		1-3 K			0-2 P3	0-1 1B 1B	4 1 1 1 0 1 1												
Todd Pratt, R OBP: 0.333, SLG: 0.287 (1, 2)				2-0 G6-3		1-2 G5-3		3-2 G3	3-H 1-1 1B 1B	4 0 1 0 0 0 1												
39 Brett Myers, R OBP: 0.211, SLG: 0.250 (1, 1)			2-3 K		2-2 P3			0-1 G4-3	1-0 1B	3 0 0 0 0 1 1 1 0 1 1 0 0 0 0 0 0 0 0 0 0												
Placido Polanco, R OBP: 0.332, SLG: 0.370 (9, PH)									1-2 3-H 1B													
Tim Worrell, R (9, 1)																						
Inning Stats	R: 1 E: 0 K: 0 S: 9	H: 1 LOB: 0 BB: 0 P: 17	R: 0 E: 0 K: 0 S: 11	H: 0 LOB: 0 BB: 0 P: 16	R: 0 E: 0 K: 2 S: 8	H: 0 LOB: 0 BB: 0 P: 14	R: 0 E: 0 K: 1 S: 9	H: 0 LOB: 1 BB: 1 P: 15	R: 0 E: 0 K: 1 S: 13	H: 1 LOB: 1 BB: 0 P: 18	R: 1 E: 0 K: 0 S: 8	H: 1 LOB: 1 BB: 1 P: 16	R: 0 E: 0 K: 1 S: 9	H: 0 LOB: 0 BB: 0 P: 12	R: 0 E: 0 K: 0 S: 7	H: 1 LOB: 1 BB: 0 P: 12	R: 2 E: 0 K: 1 S: 13	H: 4 LOB: 2 BB: 0 P: 19	1B: 4 2B: 3 3B: 0 HR: 1	SF: 1 SAC: 0 DP: 0 HBP: 0	WP: 0 PB: 0 SB: 1 CS: 0	PA: 37
PITCHER	IP WLS BF H R ER SO BB IBB HBP BLK WP HR S P ERA WHIP																					
31 Brad Penny, R (1, 1) ERA: 3.02	0.2 L 3 1 1 1 0 0 0 0 0 0 0 1 8 13 13.50 1.500																					
Giovanni Carrara, R (1, 1) ERA: 1.14	4.1 15 1 0 0 4 1 0 0 0 0 0 0 42 67 0.00 0.462																					
Wilson Alvarez, L (6, 1) ERA: 3.32	2.0 8 1 1 1 1 1 0 0 0 0 0 0 17 28 4.50 1.000																					
Duaner Sanchez, R (8, 1) ERA: 3.71	2.0 11 5 2 2 1 0 0 0 0 0 0 0 20 31 9.00 2.500																					

Philadelphia Phillies @ Los Angeles Dodgers
 Dodger Stadium, Los Angeles, CA
 Sun Aug 08 2004, 1:10 PM PDT
 Att. 53,840 - Sunny - 79 F

livebaseballscorecards.com

AB	34
R	4
H	8
RBI	4
BB	2
SO	6
LOB	11



Batter	1	2	3	4	5	6	7	8	9	AB	R	H	RBI	BB	SO	LOB
Cesar Izturis, S OBP: 0.342, SLG: 0.387 (1, 6) C F B X	1-2 G4-3 ①			0-3 K ①		1-3 K ②		0-2 F8 ③		4	0	0	0	0	2	2
Alex Cora, L OBP: 0.397, SLG: 0.426 (1, 4) B B X C C C	2-3 K ②			1-0 P5 ②		4-1 BB ②			2-1 G4-3 DI 2B 1B ①	3	1	1	0	1	1	0
Milton Bradley, S OBP: 0.380, SLG: 0.457 (1, 8) B S F B X	3-2 F8 ③			4-2 BB ③		0-1 G4-3 ③			1-1 G4-3 ①	3	0	0	0	1	0	3
Adrián Beltré, R OBP: 0.368, SLG: 0.601 (1, 5)			2-3 K ①	1-2 G4-3 ③		1-2 G4-3 ①			0-3 K ②	4	0	0	0	0	2	2
Shawn Green, L OBP: 0.341, SLG: 0.434 (1, 9) (6, 3) (8, 9)			1-1 G6-3 ②		0-1 F9 ①		1-2 G4-3 ②		2-2 2B ②	4	0	1	1	0	0	0
Jayson Werth, R OBP: 0.354, SLG: 0.552 (1, 7) (6, 9)			2-2 F9 ③		0-3 K ②		1-3 K ③		1-3 K2-3 ③	3	0	0	0	0	2	0
Duaner Sanchez, R OBP: 0.250, SLG: 0.500 Steve Finley, L OBP: 0.343, SLG: 0.498 (8, 1) (9, PH)										0	0	0	0	0	0	0
Hee-Seop Choi, L OBP: 0.384, SLG: 0.492 Wilson Alvarez, L OBP: 0.217, SLG: 0.182 Robin Ventura, L OBP: 0.316, SLG: 0.320 (1, 3) (6, 1) (8, 3)			1-0 F7 ①		2-3 K ③			2-1 G3 ①		2	0	0	0	0	1	0
Brent Mayne, L OBP: 0.331, SLG: 0.320 (1, 2)			1-2 P6 ②			1-2 BB 1B ①		1-0 G5-3 ②		3	0	1	0	0	0	0
31 Brad Penny, R OBP: 0.060, SLG: 0.060 Giovanni Carrara, R OBP: 0.313, SLG: 0.433 (1, 1) (1, 1) (6, 7)			1-3 K ③			0-3 K ①		2-0 1B ①		0	0	0	0	0	0	0
										1	0	0	0	0	1	0
										2	0	1	0	0	1	1

BOTTOM	
Philadelphia Phillies @ Los Angeles Dodgers Dodger Stadium, Los Angeles, CA Sun Aug 08 2004, 1:10 PM PDT Att. 53,840 - Sunny - 79 F	
AB 31 R 1 H 4 RBI 1 BB 2 SO 11 LOB 9	
WP: 0 PA: 33 PB: 0 SB: 0 CS: 0	

Inning Stats																				
R: 0		H: 0		R: 0		H: 0		R: 0		H: 0		R: 0		H: 1		R: 1		H: 2		
E: 0		LOB: 0		E: 0		LOB: 0		E: 0		LOB: 1		E: 0		LOB: 2		E: 0		LOB: 1		
K: 1		BB: 0		K: 1		BB: 0		K: 1		BB: 1		K: 1		BB: 0		K: 2		BB: 0		
S: 9		P: 15		S: 8		P: 13		S: 7		P: 10		S: 11		P: 17		S: 9		P: 11		
S: 9		P: 15		S: 8		P: 13		S: 7		P: 10		S: 11		P: 17		S: 9		P: 11		
PITCHER	IP	WLS	BF	H	R	ER	SO	BB	IBB	HBP	BLK	WP	HR	S	P	ERA	WHIP			
39 Brett Myers, R ERA: 5.03 Tim Worrell, R ERA: 3.9	(1, 1) (9, 1)	8.0 1.0	28 5	2 2	0 1	0 1	9 2	2 0	0 0	0 0	0 0	0 0	0 0	77 14	113 20	0.00 9.00	0.500 2.000			
PITCHER	IP	WLS	BF	H	R	ER	SO	BB	IBB	HBP	BLK	WP	HR	S	P	ERA	WHIP			

Batter	1	2	3	4	5	6	7	8	9	AB R H RBI BB SO LOB	TOP																
Aaron Miles, S (1, 4) OBP: 0.348, SLG: 0.409	0-3 K			1-2 G6-3		4-1 BB		0-1 2B 17 HBP 1B	1-2 P2	4 1 1 0 1 1 1																	
Royce Clayton, R (1, 6) OBP: 0.342, SLG: 0.420	0-1 B1-3			4-2 17 G4-3 BB		2-2 K		2-1 P3		3 0 0 0 1 1 2																	
17 Todd Helton, L (1, 3) OBP: 0.452, SLG: 0.621	1-2 G5-3			0-0 G4-3 1-2f			3-3 K	2-0 2B HBP		3 1 0 0 0 1 1																	
Vinny Castilla, R (1, 5) OBP: 0.340, SLG: 0.550		1-3 K			0-1 P3		1-2 F9	1-2 2B 1-H 2-H		4 0 1 2 0 1 0																	
Preston Wilson, R (1, 8) OBP: 0.325, SLG: 0.405		3-3 K			0-2 2B		0-0 HR	4-0 IBB		3 1 2 1 1 1 0																	
5 Matt Holliday, R (1, 7) OBP: 0.353, SLG: 0.483		1-2 F8			1-1 G5-3		2-2 1B	1-3 K		3 0 1 0 0 0 1																	
Tim Harikkala, R (7, 1)										1 0 0 0 0 1 2																	
Steve Reed, R (8, 1)										0 0 0 0 0 0 0																	
Shawn Chacon, R (9, 1)										0 0 0 0 0 0 0																	
Charles Johnson, R (1, 2) OBP: 0.347, SLG: 0.459			1-2 P5		0-2 K		1 SAFE 0-1 L8		2-2 G5-3	4 0 0 0 0 1 2																	
Luis Gonzalez, R (1, 9) OBP: 0.310, SLG: 0.433			1-0 P5			2-2 G4-3		1-1 HR	0-0 F8	4 1 1 1 0 0 0																	
Jamey Wright, R (1, 1)			0-3 K			0-3 K		3-1 G3	4-0 BB	2 0 0 0 0 2 0																	
Jeromy Burnitz, L (7, 9) OBP: 0.372, SLG: 0.627										1 0 0 0 1 0 0																	
Inning Stats	R: 0 E: 0 K: 1 S: 9	H: 0 LOB: 0 BB: 0 P: 10	R: 0 E: 0 K: 2 S: 11	H: 0 LOB: 0 BB: 0 P: 16	R: 0 E: 0 K: 1 S: 7	H: 0 LOB: 0 BB: 0 P: 9	R: 0 E: 0 K: 2 S: 7	H: 0 LOB: 0 BB: 1 P: 12	R: 0 E: 0 K: 1 S: 10	H: 1 LOB: 1 BB: 0 P: 11	R: 0 E: 0 K: 2 S: 10	H: 0 LOB: 1 BB: 1 P: 18	R: 1 E: 0 K: 1 S: 12	H: 2 LOB: 1 BB: 0 P: 18	R: 3 E: 0 K: 1 S: 14	H: 3 LOB: 2 BB: 1 P: 28	R: 0 E: 0 K: 0 S: 9	H: 0 LOB: 1 BB: 1 P: 16	1B: 2 2B: 2 3B: 0 HR: 2	SF: 0 SAC: 0 DP: 1 HBP: 1	WP: 0 PB: 0 SB: 0 CS: 0	PA: 37					
PITCHER	IP WLS BF H R ER SO BB IBB HBP BLK WP HR S P ERA WHIP																										
Eric Milton, L (1, 1) ERA: 4.63	7.0		25	3	1	1	8	2	0	0	0	0	1	66	94	1.29	0.714										
Todd Jones, R (8, 1) ERA: 3.96	1.0	L	8	3	3	3	1	0	1	1	0	0	1	14	28	27.00	3.000										
Roberto Hernandez, R (9, 1) ERA: 4.7	1.0		4	0	0	0	0	1	0	0	0	0	0	9	16	0.00	1.000										

Colorado Rockies @ Philadelphia Phillies
Citizens Bank Park, Philadelphia, PA

Mon Aug 09 2004, 7:05 PM EDT
Att. 42,031 - Cloudy - 84 F

AB	32
R	4
H	6
RBI	4
BB	4
SO	9
LOB	9



Batter	1	2	3	4	5	6	7	8	9	AB R H RBI BB SO LOB
11 Jimmy Rollins, S OBP: 0.329, SLG: 0.410	2-2 G4-3	0-1 PO	2-1 G3-1		3-3 K		1-1 BB 1B		1-2 F7	5 0 1 1 0 1 1
Placido Polanco, R OBP: 0.336, SLG: 0.382	0-2 HR		2-2 E S 1B			0-0 F9	4-2 BB		0-1 F9	4 1 2 1 1 0 1
Bobby Abreu, L OBP: 0.417, SLG: 0.555	1-1 G4-3 2B		1-1 F7			4-1 CS BB	1-3 K			3 0 1 0 1 1 3
Jim Thome, L OBP: 0.400, SLG: 0.620	1-0 G4-3		2-3 K			4-0 26 BB 1-2		4-1 26 G1-5-3 BB		2 0 0 0 2 1 2
26 Chase Utley, L OBP: 0.309, SLG: 0.525	4-0 BB			3-2 P5		4-2 BB		0-2 G1-5-3		2 0 0 0 2 0 1
Mike Lieberthal, R OBP: 0.318, SLG: 0.416	3-3 K			0-0 F9		3-2 G6-3		1-2 P3		4 0 0 0 0 1 5
Lou Collier, R OBP: 0.400, SLG: 0.400		0-1 FC6-4 1B		1-3 K2-3			1-1 G1-3 11 1B G5-3 1B	1-3 K		4 1 2 0 0 2 1
Marlon Byrd, R OBP: 0.299, SLG: 0.314		1-2 FC6-4 11 PO			0-1 G5-3		2-0 G5-3	2-3 K		4 0 0 0 0 1 2
Eric Milton, L OBP: 0.176, SLG: 0.128		0-3 K			1-3 K		1-1 G1-3	4-2 BB		2 0 0 0 0 2 1
Jason Michaels, R OBP: 0.376, SLG: 0.320										1 0 0 0 0 0 1
Todd Jones, L OBP: 0.289, SLG: 0.452										0 0 0 0 0 0 0
Roberto Hernandez, R										0 0 0 0 0 0 0
Tomas Perez, S										0 0 0 0 1 0 0

Inning Stats	R: 1	H: 2	E: 0	K: 13	S: 13	R: 0	H: 1	E: 0	K: 9	S: 9	R: 0	H: 0	E: 0	K: 10	S: 10	R: 0	H: 0	E: 0	K: 8	S: 8	R: 1	H: 2	E: 0	K: 13	S: 13	R: 0	H: 0	E: 0	K: 16	S: 16	R: 0	H: 0	E: 0	K: 10	S: 10	1B: 4	2B: 1	3B: 0	HR: 1	SF: 0	SAC: 0	DP: 0	HBP: 0	WP: 0	PB: 0	SB: 1	CS: 1	PA: 39
--------------	------	------	------	-------	-------	------	------	------	------	------	------	------	------	-------	-------	------	------	------	------	------	------	------	------	-------	-------	------	------	------	-------	-------	------	------	------	-------	-------	-------	-------	-------	-------	-------	--------	-------	--------	-------	-------	-------	-------	--------

PITCHER	IP	WLS	BF	H	R	ER	SO	BB	IBB	HBP	BLK	WP	HR	S	P	ERA	WHIP
Jamey Wright, R ERA: 2.42	(1, 1)	6.2	29	6	2	2	6	5	0	0	0	0	1	66	117	2.70	1.650
Tim Harikkala, R ERA: 3.0	(7, 1)	0.2	3	0	0	0	1	1	0	0	0	0	0	9	14	0.00	1.500
Steve Reed, R ERA: 2.55	(8, 1)	0.2	2	0	0	0	1	0	0	0	0	0	0	10	12	0.00	0.000
Shawn Chacon, R ERA: 7.13	(9, 1)	1.0	4	0	0	0	1	1	0	0	0	0	0	10	17	0.00	1.000

BOTTOM

Colorado Rockies @ Philadelphia Phillies
Citizens Bank Park, Philadelphia, PA

livebaseballscorecards.com

AB	31
R	2
H	6
RBI	2
BB	7
SO	9
LOB	18



PITCHER	IP	WLS	BF	H	R	ER	SO	BB	IBB	HBP	BLK	WP	HR	S	P	ERA	WHIP
---------	----	-----	----	---	---	----	----	----	-----	-----	-----	----	----	---	---	-----	------

Mon Aug 09 2004, 7:05 PM EDT
Att: 42,031 - Cloudy - 84 F

Batter	1	2	3	4	5	6	7	8	9	AB R H RBI BB SO LOB	TOP																
Aaron Miles, S (1, 4) OBP: 0.347, SLG: 0.408	1-2 F8			1-1 G5-3	0-0 G1-3			0-1 CS 1B		4 0 1 0 0 0 2																	
Royce Clayton, R (1, 6) OBP: 0.339, SLG: 0.416	1-1 G6-3			3-3 K		1-2 F8		2-1 F8		4 0 0 0 0 1 1																	
17 Todd Helton, L (1, 3) OBP: 0.453, SLG: 0.625	1-3 K			0-2 2B		1-0 F7			0-0 2B	4 0 2 0 0 1 0																	
Preston Wilson, R (1, 8) OBP: 0.318, SLG: 0.395		0-3 K		0-0 P2		0-3 K			1-1 FC1-4-5 BB E	4 1 0 0 0 2 2																	
Jeremy Burnitz, L (1, 9) OBP: 0.374, SLG: 0.632		1-1 G3-1			3-0 HR		3-3 K		4-1 BB E BB	3 2 1 1 1 1 0																	
5 Matt Holliday, R (1, 7) OBP: 0.353, SLG: 0.480		2-3 K			1-1 E 1B HBP		1-3 K		1-1 E3 SF7-8-4-1-4 2B	2 0 0 0 0 2 0 1 1 1 2 0 0 0																	
Vinny Castilla, R (9, PH) OBP: 0.341, SLG: 0.554									1-H 2-H																		
Charles Johnson, R (1, 2) OBP: 0.349, SLG: 0.468			0-1 L5		2-3 K		1-2 HR		4-2 BB SF7-8-4-1-4	3 1 1 1 1 1 1																	
Luis Gonzalez, R (1, 5) OBP: 0.310, SLG: 0.432			0-1 F7		1-0 E9 SH1-4 1B		1-1 F7		0-1 SF7-8-4-1-4	3 0 1 1 0 0 0																	
Joe Kennedy, R (1, 1) OBP: 0.233, SLG: 0.214			0-0 L9		0-2 SH1-4			2-2 F8		1 0 1 0																	
Javier López, L (6, 1)																											
Scott Dohmann, R (7, 1)																											
Mark Sweeney, L (8, PH) OBP: 0.492, SLG: 0.556																											
Steve Reed, R (8, 1)																											
Shawn Chacon, R (8, 1)																											
Inning Stats	R: 0 E: 0 K: 1 S: 9	H: 0 LOB: 0 BB: 0 P: 12	R: 0 E: 0 K: 2 S: 9	H: 0 LOB: 0 BB: 0 P: 12	R: 0 E: 0 K: 0 S: 5	H: 0 LOB: 0 BB: 0 P: 5	R: 0 E: 0 K: 1 S: 11	H: 1 LOB: 1 BB: 0 P: 15	R: 1 E: 1 K: 1 S: 12	H: 2 LOB: 2 BB: 0 P: 19	R: 0 E: 0 K: 1 S: 8	H: 0 LOB: 0 BB: 0 P: 10	R: 1 E: 0 K: 2 S: 11	H: 1 LOB: 0 BB: 0 P: 17	R: 0 E: 0 K: 0 S: 7	H: 1 LOB: 0 BB: 0 P: 11	R: 3 E: 1 K: 0 S: 10	H: 2 LOB: 0 BB: 2 P: 20	1B: 2 2B: 4 3B: 0 HR: 2	SF: 1 SAC: 1 DP: 1 HBP: 1	WP: 0 PB: 0 SB: 0 CS: 1	PA: 35					
PITCHER	IP WLS BF H R ER SO BB IBB HBP BLK WP HR S P ERA WHIP																										
Vicente Padilla, R (1, 1) ERA: 3.9	5.0		19	3	1	1	5	0	0	1	0	0	1	46	63	1.80	0.600										
Amaury Telemaco, R (6, 1) ERA: 4.24	2.0		7	1	1	1	3	0	0	0	0	0	1	19	27	4.50	0.500										
Felix Rodriguez, R (8, 1) ERA: 3.08	1.0		3	1	0	0	0	0	0	0	0	0	0	7	11	0.00	1.000										
Tim Worrell, R (9, 1) ERA: 4.14	1.0	L	6	2	3	2	0	2	0	0	0	0	0	10	20	18.00	4.000										

Colorado Rockies @ Philadelphia Phillies
Citizens Bank Park, Philadelphia, PA

Tue Aug 10 2004, 7:05 PM EDT
Att. 36,636 - Cloudy - 84 F

AB	30
R	5
H	7
RBI	5
BB	2
SO	8
LOB	6



Batter	1	2	3	4	5	6	7	8	9	AB R H RBI BB SO LOB
11 Jimmy Rollins, S OBP: 0.327, SLG: 0.406 (1, 6)	2-2 F9		0-3 K		2-1 L8		1-1 L9		4-2 1B BB	4 0 0 0 1 1 1
Placido Polanco, R OBP: 0.340, SLG: 0.385 (1, 5)	0-1 1B		2-0 L8		2-2 1B			0-1 F9	0-0 1B	5 0 3 1 0 0 0
Bobby Abreu, L OBP: 0.415, SLG: 0.551 (1, 9)	1-1 F8		3-2 F7		1-2 G4-3			2-2 1B S	2-1 L8	5 1 1 0 0 0 5
Jim Thome, L OBP: 0.397, SLG: 0.614 (1, 3)	1-1 G6-3			0-2 L8		1-1 L9		3-3 K		4 0 0 0 0 1 2
Mike Lieberthal, R OBP: 0.322, SLG: 0.422 (1, 2)		0-2 26 F8 SF9 2B		0-0 G6-3		1-0 26 G1-6-3 1B		2-2 1B 2-H		4 1 3 1 0 0 0
26 Chase Utley, L OBP: 0.307, SLG: 0.516 (1, 4)		0-0 F8 2-3		4-2 BB		0-0 G1-6-3 1-2f		0-0 L9		3 0 0 0 1 0 3
Jason Michaels, R OBP: 0.386, SLG: 0.347 (1, 7)		4-1 BB		1-0 F9			3-1 HR		3-1 FC4-6 HBP	2 1 1 1 1 0 1
Marlon Byrd, R OBP: 0.298, SLG: 0.315 (1, 8)		0-2 SAFE SF9		3-2 1B 1B		0-0 P6		2-2 L4		3 0 1 1 0 0 1
Vicente Padilla, R OBP: 0.106, SLG: 0.105 (5, PH) Lou Collier, R OBP: 0.364, SLG: 0.364 (6, 1) Amaury Telemaco, R OBP: 0.273, SLG: 0.275 (7, PH) Felix Rodriguez, R OBP: 0.287, SLG: 0.449 (9, PH)		2-2 P2		1-1 SAFE F7		1-2 F9		0-1 FC4-6 1B 1-2f		1 0 0 0 0 0 0 1 0 0 0 0 0 0 0 1 0 0 0 0 0 0 0 0 1 0 1 1 0 0 0 0 0 1

Inning Stats	R: 0 E: 0 K: 0 S: 9	H: 1 LOB: 1 BB: 0 P: 13	R: 1 E: 0 K: 0 S: 18	H: 1 LOB: 1 BB: 1 P: 24	R: 0 E: 0 K: 1 S: 7	H: 0 LOB: 0 BB: 0 P: 12	R: 0 E: 0 K: 0 S: 8	H: 0 LOB: 1 BB: 1 P: 13	R: 0 E: 0 K: 0 S: 14	H: 2 LOB: 2 BB: 0 P: 25	R: 0 E: 0 K: 0 S: 4	H: 1 LOB: 0 BB: 0 P: 6	R: 1 E: 0 K: 0 S: 8	H: 1 LOB: 0 BB: 0 P: 13	R: 1 E: 0 K: 1 S: 12	H: 2 LOB: 1 BB: 0 P: 19	R: 1 E: 0 K: 0 S: 11	H: 1 LOB: 2 BB: 1 P: 22	1B: 7 2B: 1 3B: 0 HR: 1	SF: 1 SAC: 0 DP: 1 HBP: 1	
PITCHER	IP	WLS	BF	H	R	ER	SO	BB	IBB	HBP	BLK	WP	HR	S	P	ERA	WHIP				
Joe Kennedy, L ERA: 3.84 (1, 1)	5.0		21	4	1	1	1	2	0	0	0	0	0	56	87	1.80	1.200				
Javier López, L ERA: 9.6 (6, 1)	1.0		3	1	0	0	0	0	0	0	0	0	4	6	0.00	1.000					
Scott Dohmann, R ERA: 4.2 (7, 1)	1.0	B	4	1	1	1	0	0	0	0	0	0	1	8	13	9.00	1.000				
Steve Reed, R ERA: 2.68 (8, 1)	1.0	W	5	2	1	1	1	0	0	0	0	0	0	12	19	9.00	2.000				
Shawn Chacon, R ERA: 7.16 (9, 1)	1.0	S	6	1	1	1	0	1	0	1	0	0	0	11	22	9.00	2.000				

BOTTOM

Colorado Rockies @ Philadelphia Phillies
Citizens Bank Park, Philadelphia, PA

Tue Aug 10 2004, 7:05 PM EDT
Att: 36,636 - Cloudy - 84 F

AB	34
R	4
H	9
RBI	4
BB	3
SO	2
LOB	16



WP	PA	ERA	WHIP
0	39		

Batter	1	2	3	4	5	6	7	8	9	AB R H RBI BB SO LOB	TOP											
Luis Gonzalez, R (1, 4) OBP: 0.309, SLG: 0.429	0-1 17 G4-3 1B		0-3 K	0-3 K			2-0 G5-3			4 0 1 0 0 2 1												
Royce Clayton, R (1, 6) OBP: 0.338, SLG: 0.414	0-2 17 G4-3 1B		1-0 F7		0-0 G6-3			2-0 G5-3		4 0 1 0 0 0 0												
17 Todd Helton, L (1, 3) OBP: 0.451, SLG: 0.621	2-1 G4-3		1-1 F8	3-2 G6-4-3 1B			2-2 G4-3			4 0 1 0 0 0 2												
Vinny Castilla, R (1, 5) OBP: 0.343, SLG: 0.552	0-0 P4		0-1 1B 5 2B 1B	1-0 G6-4-3			2-1 HBP			3 1 1 0 0 0 3												
Jeremy Burnitz, L (1, 9) OBP: 0.373, SLG: 0.630 Mark Sweeney, L (8, PH) OBP: 0.400, SLG: 0.552	3-2 P5		0-0 5 2B 1B	0-0 G3-1		0-0 G3-1	2-3 K			3 1 1 0 0 0 2 1 0 0 0 0 1 1												
Preston Wilson, R (1, 8) Jorge Piedra, L (8, 8) OBP: 0.400, SLG: 0.400		1-0 G4-6-3 1B	0-0 5 2B 1B	0-3 K		0-3 K	2-2 G4-3			3 1 2 0 0 1 0 1 0 0 0 0 0 0												
5 Matt Holliday, R (1, 7) OBP: 0.351, SLG: 0.480		2-0 F8	1-1 1B 2B	2-3 K		2-3 K	1-0 F8			4 1 1 3 0 1 1												
Charles Johnson, R (1, 2) OBP: 0.351, SLG: 0.469		0-1 G4-6-3	2-1 2B 1B	2-1 K		0-3 K	0-0 1B			4 0 2 1 0 1 1												
Jason Jennings, L (1, 1) OBP: 0.255, SLG: 0.380 Javier López, L (5, 1) Adam Benero, R (6, 1) Kit Pellow, R (7, PH) OBP: 0.325, SLG: 0.389 Allan Simpson, R (7, 1) JD Closser, S (8, PH) OBP: 0.200, SLG: 0.200			3-2 P4	2-3 K		0-0 F8	2-2 G6-3			2 0 0 0 0 0 1 1 0 0 0 0 0 0 0 0 0 0 0 0 0 0 0 0 1 0 0 0 0 0 0 0 0 0 0 0 0 0 0 0 1 0 0 0 0 0 0 1												
Inning Stats	R: 0 E: 0 K: 0 S: 11	H: 2 LOB: 2 BB: 0 P: 16	R: 0 E: 0 K: 0 S: 4	H: 1 LOB: 0 BB: 0 P: 7	R: 0 E: 0 K: 1 S: 8	H: 0 LOB: 0 BB: 0 P: 12	R: 4 E: 0 K: 2 S: 16	H: 5 LOB: 1 BB: 0 P: 22	R: 0 E: 0 K: 0 S: 7	H: 1 LOB: 0 BB: 0 P: 11	R: 0 E: 0 K: 2 S: 9	H: 0 LOB: 0 BB: 0 P: 11	R: 0 E: 0 K: 1 S: 5	H: 0 LOB: 0 BB: 0 P: 7	R: 0 E: 0 K: 1 S: 10	H: 0 LOB: 1 BB: 0 P: 18	R: 0 E: 0 K: 0 S: 10	H: 1 LOB: 1 BB: 0 P: 15	1B: 9 2B: 1 3B: 0 HR: 0	SF: 0 SAC: 0 DP: 2 HBP: 1	WP: 0 PB: 0 SB: 0 CS: 0	PA: 36
PITCHER	IP WLS BF H R ER SO BB IBB HBP BLK WP HR S P ERA WHIP																					
Randy Wolf, L (1, 1) ERA: 4.1	7.0 W 28 9 4 4 6 0 0 0 0 0 0 0 60 86 5.14 1.286																					
Rheal Cormier, L (8, 1) ERA: 4.34	1.0 4 0 0 0 1 0 0 1 0 0 0 0 10 18 0.00 0.000																					
Roberto Hernandez, R (9, 1) ERA: 4.6	1.0 4 1 0 0 0 0 0 0 0 0 0 0 10 15 0.00 1.000																					

Colorado Rockies @ Philadelphia Phillies
Citizens Bank Park, Philadelphia, PA

Wed Aug 11 2004, 7:05 PM EDT
Att. 40,634 - Overcast - 84 F

livebaseballscorecards.com

AB	35
R	4
H	10
RBI	4
BB	0
SO	7
LOB	13



Batter	1	2	3	4	5	6	7	8	9
11 Jimmy Rollins, S OBP: 0.330, SLG: 0.412	1-0 G3		4-1 2B BB	3-2 1-H HR		0-0 F8		4-0 26 HR 1B BB	
Placido Polanco, R OBP: 0.341, SLG: 0.389	0-1 G5-3		2-1 1-H HR 2B	1-3 K			1-0 G4-3	0-0 26 HR 1B	
26 Chase Utley, L OBP: 0.305, SLG: 0.524	2-2 F7		0-0 F7		1-2 F7		2-0 F9	2-2 1-H 2-H HR	
Jim Thome, L OBP: 0.399, SLG: 0.628		4-1 2B BB	3-2 2-H HR		1-0 F8		3-2 HR	2-3 K	
Bobby Abreu, L OBP: 0.415, SLG: 0.551		3-2 F9 1-H 2B	1-3 K		2-1 L5		1-2 2B 1B	2-2 P5	
Mike Lieberthal, R OBP: 0.321, SLG: 0.423		2-2 F9 2-3	2-2 G5-3			0-0 F8	2-2 1-H 1B 2B		
Jason Michaels, R OBP: 0.389, SLG: 0.352		1-3 K		0-1 G1-3		1-2 HR 1B	1-0 2-H 1B		
Marlon Byrd, R OBP: 0.293, SLG: 0.310		0-3 K		0-1 G1-3		1 SAFE F8	0-0 K2-3		
Randy Wolf, L OBP: 0.317, SLG: 0.590			1-1 HR	1-1 11 HR 1B		3-1 1-H HR		3-2 P2	
Rheal Cormier, L (8, 1)									
Doug Glanville, R OBP: 0.271, SLG: 0.273									
Roberto Hernandez, R (9, 1)									

AB	R	H	RBI	BB	SO	LOB
3	3	1	2	2	0	0
5	2	2	1	0	1	0
5	1	1	3	0	0	1
4	3	2	3	1	1	0
5	1	2	1	0	1	0
4	1	1	1	0	0	1
4	1	2	1	0	1	1
4	0	0	0	0	2	3
3	3	3	3	0	0	0
0	0	0	0	0	0	0
1	0	0	0	0	0	0
0	0	0	0	0	0	0

WP	PA
0	41

Inning Stats	R	H	E	K	S	H	LOB	BB	P	R	H	E	K	S	R	H	E	K	S	R	H	E	K	S	R	H	E	K	S
R: 0 E: 0 K: 0 S: 6	H: 0 LOB: 0 BB: 0 P: 9	R: 1 E: 0 K: 2 S: 13	H: 1 LOB: 1 BB: 1 P: 23	R: 4 E: 0 K: 1 S: 16	H: 3 LOB: 0 BB: 1 P: 29	R: 2 E: 0 K: 1 S: 13	H: 2 LOB: 0 BB: 0 P: 18	R: 0 E: 0 K: 0 S: 6	H: 0 LOB: 0 BB: 0 P: 10	R: 2 E: 0 K: 0 S: 10	H: 2 LOB: 0 BB: 0 P: 14	R: 3 E: 0 K: 1 S: 17	H: 4 LOB: 1 BB: 0 P: 27	R: 3 E: 0 K: 1 S: 14	H: 2 LOB: 0 BB: 1 P: 27														

PITCHER	IP	WLS	BF	H	R	ER	SO	BB	IBB	HBP	BLK	WP	HR	S	P	ERA	WHIP
Jason Jennings, R ERA: 6.13	(1, 1)	4.0	L	20	6	7	4	2	0	0	0	0	3	48	79	15.75	2.000
Javier López, L ERA: 9.29	(5, 1)	1.0		3	0	0	0	0	0	0	0	0	0	6	10	0.00	0.000
Adam Bernero, R ERA: 6.12	(6, 1)	1.0		5	2	2	0	0	0	0	0	0	1	10	14	18.00	2.000
Allan Simpson, R ERA: 6.66	(7, 1)	2.0		13	6	6	2	1	0	0	0	0	2	31	54	27.00	3.500

PITCHER	IP	WLS	BF	H	R	ER	SO	BB	IBB	HBP	BLK	WP	HR	S	P	ERA	WHIP

Colorado Rockies @ Philadelphia Phillies
Citizens Bank Park, Philadelphia, PA
Wed Aug 11 2004, 7:05 PM EDT
Att. 40,634 - Overcast - 84 F

livebaseballscorecards.com

AB	38
R	15
H	14
RBI	15
BB	3
SO	6
LOB	6



Batter	1	2	3	4	5	6	7	8	9	AB R H RBI BB SO LOB	TOP										
Aaron Miles, S OBP: 0.348, SLG: 0.406 (1, 4)	1-1 L6		1-1 FC1-6 HR		4-1 BB BB			0-1 F8	1-2 FC6-4 1B	4 1 1 0 1 0 1											
Royce Clayton, R OBP: 0.341, SLG: 0.425 (1, 6)	3-1 G4-3		0-2 HR		4-1 BB BB			2-1 1B 2B	2-1 FC6-4	4 2 2 2 1 0 2											
17 Todd Helton, L OBP: 0.449, SLG: 0.616 (1, 3)	3-2 F9		3-2 F7		3-2 P6			4-0 1B IBB		3 0 0 0 1 0 3											
Vinny Castilla, R OBP: 0.340, SLG: 0.547 (1, 5)		0-0 G5-3		2-3 K		1-3 K		2-1 F9		4 0 0 0 0 2 2											
Jeromy Burnitz, L OBP: 0.372, SLG: 0.626 (1, 9)		0-1 G4-3		0-0 G5-3		1-2 P6		1-2 1B		4 0 1 1 0 0 0											
Preston Wilson, R OBP: 0.322, SLG: 0.397 (1, 8)		1-1 1B		2-2 K		0-0 G5-3		0-3 K2-3		4 0 1 0 0 2 2											
Mark Sweeney, L OBP: 0.405, SLG: 0.551 Tim Harikkala, R (7, 1) Jorge Piedra, L OBP: 0.333, SLG: 0.333 (9, PH) (9, 7)		0-0 P6			4-2 FC6-4 BB		2-1 SH1 1B		2-3 K	2 0 1 0 1 0 1 0 0 0 0 0 0 0 1 0 0 0 0 1 0	AB 33 R 3 H 8 RBI 3 BB 4 SO 8 LOB 15										
JD Closser, S OBP: 0.250, SLG: 0.250 (1, 2)			2-3 K		1-2 FC6-4 BB		0-0 SH1		2-2 1B 1B	3 0 1 0 0 1 1											
Shawn Estes, R OBP: 0.218, SLG: 0.241 5 Matt Holliday, R OBP: 0.349, SLG: 0.477 (7, PH) (7, 7) Shawn Chacon, R (9, 1)			1-0 FC1-6 1B		1-3 K		2-2 FC6-4-3		0-3 K	2 0 1 0 0 1 1 2 0 0 0 0 1 2 0 0 0 0 0 0 0											
Inning Stats	R: 0 E: 0 K: 0 S: 7	H: 0 LOB: 0 BB: 0 P: 14	R: 0 E: 0 K: 0 S: 6	H: 1 LOB: 1 BB: 0 P: 7	R: 2 E: 0 K: 1 S: 14	H: 2 LOB: 0 BB: 0 P: 21	R: 0 E: 0 K: 2 S: 8	H: 0 LOB: 0 BB: 0 P: 12	R: 0 E: 0 K: 1 S: 14	H: 0 LOB: 3 BB: 3 P: 31	R: 0 E: 0 K: 1 S: 8	H: 0 LOB: 0 BB: 0 P: 10	R: 0 E: 0 K: 0 S: 6	H: 1 LOB: 0 BB: 0 P: 10	R: 1 E: 0 K: 1 S: 15	H: 2 LOB: 2 BB: 1 P: 24	R: 0 E: 0 K: 2 S: 18	H: 2 LOB: 2 BB: 0 P: 25	1B: 6 2B: 2 3B: 0 HR: 1	SF: 0 SAC: 1 DP: 1 HBP: 0	WP: 0 PA: 38 PB: 0 SB: 0 CS: 0
PITCHER	IP WLS BF H R ER SO BB IBB HBP BLK WP HR S P ERA WHIP																				
Cory Lidle, R ERA: 5.26 (1, 1)	5.0 L 21 3 2 2 4 3 0 0 0 0 0 1 49 85 3.60 1.200																				
Roberto Hernandez, R ERA: 4.5 (6, 1)	1.0 3 0 0 0 1 0 0 0 0 0 0 0 8 10 0.00 0.000																				
Rheal Cormier, L ERA: 4.24 (7, 1)	1.1 4 1 0 0 0 0 0 0 0 0 0 0 8 12 0.00 0.750																				
Todd Jones, R ERA: 4.06 (8, 1)	0.2 5 2 1 1 1 0 1 0 0 0 0 0 13 22 13.50 3.000																				
Felix Rodriguez, R ERA: 3.02 (9, 1)	1.0 5 2 0 0 2 0 0 0 0 0 0 0 18 25 0.00 2.000																				

Colorado Rockies @ Philadelphia Phillies
Citizens Bank Park, Philadelphia, PA
Thu Aug 12 2004, 7:05 PM EDT
Att. 37,464 - Unknown - 80 F

livebaseballscores.com



Batter	1	2	3	4	5	6	7	8	9	AB	R	H	RBI	BB	SO	LOB
11 Jimmy Rollins, S OBP: 0.333, SLG: 0.412 (1, 6)	4-0 BB G4-6-3		4-1 BB CS		0-0 1-2 3-H 1B G5-4-3			1-1 L4		2	0	1	1	2	0	0
Placido Polanco, R OBP: 0.337, SLG: 0.384 (1, 5)	0-1 SAFE G4-6-3 1-2f		0-1 SAFE CS	2-1 L8	3-2 G5-4-3			2-3 K		4	0	0	0	0	1	3
Jim Thome, L OBP: 0.396, SLG: 0.622 (1, 3)	3-1 G6-3			3-3 K		1-1 F7			1-3 K	4	0	0	0	0	2	0
Bobby Abreu, L OBP: 0.415, SLG: 0.550 (1, 9)		2-3 K		2-0 1B HBP		0-2 G5-4-3 1B			0-3 K	3	0	1	0	0	2	0
Mike Lieberthal, R OBP: 0.326, SLG: 0.428 (1, 2)		4-0 BB		0-1 1-3 1B		1-0 SAFE G5-4-3 1-2f			3-1 2B	3	0	2	0	1	0	1
Jason Michaels, R OBP: 0.379, SLG: 0.341 (1, 7)		1-0 L7		3-2 G4-3			1-3 K		1-3 K	4	0	0	0	0	2	4
Tomas Perez, S OBP: 0.288, SLG: 0.462 (1, 4)		2-1 F8		3-2 11 1B 3B			3-1 F8			3	1	1	0	0	0	1
Todd Jones, L (8, 1)										0	0	0	0	0	0	0
Felix Rodriguez, R (9, 1)										0	0	0	0	0	0	0
Marlon Byrd, R OBP: 0.290, SLG: 0.306 (1, 8)			0-0 B2-3		0-3 K		0-1 G6-3			3	0	0	0	0	1	1
Cory Lidle, R OBP: 0.229, SLG: 0.186 (1, 1)			2-1 G6-3		4-1 11 1B BB			1-2 F8		1	0	0	0	0	0	0
Lou Collier, R OBP: 0.417, SLG: 0.364 (5, PH)										0	0	0	0	1	0	0
Roberto Hernandez, R (6, 1)										0	0	0	0	0	0	0
Rheal Cormier, L (7, 1)										0	0	0	0	0	0	0
26 Chase Utley, L OBP: 0.303, SLG: 0.521 (8, 4)										1	0	0	0	0	0	0

Inning Stats	R: 0	H: 0	E: 0	K: 0	S: 4	R: 0	H: 0	E: 0	K: 1	S: 6	R: 0	H: 0	E: 0	K: 0	S: 5	R: 0	H: 1	E: 0	K: 1	S: 11	R: 1	H: 2	E: 0	K: 1	S: 13	R: 0	H: 1	E: 0	K: 0	S: 7	R: 0	H: 0	E: 0	K: 1	S: 8	R: 0	H: 0	E: 0	K: 1	S: 8	R: 0	H: 0	E: 0	K: 3	S: 12	R: 0	H: 1	E: 0	K: 3	S: 17	1B: 3	2B: 1	3B: 1	SF: 0	SAC: 0	DP: 3	HBP: 1	WP: 0	PA: 34
PITCHER	IP	WLS	BF	H	R	ER	SO	BB	IBB	HBP	BLK	WP	HR	S	P	ERA	WHIP																																										
Shawn Estes, L (1, 1) ERA: 5.59	6.0	W	23	4	1	1	3	4	0	1	0	0	0	46	90	1.50	1.333																																										
Tim Harikkala, R (7, 1) ERA: 2.88	2.0	H	6	0	0	0	2	0	0	0	0	0	0	16	24	0.00	0.000																																										
Shawn Chacon, R (9, 1) ERA: 7.02	1.0	S	4	1	0	0	3	0	0	0	0	0	0	12	17	0.00	1.000																																										

BOTTOM

Colorado Rockies @ Philadelphia Phillies
Citizens Bank Park, Philadelphia, PA

Thu Aug 12 2004, 7:05 PM EDT
Att: 37,464 - Unknown - 80 F

livebaseballscorecards.com

AB	28
R	1
H	5
RBI	1
BB	4
SO	8
LOB	10

Batter	1	2	3	4	5	6	7	8	9	AB	R	H	RBI	BB	SO	LOB	TOP							
Ray Durham, S OBP: 0.348, SLG: 0.458 (1, 4)	4-2 HR BB		2-3 K	0-0 P6	0-1 F8	1-2 F8		2-3 K		5	1	0	0	1	2	3								
J.T. Snow, L OBP: 0.417, SLG: 0.521 (1, 3)	0-0 HR 1-H		4-0 2B FC3-6 BB	4-2 1B 2B BB	3-2 HR		2-2 HR		3-3 K	4	5	3	4	2	1	0								
Pedro Feliz, R OBP: 0.291, SLG: 0.460 (1, 5)	3-1 G5-3		1-2 FC3-6 HR 2B	0-0 F8	1-2 1B 2B		1-3 K		1-1 P4	6	2	2	0	0	1	2								
Barry Bonds, L OBP: 0.606, SLG: 0.780 Dustan Mohr, R OBP: 0.403, SLG: 0.423 (1, 7) (7, 7)	4-1 G4-6-3 BB		4-0 FC3-6 IBB	4-1 1B 2B IBB	0-1 1B		1-0 HR		1-1 1B	2	2	2	2	3	0	0								
Michael Tucker, L OBP: 0.381, SLG: 0.471 (1, 9)	1-1 G4-6-3 1-2f		3-1 FC3-6 HR 1-2f 2-3 3-H	2-0 2B HR 1B	0-0 1B		2-3 K		3-3 K	6	2	2	2	0	2	4								
A.J. Pierzynski, L OBP: 0.340, SLG: 0.456 (1, 2)		0-0 G6-3	2-1 HR 1-H 3-H	1-0 HR 2B	0-0 L8		0-1 L4			5	2	2	5	0	0	2								
Marquis Grissom, R OBP: 0.316, SLG: 0.446 (1, 8)		1-0 F8	4-2 FC5-4 BB HR	3-2 HR		1-0 G5-3		1-0 G5-4-3 1B		4	1	2	3	1	0	0								
Cody Ransom, R OBP: 0.277, SLG: 0.286 (1, 6)		1-0 2B	1 SAFE FC5-4 1-2f	0-0 L1		0-0 1B		3-1 G5-4-3 1-2f		5	0	2	0	0	0	2								
41 Brad Hennessey, R OBP: 0.400, SLG: 0.250 Ricky Ledee, L OBP: 0.360, SLG: 0.461 Scott Eyre, L (6, 1) Deivi Cruz, R OBP: 0.330, SLG: 0.451 Matt Herges, L (8, 1)		0-2 G1-3		0-0 WP BB 1B		2-2 G6-3		1-2 1B		3	1	1	0	0	0	1								
Inning Stats	R: 2 E: 0 K: 0 S: 10	H: 1 LOB: 0 BB: 2 P: 22	R: 0 E: 0 K: 0 S: 6	H: 1 LOB: 1 BB: 0 P: 8	R: 4 E: 0 K: 1 S: 15	H: 2 LOB: 1 BB: 3 P: 36	R: 6 E: 0 K: 0 S: 16	H: 4 LOB: 0 BB: 2 P: 30	R: 2 E: 0 K: 1 S: 8	H: 4 LOB: 2 BB: 0 P: 22	R: 0 E: 0 K: 1 S: 8	H: 1 LOB: 1 BB: 0 P: 11	R: 2 E: 0 K: 2 S: 12	H: 2 LOB: 0 BB: 0 P: 18	R: 0 E: 0 K: 1 S: 11	H: 2 LOB: 1 BB: 0 P: 18	R: 0 E: 0 K: 2 S: 10	H: 1 LOB: 1 BB: 0 P: 18	1B: 8 2B: 4 3B: 0 HR: 6	SF: 0 SAC: 0 DP: 2 HBP: 0	WP: 1 PB: 0 SB: 0 CS: 0	PA: 50		
PITCHER	IP WLS BF H R ER SO BB IBB HBP BLK WP HR S P ERA WHIP	IP WLS BF H R ER SO BB IBB HBP BLK WP HR S P ERA WHIP	IP WLS BF H R ER SO BB IBB HBP BLK WP HR S P ERA WHIP	IP WLS BF H R ER SO BB IBB HBP BLK WP HR S P ERA WHIP	IP WLS BF H R ER SO BB IBB HBP BLK WP HR S P ERA WHIP	IP WLS BF H R ER SO BB IBB HBP BLK WP HR S P ERA WHIP	IP WLS BF H R ER SO BB IBB HBP BLK WP HR S P ERA WHIP	IP WLS BF H R ER SO BB IBB HBP BLK WP HR S P ERA WHIP	IP WLS BF H R ER SO BB IBB HBP BLK WP HR S P ERA WHIP	IP WLS BF H R ER SO BB IBB HBP BLK WP HR S P ERA WHIP	IP WLS BF H R ER SO BB IBB HBP BLK WP HR S P ERA WHIP	IP WLS BF H R ER SO BB IBB HBP BLK WP HR S P ERA WHIP	IP WLS BF H R ER SO BB IBB HBP BLK WP HR S P ERA WHIP	IP WLS BF H R ER SO BB IBB HBP BLK WP HR S P ERA WHIP	IP WLS BF H R ER SO BB IBB HBP BLK WP HR S P ERA WHIP	IP WLS BF H R ER SO BB IBB HBP BLK WP HR S P ERA WHIP	IP WLS BF H R ER SO BB IBB HBP BLK WP HR S P ERA WHIP	IP WLS BF H R ER SO BB IBB HBP BLK WP HR S P ERA WHIP	IP WLS BF H R ER SO BB IBB HBP BLK WP HR S P ERA WHIP	IP WLS BF H R ER SO BB IBB HBP BLK WP HR S P ERA WHIP	IP WLS BF H R ER SO BB IBB HBP BLK WP HR S P ERA WHIP	IP WLS BF H R ER SO BB IBB HBP BLK WP HR S P ERA WHIP	IP WLS BF H R ER SO BB IBB HBP BLK WP HR S P ERA WHIP	IP WLS BF H R ER SO BB IBB HBP BLK WP HR S P ERA WHIP

San Francisco Giants @ Philadelphia Phillies
Citizens Bank Park, Philadelphia, PA
Fri Aug 13 2004, 7:05 PM EDT
Att. 43,036 - Unknown - 77 F

livebaseballscorecards.com

AB	43
R	16
H	18
RBI	16
BB	7
SO	7
LOB	15



Batter	1	2	3	4	5	6	7	8	9	AB	R	H	RBI	BB	SO	LOB
11 Jimmy Rollins, S OBP: 0.334, SLG: 0.413 (1, 6)	4-2 26 F9 S G1-3 BB	2-1 1B 26 1B 2B	1-0 L9			2-2 L9		3-1 P5		4	2	1	2	1	0	1
Placido Polanco, R OBP: 0.342, SLG: 0.387 Lou Collier, R OBP: 0.385, SLG: 0.333 (1, 5) (7, 5)	4-1 1B G1-3 BB	0-0 G1-3 26 1B 1B		1-1 G5-3		1-1 26 FC6-4 1B		1-3 K		3	0	2	1	1	0	0
26 Chase Utley, L OBP: 0.300, SLG: 0.513 (1, 4)	2-2 F9	0-1 G1-3 1B		2-2 G3-1		1-1 FC6-4		0-2 G3-1		5	0	1	1	0	0	3
Jim Thome, L OBP: 0.394, SLG: 0.618 Tomas Perez, S OBP: 0.286, SLG: 0.458 (1, 3) (8, 3)	2-0 G1-3	2-3 K		1-2 1B 1B		0-3 K		3-3 K		4	0	1	1	0	2	4
Bobby Abreu, L OBP: 0.417, SLG: 0.553 (1, 9)	3-2 1B	3-2 G1-3		1-1 1B		3-2 L9 SF9 2B		2-1 P5		5	1	3	0	0	0	2
Mike Lieberthal, R OBP: 0.322, SLG: 0.423 (1, 2)	1-2 P6	0-1 G5-3		1-2 L5		3-1 L9		2-3 L5		4	0	0	0	0	0	7
Jason Michaels, R OBP: 0.370, SLG: 0.333 (1, 7)		0-0 E6 39 SH 11 2B	1-3 K		0-0 F9		0-1 SF9		3-1 L9	3	1	0	1	0	1	0
Marlon Byrd, R OBP: 0.290, SLG: 0.305 (1, 8)		0-1 E4 39 SH 11 2B	1-0 11 WP G1-3 1B		3-2 G5-3		3-2 L5		0-1 SF9	4	1	1	0	0	0	1
39 Brett Myers, R OBP: 0.251, SLG: 0.250 Randy Wolf, L OBP: 0.310, SLG: 0.575 Brian Powell, R OBP: 0.125, SLG: 0.125 Amaury Telemaco, R OBP: 0.125, SLG: 0.125 Todd Jones, L OBP: 0.289, SLG: 0.270 Doug Glanville, R OBP: 0.289, SLG: 0.270 Roberto Hernandez, R OBP: 0.289, SLG: 0.270 (1, 1) (3, PH) (4, 1) (5, 1) (8, 1) (8, PH) (9, 1)		0-0 SH 11 2B	0-1 G1-3		0-3 K		1-3 K			0	1	0	0	0	0	0

Inning Stats	R: 1	H: 1	E: 0	K: 0	S: 13	H: 1	LOB: 2	BB: 2	P: 29	R: 4	H: 3	E: 2	K: 1	S: 19	H: 1	LOB: 1	BB: 0	P: 26	R: 0	H: 2	E: 0	K: 0	S: 14	H: 0	LOB: 0	BB: 0	P: 10	R: 0	H: 1	E: 0	K: 1	S: 10	H: 1	LOB: 1	BB: 0	P: 14	R: 1	H: 1	E: 0	K: 0	S: 13	H: 0	LOB: 0	BB: 0	P: 22	R: 0	H: 0	E: 0	K: 1	S: 9	H: 0	LOB: 0	BB: 0	P: 14	R: 0	H: 0	E: 0	K: 1	S: 9	H: 0	LOB: 0	BB: 0	P: 14
--------------	------	------	------	------	-------	------	--------	-------	-------	------	------	------	------	-------	------	--------	-------	-------	------	------	------	------	-------	------	--------	-------	-------	------	------	------	------	-------	------	--------	-------	-------	------	------	------	------	-------	------	--------	-------	-------	------	------	------	------	------	------	--------	-------	-------	------	------	------	------	------	------	--------	-------	-------


PITCHER	IP	WLS	BF	H	R	ER	SO	BB	IBB	HBP	BLK	WP	HR	S	P	ERA	WHIP
41 Brad Hennessey, R ERA: 4.66 (1, 1)	5.0		27	7	5	1	3	2	0	0	0	1	0	61	96	1.80	1.800
Scott Eyre, L ERA: 4.54 (6, 1)	2.0		8	2	1	1	1	0	0	0	0	0	0	23	36	4.50	1.000
Matt Herges, R ERA: 5.43 (8, 1)	2.0		6	0	0	0	3	0	0	0	0	0	0	18	28	0.00	0.000

BOTTOM

San Francisco Giants @ Philadelphia Phillies
Citizens Bank Park, Philadelphia, PA

livebaseballscorecards.com

AB	37
R	6
H	9
RBI	6
BB	2
SO	7
LOB	19



WP: 1	PA: 41
PB: 0	
SB: 1	
CS: 0	

Fri Aug 13 2004, 7:05 PM EDT
Att: 43,036 - Unknown - 77 F

Batter	1	2	3	4	5	6	7	8	9	AB R H RBI BB SO LOB	TOP																			
Dustan Mohr, R OBP: 0.403, SLG: 0.439 (1, 7)	3-2 1B CS E		1-1 HR	2-3 K		3-1 FC5 2-3f		0-1 P3		5 1 2 1 0 1 3																				
Michael Tucker, L OBP: 0.381, SLG: 0.476 (1, 9)	1-3 K		0-1 1B 3B		2-3 K		0-0 FC6-4 SH1-4 1B		1-2 F9	5 1 2 0 0 2 1 0 0 0 0 0 0 0																				
Dustin Hermanson, R OBP: 0.133, SLG: 0.103 (9, 1)																														
Deivi Cruz, R OBP: 0.329, SLG: 0.447 (1, 6)	2-2 E6 1-2		0-0 1B SF7 1B		0-1 G3-1		0-1 SH1-4		0-2 L5	4 1 1 1 0 0 1																				
Pedro Feliz, R OBP: 0.288, SLG: 0.454 (1, 3) (9, 5)	3-3 K 2-3		0-1 P3		0-0 L8		0-0 FC6-4 2-3		1-1 G1-3	5 0 0 0 0 1 4																				
Edgardo Alfonzo, R OBP: 0.336, SLG: 0.388 (1, 5)																														
J.T. Snow, L OBP: 0.417, SLG: 0.521 (9, 3)		2-3 K	0-0 FC5-4 1B			3-1 G5-3	1-1 F9			4 0 1 0 0 1 1 0 0 0 0 0 0 0																				
Marquis Grissom, R OBP: 0.316, SLG: 0.453 (1, 8)		1-3 K	0-0 SF7			1-2 HR		1-0 G6-3		3 1 1 2 0 1 0																				
Yorvit Torrealba, R OBP: 0.311, SLG: 0.426 (1, 2)		1-2 HR 1B	2-0 FC5-4 1-2f			2-1 F8	1-0 HR			4 2 2 1 0 0 1																				
Cody Ransom, R OBP: 0.300, SLG: 0.378 (1, 4)																														
Tyler Walker, R (6, 1)																														
Jason Christiansen, R (7, 1)																														
Barry Bonds, L (8, PH)		0-0 HR			2-3 K	1-2 FC5 BB 1B	4-0 IBB			3 1 2 2 0 1 0 0 0 0 0 0 0 0 0 0 0 0 0 0 0 0 0 0 0 1 0 0 0 0 0 0 0 0 0 0 0 0 0 0 0 0																				
Jim Brower, R (8, 1)																														
Ricky Ledesma, L (9, 9)																														
51 Noah Lowry, R OBP: 0.250, SLG: 0.313 (1, 1)		1-2 G4-3			0-1 P6	4-1 BB	3-1 F8			2 0 0 0 0 0 0 0 0 0 0 0 0 0 1 0 0 0 1 0 1																				
32 Kevin Correia, R OBP: 1.000, SLG: 2.000 (5, 1)																														
Ray Durham, S OBP: 0.349, SLG: 0.457 (6, PH) (6, 4)																														
Inning Stats	R: 0 E: 1 K: 2 S: 18	H: 1 LOB: 2 BB: 0 P: 27	R: 2 E: 0 K: 2 S: 18	H: 2 LOB: 0 BB: 0 P: 23	R: 3 E: 0 K: 0 S: 10	H: 4 LOB: 1 BB: 0 P: 13	R: 0 E: 0 K: 2 S: 10	H: 0 LOB: 0 BB: 0 P: 14	R: 0 E: 0 K: 1 S: 7	H: 0 LOB: 0 BB: 0 P: 9	R: 1 E: 0 K: 0 S: 13	H: 2 LOB: 2 BB: 1 P: 27	R: 0 E: 0 K: 0 S: 6	H: 1 LOB: 1 BB: 0 P: 7	R: 1 E: 0 K: 0 S: 6	H: 1 LOB: 1 BB: 1 P: 15	R: 0 E: 0 K: 0 S: 8	H: 0 LOB: 0 BB: 0 P: 10	1B: 6 2B: 1 3B: 1 HR: 4	SF: 1 SAC: 1 DP: 1 HBP: 0	WP: 0 PB: 0 SB: 0 CS: 1	PA: 40								
PITCHER	IP WLS BF H R ER SO BB IBB HBP BLK WP HR S P ERA WHIP														PITCHER	IP WLS BF H R ER SO BB IBB HBP BLK WP HR S P ERA WHIP														
Eric Milton, L ERA: 4.81 (1, 1)	5.2		27	9	6	6	7	1	0	0	0	0	3	74	108	9.53	1.765													
Rheal Cormier, L ERA: 4.14 (6, 1)	1.1		5	1	0	0	0	0	0	0	0	0	0	8	12	0.00	0.750													
Felix Rodriguez, R ERA: 3.14 (8, 1)	1.0	L	5	1	1	1	0	0	1	0	0	0	1	6	15	9.00	1.000													
Tim Worrell, R ERA: 4.07 (9, 1)	1.0		3	0	0	0	0	0	0	0	0	0	0	8	10	0.00	0.000													

San Francisco Giants @ Philadelphia Phillies
Citizens Bank Park, Philadelphia, PA

Sat Aug 14 2004, 1:20 PM EDT
Att. 43,712 - Unknown - 70 F

livebaseballscorecards.com

AB	36
R	7
H	11
RBI	7
BB	2
SO	7
LOB	12



Batter	1	2	3	4	5	6	7	8	9	AB R H RBI BB SO LOB
11 Jimmy Rollins, S OBP: 0.337, SLG: 0.417	0-1 1B		2-0 SF8 1B	2-2 FC5-4 1B		2-2 K			1-0 L9	5 1 3 1 0 1 0
Doug Glanville, R OBP: 0.267, SLG: 0.270	2-3 K		0-2 SF8	1-1 FC5-4			3-1 G5-3		1-2 1B	4 0 1 1 0 1 3
26 Chase Utley, L OBP: 0.303, SLG: 0.510	2-2 F8		3-1 1B		0-0 G4-3 WP HR 1B		3-3 K		1-2 G4-3	5 1 2 1 0 1 2
Bobby Abreu, L OBP: 0.414, SLG: 0.547	1-2 F8		1-3 K		2-0 G4-3		3-2 G2-3			4 0 0 0 0 1 3
Placido Polanco, R OBP: 0.346, SLG: 0.400		2-2 G4-6-3 1B		0-2 G4-3	3-2 HR			1-2 G3-1 SH2-4 1B		4 1 3 2 0 0 0
Tomas Perez, S OBP: 0.280, SLG: 0.448		2-3 K		1-2 G6-3	2-1 F7			0-1 SH2-4		3 0 0 0 0 1 1
Marlon Byrd, R OBP: 0.290, SLG: 0.309		1-1 G4-6-3		1-2 1B	1-3 K			2-1 G3-1		3 1 1 0 0 1 1
Rheal Cormier, L								1-2		0 0 0 0 0 0 0
Felix Rodriguez, R								2-3		0 0 0 0 0 0 0
Lou Collier, R OBP: 0.357, SLG: 0.308		1-2f								1 0 0 0 0 0 1
Tim Worrell, R										0 0 0 0 0 0 0
Todd Pratt, R OBP: 0.340, SLG: 0.281			4-0 FC1-6 BB	4-1 1B 1B BB		2-1 L4		0-0 G6-3		2 1 0 0 2 0 1
Eric Milton, L OBP: 0.189, SLG: 0.143			2-1 FC1-6 1B SF8	1-1 1B		1-0 L1				2 1 1 1 0 0 1
Jason Michaels, R OBP: 0.365, SLG: 0.328									3-3 K	2 0 0 0 0 1 0

Inning Stats	R: 0	H: 1	E: 0	LOB: 1	K: 1	P: 17	R: 0	H: 1	E: 0	LOB: 0	K: 1	P: 14	R: 2	H: 2	E: 0	LOB: 1	K: 1	P: 24	R: 2	H: 3	E: 0	LOB: 2	K: 0	P: 28	R: 2	H: 2	E: 0	LOB: 0	K: 1	P: 20	R: 0	H: 0	E: 0	LOB: 0	K: 1	P: 12	R: 0	H: 0	E: 0	LOB: 0	K: 1	P: 19	R: 0	H: 1	E: 0	LOB: 1	K: 0	P: 11	R: 0	H: 1	E: 0	LOB: 1	K: 1	P: 18	1B: 8	SF: 1	2B: 2	SAC: 1	3B: 0	DP: 1	HR: 1	HBP: 0
--------------	------	------	------	--------	------	-------	------	------	------	--------	------	-------	------	------	------	--------	------	-------	------	------	------	--------	------	-------	------	------	------	--------	------	-------	------	------	------	--------	------	-------	------	------	------	--------	------	-------	------	------	------	--------	------	-------	------	------	------	--------	------	-------	-------	-------	-------	--------	-------	-------	-------	--------

PITCHER	IP	WLS	BF	H	R	ER	SO	BB	IBB	HBP	BLK	WP	HR	S	P	ERA	WHIP
51 Noah Lowry, L ERA: 3.46	(1, 1)	4.2	24	9	6	6	3	2	0	0	0	1	1	61	99	11.57	2.357
32 Kevin Correia, R ERA: 11.7	(5, 1)	0.1	1	0	0	0	1	0	0	0	0	0	0	3	4	0.00	0.000
Tyler Walker, R ERA: 4.66	(6, 1)	1.1	4	0	0	0	1	0	0	0	0	0	0	9	17	0.00	0.000
Jason Christiansen, L ERA: 4.08	(7, 1)	0.2	W	2	0	0	1	0	0	0	0	0	0	8	14	0.00	0.000
Jim Brower, R ERA: 3.91	(8, 1)	1.0	H	4	1	0	0	0	0	0	0	0	0	8	11	0.00	1.000

BOTTOM

San Francisco Giants @ Philadelphia Phillies
 Citizens Bank Park, Philadelphia, PA

Sat Aug 14 2004, 1:20 PM EDT
 Att: 43,712 - Unknown - 70 F

livebaseballscorecards.com

AB	35
R	6
H	11
RBI	6
BB	2
SO	7
LOB	13

WP: 1 PA: 39
 PB: 0
 SB: 0
 CS: 0



Batter	1	2	3	4	5	6	7	8	9	AB R H RBI BB SO LOB	TOP		
Ray Durham, S (1, 4) OBP: 0.345, SLG: 0.451	3-3 K		0-0 F9			1-0 P5		1-1 L7		4 0 0 0 0 1 0			
J.T. Snow, L (1, 3) OBP: 0.418, SLG: 0.522	2-1 2B		0-1 F8			4-2 G4-6-3 BB		1-1 G6-3		3 0 1 0 1 0 0			
Edgardo Alfonzo, R (1, 5) OBP: 0.333, SLG: 0.384	1-1 F7		0-1 F9			0-1 G4-6-3 1-2f		1-0 F7		4 0 0 0 0 0 2			
Jim Brower, R (8, 1) OBP: 0.667, SLG: 0.500										0 0 0 0 0 0 0			
Dustin Hermanson, R (9, 1) OBP: 0.133, SLG: 0.103										0 0 0 0 0 0 0			
Barry Bonds, L (1, 7) OBP: 0.605, SLG: 0.774	4-0 IBB			0-0 F8			4-2 2B SF7 BB		2-2 G4-3	2 1 0 0 2 0 0			
A.J. Pierzynski, L (1, 2) OBP: 0.339, SLG: 0.457	0-2 F7			1-2 G4-3			1-0 SF7 2B 2B		0-0 F8	4 1 1 0 0 0 2			
Ricky Ledee, L (1, 9) OBP: 0.363, SLG: 0.462			0-1 FC5-4 1B		3-3 K		3-2 SF7		4-1 2B S BB	2 1 1 1 1 1 0			
Marquis Grissom, R (1, 8) OBP: 0.315, SLG: 0.449			2-2 F7		0-3 K		0-3 K		4-2 2B BB	3 0 0 0 1 2 2			
Cody Ransom, R (1, 6) OBP: 0.288, SLG: 0.362			0-0 FC5-4		2-3 K		4-0 2B IBB		3-1 2B	2 0 0 0 0 1 1			
Michael Tucker, L (7, PH) OBP: 0.383, SLG: 0.476									1-2 BB	0 0 0 0 1 0 0			
Scott Eyre, L (7, 1)										0 0 0 0 0 0 0			
Pedro Feliz, R (8, 5) OBP: 0.289, SLG: 0.458			1-2f						1-3 2H 2B	1 0 1 1 0 0 0			
Brett Tomko, R (1, 1) OBP: 0.159, SLG: 0.163			0-1 F9		1-3 K		1-0 2B		0-1 L9	2 0 0 0 0 1 1			
Deivi Cruz, R (7, PH) OBP: 0.331, SLG: 0.452							1-H 3-H 2B			2 0 1 1 0 0 2			
Inning Stats	R: 0 H: 1 E: 0 LOB: 2 K: 1 BB: 1 S: 12 P: 22	R: 0 H: 1 E: 0 LOB: 1 K: 0 BB: 0 S: 9 P: 11	R: 0 H: 0 E: 0 LOB: 0 K: 0 BB: 0 S: 5 P: 5	R: 0 H: 0 E: 0 LOB: 0 K: 1 BB: 0 S: 8 P: 12	R: 0 H: 0 E: 0 LOB: 0 K: 3 BB: 0 S: 10 P: 13	R: 0 H: 0 E: 0 LOB: 0 K: 0 BB: 1 S: 5 P: 10	R: 2 H: 2 E: 0 LOB: 2 K: 1 BB: 2 S: 12 P: 25	R: 0 H: 0 E: 0 LOB: 0 K: 0 BB: 0 S: 5 P: 8	R: 1 H: 1 E: 0 LOB: 2 K: 0 BB: 2 S: 14 P: 27	1B: 1 SF: 1 2B: 4 SAC: 0 3B: 0 DP: 1 HR: 0 HBP: 0	WP: 0 PA: 36 PB: 0 SB: 1 CS: 0		
PITCHER	IP WLS BF H R ER SO BB IBB HBP BLK WP HR S P ERA WHIP											PITCHER	IP WLS BF H R ER SO BB IBB HBP BLK WP HR S P ERA WHIP
Vicente Padilla, R (1, 1) ERA: 3.77	7.0 L 27 4 2 2 6 2 2 0 0 0 0 61 98 2.57 0.857												
Rheal Cormier, L (8, 1) ERA: 4.18	1.2 6 0 1 1 0 1 0 0 0 0 0 12 21 5.40 0.600												
Felix Rodriguez, R (9, 1) ERA: 3.12	0.1 3 1 0 0 0 1 0 0 0 0 0 7 14 0.00 6.000												

San Francisco Giants @ Philadelphia Phillies
Citizens Bank Park, Philadelphia, PA

Sun Aug 15 2004, 1:35 PM EDT
Att. 43,610 - Unknown - 75 F

livebaseballscorecards.com

AB	29
R	3
H	5
RBI	3
BB	6
SO	6
LOB	10



Batter	1	2	3	4	5	6	7	8	9	AB	R	H	RBI	BB	SO	LOB
11 Jimmy Rollins, S OBP: 0.338, SLG: 0.417	0-1 F8		0-0 G4-3 1B		4-2 BB		2-3 K			3	0	1	0	1	1	1
Doug Glanville, R OBP: 0.259, SLG: 0.262	0-2 G4-3		1-2 G4-3		0-0 F7			0-0 F7		4	0	0	0	0	0	4
26 Chase Utley, L OBP: 0.297, SLG: 0.500	0-1 G4-3		1-1 F8			0-1 F9		2-3 K		4	0	0	0	0	1	2
Bobby Abreu, L OBP: 0.417, SLG: 0.555		4-2 G4-3 BB		2-2 L7		1-0 HR		2-1 1B		3	1	2	1	1	0	0
Placido Polanco, R OBP: 0.342, SLG: 0.395		2-2 G4-3		0-0 L8		1-2 G1-6-3		1-1 F9		4	0	0	0	0	0	2
Mike Lieberthal, R OBP: 0.319, SLG: 0.419		2-1 P3		3-2 F7		0-0 F7			2-1 F8	4	0	0	0	0	0	1
Tomas Perez, S OBP: 0.272, SLG: 0.435		0-1 B3-1			1-3 K		2-3 K		0-1 F7	4	0	0	0	0	2	1
Marlon Byrd, R OBP: 0.293, SLG: 0.316			0-0 G4-3 1B		2-2 FC1-6-5 2B		2-2 P2		3-2 F9	4	0	2	0	0	0	0
Vicente Padilla, R OBP: 0.095, SLG: 0.095 Jason Michaels, R OBP: 0.369, SLG: 0.333 Rheal Cormier, L Felix Rodriguez, R			1-3 K		0-1 FC1-6-5 1B		3-2 11 WP 1B			2	0	0	0	0	1	2
										1	0	1	0	0	0	0
										0	0	0	0	0	0	0
										0	0	0	0	0	0	0

Inning Stats	R: 0	H: 0	E: 0	K: 0	S: 7	R: 0	H: 0	E: 0	K: 0	S: 12	R: 0	H: 2	E: 0	K: 1	S: 11	R: 0	H: 0	E: 0	K: 0	S: 7	R: 0	H: 1	E: 0	K: 1	S: 12	R: 1	H: 1	E: 0	K: 0	S: 7	R: 0	H: 1	E: 0	K: 2	S: 14	R: 0	H: 1	E: 0	K: 1	S: 9	R: 0	H: 0	E: 0	K: 0	S: 8	R: 0	H: 0	E: 0	K: 0	S: 8	1B: 4	SF: 0	2B: 1	SAC: 0	3B: 0	DP: 0	HR: 1	HBP: 0	WP: 1	PA: 35
--------------	------	------	------	------	------	------	------	------	------	-------	------	------	------	------	-------	------	------	------	------	------	------	------	------	------	-------	------	------	------	------	------	------	------	------	------	-------	------	------	------	------	------	------	------	------	------	------	------	------	------	------	------	-------	-------	-------	--------	-------	-------	-------	--------	-------	--------

PITCHER	IP	WLS	BF	H	R	ER	SO	BB	IBB	HBP	BLK	WP	HR	S	P	ERA	WHIP		
Brett Tomko, R ERA: 4.9	(1, 1)	6.0	W	24	4	1	1	2	2	0	0	0	0	1	0	56	81	1.50	1.000
Scott Eyre, L ERA: 4.33	(7, 1)	1.2	H	7	2	0	0	3	0	0	0	1	0	21	34	0.00	1.200		
Jim Brower, R ERA: 3.69	(8, 1)	0.1	H	1	0	0	0	0	0	0	0	0	0	2	3	0.00	0.000		
Dustin Hermanson, R ERA: 4.51	(9, 1)	1.0	S	3	0	0	0	0	0	0	0	0	0	8	13	0.00	0.000		


BOTTOM

San Francisco Giants @ Philadelphia Phillies
Citizens Bank Park, Philadelphia, PA

Sun Aug 15 2004, 1:35 PM EDT
Att: 43,610 - Unknown - 75 F

livebaseballscorecards.com

AB	33
R	1
H	6
RBI	1
BB	2
SO	5
LOB	13



Batter	1	2	3	4	5	6	7	8	9	AB R H RBI BB SO LOB	TOP
Craig Biggio, R (1, 7) OBP: 0.352, SLG: 0.462 16 Jason Lane, R (7, 7) OBP: 0.309, SLG: 0.398	1-0 G5-4-3 1B			0-0 2B	3-3 K		2-1 HBP			3 1 2 0 0 1 0 0 0 0 0 0 0 0	
Carlos Beltrán, S (1, 8) OBP: 0.355, SLG: 0.538	1-1 F9			0-2 2B	1-1 P3		0-0 G5-3			4 1 1 1 0 0 3	
5 Jeff Bagwell, R (1, 3) OBP: 0.370, SLG: 0.439	0-0 G5-4-3 1-2f			1-2 F8	0-1 G6-3			2-0 G5-3		4 0 0 0 0 0 2	
17 Lance Berkman, S (1, 9) OBP: 0.460, SLG: 0.538		1-1 P2		4-0 2B FC5-2		2-2 F8		2-2 G5-4-3 1B		3 0 1 0 1 0 0	
Jeff Kent, R (1, 4) OBP: 0.334, SLG: 0.477 4 Eric Bruntlett, R (8, 6) OBP: 0.379, SLG: 0.435		3-2 P3		2-2 FC5-2 2B		0-0 G6-3		0-0 G5-4-3 1-2f		4 1 1 1 0 0 1 0 0 0 0 0 0 0	
Morgan Ensberg, R (1, 5) OBP: 0.323, SLG: 0.392		1-0 P4		4-0 2B FC5-2 IBB		1-0 F8			2-1 P5	3 1 0 0 1 0 0	
Jose Vizcaino, S (1, 6) OBP: 0.313, SLG: 0.359			0-0 L6	0-1 FC5-2 2B			0-0 44 SH1 1B		0-1 1B	4 1 2 0 0 0 3	
Raul Chavez, R (1, 2) OBP: 0.233, SLG: 0.236			1-2 F8	2-1 2B		1 SAFE 1 SAFE F7			0-2 P3	4 0 1 3 0 0 2	
44 Roy Oswalt, R (1, 1) OBP: 0.179, SLG: 0.170 Mike Gallo, L (8, 1) Mike Lamb, L (9, PH) OBP: 0.359, SLG: 0.512 Dan Miceli, R (9, 1) OBP: 0.500, SLG: 0.500			1-1 G4-3	0-2 K			1-1 SH1		2-2 F7	2 0 0 0 0 1 1 0 0 0 0 0 0 0 1 0 0 0 0 0 1 0 0 0 0 0 0 0	
Inning Stats	R: 0 E: 0 K: 0 S: 4 H: 1 LOB: 0 BB: 0 P: 6	R: 0 E: 0 K: 0 S: 8 H: 0 LOB: 0 BB: 0 P: 13	R: 0 E: 0 K: 0 S: 6 H: 0 LOB: 0 BB: 0 P: 8	R: 5 E: 0 K: 1 S: 17 H: 4 LOB: 1 BB: 2 P: 30	R: 0 E: 0 K: 1 S: 7 H: 0 LOB: 0 BB: 0 P: 11	R: 0 E: 0 K: 0 S: 5 H: 0 LOB: 0 BB: 0 P: 8	R: 0 E: 0 K: 0 S: 6 H: 1 LOB: 2 BB: 0 P: 10	R: 0 E: 0 K: 0 S: 7 H: 1 LOB: 0 BB: 0 P: 11	R: 0 E: 0 K: 0 S: 10 H: 1 LOB: 1 BB: 0 P: 14	1B: 4 2B: 4 3B: 0 HR: 0 SF: 0 SAC: 1 DP: 2 HBP: 1	WP: 0 PB: 0 SB: 1 CS: 0 PA: 36
PITCHER	IP WLS BF H R ER SO BB IBB HBP BLK WP HR S P ERA WHIP										
Randy Wolf, L (1, 1) ERA: 4.23	7.0 L 29 6 5 5 2 1 1 1 0 0 0 0 53 86 6.43 1.000										
Roberto Hernandez, R (8, 1) ERA: 4.31	1.0 3 1 0 0 0 0 0 0 0 0 0 0 7 11 0.00 1.000										
Amaury Telemaco, R (9, 1) ERA: 4.74	1.0 4 1 0 0 0 0 0 0 0 0 0 0 10 14 0.00 1.000										

Houston Astros @ Philadelphia Phillies
Citizens Bank Park, Philadelphia, PA
Tue Aug 17 2004, 7:05 PM EDT
Att. 43,716 - Unknown - 81 F

livebaseballscorecards.com

AB	32
R	5
H	8
RBI	5
BB	2
SO	2
LOB	13



Batter	1	2	3	4	5	6	7	8	9	AB	R	H	RBI	BB	SO	LOB
11 Jimmy Rollins, S OBP: 0.337, SLG: 0.415 (1, 6)	1-2 G1-3 ①		2-2 FC5-4 1B		1-3 K ③			0-1 F7 ①		4	0	1	0	0	1	0
Placido Polanco, R OBP: 0.344, SLG: 0.399 (1, 4)	2-2 S 1B		1-2 FC5-4 1-2f			1-2 G4-3 2B		1-1 L5 ②		4	0	2	0	0	0	1
Bobby Abreu, L OBP: 0.415, SLG: 0.552 (1, 9)	3-3 K 1-2		0-1 F8 ③			1-3 K ①		2-1 K 1B		4	0	1	0	0	2	3
Jim Thome, L OBP: 0.393, SLG: 0.613 (1, 3)	4-2 BB			2-0 P5 ①		1-2 G4-3 ②		0-3 K ③		3	0	0	0	1	1	2
David Bell, R OBP: 0.362, SLG: 0.441 (1, 5)	1-3 K ③			1-0 1B		4-0 BB		2-1 F8 ①		3	0	1	0	1	1	2
Mike Lieberthal, R OBP: 0.316, SLG: 0.414 (1, 2)		1-2 P4 ①		3-3 K ②		1-0 P6 ③		1-1 P3 ②		4	0	0	0	0	1	3
Jason Michaels, R OBP: 0.360, SLG: 0.324 (1, 7)		2-2 F8 ②		2-1 G4-3 ③			0-1 L3 ①		3-2 K ③	4	0	0	0	0	1	1
Marlon Byrd, R OBP: 0.290, SLG: 0.312 (1, 8)		0-1 P5 ③			0-2 K ①		1-1 G5-3 ②			3	0	0	0	0	1	0
Randy Wolf, L OBP: 0.295, SLG: 0.548 (1, 1)			1-3 K ①		0-0 F9 ②		0-0 P6 ③			2	0	0	0	0	1	0
Lou Collier, R OBP: 0.333, SLG: 0.286 (7, PH)										1	0	0	0	0	0	0
Roberto Hernandez, R (8, 1)										0	0	0	0	0	0	0
Amaury Telemaco, R (9, 1)										0	0	0	0	0	0	0

Inning Stats	R: 0	H: 1	E: 0	K: 2	S: 16	R: 0	H: 0	E: 0	K: 0	S: 9	R: 0	H: 1	E: 0	K: 1	S: 13	R: 0	H: 1	E: 0	K: 1	S: 13	R: 0	H: 0	E: 0	K: 2	S: 8	R: 0	H: 1	E: 0	K: 1	S: 12	R: 0	H: 0	E: 0	K: 0	S: 5	R: 0	H: 1	E: 0	K: 1	S: 9	R: 0	H: 0	E: 0	K: 1	S: 7	1B: 4	SF: 0	2B: 1	SAC: 0	3B: 0	DP: 0	HR: 0	HBP: 0	WP: 0	PA: 34
--------------	------	------	------	------	-------	------	------	------	------	------	------	------	------	------	-------	------	------	------	------	-------	------	------	------	------	------	------	------	------	------	-------	------	------	------	------	------	------	------	------	------	------	------	------	------	------	------	-------	-------	-------	--------	-------	-------	-------	--------	-------	--------

PITCHER	IP	WLS	BF	H	R	ER	SO	BB	IBB	HBP	BLK	WP	HR	S	P	ERA	WHIP
44 Roy Oswalt, R ERA: 3.44 (1, 1)	7.2		30	5	0	0	7	2	0	0	0	0	0	82	121	0.00	0.913
Mike Gallo, L ERA: 4.74 (8, 1)	0.1		1	0	0	0	1	0	0	0	0	0	0	3	3	0.00	0.000
Dan Miceli, R ERA: 4.02 (9, 1)	1.0		3	0	0	0	1	0	0	0	0	0	0	7	13	0.00	0.000

BOTTOM

Houston Astros @ Philadelphia Phillies
Citizens Bank Park, Philadelphia, PA

Tue Aug 17 2004, 7:05 PM EDT
Att: 43,716 - Unknown - 81 F

livebaseballscorecards.com

AB	32
R	0
H	5
RBI	0
BB	2
SO	9
LOB	12



Batter	1	2	3	4	5	6	7	8	9	AB R H RBI BB SO LOB	TOP		
Craig Biggio, R OBP: 0.361, SLG: 0.463 Chad Qualls, R Mike Gallo, L Chad Harville, R Orlando Palmeiro, L Dan Miceli, R 4 Eric Brunetti, R OBP: 0.500, SLG: 0.500 OBP: 0.379, SLG: 0.435	(1, 7) C X 0-1 B2		(2) 3-2 G4-3	(2) 2-1 2B		(3) 0-3 K		(2) 3-3 K		4 0 1 1 0 1 1 0 1 0 0 0 0 0 1 3 0 0 0 0 0 0 0 0 0 0 0 0 0 0 0 0			
Carlos Beltrán, S OBP: 0.355, SLG: 0.540	(1, 8) B X 1-0 5 17 2B G6-3 1B		(3) 2-3 K	(2) 3-1 SF8			(1) 0-0 G6-3	(3) 1-0 2B		4 1 2 3 0 1 0			
5 Jeff Bagwell, R OBP: 0.369, SLG: 0.438	(1, 3) B SAFE 1 F D X 3-2 G6-3 1-2			17 G4-3 1B 2B			(2) 2-1 G5-3		(1) 0-0 F8	5 1 1 0 0 0 3			
17 Lance Berkman, S OBP: 0.459, SLG: 0.539	(1, 9) B X 1-0 2B			(1) 2-1 G4-3	(1) 2-1 F7		(2) 2-2 1B		(2) 2-1 G3-1	5 0 2 1 0 0 1			
Jeff Kent, R OBP: 0.333, SLG: 0.473 54 Brad Lidge, R	(1, 4) B SAFE C S 1-3 K			(1) 1-1 1B 1B	(2) 3-2 P3		(3) 0-1 G4-3		(3) 3-3 K	5 1 1 1 0 2 2 0 0 0 0 0 0 0			
Morgan Ensberg, R OBP: 0.327, SLG: 0.396	(1, 5) S X 0-1 CS 1B			(1) 1-0 1B 1B	(3) 1-1 F7					4 2 3 0 0 0 0			
Jose Vizcaino, S OBP: 0.313, SLG: 0.359	(1, 6) S SAFE 1 S X 0-1 G3			(1) 1-2 1B 1B		(1) 1-2 G4-3				3 2 1 1 0 0 1			
Brad Ausmus, R OBP: 0.300, SLG: 0.326 Mike Lamb, L OBP: 0.357, SLG: 0.509 Raul Chavez, R OBP: 0.233, SLG: 0.236	(1, 2) X 0-0 F9			(2) 4-2 1B 2B BB		(1) 1-0 2B		(1) 2-3 K		2 1 1 0 1 0 0 1 0 0 0 0 1 2 0 0 0 0 0 0 0			
Roger Clemens, R OBP: 0.241, SLG: 0.196 Pete Munro, R OBP: 0.190, SLG: 0.105 David Weathers, R 16 Jason Lane, R OBP: 0.312, SLG: 0.394	(1, 1) (4, PR) (4, 1) (6, PH) (6, 7) R: 1 H: 2 E: 0 LOB: 1 K: 1 BB: 0 S: 10 P: 16			(1) 3-1 2B SF8 1B		(2) 1-3 K				2 0 1 2 0 1 0 0 1 0 0 0 0 0 0 0 0 0 0 0 0 1 0 0 0 1 1 1			
Inning Stats	R: 1 H: 2 E: 0 LOB: 1 K: 1 BB: 0 S: 10 P: 16	R: 0 H: 1 E: 0 LOB: 0 K: 0 BB: 0 S: 5 P: 5	R: 0 H: 0 E: 0 LOB: 0 K: 2 BB: 0 S: 10 P: 16	R: 6 H: 6 E: 0 LOB: 2 K: 0 BB: 1 S: 20 P: 39	R: 0 H: 0 E: 0 LOB: 0 K: 0 BB: 0 S: 7 P: 13	R: 0 H: 1 E: 0 LOB: 1 K: 2 BB: 0 S: 10 P: 13	R: 0 H: 1 E: 0 LOB: 1 K: 0 BB: 0 S: 8 P: 12	R: 2 H: 2 E: 1 LOB: 2 K: 2 BB: 1 S: 15 P: 25	R: 0 H: 0 E: 0 LOB: 0 K: 1 BB: 0 S: 6 P: 11	1B: 8 SF: 1 2B: 5 SAC: 1 3B: 0 DP: 0 HR: 0 HBP: 0	WP: 0 PA: 41 PB: 0 SB: 0 CS: 1		
PITCHER	IP WLS BF H R ER SO BB IBB HBP BLK WP HR S P ERA WHIP											PITCHER	IP WLS BF H R ER SO BB IBB HBP BLK WP HR S P ERA WHIP
Cory Lidle, R ERA: 5.55	(1, 1) 3.1 0 18 8 7 7 3 1 0 0 0 0 0 38 62 18.90 2.700											Rheal Cormier, L ERA: 4.06	(8, 1) 1.2 B 5 1 0 0 2 0 0 0 0 0 0 7 14 0.00 1.500
Brian Powell, R ERA: 5.06	(4, 1) 0.2 3 1 0 0 0 0 0 0 0 0 0 0 7 14 0.00 1.500												
Amaury Telemaco, R ERA: 4.5	(5, 1) 2.0 7 1 0 0 2 0 0 0 0 0 0 0 17 26 0.00 0.500												
Todd Jones, R ERA: 4.22	(7, 1) 1.0 L 6 2 2 2 0 0 0 0 0 0 0 0 12 16 18.00 2.000												
Felix Rodriguez, R ERA: 3.1	(8, 1) 0.1 H 2 0 0 0 1 1 0 0 0 0 0 0 4 10 0.00 3.000												

Houston Astros @ Philadelphia Phillies
Citizens Bank Park, Philadelphia, PA
Wed Aug 18 2004, 7:05 PM EDT
Att. 43,895 - Unknown - 79 F

livebaseballscorecards.com

AB	37
R	9
H	13
RBI	9
BB	2
SO	8
LOB	14



Batter	1	2	3	4	5	6	7	8	9	AB	R	H	RBI	BB	SO	LOB
11 Jimmy Rollins, S OBP: 0.340, SLG: 0.420	1-0 WP 3B		0-1 SF8 1B	4-0 FC6-4 BB			1-0 F8	1-1 G3		4	2	2	1	1	0	0
Placido Polanco, R OBP: 0.345, SLG: 0.408	1-2 G1-3		2-0 2B 1B	0-1 FC6-4 1-2f			1-0 HR		0-3 K	5	2	2	1	0	1	2
Bobby Abreu, L OBP: 0.415, SLG: 0.551	4-0 CS BB		0-0 SF8				2-2 E 2B 1B		1-2 F7	3	1	1	1	1	1	0
Jim Thome, L OBP: 0.397, SLG: 0.616	1-2 K 1-2		0-0 1-H 2B				0-0 E7 2B 1B		4-2 2B BB	3	1	2	1	2	1	1
David Bell, R OBP: 0.365, SLG: 0.447		0-0 G6-3	4-0 BB			0-1 G5-4-3 1-2f	1-2 2B		1-1 2B	4	0	2	2	1	0	1
Mike Lieberthal, R OBP: 0.315, SLG: 0.410		2-2 G6-3	3-3 K				2-1 F7		1-0 HBP	4	0	0	0	0	2	3
Jason Michaels, R OBP: 0.352, SLG: 0.315		0-1 F8		2-1 G6-3			0-3 K		1-2 F8	4	0	0	0	0	2	1
Rheal Cormier, L										0	0	0	0	0	0	0
26 Chase Utley, L OBP: 0.296, SLG: 0.498										1	0	0	0	0	0	3
Marlon Byrd, R OBP: 0.296, SLG: 0.327			1-0 E5 1B	1-0 HR			1-2 HBP		0-3 K	3	2	2	1	0	1	0
Cory Lidle, R OBP: 0.229, SLG: 0.182			2-3 K	3-2 G4-3			1-3 K		1-1 F8	1	0	0	0	0	1	1
Brian Powell, R OBP: 0.125, SLG: 0.125										0	0	0	0	0	0	0
Lou Collier, R OBP: 0.313, SLG: 0.267										0	0	0	0	0	0	0
Amaury Telemaco, R										0	0	0	0	0	0	0
Tomás Pérez, S OBP: 0.270, SLG: 0.432										1	0	0	0	0	1	1
Todd Jones, L										0	0	0	0	0	0	0
Felix Rodriguez, R										0	0	0	0	0	0	0
Doug Glanville, R OBP: 0.257, SLG: 0.260										1	0	0	0	0	0	0

Inning Stats	R: 1	H: 1	E: 0	LOB: 0	K: 1	S: 7	P: 15	R: 0	H: 0	E: 0	LOB: 0	K: 0	S: 6	P: 8	R: 3	H: 4	E: 1	LOB: 2	K: 2	S: 12	P: 24	R: 1	H: 1	E: 0	LOB: 1	K: 0	S: 8	P: 18	R: 0	H: 0	E: 0	LOB: 0	K: 1	S: 8	P: 12	R: 0	H: 0	E: 0	LOB: 1	K: 2	S: 13	P: 17	R: 3	H: 4	E: 1	LOB: 1	K: 2	S: 17	P: 25	R: 0	H: 0	E: 0	LOB: 0	K: 1	S: 7	P: 9	R: 0	H: 1	E: 0	LOB: 3	K: 1	S: 13	P: 21	1B: 5	2B: 3	3B: 1	HR: 2	SF: 1	SAC: 0	DP: 1	HBP: 2	WP: 1	PA: 43
--------------	------	------	------	--------	------	------	-------	------	------	------	--------	------	------	------	------	------	------	--------	------	-------	-------	------	------	------	--------	------	------	-------	------	------	------	--------	------	------	-------	------	------	------	--------	------	-------	-------	------	------	------	--------	------	-------	-------	------	------	------	--------	------	------	------	------	------	------	--------	------	-------	-------	-------	-------	-------	-------	-------	--------	-------	--------	-------	--------

PITCHER	IP	WLS	BF	H	R	ER	SO	BB	IBB	HBP	BLK	WP	HR	S	P	ERA	WHIP
Roger Clemens, R ERA: 2.94	(1, 1)	3.0	15	5	4	4	3	2	0	0	0	1	0	25	47	12.00	2.333
David Weathers, R ERA: 4.65	(4, 1)	2.0	8	1	1	1	1	2	0	0	0	0	1	16	30	4.50	1.500
Chad Qualls, R ERA: 11.81	(6, 1)	1.1	H	6	1	1	2	0	0	1	0	0	1	15	21	6.75	0.750
Mike Gallo, L ERA: 4.97	(7, 1)	0.0		2	2	0	0	0	0	0	0	0	0	4	6	∞	∞
Chad Harville, R ERA: 5.67	(7, 1)	0.2	W	3	1	2	1	2	0	0	0	0	0	11	15	13.50	1.500

BOTTOM

Houston Astros @ Philadelphia Phillies
Citizens Bank Park, Philadelphia, PA

Wed Aug 18 2004, 7:05 PM EDT
Att: 43,895 - Unknown - 79 F

AB	35
R	8
H	11
RBI	7
BB	5
SO	10
LOB	13

livebaseballscores.com



Batter	1	2	3	4	5	6	7	8	9	AB	R	H	RBI	BB	SO	LOB	TOP										
Craig Biggio, R (1, 7) OBP: 0.351, SLG: 0.470 16 Jason Lane, R (8, 7) OBP: 0.312, SLG: 0.394	3-2 G4-3		1-2 G4-3 2B		1-1 G5-3		0-1 HR	2-0 L5		5	1	2	2	0	0	1											
Carlos Beltrán, S (1, 8) OBP: 0.360, SLG: 0.544	2-1 G3-1 1B		0-0 P5		1-1 2B		1-0 17 S HR 1B	4-2 17 S 2B BB		4	2	3	1	1	0	1											
17 Lance Berkman, S (1, 9) OBP: 0.458, SLG: 0.543	0-0 G3-1		3-2 G4-3		0-1 P5		3-2 HR	4-0 2B IBB		4	2	1	2	1	0	3											
Jeff Kent, R (1, 4) OBP: 0.336, SLG: 0.483	2-3 K		0-0 F8				0-0 G5-3 3B	1-1 1B	1-1 2B	5	1	3	2	0	1	2											
Mike Lamb, L (1, 3) OBP: 0.358, SLG: 0.509					2-2 P5		1-3 K	4-2 1B 4 HR BB	1-3 K	4	2	1	0	1	2	2											
Morgan Ensberg, R (1, 5) OBP: 0.325, SLG: 0.393					0-1 G6-3		1-1 G5-3	0-2 4 HR 1B	0-3 K	5	1	1	1	0	1	1											
4 Eric Bruntlett, R (1, 6) OBP: 0.382, SLG: 0.519					1-0 P3		1-2 G5-3	1-0 HR	0-3 K	4	1	1	3	1	1	0											
Raul Chavez, R (1, 2) OBP: 0.237, SLG: 0.241 Orlando Palmeiro, L (7, PH) OBP: 0.336, SLG: 0.350 Mike Gallo, L (7, 1) Kirk Bullinger, R (7, 1) Dan Miceli, R (8, 1) OBP: 0.500, SLG: 0.500 Jose Vizcaino, S (9, PH) OBP: 0.316, SLG: 0.371 54 Brad Lidge, R (9, 1)							1-0 G5-3 2B SH1-4 1B		2-1 K 3B	2	1	1	0	0	1	1											
Carlos Hernández, S (1, 1) David Weathers, R (5, 1) Chad Qualls, R (6, 1) Brad Ausmus, R (7, PH) OBP: 0.300, SLG: 0.326 (7, 2)							0-0 SH1-4	2-2 HR 1B	1-0 F9 K	1	0	0	0	0	0	1											
Inning Stats	R: 0 E: 0 K: 1 S: 11	H: 1 LOB: 1 BB: 0 P: 18	R: 1 E: 0 K: 1 S: 13	H: 1 LOB: 1 BB: 1 P: 22	R: 0 E: 0 K: 0 S: 9	H: 1 LOB: 1 BB: 0 P: 13	R: 0 E: 0 K: 0 S: 6	H: 0 LOB: 0 BB: 0 P: 9	R: 1 E: 0 K: 1 S: 10	H: 2 LOB: 1 BB: 0 P: 11	R: 1 E: 0 K: 1 S: 10	H: 1 LOB: 0 BB: 0 P: 13	R: 7 E: 0 K: 1 S: 24	H: 7 LOB: 0 BB: 1 P: 37	R: 2 E: 0 K: 1 S: 10	H: 1 LOB: 1 BB: 2 P: 23	R: 0 E: 0 K: 3 S: 12	H: 1 LOB: 1 BB: 0 P: 17	1B: 6 2B: 4 3B: 2 HR: 3	SF: 0 SAC: 1 DP: 0 HBP: 0	WP: 0 PB: 0 SB: 4 CS: 0	PA: 45					
PITCHER	IP	WLS	BF	H	R	ER	SO	BB	IBB	HBP	BLK	WP	HR	S	P	ERA	WHIP										
39 Brett Myers, R (1, 1) ERA: 5.5	6.1		29	9	6	6	3	1	0	0	0	0	1	67	100	8.53	1.579										
Roberto Hernandez, R (7, 1) ERA: 4.84	0.1	L	4	3	1	1	0	1	0	0	0	0	1	10	17	27.00	12.000										
Rheal Cormier, L (7, 1) ERA: 4.19	0.1		2	1	3	3	1	0	0	0	0	0	1	4	6	81.00	3.000										
Felix Rodriguez, R (8, 1) ERA: 3.38	1.0		6	1	2	2	1	1	1	0	0	0	0	10	23	18.00	2.000										
Tim Worrell, R (9, 1) ERA: 4.01	1.0		4	1	0	0	3	0	0	0	0	0	0	12	17	0.00	1.000										

Houston Astros @ Philadelphia Phillies
Citizens Bank Park, Philadelphia, PA
Thu Aug 19 2004, 1:05 PM EDT
Att. 43,543 - Overcast - 79 F

livebaseballscorecards.com

AB	40
R	12
H	15
RBI	11
BB	4
SO	8
LOB	13



Batter	1	2	3	4	5	6	7	8	9	AB	R	H	RBI	BB	SO	LOB
11 Jimmy Rollins, S OBP: 0.340, SLG: 0.419	1-0 G3 1B		2-1 G5-3 2B HBP	0-0 P6		2-1 G3		1-1 FC4-6 2B		4	2	1	0	0	0	3
Lou Collier, R OBP: 0.350, SLG: 0.474 Doug Glanville, R OBP: 0.262, SLG: 0.265	0-1 G3 1-2		0-1 G5-3 1-2 2-3		1-0 HR	1-2 1B		2-0 2B 1B		4	1	2	1	0	0	3
Bobby Abreu, L OBP: 0.415, SLG: 0.554	1-0 L8		3-1 HR 2B		2-1 E5 1B 1B	3-3 K		2-0 2B		5	2	2	4	0	1	2
Jim Thome, L OBP: 0.400, SLG: 0.623	3-1 G3-1		1-0 HR		0-0 BB 1B HBP 1B		1-0 F7	4-0 FC5-4 IBB		4	2	2	2	1	0	1
David Bell, R OBP: 0.365, SLG: 0.446 Tim Worrell, R		2-1 G6-3	0-0 1B		0-1 HBP BB 1B		1-2 F8	2-1 FC5-4		5	0	2	1	0	0	2
Placido Polanco, R OBP: 0.343, SLG: 0.403		2-1 F9	0-0 P5		4-1 G5-4-3 HBP BB		2-1 G4-3		0-2 G4-3	4	0	0	0	1	0	1
Marlon Byrd, R OBP: 0.301, SLG: 0.333		2-2 G1-3		2-2 2B	1-2 G5-4-3 HBP			1-1 FC4-6 1B 1B	0-1 G4-3	4	1	2	1	0	0	0
Todd Pratt, R OBP: 0.327, SLG: 0.269 Tomas Perez, S OBP: 0.268, SLG: 0.429			1-0 F9	1-2 P6	3-2 G5-4-3			1-3 K	2-2 G4-3	4	0	0	0	0	1	5
39 Brett Myers, R OBP: 0.220, SLG: 0.298 Roberto Hernández, R Rheal Cormier, L Felix Rodríguez, R 26 Chase Utley, L OBP: 0.289, SLG: 0.500			0-2 G5-3 11 HBP 2B 1B	1-3 K		0-3 K		0-1 FC4-6 1B		3	1	1	0	0	2	1

Inning Stats	R: 0	H: 1	E: 0	K: 0	S: 6	LOB: 1	BB: 0	P: 11	R: 0	H: 0	E: 0	K: 0	S: 7	LOB: 0	BB: 0	P: 13	R: 4	H: 4	E: 0	K: 0	S: 12	LOB: 1	BB: 0	P: 19	R: 0	H: 1	E: 0	K: 1	S: 12	LOB: 1	BB: 0	P: 16	R: 3	H: 3	E: 1	K: 0	S: 13	LOB: 1	BB: 1	P: 24	R: 0	H: 1	E: 0	K: 2	S: 16	LOB: 1	BB: 0	P: 22	R: 0	H: 0	E: 0	K: 0	S: 6	LOB: 0	BB: 0	P: 10	R: 3	H: 4	E: 0	K: 1	S: 13	LOB: 2	BB: 1	P: 26	R: 0	H: 0	E: 0	K: 0	S: 9	LOB: 0	BB: 0	P: 11	1B: 9	SF: 0	2B: 3	SAC: 0	3B: 1	DP: 0	HR: 2	HBP: 2	WP: 0	PA: 44
--------------	------	------	------	------	------	--------	-------	-------	------	------	------	------	------	--------	-------	-------	------	------	------	------	-------	--------	-------	-------	------	------	------	------	-------	--------	-------	-------	------	------	------	------	-------	--------	-------	-------	------	------	------	------	-------	--------	-------	-------	------	------	------	------	------	--------	-------	-------	------	------	------	------	-------	--------	-------	-------	------	------	------	------	------	--------	-------	-------	-------	-------	-------	--------	-------	-------	-------	--------	-------	--------

PITCHER	IP	WLS	BF	H	R	ER	SO	BB	IBB	HBP	BLK	WP	HR	S	P	ERA	WHIP
Carlos Hernández, L ERA: 8.1	(1, 1)		24	9	7	6	1	1	0	1	0	0	2	44	73	13.50	2.500
David Weathers, R ERA: 4.57	(5, 1)		2	0	0	0	0	0	0	1	0	0	0	6	10	0.00	0.000
Chad Qualls, R ERA: 9.95	(6, 1)	W	4	1	0	0	2	0	0	0	0	0	0	16	22	0.00	1.000
Mike Gallo, L ERA: 4.93	(7, 1)	H	1	0	0	0	0	0	0	0	0	0	0	1	2	0.00	0.000
Kirk Bullinger, R ERA: 4.76	(7, 1)	H	9	4	3	3	1	0	1	0	0	0	0	16	30	20.25	3.000

BOTTOM

Houston Astros @ Philadelphia Phillies
Citizens Bank Park, Philadelphia, PA

Thu Aug 19 2004, 1:05 PM EDT
Att. 43,543 - Overcast - 79 F

livebaseballscorecards.com

AB	40
R	10
H	14
RBI	10
BB	2
SO	4
LOB	18



Batter	1	2	3	4	5	6	7	8	9	AB R H RBI BB SO LOB	TOP											
11 Jimmy Rollins, S OBP: 0.341, SLG: 0.418 (1, 6)	1-0 G6-3		4-2 BB			2-2 HR 1B		0-0 G6-3		3 1 1 0 1 0 0	Philadelphia Phillies @ Milwaukee Brewers Miller Park, Milwaukee, WI Fri Aug 20 2004, 7:05 PM CDT Att. 22,559 - Sunny - 64 F											
Placido Polanco, R OBP: 0.339, SLG: 0.399 (1, 4)	2-2 G5-3		0-1 G1-3			0-0 F9		1-1 L7		4 0 0 0 0 0 2												
Bobby Abreu, L OBP: 0.416, SLG: 0.559 (1, 9)	4-2 S BB					3-2 HR 1-H		2-2 P5		3 1 1 2 1 1 0												
Jim Thome, L OBP: 0.398, SLG: 0.626 (1, 3)	1-2 F8					1-1 G4-3		1-0 HR		4 1 1 1 0 1 1												
David Bell, R OBP: 0.364, SLG: 0.444 (1, 5)						3-2 G4-3		0-0 1B		4 0 1 0 0 1 0												
Mike Lieberthal, R OBP: 0.314, SLG: 0.413 (1, 2)						1-1 1B 3B		1-2 P5		4 1 1 0 0 0 1												
Lou Collier, R OBP: 0.391, SLG: 0.476 (1, 7)						0-0 B5-3 1B		4-2 G6-3 BB		2 0 1 1 1 1 0												
Doug Glanville, R OBP: 0.261, SLG: 0.263 (7, 7)						3-H		0-3 K		1 0 0 0 0 1 1												
Marlon Byrd, R OBP: 0.298, SLG: 0.330 (1, 8)						2-3 K		3-2 G6-3 1-2f		3 0 0 0 0 2 2												
Eric Milton, L OBP: 0.182, SLG: 0.137 (1, 1)						1-1 B5-3		2-1 L8		2 0 0 0 0 1 1												
Jason Michaels, R OBP: 0.350, SLG: 0.313 (8, PH)						1-1 1-1f				1 0 0 0 0 0 0												
Todd Jones, L (8, 1)										0 0 0 0 0 0 0												
Tim Worrell, R (9, 1)										0 0 0 0 0 0 0												
Inning Stats	R: 0 E: 0 K: 0 S: 15	H: 0 LOB: 1 BB: 1 P: 23	R: 0 E: 0 K: 1 S: 9	H: 0 LOB: 0 BB: 0 P: 13	R: 0 E: 0 K: 2 S: 13	H: 0 LOB: 1 BB: 1 P: 20	R: 0 E: 0 K: 2 S: 11	H: 0 LOB: 0 BB: 0 P: 17	R: 1 E: 0 K: 1 S: 8	H: 2 LOB: 0 BB: 0 P: 12	R: 2 E: 0 K: 1 S: 12	H: 2 LOB: 0 BB: 0 P: 20	R: 0 E: 0 K: 0 S: 8	H: 0 LOB: 0 BB: 1 P: 18	R: 0 E: 0 K: 0 S: 5	H: 0 LOB: 0 BB: 0 P: 8	R: 1 E: 0 K: 1 S: 11	H: 2 LOB: 1 BB: 0 P: 15	1B: 3 2B: 1 3B: 1 HR: 2	SF: 0 SAC: 0 DP: 2 HBP: 0	WP: 0 PB: 0 SB: 1 CS: 0	PA: 34
PITCHER	IP WLS BF H R ER SO BB IBB HBP BLK WP HR S P ERA WHIP																					
Doug Davis, L ERA: 3.68 (1, 1)	7.0 L 26 4 3 3 7 3 0 0 0 0 0 1 76 123 3.86 1.000																					
Dave Burba, R ERA: 3.48 (8, 1)	2.0 8 2 1 1 1 0 0 0 0 0 0 1 16 23 4.50 1.000																					

livebaseballscorecards.com

AB	31
R	4
H	6
RBI	4
BB	3
SO	8
LOB	8



Batter	1	2	3	4	5	6	7	8	9	AB	R	H	RBI	BB	SO	LOB
Scott Podsednik, L (1, 8) OBP: 0.318, SLG: 0.382	2-1 G4-3		2-1 SF8 3B		2-1 G5-3			2-2 G1-3		4	1	1	0	0	0	0
Brady Clark, R (1, 9) OBP: 0.369, SLG: 0.362	4-2 1B S BB		0-2 SF8			0-0 P4		3-2 F8		2	0	0	1	1	0	0
Lyle Overbay, L (1, 3) OBP: 0.398, SLG: 0.506	1-2 1-3 1B		0-0 P3			3-2 G4-3		0-1 L8		4	0	1	0	0	0	0
2 Bill Hall, R (1, 4) OBP: 0.288, SLG: 0.412	2-3 K			2-1 L6		1-2 2B		0-0 G3-1		4	0	1	0	0	1	2
Geoff Jenkins, L (1, 7) OBP: 0.308, SLG: 0.436	3-2 L8			1-1 F9		2-0 G5-3		0-1 G3-1		4	0	0	0	0	0	3
Wes Helms, R (1, 5) OBP: 0.329, SLG: 0.335		2-2 F8		2-2 1B		3-2 F8		0-3 K		3	0	1	0	0	0	0
Russell Branyan, L (9, PH) OBP: 0.365, SLG: 0.804										1	0	0	0	0	1	0
Craig Counsell, L (1, 6) OBP: 0.349, SLG: 0.334		2-3 K		2-2 P6		1-2 F8				3	0	0	0	0	1	1
Chad Moeller, R (1, 2) OBP: 0.271, SLG: 0.321		1-0 F9			1-3 K		1-1 HR			3	1	1	1	0	1	0
Doug Davis, R (1, 1) OBP: 0.038, SLG: 0.020			0-3 K		1-0 G6-3		1-3 K			2	0	0	0	0	1	0
Chris Magruder, S (7, PH) OBP: 0.361, SLG: 0.379										1	0	0	0	0	1	0
Dave Burba, R (8, 1)										0	0	0	0	0	0	0

Inning Stats	R: 0	H: 1	E: 0	K: 1	S: 17	R: 0	H: 0	E: 0	K: 1	S: 7	R: 1	H: 1	E: 0	K: 1	S: 11	R: 0	H: 1	E: 0	K: 0	S: 11	R: 0	H: 0	E: 0	K: 1	S: 7	R: 0	H: 1	E: 0	K: 1	S: 9	R: 1	H: 1	E: 0	K: 1	S: 15	R: 0	H: 0	E: 0	K: 0	S: 11	R: 0	H: 0	E: 0	K: 1	S: 6	R: 0	H: 0	E: 0	K: 1	S: 6	1B: 2	SF: 1	2B: 1	SAC: 0	3B: 1	DP: 0	HR: 1	HBP: 0	WP: 0	PA: 33
--------------	------	------	------	------	-------	------	------	------	------	------	------	------	------	------	-------	------	------	------	------	-------	------	------	------	------	------	------	------	------	------	------	------	------	------	------	-------	------	------	------	------	-------	------	------	------	------	------	------	------	------	------	------	-------	-------	-------	--------	-------	-------	-------	--------	-------	--------

PITCHER	IP	WLS	BF	H	R	ER	SO	BB	IBB	HBP	BLK	WP	HR	S	P	ERA	WHIP
Eric Milton, L (1, 1) ERA: 4.71	7.0	W	27	5	2	2	5	1	0	0	0	0	1	77	119	2.57	0.857
Todd Jones, R (8, 1) ERA: 4.15	1.0	H	3	0	0	0	0	0	0	0	0	0	0	11	16	0.00	0.000
Tim Worrell, R (9, 1) ERA: 3.94	1.0	S	3	0	0	0	1	0	0	0	0	0	0	6	6	0.00	0.000

BOTTOM

Philadelphia Phillies @ Milwaukee Brewers
Miller Park, Milwaukee, WI

Fri Aug 20 2004, 7:05 PM CDT
Att. 22,559 - Sunny - 64 F

AB 31
R 2
H 5
RBI 2
BB 1
SO 6
LOB 6



Batter	1	2	3	4	5	6	7	8	9	AB R H RBI BB SO LOB	TOP																	
11 Jimmy Rollins, S OBP: 0.341, SLG: 0.415 (1, 6)	0-3 K	3-3 K		4-1 BB		2-2 F7		0-0 F9	4-2 S BB	4 0 0 0 2 2 4																		
Jason Michaels, R OBP: 0.355, SLG: 0.322 Tim Worrell, R (1, 7) (9, 1)	4-1 BB BB		0-0 G3 1B	1-1 F9			0-0 P6	3-2 26 3B 2B	3-1 F8	5 1 2 1 1 0 3 0 0 0 0 0 0 0																		
Bobby Abreu, L OBP: 0.415, SLG: 0.556 (1, 9)	1-3 K		3-1 G3		4-1 26 G4-3 2B BB		0-1 26 G4-3 1B	1-2 F7		4 2 1 0 1 1 4																		
Jim Thome, L OBP: 0.398, SLG: 0.622 (1, 3)	4-2 BB		1-1 P5		3-2 G3		2-1 G4-3	4-0 26 3B IBB		3 1 0 0 2 0 3																		
26 Chase Utley, L OBP: 0.306, SLG: 0.510 Rheal Cormier, L Doug Glanville, R (1, 4) (8, 1) (9, 7)	2-2 G3		4-2 FC5-4 BB		0-0 G4-3		3-1 2-H 1B	1-2 1-H 2-H 3-H 1B 3B		4 1 2 4 1 0 3 0 0 0 0 0 0 0 0 0 0 0 0 0 0																		
David Bell, R OBP: 0.365, SLG: 0.446 (1, 5)		2-1 P4	1-1 FC5-4		1-2 2B		3-2 P2	1-0 1B		5 0 2 2 0 0 3																		
Mike Lieberthal, R OBP: 0.317, SLG: 0.420 (1, 2)		4-0 1B BB		3-2 G4-3 2B		0-0 G5-3		1-2 1B 2B		4 1 2 0 1 0 2																		
Marlon Byrd, R OBP: 0.297, SLG: 0.327 (1, 8)		1-2 P2		2-2 G4-3		1-3 K		0-0 11 F9 2B 1B	3-2 G4-3	5 1 1 1 0 1 2																		
Vicente Padilla, R OBP: 0.130, SLG: 0.130 Lou Collier, R Amaury Telemaco, R Geoff Geary, R Placido Polanco, R (1, 1) (8, PH) (6, 1) (7, 1) (8, PH) (8, 4)		1-1 1B		0-3 K		1-2 P3		1-0 2B 26 3B 1B	1-1 G5-3	2 0 1 0 0 1 1 1 0 2 1 1 0 0 0 0																		
Inning Stats	R: 0 E: 0 K: 2 S: 13	H: 0 LOB: 2 BB: 2 P: 24	R: 0 E: 0 K: 1 S: 11	H: 1 LOB: 2 BB: 1 P: 22	R: 0 E: 0 K: 0 S: 9	H: 1 LOB: 2 BB: 1 P: 18	R: 0 E: 0 K: 1 S: 12	H: 1 LOB: 2 BB: 1 P: 22	R: 1 E: 0 K: 0 S: 10	H: 1 LOB: 1 BB: 1 P: 18	R: 0 E: 0 K: 1 S: 9	H: 0 LOB: 0 BB: 0 P: 13	R: 1 E: 0 K: 0 S: 11	H: 2 LOB: 1 BB: 0 P: 19	R: 6 E: 0 K: 0 S: 20	H: 6 LOB: 1 BB: 1 P: 33	R: 0 E: 0 K: 0 S: 10	H: 0 LOB: 1 BB: 1 P: 21	1B: 7 2B: 4 3B: 1 HR: 0	SF: 0 SAC: 0 DP: 0 HBP: 0	WP: 0 PA: 47 PB: 0 SB: 1 CS: 0							
PITCHER	IP WLS BF H R ER SO BB IBB HBP BLK WP HR S P ERA WHIP											PITCHER	IP WLS BF H R ER SO BB IBB HBP BLK WP HR S P ERA WHIP															
Wes Obermuller, R ERA: 6.2 (1, 1)	5.0		25	4	1	1	4	6	0	0	0	0	0	0	55	104	1.80	2.000										
Travis Phelps, R ERA: 18.0 (6, 1)	2.0		11	5	4	4	1	0	0	0	0	0	0	0	25	39	18.00	2.500										
Luis Vizcaino, R ERA: 3.95 (8, 1)	1.0	L	7	3	3	3	0	0	1	0	0	0	0	0	15	26	27.00	3.000										
Jeff Bennett, R ERA: 4.66 (9, 1)	1.0		4	0	0	0	0	1	0	0	0	0	0	0	10	21	0.00	1.000										

Philadelphia Phillies @ Milwaukee Brewers
Miller Park, Milwaukee, WI
Sat Aug 21 2004, 6:05 PM CDT
Att. 30,841 - Sunny - 68 F

AB	39
R	8
H	12
RBI	8
BB	8
SO	5
LOB	25



Batter	1	2	3	4	5	6	7	8	9	AB R H RBI BB SO LOB
Scott Podsednik, L (1, 8) OBP: 0.318, SLG: 0.380	1-3 K		2-1 L6		4-0 2B FC5-2 IBB		0-3 K			3 1 0 0 1 2 1
2 Bill Hall, R (1, 4) OBP: 0.284, SLG: 0.406	0-3 K		0-1 F9		1-0 2B FC5-2		1-2 G6-3			4 1 0 0 0 1 4
Lyle Overbay, L (1, 3) OBP: 0.398, SLG: 0.507	0-2 G3			4-2 BB G4-6-3	0-0 2B			1-3 K		3 1 1 3 1 1 0
Russell Branyan, L (1, 5) OBP: 0.357, SLG: 0.780		0-3 K		1-3 K	1-1 2B			3-3 K		4 0 1 1 1 0 3 1
Geoff Jenkins, L (1, 7) OBP: 0.306, SLG: 0.433		0-2 G3		0-0 G4-6-3	0-1 F8			0-1 G4-3		4 0 0 0 0 0 2
Ben Grieve, L (1, 9) OBP: 0.364, SLG: 0.408		1-3 K			1-0 1B 2B	2-2 P3			3-3 K	3 1 1 0 0 1 0 1 0 0 0 0 1 0
Brady Clark, R (8, 9) OBP: 0.368, SLG: 0.360										
Craig Counsell, L (1, 6) OBP: 0.348, SLG: 0.333			3-2 G3 2B 1B		2-3 K	1-0 G4-3			1-2 G5-3	4 1 1 0 0 1 1
Gary Bennett, R (1, 2) OBP: 0.274, SLG: 0.285			1-0 G3		2-2 2B FC5-2 1B	1-2 G1-3			1-0 2B	4 0 2 0 0 0 1
Wes Obermueller, R (1, 1) OBP: 0.370, SLG: 0.481			0-2 2B		1-0 2B FC5-2		2-3 K		0-3 K	1 0 1 1 0 0 0 1 1 1 1 0 0 0 1 0 0 0 0 1 0 0 0 0 0 0 0 0 0 0 0 0 0 0 0 1 0 0 0 0 1 1
Chris Mauer, S (5, PH) OBP: 0.378, SLG: 0.433										
Travis Phelps, R (6, 1)										
Luis Vizcaino, R (8, 1)										
Jeff Bennett, R (9, 1)										
Wes Helms, R (9, PH) OBP: 0.328, SLG: 0.333			2-H 2B		1-3 2B					

BOTTOM

Philadelphia Phillies @ Milwaukee Brewers
 Miller Park, Milwaukee, WI
 Sat Aug 21 2004, 6:05 PM CDT
 Att: 30,841 - Sunny - 68 F

livebaseballscores.com

AB	34
R	6
H	8
RBI	6
BB	2
SO	12
LOB	11



Inning Stats	R: 0	H: 0	E: 0	K: 2	S: 9	H: 0	LOB: 0	BB: 0	P: 10	R: 0	H: 0	E: 0	K: 2	S: 9	R: 1	H: 2	E: 0	K: 0	S: 11	R: 0	H: 0	E: 0	K: 1	S: 7	R: 5	H: 5	E: 0	K: 1	S: 14	R: 0	H: 0	E: 0	K: 0	S: 8	R: 0	H: 0	E: 0	K: 2	S: 10	R: 0	H: 0	E: 0	K: 2	S: 9	R: 0	H: 1	E: 0	K: 2	S: 11	1B: 3	2B: 5	3B: 0	HR: 0	SF: 0	SAC: 0	DP: 1	HBP: 0	WP: 0	PA: 36
--------------	------	------	------	------	------	------	--------	-------	-------	------	------	------	------	------	------	------	------	------	-------	------	------	------	------	------	------	------	------	------	-------	------	------	------	------	------	------	------	------	------	-------	------	------	------	------	------	------	------	------	------	-------	-------	-------	-------	-------	-------	--------	-------	--------	-------	--------

PITCHER	IP	WLS	BF	H	R	ER	SO	BB	IBB	HBP	BLK	WP	HR	S	P	ERA	WHIP
Vicente Padilla, R (1, 1) ERA: 4.23	5.0		23	7	6	6	6	1	1	0	0	0	0	50	75	10.80	1.600
Amaury Telemaco, R (6, 1) ERA: 4.39	1.0		3	0	0	0	0	0	0	0	0	0	0	8	12	0.00	0.000
Geoff Geary, R (7, 1) ERA: 6.89	1.0	W	3	0	0	0	2	0	0	0	0	0	0	10	13	0.00	0.000
Rheal Cormier, L (8, 1) ERA: 4.12	1.0	H	3	0	0	0	2	0	0	0	0	0	0	9	13	0.00	0.000
Tim Worrell, R (9, 1) ERA: 3.88	1.0	S	4	1	0	0	2	0	0	0	0	0	0	11	16	0.00	1.000

Batter	1	2	3	4	5	6	7	8	9	10	AB R H RBI BB SO LOB	TOP												
11 Jimmy Rollins, S OBP: 0.341, SLG: 0.415	(1, 6) B S B B X P4		(1, 2) C S X E3 1B	(1, 2) B SAFE SAFE SAFE SAFE BB			(1, 1) C B X G3		(1, 0) B X L8	(1, 0) B X 2B	5 1 1 1 1 0 0													
Placido Polanco, R OBP: 0.335, SLG: 0.394	(1, 4) C X P4		(1, 2) D SAFE SAFE SAFE SAFE G6-3	(1, 2) G5-3			(2, 1) B B C X L9		(0, 1) C X G4-3	(0, 1) F X SF9	5 0 0 1 0 0 4													
Bobby Abreu, L OBP: 0.415, SLG: 0.551	(1, 9) C B B B X K		(4, 0) B B B B 1B BB		(2, 2) C C F B X F7		(4, 1) B B F B B 1B BB		(1, 1) C B X L8	(0, 1) G6-3	4 1 0 0 2 1 1													
Jim Thome, L OBP: 0.402, SLG: 0.622		(1, 0) B X P5	(1, 0) B X 1B 1B	(4, 1) B B B B BB		(1, 2) B F C X 2B 1B		(4, 1) B B B B 1B BB		(4, 1) B B B B 1B BB	3 1 2 1 2 0 0													
David Bell, R OBP: 0.367, SLG: 0.451		(2, 3) K	(1, 2) 1-2 2-H 1B	(1, 2) P3		(2, 2) B B D C X 2B		(1, 0) B X P3		(1, 0) B X BB 1B FC6-2 1B	5 0 3 1 0 1 1													
Jason Michaels, R OBP: 0.351, SLG: 0.318		(1, 2) G4-3		(0, 0) F8	(1, 0) G5-3		(1, 0) B X P3		(1, 1) L B X FC6-2 26 1B BB 1B		5 1 1 1 0 0 3													
Todd Pratt, R OBP: 0.333, SLG: 0.278			(1, 2) C B C X HR 1B	(1, 0) B X 1B		(2, 3) B B C F C K		(3, 2) B B S T B X G6-3		(4, 0) B B B B FC6-2 26 1B BB	4 1 2 0 0 1 0 0 1 0 0 1 0 0 0 0 0 0 0 0 0	AB 41 R 9 H 12 RBI 9 BB 6 SO 6 LOB 14												
Lou Collier, R OBP: 0.400, SLG: 0.455																								
Mike Lieberthal, R OBP: 0.317, SLG: 0.420																								
Doug Glanville, R OBP: 0.265, SLG: 0.290			(3, 1) B F B B X HR	(0, 1) C X 11 S 1B		(1, 3) B F C S K		(2, 2) B B C S X L3		(0, 0) X FC6-2 26 1B 11 2B	5 2 2 2 0 1 3													
Randy Wolf, L OBP: 0.277, SLG: 0.511			(0, 3) C C C X K	(0, 3) S F F K		(2, 2) B B S F B X F8		(1, 2) M S F B X G4-3		(2, 2) B B F F X 11 2B SF9 1B	3 0 0 0 0 2 2 0 0 0 0 0 0 0 1 0 1 1 1 2 0 0 0 0 0 0 0 0 0 0 0 0 0 0 0 0 0													
Rheal Cormier, L OBP: 0.267, SLG: 0.426																								
Tomas Perez, S OBP: 0.309, SLG: 0.512																								
Todd Jones, L OBP: 0.309, SLG: 0.512																								
Felix Rodriguez, R OBP: 0.309, SLG: 0.512																								
26 Chase Utley, L OBP: 0.309, SLG: 0.512																								
Roberto Hernandez, R OBP: 0.309, SLG: 0.512																								
Tim Worrell, R OBP: 0.309, SLG: 0.512																								
Inning Stats	R: 0 E: 0 K: 1 S: 7	H: 0 LOB: 0 BB: 0 P: 12	R: 0 E: 0 K: 1 S: 7	H: 0 LOB: 0 BB: 0 P: 11	R: 3 E: 1 K: 1 S: 19	H: 4 LOB: 2 BB: 1 P: 33	R: 0 E: 0 K: 1 S: 10	H: 2 LOB: 3 BB: 1 P: 15	R: 0 E: 0 K: 2 S: 9	H: 0 LOB: 0 BB: 0 P: 14	R: 1 E: 0 K: 0 S: 13	H: 2 LOB: 2 BB: 1 P: 24	R: 0 E: 0 K: 0 S: 9	H: 0 LOB: 0 BB: 0 P: 15	R: 0 E: 0 K: 5 S: 5	H: 0 LOB: 0 BB: 0 P: 7	R: 5 E: 0 K: 0 S: 15	H: 4 LOB: 1 BB: 2 P: 28	1B: 9 2B: 2 3B: 0 HR: 1	SF: 1 SAC: 0 DP: 0 HBP: 0	WP: 0 PB: 0 SB: 2 CS: 0	PA: 48		
PITCHER	IP WLS BF H R ER SO BB IBB HBP BLK WP HR S P ERA WHIP																							
Victor Santos, R ERA: 4.11	(1, 1) 6.2																							
Dave Burba, R ERA: 3.41	(7, 1) 1.1																							
Dan Kolb, R ERA: 2.53	(9, 1) 1.0	L																						
Mike Adams, R ERA: 3.1	(10, 1) 1.0																							

Philadelphia Phillies @ Milwaukee Brewers
Miller Park, Milwaukee, WI
Sun Aug 22 2004, 1:05 PM CDT
Att: 32,411 - Cloudy - 74 F

livebaseballscores.com



BOTTOM

Philadelphia Phillies @ Milwaukee Brewers

Miller Park, Milwaukee, WI

Sun Aug 22 2004, 1:05 PM CDT
Att. 32,411 - Cloudy - 74 F

livebaseballscores.com

AB	35
R	6
H	7
RBI	6
BB	6
SO	6
LOB	15



WP:	0	PA:	43
PB:	0		
SB:	0		
CS:	0		

AB R H RBI BB SO LOB

4 0 0 0 1 0 1

5 0 1 0 0 0 1

3 1 1 0 1 1 0

3 1 0 0 2 1 1

2 1 0 0 1 0 0

5 1 2 2 0 1 2

5 1 2 1 0 2 2

3 1 1 3 0 0 2

2 0 0 0 0 1 2

1 0 0 0 1 0 0

1B: 4 SF: 1
2B: 1 SAC: 1
3B: 1 DP: 1
HR: 1 HBP: 0

Batter	1	2	3	4	5	6	7	8	9	10
Scott Podsednik, L OBP: 0.317, SLG: 0.377 (1, 8)	L8		F7		G4-3 BB		F8		P6	
2 Bill Hall, R OBP: 0.283, SLG: 0.403 (1, 6)	P4		F7		G4-3			SH1-4 1B	G3-1	
Brady Clark, R OBP: 0.370, SLG: 0.364 (1, 9) (10, 8)	K				F7			SH1-4	G3-1 1B	2B
Russell Branyan, L OBP: 0.361, SLG: 0.736 (1, 5)		P5			K		P6			G3-1 1B
Wes Helms, R OBP: 0.328, SLG: 0.330 (1, 3) Dave Burba, R (7, 1) Ben Grieve, L (8, PH) Dan Kolb, R (9, 1) Mike Adams, R (10, 1) Geoff Jenkins, L (10, 7)		1B BB			F7		F9		F8	G3-1
Chris Magruder, S OBP: 0.381, SLG: 0.429 (1, 7) (10, 9)		1B 1B			E1 HR		P6		K	DI 1B
Trent Durrington, R OBP: 0.300, SLG: 0.464 (1, 4)					K			SF8 3B	K	F8
Gary Bennett, R OBP: 0.273, SLG: 0.303 (1, 2)		L7			HR		SF8		F7	
Victor Santos, R OBP: 0.125, SLG: 0.100 (1, 1) Lyle Overbay, L (7, 3) ERA: 3.31 OBP: 0.399, SLG: 0.506		FC6-4			K		L9			BB

Inning Stats	R: 0	H: 0	E: 0	K: 1	S: 7	H: 0	LOB: 0	BB: 0	P: 12	R: 1	H: 2	E: 0	K: 0	S: 19	H: 2	LOB: 2	BB: 1	P: 29	R: 0	H: 0	E: 0	K: 1	S: 15	H: 0	LOB: 1	BB: 1	P: 25	R: 2	H: 1	E: 1	K: 2	S: 15	H: 0	LOB: 0	BB: 0	P: 19	R: 0	H: 0	E: 0	K: 0	S: 6	H: 0	LOB: 0	BB: 1	P: 11	R: 0	H: 0	E: 0	K: 0	S: 5	H: 0	LOB: 0	BB: 0	P: 7	R: 1	H: 1	E: 0	K: 0	S: 12	H: 1	LOB: 0	BB: 0	P: 17	R: 0	H: 1	E: 0	K: 1	S: 14	H: 1	LOB: 2	BB: 1	P: 23	R: 0	H: 0	E: 0	K: 1	S: 11	H: 0	LOB: 1	BB: 1	P: 21	R: 2	H: 2	E: 0	K: 0	S: 12	H: 2	LOB: 1	BB: 1	P: 22	1B: 4	SF: 1	2B: 1	SAC: 1	3B: 1	DP: 1	HR: 1	HBP: 0
--------------	------	------	------	------	------	------	--------	-------	-------	------	------	------	------	-------	------	--------	-------	-------	------	------	------	------	-------	------	--------	-------	-------	------	------	------	------	-------	------	--------	-------	-------	------	------	------	------	------	------	--------	-------	-------	------	------	------	------	------	------	--------	-------	------	------	------	------	------	-------	------	--------	-------	-------	------	------	------	------	-------	------	--------	-------	-------	------	------	------	------	-------	------	--------	-------	-------	------	------	------	------	-------	------	--------	-------	-------	-------	-------	-------	--------	-------	-------	-------	--------

PITCHER	IP	WLS	BF	H	R	ER	SO	BB	IBB	HBP	BLK	WP	HR	S	P	ERA	WHIP
Randy Wolf, L ERA: 4.17	6.0		25	4	4	2	4	3	0	0	0	0	1	70	108	3.00	1.167
Rheal Cormier, L ERA: 4.06	1.0	B	3	0	0	0	0	0	0	0	0	0	0	9	12	0.00	0.000
Todd Jones, R ERA: 4.09	1.0		5	1	0	0	1	1	0	0	0	0	0	14	23	0.00	2.000
Felix Rodriguez, R ERA: 3.31	1.0	W	4	0	0	0	1	1	0	0	0	0	0	11	21	0.00	1.000
Roberto Hernandez, R ERA: 5.14	0.2		5	2	2	2	0	1	0	0	0	0	0	10	18	27.00	4.500

PITCHER	IP	WLS	BF	H	R	ER	SO	BB	IBB	HBP	BLK	WP	HR	S	P	ERA	WHIP
Tim Worrell, R ERA: 3.86	0.1		1	0	0	0	0	0	0	0	0	0	0	2	4	0.00	0.000

Batter	1	2	3	4	5	6	7	8	9	AB R H RBI BB SO LOB	TOP
11 Jimmy Rollins, S (1, 6) <small>OBP: 0.342, SLG: 0.417</small> Tomas Perez, S (2, 6) <small>OBP: 0.268, SLG: 0.424</small>	2-0 1B 2B	1-3 K			2-1 G4-3		1-2 F9		2-2 1B	2 1 1 0 0 1 1 3 0 1 0 0 0 0	
Placido Polanco, R (1, 4) <small>OBP: 0.331, SLG: 0.388</small>	2-2 F8		2-3 K		0-0 G5-3		1-1 P4	0-1 G5-3	5 0 0 0 0 1 3		
Bobby Abreu, L (1, 9) <small>OBP: 0.415, SLG: 0.550</small>	4-1 1B SF7 BB		0-1 G3		3-1 G3-1		1-0 HR 1B		3 2 1 0 1 0 0		
Jim Thome, L (1, 3) <small>OBP: 0.407, SLG: 0.632</small>	3-2 1B 1-3 2-H		4-1 BB		1-1 F9 1B 1B		2-1 HR 1-H		3 1 3 3 1 0 0		
David Bell, R (1, 5) <small>OBP: 0.368, SLG: 0.453</small>	1-0 SF7 3-H		0-3 K		0-0 1-2 1B		2-2 G5-4-3 1B		3 0 2 1 0 1 1		
Mike Lieberthal, R (1, 2) <small>OBP: 0.314, SLG: 0.415</small>	0-3 K		1-0 F8		0-1 F9 2-3		1-1 G5-4-3 1-2f		4 0 0 0 0 1 4		
Jason Michaels, R (1, 7) <small>OBP: 0.354, SLG: 0.335</small>		3-2 2B		1-3 K		0-0 G1		2-1 1B 2B	4 0 2 0 0 1 2		AB 35 R 4 H 10 RBI 4 BB 2 SO 10 LOB 15
Marlon Byrd, R (1, 8) <small>OBP: 0.293, SLG: 0.323</small>		3-1 F8		2-3 K		0-0 F8		3-3 K	4 0 0 0 0 2 2		
Cory Lidle, R (1, 1) <small>OBP: 0.216, SLG: 0.174</small> Lou Collier, R (7, PH) <small>OBP: 0.385, SLG: 0.435</small> Amaury Telemaco, R (7, 1) Geoff Geary, R (8, 1) 26 Chase Utley, L (9, PH) <small>OBP: 0.308, SLG: 0.510</small>		1-3 K		1-2 G6-3		3-2 K		2-3 K	2 0 0 0 0 1 1 1 0 0 0 0 1 0 0 0 0 0 0 0 0 0 0 0 0 0 0 0 1 0 0 0 0 1 1		
Inning Stats	R: 2 H: 2 E: 0 LOB: 1 K: 1 BB: 1 S: 17 P: 29	R: 0 H: 1 E: 0 LOB: 1 K: 2 BB: 0 S: 13 P: 21	R: 0 H: 0 E: 0 LOB: 1 K: 2 BB: 1 S: 9 P: 15	R: 0 H: 0 E: 0 LOB: 0 K: 2 BB: 0 S: 13 P: 17	R: 0 H: 0 E: 0 LOB: 0 K: 0 BB: 0 S: 6 P: 9	R: 0 H: 2 E: 0 LOB: 2 K: 0 BB: 0 S: 8 P: 12	R: 0 H: 0 E: 0 LOB: 0 K: 1 BB: 0 S: 12 P: 16	R: 2 H: 3 E: 0 LOB: 0 K: 0 BB: 0 S: 10 P: 17	R: 0 H: 2 E: 0 LOB: 2 K: 2 BB: 0 S: 13 P: 22	1B: 6 SF: 1 2B: 3 SAC: 0 3B: 0 DP: 1 HR: 1 HBP: 0	WP: 0 PA: 38 PB: 0 SB: 0 CS: 0
PITCHER Roger Clemens, R (1, 1) <small>ERA: 2.92</small> Mike Gallo, L (8, 1) <small>ERA: 5.4</small> David Weathers, R (8, 1) <small>ERA: 4.45</small>	IP WLS BF H R ER SO BB IBB HBP BLK WP HR S P ERA WHIP 7.0 W 28 5 2 2 8 2 0 0 0 0 0 0 78 119 2.57 1.000 0.1 3 2 2 2 0 0 0 0 0 0 0 1 5 9 54.00 6.000 1.2 7 3 0 0 0 2 0 0 0 0 0 0 0 18 30 0.00 1.800	PITCHER IP WLS BF H R ER SO BB IBB HBP BLK WP HR S P ERA WHIP									

Philadelphia Phillies @ Houston Astros
 Minute Maid Park, Houston, TX
 Mon Aug 23 2004, 7:05 PM CDT
 Att: 36,398 - Dome - 74 F

livebaseballscorecards.com

Batter	1	2	3	4	5	6	7	8	9	AB	R	H	RBI	BB	SO	LOB
Craig Biggio, R OBP: 0.351, SLG: 0.476 (1, 7) 4 Eric Bruntlett, R OBP: 0.389, SLG: 0.621 (8, 6)	1-2 G4-3 17 SF7 2B	1-0 G3		0-1 2-H 1B			1-2 1-3 HR 2B			4	2	3	1	0	0	0
Carlos Beltrán, S OBP: 0.358, SLG: 0.540 (1, 8)	1-2 G4-3 2-3	3-2 P4		1-3 K			1-0 2-H 3-H HR			4	1	1	3	0	1	2
5 Jeff Bagwell, R OBP: 0.369, SLG: 0.437 (1, 3)	4-2 17 SF7 3B BB	1-2 G6-3				0-1 G6-4-3 1B	3-3 K			3	1	1	0	1	1	0
17 Lance Berkman, S OBP: 0.437, SLG: 0.536 (1, 9)	3-0 SF7 1-2 3-H		0-1 G5-4-3 1B			0-0 P6	0-0 G4-3			3	0	1	1	0	0	1
Jeff Kent, R OBP: 0.336, SLG: 0.478 Mike Gallo, L (8, 1) David Weathers, R (8, 1)	2-0 1B 3B		1-0 G5-4-3			1 SAFE G6-4-3	4-2 PB BB			3	1	1	1	1	0	2
Morgan Ensberg, R OBP: 0.326, SLG: 0.392 (1, 5)	1-2 2B 1B		0-1 G5-3			3-2 L3	3-2 P5			4	1	1	1	0	0	1
Jose Vizcaino, S OBP: 0.327, SLG: 0.380 (1, 6) (8, 4)	1 SAFE 2-0 1-H 2B		1-2 G4-3			0-1 P2		3-2 G1-3		4	0	1	1	0	0	0
Brad Ausmus, R OBP: 0.298, SLG: 0.319 (1, 2)	4-0 IBB		3-2 E6 SH1-4 1B			0-1 F9		0-2 G4-3		3	1	0	0	1	0	0
Roger Clemens, R OBP: 0.236, SLG: 0.192 Orlando Palmeiro, L OBP: 0.336, SLG: 0.349 (7, PH) (8, 7)	0-2 G3		0-1 SH1-4			1-2 2B HR 1B		0-0 F9		1	0	0	0	0	0	2

Inning Stats	R: 4	H: 4	E: 0	K: 0	S: 21	L: 4	LOB: 2	BB: 2	P: 39	R: 0	H: 0	E: 0	K: 0	S: 9	R: 0	H: 1	E: 0	K: 0	S: 5	R: 1	H: 1	E: 1	K: 1	S: 18	R: 0	H: 1	E: 0	K: 0	S: 4	R: 0	H: 0	E: 0	K: 0	S: 7	R: 3	H: 3	E: 0	K: 1	S: 19	R: 0	H: 0	E: 0	K: 0	S: 8	R: 0	H: 0	E: 0	K: 0	S: 11	1B: 5	2B: 3	3B: 1	HR: 1	SF: 1	SAC: 1	DP: 2	HBP: 0	WP: 0	PB: 1	SB: 0	CS: 0	PA: 36
--------------	------	------	------	------	-------	------	--------	-------	-------	------	------	------	------	------	------	------	------	------	------	------	------	------	------	-------	------	------	------	------	------	------	------	------	------	------	------	------	------	------	-------	------	------	------	------	------	------	------	------	------	-------	-------	-------	-------	-------	-------	--------	-------	--------	-------	-------	-------	-------	--------

PITCHER	IP	WLS	BF	H	R	ER	SO	BB	IBB	HBP	BLK	WP	HR	S	P	ERA	WHIP
Cory Lidle, R ERA: 5.57 (1, 1)	6.0	L	26	7	5	4	1	1	1	0	0	0	0	64	96	6.00	1.333
Amaury Telemaco, R ERA: 4.93 (7, 1)	1.0		7	3	3	3	1	1	0	0	0	0	1	19	32	27.00	4.000
Geoff Geary, R ERA: 6.68 (8, 1)	1.0		3	0	0	0	0	0	0	0	0	0	0	8	11	0.00	0.000


BOTTOM

Philadelphia Phillies @ Houston Astros
Minute Maid Park, Houston, TX

Mon Aug 23 2004, 7:05 PM CDT
Att: 36,398 - Dome - 74 F

livebaseballscorecards.com

AB	31
R	8
H	10
RBI	8
BB	3
SO	2
LOB	8



Batter	1	2	3	4	5	6	7	8	9	AB R H RBI BB SO LOB	TOP																								
11 Jimmy Rollins, S OBP: 0.343, SLG: 0.417 (1, 6) B X	1-0 E S SF9 1B		0-0 G6-3		1-0 G6-3		4-2 CS BB			3 1 1 0 1 0 0																									
Placido Polanco, R OBP: 0.330, SLG: 0.396 (1, 4) SAFE C F F X	0-2 SF9 1-H		1-1 HR		0-1 E5 CS		1-1 CS 1-2	1-3 K		3 1 1 2 0 1 0																									
Bobby Abreu, L OBP: 0.414, SLG: 0.546 (1, 9) C F C	0-3 K		4-2 S BB		2-1 CS 1-2	3-3 K		1-3 K		3 0 0 0 1 3 0																									
Jim Thome, L OBP: 0.406, SLG: 0.628 (1, 3) C S F X	0-2 1B		1-2 F7			3-3 K		2-1 G3-1		4 0 1 0 0 1 1																									
David Bell, R OBP: 0.367, SLG: 0.450 (1, 5) B D S X	2-1 P6			0-0 G3		1-0 BB 1B			1-1 F9	4 0 1 0 0 0 1																									
Mike Lieberthal, R OBP: 0.319, SLG: 0.417 (1, 2) X		0-0 F8		1-1 BB 1B		4-1 BB		1-1 1B		3 0 2 0 1 0 0																									
Jason Michaels, R OBP: 0.357, SLG: 0.335 (1, 7) B X		1-0 G4-6-3 1B		4-1 G6-4-3 1-2 BB		2-3 K		0-3 K		3 0 1 0 1 2 3																									
Marlon Byrd, R OBP: 0.290, SLG: 0.320 (1, 8) 26 Chase Utley, L OBP: 0.306, SLG: 0.507 (9, PH) D F F X		1-2 G4-6-3 1-2f		1-1 G6-4-3 1-2f			1-0 G4-3		2-2 F8	3 0 0 0 0 0 3 1 0 0 0 0 0 1																									
39 Brett Myers, R OBP: 0.205, SLG: 0.238 (1, 1) Todd Jones, L (8, 1) B F C X			1-2 P4			1-3 K				3 0 0 0 0 2 0 0 0 0 0 0 0 0																									
Inning Stats	R: 1 E: 0 K: 1 S: 14	H: 2 LOB: 1 BB: 0 P: 17	R: 0 E: 0 K: 0 S: 5	H: 1 LOB: 0 BB: 0 P: 7	R: 1 E: 0 K: 0 S: 12	H: 1 LOB: 1 BB: 1 P: 19	R: 0 E: 0 K: 0 S: 6	H: 1 LOB: 1 BB: 1 P: 12	R: 0 E: 1 K: 3 S: 11	H: 1 LOB: 2 BB: 1 P: 24	R: 0 E: 0 K: 1 S: 10	H: 0 LOB: 0 BB: 1 P: 18	R: 0 E: 0 K: 2 S: 9	H: 0 LOB: 0 BB: 0 P: 13	R: 0 E: 0 K: 1 S: 12	H: 1 LOB: 1 BB: 0 P: 16	1B: 6 2B: 0 3B: 0 HR: 1	SF: 1 SAC: 0 DP: 2 HBP: 0	WP: 0 PB: 0 SB: 2 CS: 2	PA: 37															
PITCHER	IP WLS BF H R ER SO BB IBB HBP BLK WP HR S P ERA WHIP																																		
Carlos Hernández, L (1, 1) ERA: 5.82	7.0	28	6	2	2	6	4	0	0	0	0	1	65	108	2.57	1.429																			
44 Roy Oswalt, R (8, 1) ERA: 3.42	1.0	W	3	0	0	0	2	0	0	0	0	0	9	13	0.00	0.000																			
54 Brad Lidge, R (9, 1) ERA: 2.11	1.0	S	4	1	0	0	1	0	0	0	0	0	12	16	0.00	1.000																			

Philadelphia Phillies @ Houston Astros
Minute Maid Park, Houston, TX
Tue Aug 24 2004, 7:05 PM CDT
Att: 37,127 - Dome - 74 F

AB	30
R	2
H	7
RBI	2
BB	4
SO	9
LOB	9



Batter	1	2	3	4	5	6	7	8	9
Craig Biggio, R (1, 7) OBP: 0.351, SLG: 0.475 16 Jason Lane, R (9, 7) OBP: 0.318, SLG: 0.395	0-1 G5-3		0-1 BB 2-H 1B			2-0 G5-3		2-3 SAFE K	
Carlos Beltrán, S (1, 8) OBP: 0.359, SLG: 0.545	2-1 G4-3		4-1 1-2 BB			2-2 HR		0-2 F7	
5 Jeff Bagwell, R (1, 3) OBP: 0.368, SLG: 0.435	2-3 K		0-1 F8			2-1 G6-3		1-0 17 E 1-2 1B	
17 Lance Berkman, S (1, 9) OBP: 0.457, SLG: 0.535		2-2 F7		2-0 CS 1B		0-0 G4-3		0-1 1-3 2-H 1B	
Mike Lamb, L (1, 5) OBP: 0.364, SLG: 0.517 54 Brad Lidge, R (9, 1)		1-1 G4-3		0-0 F7			2-2 L7	0-1 2-H 3-H 1B	
Jose Vizcaino, S (1, 4) OBP: 0.327, SLG: 0.383		1-3 K		1 SAFE 1 SAFE 1 SAFE 1-2 G3-1			1-0 4 F8 2B		
4 Eric Bruntlett, R (1, 6) OBP: 0.359, SLG: 0.563			1-2 G4-3			0-3 K		1-1 F8	
Raul Chavez, R (1, 2) OBP: 0.234, SLG: 0.231 Orlando Palmeiro, L (7, PH) OBP: 0.333, SLG: 0.346 44 Roy Oswalt, R (8, 1) OBP: 0.179, SLG: 0.170 Morgan Ensberg, R (9, 5) OBP: 0.326, SLG: 0.392			4-1 SH1-4 1B BB			1-2 G6-3		2-3 K	
Carlos Hernández, S (1, 1) Brad Ausmus, R (8, 2) OBP: 0.300, SLG: 0.321			0-0 SH1-4 1-2			0-3 K		0-0 5 1B 17 E 1B	

AB	R	H	RBI	BB	SO	LOB
4	0	1	1	0	1	1
0	0	0	0	0	0	0
3	1	1	1	1	0	1
4	1	1	0	0	1	2
4	0	2	1	0	0	0
4	0	1	1	0	0	1
0	0	0	0	0	0	0
3	0	1	0	0	1	1
3	0	0	0	0	1	1
1	1	0	0	1	0	0
1	0	0	0	0	1	1
0	0	0	0	0	0	0
0	0	0	0	0	0	0
1	0	0	0	0	1	0
1	1	1	0	0	0	0
1B: 6	SF: 0	2B: 1	SAC: 1	3B: 0	DP: 0	HR: 1
WP: 0	PA: 32	PB: 0	CS: 1	SB: 0		

BOTTOM

Philadelphia Phillies @ Houston Astros
Minute Maid Park, Houston, TX

Tue Aug 24 2004, 7:05 PM CDT
Att: 37,127 - Dome - 74 F

livebaseballscorecards.com

AB	29
R	4
H	8
RBI	4
BB	2
SO	6
LOB	8



Inning Stats	R: 0	H: 0	E: 0	LOB: 0	K: 1	BB: 0	S: 7	P: 11									
39 Brett Myers, R (1, 1) ERA: 5.35 Todd Jones, R (8, 1) ERA: 4.3	IP: 7.0	WLS: L	BF: 26	H: 4	R: 2	ER: 2	SO: 5	BB: 2	IBB: 0	HBP: 0	BLK: 0	WP: 0	HR: 1	S: 58	P: 92	ERA: 2.57	WHIP: 0.857
	R: 0	H: 1	E: 0	LOB: 0	K: 0	BB: 0	S: 5	P: 9	R: 0	H: 0	E: 0	LOB: 0	K: 2	BB: 0	S: 11	P: 12	
	R: 0	H: 1	E: 0	LOB: 0	K: 0	BB: 0	S: 7	P: 13	R: 0	H: 1	E: 0	LOB: 1	K: 1	BB: 0	S: 10	P: 16	
	R: 2	H: 4	E: 1	LOB: 2	K: 1	BB: 0	S: 15	P: 18	R: 1	H: 1	E: 1	LOB: 2	K: 1	BB: 0	S: 15	P: 18	

Batter	1	2	3	4	5	6	7	8	9	AB R H RBI BB SO LOB	TOP																
11 Jimmy Rollins, S (1, 6) OBP: 0.345, SLG: 0.425	1-1 G4-3		4-2 SF8 26 2B BB		0-2 SF7 3B		3-1 SAFE 1-H 3B		0-2 F8	4 2 2 1 1 0 0	Philadelphia Phillies @ Houston Astros Minute Maid Park, Houston, TX Wed Aug 25 2004, 1:05 PM CDT Att: 37,217 - Dome - 74 F																
26 Chase Utley, L (1, 4) OBP: 0.308, SLG: 0.507	2-0 F8		2-2 SAFE 1 SAFE 1 SAFE 1-3 2B		2-2 HBP		2-2 G1-3		1-3 K	4 0 1 0 0 1 1																	
Bobby Abreu, L (1, 9) OBP: 0.413, SLG: 0.545	3-3 K		0-0 SF8		2-1 SAFE 3-H SF7		4-0 IBB			1 0 0 2 1 1 0																	
Jim Thome, L (1, 3)		1-0 HBP 1B G6-4-3 1B	4-0 3-H FC5-4 IBB		3-3 K		1-2 K			3 1 1 0 1 2 3																	
David Bell, R (1, 5) OBP: 0.366, SLG: 0.449		0-0 G6-4-3 HBP 1-2 1B	3-1 FC5-4		0-0 G4-3		0-0 L8			4 0 1 0 0 0 4																	
Jason Michaels, R (1, 7) OBP: 0.360, SLG: 0.331		1-0 G6-4-3 HBP 1-2 2-3		2-1 F8		4-2 FC4-6 BB		0-0 F8		2 0 0 0 1 0 0																	
Doug Glanville, R (1, 8) OBP: 0.258, SLG: 0.282		1-2 G6-4-3		0-2 L3		2-2 SAFE F9		1-2 G5-3		4 0 0 0 0 0 3																	
Tim Worrell, R (8, 1)		1-2 1-2f 2-3 3-H		0-3 K		3-1 FC4-6 1-2f		1-1 F9		0 0 0 0 0 0 0																	
Todd Pratt, R (1, 2) OBP: 0.322, SLG: 0.267		3-3 K		0-3 K						4 0 0 0 0 2 2																	
Eric Milton, L (1, 1) OBP: 0.175, SLG: 0.132			1-3 K		1-0 G4-3		3-1 11 3B HBP		1-3 K	2 0 0 0 0 1 0																	
Lou Collier, R (7, PH) OBP: 0.407, SLG: 0.435										0 1 0 0 0 0 0																	
Felix Rodriguez, R (7, 1)										0 0 0 0 0 0 0																	
Marlon Byrd, R (8, 8) OBP: 0.289, SLG: 0.318										1 0 0 0 0 1 0																	
Inning Stats	R: 0 E: 0 K: 1 S: 7	H: 0 LOB: 0 BB: 0 P: 13	R: 1 E: 0 K: 1 S: 8	H: 2 LOB: 1 BB: 0 P: 14	R: 1 E: 0 K: 1 S: 16	H: 1 LOB: 2 BB: 2 P: 30	R: 0 E: 0 K: 1 S: 8	H: 0 LOB: 0 BB: 0 P: 10	R: 1 E: 0 K: 1 S: 13	H: 1 LOB: 1 BB: 0 P: 21	R: 0 E: 0 K: 0 S: 9	H: 0 LOB: 1 BB: 1 P: 18	R: 1 E: 0 K: 1 S: 10	H: 1 LOB: 2 BB: 1 P: 23	R: 0 E: 0 K: 0 S: 6	H: 0 LOB: 0 BB: 0 P: 8	R: 0 E: 0 K: 2 S: 10	H: 0 LOB: 0 BB: 0 P: 12	1B: 2 2B: 1 3B: 2 HR: 0	SF: 2 SAC: 0 DP: 1 HBP: 3	WP: 0 PB: 0 SB: 0 CS: 0	PA: 38					
PITCHER	IP WLS BF H R ER SO BB IBB HBP BLK WP HR S P ERA WHIP																										
Pete Munro, R (1, 1) ERA: 4.89	6.0		27	4	4	4	5	2	1	3	0	0	0	62	110	6.00	1.000										
Mike Gallo, L (7, 1) ERA: 5.31	0.2		4	1	0	0	1	0	1	0	0	0	0	8	18	0.00	1.500										
Chad Harville, R (7, 1) ERA: 5.86	0.1		1	0	0	0	0	0	0	0	0	0	0	1	1	0.00	0.000										
Chad Qualls, R (8, 1) ERA: 5.56	1.0	W	3	0	0	0	0	0	0	0	0	0	0	6	8	0.00	0.000										
54 Brad Lidge, R (9, 1) ERA: 2.08	1.0	S	3	0	0	0	2	0	0	0	0	0	0	10	12	0.00	0.000										

livebaseballscorecards.com

AB	29
R	4
H	5
RBI	3
BB	4
SO	8
LOB	13




Batter	1	2	3	4	5	6	7	8	9
Craig Biggio, R (1, 7) OBP: 0.350, SLG: 0.472 16 Jason Lane, R (9, 7) OBP: 0.318, SLG: 0.395	2-2 K		2-2 F7			0-2 P4		4-2 5S 17 1B BB	
Carlos Beltrán, S (1, 8) OBP: 0.358, SLG: 0.549	1-1 P6		3-2 P3			1-2 HR		1-3 K	
5 Jeff Bagwell, R (1, 3) OBP: 0.367, SLG: 0.432	2-3 K				1-1 F9	1-1 G6-3		4-2 17 1B HR BB	
17 Lance Berkman, S (1, 9) OBP: 0.458, SLG: 0.534		2-3 K			0-3 K	4-1 BB BB		0-0 HR 1B	
Jeff Kent, R (1, 4) OBP: 0.340, SLG: 0.494		3-2 HR			2-2 F8	4-1 BB BB		3-1 HR	
Morgan Ensberg, R (1, 5) OBP: 0.327, SLG: 0.402		0-0 2B 1B			2-2 HR	3-2 P4		3-2 P4	
4 Eric Bruntlett, R (1, 6) OBP: 0.341, SLG: 0.529 Jose Vizcaino, S (7, PH) OBP: 0.324, SLG: 0.380		1-2 K			1-2 P6		2-3 K	0-0 F7	
Brad Ausmus, R (1, 2) OBP: 0.301, SLG: 0.324		2-1 1-H 2B			0-0 G1-3		2-0 G1-3		
Pete Munro, R (1, 1) OBP: 0.187, SLG: 0.091 Mike Gallo, L (7, 1) Chad Harville, R (7, PH) Mike Lamb, L (7, PH) OBP: 0.362, SLG: 0.514 Chad Qualls, R (8, 1) 54 Brad Lidge, R (9, 1)			0-3 K		0-2 G4-3		1-2 K		

AB	R	H	RBI	BB	SO	LOB
3	1	0	0	1	1	0
0	0	0	0	0	0	0
4	1	1	1	0	1	1
3	1	0	0	1	1	0
3	1	1	1	1	2	0
3	2	2	4	1	0	0
4	1	2	1	0	0	2
2	0	0	0	0	1	1
2	0	0	0	0	1	0
3	0	1	0	0	0	0
2	0	0	0	0	1	0
0	0	0	0	0	0	0
1	0	0	0	0	1	0
0	0	0	0	0	0	0
0	0	0	0	0	0	0
0	0	0	0	0	0	0

Philadelphia Phillies @ Houston Astros
Minute Maid Park, Houston, TX
Wed Aug 25 2004, 1:05 PM CDT
Att: 37,217 - Dome - 74 F

livebaseballscorecards.com

AB	30
R	7
H	7
RBI	7
BB	4
SO	9
LOB	4



Inning Stats	R: 0	H: 0	E: 0	K: 2	S: 10	LOB: 0	BB: 0	P: 15
Inning Stats	R: 1	H: 3	E: 0	K: 2	S: 13	LOB: 2	BB: 0	P: 21
	R: 0	H: 0	E: 0	K: 1	S: 10	LOB: 0	BB: 0	P: 15
	R: 0	H: 0	E: 0	K: 1	S: 8	LOB: 0	BB: 0	P: 11
	R: 1	H: 1	E: 0	K: 0	S: 13	LOB: 0	BB: 0	P: 16
	R: 1	H: 1	E: 0	K: 0	S: 16	LOB: 2	BB: 2	P: 29
	R: 0	H: 0	E: 0	K: 2	S: 7	LOB: 0	BB: 0	P: 12
	R: 4	H: 2	E: 0	K: 1	S: 16	LOB: 0	BB: 2	P: 31

PITCHER	IP	WLS	BF	H	R	ER	SO	BB	IBB	HBP	BLK	WP	HR	S	P	ERA	WHIP
Eric Milton, L (1, 1) ERA: 4.71	6.0		24	5	3	3	6	2	0	0	0	0	3	70	107	4.50	1.167
Felix Rodriguez, R (7, 1) ERA: 3.56	1.1	L	6	0	2	2	3	2	0	0	0	0	0	15	29	13.50	1.500
Tim Worrell, R (8, 1) ERA: 4.1	0.2	B	4	2	2	2	0	0	0	0	0	0	1	8	14	27.00	3.000

PITCHER	IP	WLS	BF	H	R	ER	SO	BB	IBB	HBP	BLK	WP	HR	S	P	ERA	WHIP

WP	PA	CS
0	34	1

Batter	1	2	3	4	5	6	7	8	9	AB R H RBI BB SO LOB	TOP									
Scott Podsednik, L (1, 8) OBP: 0.314, SLG: 0.375	2-2 G5-3		1-1 G3-1		2-1 F7		0-3 K			4 0 0 0 0 1 1										
Craig Counsell, L (1, 6) OBP: 0.342, SLG: 0.326	2-1 G3			1-1 G4-3		1-0 F9		0-1 F7		4 0 0 0 0 0 0										
Lyle Overbay, L (1, 3) OBP: 0.392, SLG: 0.494	2-1 F8			2-1 G1-3		1-1 G6-3		2-2 G3-1		4 0 0 0 0 0 0										
Ben Grieve, L (1, 9) OBP: 0.365, SLG: 0.417		2-3 K		0-2 BB 2B		0-1 E 1B		2-3 K		4 0 2 0 0 2 0										
Geoff Jenkins, L (1, 7) OBP: 0.311, SLG: 0.441		2-0 P4		1-0 BB HBP		1-0 E5 1B		2-2 HR		3 1 2 1 0 0 0										
Russell Branyan, L (1, 5) OBP: 0.329, SLG: 0.627		2-0 2B		4-1 BB		3-2 F7		2-0 G5-4-3 1B		3 0 2 0 1 0 2										
Trent Durrington, R (1, 4) OBP: 0.280, SLG: 0.431		0-3 K		1-2 2-3 BB		1-2 L9		0-0 L6		4 0 0 0 0 1 5										
Gary Bennett, R (1, 2) OBP: 0.269, SLG: 0.298			2-2 G5-3		1-1 F9		0-2 G3		0-3 K	3 0 0 0 0 0 0										
2 Bill Hall, R (9, PH) OBP: 0.284, SLG: 0.406										1 0 0 0 0 1 0										
Victor Santos, R (1, 1) OBP: 0.118, SLG: 0.094			0-3 K		3-3 K		0-0 1B			2 0 0 0 0 2 0										
Jeff Bennett, R (5, 1)										0 0 0 0 0 0 0										
Wes Helms, R (7, PH) OBP: 0.329, SLG: 0.332										1 0 1 0 0 0 0										
Pedro Liriano, R (7, 1)										0 0 0 0 0 0 0										
Dan Kolb, R (8, 1)										0 0 0 0 0 0 0										
Inning Stats	R: 0 E: 0 K: 0 S: 8	H: 0 LOB: 0 BB: 0 P: 14	R: 0 E: 0 K: 2 S: 8	H: 1 LOB: 1 BB: 0 P: 14	R: 0 E: 0 K: 1 S: 11	H: 0 LOB: 0 BB: 0 P: 14	R: 0 E: 0 K: 1 S: 8	H: 0 LOB: 0 BB: 0 P: 14	R: 0 E: 1 K: 0 S: 9	H: 2 LOB: 2 BB: 0 P: 15	R: 0 E: 0 K: 1 S: 9	H: 1 LOB: 1 BB: 0 P: 9	R: 0 E: 0 K: 1 S: 9	H: 0 LOB: 0 BB: 0 P: 13	R: 1 E: 0 K: 1 S: 10	H: 2 LOB: 0 BB: 0 P: 15	1B: 4 2B: 2 3B: 0 HR: 1	SF: 0 SAC: 0 DP: 1 HBP: 1	WP: 0 PB: 0 SB: 0 CS: 0	PA: 35
PITCHER	IP WLS BF H R ER SO BB IBB HBP BLK WP HR S P ERA WHIP																			
Vicente Padilla, R (1, 1) ERA: 3.87	7.0 W 28 5 0 0 5 1 0 1 0 0 0 66 102 0.00 0.857																			
Rheal Cormier, L (8, 1) ERA: 3.99	1.0 3 0 0 0 1 0 0 0 0 0 0 9 13 0.00 0.000																			
Todd Jones, R (9, 1) ERA: 4.37	1.0 4 2 1 1 1 0 0 0 0 0 1 10 15 9.00 2.000																			

Milwaukee Brewers @ Philadelphia Phillies
Citizens Bank Park, Philadelphia, PA
Fri Aug 27 2004, 7:05 PM EDT
Att. 40,367 - Sunny - 84 F

AB	33
R	1
H	7
RBI	1
BB	1
SO	7
LOB	8



Batter	1	2	3	4	5	6	7	8	9	AB	R	H	RBI	BB	SO	LOB
11 Jimmy Rollins, S OBP: 0.344, SLG: 0.422	0-0 F8			2-3 K	4-2 1B 1B BB	0-1 G4-3				3	1	0	0	1	1	0
Jason Michaels, R OBP: 0.363, SLG: 0.335	2-3 K			0-0 BB 1B	0-0 1B 1B 1B	0-0 F9				4	1	2	1	0	1	0
Bobby Abreu, L OBP: 0.413, SLG: 0.544	1-2 F9			4-0 BB 1-2	0-1 S 1B 1B					3	1	1	2	1	1	0
Jim Thome, L OBP: 0.405, SLG: 0.622		1-0 G1-3		2-2 P5	4-1 HBP 1B BB IBB					3	1	0	0	1	0	2
David Bell, R OBP: 0.368, SLG: 0.451		2-0 P6		0-1 F7	1-0 BB HBP 1B					4	0	2	2	0	0	2
Placido Polanco, R OBP: 0.329, SLG: 0.393		0-2 G5-3			G4-3					3	0	0	0	0	0	1
Mike Lieberthal, R OBP: 0.320, SLG: 0.416			1-1 F9							3	0	1	1	1	0	0
Marlon Byrd, R OBP: 0.286, SLG: 0.314			3-2 F8		FC5-4 1B BB					4	1	0	0	0	0	4
Vicente Padilla, R OBP: 0.154, SLG: 0.120 Rheal Cormier, L			0-3 K		4-1 1B 1B BB					2	1	0	0	1	2	0
Tomas Perez, S OBP: 0.266, SLG: 0.421 Todd Jones, L					1-3 K					0	0	0	0	0	0	0
										1	0	0	0	0	0	0
										0	0	0	0	0	0	0
										0	0	0	0	0	0	0

Inning Stats	R: 0	H: 0	E: 0	K: 1	S: 7	R: 0	H: 0	E: 0	K: 0	S: 5	R: 0	H: 0	E: 0	K: 1	S: 8	R: 0	H: 1	E: 0	K: 1	S: 9	R: 6	H: 4	E: 0	K: 0	S: 21	R: 0	H: 0	E: 0	K: 1	S: 6	R: 0	H: 1	E: 0	K: 1	S: 12	R: 0	H: 0	E: 0	K: 0	S: 5	1B: 5	2B: 1	3B: 0	HR: 0	SF: 0	SAC: 0	DP: 0	HBP: 1	WP: 0	PA: 36
--------------	------	------	------	------	------	------	------	------	------	------	------	------	------	------	------	------	------	------	------	------	------	------	------	------	-------	------	------	------	------	------	------	------	------	------	-------	------	------	------	------	------	-------	-------	-------	-------	-------	--------	-------	--------	-------	--------

PITCHER	IP	WLS	BF	H	R	ER	SO	BB	IBB	HBP	BLK	WP	HR	S	P	ERA	WHIP
Victor Santos, R ERA: 4.37	(1, 1)	4.2	L	23	5	6	6	3	3	1	0	0	0	46	83	11.57	1.714
Jeff Bennett, R ERA: 4.43	(5, 1)	1.1		6	0	0	1	1	0	1	0	0	0	10	19	0.00	0.750
Pedro Liriano, R ERA:	(7, 1)	1.0		4	1	0	1	0	0	0	0	0	0	12	21	0.00	1.000
Dan Kolb, R ERA: 2.47	(8, 1)	1.0		3	0	0	0	0	0	0	0	0	0	5	10	0.00	0.000

BOTTOM

Milwaukee Brewers @ Philadelphia Phillies
Citizens Bank Park, Philadelphia, PA

Fri Aug 27 2004, 7:05 PM EDT
Att. 40,367 - Sunny - 84 F

livebaseballscores.com

AB	30
R	6
H	6
RBI	6
BB	5
SO	5
LOB	9



Batter	1	2	3	4	5	6	7	8	9	AB R H RBI BB SO LOB	TOP																									
Scott Podsednik, L (1, 8) OBP: 0.318, SLG: 0.381	0-0 B1	2-2 1-3 2-H 2B		2-2 S 1B		0-0 1-2 1B		2-2 S 1B		5 0 4 1 0 0 0	Milwaukee Brewers @ Philadelphia Phillies Citizens Bank Park, Philadelphia, PA Sat Aug 28 2004, 7:05 PM EDT Att. 43,267 - Sunny - 87 F																									
Brady Clark, R (1, 9) OBP: 0.372, SLG: 0.363	1-0 F8	1-0 P4		3-2 F7		0-2 G3-1		3-2 L8		5 0 0 0 0 0 6																										
Lyle Overbay, L (1, 3) OBP: 0.392, SLG: 0.499	0-0 HR	1-0 F8								4 1 1 1 1 1 2																										
Wes Helms, R (1, 5) OBP: 0.328, SLG: 0.335	0-2 2B									4 0 1 0 0 1 1																										
Russell Branyan, L (7, 5) OBP: 0.325, SLG: 0.618										1 0 0 0 0 0 0																										
Geoff Jenkins, L (1, 7) OBP: 0.314, SLG: 0.445	2-3 K									5 0 3 0 0 2 1																										
2 Bill Hall, R (1, 4) OBP: 0.286, SLG: 0.404										2 1 0 0 2 0 2																										
Chad Moeller, R (1, 2) OBP: 0.268, SLG: 0.318										4 1 1 1 0 1 4																										
Craig Counsell, L (1, 6) OBP: 0.339, SLG: 0.323										4 0 0 0 0 0 1																										
15 Ben Sheets, R (1, 1) OBP: 0.151, SLG: 0.082										2 0 1 0 1 0 0																										
Ben Grieve, L (8, PH) OBP: 0.364, SLG: 0.416										1 0 0 0 0 0 0																										
Luis Vizcaino, R (8, 1)										0 0 0 0 0 0 0																										
Mike Adams, R (9, 1)										0 0 0 0 0 0 0																										
Inning Stats	R: 1 E: 0 K: 1 S: 12	H: 2 LOB: 1 BB: 0 P: 15	R: 2 E: 0 K: 0 S: 12	H: 2 LOB: 2 BB: 2 P: 25	R: 0 E: 0 K: 0 S: 13	H: 1 LOB: 1 BB: 0 P: 18	R: 0 E: 0 K: 0 S: 10	H: 1 LOB: 1 BB: 0 P: 18	R: 0 E: 0 K: 1 S: 11	H: 1 LOB: 1 BB: 0 P: 18	R: 0 E: 0 K: 1 S: 12	H: 2 LOB: 2 BB: 0 P: 14	R: 0 E: 0 K: 0 S: 10	H: 1 LOB: 2 BB: 2 P: 24	R: 0 E: 0 K: 0 S: 11	H: 1 LOB: 1 BB: 0 P: 16	R: 0 E: 0 K: 2 S: 8	H: 0 LOB: 0 BB: 0 P: 12	1B: 6 2B: 5 3B: 0 HR: 1	SF: 0 SAC: 0 DP: 1 HBP: 0	WP: 0 PB: 0 SB: 2 CS: 0	PA: 41														
PITCHER	IP WLS BF H R ER SO BB IBB HBP BLK WP HR S P ERA WHIP																																			
Randy Wolf, L (1, 1) ERA: 4.28	3.0		16	5	3	3	1	2	0	0	0	0	1	37	58	9.00	2.333																			
Geoff Geary, R (4, 1) ERA: 6.29	2.0		8	2	0	0	1	0	0	0	0	0	0	21	36	0.00	1.000																			
Roberto Hernandez, R (6, 1) ERA: 5.04	1.0		5	2	0	0	1	0	0	0	0	0	0	12	14	0.00	2.000																			
Rheal Cormier, L (7, 1) ERA: 3.93	1.0		5	1	0	0	0	1	1	0	0	0	0	10	24	0.00	2.000																			
Felix Rodriguez, R (8, 1) ERA: 3.49	1.0		4	1	0	0	0	0	0	0	0	0	0	11	16	0.00	1.000																			
PITCHER	IP WLS BF H R ER SO BB IBB HBP BLK WP HR S P ERA WHIP																																			
Tim Worrell, R (9, 1) ERA: 4.04	1.0	W	3	0	0	0	2	0	0	0	0	0	0	8	12	0.00	0.000																			

AB	37
R	3
H	11
RBI	3
BB	4
SO	5
LOB	17



livebaseballscorecards.com

Batter	1	2	3	4	5	6	7	8	9	AB	R	H	RBI	BB	SO	LOB
11 Jimmy Rollins, S OBP: 0.346, SLG: 0.427 (1, 6)	F9		1B			F8		G3-1		4	1	2	1	0	0	0
Jason Michaels, R OBP: 0.365, SLG: 0.339 (1, 7)	F9		1B			G3-1		G3-1		4	0	2	1	0	0	0
Bobby Abreu, L OBP: 0.411, SLG: 0.539 (1, 9)	K		G4-3			G4-3		G3-1		4	0	0	0	0	1	3
Jim Thome, L OBP: 0.402, SLG: 0.616 (1, 3)		K			K		G3-1	F7		4	0	0	0	0	2	2
David Bell, R OBP: 0.364, SLG: 0.447 (1, 5)		F8			F9		P3		P2	4	0	0	0	0	0	0
Placido Polanco, R OBP: 0.331, SLG: 0.402 (1, 4)		K			G5-3		2B	1B	HR	4	2	2	1	0	1	0
Mike Lieberthal, R OBP: 0.320, SLG: 0.418 (1, 2)			L9		G5-3		2B			3	0	1	1	0	0	0
Marlon Byrd, R OBP: 0.283, SLG: 0.311 (1, 8)			E5		F8		K			3	1	0	0	0	1	1
Randy Wolf, L Lou Collier, R Geoff Geary, R Doug Glavine, R Roberto Hernandez, R Rheal Cormier, L Felix Rodriguez, R 26 Chase Utley, L Tim Lincecum, R			K		F9			K		0	0	0	0	0	0	0

Inning Stats	R: 0	H: 0	E: 0	LOB: 0	K: 1	BB: 0	S: 9	P: 13	R: 0	H: 0	E: 0	LOB: 0	K: 2	BB: 0	S: 10	P: 15	R: 2	H: 2	E: 1	LOB: 1	K: 1	BB: 0	S: 18	P: 26	R: 0	H: 0	E: 0	LOB: 0	K: 1	BB: 0	S: 7	P: 10	R: 0	H: 0	E: 0	LOB: 0	K: 0	BB: 0	S: 5	P: 8	R: 0	H: 0	E: 0	LOB: 0	K: 0	BB: 0	S: 7	P: 11	R: 1	H: 2	E: 0	LOB: 1	K: 1	BB: 0	S: 16	P: 23	R: 0	H: 2	E: 0	LOB: 2	K: 1	BB: 0	S: 15	P: 25	R: 1	H: 1	E: 0	LOB: 0	K: 0	BB: 0	S: 7	P: 10	1B: 4	SF: 0	2B: 1	SAC: 0	3B: 1	DP: 0	HR: 1	HBP: 0	WP: 0	PA: 33	PB: 0	SB: 0	CS: 0
PITCHER	IP	WLS	BF	H	R	ER	SO	BB	IBB	HBP	BLK	WP	HR	S	P	ERA	WHIP																																																																				
15 Ben Sheets, R ERA: 3.03 (1, 1)	7.0		26	4	3	1	6	0	0	0	0	0	0	72	106	1.29	0.571																																																																				
Luis Vizcaino, R ERA: 4.24 (8, 1)	1.0		5	2	0	0	1	0	0	0	0	0	0	15	25	0.00	2.000																																																																				
Mike Adams, R ERA: 3.29 (9, 1)	0.1	L	2	1	1	1	0	0	0	0	0	0	1	7	10	27.00	3.000																																																																				

BOTTOM

Milwaukee Brewers @ Philadelphia Phillies
Citizens Bank Park, Philadelphia, PA

AB	33
R	4
H	7
RBI	4
BB	0
SO	7
LOB	7



Sat Aug 28 2004, 7:05 PM EDT
Att: 43,267 - Sunny - 87 F

WP: 0	PA: 33
PB: 0	
SB: 0	
CS: 0	
ERA	WHIP

Batter	1	2	3	4	5	6	7	8	9	AB R H RBI BB SO LOB	TOP											
Scott Podsednik, L (1, 8) OBP: 0.319, SLG: 0.382	0-0 L8		2-2 1B		3-2 1B			0-0 F7		4 0 2 0 0 0 1	Milwaukee Brewers @ Philadelphia Phillies Citizens Bank Park, Philadelphia, PA Sun Aug 29 2004, 1:35 PM EDT Att. 43,339 - Sunny - 81 F											
Craig Counsell, L (1, 6) OBP: 0.336, SLG: 0.320	3-2 L5		2-3 K		0-1 G3			0-3 K		4 0 0 0 0 2 4												
Lyle Overbay, L (1, 3) OBP: 0.391, SLG: 0.496	3-1 L8			4-1 FC4-6 BB		2-3 K		2-1 F8		3 0 0 0 1 1 1												
Ben Grieve, L (1, 9) OBP: 0.364, SLG: 0.415 Pedro Liriano, R (7, 1) Matt Wise, R (8, 1) Chris Magruder, S (9, PH) OBP: 0.388, SLG: 0.463		3-2 G1-3 1B		0-3 K		3-2 G4-3		2-1 L9		3 0 1 0 0 1 1 0 0 0 0 0 0 0 0 0 0 0 0 0 0 1 0 0 0 0 0 0												
Geoff Jenkins, L (1, 7) OBP: 0.313, SLG: 0.442		1-1 F8		0-0 FC4-6 1-2f		0-3 K		1-0 HBP		3 0 0 0 0 1 2												
Russell Bryan, L (1, 5) OBP: 0.309, SLG: 0.583		0-2 G1-3 1-2		2-2 F8		1-3 K		0-3 K		4 0 0 0 0 2 3												
Keith Ginter, R (1, 4) OBP: 0.317, SLG: 0.421		1-1 G1-3			1-2 G5-4-3 HBP		0-3 K		0-3 K	3 0 0 0 0 2 2												
Gary Bennett, R (1, 2) OBP: 0.265, SLG: 0.293			0-2 P2		1-2 G5-4-3 1-2f		0-0 G4-3			3 0 0 0 0 0 1												
Wes Obermueller, R (1, 1) OBP: 0.367, SLG: 0.467 Dave Burba, R (6, 1) Brady Clark, R (6, 9) OBP: 0.374, SLG: 0.363			0-1 G6-3		0-1 1B 1B			3-2 HBP		2 0 1 0 0 0 0 0 0 0 0 0 0 0 0 0 0 0 0 0 0												
Inning Stats	R: 0 E: 0 K: 0 S: 8	H: 0 LOB: 0 BB: 0 P: 14	R: 0 E: 0 K: 0 S: 10	H: 1 LOB: 1 BB: 0 P: 15	R: 0 E: 0 K: 1 S: 12	H: 1 LOB: 1 BB: 0 P: 16	R: 0 E: 0 K: 1 S: 8	H: 0 LOB: 1 BB: 1 P: 14	R: 0 E: 0 K: 0 S: 12	H: 2 LOB: 2 BB: 0 P: 17		R: 0 E: 0 K: 2 S: 11	H: 0 LOB: 0 BB: 0 P: 16	R: 0 E: 0 K: 2 S: 7	H: 0 LOB: 0 BB: 0 P: 8	R: 0 E: 0 K: 1 S: 8	H: 0 LOB: 1 BB: 0 P: 13	R: 0 E: 0 K: 2 S: 8	H: 0 LOB: 1 BB: 0 P: 11	1B: 4 2B: 0 3B: 0 HR: 0	SF: 0 SAC: 0 DP: 1 HBP: 3	WP: 0 PB: 0 SB: 0 CS: 0
PITCHER Cory Lidle, R (1, 1) ERA: 5.27	IP 9.0 WLS W BF 34 H 4 R 0 ER 0 SO 9 BB 1 IBB 0 HBP 3 BLK 0 WP 0 HR 0 S 84 P 124 ERA 0.00 WHIP 0.556											PITCHER	IP WLS BF H R ER SO BB IBB HBP BLK WP HR S P ERA WHIP									

AB	30
R	0
H	4
RBI	0
BB	1
SO	9
LOB	15



Batter	1	2	3	4	5	6	7	8	9
11 Jimmy Rollins, S OBP: 0.348, SLG: 0.432 (1, 6) L C B B B X	3-2 1B 2B		1-0 G3	1-1 F7		0-2 2-H 2B	1-0 FC5-4 1B		
Jason Michaels, R OBP: 0.371, SLG: 0.348 (1, 7) B F B X (9, 9)	2-1 G4-6-3 1B 2-H 1B		4-1 1B BB		1-0 G3-1 2B	1-3 K	3-1 FC5-4 1-2f		
Bobby Abreu, L OBP: 0.413, SLG: 0.541 Lou Collier, R OBP: 0.379, SLG: 0.400 (1, 9) B B X (8, PH) (9, 7)	2-0 G4-6-3 1-2 1B		1-2 1-3 1B		0-0 G3-1 2-3		2-2 26 F9 BB 1B	0-1 G5-3	
Jim Thome, L OBP: 0.401, SLG: 0.612 Tomas Perez, S OBP: 0.265, SLG: 0.418 (1, 3) F X (8, PH) (9, 3)	0-1 G4-6-3 1-2f 2-3		1-1 SAFE G1-3		2-2 F7		4-2 BB 1B HR BB	1-2 P6	
26 Chase Utley, L OBP: 0.300, SLG: 0.493 (1, 4) C B F B X	2-2 G4-3			3-3 K	3-3 K		1-1 F9 2-3	2-2 G4-3	
Placido Polanco, R OBP: 0.335, SLG: 0.411 (1, 5) B B C X		2-1 G4-3		2-1 1B 2B		1-2 F9 1B 2B	1-0 BB HR 1B		
Mike Lieberthal, R OBP: 0.322, SLG: 0.418 (1, 2) C B F B X		1-2 F7		0-0 1B 2-H 1B		2-1 F9 2-3	4-2 HR BB		
Marlon Byrd, R OBP: 0.289, SLG: 0.327 (1, 8) X		0-0 L3		1-0 SH2-4 1-3 1B		0-0 SH1-4 11 2B 1B 3-H	3-1 HR		
Cory Lidle, R OBP: 0.226, SLG: 0.250 (1, 1) C B X			1-1 HR		0-0 SH2-4 1-2	1-1 SH1-4 1-2	2-3 K		

Inning Stats	R: 1 E: 0 K: 0 S: 11	H: 3 LOB: 1 BB: 0 P: 20	R: 0 E: 0 K: 0 S: 6	H: 0 LOB: 0 BB: 0 P: 9	R: 1 E: 0 K: 0 S: 9	H: 2 LOB: 1 BB: 1 P: 17	R: 1 E: 0 K: 1 S: 11	H: 3 LOB: 2 BB: 0 P: 18	R: 0 E: 0 K: 1 S: 9	H: 1 LOB: 1 BB: 0 P: 15	R: 2 E: 0 K: 1 S: 14	H: 3 LOB: 1 BB: 0 P: 19	R: 5 E: 0 K: 1 S: 19	H: 4 LOB: 1 BB: 2 P: 40	R: 0 E: 0 K: 0 S: 8	H: 0 LOB: 0 BB: 0 P: 11
1B: 9 2B: 5 3B: 0 HR: 2	SF: 0 SAC: 2 DP: 1 HBP: 0	WP: 0 PA: 41 PB: 0 SB: 0 CS: 0														

PITCHER	IP	WLS	BF	H	R	ER	SO	BB	IBB	HBP	BLK	WP	HR	S	P	ERA	WHIP
Wes Obermueller, R ERA: 6.36 (1, 1)	5.0	L	24	10	4	4	2	1	0	0	0	0	1	49	83	7.20	2.200
Dave Burba, R ERA: 4.02 (6, 1)	1.1		10	4	5	5	1	2	0	0	0	0	0	22	38	33.75	4.500
Pedro Liriano, R ERA: 5.4 (7, 1)	0.2		4	2	1	1	1	0	0	0	0	0	1	8	17	13.50	3.000
Matt Wise, R ERA: 4.76 (8, 1)	1.0		3	0	0	0	0	0	0	0	0	0	0	8	11	0.00	0.000

BOTTOM

Milwaukee Brewers @ Philadelphia Phillies
Citizens Bank Park, Philadelphia, PA

Sun Aug 29 2004, 1:35 PM EDT
Att. 43,339 - Sunny - 81 F

AB	36
R	10
H	16
RBI	10
BB	3
SO	4
LOB	14



PITCHER	IP	WLS	BF	H	R	ER	SO	BB	IBB	HBP	BLK	WP	HR	S	P	ERA	WHIP
1B: 9 2B: 5 3B: 0 HR: 2	SF: 0 SAC: 2 DP: 1 HBP: 0	WP: 0 PA: 41 PB: 0 SB: 0 CS: 0															

Batter	1	2	3	4	5	6	7	8	9	AB	R	H	RBI	BB	SO	LOB	TOP										
11 Jimmy Rollins, S OBP: 0.345, SLG: 0.428 (1, 6)	2-0 F9	1-1 G5-3		3-2 F8			1-2 L8		1-2 F8	5	0	0	0	0	0	1											
Jason Michaels, R OBP: 0.367, SLG: 0.361 (1, 7)	0-1 G6-3		0-1 HR	2-2 L4			0-1 F9		1-1 L5	5	1	1	1	0	0	0											
Bobby Abreu, L OBP: 0.416, SLG: 0.544 (1, 9)	1-2 1B		2-2 2B	1-2 G6-3			4-2 BB		4-1 HR	3	2	2	0	2	0	0											
Jim Thome, L OBP: 0.401, SLG: 0.615 (1, 10)	3-3 K		4-1 2B		1-3 K		2-2 F7		3-2 HR	4	2	1	2	1	2	2											
David Bell, R OBP: 0.368, SLG: 0.452 Doug Glanville, R OBP: 0.255, SLG: 0.278 (8, 8)		1-2 FC5-4 1B	2-0 SF9	1-3 2B	1-2 G4-3			0-2 26 1B	1-3 K	4	1	3	1	0	0	0											
Placido Polanco, R OBP: 0.334, SLG: 0.411 (1, 4)		2-2 FC5-4 1B	1-0 SF9	2-3 3-H	3-3 K			1-1 P4		3	0	1	1	0	1	1											
Mike Lieberthal, R OBP: 0.321, SLG: 0.416 (1, 2)		0-0 FC5-4 1B	0-3 K		1-0 G6-4-3 1B			3-2 P3		4	1	1	0	0	1	4											
Marlon Byrd, R OBP: 0.289, SLG: 0.327 26 Chase Utley, L OBP: 0.303, SLG: 0.495 (8, 4)		2-0 FC5-4 1B	1-1 G3		0-0 G6-4-3			3-1 1B		3	0	1	1	0	0	2											
Tomas Perez, S OBP: 0.264, SLG: 0.433 (1, 3)		0-0 FC5-4		1-0 HR	2-2 G4-3			1-3 K		1	0	1	1	0	1	3											
Inning Stats	R: 0 E: 0 K: 1 S: 12	H: 1 LOB: 1 BB: 0 P: 18	R: 2 E: 1 K: 0 S: 11	H: 3 LOB: 1 BB: 0 P: 17	R: 3 E: 1 K: 1 S: 13	H: 3 LOB: 1 BB: 1 P: 23	R: 1 E: 0 K: 0 S: 13	H: 1 LOB: 0 BB: 0 P: 20	R: 0 E: 0 K: 2 S: 10	H: 0 LOB: 0 BB: 0 P: 15	R: 0 E: 0 K: 0 S: 5	H: 1 LOB: 0 BB: 0 P: 8	R: 0 E: 0 K: 0 S: 10	H: 0 LOB: 1 BB: 1 P: 17	R: 0 E: 0 K: 1 S: 15	H: 2 LOB: 2 BB: 0 P: 23	R: 2 E: 0 K: 1 S: 14	H: 1 LOB: 0 BB: 1 P: 24	1B: 7 2B: 2 3B: 0 HR: 3	SF: 1 SAC: 0 DP: 1 HBP: 0	WP: 0 PB: 0 SB: 1 CS: 0	PA: 41					
PITCHER	IP	WLS	BF	H	R	ER	SO	BB	IBB	HBP	BLK	WP	HR	S	P	ERA	WHIP										
56 Mark Buehrle, L ERA: 4.13 (1, 1)	6.0	W	27	9	6	5	4	1	0	0	0	0	2	64	101	7.50	1.667										
Damaso Marte, L ERA: 3.06 (7, 1)	1.0	H	4	0	0	0	0	1	0	0	0	0	0	10	17	0.00	1.000										
Cliff Politte, R ERA: 4.38 (8, 1)	1.0	H	5	2	0	0	1	0	0	0	0	0	0	15	23	0.00	2.000										
Shingo Takatsu, R ERA: 2.49 (9, 1)	1.0	S	5	1	2	2	1	1	0	0	0	0	1	14	24	18.00	2.000										

Philadelphia Phillies @ Chicago White Sox
U.S. Cellular Field, Chicago, IL
Mon Aug 30 2004, 2:05 PM EDT
Att: 5,747 - Sunny - 71 F

AB	37
R	8
H	12
RBI	7
BB	3
SO	6
LOB	13




Batter	1	2	3	4	5	6	7	8	9
Aaron Rowand, R OBP: 0.377, SLG: 0.583 (1, 8)	2-3 K	2-0 F9			3-2 FC1-2-5-1 1B	0-0 WP 1B		2-1 HR	
Timo Perez, L OBP: 0.293, SLG: 0.332 (1, 7)	1-3 K		3-2 P3		0-0 FC1-2-5-1 1B E	2-1 1B		0-0 F7-4-3 1B	
Ross Gload, L OBP: 0.349, SLG: 0.397 (1, 3)	2-2 G5-3		4-2 BB		4-2 1B BB	0-1 1B		0-2 F7-4-3	
Carl Everett, S OBP: 0.323, SLG: 0.397 (1, 10)		2-1 G4-3 5 1B 2B	1-3 K		1-2 E5 1B	0-0 L1			
Jose Valentin, S OBP: 0.287, SLG: 0.486 (1, 6)		0-1 G4-3	1-0 G3		1-2 1B		2-3 K		
5 Juan Uribe, R OBP: 0.316, SLG: 0.482 (1, 4) (9, 5)		2-0 HR 1B		0-1 G5-3	0-0 F8		3-2 F8		
Joe Borchard, S OBP: 0.243, SLG: 0.260 (1, 9)		0-0 HR		3-3 K		3-3 K			
Jamie Burke, R OBP: 0.395, SLG: 0.466 (1, 2)		3-2 1B		0-1 F8		2-2 24 G5-3 1B		1-2 24 SH2-3 1B	
24 Joe Crede, R OBP: 0.295, SLG: 0.407 (1, 5) Willie Harris, L OBP: 0.352, SLG: 0.325 (9, 4)		3-2 P6			0-0 FC1-2-5-1 2B	2-1 G5-3		0-2 SH2-3	

Inning Stats	R: 0 E: 0 K: 2 S: 9	H: 0 LOB: 0 BB: 0 P: 14	R: 3 E: 0 K: 0 S: 18	H: 4 LOB: 1 BB: 0 P: 30	R: 0 E: 0 K: 1 S: 9	H: 0 LOB: 1 BB: 1 P: 18	R: 0 E: 0 K: 1 S: 7	H: 0 LOB: 0 BB: 0 P: 10	R: 2 E: 1 K: 0 S: 16	H: 4 LOB: 2 BB: 1 P: 25	R: 0 E: 0 K: 2 S: 15	H: 0 LOB: 0 BB: 0 P: 21	R: 2 E: 0 K: 0 S: 12	H: 3 LOB: 0 BB: 0 P: 15
--------------	------------------------------	----------------------------------	-------------------------------	----------------------------------	------------------------------	----------------------------------	------------------------------	----------------------------------	-------------------------------	----------------------------------	-------------------------------	----------------------------------	-------------------------------	----------------------------------

PITCHER															PITCHER																			
IP	WLS	BF	H	R	ER	SO	BB	IBB	HBP	BLK	WP	HR	S	P	ERA	WHIP	IP	WLS	BF	H	R	ER	SO	BB	IBB	HBP	BLK	WP	HR	S	P	ERA	WHIP	
39 Brett Myers, R (1, 1)	5.0		24	8	5	4	4	2	0	0	0	0	1	59	97	7.20	2.000																	
Roberto Hernandez, R (6, 1)	0.2	L	5	3	2	1	0	0	0	0	1	0	11	20	27.00	4.500																		
Rheal Cormier, L (6, 1)	1.1		5	1	0	0	2	0	0	0	0	0	18	24	0.00	0.750																		
Todd Jones, R (8, 1)	1.0		5	3	2	2	0	0	0	0	0	1	12	15	18.00	3.000																		

Philadelphia Phillies @ Chicago White Sox
U.S. Cellular Field, Chicago, IL
 Mon Aug 30 2004, 2:05 PM EDT
 Att. 5,747 - Sunny - 71 F

AB	36
R	9
H	15
RBI	8
BB	2
SO	7
LOB	13



1B: 11	SF: 0	WP: 1	PA: 39
2B: 3	SAC: 1	PB: 0	
3B: 0	DP: 1	SB: 0	
HR: 2	HBP: 0	CS: 0	

Batter	1	2	3	4	5	6	7	8	9	AB R H RBI BB SO LOB	TOP
Rafael Furcal, S OBP: 0.362, SLG: 0.436 (1, 6)	2-2 X F8	0-0 2 G5-4-3		1-0 3 G5-3		2-2 3 G3		4-2 BB 1B BB		4 0 0 0 1 0 5	
Marcus Giles, R OBP: 0.371, SLG: 0.410 (1, 4)	4-2 FC4-6 BB		1-1 1 G5-3		0-0 1 G6-3		4-2 10 G3 1B BB	1-1 BB 1B	1-2 BB	3 1 1 0 2 0 0	
J.D. Drew, L OBP: 0.420, SLG: 0.580 (1, 9)	2-2 10 1B FC4-6 1-2f		1-3 2 K		4-2 10 G5-4-3 BB		0-0 1-2 10 G3 1B 1B	4-1 BB BB	1-2 2-3 BB	3 1 1 0 2 1 1	
10 Chipper Jones, S OBP: 0.355, SLG: 0.493 (1, 5)	2-1 1-3 1B		4-2 1B E BB		1-0 1-2f G5-4-3		2-0 1-2 2-3 G3	1 2-1 F7		4 1 1 0 1 0 6	
Julio Franco, R OBP: 0.370, SLG: 0.442 (1, 3)	1-0 3 F7		1-0 1-H E8 1B		1-1 G4-3		1-0 2-H 3-H 1B		2-1 1 G4-3	5 0 2 2 0 0 2	
Johnny Estrada, S OBP: 0.391, SLG: 0.483 (1, 2)		4-0 1B BB BB	0-2 3 P4		1-0 1B HR		1-0 F8		1-3 2 K	4 1 1 0 1 1 2	
Andruw Jones, R OBP: 0.354, SLG: 0.489 (1, 8)		4-2 1-2 1B BB		2-3 1 K		2-0 1-H HR	1-3 3 K		0-3 3 K	4 1 1 2 1 3 1	
Eli Marrero, R OBP: 0.401, SLG: 0.561 (1, 7)		1-2 1-2 2-3 G5-4-3 1B		0-0 SH1-4 1B		0-1 2B		0-2 1 G5-3		4 0 3 0 0 0 0	
Mike Hampton, R OBP: 0.197, SLG: 0.259 29 John Smoltz, R (9, 1)		2-2 1 F6		0-0 1 SH1-4		3-2 2 L5		0-0 2 G6-3		3 0 0 0 0 0 4 0 0 0 0 0 0 0	
Inning Stats	R: 0 E: 0 K: 0 S: 17 H: 1 LOB: 2 P: 28	R: 0 E: 0 K: 0 S: 13 H: 1 LOB: 2 P: 24	R: 1 E: 1 K: 1 S: 11 H: 1 LOB: 1 P: 18	R: 0 E: 0 K: 1 S: 6 H: 1 LOB: 1 P: 9	R: 0 E: 0 K: 0 S: 4 H: 0 LOB: 0 P: 9	R: 2 E: 0 K: 0 S: 12 H: 3 LOB: 1 P: 21	R: 2 E: 0 K: 1 S: 12 H: 2 LOB: 1 P: 21	R: 0 E: 0 K: 0 S: 11 H: 1 LOB: 3 P: 22	R: 0 E: 0 K: 2 S: 10 H: 0 LOB: 0 P: 13	1B: 8 2B: 1 3B: 0 HR: 1 SF: 0 SAC: 1 DP: 2 HBP: 0	WP: 0 PB: 0 SB: 1 CS: 0 PA: 43
PITCHER	IP WLS BF H R ER SO BB IBB HBP BLK WP HR S P ERA WHIP	IP WLS BF H R ER SO BB IBB HBP BLK WP HR S P ERA WHIP	IP WLS BF H R ER SO BB IBB HBP BLK WP HR S P ERA WHIP	IP WLS BF H R ER SO BB IBB HBP BLK WP HR S P ERA WHIP	IP WLS BF H R ER SO BB IBB HBP BLK WP HR S P ERA WHIP	IP WLS BF H R ER SO BB IBB HBP BLK WP HR S P ERA WHIP	IP WLS BF H R ER SO BB IBB HBP BLK WP HR S P ERA WHIP	IP WLS BF H R ER SO BB IBB HBP BLK WP HR S P ERA WHIP	IP WLS BF H R ER SO BB IBB HBP BLK WP HR S P ERA WHIP	ERA WHIP	ERA WHIP
Eric Milton, L ERA: 4.64 (1, 1)	6.0 L 28 7 3 2 2 5 0 0 0 0 1 63 109 3.00 2.000										
Amaury Telemaco, R ERA: 5.11 (7, 1)	2.0 12 3 2 2 1 3 0 0 0 0 0 23 43 9.00 3.000										
Geoff Geary, R ERA: 6.11 (9, 1)	1.0 3 0 0 0 0 2 0 0 0 0 0 10 13 0.00 0.000										

Atlanta Braves @ Philadelphia Phillies
Citizens Bank Park, Philadelphia, PA

Tue Aug 31 2004, 7:05 PM EDT
Att. 36,028 - Sunny - 79 F

livebaseballscorecards.com

AB	34
R	5
H	10
RBI	4
BB	8
SO	5
LOB	21



Batter	1	2	3	4	5	6	7	8	9	AB	R	H	RBI	BB	SO	LOB
11 Jimmy Rollins, S OBP: 0.344, SLG: 0.427 (1, 6)	2-1 G6-3 ①			0-1 L8 ①		0-1 G5-3 ②			1-1 WP 1B WP 1B	4	1	1	0	0	0	0
Jason Michaels, R OBP: 0.369, SLG: 0.364 (1, 7)	2-1 G6-3 ②			1-1 1B		0-0 F8 ③			0-0 WP 1B WP 1B	4	1	2	0	0	0	0
Bobby Abreu, L OBP: 0.413, SLG: 0.539 (1, 9)	3-2 L9 ③			0-0 L9 ②				1-2 G4-3 ①	2-3 K ①	4	0	0	0	0	1	3
Jim Thome, L OBP: 0.402, SLG: 0.613 (1, 3)			X	0-0 G4-3 ①		1-2 F7 ③		4-0 FC5-4 BB	2-2 1B G4-3 1B 2-H 3-H	3	0	1	1	1	0	1
David Bell, R OBP: 0.365, SLG: 0.448 (1, 5)			C	2-2 F9 ②		1-1 G6-3 ①		1-1 FC5-4 ②	2-1 G4-3 ②	4	0	0	0	0	0	2
Placido Polanco, R OBP: 0.333, SLG: 0.409 (1, 4)			C	0-1 L8 ③		2-2 G1-4-3 ②		1-0 F7 ③	1-2 1B	4	0	1	0	0	0	1
Mike Lieberthal, R OBP: 0.321, SLG: 0.422 (1, 2)			B	3-2 G4-3 ①		2-0 HR		0-2 F9 ①	2-3 K ③	4	1	1	1	0	1	2
Marlon Byrd, R OBP: 0.287, SLG: 0.324 (1, 8)			F	2-1 P4 ②		0-0 G6-3 ③		2-2 G5-3 ②		3	0	0	0	0	0	0
Eric Milton, L OBP: 0.172, SLG: 0.130 (1, 1)			C	0-2 G1-3 ③				0-0 P6 ①	3-3 K ③	1	0	0	0	0	0	0
Lou Collier, R OBP: 0.367, SLG: 0.385 (6, PH)			F							1	0	0	0	0	0	0
Amaury Telemaco, R (7, 1)			C							0	0	0	0	0	0	0
Tomas Perez, S OBP: 0.263, SLG: 0.430 (8, PH)			F							1	0	0	0	0	1	0
Geoff Geary, R (9, 1)			C							0	0	0	0	0	0	0

Inning Stats	R: 0	H: 0	E: 0	LOB: 0	K: 0	S: 7	P: 14	R: 0	H: 0	E: 0	LOB: 0	K: 0	S: 6	P: 8	R: 0	H: 1	E: 0	LOB: 1	K: 0	S: 8	P: 10	R: 1	H: 1	E: 0	LOB: 0	K: 0	S: 9	P: 14	R: 0	H: 0	E: 0	LOB: 0	K: 0	S: 4	P: 4	R: 0	H: 0	E: 0	LOB: 1	K: 0	S: 6	P: 13	R: 0	H: 0	E: 0	LOB: 0	K: 1	S: 11	P: 16	R: 2	H: 4	E: 0	LOB: 2	K: 2	S: 18	P: 28	1B: 5	SF: 0	2B: 0	SAC: 0	3B: 0	DP: 0	HR: 1	HBP: 0	WP: 2	PA: 34
--------------	------	------	------	--------	------	------	-------	------	------	------	--------	------	------	------	------	------	------	--------	------	------	-------	------	------	------	--------	------	------	-------	------	------	------	--------	------	------	------	------	------	------	--------	------	------	-------	------	------	------	--------	------	-------	-------	------	------	------	--------	------	-------	-------	-------	-------	-------	--------	-------	-------	-------	--------	-------	--------

PITCHER	IP	WLS	BF	H	R	ER	SO	BB	IBB	HBP	BLK	WP	HR	S	P	ERA	WHIP
Mike Hampton, L ERA: 4.7 (1, 1)	8.0	W	27	2	1	1	1	1	0	0	0	0	1	59	92	1.12	0.375
29 John Smoltz, R ERA: 2.1 (9, 1)	1.0		7	4	2	2	2	0	0	0	0	2	0	18	28	18.00	4.000

BOTTOM

Atlanta Braves @ Philadelphia Phillies
 Citizens Bank Park, Philadelphia, PA
 Tue Aug 31 2004, 7:05 PM EDT
 Att. 36,028 - Sunny - 79 F

AB	33
R	3
H	6
RBI	2
BB	1
SO	3
LOB	9



PITCHER	IP	WLS	BF	H	R	ER	SO	BB	IBB	HBP	BLK	WP	HR	S	P	ERA	WHIP
---------	----	-----	----	---	---	----	----	----	-----	-----	-----	----	----	---	---	-----	------

Batter	1	2	3	4	5	6	7	8	9	AB R H RBI BB SO LOB	TOP											
Rafael Furcal, S OBP: 0.360, SLG: 0.434 (1, 6)	1-1 2B G3 1B	1-0 3-H SF7	0-2 G3-1			3-2 G6-3		0-1 G1-3		4 1 1 1 0 0 2												
Marcus Giles, R OBP: 0.375, SLG: 0.414 (1, 4)	1-2 SAFE K	0-2 1B			1-2 G6-3	0-1 10 BB 1B		0-1 10 BB 1B		5 1 3 0 0 1 1												
J.D. Drew, L OBP: 0.420, SLG: 0.580 (1, 9)	1-0 G3 1-3 2B	1-3 K			2-2 G3-1	2-3 K		4-1 10 BB 1-2 BB		4 1 1 0 1 2 3 0 0 0 0 0 0 0 0 0 0 0 0 0 0												
Chris Reitsma, R (8, 1)																						
Kevin Gryboski, R (9, 1)																						
10 Chipper Jones, S OBP: 0.360, SLG: 0.505 (1, 5)	4-0 G3 BB	0-0 L3			0-0 HR	4-2 1-2 BB		1-2 1-H 2-H 2B		3 1 2 3 2 0 2												
Johnny Estrada, S OBP: 0.386, SLG: 0.477 (1, 2)	0-2 G3		0-2 P6		0-0 L7	1-2 F8		0-2 F8		5 0 0 1 0 0 5												
Andrew Jones, R OBP: 0.353, SLG: 0.493 (1, 8)	1-2 G3		2-0 HR			0-2 G5-3		0-2 G6-3	2-1 G5-3	5 1 1 1 0 0 2												
Adam LaRoche, L OBP: 0.325, SLG: 0.443 (1, 3)																						
Charles Thomas, L OBP: 0.383, SLG: 0.463 (1, 7)																						
Jaret Wright, R OBP: 0.160, SLG: 0.208 (1, 1)																						
Antonio Alfonseca, R (7, 1)																						
Dewayne Wise, L OBP: 0.264, SLG: 0.435 (8, PH) (8, 9)																						
Inning Stats	R: 1 E: 0 K: 1 S: 12	H: 2 LOB: 2 BB: 1 P: 20	R: 2 E: 0 K: 1 S: 16	H: 3 LOB: 2 BB: 0 P: 23	R: 1 E: 0 K: 0 S: 14	H: 2 LOB: 2 BB: 1 P: 22	R: 1 E: 0 K: 0 S: 8	H: 1 LOB: 0 BB: 0 P: 11	R: 0 E: 0 K: 1 S: 10	H: 1 LOB: 1 BB: 0 P: 15	R: 0 E: 0 K: 1 S: 16	H: 1 LOB: 2 BB: 1 P: 26	R: 0 E: 0 K: 1 S: 8	H: 0 LOB: 0 BB: 0 P: 13	R: 2 E: 0 K: 0 S: 12	H: 2 LOB: 1 BB: 1 P: 17	R: 0 E: 0 K: 2 S: 11	H: 1 LOB: 1 BB: 0 P: 14	1B: 7 2B: 4 3B: 0 HR: 2	SF: 1 SAC: 0 DP: 0 HBP: 1	WP: 0 PB: 0 SB: 0 CS: 0	PA: 45
PITCHER	IP WLS BF H R ER SO BB IBB HBP BLK WP HR S P ERA WHIP																					
Vicente Padilla, R (1, 1) ERA: 4.16	5.0 L 27 9 5 5 3 2 0 1 0 0 0 2 60 91 9.00 2.200																					
Rheal Cormier, L (6, 1) ERA: 3.8	1.0 5 1 0 0 1 1 0 0 0 0 0 0 16 26 0.00 2.000																					
Felix Rodriguez, R (7, 1) ERA: 3.43	1.0 3 0 0 0 1 0 0 0 0 0 0 0 8 13 0.00 0.000																					
Geoff Geary, R (8, 1) ERA: 6.44	1.0 6 2 2 2 0 1 0 0 0 0 0 0 12 17 18.00 3.000																					
Tim Worrell, R (9, 1) ERA: 3.97	1.0 4 1 0 0 2 0 0 0 0 0 0 0 11 14 0.00 1.000																					

Atlanta Braves @ Philadelphia Phillies
Citizens Bank Park, Philadelphia, PA
Wed Sep 01 2004, 7:05 PM EDT
Att. 35,031 - Sunny - 81 F

livebaseballscorecards.com

AB 39
R 7
H 13
RBI 7
BB 4
SO 7
LOB 21



Batter	1	2	3	4	5	6	7	8	9	AB	R	H	RBI	BB	SO	LOB
11 Jimmy Rollins, S OBP: 0.343, SLG: 0.429 (1, 6)	2-3 K ①		1-2 K 3B ②		1-2 L8 ③		0-2 F7 ③			4	0	1	0	0	1	2
Jason Michaels, R OBP: 0.367, SLG: 0.361 (1, 7)	1-1 L1 ②		3-3 K ②			0-0 FC6-4 1B ①			0-3 K ①	4	0	1	0	0	2	1
Bobby Abreu, L OBP: 0.412, SLG: 0.537 (1, 9)	2-2 G4-3 ③		0-2 G3 ③			3-2 FC6-4 1B ①			1-0 F8 ②	4	0	1	0	0	0	1
Jim Thome, L OBP: 0.401, SLG: 0.610 (1, 3)		X			3-1 G4-3 ①		0-3 K ①		3-1 F8 ③	4	1	1	0	0	1	2
David Bell, R OBP: 0.366, SLG: 0.449 (1, 5)		X			1-0 K ②		3-2 FC6-4 ②		1-1 L7 ①	4	1	2	0	0	0	2
Placido Polanco, R OBP: 0.333, SLG: 0.410 (1, 4)		B			0-0 G6-3 ③		3-3 K ③		1-2 G1-3 ②	4	0	1	1	0	1	2
Mike Lieberthal, R OBP: 0.320, SLG: 0.421 (1, 2)		X			2-2 FC5-4 1B ①		2-3 K ①		1-2 G4-3 ③	3	0	1	1	0	1	0
Marlon Byrd, R OBP: 0.284, SLG: 0.321 (1, 8)		X			0-0 FC5-4 ①		2-2 G5-3 ②			3	0	0	0	0	0	1
Vicente Padilla, R 6 Ryan Howard, L Rheal Cormier, L Felix Rodriguez, R Lou Collier, R Geoff Geary, R Tim Worrell, R (1, 1) (5, PH) (6, 1) (7, 1) (7, PH) (8, 1) (9, 1)			2-2 G3 ①		3-3 K ②		3-1 K ①			1	0	0	0	0	0	0

Inning Stats	R: 0	H: 0	E: 0	K: 1	S: 8	R: 2	H: 3	E: 0	K: 0	S: 5	R: 0	H: 1	E: 0	K: 1	S: 12	R: 0	H: 1	E: 0	K: 1	S: 10	R: 0	H: 2	E: 0	K: 2	S: 16	R: 0	H: 1	E: 0	K: 1	S: 12	R: 0	H: 0	E: 0	K: 1	S: 6	R: 0	H: 0	E: 0	K: 0	S: 8	R: 0	H: 0	E: 0	K: 0	S: 11	1B: 7	SF: 1	2B: 1	SAC: 0	3B: 1	DP: 0	HR: 0	HBP: 0	WP: 0	PA: 34
--------------	------	------	------	------	------	------	------	------	------	------	------	------	------	------	-------	------	------	------	------	-------	------	------	------	------	-------	------	------	------	------	-------	------	------	------	------	------	------	------	------	------	------	------	------	------	------	-------	-------	-------	-------	--------	-------	-------	-------	--------	-------	--------

PITCHER	IP	WLS	BF	H	R	ER	SO	BB	IBB	HBP	BLK	WP	HR	S	P	ERA	WHIP
Jaret Wright, R ERA: 3.19 (1, 1)	6.0	W	24	8	2	2	5	0	0	0	0	0	0	55	86	3.00	1.333
Antonio Alfonseca, R ERA: 3.07 (7, 1)	1.0	H	4	1	0	0	1	0	0	0	0	0	0	12	19	0.00	1.000
Chris Reitsma, R ERA: 3.39 (8, 1)	1.0		3	0	0	0	1	0	0	0	0	0	0	6	10	0.00	0.000
Kevin Gryboski, R ERA: 3.05 (9, 1)	1.0		3	0	0	0	0	0	0	0	0	0	0	8	11	0.00	0.000

BOTTOM

Atlanta Braves @ Philadelphia Phillies
Citizens Bank Park, Philadelphia, PA

Wed Sep 01 2004, 7:05 PM EDT
Att: 35,031 - Sunny - 81 F

livebaseballscorecards.com

AB	33
R	2
H	9
RBI	2
BB	0
SO	7
LOB	12



Batter	1	2	3	4	5	6	7	8	9	AB R H RBI BB SO LOB	TOP											
Eric Valent, L (1, 9) OBP: 0.350, SLG: 0.505	0-0 G6-4-3 1B		3-1 HR		0-0 G4-6-3 1-2f			3-3 K		4 1 2 1 0 1 2												
Jeff Keppinger, R (1, 4) OBP: 0.268, SLG: 0.400	2-2 G6-4-3 1-2f		1-2 F8			0-0 31 G6-4-3 1B		0-2 G3		4 0 1 0 0 0 1												
31 Mike Piazza, R (1, 3) OBP: 0.361, SLG: 0.456	4-1 BB			0-0 G6-3		2-2 G6-4-3 1-2f			1-1 F9	3 0 0 0 1 0 1												
Cliff Floyd, L (1, 7) OBP: 0.352, SLG: 0.479	0-3 K			0-0 G4-3		0-0 G6-3			4-2 BB	3 0 0 0 1 1 1												
5 David Wright, R (1, 5) OBP: 0.333, SLG: 0.545		1-3 K		4-2 BB			4-2 F8 S BB		3-2 F8	2 0 0 0 2 1 1												
Gerald Williams, R (1, 8) OBP: 0.307, SLG: 0.432		0-0 G4-3		1-1 SAFE L7			0-1 F8		0-0 F7	4 0 0 0 0 0 3												
Jason Phillips, R (1, 2) OBP: 0.285, SLG: 0.314			1-1 F9		1-0 WP 1B		2-0 F8 1-3			3 0 1 0 0 0 1												
Pedro Feliciano, L (7, 1)										0 0 0 0 0 0 0												
Mike Stanton, L (8, 1) OBP: 0.500, SLG: 0.500										0 0 0 0 0 0 0												
Wilson Delgado, S (1, 6) OBP: 0.339, SLG: 0.379			1-3 K		1-3 K		3-3 K			3 0 0 0 0 3 2												
Matt Ginter, R (1, 1) OBP: 0.313, SLG: 0.286			3-2 G6-3		4-2 G4-6-3 BB					0 0 0 0 0 0 0												
Heath Bell, R (2, 1)										1 0 0 0 0 0 0												
Todd Zeile, R (5, PH) OBP: 0.324, SLG: 0.356										0 0 0 0 1 0 0												
Bartolome Fortunato, R (5, 1)										0 0 0 0 0 0 0												
Vance Wilson, R (7, 2) OBP: 0.337, SLG: 0.435										1 0 0 0 0 0 0												
Inning Stats	R: 0 E: 0 K: 1 S: 8	H: 1 LOB: 1 BB: 1 P: 14	R: 0 E: 0 K: 1 S: 6	H: 0 LOB: 0 BB: 0 P: 8	R: 1 E: 0 K: 1 S: 12	H: 1 LOB: 0 BB: 0 P: 20	R: 0 E: 0 K: 0 S: 7	H: 0 LOB: 1 BB: 1 P: 12	R: 0 E: 0 K: 1 S: 10	H: 1 LOB: 1 BB: 1 P: 16	R: 0 E: 0 K: 0 S: 5	H: 1 LOB: 0 BB: 0 P: 7	R: 0 E: 0 K: 1 S: 9	H: 0 LOB: 1 BB: 1 P: 18	R: 0 E: 0 K: 1 S: 10	H: 0 LOB: 0 BB: 0 P: 15	R: 0 E: 0 K: 0 S: 10	H: 0 LOB: 1 BB: 1 P: 18	1B: 3 2B: 0 3B: 0 HR: 1	SF: 0 SAC: 0 DP: 3 HBP: 0	WP: 1 PB: 0 SB: 1 CS: 0	PA: 33
PITCHER	IP WLS BF H R ER SO BB IBB HBP BLK WP HR S P ERA WHIP																					
Gavin Floyd, R (1, 1) ERA: 1.29	7.0 W 26 4 1 1 5 4 0 0 0 1 1 57 95 1.29 1.143																					
Rheal Cormier, L (8, 1) ERA: 3.75	1.0 3 0 0 0 1 0 0 0 0 0 0 10 15 0.00 0.000																					
Geoff Geary, R (9, 1) ERA: 6.27	1.0 4 0 0 0 0 1 0 0 0 0 0 10 18 0.00 1.000																					

New York Mets @ Philadelphia Phillies
Citizens Bank Park, Philadelphia, PA

livebaseballscorecards.com

AB	28
R	1
H	4
RBI	1
BB	5
SO	6
LOB	12



Fri Sep 03 2004, 7:05 PM EDT
Att. 37,267 - Cloudy - 81 F

Batter	1	2	3	4	5	6	7	8	9
11 Jimmy Rollins, S OBP: 0.344, SLG: 0.428	0-2 F8 G4-3 1B		1-1 G4-3		0-3 K		4-1 HR BB	0-0 P6	
Placido Polanco, R OBP: 0.333, SLG: 0.420	0-1 G4-3 1-2		0-3 K		0-0 1B 2B		1-2 1-H HR	0-0 L9	
Bobby Abreu, L OBP: 0.415, SLG: 0.538	2-2 F8 2-3		1-1 S 1B		2-2 S 1B		4-2 WP S SF7 BB		
Jim Thome, L OBP: 0.400, SLG: 0.606	4-0 IBB		3-3 K 1-2		3-2 F8 1-2		3-3 K 1-3		
David Bell, R OBP: 0.365, SLG: 0.448	0-1 P4			1-3 K		3-2 F8 BB 1B	2-1 SF7		
Pat Burrell, R OBP: 0.377, SLG: 0.468			1-3 K	2-2 HR		4-1 BB 1-2	4-2 HR BB		
Jason Michaels, R OBP: 0.370, SLG: 0.395			0-0 HR	1-3 K		1-2 F8 2-3	1-0 1-H HR		
Mike Lieberthal, R OBP: 0.317, SLG: 0.417			2-3 K	2-1 G5-3		1-3 K	2-1 G3-1		
Gavin Floyd, R Rheal Cormier, L Shawn Wooten, R Geoff Geary, R		2-1 G6-3			2-3 K	0-1 G4-3		1-1 F9	

Inning Stats	R: 0	H: 1	E: 0	K: 0	S: 10	H: 1	LOB: 2	BB: 1	P: 16	R: 1	H: 1	E: 0	K: 2	S: 9	H: 1	LOB: 1	BB: 0	P: 14	R: 0	H: 1	E: 0	K: 2	S: 10	R: 1	H: 1	E: 0	K: 2	S: 14	R: 1	H: 2	E: 0	K: 2	S: 14	R: 0	H: 1	E: 0	K: 1	S: 12	R: 5	H: 2	E: 0	K: 1	S: 19	R: 0	H: 0	E: 0	K: 0	S: 4


PITCHER	IP	WLS	BF	H	R	ER	SO	BB	IBB	HBP	BLK	WP	HR	S	P	ERA	WHIP
Matt Ginter, R ERA: 4.54	(1, 1)	1.0	5	1	0	0	0	0	0	0	0	0	0	10	16	0.00	1.000
Heath Bell, R ERA: 5.63	(2, 1)	3.0	L 12	3	2	2	6	0	0	0	0	0	2	33	49	6.00	1.000
Bartolome Fortunato, R ERA: 4.5	(5, 1)	2.0	10	3	1	1	3	1	0	0	0	0	0	26	42	4.50	2.000
Pedro Feliciano, L ERA: 6.14	(7, 1)	1.0	8	2	5	5	1	3	0	0	0	1	2	19	40	45.00	5.000
Mike Stanton, L ERA: 3.48	(8, 1)	1.0	3	0	0	0	0	0	0	0	0	0	0	4	5	0.00	0.000

BOTTOM

New York Mets @ Philadelphia Phillies
Citizens Bank Park, Philadelphia, PA

livebaseballscorecards.com

AB	32
R	8
H	9
RBI	8
BB	5
SO	10
LOB	13



1B:	4	SF:	1	WP:	1	PA:	38
2B:	1	SAC:	0	PB:	0		
3B:	0	DP:	0	SB:	4		
HR:	4	HBP:	0	CS:	0		

Fri Sep 03 2004, 7:05 PM EDT
Att: 37,267 - Cloudy - 81 F

Batter	1	2	3	4	5	6	7	8	9	AB R H RBI BB SO LOB	TOP
Jeff Keppinger, R (1, 4) <small>OBP: 0.267, SLG: 0.386</small>	1-2 		0-3 			2-1 			0-1 	4 0 1 0 0 1 0	
Todd Zeile, R (1, 3) <small>OBP: 0.320, SLG: 0.352</small>	3-1 			1-1 		1-1 			1-3 	4 0 0 0 0 1 1	
31 Mike Piazza, R (1, 2) <small>OBP: 0.358, SLG: 0.452</small>	1-1 			1-0 			0-0 		0-0 	4 0 0 0 0 0 0	
Cliff Floyd, L (1, 7) <small>OBP: 0.350, SLG: 0.475</small>		2-1 		2-1 			2-0 			3 0 0 0 0 0 0	
Richard Hidalgo, R (1, 9) <small>OBP: 0.321, SLG: 0.469</small>		0-1 			2-0 		1-1 			3 0 0 0 0 0 0	
5 David Wright, R (1, 5) <small>OBP: 0.333, SLG: 0.541</small>		2-2 			2-2 		0-1 			3 0 1 0 0 0 0	
Gerald Williams, R (1, 8) <small>OBP: 0.297, SLG: 0.417</small>		1-0 			1-2 		0-2 			3 0 0 0 0 0 1	
Wilson Delgado, S (1, 6) <small>OBP: 0.338, SLG: 0.377</small>			3-1 			0-1 		2-2 		3 0 1 0 0 0 0	
Al Leiter, L (1, 1) <small>OBP: 0.125, SLG: 0.109</small> Craig Brazell, L (8, PH) <small>OBP: 0.001, SLG: 0.091</small> Tyler Yates, R (6, 1) <small>OBP: 0.001, SLG: 0.091</small> Vic Darenbourg, L (7, 1) <small>OBP: 0.348, SLG: 0.502</small> Eric Valent, L (8, PH) <small>OBP: 0.348, SLG: 0.502</small> John Franco, L (8, 1)			1-3 			1-1 		0-0 		1 0 0 0 0 0 1 0 1 0 1 0 0 0 0 0 0 1 0 0 0 0 0 0 0 0	
Inning Stats	R: 0 H: 0 E: 0 LOB: 0 K: 0 BB: 0 S: 8 P: 13	R: 0 H: 1 E: 0 LOB: 1 K: 0 BB: 0 S: 8 P: 13	R: 0 H: 0 E: 0 LOB: 0 K: 2 BB: 0 S: 8 P: 12	R: 0 H: 0 E: 0 LOB: 0 K: 0 BB: 0 S: 5 P: 9	R: 0 H: 0 E: 0 LOB: 0 K: 0 BB: 0 S: 8 P: 13	R: 0 H: 1 E: 0 LOB: 1 K: 0 BB: 0 S: 8 P: 12	R: 0 H: 0 E: 0 LOB: 0 K: 0 BB: 0 S: 4 P: 7	R: 0 H: 1 E: 0 LOB: 1 K: 0 BB: 0 S: 9 P: 11	R: 0 H: 0 E: 0 LOB: 0 K: 1 BB: 0 S: 6 P: 7	1B: 3 SF: 0 2B: 0 SAC: 0 3B: 0 DP: 0 HR: 0 HBP: 0	WP: 0 PA: 30 PB: 0 SB: 1 CS: 0
PITCHER Cory Lidle, R (1, 1) <small>ERA: 5.01</small>	IP 9.0 WLS W BF 30 H 3 R 0 ER 0 SO 3 BB 0 IBB 0 HBP 0 BLK 0 WP 0 HR 0 S 64 P 97 ERA 0.00 WHIP 0.333										

New York Mets @ Philadelphia Phillies
 Citizens Bank Park, Philadelphia, PA

AB	30
R	0
H	3
RBI	0
BB	0
SO	3
LOB	3



Sat Sep 04 2004, 7:05 PM EDT
 Att. 43,089 - Sunny - 83 F

livebaseballscorecards.com

Batter	1	2	3	4	5	6	7	8	9	AB	R	H	RBI	BB	SO	LOB
11 Jimmy Rollins, S OBP: 0.343, SLG: 0.432	1-0 P6	2-1 G5-3		1-1 HR		2-3 K				4	1	1	3	0	1	3
Placido Polanco, R OBP: 0.333, SLG: 0.418	1-0 G6-3		2-2 G5-3	2-1 G5-3			0-0 SF8			4	1	1	0	0	0	0
Bobby Abreu, L OBP: 0.415, SLG: 0.538	3-1 G3		0-0 F9		4-2 BB		3-1 2B			3	0	1	0	1	0	0
Jim Thome, L OBP: 0.400, SLG: 0.603		4-2 2B	4-2 BB		1-1 G3-5		0-0 P5			2	1	0	0	2	0	3
David Bell, R OBP: 0.364, SLG: 0.449		2-2 SAFE 2B	1-2 F7		3-2 L1		0-1 SF8			3	1	1	1	0	0	1
Pat Burrell, R OBP: 0.376, SLG: 0.466		2-3 K2-3		3-2 F9		0-0 BB	2-2 L5			4	0	1	0	0	1	3
Jason Michaels, R OBP: 0.372, SLG: 0.394		4-2 2B		0-0 SH1-4		1-3 K		0-3 K		3	2	1	0	1	2	1
Todd Pratt, R OBP: 0.328, SLG: 0.262		3-2 F9		4-2 SH1-4		4-2 BB		1-0 G6-3		2	1	0	0	2	0	3
Cory Lidle, R OBP: 0.232, SLG: 0.275		0-0 2B		0-1 SH1-4		1-3 K		1-3 K		3	0	1	3	0	2	2

Inning Stats	R: 0	H: 0	E: 0	K: 0	S: 4	R: 3	H: 2	E: 0	K: 1	S: 17	R: 0	H: 0	E: 0	K: 0	S: 11	R: 3	H: 2	E: 0	K: 0	S: 12	R: 0	H: 0	E: 0	K: 0	S: 8	R: 0	H: 1	E: 0	K: 3	S: 13	R: 1	H: 2	E: 0	K: 0	S: 10	R: 0	H: 0	E: 0	K: 2	S: 7	1B: 3	SF: 1	2B: 3	SAC: 1	3B: 0	DP: 1	HR: 1	HBP: 0	WP: 0	PA: 36
--------------	------	------	------	------	------	------	------	------	------	-------	------	------	------	------	-------	------	------	------	------	-------	------	------	------	------	------	------	------	------	------	-------	------	------	------	------	-------	------	------	------	------	------	-------	-------	-------	--------	-------	-------	-------	--------	-------	--------

PITCHER	IP	WLS	BF	H	R	ER	SO	BB	IBB	HBP	BLK	WP	HR	S	P	ERA	WHIP
Al Leiter, L ERA: 3.05	(1, 1)	5.0	L	23	4	6	6	1	5	0	0	0	0	52	99	10.80	1.800
Tyler Yates, R ERA: 7.65	(6, 1)	1.0		5	1	0	0	3	1	0	0	0	0	13	21	0.00	2.000
Vic Darenbourg, L ERA: 3.86	(7, 1)	1.0		5	2	1	1	0	0	0	0	0	0	10	15	9.00	2.000
John Franco, L ERA: 5.32	(8, 1)	1.0		3	0	0	0	2	0	0	0	0	0	7	9	0.00	0.000

BOTTOM

New York Mets @ Philadelphia Phillies
Citizens Bank Park, Philadelphia, PA

Sat Sep 04 2004, 7:05 PM EDT
Att: 43,089 - Sunny - 83 F

livebaseballscorecards.com

AB	28
R	7
H	7
RBI	7
BB	6
SO	6
LOB	16



Batter	1	2	3	4	5	6	7	8	9	AB R H RBI BB SO LOB	TOP											
Jeff Keppinger, R (1, 4) OBP: 0.245, SLG: 0.354	0-0 F9		0-2 F9			1-1 G1-3		3-2 P5		4 0 0 0 0 0 2												
Todd Zeile, R (1, 3) OBP: 0.317, SLG: 0.347	2-1 F9			1-0 B1-3		1-1 F8		3-2 F9		4 0 0 0 0 0 1												
Cliff Floyd, L (1, 7) OBP: 0.349, SLG: 0.471	0-0 G4-3			1-2 L4		1-2 G3-1			2-0 G6-4-3 HBP	3 0 0 0 0 0 0												
Richard Hidalgo, R (1, 9) OBP: 0.318, SLG: 0.465		0-0 P3		3-2 F7			3-2 G6-3		0-1 G6-4-3 1-2f	4 0 0 0 0 0 1												
5 David Wright, R (1, 5) OBP: 0.331, SLG: 0.552		2-2 G4-3			0-1 HR		1-1 G5-3		0-3 K	4 1 1 1 0 1 0												
Gerald Williams, R (1, 8) OBP: 0.298, SLG: 0.425		1-2 F7			3-2 2B		0-0 G5-3			3 0 1 0 0 0 0												
Jason Phillips, R (1, 2) OBP: 0.286, SLG: 0.325			2-1 SH3-4 HBP		1-3 K			1-0 HR		2 1 1 1 0 1 1	AB 28 R 2 H 3 RBI 2 BB 1 SO 4 LOB 9											
Wilson Delgado, S (1, 6) OBP: 0.338, SLG: 0.365			1-0 F8		2-3 K			4-1 BB		2 0 0 0 1 1 2												
Steve Trachsel, R (1, 1) OBP: 0.192, SLG: 0.196			0-0 SH3-4		1-0 P4			2-3 K		1 0 0 0 0 0 1												
Eric Valent, L (8, PH) OBP: 0.349, SLG: 0.502										0 0 0 0 0 0 0												
31 Mike Piazza, R (8, PH) OBP: 0.357, SLG: 0.451										1 0 0 0 0 1 1												
Braden Loper, R (8, 1)										0 0 0 0 0 0 0												
Inning Stats	R: 0 E: 0 K: 0 S: 4	H: 0 LOB: 0 BB: 0 P: 6	R: 0 E: 0 K: 0 S: 7	H: 0 LOB: 0 BB: 0 P: 10	R: 0 E: 0 K: 0 S: 6	H: 0 LOB: 1 BB: 0 P: 9	R: 0 E: 0 K: 0 S: 7	H: 0 LOB: 0 BB: 0 P: 12	R: 1 E: 0 K: 2 S: 18	H: 2 LOB: 1 BB: 0 P: 25	R: 0 E: 0 K: 0 S: 7	H: 0 LOB: 0 BB: 0 P: 10	R: 0 E: 0 K: 0 S: 6	H: 0 LOB: 0 BB: 0 P: 10	R: 1 E: 0 K: 1 S: 13	H: 1 LOB: 1 BB: 1 P: 26	R: 0 E: 0 K: 1 S: 5	H: 0 LOB: 0 BB: 0 P: 7	1B: 0 2B: 1 3B: 0 HR: 2	SF: 0 SAC: 1 DP: 1 HBP: 2	WP: 0 PB: 0 SB: 0 CS: 0	PA: 32
PITCHER	IP WLS BF H R ER SO BB IBB HBP BLK WP HR S P ERA WHIP																					
39 Brett Myers, R (1, 1) ERA: 5.28	7.0 W 26 3 2 2 2 1 0 1 0 0 0 2 57 89 2.57 0.571																					
Billy Wagner, L (8, 1) ERA: 3.03	1.0 H 3 0 0 0 1 0 0 0 0 0 0 0 11 19 0.00 0.000																					
Rheal Cormier, L (9, 1) ERA: 3.75	0.0 1 0 0 0 0 0 0 0 1 0 0 0 0 2 ∞ ∞																					
Tim Worrell, R (9, 1) ERA: 3.92	1.0 S 2 0 0 0 1 0 0 0 0 0 0 0 5 5 0.00 0.000																					

New York Mets @ Philadelphia Phillies
 Citizens Bank Park, Philadelphia, PA

livebaseballscorecards.com



Sun Sep 05 2004, 1:35 PM EDT
 Att. 43,628 - Overcast - 71 F

Batter	1	2	3	4	5	6	7	8	9
11 Jimmy Rollins, S OBP: 0.343, SLG: 0.436	0-1 G4-3		0-0 HR		1-0 G2-3			2-2 G4-3	
Jason Michaels, R OBP: 0.370, SLG: 0.396	1-3 K		0-0 G3 2B		3-2 F7			1-2 G6-3	
Bobby Abreu, L OBP: 0.416, SLG: 0.537	4-1 CS BB		1-2 F7		2-2 G1-3			1-0 BB 1B	
Jim Thome, L OBP: 0.399, SLG: 0.599	2-1 CS 1-2	0-1 G6-3	3-2 G3		3-3 K			4-1 FC6-4 BB	
David Bell, R OBP: 0.365, SLG: 0.449		2-0 26 L1-3 1B	1-3 K		4-1 BB			0-1 FC6-4 1-2f	
26 Chase Utley, L OBP: 0.300, SLG: 0.489		2-0 L1-3 1-1		1-0 P4		3-2 G4-3			
Pat Burrell, R OBP: 0.376, SLG: 0.464			2-1 HR 1B		3-2 F9		2-2 P3		
Mike Lieberthal, R OBP: 0.319, SLG: 0.425			3-1 1-H HR		2-0 F8		4-0 39 G6-4-3 BB		
39 Brett Myers, R OBP: 0.213, SLG: 0.267			0-1 11 HR 2B		2-1 G3		0-1 G6-4-3 1-2f		
Billy Wagner, L (8, 1)									
Rheal Cormier, L (9, 1)									
Tim Worrell, R (9, 1)									

Inning Stats	R: 0	H: 0	E: 0	K: 1	S: 7	LOB: 0	BB: 1	P: 14
	R: 0	H: 1	E: 0	K: 0	S: 4	LOB: 0	BB: 0	P: 8
	R: 4	H: 5	E: 0	K: 1	S: 19	LOB: 1	BB: 0	P: 29
	R: 0	H: 0	E: 0	K: 0	S: 5	LOB: 0	BB: 0	P: 11
	R: 0	H: 0	E: 0	K: 0	S: 7	LOB: 0	BB: 0	P: 13
	R: 0	H: 0	E: 0	K: 1	S: 10	LOB: 1	BB: 1	P: 22
	R: 0	H: 0	E: 0	K: 0	S: 5	LOB: 0	BB: 1	P: 11
	R: 0	H: 1	E: 0	K: 0	S: 10	LOB: 2	BB: 1	P: 18

PITCHER	IP	WLS	BF	H	R	ER	SO	BB	IBB	HBP	BLK	WP	HR	S	P	ERA	WHIP
Steve Trachsel, R ERA: 4.13	(1, 1)	7.0	L	27	6	4	4	3	3	0	0	0	2	57	108	5.14	1.286
Braden Looper, R ERA: 2.04	(8, 1)	1.0		5	1	0	0	0	1	0	0	0	10	18	0.00	2.000	

AB R H RBI BB SO LOB

4	1	1	2	0	0	0
4	0	1	0	0	1	0
3	0	1	0	1	0	1
3	0	0	0	1	1	1
3	0	1	0	1	1	3
3	0	0	0	0	0	2
3	1	1	0	0	0	0
2	1	1	2	1	0	0
3	1	1	0	0	0	1
0	0	0	0	0	0	0
0	0	0	0	0	0	0
0	0	0	0	0	0	0

WP	PA	ERA	WHIP
0	33		
0			
0			

New York Mets @ Philadelphia Phillies
 Citizens Bank Park, Philadelphia, PA
 Sun Sep 05 2004, 1:35 PM EDT
 Att. 43,628 - Overcast - 71 F

livebaseballscorecards.com

AB	28
R	4
H	7
RBI	4
BB	4
SO	3
LOB	8



Batter	1	2	3	4	5	6	7	8	9	AB R H RBI BB SO LOB	TOP		
11 Jimmy Rollins, S OBP: 0.345, SLG: 0.441	3-2 G1-3			0-0 1B 2B	4-1 1-2 2-3 BB			1-1 G4-3 2B		3 1 2 0 1 0 0	Philadelphia Phillies @ Atlanta Braves Turner Field, Atlanta, GA Mon Sep 06 2004, 1:05 PM EDT Att. 31,949 - Overcast - 78 F		
Placido Polanco, R OBP: 0.332, SLG: 0.416	0-1 G4-3			2-2 L3 1B	2-2 F7			0-0 G4-3		4 0 1 0 0 0 4			
Bobby Abreu, L OBP: 0.413, SLG: 0.533	2-1 F7			2-1 L3				1-1 P6		4 0 0 0 0 0 3			
Jim Thome, L OBP: 0.398, SLG: 0.596				2-2 FC6-4 1B				1-0 G4-3		4 0 1 1 0 0 1			
David Bell, R OBP: 0.362, SLG: 0.444				2-2 FC6-4				3-2 F9		4 0 0 0 0 0 1			
Jason Michaels, R OBP: 0.372, SLG: 0.395								1-3 K		3 0 1 0 1 1 0			
Pat Burrell, R OBP: 0.372, SLG: 0.459				0-0 F8	1-1 P6			0-1 L5		4 0 0 0 0 1 2			
Mike Lieberthal, R OBP: 0.320, SLG: 0.424				2-2 F8	1-2 11 BB 6 1B 1B			3-3 K		3 0 1 0 0 1 1			
Eric Milton, L 8 Ryan Howard, L Lou Collier, R 63 Ryan Madson, L Amoury Telemaco, R 38 Chase Utley, L Roberto Hernandez, R Felix Rodriguez, R Rheal Cormier, L				0-2 G4-3	2-1 11 BB 1B			3-2 G3		1 0 0 0 0 0 0 1 0 0 1 0 1 0			
Inning Stats	R: 0 H: 0 E: 0 LOB: 0 K: 0 BB: 0 S: 7 P: 12	R: 0 H: 0 E: 0 LOB: 0 K: 0 BB: 0 S: 9 P: 16	R: 0 H: 0 E: 0 LOB: 0 K: 0 BB: 0 S: 8 P: 10	R: 1 H: 3 E: 0 LOB: 1 K: 0 BB: 0 S: 14 P: 22	R: 0 H: 2 E: 0 LOB: 3 K: 0 BB: 2 S: 12 P: 26	R: 0 H: 0 E: 0 LOB: 0 K: 0 BB: 0 S: 5 P: 9	R: 0 H: 1 E: 0 LOB: 1 K: 2 BB: 0 S: 11 P: 22	R: 0 H: 1 E: 0 LOB: 1 K: 0 BB: 0 S: 6 P: 9	R: 0 H: 0 E: 0 LOB: 0 K: 1 BB: 0 S: 9 P: 13	1B: 5 SF: 0 2B: 3 SAC: 0 3B: 0 DP: 1 HR: 0 HBP: 0	WP: 0 PA: 34 PB: 0 SB: 1 CS: 0		
PITCHER	IP WLS BF H R ER SO BB IBB HBP BLK WP HR S P ERA WHIP											PITCHER	IP WLS BF H R ER SO BB IBB HBP BLK WP HR S P ERA WHIP
Travis Smith, R ERA: 6.14	(1, 1) 5.0 W 20 5 1 1 0 2 0 0 0 0 0 0 50 86 1.80 1.400												
Tom Martin, L ERA: 3.79	(6, 1) 1.0 H 3 0 0 0 0 0 0 0 0 0 0 0 5 9 0.00 0.000												
Antonio Alfonseca, R ERA: 2.97	(7, 1) 1.0 H 4 1 0 0 2 0 0 0 0 0 0 0 11 22 0.00 1.000												
Chris Reitsma, R ERA: 3.45	(8, 1) 0.1 H 2 1 0 0 0 0 0 0 0 0 0 0 3 4 0.00 3.000												
29 John Smoltz, R ERA: 2.05	(8, 1) 1.2 S 5 0 0 0 1 0 0 0 0 0 0 0 12 18 0.00 0.000												

livebaseballscorecards.com



Batter	1	2	3	4	5	6	7	8	9
Rafael Furcal, S OBP: 0.357, SLG: 0.427 (1, 6)	2-2 G4-3	1-1 FC6-4		0-1 G4-3		0-0 G6-4-3		1-0 FC1-5	
Marcus Giles, R OBP: 0.366, SLG: 0.405 (1, 4)	4-2 2B BB		2-0 F9	0-0 F7		0-0 G6-4-3		0-0 FC1-5	
J.D. Drew, L OBP: 0.433, SLG: 0.588 (1, 9)	1-0 2B		4-0 1B 10 BB	4-2 BB			4-1 1B 10 BB	2-1 1B 10 BB	
10 Chipper Jones, S OBP: 0.364, SLG: 0.497 (1, 5)	1-3 K		1-2 1B BB	0-0 F8			4-0 1B BB	1-0 G6-4-3	
Eli Marrero, R OBP: 0.398, SLG: 0.563 (1, 7)	2-3 K		1-2 1B BB			1-1 P6		2-2 F8	
Julio Franco, R OBP: 0.376, SLG: 0.440 29 John Smoltz, R (8, 1)		2-2 F9	1-1 1B	3-2 BB		1-0 1B		1-2 1B	
Andruw Jones, R OBP: 0.352, SLG: 0.498 (1, 8)		1-1 HR	2-2 1B	4-1 G6-4-3		1-3 K			
Eddie Pérez, R OBP: 0.260, SLG: 0.304 Johnny Estrada, S OBP: 0.383, SLG: 0.470 (7, PH) (8, 2)		0-1 F9	1-1 P3	0-1 G6-4-3		2-3 K			
Travis Smith, R OBP: 0.167, SLG: 0.167 Tom Martin, L (6, 1) Dewayne Wise, L OBP: 0.261, SLG: 0.426 Antonio Alfonseca, R (7, 1) Chris Reitsma, R (8, 1) Adam LaRoche, L OBP: 0.336, SLG: 0.464 (8, 3)		1-0 FC6-4	3-2 G6-3			1-3 K		1-0 FC1-5	

Inning Stats	R: 0	H: 1	E: 0	LOB: 2	K: 2	S: 13	R: 1	H: 2	E: 0	LOB: 1	K: 0	S: 10	R: 2	H: 3	E: 0	LOB: 3	K: 0	S: 18	R: 0	H: 0	E: 0	LOB: 1	K: 0	S: 6	R: 0	H: 1	E: 0	LOB: 1	K: 0	S: 8	R: 0	H: 1	E: 0	LOB: 0	K: 1	S: 5	R: 0	H: 1	E: 0	LOB: 3	K: 2	S: 13	R: 0	H: 3	E: 0	LOB: 2	K: 0	S: 6			

PITCHER	IP	WLS	BF	H	R	ER	SO	BB	IBB	HBP	BLK	WP	HR	S	P	ERA	WHIP
Eric Milton, L ERA: 4.69 (1, 1)	4.0	L	22	6	3	3	2	4	0	0	0	0	1	47	84	6.75	2.500
63 Ryan Madson, R ERA: 2.03 (5, 1)	1.0		4	1	0	0	0	1	0	0	0	0	0	8	16	0.00	2.000
Amaury Telemaco, R ERA: 5.0 (6, 1)	1.0		3	1	0	0	1	0	0	0	0	0	0	5	6	0.00	1.000
Roberto Hernandez, R ERA: 5.33 (7, 1)	0.0		2	0	0	0	0	2	0	0	0	0	0	1	9	∞	∞
Felix Rodriguez, R ERA: 3.38 (7, 1)	1.0		4	1	0	0	2	0	0	0	0	0	0	12	18	0.00	1.000

AB	R	H	RBI	BB	SO	LOB
5	0	2	0	0	0	1
4	0	0	0	1	0	3
2	1	2	0	3	0	0
3	1	0	0	2	1	6
4	0	1	0	0	1	4
4	0	3	1	0	0	0
0	0	0	0	0	0	0
3	1	2	2	1	1	3
3	0	0	0	0	0	5
1	0	0	0	0	1	3
2	0	1	0	0	0	3
0	0	0	0	0	0	0
1	0	0	0	0	1	0
0	0	0	0	0	0	0
0	0	0	0	0	0	0
1	0	1	0	0	0	0

WP	HR	S	P	ERA	WHIP
0	0	6	11	0.00	3.000

Philadelphia Phillies @ Atlanta Braves
Turner Field, Atlanta, GA
Mon Sep 06 2004, 1:05 PM EDT
Att: 31,949 - Overcast - 78 F

AB	33
R	3
H	12
RBI	3
BB	7
SO	5
LOB	28

Batter	1	2	3	4	5	6	7	8	9	AB R H RBI BB SO LOB	TOP
11 Jimmy Rollins, S OBP: 0.347, SLG: 0.443 (1, 6)	1-1 G4-3 1B		0-0 G4-3-2 1B		1-0 1B		0-1 F8		0-0 1B	5 0 3 0 0 0 0	
Jason Michaels, R OBP: 0.372, SLG: 0.389 (1, 7) (5, 9)	2-0 F8		2-3 K 1-2		4-2 1B			4-1 HR BB	0-3 K	3 1 0 0 2 2 2	
Bobby Abreu, L OBP: 0.413, SLG: 0.531 Pat Burrell, R OBP: 0.374, SLG: 0.461 (1, 9) (5, 7)	1-1 S 1B		0-2 G4-3-2 2-H		3-3 K			2-1 HR 1B		3 0 1 0 0 1 4 1 1 1 0 0 0 0	
Jim Thome, L OBP: 0.397, SLG: 0.600 (1, 3)	3-3 K 1-2			2-3 K		2-3 K		3-2 HR 1-H 2-H		4 1 1 3 0 3 4	
David Bell, R OBP: 0.359, SLG: 0.440 (1, 5)		1-1 G4-3		3-3 K		1-0 G4-3		2-2 G4-3		4 0 0 0 0 1 0	
26 Chase Utley, L OBP: 0.302, SLG: 0.487 (1, 4)		3-2 1B SF8 1B		1-0 F9		2-3 K		3-2 G6-4-3 1B		4 1 2 0 0 1 0	
Mike Lieberthal, R OBP: 0.321, SLG: 0.427 (1, 2)		3-2 1B			1-2 PB 1B 2B		1-1 F8		2-1 G6-4-3 1-2	4 1 2 0 0 0 1	
Doug Glanville, R OBP: 0.248, SLG: 0.272 (1, 8)		2-0 SF8			0-2 P3		0-2 G5-3		1-1 L8	3 0 0 1 0 0 1	
Vicente Padilla, R OBP: 0.172, SLG: 0.143 Tomás Pérez, S OBP: 0.261, SLG: 0.428 63 Ryan Madson, L Tim Worrell, R 6 Ryan Howard, L Billy Wagner, L (1, 1) (7, PH) (7, 1) (8, 1) (9, PH) (9, 1)		0-3 K			3-2 BB 11 1B		1-3 K		3-3 K	2 0 1 1 0 1 1 1 0 0 0 0 0 1 0 0 0 0 0 0 0 0 0 0 0 0 0 0 0 1 0 0 0 0 0 0 0 0 0	
Inning Stats	R: 0 E: 0 K: 1 S: 8 H: 1 LOB: 1 BB: 0 P: 15	R: 1 E: 0 K: 1 S: 12 H: 2 LOB: 1 BB: 0 P: 21	R: 0 E: 0 K: 1 S: 7 H: 1 LOB: 0 BB: 0 P: 9	R: 0 E: 0 K: 2 S: 12 H: 0 LOB: 0 BB: 0 P: 18	R: 1 E: 0 K: 2 S: 22 H: 3 LOB: 3 BB: 1 P: 36	R: 0 E: 0 K: 1 S: 7 H: 0 LOB: 0 BB: 0 P: 11	R: 0 E: 0 K: 1 S: 9 H: 0 LOB: 0 BB: 0 P: 10	R: 3 E: 0 K: 0 S: 14 H: 3 LOB: 0 BB: 1 P: 30	R: 0 E: 0 K: 2 S: 9 H: 1 LOB: 1 BB: 0 P: 13	1B: 9 2B: 2 3B: 0 HR: 1 SF: 1 SAC: 0 DP: 2 HBP: 0	WP: 0 PA: 38 PB: 1 SB: 2 CS: 0
PITCHER	IP WLS BF H R ER SO BB IBB HBP BLK WP HR S P ERA WHIP	IP WLS BF H R ER SO BB IBB HBP BLK WP HR S P ERA WHIP				IP WLS BF H R ER SO BB IBB HBP BLK WP HR S P ERA WHIP					
Jaret Wright, R ERA: 3.18 Antonio Alfonseca, R ERA: 2.92 Chris Reitsma, R ERA: 3.71 Tom Martin, L ERA: 3.98 Kevin Gryboski, R ERA: 2.93 (1, 1) (7, 1) (8, 1) (8, 1) (8, 1)	6.0 H 3 L B 0.1	1.0 H 2 L B 0.1				1.0 H 4 L B 0.1					

Philadelphia Phillies @ Atlanta Braves
Turner Field, Atlanta, GA

livebaseballscorecards.com

AB	35
R	5
H	11
RBI	5
BB	2
SO	11
LOB	13



Wed Sep 08 2004, 4:35 PM EDT
Overcast - 70 F

Batter	1	2	3	4	5	6	7	8	9	AB	R	H	RBI	BB	SO	LOB
Rafael Furcal, S OBP: 0.354, SLG: 0.423 (1, 6)	2-2 G6-3		0-2 F7		0-2 E7 3B		1-3 K			4	1	0	0	0	1	0
Marcus Giles, R OBP: 0.368, SLG: 0.405 (1, 4) Nick Green, R OBP: 0.329, SLG: 0.409 (2, 4)	1-2 HBP			1-1 G5-3	1-1 3B			1-2 P4		0	0	0	0	0	0	0
J.D. Drew, L OBP: 0.433, SLG: 0.588 (1, 9)	2-0 F8			0-1 2B	4-0 BB			2-3 K		3	0	1	0	1	1	1
10 Chipper Jones, S OBP: 0.365, SLG: 0.495 (1, 5)	2-2 P6			4-0 BB	2-3 K			4-1 BB		2	0	0	0	2	1	3
Johnny Estrada, S OBP: 0.380, SLG: 0.465 (1, 2)		0-2 G6-3		1-0 G6-4-3 1-2f		0-0 G3		0-0 F9		4	0	0	0	0	0	3
Andruw Jones, R OBP: 0.352, SLG: 0.496 (1, 8)		2-2 P5			2-2 HR 1B	0-0 G5-3		1-3 K		4	1	1	0	0	1	0
Adam LaRoche, L OBP: 0.338, SLG: 0.473 (1, 3) Eli Marrero, R OBP: 0.397, SLG: 0.560 (9, PH)		1-3 K			0-2 HR	1-2 L9		1-2 F9		3	1	1	2	0	1	0
Charles Thomas, L OBP: 0.388, SLG: 0.451 (1, 7) Mark DeRosa, R OBP: 0.298, SLG: 0.325 (9, PH)			0-0 B1		2-2 G4-3		3-1 G1-3		3-3 K	3	0	0	0	0	0	0
Jaret Wright, R OBP: 0.154, SLG: 0.200 (1, 1) Antonio Alfonseca, R OBP: 0.259, SLG: 0.423 (7, PH) Chris Reitsma, R OBP: 0.259, SLG: 0.423 (8, 1) Tom Martin, L OBP: 0.259, SLG: 0.423 (8, 1) Kevin Gryboski, R OBP: 0.259, SLG: 0.423 (8, 1) Roman Colon, R OBP: 0.259, SLG: 0.423 (9, 1)			1-3 K		0-3 K		1-2 G5-3			2	0	0	0	0	2	0

Inning Stats	R: 0	H: 0	E: 0	LOB: 1	K: 0	P: 17	R: 0	H: 0	E: 0	LOB: 0	K: 1	P: 9	R: 0	H: 1	E: 0	LOB: 1	K: 0	P: 11	R: 3	H: 3	E: 1	LOB: 2	K: 2	P: 32	R: 0	H: 0	E: 0	LOB: 0	K: 0	P: 6	R: 0	H: 0	E: 0	LOB: 0	K: 1	P: 13	R: 0	H: 0	E: 0	LOB: 1	K: 1	P: 17	R: 0	H: 0	E: 0	LOB: 0	K: 2	P: 14	1B: 1	SF: 0	2B: 1	SAC: 0	3B: 1	DP: 1	HR: 1	HBP: 1
--------------	------	------	------	--------	------	-------	------	------	------	--------	------	------	------	------	------	--------	------	-------	------	------	------	--------	------	-------	------	------	------	--------	------	------	------	------	------	--------	------	-------	------	------	------	--------	------	-------	------	------	------	--------	------	-------	-------	-------	-------	--------	-------	-------	-------	--------

PITCHER	IP	WLS	BF	H	R	ER	SO	BB	IBB	HBP	BLK	WP	HR	S	P	ERA	WHIP
Vicente Padilla, R ERA: 4.09 (1, 1)	6.0		25	4	3	2	4	2	0	0	0	0	1	61	90	3.00	1.000
63 Ryan Madson, R ERA: 2.0 (7, 1)	1.0	W	3	0	0	0	1	0	0	0	0	0	0	8	13	0.00	0.000
Tim Worrell, R ERA: 3.86 (8, 1)	1.0	H	4	0	0	0	1	1	0	0	0	0	0	10	17	0.00	1.000
Billy Wagner, L ERA: 2.95 (9, 1)	1.0	S	3	0	0	0	2	0	0	0	0	0	0	9	14	0.00	0.000

BOTTOM

Philadelphia Phillies @ Atlanta Braves
Turner Field, Atlanta, GA

Wed Sep 08 2004, 4:35 PM EDT
Overcast - 70 F

livebaseballscores.com

AB	31
R	3
H	4
RBI	3
BB	3
SO	8
LOB	7

Braves

WP: 0	PA: 35
PB: 0	
SB: 0	
CS: 0	

Batter	1	2	3	4	5	6	7	8	9	AB R H RBI BB SO LOB	TOP											
11 Jimmy Rollins, S (1, 6) OBP: 0.348, SLG: 0.442	0-1 F7		0-2 F8		3-2 G3-1		1-0 1B		0-0 1B BB	5 1 2 0 0 0 0												
Placido Polanco, R (1, 5) OBP: 0.333, SLG: 0.417	0-2 1B		1-0 F7			3-2 K	1-2 1B		4-2 1B BB	4 0 2 1 0 1 0												
Rheal Cormier, L (8, 1)										0 0 0 0 0 0 0												
Jim Thome, L (9, PH) OBP: 0.398, SLG: 0.600										0 0 0 1 1 0 0												
Tim Worrell, R (9, 1)										0 0 0 0 0 0 0												
Bobby Abreu, L (1, 9) OBP: 0.414, SLG: 0.531	4-2 1B		0-2 G3-1			0-2 S 6 1B	1-1 G6-3		2-2 1B	4 1 2 1 1 0 1												
6 Ryan Howard, L (1, 3) OBP: 0.375, SLG: 0.500	1-3 K			2-2 26 G4-3		0-0 26 1B		1-2 G4-3	2-3 K	5 0 2 0 0 2 5												
Pat Burrell, R (1, 7) OBP: 0.371, SLG: 0.456	3-3 K			2-3 K		1-3 K		2-2 L8	3-2 G4-3	4 0 0 0 0 3 5												
Doug Glanville, R (8, 7) OBP: 0.247, SLG: 0.270										1 0 0 0 0 0 3												
26 Chase Utley, L (1, 4) OBP: 0.305, SLG: 0.487			1-2 S 1B		0-0 G4-3		0-1 1B	2-2 G4-1		4 0 2 1 0 0 1												
Marlon Byrd, R (1, 8) OBP: 0.281, SLG: 0.316			1-2 G6-3		0-0 F7		2-3 K		0-0 E6 1B SH3-4 BB	4 1 0 0 0 1 4												
Todd Pratt, R (1, 2) OBP: 0.320, SLG: 0.255			1-3 K			3-2 G5-3		0-0 F9	0-0 SH3-4	3 0 0 0 0 1 1												
Gavin Floyd, R (1, 1)			1-0 F8			3-2 G4-3		1-3 K	4-1 BB 1B BB	1 0 0 0 0 0 1												
Shawn Wooten, R (5, PH) OBP: 0.236, SLG: 0.235										1 0 0 0 0 0 0												
Amaury Telemaco, R (5, 1)										0 0 0 0 0 0 0												
Todd Jones, L (6, 1)										0 0 0 0 0 0 0												
Lou Collier, R (7, PH) OBP: 0.375, SLG: 0.393										1 0 0 0 0 1 0												
Felix Rodriguez, R (7, 1)										0 0 0 0 0 0 0												
David Bell, R (8, 5) OBP: 0.360, SLG: 0.440										0 1 0 0 1 0 0												
Inning Stats	R: 0 E: 0 K: 2 S: 17	H: 1 LOB: 2 BB: 1 P: 25	R: 0 E: 0 K: 1 S: 10	H: 1 LOB: 1 BB: 0 P: 14	R: 0 E: 0 K: 0 S: 9	H: 0 LOB: 0 BB: 0 P: 10	R: 0 E: 0 K: 1 S: 9	H: 1 LOB: 1 BB: 0 P: 13	R: 0 E: 0 K: 0 S: 11	H: 0 LOB: 0 BB: 0 P: 20	R: 1 E: 0 K: 3 S: 17	H: 3 LOB: 2 BB: 0 P: 23	R: 1 E: 0 K: 1 S: 10	H: 2 LOB: 1 BB: 0 P: 14	R: 0 E: 0 K: 0 S: 9	H: 0 LOB: 0 BB: 0 P: 14	R: 2 E: 1 K: 1 S: 18	H: 2 LOB: 3 BB: 2 P: 33	1B: 9 2B: 1 3B: 0 HR: 0	SF: 0 SAC: 1 DP: 0 HBP: 0	WP: 0 PB: 0 SB: 3 CS: 0	PA: 41
PITCHER	IP WLS BF H R ER SO BB IBB HBP BLK WP HR S P ERA WHIP																					
Paul Byrd, R (1, 1) ERA: 3.54	6.2 L 29 8 2 2 8 1 0 0 0 0 0 0 81 116 2.70 1.350																					
Tom Martin, L (7, 1) ERA: 3.95	0.1 1 0 0 0 0 0 0 0 0 0 0 0 2 3 0.00 0.000																					
Antonio Alfonseca, R (8, 1) ERA: 2.87	1.0 3 0 0 0 0 0 0 0 0 0 0 0 9 14 0.00 0.000																					
Juan Cruz, R (9, 1) ERA: 2.79	1.0 8 2 2 1 1 2 0 0 0 0 0 0 18 33 9.00 4.000																					

Philadelphia Phillies @ Atlanta Braves
Turner Field, Atlanta, GA

livebaseballscorecards.com

AB	37
R	4
H	10
RBI	4
BB	3
SO	9
LOB	21



Wed Sep 08 2004, 4:40 PM EDT
Att. 20,320 - Overcast - 71 F

Batter	1	2	3	4	5	6	7	8	9	AB	R	H	RBI	BB	SO	LOB
Rafael Furcal, S OBP: 0.351, SLG: 0.420 (1, 6)	G3-1		G3		F8			P4		4	0	0	0	0	0	1
Nick Green, R OBP: 0.324, SLG: 0.402 (1, 4)	F8		P3		L4			B5-3		4	0	0	0	0	0	1
J.D. Drew, L OBP: 0.433, SLG: 0.586 (1, 9)	K							G4-3		2	0	0	0	0	2	0
Dewayne Wise, L OBP: 0.257, SLG: 0.420 (6, PR) (7, 9)											1	0	0	0	0	0
Julio Franco, R OBP: 0.378, SLG: 0.441 (1, 3)		G4-3 1B		F9				K		4	0	2	0	0	1	1
Andruw Jones, R OBP: 0.351, SLG: 0.493 (1, 8)		P5		S 1B BB				K		3	1	0	0	1	1	3
Eli Marrero, R OBP: 0.394, SLG: 0.555 (1, 7)		G4-3		FC5 S 1B				K		4	0	1	1	0	2	3
Mark DeRosa, R OBP: 0.298, SLG: 0.322 (1, 5)		G1-3		BB				K		3	0	0	0	1	1	2
Eddie Pérez, R OBP: 0.257, SLG: 0.300 (1, 2)			G5-3		FC5			K		2	0	0	0	0	0	2
Adam LaRoche, L OBP: 0.337, SLG: 0.472 (7, PH)								K		1	0	0	0	0	1	0
Antonio Alfonseca, R OBP: 0.333, SLG: 0.400 (8, 1)								K		0	0	0	0	0	0	0
Juan Cruz, R OBP: 0.333, SLG: 0.400 (9, 1)								K		0	0	0	0	0	0	0
Paul Byrd, R OBP: 0.333, SLG: 0.250 (1, 1)								K		1	0	0	0	1	0	0
Tom Martin, L OBP: 0.379, SLG: 0.464 (7, PH) (8, 2)			G3 BB					K		0	0	0	0	0	0	0
										1	0	0	0	0	1	0

Inning Stats	R: 0	H: 0	E: 0	K: 1	S: 7	H: 0	LOB: 0	BB: 0	P: 12	R: 0	H: 1	E: 0	K: 0	S: 10	H: 1	LOB: 1	BB: 0	P: 15	R: 0	H: 0	E: 0	K: 0	S: 9	R: 1	H: 1	E: 0	K: 1	S: 17	H: 1	LOB: 2	BB: 2	P: 33	R: 0	H: 0	E: 0	K: 0	S: 9	R: 0	H: 0	E: 0	K: 3	S: 10	H: 0	LOB: 0	BB: 0	P: 15	R: 0	H: 0	E: 0	K: 3	S: 10	R: 0	H: 0	E: 0	K: 0	S: 6	R: 0	H: 1	E: 0	K: 1	S: 10	H: 1	LOB: 1	BB: 0	P: 15	1B: 3	2B: 0	3B: 0	HR: 0	SF: 0	SAC: 0	DP: 0	HBP: 1	WP: 0	PB: 0	SB: 3	CS: 0	PA: 34
--------------	------	------	------	------	------	------	--------	-------	-------	------	------	------	------	-------	------	--------	-------	-------	------	------	------	------	------	------	------	------	------	-------	------	--------	-------	-------	------	------	------	------	------	------	------	------	------	-------	------	--------	-------	-------	------	------	------	------	-------	------	------	------	------	------	------	------	------	------	-------	------	--------	-------	-------	-------	-------	-------	-------	-------	--------	-------	--------	-------	-------	-------	-------	--------

PITCHER	IP	WLS	BF	H	R	ER	SO	BB	IBB	HBP	BLK	WP	HR	S	P	ERA	WHIP
Gavin Floyd, R ERA: 1.64 (1, 1)	4.0		17	2	1	1	2	3	0	0	0	0	0	43	77	2.25	1.250
Amaury Telemaco, R ERA: 4.89 (5, 1)	1.0		3	0	0	0	0	0	0	0	0	0	0	9	15	0.00	0.000
Todd Jones, R ERA: 4.5 (6, 1)	1.0	W	4	0	0	0	3	0	0	1	0	0	0	10	12	0.00	0.000
Felix Rodriguez, R ERA: 3.32 (7, 1)	1.0	H	3	0	0	0	3	0	0	0	0	0	0	10	12	0.00	0.000
Rheal Cormier, L ERA: 3.64 (8, 1)	1.0	H	3	0	0	0	0	0	0	0	0	0	0	6	7	0.00	0.000


BOTTOM

Philadelphia Phillies @ Atlanta Braves
Turner Field, Atlanta, GA

Wed Sep 08 2004, 4:40 PM EDT
Att. 20,320 - Overcast - 71 F

AB	30
R	1
H	3
RBI	1
BB	3
SO	9
LOB	13

livebaseballscorecards.com



TOP

Philadelphia Phillies @ Atlanta Braves

Turner Field, Atlanta, GA

Thu Sep 09 2004, 7:35 PM EDT

Att. 20,285 - Sunny - 81 F

livebaseballscorecards.com



AB R H RBI BB SO LOB

5 2 2 1 0 2 2

5 2 2 1 0 0 3

3 1 1 0 2 0 1

4 1 2 2 1 1 1

4 0 1 1 1 1 3

3 0 0 0 1 1 2
0 0 0 0 0 0 0
0 0 0 0 0 0 0
1 0 0 0 0 1 2
0 0 0 0 0 0 0

4 2 3 2 1 0 3

5 1 2 2 0 0 3

2 0 1 0 0 1 1

0 0 0 0 0 0 0

2 0 0 0 0 0 0

1B: 6 SF: 0
2B: 4 SAC: 0
3B: 0 DP: 2
HR: 4 HBP: 0

AB 38
R 9
H 14
RBI 9
BB 6
SO 7
LOB 21

WP: 0 PA: 45
PB: 0
SB: 0
CS: 0

Baseball scorecard table with columns for Batter (Name, OBP, SLG) and Inning (1-9). Each inning column contains a diamond diagram showing the play (e.g., HR, K, BB, PO) and a box with the batter's name and statistics. The bottom row contains Inning Stats (R, H, E, K, S) and Pitching Stats (IP, WLS, BF, H, R, ER, SO, BB, IBB, HBP, BLK, WP, HR, S, P, ERA, WHIP).

Pitching stats table with columns for PITCHER (Name, OBP, SLG, ERA) and Inning (IP, WLS, BF, H, R, ER, SO, BB, IBB, HBP, BLK, WP, HR, S, P, ERA, WHIP).

Batter	1	2	3	4	5	6	7	8	9	AB	R	H	RBI	BB	SO	LOB
Rafael Furcal, S OBP: 0.354, SLG: 0.421 (1, 6)	0-1 1B		0-2 1B 10 HR	0-1 F8		4-1 BB			1-1 G2-3	4	1	2	0	1	0	0
Marcus Giles, R OBP: 0.363, SLG: 0.400 (1, 4)	1-1 G1-3		0-2 F9	0-1 G5-3		2-3 K			0-1 F8	4	0	0	0	0	1	4
Chris Reitsma, R (8, 1)										0	0	0	0	0	0	0
Tim Drew, R (9, 1)	1-2					1-2				0	0	0	0	0	0	0
Eli Marrero, R OBP: 0.392, SLG: 0.552 (9, PH)										1	0	0	0	0	0	0
J.D. Drew, L OBP: 0.432, SLG: 0.583 (1, 9)	4-0 BB		0-0 1B 10 HR		0-1 G3-1				1-1 G3	4	1	1	0	1	1	0
10 Chipper Jones, S OBP: 0.366, SLG: 0.503 (1, 5)	0-1 F6		1-0 HR		0-0 1B				1-3 K	4	1	2	3	0	1	2
Johnny Estrada, S OBP: 0.378, SLG: 0.462 (1, 2)	2-3 K		0-0 1B G3-1		2-2 F7				1-1 G6-3	4	0	1	0	0	1	3
Adam LaRoche, L OBP: 0.333, SLG: 0.466 (1, 3)		0-0 G4-3	2-2 G3-1		0-2 F7				1-2 G4-3	3	0	0	0	0	0	2
Julio Franco, R OBP: 0.377, SLG: 0.440 (8, PH)			1-2							1	0	0	0	0	0	0
(9, 3)																
Andruw Jones, R OBP: 0.352, SLG: 0.495 (1, 8)		0-0 1B	3-2 G5-3			0-0 F9			3-1 2B	4	0	2	0	0	0	1
Charles Thomas, L OBP: 0.390, SLG: 0.466 (1, 7)		0-1 L8		0-1 HR		1-1 WP HBP			2-3 K	3	1	1	1	0	1	2
Russ Ortiz, R OBP: 0.246, SLG: 0.151 (3, 1)		2-2 L8		0-3 K		3-3 K			1-3 K	1	0	0	0	0	0	1
Juan Cruz, R OBP: 0.333, SLG: 0.400 (4, PH)										0	0	0	0	0	0	0
Dewayne Wise, L OBP: 0.255, SLG: 0.417 (5, 1)										1	0	0	0	0	1	0
Tom Martin, L (5, 1)										0	0	0	0	0	0	0
Kevin Gryboski, R (6, PH)										0	0	0	0	0	0	0
Nick Green, R OBP: 0.322, SLG: 0.399 (7, 4)										2	0	0	0	0	2	2

Inning Stats	R: 0	H: 1	E: 0	LOB: 2	K: 1	BB: 1	S: 10	R: 0	H: 1	E: 0	LOB: 1	K: 0	BB: 0	S: 7	R: 3	H: 4	E: 0	LOB: 1	K: 0	BB: 0	S: 20	R: 1	H: 1	E: 0	LOB: 0	K: 1	BB: 0	S: 9	R: 0	H: 1	E: 0	LOB: 1	K: 0	BB: 0	S: 10	R: 0	H: 0	E: 0	LOB: 2	K: 2	BB: 1	S: 12	R: 0	H: 0	E: 0	LOB: 0	K: 2	BB: 0	S: 8	R: 0	H: 1	E: 0	LOB: 1	K: 2	BB: 0	S: 11	R: 0	H: 0	E: 0	LOB: 0	K: 0	BB: 0	S: 6	R: 0	H: 0	E: 0	LOB: 0	K: 0	BB: 0	S: 6	1B: 6	SF: 0	2B: 1	SAC: 0	3B: 0	DP: 0	HR: 2	HBP: 1	WP: 2	PA: 39
--------------	------	------	------	--------	------	-------	-------	------	------	------	--------	------	-------	------	------	------	------	--------	------	-------	-------	------	------	------	--------	------	-------	------	------	------	------	--------	------	-------	-------	------	------	------	--------	------	-------	-------	------	------	------	--------	------	-------	------	------	------	------	--------	------	-------	-------	------	------	------	--------	------	-------	------	------	------	------	--------	------	-------	------	-------	-------	-------	--------	-------	-------	-------	--------	-------	--------

PITCHER	IP	WLS	BF	H	R	ER	SO	BB	IBB	HBP	BLK	WP	HR	S	P	ERA	WHIP
Cory Lidle, R ERA: 5.07 (1, 1)	5.0		24	8	4	4	2	1	0	0	0	0	2	56	73	7.20	1.800
63 Ryan Madson, R ERA: 1.97 (6, 1)	1.0	W	5	0	0	0	2	1	0	1	0	1	0	10	20	0.00	1.000
Rheal Cormier, L ERA: 3.59 (7, 1)	1.0	H	3	0	0	0	2	0	0	0	0	0	0	8	10	0.00	0.000
Felix Rodriguez, R ERA: 3.26 (8, 1)	1.0	H	4	1	0	0	2	0	0	0	0	0	0	11	18	0.00	1.000
Geoff Geary, R ERA: 6.1 (9, 1)	1.0		3	0	0	0	0	0	0	0	0	0	0	6	8	0.00	0.000

BOTTOM

Philadelphia Phillies @ Atlanta Braves
Turner Field, Atlanta, GA
Thu Sep 09 2004, 7:35 PM EDT
Att: 20,285 - Sunny - 81 F

livebaseballscorecards.com

AB	36
R	4
H	9
RBI	4
BB	2
SO	8
LOB	17



Batter	1	2	3	4	5	6	7	8	9	AB R H RBI BB SO LOB	TOP																																		
11 Jimmy Rollins, S OBP: 0.349, SLG: 0.446 (1, 6)	4-2 BB CS	2-1 1B 2-H 3-H		2-3 K2-3	3-2 G4-3			2-2 F9		4 0 1 2 1 1 3																																			
Placido Polanco, R OBP: 0.335, SLG: 0.431 (1, 4)	0-1 BB G3-1 1-2	2-2 G4-3		3-2 L7			0-1 G3	1-1 HR		5 1 2 1 0 0 1																																			
Bobby Abreu, L OBP: 0.417, SLG: 0.536 (1, 9)	4-2 BB G3-1 1-2		0-0 HBP 1B 2B	2-2 G6-3			1-0 G4-3	2-2 1B 2B		4 2 2 0 1 0 0																																			
Jim Thome, L OBP: 0.400, SLG: 0.597 (1, 3)	0-0 G3-1 1-2 2-3		4-2 1B HBP E BB		4-1 2B 1B BB		0-1 F8	1-3		3 2 0 0 2 1 3																																			
David Bell, R OBP: 0.365, SLG: 0.446 (1, 5)	2-1 L4		2-2 E 1B 1-2 HBP 2-3		0-0 1B 2B		2-2 HR 2B	3-1 1B 2-H		4 1 3 1 0 0 2																																			
Jason Michaels, R OBP: 0.379, SLG: 0.407 (1, 8)		1-0 SH1-4 11 1B 1B	0-1 E 1B 1-2 2-3 3-H		2-0 L4-6 BB 1B 2-3 3-H		0-2 HR	2-2 G4-3		5 2 4 4 0 0 1																																			
Pat Burrell, R OBP: 0.373, SLG: 0.465 (1, 7)		1-0 L7	2-0 E5 39 G6-4-3		4-2 BB BB 1-2		1-2 K		1-2 G6-3	4 0 0 0 1 1 3	AB 37 R 9 H 13 RBI 8 BB 6 SO 6 LOB 22																																		
Mike Lieberthal, R OBP: 0.321, SLG: 0.432 (1, 2)		2-1 SH1-4 11 1B 1B	2-3 K		1-2 L4-6		0-0 P4		0-0 G6-3	4 1 1 0 0 1 6 1 0 0 0 0 0 0																																			
Todd Pratt, R OBP: 0.317, SLG: 0.252 (8, 2)					2-2 BB																																								
39 Brett Myers, R Marlon Byrd, R Roberto Hernandez, R Todd Jones, L Shawn Wooden, R Felix Rodriguez, R Tim Worrell, R B Ryan Howard, L Billy Wagner, L		0-0 SH1-4	3-2 G6-4-3		4-0 BB		3-3 K		3-3 K	1 0 0 0 0 0 0 3 0 0 0 0 0 1 0 0 0 0 0 0 0 0 0 0 0 0 1 0 0 0 0 0 1 0 1 0 0 0 0 0 1 0 0 0 0 0 0 0 0 0 0 0		WP: 0 PA: 45 PB: 0 SB: 0 CS: 1																																	
Inning Stats	R: 0 H: 1 E: 0 LOB: 2 K: 0 BB: 2 S: 10 P: 20	R: 2 H: 3 E: 0 LOB: 1 K: 0 BB: 0 S: 11 P: 19	R: 2 H: 2 E: 1 LOB: 2 K: 1 BB: 1 S: 17 P: 30	R: 0 H: 0 E: 0 LOB: 0 K: 1 BB: 0 S: 11 P: 18	R: 1 H: 2 E: 0 LOB: 3 K: 0 BB: 3 S: 15 P: 33	R: 0 H: 0 E: 0 LOB: 0 K: 0 BB: 0 S: 5 P: 6	R: 2 H: 2 E: 0 LOB: 0 K: 2 BB: 0 S: 16 P: 22	R: 2 H: 3 E: 0 LOB: 1 K: 1 BB: 0 S: 16 P: 27	R: 0 H: 0 E: 0 LOB: 0 K: 1 BB: 0 S: 9 P: 13	1B: 7 SF: 0 2B: 5 SAC: 1 3B: 0 DP: 2 HR: 2 HBP: 1																																			
PITCHER	IP WLS BF H R ER SO BB IBB HBP BLK WP HR S P ERA WHIP											PITCHER	IP WLS BF H R ER SO BB IBB HBP BLK WP HR S P ERA WHIP																																
Al Leiter, L ERA: 3.21 (1, 1)	4.0	24	8	5	4	2	4	0	1	0	0	0	0	52	96	9.00	3.000											Tyler Yates, R ERA: 7.45 (9, 1)	1.0	3	0	0	0	1	0	0	0	0	0	0	0	14	26	0.00	1.500
Heath Bell, R ERA: 4.09 (5, 1)	1.1	5	0	0	0	0	2	0	0	0	0	0	0	14	26	0.00	1.500																												
Pedro Feliciano, L ERA: 5.74 (6, 1)	0.2	2	0	0	0	0	0	0	0	0	0	0	0	3	4	0.00	0.000																												
Ricky Bottalico, R ERA: 3.67 (7, 1)	1.1	L 7	3	3	3	2	0	0	0	0	0	0	2	21	30	20.25	2.250																												
Vic Darenbourg, L ERA: 6.0 (8, 1)	0.2	4	2	1	1	1	0	0	0	0	0	0	0	11	19	13.50	3.000																												

Philadelphia Phillies @ New York Mets
Shea Stadium, Flushing, NY
Fri Sep 10 2004, 7:10 PM EDT
Att. 27,827 - Cloudy - 72 F

livebaseballscorecards.com




Batter	1	2	3	4	5	6	7	8	9	AB	R	H	RBI	BB	SO	LOB
Mike Cameron, R (1, 8) OBP: 0.329, SLG: 0.492	1-1 F9		1-1 HR 1B	3-3 K			3-1 G4-3 2B		3-2 P4	5	1	2	0	0	1	2
Jeff Keppinger, R (1, 4) OBP: 0.267, SLG: 0.407	2-2 G5-3		2-2 HR 1B			1-3 K	1-2 G4-3			4	1	1	2	0	1	1
Cliff Floyd, L (1, 7) OBP: 0.341, SLG: 0.457	2-0 G4-3		3-2 P6			0-2 G3-1	0-0 F7			4	0	0	0	0	0	1
31 Mike Piazza, R (1, 3) OBP: 0.357, SLG: 0.451		1-2 5 HR 1B	1-2 G5-3			2-1 1B		2-1 G5-3		4	1	2	0	0	0	0
5 David Wright, R (1, 5) OBP: 0.326, SLG: 0.557		0-1 HR	2-1 G1-3			1-0 G5-3		0-1 F8		4	1	1	2	0	0	1
Richard Hidalgo, R (1, 9) OBP: 0.317, SLG: 0.466		3-2 HR		2-3 K		1-3 K		2-1 1B		3	1	1	1	0	2	0
Ricky Bottalico, L (7, 1)										0	0	0	0	0	0	0
Vic Darenbourg, L (8, 1)										0	0	0	0	0	0	0
Todd Zeile, R (8, PH) OBP: 0.319, SLG: 0.344										1	0	1	0	0	0	0
Tyler Yates, R (9, 1) OBP: 0.091, SLG: 0.091										0	0	0	0	0	0	0
Jason Phillips, R (1, 2) OBP: 0.293, SLG: 0.327		2-2 G6-3		0-0 1B 1B		1-3 K		0-0 G4-3		4	0	1	0	0	1	1
Wilson Delgado, S (1, 6) ERA: 0.337, SLG: 0.368		2-3 K		0-0 1B		1-2 G6-3			0-1 F8	4	0	1	0	0	1	0
Al Leiter, L (1, 1) OBP: 0.120, SLG: 0.104		3-3 K		1-3 K			3-2 K		1-2 G5-3	2	0	0	0	0	2	2
Heath Bell, R (5, 1)										0	0	0	0	0	0	0
Pedro Feliciano, L (6, 1)										0	0	0	0	0	0	0
Eric Valent, L (7, 9) OBP: 0.341, SLG: 0.498										1	0	0	0	0	1	0
Gerald Williams, R (9, PH) OBP: 0.295, SLG: 0.420										1	0	0	0	0	0	0

Inning Stats	R: 0	H: 0	E: 0	K: 0	S: 6	H: 0	LOB: 0	BB: 0	P: 11	R: 3	H: 3	E: 0	K: 2	S: 17	H: 3	LOB: 0	BB: 0	P: 28	R: 2	H: 2	E: 0	K: 0	S: 13	H: 2	LOB: 2	BB: 0	P: 20	R: 0	H: 1	E: 0	K: 1	S: 9	H: 0	LOB: 0	BB: 0	P: 13	R: 0	H: 1	E: 0	K: 1	S: 9	H: 1	LOB: 1	BB: 0	P: 16	R: 0	H: 0	E: 0	K: 2	S: 10	H: 0	LOB: 0	BB: 0	P: 13	R: 0	H: 1	E: 0	K: 1	S: 9	H: 1	LOB: 1	BB: 0	P: 11	R: 0	H: 0	E: 0	K: 0	S: 9	H: 0	LOB: 0	BB: 0	P: 13	1B: 6	SF: 0	2B: 1	SAC: 0	3B: 0	DP: 0	HR: 3	HBP: 0	WP: 0	PA: 37
--------------	------	------	------	------	------	------	--------	-------	-------	------	------	------	------	-------	------	--------	-------	-------	------	------	------	------	-------	------	--------	-------	-------	------	------	------	------	------	------	--------	-------	-------	------	------	------	------	------	------	--------	-------	-------	------	------	------	------	-------	------	--------	-------	-------	------	------	------	------	------	------	--------	-------	-------	------	------	------	------	------	------	--------	-------	-------	-------	-------	-------	--------	-------	-------	-------	--------	-------	--------

PITCHER	IP	WLS	BF	H	R	ER	SO	BB	IBB	HBP	BLK	WP	HR	S	P	ERA	WHIP
39 Brett Myers, R (1, 1) ERA: 5.44	4.0		19	7	5	5	5	0	0	0	0	0	3	50	81	11.25	1.750
Roberto Hernandez, R (5, 1) ERA: 5.23	1.0		4	1	0	0	1	0	0	0	0	0	0	9	13	0.00	1.000
Todd Jones, R (6, 1) ERA: 4.44	1.0	W	3	0	0	0	2	0	0	0	0	0	0	10	13	0.00	0.000
Felix Rodriguez, R (7, 1) ERA: 3.21	1.0	H	4	1	0	0	1	0	0	0	0	0	0	9	16	0.00	1.000
Tim Worrell, R (8, 1) ERA: 3.75	1.0		4	1	0	0	0	0	0	0	0	0	0	7	11	0.00	1.000

Philadelphia Phillies @ New York Mets
Shea Stadium, Flushing, NY
 Fri Sep 10 2004, 7:10 PM EDT
 Att: 27,827 - Cloudy - 72 F

AB	37
R	5
H	10
RBI	5
BB	0
SO	9
LOB	8



Batter	1	2	3	4	5	6	7	8	9	10	11	12	13	AB R H RBI BB SO LOB	TOP													
11 Jimmy Rollins, S OBP: 0.346, SLG: 0.441	(1, 6) 4-2 BB		2-1 F9		1-1 F9		3-1 F9		3-2 G1-3	2-1 F9		2-2 G4-3		6 0 0 0 1 0 2														
Placido Polanco, R OBP: 0.330, SLG: 0.424	(1, 4) 1-1 L9		0-0 G5-3		3-2 G4-3		2-2 F8		1-1 G6-3	0-1 F8			1-1 F7	7 0 0 0 0 0 3														
Bobby Abreu, L OBP: 0.420, SLG: 0.535	(1, 9) 4-2 G4-6-3		4-2 CS			2-1 F7	4-1 BB		0-1 1B	4-2 BB			1-2 G3-1	3 1 1 0 4 0 0														
Jim Thome, L OBP: 0.399, SLG: 0.592	(1, 3) 1-2 G4-6-3		2-2 CS	1-2 G1-3		3-3 K	2-2 L8		1-1 1B	1-0 F8			0-1 HR	7 2 2 0 0 1 5														
David Bell, R OBP: 0.368, SLG: 0.461	(1, 5) 0-1 G4-3			1-1 FC6-4		2-0 HR		1-0 L9	1-0 BB		2-2 G6-3		2-2 HR	7 2 4 4 0 0 0														
Jason Michaels, R OBP: 0.384, SLG: 0.407	(1, 8) 4-1 HR			2-1 F9		4-1 BB		1-2 HR	0-1 BB		0-1 F8		0-0 G6-3	5 2 2 1 2 0 1														
Pat Burrell, R OBP: 0.373, SLG: 0.469	(1, 7) 0-0 F7			1-1 FC6-4		1-3 K		3-2 HR	4-2 BB		2-3 K			5 1 1 2 1 2 3														
Todd Pratt, R OBP: 0.318, SLG: 0.292	(1, 2) 3-1 HR				3-1 E4		0-1 6 HR		2-0 F9				2-1 P2	6 2 2 2 0 1 3														
Eric Milton, L Geoff Geary, R Ryan Lypowitz, L Ryan Madson, L Shawn Wooten, R Rheal Cormier, L Tim Lincecum, R Billy Wagner, L Todd Jones, L Chase Utley, L Arnaud Julien, R Markon Byrd, R		0-0 G6-3			0-2 SH1-4		2-0 HR	1-3 K		4-2 BB		1-2 F7		1 0 0 0 0 0 0 0 0 0 0 0 0 0 0 0 1 1 1 2 0 0 0 0 0 0 0 0 0 0 0 0 1 0 1 0 0 0 0 0 0 0														
Inning Stats	R: 0 E: 0 K: 0 S: 15	H: 0 LOB: 1 BB: 2 P: 25	R: 2 E: 0 K: 0 S: 7	H: 1 LOB: 0 BB: 1 P: 14	R: 0 E: 0 K: 0 S: 8	H: 0 LOB: 0 BB: 1 P: 15	R: 0 E: 0 K: 0 S: 9	H: 1 LOB: 1 BB: 0 P: 14	R: 0 E: 0 K: 0 S: 10	H: 0 LOB: 1 BB: 0 P: 17	R: 1 E: 0 K: 2 S: 10	H: 1 LOB: 1 BB: 1 P: 22	R: 2 E: 0 K: 1 S: 12	H: 2 LOB: 0 BB: 0 P: 20	R: 2 E: 0 K: 1 S: 17	H: 4 LOB: 3 BB: 1 P: 29	R: 0 E: 0 K: 0 S: 10	H: 0 LOB: 2 BB: 2 P: 21	R: 0 E: 0 K: 1 S: 9	H: 0 LOB: 0 BB: 0 P: 13	R: 0 E: 0 K: 0 S: 8	H: 0 LOB: 0 BB: 0 P: 13	R: 2 E: 0 K: 0 S: 12	H: 2 LOB: 0 BB: 0 P: 16	1B: 7 2B: 1 3B: 0 HR: 5	SF: 0 SAC: 1 DP: 1 HBP: 0	WP: 0 PB: 0 SB: 1 CS: 1	PA: 61
PITCHER	IP WLS BF H R ER SO BB IBB HBP BLK WP HR S P ERA WHIP	Steve Trachsel, R ERA: 4.14	6.0 0.2 25 3 3 3 2 5 0 0 0 0 2 59 107 4.50 1.333	Bartolome Fortunato, R ERA: 5.09	(7, 1) 0.2 H 4 2 2 2 0 0 0 0 0 0 1 8 15 27.00 3.000	Mike Stanton, L ERA: 3.39	(7, 1) 0.2 H 3 0 0 0 0 1 0 0 0 0 0 7 14 0.00 1.500	Braden Looper, R ERA: 2.45	(8, 1) 1.2 B 12 6 4 4 2 1 0 0 0 0 1 28 47 21.60 4.200	Heath Bell, R ERA: 3.86	(10, 1) 0.2 3 0 0 0 0 0 1 0 0 0 0 0 7 13 0.00 1.500	PITCHER	IP WLS BF H R ER SO BB IBB HBP BLK WP HR S P ERA WHIP	Pedro Feliciano, L ERA: 5.63	(10, 1) 0.1 0 0 0 0 0 0 1 0 0 0 0 0 0 0 0 0.00 3.000	Ricky Bottalico, R ERA: 3.55	(11, 1) 2.0 6 0 0 0 1 0 0 0 0 0 0 0 0 17 26 0.00 0.000	Vic Darensbourg, L ERA: 9.0	(13, 1) 1.0 L 5 2 2 2 0 0 0 0 0 0 1 12 16 18.00 2.000									

Philadelphia Phillies @ New York Mets
Shea Stadium, Flushing, NY
Sat Sep 11 2004, 1:15 PM EDT
Att: 21,718 - Unknown - 71 F

livebaseballscorecards.com

AB	50
R	11
H	13
RBI	11
BB	9
SO	5
LOB	17



Batter	1	2	3	4	5	6	7	8	9	10	11	12	13	AB R H RBI BB SO LOB
Mike Cameron, R OBP: 0.330, SLG: 0.492	2-2 5 1B 31 BB 1B	1-2 F9			4-2 1B 5 1B BB	2-2 2B		1-3 K		1-0 G5-3		1 SAFE 3-1 P4		6 2 2 0 1 1 3
Jeff Keppinger, R OBP: 0.299, SLG: 0.415	0-2 31 BB 5 1B SF7 1B	2-0 G5-3			0-0 F8 5 1B 2B 1B	4-2 BB		1-1 1-3 2-H 1B		1-1 G5-3		1 SAFE 1-0 G6-4-3		6 2 3 1 1 0 1
5 David Wright, R OBP: 0.335, SLG: 0.557	1-2 BB 31 BB SF8 1B		0-0 F7		0-0 F8 2B 1B	1-3 K		0-1 F9		0-2 1B			3-2 G5-4-3 BB 1B	7 2 4 1 0 1 4
31 Mike Piazza, R OBP: 0.397, SLG: 0.447 Gerald Williams, R OBP: 0.299, SLG: 0.420 Todd Zile, R OBP: 0.317, SLG: 0.342 Ricky Bottalico, L Vic Darenbourg, L Tom Glavine, L OBP: 0.278, SLG: 0.170	4-1 BB 1-2 2-3 3-H BB		1-1 F9		1-1 F4		2-2 E6 FC6-4		1-2 E5 WP BB G4-3		1-2 F8		4-2 G5-4-3 BB 1-2	3 0 0 0 1 1 0 2 0 0 0 0 0 0 0 0 2 1 0 0 0 0 0 1 0 0 0 0 0 0 0 0 0 0 0 0 0 0 0 0
Richard Hidalgo, R OBP: 0.313, SLG: 0.460	1-1 SF7		3-1 P2		1-1 F8		1 SAFE 1-1 FC6-4		1-3 K			2-3 K	3-1 G5-4-3	6 0 0 1 0 2 6
Victor Diaz, R OBP: 0.300, SLG: 0.667 Braden Looper, R Danny Garcia, R OBP: 0.393, SLG: 0.377 Heath Bell, R Pedro Feliciano, L Craig Brazell, L OBP: 0.182, SLG: 0.200	4-2 1-2 2-3 BB			2-3 K	0-1 2-H 3-H 2B		1 SAFE 0-2 G5-4-3		4-1 G4-3 WP 1B BB		0-0 L4		2-3 K	3 0 0 1 2 1 1 1 0 0 0 0 0 0 0 0 0 1 0 0 0 1 0 0 0 0 0 0 0 0 0 0 0 0 0 0 0 0 0 0 2 0 0 0 0 0 1 1
Jason Phillips, R OBP: 0.294, SLG: 0.328	2-2 SF8			0-1 1B	3-2 F7			0-0 P6		3-2 G4-3		2-1 1B		5 0 2 2 0 0 2
Wilson Delgado, S OBP: 0.337, SLG: 0.366	1-0 L5			0-0 L7		2-3 K		0-1 BB 1B		0-0 1B		3-2 K		6 1 2 1 0 2 4
Steve Trachsel, R OBP: 0.186, SLG: 0.189 Eric Valent, L OBP: 0.340, SLG: 0.495 Bartolome Fortunato, R Mike Stanton, L OBP: 0.500, SLG: 0.500 Cliff Floyd, L OBP: 0.343, SLG: 0.457		1-2 K		1-3 K		1-0 G4-3		4-2 1B BB		2-1 F7		1-1 G6-4-3 1B		2 0 0 0 0 0 2 1 1 0 2 0 1 0 1 0 1

Inning Stats	R: 3	H: 3	E: 0	K: 0	S: 19	LOB: 2	BB: 2	P: 34	R: 0	H: 0	E: 0	K: 1	S: 7	LOB: 0	BB: 0	P: 11	R: 0	H: 0	E: 0	K: 0	S: 5	LOB: 0	BB: 0	P: 9	R: 0	H: 1	E: 0	K: 2	S: 12	LOB: 1	BB: 0	P: 15	R: 3	H: 3	E: 0	K: 0	S: 17	LOB: 1	BB: 1	P: 26	R: 0	H: 1	E: 0	K: 2	S: 13	LOB: 2	BB: 1	P: 23	R: 1	H: 2	E: 0	K: 1	S: 13	LOB: 2	BB: 1	P: 19	R: 2	H: 1	E: 1	K: 1	S: 16	LOB: 1	BB: 1	P: 27	R: 0	H: 1	E: 0	K: 0	S: 9	LOB: 1	BB: 0	P: 12	R: 0	H: 1	E: 0	K: 2	S: 10	LOB: 1	BB: 0	P: 17	R: 0	H: 1	E: 0	K: 1	S: 5	LOB: 0	BB: 0	P: 10	R: 0	H: 1	E: 0	K: 1	S: 11	LOB: 1	BB: 1	P: 23	1B: 13	SF: 2	2B: 2	3B: 0	HR: 0	SAC: 0	DP: 3	HBP: 0	WP: 1	PB: 0	SB: 0	CS: 0	PA: 60
--------------	------	------	------	------	-------	--------	-------	-------	------	------	------	------	------	--------	-------	-------	------	------	------	------	------	--------	-------	------	------	------	------	------	-------	--------	-------	-------	------	------	------	------	-------	--------	-------	-------	------	------	------	------	-------	--------	-------	-------	------	------	------	------	-------	--------	-------	-------	------	------	------	------	-------	--------	-------	-------	------	------	------	------	------	--------	-------	-------	------	------	------	------	-------	--------	-------	-------	------	------	------	------	------	--------	-------	-------	------	------	------	------	-------	--------	-------	-------	--------	-------	-------	-------	-------	--------	-------	--------	-------	-------	-------	-------	--------

PITCHER	IP	WLS	BF	H	R	ER	SO	BB	IBB	HBP	BLK	WP	HR	S	P	ERA	WHIP
Eric Milton, L ERA: 4.87	(1, 1)	5.0	25	7	6	6	3	3	0	0	0	0	0	60	95	10.80	2.000
Geoff Geary, R ERA: 5.95	(6, 1)	1.0	5	1	0	0	2	1	0	0	0	0	0	13	23	0.00	2.000
63 Ryan Madson, R ERA: 1.94	(7, 1)	1.0	3	0	0	0	0	0	0	0	0	0	0	8	11	0.00	0.000
Rheal Cormier, L ERA: 3.7	(8, 1)	0.1	H	3	1	1	0	1	0	0	0	0	0	6	10	27.00	6.000
Tim Worrell, R ERA: 3.71	(8, 1)	0.2	B	3	1	0	0	1	0	0	0	0	0	7	9	0.00	1.500

PITCHER	IP	WLS	BF	H	R	ER	SO	BB	IBB	HBP	BLK	WP	HR	S	P	ERA	WHIP
Billy Wagner, L ERA: 2.82	(9, 1)	0.2	B	5	1	2	0	1	1	0	0	0	0	14	23	0.00	3.000
Todd Jones, R ERA: 4.42	(9, 1)	0.1	1	0	0	0	0	0	0	0	0	0	2	4	0.00	0.000	
Amaury Telemaco, R ERA: 4.69	(10, 1)	2.0	8	2	0	0	2	0	0	0	0	0	0	19	29	0.00	1.000
Roberto Hernandez, R ERA: 5.13	(12, 1)	1.0	W	3	1	0	0	0	0	0	0	0	0	5	10	0.00	1.000
Felix Rodriguez, R ERA: 3.16	(13, 1)	1.0	S	4	1	0	0	1	1	0	0	0	0	11	23	0.00	2.000

Philadelphia Phillies @ New York Mets
Shea Stadium, Flushing, NY
Sat Sep 11 2004, 1:15 PM EDT
Att: 21,718 - Unknown - 71 F

AB	51
R	9
H	15
RBI	9
BB	7
SO	10
LOB	27



WP: 1	PA: 60
PB: 0	
SB: 0	
CS: 0	

Batter	1	2	3	4	5	6	7	8	9	AB R H RBI BB SO LOB	TOP			
Placido Polanco, R (1, 4) OBP: 0.330, SLG: 0.424	2-1 G1-3	0-0 G6-4-3			2-2 L6		1-1 PB G1-4-3 1B		1-1 1B	5 0 2 0 0 0 3				
Jason Michaels, R (1, 8) OBP: 0.377, SLG: 0.398	1-3 K		2-3 K		3-3 K		3-2 SAFE G1-4-3		2-1 F8	5 0 0 0 0 3 2				
Bobby Abreu, L (1, 9) OBP: 0.418, SLG: 0.530	1-0 L6		2-1 G6-3		3-1 G3		2-2 G6-3			4 0 0 0 0 0 1				
Jim Thome, L (1, 3) OBP: 0.399, SLG: 0.591		0-0 1B SF8 1B	4-1 1B BB		0-0 G3		2-1 G6-3			3 1 1 0 1 0 1				
David Bell, R (1, 5) OBP: 0.371, SLG: 0.466		0-0 2B E 1B	2-2 1B		3-1 2B 2B		0-1 P4			4 2 3 0 0 0 0				
Pat Burrell, R (1, 7) OBP: 0.370, SLG: 0.465		2-1 SF8	2-2 P4		2-1 G6-3		2-2 G6-3			3 0 0 1 0 0 3				
Todd Pratt, R (1, 2) OBP: 0.331, SLG: 0.304		3-H E 2B		4-2 G6-4-3 BB		4-2 2B BB		1-2 F8		2 1 1 0 2 0 0				
Tomas Perez, S (1, 6) OBP: 0.265, SLG: 0.429		4-0 E IBB		2-2 G6-4-3		0-0 2B		0-0 P3		3 0 1 2 1 0 1				
Vicente Padilla, R (1, 1) OBP: 0.156, SLG: 0.129 63 Ryan Madson, L (7, 1) Rheal Comier, L (8, 1) Todd Jones, L (8, 1) Marlon Byrd, R (9, PH) Tim Worrell, R (9, 1)		1-2 E6 G6-4-3		1-2 F8		2-3 K		3-2 G1-3		3 0 0 1 0 1 3 0 1 0 0 0 0 0 0 0 0 0 0 0 0 0				
Inning Stats	R: 0 E: 0 K: 1 S: 6 H: 0 LOB: 0 BB: 0 P: 10	R: 2 E: 1 K: 0 S: 15 H: 3 LOB: 2 BB: 1 P: 25	R: 0 E: 0 K: 1 S: 12 H: 1 LOB: 2 BB: 1 P: 24	R: 0 E: 0 K: 0 S: 8 H: 0 LOB: 0 BB: 1 P: 15	R: 0 E: 0 K: 1 S: 8 H: 0 LOB: 0 BB: 0 P: 16	R: 2 E: 0 K: 1 S: 12 H: 2 LOB: 1 BB: 1 P: 23	R: 0 E: 0 K: 0 S: 12 H: 1 LOB: 1 BB: 0 P: 20	R: 0 E: 0 K: 0 S: 8 H: 0 LOB: 0 BB: 0 P: 11	R: 0 E: 0 K: 0 S: 9 H: 1 LOB: 1 BB: 0 P: 15	1B: 5 2B: 3 3B: 0 HR: 0 SF: 1 SAC: 0 DP: 2 HBP: 0	WP: 0 PB: 1 SB: 0 CS: 0 PA: 38			
PITCHER	IP WLS BF H R ER SO BB IBB HBP BLK WP HR S P ERA WHIP												PITCHER	IP WLS BF H R ER SO BB IBB HBP BLK WP HR S P ERA WHIP
Tom Glavine, L (1, 1) ERA: 3.39	6.0 L 28 7 4 4 4 3 1 0 0 0 0 63 116 6.00 1.667													
Pedro Feliciano, L (7, 1) ERA: 5.29	1.0 3 0 0 0 0 0 0 0 0 0 0 10 17 0.00 0.000													
Tyler Yates, R (8, 1) ERA: 7.26	1.0 3 0 0 0 0 0 0 0 0 0 0 8 11 0.00 0.000													
Mike Stanton, L (9, 1) ERA: 3.34	1.0 4 1 0 0 0 0 0 0 0 0 0 9 15 0.00 1.000													

Philadelphia Phillies @ New York Mets
Shea Stadium, Flushing, NY
Sun Sep 12 2004, 1:10 PM EDT
Att. 23,391 - Cloudy - 75 F

livebaseballscorecards.com

AB	33
R	4
H	8
RBI	4
BB	4
SO	4
LOB	14



Batter	1	2	3	4	5	6	7	8	9	AB	R	H	RBI	BB	SO	LOB	BOTTOM
--------	---	---	---	---	---	---	---	---	---	----	---	---	-----	----	----	-----	--------

Mike Cameron, R <small>(1, 8) OBP: 0.327, SLG: 0.487</small>	1-1 			0-1 		2-3 		1-0 	3-1 	5	0	0	0	0	1	2	Philadelphia Phillies @ New York Mets Shea Stadium, Flushing, NY Sun Sep 12 2004, 1:10 PM EDT Att: 23,391 - Cloudy - 75 F
Jeff Keppinger, R <small>(1, 4) OBP: 0.296, SLG: 0.406</small>	1-0 			1-0 		2-2 		1-2 		4	1	1	0	0	0	0	
Cliff Floyd, L <small>(1, 7) OBP: 0.345, SLG: 0.456</small>	1-3 			2-2 		4-1 		0-3 		3	0	1	0	1	2	2	
31 Mike Piazza, R <small>(1, 2) OBP: 0.356, SLG: 0.445</small>			2-2 		0-2 		0-0 	1-1 		4	0	1	1	0	1	2	
5 David Wright, R <small>(1, 5) OBP: 0.333, SLG: 0.551</small>			0-2 		0-0 		3-3 	2-2 		4	0	1	1	0	1	0	
Richard Hidalgo, R <small>(1, 9) OBP: 0.313, SLG: 0.458</small> Mike Stanton, L <small>(9, 1) OBP: 0.500, SLG: 0.500</small>			2-2 		0-1 		1-1 	3-2 		4	0	1	0	0	1	2	
Todd Zeile, R <small>(1, 3) OBP: 0.322, SLG: 0.347</small>				2-2 		0-1 			2-2 	4	0	3	0	0	0	0	
Wilson Delgado, S <small>(1, 6) OBP: 0.323, SLG: 0.349</small>				0-2 		0-1 		3-2 	1-0 	4	0	0	0	0	0	4	
Tom Glavine, L <small>(1, 1) OBP: 0.288, SLG: 0.163</small> Pedro Feliciano, L <small>(7, 1) OBP: 0.091, SLG: 0.091</small> Tyler Yates, R <small>(8, 1) OBP: 0.340, SLG: 0.495</small> Eric Valent, L <small>(8, PH) OBP: 0.500, SLG: 0.600</small> Victor Diaz, R <small>(9, 9)</small>				0-2 		3-2 		1-2 	2-2 	2	0	0	0	0	0	2	

Inning Stats	R: 0	H: 0	E: 0	K: 1	S: 8	R: 0	H: 0	E: 0	K: 1	S: 10	R: 0	H: 0	E: 0	K: 0	S: 9	R: 0	H: 1	E: 0	K: 1	S: 9	R: 0	H: 2	E: 0	K: 0	S: 11	R: 0	H: 0	E: 0	K: 1	S: 9	R: 0	H: 1	E: 0	K: 1	S: 14	R: 2	H: 4	E: 0	K: 1	S: 22	R: 0	H: 1	E: 0	K: 0	S: 11	1B: 9	2B: 0	3B: 0	HR: 0	SF: 0	SAC: 0	DP: 0	HBP: 0	WP: 0	PB: 0	SB: 0	CS: 0	PA: 37
--------------	------	------	------	------	------	------	------	------	------	-------	------	------	------	------	------	------	------	------	------	------	------	------	------	------	-------	------	------	------	------	------	------	------	------	------	-------	------	------	------	------	-------	------	------	------	------	-------	-------	-------	-------	-------	-------	--------	-------	--------	-------	-------	-------	-------	--------

PITCHER	IP	WLS	BF	H	R	ER	SO	BB	IBB	HBP	BLK	WP	HR	S	P	ERA	WHIP
Vicente Padilla, R <small>ERA: 3.82</small>	(1, 1)	6.2	25	4	0	0	5	1	0	0	0	0	0	67	97	0.00	0.750
63 Ryan Madson, R <small>ERA: 1.93</small>	(7, 1)	0.1	1	0	0	0	0	0	0	0	0	0	0	3	6	0.00	0.000
Rheal Cormier, L <small>ERA: 3.91</small>	(8, 1)	0.2	4	2	2	2	1	0	0	0	0	0	0	12	15	27.00	3.000
Todd Jones, R <small>ERA: 4.4</small>	(8, 1)	0.1	3	2	0	0	0	0	0	0	0	0	0	10	16	0.00	6.000
Tim Worrell, R <small>ERA: 3.66</small>	(9, 1)	1.0	4	1	0	0	0	0	0	0	0	0	0	11	19	0.00	1.000



livebaseballscorecards.com

Batter	1	2	3	4	5	6	7	8	9	AB R H RBI BB SO LOB	TOP						
11 Jimmy Rollins, S OBP: 0.344, SLG: 0.438 (1, 6)	2-2 F8		0-0 G4-3		0-1 F8		2-1 F9			4 0 0 0 0 0 1							
Placido Polanco, R OBP: 0.332, SLG: 0.425 (1, 4)	1-0 1B SF8 1B		1-2 CS HBP 1B		0-1 L6		0-1 F7			4 1 2 0 0 0 2							
Bobby Abreu, L OBP: 0.418, SLG: 0.529 (1, 9)	2-1 1B SAFE SAFE 1B SAFE 1B		1-0 FC5 BB HBP 1-2		2-2 F8		2-3 K			3 0 1 0 0 1 0							
Jim Thome, L OBP: 0.398, SLG: 0.588 (1, 3)	0-0 SF8		4-2 1-2 2-3 BB		2-3 K		1-2 L5			2 0 0 1 1 1 0							
David Bell, R OBP: 0.370, SLG: 0.464 (1, 5)	0-0 P4		1-1 FC5		0-1 HR 1B		2-2 F8			4 1 1 0 0 0 3							
Pat Burrell, R OBP: 0.369, SLG: 0.471 (1, 7)		0-1 F9		1-1 G6-3		0-0 HR		0-1 P6		4 1 1 2 0 0 0							
Todd Pratt, R OBP: 0.324, SLG: 0.297 (1, 2)		3-2 G6-3		2-3 K		3-2 G5-3		0-0 L6		3 0 0 0 0 1 0							
Jason Michaels, R OBP: 0.375, SLG: 0.396 (9, PH)										1 0 0 0 0 0 0							
Marlon Byrd, R OBP: 0.282, SLG: 0.315 (1, 8)		3-1		0-1 G6-3			0-0 G6-3			3 0 1 0 0 0 0							
26 Chase Utley, L OBP: 0.306, SLG: 0.485 (9, PH)								2-0 G4-3		1 0 0 0 0 0 0							
Gavin Floyd, R OBP: 0.456, SLG: 0.800 (7, PH)		1-3 K		0-2 G1-2-3			4-0 11 F9 11 PB BB			2 0 0 0 0 1 1							
6 Ryan Howard, L OBP: 0.254, SLG: 0.267 (7, PR)										0 0 0 0 1 0 0							
Doug Glanville, R OBP: 0.254, SLG: 0.267 (7, PR)										0 0 0 0 0 0 0							
Amaury Telemaco, R (7, 1)										0 0 0 0 0 0 0							
Rheal Cormier, L (7, 1)										0 0 0 0 0 0 0							
Felix Rodriguez, R (8, 1)										0 0 0 0 0 0 0							
Inning Stats	R: 1 H: 2 E: 0 LOB: 1 K: 0 BB: 0 S: 10 P: 15	R: 0 H: 1 E: 0 LOB: 1 K: 1 BB: 0 S: 14 P: 21	R: 0 H: 1 E: 0 LOB: 2 K: 0 BB: 1 S: 8 P: 15	R: 0 H: 0 E: 0 LOB: 0 K: 1 BB: 0 S: 8 P: 11	R: 0 H: 0 E: 0 LOB: 0 K: 0 BB: 0 S: 7 P: 7	R: 2 H: 2 E: 0 LOB: 0 K: 1 BB: 0 S: 13 P: 20	R: 0 H: 0 E: 0 LOB: 2 K: 0 BB: 1 S: 5 P: 11	R: 0 H: 0 E: 0 LOB: 0 K: 1 BB: 0 S: 13 P: 18	R: 0 H: 0 E: 0 LOB: 0 K: 0 BB: 0 S: 4 P: 6	1B: 5 SF: 1 2B: 0 SAC: 0 3B: 0 DP: 0 HR: 1 HBP: 1	WP: 0 PA: 35 PB: 1 SB: 0 CS: 1						
PITCHER	IP WLS BF H R ER SO BB IBB HBP BLK WP HR S P ERA WHIP																
Paul Wilson, R (1, 1) ERA: 4.85	7.0		29	6	3	3	3	2	0	1	0	0	1	65	100	3.86	1.143
Mike Matthews, L (8, 1) ERA: 6.75	0.2		2	0	0	0	1	0	0	0	0	0	0	10	13	0.00	0.000
Joe Valentine, R (8, 1) ERA: 7.11	0.1	W	1	0	0	0	0	0	0	0	0	0	0	3	5	0.00	0.000
Danny Graves, R (9, 1) ERA: 4.04	1.0	S	3	0	0	0	0	0	0	0	0	0	0	4	6	0.00	0.000

Philadelphia Phillies @ Cincinnati Reds
Great American Ball Park, Cincinnati, OH

Mon Sep 13 2004, 7:10 PM EDT
Att. 15,930 - Sunny - 78 F

livebaseballscorecards.com

AB	31
R	3
H	6
RBI	3
BB	2
SO	4
LOB	7



Batter	1	2	3	4	5	6	7	8	9
6 Ryan Freel, R OBP: 0.379, SLG: 0.374 (1, 9)	0-0 S S 1B	1-0 B1-3			1-2 P6		1-2 G5-3	0-0 FC5-4 1-2f	
Barry Larkin, R OBP: 0.353, SLG: 0.420 (1, 6)	3-1 SAFE SAFE SAFE G1-3 1-2		1-2 F8		0-2 G4-3		4-2 FC5-4 BB		
D'Angelo Jimenez, S OBP: 0.359, SLG: 0.380 (1, 4)	2-1 S 2B 1B		1-1 G3		2-0 S 1B		1-0 FC5-4 1-2f		
Adam Dunn, L OBP: 0.398, SLG: 0.583 (1, 7)	3-2 SAFE 1-H 1B 2B		2-0 FC6-4 1B		4-2 1-2 BB		3-2 G3-1		
Wily Mo Peña, R OBP: 0.311, SLG: 0.524 (1, 8)	2-0 L6		2-2 FC6-4 1-2f		1-3 K		2-2 SH5-4 FC4 2B		
Jacob Cruz, L OBP: 0.316, SLG: 0.343 (1, 3)	2-0 2-H 1B			0-0 F8		0-0 G4-3		0-0 SH5-4 2-3	
Darren Bragg, L OBP: 0.271, SLG: 0.333 (8, PH)									
Danny Graves, R (9, 1)									
Jason LaRue, R OBP: 0.329, SLG: 0.432 (1, 2)	1-0 P3			1-1 G4-3		1-2 FC4-6 1B		3-1 FC4 1B 3-H	
Felipe Lopez, S OBP: 0.329, SLG: 0.439 (1, 5)			0-3 K		3-2 1B		1-0 FC4-6 BLK 1-2f	1-3 K	
Paul Wilson, R OBP: 0.148, SLG: 0.154 (1, 1)									
Mike Matthews, L (8, 1)									
Joe Valentine, R (8, 1)									
Sean Casey, L OBP: 0.389, SLG: 0.560 (8, PH)								1-2 6 FC5-4 1B	

AB	R	H	RBI	BB	SO	LOB
5	1	1	0	0	0	2
3	0	0	0	1	0	1
4	1	2	1	0	0	1
3	1	2	1	1	0	1
4	1	1	0	0	1	4
3	0	1	1	0	0	0
0	0	0	0	0	0	0
0	0	0	0	0	0	0
4	0	1	1	0	0	1
4	0	1	0	0	2	2
3	0	0	0	0	3	2
0	0	0	0	0	0	0
0	0	0	0	0	0	0
1	0	1	0	0	0	0

BOTTOM	
AB	34
R	4
H	10
RBI	4
BB	2
SO	6
LOB	14

Inning Stats	
R: 3	H: 4
E: 0	LOB: 1
K: 0	BB: 0
S: 12	P: 25
R: 0	H: 0
E: 0	LOB: 0
K: 2	BB: 0
S: 7	P: 11
R: 0	H: 1
E: 0	LOB: 1
K: 0	BB: 0
S: 10	P: 15
R: 0	H: 1
E: 0	LOB: 1
K: 1	BB: 0
S: 10	P: 14
R: 0	H: 1
E: 0	LOB: 2
K: 1	BB: 1
S: 13	P: 21
R: 0	H: 1
E: 0	LOB: 1
K: 1	BB: 0
S: 8	P: 13
R: 0	H: 0
E: 0	LOB: 1
K: 0	BB: 1
S: 12	P: 21
R: 1	H: 2
E: 0	LOB: 2
K: 1	BB: 0
S: 15	P: 22

PITCHER		IP	WLS	BF	H	R	ER	SO	BB	IBB	HBP	BLK	WP	HR	S	P	ERA	WHIP
Gavin Floyd, R ERA: 2.65 (1, 1)	6.0			27	8	3	3	5	1	0	0	1	0	0	60	99	4.50	1.500
Amaury Telemaco, R ERA: 4.62 (7, 1)	0.2			3	0	0	0	0	1	0	0	0	0	8	14	0.00	1.500	
Rheal Cormier, L ERA: 3.89 (7, 1)	0.1			1	0	0	0	0	0	0	0	0	0	4	7	0.00	0.000	
Felix Rodriguez, R ERA: 3.25 (8, 1)	1.0	L		6	2	1	1	1	0	0	0	0	0	15	22	9.00	2.000	

PITCHER		IP	WLS	BF	H	R	ER	SO	BB	IBB	HBP	BLK	WP	HR	S	P	ERA	WHIP
WP: 0	PA: 37																	
PB: 0																		
SB: 4																		
CS: 0																		

Philadelphia Phillies @ Cincinnati Reds
Great American Ball Park, Cincinnati, OH
Mon Sep 13 2004, 7:10 PM EDT
Att: 15,930 - Sunny - 78 F

livebaseballscorecards.com



Batter	1	2	3	4	5	6	7	8	9
6 Ryan Freel, R OBP: 0.377, SLG: 0.370 (1, 9) C S X	0-2 L4 ① C X	0-1 G4-3 ①		4-0 BB B B O B		2-1 FC6-2 3B ② B S B X		0-0 P4 ③ X	
Felipe Lopez, S OBP: 0.327, SLG: 0.446 (1, 5) C X	0-1 P6 ② C B C X	2-1 F9 ②		1-2 G4-3 ③ C B C X		0-2 3B ③ S F X			
Sean Casey, L OBP: 0.390, SLG: 0.561 (1, 3) C B B B	4-2 BB 1B BB ③ C X	0-1 F8 ③			1-0 2B ③ B X	2-3 K ③ B C B S			
Adam Dunn, L OBP: 0.398, SLG: 0.582 (1, 7) B B C B B	4-1 1B BB ① B B C B B		1-2 F8 ① B X S C		2-3 K ① C B F B S		2-1 1B ① B B C X		
D'Angelo Jimenez, S OBP: 0.358, SLG: 0.377 (1, 4) D B B B	4-0 1B 2B BB ② D B B B		2-0 L9 ② B B X		2-0 L9 ② B B X		1-3 K ① 1 SAFE 1 SAFE 1 SAFE 1 SAFE		
Wily Mo Peña, R OBP: 0.310, SLG: 0.521 (1, 8) B B C X	2-1 2B 3B 1B ③ B B C X		1-3 K ③ C B F S		3-2 G6-3 ③ B B C F S		0-3 K ② C F S 1 SAFE 1 SAFE		
Jason LaRue, R OBP: 0.331, SLG: 0.439 (1, 2) C D 1 SAFE X	1-1 3B 2B ③ C D 1 SAFE X		1-1 2B ③ B F X		1-1 2B ③ B F X		1-1 G5-3 ③ C B S X		
Anderson Machado, S OBP: 0.421, SLG: 0.667 (1, 6) B C F B B X	3-2 3B ③ B C F B B X		1-0 G6-3 ① B X		1-0 G6-3 ① B X		1-0 6 WP 6 S FC6-2 1B ① B X	0-3 K ① S C	
Jose Acevedo, R OBP: 0.189, SLG: 0.048 (5, 1) C C C B C	1-3 K ③ C C C B C		0-0 F9 ② X		0-0 F9 ② X		4-1 6 WP 6 S FC6-2 3B BB ② 1 SAFE 1 SAFE 1 SAFE 1 SAFE	1-3 K ② S B F S	

AB	R	H	RBI	BB	SO	LOB
4	1	0	0	1	0	2
4	0	1	2	0	0	2
3	1	1	0	1	1	1
3	1	1	0	1	1	1
3	1	0	0	1	1	2
4	1	1	2	0	2	2
4	1	2	1	0	1	1
4	0	2	2	0	1	1
2	0	0	0	0	1	2
0	0	0	0	0	0	0
0	1	0	0	1	0	0
0	0	0	0	0	0	0
0	0	0	0	0	0	0
0	0	0	0	0	0	0
1	0	0	0	0	1	0
0	0	0	0	0	0	0

AB	R	H	RBI	BB	SO	LOB
32	7	8	7	5	9	14

1B	2B	3B	HR	SF	SAC	DP	HBP
3	3	2	0	0	0	0	0

Inning Stats	R	H	E	K	S	H	LOB	BB	P
1	5	3	0	1	18	0	1	3	37
2	0	0	0	0	6	0	0	0	8
3	0	0	0	1	7	0	0	0	11
4	0	1	0	0	7	1	1	0	14
5	0	1	0	1	8	0	0	0	16
6	2	2	0	2	13	1	1	1	23
7	0	1	0	2	13	0	0	0	17
8	0	0	0	2	7	0	0	0	8


PITCHER	IP	WLS	BF	H	R	ER	SO	BB	IBB	HBP	BLK	WP	HR	S	P	ERA	WHIP
Cory Lidle, R ERA: 5.17 (1, 1)	5.0		24	5	5	5	3	4	0	0	0	0	0	46	86	9.00	1.800
63 Ryan Madson, R ERA: 2.17 (6, 1)	1.0	L	6	2	2	2	2	1	0	0	0	1	0	13	23	18.00	3.000
Todd Jones, R ERA: 4.33 (7, 1)	1.0		4	1	0	0	2	0	0	0	0	0	0	13	17	0.00	1.000
Amaury Telemaco, R ERA: 4.53 (8, 1)	1.0		3	0	0	0	2	0	0	0	0	0	0	7	8	0.00	0.000

Philadelphia Phillies @ Cincinnati Reds
Great American Ball Park, Cincinnati, OH

Tue Sep 14 2004, 7:10 PM EDT
Att. 15,364 - Cloudy - 80 F

livebaseballscorecards.com

AB 32
R 7
H 8
RBI 7
BB 5
SO 9
LOB 14



WP: 1 PA: 37
PB: 0
SB: 1
CS: 0


Batter	1	2	3	4	5	6	7	8	9	AB	R	H	RBI	BB	SO	LOB	TOP								
11 Jimmy Rollins, S OBP: 0.343, SLG: 0.435 (1, 6)	0-3 K		0-0 F7	1-2 FC5-4			0-0 SH	1-3 K		4	0	0	0	0	2	4									
Placido Polanco, R OBP: 0.333, SLG: 0.424 (1, 4)	0-1 G3		1-1 P4		2-2 G1-3		1-0 FC5-4		2-1 BB 1B 2B HBP	4	1	0	1	0	0	1									
Bobby Abreu, L OBP: 0.420, SLG: 0.534 (1, 9)	1-1 G4-3		4-2 BB		2-2 G4-3		4-1 G3-6-3 BB		3-1 BB 2B 1B	3	1	1	0	2	0	0									
Jim Thome, L OBP: 0.400, SLG: 0.594 (1, 3)		0-1 1B 1B E 1B	1-3 K		1-3 K		0-0 G3-6-3		2-0 F7	0	0	0	0	0	0	0									
6 Ryan Howard, L OBP: 0.412, SLG: 0.688 (1, 3)										5	1	1	0	0	2	5									
David Bell, R OBP: 0.370, SLG: 0.468 (1, 5)		2-2 E 1-2 1B		0-0 BB 39 1B 1B		2-1 L5		0-0 E6 1B 1B	4-2 2B 1B BB	4	2	2	0	1	0	0									
Jason Michaels, R OBP: 0.376, SLG: 0.401 (1, 8) (8, 7)		0-0 E2 1-2 2-H 1B		3-2 F8		1-1 1B		3-2 1B 1B	1-0 1B 2B	5	2	4	2	0	0	1									
Pat Burrell, R OBP: 0.371, SLG: 0.476 (1, 7)		1-0 L7		4-2 39 1B 1-2 BB		0-0 HR		2-2 2B 26 FC5-2 1B	0-2 1B	3	1	2	2	1	0	2									
Doug Glanville, R OBP: 0.248, SLG: 0.272 (8, 8) (8, 8)										1	0	1	2	0	0	0									
Todd Pratt, R OBP: 0.324, SLG: 0.297 (1, 2)		1-3 K		2-3 K		0-1 L7		1-0 26 FC5-2 2B	0-0 F9	0	0	0	0	0	0	0									
A.J. Hinch, R OBP: 0.200, SLG: 0.400 (1, 2)										5	0	1	0	0	2	5									
39 Brett Myers, R OBP: 0.250, SLG: 0.271 (1, 1)		0-2 F8		0-2 11 FC5-4 1B			0-0 11 SH FC5-4 2B	0-1 FC5-2	2-2 G5-3	2	0	1	1	0	0	2									
Marlon Byrd, R OBP: 0.284, SLG: 0.320 (7, PH)										1	1	1	0	0	0	0									
Rheal Cormier, L (7, 1)										0	0	0	0	0	0	0									
26 Chase Utley, L OBP: 0.394, SLG: 0.481 (8, PH)										1	0	0	0	0	0	3									
Tim Worrell, R (8, 1)										0	0	0	0	0	0	0									
Lou Collier, R OBP: 0.364, SLG: 0.379 (9, PH)										1	0	0	0	0	0	1									
Billy Wagner, L (9, 1)										0	0	0	0	0	0	0									
Inning Stats	R: 0 E: 0 K: 1 S: 7	H: 0 LOB: 0 BB: 0 P: 8	R: 1 E: 1 K: 1 S: 16	H: 3 LOB: 2 BB: 0 P: 20	R: 0 E: 0 K: 1 S: 8	H: 0 LOB: 1 BB: 1 P: 14	R: 1 E: 0 K: 1 S: 19	H: 2 LOB: 2 BB: 1 P: 29	R: 0 E: 0 K: 1 S: 10	H: 0 LOB: 0 BB: 0 P: 15	R: 1 E: 0 K: 0 S: 7	H: 2 LOB: 0 BB: 0 P: 10	R: 1 E: 1 K: 0 S: 5	H: 1 LOB: 1 BB: 1 P: 10	R: 1 E: 1 K: 1 S: 16	H: 3 LOB: 2 BB: 0 P: 23	R: 4 E: 0 K: 0 S: 15	H: 3 LOB: 1 BB: 1 P: 29	1B: 10 2B: 3 3B: 0 HR: 1	SF: 0 SAC: 1 DP: 1 HBP: 1	WP: 1 PB: 0 SB: 0 CS: 0	PA: 45			
PITCHER	IP	WLS	BF	H	R	ER	SO	BB	IBB	HBP	BLK	WP	HR	S	P	ERA	WHIP								
Brandon Clausen, L ERA: 5.85 (1, 1)	5.0	L	22	5	2	1	5	2	0	0	0	0	0	60	86	1.80	1.400								
Juan Padilla, R ERA: 6.16 (6, 1)	1.0		4	2	1	1	0	0	0	0	0	0	1	7	10	9.00	2.000								
Mike Matthews, L ERA: 6.84 (7, 1)	1.0		5	1	1	1	0	1	0	0	0	1	0	5	10	9.00	2.000								
John Riedling, R ERA: 4.54 (8, 1)	1.0		6	3	1	1	1	0	0	0	0	0	0	16	23	9.00	3.000								
Aaron Myette, R ERA: 10.8 (9, 1)	0.1		5	2	4	4	0	1	0	1	0	0	0	7	19	108.00	9.000								
PITCHER	IP	WLS	BF	H	R	ER	SO	BB	IBB	HBP	BLK	WP	HR	S	P	ERA	WHIP								
Todd Van Poppel, R ERA: 6.36 (9, 1)	0.2		3	1	0	0	0	0	0	0	0	0	0	8	10	0.00	1.500								

Philadelphia Phillies @ Cincinnati Reds
Great American Ball Park, Cincinnati, OH
Wed Sep 15 2004, 12:35 PM EDT
Att. 16,292 - Sunny - 76 F

livebaseballscorecards.com

AB	39
R	9
H	14
RBI	8
BB	4
SO	6
LOB	24



Batter	1	2	3	4	5	6	7	8	9	AB R H RBI BB SO LOB	TOP																										
Brad Wilkerson, L (1, 3) OBP: 0.370, SLG: 0.484	1-2 L3		0-0 SF7			1-0 L9		4-1 1B BB	1-0 SH5-3	2 1 0 1 1 0 0																											
Jamey Carroll, R (1, 4) OBP: 0.388, SLG: 0.397	4-2 BB		3-H 1-2 G5-3			0-1 HR 1B		1-2 1B 1B	4-0 BB 1B IBB	3 3 2 0 2 0 0																											
Tony Batista, R (1, 5) OBP: 0.266, SLG: 0.440	1-3 K			4-2 FC5-6-4 BB		1-2 F7		3-2 1B 2B 1B	2-0 BB 1B	4 1 2 3 1 1 2																											
Juan Rivera, R (1, 8) (9, 9) OBP: 0.353, SLG: 0.444	1 SAFE 0-0 F8			1-0 FC5-6-4 1-2f		1-1 HR		1-2 2B 1B	4-1 1B 3B BB	4 3 2 3 1 0 2																											
Valentino Pascucci, R (1, 7) Ryan Church, L (8, PH) (8, 7) OBP: 0.250, SLG: 0.205 OBP: 0.283, SLG: 0.326		2-3 K		2-3 K		1-3 K		1-3 K	3-1 3B 1B	3 0 0 0 0 3 1 2 1 1 1 0 1 2																											
Termel Sledge, L (1, 9) Endy Chavez, L (9, 8) OBP: 0.332, SLG: 0.451 OBP: 0.321, SLG: 0.383		0-3 K		1-1 F7			1-2 L3-4 1B	0-0 2B	2-0 3B	5 0 3 4 0 1 1 0 0 0 0 0 0 0																											
Einar Diaz, R (1, 2) Gary Majewski, R (7, 1) Brendan Harris, R (8, PH) Luis Ayala, R (8, 1) OBP: 0.292, SLG: 0.311 OBP: 0.292, SLG: 0.435 OBP: 0.333, SLG: 0.444		1-2 F7			2-2 G5-3		2-2 L3-4 1-1	2-0 G6-3	0-3 K	3 0 0 0 0 0 1 0 0 0 0 0 0 0 1 0 0 0 0 0 1 1 0 0 0 0 1 1	AB 34 R 12 H 12 RBI 12 BB 5 SO 7 LOB 11																										
Maicer Izturis, S (1, 6) OBP: 0.342, SLG: 0.397			1-2 SH2-4 SF7 1B		1-1 G1-3		0-0 G6-3		1-2 SH5-3 SH 1B 1B	4 2 2 0 0 0 0																											
Claudio Vargas, R (1, 1) 62 T.J. Tucker, R (4, 1) Josh Labandeira, R (5, PH) Francis Beltran, R (5, 1) Joey Eischen, L (6, 1) Brian Schneider, L (7, 2) OBP: 0.045, SLG: 0.045 OBP: 0.083, SLG: 0.083 OBP: 0.083, SLG: 0.083 OBP: 0.333, SLG: 0.333 OBP: 0.667, SLG: 0.667 OBP: 0.331, SLG: 0.415			0-0 SH2-4		2-2 F8			0-0 L8	0-0 SH SH5-3 1B	0 0 0 0 0 0 0 0 0 0 0 0 0 0 1 0 1 1 0 0 0 0 0																											
Inning Stats	R: 0 E: 0 K: 1 S: 13	H: 0 LOB: 1 BB: 1 P: 19	R: 0 E: 0 K: 2 S: 9	H: 0 LOB: 0 BB: 0 P: 12	R: 1 E: 1 K: 0 S: 9	H: 1 LOB: 0 BB: 0 P: 11	R: 0 E: 0 K: 1 S: 8	H: 0 LOB: 1 BB: 1 P: 16	R: 0 E: 0 K: 0 S: 9	H: 0 LOB: 0 BB: 0 P: 14	R: 2 E: 0 K: 1 S: 12	H: 2 LOB: 0 BB: 0 P: 16	R: 0 E: 0 K: 0 S: 9	H: 1 LOB: 0 BB: 0 P: 12	R: 4 E: 0 K: 1 S: 17	H: 4 LOB: 1 BB: 1 P: 29	R: 5 E: 1 K: 1 S: 14	H: 4 LOB: 1 BB: 2 P: 31	1B: 9 2B: 2 3B: 1 HR: 1	SF: 1 SAC: 3 DP: 1 HBP: 0	WP: 0 PB: 0 SB: 0 CS: 0	PA: 43															
PITCHER	IP WLS BF H R ER SO BB IBB HBP BLK WP HR S P ERA WHIP																																				
Eric Milton, L (1, 1) ERA: 4.81	6.0		23	3	3	2	5	2	0	0	0	0	1	60	88	3.00	0.833																				
63 Ryan Madson, R (7, 1) ERA: 2.53	1.1	H	7	3	3	3	0	1	0	0	0	0	0	17	28	20.25	3.000																				
Felix Rodriguez, R (8, 1) ERA: 3.39	0.0		1	1	0	0	0	0	0	0	0	0	0	3	4	∞	∞																				
Rheal Cormier, L (8, 1) ERA: 3.81	0.2	B	3	1	1	1	1	0	0	0	0	0	0	6	9	13.50	1.500																				
Tim Worrell, R (9, 1) ERA: 3.82	0.2	L	8	4	5	2	0	1	1	0	0	0	0	11	28	27.00	7.500																				
PITCHER	IP WLS BF H R ER SO BB IBB HBP BLK WP HR S P ERA WHIP																																				
Geoff Geary, R (9, 1) ERA: 5.9	0.1		1	0	0	0	1	0	0	0	0	0	0	0	1	3	0.00	0.000																			

Montreal Expos @ Philadelphia Phillies
Citizens Bank Park, Philadelphia, PA
Fri Sep 17 2004, 7:05 PM EDT
Att: 35,498 - Overcast - 79 F

livebaseballscorecards.com

Batter	1	2	3	4	5	6	7	8	9	AB	R	H	RBI	BB	SO	LOB
11 Jimmy Rollins, S OBP: 0.343, SLG: 0.435 (1, 6)	0-3 K	0-2 FC6-4 1B		0-2 G4-3		0-0 1B		0-0 L4		5	1	2	1	0	1	0
Placido Polanco, R OBP: 0.332, SLG: 0.421 (1, 4)	1-1 F9	2-2 FC6-4 BB		0-1 F8		2-0 1B			0-2 F9	5	0	1	2	0	0	2
Bobby Abreu, L OBP: 0.419, SLG: 0.538 (1, 9)	2-2 G4-3	4-2 BB			1-1 F9	2-2 L6			3-2 HR	4	1	1	1	1	0	1
David Bell, R OBP: 0.371, SLG: 0.473 (1, 5)																
6 Ryan Howard, L OBP: 0.364, SLG: 0.619 (1, 3)		0-1 FC3 2B	1-3 K													
Jason Michaels, R OBP: 0.375, SLG: 0.402 (1, 8)		2-1 2B	0-0 G4-3		2-2 2B				1-2 F7	5	1	1	0	0	1	1
Pat Burrell, R OBP: 0.370, SLG: 0.473 (1, 7)		1-3 2B	0-0 G4-3		0-1 G6-3				2-3 K	4	1	1	1	0	1	1
Mike Lieberthal, R OBP: 0.324, SLG: 0.433 (1, 2)		0-3 K	4-1 BB			2-3 K			2-2 G5-3	3	0	0	0	1	2	2
Eric Milton, L OBP: 0.177, SLG: 0.155 (1, 1)		4-0 1B	3-2 F9			1-2 1B			1-3 K	3	2	1	0	1	1	1
26 Chase Utley, L OBP: 0.393, SLG: 0.479 (6, PH)																
63 Ryan Madson, L (7, 1)																
Felix Rodriguez, R (8, 1)																
Rheal Cormier, L (8, 1)																
Marlon Byrd, R OBP: 0.283, SLG: 0.319 (8, PH)																
Tim Worrell, R (9, 1)																
Geoff Geary, R (9, 1)		1-3 2B			0-2 G4-3				1-3 K	2	0	1	2	0	0	0

Inning Stats	R: 0	H: 0	E: 0	K: 1	S: 9	H: 0	LOB: 0	BB: 0	P: 12	R: 4	H: 4	E: 1	K: 1	S: 27	H: 4	LOB: 3	BB: 2	P: 40	R: 0	H: 0	E: 0	K: 1	S: 9	H: 0	LOB: 1	BB: 1	P: 17	R: 0	H: 0	E: 0	K: 0	S: 8	R: 0	H: 1	E: 0	K: 1	S: 12	R: 2	H: 3	E: 0	K: 2	S: 17	R: 1	H: 1	E: 0	K: 1	S: 11	R: 0	H: 0	E: 0	K: 2	S: 9	R: 1	H: 1	E: 0	K: 1	S: 17	R: 0	H: 0	E: 0	K: 1	S: 9	R: 1	H: 1	E: 0	K: 1	S: 17	1B: 4	SF: 0	3B: 0	HR: 2	WP: 0	PA: 41
PITCHER	IP	WLS	BF	H	R	ER	SO	BB	IBB	HBP	BLK	WP	HR	S	P	ERA	WHIP																																																								
Claudio Vargas, R (1, 1)	3.0		17	4	4	3	3	2	1	0	0	0	0	45	69	9.00	2.000																																																								
52 T.J. Tucker, R (4, 1)	1.0		3	0	0	0	0	0	0	0	0	0	0	8	8	0.00	0.000																																																								
Francis Beltran, R (5, 1)	1.2		9	4	2	2	3	0	0	0	0	0	0	26	34	10.80	2.400																																																								
Joey Eischen, L (6, 1)	0.1		1	0	0	0	0	0	0	0	0	0	0	3	5	0.00	0.000																																																								
Gary Majewski, R (7, 1)	1.0		4	1	1	1	1	0	0	0	0	0	0	11	18	9.00	1.000																																																								
PITCHER	IP	WLS	BF	H	R	ER	SO	BB	IBB	HBP	BLK	WP	HR	S	P	ERA	WHIP																																																								
Luis Ayala, R (8, 1)	2.0		7	1	1	1	3	0	0	0	0	0	0	26	34	4.50	0.500																																																								

BOTTOM

Montreal Expos @ Philadelphia Phillies
 Citizens Bank Park, Philadelphia, PA

livebaseballscorecards.com

AB	38
R	8
H	10
RBI	8
BB	3
SO	10
LOB	12



WP: 0	PA: 41
PB: 0	SB: 1
CS: 0	

Fri Sep 17 2004, 7:05 PM EDT
 Att. 35,498 - Overcast - 79 F

Batter	1	2	3	4	5	6	7	8	9	10	11	12	13	14	AB R H RBI BB SO LOB	TOP																
Brad Wilkerson, L OBP: 0.370, SLG: 0.489															7 1 3 0 0 0 1																	
Andy Chavez, L OBP: 0.320, SLG: 0.380															6 2 1 0 1 0 3																	
Tony Batista, R OBP: 0.271, SLG: 0.448															6 2 4 2 1 1 1																	
Termel Sledge, L OBP: 0.333, SLG: 0.464															5 1 2 3 1 1 4																	
Juan Rivera, R OBP: 0.355, SLG: 0.442															4 0 1 1 2 0 1																	
Brian Schneider, L OBP: 0.330, SLG: 0.412															3 0 0 0 1 0 1																	
Einar Diaz, R OBP: 0.288, SLG: 0.306														2 0 0 0 0 0 5																		
Jamey Carroll, R OBP: 0.383, SLG: 0.387															5 0 0 0 1 0 4																	
Maicer Izturis, S OBP: 0.316, SLG: 0.362															6 0 0 0 0 2 3																	
<small>Sun-Woo Kim, R Joe Higgins Brendan Harris, R D.J. LeMahieu Joey Esposito, L Jon Rauch, R Valentino Rodriguez, R Henry Matos, S 32 Chad Cordero, R Ryan Church, L Francis Stepien, R</small>															1 0 0 0 0 0 0																	
Inning Stats	R: 2 E: 0 K: 0 S: 18	H: 3 LOB: 2 BB: 1 P: 30	R: 0 E: 0 K: 1 S: 7	H: 0 LOB: 0 BB: 0 P: 9	R: 2 E: 0 K: 0 S: 12	H: 2 LOB: 0 BB: 0 P: 19	R: 0 E: 0 K: 0 S: 9	H: 0 LOB: 1 BB: 1 P: 17	R: 1 E: 0 K: 0 S: 7	H: 2 LOB: 0 BB: 0 P: 9	R: 0 E: 0 K: 0 S: 6	H: 0 LOB: 0 BB: 0 P: 11	R: 0 E: 0 K: 0 S: 13	H: 1 LOB: 1 BB: 0 P: 19	R: 0 E: 0 K: 0 S: 9	H: 0 LOB: 0 BB: 1 P: 16	R: 0 E: 0 K: 2 S: 9	H: 0 LOB: 0 BB: 0 P: 12	R: 0 E: 0 K: 0 S: 10	H: 1 LOB: 3 BB: 2 P: 23	R: 0 E: 0 K: 0 S: 10	H: 0 LOB: 1 BB: 1 P: 14	R: 0 E: 0 K: 1 S: 9	H: 0 LOB: 0 BB: 0 P: 14	R: 0 E: 0 K: 0 S: 15	H: 1 LOB: 2 BB: 1 P: 24	R: 0 E: 0 K: 0 S: 14	H: 1 LOB: 1 BB: 1 P: 22	1B: 5 2B: 2 3B: 3 HR: 1	SF: 1 SAC: 1 DP: 0 HBP: 0	WP: 0 PB: 0 SB: 1 CS: 2	PA: 60
PITCHER	IP WLS BF H R ER SO BB IBB HBP BLK WP HR S P ERA WHIP															IP WLS BF H R ER SO BB IBB HBP BLK WP HR S P ERA WHIP																
Vicente Padilla, R ERA: 4.06	(1, 1) 5.0 23 7 5 5 1 2 0 0 0 0 0 1 53 84 9.00 1.800															Rheal Cormier, L ERA: 3.76	(10, 1) 1.0 6 1 0 0 0 0 2 0 0 0 0 0 10 23 0.00 1.000															
Roberto Hernandez, R ERA: 5.03	(6, 1) 1.0 3 0 0 0 0 0 0 0 0 0 0 0 6 11 0.00 0.000															63 Ryan Madson, R ERA: 2.49	(11, 1) 1.0 3 0 0 0 0 1 0 0 0 0 0 0 10 14 0.00 1.000															
Todd Jones, R ERA: 4.28	(7, 1) 1.0 4 1 0 0 0 0 0 0 0 0 0 0 13 19 0.00 1.000															Geoff Geary, R ERA: 5.62	(12, 1) 2.0 8 1 0 0 1 0 1 0 0 0 0 0 24 38 0.00 0.500															
Amaury Telemaco, R ERA: 4.44	(8, 1) 1.0 3 0 0 0 0 1 0 0 0 0 0 0 9 16 0.00 1.000															39 Brett Myers, R ERA: 5.31	(14, 1) 1.0 L 5 1 1 1 1 1 0 0 0 0 0 0 14 22 9.00 2.000															
Tim Worrell, R ERA: 3.77	(9, 1) 1.0 3 0 0 0 0 2 0 0 0 0 0 0 9 12 0.00 0.000																															

Montreal Expos @ Philadelphia Phillies
Citizens Bank Park, Philadelphia, PA

Sat Sep 18 2004, 7:05 PM EDT
Att: 38,650 - Overcast - 63 F

livebaseballscorecards.com

AB	48
R	6
H	11
RBI	6
BB	8
SO	5
LOB	23



Batter	1	2	3	4	5	6	7	8	9	10	11	12	13	14	AB	R	H	RBI	BB	SO	LOB
11 Jimmy Rollins, S OBP: 0.341, SLG: 0.433	0-2 G4-3		2-2 F7		1-0 G3-1		1-2 G1-3		0-1 E 2B		1-0 G3			1-1 G4-3	7	0	1	1	0	0	1
Placido Polanco, R OBP: 0.332, SLG: 0.423	1-3 K			1-0 E 26 G3 2B	1-1 SF9		0-1 1B		3-1 E5 IBB			0-2 F9			5	1	2	1	0	1	1
Bobby Abreu, L OBP: 0.420, SLG: 0.537	2-3 K			3-2 E7 26 G3 1B	2-2 1B		0-1 P6		4-0 1-2 IBB			1-2 G6-4-3 1B			5	1	2	0	1	1	2
David Bell, R OBP: 0.367, SLG: 0.467		1-2 F9		2-2 G5-3	1-1 G1-3		2-1 F7		0-0 P3			1-1 SAFE 1B SAFE G6-4-3 1-2f			6	0	0	0	0	0	7
26 Chase Utley, L OBP: 0.300, SLG: 0.469		4-0 BB		1-2 G3		0-1 F8		0-1 F8		2-3 K			2-2 G3		5	0	0	1	1	1	1
Jason Michaels, R OBP: 0.374, SLG: 0.401		2-3 K		1-0 3-H 1B		1-1 F7		2-1 1B		2-3 K2-3			0-0 G6-3		6	0	2	1	0	2	1
Pat Burrell, R OBP: 0.365, SLG: 0.466		1-0 P6		1-3 SAFE K		1-3 K		3-1 L7		2-2 G6-3			2-0 P4		6	0	0	0	0	2	3
39 Brett Myers, R OBP: 0.220, SLG: 0.271															0	0	0	0	0	0	0
A.J. Hinch, R OBP: 0.200, SLG: 0.300			2-0 G6-3		0-1 2B 11 G3-1 1B		1-0 F9		3-3 K				1-3 K		5	1	1	0	0	2	0
Mike Lieberthal, R OBP: 0.326, SLG: 0.434			1-3 K		2-2 11 G3-1 SF9 2B		2-2 HR		1-1 G3				0-2 P4		1	0	1	0	0	0	0
Victorio Padilla, R															1	0	0	0	0	0	0
Marlon Byrd, R															1	1	1	0	0	0	0
Roberto Hernandez, R															0	0	0	0	0	0	0
Rob Jones, L															0	0	0	0	0	0	0
Edgar Renteria, L															0	0	0	0	0	0	0
Amaury Telemaco, R															0	0	0	0	0	0	0
Tim Lincecum, R															0	0	0	0	0	0	0
Tommy Pham, R															0	0	0	0	0	0	0
Rheal Cormier, L															0	0	0	0	0	0	0
83 Ryan Madison, L															0	0	0	0	0	0	0
Doug Sluiter, R															0	0	0	0	0	0	0
Geoff Geary, R															0	0	0	0	0	0	0

Inning Stats	R: 0	H: 0	E: 0	LOB: 0	K: 2	BB: 0	S: 10	P: 13	R: 0	H: 0	E: 0	LOB: 1	K: 1	BB: 1	S: 7	P: 15	R: 0	H: 0	E: 0	LOB: 0	K: 1	BB: 0	S: 8	P: 13	R: 2	H: 2	E: 1	LOB: 1	K: 1	BB: 0	S: 14	P: 23	R: 2	H: 3	E: 0	LOB: 1	K: 0	BB: 0	S: 14	P: 21	R: 0	H: 0	E: 0	LOB: 0	K: 1	BB: 0	S: 7	P: 9	R: 1	H: 2	E: 0	LOB: 1	K: 0	BB: 0	S: 15	P: 19	R: 0	H: 1	E: 0	LOB: 1	K: 0	BB: 0	S: 8	P: 15	R: 0	H: 1	E: 1	LOB: 3	K: 1	BB: 1	S: 10	P: 21	R: 0	H: 0	E: 0	LOB: 0	K: 2	BB: 0	S: 13	P: 19	R: 0	H: 0	E: 0	LOB: 0	K: 1	BB: 0	S: 7	P: 9	R: 0	H: 1	E: 0	LOB: 0	K: 0	BB: 0	S: 5	P: 9	R: 0	H: 0	E: 0	LOB: 0	K: 0	BB: 0	S: 5	P: 9	R: 0	H: 1	E: 0	LOB: 0	K: 0	BB: 0	S: 7	P: 13	R: 0	H: 1	E: 0	LOB: 0	K: 0	BB: 0	S: 7	P: 13	1B: 7	SF: 1	2B: 3	SAC: 0	3B: 0	DP: 2	HR: 1	HBP: 0	WP: 0	PA: 55
PITCHER	IP	WLS	BF	H	R	ER	SO	BB	IBB	HBP	BLK	WP	HR	S	P	ERA	WHIP																																																																																																																	
Sun-Woo Kim, R ERA: 4.75	(1, 1)	4.2	21	5	4	2	5	1	0	0	0	0	0	9	12	0.00	0.000																																																																																																																	
Joe Horgan, L ERA: 3.53	(5, 1)	1.1	4	0	0	0	1	0	0	0	0	0	0	9	12	0.00	0.000																																																																																																																	
52 T.J. Tucker, R ERA: 3.48	(7, 1)	0.2	4	2	1	1	0	0	0	0	0	0	1	13	17	13.50	3.000																																																																																																																	
Joey Eischen, L ERA: 3.71	(7, 1)	0.1	1	0	0	0	0	0	0	0	0	0	0	2	2	0.00	0.000																																																																																																																	
Jon Rauch, R ERA: 3.2	(8, 1)	3.0	13	2	0	0	3	0	1	0	0	0	0	31	55	0.00	0.667																																																																																																																	
PITCHER	IP	WLS	BF	H	R	ER	SO	BB	IBB	HBP	BLK	WP	HR	S	P	ERA	WHIP																																																																																																																	
32 Chad Cordero, R ERA: 2.99	(11, 1)	3.0	9	1	0	0	1	0	0	0	0	0	0	7	13	0.00	0.333																																																																																																																	
Francis Beltran, R ERA: 5.63	(14, 1)	1.0	3	1	0	0	0	0	0	0	0	0	0	7	13	0.00	1.000																																																																																																																	

Montreal Expos @ Philadelphia Phillies
Citizens Bank Park, Philadelphia, PA
Sat Sep 18 2004, 7:05 PM EDT
Att. 38,650 - Overcast - 63 F

livebaseballscorecards.com

AB	52
R	5
H	11
RBI	5
BB	2
SO	10
LOB	17



Batter	1	2	3	4	5	6	7	8	9	AB R H RBI BB SO LOB	TOP																
Brad Wilkerson, L (1, 3) OBP: 0.372, SLG: 0.491	2-1 2B	0-1 1B		4-0 BB 1B	0-1 F7			0-3 K		4 1 2 0 1 1 3																	
Andy Chavez, L (1, 8) OBP: 0.319, SLG: 0.378	2-0 P6	0-3 K		2-2 BB 1B		1-2 G6-3		1-2 E5 FC6-4		5 0 1 1 0 1 2																	
Tony Batista, R (1, 5) OBP: 0.274, SLG: 0.450	0-2 S 2B		0-1 FC5-4 1B	4-0 1B		0-2 P6		1-0 FC6-4		4 0 2 1 1 0 1																	
Termel Sledge, L (1, 7) OBP: 0.330, SLG: 0.459 Brendan Harris, R (9, PH) OBP: 0.269, SLG: 0.400	0-2 F7		1-3 K	2-2 F8		3-2 G4-3			2-3 K	4 0 0 0 0 1 5 1 0 0 0 0 1 0																	
Juan Rivera, R (1, 9) OBP: 0.359, SLG: 0.443	4-2 BB		1 SAFE 2-2 FC5-4 PO BB 1-2f		1-0 G6-3 BB 1B		1-1 1B		0-0 P4	4 0 2 0 1 0 1																	
Brian Schneider, L (1, 2) OBP: 0.332, SLG: 0.410 Valentino Pascucci, R (9, PH) OBP: 0.259, SLG: 0.200	4-2 BB		1 SAFE 4-1 BB		2-0 F8		0-3 K		0-3 K	2 0 0 0 2 1 2 1 0 0 0 0 1 0																	
Jamey Carroll, R (1, 4) OBP: 0.385, SLG: 0.391	2-2 K		1-0 PO	2-1 1B 2B		4-2 SAFE G6-3 BB		1-2 L9		3 1 1 0 1 1 4																	
Maicer Izturis, S (1, 6) OBP: 0.301, SLG: 0.342 Joe Horgan, L (7, 1) OBP: 0.250, SLG: 0.250		3-2 P6		0-3 K		3-2 G6-3		0-0 G4-3		4 0 0 0 0 1 4 0 0 0 0 0 0 0																	
Scott Downs, L (1, 1) OBP: 0.167, SLG: 0.091 Ryan Church, L (5, PH) OBP: 0.292, SLG: 0.318 Gary Majewski, R (5, 1) Josh Labandeira, R (7, 6)		3-3 K		1-3 K		4-2 BB		2-3 K		2 0 0 0 0 2 1 0 0 0 0 1 0 0 0 0 0 0 0 0 0 1 0 0 0 0 1 0																	
Inning Stats	R: 1 E: 0 K: 1 S: 19	H: 2 LOB: 3 BB: 2 P: 33	R: 0 E: 0 K: 2 S: 13	H: 1 LOB: 1 BB: 0 P: 19	R: 0 E: 0 K: 1 S: 9	H: 1 LOB: 1 BB: 1 P: 17	R: 1 E: 0 K: 2 S: 14	H: 2 LOB: 3 BB: 2 P: 29	R: 0 E: 0 K: 0 S: 12	H: 1 LOB: 3 BB: 2 P: 26	R: 0 E: 0 K: 0 S: 9	H: 0 LOB: 0 BB: 0 P: 13	R: 0 E: 0 K: 1 S: 9	H: 1 LOB: 1 BB: 0 P: 11	R: 0 E: 1 K: 2 S: 11	H: 0 LOB: 1 BB: 0 P: 15	R: 0 E: 0 K: 2 S: 8	H: 0 LOB: 0 BB: 0 P: 10	1B: 5 2B: 3 3B: 0 HR: 0	SF: 0 SAC: 0 DP: 0 HBP: 0	WP: 0 PB: 0 SB: 1 CS: 0	PA: 43					
PITCHER	IP WLS BF H R ER SO BB IBB HBP BLK WP HR S P ERA WHIP																										
Kevin Millwood, R (1, 1) ERA: 4.86	2.0		11	3	1	1	3	2	0	0	0	0	0	32	52	4.50	2.500										
Gavin Floyd, R (3, 1) ERA: 2.7	3.0	W	17	4	1	1	3	5	0	0	0	0	0	35	72	3.00	3.000										
Amaury Telemaco, R (6, 1) ERA: 4.35	1.0	H	3	0	0	0	0	0	0	0	0	0	0	9	13	0.00	0.000										
Todd Jones, R (7, 1) ERA: 4.16	2.0		8	1	0	0	3	0	0	0	0	0	0	20	26	0.00	0.500										
Billy Wagner, L (9, 1) ERA: 2.68	1.0		3	0	0	0	2	0	0	0	0	0	0	8	10	0.00	0.000										

Montreal Expos @ Philadelphia Phillies
Citizens Bank Park, Philadelphia, PA
Sun Sep 19 2004, 1:35 PM EDT
Att. 42,603 - Sunny - 61 F

AB	35
R	2
H	8
RBI	2
BB	7
SO	11
LOB	23



Batter	1	2	3	4	5	6	7	8	9	AB	R	H	RBI	BB	SO	LOB
11 Jimmy Rollins, S OBP: 0.343, SLG: 0.436 (1, 6)	1-0 P6		1-1 1B	2-2 1B		1-2 G6-3 2B	1-2 L7			5	2	3	1	0	0	1
Placido Polanco, R OBP: 0.335, SLG: 0.425 (1, 4)	0-1 G4-3 1B		0-2 F7	2-0 1B		1-1 G6-3		1-1 G3 1B		5	0	3	2	0	0	2
Bobby Abreu, L OBP: 0.420, SLG: 0.537 (1, 9)	2-2 G4-3		1-1 1B	0-2 K		0-1 1B 2B		0-3 K		5	1	2	1	0	2	4
Jim Thome, L OBP: 0.400, SLG: 0.591 (1, 3)	0-0 G6-3		1-0 1B	0-0 F8		4-0 1B IBB		0-1 G3		4	0	1	1	1	0	4
David Bell, R OBP: 0.369, SLG: 0.467 (1, 5)		0-0 G3-1	1-3 K		3-1 G6-4-3 1B	0-2 1B		4-0 BB		4	0	2	1	1	1	2
Jason Michaels, R OBP: 0.371, SLG: 0.401 (1, 7)		2-3 K		1-1 BB 1B 2B	0-1 G6-4-3	2-1 F7		2-3 K		5	1	1	0	0	2	5
Mike Lieberthal, R OBP: 0.329, SLG: 0.443 (1, 2)		1-0 HR		4-0 1B BB	0-0 1B		1-3 K2-3			3	2	2	1	1	1	0
Marlon Byrd, R OBP: 0.285, SLG: 0.321 (1, 8)		1-3 K		4-2 1B BB	1-2 L4		0-0 G6-3			3	1	0	0	1	1	1
Kevin Millwood, R Gavin Floyd, R Amaury Telemaco, R Lou Collier, R Todd Jones, L Billy Wagner, L (1, 1) (3, 1) (6, 1) (6, PH) (7, 1) (9, 1)			0-3 K	1-3 K		3-3 K	4-2 BB			0	0	0	0	0	0	0

Inning Stats	R: 0	H: 1	E: 0	K: 0	S: 8	LOB: 1	BB: 0	P: 11	R: 1	H: 1	E: 0	K: 2	S: 9	LOB: 0	BB: 0	P: 13	R: 1	H: 3	E: 0	K: 2	S: 14	LOB: 2	BB: 0	P: 18	R: 3	H: 3	E: 0	K: 2	S: 15	LOB: 2	BB: 2	P: 29	R: 0	H: 2	E: 0	K: 0	S: 8	LOB: 1	BB: 0	P: 12	R: 2	H: 3	E: 0	K: 1	S: 16	LOB: 2	BB: 1	P: 27	R: 0	H: 0	E: 0	K: 1	S: 11	LOB: 1	BB: 1	P: 17	R: 0	H: 1	E: 0	K: 2	S: 11	LOB: 2	BB: 1	P: 18
PITCHER	IP	WLS	BF	H	R	ER	SO	BB	IBB	HBP	BLK	WP	HR	S	P	ERA	WHIP																																															
Scott Downs, L ERA: 5.98 (1, 1)	4.0	L	22	8	5	5	6	2	0	0	0	0	1	46	71	11.25	2.500																																															
Gary Majewski, R ERA: 3.52 (5, 1)	2.0		11	5	2	2	1	0	1	0	0	0	0	24	39	9.00	2.500																																															
Joe Horgan, L ERA: 3.35 (7, 1)	2.0		9	1	0	0	3	2	0	0	0	0	0	22	35	0.00	1.500																																															

BOTTOM

Montreal Expos @ Philadelphia Phillies
Citizens Bank Park, Philadelphia, PA


Sun Sep 19 2004, 1:35 PM EDT
Att. 42,603 - Sunny - 61 F

livebaseballscorecards.com

AB	37
R	7
H	14
RBI	7
BB	5
SO	10
LOB	22



WP: 0	PA: 42
PB: 0	SB: 0
CS: 0	

Batter	1	2	3	4	5	6	7	8	9	AB R H RBI BB SO LOB	TOP																								
11 Jimmy Rollins, S OBP: 0.344, SLG: 0.436 (1, 6) C B X	1-1 2B BB 1B	0-0 G5-3		1-1 P3			X 0-0 L6 G4-3 1B			4 1 2 0 0 0 1																									
Placido Polanco, R OBP: 0.334, SLG: 0.426 (1, 4) SAFE SAFE C F X	0-2 BB PB 2B	0-1 G6-3			1-1 F8		C X 0-1 G4-3			4 1 1 0 0 0 1																									
Bobby Abreu, L OBP: 0.419, SLG: 0.537 (1, 9) C F C	0-3 K	1-1 P6			0-0 G4-3 2B		F C B B B X 3-2 L6			4 0 1 0 0 1 3																									
Jim Thome, L OBP: 0.399, SLG: 0.587 (1, 3) C F B B B	4-2 PB BB G6-3 BB		B F B X 2-1 F9		B F X 1-1 G4-3		C C C B B 1-3 K			3 1 0 0 1 1 1																									
David Bell, R OBP: 0.368, SLG: 0.465 (1, 5) F B D B	4-2 G6-3 PB 1B BB		B B X 2-0 F9		X 0-0 F9		F B X 1-2 F8			3 1 0 1 1 0 1																									
Jason Michaels, R OBP: 0.366, SLG: 0.395 (1, 8) (9, 7) C B F X	2-2 G6-3		B X 1-0 F9		B F F F S 2-3 K		F S C 0-3 K			4 0 0 1 0 2 1																									
Pat Burrell, R OBP: 0.364, SLG: 0.462 Doug Glanville, R OBP: 0.247, SLG: 0.270 (1, 7) (9, 8) B F B B	4-1 1B BB		C X 0-1 P4		C B X 1-1 G5-3		B F B B C 2-3 K			3 0 0 0 1 1 0 0 0 0 0 0 0 0	AB 31 R 4 H 6 RBI 3 BB 4 SO 8 LOB 11																								
Mike Lieberthal, R OBP: 0.333, SLG: 0.444 (1, 2) X	0-0 1B		B B C C B B 4-1 SH3-4 BB		B X 1-0 FC5-4 1B		C B F B B 2-3 K			3 0 2 1 1 1 0																									
Cory Lidle, R OBP: 0.226, SLG: 0.281 63 Ryan Madson, L (7, 1) 6 Ryan Howard, L OBP: 0.375, SLG: 0.739 (9, PH) Billy Wagner, L (9, 1) S B F S	1-3 K		M X 0-1 SH3-4		B X 1-0 FC5-4		B F B B B 3-3 K			2 0 0 0 0 1 3 0 0 0 0 0 0 0 1 0 0 0 0 1 0 0 0 0 0 0 0 0																									
Inning Stats	R: 4 E: 0 K: 2 S: 24	H: 3 LOB: 2 BB: 3 P: 40	R: 0 E: 0 K: 0 S: 5	H: 0 LOB: 0 BB: 0 P: 6	R: 0 E: 0 K: 0 S: 4	H: 0 LOB: 0 BB: 0 P: 9	R: 0 E: 0 K: 0 S: 7	H: 0 LOB: 1 BB: 1 P: 12	R: 0 E: 0 K: 1 S: 9	H: 1 LOB: 1 BB: 0 P: 14	R: 0 E: 0 K: 0 S: 8	H: 1 LOB: 0 BB: 0 P: 11	R: 0 E: 0 K: 2 S: 9	H: 0 LOB: 0 BB: 0 P: 11	R: 0 E: 0 K: 3 S: 17	H: 0 LOB: 0 BB: 0 P: 24	1B: 4 2B: 3 3B: 0 HR: 0	SF: 0 SAC: 1 DP: 1 HBP: 0	WP: 0 PB: 1 SB: 0 CS: 0	PA: 36															
PITCHER	IP WLS BF H R ER SO BB IBB HBP BLK WP HR S P ERA WHIP																																		
Dontrelle Willis, L ERA: 3.84 Rudy Seanez, R ERA: 3.7	(1, 1) (9, 1)	8.0 3	L 3	6 0	4 0	3 0	5 3	4 0	0 0	0 0	0 0	0 0	72 17	111 24	3.38 0.00	1.250 0.000																			

Philadelphia Phillies @ Florida Marlins
Pro Player Stadium, Miami, FL
Tue Sep 21 2004, 7:05 PM EDT
Att. 15,659 - Cloudy - 80 F

livebaseballscorecards.com

Batter	1	2	3	4	5	6	7	8	9	AB R H RBI BB SO LOB	TOP	
11 Jimmy Rollins, S OBP: 0.344, SLG: 0.435 (1, 6)	0-0 G4-3		2-0 F8	2-1 G4-3					1-0 P5	6 1 2 0 0 0 2		
Placido Polanco, R OBP: 0.334, SLG: 0.431 (1, 4)	1-2 F7		0-0 F8		1-1 F7				0-0	6 1 2 2 0 0 3		
Bobby Abreu, L OBP: 0.419, SLG: 0.535 (1, 9)	3-1 F8		4-2		4-1 G4-3 WP 2B BB				3-1 L8	2 1 0 0 2 0 0 2 0 0 0 0 1 2		
Marlon Byrd, R OBP: 0.283, SLG: 0.319 (7, 8)												
Jim Thome, L OBP: 0.400, SLG: 0.588 (1, 3)		0-0 G4-3 WP 2B	0-2 G4-3		3-2 G4-3					3 2 1 0 1 0 2 1 0 1 0 0 0 0		
6 Ryan Howard, L OBP: 0.400, SLG: 0.750 (7, 3)												
David Bell, R OBP: 0.371, SLG: 0.468 (1, 5)		1-0 G4-3		2-2 HR HBP	2-1					3 2 2 1 0 0 1 1 0 0 0 0 1 1		
Tomas Perez, S OBP: 0.262, SLG: 0.424 (7, 5)												
Jason Michaels, R OBP: 0.363, SLG: 0.402 (1, 8)		3-3 K		0-0 HR	2-1 F9					5 1 1 2 0 1 4		
(7, 9)												
Pat Burrell, R OBP: 0.367, SLG: 0.469 (1, 7)		4-2 HR BB		1-1 L9						3 3 1 3 2 0 0		
Mike Lieberthal, R OBP: 0.333, SLG: 0.449 (1, 2)		2-2 HR		3-3 K						4 1 1 2 1 1 1 0 0 0 0 0 0 0		
A.J. Hinch, R OBP: 0.200, SLG: 0.300 (9, 2)												
Eric Milton, L OBP: 0.197, SLG: 0.164 (1, 1)		1-3 K		4-0 BB						3 0 1 0 1 1 0 0 0 0 0 0 0 0 0 0 0 0 0 0 0 1 0 1 1 0 0 0 0 0 0 0 0 0 0		
Todd Jones, L (7, 1)												
Amaury Telemaco, R (8, 1)												
Lou Collier, R (9, PH) OBP: 0.361, SLG: 0.406												
Geoff Geary, R (9, 1)												
Inning Stats	R: 0 H: 0 E: 0 LOB: 0 K: 0 BB: 0 S: 6 P: 10	R: 3 H: 2 E: 0 LOB: 0 K: 2 BB: 1 S: 15 P: 26	R: 0 H: 0 E: 0 LOB: 1 K: 0 BB: 1 S: 7 P: 13	R: 2 H: 1 E: 0 LOB: 1 K: 1 BB: 1 S: 10 P: 22	R: 1 H: 1 E: 0 LOB: 1 K: 0 BB: 1 S: 10 P: 22	R: 0 H: 0 E: 0 LOB: 0 K: 0 BB: 0 S: 7 P: 8	R: 5 H: 6 E: 0 LOB: 3 K: 0 BB: 2 S: 27 P: 42	R: 0 H: 1 E: 0 LOB: 1 K: 2 BB: 0 S: 14 P: 21	R: 1 H: 2 E: 0 LOB: 2 K: 0 BB: 1 S: 8 P: 20	1B: 6 SF: 0 2B: 3 SAC: 0 3B: 0 DP: 0 HR: 4 HBP: 1	WP: 2 PA: 48 PB: 0 SB: 1 CS: 0	
PITCHER	IP WLS BF H R ER SO BB IBB HBP BLK WP HR S P ERA WHIP											
19 Logan Kensing, R (1, 1) ERA: 11.57	4.2 L 23 4 6 6 3 4 0 1 0 2 2 46 89 11.57 1.714											
Ben Howard, R (5, 1) ERA: 5.57	0.1 1 0 0 0 0 0 0 0 0 0 0 2 4 0.00 0.000											
Aaron Small, R (6, 1) ERA: 8.27	2.0 14 6 5 5 0 2 0 0 0 0 2 34 50 22.50 4.000											
Josias Manzanillo, R (8, 1) ERA: 6.12	2.0 10 3 1 1 2 1 0 0 0 0 0 22 41 4.50 2.000											

Philadelphia Phillies @ Florida Marlins
 Pro Player Stadium, Miami, FL
 Wed Sep 22 2004, 7:05 PM EDT
 Att. 20,416 - Cloudy - 83 F

AB	40
R	12
H	13
RBI	11
BB	7
SO	5
LOB	16



Batter	1	2	3	4	5	6	7	8	9	AB R H RBI BB SO LOB
Juan Pierre, L OBP: 0.370, SLG: 0.403 (1, 8)	1-2 G1-3 1B		1-2 BB HBP		1-1 F7		1-2 G4-3		0-1 1B	4 0 2 0 0 0 1
Luis Castillo, S OBP: 0.376, SLG: 0.354 Damion Easley, R OBP: 0.346, SLG: 0.485 (1, 4) (8, 4)	2-2 G1-3 1-2		1-2 K			3-1 G5-3		1-1 HR	1-3 K	3 0 0 0 0 1 3 2 1 1 1 0 1 2
Jeff Conine, R OBP: 0.337, SLG: 0.420 (1, 3)	0-1 L6		4-1 BB			2-0 P2		1-2 F9		3 0 0 0 1 0 1
Miguel Cabrera, R OBP: 0.371, SLG: 0.513 (1, 7)	1-3 K		1-3 K			1-3 K		1-1 G6-4-3 1B		4 0 1 0 0 3 4
Mike Lowell, R OBP: 0.365, SLG: 0.505 (1, 5)		0-1 L7		0-0 P6			0-0 HR	1-1 G6-4-3 1-2f		4 1 1 1 0 0 1
Juan Encarnacion, R OBP: 0.301, SLG: 0.406 Chris Aguila, R OBP: 0.269, SLG: 0.458 (1, 9) (8, 9)		0-0 L5		1-1 P4		2-2 P3		0-2 HR		3 0 0 0 0 0 0 1 1 1 1 0 0 0
Mike Redmond, R OBP: 0.309, SLG: 0.342 20 Matt Treanor, R OBP: 0.322, SLG: 0.283 (1, 2) (8, 2)		3-2 G4-3		0-1 P3		0-0 1B G3 2B		4-1 1B BB		3 1 1 0 0 0 0 0 0 0 0 1 0 0
Alex Gonzalez, R OBP: 0.269, SLG: 0.416 (1, 6)			0-2 SH1-4 2B		2-2 F7		1-2 G3 1B	2-1 P6		4 0 2 0 0 0 1
19 Logan Kensing, R Ben Howard, R Mike Mordecai, R Aaron Small, R Lenny Harris, L Josias Manzanillo, R Paul Lo Duca, R (1, 1) (5, 1) (5, PH) (6, 1) (7, PH) (8, 1) (9, PH)			1-2 SH1-4 2-3		0-1 G5-3		2-0 G3 1-2 3-H	1-1 P5		0 0 0 0 0 0 0 0 0 0 0 0 0 0 1 0 0 0 0 0 0 0 0 0 0 0 0 0 1 0 0 1 0 0 1 0 0 0 0 0 0 0 1 0 0 0 0 0 1

Inning Stats	R: 0	H: 1	E: 0	LOB: 1	K: 1	P: 17	R: 0	H: 0	E: 0	LOB: 0	K: 0	P: 9	R: 0	H: 1	E: 0	LOB: 3	K: 2	P: 27	R: 0	H: 0	E: 0	LOB: 0	K: 0	P: 6	R: 0	H: 0	E: 0	LOB: 0	K: 1	P: 12	R: 0	H: 0	E: 0	LOB: 0	K: 0	P: 13	R: 2	H: 3	E: 0	LOB: 1	K: 0	P: 18	R: 1	H: 2	E: 0	LOB: 0	K: 0	P: 13	R: 1	H: 2	E: 0	LOB: 2	K: 1	P: 22	1B: 4	2B: 2	3B: 0	SF: 0	SAC: 1	DP: 1	HBP: 1	WP: 0	PA: 38
PITCHER	IP	WLS	BF	H	R	ER	SO	BB	IBB	HBP	BLK	WP	HR	S	P	ERA	WHIP																																														
Eric Milton, L ERA: 4.69 (1, 1)	6.1	W	24	3	1	1	4	1	0	0	0	0	0	8	12	13.50	3.000																																														
Todd Jones, R ERA: 4.24 (7, 1)	0.2		4	2	1	1	0	0	0	0	0	0	0	8	12	13.50	3.000																																														
Amaury Telemaco, R ERA: 4.44 (8, 1)	1.0		4	2	1	1	0	0	0	0	0	0	0	9	13	9.00	2.000																																														
Geoff Geary, R ERA: 5.7 (9, 1)	1.0		6	2	1	1	1	1	0	0	0	0	0	14	22	9.00	3.000																																														

BOTTOM

Philadelphia Phillies @ Florida Marlins
Pro Player Stadium, Miami, FL
 Wed Sep 22 2004, 7:05 PM EDT
 Att: 20,416 - Cloudy - 83 F

livebaseballscores.com

AB	34
R	4
H	9
RBI	4
BB	2
SO	5
LOB	15



Batter	1	2	3	4	5	6	7	8	9	10	AB R H RBI BB SO LOB	TOP
11 Jimmy Rollins, S OBP: 0.345, SLG: 0.441	2-2 BB G6-4-3 1B	0-2 P6			2-2 BB HR 1B	1-0 F9		0-1 FC4-6 1-2f 2-H		0-0 HR	6 3 3 1 0 0 1	Philadelphia Phillies @ Florida Marlins Pro Player Stadium, Miami, FL Thu Sep 23 2004, 7:05 PM EDT Att: 30,208 - Cloudy - 84 F
26 Chase Utley, L OBP: 0.300, SLG: 0.476	4-0 G6-4-3 1-2 WP BB	1-1 G4-3			2-2 K		1-2 HR	0-2 G4-3		2-2 P6	5 2 1 1 1 1 3	
Bobby Abreu, L OBP: 0.419, SLG: 0.532	4-2 G6-4-3 1-2 2-3 BB				4-2 HR BB		0-0 F7		3-2 L8		3 1 0 0 2 1 0	
Jim Thome, L OBP: 0.400, SLG: 0.592	1-2 G6-4-3 1-2f 2-3 3-H				1-1 HR		0-1 G1-3		1-1 1B		5 1 2 3 0 0 2	
David Bell, R OBP: 0.373, SLG: 0.474	4-2 BB WP BB				1-0 F7		3-2 HR		3-2 FC6-4 1-3 1B		4 1 2 1 1 1 0	
Jason Michaels, R OBP: 0.364, SLG: 0.400	4-1 BB BB				0-0 1B		0-1 F8		0-3 SAFE K		4 0 1 0 1 2 2	
Pat Burrell, R OBP: 0.368, SLG: 0.468	4-1 1-2 2-3 BB				0-0 L5		3-2 FC3-5 1B		1 SAFE 0-1 FC6-4		3 0 1 0 1 1 1 1 0 0 0 0 0 2	
Doug Glanville, R OBP: 0.245, SLG: 0.268					2-3 K							
Mike Lieberthal, R OBP: 0.336, SLG: 0.452	1-2 G4-3				2-2 G6-4-3 2B		1-2 G6-4-3 1B		4-2 FC3-5 1-2 BB		4 1 2 0 1 0 3	
Vicente Padilla, R Roberto Hernandez, R 8 Ryan Howard, L 63 Ryan Madison, L Placido Polanco, R Ryan Wofford, R Billy Wagner, L Marlon Byrd, R Todd Jones, L		0-3 K			0-3 K		2-2 G6-4-3 1-2f		0-0 FC3-5 1-2 2-3f		2 0 0 0 0 0 2 1 0 0 0 0 0 0 0 0 1 0 1 0	
Inning Stats	R: 2 H: 1 E: 0 K: 0 S: 18 LOB: 3 BB: 5 P: 42	R: 0 H: 0 E: 0 K: 1 S: 8 LOB: 0 BB: 0 P: 9	R: 0 H: 0 E: 0 K: 2 S: 7 LOB: 0 BB: 0 P: 11	R: 0 H: 1 E: 0 K: 2 S: 11 LOB: 1 BB: 0 P: 15	R: 3 H: 3 E: 0 K: 2 S: 19 LOB: 1 BB: 1 P: 31	R: 0 H: 1 E: 0 K: 0 S: 7 LOB: 0 BB: 0 P: 11	R: 2 H: 2 E: 0 K: 0 S: 16 LOB: 0 BB: 0 P: 20	R: 1 H: 1 E: 1 K: 0 S: 11 LOB: 2 BB: 1 P: 18	R: 0 H: 2 E: 0 K: 1 S: 13 LOB: 2 BB: 0 P: 20	R: 1 H: 1 E: 0 K: 0 S: 12 LOB: 0 BB: 0 P: 16	1B: 7 2B: 1 3B: 0 HR: 4 SF: 0 SAC: 0 DP: 2 HBP: 0	WP: 1 PA: 47 PB: 0 SB: 1 CS: 0
PITCHER	IP WLS BF H R ER SO BB IBB HBP BLK WP HR S P ERA WHIP	IP WLS BF H R ER SO BB IBB HBP BLK WP HR S P ERA WHIP										
Josh Beckett, R ERA: 4.0	(1, 1) 5.0											
Rudy Seanez, R ERA: 3.61	(6, 1) 1.0											
Guillermo Mota, R ERA: 2.23	(7, 1) 1.0											
40 Nate Bump, R ERA: 5.08	(8, 1) 0.2											
Matt Perisho, L ERA: 3.89	(8, 1) 1.1											
PITCHER	IP WLS BF H R ER SO BB IBB HBP BLK WP HR S P ERA WHIP											
Armando Benitez, R ERA: 1.22	(10, 1) 1.0											

livebaseballscorecards.com

AB	40
R	9
H	12
RBI	6
BB	7
SO	8
LOB	18



Batter	1	2	3	4	5	6	7	8	9	10	AB	R	H	RBI	BB	SO	LOB
Juan Pierre, L OBP: 0.370, SLG: 0.403 (1, 8)	G4-3 2B 1B		F7	1B			P3		E5		5	1	2	2	0	0	0
Luis Castillo, S OBP: 0.375, SLG: 0.351 (1, 4)	G4-3 1-3		G1-3 HR BB	F7 1-2			G5-3		F9 3-H		4	1	0	0	1	0	3
Jeff Conine, R OBP: 0.336, SLG: 0.420 (1, 3)	2B 3-H		G1-3 1-2				L9			K	5	0	1	1	0	2	1
Miguel Cabrera, R OBP: 0.371, SLG: 0.518 (1, 7)	K		HR 2-H				CS 1B			L7	5	1	2	2	0	2	1
Mike Lowell, R OBP: 0.384, SLG: 0.503 (1, 5)	L8		G5-3				K			1B	5	0	1	0	0	2	2
Mike Mordecai, R OBP: 0.272, SLG: 0.253 (10, PR)							K				0	0	0	0	0	0	0
Paul Lo Duca, R OBP: 0.345, SLG: 0.432 (1, 2)		G4-3		G3-1			F9		F8		5	0	0	0	0	1	1
Juan Encarnacion, R OBP: 0.302, SLG: 0.409 (1, 9)		G4-3		SH1-4 1B HBP 1B			P2			SH5-3 E 2B	4	2	2	0	0	0	0
Alex Gonzalez, R OBP: 0.271, SLG: 0.422 (1, 6)			HR	SH1-4 1B HBP			L5			SH5-3 2-3	2	2	1	1	0	0	0
Josh Beckett, R OBP: 0.195, SLG: 0.179 (1, 1)			L4	SH1-4						P2	1	0	0	0	0	0	0
Rudy Seanez, R OBP: 0.167, SLG: 0.250 (6, 1)											0	0	0	0	0	0	0
Guillermo Mota, R OBP: 0.258, SLG: 0.326 (7, PH)											0	0	0	0	0	0	0
Lenny Harris, L OBP: 0.258, SLG: 0.326 (7, PH)											1	1	1	1	0	0	0
40 Nate Bump, L OBP: 0.258, SLG: 0.326 (8, 1)											0	0	0	0	0	0	0
Matt Perisho, L OBP: 0.258, SLG: 0.326 (8, 1)											0	0	0	0	0	0	0
Damion Easley, R OBP: 0.258, SLG: 0.326 (9, PH)											1	0	0	0	0	0	1
Armando Benitez, R OBP: 0.258, SLG: 0.326 (10, 1)											0	0	0	0	0	0	0

Inning Stats	R: 1	H: 2	E: 0	K: 1	S: 12	H: 1	LOB: 1	BB: 0	P: 17	R: 1	H: 1	E: 0	K: 0	S: 10	H: 1	LOB: 0	BB: 0	P: 13	R: 2	H: 1	E: 0	K: 0	S: 19	H: 1	LOB: 0	BB: 1	P: 29	R: 2	H: 2	E: 0	K: 0	S: 15	H: 1	LOB: 1	BB: 0	P: 23	R: 0	H: 1	E: 0	K: 2	S: 10	H: 1	LOB: 0	BB: 0	P: 15	R: 1	H: 1	E: 0	K: 0	S: 11	H: 1	LOB: 0	BB: 0	P: 18	R: 0	H: 0	E: 0	K: 2	S: 10	H: 0	LOB: 0	BB: 0	P: 17	R: 1	H: 1	E: 1	K: 0	S: 11	H: 1	LOB: 1	BB: 0	P: 17	R: 0	H: 1	E: 0	K: 2	S: 10	H: 1	LOB: 1	BB: 0	P: 13	1B: 5	SF: 0	2B: 3	SAC: 2	3B: 0	DP: 1	HR: 3	HBP: 1	WP: 0	PA: 42
--------------	------	------	------	------	-------	------	--------	-------	-------	------	------	------	------	-------	------	--------	-------	-------	------	------	------	------	-------	------	--------	-------	-------	------	------	------	------	-------	------	--------	-------	-------	------	------	------	------	-------	------	--------	-------	-------	------	------	------	------	-------	------	--------	-------	-------	------	------	------	------	-------	------	--------	-------	-------	------	------	------	------	-------	------	--------	-------	-------	------	------	------	------	-------	------	--------	-------	-------	-------	-------	-------	--------	-------	-------	-------	--------	-------	--------

PITCHER	IP	WLS	BF	H	R	ER	SO	BB	IBB	HBP	BLK	WP	HR	S	P	ERA	WHIP
Vicente Padilla, R ERA: 4.4 (1, 1)	4.0		20	6	6	6	1	1	0	1	0	0	2	56	82	13.50	1.750
Roberto Hernandez, R ERA: 4.94 (5, 1)	1.0		3	1	0	0	2	0	0	0	0	0	0	10	15	0.00	1.000
63 Ryan Madson, R ERA: 2.5 (6, 1)	2.0		7	1	1	1	0	0	0	0	0	0	1	18	30	4.50	0.500
Tim Worrell, R ERA: 3.72 (8, 1)	1.0	H	3	0	0	0	2	0	0	0	0	0	0	10	17	0.00	0.000
Billy Wagner, L ERA: 2.55 (9, 1)	1.0	W	5	1	1	0	0	0	0	0	0	0	0	11	17	0.00	1.000
PITCHER	IP	WLS	BF	H	R	ER	SO	BB	IBB	HBP	BLK	WP	HR	S	P	ERA	WHIP
Todd Jones, R ERA: 4.19 (10, 1)	1.0	S	4	1	0	0	2	0	0	0	0	0	0	10	13	0.00	1.000


BOTTOM

Philadelphia Phillies @ Florida Marlins
Pro Player Stadium, Miami, FL

Thu Sep 23 2004, 7:05 PM EDT
 Att. 30,208 - Cloudy - 84 F

livebaseballscorecards.com

AB	38
R	8
H	10
RBI	7
BB	1
SO	7
LOB	9



Batter	1	2	3	4	5	6	7	8	9	AB R H RBI BB SO LOB	TOP	
11 Jimmy Rollins, S (1, 6) OBP: 0.346, SLG: 0.440	0-0 CS 1B		2-3 K			4-2 B 1B BB		1-1 G3-1		3 0 1 0 1 1 1		
Placido Polanco, R (1, 4) OBP: 0.333, SLG: 0.429	0-0 L7		0-0 F7			1-0 1-2 1B		0-0 F7		4 0 1 0 0 0 2		
Bobby Abreu, L (1, 9) OBP: 0.419, SLG: 0.531 Marlon Byrd, R (6, 8) OBP: 0.281, SLG: 0.317	2-2 1-2 1B			0-0 L7		1-2 F8		2-2 G6-3		3 0 1 0 0 0 2 1 0 0 0 0 0 0		
Jim Thome, L (1, 3) OBP: 0.398, SLG: 0.588 6 Ryan Howard, L (6, 3) OBP: 0.407, SLG: 0.720	3-3 K			0-0 L8		1-3 K		4-2 2B BB		3 0 0 0 0 2 3 0 1 0 0 0 1 0 0		
David Bell, R (1, 5) OBP: 0.372, SLG: 0.475 Tomas Perez, S (8, 5) OBP: 0.260, SLG: 0.421		1-1 G6-3		2-2 2B		2-3 K		1-3 K		3 0 1 0 0 0 1 2 1 0 0 0 0 0 1 1		
Jason Michaels, R (1, 8) OBP: 0.362, SLG: 0.401		1-2 G6-3		0-0 G5-3			1-2 G3-1		3-2 2B	4 0 1 1 0 0 1		
Pat Burrell, R (1, 7) OBP: 0.365, SLG: 0.463		3-3 K			1-3 K		0-3 K		1-2 F8	4 0 0 0 0 3 1		
Mike Lieberthal, R (1, 2) OBP: 0.338, SLG: 0.456 Geoff Geary, R (7, 1)			0-0 2B		1-0 G6-4-3 1B		0-2 F8			3 0 2 0 0 0 0 0 0 0 0 0 0 0		
39 Brett Myers, R (1, 1) OBP: 0.216, SLG: 0.265 Amaury Telemaco, R (4, 1) Lou Collier, R (5, PH) OBP: 0.351, SLG: 0.394 Brian Powell, R (5, 1) OBP: 0.125, SLG: 0.125 A.J. Hinch, R (7, 2) OBP: 0.182, SLG: 0.273		2-2 G6-3		0-0 G6-4-3		0-0 G6-4-3		0-0 F8		1 0 0 0 0 0 0 1 0 0 0 0 0 0 0 0 1 0 0 0 0 0 0 1 0 0 0 0 0 0 0 0 1 0 0 0 0 0 0 0		
Inning Stats	R: 0 H: 2 E: 0 LOB: 1 K: 1 BB: 0 S: 8 P: 13	R: 0 H: 0 E: 0 LOB: 0 K: 1 BB: 0 S: 10 P: 15	R: 0 H: 1 E: 0 LOB: 1 K: 1 BB: 0 S: 8 P: 12	R: 0 H: 1 E: 0 LOB: 1 K: 0 BB: 0 S: 6 P: 8	R: 0 H: 1 E: 0 LOB: 0 K: 1 BB: 0 S: 5 P: 7	R: 0 H: 1 E: 0 LOB: 2 K: 2 BB: 1 S: 18 P: 27	R: 0 H: 0 E: 0 LOB: 0 K: 1 BB: 0 S: 9 P: 10	R: 0 H: 0 E: 0 LOB: 0 K: 0 BB: 0 S: 4 P: 5	R: 1 H: 1 E: 0 LOB: 1 K: 1 BB: 1 S: 19 P: 30	1B: 4 SF: 0 2B: 3 SAC: 0 3B: 0 DP: 1 HR: 0 HBP: 0	WP: 0 PA: 34 PB: 0 SB: 0 CS: 1	
PITCHER	IP WLS BF H R ER SO BB IBB HBP BLK WP HR S P ERA WHIP											
Sun-Woo Kim, R (1, 1) ERA: 4.51	8.2 W 33 7 1 1 8 2 0 0 0 0 0 0 84 123 1.04 1.038											
52 T.J. Tucker, R (9, 1) ERA: 3.46	0.1 1 0 0 0 0 0 0 0 0 0 0 0 3 4 0.00 0.000											

Philadelphia Phillies @ Montreal Expos
Olympic Stadium, Montreal, QB
Fri Sep 24 2004, 7:05 PM EDT
Att: 5,481 - Unknown - 72 F

AB	32
R	1
H	7
RBI	1
BB	2
SO	8
LOB	15



BOTTOM

Philadelphia Phillies @ Montreal Expos
Olympic Stadium, Montreal, QB

Fri Sep 24 2004, 7:05 PM EDT
Att. 5,481 - Unknown - 72 F

livebaseballscores.com

AB	30
R	8
H	11
RBI	8
BB	3
SO	3
LOB	9



WP	0	PA	35
PB	0		
SB	0		
CS	0		

AB	R	H	RBI	BB	SO	LOB
2	2	2	2	2	0	0
3	0	0	0	0	0	4
2	0	1	2	1	0	0
4	1	1	1	0	1	2
4	1	1	0	0	0	2
3	1	1	0	0	1	0
1	0	0	0	0	0	0
4	1	1	1	0	1	0
4	1	2	0	0	0	0
3	1	2	2	0	0	1
0	0	0	0	0	0	0
1B	5	SF	1			
2B	5	SAC	1			
3B	0	DP	3			
HR	1	HBP	0			

Batter	1	2	3	4	5	6	7	8	9
Brad Wilkerson, L OBP: 0.374, SLG: 0.504 (1, 3)	4-2 G4-3 2B BB		2-1 SH1-3 SF8 2B	0-2 G3-6-3 1B		4-2 G4-6-3 BB			
Andy Chavez, L OBP: 0.317, SLG: 0.375 (1, 8)	2-1 G4-3 1-2		1-1 SH1-3 2-3	0-2 G3-6-3 1-2f		2-1 G4-6-3 1-2f			
Tony Batista, R OBP: 0.276, SLG: 0.464 (1, 5)	1-2 2-H 2B		0-1 SF8 3-H	1-1 F8		4-2 G6-4-3 BB			
Termel Sledge, L OBP: 0.332, SLG: 0.470 (1, 7)	0-1 G6-3		2-0 G3		2-0 HR	1-3 K			
Juan Rivera, R OBP: 0.359, SLG: 0.449 (1, 9)	2-2 G3-1			0-2 1B 2B	1-0 F8	0-0 G6-4-3 1-2f			
Brian Schneider, L OBP: 0.333, SLG: 0.411 (1, 2)		1-2 F8		0-0 1B 2B 1B	2-3 K		0-2 G6-3		
Einar Diaz, R OBP: 0.288, SLG: 0.308 (8, 2)									
Brendan Harris, R OBP: 0.257, SLG: 0.333 (1, 4)		0-0 G6-3		1-2 1B 2B 1B	3-3 K		1-2 G4-3		
Maicer Izturis, S OBP: 0.309, SLG: 0.361 (1, 6)		0-0 2B		0-1 2B 1B 1B		0-0 L7	2-2 L9		
Sun-Woo Kim, R OBP: 0.214, SLG: 0.286 (1, 1)		0-2 G1-3		1-0 1B 2B		0-0 BB 1B			
52 T.J. Tucker, R OBP: 0.083, SLG: 0.083 (9, 1)				1-3 2-H 3-H					

Inning Stats	R	H	E	K	S	R	H	E	K	S	R	H	E	K	S	R	H	E	K	S	R	H	E	K	S
	1	1	0	13	22	0	0	0	8	9	1	1	0	7	12	5	6	0	19	22	0	1	1	0	16

PITCHER	IP	WLS	BF	H	R	ER	SO	BB	IBB	HBP	BLK	WP	HR	S	P	ERA	WHIP
39 Brett Myers, R ERA: 5.6 (1, 1)	3.0	L	19	9	7	7	0	1	0	0	0	0	0	41	58	21.00	3.333
Amaury Telemaco, R ERA: 4.36 (4, 1)	1.0		2	0	0	0	0	0	0	0	0	0	0	6	7	0.00	0.000
Brian Powell, R ERA: 5.03 (5, 1)	2.0		8	2	1	1	2	1	0	0	0	0	1	14	28	4.50	1.500
Geoff Geary, R ERA: 5.44 (7, 1)	2.0		6	0	0	0	1	1	0	0	0	0	0	17	25	0.00	0.500

Philadelphia Phillies @ Montreal Expos
 Olympic Stadium, Montreal, QB

Sat Sep 25 2004, 7:05 PM EDT
 Att. 8,491 - Unknown - 72 F

AB	38
R	4
H	10
RBI	4
BB	2
SO	6
LOB	12



AB R H RBI BB SO LOB

4	0	0	1	0	0	1
5	1	2	0	0	0	2
5	0	0	0	0	3	2
4	0	1	0	0	0	1
1	2	1	0	0	0	0
5	0	2	1	0	0	1
4	0	1	1	0	2	0
4	1	1	1	0	1	2
3	0	1	0	1	0	0
0	0	0	0	0	0	0
0	0	0	0	0	0	0
0	0	0	0	1	0	0
0	0	0	0	0	0	0
1	0	0	0	0	0	3

Batter	1	2	3	4	5	6	7	8	9	10
11 Jimmy Rollins, S OBP: 0.343, SLG: 0.437 (1, 6)	P3		F7			F7		SF8		G3
Placido Polanco, R OBP: 0.333, SLG: 0.430 (1, 4)	P4			2B		F8		G6-3		1B
Bobby Abreu, L OBP: 0.416, SLG: 0.526 (1, 9)	G1-3			K			G3		K	
David Bell, R OBP: 0.372, SLG: 0.473 Lou Collier, R OBP: 0.368, SLG: 0.412 (9, PR) (9, 7)		G6-3		G6-3			G6-3		1B	1B
Mike Lieberthal, R OBP: 0.339, SLG: 0.455 (1, 2)		F9		G6-3			F8		BB	6 HBP
6 Ryan Howard, L OBP: 0.406, SLG: 0.690 (1, 3)			K					G4-3	BB	HBP
Jason Michaels, R OBP: 0.360, SLG: 0.399 (1, 7) (9, 8)			K		G6-3			26 BB	11 SF8	1B
Marlon Byrd, R OBP: 0.284, SLG: 0.317 Tim Worrell, R Billy Wagner, L (10, 1)			F8		G6-3			26 BB	1B	BB
Kevin Millwood, R OBP: 0.208, SLG: 0.217 Gavin Floyd, R Rheal Cormier, L Pat Burrell, R 26 Chase Utley, L Todd Jones, L Tomas Perez, S OBP: 0.250, SLG: 0.419 (9, 5)			1B			G1-3		1-2	2-3	BB

Inning Stats	R: 0	H: 0	E: 0	LOB: 0	K: 0	S: 5	R: 0	H: 0	E: 0	LOB: 0	K: 1	S: 9	R: 0	H: 1	E: 0	LOB: 1	K: 1	S: 11	R: 0	H: 1	E: 0	LOB: 1	K: 1	S: 14	R: 0	H: 0	E: 0	LOB: 0	K: 0	S: 5	R: 0	H: 0	E: 0	LOB: 0	K: 0	S: 6	R: 1	H: 2	E: 0	LOB: 2	K: 0	S: 13	R: 0	H: 2	E: 0	LOB: 3	K: 1	S: 21	R: 2	H: 4	E: 0	LOB: 2	K: 1	S: 17	1B: 8	SF: 2	2B: 2	3B: 0	HR: 0	SAC: 0	DP: 0	HBP: 1	WP: 0	PA: 43
PITCHER	IP	WLS	BF	H	R	ER	SO	BB	IBB	HBP	BLK	WP	HR	S	P	ERA	WHIP																																															
Scott Downs, L ERA: 5.37	7.1		26	4	1	1	4	0	0	0	0	0	0	63	90	1.23	0.545																																															
Luis Ayala, R ERA: 2.64	0.2	H	3	0	0	0	0	1	0	0	0	0	0	7	11	0.00	1.500																																															
32 Chad Cordero, R ERA: 3.04	0.2	B	6	2	1	1	1	1	0	1	0	0	0	18	34	13.50	4.500																																															
Joey Eischen, L ERA: 4.0	1.0	L	4	1	1	1	1	0	0	0	0	0	0	11	16	9.00	1.000																																															
Gary Majewski, R ERA: 3.57	0.1		4	3	1	1	0	0	0	0	0	0	0	9	11	27.00	9.000																																															

BOTTOM

Philadelphia Phillies @ Montreal Expos
Olympic Stadium, Montreal, QB

Sat Sep 25 2004, 7:05 PM EDT
Att. 8,491 - Unknown - 72 F

livebaseballscorecards.com

AB	34
R	3
H	6
RBI	3
BB	4
SO	8
LOB	13



WP	0	PA	41
PB	0		
SB	2		
CS	1		

AB R H RBI BB SO LOB

3 0 0 0 2 2 0

5 1 1 0 0 1 4

4 2 1 1 1 0 1

5 0 1 1 0 1 1

5 0 0 0 0 1 2

2 0 1 0 1 0 0

0 0 0 0 0 0 0

0 0 0 0 0 0 0

0 0 0 0 0 0 0

1 0 0 0 0 0 0

2 0 0 0 0 1 3

0 0 0 0 0 0 0

1 0 0 0 0 0 0

1B: 5 SF: 0

2B: 0 SAC: 1

3B: 0 DP: 0

HR: 1 HBP: 2

Batter	1	2	3	4	5	6	7	8	9	10
Brad Wilkerson, L OBP: 0.374, SLG: 0.501 (1, 3)	K	IBB		CS BB			P4		K	
Endy Chavez, L OBP: 0.315, SLG: 0.373 (1, 8)	S 1B			G4-3			G4-3		G5-3	
Tony Batista, R OBP: 0.277, SLG: 0.467 (1, 5)	P6			P5			P2		HR	
Termel Sledge, L OBP: 0.330, SLG: 0.466 (1, 7)	2-H 1B			F7			K		G4-3	
Juan Rivera, R OBP: 0.355, SLG: 0.443 (1, 9)	L4			K			G6-3		P4	
Einar Diaz, R OBP: 0.300, SLG: 0.311 (1, 2)				1B			P5			
32 Chad Cordero, R (9, 1)				1B						
Joey Eischen, L OBP: 0.667, SLG: 0.667 (9, 1)		SH1-4 1B		1B						
Gary Majewski, R (10, 1)				HBP						
Maicer Izturis, S OBP: 0.306, SLG: 0.356 (1, 6)				HBP 1B			K		G4-3	
Brendan Harris, R OBP: 0.282, SLG: 0.333 (1, 4)				1B			L5		G4-3	
Scott Downs, L OBP: 0.143, SLG: 0.077 (1, 1)				SH1-4 1B						
Luis Ayala, R OBP: 0.333, SLG: 0.444 (8, 1)				FC6			K		G6-3	
Brian Schneider, L OBP: 0.332, SLG: 0.410 (9, 2)				HBP						

Inning Stats	R: 1	H: 2	E: 0	K: 1	S: 13	R: 0	H: 2	E: 0	K: 2	S: 15	R: 1	H: 1	E: 0	K: 1	S: 9	R: 0	H: 0	E: 0	K: 0	S: 8	R: 0	H: 0	E: 0	K: 1	S: 10	R: 0	H: 0	E: 0	K: 2	S: 9	R: 0	H: 0	E: 0	K: 0	S: 5	R: 0	H: 0	E: 0	K: 0	S: 10	R: 0	H: 0	E: 0	K: 0	S: 5	R: 0	H: 0	E: 0	K: 0	S: 13	R: 0	H: 0	E: 0	K: 0	S: 5	R: 0	H: 1	E: 0	K: 0	S: 8	R: 1	H: 1	E: 0	K: 0	S: 14	1B: 5	2B: 0	3B: 0	HR: 1	SF: 0	SAC: 1	DP: 0	HBP: 2	WP: 0	PB: 0	SB: 2	CS: 1
--------------	------	------	------	------	-------	------	------	------	------	-------	------	------	------	------	------	------	------	------	------	------	------	------	------	------	-------	------	------	------	------	------	------	------	------	------	------	------	------	------	------	-------	------	------	------	------	------	------	------	------	------	-------	------	------	------	------	------	------	------	------	------	------	------	------	------	------	-------	-------	-------	-------	-------	-------	--------	-------	--------	-------	-------	-------	-------

PITCHER	IP	WLS	BF	H	R	ER	SO	BB	IBB	HBP	BLK	WP	HR	S	P	ERA	WHIP
Kevin Millwood, R ERA: 4.85 (1, 1)	2.0		11	4	1	1	3	0	1	0	0	0	0	28	49	4.50	2.000
Gavin Floyd, R ERA: 2.63 (3, 1)	4.0		16	1	1	1	4	2	0	2	0	0	0	36	65	2.25	0.750
Rheal Cormier, L ERA: 3.71 (7, 1)	1.0		3	0	0	0	0	0	0	0	0	0	0	5	10	0.00	0.000
Todd Jones, R ERA: 4.14 (8, 1)	1.0		4	0	0	0	0	1	0	0	0	0	0	13	21	0.00	1.000
Tim Worrell, R ERA: 3.67 (9, 1)	1.0	W	3	0	0	0	1	0	0	0	0	0	0	5	9	0.00	0.000
PITCHER	IP	WLS	BF	H	R	ER	SO	BB	IBB	HBP	BLK	WP	HR	S	P	ERA	WHIP
Billy Wagner, L ERA: 2.7 (10, 1)	1.0		4	1	1	1	0	0	0	0	0	0	0	1	14	9.00	1.000

Batter	1	2	3	4	5	6	7	8	9	AB R H RBI BB SO LOB	TOP											
26 Chase Utley, L OBP: 0.305, SLG: 0.474 (1, 4)	2-1 G3-1		2-2 G4-3		2-1 E 2B 1B		0-0 1B 1B		1-1 FC3-6 1-2f	5 1 2 0 0 0 1												
Placido Polanco, R OBP: 0.338, SLG: 0.433 (1, 5)	4-2 1B BB		0-1 BB 1B		0-0 2B 1B		0-0 G1-6-3 1B		1-1 F9 1-2	4 1 3 0 1 0 1												
Bobby Abreu, L OBP: 0.419, SLG: 0.529 (1, 9)	0-0 1-2 1B		4-0 1-2 BB		1-1 L9-5 2B		2-3 K		4-0 IBB	3 0 2 2 2 1 2												
Pat Burrell, R OBP: 0.362, SLG: 0.459 Jason Michaels, R OBP: 0.358, SLG: 0.398 (1, 7) (8, 7)	2-3 K		1-1 F9		2-2 L9-5		1-0 G1-6-3 1-2f		0-2 G4-3	4 0 0 0 0 1 7 1 0 0 0 0 0 2												
6 Ryan Howard, L OBP: 0.361, SLG: 0.606 (1, 3)	0-1 L7			0-1 G4-3		1-0 L8		2-1 F8		4 0 0 0 0 0 2												
Tomas Perez, S OBP: 0.253, SLG: 0.409 (1, 6)		2-3 K		2-2 F7		1-0 F8		2-3 K		4 0 0 0 0 2 0												
Marlon Byrd, R OBP: 0.286, SLG: 0.322 (1, 8)		1-3 K		0-0 2B		1-0 F8		1-2 1B		4 0 2 0 0 1 0												
Todd Pratt, R OBP: 0.329, SLG: 0.298 (1, 2)		2-3 K		4-2 BB		0-1 1B		0-0 G4-3		3 0 1 0 1 1 1												
Cory Lidle, R OBP: 0.215, SLG: 0.267 Rheal Cormier, L (8, 1) Lou Collier, R OBP: 0.385, SLG: 0.412 Billy Wagner, L (9, 1)			3-3 K		3-3 K		1-3 K		4-2 26 FC3-6 BB	3 0 0 0 0 3 3 0 0 0 0 0 0 0 0 0 0 0 1 0 0 0 0 0 0 0 0 0												
Inning Stats	R: 0 E: 0 K: 1 S: 10	H: 1 LOB: 2 BB: 1 P: 18	R: 0 E: 0 K: 3 S: 9	H: 0 LOB: 0 BB: 0 P: 14	R: 0 E: 0 K: 1 S: 11	H: 1 LOB: 2 BB: 1 P: 21	R: 0 E: 0 K: 1 S: 13	H: 1 LOB: 2 BB: 1 P: 22	R: 2 E: 1 K: 0 S: 9	H: 3 LOB: 0 BB: 0 P: 15	R: 0 E: 0 K: 1 S: 7	H: 1 LOB: 1 BB: 0 P: 10	R: 0 E: 0 K: 1 S: 6	H: 2 LOB: 1 BB: 0 P: 9	R: 0 E: 0 K: 1 S: 10	H: 1 LOB: 1 BB: 0 P: 15	R: 0 E: 0 K: 0 S: 9	H: 0 LOB: 2 BB: 2 P: 19	1B: 8 2B: 3 3B: 0 HR: 0	SF: 0 SAC: 0 DP: 2 HBP: 0	WP: 0 PB: 0 SB: 1 CS: 0	PA: 40
PITCHER Livan Hernandez, R ERA: 3.63 Joe Horgan, L ERA: 3.32 Jon Rauch, R ERA: 2.89	IP 8.0 0.1 0.2	WLS L	BF 35 2 3	H 10 0 0	R 2 0 0	ER 2 0 0	SO 9 0 0	BB 3 1 0	IBB 0 0 1	HBP 0 0 0	BLK 0 0 0	WP 0 0 0	HR 0 4 5	S 75 9 10	P 124 9 10	ERA 2.25 0.00 0.00	WHIP 1.625 3.000 0.000					

Philadelphia Phillies @ Montreal Expos
Olympic Stadium, Montreal, QB
Sun Sep 26 2004, 1:05 PM EDT
Att. 12,382 - Unknown - 72 F

livebaseballscorecards.com

AB	35
R	2
H	10
RBI	2
BB	5
SO	9
LOB	19



Batter	1	2	3	4	5	6	7	8	9	AB	R	H	RBI	BB	SO	LOB	TOP								
18 Jason Kendall, R (1, 2) OBP: 0.401, SLG: 0.390	1-3 K		2-0 FC6-4		1-2 G5-3		2-1 G6-3		0-1 FC6-2	5	0	0	0	0	1	4									
2 Jack Wilson, R (1, 6) OBP: 0.336, SLG: 0.461	1-2 G5-3			3-2 P6		3-1 F9		0-1 G1-3	1-2 1B	5	0	1	2	0	0	0									
Jason Bay, R (1, 7) OBP: 0.368, SLG: 0.565	2-2 P3			2-3 K		0-1 P4		0-0 G6-3	4-0 FC4-6 BB	4	0	0	0	1	1	0									
Craig Wilson, R (1, 3) OBP: 0.354, SLG: 0.494		2-2 F9		4-2 HR BB		0-0 2B 2B		4-2 HBP	0-1 FC4-6	3	2	1	0	1	0	3									
Ty Wigginton, R (1, 5) OBP: 0.325, SLG: 0.432		2-2 F8		0-0 HR		4-0 2B IBB		2-3 K		3	2	1	2	1	1	1									
Tike Redman, L (1, 8) OBP: 0.307, SLG: 0.370		0-1 P5		0-1 1B		3-2 2B		1-1 HBP 1B FC6-2 HBP		3	0	2	2	0	0	0									
19 José Bautista, R (1, 9) OBP: 0.263, SLG: 0.239			0-3 K		1-3 K		1-3 K		1-3 SAFE K	3	0	0	0	0	3	2									
Rob Mackowiak, L (9, PH) OBP: 0.323, SLG: 0.427									1-3 SAFE K	1	0	0	0	0	1	1									
Jose Castillo, R (1, 4) OBP: 0.293, SLG: 0.352			0-2 F9		0-1 G1-3		1-0 G5-3		1-3 SAFE K	4	1	1	0	0	0	0									
Oliver Pérez, L (1, 1) OBP: 0.250, SLG: 0.196			4-2 18 FC6-4 BB		2-1 L6		0-3 K		0-0 18 FC6-2 HBP 1B	2	0	0	0	0	1	1									
16 Salomon Torres, R (7, 1) OBP: 0.500, SLG: 1.000									1-2 2B HBP	0	0	0	0	0	0	0									
Bobby Hill, S (9, PH) OBP: 0.352, SLG: 0.343									1-2 2B HBP	0	1	0	0	0	0	0									
Michael Gonzalez, R (9, 1) OBP: 1.000, SLG: 2.000										0	0	0	0	0	0	0									
Inning Stats	R: 0 E: 0 K: 1 S: 10	H: 0 LOB: 0 BB: 0 P: 14	R: 0 E: 0 K: 0 S: 8	H: 0 LOB: 0 BB: 0 P: 12	R: 0 E: 0 K: 1 S: 10	H: 0 LOB: 1 BB: 1 P: 16	R: 2 E: 0 K: 2 S: 15	H: 2 LOB: 1 BB: 1 P: 25	R: 0 E: 0 K: 0 S: 7	H: 0 LOB: 0 BB: 0 P: 10	R: 2 E: 0 K: 1 S: 11	H: 2 LOB: 1 BB: 1 P: 22	R: 0 E: 0 K: 1 S: 8	H: 0 LOB: 0 BB: 0 P: 11	R: 0 E: 0 K: 1 S: 8	H: 0 LOB: 1 BB: 0 P: 14	R: 2 E: 0 K: 1 S: 14	H: 2 LOB: 3 BB: 1 P: 22	1B: 3 2B: 2 3B: 0 HR: 1	SF: 0 SAC: 0 DP: 0 HBP: 3	WP: 0 PB: 0 SB: 0 CS: 0	PA: 40			
PITCHER	IP	WLS	BF	H	R	ER	SO	BB	IBB	HBP	BLK	WP	HR	S	P	ERA	WHIP								
Eric Milton, L (1, 1) ERA: 4.73	6.0	L	25	4	4	4	5	2	1	0	0	0	1	61	99	6.00	1.000								
Roberto Hernandez, R (7, 1) ERA: 4.85	1.0		3	0	0	0	1	0	0	0	0	0	0	8	11	0.00	0.000								
Felix Rodriguez, R (8, 1) ERA: 3.34	1.0		4	0	0	0	1	0	0	1	0	0	0	8	14	0.00	0.000								
Todd Jones, R (9, 1) ERA: 4.31	1.0		8	2	2	2	1	1	0	2	0	0	0	14	22	18.00	3.000								

Pittsburgh Pirates @ Philadelphia Phillies
Citizens Bank Park, Philadelphia, PA

Mon Sep 27 2004, 7:05 PM EDT
Att. 30,268 - Unknown - 72 F

livebaseballscorecards.com

AB	33
R	6
H	6
RBI	6
BB	4
SO	8
LOB	11



Batter	1	2	3	4	5	6	7	8	9	AB	R	H	RBI	BB	SO	LOB
11 Jimmy Rollins, S OBP: 0.344, SLG: 0.437 (1, 6)	0-0 F7 ①		4-0 CS BB ①		0-1 F8 ③		0-0 1B ①			3	0	1	0	1	0	2
Marlon Byrd, R OBP: 0.286, SLG: 0.320 (1, 8)	3-2 F8 ②		3-3 SAFE 1-2 ②			4-0 BB 1B BB ①	3-2 G6-3 ③			3	1	0	0	1	1	2
Placido Polanco, R OBP: 0.339, SLG: 0.432 (1, 4)	1-2 1B ①			2-2 F7 ①		4-2 SAFE 1B BB ①		1-2 G6-3 ①		3	0	1	0	1	0	0
David Bell, R OBP: 0.371, SLG: 0.472 (1, 5)	2-1 F8 ③			0-0 G6-3 ②		1-0 1B ①		0-2 G4-3 ②		4	0	1	1	0	0	1
Mike Lieberthal, R OBP: 0.336, SLG: 0.451 (1, 2)		0-0 L6 ①		2-0 P3 ③		1-1 P3 ①		0-1 G5-3 ③		4	0	0	0	0	0	2
Jason Michaels, R OBP: 0.357, SLG: 0.396 (1, 9)		1-1 FC3-6 1B ②		2-1 F8 ①		1-3 K ②		3-1 G6-3 ①		4	0	1	0	0	1	2
Pat Burrell, R OBP: 0.361, SLG: 0.456 (1, 7)		0-0 P4 ②		4-1 1B BB ③		3-1 P5 ③		0-1 F9 ②		3	0	0	0	1	0	3
Tomas Perez, S OBP: 0.247, SLG: 0.399 (1, 3)		SAFE 0-1 FC3-6 1-2f ③		1-3 K ②		3-1 G5-3 ①		0-2 P4 ③		4	0	0	0	0	1	2
Eric Milton, L OBP: 0.206, SLG: 0.175 Roberto Hernandez, R (7, 1) Lou Collier, R OBP: 0.375, SLG: 0.400 Felix Rodriguez, R (8, 1) Todd Jones, L (9, 1)			0-3 K ①		1-1 1B ②		0-3 K ②			2	0	1	0	0	1	0

Inning Stats	R: 0	H: 1	E: 0	K: 0	S: 9	R: 0	H: 1	E: 0	K: 0	S: 6	R: 0	H: 0	E: 0	K: 2	S: 6	R: 0	H: 0	E: 0	K: 0	S: 5	R: 0	H: 1	E: 0	K: 1	S: 10	R: 1	H: 1	E: 0	K: 1	S: 11	R: 0	H: 1	E: 0	K: 1	S: 9	R: 0	H: 0	E: 0	K: 0	S: 8	R: 0	H: 0	E: 0	K: 0	S: 7	R: 0	H: 0	E: 0	K: 0	S: 10	1B: 5	SF: 0	2B: 1	SAC: 0	3B: 0	DP: 1	HR: 0	HBP: 0	WP: 0	PA: 35
--------------	------	------	------	------	------	------	------	------	------	------	------	------	------	------	------	------	------	------	------	------	------	------	------	------	-------	------	------	------	------	-------	------	------	------	------	------	------	------	------	------	------	------	------	------	------	------	------	------	------	------	-------	-------	-------	-------	--------	-------	-------	-------	--------	-------	--------

PITCHER	IP	WLS	BF	H	R	ER	SO	BB	IBB	HBP	BLK	WP	HR	S	P	ERA	WHIP
Oliver Pérez, L ERA: 3.08 (1, 1)	6.2	W	28	5	1	1	5	4	0	0	0	0	0	53	96	1.35	1.350
16 Salomon Torres, R ERA: 2.64 (7, 1)	1.1	H	4	0	0	0	0	0	0	0	0	0	0	11	15	0.00	0.000
Michael Gonzalez, L ERA: 1.32 (9, 1)	1.0		3	0	0	0	0	0	0	0	0	0	0	7	10	0.00	0.000

BOTTOM

Pittsburgh Pirates @ Philadelphia Phillies
Citizens Bank Park, Philadelphia, PA
Mon Sep 27 2004, 7:05 PM EDT
Att: 30,268 - Unknown - 72 F

livebaseballscorecards.com

AB	31
R	1
H	5
RBI	1
BB	4
SO	5
LOB	14



Batter	1	2	3	4	5	6	7	8	9	AB R H RBI BB SO LOB
18 Jason Kendall, R OBP: 0.401, SLG: 0.390 (1, 2)	1-1 G4-3	2-2 F9			3-2 1B		1-2 1B		0-2 F8	5 0 2 0 0 0 1
2 Jack Wilson, R OBP: 0.335, SLG: 0.460 (1, 6)	2-2 1B		1-2 G5-3		2-1 SF8		0-1 G3			3 0 1 1 0 0 1
Jason Bay, R OBP: 0.364, SLG: 0.559 (1, 7)	1-3 K		1-2 F7		2-1 G6-3			0-2 K		4 0 0 0 0 2 2
Daryle Ward, L OBP: 0.307, SLG: 0.481 (1, 3)	1-1 F9		0-0 G6-3		1-2 1B		3-2 1B			4 0 2 0 0 0 1
Rob Mackowiak, L OBP: 0.323, SLG: 0.425 (1, 9)		2-1 1B HR		3-1 P6	2-2 G6-4-3		1-3 K			4 1 1 0 0 1 2
Tike Redman, L OBP: 0.308, SLG: 0.371 (1, 8)		1-2 1B HR		3-1 G4-3	2-2 1B		2-2 G6-3			4 1 2 0 0 0 1
Ty Wigginton, R OBP: 0.325, SLG: 0.438 (1, 5)		2-0 HR		1-3 K	0-0 FC6-4			0-1 G3-1	3 1 1 3 0 1 1	
Mark Corey, R (7, 1)									0 0 0 0 0 0 0	
Frank Brooks, L (8, 1)									0 0 0 0 0 0 0	
Abraham Nunez, S (9, PH) OBP: 0.277, SLG: 0.316		1-H 2-H HR			1-2f				1 0 0 0 0 0 0	
Jose Castillo, R OBP: 0.293, SLG: 0.351 (1, 4)		2-2 G6-3			0-0 1B		1-0 G4-3		0-1 G4-3	4 1 1 0 0 0 0
45 Ian Snell, R (1, 1)					18 1B 2 SF8 45 SH2-4					
34 John Grabow, L (6, 1)		1-3 K			0-0 SH2-4		2-1 G4-3		4-2 BB	1 0 0 0 0 1 0
Brian Meadows, R (6, 1)										0 0 0 0 0 0 0
Bobby Hill, S (6, 5) OBP: 0.354, SLG: 0.342					1-2					0 0 0 0 0 0 0
										1 0 0 0 1 0 0

Inning Stats	R: 0 E: 0 K: 1 S: 11	H: 1 LOB: 1 BB: 0 P: 16	R: 3 E: 0 K: 1 S: 16	H: 3 LOB: 0 BB: 0 P: 26	R: 0 E: 0 K: 0 S: 7	H: 0 LOB: 0 BB: 0 P: 9	R: 0 E: 0 K: 1 S: 7	H: 0 LOB: 0 BB: 0 P: 14	R: 1 E: 0 K: 0 S: 9	H: 2 LOB: 1 BB: 0 P: 16	R: 0 E: 0 K: 0 S: 11	H: 2 LOB: 1 BB: 0 P: 16	R: 0 E: 0 K: 0 S: 8	H: 1 LOB: 1 BB: 0 P: 12	R: 0 E: 0 K: 2 S: 14	H: 1 LOB: 1 BB: 0 P: 20	R: 0 E: 0 K: 0 S: 11	H: 0 LOB: 1 BB: 1 P: 15	1B: 9 2B: 0 3B: 0 HR: 1	SF: 1 SAC: 1 DP: 1 HBP: 0	WP: 0 PB: 0 SB: 0 CS: 0	PA: 37
--------------	-------------------------------	----------------------------------	-------------------------------	----------------------------------	------------------------------	---------------------------------	------------------------------	----------------------------------	------------------------------	----------------------------------	-------------------------------	----------------------------------	------------------------------	----------------------------------	-------------------------------	----------------------------------	-------------------------------	----------------------------------	----------------------------------	------------------------------------	----------------------------------	--------

PITCHER	IP	WLS	BF	H	R	ER	SO	BB	IBB	HBP	BLK	WP	HR	S	P	ERA	WHIP
Vicente Padilla, R ERA: 4.53 (1, 1)	5.0	W	21	6	4	4	3	0	0	0	0	0	1	50	81	7.20	1.200
Rheal Cormier, L ERA: 3.63 (6, 1)	1.0	H	4	2	0	0	0	0	0	0	0	0	0	11	16	0.00	2.000
63 Ryan Madson, R ERA: 2.43 (7, 1)	2.0		8	2	0	0	2	0	0	0	0	0	0	22	32	0.00	1.000
Tim Worrell, R ERA: 3.62 (9, 1)	1.0		4	0	0	0	0	1	0	0	0	0	0	11	15	0.00	1.000

Pittsburgh Pirates @ Philadelphia Phillies
Citizens Bank Park, Philadelphia, PA
Wed Sep 29 2004, 5:05 PM EDT
Unknown - 69 F

AB	34
R	4
H	10
RBI	4
BB	1
SO	5
LOB	9



Batter	1	2	3	4	5	6	7	8	9
11 Jimmy Rollins, S OBP: 0.345, SLG: 0.440	0-2 G1	0-0 BB 1B 1-2 1B	0-0 G4-3			0-0 26 SF8 1-H 2-H 3B	2-2 F8		
Placido Polanco, R OBP: 0.340, SLG: 0.431	2-1 G5-3	1-2 BB 1-2 2-H 1B			1-3 K	4-2 BB 1B BB		0-1 F7	
Bobby Abreu, L OBP: 0.423, SLG: 0.532	1-0 2B	4-1 26 G4-6-3 1-2 2-3 BB			2-2 1-4-3 1B	4-2 1B 1-2 BB		4-1 26 BLK BB	
David Bell, R OBP: 0.368, SLG: 0.467	0-2 G3-1	0-3 K			3-1 L4-3 1-1	2-2 K		2-2 P6	
26 Chase Utley, L OBP: 0.303, SLG: 0.469								1-0 P5	
Jason Michaels, R OBP: 0.359, SLG: 0.397		0-1 1B 1-2 HR 1B	0-2 G5-3			0-2 L7			
63 Ryan Madson, L Tim Worrell, R						0-1 1-2 2-H 1B			
Pat Burrell, R OBP: 0.362, SLG: 0.456		0-1 HR 1-3 2-H 1B	3-1 1B			0-3 K		3-3 K	
Todd Pratt, R OBP: 0.340, SLG: 0.331		0-0 HR 1-H 3-H HR	1-2 1B			4-1 1B 11 3B BB		2-3 K	
Vicente Padilla, R OBP: 0.162, SLG: 0.114		4-2 11 1B 1B BB	1-3 K			0-0 11 3B 1-2 1B		0-0 1B	
Rheal Cormier, L Doug Glanville, R OBP: 0.255, SLG: 0.277									

Inning Stats	R: 0	H: 1	E: 0	LOB: 1	K: 0	S: 9	R: 5	H: 5	E: 0	LOB: 2	K: 1	S: 16	R: 0	H: 2	E: 0	LOB: 2	K: 1	S: 12	R: 0	H: 1	E: 0	LOB: 0	K: 1	S: 8	R: 0	H: 0	E: 0	LOB: 0	K: 2	S: 9	R: 3	H: 3	E: 0	LOB: 2	K: 1	S: 20	R: 0	H: 1	E: 0	LOB: 1	K: 0	S: 9	R: 0	H: 0	E: 0	LOB: 1	K: 0	S: 9
	0	1	0	1	0	12	5	5	0	2	1	30	0	2	0	2	0	17	0	1	0	0	0	14	0	0	0	0	0	0	0	3	2	0	20	0	1	0	1	0	1	0	1	0	0	16		

PITCHER	IP	WLS	BF	H	R	ER	SO	BB	IBB	HBP	BLK	WP	HR	S	P	ERA	WHIP
45 Ian Snell, R ERA: 7.5	5.0	L	29	11	8	8	5	5	0	0	0	0	1	59	9	14.40	3.200
34 John Grabow, L ERA: 5.31	0.0		1	0	0	0	0	1	0	0	0	0	0	5	9	∞	∞
Brian Meadows, R ERA: 3.51	1.0		3	1	0	0	1	0	0	0	0	0	0	10	14	0.00	1.000
Mark Corey, R ERA: 4.67	1.0		4	1	0	0	2	0	0	0	0	0	0	11	17	0.00	1.000
Frank Brooks, L ERA: 4.41	1.0		4	0	0	0	0	1	0	0	1	0	0	9	16	0.00	1.000

BOTTOM

Pittsburgh Pirates @ Philadelphia Phillies
Citizens Bank Park, Philadelphia, PA

Wed Sep 29 2004, 5:05 PM EDT
Unknown - 69 F

AB	R	H	RBI	BB	SO	LOB
5	1	2	2	0	0	3
4	0	1	1	1	1	0
2	0	2	0	3	0	0
5	0	0	0	0	2	9
3	1	0	1	1	1	4
4	1	2	0	0	0	0
0	0	0	0	0	0	0
0	0	0	0	0	0	0
4	1	2	1	0	2	0
3	2	2	3	1	1	0
1	1	0	0	1	1	2
0	0	0	0	0	0	0
2	1	2	0	0	0	0

AB	33
R	8
H	13
RBI	8
BB	7
SO	8
LOB	18

WP: 0 PA: 41
PB: 0
SB: 0
CS: 0



PITCHER	IP	WLS	BF	H	R	ER	SO	BB	IBB	HBP	BLK	WP	HR	S	P	ERA	WHIP
45 Ian Snell, R ERA: 7.5	5.0	L	29	11	8	8	5	5	0	0	0	0	1	59	9	14.40	3.200

Batter	1	2	3	4	5	6	7	8	9	AB R H RBI BB SO LOB	TOP												
Tike Redman, L (1, 8) OBP: 0.310, SLG: 0.371	4-1 1B 2S BB		2-1 HR 1B		2-0 P5		3-2 SAFE K			3 1 1 0 1 1 2													
2 Jack Wilson, R (1, 6) OBP: 0.336, SLG: 0.460	1-3 SAFE K		4-2 SAFE HR BB		1-1 G6-3			0-2 1B		3 1 1 0 1 1 2													
Jason Bay, R (1, 7) OBP: 0.366, SLG: 0.566	1-2 G3-6-3 1B		3-2 1-H 2-H HR		0-0 L5			2-3 SAFE K		4 1 2 3 0 1 1													
Rob Mackowiak, L (1, 9) OBP: 0.322, SLG: 0.424	1-0 G3-6-3 1-2f		1-2 P4		2-2 1B 1B			2-3 K		4 0 1 0 0 1 3													
Ty Wigginton, R (1, 5) OBP: 0.325, SLG: 0.436		1-2 F8		1-1 G5-3		1-2 SAFE G5-4-3 1B		3-2 K		4 0 1 0 0 1 1													
Craig Wilson, R (1, 3) OBP: 0.353, SLG: 0.492		1-3 K		0-0 F9		1-2f G5-4-3			1-1 11 FC6-4 1B	4 0 1 0 0 1 2													
11 Humberto Cota, R (1, 2) OBP: 0.271, SLG: 0.500		1-2 G5-3		2-2 L5			0-1 G5-3		1-1 FC6-4 PB 1-2f	4 0 0 0 0 0 1													
Abraham Nunez, S (1, 4) OBP: 0.277, SLG: 0.322			0-1 F8		1-0 SH5-4 2B		0-2 G5-3		3-3 SAFE K	3 0 1 0 0 0 0													
Tony Alvarez, R (9, PH) OBP: 0.293, SLG: 0.361								1-2 K	1 0 0 0 0 1 1														
Ryan Vogelsong, R (1, 1) OBP: 0.265, SLG: 0.290			2-3 K		0-0 SH5-4		4-1 BB		1-3 K	1 0 0 0 0 1 0													
Michael Gonzalez, R (6, 1) OBP: 1.000, SLG: 2.000										0 0 0 0 0 0 0													
Bobby Hill, S (7, PH) OBP: 0.356, SLG: 0.342										0 0 0 0 0 1 0													
16 Salomon Torres, R (7, 1) OBP: 0.500, SLG: 1.000										0 0 0 0 0 0 0													
Brian Meadows, R (7, 1)										0 0 0 0 0 0 0													
34 John Grabow, L (8, 1)										0 0 0 0 0 0 0													
Jose Castillo, R (9, PH) OBP: 0.292, SLG: 0.350										1 0 0 0 0 1 1													
Inning Stats	R: 0 E: 0 K: 1 S: 8	H: 1 LOB: 1 BB: 1 P: 15	R: 0 E: 0 K: 1 S: 9	H: 0 LOB: 0 BB: 0 P: 12	R: 3 E: 0 K: 1 S: 17	H: 2 LOB: 0 BB: 1 P: 29	R: 0 E: 0 K: 0 S: 7	H: 0 LOB: 0 BB: 0 P: 10	R: 0 E: 0 K: 0 S: 5	H: 1 LOB: 1 BB: 0 P: 9	R: 0 E: 0 K: 0 S: 6	H: 2 LOB: 1 BB: 0 P: 8	R: 0 E: 0 K: 1 S: 11	H: 0 LOB: 1 BB: 1 P: 17	R: 0 E: 0 K: 3 S: 13	H: 1 LOB: 1 BB: 0 P: 20	R: 0 E: 0 K: 2 S: 16	H: 1 LOB: 1 BB: 0 P: 22	1B: 6 2B: 1 3B: 0 HR: 1	SF: 0 SAC: 1 DP: 2 HBP: 0	WP: 0 PB: 1 SB: 2 CS: 0	PA: 36	
39 Brett Myers, R (1, 1) ERA: 5.53	IP: 7.0 WLS: W BF: 28 H: 6 R: 3 ER: 3 SO: 4 BB: 3 IBB: 0 HBP: 0 BLK: 0 WP: 0 HR: 1 S: 63 P: 100 ERA: 3.86 WHIP: 1.286																						
Felix Rodriguez, R (8, 1) ERA: 3.29	IP: 1.0 WLS: W BF: 4 H: 1 R: 0 ER: 0 SO: 3 BB: 0 IBB: 0 HBP: 0 BLK: 0 WP: 0 HR: 0 S: 13 P: 20 ERA: 0.00 WHIP: 1.000																						
Billy Wagner, L (9, 1) ERA: 2.58	IP: 1.0 WLS: W BF: 4 H: 1 R: 0 ER: 0 SO: 2 BB: 0 IBB: 0 HBP: 0 BLK: 0 WP: 0 HR: 0 S: 16 P: 22 ERA: 0.00 WHIP: 1.000																						

Pittsburgh Pirates @ Philadelphia Phillies
Citizens Bank Park, Philadelphia, PA
Wed Sep 29 2004, 5:10 PM EDT
Att. 33,127 - Cloudy - 63 F

livebaseballscorecards.com

AB	32
R	3
H	8
RBI	3
BB	3
SO	9
LOB	14



Batter	1	2	3	4	5	6	7	8	9
11 Jimmy Rollins, S OBP: 0.345, SLG: 0.439	2-2 F8		0-0 G4-3		4-1 1B BB		0-0 1-2 E 1B	2-1 P2	
Placido Polanco, R OBP: 0.340, SLG: 0.431	1-1 G4-3			2-1 G6-3	1-0 1-2 2-3 3-H 1B		1-1 E 26 2B 1B	1-0 G6-3	
Bobby Abreu, L OBP: 0.424, SLG: 0.534	3-2 2B			4-1 6 G4-3 BB	0-2 F8		3-2 E6 26 2B 1-3 2-H	2-1 1B	
6 Ryan Howard, L OBP: 0.317, SLG: 0.526	2-1 F7			2-1 G4-3		2-2 G3	SAFE 3-3 K	0-3 K	
Jason Michaels, R OBP: 0.361, SLG: 0.394		4-2 26 G6-3 BB		3-2 F9		2-3 K	4-2 26 2B BB		
26 Chase Utley, L OBP: 0.309, SLG: 0.477		2-2 SAFE G6-3 1-2f			3-1 1B 1B	2-2 1B	2-2 1-3 2-H 3-H 2B		
Mike Lieberthal, R OBP: 0.337, SLG: 0.454		2-1 G6-3			1-2 1B 39 SH3-4 1B	0-2 P4	1-0 2B		
Doug Glanville, R OBP: 0.249, SLG: 0.270			0-2 P3		0-2 P3		B5-3 G6-3		
39 Brett Myers, R OBP: 0.212, SLG: 0.260			2-2 G1-6-3		0-0 SH3-4		2-2 11 1B 1B	4-2 G6-3 11 S BB	
Marlon Byrd, R OBP: 0.288, SLG: 0.322									
Felix Rodriguez, R									
Lou Collier, R OBP: 0.390, SLG: 0.400									
Billy Wagner, L									

Inning Stats	R: 0 E: 0 K: 13 S: 17	H: 1 LOB: 1 BB: 21 P: 21	R: 0 E: 0 K: 9 S: 17	H: 0 LOB: 0 BB: 1 P: 17	R: 0 E: 0 K: 8 S: 10	H: 0 LOB: 1 BB: 21 P: 21	R: 1 E: 0 K: 17 S: 26	H: 3 LOB: 3 BB: 1 P: 26	R: 0 E: 0 K: 14 S: 20	H: 1 LOB: 1 BB: 0 P: 20	R: 6 E: 1 K: 28 S: 44	H: 5 LOB: 1 BB: 1 P: 44	R: 1 E: 0 K: 12 S: 21	H: 1 LOB: 1 BB: 1 P: 21
--------------	--------------------------------	-----------------------------------	-------------------------------	----------------------------------	-------------------------------	-----------------------------------	--------------------------------	----------------------------------	--------------------------------	----------------------------------	--------------------------------	----------------------------------	--------------------------------	----------------------------------

PITCHER	IP	WLS	BF	H	R	ER	SO	BB	IBB	HBP	BLK	WP	HR	S	P	ERA	WHIP
Ryan Vogelsong, R ERA: 6.5	(1, 1)	5.0		21	4	1	0	0	3	0	0	0	0	57	95	1.80	1.400
Michael Gonzalez, L ERA: 1.29	(6, 1)	1.0	H	4	1	0	1	0	0	0	0	0	0	14	20	0.00	1.000
16 Salomon Torres, R ERA: 2.72	(7, 1)	0.2	L	9	5	1	1	1	0	0	0	0	0	26	41	13.50	9.000
Brian Meadows, R ERA: 3.58	(7, 1)	1.0		4	0	1	0	1	0	0	0	0	0	8	16	9.00	1.000
34 John Grabow, L ERA: 5.28	(8, 1)	0.1		2	1	0	1	0	0	0	0	1	0	6	8	0.00	3.000

AB	R	H	RBI	BB	SO	LOB
4	1	1	0	1	0	1
5	1	2	2	0	0	1
4	1	2	0	1	0	4
5	0	0	0	0	2	5
2	1	0	0	2	1	1
4	2	3	2	0	0	1
4	0	2	2	0	0	1
4	0	0	0	0	0	3
1	0	0	0	0	0	0
1	1	1	0	0	0	0
0	0	0	0	0	0	0
0	1	0	0	1	0	0
0	0	0	0	0	0	0

AB	34
R	8
H	11
RBI	6
BB	5
SO	3
LOB	17

BOTTOM

Pittsburgh Pirates @ Philadelphia Phillies
Citizens Bank Park, Philadelphia, PA

Wed Sep 29 2004, 5:10 PM EDT
Att: 33,127 - Cloudy - 63 F

livebaseballscorecards.com



WP	PA
1	40
PB: 0	
SB: 2	
CS: 0	


Batter	1	2	3	4	5	6	7	8	9	AB R H RBI BB SO LOB	TOP		
Juan Pierre, L (1, 8) OBP: 0.371, SLG: 0.404	0-1 HBP 3B 1B		1-0 1B 2B	1-0 G6-3		3-3 2-3		1-2 G3-1		5 2 2 0 0 1 2			
Paul Lo Duca, R (1, 2) OBP: 0.341, SLG: 0.425	2-2 H SAFE SAFE SAFE SAFE SAFE SAFE 1-2 HBP 3B		1-0 F8		4-2 HBP HBP WP BB	1-3 K		0-2 G5-3		3 2 0 0 1 1 2			
Miguel Cabrera, R (1, 7) OBP: 0.371, SLG: 0.515	3-1 F9		0-0 FC5-4 1B		1-0 WP HBP HBP		4-2 E 1B FC6-2 BB		0-3 K	3 0 1 1 1 1 2			
Mike Lowell, R (1, 5) OBP: 0.365, SLG: 0.500	0-3 K		0-1 FC5-4 2B		0-2 F7		0-1 FC6-2 E 1-2 1B		2-1 P6	5 0 1 0 0 1 5			
Jeff Conine, R (1, 3) OBP: 0.339, SLG: 0.429	2-0 1-H 2-H K 3B		0-0 1-3 2B		1-0 WP 1-2 2-3 HBP		1-1 E5 FC6-2		0-0 F7	4 0 2 2 0 0 2			
Chris Aquila, R (1, 9) OBP: 0.275, SLG: 0.500	0-0 P3		1-0 F9		0-3 K		1-0 FC6-2			4 0 0 0 0 1 9			
Luis Castillo, S (1, 4) OBP: 0.374, SLG: 0.348		0-3 K		1-0 SH5-3 1B		2-2 K		2-2 L9		4 0 1 0 0 2 5			
Alex Gonzalez, R (1, 6) OBP: 0.272, SLG: 0.426		2-3 K		0-3 K		0-0 PB SH1-3 1B		1-1 L4		4 0 1 0 0 2 4			
Dontrelle Willis, L (1, 1) OBP: 0.244, SLG: 0.297		0-3 K		0-0 SH5-3		1-2 SH1-3		1-1 F7		1 0 0 0 0 1 0			
Guillermo Mota, R (7, 1) OBP: 0.167, SLG: 0.250										0 0 0 0 0 0 0			
Mike Mordecai, R (8, PH) OBP: 0.271, SLG: 0.253										1 0 0 0 0 0 0			
40 Nate Bump, L (8, 1)										0 0 0 0 0 0 0			
Inning Stats	R: 2 H: 2 E: 0 LOB: 1 K: 1 BB: 0 S: 12 P: 19	R: 0 H: 0 E: 0 LOB: 0 K: 3 BB: 0 S: 10 P: 12	R: 1 H: 3 E: 0 LOB: 2 K: 0 BB: 0 S: 7 P: 10	R: 0 H: 1 E: 0 LOB: 1 K: 1 BB: 0 S: 6 P: 8	R: 1 H: 0 E: 0 LOB: 2 K: 2 BB: 1 S: 15 P: 23	R: 0 H: 1 E: 0 LOB: 1 K: 2 BB: 0 S: 11 P: 16	R: 0 H: 1 E: 1 LOB: 3 K: 0 BB: 1 S: 16 P: 25	R: 0 H: 0 E: 0 LOB: 0 K: 0 BB: 0 S: 11 P: 13	R: 0 H: 0 E: 0 LOB: 0 K: 1 BB: 0 S: 6 P: 8	1B: 5 SF: 0 2B: 2 SAC: 2 3B: 1 DP: 0 HR: 0 HBP: 3	WP: 1 PA: 41 PB: 1 SB: 0 CS: 0		
PITCHER	IP WLS BF H R ER SO BB IBB HBP BLK WP HR S P ERA WHIP											PITCHER	IP WLS BF H R ER SO BB IBB HBP BLK WP HR S P ERA WHIP
Gavin Floyd, R (1, 1) ERA: 3.49	4.1 23 6 4 4 5 1 0 3 0 0 0 41 61 8.31 1.615											Tim Worrell, R (8, 1) ERA: 3.61	0.1 H 1 0 0 0 0 0 0 0 0 0 0 5 5 0.00 0.000
Amaury Telemaco, R (5, 1) ERA: 4.31	0.2 2 0 0 0 2 0 0 0 0 1 0 9 11 0.00 0.000											Billy Wagner, L (9, 1) ERA: 2.53	1.0 S 3 0 0 0 1 0 0 0 0 0 0 6 8 0.00 0.000
Roberto Hernandez, R (6, 1) ERA: 4.76	1.0 4 1 0 0 2 0 0 0 0 0 0 11 16 0.00 1.000												
Todd Jones, R (7, 1) ERA: 4.26	1.0 W 6 1 0 0 0 1 0 0 0 0 0 16 25 0.00 2.000												
Rheal Cormier, L (8, 1) ERA: 3.6	0.2 H 2 0 0 0 0 0 0 0 0 0 0 6 8 0.00 0.000												

Florida Marlins @ Philadelphia Phillies
Citizens Bank Park, Philadelphia, PA

Thu Sep 30 2004, 7:05 PM EDT
Att. 36,080 - Sunny - 67 F

livebaseballscorecards.com

AB 34
R 4
H 8
RBI 3
BB 2
SO 10
LOB 31



Batter	1	2	3	4	5	6	7	8	9	AB	R	H	RBI	BB	SO	LOB
11 Jimmy Rollins, S OBP: 0.346, SLG: 0.440	1-0 F8		1-2 L4		0-1 FC5-4		0-0 1B	4-1 BB		4	1	1	2	1	0	2
Placido Polanco, R OBP: 0.341, SLG: 0.430	1-2 L9			0-2 G1-6-3		0-0 1B	1-1 1B	1-0 G1-4-3		5	2	2	1	0	0	1
Bobby Abreu, L OBP: 0.425, SLG: 0.533	1-0 FC5-4 1B			1-1 G5-3		0-1 G1-3	4-1 1B	4-0 IBB		3	1	1	0	2	0	1
David Bell, R OBP: 0.367, SLG: 0.466	0-0 FC5-4			1-1 1B		2-1 G6-3	0-0 SH3-4	1-1 FC6-4		4	0	1	0	0	0	4
Jason Michaels, R OBP: 0.359, SLG: 0.392		2-2 K		0-2 G3-1		2-2 1B	3-3 K			4	0	1	1	0	2	3
Pat Burrell, R OBP: 0.367, SLG: 0.461		1-2 G1-6-3 1B			0-0 FC6-4 1B	1-1 1B	1-2 1B			4	0	4	2	0	0	0
Doug Glanville, R OBP: 0.249, SLG: 0.270						1-3 1B	2-H 3-H 1B			0	1	0	0	0	0	0
Mike Lieberthal, R OBP: 0.337, SLG: 0.452		1-1 G1-6-3			3-1 P4	3-3 K	1-2 1B			4	0	1	1	0	1	4
Tomas Perez, S OBP: 0.247, SLG: 0.401			0-0 P3		1-2 FC6-4					4	1	1	0	0	0	3
Gavin Floyd, R			1-3 K2-3		1-2 E5		0-1 1B	0-0 P6		1	0	0	0	0	1	0
Amaury Telemaco, R										0	0	0	0	0	0	0
Lou Colletti, R										0	0	0	0	0	0	1
Rouven "M" Hernandez, R										0	0	0	0	0	0	0
Todd Jones, L										0	0	0	0	0	0	0
Marion Byrd, R										1	1	1	0	0	0	0
Rheal Cormier, L										0	0	0	0	0	0	0
Tim Worell, R										0	0	0	0	0	0	0
2B Chase Utley, L										1	0	0	0	0	0	0
Billy Wagner, L										0	0	0	0	0	0	0

Inning Stats	R: 0 E: 0 K: 0 S: 6	H: 1 LOB: 1 BB: 0 P: 9	R: 0 E: 0 K: 1 S: 8	H: 1 LOB: 0 BB: 0 P: 12	R: 0 E: 0 K: 1 S: 8	H: 0 LOB: 0 BB: 0 P: 10	R: 0 E: 0 K: 0 S: 10	H: 1 LOB: 1 BB: 0 P: 12	R: 0 E: 1 K: 0 S: 15	H: 1 LOB: 2 BB: 0 P: 20	R: 1 E: 0 K: 1 S: 13	H: 3 LOB: 2 BB: 0 P: 21	R: 6 E: 0 K: 1 S: 23	H: 6 LOB: 1 BB: 1 P: 36	R: 0 E: 0 K: 0 S: 5	H: 0 LOB: 2 BB: 2 P: 15	1B: 11 2B: 1 3B: 1 HR: 0	SF: 0 SAC: 1 DP: 1 HBP: 0	WP: 0 PB: 0 SB: 3 CS: 0	PA: 40	
PITCHER	IP	WLS	BF	H	R	ER	SO	BB	IBB	HBP	BLK	WP	HR	S	P	ERA	WHIP				
Dontrelle Willis, L ERA: 4.02	(1, 1)		27	9	3	3	3	0	0	0	0	0	0	63	88	4.50	1.500				
Guillermo Mota, R ERA: 2.8	(7, 1)	L	8	4	4	4	1	1	0	0	0	0	0	20	32	36.00	5.000				
40 Nate Bump, R ERA: 5.01	(8, 1)		5	0	0	0	0	1	1	0	0	0	0	5	15	0.00	1.000				

BOTTOM

Florida Marlins @ Philadelphia Phillies
 Citizens Bank Park, Philadelphia, PA
 Thu Sep 30 2004, 7:05 PM EDT
 Att: 36,080 - Sunny - 67 F

livebaseballscorecards.com

AB	36
R	7
H	13
RBI	7
BB	3
SO	4
LOB	19




Batter	1	2	3	4	5	6	7	8	9	AB R H RBI BB SO LOB	TOP									
Juan Pierre, L (1, 8) OBP: 0.372, SLG: 0.405	1-0 L8		0-1 G6-4-3 1B		1-1 1B 1B		2-1 L8		1-2 G5-4-3 1B	5 0 3 0 0 0 0										
Luis Castillo, S (1, 4) OBP: 0.374, SLG: 0.348	0-1 G5-4-3 1B		0-1 G6-4-3 1-2f		1-1 G6-4-3 1B		0-0 F9		2-2 G5-4-3 1-2f	5 0 2 1 0 0 3										
Miguel Cabrera, R (1, 7) OBP: 0.369, SLG: 0.512	0-1 G5-4-3 1-2f			0-0 F8	1-0 G6-4-3 1-2f		0-3 K			4 0 0 0 0 1 3										
Mike Lowell, R (1, 5) OBP: 0.366, SLG: 0.502		0-0 G3-1 SF8 2B		0-2 1B 1B		1-0 F9		0-0 L8		4 1 2 0 0 0 0										
Jeff Conine, R (1, 3) OBP: 0.340, SLG: 0.432		0-0 G3-1 2-3		0-3 K		0-1 BB 2B		0-2 1B		4 0 2 0 0 1 2										
Damion Easley, R (1, 9) OBP: 0.337, SLG: 0.470		0-0 SF8 3-H		0-0 1-2 1B		3-2 G5-3		3-3 K		3 0 1 1 0 1 2										
Alex Gonzalez, R (1, 6) OBP: 0.273, SLG: 0.424		1-1 S HBP		0-2 L5		4-2 BB BB		1-1 F7		2 0 0 0 1 0 3										
Mike Redmond, R (1, 2) OBP: 0.311, SLG: 0.340		2-0 F8 1-2			0-0 1B SH1-4 1B	4-1 BB BB			2-3 K	3 1 1 0 1 1 1										
David Weathers, R (1, 1) Dontrelle Willis, L (5, PH) Matt Perisho, L (5, 1) Lenny Harris, L (6, PH) Ben Howard, R (6, 1) Rudy Seanez, R (8, 1) Mike Mordecai, R (9, PH)			0-0 G5-3		0-0 SH1-4 1-2	2-2 G4-3			2-2 1B 1B	1 0 1 0 0 0 0 0 0 3 0 0 0 0 0 0 0 0 0 0 0 0 0 0 0 0 1 0 1 0 0 0 0 0										
Inning Stats	R: 0 E: 0 K: 0 S: 5	H: 1 LOB: 0 BB: 0 P: 6	R: 1 E: 0 K: 0 S: 5	H: 1 LOB: 1 BB: 0 P: 8	R: 0 E: 0 K: 1 S: 12	H: 1 LOB: 2 BB: 0 P: 12	R: 1 E: 0 K: 0 S: 7	H: 3 LOB: 1 BB: 0 P: 10	R: 0 E: 0 K: 0 S: 13	H: 1 LOB: 3 BB: 2 P: 27	R: 0 E: 0 K: 1 S: 6	H: 0 LOB: 0 BB: 0 P: 8	R: 0 E: 0 K: 1 S: 10	H: 1 LOB: 1 BB: 0 P: 14	R: 0 E: 0 K: 1 S: 13	H: 2 LOB: 1 BB: 0 P: 20	1B: 10 2B: 2 3B: 0 HR: 0	SF: 1 SAC: 1 DP: 4 HBP: 1	WP: 0 PB: 0 SB: 1 CS: 0	PA: 38
PITCHER	IP WLS BF H R ER SO BB IBB HBP BLK WP HR S P ERA WHIP																			
Cory Lidle, R (1, 1) ERA: 4.9	6.0 W 27 9 2 2 1 2 2 0 1 0 0 0 47 68 3.00 1.833																			
63 Ryan Madson, R (7, 1) ERA: 2.37	2.0 H 7 1 0 0 2 0 0 0 0 0 0 0 16 22 0.00 0.500																			
Billy Wagner, L (9, 1) ERA: 2.47	1.0 4 2 0 0 1 0 0 0 0 0 0 0 13 20 0.00 2.000																			

Florida Marlins @ Philadelphia Phillies
Citizens Bank Park, Philadelphia, PA

livebaseballscorecards.com

AB	33
R	2
H	12
RBI	2
BB	2
SO	4
LOB	17



Fri Oct 01 2004, 7:05 PM EDT
Att. 34,494 - Sunny - 72 F

Batter	1	2	3	4	5	6	7	8	9	AB R H RBI BB SO LOB	TOP
Juan Pierre, L (1, 8) OBP: 0.374, SLG: 0.408	0-0 F8 HR 2B		1-0 F7			4-1 HR BB		1-2 FC4-6 1B		3 2 2 0 1 0 0	
Luis Castillo, S (1, 4) OBP: 0.372, SLG: 0.346	1-0 F8 2-3		3-2 F8			1-0 F7		1-3 K		4 0 0 0 0 1 4	
Miguel Cabrera, R (1, 7) OBP: 0.369, SLG: 0.515	2-2 P3			2-1 F8		2-0 HR 1-H		0-1 FC4-6 1-2f		4 1 1 2 0 0 3	
Mike Lowell, R (1, 5) OBP: 0.365, SLG: 0.505	0-1 HR 3-H			2-2 F9		1-1 F7			0-1 G4-3	4 1 1 2 0 0 0	
Damion Easley, R (1, 3) OBP: 0.332, SLG: 0.461	3-2 F8			1-0 P4			3-2 G6-3		0-2 G5-3	4 0 0 0 0 0 0	
Paul Lo Duca, R (1, 2) OBP: 0.338, SLG: 0.421		0-1 P2			1-2 F8		0-1 F7		1-2 F9	4 0 0 0 0 0 0	
Chris Aguilera, R (1, 9) OBP: 0.256, SLG: 0.463		0-3 K			2-3 K		1-2 G1-3			3 0 0 0 0 2 0	
Alex Gonzalez, R (1, 6) OBP: 0.272, SLG: 0.422		0-3 K			0-1 P2			0-2 G5-3		3 0 0 0 0 1 0	
Josh Beckett, R (1, 1) OBP: 0.196, SLG: 0.182			2-3 K				1-3 K			3 0 1 0 0 2 0	
Armando Benitez, R (9, 1)								1-0 1B 1B		0 0 0 0 0 0 0	
Inning Stats	R: 2 H: 2 E: 0 LOB: 0 K: 0 BB: 0 S: 12 P: 18	R: 0 H: 0 E: 0 LOB: 0 K: 2 BB: 0 S: 8 P: 8	R: 0 H: 0 E: 0 LOB: 0 K: 1 BB: 0 S: 10 P: 16	R: 0 H: 0 E: 0 LOB: 0 K: 0 BB: 0 S: 7 P: 12	R: 0 H: 0 E: 0 LOB: 0 K: 1 BB: 0 S: 10 P: 13	R: 2 H: 1 E: 0 LOB: 0 K: 1 BB: 1 S: 8 P: 17	R: 0 H: 0 E: 0 LOB: 0 K: 0 BB: 0 S: 10 P: 14	R: 0 H: 2 E: 0 LOB: 2 K: 1 BB: 0 S: 13 P: 16	R: 0 H: 0 E: 0 LOB: 0 K: 0 BB: 0 S: 8 P: 9	1B: 2 SF: 0 2B: 1 SAC: 0 3B: 0 DP: 0 HR: 2 HBP: 0	WP: 0 PA: 33 PB: 0 SB: 0 CS: 0
PITCHER	IP WLS BF H R ER SO BB IBB HBP BLK WP HR S P ERA WHIP										
Eric Milton, L (1, 1) ERA: 4.75	7.0 L 25 3 4 4 5 1 0 0 0 0 0 2 65 98 5.14 0.571										
Todd Jones, R (8, 1) ERA: 4.15	2.0 8 2 0 0 1 0 0 0 0 0 0 0 21 25 0.00 1.000										

Florida Marlins @ Philadelphia Phillies
Citizens Bank Park, Philadelphia, PA

Sat Oct 02 2004, 7:05 PM EDT
Att. 36,279 - Overcast - 66 F

livebaseballscorecards.com

AB 32
R 4
H 5
RBI 4
BB 1
SO 6
LOB 7



Batter	1	2	3	4	5	6	7	8	9	AB	R	H	RBI	BB	SO	LOB
26 Chase Utley, L OBP: 0.305, SLG: 0.466 (1, 4)	1-1 P6		0-0 P6		1-3 K		1-1 F7		0-1 G4-3	5	0	0	0	0	1	4
Jason Michaels, R OBP: 0.363, SLG: 0.412 (1, 8)	0-0 2B		2-3 K			1-1 HR	2-0 L9			4	1	2	1	0	1	2
Bobby Abreu, L OBP: 0.426, SLG: 0.535 (1, 9)	2-3 K		4-2 BB			0-2 F8		1-2 G6-4-3 1B		3	0	1	0	1	1	1
Jim Thome, L OBP: 0.397, SLG: 0.583 (1, 3)	0-3 K		1-1 F7			0-0 FC1-6 1B		1-2 F7		4	0	1	0	0	1	3
David Bell, R OBP: 0.363, SLG: 0.460 (1, 5)		0-0 P4		1-0 F8		0-0 FC1-6 1-2f		0-2 G6-4-3 1-2f		4	0	0	0	0	0	2
Pat Burrell, R OBP: 0.368, SLG: 0.459 Marlon Byrd, R OBP: 0.290, SLG: 0.324 (1, 7) (9, PR)		1-1 3B 1B		1-1 G6-4-3 1B		1-0 G1-3			4-0 1B 6 2B BB	3	1	2	0	1	0	1
Mike Lieberthal, R OBP: 0.335, SLG: 0.447 (1, 2)		3-3 K 1B		0-1 G6-4-3 1-2f			2-0 SH5-4 BB HBP		2-3 K BB	3	0	0	0	0	2	3
Tomas Perez, S OBP: 0.258, SLG: 0.417 (1, 6)		2-0 1-H 3B			0-1 G4-3		4-1 SH5-4 BB		0-1 6 2B 1B	3	0	2	1	1	0	0
Eric Milton, L OBP: 0.200, SLG: 0.169 Doug Glanville, R OBP: 0.246, SLG: 0.267 Todd Jones, L (8, 1) 6 Ryan Howard, L OBP: 0.333, SLG: 0.564 (9, PH)		2-0 G1-3			0-1 F8		0-0 SH5-4 1-2 2-3		0-0 1-H 3-H 2B	2	0	0	0	0	0	1

Inning Stats	R: 0	H: 1	E: 0	K: 2	S: 10	R: 1	H: 2	E: 0	K: 1	S: 8	R: 0	H: 0	E: 0	K: 1	S: 8	R: 0	H: 1	E: 0	K: 0	S: 5	R: 1	H: 2	E: 0	K: 0	S: 9	R: 0	H: 0	E: 0	K: 0	S: 7	R: 1	H: 2	E: 0	K: 0	S: 9	R: 0	H: 1	E: 0	K: 0	S: 10	R: 1	H: 2	E: 0	K: 1	S: 8	1B: 5	2B: 2	3B: 1	HR: 1	SF: 0	SAC: 1	DP: 2	HBP: 1	WP: 0	PA: 37
--------------	------	------	------	------	-------	------	------	------	------	------	------	------	------	------	------	------	------	------	------	------	------	------	------	------	------	------	------	------	------	------	------	------	------	------	------	------	------	------	------	-------	------	------	------	------	------	-------	-------	-------	-------	-------	--------	-------	--------	-------	--------

PITCHER	IP	WLS	BF	H	R	ER	SO	BB	IBB	HBP	BLK	WP	HR	S	P	ERA	WHIP
Josh Beckett, R ERA: 3.79 (1, 1)	8.0	W	32	7	2	2	5	2	0	1	0	0	1	62	96	2.25	1.125
Armando Benitez, R ERA: 1.29 (9, 1)	1.0	S	5	2	1	1	1	1	0	0	0	0	0	8	14	9.00	3.000

BOTTOM

Florida Marlins @ Philadelphia Phillies
Citizens Bank Park, Philadelphia, PA
Sat Oct 02 2004, 7:05 PM EDT
Att. 36,279 - Overcast - 66 F

livebaseballscorecards.com

AB	32
R	3
H	9
RBI	3
BB	3
SO	6
LOB	17



Batter	1	2	3	4	5	6	7	8	9	AB R H RBI BB SO LOB	TOP											
Juan Pierre, L (1, 8) OBP: 0.374, SLG: 0.407	1-0 G6-3 S 1B		2-1 F7		3-1 F7		2-1 FC6 1-2f			4 0 1 0 0 0 1												
Luis Castillo, S (1, 4) OBP: 0.373, SLG: 0.348	0-0 F7			0-2 G4-3		4-0 HBP 1B BB		2-1 F9 SF7 2B		3 1 1 0 1 0 1												
Damion Easley, R (1, 3) OBP: 0.331, SLG: 0.457	2-2 G6-3 1-3	SAFE SAFE SAFE		0-0 P5		1-1 HBP 1-2 1B		0-0 F9 2-3		4 0 1 0 0 0 2												
Miguel Cabrera, R (1, 7) OBP: 0.366, SLG: 0.512	1-0 F9			1-3 K		1-1 P5		2-2 SF7 3-H		3 0 0 1 0 1 3												
Mike Redmond, R (1, 2) OBP: 0.315, SLG: 0.341		1-1 G6-3			0-1 HR 1B	2-2 G6-4-3 HBP		0-3 K		2 1 1 0 0 0 0 1 0 0 0 0 1 0												
20 Matt Treanor, R (6, 2) OBP: 0.311, SLG: 0.273																						
Mike Mordecai, R (1, 5) OBP: 0.278, SLG: 0.298		1-0 G5-3			0-1 HR 1-H	2-2 G6-4-3 1-2f			0-0 F8	4 1 1 2 0 0 3												
Alex Gonzalez, R (1, 6) OBP: 0.270, SLG: 0.419		0-3 K			0-0 L5		0-0 F9		1-2 P4	4 0 0 0 0 1 0												
Chris Aguila, R (1, 9) OBP: 0.255, SLG: 0.511			0-1 F9		1-2 HR		1-2 G6-3		1-0 G3	4 1 1 1 0 0 0												
Ismael Valdez, R (1, 1) OBP: 0.232, SLG: 0.269			0-3 K		0-1 G5-3		0-2 E5 FC6			1 0 0 0 0 1 0 1 0 0 0 0 0 0 0 0 0 0 0 0 0 1 0												
Wil Cordero, R (5, PH) OBP: 0.250, SLG: 0.288																						
A.J. Burnett, R (5, 1) OBP: 0.138, SLG: 0.138																						
Paul Lo Duca, R (7, PH) OBP: 0.338, SLG: 0.421																						
Rudy Seanez, R (7, 1) OBP: 0.167, SLG: 0.250																						
Guillermo Mota, R (8, 1) OBP: 0.167, SLG: 0.250																						
Matt Perisho, L (8, 1)																						
Inning Stats	R: 0 E: 0 K: 0 S: 6	H: 1 LOB: 1 BB: 0 P: 10	R: 0 E: 0 K: 1 S: 6	H: 0 LOB: 0 BB: 0 P: 8	R: 0 E: 0 K: 1 S: 7	H: 0 LOB: 0 BB: 0 P: 9	R: 0 E: 0 K: 1 S: 8	H: 0 LOB: 0 BB: 0 P: 9	R: 3 E: 0 K: 0 S: 14	H: 3 LOB: 0 BB: 0 P: 18	R: 0 E: 0 K: 0 S: 10	H: 1 LOB: 2 BB: 1 P: 20	R: 0 E: 1 K: 0 S: 9	H: 0 LOB: 1 BB: 0 P: 12	R: 1 E: 0 K: 1 S: 11	H: 1 LOB: 0 BB: 0 P: 15	R: 0 E: 0 K: 0 S: 6	H: 0 LOB: 0 BB: 0 P: 8	1B: 3 2B: 1 3B: 0 HR: 2	SF: 1 SAC: 0 DP: 1 HBP: 1	WP: 0 PB: 0 SB: 1 CS: 0	PA: 35
PITCHER	IP WLS BF H R ER SO BB IBB HBP BLK WP HR S P ERA WHIP																					
39 Brett Myers, R (1, 1) ERA: 5.52	5.0 W 21 5 3 3 3 1 0 0 0 0 2 43 61 5.40 1.200																					
63 Ryan Madson, R (6, 1) ERA: 2.34	1.0 H 3 0 0 0 0 0 0 0 1 0 0 0 8 13 0.00 0.000																					
Rheal Cormier, L (7, 1) ERA: 3.56	1.0 H 4 0 0 0 0 0 0 0 0 0 0 0 9 12 0.00 0.000																					
Tim Worrell, R (8, 1) ERA: 3.68	1.0 H 4 1 1 1 1 0 0 0 0 0 0 0 11 15 9.00 1.000																					
Billy Wagner, L (9, 1) ERA: 2.42	1.0 3 0 0 0 0 0 0 0 0 0 0 0 6 8 0.00 0.000																					

Florida Marlins @ Philadelphia Phillies
Citizens Bank Park, Philadelphia, PA
Sun Oct 03 2004, 1:35 PM EDT
Att. 43,560 - Sunny - 64 F

livebaseballscorecards.com

AB	32
R	4
H	6
RBI	4
BB	1
SO	4
LOB	10



Batter	1	2	3	4	5	6	7	8	9
11 Jimmy Rollins, S OBP: 0.348, SLG: 0.455	0-1 2B	1-3 K		1-1 P5			1-0 P5	0-1 HR	
Placido Polanco, R OBP: 0.345, SLG: 0.441	0-1 2B	1-0 G6-3		1-1 F9			3-1 FC5-4 1B	1-1 1B	
Bobby Abreu, L OBP: 0.428, SLG: 0.544	2-2 1B		3-2 HR		3-2 F8		2-2 FC5-4 1-2f	0-2 F8	
Marlon Byrd, R OBP: 0.287, SLG: 0.321	2-3 2B								
Jim Thome, L OBP: 0.396, SLG: 0.581	3-1 E		1-3 K		1-3 K		2-2 G6-3	1-0 P5	
Tim Worrell, R OBP: 0.244, SLG: 0.265	2-3 3-H 1B								
Doug Glanville, R OBP: 0.244, SLG: 0.265									
Billy Wagner, L									
David Bell, R OBP: 0.363, SLG: 0.458	0-0 P4		0-1 G4-3		1-0 G1-3			4-2 1B BB	
Jason Michaels, R OBP: 0.364, SLG: 0.415	3-2 SF9		3-2 F9			2-0 1B		1-2 26 1B 11 HR 1B	
Pat Burrell, R OBP: 0.365, SLG: 0.455	2-1 P5			0-0 F9		1-3 K		3-3 K	
Todd Pratt, R OBP: 0.351, SLG: 0.367				0-0 HR		1-3 K		0-1 26 1B 11 HR 1B	
39 Brett Myers, R OBP: 0.226, SLG: 0.275			3-2 39 SH3-4 1B		0-2 1B			0-2 11 HR 1B	
63 Ryan Madson, L									
Tomas Perez, S OBP: 0.257, SLG: 0.415			0-2 SH3-4		0-2 1B			0-2 11 HR 1B	
Rheal Cormier, L									
26 Chase Utley, L OBP: 0.308, SLG: 0.468									

Inning Stats	R: 3	H: 4	E: 1	LOB: 1	K: 0	BB: 0	S: 18	R: 0	H: 1	E: 0	LOB: 1	K: 1	BB: 0	S: 11	R: 1	H: 1	E: 0	LOB: 0	K: 1	BB: 0	S: 15	R: 1	H: 2	E: 0	LOB: 1	K: 0	BB: 0	S: 9	R: 0	H: 0	E: 0	LOB: 0	K: 1	BB: 0	S: 11	R: 0	H: 1	E: 0	LOB: 1	K: 3	BB: 0	S: 15	R: 0	H: 1	E: 0	LOB: 1	K: 0	BB: 0	S: 9	R: 5	H: 5	E: 0	LOB: 1	K: 1	BB: 1	S: 23	R: 1B: 9	SF: 1	2B: 3	SAC: 1	3B: 0	DP: 0	HR: 3	HBP: 0
--------------	------	------	------	--------	------	-------	-------	------	------	------	--------	------	-------	-------	------	------	------	--------	------	-------	-------	------	------	------	--------	------	-------	------	------	------	------	--------	------	-------	-------	------	------	------	--------	------	-------	-------	------	------	------	--------	------	-------	------	------	------	------	--------	------	-------	-------	----------	-------	-------	--------	-------	-------	-------	--------

PITCHER	IP	WLS	BF	H	R	ER	SO	BB	IBB	HBP	BLK	WP	HR	S	P	ERA	WHIP
Ismael Valdez, R ERA: 5.19	(1, 1)	4.0	L	20	8	5	5	2	0	0	0	0	0	26	36	11.25	2.000
A.J. Burnett, R ERA: 3.68	(5, 1)	2.0		7	1	0	0	4	0	0	0	0	0	26	36	0.00	0.500
Rudy Seanez, R ERA: 3.33	(7, 1)	1.0		4	1	0	0	0	0	0	0	0	0	9	17	0.00	1.000
Guillermo Mota, R ERA: 3.07	(8, 1)	0.1		4	2	3	3	1	1	0	0	0	0	12	20	81.00	9.000
Matt Perisho, L ERA: 4.4	(8, 1)	0.2		5	3	2	2	0	0	0	0	0	0	1	11	27.00	4.500

AB	R	H	RBI	BB	SO	LOB
5	2	2	4	0	1	2
5	1	3	1	0	0	2
2	2	2	1	0	0	0
3	0	0	0	0	0	2
4	0	1	1	0	2	1
0	0	0	0	0	0	0
1	0	0	0	0	0	1
0	0	0	0	0	0	0
3	1	0	0	1	0	2
3	1	2	1	0	0	0
4	0	0	0	0	2	4
4	2	3	2	0	1	1
1	0	1	0	0	0	0
0	0	0	0	0	0	0
1	0	0	0	0	1	1
0	0	0	0	0	0	0
1	1	1	0	0	0	0

WP	PA
0	40

Florida Marlins @ Philadelphia Phillies
 Citizens Bank Park, Philadelphia, PA
 Sun Oct 03 2004, 1:35 PM EDT
 Att: 43,560 - Sunny - 64 F

AB	37
R	10
H	15
RBI	10
BB	1
SO	7
LOB	16

