

# Philadelphia Phillies - 2004

Batter	1	2	3	4	5	6	7	8	9	AB	R	H	RBI	BB	SO	LOB	TOP				
Marlon Byrd, R (1,8)										4	0	0	0	1	1	0	Philadelphia Phillies @ Pittsburgh Pirates PNC Park, Pittsburgh, PA Mon Apr 05 2004, 4:05 PM EDT Att: 35,702 - Sunny - 46 F				
Placido Polanco, R (1,4) OBP: 0.500, SLG: 0.500										4	0	2	0	0	0	1					
Jim Thome, L (1,3)										4	0	0	0	0	1	4					
Pat Burrell, R (1,7) OBP: 0.750, SLG: 0.750										4	1	3	0	0	0	1					
Bobby Abreu, L (1,9) OBP: 0.500, SLG: 0.333										3	0	1	0	1	0	2					
Mike Lieberthal, R (1,2)										3	0	0	0	0	1	2					
11 Jimmy Rollins, S (1,6)										2	0	0	1	1	2	2					
David Bell, R (1,5)										3	0	0	0	1	1	3					
Kevin Millwood, R (1,1)										2	0	0	0	0	2	2					
Ricky Ledee, L (7, PH)										1	0	0	0	0	0	0					
Roberto Hernandez, R (7, PH)										0	0	0	0	0	0	0					
Jason Michaels, R (9, PH)										1	0	0	0	0	0	0					
<b>Inning Stats</b>	R: 0 E: 0 K: 1 S: 16	H: 1 LOB: 1 BB: 0 P: 27	R: 0 E: 0 K: 1 S: 10	H: 0 LOB: 2 BB: 2 P: 23	R: 0 E: 0 K: 0 S: 8	H: 2 LOB: 2 BB: 0 P: 9	R: 0 E: 0 K: 1 S: 7	H: 0 LOB: 0 BB: 0 P: 9	R: 0 E: 0 K: 3 S: 14	H: 2 LOB: 2 BB: 0 P: 20	R: 0 E: 0 K: 1 S: 10	H: 0 LOB: 1 BB: 0 P: 16	R: 1 E: 0 K: 0 S: 8	H: 1 LOB: 1 BB: 1 P: 13	R: 0 E: 0 K: 0 S: 9	H: 0 LOB: 0 BB: 0 P: 18	1B: 6 2B: 0 3B: 0 HR: 0	SF: 1 SAC: 1 DP: 0 HBP: 1	WP: 0 PB: 0 SB: 0 CS: 0	PA: 38	
<b>PITCHER</b>	IP WLS BF H R ER SO BB IBB HBP BLK WP HR S P ERA WHIP	6.0 W 26 5 0 0 7 3 0 0 0 0 0 65 105 0.00 1.333	2.0 H 9 1 1 1 1 1 0 1 0 0 0 18 29 4.50 1.000	1.0 S 3 0 0 0 0 0 0 0 0 0 0 9 18 0.00 0.000																	

Batter	1	2	3	4	5	6	7	8	9	AB	R	H	RBI	BB	SO	LOB	BOTTOM			
Tike Redman, L (1,8) OBP: 0.500, SLG: 0.750										4	0	2	1	0	1	0	Philadelphia Phillies @ Pittsburgh Pirates PNC Park, Pittsburgh, PA Mon Apr 05 2004, 4:05 PM EDT Att: 35,702 - Sunny - 46 F			
18 Jason Kendall, R (1,2) OBP: 0.250, SLG: 0.250										4	0	1	0	0	1	2				
Raul Mondesi, R (1,7)										4	0	0	0	0	2	3				
Randall Simon, L (1,3) OBP: 0.500, SLG: 0.333										3	0	1	0	1	0	0				
J.J. Davis, R (8, PR) (9, 9)										0	0	0	0	0	0	0				
Craig Wilson, R (1,9) OBP: 0.500, SLG: 1.500										4	1	2	1	0	0	3				
Bobby Hill, S (1,4)										3	0	0	0	0	0	1				
16 Salomon Torres, R (7, 1)										0	0	0	0	0	0	0				
Jose Mesa, R (9, 1)										0	0	0	0	0	0	0				
Chris Stynes, R (1,5)										3	0	0	0	0	0	1				
2 Jack Wilson, R (1,6) OBP: 0.333, SLG: 0.333										3	1	1	0	0	1	0				
Kip Wells, R (1,1)										1	0	0	0	0	0	0				
Abraham Nunez, S (7, 4)										1	0	0	0	0	0	0				
<b>Inning Stats</b>	R: 0 E: 0 K: 2 S: 12	H: 2 LOB: 2 BB: 0 P: 19	R: 0 E: 0 K: 0 S: 9	H: 0 LOB: 0 BB: 0 P: 13	R: 0 E: 0 K: 1 S: 8	H: 1 LOB: 1 BB: 0 P: 9	R: 0 E: 0 K: 0 S: 7	H: 1 LOB: 1 BB: 0 P: 11	R: 1 E: 0 K: 1 S: 10	H: 2 LOB: 1 BB: 0 P: 16	R: 1 E: 0 K: 0 S: 10	H: 1 LOB: 0 BB: 0 P: 15	R: 0 E: 0 K: 1 S: 9	H: 0 LOB: 2 BB: 1 P: 15	R: 0 E: 0 K: 0 S: 9	H: 0 LOB: 0 BB: 0 P: 15	1B: 4 2B: 2 3B: 0 HR: 1	SF: 0 SAC: 1 DP: 0 HBP: 0	WP: 0 PB: 0 SB: 1 CS: 0	PA: 32
<b>PITCHER</b>	IP WLS BF H R ER SO BB IBB HBP BLK WP HR S P ERA WHIP	6.0 L 25 7 2 2 4 0 0 0 0 0 0 18 27 0.00 0.500																		







Batter	1	2	3	4	5	6	7	8	9	AB	R	H	RBI	BB	SO	LOB	TOP					
Marlon Byrd, R OBP: 0.267, SLG: 0.286 (1, 8)										5	0	2	1	0	1	2						
Placido Polanco, R OBP: 0.467, SLG: 0.538 (1, 4)										5	0	0	0	0	0	4						
Jim Thome, L OBP: 0.308, SLG: 0.333 (1, 3)										4	0	2	0	0	1	0						
Pat Burrell, R OBP: 0.462, SLG: 0.417 (1, 7)										4	0	0	0	0	1	2						
Bobby Abreu, L OBP: 0.231, SLG: 0.091 (1, 9)										3	0	0	0	1	1	1						
Mike Lieberthal, R OBP: 0.182, SLG: 0.455 (1, 2)										4	1	1	1	0	0	2						
11 Jimmy Rollins, S OBP: 0.417, SLG: 0.556 (1, 6)										4	1	2	0	0	1	0						
Shawn Wooten, R OBP: 0.750, SLG: 1.000 (1, 5)										3	0	2	0	0	0	1						
Vicente Padilla, R (1, 1)										1	0	0	0	0	1	1						
Ricky Ledee, L (7, PH)										1	0	0	0	0	1	1						
Roberto Hernandez, R (7, 1)										0	0	0	0	0	0	0						
Amaury Telemaco, R (8, 1)										0	0	0	0	0	0	0						
Jason Michaels, R (9, PH)										1	0	0	0	0	0	2						
<b>Inning Stats</b>	R: 0 E: 0 K: 2 S: 12	H: 0 LOB: 0 BB: 0 P: 15	R: 0 E: 0 K: 1 S: 10	H: 0 LOB: 0 BB: 0 P: 13	R: 0 E: 0 K: 1 S: 10	H: 2 LOB: 2 BB: 0 P: 11	R: 0 E: 0 K: 1 S: 9	H: 0 LOB: 0 BB: 0 P: 15	R: 1 E: 0 K: 1 S: 9	H: 2 LOB: 1 BB: 0 P: 13	R: 0 E: 0 K: 0 S: 11	H: 1 LOB: 2 BB: 1 P: 17	R: 0 E: 0 K: 1 S: 10	H: 1 LOB: 0 BB: 0 P: 14	R: 0 E: 0 K: 0 S: 14	H: 1 LOB: 1 BB: 0 P: 19	R: 1 E: 0 K: 0 S: 18	H: 2 LOB: 2 BB: 0 P: 26	1B: 5 2B: 3 3B: 0 HR: 1	SF: 0 SAC: 1 DP: 0 HBP: 1	WP: 0 PB: 0 SB: 0 CS: 0	PA: 38
<b>PITCHER</b>	IP	WLS	BF	H	R	ER	SO	BB	IBB	HBP	BLK	WP	HR	S	P	ERA	WHIP					
Ryan Vogelsong, R ERA: 1.29 (1, 1)	7.0	W	28	6	1	1	7	1	0	0	0	0	1	71	98	1.29	1.000					
16 Salomon Torres, R ERA: 4.91 (8, 1)	1.2		9	3	1	1	0	0	0	1	0	0	0	30	41	5.40	1.800					
Jose Mesa, R ERA: (9, 1)	0.1	S	1	0	0	0	0	0	0	0	0	0	0	2	4	0.00	0.000					

Philadelphia Phillies @ Pittsburgh Pirates  
PNC Park, Pittsburgh, PA  
Thu Apr 08 2004, 7:05 PM EDT  
Att. 9,689 - Overcast - 46 F

AB	35
R	2
H	9
RBI	2
BB	1
SO	7
LOB	16



Batter	1	2	3	4	5	6	7	8	9	AB	R	H	RBI	BB	SO	LOB	BOTTOM					
Tike Redman, L OBP: 0.364, SLG: 0.636 (1, 8)										3	1	1	0	0	0	2						
18 Jason Kendall, R OBP: 0.583, SLG: 0.700 (1, 2)										3	1	2	2	1	0	0						
Raul Mondesi, R OBP: 0.250, SLG: 0.583 (1, 7)										4	1	1	2	0	2	4						
Randall Simon, L OBP: 0.250, SLG: 0.143 (1, 3)										4	0	0	0	0	0	0						
16 Salomon Torres, R (8, 1)										0	0	0	0	0	0	0						
Jose Mesa, R (9, 1)										0	0	0	0	0	0	0						
Craig Wilson, R OBP: 0.417, SLG: 1.000 (8, 3)										4	0	1	0	0	0	0						
Rob Mackowiak, L (8, 9)										3	1	0	0	1	0	1						
Bobby Hill, S OBP: 0.375, SLG: 0.500 (1, 4)										4	0	2	1	0	1	0						
Jose Castillo, R OBP: 0.250, SLG: 0.250 (9, 4)										0	0	0	0	0	0	0						
2 Jack Wilson, R OBP: 0.455, SLG: 0.909 (1, 6)										4	1	2	1	0	0	3						
Ryan Vogelsong, R (1, 1)										1	0	0	0	1	0	0						
Abraham Nunez, S OBP: 0.333, SLG: 0.333 (7, PH)										1	1	1	0	0	0	0						
Chris Stynes, R (8, 5)										1	0	0	0	0	0	0						
<b>Inning Stats</b>	R: 0 E: 0 K: 0 S: 7	H: 0 LOB: 0 BB: 0 P: 11	R: 0 E: 0 K: 0 S: 11	H: 2 LOB: 2 BB: 0 P: 14	R: 1 E: 0 K: 1 S: 7	H: 2 LOB: 1 BB: 0 P: 11	R: 0 E: 0 K: 0 S: 4	H: 0 LOB: 0 BB: 0 P: 6	R: 0 E: 0 K: 2 S: 16	H: 1 LOB: 3 BB: 2 P: 29	R: 1 E: 0 K: 0 S: 5	H: 1 LOB: 1 BB: 1 P: 11	R: 3 E: 0 K: 0 S: 13	H: 3 LOB: 0 BB: 0 P: 19	R: 1 E: 0 K: 0 S: 8	H: 1 LOB: 0 BB: 0 P: 12	1B: 5 2B: 3 3B: 1 HR: 2	SF: 0 SAC: 1 DP: 1 HBP: 0	WP: 0 PB: 0 SB: 1 CS: 1	PA: 36		
<b>PITCHER</b>	IP	WLS	BF	H	R	ER	SO	BB	IBB	HBP	BLK	WP	HR	S	P	ERA	WHIP					
Vicente Padilla, R ERA: 3.0 (1, 1)	6.0	L	26	6	2	2	3	3	0	0	0	0	1	13	19	27.00	3.000					
Roberto Hernandez, R ERA: 9.0 (7, 1)	1.0		6	3	3	3	0	0	0	0	0	0	1	8	12	9.00	1.000					
Amaury Telemaco, R ERA: 9.0 (8, 1)	1.0		4	1	1	1	0	0	0	0	0	0	1	8	12	9.00	1.000					

Philadelphia Phillies @ Pittsburgh Pirates  
PNC Park, Pittsburgh, PA  
Thu Apr 08 2004, 7:05 PM EDT  
Att. 9,689 - Overcast - 46 F

AB	32
R	6
H	10
RBI	6
BB	3
SO	3
LOB	10










Batter	1	2	3	4	5	6	7	8	9	AB	R	H	RBI	BB	SO	LOB	TOP				
11 Jimmy Rollins, S OBP: 0.333, SLG: 0.353	0-0 B5-3		4-0 FC6-4 BB		1-0 P3		0-0 B1-3		2-2 1B	4	0	1	0	1	0	0	Philadelphia Phillies @ Florida Marlins Pro Player Stadium, Miami, FL Sat Apr 10 2004, 6:05 PM EDT Att: 45,725 - Cloudy - 81 F				
Placido Polanco, R OBP: 0.400, SLG: 0.409	1-1 G1-3		0-1 FC6-4		3-1 2B		1-0 1B		1-2 P4	5	0	2	0	0	0	2					
Jim Thome, L OBP: 0.381, SLG: 0.474	0-0 F7		0-3 K		0-0 1-3 2B		0-1 F7			4	0	1	0	0	1	2					
Pat Burrell, R OBP: 0.524, SLG: 0.500																					
Bobby Abreu, L OBP: 0.190, SLG: 0.105																					
Mike Lieberthal, R OBP: 0.158, SLG: 0.278																					
David Bell, R 63 Ryan Madson, L																					
Doug Glanville, R Ricky Ledee, L																					
39 Brett Myers, R Amaury Telemaco, R Marlon Byrd, R Rheal Cormier, L Roberto Hernandez, R Tomas Perez, S																					
<b>Inning Stats</b>	R: 0 E: 0 K: 0 S: 4	H: 0 LOB: 0 BB: 0 P: 5	R: 0 E: 0 K: 0 S: 12	H: 1 LOB: 1 BB: 1 P: 19	R: 1 E: 1 K: 1 S: 10	H: 1 LOB: 1 BB: 1 P: 17	R: 2 E: 0 K: 1 S: 18	H: 3 LOB: 1 BB: 0 P: 27	R: 0 E: 0 K: 0 S: 7	H: 0 LOB: 0 BB: 0 P: 11	R: 0 E: 0 K: 2 S: 6	H: 1 LOB: 1 BB: 0 P: 7	R: 0 E: 0 K: 2 S: 9	H: 0 LOB: 1 BB: 1 P: 16	R: 0 E: 0 K: 1 S: 13	H: 1 LOB: 1 BB: 0 P: 20		1B: 7 2B: 2 3B: 0 HR: 0	SF: 0 SAC: 0 DP: 1 HBP: 0	WP: 0 PB: 0 SB: 0 CS: 0	PA: 38
<b>PITCHER</b>	IP WLS BF H R ER SO BB IBB HBP BLK WP HR S P ERA WHIP	IP WLS BF H R ER SO BB IBB HBP BLK WP HR S P ERA WHIP	IP WLS BF H R ER SO BB IBB HBP BLK WP HR S P ERA WHIP	IP WLS BF H R ER SO BB IBB HBP BLK WP HR S P ERA WHIP	IP WLS BF H R ER SO BB IBB HBP BLK WP HR S P ERA WHIP	IP WLS BF H R ER SO BB IBB HBP BLK WP HR S P ERA WHIP	IP WLS BF H R ER SO BB IBB HBP BLK WP HR S P ERA WHIP	IP WLS BF H R ER SO BB IBB HBP BLK WP HR S P ERA WHIP	IP WLS BF H R ER SO BB IBB HBP BLK WP HR S P ERA WHIP	IP WLS BF H R ER SO BB IBB HBP BLK WP HR S P ERA WHIP	IP WLS BF H R ER SO BB IBB HBP BLK WP HR S P ERA WHIP	IP WLS BF H R ER SO BB IBB HBP BLK WP HR S P ERA WHIP	IP WLS BF H R ER SO BB IBB HBP BLK WP HR S P ERA WHIP	IP WLS BF H R ER SO BB IBB HBP BLK WP HR S P ERA WHIP	IP WLS BF H R ER SO BB IBB HBP BLK WP HR S P ERA WHIP	IP WLS BF H R ER SO BB IBB HBP BLK WP HR S P ERA WHIP	IP WLS BF H R ER SO BB IBB HBP BLK WP HR S P ERA WHIP	IP WLS BF H R ER SO BB IBB HBP BLK WP HR S P ERA WHIP	IP WLS BF H R ER SO BB IBB HBP BLK WP HR S P ERA WHIP	IP WLS BF H R ER SO BB IBB HBP BLK WP HR S P ERA WHIP	IP WLS BF H R ER SO BB IBB HBP BLK WP HR S P ERA WHIP

AB 35  
R 3  
H 9  
RBI 2  
BB 3  
SO 5  
LOB 15



Batter	1	2	3	4	5	6	7	8	9	AB	R	H	RBI	BB	SO	LOB	BOTTOM				
Juan Pierre, L OBP: 0.368, SLG: 0.333	0-2 P4		0-0 SH1-3		0-0 CS 1B		1-2 G4-3			3	0	1	1	0	0	0	Philadelphia Phillies @ Florida Marlins Pro Player Stadium, Miami, FL Sat Apr 10 2004, 6:05 PM EDT Att: 45,725 - Cloudy - 81 F				
Luis Castillo, S OBP: 0.350, SLG: 0.350	3-2 1B		2-3 K		3-2 BB FC1-2 1B		1-0 HR 1B			4	1	3	0	0	1	1					
Miguel Cabrera, R OBP: 0.350, SLG: 0.684	0-0 F9		1-1 G6-3		4-2 BB 1-2 BB		0-0 1-H HR			3	1	1	2	1	0	2					
Mike Lowell, R OBP: 0.550, SLG: 0.824	0-3 K				0-1 F7		1-2 1-2 2-3 BB			3	0	1	0	1	1	1					
Jeff Conine, R OBP: 0.250, SLG: 0.263					0-0 G3-1		2-2 FC1-2			4	0	0	0	0	1	4					
Hee-Seop Choi, L OBP: 0.313, SLG: 0.867					0-1 HR		1-2 K			4	2	2	2	0	1	1					
Mike Redmond, R OBP: 0.556, SLG: 0.500					1-3 K		1-0 HR			3	0	1	0	1	1	0					
Alex Gonzalez, R OBP: 0.211, SLG: 0.222							0-2 F8			4	1	1	0	0	0	2					
Darren Oliver, R Chad Fox, R Lenny Harris, L Armando Benitez, R										3	0	1	0	0	0	2					
<b>Inning Stats</b>	R: 0 E: 0 K: 1 S: 10	H: 1 LOB: 0 BB: 0 P: 13	R: 0 E: 0 K: 0 S: 11	H: 0 LOB: 1 BB: 1 P: 18	R: 0 E: 0 K: 1 S: 9	H: 1 LOB: 0 BB: 0 P: 13	R: 1 E: 0 K: 1 S: 8	H: 1 LOB: 0 BB: 0 P: 9	R: 1 E: 0 K: 0 S: 13	H: 2 LOB: 3 BB: 2 P: 29	R: 1 E: 0 K: 2 S: 12	H: 3 LOB: 1 BB: 0 P: 16	R: 2 E: 0 K: 2 S: 15	H: 3 LOB: 1 BB: 0 P: 19	R: 0 E: 0 K: 1 S: 11	H: 0 LOB: 0 BB: 0 P: 15		1B: 7 2B: 1 3B: 0 HR: 3	SF: 0 SAC: 1 DP: 1 HBP: 0	WP: 0 PB: 0 SB: 1 CS: 1	PA: 36
<b>PITCHER</b>	IP WLS BF H R ER SO BB IBB HBP BLK WP HR S P ERA WHIP	IP WLS BF H R ER SO BB IBB HBP BLK WP HR S P ERA WHIP	IP WLS BF H R ER SO BB IBB HBP BLK WP HR S P ERA WHIP	IP WLS BF H R ER SO BB IBB HBP BLK WP HR S P ERA WHIP	IP WLS BF H R ER SO BB IBB HBP BLK WP HR S P ERA WHIP	IP WLS BF H R ER SO BB IBB HBP BLK WP HR S P ERA WHIP	IP WLS BF H R ER SO BB IBB HBP BLK WP HR S P ERA WHIP	IP WLS BF H R ER SO BB IBB HBP BLK WP HR S P ERA WHIP	IP WLS BF H R ER SO BB IBB HBP BLK WP HR S P ERA WHIP	IP WLS BF H R ER SO BB IBB HBP BLK WP HR S P ERA WHIP	IP WLS BF H R ER SO BB IBB HBP BLK WP HR S P ERA WHIP	IP WLS BF H R ER SO BB IBB HBP BLK WP HR S P ERA WHIP	IP WLS BF H R ER SO BB IBB HBP BLK WP HR S P ERA WHIP	IP WLS BF H R ER SO BB IBB HBP BLK WP HR S P ERA WHIP	IP WLS BF H R ER SO BB IBB HBP BLK WP HR S P ERA WHIP	IP WLS BF H R ER SO BB IBB HBP BLK WP HR S P ERA WHIP	IP WLS BF H R ER SO BB IBB HBP BLK WP HR S P ERA WHIP	IP WLS BF H R ER SO BB IBB HBP BLK WP HR S P ERA WHIP	IP WLS BF H R ER SO BB IBB HBP BLK WP HR S P ERA WHIP	IP WLS BF H R ER SO BB IBB HBP BLK WP HR S P ERA WHIP	IP WLS BF H R ER SO BB IBB HBP BLK WP HR S P ERA WHIP

AB 32  
R 5  
H 11  
RBI 5  
BB 3  
SO 6  
LOB 13






Batter	1	2	3	4	5	6	7	8	9	AB	R	H	RBI	BB	SO	LOB	TOP		
Marlon Byrd, R OBP: 0.320, SLG: 0.273 (1, 8)										2	0	1	1	1	1	0	Philadelphia Phillies @ Florida Marlins Pro Player Stadium, Miami, FL Sun Apr 11 2004, 3:05 PM EDT Att: 21,317 - Cloudy - 84 F		
Placido Polanco, R OBP: 0.414, SLG: 0.375 (1, 4)										2	0	0	0	1	0	1			
Jim Thome, L OBP: 0.320, SLG: 0.391 (1, 3)										4	0	0	0	0	3	5			
Pat Burrell, R OBP: 0.440, SLG: 0.409 Billy Wagner, L (8, 1)										4	0	0	0	0	1	2			
Bobby Abreu, L OBP: 0.200, SLG: 0.091 (1, 9)										3	0	0	0	1	2	0			
11 Jimmy Rollins, S OBP: 0.280, SLG: 0.286 (1, 6)										4	0	0	0	0	1	1			
David Bell, R OBP: 0.400, SLG: 0.444 (1, 5)										4	1	2	0	0	1	0			
Todd Pratt, R (1, 2)										2	0	0	0	0	0	1			
Mike Lieberthal, R OBP: 0.143, SLG: 0.250 (7, PH) (7, 2)										2	0	0	0	0	1	3			
Kevin Millwood, R (1, 1)										2	0	0	0	0	2	1			
Tim Worrell, R (7, 1)										0	0	0	0	0	0	0			
Ricky Ledee, L (8, PH)										1	0	0	0	0	0	0			
Jason Michaels, R (8, 7)										0	0	0	0	0	0	0			
<b>Inning Stats</b>	R: 0 H: 0 E: 0 K: 2 S: 10	H: 0 R: 0 ER: 0 LOB: 0 BB: 0 P: 13	R: 0 H: 0 E: 0 K: 1 S: 8	H: 0 R: 0 ER: 0 LOB: 0 BB: 0 P: 12	R: 0 H: 0 E: 0 K: 2 S: 10	H: 0 R: 0 ER: 0 LOB: 0 BB: 0 P: 15	R: 0 H: 0 E: 0 K: 0 S: 6	H: 0 R: 0 ER: 0 LOB: 0 BB: 0 P: 12	R: 0 H: 0 E: 0 K: 3 S: 12	H: 0 R: 0 ER: 0 LOB: 0 BB: 0 P: 15	R: 1 H: 1 E: 1 K: 2 S: 10	H: 1 R: 0 ER: 0 LOB: 2 BB: 0 P: 13	R: 0 H: 1 E: 0 K: 1 S: 11	H: 1 R: 0 ER: 0 LOB: 2 BB: 1 P: 20	R: 0 H: 0 E: 0 K: 1 S: 10	H: 0 R: 1 ER: 0 LOB: 1 BB: 2 P: 21	1B: 3 2B: 0 3B: 0 HR: 0	SF: 0 SAC: 0 DP: 1 HBP: 2	WP: 0 PA: 35 PB: 0 SB: 0 CS: 0
<b>PITCHER</b>	IP	WLS	BF	H	R	ER	SO	BB	IBB	HBP	BLK	WP	HR	S	P	ERA	WHIP		
Josh Beckett, R ERA: 0.64 40 Nate Bump, R ERA: Tommy Phelps, L ERA: Armando Benitez, R ERA: 1.8	7.0	W	26	2	1	0	11	1	0	2	0	0	0	67	100	0.00	0.429		
	0.1	H	3	0	0	0	0	2	0	0	0	0	0	5	14	0.00	6.000		
	0.2	H	2	0	0	0	1	0	0	0	0	0	0	5	7	0.00	0.000		
	1.0	S	4	1	0	0	0	0	0	0	0	0	0	16	25	0.00	1.000		

Batter	1	2	3	4	5	6	7	8	9	AB	R	H	RBI	BB	SO	LOB	BOTTOM		
Juan Pierre, L OBP: 0.304, SLG: 0.273 (1, 8)										4	0	0	0	0	0	4	Philadelphia Phillies @ Florida Marlins Pro Player Stadium, Miami, FL Sun Apr 11 2004, 3:05 PM EDT Att: 21,317 - Cloudy - 84 F		
Abraham Nunez, S (1, 7)										4	0	0	0	0	1	1			
Miguel Cabrera, R OBP: 0.333, SLG: 0.739 (1, 9)										4	1	1	1	0	1	0			
Mike Lowell, R OBP: 0.500, SLG: 0.700 (1, 5)										3	0	0	0	1	1	0			
Hee-Seop Choi, L OBP: 0.316, SLG: 0.765 (1, 3)										2	1	0	0	1	0	1			
Damion Easley, R OBP: 0.697, SLG: 2.000 (1, 4)										3	1	2	1	0	1	0			
Ramon Castro, R OBP: 0.231, SLG: 0.167 (1, 2)										3	0	0	0	0	1	2			
Alex Gonzalez, R OBP: 0.273, SLG: 0.250 (1, 6)										2	0	1	0	1	0	0			
Josh Beckett, R OBP: 0.667, SLG: 0.667 Luis Castillo, S OBP: 0.333, SLG: 0.350 40 Nate Bump, L Tommy Phelps, L Armando Benitez, R										1	0	1	0	0	0	0			
										0	0	0	0	0	0	0			
										0	0	0	0	0	0	0			
										0	0	0	0	0	0	0			
										0	0	0	0	0	0	0			
<b>Inning Stats</b>	R: 1 H: 1 E: 0 K: 2 S: 15	H: 1 R: 0 ER: 0 LOB: 0 BB: 0 P: 22	R: 0 H: 0 E: 0 K: 1 S: 5	H: 0 R: 0 ER: 0 LOB: 0 BB: 0 P: 8	R: 0 H: 1 E: 0 K: 0 S: 8	H: 1 R: 0 ER: 0 LOB: 1 BB: 0 P: 12	R: 0 H: 0 E: 0 K: 0 S: 5	H: 0 R: 0 ER: 0 LOB: 0 BB: 1 P: 14	R: 1 H: 2 E: 0 K: 1 S: 9	H: 2 R: 0 ER: 0 LOB: 1 BB: 0 P: 15	R: 0 H: 0 E: 0 K: 0 S: 7	H: 0 R: 0 ER: 0 LOB: 0 BB: 0 P: 8	R: 1 H: 1 E: 0 K: 0 S: 14	H: 1 R: 0 ER: 0 LOB: 2 BB: 2 P: 25	R: 0 H: 0 E: 0 K: 1 S: 7	H: 0 R: 1 ER: 0 LOB: 0 BB: 0 P: 10	1B: 2 2B: 1 3B: 0 HR: 2	SF: 1 SAC: 1 DP: 1 HBP: 0	WP: 0 PA: 31 PB: 0 SB: 0 CS: 0
<b>PITCHER</b>	IP	WLS	BF	H	R	ER	SO	BB	IBB	HBP	BLK	WP	HR	S	P	ERA	WHIP		
Kevin Millwood, R ERA: 3.75 Tim Worrell, R ERA: Billy Wagner, L ERA:	6.0	L	24	5	3	3	4	2	0	0	0	0	0	7	12	0.00	1.167		
	1.0		4	0	0	0	0	0	1	0	0	0	0	7	10	0.00	0.000		
	1.0		3	0	0	0	1	0	0	0	0	0	0	7	10	0.00	0.000		

AB	30
R	1
H	3
RBI	1
BB	3
SO	12
LOB	14



AB	26
R	3
H	5
RBI	3
BB	3
SO	5
LOB	8









Batter	1	2	3	4	5	6	7	8	9	AB	R	H	RBI	BB	SO	LOB	TOP			
D'Angelo Jimenez, S OBP: 0.432, SLG: 0.379	(1,4) F7		(3-1) G6-4-3 1B	(1-3) K			(0-0) G6-4-3 1-2f			4	0	1	0	0	1	2				
6 Ryan Freel, R OBP: 0.300, SLG: 0.379 Ray Olmedo, S	(1,5) K		(0-0) G6-4-3 1-2f		(1-2) G6-3			(0-0) G6-3		4	0	0	0	0	1	1				
Ken Griffey Jr., L OBP: 0.367, SLG: 0.577	(1,8) K		(2-1) P6		(1-2) L4			(1-1) G4-3		4	0	0	0	0	1	0				
Austin Kearns, R OBP: 0.265, SLG: 0.367		(3-3) K		(4-2) G4-3 1B 2B BB	(2-2) G5-3			(4-2) BB		2	1	0	0	2	1	0				
Sean Casey, L OBP: 0.424, SLG: 0.567	(1,3) BB 2B 1B			(0-2) G4-3 2B 1B		(0-2) G3		(3-2) G6-3		4	2	2	0	0	0	1				
Adam Dunn, L OBP: 0.484, SLG: 0.875	(1,7) 2B 1-2 BB			(0-0) G4-3 1-2 2-3		(2-3) K			(1-3) K	3	0	0	0	1	2	2				
Jason LaRue, R OBP: 0.261, SLG: 0.200	(1,2) 1-3 2-H 2B			(4-0) 2B IBB		(0-3) K			(2-1) G4-6-3 1B	3	0	2	1	1	1	0				
Juan Castro, R OBP: 0.211, SLG: 0.222	(1,6) K			(0-1) WP 2B		(3-3) K			(1-2) G4-6-3 1-2f	3	1	1	2	0	2	2				
Barry Larkin, R OBP: 0.217, SLG: 0.143	(9, FH) K			(1-4) 2-H 2-H 3-H 2B						1	0	0	0	0	0	1				
Jose Acevedo, R OBP: 0.333, SLG: 0.200	(1,1) K			(4-1) BB		(2-2) G6-4-3 1B				2	0	1	0	1	1	2				
Phil Norton, R	(7,1) K									0	0	0	0	0	0	0				
Ryan Wagner, R	(8,1) K									0	0	0	0	0	0	0				
John Riedling, R	(8,1) K									0	0	0	0	0	0	0				
<b>Inning Stats</b>	R: 0 H: 0 E: 0 K: 2 S: 8	H: 0 LOB: 0 BB: 0 P: 13	R: 1 H: 2 E: 0 K: 3 S: 22	H: 2 LOB: 2 BB: 1 P: 32	R: 0 H: 1 E: 0 K: 0 S: 5	H: 1 LOB: 0 BB: 0 P: 10	R: 3 H: 2 E: 0 K: 1 S: 13	H: 2 LOB: 1 BB: 3 P: 26	R: 0 H: 0 E: 0 K: 0 S: 9	H: 0 LOB: 0 BB: 0 P: 11	R: 0 H: 1 E: 0 K: 1 S: 7	H: 1 LOB: 0 BB: 0 P: 12	R: 0 H: 0 E: 0 K: 0 S: 9	H: 0 LOB: 1 BB: 1 P: 17	R: 0 H: 1 E: 0 K: 1 S: 8	H: 1 LOB: 0 BB: 0 P: 12	1B: 5 2B: 2 3B: 0 HR: 0	SF: 0 SAC: 0 DP: 3 HBP: 0	WP: 1 PB: 0 SB: 0 CS: 0	PA: 35
<b>PITCHER</b>	IP WLS BF H R ER SO BB IBB HBP BLK WP HR S P ERA WHIP																			
Vicente Padilla, R ERA: 4.91	(1,1) 5.0 22 5 4 4 6 3 1 0 0 0 1 0 57 94 7.20 1.600																			
Roberto Hernandez, R ERA: 6.35	(6,1) 2.0 6 1 0 0 3 0 0 0 0 0 0 0 16 23 0.00 0.500																			
Rheal Cormier, L ERA: 5.4	(8,1) 1.0 W 4 0 0 0 0 1 0 0 0 0 0 0 9 17 0.00 1.000																			
Billy Wagner, L ERA:	(9,1) 1.0 S 3 1 0 0 1 0 0 0 0 0 0 0 8 12 0.00 1.000																			

Cincinnati Reds @ Philadelphia Phillies  
Citizens Bank Park, Philadelphia, PA  
Thu Apr 15 2004, 1:05 PM EDT  
Att: 37,512 - Sunny - 55 F

AB 30  
R 4  
H 7  
RBI 3  
BB 5  
SO 10  
LOB 11



Batter	1	2	3	4	5	6	7	8	9	AB	R	H	RBI	BB	SO	LOB	BOTTOM	
11 Jimmy Rollins, S OBP: 0.235, SLG: 0.207	(1,6) G4-3		(0-1) G3		(1-1) F8		(0-0) B1-3	(4-2) BB		4	0	0	0	1	0	0		
Placido Polanco, R OBP: 0.395, SLG: 0.364	(1,4) G5-3		(2-1) 1B			(0-1) L8		(4-0) BB		5	1	2	0	0	0	3		
Bobby Abreu, L OBP: 0.273, SLG: 0.222	(1,9) K		(0-3) K			(4-2) BB		(4-0) FC3-6 BB		2	0	0	0	2	2	1		
Jim Thome, L OBP: 0.333, SLG: 0.419		(0-2) WP BB 1B	(1-2) P5			(1-3) K		(3-2) FC3-6 1B		4	1	1	0	0	1	4		
Pat Burrell, R OBP: 0.364, SLG: 0.333	(1,7) K			(1-3) K		(0-3) K		(1-2) HR 1B		4	1	1	1	0	3	2		
Mike Lieberthal, R OBP: 0.138, SLG: 0.321	(1,2) F7			(2-3) K			(0-0) P4	(1-2) HR 1B		4	1	1	3	0	1	1		
Marlon Byrd, R OBP: 0.364, SLG: 0.286	(1,8) WP BB			(0-2) G4-3			(0-1) HR 1B	(2-1) 11 BB G6-3 1B		3	1	2	0	1	0	0		
David Bell, R OBP: 0.370, SLG: 0.500	(1,5) 1-2 2-3 IBB				(3-2) G3		(3-1) HR 1B	(0-0) G6-3		3	1	1	2	1	0	1		
Vicente Padilla, R Doug Glanville, R Roberto Hernandez, R Ricky Ledee, L Shawn Wooten, R Rheal Cormier, L Jason Michaels, R Billy Wagner, L	(1,1) K				(0-2) G1-3		(1-0) G6-3	(4-1) 11 BB BB		1	0	0	0	0	1	3		
<b>Inning Stats</b>	R: 0 H: 0 E: 0 K: 1 S: 10	H: 0 LOB: 0 BB: 0 P: 15	R: 0 H: 1 E: 0 K: 2 S: 15	H: 1 LOB: 3 BB: 2 P: 27	R: 0 H: 1 E: 0 K: 1 S: 11	H: 1 LOB: 0 BB: 0 P: 14	R: 0 H: 0 E: 0 K: 2 S: 9	H: 0 LOB: 0 BB: 0 P: 12	R: 0 H: 0 E: 0 K: 0 S: 8	H: 0 LOB: 0 BB: 0 P: 12	R: 2 H: 2 E: 0 K: 0 S: 7	H: 2 LOB: 0 BB: 0 P: 11	R: 4 H: 4 E: 0 K: 0 S: 19	H: 4 LOB: 3 BB: 3 P: 40	1B: 6 2B: 0 3B: 0 HR: 2	SF: 0 SAC: 0 DP: 0 HBP: 0	WP: 1 PB: 0 SB: 0 CS: 0	PA: 38
<b>PITCHER</b>	IP WLS BF H R ER SO BB IBB HBP BLK WP HR S P ERA WHIP																	
Jose Acevedo, R ERA: 3.65	(1,1) 6.1 26 4 2 2 8 2 1 0 0 0 0 0 71 106 2.84 0.947																	
Phil Norton, L ERA: 4.5	(7,1) 1.0 H 5 1 2 2 0 1 0 0 0 0 0 9 19 18.00 2.000																	
Ryan Wagner, R ERA: 5.4	(8,1) 0.1 L 6 3 2 2 0 2 0 0 0 0 0 1 11 23 54.00 15.000																	
John Riedling, R ERA:	(8,1) 0.1 1 0 0 0 0 0 0 0 0 0 0 0 1 1 0.00 0.000																	

Cincinnati Reds @ Philadelphia Phillies  
Citizens Bank Park, Philadelphia, PA  
Thu Apr 15 2004, 1:05 PM EDT  
Att: 37,512 - Sunny - 55 F

AB 32  
R 6  
H 8  
RBI 6  
BB 6  
SO 8  
LOB 15





Batter	1	2	3	4	5	6	7	8	9	AB	R	H	RBI	BB	SO	LOB	TOP								
<b>Peter Bergeron, L</b> (1, 8) OBP: 0.250, SLG: 0.229	1-3 <b>K</b>		2-2 <b>F8</b>			0-0 <b>B2</b>		1-0 <b>G4-3</b>		4	0	0	0	0	1	0									
<b>Jose Vidro, S</b> (1, 4) OBP: 0.415, SLG: 0.438	0-1 <b>F8</b>		3-3 <b>K</b>			0-3 <b>K</b>		0-0 <b>F8</b>		4	0	0	0	0	2	0									
<b>Orlando Cabrera, R</b> (1, 6) OBP: 0.288, SLG: 0.350	2-1 <b>F9</b>		2-2 <b>G6-3</b>			1-1 <b>2B</b> 1B		1-1 <b>G6-3</b>		4	1	1	0	0	0	0									
<b>Tony Batista, R</b> (1, 5) OBP: 0.138, SLG: 0.276		3-1 <b>HR</b>		1-2 <b>P6</b>		3-1 <b>1-H</b> 2B		1-3 <b>K</b>		4	1	2	2	0	1	0									
<b>Brad Wilkerson, L</b> (1, 7) OBP: 0.286, SLG: 0.143		1-3 <b>K</b>		2-3 <b>K</b>		0-2 <b>F9</b>		0-3 <b>K</b>		4	0	0	0	0	3	1									
<b>Juan Rivera, R</b> (1, 9) OBP: 0.290, SLG: 0.313		1-2 <b>1B</b>		0-0 <b>G3</b>			1-1 <b>G6-3</b>		0-1 <b>G4-3</b>		2	0	1	0	0	0									
<b>Ronald Calloway, L</b> (7, PH) OBP: 0.154, SLG: 0.083										2	0	0	0	0	0	0									
<b>Luis Lopez, R</b> (1, 3) OBP: 0.286, SLG: 0.231		2-1 <b>1B</b>		1-0 <b>P4</b>		0-2 <b>G3</b>				2	0	1	0	0	0	0									
<b>Termel Sledge, L</b> (7, PH) OBP: 0.286, SLG: 0.231		1-2 <b>1B</b>		1-3 <b>K</b>		4-2 <b>BB</b>				1	0	0	0	0	0	0									
<b>Einar Diaz, R</b> (1, 2) OBP: 0.333, SLG: 0.143		0-1 <b>F3</b>		2-2 <b>G5-3</b>		2-2 <b>G4-3</b>				2	0	0	0	1	1	2									
<b>Livan Hernandez, R</b> (1, 1) OBP: 0.333, SLG: 0.143										2	0	0	0	0	0	2									
<b>Matt Cepicky, L</b> (7, PH) OBP: 0.333, SLG: 0.143										1	0	0	0	0	1	1									
<b>32 Chad Cordero, R</b> (7, 1) OBP: 0.333, SLG: 0.143										0	0	0	0	0	0	0									
<b>Inning Stats</b>	R: 0 E: 0 K: 1 S: 7	H: 0 LOB: 0 BB: 0 P: 10	R: 1 E: 0 K: 1 S: 17	H: 3 LOB: 2 BB: 0 P: 26	R: 0 E: 0 K: 1 S: 12	H: 0 LOB: 0 BB: 0 P: 19	R: 0 E: 0 K: 1 S: 8	H: 0 LOB: 0 BB: 0 P: 11	R: 0 E: 0 K: 1 S: 9	H: 0 LOB: 0 BB: 0 P: 13	R: 1 E: 0 K: 1 S: 11	H: 2 LOB: 1 BB: 0 P: 15	R: 0 E: 0 K: 1 S: 11	H: 0 LOB: 1 BB: 1 P: 18	R: 0 E: 0 K: 0 S: 4	H: 0 LOB: 0 BB: 0 P: 6	R: 0 E: 0 K: 2 S: 8	H: 0 LOB: 0 BB: 0 P: 9	1B: 3 2B: 1 3B: 0 HR: 1	SF: 0 SAC: 0 DP: 0 HBP: 0	WP: 0 PB: 0 SB: 0 CS: 0	PA: 33			
<b>PITCHER</b>	IP	WLS	BF	H	R	ER	SO	BB	IBB	HBP	BLK	WP	HR	S	P	ERA	WHIP								
<b>Eric Milton, L</b> (1, 1) ERA: 3.27	6.0	W	23	5	2	2	6	0	0	0	0	0	1	64	94	3.00	0.833								
<b>Tim Worrell, R</b> (7, 1) ERA:	2.0	H	7	0	0	0	1	1	0	0	0	0	0	15	24	0.00	0.500								
<b>Billy Wagner, L</b> (9, 1) ERA:	1.0	S	3	0	0	0	2	0	0	0	0	0	0	8	9	0.00	0.000								

**Montreal Expos @ Philadelphia Phillies**  
Citizens Bank Park, Philadelphia, PA  
Fri Apr 16 2004, 7:05 PM EDT  
Att: 39,613 - Sunny - 63 F

AB	32
R	2
H	5
RBI	2
BB	1
SO	9
LOB	6



Batter	1	2	3	4	5	6	7	8	9	AB	R	H	RBI	BB	SO	LOB	BOTTOM								
<b>11 Jimmy Rollins, S</b> (1, 6) OBP: 0.211, SLG: 0.182	1-1 <b>F7</b>	1-1 <b>F7</b>		0-3 <b>K</b>			1-3 <b>K</b>			4	0	0	0	0	2	3									
<b>Placido Polanco, R</b> (1, 4) OBP: 0.381, SLG: 0.351	0-0 <b>G4-6-3</b> 1B	2-1 <b>G5-3</b>			1-2 <b>F9</b>		1-0 <b>L7</b>			4	0	1	0	0	0	3									
<b>Bobby Abreu, L</b> (1, 9) OBP: 0.270, SLG: 0.200	1-2 <b>G4-6-3</b> 1-2		4-1 <b>1B</b> BB		1-2 <b>F9</b>		3-1 <b>L7</b>			3	1	0	0	1	0	1									
<b>Jim Thome, L</b> (1, 3) OBP: 0.405, SLG: 0.571		1-2 <b>HR</b> 1B	3-2 <b>1B</b> 1B		1-2 <b>1B</b>		3-2 <b>HR</b>			4	2	4	1	0	0	0									
<b>Pat Burrell, R</b> (1, 7) OBP: 0.378, SLG: 0.441		2-2 <b>HR</b>	0-0 <b>G6-4-3</b> 1B		0-0 <b>L7</b>		0-0 <b>F8</b>			4	1	2	3	0	0	1									
<b>Mike Lieberthal, R</b> (1, 2) OBP: 0.152, SLG: 0.313		0-0 <b>BB</b> 1B	2-1 <b>F7</b>		0-1 <b>G5-3</b>		1-2 <b>P3</b>			4	0	1	0	0	0	2									
<b>Marlon Byrd, R</b> (1, 8) OBP: 0.361, SLG: 0.290		3-1 <b>BB</b> 1B	0-1 <b>G6-4-3</b>		1-1 <b>G5-3</b>					3	0	1	0	0	0	2									
<b>Tim Worrell, R</b> (7, 1) OBP: 0.361, SLG: 0.290		1-2 <b>BB</b> 1B	1-2 <b>1B</b>		0-0 <b>G5-3</b>					0	0	0	0	0	0	0									
<b>Billy Wagner, L</b> (9, 1) OBP: 0.361, SLG: 0.290			1-2 <b>1B</b>		1-2 <b>1B</b>					0	0	0	0	0	0	0									
<b>David Bell, R</b> (1, 5) OBP: 0.367, SLG: 0.462		4-2 <b>BB</b>		0-0 <b>G6-3</b>		1-1 <b>F7</b>				2	0	0	0	1	0	0									
<b>Eric Milton, L</b> (1, 1) OBP: 0.167, SLG: 0.167		1-2 <b>BB</b>	2-3 <b>K</b>		1-3 <b>K</b>		2-1 <b>F9</b>			2	0	0	0	0	2	3									
<b>Doug Glanville, R</b> (7, 8) OBP: 0.167, SLG: 0.167										1	0	0	0	0	0	0									
<b>Inning Stats</b>	R: 0 E: 0 K: 0 S: 6	H: 1 LOB: 0 BB: 0 P: 8	R: 2 E: 0 K: 1 S: 20	H: 4 LOB: 3 BB: 1 P: 35	R: 1 E: 0 K: 0 S: 9	H: 2 LOB: 1 BB: 1 P: 18	R: 0 E: 0 K: 2 S: 7	H: 0 LOB: 0 BB: 0 P: 8	R: 0 E: 0 K: 0 S: 10	H: 1 LOB: 1 BB: 0 P: 13	R: 0 E: 0 K: 0 S: 6	H: 0 LOB: 0 BB: 0 P: 8	R: 0 E: 0 K: 1 S: 9	H: 0 LOB: 0 BB: 0 P: 13	R: 1 E: 0 K: 0 S: 10	H: 1 LOB: 0 BB: 0 P: 17	1B: 7 2B: 0 3B: 0 HR: 2	SF: 0 SAC: 0 DP: 2 HBP: 0	WP: 0 PB: 0 SB: 0 CS: 0	PA: 33					
<b>PITCHER</b>	IP	WLS	BF	H	R	ER	SO	BB	IBB	HBP	BLK	WP	HR	S	P	ERA	WHIP								
<b>Livan Hernandez, R</b> (1, 1) ERA: 3.79	6.0	L	26	8	3	3	3	2	0	0	0	0	1	58	90	4.50	1.667								
<b>32 Chad Cordero, R</b> (7, 1) ERA: 3.0	2.0		7	1	1	1	1	0	0	0	0	0	1	19	30	4.50	0.500								

**Montreal Expos @ Philadelphia Phillies**  
Citizens Bank Park, Philadelphia, PA  
Fri Apr 16 2004, 7:05 PM EDT  
Att: 39,613 - Sunny - 63 F

AB	31
R	4
H	9
RBI	4
BB	2
SO	4
LOB	15

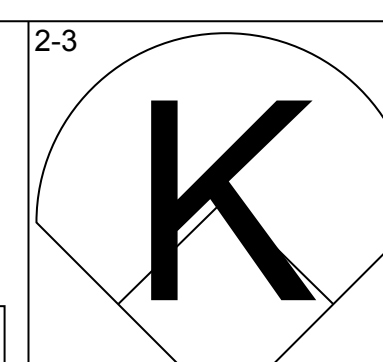
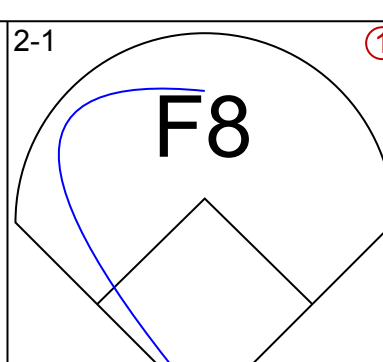
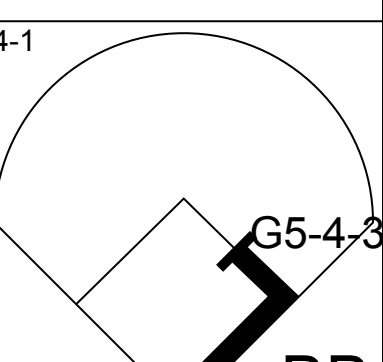
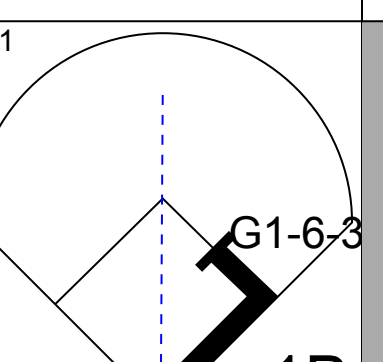
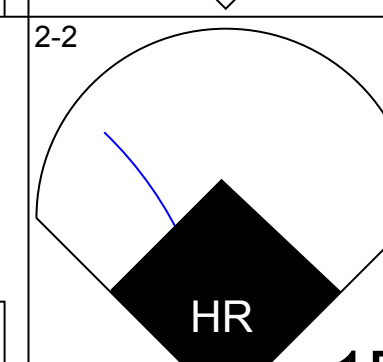
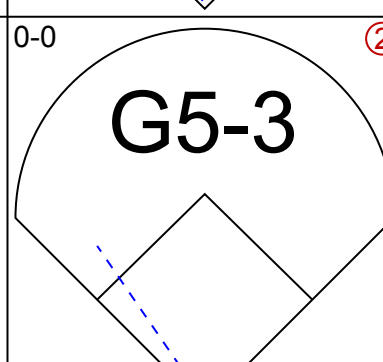
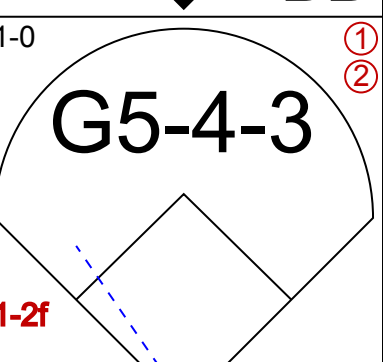
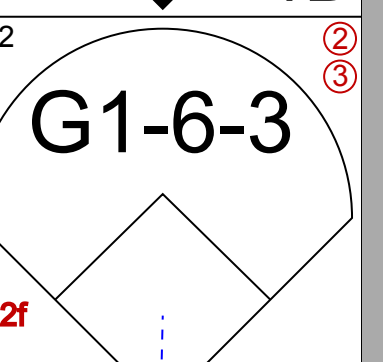
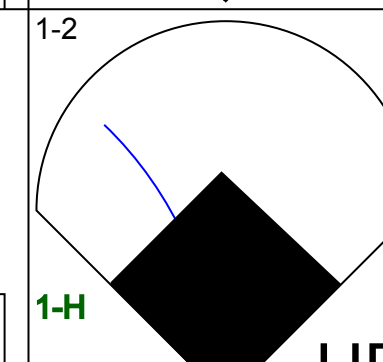
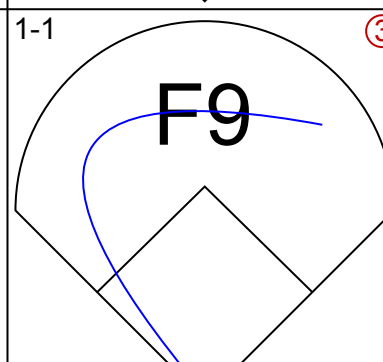
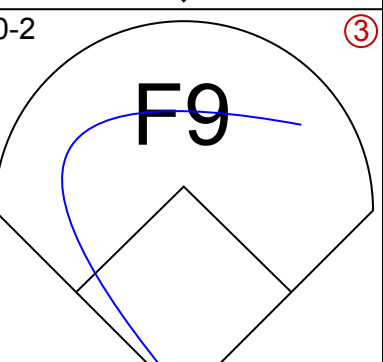
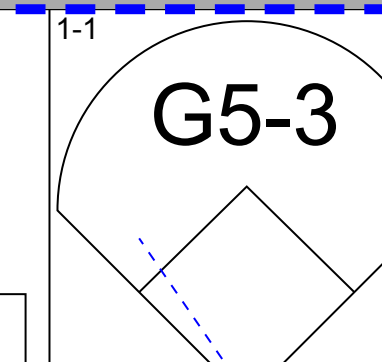
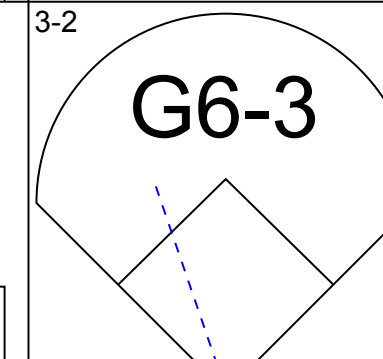
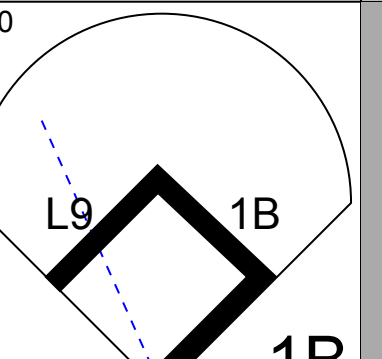
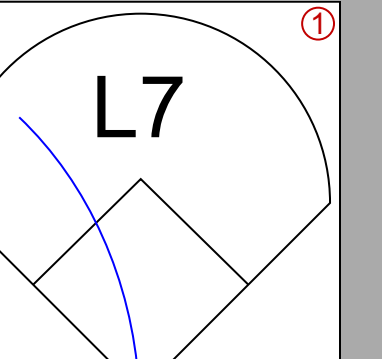
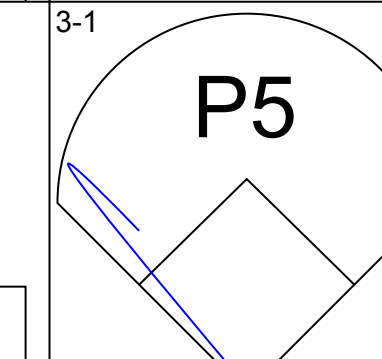
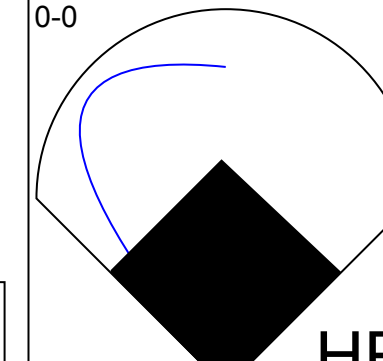
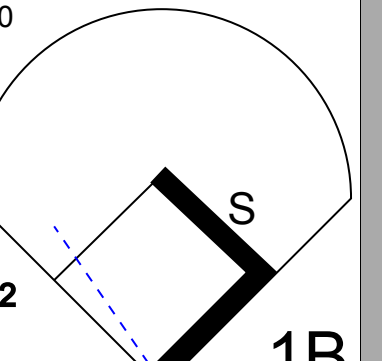
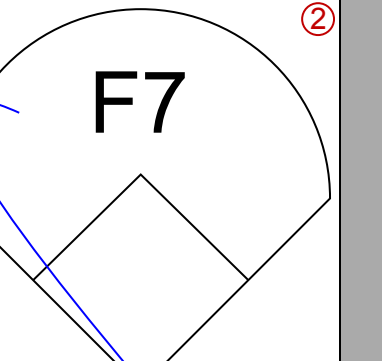
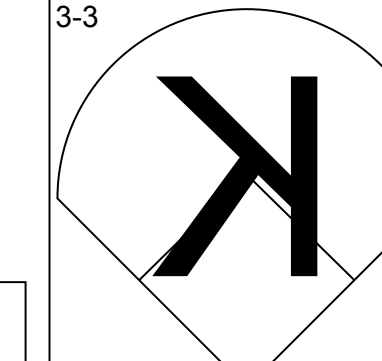
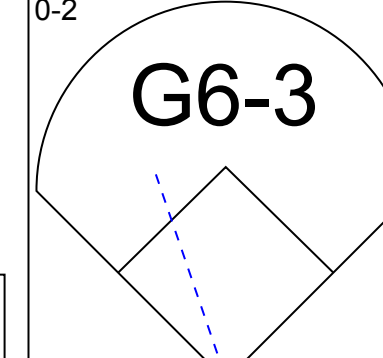
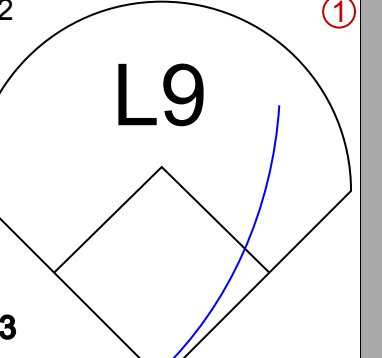
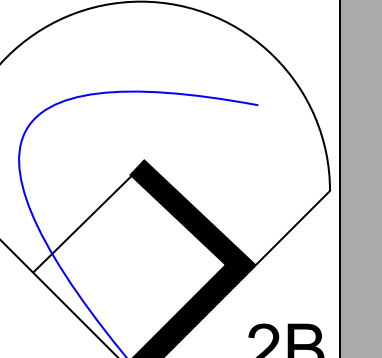
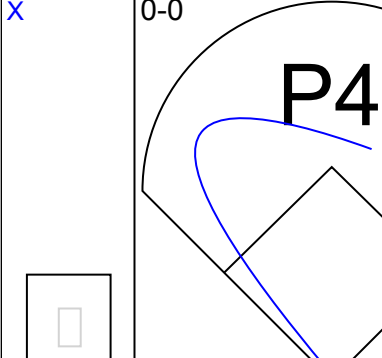
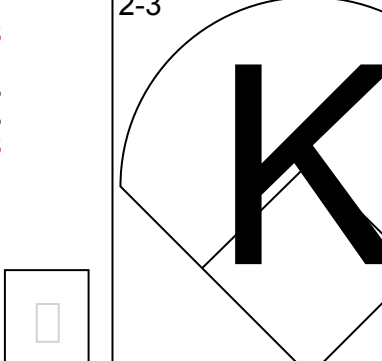
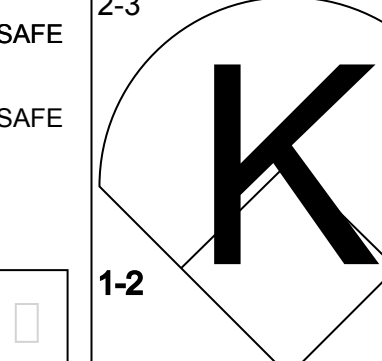
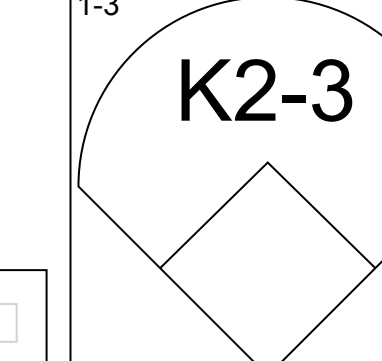
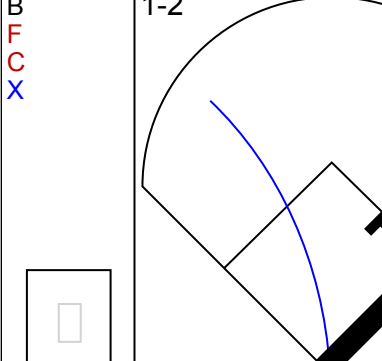
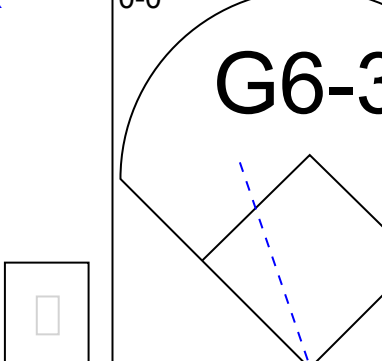
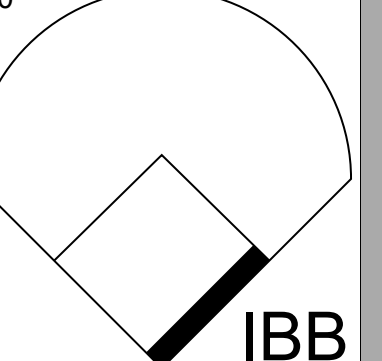
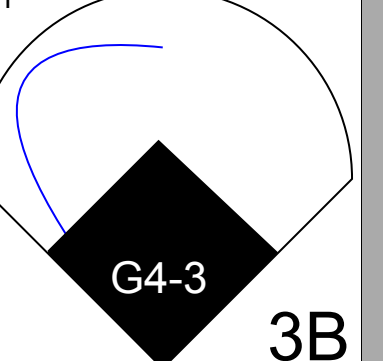
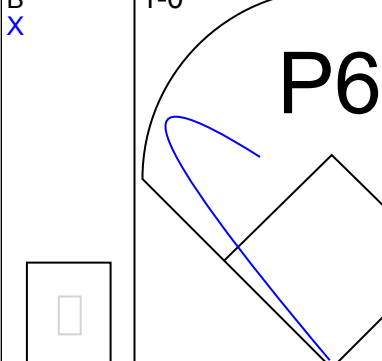
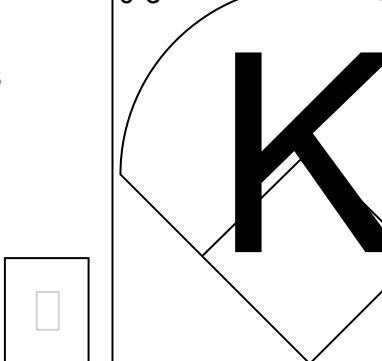
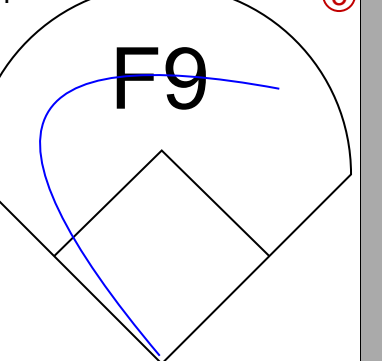
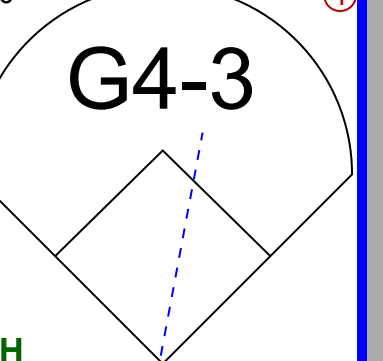
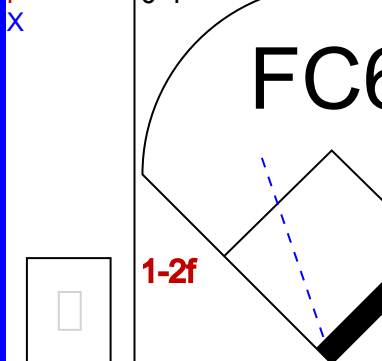




Batter	1	2	3	4	5	6	7	8	9	AB	R	H	RBI	BB	SO	LOB	TOP	
Peter Bergeron, L (1,8) OBP: 0.225, SLG: 0.205	G3	K			K		L7			4	0	0	0	0	2	2	<b>Montreal Expos @ Philadelphia Phillies</b> Citizens Bank Park, Philadelphia, PA Sat Apr 17 2004, 1:05 PM EDT Att: 42,931 - Sunny - 63 F	
Termel Sledge, L (1,7)	K		L7		L9		F7			4	0	0	0	0	1	0		
Orlando Cabrera, R (1,6) OBP: 0.342, SLG: 0.341	1B		G6-3		G5-3			G5-3		4	0	1	0	0	0	0		
Jose Vidro, S (1,4) OBP: 0.378, SLG: 0.389	G3		G4-3			F8		G1-3		4	0	0	0	0	0	1		
Tony Batista, R (1,5)		K		G6-3		1B		P3		4	0	1	0	0	1	0		
Matt Cecich, L (1,9) OBP: 0.250, SLG: 0.258 Jamey Carroll, R (9, PH) OBP: 0.250, SLG: 0.333	1B	2B		P5		K		F9		3	1	1	0	0	1	1		
Brad Wilkerson, L (1,3) OBP: 0.342, SLG: 0.258 Juan Rivera, R (9, PH) OBP: 0.235, SLG: 0.294	2B	FC1-5 2H HBP		HR		1B		K2-3		3	1	3	1	0	0	0		
Brian Schneider, L (1,2) OBP: 0.179, SLG: 0.259 Luis Lopez, R (9, PH) OBP: 0.287, SLG: 0.214	1B	HR		HR		1B		K		2	1	1	2	0	0	2		
22 John Patterson, R (1,1) Sun-Woo Kim, R (5,1) Andy Fox, L (7, PH) Jeremy Fikac, R (7,1) Chad Bentz, R (8,1) Luis Ayala, R (8,1) OBP: 1.000, SLG: 1.000	FC1-5			HR		K				2	0	0	0	0	1	2		
<b>Inning Stats</b>	R: 0 E: 0 K: 1 S: 12	H: 1 LOB: 1 BB: 0 P: 17	R: 1 E: 0 K: 2 S: 10	H: 2 LOB: 2 BB: 0 P: 14	R: 0 E: 0 K: 0 S: 4	H: 0 LOB: 0 BB: 0 P: 7	R: 2 E: 0 K: 1 S: 11	H: 2 LOB: 0 BB: 0 P: 17	R: 0 E: 0 K: 1 S: 7	H: 0 LOB: 0 BB: 0 P: 11	R: 0 E: 0 K: 0 S: 6	H: 0 LOB: 0 BB: 0 P: 7	R: 0 E: 0 K: 2 S: 8	H: 0 LOB: 0 BB: 0 P: 9	1B: 4 2B: 2 3B: 0 HR: 1	SF: 0 SAC: 0 DP: 0 HBP: 1		WP: 0 PB: 0 SB: 0 CS: 0
<b>PITCHER</b>	IP WLS BF H R ER SO BB IBB HBP BLK WP HR S P ERA WHIP																	
Kevin Millwood, R (1,1) ERA: 3.79	7.0 W 29 7 3 3 7 0 0 1 0 0 1 62 97 3.86 1.000																	
Roberto Hernandez, R (8,1) ERA: 5.4	1.0 H 3 0 0 0 0 0 0 0 0 0 0 6 7 0.00 0.000																	
Billy Wagner, L (9,1) ERA:	1.0 S 3 0 0 0 2 0 0 0 0 0 0 0 8 9 0.00 0.000																	

Batter	1	2	3	4	5	6	7	8	9	AB	R	H	RBI	BB	SO	LOB	BOTTOM	
Marlon Byrd, R (1,8) OBP: 0.325, SLG: 0.257	F9		G5-3		G5-3		K			4	0	0	0	0	1	1	<b>Montreal Expos @ Philadelphia Phillies</b> Citizens Bank Park, Philadelphia, PA Sat Apr 17 2004, 1:05 PM EDT Att: 42,931 - Sunny - 63 F	
Placido Polanco, R (1,4) OBP: 0.370, SLG: 0.415	HR		F8		G6-3			F9		4	1	1	1	0	0	0		
Bobby Abreu, L (1,9) OBP: 0.293, SLG: 0.303	L9		BB		F8			HR		3	1	1	1	1	0	0		
Jim Thome, L (1,3) OBP: 0.390, SLG: 0.564	HR	2B		P3		K		G4-3		4	1	1	0	0	1	1		
Pat Burrell, R (1,7) OBP: 0.415, SLG: 0.541	HR			HR		G6-4-3 BB		L4		3	2	2	2	1	0	0		
David Bell, R (1,5) OBP: 0.384, SLG: 0.552	P3			HR		G6-4-3 1-2				3	1	1	2	0	0	1		
Tomas Perez, S (1,6)		P5			F9			L8		3	0	0	0	0	0	0		
Todd Pratt, R (1,2) OBP: 0.167, SLG: 0.167		K			L6			FC1-5 1B		3	0	1	0	0	1	0		
Kevin Millwood, R (1,1) Ricky Ledes, L (7, PH) OBP: 0.259, SLG: 0.167 Roberto Hernandez, R (8,1) Billy Wagner, L (9,1)		K			G4-3			FC1-6 1-2		2	0	0	0	0	1	0		
<b>Inning Stats</b>	R: 3 E: 0 K: 0 S: 15	H: 3 LOB: 0 BB: 0 P: 25	R: 0 E: 0 K: 2 S: 9	H: 0 LOB: 0 BB: 0 P: 14	R: 0 E: 0 K: 0 S: 13	H: 0 LOB: 1 BB: 1 P: 20	R: 2 E: 0 K: 0 S: 15	H: 2 LOB: 0 BB: 0 P: 24	R: 0 E: 0 K: 1 S: 5	H: 0 LOB: 0 BB: 1 P: 11	R: 0 E: 0 K: 1 S: 12	H: 1 LOB: 1 BB: 0 P: 16	R: 1 E: 0 K: 0 S: 6	H: 1 LOB: 0 BB: 0 P: 9	1B: 2 2B: 1 3B: 0 HR: 4	SF: 0 SAC: 0 DP: 1 HBP: 0		WP: 0 PB: 0 SB: 0 CS: 0
<b>PITCHER</b>	IP WLS BF H R ER SO BB IBB HBP BLK WP HR S P ERA WHIP																	
22 John Patterson, R (1,1) ERA: 4.09	4.0 L 18 6 0 0 0 1 1 0 0 0 0 0 10 19 0.00 0.500																	
Sun-Woo Kim, R (5,1) ERA: 1.09	2.0 6 0 0 0 0 1 0 0 0 0 0 0 12 16 0.00 1.000																	
Jeremy Fikac, R (7,1) ERA: 4.5	1.0 4 1 0 0 1 0 0 0 0 0 0 1 5 8 13.50 1.500																	
Chad Bentz, L (8,1) ERA: 2.08	0.2 3 1 1 1 0 0 0 0 0 0 0 1 1 1 0.00 0.000																	
Luis Ayala, R (8,1) ERA: 7.71	0.1 1 0 0 0 0 0 0 0 0 0 0 0 1 1 0.00 0.000																	

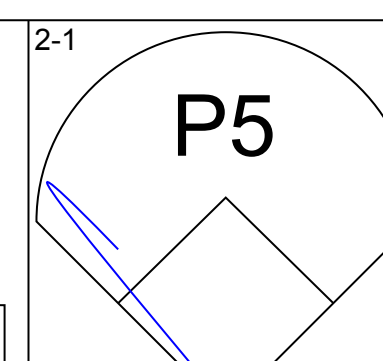
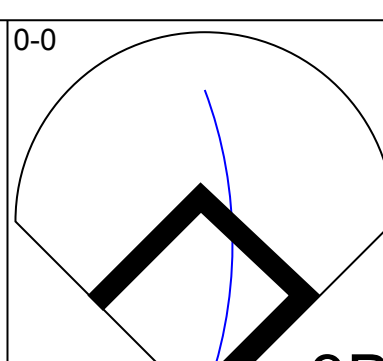
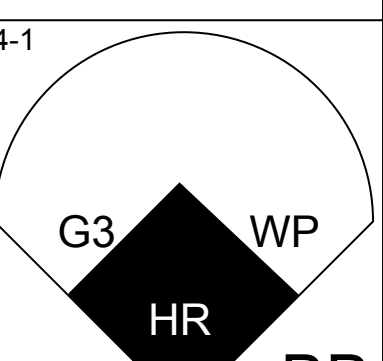
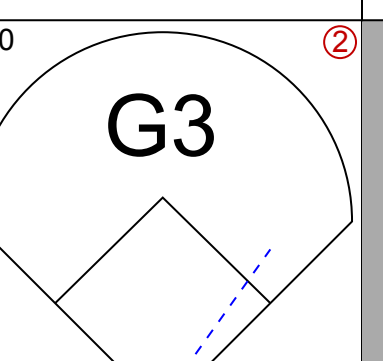
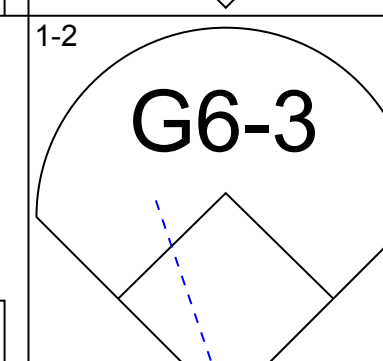
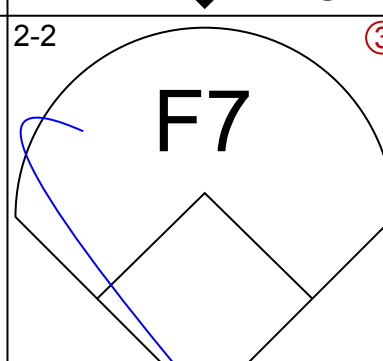
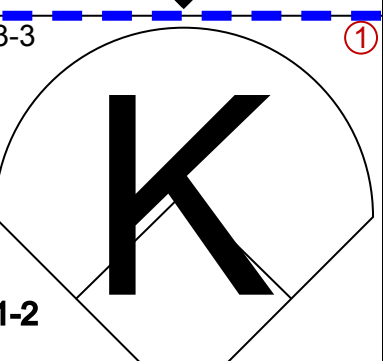
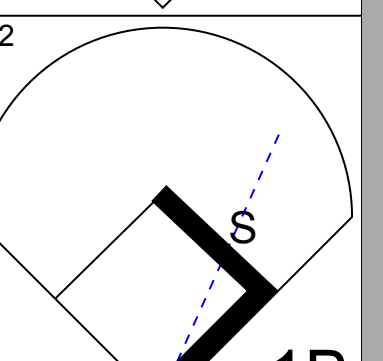
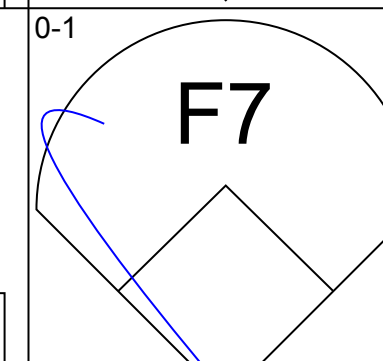
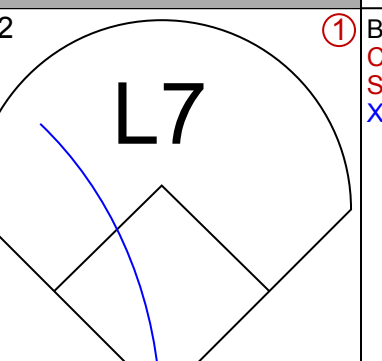


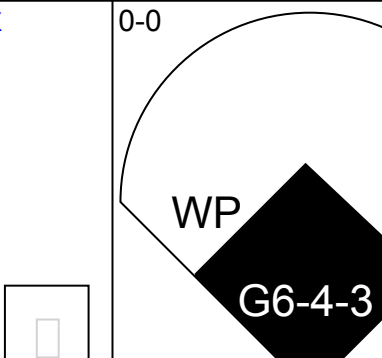
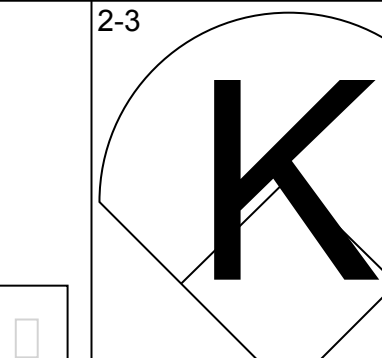


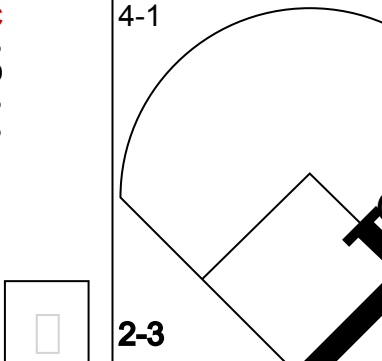
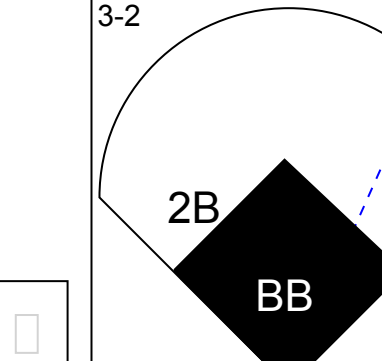

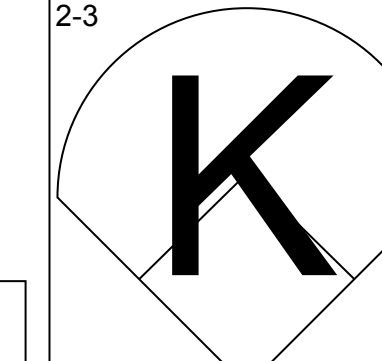

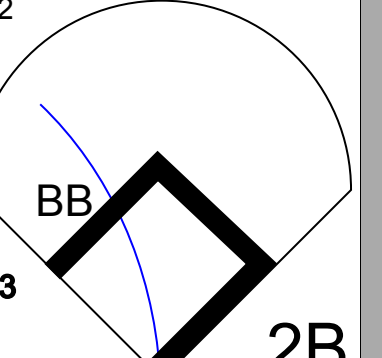
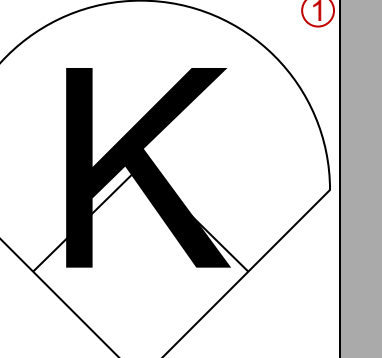
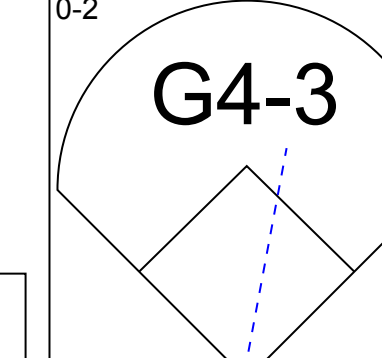
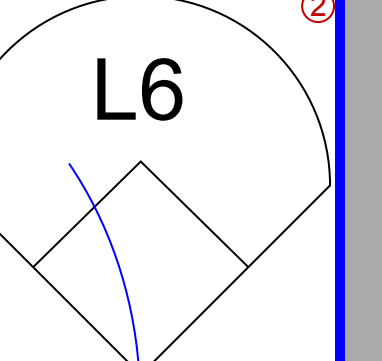


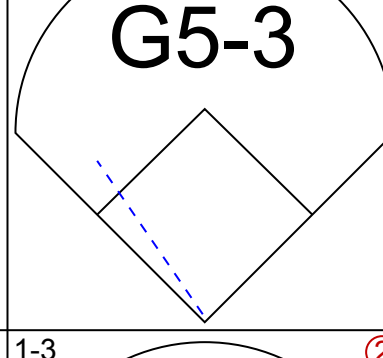

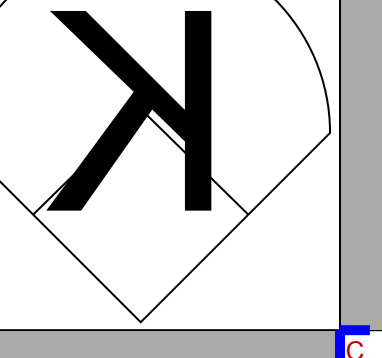
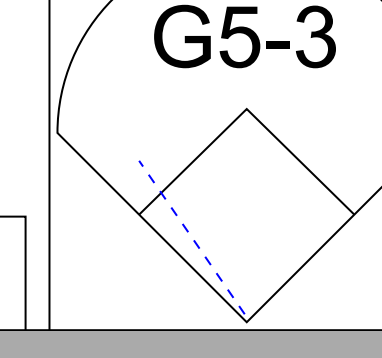

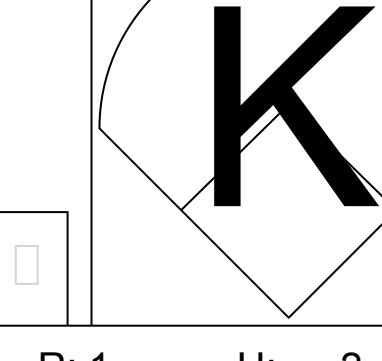
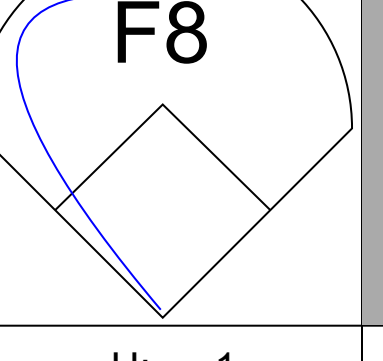
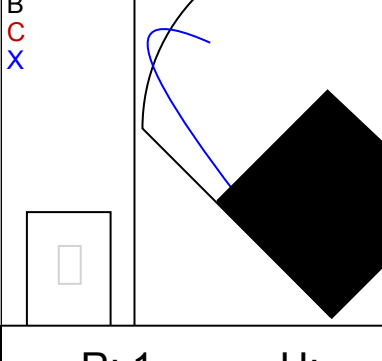


Batter	1	2	3	4	5	6	7	8	9	AB	R	H	RBI	BB	SO	LOB	TOP			
Peter Bergeron, L (1, 8) Terrel Sledge, L (9, 7)										3	0	1	0	1	1	0				
Jose Vidro, S (1, 4) OBP: 0.397, SLG: 0.375										4	1	1	0	0	0	2				
Orlando Cabrera, R (1, 6) OBP: 0.285, SLG: 0.396										4	1	1	2	0	0	0				
Tony Batista, R (1, 5) OBP: 0.162, SLG: 0.270										4	0	1	0	0	0	0				
Brad Wilkerson, L (1, 7) OBP: 0.357, SLG: 0.371										4	1	2	1	0	1	0				
Juan Rivera, R (1, 9)										4	0	1	0	0	0	2				
Luis Lopez, R (1, 3)										4	0	1	0	0	3	3				
Brian Schneider, L (1, 2) OBP: 0.219, SLG: 0.333										3	1	1	0	1	0	1				
Claudio Vargas, R (1, 1) Jeremy Fikac, R (5, 1) Ronald Calloway, L (7, PH) Luis Ayala, R (7, 1) Matt Cepicky, L (9, PH) Rocky Biddle, R (9, 1)										2	0	0	0	0	1	3				
<b>Inning Stats</b>	R: 3 E: 0 K: 1 S: 19	H: 3 LOB: 0 BB: 0 P: 27	R: 0 E: 0 K: 2 S: 9	H: 0 LOB: 0 BB: 0 P: 11	R: 0 E: 0 K: 0 S: 5	H: 0 LOB: 0 BB: 0 P: 8	R: 0 E: 0 K: 1 S: 11	H: 2 LOB: 3 BB: 1 P: 17	R: 0 E: 0 K: 0 S: 5	H: 1 LOB: 1 BB: 0 P: 13	R: 0 E: 0 K: 0 S: 9	H: 2 LOB: 0 BB: 0 P: 13	R: 0 E: 0 K: 1 S: 8	H: 0 LOB: 0 BB: 0 P: 15	R: 0 E: 0 K: 0 S: 7	H: 1 LOB: 1 BB: 0 P: 9	1B: 5 2B: 1 3B: 1 HR: 2	SF: 0 SAC: 0 DP: 2 HBP: 0	WP: 0 PB: 0 SB: 1 CS: 0	PA: 36
<b>PITCHER</b>	IP WLS BF H R ER SO BB IBB HBP BLK WP HR S P ERA WHIP																			
Randy Wolf, L (1, 1) ERA: 5.51	6.0	25	6	3	3	5	1	1	0	0	0	0	0	0	2	58	86	4.50	1.167	
Rheal Cormier, L (7, 1) ERA: 6.0	1.0	B	4	2	1	1	0	0	0	0	0	0	0	0	0	9	13	9.00	2.000	
Tim Worrell, R (8, 1) ERA:	1.0		3	0	0	0	0	0	0	0	0	0	0	0	8	15	0.00	0.000		
Billy Wagner, L (9, 1) ERA:	1.0	W	4	1	0	0	0	0	0	0	0	0	0	0	7	9	0.00	1.000		

Montreal Expos @ Philadelphia Phillies  
Citizens Bank Park, Philadelphia, PA  
Sun Apr 18 2004, 1:35 PM EDT  
Att: 43,791 - Sunny - 78 F

AB 34  
R 4  
H 9  
RBI 4  
BB 2  
SO 6  
LOB 12



Batter	1	2	3	4	5	6	7	8	9	AB	R	H	RBI	BB	SO	LOB	BOTTOM					
11 Jimmy Rollins, S (1, 6) OBP: 0.238, SLG: 0.250										3	1	1	0	1	0	0						
Placido Polanco, R (1, 4) OBP: 0.360, SLG: 0.400										4	0	1	0	0	1	2						
Bobby Abreu, L (1, 9) OBP: 0.289, SLG: 0.278										3	0	0	0	1	0	1						
Jim Thome, L (1, 3) OBP: 0.400, SLG: 0.651										4	2	2	2	0	1	2						
Pat Burrell, R (1, 7) OBP: 0.422, SLG: 0.525										3	1	1	0	1	2	0						
Mike Lieberthal, R (1, 2) OBP: 0.162, SLG: 0.333										4	0	1	0	0	1	1						
Marlon Byrd, R (1, 8) OBP: 0.326, SLG: 0.243										2	0	0	0	1	0	0						
Rheal Cormier, L (7, 1) Tim Worrell, R (8, 1) Ricky Ledee, L (8, PH) OBP: 0.375, SLG: 0.286 Billy Wagner, L (9, 1)										0	0	0	0	0	0	0						
David Bell, R (1, 5) OBP: 0.351, SLG: 0.500										3	0	0	1	1	1	1						
Randy Wolf, L (1, 1) OBP: 0.500, SLG: 0.600 Doug Glanville, R (7, 8) OBP: 0.250, SLG: 0.625											2	0	0	0	2	3						
<b>Inning Stats</b>	R: 0 E: 0 K: 0 S: 7	H: 0 LOB: 0 BB: 0 P: 10	R: 1 E: 0 K: 0 S: 8	H: 1 LOB: 1 BB: 1 P: 13	R: 0 E: 0 K: 1 S: 10	H: 1 LOB: 0 BB: 0 P: 16	R: 1 E: 0 K: 2 S: 23	H: 2 LOB: 2 BB: 2 P: 40	R: 2 E: 0 K: 2 S: 13	H: 1 LOB: 0 BB: 1 P: 24	R: 0 E: 0 K: 2 S: 9	H: 0 LOB: 0 BB: 0 P: 14	R: 0 E: 0 K: 1 S: 11	H: 1 LOB: 2 BB: 1 P: 16	R: 0 E: 0 K: 1 S: 10	H: 1 LOB: 0 BB: 0 P: 14	R: 1 E: 0 K: 0 S: 2	H: 1 LOB: 0 BB: 0 P: 5	1B: 3 2B: 2 3B: 1 HR: 2	SF: 0 SAC: 0 DP: 1 HBP: 0	WP: 2 PB: 0 SB: 1 CS: 0	PA: 36
<b>PITCHER</b>	IP WLS BF H R ER SO BB IBB HBP BLK WP HR S P ERA WHIP																					
Claudio Vargas, R (1, 1) ERA: 3.38	4.0	19	4	3	3	3	4	0	0	0	0	1	1	21	33	4.50	0.500					
Jeremy Fikac, R (5, 1) ERA: 4.5	2.0	7	1	1	1	4	0	0	0	0	0	0	0	0	0	0	0	4.50	0.500			
Luis Ayala, R (7, 1) ERA: 5.4	2.0	9	2	0	0	1	1	0	0	0	0	0	0	21	30	0.00	1.500					
Rocky Biddle, R (9, 1) ERA: 2.25	0.0	L	1	1	1	0	0	0	0	0	0	1	2	5	∞	∞						

Montreal Expos @ Philadelphia Phillies  
Citizens Bank Park, Philadelphia, PA  
Sun Apr 18 2004, 1:35 PM EDT  
Att: 43,791 - Sunny - 78 F

AB 31  
R 5  
H 8  
RBI 4  
BB 5  
SO 8  
LOB 10









Batter	1	2	3	4	5	6	7	8	9	10	11	12	AB	R	H	RBI	BB	SO	LOB	TOP						
Juan Pierre, L OBP: 0.306, SLG: 0.263 (1.8)	1-1 L8		2-2 P5		1-2 G3-1		2-1 G6-3	0-1 G3 1B		2-2 G5-3 HBP		4-2 E S SF7 BB	5	1	1	0	1	0	3							
Luis Castillo, S OBP: 0.283, SLG: 0.291 (1.4)	1-3 K		0-1 P3			1-0 L6	0-0 E5 1B	2-0 G3		1-0 G5-3		1-1 SF7	6	1	0	1	0	1	3							
Miguel Cabrera, R OBP: 0.377, SLG: 0.655 (1.9)	1-3 K				3-2 G5-3	4-2 BB 1B	3-2 HR 1B	1-2 G4-3		0-0 F9		3-3 K	6	1	1	1	1	2	3							
Mike Lowell, R OBP: 0.407, SLG: 0.660 (1.5)		1-1 HR		2-2 G6-3		1-0 BB 1B	2-1 HR		3-2 HR		0-1 P5		6	3	4	4	0	0	0							
Wil Cordero, R OBP: 0.150, SLG: 0.263 Tommy Phelps, L Chad Fox, R Mike Mordecai, R Mike Redmond, R Jeff Coine, R	2-0 G5-3 1B 1B		2-2 P3			2-2 F4	1-0 HR		0-3 K		0-0 1B 1B		4	1	1	1	0	0	2							
Ramon Castro, R Armando Benitez, R Abraham Nunez, S Justin Wayne, R	0-3 K		1-1 L3		3-3 K	1-2 BB	1-2 G5-3		2-2 1B		3-2 F8		5	0	1	0	0	2	6							
Alex Gonzalez, R Carl Pavano, R Matt Perisho, L 40 Nate Bump, L Lenny Harris, L Hee-Seop Choi, L	1-2 SAFE P4		1-2 SH3-4 BB		4-1 SH3-4 BB		0-1 E 2B	2-1 G5-3	0-3 K		2-1 FC6-4 1B		5	1	1	0	1	1	4							
Inning Stats	R: 0 E: 0 K: 2 S: 10	H: 0 LOB: 0 BB: 0 P: 13	R: 1 E: 0 K: 1 S: 22	H: 2 LOB: 1 BB: 0 P: 29	R: 0 E: 0 K: 1 S: 8	H: 0 LOB: 0 BB: 0 P: 11	R: 0 E: 0 K: 0 S: 10	H: 0 LOB: 1 BB: 0 P: 17	R: 0 E: 0 K: 1 S: 14	H: 1 LOB: 3 BB: 2 P: 29	R: 5 E: 1 K: 2 S: 22	H: 5 LOB: 1 BB: 0 P: 32	R: 0 E: 0 K: 0 S: 11	H: 2 LOB: 2 BB: 0 P: 17	R: 1 E: 0 K: 2 S: 15	H: 2 LOB: 1 BB: 0 P: 21	R: 0 E: 0 K: 0 S: 7	H: 0 LOB: 1 BB: 0 P: 10	R: 0 E: 0 K: 0 S: 12	H: 2 LOB: 2 BB: 0 P: 20	R: 1 E: 0 K: 2 S: 14	H: 0 LOB: 0 BB: 1 P: 22	1B: 10 2B: 1 3B: 0 HR: 4	SF: 1 SAC: 1 DP: 0 HBP: 1	WP: 1 PB: 0 SB: 0 CS: 0	PA: 57
PITCHER	IP WLS BF H R ER SO BB IBB HBP BLK WP HR S P ERA WHIP	Eric Milton, L ERA: 2.55	Roberto Hernandez, R ERA: 4.5	Tim Worrell, R ERA: 2.16	Billy Wagner, L ERA: 1.13	63 Ryan Madson, R ERA:	PITCHER	IP WLS BF H R ER SO BB IBB HBP BLK WP HR S P ERA WHIP	Armando Benitez, R ERA: 0.82	Justin Wayne, R ERA:																

Florida Marlins @ Philadelphia Phillies  
Citizens Bank Park, Philadelphia, PA  
Wed Apr 21 2004, 7:05 PM EDT  
Att. 34,060 - Overcast - 61 F

AB 50  
R 8  
H 15  
RBI 7  
BB 4  
SO 9  
LOB 23



Batter	1	2	3	4	5	6	7	8	9	10	11	12	AB	R	H	RBI	BB	SO	LOB	BOTTOM
Marlon Byrd, R OBP: 0.306, SLG: 0.233 (1.8)	0-1 G1-6-3 1B		1-0 G6-4-3			1-0 F8		0-3 K			2-2 G5-3		6	0	1	0	0	1	3	
Placido Polanco, R OBP: 0.367, SLG: 0.396 (1.4)	2-2 G1-6-3 1-2		0-2 G6-3			0-0 BLK E 1B	2-1 P6		0-0 2B		4-2 G4-6-3 BB		5	1	2	0	1	0	1	
Bobby Abreu, L OBP: 0.327, SLG: 0.357 (1.9)	4-0 BB			0-0 G3-1 2B		0-1 E5 HR 1B	1-0 2B		0-1 F8		0-1 G4-6-3		5	1	3	0	1	0	2	
Jim Thome, L OBP: 0.382, SLG: 0.635 (1.3)	0-0 F8			0-0 G3-1		2-2 HR 1B	2-3 K		4-0 IBB			1-3 K	5	1	1	2	1	2	3	
Pat Burrell, R OBP: 0.382, SLG: 0.449 (1.7)		3-3 K		2-1 G4-3		4-2 E BB	3-3 K		3-2 P3		1-2 F8		5	1	0	0	1	2	4	
Mike Lieberthal, R OBP: 0.170, SLG: 0.311 (1.2)		1-3 K		0-0 P6		2-1 E6 1B 2B		4-1 G1-3 HR BB		0-0 F9		2-2 G5-3	5	2	1	1	1	1	3	
David Bell, R OBP: 0.326, SLG: 0.439 (1.5)		2-1 1B			0-0 F9	1-2 1B 2B		3-2 G1-3		0-1 F9			5	0	2	1	0	0	1	
11 Jimmy Rollins, S OBP: 0.216, SLG: 0.244 (1.6)		0-0 G4-3			0-1 G4-3	3-2 2B		3-3 K		1-2 G6-3			5	0	1	0	0	1	2	
Eric Milton, L Jan Munch, R Roberto Hernandez, R Tim Worrell, L Ricky Ledee, L Billy Wagner, L Thomas Perez, S 63 Ryan Madson, L	5.1 0.0 6.1 0.2 0.2 0.2 0.2	WLS BF H R ER SO BB IBB HBP BLK WP HR S P ERA WHIP	Carl Pavano, R ERA: 3.79	Matt Perisho, L ERA: 3.0	40 Nate Bump, R ERA: 3.0	Tommy Phelps, L ERA: 3.0	Chad Fox, R ERA: 3.0	PITCHER	IP WLS BF H R ER SO BB IBB HBP BLK WP HR S P ERA WHIP	Armando Benitez, R ERA: 0.82	Justin Wayne, R ERA:									

Florida Marlins @ Philadelphia Phillies  
Citizens Bank Park, Philadelphia, PA  
Wed Apr 21 2004, 7:05 PM EDT  
Att. 34,060 - Overcast - 61 F

AB 46  
R 7  
H 13  
RBI 6  
BB 5  
SO 8  
LOB 21





Batter	1	2	3	4	5	6	7	8	9	AB	R	H	RBI	BB	SO	LOB	TOP					
Juan Pierre, L OBP: 0.313, SLG: 0.274 (1, 8)										5	2	2	0	0	0	2	<b>Florida Marlins @ Philadelphia Phillies</b> Citizens Bank Park, Philadelphia, PA Thu Apr 22 2004, 1:05 PM EDT Att: 35,880 - Sunny - 72 F					
Luis Castillo, S OBP: 0.277, SLG: 0.283 (1, 4)										5	0	1	2	0	0	2						
Miguel Cabrera, R OBP: 0.409, SLG: 0.655 (1, 9)										3	1	2	1	1	0	0						
Mike Lowell, R OBP: 0.391, SLG: 0.672 (1, 5)										5	1	1	2	0	3	5						
Hee-Seop Choi, L OBP: 0.412, SLG: 0.643 (1, 3)										5	1	2	0	0	2	2						
Jeff Conine, R OBP: 0.275, SLG: 0.234 (1, 7)										4	1	1	0	1	0	1						
Mike Redmond, R OBP: 0.406, SLG: 0.533 (1, 2)										5	2	2	3	0	1	2						
Alex Gonzalez, R OBP: 0.220, SLG: 0.234 (2, PH)										0	0	0	0	0	0	0						
Mike Mordecai, R OBP: 0.143, SLG: 0.143 (2, 6)										5	1	1	0	0	1	3						
Darren Oliver, R OBP: 0.250, SLG: 0.250 40 Nate Bump, L Armando Benitez, R (9, 1)										2	0	1	1	0	0	0						
<b>Inning Stats</b>	R: 0 E: 0 K: 1 S: 11	H: 1 LOB: 2 BB: 0 P: 15	R: 1 E: 1 K: 1 S: 12	H: 1 LOB: 1 BB: 0 P: 16	R: 0 E: 0 K: 1 S: 8	H: 0 LOB: 0 BB: 0 P: 9	R: 4 E: 0 K: 1 S: 16	H: 6 LOB: 2 BB: 0 P: 24	R: 0 E: 0 K: 2 S: 9	H: 0 LOB: 0 BB: 0 P: 14	R: 2 E: 0 K: 0 S: 12	H: 3 LOB: 1 BB: 0 P: 16	R: 0 E: 0 K: 0 S: 7	H: 1 LOB: 1 BB: 0 P: 12	R: 0 E: 0 K: 0 S: 4	H: 0 LOB: 0 BB: 0 P: 5	R: 2 E: 0 K: 1 S: 8	H: 1 LOB: 2 BB: 2 P: 21	1B: 10 2B: 1 3B: 0 HR: 2	SF: 0 SAC: 1 DP: 0 HBP: 1	WP: 0 PB: 0 SB: 2 CS: 0	PA: 44
<b>PITCHER</b>	IP WLS BF H R ER SO BB IBB HBP BLK WP HR S P ERA WHIP	IP WLS BF H R ER SO BB IBB HBP BLK WP HR S P ERA WHIP	IP WLS BF H R ER SO BB IBB HBP BLK WP HR S P ERA WHIP	IP WLS BF H R ER SO BB IBB HBP BLK WP HR S P ERA WHIP	IP WLS BF H R ER SO BB IBB HBP BLK WP HR S P ERA WHIP	IP WLS BF H R ER SO BB IBB HBP BLK WP HR S P ERA WHIP	IP WLS BF H R ER SO BB IBB HBP BLK WP HR S P ERA WHIP	IP WLS BF H R ER SO BB IBB HBP BLK WP HR S P ERA WHIP	IP WLS BF H R ER SO BB IBB HBP BLK WP HR S P ERA WHIP	IP WLS BF H R ER SO BB IBB HBP BLK WP HR S P ERA WHIP	IP WLS BF H R ER SO BB IBB HBP BLK WP HR S P ERA WHIP	IP WLS BF H R ER SO BB IBB HBP BLK WP HR S P ERA WHIP	IP WLS BF H R ER SO BB IBB HBP BLK WP HR S P ERA WHIP	IP WLS BF H R ER SO BB IBB HBP BLK WP HR S P ERA WHIP	IP WLS BF H R ER SO BB IBB HBP BLK WP HR S P ERA WHIP	IP WLS BF H R ER SO BB IBB HBP BLK WP HR S P ERA WHIP	IP WLS BF H R ER SO BB IBB HBP BLK WP HR S P ERA WHIP					
39 Brett Myers, R ERA: 7.59	6.0	L	31	11	7	7	6	0	0	0	1	0	0	0	0	0	10.50	1.833				
Amaury Telemaco, R ERA: 4.5	1.1	5	1	0	0	0	0	0	0	0	0	0	0	0	0	0	0.00	0.750				
Rheal Cormier, L ERA: 7.04	1.2	8	1	2	2	1	2	0	0	0	0	0	0	1	10	24	10.80	1.800				

Batter	1	2	3	4	5	6	7	8	9	AB	R	H	RBI	BB	SO	LOB	BOTTOM					
Marlon Byrd, R OBP: 0.278, SLG: 0.208 (1, 8)										5	0	0	0	0	2	2	<b>Florida Marlins @ Philadelphia Phillies</b> Citizens Bank Park, Philadelphia, PA Thu Apr 22 2004, 1:05 PM EDT Att: 35,880 - Sunny - 72 F					
Placido Polanco, R OBP: 0.354, SLG: 0.379 (1, 4)										5	0	1	0	0	1	1						
Bobby Abreu, L OBP: 0.316, SLG: 0.340 (1, 9)										5	0	1	1	0	1	1						
Jim Thome, L OBP: 0.400, SLG: 0.679 (1, 3)										4	3	2	1	1	1	2						
Pat Burrell, R OBP: 0.390, SLG: 0.442 (1, 7)										3	2	1	0	1	0	0						
David Bell, R OBP: 0.360, SLG: 0.442 (1, 5)										2	0	1	1	1	1	0						
Todd Pratt, R OBP: 0.167, SLG: 0.167 Mike Lieberthal, R OBP: 0.176, SLG: 0.327 (2, 2)										0	0	0	0	0	0	0						
11 Jimmy Rollins, S OBP: 0.236, SLG: 0.286 (1, 6)										4	1	2	0	0	0	1						
39 Brett Myers, R OBP: 0.500, SLG: 0.500 Ricky Ledee, L OBP: 0.364, SLG: 0.600 Amaury Telemaco, R Rheal Cormier, L Tomas Perez, S OBP: 0.167, SLG: 0.167 (9, PH)										2	0	1	0	0	1	1						
<b>Inning Stats</b>	R: 0 E: 0 K: 3 S: 10	H: 0 LOB: 0 BB: 0 P: 14	R: 2 E: 0 K: 0 S: 6	H: 3 LOB: 0 BB: 0 P: 6	R: 0 E: 0 K: 0 S: 5	H: 1 LOB: 1 BB: 0 P: 9	R: 2 E: 0 K: 1 S: 10	H: 1 LOB: 1 BB: 2 P: 20	R: 0 E: 0 K: 0 S: 5	H: 0 LOB: 0 BB: 0 P: 7	R: 1 E: 0 K: 0 S: 15	H: 2 LOB: 2 BB: 1 P: 29	R: 0 E: 0 K: 0 S: 7	H: 0 LOB: 0 BB: 0 P: 11	R: 0 E: 0 K: 1 S: 7	H: 0 LOB: 0 BB: 0 P: 10		R: 2 E: 0 K: 2 S: 19	H: 4 LOB: 2 BB: 0 P: 26	1B: 8 2B: 2 3B: 0 HR: 1	SF: 0 SAC: 0 DP: 1 HBP: 1	WP: 0 PB: 0 SB: 0 CS: 0
<b>PITCHER</b>	IP WLS BF H R ER SO BB IBB HBP BLK WP HR S P ERA WHIP	IP WLS BF H R ER SO BB IBB HBP BLK WP HR S P ERA WHIP	IP WLS BF H R ER SO BB IBB HBP BLK WP HR S P ERA WHIP	IP WLS BF H R ER SO BB IBB HBP BLK WP HR S P ERA WHIP	IP WLS BF H R ER SO BB IBB HBP BLK WP HR S P ERA WHIP	IP WLS BF H R ER SO BB IBB HBP BLK WP HR S P ERA WHIP	IP WLS BF H R ER SO BB IBB HBP BLK WP HR S P ERA WHIP	IP WLS BF H R ER SO BB IBB HBP BLK WP HR S P ERA WHIP	IP WLS BF H R ER SO BB IBB HBP BLK WP HR S P ERA WHIP	IP WLS BF H R ER SO BB IBB HBP BLK WP HR S P ERA WHIP	IP WLS BF H R ER SO BB IBB HBP BLK WP HR S P ERA WHIP	IP WLS BF H R ER SO BB IBB HBP BLK WP HR S P ERA WHIP	IP WLS BF H R ER SO BB IBB HBP BLK WP HR S P ERA WHIP	IP WLS BF H R ER SO BB IBB HBP BLK WP HR S P ERA WHIP	IP WLS BF H R ER SO BB IBB HBP BLK WP HR S P ERA WHIP	IP WLS BF H R ER SO BB IBB HBP BLK WP HR S P ERA WHIP						
Darren Oliver, L ERA: 5.89	5.1	W	24	6	5	5	4	3	0	0	0	0	0	0	0	0	8.44	1.688				
40 Nate Bump, R ERA: 2.25	3.1	H	13	3	2	2	2	0	0	0	0	0	0	0	0	0	5.40	0.900				
Armando Benitez, R ERA: 0.79	0.1	S	3	2	0	0	1	0	0	0	0	0	0	0	0	0	0.00	6.000				



Batter	1	2	3	4	5	6	7	8	9	AB	R	H	RBI	BB	SO	LOB	TOP			
<b>Marlon Byrd, R</b> OBP: 0.283, SLG: 0.222 (1, 8)										6	1	2	0	0	1	1	<b>Philadelphia Phillies @ Montreal Expos</b> Olympic Stadium, Montreal, QB Fri Apr 23 2004, 7:05 PM EDT Att: 30,112 - Unknown - 70 F			
<b>Placido Polanco, R</b> OBP: 0.371, SLG: 0.403 (1, 4)										4	3	2	0	1	0	1				
<b>Bobby Abreu, L</b> OBP: 0.355, SLG: 0.500 (1, 9)										5	2	4	5	0	0	0				
<b>Jim Thome, L</b> OBP: 0.431, SLG: 0.724 (1, 3)										2	1	1	1	2	1	1				
<b>Pat Burrell, R</b> OBP: 0.381, SLG: 0.418 <b>Doug Glanville, R</b> OBP: 0.250, SLG: 0.500 (7, PR) (7, 7)										3	0	0	0	1	2	3				
<b>Mike Lieberthal, R</b> OBP: 0.214, SLG: 0.327 (1, 2)										3	0	1	0	2	1	1				
<b>David Bell, R</b> OBP: 0.345, SLG: 0.417 (1, 5)										5	1	1	1	0	1	5				
<b>11 Jimmy Rollins, S</b> OBP: 0.217, SLG: 0.259 (1, 6)										5	0	0	0	0	0	6				
<b>Kevin Millwood, R</b> <b>Roberto Hernandez, R</b> <b>Jason Michaels, R</b> <b>Tim Worrell, R</b> <b>Ricky Ledee, L</b> <b>Billy Wagner, L</b> (1, 1) (7, 1) (8, PH) (8, 1) (9, PH) (9, 1)										3	0	0	0	0	0	1				
<b>Inning Stats</b>	R: 4 E: 0 K: 1 S: 17	H: 4 LOB: 1 BB: 1 P: 31	R: 1 E: 0 K: 2 S: 17	H: 2 LOB: 2 BB: 1 P: 26	R: 0 E: 1 K: 0 S: 9	H: 0 LOB: 1 BB: 1 P: 17	R: 0 E: 0 K: 0 S: 8	H: 0 LOB: 0 BB: 0 P: 9	R: 0 E: 0 K: 2 S: 11	H: 1 LOB: 1 BB: 0 P: 19	R: 1 E: 0 K: 1 S: 14	H: 1 LOB: 2 BB: 2 P: 29	R: 1 E: 0 K: 1 S: 13	H: 2 LOB: 2 BB: 1 P: 22	R: 1 E: 0 K: 0 S: 13	H: 2 LOB: 1 BB: 0 P: 17		1B: 5 2B: 5 3B: 0 HR: 2	SF: 0 SAC: 0 DP: 1 HBP: 1	WP: 1 PB: 0 SB: 1 CS: 0
<b>PITCHER</b>	IP WLS BF H R ER SO BB IBB HBP BLK WP HR S P ERA WHIP	IP WLS BF H R ER SO BB IBB HBP BLK WP HR S P ERA WHIP																		
<b>Claudio Vargas, R</b> ERA: 5.6 (1, 1)	1.2 13 6 5 5 2 1 1 0 0 0 2 31 53 27.00 4.200																			
<b>Sun-Woo Kim, R</b> ERA: 0.51 (2, 1)	4.1 16 1 0 0 3 1 0 0 1 0 0 0 38 61 0.00 0.462																			
<b>Chad Bentz, L</b> ERA: 7.71 (7, 1)	0.1 L 2 1 1 1 1 0 0 0 0 0 0 5 11 27.00 3.000																			
<b>Jeremy Fikac, R</b> ERA: 4.66 <b>32 Chad Cordero, R</b> ERA: 2.16 (8, 1)	1.1 9 2 1 1 1 1 2 0 0 0 1 0 19 37 6.75 2.250	0.1 1 0 0 0 0 0 0 0 0 0 0 0 3 3 0.00 0.000																		
<b>PITCHER</b>	IP WLS BF H R ER SO BB IBB HBP BLK WP HR S P ERA WHIP	IP WLS BF H R ER SO BB IBB HBP BLK WP HR S P ERA WHIP																		
<b>Rocky Biddle, R</b> ERA: 2.25 (9, 1)	1.0 5 2 1 1 0 0 0 0 0 0 0 0 13 17 9.00 2.000																			

AB	39
R	8
H	12
RBI	8
BB	6
SO	7
LOB	21



Batter	1	2	3	4	5	6	7	8	9	AB	R	H	RBI	BB	SO	LOB	BOTTOM					
<b>Endy Chavez, L</b> OBP: 0.200, SLG: 0.200 (1, 8)										5	0	1	1	0	1	2	<b>Philadelphia Phillies @ Montreal Expos</b> Olympic Stadium, Montreal, QB Fri Apr 23 2004, 7:05 PM EDT Att: 30,112 - Unknown - 70 F					
<b>Orlando Cabrera, R</b> OBP: 0.296, SLG: 0.406 (1, 6)										5	2	2	0	0	1							
<b>Jose Vidro, S</b> OBP: 0.352, SLG: 0.407 (1, 4)										5	0	1	0	0	2	2						
<b>Tony Batista, R</b> OBP: 0.237, SLG: 0.293 (1, 5)										5	1	2	2	0	0	1						
<b>Brad Wilkerson, L</b> OBP: 0.359, SLG: 0.358 (1, 3)										5	1	1	1	0	0	1						
<b>Ronald Colloway, L</b> OBP: 0.111, SLG: 0.077 (1, 9)										4	0	1	0	0	1	1						
<b>Termel Sledge, L</b> OBP: 0.125, SLG: 0.105 (1, 7)										4	1	2	1	0	0	1						
<b>Brian Schneider, L</b> OBP: 0.250, SLG: 0.400 (1, 2)										3	1	2	0	1	0	1						
<b>Claudio Vargas, R</b> <b>Sun-Woo Kim, R</b> <b>Matt Cepicky, L</b> <b>Chad Bentz, R</b> <b>Jeremy Fikac, R</b> <b>32 Chad Cordero, R</b> <b>Juan Rivera, R</b> <b>Rocky Biddle, R</b> (1, 1) (2, 1) (8, PH) (7, 1) (7, 1) (8, 1) (8, PH) (9, 1)										0	0	0	0	0	0	0						
<b>Inning Stats</b>	R: 1 E: 0 K: 1 S: 16	H: 2 LOB: 0 BB: 0 P: 23	R: 0 E: 0 K: 0 S: 6	H: 1 LOB: 0 BB: 0 P: 9	R: 0 E: 0 K: 0 S: 12	H: 1 LOB: 1 BB: 0 P: 19	R: 0 E: 0 K: 2 S: 11	H: 1 LOB: 2 BB: 1 P: 18	R: 0 E: 0 K: 1 S: 7	H: 0 LOB: 0 BB: 0 P: 11	R: 4 E: 1 K: 0 S: 19	H: 5 LOB: 1 BB: 0 P: 25	R: 0 E: 0 K: 0 S: 4	H: 0 LOB: 0 BB: 0 P: 7	R: 0 E: 0 K: 0 S: 14	H: 1 LOB: 2 BB: 1 P: 25		R: 1 E: 0 K: 1 S: 12	H: 1 LOB: 0 BB: 0 P: 18	1B: 7 2B: 4 3B: 1 HR: 0	SF: 0 SAC: 0 DP: 0 HBP: 0	WP: 0 PB: 0 SB: 2 CS: 0
<b>PITCHER</b>	IP WLS BF H R ER SO BB IBB HBP BLK WP HR S P ERA WHIP	IP WLS BF H R ER SO BB IBB HBP BLK WP HR S P ERA WHIP																				
<b>Kevin Millwood, R</b> ERA: 3.98 (1, 1)	6.0 W 29 10 5 3 4 0 0 0 0 0 0 0 71 105 4.50 1.667																					
<b>Roberto Hernandez, R</b> ERA: 4.0 (7, 1)	1.0 H 3 0 0 0 0 0 0 0 0 0 0 4 7 0.00 0.000																					
<b>Tim Worrell, R</b> ERA: 1.93 (8, 1)	1.0 H 5 1 0 0 0 0 1 0 0 0 0 0 14 25 0.00 2.000																					
<b>Billy Wagner, L</b> ERA: 2.0 (9, 1)	1.0 S 4 1 1 1 1 0 0 0 0 0 0 0 12 18 9.00 1.000																					

AB	39
R	6
H	12
RBI	5
BB	2
SO	5
LOB	15













Batter	1	2	3	4	5	6	7	8	9	AB	R	H	RBI	BB	SO	LOB	TOP					
Marlon Byrd, R OBP: 0.307, SLG: 0.254 (1, 8)	0-0 G6-4-3 1B		1-0 G4-6-3 HBP		0-1 G5-3	1-3 K		1-3 K		4	0	1	0	0	2	1	Philadelphia Phillies @ St. Louis Cardinals Busch Stadium, St. Louis, MO Tue Apr 27 2004, 7:10 PM CDT Att: 25,185 - Sunny - 64 F					
Placido Polanco, R OBP: 0.333, SLG: 0.347 (1, 4)	2-1 G6-4-3 1-2f		0-0 G4-6-3 1-2f		2-0 G5-3		2-3 K	2-1 F8		5	0	0	0	0	1	2						
Bobby Abreu, L OBP: 0.390, SLG: 0.538 (1, 9)	0-2 HR		1-2 BB 2B 1B		4-1 BB		4-2 1B BB	2-2 G4-3		3	3	2	1	2	0	0						
Jim Thome, L OBP: 0.453, SLG: 0.688 (1, 3)	4-0 2B BB		4-0 2B 1-2 BB		3-3 K		2-1 1B 11 BB 1-2 1B	0-1 1B		3	2	2	0	2	1	1						
Pat Burrell, R OBP: 0.431, SLG: 0.484 (1, 7)	0-0 1-H 2B		1-2 1-3 2-H 2B			4-1 HR BB	0-2 11 BB BB 1-3 2-H 1B	2-2 G4-6-3 1B		4	1	4	3	1	0	0						
Mike Lieberthal, R OBP: 0.231, SLG: 0.367 (1, 2)	3-2 G1		2-2 P4			0-0 1-H HR	4-1 11 BB BB 1-2 BB	2-3 K		4	1	1	2	1	1	5						
David Bell, R OBP: 0.319, SLG: 0.403 (1, 5)		0-1 G3		0-1 G5-3		0-2 F7	2-3 K	1-0 G4-6-3 1-2f		5	0	0	0	0	1	5						
11 Jimmy Rollins, S OBP: 0.246, SLG: 0.274 (1, 6)		2-1 F8		3-1 L8		0-0 G3 1B	4-2 FC6-4 BB 1-2 2-3 3-H			3	0	1	1	1	0	0						
Eric Milton, L OBP: 0.126, SLG: 0.126 (5, PH) Ricky Ledlow, R OBP: 0.274, SLG: 0.299 (6, PH) Roberto Hernandez, R OBP: 0.356, SLG: 0.100 (7, PH) Tim Worrell, R OBP: 0.159, SLG: 0.159 (8, PH) Billy Wagner, L OBP: 0.159, SLG: 0.159 (9, PH)		0-3 K		0-3 K		1-1 G3	0-1 FC6-4			2	0	0	0	0	2	0						
<b>Inning Stats</b>	R: 2 E: 0 K: 0 S: 12	H: 3 LOB: 1 BB: 1 P: 21	R: 0 E: 0 K: 1 S: 7	H: 0 LOB: 0 BB: 0 P: 9	R: 1 E: 0 K: 0 S: 11	H: 2 LOB: 2 BB: 1 P: 20	R: 0 E: 0 K: 1 S: 7	H: 0 LOB: 0 BB: 0 P: 10	R: 0 E: 0 K: 1 S: 11	H: 2 LOB: 1 BB: 1 P: 17	R: 2 E: 0 K: 2 S: 22	H: 2 LOB: 1 BB: 3 P: 40	R: 0 E: 0 K: 1 S: 8	H: 0 LOB: 0 BB: 0 P: 13	R: 0 E: 0 K: 1 S: 9	H: 2 LOB: 1 BB: 0 P: 14	1B: 7 2B: 2 3B: 0 HR: 2	SF: 0 SAC: 0 DP: 3 HBP: 1	WP: 0 PB: 0 SB: 0 CS: 0	PA: 43		
<b>PITCHER</b>	IP WLS BF H R ER SO BB IBB HBP BLK WP HR S P ERA WHIP	IP WLS BF H R ER SO BB IBB HBP BLK WP HR S P ERA WHIP	IP WLS BF H R ER SO BB IBB HBP BLK WP HR S P ERA WHIP	IP WLS BF H R ER SO BB IBB HBP BLK WP HR S P ERA WHIP	IP WLS BF H R ER SO BB IBB HBP BLK WP HR S P ERA WHIP	IP WLS BF H R ER SO BB IBB HBP BLK WP HR S P ERA WHIP	IP WLS BF H R ER SO BB IBB HBP BLK WP HR S P ERA WHIP	IP WLS BF H R ER SO BB IBB HBP BLK WP HR S P ERA WHIP	IP WLS BF H R ER SO BB IBB HBP BLK WP HR S P ERA WHIP	IP WLS BF H R ER SO BB IBB HBP BLK WP HR S P ERA WHIP	IP WLS BF H R ER SO BB IBB HBP BLK WP HR S P ERA WHIP	IP WLS BF H R ER SO BB IBB HBP BLK WP HR S P ERA WHIP	IP WLS BF H R ER SO BB IBB HBP BLK WP HR S P ERA WHIP	IP WLS BF H R ER SO BB IBB HBP BLK WP HR S P ERA WHIP	IP WLS BF H R ER SO BB IBB HBP BLK WP HR S P ERA WHIP	IP WLS BF H R ER SO BB IBB HBP BLK WP HR S P ERA WHIP	IP WLS BF H R ER SO BB IBB HBP BLK WP HR S P ERA WHIP	IP WLS BF H R ER SO BB IBB HBP BLK WP HR S P ERA WHIP	IP WLS BF H R ER SO BB IBB HBP BLK WP HR S P ERA WHIP	IP WLS BF H R ER SO BB IBB HBP BLK WP HR S P ERA WHIP	IP WLS BF H R ER SO BB IBB HBP BLK WP HR S P ERA WHIP	
Matt Morris, R ERA: 4.5 (1, 1)	6.0 L	28	7	5	5	4	4	0	0	1	0	0	0	0	0	0	0	0	27	48	10.80	3.000
Cal Eldred, R ERA: 10.8 (7, 1)	1.2	10	2	2	2	3	3	0	0	0	0	0	0	0	0	0	0	0	27	48	10.80	3.000
Ray King, L ERA: 3.52 (8, 1)	0.1	2	1	0	0	0	0	0	0	0	0	0	0	0	0	0	0	0	5	7	0.00	3.000
Julian Tavaréz, R ERA: 6.75 (9, 1)	1.0	3	1	0	0	1	0	0	0	0	0	0	0	0	0	0	0	0	7	12	0.00	1.000

AB	35
R	7
H	11
RBI	7
BB	7
SO	8
LOB	18



Batter	1	2	3	4	5	6	7	8	9	AB	R	H	RBI	BB	SO	LOB	BOTTOM					
So Taguchi, R OBP: 0.250, SLG: 0.296 (1, 7)	1-3 K		1-2 F8	1-1 P5		1 SAFE 1-2 L3			0-1 G3	4	0	0	0	0	1	3	Philadelphia Phillies @ St. Louis Cardinals Busch Stadium, St. Louis, MO Tue Apr 27 2004, 7:10 PM CDT Att: 25,185 - Sunny - 64 F					
Cal Eldred, R (7, 1)										0	0	0	0	0	0	0						
Ray King, L (8, 1)										0	0	0	0	0	0	0						
Julian Tavaréz, L (9, 1)										0	0	0	0	0	0	0						
7 Hector Luna, R OBP: 0.333, SLG: 0.500 (9, PH)										1	0	0	0	0	0	0						
Reggie Sanders, R OBP: 0.359, SLG: 0.689 (1, 9)	1-2 P4		1-2 P3		3-2 27 SF7 2B		3-1 27 G5-3 5 G1 1B		1-3 K	5	1	2	0	0	1	0						
5 Albert Pujols, R OBP: 0.419, SLG: 0.649 (1, 3)	1-1 P6		4-1 27 1B BB		0-0 1B 1B		3-1 G1	3-2 L7		4	0	1	0	1	0	1						
27 Scott Rolen, R OBP: 0.391, SLG: 0.722 (1, 5)		4-0 HR BB	0-0 1B		3-2 SF7		1-1 G5-3			2	1	1	1	1	0	1						
Edgar Renteria, R OBP: 0.373, SLG: 0.449 (1, 6)		2-2 1-H HR	1-1 G1-3		0-1 1B		1-3 K			4	1	2	2	0	1	3						
15 Jim Edmonds, L OBP: 0.389, SLG: 0.577 (1, 8)		0-0 FC6-4 1B		3-2 FC6-4 2B		2-2 F8		1-2 G4-3		4	0	2	0	0	0	1						
Colin Porter, L OBP: 0.333, SLG: 0.333 (9, 8)										0	0	0	0	0	0	0						
Mike Matheny, R OBP: 0.324, SLG: 0.484 (1, 2)	1 SAFE 3-2 FC6-4		4-2 FC6-4 BB		1-3 K		2-0 2B			3	0	1	0	1	1	1						
Bo Hart, R OBP: 0.231, SLG: 0.167 (1, 4)		0-0 F7		1-2 FC6-4 SH1-4		1-2 1B		2-2 G6-3		2	0	0	0	0	0	3						
Marlon Anderson, L OBP: 0.340, SLG: 0.617 (6, PH) (7, 4)					1-2 2-3 SH1-4					2	0	1	0	0	0	1						
Matt Morris, R OBP: 0.385, SLG: 0.462 (1, 1)		1-3 K		0-1 SH1-4		2-3 K		2-3 K		1	0	0	0	0	1	1						
Ray Lankford, L OBP: 0.408, SLG: 0.667 (6, PH) (7, 7)					1-2 K					2	0	0	0	0	2	2						
<b>Inning Stats</b>	R: 0 E: 0 K: 1 S: 10	H: 0 LOB: 0 BB: 0 P: 13	R: 2 E: 0 K: 1 S: 16	H: 2 LOB: 1 BB: 1 P: 26	R: 0 E: 0 K: 0 S: 11	H: 1 LOB: 2 BB: 1 P: 18	R: 0 E: 0 K: 0 S: 16	H: 1 LOB: 2 BB: 1 P: 25	R: 1 E: 0 K: 0 S: 14	H: 3 LOB: 1 BB: 0 P: 22	R: 0 E: 0 K: 2 S: 16	H: 1 LOB: 1 BB: 0 P: 21	R: 0 E: 0 K: 1 S: 9	H: 1 LOB: 1 BB: 0 P: 17	R: 0 E: 0 K: 1 S: 10	H: 1 LOB: 1 BB: 0 P: 17	R: 0 E: 0 K: 1 S: 8	H: 0 LOB: 0 BB: 0 P: 12	1B: 6 2B: 3 3B: 0 HR: 1	SF: 1 SAC: 1 DP: 0 HBP: 0	WP: 0 PB: 0 SB: 1 CS: 0	PA: 39
<b>PITCHER</b>	IP WLS BF H R ER SO BB IBB HBP BLK WP HR S P ERA WHIP	IP WLS BF H R ER SO BB IBB HBP BLK WP HR S P ERA WHIP	IP WLS BF H R ER SO BB IBB HBP BLK WP HR S P ERA WHIP	IP WLS BF H R ER SO BB IBB HBP BLK WP HR S P ERA WHIP	IP WLS BF H R ER SO BB IBB HBP BLK WP HR S P ERA WHIP	IP WLS BF H R ER SO BB IBB HBP BLK WP HR S P ERA WHIP	IP WLS BF H R ER SO BB IBB HBP BLK WP HR S P ERA WHIP	IP WLS BF H R ER SO BB IBB HBP BLK WP HR S P ERA WHIP	IP WLS BF H R ER SO BB IBB HBP BLK WP HR S P ERA WHIP	IP WLS BF H R ER SO BB IBB HBP BLK WP HR S P ERA WHIP	IP WLS BF H R ER SO BB IBB HBP BLK WP HR S P ERA WHIP	IP WLS BF H R ER SO BB IBB HBP BLK WP HR S P ERA WHIP	IP WLS BF H R ER SO BB IBB HBP BLK WP HR S P ERA WHIP	IP WLS BF H R ER SO BB IBB HBP BLK WP HR S P ERA WHIP	IP WLS BF H R ER SO BB IBB HBP BLK WP HR S P ERA WHIP	IP WLS BF H R ER SO BB IBB HBP BLK WP HR S P ERA WHIP	IP WLS BF H R ER SO BB IBB HBP BLK WP HR S P ERA WHIP	IP WLS BF H R ER SO BB IBB HBP BLK WP HR S P ERA WHIP	IP WLS BF H R ER SO BB IBB HBP BLK WP HR S P ERA WHIP	IP WLS BF H R ER SO BB IBB HBP BLK WP HR S P ERA WHIP	IP WLS BF H R ER SO BB IBB HBP BLK WP HR S P ERA WHIP	IP WLS BF H R ER SO BB IBB HBP BLK WP HR S P ERA WHIP
Eric Milton, L ERA: 3.27 (1, 1)	5.0	W 24	7	3	3	2	3	0	0	0	0	0	0	0	0	0	0	0	16	21	0.00	1.000
Roberto Hernandez, R ERA: 3.38 (6, 1)	1.0	H 4	1	0	0	2	0	0	0	0	0	0	0	0	0	0	0	0	19	34	0.00	1.000
Tim Worrell, R ERA: 1.59 (7, 1)	2.0	8	2	0	0	2	0	0	0	0	0	0	0	0	0	0	0	0	8	12	0.00	0.000
Billy Wagner, L ERA: 1.8 (9, 1)	1.0	3	0	0	0	1	0	0	0	0	0	0	0	0	0	0	0	0	8	12	0.00	0.000

AB	34
R	3
H	10
RBI	3
BB	3
SO	7
LOB	17









Batter	1	2	3	4	5	6	7	8	9	10	11	12	13	AB	R	H	RBI	BB	SO	LOB	TOP			
Marlon Byrd, R OBP: 0.260, SLG: 0.260 (1, 8)	F7		G5-3			P6		SH5-4 FC3-2 2B		K		L5		6	0	1	0	0	1	1				
11 Jimmy Rollins, S OBP: 0.260, SLG: 0.265 (1, 8)	F9		K			FC3-6 1B		SH5-4		BB		F8		4	0	1	0	1	1	1				
Bobby Abreu, L OBP: 0.364, SLG: 0.480 (1, 9)	K					FC3-6 HR		FC3-2		K2-3				6	1	1	0	0	3	3				
Jim Thome, L OBP: 0.485, SLG: 0.899 (1, 3)		F8						FC3-2						4	1	1	2	2	0	2				
Pat Burrell, R OBP: 0.396, SLG: 0.444 (1, 7)														5	0	0	0	0	2	3				
David Bell, R OBP: 0.304, SLG: 0.389 (1, 5)														4	1	1	2	2	0	2				
Tomas Perez, S OBP: 0.306, SLG: 0.462 (9, PH)														6	1	1	0	0	1	2				
Ricky Ledesma, L OBP: 0.476, SLG: 0.842 (9, PH)														3	0	1	0	0	1	1				
Amaury Telemaco, R (8, 1)														1	1	1	2	0	0	0				
Todd Pratt, R OBP: 0.500, SLG: 0.455 (9, PH)														2	0	0	0	0	0	0				
Mike Lieberthal, R OBP: 0.239, SLG: 0.364 (9, 2)														1	0	0	0	2	0	1				
Kevin Millwood, R OBP: 0.341, SLG: 0.329 (8, 9)														2	0	0	0	0	1	1				
Tim Worrell, R OBP: 0.309, SLG: 0.309 (8, 1)														0	0	0	0	0	0	0				
Rheal Cormier, L OBP: 0.327, SLG: 0.327 (8, 1)														0	0	0	0	0	0	0				
Roberto Hernandez, R OBP: 0.327, SLG: 0.327 (8, 1)														0	0	0	0	0	0	0				
Piazzesi, R OBP: 0.327, SLG: 0.327 (8, 9)														2	0	0	0	0	0	1				
Inning Stats	R: 0 E: 0 K: 1 S: 6	H: 0 LOB: 0 BB: 0 P: 11	R: 0 E: 0 K: 1 S: 6	H: 0 LOB: 1 BB: 0 P: 11	R: 0 E: 0 K: 1 S: 7	H: 0 LOB: 1 BB: 1 P: 13	R: 0 E: 0 K: 2 S: 10	H: 0 LOB: 1 BB: 1 P: 17	R: 0 E: 0 K: 1 S: 6	H: 0 LOB: 1 BB: 0 P: 9	R: 2 E: 0 K: 0 S: 9	H: 2 LOB: 0 BB: 0 P: 14	R: 0 E: 0 K: 0 S: 10	H: 1 LOB: 1 BB: 0 P: 13	R: 2 E: 0 K: 1 S: 11	H: 2 LOB: 2 BB: 0 P: 25	R: 0 E: 0 K: 0 S: 8	H: 1 LOB: 1 BB: 0 P: 15	R: 0 E: 0 K: 0 S: 8	H: 0 LOB: 0 BB: 0 P: 11	1B: 5 2B: 1 3B: 0 HR: 2	SF: 0 SAC: 2 DP: 1 HBP: 1	W/P: 0 P/B: 0 SB: 1 CS: 0	PA: 52
PITCHER	IP	WLS	BF	H	R	ER	SO	BB	IBB	HBP	BLK	WP	HR	S	P	ERA	WHIP							
29 Chris Carpenter, R ERA: 4.5 (8, 1)	7.0		27	3	2	2	7	3	0	1	0	0	1	52	89	2.57	0.857							
Ray King, L ERA: 3.12 (8, 1)	1.0		4	1	0	0	0	0	0	0	0	0	0	10	13	0.00	1.000							
44 Jason Jennings, R ERA: 5.4 (9, 1)	1.0	B	5	2	2	2	1	0	0	0	0	0	1	18	28	18.00	2.000							
Steve Kline, L ERA: 2.25 (10, 1)	0.2		4	0	0	0	2	1	1	0	0	0	0	7	18	0.00	1.500							
Julian Tavarez, R ERA: 9.08 (10, 1)	2.1		9	2	0	0	0	0	0	0	0	0	0	23	35	0.00	0.857							

Philadelphia Phillies @ St. Louis Cardinals  
 Busch Stadium, St. Louis, MO  
 Thu Apr 29 2004, 12:10 PM CDT  
 Att. 29,768 - Unknown - 67 F

livebaseballscorecards.com

AB 44  
 R 4  
 H 8  
 RBI 4  
 BB 5  
 SO 10  
 LOB 16



Batter	1	2	3	4	5	6	7	8	9	10	11	12	13	AB	R	H	RBI	BB	SO	LOB	BOTTOM									
Marlon Anderson, L OBP: 0.367, SLG: 0.649 (1, 4)						F7		G3		K				6	0	3	0	0	1	0										
Edgar Renteria, R OBP: 0.366, SLG: 0.430 (1, 6)						L9		5 2B				G4-3 2B		6	1	2	0	0	1	3										
5 Albert Pujols, R OBP: 0.408, SLG: 0.819 (1, 3)						P6		3B 1B				G5-4-3 1B		6	1	1	0	0	0	3										
15 Jim Edmonds, L OBP: 0.362, SLG: 0.593 (1, 8)								3B 2B				P4		6	1	2	1	0	3	3										
27 Scott Rolen, R OBP: 0.396, SLG: 0.686 (1, 5)								K						4	1	1	0	1	1	1										
Colin Porter, L OBP: 0.385, SLG: 0.462 (8, PH)								3B 1B						3	1	2	0	0	1	1										
Reggie Sanders, R OBP: 0.357, SLG: 0.688 (9, 9)								3B						2	0	1	3	0	0	0										
Mike Matheny, R OBP: 0.316, SLG: 0.458 (1, 2)								3B 1B						4	0	2	0	0	1	2										
So Taguchi, R OBP: 0.241, SLG: 0.286 (7, PH)								K						1	0	0	1	0	0	1										
Ray Lankford, L OBP: 0.411, SLG: 0.617 (8, 7)								K						2	0	0	0	1	2	1										
20 Phil Cramer, R ERA: 3.38 (8, 1)														2	0	0	0	0	1	0										
Tim Worrell, R ERA: 3.09 (8, 1)														1	0	0	0	0	0	0										
Rheal Cormier, L ERA: 6.75 (8, 1)														0	0	0	0	0	0	0										
Roberto Hernandez, R ERA: 3.27 (8, 1)														0	0	0	0	0	0	0										
Amaury Telemaco, R ERA: 3.38 (9, 1)														1	0	0	0	0	0	0										
Inning Stats	R: 0 E: 0 K: 2 S: 10	H: 1 LOB: 1 BB: 0 P: 17	R: 0 E: 0 K: 1 S: 11	H: 1 LOB: 1 BB: 0 P: 18	R: 0 E: 0 K: 0 S: 5	H: 1 LOB: 0 BB: 0 P: 6	R: 0 E: 0 K: 0 S: 8	H: 1 LOB: 0 BB: 0 P: 12	R: 1 E: 0 K: 1 S: 10	H: 1 LOB: 0 BB: 0 P: 14	R: 0 E: 0 K: 0 S: 5	H: 0 LOB: 0 BB: 0 P: 7	R: 0 E: 0 K: 0 S: 16	H: 2 LOB: 3 BB: 1 P: 25	R: 3 E: 0 K: 2 S: 14	H: 3 LOB: 1 BB: 1 P: 22	R: 0 E: 0 K: 2 S: 7	H: 0 LOB: 0 BB: 0 P: 13	R: 0 E: 0 K: 1 S: 9	H: 1 LOB: 0 BB: 0 P: 10	R: 0 E: 0 K: 2 S: 11	H: 1 LOB: 1 BB: 0 P: 16	R: 0 E: 0 K: 0 S: 8	H: 1 LOB: 1 BB: 0 P: 14	R: 1 E: 0 K: 0 S: 3	H: 1 LOB: 0 BB: 0 P: 3	1B: 8 2B: 5 3B: 1 HR: 1	SF: 0 SAC: 3 DP: 3 HBP: 0	W/P: 0 P/B: 0 SB: 0 CS: 0	PA: 49
PITCHER	IP	WLS	BF	H	R	ER	SO	BB	IBB	HBP	BLK	WP	HR	S	P	ERA	WHIP													
Kevin Millwood, R ERA: 3.38 (8, 1)	7.0		27	7	1	1	4	1	0	0	0	0	0	65	99	1.29	1.143													
Tim Worrell, R ERA: 3.09 (8, 1)	0.1	H	3	2	2	2	0	0	0	0	0	0	0	6	7	54.00	6.000													
Rheal Cormier, L ERA: 6.75 (8, 1)	0.1	H	2	0	0	0	1	0	1	0	0	0	0	3	8	0.00	0.000													
Roberto Hernandez, R ERA: 3.27 (8, 1)	0.1	B	2	1	1	1	1	0	0	0	0	0	0	5	7	27.00	3.000													
Amaury Telemaco, R ERA: 3.38 (9, 1)	4.0	L	15	4	1	1	5	0	0	0	0	0	1	38	56	2.25	1.000													

Philadelphia Phillies @ St. Louis Cardinals  
 Busch Stadium, St. Louis, MO  
 Thu Apr 29 2004, 12:10 PM CDT  
 Att. 29,768 - Unknown - 67 F

livebaseballscorecards.com

AB 45  
 R 5  
 H 14  
 RBI 5  
 BB 2  
 SO 11  
 LOB 18





Batter	1	2	3	4	5	6	7	8	9	AB	R	H	RBI	BB	SO	LOB	TOP				
<b>Matt Kata, S</b> OBP: 0.362, SLG: 0.391 (1, 4)										4	0	0	0	0	2	1					
<b>Alex Cintron, S</b> OBP: 0.341, SLG: 0.395 (1, 6)										4	0	0	0	0	1	0					
<b>Luis Gonzalez, L</b> OBP: 0.390, SLG: 0.612 (1, 7)										4	0	1	0	0	2	0					
<b>Greg Colbrunn, R</b> OBP: 0.182, SLG: 0.100 (1, 3)										4	0	0	0	0	0	1					
<b>Steve Finley, L</b> OBP: 0.297, SLG: 0.416 (1, 8)										4	0	0	0	0	0	1					
<b>Danny Bautista, R</b> OBP: 0.418, SLG: 0.624 (1, 9)										4	0	1	0	0	0	0					
<b>Chad Tracy, L</b> OBP: 0.455, SLG: 0.581 (1, 5)										3	0	1	0	0	0	0					
<b>Robby Hammock, R</b> OBP: 0.333, SLG: 0.429 (1, 2)										3	0	2	0	0	0	0					
<b>Elmer Dessens, R</b> OBP: 0.222, SLG: 0.250 (5, PH)										0	0	0	0	1	0	0					
<b>Shane Bieber, R</b> OBP: 0.287, SLG: 0.387 (5, 1)										1	0	0	0	0	1	1					
<b>Randy Choate, L</b> OBP: 0.287, SLG: 0.387 (5, 1)										0	0	0	0	0	0	0					
<b>Oscar Villarreal, L</b> OBP: 0.154, SLG: 0.085 (7, PH)										0	0	0	0	0	0	0					
<b>Bobby Estalella, R</b> OBP: 0.154, SLG: 0.085 (7, 1)										1	0	0	0	0	1	3					
<b>Stephen Randolph, L</b> OBP: 0.154, SLG: 0.085 (7, 1)										0	0	0	0	0	0	0					
<b>Inning Stats</b>	R: 0 H: 0 E: 0 K: 3 S: 14	H: 0 R: 0 ER: 0 LOB: 0 BB: 0 P: 20	R: 0 H: 0 E: 0 K: 0 S: 7	H: 0 R: 0 ER: 0 LOB: 1 BB: 1 P: 11	R: 0 H: 0 E: 0 K: 0 S: 6	H: 0 R: 0 ER: 0 LOB: 1 BB: 0 P: 12	R: 0 H: 1 E: 0 K: 0 S: 10	H: 1 R: 0 ER: 0 LOB: 1 BB: 0 P: 18	R: 0 H: 0 E: 0 K: 1 S: 6	H: 0 R: 0 ER: 0 LOB: 0 BB: 0 P: 11	R: 0 H: 3 E: 0 K: 1 S: 15	H: 3 R: 0 ER: 0 LOB: 3 BB: 0 P: 23	R: 0 H: 0 E: 0 K: 2 S: 10	H: 0 R: 0 ER: 0 LOB: 0 BB: 0 P: 16	R: 0 H: 0 E: 0 K: 0 S: 6	H: 0 R: 0 ER: 0 LOB: 0 BB: 0 P: 9	1B: 4 2B: 1 3B: 0 HR: 0	SF: 0 SAC: 0 DP: 0 HBP: 0	WP: 0 PB: 0 SB: 0 CS: 0	PA: 33	
<b>PITCHER</b>	IP	WLS	BF	H	R	ER	SO	BB	IBB	HBP	BLK	WP	HR	S	P	ERA	WHIP				
<b>Randy Wolf, L</b> ERA: 2.78 (1, 1)	7.0	W	27	5	0	0	5	1	0	0	0	0	0	65	106	0.00	0.857				
<b>Rheal Cormier, L</b> ERA: 5.95 (8, 1)	2.0		6	0	0	0	2	0	0	0	0	0	0	16	25	0.00	0.000				

Arizona Diamondbacks @ Philadelphia Phillies  
Citizens Bank Park, Philadelphia, PA  
Fri Apr 30 2004, 7:05 PM EDT  
Att: 43,721 - Sunny - 76 F

AB 32  
R 0  
H 5  
RBI 0  
BB 1  
SO 7  
LOB 7



Batter	1	2	3	4	5	6	7	8	9	AB	R	H	RBI	BB	SO	LOB	BOTTOM				
<b>Marlon Byrd, R</b> OBP: 0.294, SLG: 0.260 (1, 8)										4	0	1	0	0	1	1					
<b>Placido Polanco, R</b> OBP: 0.337, SLG: 0.337 (1, 4)										4	1	1	0	0	1	2					
<b>Bobby Abreu, L</b> OBP: 0.370, SLG: 0.513 (1, 9)										3	1	1	3	1	1	1					
<b>Jim Thome, L</b> OBP: 0.456, SLG: 0.714 (1, 3)										4	1	1	1	0	3	2					
<b>Pat Burrell, R</b> OBP: 0.379, SLG: 0.421 (1, 7)										4	0	0	0	0	2	1					
<b>Mike Lieberthal, R</b> OBP: 0.230, SLG: 0.348 (1, 2)										3	0	0	0	0	0	1					
<b>David Bell, R</b> OBP: 0.293, SLG: 0.373 (1, 5)										3	0	0	0	0	1	0					
<b>11 Jimmy Rollins, S</b> OBP: 0.263, SLG: 0.268 (1, 6)										3	0	1	0	0	0	0					
<b>Randy Wolf, L</b> OBP: 0.500, SLG: 0.909 ERA: 7.68 (7, PH)										2	1	1	0	0	0	1					
<b>Shawn Woolen, R</b> OBP: 0.364, SLG: 0.333 (8, 1)										1	0	0	0	0	0	0					
<b>Rheal Cormier, L</b> ERA: 1.93 (7, 1)										0	0	0	0	0	0	0					
<b>Inning Stats</b>	R: 0 H: 1 E: 0 K: 1 S: 11	H: 0 R: 0 ER: 0 LOB: 0 BB: 0 P: 17	R: 0 H: 0 E: 0 K: 1 S: 8	H: 0 R: 0 ER: 0 LOB: 0 BB: 0 P: 12	R: 4 H: 4 E: 1 K: 0 S: 19	H: 4 R: 0 ER: 1 LOB: 1 BB: 0 P: 34	R: 0 H: 1 E: 0 K: 1 S: 9	H: 1 R: 0 ER: 0 LOB: 1 BB: 0 P: 13	R: 0 H: 0 E: 0 K: 3 S: 9	H: 0 R: 0 ER: 0 LOB: 0 BB: 0 P: 13	R: 0 H: 0 E: 0 K: 1 S: 7	H: 0 R: 0 ER: 0 LOB: 0 BB: 0 P: 10	R: 0 H: 0 E: 0 K: 2 S: 4	H: 0 R: 0 ER: 0 LOB: 1 BB: 1 P: 16	R: 0 H: 0 E: 0 K: 0 S: 8	H: 0 R: 0 ER: 0 LOB: 1 BB: 1 P: 16	1B: 3 2B: 1 3B: 0 HR: 2	SF: 0 SAC: 0 DP: 0 HBP: 0	WP: 1 PB: 0 SB: 0 CS: 0	PA: 32	
<b>PITCHER</b>	IP	WLS	BF	H	R	ER	SO	BB	IBB	HBP	BLK	WP	HR	S	P	ERA	WHIP				
<b>Elmer Dessens, R</b> ERA: 7.68 (1, 1)	4.0	L	19	6	4	4	3	0	0	0	0	0	0	9	13	0.00	0.000				
<b>Randy Choate, L</b> ERA: 8.31 (5, 1)	1.0		3	0	0	0	3	0	0	0	0	0	0	7	10	0.00	0.000				
<b>Oscar Villarreal, L</b> ERA: 0.57 (6, 1)	1.0		3	0	0	0	1	0	0	0	0	0	0	7	10	0.00	0.000				
<b>Stephen Randolph, L</b> ERA: 1.93 (7, 1)	2.0		7	0	0	0	2	1	0	0	0	0	0	12	24	0.00	0.500				

Arizona Diamondbacks @ Philadelphia Phillies  
Citizens Bank Park, Philadelphia, PA  
Fri Apr 30 2004, 7:05 PM EDT  
Att: 43,721 - Sunny - 76 F

AB 31  
R 4  
H 6  
RBI 4  
BB 1  
SO 9  
LOB 9





Batter	1	2	3	4	5	6	7	8	9	AB	R	H	RBI	BB	SO	LOB	TOP					
<b>Matt Kata, S</b> OBP: 0.378, SLG: 0.420 (1, 4)	G4-3					G5-3											5 0 3 0 0 0 0					
<b>Alex Cintron, S</b> OBP: 0.333, SLG: 0.384 (1, 6)	1B	F8				G3	F7										5 0 1 0 0 0 4					
<b>Luis Gonzalez, L</b> OBP: 0.400, SLG: 0.602 (1, 7)																	3 1 1 0 2 0 0					
<b>Shea Hillenbrand, R</b> OBP: 0.290, SLG: 0.358 (1, 3)																	4 1 1 0 0 0 2					
<b>Steve Finley, L</b> OBP: 0.302, SLG: 0.436 (1, 8)	F5																5 1 2 1 0 0 5					
<b>Danny Bautista, R</b> OBP: 0.396, SLG: 0.602 (1, 9)	G3																3 0 0 2 0 0 3					
<b>Chad Tracy, L</b> OBP: 0.447, SLG: 0.529 (1, 5)																	3 1 0 0 2 1 1					
<b>Robby Hammock, R</b> OBP: 0.371, SLG: 0.500 (1, 2)																	4 1 2 0 1 0 1					
<b>Randy Johnson, R</b> ERA: 4.38 Carlton Eversol, S Mike Koplove, R Brent Mayne, L Jose Valverde, R Matt Mantei, R (1, 1) (6, PH) (6, 1) (7, PH) (7, 1) (9, 1)																	2 0 1 0 0 1 1 1 1 1 3 0 0 0 0 0 0 0 0 0 0 1 0 0 0 0 0 2 0 0 0 0 0 0 0 0 0 0 0 0 0 0					
<b>Inning Stats</b>	R: 0 E: 0 K: 0 S: 16	H: 2 LOB: 3 BB: 0 P: 25	R: 0 E: 0 K: 0 S: 17	H: 2 LOB: 2 BB: 1 P: 25	R: 0 E: 0 K: 0 S: 6	H: 0 LOB: 0 BB: 0 P: 8	R: 0 E: 0 K: 1 S: 9	H: 1 LOB: 1 BB: 0 P: 13	R: 0 E: 0 K: 0 S: 7	H: 0 LOB: 0 BB: 0 P: 10	R: 4 E: 0 K: 0 S: 17	H: 4 LOB: 1 BB: 1 P: 30	R: 2 E: 0 K: 1 S: 17	H: 2 LOB: 2 BB: 2 P: 33	R: 0 E: 0 K: 0 S: 14	H: 1 LOB: 2 BB: 1 P: 25	R: 0 E: 0 K: 0 S: 4	H: 0 LOB: 0 BB: 0 P: 8	1B: 7 2B: 3 3B: 1 HR: 1	SF: 2 SAC: 0 DP: 1 HBP: 1	WP: 1 PB: 0 SB: 0 CS: 0	PA: 44
<b>PITCHER</b>	IP	WLS	BF	H	R	ER	SO	BB	IBB	HBP	BLK	WP	HR	S	P	ERA	WHIP					
<b>Vicente Padilla, R</b> ERA: 4.38 <b>Roberto Hernandez, R</b> ERA: 4.38 <b>63 Ryan Madson, R</b> ERA: <b>Tim Worrell, R</b> ERA: 2.84	(1, 1)	5.2	L	28	9	4	4	1	2	0	1	0	0	1	71	110	6.35	1.941				

Arizona Diamondbacks @ Philadelphia Phillies  
Citizens Bank Park, Philadelphia, PA  
Sat May 01 2004, 7:05 PM EDT  
Att: 44,048 - Unknown - 79 F

AB 36  
R 6  
H 12  
RBI 6  
BB 5  
SO 2  
LOB 19



Batter	1	2	3	4	5	6	7	8	9	AB	R	H	RBI	BB	SO	LOB	BOTTOM					
<b>Doug Glanville, R</b> OBP: 0.333, SLG: 0.421 <b>Ricky Ledee, L</b> OBP: 0.500, SLG: 0.850 (1, 8) (9, PH)	K																4 1 1 0 0 2 0 1 0 1 0 0 0 0					
<b>Placido Polanco, R</b> OBP: 0.350, SLG: 0.375 (1, 4)																	5 1 3 0 0 1 2					
<b>Bobby Abreu, L</b> OBP: 0.365, SLG: 0.512 (1, 9)																	4 0 1 1 0 0 2					
<b>Pat Burrell, R</b> OBP: 0.363, SLG: 0.405 (1, 7)																	3 0 0 1 0 2 2					
<b>Mike Lieberthal, R</b> OBP: 0.244, SLG: 0.347 (1, 2)																	3 1 1 0 1 1 1					
<b>David Bell, R</b> OBP: 0.279, SLG: 0.354 <b>Tim Worrell, R</b> (9, 1)																	4 0 0 0 0 2 3 0 0 0 0 0 0 0					
<b>Shawn Wooten, R</b> OBP: 0.286, SLG: 0.250 <b>Jason Michaels, R</b> OBP: 0.250, SLG: 0.182 (9, PH)																	3 0 0 0 0 2 2 1 0 1 0 0 0 0					
<b>11 Jimmy Rollins, S</b> OBP: 0.262, SLG: 0.280 (1, 6)																	4 1 1 1 0 0 1					
<b>Vicente Padilla, R</b> OBP: 0.167, SLG: 0.167 <b>Roberto Hernandez, R</b> <b>Marlon Byrd, R</b> OBP: 0.297, SLG: 0.256 <b>63 Ryan Madson, L</b> <b>Tomas Perez, S</b> OBP: 0.296, SLG: 0.429 (1, 1) (6, 1) (7, PH) (8, 1) (9, 5)																	1 0 0 0 0 1 1 0 0 0 0 0 0 0 1 0 0 0 0 1 0 0 0 0 0 0 0 0 1 0 0 0 0 0 1					
<b>Inning Stats</b>	R: 0 E: 0 K: 2 S: 12	H: 1 LOB: 1 BB: 0 P: 17	R: 0 E: 0 K: 2 S: 7	H: 0 LOB: 0 BB: 0 P: 9	R: 2 E: 2 K: 1 S: 14	H: 2 LOB: 1 BB: 0 P: 16	R: 1 E: 0 K: 2 S: 15	H: 1 LOB: 1 BB: 1 P: 22	R: 0 E: 0 K: 0 S: 10	H: 0 LOB: 0 BB: 0 P: 14	R: 0 E: 0 K: 0 S: 7	H: 1 LOB: 1 BB: 0 P: 11	R: 0 E: 0 K: 1 S: 10	H: 0 LOB: 0 BB: 0 P: 17	R: 1 E: 0 K: 2 S: 18	H: 2 LOB: 1 BB: 0 P: 23	R: 0 E: 0 K: 0 S: 10	H: 2 LOB: 2 BB: 0 P: 19	1B: 5 2B: 4 3B: 0 HR: 0	SF: 1 SAC: 1 DP: 0 HBP: 0	WP: 0 PB: 1 SB: 0 CS: 0	PA: 38
<b>PITCHER</b>	IP	WLS	BF	H	R	ER	SO	BB	IBB	HBP	BLK	WP	HR	S	P	ERA	WHIP					
<b>Randy Johnson, L</b> ERA: 3.1 <b>Mike Koplove, R</b> ERA: 5.11 <b>Jose Valverde, R</b> ERA: 4.15 <b>Matt Mantei, R</b> ERA: 11.05	(1, 1)	5.0	W	21	4	3	1	9	0	0	0	0	0	7	11	0.00	1.000					

Arizona Diamondbacks @ Philadelphia Phillies  
Citizens Bank Park, Philadelphia, PA  
Sat May 01 2004, 7:05 PM EDT  
Att: 44,048 - Unknown - 79 F

AB 35  
R 4  
H 9  
RBI 3  
BB 1  
SO 12  
LOB 15





Batter	1	2	3	4	5	6	7	8	9	10	11	12	13	14	AB	R	H	RBI	BB	SO	LOB	TOP
Matt Kata, S OBP: 0.388, SLG: 0.395 (1, 4)	F7		L5			K	G6-3			G5-3		F7			7	0	1	1	0	1	0	
Alex Cintron, S OBP: 0.320, SLG: 0.376 (1, 6)	G5-3		K			2B	G5-3			F9		G4-3			7	1	1	1	0	0	1	2
Luis Gonzalez, L OBP: 0.396, SLG: 0.581 (1, 7)	K		F8			2B	1B			K					5	1	1	0	1	3	0	
Shea Hillenbrand, R OBP: 0.375, SLG: 0.414 Dominic Sadler, R OBP: 0.250, SLG: 0.333 (11, 5)	F8					1B	G4-6-3			F9					5	1	3	1	0	0	0	
Oscar Villarreal, L (13, 1)						1B	2B								1	0	0	0	0	0	0	
Steve Finley, L OBP: 0.306, SLG: 0.459 (1, 8)	HR					G4-6-3	1B			P5					4	1	1	1	1	1	0	
Danny Bautista, R OBP: 0.402, SLG: 0.596 (1, 9)	E8					G1-3	1B			G3-1					6	1	3	2	0	0	2	
Chad Tracy, L OBP: 0.419, SLG: 0.487 (11, 3)	F9					K	P5								5	0	1	0	0	1	3	
Robby Hamrick, R Jose Valverde, R Bobby Estalella, R OBP: 0.143, SLG: 0.571 (13, 2)	IBB					K	1B			K					3	0	0	0	2	2	3	
17 Brandon Webb, R Mike Koplove, R Randy Choate, L Greg Colburn, R Matt Mantel, R Stephen Randolph, L Brent Mayne, L OBP: 0.111, SLG: 0.338 (13, 8)	K					G4-3	L3			K					3	0	0	0	0	1	5	
<b>Inning Stats</b>	R: 0 E: 0 K: 1 S: 9	H: 0 LOB: 0 BB: 0 P: 10	R: 1 E: 1 K: 1 S: 16	H: 2 LOB: 2 BB: 1 P: 31	R: 0 E: 0 K: 1 S: 6	H: 0 LOB: 0 BB: 0 P: 7	R: 0 E: 0 K: 0 S: 6	H: 1 LOB: 0 BB: 0 P: 10	R: 0 E: 0 K: 2 S: 9	H: 0 LOB: 0 BB: 0 P: 13	R: 0 E: 0 K: 1 S: 8	H: 0 LOB: 0 BB: 0 P: 11	R: 0 E: 0 K: 1 S: 10	H: 0 LOB: 0 BB: 0 P: 14	R: 0 E: 0 K: 1 S: 8	H: 0 LOB: 0 BB: 0 P: 11	R: 1 E: 1 K: 0 S: 10	H: 2 LOB: 2 BB: 0 P: 15	1B: 7 2B: 3 3B: 0 HR: 1	SF: 0 SAC: 2 DP: 1 HBP: 0	WP: 0 PB: 0 SB: 2 CS: 0	PA: 56
<b>PITCHER</b>	IP ERA	WLS ERA	BF ERA	H ER	R ER	SO SO	BB BB	IBB IBB	HBP HBP	BLK BLK	WP WP	HR HR	S S	P P	ERA ERA	WHIP WHIP						
Eric Milton, L ERA: 3.86 Rheal Cormier, L ERA: 5.11 Tim Worrell, R ERA: 2.83 Billy Wagner, L ERA: 1.38 Amaury Telemaco, R ERA: 3.0	(1, 1) (7, 1) (8, 1) (9, 1) (11, 1)	6.0 1.0 1.0 2.0 1.0	27 3 3 6 5	6 1 0 0 2	4 0 0 0 0	6 0 0 3 0	2 0 0 0 0	0 0 0 0 0	0 0 0 0 0	0 0 0 0 0	0 0 0 0 0	0 0 0 0 0	64 5 8 18 8	109 7 13 23 14	0.00 0.00 0.00 0.00 0.00	1.333 1.000 0.000 0.000 2.000						
<b>PITCHER</b>	IP ERA	WLS ERA	BF ERA	H ER	R ER	SO SO	BB BB	IBB IBB	HBP HBP	BLK BLK	WP WP	HR HR	S S	P P	ERA ERA	WHIP WHIP						
83 Ryan Madson, R ERA:	(12, 1)	3.0	12	2	1	2	0	0	0	0	0	0	28	41	0.00	0.667						

Arizona Diamondbacks @ Philadelphia Phillies  
Citizens Bank Park, Philadelphia, PA  
Sun May 02 2004, 1:35 PM EDT  
Att. 43,025 - Overcast - 73 F

AB	50
R	5
H	11
RBI	5
BB	4
SO	11
LOB	18



Batter	1	2	3	4	5	6	7	8	9	10	11	12	13	14	AB	R	H	RBI	BB	SO	LOB	BOTTOM		
Marlon Byrd, R OBP: 0.282, SLG: 0.347 Jason Michaels, R Billy Wagner, L Amaury Telemaco, R Shane Bieber, R Randy Choate, L David Bell, R Randy Vick, L OBP: 0.100, SLG: 0.169 (14, 9)	G1-3		K			G6-3		FC6-4			K				3	0	1	0	0	1	1			
Placido Polanco, R OBP: 0.338, SLG: 0.351 (1, 4)	G6-3		FC5-4			F7		FC6-4							6	0	0	0	1	0	3			
Bobby Abreu, L OBP: 0.359, SLG: 0.483 (1, 9)	K					G3		F7							5	0	0	0	2	2	1			
Jim Thome, L OBP: 0.443, SLG: 0.687 (1, 3)						G4-3		G3							6	0	1	0	1	2	3			
Ricky Ledee, L OBP: 0.448, SLG: 0.680 (1, 7)						G6-3		G4-3							5	0	0	1	2	1	1			
11 Jimmy Rollins, S OBP: 0.287, SLG: 0.284 (1, 6)						G4-3		G3							6	1	2	0	0	1	2			
Tomas Perez, S OBP: 0.390, SLG: 0.556 (1, 5)						F8		HR							4	2	1	2	2	1	1			
Todd Pratt, R OBP: 0.412, SLG: 0.357 Pat Burrell, R Mike Lieberthal, R OBP: 0.263, SLG: 0.347 (9, PH)						G6-3		K							3	0	0	0	2	0	0			
Eric Milton, L OBP: 0.200, SLG: 0.111 Rheal Cormier, L Tim Worrell, R Doug Glavine, R OBP: 0.333, SLG: 0.409 (9, 8)						G4-3		K							1	0	0	0	1	0	0			
<b>Inning Stats</b>	R: 0 E: 0 K: 1 S: 9	H: 0 LOB: 0 BB: 0 P: 14	R: 0 E: 0 K: 1 S: 9	H: 1 LOB: 1 BB: 0 P: 13	R: 0 E: 0 K: 1 S: 8	H: 0 LOB: 1 BB: 1 P: 16	R: 0 E: 0 K: 0 S: 4	H: 1 LOB: 1 BB: 0 P: 8	R: 0 E: 0 K: 0 S: 12	H: 2 LOB: 0 BB: 0 P: 15	R: 0 E: 0 K: 1 S: 18	H: 2 LOB: 2 BB: 1 P: 19	R: 0 E: 0 K: 2 S: 10	H: 0 LOB: 1 BB: 1 P: 19	R: 0 E: 0 K: 1 S: 9	H: 0 LOB: 3 BB: 3 P: 22	R: 0 E: 0 K: 1 S: 7	H: 0 LOB: 0 BB: 0 P: 9	R: 0 E: 0 K: 1 S: 7	H: 0 LOB: 0 BB: 0 P: 9	1B: 4 2B: 3 3B: 0 HR: 2	SF: 0 SAC: 1 DP: 1 HBP: 1	WP: 0 PB: 0 SB: 1 CS: 1	PA: 59
<b>PITCHER</b>	IP ERA	WLS ERA	BF ERA	H ER	R ER	SO SO	BB BB	IBB IBB	HBP HBP	BLK BLK	WP WP	HR HR	S S	P P	ERA ERA	WHIP WHIP								
17 Brandon Webb, R ERA: 2.21 Mike Koplove, R ERA: 4.73 Randy Choate, L Matt Mantel, R Stephen Randolph, L ERA: 1.89	(1, 1) (7, 1) (8, 1) (9, 1) (10, 1)	6.2 1.0 0.1 1.0 1.1	25 5 1 6 6	4 1 0 2 2	2 0 0 2 0	4 2 0 2 2	4 1 0 2 1	0 0 0 0 0	0 0 0 0 0	0 0 0 0 0	0 1 13 13	0 1 20 30	0.00 0.000 0.000 18.000 0.000	0.750 2.000 0.000 3.000 1.500										
<b>PITCHER</b>	IP ERA	WLS ERA	BF ERA	H ER	R ER	SO SO	BB BB	IBB IBB	HBP HBP	BLK BLK	WP WP	HR HR	S S	P P	ERA ERA	WHIP WHIP								
Jose Valverde, R Oscar Villarreal, R ERA: 7.27 (13, 1)	(11, 1) (13, 1)	1.2 1.2	10 10	1 1	2 2	2 1	0 2	0 1	0 1	0 0	0 0	0 0	13 16	20 35	0.00 10.80	0.000 1.800								

Arizona Diamondbacks @ Philadelphia Phillies  
Citizens Bank Park, Philadelphia, PA  
Sun May 02 2004, 1:35 PM EDT  
Att. 43,025 - Overcast - 73 F

AB	47
R	8
H	8
RBI	6
BB	10
SO	13
LOB	19





Batter	1	2	3	4	5	6	7	8	9	AB	R	H	RBI	BB	SO	LOB	TOP					
Tony Womack, L (1.4)	P6		E6			FC6-4		G6-3		5	2	1	1	0	0	2						
Ray Lankford, L (1.7)	1B		K		E3			F8		4	2	1	0	1	1	1						
5 Albert Pujols, R (1.3)	2B		G5-3		G4-3			G5-3		5	1	1	0	0	0	4						
15 Jim Edmonds, L (1.8)	L3							G1-3		5	0	2	2	0	0	2						
27 Scott Rolen, R (1.5)	1B		FC6-4					G5-3		4	0	2	2	0	0	1						
Edgar Renteria, R (1.6)		G6-3			G4-3			F8		4	0	0	0	0	1	2						
Marlon Anderson, L (1.9)		K			G1-3			L7		3	1	1	0	0	1	0						
So Taguchi, R (8. PH)										1	0	0	0	0	0	0						
Mike Matheny, R (1.2)					P4					3	0	2	0	0	0	0						
29 Chris Carpenter, R (1.1)										2	0	0	0	0	1	1						
Colin Porter, L (6. PH)										1	0	0	0	0	0	2						
Cal Eldred, R (6.1)										0	0	0	0	0	0	0						
Steve Kline, S (7.1)										0	0	0	0	0	0	0						
Reggie Sanders, R (8. PH)										1	0	0	0	0	1	1						
Julian Tavarez, L (8.1)										0	0	0	0	0	0	0						
Ray King, L (8.1)										0	0	0	0	0	0	0						
44 Jason Istringhausen, R (8.1)										0	0	0	0	0	0	0						
<b>Inning Stats</b>	R: 2 E: 0 K: 0 S: 9	H: 3 LOB: 1 BB: 0 P: 13	R: 0 E: 0 K: 2 S: 12	H: 1 LOB: 1 BB: 0 P: 14	R: 1 E: 1 K: 1 S: 10	H: 1 LOB: 1 BB: 0 P: 15	R: 0 E: 0 K: 1 S: 6	H: 0 LOB: 0 BB: 0 P: 7	R: 2 E: 1 K: 0 S: 12	H: 3 LOB: 2 BB: 1 P: 19	R: 1 E: 0 K: 0 S: 20	H: 2 LOB: 2 BB: 1 P: 25	R: 0 E: 0 K: 0 S: 8	H: 0 LOB: 0 BB: 0 P: 12	R: 0 E: 0 K: 1 S: 9	H: 0 LOB: 1 BB: 0 P: 14	R: 0 E: 0 K: 0 S: 6	H: 0 LOB: 0 BB: 0 P: 9	1B: 9 2B: 1 3B: 0 HR: 0	SF: 0 SAC: 0 DP: 0 HBP: 1	WP: 1 PB: 0 SB: 1 CS: 0	PA: 40
<b>PITCHER</b>	IP WLS BF H R ER SO BB IBB HBP BLK WP HR S P ERA WHIP																					
39 Brett Myers, R (1.1)	5.2 L 29 10 6 3 4 1 0 0 0 0 1 0 66 89 4.76 1.941																					
Roberto Hernandez, R (6.1)	0.2 2 0 0 0 0 0 0 0 0 0 0 0 6 7 0.00 0.000																					
Rheal Cormier, L (7.1)	1.2 6 0 0 0 1 0 0 0 1 0 0 0 14 23 0.00 0.000																					
Amaury Telemaco, R (9.1)	1.0 3 0 0 0 0 0 0 0 0 0 0 0 6 9 0.00 0.000																					

St. Louis Cardinals @ Philadelphia Phillies  
Citizens Bank Park, Philadelphia, PA  
Tue May 04 2004, 7:05 PM EDT  
Att: 33,294 - Sunny - 60 F

AB	38
R	6
H	10
RBI	5
BB	1
SO	5
LOB	16



Batter	1	2	3	4	5	6	7	8	9	AB	R	H	RBI	BB	SO	LOB	BOTTOM					
Marlon Byrd, R (1.8)	G6-3		G3		K					3	1	0	0	1	2	0						
Placido Polanco, R (1.4)	1B		G3		G6-3			F9		5	0	2	0	0	0	1						
Bobby Abreu, L (1.9)	G3-4-3		G3		G6-3			F9		4	2	2	3	1	1	3						
Jim Thome, L (1.3)	K		F8					G4-6-3		4	1	1	1	1	1	2						
Pat Burrell, R (1.7)	P5				K			G5-3		4	1	1	1	1	2	3						
Mike Lieberthal, R (1.2)	E3				BB			G4-3		4	0	2	0	0	0	1						
David Bell, R (1.5)			F8					G5-3		2	0	0	0	1	0	2						
Roberto Hernandez, R (6.1)										0	0	0	0	0	0	0						
Rheal Cormier, L (7.1)										0	0	0	0	0	0	0						
Julian Tavarez, R (8.1)										1	0	0	0	0	0	1						
Amaury Telemaco, R (9.1)										0	0	0	0	0	0	0						
11 Jimmy Rollins, S (1.6)	F8				F8			F8		4	0	0	0	0	0	4						
39 Brett Myers, R (1.1)										2	0	0	0	0	1	2						
Tomas Perez, S (6.5)					G6-3					2	0	0	0	0	2	0						
<b>Inning Stats</b>	R: 0 E: 0 K: 1 S: 12	H: 1 LOB: 1 BB: 0 P: 16	R: 0 E: 1 K: 0 S: 13	H: 0 LOB: 1 BB: 0 P: 19	R: 2 E: 0 K: 1 S: 12	H: 1 LOB: 0 BB: 0 P: 17	R: 0 E: 0 K: 1 S: 9	H: 1 LOB: 2 BB: 1 P: 16	R: 3 E: 0 K: 2 S: 10	H: 4 LOB: 1 BB: 0 P: 28	R: 0 E: 0 K: 2 S: 10	H: 0 LOB: 0 BB: 0 P: 15	R: 0 E: 0 K: 0 S: 9	H: 0 LOB: 1 BB: 1 P: 18	R: 0 E: 0 K: 0 S: 9	H: 0 LOB: 1 BB: 1 P: 14	R: 0 E: 0 K: 3 S: 13	H: 1 LOB: 3 BB: 2 P: 27	1B: 4 2B: 0 3B: 0 HR: 4	SF: 0 SAC: 0 DP: 1 HBP: 1	WP: 0 PB: 0 SB: 0 CS: 0	PA: 41
<b>PITCHER</b>	IP WLS BF H R ER SO BB IBB HBP BLK WP HR S P ERA WHIP																					
29 Chris Carpenter, R (1.1)	5.0 W 25 10 6 5 4 1 0 0 0 0 0 0 14 22 9.00 1.600																					
Cal Eldred, R (6.1)	1.1 H 4 0 0 0 2 0 0 0 0 0 0 0 14 22 0.00 0.000																					
Steve Kline, L (7.1)	0.2 H 2 0 0 0 0 1 0 0 0 0 0 0 5 11 0.00 1.500																					
Julian Tavarez, R (8.1)	0.1 H 2 0 0 0 0 1 0 0 0 0 0 0 4 8 0.00 3.000																					
Ray King, L (8.1)	0.2 H 2 0 0 0 0 0 0 0 0 0 0 0 5 6 0.00 0.000																					

St. Louis Cardinals @ Philadelphia Phillies  
Citizens Bank Park, Philadelphia, PA  
Tue May 04 2004, 7:05 PM EDT  
Att: 33,294 - Sunny - 60 F

AB	35
R	5
H	8
RBI	5
BB	5
SO	9
LOB	19





Batter	1	2	3	4	5	6	7	8	9	AB	R	H	RBI	BB	SO	LOB	TOP										
Marlon Anderson, L (1,4) OBP: 0.343, SLG: 0.582 7 Hector Luna, R (9, PH) OBP: 0.278, SLG: 0.400	G4-3	1-2			P1		G5-3		K	4	0	1	0	0	0	0											
Edgar Renteria, R (1,6) OBP: 0.335, SLG: 0.373	G6-3	2-1			L9		F8			4	0	0	0	0	0	2											
5 Albert Pujols, R (1,3) OBP: 0.388, SLG: 0.579	E5			G6-3		G6-3			15 G4-3 27 G5-3	4	2	1	0	0	0	0											
15 Jim Edmonds, L (1,8) OBP: 0.383, SLG: 0.588	27 1B			K		27 2B			G4-3	3	1	1	0	1	1	1											
27 Scott Rolen, R (1,5) OBP: 0.392, SLG: 0.630	1-3 2H			G6-3		1B			G5-3	4	1	2	3	0	0	0											
Colin Porter, L (1,7) OBP: 0.381, SLG: 0.429 Julian Tavaréz, L (8,1)	K			G6-4-3		2H			G3-1	4	0	2	1	0	1	2											
Reggie Sanders, R (1,9) OBP: 0.298, SLG: 0.590				K		E5			K	4	0	0	0	0	3	2											
Mike Matheny, R (1,2) OBP: 0.333, SLG: 0.438 Ray Lankford, L (9, PR) OBP: 0.403, SLG: 0.540	G3-1			G6-4-3		G6-4-3			1B	4	0	1	0	0	0	3											
Woody Williams, R (1,1) Tony Womack, L (7, PH) OBP: 0.376, SLG: 0.446 54 Josh Pearce, R (7,1) Ray King, L (8,1) So Taguchi, R (8,7) OBP: 0.219, SLG: 0.258						F8			F7	1	0	0	0	1	0	0											
<b>Inning Stats</b>	R: 1 E: 1 K: 1 S: 13	H: 1 LOB: 2 BB: 1 P: 23	R: 0 E: 0 K: 1 S: 13	H: 1 LOB: 2 BB: 1 P: 22	R: 0 E: 0 K: 1 S: 6	H: 0 LOB: 0 BB: 0 P: 8	R: 0 E: 0 K: 1 S: 9	H: 1 LOB: 0 BB: 0 P: 10	R: 0 E: 0 K: 0 S: 5	H: 0 LOB: 0 BB: 0 P: 5	R: 2 E: 1 K: 0 S: 10	H: 3 LOB: 1 BB: 0 P: 14	R: 0 E: 0 K: 1 S: 7	H: 0 LOB: 0 BB: 0 P: 10	R: 1 E: 0 K: 0 S: 8	H: 1 LOB: 0 BB: 0 P: 14	R: 0 E: 0 K: 2 S: 14	H: 1 LOB: 1 BB: 0 P: 18	1B: 6 2B: 2 3B: 0 HR: 0	SF: 0 SAC: 0 DP: 2 HBP: 0	WP: 0 PB: 0 SB: 0 CS: 0	PA: 37					
<b>PITCHER</b>	IP	WLS	BF	H	R	ER	SO	BB	IBB	HBP	BLK	WP	HR	S	P	ERA	WHIP										
Kevin Millwood, R (1,1) ERA: 3.46	7.0	W	30	7	4	3	5	2	0	0	0	0	0	65	95	3.86	1.286										
Rheal Cormier, L (8,1) ERA: 4.4	0.1	H	1	0	0	0	0	0	0	0	0	0	0	3	5	0.00	0.000										
Tim Worrell, R (8,1) ERA: 2.51	0.2	H	2	0	0	0	0	0	0	0	0	0	0	3	6	0.00	0.000										
Billy Wagner, L (9,1) ERA: 1.29	1.0	S	4	1	0	0	2	0	0	0	0	0	0	14	18	0.00	1.000										

St. Louis Cardinals @ Philadelphia Phillies  
Citizens Bank Park, Philadelphia, PA  
Wed May 05 2004, 7:05 PM EDT  
Att: 35,944 - Unknown - 69 F

AB 35  
R 4  
H 8  
RBI 4  
BB 2  
SO 7  
LOB 12



Batter	1	2	3	4	5	6	7	8	9	AB	R	H	RBI	BB	SO	LOB	BOTTOM										
Marlon Byrd, R (1,8) OBP: 0.296, SLG: 0.284	HR		F7		WP		G5-3			4	1	2	1	0	0	0											
Placido Polanco, R (1,4) OBP: 0.328, SLG: 0.340	F8		G5-3		G5-3		G5-3			4	0	0	0	0	0	1											
Bobby Abreu, L (1,9) OBP: 0.357, SLG: 0.526	G6-3		L7				F7		K	4	0	0	0	0	1	0											
Jim Thome, L (1,3) OBP: 0.443, SLG: 0.685	K				G6-4-3		K		CS	2	0	0	0	2	2	0											
Pat Burrell, R (1,7) OBP: 0.376, SLG: 0.483			F9		G6-4-3		1B		HR	3	2	1	0	1	1	2											
Mike Lieberthal, R (1,2) OBP: 0.287, SLG: 0.380	F9						HR		K	3	1	2	0	0	0	1											
David Bell, R (1,5) OBP: 0.301, SLG: 0.412					P3		HR			3	1	2	4	0	0	1											
11 Jimmy Rollins, S (1,6) OBP: 0.247, SLG: 0.261	P5				G3-1		F8			3	0	0	0	0	0	1											
Kevin Millwood, R (1,1) Rheal Cormier, L (8,1) Tim Worrell, R (8,1) Billy Wagner, L (9,1)					F8		G4-3			3	0	0	0	0	1	1											
<b>Inning Stats</b>	R: 1 E: 0 K: 1 S: 10	H: 1 LOB: 0 BB: 0 P: 13	R: 1 E: 0 K: 1 S: 9	H: 2 LOB: 1 BB: 0 P: 14	R: 0 E: 0 K: 0 S: 10	H: 0 LOB: 0 BB: 0 P: 16	R: 0 E: 0 K: 0 S: 4	H: 1 LOB: 1 BB: 1 P: 11	R: 0 E: 0 K: 0 S: 10	H: 1 LOB: 0 BB: 0 P: 15	R: 3 E: 0 K: 1 S: 12	H: 2 LOB: 0 BB: 1 P: 22	R: 0 E: 0 K: 0 S: 6	H: 0 LOB: 0 BB: 0 P: 8	R: 0 E: 0 K: 2 S: 8	H: 0 LOB: 0 BB: 1 P: 18	1B: 3 2B: 2 3B: 0 HR: 2	SF: 0 SAC: 0 DP: 1 HBP: 0	WP: 1 PB: 0 SB: 0 CS: 1	PA: 32							
<b>PITCHER</b>	IP	WLS	BF	H	R	ER	SO	BB	IBB	HBP	BLK	WP	HR	S	P	ERA	WHIP										
Woody Williams, R (1,1) ERA: 6.27	6.0	L	26	7	5	5	3	2	0	0	0	0	0	55	91	7.50	1.500										
54 Josh Pearce, R (7,1) ERA: 6.75	1.0		3	0	0	0	0	0	0	0	0	0	0	6	8	0.00	0.000										
Ray King, L (8,1) ERA: 3.18	0.1		2	0	0	0	1	1	0	0	0	0	0	5	12	0.00	3.000										
Julian Tavaréz, R (8,1) ERA: 4.26	0.2		1	0	0	0	1	0	0	0	0	0	0	3	6	0.00	0.000										

St. Louis Cardinals @ Philadelphia Phillies  
Citizens Bank Park, Philadelphia, PA  
Wed May 05 2004, 7:05 PM EDT  
Att: 35,944 - Unknown - 69 F

AB 29  
R 5  
H 7  
RBI 5  
BB 3  
SO 5  
LOB 7





Batter	1	2	3	4	5	6	7	8	9	AB	R	H	RBI	BB	SO	LOB	TOP								
<b>Tony Womack, L</b> OBP: 0.397, SLG: 0.443	1-1 F7	1-2 F7			1-1 SH1-3 5 SF9 2B		2-2 FC1-5-6 5 WP 1B		0-1 FC6 15 FC3	5	1	1	0	0	0	3	<b>St. Louis Cardinals @ Philadelphia Phillies</b> Citizens Bank Park, Philadelphia, PA Thu May 06 2004, 1:05 PM EDT Att: 44,376 - Sunny - 60 F								
<b>So Taguchi, R</b> OBP: 0.226, SLG: 0.285	2-1 E4 5 1B	2-1 G3			0-1 SH1-3		0-0 5 WP 1B		2-2 FC3	3	1	1	0	0	0	0									
<b>Steve Kline, S</b> OBP: 0.151, SLG: 0.151					2-3		1-2 1B		1-2 2-3 3H	0	0	0	0	0	0	0									
<b>Julian Tavaréz, L</b> OBP: 0.151, SLG: 0.151									1-2 2-3 3H	0	0	0	0	0	0	0									
<b>Ray King, L</b> OBP: 0.151, SLG: 0.151									1-2 2-3 3H	0	0	0	0	0	0	0									
<b>15 Jim Edmonds, L</b> OBP: 0.380, SLG: 0.583									1-2 2-3 3H	0	0	0	0	0	0	0									
<b>5 Albert Pujols, R</b> OBP: 0.361, SLG: 0.568	1 SAFE 2-0 27 1B 1-2 1B				1-1 G5-3		0-0 SF9		0-0 G3-2-3	4	1	1	1	0	0	5									
<b>27 Scott Rolen, R</b> OBP: 0.395, SLG: 0.622	0-2 7 HR 1-3 2H 1B				4-2 BB		3-H 2-1 P2		2-3 K	3	1	1	1	1	1	0									
<b>Edgar Renteria, R</b> OBP: 0.339, SLG: 0.377	2-2 7 HR 1-2 3H 1B				1-3 K		0-0 G6-4-3 1B		2-2 G4-3	4	1	2	1	0	1	1									
<b>Reggie Sanders, R</b> OBP: 0.287, SLG: 0.567	0-1 P4				0-1 G5-3		2-0 G6-4-3 1-2		1-1 G6-3	4	0	0	0	0	0	4									
<b>44 Jason Istringhausen, R</b> OBP: 0.330, SLG: 0.433							1-2 G4-3			0	0	0	0	0	0	0									
<b>7 Hector Luna, R</b> OBP: 0.286, SLG: 0.556	0-1 1H 2H HR				0-0 B1-3		2-2 G4-3		3-1 1B 15 FC3 1B	3	1	1	3	0	0	0									
<b>Colin Porter, L</b> OBP: 0.409, SLG: 0.455										1	1	1	0	0	0	0									
<b>Cody McKay, L</b> OBP: 0.167, SLG: 0.136	0-2 F7				1-1 F8		1-0 F7		2-0 F9	3	0	0	0	0	0	0									
<b>Mike Matheny, R</b> OBP: 0.330, SLG: 0.433										1	0	0	0	0	0	1									
<b>Jeff Suppan, R</b> OBP: 0.416, SLG: 0.554					0-1 G6-3		1-0 FC1-5 S 1B		1-2 15 FC3 5 G3-2-3 1B	2	0	0	0	0	1	0									
<b>Ray Lankford, L</b> OBP: 0.416, SLG: 0.554										2	0	2	0	0	0	0									
<b>Inning Stats</b>	R: 5 E: 1 K: 0 S: 24	H: 4 LOB: 0 BB: 0 P: 31	R: 0 E: 0 K: 0 S: 7	H: 0 LOB: 0 BB: 0 P: 10	R: 0 E: 0 K: 1 S: 10	H: 0 LOB: 1 BB: 1 P: 16	R: 0 E: 0 K: 1 S: 6	H: 0 LOB: 0 BB: 0 P: 8	R: 1 E: 0 K: 0 S: 7	H: 1 LOB: 0 BB: 0 P: 10	R: 0 E: 0 K: 0 S: 6	H: 1 LOB: 0 BB: 0 P: 10	R: 0 E: 0 K: 0 S: 14	H: 2 LOB: 2 BB: 0 P: 21	R: 0 E: 0 K: 1 S: 8	H: 0 LOB: 0 BB: 0 P: 13	R: 1 E: 0 K: 0 S: 12	H: 2 LOB: 2 BB: 0 P: 20	1B: 8 2B: 1 3B: 0 HR: 1	SF: 1 SAC: 1 DP: 2 HBP: 0	WP: 1 PB: 0 SB: 1 CS: 0	PA: 39			
<b>PITCHER</b>	IP	WLS	BF	H	R	ER	SO	BB	IBB	HBP	BLK	WP	HR	S	P	ERA	WHIP								
<b>Randy Wolf, L</b> ERA: 2.77	6.2	L	29	8	6	2	2	1	0	0	0	0	1	68	97	2.70	1.350								
<b>63 Ryan Madson, R</b> ERA: 2.77	1.1		4	0	0	0	1	0	0	0	0	0	0	14	22	0.00	0.000								
<b>Jim Crowell, L</b> ERA: 27.0	0.1		5	2	1	1	0	0	0	0	0	0	0	11	19	27.00	6.000								
<b>Amaury Telemaco, R</b> ERA: 2.53	0.2		1	0	0	0	0	0	0	0	0	0	0	1	1	0.00	0.000								

Batter	1	2	3	4	5	6	7	8	9	AB	R	H	RBI	BB	SO	LOB	BOTTOM								
<b>Marlon Byrd, R</b> OBP: 0.301, SLG: 0.301	2-2 G4-3 G6-3 2B	0-2 L7			1-2 G4-3 1B		2-2 F9		2-3 K	5	1	2	0	0	1	1	<b>St. Louis Cardinals @ Philadelphia Phillies</b> Citizens Bank Park, Philadelphia, PA Thu May 06 2004, 1:05 PM EDT Att: 44,376 - Sunny - 60 F								
<b>Placido Polanco, R</b> OBP: 0.314, SLG: 0.324	0-1 G4-3	1-1 G5-3			1-1 G4-3		0-2 G5-3		2-1 G6-3	5	0	0	0	0	0	3									
<b>Bobby Abreu, L</b> OBP: 0.353, SLG: 0.510	2-0 G6-3				1-1 BB FC5-4 HBP		2-1 G4-3		0-1 G3	3	1	0	1	0	0	1									
<b>Jim Thome, L</b> OBP: 0.436, SLG: 0.699	1-0 HR				0-0 F7		2-2 G3-1		0-1 G4-3	4	1	1	1	0	0	1									
<b>Pat Burrell, R</b> OBP: 0.390, SLG: 0.522	0-0 HR				4-1 FC5-4 BB		3-3 K		3-2 1B 1B	3	1	2	1	1	1	0									
<b>David Bell, R</b> OBP: 0.320, SLG: 0.420	3-1 1B				4-1 FC5-4 BB		3-3 K		1-1 1B	3	0	2	0	1	1	0									
<b>Tomas Perez, S</b> OBP: 0.280, SLG: 0.435	3-1 F8				0-1 FC5-4 PB		0-1 E6 G5-4-3		0-1 F7	3	0	0	1	0	0	3									
<b>Ricky Ledee, L</b> OBP: 0.448, SLG: 0.680					1-2 2-3 3H					0	0	0	0	0	0	0									
<b>Mike Lieberthal, R</b> OBP: 0.284, SLG: 0.375										1	0	0	0	0	0	2									
<b>Todd Pratt, R</b> OBP: 0.400, SLG: 0.353					2-1 SH2-3 1B		0-1 G5-4-3		0-3 K	3	0	1	0	0	1	3									
<b>Jason Michaels, R</b> OBP: 0.297, SLG: 0.214										1	0	0	0	0	1	2									
<b>Jim Crowell, L</b> OBP: 0.284, SLG: 0.375										0	0	0	0	0	0	0									
<b>Amaury Telemaco, R</b> OBP: 0.284, SLG: 0.375										0	0	0	0	0	0	0									
<b>Randy Wolf, L</b> OBP: 0.429, SLG: 0.769					0-1 SH2-3		0-2 F8		2-2 L4	2	0	0	0	0	1	0									
<b>63 Ryan Madson, L</b> OBP: 0.429, SLG: 0.769										0	0	0	0	0	0	0									
<b>11 Jimmy Rollins, S</b> OBP: 0.245, SLG: 0.258										1	0	0	0	0	0	0									
<b>Inning Stats</b>	R: 3 E: 0 K: 0 S: 13	H: 4 LOB: 1 BB: 0 P: 24	R: 0 E: 0 K: 0 S: 9	H: 1 LOB: 1 BB: 0 P: 12	R: 1 E: 0 K: 1 S: 9	H: 0 LOB: 2 BB: 2 P: 21	R: 0 E: 0 K: 1 S: 11	H: 1 LOB: 0 BB: 0 P: 16	R: 0 E: 1 K: 0 S: 7	H: 0 LOB: 0 BB: 0 P: 7	R: 0 E: 0 K: 0 S: 9	H: 0 LOB: 0 BB: 0 P: 11	R: 0 E: 0 K: 1 S: 12	H: 2 LOB: 2 BB: 0 P: 16	R: 0 E: 0 K: 1 S: 9	H: 0 LOB: 0 BB: 0 P: 15	1B: 5 2B: 1 3B: 0 HR: 2	SF: 0 SAC: 1 DP: 1 HBP: 1	WP: 0 PB: 1 SB: 0 CS: 0	PA: 38					
<b>PITCHER</b>	IP	WLS	BF	H	R	ER	SO	BB	IBB	HBP	BLK	WP	HR	S	P	ERA	WHIP								
<b>Jeff Suppan, R</b> ERA: 3.96	6.0	W	27	6	4	4	4	2	0	0	0	0	0	7	9	0.00	0.000								
<b>Cal Eldred, R</b> ERA: 8.1	0.2	H	2	0	0	0	0	0	0	0	0	0	0	4	4	0.00	0.000								
<b>Steve Kline, L</b> ERA: 1.8	0.2	H	2	0	0	0	0	0	0	0	0	0	0	5	9	∞	∞								
<b>Julian Tavaréz, R</b> ERA: 4.26	0.0	H	1	0	0	0	0	0	0	0	0	0	0	2	2	0.00	0.000								
<b>Ray King, L</b> ERA: 3.09																									

AB 36  
R 7  
H 10  
RBI 7  
BB 1  
SO 3  
LOB 16



AB 34  
R 4  
H 8  
RBI 4  
BB 2  
SO 6  
LOB 16







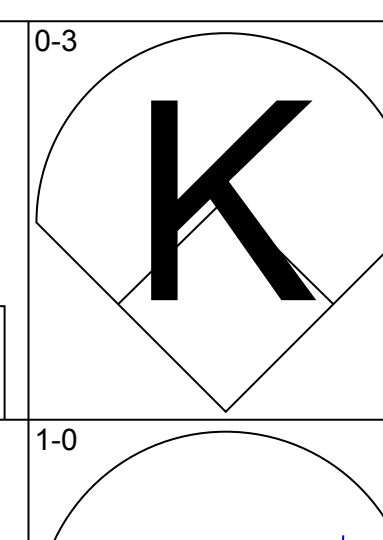
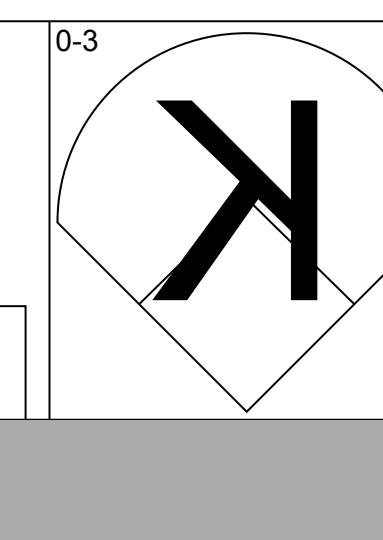
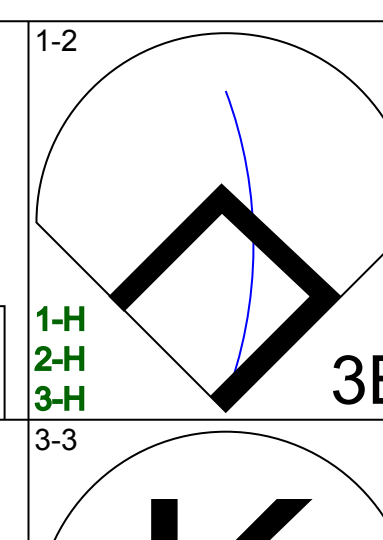
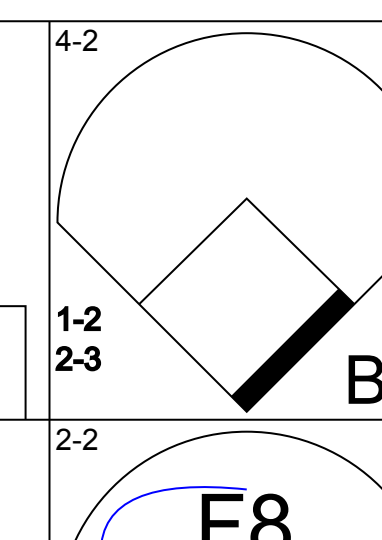
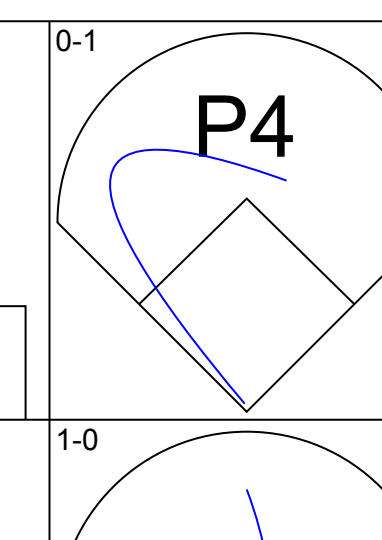
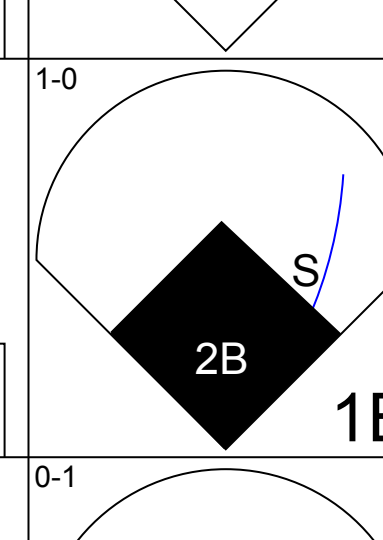

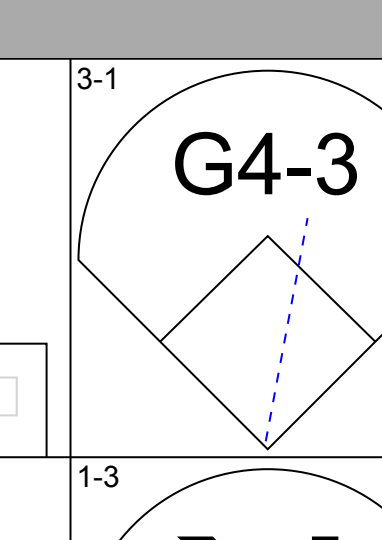
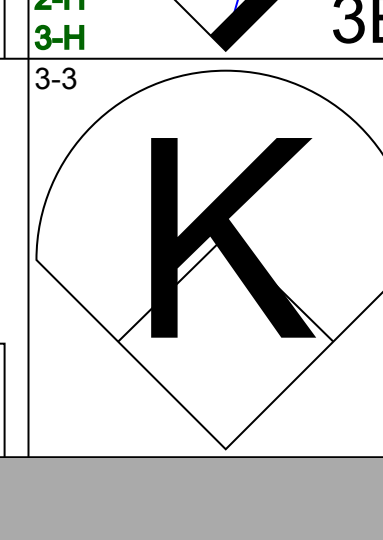
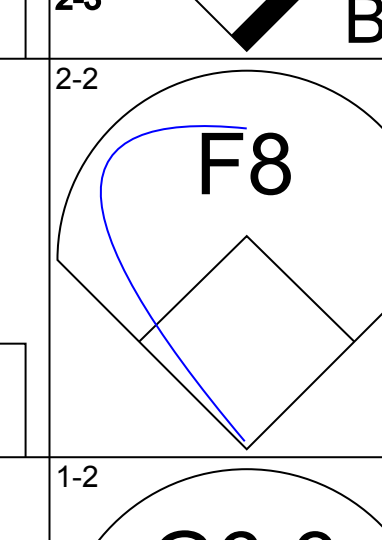
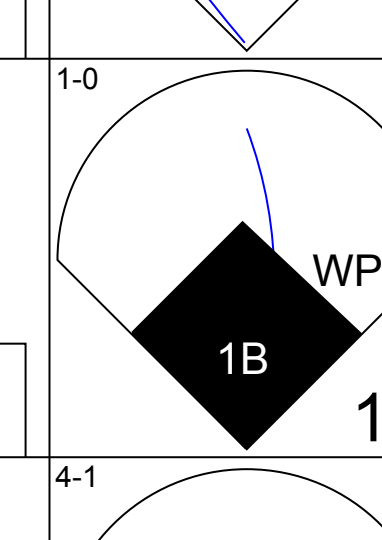

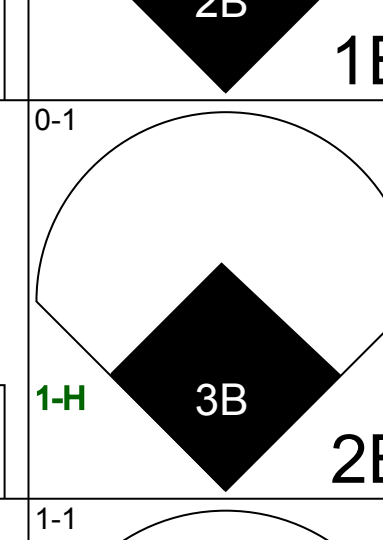

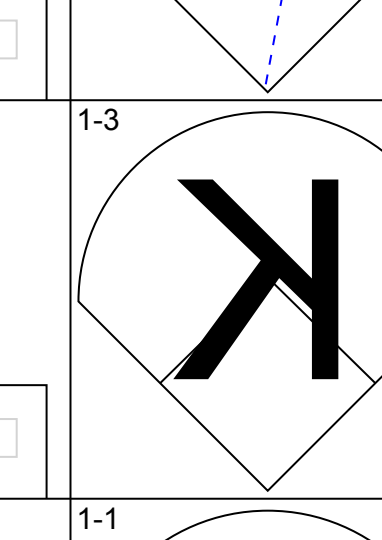
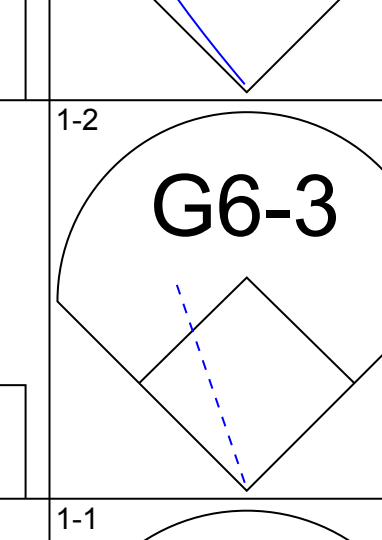
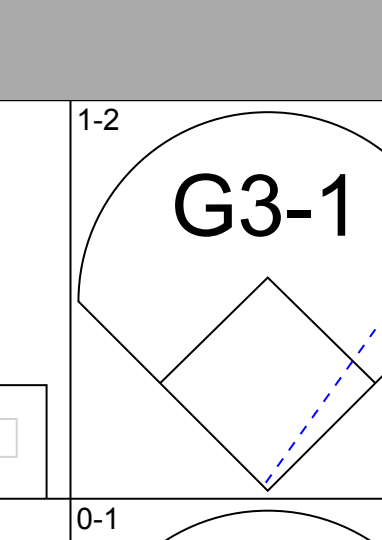
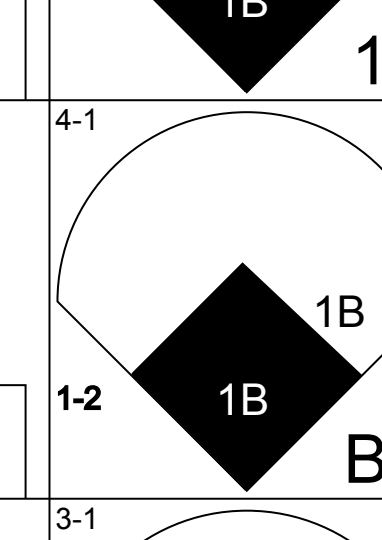

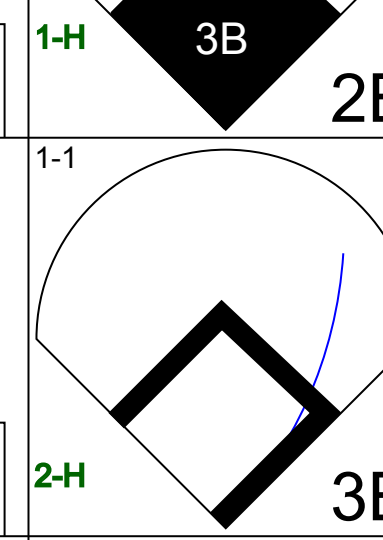

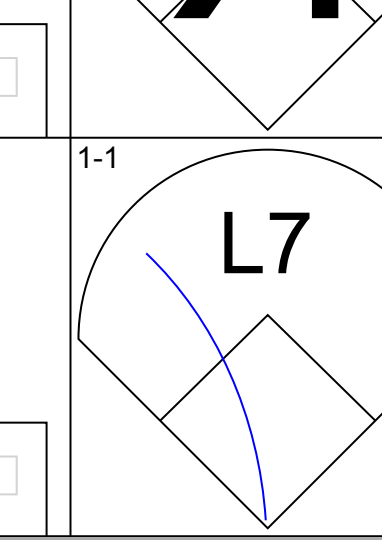
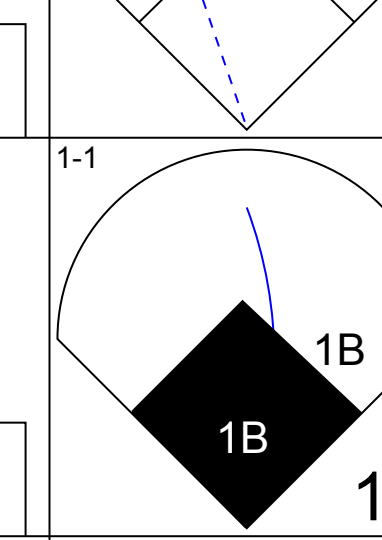
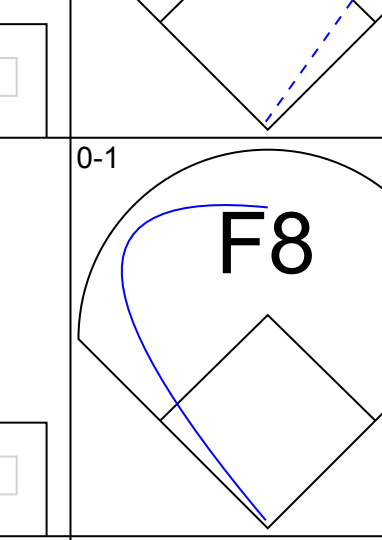

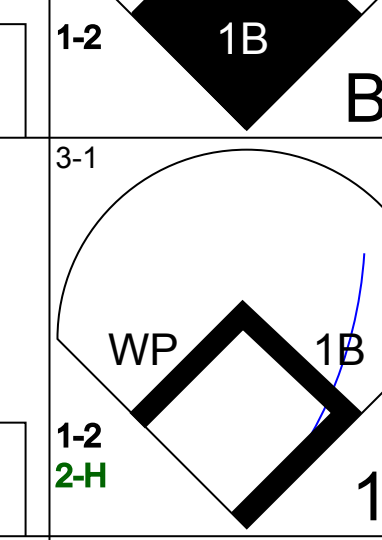

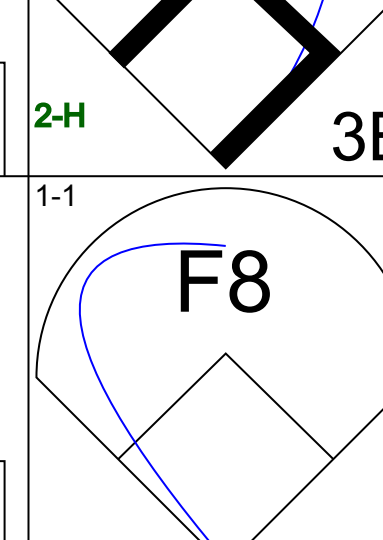
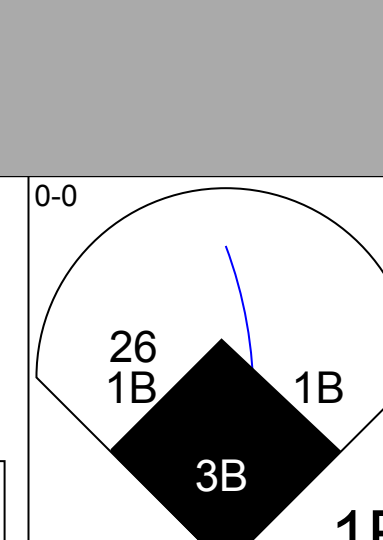
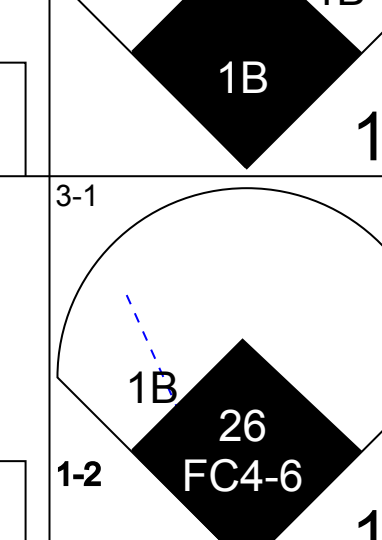
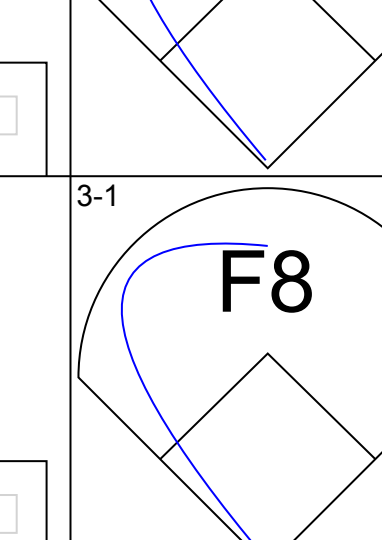
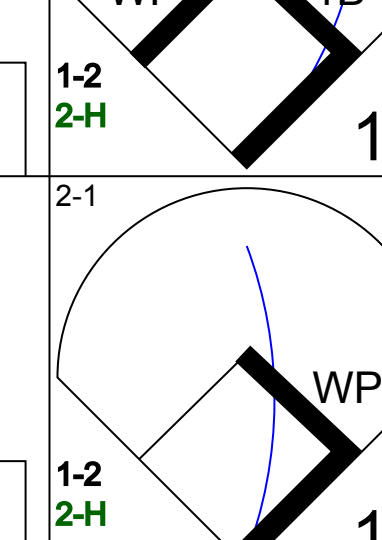

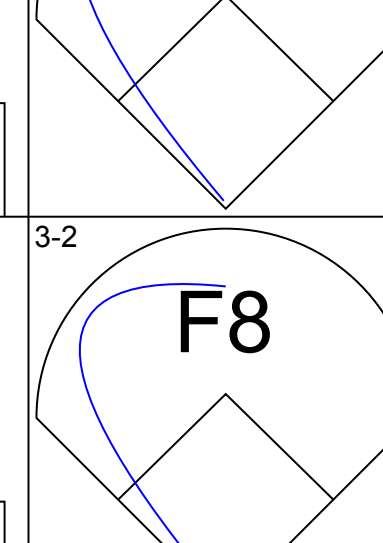
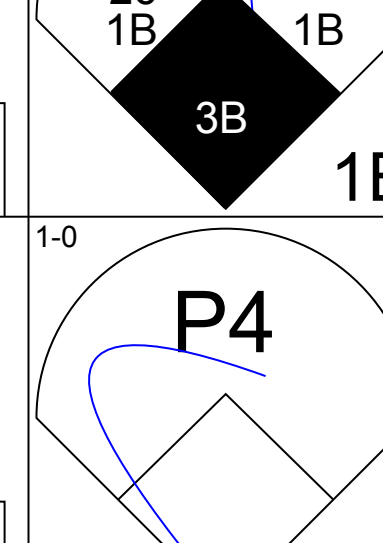
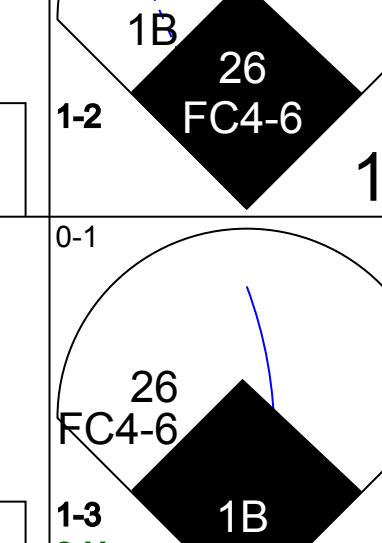
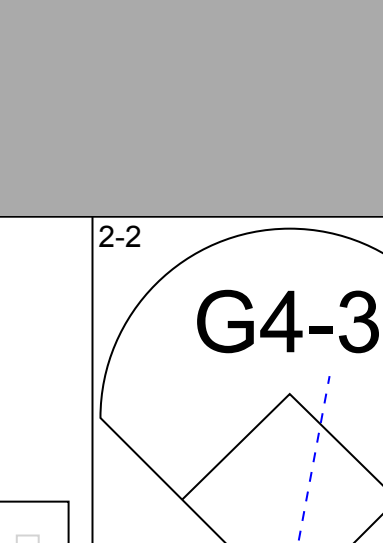
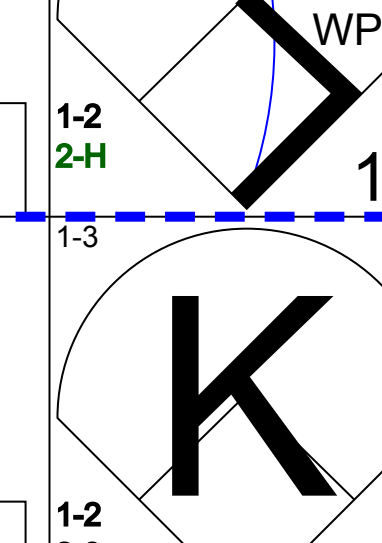
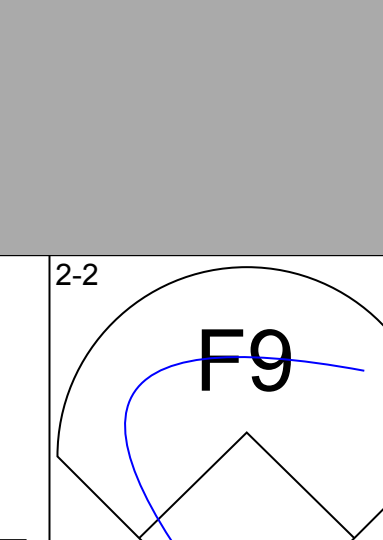
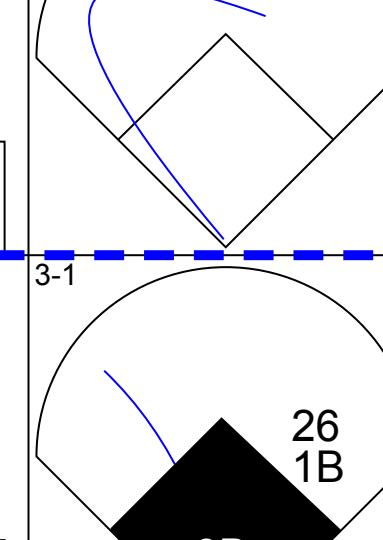
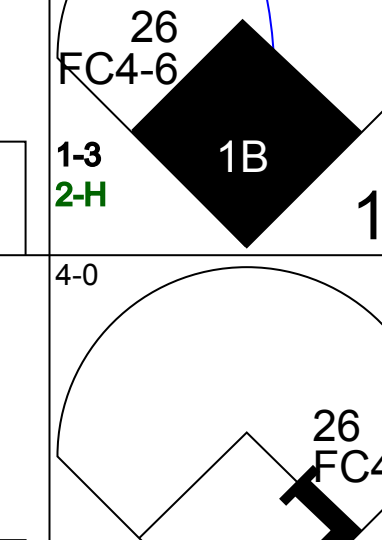
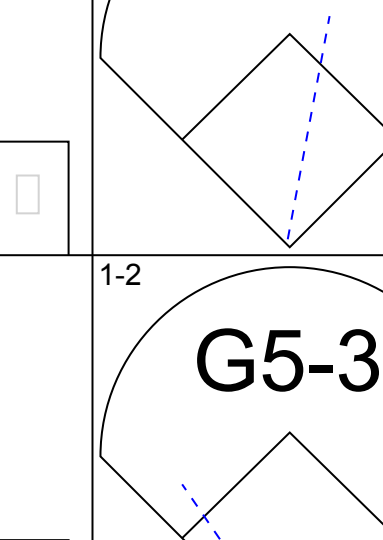
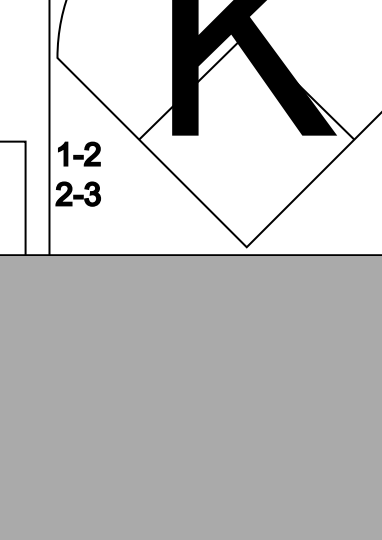
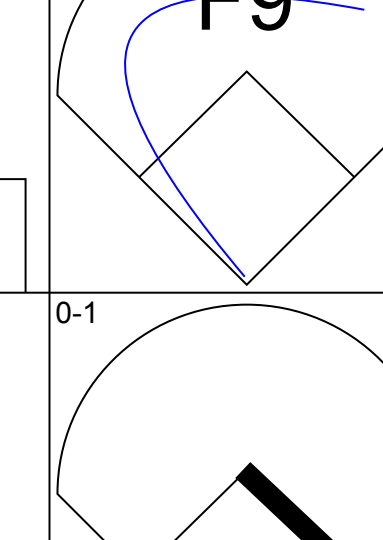
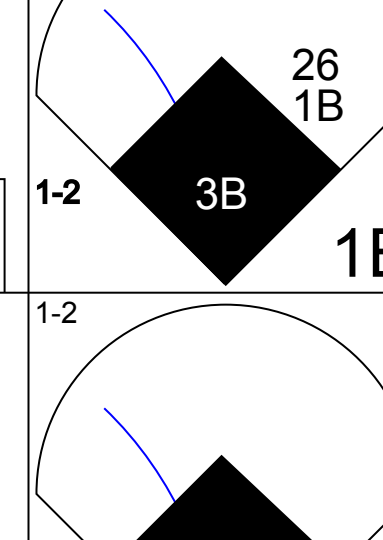
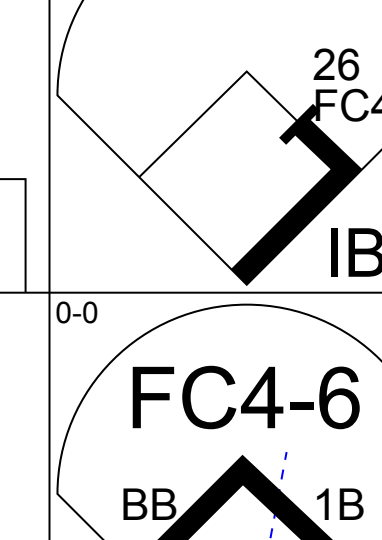
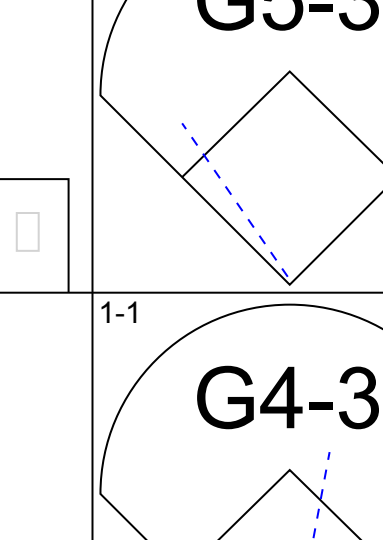

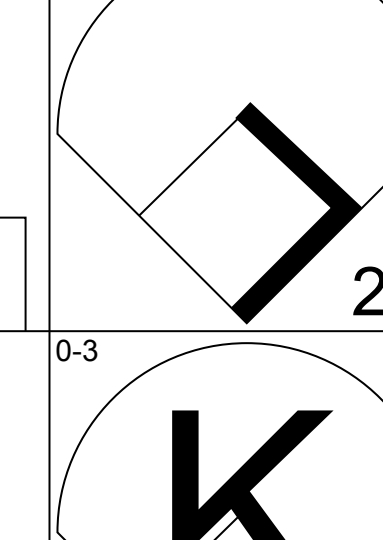
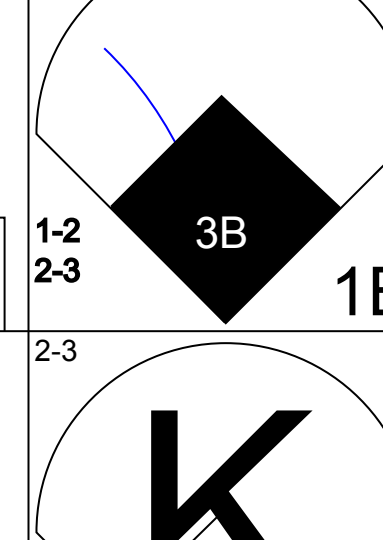
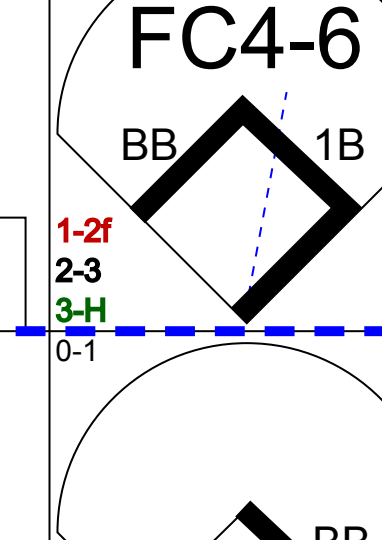
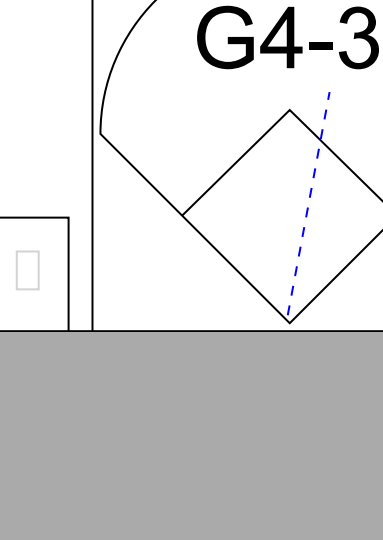
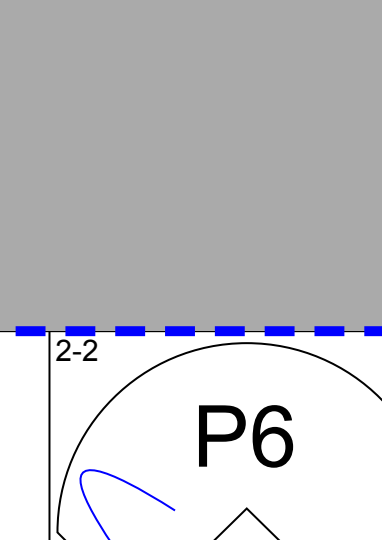
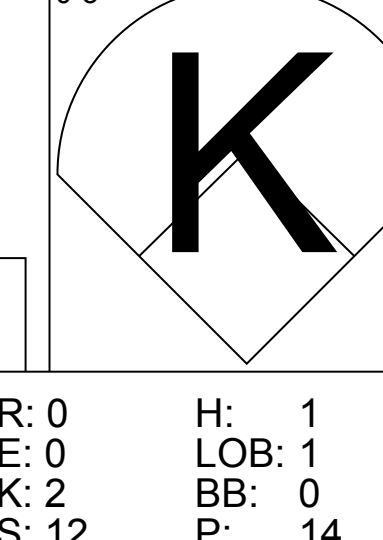
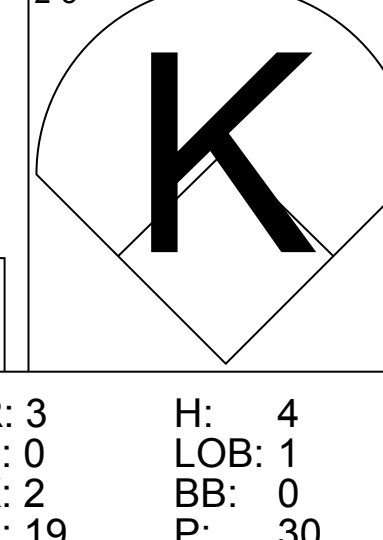
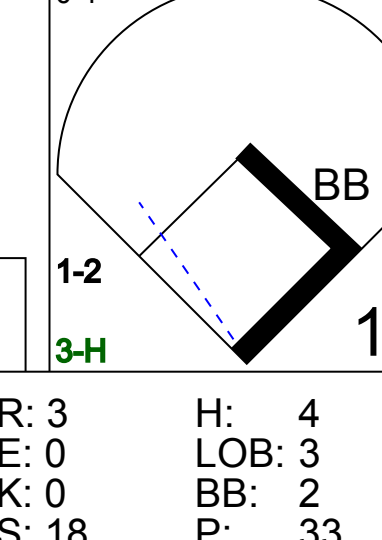
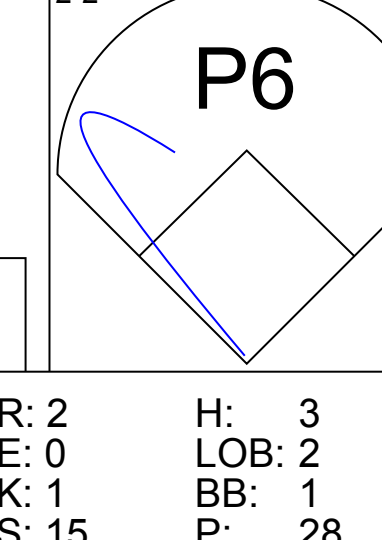
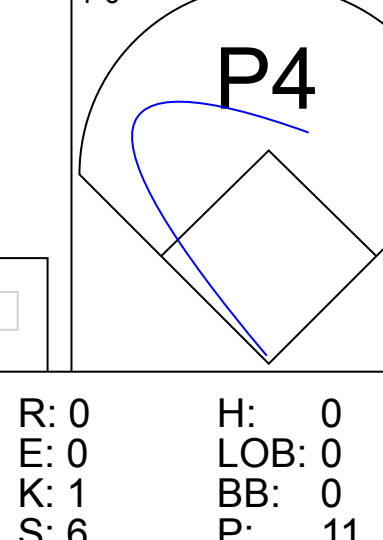






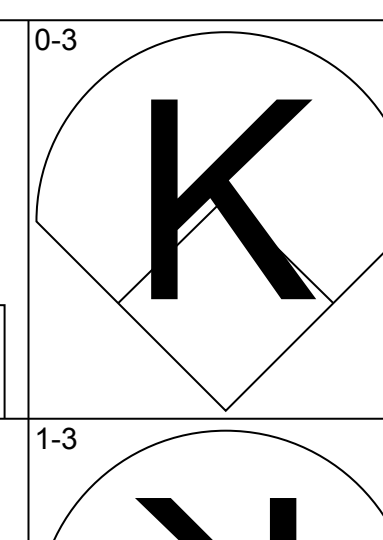
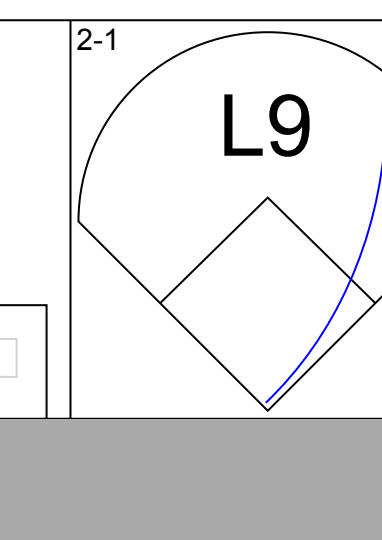
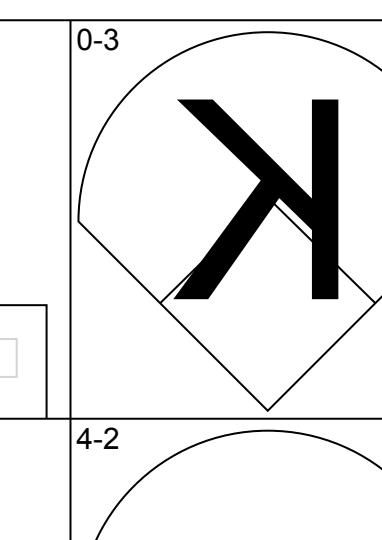
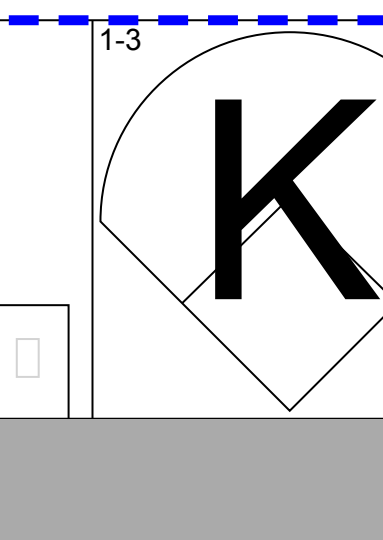
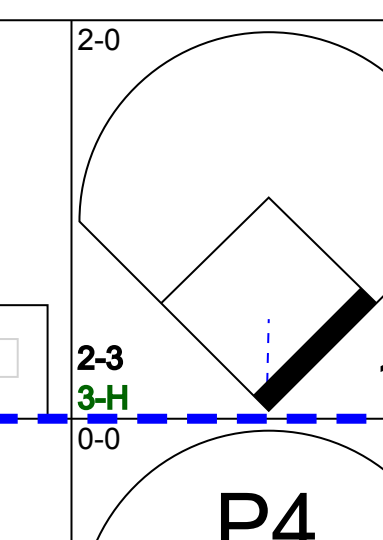
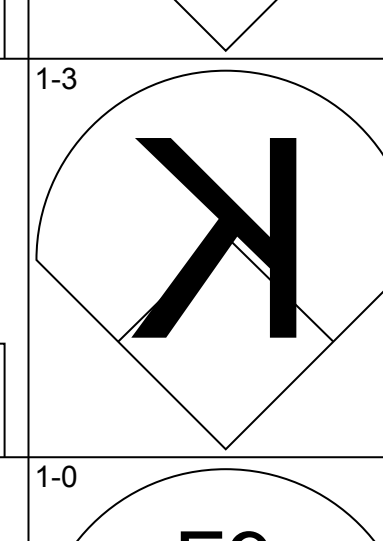
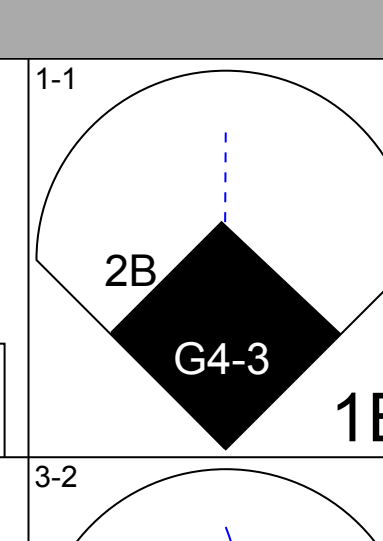

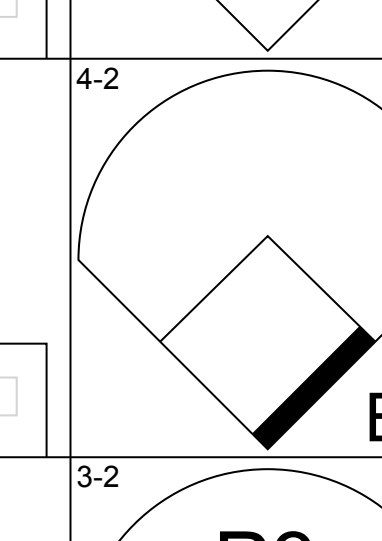
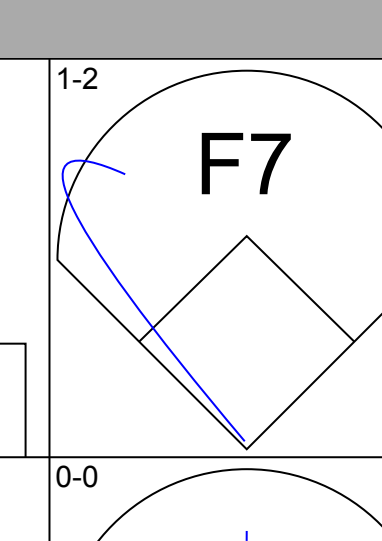
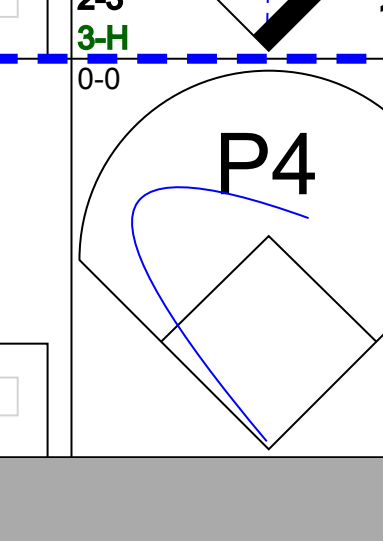
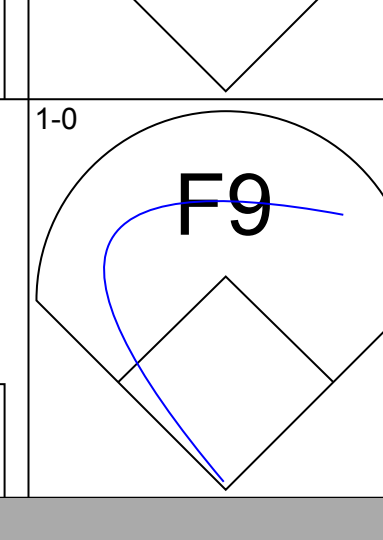
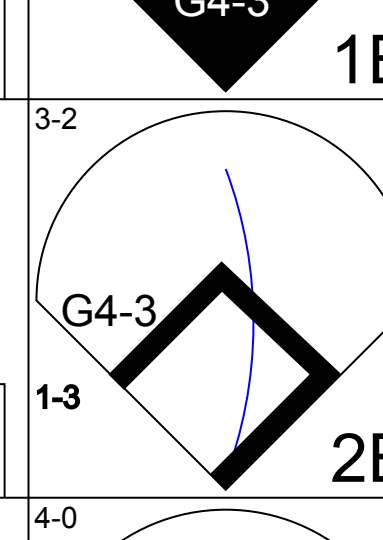

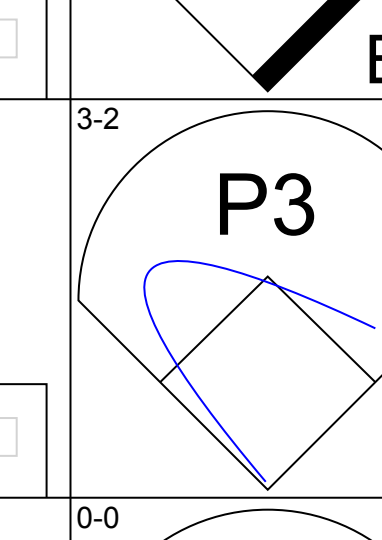
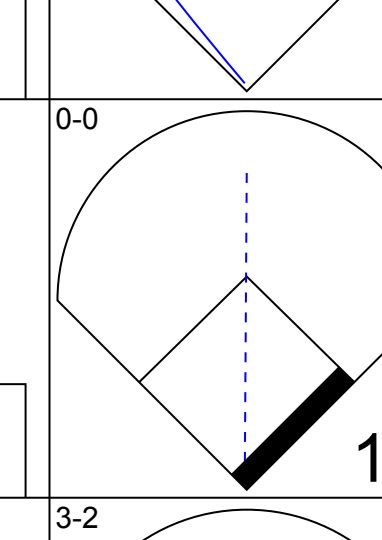
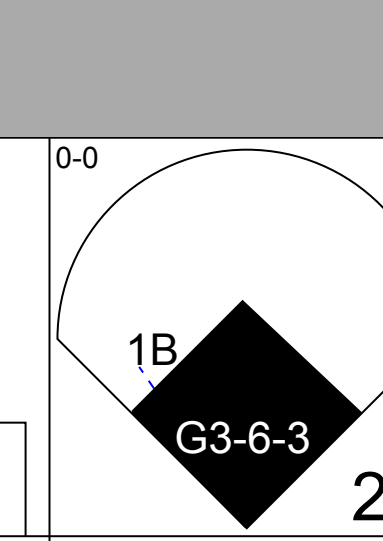
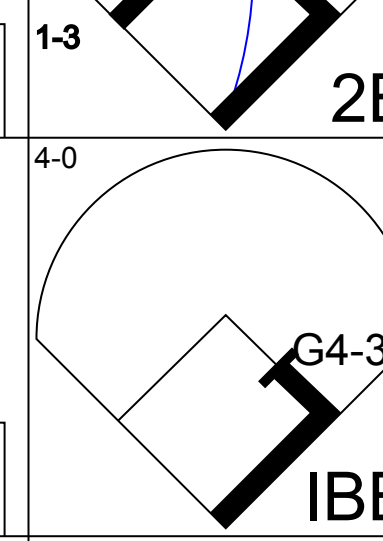

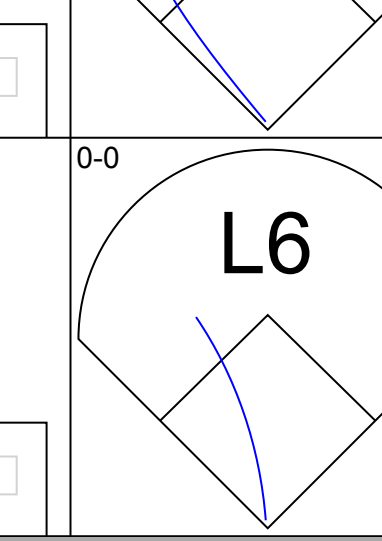
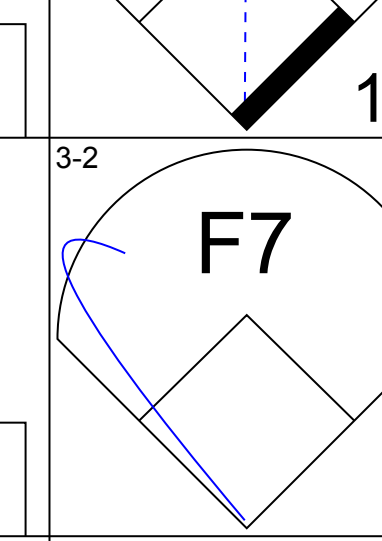
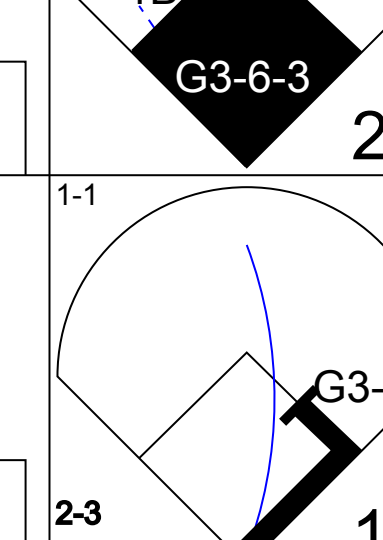
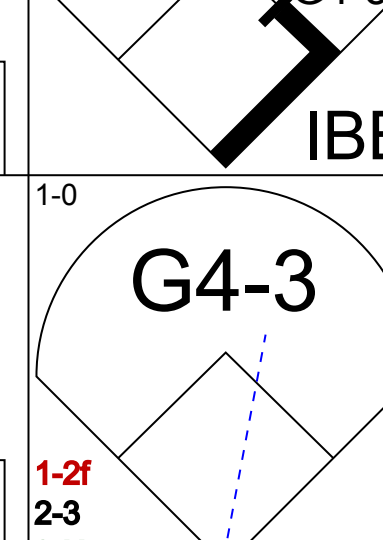

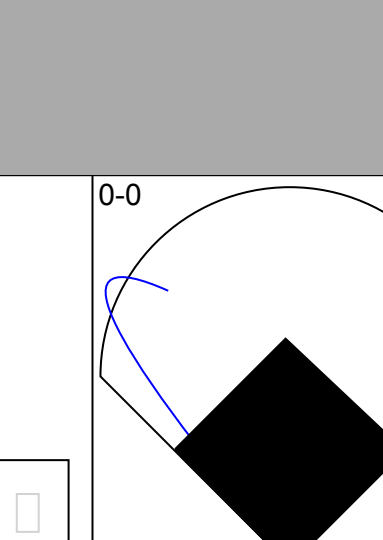
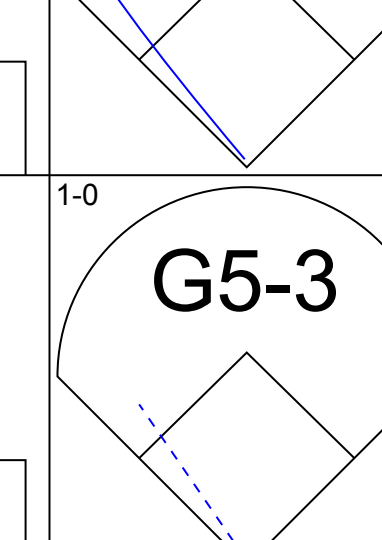
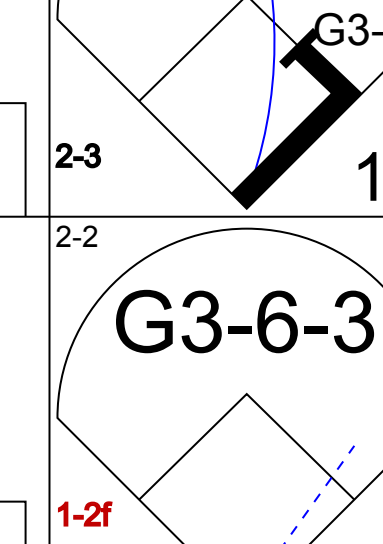
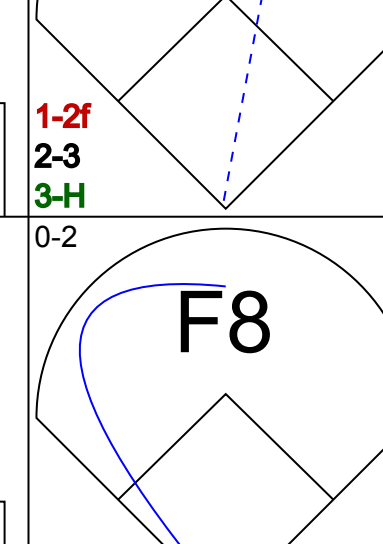
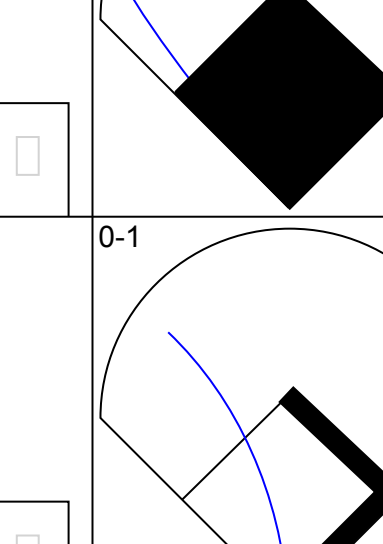
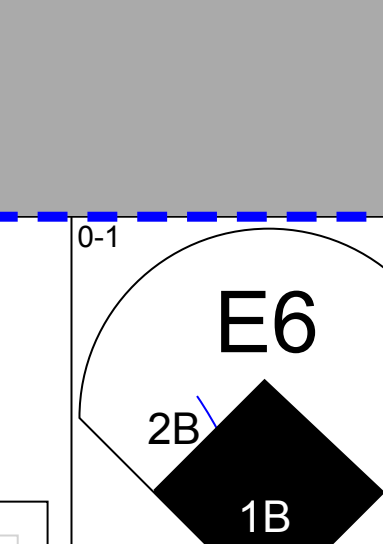
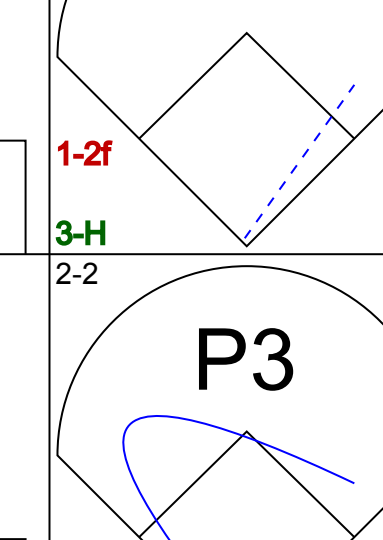
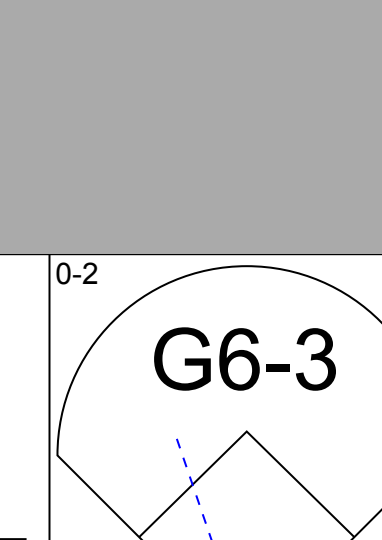
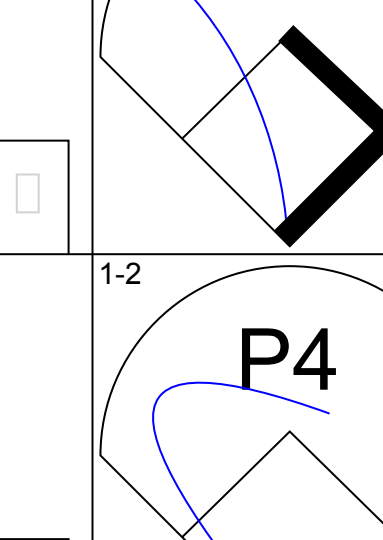
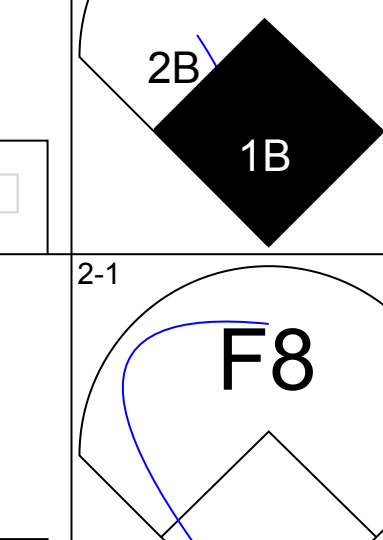
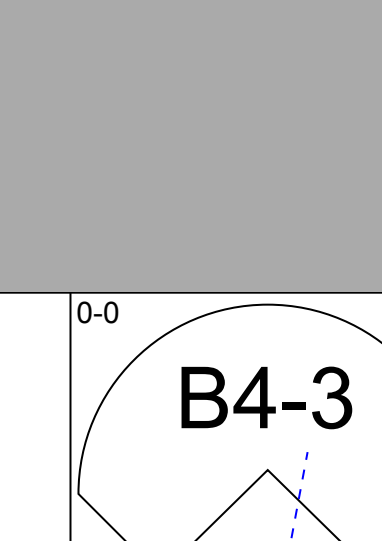
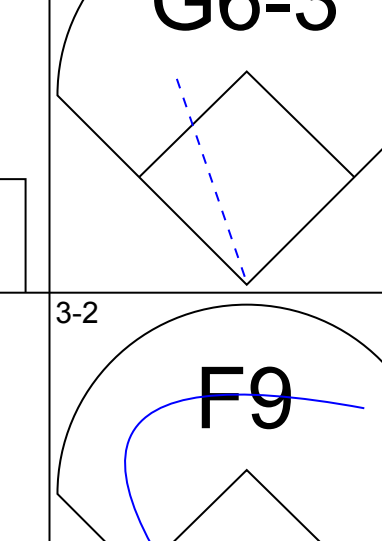
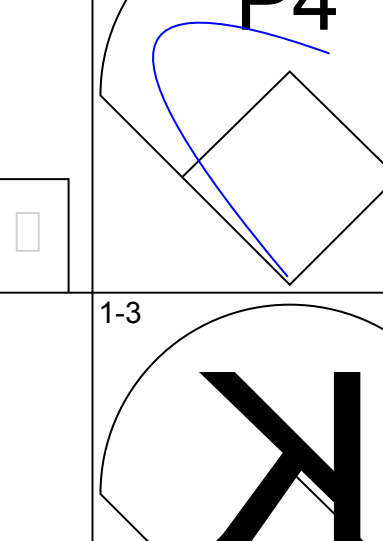
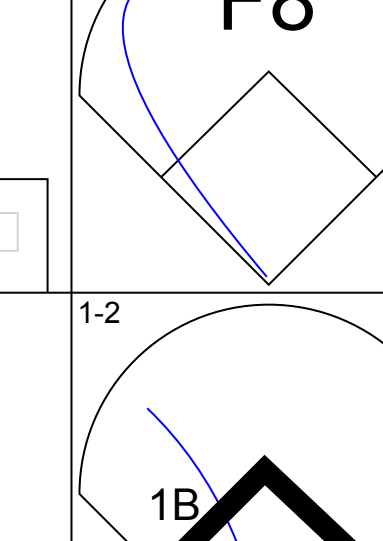
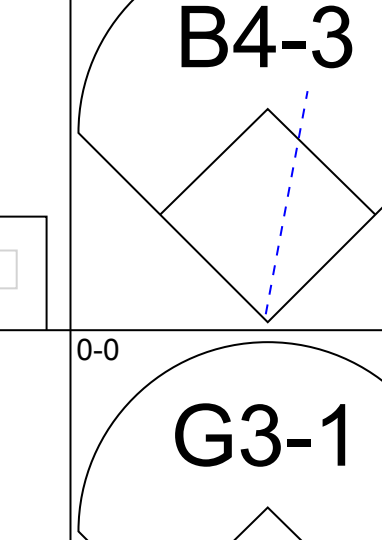
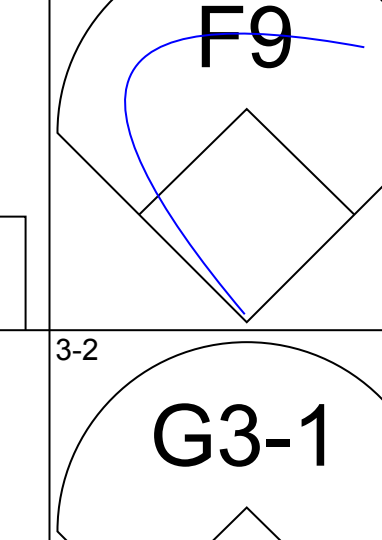
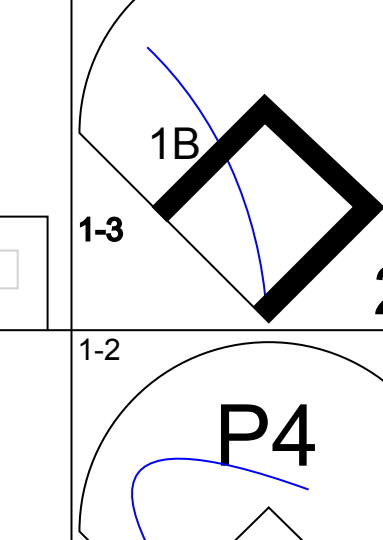
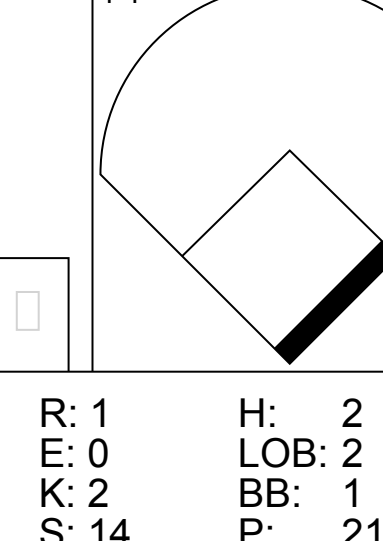




Batter	1	2	3	4	5	6	7	8	9	AB	R	H	RBI	BB	SO	LOB	TOP					
Marlon Byrd, R OBP: 0.331, SLG: 0.350 (1, 8)										4	0	1	3	1	2	1	Philadelphia Phillies @ San Francisco Giants SBC Park, San Francisco, CA Tue May 11 2004, 10:15 PM EDT Att: 35,759 - Sunny - 57 F					
11 Jimmy Rollins, S OBP: 0.284, SLG: 0.311 (1, 6)										5	2	2	0	0	1	4						
Bobby Abreu, L OBP: 0.358, SLG: 0.505 (1, 9)										4	2	1	1	1	1	0						
Jim Thome, L OBP: 0.421, SLG: 0.694 Shawn Wooten, R OBP: 0.276, SLG: 0.250 (6, PH) (6, 3)										3	1	2	1	0	0	0						
Pat Burrell, R OBP: 0.415, SLG: 0.500 (1, 7)										5	2	3	1	0	0	1						
Mike Lieberthal, R OBP: 0.302, SLG: 0.392 (1, 2)										5	1	1	1	0	1	4						
David Bell, R OBP: 0.322, SLG: 0.410 (1, 5)										4	1	1	0	1	1	0						
26 Chase Utley, L OBP: 0.400, SLG: 0.600 Rheal Cormier, L (7, 1)										4	1	2	1	0	0	2						
Ricky Ledee, L OBP: 0.419, SLG: 0.630 Jim Crowell, L (9, PH) (9, 1)										0	0	0	0	0	0	0						
Kevin Millwood, R OBP: 0.059, SLG: 0.059 Tomas Perez, S OBP: 0.278, SLG: 0.545 (1, 1) (7, 4)										3	0	1	1	0	2	4						
Inning Stats	R: 2 E: 0 K: 1 S: 13	H: 3 LOB: 1 BB: 0 P: 19	R: 0 E: 0 K: 2 S: 12	H: 1 LOB: 1 BB: 0 P: 14	R: 0 E: 0 K: 1 S: 7	H: 0 LOB: 0 BB: 0 P: 12	R: 3 E: 0 K: 2 S: 19	H: 4 LOB: 1 BB: 0 P: 30	R: 3 E: 0 K: 0 S: 18	H: 4 LOB: 3 BB: 2 P: 33	R: 0 E: 0 K: 0 S: 7	H: 0 LOB: 0 BB: 0 P: 11	R: 0 E: 0 K: 0 S: 8	H: 0 LOB: 0 BB: 0 P: 12	R: 2 E: 0 K: 1 S: 15	H: 3 LOB: 2 BB: 1 P: 28	R: 0 E: 0 K: 1 S: 6	H: 0 LOB: 0 BB: 0 P: 11	1B: 11 2B: 2 3B: 2 HR: 0	SF: 0 SAC: 0 DP: 0 HBP: 0	WP: 2 PB: 0 SB: 1 CS: 0	PA: 45
PITCHER	IP	WLS	BF	H	R	ER	SO	BB	IBB	HBP	BLK	WP	HR	S	P	ERA	WHIP					
Jerome Williams, R ERA: 4.01 (1, 1)	3.1	L	15	5	3	3	4	0	0	0	0	0	0	34	48	8.10	1.500					
Wayne Franklin, L ERA: 6.23 (4, 1)	1.1		11	6	5	5	2	0	1	0	0	0	0	27	46	33.75	4.500					
Tyler Walker, R ERA: 0.96 (5, 1)	2.1		9	1	0	0	0	1	0	0	0	0	0	23	37	0.00	0.857					
Jason Christiansen, L ERA: 4.0 (8, 1)	0.2		6	3	2	2	0	1	0	0	0	1	0	12	24	27.00	6.000					
Jim Brower, R ERA: 3.04 (8, 1)	1.1		4	0	0	0	2	0	0	0	0	1	0	9	15	0.00	0.000					

AB	42
R	10
H	15
RBI	10
BB	3
SO	8
LOB	16



Batter	1	2	3	4	5	6	7	8	9	AB	R	H	RBI	BB	SO	LOB	BOTTOM				
Michael Tucker, L OBP: 0.327, SLG: 0.368 Jeffrey Hammonds, R OBP: 0.306, SLG: 0.339 Jason Christiansen, R (8, 1) Jim Brower, R OBP: 0.500, SLG: 0.500 Edgardo Alfonzo, R OBP: 0.333, SLG: 0.320 (9, PH)										3	0	0	0	0	2	0	Philadelphia Phillies @ San Francisco Giants SBC Park, San Francisco, CA Tue May 11 2004, 10:15 PM EDT Att: 35,759 - Sunny - 57 F				
J.T. Snow, L OBP: 0.319, SLG: 0.333 Brian Dallimore, R OBP: 0.308, SLG: 0.324 (1, 3) (6, 5)										2	1	1	0	0	1	0					
Marquis Grissom, R OBP: 0.379, SLG: 0.559 (1, 8)										4	0	2	0	0	0	1					
Barry Bonds, L OBP: 0.642, SLG: 0.899 (1, 7)										3	1	1	0	1	0	2					
Pedro Feliz, R OBP: 0.309, SLG: 0.495 (1, 5) (6, 3)										4	1	2	1	0	0	3					
A.J. Pierzynski, L OBP: 0.275, SLG: 0.295 (1, 2)										4	1	1	0	0	0	2					
Deivi Cruz, R OBP: 0.280, SLG: 0.364 (1, 6)										4	0	0	0	0	0	2					
Nefli Perez, S OBP: 0.262, SLG: 0.291 (1, 4)										4	0	1	0	0	1	1					
Jerome Williams, R OBP: 0.154, SLG: 0.154 Wayne Franklin, L (4, 1)										1	0	0	0	0	0	0					
Tyler Walker, R (5, 1)										1	0	0	0	0	0	0					
Dustan Mohr, R OBP: 0.282, SLG: 0.281 (7, PH) (8, 9)										1	0	0	0	1	0	2					
Inning Stats	R: 0 E: 0 K: 2 S: 7	H: 0 LOB: 0 BB: 0 P: 9	R: 1 E: 0 K: 0 S: 9	H: 2 LOB: 0 BB: 0 P: 14	R: 0 E: 0 K: 0 S: 4	H: 0 LOB: 0 BB: 0 P: 6	R: 1 E: 0 K: 0 S: 9	H: 2 LOB: 1 BB: 1 P: 18	R: 0 E: 0 K: 1 S: 11	H: 0 LOB: 1 BB: 1 P: 18	R: 1 E: 0 K: 2 S: 14	H: 2 LOB: 2 BB: 1 P: 21	R: 0 E: 0 K: 0 S: 8	H: 1 LOB: 1 BB: 0 P: 13	R: 1 E: 1 K: 0 S: 14	H: 2 LOB: 2 BB: 0 P: 20	1B: 4 2B: 4 3B: 0 HR: 1	SF: 0 SAC: 0 DP: 2 HBP: 0	WP: 0 PB: 0 SB: 0 CS: 0	PA: 38	
PITCHER	IP	WLS	BF	H	R	ER	SO	BB	IBB	HBP	BLK	WP	HR	S	P	ERA	WHIP				
Kevin Millwood, R ERA: 3.55 (1, 1)	6.2	W	27	6	3	3	4	2	1	0	0	0	0	11	17	0.00	0.750				
Rheal Cormier, L ERA: 3.63 (7, 1)	1.1		5	1	0	0	1	0	0	0	0	0	0	13	19	0.00	3.000				
Jim Crowell, L ERA: 9.0 (9, 1)	0.2		5	2	1	0	0	0	0	0	0	0	0	1	1	0.00	0.000				
Tim Worrell, R ERA: 2.7 (9, 1)	0.1		1	0	0	0	0	0	0	0	0	0	0	1	1	0.00	0.000				

AB	35
R	4
H	9
RBI	2
BB	3
SO	5
LOB	17





Batter	1	2	3	4	5	6	7	8	9	AB	R	H	RBI	BB	SO	LOB	TOP																
Marlon Byrd, R OBP: 0.325, SLG: 0.343 (1, 8)										5	0	1	0	0	1	3	Philadelphia Phillies @ San Francisco Giants SBC Park, San Francisco, CA Wed May 12 2004, 10:15 PM EDT Att: 35,849 - Sunny - 58 F																
11 Jimmy Rollins, S OBP: 0.275, SLG: 0.300 (1, 6)										4	0	0	0	0	0	3																	
Bobby Abreu, L OBP: 0.355, SLG: 0.522 (1, 9)										4	1	1	1	0	0	1																	
Pat Burrell, R OBP: 0.402, SLG: 0.481 (1, 7)										4	0	0	0	0	2	1																	
David Bell, R OBP: 0.336, SLG: 0.439 (1, 5)										2	2	1	1	2	1	0																	
Mike Lieberthal, R OBP: 0.300, SLG: 0.396 (1, 2)										4	0	1	0	0	0	1																	
26 Chase Utley, L OBP: 0.333, SLG: 0.444 (1, 4)										4	0	1	1	0	1	1																	
Shawn Wooten, R OBP: 0.318, SLG: 0.316 (1, 3)										3	0	1	0	1	0	2																	
Randy Wolf, L OBP: 0.375, SLG: 0.667 (1, 1)										2	0	0	0	0	0	1																	
Ricky Ledee, L OBP: 0.438, SLG: 0.643 (7, PH)										1	0	1	0	0	0	0																	
63 Ryan Madson, L (7, 1)										0	0	0	0	0	0	0																	
Jim Thome, L OBP: 0.421, SLG: 0.694 (9, PH)										0	0	0	0	0	0	0																	
Jason Michaels, R OBP: 0.235, SLG: 0.188 (9, PH)										1	0	0	0	0	1	1																	
<b>Inning Stats</b>	R: 0 E: 0 K: 1 S: 9	H: 1 LOB: 1 BB: 0 P: 13	R: 1 E: 0 K: 1 S: 8	H: 2 LOB: 1 BB: 0 P: 12	R: 0 E: 0 K: 0 S: 8	H: 0 LOB: 0 BB: 0 P: 13	R: 1 E: 0 K: 1 S: 14	H: 1 LOB: 1 BB: 0 P: 22	R: 0 E: 0 K: 0 S: 8	H: 0 LOB: 1 BB: 1 P: 21	R: 0 E: 0 K: 0 S: 11	H: 0 LOB: 1 BB: 1 P: 21	R: 0 E: 0 K: 0 S: 8	H: 1 LOB: 2 BB: 1 P: 16	R: 1 E: 0 K: 1 S: 10	H: 1 LOB: 0 BB: 0 P: 13	R: 0 E: 0 K: 1 S: 10	H: 1 LOB: 1 BB: 0 P: 13	1B: 3 2B: 2 3B: 0 HR: 2	SF: 0 SAC: 0 DP: 0 HBP: 0	WP: 0 PB: 0 SB: 1 CS: 0	PA: 37											
<b>PITCHER</b>	IP WLS BF H R ER SO BB IBB HBP BLK WP HR S P ERA WHIP																																
Jason Schmidt, R ERA: 3.79 Matt Herges, R ERA: 5.89	(1, 1) (9, 1)	8.0 S	33 4	6 1	3 0	3 0	5 1	3 0	0 0	0 0	0 0	0 0	0 0	0 10	122 13	3.38 0.00	1.125 1.000																

Batter	1	2	3	4	5	6	7	8	9	AB	R	H	RBI	BB	SO	LOB	BOTTOM												
Jeffrey Hammonds, R OBP: 0.316, SLG: 0.409 (1, 9)										4	1	2	1	0	1	0	Philadelphia Phillies @ San Francisco Giants SBC Park, San Francisco, CA Wed May 12 2004, 10:15 PM EDT Att: 35,849 - Sunny - 58 F												
Edgardo Alfonzo, R OBP: 0.330, SLG: 0.327 (1, 5)										4	0	1	0	0	0	1													
Marquis Grissom, R OBP: 0.383, SLG: 0.554 (1, 8)										3	0	1	0	1	0	1													
Barry Bonds, L OBP: 0.621, SLG: 0.849 (1, 7)										4	0	0	0	0	0	3													
Pedro Feliz, R OBP: 0.317, SLG: 0.556 Matt Herges, L (9, 1)										4	2	2	2	0	2	1													
Deivi Cruz, R OBP: 0.276, SLG: 0.385 (1, 6)										4	0	1	0	0	0	0													
A.J. Pierzynski, L OBP: 0.266, SLG: 0.286 (1, 2)										3	0	0	0	0	0	1													
Nelfi Perez, S OBP: 0.264, SLG: 0.286 (1, 4)										2	0	0	0	1	0	0													
Jason Schmidt, R OBP: 0.083, SLG: 0.333 J.T. Snow, L OBP: 0.319, SLG: 0.333 (9, 3)										3	1	1	1	0	1	2													
										0	0	0	0	0	0	0													
<b>Inning Stats</b>	R: 1 E: 0 K: 1 S: 13	H: 2 LOB: 1 BB: 1 P: 18	R: 0 E: 0 K: 0 S: 6	H: 0 LOB: 0 BB: 0 P: 9	R: 1 E: 0 K: 0 S: 6	H: 1 LOB: 0 BB: 0 P: 8	R: 1 E: 0 K: 1 S: 8	H: 2 LOB: 2 BB: 1 P: 17	R: 0 E: 0 K: 0 S: 10	H: 1 LOB: 1 BB: 0 P: 16	R: 1 E: 0 K: 0 S: 10	H: 1 LOB: 1 BB: 0 P: 12	R: 0 E: 0 K: 0 S: 8	H: 1 LOB: 1 BB: 0 P: 11	R: 0 E: 0 K: 1 S: 8	H: 0 LOB: 0 BB: 0 P: 11	1B: 1 2B: 3 3B: 0 HR: 4	SF: 0 SAC: 0 DP: 1 HBP: 0	WP: 0 PB: 0 SB: 0 CS: 0	PA: 33									
<b>PITCHER</b>	IP WLS BF H R ER SO BB IBB HBP BLK WP HR S P ERA WHIP																												
Randy Wolf, L ERA: 3.2 63 Ryan Madson, R ERA: 0.42	(1, 1) (7, 1)	6.0 L	26 7	1 0	0 0	1 1	0 0	0 0	0 0	0 0	0 0	16 22	0.00 0.500																

AB	34
R	3
H	7
RBI	3
BB	3
SO	6
LOB	14





Batter	1	2	3	4	5	6	7	8	9	AB	R	H	RBI	BB	SO	LOB	TOP										
Marlon Byrd, R OBP: 0.320, SLG: 0.330	G6-3	FC4			B2-3		FC4-6 BB		F9	4	0	0	0	1	0	1											
11 Jimmy Rollins, S OBP: 0.284, SLG: 0.287	B1-3		G6-3		G6-3		FC4-6 1B		G1-3	5	0	0	0	0	0	1											
David Bell, R OBP: 0.341, SLG: 0.436	G6-3		G6-3				1B			3	0	1	0	1	0	0											
Jim Thome, L OBP: 0.415, SLG: 0.679		2B 1B	K		G6-3		L4			4	1	1	0	0	1	3											
Pat Burrell, R OBP: 0.405, SLG: 0.491		26 SF9 G4-3 2B		P4		G4-3		FC4-6 1B		4	1	2	1	0	0	0											
Jason Michaels, R OBP: 0.333, SLG: 0.389		26 SF9 G4-3 1B BB		HR		BB		FC4-6 1-2f		2	2	1	1	2	0	1											
26 Chase Utley, L OBP: 0.231, SLG: 0.308	G4-3		G3		F8		K		K	4	0	0	0	0	1	4											
Todd Pratt, R OBP: 0.375, SLG: 0.400	SF9		2B		F8		F7			3	0	1	1	0	0	2											
Vicente Padilla, R Rheal Cormier, L Tim Worrell, R Ricky Ledee, L Amaury Telemaco, R 63 Ryan Madson, L	3H FC4 1B		K		G6-3		K2-3			3	0	1	1	0	1	1											
<b>Inning Stats</b>	R: 0 E: 0 K: 0 S: 4	H: 0 LOB: 0 BB: 0 P: 7	R: 3 E: 0 K: 0 S: 14	H: 3 LOB: 1 BB: 24 P: 24	R: 0 E: 0 K: 1 S: 8	H: 0 LOB: 0 BB: 0 P: 13	R: 1 E: 0 K: 1 S: 13	H: 2 LOB: 1 BB: 0 P: 18	R: 0 E: 0 K: 0 S: 10	H: 0 LOB: 1 BB: 1 P: 20	R: 0 E: 0 K: 0 S: 10	H: 1 LOB: 2 BB: 1 P: 18	R: 0 E: 0 K: 1 S: 11	H: 1 LOB: 1 BB: 0 P: 14	R: 0 E: 0 K: 1 S: 8	H: 0 LOB: 0 BB: 0 P: 12	1B: 4 2B: 2 3B: 0 HR: 1	SF: 1 SAC: 0 DP: 0 HBP: 0	WP: 0 PB: 0 SB: 0 CS: 0	PA: 38							
<b>PITCHER</b>	IP	WLS	BF	H	R	ER	SO	BB	IBB	HBP	BLK	WP	HR	S	P	ERA	WHIP										
Kirk Rueter, L ERA: 5.52	6.2	L	30	6	4	4	2	4	0	0	0	0	1	66	113	5.40	1.500										
Scott Eyre, L ERA: 3.89	0.1		1	0	0	0	0	0	0	0	0	0	0	1	1	0.00	0.000										
Jim Brower, R ERA: 2.92	1.0		4	1	0	0	1	0	0	0	0	0	0	11	14	0.00	1.000										
Felix Rodriguez, R ERA: 2.45	1.0		3	0	0	0	1	0	0	0	0	0	0	8	12	0.00	0.000										

Philadelphia Phillies @ San Francisco Giants  
SBC Park, San Francisco, CA  
Thu May 13 2004, 3:35 PM EDT  
Att: 39,651 - Cloudy - 60 F

AB	33
R	4
H	7
RBI	4
BB	4
SO	4
LOB	13



Batter	1	2	3	4	5	6	7	8	9	AB	R	H	RBI	BB	SO	LOB	BOTTOM										
Ray Durham, S OBP: 0.329, SLG: 0.430	F8		E7 1B		F8		G4-3		G3	5	1	1	0	0	0	0											
Michael Tucker, L OBP: 0.338, SLG: 0.367	G4-3		G6-4-3 1B		F7		BB 1B BB		E G6-3 BB	3	1	1	1	2	0	0											
Marquis Grissom, R OBP: 0.391, SLG: 0.583	1B		G6-4-3 1-2f		2B		1B		E7 G6-3 1-3	5	0	3	0	0	0	2											
Barry Bonds, L OBP: 0.628, SLG: 0.840	1B		K		IBB		FC5-4 BB		G6-3 IBB	2	0	1	0	3	1	0											
Pedro Feliz, R OBP: 0.311, SLG: 0.538	K		1B FC3-2 1B		G1-3		FC5-4 1-2f		G6-3 1-2 2-3 3-H	5	0	1	1	0	1	9											
A.J. Pierzynski, L OBP: 0.273, SLG: 0.323		HR			G4-3				F7	5	1	2	1	0	0	2											
J.T. Snow, L OBP: 0.316, SLG: 0.330		P3		L6		P5		FC6-4 1B		4	0	1	0	0	0	2											
Nelfi Perez, S OBP: 0.258, SLG: 0.279		G4-3		FC3-2		G4-3		K		3	0	0	0	0	0	2											
Edgardo Alfonzo, R OBP: 0.328, SLG: 0.324				1-2 3-H						1	0	0	0	0	1	1											
Felix Rodriguez, R										0	0	0	0	0	0	0											
Kirk Rueter, L Scott Eyre, L Dustan Mohr, R Jim Brower, R Delivi Cruz, R		K		F7					FC6-4 1-2f	2	0	0	0	0	1	2											
<b>Inning Stats</b>	R: 0 E: 0 K: 1 S: 11	H: 2 LOB: 2 BB: 0 P: 19	R: 1 E: 0 K: 1 S: 12	H: 1 LOB: 0 BB: 0 P: 18	R: 1 E: 1 K: 1 S: 12	H: 2 LOB: 0 BB: 0 P: 19	R: 0 E: 0 K: 0 S: 7	H: 2 LOB: 2 BB: 0 P: 8	R: 0 E: 0 K: 0 S: 4	H: 0 LOB: 0 BB: 0 P: 6	R: 0 E: 0 K: 0 S: 10	H: 1 LOB: 3 BB: 2 P: 21	R: 0 E: 0 K: 1 S: 7	H: 1 LOB: 1 BB: 0 P: 10	R: 1 E: 1 K: 0 S: 13	H: 0 LOB: 2 BB: 2 P: 28	1B: 8 2B: 1 3B: 0 HR: 1	SF: 0 SAC: 0 DP: 1 HBP: 0	WP: 0 PB: 0 SB: 1 CS: 0	PA: 42							
<b>PITCHER</b>	IP	WLS	BF	H	R	ER	SO	BB	IBB	HBP	BLK	WP	HR	S	P	ERA	WHIP										
Vicente Padilla, R ERA: 3.46	6.2	W	30	6	2	1	3	1	0	0	0	0	0	1	5	3.46	1.500										
Rheal Cormier, L ERA: 3.63	0.0		1	0	0	0	0	1	0	0	0	0	0	1	5	0.00	0.000										
Tim Worrell, R ERA: 2.5	1.1	H	5	1	0	0	1	0	0	0	0	0	0	8	12	0.00	0.750										
Amaury Telemaco, R ERA: 2.08	0.1	H	2	0	1	0	0	1	0	0	0	0	0	3	10	0.00	3.000										
63 Ryan Madson, R ERA: 0.41	0.2	S	4	0	0	0	0	0	1	0	0	0	0	10	18	0.00	0.000										

Philadelphia Phillies @ San Francisco Giants  
SBC Park, San Francisco, CA  
Thu May 13 2004, 3:35 PM EDT  
Att: 39,651 - Cloudy - 60 F

AB	37
R	3
H	10
RBI	3
BB	5
SO	4
LOB	21


















Batter	1	2	3	4	5	6	7	8	9	AB	R	H	RBI	BB	SO	LOB	TOP		
Marlon Byrd, R OBP: 0.306, SLG: 0.320 (1, 8)	G6-3	G4-3		G1-3		K		G1-3		5	0	0	0	0	1	2	<b>Philadelphia Phillies @ Colorado Rockies</b> Coors Field, Denver, CO Mon May 17 2004, 2:05 PM MDT Att: 22,111 - Cloudy - 63 F		
11 Jimmy Rollins, S OBP: 0.288, SLG: 0.306 (1, 6)	K		G3	G3		G3		CS BB		4	0	0	0	1	1	0			
Bobby Abreu, L OBP: 0.396, SLG: 0.592 (1, 9)	G4-3		1B BB			WP 1B		CS	K	4	1	2	0	1	1	0			
Jim Thome, L OBP: 0.420, SLG: 0.633 (1, 3)		G3	K			L3			1B	4	0	1	0	1	1	2			
Pat Burrell, R OBP: 0.408, SLG: 0.516 (1, 7)	HR 1B		BB 26 3B 1B			F7		F9		5	2	2	0	0	1	3			
Mike Lieberthal, R OBP: 0.312, SLG: 0.426 (1, 2)	HR		BB 26 3B 1B			G6-3 2B		L7		5	2	3	3	0	1	1			
David Bell, R OBP: 0.362, SLG: 0.448 (1, 5)			SH5-4 26 1B 1B			G6-3				3	1	2	0	1	0	1			
26 Chase Utley, L OBP: 0.222, SLG: 0.444 Rheal Cormier, L (7, 1) 63 Ryan Madson, L (7, 1) Tim Worrell, R (8, 1)			SH5-4 1B			G4-3		L3		4	0	2	3	0	0	2			
Randy Wolf, L OBP: 0.333, SLG: 0.588 Tomas Perez, S OBP: 0.244, SLG: 0.474 (7, 4)			SH5-4 1B			G4-3				0	0	0	0	0	0	0			
								P2		2	0	0	0	0	1	2			
										1	0	0	0	0	0	0			
<b>Inning Stats</b>	R: 0 E: 0 K: 1 S: 7	H: 0 LOB: 0 BB: 0 P: 10	R: 2 E: 0 K: 0 S: 13	H: 4 LOB: 2 BB: 0 P: 18	R: 4 E: 0 K: 2 S: 16	H: 3 LOB: 1 BB: 2 P: 27	R: 0 E: 0 K: 0 S: 11	H: 1 LOB: 2 BB: 1 P: 21	R: 0 E: 0 K: 1 S: 9	H: 1 LOB: 1 BB: 0 P: 12	R: 0 E: 0 K: 0 S: 9	H: 1 LOB: 1 BB: 0 P: 17	R: 0 E: 0 K: 0 S: 10	H: 0 LOB: 0 BB: 1 P: 17	R: 0 E: 0 K: 3 S: 13	H: 1 LOB: 1 BB: 0 P: 17	1B: 7 2B: 3 3B: 1 HR: 1	SF: 0 SAC: 1 DP: 0 HBP: 0	WP: 1 PB: 0 CS: 1 PA: 43
<b>PITCHER</b>	IP WLS BF H R ER SO BB IBB HBP BLK WP HR S P ERA WHIP	IP WLS BF H R ER SO BB IBB HBP BLK WP HR S P ERA WHIP	IP WLS BF H R ER SO BB IBB HBP BLK WP HR S P ERA WHIP	IP WLS BF H R ER SO BB IBB HBP BLK WP HR S P ERA WHIP	IP WLS BF H R ER SO BB IBB HBP BLK WP HR S P ERA WHIP	IP WLS BF H R ER SO BB IBB HBP BLK WP HR S P ERA WHIP	IP WLS BF H R ER SO BB IBB HBP BLK WP HR S P ERA WHIP	IP WLS BF H R ER SO BB IBB HBP BLK WP HR S P ERA WHIP	IP WLS BF H R ER SO BB IBB HBP BLK WP HR S P ERA WHIP	IP WLS BF H R ER SO BB IBB HBP BLK WP HR S P ERA WHIP	IP WLS BF H R ER SO BB IBB HBP BLK WP HR S P ERA WHIP	IP WLS BF H R ER SO BB IBB HBP BLK WP HR S P ERA WHIP	IP WLS BF H R ER SO BB IBB HBP BLK WP HR S P ERA WHIP	IP WLS BF H R ER SO BB IBB HBP BLK WP HR S P ERA WHIP	IP WLS BF H R ER SO BB IBB HBP BLK WP HR S P ERA WHIP	IP WLS BF H R ER SO BB IBB HBP BLK WP HR S P ERA WHIP	IP WLS BF H R ER SO BB IBB HBP BLK WP HR S P ERA WHIP	IP WLS BF H R ER SO BB IBB HBP BLK WP HR S P ERA WHIP	IP WLS BF H R ER SO BB IBB HBP BLK WP HR S P ERA WHIP
28 Aaron Cook, R ERA: 9.0 Allan Simpson, R ERA: 7.1 Javier López, L ERA: 10.05 40 Brian Fuentes, L ERA: 2.12	6.0 1.0 1.0 1.0	31 4 3 4	10 1 0 1	6 0 0 0	6 0 0 0	4 0 0 3	3 0 0 0	0 0 0 0	0 0 0 0	1 0 0 0	1 9 10 13	64 9 17 17	99 0.00 0.00 0.00	2.167 1.000 1.000 1.000					


Batter	1	2	3	4	5	6	7	8	9	AB	R	H	RBI	BB	SO	LOB	BOTTOM		
Denny Hocking, S OBP: 0.267, SLG: 0.232 (1, 4)	F9		K			1B		FC6-4		5	1	2	0	0	1	3	<b>Philadelphia Phillies @ Colorado Rockies</b> Coors Field, Denver, CO Mon May 17 2004, 2:05 PM MDT Att: 22,111 - Cloudy - 63 F		
Royce Clayton, R OBP: 0.366, SLG: 0.496 (1, 6)	F8		K			1B		K		5	1	2	0	0	2	3			
17 Todd Helton, L OBP: 0.465, SLG: 0.564 (1, 3)	F7		K			K				4	1	1	1	1	2	3			
Vinny Castilla, R OBP: 0.401, SLG: 0.667 (1, 5)						F9				5	1	3	3	0	0	2			
Jeromy Burnitz, L OBP: 0.386, SLG: 0.627 (1, 8)						K				4	0	0	0	0	2	5			
5 Matt Holliday, R OBP: 0.396, SLG: 0.531 (1, 7)										4	1	1	1	0	0	3			
Todd Greene, R OBP: 0.302, SLG: 0.420 (1, 2)										4	0	1	0	0	1	0			
Kit Pellow, R OBP: 0.316, SLG: 0.347 (1, 9)										4	1	2	0	0	1	2			
28 Aaron Cook, R ERA: 9.0 Allan Simpson, R ERA: 7.1 Charles Johnson, R ERA: 5.31 Javier López, L ERA: 10.05 Mark Sweeney, L ERA: 4.90 40 Brian Fuentes, L ERA: 2.12	6.1 0.0 1.0 0.2	26 4 6 4	7 4 2 1	2 2 1 2	2 2 1 2	0 0 0 1	0 0 0 0	0 0 0 0	0 0 0 0	1 1 1 1	9 13 18 15	66 9 18 9	100 ∞ 9.00 27.00	1.105 ∞ 3.000 3.000					
<b>Inning Stats</b>	R: 0 E: 0 K: 0 S: 6	H: 0 LOB: 0 BB: 0 P: 11	R: 0 E: 0 K: 2 S: 13	H: 2 LOB: 2 BB: 0 P: 18	R: 0 E: 0 K: 3 S: 10	H: 1 LOB: 1 BB: 0 P: 18	R: 0 E: 0 K: 0 S: 9	H: 0 LOB: 0 BB: 0 P: 15	R: 0 E: 0 K: 2 S: 13	H: 2 LOB: 2 BB: 0 P: 15	R: 5 E: 0 K: 1 S: 21	H: 7 LOB: 2 BB: 0 P: 30	R: 0 E: 0 K: 1 S: 14	H: 1 LOB: 2 BB: 1 P: 22	R: 2 E: 0 K: 0 S: 2	H: 1 LOB: 0 BB: 1 P: 6		1B: 10 2B: 1 3B: 0 HR: 3	SF: 0 SAC: 0 DP: 0 HBP: 0
<b>PITCHER</b>	IP WLS BF H R ER SO BB IBB HBP BLK WP HR S P ERA WHIP	IP WLS BF H R ER SO BB IBB HBP BLK WP HR S P ERA WHIP	IP WLS BF H R ER SO BB IBB HBP BLK WP HR S P ERA WHIP	IP WLS BF H R ER SO BB IBB HBP BLK WP HR S P ERA WHIP	IP WLS BF H R ER SO BB IBB HBP BLK WP HR S P ERA WHIP	IP WLS BF H R ER SO BB IBB HBP BLK WP HR S P ERA WHIP	IP WLS BF H R ER SO BB IBB HBP BLK WP HR S P ERA WHIP	IP WLS BF H R ER SO BB IBB HBP BLK WP HR S P ERA WHIP	IP WLS BF H R ER SO BB IBB HBP BLK WP HR S P ERA WHIP	IP WLS BF H R ER SO BB IBB HBP BLK WP HR S P ERA WHIP	IP WLS BF H R ER SO BB IBB HBP BLK WP HR S P ERA WHIP	IP WLS BF H R ER SO BB IBB HBP BLK WP HR S P ERA WHIP	IP WLS BF H R ER SO BB IBB HBP BLK WP HR S P ERA WHIP	IP WLS BF H R ER SO BB IBB HBP BLK WP HR S P ERA WHIP	IP WLS BF H R ER SO BB IBB HBP BLK WP HR S P ERA WHIP	IP WLS BF H R ER SO BB IBB HBP BLK WP HR S P ERA WHIP	IP WLS BF H R ER SO BB IBB HBP BLK WP HR S P ERA WHIP	IP WLS BF H R ER SO BB IBB HBP BLK WP HR S P ERA WHIP	IP WLS BF H R ER SO BB IBB HBP BLK WP HR S P ERA WHIP
Randy Wolf, L ERA: 3.16 Rheal Cormier, L ERA: 5.31 63 Ryan Madson, R ERA: 0.36 Tim Worrell, R ERA: 3.2	6.1 0.0 1.0 0.2	26 4 6 4	7 4 2 1	2 2 1 2	2 2 1 2	0 0 0 1	0 0 0 0	0 0 0 0	0 0 0 0	1 1 1 1	9 13 18 15	66 9 18 9	100 ∞ 9.00 27.00	1.105 ∞ 3.000 3.000					







Batter	1	2	3	4	5	6	7	8	9	AB	R	H	RBI	BB	SO	LOB	TOP					
Cesar Izturis, S OBP: 0.325, SLG: 0.385	F7		2B	HR		G6-3		F9		5	1	3	3	0	0	1	<b>Los Angeles Dodgers @ Philadelphia Phillies</b> Citizens Bank Park, Philadelphia, PA Wed May 19 2004, 7:05 PM EDT Att: 33,916 - Unknown - 66 F  <b>AB 38</b> <b>R 4</b> <b>H 12</b> <b>RBI 4</b> <b>BB 4</b> <b>SO 7</b> <b>LOB 20</b> 					
Paul Lo Duca, R OBP: 0.395, SLG: 0.440	K		F9	G6-3		G6-3				5	0	1	0	0	1	4						
Milton Bradley, S OBP: 0.320, SLG: 0.432			P4		F8		G3	L7		4	0	0	0	1	0	3						
Shawn Green, L OBP: 0.342, SLG: 0.457	F9		2B		L7		G6-3		P4	5	1	2	0	0	0	1						
Adrian Beltré, R OBP: 0.361, SLG: 0.616		1B	G5-3			G6-3		K		3	0	0	0	2	1	3						
Juan Encarnacion, R OBP: 0.281, SLG: 0.404	K			G5-3	P4			F9		5	0	1	1	0	1	2						
José Hernández, R OBP: 0.426, SLG: 0.653	F9		HR			1B	K			4	1	2	0	0	1	2						
David Ross, R OBP: 0.175, SLG: 0.342				K				G5-3		4	0	1	0	0	2	2						
Hideo Nomo, R OBP: 0.133, SLG: 0.133 Brian Falkenberg, R OBP: 0.286, SLG: 0.427 Joe Thurston, L OBP: 0.133, SLG: 0.133 Duane Sanchez, R OBP: 0.133, SLG: 0.133 Olimedo Saenz, R OBP: 0.133, SLG: 0.133 37 Darren Dreifort, R OBP: 0.133, SLG: 0.133	K			HR		1B		1B		1	0	0	0	0	0	0	1 0 0 0 0 0 1 2 0 1 0 0 0 1 0 0 1 0 1 0 0 0 0 0 0 0 0 0 0 0 0 0 1 0 1 0 0 0 0 0 0 0 0 0 0 0 0 0					
<b>Inning Stats</b>	R: 0 E: 0 K: 1 S: 8	H: 0 LOB: 1 BB: 1 P: 14	R: 0 E: 0 K: 2 S: 11	H: 1 LOB: 2 BB: 1 P: 19	R: 0 E: 0 K: 0 S: 12	H: 2 LOB: 0 BB: 0 P: 17	R: 3 E: 0 K: 1 S: 18	H: 2 LOB: 0 BB: 1 P: 24	R: 0 E: 0 K: 0 S: 13	H: 0 LOB: 1 BB: 1 P: 20	R: 0 E: 0 K: 1 S: 11	H: 3 LOB: 2 BB: 0 P: 19	R: 1 E: 0 K: 0 S: 10	H: 2 LOB: 1 BB: 0 P: 13	R: 0 E: 0 K: 0 S: 7	H: 2 LOB: 2 BB: 0 P: 11	R: 0 E: 0 K: 1 S: 7	H: 0 LOB: 0 BB: 0 P: 11	1B: 8 2B: 3 3B: 0 HR: 1	SF: 0 SAC: 0 DP: 1 HBP: 0	WP: 0 PB: 0 SB: 0 CS: 0	PA: 42
<b>PITCHER</b>	IP WLS BF H R ER SO BB IBB HBP BLK WP HR S P ERA WHIP	IP WLS BF H R ER SO BB IBB HBP BLK WP HR S P ERA WHIP															IP WLS BF H R ER SO BB IBB HBP BLK WP HR S P ERA WHIP					
Eric Milton, L ERA: 4.47	5.1	W	28	8	3	3	5	4	0	0	0	0	0	0	1	70	109	5.06	2.250			
Amaury Telemaco, R ERA: 2.7	1.2		6	2	1	1	1	0	0	0	0	0	0	0	0	13	17	5.40	1.200			
Jim Crowell, L ERA: 3.0	1.0		5	2	0	0	0	0	0	0	0	0	0	0	7	11	0.00	2.000				
Geoff Geary, R ERA:	1.0		3	0	0	0	1	0	0	0	0	0	0	0	7	11	0.00	0.000				

Batter	1	2	3	4	5	6	7	8	9	AB	R	H	RBI	BB	SO	LOB	BOTTOM					
Marlon Byrd, R OBP: 0.318, SLG: 0.333	L6	FC4-6					FC5-4			5	0	2	3	0	0	3	<b>Los Angeles Dodgers @ Philadelphia Phillies</b> Citizens Bank Park, Philadelphia, PA Wed May 19 2004, 7:05 PM EDT Att: 33,916 - Unknown - 66 F  <b>AB 35</b> <b>R 9</b> <b>H 11</b> <b>RBI 9</b> <b>BB 5</b> <b>SO 5</b> <b>LOB 25</b> 					
11 Jimmy Rollins, S OBP: 0.288, SLG: 0.306					L3		L7			5	1	2	0	0	0	4						
Bobby Abreu, L OBP: 0.411, SLG: 0.610	K			HR				E3		3	2	1	0	2	1	1						
Pat Burrell, R OBP: 0.410, SLG: 0.583	G1-3		L1					K		5	1	2	2	0	1	4						
David Bell, R OBP: 0.363, SLG: 0.462		F9	2B	P3				G4-3		5	2	2	2	0	1	3						
Mike Lieberthal, R OBP: 0.313, SLG: 0.434	F9		2B	HR				K		4	1	0	0	0	1	4						
26 Chase Utley, L OBP: 0.258, SLG: 0.433					F7					3	0	1	1	1	0	2						
Shawn Wooten, R OBP: 0.258, SLG: 0.286		G6-3	FC6-4							4	2	1	1	0	0	3						
Eric Milton, L OBP: 0.235, SLG: 0.133 Amaury Telemaco, R ERA: 7.19 Ricky Ledee, L OBP: 0.452, SLG: 0.657 Jim Crowell, L ERA: 2.7 Geoff Geary, R ERA: 3.79	K				SH1-4			FC5-4		1	0	0	0	1	1	1	1 0 0 0 0 1 1 1 0 0 0 0 0 0 0 0 0 0 0 0 0 1 0 0 0 0 0 0 0 0 0 0 0 0 0 0 0 0 0 0					
<b>Inning Stats</b>	R: 0 E: 0 K: 1 S: 12	H: 1 LOB: 1 BB: 0 P: 15	R: 1 E: 0 K: 1 S: 18	H: 2 LOB: 0 BB: 0 P: 24	R: 5 E: 0 K: 0 S: 15	H: 3 LOB: 2 BB: 3 P: 37	R: 2 E: 0 K: 0 S: 10	H: 2 LOB: 0 BB: 0 P: 15	R: 1 E: 0 K: 0 S: 5	H: 2 LOB: 0 BB: 0 P: 9	R: 0 E: 0 K: 1 S: 10	H: 1 LOB: 2 BB: 1 P: 18	R: 0 E: 0 K: 0 S: 5	H: 0 LOB: 1 BB: 1 P: 14	R: 0 E: 1 K: 2 S: 11	H: 0 LOB: 1 BB: 0 P: 17	R: 0 E: 0 K: 2 S: 7	H: 0 LOB: 1 BB: 0 P: 11	1B: 7 2B: 4 3B: 0 HR: 1	SF: 0 SAC: 1 DP: 1 HBP: 1	WP: 2 PB: 1 SB: 2 CS: 0	PA: 42
<b>PITCHER</b>	IP WLS BF H R ER SO BB IBB HBP BLK WP HR S P ERA WHIP	IP WLS BF H R ER SO BB IBB HBP BLK WP HR S P ERA WHIP															IP WLS BF H R ER SO BB IBB HBP BLK WP HR S P ERA WHIP					
Hideo Nomo, R ERA: 7.19	3.2	L	23	8	8	8	1	3	0	1	0	0	0	0	1	43	77	19.64	3.000			
Duane Sanchez, R ERA: 2.7	2.0		9	1	0	0	1	2	0	0	0	0	0	0	1	15	32	0.00	1.500			
37 Darren Dreifort, R ERA: 3.79	1.0		4	0	0	0	2	0	0	0	0	0	0	0	11	17	0.00	0.000				







Batter	1	2	3	4	5	6	7	8	9	AB	R	H	RBI	BB	SO	LOB	TOP										
<b>Kerry Robinson, L</b> (1, 8) OBP: 0.326, SLG: 0.310	F7		P6				G3		G3	5	1	1	0	0	0	1	<b>San Diego Padres @ Philadelphia Phillies</b> Citizens Bank Park, Philadelphia, PA Fri May 21 2004, 7:05 PM EDT Att: 40,555 - Unknown - 75 F <a href="http://livebaseballscorecards.com">livebaseballscorecards.com</a>										
<b>Mark Loretta, R</b> (1, 4) OBP: 0.358, SLG: 0.459	G5-3		24 HR				F8		G1-3	5	2	2	0	0	0	1											
<b>24 Brian Giles, L</b> (1, 9) OBP: 0.386, SLG: 0.494			1B				P5			3	1	1	3	1	0	1											
<b>Phil Nevin, R</b> (1, 3) OBP: 0.335, SLG: 0.385	G5-3		HR						K	3	0	1	1	1	1	1											
<b>Ryan Klesko, L</b> (1, 7) OBP: 0.330, SLG: 0.366										2	0	0	0	2	1	2											
<b>Akinori Otsuka, R</b> (8, 1)										0	0	0	0	0	0	0											
<b>Jay Witasick, R</b> (8, 1)										0	0	0	0	0	0	0											
<b>Sean Burroughs, L</b> (1, 5) OBP: 0.357, SLG: 0.379										4	0	1	0	0	1	2											
<b>Ramon Hernandez, R</b> (1, 2) OBP: 0.320, SLG: 0.383										4	0	1	0	0	1	3											
<b>3 Khalil Greene, R</b> (1, 6) OBP: 0.344, SLG: 0.394										4	0	0	0	0	3	2											
<b>Adam Eaton, R</b> (1, 1) OBP: 0.182, SLG: 0.200										3	0	0	0	0	2	1											
<b>Scott Linebrink, R</b> (7, 1)										0	0	0	0	0	0	0											
<b>Terrence Long, L</b> (8, 7) OBP: 0.384, SLG: 0.439										1	0	1	0	0	0	0											
<b>Inning Stats</b>	R: 0 E: 0 K: 0 S: 9	H: 0 LOB: 1 BB: 1 P: 16	R: 0 E: 0 K: 3 S: 12	H: 0 LOB: 1 BB: 1 P: 23	R: 2 E: 0 K: 2 S: 14	H: 2 LOB: 1 BB: 1 P: 21	R: 0 E: 0 K: 0 S: 6	H: 1 LOB: 0 BB: 0 P: 11	R: 2 E: 0 K: 0 S: 11	H: 3 LOB: 1 BB: 0 P: 21	R: 0 E: 0 K: 2 S: 10	H: 1 LOB: 1 BB: 0 P: 13	R: 0 E: 0 K: 0 S: 7	H: 0 LOB: 0 BB: 0 P: 11	R: 0 E: 0 K: 1 S: 8	H: 0 LOB: 1 BB: 1 P: 14	R: 0 E: 0 K: 1 S: 13	H: 1 LOB: 1 BB: 0 P: 20	1B: 5 2B: 2 3B: 0 HR: 1	SF: 0 SAC: 0 DP: 0 HBP: 0	WP: 0 PB: 0 SB: 1 CS: 1	PA: 38					
<b>PITCHER</b>	IP	WLS	BF	H	R	ER	SO	BB	IBB	HBP	BLK	WP	HR	S	P	ERA	WHIP										
<b>Kevin Millwood, R</b> (1, 1) ERA: 4.29	6.0		27	7	4	4	7	3	0	0	0	0	0	7	11	6.00	1.667										
<b>Amaury Telemaco, R</b> (7, 1) ERA: 2.55	1.0	W	3	0	0	0	0	0	0	0	0	0	0	7	11	0.00	0.000										
<b>63 Ryan Madson, R</b> (8, 1) ERA: 0.35	1.0	S	4	0	0	0	1	1	0	0	0	0	0	8	14	0.00	1.000										
<b>Tim Worrell, R</b> (9, 1) ERA: 3.32	1.0		4	1	0	0	1	0	0	0	0	0	0	13	20	0.00	1.000										

Batter	1	2	3	4	5	6	7	8	9	AB	R	H	RBI	BB	SO	LOB	BOTTOM										
<b>Marlon Byrd, R</b> (1, 8) OBP: 0.321, SLG: 0.349	F7		B1-3						F8	4	0	0	0	0	1	1	<b>San Diego Padres @ Philadelphia Phillies</b> Citizens Bank Park, Philadelphia, PA Fri May 21 2004, 7:05 PM EDT Att: 40,555 - Unknown - 75 F <a href="http://livebaseballscorecards.com">livebaseballscorecards.com</a>										
<b>11 Jimmy Rollins, S</b> (1, 6) OBP: 0.288, SLG: 0.295	G4-3		F7						S	3	1	0	0	1	0	1											
<b>Bobby Abreu, L</b> (1, 9) OBP: 0.409, SLG: 0.611									BB	4	1	1	1	0	1	0											
<b>Pat Burrell, R</b> (1, 7) OBP: 0.421, SLG: 0.574										2	1	0	0	2	1	0											
<b>26 Chase Utley, L</b> (1, 4) OBP: 0.316, SLG: 0.649										4	1	3	3	0	0	0											
<b>Mike Lieberthal, R</b> (1, 2) OBP: 0.310, SLG: 0.419										4	0	0	0	0	1	3											
<b>David Bell, R</b> (1, 5) OBP: 0.366, SLG: 0.478										3	1	2	1	0	0	0											
<b>Shawn Wooten, R</b> (1, 3) OBP: 0.211, SLG: 0.229										3	0	0	0	0	1	1											
<b>63 Ryan Madson, L</b> (8, 1)										0	0	0	0	0	0	0											
<b>Tim Worrell, R</b> (9, 1) ERA: 2.57										0	0	0	0	0	0	0											
<b>Kevin Millwood, R</b> (1, 1) OBP: 0.143, SLG: 0.190										2	0	1	0	0	1	1											
<b>Amaury Telemaco, R</b> (7, 1) ERA: 1.75										0	0	0	0	0	0	0											
<b>Tomas Perez, S</b> (8, 3) OBP: 0.238, SLG: 0.442										1	0	0	0	0	0	0											
<b>Inning Stats</b>	R: 0 E: 0 K: 1 S: 7	H: 0 LOB: 0 BB: 0 P: 12	R: 1 E: 0 K: 0 S: 9	H: 1 LOB: 0 BB: 0 P: 13	R: 0 E: 0 K: 0 S: 9	H: 1 LOB: 1 BB: 0 P: 15	R: 0 E: 0 K: 1 S: 9	H: 0 LOB: 0 BB: 0 P: 13	R: 0 E: 0 K: 2 S: 11	H: 1 LOB: 1 BB: 0 P: 16	R: 0 E: 0 K: 1 S: 12	H: 0 LOB: 0 BB: 0 P: 12	R: 2 E: 0 K: 1 S: 15	H: 2 LOB: 0 BB: 1 P: 29	R: 2 E: 0 K: 0 S: 16	H: 2 LOB: 2 BB: 2 P: 30	R: 2 E: 0 K: 0 S: 16	H: 2 LOB: 2 BB: 2 P: 30	1B: 3 2B: 1 3B: 1 HR: 2	SF: 0 SAC: 0 DP: 0 HBP: 0	WP: 0 PB: 0 SB: 1 CS: 0	PA: 33					
<b>PITCHER</b>	IP	WLS	BF	H	R	ER	SO	BB	IBB	HBP	BLK	WP	HR	S	P	ERA	WHIP										
<b>Adam Eaton, R</b> (1, 1) ERA: 5.23	6.0		23	4	3	3	5	1	0	0	0	0	0	9	18	0.00	1.000										
<b>Scott Linebrink, R</b> (7, 1) ERA: 1.75	1.0	H	3	1	0	0	1	0	0	0	0	0	0	15	28	27.00	6.000										
<b>Akinori Otsuka, R</b> (8, 1) ERA: 1.69	0.2	L	6	2	2	2	0	2	0	0	0	0	0	1	2	0.00	0.000										
<b>Jay Witasick, R</b> (8, 1) ERA: 2.57	0.1		1	0	0	0	0	0	0	0	0	0	0	1	2	0.00	0.000										





Batter	1	2	3	4	5	6	7	8	9	AB	R	H	RBI	BB	SO	LOB	TOP								
Sean Burroughs, L OBP: 0.358, SLG: 0.380	G1-3		G6-3				G3		1B 24 FC3-2	5	0	2	0	0	0	0	<b>San Diego Padres @ Philadelphia Phillies</b> Citizens Bank Park, Philadelphia, PA Sat May 22 2004, 7:05 PM EDT Att: 43,634 - Sunny - 86 F <a href="http://livebaseballscorecards.com">livebaseballscorecards.com</a>								
Mark Loretta, R OBP: 0.359, SLG: 0.463	F8			F9	F8		BB 1B 2B		24 FC3-2 1B	5	2	2	0	0	0	2									
24 Brian Giles, L OBP: 0.397, SLG: 0.513									FC3-2 1B	2	3	1	1	3	0	2									
Phil Nevin, R OBP: 0.342, SLG: 0.406	CS			F8			1B BB		1B	4	1	2	2	1	0	1									
Ryan Klesko, L Rod Beck, R Scott Linebrink, R Jay Witasick, R Terrence Long, L Trevor Hoffman, R			G1-3							3	1	1	2	1	0	0									
Jay Payton, R OBP: 0.364, SLG: 0.398										0	0	0	0	0	0	0									
Ramon Hernandez, R OBP: 0.317, SLG: 0.378										0	0	0	0	0	0	0									
3 Khalil Greene, R OBP: 0.335, SLG: 0.383										0	0	0	0	0	0	0									
Justin Germano, R Dennis Tankersley, R Kerry Robinson, L										0	0	0	0	0	0	0									
										0	0	0	0	0	0	0									
<b>Inning Stats</b>	R: 0 E: 0 K: 0 S: 7	H: 0 LOB: 0 BB: 1 P: 16	R: 1 E: 0 K: 0 S: 8	H: 1 LOB: 0 BB: 0 P: 10	R: 0 E: 0 K: 0 S: 4	H: 0 LOB: 0 BB: 0 P: 4	R: 1 E: 0 K: 0 S: 10	H: 1 LOB: 0 BB: 0 P: 15	R: 1 E: 0 K: 0 S: 10	H: 3 LOB: 2 BB: 0 P: 16	R: 2 E: 1 K: 1 S: 7	H: 0 LOB: 1 BB: 3 P: 20	R: 2 E: 0 K: 1 S: 20	H: 2 LOB: 2 BB: 2 P: 34	R: 0 E: 0 K: 1 S: 7	H: 0 LOB: 0 BB: 0 P: 10	R: 2 E: 0 K: 0 S: 13	H: 4 LOB: 1 BB: 0 P: 18	1B: 7 2B: 2 3B: 0 HR: 2	SF: 0 SAC: 0 DP: 1 HBP: 0	WP: 0 PB: 0 SB: 0 CS: 1	PA: 43			
<b>PITCHER</b>	IP	WLS	BF	H	R	ER	SO	BB	IBB	HBP	BLK	WP	HR	S	P	ERA	WHIP								
Josh Hancock, R ERA: 5.4	5.0		20	5	3	3	0	1	0	0	0	0	2	39	61	5.40	1.200								
Roberto Hernandez, R ERA: 3.86	1.0	L	6	0	2	0	1	3	0	0	0	0	0	7	20	0.00	3.000								
Amaury Telemaco, R ERA: 3.98	1.0		7	2	2	2	1	1	1	0	0	0	0	20	34	18.00	3.000								
Rheal Cormier, L ERA: 5.06	1.0		3	0	0	0	1	0	0	0	0	0	0	7	10	0.00	0.000								
63 Ryan Madson, R ERA: 1.0	1.0		6	4	2	2	0	0	0	0	0	0	0	13	18	18.00	4.000								

Batter	1	2	3	4	5	6	7	8	9	AB	R	H	RBI	BB	SO	LOB	BOTTOM								
Marlon Byrd, R OBP: 0.329, SLG: 0.349 63 Ryan Madson, L			11 1B				G6-3			3	1	1	0	2	1	2	<b>San Diego Padres @ Philadelphia Phillies</b> Citizens Bank Park, Philadelphia, PA Sat May 22 2004, 7:05 PM EDT Att: 43,634 - Sunny - 86 F <a href="http://livebaseballscorecards.com">livebaseballscorecards.com</a>								
11 Jimmy Rollins, S OBP: 0.295, SLG: 0.312	F8		1B 26 HR				1B		G4-3 2B	5	3	3	0	0	0	2									
Bobby Abreu, L OBP: 0.414, SLG: 0.605			26 HR				F7		G4-3	3	1	1	1	2	0	2									
Pat Burrell, R OBP: 0.414, SLG: 0.560	K		K				F7		G4-3	5	0	1	2	0	2	5									
26 Chase Utley, L OBP: 0.326, SLG: 0.714	G4-3		1-H 3-H HR				G6-4-3		2B	5	1	2	3	0	0	4									
Mike Lieberthal, R OBP: 0.306, SLG: 0.418									F8	5	0	1	0	0	1	1									
David Bell, R OBP: 0.363, SLG: 0.471										4	0	1	0	0	2	1									
Tomas Perez, S OBP: 0.260, SLG: 0.447 Doug Glavine, R OBP: 0.265, SLG: 0.313										4	0	2	0	0	0	0									
Josh Hancock, R Roberto Hernandez, R Jason Michaels, R Amaury Telemaco, R Rheal Cormier, L Ricky Ledee, L Shawn Wooten, R										0	0	0	0	0	0	0									
										0	0	0	0	0	0	0									
<b>Inning Stats</b>	R: 0 E: 0 K: 1 S: 9	H: 1 LOB: 2 BB: 1 P: 16	R: 0 E: 0 K: 1 S: 8	H: 0 LOB: 0 BB: 0 P: 16	R: 4 E: 0 K: 3 S: 21	H: 4 LOB: 1 BB: 1 P: 32	R: 0 E: 0 K: 0 S: 9	H: 0 LOB: 1 BB: 1 P: 16	R: 0 E: 0 K: 2 S: 12	H: 1 LOB: 0 BB: 0 P: 16	R: 1 E: 0 K: 0 S: 11	H: 2 LOB: 1 BB: 0 P: 18	R: 0 E: 0 K: 1 S: 13	H: 2 LOB: 2 BB: 0 P: 18	R: 1 E: 0 K: 0 S: 16	H: 2 LOB: 1 BB: 0 P: 22	1B: 8 2B: 3 3B: 0 HR: 1	SF: 0 SAC: 0 DP: 1 HBP: 0	WP: 0 PB: 0 SB: 1 CS: 0	PA: 42					
<b>PITCHER</b>	IP	WLS	BF	H	R	ER	SO	BB	IBB	HBP	BLK	WP	HR	S	P	ERA	WHIP								
Justin Germano, R ERA: 7.2	5.0		23	5	4	4	5	4	0	0	0	0	0	12	16	0.00	1.000								
Dennis Tankersley, R ERA: 1.71	1.0	H	4	1	0	0	2	0	0	0	0	0	0	11	18	9.00	2.000								
Rod Beck, R ERA: 9.0	1.0	H	5	2	1	1	0	0	0	0	0	0	0	10	14	9.00	3.000								
Scott Linebrink, R ERA: 1.71	0.2	H	4	2	0	0	0	0	0	0	0	0	0	10	14	3.000	3.000								
Jay Witasick, R ERA: 2.55	0.1	H	1	0	0	0	1	0	0	0	0	0	0	3	4	0.00	0.000								
<b>PITCHER</b>	IP	WLS	BF	H	R	ER	SO	BB	IBB	HBP	BLK	WP	HR	S	P	ERA	WHIP								
Trevor Hoffman, R ERA: 1.8	1.0		5	2	1	1	0	0	0	0	0	0	0	16	22	9.00	2.000								



Batter	1	2	3	4	5	6	7	8	9	AB	R	H	RBI	BB	SO	LOB	TOP				
Sean Burroughs, L (1.5) OBP: 0.365, SLG: 0.382	L7	L7		2H 1B			1-1 BB 1B		4-2 24 1B 24 DI BB BB	4	1	2	1	1	0	0	<b>San Diego Padres @ Philadelphia Phillies</b> Citizens Bank Park, Philadelphia, PA Sun May 23 2004, 1:35 PM EDT Att: 44,216 - Sunny - 90 F <a href="http://livebaseballscorecards.com">livebaseballscorecards.com</a>				
Mark Loretta, R (1.4) OBP: 0.360, SLG: 0.462	HBP 24 1B 1B		0-1 1B	G5-3			2-2 P4		2-2 P5	5	0	2	0	0	0	3					
24 Brian Giles, L (1.9) OBP: 0.397, SLG: 0.509	0-1 HBP 1-2 1B		0-3 K		2-0 L8		0-1 SAFE F9		2-2 BB IBB 1B	5	0	2	0	0	1	2					
Ryan Klesko, L (1.3) OBP: 0.347, SLG: 0.364	1-2 F6		0-1 F7		1-0 G4-6-3 1B		4-1 1-2 BB		4-0 BB IBB	3	0	1	0	2	0	3					
Terrence Long, L (1.7) OBP: 0.300, SLG: 0.435 Brian Buchanan, R (7.7) OBP: 0.286, SLG: 0.395	1-0 HBP		2-3 K		1-0 G4-6-3 1B		3-3 K		4-2 BB IBB	2	0	0	0	0	1	2					
Dennis Tankersley, R (8.1) Jay Witasick, R (8.1) Adam Eaton, R (9.7) OBP: 0.217, SLG: 0.220	1-2 2-3 HBP				1-2 1-2 G4-6-3				1-2 2-3 3H BB	0	0	0	0	0	0	0					
Jay Payton, R (1.8) Miguel Ojeda, R (8.2) OBP: 0.367, SLG: 0.405 OBP: 0.308, SLG: 0.261	2-2 G4-3				0-0 E G4-3 2B		3-0 F9-3 HBP		2-2 G3	3	1	1	0	0	0	3					
Ramon Hernandez, R (1.2) Kerry Robinson, L (8.7) OBP: 0.323, SLG: 0.409 OBP: 0.313, SLG: 0.295		1-2 HR			1-0 E3 G4-3 1B		0-1 F9-3		1-0 CS 1B	4	2	2	1	0	0	2					
3 Khalil Greene, R (1.6) OBP: 0.333, SLG: 0.379		2-2 F9			2-3 K		0-0 1B		0-0 F9	4	0	1	0	0	1	3					
Brian Lawrence, R (1.1) Jeff Cirillo, R (6.7) OBP: 0.211, SLG: 0.263 OBP: 0.400, SLG: 0.250 Brandon Puffer, R (6.1) Phil Nevin, R (8.7) OBP: 0.340, SLG: 0.404		2-3 K			0-0 G4-3		0-3 K		1-0 CS	2	0	0	1	0	1	1					
<b>Inning Stats</b>	R: 0 E: 0 K: 0 S: 15	H: 2 LOB: 3 BB: 0 P: 22	R: 1 E: 0 K: 1 S: 12	H: 1 LOB: 0 BB: 0 P: 19	R: 0 E: 0 K: 2 S: 11	H: 1 LOB: 1 BB: 0 P: 13	R: 2 E: 1 K: 1 S: 8	H: 2 LOB: 1 BB: 0 P: 9	R: 0 E: 0 K: 1 S: 6	H: 1 LOB: 1 BB: 0 P: 9	R: 0 E: 0 K: 1 S: 12	H: 1 LOB: 2 BB: 1 P: 22	R: 0 E: 0 K: 0 S: 7	H: 1 LOB: 1 BB: 0 P: 11	R: 1 E: 0 K: 1 S: 16	H: 1 LOB: 3 BB: 3 P: 33		1B: 9 2B: 2 3B: 0 HR: 1	SF: 0 SAC: 0 DP: 2 HBP: 2	WP: 0 PB: 0 SB: 0 CS: 1	PA: 43
<b>PITCHER</b>	IP WLS BF H R ER SO	IP WLS BF H R ER SO	IP WLS BF H R ER SO	IP WLS BF H R ER SO	IP WLS BF H R ER SO	IP WLS BF H R ER SO	IP WLS BF H R ER SO	IP WLS BF H R ER SO	IP WLS BF H R ER SO	IP WLS BF H R ER SO	IP WLS BF H R ER SO	IP WLS BF H R ER SO	IP WLS BF H R ER SO	IP WLS BF H R ER SO	IP WLS BF H R ER SO	IP WLS BF H R ER SO		ERA WHIP	ERA WHIP		
Vicente Padilla, R (1.1) ERA: 3.79	6.0 W 27	1.0 H 5	1.0 H 3	1.0 S 7	6.0 L 23	2.0 W 8	1.0 H 5	1.0 S 7	1.0 S 7	1.0 S 7	1.0 S 7	1.0 S 7	1.0 S 7	1.0 S 7	1.0 S 7	1.0 S 7	1.50 1.333	1.50 1.333			
Rheal Cormier, L (7.1) ERA: 4.84	1.0 W 5	1.0 H 3	1.0 H 3	1.0 S 7	1.0 S 7	1.0 S 7	1.0 S 7	1.0 S 7	1.0 S 7	1.0 S 7	1.0 S 7	1.0 S 7	1.0 S 7	1.0 S 7	1.0 S 7	1.0 S 7	0.00 2.000	0.00 2.000			
Roberto Hernandez, R (8.1) ERA: 3.6	1.0 H 3	1.0 H 3	1.0 H 3	1.0 S 7	1.0 S 7	1.0 S 7	1.0 S 7	1.0 S 7	1.0 S 7	1.0 S 7	1.0 S 7	1.0 S 7	1.0 S 7	1.0 S 7	1.0 S 7	1.0 S 7	0.00 1.000	0.00 1.000			
Tim Worrell, R (9.1) ERA: 3.57	1.0 S 7	1.0 S 7	1.0 S 7	1.0 S 7	1.0 S 7	1.0 S 7	1.0 S 7	1.0 S 7	1.0 S 7	1.0 S 7	1.0 S 7	1.0 S 7	1.0 S 7	1.0 S 7	1.0 S 7	1.0 S 7	9.00 3.000	9.00 3.000			
<b>Batter</b>	1	2	3	4	5	6	7	8	9	AB <td>R <td>H <td>RBI <td>BB <td>SO <td>LOB <td>BOTTOM</td> </td></td></td></td></td></td>	R <td>H <td>RBI <td>BB <td>SO <td>LOB <td>BOTTOM</td> </td></td></td></td></td>	H <td>RBI <td>BB <td>SO <td>LOB <td>BOTTOM</td> </td></td></td></td>	RBI <td>BB <td>SO <td>LOB <td>BOTTOM</td> </td></td></td>	BB <td>SO <td>LOB <td>BOTTOM</td> </td></td>	SO <td>LOB <td>BOTTOM</td> </td>	LOB <td>BOTTOM</td>	BOTTOM				
Marlon Byrd, R (1.8) OBP: 0.326, SLG: 0.340	G4-3		G6-3				G6-4-3 11 FC4-6 BB		G6-4-3 1-2	4	0	0	0	1	1	2	<b>San Diego Padres @ Philadelphia Phillies</b> Citizens Bank Park, Philadelphia, PA Sun May 23 2004, 1:35 PM EDT Att: 44,216 - Sunny - 90 F <a href="http://livebaseballscorecards.com">livebaseballscorecards.com</a>				
11 Jimmy Rollins, S (1.6) OBP: 0.302, SLG: 0.331	G6-3		G6-3 HR				FC4-6 BB 1-2		BB BB	3	2	1	1	1	0	1					
Bobby Abreu, L (1.9) OBP: 0.422, SLG: 0.604	1-1 1B		G3-1				1B 1-2 BB		BB BB	2	0	1	0	2	0	0					
Pat Burrell, R (1.7) OBP: 0.416, SLG: 0.559 Roberto Hernandez, R (8.1) Tim Worrell, R (9.1)	F9						HR 1B 1-2 2H 1B		G6-3	4	1	2	1	0	0	3					
26 Chase Utley, L (1.4) OBP: 0.319, SLG: 0.696		G6-3					F8 G4-3		WP 1B 2B	4	1	1	0	0	0	2					
David Bell, R (1.5) OBP: 0.360, SLG: 0.462		G1-3					K		F8 1B BB	3	1	0	0	1	1	1					
Tomas Perez, S (1.3) OBP: 0.283, SLG: 0.510 Rheal Cormier, L (7.1) Jason Michaels, R (8.7) OBP: 0.375, SLG: 0.400							K		G6-3 1B BB	2	1	1	2	1	1	0					
Todd Pratt, R (1.2) OBP: 0.406, SLG: 0.385							HR		G6-3 1B	0	0	0	0	0	0	0					
Vicente Padilla, R (1.1) OBP: 0.125, SLG: 0.125 Shawn Wooten, R (7.3) OBP: 0.225, SLG: 0.243							G5-3		G6-3 1-2 2H 3H 1B	3	0	1	2	1	1	1					
							G4-3		G6-3	2	0	0	0	0	0	1					
							G5-3		G6-3	2	0	1	0	0	0	2					
<b>Inning Stats</b>	R: 0 E: 0 K: 0 S: 6	H: 1 LOB: 1 BB: 0 P: 7	R: 0 E: 0 K: 1 S: 14	H: 0 LOB: 1 BB: 1 P: 23	R: 1 E: 0 K: 0 S: 9	H: 1 LOB: 0 BB: 0 P: 11	R: 2 E: 0 K: 1 S: 17	H: 2 LOB: 1 BB: 1 P: 27	R: 1 E: 0 K: 0 S: 8	H: 1 LOB: 1 BB: 2 P: 18	R: 0 E: 0 K: 1 S: 9	H: 0 LOB: 0 BB: 0 P: 11	R: 0 E: 0 K: 0 S: 12	H: 1 LOB: 2 BB: 2 P: 23	R: 2 E: 0 K: 1 S: 20	H: 2 LOB: 1 BB: 2 P: 34		1B: 5 2B: 1 3B: 0 HR: 2	SF: 0 SAC: 0 DP: 2 HBP: 0	WP: 1 PB: 0 SB: 0 CS: 0	PA: 37
<b>PITCHER</b>	IP WLS BF H R ER SO	IP WLS BF H R ER SO	IP WLS BF H R ER SO	IP WLS BF H R ER SO	IP WLS BF H R ER SO	IP WLS BF H R ER SO	IP WLS BF H R ER SO	IP WLS BF H R ER SO	IP WLS BF H R ER SO	IP WLS BF H R ER SO	IP WLS BF H R ER SO	IP WLS BF H R ER SO	IP WLS BF H R ER SO	IP WLS BF H R ER SO	IP WLS BF H R ER SO	IP WLS BF H R ER SO	ERA WHIP	ERA WHIP			
Brian Lawrence, R (1.1) ERA: 4.8	5.0 L 23	2.0 W 8	1.0 H 3	1.0 S 7	5.0 L 23	2.0 W 8	1.0 H 3	1.0 S 7	1.0 S 7	1.0 S 7	1.0 S 7	1.0 S 7	1.0 S 7	1.0 S 7	1.0 S 7	1.0 S 7	0.00 1.500	0.00 1.500			
Brandon Puffer, R (6.1) ERA: 3.68	2.0 W 8	1.0 H 3	1.0 H 3	1.0 S 7	2.0 W 8	1.0 H 3	1.0 S 7	1.0 S 7	1.0 S 7	1.0 S 7	1.0 S 7	1.0 S 7	1.0 S 7	1.0 S 7	1.0 S 7	1.0 S 7	0.00 1.500	0.00 1.500			
Dennis Tankersley, R (8.1) ERA: 18.0	0.0 H 3	2.0 H 3	2.0 H 3	2.0 H 3	0.0 H 3	2.0 H 3	1.0 H 3	1.0 H 3	1.0 H 3	1.0 H 3	1.0 H 3	1.0 H 3	1.0 H 3	1.0 H 3	1.0 H 3	1.0 H 3	∞ ∞	∞ ∞			
Jay Witasick, R (8.1) ERA: 2.42	1.0 H 3	2.0 H 3	2.0 H 3	2.0 H 3	0.0 H 3	2.0 H 3	1.0 H 3	1.0 H 3	1.0 H 3	1.0 H 3	1.0 H 3	1.0 H 3	1.0 H 3	1.0 H 3	1.0 H 3	1.0 H 3	0.00 0.000	0.00 0.000			









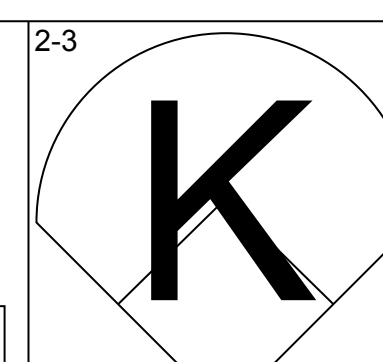
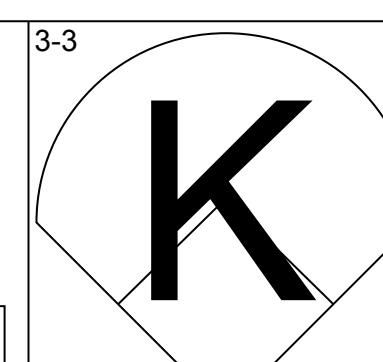
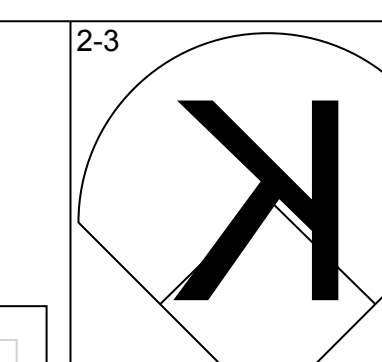
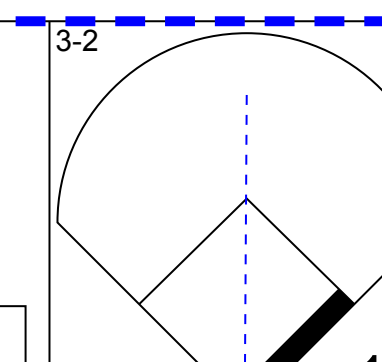
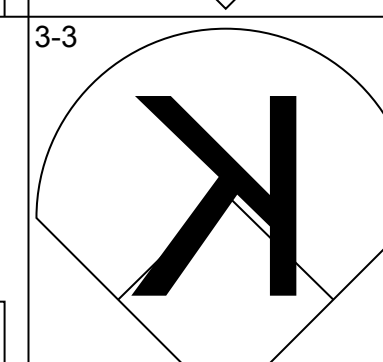
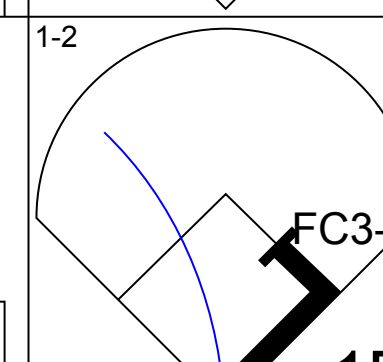
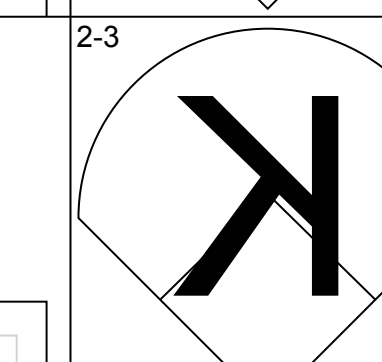
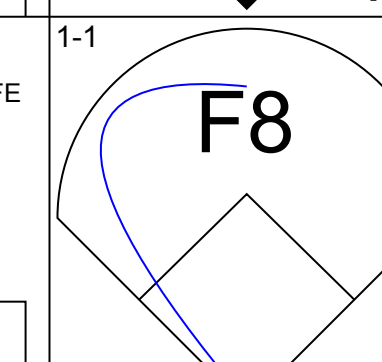
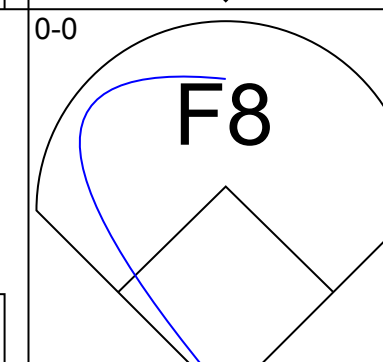
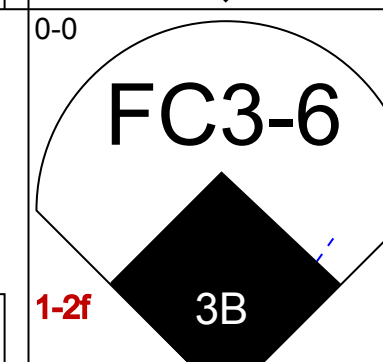
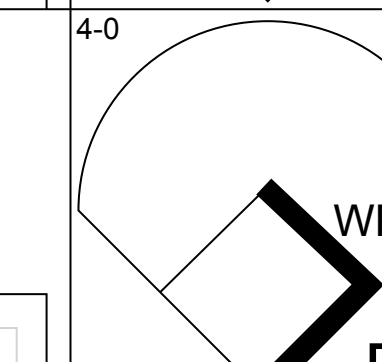
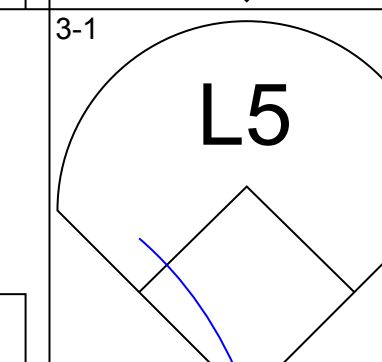
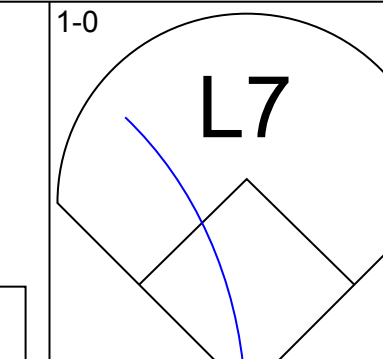
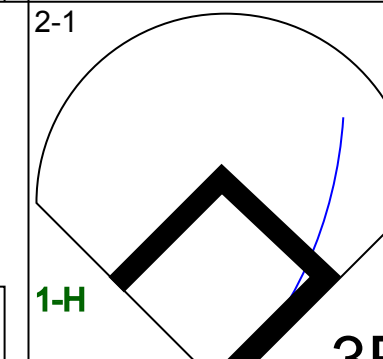
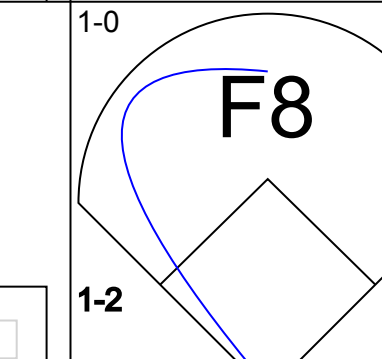
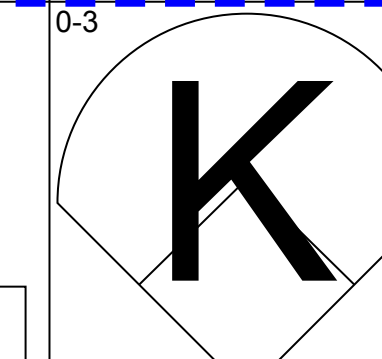
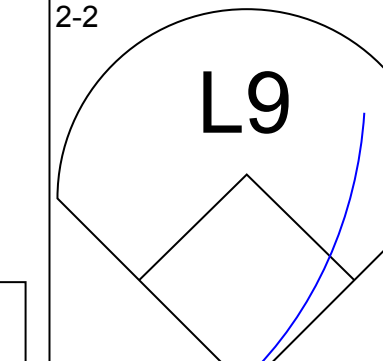
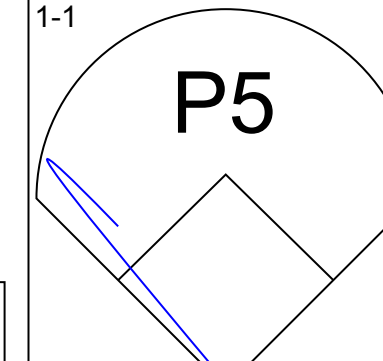
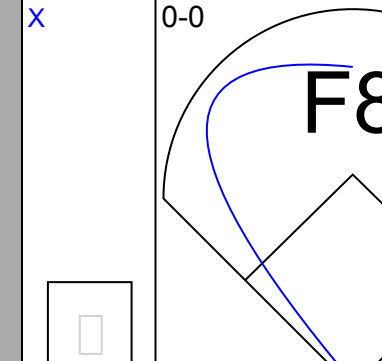
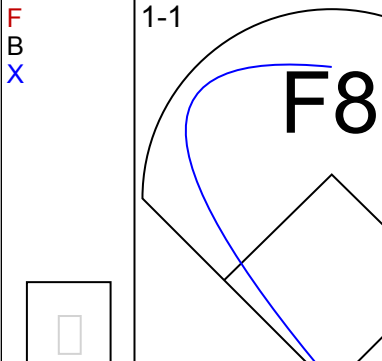
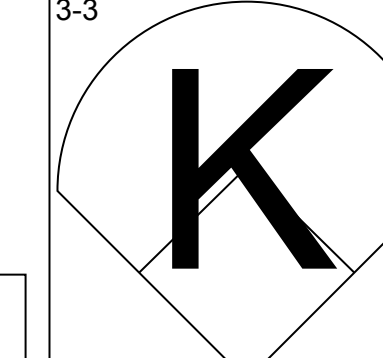
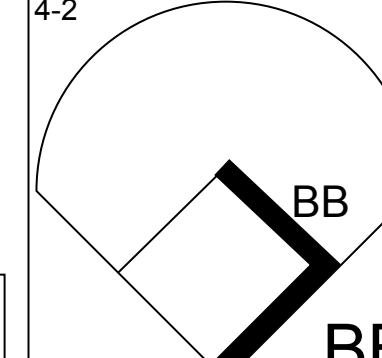
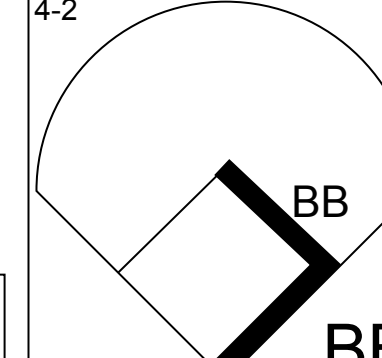
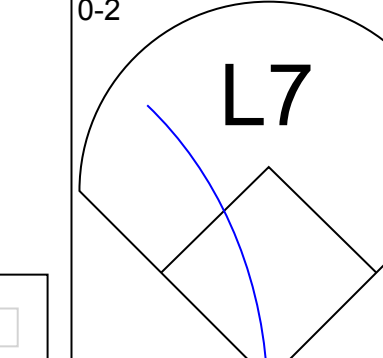
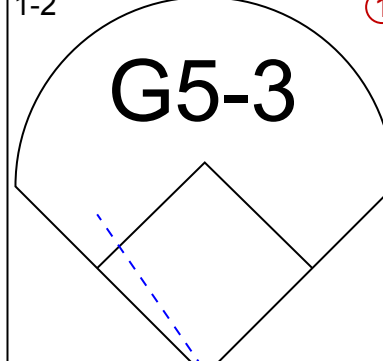
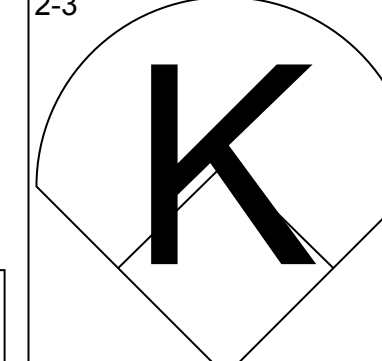
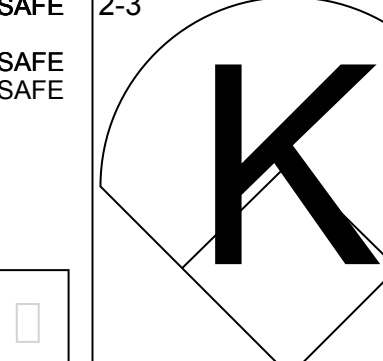
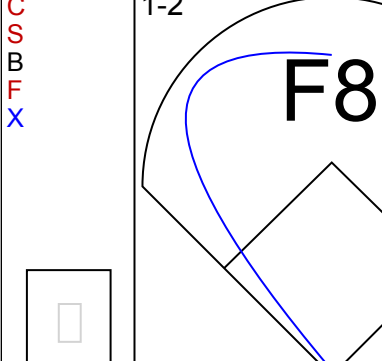
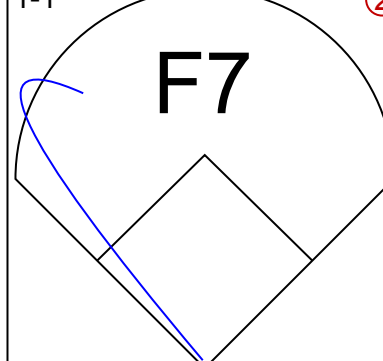
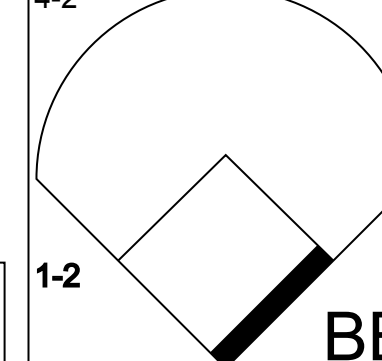
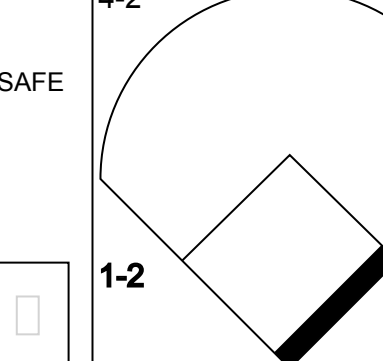
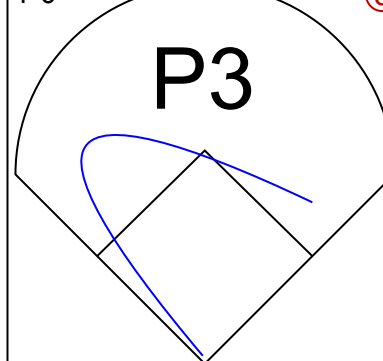
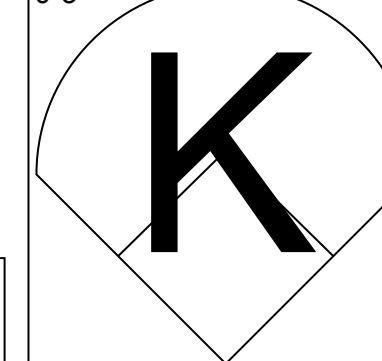
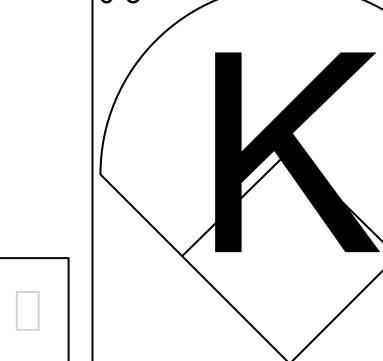






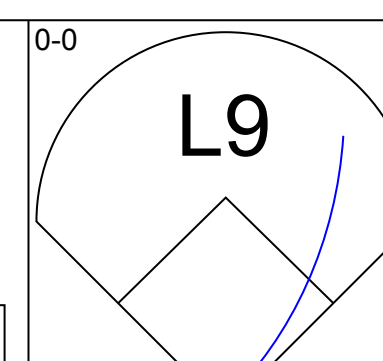
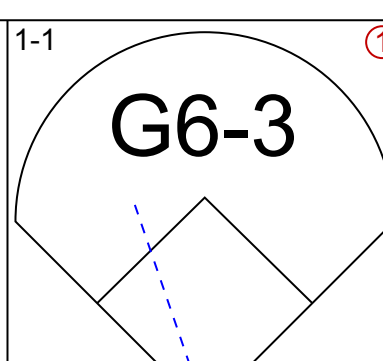
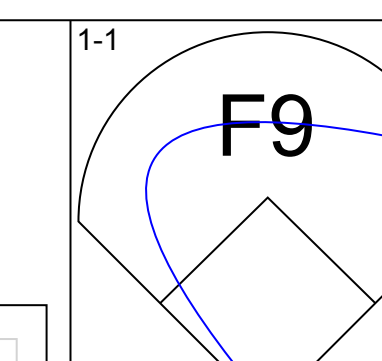
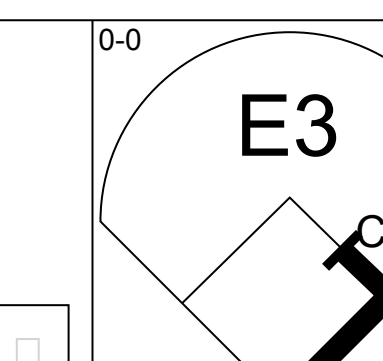
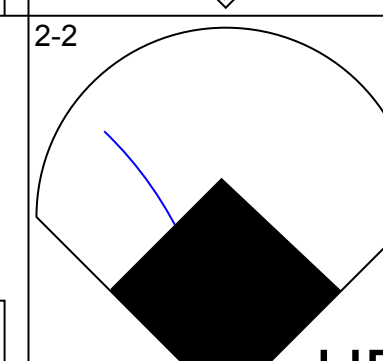
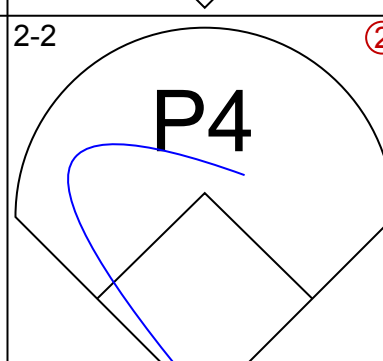
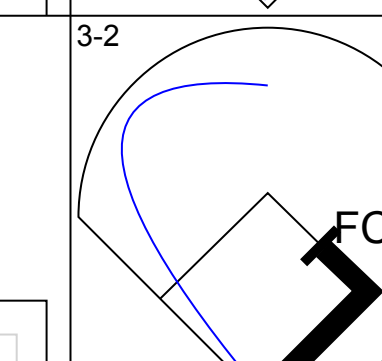
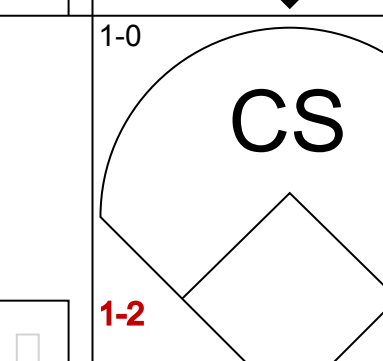
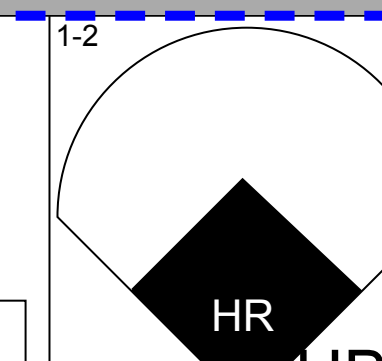
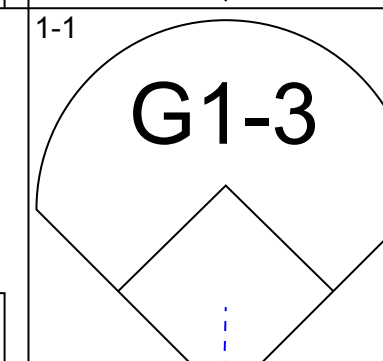
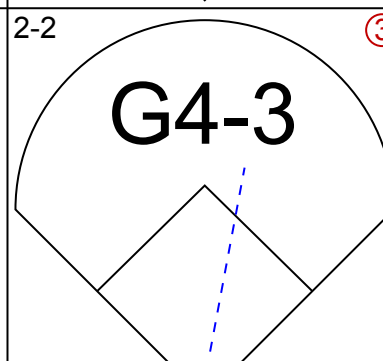
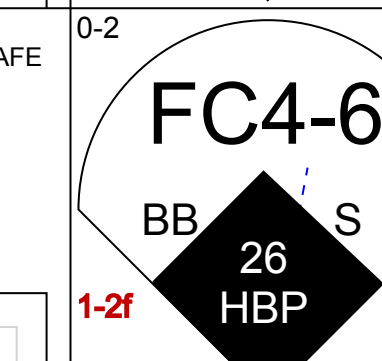
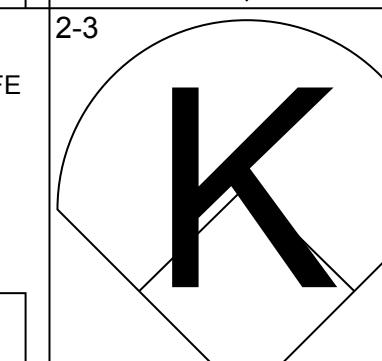
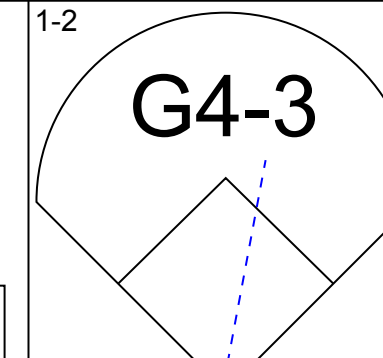
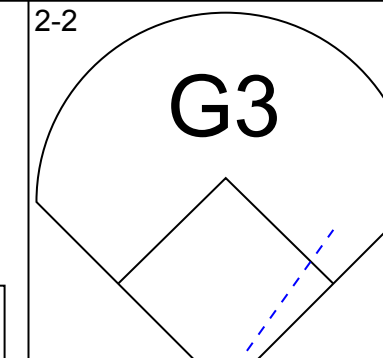
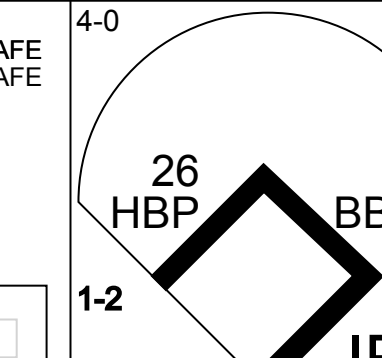
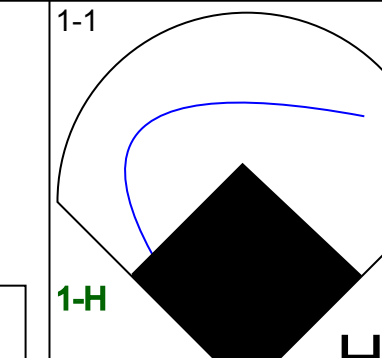
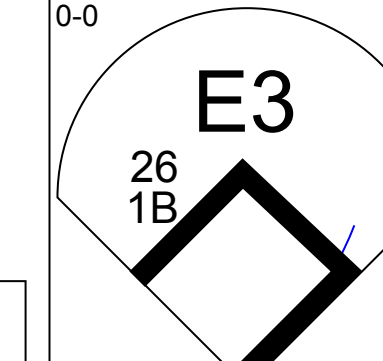
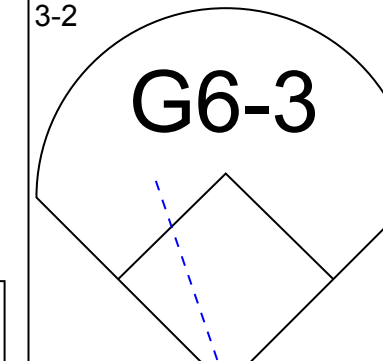
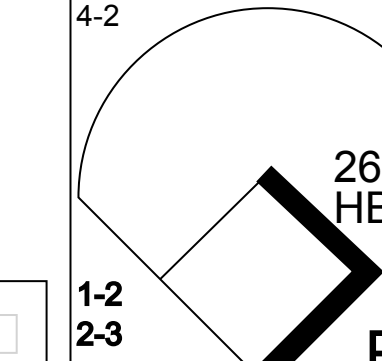
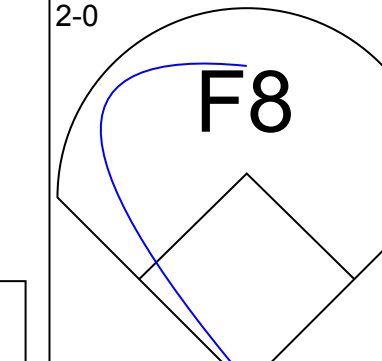
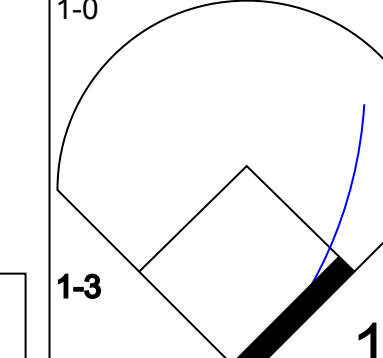
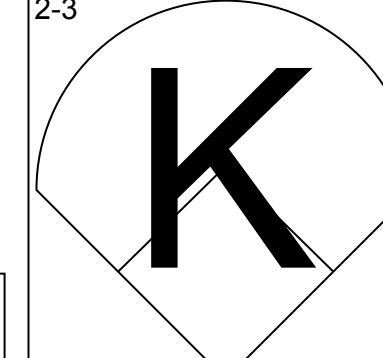
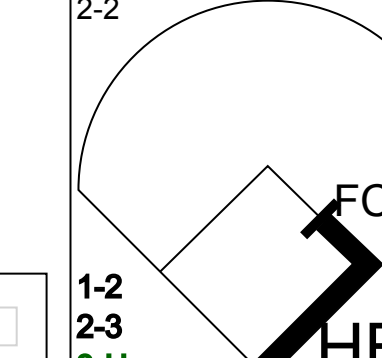
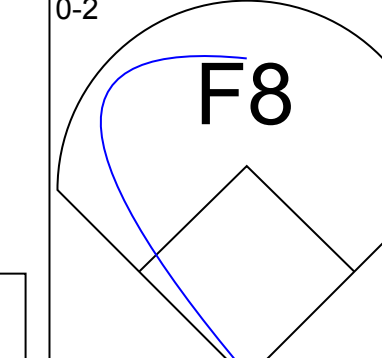
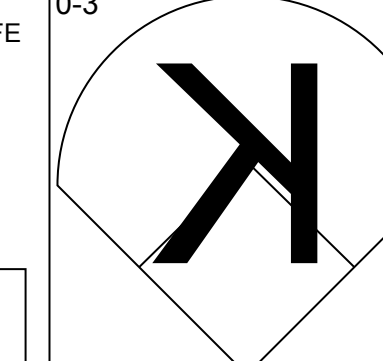
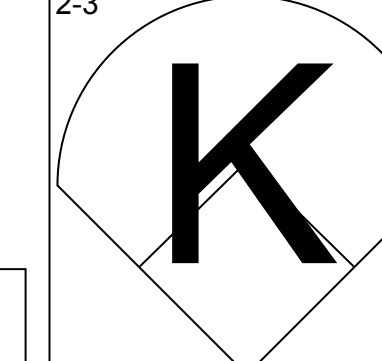
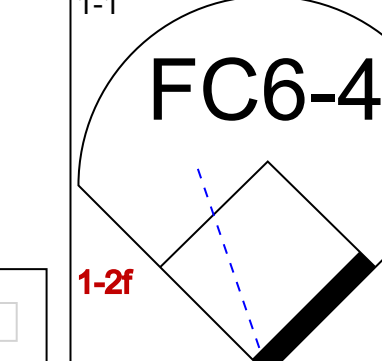
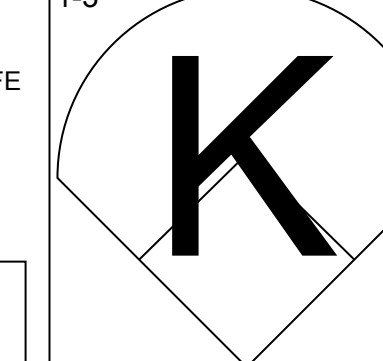
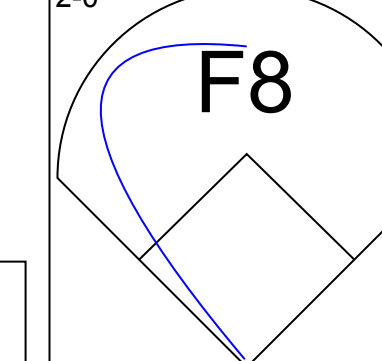
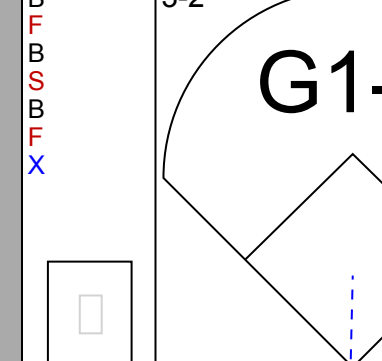
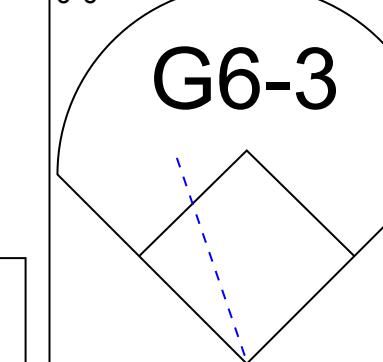
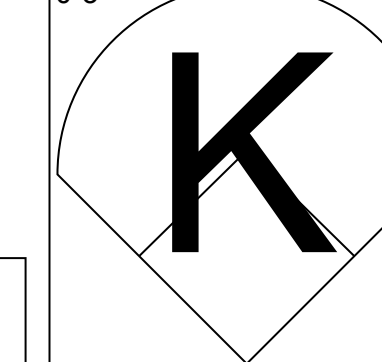
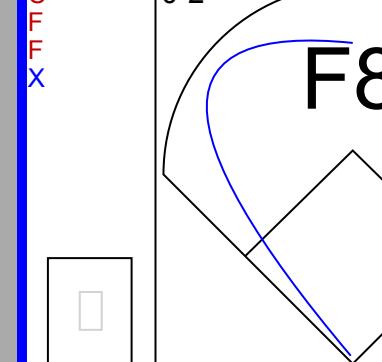




Batter	1	2	3	4	5	6	7	8	9	AB	R	H	RBI	BB	SO	LOB	TOP					
Rafael Furcal, S OBP: 0.328, SLG: 0.381 (1, 6)										4	0	1	0	0	3	0	<p>Atlanta Braves @ Philadelphia Phillies</p> <p>Citizens Bank Park, Philadelphia, PA</p> <p>Sun May 30 2004, 1:35 PM EDT</p> <p>Att: 44,304 - Sunny - 68 F</p>					
Nick Green, R OBP: 0.393, SLG: 0.396 (1, 4)										4	0	1	0	0	2	1						
J.D. Drew, L OBP: 0.412, SLG: 0.560 (1, 9)										3	1	0	0	1	0	2						
Andruw Jones, R OBP: 0.344, SLG: 0.530 (1, 8)										4	0	1	1	0	1	2						
Mike Hessman, R OBP: 0.167, SLG: 0.200 (1, 3)										4	0	0	0	0	0	1						
Mark DeRosa, R OBP: 0.288, SLG: 0.313 (1, 5)										3	0	0	0	1	1	0						
Eli Marrero, R OBP: 0.138, SLG: 0.269 (1, 7)										4	0	1	0	0	1	1						
Eddie Pérez, R OBP: 0.240, SLG: 0.234 (1, 2)										2	0	0	0	1	0	1						
Travis Smith, R (1, 1)										2	0	0	0	0	0	1						
10 Chipper Jones, S OBP: 0.391, SLG: 0.482 (7, PH)										1	0	0	0	0	1	2						
Antonio Alfonseca, R (7, 1)										0	0	0	0	0	0	0						
Armando Almanza, L (8, 1)										0	0	0	0	0	0	0						
<b>Inning Stats</b>	R: 0 E: 0 K: 2 S: 9	H: 0 LOB: 0 BB: 0 P: 14	R: 0 E: 0 K: 1 S: 9	H: 0 LOB: 0 BB: 0 P: 15	R: 0 E: 0 K: 0 S: 6	H: 0 LOB: 0 BB: 0 P: 9	R: 1 E: 0 K: 1 S: 17	H: 2 LOB: 1 BB: 0 P: 24	R: 0 E: 0 K: 0 S: 7	H: 1 LOB: 1 BB: 0 P: 10	R: 0 E: 0 K: 2 S: 8	H: 0 LOB: 1 BB: 1 P: 17	R: 0 E: 0 K: 2 S: 16	H: 0 LOB: 2 BB: 2 P: 26	R: 0 E: 0 K: 1 S: 11	H: 1 LOB: 1 BB: 0 P: 18	R: 0 E: 0 K: 0 S: 9	H: 0 LOB: 0 BB: 0 P: 11	1B: 2 2B: 1 3B: 1 HR: 0	SF: 0 SAC: 0 DP: 0 HBP: 0	WP: 1 PB: 0 SB: 0 CS: 0	PA: 34
<b>PITCHER</b>	IP	WLS	BF	H	R	ER	SO	BB	IBB	HBP	BLK	WP	HR	S	P	ERA	WHIP					
Eric Milton, L ERA: 4.08 (1, 1)	7.0	W	27	3	1	1	8	3	0	0	0	1	0	72	115	1.29	0.857					
Rheal Cormier, L ERA: 4.21 (8, 1)	0.2	H	3	1	0	0	0	0	0	0	0	0	0	8	15	0.00	1.500					
Tim Worrell, R ERA: 3.0 (8, 1)	1.1	S	4	0	0	0	1	0	0	0	0	0	0	12	14	0.00	0.000					

AB	31
R	1
H	4
RBI	1
BB	3
SO	9
LOB	11



Batter	1	2	3	4	5	6	7	8	9	AB	R	H	RBI	BB	SO	LOB	BOTTOM				
Marlon Byrd, R OBP: 0.307, SLG: 0.314 (1, 8)										4	0	0	0	0	0	0	<p>Atlanta Braves @ Philadelphia Phillies</p> <p>Citizens Bank Park, Philadelphia, PA</p> <p>Sun May 30 2004, 1:35 PM EDT</p> <p>Att: 44,304 - Sunny - 68 F</p>				
David Bell, R OBP: 0.371, SLG: 0.475 (1, 5)										3	2	2	1	0	0	0					
Bobby Abreu, L OBP: 0.403, SLG: 0.547 (1, 9)										4	1	0	0	0	1	2					
Jim Thome, L OBP: 0.423, SLG: 0.655 (1, 3)										3	1	1	2	1	0	0					
Pat Burrell, R OBP: 0.421, SLG: 0.538 (1, 7)										3	0	0	0	1	0	0					
26 Chase Utley, L OBP: 0.315, SLG: 0.543 (1, 4)										3	0	1	1	0	1	0					
Mike Lieberthal, R OBP: 0.292, SLG: 0.399 (1, 2)										3	0	0	0	0	2	5					
Tomas Perez, S OBP: 0.290, SLG: 0.552 (1, 6)										3	0	0	0	0	1	2					
Eric Milton, L OBP: 0.190, SLG: 0.105 (1, 1)										2	0	0	0	0	1	2					
Jason Michaels, R OBP: 0.345, SLG: 0.333 (7, PH)										1	0	0	0	0	0	0					
Rheal Cormier, L (8, 1)										0	0	0	0	0	0	0					
Tim Worrell, R (8, 1)										0	0	0	0	0	0	0					
<b>Inning Stats</b>	R: 1 E: 0 K: 0 S: 9	H: 1 LOB: 0 BB: 0 P: 13	R: 0 E: 1 K: 2 S: 9	H: 1 LOB: 2 BB: 0 P: 11	R: 0 E: 0 K: 0 S: 8	H: 0 LOB: 0 BB: 0 P: 13	R: 0 E: 0 K: 1 S: 12	H: 0 LOB: 0 BB: 0 P: 19	R: 0 E: 0 K: 2 S: 7	H: 0 LOB: 0 BB: 0 P: 11	R: 1 E: 0 K: 0 S: 16	H: 1 LOB: 3 BB: 2 P: 31	R: 0 E: 1 K: 0 S: 9	H: 0 LOB: 0 BB: 0 P: 13	R: 2 E: 0 K: 1 S: 11	H: 1 LOB: 0 BB: 0 P: 17	1B: 2 2B: 0 3B: 0 HR: 2	SF: 0 SAC: 0 DP: 0 HBP: 2	WP: 0 PB: 0 SB: 1 CS: 1	PA: 34	
<b>PITCHER</b>	IP	WLS	BF	H	R	ER	SO	BB	IBB	HBP	BLK	WP	HR	S	P	ERA	WHIP				
Travis Smith, R ERA: 3.0 (1, 1)	6.0	L	25	3	2	2	5	1	1	1	0	0	1	61	98	3.00	0.667				
Antonio Alfonseca, R ERA: 3.0 (7, 1)	1.0		3	0	0	0	0	0	0	0	0	0	0	9	13	0.00	0.000				
Armando Almanza, L ERA: 6.75 (8, 1)	1.0		5	1	2	2	1	0	0	1	0	0	1	11	17	18.00	1.000				






Batter	1	2	3	4	5	6	7	8	9	AB R H RBI BB SO LOB	TOP												
<b>Kazuo Matsui, S</b> (1, 6) OBP: 0.348, SLG: 0.435										5 2 2 0 0 2 0	<b>New York Mets @ Philadelphia Phillies</b> Citizens Bank Park, Philadelphia, PA Mon May 31 2004, 1:05 PM EDT Att: 43,620 - Unknown - 67 F												
<b>Todd Zeile, R</b> (1, 5) OBP: 0.338, SLG: 0.402										5 0 2 1 0 1 1													
<b>Cliff Floyd, L</b> (1, 7) OBP: 0.349, SLG: 0.506										4 0 1 1 0 1 2													
<b>Mike Stanton, L</b> (7, 1) OBP: 1.000, SLG: 1.000										0 0 0 0 0 0 0													
<b>Dan Wheeler, R</b> (8, 1) OBP: 0.333, SLG: 0.333										0 0 0 0 0 0 0													
<b>Danny Garcia, R</b> (9, PH) OBP: 0.380, SLG: 0.346										1 0 0 0 0 0 0													
<b>Braden Looper, R</b> (9, 1)										0 0 0 0 0 0 0													
<b>31 Mike Piazza, R</b> (1, 3) OBP: 0.408, SLG: 0.545										3 0 1 0 1 0 1													
<b>Joe McEwing, R</b> (8, PR) OBP: 0.257, SLG: 0.277										0 0 0 0 0 0 0													
<b>Jason Phillips, R</b> (1, 2) OBP: 0.313, SLG: 0.400										3 1 1 1 0 0 3													
<b>Karim Garcia, L</b> (1, 9) OBP: 0.285, SLG: 0.403										3 0 0 0 0 1 0													
<b>Ricky Bottalico, L</b> (6, 1)										0 0 0 0 0 0 0													
<b>Shane Spencer, R</b> (7, 7) OBP: 0.357, SLG: 0.427										1 1 0 0 0 0 2													
<b>Ty Wigginton, R</b> (1, 4) OBP: 0.300, SLG: 0.475										4 1 2 0 0 0 2													
<b>Mike Cameron, R</b> (1, 8) OBP: 0.305, SLG: 0.379										4 0 1 2 0 1 2													
<b>Matt Ginter, R</b> (1, 1) OBP: 0.500, SLG: 0.400										1 0 0 0 0 1 1													
<b>Orber Moreno, R</b> (4, 1)										1 0 0 0 0 0 0													
<b>Eric Valent, L</b> (6, 9) OBP: 0.360, SLG: 0.432										2 0 0 0 0 0 2													
<b>Inning Stats</b>	R: 1 E: 0 K: 0 S: 11	H: 2 LOB: 1 BB: 0 P: 16	R: 0 E: 0 K: 2 S: 10	H: 1 LOB: 1 BB: 0 P: 15	R: 0 E: 0 K: 0 S: 7	H: 0 LOB: 0 BB: 0 P: 11	R: 1 E: 0 K: 0 S: 9	H: 2 LOB: 1 BB: 0 P: 15	R: 1 E: 0 K: 1 S: 9	H: 2 LOB: 2 BB: 1 P: 19	R: 0 E: 0 K: 1 S: 6	H: 0 LOB: 0 BB: 0 P: 11	R: 0 E: 0 K: 1 S: 15	H: 1 LOB: 1 BB: 0 P: 20	R: 2 E: 1 K: 0 S: 10	H: 2 LOB: 2 BB: 0 P: 14	R: 0 E: 0 K: 2 S: 8	H: 0 LOB: 0 BB: 0 P: 9	1B: 4 2B: 5 3B: 0 HR: 1	SF: 0 SAC: 1 DP: 0 HBP: 0	WP: 0 PB: 0 SB: 2 CS: 0	PA: 39	
<b>PITCHER</b>	IP WLS BF H R ER SO BB IBB HBP BLK WP HR S P ERA WHIP											<b>PITCHER</b>	IP WLS BF H R ER SO BB IBB HBP BLK WP HR S P ERA WHIP										
<b>39 Brett Myers, R</b> (1, 1) ERA: 4.24	3.0 L 12 3 1 1 2 0 0 0 0 0 0 0 28 42 3.00 1.000											<b>39 Brett Myers, R</b> (1, 1) ERA: 4.24	3.0 L 12 3 1 1 2 0 0 0 0 0 0 0 28 42 3.00 1.000										
<b>Amaury Telemaco, R</b> (4, 1) ERA: 4.13	2.0 11 4 2 2 1 0 1 0 0 0 0 1 18 34 9.00 2.000											<b>Amaury Telemaco, R</b> (4, 1) ERA: 4.13	2.0 11 4 2 2 1 0 1 0 0 0 0 1 18 34 9.00 2.000										
<b>Geoff Geary, R</b> (6, 1) ERA: 5.09	2.0 7 1 0 0 2 0 0 0 0 0 0 0 21 31 0.00 0.500											<b>Geoff Geary, R</b> (6, 1) ERA: 5.09	2.0 7 1 0 0 2 0 0 0 0 0 0 0 21 31 0.00 0.500										
<b>Roberto Hernandez, R</b> (8, 1) ERA: 5.09	1.0 6 2 2 0 0 0 0 0 0 0 0 0 10 14 0.00 2.000											<b>Roberto Hernandez, R</b> (8, 1) ERA: 5.09	1.0 6 2 2 0 0 0 0 0 0 0 0 0 10 14 0.00 2.000										
<b>63 Ryan Madson, R</b> (9, 1) ERA: 0.88	1.0 3 0 0 0 2 0 0 0 0 0 0 0 8 9 0.00 0.000											<b>63 Ryan Madson, R</b> (9, 1) ERA: 0.88	1.0 3 0 0 0 2 0 0 0 0 0 0 0 8 9 0.00 0.000										

Batter	1	2	3	4	5	6	7	8	9	AB R H RBI BB SO LOB	BOTTOM												
<b>Marlon Byrd, R</b> (1, 8) OBP: 0.501, SLG: 0.306										4 0 0 0 0 2 4	<b>New York Mets @ Philadelphia Phillies</b> Citizens Bank Park, Philadelphia, PA Mon May 31 2004, 1:05 PM EDT Att: 43,620 - Unknown - 67 F												
<b>Roberto Hernandez, R</b> (8, 1) ERA: 5.09										0 0 0 0 0 0 0													
<b>Todd Pratt, R</b> (9, 2) OBP: 0.395, SLG: 0.355										1 0 0 0 0 1 0													
<b>David Bell, R</b> (1, 5) OBP: 0.372, SLG: 0.473										5 0 2 2 0 0 0													
<b>Bobby Abreu, L</b> (1, 9) OBP: 0.409, SLG: 0.546										2 0 1 0 2 1 0													
<b>Jim Thome, L</b> (1, 3) OBP: 0.413, SLG: 0.638										4 0 0 0 0 0 6													
<b>Pat Burrell, R</b> (1, 7) OBP: 0.422, SLG: 0.552										3 1 1 1 1 1 1													
<b>26 Chase Utley, L</b> (1, 4) OBP: 0.299, SLG: 0.514										4 1 0 0 0 0 1													
<b>Mike Lieberthal, R</b> (1, 2) OBP: 0.291, SLG: 0.391										3 0 0 0 1 1 2													
<b>63 Ryan Madson, L</b> (9, 1) ERA: 0.88										0 0 0 0 0 0 0													
<b>Tomas Perez, S</b> (1, 6) OBP: 0.288, SLG: 0.532										4 1 1 0 0 0 2													
<b>39 Brett Myers, R</b> (1, 1) ERA: 4.24										0 0 0 0 0 0 0													
<b>Amaury Telemaco, R</b> (4, 1) ERA: 4.13										0 0 0 0 0 0 0													
<b>Jason Michaels, R</b> (5, PH) ERA: 3.42										0 0 0 0 0 0 0													
<b>Geoff Geary, R</b> (6, 1) ERA: 5.09										0 0 0 0 0 0 0													
<b>Doug Glanville, R</b> (7, PH) OBP: 0.244, SLG: 0.279										1 0 0 0 0 0 0													
<b>Ricky Ledee, L</b> (9, PH) OBP: 0.200, SLG: 0.571										1 0 0 0 0 0 0													
<b>Inning Stats</b>	R: 0 E: 0 K: 1 S: 8	H: 0 LOB: 0 BB: 0 P: 12	R: 0 E: 0 K: 0 S: 7	H: 0 LOB: 0 BB: 0 P: 9	R: 0 E: 0 K: 0 S: 7	H: 0 LOB: 1 BB: 1 P: 13	R: 0 E: 0 K: 1 S: 12	H: 1 LOB: 1 BB: 0 P: 14	R: 2 E: 2 K: 1 S: 25	H: 2 LOB: 3 BB: 2 P: 37	R: 0 E: 0 K: 0 S: 6	H: 0 LOB: 1 BB: 1 P: 13	R: 0 E: 0 K: 1 S: 11	H: 1 LOB: 2 BB: 1 P: 18	R: 1 E: 0 K: 1 S: 13	H: 1 LOB: 0 BB: 0 P: 16	R: 0 E: 0 K: 1 S: 8	H: 0 LOB: 0 BB: 0 P: 12	1B: 4 2B: 0 3B: 0 HR: 1	SF: 0 SAC: 1 DP: 0 HBP: 0	WP: 0 PB: 0 SB: 0 CS: 0	PA: 38	
<b>PITCHER</b>	IP WLS BF H R ER SO BB IBB HBP BLK WP HR S P ERA WHIP											<b>PITCHER</b>	IP WLS BF H R ER SO BB IBB HBP BLK WP HR S P ERA WHIP										
<b>Matt Ginter, R</b> (1, 1) ERA: 2.75	3.0 W 12 3 2 0 2 2 0 0 0 0 0 0 37 51 0.00 2.500											<b>Matt Ginter, R</b> (1, 1) ERA: 2.75	3.0 W 12 3 2 0 2 2 0 0 0 0 0 0 37 51 0.00 2.500										
<b>Orber Moreno, R</b> (4, 1) ERA: 3.42	2.0 H 7 1 0 0 1 1 0 0 0 0 0 0 14 23 0.00 1.200											<b>Orber Moreno, R</b> (4, 1) ERA: 3.42	2.0 H 7 1 0 0 1 1 0 0 0 0 0 0 14 23 0.00 1.200										
<b>Ricky Bottalico, R</b> (6, 1) ERA: 1.35	1.2 H 7 1 0 0 1 1 0 0 0 0 0 0 14 23 0.00 1.200											<b>Ricky Bottalico, R</b> (6, 1) ERA: 1.35	1.2 H 7 1 0 0 1 1 0 0 0 0 0 0 14 23 0.00 1.200										
<b>Mike Stanton, L</b> (7, 1) ERA: 4.23	0.1 H 2 0 0 0 0 1 0 0 0 0 0 0 3 8 0.00 3.000											<b>Mike Stanton, L</b> (7, 1) ERA: 4.23	0.1 H 2 0 0 0 0 1 0 0 0 0 0 0 3 8 0.00 3.000										
<b>Dan Wheeler, R</b> (8, 1) ERA: 4.67	1.0 H 4 1 1 1 1 0 0 0 0 0 0 1 13 16 9.00 1.000											<b>Dan Wheeler, R</b> (8, 1) ERA: 4.67	1.0 H 4 1 1 1 1 0 0 0 0 0 0 1 13 16 9.00 1.000										



Batter	1	2	3	4	5	6	7	8	9	10	AB	R	H	RBI	BB	SO	LOB	TOP						
Kazuo Matsui, S OBP: 0.345, SLG: 0.429 (1, 6)	P6		K		K		L8			1B	5	1	1	0	0	2	3	<b>New York Mets @ Philadelphia Phillies</b> Citizens Bank Park, Philadelphia, PA Tue Jun 01 2004, 7:05 PM EDT Att. 34,436 - Sunny - 68 F						
Todd Zeile, R OBP: 0.348, SLG: 0.434 (1, 5)	K				K			HR		HR	5	2	3	2	0	2	2							
Cliff Floyd, L OBP: 0.340, SLG: 0.482 (1, 7)			P4			G4-3		G3-1		K	4	0	0	0	1	1	2							
31 Mike Piazza, R OBP: 0.400, SLG: 0.533 Mike Stanton, L OBP: 1.000, SLG: 1.000 Ricky Bottalico, L (8, 1) Vance Wilson, R OBP: 0.327, SLG: 0.432 (10, PH)	F8				F9	L8		G4-3		HR	4	0	0	0	0	0	1							
Jason Phillips, R OBP: 0.309, SLG: 0.389 (1, 2)		G1-3		K				G6-3		K	4	0	0	0	0	2	0							
Karim Garcia, L OBP: 0.261, SLG: 0.395 David Weathers, R (6, 1)		F7			F8		L7			G4-3	3	0	0	0	0	0	1							
Eric Valent, L OBP: 0.363, SLG: 0.433 Braden Looper, R (10, 1)								SH1-4			2	0	1	0	0	0	0							
Ty Wigginton, R OBP: 0.301, SLG: 0.480 (1, 4)					G6-3			F8		1B	3	0	1	0	0	0	0							
Mike Cameron, R OBP: 0.304, SLG: 0.382 (1, 8)		F8						B3		F7	4	0	1	0	0	0	2							
Al Leiter, L OBP: 0.214, SLG: 0.231 Shane Spencer, R OBP: 0.359, SLG: 0.424 (6, 9)				K				S		G4-3	2	0	1	0	0	1	0							
<b>Inning Stats</b>	R: 0 E: 0 K: 1 S: 9	H: 0 LOB: 1 BB: 1 P: 14	R: 0 E: 0 K: 0 S: 6	H: 1 LOB: 1 BB: 0 P: 8	R: 0 E: 0 K: 2 S: 9	H: 1 LOB: 1 BB: 0 P: 11	R: 0 E: 0 K: 1 S: 7	H: 0 LOB: 0 BB: 0 P: 11	R: 0 E: 0 K: 2 S: 15	H: 2 LOB: 2 BB: 0 P: 23	R: 0 E: 0 K: 0 S: 7	H: 0 LOB: 1 BB: 1 P: 18	R: 0 E: 0 K: 0 S: 7	H: 0 LOB: 1 BB: 1 P: 14	R: 1 E: 0 K: 0 S: 9	H: 1 LOB: 0 BB: 0 P: 15	R: 0 E: 0 K: 0 S: 7	H: 1 LOB: 1 BB: 0 P: 8	R: 3 E: 0 K: 2 S: 15	H: 3 LOB: 0 BB: 0 P: 17	1B: 5 2B: 2 3B: 0 HR: 2	SF: 0 SAC: 1 DP: 0 HBP: 1	WP: 0 PB: 0 SB: 2 CS: 0	PA: 42
<b>PITCHER</b>	IP WLS BF H R ER SO BB IBB HBP BLK WP HR S P ERA WHIP	7.0 0.1 28 4 0 0 6 2 0 0 0 0 0 0 64 99 0.00 0.857	0.1 B 2 1 1 1 0 0 0 0 0 0 0 0 1 4 8 27.00 3.000	0.2 2 0 0 0 0 0 0 0 0 0 0 0 0 5 7 0.00 0.000	2.0 L 10 4 3 3 2 0 0 0 0 0 0 1 22 25 13.50 2.000	<b>PITCHER</b>										IP WLS BF H R ER SO BB IBB HBP BLK WP HR S P ERA WHIP	7.0 0.1 28 4 0 0 6 2 0 0 0 0 0 0 64 99 0.00 0.857							

AB	38
R	4
H	9
RBI	4
BB	2
SO	8
LOB	12



Batter	1	2	3	4	5	6	7	8	9	10	AB	R	H	RBI	BB	SO	LOB	BOTTOM						
11 Jimmy Rollins, S OBP: 0.303, SLG: 0.335 (1, 6)	G5-3				SH3		G3-1				4	0	2	0	0	0	1	<b>New York Mets @ Philadelphia Phillies</b> Citizens Bank Park, Philadelphia, PA Tue Jun 01 2004, 7:05 PM EDT Att. 34,436 - Sunny - 68 F						
Doug Gianville, R OBP: 0.288, SLG: 0.304 Bobby Abreu, L OBP: 0.407, SLG: 0.543 (9, PH)										1B	3	0	2	1	1	0	1							
Jason Michaels, R OBP: 0.343, SLG: 0.286 (1, 9)											1	0	0	0	0	0	2							
Jim Thome, L OBP: 0.413, SLG: 0.631 (1, 3)											4	0	0	0	1	1	6							
Pat Burrell, R OBP: 0.417, SLG: 0.539 (1, 7)											5	0	2	0	0	1	2							
David Bell, R OBP: 0.374, SLG: 0.471 Tim Worrell, L (9, 1)											4	0	0	0	1	1	4							
Mike Lieberthal, R OBP: 0.289, SLG: 0.389 (10, PH)											3	0	1	0	1	1	1							
Todd Pratt, R OBP: 0.349, SLG: 0.306 (1, 2)											0	0	0	0	0	0	0							
26 Chase Utley, L OBP: 0.284, SLG: 0.487 (1, 4)											1	0	0	0	0	0	1							
Kevin Millwood, R OBP: 0.208, SLG: 0.292 Ricky Ledee, L OBP: 0.451, SLG: 0.581 Rheal Cormier, L (8, 1)											5	0	0	0	0	2	5							
63 Ryan Madson, L OBP: 0.299, SLG: 0.532 (9, 5)											2	0	1	0	0	0	0							
<b>Inning Stats</b>	R: 0 E: 0 K: 0 S: 12	H: 1 LOB: 2 BB: 1 P: 23	R: 0 E: 0 K: 0 S: 7	H: 0 LOB: 0 BB: 0 P: 12	R: 0 E: 0 K: 0 S: 9	H: 1 LOB: 1 BB: 1 P: 14	R: 0 E: 0 K: 0 S: 14	H: 0 LOB: 2 BB: 2 P: 26	R: 0 E: 0 K: 0 S: 6	H: 1 LOB: 1 BB: 0 P: 9	R: 0 E: 0 K: 1 S: 13	H: 1 LOB: 1 BB: 0 P: 19	R: 1 E: 0 K: 0 S: 10	H: 2 LOB: 1 BB: 0 P: 13	R: 0 E: 0 K: 3 S: 11	H: 1 LOB: 1 BB: 0 P: 15	R: 0 E: 0 K: 1 S: 12	H: 1 LOB: 2 BB: 1 P: 21	R: 0 E: 0 K: 1 S: 13	H: 1 LOB: 1 BB: 0 P: 19	1B: 7 2B: 2 3B: 0 HR: 0	SF: 0 SAC: 1 DP: 0 HBP: 0	WP: 1 PB: 0 SB: 0 CS: 0	PA: 43
<b>PITCHER</b>	IP WLS BF H R ER SO BB IBB HBP BLK WP HR S P ERA WHIP	5.0 2.0 0.1 1.2 1.0 0.0 0.0 4 0 0 0 0 0 0 48 84 4.50 1.400	2.0 9 3 1 1 0 1 0 0 0 0 0 0 0 23 32 4.00 1.500	0.1 1 0 0 0 0 1 0 0 0 0 0 0 0 3 3 0.00 0.000	1.2 W 8 2 0 0 3 1 0 0 0 0 0 0 20 33 0.00 1.800	1.0 S 4 1 0 0 1 0 0 0 0 1 0 0 13 19 0.00 1.000	<b>PITCHER</b>										IP WLS BF H R ER SO BB IBB HBP BLK WP HR S P ERA WHIP	5.0 2.0 0.1 1.2 1.0 0.0 0.0 4 0 0 0 0 0 0 48 84 4.50 1.400						

AB	37
R	1
H	9
RBI	1
BB	5
SO	6
LOB	25









Batter	1	2	3	4	5	6	7	8	9	AB	R	H	RBI	BB	SO	LOB	TOP										
11 Jimmy Rollins, S OBP: 0.313, SLG: 0.358	L8		E6		K		F9		G3-1	5	0	0	0	0	1	2											
David Bell, R OBP: 0.389, SLG: 0.461	G4-3		K							4	0	2	0	0	1	1											
Tomas Perez, S OBP: 0.304, SLG: 0.531										1	1	0	0	0	0	0											
Bobby Abreu, L OBP: 0.404, SLG: 0.536	G3-1				L8		G6-3			4	0	1	0	0	0	1											
Jim Thome, L OBP: 0.409, SLG: 0.630										4	1	2	1	0	0	2											
Pat Burrell, R OBP: 0.420, SLG: 0.532										2	1	2	1	2	0	0											
26 Chase Utley, L OBP: 0.270, SLG: 0.488										4	1	1	2	0	1	4											
Mike Lieberthal, R OBP: 0.287, SLG: 0.382										4	0	2	0	0	0	1											
Marlon Byrd, R OBP: 0.299, SLG: 0.305										4	0	1	0	0	1	1											
Josh Hancock, R OBP: 0.276, SLG: 0.290										0	0	0	0	0	0	0											
Doug Glanville, R OBP: 0.245, SLG: 0.258										1	0	0	0	0	0	0											
Ricky Ledee, L OBP: 0.245, SLG: 0.258										0	0	0	0	0	0	2											
Geoff Geary, R OBP: 0.233, SLG: 0.276										0	0	0	0	0	0	0											
Jason Michaels, R OBP: 0.233, SLG: 0.276										1	0	0	0	0	0	1											
<b>Inning Stats</b>	R: 0 E: 0 K: 0 S: 4	H: 0 LOB: 0 BB: 0 P: 7	R: 0 E: 0 K: 0 S: 9	H: 0 LOB: 1 BB: 1 P: 15	R: 0 E: 1 K: 1 S: 10	H: 0 LOB: 1 BB: 0 P: 15	R: 1 E: 0 K: 0 S: 10	H: 2 LOB: 0 BB: 0 P: 15	R: 0 E: 0 K: 1 S: 7	H: 0 LOB: 1 BB: 1 P: 14	R: 0 E: 0 K: 1 S: 8	H: 2 LOB: 2 BB: 1 P: 14	R: 0 E: 0 K: 0 S: 9	H: 2 LOB: 1 BB: 0 P: 13	R: 3 E: 0 K: 1 S: 16	H: 5 LOB: 1 BB: 0 P: 26	R: 0 E: 0 K: 1 S: 9	H: 0 LOB: 0 BB: 0 P: 9	1B: 9 2B: 0 3B: 0 HR: 2	SF: 0 SAC: 0 DP: 4 HBP: 0	WP: 0 PB: 0 SB: 0 CS: 0	PA: 38					
<b>PITCHER</b>	IP	WLS	BF	H	R	ER	SO	BB	IBB	HBP	BLK	WP	HR	S	P	ERA	WHIP										
John Thomson, R ERA: 3.79	7.0	W	28	6	1	1	3	3	0	0	0	0	1	57	93	1.29	1.286										
Chris Reitsma, R ERA: 3.41	1.0		7	5	3	3	1	0	0	0	0	0	1	16	26	27.00	5.000										
29 John Smoltz, R ERA: 2.42	1.0		3	0	0	0	1	0	0	0	0	0	0	9	9	0.00	0.000										

Philadelphia Phillies @ Atlanta Braves  
Turner Field, Atlanta, GA  
Thu Jun 03 2004, 7:35 PM EDT  
Att: 23,405 - Unknown - 75 F

AB 35  
R 4  
H 11  
RBI 4  
BB 3  
SO 5  
LOB 14



Batter	1	2	3	4	5	6	7	8	9	AB	R	H	RBI	BB	SO	LOB	BOTTOM										
Rafael Furcal, S OBP: 0.324, SLG: 0.371	2B	G3		K	G1-3			BLK		5	2	3	0	0	1	2											
Dewayne Wise, L OBP: 0.264, SLG: 0.476	2B	G3		K				P5		5	1	1	0	0	1	2											
J.D. Drew, L OBP: 0.423, SLG: 0.582	F7	1B		HR				F9		5	1	2	1	0	0	3											
Johnny Estrada, S OBP: 0.420, SLG: 0.547	HR	1B		HR				G4-3		4	2	3	3	0	0	0											
Andrew Jones, R OBP: 0.346, SLG: 0.528	HR	K		F8				K		3	1	0	0	1	2	2											
Chris Reitsma, R ERA: 3.41										0	0	0	0	0	0	0											
Mike Hessman, R OBP: 0.167, SLG: 0.250	HR	K								0	0	0	0	0	0	0											
Julio Franco, R OBP: 0.383, SLG: 0.514	HR	K								4	1	2	4	0	2	2											
29 John Smoltz, R ERA: 2.42										0	0	0	0	0	0	0											
Nick Green, R OBP: 0.359, SLG: 0.426	K			L8				P4		3	0	0	0	1	1	1											
Mark DeRosa, R OBP: 0.271, SLG: 0.323	2B			G6-3				L3		4	0	2	0	0	0	1											
John Thomson, R OBP: 0.136, SLG: 0.182	F9			G5-3						3	0	0	0	0	0	3											
Eli Marrero, R OBP: 0.156, SLG: 0.276										1	0	0	0	0	1	0											
<b>Inning Stats</b>	R: 5 E: 0 K: 1 S: 18	H: 5 LOB: 1 BB: 1 P: 27	R: 1 E: 0 K: 2 S: 21	H: 3 LOB: 2 BB: 0 P: 28	R: 0 E: 0 K: 0 S: 7	H: 0 LOB: 0 BB: 0 P: 11	R: 2 E: 0 K: 2 S: 10	H: 2 LOB: 0 BB: 0 P: 16	R: 0 E: 0 K: 0 S: 12	H: 2 LOB: 2 BB: 0 P: 15	R: 0 E: 0 K: 0 S: 5	H: 0 LOB: 0 BB: 0 P: 8	R: 0 E: 0 K: 2 S: 13	H: 0 LOB: 1 BB: 1 P: 24	R: 0 E: 0 K: 1 S: 8	H: 1 LOB: 1 BB: 0 P: 11	1B: 8 2B: 3 3B: 0 HR: 2	SF: 0 SAC: 0 DP: 0 HBP: 0	WP: 0 PB: 0 SB: 0 CS: 0	PA: 39							
<b>PITCHER</b>	IP	WLS	BF	H	R	ER	SO	BB	IBB	HBP	BLK	WP	HR	S	P	ERA	WHIP										
Josh Hancock, R ERA: 11.57	2.0	L	15	8	6	6	3	1	0	0	0	0	1	39	55	27.00	4.500										
Elizardo Ramirez, R ERA: 3.38	4.0		16	4	2	2	2	0	0	0	0	0	1	34	50	4.50	1.000										
Geoff Geary, R ERA:	2.0		8	1	0	0	3	1	0	0	1	0	0	21	35	0.00	1.000										

Philadelphia Phillies @ Atlanta Braves  
Turner Field, Atlanta, GA  
Thu Jun 03 2004, 7:35 PM EDT  
Att: 23,405 - Unknown - 75 F

AB 37  
R 8  
H 13  
RBI 8  
BB 2  
SO 8  
LOB 16













Batter	1	2	3	4	5	6	7	8	9	AB	R	H	RBI	BB	SO	LOB	TOP			
11 Jimmy Rollins, S (1, 6) OBP: 0.320, SLG: 0.373	2-1 SH1-3 2B	1-2 F8			3-1 S 1B		1-0 1 SAFE 1B			4	1	3	0	0	0	0				
Tomas Perez, S (1, 5) OBP: 0.296, SLG: 0.500	0-0 SH1-3 2-3		2-1 P6		1-2 P5		1-2 G6-3			3	0	0	0	0	0	3				
Bobby Abreu, L (1, 9) OBP: 0.410, SLG: 0.546	1-0 HR 2B		1-3 K		1-0 G6-3			1-3 K		4	1	1	1	0	2	1				
Jim Thome, L (1, 3) OBP: 0.415, SLG: 0.629	1-1 3-H 2H HR		4-2 BB			2-3 K		2-1 26 FC6 1B		3	1	2	2	1	1	0				
Pat Burrell, R (1, 7) OBP: 0.405, SLG: 0.508	0-3 K		2-3 K			3-2 G4-3		3-1 P4		4	0	0	0	0	2	2				
26 Chase Utley, L (1, 4) OBP: 0.265, SLG: 0.449	3-3 K			1-1 P4		1-2 G6-3		1-2 FC6		4	0	0	0	0	1	1				
Mike Lieberthal, R (1, 2) OBP: 0.300, SLG: 0.428		0-0 HR		0-1 G6-4-3 1B			0-0 G5-3		2-3 K	4	1	2	1	0	1	0	AB 34			
Doug Glanville, R (1, 8) OBP: 0.276, SLG: 0.278		0-1 P6		1-1 G6-4-3 1-2			1-2 11 1B 1B		1-2 G3	4	0	1	0	0	0	1	R 4			
Kevin Millwood, R (1, 1) OBP: 0.192, SLG: 0.269		1-3 K			2-3 K		1-1 F8		0-3 K	2	0	0	0	0	2	0	H 9			
Amaury Telemaco, R (5, 1)										0	0	0	0	0	0	0	RBI 4			
Ricky Ledee, L (7, PH) OBP: 0.407, SLG: 0.529										1	0	0	0	0	0	1	BB 1			
Geoff Geary, R (7, 1)										0	0	0	0	0	0	0	SO 10			
Jason Michaels, R (9, PH) OBP: 0.324, SLG: 0.267										1	0	0	0	0	1	0	LOB 9			
<b>Inning Stats</b>	R: 3 E: 0 K: 2 S: 15	H: 3 LOB: 0 BB: 0 P: 22	R: 1 E: 0 K: 1 S: 9	H: 1 LOB: 0 BB: 0 P: 11	R: 0 E: 0 K: 2 S: 10	H: 0 LOB: 1 BB: 1 P: 19	R: 0 E: 0 K: 0 S: 6	H: 1 LOB: 0 BB: 0 P: 8	R: 0 E: 0 K: 1 S: 9	H: 0 LOB: 0 BB: 0 P: 16	R: 0 E: 0 K: 0 S: 10	H: 2 LOB: 2 BB: 0 P: 16	R: 0 E: 0 K: 1 S: 11	H: 1 LOB: 1 BB: 0 P: 18	R: 0 E: 0 K: 2 S: 12	H: 0 LOB: 0 BB: 0 P: 15	1B: 5 2B: 2 3B: 0 HR: 2	SF: 0 SAC: 1 DP: 1 HBP: 0	WP: 0 PB: 0 SB: 1 CS: 0	PA: 36
<b>PITCHER</b>	IP WLS BF H R ER SO BB IBB HBP BLK WP HR S P ERA WHIP																			
Jaret Wright, R (1, 1) ERA: 3.84	5.0 W 21 6 4 4 6 1 0 0 0 0 0 2 49 76 7.20 1.400																			
Antonio Alfonseca, R (6, 1) ERA: 2.67	1.0 H 3 0 0 0 1 0 0 0 0 0 0 0 10 16 0.00 0.000																			
Kevin Gryboski, R (7, 1) ERA: 2.37	0.2 H 4 2 0 0 0 0 0 0 0 0 0 0 8 11 0.00 3.000																			
Chris Reitsma, R (7, 1) ERA: 3.3	1.0 H 4 1 0 0 1 0 0 0 0 0 0 0 12 19 0.00 1.000																			
29 John Smoltz, R (8, 1) ERA: 2.28	1.1 S 4 0 0 0 2 0 0 0 0 0 0 0 15 19 0.00 0.000																			

Philadelphia Phillies @ Atlanta Braves  
Turner Field, Atlanta, GA  
Sun Jun 06 2004, 1:05 PM EDT  
Att: 27,775 - Cloudy - 81 F

AB 34  
R 4  
H 9  
RBI 4  
BB 1  
SO 10  
LOB 9



Batter	1	2	3	4	5	6	7	8	9	AB	R	H	RBI	BB	SO	LOB	BOTTOM			
Rafael Furcal, S (1, 6) OBP: 0.315, SLG: 0.353	0-0 SH1-4 1B		2-0 G1-3		3-2 F7	2-3 K				4	0	1	0	0	1	2				
Nick Green, R (1, 4) OBP: 0.364, SLG: 0.416	1-1 SH1-4 1-2		0-1 F9		0-1 HR 2H 1B		1-2 CS HBP			2	1	1	1	0	0	0				
J.D. Drew, L (1, 9) OBP: 0.431, SLG: 0.594	4-1 G4-6-3 BB			0-1 F9	1-1 HR 2H 1B		1-1 P4			3	1	1	3	1	0	1				
Johnny Estrada, S (1, 2) OBP: 0.418, SLG: 0.542	0-2 G4-6-3 1-2			2-3 K	4-2 1B 1B BB		2-0 G3-1			3	1	0	0	1	1	3				
Julio Franco, R (1, 3) OBP: 0.376, SLG: 0.500		2-3 K		3-2 G5-3	0-2 1B 1-2 1B			3-2 BB 1B		4	0	2	0	0	1	0				
Andruw Jones, R (1, 8) OBP: 0.346, SLG: 0.519		2-1 F9			E 1B			1-3 K		4	1	2	1	0	1	1				
Dewayne Wise, L (1, 7) OBP: 0.261, SLG: 0.455		0-1 S 1B			E 5 1B			0-2 P6		4	1	2	0	0	0	3	AB 30			
Mark DeRosa, R (1, 5) OBP: 0.274, SLG: 0.317		1-2 F9			4-0 1B HR BB	0-0 G6-3		4-0 BB		2	1	0	0	2	0	1	R 6			
Jaret Wright, R (1, 1) OBP: 0.192, SLG: 0.269			1-3 K		1-1 P5	1-2 F9		0-3 K		1	0	0	0	0	1	0	H 9			
10 Chadler Jones, S (5, PH) OBP: 0.300, SLG: 0.400										1	0	0	0	0	0	2	RBI 5			
Antonio Alfonseca, R (6, 1) ERA: 2.67										0	0	0	0	0	0	0	BB 4			
Jesse Garcia, R (6, PH) OBP: 0.296, SLG: 0.320										0	0	0	0	0	0	0	SO 6			
Kevin Gryboski, R (7, 1) ERA: 2.37										0	0	0	0	0	0	0	LOB 15			
Chris Reitsma, R (7, 1) ERA: 3.3										0	0	0	0	0	0	0				
29 John Smoltz, R (8, 1) ERA: 2.28										1	0	0	0	0	1	2				
<b>Inning Stats</b>	R: 0 E: 0 K: 0 S: 7	H: 1 LOB: 1 BB: 1 P: 12	R: 0 E: 0 K: 1 S: 10	H: 1 LOB: 0 BB: 0 P: 15	R: 0 E: 0 K: 1 S: 6	H: 0 LOB: 0 BB: 0 P: 9	R: 0 E: 0 K: 1 S: 11	H: 0 LOB: 0 BB: 0 P: 16	R: 6 E: 1 K: 0 S: 28	H: 6 LOB: 2 BB: 2 P: 48	R: 0 E: 0 K: 1 S: 7	H: 0 LOB: 0 BB: 0 P: 10	R: 0 E: 0 K: 0 S: 6	H: 0 LOB: 0 BB: 0 P: 9	R: 0 E: 0 K: 2 S: 13	H: 1 LOB: 2 BB: 1 P: 21	1B: 8 2B: 0 3B: 0 HR: 1	SF: 0 SAC: 1 DP: 1 HBP: 1	WP: 0 PB: 0 SB: 1 CS: 1	PA: 36
<b>PITCHER</b>	IP WLS BF H R ER SO BB IBB HBP BLK WP HR S P ERA WHIP																			
Kevin Millwood, R (1, 1) ERA: 4.85	4.2 L 24 8 6 6 3 3 0 0 0 0 0 1 60 97 11.57 2.357																			
Amaury Telemaco, R (5, 1) ERA: 3.91	1.1 4 0 0 0 1 0 0 0 0 0 0 0 9 13 0.00 0.000																			
Geoff Geary, R (7, 1) ERA: 3.91	2.0 8 1 0 0 2 1 0 1 0 0 0 0 19 30 0.00 1.000																			

Philadelphia Phillies @ Atlanta Braves  
Turner Field, Atlanta, GA  
Sun Jun 06 2004, 1:05 PM EDT  
Att: 27,775 - Cloudy - 81 F

AB 30  
R 6  
H 9  
RBI 5  
BB 4  
SO 6  
LOB 15





Batter	1	2	3	4	5	6	7	8	9	AB	R	H	RBI	BB	SO	LOB	TOP		
11 Jimmy Rollins, S OBP: 0.326, SLG: 0.378	0-0 F8 HR 1B	2-2 1B 1B		2-1 G6-3		2-2 FC6-4		1-1 FC4-6 1B		5	2	3	1	0	0	1			
Placido Polanco, R OBP: 0.300, SLG: 0.308	0-0 F8 1-2	1-0 1B SF9 1B		1-3 K			2-2 G4-3	0-0 FC4-6 1-2		5	1	1	0	0	1	2			
Bobby Abreu, L OBP: 0.418, SLG: 0.553	4-0 HR BB	0-1 1B 3-H 1B		2-0 G4-3			4-2 BB		0-1 1B HR 2B	3	2	2	1	2	0	0			
Pat Burrell, R OBP: 0.401, SLG: 0.503	2-3 K	0-0 SF9			1-3 K		2-2 P4		1-1 1B HR 1B	4	1	1	1	0	2	3			
Jim Thome, L OBP: 0.420, SLG: 0.661	1-0 HR 1-H 2-H	2-2 1B		2-2 K			0-1 P6		3-2 1B HR	5	2	3	6	0	1	1			
David Bell, R OBP: 0.370, SLG: 0.470	1-1 2B	0-3 K			0-0 P3			2-1 F9 2B	3-2 G5-3	5	1	2	0	0	1	2			
Mike Lieberthal, R OBP: 0.297, SLG: 0.421	0-0 G5-3		0-0 G6-3			1-2 FC1-6 1B		0-1 F8	2-3 K	5	0	1	0	0	1	2			
Jason Michaels, R OBP: 0.310, SLG: 0.343		2-1 HR	1-3 K			3-1 FC1-6 FC6-4 1-2		2-2 F9	1-1 G3	5	1	1	1	0	1	2			
Marlon Byrd, R OBP: 0.297, SLG: 0.303		0-1 F9	0-1 G6-3			0-1 FC6-4 FC6-4 1-2		1-1 11 1B 2B 3-H		4	1	1	1	0	0	1			
<b>Inning Stats</b>	R: 3 E: 0 K: 1 S: 9	H: 3 LOB: 1 BB: 1 P: 17	R: 3 E: 0 K: 1 S: 17	H: 5 LOB: 2 BB: 0 P: 24	R: 0 E: 0 K: 1 S: 6	H: 0 LOB: 0 BB: 0 P: 7	R: 0 E: 0 K: 1 S: 8	H: 0 LOB: 0 BB: 0 P: 13	R: 0 E: 0 K: 2 S: 7	H: 1 LOB: 1 BB: 0 P: 11	R: 0 E: 0 K: 0 S: 10	H: 0 LOB: 1 BB: 1 P: 18	R: 2 E: 0 K: 0 S: 12	H: 3 LOB: 1 BB: 0 P: 18	R: 3 E: 0 K: 1 S: 20	H: 3 LOB: 0 BB: 0 P: 30	1B: 8 2B: 4 3B: 0 HR: 3	SF: 1 SAC: 0 DP: 0 HBP: 0	WP: 0 PA: 44 PB: 0 SB: 0 CS: 0
<b>PITCHER</b>	IP WLS BF H R ER SO BB IBB HBP BLK WP HR S P ERA WHIP	7.0 W 32 9 6 6 6 2 0 0 0 0 2 69 108 7.71 1.571	1.0 S 9 6 5 5 0 0 0 0 0 0 1 19 29 45.00 6.000	1.0 S 3 0 0 0 1 0 0 0 0 0 0 13 19 0.00 0.000	<b>PITCHER</b>														

Philadelphia Phillies @ Chicago White Sox  
U.S. Cellular Field, Chicago, IL  
Tue Jun 08 2004, 8:05 PM EDT  
Att: 33,114 - Sunny - 91 F

AB	41
R	11
H	15
RBI	11
BB	2
SO	7
LOB	14



Batter	1	2	3	4	5	6	7	8	9	AB	R	H	RBI	BB	SO	LOB	BOTTOM			
Willie Harris, L OBP: 0.380, SLG: 0.377	5 HR 1B		4-2 5 BB 2B BB		2-2 G4-3	3-3 K				4	2	1	0	1	2	2				
5 Juan Uribe, R OBP: 0.375, SLG: 0.549	3-2 1-H HR	2-0 HR	4-0 2B BB		2-1 2B 2B		0-3 K			4	4	3	3	1	1	0				
Frank Thomas, R OBP: 0.471, SLG: 0.614	0-1 L5	1-2 HR	0-0 1-H 2-H 2B		3-2 2B 2B		3-1 F8			5	2	3	4	0	0	0				
Carlos Lee, R OBP: 0.366, SLG: 0.433	2-1 HR	4-1 14 BLK BB	1-1 F7		2-2 2H 2B		2-3 K			4	1	2	2	1	1	1				
Jose Valentin, S OBP: 0.329, SLG: 0.533	1-2 G3-1	2-1 F8	2-2 P4		0-0 F8			2-0 14 G4-3 2B		5	1	1	0	0	0	3				
14 Paul Konerko, R OBP: 0.374, SLG: 0.529	3-2 HR	0-0 P3		0-1 HR	3-1 G4-3			0-2 G4-3		5	2	2	2	0	0	3				
Ross Gload, L OBP: 0.380, SLG: 0.443	0-0 2B 2B	4-2 24 FC6-4 BB		2-0 P4		0-1 24 G6-4-3 1B		0-1 G1-6-3		4	1	2	1	1	0	0				
24 Joe Crede, R OBP: 0.246, SLG: 0.378	4-1 2B BB	0-0 FC6-4		0-0 F9		0-0 G6-4-3		3-3 K		4	1	0	0	1	1	3				
Sandy Alomar Jr., R OBP: 0.310, SLG: 0.363	0-1 2B		0-0 G6-3		2-2 G4-3					3	0	1	2	1	0	0				
Jamie Burke, R (8.2)	1-H 2-H 2B									0	0	0	0	0	0	0				
<b>Inning Stats</b>	R: 6 E: 0 K: 1 S: 26	H: 6 LOB: 1 BB: 1 P: 42	R: 2 E: 0 K: 0 S: 13	H: 2 LOB: 2 BB: 2 P: 26	R: 2 E: 0 K: 0 S: 10	H: 1 LOB: 1 BB: 2 P: 21	R: 1 E: 0 K: 0 S: 8	H: 1 LOB: 0 BB: 0 P: 12	R: 2 E: 0 K: 0 S: 17	H: 3 LOB: 1 BB: 0 P: 29	R: 0 E: 0 K: 1 S: 7	H: 1 LOB: 1 BB: 1 P: 14	R: 0 E: 0 K: 2 S: 10	H: 0 LOB: 0 BB: 0 P: 15	R: 1 E: 0 K: 1 S: 10	H: 1 LOB: 0 BB: 0 P: 15	1B: 2 2B: 7 3B: 0 HR: 6	SF: 0 SAC: 0 DP: 1 HBP: 0	WP: 0 PA: 44 PB: 0 SB: 0 CS: 0	
<b>PITCHER</b>	IP WLS BF H R ER SO BB IBB HBP BLK WP HR S P ERA WHIP	0.2 L 14 3 4 4 1 4 0 0 0 0 2 26 52 15.43 3.000	2.1 L 14 5 3 3 1 1 0 0 0 0 1 32 55 9.00 2.000	1.0 S 3 0 0 0 2 0 0 0 0 0 0 10 15 0.00 0.000	1.0 S 4 1 1 1 1 0 0 0 0 0 0 10 15 9.00 1.000	<b>PITCHER</b>														

Philadelphia Phillies @ Chicago White Sox  
U.S. Cellular Field, Chicago, IL  
Tue Jun 08 2004, 8:05 PM EDT  
Att: 33,114 - Sunny - 91 F

AB	38
R	14
H	15
RBI	14
BB	6
SO	5
LOB	12





Batter	1	2	3	4	5	6	7	8	9	AB	R	H	RBI	BB	SO	LOB	TOP											
11 Jimmy Rollins, S OBP: 0.330, SLG: 0.376	F9		L3	1B		2B			F8	4	1	1	1	2	0	1	Philadelphia Phillies @ Chicago White Sox U.S. Cellular Field, Chicago, IL Wed Jun 09 2004, 8:05 PM EDT Att: 17,570 - Overcast - 75 F											
Placido Polanco, R OBP: 0.309, SLG: 0.328	G5-3			1B		1B		SF7	P5	5	1	3	3	0	0													
Bobby Abreu, L OBP: 0.422, SLG: 0.582	HR			HR	HR			K		4	3	2	3	1	1	4												
Jim Thome, L OBP: 0.415, SLG: 0.665	G4-3			G4-3	HR			F7	G6-3	5	1	1	2	0	0	2												
Pat Burrell, R OBP: 0.401, SLG: 0.497		K		BB	L8			K	BB	4	1	1	0	1	2	0												
Ricky Ledee, L OBP: 0.422, SLG: 0.545	G3-1			1B	FC5-4			K	K	4	2	2	0	1	1	1												
David Bell, R OBP: 0.371, SLG: 0.462	G6-3			F7	FC5-4			BB	BB	3	1	0	0	2	0	3												
Mike Lieberthal, R OBP: 0.300, SLG: 0.418			F9	1B	FC5			F7		4	2	1	1	1	0	3												
Marion Byrd, R OBP: 0.302, SLG: 0.309				1B					G6-3	3	1	2	1	0	0	0												
26 Chase Utley, L OBP: 0.272, SLG: 0.465				1B						1	0	1	1	0	0	0												
Doug Glanville, R OBP: 0.271, SLG: 0.273				1B						1	0	0	0	0	0	0												
<b>Inning Stats</b>	R: 1 E: 0 K: 0 S: 9	H: 1 LOB: 0 BB: 0 P: 14	R: 0 E: 0 K: 1 S: 5	H: 0 LOB: 0 BB: 0 P: 8	R: 0 E: 0 K: 0 S: 7	H: 1 LOB: 0 BB: 0 P: 8	R: 7 E: 0 K: 0 S: 18	H: 5 LOB: 1 BB: 3 P: 38	R: 2 E: 1 K: 0 S: 14	H: 2 LOB: 1 BB: 1 P: 21	R: 0 E: 0 K: 0 S: 8	H: 2 LOB: 2 BB: 0 P: 16	R: 3 E: 0 K: 2 S: 17	H: 3 LOB: 2 BB: 2 P: 32	R: 0 E: 0 K: 1 S: 14	H: 0 LOB: 2 BB: 2 P: 27	R: 0 E: 0 K: 0 S: 9	H: 0 LOB: 0 BB: 0 P: 17	1B: 8 2B: 4 3B: 0 HR: 3	SF: 1 SAC: 0 DP: 1 HBP: 0	WP: 1 PB: 0 CS: 0	PA: 47						
<b>PITCHER</b>	IP	WLS	BF	H	R	ER	SO	BB	IBB	HBP	BLK	WP	HR	S	P	ERA	WHIP											
Jon Garland, R ERA: 4.73	(1, 1)	4.0	L	22	8	10	10	1	4	0	0	0	1	3	43	76	22.50	3.000										
Jon Adkins, R ERA: 3.1	(5, 1)	1.1		7	3	0	0	0	0	0	0	0	0	0	14	22	0.00	2.250										
Neal Cotts, L ERA: 5.31	(6, 1)	1.0		5	1	2	2	1	1	0	0	0	0	0	13	24	18.00	2.000										
Billy Koch, R ERA: 5.4	(7, 1)	1.2		10	2	1	1	2	2	1	0	0	0	0	22	42	5.40	2.400										
Shingo Takatsu, R ERA: 1.21	(9, 1)	1.0		3	0	0	0	0	0	0	0	0	0	0	9	17	0.00	0.000										

Batter	1	2	3	4	5	6	7	8	9	AB	R	H	RBI	BB	SO	LOB	BOTTOM											
Willie Harris, L OBP: 0.380, SLG: 0.374	G6-3			K						4	0	1	0	1	2	0	Philadelphia Phillies @ Chicago White Sox U.S. Cellular Field, Chicago, IL Wed Jun 09 2004, 8:05 PM EDT Att: 17,570 - Overcast - 75 F											
5 Juan Uribe, R OBP: 0.374, SLG: 0.540	K		P3			F9		F9		5	0	1	0	0	1	2												
Frank Thomas, R OBP: 0.465, SLG: 0.600	F8		P6			P4			F8	4	0	0	0	1	0	2												
Carlos Lee, R OBP: 0.367, SLG: 0.432		P2	G4-3							5	2	2	0	0	0	5												
14 Paul Konerko, R OBP: 0.379, SLG: 0.544	HR			F8		1B			K	4	1	2	1	0	1	1												
Aaron Rowand, R OBP: 0.321, SLG: 0.488	P3			HR		1B			HR	5	2	3	3	0	1	1												
Jose Valentin, S ERA: 4.26										4	1	1	1	0	1	3												
32 Kelly Dransfeldt, R OBP: 0.320, SLG: 0.320	HR			K		F9				1	1	1	1	0	0	0												
24 Joe Crede, R OBP: 0.250, SLG: 0.392	K			HR						4	2	1	2	1	1	1												
Miguel Olivo, R OBP: 0.333, SLG: 0.545				HR						5	1	2	2	0	0	0												
<b>Inning Stats</b>	R: 0 E: 0 K: 1 S: 7	H: 0 LOB: 0 BB: 0 P: 9	R: 2 E: 0 K: 1 S: 14	H: 2 LOB: 0 BB: 0 P: 20	R: 0 E: 0 K: 0 S: 16	H: 2 LOB: 0 BB: 0 P: 26	R: 3 E: 0 K: 2 S: 21	H: 2 LOB: 0 BB: 1 P: 32	R: 1 E: 0 K: 0 S: 12	H: 3 LOB: 2 BB: 0 P: 18	R: 0 E: 0 K: 0 S: 12	H: 1 LOB: 3 BB: 2 P: 23	R: 0 E: 0 K: 1 S: 7	H: 0 LOB: 1 BB: 0 P: 12	R: 0 E: 0 K: 1 S: 7	H: 0 LOB: 0 BB: 0 P: 10	R: 4 E: 0 K: 1 S: 14	H: 4 LOB: 0 BB: 0 P: 22	1B: 7 2B: 2 3B: 0 HR: 5	SF: 0 SAC: 0 DP: 0 HBP: 1	WP: 0 PB: 0 CS: 0	PA: 45						
<b>PITCHER</b>	IP	WLS	BF	H	R	ER	SO	BB	IBB	HBP	BLK	WP	HR	S	P	ERA	WHIP											
Eric Milton, L ERA: 4.26	(1, 1)	5.0	W	25	9	6	6	4	1	0	0	0	0	0	0	105	10.80	2.000										
Rheal Cormier, L ERA: 4.55	(6, 1)	0.2		5	1	0	0	0	2	0	0	0	0	0	8	18	0.00	4.500										
Roberto Hernandez, R ERA: 4.7	(6, 1)	1.1	H	5	0	0	0	1	0	0	1	0	0	0	11	17	0.00	0.000										
Tim Worrell, R ERA: 3.48	(8, 1)	1.0		3	0	0	0	1	0	0	0	0	0	0	7	10	0.00	0.000										
Billy Wagner, L ERA: 3.38	(9, 1)	1.0		7	4	4	4	1	0	0	0	0	0	1	14	22	36.00	4.000										

AB 38  
R 13  
H 14  
RBI 12  
BB 8  
SO 4  
LOB 14



AB 41  
R 10  
H 14  
RBI 10  
BB 3  
SO 7  
LOB 15





Batter	1	2	3	4	5	6	7	8	9	AB	R	H	RBI	BB	SO	LOB	TOP					
11 Jimmy Rollins, S OBP: 0.332, SLG: 0.376	G3		G3-1			G5-3			1B 2B	5	2	2	0	0	0	3	Philadelphia Phillies @ Minnesota Twins Hubert H. Humphrey Metrodome, Minneapolis, MN Fri Jun 11 2004, 8:10 PM EDT Att: 22,272 - Unknown - 70 F					
Placido Polanco, R OBP: 0.319, SLG: 0.362	1B		F9			HR		G5-3	1B 2B	5	2	3	3	0	0	1						
Bobby Abreu, L OBP: 0.417, SLG: 0.571	K				F8	G4-3		K	2B HR	4	1	0	0	1	2	1						
Jim Thome, L OBP: 0.414, SLG: 0.661	K				HR	F7		G5-3	HR	4	2	1	2	1	1	1						
Pat Burrell, R OBP: 0.392, SLG: 0.485		P3			P3			G6-3	K	5	0	0	0	0	2	3						
Ricky Ledes, L OBP: 0.435, SLG: 0.650	K				HR	1B		P3	HR	5	3	3	5	0	1	0						
David Bell, R OBP: 0.367, SLG: 0.455	G5-3				P3			L5	G5-3	5	0	1	0	0	0	1						
Mike Lieberthal, R OBP: 0.309, SLG: 0.425						HR		FC6-4	1B	4	0	3	0	0	0	1						
Marlon Byrd, R OBP: 0.302, SLG: 0.314			SH2-3			HR		FC6-4	G6-3	3	1	1	1	0	0	1						
<b>Inning Stats</b>	R: 0 H: 1 E: 0 K: 2 S: 10	H: 1 LOB: 1 BB: 0 P: 13	R: 0 H: 0 E: 0 K: 1 S: 5	H: 0 LOB: 0 BB: 0 P: 7	R: 0 H: 1 E: 0 K: 0 S: 6	H: 1 LOB: 1 BB: 0 P: 7	R: 2 H: 1 E: 0 K: 0 S: 13	H: 1 LOB: 0 BB: 1 P: 25	R: 3 H: 3 E: 0 K: 0 S: 12	H: 3 LOB: 0 BB: 0 P: 13	R: 0 H: 0 E: 0 K: 1 S: 7	H: 0 LOB: 1 BB: 0 P: 11	R: 0 H: 1 E: 0 K: 1 S: 9	H: 1 LOB: 1 BB: 0 P: 15	R: 5 H: 4 E: 0 K: 1 S: 15	H: 4 LOB: 0 BB: 1 P: 25		1B: 9 2B: 2 3B: 0 HR: 3	SF: 0 SAC: 1 DP: 0 HBP: 0	WP: 0 PB: 0 SB: 0 CS: 0	PA: 43	
<b>PITCHER</b>	IP	WLS	BF	H	R	ER	SO	BB	IBB	HBP	BLK	WP	HR	S	P	ERA	WHIP					
Seth Greisinger, R ERA: 6.18	(1, 1)	5.2		27	9	6	6	3	1	0	0	0	0	2	54	79	9.53	1.765				
Terry Mulholland, L ERA: 5.33	(6, 1)	2.2	L	11	3	2	2	2	0	0	0	0	0	23	34	6.75	1.125					
J.C. Romero, L ERA: 5.7	(9, 1)	0.2		5	2	3	3	1	1	0	0	0	0	1	9	18	40.50	4.500				

Batter	1	2	3	4	5	6	7	8	9	AB	R	H	RBI	BB	SO	LOB	BOTTOM				
Cristian Guzman, S OBP: 0.315, SLG: 0.348	F7		F8			K		G4-3	K	5	0	0	1	0	2	0	Philadelphia Phillies @ Minnesota Twins Hubert H. Humphrey Metrodome, Minneapolis, MN Fri Jun 11 2004, 8:10 PM EDT Att: 22,272 - Unknown - 70 F				
Doug Mientkiewicz, L OBP: 0.324, SLG: 0.355	F9		K			K		2B HR	K	5	1	1	0	0	3	0					
20 Lew Ford, R OBP: 0.399, SLG: 0.517	K		F7			G4-3		G5-3	P4	5	2	2	2	0	1	0					
Corey Koskie, L OBP: 0.326, SLG: 0.494		G1-3			P6	G4-3		1B	1B	4	0	1	0	0	0	1					
Tori Hunter, R OBP: 0.326, SLG: 0.482		2B 7 SF7			K	G5-3		1B	1B	4	1	2	1	0	1	0					
Jacque Jones, L OBP: 0.317, SLG: 0.464		1B			FC6-4	1B		F7		4	0	3	0	0	0	0					
Matthew LeCroy, R OBP: 0.350, SLG: 0.489		BB			FC6-4	K		K		3	0	0	0	1	2	2					
7 Joe Mauer, L OBP: 0.438, SLG: 0.692		SF7			HR			WP	1B	3	2	3	2	0	0	0					
5 Michael Cuddyer, R OBP: 0.310, SLG: 0.425		F7			G6-3			K	F9	4	0	0	0	0	1	4					
Luis Rivas, R OBP: 0.266, SLG: 0.358								K		0	0	0	0	0	0	0					
<b>Inning Stats</b>	R: 0 H: 0 E: 0 K: 1 S: 10	H: 2 LOB: 2 BB: 1 P: 28	R: 1 H: 0 E: 0 K: 0 S: 14	H: 0 LOB: 0 BB: 0 P: 11	R: 0 H: 1 E: 0 K: 1 S: 6	H: 1 LOB: 1 BB: 0 P: 9	R: 1 H: 1 E: 0 K: 2 S: 11	H: 1 LOB: 0 BB: 0 P: 17	R: 1 H: 2 E: 0 K: 1 S: 13	H: 2 LOB: 1 BB: 0 P: 20	R: 3 H: 5 E: 0 K: 1 S: 16	H: 5 LOB: 2 BB: 0 P: 25	R: 0 H: 1 E: 0 K: 1 S: 10	H: 1 LOB: 1 BB: 0 P: 14	R: 0 H: 0 E: 0 K: 2 S: 11	H: 0 LOB: 0 BB: 0 P: 14	1B: 5 2B: 5 3B: 0 HR: 2	SF: 1 SAC: 0 DP: 0 HBP: 0	WP: 1 PB: 0 SB: 1 CS: 0	PA: 39	
<b>PITCHER</b>	IP	WLS	BF	H	R	ER	SO	BB	IBB	HBP	BLK	WP	HR	S	P	ERA	WHIP				
39 Brett Myers, R ERA: 4.45	(1, 1)	6.2		30	9	6	6	7	1	0	0	0	0	5	8	0.00	6.000				
Rheal Cormier, L ERA: 4.5	(7, 1)	0.1		2	2	0	0	0	0	0	0	0	0	5	8	0.00	6.000				
Tim Worrell, R ERA: 3.38	(8, 1)	1.0	W	4	1	0	0	1	0	0	0	0	0	10	14	0.00	1.000				
Billy Wagner, L ERA: 3.18	(9, 1)	1.0		3	0	0	0	2	0	0	0	0	0	11	14	0.00	0.000				

AB	40
R	11
H	14
RBI	11
BB	2
SO	6
LOB	12

AB	37
R	6
H	12
RBI	6
BB	1
SO	10
LOB	7





Batter	1	2	3	4	5	6	7	8	9	AB	R	H	RBI	BB	SO	LOB	TOP		
11 Jimmy Rollins, S OBP: 0.326, SLG: 0.369	1-3 K		1-3 K			1-2 F8		2-3 K		4	0	0	0	0	3	1	Philadelphia Phillies @ Minnesota Twins Hubert H. Humphrey Metrodome, Minneapolis, MN Sat Jun 12 2004, 7:10 PM EDT Att: 22,219 - Unknown - 70 F		
Tomas Perez, S OBP: 0.294, SLG: 0.500	0-0 2B		0-2 G4-3			1-3 K		2-2 K		4	0	1	0	0	2	1			
Bobby Abreu, L OBP: 0.419, SLG: 0.569	3-3 K			2-1 1B		2-1 1B			3-3 K	4	0	2	0	0	2	1			
Jim Thome, L OBP: 0.420, SLG: 0.679	2-3 K			2-2 1B		2-1 CS	1-0 HR		3-2 1B	4	1	3	1	0	1	1			
Ricky Ledee, L OBP: 0.431, SLG: 0.635 Jason Michaels, R (9, PH) OBP: 0.326, SLG: 0.343		1-0 G4-3		2-3 K			0-0 1B		4-1 1B	3	0	1	0	0	1	2			
David Bell, R OBP: 0.365, SLG: 0.451		1-3 K		1-0 G6-4-3			2-1 1B		0-0 BB	0	0	0	0	1	0	0			
26 Chase Utley, L OBP: 0.264, SLG: 0.451		0-0 G3		1-2 1B			1-2 1B		1-2 G6-4-3	4	0	1	0	0	1	4			
Mike Lieberthal, R OBP: 0.304, SLG: 0.418			0-3 K		0-0 P4		1-1 G6-4-3			3	0	0	0	0	1	2			
Marlon Byrd, R OBP: 0.303, SLG: 0.315			0-0 1B		2-2 G4-3			1-3 K		3	0	1	0	0	1	0			
<b>Inning Stats</b>	R: 0 E: 0 K: 3 S: 12	H: 1 LOB: 1 BB: 0 P: 18	R: 0 E: 0 K: 1 S: 5	H: 0 LOB: 0 BB: 7	R: 0 E: 0 K: 2 S: 10	H: 2 LOB: 1 BB: 0 P: 17	R: 0 E: 0 K: 1 S: 7	H: 0 LOB: 0 BB: 0 P: 10	R: 1 E: 0 K: 0 S: 7	H: 3 LOB: 1 BB: 0 P: 11	R: 0 E: 0 K: 1 S: 11	H: 0 LOB: 1 BB: 1 P: 16	R: 0 E: 0 K: 1 S: 8	H: 1 LOB: 1 BB: 1 P: 18	1B: 7 2B: 1 3B: 0 HR: 1	SF: 0 SAC: 0 DP: 3 HBP: 0	WP: 0 PB: 0 SB: 0 CS: 1	PA: 34	
<b>PITCHER</b>	IP	WLS	BF	H	R	ER	SO	BB	IBB	HBP	BLK	WP	HR	S	P	ERA	WHIP		
Carlos Silva, R ERA: 4.0	7.0	W	26	8	1	1	8	0	0	0	0	0	1	60	89	1.29	1.143		
Juan Rincon, R ERA: 2.23	1.0	H	3	0	0	0	3	0	0	0	0	0	0	11	16	0.00	0.000		
Aaron Fultz, L ERA: 3.49	1.0		4	1	0	0	1	1	0	0	0	0	0	8	18	0.00	2.000		

Batter	1	2	3	4	5	6	7	8	9	AB	R	H	RBI	BB	SO	LOB	BOTTOM		
Cristian Guzman, S OBP: 0.321, SLG: 0.353	1-1 G6-3			1-2 P4			1-0 S	1-2 1B		5	1	3	1	0	0	1	Philadelphia Phillies @ Minnesota Twins Hubert H. Humphrey Metrodome, Minneapolis, MN Sat Jun 12 2004, 7:10 PM EDT Att: 22,219 - Unknown - 70 F		
Doug Mientkiewicz, L OBP: 0.326, SLG: 0.353	2-2 L3	3-1 HBP 1B		1-3 K			3-3 K	0-0 20 2B 1B		4	0	1	1	0	2	2			
20 Lew Ford, R OBP: 0.399, SLG: 0.517	3-2 L6	0-3 K		1-2 K		2-0 P3	2-1 S HBP	0-1 20 2B 1B		4	0	1	1	0	1	2			
Corey Koskie, L OBP: 0.317, SLG: 0.478		0-2 G3	2-3 K		1-2 G3		0-3 K	3-2 G4-3		5	0	0	0	0	2	4			
Tori Hunter, R OBP: 0.330, SLG: 0.479		2-2 F8		2-2 G4-3 1B		0-2 G6-3	4-1 BB			3	0	1	0	1	0	0			
Jacque Jones, L OBP: 0.316, SLG: 0.460		2-0 7 BB 1B	1-2 G4-3			1-1 G4-3	0-1 G3			4	1	1	0	0	0	4			
Jose Offerman, S OBP: 0.358, SLG: 0.394		4-0 7 BB 3B	2-2 F8			4-1 BB		0-2 G5-3		2	1	0	0	2	0	1			
7 Joe Mauer, L OBP: 0.417, SLG: 0.633		0-2 3B 1B		0-2 F9		0-2 F7		0-2 F8		4	1	1	1	0	0	1			
Luis Rivas, R OBP: 0.280, SLG: 0.386		2-2 2H 3H 1B		2-2 S 1B		0-0 F9		1-0 1B 1B		4	2	3	2	0	0	1			
<b>Inning Stats</b>	R: 0 E: 0 K: 0 S: 8	H: 0 LOB: 0 BB: 0 P: 14	R: 4 E: 0 K: 1 S: 24	H: 4 LOB: 2 BB: 1 P: 40	R: 0 E: 0 K: 1 S: 14	H: 1 LOB: 1 BB: 0 P: 20	R: 0 E: 0 K: 1 S: 14	H: 1 LOB: 1 BB: 0 P: 18	R: 0 E: 0 K: 0 S: 9	H: 0 LOB: 0 BB: 0 P: 12	R: 0 E: 0 K: 2 S: 11	H: 1 LOB: 3 BB: 1 P: 21	R: 2 E: 0 K: 0 S: 21	H: 4 LOB: 2 BB: 0 P: 26	1B: 9 2B: 1 3B: 1 HR: 0	SF: 0 SAC: 0 DP: 0 HBP: 2	WP: 0 PB: 0 SB: 4 CS: 0	PA: 40	
<b>PITCHER</b>	IP	WLS	BF	H	R	ER	SO	BB	IBB	HBP	BLK	WP	HR	S	P	ERA	WHIP		
Kevin Millwood, R ERA: 4.84	6.0	L	27	6	4	4	3	2	0	1	0	0	0	76	116	6.00	1.333		
63 Ryan Madson, R ERA: 2.6	0.1		3	1	0	0	1	0	0	1	0	0	0	5	11	0.00	3.000		
Roberto Hernandez, R ERA: 4.56	0.2		3	0	0	0	1	1	0	0	0	0	0	6	10	0.00	1.500		
Geoff Geary, R ERA: 3.0	1.0		7	4	2	2	0	0	0	0	0	0	0	21	26	18.00	4.000		



Batter	1	2	3	4	5	6	7	8	9	AB	R	H	RBI	BB	SO	LOB	TOP		
11 Jimmy Rollins, S OBP: 0.324, SLG: 0.366	0-0 P6		3-2 L7			0-0 1B	2-2 P4		1-0 G3	5	0	1	0	0	0	2	Philadelphia Phillies @ Minnesota Twins Hubert H. Humphrey Metrodome, Minneapolis, MN Sun Jun 13 2004, 2:10 PM EDT Att: 23,479 - Unknown - 70 F		
Placido Polanco, R OBP: 0.324, SLG: 0.374	1-2 1B		2-3 K			0-1 F8		2-1 F8 26 FC4-6	4	1	2	0	0	1	1				
Bobby Abreu, L OBP: 0.424, SLG: 0.569	4-2 1B			1-2 F7		0-0 1B		4-2 26 FC4-6 BB	2	0	1	0	2	0	0				
Jim Thome, L OBP: 0.413, SLG: 0.665	1-3 K			3-2 P6		3-1 F8		0-1 F8	4	0	0	0	0	1	6				
Pat Burrell, R OBP: 0.394, SLG: 0.487	2-3 K			3-3 K			1-1 1B FC5-2	4-2 26 FC4-6 BB	3	0	1	0	1	2	2				
26 Chase Utley, L OBP: 0.255, SLG: 0.434		0-1 P4			2-2 L6		0-0 P6	2-1 FC4-6	4	0	0	1	0	0	3				
Tomas Perez, S OBP: 0.292, SLG: 0.488		2-1 G4-3			1-1 F9		2-2 FC5-2 1B	1-2 26 FC4-6 BB	4	1	1	0	0	1	2				
Todd Pratt, R OBP: 0.333, SLG: 0.295		0-2 G4-3			1-3 K		1-1 FC5-2 1B	0-0 G6-3	4	0	0	0	0	1	2				
Doug Glanville, R OBP: 0.262, SLG: 0.263			2-3 K			2-3 K	1-0 1B	1-0 F9	2	0	0	0	0	2	0				
Ricky Ledee, L OBP: 0.438, SLG: 0.641 (7, PH)									1	0	1	1	0	0	0				
Marlon Byrd, R OBP: 0.301, SLG: 0.313 (7, PH)									1	0	0	0	0	0	0				
<b>Inning Stats</b>	R: 0 E: 0 K: 2 S: 12	H: 1 LOB: 2 BB: 1 P: 20	R: 0 E: 0 K: 0 S: 7	H: 0 LOB: 0 BB: 0 P: 9	R: 0 E: 0 K: 2 S: 12	H: 0 LOB: 0 BB: 0 P: 19	R: 0 E: 0 K: 1 S: 13	H: 0 LOB: 0 BB: 0 P: 20	R: 0 E: 0 K: 1 S: 9	H: 2 LOB: 2 BB: 0 P: 14	R: 1 E: 0 K: 0 S: 13	H: 3 LOB: 2 BB: 0 P: 20	R: 1 E: 0 K: 1 S: 14	H: 1 LOB: 2 BB: 2 P: 26	R: 0 E: 0 K: 0 S: 3	H: 0 LOB: 0 BB: 0 P: 5	1B: 5 2B: 2 3B: 0 HR: 0	SF: 0 SAC: 0 DP: 0 HBP: 0	WP: 0 PA: 37 SB: 0 CS: 0
<b>PITCHER</b>	IP WLS BF H R ER SO BB IBB HBP BLK WP HR S P ERA WHIP																		
Brad Radke, R ERA: 3.2	(1, 1) 7.0 28 6 1 1 7 1 0 0 0 0 0 75 115 1.29 1.000																		
Aaron Fultz, L ERA: 3.77	(8, 1) 0.1 L 3 1 1 1 0 1 0 0 0 0 0 7 13 27.00 6.000																		
Juan Rincon, R ERA: 2.18	(8, 1) 0.2 3 0 0 0 1 1 0 0 0 0 0 7 13 0.00 1.500																		
36 Joe Nathan, R ERA: 1.55	(9, 1) 1.0 3 0 0 0 0 0 0 0 0 0 0 3 5 0.00 0.000																		

Batter	1	2	3	4	5	6	7	8	9	AB	R	H	RBI	BB	SO	LOB	BOTTOM				
Cristian Guzman, S OBP: 0.317, SLG: 0.349	1-1 G3		0-1 SH3-4		1 SAFE 0-1 G4-3		0-0 F9		0-0 SH1-4	3	0	0	0	0	0	2	Philadelphia Phillies @ Minnesota Twins Hubert H. Humphrey Metrodome, Minneapolis, MN Sun Jun 13 2004, 2:10 PM EDT Att: 23,479 - Unknown - 70 F				
Doug Mientkiewicz, L OBP: 0.332, SLG: 0.352	1-1 G6-3 1B		1-1 G6-3		4-0 BB		1-1 HBP		2-3 K	3	0	1	0	1	2						
Matthew LeCroy, R OBP: 0.333, SLG: 0.464	0-1 G6-3		1-3 K		1-2 G6-3		3-1 G6-3		3-3 K	5	0	0	0	2	7						
Corey Koskie, L OBP: 0.326, SLG: 0.497	3-3 K			4-2 BB		3-2 HR		4-2 FC4-6 BB	2	1	1	1	2	1	1						
Tori Hunter, R OBP: 0.328, SLG: 0.471		4-1 G6-3 G5-3 BB		0-0 P3		1-2 G5-3		1-1 FC4-6 G4-1 1B	3	0	0	0	1	0	2						
Jacque Jones, L OBP: 0.315, SLG: 0.457		2-2 G5-3		1-2 F7		0-1 G4-3		1-1 G4-1	4	0	1	0	0	0	2						
Michael Ryan, L ERA: 0.08		2-1 G6-3		2-2 L3		2-2 G4-3		1-0 G4-1	4	0	0	0	0	0	4						
20 Lew Ford, R OBP: 0.399, SLG: 0.517		2-3 G6-3						1-2 2-3	0	0	0	0	0	0	0						
Henry Blanco, R OBP: 0.270, SLG: 0.353		0-0 F9			2-3 K		1-1 L7		0-1 G4-3	3	0	0	0	0	1						
7 Joe Mauer, L OBP: 0.405, SLG: 0.613 (8, PH)									1	0	0	0	0	0	2						
Luis Rivas, R OBP: 0.301, SLG: 0.412			1-1 SH3-4 1B		1-2 G4-3 1B		1-1 G4-3 2B		1-2 SH1-4 1B	4	0	4	0	0	0						
<b>Inning Stats</b>	R: 0 E: 0 K: 1 S: 9	H: 1 LOB: 1 BB: 0 P: 14	R: 0 E: 0 K: 0 S: 8	H: 0 LOB: 1 BB: 1 P: 16	R: 0 E: 0 K: 1 S: 10	H: 1 LOB: 1 BB: 0 P: 13	R: 0 E: 0 K: 0 S: 12	H: 0 LOB: 1 BB: 1 P: 19	R: 0 E: 0 K: 0 S: 11	H: 1 LOB: 2 BB: 1 P: 19	R: 1 E: 0 K: 0 S: 12	H: 1 LOB: 0 BB: 0 P: 18	R: 0 E: 0 K: 0 S: 8	H: 1 LOB: 2 BB: 0 P: 14	R: 0 E: 0 K: 0 S: 9	H: 1 LOB: 2 BB: 1 P: 16	R: 0 E: 0 K: 2 S: 21	H: 1 LOB: 1 BB: 0 P: 27	1B: 5 2B: 1 3B: 0 HR: 1	SF: 0 SAC: 2 DP: 0 HBP: 1	WP: 0 PA: 39 SB: 0 CS: 0
<b>PITCHER</b>	IP WLS BF H R ER SO BB IBB HBP BLK WP HR S P ERA WHIP																				
Paul Abbott, R ERA: 4.74	(1, 1) 5.0 21 3 0 0 3 3 0 0 0 0 0 50 81 0.00 1.200																				
Roberto Hernandez, R ERA: 4.74	(6, 1) 1.0 4 1 1 1 0 0 0 0 0 0 1 12 18 9.00 1.000																				
Rheal Cormier, L ERA: 4.36	(7, 1) 1.0 W 5 1 0 0 0 0 0 0 1 0 0 8 14 0.00 1.000																				
Tim Worrell, R ERA: 3.27	(8, 1) 1.0 H 5 1 0 0 0 1 0 0 0 0 0 9 16 0.00 2.000																				
Billy Wagner, L ERA: 3.0	(9, 1) 1.0 S 4 1 0 0 2 0 0 0 0 0 0 21 27 0.00 1.000																				








Batter	1	2	3	4	5	6	7	8	9	AB	R	H	RBI	BB	SO	LOB	TOP					
Alex Sanchez, L (1, 8) OBP: 0.354, SLG: 0.406					B4-3		G3	FC1-6		5	1	2	0	0	0	1						
Bobby Higginson, L (1, 9) OBP: 0.388, SLG: 0.385 Jamie Walker, L (8, 1) 15 Brandon Inge, R (9, 5) OBP: 0.346, SLG: 0.475	P6	K			K		BB 9 3B	F8		4	1	0	0	1	2	3						
Ivan Rodriguez, R (1, 2) OBP: 0.396, SLG: 0.532	SF9	G5-3			P5		BB 9 3B			4	2	2	2	0	0	1						
Dmitri Young, S (1, 3) OBP: 0.395, SLG: 0.386				K		K	BB 9 3B			3	1	1	0	2	2	0						
Rondell White, R (1, 7) OBP: 0.369, SLG: 0.487	F8			P3		HR	F9			5	1	1	1	0	1	5						
9 Carlos Guillen, S (1, 6) OBP: 0.396, SLG: 0.573				G4-3		G1-3		G1-3		5	2	2	3	0	0	1						
Eric Munson, L (1, 5) OBP: 0.319, SLG: 0.447 Ugueth Urbina, R (9, 1)				G4-3			F7	G6-3		4	1	1	0	0	0	1						
20 Omar Infante, R (1, 4) OBP: 0.345, SLG: 0.483				K		IBB				3	1	1	3	1	2	0						
38 Jeremy Bonderman, R (1, 1) Greg Norton, S (8, PH) OBP: 0.271, SLG: 0.250 Danny Patterson, R (8, 1) Craig Monroe, R (8, 9) OBP: 0.310, SLG: 0.373	K	K		K		K	FC1-6			3	0	0	0	0	3	2						
<b>Inning Stats</b>	R: 1 E: 1 K: 0 S: 9	H: 2 LOB: 1 BB: 0 P: 13	R: 3 E: 0 K: 2 S: 22	H: 3 LOB: 1 BB: 0 P: 33	R: 0 E: 0 K: 1 S: 7	H: 0 LOB: 0 BB: 0 P: 9	R: 0 E: 0 K: 2 S: 7	H: 0 LOB: 0 BB: 0 P: 10	R: 0 E: 0 K: 1 S: 6	H: 0 LOB: 0 BB: 0 P: 10	R: 1 E: 0 K: 2 S: 13	H: 2 LOB: 2 BB: 1 P: 23	R: 4 E: 0 K: 0 S: 17	H: 2 LOB: 0 BB: 2 P: 31	R: 0 E: 0 K: 1 S: 13	H: 1 LOB: 1 BB: 0 P: 17	R: 1 E: 0 K: 1 S: 15	H: 1 LOB: 1 BB: 1 P: 20	1B: 5 2B: 0 3B: 3 HR: 3	SF: 1 SAC: 0 DP: 0 HBP: 1	WP: 0 PB: 0 SB: 2 CS: 0	PA: 43
<b>PITCHER</b>	IP WLS BF H R ER SO BB IBB HBP BLK WP HR S P ERA WHIP																					
Brian Powell, R (1, 1) ERA: 5.14	6.0 L 27 7 5 4 8 0 1 1 0 0 2 64 98 6.00 1.167																					
Rheal Cormier, L (7, 1) ERA: 5.04	0.1 4 1 3 3 0 2 0 0 0 0 0 6 15 81.00 9.000																					
Geoff Geary, R (7, 1) ERA: 4.22	0.2 3 1 1 1 0 0 0 0 0 0 0 11 16 13.50 1.500																					
Elizardo Ramirez, R (8, 1) ERA: 4.85	2.0 9 2 1 1 2 1 0 0 0 0 1 28 37 4.50 1.500																					
<b>Batter</b>	<b>1</b>	<b>2</b>	<b>3</b>	<b>4</b>	<b>5</b>	<b>6</b>	<b>7</b>	<b>8</b>	<b>9</b>	<b>AB</b>	<b>R</b>	<b>H</b>	<b>RBI</b>	<b>BB</b>	<b>SO</b>	<b>LOB</b>	<b>BOTTOM</b>					
11 Jimmy Rollins, S (1, 6) OBP: 0.324, SLG: 0.373	G2-3		G3			G6-3		G3		4	0	0	0	0	0	2						
Placido Polanco, R (1, 4) OBP: 0.325, SLG: 0.362	K				G1-3		F9			3	0	0	0	1	1	0						
Bobby Abreu, L (1, 9) OBP: 0.428, SLG: 0.583					HR		K			3	1	1	1	1	1	2						
Jim Thome, L (1, 3) OBP: 0.412, SLG: 0.688	P6				K		G4-3			4	1	1	1	0	1	1						
Pat Burrell, R (1, 7) OBP: 0.398, SLG: 0.500							F8			3	0	0	0	1	2	0						
David Bell, R (1, 5) OBP: 0.382, SLG: 0.443 Elizardo Ramirez, S (8, 1) Ricky Ledee, L (9, PH) OBP: 0.427, SLG: 0.621	G5-3				L9		K			3	0	0	0	0	1	1						
Todd Pratt, R (1, 2) OBP: 0.327, SLG: 0.277	K					F7				3	0	0	0	0	2	0						
Marlon Byrd, R (1, 8) OBP: 0.293, SLG: 0.304					G5-3		G5-3			3	1	0	0	0	0	1						
Brian Powell, R (1, 1) Rheal Cormier, L (7, 1) Geoff Geary, R (7, 1) Tomas Perez, S (8, 5) OBP: 0.300, SLG: 0.488					K		K			2	0	0	0	0	2	0						
<b>Inning Stats</b>	R: 0 E: 0 K: 1 S: 9	H: 0 LOB: 1 BB: 1 P: 17	R: 0 E: 0 K: 2 S: 8	H: 0 LOB: 0 BB: 0 P: 10	R: 0 E: 0 K: 1 S: 9	H: 0 LOB: 0 BB: 0 P: 11	R: 1 E: 0 K: 1 S: 9	H: 1 LOB: 1 BB: 1 P: 14	R: 0 E: 0 K: 1 S: 7	H: 0 LOB: 0 BB: 0 P: 12	R: 0 E: 0 K: 1 S: 9	H: 0 LOB: 0 BB: 0 P: 13	R: 0 E: 0 K: 1 S: 5	H: 0 LOB: 0 BB: 0 P: 9	R: 1 E: 0 K: 0 S: 9	H: 0 LOB: 2 BB: 1 P: 24	R: 1 E: 0 K: 2 S: 10	H: 1 LOB: 0 BB: 0 P: 16	1B: 0 2B: 0 3B: 0 HR: 2	SF: 0 SAC: 0 DP: 0 HBP: 2	WP: 1 PB: 0 SB: 0 CS: 0	PA: 34
<b>PITCHER</b>	IP WLS BF H R ER SO BB IBB HBP BLK WP HR S P ERA WHIP																					
38 Jeremy Bonderman, R (1, 1) ERA: 5.63	7.0 W 24 1 1 1 8 2 0 0 0 0 1 56 86 1.29 0.429																					
Danny Patterson, R (8, 1) ERA: 4.44	0.2 5 0 1 1 0 1 0 2 0 0 1 0 7 21 13.50 1.500																					
Jamie Walker, L (8, 1) ERA: 2.95	0.1 1 0 0 0 0 0 0 0 0 0 0 0 2 3 0.00 0.000																					
Ugueth Urbina, R (9, 1) ERA: 4.3	1.0 4 1 1 1 2 0 0 0 0 0 0 1 10 16 9.00 1.000																					


Detroit Tigers @ Philadelphia Phillies  
Citizens Bank Park, Philadelphia, PA  
Tue Jun 15 2004, 7:05 PM EDT  
Att: 39,555 - Overcast - 86 F

AB 37  
R 10  
H 11  
RBI 9  
BB 4  
SO 10  
LOB 14



Detroit Tigers @ Philadelphia Phillies  
Citizens Bank Park, Philadelphia, PA  
Tue Jun 15 2004, 7:05 PM EDT  
Att: 39,555 - Overcast - 86 F

AB 29  
R 3  
H 2  
RBI 2  
BB 3  
SO 10  
LOB 7





Batter	1	2	3	4	5	6	7	8	9	AB	R	H	RBI	BB	SO	LOB	TOP		
Alex Sanchez, L (1, 8) OBP: 0.352, SLG: 0.408	G4-3		G4-3					B4-3		4	0	1	0	0	0	0	Detroit Tigers @ Philadelphia Phillies Citizens Bank Park, Philadelphia, PA Thu Jun 17 2004, 1:05 PM EDT Att: 44,551 - Cloudy - 82 F		
Bobby Higginson, L (1, 9) OBP: 0.394, SLG: 0.390	K			F 9 SF7 BB				2B		3	1	2	0	1	1	0			
Ivan Rodriguez, R (1, 2) OBP: 0.394, SLG: 0.532	F8			P4				1B		4	0	1	0	0	0	2			
Rondell White, R (1, 7) OBP: 0.367, SLG: 0.487				E5				2B		4	0	1	0	0	0	4			
9 Carlos Guillen, S (1, 6) OBP: 0.391, SLG: 0.566		L9		SF7						3	0	0	1	0	0	1			
Carlos Pena, L (1, 3) OBP: 0.301, SLG: 0.447										3	0	0	0	0	1	2			
15 Brandon Inge, R (9, PH) OBP: 0.350, SLG: 0.486	K			G4-3				G6-3		1	0	1	0	0	0	0			
Eric Munson, L (1, 5) OBP: 0.319, SLG: 0.465								2B		3	1	1	1	0	0	1			
20 Omar Infante, R (1, 4) OBP: 0.336, SLG: 0.467			F9					K		4	0	0	0	0	2	1			
Mike Maroth, L (7, 1) Craig Dingman, R (7, 1) Steve Colyer, L (7, 1) Al Levine, L (7, 1) Greg Norton, S (7, 9) 11 Greg Norton, S (7, 9) 11 Craig Monroe, R (9, PH) OBP: 0.308, SLG: 0.347 OBP: 0.308, SLG: 0.371			K					G4-3		2	0	0	0	0	0	2		AB 33 R 2 H 7 RBI 2 BB 1 SO 6 LOB 12	
<b>Inning Stats</b>	R: 0 E: 0 K: 1 S: 6	H: 0 LOB: 0 BB: 0 P: 7	R: 0 E: 0 K: 1 S: 7	H: 1 LOB: 1 BB: 0 P: 11	R: 0 E: 0 K: 1 S: 10	H: 0 LOB: 0 BB: 0 P: 12	R: 1 E: 1 K: 0 S: 15	H: 0 LOB: 1 BB: 1 P: 23	R: 0 E: 0 K: 0 S: 7	H: 2 LOB: 1 BB: 0 P: 8	R: 1 E: 0 K: 0 S: 11	H: 1 LOB: 0 BB: 0 P: 17	R: 0 E: 0 K: 0 S: 8	H: 2 LOB: 2 BB: 0 P: 11	R: 0 E: 0 K: 1 S: 16	H: 1 LOB: 1 BB: 0 P: 24	1B: 2 2B: 4 3B: 0 HR: 1	SF: 1 SAC: 0 DP: 0 HBP: 0	WP: 0 PA: 35 PB: 0 SB: 0 CS: 0
<b>PITCHER</b>	IP WLS BF H R ER SO BB IBB HBP BLK WP HR S P ERA WHIP																		
39 Brett Myers, R (1, 1) ERA: 4.14	7.0 W 26 4 2 1 5 1 0 0 0 0 0 1 67 95 1.29 0.714																		
Tim Worrell, R (8, 1) ERA: 3.15	1.0 5 2 0 0 0 0 0 0 0 0 0 0 8 11 0.00 2.000																		
Billy Wagner, L (9, 1) ERA: 2.84	1.0 4 1 0 0 0 1 0 0 0 0 0 0 16 24 0.00 1.000																		

Batter	1	2	3	4	5	6	7	8	9	AB	R	H	RBI	BB	SO	LOB	BOTTOM		
11 Jimmy Rollins, S (1, 6) OBP: 0.322, SLG: 0.367	G5-3		G6-3					F9		4	1	0	0	1	0	1	Detroit Tigers @ Philadelphia Phillies Citizens Bank Park, Philadelphia, PA Thu Jun 17 2004, 1:05 PM EDT Att: 44,551 - Cloudy - 82 F		
Placido Polanco, R (1, 4) OBP: 0.323, SLG: 0.355	G1-3		K							3	1	0	0	1	1	1			
Jim Thome, L (1, 3) OBP: 0.421, SLG: 0.694				G5-4-3 1B BB						1	2	1	0	3	0	0			
Pat Burrell, R (1, 7) OBP: 0.399, SLG: 0.498	G1-3			G5-4-3 1B						3	0	1	1	1	0	2			
David Bell, R (1, 5) OBP: 0.361, SLG: 0.438		F7		G5-4-3				SF9		2	1	0	1	1	0	2			
Jason Michaels, R (1, 9) OBP: 0.383, SLG: 0.500				FC6-4 BB						3	1	3	4	1	0	0			
Mike Lieberthal, R (1, 2) OBP: 0.302, SLG: 0.418		L7		F9						4	0	1	0	0	0	4			
Doug Glanville, R (1, 8) OBP: 0.254, SLG: 0.254		FC6-4								4	0	1	0	0	0	1			
39 Brett Myers, R (1, 1) OBP: 0.250, SLG: 0.304										2	0	0	0	0	2	1			
Ricky Ledee, L (7, PH) OBP: 0.421, SLG: 0.612										1	0	0	0	0	0	0			
Tim Worrell, R (8, 1) ERA: 3.15										0	0	0	0	0	0	0			
Marlon Byrd, R (8, PH) OBP: 0.292, SLG: 0.302										1	0	0	0	0	0	0			
Billy Wagner, L (9, 1) ERA: 2.84										0	0	0	0	0	0	0			
<b>Inning Stats</b>	R: 0 E: 0 K: 0 S: 7	H: 1 LOB: 1 BB: 0 P: 9	R: 0 E: 0 K: 0 S: 6	H: 0 LOB: 1 BB: 1 P: 10	R: 0 E: 0 K: 2 S: 8	H: 0 LOB: 0 BB: 0 P: 11	R: 1 E: 0 K: 0 S: 9	H: 2 LOB: 1 BB: 1 P: 19	R: 0 E: 0 K: 1 S: 10	H: 0 LOB: 1 BB: 0 P: 12	R: 2 E: 0 K: 0 S: 12	H: 3 LOB: 2 BB: 2 P: 23	R: 3 E: 0 K: 0 S: 11	H: 1 LOB: 2 BB: 4 P: 29	R: 0 E: 0 K: 0 S: 6	H: 0 LOB: 0 BB: 0 P: 9	1B: 3 2B: 3 3B: 0 HR: 1	SF: 1 SAC: 0 DP: 2 HBP: 0	WP: 0 PA: 37 PB: 0 SB: 0 CS: 0
<b>PITCHER</b>	IP WLS BF H R ER SO BB IBB HBP BLK WP HR S P ERA WHIP																		
Mike Maroth, L (7, 1) ERA: 4.23	6.0 L 26 6 3 3 3 3 4 0 0 0 0 0 1 52 84 4.50 1.667																		
Craig Dingman, R (7, 1) ERA: 2.53	0.1 3 0 2 2 0 2 0 0 0 0 0 0 2 12 54.00 6.000																		
Steve Colyer, L (7, 1) ERA: 7.17	0.0 1 0 0 0 0 0 1 0 0 0 0 0 0 2 6 ∞ ∞																		
Al Levine, R (7, 1) ERA: 6.19	1.2 7 1 1 1 0 1 0 0 0 0 0 0 13 20 5.40 1.200																		



Batter	1	2	3	4	5	6	7	8	9	10	11	AB	R	H	RBI	BB	SO	LOB	TOP					
Jason Smith, L OBP: 0.480, SLG: 0.783 Ugueth Urbina, R (9, 1)	4-0 BB		2-2 2B		0-0 2B		1-0 F9		2-1 F7		2-1 1B	4	1	2	1	1	0	0						
Bobby Higginson, L OBP: 0.397, SLG: 0.399 (11, PH)	1-1 F8		0-2 1B		2-1 F7		0-0 B1-3			2-1 SH1-4	2-2 1B	6	1	3	1	0	0	2						
Carlos Guillen, S OBP: 0.389, SLG: 0.560 (11, PH)	1-1 F9		1-0 G3		2-3 K				0-0 F9	0-1 SH1-4	2-2 1B	6	0	2	1	0	1	3						
Dmitri Young, S OBP: 0.386, SLG: 0.375 Alex Sanchez, L OBP: 0.351, SLG: 0.406 (8, PR)	0-3 K		3-3 K		0-0 G4-3				0-1 1B	1-2 SH1-4	0-3 K	4	0	1	0	0	2	3						
Carlos Pena, L OBP: 0.303, SLG: 0.443 (8, 7)		2-3 K	1-0 1B		1-0 F8				0-3 K	4-0 IBB		4	0	1	1	1	2	1						
Craig Monroe, R OBP: 0.310, SLG: 0.372 (8, 7)	0-2 1B		0-0 F8		1-1 1B				2-3 K	2-3 K		5	0	2	0	0	2	5						
Eric Munson, L OBP: 0.313, SLG: 0.456 20 Omar Infante, R OBP: 0.331, SLG: 0.460 (9, PH)	3-2 F9			2-3 K		2-2 F7			3-3 K	1-0 L6		3	0	0	0	0	1	2						
15 Brandon Inge, R OBP: 0.346, SLG: 0.497 (9, 5)	3-3 K			3-2 G4-3		3-2 G6-3			1-1 HR		2-3 K	5	1	1	1	0	2	2						
Gary Knotts, R OBP: 0.300, SLG: 0.500 Jamie Walker, L OBP: 0.308, SLG: 0.485 Esteban Yan, R OBP: 0.351, SLG: 0.485 Steve Colyer, L OBP: 0.351, SLG: 0.485 Craig Dingman, R OBP: 0.351, SLG: 0.485 Ivan Rodriguez, R OBP: 0.351, SLG: 0.485	2-2 E5			0-3 K			1-3 K		2-3 K	0-1 F8		2	1	1	0	0	1	0						
<b>Inning Stats</b>	R: 0 E: 0 K: 1 S: 7	H: 0 LOB: 1 BB: 1 P: 13	R: 0 E: 0 K: 2 S: 12	H: 1 LOB: 1 BB: 0 P: 20	R: 3 E: 1 K: 1 S: 15	H: 4 LOB: 1 BB: 0 P: 24	R: 0 E: 0 K: 2 S: 12	H: 0 LOB: 0 BB: 0 P: 17	R: 0 E: 0 K: 1 S: 10	H: 1 LOB: 1 BB: 0 P: 16	R: 0 E: 0 K: 2 S: 11	H: 1 LOB: 2 BB: 0 P: 13	R: 1 E: 0 K: 2 S: 12	H: 1 LOB: 0 BB: 0 P: 20	R: 0 E: 0 K: 1 S: 11	H: 2 LOB: 3 BB: 1 P: 21	R: 1 E: 0 K: 2 S: 17	H: 3 LOB: 2 BB: 0 P: 25	1B: 10 2B: 3 3B: 0 HR: 1	SF: 0 SAC: 1 DP: 0 HBP: 0	WP: 0 PB: 0 SB: 1 CS: 0	PA: 49		
<b>PITCHER</b>	IP 6.0	WLS 26	BF 26	H 7	R 3	ER 3	SO 7	BB 1	IBB 0	HBP 0	BLK 0	WP 0	HR 0	S 5	P 102	ERA 4.50	WHIP 1.333							
Kevin Millwood, R ERA: 4.91																								
Rheal Cormier, L ERA: 4.80																								
Tim Worrell, R ERA: 3.06																								
Billy Wagner, L ERA: 3.15																								
Roberto Hernandez, R ERA: 4.78																								

Detroit Tigers @ Philadelphia Phillies  
Citizens Bank Park, Philadelphia, PA  
Thu Jun 17 2004, 7:35 PM EDT  
Att. 39,674 - Unknown - 77 F

livebaseballscores.com

AB 46  
R 5  
H 14  
RBI 5  
BB 2  
SO 15  
LOB 23



Batter	1	2	3	4	5	6	7	8	9	10	11	AB	R	H	RBI	BB	SO	LOB	BOTTOM					
11 Jimmy Rollins, S OBP: 0.326, SLG: 0.374 (11, PH)	0-2 L3		3-2 1B		0-0 P6				0-0 1B		1-1 G4-3	6	0	3	2	0	0	1						
Tomas Perez, S OBP: 0.292, SLG: 0.467 (11, PH)	0-1 B1		0-1 G5-4-3		0-2 1B		2-1 P6		3-2 F7		0-1 G3-4-1	6	0	1	0	0	0	3						
Bobby Abreu, L OBP: 0.422, SLG: 0.570 (11, PH)	0-1 L4			1-3 K		1-3 K		4-2 BB	0-0 P5		2-1 G4-3	5	0	0	0	1	2	2						
Jim Thome, L OBP: 0.417, SLG: 0.681 (11, PH)		2-3 K		0-0 F8		3-3 K		1-3 K		4-2 BB		4	0	0	0	1	3	2						
Ricky Ledee, L OBP: 0.418, SLG: 0.643 Jason Michaels, R OBP: 0.388, SLG: 0.500 (9, 7)		2-2 G4-3		2-2 HR		2-3 K2-3		2-1 BB		0-3 K		3	1	1	1	0	1	1						
David Bell, R OBP: 0.381, SLG: 0.432 (9, 7)		4-1 BB		1-1 G3-1				2-3 1B		2-3 K		3	0	0	0	2	2	1						
Marlon Byrd, R OBP: 0.299, SLG: 0.310 (9, 7)		0-1 F7			0-0 FC6-4			0-3 BB		2-2 BB		5	1	3	0	0	1	4						
Todd Pratt, R OBP: 0.350, SLG: 0.294 (9, 7)			1-0 1B		2-2 FC6-4			0-3 1B		4-2 1B		4	2	2	1	1	0	4						
Kevin Millwood, R ERA: 4.25 Pat Burrell, L ERA: 2.3 Tim Worrell, R ERA: 3.06 Billy Wagner, L ERA: 3.15 Roberto Hernandez, R ERA: 4.78 Ivan Rodriguez, R ERA: 4.78			2-3 K		0-3 K			0-0 G1-3		0-3 K		2	0	0	0	0	2	2						
<b>Inning Stats</b>	R: 0 E: 0 K: 0 S: 7	H: 0 LOB: 0 BB: 0 P: 7	R: 0 E: 0 K: 1 S: 9	H: 0 LOB: 1 BB: 1 P: 17	R: 1 E: 0 K: 1 S: 9	H: 2 LOB: 0 BB: 0 P: 15	R: 1 E: 0 K: 1 S: 10	H: 1 LOB: 0 BB: 0 P: 14	R: 0 E: 0 K: 3 S: 13	H: 1 LOB: 1 BB: 0 P: 19	R: 2 E: 1 K: 1 S: 11	H: 3 LOB: 1 BB: 0 P: 17	R: 0 E: 0 K: 2 S: 13	H: 1 LOB: 3 BB: 2 P: 25	R: 0 E: 0 K: 3 S: 10	H: 1 LOB: 1 BB: 0 P: 14	R: 0 E: 0 K: 3 S: 20	H: 1 LOB: 3 BB: 2 P: 32	R: 0 E: 0 K: 0 S: 6	H: 0 LOB: 0 BB: 0 P: 9	1B: 9 2B: 1 3B: 0 HR: 1	SF: 0 SAC: 0 DP: 1 HBP: 0	WP: 1 PB: 0 SB: 2 CS: 0	PA: 48
<b>PITCHER</b>	IP 5.0	WLS 19	BF 19	H 4	R 2	ER 2	SO 3	BB 1	IBB 0	HBP 0	BLK 0	WP 1	HR 1	S 43	P 63	ERA 3.60	WHIP 1.000							
Gary Knotts, R ERA: 4.25																								
Jamie Walker, L ERA: 2.3																								
Esteban Yan, R ERA: 3.06																								
Steve Colyer, L ERA: 7.06																								
Craig Dingman, R ERA: 2.81																								

Detroit Tigers @ Philadelphia Phillies  
Citizens Bank Park, Philadelphia, PA  
Thu Jun 17 2004, 7:35 PM EDT  
Att. 39,674 - Unknown - 77 F

livebaseballscores.com

AB 43  
R 4  
H 11  
RBI 4  
BB 5  
SO 14  
LOB 25





Batter	1	2	3	4	5	6	7	8	9	AB	R	H	RBI	BB	SO	LOB	TOP																		
<b>Tony Graffano, R</b> OBP: 0.363, SLG: 0.372 (1, 4)										3	0	1	1	3	0	1	<b>Kansas City Royals @ Philadelphia Phillies</b> Citizens Bank Park, Philadelphia, PA Fri Jun 18 2004, 7:05 PM EDT Att: 43,571 - Sunny - 88 F																		
<b>Carlos Beltrán, S</b> OBP: 0.372, SLG: 0.525 (1, 8)										4	1	1	0	2	0	5																			
<b>Joe Randa, R</b> OBP: 0.346, SLG: 0.387 (1, 5)										4	1	2	0	1	0	3																			
<b>Ken Harvey, R</b> OBP: 0.391, SLG: 0.516 (1, 3)										5	2	2	1	0	0	7																			
<b>Matt Stairs, L</b> OBP: 0.333, SLG: 0.476 <b>Byron Gettis, R</b> OBP: 0.289, SLG: 0.226 (1, 9)										5	2	3	3	0	0	3																			
<b>Bento Santiago, R</b> OBP: 0.312, SLG: 0.434 <b>Kelly Stinnett, R</b> OBP: 0.403, SLG: 0.491 (6, PR)										2	1	1	3	0	0	0																			
<b>Desi Relaford, S</b> OBP: 0.268, SLG: 0.264 (1, 7)										5	0	1	0	0	0	1																			
<b>4 Angel Berroa, R</b> OBP: 0.270, SLG: 0.393 (1, 6)										5	1	3	1	0	0	3																			
<b>Chris George, L</b> <b>Jaime Cerda, L</b> <b>Dee Brown, L</b> <b>Rudy Seanez, R</b> <b>29 Mike Sweeney, R</b> <b>Nate Field, R</b> (1, 1)										2	0	0	0	0	1	0		3																	
<b>Inning Stats</b>	R: 4 E: 0 K: 0 S: 19	H: 3 LOB: 0 BB: 1 P: 32	R: 0 E: 0 K: 0 S: 9	H: 1 LOB: 1 BB: 1 P: 16	R: 0 E: 0 K: 0 S: 5	H: 1 LOB: 0 BB: 0 P: 6	R: 0 E: 0 K: 0 S: 7	H: 0 LOB: 0 BB: 0 P: 11	R: 0 E: 0 K: 0 S: 10	H: 1 LOB: 2 BB: 2 P: 19	R: 3 E: 0 K: 0 S: 12	H: 3 LOB: 1 BB: 2 P: 16	R: 2 E: 0 K: 0 S: 8	H: 2 LOB: 0 BB: 0 P: 14	R: 0 E: 0 K: 0 S: 9	H: 1 LOB: 3 BB: 1 P: 21		R: 1 E: 0 K: 0 S: 14	H: 2 LOB: 3 BB: 1 P: 24	1B: 7 2B: 3 3B: 1 HR: 3	SF: 0 SAC: 0 DP: 2 HBP: 2	WP: 1 PB: 0 SB: 1 CS: 1	PA: 47												
<b>PITCHER</b>	IP WLS BF H R ER SO BB IBB HBP BLK WP HR S P ERA WHIP																																		
<b>Paul Abbott, R</b> ERA: 6.27 <b>Geoff Geary, R</b> ERA: 6.58 <b>Elizardo Ramirez, R</b> ERA: 4.8	(1, 1)	4.0	L	19	5	4	4	0	4	0	0	0	0	0	1	44	77	9.00	2.250																
(5, 1)	3.0		15	6	5	5	0	0	0	1	0	0	0	2	26	37	15.00	2.000																	
(8, 1)	2.0		13	3	1	1	0	2	1	1	0	1	0	0	23	45	4.50	2.500																	

AB	38
R	10
H	14
RBI	9
BB	7
SO	0
LOB	29



Batter	1	2	3	4	5	6	7	8	9	AB	R	H	RBI	BB	SO	LOB	BOTTOM																		
<b>11 Jimmy Rollins, S</b> OBP: 0.331, SLG: 0.378 (1, 6)										5	0	3	2	0	0	0	<b>Kansas City Royals @ Philadelphia Phillies</b> Citizens Bank Park, Philadelphia, PA Fri Jun 18 2004, 7:05 PM EDT Att: 43,571 - Sunny - 88 F																		
<b>Placido Polanco, R</b> OBP: 0.319, SLG: 0.349 <b>Elizardo Ramirez, S</b> <b>Ricky Ledee, L</b> OBP: 0.413, SLG: 0.634 (1, 4)										4	0	1	1	0	0	3																			
<b>Bobby Abreu, L</b> OBP: 0.423, SLG: 0.564 (1, 9)										2	0	0	0	2	1	0																			
<b>Jim Thome, L</b> OBP: 0.410, SLG: 0.668 (1, 3)										4	0	0	0	0	0	4																			
<b>Pat Burrell, R</b> OBP: 0.395, SLG: 0.491 (1, 7)										4	1	1	0	0	0	0																			
<b>David Bell, R</b> OBP: 0.355, SLG: 0.424 (1, 5)										4	0	0	0	0	0	1																			
<b>Mike Lieberthal, R</b> OBP: 0.306, SLG: 0.425 (1, 2)										4	1	2	1	0	0	0																			
<b>Marlon Byrd, R</b> OBP: 0.296, SLG: 0.307 (1, 8)										2	0	0	0	0	0	1																			
<b>Paul Abbott, R</b> ERA: 6.27 <b>Geoff Geary, R</b> ERA: 6.58 <b>Doug Glanville, R</b> ERA: 2.66 <b>Jason Michaels, R</b> OBP: 0.362, SLG: 0.500 <b>Tomas Perez, S</b> OBP: 0.299, SLG: 0.452 (1, 1)										1	0	1	0	0	0	0																			
<b>Inning Stats</b>	R: 0 E: 0 K: 0 S: 9	H: 1 LOB: 1 BB: 1 P: 16	R: 2 E: 1 K: 0 S: 20	H: 4 LOB: 2 BB: 0 P: 28	R: 0 E: 0 K: 0 S: 6	H: 0 LOB: 0 BB: 0 P: 9	R: 0 E: 0 K: 0 S: 6	H: 0 LOB: 0 BB: 0 P: 9	R: 0 E: 0 K: 1 S: 8	H: 0 LOB: 0 BB: 0 P: 10	R: 2 E: 0 K: 0 S: 13	H: 4 LOB: 3 BB: 1 P: 25	R: 0 E: 0 K: 1 S: 8	H: 1 LOB: 1 BB: 0 P: 12	R: 0 E: 0 K: 0 S: 8	H: 0 LOB: 0 BB: 0 P: 11		1B: 9 2B: 1 3B: 0 HR: 0	SF: 0 SAC: 0 DP: 1 HBP: 0	WP: 0 PB: 1 SB: 0 CS: 0	PA: 38														
<b>PITCHER</b>	IP WLS BF H R ER SO BB IBB HBP BLK WP HR S P ERA WHIP																																		
<b>Chris George, L</b> ERA: 4.01 <b>Jaime Cerda, L</b> ERA: 2.66 <b>Rudy Seanez, R</b> ERA: <b>Nate Field, R</b> ERA: 3.51	(1, 1)	6.2	W	29	9	4	4	1	1	0	0	0	0	0	0	3	9	0.00	3.000																
(7, 1)	0.1		2	0	0	0	0	1	0	0	0	0	0	0	3	9	0.00	3.000																	
(8, 1)	1.0		4	1	0	0	1	0	0	0	0	0	0	0	8	12	0.00	1.000																	
(9, 1)	1.0		3	0	0	0	0	0	0	0	0	0	0	0	8	11	0.00	0.000																	

AB	36
R	4
H	10
RBI	4
BB	2
SO	2
LOB	10













Batter	1	2	3	4	5	6	7	8	9	AB	R	H	RBI	BB	SO	LOB	TOP					
11 Jimmy Rollins, S OBP: 0.326, SLG: 0.378										3	1	0	0	1	1	2	Philadelphia Phillies @ Montreal Expos Olympic Stadium, Montreal, QB Tue Jun 22 2004, 7:05 PM EDT Att. 4,564 - Unknown - 70 F					
Placido Polanco, R OBP: 0.318, SLG: 0.365										4	0	1	0	0	0	2						
Bobby Abreu, L OBP: 0.432, SLG: 0.564 Doug Glanville, R OBP: 0.257, SLG: 0.258										3	0	0	0	1	2	2						
Jim Thome, L OBP: 0.424, SLG: 0.712										2	0	0	0	1	1	1						
Ricky Ledee, L OBP: 0.384, SLG: 0.584										4	0	0	1	0	1	4						
Pat Burrell, R OBP: 0.395, SLG: 0.489										3	1	1	1	1	1	3						
Mike Lieberthal, R OBP: 0.313, SLG: 0.420										3	0	1	0	1	0	0						
Shawn Wooten, R OBP: 0.217, SLG: 0.233										4	0	0	0	0	0	3						
39 Brett Myers, R OBP: 0.231, SLG: 0.280 Roberto Hernandez, R OBP: 0.404, SLG: 0.478 63 Ryan Madson, L OBP: 0.280, SLG: 0.457										2	0	0	0	0	0	1						
<b>Inning Stats</b>	R: 0 E: 0 K: 2 S: 8	H: 0 LOB: 0 BB: 0 P: 13	R: 1 E: 0 K: 0 S: 9	H: 1 LOB: 0 BB: 0 P: 15	R: 0 E: 0 K: 0 S: 9	H: 0 LOB: 0 BB: 0 P: 12	R: 0 E: 0 K: 1 S: 8	H: 0 LOB: 1 BB: 1 P: 18	R: 0 E: 0 K: 0 S: 9	H: 0 LOB: 1 BB: 2 P: 21	R: 1 E: 0 K: 1 S: 10	H: 1 LOB: 2 BB: 2 P: 19	R: 0 E: 0 K: 0 S: 11	H: 2 LOB: 2 BB: 0 P: 16	R: 0 E: 0 K: 2 S: 12	H: 0 LOB: 1 BB: 0 P: 20		R: 0 E: 0 K: 1 S: 9	H: 0 LOB: 0 BB: 0 P: 15	1B: 3 2B: 1 3B: 0 HR: 1	SF: 0 SAC: 0 DP: 1 HBP: 1	WP: 0 PB: 0 SB: 1 CS: 0
<b>PITCHER</b>	IP WLS BF H R ER SO BB IBB HBP BLK WP HR S P ERA WHIP																					
Livan Hernandez, R ERA: 3.37	7.0 W 29 4 2 2 4 5 0 0 0 0 1 64 114 2.57 1.286																					
Joe Horgan, L ERA: 3.8	0.2 H 3 0 0 0 2 0 0 1 0 0 0 10 16 0.00 0.000																					
Luis Ayala, R ERA: 3.97	0.1 H 1 0 0 0 0 0 0 0 0 0 0 2 4 0.00 0.000																					
32 Chad Cordero, R ERA: 2.88	1.0 S 3 0 0 0 1 0 0 0 0 0 0 9 15 0.00 0.000																					

Batter	1	2	3	4	5	6	7	8	9	AB	R	H	RBI	BB	SO	LOB	BOTTOM			
Brad Wilkerson, L OBP: 0.370, SLG: 0.482										4	2	3	1	1	0	1	Philadelphia Phillies @ Montreal Expos Olympic Stadium, Montreal, QB Tue Jun 22 2004, 7:05 PM EDT Att. 4,564 - Unknown - 70 F			
Andy Chavez, L OBP: 0.288, SLG: 0.364										4	0	1	0	0	2					
Jose Vidro, S OBP: 0.332, SLG: 0.396										4	0	1	1	0	3					
24 Nick Johnson, L OBP: 0.385, SLG: 0.506										3	0	0	0	1	1					
Orlando Cabrera, R OBP: 0.290, SLG: 0.327										3	0	0	0	1	0	2				
Termel Sledge, L OBP: 0.325, SLG: 0.434										3	0	0	0	1	1					
Tony Batista, R OBP: 0.247, SLG: 0.330										4	0	0	0	0	3					
Brian Schneider, L OBP: 0.310, SLG: 0.460										3	2	3	1	1	0	0				
Livan Hernandez, R OBP: 0.189, SLG: 0.270 Joe Horgan, L ERA: 4.73										3	1	2	1	0	0	3				
Luis Ayala, R OBP: 0.500, SLG: 0.750 32 Chad Cordero, R ERA: 2.72										0	0	0	0	0	0	0				
<b>Inning Stats</b>	R: 1 E: 0 K: 1 S: 10	H: 1 LOB: 0 BB: 0 P: 18	R: 0 E: 0 K: 0 S: 8	H: 0 LOB: 0 BB: 0 P: 12	R: 2 E: 0 K: 0 S: 12	H: 3 LOB: 0 BB: 0 P: 15	R: 0 E: 0 K: 0 S: 11	H: 0 LOB: 3 BB: 3 P: 27	R: 1 E: 0 K: 0 S: 14	H: 2 LOB: 1 BB: 0 P: 21	R: 1 E: 0 K: 1 S: 12	H: 3 LOB: 3 BB: 1 P: 22	R: 0 E: 0 K: 0 S: 8	H: 0 LOB: 1 BB: 1 P: 13	R: 0 E: 0 K: 1 S: 9	H: 1 LOB: 1 BB: 0 P: 13	1B: 3 2B: 5 3B: 0 HR: 2	SF: 0 SAC: 1 DP: 1 HBP: 0	WP: 1 PB: 0 SB: 1 CS: 0	PA: 38
<b>PITCHER</b>	IP WLS BF H R ER SO BB IBB HBP BLK WP HR S P ERA WHIP																			
39 Brett Myers, R ERA: 4.42	5.2 L 27 8 5 5 2 3 0 0 0 0 0 2 62 103 7.94 1.941																			
Roberto Hernandez, R ERA: 4.73	0.1 3 1 0 0 0 1 0 0 0 0 0 5 12 0.00 6.000																			
63 Ryan Madson, R ERA: 2.72	2.0 8 1 0 0 1 1 0 0 0 0 1 0 17 26 0.00 1.000																			



Batter	1	2	3	4	5	6	7	8	9	AB	R	H	RBI	BB	SO	LOB	TOP										
11 Jimmy Rollins, S OBP: 0.331, SLG: 0.387	G4-3		2B	BB		2-H			F7	4	1	2	1	1	0	0	<b>Philadelphia Phillies @ Montreal Expos</b> Olympic Stadium, Montreal, QB Wed Jun 23 2004, 7:05 PM EDT Att. 4,209 - Unknown - 70 F										
Placido Polanco, R OBP: 0.309, SLG: 0.354	G5-3		G5-3	G4-3		G5-3			G6-3	5	0	0	0	0	0	4											
Bobby Abreu, L OBP: 0.430, SLG: 0.563	G3-1		2B						G3-1	4	0	1	1	0	1	0											
Jim Thome, L OBP: 0.425, SLG: 0.720		HR							F7	3	1	1	1	1	0	0											
Pat Burrell, R OBP: 0.389, SLG: 0.480	G6-3		P6						F8	4	0	0	0	0	0	2											
David Bell, R OBP: 0.353, SLG: 0.435	P3								F7	4	1	2	1	0	0	0											
Mike Lieberthal, R OBP: 0.312, SLG: 0.431	E5								G6-3	4	1	1	1	0	0	1											
Jason Michaels, R OBP: 0.410, SLG: 0.469	G4-3								FC5-4	3	1	1	0	1	0	2											
Tim Worrell, R									G4-6-3	0	0	0	0	0	0	0											
Billy Wagner, L									G4-6-3	0	0	0	0	0	0	0											
Kevin Millwood, R OBP: 0.172, SLG: 0.241									G4-6-3	0	0	0	0	0	0	0											
Rheal Cormier, L OBP: 0.254, SLG: 0.254									G4-6-3	0	0	0	0	0	0	0											
Doug Glanville, R OBP: 0.254, SLG: 0.254									G4-6-3	0	0	0	0	0	0	0											
<b>Inning Stats</b>	R: 0 E: 0 K: 0 S: 8	H: 0 LOB: 0 BB: 0 P: 12	R: 1 E: 1 K: 0 S: 8	H: 1 LOB: 1 BB: 0 P: 9	R: 1 E: 0 K: 0 S: 10	H: 2 LOB: 2 BB: 1 P: 22	R: 1 E: 0 K: 0 S: 13	H: 2 LOB: 2 BB: 1 P: 20	R: 0 E: 0 K: 0 S: 5	H: 0 LOB: 0 BB: 0 P: 8	R: 2 E: 0 K: 0 S: 17	H: 2 LOB: 1 BB: 1 P: 26	R: 0 E: 0 K: 0 S: 3	H: 0 LOB: 0 BB: 0 P: 4	R: 0 E: 0 K: 0 S: 7	H: 1 LOB: 0 BB: 0 P: 11	R: 0 E: 0 K: 0 S: 6	H: 0 LOB: 0 BB: 0 P: 10	1B: 3 2B: 1 3B: 1 HR: 3	SF: 0 SAC: 2 DP: 1 HBP: 0	WP: 0 PB: 0 SB: 0 CS: 0	PA: 38					
<b>PITCHER</b>	IP	WLS	BF	H	R	ER	SO	BB	IBB	HBP	BLK	WP	HR	S	P	ERA	WHIP										
Sun-Woo Kim, R ERA: 4.31	5.2	L	28	7	5	5	1	2	1	0	0	0	3	59	93	7.94	1.588										
52 T.J. Tucker, R ERA: 4.15	0.1		1	0	0	0	0	0	0	0	0	0	0	2	4	0.00	0.000										
Chad Bentz, L ERA: 5.03	0.2		2	0	0	0	0	0	0	0	0	0	0	2	3	0.00	0.000										
Rocky Biddle, R ERA: 7.71	0.1		1	0	0	0	0	0	0	0	0	0	0	1	1	0.00	0.000										
Luis Ayala, R ERA: 3.75	2.0		6	1	0	0	0	0	0	0	0	0	0	13	21	0.00	0.500										

Batter	1	2	3	4	5	6	7	8	9	AB	R	H	RBI	BB	SO	LOB	BOTTOM										
Brad Wilkerson, L OBP: 0.365, SLG: 0.474	G1-3		F7						G3-1	4	0	0	0	0	1	2	<b>Philadelphia Phillies @ Montreal Expos</b> Olympic Stadium, Montreal, QB Wed Jun 23 2004, 7:05 PM EDT Att. 4,209 - Unknown - 70 F										
Endy Chavez, L OBP: 0.293, SLG: 0.366	BB		F8						G5-3	4	1	2	0	0	1	2											
Jose Vidro, S OBP: 0.338, SLG: 0.415	1B		F8						HR	3	1	2	1	1	0	1											
24 Nick Johnson, L OBP: 0.368, SLG: 0.482	BB								F9	4	0	0	0	0	3	4											
Orlando Cabrera, R OBP: 0.289, SLG: 0.326									L9	4	0	1	1	0	0	1											
Termel Sledge, L OBP: 0.317, SLG: 0.423	F7								P6	4	0	0	0	0	0	3											
Tony Batista, R OBP: 0.247, SLG: 0.326			F8						G5-3	3	0	0	0	1	1	0											
Brian Schneider, L OBP: 0.311, SLG: 0.458									K2-3	3	0	1	0	0	1	1											
Einar Diaz, R OBP: 0.250, SLG: 0.250									G1	1	0	0	0	0	0	0											
Sun-Woo Kim, R OBP: 0.286, SLG: 0.333										2	0	0	0	0	1	0											
52 T.J. Tucker, R OBP: 0.333, SLG: 0.333										0	0	0	0	0	0	0											
Chad Bentz, L OBP: 0.333, SLG: 0.333										0	0	0	0	0	0	0											
Rocky Biddle, R OBP: 0.356, SLG: 0.384										0	0	0	0	0	0	0											
Jamey Carroll, R OBP: 0.303, SLG: 0.384										0	0	0	0	0	1	0											
Luis Ayala, R OBP: 0.303, SLG: 0.384										0	0	0	0	0	0	0											
Carl Everett, S OBP: 0.354, SLG: 0.443										1	0	0	0	0	0	1											
<b>Inning Stats</b>	R: 1 E: 0 K: 1 S: 14	H: 2 LOB: 2 BB: 1 P: 26	R: 0 E: 0 K: 2 S: 9	H: 0 LOB: 0 BB: 0 P: 12	R: 0 E: 0 K: 1 S: 11	H: 1 LOB: 1 BB: 0 P: 20	R: 0 E: 0 K: 0 S: 5	H: 0 LOB: 1 BB: 1 P: 15	R: 0 E: 0 K: 2 S: 10	H: 0 LOB: 0 BB: 0 P: 13	R: 1 E: 0 K: 1 S: 9	H: 1 LOB: 0 BB: 0 P: 15	R: 0 E: 0 K: 0 S: 8	H: 1 LOB: 2 BB: 1 P: 18	R: 0 E: 0 K: 0 S: 10	H: 1 LOB: 1 BB: 0 P: 14	R: 0 E: 0 K: 2 S: 13	H: 0 LOB: 0 BB: 0 P: 15	1B: 4 2B: 1 3B: 0 HR: 1	SF: 0 SAC: 0 DP: 0 HBP: 0	WP: 0 PB: 0 SB: 1 CS: 0	PA: 36					
<b>PITCHER</b>	IP	WLS	BF	H	R	ER	SO	BB	IBB	HBP	BLK	WP	HR	S	P	ERA	WHIP										
Kevin Millwood, R ERA: 4.76	6.1	W	27	5	2	2	7	3	0	0	0	0	1	63	112	2.84	1.263										
Rheal Cormier, L ERA: 4.5	0.2	H	2	0	0	0	0	0	0	0	0	0	0	3	7	0.00	0.000										
Tim Worrell, R ERA: 2.89	1.0	H	4	1	0	0	0	0	0	0	0	0	0	10	14	0.00	1.000										
Billy Wagner, L ERA: 3.27	1.0	S	3	0	0	0	2	0	0	0	0	0	0	13	15	0.00	0.000										









Batter	1	2	3	4	5	6	7	8	9	AB	R	H	RBI	BB	SO	LOB	TOP	
11 Jimmy Rollins, S OBP: 0.328, SLG: 0.389	G4-3		F7			G4-3		F9		4	0	0	0	0	0	1	<b>Philadelphia Phillies @ Boston Red Sox</b> Fenway Park, Boston, MA Fri Jun 25 2004, 7:05 PM EDT Att: 35,059 - Sunny - 76 F	
Placido Polanco, R OBP: 0.308, SLG: 0.351	G5-3			1B		L3		P4		4	0	1	0	0	0	0		
Bobby Abreu, L OBP: 0.423, SLG: 0.549	F7			K		F7				3	0	0	0	0	1	1		
Jim Thome, L OBP: 0.425, SLG: 0.727		F7		F8				HR		3	1	1	1	0	0	1		
Pat Burrell, R OBP: 0.391, SLG: 0.476	F7			F8				26 G5-3 BB		2	0	0	0	1	0	1		
26 Chase Utley, L OBP: 0.254, SLG: 0.436					F7			G5-3		3	0	0	0	0	1	1		
David Bell, R OBP: 0.351, SLG: 0.425 Shawn Wooten, R OBP: 0.213, SLG: 0.227			F7					P4		2	0	0	0	1	0	1		
Mike Lieberthal, R OBP: 0.311, SLG: 0.423								F7		2	0	0	0	0	0	2		
Doug Glanville, R OBP: 0.231, SLG: 0.230								F9		3	0	0	0	0	1	2		
<b>Inning Stats</b>	R: 0 E: 0 K: 0 S: 5	H: 0 LOB: 0 BB: 0 P: 10	R: 0 E: 0 K: 1 S: 10	H: 0 LOB: 0 BB: 0 P: 15	R: 0 E: 0 K: 0 S: 8	H: 0 LOB: 1 BB: 0 P: 11	R: 0 E: 0 K: 1 S: 8	H: 1 LOB: 1 BB: 0 P: 12	R: 0 E: 0 K: 0 S: 14	H: 0 LOB: 1 BB: 1 P: 18	R: 0 E: 0 K: 0 S: 7	H: 0 LOB: 0 BB: 0 P: 11	R: 1 E: 0 K: 0 S: 14	H: 1 LOB: 1 BB: 1 P: 22	R: 0 E: 0 K: 1 S: 6	H: 0 LOB: 0 BB: 0 P: 7		1B: 1 SF: 0 2B: 0 SAC: 0 3B: 0 DP: 0 HR: 1 HBP: 1
<b>PITCHER</b>	IP WLS BF H R ER SO BB IBB HBP BLK WP HR S P ERA WHIP	<b>PITCHER</b> IP WLS BF H R ER SO BB IBB HBP BLK WP HR S P ERA WHIP																
Pedro Martinez, R ERA: 3.73	(1, 1) 7.0 W 26 2 1 1 2 2 0 0 1 0 0 1 66 99 1.29 0.571																	
Curt Leskanic, R ERA: 7.56	(8, 1) 1.0 3 0 0 0 1 0 0 0 0 0 0 6 7 0.00 0.000																	

Batter	1	2	3	4	5	6	7	8	9	AB	R	H	RBI	BB	SO	LOB	BOTTOM	
18 Johnny Damon, L OBP: 0.380, SLG: 0.424	G4-3		G4-6-3 1B			B5		P2		4	1	1	0	1	0	1	<b>Philadelphia Phillies @ Boston Red Sox</b> Fenway Park, Boston, MA Fri Jun 25 2004, 7:05 PM EDT Att: 35,059 - Sunny - 76 F	
Mark Bellhorn, S OBP: 0.389, SLG: 0.427	K		G4-6-3 1-2			K				4	1	1	1	1	2	1		
34 David Ortiz, L OBP: 0.356, SLG: 0.584	G6-3									4	3	2	1	1	0	2		
Manny Ramirez, R OBP: 0.438, SLG: 0.651 Gabe Kapler, R OBP: 0.304, SLG: 0.352		HR						G6-3		4	1	3	5	0	0	0		
Nomar Garciaparra, R OBP: 0.298, SLG: 0.423 Cesar Crespo, S OBP: 0.197, SLG: 0.218										1	0	0	0	0	0	0		
Trot Nixon, L OBP: 0.412, SLG: 0.704										4	0	0	0	0	0	2		
Kevin Millar, R OBP: 0.349, SLG: 0.394										2	2	0	0	2	0	0		
Jason Varitek, S OBP: 0.398, SLG: 0.459										3	1	1	0	1	1	1		
20 Kevin Youkilis, R OBP: 0.376, SLG: 0.449										4	2	3	1	0	0	0		
<b>Inning Stats</b>	R: 0 E: 0 K: 1 S: 11	H: 0 LOB: 0 BB: 0 P: 16	R: 1 E: 0 K: 0 S: 16	H: 2 LOB: 2 BB: 1 P: 30	R: 1 E: 0 K: 0 S: 7	H: 3 LOB: 1 BB: 0 P: 9	R: 0 E: 0 K: 0 S: 5	H: 0 LOB: 0 BB: 0 P: 7	R: 0 E: 0 K: 2 S: 8	H: 0 LOB: 0 BB: 0 P: 10	R: 8 E: 0 K: 0 S: 30	H: 6 LOB: 1 BB: 3 P: 54	R: 2 E: 0 K: 1 S: 13	H: 2 LOB: 2 BB: 2 P: 26	R: 0 E: 0 K: 0 S: 2	H: 0 LOB: 0 BB: 0 P: 4		1B: 6 SF: 0 2B: 5 SAC: 0 3B: 0 DP: 1 HR: 2 HBP: 0
<b>PITCHER</b>	IP WLS BF H R ER SO BB IBB HBP BLK WP HR S P ERA WHIP	<b>PITCHER</b> IP WLS BF H R ER SO BB IBB HBP BLK WP HR S P ERA WHIP																
Paul Abbott, R ERA: 6.42	(1, 1) 5.2 L 25 7 5 3 3 2 0 0 0 0 0 2 60 93 7.94 1.588																	
Roberto Hernandez, R ERA: 5.53	(6, 1) 0.0 3 2 1 1 0 1 0 0 0 0 0 0 10 15 - -																	
Brian Powell, R ERA: 6.93	(6, 1) 1.1 11 4 6 6 1 3 0 0 0 0 1 0 20 44 40.50 5.250																	
Geoff Geary, R ERA: 6.43	(8, 1) 0.1 2 0 0 0 0 0 0 0 0 0 0 0 2 4 0.00 0.000																	



Batter	1	2	3	4	5	6	7	8	9	AB	R	H	RBI	BB	SO	LOB	TOP								
11 Jimmy Rollins, S OBP: 0.328, SLG: 0.386	F9	BB		E1 SH1-4 E		G4-3	E8 1B		K	5	1	2	1	1	1	1	<b>Philadelphia Phillies @ Boston Red Sox</b> Fenway Park, Boston, MA Sat Jun 26 2004, 1:20 PM EDT Att: 34,712 - Unknown - 68 F								
Placido Polanco, R OBP: 0.307, SLG: 0.349	G6-3	F8		SH1-4		HBP 1B	K			4	0	1	0	0	1	3									
Bobby Abreu, L OBP: 0.426, SLG: 0.547	BB			E3 HR		HBP		G5-3		3	1	1	1	1	0	0									
Jim Thome, L OBP: 0.425, SLG: 0.732	P4			HR		K		F8		4	1	1	2	1	1	3									
Pat Burrell, R OBP: 0.387, SLG: 0.470		P6		K		K		26 1B		5	0	1	0	0	2	4									
26 Chase Utley, L OBP: 0.269, SLG: 0.439	1B	1B		G3			2B 1B	1B		4	2	2	0	1	0	2									
David Bell, R OBP: 0.348, SLG: 0.425	K	P6				K	WP 11 E 2B	G4-3		5	1	1	0	0	2	5									
Jason Michaels, R OBP: 0.429, SLG: 0.474	1B E 1B			11 E 1B		F8	WP 11 1B 1B	F9		5	2	3	1	0	0	0									
Todd Pratt, R OBP: 0.362, SLG: 0.322	E8 1B			SH1-4 11 E 1B		K	K	K		5	1	2	1	0	3	2									
<b>Inning Stats</b>	R: 0 E: 0 K: 0 S: 10	H: 0 LOB: 1 BB: 1 P: 18	R: 2 E: 1 K: 1 S: 16	H: 3 LOB: 2 BB: 1 P: 24	R: 0 E: 0 K: 1 S: 13	H: 1 LOB: 2 BB: 1 P: 21	R: 5 E: 2 K: 1 S: 15	H: 3 LOB: 0 BB: 0 P: 20	R: 0 E: 0 K: 2 S: 9	H: 0 LOB: 0 BB: 0 P: 15	R: 0 E: 0 K: 1 S: 12	H: 1 LOB: 2 BB: 0 P: 18	R: 2 E: 1 K: 2 S: 14	H: 3 LOB: 1 BB: 1 P: 27	R: 0 E: 0 K: 0 S: 13	H: 2 LOB: 2 BB: 0 P: 16		R: 0 E: 0 K: 2 S: 10	H: 0 LOB: 0 BB: 0 P: 15	1B: 11 2B: 1 3B: 0 HR: 1	SF: 0 SAC: 1 DP: 0 HBP: 1	WP: 1 PB: 0 SB: 0 CS: 0	PA: 46		
<b>PITCHER</b>	IP	WLS	BF	H	R	ER	SO	BB	IBB	HBP	BLK	WP	HR	S	P	ERA	WHIP								
Bronson Arroyo, R ERA: 4.68	5.0	L	27	7	7	2	5	3	0	0	0	0	1	63	98	3.60	2.000								
Lenny DiNardo, L ERA: 4.07	1.2		10	4	2	2	2	1	0	1	0	1	0	23	40	10.80	3.000								
Curt Leskanic, R ERA: 7.0	1.1		6	2	0	0	1	0	0	0	0	0	0	16	21	0.00	1.500								
50 Mike Timlin, R ERA: 2.97	1.0		3	0	0	0	2	0	0	0	0	0	0	10	15	0.00	0.000								

Batter	1	2	3	4	5	6	7	8	9	AB	R	H	RBI	BB	SO	LOB	BOTTOM								
18 Johnny Damon, L OBP: 0.380, SLG: 0.424	K			G3			1B	G3		5	1	2	0	0	1	3	<b>Philadelphia Phillies @ Boston Red Sox</b> Fenway Park, Boston, MA Sat Jun 26 2004, 1:20 PM EDT Att: 34,712 - Unknown - 68 F								
Mark Bellhorn, S OBP: 0.386, SLG: 0.423	G5-3			F8		G6-4-3 1B	K		K	5	0	1	0	0	2	3									
34 David Ortiz, L OBP: 0.357, SLG: 0.580	1B			2B		K	F8		G3	4	0	1	0	1	1	3									
Manny Ramirez, R OBP: 0.438, SLG: 0.653	1B			BB			F8			4	0	2	1	0	1	3									
Dave McCarty, R OBP: 0.323, SLG: 0.398	1B			2B		G6-4-3	K		P4	1	0	0	0	0	0	0									
Nomar Garciaparra, R OBP: 0.279, SLG: 0.393	F9			L5		K		P4		4	0	0	0	0	1	2									
Cesar Crespo, S OBP: 0.197, SLG: 0.218										0	0	0	0	0	0	0									
Kevin Millar, R OBP: 0.352, SLG: 0.396	F9			P6		1B		FC3-6 1B		4	0	2	0	0	0	2									
Jason Varitek, S OBP: 0.402, SLG: 0.466						K		FC3-6 20 1B		3	0	2	0	0	1	1									
Doug Mirabeli, R OBP: 0.349, SLG: 0.632	1B			2B		K		2B		1	1	0	0	0	0	1									
20 Kevin Youkilis, R OBP: 0.380, SLG: 0.450	1B			K		P3		2B		4	0	2	0	0	1	2									
Gabe Kapler, R OBP: 0.310, SLG: 0.364	F8			K				34 F8 18 1B		4	0	2	1	0	1	3									
<b>Inning Stats</b>	R: 0 E: 0 K: 1 S: 10	H: 2 LOB: 2 BB: 0 P: 16	R: 0 E: 0 K: 0 S: 14	H: 2 LOB: 0 BB: 0 P: 24	R: 1 E: 0 K: 0 S: 12	H: 2 LOB: 1 BB: 1 P: 21	R: 0 E: 0 K: 2 S: 12	H: 1 LOB: 0 BB: 0 P: 16	R: 0 E: 0 K: 2 S: 8	H: 1 LOB: 0 BB: 0 P: 11	R: 0 E: 0 K: 2 S: 11	H: 1 LOB: 1 BB: 0 P: 16	R: 0 E: 0 K: 2 S: 15	H: 2 LOB: 2 BB: 0 P: 19	R: 1 E: 0 K: 0 S: 18	H: 3 LOB: 2 BB: 0 P: 24	R: 0 E: 0 K: 1 S: 8	H: 0 LOB: 0 BB: 0 P: 12	1B: 11 2B: 3 3B: 0 HR: 0	SF: 0 SAC: 0 DP: 1 HBP: 0	WP: 0 PB: 0 SB: 0 CS: 0	PA: 40			
<b>PITCHER</b>	IP	WLS	BF	H	R	ER	SO	BB	IBB	HBP	BLK	WP	HR	S	P	ERA	WHIP								
Randy Wolf, L ERA: 2.87	4.0		19	4	0	0	4	0	0	0	0	0	0	30	42	0.00	1.714								
63 Ryan Madson, R ERA: 2.51	2.1	W	10	4	0	0	4	0	0	0	0	0	0	22	28	5.40	1.800								
Rheal Cormier, L ERA: 4.54	1.2		8	3	1	1	1	0	0	0	0	0	0	8	12	0.00	0.000								
Tim Worrell, R ERA: 2.82	1.0		3	0	0	0	1	0	0	0	0	0	0	8	12	0.00	0.000								




Batter	1	2	3	4	5	6	7	8	9	AB	R	H	RBI	BB	SO	LOB	TOP										
11 Jimmy Rollins, S OBP: 0.326, SLG: 0.386	F8		1B 2B				G1-3	F8		5	1	1	0	0	0	2											
Placido Polanco, R OBP: 0.320, SLG: 0.358	P4		FC4-6 WP 2H				FC4-6 E BB	1B	1B	4	0	3	1	1	0	0											
Bobby Abreu, L OBP: 0.425, SLG: 0.548	G6-3		K				E5 FC4-6	WP 1B		5	0	2	0	0	1	2											
Jim Thome, L OBP: 0.421, SLG: 0.720		F8	FC4-6 BB				FC4-6	P2		4	0	0	0	1	1	5											
Pat Burrell, R OBP: 0.384, SLG: 0.477		HR	FC4-6				K	K		5	1	1	1	0	3	6											
26 Chase Utley, L OBP: 0.274, SLG: 0.437	G4-3		F8				1B	FC5-4 1B		5	0	2	0	0	1	4											
David Bell, R OBP: 0.351, SLG: 0.439		HR			F7		1B	FC5-4 1B		4	1	2	1	0	0	1											
Jason Michaels, R OBP: 0.432, SLG: 0.467					K		K	1B		3	0	1	0	1	2	2											
Todd Pratt, R OBP: 0.342, SLG: 0.302					F8		K	K		4	0	0	0	0	3	5											
<b>Inning Stats</b>	R: 0 E: 0 K: 0 S: 6	H: 0 LOB: 0 BB: 0 P: 7	R: 2 E: 0 K: 1 S: 11	H: 2 LOB: 1 BB: 1 P: 18	R: 1 E: 0 K: 1 S: 15	H: 2 LOB: 2 BB: 1 P: 28	R: 0 E: 0 K: 1 S: 7	H: 0 LOB: 0 BB: 0 P: 8	R: 0 E: 0 K: 3 S: 13	H: 2 LOB: 1 BB: 0 P: 19	R: 0 E: 0 K: 3 S: 20	H: 2 LOB: 2 BB: 0 P: 30	R: 0 E: 1 K: 1 S: 16	H: 0 LOB: 2 BB: 1 P: 21	R: 0 E: 0 K: 1 S: 13	H: 2 LOB: 2 BB: 0 P: 16	R: 0 E: 0 K: 2 S: 14	H: 2 LOB: 2 BB: 0 P: 22	1B: 8 2B: 2 3B: 0 HR: 2	SF: 0 SAC: 0 DP: 0 HBP: 0	WP: 2 PB: 0 SB: 0 CS: 1	PA: 42					
<b>PITCHER</b>	IP	WLS	BF	H	R	ER	SO	BB	IBB	HBP	BLK	WP	HR	S	P	ERA	WHIP										
38 Curt Schilling, R ERA: 3.24	6.0	W	27	8	3	3	7	2	0	0	0	1	2	72	110	4.50	1.667										
Alan Embree, L ERA: 5.02	0.2	H	4	0	0	0	0	1	0	0	0	0	0	12	17	0.00	1.500										
50 Mike Timlin, R ERA: 2.88	1.1	H	6	2	0	0	2	0	0	0	0	0	0	17	20	0.00	1.500										
Keith Foulke, R ERA: 1.14	1.0		5	2	0	0	2	0	0	0	0	1	0	14	22	0.00	2.000										

Philadelphia Phillies @ Boston Red Sox  
Fenway Park, Boston, MA  
Sun Jun 27 2004, 2:05 PM EDT  
Att: 34,739 - Cloudy - 73 F

livebaseballscorecards.com

AB 39  
R 3  
H 12  
RBI 3  
BB 3  
SO 11  
LOB 27




Batter	1	2	3	4	5	6	7	8	9	AB	R	H	RBI	BB	SO	LOB	BOTTOM										
18 Johnny Damon, L OBP: 0.383, SLG: 0.425	G4-6-3 BB		1B 2B				FC3-6 34 2B	HR 1B		4	3	2	0	1	0	1											
Mark Bellhorn, S OBP: 0.389, SLG: 0.435	G4-6-3		2B				F7	HR		4	3	2	3	1	0	2											
34 David Ortiz, L OBP: 0.359, SLG: 0.592			2B				34 HR BB	HR		4	2	2	3	0	1	3											
Dave McCarty, R OBP: 0.320, SLG: 0.393	F8		K				HR	F9		1	0	0	0	0	0	1											
Manny Ramirez, R OBP: 0.442, SLG: 0.660							HR	2B		3	1	2	3	1	1	0											
Nomar Garciaparra, R OBP: 0.277, SLG: 0.400		G3 BB	2B				2B	2B		4	0	1	2	0	0	2											
Trot Nixon, L OBP: 0.386, SLG: 0.613		F8	2B				G6-3	F9		4	0	1	2	0	0	2											
Jason Varitek, S OBP: 0.396, SLG: 0.458		G3	P5				G6-3	F9		4	0	0	0	0	0	2											
Kevin Millar, R OBP: 0.350, SLG: 0.398							G3-1	K		4	0	0	0	0	1	1											
Gabe Kapler, R OBP: 0.310, SLG: 0.364			P5				K	F9		4	0	1	0	0	1	0											
20 Kevin Youkilis, R OBP: 0.391, SLG: 0.456			1B 18 1B 2B				K	18 FC3-6 1B		3	2	2	1	1	1	0											
<b>Inning Stats</b>	R: 0 E: 0 K: 0 S: 5	H: 0 LOB: 1 BB: 1 P: 9	R: 0 E: 0 K: 0 S: 13	H: 0 LOB: 1 BB: 1 P: 22	R: 4 E: 0 K: 1 S: 19	H: 4 LOB: 1 BB: 1 P: 30	R: 0 E: 0 K: 2 S: 7	H: 0 LOB: 0 BB: 0 P: 10	R: 2 E: 0 K: 1 S: 10	H: 1 LOB: 0 BB: 1 P: 16	R: 0 E: 0 K: 0 S: 4	H: 0 LOB: 0 BB: 0 P: 7	R: 2 E: 0 K: 0 S: 10	H: 3 LOB: 1 BB: 0 P: 13	R: 4 E: 0 K: 1 S: 13	H: 4 LOB: 1 BB: 0 P: 20	1B: 5 2B: 5 3B: 0 HR: 2	SF: 0 SAC: 0 DP: 1 HBP: 0	WP: 0 PB: 1 SB: 0 CS: 0	PA: 39							
<b>PITCHER</b>	IP	WLS	BF	H	R	ER	SO	BB	IBB	HBP	BLK	WP	HR	S	P	ERA	WHIP										
39 Brett Myers, R ERA: 4.93	6.2	L	31	8	8	8	4	4	0	0	0	0	1	66	104	10.80	1.800										
Geoff Geary, R ERA: 6.29	0.1		1	0	0	0	0	0	0	0	0	0	0	2	3	0.00	0.000										
Billy Wagner, L ERA: 4.7	1.0		7	4	4	4	1	0	0	0	0	0	1	13	20	36.00	4.000										

Philadelphia Phillies @ Boston Red Sox  
Fenway Park, Boston, MA  
Sun Jun 27 2004, 2:05 PM EDT  
Att: 34,739 - Cloudy - 73 F

livebaseballscorecards.com

AB 35  
R 12  
H 12  
RBI 12  
BB 4  
SO 5  
LOB 12





Batter	1	2	3	4	5	6	7	8	9	AB	R	H	RBI	BB	SO	LOB	TOP										
<b>Brad Wilkerson, L</b> (1, 8) OBP: 0.397, SLG: 0.472	2-2 HR		1-3 K		1-2 G3		1-0 L9		3-3 K	5	1	1	1	0	2	2	<b>Montreal Expos @ Philadelphia Phillies</b> Citizens Bank Park, Philadelphia, PA Mon Jun 28 2004, 7:05 PM EDT Att: 39,444 - Overcast - 82 F										
<b>Orlando Cabrera, R</b> (1, 6) OBP: 0.296, SLG: 0.325	0-2 L4		4-2 1B BB		0-0 F8		3-1 F9			3	0	0	0	1	0	1											
<b>Jose Vidro, S</b> (1, 4) OBP: 0.346, SLG: 0.439	1-1 G5-3		0-0 FC4 1B		1-2 FC4 1B		4-0 HR BB		2-1 HR	3	2	2	1	1	0	0											
<b>24 Nick Johnson, L</b> (1, 3) OBP: 0.388, SLG: 0.464	2-3 K		3-1 F6		1-1 P5		0-0 G4-3		0-0 G4-3	4	0	0	0	0	1	3											
<b>Tony Batista, R</b> (1, 5) OBP: 0.254, SLG: 0.360		0-1 WP HR 1B	1-0 FC4		2-2 HR		2-2 P4		2-2 P4	4	2	2	2	0	0	2											
<b>Juan Rivera, R</b> (1, 9) OBP: 0.294, SLG: 0.367	3-3 K		0-3 K		1-2 G6-3		2-2 F9		2-2 F9	4	0	0	0	0	2	1											
<b>Termel Sledge, L</b> (1, 7) OBP: 0.320, SLG: 0.433	3-2 HR		2-3 K		1-3 K		4-0 BB		4-0 BB	3	1	1	2	1	2	0											
<b>Brian Schneider, L</b> (1, 2) OBP: 0.296, SLG: 0.440	2-3 K		0-0 G4-3		1-0 F7		2-2 F8		2-2 F8	4	0	0	0	0	1	1											
<b>Sun-Woo Kim, R</b> (1, 1) OBP: 0.231, SLG: 0.308	0-3 K		0-3 K		3-3 K		4-2 BB		3-2 P4	1	0	0	0	0	1	0											
<b>Inning Stats</b>	R: 1 E: 0 K: 1 S: 11	H: 1 LOB: 0 BB: 0 P: 16	R: 2 E: 0 K: 3 S: 15	H: 2 LOB: 0 BB: 23 P: 23	R: 0 E: 0 K: 1 S: 9	H: 1 LOB: 2 BB: 1 P: 18	R: 0 E: 0 K: 2 S: 7	H: 0 LOB: 0 BB: 0 P: 9	R: 0 E: 0 K: 1 S: 8	H: 0 LOB: 0 BB: 0 P: 12	R: 2 E: 0 K: 1 S: 13	H: 1 LOB: 0 BB: 1 P: 22	R: 0 E: 0 K: 0 S: 6	H: 0 LOB: 1 BB: 1 P: 15	R: 1 E: 0 K: 0 S: 11	H: 1 LOB: 0 BB: 0 P: 17		R: 0 E: 0 K: 1 S: 9	H: 0 LOB: 1 BB: 1 P: 21	1B: 2 2B: 0 3B: 0 HR: 4	SF: 0 SAC: 0 DP: 0 HBP: 0	WP: 1 PB: 0 SB: 1 CS: 0	PA: 37				
<b>PITCHER</b>	IP	WLS	BF	H	R	ER	SO	BB	IBB	HBP	BLK	WP	HR	S	P	ERA	WHIP										
<b>Kevin Millwood, R</b> (1, 1) ERA: 4.93	6.0	W	25	5	5	5	9	2	0	0	0	1	3	63	100	7.50	1.167										
<b>Geoff Geary, R</b> (7, 1) ERA: 5.05	2.0		8	1	1	1	0	1	0	0	0	0	1	17	32	4.50	1.000										
<b>Brian Powell, R</b> (9, 1) ERA: 5.51	1.0		4	0	0	0	1	1	0	0	0	0	0	9	21	0.00	1.000										

AB 33  
R 6  
H 6  
RBI 6  
BB 4  
SO 10  
LOB 11



Batter	1	2	3	4	5	6	7	8	9	AB	R	H	RBI	BB	SO	LOB	BOTTOM										
<b>11 Jimmy Rollins, S</b> (1, 6) OBP: 0.326, SLG: 0.383	2-2 P6			2-2 FC4-6 1B 2B	2-3 K		2-3 K		0-0 G1-6-3 1B	5	1	1	0	0	2	2	<b>Montreal Expos @ Philadelphia Phillies</b> Citizens Bank Park, Philadelphia, PA Mon Jun 28 2004, 7:05 PM EDT Att: 39,444 - Overcast - 82 F										
<b>Placido Polanco, R</b> (1, 4) OBP: 0.315, SLG: 0.352	0-1 G5-3		1-0 P3	2-2 2B 1B	0-1 G5-3		2-2 G4-3		1-1 G1-6-3	6	1	1	0	0	0	6											
<b>Bobby Abreu, L</b> (1, 9) OBP: 0.434, SLG: 0.561	2-1 1B		4-2 BB BB	2-2 1B 2B		1-1 1B 2B	4-1 1B 3B BB			3	3	3	1	2	0	0											
<b>Jim Thome, L</b> (1, 3) OBP: 0.424, SLG: 0.715	3-2 P2		2-3 K	4-1 1B HR IBB		4-0 1B 1B SF8 IBB	1-1 3B 1B			3	3	1	0	2	1	2											
<b>Pat Burrell, R</b> (1, 7) OBP: 0.388, SLG: 0.492		2-2 HR	2-1 L8	0-2 E8 HR 1B		0-0 26 HR 1B	0-0 F7			5	3	3	3	0	0	3											
<b>David Bell, R</b> (1, 5) OBP: 0.382, SLG: 0.473	2-0 F8 2B		4-2 BB	1-3 2H 3H	2-2 HR	1-2 26 HR 1B	2-2 1H 2H			4	2	4	6	1	0	0											
<b>Mike Lieberthal, R</b> (1, 2) OBP: 0.305, SLG: 0.416	1-3 K		0-0 L9	2H 3H	0-0 G5-3		1-2 26 HR 1B	3-2 G1-3		4	0	0	1	0	1	4											
<b>Jason Michaels, R</b> (1, 8) OBP: 0.418, SLG: 0.446	1-1 F8		2-2 F8	2-2 SH3-4 1B	2-1 SH3-4 1B		3-3 K		2-2 G4-3	5	0	1	0	0	1	3											
<b>Kevin Millwood, R</b> (1, 1) OBP: 0.226, SLG: 0.241	4-1 11 HBP		4-1 11 HBP	4-1 11 FC4-6 BB	1-1 SH3-4 1B		0-0 1H 2H HR		4-1 11 BB	0	0	0	0	2	0	0											
<b>26 Chase Utley, L</b> (6, PH) OBP: 0.280, SLG: 0.467										1	1	1	3	0	0	0											
<b>Geoff Geary, R</b> (7, 1) ERA: 5.05										0	0	0	0	0	0	0											
<b>Shawn Wooten, R</b> (8, PH) OBP: 0.229, SLG: 0.227										0	0	0	0	1	0	0											
<b>Brian Powell, R</b> (9, 1) ERA: 5.51										0	0	0	0	0	0	0											
<b>Inning Stats</b>	R: 0 E: 0 K: 0 S: 13	H: 1 LOB: 1 BB: 0 P: 20	R: 1 E: 0 K: 1 S: 14	H: 2 LOB: 3 BB: 1 P: 26	R: 0 E: 0 K: 1 S: 10	H: 0 LOB: 2 BB: 2 P: 22	R: 6 E: 1 K: 0 S: 21	H: 4 LOB: 0 BB: 2 P: 39	R: 0 E: 0 K: 1 S: 9	H: 1 LOB: 1 BB: 0 P: 14	R: 5 E: 0 K: 2 S: 16	H: 4 LOB: 0 BB: 1 P: 27	R: 2 E: 0 K: 0 S: 14	H: 2 LOB: 1 BB: 1 P: 26	R: 0 E: 0 K: 0 S: 7	H: 1 LOB: 1 BB: 1 P: 14	1B: 8 2B: 3 3B: 1 HR: 3	SF: 1 SAC: 1 DP: 1 HBP: 1	WP: 0 PB: 0 SB: 0 CS: 0	PA: 47							
<b>PITCHER</b>	IP	WLS	BF	H	R	ER	SO	BB	IBB	HBP	BLK	WP	HR	S	P	ERA	WHIP										
<b>Sun-Woo Kim, R</b> (1, 1) ERA: 4.95	3.2	L	23	6	6	6	2	4	1	0	0	0	1	54	101	14.73	2.727										
<b>52 T.J. Tucker, R</b> (4, 1) ERA: 4.35	0.1		2	1	1	1	0	0	0	0	0	0	1	4	6	27.00	3.000										
<b>Claudio Vargas, R</b> (5, 1) ERA: 5.82	2.0		12	5	5	5	3	0	1	0	0	0	1	25	41	22.50	2.500										
<b>Rocky Biddle, R</b> (7, 1) ERA: 7.71	1.0		6	2	2	2	0	1	0	0	0	0	0	14	26	18.00	3.000										
<b>32 Chad Cordero, R</b> (8, 1) ERA: 2.55	1.0		4	1	0	0	0	1	0	0	0	0	0	7	14	0.00	2.000										

AB 36  
R 14  
H 15  
RBI 14  
BB 8  
SO 5  
LOB 20





Batter	1	2	3	4	5	6	7	8	9	AB	R	H	RBI	BB	SO	LOB	TOP										
<b>Brad Wilkerson, L</b> (1, 8) OBP: 0.354, SLG: 0.465	0-1 B4	4-1 BB			2-2 F8	3-2 G3-1			2-3 K	4	0	0	0	1	1	1	<b>Montreal Expos @ Philadelphia Phillies</b> Citizens Bank Park, Philadelphia, PA Tue Jun 29 2004, 7:05 PM EDT Att: 35,390 - Sunny - 78 F										
<b>Orlando Cabrera, R</b> (1, 6) OBP: 0.299, SLG: 0.330	2-2 G4-3	1-2 G6-3			0-0 1B 24 HR		0-1 F8		1-0 G4-3	5	2	2	0	0	0	3											
<b>Jose Vidro, S</b> (1, 4) OBP: 0.349, SLG: 0.440	3-2 G4-3			4-2 24 BB	2-2 24 WP		0-0 G6-3			2	1	1	1	1	0	0											
<b>Andy Fox, L</b> (6, 4) OBP: 0.111, SLG: 0.194				1-3 24 HR	1-3 24 HR		1-3 G6-3			1	0	0	0	0	0	0											
<b>Tony Batista, R</b> (1, 5) OBP: 0.250, SLG: 0.354	1-1 L8			0-0 F7	0-0 P3		0-1 F8			4	0	0	0	0	0	3											
<b>24 Nick Johnson, L</b> (1, 3) OBP: 0.400, SLG: 0.495		4-2 2B 1B		4-1 G5-4-3	2-2 1-H 3-H			3-2 G4-3		2	2	1	3	2	0	0											
<b>Juan Rivera, R</b> (1, 9) OBP: 0.299, SLG: 0.396		0-0 E		2-2 G5-4-3	1-0 HR			1-0 G6-3		4	2	2	1	0	0	2											
<b>Einar Diaz, R</b> (1, 2) OBP: 0.254, SLG: 0.264		1-0 E8 SH1-4		0-1 F7	3-2 P5			2-3 K		4	0	1	1	0	1	0											
<b>Jamey Carroll, R</b> (1, 7) OBP: 0.368, SLG: 0.390		2-2 F7		1-2 F7	0-2 G5-3			1-1 L7		3	0	0	0	0	0	1											
<b>Luis Ayala, R</b> (6, 1) OBP: 0.500, SLG: 0.750										0	0	0	0	0	0	0											
<b>Joe Horgan, L</b> (8, 1) OBP: 0.344, SLG: 0.407										1	0	0	0	0	0	0											
<b>Carl Everett, S</b> (6, PH) OBP: 0.344, SLG: 0.407										1	0	0	0	0	0	0											
<b>Shawn Hill, R</b> (1, 1) OBP: 0.250, SLG: 0.250		0-0 SH1-4		2-3 K	3-2 G6-3			3-2 G6-3		0	0	0	0	0	0	0											
<b>52 T.J. Tucker, R</b> (3, 1) OBP: 0.250, SLG: 0.250										1	0	0	0	0	1	0											
<b>Rocky Biddle, R</b> (5, 1) OBP: 0.322, SLG: 0.434		1-2 1B								2	0	1	0	0	0	0											
<b>Termel Sledge, L</b> (6, PH) OBP: 0.322, SLG: 0.434										2	0	1	0	0	0	0											
<b>Inning Stats</b>	R: 1 E: 0 K: 0 S: 11	H: 1 LOB: 0 BB: 0 P: 17	R: 2 E: 1 K: 0 S: 14	H: 2 LOB: 2 BB: 2 P: 26	R: 0 E: 0 K: 0 S: 12	H: 0 LOB: 1 BB: 2 P: 23	R: 0 E: 0 K: 1 S: 9	H: 0 LOB: 0 BB: 0 P: 12	R: 4 E: 0 K: 0 S: 17	H: 4 LOB: 0 BB: 0 P: 27	R: 0 E: 0 K: 0 S: 10	H: 0 LOB: 0 BB: 0 P: 16	R: 0 E: 0 K: 0 S: 5	H: 0 LOB: 0 BB: 0 P: 5	R: 0 E: 0 K: 1 S: 11	H: 0 LOB: 0 BB: 0 P: 17	R: 0 E: 0 K: 1 S: 11	H: 1 LOB: 1 BB: 0 P: 18	1B: 4 2B: 2 3B: 0 HR: 2	SF: 0 SAC: 1 DP: 1 HBP: 0	WP: 1 PB: 0 SB: 2 CS: 0	PA: 38					
<b>PITCHER</b>	IP	WLS	BF	H	R	ER	SO	BB	IBB	HBP	BLK	WP	HR	S	P	ERA	WHIP										
<b>Eric Milton, L</b> (1, 1) ERA: 4.68	5.0	W	25	7	7	7	1	4	0	0	0	1	2	63	105	12.60	2.200										
<b>63 Ryan Madson, R</b> (6, 1) ERA: 2.35	3.0		9	0	0	0	1	0	0	0	0	0	0	26	38	0.00	0.000										
<b>Roberto Hernandez, R</b> (9, 1) ERA: 5.34	1.0		4	1	0	0	1	0	0	0	0	0	0	11	18	0.00	1.000										

AB	33
R	7
H	8
RBI	6
BB	4
SO	3
LOB	10



Batter	1	2	3	4	5	6	7	8	9	AB	R	H	RBI	BB	SO	LOB	BOTTOM										
<b>11 Jimmy Rollins, S</b> (1, 6) OBP: 0.329, SLG: 0.392	1-1 G6-3	1-1 G3	1-2 1-H 3-H		3-1 1B HR		0-3 K	0-0 2B		6	1	3	3	0	1	2	<b>Montreal Expos @ Philadelphia Phillies</b> Citizens Bank Park, Philadelphia, PA Tue Jun 29 2004, 7:05 PM EDT Att: 35,390 - Sunny - 78 F										
<b>Placido Polanco, R</b> (1, 4) OBP: 0.316, SLG: 0.367	0-3 K		2-2 HR		2-2 HR		0-3 K	2-1 G5-3		6	2	2	2	0	2	2											
<b>Bobby Abreu, L</b> (1, 9) OBP: 0.437, SLG: 0.570	3-3 K		4-2 1B BB	4-2 L3 BB	3-2 HR		0-3 K			3	2	1	3	2	2	0											
<b>Jim Thome, L</b> (1, 3) OBP: 0.420, SLG: 0.703		2-3 K2-3	1-3 K	0-0 L3	4-1 1B BB			2-1 L3		4	0	0	0	1	2	2											
<b>Pat Burrell, R</b> (1, 7) OBP: 0.391, SLG: 0.498		3-1 BB	2-2 1B	3-2 L5	3-2 1B			1-2 HR		3	2	2	0	0	0	0											
<b>Doug Glanville, R</b> (5, 8) OBP: 0.250, SLG: 0.263		BB	1-2 1B	1-2 1B				HR		2	1	2	0	0	0	0											
<b>David Bell, R</b> (1, 5) OBP: 0.367, SLG: 0.486		4-1 BB SF7	0-0 1B		G5-3			1-0 HR		4	3	2	3	1	1	2											
<b>Mike Lieberthal, R</b> (1, 2) OBP: 0.306, SLG: 0.413		4-2 SF7	1-1 L7		0-0 11 BB	2-0 G6-3		1-0 F7		4	1	1	0	1	0	2											
<b>Jason Michaels, R</b> (1, 8) OBP: 0.440, SLG: 0.456		4-0 BB	3-2 1B		4-1 11 BB	1-3 K		2-2 HR		3	3	2	2	2	1	0											
<b>Eric Milton, L</b> (1, 1) OBP: 0.156, SLG: 0.103		0-1 SF7	0-0 11 BB		3-1 F9	1-3 K		0-1 HR		1	1	1	2	0	0	0											
<b>Shawn Wooten, R</b> (5, PH) OBP: 0.224, SLG: 0.222										1	0	0	0	0	2												
<b>63 Ryan Madson, L</b> (6, 1) ERA: 8.26										1	0	0	0	0	1	0											
<b>Tomas Perez, S</b> (8, PH) OBP: 0.291, SLG: 0.479										1	1	1	2	0	0	0											
<b>Roberto Hernandez, R</b> (9, 1) ERA: 9.39										0	0	0	0	0	0	0											
<b>Inning Stats</b>	R: 0 E: 0 K: 2 S: 8	H: 0 LOB: 0 BB: 0 P: 12	R: 2 E: 0 K: 1 S: 12	H: 1 LOB: 3 BB: 3 P: 30	R: 6 E: 0 K: 1 S: 22	H: 6 LOB: 1 BB: 1 P: 36	R: 0 E: 0 K: 0 S: 7	H: 0 LOB: 0 BB: 1 P: 14	R: 5 E: 0 K: 1 S: 24	H: 5 LOB: 2 BB: 2 P: 50	R: 0 E: 0 K: 2 S: 8	H: 0 LOB: 0 BB: 0 P: 12	R: 0 E: 0 K: 3 S: 10	H: 0 LOB: 0 BB: 0 P: 10	R: 4 E: 0 K: 0 S: 15	H: 5 LOB: 1 BB: 0 P: 24	1B: 9 2B: 5 3B: 0 HR: 4	SF: 1 SAC: 0 DP: 1 HBP: 0	WP: 0 PB: 0 SB: 0 CS: 0	PA: 47							
<b>PITCHER</b>	IP	WLS	BF	H	R	ER	SO	BB	IBB	HBP	BLK	WP	HR	S	P	ERA	WHIP										
<b>Shawn Hill, R</b> (1, 1) ERA: 27.0	2.2	L	19	7	8	8	4	4	0	0	0	0	0	18	39	13.50	4.125										
<b>52 T.J. Tucker, R</b> (3, 1) ERA: 5.16	2.0		9	2	3	3	0	2	0	0	0	0	0	15	28	54.00	12.000										
<b>Rocky Biddle, R</b> (5, 1) ERA: 8.26	0.1		5	3	2	2	1	1	0	0	0	0	1	15	28	54.00	12.000										
<b>Luis Ayala, R</b> (6, 1) ERA: 3.43	2.0		6	0	0	0	5	0	0	0	0	0	0	18	22	0.00	0.000										
<b>Joe Horgan, L</b> (8, 1) ERA: 9.39	1.0		8	5	4	4	0	0	0	0	0	2	15	24	36.00	5.000											

AB	39
R	17
H	17
RBI	17
BB	7
SO	10
LOB	12





Batter	1	2	3	4	5	6	7	8	9	AB	R	H	RBI	BB	SO	LOB	TOP					
<b>Brad Wilkerson, L</b> OBP: 0.352, SLG: 0.471 (1, 8)	1-1 P6	3-3 K						0-1 F9		5	1	1	1	0	1	5	<b>Montreal Expos @ Philadelphia Phillies</b> Citizens Bank Park, Philadelphia, PA Wed Jun 30 2004, 7:05 PM EDT Att: 40,407 - Cloudy - 83 F					
<b>Orlando Cabrera, R</b> OBP: 0.293, SLG: 0.324 (1, 6)	0-0 P6	0-2 L9						3-2 P3	1-0 P2	5	0	0	0	0	0	3						
<b>Jose Vidro, S</b> OBP: 0.353, SLG: 0.442 (1, 4)	2-0 1B		1-3 K					1-1 24 1B SF8	2-2 G6-3	5	1	3	0	0	1	0						
<b>24 Nick Johnson, L</b> OBP: 0.392, SLG: 0.481 (1, 3)	0-1 G4-3		0-2 F8					1-1 SF8	0-1 G6-3	5	1	1	0	0	0	2						
<b>Tony Batista, R</b> OBP: 0.250, SLG: 0.365 (1, 5)		2-1 HR	2-2 G5-3					0-1 SF8		3	1	1	2	0	0	0						
<b>Termel Sledge, L</b> OBP: 0.326, SLG: 0.429 (1, 7)		4-1 BB 1B BB		1-2 G3				1-2 3-H 4-0 1B		2	1	0	0	2	1	0						
<b>Juan Rivera, R</b> OBP: 0.304, SLG: 0.399 (1, 9)		1-0 BB 1B		0-0 G5-3				1-2 BB 1B		4	1	2	1	0	0	0						
<b>Brian Schneider, L</b> OBP: 0.300, SLG: 0.435 (1, 2)		4-0 1-2 2-3 BB		3-3 K				1-3 2-H 1B		2	0	0	0	2	1	0						
<b>Zach Day, R</b> OBP: 0.340, SLG: 0.150 (7, 1)		3-3 K			0-2 G6-3			1-3 2-H 3-H 1B		3	0	0	0	0	2	3						
<b>Joe Morgan, L</b> (7, 1)										0	0	0	0	0	0	0						
<b>Carl Everett, S</b> (6, PH)										1	0	1	2	0	0	0						
<b>Andy Fox, R</b> OBP: 0.291, SLG: 0.194 (6, PH)										0	0	0	0	0	0	0						
<b>Luis Ayala, R</b> OBP: 0.260, SLG: 0.370 (8, 1)										0	0	0	0	0	0	0						
<b>32 Chad Cordero, R</b> (9, 1)										0	0	0	0	0	0	0						
<b>Inning Stats</b>	R: 0 E: 0 K: 0 S: 6	H: 1 LOB: 1 BB: 0 P: 9	R: 1 E: 0 K: 2 S: 13	H: 2 LOB: 3 BB: 2 P: 30	R: 0 E: 0 K: 1 S: 9	H: 0 LOB: 0 BB: 0 P: 12	R: 0 E: 0 K: 1 S: 7	H: 0 LOB: 0 BB: 0 P: 11	R: 1 E: 0 K: 0 S: 11	H: 2 LOB: 1 BB: 0 P: 14	R: 0 E: 0 K: 1 S: 10	H: 0 LOB: 0 BB: 0 P: 16	R: 0 E: 0 K: 1 S: 8	H: 0 LOB: 0 BB: 0 P: 13	R: 4 E: 0 K: 0 S: 17	H: 4 LOB: 2 BB: 2 P: 31	R: 0 E: 0 K: 0 S: 7	H: 0 LOB: 0 BB: 0 P: 10	1B: 7 2B: 0 3B: 0 HR: 2	SF: 1 SAC: 0 DP: 0 HBP: 0	WP: 0 PB: 0 SB: 0 CS: 0	PA: 40
<b>PITCHER</b>	IP WLS BF H R ER SO BB IBB HBP BLK WP HR S P ERA WHIP																					
<b>Paul Abbott, R</b> ERA: 6.21	(1, 1) 5.0 2.0 H 6 0 0 2 0 0 0 0 0 0 2 46 76 3.60 1.400																					
<b>Rheal Cormier, L</b> ERA: 4.3	(6, 1) 2.0 L 8 4 4 4 0 1 1 0 0 0 0 0 15 29 54.00 7.500																					
<b>Tim Worrell, R</b> ERA: 3.69	(8, 1) 1.1 4 0 0 0 0 0 0 0 0 0 0 9 12 0.00 0.000																					
<b>Geoff Geary, R</b> ERA: 5.6	(8, 1) 1.1 4 0 0 0 0 0 0 0 0 0 0 9 12 0.00 0.000																					

AB	35
R	6
H	9
RBI	6
BB	4
SO	6
LOB	13





Batter	1	2	3	4	5	6	7	8	9	AB	R	H	RBI	BB	SO	LOB	BOTTOM					
<b>11 Jimmy Rollins, S</b> OBP: 0.330, SLG: 0.393 (1, 6)	2-1 SH5-3 WP 2B	0-0 F8		4-2 BB	3-2 G3-1		0-0 G5-3			4	1	1	0	1	0	5	<b>Montreal Expos @ Philadelphia Phillies</b> Citizens Bank Park, Philadelphia, PA Wed Jun 30 2004, 7:05 PM EDT Att: 40,407 - Cloudy - 83 F					
<b>Placido Polanco, R</b> OBP: 0.314, SLG: 0.365 (1, 4)	0-0 SH5-3		2-2 FC4-6 1B	0-1 G4-3		2-2 G6-3		1-2 G6-3		4	0	1	0	0	0	3						
<b>Bobby Abreu, L</b> OBP: 0.439, SLG: 0.571 (1, 9)	4-1 WP BB		0-0 F7		4-0 HR BB	2-2 2B		3-1 F8		3	1	1	0	2	0	1						
<b>Jim Thome, L</b> OBP: 0.420, SLG: 0.708 (1, 3)	0-0 P6		0-0 FC4-6 1-2		1-2 HR	4-0 IBB		2-3 K		4	1	1	2	1	1	3						
<b>David Bell, R</b> OBP: 0.364, SLG: 0.478 (1, 5)	4-1 1-2 3-H BB		2-3 K		0-1 F8	0-0 P3			3-3 K	4	0	0	0	1	2	3						
<b>Mike Lieberthal, R</b> OBP: 0.308, SLG: 0.412 (1, 2)	0-1 F8			2-1 11 BB BB 1B	2-1 E 26 FC1-2 1B	3-2 P2			2-3 K	5	0	2	0	0	1	4						
<b>Jason Michaels, R</b> OBP: 0.438, SLG: 0.444 (1, 7)		4-0 SH3-4 BB		1-1 F8	1-2 26 FC1-2 E 1B		1-1 G1-3		1-1 F8	4	0	1	0	1	0	1						
<b>Doug Glanville, R</b> OBP: 0.250, SLG: 0.253 (1, 8)		2-1 P3		4-1 11 BB BB	1-0 E4 26 FC1-2 1B		1-0 F9			3	0	0	0	1	0	3						
<b>Paul Abbott, R</b> OBP: 0.290, SLG: 0.500 (5, PH)		2-0 SH3-4		0-3 K	0-1 FC1-2		0-2 1B			1	0	0	0	0	1	2						
<b>26 Chase Lundy, R</b> OBP: 0.276, SLG: 0.460 (6, 1)										1	0	0	0	0	0	3						
<b>Rheal Cormier, L</b> (6, 1)										0	0	0	0	0	0	0						
<b>Shawn Wooten, R</b> OBP: 0.260, SLG: 0.239 (7, PH)										1	0	1	0	0	0	0						
<b>Tim Worrell, R</b> (8, 1)										0	0	0	0	0	0	0						
<b>Geoff Geary, R</b> (8, 1)										0	0	0	0	0	0	0						
<b>Inning Stats</b>	R: 1 E: 0 K: 0 S: 8	H: 1 LOB: 2 BB: 2 P: 18	R: 0 E: 0 K: 0 S: 4	H: 0 LOB: 1 BB: 1 P: 12	R: 0 E: 0 K: 1 S: 8	H: 1 LOB: 1 BB: 0 P: 12	R: 0 E: 0 K: 1 S: 12	H: 1 LOB: 3 BB: 2 P: 23	R: 2 E: 1 K: 0 S: 16	H: 3 LOB: 3 BB: 1 P: 28	R: 0 E: 0 K: 0 S: 12	H: 1 LOB: 2 BB: 1 P: 23	R: 0 E: 0 K: 1 S: 7	H: 1 LOB: 1 BB: 0 P: 9	R: 0 E: 0 K: 1 S: 11	H: 0 LOB: 0 BB: 0 P: 17	R: 0 E: 0 K: 2 S: 9	H: 0 LOB: 0 BB: 0 P: 15	1B: 5 2B: 2 3B: 0 HR: 1	SF: 0 SAC: 2 DP: 0 HBP: 0	WP: 1 PB: 0 SB: 0 CS: 0	PA: 43
<b>PITCHER</b>	IP WLS BF H R ER SO BB IBB HBP BLK WP HR S P ERA WHIP																					
<b>Zach Day, R</b> ERA: 3.4	(1, 1) 6.2 6.2 W 1 0 0 0 0 0 0 0 0 0 1 66 124 4.05 2.100																					
<b>Joe Morgan, L</b> ERA: 9.0	(7, 1) 0.1 W 1 0 0 0 0 0 0 0 0 0 1 1 0.00 0.000																					
<b>Luis Ayala, R</b> ERA: 3.35	(8, 1) 1.0 H 3 0 0 0 1 0 0 0 0 0 0 11 17 0.00 0.000																					
<b>32 Chad Cordero, R</b> ERA: 2.49	(9, 1) 1.0 S 3 0 0 0 2 0 0 0 0 0 0 9 15 0.00 0.000																					

AB	34
R	3
H	8
RBI	2
BB	7
SO	5
LOB	28





Batter	1	2	3	4	5	6	7	8	9	AB	R	H	RBI	BB	SO	LOB	TOP										
<b>Brad Wilkerson, L</b> (1, 8) OBP: 0.354, SLG: 0.481	2-2 HR		4-0 2B 1B BB		2-3 K		0-1 G3-1			3	2	1	1	1	1	1	<b>Montreal Expos @ Philadelphia Phillies</b> Citizens Bank Park, Philadelphia, PA Thu Jul 01 2004, 6:05 PM EDT Att. 43,246 - Overcast - 82 F										
<b>Orlando Cabrera, R</b> (1, 6) OBP: 0.302, SLG: 0.332	1-1 HBP		1-1 1B SF7 2B		4-0 BB		2-2 CS 1B			2	1	2	1	1	0	0											
<b>Jose Vidro, S</b> (1, 4) OBP: 0.355, SLG: 0.454	2-1 F7		0-1 1B		1-0 F9		3-1 1-2 HR			4	1	2	2	0	0	2											
<b>Tony Batista, R</b> (1, 5) OBP: 0.246, SLG: 0.361	0-2 F9-4-3		2-3 SF7		1-0 F7		1-0 F8			3	0	0	1	0	0	1											
<b>Carl Everett, S</b> (1, 7) OBP: 0.337, SLG: 0.395		2-2 F7	3-H F7		0-0 F7		1-1 G4-3			4	0	0	0	0	0	1											
<b>Juan Rivera, R</b> (1, 9) OBP: 0.297, SLG: 0.389		0-1 G5-3		2-2 G6-3		1-3 K		2-1 G5-3		4	0	0	0	0	1	0											
<b>24 Nick Johnson, L</b> (1, 3) OBP: 0.380, SLG: 0.463		1-1 L6		0-3 K		3-3 K		1-1 G3-1		4	0	0	0	0	2	0											
<b>Einar Diaz, R</b> (1, 2) OBP: 0.270, SLG: 0.281			0-1 SH5-4 2B 1B	3-1 F9		1-0 P4		2-2 1B		4	1	2	0	0	0	0											
<b>Scott Downs, L</b> (1, 1) Sun-Woo Kim, R (3, 1) Andy Fox, L (5, PH) Rocky Biddle, R (5, 1) Andy Chavez, L (7, PH) Claudio Vargas, R (7, 1) Jamey Carroll, R (9, PH)			2-1 SH5-4		1-3 K		2-1 2B		1-2 F9	0	0	0	0	0	0	0											
<b>Inning Stats</b>	R: 1 E: 0 K: 0 S: 12	H: 1 LOB: 0 BB: 0 P: 17	R: 0 E: 0 K: 0 S: 8	H: 0 LOB: 0 BB: 0 P: 11	R: 3 E: 0 K: 0 S: 10	H: 3 LOB: 1 BB: 1 P: 18	R: 0 E: 0 K: 1 S: 8	H: 0 LOB: 0 BB: 0 P: 13	R: 0 E: 0 K: 2 S: 9	H: 0 LOB: 1 BB: 1 P: 17	R: 0 E: 0 K: 1 S: 6	H: 1 LOB: 0 BB: 0 P: 8	R: 0 E: 0 K: 0 S: 8	H: 2 LOB: 0 BB: 0 P: 15	R: 0 E: 0 K: 0 S: 10	H: 1 LOB: 1 BB: 0 P: 16			1B: 4 2B: 3 3B: 0 HR: 2	SF: 1 SAC: 1 DP: 1 HBP: 1	WP: 0 PB: 0 SB: 0 CS: 1	PA: 36					
<b>PITCHER</b>	IP	WLS	BF	H	R	ER	SO	BB	IBB	HBP	BLK	WP	HR	S	P	ERA	WHIP										
<b>Randy Wolf, L</b> (1, 1) ERA: 3.08	7.0	W	28	5	4	4	5	2	0	1	0	0	1	63	100	5.14	1.000										
<b>Roberto Hernandez, R</b> (8, 1) ERA: 5.46	1.0		4	2	1	1	0	0	0	0	0	0	1	8	15	9.00	2.000										
<b>Billy Wagner, L</b> (9, 1) ERA: 4.5	1.0		4	1	0	0	0	0	0	0	0	0	0	10	16	0.00	1.000										

Batter	1	2	3	4	5	6	7	8	9	AB	R	H	RBI	BB	SO	LOB	BOTTOM										
<b>11 Jimmy Rollins, S</b> (1, 6) OBP: 0.334, SLG: 0.395	1-2 BB FC4-6 1B		1-0 E2 1B 1B	0-2 K	4-1 1-2 BB		0-0 G3			4	2	2	0	1	1	0	<b>Montreal Expos @ Philadelphia Phillies</b> Citizens Bank Park, Philadelphia, PA Thu Jul 01 2004, 6:05 PM EDT Att. 43,246 - Overcast - 82 F										
<b>Placido Polanco, R</b> (1, 4) OBP: 0.316, SLG: 0.365	0-2 FC4-6 BB 1B		2-1 G1-3	1-1 WP 1B	0-0 F9		2-0 L1			5	1	2	0	0	0	2											
<b>Bobby Abreu, L</b> (1, 9) OBP: 0.439, SLG: 0.566	4-0 FC4-6 1-2 2-3 BB		3-1 2B 1B 1B	1-0 F8	1-3 K		3-1 F8			4	1	1	1	1	1	1											
<b>Jim Thome, L</b> (1, 3) OBP: 0.423, SLG: 0.708	0-0 FC4-6 1-2 2-3 3-H BB		1-2 1B 2B	4-0 1B 1B IBB	0-1 F7		4-1 1B BB			3	1	1	1	2	0	2											
<b>Pat Burrell, R</b> (1, 7) OBP: 0.394, SLG: 0.504	3-2 G6-4-3		2-0 HR 1B	2-2 1B 1B	1-2 2B 2B		1-2 F7			5	2	3	3	0	0	3											
<b>David Bell, R</b> (1, 5) OBP: 0.368, SLG: 0.478		1-0 G1-3	1-0 HR 1B	1-2 1B	4-0 2B 1B BB		3-2 F8			4	2	2	0	1	0	1											
<b>Mike Lieberthal, R</b> (1, 2) OBP: 0.314, SLG: 0.433		3-2 G6-3	0-0 HR	3-3 K	0-1 1B 2B		1-1 1B			5	1	3	4	0	1	3											
<b>Jason Michaels, R</b> (1, 8) OBP: 0.447, SLG: 0.440		3-1 1B	1-3 K		4-0 CS 1B IBB		2-1 F8			3	0	1	0	2	1	2											
<b>Randy Wolf, L</b> (1, 1) ERA: 3.08	2.1	L	16	9	7	7	0	1	0	0	0	0	0	0	0	2											
<b>Roberto Hernandez, R</b> (8, 1) ERA: 5.46	1.2		9	3	1	1	3	0	1	0	20	35	5.40	1.800													
<b>Billy Wagner, L</b> (9, 1) ERA: 4.5	1.0		4	1	0	0	0	0	0	0	0	0	0	10	16	0.00	1.000										
<b>PITCHER</b>	IP	WLS	BF	H	R	ER	SO	BB	IBB	HBP	BLK	WP	HR	S	P	ERA	WHIP										
<b>Scott Downs, L</b> (1, 1) ERA: 18.0	1.2		9	3	1	1	3	0	1	0	0	1	0	20	35	5.40	1.800										
<b>Sun-Woo Kim, R</b> (3, 1) ERA: 4.96	2.0		11	3	2	2	1	3	1	0	0	0	0	19	38	9.00	3.000										
<b>Rocky Biddle, R</b> (5, 1) ERA: 8.31	2.0		8	1	0	0	0	1	0	0	0	0	0	16	32	0.00	1.000										
<b>Claudio Vargas, R</b> (7, 1) ERA: 5.67	2.0		8	1	0	0	0	1	0	0	0	0	0	16	32	0.00	1.000										
<b>Inning Stats</b>	R: 1 E: 0 K: 0 S: 11	H: 2 LOB: 1 BB: 1 P: 19	R: 0 E: 0 K: 0 S: 9	H: 1 LOB: 0 BB: 0 P: 19	R: 6 E: 1 K: 1 S: 17	H: 6 LOB: 0 BB: 0 P: 30	R: 1 E: 0 K: 2 S: 15	H: 3 LOB: 3 BB: 1 P: 27	R: 0 E: 0 K: 1 S: 3	H: 0 LOB: 1 BB: 2 P: 11	R: 2 E: 0 K: 1 S: 16	H: 3 LOB: 2 BB: 2 P: 27	R: 0 E: 0 K: 0 S: 4	H: 0 LOB: 0 BB: 0 P: 9	R: 0 E: 0 K: 0 S: 12	H: 1 LOB: 2 BB: 1 P: 23	1B: 12 2B: 3 3B: 0 HR: 1	SF: 0 SAC: 0 DP: 1 HBP: 0	WP: 1 PB: 0 SB: 0 CS: 1	PA: 44							



Batter	1	2	3	4	5	6	7	8	9	10	11	12	13	14	15	16	AB	R	H	RBI	BB	SO	LOB	TOP				
1 Brian Roberts, S OBP: 0.331, SLG: 0.344 Jorge Julio, R Robert Machado, R Eduardo Rodriguez, R 40 Daniel Cabrera, R	G5-3	F8		L7				G3			K		K		K		6	0	1	0	0	1	0					
David Newhan, L OBP: 0.404, SLG: 0.714	HBP 1B	G6-3		P5					B1-3			HBP 1B		F8			8	2	4	0	0	0	0					
6 Melvin Mora, R OBP: 0.433, SLG: 0.556 B.J. Ryan, L 16 Tim Raines, S	HBP 1B	K		G3					G5-3			K		F9		SH1-4	5	1	1	0	0	1	3					
10 Miguel Tejada, R OBP: 0.364, SLG: 0.508	HBP 1B			G5-3					G6-3			L8		1B 2B		E8 1B	7	2	3	2	0	1	1					
Rafael Palmeiro, L OBP: 0.364, SLG: 0.408	BB 1B			F8					G3-1			HBP IBB		1B IBB		G5-4-3 IBB	4	1	1	2	4	0	0					
Javy Lopez, R OBP: 0.370, SLG: 0.473	1B BB			HBP					P2			HBP		1B		G5-4-3	5	1	1	0	1	2	3					
Larry Bigbee, L OBP: 0.315, SLG: 0.443 Jason Grimsley, R Luis Lopez, R	G5-3			1B					FC5-4			F8		F9		G4-3	2	0	2	2	0	0	0					
Luis Matos, R OBP: 0.300, SLG: 0.376	G5-3			1B					1B			F9		P4		G4-3	7	0	2	1	0	0	1					
Matt Riley, L John Parrish, L Mike DeJean, R Buddy Groom, L Chad Motiela, R	K			G6-3					K			K		K		BB	1	0	0	0	0	1	1					
Inning Stats	R: 5 E: 0 K: 1 S: 23	H: 4 LOB: 1 BB: 1 P: 38	R: 0 E: 0 K: 1 S: 9	H: 0 LOB: 0 BB: 0 P: 15	R: 0 E: 0 K: 0 S: 18	H: 0 LOB: 0 BB: 0 P: 12	R: 0 E: 0 K: 0 S: 7	H: 0 LOB: 0 BB: 0 P: 16	R: 0 E: 0 K: 1 S: 10	H: 0 LOB: 0 BB: 0 P: 15	R: 0 E: 0 K: 1 S: 7	H: 0 LOB: 0 BB: 0 P: 10	R: 0 E: 0 K: 2 S: 11	H: 1 LOB: 3 BB: 1 P: 24	R: 0 E: 0 K: 0 S: 5	H: 0 LOB: 2 BB: 1 P: 11	R: 0 E: 0 K: 0 S: 6	H: 0 LOB: 1 BB: 1 P: 16	R: 1 E: 1 K: 0 S: 8	H: 2 LOB: 1 BB: 1 P: 16	1B: 13 2B: 1 3B: 0 HR: 1	SF: 0 SAC: 1 DP: 2 HBP: 3	WP: 0 PB: 1 SB: 0 CS: 0	PA: 69				
PITCHER	IP	WLS	BF	H	R	ER	SO	BB	IBB	HBP	BLK	WP	HR	S	P	ERA	WHIP											
39 Brett Myers, R ERA: 5.28	3.0	0	18	6	5	2	5	0	0	0	0	0	0	0	0	15.00	2.333											
63 Ryan Madson, R ERA: 2.23	2.1	1	10	2	0	0	1	1	0	0	0	0	0	0	24	38	0.00	1.286										
Rhéal Cormier, L ERA: 4.23	0.2	H	2	1	0	0	0	0	0	0	0	0	0	0	2	3	0.00	1.500										
Tim Worrell, R ERA: 3.72	2.0	B	7	1	1	1	2	0	0	0	0	0	1	22	33	4.50	0.500											
Billy Wagner, L ERA: 4.15	2.0		6	0	0	0	2	0	0	0	0	0	0	0	16	23	0.00	0.000										

Baltimore Orioles @ Philadelphia Phillies  
Citizens Bank Park, Philadelphia, PA  
Fri Jul 02 2004, 7:05 PM EDT  
Att: 44,390 - Sunny - 89 F

AB 59  
R 15  
H 7  
RBI 7  
BB 6  
SO 13  
LOB 19



Batter	1	2	3	4	5	6	7	8	9	10	11	12	13	14	15	16	AB	R	H	RBI	BB	SO	LOB	BOTTOM										
11 Jimmy Rollins, S OBP: 0.346, SLG: 0.398	HBP 1B	HBP 2B		PO 1B				L8					SH3 BB			1B	5	2	3	1	4	0	1											
Piaclido Polanco, R OBP: 0.318, SLG: 0.383	HBP 1B	HBP 2B		PO				G6-3					SH3		G6-3		7	2	2	0	1	0	8											
Bobby Abreu, L OBP: 0.443, SLG: 0.565	HBP 2B	HBP 1B		K				G4-6-3 BB					IBB		F7		4	1	1	2	4	2	3											
Jim Thome, L OBP: 0.412, SLG: 0.686	K			P5				G4-6-3 BB					K		K		8	0	0	0	0	5	9											
Pat Burrell, R OBP: 0.344, SLG: 0.500	HBP BB	HBP 2B		K				K					K		F9		6	0	1	2	2	4	5											
David Bell, R OBP: 0.365, SLG: 0.467	FC6-3-6 1B	G6-3		G5-3				G4-3					G5-3		1B BB	P6	6	0	0	1	2	0	4											
Mike Lieberthal, R OBP: 0.316, SLG: 0.427	HBP 1B			P4				G5-3					G5-3		HBP BB	L9	6	1	1	0	2	2	3											
Jason Michaels, R OBP: 0.441, SLG: 0.413	HBP BB			E7				G5-3					K		K		5	0	0	0	3	3	3											
39 Brett Myers, R ERA: 5.28 John Parrish, L ERA: 3.81 Mike DeJean, R ERA: 6.62 Buddy Groom, L ERA: 4.37 Jason Grimsley, R ERA: 3.45	G6-3			G5-4-3				G4-3					K		HBP 1B	K	1	0	0	0	0	0	0											
Inning Stats	R: 3 E: 0 K: 1 S: 20	H: 4 LOB: 3 BB: 2 P: 41	R: 2 E: 0 K: 1 S: 15	H: 2 LOB: 1 BB: 1 P: 27	R: 1 E: 1 K: 0 S: 16	H: 1 LOB: 0 BB: 1 P: 27	R: 0 E: 0 K: 0 S: 4	H: 0 LOB: 0 BB: 1 P: 9	R: 0 E: 0 K: 0 S: 4	H: 0 LOB: 0 BB: 0 P: 11	R: 0 E: 0 K: 1 S: 10	H: 1 LOB: 1 BB: 0 P: 13	R: 0 E: 0 K: 1 S: 8	H: 0 LOB: 1 BB: 1 P: 17	R: 0 E: 0 K: 0 S: 12	H: 0 LOB: 2 BB: 1 P: 20	R: 0 E: 0 K: 3 S: 10	H: 0 LOB: 2 BB: 2 P: 23	R: 0 E: 0 K: 2 S: 7	H: 0 LOB: 0 BB: 0 P: 8	R: 0 E: 0 K: 3 S: 11	H: 0 LOB: 1 BB: 1 P: 16	R: 0 E: 0 K: 1 S: 13	H: 0 LOB: 2 BB: 2 P: 18	R: 0 E: 0 K: 2 S: 12	H: 1 LOB: 3 BB: 2 P: 22	R: 0 E: 0 K: 1 S: 15	H: 0 LOB: 1 BB: 1 P: 23	R: 0 E: 0 K: 1 S: 16	H: 1 LOB: 2 BB: 1 P: 24	1B: 8 2B: 2 3B: 0 HR: 0	SF: 0 SAC: 1 DP: 2 HBP: 0	WP: 1 PB: 0 SB: 3 CS: 0	PA: 75
PITCHER	IP	WLS	BF	H	R	ER	SO	BB	IBB	HBP	BLK	WP	HR	S	P	ERA	WHIP																	
Matt Riley, L ERA: 6.30	1.0			5	5	1	0	3	49	45.00	8.000																							
John Parrish, L ERA: 3.81	3.0	11	2	1	0	1	2	0	0	32	55	0.00	1.333																					
Mike DeJean, R ERA: 6.62	2.0	7	1	0	0	2	0	0	0	16	24	0.00	0.500																					
Buddy Groom, L ERA: 4.37	0.1	2	0	0	0	0	1	0	0	0	2	8	0.00	3.000																				
Jason Grimsley, R ERA: 3.45	1.2	7	0	0	0	1	1	1	0	0	18	29	0.00	0.600																				
B.J. Ryan, L ERA: 1.87 Jorge Julio, R ERA: 4.82 Eduardo Rodriguez, R ERA: 2.18 40 Daniel Cabrera, R ERA: 3.28	IP	WLS	BF	H	R	ER	SO	BB	IBB	HBP	BLK	WP	HR	S	P	ERA	WHIP																	
B.J. Ryan, L ERA: 1.87	9.1	1	1	1	0	0	5	1	1	0	0	0	0	0	31	0.00	0.500																	
Jorge Julio, R ERA: 4.82	2.0	8	0	0	0	4	2	0	0	0	0	0	0	24	36	0.00	1.000																	
Eduardo Rodriguez, R ERA: 2.18	3.0	W	15	1	0	0	4	3	2	0	0	0	0	34	63	0.00	1.333																	
40 Daniel Cabrera, R ERA: 3.28	1.0	S	5	1	0	0	1	1	0	0	0	0	0	12	24	0.00	2.000																	

Baltimore Orioles @ Philadelphia Phillies  
Citizens Bank Park, Philadelphia, PA  
Fri Jul 02 2004, 7:05 PM EDT  
Att: 44,390 - Sunny - 89 F

AB 55  
R 10  
H 6  
RBI 6  
BB 18  
SO 19  
LOB 44





Batter	1	2	3	4	5	6	7	8	9	AB	R	H	RBI	BB	SO	LOB	TOP										
1 Brian Roberts, S (1,4) OBP: 0.335, SLG: 0.350	G6-3	P6		1B			G6-3 2B		G6-3 BB	4	0	2	0	1	0	2											
Luis Matos, R (1,8) OBP: 0.298, SLG: 0.373	F9		3B	G5-3			G6-3		G6-3	5	1	1	0	0	0	3											
David Newhan, L (1,9) Javy Lopez, R (9, PH) OBP: 0.369, SLG: 0.472	K		10 SF9				10 G5-3 BB		P3	3	1	1	1	1	2	0											
10 Miguel Tejada, R (1,6) OBP: 0.365, SLG: 0.518		1B WP	SF9				G5-3			2	2	1	2	0	0	2											
Rafael Palmeiro, L (1,3) OBP: 0.366, SLG: 0.409		1B WP	FC6-4				G4-3			4	1	2	0	0	1	2											
Jerry Hairston, R (1,7) OBP: 0.388, SLG: 0.403		45 BB	FC6-4				P2			4	0	1	0	0	1	1											
Luis Lopez, S (1,5) OBP: 0.231, SLG: 0.265		SF9	G3				F8			3	1	1	2	0	0	1											
Robert Machado, R (1,2) OBP: 0.188, SLG: 0.194		F9					K			4	0	0	0	0	1	1											
45 Erik Bedard, L (1,1) Chad Mottola, R (8, PH) Jason Grimsley, R B.J. Ryan, L							K			2	0	0	0	1	2	0											
							K			1	0	0	0	0	0	0											
										0	0	0	0	0	0	0											
										0	0	0	0	0	0	0											
<b>Inning Stats</b>	R: 0 E: 0 K: 1 S: 9	H: 0 LOB: 0 BB: 0 P: 14	R: 2 E: 0 K: 0 S: 11	H: 2 LOB: 2 BB: 1 P: 22	R: 2 E: 0 K: 0 S: 14	H: 3 LOB: 1 BB: 0 P: 23	R: 0 E: 0 K: 1 S: 11	H: 1 LOB: 1 BB: 0 P: 15	R: 1 E: 0 K: 2 S: 11	H: 1 LOB: 0 BB: 0 P: 13	R: 0 E: 0 K: 0 S: 7	H: 0 LOB: 0 BB: 0 P: 11	R: 0 E: 0 K: 0 S: 9	H: 1 LOB: 2 BB: 1 P: 14	R: 1 E: 0 K: 1 S: 10	H: 1 LOB: 0 BB: 0 P: 15	R: 0 E: 0 K: 0 S: 13	H: 0 LOB: 0 BB: 1 P: 20	1B: 5 2B: 1 3B: 1 HR: 2	SF: 2 SAC: 0 DP: 0 HBP: 1	WP: 1 PB: 0 SB: 0 CS: 1	PA: 39					
<b>PITCHER</b>	IP	WLS	BF	H	R	ER	SO	BB	IBB	HBP	BLK	WP	HR	S	P	ERA	WHIP										
Kevin Millwood, R (1,1) ERA: 5.07	6.1		29	8	5	5	6	1	0	1	0	1	1	66	101	7.11	1.421										
Rheal Cormier, L (7,1) ERA: 4.29	1.2	W	7	1	1	1	1	1	0	0	0	0	1	16	26	5.40	1.200										
Billy Wagner, L (9,1) ERA: 4.0	1.0	S	3	0	0	0	0	1	0	0	0	0	0	13	20	0.00	1.000										

Baltimore Orioles @ Philadelphia Phillies  
Citizens Bank Park, Philadelphia, PA

AB 33  
R 6  
H 9  
RBI 5  
BB 3  
SO 7  
LOB 12



WP: 1 PA: 39  
PB: 0  
SB: 0  
CS: 1

Sat Jul 03 2004, 7:05 PM EDT  
Att: 44,163 - Cloudy - 85 F

Batter	1	2	3	4	5	6	7	8	9	AB	R	H	RBI	BB	SO	LOB	BOTTOM										
11 Jimmy Rollins, S (1,6) OBP: 0.344, SLG: 0.395	HR	F9					L9	G3		5	1	1	0	0	1	1											
Placido Polanco, R (1,4) OBP: 0.322, SLG: 0.380	HR		G4-3				G5-3			4	1	2	2	0	0	0											
Bobby Abreu, L (1,9) OBP: 0.444, SLG: 0.563	S		K				F8			3	1	1	0	1	1	0											
Pat Burrell, R (1,7) Doug Glanville, R (9,8) OBP: 0.392, SLG: 0.494	L9		HBP				K	G5-3		3	0	0	0	0	1	3											
Jim Thome, L (1,3) OBP: 0.410, SLG: 0.679	K		K				F8	HR		4	1	1	0	0	2	4											
David Bell, R (1,5) OBP: 0.386, SLG: 0.483			P3				G6-3	HR		4	1	2	3	0	0	0											
Mike Lieberthal, R (1,2) OBP: 0.322, SLG: 0.442	F9						HR	BB		3	2	2	1	1	0	1											
Jason Michaels, R (1,8) OBP: 0.434, SLG: 0.398		K					F9	BB		3	0	0	0	1	2	1											
Kevin Millwood, R (1,1) Rheal Cormier, L (7,1) Tomas Perez, S (8, PH) Billy Wagner, L (9,1)		K					K	BB		3	0	0	0	0	3	1											
							K			0	0	0	0	0	0	0											
										1	0	1	1	0	0	0											
										0	0	0	0	0	0	0											
<b>Inning Stats</b>	R: 3 E: 0 K: 1 S: 15	H: 3 LOB: 1 BB: 1 P: 27	R: 0 E: 0 K: 2 S: 8	H: 0 LOB: 0 BB: 0 P: 11	R: 0 E: 0 K: 2 S: 8	H: 0 LOB: 1 BB: 0 P: 15	R: 0 E: 0 K: 1 S: 9	H: 0 LOB: 1 BB: 1 P: 16	R: 0 E: 0 K: 2 S: 14	H: 2 LOB: 2 BB: 0 P: 18	R: 1 E: 0 K: 2 S: 9	H: 1 LOB: 0 BB: 0 P: 14	R: 0 E: 0 K: 0 S: 8	H: 0 LOB: 0 BB: 0 P: 15	R: 3 E: 0 K: 0 S: 17	H: 4 LOB: 1 BB: 1 P: 27	R: 0 E: 0 K: 0 S: 13	H: 0 LOB: 0 BB: 1 P: 20	1B: 6 2B: 1 3B: 0 HR: 3	SF: 0 SAC: 0 DP: 0 HBP: 1	WP: 0 PB: 0 SB: 1 CS: 0	PA: 37					
<b>PITCHER</b>	IP	WLS	BF	H	R	ER	SO	BB	IBB	HBP	BLK	WP	HR	S	P	ERA	WHIP										
45 Erik Bedard, L (1,1) ERA: 3.84	7.0		30	6	4	4	10	2	0	1	0	0	2	71	116	5.14	1.143										
Jason Grimsley, R (8,1) ERA: 4.22	0.1	L	5	3	3	3	0	1	0	0	0	0	1	10	18	81.00	12.000										
B.J. Ryan, L (8,1) ERA: 1.84	0.2		2	1	0	0	0	0	0	0	0	0	0	7	9	0.00	1.500										

Baltimore Orioles @ Philadelphia Phillies  
Citizens Bank Park, Philadelphia, PA


AB 33  
R 7  
H 10  
RBI 7  
BB 3  
SO 10  
LOB 11




WP: 0 PA: 37  
PB: 0  
SB: 1  
CS: 0

Sat Jul 03 2004, 7:05 PM EDT  
Att: 44,163 - Cloudy - 85 F



Batter	1	2	3	4	5	6	7	8	9	AB	R	H	RBI	BB	SO	LOB	TOP					
1 Brian Roberts, S OBP: 0.331, SLG: 0.345	F8		B5-3		E5		G1-6-3			4	0	0	0	0	0	3	<p><b>Baltimore Orioles @ Philadelphia Phillies</b> Citizens Bank Park, Philadelphia, PA Sun Jul 04 2004, 1:35 PM EDT Att: 43,396 - Sunny - 84 F</p> <p>AB 35 R 2 H 8 RBI 1 BB 1 SO 6 LOB 15</p> 					
Jerry Hairston, R OBP: 0.365, SLG: 0.399	F8				F9		F7			4	0	1	0	0	0	1						
10 Miguel Tejada, R OBP: 0.364, SLG: 0.517	G1-3				G5-3			E6		4	0	1	0	0	0	3						
Javy Lopez, R OBP: 0.370, SLG: 0.482		HR			K		F8			4	1	2	1	0	1	1						
Rafael Palmeiro, L OBP: 0.361, SLG: 0.403	L6				F9		F7	G4-6-3		4	0	0	0	0	0	3						
Luis Matos, R OBP: 0.298, SLG: 0.369					K		P4			3	0	0	0	1	1	1						
Chad Mottola, R OBP: 0.231, SLG: 0.500 David Newhan, L OBP: 0.478, SLG: 0.717	F8				1B E 2B		P3			3	1	1	0	0	0	1						
Luis Lopez, S OBP: 0.256, SLG: 0.289			G3		1B E 1B		G1-6-3 1B 1B			4	0	2	0	0	1	0						
Sidney Ponson, R OBP: 0.288, SLG: 0.263 Buddy Groom, L OBP: 0.331, SLG: 0.402			K		K		G1-6-3 1B			2	0	0	0	0	2	2						
16 Tim Raines, S OBP: 0.288, SLG: 0.263 Rick Bauer, R OBP: 0.331, SLG: 0.402 Larry Bigbie, L OBP: 0.331, SLG: 0.402										1	0	1	0	0	0	0						
<b>Inning Stats</b>	R: 0 E: 0 K: 0 S: 10	H: 0 LOB: 0 BB: 0 P: 15	R: 1 E: 0 K: 1 S: 13	H: 1 LOB: 0 BB: 0 P: 20	R: 0 E: 0 K: 1 S: 7	H: 0 LOB: 0 BB: 0 P: 8	R: 0 E: 0 K: 1 S: 11	H: 1 LOB: 1 BB: 0 P: 17	R: 1 E: 1 K: 1 S: 18	H: 3 LOB: 3 BB: 0 P: 29	R: 0 E: 0 K: 0 S: 7	H: 0 LOB: 1 BB: 1 P: 13	R: 0 E: 0 K: 0 S: 13	H: 2 LOB: 1 BB: 0 P: 16	R: 0 E: 1 K: 0 S: 11	H: 1 LOB: 1 BB: 0 P: 13	R: 0 E: 0 K: 0 S: 9	H: 0 LOB: 0 BB: 0 P: 12	1B: 5 2B: 2 3B: 0 HR: 1	SF: 0 SAC: 0 DP: 2 HBP: 0	WP: 0 PB: 0 SB: 0 CS: 0	PA: 36
<b>PITCHER</b>	IP WLS BF H R ER SO BB IBB HBP BLK WP HR S P ERA WHIP																					
Eric Milton, L ERA: 4.48	(1, 1) 6.0 W 27 7 2 1 4 1 0 0 0 0 0 1 73 111 1.50 1.333																					
Rheal Cormier, L ERA: 4.17	(7, 1) 1.0 H 2 0 0 0 0 0 0 0 0 0 0 0 6 7 0.00 0.000																					
Roberto Hernandez, R ERA: 5.12	(8, 1) 1.0 H 4 1 0 0 0 0 0 0 0 0 0 0 11 13 0.00 1.000																					
Tim Worrell, R ERA: 3.64	(9, 1) 1.0 S 3 0 0 0 2 0 0 0 0 0 0 0 9 12 0.00 0.000																					

Batter	1	2	3	4	5	6	7	8	9	AB	R	H	RBI	BB	SO	LOB	BOTTOM			
11 Jimmy Rollins, S OBP: 0.343, SLG: 0.393	G5-4-3 1B		F8		K		F7			4	0	1	0	0	1	2	<p><b>Baltimore Orioles @ Philadelphia Phillies</b> Citizens Bank Park, Philadelphia, PA Sun Jul 04 2004, 1:35 PM EDT Att: 43,396 - Sunny - 84 F</p> <p>AB 32 R 5 H 10 RBI 5 BB 3 SO 7 LOB 13</p> 			
Doug Glanville, R OBP: 0.258, SLG: 0.262	G5-4-3 1B		P6		2B 1B		F9			4	1	1	0	0	0	1				
Bobby Abreu, L OBP: 0.444, SLG: 0.576	K		HR		WP 1H 2H 2B		G3-1			4	1	2	3	0	1	0				
Jim Thome, L OBP: 0.411, SLG: 0.679		1B 26 2B 2B	G6-3		WP IBB		G4-3			3	1	1	0	1	0	0				
Pat Burrell, R OBP: 0.390, SLG: 0.489 Tim Worrell, R		K		G1-3		K		G6-4-3 BB		3	0	0	0	1	2	3				
David Bell, R OBP: 0.385, SLG: 0.479		26 2B 1B	P6		K		G6-4-3			4	1	1	0	0	1	3				
26 Chase Utley, L OBP: 0.290, SLG: 0.472		1H 3H 2B		S BB		G3		1B		3	0	2	2	1	0	0				
Todd Pratt, R OBP: 0.321, SLG: 0.279		F9		F9		K		K		4	0	0	0	0	2	3				
Eric Milton, L OBP: 0.200, SLG: 0.156 Rheal Cormier, L OBP: 0.434, SLG: 0.398		G1-3		1B 2B 1B		1B				3	1	2	0	0	0	1				
<b>Inning Stats</b>	R: 0 E: 0 K: 1 S: 9	H: 1 LOB: 0 BB: 0 P: 13	R: 2 E: 0 K: 1 S: 11	H: 3 LOB: 1 BB: 0 P: 15	R: 1 E: 0 K: 0 S: 9	H: 1 LOB: 0 BB: 0 P: 11	R: 0 E: 0 K: 0 S: 8	H: 0 LOB: 1 BB: 1 P: 15	R: 2 E: 0 K: 3 S: 17	H: 3 LOB: 2 BB: 1 P: 28	R: 0 E: 0 K: 1 S: 8	H: 1 LOB: 1 BB: 0 P: 13	R: 0 E: 0 K: 0 S: 8	H: 0 LOB: 0 BB: 0 P: 12	R: 0 E: 0 K: 1 S: 11	H: 1 LOB: 1 BB: 1 P: 20		1B: 6 2B: 3 3B: 0 HR: 1	SF: 0 SAC: 0 DP: 2 HBP: 0	WP: 1 PB: 0 SB: 1 CS: 0
<b>PITCHER</b>	IP WLS BF H R ER SO BB IBB HBP BLK WP HR S P ERA WHIP																			
Sidney Ponson, R ERA: 6.29	(1, 1) 6.0 L 28 9 5 5 6 1 1 0 0 0 0 0 0 8 12 0.00 0.000																			
Buddy Groom, L ERA: 4.18	(7, 1) 1.0 3 0 0 0 0 0 0 0 0 0 0 0 8 12 0.00 0.000																			
Rick Bauer, R ERA: 6.42	(8, 1) 1.0 4 1 0 0 1 1 0 0 0 0 0 0 11 20 0.00 2.000																			











Batter	1	2	3	4	5	6	7	8	9	AB	R	H	RBI	BB	SO	LOB	TOP								
7 José Reyes, S OBP: 0.213, SLG: 0.319	F8		1B FC4-6	FC5-2 1B	L7		K			5	1	2	0	0	1	0	<b>New York Mets @ Philadelphia Phillies</b> Citizens Bank Park, Philadelphia, PA Wed Jul 07 2004, 7:05 PM EDT Att: 37,687 - Overcast - 82 F								
Kazu Matsui, S OBP: 0.338, SLG: 0.411 Eric Valent, L OBP: 0.347, SLG: 0.466	G5-3		FC4-6 1B	FC5-2 1B	WP 2B			G5-3 1B		4	0	3	1	0	0	0									
31 Mike Piazza, R OBP: 0.395, SLG: 0.523 Joe McEwing, R OBP: 0.264, SLG: 0.280	F8		K	FC5-2 1B	K			1B		4	0	0	0	0	2	6									
Cliff Floyd, L OBP: 0.348, SLG: 0.532 Shane Spencer, R OBP: 0.341, SLG: 0.401		HR	FC4-6 1B	G4-3				K		4	1	2	2	0	0	4									
Richard Hidalgo, R OBP: 0.330, SLG: 0.500 Jose Parra, R	L8		P4		3B 1B		K	G5-3		5	1	1	0	0	1	4									
Ty Wigginton, R OBP: 0.317, SLG: 0.492	HR			G6-3	2B 3B		L4	G6-3		5	2	2	2	0	0	1									
Jason Phillips, R OBP: 0.292, SLG: 0.348	G4-3		1B	HBP 1B	HR 2B		FC4	FC6-4 1B		5	2	3	1	0	0	1									
Mike Cameron, R OBP: 0.321, SLG: 0.420	HR		7 1B 1B	HBP 1B	HR		G4-3	FC6-4 FC5-4		4	3	2	3	0	0	1									
Steve Trachsel, R OBP: 0.243, SLG: 0.250 Orber Moreno, R	P4		1B 31 FC5-2 1B	G4-3			G4-3	FC5-4		4	0	1	1	0	0	0									
Vance Wilson, R OBP: 0.308, SLG: 0.412			1B 31 FC5-2 1B	G4-3			G4-3	FC5-4		0	0	0	0	0	0	0									
<b>Inning Stats</b>	R: 0 E: 0 K: 0 S: 6	H: 0 LOB: 0 BB: 0 P: 10	R: 3 E: 0 K: 0 S: 16	H: 3 LOB: 0 BB: 0 P: 22	R: 1 E: 0 K: 1 S: 9	H: 2 LOB: 1 BB: 0 P: 16	R: 2 E: 0 K: 0 S: 15	H: 4 LOB: 3 BB: 0 P: 27	R: 4 E: 0 K: 1 S: 17	H: 5 LOB: 1 BB: 0 P: 25	R: 0 E: 0 K: 1 S: 10	H: 1 LOB: 0 BB: 0 P: 14	R: 0 E: 0 K: 1 S: 8	H: 0 LOB: 0 BB: 0 P: 11	R: 0 E: 0 K: 1 S: 8	H: 2 LOB: 1 BB: 0 P: 12	R: 0 E: 0 K: 0 S: 8	H: 1 LOB: 1 BB: 0 P: 11	1B: 10 2B: 3 3B: 1 HR: 4	SF: 0 SAC: 0 DP: 1 HBP: 1	WP: 1 PB: 0 SB: 1 CS: 0	PA: 45			
<b>PITCHER</b>	IP WLS BF H R ER SO BB IBB HBP BLK WP HR S P ERA WHIP	IP WLS BF H R ER SO BB IBB HBP BLK WP HR S P ERA WHIP	IP WLS BF H R ER SO BB IBB HBP BLK WP HR S P ERA WHIP	IP WLS BF H R ER SO BB IBB HBP BLK WP HR S P ERA WHIP	IP WLS BF H R ER SO BB IBB HBP BLK WP HR S P ERA WHIP	IP WLS BF H R ER SO BB IBB HBP BLK WP HR S P ERA WHIP	IP WLS BF H R ER SO BB IBB HBP BLK WP HR S P ERA WHIP	IP WLS BF H R ER SO BB IBB HBP BLK WP HR S P ERA WHIP	IP WLS BF H R ER SO BB IBB HBP BLK WP HR S P ERA WHIP	IP WLS BF H R ER SO BB IBB HBP BLK WP HR S P ERA WHIP	IP WLS BF H R ER SO BB IBB HBP BLK WP HR S P ERA WHIP	IP WLS BF H R ER SO BB IBB HBP BLK WP HR S P ERA WHIP	IP WLS BF H R ER SO BB IBB HBP BLK WP HR S P ERA WHIP	IP WLS BF H R ER SO BB IBB HBP BLK WP HR S P ERA WHIP	IP WLS BF H R ER SO BB IBB HBP BLK WP HR S P ERA WHIP	IP WLS BF H R ER SO BB IBB HBP BLK WP HR S P ERA WHIP	IP WLS BF H R ER SO BB IBB HBP BLK WP HR S P ERA WHIP	IP WLS BF H R ER SO BB IBB HBP BLK WP HR S P ERA WHIP	IP WLS BF H R ER SO BB IBB HBP BLK WP HR S P ERA WHIP	IP WLS BF H R ER SO BB IBB HBP BLK WP HR S P ERA WHIP	IP WLS BF H R ER SO BB IBB HBP BLK WP HR S P ERA WHIP	IP WLS BF H R ER SO BB IBB HBP BLK WP HR S P ERA WHIP	IP WLS BF H R ER SO BB IBB HBP BLK WP HR S P ERA WHIP	IP WLS BF H R ER SO BB IBB HBP BLK WP HR S P ERA WHIP	IP WLS BF H R ER SO BB IBB HBP BLK WP HR S P ERA WHIP

AB 44  
R 10  
H 18  
RBI 10  
BB 0  
SO 5  
LOB 20





Batter	1	2	3	4	5	6	7	8	9	AB	R	H	RBI	BB	SO	LOB	BOTTOM								
11 Jimmy Rollins, S OBP: 0.341, SLG: 0.393	F7		L4		F8			K		4	0	0	0	0	1	1	<b>New York Mets @ Philadelphia Phillies</b> Citizens Bank Park, Philadelphia, PA Wed Jul 07 2004, 7:05 PM EDT Att: 37,687 - Overcast - 82 F								
Placido Polanco, R OBP: 0.325, SLG: 0.376	E4		2H 1B			G6-3		G1-3		4	0	1	0	0	0	0									
Bobby Abreu, L OBP: 0.438, SLG: 0.559	G6-3			F8		F9		G4-3		4	0	0	0	0	0	0									
Jim Thome, L OBP: 0.410, SLG: 0.668 Shawn Wooten, R OBP: 0.245, SLG: 0.245			K	2B BB		P5		1B		2	0	0	0	1	1	0									
Pat Burrell, R OBP: 0.391, SLG: 0.496			S BB	K		HR		F8		3	1	1	1	1	1	2									
David Bell, R OBP: 0.385, SLG: 0.480 Tomas Perez, S OBP: 0.300, SLG: 0.480			K			G5-3		P4		3	0	1	0	0	1	1									
Mike Lieberthal, R OBP: 0.318, SLG: 0.433 Brian Powell, R OBP: 0.143, SLG: 0.143			G1-3		L6		P4			2	0	0	0	0	0	3									
Jason Michaels, R OBP: 0.419, SLG: 0.383						F7				3	0	2	0	0	0	0									
39 Brett Myers, R OBP: 0.222, SLG: 0.269 Geoff Geary, R			SH3		G6-4-3			K		0	0	0	0	0	0	0									
Todd Pratt, R OBP: 0.313, SLG: 0.271										2	0	0	0	0	1	1									
<b>Inning Stats</b>	R: 0 E: 1 K: 0 S: 12	H: 0 LOB: 0 BB: 0 P: 15	R: 0 E: 0 K: 2 S: 12	H: 0 LOB: 1 BB: 1 P: 17	R: 0 E: 0 K: 0 S: 8	H: 2 LOB: 2 BB: 0 P: 12	R: 0 E: 0 K: 1 S: 14	H: 1 LOB: 2 BB: 1 P: 25	R: 0 E: 0 K: 0 S: 5	H: 1 LOB: 0 BB: 0 P: 9	R: 1 E: 0 K: 0 S: 12	H: 1 LOB: 0 BB: 0 P: 21	R: 0 E: 0 K: 2 S: 8	H: 0 LOB: 0 BB: 0 P: 11	R: 0 E: 0 K: 0 S: 11	H: 1 LOB: 1 BB: 0 P: 15	1B: 4 2B: 1 3B: 0 HR: 1	SF: 0 SAC: 1 DP: 1 HBP: 0	WP: 0 PB: 0 SB: 1 CS: 0	PA: 33					
<b>PITCHER</b>	IP WLS BF H R ER SO BB IBB HBP BLK WP HR S P ERA WHIP	IP WLS BF H R ER SO BB IBB HBP BLK WP HR S P ERA WHIP	IP WLS BF H R ER SO BB IBB HBP BLK WP HR S P ERA WHIP	IP WLS BF H R ER SO BB IBB HBP BLK WP HR S P ERA WHIP	IP WLS BF H R ER SO BB IBB HBP BLK WP HR S P ERA WHIP	IP WLS BF H R ER SO BB IBB HBP BLK WP HR S P ERA WHIP	IP WLS BF H R ER SO BB IBB HBP BLK WP HR S P ERA WHIP	IP WLS BF H R ER SO BB IBB HBP BLK WP HR S P ERA WHIP	IP WLS BF H R ER SO BB IBB HBP BLK WP HR S P ERA WHIP	IP WLS BF H R ER SO BB IBB HBP BLK WP HR S P ERA WHIP	IP WLS BF H R ER SO BB IBB HBP BLK WP HR S P ERA WHIP	IP WLS BF H R ER SO BB IBB HBP BLK WP HR S P ERA WHIP	IP WLS BF H R ER SO BB IBB HBP BLK WP HR S P ERA WHIP	IP WLS BF H R ER SO BB IBB HBP BLK WP HR S P ERA WHIP	IP WLS BF H R ER SO BB IBB HBP BLK WP HR S P ERA WHIP	IP WLS BF H R ER SO BB IBB HBP BLK WP HR S P ERA WHIP	IP WLS BF H R ER SO BB IBB HBP BLK WP HR S P ERA WHIP	IP WLS BF H R ER SO BB IBB HBP BLK WP HR S P ERA WHIP	IP WLS BF H R ER SO BB IBB HBP BLK WP HR S P ERA WHIP	IP WLS BF H R ER SO BB IBB HBP BLK WP HR S P ERA WHIP	IP WLS BF H R ER SO BB IBB HBP BLK WP HR S P ERA WHIP	IP WLS BF H R ER SO BB IBB HBP BLK WP HR S P ERA WHIP	IP WLS BF H R ER SO BB IBB HBP BLK WP HR S P ERA WHIP	IP WLS BF H R ER SO BB IBB HBP BLK WP HR S P ERA WHIP	IP WLS BF H R ER SO BB IBB HBP BLK WP HR S P ERA WHIP

AB 30  
R 1  
H 6  
RBI 1  
BB 2  
SO 5  
LOB 9





Batter	1	2	3	4	5	6	7	8	9	AB	R	H	RBI	BB	SO	LOB	TOP					
7 José Reyes, S OBP: 0.225, SLG: 0.325	2-1 2B 1B		2-2 BB 1B		3-3 K	1-3 K			1-1 G6-3	5	1	2	0	0	2	2	<b>New York Mets @ Philadelphia Phillies</b> Citizens Bank Park, Philadelphia, PA Thu Jul 08 2004, 7:05 PM EDT Att: 42,601 - Cloudy - 88 F  <b>AB 36</b> <b>R 4</b> <b>H 11</b> <b>RBI 4</b> <b>BB 2</b> <b>SO 5</b> <b>LOB 20</b> 					
Kazuo Matsui, S OBP: 0.342, SLG: 0.415	0-0 31 F9 1-H 2B		4-1 1-2 BB		2-1 1B 1-2 1B	2-1 G5-3			1-0 G1-3	4	0	2	1	1	0	1						
31 Mike Piazza, R OBP: 0.389, SLG: 0.515	3-2 F9 2-3		0-1 P4		1-1 F9				0-2 G5-3	5	0	0	0	0	0	5						
Cliff Floyd, L OBP: 0.351, SLG: 0.537	2-2 P6		1-3 K		0-0 1-3 2-H 1B				3-2 1B 2B	4	0	2	1	0	1	3						
Richard Hidalgo, R OBP: 0.332, SLG: 0.498	2-0 HBP		3-2 G4-3		3-2 G6-3				0-1 G6-4-3 1B	3	0	1	0	0	0	4						
Ty Wigginton, R OBP: 0.316, SLG: 0.488 John Franco, L (9, 1)	0-1 P4			1-0 G6-3		1-0 HR 1B			0-1 G6-4-3	4	1	1	0	0	0	4						
Mike Cameron, R OBP: 0.324, SLG: 0.436		0-0 B1-3		2-2 L6-4 2B		0-1 HR			3-1 P4	4	1	2	2	0	0	0						
Jason Phillips, R OBP: 0.288, SLG: 0.342		0-1 F9		1-2 L6-4		2-3 K			0-0 F9	4	0	0	0	0	1	1						
Matt Ginter, R OBP: 0.385, SLG: 0.364 Eric Valent, L OBP: 0.351, SLG: 0.477 Ricky Bottalico, L (6, PH) Mike Stanton, L OBP: 1.000, SLG: 1.000 Todd Zeile, R OBP: 0.323, SLG: 0.379	2-1 L9			4-1 1B BB		1-1 2B			2-3 K	1	1	0	0	1	0	0						
<b>Inning Stats</b>	R: 1 E: 0 K: 0 S: 11	H: 2 LOB: 2 BB: 0 P: 20	R: 0 E: 0 K: 0 S: 5	H: 0 LOB: 0 BB: 0 P: 7	R: 0 E: 0 K: 1 S: 13	H: 1 LOB: 2 BB: 1 P: 23	R: 0 E: 0 K: 0 S: 9	H: 1 LOB: 0 BB: 0 P: 13	R: 1 E: 0 K: 1 S: 12	H: 2 LOB: 2 BB: 1 P: 25	R: 2 E: 0 K: 2 S: 14	H: 3 LOB: 1 BB: 0 P: 21	R: 0 E: 0 K: 0 S: 9	H: 2 LOB: 1 BB: 0 P: 12	R: 0 E: 0 K: 1 S: 7	H: 0 LOB: 0 BB: 0 P: 10		R: 0 E: 0 K: 0 S: 6	H: 0 LOB: 0 BB: 0 P: 8	1B: 6 2B: 5 3B: 0 HR: 1	SF: 0 SAC: 0 DP: 2 HBP: 1	WP: 0 PB: 0 SB: 0 CS: 0
<b>PITCHER</b>	IP WLS BF H R ER SO BB IBB HBP BLK WP HR S P ERA WHIP																					
Kevin Millwood, R ERA: 5.15	(1, 1) 5.1 27 9 4 4 3 2 0 1 0 0 1 59 101 6.75 2.062																					
Rheal Cormier, L ERA: 4.07	(6, 1) 0.2 2 0 0 0 1 0 0 0 0 0 0 5 8 0.00 0.000																					
63 Ryan Madson, R ERA: 2.06	(7, 1) 2.0 7 2 0 0 1 0 0 0 0 0 0 16 24 0.00 1.000																					
Billy Wagner, L ERA: 3.72	(9, 1) 1.0 W 3 0 0 0 0 0 0 0 0 0 0 6 8 0.00 0.000																					

Batter	1	2	3	4	5	6	7	8	9	AB	R	H	RBI	BB	SO	LOB	BOTTOM					
11 Jimmy Rollins, S OBP: 0.339, SLG: 0.388	1-1 G3		2-2 G4-3		1-1 L8					4	1	0	0	1	0	2	<b>New York Mets @ Philadelphia Phillies</b> Citizens Bank Park, Philadelphia, PA Thu Jul 08 2004, 7:05 PM EDT Att: 42,601 - Cloudy - 88 F  <b>AB 32</b> <b>R 5</b> <b>H 8</b> <b>RBI 5</b> <b>BB 6</b> <b>SO 7</b> <b>LOB 21</b> 					
Placido Polanco, R OBP: 0.331, SLG: 0.376	1-1 G1-3			3-2 2B HBP	4-1 2B BB		1-0 1B 1-2 1B	1-1 L4		3	1	1	0	1	0	1						
Bobby Abreu, L OBP: 0.443, SLG: 0.581	1-1 L9			0-0 HR 2B	1-1 2B		1-1 S 1-3 2-H 1B		0-1 HR	5	2	4	3	0	0	0						
Jim Thome, L OBP: 0.411, SLG: 0.675		1-3 K		1-1 HR 2B	4-0 IBB		2-3 K			3	1	1	2	1	2	2						
Pat Burrell, R OBP: 0.392, SLG: 0.493		2-0 G6-3		4-2 BB	0-2 F8		4-1 1-2 IBB			2	0	0	0	2	0	2						
David Bell, R OBP: 0.383, SLG: 0.477		0-0 G6-3		1-2 E4		3-2 1B		0-1 F8		4	0	1	0	0	0	4						
Mike Lieberthal, R OBP: 0.313, SLG: 0.426			2-3 K	1-1 P5		2-3 K		0-0 F8		4	0	0	0	0	2	6						
Jason Michaels, R OBP: 0.419, SLG: 0.383 Doug Glavine, R OBP: 0.245, SLG: 0.247			1-2 F8	1-1 P6		0-1 F9		3-3 K		0	0	0	0	0	0	0						
Kevin Millwood, R OBP: 0.225, SLG: 0.235 Rheal Cormier, L Tomás Perez, S OBP: 0.297, SLG: 0.478 63 Ryan Madson, L Ricky Ledee, L OBP: 0.331, SLG: 0.584 Billy Wagner, L				0-1 1B		3-3 K		4-2 BB		2	0	1	0	0	1	0						
<b>Inning Stats</b>	R: 0 E: 0 K: 0 S: 6	H: 0 LOB: 0 BB: 0 P: 9	R: 0 E: 0 K: 1 S: 5	H: 0 LOB: 0 BB: 0 P: 8	R: 0 E: 0 K: 1 S: 13	H: 1 LOB: 1 BB: 0 P: 18	R: 2 E: 1 K: 0 S: 18	H: 2 LOB: 2 BB: 1 P: 29	R: 1 E: 0 K: 1 S: 11	H: 1 LOB: 2 BB: 2 P: 24	R: 0 E: 0 K: 2 S: 14	H: 1 LOB: 1 BB: 0 P: 22	R: 1 E: 0 K: 1 S: 13	H: 2 LOB: 2 BB: 2 P: 25	R: 0 E: 0 K: 1 S: 9	H: 0 LOB: 1 BB: 1 P: 17		R: 1 E: 0 K: 0 S: 2	H: 1 LOB: 0 BB: 0 P: 2	1B: 4 2B: 2 3B: 0 HR: 2	SF: 0 SAC: 0 DP: 0 HBP: 1	WP: 0 PB: 0 SB: 1 CS: 0
<b>PITCHER</b>	IP WLS BF H R ER SO BB IBB HBP BLK WP HR S P ERA WHIP																					
Matt Ginter, R ERA: 4.8	(1, 1) 5.0 23 4 3 3 3 2 1 1 0 0 0 53 88 5.40 1.200																					
Ricky Bottalico, R ERA: 3.3	(6, 1) 1.0 H 6 2 1 1 2 1 0 0 0 0 0 18 31 9.00 3.000																					
Mike Stanton, L ERA: 3.55	(7, 1) 2.0 B 9 1 0 0 2 1 1 0 0 0 0 18 33 0.00 1.000																					
John Franco, L ERA: 4.64	(9, 1) 0.0 L 1 1 1 1 0 0 0 0 0 0 1 2 2 ∞ ∞																					



Batter	1	2	3	4	5	6	7	8	9	10	AB	R	H	RBI	BB	SO	LOB	TOP				
Rafael Furcal, S OBP: 0.352, SLG: 0.441 (1, 6)	P4		HR		HR		1B		G4-3		5	2	3	6	0	0	0					
Nick Green, R OBP: 0.332, SLG: 0.402 (1, 4)	G5-3		L5		K		K			F9	5	0	0	0	0	2	1					
J.D. Drew, L OBP: 0.428, SLG: 0.613 (1, 9)	F8		F9		G3		BB			1B	4	0	1	0	1	0	0					
10 Chipper Jones, S OBP: 0.323, SLG: 0.418 (1, 5)				G5-3		F9	G1-3			K	5	0	1	0	0	1	3					
Julio Franco, R 29 John Smoltz, R Mark DeRosa, R Antonio Alfonseca, R (1, 3) (8, 1) (10, PH) (10, 1)	K		F8		P3			G6-3		1B	4	0	0	0	0	1	1					
Andruw Jones, R OBP: 0.350, SLG: 0.503 (1, 8)	G6-4-3		K		1B	BB		F8		K	4	0	0	0	1	2	3					
Johnny Estrada, S OBP: 0.391, SLG: 0.490 (1, 2)			HR		HR		1B		G6-3		4	2	3	0	0	0	0					
Eli Marrero, R OBP: 0.377, SLG: 0.564 (1, 7)			HR		HR		L8		L5		4	2	2	0	0	0	2					
John Thomson, R Chris Reitsma, R Adam LaRoche, L OBP: 0.182, SLG: 0.212 (7, 1) (8, 3) (8, 3)	K		F8		K		K		G1-3		3	0	0	0	0	2	4					
<b>Inning Stats</b>	R: 0 E: 0 K: 0 S: 6	H: 0 LOB: 0 BB: 0 P: 11	R: 0 E: 0 K: 1 S: 6	H: 1 LOB: 0 BB: 0 P: 10	R: 3 E: 0 K: 1 S: 13	H: 3 LOB: 0 BB: 0 P: 20	R: 0 E: 0 K: 1 S: 10	H: 0 LOB: 0 BB: 0 P: 16	R: 3 E: 0 K: 1 S: 15	H: 3 LOB: 0 BB: 0 P: 21	R: 0 E: 0 K: 0 S: 11	H: 1 LOB: 2 BB: 1 P: 18	R: 0 E: 0 K: 0 S: 10	H: 0 LOB: 0 BB: 0 P: 11	R: 0 E: 0 K: 0 S: 5	H: 0 LOB: 0 BB: 0 P: 8	R: 0 E: 0 K: 2 S: 12	H: 2 LOB: 2 BB: 0 P: 18	1B: 8 2B: 1 3B: 0 HR: 2	SF: 0 SAC: 0 DP: 1 HBP: 0	WP: 0 PA: 42	
<b>PITCHER</b>	IP WLS BF H R ER SO BB IBB HBP BLK WP HR S P ERA WHIP	Eric Milton, L ERA: 4.72 Rheal Cormier, L ERA: 4.94 Roberto Hernandez, R ERA: 4.91 Tim Worrell, R ERA: 3.45 Billy Wagner, L ERA: 3.64	6.2 0.1 1.0 1.1 0.2	30 1 3 4 4	9 0 0 0 2	6 0 0 0 0	6 0 0 0 2	6 0 0 0 0	2 0 0 0 0	0 0 0 0 0	0 0 0 0 0	0 0 0 0 0	0 0 0 0 0	0 0 0 0 0	0 0 0 0 0	0 0 0 0 0	0 0 0 0 0	0 0 0 0 0	0 0 0 0 0	0 0 0 0 0	8.10 0.00 0.00 0.00 0.00	1.650 0.000 0.000 0.000 3.000

Atlanta Braves @ Philadelphia Phillies  
Citizens Bank Park, Philadelphia, PA

AB 40  
R 6  
H 11  
RBI 6  
BB 2  
SO 8  
LOB 14



WP: 0 PA: 42  
PB: 0  
SB: 0  
CS: 0

Fri Jul 09 2004, 7:05 PM EDT  
Att. 44,180 - Sunny - 81 F

livebaseballscorecards.com

Batter	1	2	3	4	5	6	7	8	9	10	AB	R	H	RBI	BB	SO	LOB	BOTTOM				
11 Jimmy Rollins, S OBP: 0.337, SLG: 0.385 (1, 6)	P6		L9		FC4-6		P3		K		5	0	1	0	0	1	1					
26 Chase Utley, L OBP: 0.299, SLG: 0.496 (1, 4)	F8		P6		FC4-6		1B		HR		5	1	2	2	0	0	1					
Bobby Abreu, L OBP: 0.440, SLG: 0.574 (1, 9)	F7		K		1B		F7		K		5	0	1	0	0	2	2					
Jim Thome, L OBP: 0.411, SLG: 0.668 (1, 3)			F8		G6-3		K		G4-3		3	0	0	0	2	1	2					
Pat Burrell, R OBP: 0.332, SLG: 0.491 (1, 7)			G5-3		1B		G4-6-3		F8		5	0	2	0	0	0	1					
Ricky Ledee, L OBP: 0.402, SLG: 0.593 (1, 8)			1B		G6-3		G4-6-3		1B		4	2	2	0	1	0	3					
David Bell, R OBP: 0.364, SLG: 0.474 (1, 5)			1B		L9		F8		HR		4	2	1	0	0	0	2					
Mike Lieberthal, R OBP: 0.325, SLG: 0.442 (1, 2)			HBP		L9		1B		FC6-4		4	2	1	0	0	0	2					
Eric Milton, L Rheal Cormier, L Placido Polanco, R Roberto Hernandez, R Jason Michaelis, R Tim Worrell, R Billy Wagner, L Tommy Perez, S OBP: 0.186, SLG: 0.152 ERA: 3.83 ERA: 3.83 ERA: 2.61 ERA: 3.38 ERA: 3.38	G3-1				SH5-4		F9		G3		1	0	0	0	0	0	2					
<b>Inning Stats</b>	R: 0 E: 0 K: 0 S: 4	H: 0 LOB: 2 BB: 0 P: 6	R: 1 E: 0 K: 0 S: 13	H: 2 LOB: 2 BB: 0 P: 25	R: 0 E: 0 K: 1 S: 7	H: 0 LOB: 0 BB: 0 P: 12	R: 0 E: 0 K: 0 S: 7	H: 1 LOB: 1 BB: 1 P: 12	R: 1 E: 0 K: 1 S: 12	H: 2 LOB: 2 BB: 1 P: 23	R: 0 E: 0 K: 0 S: 7	H: 1 LOB: 2 BB: 0 P: 10	R: 3 E: 0 K: 0 S: 15	H: 2 LOB: 0 BB: 1 P: 23	R: 1 E: 0 K: 2 S: 14	H: 1 LOB: 1 BB: 1 P: 23	R: 1 E: 0 K: 0 S: 12	H: 2 LOB: 2 BB: 1 P: 18	1B: 9 2B: 1 3B: 0 HR: 2	SF: 0 SAC: 1 DP: 2 HBP: 2	WP: 0 PA: 45	
<b>PITCHER</b>	IP WLS BF H R ER SO BB IBB HBP BLK WP HR S P ERA WHIP	John Thomson, R ERA: 4.82 Chris Reitsma, R ERA: 3.83 29 John Smoltz, R ERA: 2.61 Antonio Alfonseca, R ERA: 3.38	2.9 1.0 1.1 0.1	29 6 6 4	2 2 1 2	2 3 1 1	2 3 1 0	2 0 0 0	0 0 0 0	0 0 0 0	0 0 0 0	0 0 0 0	0 0 0 0	0 0 0 0	0 0 0 0	0 0 0 0	0 0 0 0	0 0 0 0	0 0 0 0	0 0 0 0	2.70 27.00 6.75 27.00	1.350 3.000 1.500 9.000

Atlanta Braves @ Philadelphia Phillies  
Citizens Bank Park, Philadelphia, PA

AB 37  
R 7  
H 12  
RBI 7  
BB 5  
SO 4  
LOB 15



WP: 0 PA: 45  
PB: 0  
SB: 0  
CS: 0

Fri Jul 09 2004, 7:05 PM EDT  
Att. 44,180 - Sunny - 81 F

livebaseballscorecards.com



Batter	1	2	3	4	5	6	7	8	9	AB	R	H	RBI	BB	SO	LOB	TOP										
Rafael Furcal, S OBP: 0.351, SLG: 0.450	G4-3		G6-3		HR		G4-3			4	1	1	1	0	0	0	<b>Atlanta Braves @ Philadelphia Phillies</b> Citizens Bank Park, Philadelphia, PA Sat Jul 10 2004, 1:20 PM EDT Att: 44,307 - Cloudy - 77 F										
Nick Green, R OBP: 0.330, SLG: 0.399	P4		F9		G5-3			10 BB	4	0	1	0	0	0	0												
J.D. Drew, L OBP: 0.429, SLG: 0.610			F9			4-3 BB		K	3	0	1	0	1	1	1												
10 Chipper Jones, S OBP: 0.322, SLG: 0.412	F8				F8				3	0	0	0	1	0	2												
Johnny Estrada, S OBP: 0.386, SLG: 0.482		P6			F7		L4-3		4	0	0	0	0	0	3												
Adam LaRoche, L OBP: 0.292, SLG: 0.388		1B			G3				3	1	1	0	1	1	2												
Andruw Jones, R OBP: 0.346, SLG: 0.497							HR		4	0	0	0	0	4	2												
Charles Thomas, L OBP: 0.383, SLG: 0.733									4	2	3	3	0	0	0												
Mike Hampton, R OBP: 0.216, SLG: 0.294									3	0	0	0	0	0	2												
Mark DeRosa, R OBP: 0.288, SLG: 0.321									1	0	0	0	0	0	0												
29 John Smoltz, R OBP: 0.288, SLG: 0.321									0	0	0	0	0	0	0												
<b>Inning Stats</b>	R: 0 E: 0 K: 0 S: 9	H: 1 LOB: 1 BB: 0 P: 13	R: 0 E: 0 K: 1 S: 14	H: 2 LOB: 2 BB: 0 P: 18	R: 0 E: 0 K: 0 S: 6	H: 0 LOB: 0 BB: 0 P: 11	R: 0 E: 0 K: 0 S: 6	H: 0 LOB: 0 BB: 0 P: 11	R: 2 E: 0 K: 1 S: 9	H: 2 LOB: 0 BB: 1 P: 12	R: 0 E: 0 K: 0 S: 7	H: 0 LOB: 0 BB: 1 P: 14	R: 2 E: 0 K: 1 S: 12	H: 1 LOB: 0 BB: 1 P: 21	R: 0 E: 0 K: 2 S: 13	H: 1 LOB: 2 BB: 1 P: 23	R: 0 E: 0 K: 1 S: 7	H: 0 LOB: 0 BB: 0 P: 10	1B: 4 2B: 1 3B: 0 HR: 3	SF: 0 SAC: 0 DP: 1 HBP: 0	WP: 0 PB: 0 SB: 0 CS: 0	PA: 36					
<b>PITCHER</b>	IP	WLS	BF	H	R	ER	SO	BB	IBB	HBP	BLK	WP	HR	S	P	ERA	WHIP										
Paul Abbott, R ERA: 5.82	6.0	L	23	5	2	2	2	1	0	0	0	0	1	12	21	3.00	1.000										
Rheal Cormier, L ERA: 4.35	1.0		5	1	2	2	1	1	0	0	0	0	0	13	23	0.00	2.000										
Geoff Geary, R ERA: 6.26	1.0		5	1	0	0	2	1	0	0	0	0	0	7	10	0.00	0.000										
Brian Powell, R ERA: 3.58	1.0		3	0	0	0	1	0	0	0	0	0	0	7	10	0.00	0.000										

AB 33  
R 4  
H 7  
RBI 4  
BB 3  
SO 6  
LOB 12



Batter	1	2	3	4	5	6	7	8	9	AB	R	H	RBI	BB	SO	LOB	BOTTOM										
11 Jimmy Rollins, S OBP: 0.333, SLG: 0.381	F7		G5-3		G5-3		F9			4	0	0	0	0	2		<b>Atlanta Braves @ Philadelphia Phillies</b> Citizens Bank Park, Philadelphia, PA Sat Jul 10 2004, 1:20 PM EDT Att: 44,307 - Cloudy - 77 F										
Placido Polanco, R OBP: 0.332, SLG: 0.373					L5		FC4-6		L8	3	0	1	0	1	0												
Bobby Abreu, L OBP: 0.438, SLG: 0.570							1B			4	0	1	0	0	2												
Jim Thome, L OBP: 0.409, SLG: 0.662							1B			4	0	1	0	0	1	2											
Pat Burrell, R OBP: 0.391, SLG: 0.486										3	0	0	0	1	0	2											
David Bell, R OBP: 0.360, SLG: 0.467										4	0	0	0	0	4												
Todd Pratt, R OBP: 0.313, SLG: 0.274										3	0	1	0	0	2	0											
Ricky Ledee, L OBP: 0.398, SLG: 0.585										1	0	0	0	0	1	0											
Doug Glanville, R OBP: 0.247, SLG: 0.250										3	0	1	0	0	0	1											
Paul Abbott, R OBP: 0.167, SLG: 0.167										2	0	0	0	0	1	1											
Rheal Cormier, L ERA: 4.35										0	0	0	0	0	0	0											
Tomas Perez, S OBP: 0.301, SLG: 0.476										1	0	0	0	0	1	1											
Geoff Geary, R ERA: 6.26										0	0	0	0	0	0	0											
Brian Powell, R OBP: 0.143, SLG: 0.143										0	0	0	0	0	0	0											
<b>Inning Stats</b>	R: 0 E: 0 K: 0 S: 9	H: 0 LOB: 1 BB: 1 P: 17	R: 0 E: 0 K: 1 S: 7	H: 0 LOB: 0 BB: 0 P: 11	R: 0 E: 0 K: 1 S: 9	H: 0 LOB: 0 BB: 0 P: 10	R: 0 E: 0 K: 1 S: 13	H: 1 LOB: 2 BB: 1 P: 24	R: 0 E: 0 K: 1 S: 8	H: 1 LOB: 1 BB: 0 P: 9	R: 0 E: 0 K: 0 S: 8	H: 2 LOB: 2 BB: 0 P: 12	R: 0 E: 0 K: 1 S: 9	H: 1 LOB: 1 BB: 0 P: 16	R: 0 E: 0 K: 0 S: 6	H: 0 LOB: 0 BB: 0 P: 13	R: 0 E: 0 K: 1 S: 10	H: 0 LOB: 0 BB: 0 P: 11	1B: 5 2B: 0 3B: 0 HR: 0	SF: 0 SAC: 0 DP: 0 HBP: 0	WP: 0 PB: 0 SB: 1 CS: 0	PA: 34					
<b>PITCHER</b>	IP	WLS	BF	H	R	ER	SO	BB	IBB	HBP	BLK	WP	HR	S	P	ERA	WHIP										
Mike Hampton, L ERA: 5.11	8.0	W	31	5	0	0	5	2	0	0	0	0	0	69	112	0.00	0.875										
29 John Smoltz, R ERA: 2.54	1.0		3	0	0	0	1	0	0	0	0	0	0	10	11	0.00	0.000										

AB 32  
R 0  
H 5  
RBI 0  
BB 2  
SO 6  
LOB 15





Batter	1	2	3	4	5	6	7	8	9	AB	R	H	RBI	BB	SO	LOB	TOP					
Rafael Furcal, S OBP: 0.351, SLG: 0.449	(1,6) K		(2) P3			(3) G1-3		1B		5	1	2	0	0	1	2	<b>Atlanta Braves @ Philadelphia Phillies</b> Citizens Bank Park, Philadelphia, PA Sun Jul 11 2004, 1:35 PM EDT Att: 44,519 - Cloudy - 83 F					
Nick Green, R OBP: 0.332, SLG: 0.399	(1,4) 1B		(3) F9			(3) G5-3		1B		5	0	2	0	0	0	2						
J.D. Drew, L OBP: 0.434, SLG: 0.628	(1,9) K				10 1B G6-4-3		HR	10 1B BB		5	2	4	2	0	1	1						
10 Chipper Jones, S OBP: 0.327, SLG: 0.414	(1,5) K				1-1 G6-4-3		2B HR	BB		4	1	2	0	1	1	3						
Johnny Estrada, S OBP: 0.382, SLG: 0.481		1-2 F7			0-0 G6-4-3		1-2 HR	F8		5	1	1	0	0	0	3						
Julio Franco, R OBP: 0.354, SLG: 0.431		1-2 F9			1-2 FC6-4		0-1 HR	4-2 BB		4	1	2	3	1	1	0						
Andruw Jones, R OBP: 0.344, SLG: 0.491		0-3 K			1-1 FC6-4		2-H F8	1-2 BB		4	0	0	0	1	1	4						
Eli Marrero, R OBP: 0.386, SLG: 0.565			2-2 SH1-4			2-2 G5-3	0-0 SH1-4	F7		5	0	3	0	0	0	0						
Russ Ortiz, R OBP: 0.156, SLG: 0.129			2-1 SH1-4			0-3 K	0-0 SH1-4	P2		1	0	0	0	0	1	0						
Antonio Alfonseca, R Chris Reitsma, R Charles Thomas, L 29 John Smoltz, R			1-2				1-2	K		0	0	0	0	0	0	0						
<b>Inning Stats</b>	R: 0 E: 0 K: 3 S: 13	H: 1 LOB: 1 BB: 0 P: 17	R: 0 E: 0 K: 1 S: 9	H: 0 LOB: 0 BB: 0 P: 11	R: 0 E: 0 K: 0 S: 9	H: 1 LOB: 1 BB: 0 P: 13	R: 1 E: 0 K: 0 S: 9	H: 3 LOB: 1 BB: 0 P: 15	R: 0 E: 0 K: 1 S: 16	H: 1 LOB: 1 BB: 0 P: 23	R: 4 E: 0 K: 0 S: 22	H: 4 LOB: 1 BB: 1 P: 29	R: 0 E: 0 K: 0 S: 9	H: 2 LOB: 3 BB: 1 P: 14	R: 1 E: 0 K: 2 S: 19	H: 3 LOB: 2 BB: 0 P: 24	R: 0 E: 0 K: 2 S: 11	H: 1 LOB: 2 BB: 1 P: 20	1B: 12 2B: 2 3B: 0 HR: 2	SF: 0 SAC: 2 DP: 1 HBP: 0	WP: 0 PB: 0 SB: 0 CS: 0	PA: 45
<b>PITCHER</b>	IP WLS BF H R ER SO BB IBB HBP BLK WP HR S P ERA WHIP																					
Randy Wolf, L ERA: 3.58	(1,1) 5.1 L 26 10 5 5 5 1 0 0 0 0 0 2 73 101 8.44 2.062																					
Roberto Hernandez, R ERA: 4.81	(6,1) 0.2 0 0 0 0 0 0 0 0 0 0 0 5 7 0.00 0.000																					
63 Ryan Madson, R ERA: 2.03	(7,1) 1.0 6 2 0 0 0 1 0 0 0 0 0 9 14 0.00 3.000																					
Tim Worrell, R ERA: 3.57	(8,1) 1.0 6 3 1 1 0 0 0 0 0 0 0 19 24 9.00 3.000																					
Billy Wagner, L ERA: 3.52	(9,1) 1.0 5 1 0 0 2 1 0 0 0 0 0 0 11 20 0.00 2.000																					

AB 40  
R 6  
H 16  
RBI 5  
BB 3  
SO 7  
LOB 17



Batter	1	2	3	4	5	6	7	8	9	AB	R	H	RBI	BB	SO	LOB	BOTTOM					
11 Jimmy Rollins, S OBP: 0.332, SLG: 0.378	(1,6) K	1-0 G4-3			2-2 G4-3			0-1 L8		5	0	1	0	0	1	3	<b>Atlanta Braves @ Philadelphia Phillies</b> Citizens Bank Park, Philadelphia, PA Sun Jul 11 2004, 1:35 PM EDT Att: 44,519 - Cloudy - 83 F					
Placido Polanco, R OBP: 0.329, SLG: 0.370	(1,4) F7		0-0 F7		2-1 G4-3		2-3 K		5	0	1	0	0	1	2							
Bobby Abreu, L OBP: 0.440, SLG: 0.569	(1,9) BB 1B		2-1 G4-3		1-2 F9		4-1 G1-3 BB		4	1	2	0	1	0	0							
Jim Thome, L OBP: 0.406, SLG: 0.653	(1,3) 1B BB		1-1 F7		1-1 F8		2-1 L3		4	0	0	0	1	0	3							
Pat Burrell, R OBP: 0.391, SLG: 0.483	(1,7) 1B			4-0 1B SF7 BB		3-1 F9		0-0 G1-3		4	1	1	1	1	0	3						
Ricky Ledee, L OBP: 0.408, SLG: 0.576	(1,8) P4			0-0 BB		4-2 HR BB		4-0 BB		3	1	1	0	2	1	4						
David Bell, R OBP: 0.361, SLG: 0.476		2-3 K		4-2 BB		0-0 HR BB		3-3 K		3	1	1	2	1	2	2						
Mike Lieberthal, R OBP: 0.324, SLG: 0.439		1-2 SH3-4 1B		0-0 P3		1-2 F9		2-3 K		4	0	1	0	0	1	3						
Randy Wolf, L ERA: 3.58	(1,1) 0-0		0-0		0-0		4-2			0	0	0	1	0	0	0						
Roberto Hernandez, R Jason Michaels, R 63 Ryan Madson, R Tim Worrell, R 26 Chase Utley, L Billy Wagner, L			1-2		0-0		1-3			0	0	0	0	0	0	0						
<b>Inning Stats</b>	R: 1 E: 0 K: 1 S: 21	H: 2 LOB: 2 BB: 1 P: 29	R: 0 E: 0 K: 1 S: 9	H: 1 LOB: 0 BB: 0 P: 13	R: 0 E: 0 K: 0 S: 5	H: 0 LOB: 0 BB: 0 P: 8	R: 1 E: 0 K: 0 S: 8	H: 1 LOB: 2 BB: 2 P: 18	R: 0 E: 0 K: 0 S: 7	H: 0 LOB: 0 BB: 0 P: 11	R: 2 E: 0 K: 1 S: 15	H: 2 LOB: 2 BB: 2 P: 30	R: 0 E: 0 K: 1 S: 9	H: 0 LOB: 2 BB: 2 P: 22	R: 0 E: 0 K: 2 S: 13	H: 0 LOB: 0 BB: 0 P: 16	R: 0 E: 0 K: 1 S: 12	H: 2 LOB: 2 BB: 0 P: 16	1B: 7 2B: 0 3B: 0 HR: 1	SF: 1 SAC: 1 DP: 0 HBP: 0	WP: 0 PB: 0 SB: 0 CS: 0	PA: 42
<b>PITCHER</b>	IP WLS BF H R ER SO BB IBB HBP BLK WP HR S P ERA WHIP																					
Russ Ortiz, R ERA: 3.58	(1,1) 5.2 W 28 6 4 4 2 5 0 0 0 0 0 0 62 104 6.35 1.941																					
Antonio Alfonseca, R ERA: 3.32	(6,1) 0.2 H 3 0 0 0 1 1 0 0 0 0 0 0 6 14 0.00 1.500																					
Chris Reitsma, R ERA: 3.78	(7,1) 0.2 H 3 0 0 0 1 1 0 0 0 0 0 0 6 13 0.00 1.500																					
29 John Smoltz, R ERA: 2.41	(8,1) 2.0 S 8 2 0 0 3 0 0 0 0 0 0 0 25 32 0.00 1.000																					

AB 33  
R 4  
H 8  
RBI 4  
BB 7  
SO 7  
LOB 20










Batter	1	2	3	4	5	6	7	8	9	AB	R	H	RBI	BB	SO	LOB	TOP										
11 Jimmy Rollins, S OBP: 0.328, SLG: 0.373	1-1 F7 S 1B		0-0 HR 1B	0-1 F9			0-2 F8		1-0 P3	5	1	2	0	0	0	2											
Placido Polanco, R OBP: 0.325, SLG: 0.363	0-3 K		2-0 P6		1-1 G4-3		0-2 G4-3		2-0 1B	5	1	1	0	0	1	2											
Bobby Abreu, L OBP: 0.439, SLG: 0.581	2-2 F7		1-2 P6		2-2 F7			1-2 HR	2-1 1B	5	1	2	2	0	0	2											
Jim Thome, L OBP: 0.408, SLG: 0.656	4-2 BB		0-0 HR		1-2 G3-1			4-1 1B	1-0 FC1-2	3	1	2	3	2	0	0											
Pat Burrell, R OBP: 0.388, SLG: 0.473	4-2 BB		2-2 1B			0-3 K		3-2 F9	0-1 FC1-2	4	0	1	0	1	1	3											
Ricky Ledee, L OBP: 0.396, SLG: 0.543	3-2 F7		1-3 K			1-1 1B		0-3 K	3-3 K	3	0	1	0	0	1	4											
Jason Michaels, R OBP: 0.413, SLG: 0.371										1	0	0	0	0	1	1											
Tim Worrell, R										0	0	0	0	0	0	0											
Billy Wagner, L										1	0	0	0	0	1	2											
David Bell, R OBP: 0.360, SLG: 0.470		2-2 G4-3		0-0 F9		1-3 K		1-1 1B		4	0	1	0	0	1	1											
Mike Lieberthal, R OBP: 0.325, SLG: 0.443		2-1 G4-1		1-2 SH1		1-1 F8		1-1 F7		4	0	1	0	0	0	3											
Kevin Millwood, R OBP: 0.211, SLG: 0.222		0-1 F9		1-1 SH1			1-3 K		0-1 1B	2	0	0	0	0	1	0											
Doug Glanville, R OBP: 0.255, SLG: 0.258				1-2 1B					1B	1	1	1	0	0	0	0											
<b>Inning Stats</b>	R: 0 E: 0 K: 1 S: 16	H: 1 LOB: 3 BB: 2 P: 30	R: 0 E: 0 K: 0 S: 8	H: 0 LOB: 0 BB: 0 P: 12	R: 2 E: 0 K: 1 S: 13	H: 3 LOB: 1 BB: 0 P: 19	R: 0 E: 0 K: 0 S: 8	H: 1 LOB: 1 BB: 0 P: 10	R: 0 E: 0 K: 2 S: 11	H: 1 LOB: 1 BB: 0 P: 15	R: 0 E: 0 K: 1 S: 9	H: 0 LOB: 0 BB: 0 P: 10	R: 1 E: 0 K: 1 S: 16	H: 2 LOB: 2 BB: 1 P: 26	R: 2 E: 0 K: 1 S: 12	H: 4 LOB: 2 BB: 0 P: 19	1B: 10 2B: 0 3B: 0 HR: 2	SF: 0 SAC: 1 DP: 0 HBP: 0	WP: 0 PB: 0 CS: 0	PA: 42							
<b>PITCHER</b>	IP	WLS	BF	H	R	ER	SO	BB	IBB	HBP	BLK	WP	HR	S	P	ERA	WHIP										
Jae Weong Seo, R ERA: 4.59	7.0	L	29	6	2	2	5	2	0	0	0	0	1	75	110	2.57	1.143										
Mike Stanton, L ERA: 3.52	1.0		6	2	1	1	1	1	0	0	0	0	1	16	26	9.00	3.000										
John Franco, L ERA: 5.08	0.1		5	4	2	2	0	0	0	0	0	0	0	7	13	54.00	12.000										
Ricky Bottalico, R ERA: 3.03	0.2		2	0	0	0	1	0	0	0	0	0	0	5	6	0.00	0.000										

Philadelphia Phillies @ New York Mets  
Shea Stadium, Flushing, NY  
Fri Jul 16, 2004, 7:10 PM EDT  
Att: 42,584 - Unknown - 79 F

livebaseballscorecards.com

AB 38  
R 5  
H 12  
RBI 5  
BB 3  
SO 7  
LOB 20




Batter	1	2	3	4	5	6	7	8	9	AB	R	H	RBI	BB	SO	LOB	BOTTOM										
7 José Reyes, S OBP: 0.240, SLG: 0.340	2-1 F7		1-1 F7		0-0 2B		0-2 G6-3			4	1	1	0	0	0	2											
Kazuo Matsui, S OBP: 0.338, SLG: 0.418	1-3 K2-3		2-3 K		0-1 2B			1-1 FC4-6		4	0	2	1	0	2	2											
31 Mike Piazza, R OBP: 0.381, SLG: 0.494	2-2 G5-3		1-2 2-3		3-3 K			0-1 1B		4	0	0	0	0	1	2											
Cliff Floyd, L OBP: 0.346, SLG: 0.511		1-0 P4		1-2 G3		0-0 FC5-4		2-2 FC4-6		4	0	1	0	0	0	1											
Richard Hidalgo, R OBP: 0.325, SLG: 0.473		0-3 K		4-1 BB		1-0 FC5-4		0-3 K		3	0	0	0	1	2	2											
Ty Wigginton, R OBP: 0.317, SLG: 0.493		2-1 F8		4-2 BB		2-1 F9		1-2 K		3	0	0	0	1	0	1											
Mike Cameron, R OBP: 0.322, SLG: 0.435			0-0 P3		2-2 G5-3		3-3 K		2-3 K	4	0	0	0	0	2	3											
Jason Phillips, R OBP: 0.329, SLG: 0.339			4-2 WP		1-0 P6			2-1 F7		1	0	0	0	1	0	0											
Eric Valente, L OBP: 0.065, SLG: 0.065										1	0	0	0	0	0	0											
Mike Stanton, L OBP: 0.402, SLG: 1.000										0	0	0	0	0	0	0											
John Franco, L										0	0	0	0	0	0	0											
Ricky Bottalico, L										0	0	0	0	0	0	0											
Shane Spencer, R OBP: 0.340, SLG: 0.404										1	0	0	0	0	0	0											
Jae Weong Seo, R OBP: 0.231, SLG: 0.130			4-0 BB		1-2 G1-3			1-3 K		1	0	0	0	1	0	0											
Karim Garcia, L OBP: 0.272, SLG: 0.401										1	0	0	0	0	1	0											
Vance Wilson, R OBP: 0.302, SLG: 0.395			1-2 BB							0	0	0	0	0	0	0											
<b>Inning Stats</b>	R: 0 E: 0 K: 1 S: 8	H: 0 LOB: 0 BB: 0 P: 13	R: 0 E: 0 K: 1 S: 6	H: 0 LOB: 0 BB: 0 P: 9	R: 0 E: 0 K: 1 S: 8	H: 0 LOB: 2 BB: 2 P: 19	R: 0 E: 0 K: 0 S: 11	H: 0 LOB: 2 BB: 2 P: 23	R: 1 E: 0 K: 1 S: 11	H: 2 LOB: 1 BB: 0 P: 16	R: 0 E: 0 K: 1 S: 7	H: 1 LOB: 1 BB: 0 P: 13	R: 0 E: 0 K: 1 S: 9	H: 0 LOB: 0 BB: 0 P: 12	R: 0 E: 0 K: 1 S: 12	H: 1 LOB: 1 BB: 0 P: 15	R: 0 E: 0 K: 1 S: 9	H: 0 LOB: 0 BB: 0 P: 13	1B: 2 2B: 2 3B: 0 HR: 0	SF: 0 SAC: 0 DP: 0 HBP: 0	WP: 1 PB: 0 CS: 0	PA: 35					
<b>PITCHER</b>	IP	WLS	BF	H	R	ER	SO	BB	IBB	HBP	BLK	WP	HR	S	P	ERA	WHIP										
Kevin Millwood, R ERA: 4.92	7.0	W	28	3	1	1	6	4	0	0	0	0	0	60	105	1.29	1.000										
Tim Worrell, R ERA: 3.52	0.1	H	2	1	0	0	0	0	0	0	0	0	0	4	5	0.00	3.000										
Billy Wagner, L ERA: 3.34	1.2	S	5	0	0	0	2	0	0	0	0	0	0	17	23	0.00	0.000										


Philadelphia Phillies @ New York Mets  
Shea Stadium, Flushing, NY  
Fri Jul 16, 2004, 7:10 PM EDT  
Att: 42,584 - Unknown - 79 F

livebaseballscorecards.com

AB 31  
R 1  
H 4  
RBI 1  
BB 4  
SO 8  
LOB 13





Batter	1	2	3	4	5	6	7	8	9	AB	R	H	RBI	BB	SO	LOB	TOP										
11 Jimmy Rollins, S OBP: 0.327, SLG: 0.373	L7			G5-3		E6			G3	5	0	1	2	0	0	2	Philadelphia Phillies @ New York Mets Shea Stadium, Flushing, NY Sat Jul 17 2004, 1:20 PM EDT Att: 35,425 - Cloudy - 83 F										
Placido Polanco, R OBP: 0.322, SLG: 0.357	F7	P2		K		FC6-4			1B HR	4	1	0	0	1	1	5											
Bobby Abreu, L OBP: 0.438, SLG: 0.579	G4-3			G3-1		K			1B HR	5	1	2	0	0	1	0											
Jim Thome, L OBP: 0.411, SLG: 0.668						G6-3			1B HR	5	3	3	3	0	1	1											
Pat Burrell, R OBP: 0.386, SLG: 0.468		F8	F9			G6-3			G6-3	5	0	1	0	0	0	3											
Mike Lieberthal, R OBP: 0.326, SLG: 0.444		G6-3				FC5-4			G6-3	4	1	1	1	1	1	3											
Tomas Perez, S OBP: 0.305, SLG: 0.482				G4-3					2B E	5	1	2	1	0	0	1											
Doug Glanville, R OBP: 0.262, SLG: 0.258						L6			E6	4	1	1	0	1	0	1											
Randy Wolf, L Rheal Cormier, L Ricky Ledee, L Tim Worrell, R 26 Chase Utley, L 63 Ryan Madson, L	E5			SH5-4					K	2	0	1	0	0	0	2											
Inning Stats	R: 0 E: 0 K: 0 S: 7	H: 0 LOB: 0 BB: 0 P: 14	R: 3 E: 1 K: 0 S: 13	H: 3 LOB: 2 BB: 1 P: 23	R: 1 E: 0 K: 0 S: 11	H: 2 LOB: 1 BB: 0 P: 18	R: 0 E: 0 K: 1 S: 10	H: 1 LOB: 1 BB: 0 P: 16	R: 0 E: 0 K: 1 S: 13	H: 1 LOB: 1 BB: 0 P: 21	R: 0 E: 1 K: 0 S: 11	H: 1 LOB: 2 BB: 0 P: 15	R: 0 E: 0 K: 2 S: 10	H: 1 LOB: 0 BB: 0 P: 17	R: 0 E: 0 K: 1 S: 6	H: 0 LOB: 0 BB: 0 P: 9		R: 4 E: 1 K: 1 S: 19	H: 3 LOB: 2 BB: 2 P: 37	1B: 7 2B: 4 3B: 0 HR: 1	SF: 0 SAC: 1 DP: 0 HBP: 0	WP: 0 PB: 0 SB: 1 CS: 0	PA: 45				
PITCHER	IP	WLS	BF	H	R	ER	SO	BB	IBB	HBP	BLK	WP	HR	S	P	ERA	WHIP										
Tom Glavine, L ERA: 2.67	6.1	L	31	9	4	2	3	0	1	0	0	0	0	71	118	2.84	1.421										
Orber Moreno, R ERA: 3.09	1.2		5	0	0	0	2	0	0	0	0	0	0	10	15	0.00	0.000										
Jose Parra, R ERA: 3.21	1.0		9	3	4	3	1	2	0	0	0	0	1	19	37	27.00	5.000										

Batter	1	2	3	4	5	6	7	8	9	AB	R	H	RBI	BB	SO	LOB	BOTTOM										
7 José Reyes, S OBP: 0.238, SLG: 0.333	G5-3			F8		P3			F8	5	0	1	0	0	0	0	Philadelphia Phillies @ New York Mets Shea Stadium, Flushing, NY Sat Jul 17 2004, 1:20 PM EDT Att: 35,425 - Cloudy - 83 F										
Kazuo Matsui, S OBP: 0.338, SLG: 0.418	F7			K					L6	5	0	2	0	0	1	0											
31 Mike Piazza, R OBP: 0.379, SLG: 0.498	K					G6-3			K	5	1	1	1	0	2	3											
Richard Hidalgo, R OBP: 0.327, SLG: 0.471									HR	3	1	1	0	1	1	0											
Cliff Floyd, L OBP: 0.348, SLG: 0.516										4	0	2	0	0	0	2											
Joe McEwing, R OBP: 0.273, SLG: 0.289										0	0	0	0	0	0	0											
Ty Wigginton, R OBP: 0.320, SLG: 0.493										4	0	2	0	0	0	2											
Mike Cameron, R OBP: 0.327, SLG: 0.435										2	0	1	1	2	1	1											
Jason Phillips, R OBP: 0.288, SLG: 0.335										3	0	0	0	0	1	7											
Orber Moreno, R ERA: 3.09	1.2	H	4	0	0	0	0	0	0	0	0	0	0	0	0	0											
Jose Parra, R ERA: 3.64	1.0	H	5	2	1	1	1	0	0	0	0	0	0	0	0	0											
Eric Valent, L OBP: 0.342, SLG: 0.460										1	0	0	0	0	0	0											
Tom Glavine, L OBP: 0.297, SLG: 0.212										2	0	0	0	0	0	0											
Vance Wilson, R OBP: 0.295, SLG: 0.385										2	0	0	0	0	0	0											
Inning Stats	R: 0 E: 0 K: 1 S: 8	H: 0 LOB: 0 BB: 0 P: 10	R: 0 E: 0 K: 1 S: 11	H: 1 LOB: 2 BB: 1 P: 16	R: 0 E: 0 K: 1 S: 7	H: 0 LOB: 0 BB: 0 P: 9	R: 1 E: 0 K: 0 S: 15	H: 2 LOB: 2 BB: 1 P: 22	R: 0 E: 0 K: 1 S: 10	H: 1 LOB: 1 BB: 0 P: 14	R: 0 E: 0 K: 1 S: 11	H: 2 LOB: 2 BB: 1 P: 24	R: 0 E: 0 K: 0 S: 6	H: 0 LOB: 0 BB: 0 P: 9	R: 1 E: 0 K: 1 S: 13	H: 2 LOB: 1 BB: 0 P: 21	R: 0 E: 0 K: 0 S: 8	H: 2 LOB: 2 BB: 0 P: 13	1B: 8 2B: 1 3B: 0 HR: 1	SF: 0 SAC: 0 DP: 1 HBP: 0	WP: 0 PB: 0 SB: 0 CS: 0	PA: 39					
PITCHER	IP	WLS	BF	H	R	ER	SO	BB	IBB	HBP	BLK	WP	HR	S	P	ERA	WHIP										
Randy Wolf, L ERA: 3.45	5.1		25	6	1	1	5	3	0	0	0	0	0	8	14	0.00	0.000										
Rheal Cormier, L ERA: 4.05	1.2		4	0	0	0	0	0	0	0	0	0	0	8	14	0.00	0.000										
Tim Worrell, R ERA: 3.64	1.0		5	2	1	1	1	0	0	0	0	0	1	13	21	9.00	2.000										
63 Ryan Madson, R ERA: 1.92	1.0		5	2	0	0	0	0	0	0	0	0	0	8	13	0.00	2.000										



Batter	1	2	3	4	5	6	7	8	9	AB	R	H	RBI	BB	SO	LOB	TOP										
11 Jimmy Rollins, S OBP: 0.326, SLG: 0.370	F8		K		FC5-4		FC4-6 BB			3	0	0	1	1	1	1	Philadelphia Phillies @ New York Mets Shea Stadium, Flushing, NY Sun Jul 18 2004, 1:10 PM EDT Att: 30,443 - Unknown - 74 F										
Placido Polanco, R OBP: 0.325, SLG: 0.359	BB 1B		1B			K	FC4-6			4	0	2	0	0	1	3											
Bobby Abreu, L OBP: 0.436, SLG: 0.573	1-2 BB		F7			K		F7		3	0	0	0	1	1												
Jim Thome, L OBP: 0.407, SLG: 0.659	K			G5-3		G6-3		K		4	0	0	0	0	2	2											
Pat Burrell, R OBP: 0.384, SLG: 0.465	K			G3-6-1 1B			K	F9		4	0	1	0	0	2	2											
David Bell, R OBP: 0.382, SLG: 0.470		G4-3		G3-6-1			BB 11 BB 1B	G4-6-3 1B		4	1	2	0	0	0	1											
Todd Pratt, R OBP: 0.322, SLG: 0.276	K				F8-6-3 1B		11 BB 1-2 BB	L4		3	0	1	0	1	1	1											
Doug Glanville, R OBP: 0.257, SLG: 0.253					F8-6-3		11 BB	G4-6-3		2	0	0	0	0	1	1											
Ricky Ledee, L OBP: 0.394, SLG: 0.532					1-1		1-2 2-3 BB	1-2 BB		1	0	0	0	1	0	1											
39 Brett Myers, R OBP: 0.241, SLG: 0.259			L9				0-1 P3			1	0	0	0	1	0	0											
Roberto Hernandez, R OBP: 0.303, SLG: 0.477										0	0	0	0	0	0	0											
Tomas Perez, S OBP: 0.303, SLG: 0.477										1	0	0	0	0	0	3											
Geoff Geary, R OBP: 0.394, SLG: 0.532										0	0	0	0	0	0	0											
<b>Inning Stats</b>	R: 0 E: 0 K: 2 S: 13	H: 1 LOB: 2 BB: 1 P: 26	R: 0 E: 0 K: 2 S: 10	H: 0 LOB: 0 BB: 0 P: 19	R: 0 E: 0 K: 1 S: 12	H: 1 LOB: 1 BB: 0 P: 21	R: 0 E: 0 K: 0 S: 4	H: 1 LOB: 0 BB: 0 P: 8	R: 0 E: 0 K: 0 S: 7	H: 1 LOB: 1 BB: 1 P: 15	R: 0 E: 0 K: 1 S: 9	H: 0 LOB: 0 BB: 0 P: 16	R: 1 E: 0 K: 1 S: 19	H: 1 LOB: 3 BB: 3 P: 35	R: 0 E: 0 K: 1 S: 8	H: 0 LOB: 0 BB: 0 P: 11	R: 0 E: 0 K: 0 S: 6	H: 1 LOB: 0 BB: 0 P: 9	1B: 6 2B: 1 3B: 0 HR: 0	SF: 0 SAC: 0 DP: 3 HBP: 0	WP: 0 PB: 0 SB: 0 CS: 0	PA: 35					
<b>PITCHER</b>	IP WLS BF H R ER SO BB IBB HBP BLK WP HR S P ERA WHIP	6.0 W 22 4 0 0 7 2 0 0 0 0 0 55 105 0.00 1.000	0.1 H 4 1 1 1 1 2 0 0 0 0 0 14 26 27.00 9.000	0.1 H 2 0 0 0 0 1 0 0 0 0 0 4 8 0.00 3.000	0.1 H 1 0 0 0 0 0 0 0 0 0 1 1 0.00 0.000	0.2 H 2 0 0 0 1 0 0 0 0 0 7 10 0.00 0.000	1.1 S 4 1 0 0 0 0 0 0 0 0 7 10 0.00 0.750	0.0 L 2 1 1 1 1 2 0 0 0 0 0 0 14 26 27.00 9.000	0.1 H 2 0 0 0 0 1 0 0 0 0 0 4 8 0.00 3.000	0.1 H 1 0 0 0 0 0 0 0 0 0 1 1 0.00 0.000	0.2 H 2 0 0 0 1 0 0 0 0 0 7 10 0.00 0.000	1.1 S 4 1 0 0 0 0 0 0 0 0 7 10 0.00 0.750	0.0 L 2 1 1 1 1 2 0 0 0 0 0 14 26 27.00 9.000	0.1 H 2 0 0 0 0 1 0 0 0 0 0 4 8 0.00 3.000	0.1 H 1 0 0 0 0 0 0 0 0 0 0 1 1 0.00 0.000	0.2 H 2 0 0 0 1 0 0 0 0 0 0 7 10 0.00 0.000	1.1 S 4 1 0 0 0 0 0 0 0 0 0 7 10 0.00 0.750	0.0 L 2 1 1 1 1 2 0 0 0 0 0 14 26 27.00 9.000	0.1 H 2 0 0 0 0 1 0 0 0 0 0 4 8 0.00 3.000	0.1 H 1 0 0 0 0 0 0 0 0 0 1 1 0.00 0.000	0.2 H 2 0 0 0 1 0 0 0 0 0 7 10 0.00 0.000	1.1 S 4 1 0 0 0 0 0 0 0 0 7 10 0.00 0.750	0.0 L 2 1 1 1 1 2 0 0 0 0 0 14 26 27.00 9.000	0.1 H 2 0 0 0 0 1 0 0 0 0 0 4 8 0.00 3.000	0.1 H 1 0 0 0 0 0 0 0 0 0 1 1 0.00 0.000	0.2 H 2 0 0 0 1 0 0 0 0 0 7 10 0.00 0.000	1.1 S 4 1 0 0 0 0 0 0 0 0 7 10 0.00 0.750

Batter	1	2	3	4	5	6	7	8	9	AB	R	H	RBI	BB	SO	LOB	BOTTOM								
7 José Reyes, S OBP: 0.236, SLG: 0.327	G3		F7		G3	FC6-4		1B 1B		5	0	1	0	0	0	3	Philadelphia Phillies @ New York Mets Shea Stadium, Flushing, NY Sun Jul 18 2004, 1:10 PM EDT Att: 30,443 - Unknown - 74 F								
Kazuo Matsui, S OBP: 0.340, SLG: 0.417	L8		K		F9		1B	1-3 2-H 1B		5	0	2	1	0	1	0									
Cliff Floyd, L OBP: 0.360, SLG: 0.513										3	1	1	0	1	0	1									
Mike Stanton, L OBP: 1.000, SLG: 1.000										0	0	0	0	0	0	0									
Braden Looper, R OBP: 1.000, SLG: 1.000										1	0	0	0	0	0	2									
Richard Hidalgo, R OBP: 0.326, SLG: 0.472	FC5-4 BB				G3-1	2B BB 1B		F8	G4-3	4	1	1	0	0	1	2									
Ty Wigginton, R OBP: 0.319, SLG: 0.493										4	0	1	0	0	1	3									
Todd Zeile, R OBP: 0.336, SLG: 0.379										3	0	2	0	1	1	1									
Mike Cameron, R OBP: 0.330, SLG: 0.446										2	2	1	2	1	1	1									
Vance Wilson, R OBP: 0.315, SLG: 0.439										4	2	3	2	0	0	1									
Al Leiter, L OBP: 0.179, SLG: 0.185										2	0	0	0	0	0	0									
Eric Gabel, L OBP: 0.240, SLG: 0.457										1	0	0	0	0	0	1									
Ricky Bottalico, L OBP: 0.340, SLG: 0.457										0	0	0	0	0	0	0									
John Franco, L OBP: 0.350, SLG: 0.250										0	0	0	0	0	0	0									
Dan Wheeler, R OBP: 0.350, SLG: 0.250										0	0	0	0	0	0	0									
Shane Spencer, R OBP: 0.330, SLG: 0.465										0	0	0	1	0	0	0									
<b>Inning Stats</b>	R: 0 E: 0 K: 0 S: 11	H: 0 LOB: 1 BB: 1 P: 18	R: 0 E: 0 K: 1 S: 13	H: 1 LOB: 0 BB: 0 P: 18	R: 0 E: 0 K: 1 S: 8	H: 0 LOB: 0 BB: 0 P: 12	R: 0 E: 0 K: 1 S: 10	H: 1 LOB: 1 BB: 0 P: 15	R: 2 E: 0 K: 1 S: 16	H: 2 LOB: 0 BB: 0 P: 21	R: 2 E: 0 K: 1 S: 12	H: 3 LOB: 3 BB: 2 P: 21	R: 0 E: 0 K: 2 S: 14	H: 1 LOB: 1 BB: 0 P: 16	R: 2 E: 1 K: 0 S: 17	H: 4 LOB: 2 BB: 0 P: 25	1B: 8 2B: 2 3B: 0 HR: 2	SF: 1 SAC: 1 DP: 0 HBP: 0	WP: 0 PB: 0 SB: 0 CS: 0	PA: 39					
<b>PITCHER</b>	IP WLS BF H R ER SO BB IBB HBP BLK WP HR S P ERA WHIP	5.1 L 25 6 4 4 3 2 1 0 0 0 0 0 64 98 6.75 1.500	0.2 L 3 1 0 0 1 0 0 0 0 0 0 0 6 7 0.00 1.500	0.2 L 3 1 0 0 1 0 0 0 0 0 0 0 31 41 0.00 2.500	1.1 S 4 1 0 0 0 0 0 0 0 0 0 7 10 0.00 0.750	0.0 L 2 1 1 1 1 2 0 0 0 0 0 14 26 27.00 9.000	0.1 H 2 0 0 0 0 1 0 0 0 0 0 4 8 0.00 3.000	0.1 H 1 0 0 0 0 0 0 0 0 0 0 1 1 0.00 0.000	0.2 H 2 0 0 0 1 0 0 0 0 0 0 7 10 0.00 0.000	1.1 S 4 1 0 0 0 0 0 0 0 0 7 10 0.00 0.750	0.0 L 2 1 1 1 1 2 0 0 0 0 0 14 26 27.00 9.000	0.1 H 2 0 0 0 0 1 0 0 0 0 0 4 8 0.00 3.000	0.1 H 1 0 0 0 0 0 0 0 0 0 1 1 0.00 0.000	0.2 H 2 0 0 0 1 0 0 0 0 0 7 10 0.00 0.000	1.1 S 4 1 0 0 0 0 0 0 0 0 7 10 0.00 0.750	0.0 L 2 1 1 1 1 2 0 0 0 0 0 14 26 27.00 9.000	0.1 H 2 0 0 0 0 1 0 0 0 0 0 4 8 0.00 3.000	0.1 H 1 0 0 0 0 0 0 0 0 0 1 1 0.00 0.000	0.2 H 2 0 0 0 1 0 0 0 0 0 7 10 0.00 0.000	1.1 S 4 1 0 0 0 0 0 0 0 0 7 10 0.00 0.750	0.0 L 2 1 1 1 1 2 0 0 0 0 0 14 26 27.00 9.000	0.1 H 2 0 0 0 0 1 0 0 0 0 0 4 8 0.00 3.000	0.1 H 1 0 0 0 0 0 0 0 0 1 1 0.00 0.000	0.2 H 2 0 0 0 1 0 0 0 0 0 7 10 0.00 0.000	1.1 S 4 1 0 0 0 0 0 0 0 0 7 10 0.00 0.750











Batter	1	2	3	4	5	6	7	8	9	AB	R	H	RBI	BB	SO	LOB	TOP			
Juan Pierre, L (1,8) OBP: 0.358, SLG: 0.385	0-1 B4-3		0-0 B4-3		0-1 G4-3		2-3 K		0-0 G4-3	5	0	0	0	0	1	2	<b>Florida Marlins @ Philadelphia Phillies</b> Citizens Bank Park, Philadelphia, PA Wed Jul 21 2004, 7:05 PM EDT Att: 44,077 - Cloudy - 87 F			
Damion Easley, R (1,4) OBP: 0.358, SLG: 0.500	2-2 1B		1-1 1B		0-1 F7		0-1 1B			4	0	3	1	0	0	0				
Mike Lowell, R (1,5) OBP: 0.378, SLG: 0.555	3-3 K		2-3 K		2-2 G5-3		0-1 G5-3			4	0	0	0	0	2	3				
Miguel Cabrera, R (1,9) OBP: 0.373, SLG: 0.540	1-1 L4		1-1 FC6-4			2-0 P4		1-2 L9		4	0	1	0	0	0	1				
Jeff Conine, R (1,7) OBP: 0.322, SLG: 0.386		0-3 K	0-0 FC6-4			2-2 1B		0-3 K		4	0	1	0	0	2	2				
Hee-Seop Choi, L (1,3) OBP: 0.390, SLG: 0.494		4-2 G2-3		3-1 G6-3		2-1 F8		0-3 K		3	0	0	0	1	1	1				
Alex Gonzalez, R (1,6) OBP: 0.271, SLG: 0.444		0-1 G2-3		0-1 2B		1-3 K		4-1 BB		3	0	1	0	1	1	2				
20 Matt Treanor, R (1,2) OBP: 0.333, SLG: 0.304 14 Josh Willingham, R (9, PH) OBP: 0.296, SLG: 0.265		1-1 HBP		0-2 G5-3			0-0 SH1-4	2-3 K		2	1	1	0	0	0	1				
A.J. Burnett, R (1,1) OBP: 0.083, SLG: 0.083 Matt Perisho, L (8,1) Mike Mordecai, R (9, PH) OBP: 0.246, SLG: 0.241		0-3 K		2-1 P4		1-1 SH1-4		2-0 F9		1	0	0	0	0	0	1				
<b>Inning Stats</b>	R: 0 E: 0 K: 1 S: 11	H: 1 LOB: 1 BB: 0 P: 17	R: 0 E: 0 K: 2 S: 11	H: 0 LOB: 2 BB: 1 P: 16	R: 0 E: 0 K: 1 S: 9	H: 2 LOB: 2 BB: 0 P: 13	R: 0 E: 0 K: 0 S: 10	H: 1 LOB: 1 BB: 0 P: 15	R: 0 E: 0 K: 0 S: 7	H: 0 LOB: 0 BB: 0 P: 9	R: 0 E: 0 K: 1 S: 9	H: 1 LOB: 1 BB: 0 P: 16	R: 1 E: 0 K: 1 S: 10	H: 2 LOB: 1 BB: 0 P: 13	R: 0 E: 0 K: 2 S: 9	H: 0 LOB: 1 BB: 1 P: 14		1B: 6 2B: 1 3B: 0 HR: 0	SF: 0 SAC: 1 DP: 0 HBP: 1	WP: 0 PB: 0 SB: 1 CS: 0
<b>PITCHER</b>	IP WLS BF H R ER SO BB IBB HBP BLK WP HR S P ERA WHIP	7.0 W 30 7 1 1 6 1 0 1 0 0 0 67 99 1.29 1.143	0.2 H 2 0 0 0 1 0 0 0 0 0 0 6 7 0.00 0.000	1.1 S 5 0 0 0 2 1 0 0 0 0 0 9 17 0.00 0.750											ERA WHIP					

Batter	1	2	3	4	5	6	7	8	9	AB	R	H	RBI	BB	SO	LOB	BOTTOM			
11 Jimmy Rollins, S (1,6) OBP: 0.330, SLG: 0.376	1-0 F7		1-1 E							4	1	2	0	0	1	1	<b>Florida Marlins @ Philadelphia Phillies</b> Citizens Bank Park, Philadelphia, PA Wed Jul 21 2004, 7:05 PM EDT Att: 44,077 - Cloudy - 87 F			
Placido Polanco, R (1,4) OBP: 0.323, SLG: 0.355	2-2 G6-3		1-0 WP							4	0	2	1	0	0	2				
Bobby Abreu, L (1,9) OBP: 0.432, SLG: 0.565	0-2 F7		1-1 G3							4	0	0	0	0	1	3				
Jim Thome, L (1,3) OBP: 0.407, SLG: 0.662		2-1 G1-3		2-3 K						3	0	1	0	0	2	0				
David Bell, R (1,5) OBP: 0.364, SLG: 0.467		0-0 G1-3		2-2 F9						3	0	0	0	0	0	1				
Ricky Ledee, L (1,7) OBP: 0.388, SLG: 0.545 Tim Worrell, R (8,1) Billy Wagner, L (8,1)		0-1 G1-3		0-0 G1-3						3	1	1	1	0	0	1				
Jason Michaels, R (1,8) OBP: 0.394, SLG: 0.340		2-1 G1-3								2	0	0	0	1	0	1				
Mike Lieberthal, R (1,2) OBP: 0.319, SLG: 0.430			3-2 G6-3							3	0	0	0	0	1	1				
Kevin Millwood, R (1,1) OBP: 0.225, SLG: 0.237 Doug Glanville, R (8,8) OBP: 0.264, SLG: 0.260			0-3 K		0-1 F8					2	0	1	0	0	1	0				
<b>Inning Stats</b>	R: 0 E: 0 K: 0 S: 7	H: 0 LOB: 0 BB: 0 P: 10	R: 0 E: 0 K: 0 S: 7	H: 1 LOB: 1 BB: 0 P: 11	R: 1 E: 0 K: 1 S: 11	H: 2 LOB: 1 BB: 0 P: 17	R: 0 E: 0 K: 1 S: 8	H: 0 LOB: 0 BB: 0 P: 12	R: 0 E: 0 K: 2 S: 11	H: 1 LOB: 1 BB: 0 P: 13	R: 0 E: 0 K: 1 S: 6	H: 1 LOB: 0 BB: 0 P: 7	R: 1 E: 0 K: 0 S: 10	H: 1 LOB: 0 BB: 1 P: 21	R: 0 E: 0 K: 1 S: 10	H: 2 LOB: 1 BB: 0 P: 13		1B: 6 2B: 1 3B: 0 HR: 1	SF: 0 SAC: 0 DP: 2 HBP: 0	WP: 1 PB: 0 SB: 1 CS: 1
<b>PITCHER</b>	IP WLS BF H R ER SO BB IBB HBP BLK WP HR S P ERA WHIP	7.2 L 29 8 2 2 5 1 0 0 0 0 0 0 3 5 0.00 0.000											ERA WHIP							







Batter	1	2	3	4	5	6	7	8	9	AB	R	H	RBI	BB	SO	LOB	TOP										
Todd Walker, L (1, 4) OBP: 0.361, SLG: 0.482	4-0 FC3-6 BB		0-1 F8		0-0 G4-3		1-1 G3			3	0	0	0	1	0	2											
Corey Patterson, L (1, 8) OBP: 0.332, SLG: 0.449	1-2 FC3-6 1-2f		2-0 P5		0-1 G2			1-2 HR 2B		4	1	1	0	0	0	2											
Sammy Sosa, R (1, 9) OBP: 0.357, SLG: 0.557	1-2 L5			1-1 HR 1B		3-0 P2		1-1 HR		4	2	2	2	0	0	1											
Moises Alou, R (1, 7) OBP: 0.347, SLG: 0.557	2-2 G1-3 1-2			2-0 HR 1B		3-2 G6-3		2-2 HR 1B		4	1	2	2	0	0	1											
25 Derrek Lee, R (1, 3) OBP: 0.377, SLG: 0.544		3-1 HR		2-1 G5-3		4-0 FC5-4 BB		0-2 F8 1B		3	1	1	1	1	0	1											
16 Aramis Ramirez, R (1, 5) OBP: 0.367, SLG: 0.552		2-3 K		0-3 K		0-0 FC5-4 1-2f		0-0 G4-6-3 1-2f		4	0	0	0	0	2	2											
Michael Barrett, R (1, 2) OBP: 0.340, SLG: 0.488		3-2 F8		3-1 G6-3			0-2 G3-1		1-1 F9	4	0	0	0	0	0	0											
Alex Gonzalez, R (1, 6) OBP: 0.259, SLG: 0.404		0-0 P4			0-1 G4-3 2B		0-2 P6		1-1 G4-3	4	0	1	0	0	0	0											
34 Kerry Wood, R (1, 1) Tom Gooden, L (7, PH) Jon Leicester, R (7, 1) Mike Remlinger, L (8, 1) Jose Macias, S (9, PH) Kyle Farnsworth, R (9, 1)			1-3 K		0-1 B1		3-2 2B		0-3 K	2	0	0	0	0	1	1											
<b>Inning Stats</b>	R: 0 E: 0 K: 0 S: 11	H: 0 LOB: 1 BB: 1 P: 19	R: 1 E: 0 K: 1 S: 11	H: 1 LOB: 0 BB: 0 P: 19	R: 0 E: 0 K: 1 S: 6	H: 0 LOB: 0 BB: 0 P: 9	R: 2 E: 0 K: 1 S: 10	H: 2 LOB: 0 BB: 0 P: 18	R: 0 E: 0 K: 0 S: 7	H: 1 LOB: 1 BB: 1 P: 7	R: 0 E: 0 K: 0 S: 5	H: 0 LOB: 1 BB: 1 P: 15	R: 0 E: 0 K: 0 S: 12	H: 1 LOB: 0 BB: 0 P: 16	R: 2 E: 0 K: 0 S: 12	H: 3 LOB: 0 BB: 0 P: 16	R: 0 E: 0 K: 1 S: 8	H: 0 LOB: 0 BB: 0 P: 10	1B: 2 2B: 3 3B: 0 HR: 3	SF: 0 SAC: 0 DP: 1 HBP: 0	WP: 0 PB: 0 SB: 1 CS: 0	PA: 36					
<b>PITCHER</b>	IP	WLS	BF	H	R	ER	SO	BB	IBB	HBP	BLK	WP	HR	S	P	ERA	WHIP										
39 Brett Myers, R (1, 1) ERA: 5.61	7.0	L	28	5	3	3	3	2	0	0	0	0	2	62	103	3.86	1.000										
63 Ryan Madson, R (8, 1) ERA: 2.09	2.0		8	3	2	2	1	0	0	0	0	0	1	20	26	9.00	1.500										

Chicago Cubs @ Philadelphia Phillies  
Citizens Bank Park, Philadelphia, PA  
Fri Jul 23, 2004, 7:05 PM EDT  
Att: 44,060 - Unknown - 76 F

AB 34  
R 5  
H 8  
RBI 5  
BB 2  
SO 4  
LOB 10




Batter	1	2	3	4	5	6	7	8	9	AB	R	H	RBI	BB	SO	LOB	BOTTOM										
11 Jimmy Rollins, S (1, 6) OBP: 0.338, SLG: 0.388	0-2 1B 3B		2-1 G4-3		4-2 1B BB		0-0 FC3-6 1-2f		2-1 FC3-6 1-2f	4	1	1	0	1	0	2											
Placido Polanco, R (1, 4) OBP: 0.328, SLG: 0.357	1-0 F9 BB 3H		0-0 G6-3		2-2 S 1B		2-1 P6			4	0	2	1	0	0	1											
Bobby Abreu, L (1, 9) OBP: 0.434, SLG: 0.558	4-2 26 G5-4-3 BB		4-1 1B S BB		0-3 K 1-2			0-1 F8		2	0	0	0	2	1	2											
Pat Burrell, R (1, 7) OBP: 0.379, SLG: 0.459	3-1 F9		0-1 BB		1-1 F9			4-2 BB		3	0	1	0	1	0	4											
26 Chase Utley, L (1, 3) OBP: 0.296, SLG: 0.500	1-0 G5-4-3 1-2f		0-2 G6-3			2-3 K		1-2 F7		4	0	0	0	0	1	5											
David Bell, R (1, 5) OBP: 0.361, SLG: 0.458		1-0 G6-3		0-1 L8		2-3 K		3-3 K		4	0	0	0	0	2	1											
Ricky Ledee, L (1, 8) OBP: 0.378, SLG: 0.524		2-3 K		4-1 G4-6-3 BB		3-3 K			1-3 K	3	0	0	0	1	3	0											
Mike Lieberthal, R (1, 2) OBP: 0.319, SLG: 0.430		1-0 2B		1-2 G4-6-3 1-2f			1-3 K		1-1 11 FC3-6 1B	4	0	2	0	0	1	1											
39 Brett Myers, R (1, 1) ERA: 2.48 Jason Michaels, R (7, PH) 63 Ryan Madson, L (8, 1) Tomas Perez, S (9, PH) OBP: 0.298, SLG: 0.469		1-3 K		1-1 F9			0-2 11 FC3-6 1B		1-3 K	2	0	0	0	0	1	1											
<b>Inning Stats</b>	R: 1 E: 0 K: 0 S: 9	H: 2 LOB: 1 BB: 1 P: 18	R: 0 E: 0 K: 2 S: 8	H: 1 LOB: 0 BB: 0 P: 13	R: 0 E: 0 K: 0 S: 10	H: 1 LOB: 2 BB: 1 P: 16	R: 0 E: 0 K: 0 S: 6	H: 0 LOB: 0 BB: 1 P: 11	R: 0 E: 0 K: 3 S: 13	H: 0 LOB: 0 BB: 0 P: 20	R: 0 E: 0 K: 1 S: 9	H: 1 LOB: 1 BB: 0 P: 12	R: 0 E: 0 K: 1 S: 13	H: 0 LOB: 1 BB: 1 P: 21	R: 0 E: 0 K: 2 S: 10	H: 1 LOB: 0 BB: 0 P: 15	1B: 5 2B: 1 3B: 1 HR: 0	SF: 0 SAC: 0 DP: 2 HBP: 0	WP: 0 PB: 0 SB: 2 CS: 0	PA: 37							
<b>PITCHER</b>	IP	WLS	BF	H	R	ER	SO	BB	IBB	HBP	BLK	WP	HR	S	P	ERA	WHIP										
34 Kerry Wood, R (1, 1) ERA: 2.48	6.0	W	25	4	0	0	0	4	0	0	0	0	0	9	12	0.00	1.000										
Jon Leicester, R (7, 1) ERA: 2.45	1.0	H	4	1	0	0	1	0	0	0	0	0	0	9	12	0.00	1.000										
Mike Remlinger, L (8, 1) ERA: 4.5	1.0		4	0	0	0	1	1	0	0	0	0	0	13	21	0.00	1.000										
Kyle Farnsworth, R (9, 1) ERA: 3.26	1.0		4	1	0	0	2	0	0	0	0	0	0	10	15	0.00	1.000										


Chicago Cubs @ Philadelphia Phillies  
Citizens Bank Park, Philadelphia, PA  
Fri Jul 23, 2004, 7:05 PM EDT  
Att: 44,060 - Unknown - 76 F

AB 32  
R 1  
H 7  
RBI 1  
BB 5  
SO 10  
LOB 18





Batter	1	2	3	4	5	6	7	8	9	AB	R	H	RBI	BB	SO	LOB	TOP										
Mark Grudzielanek, R (1.4) OBP: 0.305, SLG: 0.351	P3		F9		FC6-4 1B		F7		F9	5	0	1	0	0	0	2	Chicago Cubs @ Philadelphia Phillies Citizens Bank Park, Philadelphia, PA Sat Jul 24 2004, 3:15 PM EDT Att: 44,493 - Unknown - 75 F  livebaseballscores.com  <b>AB</b> 35 <b>R</b> 3 <b>H</b> 10 <b>RBI</b> 3 <b>BB</b> 4 <b>SO</b> 5 <b>LOB</b> 18  										
Corey Patterson, L (1.8) OBP: 0.330, SLG: 0.446	G4-3		FC4-6 WP 1-2		FC6-4 1B		F8		K	5	0	1	0	0	1	2											
Sammy Sosa, R (1.9) OBP: 0.361, SLG: 0.567	HR		FC5-4 BB		FC6-4 1-2 1B				K	3	1	1	1	2	1	3											
Moises Alou, R (1.7) OBP: 0.343, SLG: 0.551	F7		FC5-4 1-2		P6		F7			4	0	0	0	0	5												
25 Derrek Lee, R (1.3) OBP: 0.376, SLG: 0.550		F7		HR		F8		K		4	1	1	1	0	1	0											
16 Aramis Ramirez, R (1.5) OBP: 0.369, SLG: 0.560 Ramon Martinez, R (8, PR) (8.5) OBP: 0.318, SLG: 0.341	G6-3		F8		HR		1B		1B	4	1	2	1	0	0	0											
Michael Barrett, R (1.2) OBP: 0.348, SLG: 0.491			CS 1B				HR		1B	2	0	2	0	2	0	0											
Alex Gonzalez, R (1.6) OBP: 0.250, SLG: 0.389	K		G5-3		P4		G4-6-3		G4-6-3	4	0	0	0	0	1	5											
38 Carlos Zambrano, S (1.1) OBP: 0.196, SLG: 0.222 Mike Remlinger, L (7.1) Kyle Farnsworth, R (8.1) Tom Goodwin, L (9, PH) (9, PH) OBP: 0.235, SLG: 0.308			FC4-6 1B		L7		K		2B	3	0	1	0	0	1	1											
<b>Inning Stats</b>	R: 1 E: 0 K: 0 S: 11	H: 1 LOB: 0 BB: 0 P: 14	R: 0 E: 0 K: 1 S: 9	H: 0 LOB: 1 BB: 1 P: 14	R: 0 E: 0 K: 0 S: 11	H: 1 LOB: 2 BB: 1 P: 19	R: 1 E: 0 K: 0 S: 8	H: 2 LOB: 0 BB: 0 P: 12	R: 0 E: 0 K: 1 S: 11	H: 2 LOB: 2 BB: 0 P: 14	R: 1 E: 0 K: 1 S: 10	H: 1 LOB: 1 BB: 1 P: 20	R: 0 E: 0 K: 0 S: 7	H: 0 LOB: 1 BB: 1 P: 15	R: 0 E: 0 K: 1 S: 13	H: 2 LOB: 2 BB: 0 P: 19		R: 0 E: 0 K: 2 S: 14	H: 1 LOB: 2 BB: 0 P: 23	1B: 6 2B: 1 3B: 0 HR: 3	SF: 0 SAC: 0 DP: 1 HBP: 0	WP: 1 PB: 0 SB: 1 CS: 1	PA: 39				
<b>PITCHER</b>	IP	WLS	BF	H	R	ER	SO	BB	IBB	HBP	BLK	WP	HR	S	P	ERA	WHIP										
Paul Abbott, R (1.1) ERA: 5.97	5.1	W	24	7	3	3	1	2	0	0	0	1	3	54	80	5.06	1.688										
Roberto Hernandez, R (6.1) ERA: 4.58	0.2	H	3	0	0	0	1	1	0	0	0	0	0	6	13	0.00	1.500										
Rheal Cormier, L (7.1) ERA: 3.73	1.0	H	4	0	0	0	0	1	0	0	0	0	0	7	15	0.00	1.000										
Tim Worrell, R (8.1) ERA: 3.38	2.0	S	8	3	0	0	3	0	0	0	0	0	0	27	42	0.00	1.500										

Batter	1	2	3	4	5	6	7	8	9	AB	R	H	RBI	BB	SO	LOB	BOTTOM										
11 Jimmy Rollins, S (1.6) OBP: 0.336, SLG: 0.386	SH5-3 BLK G4-3 1B		F7		G3		P3		K	5	1	1	0	0	1	5	Chicago Cubs @ Philadelphia Phillies Citizens Bank Park, Philadelphia, PA Sat Jul 24 2004, 3:15 PM EDT Att: 44,493 - Unknown - 75 F  livebaseballscores.com  <b>AB</b> 31 <b>R</b> 4 <b>H</b> 9 <b>RBI</b> 4 <b>BB</b> 5 <b>SO</b> 7 <b>LOB</b> 18  										
Placido Polanco, R (1.4) OBP: 0.324, SLG: 0.353	SH5-3		G1-3		G3		P6			3	0	0	0	0	0	0											
Bobby Abreu, L (1.9) OBP: 0.435, SLG: 0.554	G4-3			1B BB	G6-3		S BB			2	1	0	1	2	0	0											
Jim Thome, L (1.3) OBP: 0.405, SLG: 0.654	K		L8		1B		K		K	4	0	1	0	0	2	2											
Pat Burrell, R (1.7) OBP: 0.380, SLG: 0.458		L4		1B 1B	K				IBB	3	1	1	0	1	1	1											
Ricky Ledee, L (1.8) OBP: 0.382, SLG: 0.533 Tim Worrell, R (8.1)				1B 1B		K		G3-1		4	1	2	1	0	1	2											
David Bell, R (1.5) OBP: 0.366, SLG: 0.460		G5-3		1B 1B				G6-4-3 BB		3	0	2	0	1	0	1											
Todd Pratt, R (1.2) OBP: 0.319, SLG: 0.266		G1-3		K				G6-4-3		3	0	0	0	1	1	5											
Paul Abbott, R (1.1) OBP: 0.200, SLG: 0.200 Roberto Hernandez, R (6.1)			G6-3							2	0	1	2	0	0	0											
26 Chase Utley, L (6, PH) OBP: 0.294, SLG: 0.497 Rheal Cormier, L (7.1) Doug Gianville, R (8.8) OBP: 0.271, SLG: 0.267				1-2 2-H 1B		K		1B		1	0	0	0	0	1	2											
<b>Inning Stats</b>	R: 1 E: 0 K: 1 S: 8	H: 1 LOB: 0 BB: 0 P: 11	R: 0 E: 0 K: 0 S: 6	H: 1 LOB: 1 BB: 0 P: 10	R: 0 E: 0 K: 0 S: 8	H: 0 LOB: 0 BB: 0 P: 10	R: 3 E: 0 K: 1 S: 16	H: 4 LOB: 2 BB: 1 P: 29	R: 0 E: 0 K: 1 S: 8	H: 1 LOB: 1 BB: 0 P: 10	R: 0 E: 0 K: 2 S: 17	H: 1 LOB: 2 BB: 1 P: 26	R: 0 E: 0 K: 1 S: 13	H: 0 LOB: 2 BB: 2 P: 25	R: 0 E: 0 K: 1 S: 12	H: 1 LOB: 1 BB: 1 P: 20	1B: 8 2B: 1 3B: 0 HR: 0	SF: 0 SAC: 1 DP: 1 HBP: 0	WP: 0 PB: 0 SB: 1 CS: 0	PA: 37							
<b>PITCHER</b>	IP	WLS	BF	H	R	ER	SO	BB	IBB	HBP	BLK	WP	HR	S	P	ERA	WHIP										
38 Carlos Zambrano, R (1.1) ERA: 2.95	6.1	L	30	8	4	4	5	3	0	0	1	1	0	67	104	5.68	1.737										
Mike Remlinger, L (7.1) ERA: 4.29	0.2		3	0	0	0	1	0	1	0	0	0	0	9	17	0.00	0.000										
Kyle Farnsworth, R (8.1) ERA: 3.19	1.0		4	1	0	0	1	1	0	0	0	0	0	12	20	0.00	2.000										



Batter	1	2	3	4	5	6	7	8	9	AB	R	H	RBI	BB	SO	LOB	TOP										
Mark Grudzielanek, R (1,4) OBP: 0.312, SLG: 0.350	4-1 F9-3 BB			1-0 F8			0-2 G4-3		0-0 2B 1B	3	1	1	0	1	0	0											
Corey Patterson, L (1,8) OBP: 0.323, SLG: 0.447	0-2 F9-3			1-0 P4			2-2 K		0-0 2B	4	0	1	2	0	1	1											
Sammy Sosa, R (1,9) OBP: 0.356, SLG: 0.558	1-3 K			1-2 G5-3			2-3 K		1-0 G6-3	4	0	0	0	0	2	1											
Moises Alou, R (1,7) OBP: 0.341, SLG: 0.546		0-0 P2			1-2 F8			3-2 P3		3	0	0	0	0	0	0											
25 Derrek Lee, R (1,3) OBP: 0.373, SLG: 0.545		3-3 K			1-2 P3			0-3 K		3	0	0	0	0	2	0											
16 Aramis Ramirez, R (1,5) OBP: 0.366, SLG: 0.555		2-3 K			2-0 P3			2-1 P4		3	0	0	0	0	1	0											
Michael Barrett, R (1,2) OBP: 0.348, SLG: 0.493				1-2 F7			1-0 P3		0-1 1B 2B	3	1	1	0	0	0	0											
Ramon Martinez, R (1,6) OBP: 0.315, SLG: 0.338				3-2 K			1-3 K		1-2 K	2	0	0	0	0	2	0											
Jose Macias, S (9, PH) OBP: 0.301, SLG: 0.419										1	0	0	0	0	1	1											
LaTroy Hawkins, R (9, 1)										0	0	0	0	0	0	0											
22 Mark Prior, R (1,1) OBP: 0.182, SLG: 0.100				0-3 K			1-3 K		1-3 K	2	0	0	0	0	2	0											
Jon Leicester, R (7, 1)										0	0	0	0	0	0	0											
Kent Mercker, L (8, 1)										0	0	0	0	0	0	0											
Alex Gonzalez, R (9, PH) OBP: 0.248, SLG: 0.386										1	0	0	0	0	1	1											
<b>Inning Stats</b>	R: 0 H: 0 E: 0 K: 1 S: 7	H: 0 LOB: 0 BB: 1 P: 12	R: 0 H: 0 E: 0 K: 2 S: 8	H: 0 LOB: 0 BB: 0 P: 13	R: 0 H: 0 E: 0 K: 2 S: 10	H: 0 LOB: 0 BB: 0 P: 14	R: 0 H: 0 E: 0 K: 0 S: 6	H: 0 LOB: 0 BB: 0 P: 9	R: 0 H: 0 E: 0 K: 0 S: 8	H: 0 LOB: 0 BB: 0 P: 12	R: 0 H: 0 E: 0 K: 2 S: 9	H: 0 LOB: 0 BB: 0 P: 13	R: 0 H: 0 E: 0 K: 1 S: 8	H: 0 LOB: 0 BB: 0 P: 13	R: 2 H: 3 E: 0 K: 2 S: 11	H: 3 LOB: 1 BB: 0 P: 14	1B: 1 2B: 3 3B: 0 HR: 0	SF: 0 SAC: 0 DP: 1 HBP: 0	WP: 0 PA: 30 PB: 0 SB: 0 CS: 0								
<b>PITCHER</b>	IP	WLS	BF	H	R	ER	SO	BB	IBB	HBP	BLK	WP	HR	S	P	ERA	WHIP										
Eric Milton, L (1,1) ERA: 4.4	8.2		29	3	2	2	12	1	0	0	0	0	0	73	108	2.08	0.462										
63 Ryan Madson, R (9,1) ERA: 2.07	0.1	W	1	0	0	0	0	0	0	0	0	0	0	1	2	0.00	0.000										

Chicago Cubs @ Philadelphia Phillies  
Citizens Bank Park, Philadelphia, PA

AB 29  
R 2  
H 3  
RBI 2  
BB 1  
SO 12  
LOB 4



WP: 0 PA: 30  
PB: 0  
SB: 0  
CS: 0

Sun Jul 25 2004, 1:35 PM EDT  
Att. 44,539 - Overcast - 70 F

Batter	1	2	3	4	5	6	7	8	9	AB	R	H	RBI	BB	SO	LOB	BOTTOM										
11 Jimmy Rollins, S (1,6) OBP: 0.336, SLG: 0.384	0-0 F8		1-1 S 1B		2-3 K			2-1 G4-3		4	0	1	0	0	1	0											
26 Chase Utley, L (1,4) OBP: 0.299, SLG: 0.527	2-2 G4-3		2-0 SF7			1-1 HR		2-1 2B		3	1	2	2	0	0	0											
Bobby Abreu, L (1,9) OBP: 0.431, SLG: 0.548	1-1 G6-3		3-3 SAFE K		1-2 K		1-3 K	2-1 F7		4	0	0	0	0	2	2											
Jim Thome, L (1,3) OBP: 0.406, SLG: 0.654		1-1 PB 2B		1-3 K		2-3 K		4-2 SH3-4 1B BB		3	1	1	0	1	2	0											
Ricky Ledee, L (1,8) OBP: 0.373, SLG: 0.518		2-1 F7		3-2 F7		3-2 G3		1-1 SH3-4		3	0	0	0	0	0	1											
Doug Glanville, R (8,8) OBP: 0.271, SLG: 0.267								1-2 SH3-4		0	0	0	0	0	0	0											
Pat Burrell, R (1,7) OBP: 0.382, SLG: 0.458		2-3 K		1-2 1B		2-1 G4-3		0-0 2H 1B		4	0	2	1	0	1	1											
David Bell, R (1,5) OBP: 0.363, SLG: 0.456		0-2 G1-3		2-2 F9		0-0 P4				3	0	0	0	0	0	2											
Mike Lieberthal, R (1,2) OBP: 0.319, SLG: 0.429			0-0 11 1B 26 SF7 SH5-4 1B		2-3 K		3-1 F7			3	1	1	0	0	1	0											
Eric Milton, L (1,1) OBP: 0.186, SLG: 0.150			0-1 SH5-4		0-3 K		1-2 K			2	0	0	0	0	2	0											
63 Ryan Madson, L (9,1) ERA: 2.96										0	0	0	0	0	0	0											
<b>Inning Stats</b>	R: 0 H: 0 E: 0 K: 0 S: 7	H: 1 LOB: 1 BB: 0 P: 10	R: 1 H: 2 E: 0 K: 1 S: 10	H: 2 LOB: 1 BB: 0 P: 16	R: 0 H: 1 E: 0 K: 1 S: 12	H: 1 LOB: 1 BB: 0 P: 19	R: 0 H: 0 E: 0 K: 3 S: 11	H: 0 LOB: 0 BB: 0 P: 15	R: 1 H: 1 E: 0 K: 2 S: 12	H: 1 LOB: 0 BB: 0 P: 19	R: 0 H: 0 E: 0 K: 0 S: 5	H: 0 LOB: 0 BB: 0 P: 10	R: 0 H: 1 E: 0 K: 1 S: 9	H: 1 LOB: 1 BB: 0 P: 16	R: 1 H: 1 E: 0 K: 0 S: 5	H: 1 LOB: 1 BB: 1 P: 10	1B: 4 2B: 2 3B: 0 HR: 1	SF: 1 SAC: 2 DP: 0 HBP: 0	WP: 0 PA: 33 PB: 1 SB: 1 CS: 0								
<b>PITCHER</b>	IP	WLS	BF	H	R	ER	SO	BB	IBB	HBP	BLK	WP	HR	S	P	ERA	WHIP										
22 Mark Prior, R (1,1) ERA: 3.92	6.0		23	5	2	2	8	0	0	0	0	0	0	5	10	3.00	0.833										
Jon Leicester, R (7,1) ERA: 2.3	1.0		3	0	0	0	0	0	0	0	0	0	0	5	10	0.00	0.000										
Kent Mercker, L (8,1) ERA: 2.2	1.0		4	1	0	0	1	0	0	0	0	0	0	9	16	0.00	1.000										
LaTroy Hawkins, R (9,1) ERA: 2.96	0.1	L	3	1	1	1	0	1	0	0	0	0	0	5	10	27.00	6.000										

Chicago Cubs @ Philadelphia Phillies  
Citizens Bank Park, Philadelphia, PA

AB 29  
R 3  
H 7  
RBI 3  
BB 1  
SO 9  
LOB 6



WP: 0 PA: 33  
PB: 1  
SB: 1  
CS: 0

Sun Jul 25 2004, 1:35 PM EDT  
Att. 44,539 - Overcast - 70 F











Batter	1	2	3	4	5	6	7	8	9	AB	R	H	RBI	BB	SO	LOB	TOP																			
11 Jimmy Rollins, S OBP: 0.336, SLG: 0.396																	5 0 1 0 0 2 1																			
Placido Polanco, R OBP: 0.327, SLG: 0.353																	5 2 2 0 0 1 1																			
Bobby Abreu, L OBP: 0.429, SLG: 0.547																	4 1 2 0 0 1 1																			
Jim Thome, L OBP: 0.408, SLG: 0.648																	4 0 2 1 0 1 2																			
Pat Burrell, R OBP: 0.377, SLG: 0.451																	4 0 1 2 0 1 3																			
Ricky Ledee, L OBP: 0.381, SLG: 0.492																	2 0 0 0 2 0 2																			
David Bell, R OBP: 0.354, SLG: 0.441																	3 0 0 0 0 0 4																			
Josh Hancock, R OBP: 0.396, SLG: 0.339																	0 0 0 0 0 0 0																			
Jason Michaels, R OBP: 0.396, SLG: 0.339																	1 0 0 0 0 0 2																			
Tim Worrell, R																	0 0 0 0 0 0 0																			
Mike Lieberthal, R OBP: 0.325, SLG: 0.432																	4 0 1 0 0 0 2																			
39 Brett Myers, R OBP: 0.212, SLG: 0.226																	2 0 0 0 0 1 1																			
Brian Powell, R OBP: 0.143, SLG: 0.143																	0 0 0 0 0 0 0																			
Tomas Perez, S OBP: 0.290, SLG: 0.457																	2 0 0 0 0 1 0																			
<b>Inning Stats</b>	R: 0 E: 0 K: 1 S: 6	H: 0 LOB: 0 BB: 0 P: 7	R: 0 E: 0 K: 1 S: 15	H: 1 LOB: 2 BB: 1 P: 27	R: 0 E: 0 K: 2 S: 8	H: 0 LOB: 0 BB: 0 P: 13	R: 1 E: 0 K: 0 S: 13	H: 1 LOB: 0 BB: 0 P: 19	R: 0 E: 0 K: 0 S: 14	H: 1 LOB: 1 BB: 0 P: 20	R: 1 E: 0 K: 0 S: 12	H: 3 LOB: 2 BB: 0 P: 26	R: 0 E: 0 K: 0 S: 4	H: 0 LOB: 0 BB: 0 P: 7	R: 1 E: 0 K: 2 S: 14	H: 2 LOB: 1 BB: 1 P: 22	R: 0 E: 0 K: 1 S: 12	H: 1 LOB: 1 BB: 0 P: 20	1B: 7 2B: 2 3B: 0 HR: 0	SF: 0 SAC: 0 DP: 0 HBP: 0	WP: 0 PB: 0 SB: 0 CS: 0	PA: 38														
<b>PITCHER</b>	IP WLS BF H R ER SO BB IBB HBP BLK WP HR S P ERA WHIP																																			
Brad Penny, R ERA: 3.15	5.0	21	5	2	2	4	1	0	0	0	0	0	0	61	95	3.60	1.200																			
Aaron Small, R ERA: 3.68	2.0	7	1	0	0	0	0	0	0	0	0	0	0	11	24	0.00	0.500																			
Matt Perisho, L ERA: 3.73	0.2	5	2	1	1	2	1	0	0	0	0	0	0	13	21	13.50	4.500																			
Josias Manzanillo, R ERA: 3.74	1.1	5	1	0	0	2	0	0	0	0	0	0	0	13	21	0.00	0.750																			

Philadelphia Phillies @ Florida Marlins  
Pro Player Stadium, Miami, FL  
Wed Jul 28 2004, 7:05 PM EDT  
Att: 17,404 - Unknown - 80 F

AB 36  
R 3  
H 9  
RBI 3  
BB 2  
SO 8  
LOB 19

Batter	1	2	3	4	5	6	7	8	9	AB	R	H	RBI	BB	SO	LOB	BOTTOM																			
Juan Pierre, L OBP: 0.368, SLG: 0.394																	4 2 2 0 0 0 1																			
Luis Castillo, S OBP: 0.366, SLG: 0.368																	3 1 1 0 1 2 0																			
Mike Lowell, R OBP: 0.385, SLG: 0.564																	2 1 1 2 1 0 1																			
Miguel Cabrera, R OBP: 0.379, SLG: 0.543																	3 0 0 0 1 3 2																			
Jeff Conine, R OBP: 0.324, SLG: 0.399																	3 1 1 0 1 0 2																			
Hee-Seop Choi, L OBP: 0.386, SLG: 0.493																	4 1 1 3 0 2 3																			
Alex Gonzalez, R OBP: 0.283, SLG: 0.427																	3 0 1 0 1 1 0																			
20 Matt Treanor, R OBP: 0.327, SLG: 0.300																	3 0 0 0 0 0 2																			
Brad Penny, R OBP: 0.064, SLG: 0.064																	2 0 0 0 0 0 0																			
Aaron Small, R																	0 0 0 0 0 0 0																			
Mike Mordecai, R OBP: 0.287, SLG: 0.236																	0 0 0 0 1 0 0																			
Matt Perisho, L																	0 0 0 0 0 0 0																			
Josias Manzanillo, R																	0 0 0 0 0 0 0																			
<b>Inning Stats</b>	R: 1 E: 0 K: 1 S: 12	H: 2 LOB: 0 BB: 0 P: 18	R: 0 E: 0 K: 1 S: 10	H: 1 LOB: 0 BB: 0 P: 16	R: 2 E: 0 K: 1 S: 16	H: 2 LOB: 1 BB: 1 P: 21	R: 0 E: 0 K: 1 S: 8	H: 1 LOB: 1 BB: 1 P: 15	R: 0 E: 0 K: 0 S: 9	H: 0 LOB: 0 BB: 0 P: 12	R: 0 E: 0 K: 0 S: 8	H: 0 LOB: 1 BB: 2 P: 20	R: 0 E: 0 K: 0 S: 10	H: 0 LOB: 1 BB: 1 P: 19	R: 3 E: 0 K: 3 S: 17	H: 1 LOB: 0 BB: 1 P: 30	R: 0 E: 0 K: 0 S: 1	H: 1 LOB: 0 BB: 0 P: 0	1B: 5 2B: 2 3B: 0 HR: 1	SF: 0 SAC: 0 DP: 3 HBP: 1	WP: 0 PB: 0 SB: 2 CS: 1	PA: 35														
<b>PITCHER</b>	IP WLS BF H R ER SO BB IBB HBP BLK WP HR S P ERA WHIP																																			
39 Brett Myers, R ERA: 5.6	5.0	22	6	3	3	5	4	0	0	0	0	0	0	59	94	5.40	2.000																			
Brian Powell, R	1.0	2	0	0	0	0	0	0	0	0	0	0	0	4	8	0.00	0.000																			
Josh Hancock, R ERA: 10.13	1.0	4	0	0	0	0	1	0	0	0	0	0	0	10	19	0.00	1.000																			
Tim Worrell, R ERA: 3.83	1.0	6	1	3	3	3	1	0	1	0	0	1	17	30	27.00	2.000																				


Philadelphia Phillies @ Florida Marlins  
Pro Player Stadium, Miami, FL  
Wed Jul 28 2004, 7:05 PM EDT  
Att: 17,404 - Unknown - 80 F

AB 27  
R 6  
H 7  
RBI 5  
BB 6  
SO 8  
LOB 11





Batter	1	2	3	4	5	6	7	8	9	AB	R	H	RBI	BB	SO	LOB	TOP					
11 Jimmy Rollins, S OBP: 0.333, SLG: 0.392	F9		F9		FC6-4			FC3-6		4	0	0	0	0	0	3	Philadelphia Phillies @ Florida Marlins Pro Player Stadium, Miami, FL Thu Jul 29 2004, 1:05 PM EDT Att: 20,391 - Cloudy - 87 F					
Placido Polanco, R OBP: 0.322, SLG: 0.348	F7			P3	FC4-6			G4-6-3		4	0	0	0	0	2							
Bobby Abreu, L OBP: 0.429, SLG: 0.546 26 Chase Utley, L OBP: 0.305, SLG: 0.519	G4-3			2B	1B		K		G4-3	3	0	1	0	0	1	0						
Jim Thome, L OBP: 0.405, SLG: 0.642 Doug Glanville, R OBP: 0.299, SLG: 0.265		K		K			G3		G3	3	0	0	0	0	2	1						
Pat Burrell, R OBP: 0.376, SLG: 0.452		K			2B		P3		P4	4	0	1	0	0	1	0						
Jason Michaels, R OBP: 0.387, SLG: 0.330		G1-3		G5-3					G4-3	3	0	0	0	0	0	2						
Tomas Perez, S OBP: 0.291, SLG: 0.462			F7		1B			K		3	1	1	0	0	1	0						
Todd Pratt, R OBP: 0.330, SLG: 0.280			SH3-4		1B			G6-3		3	0	2	1	0	0	0						
Paul Abbott, R OBP: 0.200, SLG: 0.200 Geoff Geary, R OBP: 0.333, SLG: 0.462 Josh Hancock, R OBP: 0.386, SLG: 0.492 Ricky Ledee, L OBP: 0.143, SLG: 0.143		SH3-4		B3				BB		0	0	0	0	0	0	0						
<b>Inning Stats</b>	R: 0 E: 0 K: 0 S: 6	H: 0 LOB: 0 BB: 0 P: 9	R: 0 E: 0 K: 2 S: 10	H: 0 LOB: 0 BB: 0 P: 13	R: 0 E: 0 K: 0 S: 7	H: 1 LOB: 1 BB: 0 P: 14	R: 0 E: 0 K: 1 S: 16	H: 2 LOB: 2 BB: 0 P: 23	R: 1 E: 0 K: 0 S: 11	H: 2 LOB: 1 BB: 0 P: 16	R: 0 E: 0 K: 1 S: 9	H: 0 LOB: 0 BB: 0 P: 11	R: 0 E: 0 K: 1 S: 10	H: 0 LOB: 0 BB: 0 P: 12	R: 0 E: 0 K: 0 S: 4	H: 0 LOB: 0 BB: 1 P: 11		R: 0 E: 0 K: 0 S: 11	H: 0 LOB: 0 BB: 0 P: 15	1B: 3 2B: 2 3B: 0 HR: 0	SF: 0 SAC: 1 DP: 1 HBP: 0	WP: 0 PB: 0 SB: 0 CS: 0
<b>PITCHER</b>	IP	WLS	BF	H	R	ER	SO	BB	IBB	HBP	BLK	WP	HR	S	P	ERA	WHIP					
Dontrelle Willis, L ERA: 3.88 Billy Koch, R ERA: 4.68	(1, 1) (8, 1)	7.0 2.0	W 6	26 0	5 0	1 0	5 0	0 1	0 0	0 0	0 0	0 0	0 0	69 15	98 26	1.29 0.00	0.714 0.500					

Batter	1	2	3	4	5	6	7	8	9	AB	R	H	RBI	BB	SO	LOB	BOTTOM				
Juan Pierre, L OBP: 0.367, SLG: 0.392	B5-3				L9			F7		5	1	1	0	0	0	2	Philadelphia Phillies @ Florida Marlins Pro Player Stadium, Miami, FL Thu Jul 29 2004, 1:05 PM EDT Att: 20,391 - Cloudy - 87 F				
Luis Castillo, S OBP: 0.388, SLG: 0.371 Damon Easley, R OBP: 0.333, SLG: 0.462	G3-1		BB		G4-6-3		G6-3		F7	3	1	2	0	0	0	0					
Mike Lowell, R OBP: 0.389, SLG: 0.565 Mike Mordecai, R OBP: 0.262, SLG: 0.232			2B		G4-6-3			F9		3	1	2	0	1	0	1					
Miguel Cabrera, R OBP: 0.378, SLG: 0.542 Abraham Nunez, S OBP: 0.274, SLG: 0.266	FC6-4		1B		G6-3			F8		4	1	1	2	0	0	2					
Jeff Conine, R OBP: 0.327, SLG: 0.411 Lenny Harris, L OBP: 0.262, SLG: 0.286		HR			G4-3			K		3	2	2	2	0	0	0					
Hee-Seop Choi, L OBP: 0.388, SLG: 0.495		G3-1			G6-3			G6-3		3	2	1	0	1	0	2					
Alex Gonzalez, R OBP: 0.266, SLG: 0.439		K			HR			F9		4	2	2	5	0	1	0					
Mike Redmond, R OBP: 0.310, SLG: 0.337		P4			F8			K		4	0	1	1	0	1	0					
Dontrelle Willis, L OBP: 0.327, SLG: 0.422 Billy Koch, R ERA: 4.11			G4-3		F7			K		4	0	1	0	0	1	1					
<b>Inning Stats</b>	R: 0 E: 0 K: 0 S: 8	H: 1 LOB: 1 BB: 0 P: 13	R: 1 E: 0 K: 1 S: 8	H: 1 LOB: 0 BB: 0 P: 10	R: 7 E: 0 K: 0 S: 21	H: 6 LOB: 1 BB: 2 P: 37	R: 0 E: 0 K: 0 S: 6	H: 1 LOB: 0 BB: 0 P: 7	R: 2 E: 0 K: 0 S: 16	H: 3 LOB: 1 BB: 0 P: 27	R: 0 E: 0 K: 0 S: 9	H: 2 LOB: 2 BB: 0 P: 15	R: 0 E: 0 K: 2 S: 9	H: 0 LOB: 0 BB: 0 P: 13	R: 0 E: 0 K: 1 S: 10	H: 1 LOB: 1 BB: 0 P: 17		1B: 9 2B: 4 3B: 0 HR: 2	SF: 0 SAC: 0 DP: 1 HBP: 0	WP: 1 PB: 0 SB: 0 CS: 0	PA: 40
<b>PITCHER</b>	IP	WLS	BF	H	R	ER	SO	BB	IBB	HBP	BLK	WP	HR	S	P	ERA	WHIP				
Paul Abbott, R ERA: 6.48 Geoff Geary, R ERA: 6.6 Josh Hancock, R ERA: 9.0 Brian Powell, R ERA: 4.11	(1, 1) (4, 1) (7, 1) (8, 1)	3.0 3.0 1.0 1.0	L 14	19 6	19 2	8 2	8 0	1 0	0 0	0 0	0 0	0 0	0 0	2 31	37 49	24.00 6.00	3.333 2.000				





Batter	1	2	3	4	5	6	7	8	9	AB	R	H	RBI	BB	SO	LOB	TOP					
11 Jimmy Rollins, S (1,6) OBP: 0.332, SLG: 0.392	2-1 P4		2-2 F7		3-2 HR 2B	2-3 K		0-0 FC8-6 1B		5	2	1	0	0	1	1	Philadelphia Phillies @ Chicago Cubs Wrigley Field, Chicago, IL Fri Jul 30 2004, 2:20 PM CDT Att: 39,117 - Unknown - 70 F					
Placido Polanco, R (1,4) OBP: 0.327, SLG: 0.348	2-3 K		0-0 1B		4-2 HR BB	1-2 L5		4-1 1B BB		3	1	1	0	2	1	0						
Bobby Abreu, L (1,9) OBP: 0.430, SLG: 0.563	2-2 HR		0-1 F7		2-0 1-H 2-H HR		1-2 F7	0-1 1-3 2-H 1B		5	2	3	5	0	0	1						
Jim Thome, L (1,3) OBP: 0.400, SLG: 0.633	1-1 P2		1-1 F7		0-3 K		1-3 K	0-0 F8		5	0	0	0	0	2	3						
Ricky Ledee, L (1,8) OBP: 0.393, SLG: 0.512		3-3 K		1-2 F7	0-0 2B		3-1 BB 1B	0-1 2B		5	0	3	0	0	1	0						
Pat Burrell, R (1,7) OBP: 0.376, SLG: 0.470		3-2 HR		0-0 HR	0-3 K		4-2 FC6-4 BB	3-3 K		4	2	2	2	1	2	2						
David Bell, R (1,5) OBP: 0.357, SLG: 0.440		4-2 BB		2-1 1B	4-1 FC4-6 BB		2-2 FC6-4 1-2	2-3 K		3	0	1	0	2	1	3						
Mike Lieberthal, R (1,2) OBP: 0.323, SLG: 0.426		1-3 K		0-1 F7	2-1 FC4-6 1-2			4-1 11 FC8-6 BB	0-1 F8	4	0	0	0	1	1	5						
Eric Milton, L (1,1) OBP: 0.174, SLG: 0.140		1-3 K		0-2 L5		2-1 G4-3		3-3 K		3	0	0	0	0	1	2						
Rheal Cormier, L (6,1) Roberto Hernandez, R (6,1) 26 Chase Utley, L (8,PH) Amaury Telemaco, R (8,1)										0	0	0	0	0	0	0						
<b>Inning Stats</b>	R: 1 E: 0 K: 1 S: 12	H: 1 LOB: 0 BB: 0 P: 19	R: 1 E: 0 K: 3 S: 17	H: 1 LOB: 1 BB: 1 P: 29	R: 0 E: 0 K: 0 S: 8	H: 1 LOB: 1 BB: 0 P: 11	R: 1 E: 0 K: 0 S: 11	H: 2 LOB: 1 BB: 0 P: 14	R: 3 E: 0 K: 2 S: 16	H: 3 LOB: 2 BB: 2 P: 31	R: 0 E: 0 K: 1 S: 9	H: 0 LOB: 0 BB: 0 P: 14	R: 0 E: 0 K: 1 S: 19	H: 1 LOB: 2 BB: 1 P: 30	R: 1 E: 0 K: 1 S: 12	H: 1 LOB: 2 BB: 2 P: 23	R: 0 E: 0 K: 2 S: 10		H: 1 LOB: 1 BB: 0 P: 15	1B: 4 2B: 3 3B: 0 HR: 4	SF: 0 SAC: 0 DP: 0 HBP: 0	WP: 0 PB: 0 SB: 0 CS: 0
<b>PITCHER</b>	IP WLS BF H R ER SO BB IBB HBP BLK WP HR S P ERA WHIP	IP WLS BF H R ER SO BB IBB HBP BLK WP HR S P ERA WHIP																				
22 Mark Prior, R (1,1) ERA: 4.69	4.1	23	8	6	6	5	2	0	0	0	0	0	0	4	58	92	12.46	2.308				
Jon Leicester, R (5,1) ERA: 1.89	1.2	6	0	0	0	2	1	0	0	0	0	0	0	15	26	0.00	0.600					
Mike Remlinger, L (7,1) ERA: 4.05	0.2	3	1	0	0	1	0	0	0	0	0	0	0	15	15	0.00	1.500					
Kyle Farnsworth, R (7,1) ERA: 3.18	1.0	6	0	1	1	1	3	0	0	0	0	0	0	18	35	9.00	3.000					
Glendon Rusch, L (8,1) ERA: 3.89	0.1	2	1	0	0	0	0	0	0	0	0	0	0	3	3	0.00	3.000					
<b>PITCHER</b>	IP WLS BF H R ER SO BB IBB HBP BLK WP HR S P ERA WHIP	IP WLS BF H R ER SO BB IBB HBP BLK WP HR S P ERA WHIP																				
LaTroy Hawkins, R (9,1) ERA: 2.85	1.0	4	1	0	0	2	0	0	0	0	0	0	0	10	15	0.00	1.000					

AB	38
R	7
H	11
RBI	7
BB	6
SO	11
LOB	18

AB	37
R	10
H	14
RBI	9
BB	3
SO	8
LOB	13



Batter	1	2	3	4	5	6	7	8	9	AB	R	H	RBI	BB	SO	LOB	TOP										
11 Jimmy Rollins, S OBP: 0.331, SLG: 0.393	0-0 2B	0-1 G4-3			0-0 L8			0-1 G6-3		4	0	1	0	0	0	0	Philadelphia Phillies @ Chicago Cubs Wrigley Field, Chicago, IL Sat Jul 31 2004, 12:20 PM CDT Att: 39,086 - Sunny - 75 F										
26 Chase Utley, L OBP: 0.297, SLG: 0.503 Todd Jones, L Tomas Perez, S OBP: 0.291, SLG: 0.462	1-1 L3		2-2 E3 HR		2-3 K			2-3 K		4	1	0	0	0	2	1											
Bobby Abreu, L OBP: 0.431, SLG: 0.569	3-3 K		0-1 HR		2-3 K			4-2 BLK BB		3	1	1	2	1	2	1											
Jim Thome, L OBP: 0.399, SLG: 0.627	4-0 IBB		3-0 P6		1-1 P3			2-3 K	1 SAFE 1 SAFE 1 SAFE	3	0	0	0	1	1	1											
Pat Burrell, R OBP: 0.375, SLG: 0.464	2-3 K		3-3 K		2-3 K			3-3 K		4	0	0	0	0	4	2											
David Bell, R OBP: 0.356, SLG: 0.438		1-3 K	0-0 L8		2-3 K			0-0 BB 1B		4	0	1	0	0	2	0											
Jason Michaels, R OBP: 0.379, SLG: 0.322 Doug Glanville, R OBP: 0.275, SLG: 0.265	0-0 E4 HR		1-3 K		1-1 F8			4-1 BB	1 SAFE	3	1	0	0	0	1	0											
Mike Lieberthal, R OBP: 0.325, SLG: 0.437	1-1 HR		1-2 G6-3		2-0 B3-6-4 1B			3-1 F7		4	1	2	2	0	0	2											
Kevin Millwood, R OBP: 0.196, SLG: 0.205 Rheal Cormier, L Placido Polanco, R OBP: 0.326, SLG: 0.346 Tim Worrell, R	1-3 K		1-2 G5-3		0-0 B3-6-4 1-2			1-2 F9	1 SAFE	3	0	0	0	0	1	1											
Inning Stats	R: 0 E: 0 K: 2 S: 9	H: 1 LOB: 2 BB: 1 P: 19	R: 2 E: 1 K: 2 S: 11	H: 1 LOB: 0 BB: 0 P: 14	R: 2 E: 1 K: 1 S: 10	H: 1 LOB: 0 BB: 0 P: 18	R: 0 E: 0 K: 1 S: 12	H: 0 LOB: 0 BB: 0 P: 15	R: 0 E: 0 K: 2 S: 7	H: 0 LOB: 0 BB: 0 P: 11	R: 0 E: 0 K: 2 S: 8	H: 1 LOB: 0 BB: 0 P: 13	R: 0 E: 0 K: 4 S: 10	H: 0 LOB: 1 BB: 1 P: 18	R: 0 E: 0 K: 1 S: 15	H: 1 LOB: 2 BB: 1 P: 26		1B: 2 2B: 1 3B: 0 HR: 2	SF: 0 SAC: 0 DP: 1 HBP: 0	WP: 0 PB: 0 SB: 0 CS: 0	PA: 36						
PITCHER	IP	WLS	BF	H	R	ER	SO	BB	IBB	HBP	BLK	WP	HR	S	P	ERA	WHIP										
Matt Clement, R ERA: 3.03	7.0	L	27	4	4	2	10	0	1	0	0	0	2	61	97	2.57	0.571										
Kent Mercker, L ERA: 2.91	1.0		4	0	0	0	2	1	0	0	1	0	0	10	18	0.00	1.000										
Todd Wellemeyer, R ERA: 2.25	1.0	S	5	1	0	0	1	1	0	0	0	0	0	15	26	0.00	2.000										

Batter	1	2	3	4	5	6	7	8	9	AB	R	H	RBI	BB	SO	LOB	BOTTOM										
Todd Walker, L OBP: 0.357, SLG: 0.491	1-1 L7		2-3 K		0-2 G4-3			1-2 G4-3		4	0	0	0	0	1	0	Philadelphia Phillies @ Chicago Cubs Wrigley Field, Chicago, IL Sat Jul 31 2004, 12:20 PM CDT Att: 39,086 - Sunny - 75 F										
Corey Patterson, L OBP: 0.321, SLG: 0.430	1-1 G6-3		0-3 K		1-3 K			1-1 F7		4	0	0	0	0	2	0											
Sammy Sosa, R OBP: 0.357, SLG: 0.564	3-3 K		1-1 E8 2B		0-1 G5-3			2-2 P6		4	1	0	0	0	1	0											
Moises Alou, R OBP: 0.340, SLG: 0.536		4-1 25 BB 16 BB BB	1-2 2H 2B		2-0 G5-3			2-2 P3		3	1	1	1	1	0	0											
25 Derrek Lee, R OBP: 0.370, SLG: 0.546		4-1 16 BB FC6-4 BB	0-1 G5-3		1-2 G5-3			0-1 G1-3		3	1	0	0	1	0	1											
16 Aramis Ramirez, R OBP: 0.373, SLG: 0.583		2-0 FC6-4 1B		1-1 G4-6-3 1B			4-0 G5-3 BB	1-2 P3		3	0	2	1	1	0	0											
Michael Barrett, R OBP: 0.346, SLG: 0.490		0-2 FC6-4 1-2 3H		2-2 G4-6-3 1-2			1-2 G5-3			3	0	0	1	0	0	3											
Alex Gonzalez, R OBP: 0.241, SLG: 0.364		1 SAFE 1 SAFE K		1-2 G1			1-3 K			3	0	0	0	0	2	2											
Matt Clement, R OBP: 0.116, SLG: 0.119 Tom Goodwin, L OBP: 0.250, SLG: 0.310 Kent Mercker, L Todd Wellemeyer, R		0-3 K		3-3 K			0-1 L8			2	0	0	0	0	2	1											
Inning Stats	R: 0 E: 0 K: 1 S: 8	H: 0 LOB: 0 BB: 0 P: 13	R: 2 E: 0 K: 2 S: 12	H: 1 LOB: 2 BB: 2 P: 22	R: 1 E: 1 K: 2 S: 13	H: 1 LOB: 1 BB: 0 P: 17	R: 0 E: 0 K: 0 S: 9	H: 1 LOB: 0 BB: 0 P: 13	R: 0 E: 0 K: 2 S: 9	H: 0 LOB: 0 BB: 0 P: 13	R: 0 E: 0 K: 0 S: 6	H: 0 LOB: 0 BB: 0 P: 9	R: 0 E: 0 K: 1 S: 8	H: 0 LOB: 1 BB: 1 P: 14	R: 0 E: 0 K: 0 S: 8	H: 0 LOB: 0 BB: 0 P: 12		R: 0 E: 0 K: 0 S: 9	H: 0 LOB: 0 BB: 0 P: 12	1B: 2 2B: 1 3B: 0 HR: 0	SF: 0 SAC: 0 DP: 1 HBP: 0	WP: 0 PB: 0 SB: 0 CS: 0	PA: 33				
PITCHER	IP	WLS	BF	H	R	ER	SO	BB	IBB	HBP	BLK	WP	HR	S	P	ERA	WHIP										
Kevin Millwood, R ERA: 4.8	6.2	W	26	3	3	2	8	3	0	0	0	0	0	7	99	2.70	0.900										
Rheal Cormier, L ERA: 4.22	1.0	H	3	0	0	0	0	0	0	0	0	0	0	3	5	0.00	0.000										
Todd Jones, R ERA: 3.77	0.1	H	1	0	0	0	0	0	0	0	0	0	0	3	5	0.00	0.000										
Tim Worrell, R ERA: 3.76	1.0	S	3	0	0	0	0	0	0	0	0	0	0	9	12	0.00	0.000										

AB	33
R	4
H	5
RBI	4
BB	3
SO	13
LOB	10

AB	30
R	3
H	3
RBI	3
BB	3
SO	8
LOB	8









Batter	1	2	3	4	5	6	7	8	9	AB	R	H	RBI	BB	SO	LOB	TOP								
11 Jimmy Rollins, S OBP: 0.328, SLG: 0.395	F8		F9			F8	K		F9	5	0	0	0	0	1	4	Philadelphia Phillies @ San Diego Padres PETCO Park, San Diego, CA Tue Aug 03 2004, 10:05 PM EDT Att: 37,134 - Sunny - 68 F								
Placido Polanco, R Tomas Perez, S OBP: 0.333, SLG: 0.349 OBP: 0.287, SLG: 0.455	1B			G6-5-3 1B		HBP		G6-3	K2-3	2	0	2	0	0	0	0									
Bobby Abreu, L OBP: 0.427, SLG: 0.568	K			F7		K		K		4	0	0	0	0	3	4									
Jim Thome, L OBP: 0.400, SLG: 0.636	K			G6-5-3			G3-1	HR		4	1	1	1	0	1	2									
Pat Burrell, R OBP: 0.374, SLG: 0.459		F8				F7	BB 1B	P4		4	1	1	0	0	0	0									
David Bell, R OBP: 0.354, SLG: 0.433		G6-3				G6-3		F9		4	0	0	0	0	0	1									
Mike Lieberthal, R OBP: 0.323, SLG: 0.429		F8				G5-3	BB 1B		E 1B BB	2	2	0	0	2	0	0									
Marlon Byrd, R OBP: 0.300, SLG: 0.305			G4-3			G1-3	BB 26 1B		E6 1B	4	1	1	1	0	0	1									
39 Brett Myers, R 26 Chase Utley, L Rheal Cormier, L Todd Jones, L Felix Rodriguez, R Jason Michaels, R Tim Worrell, R			G6-3			11 F8 2B	E9 1B		1-2 3-H 1B	2	0	1	0	0	0	0									
<b>Inning Stats</b>	R: 0 E: 0 K: 2 S: 15	H: 1 LOB: 1 BB: 0 P: 24	R: 0 E: 0 K: 0 S: 5	H: 0 LOB: 0 BB: 0 P: 6	R: 0 E: 0 K: 0 S: 6	H: 0 LOB: 0 BB: 0 P: 9	R: 0 E: 0 K: 0 S: 9	H: 1 LOB: 0 BB: 0 P: 14	R: 0 E: 0 K: 0 S: 7	H: 0 LOB: 0 BB: 0 P: 11	R: 0 E: 0 K: 1 S: 12	H: 1 LOB: 2 BB: 0 P: 17	R: 3 E: 1 K: 1 S: 22	H: 3 LOB: 1 BB: 1 P: 34	R: 1 E: 0 K: 1 S: 10	H: 1 LOB: 0 BB: 0 P: 14		R: 1 E: 1 K: 1 S: 13	H: 1 LOB: 2 BB: 1 P: 23	1B: 6 2B: 1 3B: 0 HR: 1	SF: 0 SAC: 0 DP: 1 HBP: 1	WP: 0 PB: 0 SB: 0 CS: 0	PA: 38		
<b>PITCHER</b>	IP	WLS	BF	H	R	ER	SO	BB	IBB	HBP	BLK	WP	HR	S	P	ERA	WHIP								
Brian Lawrence, R ERA: 3.74	6.2	L	25	4	2	2	3	1	0	1	0	0	0	64	100	2.70	0.750								
Scott Linebrink, R ERA: 1.99	0.1	B	3	2	1	0	1	0	0	0	0	0	0	12	15	0.00	6.000								
Rod Beck, R ERA: 6.75	1.0	4	1	1	1	1	0	0	0	0	0	0	1	10	14	9.00	1.000								
Jay Witasick, R ERA: 3.29	1.0	6	1	1	0	1	1	0	0	0	0	0	0	13	23	0.00	2.000								

Batter	1	2	3	4	5	6	7	8	9	AB	R	H	RBI	BB	SO	LOB	BOTTOM								
Sean Burroughs, L OBP: 0.345, SLG: 0.361	K		F7			G4-3		K		4	0	0	0	0	2	0	Philadelphia Phillies @ San Diego Padres PETCO Park, San Diego, CA Tue Aug 03 2004, 10:05 PM EDT Att: 37,134 - Sunny - 68 F								
Mark Loretta, R OBP: 0.383, SLG: 0.479	E5			E 1B 1B		S 1B		F8		4	1	2	0	0	0										
Ryan Klesko, L Jay Payton, R OBP: 0.359, SLG: 0.402 OBP: 0.309, SLG: 0.333	P2			E4 24 G3-6-3 1B		K		E6 24 1B		3	0	1	0	0	1	2									
Phil Nevin, R OBP: 0.393, SLG: 0.509	K			F9 24 G3-6-3 1B		F9		P4		4	0	1	1	0	1	3									
24 Brian Giles, L OBP: 0.373, SLG: 0.453		G6-3		G3-6-3		G6-3		3 1B 1B		4	0	1	1	0	0	2									
Terrence Long, L OBP: 0.319, SLG: 0.407				G6-3		K		K		4	0	1	0	0	2	2									
3 Khalil Greene, R OBP: 0.344, SLG: 0.392		F9				P2		1B		4	0	2	0	0	0	0									
Ramon Hernandez, R OBP: 0.338, SLG: 0.420				G6-3		P5		L8		4	0	0	0	0	0	3									
Brian Lawrence, R Scott Linebrink, R Rod Beck, R Dave Hansen, L Jay Witasick, R				K		G2-3		K		2	0	0	0	0	1	0									
<b>Inning Stats</b>	R: 0 E: 1 K: 2 S: 12	H: 0 LOB: 1 BB: 0 P: 15	R: 0 E: 0 K: 0 S: 9	H: 1 LOB: 0 BB: 0 P: 12	R: 0 E: 0 K: 1 S: 9	H: 0 LOB: 0 BB: 0 P: 16	R: 1 E: 1 K: 0 S: 14	H: 3 LOB: 1 BB: 0 P: 17	R: 0 E: 0 K: 1 S: 14	H: 1 LOB: 1 BB: 0 P: 18	R: 0 E: 0 K: 1 S: 11	H: 1 LOB: 0 BB: 0 P: 18	R: 0 E: 0 K: 2 S: 7	H: 0 LOB: 0 BB: 0 P: 10	R: 1 E: 1 K: 1 S: 17	H: 3 LOB: 2 BB: 0 P: 26		1B: 9 2B: 0 3B: 0 HR: 0	SF: 0 SAC: 0 DP: 1 HBP: 0	WP: 0 PB: 0 SB: 1 CS: 0	PA: 35				
<b>PITCHER</b>	IP	WLS	BF	H	R	ER	SO	BB	IBB	HBP	BLK	WP	HR	S	P	ERA	WHIP								
39 Brett Myers, R ERA: 5.38	6.0	W	22	5	1	1	4	0	0	0	0	0	0	67	92	1.50	0.833								
Rheal Cormier, L ERA: 4.33	0.2	H	2	0	0	0	1	0	0	0	0	0	0	5	8	0.00	0.000								
Todd Jones, R ERA: 3.7	0.1	H	2	1	0	0	0	0	0	0	0	0	0	6	10	0.00	3.000								
Felix Rodriguez, R ERA: 3.35	1.0	H	3	0	0	0	2	0	0	0	0	0	0	7	10	0.00	0.000								
Tim Worrell, R ERA: 3.86	1.0	6	3	1	1	1	1	0	0	0	0	0	0	17	26	9.00	3.000								



Batter	1	2	3	4	5	6	7	8	9	AB	R	H	RBI	BB	SO	LOB	TOP											
11 Jimmy Rollins, S OBP: 0.329, SLG: 0.405	F8		3B	IHR		K			G3-1	5	2	2	1	0	1	1	<b>Philadelphia Phillies @ San Diego Padres</b> PETCO Park, San Diego, CA Wed Aug 04 2004, 10:05 PM EDT Att: 30,085 - Unknown - 69 F											
Doug Glanville, R OBP: 0.281, SLG: 0.290	K		2B	G6-3		F7			S	5	1	2	2	0	1	1												
Bobby Abreu, L OBP: 0.425, SLG: 0.565	G3		2B		G6-3				F9	5	1	1	1	0	0	1												
Jim Thome, L OBP: 0.399, SLG: 0.631			G4-3		K					4	0	1	0	0	1	1												
26 Chase Utley, L OBP: 0.303, SLG: 0.503			1B		E3					4	1	2	1	0	1	0												
David Bell, R OBP: 0.355, SLG: 0.443			1B		HR					4	1	2	2	0	1	3												
Mike Lieberthal, R OBP: 0.320, SLG: 0.423			K		L3					4	0	0	0	0	2	4												
Marlon Byrd, R OBP: 0.300, SLG: 0.304			K		F9					4	0	1	0	0	1	2												
Eric Milton, L ERA: 4.9			11 2B		K					2	1	0	0	0	1	2		<b>Phillies</b>										
Roberto Hernandez, R ERA: 4.8			3B							0	0	0	0	0	0	0												
Amaury Telemaco, R ERA: 4.5										0	0	0	0	0	0	0												
Todd Jones, L ERA: 3.64										0	0	0	0	0	0	0												
Felix Rodriguez, R ERA: 3.28										1	0	0	0	0	0	0												
Placido Polanco, R ERA: 3.28										0	0	0	0	0	0	0												
Tim Worrell, R ERA: 3.28										0	0	0	0	0	0	0												
Inning Stats	R: 0 E: 0 K: 1 S: 7	H: 0 LOB: 0 BB: 0 P: 10	R: 0 E: 0 K: 2 S: 12	H: 2 LOB: 2 BB: 0 P: 19	R: 4 E: 0 K: 1 S: 18	H: 4 LOB: 1 BB: 1 P: 36	R: 1 E: 0 K: 1 S: 10	H: 1 LOB: 0 BB: 0 P: 10	R: 2 E: 1 K: 1 S: 15	H: 1 LOB: 0 BB: 0 P: 21	R: 0 E: 0 K: 1 S: 10	H: 1 LOB: 1 BB: 0 P: 11	R: 0 E: 0 K: 1 S: 8	H: 0 LOB: 0 BB: 0 P: 15	R: 0 E: 0 K: 1 S: 8	H: 1 LOB: 0 BB: 0 P: 12	R: 0 E: 0 K: 0 S: 11		H: 1 LOB: 1 BB: 0 P: 14	1B: 6 2B: 3 3B: 1 HR: 2	SF: 0 SAC: 0 DP: 1 HBP: 0	WP: 1 PB: 0 SB: 3 CS: 1	PA: 39					
PITCHER	IP	WLS	BF	H	R	ER	SO	BB	IBB	HBP	BLK	WP	HR	S	P	ERA	WHIP											
Adam Eaton, R ERA: 4.9	5.0	L	25	8	7	5	6	1	0	0	0	1	1	62	96	9.00	1.800											
Ricky Stone, R ERA: 4.92	2.0		7	1	0	0	3	0	0	0	0	0	0	18	26	0.00	0.500											
Blaine Neal, R ERA: 1.57	2.0		7	2	0	0	1	0	0	0	0	0	0	19	26	0.00	1.000											

Batter	1	2	3	4	5	6	7	8	9	AB	R	H	RBI	BB	SO	LOB	BOTTOM											
3 Khalil Greene, R OBP: 0.344, SLG: 0.401	K		HR		F9					5	1	2	1	0	2	3	<b>Philadelphia Phillies @ San Diego Padres</b> PETCO Park, San Diego, CA Wed Aug 04 2004, 10:05 PM EDT Att: 30,085 - Unknown - 69 F											
Rich Aurilia, R OBP: 0.309, SLG: 0.347	F9		1B		G1-3					4	1	1	0	1	0	2												
Mark Loretta, R OBP: 0.385, SLG: 0.481			K		2B					4	0	2	2	1	1	1												
Phil Nevin, R OBP: 0.390, SLG: 0.504	L5		1B		G5-3					5	0	1	0	0	0	3												
24 Brian Giles, L OBP: 0.370, SLG: 0.450			G4-3		G3					3	0	0	0	0	0	3												
Ricky Stone, R ERA: 4.9					P6					0	0	0	0	0	0	0												
Dave Hansen, L OBP: 0.400, SLG: 0.407										1	0	0	0	0	0	0												
Blaine Neal, L ERA: 1.57										0	0	0	0	0	0	0												
Ryan Klesko, L OBP: 0.361, SLG: 0.402										0	0	0	0	1	0	0												
Brian Buchanan, R OBP: 0.288, SLG: 0.365			K		P4					5	1	2	0	0	2	2												
Jay Payton, R OBP: 0.305, SLG: 0.329			G4-3		F7					4	0	0	0	0	0	2												
Ramon Hernandez, R OBP: 0.340, SLG: 0.435					F7					4	1	2	1	0	0	1												
Adam Eaton, R ERA: 4.9					HR					1	0	0	0	0	1	0	<b>SD</b>											
Roberto Hernandez, R ERA: 4.8										3	1	3	1	0	0	0												
Amaury Telemaco, R ERA: 4.5										0	0	0	0	0	0	0												
Todd Jones, L ERA: 3.64										0	0	0	0	0	0	0												
Felix Rodriguez, R ERA: 3.28										0	0	0	0	0	0	0												
Inning Stats	R: 0 E: 0 K: 1 S: 7	H: 0 LOB: 1 BB: 1 P: 13	R: 0 E: 0 K: 1 S: 10	H: 0 LOB: 0 BB: 0 P: 17	R: 2 E: 0 K: 2 S: 14	H: 3 LOB: 2 BB: 1 P: 24	R: 0 E: 0 K: 0 S: 6	H: 0 LOB: 0 BB: 0 P: 9	R: 2 E: 0 K: 0 S: 12	H: 3 LOB: 1 BB: 0 P: 18	R: 0 E: 0 K: 0 S: 19	H: 3 LOB: 2 BB: 0 P: 30	R: 0 E: 0 K: 1 S: 11	H: 0 LOB: 0 BB: 0 P: 17	R: 0 E: 0 K: 1 S: 12	H: 3 LOB: 2 BB: 0 P: 18		R: 0 E: 0 K: 1 S: 9	H: 1 LOB: 2 BB: 1 P: 18	1B: 8 2B: 3 3B: 0 HR: 2	SF: 0 SAC: 0 DP: 1 HBP: 0	WP: 0 PB: 0 SB: 0 CS: 0	PA: 42					
PITCHER	IP	WLS	BF	H	R	ER	SO	BB	IBB	HBP	BLK	WP	HR	S	P	ERA		WHIP										
Eric Milton, L ERA: 4.9	5.0		24	7	5	5	4	2	0	0	0	0	0	10	18	9.00		1.800										
Tim Worrell, R ERA: 3.79	1.0		5	1	0	0	1	0	0	0	0	0	0	2	2	0.00		0.000										
Amaury Telemaco, R ERA: 4.5	0.1	H	1	0	0	0	0	0	0	0	0	0	0	2	2	0.00		0.000										
Todd Jones, L ERA: 3.64	1.0	H	3	0	0	0	0	0	0	0	0	0	0	11	17	0.00	0.000											
Felix Rodriguez, R ERA: 3.28	1.0	H	5	3	0	0	1	0	0	0	0	0	0	12	18	0.00	3.000											







Batter	1	2	3	4	5	6	7	8	9	10	11	AB	R	H	RBI	BB	SO	LOB	TOP								
11 Jimmy Rollins, S OBP: 0.330, SLG: 0.409	2-2 HR	0-3 K		2-3 K		2-1 P4			1-1 G3		4-2 1B BB	5	2	1	1	1	2	1									
Placido Polanco, R OBP: 0.334, SLG: 0.373	2-1 P4	1-0 HR		2-3 K			1-0 F8		2-2 G5-3		0-1 1B 1B	6	2	2	1	0	1	1									
Bobby Abreu, L OBP: 0.423, SLG: 0.564	1-0 HR	3-3 K			2-3 K		3-2 G4-3		0-0 G6-3		0-0 L3	6	1	1	1	0	2	3									
Jim Thome, L OBP: 0.395, SLG: 0.619	2-2 F8		0-0 F9		1-3 K		4-2 1B BB			1-3 K	0-0 1B 1B	5	1	1	2	1	2	0									
David Bell, R OBP: 0.363, SLG: 0.447	4-1 BB		0-2 1B		2-1 1B		3-2 1B			1-3 K	1-0 1B	5	0	4	1	1	1	0									
Mike Lieberthal, R OBP: 0.322, SLG: 0.423 Lou Collier, R (10, PR)	0-1 L6		2-3 K		1-1 1B			1-2 1B		1-1 1B	2-1 1B	5	0	3	0	0	1	2									
Todd Pratt, R OBP: 0.337, SLG: 0.289					1-2 1B						1-2 2H 3H	0	0	0	0	0	0	0									
Doug Gianville, R OBP: 0.282, SLG: 0.284		4-2 HR BB		2-1 F8		1-3 K			1-2 F9		2-1 1B	5	0	3	0	0	1	2									
Marlon Byrd, R OBP: 0.297, SLG: 0.313		0-0 HR		2-2 SH1-4 1B		1-2 G5-3			2-3 K		0-1 E6 FC2-6	5	1	2	2	0	1	1									
Randy Wolf, L OBP: 0.300, SLG: 0.389 Amaury Telemaco, R OBP: 0.278, SLG: 0.332 Rheal Cormier, L OBP: 0.319, SLG: 0.432 Tim Worrell, R OBP: 0.319, SLG: 0.447 Roberto Hernandez, R OBP: 0.303, SLG: 0.447 Tomás Pérez, S OBP: 0.333, SLG: 0.447 Felix Rodríguez, R OBP: 0.311, SLG: 0.419		0-0 G3		0-0 SH1-4		0-3 K		1-3 K			0-1 FC2-6 1B BB	2	0	0	0	0	0	1	0								
<b>Inning Stats</b>	R: 2 E: 0 K: 0 S: 13	H: 2 LOB: 1 BB: 1 P: 24	R: 3 E: 0 K: 2 S: 17	H: 2 LOB: 0 BB: 1 P: 25	R: 0 E: 1 K: 1 S: 11	H: 1 LOB: 1 BB: 0 P: 15	R: 0 E: 0 K: 2 S: 11	H: 1 LOB: 1 BB: 0 P: 17	R: 0 E: 0 K: 3 S: 13	H: 2 LOB: 2 BB: 0 P: 20	R: 0 E: 0 K: 1 S: 9	H: 0 LOB: 0 BB: 0 P: 12	R: 0 E: 0 K: 2 S: 10	H: 1 LOB: 2 BB: 1 P: 21	R: 0 E: 0 K: 2 S: 14	H: 1 LOB: 1 BB: 0 P: 20	R: 0 E: 0 K: 0 S: 6	H: 0 LOB: 0 BB: 0 P: 9	R: 0 E: 0 K: 2 S: 9	H: 1 LOB: 1 BB: 0 P: 12	R: 4 E: 1 K: 1 S: 17	H: 4 LOB: 2 BB: 1 P: 24	1B: 11 2B: 0 3B: 0 HR: 4	SF: 0 SAC: 1 DP: 0 HBP: 0	WP: 0 PB: 0 SB: 0 CS: 0	PA: 52	
<b>PITCHER</b>	IP ERA WLS BF H R ER SO BB IBB HBP BLK WP HR S P ERA WHIP	1.1 4.76 2.0 12 4 5 5 2 0 0 0 0 0 4 30 49 22.50 3.000	3.1 4.76 1.0 3 0 0 0 6 0 0 0 0 0 0 35 52 0.00 1.333	6.1 4.76 1.0 3 0 0 0 1 0 0 0 0 0 0 9 12 0.00 0.000	7.1 4.76 2.0 8 2 0 0 2 1 0 0 0 0 0 24 41 0.00 1.500	9.1 4.76 1.0 3 0 0 0 0 0 0 0 0 0 0 6 9 0.00 0.000	<b>PITCHER</b>	IP ERA WLS BF H R ER SO BB IBB HBP BLK WP HR S P ERA WHIP	10.1 1.65 1.2 4 4 0 0 2 0 0 0 0 0 0 5 7 0.00 3.000	11.1 3.51 0.1 2 1 0 0 1 0 0 0 0 0 0 5 7 0.00 3.000																	

Philadelphia Phillies @ Los Angeles Dodgers  
Dodger Stadium, Los Angeles, CA  
Fri Aug 06 2004, 7:10 PM PDT  
Att: 53,977 - Sunny - 74 F

AB	47
R	9
H	15
RBI	9
BB	4
SO	14
LOB	17



Batter	1	2	3	4	5	6	7	8	9	10	11	AB	R	H	RBI	BB	SO	LOB	BOTTOM							
Cesar Izturis, S OBP: 0.346, SLG: 0.390	2-1 F9		2-0 F8		1-0 HR 1B		1-0 F8	0-0 FC6-4		2-2 F7		6	1	1	0	0	0	5								
Jayson Werth, R OBP: 0.351, SLG: 0.562	4-2 WP BB		3-3 K		0-0 HR		0-2 F8		1-2 HR		3-2 G5-3	5	2	2	4	1	1	2								
Milton Bradley, S OBP: 0.377, SLG: 0.462	2-2 G5-3		1-2 G5-3		0-0 G6-3		4-1 WP BB		0-0 1B		1-3 K	5	0	1	0	1	1	2								
Adrián Beltré, R OBP: 0.371, SLG: 0.610	1-2 G5-3			0-1 FC4-6 1B		2-3 K		2-2 F9		0-0 F9		2-1 G5-3	6	0	1	0	0	1	4							
Shawn Green, L OBP: 0.343, SLG: 0.429		0-0 F8		3-2 FC4-6 1B		3-1 1B		2-2 1B 1B		1-1 L9		5	1	2	0	0	0	2								
Olmedo Saenz, R OBP: 0.319, SLG: 0.432		1-2 L6		2-3 K		2-3 K		1-3 K		2-3 K		4	0	0	0	0	3	3								
Robin Ventura, L OBP: 0.319, SLG: 0.323												1	0	0	0	0	1	1								
Eric Gagne, R												0	0	0	0	0	0	0								
Brent Mayne, L OBP: 0.330, SLG: 0.327												0	0	0	0	0	0	0								
José Hernández, R OBP: 0.296, SLG: 0.338 Wilson Alvarez, L OBP: 0.278, SLG: 0.332 Steve Finley, L OBP: 0.319, SLG: 0.409 Jose Lima, R OBP: 0.319, SLG: 0.412 37 Darren Dreifort, R OBP: 0.303, SLG: 0.447 Hee-Seop Oh, L OBP: 0.262, SLG: 0.493		0-0 1B		2-1 F9		1-2 F7		1-0 1B 1B		2-3 K		3	0	1	0	0	0	2								
David Ross, R OBP: 0.259, SLG: 0.307		2-2 K			0-0 1B HR 2B		1-3 K		0-3 K		1-3 K	5	1	1	0	0	4	4								
Duaner Sanchez, R OBP: 0.250, SLG: 0.500												0	0	0	0	0	0	0								
Kaz Ishii, L OBP: 0.171, SLG: 0.225			1-1 E1				1-2 F7					0	0	0	0	0	0	0								
Giovanni Carrara, R												1	0	0	0	0	0	0								
Jason Grabowski, L OBP: 0.310, SLG: 0.432												1	0	0	0	0	0	1								
43 Yhency Brazoban, R												0	0	0	0	0	0	0								
Alex Cora, L OBP: 0.262, SLG: 0.430												2	0	2	1	1	0	0								
<b>Inning Stats</b>	R: 0 E: 0 K: 0 S: 13	H: 0 LOB: 1 BB: 1 P: 22	R: 0 E: 0 K: 1 S: 8	H: 1 LOB: 1 BB: 0 P: 11	R: 0 E: 1 K: 1 S: 10	H: 0 LOB: 1 BB: 0 P: 17	R: 0 E: 0 K: 1 S: 14	H: 1 LOB: 1 BB: 0 P: 21	R: 0 E: 0 K: 2 S: 12	H: 1 LOB: 2 BB: 1 P: 19	R: 0 E: 0 K: 2 S: 14	H: 3 LOB: 2 BB: 0 P: 19	R: 1 E: 0 K: 1 S: 10	H: 2 LOB: 1 BB: 0 P: 14	R: 0 E: 0 K: 2 S: 14	H: 0 LOB: 1 BB: 1 P: 23	R: 0 E: 0 K: 1 S: 8	H: 0 LOB: 0 BB: 0 P: 14	R: 0 E: 0 K: 1 S: 8	H: 0 LOB: 0 BB: 1 P: 14	1B: 9 2B: 1 3B: 0 HR: 2	SF: 0 SAC: 0 DP: 0 HBP: 0	WP: 2 PB: 0 SB: 0 CS: 0	PA: 49		
<b>PITCHER</b>	IP ERA WLS BF H R ER SO BB IBB HBP BLK WP HR S P ERA WHIP	1.1 4.04 6.0 26 1 3 3 6 1 0 0 0 1 1 67 104 4.50 1.167	7.1 4.22 1.0 6 3 1 1 2 0 0 0 0 0 1 14 23 0.00 2.000	8.1 4.42 1.0 6 3 1 1 2 0 0 0 0 0 1 14 19 9.00 3.000	9.1 3.81 1.0 5 2 1 1 1 0 0 0 0 0 1 10 14 9.00 2.000	10.1 4.51 1.0 4 0 0 0 2 1 0 0 0 0 0 1 14 23 0.00 1.000	<b>PITCHER</b>	IP ERA WLS BF H R ER SO BB IBB HBP BLK WP HR S P ERA WHIP	11.1 3.14 1.0 3 0 0 0 1 0 0 0 0 0 0 8 14 0.00 0.000																	

Philadelphia Phillies @ Los Angeles Dodgers  
Dodger Stadium, Los Angeles, CA  
Fri Aug 06 2004, 7:10 PM PDT  
Att: 53,977 - Sunny - 74 F

AB	46
R	5
H	12
RBI	5
BB	3
SO	12
LOB	26

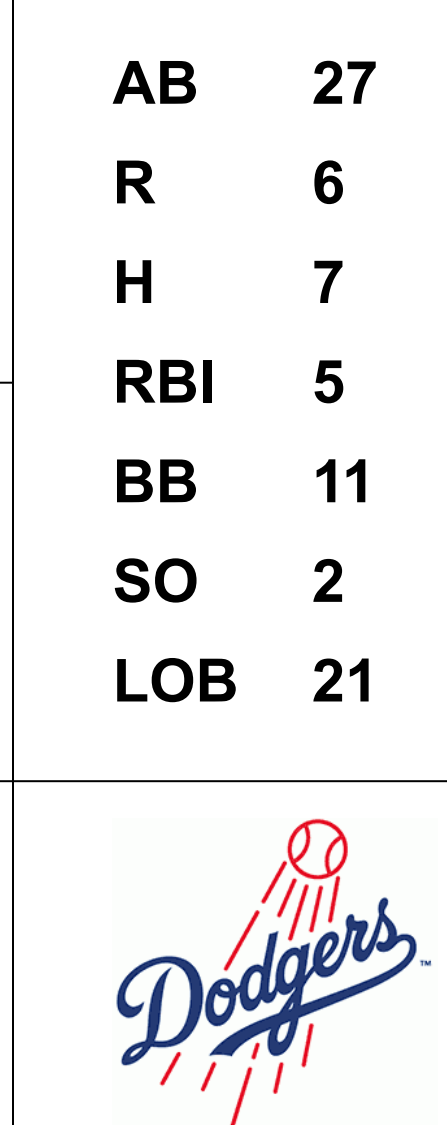




Batter	1	2	3	4	5	6	7	8	9	AB	R	H	RBI	BB	SO	LOB	TOP					
11 Jimmy Rollins, S OBP: 0.329, SLG: 0.408	G6-3			G6-4-3 1B		G6-3		F8		4	0	1	0	0	0	2	Philadelphia Phillies @ Los Angeles Dodgers Dodger Stadium, Los Angeles, CA Sat Aug 07 2004, 7:10 PM PDT Att: 54,404 - Sunny - 75 F					
Placido Polanco, R OBP: 0.330, SLG: 0.368	G6-3			G6-4-3 1-2f		K		L8		4	0	0	0	0	1	3						
Bobby Abreu, L OBP: 0.420, SLG: 0.558	G3			G3				P5		4	0	0	0	0	1	1						
Jim Thome, L OBP: 0.399, SLG: 0.627										3	1	2	1	1	1	0						
David Bell, R OBP: 0.362, SLG: 0.443										3	0	0	0	1	1	1						
Mike Lieberthal, R OBP: 0.321, SLG: 0.421										4	0	1	0	0	1	2						
Doug Glanville, R OBP: 0.276, SLG: 0.277										3	0	0	0	0	0	4						
Marlon Byrd, R OBP: 0.304, SLG: 0.321										4	1	3	0	0	0	0						
Paul Abbott, R OBP: 0.182, SLG: 0.182										1	0	0	0	0	1	0						
Geoff Geary, R OBP: 0.125, SLG: 0.125										0	0	0	0	0	0	0						
Brian Powell, R OBP: 0.500, SLG: 0.500										2	0	1	1	0	0	1						
Lou Collier, R OBP: 0.306, SLG: 0.520										1	1	1	1	0	0	0						
26 Chase Utley, L OBP: 0.306, SLG: 0.520										1	1	1	1	0	0	0						
<b>Inning Stats</b>	R: 0 E: 0 K: 0 S: 9	H: 0 LOB: 0 BB: 0 P: 13	R: 0 E: 0 K: 2 S: 7	H: 0 LOB: 0 BB: 0 P: 11	R: 0 E: 0 K: 1 S: 9	H: 0 LOB: 0 BB: 0 P: 14	R: 0 E: 0 K: 0 S: 5	H: 1 LOB: 0 BB: 0 P: 7	R: 0 E: 0 K: 0 S: 9	H: 1 LOB: 1 BB: 1 P: 18	R: 0 E: 0 K: 1 S: 7	H: 1 LOB: 1 BB: 0 P: 11	R: 0 E: 0 K: 2 S: 14	H: 1 LOB: 2 BB: 1 P: 22	R: 1 E: 1 K: 0 S: 13	H: 2 LOB: 1 BB: 0 P: 22	R: 2 E: 0 K: 0 S: 15	H: 3 LOB: 1 BB: 0 P: 26	1B: 7 2B: 0 3B: 0 HR: 2	SF: 0 SAC: 1 DP: 2 HBP: 0	WP: 0 PB: 0 SB: 0 CS: 0	PA: 36
<b>PITCHER</b>	IP WLS BF H R ER SO BB IBB HBP BLK WP HR S P ERA WHIP																					
Odalis Perez, L ERA: 2.92	7.0 W 25 4 0 0 6 2 0 0 0 0 0 0 0 0 0 0 0.00 0.857																					
43 Yhency Brazoban, R ERA: 3.0	1.0 5 2 1 1 0 0 0 0 0 0 0 0 2 13 22 9.00 2.000																					
37 Darren Dreifort, R ERA: 3.7	0.2 5 3 2 2 0 0 0 0 0 0 0 0 2 13 23 27.00 4.500																					
Eric Gagne, R ERA: 1.64	0.1 S 1 0 0 0 0 0 0 0 0 0 0 0 0 2 3 0.00 0.000																					

Batter	1	2	3	4	5	6	7	8	9	AB	R	H	RBI	BB	SO	LOB	BOTTOM			
Cesar Izturis, S OBP: 0.345, SLG: 0.391	G4-3		G4-6-3 1-2f		B5-3	BB 2B	G4-3			5	0	1	1	0	0	3	Philadelphia Phillies @ Los Angeles Dodgers Dodger Stadium, Los Angeles, CA Sat Aug 07 2004, 7:10 PM PDT Att: 54,404 - Sunny - 75 F			
Alex Cora, L OBP: 0.395, SLG: 0.427	1B BB B1-3		G4-3		BB BB	BB BB		F8		2	0	0	0	3	0	0				
Milton Bradley, S OBP: 0.382, SLG: 0.461	B1-3				BB BB SAFE SAFE	BB BB SAFE SAFE				1	0	0	1	4	0	1				
Adrian Beltré, R OBP: 0.371, SLG: 0.607					BB BB SAFE SAFE	BB BB SAFE SAFE				5	1	2	0	0	0	6				
Shawn Green, L OBP: 0.341, SLG: 0.433	G3				BB BB SAFE SAFE	BB BB SAFE SAFE				5	1	1	1	0	0	7				
Jayson Werth, R OBP: 0.361, SLG: 0.564					BB BB SAFE SAFE	BB BB SAFE SAFE				3	3	2	0	0	0	0				
Hee-Seop Choi, L OBP: 0.386, SLG: 0.495					BB BB SAFE SAFE	BB BB SAFE SAFE				3	0	1	1	1	1	1				
Brent Mayne, L OBP: 0.330, SLG: 0.320					BB BB SAFE SAFE	BB BB SAFE SAFE				2	0	0	0	1	1	1				
Odalis Perez, L OBP: 0.140, SLG: 0.146					BB BB SAFE SAFE	BB BB SAFE SAFE				1	1	0	0	2	0	2				
Steve Finley, L OBP: 0.344, SLG: 0.499					BB BB SAFE SAFE	BB BB SAFE SAFE				0	0	0	1	0	0	0				
43 Yhency Brazoban, R OBP: 0.344, SLG: 0.499					BB BB SAFE SAFE	BB BB SAFE SAFE				0	0	0	0	0	0	0				
37 Darren Dreifort, R OBP: 0.344, SLG: 0.499					BB BB SAFE SAFE	BB BB SAFE SAFE				0	0	0	0	0	0	0				
Eric Gagne, R OBP: 0.344, SLG: 0.499					BB BB SAFE SAFE	BB BB SAFE SAFE				0	0	0	0	0	0	0				
<b>Inning Stats</b>	R: 0 E: 0 K: 0 S: 7	H: 1 LOB: 2 BB: 1 P: 13	R: 0 E: 0 K: 2 S: 7	H: 0 LOB: 0 BB: 0 P: 11	R: 0 E: 0 K: 0 S: 6	H: 0 LOB: 0 BB: 1 P: 12	R: 2 E: 0 K: 0 S: 8	H: 2 LOB: 2 BB: 2 P: 18	R: 0 E: 0 K: 0 S: 10	H: 0 LOB: 2 BB: 2 P: 22	R: 2 E: 0 K: 0 S: 10	H: 2 LOB: 3 BB: 3 P: 26	R: 2 E: 1 K: 0 S: 13	H: 2 LOB: 1 BB: 1 P: 21	R: 0 E: 0 K: 0 S: 9	H: 0 LOB: 1 BB: 1 P: 15	1B: 4 2B: 3 3B: 0 HR: 1	SF: 1 SAC: 1 DP: 3 HBP: 1	WP: 0 PB: 0 SB: 1 CS: 0	PA: 41
<b>PITCHER</b>	IP WLS BF H R ER SO BB IBB HBP BLK WP HR S P ERA WHIP																			
Paul Abbott, R ERA: 6.47	5.2 L 30 5 4 4 0 8 1 0 0 0 0 0 1 11 18 54.00 9.000																			
Geoff Geary, R ERA: 7.12	0.1 4 2 2 2 0 1 0 0 0 0 0 1 11 18 54.00 9.000																			
Brian Powell, R ERA: 3.79	2.0 7 0 0 0 0 1 0 0 0 0 0 0 14 21 0.00 0.500																			

AB	33
R	3
H	9
RBI	3
BB	2
SO	6
LOB	14





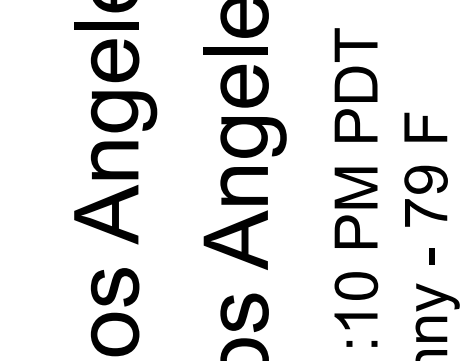
Batter	1	2	3	4	5	6	7	8	9	AB	R	H	RBI	BB	SO	LOB	TOP											
11 Jimmy Rollins, S OBP: 0.330, SLG: 0.412	F7		K			SF7 2B		F8 2B	G3	5	1	2	0	0	1	2	Philadelphia Phillies @ Los Angeles Dodgers Dodger Stadium, Los Angeles, CA Sun Aug 08 2004, 1:10 PM PDT Att: 53,840 - Sunny - 79 F											
26 Chase Utley, L OBP: 0.304, SLG: 0.531	HR			P4		P6		F8		4	1	1	1	0	0	2												
Bobby Abreu, L OBP: 0.416, SLG: 0.554	F9			K		SF7 2H		G4-3		3	0	0	1	0	1	1												
Jim Thome, L OBP: 0.400, SLG: 0.624	G3				BB				K	2	0	0	0	2	1	0												
David Bell, R OBP: 0.361, SLG: 0.442 Tomas Perez, S OBP: 0.284, SLG: 0.452	G6-3			F8		F7			F9 1B	1	0	0	0	0	0	0												
Lou Collier, R OBP: 0.333, SLG: 0.333	F8					G5-3 1B			F9	4	0	1	0	0	1	1												
Marlon Byrd, R OBP: 0.303, SLG: 0.320	P4				K				1B 1B	4	1	1	1	0	1	1												
Todd Pratt, R OBP: 0.333, SLG: 0.287			G6-3		G5-3			G3	1B 1B	4	0	1	0	0	0	1												
39 Brett Myers, R OBP: 0.211, SLG: 0.250 Placido Polanco, R OBP: 0.332, SLG: 0.370 Tim Worrell, R OBP: 0.332, SLG: 0.370			K		P3			G4-3	1B	3	0	0	0	0	1	1												
									1B	1	0	1	1	0	0	0												
									1B	0	0	0	0	0	0	0												
<b>Inning Stats</b>	R: 1 E: 0 K: 0 S: 9	H: 1 LOB: 0 BB: 0 P: 17	R: 0 E: 0 K: 0 S: 11	H: 0 LOB: 0 BB: 0 P: 16	R: 0 E: 0 K: 2 S: 8	H: 0 LOB: 0 BB: 0 P: 14	R: 0 E: 0 K: 1 S: 9	H: 0 LOB: 1 BB: 1 P: 15	R: 0 E: 0 K: 1 S: 13	H: 1 LOB: 1 BB: 0 P: 18	R: 0 E: 0 K: 0 S: 8	H: 0 LOB: 0 BB: 0 P: 12	R: 0 E: 0 K: 0 S: 7	H: 1 LOB: 1 BB: 0 P: 12	R: 2 E: 0 K: 1 S: 13	H: 4 LOB: 2 BB: 0 P: 19	1B: 4 2B: 3 3B: 0 HR: 1	SF: 1 SAC: 0 DP: 0 HBP: 0	WP: 0 PA: 37 PB: 0 SB: 1 CS: 0									
<b>PITCHER</b>	IP	WLS	BF	H	R	ER	SO	BB	IBB	HBP	BLK	WP	HR	S	P	ERA	WHIP											
31 Brad Penny, R ERA: 3.02	(1, 1)	0.2	L	3	1	1	1	0	0	0	0	0	0	1	8	13	13.50	1.500										
Giovanni Carrara, R ERA: 1.14	(1, 1)	4.1		15	1	0	4	1	0	0	0	0	0	42	67	0.00	0.462											
Wilson Alvarez, L ERA: 3.32	(6, 1)	2.0		8	1	1	1	1	0	0	0	0	0	17	28	4.50	1.000											
Duaner Sanchez, R ERA: 3.71	(8, 1)	2.0		11	5	2	2	1	0	0	0	0	0	20	31	9.00	2.500											

Batter	1	2	3	4	5	6	7	8	9	AB	R	H	RBI	BB	SO	LOB	BOTTOM										
Cesar Izturis, S OBP: 0.342, SLG: 0.387	G4-3			K		K		F8		4	0	0	0	0	2	2	Philadelphia Phillies @ Los Angeles Dodgers Dodger Stadium, Los Angeles, CA Sun Aug 08 2004, 1:10 PM PDT Att: 53,840 - Sunny - 79 F										
Alex Cora, L OBP: 0.397, SLG: 0.426	K			P5					G4-3 DI 2B	3	1	1	0	1	1	0											
Milton Bradley, S OBP: 0.380, SLG: 0.457	F8				BB			G4-3	G4-3	3	0	0	0	1	0	3											
Adrián Beltré, R OBP: 0.368, SLG: 0.601			K		G4-3				K	4	0	0	0	0	2	2											
Shawn Green, L OBP: 0.341, SLG: 0.434			G6-3							4	0	1	1	0	0	0											
Jayson Werth, R OBP: 0.354, SLG: 0.552			F9						2B	4	0	1	1	0	0	0											
Duaner Sanchez, R OBP: 0.250, SLG: 0.500 Steve Finley, L OBP: 0.343, SLG: 0.498			F9						K2-3	0	0	0	0	0	0	0											
Hee-Seop Choi, L OBP: 0.384, SLG: 0.492 Wilson Alvarez, L OBP: 0.217, SLG: 0.182 Robin Ventura, L OBP: 0.316, SLG: 0.320			F7						G3	2	0	0	0	0	1	0											
Brent Mayne, L OBP: 0.331, SLG: 0.320			P6						G5-3	3	0	1	0	0	0	0											
31 Brad Penny, R OBP: 0.060, SLG: 0.060 Giovanni Carrara, R OBP: 0.313, SLG: 0.433			K						1B	0	0	0	0	0	0	0											
										1	0	0	0	0	1	0											
										2	0	1	0	0	1	1											
<b>Inning Stats</b>	R: 0 E: 0 K: 1 S: 9	H: 0 LOB: 0 BB: 0 P: 15	R: 0 E: 0 K: 1 S: 8	H: 0 LOB: 0 BB: 0 P: 13	R: 0 E: 0 K: 1 S: 7	H: 0 LOB: 0 BB: 0 P: 10	R: 0 E: 0 K: 1 S: 11	H: 0 LOB: 1 BB: 1 P: 17	R: 0 E: 0 K: 2 S: 9	H: 0 LOB: 0 BB: 0 P: 11	R: 0 E: 0 K: 2 S: 14	H: 1 LOB: 2 BB: 1 P: 20	R: 0 E: 0 K: 0 S: 12	H: 0 LOB: 0 BB: 0 P: 15	R: 0 E: 0 K: 0 S: 7	H: 1 LOB: 1 BB: 0 P: 12	R: 1 E: 0 K: 2 S: 14	H: 2 LOB: 1 BB: 0 P: 20	1B: 3 2B: 1 3B: 0 HR: 0	SF: 0 SAC: 0 DP: 0 HBP: 0	WP: 0 PA: 33 PB: 0 SB: 0 CS: 0						
<b>PITCHER</b>	IP	WLS	BF	H	R	ER	SO	BB	IBB	HBP	BLK	WP	HR	S	P	ERA	WHIP										
39 Brett Myers, R ERA: 5.03	(1, 1)	8.0	W	28	2	0	9	2	0	0	0	0	0	14	20	9.00	2.000										
Tim Worrell, R ERA: 3.9	(9, 1)	1.0		5	2	1	1	2	0	0	0	0	0	14	20	9.00	2.000										

AB	34
R	4
H	8
RBI	4
BB	2
SO	6
LOB	11



AB	31
R	1
H	4
RBI	1
BB	2
SO	11
LOB	9





Batter	1	2	3	4	5	6	7	8	9	AB	R	H	RBI	BB	SO	LOB	TOP					
Aaron Miles, S OBP: 0.348, SLG: 0.409	0-3 K			1-2 G6-3		4-1 BB		0-1 17 HBP 2B 1B	1-2 P2	4	1	1	0	1	1	1						
Royce Clayton, R OBP: 0.342, SLG: 0.420	0-1 B1-3			4-2 17 G4-3 BB		2-2 K		2-1 P3		3	0	0	0	1	1	2						
17 Todd Helton, L OBP: 0.452, SLG: 0.621	1-2 G5-3			0-0 G4-3			3-3 K	2-0 2B HBP		3	1	0	0	0	1	1						
Vinny Castilla, R OBP: 0.340, SLG: 0.550		1-3 K			0-1 P3		1-2 F9	1-2 1-H 2-H 2B		4	0	1	2	0	1	0						
Preston Wilson, R OBP: 0.325, SLG: 0.405		3-3 K			0-2 2B		0-0 HR	4-0 IBB		3	1	2	1	1	1	0						
5 Matt Holliday, R OBP: 0.383, SLG: 0.483 Tim Harikkala, R	1-2 F8			1-1 G5-3		2-2 1B	2-2 K	1-3 K		3	0	1	0	0	0	1						
Steve Reed, R Shawn Chacon, R										0	0	0	0	0	0	0						
Charles Johnson, R OBP: 0.347, SLG: 0.459			1-2 P5		0-2 K		0-1 L8	2-2 G5-3		4	0	0	0	0	1	2						
Luis Gonzalez, R OBP: 0.310, SLG: 0.433		1-0 P5		2-2 G4-3			1-1 HR	0-0 F8		4	1	1	1	0	0	0						
Jamey Wright, R Jeromy Burnitz, L OBP: 0.372, SLG: 0.627	0-3 K		0-3 K		0-3 K		3-1 G3	4-0 BB		2	0	0	0	0	2	0						
<b>Inning Stats</b>	R: 0 E: 0 K: 1 S: 9	H: 0 LOB: 0 BB: 0 P: 10	R: 0 E: 0 K: 2 S: 11	H: 0 LOB: 0 BB: 0 P: 16	R: 0 E: 0 K: 1 S: 7	H: 0 LOB: 0 BB: 0 P: 9	R: 0 E: 0 K: 0 S: 7	H: 0 LOB: 0 BB: 1 P: 12	R: 0 E: 0 K: 2 S: 10	H: 0 LOB: 1 BB: 1 P: 18	R: 1 E: 0 K: 1 S: 12	H: 2 LOB: 1 BB: 0 P: 18	R: 3 E: 0 K: 1 S: 14	H: 3 LOB: 2 BB: 1 P: 28	R: 0 E: 0 K: 0 S: 9	H: 0 LOB: 1 BB: 1 P: 16	1B: 2 2B: 2 3B: 0 HR: 2	SF: 0 SAC: 0 DP: 1 HBP: 1	WP: 0 PB: 0 SB: 0 CS: 0	PA: 37		
<b>PITCHER</b>	IP WLS BF H R ER SO BB IBB HBP BLK WP HR S P ERA WHIP	IP WLS BF H R ER SO BB IBB HBP BLK WP HR S P ERA WHIP	IP WLS BF H R ER SO BB IBB HBP BLK WP HR S P ERA WHIP	IP WLS BF H R ER SO BB IBB HBP BLK WP HR S P ERA WHIP	IP WLS BF H R ER SO BB IBB HBP BLK WP HR S P ERA WHIP	IP WLS BF H R ER SO BB IBB HBP BLK WP HR S P ERA WHIP	IP WLS BF H R ER SO BB IBB HBP BLK WP HR S P ERA WHIP	IP WLS BF H R ER SO BB IBB HBP BLK WP HR S P ERA WHIP	IP WLS BF H R ER SO BB IBB HBP BLK WP HR S P ERA WHIP	IP WLS BF H R ER SO BB IBB HBP BLK WP HR S P ERA WHIP	IP WLS BF H R ER SO BB IBB HBP BLK WP HR S P ERA WHIP	IP WLS BF H R ER SO BB IBB HBP BLK WP HR S P ERA WHIP	IP WLS BF H R ER SO BB IBB HBP BLK WP HR S P ERA WHIP	IP WLS BF H R ER SO BB IBB HBP BLK WP HR S P ERA WHIP	IP WLS BF H R ER SO BB IBB HBP BLK WP HR S P ERA WHIP	IP WLS BF H R ER SO BB IBB HBP BLK WP HR S P ERA WHIP	IP WLS BF H R ER SO BB IBB HBP BLK WP HR S P ERA WHIP	IP WLS BF H R ER SO BB IBB HBP BLK WP HR S P ERA WHIP	IP WLS BF H R ER SO BB IBB HBP BLK WP HR S P ERA WHIP	IP WLS BF H R ER SO BB IBB HBP BLK WP HR S P ERA WHIP	IP WLS BF H R ER SO BB IBB HBP BLK WP HR S P ERA WHIP	IP WLS BF H R ER SO BB IBB HBP BLK WP HR S P ERA WHIP

Colorado Rockies @ Philadelphia Phillies  
Citizens Bank Park, Philadelphia, PA  
Mon Aug 09 2004, 7:05 PM EDT  
Att: 42,031 - Cloudy - 84 F

AB	32
R	4
H	6
RBI	4
BB	4
SO	9
LOB	9



Batter	1	2	3	4	5	6	7	8	9	AB	R	H	RBI	BB	SO	LOB	BOTTOM					
11 Jimmy Rollins, S OBP: 0.329, SLG: 0.410	2-2 G4-3	0-1 SAFE SAFE SAFE PO	2-1 G3-1						1-2 F7	5	0	1	1	0	1	1						
Placido Polanco, R OBP: 0.336, SLG: 0.382	0-2 HR		2-2 E S 1B			0-0 F9	1-1 3-H BB 1B	1-2 BB	0-1 F9	4	1	2	1	1	0	1						
Bobby Abreu, L OBP: 0.417, SLG: 0.555	1-1 G4-3 2B		1-1 F7			4-1 CS BB	1-3 K			3	0	1	0	1	1	3						
Jim Thome, L OBP: 0.400, SLG: 0.620	1-0 G4-3		2-3 K			4-0 26 BB 1-2		4-1 26 G1-5-3 BB		2	0	0	0	2	1	2						
26 Chase Utley, L OBP: 0.309, SLG: 0.525	4-0 BB			3-2 P5		4-2 BB		0-2 G1-5-3		2	0	0	0	2	0	1						
Mike Lieberthal, R OBP: 0.318, SLG: 0.416	1-2 SAFE SAFE SAFE K		3-3 F9			1-2 BB	3-2 G6-3	1-2 P3		4	0	0	0	0	1	5						
Lou Collier, R OBP: 0.400, SLG: 0.490		0-1 FC6-4 1B		1-3 K2-3			1-1 G1-3 11 G5-3 1B	1-3 K		4	1	2	0	0	2	1						
Marlon Byrd, R OBP: 0.299, SLG: 0.314		1-2 SAFE SAFE SAFE FC6-4 11 PO			0-1 G5-3		2-0 SAFE SAFE SAFE G5-3	2-3 K		4	0	0	0	0	1	2						
Eric Milton, L OBP: 0.176, SLG: 0.128 Jason Michaels, R OBP: 0.376, SLG: 0.320 Todd Jones, L Roberto Hernandez, R Tomas Perez, S OBP: 0.289, SLG: 0.452	0-3 K		1-3 K				1-1 SAFE SAFE SAFE G1-3	4-2 BB		2	0	0	0	0	2	1						
<b>Inning Stats</b>	R: 1 E: 0 K: 1 S: 13	H: 2 LOB: 2 BB: 1 P: 24	R: 0 E: 0 K: 1 S: 9	H: 1 LOB: 0 BB: 0 P: 10	R: 0 E: 0 K: 1 S: 10	H: 1 LOB: 1 BB: 0 P: 17	R: 0 E: 0 K: 1 S: 7	H: 0 LOB: 0 BB: 0 P: 11	R: 0 E: 0 K: 2 S: 9	H: 0 LOB: 0 BB: 0 P: 13	R: 1 E: 0 K: 1 S: 13	H: 2 LOB: 2 BB: 1 P: 23	R: 0 E: 0 K: 1 S: 16	H: 0 LOB: 1 BB: 1 P: 22	R: 0 E: 0 K: 1 S: 10	H: 0 LOB: 1 BB: 1 P: 17	1B: 4 2B: 1 3B: 0 HR: 1	SF: 0 SAC: 0 DP: 0 HBP: 0	WP: 0 PB: 0 SB: 1 CS: 1	PA: 39		
<b>PITCHER</b>	IP WLS BF H R ER SO BB IBB HBP BLK WP HR S P ERA WHIP	IP WLS BF H R ER SO BB IBB HBP BLK WP HR S P ERA WHIP	IP WLS BF H R ER SO BB IBB HBP BLK WP HR S P ERA WHIP	IP WLS BF H R ER SO BB IBB HBP BLK WP HR S P ERA WHIP	IP WLS BF H R ER SO BB IBB HBP BLK WP HR S P ERA WHIP	IP WLS BF H R ER SO BB IBB HBP BLK WP HR S P ERA WHIP	IP WLS BF H R ER SO BB IBB HBP BLK WP HR S P ERA WHIP	IP WLS BF H R ER SO BB IBB HBP BLK WP HR S P ERA WHIP	IP WLS BF H R ER SO BB IBB HBP BLK WP HR S P ERA WHIP	IP WLS BF H R ER SO BB IBB HBP BLK WP HR S P ERA WHIP	IP WLS BF H R ER SO BB IBB HBP BLK WP HR S P ERA WHIP	IP WLS BF H R ER SO BB IBB HBP BLK WP HR S P ERA WHIP	IP WLS BF H R ER SO BB IBB HBP BLK WP HR S P ERA WHIP	IP WLS BF H R ER SO BB IBB HBP BLK WP HR S P ERA WHIP	IP WLS BF H R ER SO BB IBB HBP BLK WP HR S P ERA WHIP	IP WLS BF H R ER SO BB IBB HBP BLK WP HR S P ERA WHIP	IP WLS BF H R ER SO BB IBB HBP BLK WP HR S P ERA WHIP	IP WLS BF H R ER SO BB IBB HBP BLK WP HR S P ERA WHIP	IP WLS BF H R ER SO BB IBB HBP BLK WP HR S P ERA WHIP	IP WLS BF H R ER SO BB IBB HBP BLK WP HR S P ERA WHIP	IP WLS BF H R ER SO BB IBB HBP BLK WP HR S P ERA WHIP	IP WLS BF H R ER SO BB IBB HBP BLK WP HR S P ERA WHIP

Colorado Rockies @ Philadelphia Phillies  
Citizens Bank Park, Philadelphia, PA  
Mon Aug 09 2004, 7:05 PM EDT  
Att: 42,031 - Cloudy - 84 F

AB	31
R	2
H	6
RBI	2
BB	7
SO	9
LOB	18





Batter	1	2	3	4	5	6	7	8	9	AB	R	H	RBI	BB	SO	LOB	TOP								
Aaron Miles, S OBP: 0.347, SLG: 0.408 (1, 4)	F8			G5-3	G1-3			CS 1B		4	0	1	0	0	0	2									
Royce Clayton, R OBP: 0.359, SLG: 0.416 (1, 6)	G6-3			K				F8		4	0	0	0	0	1	1									
17 Todd Helton, L OBP: 0.453, SLG: 0.625 (1, 3)	K			2B				F7		4	0	2	0	0	1	0									
Preston Wilson, R OBP: 0.318, SLG: 0.395 (1, 8)		K		P2				K		4	1	0	0	0	2	2									
Jeremy Burnitz, L OBP: 0.374, SLG: 0.632 (1, 9)	G3-1				HR			K		3	2	1	1	1	1	0									
5 Matt Holliday, R OBP: 0.383, SLG: 0.480 Viny Castilla, R OBP: 0.341, SLG: 0.554 (9, PH) (9, 5)	K				E 1B HBP			K		2	0	0	0	0	2	0									
Charles Johnson, R OBP: 0.349, SLG: 0.468 (1, 2)				L5				HR		3	1	1	1	1	1	1									
Luis Gonzalez, R OBP: 0.310, SLG: 0.432 (9, 7)				F7	E9 SH1-4 1B			F7		3	0	1	1	0	0	0									
Joe Kennedy, R OBP: 0.243, SLG: 0.214 Javier Lopez, L OBP: 0.407, SLG: 0.558 Scott Dohmann, R OBP: 0.341, SLG: 0.554 Mark Sweeney, L OBP: 0.341, SLG: 0.554 Steve Reed, R OBP: 0.341, SLG: 0.554 Shawn Chacon, R OBP: 0.341, SLG: 0.554 (1, 1) (6, 1) (7, 1) (8, PH) (8, 1) (9, 1)				L9	SH1-4 1-2			F8		1	0	0	0	0	0	0									
<b>Inning Stats</b>	R: 0 E: 0 K: 1 S: 9	H: 0 LOB: 0 BB: 0 P: 12	R: 0 E: 0 K: 2 S: 9	H: 0 LOB: 0 BB: 0 P: 12	R: 0 E: 0 K: 0 S: 5	H: 0 LOB: 0 BB: 0 P: 5	R: 0 E: 0 K: 1 S: 11	H: 1 LOB: 1 BB: 0 P: 15	R: 1 E: 1 K: 1 S: 12	H: 2 LOB: 2 BB: 0 P: 19	R: 0 E: 0 K: 1 S: 8	H: 0 LOB: 0 BB: 0 P: 10	R: 1 E: 0 K: 2 S: 11	H: 1 LOB: 0 BB: 0 P: 17	R: 0 E: 0 K: 0 S: 7	H: 1 LOB: 0 BB: 0 P: 11	R: 3 E: 1 K: 0 S: 10	H: 2 LOB: 0 BB: 2 P: 20	1B: 2 2B: 4 3B: 0 HR: 2	SF: 1 SAC: 1 DP: 1 HBP: 1	WP: 0 PB: 0 SB: 0 CS: 1	PA: 35			
<b>PITCHER</b>	IP	WLS	BF	H	R	ER	SO	BB	IBB	HBP	BLK	WP	HR	S	P	ERA	WHIP								
Vicente Padilla, R ERA: 3.9 (1, 1)	5.0		19	3	1	1	5	0	0	1	0	0	1	46	63	1.80	0.600								
Amaury Telemaco, R ERA: 4.24 (6, 1)	2.0		7	1	1	1	3	0	0	0	0	0	1	19	27	4.50	0.500								
Felix Rodriguez, R ERA: 3.08 (8, 1)	1.0		3	1	0	0	0	0	0	0	0	0	0	7	11	0.00	1.000								
Tim Worrell, R ERA: 4.14 (9, 1)	1.0	L	6	2	3	2	0	2	0	0	0	0	0	10	20	18.00	4.000								

Colorado Rockies @ Philadelphia Phillies  
Citizens Bank Park, Philadelphia, PA  
Tue Aug 10 2004, 7:05 PM EDT  
Att: 36,636 - Cloudy - 84 F

AB	30
R	5
H	7
RBI	5
BB	2
SO	8
LOB	6



Batter	1	2	3	4	5	6	7	8	9	AB	R	H	RBI	BB	SO	LOB	BOTTOM								
11 Jimmy Rollins, S OBP: 0.327, SLG: 0.406 (1, 6)	F9			K	L8					4	0	0	0	1	1	1									
Placido Polanco, R OBP: 0.340, SLG: 0.385 (1, 5)				L8				F9		5	0	3	1	0	0	0									
Bobby Abreu, L OBP: 0.415, SLG: 0.551 (1, 9)	1B			F7	G4-3					5	1	1	0	0	0	5									
Jim Thome, L OBP: 0.397, SLG: 0.614 (1, 3)	G6-3			L8				K		4	0	0	0	0	1	2									
Mike Lieberthal, R OBP: 0.322, SLG: 0.422 (1, 2)				G6-3						4	1	3	1	0	0	0									
26 Chase Utley, L OBP: 0.307, SLG: 0.516 (1, 4)								G1-6-3		3	0	0	0	1	0	3									
Jason Michaels, R OBP: 0.386, SLG: 0.347 (1, 7)				F9						2	1	1	1	1	0	1									
Marlon Byrd, R OBP: 0.298, SLG: 0.315 (1, 8)				SF9 2B						3	0	1	1	0	0	1									
Vicente Padilla, R OBP: 0.105, SLG: 0.105 Lou Colletti, R OBP: 0.304, SLG: 0.392 Amaury Telemaco, R OBP: 0.341, SLG: 0.554 Doug Glanville, R OBP: 0.272, SLG: 0.379 Felix Rodriguez, R OBP: 0.341, SLG: 0.554 Tim Worrell, R OBP: 0.341, SLG: 0.554 Tommy Perez, S OBP: 0.287, SLG: 0.449 (1, 1) (5, PH) (6, 1) (7, PH) (8, 1) (9, PH) (9, PH)										1	0	0	0	0	0	1									
<b>Inning Stats</b>	R: 0 E: 0 K: 0 S: 9	H: 1 LOB: 1 BB: 0 P: 13	R: 1 E: 0 K: 0 S: 18	H: 1 LOB: 1 BB: 1 P: 24	R: 0 E: 0 K: 1 S: 7	H: 0 LOB: 0 BB: 0 P: 12	R: 0 E: 0 K: 0 S: 8	H: 0 LOB: 1 BB: 1 P: 13	R: 0 E: 0 K: 0 S: 14	H: 2 LOB: 2 BB: 0 P: 25	R: 0 E: 0 K: 0 S: 4	H: 1 LOB: 0 BB: 0 P: 6	R: 1 E: 0 K: 0 S: 8	H: 1 LOB: 0 BB: 0 P: 13	R: 1 E: 0 K: 1 S: 12	H: 2 LOB: 1 BB: 0 P: 19	R: 1 E: 0 K: 0 S: 11	H: 1 LOB: 2 BB: 1 P: 22	1B: 7 2B: 1 3B: 0 HR: 1	SF: 1 SAC: 0 DP: 1 HBP: 1	WP: 0 PB: 0 SB: 1 CS: 0	PA: 39			
<b>PITCHER</b>	IP	WLS	BF	H	R	ER	SO	BB	IBB	HBP	BLK	WP	HR	S	P	ERA	WHIP								
Joe Kennedy, L ERA: 3.84 (1, 1)	5.0		21	4	1	1	1	2	0	0	0	0	0	4	6	0.00	1.000								
Javier Lopez, L ERA: 9.5 (6, 1)	1.0		3	1	0	0	0	0	0	0	0	0	0	4	6	0.00	1.000								
Scott Dohmann, R ERA: 4.2 (7, 1)	1.0	B	4	1	1	1	0	0	0	0	0	0	1	8	13	9.00	1.000								
Steve Reed, R ERA: 2.88 (8, 1)	1.0	W	5	2	1	1	1	0	0	0	0	0	0	12	19	9.00	2.000								
Shawn Chacon, R ERA: 7.16 (9, 1)	1.0	S	6	1	1	1	0	1	0	1	0	0	0	11	22	9.00	2.000								

Colorado Rockies @ Philadelphia Phillies  
Citizens Bank Park, Philadelphia, PA  
Tue Aug 10 2004, 7:05 PM EDT  
Att: 36,636 - Cloudy - 84 F

AB	34
R	4
H	9
RBI	4
BB	3
SO	2
LOB	16





Batter	1	2	3	4	5	6	7	8	9	AB	R	H	RBI	BB	SO	LOB	TOP					
Luis Gonzalez, R OBP: 0.309, SLG: 0.429										4	0	1	0	0	2	1	<b>Colorado Rockies @ Philadelphia Phillies</b> Citizens Bank Park, Philadelphia, PA Wed Aug 11 2004, 7:05 PM EDT Att: 40,634 - Overcast - 84 F					
Royce Clayton, R OBP: 0.336, SLG: 0.414										4	0	1	0	0	0	0						
17 Todd Helton, L OBP: 0.451, SLG: 0.621										4	0	1	0	0	0	2						
Vinny Castilla, R OBP: 0.343, SLG: 0.552										3	1	1	0	0	0	3						
Jeremy Burnitz, L OBP: 0.373, SLG: 0.630										3	1	1	0	0	0	2						
Mark Sweeney, L OBP: 0.400, SLG: 0.552										1	0	0	0	0	1	1						
Preston Wilson, R OBP: 0.323, SLG: 0.400										3	1	2	0	0	1	0						
Jorge Piedra, L OBP: 0.400, SLG: 0.400										1	0	0	0	0	0	0						
5 Matt Holliday, R OBP: 0.351, SLG: 0.480										4	1	1	3	0	1	1						
Charles Johnson, R OBP: 0.351, SLG: 0.469										4	0	2	1	0	1	1						
Jason Jennings, L OBP: 0.285, SLG: 0.380										2	0	0	0	0	1	1						
Javier Lopez, L OBP: 0.325, SLG: 0.399										0	0	0	0	0	0	0						
Adam Bernero, R OBP: 0.325, SLG: 0.399										0	0	0	0	0	0	0						
Kit Pellow, R OBP: 0.271, SLG: 0.273										0	0	0	0	0	0	0						
Allan Simpson, R OBP: 0.293, SLG: 0.310										0	0	0	0	0	0	0						
JD Closser, S OBP: 0.293, SLG: 0.310										0	0	0	0	0	0	1						
<b>Inning Stats</b>	R: 0 E: 0 K: 0 S: 11	H: 2 LOB: 2 BB: 0 P: 16	R: 0 E: 0 K: 0 S: 4	H: 1 LOB: 0 BB: 0 P: 7	R: 0 E: 0 K: 1 S: 8	H: 0 LOB: 0 BB: 0 P: 12	R: 4 E: 0 K: 2 S: 16	H: 5 LOB: 1 BB: 0 P: 22	R: 0 E: 0 K: 0 S: 7	H: 1 LOB: 0 BB: 0 P: 11	R: 0 E: 0 K: 2 S: 9	H: 0 LOB: 0 BB: 0 P: 11	R: 0 E: 0 K: 1 S: 5	H: 0 LOB: 0 BB: 0 P: 7	R: 0 E: 0 K: 1 S: 10	H: 0 LOB: 1 BB: 0 P: 18	R: 0 E: 0 K: 0 S: 10	H: 1 LOB: 1 BB: 0 P: 15	1B: 9 2B: 1 3B: 0 HR: 0	SF: 0 SAC: 0 DP: 2 HBP: 1	WP: 0 PB: 0 SB: 0 CS: 0	PA: 36
<b>PITCHER</b>	IP WLS BF H R ER SO BB IBB HBP BLK WP HR S P ERA WHIP																					
Randy Wolf, L ERA: 4.1	(1, 1) 7.0 W 28 9 4 4 6 0 0 0 0 0 0 0 60 86 5.14 1.286																					
Rheal Cormier, L ERA: 4.34	(8, 1) 1.0 4 0 0 0 1 0 0 0 1 0 0 0 10 18 0.00 0.000																					
Roberto Hernandez, R ERA: 4.6	(9, 1) 1.0 4 1 0 0 0 0 0 0 0 0 0 0 10 15 0.00 1.000																					

Batter	1	2	3	4	5	6	7	8	9	AB	R	H	RBI	BB	SO	LOB	BOTTOM			
11 Jimmy Rollins, S OBP: 0.330, SLG: 0.412										3	3	1	2	2	0	0	<b>Colorado Rockies @ Philadelphia Phillies</b> Citizens Bank Park, Philadelphia, PA Wed Aug 11 2004, 7:05 PM EDT Att: 40,634 - Overcast - 84 F			
Placido Polanco, R OBP: 0.341, SLG: 0.389										5	2	2	1	0	1	0				
26 Chase Utley, L OBP: 0.305, SLG: 0.524										5	1	1	3	0	0	1				
Jim Thome, L OBP: 0.399, SLG: 0.628										4	3	2	3	1	1	0				
Bobby Abreu, L OBP: 0.415, SLG: 0.551										5	1	2	1	0	1	0				
Mike Lieberthal, R OBP: 0.321, SLG: 0.423										4	1	1	1	0	0	1				
Jason Michaels, R OBP: 0.389, SLG: 0.352										4	1	2	1	0	1	1				
Marlon Byrd, R OBP: 0.293, SLG: 0.310										4	0	0	0	0	2	3				
Randy Wolf, L OBP: 0.317, SLG: 0.590										3	3	3	3	0	0	0				
Rheal Cormier, L ERA: 9.59	(8, 1) 1.0 3 0 0 0 0 0 0 0 0 0 0 6 10 0.00 0.000																			
Doug Gianville, R OBP: 0.271, SLG: 0.273	(8, PH) 1.0 5 2 2 2 0 0 0 0 0 0 1 10 14 18.00 2.000																			
Roberto Hernandez, R ERA: 6.66	(9, 1) 2.0 13 6 6 6 2 1 0 0 0 0 0 2 31 54 27.00 3.500																			
<b>Inning Stats</b>	R: 0 E: 0 K: 0 S: 6	H: 0 LOB: 0 BB: 0 P: 9	R: 1 E: 0 K: 2 S: 13	H: 1 LOB: 1 BB: 1 P: 23	R: 4 E: 0 K: 1 S: 16	H: 3 LOB: 0 BB: 1 P: 29	R: 2 E: 0 K: 1 S: 13	H: 2 LOB: 0 BB: 0 P: 18	R: 0 E: 0 K: 0 S: 6	H: 0 LOB: 0 BB: 0 P: 10	R: 2 E: 0 K: 0 S: 10	H: 2 LOB: 0 BB: 0 P: 14	R: 3 E: 0 K: 1 S: 17	H: 4 LOB: 1 BB: 0 P: 27	R: 3 E: 0 K: 1 S: 14	H: 2 LOB: 0 BB: 1 P: 27	1B: 5 2B: 3 3B: 0 HR: 6	SF: 0 SAC: 0 DP: 0 HBP: 0	WP: 0 PB: 0 SB: 0 CS: 0	PA: 41
<b>PITCHER</b>	IP WLS BF H R ER SO BB IBB HBP BLK WP HR S P ERA WHIP																			
Jason Jennings, R ERA: 6.13	(1, 1) 4.0 L 20 6 7 7 4 2 0 0 0 0 0 0 3 48 79 15.75 2.000																			
Javier Lopez, L ERA: 9.59	(5, 1) 1.0 3 0 0 0 0 0 0 0 0 0 0 0 6 10 0.00 0.000																			
Adam Bernero, R ERA: 6.12	(6, 1) 1.0 5 2 2 2 0 0 0 0 0 0 0 1 10 14 18.00 2.000																			
Allan Simpson, R ERA: 6.66	(7, 1) 2.0 13 6 6 6 2 1 0 0 0 0 0 2 31 54 27.00 3.500																			








Batter	1	2	3	4	5	6	7	8	9	AB	R	H	RBI	BB	SO	LOB	TOP				
Ray Durham, S OBP: 0.348, SLG: 0.458	4-2 HR BB		2-3 K	0-0 P6	0-1 F8	1-2 F8		2-3 K		5	1	0	0	1	2	3					
J.T. Snow, L OBP: 0.417, SLG: 0.521	0-0 HR		4-0 2B FC3-6 BB	4-2 1B WP 2B BB	3-2 HR		2-2 HR		3-3 K	4	5	3	4	2	1	0					
Pedro Feliz, R OBP: 0.291, SLG: 0.460	3-1 G5-3		1-2 FC3-6 HR 2B	0-0 F8	1-2 1B 2B		1-3 K		1-1 P4	6	2	2	0	0	1	2					
Barry Bonds, L OBP: 0.606, SLG: 0.780	4-1 G4-6-3 BB		4-0 FC3-6 IBB	4-1 1B 2B IBB	0-1 1B		1-0 HR		1-1 1B	2	2	2	2	3	0	0					
Dustin Mohr, R OBP: 0.403, SLG: 0.423				1-2 2B IBB	2-H 1B					1	0	1	0	0	0	0					
Michael Tucker, L OBP: 0.381, SLG: 0.471	1-1 G4-6-3		3-1 FC3-6 HR	2-0 2B HR 1B	0-0 1B		2-3 K		3-3 K	6	2	2	2	0	2	4					
A.J. Pierzynski, L OBP: 0.340, SLG: 0.456		0-0 G6-3	2-1 HR	1-0 HR 2B	0-0 L8		0-1 L4			5	2	2	5	0	0	2					
Marquis Grissom, R OBP: 0.316, SLG: 0.446		1-0 F8	1-1 FC5-4 BB	3-2 HR		1-0 G5-3		1-0 G5-4-3 1B		4	1	2	3	1	0	0					
Cody Ransom, R OBP: 0.277, SLG: 0.286		1-0 2B	1-1 FC5-4	0-0 L1		0-0 1B		3-1 G5-4-3 1-2		5	0	2	0	0	0	2					
41 Brad Hennessey, R OBP: 0.400, SLG: 0.250		0-2 G1-3		0-0 WP BB 1B		2-2 G6-3		1-2 1B		3	1	1	0	0	0	1					
Ricky Ledee, L OBP: 0.360, SLG: 0.461										1	0	0	0	0	1	1					
Scott Eyre, L OBP: 0.330, SLG: 0.451										0	0	0	0	0	0	0					
Deivi Cruz, R OBP: 0.330, SLG: 0.451										1	0	1	0	0	0	0					
Matt Herges, L OBP: 0.330, SLG: 0.451										0	0	0	0	0	0	0					
<b>Inning Stats</b>	R: 2 E: 0 K: 0 S: 10	H: 1 LOB: 0 BB: 2 P: 22	R: 0 E: 0 K: 0 S: 6	H: 1 LOB: 1 BB: 0 P: 8	R: 4 E: 0 K: 1 S: 15	H: 2 LOB: 1 BB: 3 P: 36	R: 6 E: 0 K: 0 S: 16	H: 4 LOB: 2 BB: 0 P: 20	R: 2 E: 0 K: 1 S: 8	H: 4 LOB: 1 BB: 0 P: 11	R: 2 E: 0 K: 2 S: 12	H: 2 LOB: 0 BB: 0 P: 18	R: 0 E: 0 K: 1 S: 11	H: 2 LOB: 1 BB: 0 P: 18	R: 0 E: 0 K: 2 S: 10	H: 1 LOB: 1 BB: 0 P: 18	1B: 8 2B: 4 3B: 0 HR: 6	SF: 0 SAC: 0 DP: 2 HBP: 0	WP: 1 PB: 0 SB: 0 CS: 0	PA: 50	
<b>PITCHER</b>	IP WLS BF H R ER SO BB IBB HBP BLK WP HR S P ERA WHIP	IP WLS BF H R ER SO BB IBB HBP BLK WP HR S P ERA WHIP	IP WLS BF H R ER SO BB IBB HBP BLK WP HR S P ERA WHIP	IP WLS BF H R ER SO BB IBB HBP BLK WP HR S P ERA WHIP	IP WLS BF H R ER SO BB IBB HBP BLK WP HR S P ERA WHIP	IP WLS BF H R ER SO BB IBB HBP BLK WP HR S P ERA WHIP	IP WLS BF H R ER SO BB IBB HBP BLK WP HR S P ERA WHIP	IP WLS BF H R ER SO BB IBB HBP BLK WP HR S P ERA WHIP	IP WLS BF H R ER SO BB IBB HBP BLK WP HR S P ERA WHIP	IP WLS BF H R ER SO BB IBB HBP BLK WP HR S P ERA WHIP	IP WLS BF H R ER SO BB IBB HBP BLK WP HR S P ERA WHIP	IP WLS BF H R ER SO BB IBB HBP BLK WP HR S P ERA WHIP	IP WLS BF H R ER SO BB IBB HBP BLK WP HR S P ERA WHIP	IP WLS BF H R ER SO BB IBB HBP BLK WP HR S P ERA WHIP	IP WLS BF H R ER SO BB IBB HBP BLK WP HR S P ERA WHIP	IP WLS BF H R ER SO BB IBB HBP BLK WP HR S P ERA WHIP	IP WLS BF H R ER SO BB IBB HBP BLK WP HR S P ERA WHIP	IP WLS BF H R ER SO BB IBB HBP BLK WP HR S P ERA WHIP	IP WLS BF H R ER SO BB IBB HBP BLK WP HR S P ERA WHIP	IP WLS BF H R ER SO BB IBB HBP BLK WP HR S P ERA WHIP	IP WLS BF H R ER SO BB IBB HBP BLK WP HR S P ERA WHIP

San Francisco Giants @ Philadelphia Phillies  
Citizens Bank Park, Philadelphia, PA  
Fri Aug 13 2004, 7:05 PM EDT  
Att: 43,036 - Unknown - 77 F

livebaseballscorecards.com

AB 43  
R 16  
H 18  
RBI 16  
BB 7  
SO 7  
LOB 15




Batter	1	2	3	4	5	6	7	8	9	AB	R	H	RBI	BB	SO	LOB	BOTTOM					
11 Jimmy Rollins, S OBP: 0.334, SLG: 0.413	4-2 26 F9 G1-3 BB	2-1 1B 2B	1-0 L9			2-2 L9		3-1 P5		4	2	1	2	1	0	1						
Placido Polanco, R OBP: 0.342, SLG: 0.387	4-1 1B G1-3 BB	0-0 G1-3 26 1B		1-1 G5-3		1-1 26 FC6-4 1B		1-3 K		3	0	2	1	1	0	0						
Lou Collier, R OBP: 0.385, SLG: 0.333	1-2 BB	2-3 3H 1B								1	0	0	0	0	1	0						
26 Chase Utley, L OBP: 0.300, SLG: 0.513	2-2 F9	0-1 G1-3 1B		2-2 G3-1		1-1 FC6-4 1-2			0-2 G3-1	5	0	1	1	0	0	3						
Jim Thome, L OBP: 0.394, SLG: 0.618	2-0 G1-3	2-3 K		1-2 1B		0-3 K			3-3 K	4	0	1	1	0	2	4						
Tomas Perez, S OBP: 0.296, SLG: 0.458	1-2 3H 1B									1	0	0	0	0	1	0						
Bobby Abreu, L OBP: 0.417, SLG: 0.553	3-2 1B	3-2 G1-3		1-1 1B					2-1 P5	5	1	3	0	0	0	2						
Mike Lieberthal, R OBP: 0.322, SLG: 0.423	1-2 P6	0-1 G5-3		1-2 L5						4	0	0	0	0	0	7						
Jason Michaels, R OBP: 0.370, SLG: 0.333		0-0 E6 39 SH 11 E 2B	1-3 K			0-0 F9		0-1 SF9		3	1	0	1	0	1	0						
Marlon Byrd, R OBP: 0.290, SLG: 0.305		0-1 E4 39 SH 11 2B	1-0 11 WP G1-3 1B			3-2 G5-3		3-H 3-2 L5		4	1	1	0	0	0	1						
39 Brett Myers, R OBP: 0.211, SLG: 0.250		0-0 SH 11 2B	0-1 G1-3			0-3 K		1-3 K		0	1	0	0	0	0	0						
Randy Wolf, R OBP: 0.316, SLG: 0.575										1	0	0	0	0	0	1						
Brian Powell, L OBP: 0.326, SLG: 0.192										0	0	0	0	0	0	0						
Amaury Telemaco, R OBP: 0.330, SLG: 0.451										0	0	0	0	0	0	0						
Todd Jones, L OBP: 0.330, SLG: 0.451										0	0	0	0	0	0	0						
Doug Glanville, R OBP: 0.330, SLG: 0.451										0	0	0	0	0	0	0						
Roberto Hernandez, R OBP: 0.330, SLG: 0.451										0	0	0	0	0	0	0						
<b>Inning Stats</b>	R: 1 E: 0 K: 0 S: 13	H: 1 LOB: 2 BB: 2 P: 29	R: 4 E: 2 K: 1 S: 19	H: 3 LOB: 2 BB: 0 P: 26	R: 0 E: 0 K: 1 S: 8	H: 1 LOB: 1 BB: 0 P: 11	R: 0 E: 0 K: 0 S: 14	H: 2 LOB: 0 BB: 0 P: 20	R: 0 E: 0 K: 1 S: 7	H: 0 LOB: 0 BB: 0 P: 10	R: 0 E: 0 K: 1 S: 10	H: 1 LOB: 1 BB: 0 P: 14	R: 1 E: 0 K: 0 S: 13	H: 1 LOB: 0 BB: 0 P: 22	R: 0 E: 0 K: 2 S: 9	H: 0 LOB: 0 BB: 0 P: 14	R: 0 E: 0 K: 1 S: 9	H: 0 LOB: 0 BB: 0 P: 14	1B: 7 2B: 2 3B: 0 HR: 0	SF: 1 SAC: 1 DP: 0 HBP: 0	WP: 1 PB: 0 SB: 1 CS: 0	PA: 41
<b>PITCHER</b>	IP WLS BF H R ER SO BB IBB HBP BLK WP HR S P ERA WHIP	IP WLS BF H R ER SO BB IBB HBP BLK WP HR S P ERA WHIP	IP WLS BF H R ER SO BB IBB HBP BLK WP HR S P ERA WHIP	IP WLS BF H R ER SO BB IBB HBP BLK WP HR S P ERA WHIP	IP WLS BF H R ER SO BB IBB HBP BLK WP HR S P ERA WHIP	IP WLS BF H R ER SO BB IBB HBP BLK WP HR S P ERA WHIP	IP WLS BF H R ER SO BB IBB HBP BLK WP HR S P ERA WHIP	IP WLS BF H R ER SO BB IBB HBP BLK WP HR S P ERA WHIP	IP WLS BF H R ER SO BB IBB HBP BLK WP HR S P ERA WHIP	IP WLS BF H R ER SO BB IBB HBP BLK WP HR S P ERA WHIP	IP WLS BF H R ER SO BB IBB HBP BLK WP HR S P ERA WHIP	IP WLS BF H R ER SO BB IBB HBP BLK WP HR S P ERA WHIP	IP WLS BF H R ER SO BB IBB HBP BLK WP HR S P ERA WHIP	IP WLS BF H R ER SO BB IBB HBP BLK WP HR S P ERA WHIP	IP WLS BF H R ER SO BB IBB HBP BLK WP HR S P ERA WHIP	IP WLS BF H R ER SO BB IBB HBP BLK WP HR S P ERA WHIP	IP WLS BF H R ER SO BB IBB HBP BLK WP HR S P ERA WHIP	IP WLS BF H R ER SO BB IBB HBP BLK WP HR S P ERA WHIP	IP WLS BF H R ER SO BB IBB HBP BLK WP HR S P ERA WHIP	IP WLS BF H R ER SO BB IBB HBP BLK WP HR S P ERA WHIP	IP WLS BF H R ER SO BB IBB HBP BLK WP HR S P ERA WHIP	

San Francisco Giants @ Philadelphia Phillies  
Citizens Bank Park, Philadelphia, PA  
Fri Aug 13 2004, 7:05 PM EDT  
Att: 43,036 - Unknown - 77 F

livebaseballscorecards.com

AB 37  
R 6  
H 9  
RBI 6  
BB 2  
SO 7  
LOB 19





Batter	1	2	3	4	5	6	7	8	9	AB	R	H	RBI	BB	SO	LOB	TOP										
Dustan Mohr, R OBP: 0.403, SLG: 0.439 (1, 7)										5	1	2	1	0	1	3											
Michael Tucker, L OBP: 0.351, SLG: 0.476 Dustin Hermanson, R OBP: 0.133, SLG: 0.103 (1, 9)										5	1	2	0	0	2	1											
Deivi Cruz, R OBP: 0.329, SLG: 0.447 (1, 6)										4	1	1	1	0	0	1											
Pedro Feliz, R OBP: 0.288, SLG: 0.454 (1, 3)										5	0	0	0	0	1	4											
Edgardo Alfonso, R OBP: 0.336, SLG: 0.388 J.T. Snow, L OBP: 0.417, SLG: 0.521 (1, 5)										4	0	1	0	0	1	1											
Marquis Grissom, R OBP: 0.316, SLG: 0.453 (1, 8)										3	1	1	2	0	1	0											
Yorvit Torrealba, R OBP: 0.311, SLG: 0.426 (1, 2)										4	2	2	1	0	0	1											
Cody Ransom, R OBP: 0.305, SLG: 0.378 Tyler Walker, R OBP: 0.095, SLG: 0.170 Jason Christiansen, R OBP: 0.067, SLG: 0.100 Barry Bonds, L OBP: 0.360, SLG: 0.500 Jim Brower, R OBP: 0.365, SLG: 0.461 Ricky Ledee, R OBP: 0.365, SLG: 0.461 (1, 4)										3	1	2	2	0	1	0											
51 Noah Lowry, R OBP: 0.250, SLG: 0.313 32 Kevin Correia, R OBP: 1.000, SLG: 2.000 Ray Durham, S OBP: 0.349, SLG: 0.457 (1, 1)										2	0	0	0	0	0	0											
<b>Inning Stats</b>	R: 0 E: 1 K: 2 S: 18	H: 1 LOB: 2 BB: 0 P: 27	R: 2 E: 0 K: 2 S: 18	H: 2 LOB: 0 BB: 0 P: 23	R: 3 E: 0 K: 0 S: 10	H: 4 LOB: 1 BB: 0 P: 13	R: 0 E: 0 K: 2 S: 10	H: 0 LOB: 0 BB: 0 P: 14	R: 0 E: 0 K: 1 S: 7	H: 0 LOB: 0 BB: 0 P: 9	R: 1 E: 0 K: 0 S: 13	H: 2 LOB: 2 BB: 1 P: 27	R: 0 E: 0 K: 0 S: 6	H: 1 LOB: 1 BB: 0 P: 7	R: 1 E: 0 K: 0 S: 6	H: 1 LOB: 1 BB: 1 P: 15	R: 0 E: 0 K: 0 S: 8	H: 0 LOB: 0 BB: 0 P: 10	1B: 6 2B: 1 3B: 1 HR: 4	SF: 1 SAC: 1 DP: 1 HBP: 0	WP: 0 PB: 0 SB: 0 CS: 1	PA: 40					
<b>PITCHER</b>	IP	WLS	BF	H	R	ER	SO	BB	IBB	HBP	BLK	WP	HR	S	P	ERA	WHIP										
Eric Milton, L ERA: 4.81 (1, 1)	5.2		27	9	6	6	7	1	0	0	0	0	3	74	108	9.53	1.765										
Rheal Cormier, L ERA: 4.14 (6, 1)	1.1		5	1	0	0	0	0	0	0	0	0	0	8	12	0.00	0.750										
Felix Rodriguez, R ERA: 3.14 (8, 1)	1.0	L	5	1	1	1	0	0	1	0	0	0	1	6	15	9.00	1.000										
Tim Worrell, R ERA: 4.07 (9, 1)	1.0		3	0	0	0	0	0	0	0	0	0	0	8	10	0.00	0.000										

San Francisco Giants @ Philadelphia Phillies  
Citizens Bank Park, Philadelphia, PA  
Sat Aug 14 2004, 1:20 PM EDT  
Att: 43,712 - Unknown - 70 F

AB 36  
R 7  
H 11  
RBI 7  
BB 2  
SO 7  
LOB 12



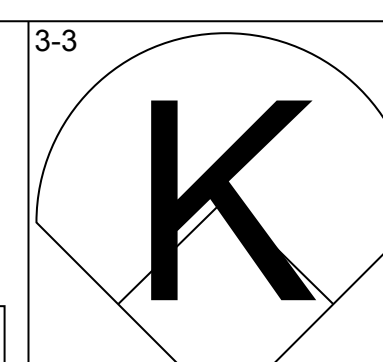
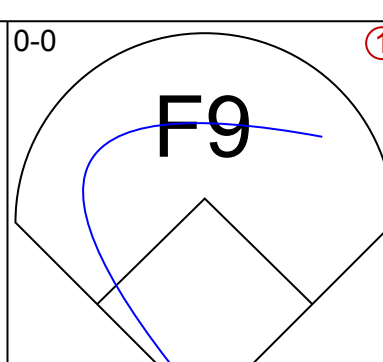
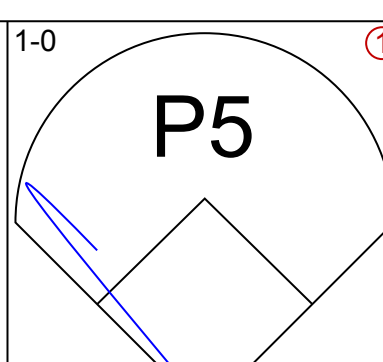
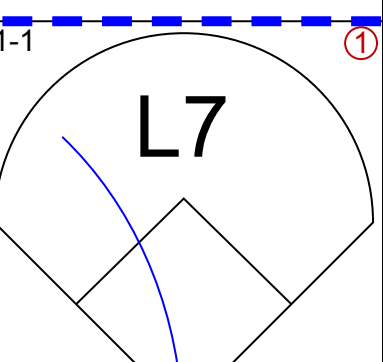
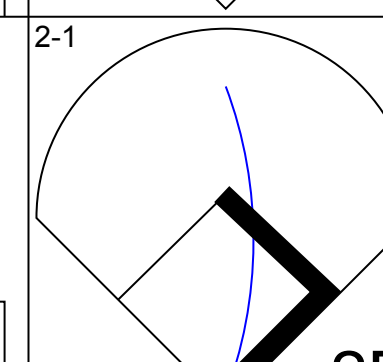
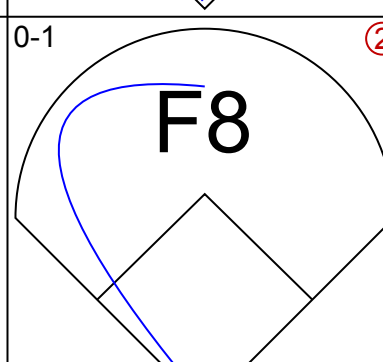
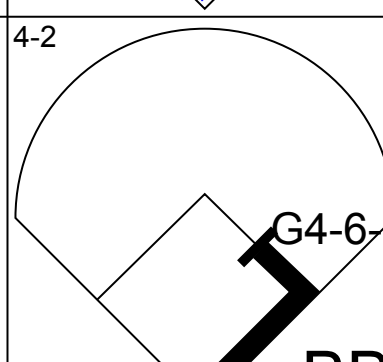
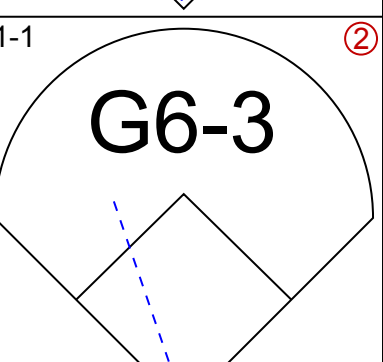
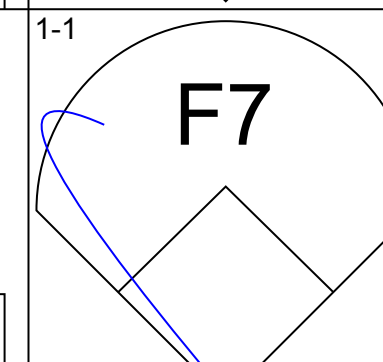
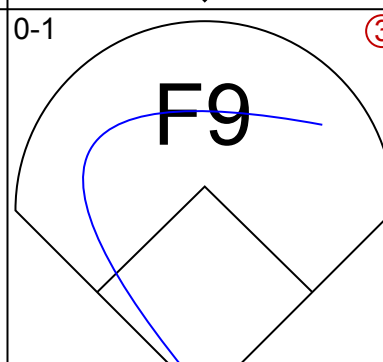
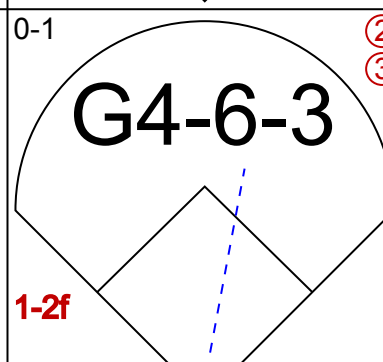
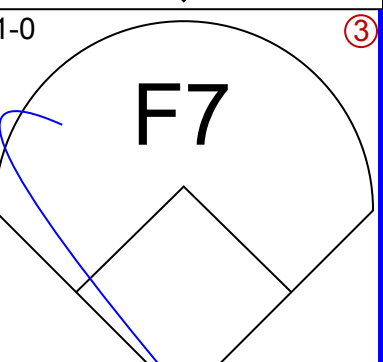
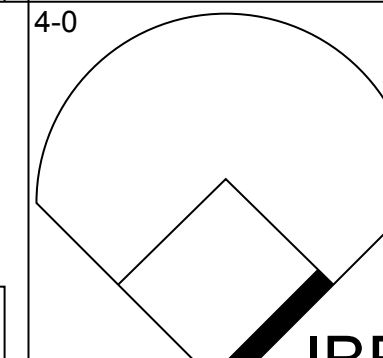
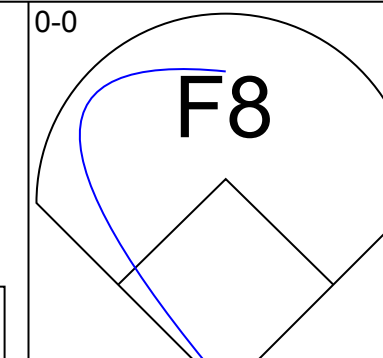
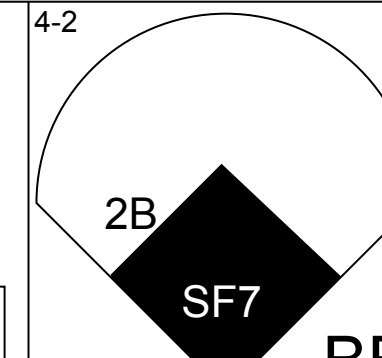
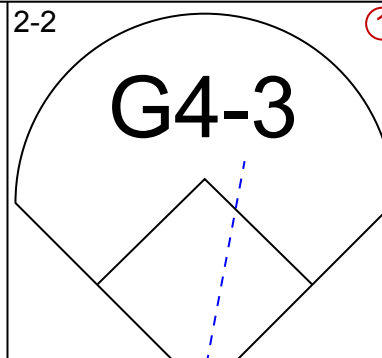
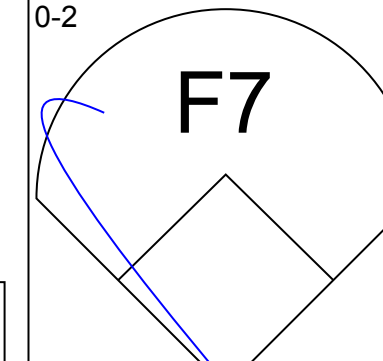
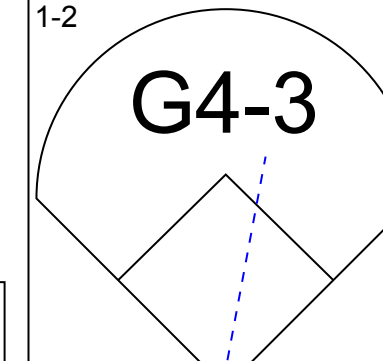
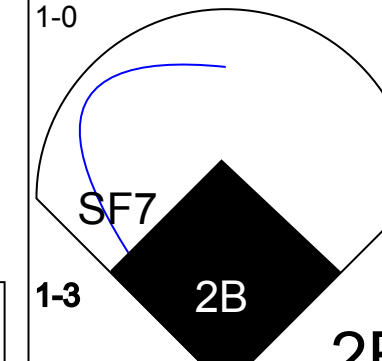
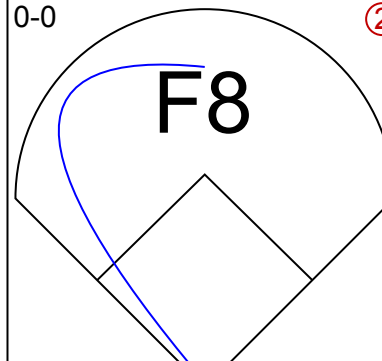
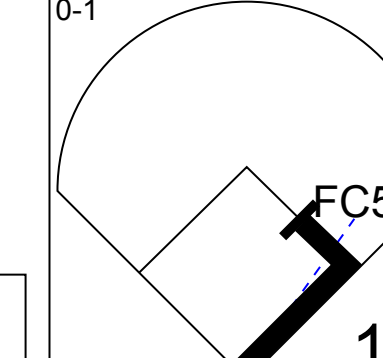
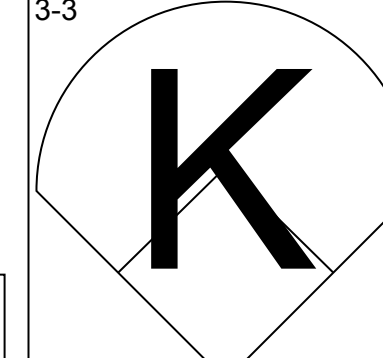
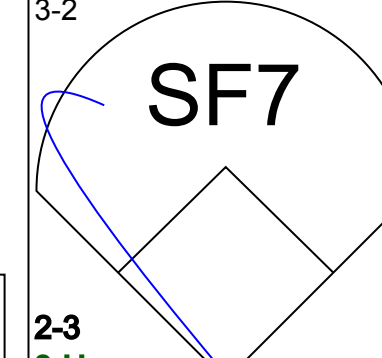
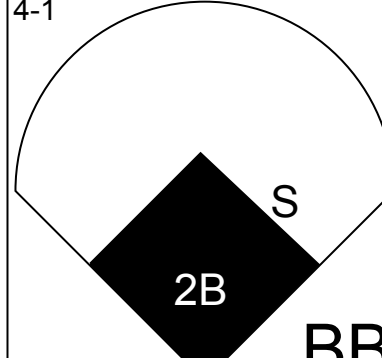
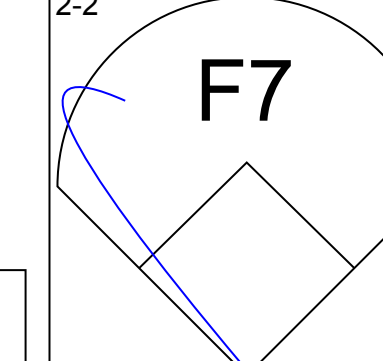
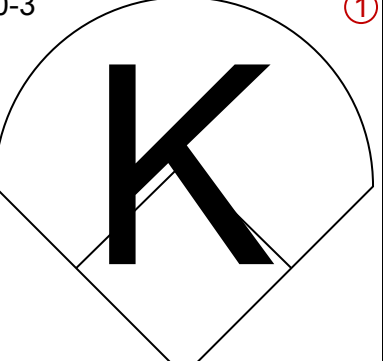
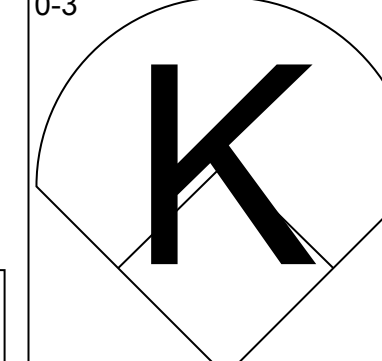
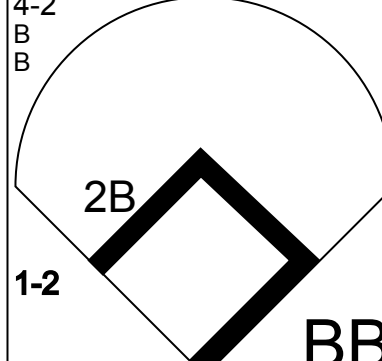
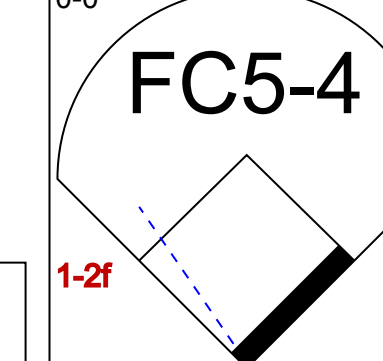
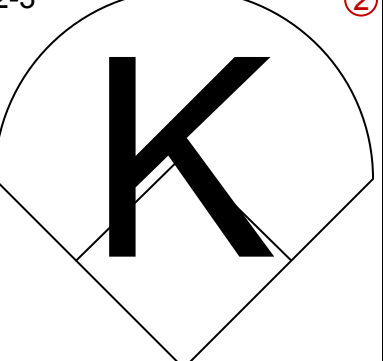
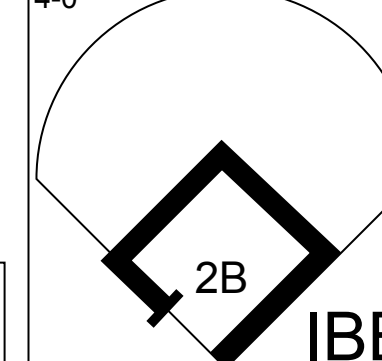
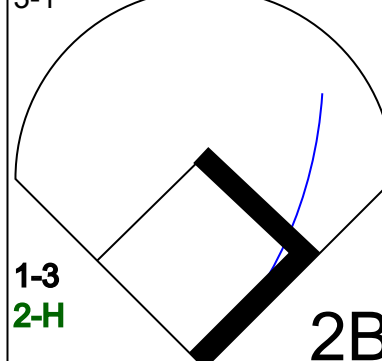
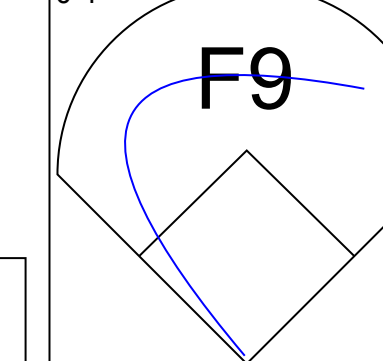
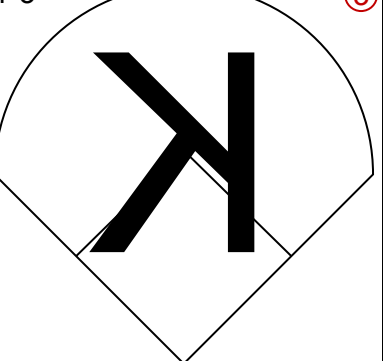
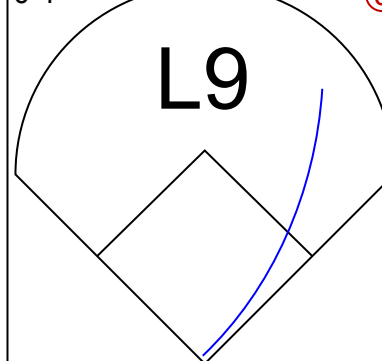
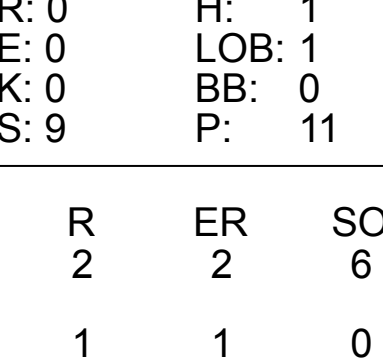
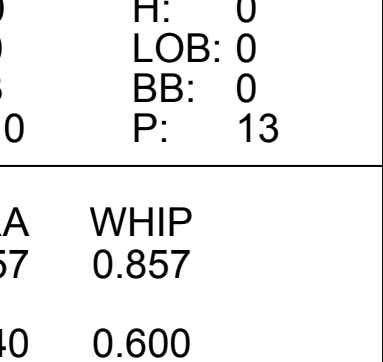
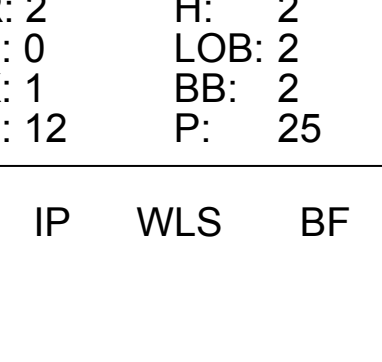
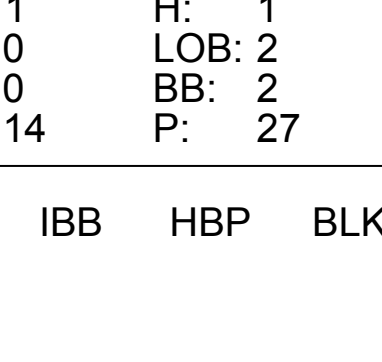
Batter	1	2	3	4	5	6	7	8	9	AB	R	H	RBI	BB	SO	LOB	BOTTOM										
11 Jimmy Rollins, S OBP: 0.337, SLG: 0.417 (1, 6)										5	1	3	1	0	1	0											
Doug Glavine, R OBP: 0.287, SLG: 0.270 (1, 7)										4	0	1	1	0	1	3											
26 Chase Utley, L OBP: 0.303, SLG: 0.510 (1, 3)										5	1	2	1	0	1	2											
Bobby Abreu, L OBP: 0.414, SLG: 0.547 (1, 9)										4	0	0	0	0	1	3											
Piacedo Polanco, R OBP: 0.346, SLG: 0.400 (1, 5)										4	1	3	2	0	0	0											
Tomas Perez, S OBP: 0.280, SLG: 0.448 (1, 4)										3	0	0	0	0	1	1											
Marlon Byrd, R OBP: 0.290, SLG: 0.309 Rheal Cormier, L ERA: 4.96 (1, 8)										3	1	1	0	0	1	1											
Felix Rodriguez, R OBP: 0.357, SLG: 0.308 Lou Collier, R OBP: 0.357, SLG: 0.308 Tim Worrell, R ERA: 4.07 (8, 1)										2	1	0	0	2	0	1											
Todd Pratt, R OBP: 0.340, SLG: 0.281 (1, 2)										2	0	0	0	0	1	0											
<b>Inning Stats</b>	R: 0 E: 0 K: 1 S: 12	H: 1 LOB: 1 BB: 0 P: 17	R: 0 E: 0 K: 1 S: 10	H: 1 LOB: 0 BB: 0 P: 14	R: 2 E: 0 K: 1 S: 12	H: 2 LOB: 1 BB: 1 P: 24	R: 2 E: 0 K: 0 S: 18	H: 3 LOB: 2 BB: 1 P: 28	R: 2 E: 0 K: 1 S: 7	H: 2 LOB: 0 BB: 0 P: 12	R: 0 E: 0 K: 1 S: 10	H: 0 LOB: 0 BB: 0 P: 19	R: 0 E: 0 K: 0 S: 8	H: 1 LOB: 1 BB: 0 P: 11	R: 0 E: 0 K: 1 S: 12	H: 1 LOB: 1 BB: 0 P: 18	1B: 8 2B: 2 3B: 0 HR: 1	SF: 1 SAC: 1 DP: 1 HBP: 0	WP: 1 PB: 0 SB: 0 CS: 0	PA: 39							
<b>PITCHER</b>	IP	WLS	BF	H	R	ER	SO	BB	IBB	HBP	BLK	WP	HR	S	P	ERA	WHIP										
51 Noah Lowry, L ERA: 3.48 (1, 1)	4.2		24	9	6	6	3	2	0	0	0	0	0	3	4	0.00	0.000										
32 Kevin Correia, R ERA: 11.7 (5, 1)	0.1		1	0	0	0	1	0	0	0	0	0	0	9	17	0.00	0.000										
Tyler Walker, R ERA: 4.96 (6, 1)	1.1		4	0	0	0	1	0	0	0	0	0	0	8	14	0.00	0.000										
Jason Christiansen, L ERA: 4.08 (7, 1)	0.2	W	2	0	0	0	1	0	0	0	0	0	0	9	17	0.00	0.000										
Jim Brower, R ERA: 3.91 (8, 1)	1.0	H	4	1	0	0	0	0	0	0	0	0	0	8	11	0.00	1.000										

San Francisco Giants @ Philadelphia Phillies  
Citizens Bank Park, Philadelphia, PA  
Sat Aug 14 2004, 1:20 PM EDT  
Att: 43,712 - Unknown - 70 F

AB 35  
R 6  
H 11  
RBI 6  
BB 2  
SO 7  
LOB 13

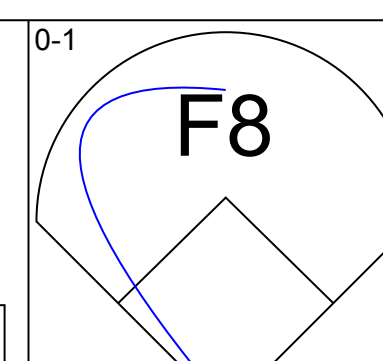
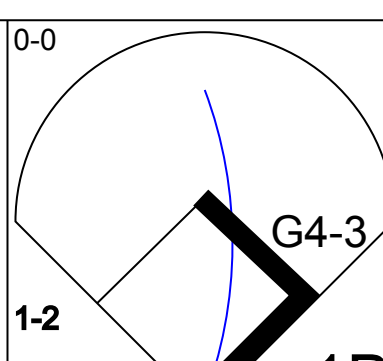
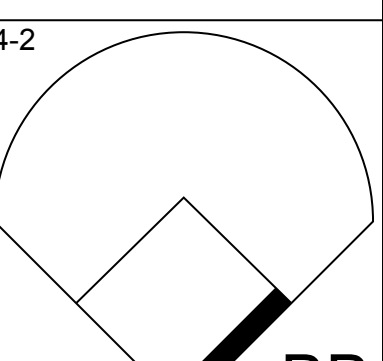
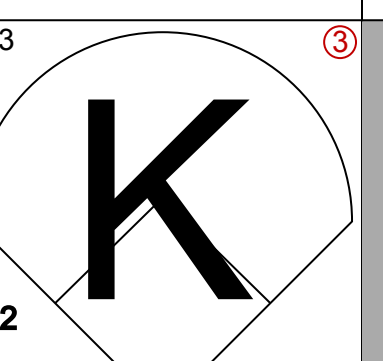
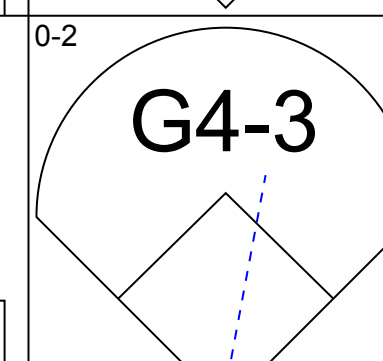
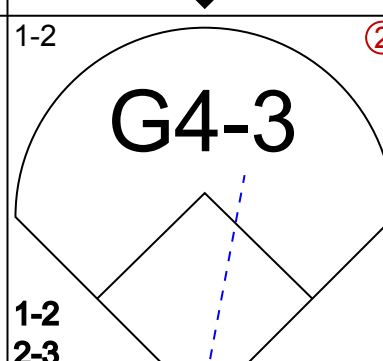
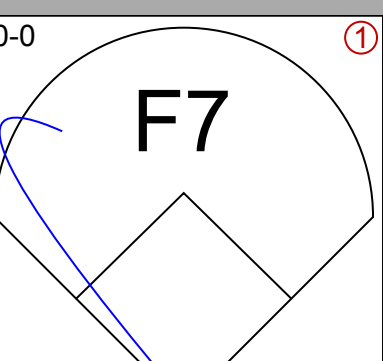
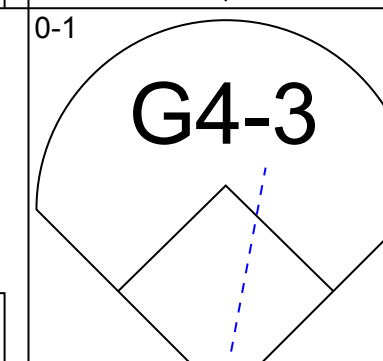
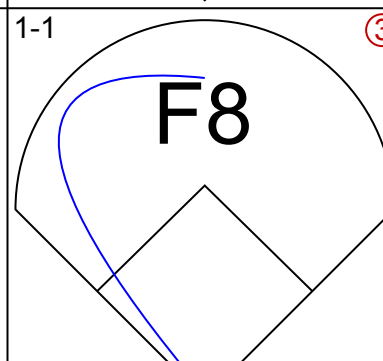
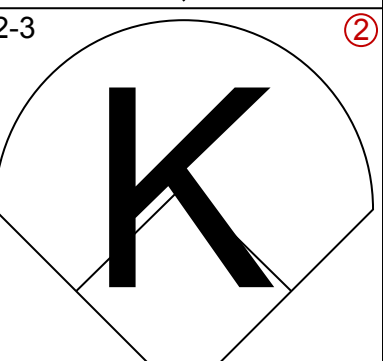
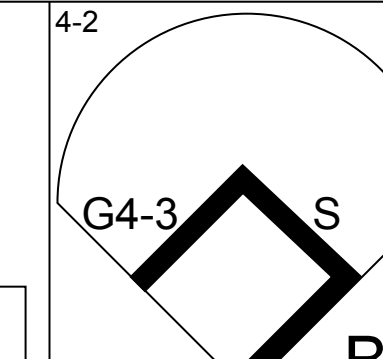
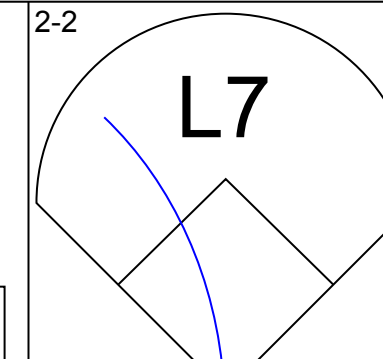
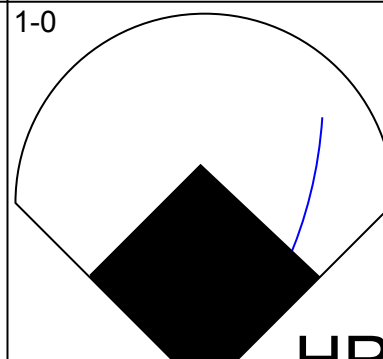
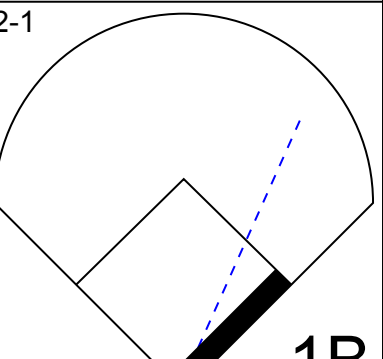
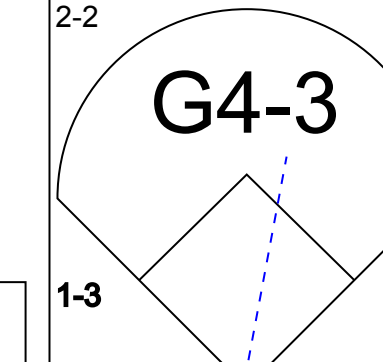
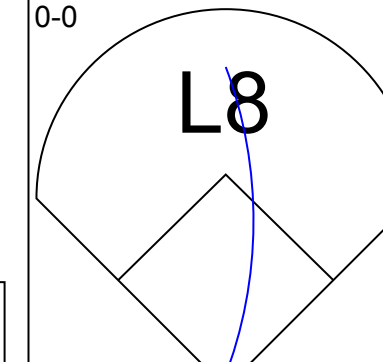
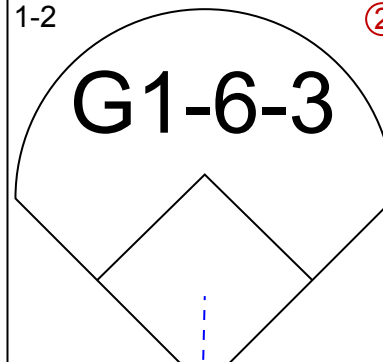
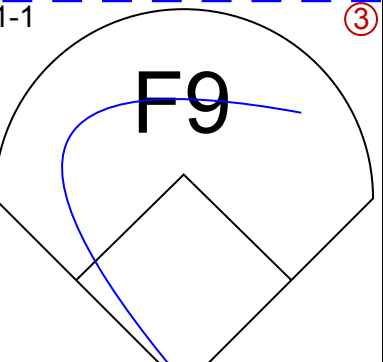
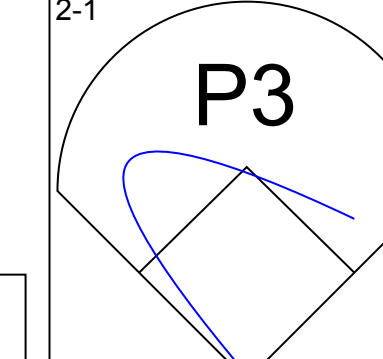
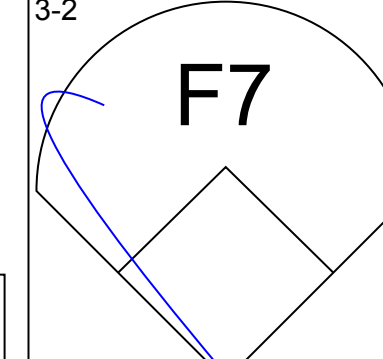
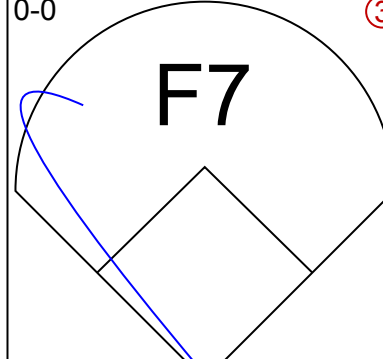
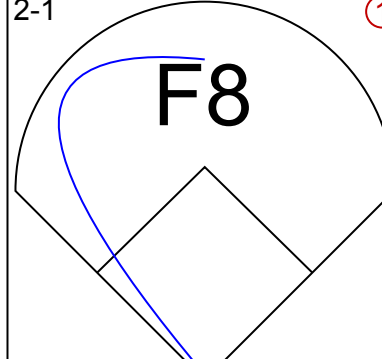
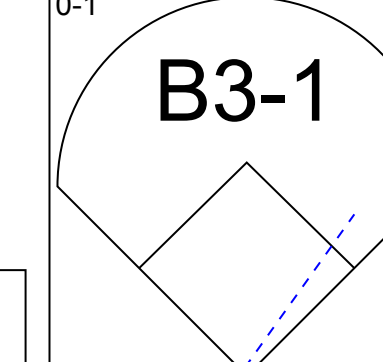
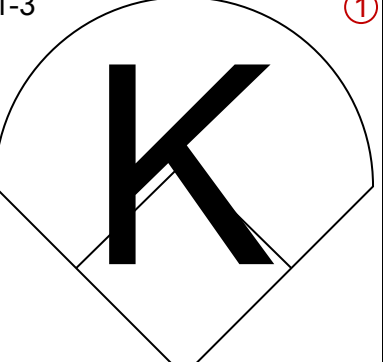

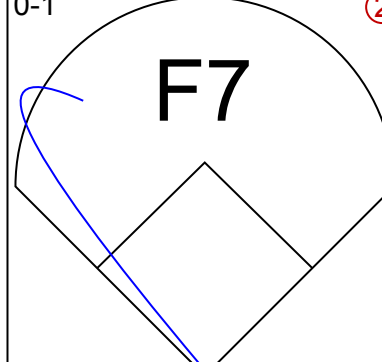
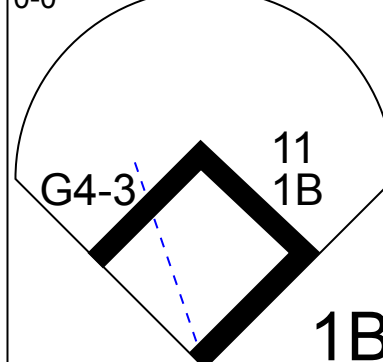
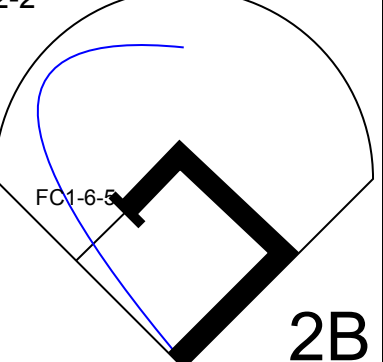
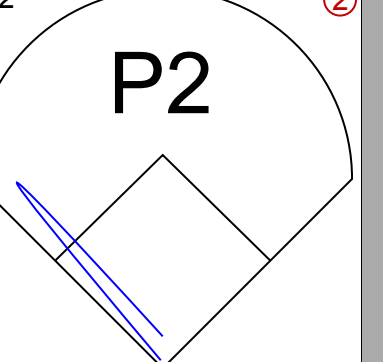
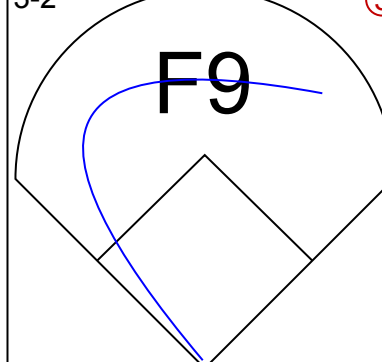
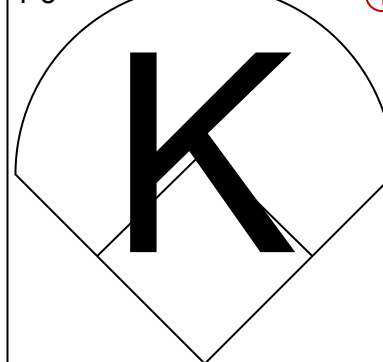
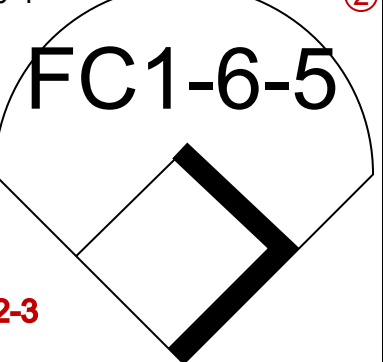
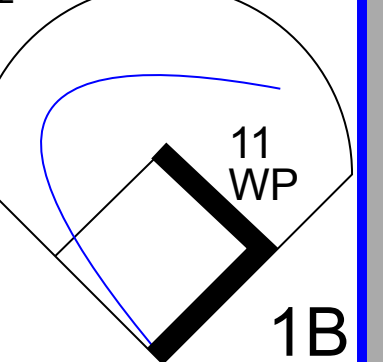




Batter	1	2	3	4	5	6	7	8	9	AB	R	H	RBI	BB	SO	LOB	TOP					
Ray Durham, S OBP: 0.345, SLG: 0.451										4	0	0	0	0	1	0	<b>San Francisco Giants @ Philadelphia Phillies</b> Citizens Bank Park, Philadelphia, PA Sun Aug 15 2004, 1:35 PM EDT Att: 43,610 - Unknown - 75 F					
J.T. Snow, L OBP: 0.418, SLG: 0.522										3	0	1	0	1	0	0						
Edgardo Alfonzo, R OBP: 0.333, SLG: 0.384 Jim Brower, R OBP: 0.687, SLG: 0.500 Dustin Hermanson, R OBP: 0.133, SLG: 0.103										4	0	0	0	0	0	2						
Barry Bonds, L OBP: 0.605, SLG: 0.774										2	1	0	0	2	0	0						
A.J. Pierzynski, L OBP: 0.339, SLG: 0.457										4	1	1	0	0	0	2						
Ricky Ledee, L OBP: 0.383, SLG: 0.462										2	1	1	1	1	1	0						
Marquis Grissom, R OBP: 0.315, SLG: 0.449										3	0	0	0	1	2	2						
Cody Ransom, R OBP: 0.288, SLG: 0.362 Michael Tucker, L OBP: 0.363, SLG: 0.476 Scott Eyre, L										2	0	0	0	0	1	1						
Pedro Feliz, R OBP: 0.289, SLG: 0.458										1	0	1	1	0	0	0						
Brett Tomko, R OBP: 0.199, SLG: 0.163 Deivi Cruz, R OBP: 0.331, SLG: 0.452										2	0	0	0	0	1	1						
<b>Inning Stats</b>	R: 0 E: 0 K: 1 S: 12	H: 1 LOB: 2 BB: 1 P: 22	R: 0 E: 0 K: 0 S: 9	H: 1 LOB: 1 BB: 0 P: 11	R: 0 E: 0 K: 0 S: 5	H: 0 LOB: 0 BB: 0 P: 5	R: 0 E: 0 K: 1 S: 8	H: 0 LOB: 0 BB: 0 P: 12	R: 0 E: 0 K: 3 S: 10	H: 0 LOB: 2 BB: 0 P: 13	R: 0 E: 0 K: 0 S: 5	H: 0 LOB: 0 BB: 1 P: 10	R: 2 E: 0 K: 1 S: 12	H: 2 LOB: 2 BB: 2 P: 25	R: 0 E: 0 K: 0 S: 5	H: 0 LOB: 0 BB: 0 P: 8	R: 1 E: 0 K: 0 S: 14	H: 1 LOB: 2 BB: 2 P: 27	1B: 1 2B: 4 3B: 0 HR: 0	SF: 1 SAC: 0 DP: 1 HBP: 0	WP: 0 PB: 0 SB: 1 CS: 0	PA: 36
<b>PITCHER</b>	IP WLS BF H R ER SO BB IBB HBP BLK WP HR S P ERA WHIP																					
Vicente Padilla, R ERA: 3.77	(1, 1) 7.0 L 27 4 2 2 6 2 2 0 0 0 0 61 98 2.57 0.857																					
Rheal Cormier, L ERA: 4.18	(8, 1) 1.2 6 0 1 1 0 1 0 0 0 0 0 12 21 5.40 0.600																					
Felix Rodriguez, R ERA: 3.12	(9, 1) 0.1 3 1 0 0 0 1 0 0 0 0 0 7 14 0.00 6.000																					

AB	29
R	3
H	5
RBI	3
BB	6
SO	6
LOB	10



Batter	1	2	3	4	5	6	7	8	9	AB	R	H	RBI	BB	SO	LOB	BOTTOM			
11 Jimmy Rollins, S OBP: 0.338, SLG: 0.417										3	0	1	0	1	1	1	<b>San Francisco Giants @ Philadelphia Phillies</b> Citizens Bank Park, Philadelphia, PA Sun Aug 15 2004, 1:35 PM EDT Att: 43,610 - Unknown - 75 F			
Doug Glanville, R OBP: 0.259, SLG: 0.262										4	0	0	0	0	4					
26 Chase Utley, L OBP: 0.297, SLG: 0.500										4	0	0	0	0	1	2				
Bobby Abreu, L OBP: 0.417, SLG: 0.555										3	1	2	1	1	0	0				
Placido Polanco, R OBP: 0.342, SLG: 0.395										4	0	0	0	0	0	2				
Mike Lieberthal, R OBP: 0.319, SLG: 0.419										4	0	0	0	0	0	1				
Tomas Perez, S OBP: 0.272, SLG: 0.435										4	0	0	0	0	2	1				
Marlon Byrd, R OBP: 0.293, SLG: 0.316										4	0	2	0	0	0	0				
Vicente Padilla, R OBP: 0.095, SLG: 0.095 Jason Michaels, R OBP: 0.369, SLG: 0.333 Rheal Cormier, L Felix Rodriguez, R										2	0	0	0	0	1	2				
<b>Inning Stats</b>	R: 0 E: 0 K: 0 S: 7	H: 0 LOB: 0 BB: 0 P: 7	R: 0 E: 0 K: 0 S: 12	H: 0 LOB: 1 BB: 1 P: 20	R: 0 E: 0 K: 1 S: 11	H: 2 LOB: 2 BB: 0 P: 14	R: 0 E: 0 K: 0 S: 7	H: 0 LOB: 0 BB: 0 P: 12	R: 0 E: 0 K: 0 S: 12	H: 1 LOB: 2 BB: 1 P: 19	R: 1 E: 0 K: 2 S: 14	H: 1 LOB: 1 BB: 0 P: 23	R: 0 E: 0 K: 1 S: 9	H: 1 LOB: 1 BB: 0 P: 14	R: 0 E: 0 K: 0 S: 8	H: 0 LOB: 0 BB: 0 P: 13		1B: 4 2B: 1 3B: 0 HR: 1	SF: 0 SAC: 0 DP: 0 HBP: 0	WP: 1 PB: 0 SB: 1 CS: 0
<b>PITCHER</b>	IP WLS BF H R ER SO BB IBB HBP BLK WP HR S P ERA WHIP																			
Brett Tomko, R ERA: 4.9	(1, 1) 6.0 W 24 4 1 1 2 2 0 0 0 0 1 0 21 34 0.00 1.200																			
Scott Eyre, L ERA: 4.33	(7, 1) 1.2 H 7 2 0 0 3 0 0 0 0 0 1 0 21 34 0.00 1.200																			
Jim Brower, R ERA: 3.69	(8, 1) 0.1 H 1 0 0 0 0 0 0 0 0 0 0 2 3 0.00 0.000																			
Dustin Hermanson, R ERA: 4.51	(9, 1) 1.0 S 3 0 0 0 0 0 0 0 0 0 0 0 8 13 0.00 0.000																			

AB	33
R	1
H	6
RBI	1
BB	2
SO	5
LOB	13





Batter	1	2	3	4	5	6	7	8	9	AB	R	H	RBI	BB	SO	LOB	TOP			
<b>Craig Biggio, R</b> (1, 7) OBP: 0.352, SLG: 0.462 <b>16 Jason Lane, R</b> (7, 7) OBP: 0.309, SLG: 0.398	1-0 G5-4-3 1B			0-0 2B 2B	3-3 K		2-1 HBP			3	1	2	0	0	1	0				
<b>Carlos Beltrán, S</b> (1, 8) OBP: 0.355, SLG: 0.538	1-1 F9		0-2 2B 2B	1-1 P3			0-0 G5-3			4	1	1	1	0	0	3				
<b>5 Jeff Bagwell, R</b> (1, 3) OBP: 0.370, SLG: 0.439	1-0 SAFE G5-4-3		1-2 F8	0-1 G6-3			2-0 G5-3			4	0	0	0	0	0	2				
<b>17 Lance Berkman, S</b> (1, 9) OBP: 0.460, SLG: 0.538		1-1 P2	4-0 2B FC5-2 BB	2-2 F8			2-2 G5-4-3 1B			3	0	1	0	1	0	0				
<b>Jeff Kent, R</b> (1, 4) OBP: 0.334, SLG: 0.477 <b>4 Eric Bruntlett, R</b> (8, 6) OBP: 0.379, SLG: 0.435	3-2 P3		2-2 FC5-2 2B	0-0 G6-3			0-0 G5-4-3			4	1	1	1	0	0	1				
<b>Morgan Ensberg, R</b> (1, 5) OBP: 0.323, SLG: 0.392	1-0 P4		4-0 FC5-2 2B IBB	1-0 F8			2-1 P5			3	1	0	0	1	0	0				
<b>Jose Vizcaino, S</b> (1, 6) OBP: 0.313, SLG: 0.359			0-0 L6	0-1 FC5-2 2B			0-0 44 SH1 1B			4	1	2	0	0	0	3				
<b>Raul Chavez, R</b> (1, 2) OBP: 0.233, SLG: 0.236			1-2 F8	2-1 2B			1-0 SAFE F7			4	0	1	3	0	0	2				
<b>44 Roy Oswalt, R</b> (1, 1) OBP: 0.179, SLG: 0.170 <b>Mike Gallo, L</b> (8, 1) OBP: 0.359, SLG: 0.512 <b>Dan Miceli, R</b> (9, 1) OBP: 0.500, SLG: 0.500	1-1 G4-3		0-2 K	1-1 SH1			2-2 F7			2	0	0	0	0	1	1				
<b>Inning Stats</b>	R: 0 E: 0 K: 0 S: 4	H: 1 LOB: 0 BB: 0 P: 6	R: 0 E: 0 K: 0 S: 8	H: 0 LOB: 0 BB: 0 P: 13	R: 0 E: 0 K: 0 S: 6	H: 0 LOB: 0 BB: 0 P: 8	R: 5 E: 0 K: 1 S: 17	H: 4 LOB: 1 BB: 2 P: 30	R: 0 E: 0 K: 0 S: 5	H: 0 LOB: 0 BB: 0 P: 8	R: 0 E: 0 K: 0 S: 6	H: 1 LOB: 2 BB: 0 P: 10	R: 0 E: 0 K: 0 S: 7	H: 1 LOB: 0 BB: 0 P: 11	R: 0 E: 0 K: 0 S: 10	H: 1 LOB: 1 BB: 0 P: 14	1B: 4 2B: 4 3B: 0 HR: 0	SF: 0 SAC: 1 DP: 2 HBP: 1	WP: 0 PA: 36 PB: 0 SB: 1 CS: 0	
<b>PITCHER</b>	IP	WLS	BF	H	R	ER	SO	BB	IBB	HBP	BLK	WP	HR	S	P	ERA	WHIP			
<b>Randy Wolf, L</b> (1, 1) ERA: 4.23	7.0	L	29	6	5	5	2	1	1	1	0	0	0	53	86	6.43	1.000			
<b>Roberto Hernandez, R</b> (8, 1) ERA: 4.31	1.0		3	1	0	0	0	0	0	0	0	0	0	7	11	0.00	1.000			
<b>Amaury Telemaco, R</b> (9, 1) ERA: 4.74	1.0		4	1	0	0	0	0	0	0	0	0	0	10	14	0.00	1.000			

Houston Astros @ Philadelphia Phillies  
Citizens Bank Park, Philadelphia, PA  
Tue Aug 17 2004, 7:05 PM EDT  
Att: 43,716 - Unknown - 81 F

AB 32  
R 5  
H 8  
RBI 5  
BB 2  
SO 2  
LOB 13



Batter	1	2	3	4	5	6	7	8	9	AB	R	H	RBI	BB	SO	LOB	BOTTOM				
<b>11 Jimmy Rollins, S</b> (1, 6) OBP: 0.337, SLG: 0.415	1-2 G1-3		2-2 FC5-4 1B		1-3 K			0-1 F7		4	0	1	0	0	1	0					
<b>Placido Polanco, R</b> (1, 4) OBP: 0.344, SLG: 0.399	2-2 S 1B		1-2 FC5-4 1-2F		1-2 G4-3 2B			1-1 L5		4	0	2	0	0	0	1					
<b>Bobby Abreu, L</b> (1, 9) OBP: 0.415, SLG: 0.552	3-3 K 1-2		0-1 F8		1-3 K			2-1 K		4	0	1	0	0	2	3					
<b>Jim Thome, L</b> (1, 3) OBP: 0.393, SLG: 0.613	4-2 BB		2-0 P5		1-2 G4-3			0-3 K		3	0	0	0	1	1	2					
<b>David Bell, R</b> (1, 5) OBP: 0.362, SLG: 0.441	1-3 K		1-0 1B		4-0 BB			2-1 F8		3	0	1	0	1	1	2					
<b>Mike Lieberthal, R</b> (1, 2) OBP: 0.316, SLG: 0.414	1-2 P4		3-3 K		1-0 P6			1-1 P3		4	0	0	0	0	1	3					
<b>Jason Michaels, R</b> (1, 7) OBP: 0.360, SLG: 0.324	2-2 F8		2-1 G4-3		0-1 L3			3-2 K		4	0	0	0	0	1	1					
<b>Marlon Byrd, R</b> (1, 8) OBP: 0.290, SLG: 0.312	0-1 P5		0-2 K		1-1 G5-3					3	0	0	0	0	1	0					
<b>Randy Wolf, L</b> (1, 1) OBP: 0.295, SLG: 0.548 <b>Lou Collier, R</b> (7, PH) OBP: 0.333, SLG: 0.296 <b>Roberto Hernandez, R</b> (8, 1) <b>Amaury Telemaco, R</b> (9, 1)	1-3 K		0-0 F9		0-0 P6					2	0	0	0	0	1	0					
<b>Inning Stats</b>	R: 0 E: 0 K: 2 S: 16	H: 1 LOB: 2 BB: 1 P: 27	R: 0 E: 0 K: 0 S: 9	H: 0 LOB: 0 BB: 0 P: 12	R: 0 E: 0 K: 1 S: 13	H: 1 LOB: 1 BB: 0 P: 17	R: 0 E: 0 K: 1 S: 13	H: 1 LOB: 1 BB: 0 P: 21	R: 0 E: 0 K: 2 S: 8	H: 0 LOB: 0 BB: 0 P: 9	R: 0 E: 0 K: 1 S: 12	H: 1 LOB: 2 BB: 1 P: 20	R: 0 E: 0 K: 0 S: 5	H: 0 LOB: 0 BB: 0 P: 6	R: 0 E: 0 K: 1 S: 9	H: 1 LOB: 0 BB: 0 P: 12	R: 0 E: 0 K: 1 S: 7	H: 0 LOB: 0 BB: 0 P: 13	1B: 4 2B: 1 3B: 0 HR: 0	SF: 0 SAC: 0 DP: 0 HBP: 0	WP: 0 PA: 34 PB: 0 SB: 1 CS: 0
<b>PITCHER</b>	IP	WLS	BF	H	R	ER	SO	BB	IBB	HBP	BLK	WP	HR	S	P	ERA	WHIP				
<b>44 Roy Oswalt, R</b> (1, 1) ERA: 3.44	7.2	W	30	5	0	0	7	2	0	0	0	0	0	82	121	0.00	0.913				
<b>Mike Gallo, L</b> (8, 1) ERA: 4.74	0.1		1	0	0	0	1	0	0	0	0	0	0	3	3	0.00	0.000				
<b>Dan Miceli, R</b> (9, 1) ERA: 4.02	1.0		3	0	0	0	1	0	0	0	0	0	0	7	13	0.00	0.000				

Houston Astros @ Philadelphia Phillies  
Citizens Bank Park, Philadelphia, PA  
Tue Aug 17 2004, 7:05 PM EDT  
Att: 43,716 - Unknown - 81 F

AB 32  
R 0  
H 5  
RBI 0  
BB 2  
SO 9  
LOB 12









Batter	1	2	3	4	5	6	7	8	9	AB	R	H	RBI	BB	SO	LOB	TOP					
<b>Craig Biggio, R</b> (1,7) OBP: 0.391, SLG: 0.470	G4-3		G4-3		G5-3		HR	L5		5	1	2	2	0	0	1	<b>Houston Astros @ Philadelphia Phillies</b> Citizens Bank Park, Philadelphia, PA Thu Aug 19 2004, 1:05 PM EDT Att. 43,543 - Overcast - 79 F					
<b>16 Jason Lane, R</b> (8,7) OBP: 0.312, SLG: 0.394										0	0	0	0	0	0	0						
<b>Carlos Beltrán, S</b> (1,8) OBP: 0.360, SLG: 0.544			P5							4	2	3	1	1	0	1						
<b>17 Lance Berkman, S</b> (1,9) OBP: 0.458, SLG: 0.543			G4-3							4	2	1	2	1	0	3						
<b>Jeff Kent, R</b> (1,4) OBP: 0.336, SLG: 0.483										5	1	3	2	0	1	2						
<b>Mike Lamb, L</b> (1,3) OBP: 0.358, SLG: 0.509										4	2	1	0	1	2	2						
<b>Morgan Ensberg, R</b> (1,5) OBP: 0.325, SLG: 0.393										5	1	1	1	0	1	1						
<b>4 Eric Bruntlett, R</b> (1,6) OBP: 0.382, SLG: 0.519										4	1	1	3	1	1	0						
<b>Raul Chavez, R</b> (7,2) OBP: 0.277, SLG: 0.241										2	1	1	0	0	1	1						
<b>Orlando Palmeiro, L</b> (7,PH) OBP: 0.336, SLG: 0.530										2	0	0	0	0	1	0						
<b>Mike Gallo, L</b> (7,1) OBP: 0.336, SLG: 0.530										0	0	0	0	0	0	0						
<b>Kirk Bullinger, R</b> (7,1) OBP: 0.336, SLG: 0.530										0	0	0	0	0	0	0						
<b>Dan Miceli, R</b> (8,1) OBP: 0.320, SLG: 0.500										0	0	0	0	0	0	0						
<b>Jose Vizcaino, S</b> (8,PH) OBP: 0.336, SLG: 0.371										1	0	1	0	0	0	0						
<b>54 Brad Lidge, R</b> (8,1) OBP: 0.336, SLG: 0.371										0	0	0	0	0	0	0						
<b>Carlos Hernández, S</b> (1,1) OBP: 0.336, SLG: 0.371										1	0	0	0	0	0	1						
<b>David Weathers, R</b> (5,1) OBP: 0.336, SLG: 0.371										0	0	0	0	0	0	0						
<b>Chad Qualls, R</b> (6,1) OBP: 0.336, SLG: 0.371										0	0	0	0	0	0	0						
<b>Brad Ausmus, R</b> (7,PH) OBP: 0.300, SLG: 0.326										3	1	1	0	0	1	1						
<b>Inning Stats</b>	R: 0 E: 0 K: 1 S: 11	H: 1 LOB: 1 BB: 0 P: 18	R: 1 E: 0 K: 1 S: 13	H: 1 LOB: 1 BB: 1 P: 22	R: 0 E: 0 K: 0 S: 9	H: 1 LOB: 1 BB: 0 P: 13	R: 0 E: 0 K: 0 S: 6	H: 0 LOB: 0 BB: 0 P: 9	R: 1 E: 0 K: 0 S: 8	H: 2 LOB: 1 BB: 0 P: 11	R: 1 E: 0 K: 1 S: 10	H: 1 LOB: 0 BB: 0 P: 13	R: 7 E: 0 K: 1 S: 24	H: 7 LOB: 0 BB: 1 P: 37	R: 2 E: 0 K: 1 S: 10	H: 1 LOB: 1 BB: 0 P: 23	R: 0 E: 0 K: 3 S: 12	H: 1 LOB: 1 BB: 0 P: 17	1B: 6 2B: 4 3B: 2 HR: 3	SF: 0 SAC: 1 DP: 0 HBP: 0	WP: 0 PB: 0 SB: 4 CS: 0	PA: 45
<b>PITCHER</b>	IP	WLS	BF	H	R	ER	SO	BB	IBB	HBP	BLK	WP	HR	S	P	ERA	WHIP					
<b>39 Brett Myers, R</b> (1,1) ERA: 5.5	6.1		29	9	6	6	3	1	0	0	0	0	1	67	100	8.53	1.579					
<b>Roberto Hernandez, R</b> (7,1) ERA: 4.84	0.1	L	4	3	1	1	0	1	0	0	0	0	1	10	17	27.00	12.000					
<b>Rheal Cormier, L</b> (7,1) ERA: 4.19	0.1		2	1	3	3	1	0	0	0	0	0	1	4	6	81.00	3.000					
<b>Felix Rodriguez, R</b> (8,1) ERA: 3.38	1.0		6	1	2	2	1	1	1	0	0	0	0	10	23	18.00	2.000					
<b>Tim Worrell, R</b> (9,1) ERA: 4.91	1.0		4	1	0	0	3	0	0	0	0	0	0	12	17	0.00	1.000					

AB	40
R	12
H	15
RBI	11
BB	4
SO	8
LOB	13



Batter	1	2	3	4	5	6	7	8	9	AB	R	H	RBI	BB	SO	LOB	BOTTOM					
<b>11 Jimmy Rollins, S</b> (1,6) OBP: 0.340, SLG: 0.419	G3		G5-3		P6			FC4-6		4	2	1	0	0	0	3	<b>Houston Astros @ Philadelphia Phillies</b> Citizens Bank Park, Philadelphia, PA Thu Aug 19 2004, 1:05 PM EDT Att. 43,543 - Overcast - 79 F					
<b>Lou Collier, R</b> (1,7) OBP: 0.350, SLG: 0.474										4	1	2	1	0	0	3						
<b>Doug Glanville, L</b> (7,7) OBP: 0.262, SLG: 0.265										1	1	1	1	0	0	0						
<b>Bobby Abreu, L</b> (1,9) OBP: 0.415, SLG: 0.554										5	2	2	4	0	1	2						
<b>Jim Thome, L</b> (1,3) OBP: 0.400, SLG: 0.623										4	2	2	2	1	0	1						
<b>David Bell, R</b> (1,5) OBP: 0.365, SLG: 0.446										5	0	2	1	0	0	2						
<b>Tim Worrell, R</b> (9,1) ERA: 4.91										0	0	0	0	0	0	0						
<b>Placido Polanco, R</b> (1,4) OBP: 0.343, SLG: 0.403										4	0	0	0	1	0	1						
<b>Marlon Byrd, R</b> (1,8) OBP: 0.301, SLG: 0.333										4	1	2	1	0	0	0						
<b>Todd Pratt, R</b> (1,2) OBP: 0.327, SLG: 0.269										4	0	0	0	0	1	5						
<b>Tomas Perez, S</b> (9,PH) OBP: 0.298, SLG: 0.429										1	0	0	0	0	0	0						
<b>39 Brett Myers, R</b> (1,1) ERA: 5.5	4.0		24	9	7	6	1	1	0	0	0	0	0	0	0	2	1					
<b>David Weathers, R</b> (5,1) ERA: 4.57	1.0		2	0	0	0	0	0	0	0	0	0	0	0	0	0						
<b>Chad Qualls, R</b> (6,1) ERA: 3.95	1.0	W	4	1	0	0	2	0	0	0	0	0	0	0	0	0						
<b>Mike Gallo, L</b> (7,1) ERA: 4.93	0.1	H	1	0	0	0	0	0	0	0	0	0	0	0	0	0						
<b>Kirk Bullinger, R</b> (7,1) ERA: 4.76	1.1	H	9	4	3	3	1	0	1	0	0	0	0	0	0	0						
<b>Inning Stats</b>	R: 0 E: 0 K: 0 S: 6	H: 1 LOB: 0 BB: 0 P: 11	R: 0 E: 0 K: 0 S: 7	H: 0 LOB: 0 BB: 0 P: 13	R: 4 E: 0 K: 0 S: 12	H: 4 LOB: 1 BB: 0 P: 19	R: 0 E: 0 K: 1 S: 12	H: 1 LOB: 1 BB: 0 P: 16	R: 3 E: 0 K: 2 S: 16	H: 3 LOB: 1 BB: 1 P: 24	R: 0 E: 0 K: 2 S: 16	H: 1 LOB: 0 BB: 0 P: 22	R: 0 E: 0 K: 0 S: 6	H: 0 LOB: 0 BB: 0 P: 10	R: 3 E: 0 K: 1 S: 13	H: 4 LOB: 2 BB: 1 P: 26	R: 0 E: 0 K: 0 S: 9	H: 0 LOB: 0 BB: 0 P: 11	1B: 9 2B: 3 3B: 1 HR: 2	SF: 0 SAC: 0 DP: 0 HBP: 2	WP: 0 PB: 0 SB: 0 CS: 0	PA: 44
<b>PITCHER</b>	IP	WLS	BF	H	R	ER	SO	BB	IBB	HBP	BLK	WP	HR	S	P	ERA	WHIP					
<b>Carlos Hernández, L</b> (1,1) ERA: 9.1	4.0		24	9	7	6	1	1	0	0	0	0	0	6	10	0.00	0.000					
<b>Chad Qualls, R</b> (6,1) ERA: 3.95	1.0	W	4	1	0	0	2	0	0	0	0	0	0	0	16	22	0.00	1.000				
<b>Mike Gallo, L</b> (7,1) ERA: 4.93	0.1	H	1	0	0	0	0	0	0	0	0	0	0	1	2	0.00	0.000					
<b>Kirk Bullinger, R</b> (7,1) ERA: 4.76	1.1	H	9	4	3	3	1	0	1	0	0	0	0	16	30	20.25	3.000					
<b>PITCHER</b>	IP	WLS	BF	H	R	ER	SO	BB	IBB	HBP	BLK	WP	HR	S	P	ERA	WHIP					
<b>Dan Miceli, R</b> (8,1) ERA: 3.93	0.1	H	1	0	0	0	0	0	0	0	0	0	0	0	0	0.00	0.000					
<b>54 Brad Lidge, R</b> (9,1) ERA: 1.92	1.0	S	3	0	0	0	0	0	0	0	0	0	0	9	11	0.00	0.000					





Batter	1	2	3	4	5	6	7	8	9	AB	R	H	RBI	BB	SO	LOB	TOP									
11 Jimmy Rollins, S OBP: 0.341, SLG: 0.418	G6-3		BB			HR		G6-3		3	1	1	0	1	0	0	<b>Philadelphia Phillies @ Milwaukee Brewers</b> Miller Park, Milwaukee, WI Fri Aug 20 2004, 7:05 PM CDT Att: 22,559 - Sunny - 64 F									
Placido Polanco, R OBP: 0.339, SLG: 0.399	G5-3		G1-3			F9		L7		4	0	0	0	0	0	2										
Bobby Abreu, L OBP: 0.416, SLG: 0.559	BB					HR		P5		3	1	1	2	1	1	0										
Jim Thome, L OBP: 0.398, SLG: 0.626	F8					G4-3		HR		4	1	1	1	0	1	1										
David Bell, R OBP: 0.364, SLG: 0.444	L3					K		HR		4	0	1	0	0	1	0										
Mike Lieberthal, R OBP: 0.314, SLG: 0.413	G6-3					1B		P5		4	1	1	0	0	0	1										
Lou Collier, R Doug Glanville, R	K					B5-3		G6-3		2	0	1	1	1	1	0										
Marlon Byrd, R OBP: 0.298, SLG: 0.330						K		G6-3		3	0	0	0	0	2	2										
Eric Milton, L Jason Michaels, R Todd Jones, L Tim Worrell, R	K					B5-3		L8		2	0	0	0	0	1	1										
										1	0	0	0	0	0	0										
										0	0	0	0	0	0	0										
										0	0	0	0	0	0	0										
<b>Inning Stats</b>	R: 0 E: 0 K: 0 S: 15	H: 0 LOB: 1 BB: 1 P: 23	R: 0 E: 0 K: 1 S: 9	H: 0 LOB: 0 BB: 0 P: 13	R: 0 E: 0 K: 2 S: 13	H: 0 LOB: 1 BB: 1 P: 20	R: 0 E: 0 K: 2 S: 11	H: 0 LOB: 0 BB: 0 P: 17	R: 1 E: 0 K: 1 S: 8	H: 2 LOB: 0 BB: 0 P: 12	R: 2 E: 0 K: 1 S: 12	H: 2 LOB: 0 BB: 1 P: 20	R: 0 E: 0 K: 0 S: 8	H: 0 LOB: 0 BB: 1 P: 18	R: 0 E: 0 K: 0 S: 5	H: 0 LOB: 0 BB: 0 P: 8	R: 1 E: 0 K: 1 S: 11	H: 2 LOB: 1 BB: 0 P: 15	1B: 3 2B: 1 3B: 1 HR: 2	SF: 0 SAC: 0 DP: 2 HBP: 0	WP: 0 PB: 0 SB: 1 CS: 1	PA: 34				
<b>PITCHER</b>	IP	WLS	BF	H	R	ER	SO	BB	IBB	HBP	BLK	WP	HR	S	P	ERA	WHIP									
Doug Davis, L ERA: 3.68	(1, 1)	7.0	L	26	4	3	3	7	3	0	0	0	0	1	76	123	3.86	1.000								
Dave Burba, R ERA: 3.45	(8, 1)	2.0		8	2	1	1	1	0	0	0	0	0	1	16	23	4.50	1.000								

AB	31
R	4
H	6
RBI	4
BB	3
SO	8
LOB	8



Batter	1	2	3	4	5	6	7	8	9	AB	R	H	RBI	BB	SO	LOB	BOTTOM									
Scott Podsednik, L OBP: 0.318, SLG: 0.382	G4-3		SF8					G1-3		4	1	1	0	0	0	0	<b>Philadelphia Phillies @ Milwaukee Brewers</b> Miller Park, Milwaukee, WI Fri Aug 20 2004, 7:05 PM CDT Att: 22,559 - Sunny - 64 F									
Brady Clark, R OBP: 0.369, SLG: 0.362	1B		SF8					F8		2	0	0	1	1	0	0										
Lyle Overbay, L OBP: 0.398, SLG: 0.506	1B		P3					L8		4	0	1	0	0	0	0										
2 Bill Hall, R OBP: 0.288, SLG: 0.412	K							G3-1		4	0	1	0	0	1	2										
Geoff Jenkins, L OBP: 0.308, SLG: 0.436	L8							G3-1		4	0	0	0	0	0	3										
Wes Helms, R Russell Branyan, L	F8							K		3	0	1	0	0	0	0										
										1	0	0	0	0	1	0										
Craig Counsell, L OBP: 0.349, SLG: 0.334	K							F8		3	0	0	0	0	1	1										
Chad Moeller, R OBP: 0.271, SLG: 0.321	F9							HR		3	1	1	1	0	1	0										
Doug Davis, R Chris Magruder, S Dave Burba, R	K							K		2	0	0	0	0	1	0										
										1	0	0	0	0	1	0										
										0	0	0	0	0	0	0										
<b>Inning Stats</b>	R: 0 E: 0 K: 1 S: 17	H: 1 LOB: 2 BB: 1 P: 29	R: 0 E: 0 K: 1 S: 7	H: 0 LOB: 0 BB: 0 P: 12	R: 1 E: 0 K: 1 S: 11	H: 1 LOB: 0 BB: 0 P: 13	R: 0 E: 0 K: 0 S: 11	H: 1 LOB: 1 BB: 0 P: 18	R: 0 E: 0 K: 1 S: 9	H: 0 LOB: 0 BB: 0 P: 11	R: 1 E: 0 K: 1 S: 15	H: 1 LOB: 0 BB: 0 P: 21	R: 0 E: 0 K: 0 S: 11	H: 0 LOB: 0 BB: 0 P: 16	R: 0 E: 0 K: 1 S: 6	H: 0 LOB: 0 BB: 0 P: 6	1B: 2 2B: 1 3B: 1 HR: 1	SF: 1 SAC: 0 DP: 0 HBP: 0	WP: 0 PB: 0 SB: 1 CS: 0	PA: 33						
<b>PITCHER</b>	IP	WLS	BF	H	R	ER	SO	BB	IBB	HBP	BLK	WP	HR	S	P	ERA	WHIP									
Eric Milton, L ERA: 4.71	(1, 1)	7.0	W	27	5	2	5	2	1	0	0	0	0	1	77	119	2.57	0.857								
Todd Jones, R ERA: 4.15	(8, 1)	1.0	H	3	0	0	0	0	0	0	0	0	0	11	16	0.00	0.000									
Tim Worrell, R ERA: 3.94	(9, 1)	1.0	S	3	0	0	1	0	0	0	0	0	0	6	6	0.00	0.000									

AB	31
R	2
H	5
RBI	2
BB	1
SO	6
LOB	6





Batter	1	2	3	4	5	6	7	8	9	AB	R	H	RBI	BB	SO	LOB	TOP										
11 Jimmy Rollins, S OBP: 0.341, SLG: 0.415										4	0	0	0	2	2	4	<b>Philadelphia Phillies @ Milwaukee Brewers</b> Miller Park, Milwaukee, WI Sat Aug 21 2004, 6:05 PM CDT Att: 30,841 - Sunny - 68 F										
Jason Michaels, R OBP: 0.395, SLG: 0.322 Tim Worrell, R										5	1	2	1	1	0	3											
Bobby Abreu, L OBP: 0.415, SLG: 0.556										4	2	1	0	1	1	4											
Jim Thome, L OBP: 0.398, SLG: 0.622										3	1	0	0	2	0	3											
26 Chase Utley, L OBP: 0.306, SLG: 0.510 Rheal Cormier, L										4	1	2	4	1	0	3											
Doug Glanville, R OBP: 0.261, SLG: 0.263										0	0	0	0	0	0	0											
David Bell, R OBP: 0.365, SLG: 0.446										5	0	2	2	0	0	3											
Mike Lieberthal, R OBP: 0.317, SLG: 0.420										4	1	2	0	1	0	2											
Marlon Byrd, R OBP: 0.297, SLG: 0.327										5	1	1	1	0	1	2											
Vicente Padilla, R OBP: 0.136, SLG: 0.130 Lou Collier, R OBP: 0.376, SLG: 0.492 Amaury Telemaco, R Geoff Geary, R Placido Polanco, R OBP: 0.340, SLG: 0.399										2	0	1	0	0	0	1											
<b>Inning Stats</b>	R: 0 E: 0 K: 2 S: 13	H: 0 LOB: 2 BB: 2 P: 24	R: 0 E: 0 K: 1 S: 11	H: 1 LOB: 2 BB: 1 P: 22	R: 0 E: 0 K: 0 S: 9	H: 1 LOB: 2 BB: 1 P: 18	R: 0 E: 0 K: 1 S: 12	H: 1 LOB: 2 BB: 1 P: 22	R: 1 E: 0 K: 0 S: 10	H: 0 LOB: 0 BB: 0 P: 13	R: 1 E: 0 K: 0 S: 11	H: 2 LOB: 1 BB: 0 P: 19	R: 6 E: 0 K: 0 S: 20	H: 6 LOB: 1 BB: 1 P: 33	R: 0 E: 0 K: 0 S: 10	H: 0 LOB: 1 BB: 1 P: 21	1B: 7 2B: 4 3B: 1 HR: 0	SF: 0 SAC: 0 DP: 0 HBP: 0	WP: 0 PB: 0 SB: 1 CS: 0	PA: 47							
<b>PITCHER</b>	IP	WLS	BF	H	R	ER	SO	BB	IBB	HBP	BLK	WP	HR	S	P	ERA	WHIP										
Wes Obermueller, R ERA: 6.2	5.0		25	4	1	1	4	6	0	0	0	0	0	55	104	1.80	2.000										
Travis Phelps, R ERA: 18.0	2.0		11	5	4	4	1	0	0	0	0	0	0	25	39	18.00	2.500										
Luis Vizcaino, R ERA: 3.95	1.0	L	7	3	3	3	0	0	1	0	0	0	0	15	26	27.00	3.000										
Jeff Bennett, R ERA: 4.66	1.0		4	0	0	0	0	1	0	0	0	0	0	10	21	0.00	1.000										

Batter	1	2	3	4	5	6	7	8	9	AB	R	H	RBI	BB	SO	LOB	BOTTOM										
Scott Podsednik, L OBP: 0.318, SLG: 0.380										3	1	0	0	1	2	1	<b>Philadelphia Phillies @ Milwaukee Brewers</b> Miller Park, Milwaukee, WI Sat Aug 21 2004, 6:05 PM CDT Att: 30,841 - Sunny - 68 F										
2 Bill Hall, R OBP: 0.284, SLG: 0.406										4	1	0	0	0	1	4											
Lyle Overbay, L OBP: 0.398, SLG: 0.507										3	1	1	3	1	1	0											
Russell Branyan, L OBP: 0.357, SLG: 0.780										4	0	1	1	0	3	1											
Geoff Jenkins, L OBP: 0.306, SLG: 0.433										4	0	0	0	0	0	2											
Ben Grieve, L OBP: 0.384, SLG: 0.408 Brady Clark, R OBP: 0.368, SLG: 0.360										3	1	1	0	0	1	0											
Craig Counsell, L OBP: 0.348, SLG: 0.333										4	1	1	0	0	1	1											
Gary Bennett, R OBP: 0.274, SLG: 0.285										4	0	2	0	0	0	1											
Wes Obermueller, R Chris McDermott, S Travis Phelps, R Luis Vizcaino, R Jeff Bennett, R Wes Halms, R OBP: 0.328, SLG: 0.333										1	0	1	1	0	0	0											
<b>Inning Stats</b>	R: 0 E: 0 K: 2 S: 9	H: 0 LOB: 0 BB: 0 P: 10	R: 0 E: 0 K: 2 S: 9	H: 0 LOB: 0 BB: 0 P: 10	R: 1 E: 0 K: 0 S: 11	H: 2 LOB: 1 BB: 0 P: 17	R: 0 E: 0 K: 1 S: 7	H: 0 LOB: 0 BB: 1 P: 12	R: 5 E: 0 K: 1 S: 14	H: 5 LOB: 1 BB: 1 P: 26	R: 0 E: 0 K: 0 S: 8	H: 0 LOB: 0 BB: 0 P: 12	R: 0 E: 0 K: 2 S: 10	H: 0 LOB: 0 BB: 0 P: 13	R: 0 E: 0 K: 2 S: 9	H: 0 LOB: 0 BB: 0 P: 13		R: 0 E: 0 K: 2 S: 11	H: 1 LOB: 1 BB: 0 P: 16	1B: 3 2B: 5 3B: 0 HR: 0	SF: 0 SAC: 0 DP: 1 HBP: 0	WP: 0 PB: 0 SB: 0 CS: 0	PA: 36				
<b>PITCHER</b>	IP	WLS	BF	H	R	ER	SO	BB	IBB	HBP	BLK	WP	HR	S	P	ERA	WHIP										
Vicente Padilla, R ERA: 4.23	5.0		23	7	6	6	6	1	1	0	0	0	0	50	75	10.80	1.600										
Amaury Telemaco, R ERA: 4.39	1.0		3	0	0	0	0	0	0	0	0	0	0	8	12	0.00	0.000										
Geoff Geary, R ERA: 6.89	1.0	W	3	0	0	0	2	0	0	0	0	0	0	10	13	0.00	0.000										
Rheal Cormier, L ERA: 4.12	1.0	H	3	0	0	0	2	0	0	0	0	0	0	9	13	0.00	0.000										
Tim Worrell, R ERA: 3.88	1.0	S	4	1	0	0	2	0	0	0	0	0	0	11	16	0.00	1.000										







Batter	1	2	3	4	5	6	7	8	9	AB	R	H	RBI	BB	SO	LOB	TOP											
11 Jimmy Rollins, S OBP: 0.342, SLG: 0.417 Tomas Perez, S OBP: 0.268, SLG: 0.424										2 3	1 0	1 0	0 0	0 0	1 1		Philadelphia Phillies @ Houston Astros Minute Maid Park, Houston, TX Mon Aug 23 2004, 7:05 PM CDT Att: 36,398 - Dome - 74 F											
Placido Polanco, R OBP: 0.331, SLG: 0.388										5	0	0	0	0	1	3												
Bobby Abreu, L OBP: 0.415, SLG: 0.550										3	2	1	0	1	0	0												
Jim Thome, L OBP: 0.407, SLG: 0.632										3	1	3	3	1	0	0												
David Bell, R OBP: 0.368, SLG: 0.453										3	0	2	1	0	1	1												
Mike Lieberthal, R OBP: 0.314, SLG: 0.415										4	0	0	0	0	1	4												
Jason Michaels, R OBP: 0.354, SLG: 0.335										4	0	2	0	0	1	2												
Marlon Byrd, R OBP: 0.293, SLG: 0.323										4	0	0	0	0	2	2												
Cory Lidle, R OBP: 0.216, SLG: 0.174 Lou Collier, R OBP: 0.385, SLG: 0.435 Amaury Telemaco, R OBP: 0.314, SLG: 0.415										2 1 0	0 0	0 0	0 0	0 0	1 1													
Geoff Geary, R OBP: 0.308, SLG: 0.510										1	0	0	0	0	1	1												
<b>Inning Stats</b>	R: 2 E: 0 K: 1 S: 17	H: 2 LOB: 1 BB: 1 P: 29	R: 0 E: 0 K: 2 S: 13	H: 1 LOB: 1 BB: 0 P: 21	R: 0 E: 0 K: 2 S: 9	H: 0 LOB: 1 BB: 1 P: 15	R: 0 E: 0 K: 2 S: 13	H: 0 LOB: 0 BB: 0 P: 17	R: 0 E: 0 K: 0 S: 6	H: 2 LOB: 2 BB: 0 P: 12	R: 0 E: 0 K: 1 S: 12	H: 0 LOB: 0 BB: 0 P: 16	R: 2 E: 0 K: 0 S: 10	H: 3 LOB: 0 BB: 0 P: 17	R: 0 E: 0 K: 2 S: 13	H: 2 LOB: 2 BB: 0 P: 22	1B: 6 2B: 3 3B: 0 HR: 1	SF: 1 SAC: 0 DP: 1 HBP: 0	WP: 0 PB: 0 SB: 0 CS: 0	PA: 38								
<b>PITCHER</b>	IP	WLS	BF	H	R	ER	SO	BB	IBB	HBP	BLK	WP	HR	S	P	ERA	WHIP											
Roger Clemens, R ERA: 2.92	(1, 1)	7.0	W	28	5	2	2	8	2	0	0	0	0	0	78	119	2.57	1.000										
Mike Gallo, L ERA: 5.4	(8, 1)	0.1		3	2	2	2	0	0	0	0	0	0	1	5	9	54.00	6.000										
David Weathers, R ERA: 4.45	(8, 1)	1.2		7	3	0	0	2	0	0	0	0	0	0	18	30	0.00	1.800										

Batter	1	2	3	4	5	6	7	8	9	AB	R	H	RBI	BB	SO	LOB	BOTTOM											
Craig Biggio, R OBP: 0.351, SLG: 0.476 4 Eric Bruntlett, R OBP: 0.389, SLG: 0.621										4 0	2 0	3 0	1 0	0 0	0 0		Philadelphia Phillies @ Houston Astros Minute Maid Park, Houston, TX Mon Aug 23 2004, 7:05 PM CDT Att: 36,398 - Dome - 74 F											
Carlos Beltrán, S OBP: 0.358, SLG: 0.540										4	1	1	3	0	1	2												
5 Jeff Bagwell, R OBP: 0.369, SLG: 0.437										3	1	1	0	1	1	0												
17 Lance Berkman, S OBP: 0.457, SLG: 0.536										3	0	1	1	0	0	1												
Jeff Kent, R OBP: 0.336, SLG: 0.478 Mike Gallo, L OBP: 0.314, SLG: 0.415										3	1	1	1	1	0	2												
David Weathers, R OBP: 0.308, SLG: 0.510										0	0	0	0	0	0	0												
Morgan Ensberg, R OBP: 0.326, SLG: 0.392										4	1	1	1	0	0	1												
Jose Vizcaino, S OBP: 0.327, SLG: 0.380										4	0	1	1	0	0	0												
Brad Ausmus, R OBP: 0.298, SLG: 0.319										3	1	0	0	1	0	0												
Roger Clemens, R ERA: 5.57 Orlando Palmeiro, L OBP: 0.336, SLG: 0.349										1 2	0 1	0 1	0 0	0 0	2 0													
<b>Inning Stats</b>	R: 4 E: 0 K: 0 S: 21	H: 4 LOB: 2 BB: 2 P: 39	R: 0 E: 0 K: 0 S: 9	H: 0 LOB: 0 BB: 0 P: 14	R: 0 E: 0 K: 1 S: 5	H: 1 LOB: 1 BB: 0 P: 6	R: 1 E: 1 K: 1 S: 18	H: 1 LOB: 1 BB: 0 P: 23	R: 0 E: 0 K: 0 S: 4	H: 0 LOB: 0 BB: 0 P: 4	R: 0 E: 0 K: 0 S: 7	H: 0 LOB: 0 BB: 0 P: 10	R: 3 E: 0 K: 1 S: 19	H: 3 LOB: 1 BB: 1 P: 32	R: 0 E: 0 K: 0 S: 8	H: 0 LOB: 0 BB: 0 P: 11	1B: 5 2B: 3 3B: 1 HR: 1	SF: 1 SAC: 1 DP: 2 HBP: 0	WP: 0 PB: 1 SB: 0 CS: 0	PA: 36								
<b>PITCHER</b>	IP	WLS	BF	H	R	ER	SO	BB	IBB	HBP	BLK	WP	HR	S	P	ERA	WHIP											
Cory Lidle, R ERA: 5.57	(1, 1)	6.0	L	26	7	5	4	1	1	0	0	0	0	64	96	6.00	1.333											
Amaury Telemaco, R ERA: 4.93	(7, 1)	1.0		7	3	3	3	1	1	0	0	0	0	1	19	32	27.00	4.000										
Geoff Geary, R ERA: 6.68	(8, 1)	1.0		3	0	0	0	0	0	0	0	0	0	8	11	0.00	0.000											



Batter	1	2	3	4	5	6	7	8	9	AB	R	H	RBI	BB	SO	LOB	TOP					
11 Jimmy Rollins, S OBP: 0.343, SLG: 0.417			G6-3		G6-3		CS BB			3	1	1	0	1	0	0	Philadelphia Phillies @ Houston Astros Minute Maid Park, Houston, TX Tue Aug 24 2004, 7:05 PM CDT Att: 37,127 - Dome - 74 F					
Placido Polanco, R OBP: 0.330, SLG: 0.396			HR		E5 CS		CS		3	1	1	2	0	1	0							
Bobby Abreu, L OBP: 0.414, SLG: 0.546			CS BB		CS				3	0	0	0	1	3	0							
Jim Thome, L OBP: 0.406, SLG: 0.628			F7		CS			G3-1	4	0	1	0	0	1	1							
David Bell, R OBP: 0.367, SLG: 0.450				G3						4	0	1	0	0	0	1						
Mike Lieberthal, R OBP: 0.319, SLG: 0.417		F8								3	0	2	0	1	0	0						
Jason Michaels, R OBP: 0.357, SLG: 0.335									3	0	1	0	1	2	3							
Marlon Byrd, R OBP: 0.290, SLG: 0.320							G4-3			3	0	0	0	0	0	3						
26 Chase Utley, L OBP: 0.306, SLG: 0.507										1	0	0	0	0	0	1						
39 Brett Myers, R OBP: 0.205, SLG: 0.238			P4							3	0	0	0	0	2	0						
Todd Jones, L (8, 1)										0	0	0	0	0	0	0						
<b>Inning Stats</b>	R: 1 E: 0 K: 1 S: 14	H: 2 LOB: 1 BB: 0 P: 17	R: 0 E: 0 K: 0 S: 5	H: 1 LOB: 0 BB: 0 P: 7	R: 1 E: 0 K: 0 S: 12	H: 1 LOB: 1 BB: 1 P: 19	R: 0 E: 0 K: 0 S: 6	H: 1 LOB: 1 BB: 1 P: 12	R: 0 E: 1 K: 1 S: 7	H: 0 LOB: 0 BB: 0 P: 11	R: 0 E: 0 K: 3 S: 11	H: 1 LOB: 2 BB: 1 P: 24	R: 0 E: 0 K: 1 S: 10	H: 0 LOB: 0 BB: 1 P: 18	R: 0 E: 0 K: 2 S: 9	H: 0 LOB: 0 BB: 0 P: 13	R: 0 E: 0 K: 1 S: 12	H: 1 LOB: 1 BB: 0 P: 16	1B: 6 2B: 0 3B: 0 HR: 1	SF: 1 SAC: 0 DP: 2 HBP: 0	WP: 0 PB: 0 SB: 2 CS: 2	PA: 37
<b>PITCHER</b>	IP WLS BF H R ER SO BB IBB HBP BLK WP HR S P ERA WHIP																					
Carlos Hernández, L ERA: 5.82	(1, 1) 7.0 28 6 2 2 6 4 0 0 0 0 1 65 108 2.57 1.429																					
44 Roy Oswalt, R ERA: 3.42	(8, 1) 1.0 W 3 0 0 0 2 0 0 0 0 0 0 0 9 13 0.00 0.000																					
54 Brad Lidge, R ERA: 2.11	(9, 1) 1.0 S 4 1 0 0 1 0 0 0 0 0 0 0 12 16 0.00 1.000																					

Batter	1	2	3	4	5	6	7	8	9	AB	R	H	RBI	BB	SO	LOB	BOTTOM			
Craig Biggio, R OBP: 0.351, SLG: 0.475										4	0	1	1	0	1	1	Philadelphia Phillies @ Houston Astros Minute Maid Park, Houston, TX Tue Aug 24 2004, 7:05 PM CDT Att: 37,127 - Dome - 74 F			
16 Jason Lane, R OBP: 0.318, SLG: 0.395										3	1	1	1	1	0	1				
Carlos Beltrán, S OBP: 0.355, SLG: 0.545										4	1	1	0	0	1	2				
5 Jeff Bagwell, R OBP: 0.368, SLG: 0.435										4	0	2	1	0	0	0				
17 Lance Berkman, S OBP: 0.457, SLG: 0.535										4	0	2	1	0	0	0				
Mike Lamb, L OBP: 0.364, SLG: 0.517										4	0	1	1	0	0	1				
54 Brad Lidge, R (9, 1)										0	0	0	0	0	0	0				
Jose Vizcaino, S OBP: 0.327, SLG: 0.383										3	0	1	0	0	1	1				
4 Eric Bruntlett, R OBP: 0.359, SLG: 0.563										3	0	0	0	0	1	1				
Raul Chavez, R OBP: 0.254, SLG: 0.231										1	1	0	0	1	0	0				
Otando Palmeiro, L OBP: 0.333, SLG: 0.346										1	0	0	0	0	1	1				
44 Roy Oswalt, R OBP: 0.179, SLG: 0.170										0	0	0	0	0	0	0				
Morgan Ensberg, R OBP: 0.326, SLG: 0.392										0	0	0	0	0	0	0				
Carlos Hernández, S OBP: 0.350, SLG: 0.321										1	0	0	0	0	1	0				
<b>Inning Stats</b>	R: 0 E: 0 K: 1 S: 7	H: 0 LOB: 0 BB: 0 P: 11	R: 0 E: 0 K: 1 S: 8	H: 0 LOB: 0 BB: 0 P: 12	R: 1 E: 0 K: 0 S: 10	H: 1 LOB: 2 BB: 2 P: 19	R: 0 E: 0 K: 0 S: 5	H: 1 LOB: 0 BB: 0 P: 9	R: 0 E: 0 K: 2 S: 11	H: 0 LOB: 0 BB: 0 P: 12	R: 1 E: 0 K: 0 S: 7	H: 1 LOB: 0 BB: 0 P: 13	R: 0 E: 0 K: 1 S: 10	H: 1 LOB: 1 BB: 0 P: 16	R: 2 E: 1 K: 1 S: 15	H: 4 LOB: 2 BB: 0 P: 18	1B: 6 2B: 1 3B: 0 HR: 1	SF: 0 SAC: 1 DP: 0 HBP: 0	WP: 0 PB: 0 SB: 0 CS: 1	PA: 32
<b>PITCHER</b>	IP WLS BF H R ER SO BB IBB HBP BLK WP HR S P ERA WHIP																			
39 Brett Myers, R ERA: 5.35	(1, 1) 7.0 26 4 2 2 5 2 0 0 0 0 0 1 58 92 2.57 0.857																			
Todd Jones, R ERA: 4.3	(8, 1) 1.0 L 6 4 2 2 1 0 0 0 0 0 0 0 15 18 18.00 4.000																			







Batter	1	2	3	4	5	6	7	8	9	AB	R	H	RBI	BB	SO	LOB	TOP					
Scott Podsednik, L (1, 8) OBP: 0.314, SLG: 0.375	G5-3		G3-1		F7		K			4	0	0	0	0	1	1	<b>Milwaukee Brewers @ Philadelphia Phillies</b> Citizens Bank Park, Philadelphia, PA Fri Aug 27 2004, 7:05 PM EDT Att: 40,367 - Sunny - 84 F					
Craig Counsell, L (1, 6) OBP: 0.342, SLG: 0.326	G3			G4-3		F9		F7		4	0	0	0	0	0							
Lyle Overbay, L (1, 3) OBP: 0.392, SLG: 0.494	F8			G1-3		G6-3		G3-1		4	0	0	0	0	0							
Ben Grieve, L (1, 9) OBP: 0.365, SLG: 0.417		K		BB	2B	E	1B	K		4	0	2	0	0	2	0						
Geoff Jenkins, L (1, 7) OBP: 0.311, SLG: 0.441	P4			BB	HBP	E	1B			3	1	2	1	0	0	0						
Russell Branyan, L (1, 5) OBP: 0.329, SLG: 0.627				BB	HBP	F	1B			3	0	2	0	1	0	2						
Trent Durrington, R (1, 4) OBP: 0.290, SLG: 0.431				BB	HBP					4	0	0	0	0	1	5						
Gary Bennett, R (1, 2) OBP: 0.269, SLG: 0.298			G5-3		F9		G3			3	0	0	0	0	0	0						
2 Bill Hall, R (9, PH) OBP: 0.294, SLG: 0.406								K		1	0	0	0	0	1	0						
Victor Santos, R (1, 1) OBP: 0.118, SLG: 0.094			K		K					2	0	0	0	0	2	0						
Jeff Bennett, R (5, 1)										0	0	0	0	0	0	0						
Wes Helms, R (7, PH) OBP: 0.329, SLG: 0.332										1	0	1	0	0	0	0						
Pedro Liriano, R (7, 1)										0	0	0	0	0	0	0						
Dan Kolb, R (8, 1)								1B		0	0	0	0	0	0	0						
<b>Inning Stats</b>	R: 0 E: 0 K: 0 S: 8	H: 0 LOB: 0 BB: 0 P: 14	R: 0 E: 0 K: 2 S: 8	H: 1 LOB: 1 BB: 0 P: 14	R: 0 E: 0 K: 1 S: 11	H: 0 LOB: 0 BB: 0 P: 14	R: 0 E: 0 K: 0 S: 13	H: 1 LOB: 3 BB: 1 P: 22	R: 0 E: 0 K: 1 S: 8	H: 0 LOB: 0 BB: 0 P: 14	R: 0 E: 1 K: 0 S: 9	H: 2 LOB: 2 BB: 0 P: 15	R: 0 E: 0 K: 1 S: 9	H: 1 LOB: 1 BB: 0 P: 9	R: 0 E: 0 K: 1 S: 9	H: 0 LOB: 0 BB: 0 P: 13	R: 1 E: 0 K: 1 S: 10	H: 2 LOB: 0 BB: 0 P: 15	1B: 4 2B: 2 3B: 0 HR: 1	SF: 0 SAC: 0 DP: 1 HBP: 1	WP: 0 PB: 0 CS: 0	PA: 35
<b>PITCHER</b>	IP WLS BF H R ER SO BB IBB HBP BLK WP HR S P ERA WHIP																					
Vicente Padilla, R (1, 1) ERA: 3.87	7.0 W 28 5 0 0 5 1 0 0 0 0 0 0 66 102 0.00 0.857																					
Rheal Cormier, L (8, 1) ERA: 3.99	1.0 3 0 0 0 1 0 0 0 0 0 0 0 9 13 0.00 0.000																					
Todd Jones, R (9, 1) ERA: 4.37	1.0 4 2 1 1 1 0 0 0 0 0 0 1 10 15 9.00 2.000																					

Batter	1	2	3	4	5	6	7	8	9	AB	R	H	RBI	BB	SO	LOB	BOTTOM			
11 Jimmy Rollins, S (1, 6) OBP: 0.344, SLG: 0.422	F8			K	1B	G4-3				3	1	0	0	1	1	0	<b>Milwaukee Brewers @ Philadelphia Phillies</b> Citizens Bank Park, Philadelphia, PA Fri Aug 27 2004, 7:05 PM EDT Att: 40,367 - Sunny - 84 F			
Jason Michaels, R (1, 7) OBP: 0.363, SLG: 0.335	K			BB	1B	F9				4	1	2	1	0	1	0				
Bobby Abreu, L (1, 9) OBP: 0.413, SLG: 0.544	F9			1B	1B					3	1	1	2	1	1	0				
Jim Thome, L (1, 3) OBP: 0.405, SLG: 0.622		G1-3		P5	HBP	G6-3				3	1	0	0	1	0	2				
David Bell, R (1, 5) OBP: 0.368, SLG: 0.451		P6		F7	BB	2B				4	0	2	2	0	0	2				
Placido Polanco, R (1, 4) OBP: 0.329, SLG: 0.393		G5-3			1B	L9				3	0	0	0	0	1					
Mike Lieberthal, R (1, 2) OBP: 0.320, SLG: 0.416			F9							3	0	1	1	1	0	0				
Marlon Byrd, R (1, 8) OBP: 0.286, SLG: 0.314			F8		FC5-4	G4-3				4	1	0	0	0	4					
Vicente Padilla, R (1, 1) OBP: 0.154, SLG: 0.120										2	1	0	0	1	2	0				
Rheal Cormier, L (8, 1) ERA: 4.43										0	0	0	0	0	0	0				
Tomas Perez, S (8, PH) OBP: 0.266, SLG: 0.421					1B	G4-3				1	0	0	0	0	0	0				
Todd Jones, L (9, 1) ERA: 2.47					1B					0	0	0	0	0	0	0				
<b>Inning Stats</b>	R: 0 E: 0 K: 1 S: 7	H: 0 LOB: 0 BB: 0 P: 10	R: 0 E: 0 K: 0 S: 5	H: 0 LOB: 0 BB: 0 P: 8	R: 0 E: 0 K: 1 S: 8	H: 0 LOB: 0 BB: 0 P: 12	R: 0 E: 0 K: 1 S: 9	H: 1 LOB: 2 BB: 1 P: 17	R: 6 E: 0 K: 0 S: 21	H: 4 LOB: 3 BB: 4 P: 48	R: 0 E: 0 K: 1 S: 6	H: 0 LOB: 0 BB: 0 P: 7	R: 0 E: 0 K: 1 S: 12	H: 1 LOB: 1 BB: 0 P: 21	R: 0 E: 0 K: 0 S: 5	H: 0 LOB: 0 BB: 0 P: 10	1B: 5 2B: 1 3B: 0 HR: 0	SF: 0 SAC: 0 DP: 0 HBP: 1	WP: 0 PB: 0 CS: 0	PA: 36
<b>PITCHER</b>	IP WLS BF H R ER SO BB IBB HBP BLK WP HR S P ERA WHIP																			
Victor Santos, R (1, 1) ERA: 4.37	4.2 L 23 5 6 6 3 3 1 0 1 0 0 0 46 83 11.57 1.714																			
Jeff Bennett, R (5, 1) ERA: 4.43	1.1 6 0 0 0 1 1 0 1 0 0 0 0 10 19 0.00 0.750																			
Pedro Liriano, R (7, 1) ERA: 4.43	1.0 4 1 0 0 1 0 0 0 0 0 0 0 12 21 0.00 1.000																			
Dan Kolb, R (8, 1) ERA: 2.47	1.0 3 0 0 0 0 0 0 0 0 0 0 0 5 10 0.00 0.000																			



Batter	1	2	3	4	5	6	7	8	9	AB	R	H	RBI	BB	SO	LOB	TOP			
Scott Podsednik, L (1, 8) OBP: 0.318, SLG: 0.381	B1																5 0 4 1 0 0 0			
Brady Clark, R (1, 9) OBP: 0.372, SLG: 0.363	F8	P4															5 0 0 0 0 0 6			
Lyle Overbay, L (1, 3) OBP: 0.392, SLG: 0.499	HR	F8															4 1 1 1 1 1 2			
Wes Helms, R (1, 5) OBP: 0.328, SLG: 0.335																	4 0 1 0 0 1 1			
Russell Branyan, L (7, 5) OBP: 0.325, SLG: 0.618																	1 0 0 0 0 0 0			
Geoff Jenkins, L (1, 7) OBP: 0.314, SLG: 0.445																	5 0 3 0 0 2 1			
2 Bill Hall, R (1, 4) OBP: 0.286, SLG: 0.404																	2 1 0 0 2 0 2			
Chad Moeller, R (1, 2) OBP: 0.268, SLG: 0.318																	4 1 1 1 0 1 4			
Craig Counsell, L (1, 6) OBP: 0.339, SLG: 0.323																	4 0 0 0 0 0 1			
15 Ben Sheets, R (1, 1) OBP: 0.151, SLG: 0.082																	2 0 1 0 1 0 0			
Ben Grieve, L (8, PH) OBP: 0.364, SLG: 0.416																	1 0 0 0 0 0 0			
Luis Vizcaino, R (8, 1)																	0 0 0 0 0 0 0			
Mike Adams, R (9, 1)																	0 0 0 0 0 0 0			
<b>Inning Stats</b>	R: 1 E: 0 K: 1 S: 12	H: 2 LOB: 1 BB: 0 P: 15	R: 2 E: 0 K: 0 S: 12	H: 2 LOB: 2 BB: 2 P: 25	R: 0 E: 0 K: 0 S: 13	H: 1 LOB: 1 BB: 0 P: 18	R: 0 E: 0 K: 0 S: 10	H: 1 LOB: 1 BB: 0 P: 18	R: 0 E: 0 K: 1 S: 12	H: 2 LOB: 2 BB: 0 P: 14	R: 0 E: 0 K: 0 S: 10	H: 1 LOB: 2 BB: 2 P: 24	R: 0 E: 0 K: 0 S: 11	H: 1 LOB: 1 BB: 0 P: 16	R: 0 E: 0 K: 2 S: 8	H: 0 LOB: 0 BB: 0 P: 12	1B: 6 2B: 5 3B: 0 HR: 1	SF: 0 SAC: 0 DP: 1 HBP: 0	WP: 0 PB: 0 CS: 2	PA: 41
<b>PITCHER</b>	IP: 3.0 WLS: 16 BF: 5 ERA: 4.28 ERA: 6.28	WLS: 8 BF: 2 ERA: 5.04	H: 5 R: 3 ER: 0 SO: 1	H: 2 R: 0 ER: 0 SO: 1	H: 3 R: 0 ER: 0 SO: 1	H: 1 R: 0 ER: 0 SO: 1	H: 1 R: 0 ER: 0 SO: 1	H: 2 R: 0 ER: 0 SO: 2	H: 0 R: 0 ER: 0 SO: 12	IP: 1.0 WLS: 3 BF: 0 ERA: 4.04	WLS: 0 BF: 0 ERA: 0.00	WLS: 0 BF: 0 ERA: 0.00	WLS: 0 BF: 0 ERA: 0.00	WLS: 0 BF: 0 ERA: 0.00	WLS: 0 BF: 0 ERA: 0.00	WLS: 0 BF: 0 ERA: 0.00	IP: 12 WLS: 8 BF: 0 ERA: 0.00 WHIP: 0.000			

Milwaukee Brewers @ Philadelphia Phillies  
Citizens Bank Park, Philadelphia, PA  
Sat Aug 28 2004, 7:05 PM EDT  
Att: 43,267 - Sunny - 87 F

AB 37  
R 3  
H 11  
RBI 3  
BB 4  
SO 5  
LOB 17



Batter	1	2	3	4	5	6	7	8	9	AB	R	H	RBI	BB	SO	LOB	BOTTOM					
11 Jimmy Rollins, S (1, 6) OBP: 0.346, SLG: 0.427	F9																4 1 2 1 0 0 0					
Jason Michaels, R (1, 7) OBP: 0.365, SLG: 0.339	F9																4 0 2 1 0 0 0					
Bobby Abreu, L (1, 9) OBP: 0.411, SLG: 0.539	K																4 0 0 0 0 1 3					
Jim Thome, L (1, 3) OBP: 0.402, SLG: 0.616																	4 0 0 0 0 2 2					
David Bell, R (1, 5) OBP: 0.364, SLG: 0.447	F8																4 0 0 0 0 0 0					
Placido Polanco, R (1, 4) OBP: 0.331, SLG: 0.402	K																4 2 2 1 0 1 0					
Mike Lieberthal, R (1, 2) OBP: 0.320, SLG: 0.418																	3 0 1 1 0 0 0					
Marlon Byrd, R (1, 8) OBP: 0.283, SLG: 0.311																	3 1 0 0 0 1 1					
Randy Wolf, L (1, 1) ERA: 3.03																	0 0 0 0 0 0 0					
Luis Vizcaino, R (8, 1) ERA: 4.24																	0 0 0 0 0 0 0					
Mike Adams, R (9, 1) ERA: 3.29																	0 0 0 0 0 0 0					
<b>Inning Stats</b>	R: 0 E: 0 K: 1 S: 9	H: 0 LOB: 0 BB: 0 P: 13	R: 0 E: 0 K: 2 S: 10	H: 0 LOB: 0 BB: 0 P: 15	R: 2 E: 1 K: 1 S: 18	H: 2 LOB: 1 BB: 0 P: 26	R: 0 E: 0 K: 1 S: 7	H: 0 LOB: 0 BB: 0 P: 10	R: 0 E: 0 K: 0 S: 5	H: 0 LOB: 0 BB: 0 P: 8	R: 0 E: 0 K: 0 S: 7	H: 0 LOB: 0 BB: 0 P: 11	R: 1 E: 0 K: 1 S: 16	H: 2 LOB: 1 BB: 0 P: 23	R: 0 E: 0 K: 1 S: 15	H: 2 LOB: 2 BB: 0 P: 25	R: 1 E: 0 K: 0 S: 7	H: 1 LOB: 0 BB: 0 P: 10	1B: 4 2B: 1 3B: 1 HR: 1	SF: 0 SAC: 0 DP: 0 HBP: 0	WP: 0 PB: 0 CS: 0	PA: 33
<b>PITCHER</b>	IP: 7.0 WLS: 26 BF: 4 ERA: 3.03	WLS: 3 BF: 2 ERA: 4.24	H: 3 R: 1 ER: 0 SO: 6	H: 3 R: 1 ER: 0 SO: 6	H: 0 R: 0 ER: 0 SO: 7	H: 0 R: 0 ER: 0 SO: 10	H: 0 R: 0 ER: 0 SO: 11	H: 0 R: 0 ER: 0 SO: 10	H: 0 R: 0 ER: 0 SO: 8	H: 0 R: 0 ER: 0 SO: 11	H: 0 R: 0 ER: 0 SO: 10	H: 0 R: 0 ER: 0 SO: 11	H: 2 R: 0 ER: 0 SO: 23	H: 1 R: 0 ER: 0 SO: 25	H: 1 R: 0 ER: 0 SO: 10	H: 1 R: 0 ER: 0 SO: 10	IP: 10 WLS: 7 BF: 106 ERA: 1.29 WHIP: 0.571					

Milwaukee Brewers @ Philadelphia Phillies  
Citizens Bank Park, Philadelphia, PA  
Sat Aug 28 2004, 7:05 PM EDT  
Att: 43,267 - Sunny - 87 F

AB 33  
R 4  
H 7  
RBI 4  
BB 0  
SO 7  
LOB 7










Batter	1	2	3	4	5	6	7	8	9	AB	R	H	RBI	BB	SO	LOB	TOP								
11 Jimmy Rollins, S OBP: 0.345, SLG: 0.428	F9	G5-3		F8			L8		F8	5	0	0	0	0	0	1									
Jason Michaels, R OBP: 0.397, SLG: 0.361	G6-3			L4			F9		L5	5	1	1	1	0	0	0									
Bobby Abreu, L OBP: 0.416, SLG: 0.544			E7 2B	G6-3			S BB		HR BB	3	2	2	0	2	0	0									
Jim Thome, L OBP: 0.401, SLG: 0.615	K		2B SF9 BB			K	F7		HR	4	2	1	2	1	2	2									
David Bell, R OBP: 0.268, SLG: 0.452 Doug Glanville, R OBP: 0.255, SLG: 0.278		FC5-4 1B	SF9 2B	G4-3				26 1B	K	4	1	3	1	0	0	0									
Placido Polanco, R OBP: 0.334, SLG: 0.411		FC5-4 1B	SF9	K				P4		3	0	1	1	0	1	1									
Mike Lieberthal, R OBP: 0.321, SLG: 0.416		FC5-4 1B	K			G6-4-3 1B		P3		4	1	1	0	0	1	4									
Marlon Byrd, R OBP: 0.289, SLG: 0.327 26 Chase Utley, L OBP: 0.303, SLG: 0.495		FC5-4 1B	G3			G6-4-3				3	0	1	1	0	0	2									
Tomas Perez, S OBP: 0.264, SLG: 0.433		FC5-4		HR		G4-3		K		4	1	1	1	0	1	3									
<b>Inning Stats</b>	R: 0 E: 0 K: 1 S: 12	H: 1 LOB: 0 BB: 0 P: 18	R: 2 E: 1 K: 0 S: 11	H: 3 LOB: 1 BB: 0 P: 17	R: 3 E: 1 K: 1 S: 13	H: 3 LOB: 1 BB: 1 P: 23	R: 1 E: 0 K: 0 S: 13	H: 1 LOB: 0 BB: 0 P: 20	R: 0 E: 0 K: 2 S: 10	H: 0 LOB: 0 BB: 0 P: 15	R: 0 E: 0 K: 0 S: 5	H: 1 LOB: 0 BB: 0 P: 8	R: 0 E: 0 K: 0 S: 10	H: 0 LOB: 1 BB: 1 P: 17	R: 0 E: 0 K: 1 S: 15	H: 2 LOB: 2 BB: 0 P: 23	R: 2 E: 0 K: 1 S: 14	H: 1 LOB: 0 BB: 1 P: 24	1B: 7 2B: 2 3B: 0 HR: 3	SF: 1 SAC: 0 DP: 1 HBP: 0	WP: 0 PB: 0 SB: 1 CS: 1	PA: 41			
<b>PITCHER</b>	IP	WLS	BF	H	R	ER	SO	BB	IBB	HBP	BLK	WP	HR	S	P	ERA	WHIP								
56 Mark Buehrle, L ERA: 4.13	6.0	W	27	9	6	5	4	1	0	0	0	0	2	64	101	7.50	1.667								
Damaso Marte, L ERA: 3.09	1.0	H	4	0	0	0	0	1	0	0	0	0	0	10	17	0.00	1.000								
Cliff Politte, R ERA: 4.38	1.0	H	5	2	0	0	1	0	0	0	0	0	0	15	23	0.00	2.000								
Shingo Takatsu, R ERA: 2.49	1.0	S	5	1	2	2	1	1	0	0	0	0	1	14	24	18.00	2.000								

Philadelphia Phillies @ Chicago White Sox  
U.S. Cellular Field, Chicago, IL  
Mon Aug 30 2004, 2:05 PM EDT  
Att: 5,747 - Sunny - 71 F

livebaseballscorecards.com

AB 37  
R 8  
H 12  
RBI 7  
BB 3  
SO 6  
LOB 13




Batter	1	2	3	4	5	6	7	8	9	AB	R	H	RBI	BB	SO	LOB	BOTTOM								
Aaron Rowand, R OBP: 0.377, SLG: 0.583	K	F9			FC1-2-5-1 1B	WP 1B				5	3	3	3	0	1	1									
Timo Perez, L OBP: 0.293, SLG: 0.332	K		P3		FC1-2-5-1 1B	1B				5	1	2	1	0	1	2									
Ross Gload, L OBP: 0.349, SLG: 0.397	G5-3				3H 1B	1B				3	0	1	0	2	0	1									
Carl Everett, S OBP: 0.323, SLG: 0.397		G4-3 5 1B	K		E5 1B	L1				4	1	2	1	0	1	3									
Jose Valentin, S OBP: 0.287, SLG: 0.486		G4-3	G3		1-2 2H 3H 1B					4	0	1	0	0	1	2									
5 Juan Uribe, R OBP: 0.316, SLG: 0.482		HR 1B			G5-3	F8				4	1	1	1	0	0	2									
Joe Borchard, S OBP: 0.243, SLG: 0.260		HR			K					4	1	1	2	0	3	0									
Jamie Burke, R OBP: 0.395, SLG: 0.466		1B			F8	24 G5-3 1B				4	2	3	0	0	0	0									
24 Joe Crede, R OBP: 0.295, SLG: 0.407 Willie Harris, L OBP: 0.352, SLG: 0.325		P6			1B	G5-3				3	0	1	0	0	0	2									
<b>Inning Stats</b>	R: 0 E: 0 K: 2 S: 9	H: 0 LOB: 0 BB: 0 P: 14	R: 3 E: 0 K: 0 S: 18	H: 4 LOB: 1 BB: 0 P: 30	R: 0 E: 0 K: 1 S: 9	H: 0 LOB: 1 BB: 1 P: 18	R: 0 E: 0 K: 1 S: 7	H: 0 LOB: 0 BB: 0 P: 10	R: 2 E: 1 K: 0 S: 16	H: 4 LOB: 2 BB: 1 P: 25	R: 2 E: 0 K: 1 S: 14	H: 4 LOB: 0 BB: 0 P: 23	R: 0 E: 0 K: 2 S: 15	H: 0 LOB: 0 BB: 0 P: 21	R: 2 E: 0 K: 0 S: 12	H: 3 LOB: 0 BB: 0 P: 15	R: 2 E: 0 K: 0 S: 12	H: 3 LOB: 0 BB: 0 P: 15	1B: 11 2B: 3 3B: 0 HR: 2	SF: 0 SAC: 1 DP: 1 HBP: 0	WP: 1 PB: 0 SB: 0 CS: 0	PA: 39			
<b>PITCHER</b>	IP	WLS	BF	H	R	ER	SO	BB	IBB	HBP	BLK	WP	HR	S	P	ERA	WHIP								
39 Brett Myers, R ERA: 5.41	5.0		24	8	5	4	4	2	0	0	0	1	0	11	20	27.00	4.500								
Roberto Hernandez, R ERA: 5.33	0.2	L	5	3	2	2	1	0	0	0	0	0	0	18	24	0.00	0.750								
Rheal Cormier, L ERA: 3.96	1.1		5	1	0	0	2	0	0	0	0	0	0	12	15	18.00	3.000								
Todd Jones, R ERA: 4.57	1.0		5	3	2	2	0	0	0	0	0	0	1	12	15	18.00	3.000								

Philadelphia Phillies @ Chicago White Sox  
U.S. Cellular Field, Chicago, IL  
Mon Aug 30 2004, 2:05 PM EDT  
Att: 5,747 - Sunny - 71 F

livebaseballscorecards.com

AB 36  
R 9  
H 15  
RBI 8  
BB 2  
SO 7  
LOB 13

















Batter	1	2	3	4	5	6	7	8	9	AB	R	H	RBI	BB	SO	LOB	TOP			
Jeff Keppinger, R OBP: 0.267, SLG: 0.386 (1, 4)	G6-3		K			FC6-4 1B			G5-3	4	0	1	0	0	1	0				
Todd Zeile, R OBP: 0.320, SLG: 0.352 (1, 3)	G6-3			G1-4-3		FC6-4 1-2			K	4	0	0	0	0	1	1				
31 Mike Piazza, R OBP: 0.358, SLG: 0.452 (1, 2)	G6-3			F8			P2		G4-3	4	0	0	0	0	0	0				
Cliff Floyd, L OBP: 0.350, SLG: 0.475 (1, 7)		F8		F7			F8			3	0	0	0	0	0	0				
Richard Hidalgo, R OBP: 0.321, SLG: 0.469 (1, 9)		F8			L4		P2			3	0	0	0	0	0	0				
5 David Wright, R OBP: 0.333, SLG: 0.541 (1, 5)				F9 1B				G6-3		3	0	1	0	0	0	0				
Gerald Williams, R OBP: 0.297, SLG: 0.417 (1, 8)				G5-3		P3		P4		3	0	0	0	0	0	1				
Wilson Delgado, S OBP: 0.338, SLG: 0.377 (1, 6)			L3			G6-3				3	0	1	0	0	0	0				
Al Leiter, L ERA: 3.125, SLG: 0.100 (5, PH)										1	0	0	0	0	1	0				
Craig Brackley, L OBP: 0.249, SLG: 0.297 (7, 1)										0	0	0	0	0	0	0				
Tyler Yates, R ERA: 3.86 (8, PH)										0	0	0	0	0	0	0				
Vic Darenbourg, L ERA: 3.86 (8, PH)										0	0	0	0	0	0	0				
Eric Valent, L ERA: 5.32 (8, 1)										0	0	0	0	0	0	0				
John Franco, L ERA: 5.32 (8, 1)										0	0	0	0	0	0	0				
<b>Inning Stats</b>	R: 0 E: 0 K: 0 S: 8	H: 0 LOB: 0 BB: 0 P: 13	R: 0 E: 0 K: 0 S: 8	H: 1 LOB: 1 BB: 0 P: 13	R: 0 E: 0 K: 2 S: 8	H: 0 LOB: 0 BB: 0 P: 12	R: 0 E: 0 K: 0 S: 5	H: 0 LOB: 0 BB: 0 P: 9	R: 0 E: 0 K: 0 S: 8	H: 0 LOB: 0 BB: 0 P: 13	R: 0 E: 0 K: 0 S: 4	H: 0 LOB: 0 BB: 0 P: 7	R: 0 E: 0 K: 0 S: 9	H: 1 LOB: 1 BB: 0 P: 11	R: 0 E: 0 K: 1 S: 6	H: 0 LOB: 0 BB: 0 P: 7	1B: 3 2B: 0 3B: 0 HR: 0	SF: 0 SAC: 0 DP: 0 HBP: 0	WP: 0 PB: 0 SB: 1 CS: 0	PA: 30
<b>PITCHER</b> Cory Lidle, R ERA: 5.01 (1, 1)	IP: 9.0 WLS: W BF: 30 H: 3 R: 0 ER: 0 SO: 3 BB: 0 IBB: 0 HBP: 0 BLK: 0 WP: 0 HR: 0 S: 64 P: 97 ERA: 0.00 WHIP: 0.333															<b>PITCHER</b>	IP: 9.0 WLS: W BF: 30 H: 3 R: 0 ER: 0 SO: 3 BB: 0 IBB: 0 HBP: 0 BLK: 0 WP: 0 HR: 0 S: 64 P: 97 ERA: 0.00 WHIP: 0.333			

New York Mets @ Philadelphia Phillies  
Citizens Bank Park, Philadelphia, PA  
Sat Sep 04 2004, 7:05 PM EDT  
Att: 43,089 - Sunny - 83 F

AB 30  
R 0  
H 3  
RBI 0  
BB 0  
SO 3  
LOB 3



Batter	1	2	3	4	5	6	7	8	9	AB	R	H	RBI	BB	SO	LOB	BOTTOM			
11 Jimmy Rollins, S OBP: 0.343, SLG: 0.432 (1, 6)	P6	G5-3		HR		K				4	1	1	3	0	1	3				
Placido Polanco, R OBP: 0.333, SLG: 0.418 (1, 4)	G6-3		G5-3	G5-3			2B SF8 1B			4	1	1	0	0	0	0				
Bobby Abreu, L OBP: 0.415, SLG: 0.538 (1, 9)	G3		F9		G3-5 BB		2B			3	0	1	0	1	0	0				
Jim Thome, L OBP: 0.400, SLG: 0.603 (1, 3)		2B BB			G3-5 1-2		P5			2	1	0	0	2	0	3				
David Bell, R OBP: 0.364, SLG: 0.449 (1, 5)		2B 2B	F7		L1		SF8			3	1	1	1	0	0	1				
Pat Burrell, R OBP: 0.376, SLG: 0.466 (1, 7)		K2-3		F9		BB 1B	L5			4	0	1	0	0	1	3				
Jason Michaels, R OBP: 0.372, SLG: 0.394 (1, 8)		2B BB		SH1-4 11 HR 1B		K		K		3	2	1	0	1	2	1				
Todd Pratt, R OBP: 0.328, SLG: 0.262 (1, 2)		F9		SH1-4 11 HR BB				G6-3		2	1	0	0	2	0	3				
Cory Lidle, R OBP: 0.232, SLG: 0.275 (1, 1)				SH1-4		K		K		3	0	1	3	0	2	2				
<b>Inning Stats</b>	R: 0 E: 0 K: 0 S: 4	H: 0 LOB: 0 BB: 0 P: 9	R: 3 E: 0 K: 1 S: 17	H: 2 LOB: 1 BB: 2 P: 34	R: 0 E: 0 K: 0 S: 11	H: 0 LOB: 1 BB: 1 P: 18	R: 3 E: 0 K: 0 S: 12	H: 2 LOB: 0 BB: 1 P: 22	R: 0 E: 0 K: 0 S: 8	H: 0 LOB: 0 BB: 1 P: 16	R: 0 E: 0 K: 3 S: 13	H: 1 LOB: 2 BB: 1 P: 21	R: 1 E: 0 K: 0 S: 10	H: 2 LOB: 1 BB: 0 P: 15	R: 0 E: 0 K: 2 S: 7	H: 0 LOB: 0 BB: 0 P: 9	1B: 3 2B: 3 3B: 0 HR: 1	SF: 1 SAC: 1 DP: 1 HBP: 0	WP: 0 PB: 0 SB: 0 CS: 0	PA: 36
<b>PITCHER</b> Al Leiter, L ERA: 3.05 (6, 1)	IP: 5.0 WLS: L BF: 23 H: 4 R: 6 ER: 6 SO: 1 BB: 5 IBB: 0 HBP: 0 BLK: 0 WP: 0 HR: 1 S: 40 P: 99 ERA: 10.80 WHIP: 1.800															<b>PITCHER</b>	IP: 5.0 WLS: L BF: 23 H: 4 R: 6 ER: 6 SO: 1 BB: 5 IBB: 0 HBP: 0 BLK: 0 WP: 0 HR: 1 S: 40 P: 99 ERA: 10.80 WHIP: 1.800			
Tyler Yates, R ERA: 7.65 (7, 1)	IP: 1.0 WLS: 0 BF: 5 H: 1 R: 0 ER: 0 SO: 3 BB: 1 IBB: 0 HBP: 0 BLK: 0 WP: 0 HR: 0 S: 10 P: 21 ERA: 0.00 WHIP: 2.000															<b>PITCHER</b>	IP: 1.0 WLS: 0 BF: 5 H: 1 R: 0 ER: 0 SO: 3 BB: 1 IBB: 0 HBP: 0 BLK: 0 WP: 0 HR: 0 S: 10 P: 21 ERA: 0.00 WHIP: 2.000			
Vic Darenbourg, L ERA: 3.86 (8, 1)	IP: 1.0 WLS: 0 BF: 5 H: 2 R: 1 ER: 1 SO: 0 BB: 0 IBB: 0 HBP: 0 BLK: 0 WP: 0 HR: 0 S: 10 P: 15 ERA: 9.00 WHIP: 2.000															<b>PITCHER</b>	IP: 1.0 WLS: 0 BF: 5 H: 2 R: 1 ER: 1 SO: 0 BB: 0 IBB: 0 HBP: 0 BLK: 0 WP: 0 HR: 0 S: 10 P: 15 ERA: 9.00 WHIP: 2.000			
John Franco, L ERA: 5.32 (8, 1)	IP: 1.0 WLS: 0 BF: 3 H: 0 R: 0 ER: 0 SO: 2 BB: 0 IBB: 0 HBP: 0 BLK: 0 WP: 0 HR: 0 S: 7 P: 9 ERA: 0.00 WHIP: 0.000															<b>PITCHER</b>	IP: 1.0 WLS: 0 BF: 3 H: 0 R: 0 ER: 0 SO: 2 BB: 0 IBB: 0 HBP: 0 BLK: 0 WP: 0 HR: 0 S: 7 P: 9 ERA: 0.00 WHIP: 0.000			

New York Mets @ Philadelphia Phillies  
Citizens Bank Park, Philadelphia, PA  
Sat Sep 04 2004, 7:05 PM EDT  
Att: 43,089 - Sunny - 83 F

AB 28  
R 7  
H 7  
RBI 7  
BB 6  
SO 6  
LOB 16





Batter	1	2	3	4	5	6	7	8	9	AB	R	H	RBI	BB	SO	LOB	TOP										
Jeff Keppinger, R (1, 4) OBP: 0.245, SLG: 0.354	F9		F9			G1-3		P5		4	0	0	0	0	0	2	<b>New York Mets @ Philadelphia Phillies</b> Citizens Bank Park, Philadelphia, PA Sun Sep 05 2004, 1:35 PM EDT Att: 43,628 - Overcast - 71 F										
Todd Zeile, R (1, 3) OBP: 0.317, SLG: 0.347	F9			B1-3		F8		F9		4	0	0	0	0	1												
Cliff Floyd, L (1, 7) OBP: 0.349, SLG: 0.471	G4-3			L4		G3-1			G6-4-3 HBP	3	0	0	0	0	0												
Richard Hidalgo, R (1, 9) OBP: 0.318, SLG: 0.465		P3		F7			G6-3		G6-4-3 1-2	4	0	0	0	0	1												
5 David Wright, R (1, 5) OBP: 0.331, SLG: 0.552		G4-3			HR		G5-3		K	4	1	1	1	0	1												
Gerald Williams, R (1, 8) OBP: 0.298, SLG: 0.425		F7			2B		G5-3			3	0	1	0	0	0												
Jason Phillips, R (1, 2) OBP: 0.288, SLG: 0.325			SH3-4 HBP		K			HR		2	1	1	1	0	1												
Wilson Delgado, S (1, 6) OBP: 0.338, SLG: 0.365			F8		K					2	0	0	0	1	1												
Steve Trachsel, R (1, 1) OBP: 0.192, SLG: 0.196 Eric Valent, L (8, PH) OBP: 0.349, SLG: 0.502 31 Mike Piazza, R (8, PH) OBP: 0.357, SLG: 0.451 Braden Looper, R (8, 1)			SH3-4		P4			K		1	0	0	0	0	0												
										0	0	0	0	0	0												
										1	0	0	0	0	0												
										0	0	0	0	0	0												
										0	0	0	0	0	0												
<b>Inning Stats</b>	R: 0 E: 0 K: 0 S: 4	H: 0 LOB: 0 BB: 0 P: 6	R: 0 E: 0 K: 0 S: 7	H: 0 LOB: 0 BB: 0 P: 10	R: 0 E: 0 K: 0 S: 6	H: 0 LOB: 0 BB: 1 P: 9	R: 0 E: 0 K: 0 S: 7	H: 0 LOB: 0 BB: 0 P: 12	R: 1 E: 0 K: 2 S: 18	H: 2 LOB: 1 BB: 0 P: 25	R: 0 E: 0 K: 0 S: 7	H: 0 LOB: 0 BB: 0 P: 10	R: 0 E: 0 K: 0 S: 6	H: 0 LOB: 0 BB: 0 P: 10	R: 1 E: 0 K: 1 S: 13	H: 1 LOB: 1 BB: 1 P: 26	R: 0 E: 0 K: 1 S: 5	H: 0 LOB: 0 BB: 0 P: 7	1B: 0 2B: 1 3B: 0 HR: 2	SF: 0 SAC: 1 DP: 1 HBP: 2	WP: 0 PB: 0 SB: 0 CS: 0	PA: 32					
<b>PITCHER</b>	IP	WLS	BF	H	R	ER	SO	BB	IBB	HBP	BLK	WP	HR	S	P	ERA	WHIP										
39 Brett Myers, R (1, 1) ERA: 5.28	7.0	W	26	3	2	2	2	1	0	1	0	0	2	57	89	2.57	0.571										
Billy Wagner, L (8, 1) ERA: 3.03	1.0	H	3	0	0	0	1	0	0	0	0	0	0	11	19	0.00	0.000										
Rheal Cormier, L (9, 1) ERA: 3.75	0.0		1	0	0	0	0	0	0	1	0	0	0	0	2	∞	∞										
Tim Worrell, R (9, 1) ERA: 3.92	1.0	S	2	0	0	0	1	0	0	0	0	0	0	5	5	0.00	0.000										

Batter	1	2	3	4	5	6	7	8	9	AB	R	H	RBI	BB	SO	LOB	BOTTOM										
11 Jimmy Rollins, S (1, 6) OBP: 0.343, SLG: 0.436	G4-3				G2-3			G4-3		4	1	1	2	0	0	0	<b>New York Mets @ Philadelphia Phillies</b> Citizens Bank Park, Philadelphia, PA Sun Sep 05 2004, 1:35 PM EDT Att: 43,628 - Overcast - 71 F										
Jason Michaels, R (1, 8) OBP: 0.370, SLG: 0.396	K		2H HR		F7			G6-3		4	0	1	0	0	1												
Bobby Abreu, L (1, 9) OBP: 0.416, SLG: 0.537			G3 2B				G1-3			3	0	1	0	1	0												
Jim Thome, L (1, 3) OBP: 0.399, SLG: 0.599	CS		F7					BB 1B		3	0	0	0	1	1												
David Bell, R (1, 5) OBP: 0.365, SLG: 0.449	CS		G6-3		G3		K		FC6-4 BB	3	0	0	0	1	1												
26 Chase Utley, L (1, 4) OBP: 0.300, SLG: 0.489			K					BB		3	0	1	0	1	3												
26 Chase Utley, L (1, 4) OBP: 0.300, SLG: 0.489			26 L1-3 1B		P4			BB		3	0	0	0	0	2												
Pat Burrell, R (1, 7) OBP: 0.376, SLG: 0.464			L1-3				G4-3			3	0	0	0	0	2												
Pat Burrell, R (1, 7) OBP: 0.376, SLG: 0.464					F9			P3		3	1	1	0	0	0												
Mike Lieberthal, R (1, 2) OBP: 0.319, SLG: 0.425			HR		1B		F8		39 G6-4-3 BB	2	1	1	2	1	0												
39 Brett Myers, R (1, 1) OBP: 0.213, SLG: 0.267 Billy Wagner, L (8, 1) Rheal Cormier, L (9, 1) Tim Worrell, R (9, 1)								G3		3	1	1	0	0	0												
										0	0	0	0	0	0												
										0	0	0	0	0	0												
										0	0	0	0	0	0												
<b>Inning Stats</b>	R: 0 E: 0 K: 1 S: 7	H: 0 LOB: 0 BB: 1 P: 14	R: 0 E: 0 K: 0 S: 4	H: 1 LOB: 0 BB: 0 P: 8	R: 4 E: 0 K: 1 S: 19	H: 5 LOB: 1 BB: 0 P: 29	R: 0 E: 0 K: 0 S: 5	H: 0 LOB: 0 BB: 0 P: 11	R: 0 E: 0 K: 1 S: 10	H: 0 LOB: 1 BB: 1 P: 22	R: 0 E: 0 K: 0 S: 5	H: 0 LOB: 0 BB: 1 P: 11	R: 0 E: 0 K: 0 S: 10	H: 1 LOB: 2 BB: 1 P: 18	R: 0 E: 0 K: 0 S: 10	H: 1 LOB: 2 BB: 1 P: 18	1B: 3 2B: 3 3B: 0 HR: 2	SF: 0 SAC: 0 DP: 2 HBP: 0	WP: 0 PB: 0 SB: 0 CS: 1	PA: 33							
<b>PITCHER</b>	IP	WLS	BF	H	R	ER	SO	BB	IBB	HBP	BLK	WP	HR	S	P	ERA	WHIP										
Steve Trachsel, R (1, 1) ERA: 4.13	7.0	L	27	6	4	4	3	3	0	0	0	0	2	57	108	5.14	1.286										
Braden Looper, R (8, 1) ERA: 2.04	1.0		5	1	0	0	0	1	0	0	0	0	0	10	18	0.00	2.000										

AB	28
R	2
H	3
RBI	2
BB	1
SO	4
LOB	9



AB	28
R	4
H	7
RBI	4
BB	4
SO	3
LOB	8









Batter	1	2	3	4	5	6	7	8	9	AB	R	H	RBI	BB	SO	LOB	TOP																			
11 Jimmy Rollins, S OBP: 0.347, SLG: 0.443	1-1 G4-3		0-0 G4-3-2 1B		1-0 BB 1B		0-1 F8		0-0 1B	5	0	3	0	0	0	0	Philadelphia Phillies @ Atlanta Braves Turner Field, Atlanta, GA Wed Sep 08 2004, 4:35 PM EDT Overcast - 70 F																			
Jason Michaels, R OBP: 0.372, SLG: 0.389	2-0 F8		2-3 K		4-2 BB 1B			4-1 1B HR BB	3	1	0	0	2	2	2																					
Bobby Abreu, L OBP: 0.413, SLG: 0.531 Pat Burrell, R OBP: 0.374, SLG: 0.461	1-1 S 1B		0-2 G4-3-2 2-H		3-3 K			2-1 1B HR BB	3	0	1	0	0	1	4																					
Jim Thome, L OBP: 0.397, SLG: 0.600	3-3 K			2-3 K		2-3 K		3-2 HR	4	1	1	3	0	3	4																					
David Bell, R OBP: 0.359, SLG: 0.440		1-1 G4-3		3-3 K		1-0 G4-3		2-2 G4-3	4	0	0	0	0	1	0																					
26 Chase Utley, L OBP: 0.302, SLG: 0.487		3-2 1B SF8		1-0 F9		2-3 K		3-2 G6-4-3 1B	4	1	2	0	0	1	0																					
Mike Lieberthal, R OBP: 0.321, SLG: 0.427		3-2 1B		1-2 PB 1B		1-1 F8		2-1 G6-4-3 1-2	4	1	2	0	0	0	1																					
Doug Glanville, R OBP: 0.248, SLG: 0.272		2-0 SF8		0-2 P3			0-2 G5-3		1-1 L8	3	0	0	1	0	0																					
Vicente Padilla, R Tommy Phelan, S 63 Ryan Madson, L Tim Worrell, R 6 Ryan Howard, L Billy Wagner, L	1-1 K		0-3 K		3-2 BB 1B 2-H		1-3 K		3-3 K	2	0	1	1	0	1																					
<b>Inning Stats</b>	R: 0 E: 0 K: 1 S: 8	H: 1 LOB: 1 BB: 0 P: 15	R: 1 E: 0 K: 1 S: 12	H: 2 LOB: 1 BB: 0 P: 21	R: 0 E: 0 K: 1 S: 7	H: 1 LOB: 0 BB: 0 P: 9	R: 0 E: 0 K: 2 S: 12	H: 0 LOB: 0 BB: 0 P: 18	R: 1 E: 0 K: 2 S: 22	H: 3 LOB: 3 BB: 1 P: 36	R: 0 E: 0 K: 1 S: 7	H: 0 LOB: 0 BB: 0 P: 11	R: 0 E: 0 K: 1 S: 9	H: 0 LOB: 0 BB: 0 P: 10	R: 3 E: 0 K: 0 S: 14	H: 3 LOB: 0 BB: 1 P: 30		R: 0 E: 0 K: 2 S: 9	H: 1 LOB: 1 BB: 0 P: 13	1B: 9 2B: 2 3B: 0 HR: 1	SF: 1 SAC: 0 DP: 2 HBP: 0	WP: 0 PB: 1 SB: 2 CS: 0	PA: 38													
<b>PITCHER</b>	IP	WLS	BF	H	R	ER	SO	BB	IBB	HBP	BLK	WP	HR	S	P	ERA	WHIP	<b>PITCHER</b>		IP	WLS	BF	H	R	ER	SO	BB	IBB	HBP	BLK	WP	HR	S	P	ERA	WHIP
Jaret Wright, R ERA: 3.18	6.0		25	7	2	2	8	1	0	0	0	0	0	68	110	3.00	1.333	Roman Colon, R ERA: 2.57		9.1	1.0	4	1	0	0	2	0	0	0	0	0	9	13	0.00	1.000	
Antonio Alfonseca, R ERA: 2.92	1.0	H	3	0	0	0	1	0	0	0	0	0	0	9	10	0.00	0.000																			
Chris Reitsma, R ERA: 3.71	0.0	L	2	1	2	2	0	1	0	0	0	0	0	3	9	∞	∞																			
Tom Martin, L ERA: 3.96	0.1	B	3	2	1	1	0	0	0	0	0	0	1	9	17	27.00	6.000																			
Kevin Gryboski, R ERA: 2.95	0.2		1	0	0	0	0	0	0	0	0	0	0	2	4	0.00	0.000																			

AB 35  
R 5  
H 11  
RBI 5  
BB 2  
SO 11  
LOB 13



Batter	1	2	3	4	5	6	7	8	9	AB	R	H	RBI	BB	SO	LOB	BOTTOM																			
Rafael Furcal, S OBP: 0.354, SLG: 0.423	2-2 G6-3		0-2 F7		0-2 E7 3B		1-3 K			4	1	0	0	0	1	0	Philadelphia Phillies @ Atlanta Braves Turner Field, Atlanta, GA Wed Sep 08 2004, 4:35 PM EDT Overcast - 70 F																			
Marcus Giles, R OBP: 0.368, SLG: 0.405 Nick Green, R OBP: 0.329, SLG: 0.409	1-2 HBP			1-1 G5-3	1-1 2-H 3B			1-2 P4	0	0	0	0	0	0	0																					
J.D. Drew, L OBP: 0.433, SLG: 0.588	2-0 F8			0-1 2B	4-0 BB			2-3 K	3	0	1	0	1	1	1																					
10 Chipper Jones, S OBP: 0.365, SLG: 0.495	2-2 P6			4-0 G6-4-3 BB	2-3 K			4-1 BB	2	0	0	0	2	1	3																					
Johnny Estrada, S OBP: 0.380, SLG: 0.465		0-2 G6-3		1-0 G6-4-3 1-2		0-0 G3		0-0 F9	4	0	0	0	0	0	3																					
Andruw Jones, R OBP: 0.352, SLG: 0.496		2-2 P5			2-2 HR 1B			0-0 G5-3	4	1	1	0	0	1	0																					
Adam LaRoche, L OBP: 0.358, SLG: 0.473 Eli Marrero, R OBP: 0.397, SLG: 0.560		1-3 K			0-2 1-H HR		1-2 L9		1-2 F9	3	1	1	2	0	1																					
Charles Thomas, L OBP: 0.388, SLG: 0.451 Mark DeRosa, R OBP: 0.236, SLG: 0.325			0-0 B1		2-2 G4-3		3-1 G1-3		3-3 K	3	0	0	0	0	0																					
Jaret Wright, R ERA: 3.18 Antonio Alfonseca, R ERA: 2.92 Dewayne Wise, L Chris Reitsma, R Tom Martin, L Kevin Gryboski, R Roman Colon, R	1-1 K		1-3 K		0-3 K		1-2 G5-3			2	0	0	0	0	2																					
<b>Inning Stats</b>	R: 0 E: 0 K: 0 S: 10	H: 0 LOB: 1 BB: 0 P: 17	R: 0 E: 0 K: 1 S: 9	H: 0 LOB: 0 BB: 0 P: 12	R: 0 E: 0 K: 1 S: 11	H: 0 LOB: 0 BB: 0 P: 12	R: 0 E: 0 K: 0 S: 5	H: 1 LOB: 1 BB: 1 P: 11	R: 3 E: 1 K: 2 S: 21	H: 3 LOB: 2 BB: 1 P: 32	R: 0 E: 0 K: 0 S: 5	H: 0 LOB: 0 BB: 0 P: 6	R: 0 E: 0 K: 1 S: 8	H: 0 LOB: 0 BB: 0 P: 13	R: 0 E: 0 K: 1 S: 10	H: 0 LOB: 1 BB: 1 P: 17		R: 0 E: 0 K: 2 S: 9	H: 0 LOB: 0 BB: 0 P: 14	1B: 1 2B: 1 3B: 1 HR: 1	SF: 0 SAC: 0 DP: 1 HBP: 1	WP: 0 PB: 0 SB: 0 CS: 0	PA: 35													
<b>PITCHER</b>	IP	WLS	BF	H	R	ER	SO	BB	IBB	HBP	BLK	WP	HR	S	P	ERA	WHIP	<b>PITCHER</b>		IP	WLS	BF	H	R	ER	SO	BB	IBB	HBP	BLK	WP	HR	S	P	ERA	WHIP
Vicente Padilla, R ERA: 4.09	6.0		25	4	3	2	4	2	0	1	0	0	0	61	90	3.00	1.000	Roman Colon, R ERA: 2.57		9.1	1.0	4	1	0	0	2	0	0	0	0	9	13	0.00	1.000		
63 Ryan Madson, R ERA: 2.0	1.0	W	3	0	0	0	1	0	0	0	0	0	0	8	13	0.00	0.000																			
Tim Worrell, R ERA: 3.86	1.0	H	4	0	0	0	1	1	0	0	0	0	0	10	17	0.00	1.000																			
Billy Wagner, L ERA: 2.95	1.0	S	3	0	0	0	2	0	0	0	0	0	0	9	14	0.00	0.000																			

AB 31  
R 3  
H 4  
RBI 3  
BB 3  
SO 8  
LOB 7





Batter	1	2	3	4	5	6	7	8	9	AB	R	H	RBI	BB	SO	LOB	TOP								
11 Jimmy Rollins, S OBP: 0.348, SLG: 0.442	F7		F8		G3-1		1B		1B BB	5	1	2	0	0	0	0	Philadelphia Phillies @ Atlanta Braves Turner Field, Atlanta, GA Wed Sep 08 2004, 4:40 PM EDT Att: 20,320 - Overcast - 71 F								
Placido Polanco, R OBP: 0.333, SLG: 0.417 Rheal Cormier, L (8, 1)	BB		F7			K	1B		1B	4	0	2	1	0	1	0									
Jim Thome, L OBP: 0.398, SLG: 0.600 Tim Worrell, R (9, 1)	1B						1B		BB	0	0	0	0	0	0	0									
Bobby Abreu, L OBP: 0.414, SLG: 0.531	1-2 BB		G3-1			S 26 1B	G6-3		1B	4	1	2	1	1	0	1									
6 Ryan Howard, L OBP: 0.375, SLG: 0.500	K				26 G4-3	26 1B		G4-3	K	5	0	2	0	0	2	5									
Pat Burrell, R OBP: 0.371, SLG: 0.456 Doug Glanville, R OBP: 0.247, SLG: 0.270	K				K	K		L8	G4-3	4	0	0	0	0	3	5									
26 Chase Utley, L OBP: 0.305, SLG: 0.487					G4-3			G4-1		4	0	2	1	0	0	1									
Marlon Byrd, R OBP: 0.281, SLG: 0.316			G6-3		F7				E6	4	1	0	0	0	1	4									
Todd Pratt, R OBP: 0.320, SLG: 0.255			K			G5-3		F9	SH3-4	3	0	0	0	0	1	1									
Gavin Floyd, R Shawn Wooten, R Amaury Telemaco, R Todd Jones, L Lou Collier, R Felix Rodriguez, R David Bell, R	F8				G4-3			K	BB 11 1B	1	0	0	0	0	0	1									
<b>Inning Stats</b>	R: 0 E: 0 K: 2 S: 17	H: 1 LOB: 2 BB: 1 P: 25	R: 0 E: 0 K: 1 S: 10	H: 1 LOB: 1 BB: 0 P: 14	R: 0 E: 0 K: 0 S: 9	H: 0 LOB: 0 BB: 0 P: 10	R: 0 E: 0 K: 1 S: 9	H: 1 LOB: 1 BB: 0 P: 13	R: 0 E: 0 K: 0 S: 11	H: 0 LOB: 0 BB: 0 P: 20	R: 1 E: 0 K: 3 S: 17	H: 3 LOB: 2 BB: 0 P: 23	R: 1 E: 0 K: 1 S: 10	H: 2 LOB: 1 BB: 0 P: 14	R: 0 E: 0 K: 0 S: 9	H: 0 LOB: 0 BB: 0 P: 14	R: 2 E: 1 K: 1 S: 18	H: 2 LOB: 3 BB: 2 P: 33	1B: 9 2B: 1 3B: 0 HR: 0	SF: 0 SAC: 1 DP: 0 HBP: 0	WP: 0 PB: 0 SB: 3 CS: 0	PA: 41			
<b>PITCHER</b>	IP	WLS	BF	H	R	ER	SO	BB	IBB	HBP	BLK	WP	HR	S	P	ERA	WHIP								
Paul Byrd, R ERA: 3.54	6.2	L	29	8	2	2	8	1	0	0	0	0	0	81	116	2.70	1.350								
Tom Martin, L ERA: 3.95	0.1		0	0	0	0	0	0	0	0	0	0	0	2	3	0.00	0.000								
Antonio Alfonseca, R ERA: 2.87	1.0		3	0	0	0	0	0	0	0	0	0	0	9	14	0.00	0.000								
Juan Cruz, R ERA: 2.79	1.0		8	2	2	1	1	2	0	0	0	0	0	18	33	9.00	4.000								

Batter	1	2	3	4	5	6	7	8	9	AB	R	H	RBI	BB	SO	LOB	BOTTOM								
Rafael Furcal, S OBP: 0.351, SLG: 0.420	G3-1		G3		F8			P4		4	0	0	0	0	0	1	Philadelphia Phillies @ Atlanta Braves Turner Field, Atlanta, GA Wed Sep 08 2004, 4:40 PM EDT Att: 20,320 - Overcast - 71 F								
Nick Green, R OBP: 0.324, SLG: 0.402	F8		P3		L4			B5-3		4	0	0	0	0	0	1									
J.D. Drew, L OBP: 0.586 Dewayne Wise, L OBP: 0.257, SLG: 0.420	K				K		S HBP	G4-3		2	0	0	0	0	2	0									
Julio Franco, R OBP: 0.378, SLG: 0.441					F9			K	1B	4	0	2	0	0	1	1									
Andruw Jones, R OBP: 0.351, SLG: 0.493					P5			K	F8	3	1	0	0	1	1	3									
Eli Marrero, R OBP: 0.394, SLG: 0.555					G4-3			K	K	4	0	1	1	0	2	3									
Mark DeRosa, R OBP: 0.298, SLG: 0.322					G1-3				P3	3	0	0	0	1	1	2									
Eddie Pérez, R OBP: 0.257, SLG: 0.300 Adam LaRoche, R OBP: 0.337, SLG: 0.472 Antonio Alfonseca, R OBP: 0.333, SLG: 0.400					G5-3			K	K	2	0	0	0	0	0	2									
Paul Byrd, R OBP: 0.333, SLG: 0.250 Tom Martin, L								K	P2	1	0	0	0	1	0	0									
Johnny Estrada, S OBP: 0.379, SLG: 0.464					G3			K		1	0	0	0	0	1	0									
<b>Inning Stats</b>	R: 0 E: 0 K: 1 S: 7	H: 0 LOB: 0 BB: 0 P: 12	R: 0 E: 0 K: 0 S: 10	H: 1 LOB: 1 BB: 0 P: 15	R: 0 E: 0 K: 0 S: 9	H: 0 LOB: 1 BB: 1 P: 17	R: 1 E: 0 K: 1 S: 17	H: 1 LOB: 2 BB: 2 P: 33	R: 0 E: 0 K: 0 S: 9	H: 0 LOB: 0 BB: 0 P: 15	R: 0 E: 0 K: 3 S: 10	H: 0 LOB: 2 BB: 0 P: 12	R: 0 E: 0 K: 0 S: 6	H: 0 LOB: 0 BB: 0 P: 7	R: 0 E: 0 K: 1 S: 10	H: 1 LOB: 1 BB: 0 P: 15	1B: 3 2B: 0 3B: 0 HR: 0	SF: 0 SAC: 0 DP: 0 HBP: 1	WP: 0 PB: 0 SB: 3 CS: 0	PA: 34					
<b>PITCHER</b>	IP	WLS	BF	H	R	ER	SO	BB	IBB	HBP	BLK	WP	HR	S	P	ERA	WHIP								
Gavin Floyd, R ERA: 1.64	4.0		17	2	1	1	2	3	0	0	0	0	0	43	77	2.25	1.250								
Amaury Telemaco, R ERA: 4.89	1.0		3	0	0	0	0	0	0	0	0	0	0	9	15	0.00	0.000								
Todd Jones, R ERA: 4.5	1.0	W	4	0	0	0	3	0	0	1	0	0	0	10	12	0.00	0.000								
Felix Rodriguez, R ERA: 3.32	1.0	H	3	0	0	0	3	0	0	0	0	0	0	10	12	0.00	0.000								
Rheal Cormier, L ERA: 3.64	1.0	H	3	0	0	0	0	0	0	0	0	0	0	6	7	0.00	0.000								











Batter	1	2	3	4	5	6	7	8	9	10	11	12	13	AB	R	H	RBI	BB	SO	LOB	TOP
11 Jimmy Rollins, S OBP: 0.346, SLG: 0.441			F9		F9		F9		G1-3	F9		G4-3		6	0	0	0	1	0	2	
Placido Polanco, R OBP: 0.330, SLG: 0.424	L9		G5-3		G4-3		F8		G6-3	F8			F7	7	0	0	0	0	0	3	
Bobby Abreu, L OBP: 0.420, SLG: 0.535	G4-6-3 BB		CS				F7			1B 1B			G3-1	3	1	1	0	4	0	0	
Jim Thome, L OBP: 0.399, SLG: 0.592	G4-6-3		CS	G1-3			L8			1B 1B			HR 1B	7	2	2	0	0	1	5	
David Bell, R OBP: 0.368, SLG: 0.461		G4-3			FC6-4 1B				L9			G6-3		7	2	4	4	0	0	0	
Jason Michaels, R OBP: 0.384, SLG: 0.407		HR BB		F9					HR 1B			F8		5	2	2	1	2	0	1	
Pat Burrell, R OBP: 0.373, SLG: 0.469	F7		FC6-4									K		5	1	1	2	1	2	3	
Todd Pratt, R OBP: 0.318, SLG: 0.292					E4 SH1-4				F9				P2	6	2	2	2	0	1	3	
Eric Meyer, L OBP: 0.300, SLG: 0.300																					
Eric Meyer, L OBP: 0.300, SLG: 0.300																					
Eric Meyer, L OBP: 0.300, SLG: 0.300																					
Eric Meyer, L OBP: 0.300, SLG: 0.300																					
Eric Meyer, L OBP: 0.300, SLG: 0.300																					
Eric Meyer, L OBP: 0.300, SLG: 0.300																					
Eric Meyer, L OBP: 0.300, SLG: 0.300																					
Eric Meyer, L OBP: 0.300, SLG: 0.300																					
Eric Meyer, L OBP: 0.300, SLG: 0.300																					
Eric Meyer, L OBP: 0.300, SLG: 0.300																					
Eric Meyer, L OBP: 0.300, SLG: 0.300																					
Eric Meyer, L OBP: 0.300, SLG: 0.300																					
Eric Meyer, L OBP: 0.300, SLG: 0.300																					
Eric Meyer, L OBP: 0.300, SLG: 0.300																					
Eric Meyer, L OBP: 0.300, SLG: 0.300																					
Eric Meyer, L OBP: 0.300, SLG: 0.300																					
Eric Meyer, L OBP: 0.300, SLG: 0.300																					
Eric Meyer, L OBP: 0.300, SLG: 0.300																					
Eric Meyer, L OBP: 0.300, SLG: 0.300																					
Eric Meyer, L OBP: 0.300, SLG: 0.300																					
Eric Meyer, L OBP: 0.300, SLG: 0.300																					
Eric Meyer, L OBP: 0.300, SLG: 0.300																					
Eric Meyer, L OBP: 0.300, SLG: 0.300																					
Eric Meyer, L OBP: 0.300, SLG: 0.300																					
Eric Meyer, L OBP: 0.300, SLG: 0.300																					
Eric Meyer, L OBP: 0.300, SLG: 0.300																					
Eric Meyer, L OBP: 0.300, SLG: 0.300																					
Eric Meyer, L OBP: 0.300, SLG: 0.300																					
Eric Meyer, L OBP: 0.300, SLG: 0.300																					
Eric Meyer, L OBP: 0.300, SLG: 0.300																					
Eric Meyer, L OBP: 0.300, SLG: 0.300																					
Eric Meyer, L OBP: 0.300, SLG: 0.300																					
Eric Meyer, L OBP: 0.300, SLG: 0.300																					
Eric Meyer, L OBP: 0.300, SLG: 0.300																					
Eric Meyer, L OBP: 0.300, SLG: 0.300																					
Eric Meyer, L OBP: 0.300, SLG: 0.300																					
Eric Meyer, L OBP: 0.300, SLG: 0.300																					
Eric Meyer, L OBP: 0.300, SLG: 0.300																					
Eric Meyer, L OBP: 0.300, SLG: 0.300																					
Eric Meyer, L OBP: 0.300, SLG: 0.300																					
Eric Meyer, L OBP: 0.300, SLG: 0.300																					
Eric Meyer, L OBP: 0.300, SLG: 0.300																					
Eric Meyer, L OBP: 0.300, SLG: 0.300																					
Eric Meyer, L OBP: 0.300, SLG: 0.300																					
Eric Meyer, L OBP: 0.300, SLG: 0.300																					
Eric Meyer, L OBP: 0.300, SLG: 0.300																					
Eric Meyer, L OBP: 0.300, SLG: 0.300																					
Eric Meyer, L OBP: 0.300, SLG: 0.300																					
Eric Meyer, L OBP: 0.300, SLG: 0.300																					
Eric Meyer, L OBP: 0.300, SLG: 0.300																					
Eric Meyer, L OBP: 0.300, SLG: 0.300																					
Eric Meyer, L OBP: 0.300, SLG: 0.300																					
Eric Meyer, L OBP: 0.300, SLG: 0.300																					
Eric Meyer, L OBP: 0.300, SLG: 0.300																					
Eric Meyer, L OBP: 0.300, SLG: 0.300																					
Eric Meyer, L OBP: 0.300, SLG: 0.300																					
Eric Meyer, L OBP: 0.300, SLG: 0.300																					
Eric Meyer, L OBP: 0.300, SLG: 0.300																					
Eric Meyer, L OBP: 0.300, SLG: 0.300																					
Eric Meyer, L OBP: 0.300, SLG: 0.300																					
Eric Meyer, L OBP: 0.300, SLG: 0.300																					
Eric Meyer, L OBP: 0.300, SLG: 0.300																					
Eric Meyer, L OBP: 0.300, SLG: 0.300																					
Eric Meyer, L OBP: 0.300, SLG: 0.300																					
Eric Meyer, L OBP: 0.300, SLG: 0.300																					
Eric Meyer, L OBP: 0.300, SLG: 0.300																					
Eric Meyer, L OBP: 0.300, SLG: 0.300																					
Eric Meyer, L OBP: 0.300, SLG: 0.300																					
Eric Meyer, L OBP: 0.300, SLG: 0.300																					
Eric Meyer, L OBP: 0.300, SLG: 0.300																					
Eric Meyer, L OBP: 0.300, SLG: 0.300																					
Eric Meyer, L OBP: 0.300, SLG: 0.300																					
Eric Meyer, L OBP: 0.300, SLG: 0.300																					
Eric Meyer, L OBP: 0.300, SLG: 0.300																					
Eric Meyer, L OBP: 0.300, SLG: 0.300																					
Eric Meyer, L OBP: 0.300, SLG: 0.																					



Batter	1	2	3	4	5	6	7	8	9	AB	R	H	RBI	BB	SO	LOB	TOP										
Placido Polanco, R OBP: 0.330, SLG: 0.424	G1-3	G6-4-3			L6		PB G1-4-3 1B			5	0	2	0	0	0	3	Philadelphia Phillies @ New York Mets Shea Stadium, Flushing, NY Sun Sep 12 2004, 1:10 PM EDT Att: 23,391 - Cloudy - 75 F										
Jason Michaels, R OBP: 0.377, SLG: 0.398	K		K		K		G1-4-3 1-2		F8	5	0	0	0	0	3	2											
Bobby Abreu, L OBP: 0.418, SLG: 0.530	L6		G6-3		G3		G6-3			4	0	0	0	0	0	1											
Jim Thome, L OBP: 0.399, SLG: 0.591						G3	G6-3			3	1	1	0	1	0	1											
David Bell, R OBP: 0.371, SLG: 0.466									P4	4	2	3	0	0	0	0											
Pat Burrell, R OBP: 0.370, SLG: 0.465									G6-3	3	0	0	1	0	0	3											
Todd Pratt, R OBP: 0.331, SLG: 0.304									F8	2	1	1	0	2	0	0											
Tomas Perez, S OBP: 0.265, SLG: 0.429									P3	3	0	1	2	1	0	1											
Vicente Padilla, R 63 Ryan Madson, L Rheal Cormier, L Todd Jones, L Marlon Byrd, R Tim Worrell, R	E6								G1-3	3	0	0	1	0	1	3	AB 33 R 4 H 8 RBI 4 BB 4 SO 4 LOB 14										
<b>Inning Stats</b>	R: 0 E: 0 K: 1 S: 6	H: 0 LOB: 0 BB: 0 P: 10	R: 2 E: 1 K: 0 S: 15	H: 3 LOB: 2 BB: 1 P: 25	R: 0 E: 0 K: 1 S: 12	H: 1 LOB: 2 BB: 1 P: 24	R: 0 E: 0 K: 0 S: 8	H: 0 LOB: 0 BB: 0 P: 15	R: 0 E: 0 K: 1 S: 8	H: 2 LOB: 1 BB: 0 P: 23	R: 0 E: 0 K: 0 S: 12	H: 1 LOB: 1 BB: 0 P: 20	R: 0 E: 0 K: 0 S: 8	H: 0 LOB: 0 BB: 0 P: 11	R: 0 E: 0 K: 0 S: 9	H: 1 LOB: 1 BB: 0 P: 15	1B: 5 2B: 3 3B: 0 HR: 0	SF: 1 SAC: 0 DP: 2 HBP: 0	WP: 0 PB: 1 SB: 0 CS: 0	PA: 38							
<b>PITCHER</b>	IP	WLS	BF	H	R	ER	SO	BB	IBB	HBP	BLK	WP	HR	S	P	ERA	WHIP										
Tom Glavine, L ERA: 3.39	6.0	L	28	7	4	4	4	3	1	0	0	0	0	63	116	6.00	1.667										
Pedro Feliciano, L ERA: 5.29	1.0		3	0	0	0	0	0	0	0	0	0	0	10	17	0.00	0.000										
Tyler Yates, R ERA: 7.26	1.0		3	0	0	0	0	0	0	0	0	0	0	8	11	0.00	0.000										
Mike Stanton, L ERA: 3.34	1.0		4	1	0	0	0	0	0	0	0	0	0	9	15	0.00	1.000										

Batter	1	2	3	4	5	6	7	8	9	AB	R	H	RBI	BB	SO	LOB	BOTTOM										
Mike Cameron, R OBP: 0.327, SLG: 0.487	G6-3			P6		K		F9	P6	5	0	0	0	0	1	2	Philadelphia Phillies @ New York Mets Shea Stadium, Flushing, NY Sun Sep 12 2004, 1:10 PM EDT Att: 23,391 - Cloudy - 75 F										
Jeff Keppinger, R OBP: 0.295, SLG: 0.406	G5-3			G6-3		F8		31 1B		4	1	1	0	0	0	0											
Cliff Floyd, L OBP: 0.345, SLG: 0.456	K			1B		31 2C6.4 BB		K		3	0	1	0	1	2	2											
31 Mike Piazza, R OBP: 0.356, SLG: 0.445				K		FC6-4		5 1B		4	0	1	1	0	1	2											
5 David Wright, R OBP: 0.333, SLG: 0.551								2H 1B		4	0	1	1	0	1	0											
Richard Hidalgo, R OBP: 0.313, SLG: 0.458								1B		4	0	1	0	0	1	2											
Mike Stanton, L OBP: 0.500, SLG: 0.500								P2		0	0	0	0	0	0	0											
Todd Zeile, R OBP: 0.322, SLG: 0.347										4	0	3	0	0	0	0											
Wilson Delgado, S OBP: 0.323, SLG: 0.349										4	0	0	0	0	0	4											
Tom Glavine, L Pedro Feliciano, L Tyler Yates, R Eric Valente, L Victor Diaz, R										2	0	0	0	0	0	2	AB 36 R 2 H 9 RBI 2 BB 1 SO 6 LOB 15										
<b>Inning Stats</b>	R: 0 E: 0 K: 1 S: 8	H: 0 LOB: 0 BB: 0 P: 11	R: 0 E: 0 K: 1 S: 10	H: 0 LOB: 0 BB: 0 P: 14	R: 0 E: 0 K: 0 S: 9	H: 1 LOB: 1 BB: 0 P: 12	R: 0 E: 0 K: 1 S: 9	H: 2 LOB: 2 BB: 0 P: 14	R: 0 E: 0 K: 1 S: 9	H: 0 LOB: 1 BB: 1 P: 17	R: 0 E: 0 K: 1 S: 14	H: 1 LOB: 1 BB: 0 P: 24	R: 2 E: 0 K: 1 S: 22	H: 4 LOB: 2 BB: 0 P: 31	R: 0 E: 0 K: 0 S: 11	H: 1 LOB: 1 BB: 0 P: 19	1B: 9 2B: 0 3B: 0 HR: 0	SF: 0 SAC: 0 DP: 0 HBP: 0	WP: 0 PB: 0 SB: 0 CS: 0	PA: 37							
<b>PITCHER</b>	IP	WLS	BF	H	R	ER	SO	BB	IBB	HBP	BLK	WP	HR	S	P	ERA	WHIP										
Vicente Padilla, R ERA: 3.82	0.1		1	0	0	0	0	0	0	0	0	0	0	3	6	0.00	0.000										
63 Ryan Madson, R ERA: 1.93	0.2		4	2	2	2	1	0	0	0	0	0	0	12	15	27.00	3.000										
Rheal Cormier, L ERA: 3.91	0.2	H	3	2	0	0	0	0	0	0	0	0	0	10	16	0.00	6.000										
Todd Jones, R ERA: 4.4	0.1	S	4	1	0	0	0	0	0	0	0	0	0	11	19	0.00	1.000										
Tim Worrell, R ERA: 3.66	1.0		4	1	0	0	0	0	0	0	0	0	0	11	19	0.00	1.000										























Batter	1	2	3	4	5	6	7	8	9	AB	R	H	RBI	BB	SO	LOB	TOP																	
<b>Brad Wilkerson, L</b> (1, 3) OBP: 0.372, SLG: 0.491	2-1 2B	0-1 1B		4-0 BB 1B BB	0-1 F7			0-3 K		4	1	2	0	1	1	3	<b>Montreal Expos @ Philadelphia Phillies</b> Citizens Bank Park, Philadelphia, PA Sun Sep 19 2004, 1:35 PM EDT Att: 42,603 - Sunny - 61 F																	
<b>Andy Chavez, L</b> (1, 8) OBP: 0.319, SLG: 0.378	2-0 P6	0-3 K		2-2 BB 1-2 2-H 1B		1-2 G6-3		1-2 E5 FC6-4		5	0	1	1	0	1	2																		
<b>Tony Batista, R</b> (1, 5) OBP: 0.274, SLG: 0.450	0-2 S 2-H 2B		0-1 FC5-4 1B	4-0 1-2 2-3 BB		0-2 P6		1-0 FC6-4		4	0	2	1	1	0	1																		
<b>Termel Sledge, L</b> (1, 7) OBP: 0.330, SLG: 0.459	0-2 F7		1-3 K	2-2 F8		3-2 G4-3			2-3 K	4	0	0	0	0	1	5																		
<b>Brendan Harris, R</b> (9, PH) OBP: 0.269, SLG: 0.400	2-3 BB									1	0	0	0	0	1	0																		
<b>Juan Rivera, R</b> (1, 9) OBP: 0.359, SLG: 0.443	4-2 BB BB		1-3 FC5-4 PO BB 1-2		1-0 G6-3 BB 1B		1-1 BB 1B		0-0 P4	4	0	2	0	1	0	1																		
<b>Brian Schneider, L</b> (1, 2) OBP: 0.332, SLG: 0.410	4-2 BB BB		4-1 BB BB		2-0 F8		0-3 K		0-3 K	2	0	0	0	2	1	2																		
<b>Valentino Pascucci, R</b> (9, PH) OBP: 0.259, SLG: 0.200	1-2 BB		1-2 BB							1	0	0	0	0	1	0																		
<b>Jamey Carroll, R</b> (1, 4) OBP: 0.385, SLG: 0.391	2-2 K		1-0 PO	2-1 1B 2B	4-2 G6-3 BB		1-2 L9			3	1	1	0	1	1	4																		
<b>Maicer Izturis, S</b> (1, 6) OBP: 0.301, SLG: 0.342		3-2 P6		0-3 K	3-2 G6-3		0-0 G4-3			4	0	0	0	0	1	4																		
<b>Joe Horgan, L</b> (7, 1) OBP: 0.250, SLG: 0.250					1-2 2-3 BB					0	0	0	0	0	0	0																		
<b>Scott Downs, L</b> (1, 1) OBP: 0.167, SLG: 0.091		3-3 K		1-3 K	4-2 BB		2-3 K			2	0	0	0	0	2	1																		
<b>Ryan Church, L</b> (5, PH) OBP: 0.292, SLG: 0.318										0	0	0	0	1	0	0																		
<b>Gary Majewski, R</b> (5, 1) OBP: 0.292, SLG: 0.318										0	0	0	0	0	0	0																		
<b>Josh Labandeira, R</b> (7, 6) OBP: 0.292, SLG: 0.318										1	0	0	0	0	1	0																		
<b>Inning Stats</b>	R: 1 E: 0 K: 1 S: 19	H: 2 LOB: 3 BB: 2 P: 33	R: 0 E: 0 K: 2 S: 13	H: 1 LOB: 1 BB: 0 P: 19	R: 0 E: 0 K: 1 S: 9	H: 1 LOB: 1 BB: 1 P: 17	R: 1 E: 0 K: 2 S: 14	H: 2 LOB: 2 BB: 2 P: 29	R: 0 E: 0 K: 0 S: 12	H: 0 LOB: 3 BB: 0 P: 26	R: 0 E: 0 K: 1 S: 9	H: 1 LOB: 1 BB: 0 P: 11	R: 0 E: 1 K: 2 S: 11	H: 0 LOB: 1 BB: 0 P: 15	R: 0 E: 0 K: 2 S: 8	H: 0 LOB: 0 BB: 0 P: 10	1B: 5 2B: 3 3B: 0 HR: 0	SF: 0 SAC: 0 DP: 0 HBP: 0	WP: 0 PB: 0 SB: 1 CS: 0	PA: 43														
<b>PITCHER</b>	IP WLS BF H R ER SO BB IBB HBP BLK WP HR S P ERA WHIP																																	
<b>Kevin Millwood, R</b> (1, 1) ERA: 4.86	2.0	11	3	1	1	3	2	0	0	0	0	0	0	0	32	52	4.50	2.500																
<b>Gavin Floyd, R</b> (3, 1) ERA: 2.7	3.0	W 17	4	1	1	3	5	0	0	0	0	0	0	0	35	72	3.00	3.000																
<b>Amaury Telemaco, R</b> (6, 1) ERA: 4.35	1.0	H 3	0	0	0	0	0	0	0	0	0	0	0	0	9	13	0.00	0.000																
<b>Todd Jones, R</b> (7, 1) ERA: 4.16	2.0	8	1	0	0	3	0	0	0	0	0	0	0	20	26	0.00	0.500																	
<b>Billy Wagner, L</b> (9, 1) ERA: 2.69	1.0	3	0	0	0	2	0	0	0	0	0	0	0	8	10	0.00	0.000																	
<b>Batter</b>	<b>1</b>	<b>2</b>	<b>3</b>	<b>4</b>	<b>5</b>	<b>6</b>	<b>7</b>	<b>8</b>	<b>9</b>	<b>AB</b>	<b>R</b>	<b>H</b>	<b>RBI</b>	<b>BB</b>	<b>SO</b>	<b>LOB</b>	<b>BOTTOM</b>																	
<b>11 Jimmy Rollins, S</b> (1, 6) OBP: 0.343, SLG: 0.436	1-0 P6		1-1 1B 1B	2-2 1-2 2-3 3-H 1B		1-2 G6-3 2B	1-2 L7			5	2	3	1	0	0	1	<b>Montreal Expos @ Philadelphia Phillies</b> Citizens Bank Park, Philadelphia, PA Sun Sep 19 2004, 1:35 PM EDT Att: 42,603 - Sunny - 61 F																	
<b>Placido Polanco, R</b> (1, 4) OBP: 0.335, SLG: 0.425	0-1 G4-3 1B		0-2 F7	2-0 1-2 2-H 3-H 1B		1-1 G6-3		1-1 G3 1B		5	0	3	2	0	0	2																		
<b>Bobby Abreu, L</b> (1, 9) OBP: 0.420, SLG: 0.537	2-2 G4-3		1-1 1B 1B	1-3 K		0-1 1B 2B		0-3 K		5	1	2	1	0	2	4																		
<b>Jim Thome, L</b> (1, 3) OBP: 0.400, SLG: 0.591	0-0 G6-3		1-0 1B	0-0 F8		4-0 1B IBB		0-1 G3		4	0	1	1	1	0	4																		
<b>David Bell, R</b> (1, 5) OBP: 0.369, SLG: 0.467		0-0 G3-1	1-3 K		3-1 G6-4-3 1B	0-2 1B		4-0 BB		4	0	2	1	1	1	2																		
<b>Jason Michaels, R</b> (1, 7) OBP: 0.371, SLG: 0.401		2-3 K		1-1 BB 1B 2B	0-1 G6-4-3 1B	2-1 F7		2-3 K		5	1	1	0	0	2	5																		
<b>Mike Lieberthal, R</b> (1, 2) OBP: 0.329, SLG: 0.443	1-0 HR		4-0 1B BB	0-0 1B			1-3 K2-3			3	2	2	1	1	1	0																		
<b>Marlon Byrd, R</b> (1, 8) OBP: 0.285, SLG: 0.321	1-3 K		4-2 1B BB	1-2 L4			0-0 G6-3			3	1	0	0	1	1	1																		
<b>Kevin Millwood, R</b> (1, 1) ERA: 4.86	4.0	L 22	8	5	5	6	2	0	0	0	0	0	0	0	0	0		<b>PITCHER</b> IP WLS BF H R ER SO BB IBB HBP BLK WP HR S P ERA WHIP																
<b>Gavin Floyd, R</b> (3, 1) ERA: 2.7	2.0	11	5	2	2	1	0	1	0	0	0	0	24	39	9.00	2.500																		
<b>Amaury Telemaco, R</b> (6, 1) ERA: 4.35	1.0	3	0	0	0	0	0	0	0	0	0	0	9	13	0.00	0.000																		
<b>Lou Collier, R</b> (6, PH) OBP: 0.343, SLG: 0.355	2.0	9	1	0	0	3	2	0	0	0	0	0	22	35	0.00	1.500																		
<b>Todd Jones, R</b> (7, 1) ERA: 4.16																																		
<b>Billy Wagner, L</b> (9, 1) ERA: 2.69																																		
<b>Inning Stats</b>	R: 0 E: 0 K: 0 S: 8	H: 1 LOB: 1 BB: 0 P: 11	R: 1 E: 0 K: 2 S: 9	H: 1 LOB: 0 BB: 0 P: 13	R: 1 E: 0 K: 2 S: 14	H: 3 LOB: 2 BB: 0 P: 18	R: 3 E: 0 K: 2 S: 15	H: 3 LOB: 2 BB: 2 P: 29	R: 0 E: 0 K: 0 S: 8	H: 2 LOB: 1 BB: 0 P: 12	R: 2 E: 0 K: 1 S: 16	H: 3 LOB: 2 BB: 1 P: 27	R: 0 E: 0 K: 1 S: 11	H: 0 LOB: 1 BB: 1 P: 17	R: 0 E: 0 K: 2 S: 11	H: 1 LOB: 2 BB: 1 P: 18	1B: 10 2B: 3 3B: 0 HR: 1	SF: 0 SAC: 0 DP: 1 HBP: 0	WP: 0 PB: 0 SB: 0 CS: 0	PA: 42														
<b>PITCHER</b>	IP WLS BF H R ER SO BB IBB HBP BLK WP HR S P ERA WHIP																																	
<b>Scott Downs, L</b> (1, 1) ERA: 5.98	4.0	L 22	8	5	5	6	2	0	0	0	0	0	0	0	0	0	<b>PITCHER</b> IP WLS BF H R ER SO BB IBB HBP BLK WP HR S P ERA WHIP																	
<b>Gary Majewski, R</b> (5, 1) ERA: 3.52	2.0	11	5	2	2	1	0	1	0	0	0	0	24	39	9.00	2.500																		
<b>Joe Horgan, L</b> (7, 1) ERA: 3.35	2.0	9	1	0	0	3	2	0	0	0	0	0	22	35	0.00	1.500																		







Batter	1	2	3	4	5	6	7	8	9	AB	R	H	RBI	BB	SO	LOB	TOP					
11 Jimmy Rollins, S OBP: 0.344, SLG: 0.435	G4-3		F8	G4-3					P5	6	1	2	0	0	0	2	Philadelphia Phillies @ Florida Marlins Pro Player Stadium, Miami, FL Wed Sep 22 2004, 7:05 PM EDT Att: 20,416 - Cloudy - 83 F					
Placido Polanco, R OBP: 0.334, SLG: 0.431	F7		F8		F7					6	1	2	2	0	0	3						
Bobby Abreu, L OBP: 0.419, SLG: 0.535	F8				G4-3 WP				L8	2	1	0	0	2	0	0						
Marlon Byrd, R OBP: 0.283, SLG: 0.319					2B					2	0	0	0	0	1	2						
Jim Thome, L OBP: 0.400, SLG: 0.588					G4-3					3	2	1	0	1	0	2						
6 Ryan Howard, L OBP: 0.400, SLG: 0.750										1	0	1	0	0	0	0						
David Bell, R OBP: 0.371, SLG: 0.468										3	2	2	1	0	0	1						
Tomas Perez, S OBP: 0.262, SLG: 0.424										1	0	0	0	0	1	1						
Jason Michaels, R OBP: 0.383, SLG: 0.402										5	1	1	2	0	1	4						
Pat Burrell, R OBP: 0.367, SLG: 0.469										3	3	1	3	2	0	0						
Mike Lieberthal, R OBP: 0.333, SLG: 0.449										4	1	1	2	1	1	1						
A.J. Hinch, R OBP: 0.200, SLG: 0.300										0	0	0	0	0	0	0						
Eric Milton, L OBP: 0.197, SLG: 0.164										3	0	1	0	1	1	0						
Todd Jones, L										0	0	0	0	0	0	0						
Amaury Telemaco, R										0	0	0	0	0	0	0						
Lou Collier, R OBP: 0.361, SLG: 0.406										1	0	1	1	0	0	0						
Geoff Geary, R										0	0	0	0	0	0	0						
<b>Inning Stats</b>	R: 0 E: 0 K: 0 S: 6	H: 0 LOB: 0 BB: 0 P: 10	R: 3 E: 0 K: 2 S: 15	H: 2 LOB: 0 BB: 1 P: 26	R: 0 E: 0 K: 0 S: 7	H: 0 LOB: 1 BB: 1 P: 13	R: 2 E: 0 K: 1 S: 10	H: 1 LOB: 1 BB: 1 P: 22	R: 1 E: 0 K: 0 S: 10	H: 1 LOB: 1 BB: 1 P: 22	R: 0 E: 0 K: 0 S: 7	H: 0 LOB: 0 BB: 0 P: 8	R: 5 E: 0 K: 0 S: 27	H: 6 LOB: 3 BB: 2 P: 42	R: 0 E: 0 K: 2 S: 14	H: 1 LOB: 1 BB: 0 P: 21	R: 1 E: 0 K: 0 S: 8	H: 2 LOB: 2 BB: 1 P: 20	1B: 6 2B: 3 3B: 0 HR: 4	SF: 0 SAC: 0 DP: 0 HBP: 1	WP: 2 PB: 0 SB: 1 CS: 0	PA: 48
<b>PITCHER</b>	IP WLS BF H R ER SO BB IBB HBP BLK WP HR S P ERA WHIP																					
19 Logan Kensing, R ERA: 11.57	4.2 L 23 4 6 6 3 4 0 0 1 0 2 2 2 46 89 11.57 1.714																					
Ben Howard, R ERA: 5.57	0.1 1 0 0 0 0 0 0 0 0 0 0 0 2 4 0.00 0.000																					
Aaron Small, R ERA: 9.27	2.0 14 6 5 5 0 2 0 0 0 0 0 2 34 50 22.50 4.000																					
Josias Manzanillo, R ERA: 6.12	2.0 10 3 1 1 2 1 0 0 0 0 0 0 22 41 4.50 2.000																					

Batter	1	2	3	4	5	6	7	8	9	AB	R	H	RBI	BB	SO	LOB	BOTTOM					
Juan Pierre, L OBP: 0.370, SLG: 0.403	G1-3 1B				F7		G4-3			4	0	2	0	0	0	1	Philadelphia Phillies @ Florida Marlins Pro Player Stadium, Miami, FL Wed Sep 22 2004, 7:05 PM EDT Att: 20,416 - Cloudy - 83 F					
Luis Castillo, S OBP: 0.376, SLG: 0.354	G1-3									3	0	0	0	0	1	3						
Damon Easley, R OBP: 0.346, SLG: 0.485										2	1	1	1	0	1	2						
Jeff Conine, R OBP: 0.337, SLG: 0.420	L6									3	0	0	0	1	0	1						
Miguel Cabrera, R OBP: 0.371, SLG: 0.513	K									4	0	1	0	0	3	4						
Mike Lowell, R OBP: 0.365, SLG: 0.505										4	1	1	1	0	0	1						
Juan Encarnacion, R OBP: 0.309, SLG: 0.406										3	0	0	0	0	0	0						
Chris Aguilera, R OBP: 0.289, SLG: 0.458										1	1	1	1	0	0	0						
Mike Redmond, R OBP: 0.309, SLG: 0.342										3	1	1	0	0	0	0						
20 Matt Treanor, R OBP: 0.322, SLG: 0.283										0	0	0	0	1	0	0						
Alex Gonzalez, R OBP: 0.269, SLG: 0.416										4	0	2	0	0	0	1						
19 Logan Kensing, R										0	0	0	0	0	0	0						
Ben Howard, R										0	0	0	0	0	0	0						
Mike Mordecai, R ERA: 0.253										1	0	0	0	0	0	0						
Aaron Small, R										0	0	0	0	0	0	0						
Lenny Harris, L OBP: 0.292, SLG: 0.292										1	0	0	1	0	0	1						
Josias Manzanillo, R										0	0	0	0	0	0	0						
Paul Lo Duca, R OBP: 0.348, SLG: 0.437										1	0	0	0	0	0	1						
<b>Inning Stats</b>	R: 0 E: 0 K: 1 S: 13	H: 1 LOB: 1 BB: 0 P: 17	R: 0 E: 0 K: 0 S: 6	H: 0 LOB: 0 BB: 0 P: 9	R: 0 E: 0 K: 2 S: 19	H: 1 LOB: 3 BB: 1 P: 27	R: 0 E: 0 K: 0 S: 5	H: 0 LOB: 0 BB: 0 P: 6	R: 0 E: 0 K: 0 S: 9	H: 0 LOB: 0 BB: 0 P: 12	R: 0 E: 0 K: 1 S: 7	H: 0 LOB: 0 BB: 0 P: 13	R: 2 E: 0 K: 0 S: 12	H: 3 LOB: 1 BB: 0 P: 18	R: 1 E: 0 K: 0 S: 9	H: 2 LOB: 0 BB: 0 P: 13	R: 1 E: 0 K: 1 S: 14	H: 2 LOB: 2 BB: 1 P: 22	1B: 4 2B: 2 3B: 0 HR: 3	SF: 0 SAC: 1 DP: 1 HBP: 1	WP: 0 PB: 0 SB: 0 CS: 0	PA: 38
<b>PITCHER</b>	IP WLS BF H R ER SO BB IBB HBP BLK WP HR S P ERA WHIP																					
Eric Milton, L ERA: 4.69	6.1 W 24 3 1 1 4 0 0 0 0 0 0 0 8 12 13.50 3.000																					
Todd Jones, R ERA: 4.24	0.2 4 2 1 1 0 0 0 0 0 0 0 1 9 13 9.00 2.000																					
Amaury Telemaco, R ERA: 4.44	1.0 4 2 1 1 0 0 0 0 0 0 0 1 9 13 9.00 2.000																					
Geoff Geary, R ERA: 5.7	1.0 6 2 1 1 1 1 0 0 0 0 0 1 14 22 9.00 3.000																					



Batter	1	2	3	4	5	6	7	8	9	10	AB	R	H	RBI	BB	SO	LOB	TOP				
11 Jimmy Rollins, S OBP: 0.345, SLG: 0.441											6	3	3	1	0	0	1	<b>Philadelphia Phillies @ Florida Marlins</b> Pro Player Stadium, Miami, FL Thu Sep 23 2004, 7:05 PM EDT Att: 30,208 - Cloudy - 84 F				
26 Chase Utley, L OBP: 0.300, SLG: 0.476											5	2	1	1	1	1	3					
Bobby Abreu, L OBP: 0.419, SLG: 0.532											3	1	0	0	2	1	0					
Jim Thome, L OBP: 0.400, SLG: 0.592											5	1	2	3	0	0	2					
David Bell, R OBP: 0.373, SLG: 0.474											4	1	2	1	1	1	0					
Jason Michaels, R OBP: 0.304, SLG: 0.400											4	0	1	0	1	2	2					
Pat Burrell, R OBP: 0.368, SLG: 0.468											3	0	1	0	1	1	1					
Doug Gianville, R OBP: 0.245, SLG: 0.268											1	0	0	0	0	0	2					
Mike Lieberthal, R OBP: 0.336, SLG: 0.452											4	1	2	0	1	0	3					
Vicente Padilla, R Roberto Hernandez, R 63 Ryan Madson, R Tim Worrell, R Billy Wagner, L Armando Senitez, R											2	0	0	0	0	0	2		1			
<b>Inning Stats</b>	R: 2 E: 0 K: 0 S: 18	H: 1 LOB: 3 BB: 5 P: 42	R: 0 E: 0 K: 1 S: 8	H: 0 LOB: 0 BB: 0 P: 9	R: 0 E: 0 K: 2 S: 7	H: 0 LOB: 1 BB: 0 P: 15	R: 3 E: 0 K: 2 S: 19	H: 3 LOB: 1 BB: 1 P: 31	R: 0 E: 0 K: 0 S: 7	H: 1 LOB: 0 BB: 0 P: 11	R: 2 E: 0 K: 0 S: 16	H: 2 LOB: 0 BB: 0 P: 20	R: 1 E: 1 K: 0 S: 11	H: 1 LOB: 2 BB: 1 P: 18	R: 0 E: 0 K: 1 S: 13	H: 2 LOB: 2 BB: 0 P: 20	R: 1 E: 0 K: 0 S: 12	H: 1 LOB: 0 BB: 0 P: 16	1B: 7 2B: 1 3B: 0 HR: 4	SF: 0 SAC: 0 DP: 2 HBP: 0	WP: 1 PB: 0 SB: 1 CS: 0	PA: 47
<b>PITCHER</b>	IP WLS BF H R ER SO BB IBB HBP BLK WP HR S P ERA WHIP	5.0 1.0 3.0 25 5 5 7 6 0 0 0 0 1 63 108 9.00 2.200	4.0 3.61 2.23 5.08 3.89	<b>PITCHER</b>	IP WLS BF H R ER SO BB IBB HBP BLK WP HR S P ERA WHIP	10.1 1.0 4 1 1 1 0 0 0 0 0 0 0 1 10 16 9.00 1.000	1.22															
Josh Beckett, R ERA: 4.0	Rudy Seanez, R ERA: 3.61	Guillermo Mota, R ERA: 2.23	40 Nate Bump, R ERA: 5.08	Matt Perisho, L ERA: 3.89	Armando Benitez, R ERA: 1.22																	

AB	40
R	9
H	12
RBI	6
BB	7
SO	8
LOB	18



Batter	1	2	3	4	5	6	7	8	9	10	AB	R	H	RBI	BB	SO	LOB	BOTTOM						
Juan Pierre, L OBP: 0.370, SLG: 0.403											5	1	2	2	0	0	0	<b>Philadelphia Phillies @ Florida Marlins</b> Pro Player Stadium, Miami, FL Thu Sep 23 2004, 7:05 PM EDT Att: 30,208 - Cloudy - 84 F						
Luis Castillo, S OBP: 0.375, SLG: 0.351											4	1	0	0	1	0	3							
Jeff Conine, R OBP: 0.336, SLG: 0.420											5	0	1	1	0	2	1							
Miguel Cabrera, R OBP: 0.371, SLG: 0.518											5	1	2	2	0	2	1							
Mike Lowell, R Mike Mordecai, R OBP: 0.272, SLG: 0.253											5	0	1	0	0	2	2							
Paul Lo Duca, R OBP: 0.345, SLG: 0.432											5	0	0	0	0	1	1							
Juan Encarnacion, R OBP: 0.302, SLG: 0.409											4	2	2	0	0	0	0							
Alex Gonzalez, R OBP: 0.271, SLG: 0.422											2	2	1	1	0	0	0							
Josh Beckett, R Rudy Seanez, R Guillermo Mota, R Lenny Harris, L 40 Nate Bump, L Matt Perisho, L Damon Easley, R Armando Senitez, R											1	0	0	0	0	0	0		0					
<b>Inning Stats</b>	R: 1 E: 0 K: 1 S: 12	H: 2 LOB: 1 BB: 0 P: 17	R: 1 E: 0 K: 0 S: 10	H: 1 LOB: 0 BB: 0 P: 13	R: 2 E: 0 K: 0 S: 19	H: 1 LOB: 0 BB: 1 P: 29	R: 2 E: 0 K: 0 S: 15	H: 2 LOB: 1 BB: 0 P: 23	R: 0 E: 0 K: 0 S: 10	H: 1 LOB: 1 BB: 0 P: 15	R: 0 E: 0 K: 0 S: 7	H: 0 LOB: 0 BB: 0 P: 12	R: 1 E: 0 K: 0 S: 11	H: 1 LOB: 0 BB: 0 P: 18	R: 0 E: 0 K: 2 S: 10	H: 0 LOB: 0 BB: 0 P: 17	R: 1 E: 1 K: 0 S: 11		H: 1 LOB: 1 BB: 0 P: 17	R: 0 E: 0 K: 2 S: 10	H: 1 LOB: 1 BB: 0 P: 13	1B: 5 2B: 3 3B: 0 HR: 3	SF: 0 SAC: 2 DP: 1 HBP: 1	WP: 0 PB: 0 SB: 2 CS: 1
<b>PITCHER</b>	IP WLS BF H R ER SO BB IBB HBP BLK WP HR S P ERA WHIP	4.0 1.0 3.0 20 6 6 6 1 0 0 0 0 0 2 56 82 13.50 1.750	4.4 4.94	<b>PITCHER</b>	IP WLS BF H R ER SO BB IBB HBP BLK WP HR S P ERA WHIP	10.1 1.0 4 1 0 0 2 0 0 0 0 0 0 1 10 13 0.00 1.000	4.19																	
Vicente Padilla, R ERA: 4.4	Roberto Hernandez, R ERA: 4.94	63 Ryan Madson, R ERA: 2.9	Tim Worrell, R ERA: 3.72	Billy Wagner, L ERA: 3.25	Todd Jones, R ERA: 4.19																			

AB	38
R	8
H	10
RBI	7
BB	1
SO	7
LOB	9





Batter	1	2	3	4	5	6	7	8	9	AB	R	H	RBI	BB	SO	LOB	TOP									
11 Jimmy Rollins, S OBP: 0.346, SLG: 0.440	0-0 CS 1B		2-3 K			4-2 B BB		1-1 G3-1		3	0	1	0	1	1	1	Philadelphia Phillies @ Montreal Expos Olympic Stadium, Montreal, QB Fri Sep 24 2004, 7:05 PM EDT Att. 5,481 - Unknown - 72 F									
Placido Polanco, R OBP: 0.333, SLG: 0.429	0-0 L7		0-0 F7			1-0 1-2 1B		0-0 F7		4	0	1	0	0	0	2										
Bobby Abreu, L OBP: 0.419, SLG: 0.531 Marlon Byrd, R OBP: 0.281, SLG: 0.317	2-2 1-2 1B			0-0 L7		1-2 F8		2-2 G6-3		3	0	1	0	0	0	2										
Jim Thome, L OBP: 0.398, SLG: 0.588 6 Ryan Howard, L OBP: 0.407, SLG: 0.720	3-3 K			0-0 L8		1-3 K		4-2 2B BB		3	0	0	0	0	2	3										
David Bell, R OBP: 0.372, SLG: 0.475 Tomas Perez, S OBP: 0.260, SLG: 0.421		1-1 G6-3		2-2 2B		2-3 K		1-3 K		3	0	1	0	0	1	2										
Jason Michaels, R OBP: 0.392, SLG: 0.401	1-2 G6-3			0-0 G5-3			1-2 G3-1		3-2 2B	4	0	1	1	0	0	1										
Pat Burrell, R OBP: 0.365, SLG: 0.463	3-3 K			1-3 K			0-3 K		1-2 F8	4	0	0	0	0	3	1										
Mike Lieberthal, R OBP: 0.338, SLG: 0.456 Geoff Geary, R			0-0 2B		1-0 G6-4-3 1B		0-2 F8			3	0	2	0	0	0	0										
39 Brett Myers, R OBP: 0.216, SLG: 0.265 Amaury Telemaco, R			2-2 G6-3		0-0 G6-4-3			0-0 F8		1	0	0	0	0	0	1										
Lou Collier, R OBP: 0.351, SLG: 0.394 Brian Powell, R OBP: 0.125, SLG: 0.125 A.J. Hinch, R OBP: 0.192, SLG: 0.273										0	0	0	0	0	0	0										
<b>Inning Stats</b>	R: 0 E: 0 K: 1 S: 8	H: 2 LOB: 1 BB: 0 P: 13	R: 0 E: 0 K: 1 S: 10	H: 0 LOB: 0 BB: 0 P: 15	R: 0 E: 0 K: 1 S: 8	H: 1 LOB: 1 BB: 0 P: 12	R: 0 E: 0 K: 0 S: 6	H: 1 LOB: 1 BB: 0 P: 8	R: 0 E: 0 K: 1 S: 5	H: 1 LOB: 0 BB: 0 P: 7	R: 0 E: 0 K: 2 S: 18	H: 1 LOB: 2 BB: 1 P: 27	R: 0 E: 0 K: 1 S: 9	H: 0 LOB: 0 BB: 0 P: 10	R: 0 E: 0 K: 0 S: 4	H: 0 LOB: 0 BB: 0 P: 5		R: 1 E: 0 K: 1 S: 19	H: 1 LOB: 1 BB: 1 P: 30	1B: 4 2B: 3 3B: 0 HR: 0	SF: 0 SAC: 0 DP: 1 HBP: 0	WP: 0 PB: 0 SB: 0 CS: 1	PA: 34			
<b>PITCHER</b>	IP WLS BF ERA WHIP	IP WLS BF ERA WHIP	IP WLS BF ERA WHIP	IP WLS BF ERA WHIP	IP WLS BF ERA WHIP	IP WLS BF ERA WHIP	IP WLS BF ERA WHIP	IP WLS BF ERA WHIP	IP WLS BF ERA WHIP	IP WLS BF ERA WHIP	IP WLS BF ERA WHIP	IP WLS BF ERA WHIP	IP WLS BF ERA WHIP	IP WLS BF ERA WHIP	IP WLS BF ERA WHIP	IP WLS BF ERA WHIP		IP WLS BF ERA WHIP	IP WLS BF ERA WHIP	IP WLS BF ERA WHIP	IP WLS BF ERA WHIP	IP WLS BF ERA WHIP	IP WLS BF ERA WHIP	IP WLS BF ERA WHIP	IP WLS BF ERA WHIP	IP WLS BF ERA WHIP
Sun-Woo Kim, R ERA: 4.51	(1, 1) 8.2 W 33 7 1 1 8	(1, 1) 8.2 W 33 7 1 1 8	(1, 1) 8.2 W 33 7 1 1 8	(1, 1) 8.2 W 33 7 1 1 8	(1, 1) 8.2 W 33 7 1 1 8	(1, 1) 8.2 W 33 7 1 1 8	(1, 1) 8.2 W 33 7 1 1 8	(1, 1) 8.2 W 33 7 1 1 8	(1, 1) 8.2 W 33 7 1 1 8	(1, 1) 8.2 W 33 7 1 1 8	(1, 1) 8.2 W 33 7 1 1 8	(1, 1) 8.2 W 33 7 1 1 8	(1, 1) 8.2 W 33 7 1 1 8	(1, 1) 8.2 W 33 7 1 1 8	(1, 1) 8.2 W 33 7 1 1 8	(1, 1) 8.2 W 33 7 1 1 8		(1, 1) 8.2 W 33 7 1 1 8	(1, 1) 8.2 W 33 7 1 1 8	(1, 1) 8.2 W 33 7 1 1 8	(1, 1) 8.2 W 33 7 1 1 8	(1, 1) 8.2 W 33 7 1 1 8	(1, 1) 8.2 W 33 7 1 1 8	(1, 1) 8.2 W 33 7 1 1 8	(1, 1) 8.2 W 33 7 1 1 8	(1, 1) 8.2 W 33 7 1 1 8
52 T.J. Tucker, R ERA: 3.46	(9, 1) 0.1 1 0 0 0 0	(9, 1) 0.1 1 0 0 0 0	(9, 1) 0.1 1 0 0 0 0	(9, 1) 0.1 1 0 0 0 0	(9, 1) 0.1 1 0 0 0 0	(9, 1) 0.1 1 0 0 0 0	(9, 1) 0.1 1 0 0 0 0	(9, 1) 0.1 1 0 0 0 0	(9, 1) 0.1 1 0 0 0 0	(9, 1) 0.1 1 0 0 0 0	(9, 1) 0.1 1 0 0 0 0	(9, 1) 0.1 1 0 0 0 0	(9, 1) 0.1 1 0 0 0 0	(9, 1) 0.1 1 0 0 0 0	(9, 1) 0.1 1 0 0 0 0	(9, 1) 0.1 1 0 0 0 0		(9, 1) 0.1 1 0 0 0 0	(9, 1) 0.1 1 0 0 0 0	(9, 1) 0.1 1 0 0 0 0	(9, 1) 0.1 1 0 0 0 0	(9, 1) 0.1 1 0 0 0 0	(9, 1) 0.1 1 0 0 0 0	(9, 1) 0.1 1 0 0 0 0	(9, 1) 0.1 1 0 0 0 0	(9, 1) 0.1 1 0 0 0 0

AB 32  
R 1  
H 7  
RBI 1  
BB 2  
SO 8  
LOB 15



Batter	1	2	3	4	5	6	7	8	9	AB	R	H	RBI	BB	SO	LOB	BOTTOM									
Brad Wilkerson, L OBP: 0.374, SLG: 0.504	4-2 G4-3 2B BB		2-1 SH1-3 SF8 2B	0-2 G3-6-3 1B		4-2 G4-6-3 BB				2	2	2	2	2	0	0	Philadelphia Phillies @ Montreal Expos Olympic Stadium, Montreal, QB Fri Sep 24 2004, 7:05 PM EDT Att. 5,481 - Unknown - 72 F									
Andy Chavez, L OBP: 0.317, SLG: 0.375	2-1 G4-3 1-2		1-1 SH1-3	0-2 G3-6-3 1-2		2-1 G4-6-3 1-2				3	0	0	0	0	0	4										
Tony Batista, R OBP: 0.276, SLG: 0.464	1-2 2H 2B		0-1 SF8	1-1 F8		4-2 G6-4-3 BB				2	0	1	2	1	0	0										
Termel Sledge, L OBP: 0.332, SLG: 0.470	0-1 G6-3		2-0 G3		2-0 HR		1-3 K			4	1	1	1	0	1	2										
Juan Rivera, R OBP: 0.359, SLG: 0.449	2-2 G3-1			0-2 1B 2B	1-0 F8		0-0 G6-4-3 1-2			4	1	1	0	0	0	2										
Brian Schneider, L OBP: 0.333, SLG: 0.411 Einar Diaz, R OBP: 0.288, SLG: 0.308		1-2 F8		0-0 1B 2B 1B	2-3 K		0-2 G6-3			3	1	1	0	0	1	0										
Brendan Harris, R OBP: 0.257, SLG: 0.333		0-0 G6-3		1-2 2B 1B	3-3 K		1-2 G4-3			4	1	1	1	0	1	0										
Maicer Izturis, S OBP: 0.309, SLG: 0.361		0-0 2B		0-1 2B 1B		0-0 L7		2-2 L9		4	1	2	0	0	0	0										
Sun-Woo Kim, R OBP: 0.214, SLG: 0.286 52 T.J. Tucker, R OBP: 0.083, SLG: 0.083		0-2 G1-3		1-3 2H 2H 2B	1-0 1B		0-0 BB 1B			3	1	2	2	0	0	1										
<b>Inning Stats</b>	R: 1 E: 0 K: 0 S: 13	H: 1 LOB: 1 BB: 1 P: 22	R: 0 E: 0 K: 0 S: 8	H: 1 LOB: 1 BB: 0 P: 9	R: 1 E: 0 K: 0 S: 7	H: 1 LOB: 0 BB: 0 P: 12	R: 5 E: 0 K: 0 S: 19	H: 6 LOB: 0 BB: 0 P: 22	R: 1 E: 0 K: 2 S: 8	H: 1 LOB: 0 BB: 0 P: 16	R: 0 E: 0 K: 0 S: 6	H: 1 LOB: 1 BB: 1 P: 12	R: 0 E: 0 K: 1 S: 6	H: 0 LOB: 0 BB: 1 P: 11	R: 0 E: 0 K: 0 S: 11	H: 0 LOB: 0 BB: 0 P: 14		R: 0 E: 0 K: 0 S: 11	H: 0 LOB: 0 BB: 0 P: 14	1B: 5 2B: 5 3B: 0 HR: 1	SF: 1 SAC: 1 DP: 3 HBP: 0	WP: 0 PB: 0 SB: 0 CS: 0	PA: 35			
<b>PITCHER</b>	IP WLS BF ERA WHIP	IP WLS BF ERA WHIP	IP WLS BF ERA WHIP	IP WLS BF ERA WHIP	IP WLS BF ERA WHIP	IP WLS BF ERA WHIP	IP WLS BF ERA WHIP	IP WLS BF ERA WHIP	IP WLS BF ERA WHIP	IP WLS BF ERA WHIP	IP WLS BF ERA WHIP	IP WLS BF ERA WHIP	IP WLS BF ERA WHIP	IP WLS BF ERA WHIP	IP WLS BF ERA WHIP	IP WLS BF ERA WHIP		IP WLS BF ERA WHIP	IP WLS BF ERA WHIP	IP WLS BF ERA WHIP	IP WLS BF ERA WHIP	IP WLS BF ERA WHIP	IP WLS BF ERA WHIP	IP WLS BF ERA WHIP	IP WLS BF ERA WHIP	IP WLS BF ERA WHIP
39 Brett Myers, R ERA: 5.6	(1, 1) 3.0 L 19 7 7 0	(1, 1) 3.0 L 19 7 7 0	(1, 1) 3.0 L 19 7 7 0	(1, 1) 3.0 L 19 7 7 0	(1, 1) 3.0 L 19 7 7 0	(1, 1) 3.0 L 19 7 7 0	(1, 1) 3.0 L 19 7 7 0	(1, 1) 3.0 L 19 7 7 0	(1, 1) 3.0 L 19 7 7 0	(1, 1) 3.0 L 19 7 7 0	(1, 1) 3.0 L 19 7 7 0	(1, 1) 3.0 L 19 7 7 0	(1, 1) 3.0 L 19 7 7 0	(1, 1) 3.0 L 19 7 7 0	(1, 1) 3.0 L 19 7 7 0	(1, 1) 3.0 L 19 7 7 0		(1, 1) 3.0 L 19 7 7 0	(1, 1) 3.0 L 19 7 7 0	(1, 1) 3.0 L 19 7 7 0	(1, 1) 3.0 L 19 7 7 0	(1, 1) 3.0 L 19 7 7 0	(1, 1) 3.0 L 19 7 7 0	(1, 1) 3.0 L 19 7 7 0	(1, 1) 3.0 L 19 7 7 0	(1, 1) 3.0 L 19 7 7 0
Amaury Telemaco, R ERA: 4.39	(4, 1) 1.0 2 0 0 0 0	(4, 1) 1.0 2 0 0 0 0	(4, 1) 1.0 2 0 0 0 0	(4, 1) 1.0 2 0 0 0 0	(4, 1) 1.0 2 0 0 0 0	(4, 1) 1.0 2 0 0 0 0	(4, 1) 1.0 2 0 0 0 0	(4, 1) 1.0 2 0 0 0 0	(4, 1) 1.0 2 0 0 0 0	(4, 1) 1.0 2 0 0 0 0	(4, 1) 1.0 2 0 0 0 0	(4, 1) 1.0 2 0 0 0 0	(4, 1) 1.0 2 0 0 0 0	(4, 1) 1.0 2 0 0 0 0	(4, 1) 1.0 2 0 0 0 0	(4, 1) 1.0 2 0 0 0 0		(4, 1) 1.0 2 0 0 0 0	(4, 1) 1.0 2 0 0 0 0	(4, 1) 1.0 2 0 0 0 0	(4, 1) 1.0 2 0 0 0 0	(4, 1) 1.0 2 0 0 0 0	(4, 1) 1.0 2 0 0 0 0	(4, 1) 1.0 2 0 0 0 0	(4, 1) 1.0 2 0 0 0 0	
Brian Powell, R ERA: 5.03	(5, 1) 2.0 8 2 1 1 2	(5, 1) 2.0 8 2 1 1 2	(5, 1) 2.0 8 2 1 1 2	(5, 1) 2.0 8 2 1 1 2	(5, 1) 2.0 8 2 1 1 2	(5, 1) 2.0 8 2 1 1 2	(5, 1) 2.0 8 2 1 1 2	(5, 1) 2.0 8 2 1 1 2	(5, 1) 2.0 8 2 1 1 2	(5, 1) 2.0 8 2 1 1 2	(5, 1) 2.0 8 2 1 1 2	(5, 1) 2.0 8 2 1 1 2	(5, 1) 2.0 8 2 1 1 2	(5, 1) 2.0 8 2 1 1 2	(5, 1) 2.0 8 2 1 1 2	(5, 1) 2.0 8 2 1 1 2		(5, 1) 2.0 8 2 1 1 2	(5, 1) 2.0 8 2 1 1 2	(5, 1) 2.0 8 2 1 1 2	(5, 1) 2.0 8 2 1 1 2	(5, 1) 2.0 8 2 1 1 2	(5, 1) 2.0 8 2 1 1 2	(5, 1) 2.0 8 2 1 1 2	(5, 1) 2.0 8 2 1 1 2	(5, 1) 2.0 8 2 1 1 2
Geoff Geary, R ERA: 5.44	(7, 1) 2.0 6 0 0 0 1	(7, 1) 2.0 6 0 0 0 1	(7, 1) 2.0 6 0 0 0 1	(7, 1) 2.0 6 0 0 0 1	(7, 1) 2.0 6 0 0 0 1	(7, 1) 2.0 6 0 0 0 1	(7, 1) 2.0 6 0 0 0 1	(7, 1) 2.0 6 0 0 0 1	(7, 1) 2.0 6 0 0 0 1	(7, 1) 2.0 6 0 0 0 1	(7, 1) 2.0 6 0 0 0 1	(7, 1) 2.0 6 0 0 0 1	(7, 1) 2.0 6 0 0 0 1	(7, 1) 2.0 6 0 0 0 1	(7, 1) 2.0 6 0 0 0 1	(7, 1) 2.0 6 0 0 0 1		(7, 1) 2.0 6 0 0 0 1	(7, 1) 2.0 6 0 0 0 1	(7, 1) 2.0 6 0 0 0 1	(7, 1) 2.0 6 0 0 0 1	(7, 1) 2.0 6 0 0 0 1	(7, 1) 2.0 6 0 0 0 1	(7, 1) 2.0 6 0 0 0 1	(7, 1) 2.0 6 0 0 0 1	(7, 1) 2.0 6 0 0 0 1

AB 30  
R 8  
H 11  
RBI 8  
BB 3  
SO 3  
LOB 9









Batter	1	2	3	4	5	6	7	8	9	AB	R	H	RBI	BB	SO	LOB	TOP					
<b>26 Chase Utley, L</b> OBP: 0.305, SLG: 0.474	G3-1		G4-3						FC3-6	5	1	2	0	0	0	1	Philadelphia Phillies @ Montreal Expos Olympic Stadium, Montreal, QB Sun Sep 26 2004, 1:05 PM EDT Att: 12,382 - Unknown - 72 F					
<b>Placido Polanco, R</b> OBP: 0.338, SLG: 0.433	1B BB		BB 1B						F9	4	1	3	0	1	0	1						
<b>Bobby Abreu, L</b> OBP: 0.419, SLG: 0.529	1B		BB						IBB	3	0	2	2	2	1	2						
<b>Pat Burrell, R</b> OBP: 0.362, SLG: 0.459 <b>Jason Michaels, R</b> OBP: 0.358, SLG: 0.398	K		F9						G4-3	4	0	0	0	0	1	7						
<b>6 Ryan Howard, L</b> OBP: 0.361, SLG: 0.606	L7								G4-3	1	0	0	0	0	0	2						
<b>Tomas Perez, S</b> OBP: 0.253, SLG: 0.409									F8	4	0	0	0	0	2	0						
<b>Marlon Byrd, R</b> OBP: 0.286, SLG: 0.322									K	4	0	2	0	0	1	0						
<b>Todd Pratt, R</b> OBP: 0.328, SLG: 0.298									1B	3	0	1	0	1	1	1						
<b>Cory Lidle, R</b> OBP: 0.215, SLG: 0.267 <b>Rheal Cormier, L</b> (8, PH) <b>Lou Collier, R</b> OBP: 0.385, SLG: 0.412 <b>Billy Wagner, L</b> (9, 1)									G4-3	3	0	1	0	1	1	1						
<b>Inning Stats</b>	R: 0 H: 1 E: 0 K: 1 S: 10	H: 1 LOB: 2 BB: 1 P: 18	R: 0 H: 0 E: 0 K: 3 S: 9	LOB: 0 BB: 0 P: 14	R: 0 H: 1 E: 0 K: 1 S: 11	LOB: 2 BB: 1 P: 21	R: 0 H: 1 E: 0 K: 1 S: 13	LOB: 2 BB: 1 P: 22	R: 2 H: 3 E: 1 K: 0 S: 9	H: 3 LOB: 0 BB: 0 P: 15	R: 0 H: 1 E: 0 K: 1 S: 7	LOB: 1 BB: 0 P: 10	R: 0 H: 2 E: 0 K: 1 S: 6	LOB: 1 BB: 0 P: 9	R: 0 H: 1 E: 0 K: 1 S: 10	LOB: 1 BB: 0 P: 15		R: 0 H: 0 E: 0 K: 0 S: 9	H: 0 LOB: 2 BB: 2 P: 19	1B: 8 2B: 3 3B: 0 HR: 0	SF: 0 SAC: 0 DP: 2 HBP: 0	WP: 0 PB: 0 SB: 1 CS: 0
<b>PITCHER</b>	IP	WLS	BF	H	R	ER	SO	BB	IBB	HBP	BLK	WP	HR	S	P	ERA	WHIP					
<b>Livan Hernandez, R</b> ERA: 3.63	(1, 1)	8.0	L	35	10	2	2	9	3	0	0	0	0	75	124	2.25	1.625					
<b>Joe Horgan, L</b> ERA: 3.32	(9, 1)	0.1		2	0	0	0	0	1	0	0	0	0	4	9	0.00	3.000					
<b>Jon Rauch, R</b> ERA: 2.89	(9, 1)	0.2		3	0	0	0	0	0	1	0	0	0	5	10	0.00	0.000					

Batter	1	2	3	4	5	6	7	8	9	AB	R	H	RBI	BB	SO	LOB	BOTTOM					
<b>Brad Wilkerson, L</b> OBP: 0.374, SLG: 0.498	K								G3-1	3	0	0	0	1	1	0	Philadelphia Phillies @ Montreal Expos Olympic Stadium, Montreal, QB Sun Sep 26 2004, 1:05 PM EDT Att: 12,382 - Unknown - 72 F					
<b>Andy Chavez, L</b> OBP: 0.314, SLG: 0.371 <b>Jamey Carroll, R</b> OBP: 0.379, SLG: 0.379	F7								K	3	0	0	0	0	1	1						
<b>Tony Batista, R</b> OBP: 0.275, SLG: 0.464	P6								G5-3	4	0	0	0	0	0	0						
<b>Termel Sledge, L</b> OBP: 0.333, SLG: 0.468									F7	3	1	2	0	0	0	0						
<b>Juan Rivera, R</b> OBP: 0.352, SLG: 0.440									G6-3	3	0	0	0	0	0	2						
<b>Brian Schneider, L</b> OBP: 0.332, SLG: 0.410									L9	3	0	1	1	0	1	0						
<b>Brendan Harris, R</b> OBP: 0.282, SLG: 0.308									G4-3	3	0	0	0	0	1	1						
<b>Maicer Izturis, S</b> OBP: 0.317, SLG: 0.360									G3-1	2	0	1	0	1	0	0						
<b>Livan Hernandez, R</b> OBP: 0.253, SLG: 0.380 <b>Ryan Church, L</b> OBP: 0.253, SLG: 0.292 <b>Valentino Pascucci, R</b> OBP: 0.288, SLG: 0.198 <b>Joe Horgan, L</b> OBP: 0.250, SLG: 0.250 <b>Jon Rauch, R</b> OBP: 0.177, SLG: 0.667									K	2	0	0	0	0	0	0						
<b>Inning Stats</b>	R: 0 H: 0 E: 0 K: 1 S: 9	H: 1 LOB: 0 BB: 0 P: 12	R: 0 H: 1 E: 0 K: 1 S: 8	H: 1 LOB: 0 BB: 0 P: 10	R: 0 H: 0 E: 0 K: 2 S: 11	H: 0 LOB: 0 BB: 0 P: 14	R: 0 H: 0 E: 0 K: 0 S: 8	H: 0 LOB: 0 BB: 0 P: 12	R: 1 H: 2 E: 0 K: 0 S: 7	H: 2 LOB: 1 BB: 1 P: 13	R: 0 H: 0 E: 0 K: 1 S: 9	LOB: 0 BB: 1 P: 15	R: 0 H: 0 E: 0 K: 0 S: 7	LOB: 0 BB: 0 P: 10	R: 0 H: 1 E: 0 K: 0 S: 4	LOB: 0 BB: 0 P: 6		R: 0 H: 0 E: 0 K: 1 S: 10	LOB: 0 BB: 0 P: 15	1B: 4 2B: 1 3B: 0 HR: 0	SF: 0 SAC: 0 DP: 3 HBP: 0	WP: 0 PB: 0 SB: 0 CS: 1
<b>PITCHER</b>	IP	WLS	BF	H	R	ER	SO	BB	IBB	HBP	BLK	WP	HR	S	P	ERA	WHIP					
<b>Cory Lidle, R</b> ERA: 4.95	(1, 1)	7.1	W	26	4	1	1	5	2	0	0	0	0	62	91	1.23	0.818					
<b>Rheal Cormier, L</b> ERA: 3.69	(8, 1)	0.2	H	1	0	0	0	0	0	0	0	0	0	1	1	0.00	0.000					
<b>Billy Wagner, L</b> ERA: 2.64	(9, 1)	1.0	S	3	0	0	0	1	0	0	0	0	0	10	15	0.00	0.000					







Batter	1	2	3	4	5	6	7	8	9	AB	R	H	RBI	BB	SO	LOB	TOP					
18 Jason Kendall, R OBP: 0.401, SLG: 0.390	G4-3	F9							F8	5	0	2	0	0	0	1	Pittsburgh Pirates @ Philadelphia Phillies Citizens Bank Park, Philadelphia, PA Wed Sep 29 2004, 5:05 PM EDT Unknown - 69 F					
2 Jack Wilson, R OBP: 0.335, SLG: 0.460	1B		G5-3		SF8		G3			3	0	1	1	0	0	1						
Jason Bay, R OBP: 0.364, SLG: 0.559	K		F7		G6-3			K		4	0	0	0	0	2	2						
Daryle Ward, L OBP: 0.307, SLG: 0.481	F9		G6-3			G6-4-3		1B		4	0	2	0	0	0	1						
Rob Mackowiak, L OBP: 0.323, SLG: 0.425		HR		P6		G6-4-3		K		4	1	1	0	0	1	2						
Tike Redman, L OBP: 0.308, SLG: 0.371		HR		G4-3			FC6-4	G6-3		4	1	2	0	0	0	1						
Ty Wigginton, R OBP: 0.325, SLG: 0.438										3	1	1	3	0	1	1						
Mark Corey, R Frank Brooks, L										0	0	0	0	0	0	0						
Abraham Nunez, S OBP: 0.277, SLG: 0.316		HR					FC6-4			1	0	0	0	0	0	0						
Jose Castillo, R OBP: 0.293, SLG: 0.351		G6-3								4	1	1	0	0	0	0						
45 Ian Snell, R										1	0	0	0	0	1	0						
34 John Grabow, L										0	0	0	0	0	0	0						
Brian Meadows, R										0	0	0	0	0	0	0						
Bobby Hill, S OBP: 0.354, SLG: 0.342										1	0	0	0	1	0	0						
<b>Inning Stats</b>	R: 0 E: 0 K: 1 S: 11	H: 1 LOB: 1 BB: 0 P: 16	R: 3 E: 0 K: 1 S: 16	H: 3 LOB: 0 BB: 0 P: 26	R: 0 E: 0 K: 1 S: 7	H: 0 LOB: 0 BB: 0 P: 9	R: 0 E: 0 K: 1 S: 7	H: 0 LOB: 0 BB: 0 P: 14	R: 1 E: 0 K: 0 S: 9	H: 2 LOB: 1 BB: 0 P: 16	R: 0 E: 0 K: 0 S: 11	H: 2 LOB: 1 BB: 0 P: 16	R: 0 E: 0 K: 2 S: 14	H: 1 LOB: 1 BB: 0 P: 12	R: 0 E: 0 K: 2 S: 14	H: 1 LOB: 1 BB: 1 P: 20	R: 0 E: 0 K: 0 S: 11	H: 0 LOB: 1 BB: 1 P: 15	1B: 9 2B: 0 3B: 0 HR: 1	SF: 1 SAC: 1 DP: 1 HBP: 0	WP: 0 PB: 0 SB: 0 CS: 0	PA: 37
<b>PITCHER</b>	IP WLS BF H R ER SO BB IBB HBP BLK WP HR S P ERA WHIP																					
Vicente Padilla, R ERA: 4.53	5.0 W 21 6 4 4 3 0 0 0 0 0 0 1 50 81 7.20 1.200																					
Rheal Cormier, L ERA: 3.53	1.0 H 4 2 0 0 0 0 0 0 0 0 0 0 11 32 0.00 2.000																					
63 Ryan Madson, R ERA: 2.43	2.0 8 2 0 0 2 0 0 0 0 0 0 0 22 36 0.00 1.000																					
Tim Worrell, R ERA: 3.62	1.0 4 0 0 0 0 1 0 0 0 0 0 0 11 15 0.00 1.000																					

AB 34  
R 4  
H 10  
RBI 4  
BB 1  
SO 5  
LOB 9



Batter	1	2	3	4	5	6	7	8	9	AB	R	H	RBI	BB	SO	LOB	BOTTOM			
11 Jimmy Rollins, S OBP: 0.345, SLG: 0.440	G1		G4-3							5	1	2	2	0	0	3	Pittsburgh Pirates @ Philadelphia Phillies Citizens Bank Park, Philadelphia, PA Wed Sep 29 2004, 5:05 PM EDT Unknown - 69 F			
Placido Polanco, R OBP: 0.340, SLG: 0.431	G5-3			K						4	0	1	1	1	1	0				
Bobby Abreu, L OBP: 0.423, SLG: 0.532										2	0	2	0	3	0	0				
David Bell, R OBP: 0.368, SLG: 0.467	G3-1			L4-3						5	0	0	0	0	2	9				
26 Chase Utley, L OBP: 0.303, SLG: 0.469										3	1	0	1	1	1	4				
Jason Michaels, R OBP: 0.399, SLG: 0.397										4	1	2	0	0	0	0				
63 Ryan Madson, L Tim Worrell, R										0	0	0	0	0	0	0				
Pat Burrell, R OBP: 0.362, SLG: 0.456										4	1	2	1	0	2	0				
Todd Pratt, R OBP: 0.340, SLG: 0.331										3	2	2	3	1	1	0				
Vicente Padilla, R OBP: 0.162, SLG: 0.114										1	1	0	0	1	1	2				
Rheal Cormier, L										0	0	0	0	0	0	0				
Doug Glanville, R OBP: 0.255, SLG: 0.277										2	1	2	0	0	0	0				
<b>Inning Stats</b>	R: 0 E: 0 K: 0 S: 9	H: 1 LOB: 1 BB: 0 P: 12	R: 5 E: 0 K: 1 S: 16	H: 5 LOB: 3 BB: 3 P: 30	R: 0 E: 0 K: 1 S: 12	H: 2 LOB: 0 BB: 0 P: 17	R: 0 E: 0 K: 1 S: 8	H: 1 LOB: 0 BB: 0 P: 14	R: 0 E: 0 K: 2 S: 9	H: 0 LOB: 0 BB: 0 P: 10	R: 3 E: 0 K: 1 S: 20	H: 3 LOB: 2 BB: 3 P: 36	R: 0 E: 0 K: 2 S: 11	H: 1 LOB: 1 BB: 0 P: 17	R: 0 E: 0 K: 0 S: 9	H: 0 LOB: 1 BB: 1 P: 16	1B: 10 2B: 2 3B: 1 HR: 1	SF: 1 SAC: 0 DP: 2 HBP: 0	WP: 0 PB: 0 SB: 0 CS: 0	PA: 41
<b>PITCHER</b>	IP WLS BF H R ER SO BB IBB HBP BLK WP HR S P ERA WHIP																			
45 Ian Snell, R ERA: 7.5	5.0 L 29 11 8 8 5 0 0 0 0 0 0 0 1 59 96 14.40 3.200																			
34 John Grabow, L ERA: 5.31	0.0 1 0 0 0 0 1 0 0 0 0 0 0 5 9 -- --																			
Brian Meadows, R ERA: 3.51	1.0 3 1 0 0 1 0 0 0 0 0 0 0 10 14 0.00 1.000																			
Mark Corey, R ERA: 4.67	1.0 4 1 0 0 2 0 0 0 0 0 0 0 11 17 0.00 1.000																			
Frank Brooks, L ERA: 4.41	1.0 4 0 0 0 0 1 0 0 1 0 0 0 9 16 0.00 1.000																			

AB 33  
R 8  
H 13  
RBI 8  
BB 7  
SO 8  
LOB 18





Batter	1	2	3	4	5	6	7	8	9	AB	R	H	RBI	BB	SO	LOB	TOP			
<b>Tike Redman, L</b> OBP: 0.310, SLG: 0.371 (1, 8)	4-1 1B 2S BB		2-1 HR 2S 1B		2-0 P5		3-2 K			3	1	1	0	1	1	2				
<b>2 Jack Wilson, R</b> OBP: 0.336, SLG: 0.460 (1, 6)	1-3 K		4-2 HR BB		1-1 G6-3			0-2 1B		3	1	1	0	1	1	2				
<b>Jason Bay, R</b> OBP: 0.366, SLG: 0.566 (1, 7)	1-2 G3-6-3 1B		3-2 HR 1H 2H		0-0 L5			2-3 K		4	1	2	3	0	1	1				
<b>Rob Mackowiak, L</b> OBP: 0.322, SLG: 0.424 (1, 9)	1-0 G3-6-3 1-2		1-2 P4		2-2 1B			2-3 K		4	0	1	0	0	1	3				
<b>Ty Wigginton, R</b> OBP: 0.325, SLG: 0.436 (1, 5)		1-2 F8		1-1 G5-3		0-0 1B		3-2 K		4	0	1	0	0	1	1				
<b>Craig Wilson, R</b> OBP: 0.353, SLG: 0.492 (1, 3)		1-3 K		0-0 F9		0-0 G5-4-3 1-2				4	0	1	0	0	1	2				
<b>11 Humberto Cota, R</b> OBP: 0.271, SLG: 0.500 (1, 2)		1-2 G5-3		2-2 L5			0-1 G5-3		1-1 FC6-4 1B	4	0	0	0	0	0	1				
<b>Abraham Nunez, S</b> OBP: 0.277, SLG: 0.322 <b>Tony Alvarez, R</b> OBP: 0.293, SLG: 0.361 (9, PH)			0-1 F8		1-0 SH5-4 2B		0-2 G5-3		3-3 K	3	0	1	0	0	0	0				
<b>Ryan Vogelsong, R</b> OBP: 0.266, SLG: 0.299 <b>Michael Gonzalez, R</b> OBP: 0.170, SLG: 2.000 <b>Bobby Hill, S</b> OBP: 0.326, SLG: 0.634 <b>16 Salomon Torres, R</b> OBP: 0.299, SLG: 0.444 <b>Brian Meadows, R</b> OBP: 0.358, SLG: 0.544 <b>34 John Grabow, L</b> OBP: 0.350, SLG: 0.350 (9, PH)			2-3 K		0-0 SH5-4		4-1 BB		1-3 K	1	0	0	0	0	1	0				
<b>Inning Stats</b>	R: 0 E: 0 K: 1 S: 8	H: 1 LOB: 1 BB: 1 P: 15	R: 0 E: 0 K: 1 S: 9	H: 0 LOB: 0 BB: 0 P: 12	R: 3 E: 0 K: 1 S: 17	H: 2 LOB: 0 BB: 1 P: 29	R: 0 E: 0 K: 0 S: 7	H: 0 LOB: 0 BB: 0 P: 10	R: 0 E: 0 K: 0 S: 5	H: 1 LOB: 1 BB: 0 P: 9	R: 0 E: 0 K: 3 S: 11	H: 0 LOB: 1 BB: 1 P: 17	R: 0 E: 0 K: 3 S: 13	H: 1 LOB: 1 BB: 0 P: 20	R: 0 E: 0 K: 2 S: 16	H: 1 LOB: 1 BB: 0 P: 22	1B: 6 2B: 1 3B: 0 HR: 1	SF: 0 SAC: 1 DP: 2 HBP: 0	WP: 0 PB: 1 SB: 2 CS: 0	PA: 36
<b>PITCHER</b>	IP	WLS	BF	H	R	ER	SO	BB	IBB	HBP	BLK	WP	HR	S	P	ERA	WHIP			
<b>39 Brett Myers, R</b> ERA: 5.53	7.0	W	28	6	3	3	4	3	0	0	0	0	1	63	100	3.86	1.286			
<b>Felix Rodriguez, R</b> ERA: 3.29	1.0		4	1	0	0	3	0	0	0	0	0	0	13	20	0.00	1.000			
<b>Billy Wagner, L</b> ERA: 2.58	1.0		4	1	0	0	2	0	0	0	0	0	0	16	22	0.00	1.000			

Pittsburgh Pirates @ Philadelphia Phillies  
Citizens Bank Park, Philadelphia, PA  
Wed Sep 29 2004, 5:10 PM EDT  
Att: 33,127 - Cloudy - 63 F

AB 32  
R 3  
H 8  
RBI 3  
BB 3  
SO 9  
LOB 14



Batter	1	2	3	4	5	6	7	8	9	AB	R	H	RBI	BB	SO	LOB	BOTTOM			
<b>11 Jimmy Rollins, S</b> OBP: 0.345, SLG: 0.439 (1, 6)	2-2 F8		0-0 G4-3		4-1 1B BB		0-0 1B E	2-1 P2		4	1	1	0	1	0	1				
<b>Placido Polanco, R</b> OBP: 0.340, SLG: 0.431 (1, 5)	1-1 G4-3			2-1 G6-3	1-0 1B BB		1-1 E 26 2B 1B	1-0 G6-3		5	1	2	2	0	0	1				
<b>Bobby Abreu, L</b> OBP: 0.424, SLG: 0.534 (1, 9)	3-2 2B			4-1 G4-3 BB	0-2 F8		3-2 E6 26 2B 1B	2-1 1B		4	1	2	0	1	0	4				
<b>6 Ryan Howard, L</b> OBP: 0.317, SLG: 0.526 (1, 3)	2-1 F7			2-1 G4-3		2-2 G3	3-3 K	0-3 K		5	0	0	0	0	2	5				
<b>Jason Michaels, R</b> OBP: 0.361, SLG: 0.394 (1, 7)		4-2 26 G6-3 BB		3-2 F9		2-3 K	4-2 26 2B BB			2	1	0	0	2	1	1				
<b>26 Chase Utley, L</b> OBP: 0.309, SLG: 0.477 (1, 4)		2-2 G6-3 1-2			3-1 1B 1B	2-2 1B	2-2 1B 2B	1-3 2H 3H 2B		4	2	3	2	0	0	1				
<b>Mike Lieberthal, R</b> OBP: 0.337, SLG: 0.454 (1, 2)		2-1 G6-3			1-2 1B SH3-4 1B	0-2 P4	1-0 2H 3H 2B			4	0	2	2	0	0	1				
<b>Doug Glanville, R</b> OBP: 0.249, SLG: 0.270 (1, 8)			0-2 P3		0-2 P3		B5-3 G6-3			4	0	0	0	0	0	3				
<b>39 Brett Myers, R</b> OBP: 0.212, SLG: 0.260 <b>Marlon Byrd, R</b> OBP: 0.288, SLG: 0.322 <b>Felix Rodriguez, R</b> <b>Lou Collier, R</b> OBP: 0.390, SLG: 0.400 <b>Billy Wagner, L</b> (9, 1)			2-2 G1-6-3		0-0 SH3-4		2-2 11 1B 1B	4-2 G6-3 11 S BB		1	0	0	0	0	0	0				
<b>Inning Stats</b>	R: 0 E: 0 K: 0 S: 13	H: 1 LOB: 1 BB: 0 P: 21	R: 0 E: 0 K: 0 S: 9	H: 0 LOB: 0 BB: 1 P: 17	R: 0 E: 0 K: 0 S: 8	H: 0 LOB: 0 BB: 0 P: 10	R: 0 E: 0 K: 0 S: 10	H: 0 LOB: 1 BB: 1 P: 21	R: 1 E: 0 K: 0 S: 17	H: 3 LOB: 3 BB: 1 P: 26	R: 0 E: 0 K: 1 S: 14	H: 1 LOB: 1 BB: 0 P: 20	R: 6 E: 1 K: 1 S: 28	H: 5 LOB: 1 BB: 1 P: 44	R: 1 E: 0 K: 1 S: 12	H: 1 LOB: 1 BB: 1 P: 21	1B: 8 2B: 3 3B: 0 HR: 0	SF: 0 SAC: 1 DP: 1 HBP: 0	WP: 1 PB: 0 SB: 2 CS: 0	PA: 40
<b>PITCHER</b>	IP	WLS	BF	H	R	ER	SO	BB	IBB	HBP	BLK	WP	HR	S	P	ERA	WHIP			
<b>Ryan Vogelsong, R</b> ERA: 6.5	5.0		21	4	1	1	0	3	0	0	0	0	0	14	20	0.00	1.000			
<b>16 Salomon Torres, R</b> ERA: 2.75	0.2	L	9	5	6	1	1	1	0	0	0	0	0	26	41	13.50	9.000			
<b>Brian Meadows, R</b> ERA: 3.58	1.0		4	0	1	1	0	1	0	0	0	0	0	8	16	9.00	1.000			
<b>34 John Grabow, L</b> ERA: 5.28	0.1		2	1	0	0	1	0	0	0	0	1	0	6	8	0.00	3.000			

Pittsburgh Pirates @ Philadelphia Phillies  
Citizens Bank Park, Philadelphia, PA  
Wed Sep 29 2004, 5:10 PM EDT  
Att: 33,127 - Cloudy - 63 F


AB 34  
R 8  
H 11  
RBI 6  
BB 5  
SO 3  
LOB 17









Batter	1	2	3	4	5	6	7	8	9	AB	R	H	RBI	BB	SO	LOB	TOP										
Juan Pierre, L OBP: 0.372, SLG: 0.405	L8		G6-4-3 1B		1-1 2-3 1B 1B		L8		1-2 1B	5	0	3	0	0	0	0	<b>Florida Marlins @ Philadelphia Phillies</b> Citizens Bank Park, Philadelphia, PA Fri Oct 01 2004, 7:05 PM EDT Att: 34,494 - Sunny - 72 F										
Luis Castillo, S OBP: 0.374, SLG: 0.348	G5-4-3 1B		G6-4-3 1-2		1-1 1-2 3-H 1-0 1B		F9		2-2 G5-4-3 1-2	5	0	2	1	0	0	3											
Miguel Cabrera, R OBP: 0.389, SLG: 0.512	G5-4-3 1-2			0-0 F8		G6-4-3 1-2		K		4	0	0	0	0	1	3											
Mike Lowell, R OBP: 0.366, SLG: 0.502		G3-1 SF8 2B		0-2 1B 1B		F9		L8		4	1	2	0	0	0	0											
Jeff Conine, R OBP: 0.340, SLG: 0.432	G3-1 2-3			0-3 K		0-1 BB 2B		1B		4	0	2	0	0	1	2											
Damion Easley, R OBP: 0.337, SLG: 0.470	SF8 3-H			0-0 1-2 1B		G5-3		K		3	0	1	1	0	1	2											
Alex Gonzalez, R OBP: 0.273, SLG: 0.424	HBP			0-2 L5				F7		2	0	0	0	1	0	3											
Mike Redmond, R OBP: 0.311, SLG: 0.340	F8			0-0 1B SH1-4 1B		4-1 1-2 2-3 BB		K		3	1	1	0	1	1	1											
David Weathers, R Dontrelle Willis, L Matt Perisho, L Lenny Harris, L Ben Howard, R Rudy Seanez, R Mike Mordecai, R	G5-3		G5-3		0-0 SH1-4 1B		G4-3		2-2 1B	1	0	0	0	0	0	0											
<b>Inning Stats</b>	R: 0 E: 0 K: 0 S: 5	H: 1 LOB: 0 BB: 0 P: 6	R: 1 E: 0 K: 0 S: 5	H: 1 LOB: 1 BB: 0 P: 8	R: 0 E: 0 K: 0 S: 5	H: 1 LOB: 0 BB: 0 P: 5	R: 0 E: 0 K: 1 S: 12	H: 2 LOB: 2 BB: 0 P: 12	R: 1 E: 0 K: 0 S: 7	H: 3 LOB: 1 BB: 0 P: 10	R: 0 E: 0 K: 0 S: 13	H: 1 LOB: 3 BB: 2 P: 27	R: 0 E: 0 K: 1 S: 6	H: 0 LOB: 0 BB: 0 P: 8	R: 0 E: 0 K: 1 S: 10	H: 1 LOB: 1 BB: 0 P: 14			R: 0 E: 0 K: 1 S: 13	H: 2 LOB: 1 BB: 0 P: 20	1B: 10 2B: 2 3B: 0 HR: 0	SF: 1 SAC: 1 DP: 4 HBP: 1	WP: 0 PB: 0 SB: 1 CS: 0	PA: 38			
<b>PITCHER</b>	IP	WLS	BF	H	R	ER	SO	BB	IBB	HBP	BLK	WP	HR	S	P	ERA	WHIP										
Cory Lidle, R ERA: 4.9	6.0	W	27	9	2	2	1	2	0	1	0	0	0	47	68	3.00	1.833										
63 Ryan Madson, R ERA: 2.37	2.0	H	7	1	0	0	2	0	0	0	0	0	0	16	22	0.00	0.500										
Billy Wagner, L ERA: 2.47	1.0		4	2	0	0	1	0	0	0	0	0	0	13	20	0.00	2.000										

Batter	1	2	3	4	5	6	7	8	9	AB	R	H	RBI	BB	SO	LOB	BOTTOM										
11 Jimmy Rollins, S OBP: 0.347, SLG: 0.449	SH5-3 2B		G6-3		0-1 HR 2B		3-1 HR		0-2 G4-3	5	3	3	1	0	0	2	<b>Florida Marlins @ Philadelphia Phillies</b> Citizens Bank Park, Philadelphia, PA Fri Oct 01 2004, 7:05 PM EDT Att: 34,494 - Sunny - 72 F										
Placido Polanco, R OBP: 0.343, SLG: 0.438	SH5-3 2-3		1B		2-2 2-H HR		F9			3	1	2	2	0	0	0											
Bobby Abreu, L OBP: 0.426, SLG: 0.536	L4-6 3-H		G4-3		3-2 2B		K			4	0	2	1	0	1	1											
Jim Thome, L OBP: 0.398, SLG: 0.586	BB			4-2 1B BB		1-3 K		G3-1		2	0	0	0	2	1	1											
David Bell, R OBP: 0.366, SLG: 0.464	L4-6 2-2			0-0 F8		0-0 P6		2B 1B 1B		4	1	1	0	0	0	4											
Jason Michaels, R OBP: 0.391, SLG: 0.397	F9			0-0 FC5-4 1B		2-2 F9		1-0 1B 2B		4	1	2	0	0	0	0											
Pat Burrell, R OBP: 0.365, SLG: 0.458 63 Ryan Madson, L 26 Chase Utley, L Billy Wagner, L	G4-3			1-0 F9		2-2 L9		4-0 1B IBB		3	0	0	0	0	0	2											
Mike Lieberthal, R OBP: 0.336, SLG: 0.450	P3			2-2 FC5-4 1-2		1-1 F9		2-2 1B 1B		4	0	1	2	0	0	2											
Cory Lidle, R OBP: 0.209, SLG: 0.258 Doug Glanville, R OBP: 0.246, SLG: 0.267	G6-3			0-1 K		1-3 K		1-1 F8		2	0	0	0	0	1	0											
<b>Inning Stats</b>	R: 1 E: 0 K: 0 S: 12	H: 2 LOB: 1 BB: 1 P: 19	R: 0 E: 0 K: 0 S: 6	H: 0 LOB: 0 BB: 0 P: 8	R: 0 E: 0 K: 0 S: 8	H: 1 LOB: 1 BB: 0 P: 11	R: 0 E: 0 K: 0 S: 9	H: 1 LOB: 2 BB: 1 P: 16	R: 2 E: 0 K: 2 S: 16	H: 3 LOB: 1 BB: 0 P: 23	R: 0 E: 0 K: 0 S: 9	H: 0 LOB: 0 BB: 0 P: 14	R: 1 E: 0 K: 1 S: 10	H: 1 LOB: 0 BB: 0 P: 17	R: 2 E: 0 K: 0 S: 13	H: 3 LOB: 2 BB: 1 P: 26		1B: 4 2B: 6 3B: 0 HR: 2	SF: 0 SAC: 1 DP: 1 HBP: 0	WP: 0 PB: 0 SB: 0 CS: 0	PA: 37						
<b>PITCHER</b>	IP	WLS	BF	H	R	ER	SO	BB	IBB	HBP	BLK	WP	HR	S	P	ERA	WHIP										
David Weathers, R ERA: 4.15	4.0		17	4	1	1	0	2	0	0	0	0	0	35	54	2.25	1.500										
Matt Perisho, L ERA: 4.09	1.0	L	6	3	2	2	2	0	0	0	0	0	1	16	23	18.00	3.000										
Ben Howard, R ERA: 5.5	2.1		11	3	3	3	1	0	1	0	0	0	1	23	45	11.57	1.286										
Rudy Seanez, R ERA: 3.4	0.2		3	1	0	0	0	0	0	0	0	0	0	9	12	0.00	1.500										

AB 33  
R 2  
H 12  
RBI 2  
BB 2  
SO 4  
LOB 17

AB 33  
R 6  
H 11  
RBI 6  
BB 3  
SO 3  
LOB 14





Batter	1	2	3	4	5	6	7	8	9	AB	R	H	RBI	BB	SO	LOB	TOP					
Juan Pierre, L OBP: 0.374, SLG: 0.408 (1, 8)										3	2	2	0	1	0	0	<b>Florida Marlins @ Philadelphia Phillies</b> Citizens Bank Park, Philadelphia, PA Sat Oct 02 2004, 7:05 PM EDT Att: 36,279 - Overcast - 66 F					
Luis Castillo, S OBP: 0.372, SLG: 0.346 (1, 4)										4	0	0	0	0	1	4						
Miguel Cabrera, R OBP: 0.369, SLG: 0.515 (1, 7)										4	1	1	2	0	0	3						
Mike Lowell, R OBP: 0.365, SLG: 0.505 (1, 5)										4	1	1	2	0	0	0						
Damon Easley, R OBP: 0.332, SLG: 0.461 (1, 3)										4	0	0	0	0	0	0						
Paul Lo Duca, R OBP: 0.338, SLG: 0.421 (1, 2)										4	0	0	0	0	0	0						
Chris Aquila, R OBP: 0.296, SLG: 0.463 (1, 9)										3	0	0	0	0	2	0						
Alex Gonzalez, R OBP: 0.272, SLG: 0.422 (1, 6)										3	0	0	0	0	1	0						
Josh Beckett, R OBP: 0.196, SLG: 0.182 (1, 1)										3	0	1	0	0	2	0						
Armando Benitez, R (9, 1)										0	0	0	0	0	0	0						
<b>Inning Stats</b>	R: 2 E: 0 K: 0 S: 12	H: 2 LOB: 0 BB: 0 P: 18	R: 0 E: 0 K: 2 S: 8	H: 0 LOB: 0 BB: 0 P: 8	R: 0 E: 0 K: 1 S: 10	H: 0 LOB: 0 BB: 0 P: 16	R: 0 E: 0 K: 0 S: 7	H: 0 LOB: 0 BB: 0 P: 12	R: 0 E: 0 K: 1 S: 10	H: 0 LOB: 0 BB: 0 P: 13	R: 2 E: 0 K: 1 S: 8	H: 1 LOB: 0 BB: 1 P: 17	R: 0 E: 0 K: 0 S: 10	H: 0 LOB: 0 BB: 0 P: 14	R: 0 E: 0 K: 1 S: 13	H: 2 LOB: 2 BB: 0 P: 16	R: 0 E: 0 K: 0 S: 8	H: 0 LOB: 0 BB: 0 P: 9	1B: 2 2B: 1 3B: 0 HR: 2	SF: 0 SAC: 0 DP: 0 HBP: 0	WP: 0 PB: 0 SB: 0 CS: 0	PA: 33
<b>PITCHER</b>	IP WLS BF H R ER SO BB IBB HBP BLK WP HR S P ERA WHIP																					
Eric Milton, L ERA: 4.75 (1, 1)	7.0 L 25 3 4 4 5 1 0 0 0 0 0 2 65 98 5.14 0.571																					
Todd Jones, R ERA: 4.15 (8, 1)	2.0 8 2 0 0 1 0 0 0 0 0 0 0 21 25 0.00 1.000																					


Batter	1	2	3	4	5	6	7	8	9	AB	R	H	RBI	BB	SO	LOB	BOTTOM					
26 Chase Utley, L OBP: 0.305, SLG: 0.466 (1, 4)										5	0	0	0	0	1	4	<b>Florida Marlins @ Philadelphia Phillies</b> Citizens Bank Park, Philadelphia, PA Sat Oct 02 2004, 7:05 PM EDT Att: 36,279 - Overcast - 66 F					
Jason Michaels, R OBP: 0.363, SLG: 0.412 (1, 8)										4	1	2	1	0	1	2						
Bobby Abreu, L OBP: 0.426, SLG: 0.535 (1, 9)										3	0	1	0	1	1	1						
Jim Thome, L OBP: 0.397, SLG: 0.583 (1, 3)										4	0	1	0	0	1	3						
David Bell, R OBP: 0.363, SLG: 0.460 (1, 5)										4	0	0	0	0	0	2						
Pat Burrell, R OBP: 0.368, SLG: 0.459 (1, 7)										3	1	2	0	1	0	1						
Marlon Byrd, R OBP: 0.290, SLG: 0.324 (9, FR)										0	1	0	0	0	0	0						
Mike Lieberthal, R OBP: 0.335, SLG: 0.447 (1, 2)										3	0	0	0	0	2	3						
Tomas Perez, S OBP: 0.258, SLG: 0.417 (1, 6)										3	0	2	1	1	0	0						
Eric Milton, L OBP: 0.200, SLG: 0.169 (1, 1)										2	0	0	0	0	0	1						
Doug Glanville, R OBP: 0.246, SLG: 0.267 (7, PH)										0	0	0	0	0	0	0						
Todd Jones, L (8, 1)										0	0	0	0	0	0	0						
6 Ryan Howard, L OBP: 0.333, SLG: 0.564 (9, PH)										1	0	1	1	0	0	0						
<b>Inning Stats</b>	R: 0 E: 0 K: 2 S: 10	H: 1 LOB: 1 BB: 0 P: 13	R: 1 E: 0 K: 1 S: 8	H: 2 LOB: 1 BB: 0 P: 16	R: 0 E: 0 K: 1 S: 8	H: 0 LOB: 1 BB: 1 P: 15	R: 0 E: 0 K: 0 S: 5	H: 1 LOB: 0 BB: 0 P: 7	R: 0 E: 0 K: 1 S: 7	H: 0 LOB: 0 BB: 0 P: 8	R: 1 E: 0 K: 0 S: 9	H: 2 LOB: 1 BB: 0 P: 11	R: 0 E: 0 K: 0 S: 5	H: 0 LOB: 2 BB: 1 P: 14	R: 0 E: 0 K: 0 S: 10	H: 1 LOB: 0 BB: 0 P: 12	R: 1 E: 0 K: 1 S: 8	H: 2 LOB: 2 BB: 1 P: 14	1B: 5 2B: 2 3B: 1 HR: 1	SF: 0 SAC: 1 DP: 2 HBP: 1	WP: 0 PB: 0 SB: 0 CS: 0	PA: 37
<b>PITCHER</b>	IP WLS BF H R ER SO BB IBB HBP BLK WP HR S P ERA WHIP																					
Josh Beckett, R ERA: 3.79 (1, 1)	8.0 W 32 7 2 2 5 2 0 0 0 0 0 0 62 96 2.25 1.125																					
Armando Benitez, R ERA: 1.29 (9, 1)	1.0 S 5 2 1 1 1 1 0 0 0 0 0 0 8 14 9.00 3.000																					



Batter	1	2	3	4	5	6	7	8	9	AB	R	H	RBI	BB	SO	LOB	TOP		
Juan Pierre, L (1,8) OBP: 0.374, SLG: 0.407										4	0	1	0	0	0	1	<b>Florida Marlins @ Philadelphia Phillies</b> Citizens Bank Park, Philadelphia, PA Sun Oct 03 2004, 1:35 PM EDT Att: 43,560 - Sunny - 64 F		
Luis Castillo, S (1,4) OBP: 0.373, SLG: 0.348										3	1	1	0	1	0	1			
Damon Easley, R (1,3) OBP: 0.331, SLG: 0.457										4	0	1	0	0	0	2			
Miguel Cabrera, R (1,7) OBP: 0.366, SLG: 0.512										3	0	0	1	0	1	3			
Mike Redmond, R (1,2) OBP: 0.315, SLG: 0.341 20 Matt Treanor, R (6,2) OBP: 0.311, SLG: 0.273											2	1	1	0	0	0		0	
Mike Mordecai, R (1,5) OBP: 0.276, SLG: 0.298											4	1	1	2	0	0		3	
Alex Gonzalez, R (1,6) OBP: 0.270, SLG: 0.419											4	0	0	0	0	1		0	
Chris Aquila, R (1,9) OBP: 0.255, SLG: 0.511											4	1	1	1	0	0		0	
Ismael Valdez, R (5, PH) WJ Corduro, R (5, PH) A.J. Burnett, R (5, PH) Paul Lo Duca, R (7, PH) Rudy Seanez, R (7, PH) Guillermo Mota, R (8, PH) Matt Perisho, L (8, PH)											1	0	0	0	0	1		0	
<b>Inning Stats</b>	R: 0 E: 0 K: 0 S: 6	H: 1 LOB: 1 BB: 0 P: 10	R: 0 E: 0 K: 1 S: 6	H: 0 LOB: 0 BB: 0 P: 8	R: 0 E: 0 K: 1 S: 7	H: 0 LOB: 0 BB: 0 P: 9	R: 0 E: 0 K: 1 S: 8	H: 0 LOB: 0 BB: 0 P: 9	R: 3 E: 0 K: 0 S: 14	H: 3 LOB: 2 BB: 1 P: 20	R: 0 E: 1 K: 0 S: 9	H: 0 LOB: 1 BB: 0 P: 12	R: 1 E: 0 K: 1 S: 11	H: 1 LOB: 0 BB: 0 P: 15	R: 0 E: 0 K: 0 S: 6	H: 0 LOB: 0 BB: 0 P: 8		1B: 3 2B: 1 3B: 0 HR: 2	SF: 1 SAC: 0 DP: 1 HBP: 1
<b>PITCHER</b>	IP WLS BF H R ER SO BB IBB HBP BLK WP HR S P ERA WHIP																		
39 Brett Myers, R (1, 1) ERA: 5.52	5.0 W 21 5 3 3 3 1 0 0 0 0 2 43 61 5.40 1.200																		
63 Ryan Madson, R (6, 1) ERA: 2.34	1.0 H 3 0 0 0 0 0 0 0 1 0 0 0 8 13 0.00 0.000																		
Rheal Cormier, L (7, 1) ERA: 3.56	1.0 H 4 0 0 0 0 0 0 0 0 0 0 0 9 12 0.00 0.000																		
Tim Worrell, R (8, 1) ERA: 3.68	1.0 H 4 1 1 1 1 0 0 0 0 0 0 0 11 15 9.00 1.000																		
Billy Wagner, L (9, 1) ERA: 2.42	1.0 3 0 0 0 0 0 0 0 0 0 0 0 6 8 0.00 0.000																		

Batter	1	2	3	4	5	6	7	8	9	AB	R	H	RBI	BB	SO	LOB	BOTTOM		
11 Jimmy Rollins, S (1,6) OBP: 0.348, SLG: 0.455										5	2	4	0	1	2	<b>Florida Marlins @ Philadelphia Phillies</b> Citizens Bank Park, Philadelphia, PA Sun Oct 03 2004, 1:35 PM EDT Att: 43,560 - Sunny - 64 F			
Placido Polanco, R (1,4) OBP: 0.345, SLG: 0.441										5	1	3	1	0	0		2		
Bobby Abreu, L (1,9) OBP: 0.428, SLG: 0.544 Marlon Byrd, R (5, 8) OBP: 0.287, SLG: 0.321										2	2	2	1	0	0		0		
Jim Thome, L (1,3) OBP: 0.396, SLG: 0.581 Tim Worrell, R (8, 1) Doug Glanville, R (8, PH) OBP: 0.244, SLG: 0.265 Billy Wagner, L (9, 1)										4	0	1	1	0	2		1		
David Bell, R (1,5) OBP: 0.363, SLG: 0.458										3	1	0	0	1	0		2		
Jason Michaels, R (1,8) OBP: 0.394, SLG: 0.415										3	1	2	1	0	0		0		
Pat Burrell, R (1,7) OBP: 0.365, SLG: 0.455										4	0	0	0	0	2		4		
Todd Pratt, R (1,2) OBP: 0.351, SLG: 0.367										4	2	3	2	0	1		1		
39 Brett Myers, R (1, 1) OBP: 0.226, SLG: 0.275 63 Ryan Madson, L (6, 1) Tomas Perez, S (6, PH) OBP: 0.257, SLG: 0.415 Rheal Cormier, L (7, 1) 26 Chase Utley, L OBP: 0.306, SLG: 0.468										1	0	1	0	0	0		0		
<b>Inning Stats</b>	R: 3 E: 1 K: 0 S: 18	H: 4 LOB: 1 BB: 0 P: 28	R: 0 E: 0 K: 1 S: 11	H: 1 LOB: 1 BB: 0 P: 16	R: 1 E: 0 K: 1 S: 15	H: 1 LOB: 0 BB: 0 P: 22	R: 1 E: 0 K: 0 S: 9	H: 2 LOB: 1 BB: 0 P: 11	R: 0 E: 0 K: 1 S: 11	H: 0 LOB: 0 BB: 0 P: 16	R: 0 E: 0 K: 3 S: 15	H: 1 LOB: 1 BB: 0 P: 20	R: 0 E: 0 K: 0 S: 9	H: 1 LOB: 1 BB: 0 P: 17	R: 5 E: 0 K: 1 S: 23		H: 5 LOB: 1 BB: 1 P: 33	1B: 9 2B: 3 3B: 0 HR: 3	SF: 1 SAC: 1 DP: 0 HBP: 0
<b>PITCHER</b>	IP WLS BF H R ER SO BB IBB HBP BLK WP HR S P ERA WHIP																		
Ismael Valdez, R (1, 1) ERA: 5.19	4.0 L 20 8 5 5 2 0 0 0 0 0 0 26 36 11.25 2.000																		
A.J. Burnett, R (5, 1) ERA: 3.68	2.0 7 1 0 0 4 0 0 0 0 0 0 0 26 36 0.00 0.500																		
Rudy Seanez, R (7, 1) ERA: 3.33	1.0 4 1 0 0 0 0 0 0 0 0 0 0 9 17 0.00 1.000																		
Guillermo Mota, R (8, 1) ERA: 3.07	0.1 4 2 3 3 1 1 0 0 0 0 0 0 12 20 81.00 9.000																		
Matt Perisho, L (8, 1) ERA: 4.4	0.2 5 3 2 2 0 0 0 0 0 0 0 1 11 13 27.00 4.500																		

AB 32  
R 4  
H 6  
RBI 4  
BB 1  
SO 4  
LOB 10



AB 37  
R 10  
H 15  
RBI 10  
BB 1  
SO 7  
LOB 16

